

Pittsburgh Pirates - 1976

Batter	1	2	3	4	5	6	7	8	9	10	11	AB	R	H	RBI	BB	SO	LOB	TOP							
Rennie Stennett, R OBP: 0.400, SLG: 0.400 (1.4)	4-3 1-3 2B 1B		4-3		2-H 1B			K	F9			5	1	2	1	0	1	1								
Manny Sanguillen, R OBP: 0.200, SLG: 0.200 (1.2)	1-3 1-2		F8					G3		6-3		5	1	1	0	0	0	1								
Al Oliver, L OBP: 0.400, SLG: 0.400 (1.8)	4-3 2-3							WP 1B		4-3		5	0	2	0	0	0	1								
Willie Stargell, L OBP: 0.800, SLG: 1.000 (1.3)	2B							1B		K		4	0	3	2	1	1	0								
Richie Zisk, R (1.7)	6-3							1B		1B		5	0	0	0	0	0	5								
Dave Parker, L (1.9)			5-3					G3				4	1	0	0	1	0	2								
Richie Hebner, L OBP: 0.400, SLG: 0.600 (1.5)			F7					E9 1B				5	2	2	0	0	0	0								
Frank Taveras, R OBP: 0.333, SLG: 0.333 (1.6)			F9					6-3				3	0	1	0	0	0	1								
Ed Kirkpatrick, L (9. PH)												0	0	0	0	0	0	0								
Bob Robertson, R (9. PH)								B1-6-4 1B				1	0	0	0	0	0	2								
Mario Mendoza, R OBP: 1.000, SLG: 1.000 (9.6)												1	0	1	1	0	0	0								
Doc Medich, R (1.1)			5-3					K				3	0	0	0	0	1	2								
Dave Giusti, R (8.1)								B1-6-4 1B				0	0	0	0	0	0	0								
Ramon Hernandez, S (8.1)												0	0	0	0	0	0	0								
Bill Robinson, R (9. PH)												0	0	0	1	0	0	0								
Larry Demery, R (9.1)												1	0	0	0	0	0	1								
Inning Stats	R: 1 E: 0 K: 0 S: 5	H: 2 LOB: 1 BB: 0 P: 5	R: 0 E: 0 K: 0 S: 3	H: 0 LOB: 0 BB: 0 P: 3	R: 0 E: 0 K: 0 S: 3	H: 0 LOB: 0 BB: 0 P: 3	R: 0 E: 0 K: 0 S: 4	H: 1 LOB: 1 BB: 0 P: 4	R: 1 E: 0 K: 1 S: 5	H: 2 LOB: 1 BB: 0 P: 6	R: 0 E: 0 K: 0 S: 3	H: 1 LOB: 0 BB: 0 P: 3	R: 0 E: 0 K: 1 S: 6	H: 1 LOB: 2 BB: 1 P: 10	R: 1 E: 0 K: 0 S: 4	H: 1 LOB: 1 BB: 0 P: 8	R: 0 E: 0 K: 1 S: 5	H: 0 LOB: 0 BB: 0 P: 5	R: 1 E: 0 K: 0 S: 5	H: 1 LOB: 1 BB: 0 P: 5	1B: 10 2B: 2 3B: 0 HR: 0	SF: 1 SAC: 0 DP: 1 HBP: 0	WP: 1 PB: 0 SB: 0 CS: 0	PA: 45		
PITCHER	IP WLS BF H R ER SO BB IBB HBP BLK WP HR S P ERA WHIP	IP WLS BF H R ER SO BB IBB HBP BLK WP HR S P ERA WHIP	IP WLS BF H R ER SO BB IBB HBP BLK WP HR S P ERA WHIP	IP WLS BF H R ER SO BB IBB HBP BLK WP HR S P ERA WHIP	IP WLS BF H R ER SO BB IBB HBP BLK WP HR S P ERA WHIP	IP WLS BF H R ER SO BB IBB HBP BLK WP HR S P ERA WHIP	IP WLS BF H R ER SO BB IBB HBP BLK WP HR S P ERA WHIP	IP WLS BF H R ER SO BB IBB HBP BLK WP HR S P ERA WHIP	IP WLS BF H R ER SO BB IBB HBP BLK WP HR S P ERA WHIP	IP WLS BF H R ER SO BB IBB HBP BLK WP HR S P ERA WHIP	IP WLS BF H R ER SO BB IBB HBP BLK WP HR S P ERA WHIP	IP WLS BF H R ER SO BB IBB HBP BLK WP HR S P ERA WHIP	IP WLS BF H R ER SO BB IBB HBP BLK WP HR S P ERA WHIP	IP WLS BF H R ER SO BB IBB HBP BLK WP HR S P ERA WHIP	IP WLS BF H R ER SO BB IBB HBP BLK WP HR S P ERA WHIP	IP WLS BF H R ER SO BB IBB HBP BLK WP HR S P ERA WHIP	IP WLS BF H R ER SO BB IBB HBP BLK WP HR S P ERA WHIP	IP WLS BF H R ER SO BB IBB HBP BLK WP HR S P ERA WHIP	IP WLS BF H R ER SO BB IBB HBP BLK WP HR S P ERA WHIP	IP WLS BF H R ER SO BB IBB HBP BLK WP HR S P ERA WHIP	IP WLS BF H R ER SO BB IBB HBP BLK WP HR S P ERA WHIP	IP WLS BF H R ER SO BB IBB HBP BLK WP HR S P ERA WHIP	IP WLS BF H R ER SO BB IBB HBP BLK WP HR S P ERA WHIP	IP WLS BF H R ER SO BB IBB HBP BLK WP HR S P ERA WHIP	IP WLS BF H R ER SO BB IBB HBP BLK WP HR S P ERA WHIP	IP WLS BF H R ER SO BB IBB HBP BLK WP HR S P ERA WHIP

Pittsburgh Pirates @ Philadelphia Phillies
Veterans Stadium, Philadelphia, PA
Sat Apr 10 1976, 3:33 AM EST
Att: 42,147 - Unknown

AB 42
R 5
H 12
RBI 5
BB 2
SO 3
LOB 16



Batter	1	2	3	4	5	6	7	8	9	10	11	AB	R	H	RBI	BB	SO	LOB	BOTTOM							
Dave Cash, R OBP: 0.333, SLG: 0.200 (1.4)	4-3							K				5	1	1	0	1	1	1								
Larry Bowa, S OBP: 0.333, SLG: 0.333 (1.6)	1-3							G3				6	0	2	0	0	0	3								
Mike Schmidt, R (1.5)	F8							K				5	1	0	0	1	3	3								
Greg Luzinski, R OBP: 0.750, SLG: 1.000 (1.7)												3	1	2	0	1	0	1								
Jerry Martin, R OBP: 1.000, SLG: 1.000 (8. PR) (9.7)												1	1	1	0	0	0	0								
Dick Allen, R OBP: 0.500, SLG: 0.333 (1.3)												3	0	1	2	1	0	1								
Jay Johnstone, L (1.9)												3	0	0	0	0	1	2								
Ollie Brown, R (8. PH) (9.9)												1	0	0	1	0	0	1								
Garry Maddox, R (1.8)												2	0	0	1	2	0	0								
Johnny Oates, L OBP: 0.500, SLG: 0.500 (1.2) (9.2)												4	0	2	0	0	0	4								
Bob Boone, R (9.2)												1	0	0	0	0	0	2								
Jim Kaat, L (1.1)												1	0	0	0	0	0	2								
Bobby Tolan, L (7. PH)												1	0	0	0	0	0	1								
Larry Christenson, R (8.1)												0	0	0	0	0	0	0								
Tug McGraw, R (9.1)												1	0	0	0	0	0	0								
Tom Hutton, L (11. PH)												1	0	0	0	0	0	0								
Inning Stats	R: 0 E: 0 K: 0 S: 3	H: 0 LOB: 0 BB: 0 P: 3	R: 1 E: 1 K: 0 S: 5	H: 1 LOB: 2 BB: 1 P: 9	R: 0 E: 0 K: 1 S: 5	H: 0 LOB: 1 BB: 1 P: 9	R: 0 E: 0 K: 0 S: 3	H: 0 LOB: 0 BB: 0 P: 3	R: 0 E: 0 K: 1 S: 6	H: 1 LOB: 1 BB: 0 P: 6	R: 0 E: 0 K: 1 S: 6	H: 1 LOB: 1 BB: 0 P: 6	R: 3 E: 0 K: 0 S: 5	H: 2 LOB: 2 BB: 3 P: 17	R: 0 E: 0 K: 1 S: 6	H: 1 LOB: 1 BB: 0 P: 6	R: 0 E: 0 K: 0 S: 4	H: 1 LOB: 2 BB: 1 P: 8	R: 0 E: 0 K: 0 S: 4	H: 1 LOB: 1 BB: 0 P: 4	1B: 8 2B: 1 3B: 0 HR: 0	SF: 2 SAC: 2 DP: 0 HBP: 0	WP: 0 PB: 0 SB: 1 CS: 1	PA: 49		
PITCHER	IP WLS BF H R ER SO BB IBB HBP BLK WP HR S P ERA WHIP	IP WLS BF H R ER SO BB IBB HBP BLK WP HR S P ERA WHIP	IP WLS BF H R ER SO BB IBB HBP BLK WP HR S P ERA WHIP	IP WLS BF H R ER SO BB IBB HBP BLK WP HR S P ERA WHIP	IP WLS BF H R ER SO BB IBB HBP BLK WP HR S P ERA WHIP	IP WLS BF H R ER SO BB IBB HBP BLK WP HR S P ERA WHIP	IP WLS BF H R ER SO BB IBB HBP BLK WP HR S P ERA WHIP	IP WLS BF H R ER SO BB IBB HBP BLK WP HR S P ERA WHIP	IP WLS BF H R ER SO BB IBB HBP BLK WP HR S P ERA WHIP	IP WLS BF H R ER SO BB IBB HBP BLK WP HR S P ERA WHIP	IP WLS BF H R ER SO BB IBB HBP BLK WP HR S P ERA WHIP	IP WLS BF H R ER SO BB IBB HBP BLK WP HR S P ERA WHIP	IP WLS BF H R ER SO BB IBB HBP BLK WP HR S P ERA WHIP	IP WLS BF H R ER SO BB IBB HBP BLK WP HR S P ERA WHIP	IP WLS BF H R ER SO BB IBB HBP BLK WP HR S P ERA WHIP	IP WLS BF H R ER SO BB IBB HBP BLK WP HR S P ERA WHIP	IP WLS BF H R ER SO BB IBB HBP BLK WP HR S P ERA WHIP	IP WLS BF H R ER SO BB IBB HBP BLK WP HR S P ERA WHIP	IP WLS BF H R ER SO BB IBB HBP BLK WP HR S P ERA WHIP	IP WLS BF H R ER SO BB IBB HBP BLK WP HR S P ERA WHIP	IP WLS BF H R ER SO BB IBB HBP BLK WP HR S P ERA WHIP	IP WLS BF H R ER SO BB IBB HBP BLK WP HR S P ERA WHIP	IP WLS BF H R ER SO BB IBB HBP BLK WP HR S P ERA WHIP	IP WLS BF H R ER SO BB IBB HBP BLK WP HR S P ERA WHIP	IP WLS BF H R ER SO BB IBB HBP BLK WP HR S P ERA WHIP	IP WLS BF H R ER SO BB IBB HBP BLK WP HR S P ERA WHIP

Pittsburgh Pirates @ Philadelphia Phillies
Veterans Stadium, Philadelphia, PA
Sat Apr 10 1976, 3:33 AM EST
Att: 42,147 - Unknown

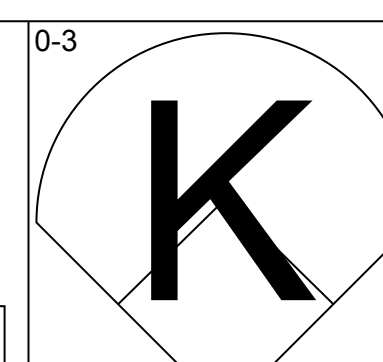
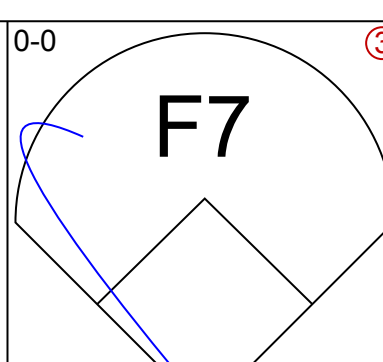
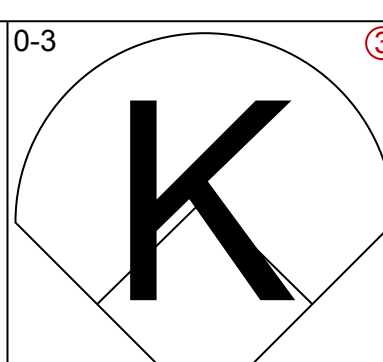
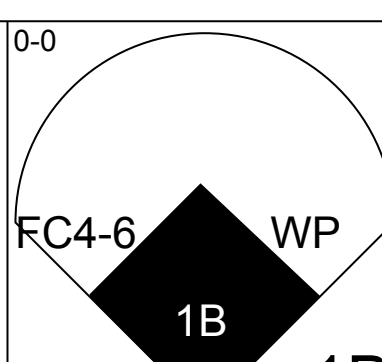

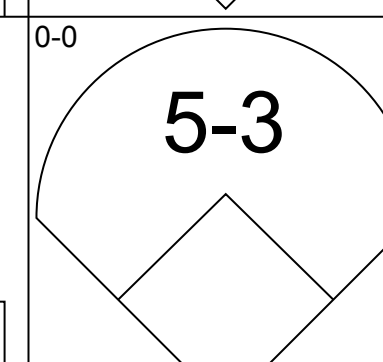
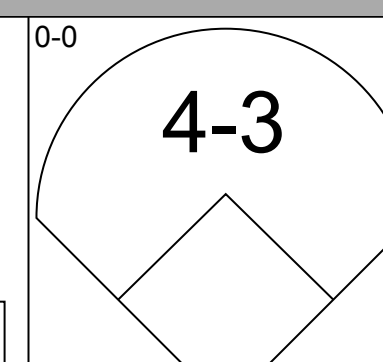
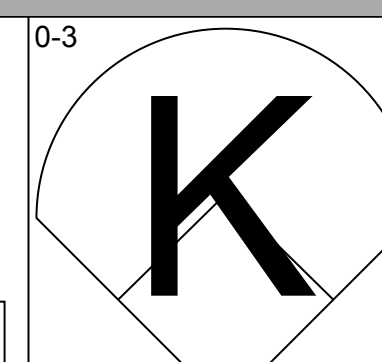
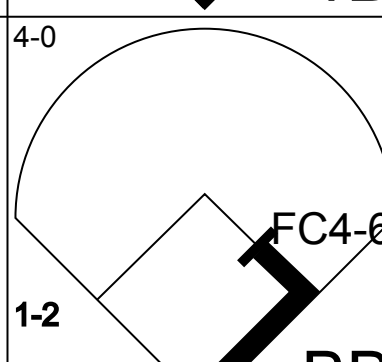
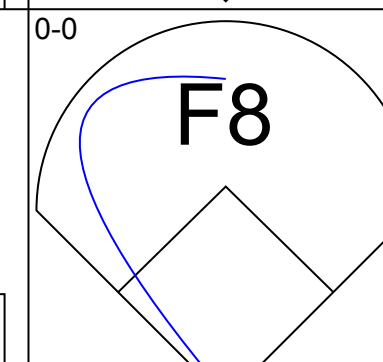
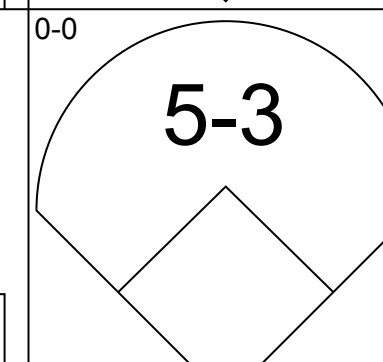
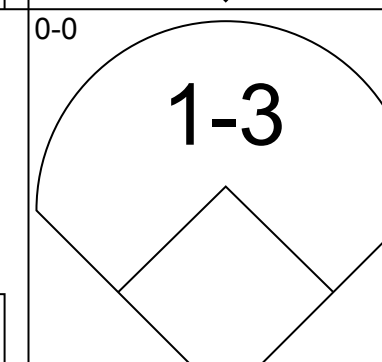
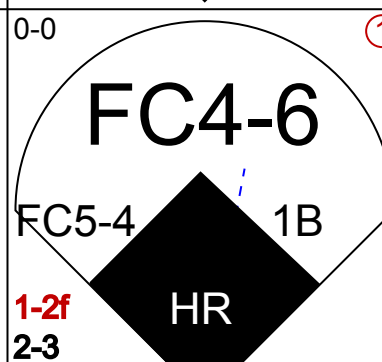
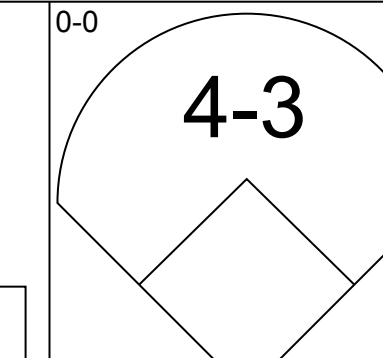
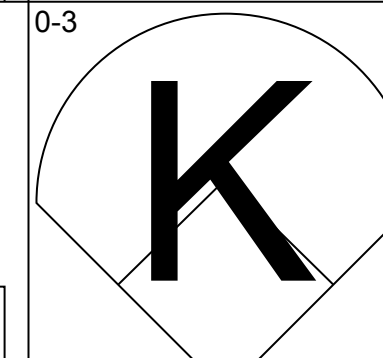
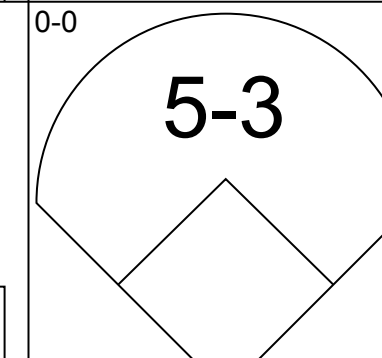
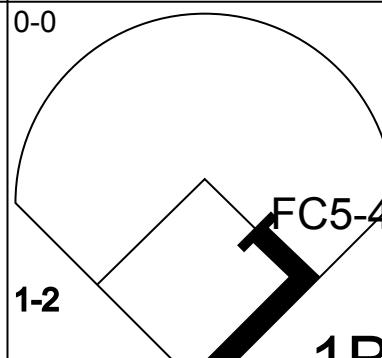
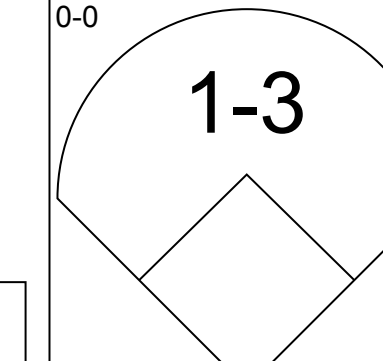
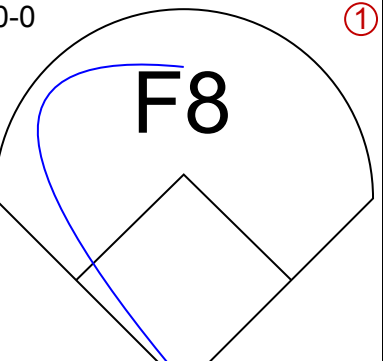
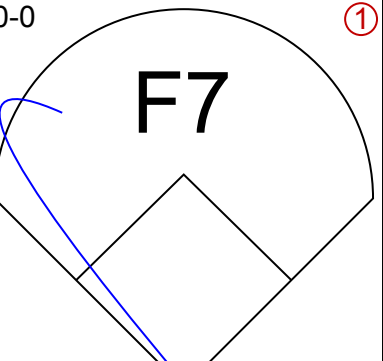
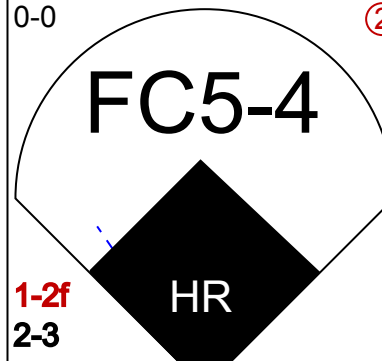
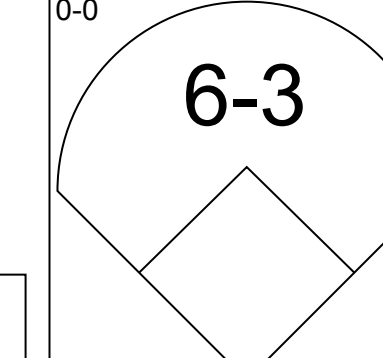
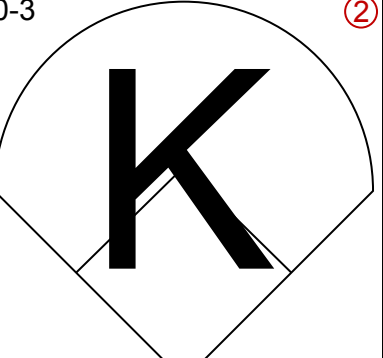
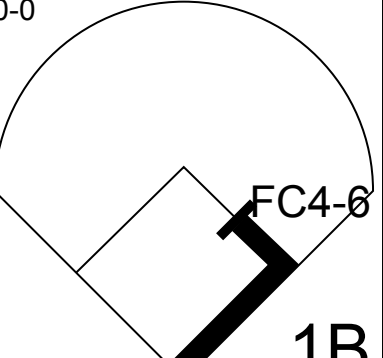
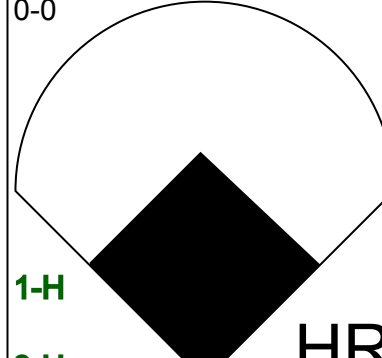
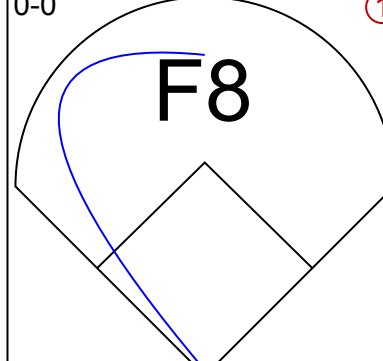
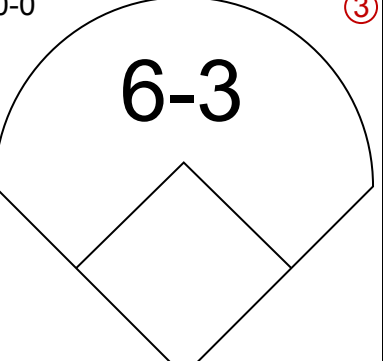
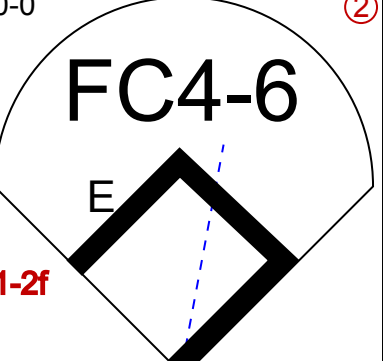
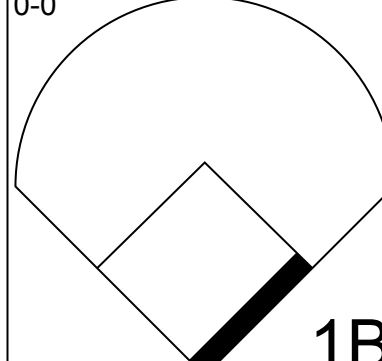
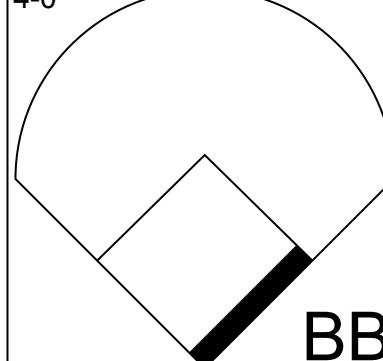
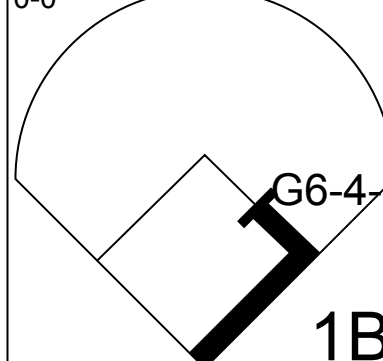
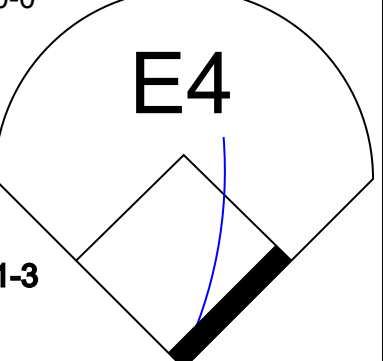
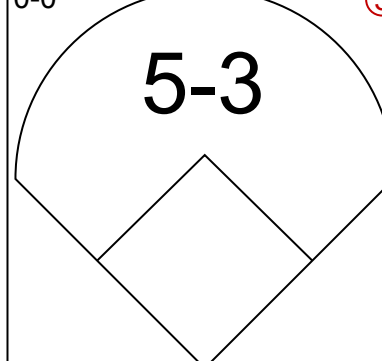

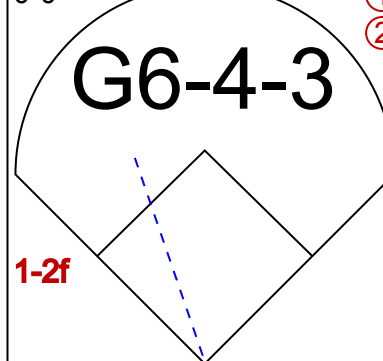
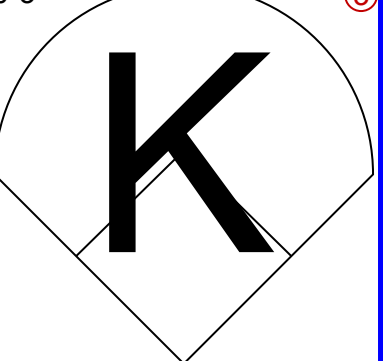
AB 38
R 4
H 9
RBI 4
BB 6
SO 5
LOB 21

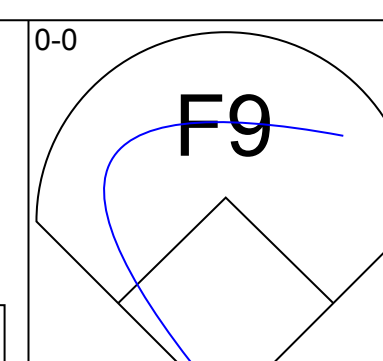
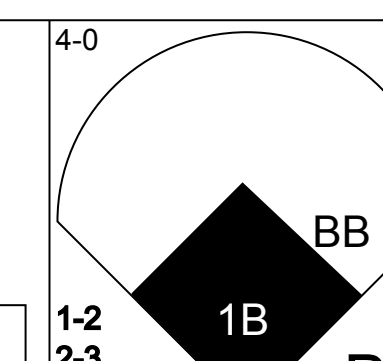
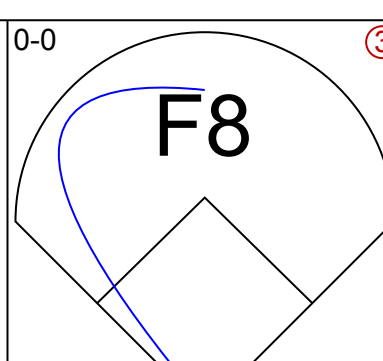
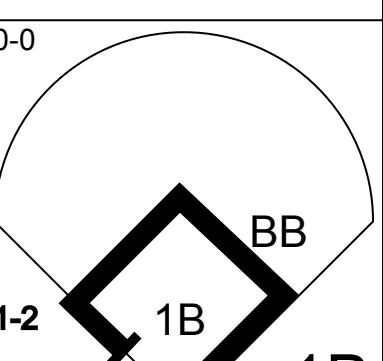
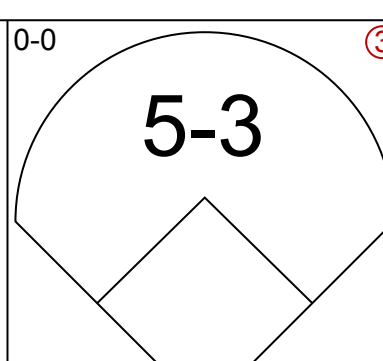
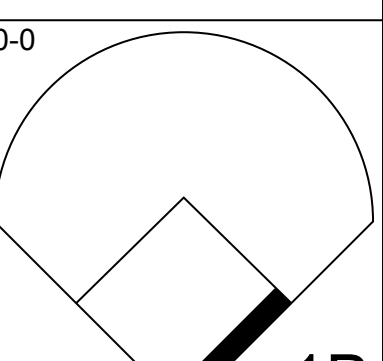

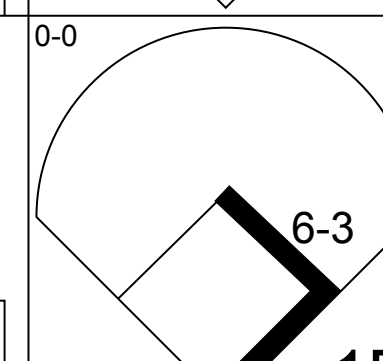
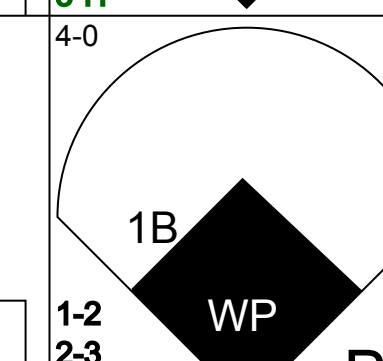
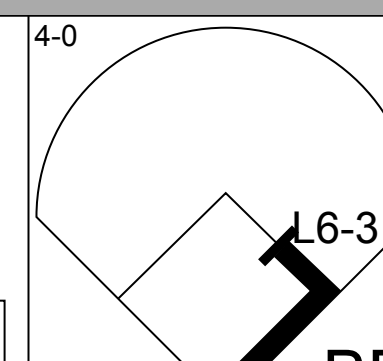
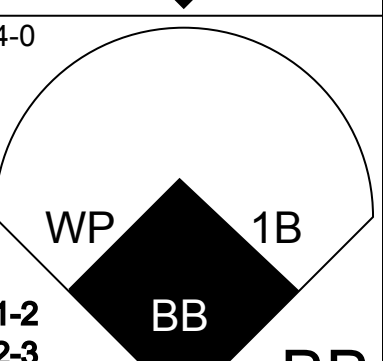
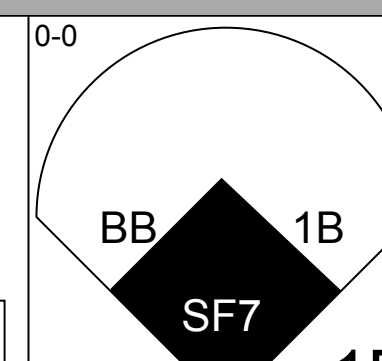
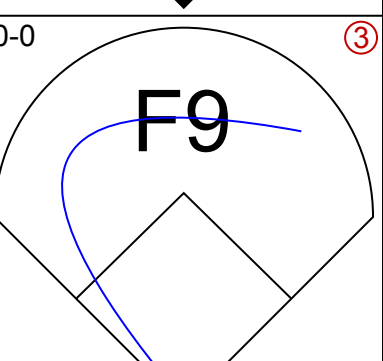
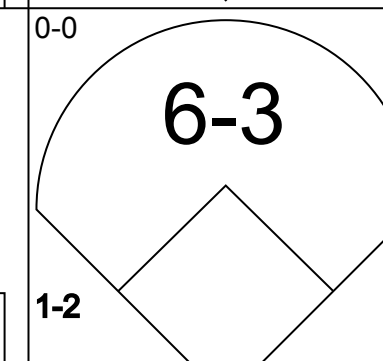
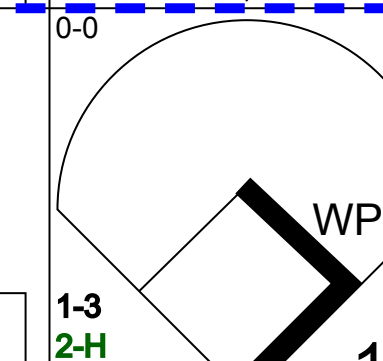
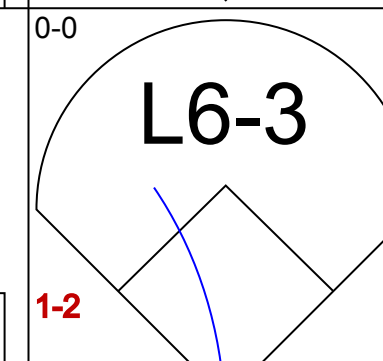
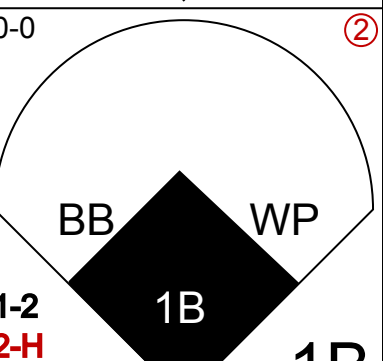
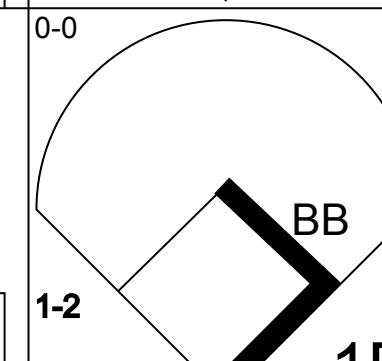
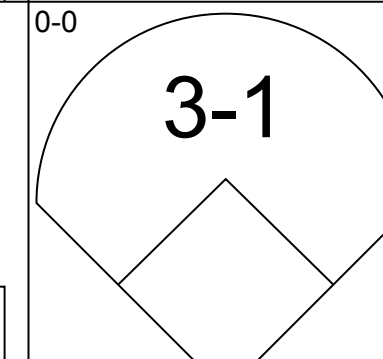
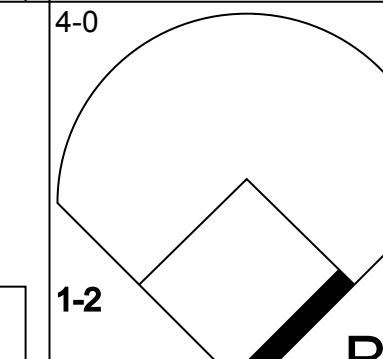
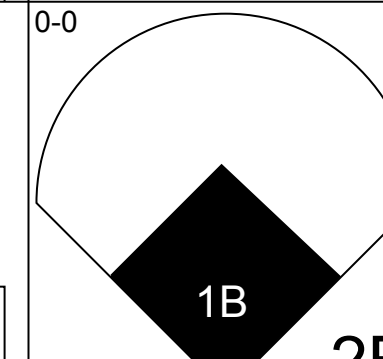
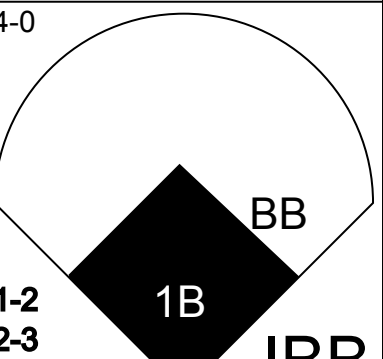
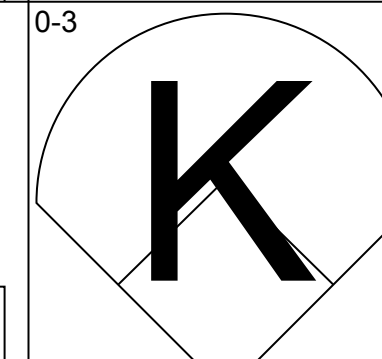
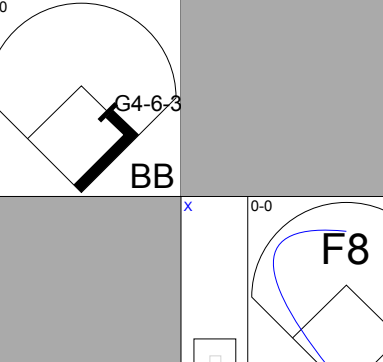

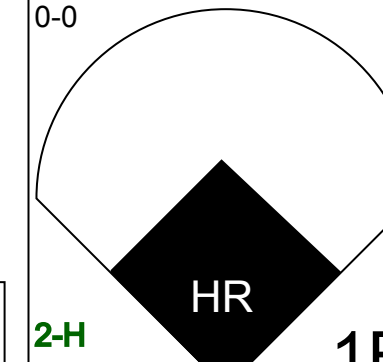
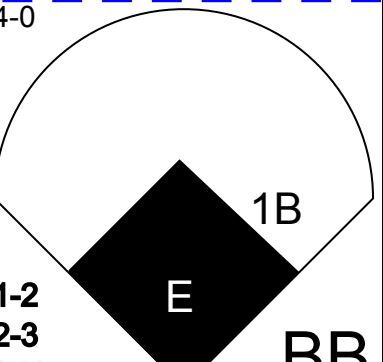
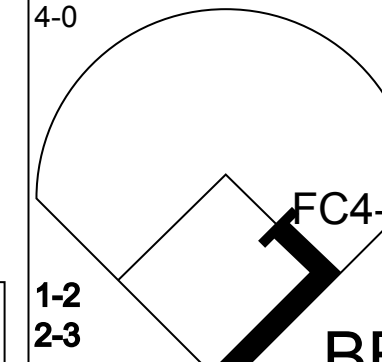
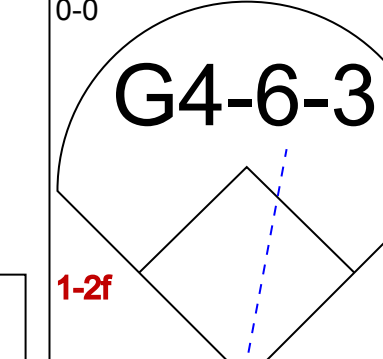
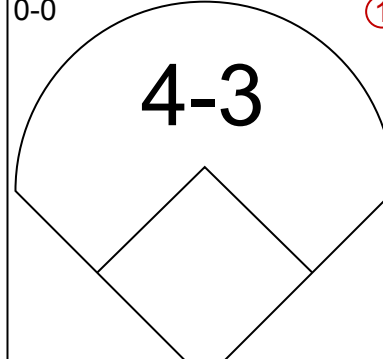
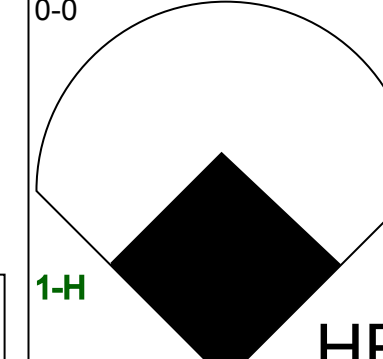
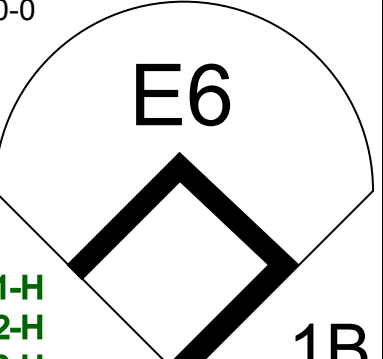
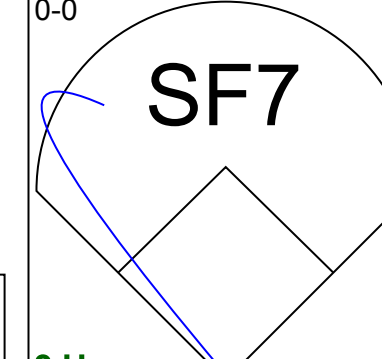
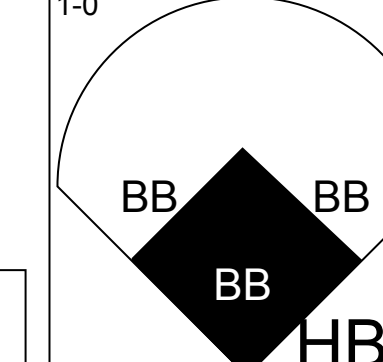
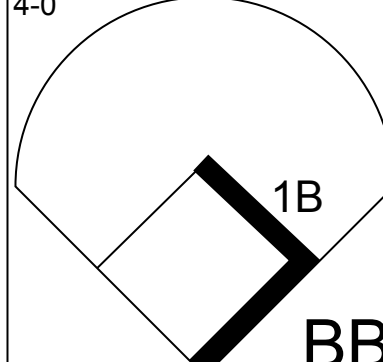
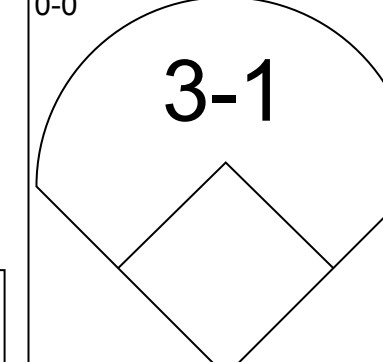
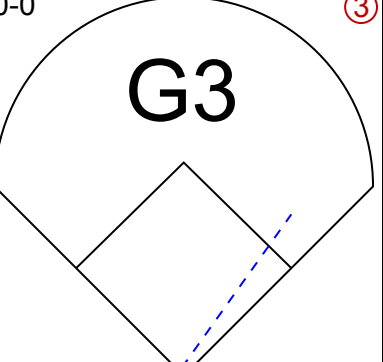
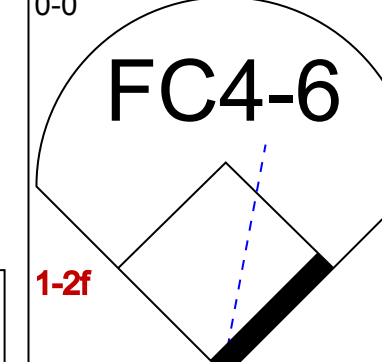
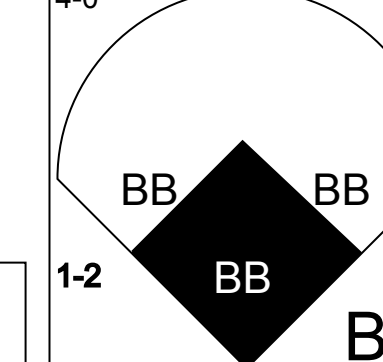
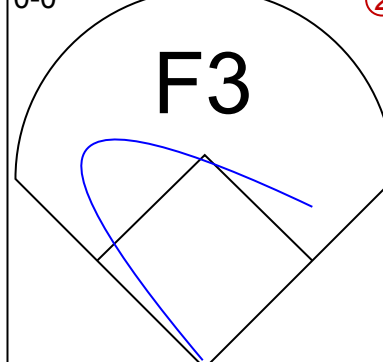
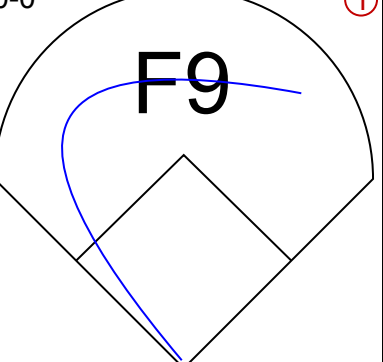
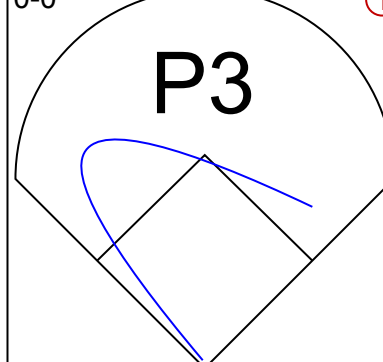
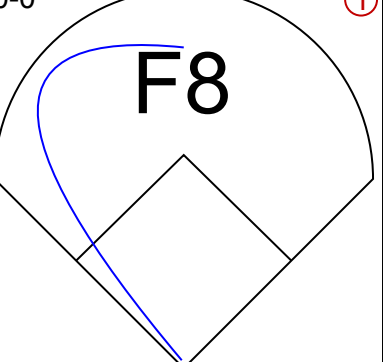
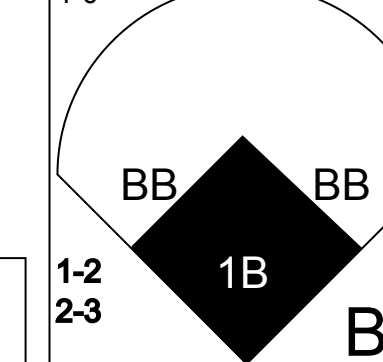
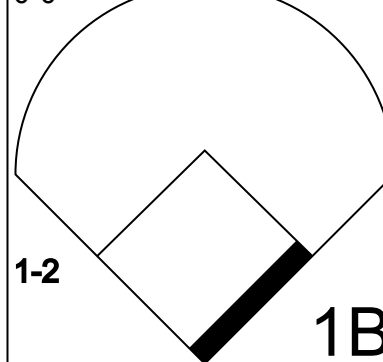
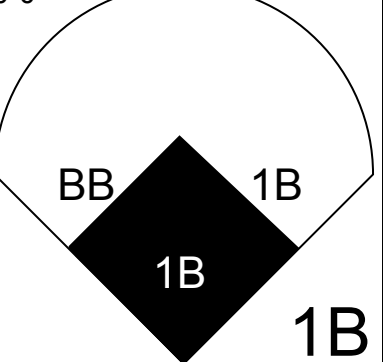
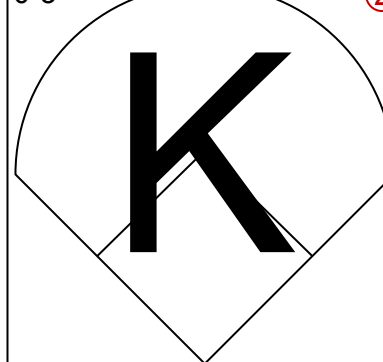
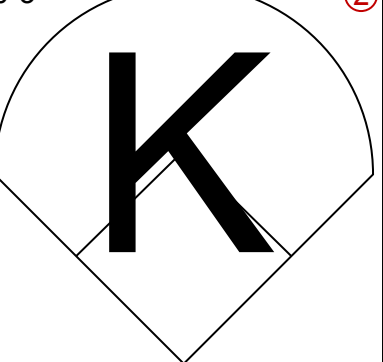


Batter	1	2	3	4	5	6	7	8	9	AB	R	H	RBI	BB	SO	LOB	TOP								
Rennie Stennett, R OBP: 0.300, SLG: 0.556	G3			G3	1B		SF9	FC6-4		4	1	1	2	0	0	1	Pittsburgh Pirates @ Philadelphia Phillies Veterans Stadium, Philadelphia, PA Sun Apr 11 1976, 3:33 AM EST Att: 18,373 - Unknown								
Manny Sanguillen, R OBP: 0.400, SLG: 0.400	5-3			2B	1B				G3	5	2	3	1	0	0	0									
Al Oliver, L OBP: 0.500, SLG: 0.375	K			2B	1B		F8			3	1	1	0	2	1	1									
Willie Stargell, L OBP: 0.500, SLG: 0.556		F9		K	1B		4-3		K	5	0	1	1	0	2	4									
Richie Zisk, R OBP: 0.200, SLG: 0.300	5-3				G4-6-3				K	5	1	2	2	0	1	3									
Dave Parker, L OBP: 0.333, SLG: 0.143	K								1B	3	0	1	0	1	1	1									
Richie Hebner, L OBP: 0.333, SLG: 0.444			4-3	F9			P5			4	1	1	1	0	0	3									
Frank Taveras, R OBP: 0.286, SLG: 0.286			K		SH5-3		3-1-3		K	4	1	1	0	0	2	2									
Bruce Kison, R OBP: 1.000, SLG: 2.000			K		SH5-3			FC6-4		1	0	0	0	0	1	0									
Inning Stats	R: 0 E: 0 K: 1 S: 5	H: 0 LOB: 0 BB: 0 P: 5	R: 0 E: 0 K: 1 S: 5	H: 0 LOB: 0 BB: 0 P: 5	R: 0 E: 0 K: 2 S: 7	H: 0 LOB: 0 BB: 0 P: 7	R: 2 E: 0 K: 1 S: 7	H: 2 LOB: 2 BB: 2 P: 15	R: 3 E: 0 K: 0 S: 6	H: 4 LOB: 1 BB: 1 P: 10	R: 0 E: 0 K: 0 S: 3	H: 1 LOB: 0 BB: 0 P: 3	R: 1 E: 0 K: 0 S: 5	H: 2 LOB: 1 BB: 0 P: 5	R: 2 E: 1 K: 1 S: 8	H: 3 LOB: 1 BB: 0 P: 8	R: 0 E: 0 K: 2 S: 8	H: 1 LOB: 1 BB: 0 P: 8	1B: 10 2B: 2 3B: 2 HR: 0	SF: 1 SAC: 1 DP: 2 HBP: 0	WP: 0 PB: 0 SB: 1 CS: 0	PA: 41			
PITCHER	IP	WLS	BF	H	R	ER	SO	BB	IBB	HBP	BLK	WP	HR	S	P	ERA	WHIP								
Steve Carlton, L ERA: 10.38	4.1	L	21	5	5	5	5	3	0	0	0	0	0	28	40	10.38	1.846								
Tom Underwood, L ERA	0.2		2	1	0	0	0	0	0	0	0	0	0	2	2	0.00	1.500								
Ron Reed, R ERA	1.0		3	1	0	0	0	0	0	0	0	0	0	3	3	0.00	1.000								
Ron Schueler, R ERA: 9.0	2.0		11	5	3	2	1	0	0	0	0	0	0	13	13	9.00	2.500								
Gene Garber, R ERA	1.0		4	1	0	0	2	0	0	0	0	0	0	8	8	0.00	1.000								

Batter	1	2	3	4	5	6	7	8	9	AB	R	H	RBI	BB	SO	LOB	BOTTOM								
Dave Cash, R OBP: 0.273, SLG: 0.200	3-1		K		4-3	6-3			4-3	5	1	1	0	0	1	3	Pittsburgh Pirates @ Philadelphia Phillies Veterans Stadium, Philadelphia, PA Sun Apr 11 1976, 3:33 AM EST Att: 18,373 - Unknown								
Larry Bowa, S OBP: 0.384, SLG: 0.300	5-3				4-3				6-3	4	0	1	0	1	0	1									
Mike Schmidt, R OBP: 0.273, SLG: 0.444			F2				F8		5-3	4	1	1	2	0	0	3									
Greg Luzinski, R OBP: 0.750, SLG: 0.833	FC6-4			2B	1B					3	0	2	0	1	0	1									
Dick Allen, R OBP: 0.250, SLG: 0.143		F8		K	K		F8			4	0	0	0	0	2	4									
Jay Johnstone, L OBP: 0.286, SLG: 0.429		1-3				2B				4	1	2	0	0	0	2									
Garry Maddox, R OBP: 0.333, SLG: 0.333		F3		F3				6-3		4	0	1	1	0	0	2									
Bob Boone, R OBP: 0.200, SLG: 0.200					F7		5-3		F8	4	0	1	0	0	0	3									
Steve Carlton, L OBP: 0.200, SLG: 1.000										1	0	1	0	0	0	0									
Tom Underwood, R										0	0	0	0	0	0	0									
Tom Hutton, L										0	0	0	0	0	1	0									
Ron Reed, R										0	0	0	0	0	0	0									
Bobby Tolan, L										1	0	0	0	0	0	1									
Ron Schueler, R										0	0	0	0	0	0	0									
Jerry Martin, R										1	0	0	0	0	0	0									
Gene Garber, R										0	0	0	0	0	0	0									
Inning Stats	R: 0 E: 0 K: 0 S: 3	H: 0 LOB: 1 BB: 0 P: 4	R: 0 E: 0 K: 0 S: 3	H: 0 LOB: 0 BB: 0 P: 3	R: 0 E: 0 K: 1 S: 6	H: 2 LOB: 2 BB: 1 P: 10	R: 0 E: 0 K: 1 S: 6	H: 1 LOB: 2 BB: 1 P: 10	R: 2 E: 0 K: 1 S: 7	H: 3 LOB: 1 BB: 1 P: 11	R: 1 E: 0 K: 0 S: 5	H: 2 LOB: 1 BB: 0 P: 5	R: 0 E: 0 K: 0 S: 5	H: 2 LOB: 2 BB: 0 P: 5	R: 0 E: 0 K: 0 S: 3	H: 0 LOB: 0 BB: 0 P: 3	R: 0 E: 0 K: 0 S: 3	H: 0 LOB: 0 BB: 0 P: 3	1B: 7 2B: 3 3B: 0 HR: 1	SF: 0 SAC: 0 DP: 1 HBP: 1	WP: 0 PB: 0 SB: 0 CS: 1	PA: 39			
PITCHER	IP	WLS	BF	H	R	ER	SO	BB	IBB	HBP	BLK	WP	HR	S	P	ERA	WHIP								
Bruce Kison, R ERA: 5.4	5.0	W	25	8	3	3	3	3	0	1	0	0	0	27	40	5.40	2.200								
Bob Moose, R ERA	4.0	S	14	2	0	0	0	0	0	0	0	0	0	14	14	0.00	0.500								



Batter	1	2	3	4	5	6	7	8	9	AB	R	H	RBI	BB	SO	LOB	TOP			
Lou Brock, L OBP: 0.154, SLG: 0.167 (1, 7)										4	1	1	0	0	2	1	St. Louis Cardinals @ Pittsburgh Pirates Three Rivers Stadium, Pittsburgh, PA Tue Apr 13 1976, 3:33 AM EST Att: 40,937 - Unknown livebaseballscorecards.com 			
Don Kessinger, S OBP: 0.251, SLG: 0.182 (1, 6)										3	0	0	0	1	1	0				
Bake McBride, L OBP: 0.353, SLG: 0.353 (1, 8)										4	1	0	0	0	0	2				
Ted Simmons, S OBP: 0.313, SLG: 0.333 (1, 2)										4	0	1	1	0	1	0				
Reggie Smith, S OBP: 0.188, SLG: 0.200 (1, 9)										4	1	0	0	0	0	2				
Hector Cruz, R OBP: 0.375, SLG: 0.600 (1, 5)										4	1	2	3	0	1	0				
Keith Hernandez, L OBP: 0.250, SLG: 0.286 (1, 3)										4	0	1	0	0	0	1				
Vic Harris, S OBP: 0.545, SLG: 0.500 (1, 4)										3	0	1	0	1	0	2				
Pete Falcone, L (1, 1)										0	0	0	0	0	0	0				
John Curtis, L (2, 1)										1	0	0	0	0	1	1				
Mike Proly, R (5, 1)										0	0	0	0	0	0	0				
Luis Melendez, R (6, PH)										1	0	0	0	0	0	1				
Eric Rasmussen, R (8, 1)										0	0	0	0	0	0	0				
Mike Anderson, R (8, PH)										1	0	0	0	0	0	1				
Danny Frisella, L (8, 1)										0	0	0	0	0	0	0				
Inning Stats	R: 0 E: 0 K: 1 S: 5	H: 0 LOB: 0 BB: 0 P: 5	R: 0 E: 0 K: 0 S: 3	H: 0 LOB: 0 BB: 0 P: 3	R: 0 E: 0 K: 1 S: 5	H: 0 LOB: 1 BB: 1 P: 9	R: 0 E: 0 K: 1 S: 5	H: 0 LOB: 0 BB: 0 P: 5	R: 0 E: 0 K: 1 S: 5	H: 1 LOB: 0 BB: 0 P: 5	R: 0 E: 0 K: 1 S: 5	H: 0 LOB: 0 BB: 0 P: 5	R: 0 E: 1 K: 1 S: 7	H: 1 LOB: 2 BB: 0 P: 7	R: 4 E: 0 K: 0 S: 7	H: 4 LOB: 1 BB: 1 P: 11	1B: 5 2B: 0 3B: 0 HR: 1	SF: 0 SAC: 0 DP: 1 HBP: 0	WP: 1 PB: 0 SB: 0 CS: 0	PA: 35
PITCHER Jerry Reuss, L ERA: 4.0 (1, 1)	IP: 9.0 WLS: W BF: 35 H: 6 R: 4 ER: 4 SO: 7 BB: 2 IBB: 0 HBP: 0 BLK: 0 WP: 1 HR: 1 S: 47 P: 55 ERA: 4.00 WHIP: 0.889																			

Batter	1	2	3	4	5	6	7	8	9	AB	R	H	RBI	BB	SO	LOB	BOTTOM			
Rennie Stennett, R OBP: 0.375, SLG: 0.500 (1, 4)										5	1	2	1	1	0	2	St. Louis Cardinals @ Pittsburgh Pirates Three Rivers Stadium, Pittsburgh, PA Tue Apr 13 1976, 3:33 AM EST Att: 40,937 - Unknown livebaseballscorecards.com 			
Manny Sanguillen, R OBP: 0.563, SLG: 0.462 (1, 2)										3	3	2	1	3	0	1				
Al Oliver, L OBP: 0.533, SLG: 0.462 (1, 8)										5	1	3	3	0	0	2				
Willie Stargell, L OBP: 0.533, SLG: 0.583 (1, 3)										3	2	1	0	2	1	3				
Richie Zisk, R OBP: 0.400, SLG: 0.333 (1, 7)										2	2	1	2	3	0	2				
Dave Parker, L OBP: 0.357, SLG: 0.545 (1, 9)										4	1	2	5	0	0	1				
Richie Hebner, L OBP: 0.357, SLG: 0.333 (1, 5)										3	1	0	0	1	0	3				
Frank Taveras, R OBP: 0.250, SLG: 0.182 (1, 6)										4	1	0	0	1	0	1				
Jerry Reuss, L OBP: 0.600, SLG: 0.500 (1, 1)										4	2	2	0	1	2	0				
Inning Stats	R: 0 E: 0 K: 0 S: 4	H: 1 LOB: 1 BB: 0 P: 4	R: 5 E: 0 K: 0 S: 3	H: 1 LOB: 6 BB: 6 P: 28	R: 0 E: 0 K: 0 S: 4	H: 1 LOB: 2 BB: 1 P: 8	R: 3 E: 0 K: 0 S: 5	H: 3 LOB: 0 BB: 1 P: 9	R: 5 E: 1 K: 0 S: 6	H: 4 LOB: 1 BB: 3 P: 18	R: 0 E: 0 K: 1 S: 5	H: 0 LOB: 0 BB: 0 P: 5	R: 1 E: 0 K: 1 S: 7	H: 2 LOB: 2 BB: 1 P: 11	R: 0 E: 0 K: 1 S: 6	H: 1 LOB: 1 BB: 0 P: 6		1B: 11 2B: 2 3B: 0 HR: 1	SF: 1 SAC: 0 DP: 2 HBP: 1	WP: 2 PB: 0 SB: 0 CS: 0
PITCHER Pete Falcone, L ERA: 27.0 (1, 1)	IP: 1.2 WLS: L BF: 11 H: 1 R: 5 ER: 5 SO: 0 BB: 5 IBB: 0 HBP: 1 BLK: 0 WP: 0 HR: 0 S: 5 P: 26 ERA: 27.00 WHIP: 3.600																			
John Curtis, L ERA: 14.4 (2, 1)	IP: 3.0 WLS: W BF: 20 H: 8 R: 7 ER: 7 SO: 0 BB: 4 IBB: 1 HBP: 0 BLK: 0 WP: 2 HR: 1 S: 15 P: 35 ERA: 21.00 WHIP: 4.000																			
Mike Proly, R ERA: 5.4 (5, 1)	IP: 0.1 WLS: W BF: 3 H: 1 R: 1 ER: 0 SO: 0 BB: 1 IBB: 0 HBP: 0 BLK: 0 WP: 0 HR: 0 S: 2 P: 6 ERA: 0.00 WHIP: 6.000																			
Eric Rasmussen, R ERA: 7.36 (6, 1)	IP: 2.0 WLS: W BF: 9 H: 2 R: 1 ER: 1 SO: 2 BB: 1 IBB: 0 HBP: 0 BLK: 0 WP: 0 HR: 0 S: 12 P: 16 ERA: 4.50 WHIP: 1.500																			
Danny Frisella, R ERA: 1.0 (8, 1)	IP: 1.0 WLS: W BF: 4 H: 1 R: 0 ER: 0 SO: 1 BB: 0 IBB: 0 HBP: 0 BLK: 0 WP: 0 HR: 0 S: 6 P: 6 ERA: 0.00 WHIP: 1.000																			

Batter	1	2	3	4	5	6	7	8	9	AB	R	H	RBI	BB	SO	LOB	TOP			
Bake McBride, L OBP: 0.364, SLG: 0.333 (1, 8)										4	1	1	0	1	0	0				
Don Kessinger, S OBP: 0.167, SLG: 0.125 (1, 6)										5	0	0	0	0	0	2				
Mike Anderson, R OBP: 0.500, SLG: 0.667 (1, 7)										3	1	1	0	1	0	1				
Ted Simmons, S OBP: 0.250, SLG: 0.263 (1, 2)										4	0	0	0	0	0	5				
Reggie Smith, S OBP: 0.250, SLG: 0.389 (1, 9)										3	1	1	1	1	0	0				
Hector Cruz, R OBP: 0.350, SLG: 0.526 (1, 5)										4	0	1	2	0	1	0				
Keith Hernandez, L OBP: 0.350, SLG: 0.353 (1, 3)										3	0	2	0	1	0	0				
Vic Harris, S OBP: 0.400, SLG: 0.357 (1, 4)										4	0	0	0	0	1	5				
Lynn McGlothen, L OBP: 0.167, SLG: 0.167 (1, 1)										2	0	0	0	0	0	0				
Luis Melendez, R (6, PH)										1	0	0	0	0	0	1				
Mike Wallace, L (6, 1)										0	0	0	0	0	0	0				
Al Hrabosky, R (7, 1)										0	0	0	0	0	0	0				
Lee Richard, R OBP: 0.200, SLG: 0.200 (9, PH)										1	0	0	0	0	1	0				
Inning Stats	R: 2 E: 0 K: 0 S: 5	H: 2 LOB: 3 BB: 3 P: 17	R: 0 E: 1 K: 0 S: 5	H: 1 LOB: 2 BB: 0 P: 5	R: 0 E: 0 K: 0 S: 3	H: 0 LOB: 0 BB: 0 P: 3	R: 0 E: 0 K: 0 S: 3	H: 0 LOB: 0 BB: 0 P: 3	R: 0 E: 0 K: 1 S: 7	H: 2 LOB: 1 BB: 0 P: 7	R: 0 E: 0 K: 0 S: 3	H: 0 LOB: 1 BB: 1 P: 7	R: 0 E: 0 K: 1 S: 6	H: 1 LOB: 1 BB: 0 P: 6	R: 0 E: 0 K: 1 S: 5	H: 0 LOB: 0 BB: 0 P: 5	1B: 5 2B: 0 3B: 0 HR: 1	SF: 0 SAC: 0 DP: 0 HBP: 0	WP: 0 PB: 0 SB: 0 CS: 0	PA: 38
PITCHER	IP WLS BF H R ER SO BB IBB HBP BLK WP HR S P ERA WHIP																			
Jim Rooker, L ERA: 4.5 (1, 1)	6.0 W 27 5 3 3 1 3 0 0 0 0 1 26 38 4.50 1.333																			
Ramon Hernandez, L ERA: (7, 1)	3.0 S 11 1 0 0 2 1 0 0 1 0 0 14 18 0.00 0.667																			

St. Louis Cardinals @ Pittsburgh Pirates
Three Rivers Stadium, Pittsburgh, PA
Thu Apr 15 1976, 3:33 AM EST
Att: 9,490 - Unknown

AB	34
R	3
H	6
RBI	3
BB	4
SO	3
LOB	14



Batter	1	2	3	4	5	6	7	8	9	AB	R	H	RBI	BB	SO	LOB	BOTTOM	
Rennie Stennett, R OBP: 0.450, SLG: 0.611 (1, 4)										4	2	3	0	0	0	0		
Richie Hebner, L OBP: 0.333, SLG: 0.267 (1, 5)										3	1	0	0	1	0	1		
Al Oliver, L OBP: 0.579, SLG: 0.706 (1, 8)										4	2	3	3	0	0	0		
Willie Stargell, L OBP: 0.526, SLG: 0.733 (1, 3)										3	2	1	1	1	0	1		
Dave Parker, L OBP: 0.333, SLG: 0.467 (1, 9)										4	1	1	2	0	0	0		
Richie Ziek, R OBP: 0.316, SLG: 0.250 (1, 7)										4	0	0	0	0	0	2		
Manny Sanguillen, R OBP: 0.500, SLG: 0.412 (1, 2)										4	1	1	1	0	0	0		
Frank Taveras, R OBP: 0.250, SLG: 0.200 (1, 6)										4	0	1	2	0	0	0		
Jim Rooker, R (1, 1)										2	0	0	0	0	1	1		
Ramon Hernandez, S (7, 1)										1	0	0	0	0	0	0		
Inning Stats	R: 5 E: 1 K: 1 S: 10	H: 5 LOB: 1 BB: 1 P: 14	R: 0 E: 0 K: 0 S: 3	H: 0 LOB: 0 BB: 0 P: 3	R: 0 E: 0 K: 0 S: 3	H: 0 LOB: 0 BB: 0 P: 3	R: 0 E: 0 K: 0 S: 4	H: 2 LOB: 1 BB: 0 P: 4	R: 0 E: 0 K: 0 S: 3	H: 0 LOB: 0 BB: 0 P: 3	R: 4 E: 0 K: 0 S: 6	H: 3 LOB: 0 BB: 1 P: 10	R: 0 E: 0 K: 0 S: 3	H: 0 LOB: 0 BB: 0 P: 3	1B: 7 2B: 1 3B: 0 HR: 2	SF: 0 SAC: 0 DP: 0 HBP: 0	WP: 0 PB: 0 SB: 0 CS: 0	PA: 35
PITCHER	IP WLS BF H R ER SO BB IBB HBP BLK WP HR S P ERA WHIP																	
Lynn McGlothen, R ERA: 2.57 (1, 1)	5.0 L 22 7 5 4 1 1 0 0 0 0 0 23 27 7.20 1.600																	
Mike Wallace, L ERA: 4.91 (6, 1)	1.2 7 1 2 2 0 1 0 0 0 0 0 6 10 10.80 1.200																	
Al Hrabosky, L ERA: 8.1 (7, 1)	1.1 6 2 2 2 0 0 0 0 0 0 0 2 6 13.50 1.500																	

St. Louis Cardinals @ Pittsburgh Pirates
Three Rivers Stadium, Pittsburgh, PA
Thu Apr 15 1976, 3:33 AM EST
Att: 9,490 - Unknown

AB	33
R	9
H	10
RBI	9
BB	2
SO	1
LOB	5



Batter	1	2	3	4	5	6	7	8	9	AB	R	H	RBI	BB	SO	LOB	TOP			
Wayne Garrett, L (1.5) OBP: 0.185, SLG: 0.154										4	0	2	0	0	0	0				
Felix Milten, R (1.4) OBP: 0.333, SLG: 0.280										4	0	2	0	0	0	3				
Ed Kranepool, L (1.3) OBP: 0.280, SLG: 0.182										4	0	0	0	0	0	3				
John Milner, L (1.7) OBP: 0.481, SLG: 0.783										4	1	2	1	0	0	0				
Dave Kingman, R (1.9) OBP: 0.267, SLG: 0.679										4	0	0	0	0	3	1				
Del Unser, L (1.8) OBP: 0.375, SLG: 0.423										4	0	1	0	0	0	0				
Jerry Grote, R (1.2) OBP: 0.542, SLG: 0.421										4	0	1	0	0	0	2				
Bud Harrelson, S (1.6) OBP: 0.400, SLG: 0.417										3	0	0	0	1	2	3				
Mickey Lolich, S (1.1) Bob Apodaca, R (7.1)										3	0	0	0	0	0	1				
										0	0	0	0	0	0	0				
Inning Stats	R: 0 E: 0 K: 0 S: 3	H: 1 LOB: 0 BB: 0 P: 3	R: 0 E: 0 K: 1 S: 7	H: 2 LOB: 2 BB: 0 P: 7	R: 0 E: 0 K: 0 S: 4	H: 1 LOB: 1 BB: 0 P: 4	R: 1 E: 0 K: 2 S: 9	H: 2 LOB: 1 BB: 0 P: 9	R: 0 E: 0 K: 0 S: 4	H: 0 LOB: 0 BB: 0 P: 3	R: 0 E: 0 K: 0 S: 4	H: 1 LOB: 2 BB: 1 P: 8	R: 0 E: 0 K: 1 S: 5	H: 0 LOB: 0 BB: 0 P: 5	R: 0 E: 0 K: 1 S: 5	H: 0 LOB: 0 BB: 0 P: 5	1B: 7 2B: 1 3B: 0 HR: 1	SF: 0 SAC: 0 DP: 1 HBP: 0	WP: 0 PB: 0 SB: 0 CS: 0	PA: 35
PITCHER Doc Medich, R (1.1) ERA: 2.2	IP: 9.0 WLS: W BF: 35 H: 8 R: 1 ER: 1 SO: 5 BB: 1 IBB: 0 HBP: 0 BLK: 0 WP: 0 HR: 1 S: 44 P: 48 ERA: 1.00 WHIP: 1.000															PITCHER	IP: 9.0 WLS: W BF: 35 H: 8 R: 1 ER: 1 SO: 5 BB: 1 IBB: 0 HBP: 0 BLK: 0 WP: 0 HR: 1 S: 44 P: 48 ERA: 1.00 WHIP: 1.000			

New York Mets @ Pittsburgh Pirates
 Three Rivers Stadium, Pittsburgh, PA
 Fri Apr 16 1976, 6:05 PM EST
 Att: 19,899 - Unknown

AB	34
R	1
H	8
RBI	1
BB	1
SO	5
LOB	13



Batter	1	2	3	4	5	6	7	8	9	AB	R	H	RBI	BB	SO	LOB	BOTTOM	
Rennie Stennett, R (1.4) OBP: 0.375, SLG: 0.500										4	0	0	0	0	0	1		
Manny Sanguillen, R (1.2) OBP: 0.500, SLG: 0.476										4	0	2	0	0	1	0		
Al Oliver, L (1.8) OBP: 0.478, SLG: 0.571										4	0	0	0	0	0	2		
Willie Stargell, L (1.3) OBP: 0.565, SLG: 0.706										2	1	1	0	2	1	1		
Richie Zisk, R (1.7) OBP: 0.348, SLG: 0.400										4	1	2	0	0	0	3		
Dave Parker, L (1.9) OBP: 0.381, SLG: 0.500										3	1	2	2	0	0	1		
Richie Hebner, L (1.5) OBP: 0.333, SLG: 0.333										3	0	1	0	0	1	2		
Frank Taveras, R (1.6) OBP: 0.263, SLG: 0.278										3	0	1	1	0	1	1		
Doc Medich, R (1.1)										3	0	0	0	0	1	1		
Inning Stats	R: 0 E: 0 K: 1 S: 6	H: 1 LOB: 1 BB: 0 P: 6	R: 0 E: 0 K: 0 S: 4	H: 2 LOB: 1 BB: 0 P: 4	R: 0 E: 0 K: 1 S: 5	H: 0 LOB: 0 BB: 0 P: 5	R: 2 E: 0 K: 0 S: 4	H: 2 LOB: 0 BB: 1 P: 8	R: 0 E: 0 K: 0 S: 4	H: 0 LOB: 0 BB: 0 P: 4	R: 1 E: 0 K: 1 S: 7	H: 2 LOB: 1 BB: 0 P: 7	R: 0 E: 0 K: 0 S: 3	H: 0 LOB: 1 BB: 1 P: 7	1B: 4 2B: 7 3B: 0 HR: 0	SF: 0 SAC: 0 DP: 2 HBP: 0	WP: 0 PB: 0 SB: 0 CS: 1	PA: 32
PITCHER Mickey Lolich, L (1.1) ERA: 4.32 Bob Apodaca, R (7.1) ERA: 3.86	IP: 6.1 WLS: L BF: 26 H: 9 R: 3 ER: 3 SO: 5 BB: 1 IBB: 0 HBP: 0 BLK: 0 WP: 0 HR: 0 S: 35 P: 39 ERA: 4.26 WHIP: 1.579															PITCHER	IP: 6.1 WLS: L BF: 26 H: 9 R: 3 ER: 3 SO: 5 BB: 1 IBB: 0 HBP: 0 BLK: 0 WP: 0 HR: 0 S: 35 P: 39 ERA: 4.26 WHIP: 1.579	

New York Mets @ Pittsburgh Pirates
 Three Rivers Stadium, Pittsburgh, PA
 Fri Apr 16 1976, 6:05 PM EST
 Att: 19,899 - Unknown

AB	30
R	3
H	9
RBI	3
BB	2
SO	5
LOB	12



Batter	1	2	3	4	5	6	7	8	9	AB	R	H	RBI	BB	SO	LOB	TOP			
Dave Cash, R OBP: 0.342, SLG: 0.371 (1, 4)	F9		F8	F8		6-3			F9	4	1	1	0	1	0	2				
Gary Maddox, R OBP: 0.406, SLG: 0.577 (1, 8)	F8		2B		L7-4				K	4	0	2	1	1	1	1				
Ollie Brown, R OBP: 0.600, SLG: 0.667 (1, 9)										2	0	1	0	3	1	1				
Greg Luzinski, R OBP: 0.387, SLG: 0.480 Jerry Martin, R OBP: 0.500, SLG: 0.250 (7, PR) (7, 7)	F8		SF8		L7-4				F9	3	0	1	1	0	0	3				
Dick Allen, R OBP: 0.294, SLG: 0.241 Tom Hutton, L (9, 3)		5-3	F8		G3				4-3	5	0	0	0	0	0	6				
Mike Schmidt, R OBP: 0.361, SLG: 0.939 (1, 5)	P4									4	1	1	1	0	2	1				
Bob Boone, R OBP: 0.370, SLG: 0.583 (1, 2)					HR					3	1	2	0	1	0	0				
Terry Harmon, R OBP: 0.333, SLG: 0.333 (1, 6)	F8				SH4-3				L3	3	1	1	0	0	0	1				
Jim Kaat, L OBP: 0.286, SLG: 0.333 (1, 1)			5-3						K	3	1	1	2	1	1	0				
Inning Stats	R: 0 E: 0 K: 0 S: 3	H: 0 LOB: 1 BB: 1 P: 7	R: 0 E: 0 K: 0 S: 3	H: 0 LOB: 1 BB: 1 P: 7	R: 1 E: 0 K: 0 S: 5	H: 2 LOB: 2 BB: 1 P: 9	R: 1 E: 0 K: 0 S: 4	H: 2 LOB: 1 BB: 1 P: 8	R: 0 E: 0 K: 0 S: 2	H: 0 LOB: 1 BB: 2 P: 10	R: 3 E: 0 K: 2 S: 11	H: 4 LOB: 1 BB: 0 P: 11	R: 0 E: 0 K: 1 S: 5	H: 0 LOB: 0 BB: 0 P: 5	R: 0 E: 0 K: 1 S: 6	H: 1 LOB: 2 BB: 1 P: 10	1B: 5 2B: 5 3B: 0 HR: 1	SF: 1 SAC: 1 DP: 2 HBP: 0	WP: 0 PB: 0 SB: 0 CS: 1	PA: 41
PITCHER	IP	WLS	BF	H	R	ER	SO	BB	IBB	HBP	BLK	WP	HR	S	P	ERA	WHIP			
John Candelaria, L ERA: 4.5 (1, 1)	4.0	L	21	4	2	2	0	5	1	0	0	0	1	15	39	4.50	2.250			
Kent Tekulve, R ERA: 8.23 (5, 1)	2.0		9	4	3	3	2	0	0	0	0	0	0	13	13	13.50	2.000			
Bruce Kison, R ERA: 9.39 (7, 1)	2.0		6	1	0	0	2	0	0	0	0	0	0	10	10	0.00	0.500			
Dave Giusti, R ERA: 14.4 (9, 1)	1.0		5	1	0	0	1	1	0	0	0	0	0	6	10	0.00	2.000			

Philadelphia Phillies @ Pittsburgh Pirates
Three Rivers Stadium, Pittsburgh, PA
Tue Apr 20 1976, 3:33 AM EST
Att: 8,800 - Unknown

AB	32
R	5
H	10
RBI	5
BB	7
SO	5
LOB	17



Batter	1	2	3	4	5	6	7	8	9	AB	R	H	RBI	BB	SO	LOB	BOTTOM					
Frank Taveras, R OBP: 0.276, SLG: 0.286 (1, 6)	F3		FC1-6							4	0	2	1	0	0	1						
Manny Sanguillen, R OBP: 0.391, SLG: 0.333 Dave Giusti, R (9, 1)	5-3		4-3			G4-6-3			4-3	4	0	0	0	0	0	3						
Bill Robinson, R (1, 8)	6-3					F4			F4	4	0	0	0	0	0	0						
Willie Stargell, L OBP: 0.581, SLG: 0.875 (1, 3)										3	0	1	0	1	2	0						
Richie Zisk, R OBP: 0.286, SLG: 0.344 (1, 7)						L6			F8	4	0	1	0	0	0	2						
Dave Parker, L OBP: 0.364, SLG: 0.467 (1, 9)										4	0	1	0	0	1	2						
Rennie Stennett, R OBP: 0.278, SLG: 0.382 (1, 4)			FC5-4			F8			F9	4	0	0	0	0	0	3						
Tommy Helms, R (1, 5)										3	0	0	0	0	0	0						
John Candelaria, L (1, 1)										1	0	0	0	0	1	1						
Kent Tekulve, R (5, 1)										1	0	0	0	0	1	0						
Bruce Kison, R (7, 1)										0	0	0	0	0	0	0						
Duffy Dyer, R OBP: 0.500, SLG: 1.000 (8, PH) (9, 2)										1	1	1	0	0	0	0						
Inning Stats	R: 0 E: 0 K: 0 S: 3	H: 0 LOB: 0 BB: 0 P: 3	R: 0 E: 0 K: 1 S: 6	H: 1 LOB: 0 BB: 0 P: 6	R: 0 E: 1 K: 1 S: 6	H: 0 LOB: 1 BB: 0 P: 6	R: 0 E: 0 K: 1 S: 6	H: 1 LOB: 1 BB: 0 P: 6	R: 0 E: 0 K: 0 S: 5	H: 0 LOB: 0 BB: 0 P: 5	R: 0 E: 0 K: 0 S: 3	H: 1 LOB: 0 BB: 0 P: 3	R: 0 E: 0 K: 1 S: 5	H: 0 LOB: 1 BB: 0 P: 5	R: 1 E: 0 K: 0 S: 5	H: 2 LOB: 1 BB: 0 P: 5	R: 0 E: 0 K: 0 S: 4	H: 1 LOB: 2 BB: 1 P: 8	1B: 5 2B: 1 3B: 0 HR: 0	SF: 0 SAC: 0 DP: 1 HBP: 0	WP: 0 PB: 0 SB: 0 CS: 0	PA: 34
PITCHER	IP	WLS	BF	H	R	ER	SO	BB	IBB	HBP	BLK	WP	HR	S	P	ERA	WHIP					
Jim Kaat, L ERA: 3.79 (1, 1)	9.0	W	34	6	1	1	5	1	0	0	0	0	0	43	47	1.00	0.778					

Philadelphia Phillies @ Pittsburgh Pirates
Three Rivers Stadium, Pittsburgh, PA
Tue Apr 20 1976, 3:33 AM EST
Att: 8,800 - Unknown

AB	33
R	1
H	6
RBI	1
BB	1
SO	5
LOB	12



Batter	1	2	3	4	5	6	7	8	9	AB	R	H	RBI	BB	SO	LOB	TOP					
Frank Taveras, R (1, 6) OBP: 0.263, SLG: 0.270										5	1	1	0	0	1	4	Pittsburgh Pirates @ San Francisco Giants Candlestick Park, San Francisco, CA Fri Apr 23 1976, 9:05 PM EST Att: 15,621 - Unknown livebaseballscorecards.com					
Rennie Stennett, R (1, 4) OBP: 0.295, SLG: 0.390										4	0	2	1	1	0	0						
Al Oliver, L (1, 8) OBP: 0.471, SLG: 0.548										4	0	0	0	1	1	5						
Willie Stargell, L (1, 3) OBP: 0.625, SLG: 0.719										5	0	1	0	0	2	2						
Dave Parker, L (1, 9) OBP: 0.333, SLG: 0.410										5	0	0	0	0	2	4						
Richie Zisk, R (1, 7) OBP: 0.279, SLG: 0.308										3	1	1	0	1	1	0						
Manny Sanguillen, R (1, 2) OBP: 0.366, SLG: 0.390										4	1	4	0	0	0	0						
Tommy Helms, R (1, 5) OBP: 0.125, SLG: 0.250										2	0	0	1	0	0	2						
Bill Robinson, R (8, PH) OBP: 0.167, SLG: 0.167										1	0	0	0	0	1	2						
Larry Demery, R (8, 1)										0	0	0	0	0	0	0						
Jerry Reuss, L (1, 1) OBP: 0.455, SLG: 0.500										3	0	1	1	0	0	2						
Bob Robertson, R (8, PH) OBP: 0.266, SLG: 0.167										0	0	0	0	1	0	0						
Mario Mendoza, R (8, PR) OBP: 1.000, SLG: 1.000										0	0	0	0	0	0	0						
Inning Stats	R: 1 E: 0 K: 3 S: 11	H: 1 LOB: 1 BB: 0 P: 11	R: 1 E: 0 K: 0 S: 6	H: 3 LOB: 3 BB: 1 P: 10	R: 0 E: 0 K: 2 S: 7	H: 0 LOB: 0 BB: 0 P: 7	R: 0 E: 0 K: 0 S: 4	H: 1 LOB: 1 BB: 0 P: 4	R: 0 E: 0 K: 1 S: 5	H: 0 LOB: 0 BB: 0 P: 5	R: 1 E: 0 K: 0 S: 4	H: 1 LOB: 1 BB: 1 P: 8	R: 0 E: 0 K: 0 S: 5	H: 2 LOB: 2 BB: 0 P: 5	R: 0 E: 0 K: 1 S: 6	H: 2 LOB: 3 BB: 1 P: 10	R: 0 E: 0 K: 1 S: 5	H: 0 LOB: 1 BB: 1 P: 9	1B: 8 2B: 2 3B: 0 HR: 0	SF: 0 SAC: 1 DP: 1 HBP: 0	WP: 0 PB: 1 SB: 1 CS: 0	PA: 41
PITCHER	IP	WLS	BF	H	R	ER	SO	BB	IBB	HBP	BLK	WP	HR	S	P	ERA	WHIP					
John Montefusco, R (1, 1) ERA: 2.28	7.0	W	32	8	3	2	6	2	0	0	0	0	0	42	50	2.57	1.429					
Gary Lavelle, L (8, 1) ERA:	2.0	S	9	2	0	0	2	2	0	0	0	0	0	11	19	0.00	2.000					

Batter	1	2	3	4	5	6	7	8	9	AB	R	H	RBI	BB	SO	LOB	BOTTOM				
Von Joshua, L (1, 8) OBP: 0.321, SLG: 0.320										5	1	1	0	0	1	4	Pittsburgh Pirates @ San Francisco Giants Candlestick Park, San Francisco, CA Fri Apr 23 1976, 9:05 PM EST Att: 15,621 - Unknown livebaseballscorecards.com				
Derrel Thomas, S (1, 4) OBP: 0.388, SLG: 0.415										4	1	2	1	0	1	2					
Bobby Murcer, L (1, 9) OBP: 0.449, SLG: 0.447										4	1	1	0	0	0	2					
Gary Matthews, R (1, 7) OBP: 0.386, SLG: 0.750										4	2	3	3	0	0	0					
Willie Montanez, L (1, 3) OBP: 0.298, SLG: 0.262										4	0	1	0	0	0	1					
Chris Speier, R (1, 6) OBP: 0.435, SLG: 0.342										4	2	2	0	0	0	1					
Ken Reitz, R (1, 5) OBP: 0.409, SLG: 0.419										4	0	2	0	0	0	0					
Mike Sadek, R (1, 2) OBP: 0.600, SLG: 0.778										3	0	2	1	0	0	0					
Gary Thomasson, L (8, PH) OBP: 0.333, SLG: 0.500										0	0	0	1	0	0	0					
Marc Hill, R (9, 2)										0	0	0	0	0	0	0					
John Montefusco, R (1, 1) OBP: 0.182, SLG: 0.222										2	0	0	0	0	1	3					
Chris Arnold, R (7, PH) OBP: 0.333, SLG: 0.333										1	0	0	0	0	0	0					
Gary Lavelle, S (8, 1)										0	0	0	0	0	0	0					
Inning Stats	R: 2 E: 0 K: 0 S: 5	H: 3 LOB: 0 BB: 0 P: 5	R: 1 E: 0 K: 3 S: 12	H: 3 LOB: 2 BB: 0 P: 12	R: 0 E: 0 K: 0 S: 4	H: 1 LOB: 1 BB: 0 P: 4	R: 0 E: 0 K: 0 S: 4	H: 1 LOB: 1 BB: 0 P: 4	R: 0 E: 0 K: 0 S: 3	H: 0 LOB: 0 BB: 0 P: 3	R: 3 E: 0 K: 0 S: 6	H: 3 LOB: 0 BB: 0 P: 6	R: 1 E: 0 K: 0 S: 5	H: 2 LOB: 1 BB: 0 P: 5	R: 0 E: 0 K: 0 S: 5	H: 0 LOB: 1 BB: 0 P: 5	1B: 8 2B: 3 3B: 0 HR: 3	SF: 1 SAC: 1 DP: 0 HBP: 0	WP: 1 PB: 0 SB: 0 CS: 2	PA: 37	
PITCHER	IP	WLS	BF	H	R	ER	SO	BB	IBB	HBP	BLK	WP	HR	S	P	ERA	WHIP				
Jerry Reuss, L (1, 1) ERA: 5.25	7.0	L	32	12	6	6	3	0	0	0	0	0	0	3	38	7.71	1.714				
Larry Demery, R (8, 1) ERA: 1.5	1.0		5	2	1	1	0	0	0	0	0	0	0	5	5	9.00	2.000				

Batter	1	2	3	4	5	6	7	8	9	AB	R	H	RBI	BB	SO	LOB	TOP																					
Rennie Stennett, R OBP: 0.265, SLG: 0.348	6-3		F9		F5		FC4-6		F3	5	0	0	0	0	0	3																						
Richie Hebner, L OBP: 0.394, SLG: 0.321	1B BB		3-1			G3-6-3 BB		FC6-4 1B		2	0	1	0	2	0	0																						
Al Oliver, L OBP: 0.421, SLG: 0.486	F8		K			G3-6-3 1-2		FC6-4 1B FC4-6		4	1	0	0	0	1	3																						
Willie Stargell, L OBP: 0.545, SLG: 0.750	1-2 1B			K				FC4-6 1B		4	0	3	0	0	1	0																						
Dave Parker, L OBP: 0.326, SLG: 0.442	K				6-3			FC4-6 1-2		4	0	1	1	0	1	4																						
Richie Zisk, R OBP: 0.298, SLG: 0.349				K			FC5-4 1B		K	4	0	2	0	0	2	2																						
Manny Sanguillen, R OBP: 0.354, SLG: 0.356	F8		F5				FC5-4 1B		L5	4	0	0	0	0	0	3																						
Frank Taveras, R OBP: 0.275, SLG: 0.282										2	0	1	0	0	0	1	AB																					
Ed Kirkpatrick, L OBP: 1.000, SLG: 1.000	L4									1	0	1	0	0	0	0	R																					
Mario Mendoza, R OBP: 1.000, SLG: 1.000						G6-4-3 1B		FC4-6 1B		0	0	0	0	0	0	0	H																					
Bill Robinson, R OBP: 0.231, SLG: 0.250										1	0	1	0	0	0	0	RBI																					
Jim Rooker, R OBP: 0.250, SLG: 0.143										2	0	0	0	0	1	2	BB																					
Ed Ott, L	K									1	0	0	0	0	1	2	SO																					
Bob Moose, R										0	0	0	0	0	0	0	LOB																					
Bob Robertson, R										1	0	0	0	0	1	1																						
Inning Stats	R: 0 E: 0 K: 1 S: 6	H: 1 LOB: 2 BB: 1 P: 10	R: 0 E: 0 K: 1 S: 6	H: 1 LOB: 1 BB: 0 P: 6	R: 0 E: 0 K: 1 S: 5	H: 0 LOB: 0 BB: 0 P: 5	R: 0 E: 0 K: 2 S: 8	H: 1 LOB: 1 BB: 0 P: 8	R: 0 E: 0 K: 0 S: 3	H: 1 LOB: 0 BB: 0 P: 3	R: 0 E: 0 K: 0 S: 3	H: 1 LOB: 1 BB: 1 P: 7	R: 0 E: 0 K: 1 S: 7	H: 2 LOB: 2 BB: 0 P: 7	R: 1 E: 0 K: 1 S: 7	H: 2 LOB: 1 BB: 0 P: 7	R: 0 E: 0 K: 1 S: 6	H: 1 LOB: 1 BB: 0 P: 6	1B: 7 2B: 2 3B: 1 HR: 0	SF: 0 SAC: 0 DP: 2 HBP: 0	WP: 0 PB: 0 CS: 0	PA: 37																
PITCHER	IP	WLS	BF	H	R	ER	SO	BB	IBB	HBP	BLK	WP	HR	S	P	ERA	WHIP	PITCHER				IP	WLS	BF	H	R	ER	SO	BB	IBB	HBP	BLK	WP	HR	S	P	ERA	WHIP
Ed Halicki, R ERA: 4.4	(1, 1)	7.0	W	29	8	1	1	6	2	0	0	0	0	39	47	1.29	1.429																					
Gary Lavelle, L ERA:	(8, 1)	2.0	S	8	2	0	0	2	0	0	0	0	0	12	12	0.00	1.000																					

Pittsburgh Pirates @ San Francisco Giants
Candlestick Park, San Francisco, CA
Sat Apr 24 1976, 6:33 AM EST
Att: 9,222 - Unknown

AB 35
R 1
H 10
RBI 1
BB 2
SO 8
LOB 21



Batter	1	2	3	4	5	6	7	8	9	AB	R	H	RBI	BB	SO	LOB	BOTTOM																					
Von Joshua, L OBP: 0.316, SLG: 0.352	SF7 3B		4-3	E1		6-3				4	1	1	0	0	0	3																						
Derrel Thomas, S OBP: 0.377, SLG: 0.409	SF7			F3			F8			3	1	1	1	0	0	2																						
Bobby Murcer, L OBP: 0.453, SLG: 0.439	WP BB			1B WP			4-3			3	1	1	0	1	0	2																						
Gary Matthews, R OBP: 0.396, SLG: 0.717	WP BB			SF9 WP BB		1-3				2	0	0	0	2	1	0																						
Willie Montanez, L OBP: 0.294, SLG: 0.261	K			K		4-3				4	0	1	0	0	2	4																						
Chris Speier, R OBP: 0.400, SLG: 0.317	6-3			SF9		L7				3	0	0	1	0	1	3																						
Ken Reitz, R OBP: 0.396, SLG: 0.404				S 1B		5-3				4	0	1	0	0	1	2	AB																					
Mike Sadek, R OBP: 0.462, SLG: 0.583	F9					L8				3	0	0	0	0	0	1	R																					
Ed Halicki, R OBP: 0.600, SLG: 0.333										2	0	1	0	1	1	1	H																					
Gary Lavelle, S ERA:	(8, 1)									0	0	0	0	0	0	0	RBI																					
Inning Stats	R: 1 E: 0 K: 1 S: 6	H: 1 LOB: 2 BB: 2 P: 14	R: 0 E: 0 K: 1 S: 6	H: 1 LOB: 1 BB: 0 P: 6	R: 2 E: 0 K: 1 S: 7	H: 2 LOB: 1 BB: 1 P: 11	R: 0 E: 1 K: 0 S: 4	H: 0 LOB: 2 BB: 1 P: 8	R: 0 E: 0 K: 0 S: 3	H: 0 LOB: 0 BB: 0 P: 3	R: 0 E: 0 K: 0 S: 4	H: 1 LOB: 1 BB: 0 P: 4	R: 0 E: 0 K: 1 S: 5	H: 0 LOB: 0 BB: 0 P: 5	R: 0 E: 0 K: 2 S: 7	H: 1 LOB: 0 BB: 0 P: 7	R: 0 E: 0 K: 1 S: 6	H: 1 LOB: 1 BB: 0 P: 6	1B: 5 2B: 0 3B: 1 HR: 0	SF: 2 SAC: 0 DP: 0 HBP: 0	WP: 2 PB: 0 SB: 1 CS: 1	PA: 34																
PITCHER	IP	WLS	BF	H	R	ER	SO	BB	IBB	HBP	BLK	WP	HR	S	P	ERA	WHIP	PITCHER				IP	WLS	BF	H	R	ER	SO	BB	IBB	HBP	BLK	WP	HR	S	P	ERA	WHIP
Jim Rooker, L ERA: 4.5	(1, 1)	6.0	L	28	5	3	3	3	4	0	0	0	0	30	46	4.50	1.500																					
Bob Moose, R ERA:	(7, 1)	2.0		6	1	0	0	3	0	0	0	0	0	12	12	0.00	0.500																					

Pittsburgh Pirates @ San Francisco Giants
Candlestick Park, San Francisco, CA
Sat Apr 24 1976, 6:33 AM EST
Att: 9,222 - Unknown

AB 28
R 3
H 6
RBI 2
BB 4
SO 6
LOB 18



Batter	1	2	3	4	5	6	7	8	9	AB	R	H	RBI	BB	SO	LOB	TOP											
Rennie Stennett, R OBP: 0.321, SLG: 0.400										4	0	4	0	0	0	0	Pittsburgh Pirates @ San Francisco Giants Candlestick Park, San Francisco, CA Sun Apr 25 1976, 6:33 AM EDT Att: 23,700 - Unknown											
Manny Sanguillen, R OBP: 0.377, SLG: 0.537									4	0	0	0	0	0	5													
Al Oliver, L OBP: 0.405, SLG: 0.462										4	0	1	0	0	1													
Willie Stargell, L OBP: 0.521, SLG: 0.775										4	1	1	1	0	1													
Richie Zisk, R OBP: 0.275, SLG: 0.319										4	0	0	0	0	3													
Dave Parker, L OBP: 0.320, SLG: 0.426										4	1	1	0	0	1													
Richie Hebner, L OBP: 0.389, SLG: 0.333									2	1	1	0	1	1	0													
Frank Taveras, R OBP: 0.279, SLG: 0.286									3	0	1	2	0	0	1													
John Candelaria, L OBP: 0.250, SLG: 0.250									3	0	1	0	0	1	1													
Inning Stats	R: 0 E: 1 K: 0 S: 3	H: 1 LOB: 1 BB: 0 P: 3	R: 0 E: 0 K: 2 S: 7	H: 0 LOB: 0 BB: 0 P: 7	R: 0 E: 0 K: 2 S: 7	H: 0 LOB: 0 BB: 0 P: 7	R: 0 E: 0 K: 0 S: 3	H: 2 LOB: 1 BB: 0 P: 3	R: 3 E: 0 K: 1 S: 10	H: 6 LOB: 2 BB: 0 P: 10	R: 0 E: 0 K: 0 S: 3	H: 0 LOB: 1 BB: 1 P: 7	R: 0 E: 0 K: 1 S: 5	H: 0 LOB: 0 BB: 0 P: 5	R: 0 E: 0 K: 0 S: 3	H: 0 LOB: 0 BB: 0 P: 3	1B: 9 2B: 0 3B: 0 HR: 1	SF: 0 SAC: 0 DP: 2 HBP: 0	WP: 0 PB: 0 SB: 0 CS: 1	PA: 33								
PITCHER	IP	WLS	BF	H	R	ER	SO	BB	IBB	HBP	BLK	WP	HR	S	P	ERA	WHIP											
Mike Caldwell, L ERA: 6.92	(1, 1)	4.2	L	19	9	3	3	5	0	0	0	0	0	1	29	29	5.79	1.929										
Dave Heaverlo, R ERA: 3.38	(5, 1)	1.1		4	0	0	0	2	0	0	0	0	0	0	8	8	0.00	0.000										
Charlie Williams, R ERA: 3.0	(7, 1)	2.0		7	1	0	0	1	1	0	0	0	0	0	8	12	0.00	1.000										
Randy Moffitt, R ERA: 3.38	(9, 1)	1.0		3	0	0	0	0	0	0	0	0	0	0	3	3	0.00	0.000										

Batter	1	2	3	4	5	6	7	8	9	AB	R	H	RBI	BB	SO	LOB	BOTTOM										
Von Joshua, L OBP: 0.295, SLG: 0.328										4	0	0	0	0	1	0	Pittsburgh Pirates @ San Francisco Giants Candlestick Park, San Francisco, CA Sun Apr 25 1976, 6:33 AM EDT Att: 23,700 - Unknown										
Derrel Thomas, S OBP: 0.351, SLG: 0.375										4	0	0	0	0	1	0											
Bobby Murcer, L OBP: 0.456, SLG: 0.432										3	0	1	0	1	1	1											
Gary Matthews, R OBP: 0.365, SLG: 0.660										4	0	0	0	0	2	2											
Willie Montanez, L OBP: 0.296, SLG: 0.286										3	0	1	0	0	0	1											
Chris Speier, R OBP: 0.396, SLG: 0.302										2	0	0	0	1	0	1											
Ken Reitz, R OBP: 0.373, SLG: 0.380										3	0	0	0	0	0	2											
Mike Sadek, R OBP: 0.375, SLG: 0.467										3	0	0	0	0	1	2											
Mike Caldwell, R Dave Heaverlo, R Steve Ontiveros, S Charlie Williams, R Chris Arnold, R Randy Moffitt, R	(1, 1) (5, 1) (6, PH) (7, 1) (8, PH) (9, 1)									1 0 0 0 0 0 0 0 0	0 0 0 0 0 0 0 0 0	0 0 0 0 0 0 0 0 0	0 0 0 0 0 0 0 0 0	0 0 0 0 0 0 0 0 0	0 0 0 0 0 0 0 0 0	0 0 0 0 0 0 0 0 0	0 0 0 0 0 0 0 0 0										
Inning Stats	R: 0 E: 0 K: 1 S: 5	H: 1 LOB: 1 BB: 0 P: 5	R: 0 E: 0 K: 1 S: 5	H: 0 LOB: 0 BB: 0 P: 5	R: 0 E: 0 K: 0 S: 3	H: 0 LOB: 0 BB: 0 P: 3	R: 0 E: 0 K: 1 S: 5	H: 0 LOB: 0 BB: 0 P: 5	R: 0 E: 0 K: 2 S: 8	H: 1 LOB: 2 BB: 1 P: 12	R: 0 E: 0 K: 1 S: 5	H: 0 LOB: 0 BB: 0 P: 5	R: 0 E: 0 K: 0 S: 3	H: 0 LOB: 1 BB: 1 P: 7	R: 0 E: 1 K: 1 S: 5	H: 0 LOB: 1 BB: 0 P: 6	1B: 1 2B: 1 3B: 0 HR: 0	SF: 0 SAC: 0 DP: 0 HBP: 0	WP: 0 PB: 0 SB: 0 CS: 0	PA: 31							
PITCHER	IP	WLS	BF	H	R	ER	SO	BB	IBB	HBP	BLK	WP	HR	S	P	ERA	WHIP										
John Candelaria, L ERA: 1.38	(1, 1)	9.0	W	31	2	0	0	8	2	0	0	0	0	45	53	0.00	0.444										



Batter	1	2	3	4	5	6	7	8	9	AB	R	H	RBI	BB	SO	LOB	TOP										
Frank Taveras, R OBP: 0.277, SLG: 0.283 (1, 6)	6-3	FC6			FC9-6			2B		4	1	1	0	0	0	4	Pittsburgh Pirates @ Los Angeles Dodgers Dodger Stadium, Los Angeles, CA Mon Apr 26 1976, 7:05 PM PDT Att: 23,374 - Unknown										
Rennie Stennett, R OBP: 0.333, SLG: 0.426 (1, 4)	1B		5-3		5-3			2B		4	0	2	1	0	0	1											
Al Oliver, L OBP: 0.391, SLG: 0.442 (1, 8)	F8		4-3		G4-6-3			6-3		4	0	1	0	0	0	2											
Willie Stargell, L OBP: 0.500, SLG: 0.727 (1, 3)	F5		F5		G4-6-3			1-3		4	0	1	0	0	0	2											
Richie Zisk, R OBP: 0.273, SLG: 0.314 (1, 7)		G4-3		L5	G4-6-3			K		4	0	1	0	0	1	3											
Dave Parker, L OBP: 0.296, SLG: 0.392 (1, 9)	G4-3		3-1		G3			K		4	0	0	0	0	1	2											
Richie Hebner, L OBP: 0.375, SLG: 0.303 (1, 5)	1B	BB		F7			4-3	F7		3	0	0	0	1	0	0											
Duffy Dyer, R OBP: 0.286, SLG: 0.333 (1, 2)	1B	BB		F8			5-3	6-3		3	0	0	0	1	0	0											
Doc Medich, R OBP: 0.125, SLG: 0.125 (5, PH) Bill Robinson, R OBP: 0.206, SLG: 0.306 (5, 1) Kent Tekulve, R OBP: 0.111, SLG: 0.222 Tommy Helms, R OBP: 0.111, SLG: 0.222 Ramon Hernandez, S OBP: 0.111, SLG: 0.222 Larry Demery, R OBP: 0.111, SLG: 0.222 (8, 1)				FC6	FC9-6			1-3		1	0	1	0	0	0	0	P										
										1	0	1	0	0	0	0											
Inning Stats	R: 0 E: 0 K: 0 S: 4	H: 1 LOB: 1 BB: 0 P: 4	R: 0 E: 0 K: 0 S: 4	H: 2 LOB: 3 BB: 2 P: 12	R: 0 E: 0 K: 0 S: 3	H: 0 LOB: 0 BB: 0 P: 3	R: 0 E: 0 K: 0 S: 3	H: 0 LOB: 0 BB: 0 P: 3	R: 0 E: 0 K: 0 S: 4	H: 1 LOB: 1 BB: 0 P: 4	R: 0 E: 0 K: 0 S: 4	H: 2 LOB: 1 BB: 0 P: 4	R: 0 E: 0 K: 1 S: 7	H: 0 LOB: 0 BB: 0 P: 3	R: 1 E: 0 K: 1 S: 5	H: 2 LOB: 1 BB: 0 P: 7	R: 0 E: 0 K: 1 S: 5	H: 0 LOB: 0 BB: 0 P: 5	1B: 7 2B: 1 3B: 0 HR: 0	SF: 0 SAC: 0 DP: 2 HBP: 0	WP: 0 PB: 0 SB: 0 CS: 0	PA: 35					
PITCHER	IP	WLS	BF	H	R	ER	SO	BB	IBB	HBP	BLK	WP	HR	S	P	ERA	WHIP										
Tommy John, L ERA: 1.89 (1, 1)	7.0	W	29	8	1	1	0	2	0	0	0	0	0	27	35	1.29	1.429										
Mike Marshall, R ERA: 3.39 (8, 1)	2.0		6	0	0	0	2	0	0	0	0	0	0	10	10	0.00	0.000										

Batter	1	2	3	4	5	6	7	8	9	AB	R	H	RBI	BB	SO	LOB	BOTTOM										
Bill Buckner, L OBP: 0.306, SLG: 0.408 (1, 7)	S	CS		SH1-3		4-3		SH1-4		4	1	3	1	0	0	0	Pittsburgh Pirates @ Los Angeles Dodgers Dodger Stadium, Los Angeles, CA Mon Apr 26 1976, 7:05 PM PDT Att: 23,374 - Unknown										
Ted Sizemore, R OBP: 0.246, SLG: 0.219 (1, 4)	K	E6		SH1-3		1B		FC5-4		3	0	1	0	1	1	2											
John Hale, L OBP: 0.295, SLG: 0.243 (6, PH) Manny Mota, R OBP: 0.333, SLG: 0.250 (8, PR) Glenn Burke, R (9, 8)	F8	F7		F5		F7		FC5-4		4	0	0	0	0	0	4											
Steve Garvey, R OBP: 0.324, SLG: 0.328 (1, 3)	HR		4-3	4-3		K		FC5-4		5	2	2	2	0	1	4											
Ron Cey, R OBP: 0.441, SLG: 0.434 (1, 5)	HR		4-3		K		F9	G1		5	1	1	2	0	1	3											
Joe Ferguson, R OBP: 0.291, SLG: 0.306 (1, 2)	1B		1B	BB		5-3		6-3		3	0	1	0	1	0	0											
Henry Cruz, L OBP: 0.412, SLG: 0.500 (9, 9)	F5		1B		E3		F9			4	0	1	1	0	0	1											
Bill Russell, R OBP: 0.353, SLG: 0.313 (1, 6)		SH3-4	BLK		E6			SH1-4		3	2	2	0	1	0	1											
Tommy John, R OBP: 0.167, SLG: 0.167 (1, 1) Mike Marshall, R (8, 1)	SH3-4		4-3		K			1B		2	0	0	0	0	1	4											
								FC5-4		0	1	0	0	1	0	0	Dodgers										
										1B: 9 2B: 2 3B: 0 HR: 1	SF: 0 SAC: 3 DP: 0 HBP: 0	WP: 0 PB: 0 SB: 1 CS: 1	PA: 41														
Inning Stats	R: 3 E: 0 K: 1 S: 9	H: 4 LOB: 1 BB: 0 P: 9	R: 1 E: 1 K: 0 S: 5	H: 2 LOB: 1 BB: 0 P: 5	R: 1 E: 0 K: 0 S: 4	H: 2 LOB: 2 BB: 2 P: 12	R: 0 E: 0 K: 0 S: 4	H: 1 LOB: 1 BB: 0 P: 4	R: 0 E: 2 K: 2 S: 9	H: 0 LOB: 2 BB: 0 P: 9	R: 0 E: 0 K: 1 S: 6	H: 1 LOB: 1 BB: 0 P: 6	R: 0 E: 0 K: 0 S: 3	H: 0 LOB: 0 BB: 0 P: 3	R: 2 E: 0 K: 0 S: 5	H: 2 LOB: 2 BB: 2 P: 13	R: 0 E: 0 K: 0 S: 5	H: 0 LOB: 0 BB: 0 P: 5	1B: 9 2B: 2 3B: 0 HR: 1	SF: 0 SAC: 3 DP: 0 HBP: 0	WP: 0 PB: 0 SB: 1 CS: 1	PA: 41					
PITCHER	IP	WLS	BF	H	R	ER	SO	BB	IBB	HBP	BLK	WP	HR	S	P	ERA	WHIP										
Doc Medich, R ERA: 3.81 (1, 1)	4.0	L	22	9	5	5	1	1	0	0	0	0	0	15	15	0.00	0.500										
Kent Tekulve, R ERA: 4.29 (5, 1)	2.0		9	1	0	0	3	0	0	0	0	0	0	15	15	0.00	0.500										
Ramon Hernandez, L ERA: 4.5 (7, 1)	1.1		8	2	2	2	0	1	1	0	0	0	0	6	14	13.50	2.250										
Larry Demery, R ERA: 1.35 (8, 1)	0.2		2	0	0	0	0	0	0	0	0	0	0	2	2	0.00	0.000										

Batter	1	2	3	4	5	6	7	8	9	AB	R	H	RBI	BB	SO	LOB	TOP								
Rennie Stennett, R OBP: 0.311, SLG: 0.397 Mario Mendoza, R OBP: 1.000, SLG: 1.000	5-3		K	5-3			6-3		1B	4	0	0	0	0	1	0	Pittsburgh Pirates @ Los Angeles Dodgers Dodger Stadium, Los Angeles, CA Tue Apr 27 1976, 7:05 PM PDT Att: 21,612 - Unknown livebaseballscorecards.com								
Manny Sanguillen, R OBP: 0.351, SLG: 0.370	1B		2B	1B			F9		1-3	5	1	3	0	0	0	2									
Bill Robinson, R OBP: 0.333, SLG: 0.353			2B	1B			F7		F8	4	1	2	0	0	0	1									
Bob Robertson, R OBP: 0.250, SLG: 0.273	K		1B	2B			F7		F4	4	0	1	2	0	1	3									
Richie Zisk, R OBP: 0.254, SLG: 0.291	F7		K				K		5-3	4	0	0	0	0	2	4									
Dave Parker, L OBP: 0.293, SLG: 0.382							F8		4-3	4	0	1	0	0	0	0									
Richie Hebner, L OBP: 0.386, SLG: 0.306							P3		FC6-4 HBP	3	0	1	0	0	0	2									
Frank Taveras, R OBP: 0.255, SLG: 0.260							P2		FC6-4 2B	4	1	0	0	0	0	2									
Bruce Kison, R Tommy Helms, R (7, PH) Kent Tekulve, R (7, PH) Duffy Dyer, R (9, PH) OBP: 0.375, SLG: 0.571	1-3						K		1B 2B	2	0	0	0	0	0	1									
Inning Stats	R: 0 E: 0 K: 1 S: 7	H: 2 LOB: 2 BB: 0 P: 7	R: 0 E: 0 K: 0 S: 4	H: 1 LOB: 1 BB: 0 P: 4	R: 2 E: 0 K: 2 S: 11	H: 4 LOB: 2 BB: 0 P: 11	R: 0 E: 0 K: 0 S: 3	H: 0 LOB: 0 BB: 0 P: 3	R: 0 E: 0 K: 1 S: 6	H: 1 LOB: 1 BB: 0 P: 6	R: 0 E: 0 K: 0 S: 3	H: 0 LOB: 0 BB: 0 P: 3	R: 0 E: 0 K: 0 S: 5	H: 0 LOB: 0 BB: 0 P: 5	R: 0 E: 0 K: 0 S: 3	H: 0 LOB: 0 BB: 0 P: 3	R: 1 E: 0 K: 0 S: 5	H: 2 LOB: 2 BB: 0 P: 6	1B: 7 2B: 3 3B: 0 HR: 0	SF: 0 SAC: 0 DP: 0 HBP: 1	WP: 0 PB: 0 SB: 0 CS: 0	PA: 38			
PITCHER	IP	WLS	BF	H	R	ER	SO	BB	IBB	HBP	BLK	WP	HR	S	P	ERA	WHIP								
Doug Rau, L ERA: 2.36 Charlie Hough, R ERA: 2.25	(1, 1)	8.2	W	37	10	3	3	5	0	0	1	0	0	46	47	3.12	1.154								

Batter	1	2	3	4	5	6	7	8	9	AB	R	H	RBI	BB	SO	LOB	BOTTOM								
Bill Buckner, L OBP: 0.303, SLG: 0.427	F7		F9	1B			3-1			4	1	1	1	0	0	2	Pittsburgh Pirates @ Los Angeles Dodgers Dodger Stadium, Los Angeles, CA Tue Apr 27 1976, 7:05 PM PDT Att: 21,612 - Unknown livebaseballscorecards.com								
Ted Sizemore, R OBP: 0.274, SLG: 0.250			1B	BB			5-3			4	1	3	2	0	0	0									
John Hale, L OBP: 0.292, SLG: 0.225			1B	BB			4-3			3	0	0	0	1	1	2									
Steve Garvey, R OBP: 0.320, SLG: 0.324	1-3		1B	BB			4-3			4	0	1	1	0	0	1									
Ron Cey, R OBP: 0.431, SLG: 0.421			K	FC5-4			K		1B	4	0	1	1	0	2	2									
Henry Cruz, L OBP: 0.381, SLG: 0.444	4-3		L3				F4		1B	4	0	1	0	0	0	2									
Steve Yeager, R OBP: 0.316, SLG: 0.412	K						F9		K	4	0	0	0	0	2	2									
Bill Russell, R OBP: 0.342, SLG: 0.306				SH			F7		K	4	1	1	0	0	1	2									
Doug Rau, L Charlie Hough, R OBP: 0.444, SLG: 0.333 ERA: 2.24			SH	1B			1-3			2	2	1	0	0	0	0									
Inning Stats	R: 0 E: 0 K: 0 S: 4	H: 1 LOB: 1 BB: 0 P: 4	R: 0 E: 0 K: 2 S: 7	H: 0 LOB: 0 BB: 0 P: 7	R: 3 E: 1 K: 0 S: 7	H: 3 LOB: 2 BB: 1 P: 11	R: 2 E: 0 K: 1 S: 8	H: 3 LOB: 1 BB: 0 P: 8	R: 0 E: 0 K: 1 S: 5	H: 0 LOB: 0 BB: 0 P: 5	R: 0 E: 0 K: 0 S: 3	H: 0 LOB: 0 BB: 0 P: 3	R: 0 E: 0 K: 0 S: 3	H: 0 LOB: 0 BB: 0 P: 3	R: 0 E: 0 K: 2 S: 9	H: 2 LOB: 2 BB: 0 P: 9	1B: 8 2B: 0 3B: 1 HR: 0	SF: 0 SAC: 1 DP: 0 HBP: 0	WP: 0 PB: 0 SB: 0 CS: 0	PA: 35					
PITCHER	IP	WLS	BF	H	R	ER	SO	BB	IBB	HBP	BLK	WP	HR	S	P	ERA	WHIP								
Bruce Kison, R Kent Tekulve, R ERA: 7.24 ERA: 3.24	(1, 1)	6.0	L	27	7	5	3	4	1	0	0	0	0	34	38	4.50	1.333								

Batter	1	2	3	4	5	6	7	8	9	AB	R	H	RBI	BB	SO	LOB	TOP					
Rennie Stennett, R OBP: 0.308, SLG: 0.377 (1, 4)	0-3 K		0-0 4		4-0 FC6-4 BB			0-0 G3		3	0	0	0	1	1	1	Pittsburgh Pirates @ Los Angeles Dodgers Dodger Stadium, Los Angeles, CA Wed Apr 28 1976, 7:05 PM PDT Att: 22,769 - Unknown livebaseballscorecards.com					
Manny Sanguillen, R OBP: 0.328, SLG: 0.345 (1, 2)	0-3 K			0-3 K	0-0 FC6-4			0-0 4-3		4	0	0	0	0	2	2						
Richie Hebner, L OBP: 0.396, SLG: 0.400 (1, 5)	0-0 1B			0-0 HR		0-0 F8		0-0 F6		4	1	2	1	0	0	0						
Dave Parker, L OBP: 0.290, SLG: 0.373 (1, 9)	0-3 K			0-0 1B		0-3 K		0-0 G3		4	0	1	0	0	2	1						
Bob Robertson, R OBP: 0.188, SLG: 0.200 (1, 3)		0-0 F7		0-0 F8		0-0 4-3		0-0 F3		4	0	0	0	0	0	1						
Ed Kirkpatrick, L OBP: 0.400, SLG: 0.400 (1, 7)		0-3 K2-3		0-0 F8			0-0 F7		0-0 1B	4	0	1	0	0	1	1						
Bill Robinson, R OBP: 0.364, SLG: 0.429 (1, 8)		0-3 K			0-0 CS 1B		0-0 2B		0-3 K	4	0	2	0	0	2	1						
Frank Taveras, R OBP: 0.241, SLG: 0.245 (1, 6)			0-0 1-3		0-3 K		0-0 5-3			3	0	0	0	0	1	2						
Jerry Reuss, L OBP: 0.429, SLG: 0.417 (1, 1)			4-0 BB		0-0 6-3		0-0 4-3			2	0	0	0	1	0	2						
Inning Stats	R: 0 E: 0 K: 3 S: 10	H: 1 LOB: 1 BB: 0 P: 10	R: 0 E: 0 K: 2 S: 7	H: 0 LOB: 0 BB: 0 P: 7	R: 0 E: 0 K: 0 S: 2	H: 0 LOB: 0 BB: 1 P: 6	R: 1 E: 0 K: 1 S: 7	H: 2 LOB: 1 BB: 0 P: 7	R: 0 E: 0 K: 1 S: 6	H: 1 LOB: 2 BB: 1 P: 10	R: 0 E: 0 K: 0 S: 5	H: 0 LOB: 0 BB: 0 P: 5	R: 0 E: 0 K: 0 S: 4	H: 1 LOB: 1 BB: 0 P: 4	R: 0 E: 0 K: 0 S: 3	H: 0 LOB: 0 BB: 0 P: 3	R: 0 E: 0 K: 1 S: 6	H: 1 LOB: 1 BB: 0 P: 6	1B: 4 2B: 2 3B: 0 HR: 1	SF: 0 SAC: 0 DP: 1 HBP: 0	WP: 0 PB: 0 SB: 0 CS: 1	PA: 34
PITCHER Burt Hooton, R ERA: 4.56 (1, 1)	IP: 9.0 WLS: W BF: 34 H: 6 R: 1 ER: 1 SO: 9 BB: 2 IBB: 0 HBP: 0 BLK: 0 WP: 0 HR: 1 S: 50 P: 58 ERA: 1.00 WHIP: 0.889															PITCHER						

Batter	1	2	3	4	5	6	7	8	9	AB	R	H	RBI	BB	SO	LOB	BOTTOM			
Bill Buckner, L OBP: 0.288, SLG: 0.405 (1, 7)	0-0 4-3		0-0 4-3		0-0 1-3			0-0 FC2-6		4	0	0	0	0	0	1	Pittsburgh Pirates @ Los Angeles Dodgers Dodger Stadium, Los Angeles, CA Wed Apr 28 1976, 7:05 PM PDT Att: 22,769 - Unknown livebaseballscorecards.com			
Glenn Burke, R (8, FR) (9, 7)								1-2 1B		0	0	0	0	0	0	0				
Ted Sizemore, R OBP: 0.280, SLG: 0.236 (1, 4)	0-0 F8		0-0 E6		0-0 G4-6-3		0-0 F6		0-0 F6	4	0	0	0	0	0	1				
Dusty Baker Jr., R OBP: 0.300, SLG: 0.364 (1, 8)	0-0 4-3		0-3 K		0-0 F6		0-0 4-3		0-0 4-3	4	0	0	0	0	1	3				
Steve Garvey, R OBP: 0.316, SLG: 0.319 (1, 3)		0-0 1-3		0-0 1B		0-0 G4-6-3		0-0 F4		4	0	1	0	0	0	1				
Ron Cey, R OBP: 0.434, SLG: 0.475 (1, 5)		0-0 1B E 1B		0-0 F7		0-0 5-3		0-0 HR		4	2	2	1	0	0	1				
Joe Ferguson, R OBP: 0.276, SLG: 0.288 (1, 9)		0-0 F8		0-0 F9		0-0 4-3				3	0	0	0	0	0	2				
Steve Yeager, R OBP: 0.341, SLG: 0.432 (1, 2)		0-0 E9 1B		0-0 L6		0-0 1B				3	0	2	0	0	0	1				
Rick Auerbach, R (1, 6)		0-0 5-3			0-0 4-3		0-3 K			3	0	0	0	0	1	2				
Burt Hooton, R OBP: 0.250, SLG: 0.143 (1, 1)			0-0 F2		0-0 G3		4-0 FC2-6 BB			2	0	0	0	1	0	0				
Inning Stats	R: 0 E: 0 K: 0 S: 3	H: 0 LOB: 0 BB: 0 P: 3	R: 1 E: 1 K: 0 S: 5	H: 2 LOB: 1 BB: 0 P: 5	R: 0 E: 1 K: 1 S: 6	H: 0 LOB: 1 BB: 0 P: 6	R: 0 E: 0 K: 0 S: 4	H: 1 LOB: 1 BB: 0 P: 4	R: 0 E: 0 K: 0 S: 3	H: 0 LOB: 0 BB: 0 P: 3	R: 0 E: 0 K: 0 S: 6	H: 1 LOB: 1 BB: 0 P: 6	R: 0 E: 0 K: 1 S: 3	H: 0 LOB: 1 BB: 1 P: 7	R: 0 E: 0 K: 0 S: 2	H: 1 LOB: 0 BB: 0 P: 2	1B: 4 2B: 0 3B: 0 HR: 1	SF: 0 SAC: 0 DP: 1 HBP: 0	WP: 0 PB: 0 SB: 1 CS: 0	PA: 32
PITCHER Jerry Reuss, L ERA: 4.18 (1, 1)	IP: 8.1 WLS: L BF: 32 H: 5 R: 2 ER: 1 SO: 2 BB: 1 IBB: 0 HBP: 0 BLK: 0 WP: 0 HR: 1 S: 35 P: 39 ERA: 1.08 WHIP: 0.720															PITCHER				

Batter	1	2	3	4	5	6	7	8	9	AB	R	H	RBI	BB	SO	LOB	TOP										
Rennie Stennett, R (1.4) OBP: 0.329, SLG: 0.439										5	2	3	2	0	0	1											
Ed Kirkpatrick, L (1.8) OBP: 0.500, SLG: 0.375										3	0	1	0	2	0	1											
Richie Hebner, L (1.5) OBP: 0.396, SLG: 0.400										5	0	2	0	0	1	4											
Willie Stargell, L (1.3) OBP: 0.509, SLG: 0.708										4	0	2	1	1	0	3											
Dave Parker, L (1.9) OBP: 0.284, SLG: 0.406										5	1	1	1	0	1	4											
Richie Zisk, R (1.7) OBP: 0.286, SLG: 0.339										4	0	3	0	0	0	2											
Manny Sanguillen, R (1.2) OBP: 0.330, SLG: 0.344										3	1	1	0	1	0	2											
Frank Taveras, R (1.6) OBP: 0.224, SLG: 0.228										4	0	0	0	0	1	3											
Jim Rooker, R (1.1) OBP: 0.143, SLG: 0.143										3	0	1	0	0	1	0											
Ramon Hernandez, S (9.1)										0	0	0	0	0	0	0											
Bob Moose, R (9.1) OBP: 1.000, SLG: 2.000										0	0	0	0	0	0	0											
Inning Stats	R: 1 E: 0 K: 2 S: 10	H: 3 LOB: 2 BB: 0 P: 10	R: 1 E: 0 K: 0 S: 5	H: 2 LOB: 2 BB: 1 P: 9	R: 0 E: 0 K: 0 S: 4	H: 2 LOB: 2 BB: 1 P: 8	R: 0 E: 0 K: 1 S: 6	H: 1 LOB: 2 BB: 1 P: 10	R: 0 E: 0 K: 0 S: 3	H: 1 LOB: 0 BB: 0 P: 3	R: 0 E: 0 K: 1 S: 6	H: 1 LOB: 1 BB: 0 P: 6	R: 1 E: 0 K: 0 S: 5	H: 3 LOB: 1 BB: 0 P: 5	R: 1 E: 0 K: 0 S: 4	H: 1 LOB: 0 BB: 0 P: 4	R: 0 E: 0 K: 0 S: 2	H: 0 LOB: 0 BB: 1 P: 6	1B: 11 2B: 1 3B: 0 HR: 2	SF: 0 SAC: 1 DP: 4 HBP: 0	WP: 0 PA: 41						
PITCHER	IP	WLS	BF	H	R	ER	SO	BB	IBB	HBP	BLK	WP	HR	S	P	ERA	WHIP										
Dan Spillner, R (1.1) ERA: 2.81	6.2	L	33	13	3	3	4	2	1	0	0	0	1	38	50	4.05	2.250										
Mike Dupree, R (7.1) ERA: 5.91	1.1		5	1	1	1	0	0	0	0	0	0	1	5	5	6.75	0.750										
Dave Tomlin, L (9.1) ERA:	1.0		3	0	0	0	0	1	0	0	0	0	0	2	6	0.00	1.000										

Pittsburgh Pirates @ San Diego Padres
San Diego Stadium, San Diego, CA
Fri Apr 30 1976, 10:05 PM EDT
Att: 17,010 - Unknown

AB 36
R 4
H 14
RBI 4
BB 4
SO 4
LOB 20

Batter	1	2	3	4	5	6	7	8	9	AB	R	H	RBI	BB	SO	LOB	BOTTOM										
Jerry Turner, L (1.7) OBP: 0.483, SLG: 0.692										4	1	1	0	0	0	0											
Enzo Hernandez, R (1.6) OBP: 0.526, SLG: 0.500										3	0	1	0	0	0	0											
Tito Fuentes, S (9. PH) OBP: 0.333, SLG: 0.367										0	0	0	1	0	0	0											
Willie Davis, L (1.8) OBP: 0.299, SLG: 0.427										4	0	1	0	0	0	1											
Doug Rader, R (1.5) OBP: 0.436, SLG: 0.458										3	0	0	1	0	0	1											
Dave Winfield, R (1.9) OBP: 0.338, SLG: 0.354										3	1	0	0	1	0	2											
Mike Ivie, R (1.3) OBP: 0.250, SLG: 0.314										3	0	1	0	0	0	0											
Ted Kubiak, S (1.4) OBP: 0.357, SLG: 0.324										3	0	0	1	0	0	1											
Fred Kendall, R (1.2) OBP: 0.283, SLG: 0.200										3	0	0	0	0	0	0											
Dan Spillner, R (1.1) ERA: 3.15										2	0	0	0	0	1	0											
Ramon Hernandez, L (9.1) ERA: 5.68										0	0	0	0	0	0	0											
Merv Rettenmund, R (9. PH) OBP: 0.500, SLG: 0.417										1	1	1	0	0	0	0											
Inning Stats	R: 0 E: 0 K: 0 S: 3	H: 0 LOB: 0 BB: 0 P: 3	R: 1 E: 1 K: 0 S: 3	H: 1 LOB: 0 BB: 1 P: 7	R: 0 E: 0 K: 0 S: 3	H: 0 LOB: 0 BB: 0 P: 3	R: 0 E: 0 K: 0 S: 3	H: 0 LOB: 0 BB: 0 P: 3	R: 0 E: 0 K: 1 S: 5	H: 0 LOB: 0 BB: 0 P: 5	R: 0 E: 0 K: 0 S: 4	H: 1 LOB: 1 BB: 0 P: 4	R: 0 E: 0 K: 0 S: 3	H: 0 LOB: 0 BB: 0 P: 3	R: 0 E: 0 K: 0 S: 6	H: 3 LOB: 1 BB: 0 P: 6	R: 2 E: 0 K: 0 S: 6	H: 3 LOB: 1 BB: 0 P: 6	1B: 5 2B: 0 3B: 0 HR: 0	SF: 2 SAC: 0 DP: 0 HBP: 0	WP: 0 PA: 33						
PITCHER	IP	WLS	BF	H	R	ER	SO	BB	IBB	HBP	BLK	WP	HR	S	P	ERA	WHIP										
Jim Rooker, L (1.1) ERA: 3.15	8.0	W	27	3	2	1	1	0	0	0	0	0	0	28	32	1.12	0.500										
Ramon Hernandez, L (9.1) ERA: 5.68	0.1		3	2	0	0	0	0	0	0	0	0	0	3	3	0.00	6.000										
Bob Moose, R (9.1) ERA:	0.2	S	2	0	1	1	0	0	0	0	0	0	0	2	2	13.50	0.000										

Pittsburgh Pirates @ San Diego Padres
San Diego Stadium, San Diego, CA
Fri Apr 30 1976, 10:05 PM EDT
Att: 17,010 - Unknown

AB 29
R 3
H 5
RBI 3
BB 1
SO 1
LOB 5

Batter	1	2	3	4	5	6	7	8	9	AB	R	H	RBI	BB	SO	LOB	TOP										
Rennie Stennett, R OBP: 0.307, SLG: 0.408	4-1	FC6-4	1-3			6-3		F8		5	0	0	0	0	0	4											
Ed Kirkpatrick, L OBP: 0.500, SLG: 0.364 Bill Robinson, R OBP: 0.391, SLG: 0.429	1B		1B BB	K		F7		HR BB		3	1	1	0	1	1	0											
Richie Hebner, L OBP: 0.379, SLG: 0.380	F9		1B 2B	K			F8	F5		5	1	1	0	0	1	2											
Willie Stargell, L OBP: 0.500, SLG: 0.673	F8		2B HR 1B	K			4-3	HR IBB		4	2	1	1	1	1	1											
Dave Parker, L OBP: 0.319, SLG: 0.536		2B 1B	HR 2B		K		HR	HR		5	4	4	5	0	1	0											
Richie Zisk, R OBP: 0.309, SLG: 0.413		2B	HR				K	5-3		4	1	2	4	1	1	0											
Manny Sanguillen, R OBP: 0.314, SLG: 0.318	4-3		4-3		F2			F9		5	0	0	0	0	0	2											
Frank Taveras, R OBP: 0.226, SLG: 0.217	F7		F4		F9			SH3 BB		3	0	0	0	1	0	2											
John Candelaria, L OBP: 0.429, SLG: 0.200 Larry Demery, R Ramon Hernandez, S Bob Moose, R OBP: 1.000, SLG: 2.000		FC6-4 BB				6-3		SH3		1	0	0	0	2	0	0											
Inning Stats	R: 0 E: 0 K: 0 S: 4	H: 1 LOB: 1 BB: 0 P: 4	R: 1 E: 0 K: 0 S: 5	H: 2 LOB: 2 BB: 1 P: 9	R: 5 E: 0 K: 0 S: 7	H: 4 LOB: 1 BB: 2 P: 15	R: 0 E: 0 K: 3 S: 9	H: 0 LOB: 0 BB: 0 P: 9	R: 0 E: 0 K: 1 S: 5	H: 0 LOB: 1 BB: 1 P: 9	R: 0 E: 0 K: 0 S: 3	H: 0 LOB: 0 BB: 0 P: 3	R: 1 E: 0 K: 1 S: 6	H: 1 LOB: 0 BB: 0 P: 6	R: 0 E: 0 K: 0 S: 3	H: 0 LOB: 1 BB: 1 P: 7	R: 3 E: 0 K: 0 S: 4	H: 1 LOB: 2 BB: 2 P: 12	1B: 4 2B: 2 3B: 0 HR: 3	SF: 0 SAC: 1 DP: 0 HBP: 0	WP: 1 PB: 1 CS: 0	PA: 43					
PITCHER	IP	WLS	BF	H	R	ER	SO	BB	IBB	HBP	BLK	WP	HR	S	P	ERA	WHIP										
Bill Greif, R ERA: 7.71	2.0	L	14	6	5	5	0	2	0	0	0	0	0	12	20	22.50	4.000										
Brent Strom, L ERA: 3.91	3.0		12	1	1	1	4	2	0	0	0	0	1	18	26	3.00	1.000										
Rich Folkers, L ERA: 2.35	1.0		3	0	0	0	0	0	0	0	0	0	0	3	3	0.00	0.000										
Alan Foster, R ERA: 1.98	2.0		8	1	1	1	1	1	0	0	0	0	1	9	13	4.50	1.000										
Dave Tomlin, L ERA: 2.89	1.0		6	1	3	3	0	1	1	0	0	1	1	4	12	27.00	2.000										

Pittsburgh Pirates @ San Diego Padres
San Diego Stadium, San Diego, CA
Sat May 01 1976, 10:05 PM EDT
Att: 21,773 - Unknown

AB 35
R 10
H 9
RBI 10
BB 7
SO 5
LOB 11



Batter	1	2	3	4	5	6	7	8	9	AB	R	H	RBI	BB	SO	LOB	BOTTOM										
Jerry Turner, L OBP: 0.471, SLG: 0.667	2B		4-3		K		F7		F8 1B BB	4	1	1	0	1	1	2											
Tito Fuentes, S OBP: 0.357, SLG: 0.389	L7				1B		G3		1B 1B 1B	5	0	3	1	0	0	1											
Willie Davis, L OBP: 0.305, SLG: 0.438	K		4-3		1B				F8	5	1	2	1	0	1	4											
Doug Rader, R OBP: 0.417, SLG: 0.434	F7				F9		F7		K	5	0	1	0	0	1	5											
Dave Winfield, R OBP: 0.341, SLG: 0.357		S 1B			K		F7		1B	5	0	2	1	0	1	1											
Mike Ivie, R OBP: 0.282, SLG: 0.339	F3				5-3				F9	5	1	2	0	0	0	1											
Hector Torres, R OBP: 0.348, SLG: 0.516			G6-4-3 1B		CI 1B				1-3	4	2	3	2	0	0	3											
Fred Kendall, R OBP: 0.281, SLG: 0.204		G6-4-3			1B 1B		F7		F9	4	1	1	0	0	0	3											
Bill Greif, R Brent Strom, R Ted Kubiak, S Rich Folkers, L Merv Rettenmund, R Alan Foster, R Willie McCovey, L Dave Tomlin, L					6-3		F8		L4	0	0	0	0	0	0	0											
Inning Stats	R: 0 E: 0 K: 1 S: 6	H: 1 LOB: 1 BB: 0 P: 6	R: 0 E: 0 K: 0 S: 4	H: 2 LOB: 0 BB: 0 P: 4	R: 0 E: 0 K: 1 S: 5	H: 0 LOB: 0 BB: 0 P: 5	R: 2 E: 0 K: 1 S: 7	H: 3 LOB: 2 BB: 0 P: 9	R: 2 E: 0 K: 0 S: 5	H: 2 LOB: 1 BB: 0 P: 5	R: 0 E: 0 K: 0 S: 4	H: 1 LOB: 1 BB: 0 P: 4	R: 1 E: 0 K: 1 S: 8	H: 3 LOB: 3 BB: 1 P: 12	1B: 11 2B: 3 3B: 0 HR: 1	SF: 0 SAC: 0 DP: 1 HBP: 0	WP: 0 PB: 0 CS: 0	PA: 43									
PITCHER	IP	WLS	BF	H	R	ER	SO	BB	IBB	HBP	BLK	WP	HR	S	P	ERA	WHIP										
John Candelaria, L ERA: 2.29	6.2	W	31	11	5	3	4	0	0	0	0	0	0	39	39	4.05	1.650										
Larry Demery, R ERA: 1.17	1.0		4	1	0	0	0	0	0	0	1	0	0	4	4	0.00	1.000										
Ramon Hernandez, L ERA: 6.43	0.2		4	1	1	1	0	1	0	0	0	0	0	3	7	13.50	3.000										
Bob Moose, R ERA:	0.2		4	2	0	0	1	0	0	0	0	0	0	6	6	0.00	3.000										

Pittsburgh Pirates @ San Diego Padres
San Diego Stadium, San Diego, CA
Sat May 01 1976, 10:05 PM EDT
Att: 21,773 - Unknown

AB 41
R 6
H 15
RBI 5
SO 5
LOB 23



Batter	1	2	3	4	5	6	7	8	9	AB	R	H	RBI	BB	SO	LOB	TOP
Rennie Stennett, R (1,4) OBP: 0.291, SLG: 0.387	E6 FC4-6		L8			6-3		FC6-4 1-2f		4	0	0	0	0	0	1	
Manny Sanguillen, R (1,2) OBP: 0.324, SLG: 0.343	FC4-6 G6-4-3 1-2f					F7		6-3 2B		4	2	2	0	0	0	1	
Bill Robinson, R (1,8) OBP: 0.370, SLG: 0.400	G6-4-3 1-2f					5-3		6-3 2-3		4	0	1	0	0	0	2	
Willie Stargell, L (1,3) OBP: 0.470, SLG: 0.625			F9			F5		F9		4	0	0	0	0	1	3	
Richie Zisk, R (1,7) OBP: 0.319, SLG: 0.439						6-3				3	0	2	2	0	0	0	
Dave Parker, L (1,9) OBP: 0.303, SLG: 0.507						4-3		3-H P3		4	0	0	0	0	0	3	
Richie Hebner, L (1,5) OBP: 0.361, SLG: 0.358			G3			G3				3	0	0	0	0	0	1	
Mario Mendoza, R (1,6) OBP: 0.500, SLG: 0.500						F9				2	0	0	0	0	0	0	
Al Oliver, L (8, PH) OBP: 0.383, SLG: 0.432										1	0	0	0	0	0	0	
Dave Giusti, R (8,1)										0	0	0	0	0	0	0	
Doc Medich, R (1,1) OBP: 0.100, SLG: 0.100						4-3				2	0	0	0	0	0	0	
Kent Tekulve, R (6,1)										0	0	0	0	0	0	0	
Ramon Hernandez, S (7,1)										0	0	0	0	0	0	0	
Tommy Helms, R (8, PH) OBP: 0.182, SLG: 0.273										1	0	1	0	0	0	0	
Inning Stats	R: 0 E: 1 K: 0 S: 3	H: 0 LOB: 0 BB: 0 P: 3	R: 0 E: 0 K: 0 S: 4	H: 1 LOB: 1 BB: 0 P: 4	R: 0 E: 0 K: 0 S: 3	H: 0 LOB: 0 BB: 0 P: 3	R: 0 E: 0 K: 0 S: 3	H: 0 LOB: 0 BB: 0 P: 3	R: 1 E: 0 K: 0 S: 5	H: 2 LOB: 1 BB: 0 P: 5	R: 0 E: 0 K: 1 S: 4	H: 1 LOB: 1 BB: 0 P: 4	R: 1 E: 0 K: 1 S: 7	H: 2 LOB: 1 BB: 0 P: 7	1B: 4 2B: 2 3B: 0 HR: 0	SF: 1 SAC: 0 DP: 1 HBP: 0	WP: 0 PA: 33 PB: 0 SB: 0 CS: 0
PITCHER Randy Jones, L (1,1) ERA: 2.91	IP: 9.0 WLS: W BF: 33 H: 6 R: 2 ER: 2 SO: 1 BB: 0 IBB: 0 HBP: 0 BLK: 0 WP: 0 HR: 0 S: 35 P: 35 ERA: 2.00 WHIP: 0.667																

Pittsburgh Pirates @ San Diego Padres
San Diego Stadium, San Diego, CA
Sun May 02 1976, 6:33 AM EDT
Att: 21,702 - Unknown

AB	32
R	2
H	6
RBI	2
BB	0
SO	1
LOB	11



Batter	1	2	3	4	5	6	7	8	9	AB	R	H	RBI	BB	SO	LOB	BOTTOM
Jerry Turner, L (1,7) OBP: 0.474, SLG: 0.706	1-3									4	1	2	0	0	0	0	
Tito Fuentes, S (1,4) OBP: 0.350, SLG: 0.379	F8									4	0	1	0	0	0	1	
Willie Davis, L (1,8) OBP: 0.314, SLG: 0.464	F8									4	1	2	1	0	0	1	
Willie McCovey, L (1,3) OBP: 0.294, SLG: 0.233										3	1	1	0	1	0	2	
Mike Ivie, R (8,3) OBP: 0.262, SLG: 0.339										0	0	0	0	0	0	0	
Doug Rader, R (1,5) OBP: 0.406, SLG: 0.474										4	1	1	3	0	0	2	
Dave Winfield, R (1,9) OBP: 0.348, SLG: 0.356										3	0	1	0	1	0	0	
Hector Torres, R (1,6) OBP: 0.356, SLG: 0.507										3	0	1	0	1	1	3	
Fred Kendall, R (1,2) OBP: 0.295, SLG: 0.212										3	0	1	0	1	0	1	
Randy Jones, R (1,1)										4	0	0	0	0	2	5	
Inning Stats	R: 0 E: 0 K: 0 S: 3	H: 1 LOB: 1 BB: 1 P: 7	R: 0 E: 0 K: 1 S: 5	H: 1 LOB: 1 BB: 0 P: 5	R: 0 E: 0 K: 0 S: 4	H: 1 LOB: 1 BB: 0 P: 4	R: 0 E: 0 K: 1 S: 6	H: 1 LOB: 1 BB: 0 P: 6	R: 4 E: 0 K: 0 S: 7	H: 4 LOB: 2 BB: 2 P: 15	R: 0 E: 0 K: 0 S: 4	H: 1 LOB: 1 BB: 0 P: 4	R: 0 E: 0 K: 1 S: 6	H: 1 LOB: 2 BB: 1 P: 10	1B: 7 2B: 0 3B: 2 HR: 1	SF: 0 SAC: 0 DP: 1 HBP: 0	WP: 0 PA: 36 PB: 1 SB: 2 CS: 0
PITCHER Doc Medich, R (1,1) ERA: 4.28	IP: 5.1 WLS: L BF: 23 H: 7 R: 4 ER: 4 SO: 2 BB: 1 IBB: 0 HBP: 0 BLK: 0 WP: 0 HR: 1 S: 25 P: 33 ERA: 6.75 WHIP: 1.500																
Kent Tekulve, R (6,1) ERA: 2.79	1.1 7 2 0 0 0 1 0 0 0 0 0 6 10 0.00 2.250																
Ramon Hernandez, L (7,1) ERA: 6.14	0.1 1 0 0 0 0 0 0 0 0 0 0 1 1 0.00 0.000																
Dave Giusti, R (8,1) ERA: 12.0	1.0 5 1 0 0 0 1 0 1 0 0 0 6 10 0.00 1.000																

Pittsburgh Pirates @ San Diego Padres
San Diego Stadium, San Diego, CA
Sun May 02 1976, 6:33 AM EDT
Att: 21,702 - Unknown

AB	32
R	4
H	10
RBI	4
BB	4
SO	3
LOB	15



Batter	1	2	3	4	5	6	7	8	9	AB	R	H	RBI	BB	SO	LOB	TOP					
Von Joshua, L OBP: 0.313, SLG: 0.359 (1, 8)										5	1	2	0	0	0	4	San Francisco Giants @ Pittsburgh Pirates Three Rivers Stadium, Pittsburgh, PA Tue May 04 1976, 7:05 PM EDT Att: 4,729 - Unknown livebaseballscorecards.com					
Derrel Thomas, S OBP: 0.323, SLG: 0.321 (1, 4)										5	2	1	0	0	0	2						
Bobby Murcer, L OBP: 0.404, SLG: 0.410 (1, 9)										4	0	0	0	1	1	3						
Gary Matthews, R OBP: 0.340, SLG: 0.464 (1, 7)										3	1	1	1	2	0	2						
Willie Montanez, L OBP: 0.354, SLG: 0.337 (1, 3)										5	1	2	1	0	0	3						
Chris Speier, R OBP: 0.382, SLG: 0.400 (1, 6)										4	0	2	1	1	0	1						
Ken Reitz, R OBP: 0.382, SLG: 0.405 (1, 5)										3	0	0	1	1	1	2						
Marc Hill, R OBP: 0.313, SLG: 0.533 (7, PH)									3	0	1	1	0	0	0	0						
Glenn Adams, L OBP: 0.222, SLG: 0.333 (7, 2)									1	0	0	0	0	0	2							
Mike Sadek, R OBP: 0.333, SLG: 0.412 (7, 2)									0	0	0	0	0	0	0							
Mike Caldwell, R (1, 1)										2	0	0	0	0	1	3						
Charlie Williams, R (6, 1)										0	0	0	0	0	0	0						
Steve Ontveros, S OBP: 0.279, SLG: 0.133 (8, PH)										1	0	0	0	0	0	0						
Randy Moffitt, R (8, 1)										0	0	0	0	0	0	0						
Inning Stats	R: 2 E: 1 K: 2 S: 10	H: 3 LOB: 2 BB: 1 P: 14	R: 0 E: 1 K: 0 S: 4	H: 0 LOB: 1 BB: 0 P: 4	R: 0 E: 0 K: 0 S: 3	H: 0 LOB: 1 BB: 1 P: 7	R: 0 E: 0 K: 1 S: 5	H: 0 LOB: 0 BB: 0 P: 5	R: 0 E: 0 K: 0 S: 3	H: 0 LOB: 0 BB: 0 P: 3	R: 1 E: 0 K: 0 S: 6	H: 3 LOB: 3 BB: 1 P: 10	R: 2 E: 1 K: 0 S: 6	H: 2 LOB: 2 BB: 1 P: 10	R: 0 E: 0 K: 0 S: 4	H: 1 LOB: 2 BB: 1 P: 8	R: 0 E: 0 K: 0 S: 3	H: 0 LOB: 0 BB: 0 P: 3	1B: 7 2B: 2 3B: 0 HR: 0	SF: 1 SAC: 1 DP: 0 HBP: 0	WP: 0 PB: 0 SB: 1 CS: 0	PA: 43
PITCHER	IP WLS BF H R ER SO BB IBB HBP BLK WP HR S P ERA WHIP																					
Jerry Reuss, L ERA: 4.19 (1, 1)	6.1 W 32 8 5 3 3 1 2 0 0 0 0 0 35 47 4.26 1.421																					
Bob Moose, R ERA: (7, 1)	2.2 S 11 1 0 0 0 2 0 0 0 0 0 0 9 17 0.00 1.125																					

Batter	1	2	3	4	5	6	7	8	9	AB	R	H	RBI	BB	SO	LOB	BOTTOM			
Rennie Stennett, R OBP: 0.277, SLG: 0.367 (1, 4)										4	0	0	1	0	1	4	San Francisco Giants @ Pittsburgh Pirates Three Rivers Stadium, Pittsburgh, PA Tue May 04 1976, 7:05 PM EDT Att: 4,729 - Unknown livebaseballscorecards.com			
Manny Sanguillen, R OBP: 0.308, SLG: 0.324 (1, 2)										4	0	0	0	0	0	5				
Duffy Dyer, R OBP: 0.375, SLG: 0.571 (8, 2)										0	0	0	0	0	0	0				
Bill Robinson, R OBP: 0.387, SLG: 0.448 (1, 8)										4	1	2	0	0	0	0				
Willie Stargell, L OBP: 0.471, SLG: 0.661 (1, 3)										3	1	1	2	1	0	1				
Richie Zisk, R OBP: 0.303, SLG: 0.414 (1, 7)										4	0	0	0	0	0	1				
Dave Parker, L OBP: 0.300, SLG: 0.519 (1, 9)										4	2	1	0	0	0	1				
Richie Hebner, L OBP: 0.369, SLG: 0.368 (1, 5)										4	2	2	1	0	0	0				
Mario Mendoza, R OBP: 0.500, SLG: 0.500 (1, 6)										4	0	2	1	0	0	0				
Jerry Reuss, L OBP: 0.471, SLG: 0.467 ERA: 6.45 (1, 1)										3	0	2	1	0	1	0				
Bob Moose, R OBP: 0.667, SLG: 1.333 (7, 1)										1	0	0	0	0	0	0				
Inning Stats	R: 0 E: 0 K: 0 S: 3	H: 0 LOB: 0 BB: 0 P: 3	R: 0 E: 0 K: 0 S: 3	H: 0 LOB: 0 BB: 0 P: 3	R: 0 E: 0 K: 1 S: 5	H: 0 LOB: 0 BB: 0 P: 5	R: 0 E: 0 K: 1 S: 6	H: 1 LOB: 1 BB: 0 P: 6	R: 2 E: 1 K: 0 S: 7	H: 3 LOB: 2 BB: 0 P: 7	R: 4 E: 1 K: 0 S: 9	H: 6 LOB: 2 BB: 0 P: 9	R: 0 E: 0 K: 0 S: 3	H: 0 LOB: 1 BB: 1 P: 7	R: 0 E: 0 K: 0 S: 3	H: 0 LOB: 0 BB: 0 P: 3	1B: 7 2B: 1 3B: 1 HR: 1	SF: 0 SAC: 0 DP: 1 HBP: 0	WP: 0 PB: 1 SB: 0 CS: 0	PA: 36
PITCHER	IP WLS BF H R ER SO BB IBB HBP BLK WP HR S P ERA WHIP																			
Mike Caldwell, L ERA: 0.82 (1, 1)	1.2 L 8 2 0 0 0 0 1 0 0 0 0 0 7 11 0.00 1.800																			
Charlie Williams, R ERA: 0.82 (8, 1)	1.0 3 0 0 0 0 0 0 0 0 0 0 0 3 3 0.00 0.000																			

Batter	1	2	3	4	5	6	7	8	9	AB	R	H	RBI	BB	SO	LOB	TOP		
Von Joshua, L (1,8) OBP: 0.300, SLG: 0.344	4-3		4-3		F7		6-3			4	0	0	0	0	0	0	San Francisco Giants @ Pittsburgh Pirates Three Rivers Stadium, Pittsburgh, PA Wed May 05 1976, 7:05 PM EDT Att: 6,321 - Unknown livebaseballscores.com		
Derrel Thomas, S (1,4) OBP: 0.330, SLG: 0.352	F4		1B			FC5-4		4-3		4	1	2	0	0	0	0			
Bobby Murcer, L (1,9) OBP: 0.408, SLG: 0.400	BB		F8			FC5-4		F8		2	0	0	0	2	0	1			
Gary Matthews, R (1,7) OBP: 0.327, SLG: 0.443	K		F9			FC5-4		5-3		4	0	0	1	0	1	3			
Willie Montanez, L (1,3) OBP: 0.360, SLG: 0.367					6-3			F2		4	0	2	0	0	0	0			
Chris Speier, R (1,6) OBP: 0.357, SLG: 0.386	K		K		K			BB		3	0	0	0	1	3	3			
Ken Reitz, R (1,5) OBP: 0.366, SLG: 0.386	F3		F9					K		4	0	0	0	0	2	4			
Dave Rader, L (1,2) OBP: 0.266, SLG: 0.315	IBB				F8			L9		3	0	1	0	1	0	1			
Ed Halicki, R (1,1) OBP: 0.429, SLG: 0.200	3-1				4-3					1	0	0	0	0	0	2			
Steve Ontiveros, S (5, PH) OBP: 0.263, SLG: 0.125										1	0	0	0	0	0	0			
Dave Heaverlo, R (5, PH) OBP: 0.200, SLG: 0.300										0	0	0	0	0	0	0			
Greg Minton, S (7,1) OBP: 0.200, SLG: 0.300										0	0	0	0	0	0	0			
Inning Stats	R: 0 E: 0 K: 1 S: 5	H: 0 LOB: 1 BB: 1 P: 9	R: 0 E: 0 K: 1 S: 6	H: 1 LOB: 2 BB: 1 P: 10	R: 0 E: 0 K: 0 S: 4	H: 1 LOB: 1 BB: 0 P: 4	R: 0 E: 0 K: 1 S: 5	H: 0 LOB: 0 BB: 0 P: 5	R: 0 E: 0 K: 2 S: 9	H: 2 LOB: 2 BB: 1 P: 13	R: 0 E: 0 K: 0 S: 3	H: 1 LOB: 0 BB: 0 P: 3	R: 0 E: 0 K: 0 S: 3	H: 0 LOB: 0 BB: 0 P: 3	R: 0 E: 0 K: 1 S: 5	H: 0 LOB: 1 BB: 1 P: 9	1B: 2 2B: 2 3B: 1 HR: 0	SF: 0 SAC: 0 DP: 1 HBP: 0	WP: 0 PA: 35 PB: 0 SB: 0 CS: 0
PITCHER Bruce Kison, R (1,1) ERA: 4.76	IP: 9.0 WLS: W BF: 35 H: 5 R: 1 ER: 1 SO: 6 BB: 3 IBB: 1 HBP: 0 BLK: 0 WP: 0 HR: 0 S: 43 P: 59 ERA: 1.00 WHIP: 0.889															PITCHER			

Batter	1	2	3	4	5	6	7	8	9	AB	R	H	RBI	BB	SO	LOB	BOTTOM			
Rennie Stennett, R (1,4) OBP: 0.264, SLG: 0.349	F8		F3	F5			4-3			4	0	0	0	0	0	2	San Francisco Giants @ Pittsburgh Pirates Three Rivers Stadium, Pittsburgh, PA Wed May 05 1976, 7:05 PM EDT Att: 6,321 - Unknown livebaseballscores.com			
Richie Hebner, L (1,5) OBP: 0.362, SLG: 0.361	L9		HR		F8		4-3			4	1	1	1	0	0	0				
Al Oliver, L (1,8) OBP: 0.431, SLG: 0.532	BB		2H	HR	1B	G3	1B	1B		3	2	3	2	1	0	0				
Willie Stargell, L (1,3) OBP: 0.459, SLG: 0.635	K		G3		G3		F9			4	0	1	0	0	1	2				
Dave Parker, L (1,9) OBP: 0.298, SLG: 0.519		4-3			F7		G3			4	0	1	1	0	0	1				
Richie Ziek, R (1,7) OBP: 0.300, SLG: 0.419	L5		WP	HR	2B		K			4	1	1	0	0	1	2				
Duffy Dyer, R (1,2) OBP: 0.417, SLG: 0.800	K				HR		1-3			3	1	1	2	0	1	0				
Mario Mendoza, R (1,6) OBP: 0.417, SLG: 0.417			F4				4-3			4	0	1	0	0	0	1				
Bruce Kison, R (1,1) OBP: 0.167, SLG: 0.333			1B	2B	F3		K			3	1	1	0	0	1	1				
Inning Stats	R: 0 E: 0 K: 1 S: 5	H: 0 LOB: 1 BB: 1 P: 9	R: 0 E: 0 K: 1 S: 5	H: 0 LOB: 0 BB: 0 P: 5	R: 3 E: 0 K: 0 S: 6	H: 3 LOB: 0 BB: 0 P: 6	R: 2 E: 0 K: 0 S: 6	H: 3 LOB: 1 BB: 0 P: 6	R: 1 E: 1 K: 1 S: 7	H: 2 LOB: 1 BB: 0 P: 7	R: 0 E: 0 K: 1 S: 5	H: 0 LOB: 0 BB: 0 P: 5	R: 0 E: 0 K: 0 S: 4	H: 1 LOB: 1 BB: 0 P: 4	R: 0 E: 0 K: 0 S: 3	H: 1 LOB: 1 BB: 0 P: 4		1B: 5 2B: 3 3B: 0 HR: 2	SF: 0 SAC: 0 DP: 0 HBP: 1	WP: 1 PA: 35 PB: 0 SB: 1 CS: 0
PITCHER Ed Halicki, R (1,1) ERA: 5.68	IP: 4.0 WLS: L BF: 19 H: 6 R: 5 ER: 5 SO: 2 BB: 1 IBB: 0 HBP: 0 BLK: 0 WP: 0 HR: 2 S: 22 P: 26 ERA: 11.25 WHIP: 1.750															PITCHER				
Dave Heaverlo, R (5,1) ERA: 3.46	IP: 2.0 WLS: 8 BF: 2 H: 1 R: 1 ER: 1 SO: 2 BB: 0 IBB: 0 HBP: 0 BLK: 0 WP: 0 HR: 12 S: 12 P: 12 ERA: 4.50 WHIP: 1.000																			
Greg Minton, R (7,1) ERA: 3.94	IP: 2.0 WLS: 8 BF: 2 H: 0 R: 0 ER: 0 SO: 0 BB: 0 IBB: 0 HBP: 1 BLK: 0 WP: 0 HR: 7 S: 7 P: 8 ERA: 0.00 WHIP: 1.000																			

Batter	1	2	3	4	5	6	7	8	9	AB	R	H	RBI	BB	SO	LOB	TOP	
Rowland Office, L OBP: 0.287, SLG: 0.276 Tom Paciorek, R OBP: 0.212, SLG: 0.226	(1, 8) 0-3 K		(2) 0-3 K		(3) 0-0 4-3			(2) 0-0 F8		3	0	0	0	0	2	0	Atlanta Braves @ Pittsburgh Pirates Three Rivers Stadium, Pittsburgh, PA Fri May 07 1976, 7:05 PM EDT Att. 6,049 - Unknown - 45 F	
Marty Perez, R OBP: 0.226, SLG: 0.267	(1, 5) 0-0 F8		(3) 0-0 5-3			(1) 0-0 FC6-4 1B		(3) 0-0 4-3		4	0	1	0	0	0	0		
Jimmy Wynn, R OBP: 0.379, SLG: 0.345	(1, 7) 0-3 K			(1) 4-0 1B BB		(1) 0-3 K		(1) 0-0 F7		3	0	0	0	1	2	1		
Ken Henderson, S OBP: 0.389, SLG: 0.485		(1) 0-0 2B 1B		(1) 0-3 K		(2) 0-0 F9		(2) 0-0 6-3		4	1	1	0	0	1	2		
Earl Williams, R OBP: 0.290, SLG: 0.345	(1, 3) 0-0 F7			(1) 0-0 FC5-4 1B		(3) 0-0 FC6-4 1-2		(3) 0-0 G3		4	0	1	0	0	0	2		
Lee Lacy, R OBP: 0.263, SLG: 0.267	(1, 4) 0-0 F9			(2) 0-0 F9						3	0	1	0	0	0	3		
Vic Correll, R OBP: 0.400, SLG: 0.571	(1, 2) 0-0 1-H 2B			(1) 0-0 FC5-4 1-2		(1) 0-3 K		(1) 0-0 G6-4-3 1B		3	0	1	1	0	1	3		
Darrel Chaney, S OBP: 0.364, SLG: 0.333 Cito Gaston, R OBP: 0.353, SLG: 0.333 Jerry Royster, R OBP: 0.256, SLG: 0.227	(1, 6) 0-3 K			(1) 0-3 K		(2) 0-0 G6-4-3 1-2		(2) 0-0 K		2	0	0	0	0	2	1		
Andy Messersmith, R OBP: 0.200, SLG: 0.200 Rod Gilbert, R OBP: 0.394, SLG: 0.333 Bruce Dal Canton, R OBP: 0.212, SLG: 0.226	(1, 1) 0-3 K		(1) 0-3 K		(2) 0-0 5-3			(1) 0-3 K		2	0	0	0	0	1	0		
Inning Stats	R: 0 E: 0 K: 2 S: 7	H: 0 LOB: 0 BB: 0 P: 7	R: 1 E: 0 K: 1 S: 7	H: 2 LOB: 1 BB: 0 P: 7	R: 0 E: 0 K: 2 S: 6	H: 0 LOB: 0 BB: 0 P: 10	R: 0 E: 0 K: 1 S: 5	H: 1 LOB: 1 BB: 0 P: 6	R: 0 E: 0 K: 1 S: 5	H: 1 LOB: 0 BB: 0 P: 5	R: 0 E: 0 K: 1 S: 5	H: 0 LOB: 0 BB: 0 P: 5	R: 0 E: 0 K: 0 S: 3	H: 0 LOB: 0 BB: 0 P: 3	1B: 4 2B: 1 3B: 0 HR: 0	SF: 0 SAC: 0 DP: 1 HBP: 0		WP: 0 PB: 0 CS: 0
PITCHER John Candelaria, L ERA: 1.88	IP: 9.0 WLS: W BF: 32 H: 5 R: 1 ER: 1 SO: 10 BB: 1 IBB: 0 HBP: 0 BLK: 0 WP: 0 HR: 0 S: 51 P: 55 ERA: 1.00 WHIP: 0.667															PITCHER		

livebaseballscores.com

AB	31
R	1
H	5
RBI	1
BB	1
SO	10
LOB	13





Batter	1	2	3	4	5	6	7	8	9	AB	R	H	RBI	BB	SO	LOB	BOTTOM
Rennie Stennett, R OBP: 0.295, SLG: 0.374	(1, 4) 0-0 4-3	(1) 0-0 S 1B			(1) 0-0 6-3		(1) 0-0 E1 1B			4	0	2	0	0	0	0	Atlanta Braves @ Pittsburgh Pirates Three Rivers Stadium, Pittsburgh, PA Fri May 07 1976, 7:05 PM EDT Att. 6,049 - Unknown - 45 F
Richie Hebner, L OBP: 0.394, SLG: 0.343	(1, 5) 0-0 F3	(2) 4-0 1-2 BB			(2) 0-0 1-3		(2) 4-0 BB			2	0	0	0	2	0	0	
Al Oliver, L OBP: 0.407, SLG: 0.500	(1, 8) 0-0 E 1B	(3) 0-0 4-3			(3) 0-0 1B		(3) 0-0 4-3			4	1	2	0	0	0	4	
Willie Stargell, L OBP: 0.427, SLG: 0.577	(1, 3) 0-0 E1 1-H 3B 1B		(1) 0-0 4-3		(3) 0-3 K		(1) 0-3 K			4	1	1	0	0	2	1	
Dave Parker, L OBP: 0.315, SLG: 0.551	(1, 9) 0-0 2-H 1B 3B		(2) 0-3 K		(1) 0-0 G3		(1) 0-0 WP S 1B			4	1	2	1	0	1	0	
Richie Zisk, R OBP: 0.318, SLG: 0.420	(1, 7) 0-0 3-H 1B		(3) 0-3 K		(2) 0-3 K		(2) 0-3 K			4	0	1	1	0	3	1	
Manny Sanguillen, R OBP: 0.305, SLG: 0.312	(1, 2) 0-0 F9			(1) 0-0 F8		(3) 0-0 5-3		(1) 4-0 WP IBB		3	0	0	0	1	0	1	
Mario Mendoza, R OBP: 0.278, SLG: 0.278 Ed Kirkpatrick, L OBP: 0.333, SLG: 0.364 Frank Taveras, R OBP: 0.226, SLG: 0.217	(1, 6) 0-0 5-3			(2) 0-0 F2			(1) 0-0 F9	(1) 4-0 1-2 3 IBB		3	0	0	0	0	0	0	
John Candelaria, L OBP: 0.273, SLG: 0.111	(1, 1) 0-3 K		(2) 0-3 K		(3) 0-3 K		(2) 0-0 4-3	(3) 0-3 K		4	0	0	0	0	3	3	
Inning Stats	R: 3 E: 1 K: 0 S: 7	H: 4 LOB: 1 BB: 0 P: 7	R: 0 E: 0 K: 1 S: 6	H: 1 LOB: 2 BB: 1 P: 10	R: 0 E: 0 K: 2 S: 7	H: 0 LOB: 0 BB: 0 P: 7	R: 0 E: 0 K: 1 S: 5	H: 0 LOB: 0 BB: 0 P: 5	R: 0 E: 0 K: 1 S: 5	H: 1 LOB: 2 BB: 1 P: 8	R: 0 E: 0 K: 3 S: 10	H: 1 LOB: 3 BB: 2 P: 18	1B: 7 2B: 0 3B: 1 HR: 0	SF: 0 SAC: 0 DP: 0 HBP: 0	WP: 1 PB: 0 SB: 2 CS: 0	PA: 36	
PITCHER Andy Messersmith, R ERA: 4.5 Bruce Dal Canton, R ERA: 0.63	IP: 7.0 WLS: L BF: 30 H: 7 R: 3 ER: 3 SO: 6 BB: 2 IBB: 0 HBP: 0 BLK: 0 WP: 0 HR: 0 S: 48 P: 48 ERA: 3.86 WHIP: 1.286															PITCHER	

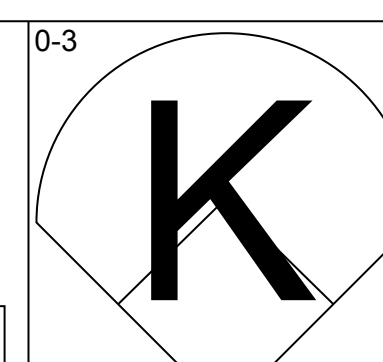
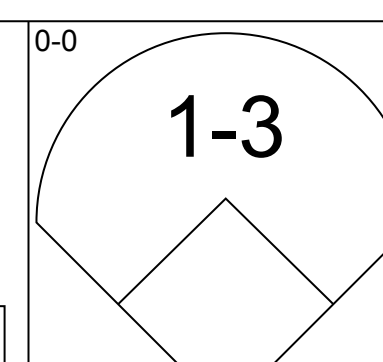
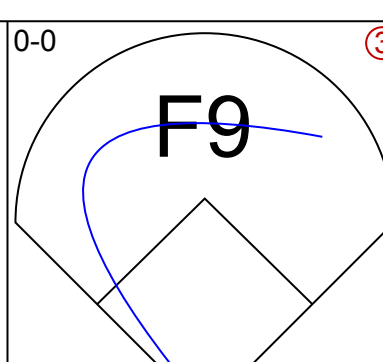
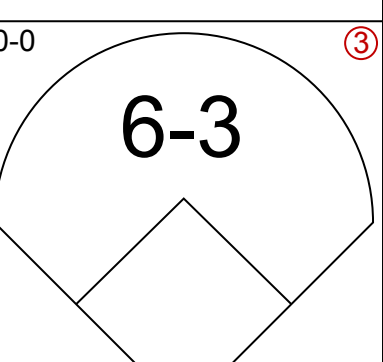
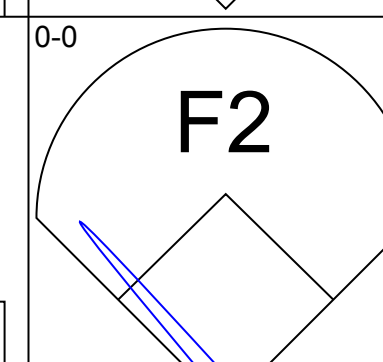
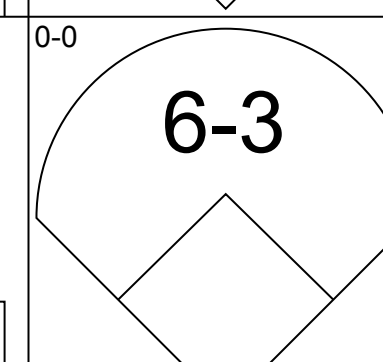
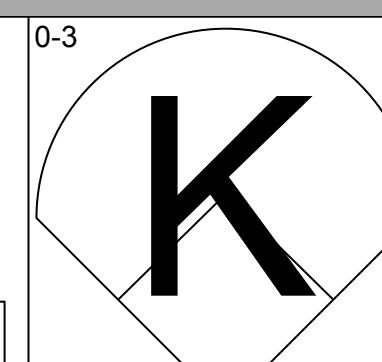
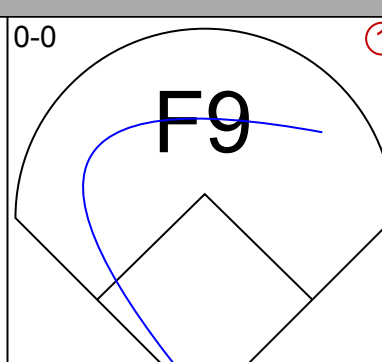
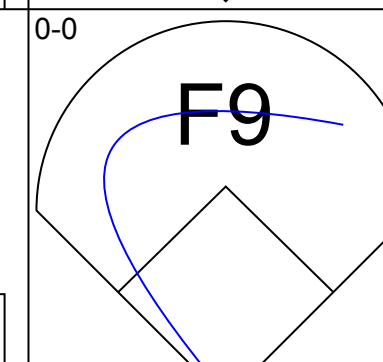
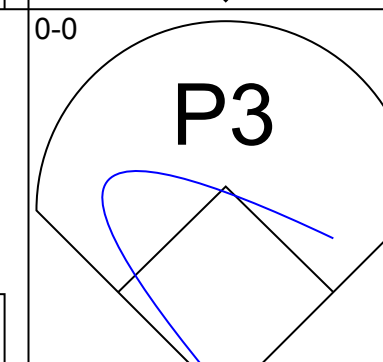
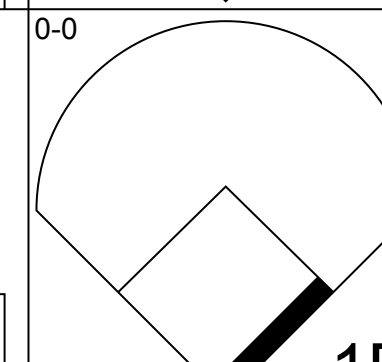
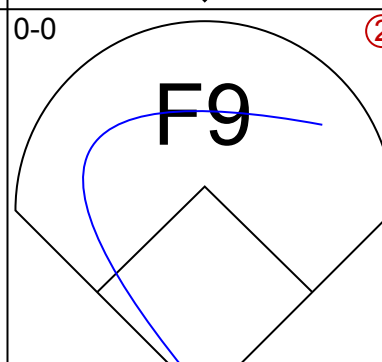
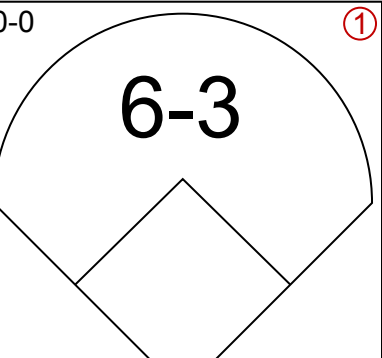
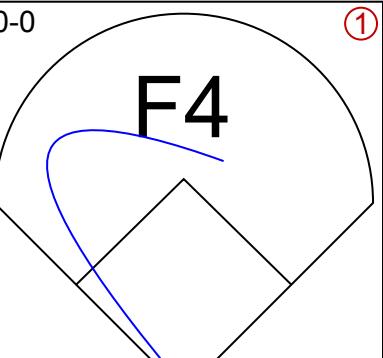
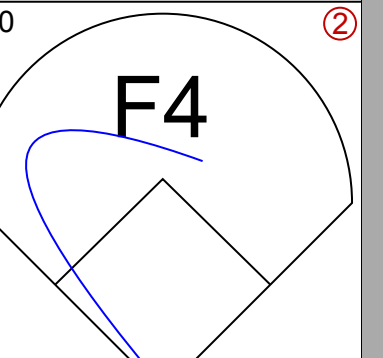
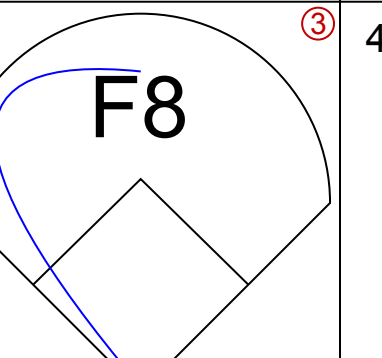
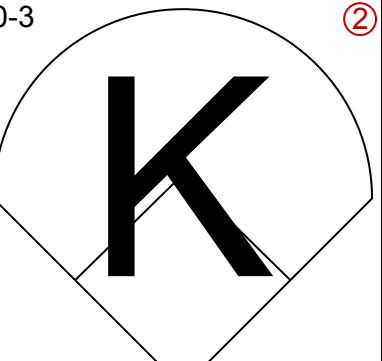
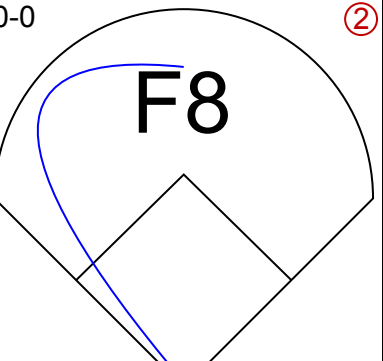
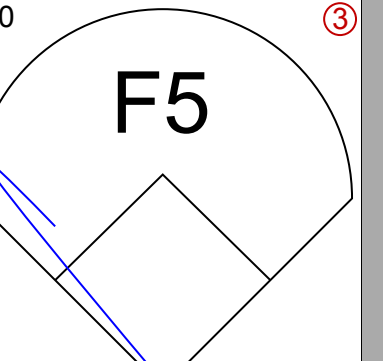
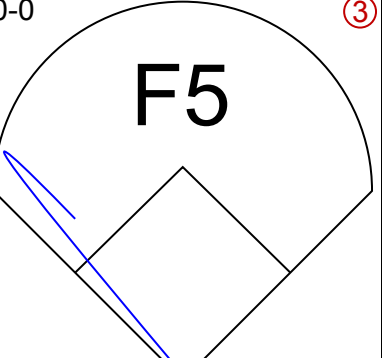
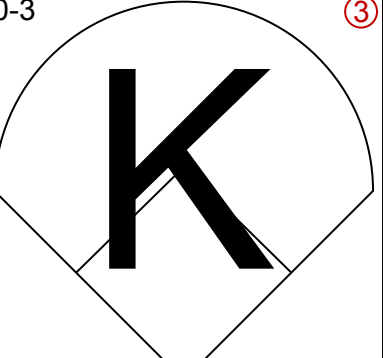
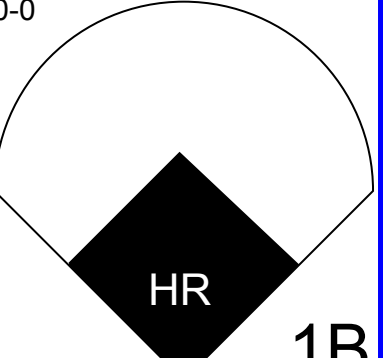
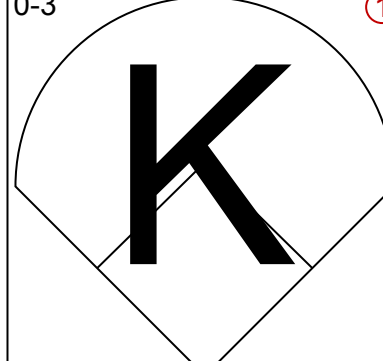
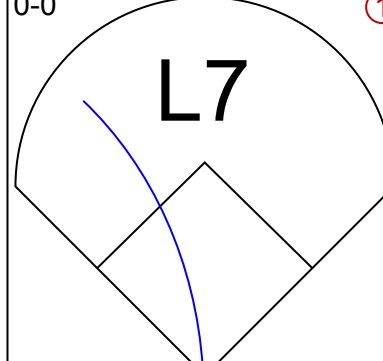
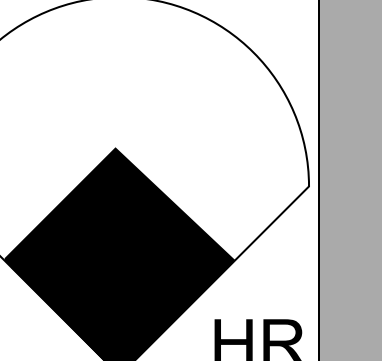
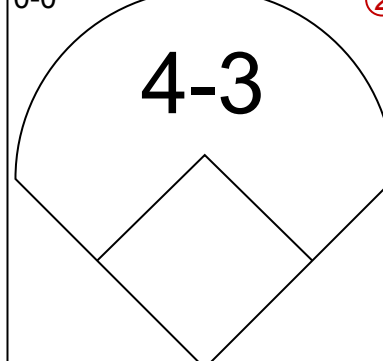
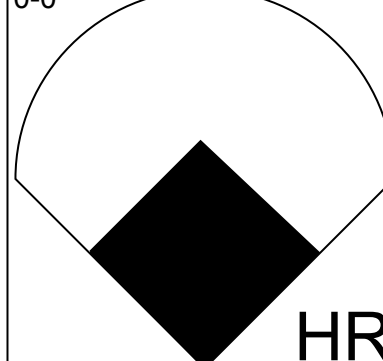
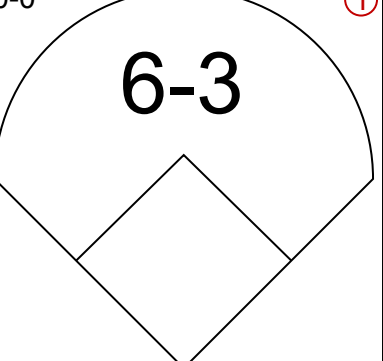
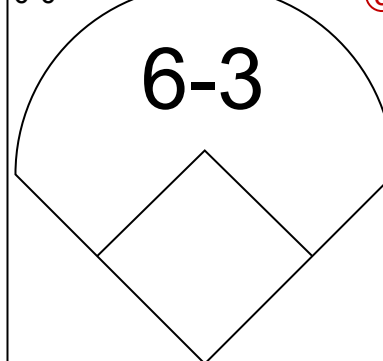
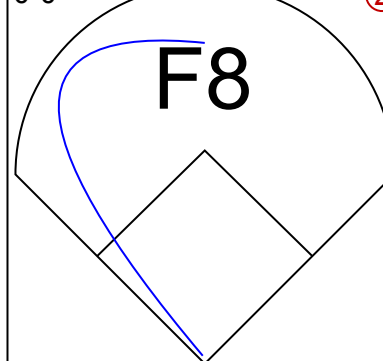
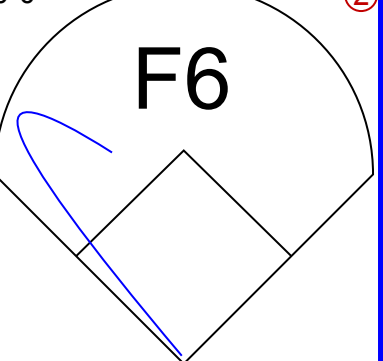


Batter	1	2	3	4	5	6	7	8	9	AB	R	H	RBI	BB	SO	LOB	TOP					
Darrell Evans, L (1,5) OBP: 0.356, SLG: 0.214	K		L3				F5		F4	4	0	0	0	1	1	1	Atlanta Braves @ Pittsburgh Pirates Three Rivers Stadium, Pittsburgh, PA Sun May 09 1976, 3:33 AM EDT Att: 9,275 - Unknown					
Marty Perez, R (1,4) OBP: 0.216, SLG: 0.278	5-3		F8			G5-4-3 BB	F9		F9	5	0	0	0	0	0	2						
Jimmy Wynn, R (1,7) OBP: 0.387, SLG: 0.330	6-3								F9	2	0	0	0	2	0	0						
Ken Henderson, S (1,9)			6-3						F8 1B	4	0	2	0	0	0	2						
Lee Lacy, R (1,8) OBP: 0.273, SLG: 0.313									F8 1B	4	0	2	0	0	0	1						
Earl Williams, R (1,3) OBP: 0.231, SLG: 0.270									F8	4	0	0	0	0	0	5						
Vic Correll, R (1,2) OBP: 0.382, SLG: 0.516									F4	3	0	0	0	1	1	2						
Darrel Chaney, S (1,6) OBP: 0.341, SLG: 0.310										2	0	0	0	0	1	4						
Rod Gilbreath, R (7,PH) OBP: 0.462, SLG: 0.400										1	1	1	0	1	0	0						
Dick Ruthven, R (1,1) OBP: 0.250, SLG: 0.200										2	0	0	0	0	0	3						
Cito Gaston, R (7,PH) OBP: 0.389, SLG: 0.563										1	1	1	2	0	0	0						
Bruce Dal Canton, R (7,1)										0	0	0	0	0	0	0						
Roger Moret, S (7,1)										0	0	0	0	0	0	0						
Tom Paclonek, R (9,PH) OBP: 0.208, SLG: 0.219										1	0	0	0	0	0	1						
Inning Stats	R: 0 E: 0 K: 1 S: 5	H: 0 LOB: 0 BB: 0 P: 5	R: 0 E: 0 K: 1 S: 7	H: 2 LOB: 3 BB: 1 P: 11	R: 0 E: 0 K: 0 S: 3	H: 0 LOB: 1 BB: 1 P: 7	R: 0 E: 1 K: 0 S: 4	H: 0 LOB: 0 BB: 0 P: 4	R: 0 E: 0 K: 0 S: 2	H: 0 LOB: 0 BB: 1 P: 6	R: 0 E: 0 K: 0 S: 3	H: 0 LOB: 1 BB: 1 P: 7	R: 2 E: 0 K: 1 S: 6	H: 1 LOB: 0 BB: 1 P: 10	R: 0 E: 0 K: 0 S: 5	H: 2 LOB: 2 BB: 0 P: 5	R: 0 E: 0 K: 0 S: 4	H: 1 LOB: 1 BB: 0 P: 4	1B: 5 2B: 0 3B: 0 HR: 1	SF: 0 SAC: 0 DP: 1 HBP: 0	WP: 1 PB: 0 SB: 0 CS: 0	PA: 38
PITCHER Jerry Reuss, L (1,1) ERA: 3.78	IP: 9.0 WLS: W BF: 38 H: 6 R: 2 ER: 2 SO: 3 BB: 5 IBB: 0 HBP: 0 BLK: 0 WP: 1 HR: 1 S: 39 P: 59 ERA: 2.00 WHIP: 1.222															PITCHER						

Batter	1	2	3	4	5	6	7	8	9	AB	R	H	RBI	BB	SO	LOB	BOTTOM			
Rennie Stennett, R (1,4) OBP: 0.291, SLG: 0.367	K		5-3				4-3			4	0	1	2	0	1	0	Atlanta Braves @ Pittsburgh Pirates Three Rivers Stadium, Pittsburgh, PA Sun May 09 1976, 3:33 AM EDT Att: 9,275 - Unknown			
Richie Hebner, L (1,5) OBP: 0.365, SLG: 0.342	G3						WP 1B			2	1	1	0	2	0	0				
Al Oliver, L (1,8) OBP: 0.403, SLG: 0.565										4	0	2	1	0	0	3				
Willie Stargell, L (1,3) OBP: 0.400, SLG: 0.526	K									4	0	0	0	0	3	2				
Dave Parker, L (1,9) OBP: 0.330, SLG: 0.598										4	1	1	0	0	1	1				
Richie Ziek, R (1,7) OBP: 0.354, SLG: 0.448										4	1	3	1	0	0	0				
Manny Sanguillen, R (1,2) OBP: 0.300, SLG: 0.306										4	1	2	0	0	0	1				
Mario Mendoza, R (1,6) OBP: 0.269, SLG: 0.269										4	1	1	1	0	1	2				
Jerry Reuss, L (1,1) OBP: 0.421, SLG: 0.412										2	0	0	0	0	2	2				
Inning Stats	R: 0 E: 0 K: 2 S: 8	H: 1 LOB: 1 BB: 0 P: 8	R: 0 E: 0 K: 2 S: 9	H: 2 LOB: 2 BB: 0 P: 9	R: 0 E: 0 K: 0 S: 2	H: 0 LOB: 0 BB: 1 P: 6	R: 4 E: 0 K: 1 S: 10	H: 5 LOB: 2 BB: 1 P: 14	R: 0 E: 0 K: 1 S: 5	H: 0 LOB: 0 BB: 0 P: 5	R: 0 E: 0 K: 1 S: 5	H: 0 LOB: 0 BB: 0 P: 5	R: 1 E: 0 K: 0 S: 5	H: 2 LOB: 1 BB: 0 P: 5	R: 0 E: 0 K: 1 S: 5	H: 1 LOB: 0 BB: 0 P: 5		1B: 7 2B: 3 3B: 1 HR: 0	SF: 0 SAC: 1 DP: 2 HBP: 0	WP: 1 PB: 0 SB: 0 CS: 0
PITCHER Dick Ruthven, R (1,1) ERA: 2.91	IP: 6.0 WLS: L BF: 27 H: 8 R: 4 ER: 4 SO: 7 BB: 2 IBB: 0 HBP: 0 BLK: 0 WP: 0 HR: 0 S: 39 P: 47 ERA: 6.00 WHIP: 1.667															PITCHER				
Bruce Dal Canton, R (7,1) ERA: 1.23	IP: 0.1 WLS: L BF: 3 H: 2 R: 1 ER: 1 SO: 0 BB: 0 IBB: 0 HBP: 0 BLK: 0 WP: 1 HR: 0 S: 3 P: 3 ERA: 27.00 WHIP: 6.000															PITCHER				
Roger Moret, L (7,1) ERA: 4.19	IP: 1.2 WLS: L BF: 5 H: 1 R: 0 ER: 0 SO: 1 BB: 0 IBB: 0 HBP: 0 BLK: 0 WP: 0 HR: 0 S: 7 P: 7 ERA: 0.00 WHIP: 0.600															PITCHER				

Batter	1	2	3	4	5	6	7	8	9	AB	R	H	RBI	BB	SO	LOB	TOP
Rennie Stennett, R OBP: 0.290, SLG: 0.363 (1, 4)	F3		5-3			1B		F9		4	0	1	0	0	0	0	Pittsburgh Pirates @ Cincinnati Reds Riverfront Stadium, Cincinnati, OH Tue May 11 1976, 7:05 PM EDT Att: 26,850 - Unknown
Richie Hebner, L OBP: 0.348, SLG: 0.325 (1, 5)	F8			F7		K		K		4	0	0	0	0	2	1	
Al Oliver, L OBP: 0.394, SLG: 0.545 (1, 8)	1B			4-3		F7		3-1		4	0	1	0	0	0	1	
Willie Stargell, L OBP: 0.394, SLG: 0.512 (1, 3)	P4			P4		1B			P6	4	0	1	0	0	0	1	
Dave Parker, L OBP: 0.317, SLG: 0.574 (1, 9)		L9			K2-3	K			6-3	4	0	0	0	0	2	2	
Richie Zisk, R OBP: 0.350, SLG: 0.440 (1, 7)	F9				1B	1B		F7		4	0	1	0	0	0	0	
Manny Sanguillen, R OBP: 0.301, SLG: 0.307 (1, 2)	F8				1-2	1B		F9		3	0	1	0	0	0	0	
Mario Mendoza, R OBP: 0.276, SLG: 0.276 (1, 6)			6-3		K					3	0	1	0	0	1	2	
Bruce Kison, R OBP: 0.167, SLG: 0.333 Ken Tokunari, R OBP: 0.333, SLG: 0.333 Larry Demery, R OBP: 0.333, SLG: 0.333 Ed Kirkpatrick, L OBP: 0.333, SLG: 0.333 Bob Moose, R OBP: 0.333, SLG: 0.333 Bob Robertson, R OBP: 0.178, SLG: 0.198 Ramon Hernandez, S OBP: 0.178, SLG: 0.198 (1, 1) (1, 1) (2, 1) (5, PH) (5, 1) (7, PH) (7, 1)			F7		L3			6-3		0	0	0	0	0	0	0	
Inning Stats	R: 0 E: 0 K: 0 S: 4	H: 1 LOB: 1 BB: 0 P: 4	R: 0 E: 0 K: 0 S: 3	H: 0 LOB: 0 BB: 0 P: 3	R: 0 E: 0 K: 0 S: 3	H: 0 LOB: 0 BB: 0 P: 3	R: 0 E: 0 K: 2 S: 9	H: 2 LOB: 2 BB: 0 P: 9	R: 0 E: 0 K: 0 S: 4	H: 1 LOB: 1 BB: 0 P: 4	R: 0 E: 0 K: 1 S: 5	H: 0 LOB: 0 BB: 0 P: 5	R: 0 E: 0 K: 0 S: 3	H: 0 LOB: 0 BB: 0 P: 3	1B: 6 2B: 0 3B: 0 HR: 0	SF: 0 SAC: 0 DP: 0 HBP: 0	
PITCHER Gary Nolan, R ERA: 2.15 (1, 1)	IP: 9.0 WLS: W BF: 33 H: 6 R: 0 ER: 0 SO: 5 BB: 0 IBB: 0 HBP: 0 BLK: 0 WP: 0 HR: 0 S: 43 P: 43 ERA: 0.00 WHIP: 0.667															PITCHER	

Batter	1	2	3	4	5	6	7	8	9	AB	R	H	RBI	BB	SO	LOB	BOTTOM
Pete Rose, S OBP: 0.511, SLG: 0.582 (1, 5)	BB 1B 1B BB	BB 1B 1-3 BB		4-3		F7				3	1	1	0	1	0	0	Pittsburgh Pirates @ Cincinnati Reds Riverfront Stadium, Cincinnati, OH Tue May 11 1976, 7:05 PM EDT Att: 26,850 - Unknown
Ken Griffey, L OBP: 0.406, SLG: 0.500 (1, 9)	1B BB 1-2 1B	BB BB 1-2 BB		K		P6				3	1	1	0	1	1	0	
Joe Morgan, L OBP: 0.482, SLG: 0.616 (1, 4)	BB BB 1-2 2-3 1B BB	F5		E8 FC6-4		B1-3				3	1	0	0	1	0	3	
Dan Driessen, L OBP: 0.386, SLG: 0.469 Cesar Geronimo, L OBP: 0.410, SLG: 0.469 (8, 8)	G5-4-3 1-2 2-3 3-H 1B	BB BB 1-2 2-3 3-H BB		FC6-4 1-2		HR 1B				3	1	2	2	1	0	1	
Tony Perez, R OBP: 0.333, SLG: 0.435 (1, 3)	G5-4-3 1-2 2-H 3-H 1B	F9		F8		HR				4	1	2	4	0	0	3	
George Foster, R OBP: 0.402, SLG: 0.495 (8, 7)	G5-4-3 1-2 2-3 1B			5-3		F8				4	0	1	0	0	0	2	
Dave Concepcion, R OBP: 0.280, SLG: 0.288 (1, 6)	L4			F8		F8		G6-4-3 BB		3	0	0	0	1	0	2	
Bill Plummer, R OBP: 0.400, SLG: 0.444 (1, 2)		BB BB 1B BB		F2		K		G6-4-3 1-2		4	1	1	0	0	1	2	
Gary Nolan, R OBP: 0.250, SLG: 0.250 (1, 1)				K		K		F9		4	0	0	0	0	3	2	
Inning Stats	R: 3 E: 0 K: 0 S: 5	H: 3 LOB: 1 BB: 2 P: 13	R: 1 E: 0 K: 1 S: 7	H: 2 LOB: 3 BB: 2 P: 15	R: 0 E: 0 K: 1 S: 6	H: 1 LOB: 1 BB: 0 P: 6	R: 0 E: 1 K: 1 S: 6	H: 0 LOB: 1 BB: 0 P: 6	R: 0 E: 0 K: 2 S: 7	H: 0 LOB: 0 BB: 0 P: 7	R: 2 E: 0 K: 0 S: 5	H: 2 LOB: 0 BB: 0 P: 5	R: 0 E: 0 K: 0 S: 2	H: 0 LOB: 0 BB: 1 P: 6	1B: 7 2B: 0 3B: 0 HR: 1	SF: 0 SAC: 0 DP: 2 HBP: 0	
PITCHER Bruce Kison, R ERA: 5.96 Ken Tekulve, R ERA: 3.27 Larry Demery, R ERA: 0.71 Bob Moose, R ERA: Ramon Hernandez, L ERA: 6.75 (1, 1) (1, 1) (2, 1) (5, 1) (7, 1) (7, 1)	IP: 0.0 WLS: L BF: 4 H: 2 R: 3 ER: 3 SO: 3 BB: 2 IBB: 0 HBP: 0 BLK: 0 WP: 0 HR: 0 S: 2 P: 10 ERA: ∞ WHIP: ∞															PITCHER	

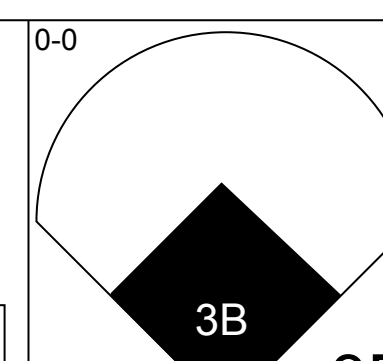
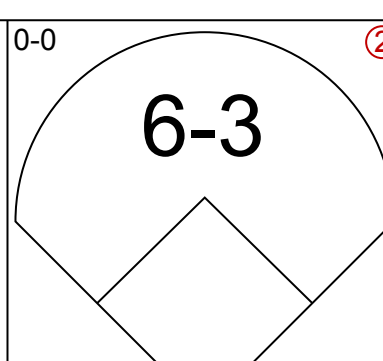
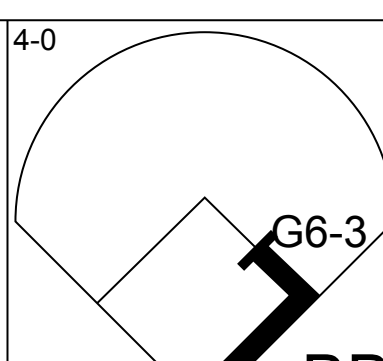
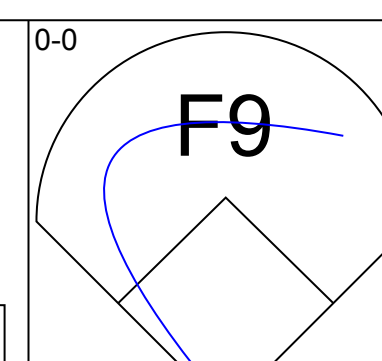
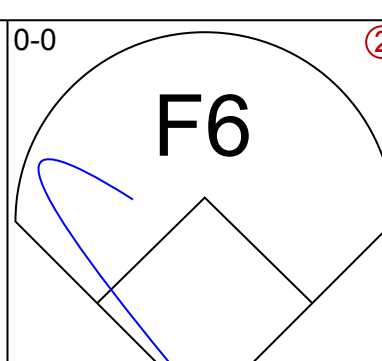
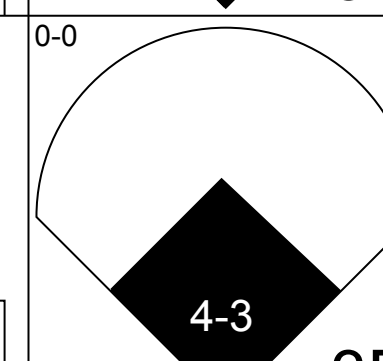
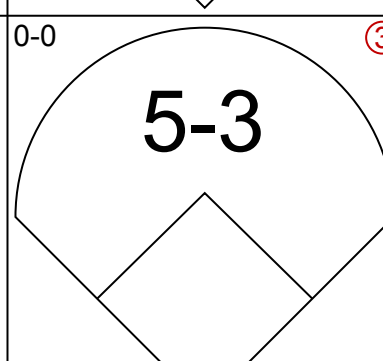
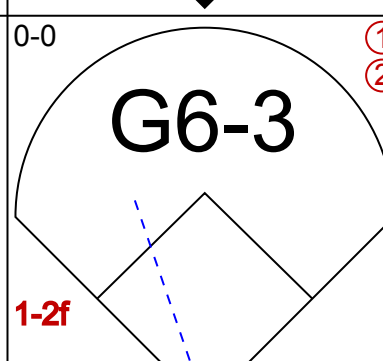
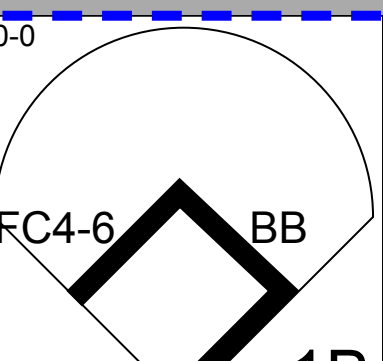
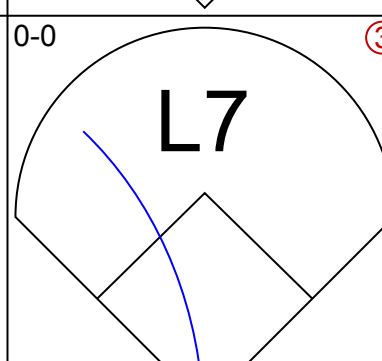
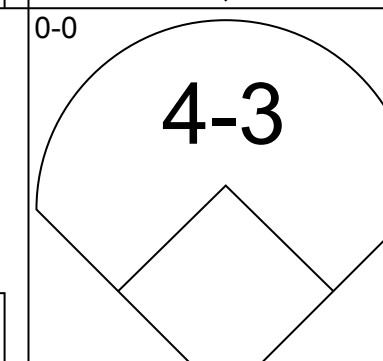
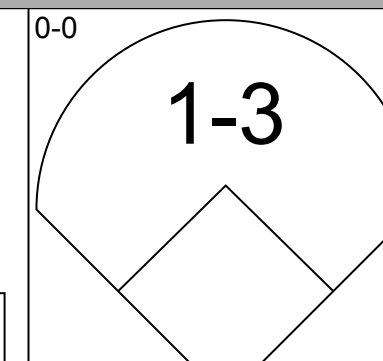
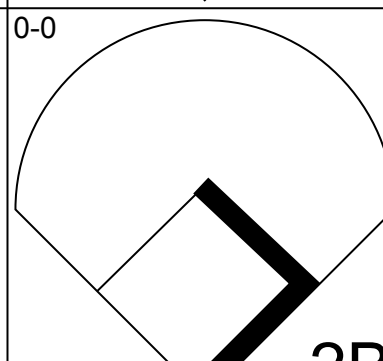
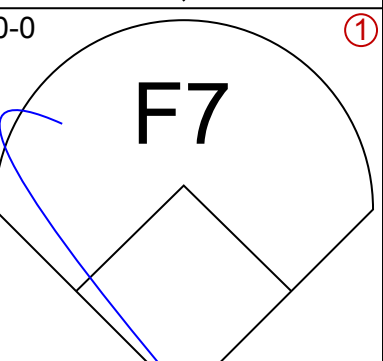
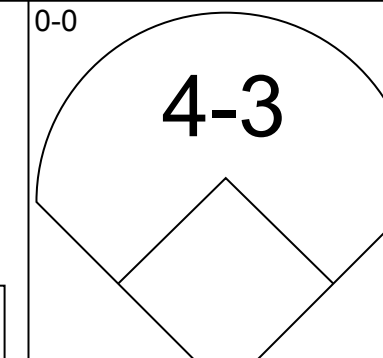
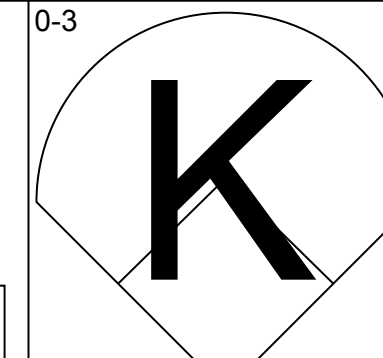
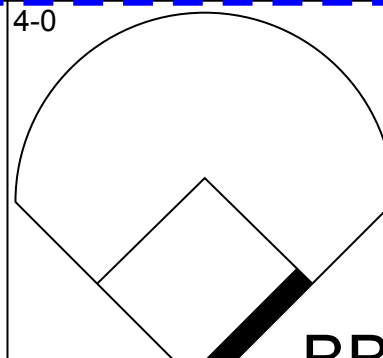
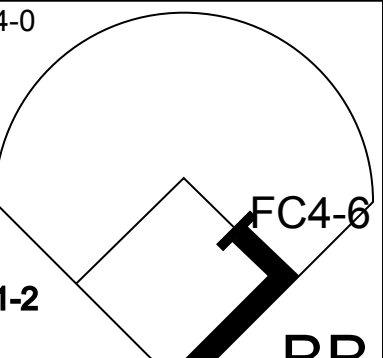

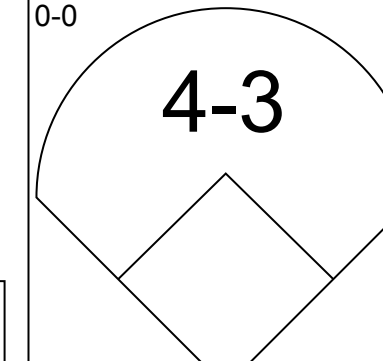
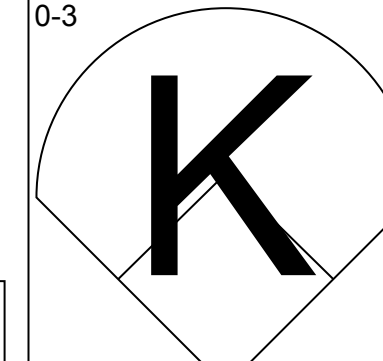
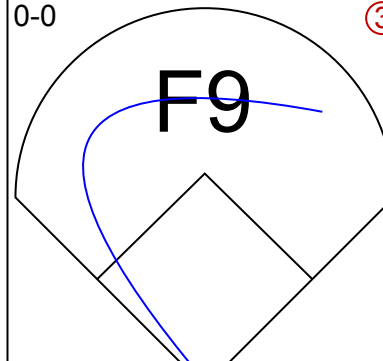
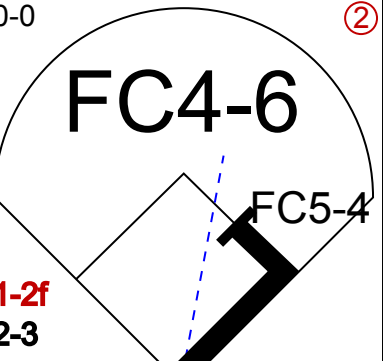

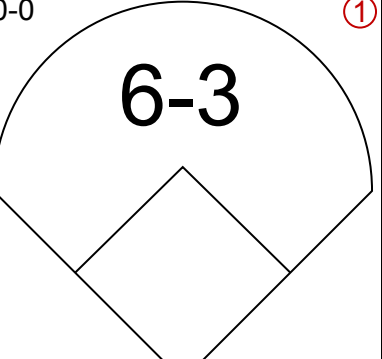
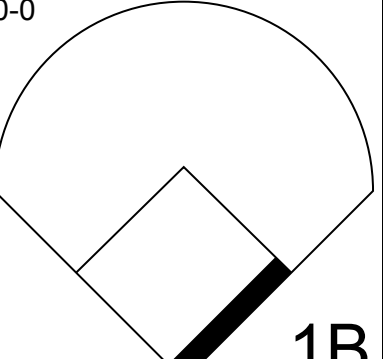
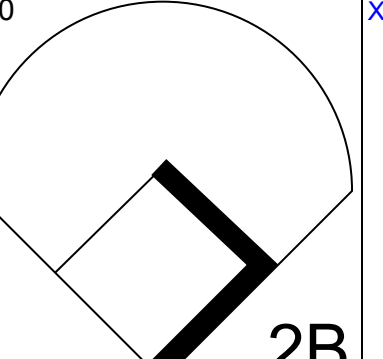
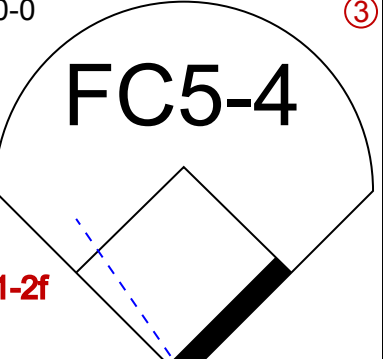
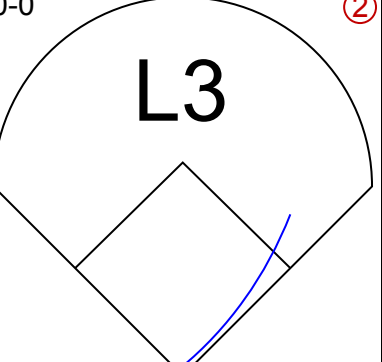
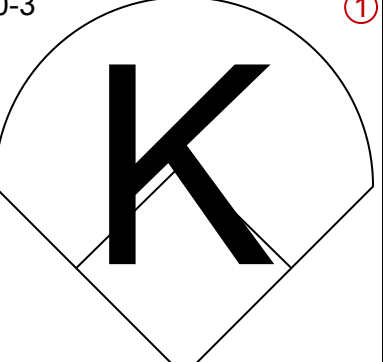
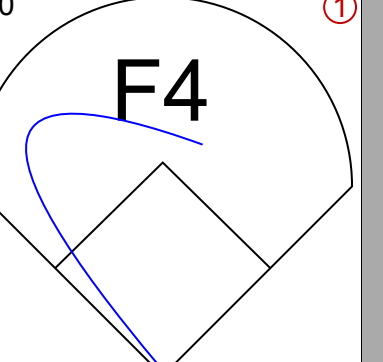
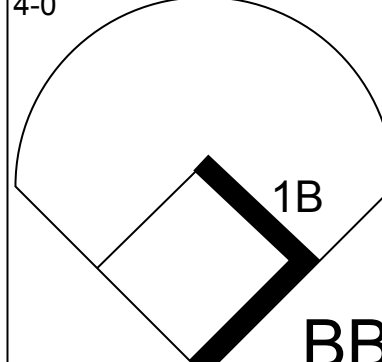
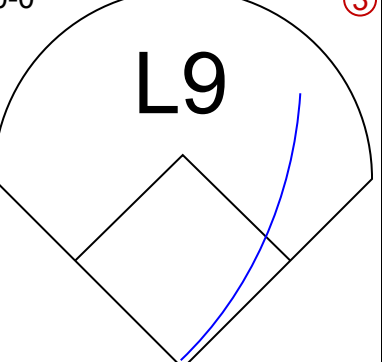
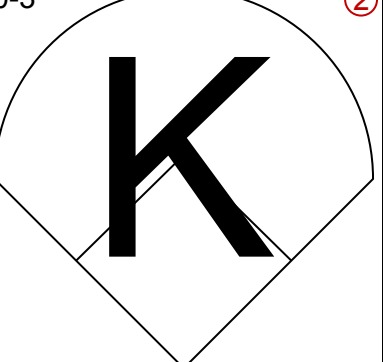
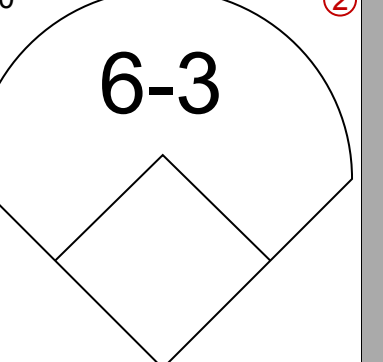
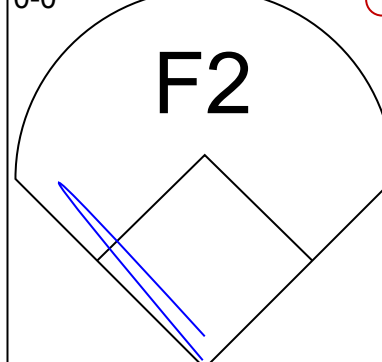
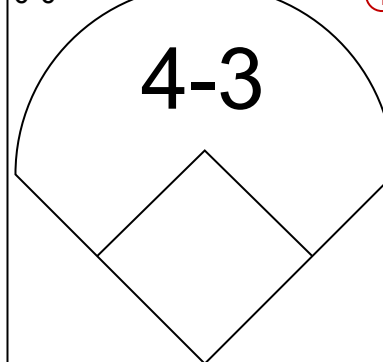
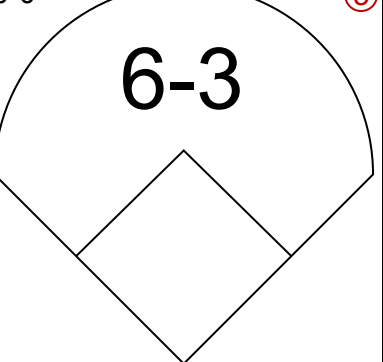
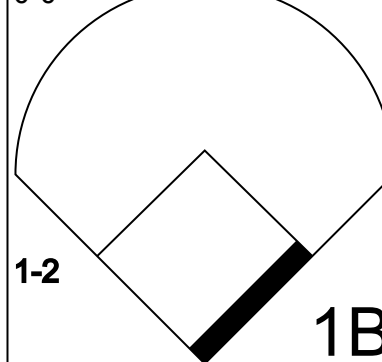
Batter	1	2	3	4	5	6	7	8	9	AB	R	H	RBI	BB	SO	LOB	TOP				
Davey Lopes, R OBP: 0.289, SLG: 0.343 (1, 4)										4	0	0	0	0	1	1					
Bill Buckner, L OBP: 0.289, SLG: 0.415 (1, 7)										4	0	0	0	0	1	0					
Dusty Baker Jr., R OBP: 0.331, SLG: 0.358 (1, 8)										4	0	1	0	0	0	0					
Steve Garvey, R OBP: 0.326, SLG: 0.360 (1, 3)										4	0	0	0	0	0	1					
Ron Cey, R OBP: 0.424, SLG: 0.602 (1, 5)										3	0	0	0	0	1	1					
Joe Ferguson, R OBP: 0.284, SLG: 0.372 (1, 9)										3	0	1	0	0	1	0					
John Hale, L OBP: 0.315, SLG: 0.227 (8, PR) (8, 9)										0	1	0	0	0	0	0					
Steve Yeager, R OBP: 0.352, SLG: 0.494 (1, 2)										3	1	1	2	0	1	0					
Bill Russell, R OBP: 0.394, SLG: 0.507 (1, 6)										3	1	1	1	0	0	1					
Tommy John, R OBP: 0.154, SLG: 0.154 (1, 1)										2	0	0	0	0	0	0					
Charlie Hough, R (6, 1)										0	0	0	0	0	0	0					
Ted Sizemore, R OBP: 0.287, SLG: 0.273 (8, PH)										1	0	0	0	0	0	1					
Mike Marshall, R (8, 1)										0	0	0	0	0	0	0					
Inning Stats	R: 0 E: 0 K: 1 S: 5	H: 0 LOB: 0 BB: 0 P: 5	R: 0 E: 0 K: 1 S: 5	H: 0 LOB: 0 BB: 0 P: 5	R: 0 E: 0 K: 1 S: 5	H: 0 LOB: 0 BB: 0 P: 5	R: 0 E: 0 K: 0 S: 3	H: 0 LOB: 0 BB: 0 P: 3	R: 0 E: 0 K: 1 S: 5	H: 0 LOB: 0 BB: 0 P: 5	R: 1 E: 0 K: 0 S: 4	H: 1 LOB: 0 BB: 0 P: 4	R: 0 E: 0 K: 1 S: 6	H: 1 LOB: 1 BB: 0 P: 6	R: 2 E: 0 K: 0 S: 5	H: 2 LOB: 1 BB: 0 P: 5	R: 0 E: 0 K: 0 S: 3	H: 0 LOB: 0 BB: 0 P: 3	1B: 2 2B: 0 3B: 0 HR: 2	SF: 0 SAC: 0 DP: 0 HBP: 0	WP: 0 PA: 31 PB: 0 CS: 0
PITCHER John Candelaria, L ERA: 2.15 (1, 1)	IP: 9.0 WLS: L BF: 31 H: 4 R: 3 ER: 3 SO: 5 BB: 0 IBB: 0 HBP: 0 BLK: 0 WP: 0 HR: 2 S: 41 P: 41 ERA: 3.00 WHIP: 0.444															PITCHER IP: 9.0 WLS: L BF: 31 H: 4 R: 3 ER: 3 SO: 5 BB: 0 IBB: 0 HBP: 0 BLK: 0 WP: 0 HR: 2 S: 41 P: 41 ERA: 3.00 WHIP: 0.444					

Los Angeles Dodgers @ Pittsburgh Pirates
Three Rivers Stadium, Pittsburgh, PA
Fri May 14 1976, 7:05 PM EDT
Att: 13,764 - Unknown

livebaseballscorecards.com

AB 31
R 3
H 4
RBI 3
BB 0
SO 5
LOB 5



Batter	1	2	3	4	5	6	7	8	9	AB	R	H	RBI	BB	SO	LOB	BOTTOM		
Rennie Stennett, R OBP: 0.305, SLG: 0.384 (1, 4)										4	1	1	0	1	0	4			
Manny Sanguillen, R OBP: 0.291, SLG: 0.316 (1, 2)										5	1	2	1	0	0	3			
Al Oliver, L OBP: 0.375, SLG: 0.514 (1, 8)										4	0	1	1	0	0	1			
Bob Robertson, R OBP: 0.238, SLG: 0.167 (1, 3)										2	0	0	0	2	1	0			
Richie Zisk, R OBP: 0.349, SLG: 0.444 (1, 7)										4	0	0	0	0	1	4			
Bill Robinson, R OBP: 0.421, SLG: 0.543 (1, 9)										4	0	2	0	0	0	2			
Richie Hebner, L OBP: 0.337, SLG: 0.310 (1, 5)										3	0	0	0	1	1	2			
Mario Mendoza, R OBP: 0.289, SLG: 0.278 (1, 6)										4	0	0	0	0	1	3			
John Candelaria, L OBP: 0.286, SLG: 0.091 (1, 1)										2	0	0	0	1	0	1			
Ed Kirkpatrick, L OBP: 0.529, SLG: 0.385 (8, PH)										1	0	1	0	0	0	0			
Frank Taveras, R OBP: 0.226, SLG: 0.217 (8, PR)										0	0	0	0	0	0	0			
Inning Stats	R: 2 E: 0 K: 0 S: 5	H: 2 LOB: 0 BB: 0 P: 5	R: 0 E: 0 K: 0 S: 3	H: 0 LOB: 0 BB: 0 P: 3	R: 0 E: 0 K: 2 S: 7	H: 0 LOB: 0 BB: 0 P: 7	R: 0 E: 0 K: 0 S: 3	H: 1 LOB: 2 BB: 2 P: 11	R: 0 E: 0 K: 0 S: 4	H: 1 LOB: 2 BB: 1 P: 8	R: 0 E: 0 K: 0 S: 4	H: 1 LOB: 2 BB: 1 P: 8	R: 0 E: 0 K: 0 S: 4	H: 1 LOB: 2 BB: 1 P: 8	R: 0 E: 0 K: 0 S: 4	H: 1 LOB: 2 BB: 1 P: 8	1B: 3 2B: 2 3B: 2 HR: 0	SF: 0 SAC: 0 DP: 1 HBP: 0	WP: 0 PA: 38 PB: 0 CS: 0
PITCHER Tommy John, L ERA: 2.84 (1, 1)	IP: 5.2 WLS: W BF: 21 H: 4 R: 2 ER: 2 SO: 4 BB: 1 IBB: 0 HBP: 0 BLK: 0 WP: 0 HR: 0 S: 28 P: 32 ERA: 3.18 WHIP: 0.882															PITCHER Tommy John, L ERA: 2.84 (1, 1)			
Charlie Hough, R ERA: 2.95 (6, 1)	1.1 W	7	1	0	0	0	2	0	0	0	0	0	5	13	0.00	2.250			
Mike Marshall, R ERA: 2.61 (8, 1)	2.0 S	10	2	0	0	0	2	0	0	0	0	0	8	16	0.00	2.000			

Los Angeles Dodgers @ Pittsburgh Pirates
Three Rivers Stadium, Pittsburgh, PA
Fri May 14 1976, 7:05 PM EDT
Att: 13,764 - Unknown

livebaseballscorecards.com

AB 33
R 2
H 7
RBI 2
BB 5
SO 4
LOB 20



Batter	1	2	3	4	5	6	7	8	9	AB	R	H	RBI	BB	SO	LOB	TOP	
Davey Lopes, R OBP: 0.262, SLG: 0.308	0-0 4-3			0-0 F7			0-0 L8	0-0 6-3		4	0	0	0	0	0	1		
Bill Buckner, L OBP: 0.296, SLG: 0.418	0-0 4-3			0-0 L8			1B 1B		FC6-4 1B	4	0	2	0	0	0	0		
Dusty Baker Jr., R OBP: 0.320, SLG: 0.345	0-0 6-3			0-0 1-3			L7		FC6-4 2B 1B	4	1	0	0	0	0	2		
Steve Garvey, R OBP: 0.331, SLG: 0.372		0-0 F7			0-0 F7		1-2 1B		1B 2B	4	0	2	0	0	0	0		
Ron Cey, R OBP: 0.419, SLG: 0.590		0-0 6-3			0-0 F9		F4			4	0	1	1	0	0	2		
Joe Ferguson, R OBP: 0.283, SLG: 0.358		0-3 K2-3			0-0 5-3			FC5-4 BB SF7	F4	3	1	0	0	1	1	2		
Steve Yeager, R OBP: 0.346, SLG: 0.476			0-0 F4		0-0 5-3			FC5-4 BB	L4	3	0	0	0	1	0	2		
Bill Russell, R OBP: 0.392, SLG: 0.500			0-0 G6-4-3 1B		0-0 F8			FC5-4 1-2 2-3		3	0	1	0	0	0	2		
Doug Rau, L OBP: 0.357, SLG: 0.200			0-0 G6-4-3		0-0 F9			SF7		1	0	0	0	0	0	1		
Henry Cruz, L OBP: 0.265, SLG: 0.522										1	0	0	0	0	0	0		
Al Downing, R OBP: 0.286, SLG: 0.529										0	0	0	0	0	0	0		
Ed Goodson, L OBP: 0.286, SLG: 0.529										0	0	0	1	0	0	0		
Charlie Hough, R OBP: 0.286, SLG: 0.529										0	0	0	0	0	0	0		
Inning Stats	R: 0 E: 0 K: 0 S: 3	H: 0 LOB: 0 BB: 0 P: 3	R: 0 E: 0 K: 1 S: 5	H: 0 LOB: 0 BB: 0 P: 5	R: 0 E: 0 K: 0 S: 3	H: 1 LOB: 0 BB: 0 P: 3	R: 0 E: 0 K: 0 S: 3	H: 0 LOB: 0 BB: 0 P: 3	R: 0 E: 0 K: 0 S: 5	H: 2 LOB: 2 BB: 0 P: 5	R: 1 E: 0 K: 0 S: 6	H: 3 LOB: 2 BB: 0 P: 6	1B: 5 2B: 1 3B: 0 HR: 0	SF: 1 SAC: 0 DP: 1 HBP: 0	WP: 0 PB: 0 SB: 0 CS: 0	PA: 34		
PITCHER	IP	WLS	BF	H	R	ER	SO	BB	IBB	HBP	BLK	WP	HR	S	P	ERA	WHIP	
Doc Medich, R ERA: 3.51	8.0	W	29	4	2	2	1	2	0	0	0	0	0	29	37	2.25	0.750	
Dave Giusti, R ERA: 9.72	0.1		3	2	0	0	0	0	0	0	0	0	0	3	3	0.00	6.000	
Bob Moose, R ERA:	0.2	S	2	0	0	0	0	0	0	0	0	0	0	2	2	0.00	0.000	

Los Angeles Dodgers @ Pittsburgh Pirates
Three Rivers Stadium, Pittsburgh, PA
Sat May 15 1976, 3:33 AM EDT
Att: 12,165 - Unknown

AB	31
R	2
H	6
RBI	2
BB	2
SO	1
LOB	12



Batter	1	2	3	4	5	6	7	8	9	AB	R	H	RBI	BB	SO	LOB	BOTTOM	
Rennie Stennett, R OBP: 0.298, SLG: 0.374	0-0 F4	0-0 FC6			0-0 5-3		0-0 SH1-4			3	0	0	0	0	0	2		
Manny Sanguillen, R OBP: 0.299, SLG: 0.333	0-0 G3 1B 2B		0-0 F6		0-0 HR 1B		0-0 6-3			4	2	2	0	0	0	1		
Al Oliver, L OBP: 0.369, SLG: 0.538	0-0 G3		0-0 1-3		0-0 HR		0-0 4-3			4	1	1	2	0	0	2		
Bob Robertson, R OBP: 0.280, SLG: 0.190	0-0 1B		4-0 BB		0-0 F8			0-0 4-3		3	0	1	1	1	0	0		
Richie Zisk, R OBP: 0.345, SLG: 0.437	0-0 F2		0-0 F4		0-0 F7			0-0 G4-6-3 1B		4	0	1	0	0	0	2		
Bill Robinson, R OBP: 0.439, SLG: 0.632		0-0 BB 1B		0-0 HR		0-0 6-3		0-0 G4-6-3		3	1	2	1	0	0	0		
Ed Kirkpatrick, L OBP: 0.500, SLG: 0.357								0-0 G4-6-3		1	0	0	0	0	0	1		
Richie Hebner, L OBP: 0.327, SLG: 0.299		0-0 F9		0-0 G3		0-0 F9				3	0	0	0	0	0	1		
Mario Mendoza, R OBP: 0.268, SLG: 0.256		0-0 F8		0-0 F3		0-0 K				3	0	0	0	0	1	1		
Doc Medich, R OBP: 0.200, SLG: 0.077		4-0 BB 1B		0-3 K						1	0	0	0	2	1	0		
Dave Giusti, R OBP: 0.667, SLG: 1.333		0-0 FC6 BB		0-0 K				4-0 SH1-4 BB		0	0	0	0	0	0	0		
Inning Stats	R: 1 E: 0 K: 0 S: 5	H: 2 LOB: 1 BB: 0 P: 5	R: 0 E: 0 K: 0 S: 4	H: 1 LOB: 2 BB: 1 P: 8	R: 0 E: 0 K: 0 S: 3	H: 0 LOB: 1 BB: 1 P: 7	R: 1 E: 0 K: 1 S: 6	H: 1 LOB: 0 BB: 0 P: 6	R: 2 E: 0 K: 0 S: 5	H: 2 LOB: 0 BB: 0 P: 5	R: 0 E: 0 K: 1 S: 5	H: 0 LOB: 0 BB: 0 P: 5	R: 0 E: 0 K: 0 S: 3	H: 1 LOB: 0 BB: 0 P: 3	1B: 4 2B: 1 3B: 0 HR: 2	SF: 0 SAC: 1 DP: 1 HBP: 0	WP: 0 PB: 0 SB: 0 CS: 0	PA: 33
PITCHER	IP	WLS	BF	H	R	ER	SO	BB	IBB	HBP	BLK	WP	HR	S	P	ERA	WHIP	
Doug Rau, L ERA: 3.97	5.0	L	23	6	4	4	1	2	0	0	0	0	0	23	31	7.20	1.600	
Al Downing, L ERA: 2.08	2.0		7	0	0	0	1	1	0	0	0	0	0	8	12	0.00	0.500	
Charlie Hough, R ERA: 2.82	1.0		3	1	0	0	0	0	0	0	0	0	0	3	3	0.00	1.000	

Los Angeles Dodgers @ Pittsburgh Pirates
Three Rivers Stadium, Pittsburgh, PA
Sat May 15 1976, 3:33 AM EDT
Att: 12,165 - Unknown

AB	29
R	4
H	7
RBI	4
BB	3
SO	2
LOB	10



Batter	1	2	3	4	5	6	7	8	9	AB	R	H	RBI	BB	SO	LOB	TOP								
Davey Lopes, R OBP: 0.277, SLG: 0.341 (1, 4)										5	2	2	0	0	1	1	Los Angeles Dodgers @ Pittsburgh Pirates Three Rivers Stadium, Pittsburgh, PA Sun May 16 1976, 3:33 AM EDT Att: 15,334 - Overcast livebaseballscorecards.com								
Bill Buckner, L OBP: 0.300, SLG: 0.417 (1, 7)										5	0	2	2	0	0	2									
Dusty Baker Jr., R OBP: 0.323, SLG: 0.342 (1, 8)										4	0	1	0	1	0	2									
Steve Garvey, R OBP: 0.336, SLG: 0.383 (1, 3)										4	1	2	1	0	0	3									
Ron Cey, R OBP: 0.421, SLG: 0.580 (1, 5)										2	1	0	0	2	1	1									
Joe Ferguson, R OBP: 0.295, SLG: 0.373 John Hale, L OBP: 0.309, SLG: 0.222 (1, 9)										2	1	1	1	1	0	0									
Steve Yeager, R OBP: 0.344, SLG: 0.471 Elie Rodriguez, R OBP: 0.667, SLG: 0.500 (1, 2)										1	0	0	0	0	1	1									
Rick Auerbach, R OBP: 0.148, SLG: 0.042 (1, 6)										2	0	1	2	1	1	0									
Burt Hooton, R OBP: 0.313, SLG: 0.286 (1, 1)										3	0	0	0	0	2	0									
Inning Stats	R: 1 E: 0 K: 1 S: 7	H: 2 LOB: 1 BB: 0 P: 7	R: 0 E: 0 K: 1 S: 4	H: 0 LOB: 0 BB: 1 P: 8	R: 1 E: 0 K: 1 S: 6	H: 2 LOB: 1 BB: 1 P: 10	R: 0 E: 0 K: 1 S: 5	H: 0 LOB: 0 BB: 0 P: 5	R: 0 E: 0 K: 1 S: 5	H: 0 LOB: 0 BB: 0 P: 5	R: 3 E: 0 K: 0 S: 5	H: 3 LOB: 1 BB: 1 P: 9	R: 1 E: 0 K: 1 S: 8	H: 3 LOB: 2 BB: 0 P: 8	R: 0 E: 0 K: 0 S: 2	H: 0 LOB: 1 BB: 2 P: 10		R: 0 E: 1 K: 0 S: 4	H: 0 LOB: 1 BB: 0 P: 4	1B: 7 2B: 3 3B: 0 HR: 0	SF: 0 SAC: 1 DP: 2 HBP: 0	WP: 0 PB: 0 SB: 1 CS: 0	PA: 39		
PITCHER	IP	WLS	BF	H	R	ER	SO	BB	IBB	HBP	BLK	WP	HR	S	P	ERA	WHIP								
Jerry Reuss, L ERA: 4.19 (1, 1)	6.0	L	25	7	5	5	5	2	1	0	0	0	0	32	44	7.50	1.500								
Larry Demery, R ERA: 1.23 (7, 1)	2.0		10	3	1	1	1	2	0	0	0	0	0	10	18	4.50	2.500								
Dave Giusti, R ERA: 8.68 (9, 1)	1.0		4	0	0	0	0	0	0	0	0	0	0	4	4	0.00	0.000								

Batter	1	2	3	4	5	6	7	8	9	AB	R	H	RBI	BB	SO	LOB	BOTTOM								
Rennie Stennett, R OBP: 0.296, SLG: 0.370 (1, 4)										4	0	1	0	0	1	0	Los Angeles Dodgers @ Pittsburgh Pirates Three Rivers Stadium, Pittsburgh, PA Sun May 16 1976, 3:33 AM EDT Att: 15,334 - Overcast livebaseballscorecards.com								
Richie Hebner, L OBP: 0.324, SLG: 0.297 (1, 5)										4	0	1	0	0	1	1									
Al Oliver, L OBP: 0.364, SLG: 0.537 (1, 8)										4	0	1	0	0	0	1									
Bob Robertson, R OBP: 0.286, SLG: 0.174 (1, 3)										2	0	0	0	1	1	2									
Richie Zisk, R OBP: 0.353, SLG: 0.438 (1, 7)										2	0	1	0	1	1	1									
Bill Robinson, R OBP: 0.409, SLG: 0.585 (1, 9)										3	0	0	0	0	1	3									
Manny Sanguillen, R OBP: 0.291, SLG: 0.324 (1, 2)										3	0	0	0	0	0	1									
Mario Mendoza, R OBP: 0.256, SLG: 0.244 Tommy Helms, R OBP: 0.167, SLG: 0.250 Dave Giusti, R (8, PH) (9, 1)										2	0	0	0	0	0	0									
Jerry Reuss, L OBP: 0.400, SLG: 0.389 Ed Ott, L (6, PH) Larry Demery, R OBP: 0.333, SLG: 0.333 Frank Taveras, R OBP: 0.222, SLG: 0.213 (8, PH) (9, 6)										1	0	0	0	0	0	0									
Inning Stats	R: 0 E: 0 K: 2 S: 8	H: 2 LOB: 1 BB: 0 P: 8	R: 0 E: 0 K: 1 S: 4	H: 0 LOB: 0 BB: 1 P: 8	R: 0 E: 0 K: 1 S: 5	H: 0 LOB: 0 BB: 0 P: 5	R: 0 E: 0 K: 1 S: 6	H: 1 LOB: 0 BB: 0 P: 6	R: 0 E: 0 K: 0 S: 3	H: 0 LOB: 0 BB: 0 P: 3	R: 0 E: 0 K: 0 S: 3	H: 0 LOB: 0 BB: 0 P: 3	R: 0 E: 0 K: 0 S: 3	H: 1 LOB: 1 BB: 1 P: 7	R: 0 E: 0 K: 1 S: 5	H: 0 LOB: 0 BB: 0 P: 5		R: 0 E: 0 K: 0 S: 3	H: 0 LOB: 0 BB: 0 P: 3	1B: 3 2B: 2 3B: 0 HR: 0	SF: 0 SAC: 0 DP: 3 HBP: 0	WP: 0 PB: 0 SB: 0 CS: 0	PA: 30		
PITCHER	IP	WLS	BF	H	R	ER	SO	BB	IBB	HBP	BLK	WP	HR	S	P	ERA	WHIP								
Burt Hooton, R ERA: 4.02 (1, 1)	9.0	W	30	4	0	0	6	2	0	0	0	0	0	40	48	0.00	0.667								

Batter	1	2	3	4	5	6	7	8	9	AB	R	H	RBI	BB	SO	LOB	TOP																					
Frank Taveras, R (1, 6) OBP: 0.224, SLG: 0.215	1-3		B5-3			G4-3 1B	6-3			4	0	1	0	0	0	1																						
Rennie Stennett, R (1, 4) OBP: 0.295, SLG: 0.366	G3-6-1 1B		1-3			G4-3 1-2f		F8		4	0	1	0	0	0	1																						
Al Oliver, L (1, 8) OBP: 0.359, SLG: 0.523	G3-6-1 1-2f		1-3			FC5-4 1B		F8		4	0	1	0	0	0	1																						
Bob Robertson, R (1, 3) OBP: 0.313, SLG: 0.192		1B BB		FC5-4 1B		FC5-4 1-2f		5-6-3		3	0	1	0	1	0	1																						
Richie Zisk, R (1, 7) OBP: 0.367, SLG: 0.444		1B BB	FC5-4 G5-4-3 1-2f			HR 1B		FC4-6 1B		3	1	2	0	1	0	1																						
Bill Robinson, R (1, 9) OBP: 0.417, SLG: 0.644		1-2 2-3 1B	G5-4-3 1-2f			HR 1B		FC4-6 CS		4	1	2	2	0	0	2																						
Richie Hebner, L (1, 5) OBP: 0.312, SLG: 0.284	P6				4-3			P5		4	0	0	0	0	0	4																						
Duffy Dyer, R (1, 2) OBP: 0.316, SLG: 0.529	K				K			P6		3	0	0	0	0	2	3																						
Bruce Kison, R (1, 1) OBP: 0.222, SLG: 0.333	K				K					3	0	1	0	0	2	3																						
Bob Moose, R (8, 1) OBP: 0.667, SLG: 1.333	K				K			1B		0	0	0	0	0	0	0																						
Inning Stats	R: 0 E: 0 K: 0 S: 3	H: 1 LOB: 0 BB: 0 P: 3	R: 0 E: 0 K: 2 S: 8	H: 1 LOB: 3 BB: 2 P: 16	R: 0 E: 0 K: 0 S: 3	H: 0 LOB: 0 BB: 0 P: 3	R: 0 E: 0 K: 0 S: 3	H: 1 LOB: 0 BB: 0 P: 3	R: 0 E: 0 K: 2 S: 7	H: 0 LOB: 0 BB: 0 P: 7	R: 0 E: 0 K: 0 S: 4	H: 2 LOB: 1 BB: 0 P: 4	R: 2 E: 0 K: 0 S: 6	H: 3 LOB: 1 BB: 0 P: 6	R: 0 E: 0 K: 0 S: 3	H: 0 LOB: 0 BB: 0 P: 3	R: 0 E: 0 K: 0 S: 3	H: 1 LOB: 0 BB: 0 P: 3	1B: 8 2B: 0 3B: 0 HR: 1	SF: 0 SAC: 0 DP: 3 HBP: 0	WP: 0 PB: 0 SB: 0 CS: 1	PA: 34																
PITCHER	IP	WLS	BF	H	R	ER	SO	BB	IBB	HBP	BLK	WP	HR	S	P	ERA	WHIP	PITCHER				IP	WLS	BF	H	R	ER	SO	BB	IBB	HBP	BLK	WP	HR	S	P	ERA	WHIP
John Curtis, L (1, 1) ERA: 4.27	8.0	L	31	8	2	2	4	2	0	0	0	0	1	37	45	2.25	1.250																					
Eric Rasmussen, R (9, 1) ERA: 2.81	1.0	S	3	1	0	0	0	0	0	0	0	0	0	3	3	0.00	1.000																					

Pittsburgh Pirates @ St. Louis Cardinals
 Busch Stadium, St. Louis, MO
 Mon May 17 1976, 7:05 PM CDT
 Att: 10,538 - Unknown

AB	32
R	2
H	9
RBI	2
BB	2
SO	4
LOB	17



Batter	1	2	3	4	5	6	7	8	9	AB	R	H	RBI	BB	SO	LOB	BOTTOM																					
Lou Brock, L (1, 7) OBP: 0.274, SLG: 0.314	K		F8		G4-6-3 1-2f			CS 1B		4	0	1	0	0	1	1																						
Vic Harris, S (1, 8) OBP: 0.346, SLG: 0.382	6-3		F7		4-3			P5 1-2		4	0	0	0	0	0	1																						
Reggie Smith, S (1, 5) OBP: 0.253, SLG: 0.326	P5				F8					4	0	1	0	0	0	0																						
Jerry Mumphrey, S (9, PR)								G4-6-3 1B		0	0	0	0	0	0	0																						
Ted Simmons, S (1, 2) OBP: 0.319, SLG: 0.350		F5		F2		K		F8		4	0	0	0	0	1	1																						
Willie Crawford, L (1, 9) OBP: 0.360, SLG: 0.447		4-3				F8		G4-6-3 1-2f		4	1	1	0	0	0	1																						
Ron Fairly, L (1, 3) OBP: 0.469, SLG: 0.475		BB 1B		2B 2B				F9		3	0	2	1	0	0	0																						
Don Kessinger, S (1, 6) OBP: 0.328, SLG: 0.339		BB 1B		BB 1B				F7		1	0	0	0	2	0	0																						
Mike Tyson, R (1, 4) OBP: 0.286, SLG: 0.350		4-3						6-3		3	0	0	0	0	0	4																						
John Curtis, L (1, 1) OBP: 0.154, SLG: 0.154										2	0	1	0	0	0	0																						
Keith Hernandez, L (8, PH) OBP: 0.279, SLG: 0.240										1	0	0	0	0	0	0																						
Eric Rasmussen, R (9, 1) ERA								G4-6-3 1B		0	0	0	0	0	0	0																						
Inning Stats	R: 0 E: 0 K: 1 S: 5	H: 0 LOB: 0 BB: 0 P: 5	R: 0 E: 0 K: 0 S: 4	H: 1 LOB: 2 BB: 1 P: 8	R: 0 E: 0 K: 0 S: 3	H: 0 LOB: 0 BB: 0 P: 3	R: 1 E: 0 K: 0 S: 5	H: 2 LOB: 2 BB: 1 P: 9	R: 0 E: 0 K: 0 S: 3	H: 1 LOB: 0 BB: 0 P: 3	R: 0 E: 0 K: 1 S: 5	H: 0 LOB: 0 BB: 0 P: 5	R: 0 E: 0 K: 0 S: 3	H: 0 LOB: 0 BB: 0 P: 3	R: 0 E: 0 K: 0 S: 3	H: 1 LOB: 1 BB: 0 P: 3	R: 0 E: 0 K: 0 S: 3	H: 1 LOB: 1 BB: 0 P: 3	1B: 4 2B: 2 3B: 0 HR: 0	SF: 0 SAC: 0 DP: 2 HBP: 0	WP: 0 PB: 0 SB: 0 CS: 1	PA: 32																
PITCHER	IP	WLS	BF	H	R	ER	SO	BB	IBB	HBP	BLK	WP	HR	S	P	ERA	WHIP	PITCHER				IP	WLS	BF	H	R	ER	SO	BB	IBB	HBP	BLK	WP	HR	S	P	ERA	WHIP
Bruce Kison, R (1, 1) ERA: 4.8	7.1	W	28	5	1	1	2	1	0	0	0	0	0	30	38	1.23	0.818																					
Bob Moose, R (8, 1) ERA	1.2	S	4	1	0	0	0	0	0	0	0	0	0	4	4	0.00	0.600																					

Pittsburgh Pirates @ St. Louis Cardinals
 Busch Stadium, St. Louis, MO
 Mon May 17 1976, 7:05 PM CDT
 Att: 10,538 - Unknown

AB	30
R	1
H	6
RBI	1
BB	2
SO	2
LOB	8



Batter	1	2	3	4	5	6	7	8	9	AB	R	H	RBI	BB	SO	LOB	TOP		
Frank Taveras, R (1, 6) OBP: 0.211, SLG: 0.203	G3			K		4-3		F9		4	0	0	0	0	1	1			
Richie Hebner, L (1, 5) OBP: 0.319, SLG: 0.286	1-3			1B		F3			1B HR	3	1	1	0	1	0	1			
Al Oliver, L (1, 8) OBP: 0.365, SLG: 0.533	F8			F7			1B 2B		1-2 HR	4	2	2	0	0	0	1			
Willie Stargell, L (1, 3) OBP: 0.388, SLG: 0.494		5-3		F8			F9		K	4	0	0	0	0	1	4			
Richie Zisk, R (1, 7) OBP: 0.363, SLG: 0.438		6-3			4-3		1-3 1B		K	4	0	1	1	0	1	2			
Bill Robinson, R (1, 9) OBP: 0.404, SLG: 0.673		F8			P4		1-3		1-2 HR	4	1	1	3	0	0	1			
Manny Sanguillen, R (1, 2) OBP: 0.261, SLG: 0.312			4-3		6-3		L3		4-3	4	0	0	0	0	0	1			
Rennie Stennett, R (1, 4) OBP: 0.288, SLG: 0.357			1-3			E6 SH3-4		4-3		3	0	0	0	0	0	0			
Jim Rooker, R (1, 1) OBP: 0.267, SLG: 0.333			6-3			SH3-4		K		2	0	0	0	0	1	0			
Inning Stats	R: 0 E: 0 K: 0 S: 3	H: 0 LOB: 0 BB: 0 P: 3	R: 0 E: 0 K: 0 S: 3	H: 0 LOB: 0 BB: 0 P: 3	R: 0 E: 0 K: 0 S: 3	H: 1 LOB: 1 BB: 0 P: 6	R: 0 E: 0 K: 0 S: 3	H: 0 LOB: 0 BB: 0 P: 3	R: 0 E: 1 K: 0 S: 4	H: 0 LOB: 1 BB: 0 P: 4	R: 1 E: 0 K: 0 S: 5	H: 2 LOB: 1 BB: 0 P: 5	R: 0 E: 0 K: 0 S: 5	H: 0 LOB: 0 BB: 0 P: 5	R: 3 E: 0 K: 2 S: 9	H: 2 LOB: 0 BB: 1 P: 13	1B: 3 2B: 1 3B: 0 HR: 1	SF: 0 SAC: 1 DP: 0 HBP: 0	WP: 0 PA: 34 PB: 0 SB: 0 CS: 0
PITCHER	IP	WLS	BF	H	R	ER	SO	BB	IBB	HBP	BLK	WP	HR	S	P	ERA	WHIP		
Bob Forsch, R (1, 1) ERA: 5.21	6.2		24	3	1	1	1	0	0	0	0	0	0	26	26	1.35	0.450		
Eric Rasmussen, R (7, 1) ERA: 2.57	1.1		4	0	0	0	1	0	0	0	0	0	0	6	6	0.00	0.000		
Al Hrabosky, L (9, 1) ERA: 3.29	1.0	L	6	2	3	3	2	1	0	0	0	0	1	9	13	27.00	3.000		

Pittsburgh Pirates @ St. Louis Cardinals
 Busch Stadium, St. Louis, MO
 Tue May 18 1976, 7:05 PM CDT
 Att: 10,288 - Unknown

AB	32
R	4
H	5
RBI	4
BB	1
SO	4
LOB	11



Batter	1	2	3	4	5	6	7	8	9	AB	R	H	RBI	BB	SO	LOB	BOTTOM				
Lou Brock, L (1, 7) OBP: 0.273, SLG: 0.312	CS 1B		4-3		K			FC5-4		4	0	1	0	0	1	2					
Vic Harris, S (1, 8) OBP: 0.343, SLG: 0.378	F3			G6-4-3 1B		5-3		F5		4	0	1	0	0	0	2					
Reggie Smith, S (1, 3) OBP: 0.242, SLG: 0.311	F8			G6-4-3		F7			6-3	4	0	0	0	0	0	1					
Mike Anderson, R (1, 9) OBP: 0.392, SLG: 0.395		L8			BB	F3			BB	2	0	0	0	2	0	0					
Hector Cruz, R (1, 5) OBP: 0.208, SLG: 0.267				5-3			K		P6	3	0	0	0	0	1	2					
Ken Rudolph, R (1, 2) OBP: 0.276, SLG: 0.294		F8			L6-4 1B		F7		F7	4	0	1	0	0	0	2					
Don Kessinger, S (1, 6) OBP: 0.326, SLG: 0.339		FC6			1-2 2B		F8			3	1	1	0	0	0	1					
Mike Tyson, R (1, 4) OBP: 0.250, SLG: 0.304			1-3		L6-4 1B			6-3		3	0	0	0	0	0	2					
Bob Forsch, R (1, 1) ERA: 5.21										2	0	1	1	0	1	0					
Eric Rasmussen, R (7, 1) ERA: 2.57										0	0	0	0	0	0	0					
Ted Simmons, S (8, PH) OBP: 0.324, SLG: 0.355										1	0	1	0	0	0	0					
Jerry Mumphrey, S (8, PR)										0	0	0	0	0	0	0					
Al Hrabosky, R (9, 1) ERA: 3.29										0	0	0	0	0	0	0					
Inning Stats	R: 0 E: 0 K: 0 S: 3	H: 1 LOB: 1 BB: 0 P: 3	R: 0 E: 0 K: 0 S: 3	H: 0 LOB: 0 BB: 0 P: 4	R: 0 E: 0 K: 1 S: 5	H: 0 LOB: 0 BB: 0 P: 5	R: 0 E: 0 K: 0 S: 3	H: 1 LOB: 1 BB: 1 P: 7	R: 1 E: 0 K: 0 S: 7	H: 3 LOB: 1 BB: 0 P: 7	R: 0 E: 0 K: 0 S: 3	H: 0 LOB: 0 BB: 0 P: 3	R: 0 E: 0 K: 1 S: 5	H: 0 LOB: 0 BB: 0 P: 5	R: 0 E: 0 K: 0 S: 4	H: 1 LOB: 1 BB: 0 P: 4	R: 0 E: 0 K: 0 S: 3	H: 0 LOB: 1 BB: 1 P: 7	1B: 5 2B: 2 3B: 0 HR: 0	SF: 0 SAC: 0 DP: 2 HBP: 1	WP: 0 PA: 33 PB: 0 SB: 0 CS: 1
PITCHER	IP	WLS	BF	H	R	ER	SO	BB	IBB	HBP	BLK	WP	HR	S	P	ERA	WHIP				
Jim Rooker, L (1, 1) ERA: 2.22	9.0	W	33	6	1	1	3	2	0	1	0	0	0	36	45	1.00	0.889				

Pittsburgh Pirates @ St. Louis Cardinals
 Busch Stadium, St. Louis, MO
 Tue May 18 1976, 7:05 PM CDT
 Att: 10,288 - Unknown

AB	30
R	1
H	6
RBI	1
BB	2
SO	3
LOB	12



Batter	1	2	3	4	5	6	7	8	9	AB	R	H	RBI	BB	SO	LOB	TOP			
Frank Taveras, R (1, 6) <small>OBP: 0.216, SLG: 0.208</small> Ed Kirkpatrick, L (7, FH) <small>OBP: 0.474, SLG: 0.333</small> Mario Mendoza, R (7, 6) <small>OBP: 0.296, SLG: 0.244</small> Tommy Helms, R (8, FH) <small>OBP: 0.214, SLG: 0.231</small>										3	1	1	0	0	0	1				
Richie Hebner, L (1, 5) <small>OBP: 0.314, SLG: 0.282</small>										5	0	1	0	0	0	4				
Al Oliver, L (1, 8) <small>OBP: 0.356, SLG: 0.511</small>										4	1	0	0	1	1	3				
Willie Stargell, L (1, 3) <small>OBP: 0.389, SLG: 0.478</small>										3	1	0	0	2	1	3				
Richie Zisk, R (1, 7) <small>OBP: 0.372, SLG: 0.487</small>										5	2	3	3	0	1	1				
Bill Robinson, R (1, 9) <small>OBP: 0.368, SLG: 0.611</small>										5	0	0	1	0	0	3				
Manny Sanguillen, R (1, 2) <small>OBP: 0.311, SLG: 0.339</small>										3	1	3	0	2	0	0				
Rennie Stennett, R (1, 4) <small>OBP: 0.292, SLG: 0.362</small>										4	1	1	1	1	0	3				
John Candelaria, L (1, 1) <small>ERA: 2.4</small> Kent Tekulve, R (5, 1) <small>ERA: 2.64</small> Dave Giusti, R (7, 1) <small>ERA: 7.84</small> Bob Robertson, L (8, 1) <small>ERA: 6.1</small> Ramon Hernandez, L (8, 1) <small>ERA: 6.1</small> Duffy Dyer, R (9, 1) <small>ERA: 2.89</small>										1	0	0	0	0	0	1				
Inning Stats	R: 1 E: 0 K: 0 S: 6	H: 3 LOB: 2 BB: 0 P: 6	R: 0 E: 0 K: 0 S: 4	H: 1 LOB: 1 BB: 0 P: 4	R: 0 E: 0 K: 1 S: 5	H: 0 LOB: 1 BB: 1 P: 9	R: 0 E: 0 K: 0 S: 4	H: 1 LOB: 1 BB: 0 P: 4	R: 0 E: 0 K: 0 S: 4	H: 1 LOB: 1 BB: 0 P: 4	R: 0 E: 0 K: 1 S: 5	H: 0 LOB: 3 BB: 4 P: 9	R: 2 E: 0 K: 1 S: 6	H: 1 LOB: 1 BB: 4 P: 22	R: 4 E: 0 K: 0 S: 5	H: 3 LOB: 1 BB: 3 P: 17	1B: 5 2B: 4 3B: 0 HR: 1	SF: 0 SAC: 1 DP: 0 HBP: 0	WP: 1 PB: 0 SB: 0 CS: 0	PA: 46
PITCHER	IP WLS BF H R ER SO BB IBB HBP BLK WP HR S P ERA WHIP																			
Lynn McGlothen, R (1, 1) <small>ERA: 2.4</small>	7.2	34	7	3	3	3	3	3	0	0	0	0	0	1	0	0	12	∞	∞	
Danny Frisella, R (8, 1) <small>ERA: 1.92</small>	0.0	3	0	0	0	0	3	0	0	0	0	0	0	1	0	0	12	∞	∞	
Al Hrabosky, L (8, 1) <small>ERA: 3.9</small>	0.1	3	0	2	2	0	2	0	0	0	0	0	0	0	0	1	9	54.00	6.000	
Mike Proly, R (9, 1) <small>ERA: 3.71</small>	0.0	1	1	0	0	0	0	0	0	0	0	0	0	0	0	1	1	∞	∞	
Eric Rasmussen, R (9, 1) <small>ERA: 2.89</small>	1.0	L	5	2	2	2	0	1	0	0	0	0	0	0	0	4	8	18.00	3.000	

Pittsburgh Pirates @ St. Louis Cardinals
 Busch Stadium, St. Louis, MO
 Wed May 19 1976, 7:05 PM CDT
 Att: 11,229 - Unknown

AB	36
R	7
H	10
RBI	7
BB	9
SO	3
LOB	21



Pittsburgh Pirates @ St. Louis Cardinals
 Busch Stadium, St. Louis, MO
 Wed May 19 1976, 7:05 PM CDT
 Att: 11,229 - Unknown

AB	35
R	6
H	11
RBI	5
BB	1
SO	6
LOB	12



PITCHER	IP WLS BF H R ER SO BB IBB HBP BLK WP HR S P ERA WHIP																		
John Candelaria, L (1, 1) <small>ERA: 3.21</small>	4.1	21	8	6	6	3	0	0	0	0	0	0	0	0	0	9	9	0.00	0.600
Kent Tekulve, R (5, 1) <small>ERA: 2.64</small>	1.2	5	1	0	0	2	0	0	0	0	0	0	0	0	0	9	9	0.00	0.000
Dave Giusti, R (7, 1) <small>ERA: 7.84</small>	1.0	3	0	0	0	1	0	0	0	0	0	0	0	0	5	5	0.00	0.000	
Ramon Hernandez, L (8, 1) <small>ERA: 6.1</small>	1.0	W	6	2	0	0	0	1	0	0	0	0	0	0	5	9	0.00	2.000	
Bob Moose, R (9, 1) <small>ERA: 2.89</small>	1.0	S	3	0	0	0	0	0	0	0	0	0	0	0	3	3	0.00	0.000	

Batter	1	2	3	4	5	6	7	8	9	AB	R	H	RBI	BB	SO	LOB	TOP				
Frank Taveras, R (1, 6) OBP: 0.231, SLG: 0.213 Bob Robertson, R (9, PH) OBP: 0.324, SLG: 0.185	6-3		FC5-4						5-3	3	1	1	0	1	0	1	Pittsburgh Pirates @ St. Louis Cardinals Busch Stadium, St. Louis, MO Thu May 20 1976, 3:33 AM CDT Att: 11,315 - Unknown livebaseballscorecards.com				
Richie Hebner, L (1, 5) OBP: 0.311, SLG: 0.280			F8							4	0	1	0	0	0	4					
Al Oliver, L (1, 8) OBP: 0.362, SLG: 0.510	P5									4	0	2	0	0	0	2					
Willie Stargell, L (1, 3) OBP: 0.384, SLG: 0.469	F8									4	0	1	0	0	0	3					
Richie Zisk, R (1, 7) OBP: 0.368, SLG: 0.479		4-3								4	0	1	1	0	0	2					
Bill Robinson, R (1, 9) OBP: 0.377, SLG: 0.621		5-3								4	0	2	0	0	0	2					
Manny Sanguillen, R (1, 2) OBP: 0.301, SLG: 0.328		F8								4	0	0	0	0	0	4					
Rennie Stennett, R (1, 4) OBP: 0.291, SLG: 0.358										4	0	1	0	0	0	1					
Doc Medich, R (1, 1) Ed Kissel, R (5, PH) Dave Gusti, R (5, 1) Ed Ott, L (7, PH) Ramon Hernandez, S (7, 1) Tommy Helms, R (8, PH)			K							1	0	0	0	0	0	1		P			
										1	0	0	0	0	0	1					
Inning Stats	R: 0 E: 0 K: 0 S: 4	H: 1 LOB: 1 BB: 0 P: 4	R: 0 E: 0 K: 0 S: 3	H: 0 LOB: 0 BB: 0 P: 3	R: 0 E: 0 K: 1 S: 6	H: 1 LOB: 1 BB: 0 P: 6	R: 0 E: 0 K: 0 S: 3	H: 1 LOB: 0 BB: 0 P: 3	R: 0 E: 0 K: 0 S: 4	H: 1 LOB: 1 BB: 0 P: 4	R: 1 E: 1 K: 0 S: 7	H: 3 LOB: 3 BB: 0 P: 7	R: 0 E: 0 K: 0 S: 3	H: 1 LOB: 1 BB: 1 P: 7	R: 0 E: 0 K: 0 S: 4	H: 2 LOB: 1 BB: 0 P: 4	R: 0 E: 0 K: 0 S: 4	H: 1 LOB: 1 BB: 0 P: 4	1B: 9 2B: 2 3B: 0 HR: 0	SF: 0 SAC: 0 DP: 3 HBP: 0	WP: 0 PA: 37 PB: 0 SB: 1 CS: 0
PITCHER John Denny, R (1, 1) ERA: 3.65	IP: 9.0 WLS: W BF: 37 H: 11 R: 1 ER: 0 SO: 1 BB: 1 IBB: 0 HBP: 0 BLK: 0 WP: 0 HR: 0 S: 38 P: 42 ERA: 0.00 WHIP: 1.333											PITCHER	IP: 9.0 WLS: W BF: 37 H: 11 R: 1 ER: 0 SO: 1 BB: 1 IBB: 0 HBP: 0 BLK: 0 WP: 0 HR: 0 S: 38 P: 42 ERA: 0.00 WHIP: 1.333								

Batter	1	2	3	4	5	6	7	8	9	AB	R	H	RBI	BB	SO	LOB	BOTTOM		
Lou Brock, L (1, 7) OBP: 0.278, SLG: 0.315	G3	4-3								4	1	2	0	0	0	0	Pittsburgh Pirates @ St. Louis Cardinals Busch Stadium, St. Louis, MO Thu May 20 1976, 3:33 AM CDT Att: 11,315 - Unknown livebaseballscorecards.com		
Vic Harris, S (1, 8) OBP: 0.331, SLG: 0.363	G3	F5								4	0	0	0	0	0	1			
Reggie Smith, S (1, 5) OBP: 0.243, SLG: 0.309	4-3	F5								4	0	0	1	0	1	0			
Ted Simmons, S (1, 2) OBP: 0.347, SLG: 0.386										4	1	4	0	0	0	0			
Ron Fairly, L (1, 3) OBP: 0.444, SLG: 0.432										3	1	0	0	1	1	3			
Jerry Mumphrey, S (1, 9) OBP: 0.067, SLG: 0.067										4	1	1	1	0	0	1			
Don Kessinger, S (1, 6) OBP: 0.326, SLG: 0.333										2	0	0	0	1	1	1			
Mike Tyson, R (1, 4) OBP: 0.323, SLG: 0.533										3	0	2	2	0	0	0			
John Denny, R (1, 1) OBP: 0.231, SLG: 0.250										3	0	0	0	0	2	3			
Inning Stats	R: 4 E: 0 K: 1 S: 9	H: 4 LOB: 2 BB: 2 P: 17	R: 0 E: 0 K: 0 S: 3	H: 0 LOB: 0 BB: 0 P: 3	R: 0 E: 0 K: 1 S: 6	H: 1 LOB: 1 BB: 0 P: 6	R: 0 E: 0 K: 1 S: 5	H: 1 LOB: 0 BB: 0 P: 5	R: 0 E: 0 K: 0 S: 4	H: 1 LOB: 1 BB: 0 P: 4	R: 0 E: 0 K: 0 S: 5	H: 0 LOB: 0 BB: 0 P: 5	R: 0 E: 0 K: 1 S: 5	H: 1 LOB: 0 BB: 0 P: 5	R: 0 E: 0 K: 1 S: 5	H: 1 LOB: 0 BB: 0 P: 5		1B: 7 2B: 1 3B: 1 HR: 0	SF: 0 SAC: 0 DP: 0 HBP: 0
PITCHER Doc Medich, R (1, 1) ERA: 3.93 Dave Gusti, R (5, 1) ERA: 6.57 Ramon Hernandez, L (7, 1) ERA: 5.11	IP: 4.0 WLS: L BF: 19 H: 6 R: 4 ER: 4 SO: 3 BB: 1 IBB: 1 HBP: 0 BLK: 0 WP: 0 HR: 0 S: 23 P: 31 ERA: 9.00 WHIP: 1.750											PITCHER	IP: 4.0 WLS: L BF: 19 H: 6 R: 4 ER: 4 SO: 3 BB: 1 IBB: 1 HBP: 0 BLK: 0 WP: 0 HR: 0 S: 23 P: 31 ERA: 9.00 WHIP: 1.750						

Batter	1	2	3	4	5	6	7	8	9	AB	R	H	RBI	BB	SO	LOB	TOP											
Rick Monday, L OBP: 0.408, SLG: 0.585 (1, 8)										5	1	1	1	0	1	3	Chicago Cubs @ Pittsburgh Pirates Three Rivers Stadium, Pittsburgh, PA Fri May 21 1976, 7:05 PM EDT Att. 9,342 - Unknown - 58 F											
Jose Cardenal, R OBP: 0.380, SLG: 0.479 (1, 7)										5	0	1	2	0	1	1												
Bill Madlock, R OBP: 0.400, SLG: 0.488 (1, 5)										4	0	1	0	0	0	1												
Jerry Morales, R OBP: 0.333, SLG: 0.416 (1, 9)										4	0	0	0	0	1	1												
Larry Bittner, L OBP: 0.162, SLG: 0.189 (1, 3)										4	1	0	0	0	0	0												
Steve Swisher, R OBP: 0.333, SLG: 0.426 (1, 2)										3	1	2	0	1	1	0												
Dave Rosello, R OBP: 0.380, SLG: 0.302 (1, 6)										3	0	0	0	1	1	3												
Mick Kelleher, R OBP: 0.259, SLG: 0.269 (1, 4)										3	1	1	1	1	1	2												
Rick Reuschel, R OBP: 0.409, SLG: 0.235 Darold Knowles, L OBP: 0.800, SLG: 0.500 (7, 1)										3	1	2	1	0	1	0												
Inning Stats	R: 0 E: 0 K: 1 S: 6	H: 1 LOB: 1 BB: 0 P: 6	R: 1 E: 1 K: 0 S: 6	H: 3 LOB: 2 BB: 0 P: 6	R: 0 E: 0 K: 0 S: 3	H: 0 LOB: 0 BB: 0 P: 3	R: 4 E: 0 K: 1 S: 8	H: 3 LOB: 1 BB: 2 P: 16	R: 0 E: 0 K: 0 S: 4	H: 1 LOB: 2 BB: 1 P: 8	R: 0 E: 0 K: 1 S: 5	H: 0 LOB: 0 BB: 0 P: 5	R: 0 E: 0 K: 1 S: 5	H: 0 LOB: 0 BB: 0 P: 5	R: 0 E: 0 K: 2 S: 7	H: 0 LOB: 2 BB: 0 P: 7		R: 0 E: 0 K: 1 S: 5	H: 1 LOB: 1 BB: 0 P: 5	1B: 7 2B: 3 3B: 0 HR: 0	SF: 0 SAC: 0 DP: 2 HBP: 0	WP: 0 PB: 0 SB: 1 CS: 1	PA: 38					
PITCHER	IP	WLS	BF	H	R	ER	SO	BB	IBB	HBP	BLK	WP	HR	S	P	ERA	WHIP											
Larry Demery, R ERA: 2.61 Kent Tekulve, R ERA: 2.53 Bob Moose, R ERA:	(1, 1)	6.0	L	29	8	5	4	3	2	1	0	0	0	0	32	44	6.00	1.667										
(7, 1)	1.0		3	0	0	0	1	0	0	0	0	0	0	5	5	0.00	0.000											
(8, 1)	2.0		6	1	0	0	3	0	0	0	0	0	0	12	12	0.00	0.500											

Batter	1	2	3	4	5	6	7	8	9	AB	R	H	RBI	BB	SO	LOB	BOTTOM											
Rennie Stennett, R OBP: 0.290, SLG: 0.355 (1, 4)										4	1	1	0	0	0	1	Chicago Cubs @ Pittsburgh Pirates Three Rivers Stadium, Pittsburgh, PA Fri May 21 1976, 7:05 PM EDT Att. 9,342 - Unknown - 58 F											
Richie Hebner, L OBP: 0.310, SLG: 0.288 (1, 5)										4	0	1	0	0	0	2												
Al Oliver, L OBP: 0.361, SLG: 0.500 (1, 8)										2	1	0	0	1	1	0												
Willie Stargell, L OBP: 0.397, SLG: 0.480 (1, 3)										2	1	1	0	2	0	0												
Richie Zisk, R OBP: 0.365, SLG: 0.472 (1, 7)										4	1	1	1	0	2	3												
Bill Robinson, R OBP: 0.369, SLG: 0.613 (1, 9)										4	0	1	3	0	2	3												
Manny Sanguillen, R OBP: 0.299, SLG: 0.342 (1, 2)										4	0	1	0	0	0	2												
Frank Taveras, R OBP: 0.222, SLG: 0.205 Duffy Dyer, R OBP: 0.333, SLG: 0.526 (9, PH)										3	0	0	0	0	0	1												
Larry Demery, R OBP: 0.256, SLG: 0.250 Ed Ott, L OBP: 0.400, SLG: 0.500 Kent Tekulve, R OBP: 0.259, SLG: 0.333 Tommy Helms, R OBP: 0.467, SLG: 1.333 Bob Moose, R OBP: 0.334, SLG: 0.179 (9, PH)	(1, 1)	6.0	W	25	6	4	4	5	2	0	0	0	0	0	33	41	6.00	1.333										
(7, 1)	3.0	S	11	1	0	0	0	1	0	0	0	0	0	10	14	0.00	0.667											
Inning Stats	R: 0 E: 0 K: 0 S: 3	H: 1 LOB: 0 BB: 0 P: 3	R: 0 E: 0 K: 2 S: 8	H: 1 LOB: 1 BB: 0 P: 8	R: 0 E: 0 K: 0 S: 3	H: 0 LOB: 0 BB: 0 P: 3	R: 0 E: 0 K: 1 S: 5	H: 0 LOB: 0 BB: 0 P: 5	R: 0 E: 0 K: 2 S: 8	H: 1 LOB: 1 BB: 0 P: 8	R: 0 E: 0 K: 0 S: 3	H: 0 LOB: 2 BB: 1 P: 3	R: 0 E: 0 K: 0 S: 4	H: 1 LOB: 2 BB: 1 P: 8	R: 0 E: 0 K: 0 S: 3	H: 0 LOB: 0 BB: 0 P: 3	1B: 3 2B: 3 3B: 1 HR: 0	SF: 0 SAC: 1 DP: 1 HBP: 0	WP: 1 PB: 0 SB: 1 CS: 0	PA: 36								
PITCHER	IP	WLS	BF	H	R	ER	SO	BB	IBB	HBP	BLK	WP	HR	S	P	ERA	WHIP											
Rick Reuschel, R ERA: 5.17 Darold Knowles, L ERA: 3.72	(1, 1)	6.0	W	25	6	4	4	5	2	0	0	0	0	0	33	41	6.00	1.333										
(7, 1)	3.0	S	11	1	0	0	0	1	0	0	0	0	0	10	14	0.00	0.667											

Batter	1	2	3	4	5	6	7	8	9	10	11	12	13	14	15	16	AB	R	H	RBI	BB	SO	LOB	TOP													
Rick Monday, L OBP: 0.404, SLG: 0.577 (1, 8)	4-3 1B 2B		4-3		K		F9			F7			CS 1B			1-3	7	1	2	0	0	1	2														
Jose Cardenal, R OBP: 0.376, SLG: 0.471 (1, 7)	4-3		F4			CS 1B		F7		K			K			CS 1B	7	0	2	0	0	2	2														
Bill Maclock, R OBP: 0.388, SLG: 0.470 (1, 5)	CS 1B		6-3			6-3		5-3			5-3					6-3	7	0	1	1	0	0	2														
Jerry Morales, R OBP: 0.333, SLG: 0.412 (1, 9)	3-4 F9 1-2		F6			1B		6-3			F4					CS 1B	6	0	2	0	0	0	1														
Larry Bitner, L OBP: 0.209, SLG: 0.233 (1, 3)		F3			FC5-4 1B		FC1-6 1B									G4-6-3 1B	6	0	3	0	0	0	1														
Steve Swisher, R OBP: 0.317, SLG: 0.405 (1, 2)		K			FC5-4 FC6-4		F3			FC1-6			F9			4-3	6	0	0	0	0	1	4														
Dave Rosello, R OBP: 0.303, SLG: 0.286 (1, 6)		F9			FC6-4 E		F9			F3			6-3			6-3	6	1	0	0	0	0	2														
Mick Kelleher, R OBP: 0.287, SLG: 0.310 (9, PH)			F4		E5		F9 2B			F6			L6				3	1	1	0	0	0	1														
Champ Summers, L OBP: 0.306, SLG: 0.293 (9, PH)																	1	0	0	0	0	0	1														
Manny Trillo, R OBP: 0.344, SLG: 0.353 (9, 4)																	2	0	0	0	0	1	0														
Steve Renko, R OBP: 0.292, SLG: 0.300 (6, 1)																	2	0	0	0	0	0	0														
Buddy Schultz, L ERA: 1.60 (6, 1)																	1	0	0	0	0	0	1														
Oscar Zamora, R ERA: 3.71 (7, 1)																	0	0	0	0	0	0	0														
Ralph LaCock, L ERA: 1.80 (10, 1)																	1	0	0	0	0	0	0														
Bruce Sutter, R ERA: 2.77 (10, 1)																	0	0	0	0	0	0	1														
Paul Reuschel, R ERA: 6.34 (12, 1)																	1	0	0	0	0	0	1														
Inning Stats	R: 1 E: 0 K: 0 S: 4	H: 2 LOB: 0 BB: 0 P: 4	R: 0 E: 0 K: 1 S: 5	H: 0 LOB: 0 BB: 0 P: 5	R: 0 E: 0 K: 0 S: 3	H: 0 LOB: 0 BB: 0 P: 3	R: 0 E: 0 K: 0 S: 3	H: 1 LOB: 1 BB: 0 P: 4	R: 0 E: 0 K: 0 S: 3	H: 0 LOB: 0 BB: 0 P: 3	R: 0 E: 0 K: 1 S: 4	H: 1 LOB: 1 BB: 0 P: 4	R: 0 E: 0 K: 0 S: 3	H: 0 LOB: 0 BB: 0 P: 3	R: 0 E: 0 K: 0 S: 3	H: 1 LOB: 0 BB: 0 P: 5	R: 0 E: 0 K: 1 S: 5	H: 0 LOB: 0 BB: 0 P: 3	R: 0 E: 0 K: 0 S: 4	H: 1 LOB: 1 BB: 0 P: 4	R: 0 E: 0 K: 0 S: 3	H: 0 LOB: 0 BB: 0 P: 5	R: 0 E: 0 K: 0 S: 4	H: 1 LOB: 1 BB: 0 P: 4	1B: 9 2B: 2 3B: 0 HR: 0	SF: 0 SAC: 0 DP: 1 HBP: 0	WP: 0 PB: 0 SB: 0 CS: 0	PA: 57									
PITCHER	IP 9.0	WLS 35	BF 8	H 3	R 1	ER 2	SO 39	BB 0	IBB 0	HBP 0	BLK 0	WP 0	HR 0	S 11	P 11	ERA 0.00	WHIP 0.000																				
Bruce Kison, R ERA: 6.32 (1, 1)											IP 3.0	WLS 9	BF 0	H 0	R 0	ER 0	SO 1	BB 0	IBB 0	HBP 0	BLK 0	WP 0	HR 0	S 11	P 11	ERA 0.00	WHIP 0.000										
Dave Giusti, R ERA: 5.28 (10, 1)											IP 4.0	WLS 13	BF 3	H 0	R 0	ER 0	SO 2	BB 0	IBB 0	HBP 0	BLK 0	WP 0	HR 0	S 17	P 17	ERA 0.00	WHIP 0.750										

Chicago Cubs @ Pittsburgh Pirates
Three Rivers Stadium, Pittsburgh, PA
Sat May 22 1976, 3:33 AM EDT
Att. 7,081 - Sunny - 68 F

AB 57
R 3
H 11
RBI 1
BB 0
SO 5
LOB 17



Batter	1	2	3	4	5	6	7	8	9	10	11	12	13	14	15	16	AB	R	H	RBI	BB	SO	LOB	BOTTOM													
Rennie Stennett, R OBP: 0.283, SLG: 0.352 (1, 4)	L9		F6		F3		F9			L9						L8	7	0	1	0	0	0	3														
Ed Kirkpatrick, L OBP: 0.391, SLG: 0.263 (8, 5)	K		4-3			K		4-3		3-1		F3			F9	3	0	0	0	0	2	0															
Richie Hebner, L OBP: 0.300, SLG: 0.276 (8, 5)																	4	0	0	0	0	0	2														
Al Oliver, L OBP: 0.357, SLG: 0.505 (1, 8)	HR 1B					K		F5		4-3					1-3		7	1	2	0	0	1	0														
Willie Stargell, L OBP: 0.407, SLG: 0.510 (1, 3)	HR 1B				3B			F6									6	2	3	2	1	2	1														
Richie Ziek, R OBP: 0.361, SLG: 0.485 (1, 7)	F9							1B									7	1	2	1	0	2	3														
Bill Robinson, R OBP: 0.380, SLG: 0.597 (1, 9)			F3					F8									5	0	2	0	1	1	1														
Duffy Dyer, R OBP: 0.333, SLG: 0.435 (1, 2)			K							L8							4	0	0	0	2	2	1														
Frank Taveras, R OBP: 0.238, SLG: 0.222 (9, PH)																	3	0	2	0	0	0	0														
Bob Robertson, R OBP: 0.308, SLG: 0.172 (9, PH)			6-3														1	0	0	0	0	1	1														
Mario Mendoza, R OBP: 0.239, SLG: 0.233 (10, 6)																	2	0	0	1	0	0	2														
Bruce Kison, R OBP: 0.350, SLG: 0.333 (9, PH)																	3	0	1	0	0	0	1														
Ed Ott, L OBP: 0.300, SLG: 0.400 (9, PH)			B1-3														1	0	0	0	0	0	0														
Dave Giusti, R ERA: 3.71 (10, 1)																	0	0	0	0	0	0	0														
Manny Sanguillen, R OBP: 0.297, SLG: 0.339 (12, PH)																	1	0	0	0	0	1	1														
Bob Moose, R OBP: 0.300, SLG: 1.000 (13, 1)																	1	0	0	0	0	0	1														
Inning Stats	R: 2 E: 0 K: 1 S: 7	H: 2 LOB: 0 BB: 0 P: 7	R: 0 E: 0 K: 1 S: 5	H: 0 LOB: 0 BB: 0 P: 5	R: 0 E: 0 K: 0 S: 3	H: 1 LOB: 1 BB: 0 P: 8	R: 0 E: 0 K: 2 S: 8	H: 1 LOB: 1 BB: 0 P: 8	R: 0 E: 0 K: 1 S: 6	H: 1 LOB: 1 BB: 0 P: 6	R: 0 E: 0 K: 1 S: 6	H: 1 LOB: 1 BB: 0 P: 6	R: 0 E: 0 K: 1 S: 6	H: 1 LOB: 1 BB: 0 P: 10	R: 0 E: 0 K: 2 S: 7	H: 0 LOB: 0 BB: 0 P: 7	R: 0 E: 0 K: 0 S: 4	H: 1 LOB: 1 BB: 0 P: 4	R: 0 E: 0 K: 0 S: 3	H: 0 LOB: 0 BB: 0 P: 3	R: 1 E: 0 K: 0 S: 4	H: 2 LOB: 2 BB: 1 P: 8	1B: 9 2B: 1 3B: 1	SF: 1 SAC: 2 DP: 1 HBP: 0	WP: 0 PB: 0 SB: 1 CS: 1	PA: 63											
PITCHER	IP 5.0	WLS 4	BF 4	H 2	R 2	ER 2	SO 4	BB 0	IBB 0	HBP 0	BLK 0	WP 0	HR 1	S 27	P 27	ERA 3.60	WHIP 0.800																				
Steve Renko, R ERA: 6.0 (1, 1)											IP 1.2	WLS 8	BF 3	H 1	R 1	ER 3	SO 2	BB 0	IBB 0	HBP 0	BLK 0	WP 0	HR 1	S 14	P 14	ERA 5.40	WHIP 1.800										
Buddy Schultz, L ERA: 1.60 (6, 1)											IP 2.1	WLS 9	BF 2	H 0	R 0	ER 0	SO 2	BB 0	IBB 0	HBP 0	BLK 0	WP 0	HR 0	S 13	P 13	ERA 0.00	WHIP 0.857										
Oscar Zamora, R ERA: 3.71 (7, 1)											IP 2.2	WLS 10	BF 1	H 0	R 0	ER 0	SO 1	BB 3	IBB 0	HBP 0	BLK 0	WP 0	HR 0	S 9	P 21	ERA 0.00	WHIP 1.500										
Bruce Sutter, R ERA: 2.77 (10, 1)											IP 4.0	WLS L	BF 16	H 3	R 1	ER 1	SO 2	BB 0	IBB 1	HBP 0	BLK 0	WP 0	HR 0	S 19	P 23	ERA 2.25	WHIP 0.750										

Chicago Cubs @ Pittsburgh Pirates
Three Rivers Stadium, Pittsburgh, PA
Sat May 22 1976, 3:33 AM EDT
Att. 7,081 - Sunny - 68 F

AB 55
R 13
H 43
RBI 4
BB 4
SO 12
LOB 18



Batter	1	2	3	4	5	6	7	8	9	AB	R	H	RBI	BB	SO	LOB	TOP				
Rick Monday, L OBP: 0.398, SLG: 0.562 (1, 8)	0-0 4-3	0-0 4-3			0-0 F6		0-3 K		4-0 BB SH1-3 1-2 BB	4	0	0	0	1	1	3	Chicago Cubs @ Pittsburgh Pirates Three Rivers Stadium, Pittsburgh, PA Sun May 23 1976, 3:33 AM EDT Sunny - 67 F				
Jose Cardenal, R OBP: 0.373, SLG: 0.465 (1, 7)	0-0 L8 1B		0-0 6-3		0-0 L9		0-0 F7		0-0 SH1-3 1-2 2-H	4	1	1	0	0	0	1					
Bill Madlock, R OBP: 0.389, SLG: 0.464 (1, 5)	0-0 L8 1-2		0-0 4-3		0-0 F8		0-0 2-H 1B		4-0 BB IBB	4	0	1	1	1	0	1					
Jerry Morales, R OBP: 0.336, SLG: 0.407 (1, 9)	0-0 2-H 1B		0-0 6-3		0-0 1-3		0-0 F8		4-0 2-3 BB	4	0	1	1	1	0	1					
George Mitterwald, R OBP: 0.227, SLG: 0.238 (1, 3)	0-0 L6			0-0 1B E 1B		0-0 1B 2B		0-0 1-3	0-3 K	5	2	2	0	0	1	4					
Manny Trillo, R OBP: 0.355, SLG: 0.364 (1, 4)		0-0 FC5-4 1B		0-0 E6 4-3 1B		0-0 6-3		0-0 G6-4-3 1B		4	1	3	0	0	0	1					
Steve Swisher, R OBP: 0.315, SLG: 0.400 (1, 2)		0-0 FC5-4 1B 1-2		0-0 4-3		0-0 FC6-4 1B 2-H		0-0 G6-4-3 1B 1-2		4	0	1	2	0	0	2					
Dave Rosello, R OBP: 0.362, SLG: 0.287 (9, PH)		0-0 5-3 1B		0-0 6-3		0-0 FC6-4 1-2			0-0 FC5-4 1B	3	0	1	0	0	0	1					
Champ Summers, L OBP: 0.320, SLG: 0.310 (9, PH)		0-0 5-3 1B		0-0 6-3					0-0 FC5-4 1B	1	0	1	0	0	0	0					
Bruce Sutter, R (9, 1)		0-0 5-3 1B		0-0 6-3					0-0 FC5-4 1B	0	0	0	0	0	0	0					
Bill Bonham, R OBP: 0.135, SLG: 0.143 (8, 1)		0-0 5-3		0-0 F4					0-0 FC5-4 BB 1-2 E	3	1	1	0	0	0	2					
Darold Knowles, L OBP: 0.400, SLG: 0.500 (8, 1)										0	0	0	0	0	0	0					
Oscar Zamora, R OBP: 0.285, SLG: 0.227 (8, PH)										0	0	0	0	0	0	0					
Larry Blittner, L OBP: 0.265, SLG: 0.227 (8, PH)										0	0	0	0	0	0	0					
Mick Kelleher, R OBP: 0.287, SLG: 0.310 (8, 9)										0	1	0	0	0	0	0					
Inning Stats	R: 1 E: 0 K: 0 S: 5	H: 2 LOB: 1 BB: 0 P: 5	R: 0 E: 0 K: 0 S: 5	H: 2 LOB: 2 BB: 0 P: 5	R: 0 E: 0 K: 0 S: 3	H: 0 LOB: 0 BB: 0 P: 3	R: 2 E: 1 K: 0 S: 5	H: 2 LOB: 1 BB: 0 P: 5	R: 0 E: 0 K: 0 S: 3	H: 0 LOB: 0 BB: 0 P: 3	R: 1 E: 0 K: 0 S: 7	H: 2 LOB: 1 BB: 0 P: 7	R: 0 E: 0 K: 0 S: 3	H: 1 LOB: 0 BB: 0 P: 3	R: 1 E: 1 K: 1 S: 6	H: 1 LOB: 3 BB: 3 P: 18	1B: 10 2B: 2 3B: 0 HR: 0	SF: 0 SAC: 1 DP: 1 HBP: 0	WP: 0 PB: 0 SB: 0 CS: 0	PA: 41	
PITCHER	IP	WLS	BF	H	R	ER	SO	BB	IBB	HBP	BLK	WP	HR	S	P	ERA	WHIP				
Jim Rooker, L ERA: 2.61	7.0		31	10	5	4	1	0	0	0	0	0	0	33	33	5.14	1.429				
Kent Tekulve, R ERA: 3.0	1.1	L	5	2	1	1	0	0	0	0	0	0	0	5	5	6.75	1.500				
Ramon Hernandez, L ERA: 5.11	0.0		1	0	0	0	0	1	0	0	0	0	0	0	4	∞	∞				
Dave Giusti, R ERA: 5.06	0.2		4	0	0	0	1	1	1	0	0	0	0	4	12	0.00	1.500				

AB	37
R	6
H	12
RBI	4
BB	3
SO	2
LOB	17



Batter	1	2	3	4	5	6	7	8	9	AB	R	H	RBI	BB	SO	LOB	BOTTOM				
Rennie Stennett, R OBP: 0.274, SLG: 0.340 (1, 4)	0-0 4-3		0-0 5-3			0-0 F9	0-0 F7		0-0 F7	5	0	0	0	0	0	2	Chicago Cubs @ Pittsburgh Pirates Three Rivers Stadium, Pittsburgh, PA Sun May 23 1976, 3:33 AM EDT Sunny - 67 F				
Richie Hebner, L OBP: 0.296, SLG: 0.275 (1, 5)	0-3 K			0-0 1B		0-3 K	0-0 G3		0-0 F9	5	0	1	0	0	2	2					
Al Oliver, L OBP: 0.361, SLG: 0.514 (1, 8)	0-0 F9			0-0 F8		0-0 2B		0-0 HR 1B		4	1	2	0	0	0	1					
Willie Stargell, L OBP: 0.402, SLG: 0.500 (1, 3)		0-0 F3		0-0 G4-6-3 1B		0-0 F4		0-0 F3		4	0	1	0	0	0	2					
Richie Zisk, R OBP: 0.372, SLG: 0.515 (1, 7)		0-0 1B		0-0 G4-6-3 1-2				0-0 1B 1B	0-0 HR	4	2	3	2	0	0	2					
Bill Robinson, R OBP: 0.387, SLG: 0.634 (1, 9)		0-3 K			0-0 1-3		0-0 1B 1B	0-0 HR		4	2	2	1	0	1	1					
Manny Sanguillen, R OBP: 0.295, SLG: 0.336 (1, 2)		0-0 4-3			0-0 3-1		0-0 1B 1B	0-3 K		4	0	1	0	0	1	1					
Frank Taveras, R OBP: 0.244, SLG: 0.229 (1, 6)			0-3 K				0-0 F6	0-3 K		2	0	1	0	0	1	0					
Ed Kirkpatrick, L OBP: 0.375, SLG: 0.250 (7, PH)									0-0 F7	1	0	0	0	0	0	3					
Mario Mendoza, R OBP: 0.234, SLG: 0.227 (8, 6)										1	0	0	0	0	1	0					
Jim Rooker, R OBP: 0.235, SLG: 0.294 (7, PH)										2	0	0	0	0	1	1					
Ed Oliver, L OBP: 0.371, SLG: 0.500 (8, 1)										1	0	1	2	0	0	0					
Kent Tekulve, R (8, 1)										0	0	0	0	0	0	0					
Ramon Hernandez, S (8, 1)										0	0	0	0	0	0	0					
Dave Giusti, R (8, 1)										0	0	0	0	0	0	0					
Bob Robertson, R OBP: 0.297, SLG: 0.167 (8, PH)										1	0	0	0	0	0	0					
Inning Stats	R: 0 E: 0 K: 1 S: 5	H: 0 LOB: 0 BB: 0 P: 5	R: 0 E: 0 K: 1 S: 6	H: 1 LOB: 1 BB: 0 P: 6	R: 0 E: 0 K: 2 S: 7	H: 0 LOB: 0 BB: 0 P: 7	R: 0 E: 0 K: 0 S: 4	H: 2 LOB: 1 BB: 0 P: 4	R: 0 E: 0 K: 1 S: 6	H: 1 LOB: 1 BB: 0 P: 6	R: 2 E: 0 K: 0 S: 7	H: 4 LOB: 2 BB: 0 P: 7	R: 3 E: 0 K: 2 S: 10	H: 3 LOB: 0 BB: 0 P: 10	R: 0 E: 0 K: 0 S: 3	H: 0 LOB: 0 BB: 0 P: 3	1B: 9 2B: 1 3B: 0 HR: 2	SF: 0 SAC: 0 DP: 1 HBP: 0	WP: 0 PB: 0 SB: 0 CS: 0	PA: 38	
PITCHER	IP	WLS	BF	H	R	ER	SO	BB	IBB	HBP	BLK	WP	HR	S	P	ERA	WHIP				
Bill Bonham, R ERA: 3.7	7.0		30	10	3	3	5	0	0	0	0	0	0	40	40	3.86	1.429				
Darold Knowles, L ERA: 4.58	0.1		3	2	2	2	0	0	0	0	0	0	2	3	3	54.00	6.000				
Oscar Zamora, R ERA: 3.62	0.2	W	2	0	0	0	2	0	0	0	0	0	0	6	6	0.00	0.000				
Bruce Sutter, R ERA: 2.35	1.0	S	3	0	0	0	0	0	0	0	0	0	0	3	3	0.00	0.000				

AB	38
R	5
H	12
RBI	5
BB	0
SO	7
LOB	15



Batter	1	2	3	4	5	6	7	8	9	AB	R	H	RBI	BB	SO	LOB	TOP			
Rick Monday, L OBP: 0.391, SLG: 0.550 Champ Summers, L OBP: 0.314, SLG: 0.302	F2		F7			K		5-3		3	0	0	0	0	1	0				
Jose Cardenal, R OBP: 0.388, SLG: 0.459 Oscar Zamora, R	F2		6-3			K		F8		2	0	0	0	0	0	0				
Mike Adams, R OBP: 0.368, SLG: 0.214	F2					K		F8		2	0	0	0	0	1	0				
Bill Madlock, R OBP: 0.388, SLG: 0.468 Paul Reuschel, R	2B		K			L8		K		3	0	1	0	0	1	0				
Ralph LaCock, L OBP: 0.302, SLG: 0.257 Bruce Sutter, R	2B							K		1	0	0	0	0	1	0				
Jerry Morales, R OBP: 0.340, SLG: 0.410	5-3									4	0	2	0	0	0	1				
George Mitterwald, R OBP: 0.231, SLG: 0.240										4	1	1	0	0	0	2				
Manny Trillo, R OBP: 0.352, SLG: 0.357										3	0	0	0	1	0	2				
Larry Bittner, L OBP: 0.191, SLG: 0.213										3	0	0	0	0	0	2				
Mick Kelleher, R OBP: 0.303, SLG: 0.344										3	0	2	1	0	0	0				
Mike Garman, R Joe Wallis, S OBP: 0.296, SLG: 0.417										1	0	0	0	0	1	2				
Inning Stats	R: 0 E: 0 K: 0 S: 4	H: 1 LOB: 1 BB: 0 P: 4	R: 0 E: 1 K: 1 S: 7	H: 2 LOB: 2 BB: 0 P: 7	R: 0 E: 0 K: 1 S: 5	H: 0 LOB: 0 BB: 0 P: 5	R: 0 E: 0 K: 0 S: 3	H: 0 LOB: 0 BB: 0 P: 3	R: 0 E: 0 K: 2 S: 7	H: 0 LOB: 0 BB: 0 P: 7	R: 1 E: 0 K: 0 S: 5	H: 2 LOB: 2 BB: 1 P: 9	R: 0 E: 0 K: 1 S: 5	H: 0 LOB: 0 BB: 0 P: 5	R: 0 E: 0 K: 0 S: 3	H: 1 LOB: 0 BB: 0 P: 3	1B: 5 2B: 1 3B: 0 HR: 0	SF: 0 SAC: 0 DP: 2 HBP: 0	WP: 1 PB: 0 SB: 0 CS: 0	PA: 33
PITCHER Jerry Reuss, L ERA: 3.73	IP: 9.0 WLS: W BF: 33 H: 6 R: 1 ER: 1 SO: 5 BB: 1 IBB: 0 HBP: 0 BLK: 0 WP: 1 HR: 0 S: 42 P: 46 ERA: 1.00 WHIP: 0.778															PITCHER				

Chicago Cubs @ Pittsburgh Pirates
Three Rivers Stadium, Pittsburgh, PA
Sun May 23 1976, 3:38 AM EDT
Att: 20,477 - Sunny - 67 F

AB	32
R	1
H	6
RBI	1
BB	1
SO	5
LOB	11



Batter	1	2	3	4	5	6	7	8	9	AB	R	H	RBI	BB	SO	LOB	BOTTOM			
Frank Taveras, R OBP: 0.264, SLG: 0.233	1B 2B BB	4-3				4-3		FC4-6 BB		3	1	1	1	2	0	0				
Richie Hebner, L OBP: 0.293, SLG: 0.266	F6	HR HBP	F7			4-3		F8		4	1	0	0	0	0	3				
Al Oliver, L OBP: 0.371, SLG: 0.543	2B E 1-3	1B HR	F8					FC4-6 1-2		5	2	3	2	0	0	2				
Willie Stargell, L OBP: 0.402, SLG: 0.522	E3 HR 1-H 3-H	2B 3B				F7		F8		5	1	2	1	0	1	2				
Richie Zisk, R OBP: 0.362, SLG: 0.500	F7	L9				E5 G5-4-3		1-3		4	0	0	0	0	0	2				
Bill Robinson, R OBP: 0.405, SLG: 0.680	HR					G5-4-3 1-2		1B 1B		4	2	3	2	0	0	1				
Rennie Stennett, R OBP: 0.280, SLG: 0.344	1B					4-3		FC6-4 1-2		4	0	2	0	0	0	1				
Duffy Dyer, R OBP: 0.323, SLG: 0.407	6-3					K		F8		4	1	1	0	0	1	3				
Jerry Reuss, L OBP: 0.375, SLG: 0.455						L8		FC6-4 1-2		4	1	1	2	0	1	2				
Inning Stats	R: 4 E: 1 K: 0 S: 7	H: 4 LOB: 1 BB: 1 P: 11	R: 2 E: 0 K: 1 S: 7	H: 2 LOB: 1 BB: 0 P: 8	R: 3 E: 0 K: 0 S: 7	H: 4 LOB: 1 BB: 0 P: 7	R: 0 E: 1 K: 0 S: 3	H: 0 LOB: 0 BB: 0 P: 3	R: 0 E: 0 K: 1 S: 5	H: 0 LOB: 0 BB: 0 P: 5	R: 0 E: 0 K: 1 S: 6	H: 1 LOB: 1 BB: 0 P: 6	R: 0 E: 0 K: 0 S: 5	H: 2 LOB: 2 BB: 0 P: 5	R: 0 E: 0 K: 0 S: 3	H: 0 LOB: 1 BB: 1 P: 7	1B: 8 2B: 1 3B: 2 HR: 2	SF: 0 SAC: 0 DP: 1 HBP: 1	WP: 0 PB: 0 SB: 0 CS: 0	PA: 40
PITCHER Mike Garman, R ERA: 7.03 Oscar Zamora, R ERA: 3.3 Paul Reuschel, R ERA: 6.02 Bruce Sutter, R ERA: 2.08	IP: 2.1 WLS: L BF: 18 H: 9 R: 9 ER: 6 SO: 1 BB: 1 IBB: 0 HBP: 0 BLK: 0 WP: 0 HR: 2 S: 18 P: 23 ERA: 23.14 WHIP: 4.286															PITCHER				

Chicago Cubs @ Pittsburgh Pirates
Three Rivers Stadium, Pittsburgh, PA
Sun May 23 1976, 3:38 AM EDT
Att: 20,477 - Sunny - 67 F

AB	37
R	9
H	13
RBI	8
BB	2
SO	3
LOB	16



Batter	1	2	3	4	5	6	7	8	9	AB	R	H	RBI	BB	SO	LOB	TOP					
Pepe Mangual, R OBP: 0.429, SLG: 0.430 (1, 7)										3	0	1	0	1	0	1	Montreal Expos @ Pittsburgh Pirates Three Rivers Stadium, Pittsburgh, PA Mon May 24 1976, 7:05 PM EDT Att: 5,420 - Unknown					
Jerry White, S OBP: 0.316, SLG: 0.347 (1, 8)										5	0	0	0	0	0	3						
Andre Thornton, R OBP: 0.369, SLG: 0.417 Mike Jorgensen, L OBP: 0.336, SLG: 0.404 (1, 3) (9, 3)										5	1	1	0	0	2	2						
Gary Carter, R OBP: 0.329, SLG: 0.331 Jim Lyttle, L (8, 9)										3	0	0	0	0	0	0						
Larry Parrish, R OBP: 0.282, SLG: 0.310 (1, 5)										2	1	0	0	2	0	0						
Tim Foli, R OBP: 0.293, SLG: 0.457 (1, 6)										4	1	2	2	0	0	2						
Pete Mackanin, R OBP: 0.260, SLG: 0.368 Fred Scherman, L OBP: 0.333, SLG: 0.333 (1, 4) (8, 1)										4	0	2	1	0	0	0						
Barry Foote, R OBP: 0.302, SLG: 0.377 (1, 2)										4	1	2	1	0	1	4						
Woodie Fryman, R OBP: 0.050, SLG: 0.050 Pepe Frias, R OBP: 0.375, SLG: 0.467 (1, 1) (8, 4)										3	0	0	0	0	0	1						
Inning Stats	R: 0 E: 0 K: 0 S: 3	H: 0 LOB: 0 BB: 0 P: 3	R: 0 E: 0 K: 0 S: 3	H: 0 LOB: 0 BB: 0 P: 3	R: 0 E: 0 K: 0 S: 4	H: 1 LOB: 1 BB: 0 P: 4	R: 0 E: 0 K: 0 S: 3	H: 0 LOB: 0 BB: 0 P: 3	R: 3 E: 0 K: 1 S: 5	H: 2 LOB: 1 BB: 2 P: 13	R: 1 E: 0 K: 1 S: 7	H: 2 LOB: 2 BB: 1 P: 11	R: 0 E: 1 K: 1 S: 6	H: 0 LOB: 1 BB: 0 P: 6	R: 0 E: 0 K: 0 S: 5	H: 2 LOB: 2 BB: 0 P: 5		R: 0 E: 0 K: 1 S: 6	H: 1 LOB: 1 BB: 0 P: 6	1B: 4 2B: 2 3B: 0 HR: 2	SF: 0 SAC: 2 DP: 0 HBP: 0	WP: 0 PB: 0 CS: 0
PITCHER	IP	WLS	BF	H	R	ER	SO	BB	IBB	HBP	BLK	WP	HR	S	P	ERA	WHIP					
John Candelaria, L ERA: 3.61 (1, 1)	5.1	L	23	4	4	4	0	3	0	0	0	0	2	20	32	6.75	1.312					
Kent Tekulve, R ERA: 2.7 (6, 1)	1.2		7	1	0	0	2	0	0	0	0	0	0	11	11	0.00	0.600					
Bob Moose, R ERA: (8, 1)	2.0		9	3	0	0	1	0	0	0	0	0	0	11	11	0.00	1.500					

AB	34
R	4
H	8
RBI	4
BB	3
SO	3
LOB	13




Batter	1	2	3	4	5	6	7	8	9	AB	R	H	RBI	BB	SO	LOB	BOTTOM				
Frank Taveras, R OBP: 0.274, SLG: 0.244 (1, 6)										4	0	2	1	0	1	0	Montreal Expos @ Pittsburgh Pirates Three Rivers Stadium, Pittsburgh, PA Mon May 24 1976, 7:05 PM EDT Att: 5,420 - Unknown				
Rennie Stennett, R OBP: 0.273, SLG: 0.335 (1, 4)										4	0	0	0	0	0	1					
Al Oliver, L OBP: 0.359, SLG: 0.525 (1, 8)										4	0	0	0	0	1	0					
Richie Zisk, R OBP: 0.359, SLG: 0.490 (1, 7)										3	0	0	0	1	0	0					
Bill Robinson, R OBP: 0.386, SLG: 0.646 (1, 9)										4	0	0	0	0	0	1					
Bob Robertson, R OBP: 0.317, SLG: 0.156 (1, 3)										2	1	0	0	2	0	0					
Manny Sanguillen, R OBP: 0.290, SLG: 0.331 (1, 2)										2	1	0	0	1	0	1					
Tommy Helms, R OBP: 0.316, SLG: 0.444 (1, 5)										3	0	2	1	0	0	0					
John Candelaria, L OBP: 0.294, SLG: 0.143 Kent Tekulve, R (6, 1)										2	0	1	0	0	0	0					
Duffy Dyer, R OBP: 0.313, SLG: 0.393 Bob Moose, R OBP: 0.500, SLG: 1.000 (7, PH) (8, 1)										1	0	0	0	0	0	1					
Inning Stats	R: 0 E: 0 K: 0 S: 3	H: 3 LOB: 2 BB: 2 P: 13	R: 2 E: 0 K: 0 S: 5	H: 3 LOB: 2 BB: 2 P: 13	R: 0 E: 0 K: 0 S: 2	H: 0 LOB: 1 BB: 1 P: 7	R: 0 E: 0 K: 0 S: 3	H: 0 LOB: 0 BB: 0 P: 6	R: 0 E: 0 K: 1 S: 5	H: 0 LOB: 0 BB: 0 P: 5	R: 0 E: 0 K: 0 S: 4	H: 1 LOB: 1 BB: 0 P: 4	R: 0 E: 0 K: 1 S: 5	H: 1 LOB: 0 BB: 0 P: 5	R: 0 E: 0 K: 0 S: 3	H: 0 LOB: 0 BB: 0 P: 3	1B: 4 2B: 1 3B: 0 HR: 0	SF: 0 SAC: 0 DP: 1 HBP: 0	WP: 0 PB: 0 CS: 1	PA: 33	
PITCHER	IP	WLS	BF	H	R	ER	SO	BB	IBB	HBP	BLK	WP	HR	S	P	ERA	WHIP				
Woodie Fryman, L ERA: 3.38 (1, 1)	7.0	W	27	4	2	2	1	4	0	0	0	0	0	25	41	2.57	1.143				
Fred Scherman, L ERA: 3.66 (8, 1)	2.0	S	6	1	0	0	1	0	0	0	0	0	0	8	8	0.00	0.500				



Batter	1	2	3	4	5	6	7	8	9	10	11	AB	R	H	RBI	BB	SO	LOB	TOP						
Pepe Mangual, R OBP: 0.437, SLG: 0.427 (1, 7)	F4		F3			SH5-3 1B		E S 2B BB			1B SF8 BB	3	2	1	0	2	0	0							
Jerry White, S OBP: 0.321, SLG: 0.360 (1, 8)	F7			P3		SH5-3					SF8 E 1B	4	1	2	1	0	0	0							
Andre Thornton, R OBP: 0.363, SLG: 0.406 Jim Lyttle, L (11, 9)	5-3				BB	F8		F8			SF8	3	0	0	0	1	1	0	2						
Gary Carter, R OBP: 0.324, SLG: 0.320 (1, 2)		F7		F8		F8				1-3	3-H E IBB	4	1	0	0	1	0	2							
Larry Parrish, R OBP: 0.286, SLG: 0.343 (1, 5)		HR		6-3		6-3				F7	E6 2B 2B	5	2	2	3	0	0	1							
Tim Foli, R OBP: 0.297, SLG: 0.463 (1, 6)		6-3				FC6-4 1B		K		F7	2B	5	0	2	1	0	1	0							
Mike Jorgensen, L OBP: 0.331, SLG: 0.389 (1, 3)		F7				F7		4-3			G3	4	0	0	0	1	0	1							
Pete Mackanin, R OBP: 0.250, SLG: 0.354 Pepe Frías, R OBP: 0.375, SLG: 0.467 (1, 4)			5-3		FC6-4	K				F9	F8	5	0	0	0	0	1	3							
Steve Rogers, R OBP: 0.196, SLG: 0.190 Jose Morales, R OBP: 0.287, SLG: 0.287 Dave Murray, R OBP: 0.287, SLG: 0.287 Jim Davies, L OBP: 0.280, SLG: 0.226 Wayne Granger, R OBP: 0.280, SLG: 0.226 Fred Scherman, L OBP: 0.223, SLG: 0.223 (1, 1)			6-3			K		F5		4-3	FC4-6	2	0	0	0	0	1	1							
Inning Stats	R: 0 E: 0 K: 0 S: 3	H: 0 LOB: 0 BB: 0 P: 3	R: 1 E: 0 K: 0 S: 4	H: 1 LOB: 0 BB: 0 P: 4	R: 0 E: 0 K: 0 S: 3	H: 0 LOB: 0 BB: 0 P: 3	R: 0 E: 0 K: 0 S: 3	H: 0 LOB: 1 BB: 1 P: 7	R: 0 E: 0 K: 1 S: 6	H: 1 LOB: 1 BB: 0 P: 4	R: 0 E: 0 K: 1 S: 5	H: 0 LOB: 0 BB: 0 P: 5	R: 1 E: 0 K: 1 S: 6	H: 1 LOB: 1 BB: 1 P: 10	R: 0 E: 0 K: 0 S: 3	H: 0 LOB: 0 BB: 0 P: 3	R: 0 E: 0 K: 0 S: 3	H: 0 LOB: 0 BB: 0 P: 3	R: 4 E: 2 K: 0 S: 6	H: 3 LOB: 2 BB: 3 P: 18	1B: 3 2B: 3 3B: 0 HR: 1	SF: 1 SAC: 1 DP: 0 HBP: 0	WP: 0 PB: 0 SB: 1 CS: 0	PA: 45	
PITCHER	IP	WLS	BF	H	R	ER	SO	BB	IBB	HBP	BLK	WP	HR	S	P	ERA	WHIP								
Doc Medich, R ERA: 3.71 (1, 1)	8.0		30	4	2	0	3	2	0	0	0	0	0	34	42	2.25	0.750								
Dave Giusti, R ERA: 4.5 (9, 1)	2.0		6	0	0	0	0	0	0	0	0	0	0	6	6	0.00	0.000								
Bob Moose, R ERA: 1.46 (11, 1)	0.1	L	5	2	4	4	0	1	1	0	0	0	0	3	11	108.00	9.000								
Kent Tekulve, R ERA: 2.6 (11, 1)	0.2		4	1	0	0	0	0	1	0	0	0	0	3	7	0.00	1.500								

Montreal Expos @ Pittsburgh Pirates
Three Rivers Stadium, Pittsburgh, PA
Tue May 25 1976, 7:05 PM EDT
Att: 4,805 - Unknown

AB	38
R	6
H	7
RBI	6
BB	5
SO	3
LOB	12




Batter	1	2	3	4	5	6	7	8	9	10	11	AB	R	H	RBI	BB	SO	LOB	BOTTOM						
Rennie Stennett, R OBP: 0.275, SLG: 0.341 (1, 4)	5-3		4-3		3-1 1B 2B		1B G3 FC3-2 1B		G3		L4	6	1	2	0	0	0	1							
Richie Hebner, L OBP: 0.261, SLG: 0.254 (1, 5)	4-3			P3	3-1		G3		K		G3	6	0	0	0	0	1	2							
Al Oliver, L OBP: 0.373, SLG: 0.532 (1, 8)	4-3			E1 1B			FC3-2 1B		1B		3B 1B	6	2	4	1	0	0	0							
Willie Stargell, L OBP: 0.389, SLG: 0.529 (1, 3)		F5		F8	G3		FC3-2		FC4-6 1B		1-H 3B 1B	6	0	2	1	0	0	4							
Richie Zisk, R OBP: 0.352, SLG: 0.477 (1, 7)		6-3		1B		L5	1-4-3		FC4-6		F9	6	0	1	0	0	0	5							
Bill Robinson, R OBP: 0.386, SLG: 0.639 (1, 9)		K				1B BB		E5 SH3-4			SH3-4 1B	4	0	2	1	1	1	0							
Manny Sanguillen, R OBP: 0.312, SLG: 0.336 (1, 2)					4-3 BB			SH3-4		SH3-4		1	0	1	0	2	0	0							
Frank Taveras, R OBP: 0.268, SLG: 0.239 Ed Kirkpatrick, L OBP: 0.360, SLG: 0.238 (6, PH)			4-3		F8		F7		6-3		6-3	2	0	0	0	0	0	4							
Mario Mendoza, R OBP: 0.234, SLG: 0.227 (7, 6)												1	0	0	0	0	0	2							
Bob Robertson, R OBP: 0.310, SLG: 0.152 Tommy Helms, R OBP: 0.300, SLG: 0.421 (8, PH)												0	0	0	0	0	0	0							
Doc Medich, R OBP: 0.196, SLG: 0.099 Dave Murray, R OBP: 0.287, SLG: 0.287 Duffy Dyer, R OBP: 0.280, SLG: 0.226 Bob Moose, R OBP: 0.280, SLG: 0.226 Kent Tekulve, R OBP: 0.223, SLG: 0.223 (11, 1)					6-3		G3		1-3		5-3	3	0	0	0	0	1	3							
Inning Stats	R: 0 E: 0 K: 0 S: 3	H: 0 LOB: 0 BB: 0 P: 3	R: 0 E: 0 K: 1 S: 5	H: 0 LOB: 0 BB: 0 P: 5	R: 0 E: 0 K: 1 S: 5	H: 0 LOB: 1 BB: 1 P: 9	R: 1 E: 1 K: 0 S: 6	H: 2 LOB: 3 BB: 1 P: 10	R: 1 E: 0 K: 0 S: 5	H: 2 LOB: 2 BB: 0 P: 5	R: 0 E: 1 K: 0 S: 4	H: 0 LOB: 1 BB: 0 P: 4	R: 0 E: 0 K: 1 S: 7	H: 2 LOB: 2 BB: 0 P: 7	R: 0 E: 0 K: 0 S: 4	H: 1 LOB: 1 BB: 0 P: 4	R: 1 E: 0 K: 0 S: 5	H: 2 LOB: 1 BB: 0 P: 5	1B: 10 2B: 1 3B: 1 HR: 0	SF: 0 SAC: 2 DP: 0 HBP: 0	WP: 0 PB: 0 SB: 0 CS: 0	PA: 50			
PITCHER	IP	WLS	BF	H	R	ER	SO	BB	IBB	HBP	BLK	WP	HR	S	P	ERA	WHIP								
Steve Rogers, R ERA: 3.44 (1, 1)	7.0		32	7	2	1	2	2	1	0	0	0	0	33	45	1.29	1.286								
Dale Murray, R ERA: 1.93 (8, 1)	2.0		9	2	0	0	1	0	0	0	0	0	0	11	11	0.00	1.000								
Wayne Granger, R ERA: 3.38 (10, 1)	1.1	W	5	1	0	0	0	0	0	0	0	0	0	5	5	0.00	0.750								
Fred Scherman, L ERA: 3.97 (11, 1)	0.2		4	2	1	1	0	0	0	0	0	0	0	4	4	13.50	3.000								

Montreal Expos @ Pittsburgh Pirates
Three Rivers Stadium, Pittsburgh, PA
Tue May 25 1976, 7:05 PM EDT
Att: 4,805 - Unknown

AB	45
R	3
H	12
RBI	3
BB	3
SO	3
LOB	25



Batter	1	2	3	4	5	6	7	8	9	AB	R	H	RBI	BB	SO	LOB	TOP								
Pepe Mangual, R OBP: 0.430, SLG: 0.419 (1,7)	F4			6-3 HBP SF9 1B	K		K			4	1	1	0	0	2	1	Montreal Expos @ Pittsburgh Pirates Three Rivers Stadium, Pittsburgh, PA Wed May 26 1976, 7:05 PM EDT Att: 6,581 - Unknown livebaseballscorecards.com								
Jerry Whites, S OBP: 0.333, SLG: 0.383 (1,8)	G3			6-3 HBP		SF7 3B		5-3 1B		3	1	2	0	0	0	0									
Andre Thornton, R OBP: 0.360, SLG: 0.394 (1,9)	F8			6-3		BB		5-3		3	0	0	0	1	0	3									
Gary Carter, R OBP: 0.322, SLG: 0.313 (1,2)		5-3		IBB		F9		F8		3	0	0	0	1	0	3									
Larry Parrish, R OBP: 0.278, SLG: 0.338 (1,5)	F8			SF9		SF7		5-3		2	0	0	2	0	0	1									
Tim Foli, R OBP: 0.288, SLG: 0.448 (1,6)	F4			3-H K		F5			L7	4	0	0	0	0	1	3									
Mike Jorgensen, L OBP: 0.328, SLG: 0.378 (1,3)			F6		F6		F9		BB	3	0	0	0	1	0	0									
Pete Mackanin, R OBP: 0.257, SLG: 0.381 (1,4)			K		HR		1B		F9	4	1	2	1	0	1	1									
Dan Warthen, S Wayne Granger, R Jose Morales, R Chip Lang, R Barry Foote, R			K		K		K		L3	2	0	0	0	0	2	0									
Inning Stats	R: 0 E: 0 K: 0 S: 3	H: 0 LOB: 0 BB: 0 P: 3	R: 0 E: 0 K: 0 S: 3	H: 0 LOB: 0 BB: 0 P: 3	R: 0 E: 0 K: 2 S: 7	H: 0 LOB: 0 BB: 0 P: 7	R: 1 E: 0 K: 1 S: 6	H: 1 LOB: 2 BB: 1 P: 11	R: 1 E: 0 K: 2 S: 8	H: 1 LOB: 0 BB: 0 P: 8	R: 1 E: 0 K: 0 S: 4	H: 1 LOB: 1 BB: 1 P: 8	R: 0 E: 0 K: 0 S: 8	H: 1 LOB: 1 BB: 0 P: 8	R: 0 E: 0 K: 0 S: 4	H: 1 LOB: 1 BB: 0 P: 4			R: 0 E: 0 K: 0 S: 3	H: 0 LOB: 1 BB: 1 P: 7	1B: 3 2B: 0 3B: 1 HR: 1	SF: 2 SAC: 0 DP: 0 HBP: 1	WP: 0 PB: 0 SB: 0 CS: 0	PA: 36	
PITCHER	IP	WLS	BF	H	R	ER	SO	BB	IBB	HBP	BLK	WP	HR	S	P	ERA	WHIP								
Larry Demery, R ERA: 3.04 (1,1)	6.0	W	24	3	3	3	5	1	1	1	0	0	1	31	40	4.50	0.667								
John Candelaria, L ERA: 3.4 (7,1)	3.0	S	12	2	0	0	2	1	0	0	0	0	0	15	19	0.00	1.000								

Batter	1	2	3	4	5	6	7	8	9	AB	R	H	RBI	BB	SO	LOB	BOTTOM								
Rennie Stennett, R OBP: 0.274, SLG: 0.345 (1,4)	F7		F7		F8	1-H 3-H 2B				4	0	1	2	0	0	1	Montreal Expos @ Pittsburgh Pirates Three Rivers Stadium, Pittsburgh, PA Wed May 26 1976, 7:05 PM EDT Att: 6,581 - Unknown livebaseballscorecards.com								
Manny Sanguillen, R OBP: 0.310, SLG: 0.333 (1,2)	E7		1B		6-3	K				4	0	1	0	0	1	2									
Al Oliver, L OBP: 0.362, SLG: 0.515 (1,8)	F8		K		4-3	G3				4	0	0	0	0	1	3									
Willie Stargell, L OBP: 0.394, SLG: 0.545 (1,3)	F5		F7		F2	HR				4	1	1	1	0	0	3									
Richie Zisk, R OBP: 0.355, SLG: 0.477 (1,7)		K		1B	6-3	BB 1B BB 1B		6-3		4	1	2	0	0	1	0									
Bill Robinson, R OBP: 0.402, SLG: 0.632 (1,9)		1B		F8	BB 1B 1B 1B	F7				4	1	2	0	0	0	1									
Richie Hebner, L OBP: 0.287, SLG: 0.256 (1,5)	F8		K		BB 1B 1B 1B	BB 1B				3	1	1	0	1	1	2									
Frank Taveras, R OBP: 0.263, SLG: 0.234 (6, PH)	F4		L7		1B 2B BB	BB				2	0	0	0	0	0	2									
Bob Robertson, R OBP: 0.326, SLG: 0.152 (6, PR)					K	1B 2B 3-H				0	0	0	1	1	0	0									
Mario Mendoza, R OBP: 0.250, SLG: 0.227 (7,6)					1B	2B 1B				0	1	0	0	1	0	0									
Larry Demery, R OBP: 0.333, SLG: 0.200 (6, PH)					K	2B 1B				1	0	0	0	1	1	0									
Duffy Dyer, R OBP: 0.303, SLG: 0.379 (6, PH)						6-3				0	0	0	0	0	0	0									
Dave Parker, L OBP: 0.327, SLG: 0.577 (6, PH)										1	0	1	2	0	0	0									
Jim Rooker, R OBP: 0.235, SLG: 0.294 (6, PR)										0	1	0	0	0	0	0									
John Candelaria, L OBP: 0.276, SLG: 0.133 (7,1)										1	0	0	0	0	0	1									
Inning Stats	R: 0 E: 1 K: 0 S: 4	H: 0 LOB: 1 BB: 0 P: 4	R: 0 E: 0 K: 1 S: 6	H: 1 LOB: 1 BB: 0 P: 6	R: 0 E: 0 K: 1 S: 6	H: 1 LOB: 2 BB: 1 P: 10	R: 0 E: 0 K: 1 S: 6	H: 1 LOB: 1 BB: 0 P: 6	R: 0 E: 0 K: 1 S: 5	H: 0 LOB: 0 BB: 0 P: 5	R: 5 E: 0 K: 1 S: 9	H: 4 LOB: 2 BB: 2 P: 17	R: 1 E: 0 K: 0 S: 4	H: 1 LOB: 0 BB: 0 P: 4	R: 0 E: 0 K: 0 S: 2	H: 1 LOB: 0 BB: 1 P: 6	1B: 7 2B: 1 3B: 0 HR: 1	SF: 0 SAC: 0 DP: 0 HBP: 0	WP: 0 PB: 0 SB: 0 CS: 1	PA: 36					
PITCHER	IP	WLS	BF	H	R	ER	SO	BB	IBB	HBP	BLK	WP	HR	S	P	ERA	WHIP								
Dan Warthen, L ERA: 4.03 (1,1)	5.2	L	26	5	4	4	4	3	0	0	0	0	0	31	43	6.35	1.412								
Wayne Granger, R ERA: 3.74 (6,1)	0.1		3	2	1	1	1	0	0	0	0	0	0	5	5	27.00	6.000								
Chip Lang, R ERA: 1.8 (7,1)	2.0		7	2	1	1	0	1	0	0	0	0	1	6	10	4.50	1.500								

Batter	1	2	3	4	5	6	7	8	9	AB	R	H	RBI	BB	SO	LOB	TOP										
Rennie Stennett, R (1, 4) OBP: 0.272, SLG: 0.337	4-0 5-3 BB	0-0 5-3		0-0 FC6-4		0-0 5-3			0-0 F7	4	0	0	0	1	0	6											
Ed Kirkpatrick, L (1, 3) OBP: 0.333, SLG: 0.231	0-0 5-3		0-0 G5-4-3 1B		0-0 P6		0-0 4-3		0-3 K	5	0	1	0	0	1	1											
Al Oliver, L (1, 8) OBP: 0.359, SLG: 0.507	0-0 6-3		0-0 G5-4-3 1B		0-0 F7		0-0 F9			4	0	1	0	0	0	1											
Richie Zisk, R (1, 7) OBP: 0.359, SLG: 0.484	0-3 K		0-3 K		0-0 1B		0-0 2B			4	0	2	0	0	2	3											
Bill Robinson, R (1, 9) OBP: 0.396, SLG: 0.611		4-0 BB 1B BB	0-0 G5-4-3		0-0 F8		0-0 F3			3	1	0	0	1	0	4											
Richie Hebner, L (1, 5) OBP: 0.279, SLG: 0.248		0-0 P6		0-0 4-3		0-0 L9		0-0 P4		4	0	0	0	0	0	1											
Duffy Dyer, R (1, 2) OBP: 0.324, SLG: 0.375		4-0 SH3-4 1B BB		0-0 F3		0-0 FC6-4 1B		0-0 F9		3	0	1	0	1	0	0											
Frank Taveras, R (1, 6) OBP: 0.275, SLG: 0.247		0-0		0-0		0-0		0-0		3	0	2	1	0	0	1											
Ed Ott, L (8, PH) OBP: 0.444, SLG: 0.375		0-0		0-0		0-0		0-0		1	0	0	0	0	0	0											
Mario Mendoza, R (8, 6) OBP: 0.250, SLG: 0.227		1-2 2H 1B		0-0		1-2 1B		0-0		0	0	0	0	0	0	0											
Bruce Kison, R (1, 1) OBP: 0.357, SLG: 0.385		0-0 SH3-4		0-0		0-0		0-0		1	0	1	0	1	0	0											
Dave Parker, L (9, PH) OBP: 0.324, SLG: 0.571		1-2 2-3		0-0		1-2 1B		0-0		1	0	0	0	0	0	0											
Inning Stats	R: 0 E: 0 K: 1 S: 5	H: 0 LOB: 1 BB: 1 P: 9	R: 1 E: 0 K: 0 S: 4	H: 1 LOB: 2 BB: 2 P: 12	R: 0 E: 0 K: 1 S: 6	H: 2 LOB: 1 BB: 0 P: 6	R: 0 E: 0 K: 0 S: 4	H: 1 LOB: 2 BB: 1 P: 8	R: 0 E: 0 K: 0 S: 4	H: 1 LOB: 1 BB: 0 P: 4	R: 0 E: 0 K: 0 S: 3	H: 0 LOB: 0 BB: 0 P: 3	R: 0 E: 0 K: 1 S: 5	H: 0 LOB: 0 BB: 0 P: 5	R: 0 E: 0 K: 0 S: 3	H: 0 LOB: 0 BB: 0 P: 5	1B: 7 2B: 1 3B: 0 HR: 0	SF: 0 SAC: 1 DP: 1 HBP: 0	WP: 0 PA: 38 PB: 0 SB: 0 CS: 0								
PITCHER	IP	WLS	BF	H	R	ER	SO	BB	IBB	HBP	BLK	WP	HR	S	P	ERA	WHIP										
Bill Bonham, R (1, 1) ERA: 3.35	7.0	W	32	8	1	1	2	4	0	0	0	0	0	32	48	1.29	1.714										
Oscar Zamora, R (8, 1) ERA: 3.06	2.0	S	6	0	0	0	1	0	0	0	0	0	0	8	8	0.00	0.000										

Pittsburgh Pirates @ Chicago Cubs
Wrigley Field, Chicago, IL
Sat May 29 1976, 3:33 AM CDT
Att: 12,357 - Overcast - 58 F

AB	33
R	1
H	8
RBI	1
BB	4
SO	3
LOB	17



Batter	1	2	3	4	5	6	7	8	9	AB	R	H	RBI	BB	SO	LOB	BOTTOM										
Rick Monday, L (1, 8) OBP: 0.394, SLG: 0.540	0-0 1-3		0-3 K		0-0 1B		0-0 1H 3H HR			4	1	2	3	0	1	0											
Jose Cardenal, R (1, 7) OBP: 0.364, SLG: 0.460	0-0 2B 1B		0-0 P6		0-0 P4		0-0 1-3			4	1	1	0	0	0	2											
Bill Madlock, R (1, 5) OBP: 0.394, SLG: 0.490	0-0 1H 2B		0-0 P4		1-0 FC6-4 HBP		0-0 5-3			3	0	1	1	0	0	0											
Jerry Morales, R (1, 9) OBP: 0.337, SLG: 0.403	0-0 1-3		0-0 F9		0-0 FC6-4 CS		0-3 K			4	0	0	0	0	1	2											
Larry Bittner, L (1, 3) OBP: 0.203, SLG: 0.237	0-0 3-1		0-0 CS 1B		0-0 5-3		0-0 L4			4	0	1	0	0	0	2											
Manny Trillo, R (1, 4) OBP: 0.343, SLG: 0.338		0-0 1-3		0-0 F8		0-0 5-3				3	0	0	0	0	0	1											
Steve Swisher, R (1, 2) OBP: 0.305, SLG: 0.382		0-0 P4		0-0 5-3		0-0 L8				3	0	0	0	0	0	0											
Mick Kelleher, R (1, 6) OBP: 0.310, SLG: 0.390		0-0 2B		0-0 F8		0-0 1B HR 1B				3	1	2	0	0	0	0											
Bill Bonham, R (1, 1) OBP: 0.176, SLG: 0.188		0-0 5-3		0-0 1B		0-0 1B HR 1B				2	0	1	0	0	0	1											
Champ Summers, L (7, PH) OBP: 0.327, SLG: 0.318										1	1	1	0	0	0	0											
Oscar Zamora, R (8, 1) ERA: 4.02										0	0	0	0	0	0	0											
Inning Stats	R: 1 E: 0 K: 0 S: 5	H: 2 LOB: 1 BB: 0 P: 5	R: 0 E: 0 K: 0 S: 4	H: 1 LOB: 0 BB: 0 P: 4	R: 0 E: 0 K: 1 S: 5	H: 0 LOB: 0 BB: 0 P: 5	R: 0 E: 0 K: 0 S: 3	H: 1 LOB: 0 BB: 0 P: 3	R: 0 E: 0 K: 0 S: 5	H: 2 LOB: 2 BB: 0 P: 5	R: 0 E: 0 K: 0 S: 2	H: 0 LOB: 0 BB: 0 P: 3	R: 3 E: 0 K: 0 S: 6	H: 3 LOB: 0 BB: 0 P: 6	R: 0 E: 0 K: 1 S: 5	H: 0 LOB: 0 BB: 0 P: 5	1B: 6 2B: 2 3B: 0 HR: 1	SF: 0 SAC: 0 DP: 0 HBP: 1	WP: 0 PA: 32 PB: 0 SB: 0 CS: 2								
PITCHER	IP	WLS	BF	H	R	ER	SO	BB	IBB	HBP	BLK	WP	HR	S	P	ERA	WHIP										
Bruce Kison, R (1, 1)	8.0	L	32	9	4	4	2	0	0	1	0	0	1	35	36	4.50	1.125										

Pittsburgh Pirates @ Chicago Cubs
Wrigley Field, Chicago, IL
Sat May 29 1976, 3:33 AM CDT
Att: 12,357 - Overcast - 58 F

AB	31
R	4
H	9
RBI	4
BB	0
SO	2
LOB	8



Batter	1	2	3	4	5	6	7	8	9	AB	R	H	RBI	BB	SO	LOB	TOP		
Rennie Stennett, R (1,4) OBP: 0.272, SLG: 0.335	F9		G3			F4		CS		4	0	1	0	0	0	0			
Richie Hebner, L (1,5) OBP: 0.278, SLG: 0.255	F7			SF8		F5		F7		4	1	1	0	0	0	1			
Al Oliver, L (1,8) OBP: 0.356, SLG: 0.500	4-3			4-3				G3		4	1	1	0	0	0	2			
Dave Parker, L (1,9) OBP: 0.321, SLG: 0.566		F8		SF8		F7			1B	1	0	0	0	0	0	0			
Bob Robertson, R (2,3) OBP: 0.326, SLG: 0.171									SH	2	1	1	1	0	0	1			
Richie Zisk, R (1,7) OBP: 0.362, SLG: 0.484		FC6-4		L9		F8			SH	4	1	2	0	0	0	1			
Bill Robinson, R (1,3) OBP: 0.394, SLG: 0.602		F7				5-3			SH	3	0	1	0	0	0	1			
Manny Sanguillen, R (1,2) OBP: 0.319, SLG: 0.333		FC6-4				6-3			CS	3	0	1	1	1	0	1			
Frank Taveras, R (1,6) OBP: 0.267, SLG: 0.240			F4						IBB	3	0	0	0	0	0	2			
Ed Kirkpatrick, L (9, PH) OBP: 0.333, SLG: 0.231									SF7	0	0	0	0	0	0	0			
Tommy Helms, R (9, PH) OBP: 0.286, SLG: 0.421										0	0	0	0	1	0	0			
Mario Mendoza, R (9,6) OBP: 0.250, SLG: 0.227										0	0	0	0	0	0	0			
Jim Rooker, R (1,1) OBP: 0.190, SLG: 0.238			6-3			K		B5-3	FC1-5-6	4	0	0	0	0	1	2			
Inning Stats	R: 0 E: 0 K: 0 S: 3	H: 0 LOB: 0 BB: 0 P: 3	R: 0 E: 0 K: 0 S: 4	H: 1 LOB: 1 BB: 0 P: 4	R: 0 E: 0 K: 0 S: 3	H: 0 LOB: 0 BB: 0 P: 3	R: 1 E: 0 K: 0 S: 4	H: 1 LOB: 0 BB: 0 P: 4	R: 0 E: 0 K: 1 S: 5	H: 0 LOB: 0 BB: 0 P: 5	R: 1 E: 0 K: 0 S: 6	H: 3 LOB: 2 BB: 0 P: 6	R: 0 E: 0 K: 0 S: 4	H: 1 LOB: 1 BB: 0 P: 4	R: 2 E: 1 K: 0 S: 5	H: 2 LOB: 1 BB: 1 P: 9	1B: 7 2B: 1 3B: 0 HR: 0	SF: 2 SAC: 1 DP: 0 HBP: 0	WP: 0 PA: 37 PB: 0 SB: 0 CS: 1
PITCHER	IP WLS BF H R ER SO BB IBB HBP BLK WP HR S P ERA WHIP																		
Ray Burris, R (1,1) ERA: 4.46	8.0 L 30 6 2 2 1 0 0 0 0 0 0 0 0 32 32 2.25 0.750																		
Oscar Zamora, R (9,1) ERA: 3.34	0.0 4 2 2 1 0 0 1 0 0 0 0 0 3 7 ∞ ∞																		
Darold Knowles, L (9,1) ERA: 3.6	1.0 2 0 0 0 0 0 0 0 0 0 0 0 2 2 0.00 0.000																		

Pittsburgh Pirates @ Chicago Cubs
Wrigley Field, Chicago, IL
Sun May 30 1976, 3:33 AM CDT
Att: 19,410 - Overcast - 57 F

AB	32
R	4
H	8
RBI	3
BB	1
SO	1
LOB	11



Batter	1	2	3	4	5	6	7	8	9	AB	R	H	RBI	BB	SO	LOB	BOTTOM				
Rick Monday, L (1,8) OBP: 0.396, SLG: 0.539	K		K			F2				4	0	2	0	0	1	0					
Jose Cardenal, R (1,7) OBP: 0.361, SLG: 0.466	F8			F6		SF7		P3		4	1	1	0	0	0	2					
Bill Madlock, R (1,5) OBP: 0.391, SLG: 0.487	5-3			E		SF7		F4		3	0	1	1	0	0	2					
Jerry Morales, R (1,9) OBP: 0.330, SLG: 0.392	F8			E6		F9				4	0	0	0	0	0	2					
George Mitterwald, R (1,3) OBP: 0.216, SLG: 0.294		6-3		G6-4-3		K			HR	4	1	1	1	0	1	2					
Manny Trillo, R (1,4) OBP: 0.352, SLG: 0.354				G6-4-3		6-3		E6		4	0	3	0	0	0	0					
Steve Swisher, R (1,2) OBP: 0.297, SLG: 0.371		G6-4-3				5-3		F8		4	0	0	0	0	0	3					
Mick Kelleher, R (1,6) OBP: 0.311, SLG: 0.386			F9							3	0	1	0	0	0	1					
Champ Summers, L (9, PH) OBP: 0.321, SLG: 0.311										1	0	0	0	0	1	1					
Ray Burris, R (1,1) OBP: 0.095, SLG: 0.095										2	0	0	0	0	2	1					
Mike Adams, R (8, PH) OBP: 0.350, SLG: 0.200										1	0	0	0	0	0	0					
Oscar Zamora, R (9,1) OBP: 0.287, SLG: 0.333										0	0	0	0	0	0	0					
Darold Knowles, L (9,1) OBP: 0.667, SLG: 0.333										0	0	0	0	0	0	0					
Inning Stats	R: 0 E: 0 K: 0 S: 4	H: 1 LOB: 0 BB: 0 P: 4	R: 0 E: 0 K: 0 S: 3	H: 1 LOB: 0 BB: 0 P: 3	R: 0 E: 0 K: 2 S: 7	H: 0 LOB: 0 BB: 0 P: 7	R: 0 E: 1 K: 0 S: 4	H: 1 LOB: 1 BB: 0 P: 4	R: 0 E: 0 K: 0 S: 6	H: 1 LOB: 0 BB: 0 P: 4	R: 1 E: 0 K: 1 S: 4	H: 1 LOB: 1 BB: 0 P: 6	R: 0 E: 1 K: 1 S: 6	H: 1 LOB: 1 BB: 0 P: 6	R: 0 E: 0 K: 0 S: 4	H: 1 LOB: 1 BB: 0 P: 4	R: 1 E: 0 K: 1 S: 7	H: 2 LOB: 1 BB: 0 P: 7	1B: 6 2B: 1 3B: 1 HR: 1	SF: 1 SAC: 0 DP: 2 HBP: 0	WP: 1 PA: 35 PB: 0 SB: 0 CS: 0
PITCHER	IP WLS BF H R ER SO BB IBB HBP BLK WP HR S P ERA WHIP																				
Jim Rooker, L (1,1) ERA: 2.52	9.0 W 35 9 2 2 5 0 0 0 0 0 1 1 45 45 2.00 1.000																				

Pittsburgh Pirates @ Chicago Cubs
Wrigley Field, Chicago, IL
Sun May 30 1976, 3:33 AM CDT
Att: 19,410 - Overcast - 57 F

AB	34
R	2
H	9
RBI	2
BB	0
SO	5
LOB	14



Batter	1	2	3	4	5	6	7	8	9	AB	R	H	RBI	BB	SO	LOB	TOP					
Rennie Stennett, R (1, 4) OBP: 0.271, SLG: 0.333	0-0 4-3		0-0 1B			0-0 F4		0-0 F8		4	0	1	1	0	0	0						
Manny Sanguillen, R (1, 2) OBP: 0.307, SLG: 0.354	0-0 6-3		0-0 F9			0-0 5-3		0-0 5-3		4	0	0	0	0	0	1						
Al Oliver, L (1, 8) OBP: 0.347, SLG: 0.486	0-3 K			0-0 6-3		0-0 F8			0-0 6-3	4	0	0	0	0	1	0						
Willie Stargell, L (1, 3) OBP: 0.390, SLG: 0.535		0-3 K		0-0 F6			0-0 F4		0-0 FC5-4 1B	4	0	1	0	0	1	0						
Richie Zisk, R (1, 7) OBP: 0.360, SLG: 0.497		0-3 K		0-0 F4			4-0 HR		0-0 FC5-4 1-2	4	1	1	1	0	1	1						
Bill Robinson, R (1, 9) OBP: 0.388, SLG: 0.583		0-3 K			0-0 F4		4-0 BB		0-0 L5	3	0	0	0	1	1	1						
Tommy Helms, R (1, 5) OBP: 0.333, SLG: 0.545			0-0 1B 3B		0-0 FC6-4 1B		0-0 F9			3	1	2	0	0	0	1						
Frank Taveras, R (1, 6) OBP: 0.259, SLG: 0.233			0-3 K		0-0 FC6-4 1-2		0-0 G2			3	0	0	0	0	1	3						
Jerry Reuss, L (1, 1) OBP: 0.360, SLG: 0.435			0-3 K			0-3 K		0-0 F3		1	0	0	0	0	1	1						
Kent Tekulve, R (4, 1)										1	0	0	0	0	1	1						
Ramon Hernandez, S (5, 1)										1	0	0	0	0	0	0						
Inning Stats	R: 0 E: 0 K: 1 S: 5	H: 0 LOB: 0 BB: 0 P: 5	R: 0 E: 0 K: 3 S: 9	H: 0 LOB: 0 BB: 0 P: 9	R: 1 E: 0 K: 2 S: 9	H: 2 LOB: 1 BB: 0 P: 9	R: 0 E: 0 K: 0 S: 3	H: 0 LOB: 0 BB: 0 P: 3	R: 0 E: 0 K: 1 S: 6	H: 1 LOB: 1 BB: 0 P: 6	R: 0 E: 0 K: 0 S: 3	H: 0 LOB: 0 BB: 0 P: 3	R: 1 E: 0 K: 0 S: 4	H: 1 LOB: 1 BB: 1 P: 8	R: 0 E: 0 K: 0 S: 3	H: 0 LOB: 0 BB: 0 P: 3	R: 0 E: 0 K: 0 S: 4	H: 1 LOB: 1 BB: 0 P: 4	1B: 3 2B: 0 3B: 1 HR: 1	SF: 0 SAC: 0 DP: 0 HBP: 0	WP: 0 PB: 0 SB: 0 CS: 0	PA: 33
PITCHER Jon Matlack, L (1, 1) ERA: 2.83	IP: 9.0 WLS: W BF: 33 H: 5 R: 2 ER: 2 SO: 7 BB: 1 IBB: 0 HBP: 0 BLK: 0 WP: 0 HR: 1 S: 46 P: 50 ERA: 2.00 WHIP: 0.667															PITCHER						

Pittsburgh Pirates @ New York Mets
Shea Stadium, Flushing, NY
Mon May 31 1976, 3:33 AM EDT
Unknown

AB 32
R 2
H 5
RBI 2
BB 1
SO 7
LOB 9



Batter	1	2	3	4	5	6	7	8	9	AB	R	H	RBI	BB	SO	LOB	BOTTOM			
Leon Brown, R (1, 8) OBP: 0.316, SLG: 0.333	0-0 6-3		0-0 5-3	0-3 K	0-0 F5		0-3 K			2	0	0	0	0	0	0				
Del Unser, L (4, PH) OBP: 0.283, SLG: 0.356										3	0	0	0	0	2	5				
Wayne Garrett, L (1, 4) OBP: 0.355, SLG: 0.319	4-0 CS BB		0-0 F6	0-0 2B 1B	0-0 1B 1B		0-0 F4			4	1	2	3	1	0	0				
John Milner, L (1, 7) OBP: 0.421, SLG: 0.592	0-3 K		0-0 F3	0-0 2B	0-3 K			0-0 F9		5	0	1	2	0	2	3				
Dave Kingman, R (1, 9) OBP: 0.293, SLG: 0.564		0-0 1B 1B		0-0 F8	0-0 FC5-4 1B			0-0 F5		4	1	2	1	0	0	1				
Benny Ayala, R (6, PR) OBP: 0.176, SLG: 0.231										0	0	0	0	0	0	0				
Bruce Boisclair, L (6, 9) OBP: 0.373, SLG: 0.396		0-0 1B 1B		0-0 4-3	0-0 FC5-4 1B					1	0	0	0	0	0	0				
Joe Torre, R (1, 3) OBP: 0.352, SLG: 0.437		0-0 FC5-4 SF8 1B		0-0 E5 2B	0-0 BB FC5-4			4-0 1B BB		4	3	2	0	1	0	2				
Jerry Grote, R (1, 2) OBP: 0.390, SLG: 0.322		0-0 FC5-4 1B		4-0 2B BB	4-0 1B BB BB		0-0 F9		0-0 1B	3	2	2	1	2	0	0				
Roy Staiger, R (1, 5) OBP: 0.236, SLG: 0.250		0-0 FC5-4 SF8		0-0 1B 2B	0-0 BB 1B 1B		0-0 6-3		0-0 F6	5	2	2	2	0	0	4				
Mike Phillips, L (1, 6) OBP: 0.255, SLG: 0.231		0-0 SF8		0-0 1B 1B	0-0 BB 1B 1B		0-3 K			3	2	2	3	0	1	0				
Jon Matlack, L (1, 1) OBP: 0.276, SLG: 0.200		0-3 K		0-0 1B 2B 1B	0-0 1B BB			0-3 K		3	2	1	1	1	2	1				
Inning Stats	R: 0 E: 0 K: 1 S: 4	H: 0 LOB: 1 BB: 1 P: 8	R: 2 E: 0 K: 1 S: 8	H: 3 LOB: 1 BB: 0 P: 8	R: 0 E: 0 K: 0 S: 3	H: 0 LOB: 0 BB: 0 P: 3	R: 6 E: 1 K: 1 S: 11	H: 5 LOB: 1 BB: 1 P: 15	R: 5 E: 0 K: 1 S: 10	H: 5 LOB: 2 BB: 2 P: 18	R: 0 E: 0 K: 1 S: 5	H: 0 LOB: 0 BB: 0 P: 5	R: 0 E: 0 K: 2 S: 7	H: 0 LOB: 0 BB: 0 P: 7	R: 0 E: 0 K: 0 S: 4	H: 1 LOB: 2 BB: 1 P: 8	1B: 11 2B: 4 3B: 0 HR: 0	SF: 1 SAC: 0 DP: 1 HBP: 0	WP: 0 PB: 0 SB: 0 CS: 1	PA: 43
PITCHER Jerry Reuss, L (1, 1) ERA: 4.09	IP: 3.1 WLS: L BF: 18 H: 6 R: 5 ER: 5 SO: 2 BB: 2 IBB: 0 HBP: 0 BLK: 0 WP: 0 HR: 0 S: 20 P: 28 ERA: 13.50 WHIP: 2.400															PITCHER				
Kent Tekulve, R (4, 1) ERA: 5.0	0.2 8 5 5 4 1 1 0 0 0 0 0 9 13 54.00 9.000																			
Ramon Hernandez, L (5, 1) ERA: 4.41	4.0 17 3 1 1 4 2 0 0 0 0 0 23 31 2.25 1.250																			

Pittsburgh Pirates @ New York Mets
Shea Stadium, Flushing, NY
Mon May 31 1976, 3:33 AM EDT
Unknown

AB 37
R 13
H 14
RBI 13
BB 5
SO 7
LOB 16



Batter	1	2	3	4	5	6	7	8	9	AB	R	H	RBI	BB	SO	LOB	TOP										
Rennie Stennett, R OBP: 0.275, SLG: 0.332										4	1	1	0	1	0	2											
Richie Hebner, L OBP: 0.270, SLG: 0.247										5	0	0	0	0	0	3											
Al Oliver, L OBP: 0.351, SLG: 0.486										4	0	2	0	0	0	1											
Dave Parker, L OBP: 0.336, SLG: 0.573										4	0	3	1	0	0	0											
Richie Zisk, R OBP: 0.352, SLG: 0.485										4	0	0	0	0	0	6											
Bob Robertson, R OBP: 0.300, SLG: 0.154										4	0	0	0	0	0	6											
Duffy Dyer, R OBP: 0.317, SLG: 0.444										4	1	1	1	0	1	2											
Frank Taveras, R OBP: 0.259, SLG: 0.234										4	0	1	0	0	0	0											
Doc Medich, R OBP: 0.182, SLG: 0.100										3	0	1	0	0	2	0											
Inning Stats	R: 1 E: 1 K: 0 S: 6	H: 2 LOB: 2 BB: 0 P: 6	R: 1 E: 0 K: 1 S: 6	H: 1 LOB: 0 BB: 0 P: 6	R: 0 E: 0 K: 0 S: 5	H: 2 LOB: 2 BB: 0 P: 5	R: 0 E: 0 K: 1 S: 6	H: 1 LOB: 1 BB: 0 P: 6	R: 0 E: 0 K: 0 S: 3	H: 0 LOB: 0 BB: 0 P: 3	R: 0 E: 0 K: 0 S: 3	H: 0 LOB: 0 BB: 0 P: 3	R: 0 E: 0 K: 0 S: 4	H: 1 LOB: 1 BB: 0 P: 4	R: 0 E: 0 K: 0 S: 5	H: 2 LOB: 2 BB: 0 P: 5	R: 0 E: 0 K: 1 S: 5	H: 0 LOB: 1 BB: 1 P: 9	1B: 8 2B: 0 3B: 0 HR: 1	SF: 0 SAC: 1 DP: 0 HBP: 0	WP: 0 PB: 0 SB: 1 CS: 0	PA: 38					
PITCHER	IP	WLS	BF	H	R	ER	SO	BB	IBB	HBP	BLK	WP	HR	S	P	ERA	WHIP										
Bob Apodaca, R ERA: 1.91	(1, 1)	7.0	L	29	7	2	1	2	0	0	0	0	1	33	33	1.29	1.000										
Rick Baldwin, R ERA:	(8, 1)	2.0		9	2	0	0	1	1	0	0	0	0	10	14	0.00	1.500										

Pittsburgh Pirates @ New York Mets
Shea Stadium, Flushing, NY
Mon May 31 1976, 3:38 AM EDT
Att: 46,004 - Unknown

AB 36
R 2
H 9
RBI 2
BB 1
SO 3
LOB 20



Batter	1	2	3	4	5	6	7	8	9	AB	R	H	RBI	BB	SO	LOB	BOTTOM										
Del Unser, L OBP: 0.277, SLG: 0.348										4	0	0	0	0	3	0											
Wayne Garrett, L OBP: 0.364, SLG: 0.322										2	0	1	0	2	0	0											
John Milner, L OBP: 0.408, SLG: 0.570										4	0	0	0	0	0	3											
Dave Kingman, R OBP: 0.287, SLG: 0.552										4	0	0	0	0	1	2											
Ed Kranepool, L OBP: 0.333, SLG: 0.371										4	0	2	0	0	0	0											
Ron Hodges, L OBP: 0.333, SLG: 0.471										4	1	2	1	0	1	1											
Roy Staiger, R OBP: 0.217, SLG: 0.227										4	0	0	0	0	0	3											
Mike Phillips, L OBP: 0.241, SLG: 0.218										3	0	0	0	0	1	3											
Bob Apodaca, R OBP: 0.333, SLG: 0.500										2	0	0	0	0	1	2											
Bruce Boisclair, L OBP: 0.365, SLG: 0.388										1	0	0	0	0	1	0											
Rick Baldwin, L ERA:	(8, 1)									0	0	0	0	0	0	0											
Inning Stats	R: 0 E: 0 K: 1 S: 5	H: 0 LOB: 1 BB: 1 P: 9	R: 0 E: 0 K: 1 S: 7	H: 2 LOB: 2 BB: 0 P: 7	R: 0 E: 0 K: 1 S: 5	H: 0 LOB: 1 BB: 1 P: 9	R: 0 E: 0 K: 1 S: 6	H: 1 LOB: 1 BB: 0 P: 6	R: 0 E: 0 K: 1 S: 6	H: 1 LOB: 1 BB: 0 P: 6	R: 0 E: 0 K: 0 S: 3	H: 0 LOB: 0 BB: 0 P: 3	R: 0 E: 0 K: 1 S: 5	H: 0 LOB: 0 BB: 0 P: 5	R: 0 E: 0 K: 1 S: 5	H: 0 LOB: 0 BB: 0 P: 5	R: 1 E: 0 K: 1 S: 6	H: 1 LOB: 0 BB: 0 P: 6	1B: 4 2B: 0 3B: 0 HR: 1	SF: 0 SAC: 0 DP: 0 HBP: 0	WP: 0 PB: 0 SB: 0 CS: 0	PA: 34					
PITCHER	IP	WLS	BF	H	R	ER	SO	BB	IBB	HBP	BLK	WP	HR	S	P	ERA	WHIP										
Doc Medich, R ERA: 3.36	(1, 1)	9.0	W	34	5	1	1	8	2	0	0	0	1	48	56	1.00	0.778										

Pittsburgh Pirates @ New York Mets
Shea Stadium, Flushing, NY
Mon May 31 1976, 3:38 AM EDT
Att: 46,004 - Unknown


AB 32
R 1
H 5
RBI 1
BB 2
SO 8
LOB 14



Batter	1	2	3	4	5	6	7	8	9	AB	R	H	RBI	BB	SO	LOB	TOP								
Rennie Stennett, R (1, 4) OBP: 0.273, SLG: 0.328	0-0 4-3		0-0 6-3		0-0 L4		0-0 L3		0-0 1-3 1B	5	0	1	0	0	0	1									
Manny Sanguillen, R (1, 2) OBP: 0.297, SLG: 0.313	0-0 F4		0-0 1-3		0-0 5-3		0-0 G3		0-0 F2	5	0	0	0	0	0	3									
Al Oliver, L (1, 8) OBP: 0.342, SLG: 0.473	0-0 3-1			0-0 6-3		0-0 F5		0-0 4-3		4	0	0	0	0	0	0									
Bill Robinson, R (1, 9) OBP: 0.396, SLG: 0.596 Ed Kirkpatrick, L (6, 9) OBP: 0.355, SLG: 0.259		0-0 L7		0-0 HR 1B		0-0 1B 2B		0-0 8-6-4 1B		3	2	2	0	0	0	0									
Richie Zisk, R (1, 7) OBP: 0.355, SLG: 0.486		0-0 1B 1B		0-3 K		0-0 2B 1B		0-0 8-6-4 1-2F		4	0	2	1	0	1	2									
Bob Robertson, R (1, 3) OBP: 0.315, SLG: 0.256		0-0 1-2 1B		0-0 1-H HR		0-0 F8		0-0 F8		4	1	2	2	0	0	1									
Richie Hebner, L (1, 5) OBP: 0.275, SLG: 0.267		0-3 K		0-0 1-3		0-0 1-3 2B		0-0 1-3 FC1-2 2B		4	0	2	0	0	1	2									
Frank Taveras, R (1, 6) OBP: 0.267, SLG: 0.236		0-3 K			0-0 E SH5-4 1B	4-0 FC6-4 IBB		0-0 1-3		3	0	1	0	1	1	3									
John Candelaria, L (1, 1) OBP: 0.238, SLG: 0.111			0-3 K		0-0 SH5-4 1-2	0-0 FC6-4 1-2F		0-0 FC1-2 1B 3-H		3	0	0	0	0	1	4									
Inning Stats	R: 0 E: 0 K: 0 S: 3	H: 0 LOB: 0 BB: 0 P: 3	R: 0 E: 0 K: 2 S: 9	H: 2 LOB: 2 BB: 0 P: 9	R: 0 E: 0 K: 1 S: 5	H: 0 LOB: 0 BB: 0 P: 5	R: 2 E: 0 K: 1 S: 7	H: 2 LOB: 2 BB: 0 P: 7	R: 0 E: 1 K: 0 S: 4	H: 1 LOB: 1 BB: 0 P: 4	R: 1 E: 0 K: 0 S: 6	H: 3 LOB: 3 BB: 1 P: 10	R: 0 E: 0 K: 0 S: 3	H: 0 LOB: 0 BB: 0 P: 3	R: 0 E: 0 K: 0 S: 3	H: 1 LOB: 0 BB: 0 P: 3	R: 0 E: 0 K: 0 S: 5	H: 2 LOB: 2 BB: 0 P: 5	1B: 7 2B: 4 3B: 0 HR: 1	SF: 0 SAC: 1 DP: 1 HBP: 0	WP: 0 PB: 0 SB: 0 CS: 0	PA: 38			
PITCHER	IP	WLS	BF	H	R	ER	SO	BB	IBB	HBP	BLK	WP	HR	S	P	ERA	WHIP								
Jerry Koosman, L (1, 1) ERA: 2.84	8.0	L	33	9	3	3	4	0	1	0	0	0	1	40	44	3.38	1.125								
Bob Myrick, L (9, 1) ERA:	0.2		4	2	0	0	0	0	0	0	0	0	0	4	4	0.00	3.000								
Ken Sanders, R (9, 1) ERA: 1.76	0.1		1	0	0	0	0	0	0	0	0	0	0	1	1	0.00	0.000								

Pittsburgh Pirates @ New York Mets
Shea Stadium, Flushing, NY
Tue Jun 01 1976, 7:05 PM EDT
Att: 13,596 - Unknown


AB 36
R 3
H 11
RBI 3
BB 1
SO 4
LOB 16



Batter	1	2	3	4	5	6	7	8	9	AB	R	H	RBI	BB	SO	LOB	BOTTOM								
Leon Brown, R (1, 8) OBP: 0.261, SLG: 0.273	0-0 F9		0-0 F4			0-0 F9		0-0 F9		4	0	0	0	0	0	1									
Mike Phillips, L (1, 4) OBP: 0.233, SLG: 0.211 Felix Millan, R (6, PH) OBP: 0.330, SLG: 0.350 Wayne Garrett, L (7, 4) OBP: 0.362, SLG: 0.320	0-3 K		0-0 4-3		0-0 G3		0-3 K		0-3 K	2	0	0	0	0	1	0									
Joe Torre, R (1, 3) OBP: 0.366, SLG: 0.505	0-0 HR		0-0 1B G1-2-3 1B		0-3 K		0-0 HR		0-0 K	4	2	3	2	0	1	0									
Dave Kingman, R (1, 9) OBP: 0.286, SLG: 0.546	0-3 K		0-0 1-2 1B		0-0 K		0-3 K		0-3 K	4	0	1	0	0	3	0									
Roy Staiger, R (1, 5) OBP: 0.220, SLG: 0.229		0-3 K		0-0 1-2 2-3 1B		0-3 K		0-0 F8		4	0	1	0	0	2	0									
Jerry Grote, R (1, 2) OBP: 0.381, SLG: 0.314	0-0 F4		0-0 G1-2-3		0-0 6-3		0-0 6-3		0-0 F2	3	0	0	0	0	0	3									
Jack Heidemann, R (1, 6) OBP: 0.365, SLG: 0.388	0-0 6-3			0-0 6-3		0-0 F2		0-0 K		3	0	0	0	0	0	0									
Ed Kranepool, L (1, 7) OBP: 0.328, SLG: 0.364			0-0 L7		0-3 K		0-3 K		0-3 K	3	0	0	0	0	2	0									
Jerry Koosman, R (1, 1) OBP: 0.368, SLG: 0.421 John Milner, L (8, PH) OBP: 0.413, SLG: 0.574 Bruce Boisclair, L (8, PR) OBP: 0.365, SLG: 0.388 Bob Myrick, R (9, 1) Ken Sanders, R (9, 1)		0-3 K		0-3 K		0-0 K		0-0 1B		2	0	0	0	0	2	0									
Inning Stats	R: 1 E: 0 K: 2 S: 8	H: 1 LOB: 0 BB: 0 P: 8	R: 0 E: 0 K: 1 S: 5	H: 0 LOB: 0 BB: 0 P: 5	R: 0 E: 0 K: 1 S: 5	H: 0 LOB: 0 BB: 0 P: 5	R: 0 E: 0 K: 0 S: 5	H: 3 LOB: 2 BB: 0 P: 5	R: 0 E: 0 K: 2 S: 7	H: 0 LOB: 0 BB: 0 P: 7	R: 0 E: 0 K: 1 S: 5	H: 0 LOB: 0 BB: 0 P: 5	R: 0 E: 0 K: 2 S: 7	H: 0 LOB: 0 BB: 0 P: 7	R: 0 E: 0 K: 1 S: 6	H: 1 LOB: 1 BB: 0 P: 6	R: 0 E: 0 K: 2 S: 8	H: 1 LOB: 0 BB: 0 P: 8	1B: 4 2B: 0 3B: 0 HR: 2	SF: 0 SAC: 0 DP: 1 HBP: 0	WP: 0 PB: 0 SB: 0 CS: 0	PA: 32			
PITCHER	IP	WLS	BF	H	R	ER	SO	BB	IBB	HBP	BLK	WP	HR	S	P	ERA	WHIP								
John Candelaria, L (1, 1) ERA: 3.19	9.0	W	32	6	2	2	12	0	0	0	0	0	2	56	56	2.00	0.667								

Pittsburgh Pirates @ New York Mets
Shea Stadium, Flushing, NY
Tue Jun 01 1976, 7:05 PM EDT
Att: 13,596 - Unknown

AB 32
R 2
H 6
RBI 2
BB 0
SO 12
LOB 4



Batter	1	2	3	4	5	6	7	8	9	AB	R	H	RBI	BB	SO	LOB	TOP											
Rennie Stennett, R OBP: 0.276, SLG: 0.330	0-0 1-3 1B		0-0 6-3		0-0 F8			0-0 1-3	0-0 FC5-4 1B	5	0	2	0	0	0	0												
Manny Sanguillen, R OBP: 0.306, SLG: 0.342	0-0 1-3			0-0 2B 2B	0-0 1B			0-0 SF9 3B	0-0 FC5-4 1-2 1B	5	2	3	0	0	0	2												
Richie Zisk, R OBP: 0.353, SLG: 0.489	0-0 6-3			0-0 1B 2B	0-0 F9			0-0 SF9		3	1	1	2	0	0	2												
Willie Stargell, L OBP: 0.393, SLG: 0.527	0-3 K			1-0 1B 1B HBP	0-0 F9			0-0 1B BB		2	0	0	0	1	1	1												
Bill Robinson, R OBP: 0.400, SLG: 0.592		0-0 5-3		0-0 1B 1B	0-0 F8			0-0 1-3 1B		4	0	2	0	0	0	0												
Dave Parker, L OBP: 0.325, SLG: 0.553		0-0 4-3		0-3 K	0-3 K			0-0 F9		4	0	0	0	0	2	5												
Richie Hebner, L OBP: 0.281, SLG: 0.273		0-0 4-3		0-0 G6-4-3 1B	0-0 F8			0-0 FC6-4 1B		4	0	2	1	0	0	0												
Frank Taveras, R OBP: 0.258, SLG: 0.228			0-0 F4	0-0 G6-4-3 1-2 2-3 3-H	0-0 F6			0-0 FC6-4 SF8		4	1	0	0	0	0	4												
Bruce Kison, R OBP: 0.294, SLG: 0.313			0-3 K		0-3 K			0-0 SF8		3	0	0	0	0	3	0												
Bob Robertson, R OBP: 0.309, SLG: 0.256										0	0	0	1	0	0	0												
Dave Giusti, R OBP: 0.250, SLG: 0.250										0	0	0	0	0	0	0												
Inning Stats	R: 0 E: 0 K: 1 S: 6	H: 1 LOB: 1 BB: 0 P: 6	R: 0 E: 0 K: 0 S: 3	H: 0 LOB: 0 BB: 0 P: 3	R: 0 E: 0 K: 1 S: 5	H: 0 LOB: 0 BB: 0 P: 5	R: 2 E: 0 K: 1 S: 8	H: 4 LOB: 2 BB: 0 P: 9	R: 0 E: 0 K: 1 S: 6	H: 0 LOB: 0 BB: 0 P: 5	R: 0 E: 0 K: 1 S: 5	H: 0 LOB: 0 BB: 0 P: 5	R: 1 E: 0 K: 0 S: 5	H: 2 LOB: 2 BB: 1 P: 9	R: 1 E: 0 K: 0 S: 5	H: 2 LOB: 1 BB: 0 P: 5	1B: 7 2B: 2 3B: 1 HR: 0	SF: 2 SAC: 0 DP: 1 HBP: 1	WP: 0 PB: 0 SB: 1 CS: 0	PA: 38								
PITCHER	IP	WLS	BF	H	R	ER	SO	BB	IBB	HBP	BLK	WP	HR	S	P	ERA	WHIP											
Woodie Fryman, L ERA: 3.38	(1, 1)	8.0	L	33	8	3	3	6	1	0	1	0	0	0	43	48	3.38	1.125										
Fred Scherman, L ERA: 3.81	(9, 1)	1.0	S	5	2	1	1	0	0	0	0	0	0	5	5	9.00	2.000											

Pittsburgh Pirates @ Montreal Expos
 Jarry Park, Montreal, QB
 Wed Jun 02 1976, 7:05 PM EDT
 Att: 11,337 - Unknown - 66 F

AB 34
 R 4
 H 10
 RBI 4
 BB 1
 SO 6
 LOB 14



Batter	1	2	3	4	5	6	7	8	9	AB	R	H	RBI	BB	SO	LOB	BOTTOM										
Jerry White, S OBP: 0.319, SLG: 0.352	0-0 P3		0-0 FC5 SF8		0-0 4-3			0-0 SH1-3		3	0	0	1	0	0	1											
Jim Dwyer, L OBP: 0.333, SLG: 0.292	0-0 4-3		0-0 SF8			4-0 G5-4-3 BB		0-0 1-3		2	0	0	1	1	0	2											
Mike Jorgensen, L OBP: 0.328, SLG: 0.377	0-0 F7		0-0 BB			0-0 F8		0-0 4-3		3	0	0	0	1	0	3											
Gary Carter, R OBP: 0.320, SLG: 0.309		0-0 1-3	0-3 K			0-0 G5-4-3			0-3 K	4	0	0	0	0	2	3											
Larry Parrish, R OBP: 0.292, SLG: 0.351		0-0 4-3		0-0 CS 1B			4-0 4-3 BB		4-0 FC4-6 BB	2	0	1	0	2	0	0											
Tim Foli, R OBP: 0.271, SLG: 0.421		0-0 1-3		0-0 F8			0-0 4-3		0-0 FC4-6 1B	4	0	0	0	0	0	3											
Jim Lyttle, L OBP: 0.500, SLG: 0.400			0-0 FC5-4 1B		0-0 3-1			0-3 K		4	0	2	0	0	1	1											
Pete Mackanin, R OBP: 0.258, SLG: 0.375			0-0 FC5-4 1B FC5		0-0 4-3			0-0 F9		4	1	0	0	0	0	4											
Woodie Fryman, R OBP: 0.091, SLG: 0.091			0-0 FC5-4 1B		0-0 6-3			0-0 SH1-3 1B		2	1	1	0	0	0	0											
Jose Morales, R OBP: 0.263, SLG: 0.316										1	0	1	0	0	0	0											
Pepe Marquard, R OBP: 0.407, SLG: 0.390										0	0	0	0	0	0	0											
Fred Scherman, L OBP: 0.250, SLG: 0.250			0-3 SF8 1B							0	0	0	0	0	0	0											
Inning Stats	R: 0 E: 0 K: 0 S: 3	H: 0 LOB: 0 BB: 0 P: 3	R: 0 E: 0 K: 0 S: 3	H: 0 LOB: 0 BB: 0 P: 3	R: 2 E: 2 K: 1 S: 8	H: 2 LOB: 2 BB: 1 P: 12	R: 0 E: 0 K: 0 S: 3	H: 1 LOB: 0 BB: 0 P: 3	R: 0 E: 0 K: 0 S: 3	H: 0 LOB: 0 BB: 0 P: 3	R: 0 E: 0 K: 0 S: 2	H: 0 LOB: 0 BB: 1 P: 6	R: 0 E: 0 K: 1 S: 5	H: 0 LOB: 1 BB: 1 P: 9	R: 0 E: 0 K: 0 S: 4	H: 1 LOB: 2 BB: 0 P: 4	R: 0 E: 0 K: 1 S: 6	H: 1 LOB: 2 BB: 1 P: 10	1B: 5 2B: 0 3B: 0 HR: 0	SF: 1 SAC: 1 DP: 1 HBP: 0	WP: 0 PB: 0 SB: 0 CS: 1	PA: 35					
PITCHER	IP	WLS	BF	H	R	ER	SO	BB	IBB	HBP	BLK	WP	HR	S	P	ERA	WHIP										
Bruce Kison, R ERA: 3.44	(1, 1)	8.0	W	30	4	2	0	2	3	0	0	0	0	31	43	0.00	0.875										
Dave Giusti, R ERA: 4.26	(9, 1)	1.0	S	5	1	0	0	1	1	0	0	0	0	6	10	0.00	2.000										

Pittsburgh Pirates @ Montreal Expos
 Jarry Park, Montreal, QB
 Wed Jun 02 1976, 7:05 PM EDT
 Att: 11,337 - Unknown - 66 F

AB 29
 R 2
 H 5
 RBI 2
 BB 4
 SO 3
 LOB 17



Batter	1	2	3	4	5	6	7	8	9	AB	R	H	RBI	BB	SO	LOB	TOP					
Enzo Hernandez, R OBP: 0.384, SLG: 0.347										4	0	1	0	0	0	0						
Mery Rettenmund, R OBP: 0.435, SLG: 0.396										3	0	0	0	1	0	1						
Willie Davis, L OBP: 0.316, SLG: 0.425										0	0	0	0	0	0	0						
Luis Melendez, R OBP: 0.176, SLG: 0.182										3	1	1	0	0	1	1						
Dave Winfield, R OBP: 0.340, SLG: 0.450										4	1	1	0	0	0	2						
Doug Rader, R OBP: 0.392, SLG: 0.514										4	0	1	2	0	0	1						
Tito Fuentes, S OBP: 0.280, SLG: 0.303										3	0	0	0	0	0	1						
Mike Ivie, R OBP: 0.271, SLG: 0.343										3	0	0	0	0	2	1						
Fred Kendall, R OBP: 0.262, SLG: 0.231										3	0	0	0	0	0	0						
Dave Freisleben, R OBP: 0.256, SLG: 0.250										0	0	0	0	0	0	0						
Ken Reynolds, L OBP: 0.300, SLG: 0.365										1	0	0	0	0	0	0						
Ted Kubiak, S OBP: 0.280, SLG: 0.385										1	0	0	0	0	0	0						
Rich Folkers, L OBP: 0.279, SLG: 0.402										0	0	0	0	0	0	0						
Hector Torres, R OBP: 0.279, SLG: 0.402										1	0	0	0	0	1	0						
Butch Metzger, R OBP: 0.279, SLG: 0.402										0	0	0	0	0	0	0						
Inning Stats	R: 0 E: 0 K: 0 S: 3	H: 1 LOB: 1 BB: 0 P: 4	R: 0 E: 0 K: 1 S: 5	H: 0 LOB: 0 BB: 0 P: 5	R: 0 E: 0 K: 0 S: 3	H: 0 LOB: 0 BB: 0 P: 3	R: 2 E: 0 K: 1 S: 7	H: 2 LOB: 1 BB: 0 P: 11	R: 0 E: 0 K: 0 S: 3	H: 0 LOB: 0 BB: 0 P: 3	R: 0 E: 0 K: 0 S: 3	H: 0 LOB: 0 BB: 0 P: 3	R: 0 E: 0 K: 1 S: 5	H: 0 LOB: 0 BB: 0 P: 5	R: 0 E: 0 K: 0 S: 3	H: 0 LOB: 0 BB: 0 P: 3	R: 0 E: 0 K: 1 S: 4	H: 1 LOB: 1 BB: 0 P: 4	1B: 3 2B: 1 3B: 0 HR: 0	SF: 0 SAC: 0 DP: 1 HBP: 1	WP: 0 PB: 0 SB: 0 CS: 0	PA: 32
PITCHER Jerry Reuss, L ERA: 3.84	IP: 9.0 WLS: W BF: 32 H: 4 R: 2 ER: 2 SO: 4 BB: 1 IBB: 0 HBP: 1 BLK: 0 WP: 0 HR: 0 S: 38 P: 43 ERA: 2.00 WHIP: 0.556															PITCHER	IP: 9.0 WLS: W BF: 32 H: 4 R: 2 ER: 2 SO: 4 BB: 1 IBB: 0 HBP: 1 BLK: 0 WP: 0 HR: 0 S: 38 P: 43 ERA: 2.00 WHIP: 0.556					

San Diego Padres @ Pittsburgh Pirates
Three Rivers Stadium, Pittsburgh, PA
Fri Jun 04 1976, 7:05 PM EDT
Att: 9,249 - Unknown

AB 30
R 2
H 4
RBI 2
BB 1
SO 4
LOB 7



Batter	1	2	3	4	5	6	7	8	9	AB	R	H	RBI	BB	SO	LOB	BOTTOM					
Rennie Stennett, R OBP: 0.274, SLG: 0.330										5	1	1	1	0	0	3						
Richie Hebner, L OBP: 0.291, SLG: 0.275										3	2	2	2	1	0	0						
Ed Kirkpatrick, L OBP: 0.333, SLG: 0.250										0	0	0	1	0	0	0						
Tommy Helms, R OBP: 0.333, SLG: 0.545										5	0	2	1	0	0	3						
Al Oliver, L OBP: 0.341, SLG: 0.472										5	0	2	1	0	0	3						
Willie Stargell, L OBP: 0.386, SLG: 0.515										3	0	0	0	1	3	4						
Dave Parker, L OBP: 0.320, SLG: 0.529										4	0	1	0	0	0	3						
Richie Ziek, R OBP: 0.354, SLG: 0.481										4	1	2	1	0	1	0						
Manny Sanguillen, R OBP: 0.310, SLG: 0.344										4	1	2	0	0	0	2						
Frank Taveras, R OBP: 0.256, SLG: 0.227										4	1	1	0	0	0	3						
Jerry Reuss, L OBP: 0.379, SLG: 0.423										3	1	1	1	1	0	1						
Inning Stats	R: 0 E: 0 K: 1 S: 7	H: 2 LOB: 2 BB: 0 P: 7	R: 4 E: 0 K: 2 S: 11	H: 4 LOB: 1 BB: 1 P: 15	R: 0 E: 0 K: 0 S: 3	H: 0 LOB: 0 BB: 0 P: 3	R: 0 E: 0 K: 0 S: 3	H: 1 LOB: 0 BB: 0 P: 3	R: 1 E: 0 K: 1 S: 7	H: 2 LOB: 2 BB: 1 P: 11	R: 0 E: 0 K: 0 S: 3	H: 0 LOB: 0 BB: 0 P: 3	R: 0 E: 0 K: 0 S: 3	H: 0 LOB: 1 BB: 1 P: 7	R: 0 E: 0 K: 0 S: 7	H: 3 LOB: 2 BB: 0 P: 7	R: 2 E: 1 K: 0 S: 7	H: 3 LOB: 2 BB: 0 P: 7	1B: 10 2B: 2 3B: 0 HR: 0	SF: 1 SAC: 0 DP: 1 HBP: 0	WP: 1 PB: 0 SB: 1 CS: 0	PA: 39
PITCHER Dave Freisleben, R ERA: 1.83	IP: 1.2 WLS: L BF: 12 H: 6 R: 4 ER: 4 SO: 2 BB: 1 IBB: 0 HBP: 0 BLK: 0 WP: 1 HR: 0 S: 15 P: 19 ERA: 21.60 WHIP: 4.200															PITCHER	IP: 1.2 WLS: L BF: 12 H: 6 R: 4 ER: 4 SO: 2 BB: 1 IBB: 0 HBP: 0 BLK: 0 WP: 1 HR: 0 S: 15 P: 19 ERA: 21.60 WHIP: 4.200					
PITCHER Ken Reynolds, L ERA: 5.09	IP: 2.1 WLS: 7 BF: 1 H: 0 R: 0 ER: 0 SO: 1 BB: 0 IBB: 0 HBP: 0 BLK: 0 WP: 0 HR: 0 S: 9 P: 9 ERA: 0.00 WHIP: 0.429															PITCHER	IP: 2.1 WLS: 7 BF: 1 H: 0 R: 0 ER: 0 SO: 1 BB: 0 IBB: 0 HBP: 0 BLK: 0 WP: 0 HR: 0 S: 9 P: 9 ERA: 0.00 WHIP: 0.429					
PITCHER Rich Folkers, L ERA: 4.81	IP: 3.0 WLS: 13 BF: 2 H: 1 R: 1 ER: 1 SO: 1 BB: 0 IBB: 0 HBP: 0 BLK: 0 WP: 0 HR: 0 S: 13 P: 21 ERA: 3.00 WHIP: 1.333															PITCHER	IP: 3.0 WLS: 13 BF: 2 H: 1 R: 1 ER: 1 SO: 1 BB: 0 IBB: 0 HBP: 0 BLK: 0 WP: 0 HR: 0 S: 13 P: 21 ERA: 3.00 WHIP: 1.333					
PITCHER Butch Metzger, R ERA: 1.05	IP: 1.0 WLS: 7 BF: 3 H: 2 R: 1 ER: 1 SO: 0 BB: 0 IBB: 0 HBP: 0 BLK: 0 WP: 0 HR: 0 S: 7 P: 7 ERA: 9.00 WHIP: 3.000															PITCHER	IP: 1.0 WLS: 7 BF: 3 H: 2 R: 1 ER: 1 SO: 0 BB: 0 IBB: 0 HBP: 0 BLK: 0 WP: 0 HR: 0 S: 7 P: 7 ERA: 9.00 WHIP: 3.000					

San Diego Padres @ Pittsburgh Pirates
Three Rivers Stadium, Pittsburgh, PA
Fri Jun 04 1976, 7:05 PM EDT
Att: 9,249 - Unknown

AB 35
R 7
H 12
RBI 7
BB 3
SO 4
LOB 19



Batter	1	2	3	4	5	6	7	8	9	10	11	12	13	14	15	AB	R	H	RBI	BB	SO	LOB	TOP					
Enzo Hernandez, R OBP: 0.372, SLG: 0.337 (1, 6)	F9	F3			6-3		SH1-3 HR	1-6-3		FC6-4		F8				8	1	2	1	0	0	3						
Tito Fuentes, S OBP: 0.292, SLG: 0.315 (1, 4)	WP 6-3 1B	F8			E7 2B		SH1-3		HBP 1B		SH1-4 2B 1B		F2	F5		7	3	4	0	0	0	3						
Jerry Turner, L OBP: 0.286, SLG: 0.344 Merv Rettenmund, R OBP: 0.431, SLG: 0.412 (7, 7)	6-3 WP 2B BB		F8		L8			F6	F9		SH1-4		E1			3	1	0	0	1	0	2						
Willie McCovey, L OBP: 0.294, SLG: 0.297 Mike Ivie, R OBP: 0.279, SLG: 0.359 (7, 3)	6-3		K					L9					F8			3	1	1	2	1	1	1						
Dave Winfield, R OBP: 0.356, SLG: 0.471 (1, 9)	2B BB							HR IBB								4	1	2	2	0	0	2						
Doug Rader, R OBP: 0.380, SLG: 0.500 (1, 9)			F8					HR	HBP							3	2	2	4	3	1	1						
Luis Melendez, R OBP: 0.167, SLG: 0.195 (1, 8)	K				G3					F8	F3			L4		8	0	1	0	0	2	3						
Fred Kendall, R OBP: 0.270, SLG: 0.237 Willie Davis, L OBP: 0.316, SLG: 0.425 Bob Davis, R OBP: 0.172, SLG: 0.148 (14, 2)					F6		G3		SH3-4 BB	F8		F9		4-3 1B 2B		5	0	1	0	2	0	1						
Randy Jones, R OBP: 0.250, SLG: 0.289 Butch Metzger, R OBP: 0.277, SLG: 0.341 Gene Locklear, L OBP: 0.287, SLG: 0.337 Dave Tomlin, L OBP: 0.287, SLG: 0.337 Dan Spillner, R OBP: 0.287, SLG: 0.337 Ken Reynolds, L OBP: 0.287, SLG: 0.337 Dave Freisleben, R OBP: 0.287, SLG: 0.337 (11, 1)			K		K		K		SH3-4		FC6-4 1B		4-3			3	0	0	0	0	0	3						
Inning Stats	R: 3 E: 0 K: 1 S: 7	H: 2 LOB: 1 BB: 2 P: 15	R: 0 E: 0 K: 1 S: 5	H: 0 LOB: 1 BB: 1 P: 9	R: 0 E: 0 K: 1 S: 6	H: 1 LOB: 1 BB: 0 P: 6	R: 0 E: 0 K: 1 S: 5	H: 0 LOB: 0 BB: 0 P: 5	R: 1 E: 1 K: 1 S: 7	H: 2 LOB: 1 BB: 0 P: 7	R: 0 E: 0 K: 1 S: 6	H: 0 LOB: 1 BB: 2 P: 7	R: 0 E: 0 K: 1 S: 4	H: 1 LOB: 1 BB: 1 P: 4	R: 1 E: 0 K: 0 S: 5	H: 2 LOB: 2 BB: 1 P: 9	R: 0 E: 0 K: 0 S: 3	H: 0 LOB: 0 BB: 0 P: 3	R: 2 E: 2 K: 1 S: 6	H: 0 LOB: 2 BB: 1 P: 10	R: 1 E: 0 K: 1 S: 5	H: 2 LOB: 2 BB: 0 P: 5	R: 2 E: 1 K: 1 S: 7	H: 2 LOB: 0 BB: 0 P: 7	1B: 9 2B: 6 3B: 0 HR: 1	SF: 1 SAC: 3 DP: 0 HBP: 1	WP: 1 PB: 1 SB: 1 CS: 0	PA: 70

San Diego Padres @ Pittsburgh Pirates
Three Rivers Stadium, Pittsburgh, PA
Sat Jun 05 1976, 7:05 PM EDT
Att: 15,558 - Unknown

AB 58
R 11
H 16
RBI 11
BB 7
SO 10
LOB 27



Batter	1	2	3	4	5	6	7	8	9	10	11	12	13	14	15	AB	R	H	RBI	BB	SO	LOB	BOTTOM					
Rennie Stennett, R OBP: 0.277, SLG: 0.341 (1, 4)	F9			F8		F9		5-3	S 1B					F4		8	0	3	2	0	0	1						
Bill Robinson, R OBP: 0.412, SLG: 0.670 (1, 9)	G1-6-3 1B			6-3		HR		HR	4-3						F2	8	3	4	4	0	1	4						
Al Oliver, L OBP: 0.339, SLG: 0.482 (1, 8)	G1-6-3 1-2			F7		HR		F8		3-1				4-3		7	1	2	1	0	0	1						
Willie Stargell, L OBP: 0.386, SLG: 0.507 (1, 3)		K				FC4-6 1B		E4 FC6-4		L8	K FC4-6			G6-4-3 1B		6	0	2	0	0	2	0						
Richie Zisk, R OBP: 0.346, SLG: 0.468 (1, 7)		F3			L7	FC6-4			3B 1B	F8			G6-4-3	F8	7	1	1	0	0	0	6							
Dave Parker, L OBP: 0.318, SLG: 0.539 (1, 9)		F8			FC4-6			F7		FC4-6				4-3		7	1	2	1	0	0	4						
Manny Sanguillen, R OBP: 0.302, SLG: 0.337 (1, 2)				L1		F3		E6			6-3 SH1-4 1B			F8		6	2	1	1	1	0	2						
Frank Taveras, R OBP: 0.265, SLG: 0.234 (1, 6)				G1-6-3 1B				4-3		L7	SH1-4			SH3-4		5	0	2	0	0	0	2						
Dave Freisleben, R OBP: 0.287, SLG: 0.337 (13, 1)				G1-6-3 1-2		HR 2B		F7		6-3	L7			K		1	0	0	0	0	0	0						
Inning Stats	R: 0 E: 0 K: 0 S: 3	H: 1 LOB: 0 BB: 0 P: 3	R: 0 E: 0 K: 1 S: 5	H: 0 LOB: 0 BB: 0 P: 5	R: 0 E: 0 K: 0 S: 3	H: 1 LOB: 0 BB: 0 P: 3	R: 0 E: 0 K: 0 S: 4	H: 0 LOB: 0 BB: 0 P: 3	R: 0 E: 1 K: 0 S: 4	H: 0 LOB: 1 BB: 0 P: 4	R: 0 E: 0 K: 0 S: 4	H: 1 LOB: 1 BB: 0 P: 4	R: 0 E: 0 K: 0 S: 6	H: 0 LOB: 1 BB: 0 P: 6	R: 1 E: 0 K: 1 S: 8	H: 1 LOB: 1 BB: 1 P: 10	R: 0 E: 0 K: 0 S: 3	H: 1 LOB: 0 BB: 0 P: 3	R: 0 E: 0 K: 1 S: 6	H: 1 LOB: 1 BB: 0 P: 6	R: 1 E: 0 K: 1 S: 5	H: 2 LOB: 2 BB: 0 P: 6	R: 0 E: 0 K: 1 S: 7	H: 2 LOB: 2 BB: 0 P: 7	1B: 10 2B: 2 3B: 0 HR: 4	SF: 0 SAC: 2 DP: 3 HBP: 1	WP: 0 PB: 1 SB: 1 CS: 0	PA: 65

San Diego Padres @ Pittsburgh Pirates
Three Rivers Stadium, Pittsburgh, PA
Sat Jun 05 1976, 7:05 PM EDT
Att: 15,558 - Unknown

AB 61
R 9
H 18
RBI 9
BB 5
SO 15
LOB 26



Batter	1	2	3	4	5	6	7	8	9	AB	R	H	RBI	BB	SO	LOB	TOP					
Enzo Hernandez, R (1, 6) OBP: 0.384, SLG: 0.364	F5							4-3		5	0	3	2	0	0	2						
Luis Melendez, R (1, 8) OBP: 0.149, SLG: 0.174	4-3	F8				F7	FC6-4		F9	5	0	0	0	0	0	5						
Merv Rettenmund, R (1, 7) OBP: 0.414, SLG: 0.382	F7		F3			F8		FC6-4	K	4	0	0	0	1	1	1						
Dave Winfield, R (1, 9) OBP: 0.367, SLG: 0.483								FC6-4		4	2	3	0	1	0	1						
Doug Rader, R (1, 5) OBP: 0.380, SLG: 0.493								FC6-4		4	2	1	0	1	1	3						
Mike Ivie, R (1, 3) OBP: 0.281, SLG: 0.352										2	2	0	0	1	1	0						
Ted Kubiak, S (1, 4) OBP: 0.372, SLG: 0.358										3	0	1	2	1	1	0						
Bob Davis, R (1, 2) OBP: 0.182, SLG: 0.167										3	0	1	1	0	0	2						
Brent Strom, R (1, 1) OBP: 0.200, SLG: 0.136										4	0	1	0	0	0	4						
Inning Stats	R: 0 E: 0 K: 0 S: 3	H: 0 LOB: 0 BB: 0 P: 3	R: 3 E: 1 K: 0 S: 6	H: 2 LOB: 2 BB: 2 P: 14	R: 0 E: 0 K: 1 S: 2	H: 0 LOB: 0 BB: 1 P: 6	R: 0 E: 0 K: 1 S: 5	H: 0 LOB: 0 BB: 0 P: 5	R: 0 E: 0 K: 0 S: 4	H: 1 LOB: 1 BB: 0 P: 4	R: 3 E: 0 K: 0 S: 7	H: 4 LOB: 2 BB: 1 P: 11	R: 0 E: 0 K: 0 S: 2	H: 0 LOB: 0 BB: 1 P: 6	R: 0 E: 0 K: 1 S: 7	H: 2 LOB: 2 BB: 0 P: 7	R: 0 E: 0 K: 2 S: 8	H: 1 LOB: 1 BB: 0 P: 8	1B: 8 2B: 2 3B: 0 HR: 0	SF: 1 SAC: 1 DP: 2 HBP: 0	WP: 0 PB: 0 SB: 0 CS: 0	PA: 41
PITCHER	IP	WLS	BF	H	R	ER	SO	BB	IBB	HBP	BLK	WP	HR	S	P	ERA	WHIP					
John Candelaria, L (1, 1) ERA: 3.5	5.0	L	24	5	6	4	1	3	1	0	0	0	0	22	38	7.20	1.600					
Kent Tekulve, R (6, 1) ERA: 4.09	2.0		8	2	0	0	0	1	0	0	0	0	0	7	11	0.00	1.500					
Larry Demery, R (8, 1) ERA: 3.98	2.0		9	3	0	0	3	0	0	0	0	0	0	15	15	0.00	1.500					

San Diego Padres @ Pittsburgh Pirates
Three Rivers Stadium, Pittsburgh, PA
Sun Jun 06 1976, 3:33 AM EDT
Att: 51,726 - Unknown

AB	34
R	6
H	10
RBI	5
BB	5
SO	4
LOB	18



Batter	1	2	3	4	5	6	7	8	9	AB	R	H	RBI	BB	SO	LOB	BOTTOM					
Rennie Stennett, R (1, 4) OBP: 0.277, SLG: 0.336	F7			G3						3	0	0	0	1	0	2						
Bill Robinson, R (1, 5) OBP: 0.398, SLG: 0.647	F3			K						4	0	0	0	0	1	1						
Al Oliver, L (1, 8) OBP: 0.337, SLG: 0.482	K									4	1	1	0	0	2	1						
Bob Robertson, R (1, 3) OBP: 0.317, SLG: 0.271										4	0	2	1	0	0	0						
Richie Zisk, R (1, 7) OBP: 0.344, SLG: 0.464										4	0	1	0	0	0	3						
Dave Parker, L (1, 9) OBP: 0.316, SLG: 0.530										4	0	1	0	0	1	1						
Duffy Dyer, R (1, 2) OBP: 0.283, SLG: 0.390										4	0	0	0	0	0	1						
Frank Taveras, R (1, 6) OBP: 0.271, SLG: 0.244										3	0	2	0	0	0	0						
John Candelaria, L (1, 1) OBP: 0.217, SLG: 0.100										2	0	0	0	0	2	1						
Kent Tekulve, R (6, 1)										0	0	0	0	0	0	0						
Tommy Helms, R (7, PH) OBP: 0.346, SLG: 0.583										1	0	0	0	0	0	2						
Larry Demery, R (8, 1) OBP: 0.333, SLG: 0.200										0	0	0	0	0	0	0						
Inning Stats	R: 0 E: 0 K: 1 S: 5	H: 0 LOB: 0 BB: 0 P: 5	R: 0 E: 0 K: 0 S: 3	H: 0 LOB: 0 BB: 0 P: 3	R: 0 E: 0 K: 1 S: 5	H: 0 LOB: 0 BB: 0 P: 5	R: 1 E: 0 K: 1 S: 7	H: 2 LOB: 1 BB: 0 P: 7	R: 0 E: 0 K: 2 S: 8	H: 1 LOB: 1 BB: 0 P: 8	R: 0 E: 0 K: 1 S: 6	H: 1 LOB: 2 BB: 1 P: 10	R: 0 E: 0 K: 0 S: 5	H: 2 LOB: 0 BB: 0 P: 5	R: 0 E: 0 K: 0 S: 3	H: 0 LOB: 0 BB: 0 P: 3	R: 0 E: 0 K: 0 S: 3	H: 1 LOB: 0 BB: 0 P: 3	1B: 6 2B: 1 3B: 0 HR: 0	SF: 0 SAC: 0 DP: 1 HBP: 0	WP: 0 PB: 0 SB: 0 CS: 0	PA: 34
PITCHER	IP	WLS	BF	H	R	ER	SO	BB	IBB	HBP	BLK	WP	HR	S	P	ERA	WHIP					
Brent Strom, L (1, 1) ERA: 3.82	9.0	W	34	7	1	1	6	1	0	0	0	0	0	45	49	1.00	0.889					

San Diego Padres @ Pittsburgh Pirates
Three Rivers Stadium, Pittsburgh, PA
Sun Jun 06 1976, 3:33 AM EDT
Att: 51,726 - Unknown

AB	33
R	1
H	7
RBI	1
BB	1
SO	6
LOB	12



Batter	1	2	3	4	5	6	7	8	9	AB	R	H	RBI	BB	SO	LOB	TOP										
Pete Rose, S OBP: 0.437, SLG: 0.473 (1, 5)										4	1	1	0	1	0	0	Cincinnati Reds @ Pittsburgh Pirates Three Rivers Stadium, Pittsburgh, PA Wed Jun 09 1976, 7:05 PM EDT Att: 18,127 - Unknown										
Ken Griffey, L OBP: 0.411, SLG: 0.497 (1, 9)										5	1	1	1	0	1	3											
Joe Morgan, L OBP: 0.466, SLG: 0.658 Doug Flynn, R OBP: 0.258, SLG: 0.262 (1, 4)										1	0	1	1	0	0	0											
Tony Perez, R OBP: 0.351, SLG: 0.462 (1, 3)										4	1	2	3	0	0	1											
George Foster, R OBP: 0.388, SLG: 0.560 (1, 8)										4	0	2	0	0	0	1											
Johnny Bench, R OBP: 0.354, SLG: 0.456 (1, 2)										3	1	2	0	1	0	1											
Bob Bailey, R OBP: 0.354, SLG: 0.456 (1, 7) Cesar Geronimo, L OBP: 0.368, SLG: 0.435 (8, 8)										4	0	1	1	0	0	3											
Dave Concepcion, R OBP: 0.348, SLG: 0.386 (1, 6)										4	0	1	0	0	1	1											
Gary Nolan, R OBP: 0.194, SLG: 0.167 (1, 1)										4	0	0	0	0	3	3											
Inning Stats	R: 2 E: 0 K: 0 S: 6	H: 4 LOB: 2 BB: 1 P: 10	R: 0 E: 0 K: 2 S: 7	H: 0 LOB: 0 BB: 0 P: 7	R: 0 E: 0 K: 0 S: 3	H: 0 LOB: 0 BB: 0 P: 3	R: 0 E: 0 K: 0 S: 3	H: 1 LOB: 0 BB: 0 P: 3	R: 0 E: 0 K: 0 S: 3	H: 0 LOB: 0 BB: 0 P: 3	R: 1 E: 0 K: 1 S: 6	H: 2 LOB: 0 BB: 0 P: 6	R: 0 E: 0 K: 1 S: 7	H: 2 LOB: 3 BB: 1 P: 11	R: 3 E: 0 K: 1 S: 9	H: 4 LOB: 1 BB: 0 P: 9		R: 0 E: 0 K: 0 S: 3	H: 0 LOB: 0 BB: 0 P: 3	1B: 7 2B: 5 3B: 0 HR: 1	SF: 0 SAC: 0 DP: 2 HBP: 0	WP: 0 PB: 0 SB: 0 CS: 1	PA: 39				
PITCHER	IP	WLS	BF	H	R	ER	SO	BB	IBB	HBP	BLK	WP	HR	S	P	ERA	WHIP										
Jerry Reuss, L ERA: 4.15 (1, 1)	7.1	L	34	13	6	6	4	1	1	0	0	0	1	40	48	7.36	1.909										
Kent Tekulve, R ERA: 4.15 (8, 1)	0.2		2	0	0	0	1	0	0	0	0	0	0	4	4	0.00	0.000										
Ramon Hernandez, L ERA: 4.62 (9, 1)	1.0		3	0	0	0	0	0	0	0	0	0	0	3	3	0.00	0.000										

AB	37
R	6
H	13
RBI	6
BB	2
SO	5
LOB	13



Batter	1	2	3	4	5	6	7	8	9	AB	R	H	RBI	BB	SO	LOB	BOTTOM										
Rennie Stennett, R OBP: 0.270, SLG: 0.330 (1, 4)										4	0	0	0	0	0	1	Cincinnati Reds @ Pittsburgh Pirates Three Rivers Stadium, Pittsburgh, PA Wed Jun 09 1976, 7:05 PM EDT Att: 18,127 - Unknown										
Richie Hebner, L OBP: 0.286, SLG: 0.272 (1, 5)										4	0	1	0	0	0	0											
Al Oliver, L OBP: 0.342, SLG: 0.511 Ramon Hernandez, S ERA: 4.15 (9, 1) Ed Ott, L OBP: 0.308, SLG: 0.250 (9, PH)										3	1	2	1	0	0	0											
Dave Parker, L OBP: 0.299, SLG: 0.493 (1, 9)										3	0	0	0	0	1	2											
Richie Zisk, R OBP: 0.343, SLG: 0.475 (1, 7)										3	0	0	0	0	0	2											
Bill Robinson, R OBP: 0.383, SLG: 0.635 (1, 3)										3	0	0	0	0	2	0											
Manny Sanguillen, R OBP: 0.303, SLG: 0.335 (1, 2)										3	0	0	0	0	0	0											
Frank Taveras, R OBP: 0.294, SLG: 0.270 (1, 6)										3	0	2	0	0	0	0											
Jerry Reuss, L OBP: 0.355, SLG: 0.393 (1, 1) Kent Tekulve, R ERA: 4.15 (8, 1) Ed Kirkpatrick, L OBP: 0.306, SLG: 0.233 (8, PH)										2	0	0	0	0	1	1											
Inning Stats	R: 0 E: 0 K: 0 S: 3	H: 0 LOB: 0 BB: 0 P: 3	R: 0 E: 0 K: 1 S: 5	H: 0 LOB: 0 BB: 0 P: 5	R: 0 E: 0 K: 0 S: 3	H: 0 LOB: 0 BB: 0 P: 3	R: 1 E: 0 K: 0 S: 4	H: 1 LOB: 0 BB: 0 P: 4	R: 0 E: 0 K: 1 S: 5	H: 0 LOB: 0 BB: 0 P: 5	R: 0 E: 0 K: 1 S: 6	H: 2 LOB: 1 BB: 0 P: 6	R: 0 E: 0 K: 0 S: 4	H: 1 LOB: 1 BB: 0 P: 4	R: 0 E: 0 K: 0 S: 3	H: 0 LOB: 0 BB: 0 P: 3		1B: 4 2B: 0 3B: 0 HR: 1	SF: 0 SAC: 0 DP: 2 HBP: 0	WP: 0 PB: 0 SB: 0 CS: 0	PA: 30						
PITCHER	IP	WLS	BF	H	R	ER	SO	BB	IBB	HBP	BLK	WP	HR	S	P	ERA	WHIP										
Gary Nolan, R ERA: 2.77 (1, 1)	9.0	W	30	5	1	1	4	0	0	0	0	0	1	38	38	1.00	0.556										



Batter	1	2	3	4	5	6	7	8	9	AB	R	H	RBI	BB	SO	LOB	TOP					
Pete Rose, S OBP: 0.436, SLG: 0.469 (1,5)	0-0 5-3		4-0 WP 1B BLK BB		0-0 1B 5-3 2B 1B	0-0 F8		0-0 6-3		4	2	1	0	1	0	1	Cincinnati Reds @ Pittsburgh Pirates Three Rivers Stadium, Pittsburgh, PA Thu Jun 10 1976, 7:05 PM EDT Att: 17,280 - Unknown livebaseballscorecards.com					
Ken Griffey, L OBP: 0.416, SLG: 0.503 (1,9)	4-0 WP S SF8 BB		0-0 FC6-4 1B		0-0 5-3 1-2		0-0 4-3 1B 2B	0-3 K	4	2	2	1	1	1	1							
Dan Driessen, L OBP: 0.363, SLG: 0.357 (1,3)	0-0 SF8 1-H		0-0 FC6-4 1-2		0-0 2B FC5-2 1B		0-0 4-3 2-3	0-0 F8	4	0	1	1	0	0	2							
George Foster, R OBP: 0.388, SLG: 0.561 (7,7)	0-0 P4			0-0 6-3	0-0 FC5-2 1B 2B		0-0 4-3 1B	0-0 G3	5	1	2	2	0	0	0							
Johnny Bench, R OBP: 0.352, SLG: 0.458 (1,2)		0-0 F9		0-0 1B 2B	0-0 FC5-2 1B		0-0 4-3 1B		4	1	1	0	0	0	3							
Mike Lum, L OBP: 0.333, SLG: 0.315 (1,7)		0-0 F8		0-3 K	0-0 FC6-4 1B		0-0 F9		4	0	1	1	0	1	2							
Cesar Geronimo, L OBP: 0.368, SLG: 0.435 (7,8)				4-0 K	0-0 FC6-4 1B				0	0	0	0	0	0	0							
Dave Concepcion, R OBP: 0.351, SLG: 0.385 (1,6)		0-3 K		4-0 1B IBB	0-0 FC6-4 1-2			0-0 SH2-4 1B	3	0	1	0	1	1	2							
Doug Flynn, R OBP: 0.258, SLG: 0.262 (1,4)			0-0 F9	0-0 1-2 2H 1B		0-3 K		0-0 F6	4	0	1	1	0	1	1							
Don Gullett, R OBP: 0.150, SLG: 0.105 (1,1)			0-0 4-3	0-0 P4		0-0 4-3		0-0 SH2-4 1-2	3	0	0	0	0	0	2							
Inning Stats	R: 1 E: 0 K: 0 S: 3	H: 0 LOB: 0 BB: 1 P: 7	R: 0 E: 0 K: 1 S: 5	H: 0 LOB: 0 BB: 0 P: 5	R: 1 E: 0 K: 0 S: 4	H: 1 LOB: 1 BB: 1 P: 8	R: 1 E: 0 K: 1 S: 7	H: 2 LOB: 2 BB: 1 P: 11	R: 2 E: 0 K: 0 S: 7	H: 4 LOB: 2 BB: 0 P: 7	R: 0 E: 0 K: 1 S: 5	H: 0 LOB: 0 BB: 0 P: 5	R: 1 E: 0 K: 0 S: 5	H: 2 LOB: 1 BB: 0 P: 5	R: 0 E: 0 K: 1 S: 4	H: 1 LOB: 1 BB: 0 P: 4	R: 0 E: 0 K: 1 S: 5	H: 0 LOB: 0 BB: 0 P: 5	1B: 7 2B: 3 3B: 0 HR: 0	SF: 1 SAC: 1 DP: 0 HBP: 0	WP: 2 PB: 0 SB: 1 CS: 0	PA: 40
PITCHER	IP WLS BF H R ER SO BB IBB HBP BLK WP HR S P ERA WHIP																					
Doc Medich, R ERA: 3.98 (1,1)	7.0 L 33 9 6 6 3 2 1 0 0 1 2 0 36 48 7.71 1.571																					
Kent Tekulve, R ERA: 3.85 (8,1)	2.0 7 1 0 0 1 0 0 0 0 0 0 9 9 0.00 0.500																					

Batter	1	2	3	4	5	6	7	8	9	AB	R	H	RBI	BB	SO	LOB	BOTTOM					
Frank Taveras, R OBP: 0.286, SLG: 0.262 (1,6)	0-0 F9		0-0 F4			0-0 G3		0-3 K		4	0	0	0	0	1	0	Cincinnati Reds @ Pittsburgh Pirates Three Rivers Stadium, Pittsburgh, PA Thu Jun 10 1976, 7:05 PM EDT Att: 17,280 - Unknown livebaseballscorecards.com					
Mario Mendoza, R OBP: 0.240, SLG: 0.217 (9,6)			0-0 F4			0-0 G3		0-0 K		0	0	0	0	0	0							
Manny Sanguillen, R OBP: 0.290, SLG: 0.328 (1,2)	0-0 5-3		0-0 1-3			0-0 1-3		0-0 F9		4	0	0	0	0	0							
Al Oliver, L OBP: 0.351, SLG: 0.522 (1,8)	0-0 1B			0-0 6-3		0-0 FC5 1B		0-0 2B		4	0	3	0	0	0							
Willie Stargell, L OBP: 0.390, SLG: 0.510 (1,3)	0-0 L9			4-0 FC6-4 BB		0-0 1-2 1B		0-0 6-3		3	0	1	0	1	0							
Richie Zisk, R OBP: 0.341, SLG: 0.468 (1,7)		4-0 F6-4-3 BB		0-0 FC6-4 FC6 1-2		0-0 FC5 2-3		0-0 5-3		3	0	0	0	1	0							
Bill Robinson, R OBP: 0.380, SLG: 0.631 (1,9)		0-0 F6-4-3 1-2		0-0 FC6 1-2		0-0 3-1 F4-3 2B		0-0 L8		4	1	1	0	0	0							
Rennie Stennett, R OBP: 0.270, SLG: 0.333 (1,4)		0-0 2B			0-0 1-3		0-0 3-1		0-0 L9	4	0	1	0	0	0							
Richie Hebner, L OBP: 0.282, SLG: 0.267 (1,5)		0-3 K			0-0 1-3		0-0 F4-3			3	0	0	1	0	1							
Doc Medich, R OBP: 0.160, SLG: 0.087 (1,1)			0-3 K		0-0 5-3		0-3 K			2	0	0	0	0	1	0						
Duffy Dyer, R OBP: 0.277, SLG: 0.381 (7, PH)										1	0	0	0	0	1	0						
Kent Tekulve, R ERA: 3.85 (8,1)										0	0	0	0	0	0	0						
Inning Stats	R: 0 E: 0 K: 0 S: 4	H: 1 LOB: 1 BB: 0 P: 4	R: 0 E: 0 K: 1 S: 5	H: 1 LOB: 1 BB: 1 P: 9	R: 0 E: 0 K: 1 S: 5	H: 0 LOB: 0 BB: 0 P: 5	R: 0 E: 0 K: 0 S: 3	H: 0 LOB: 1 BB: 1 P: 7	R: 0 E: 0 K: 0 S: 3	H: 0 LOB: 0 BB: 0 P: 3	R: 0 E: 0 K: 0 S: 5	H: 2 LOB: 2 BB: 0 P: 5	R: 1 E: 0 K: 1 S: 6	H: 1 LOB: 0 BB: 0 P: 6	R: 0 E: 0 K: 1 S: 6	H: 1 LOB: 1 BB: 0 P: 6	R: 0 E: 0 K: 0 S: 3	H: 0 LOB: 0 BB: 0 P: 3	1B: 3 2B: 3 3B: 0 HR: 0	SF: 0 SAC: 0 DP: 1 HBP: 0	WP: 0 PB: 0 SB: 0 CS: 0	PA: 34
PITCHER	IP WLS BF H R ER SO BB IBB HBP BLK WP HR S P ERA WHIP																					
Don Gullett, L ERA: 2.09 (1,1)	9.0 W 34 6 1 1 4 2 0 0 0 0 0 40 48 1.00 0.889																					

Batter	1	2	3	4	5	6	7	8	9	AB	R	H	RBI	BB	SO	LOB	TOP								
Frank Taveras, R OBP: 0.276, SLG: 0.253 (1, 6)	5-3		6-3		L8		F9		L4	5	0	0	0	0	0	2									
Tommy Helms, R OBP: 0.323, SLG: 0.517 (1, 5)	F7			6-3		F8		HR	F8	5	1	1	0	0	0	0									
Richie Zisk, R OBP: 0.344, SLG: 0.483 (1, 7)	G3			6-3		FC4		HR		4	1	2	2	0	0	0									
Willie Stargell, L OBP: 0.387, SLG: 0.503 (1, 3)		F7		F7		K		BB		4	0	1	0	0	1	1									
Al Oliver, L OBP: 0.359, SLG: 0.524 (1, 8)		1B				FC4		BB		3	1	2	0	1	0	1									
Bill Robinson, R OBP: 0.390, SLG: 0.664 (1, 9)		1B				FC4		BB		4	2	3	1	0	0	2									
Rennie Stennett, R OBP: 0.289, SLG: 0.332 (1, 4)		1B				FC4		BB		4	0	1	1	0	0	5									
Duffy Dyer, R OBP: 0.255, SLG: 0.348 (1, 2)			5-3		F4		F9		F9	4	0	0	0	0	0	1									
John Candelaria, L OBP: 0.231, SLG: 0.091 Bob Moose, R OBP: 0.600, SLG: 1.600 (8, 1)			K				4-3		HR	2	0	0	0	1	1	1									
Inning Stats	R: 0 E: 0 K: 0 S: 3	H: 0 LOB: 0 BB: 0 P: 3	R: 0 E: 0 K: 0 S: 4	H: 2 LOB: 1 BB: 0 P: 4	R: 0 E: 0 K: 1 S: 5	H: 0 LOB: 0 BB: 0 P: 5	R: 0 E: 0 K: 0 S: 3	H: 0 LOB: 0 BB: 0 P: 3	R: 2 E: 0 K: 0 S: 5	H: 2 LOB: 1 BB: 1 P: 9	R: 0 E: 0 K: 1 S: 6	H: 1 LOB: 1 BB: 0 P: 6	R: 1 E: 0 K: 0 S: 5	H: 2 LOB: 1 BB: 0 P: 5	R: 2 E: 0 K: 0 S: 5	H: 3 LOB: 1 BB: 1 P: 9	R: 1 E: 0 K: 0 S: 4	H: 1 LOB: 0 BB: 0 P: 4	1B: 7 2B: 1 3B: 0 HR: 3	SF: 0 SAC: 0 DP: 2 HBP: 0	WP: 1 PB: 0 SB: 1 CS: 0	PA: 38			
PITCHER	IP	WLS	BF	H	R	ER	SO	BB	IBB	HBP	BLK	WP	HR	S	P	ERA	WHIP								
Roger Moret, L ERA: 4.98 Mike Beard, L ERA: Bruce Dal Canton, R ERA: 2.59	7.0	L	30	9	5	5	2	1	0	0	0	1	2	33	37	6.43	1.429								

Pittsburgh Pirates @ Atlanta Braves
Atlanta-Fulton County Stadium, Atlanta, GA
Fri Jun 11 1976, 7:05 PM EDT
Att: 13,687 - Unknown

AB 36
R 6
H 11
RBI 5
BB 2
SO 2
LOB 13



Batter	1	2	3	4	5	6	7	8	9	AB	R	H	RBI	BB	SO	LOB	BOTTOM								
Rowland Office, L OBP: 0.388, SLG: 0.401 (1, 8)	6-3		4-0			4-3		3B		3	1	2	0	1	0	0									
Rod Gilbreath, R OBP: 0.405, SLG: 0.509 (1, 4)	SH1-4		G5-4-3			BB		1B		2	0	1	2	1	0	2									
Jimmy Wynn, R OBP: 0.396, SLG: 0.391 (1, 7)	6-3				G5-4-3			3B		3	0	0	0	1	0	3									
Ken Henderson, S OBP: 0.341, SLG: 0.400 (1, 9)	K				F8		F7		K	4	0	0	0	0	2	2									
Earl Williams, R OBP: 0.301, SLG: 0.447 (1, 2)		F4			G5-4-3		F7		6-3	4	0	0	0	0	0	1									
Tom Paciorek, R OBP: 0.306, SLG: 0.379 (1, 3)		K				6-3		F4		4	0	1	0	0	1	0									
Jerry Royster, R OBP: 0.304, SLG: 0.302 (1, 5)		F8			L5		L4		F4	4	0	0	0	0	0	1									
Darrel Chaney, S OBP: 0.346, SLG: 0.319 Marty Perez, R OBP: 0.305, SLG: 0.323 (3, PR) (4, 6)								1B		0	0	0	0	0	0	0									
Roger Moret, S OBP: 0.063, SLG: 0.067 Mike Beard, L Cito Gaston, R OBP: 0.407, SLG: 0.550 Bruce Dal Canton, R		SH1-4						3B		2	1	1	0	0	1	0									
Inning Stats	R: 0 E: 0 K: 1 S: 6	H: 1 LOB: 1 BB: 0 P: 6	R: 0 E: 0 K: 1 S: 5	H: 0 LOB: 0 BB: 0 P: 5	R: 0 E: 0 K: 0 S: 2	H: 0 LOB: 2 BB: 1 P: 7	R: 0 E: 0 K: 0 S: 2	H: 0 LOB: 0 BB: 1 P: 6	R: 0 E: 0 K: 1 S: 5	H: 0 LOB: 0 BB: 0 P: 5	R: 0 E: 0 K: 1 S: 5	H: 0 LOB: 1 BB: 1 P: 9	R: 0 E: 0 K: 0 S: 3	H: 0 LOB: 0 BB: 0 P: 3	R: 2 E: 0 K: 1 S: 8	H: 3 LOB: 1 BB: 0 P: 8	R: 0 E: 0 K: 1 S: 6	H: 1 LOB: 1 BB: 0 P: 6	1B: 4 2B: 0 3B: 1 HR: 0	SF: 0 SAC: 2 DP: 2 HBP: 1	WP: 0 PB: 0 SB: 0 CS: 0	PA: 34			
PITCHER	IP	WLS	BF	H	R	ER	SO	BB	IBB	HBP	BLK	WP	HR	S	P	ERA	WHIP								
John Candelaria, L ERA: 3.38 Bob Moose, R ERA: 1.27	7.2	W	29	4	2	2	5	3	0	1	0	0	0	7	7	0.00	0.750								

Pittsburgh Pirates @ Atlanta Braves
Atlanta-Fulton County Stadium, Atlanta, GA
Fri Jun 11 1976, 7:05 PM EDT
Att: 13,687 - Unknown


AB 28
R 2
H 5
RBI 2
BB 3
SO 6
LOB 10



Batter	1	2	3	4	5	6	7	8	9	10	11	AB	R	H	RBI	BB	SO	LOB	TOP								
Frank Taveras, R OBP: 0.280, SLG: 0.258 (1, 6)												5	2	2	0	0	2	1									
Bill Robinson, R OBP: 0.379, SLG: 0.645 Richie Hebner, L OBP: 0.281, SLG: 0.266 (7, 5)												4	0	0	0	0	2	2									
Al Oliver, L OBP: 0.358, SLG: 0.526 (1, 8)												5	1	2	3	0	0	0									
Willie Stargell, L OBP: 0.385, SLG: 0.494 (1, 3)												5	0	1	0	0	1	1									
Dave Parker, L OBP: 0.314, SLG: 0.503 (1, 9)												5	0	3	1	1	0	0									
Richie Zisk, R OBP: 0.334, SLG: 0.476 (1, 7)												5	0	1	0	1	1	7									
Rennie Stennett, R OBP: 0.271, SLG: 0.336 (1, 4)												6	0	2	0	0	0	6									
Duffy Dyer, R OBP: 0.278, SLG: 0.354 Ed Kirkpatrick, L OBP: 0.324, SLG: 0.233 Manny Sanguillen, R OBP: 0.295, SLG: 0.326 (8, PH)												2	0	1	0	1	0	2									
Bruce Kison, R OBP: 0.323, SLG: 0.280 Bob Robertson, R OBP: 0.650, SLG: 1.600 Bob Moose, R OBP: 0.357, SLG: 0.250 Ed Ott, L OBP: 0.357, SLG: 0.250 Kent Tekulve, R OBP: 0.357, SLG: 0.250 (11, PH)												2	0	0	0	0	0	5									
Inning Stats	R: 1 E: 0 K: 1 S: 6	H: 1 LOB: 0 BB: 0 P: 6	R: 0 E: 0 K: 0 S: 5	H: 2 LOB: 2 BB: 0 P: 5	R: 0 E: 0 K: 1 S: 5	H: 0 LOB: 0 BB: 0 P: 5	R: 0 E: 0 K: 0 S: 5	H: 2 LOB: 3 BB: 1 P: 9	R: 1 E: 0 K: 1 S: 8	H: 4 LOB: 2 BB: 0 P: 8	R: 0 E: 0 K: 1 S: 6	H: 1 LOB: 1 BB: 0 P: 6	R: 0 E: 0 K: 0 S: 3	H: 0 LOB: 0 BB: 0 P: 3	R: 0 E: 0 K: 1 S: 5	H: 0 LOB: 2 BB: 2 P: 13	R: 0 E: 0 K: 1 S: 5	H: 0 LOB: 0 BB: 0 P: 5	R: 0 E: 1 K: 0 S: 4	H: 1 LOB: 2 BB: 0 P: 5	R: 2 E: 1 K: 1 S: 8	H: 1 LOB: 3 BB: 2 P: 16	1B: 9 2B: 3 3B: 0 HR: 0	SF: 1 SAC: 3 DP: 2 HBP: 1	WP: 0 PB: 0 SB: 2 CS: 0	PA: 52	
PITCHER	IP ERA WLS BF H R ER SO BB IBB HBP BLK WP HR S P ERA WHIP	7.0 5.13 3.0 13 1 0 0 2 2 0 1 0 0 0 14 23 0.00 1.000	1.0 L 8 1 2 2 1 1 1 0 0 0 0 0 8 16 18.00 2.000	PITCHER											IP WLS BF H R ER SO BB IBB HBP BLK WP HR S P ERA WHIP												

Pittsburgh Pirates @ Atlanta Braves
Atlanta-Fulton County Stadium, Atlanta, GA
Sat Jun 12 1976, 7:05 PM EDT
Att. 20,117 - Unknown


AB 42
R 4
H 12
RBI 4
BB 5
SO 7
LOB 29



Batter	1	2	3	4	5	6	7	8	9	10	11	AB	R	H	RBI	BB	SO	LOB	BOTTOM				
Rowland Office, L OBP: 0.393, SLG: 0.412 (1, 8)												5	0	3	0	0	0	1					
Rod Gilbreath, R OBP: 0.398, SLG: 0.483 Lee Lacy, R OBP: 0.277, SLG: 0.344 (6, 4)												3	0	0	0	0	0	2					
Jimmy Wynn, R OBP: 0.592, SLG: 0.382 (1, 7)												4	0	0	0	1	1	2					
Ken Henderson, S OBP: 0.342, SLG: 0.393 (1, 9)												3	0	0	0	2	0	1					
Earl Williams, R OBP: 0.287, SLG: 0.424 (1, 2)												5	0	0	0	0	2	2					
Tom Paciorek, R OBP: 0.312, SLG: 0.380 (1, 3)												5	1	2	0	0	0	1					
Darrel Chaney, S OBP: 0.339, SLG: 0.312 Cito Gaston, R OBP: 0.393, SLG: 0.480 (11, PH)												3	0	0	0	0	0	0					
Jerry Royster, R OBP: 0.303, SLG: 0.301 (1, 5)												4	1	1	0	0	1	1					
Carl Morton, R OBP: 0.192, SLG: 0.136 Dave May, L OBP: 0.239, SLG: 0.288 Max Leon, R OBP: 0.320, SLG: 0.194 Darrell Evans, L OBP: 0.320, SLG: 0.194 Adrian Devine, R OBP: 0.320, SLG: 0.194 (11, PH)												1	0	0	0	0	1	0					
Inning Stats	R: 0 E: 0 K: 0 S: 3	H: 0 LOB: 1 BB: 1 P: 7	R: 0 E: 0 K: 0 S: 3	H: 0 LOB: 0 BB: 0 P: 3	R: 0 E: 0 K: 2 S: 8	H: 1 LOB: 1 BB: 0 P: 8	R: 0 E: 0 K: 1 S: 5	H: 0 LOB: 1 BB: 1 P: 9	R: 1 E: 1 K: 0 S: 6	H: 2 LOB: 2 BB: 0 P: 6	R: 0 E: 0 K: 1 S: 4	H: 0 LOB: 0 BB: 1 P: 8	R: 0 E: 0 K: 0 S: 3	H: 0 LOB: 0 BB: 0 P: 3	R: 0 E: 0 K: 0 S: 3	H: 1 LOB: 1 BB: 1 P: 7	R: 0 E: 0 K: 1 S: 6	H: 1 LOB: 1 BB: 0 P: 6	1B: 5 2B: 1 3B: 0 HR: 0	SF: 1 SAC: 2 DP: 2 HBP: 0	WP: 0 PB: 0 SB: 0 CS: 0	PA: 43	
PITCHER	IP ERA WLS BF H R ER SO BB IBB HBP BLK WP HR S P ERA WHIP	3.1 3.0 W 10 4 1 0 0 1 2 0 0 0 0 10 18 0.00 1.000	1.0 S 4 1 0 0 1 0 0 0 0 0 0 0 6 6 0.00 1.000	PITCHER											IP WLS BF H R ER SO BB IBB HBP BLK WP HR S P ERA WHIP								

Pittsburgh Pirates @ Atlanta Braves
Atlanta-Fulton County Stadium, Atlanta, GA
Sat Jun 12 1976, 7:05 PM EDT
Att. 20,117 - Unknown

AB 36
R 2
H 6
RBI 1
BB 4
SO 5
LOB 15



Batter	1	2	3	4	5	6	7	8	9	AB	R	H	RBI	BB	SO	LOB	TOP				
Frank Taveras, R (1,6) OBP: 0.273, SLG: 0.252 Bob Robertson, R (9,PH) OBP: 0.317, SLG: 0.275 Bob Moose, R (9,1) OBP: 0.600, SLG: 1.600	F9	F7			1-3		FC6-4 F9 WP		K	4	1	0	0	0	0	1					
Richie Hebner, L (1,5) OBP: 0.284, SLG: 0.265	F7		F7		1B BB		F9		1B 3B	4	1	1	0	1	0	1					
Al Oliver, L (1,8) OBP: 0.364, SLG: 0.533	2B 1B		K		F3		2B		1B 3B	5	1	3	1	0	1	1					
Dave Parker, L (1,9) OBP: 0.323, SLG: 0.526	1-3 2B		6-3		1-2 1B		3-H F8		1-2 3-H 2-H 3B	5	0	3	2	0	0	1					
Richie Zisk, R (1,7) OBP: 0.336, SLG: 0.465	K2-3			3-1	5-3				6-3 5-3	5	0	0	0	0	1	5					
Bill Robinson, R (1,3) OBP: 0.376, SLG: 0.634 Mario Mendoza, R (9,6) OBP: 0.240, SLG: 0.217		K		E9 1B			K		K	4	0	1	0	0	3	0					
Rennie Stennett, R (1,4) OBP: 0.271, SLG: 0.332		F9		4-0 BB			1-3		4-3	3	0	0	0	1	0	0					
Duffy Dyer, R (1,2) OBP: 0.281, SLG: 0.353 Manny Sanguillen, R (9,PH) OBP: 0.298, SLG: 0.330		HR 1B		F4			6-3		1B 1B 1B	3	1	1	0	0	0	2					
Jim Rooker, R (1,1) OBP: 0.380, SLG: 0.391 Rick Langford, R (5,1) OBP: 0.342, SLG: 0.258 Ed Kirkpatrick, L (7,PH) OBP: 0.445, SLG: 0.200 Larry Demery, R (7,1) OBP: 0.345, SLG: 0.200 Willie Stargell, L (9,PH) OBP: 0.383, SLG: 0.491		1-H HR		F1			FC6-4 1B		F6	2	1	1	2	0	0	2					
Inning Stats	R: 0 E: 0 K: 1 S: 7	H: 2 LOB: 2 BB: 0 P: 7	R: 2 E: 0 K: 1 S: 7	H: 2 LOB: 0 BB: 0 P: 7	R: 0 E: 0 K: 1 S: 5	H: 0 LOB: 0 BB: 0 P: 5	R: 0 E: 1 K: 0 S: 4	H: 1 LOB: 2 BB: 1 P: 8	R: 0 E: 0 K: 1 S: 5	H: 0 LOB: 0 BB: 0 P: 5	R: 1 E: 1 K: 0 S: 5	H: 2 LOB: 1 BB: 0 P: 5	R: 0 E: 0 K: 1 S: 5	H: 0 LOB: 0 BB: 0 P: 5	R: 3 E: 0 K: 1 S: 9	H: 4 LOB: 1 BB: 0 P: 9	1B: 8 2B: 2 3B: 1 HR: 1	SF: 0 SAC: 0 DP: 0 HBP: 0	WP: 1 PB: 0 SB: 0 CS: 0	PA: 41	
PITCHER	IP WLS BF H R ER SO BB IBB HBP BLK WP HR S P ERA WHIP	8.0 L 6 3 2 2 1 0 0 0 0 0 0 8 8 4.50 3.000	8.0 L 6 3 2 2 1 0 0 0 0 0 0 8 8 4.50 3.000																		

Pittsburgh Pirates @ Atlanta Braves
Atlanta-Fulton County Stadium, Atlanta, GA
Sun Jun 13 1976, 3:33 AM EDT
Att: 15,656 - Unknown


AB 39
R 6
H 12
RBI 5
BB 2
SO 6
LOB 15



Batter	1	2	3	4	5	6	7	8	9	AB	R	H	RBI	BB	SO	LOB	BOTTOM					
Rowland Office, L (1,8) OBP: 0.388, SLG: 0.406	K	CS	FC6-4 1B	F7			1-3		F5	5	0	1	0	0	1	2						
Lee Lacy, R (1,4) OBP: 0.275, SLG: 0.346	F6		FC6-4 G3		WP 1B 2B		F3		F9	5	1	1	0	0	0	1						
Jimmy Wynn, R (1,7) OBP: 0.389, SLG: 0.375	K		G3		1B BB		K			3	0	0	0	1	2	1						
Earl Williams, R (1,2) OBP: 0.286, SLG: 0.417		1B 1B 1B	F7		K				5-3	4	1	1	0	0	1	3						
Tom Paciorek, R (1,3) OBP: 0.333, SLG: 0.400		1B 1B		1B 1B			G3-6-1 1B		F6	4	2	3	1	0	0	0						
Ken Henderson, S (1,9) OBP: 0.351, SLG: 0.401		G4-6-3 1B 1B		1B			G3-6-1 1B		S 1B	4	1	3	0	0	0	2						
Jerry Royster, R (1,5) OBP: 0.312, SLG: 0.308		G4-6-3 1B		E 1B			K		BB	3	0	2	3	1	1	0						
Darrel Chaney, S (1,6) OBP: 0.337, SLG: 0.310		G4-6-3 1B		E 1B			G3		4-3	4	0	1	0	0	0	4						
Phil Niekro, R (1,1) OBP: 0.121, SLG: 0.121 Max Leon, R (9,1) OBP: 0.235, SLG: 0.283		CS 1B		K			4-3		F5	3	0	1	1	0	1	2						
Inning Stats	R: 0 E: 0 K: 2 S: 7	H: 0 LOB: 0 BB: 0 P: 7	R: 3 E: 0 K: 0 S: 6	H: 5 LOB: 0 BB: 0 P: 6	R: 0 E: 0 K: 0 S: 4	H: 1 LOB: 1 BB: 0 P: 4	R: 1 E: 0 K: 1 S: 8	H: 4 LOB: 2 BB: 0 P: 8	R: 1 E: 0 K: 1 S: 6	H: 2 LOB: 1 BB: 1 P: 10	R: 0 E: 0 K: 1 S: 5	H: 0 LOB: 0 BB: 0 P: 5	R: 0 E: 0 K: 1 S: 5	H: 0 LOB: 0 BB: 0 P: 5	R: 0 E: 0 K: 0 S: 4	H: 1 LOB: 2 BB: 1 P: 8	R: 0 E: 0 K: 0 S: 3	H: 0 LOB: 0 BB: 0 P: 3	1B: 12 2B: 1 3B: 0 HR: 0	SF: 0 SAC: 0 DP: 2 HBP: 0	WP: 1 PB: 0 SB: 1 CS: 1	PA: 39
PITCHER	IP WLS BF H R ER SO BB IBB HBP BLK WP HR S P ERA WHIP	4.1 4 0 0 0 0 1 0 0 0 0 0 0 6 6 0.00 0.000	1.2 W 8 1 0 0 1 1 0 0 0 0 0 9 13 0.00 1.000	1.0 S 3 0 0 0 0 0 0 0 0 0 0 3 3 0.00 0.000																		

Pittsburgh Pirates @ Atlanta Braves
Atlanta-Fulton County Stadium, Atlanta, GA
Sun Jun 13 1976, 3:33 AM EDT
Att: 15,656 - Unknown

AB 36
R 5
H 13
RBI 5
BB 2
SO 6
LOB 15



Batter	1	2	3	4	5	6	7	8	9	AB	R	H	RBI	BB	SO	LOB	TOP										
Frank Taveras, R (1, 6) OBP: 0.267, SLG: 0.245	F3		K			F8		K		4	0	0	0	0	2	2	Pittsburgh Pirates @ Houston Astros Astrodome, Houston, TX Mon Jun 14 1976, 8:05 PM EDT Att: 9,884 - Dome										
Richie Hebner, L (1, 5) OBP: 0.284, SLG: 0.262 Tommy Helms, R (6, 5) OBP: 0.344, SLG: 0.533	FC4-6 BB			F6		F8		1B		2	0	0	0	1	0	0											
Al Oliver, L (1, 8) OBP: 0.371, SLG: 0.550	FC4-6 1-2			HR		1B		IBB		3	1	2	1	1	0	1											
Willie Stargell, L (1, 3) OBP: 0.380, SLG: 0.485	K			BLK F3 1B		F5		4-3		4	0	1	0	0	1	4											
Dave Parker, L (1, 9) OBP: 0.315, SLG: 0.513		K2-3		F3 1-2			F7		K	4	0	0	0	0	2	1											
Richie Zisk, R (1, 7) OBP: 0.331, SLG: 0.457	K			K2-3 2-3			F8		F9	4	0	0	0	0	2	1											
Manny Sanguillen, R (1, 2) OBP: 0.292, SLG: 0.322	6-3						F9		F8	4	0	0	0	0	0	0											
Rennie Stennett, R (1, 4) OBP: 0.271, SLG: 0.336			6-3					CS 2B		3	0	1	0	0	0	0											
Jerry Reuss, L (1, 1) OBP: 0.353, SLG: 0.367			F3					WP 1B BB		2	1	0	0	1	0	0											
Inning Stats	R: 0 E: 0 K: 1 S: 5	H: 0 LOB: 1 BB: 1 P: 9	R: 0 E: 0 K: 2 S: 7	H: 0 LOB: 0 BB: 0 P: 7	R: 0 E: 0 K: 1 S: 5	H: 0 LOB: 0 BB: 0 P: 5	R: 1 E: 0 K: 1 S: 7	H: 2 LOB: 1 BB: 0 P: 7	R: 0 E: 0 K: 0 S: 3	H: 0 LOB: 0 BB: 0 P: 3	R: 0 E: 0 K: 0 S: 4	H: 1 LOB: 1 BB: 0 P: 4	R: 0 E: 0 K: 0 S: 3	H: 0 LOB: 0 BB: 0 P: 3	R: 1 E: 0 K: 1 S: 6	H: 2 LOB: 2 BB: 2 P: 14	R: 0 E: 0 K: 1 S: 5	H: 0 LOB: 0 BB: 0 P: 5	1B: 3 2B: 1 3B: 0 HR: 1	SF: 0 SAC: 0 DP: 0 HBP: 0	WP: 1 PB: 0 SB: 0 CS: 1	PA: 34					
PITCHER	IP	WLS	BF	H	R	ER	SO	BB	IBB	HBP	BLK	WP	HR	S	P	ERA	WHIP										
J.R. Richard, R (1, 1) ERA: 2.91	7.2	L	29	5	2	2	6	2	0	0	1	1	1	39	47	2.35	0.913										
Paul Siebert, L (8, 1) ERA: 2.25	0.1		2	0	0	0	0	0	1	0	0	0	0	1	5	0.00	0.000										
Ken Forsch, R (9, 1) ERA: 2.06	1.0		3	0	0	0	1	0	0	0	0	0	0	5	5	0.00	0.000										

Batter	1	2	3	4	5	6	7	8	9	AB	R	H	RBI	BB	SO	LOB	BOTTOM										
Greg Gross, L (1, 9) OBP: 0.377, SLG: 0.358	K			6-3		E4 FC5-4		FC6-4 1B		4	0	1	0	0	1	0	Pittsburgh Pirates @ Houston Astros Astrodome, Houston, TX Mon Jun 14 1976, 8:05 PM EDT Att: 9,884 - Dome										
Rob Andrews, R (1, 4) OBP: 0.353, SLG: 0.341	5-3			FC6-4 1B		FC5-4 S 1-2		FC6-4 1-2		4	0	1	0	0	0	3											
Cesar Cedeno, R (1, 8) OBP: 0.354, SLG: 0.462	6-3			FC6-4 1-2		F6 1-2		S 1B		4	1	1	0	0	0	2											
Cliff Johnson, R (1, 3) OBP: 0.360, SLG: 0.382		F8		F8			K		F7 1-2	4	0	0	0	0	1	2											
Leon Roberts, R (1, 7) OBP: 0.388, SLG: 0.505		4-3					K		K	4	0	1	0	0	2	1											
Enos Cabell, R (1, 5) OBP: 0.319, SLG: 0.348		F8			6-3 1-2		CS 1B		S 1B	4	0	2	1	0	0	1											
Skip Jutze, R (1, 2) OBP: 0.145, SLG: 0.152 Larry Milbourne, S (7, PH) OBP: 0.324, SLG: 0.278 Ed Herrmann, L (8, 2) OBP: 0.306, SLG: 0.361			1-3		K		CS 1B		4-3 1-2	2	0	0	0	0	1	1											
Roger Metzger, S (1, 6) OBP: 0.310, SLG: 0.301		1-3			5-3				6-3	3	0	0	0	0	0	1											
J.R. Richard, R (1, 1) OBP: 0.098, SLG: 0.125 Paul Siebert, L (8, 1) OBP: 0.324, SLG: 0.278 Jerry Davanon, R (8, PH) OBP: 0.444, SLG: 0.652 Ken Forsch, R (9, 1) OBP: 0.333, SLG: 0.333			F6				4-3		1B BB	2	0	0	0	0	0	0											
Inning Stats	R: 0 E: 0 K: 1 S: 5	H: 0 LOB: 0 BB: 0 P: 5	R: 0 E: 0 K: 0 S: 3	H: 0 LOB: 0 BB: 0 P: 3	R: 0 E: 0 K: 0 S: 3	H: 0 LOB: 0 BB: 0 P: 3	R: 0 E: 0 K: 0 S: 4	H: 1 LOB: 1 BB: 0 P: 4	R: 0 E: 0 K: 1 S: 6	H: 1 LOB: 1 BB: 0 P: 6	R: 0 E: 1 K: 0 S: 4	H: 0 LOB: 0 BB: 0 P: 4	R: 0 E: 0 K: 2 S: 7	H: 1 LOB: 0 BB: 0 P: 7	R: 0 E: 0 K: 0 S: 4	H: 1 LOB: 2 BB: 1 P: 8	R: 1 E: 0 K: 1 S: 7	H: 2 LOB: 1 BB: 0 P: 7	1B: 6 2B: 0 3B: 0 HR: 0	SF: 0 SAC: 0 DP: 0 HBP: 0	WP: 0 PB: 0 SB: 0 CS: 1	PA: 35					
PITCHER	IP	WLS	BF	H	R	ER	SO	BB	IBB	HBP	BLK	WP	HR	S	P	ERA	WHIP										
Jerry Reuss, L (1, 1) ERA: 3.84	9.0	W	34	6	1	1	5	1	0	0	0	0	0	43	47	1.00	0.778										



Batter	1	2	3	4	5	6	7	8	9	AB	R	H	RBI	BB	SO	LOB	TOP								
Frank Taveras, R OBP: 0.276, SLG: 0.252 (1, 6)	0-0 6-3 S 1B		0-0 1-2 FC4-6 1B		4-0 S 2B	0-0 F8		0-3 K	4 2 2 0 1 1 1																
Richie Hebner, L OBP: 0.294, SLG: 0.267 (1, 5)	0-0 F6		0-0 FC4-6 HR		0-0 1B 2B		0-3 K		4 2 1 1 0 1 3																
Al Oliver, L OBP: 0.373, SLG: 0.561 (1, 8)	0-0 6-3		0-0 HR		4-0 1B 1B IBB		0-0 F5		3 1 1 3 1 0 1																
Willie Stargell, L OBP: 0.383, SLG: 0.485 (1, 3)	0-0 1B		0-0 G3		0-0 1B		0-3 K		4 0 2 1 0 1 0																
Dave Parker, L OBP: 0.313, SLG: 0.506 (1, 9)	0-0 1-3		0-0 F7		0-0 G6-4-3 1B		0-3 K		4 0 1 1 0 1 1																
Bill Robinson, R OBP: 0.366, SLG: 0.616 (1, 7)		0-0 F7		0-0 5-3	0-0 G6-4-3 1B		0-3 K		4 0 0 0 0 1 3																
Manny Sanguillen, R OBP: 0.280, SLG: 0.316 (1, 2)		0-0 6-3		0-0 F9		0-0 F8		0-0 F8	4 0 0 0 0 0 0																
Rennie Stennett, R OBP: 0.267, SLG: 0.331 (1, 4)		0-0 F4		0-0 6-3		0-0 F9		0-3 K	4 0 0 0 0 1 0																
Doc Medich, R OBP: 0.185, SLG: 0.083 (1, 1)			4-0 1B HR BB		0-3 K		0-3 K	1 1 0 0 0 1 1 0																	
Tommy Helms, R OBP: 0.304, SLG: 0.548 (6, PH)									1 0 1 0 0 0 0 0																
Larry Demery, R OBP: 0.375, SLG: 0.167 (6, 1)									1 0 0 0 0 1 1 0																
Inning Stats	R: 1 E: 0 K: 0 S: 5	H: 2 LOB: 1 BB: 0 P: 5	R: 0 E: 0 K: 0 S: 3	H: 0 LOB: 0 BB: 0 P: 3	R: 3 E: 0 K: 0 S: 5	H: 2 LOB: 0 BB: 1 P: 9	R: 0 E: 0 K: 0 S: 3	H: 0 LOB: 0 BB: 0 P: 3	R: 2 E: 0 K: 1 S: 7	H: 3 LOB: 2 BB: 2 P: 15	R: 0 E: 0 K: 0 S: 4	H: 1 LOB: 1 BB: 0 P: 4	R: 0 E: 0 K: 2 S: 7	H: 0 LOB: 0 BB: 0 P: 7	R: 0 E: 0 K: 2 S: 7	H: 0 LOB: 0 BB: 0 P: 7	R: 0 E: 0 K: 3 S: 9	H: 0 LOB: 0 BB: 0 P: 9	1B: 6 2B: 1 3B: 0 HR: 1	SF: 0 SAC: 0 DP: 1 HBP: 0	WP: 0 PB: 0 SB: 2 CS: 0	PA: 37			
PITCHER	IP	WLS	BF	H	R	ER	SO	BB	IBB	HBP	BLK	WP	HR	S	P	ERA	WHIP								
Joaquin Andujar, R ERA: 4.7 (1, 1)	4.1	L	21	5	6	6	1	2	1	0	0	0	1	20	32	12.46	1.615								
Paul Siebert, L ERA: 1.98 (5, 1)	1.2		7	3	0	0	0	0	0	0	0	0	0	7	7	0.00	1.800								
Gene Pentz, R ERA: 4.08 (7, 1)	3.0		9	0	0	0	7	0	0	0	0	0	0	23	23	0.00	0.000								

Pittsburgh Pirates @ Houston Astros
Astrodome, Houston, TX
Wed Jun 16 1976, 8:05 PM EDT
Att. 12,249 - Dome - 72 F

AB 34
R 6
H 8
RBI 6
BB 3
SO 8
LOB 9



Batter	1	2	3	4	5	6	7	8	9	AB	R	H	RBI	BB	SO	LOB	BOTTOM								
Greg Gross, L OBP: 0.369, SLG: 0.349 (1, 9)	0-0 F7	0-0 F7		0-0 F8			0-0 F7		0-0 6-3	5 0 0 0 0 0 2															
Rob Andrews, R OBP: 0.308, SLG: 0.373 (1, 4)	0-0 PB 3-6-3 1B		0-0 1B	0-0 PO 1B			0-0 6-3		0-0 3B	5 0 4 0 0 0 0															
Cesar Cedeno, R OBP: 0.355, SLG: 0.474 (1, 8)	0-0 3-6-3 1-2		0-0 HR	0-0 PO 1-2	0-0 F7		0-0 S BB 1B		0-0 F8	5 1 2 1 0 0 2															
Jose Cruz, L OBP: 0.373, SLG: 0.362 (1, 7)	0-3 K		0-0 F1		0-0 1B		4-0 S BB		1-2 S BB	3 0 1 0 1 1 1															
Bob Watson, R OBP: 0.346, SLG: 0.365 (1, 3)		0-0 E2 4-3 1B	0-0 1B 1B		0-3 K		0-0 6-3		1-2 2-3	4 2 1 0 0 1 3															
Ed Herrmann, L OBP: 0.303, SLG: 0.354 (1, 2)		0-0 4-3	0-0 1B 1B		0-0 F9			0-0 G3		4 0 1 0 0 0 2															
Enos Cabell, R OBP: 0.327, SLG: 0.356 (1, 5)		0-0 CS 1B	0-0 1-3 2-H 1B			0-0 1B		0-0 4-3		4 0 3 2 0 0 0															
Roger Metzger, S OBP: 0.310, SLG: 0.302 (1, 6)		0-0 3-H 1B	0-0 F7			0-0 6-3-1-6		0-0 4-3		3 0 1 0 0 0 3															
Ken Boswell, L OBP: 0.328, SLG: 0.359 (6, PH)			0-0 1B							1 0 0 0 0 0 0															
Jerry Davanon, R OBP: 0.444, SLG: 0.652 (9, 6)		0-0 1-2 1B	0-0 1B			0-0 1-2				0 0 0 0 0 0 0															
Joaquin Andujar, S OBP: 0.214, SLG: 0.214 (1, 1)			0-0 1B		0-3 K		0-3 K		0-0 F8	2 0 1 0 0 1 1 0															
Paul Siebert, L OBP: 0.228, SLG: 0.270 (5, 1)										0 0 0 0 0 0 0															
Wilbur Howard, S OBP: 0.228, SLG: 0.270 (6, PH)										1 0 0 0 0 1 0															
Gene Pentz, R OBP: 0.333, SLG: 0.333 (7, 1)			0-0 1-2 1B							0 0 0 0 0 0 0															
Larry Milbourne, S OBP: 0.322, SLG: 0.276 (9, PH)										1 0 0 0 0 0 0															
Inning Stats	R: 0 E: 0 K: 1 S: 6	H: 1 LOB: 1 BB: 0 P: 6	R: 1 E: 1 K: 0 S: 6	H: 3 LOB: 2 BB: 0 P: 6	R: 2 E: 0 K: 0 S: 7	H: 5 LOB: 2 BB: 0 P: 7	R: 0 E: 0 K: 1 S: 5	H: 1 LOB: 0 BB: 0 P: 5	R: 0 E: 0 K: 1 S: 6	H: 1 LOB: 1 BB: 0 P: 6	R: 0 E: 0 K: 1 S: 5	H: 1 LOB: 0 BB: 0 P: 5	R: 0 E: 0 K: 0 S: 4	H: 1 LOB: 2 BB: 1 P: 8	R: 0 E: 0 K: 0 S: 3	H: 0 LOB: 0 BB: 0 P: 3	R: 0 E: 0 K: 0 S: 4	H: 1 LOB: 1 BB: 0 P: 4	1B: 12 2B: 1 3B: 1 HR: 1	SF: 0 SAC: 0 DP: 1 HBP: 0	WP: 0 PB: 1 SB: 2 CS: 1	PA: 40			
PITCHER	IP	WLS	BF	H	R	ER	SO	BB	IBB	HBP	BLK	WP	HR	S	P	ERA	WHIP								
Doc Medich, R ERA: 3.96 (1, 1)	5.0	W	24	11	3	2	3	0	0	0	0	0	0	30	30	3.60	2.200								
Larry Demery, R ERA: 3.76 (6, 1)	4.0	S	15	3	0	0	1	1	0	0	0	0	0	16	20	0.00	1.000								

Pittsburgh Pirates @ Houston Astros
Astrodome, Houston, TX
Wed Jun 16 1976, 8:05 PM EDT
Att. 12,249 - Dome - 72 F

AB 38
R 3
H 14
RBI 3
BB 1
SO 4
LOB 13



Batter	1	2	3	4	5	6	7	8	9	AB	R	H	RBI	BB	SO	LOB	TOP		
Greg Gross, L (1, 9) OBP: 0.362, SLG: 0.342	G3		5-3			K		F7		4	0	0	0	0	1	0			
Rob Andrews, R (1, 4) OBP: 0.356, SLG: 0.362	6-3		6-3			F8			L6	4	0	0	0	0	0	0			
Cesar Cedeno, R (1, 8) OBP: 0.361, SLG: 0.495	HR					F8		CS BB	FC5-4 2B	3	2	2	1	1	0	0			
Bob Watson, R (1, 3) OBP: 0.345, SLG: 0.363	1-3					CS		F8	E6 FC5-4	4	0	1	0	0	0	1			
Leon Roberts, R (1, 7) OBP: 0.383, SLG: 0.526						L6			FC5-4 1B 1B	4	1	1	2	0	0	2			
Cliff Johnson, R (1, 2) OBP: 0.356, SLG: 0.378						K		F4	1B 1-2	4	0	1	0	0	1	1			
Enos Cabell, R (1, 5) OBP: 0.330, SLG: 0.359						1-3		F8	1B 1-2 2-3	4	0	2	0	0	0	0			
Roger Metzger, S (1, 6) OBP: 0.306, SLG: 0.297						F8		F8		3	0	0	0	0	0	1			
J.R. Richard, R (1, 1) OBP: 0.093, SLG: 0.119						F3				2	0	0	0	0	1	0			
Gene Pentz, R (6, 1) OBP: 0.333, SLG: 0.333										0	0	0	0	0	0	0			
Jerry Davanon, R (6, PH) OBP: 0.429, SLG: 0.625										1	0	0	0	0	0	0			
Ken Forsch, R (8, 1) OBP: 0.333, SLG: 0.333										0	0	0	0	0	0	0			
Inning Stats	R: 1 E: 0 K: 0 S: 4	H: 1 LOB: 0 BB: 0 P: 4	R: 0 E: 0 K: 0 S: 4	H: 1 LOB: 1 BB: 0 P: 4	R: 0 E: 0 K: 1 S: 5	H: 0 LOB: 0 BB: 0 P: 5	R: 0 E: 0 K: 1 S: 6	H: 1 LOB: 1 BB: 0 P: 6	R: 0 E: 0 K: 0 S: 3	H: 0 LOB: 0 BB: 0 P: 3	R: 0 E: 0 K: 1 S: 4	H: 1 LOB: 0 BB: 0 P: 4	R: 0 E: 0 K: 0 S: 3	H: 0 LOB: 0 BB: 0 P: 3	R: 1 E: 1 K: 0 S: 6	H: 3 LOB: 2 BB: 0 P: 6	1B: 4 2B: 1 3B: 0 HR: 2	SF: 0 SAC: 0 DP: 0 HBP: 0	WP: 0 PA: 35
PITCHER	IP	WLS	BF	H	R	ER	SO	BB	IBB	HBP	BLK	WP	HR	S	P	ERA	WHIP		
John Candelaria, L (1, 1) ERA: 3.25	8.1	W	31	5	3	2	3	1	0	0	0	0	2	36	40	2.16	0.720		
Bob Moose, R (9, 1) ERA: 1.09	0.2		3	2	0	0	0	0	0	0	0	0	0	3	3	0.00	3.000		

Houston Astros @ Pittsburgh Pirates
Three Rivers Stadium, Pittsburgh, PA
Fri Jun 18 1976, 7:05 PM EDT
Att: 19,141 - Unknown

AB	33
R	3
H	7
RBI	3
BB	1
SO	3
LOB	5



Batter	1	2	3	4	5	6	7	8	9	AB	R	H	RBI	BB	SO	LOB	BOTTOM		
Frank Taveras, R (1, 6) OBP: 0.276, SLG: 0.247	K		SH 2B WP	1-3		1-3 BB		F4		3	1	0	0	1	1	2			
Rennie Stennett, R (1, 4) OBP: 0.283, SLG: 0.325	L6		K			F8		1-3		4	0	0	0	0	1	4			
Al Oliver, L (1, 8) OBP: 0.371, SLG: 0.560	F7		2B			4-3		F3		4	0	1	2	0	0	2			
Willie Stargell, L (1, 3) OBP: 0.380, SLG: 0.497			F7			F4		HR	L8	4	1	1	1	0	0	1			
Dave Parker, L (1, 9) OBP: 0.306, SLG: 0.494			K			4-3		4-3	F9	4	0	0	0	0	1	1			
Richie Zisk, R (1, 7) OBP: 0.338, SLG: 0.459			BB			S E 1B		E 1B 1B	F7	3	2	2	0	1	0	0			
Bill Robinson, R (1, 5) OBP: 0.359, SLG: 0.604			K			L9		E1 1B PB	4-3	3	1	0	0	0	1	3			
Richie Hebner, L (7, 5) OBP: 0.282, SLG: 0.266										1	0	0	0	0	0	0			
Manny Sanguillen, R (1, 2) OBP: 0.300, SLG: 0.330						E9 SH BB WP 1B		PB SH1-3 1B		4	1	4	2	0	0	0			
John Candelaria, L (1, 1) OBP: 0.241, SLG: 0.083						FC6-5-4		SH1-3		2	1	0	0	0	1	1			
Bob Moose, R (9, 1) OBP: 0.600, SLG: 1.600						WP 2B BB		1-2		0	0	0	0	0	0	0			
Inning Stats	R: 0 E: 0 K: 1 S: 5	H: 0 LOB: 0 BB: 0 P: 5	R: 0 E: 0 K: 2 S: 7	H: 0 LOB: 1 BB: 1 P: 11	R: 3 E: 1 K: 1 S: 8	H: 2 LOB: 1 BB: 1 P: 12	R: 1 E: 1 K: 0 S: 5	H: 2 LOB: 1 BB: 0 P: 5	R: 1 E: 0 K: 0 S: 4	H: 1 LOB: 0 BB: 0 P: 4	R: 2 E: 1 K: 0 S: 6	H: 2 LOB: 2 BB: 1 P: 10	R: 0 E: 0 K: 0 S: 3	H: 0 LOB: 0 BB: 0 P: 3	R: 0 E: 0 K: 1 S: 6	H: 1 LOB: 1 BB: 0 P: 6	1B: 6 2B: 1 3B: 0 HR: 1	SF: 0 SAC: 2 DP: 0 HBP: 0	WP: 1 PA: 37
PITCHER	IP	WLS	BF	H	R	ER	SO	BB	IBB	HBP	BLK	WP	HR	S	P	ERA	WHIP		
J.R. Richard, R (1, 1) ERA: 3.09	5.1	L	28	7	7	4	4	3	0	0	0	0	1	33	45	6.75	1.875		
Gene Pentz, R (6, 1) ERA: 3.72	1.2		5	0	0	0	0	0	0	0	0	0	0	5	5	0.00	0.000		
Ken Forsch, R (8, 1) ERA: 2.02	1.0		4	1	0	0	1	0	0	0	0	0	0	6	6	0.00	1.000		

Houston Astros @ Pittsburgh Pirates
Three Rivers Stadium, Pittsburgh, PA
Fri Jun 18 1976, 7:05 PM EDT
Att: 19,141 - Unknown

AB	32
R	7
H	8
RBI	5
BB	3
SO	5
LOB	15



Batter	1	2	3	4	5	6	7	8	9	AB	R	H	RBI	BB	SO	LOB	TOP								
Frank Taveras, R OBP: 0.286, SLG: 0.276 (1, 6)	0-3 K		X 0-0 1B		X 0-3 K		X 0-0 4-3		X 0-0 F8	5	0	1	0	0	2	0	Pittsburgh Pirates @ Chicago Cubs Wrigley Field, Chicago, IL Wed Jun 23 1976, 3:33 AM CDT Att: 17,661 - Overcast - 64 F								
Rennie Stennett, R OBP: 0.271, SLG: 0.331 (1, 4)	0-0 6-3		X 0-0 F8		X 0-0 6-3		X 0-0 4-3			4	0	0	0	0	0	1									
Al Oliver, L OBP: 0.366, SLG: 0.541 (1, 8)	4-0 BB		X 0-0 F7		X 0-0 L8		X 0-0 G3			3	0	0	0	1	0	1									
Willie Stargell, L OBP: 0.379, SLG: 0.497 (1, 3)	0-3 K		X 0-0 4-3		X 0-0 HR		X 0-0 5-3			4	1	1	1	0	1	1									
Dave Parker, L OBP: 0.306, SLG: 0.494 (1, 9)		0-3 K		X 0-0 F7		X 0-0 3-1		X 4-0 HR BB		3	1	0	0	1	1	0									
Richie Zisk, R OBP: 0.348, SLG: 0.483 (1, 7)		4-0 BB		X 0-0 2B		X 0-0 1B		X 0-0 HR		3	2	3	2	1	0	0									
Bill Robinson, R OBP: 0.352, SLG: 0.592 (1, 5)		0-3 K		X 0-0 2B		X 0-3 K		X 0-3 K		4	0	1	1	0	3	2									
Manny Sanguillen, R OBP: 0.311, SLG: 0.343 (1, 2)		0-0 F8		X 0-0 F7		X 0-0 SF8		X 0-0 B5-3		4	1	1	0	0	0	2									
Jim Rooker, R OBP: 0.231, SLG: 0.360 (7, PH)			X 0-0 6-3		X 0-3 K		X 0-0 SF8		X 0-0 G3	2	0	0	0	0	0	0									
Other Pitchers: Oscar Zamora, R (9, 1) Ed Kirkpatrick, L (9, PH) Bob Moose, R (9, 1)										1	0	0	0	0	0	0									
Inning Stats	R: 0 E: 0 K: 2 S: 7	H: 0 LOB: 1 BB: 1 P: 11	R: 0 E: 0 K: 2 S: 7	H: 0 LOB: 1 BB: 1 P: 11	R: 0 E: 0 K: 0 S: 4	H: 1 LOB: 1 BB: 0 P: 4	R: 1 E: 0 K: 0 S: 5	H: 2 LOB: 1 BB: 0 P: 5	R: 0 E: 0 K: 1 S: 7	H: 0 LOB: 0 BB: 0 P: 7	R: 1 E: 0 K: 1 S: 7	H: 2 LOB: 1 BB: 0 P: 7	R: 1 E: 0 K: 0 S: 4	H: 1 LOB: 0 BB: 0 P: 4	R: 2 E: 0 K: 1 S: 6	H: 1 LOB: 0 BB: 1 P: 10	R: 0 E: 0 K: 0 S: 3	H: 0 LOB: 0 BB: 0 P: 3	1B: 2 2B: 2 3B: 1 HR: 2	SF: 1 SAC: 0 DP: 0 HBP: 0	WP: 0 PB: 0 SB: 0 CS: 0	PA: 37			
PITCHER	IP	WLS	BF	H	R	ER	SO	BB	IBB	HBP	BLK	WP	HR	S	P	ERA	WHIP								
Rick Reuschel, R ERA: 4.28 (1, 1)	6.0		26	6	3	3	7	2	0	0	0	0	1	38	46	4.50	1.333								
Darold Knowles, L ERA: 3.79 (7, 1)	1.2		7	1	2	2	0	1	0	0	0	0	1	6	10	10.80	1.200								
Bruce Sutter, R ERA: 1.35 (8, 1)	0.1		1	0	0	0	1	0	0	0	0	0	0	3	3	0.00	0.000								
Oscar Zamora, R ERA: 4.12 (9, 1)	1.0	W	3	0	0	0	0	0	0	0	0	0	0	3	3	0.00	0.000								

AB	33
R	5
H	7
RBI	5
BB	3
SO	8
LOB	7



Batter	1	2	3	4	5	6	7	8	9	AB	R	H	RBI	BB	SO	LOB	BOTTOM								
Joe Wallis, S OBP: 0.333, SLG: 0.367 (1, 8)	0-0 F3		X 0-0 CS 1B		X 4-0 6-3 SF BB		X 0-0 F9		X 0-0 CS	4	1	2	0	1	0	0	Pittsburgh Pirates @ Chicago Cubs Wrigley Field, Chicago, IL Wed Jun 23 1976, 3:33 AM CDT Att: 17,661 - Overcast - 64 F								
Jose Cardenal, R OBP: 0.351, SLG: 0.437 (1, 7)	4-0 FC6 BB		X 0-0 F7		X 0-0 6-3		X 0-0 6-3		X 0-0 FC6-5 1B	4	1	1	0	1	0	2									
Bill Madlock, R OBP: 0.383, SLG: 0.467 (1, 5)	0-3 K		X 0-3 K		X 0-0 SF 1B 2B		X 0-0 1-6-3		X 0-0 FC6-5 E 1B	4	1	0	1	0	2	3									
Jerry Morales, R OBP: 0.315, SLG: 0.386 (1, 9)	0-0 FC6		X 0-0 F7		X 0-0 F7 2B 1B		X 0-0 2B		X 0-0 E1	5	1	2	0	0	0	2									
George Mitterwald, R OBP: 0.263, SLG: 0.296 (1, 3)		0-0 F9		X 0-0 F4		X 0-0 F5		X 0-0 F2		4	0	0	0	0	0	3									
Manny Trillo, R OBP: 0.328, SLG: 0.339 (1, 4)		4-0 S E BB		X 0-0 BB BB 1B		X 0-0 BB BB 1B 2B		X 0-3 K		3	2	2	2	1	1	1									
Steve Swisher, R OBP: 0.312, SLG: 0.366 (1, 2)		0-3 K		X 4-0 BB BB 1B		X 4-0 BB BB 1B 2B		X 0-0 1-3		3	0	1	1	1	1	0									
Dave Rosello, R OBP: 0.376, SLG: 0.301 (1, 6)		4-0 BB BB BB		X 4-0 BB BB BB		X 4-0 BB BB BB		X 0-0 L7		1	0	0	0	2	0	1									
Larry Blittler, L OBP: 0.253, SLG: 0.281 (8, PH)				X 0-0 FC6-4 BB		X 0-0 FC6-4 BB		X 0-0 L7		1	0	0	0	0	0	0									
Oscar Zamora, R ERA: 1.83 (9, 1)				X 0-0 FC6-4		X 0-0 FC6-4		X 0-0 E6		0	0	0	0	0	0	0									
Other Pitchers: Rick Reuschel, R (7, 1) Darold Knowles, L (7, 1) Bruce Sutter, R (8, 1) Champ Summers, L (8, PH) Mick Kelleher, R (8, PH)										3	0	0	0	0	0	4									
Inning Stats	R: 0 E: 0 K: 1 S: 5	H: 0 LOB: 1 BB: 1 P: 9	R: 1 E: 0 K: 1 S: 5	H: 0 LOB: 2 BB: 2 P: 13	R: 0 E: 0 K: 1 S: 5	H: 1 LOB: 0 BB: 0 P: 5	R: 0 E: 0 K: 0 S: 4	H: 1 LOB: 3 BB: 2 P: 12	R: 4 E: 2 K: 0 S: 7	H: 3 LOB: 1 BB: 1 P: 11	R: 0 E: 0 K: 0 S: 3	H: 0 LOB: 0 BB: 0 P: 3	R: 0 E: 0 K: 1 S: 6	H: 1 LOB: 1 BB: 0 P: 6	R: 0 E: 1 K: 0 S: 3	H: 0 LOB: 1 BB: 0 P: 3	R: 1 E: 1 K: 0 S: 4	H: 2 LOB: 2 BB: 0 P: 4	1B: 5 2B: 3 3B: 0 HR: 0	SF: 1 SAC: 0 DP: 0 HBP: 0	WP: 0 PB: 0 SB: 2 CS: 2	PA: 41			
PITCHER	IP	WLS	BF	H	R	ER	SO	BB	IBB	HBP	BLK	WP	HR	S	P	ERA	WHIP								
Jim Rooker, L ERA: 3.72 (1, 1)	6.0		29	5	5	1	3	6	0	0	0	0	0	29	53	1.50	1.833								
Kent Tekulve, R ERA: 3.23 (7, 1)	2.0		7	1	0	0	1	0	0	0	0	0	0	9	9	0.00	0.500								
Bob Moose, R ERA: 1.83 (9, 1)	0.1	L	4	2	1	0	0	0	0	0	0	0	0	4	4	0.00	6.000								

AB	33
R	6
H	8
RBI	4
BB	6
SO	4
LOB	16



Batter	1	2	3	4	5	6	7	8	9	10	11	12	13	AB R H RBI BB SO LOB	TOP					
Frank Taveras, R OBP: 0.262, SLG: 0.273 (1, 6)	F8		6-3		K			1B		K			F3	6 0 1 0 0 2 1	Pittsburgh Pirates @ Chicago Cubs Wrigley Field, Chicago, IL Thu Jun 24 1976, 3:33 AM CDT Att: 3,824 - Overcast - 64 F					
Rennie Stennett, R OBP: 0.269, SLG: 0.327 (1, 4)	F8		F9		6-3			1B		5-3			F6	6 0 1 0 0 0 0						
Al Oliver, L OBP: 0.358, SLG: 0.529 (1, 8)	F7		F8		4-3			F6			K			5 0 0 0 0 1 2						
Willie Stargell, L OBP: 0.374, SLG: 0.505 (1, 3)		HR		F7		F9			F7		G3			5 1 1 1 0 0 0						
Dave Parker, L OBP: 0.303, SLG: 0.488 (1, 9)		F6		F6		6-3			1B		4-3			5 0 1 0 0 0 0						
Richie Zisk, R OBP: 0.341, SLG: 0.473 (1, 7)		F7		F8		5-3			K				6-3	5 0 0 0 0 1 1						
Richie Hebner, L OBP: 0.280, SLG: 0.265 (1, 5)					F9		F7					F8		4 0 1 0 1 0 0						
Manny Sanguillen, R OBP: 0.307, SLG: 0.340 (1, 2)					F7			4-3	F8				3-1	5 0 1 0 0 0 2						
John Candelaria, L Ed Kubiak, R Kent Tekulve, R Ramon Hernandez, S Owner: Monarchs Rick Langford, R OBP: 0.266, SLG: 1.000 (10, 11)								F8		K			K	3 0 1 0 0 0 2 1 0 1 0 0 0 0 0 0 0 0 0 0 0 0 0						
Inning Stats	R: 0 E: 0 K: 0 S: 3	H: 0 LOB: 0 BB: 0 P: 3	R: 1 E: 0 K: 0 S: 6	H: 3 LOB: 2 BB: 0 P: 6	R: 0 E: 0 K: 0 S: 3	H: 0 LOB: 0 BB: 0 P: 3	R: 0 E: 0 K: 1 S: 6	H: 1 LOB: 1 BB: 0 P: 6	R: 0 E: 0 K: 0 S: 3	H: 0 LOB: 0 BB: 0 P: 3	R: 0 E: 0 K: 2 S: 7	H: 0 LOB: 0 BB: 0 P: 7	R: 0 E: 0 K: 1 S: 5	H: 0 LOB: 0 BB: 0 P: 5		R: 0 E: 0 K: 1 S: 5	H: 0 LOB: 0 BB: 0 P: 3	1B: 5 2B: 1 3B: 0 HR: 1	SF: 0 SAC: 0 DP: 0 HBP: 0	W/P: 0 P/B: 0 SB: 2 CS: 0
PITCHER	IP WLS BF H R ER SO BB IBB HBP BLK WP HR S P ERA WHIP																			
Steve Renko, R ERA: 4.88 (1, 1)	8.0	30	6	1	1	1	0	0	0	0	0	0	0	0	13	17	0.00	0.500		
Bruce Sutter, R ERA: 1.23 (9, 1)	2.0	8	1	0	0	3	0	1	0	0	0	0	0	0	5	5	0.00	0.000		
Darold Knowles, L ERA: 3.66 (11, 1)	1.0	3	0	0	0	1	0	0	0	0	0	0	0	0	3	3	0.00	0.000		
Paul Reuschel, R ERA: 4.98 (12, 1)	1.0	3	0	0	0	0	0	0	0	0	0	0	0	0	3	3	0.00	0.000		
Oscar Zamora, R ERA: 4.03 (13, 1)	1.0	W 3	0	0	0	1	0	0	0	0	0	0	0	0	5	5	0.00	0.000		

AB	46
R	1
H	7
RBI	1
BB	1
SO	6
LOB	8



Batter	1	2	3	4	5	6	7	8	9	10	11	12	13	AB R H RBI BB SO LOB	BOTTOM									
Mick Kelleher, R OBP: 0.272, SLG: 0.295 (1, 5)	5-3		5-3			F8		F2		K				5 0 0 0 1 1 1	Pittsburgh Pirates @ Chicago Cubs Wrigley Field, Chicago, IL Thu Jun 24 1976, 3:33 AM CDT Att: 3,824 - Overcast - 64 F									
Jose Cardenas, R Bruce Sutter, R Larry Dierker, L Darold Knowles, L Paul Reuschel, R Champ Summers, L OBP: 0.326, SLG: 0.344 (1, 7)			F6			L7		4-3		F9			G1-6-3	4 0 1 0 0 0 1 0 0 0 0 0 0 0 1 0 1 0 0 0 0 0 3										
Manny Trillo, R OBP: 0.321, SLG: 0.331 (1, 4)	G6-4-3			F3		F9			F5		F8		F9	6 0 0 0 0 0 1										
Jerry Morales, R OBP: 0.319, SLG: 0.410 (8, 8) (10, 9)		5-3		F8			4-3	2B		2B		4-3		6 2 3 1 0 0 0										
George Mitterwald, R OBP: 0.275, SLG: 0.320 Rick Monday, L OBP: 0.380, SLG: 0.518 (8, PH) (10, 8)		K				4-3		2B		2B			HR	4 0 2 1 0 1 1 1 0 1 0 0 0 0										
Steve Swisher, R OBP: 0.314, SLG: 0.361 (1, 2)		BB				1B					1B			3 0 0 0 2 1 3										
Joe Wallis, S OBP: 0.326, SLG: 0.358 Bill Madlock, R OBP: 0.352, SLG: 0.465 Ralph LaCock, L OBP: 0.303, SLG: 0.413 (7, PH) (8, 9) (10, 3)			E3			B5-3		F3		F4				2 0 0 0 0 0 1 1 0 0 0 0 0 1 2 0 1 0 0 0 2										
Dave Rosello, R OBP: 0.366, SLG: 0.292 (1, 6)			K			L5			F9		K			5 0 0 0 0 3 5										
Steve Renko, R OBP: 0.059, SLG: 0.059 Mike Adams, R OBP: 0.375, SLG: 0.250 (6, PH) (9, 7)				F2		6-3								2 0 0 0 0 0 0 2 0 1 0 1 1 0										
Oscar Zamora, R ERA: 5.4 (13, 1)								BB						0 0 0 0 0 0 0										
Inning Stats	R: 0 E: 0 K: 0 S: 3	H: 1 LOB: 0 BB: 0 P: 3	R: 0 E: 1 K: 2 S: 8	H: 0 LOB: 2 BB: 1 P: 10	R: 0 E: 0 K: 0 S: 6	H: 1 LOB: 1 BB: 0 P: 6	R: 0 E: 0 K: 0 S: 3	H: 0 LOB: 0 BB: 0 P: 3	R: 0 E: 0 K: 0 S: 4	H: 1 LOB: 1 BB: 0 P: 4	R: 0 E: 0 K: 1 S: 7	H: 2 LOB: 2 BB: 0 P: 11	R: 0 E: 0 K: 2 S: 7	H: 0 LOB: 0 BB: 0 P: 7	R: 0 E: 0 K: 1 S: 4	H: 1 LOB: 1 BB: 0 P: 4	R: 0 E: 0 K: 1 S: 6	H: 2 LOB: 2 BB: 1 P: 10	R: 1 E: 0 K: 0 S: 2	H: 1 LOB: 0 BB: 0 P: 2	1B: 4 2B: 4 3B: 0 HR: 1	SF: 0 SAC: 0 DP: 2 HBP: 0	W/P: 0 P/B: 0 SB: 0 CS: 0	PA: 49
PITCHER	IP WLS BF H R ER SO BB IBB HBP BLK WP HR S P ERA WHIP																							
John Candelaria, L ERA: 3.02 (1, 1)	9.0	35	5	1	1	4	2	1	0	0	0	0	0	16	20	0.00	1.714							
Kent Tekulve, R ERA: 3.0 (10, 1)	2.1	11	3	0	0	3	1	0	0	0	0	0	0	1	1	0.00	0.000							
Ramon Hernandez, L ERA: 4.23 (12, 1)	0.2	1	0	0	0	0	0	0	0	0	0	0	0	1	1	0.00	0.000							
Rick Langford, R ERA: 5.4 (13, 1)	0.1	L 2	1	1	1	0	0	0	0	0	0	0	0	1	2	27.00	3.000							

AB	45
R	2
H	9
RBI	2
BB	4
SO	7
LOB	19



Batter	1	2	3	4	5	6	7	8	9	AB	R	H	RBI	BB	SO	LOB	TOP					
Frank Taveras, R OBP: 0.289, SLG: 0.272										4	1	1	0	2	0	1						
Rennie Stennett, R OBP: 0.276, SLG: 0.333										4	3	3	1	0	0	2						
Al Oliver, L OBP: 0.363, SLG: 0.528										4	1	2	1	0	1	1						
Willie Stargell, L OBP: 0.379, SLG: 0.513										5	1	3	4	0	1	1						
Dave Parker, L OBP: 0.295, SLG: 0.473										5	0	0	0	0	1	5						
Richie Ziek, R OBP: 0.338, SLG: 0.471										5	1	1	0	0	1	3						
Richie Hebner, L OBP: 0.287, SLG: 0.285										4	1	2	3	1	1	0						
Manny Sanguillen, R OBP: 0.317, SLG: 0.341										5	0	2	0	0	0	2						
Bruce Kison, R OBP: 0.240, SLG: 0.250										4	1	1	0	0	1	2						
Inning Stats	R: 4 E: 0 K: 1 S: 9	H: 4 LOB: 1 BB: 1 P: 13	R: 1 E: 0 K: 1 S: 7	H: 2 LOB: 1 BB: 0 P: 7	R: 2 E: 0 K: 0 S: 6	H: 3 LOB: 2 BB: 1 P: 10	R: 0 E: 0 K: 1 S: 5	H: 0 LOB: 0 BB: 0 P: 5	R: 0 E: 0 K: 1 S: 5	H: 0 LOB: 0 BB: 0 P: 5	R: 1 E: 0 K: 0 S: 6	H: 3 LOB: 2 BB: 0 P: 6	R: 0 E: 0 K: 0 S: 3	H: 0 LOB: 1 BB: 1 P: 7	R: 1 E: 0 K: 1 S: 7	H: 2 LOB: 2 BB: 0 P: 8	R: 0 E: 0 K: 1 S: 6	H: 1 LOB: 1 BB: 0 P: 6	1B: 12 2B: 2 3B: 0 HR: 1	SF: 0 SAC: 2 DP: 0 HBP: 1	WP: 0 PB: 0 SB: 3 CS: 0	PA: 46
PITCHER	IP WLS BF H R ER SO BB IBB HBP BLK WP HR S P ERA WHIP																					
Don Carrithers, R ERA: 4.74	(1, 1) 2.1 L 17 9 7 7 2 1 0 0 0 0 0 1 20 24 27.00 4.286																					
Chip Lang, R ERA: 3.86	(3, 1) 2.2 9 0 0 0 2 1 0 0 0 0 0 0 12 16 0.00 0.375																					
Fred Scherman, L ERA: 4.58	(6, 1) 3.0 16 5 2 2 1 1 0 1 0 0 0 0 16 21 6.00 2.000																					
Wayne Granger, R ERA: 3.66	(9, 1) 1.0 4 1 0 0 1 0 0 0 0 0 0 0 6 6 0.00 1.000																					
Batter	1	2	3	4	5	6	7	8	9	AB	R	H	RBI	BB	SO	LOB	BOTTOM					
Pepe Manguat, R OBP: 0.411, SLG: 0.401										3	1	0	0	1	1	0						
Jim Dwyer, L OBP: 0.311, SLG: 0.282										4	0	0	0	0	1	3						
Mike Jorgensen, L OBP: 0.332, SLG: 0.355										4	0	0	0	0	1	3						
Jose Morales, R OBP: 0.318, SLG: 0.508										4	0	1	1	0	1	2						
Pete Mackanin, R OBP: 0.266, SLG: 0.365										4	0	1	0	0	1	1						
Tim Foli, R OBP: 0.277, SLG: 0.393										4	1	2	0	0	0	1						
Pat Scanlon, L OBP: 0.227, SLG: 0.381										4	0	2	1	0	0	1						
Barry Foote, R OBP: 0.269, SLG: 0.358										2	0	0	0	0	0	1						
Larry Parrish, R OBP: 0.262, SLG: 0.303										2	0	0	0	0	1	3						
Don Carrithers, R OBP: 0.263, SLG: 0.063	(1, 1) 0 0 0 0 0 0 0 0 0 0 0 0 0 0 0 0 0 0																					
Chip Lang, R OBP: 0.263, SLG: 0.063	(3, 1) 1 0 0 0 0 0 0 0 0 0 0 0 0 0 0 0 0 0																					
Jerry White, S OBP: 0.263, SLG: 0.063	(5, PH) 1 0 0 0 0 0 0 0 0 0 0 0 0 0 0 0 0 0																					
Fred Scherman, L OBP: 0.263, SLG: 0.063	(6, PH) 0 0 0 0 0 0 0 0 0 0 0 0 0 0 0 0 0 0																					
Jim Lytle, L OBP: 0.263, SLG: 0.063	(8, PH) 1 0 0 0 0 0 0 0 0 0 0 0 0 0 0 0 0 0																					
Wayne Granger, R OBP: 0.263, SLG: 0.063	(9, PH) 1 0 0 0 0 0 0 0 0 0 0 0 0 0 0 0 0 0																					
Bombito Rivera, R OBP: 0.263, SLG: 0.063	(9, PH) 0 0 0 0 0 0 0 0 0 0 0 0 0 0 0 0 0 0																					
Inning Stats	R: 0 E: 0 K: 0 S: 3	H: 0 LOB: 0 BB: 0 P: 3	R: 0 E: 0 K: 1 S: 5	H: 0 LOB: 0 BB: 0 P: 5	R: 0 E: 0 K: 0 S: 3	H: 0 LOB: 0 BB: 0 P: 3	R: 1 E: 1 K: 0 S: 5	H: 1 LOB: 1 BB: 0 P: 5	R: 0 E: 0 K: 0 S: 4	H: 1 LOB: 1 BB: 0 P: 4	R: 0 E: 0 K: 2 S: 7	H: 0 LOB: 0 BB: 0 P: 7	R: 1 E: 0 K: 1 S: 7	H: 2 LOB: 1 BB: 0 P: 7	R: 0 E: 0 K: 1 S: 6	H: 1 LOB: 2 BB: 1 P: 10	R: 0 E: 0 K: 1 S: 7	H: 2 LOB: 2 BB: 0 P: 7	1B: 6 2B: 1 3B: 0 HR: 0	SF: 0 SAC: 0 DP: 0 HBP: 0	WP: 0 PB: 0 SB: 0 CS: 0	PA: 36
PITCHER	IP WLS BF H R ER SO BB IBB HBP BLK WP HR S P ERA WHIP																					
Bruce Kison, R ERA: 2.93	(1, 1) 9.0 W 36 7 2 1 6 1 0 0 0 0 0 0 47 51 1.00 0.889																					

Batter	1	2	3	4	5	6	7	8	9	AB	R	H	RBI	BB	SO	LOB	TOP								
Frank Taveras, R OBP: 0.291, SLG: 0.272 (1, 6)										4	1	1	0	1	1	4	Pittsburgh Pirates @ Montreal Expos Jarry Park, Montreal, QB Sat Jun 26 1976, 7:05 PM EDT Att: 10,445 - Unknown - 68 F								
Rennie Stennett, R OBP: 0.275, SLG: 0.331 (1, 4)										5	0	1	0	0	1	5									
Al Oliver, L OBP: 0.372, SLG: 0.534 (1, 8)										3	2	2	1	2	0	0									
Willie Stargell, L OBP: 0.376, SLG: 0.503 (1, 3)										4	1	0	0	1	2	3									
Richie Zisk, R OBP: 0.340, SLG: 0.470 (1, 7)										5	0	2	2	0	1	0									
Bill Robinson, R OBP: 0.341, SLG: 0.574 (1, 9)										5	0	0	0	0	4	3									
Manny Sanguillen, R OBP: 0.317, SLG: 0.347 (1, 2)										5	2	3	1	0	1	1									
Tommy Helms, R OBP: 0.350, SLG: 0.486 (1, 5)										3	0	0	0	2	1	3									
Jerry Reuss, L OBP: 0.395, SLG: 0.394 Kent Tekulve, R (6, 1)										2	1	2	1	1	0	0									
Dave Parker, L OBP: 0.299, SLG: 0.476 Larry Demery, R OBP: 0.273, SLG: 0.111 (7, PH) (7, 1)										0	0	0	0	0	0	0									
Inning Stats	R: 3 E: 0 K: 2 S: 10	H: 3 LOB: 2 BB: 2 P: 18	R: 1 E: 1 K: 2 S: 9	H: 3 LOB: 1 BB: 0 P: 9	R: 0 E: 0 K: 3 S: 10	H: 1 LOB: 1 BB: 0 P: 10	R: 0 E: 0 K: 0 S: 3	H: 0 LOB: 2 BB: 2 P: 11	R: 1 E: 0 K: 1 S: 7	H: 2 LOB: 2 BB: 1 P: 11	R: 0 E: 0 K: 1 S: 5	H: 0 LOB: 0 BB: 0 P: 5	R: 1 E: 0 K: 1 S: 7	H: 2 LOB: 3 BB: 2 P: 15	R: 1 E: 0 K: 1 S: 6	H: 1 LOB: 0 BB: 0 P: 6	R: 0 E: 0 K: 1 S: 5	H: 0 LOB: 0 BB: 0 P: 5	1B: 11 2B: 1 3B: 0 HR: 0	SF: 0 SAC: 0 DP: 0 HBP: 0	WP: 0 PB: 0 SB: 2 CS: 0	PA: 45			
PITCHER	IP	WLS	BF	H	R	ER	SO	BB	IBB	HBP	BLK	WP	HR	S	P	ERA	WHIP								
Dan Warthen, L ERA: 5.98 (1, 1)	0.2		7	3	3	3	2	2	0	0	0	0	0	9	10	40.50	7.500								
Steve Dunning, R ERA: 4.45 (1, 1)	1.1		6	3	1	0	2	0	0	0	0	0	0	10	10	0.00	2.250								
Clay Kirby, R ERA: 4.75 (3, 1)	4.2		24	5	2	2	6	5	0	0	0	0	0	31	51	3.86	2.143								
Dale Murray, R ERA: 3.14 (7, 1)	1.1	L	5	1	1	0	1	0	0	0	0	0	0	7	7	0.00	0.750								
Chip Lang, R ERA: 3.63 (9, 1)	1.0		3	0	0	0	1	0	0	0	0	0	0	5	5	0.00	0.000								

Batter	1	2	3	4	5	6	7	8	9	AB	R	H	RBI	BB	SO	LOB	BOTTOM								
Pepe Manguat, R OBP: 0.406, SLG: 0.391 (1, 8)										4	0	0	1	1	0	4	Pittsburgh Pirates @ Montreal Expos Jarry Park, Montreal, QB Sat Jun 26 1976, 7:05 PM EDT Att: 10,445 - Unknown - 68 F								
Tim Foli, R OBP: 0.275, SLG: 0.388 (1, 6)										5	0	1	0	0	0	1									
Gary Roenicke, R OBP: 0.282, SLG: 0.409 Jim Lyttle, L OBP: 0.346, SLG: 0.500 (1, 9) (6, PH) (7, 9)										3	0	0	0	0	0	1									
Jose Morales, R OBP: 0.329, SLG: 0.507 Jerry White, S OBP: 0.303, SLG: 0.330 (1, 3) (7, PR) (8, 8)										4	1	2	0	0	0	1									
Pete Mackanin, R OBP: 0.266, SLG: 0.363 (1, 4)										4	1	1	0	0	0	1									
Barry Foote, R OBP: 0.273, SLG: 0.362 (1, 2)										4	1	1	1	1	0	2									
Bombo Rivera, R OBP: 0.309, SLG: 0.385 Mike Jorgensen, L OBP: 0.335, SLG: 0.355 (1, 7) (7, PH) (8, 3)										3	1	2	4	0	0	0									
Larry Parrish, R OBP: 0.261, SLG: 0.302 (1, 5)										4	1	1	0	0	0	4									
Dan Warthen, S Steve Dunning, R Jim Cox, R Clay Kirby, R Dale Murray, R Jim Dwyer, L Chip Lang, R (1, 1) (1, 1) (2, PH) (3, 1) (7, 1) (8, PH) (9, 1)										0	0	0	0	0	0	0									
Inning Stats	R: 0 E: 0 K: 0 S: 3	H: 0 LOB: 1 BB: 1 P: 7	R: 0 E: 1 K: 0 S: 5	H: 1 LOB: 3 BB: 1 P: 9	R: 4 E: 0 K: 0 S: 6	H: 3 LOB: 0 BB: 1 P: 10	R: 0 E: 0 K: 0 S: 3	H: 0 LOB: 0 BB: 0 P: 3	R: 0 E: 1 K: 0 S: 4	H: 0 LOB: 1 BB: 0 P: 4	R: 1 E: 0 K: 0 S: 6	H: 2 LOB: 2 BB: 0 P: 6	R: 1 E: 0 K: 0 S: 4	H: 2 LOB: 2 BB: 1 P: 8	R: 0 E: 0 K: 0 S: 3	H: 0 LOB: 0 BB: 0 P: 3		R: 0 E: 0 K: 1 S: 6	H: 1 LOB: 1 BB: 0 P: 6	1B: 6 2B: 2 3B: 0 HR: 1	SF: 0 SAC: 2 DP: 1 HBP: 0	WP: 0 PB: 0 SB: 1 CS: 0	PA: 42		
PITCHER	IP	WLS	BF	H	R	ER	SO	BB	IBB	HBP	BLK	WP	HR	S	P	ERA	WHIP								
Jerry Reuss, L ERA: 4.19 (1, 1)	5.2		29	6	5	5	0	3	0	0	0	0	0	26	38	7.94	1.588								
Kent Tekulve, R ERA: 2.97 (6, 1)	0.1		1	0	0	0	0	0	0	0	0	0	0	1	1	0.00	0.000								
Larry Demery, R ERA: 3.83 (7, 1)	3.0	W	12	3	1	1	1	0	1	0	0	0	0	13	17	3.00	1.000								



Batter	1	2	3	4	5	6	7	8	9	AB	R	H	RBI	BB	SO	LOB	TOP					
Frank Taveras, R OBP: 0.289, SLG: 0.266	0-3 K2-3	4-0 FC6-4 BB		0-0 FC6-4			0-0 1-3	0-0 6-3		4	0	0	0	1	1	1	Pittsburgh Pirates @ Montreal Expos Jarry Park, Montreal, QB Sun Jun 27 1976, 7:05 PM EDT Att: 12,824 - Unknown - 64 F					
Rennie Stennett, R OBP: 0.273, SLG: 0.326	0-0 F8	0-0 FC6-4			0-0 6-3		1-0 2B HBP		0-0 G3	4	1	0	0	0	0	3						
Al Oliver, L OBP: 0.376, SLG: 0.552	0-0 E 1B		0-3 K		0-0 HR		0-0 2B 2B		0-0 E4 L5-3	5	2	3	2	0	1	0						
Willie Stargell, L OBP: 0.368, SLG: 0.490	0-0 E4 1-2		0-3 K		0-0 4-3		0-0 F7		0-0 L5-3	5	0	0	0	0	1	3						
Richie Zisk, R OBP: 0.342, SLG: 0.472	0-0 4-3		0-0 2B		0-0 F8		4-0 2B BB			3	0	1	0	1	0	2						
Bill Robinson, R OBP: 0.345, SLG: 0.578		0-0 5-3	0-3 K			0-0 1B	0-0 2B			4	0	2	1	0	1	1						
Manny Sanguillen, R OBP: 0.320, SLG: 0.347		0-0 1B 1B		1-0 FC6-4 HBP		0-0 F8	0-0 4-3			3	0	1	0	0	0	3						
Tommy Helms, R OBP: 0.349, SLG: 0.474 (8, PH)		0-0 SH1-3 1B		0-0 F4		0-0 F8		0-0 4-3		3	0	1	0	0	0	2						
Doc Medich, R OBP: 0.179, SLG: 0.080 (6, PH)		0-0 SH1-3		0-0 F4		0-0 F9		0-0 4-3		1	0	0	0	0	0	1						
Ed Kirkpatrick, L OBP: 0.310, SLG: 0.229 (6, PH)										1	0	0	0	0	0	1						
Kent Tekulve, R OBP: 0.297, SLG: 0.473 (8, PH)										0	0	0	0	0	0	0						
Bob Moose, R OBP: 0.600, SLG: 1.600 (8, 1)										0	0	0	0	0	0	0						
Inning Stats	R: 0 E: 1 K: 1 S: 7	H: 1 LOB: 2 BB: 0 P: 7	R: 0 E: 0 K: 0 S: 5	H: 2 LOB: 3 BB: 1 P: 9	R: 0 E: 0 K: 3 S: 10	H: 1 LOB: 1 BB: 0 P: 10	R: 0 E: 0 K: 0 S: 3	H: 0 LOB: 1 BB: 0 P: 4	R: 1 E: 0 K: 0 S: 4	H: 1 LOB: 0 BB: 0 P: 4	R: 0 E: 0 K: 0 S: 4	H: 1 LOB: 1 BB: 0 P: 4	R: 2 E: 0 K: 0 S: 5	H: 2 LOB: 2 BB: 1 P: 10	R: 0 E: 0 K: 0 S: 3	H: 0 LOB: 0 BB: 0 P: 3	R: 0 E: 1 K: 0 S: 3	H: 0 LOB: 0 BB: 0 P: 3	1B: 4 2B: 4 3B: 0 HR: 1	SF: 0 SAC: 1 DP: 1 HBP: 2	WP: 0 PB: 0 SB: 2 CS: 0	PA: 40
PITCHER	IP WLS BF H R ER SO BB IBB HBP BLK WP HR S P ERA WHIP																					
Woodie Fryman, L ERA: 3.63	(1, 1) 6.2 W 32 7 3 3 4 2 0 2 0 0 1 36 46 4.05 1.350																					
Dale Murray, R ERA: 3.0	(7, 1) 2.1 S 8 1 0 0 0 0 0 0 0 0 0 8 8 0.00 0.429																					

Batter	1	2	3	4	5	6	7	8	9	AB	R	H	RBI	BB	SO	LOB	BOTTOM			
Pepe Manguat, R OBP: 0.403, SLG: 0.384 (8, 2)	0-3 K		4-0 E BB		0-0 E4 1B		0-3 K			3	1	0	0	1	2	1	Pittsburgh Pirates @ Montreal Expos Jarry Park, Montreal, QB Sun Jun 27 1976, 7:05 PM EDT Att: 12,824 - Unknown - 64 F			
Barry Foote, R OBP: 0.273, SLG: 0.362					0-0 E3 1B 2B				0-0 F6	4	1	2	3	0	1	0				
Tim Foli, R OBP: 0.279, SLG: 0.395	0-3 K		1-0 2H 2B		1-3 3H 1B				0-0 6-3	4	0	1	1	0	1	2				
Jim Lyttle, L OBP: 0.339, SLG: 0.481	0-0 F8		0-0 1B		0-0 K				0-0 E6	3	0	0	0	0	0	3				
Jose Morales, R OBP: 0.315, SLG: 0.486 (8, 8)		0-0 F4	0-0 4-3		0-0 FC6-4			0-0 E6	1	0	0	0	0	0	0	0				
Jerry White, S OBP: 0.301, SLG: 0.328					1-2 BB			0-0 F6	4	0	0	0	0	0	0	1				
Pete Mackanin, R OBP: 0.262, SLG: 0.357 (9, 4)		0-0 F7		0-0 4-3		0-0 F7		0-0 F6	0	0	0	0	0	0	0	0				
Mike Jorgensen, L OBP: 0.330, SLG: 0.349		0-0 G3		0-0 G3		0-0 3-1			3	0	0	0	0	0	0	0				
Gary Roenicke, R OBP: 0.270, SLG: 0.391			0-0 5-3		0-0 1-3		0-3 K			3	0	0	0	0	1	0				
Larry Parrish, R OBP: 0.267, SLG: 0.303			0-0 SH1-4 E 1B		4-0 E SH3-4 1B BB		0-3 K			2	2	1	0	1	1	0				
Woodie Fryman, R OBP: 0.069, SLG: 0.069 (7, 1)			0-0 SH1-4		0-0 SH3-4		0-3 K			0	0	0	0	0	0	0				
Dale Murray, R ERA: 1.78			1-2		1-2					1	0	0	0	0	1	0				
Inning Stats	R: 0 E: 0 K: 2 S: 7	H: 0 LOB: 0 BB: 0 P: 7	R: 0 E: 0 K: 0 S: 3	H: 0 LOB: 0 BB: 0 P: 3	R: 3 E: 1 K: 0 S: 6	H: 3 LOB: 1 BB: 1 P: 10	R: 0 E: 0 K: 0 S: 3	H: 0 LOB: 0 BB: 0 P: 3	R: 1 E: 1 K: 1 S: 7	H: 1 LOB: 2 BB: 1 P: 11	R: 0 E: 0 K: 1 S: 5	H: 0 LOB: 0 BB: 0 P: 5	R: 0 E: 0 K: 3 S: 9	H: 0 LOB: 0 BB: 0 P: 9	R: 0 E: 1 K: 0 S: 4	H: 0 LOB: 1 BB: 0 P: 4	1B: 3 2B: 1 3B: 0 HR: 0	SF: 0 SAC: 2 DP: 0 HBP: 0	WP: 0 PB: 0 SB: 0 CS: 0	PA: 32
PITCHER	IP WLS BF H R ER SO BB IBB HBP BLK WP HR S P ERA WHIP																			
Doc Medich, R ERA: 4.14	(1, 1) 5.0 L 22 4 4 4 3 2 0 0 0 0 0 0 26 34 7.20 1.200																			
Kent Tekulve, R ERA: 2.5	(6, 1) 2.0 6 0 0 0 4 0 0 0 0 0 0 14 14 0.00 0.000																			
Bob Moose, R ERA: 1.78	(8, 1) 1.0 4 0 0 0 0 0 0 0 0 0 0 4 4 0.00 0.000																			



Batter	1	2	3	4	5	6	7	8	9	AB	R	H	RBI	BB	SO	LOB	TOP			
Rick Monday, L (1, 8) OBP: 0.397, SLG: 0.517	0-3 K		0-0 B1-3		0-0 1-3		0-0 F9		0-3 K	5	0	0	0	0	2	1	Chicago Cubs @ Pittsburgh Pirates Three Rivers Stadium, Pittsburgh, PA Mon Jun 28 1976, 7:05 PM EDT Att. 7,370 - Unknown - 68 F			
Jose Cardenal, R (1, 7) OBP: 0.351, SLG: 0.432	0-0 F8		0-0 L5		0-0 FC6-4 1B		0-0 4-3		0-0 F4	4	0	1	0	0	0	0				
Ralph LaCock, L (8, 7)					0-0 FC6-4 1B					1	0	0	0	0	0	1				
Bill Madlock, R (1, 5) OBP: 0.388, SLG: 0.490	0-0 1-3		0-0 HR		0-0 FC6-4 1B		0-0 6-3			4	1	2	1	0	0	0				
Jerry Morales, R (1, 9) OBP: 0.311, SLG: 0.400		0-0 1B 1B	0-0 F7		0-0 FC6-4 1-2 2-3				0-0 1-3	4	1	1	0	0	0	2				
George Mitterwald, R (1, 3) OBP: 0.289, SLG: 0.302		0-0 K 1B 1B		0-0 6-3		0-0 F7		4-0 BB		3	0	1	0	1	0	2				
Manny Trillo, R (1, 4) OBP: 0.314, SLG: 0.322		0-0 BB 1B		0-0 FC6-4 1B		0-0 6-3		0-0 F8		4	0	2	1	0	0	1				
Steve Swisher, R (1, 2) OBP: 0.306, SLG: 0.347	0-3 K		0-0 FC6-4 1B		0-0 6-3		0-3 K			4	0	0	0	0	2	4				
Dave Rosello, R (1, 6) OBP: 0.373, SLG: 0.298		4-0 FC6-4 BB		0-0 FC6-4 1B		4-0 FC6-4 BB		0-0 1B		2	0	2	0	2	0	0				
Joe Coleman, R (1, 1) OBP: 0.167, SLG: 0.167		0-0 FC6-4		0-0 6-3		0-0 FC6-4		0-0 F7		2	0	0	0	0	0	4				
Mike Adams, R (6, PH) OBP: 0.351, SLG: 0.214										1	0	0	0	0	0	1				
Buddy Schultz, R (6, 1) OBP: 0.262, SLG: 0.284										0	0	0	0	0	0	0				
Mick Kelleher, R (9, PH) OBP: 0.262, SLG: 0.284										1	0	0	0	0	0	1				
Inning Stats	R: 0 E: 0 K: 1 S: 5	H: 0 LOB: 0 BB: 0 P: 5	R: 1 E: 0 K: 1 S: 7	H: 3 LOB: 2 BB: 1 P: 11	R: 1 E: 0 K: 0 S: 4	H: 1 LOB: 0 BB: 0 P: 4	R: 0 E: 0 K: 0 S: 5	H: 2 LOB: 2 BB: 0 P: 5	R: 0 E: 0 K: 0 S: 3	H: 0 LOB: 1 BB: 1 P: 7	R: 0 E: 0 K: 0 S: 3	H: 0 LOB: 0 BB: 0 P: 3	R: 0 E: 0 K: 1 S: 5	H: 0 LOB: 1 BB: 1 P: 9	R: 0 E: 0 K: 1 S: 6	H: 1 LOB: 1 BB: 0 P: 6	1B: 8 2B: 0 3B: 0 HR: 1	SF: 0 SAC: 0 DP: 0 HBP: 0	WP: 0 PB: 0 SB: 0 CS: 0	PA: 38
PITCHER Jim Rooker, L (1, 1) ERA: 3.54	IP: 9.0 WLS: W BF: 38 H: 9 R: 2 ER: 2 SO: 4 BB: 3 IBB: 0 HBP: 0 BLK: 0 WP: 0 HR: 1 S: 43 P: 55 ERA: 2.00 WHIP: 1.333															PITCHER				

AB	35
R	2
H	9
RBI	2
BB	3
SO	4
LOB	17



Batter	1	2	3	4	5	6	7	8	9	AB	R	H	RBI	BB	SO	LOB	BOTTOM			
Frank Taveras, R (1, 6) OBP: 0.296, SLG: 0.267	4-0 FC BB	4-0 FC4-6 BB		0-0 6-3		0-3 K		0-0 1B 4-3 1B		3	1	1	1	2	1	1	Chicago Cubs @ Pittsburgh Pirates Three Rivers Stadium, Pittsburgh, PA Mon Jun 28 1976, 7:05 PM EDT Att. 7,370 - Unknown - 68 F			
Richie Hebner, L (1, 5) OBP: 0.288, SLG: 0.291	0-3 FC WP 1B	0-0 FC4-6 2B			0-0 1B E 2B	0-3 K		0-0 1B 4-3 1B		5	3	2	1	0	1	4				
Al Oliver, L (1, 8) OBP: 0.385, SLG: 0.574	0-0 WP 1B	0-0 1H 3H 2B			0-0 E WP 1B		0-0 HR	0-0 4-3		5	2	4	4	0	0	1				
Willie Stargell, L (1, 3) OBP: 0.364, SLG: 0.483	0-3 K	0-0 F2			0-0 E3 WP	0-3 K		0-0 2H 1B		5	0	1	2	0	2	4				
Dave Parker, L (1, 9) OBP: 0.295, SLG: 0.466	0-3 K		0-3 K		0-0 F4		0-0 1B 1B	0-0 G1		5	0	1	0	0	2	5				
Richie Ziek, R (1, 7) OBP: 0.341, SLG: 0.467		4-0 E BB BB		0-0 6-3		0-0 L7		0-0 F9		3	1	0	0	1	0	2				
Manny Sanguillen, R (1, 2) OBP: 0.323, SLG: 0.350		0-0 BB E FC4-6 1B		0-0 F9		0-0 4-3		0-0 FC6-4 1B		4	1	2	0	0	0	1				
Tommy Helms, R (1, 4) OBP: 0.319, SLG: 0.429		0-0 E1 FC4-6 BB 2B		0-3 K		0-0 F9		0-0 FC6-4		4	1	0	0	0	1	4				
Jim Rooker, R (1, 1) OBP: 0.233, SLG: 0.345		0-3 K		0-3 K		0-0 1B		0-3 K		4	0	1	0	0	3	3				
Inning Stats	R: 0 E: 0 K: 2 S: 10	H: 1 LOB: 2 BB: 1 P: 14	R: 4 E: 1 K: 1 S: 8	H: 2 LOB: 1 BB: 2 P: 16	R: 0 E: 0 K: 1 S: 5	H: 0 LOB: 0 BB: 0 P: 5	R: 0 E: 0 K: 2 S: 7	H: 0 LOB: 0 BB: 0 P: 7	R: 2 E: 1 K: 0 S: 6	H: 2 LOB: 1 BB: 0 P: 6	R: 0 E: 0 K: 2 S: 8	H: 1 LOB: 1 BB: 0 P: 8	R: 1 E: 0 K: 1 S: 8	H: 3 LOB: 2 BB: 0 P: 8	R: 2 E: 0 K: 1 S: 8	H: 3 LOB: 1 BB: 0 P: 8		1B: 9 2B: 2 3B: 0 HR: 1	SF: 0 SAC: 0 DP: 0 HBP: 0	WP: 3 PB: 0 SB: 0 CS: 0
PITCHER Joe Coleman, R (1, 1) ERA: 5.42	IP: 5.0 WLS: L BF: 25 H: 6 R: 6 ER: 2 SO: 7 BB: 3 IBB: 0 HBP: 0 BLK: 0 WP: 3 HR: 0 S: 36 P: 48 ERA: 3.60 WHIP: 1.600															PITCHER				
Buddy Schultz, L (6, 1) ERA: 5.31	IP: 3.0 WLS: L BF: 16 H: 7 R: 3 ER: 3 SO: 4 BB: 0 IBB: 0 HBP: 0 BLK: 0 WP: 0 HR: 1 S: 24 P: 24 ERA: 9.00 WHIP: 2.333															PITCHER				



Batter	1	2	3	4	5	6	7	8	9	AB	R	H	RBI	BB	SO	LOB	TOP
Rick Monday, L OBP: 0.396, SLG: 0.510 (1, 8)	F8			F2		4-0 1B BB		4-3		3	0	0	0	1	0	1	Chicago Cubs @ Pittsburgh Pirates Three Rivers Stadium, Pittsburgh, PA Tue Jun 29 1976, 7:05 PM EDT Alt: 8,774 - Unknown - 74 F
Jose Cardenal, R OBP: 0.351, SLG: 0.431 Champ Summers, L OBP: 0.321, SLG: 0.338 (1, 7) (7, 7)	F4			6-3		0-0 1B			K	3	0	1	0	0	0	0	
Bill Madlock, R OBP: 0.390, SLG: 0.500 (1, 5)	L7			4-0 FC6-4 BB		0-0 F8			HR	3	1	1	1	1	0	2	
Jerry Morales, R OBP: 0.307, SLG: 0.394 (1, 9)				0-0 FC6-4 BB					0-0 F9	4	0	0	0	0	0	1	
Manny Trillo, R OBP: 0.313, SLG: 0.318 (1, 4)	L9			0-0 1-2					4-0 BB	3	0	0	0	1	0	0	
Steve Swisher, R OBP: 0.301, SLG: 0.341 (1, 2)	K			0-0 5-3					0-0 BB	4	0	0	0	0	1	1	
Ralph LaCock, L OBP: 0.340, SLG: 0.383 (1, 3)				0-0 F7					0-0 F5	3	0	0	0	0	0	0	
Mick Kelleher, R OBP: 0.264, SLG: 0.286 (1, 6)				0-0 F4					0-0 1B	3	0	1	0	0	0	0	
Steve Renko, R OBP: 0.289, SLG: 0.359 Ray Burns, R OBP: 0.182, SLG: 0.125 Mike Adams, R OBP: 0.342, SLG: 0.207 Paul Reuschel, R OBP: 0.302, SLG: 0.375 Joe Wallis, S OBP: 0.302, SLG: 0.375 Oscar Zamora, R OBP: 0.302, SLG: 0.375 (1, 1) (1, 1) (6, PH) (6, PH) (6, PH) (8, PH) (8, PH)				0-3 K					0-3 K	0	0	0	0	0	0	0	
Inning Stats	R: 0 E: 0 K: 0 S: 3	H: 0 LOB: 0 BB: 0 P: 3	R: 0 E: 0 K: 1 S: 5	H: 0 LOB: 0 BB: 0 P: 5	R: 0 E: 0 K: 1 S: 5	H: 0 LOB: 1 BB: 1 P: 5	R: 0 E: 0 K: 0 S: 3	H: 1 LOB: 2 BB: 1 P: 10	R: 0 E: 0 K: 1 S: 6	H: 0 LOB: 0 BB: 0 P: 3	R: 0 E: 0 K: 1 S: 6	H: 1 LOB: 1 BB: 0 P: 6	R: 1 E: 0 K: 1 S: 6	H: 1 LOB: 1 BB: 1 P: 10	1B: 2 2B: 0 3B: 0 HR: 1	SF: 0 SAC: 0 DP: 0 HBP: 0	
PITCHER John Candelaria, L ERA: 2.84 (1, 1)	IP: 9.0 WLS: W BF: 33 H: 3 R: 1 ER: 1 SO: 5 BB: 3 IBB: 0 HBP: 0 BLK: 0 WP: 0 HR: 1 S: 40 P: 52 ERA: 1.00 WHIP: 0.667																

AB	30
R	1
H	3
RBI	1
BB	3
SO	5
LOB	6



Batter	1	2	3	4	5	6	7	8	9	AB	R	H	RBI	BB	SO	LOB	BOTTOM
Frank Taveras, R OBP: 0.308, SLG: 0.273 (1, 6)				0-0 1-2 1B		0-3 K		0-0 1B 2B		3	3	2	0	2	1	0	Chicago Cubs @ Pittsburgh Pirates Three Rivers Stadium, Pittsburgh, PA Tue Jun 29 1976, 7:05 PM EDT Alt: 8,774 - Unknown - 74 F
Richie Hebner, L OBP: 0.295, SLG: 0.295 (1, 5)				0-3 K		0-0 1B		0-0 F8		4	1	2	1	1	1	3	
Al Oliver, L OBP: 0.389, SLG: 0.574 (1, 8)				0-0 L8		0-0 1B		0-0 1B 2B		5	2	3	1	0	0	1	
Willie Stargell, L OBP: 0.358, SLG: 0.474 Ed Kirkpatrick, L OBP: 0.326, SLG: 0.278 (1, 3) (7, 3)	F4	F9		0-3 K		0-0 F7		0-0 1B 2B		4	0	0	0	0	1	4	
Dave Parker, L OBP: 0.298, SLG: 0.465 Omar Moreno, L OBP: 0.500, SLG: 0.500 (1, 9) (9, 9)	F9 1B	F7		0-0 1B		0-3 K		0-3 K		5	1	2	1	0	2	3	
Richie Ziek, R OBP: 0.339, SLG: 0.463 (1, 7)	F9	6-3		0-3 K						4	0	1	0	0	1	2	
Manny Sanguillen, R OBP: 0.331, SLG: 0.357 (1, 2)				0-0 1B		0-0 1B		0-0 1B 2B		4	1	3	1	0	0	1	
Tommy Helms, R OBP: 0.294, SLG: 0.391 (1, 4)	E5 3B	F8		0-0 1B		0-0 L8		0-0 F8		4	1	0	0	0	0	3	
John Candelaria, L OBP: 0.250, SLG: 0.194 (1, 1)				0-0 K		0-0 G4-6-3		0-0 4-3		4	1	1	2	0	1	2	
Inning Stats	R: 8 E: 1 K: 0 S: 9	H: 5 LOB: 1 BB: 3 P: 21	R: 0 E: 0 K: 0 S: 3	H: 0 LOB: 0 BB: 0 P: 3	R: 0 E: 0 K: 2 S: 9	H: 2 LOB: 2 BB: 0 P: 9	R: 0 E: 0 K: 2 S: 8	H: 1 LOB: 1 BB: 0 P: 8	R: 0 E: 0 K: 2 S: 9	H: 2 LOB: 2 BB: 0 P: 9	R: 0 E: 0 K: 0 S: 3	H: 1 LOB: 0 BB: 0 P: 3	R: 2 E: 0 K: 1 S: 8	H: 3 LOB: 1 BB: 0 P: 8	1B: 13 2B: 1 3B: 1 HR: 0	SF: 0 SAC: 0 DP: 2 HBP: 0	
PITCHER Steve Renko, R ERA: 5.43 Ray Burns, R ERA: 4.57 Paul Reuschel, R ERA: 5.04 Oscar Zamora, R ERA: 4.34 (1, 1) (1, 1) (6, 1) (8, 1)	IP: 0.2 WLS: L BF: 9 H: 4 R: 7 ER: 4 SO: 4 BB: 2 IBB: 0 HBP: 0 BLK: 0 WP: 0 HR: 0 S: 7 P: 15 ERA: 54.00 WHIP: 9.000																

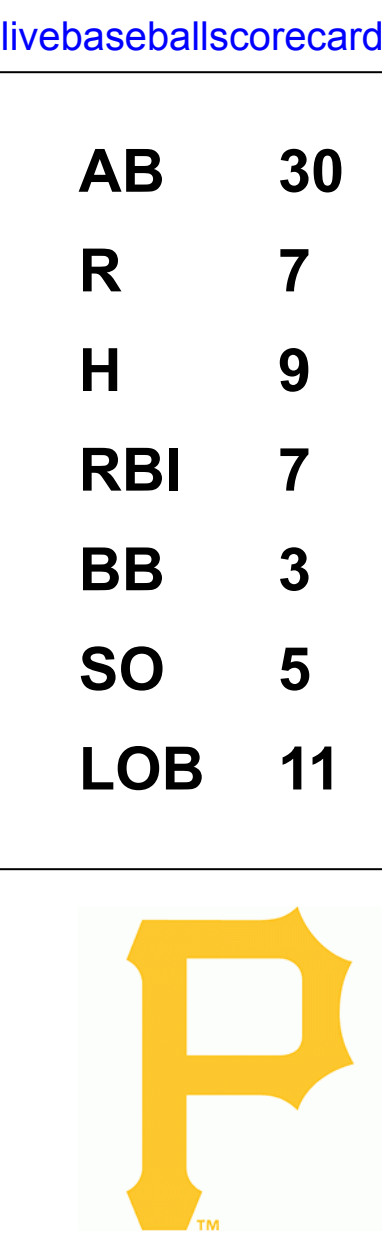


Batter	1	2	3	4	5	6	7	8	9	AB	R	H	RBI	BB	SO	LOB	TOP																			
Rick Monday, L OBP: 0.370, SLG: 0.518 (1, 8)	F8		3-1		2B		L4-3 BB		1B SF9 2B	4	1	2	1	1	0	0	Chicago Cubs @ Pittsburgh Pirates Three Rivers Stadium, Pittsburgh, PA Wed Jun 30 1976, 7:05 PM EDT Att: 10,681 - Cloudy - 70 F																			
Joe Wallis, S OBP: 0.297, SLG: 0.355 (1, 7)	K		3-1		1-3		L4-3		4-3	5	0	0	1	0	1	4																				
Bill Madlock, R OBP: 0.393, SLG: 0.498 (1, 5)	1B BB						E6 FC5-4		1B	3	0	1	0	2	0	1																				
Jerry Morales, R OBP: 0.305, SLG: 0.391 (1, 9)	1-2 1B		5-3		F6		FC5-4		SF9	4	0	1	1	0	0	4																				
Ralph LaCock, L OBP: 0.333, SLG: 0.407 (1, 3)	4-3			HR	F6				F8 G3	5	1	1	1	0	0	5																				
Manny Trillo, R OBP: 0.312, SLG: 0.317 (1, 4)		6-3		L4		G1-4-3 1B			5-3	4	0	1	0	0	0	0																				
Steve Swisher, R OBP: 0.300, SLG: 0.336 (1, 2)		BB		L5		G1-4-3			F2	3	0	0	0	1	0	1																				
Mick Kelleher, R OBP: 0.275, SLG: 0.295 (1, 6)	F8			1B		5-3			1B 2B 1B	4	1	2	0	0	0	1																				
Bill Bonham, R OBP: 0.194, SLG: 0.241 (1, 1)	1-3			K			WP E 1B		2B 4-3 1B	2	0	0	0	0	1	2																				
Joe Coleman, R OBP: 0.167, SLG: 0.167 (6, 1)										0	0	0	0	0	0	0																				
Larry Bittrner, L OBP: 0.255, SLG: 0.283 (7, PH)										1	1	1	0	0	0	0																				
Mike Garman, R OBP: 0.329, SLG: 0.348 (7, 1)										0	0	0	0	0	0	0																				
Champ Summers, L OBP: 0.329, SLG: 0.348 (9, PH)										1	1	1	0	0	0	0																				
Inning Stats	R: 0 E: 0 K: 1 S: 6	H: 1 LOB: 2 BB: 1 P: 10	R: 0 E: 0 K: 0 S: 3	H: 0 LOB: 1 BB: 1 P: 7	R: 0 E: 0 K: 0 S: 3	H: 0 LOB: 1 BB: 1 P: 7	R: 1 E: 0 K: 1 S: 7	H: 2 LOB: 1 BB: 0 P: 7	R: 0 E: 1 K: 0 S: 5	H: 1 LOB: 2 BB: 0 P: 5	R: 0 E: 0 K: 0 S: 3	H: 1 LOB: 0 BB: 1 P: 8	R: 0 E: 0 K: 0 S: 3	H: 0 LOB: 0 BB: 0 P: 3	R: 3 E: 0 K: 0 S: 7	H: 4 LOB: 1 BB: 0 P: 7	1B: 7 2B: 3 3B: 0 HR: 1	SF: 1 SAC: 0 DP: 2 HBP: 0	WP: 1 PA: 41																	
PITCHER	IP	WLS	BF	H	R	ER	SO	BB	IBB	HBP	BLK	WP	HR	S	P	ERA	WHIP	PITCHER		IP	WLS	BF	H	R	ER	SO	BB	IBB	HBP	BLK	WP	HR	S	P	ERA	WHIP
Bruce Kison, R ERA: 3.07 (1, 1)	8.0	W	37	9	5	4	2	4	0	0	0	1	1	37	53	4.50	1.625																			
Bob Moose, R ERA: 1.73 (9, 1)	1.0	S	4	1	0	0	0	0	0	0	0	0	0	4	4	0.00	1.000																			

AB	36
R	5
H	10
RBI	4
BB	4
SO	2
LOB	18



Batter	1	2	3	4	5	6	7	8	9	AB	R	H	RBI	BB	SO	LOB	BOTTOM																			
Frank Taveras, R OBP: 0.307, SLG: 0.273 (1, 6)	K		4-3 1B		F4	F8				4	0	1	0	0	1	1	Chicago Cubs @ Pittsburgh Pirates Three Rivers Stadium, Pittsburgh, PA Wed Jun 30 1976, 7:05 PM EDT Att: 10,681 - Cloudy - 70 F																			
Richie Hebner, L OBP: 0.298, SLG: 0.296 (1, 5)	L3		4-3 BB		F8		G4-6-3 HBP 1B			3	1	1	0	1	0	0																				
Al Oliver, L OBP: 0.390, SLG: 0.571 (1, 8)	F7		4-3				PB 1B		G4-6-3 HBP	3	1	1	1	0	0	2																				
Dave Parker, L OBP: 0.301, SLG: 0.468 (1, 9)		6-3 SF8 2B	4-3				3B 1B		G4-6-3	3	2	1	0	1	0	4																				
Richie Zisk, R OBP: 0.342, SLG: 0.471 (1, 7)	6-3			K			2B 3B		1B	4	1	2	3	0	1	1																				
Ed Kirkpatrick, L OBP: 0.319, SLG: 0.308 (1, 3)	SF8			F9			1B 2B		F6	3	1	1	2	0	0	1																				
Manny Sanguillen, R OBP: 0.333, SLG: 0.364 (1, 2)	L9						SH3 1B		F9	4	0	2	1	0	0	0																				
Rennie Stennett, R OBP: 0.270, SLG: 0.322 (1, 4)			4-3	4-3			K		F9	4	0	0	0	0	1	2																				
Bruce Kison, R OBP: 0.250, SLG: 0.231 (1, 1)										2	1	0	0	1	2	0																				
Bob Moose, R OBP: 0.600, SLG: 1.600 (9, 1)			1B 4-3 BB		K	SH3			K	0	0	0	0	0	0	0																				
Inning Stats	R: 0 E: 0 K: 1 S: 5	H: 0 LOB: 0 BB: 0 P: 5	R: 1 E: 0 K: 0 S: 4	H: 1 LOB: 0 BB: 0 P: 4	R: 1 E: 0 K: 0 S: 4	H: 1 LOB: 2 BB: 2 P: 12	R: 0 E: 0 K: 1 S: 6	H: 1 LOB: 1 BB: 0 P: 6	R: 0 E: 0 K: 1 S: 5	H: 0 LOB: 0 BB: 0 P: 5	R: 4 E: 0 K: 1 S: 9	H: 4 LOB: 1 BB: 1 P: 13	R: 1 E: 0 K: 0 S: 4	H: 2 LOB: 1 BB: 0 P: 5	R: 0 E: 0 K: 1 S: 5	H: 0 LOB: 0 BB: 0 P: 5	1B: 5 2B: 3 3B: 1 HR: 0	SF: 1 SAC: 1 DP: 1 HBP: 1	WP: 0 PA: 36																	
PITCHER	IP	WLS	BF	H	R	ER	SO	BB	IBB	HBP	BLK	WP	HR	S	P	ERA	WHIP	PITCHER		IP	WLS	BF	H	R	ER	SO	BB	IBB	HBP	BLK	WP	HR	S	P	ERA	WHIP
Bill Bonham, R ERA: 4.32 (1, 1)	5.0	L	24	6	6	6	3	3	0	0	0	0	0	27	39	10.80	1.800																			
Joe Coleman, R ERA: 5.39 (6, 1)	1.0		4	1	0	0	1	0	0	0	0	0	0	6	6	0.00	1.000																			
Mike Garman, R ERA: 5.81 (7, 1)	2.0		8	2	1	1	1	0	0	1	0	0	0	9	10	4.50	1.000																			



Batter	1	2	3	4	5	6	7	8	9	10	AB	R	H	RBI	BB	SO	LOB	TOP			
Dave Cash, R OBP: 0.352, SLG: 0.358 (1, 4)											5	3	2	0	1	0	0				
Larry Bowa, S OBP: 0.303, SLG: 0.307 (1, 6)											5	0	1	0	0	0	5				
Mike Schmidt, R OBP: 0.410, SLG: 0.604 (1, 5)											3	2	0	0	1	1	2				
Greg Luzinski, R OBP: 0.354, SLG: 0.508 (1, 7)											4	1	3	4	1	0	3				
Bobby Tolan, L OBP: 0.298, SLG: 0.397 (9, PR)											0	0	0	0	0	0	0				
Dick Allen, R OBP: 0.365, SLG: 0.534 (1, 3)											5	1	2	4	0	2	5				
Orlie Brown, R Wayne Twitchell, R Tim McCarver, L Tug McGraw, L Tom Hutton, L Terry Harmon, R Gene Garber, R (1, 9)											3	0	1	0	0	0	0				
Garry Maddox, R OBP: 0.363, SLG: 0.463 (1, 8)											5	0	0	0	0	1	4				
Bob Boone, R OBP: 0.400, SLG: 0.440 (1, 2)											5	0	0	0	0	1	0				
Larry Christenson, R Ron Schaefer, R Jerry Martin, R Jay Johnstone, L (1, 1)											1	0	0	0	0	1	0				
Inning Stats	R: 2 E: 0 K: 2 S: 11	H: 4 LOB: 2 BB: 11	R: 0 E: 0 K: 1 S: 5	H: 0 LOB: 0 BB: 0	R: 0 E: 0 K: 1 S: 5	H: 0 LOB: 1 BB: 1	R: 0 E: 0 K: 0 S: 3	H: 0 LOB: 0 BB: 0	R: 0 E: 0 K: 0 S: 5	H: 2 LOB: 2 BB: 0 P: 5	R: 0 E: 0 K: 1 S: 5	H: 0 LOB: 0 BB: 0 P: 5	R: 0 E: 0 K: 1 S: 5	H: 3 LOB: 2 BB: 2 P: 16	R: 0 E: 0 K: 0 S: 3	H: 0 LOB: 0 BB: 0 P: 3	1B: 9 2B: 0 3B: 0 HR: 2	SF: 0 SAC: 0 DP: 0 HBP: 1	WP: 2 PB: 1 SB: 2 CS: 0	PA: 46	
PITCHER	IP WLS BF H R ER SO ERA WHIP	IP WLS BF H R ER SO ERA WHIP	IP WLS BF H R ER SO ERA WHIP	IP WLS BF H R ER SO ERA WHIP	IP WLS BF H R ER SO ERA WHIP	IP WLS BF H R ER SO ERA WHIP	IP WLS BF H R ER SO ERA WHIP	IP WLS BF H R ER SO ERA WHIP	IP WLS BF H R ER SO ERA WHIP	IP WLS BF H R ER SO ERA WHIP	IP WLS BF H R ER SO ERA WHIP	IP WLS BF H R ER SO ERA WHIP	IP WLS BF H R ER SO ERA WHIP	IP WLS BF H R ER SO ERA WHIP	IP WLS BF H R ER SO ERA WHIP	IP WLS BF H R ER SO ERA WHIP	IP WLS BF H R ER SO ERA WHIP	IP WLS BF H R ER SO ERA WHIP	IP WLS BF H R ER SO ERA WHIP	IP WLS BF H R ER SO ERA WHIP	IP WLS BF H R ER SO ERA WHIP
Jerry Reuss, L ERA: 4.5	5.0	24	6	6	6	4	2	0	0	0	0	0	0	0	0	0	0	10.80	1.600		
Kent Tekulve, R ERA: 3.05	3.0	13	3	2	2	1	1	0	0	0	0	0	0	0	0	0	0	6.00	1.333		
Bob Moose, R ERA: 1.7	0.2	4	1	0	0	1	1	0	0	0	0	0	0	0	0	0	0	0.00	3.000		
Ramon Hernandez, L ERA: 4.03	1.1	5	1	1	1	0	0	0	0	0	0	0	0	0	0	0	0	0.00	0.750		

Philadelphia Phillies @ Pittsburgh Pirates
Three Rivers Stadium, Pittsburgh, PA
Fri Jul 02 1976, 7:05 PM EDT
Att: 39,328 - Unknown

AB 41
R 9
H 11
RBI 9
BB 4
SO 6
LOB 19



Batter	1	2	3	4	5	6	7	8	9	10	AB	R	H	RBI	BB	SO	LOB	BOTTOM				
Frank Taveras, R OBP: 0.301, SLG: 0.268 (1, 6)											4	1	0	0	0	1	3					
Ed Kirkpatrick, L OBP: 0.213, SLG: 0.300 (7, PH)											1	0	0	0	0	0	2					
Mario Mendoza, R OBP: 0.240, SLG: 0.217 (8, 6)											0	0	0	0	0	0	0					
Richie Hebner, L OBP: 0.305, SLG: 0.318 (1, 5)											4	3	2	2	1	0	0					
Al Oliver, L OBP: 0.398, SLG: 0.591 (1, 8)											5	2	4	1	0	0	0					
Willie Stargell, L OBP: 0.359, SLG: 0.484 (1, 3)											4	2	1	3	1	2	2					
Dave Parker, L OBP: 0.304, SLG: 0.463 (1, 9)											4	1	1	1	1	0	1					
Richie Zisk, R OBP: 0.343, SLG: 0.468 (1, 7)											4	0	1	1	1	1	2					
Manny Sanguillen, R OBP: 0.331, SLG: 0.362 (1, 2)											4	0	1	1	0	0	1					
Rennie Stennett, R OBP: 0.272, SLG: 0.321 (1, 4)											4	0	1	0	1	0	2					
Jerry Reuss, L Omar Moreno, L Kent Tekulve, R Bob Moose, R Ramon Hernandez, S Bill Robinson, R (1, 1)											2	0	1	0	0	0	1					
Inning Stats	R: 3 E: 0 K: 0 S: 5	H: 2 LOB: 0 BB: 1 P: 9	R: 0 E: 0 K: 1 S: 6	H: 1 LOB: 1 BB: 0 P: 6	R: 3 E: 0 K: 0 S: 6	H: 3 LOB: 1 BB: 1 P: 10	R: 2 E: 0 K: 2 S: 10	H: 3 LOB: 2 BB: 1 P: 14	R: 0 E: 0 K: 0 S: 4	H: 1 LOB: 1 BB: 0 P: 4	R: 0 E: 0 K: 1 S: 6	H: 1 LOB: 1 BB: 0 P: 6	R: 1 E: 0 K: 0 S: 4	H: 1 LOB: 0 BB: 0 P: 4	R: 0 E: 0 K: 0 S: 3	H: 0 LOB: 0 BB: 0 P: 3	R: 1 E: 0 K: 0 S: 1	H: 1 LOB: 0 BB: 0 P: 1	1B: 7 2B: 1 3B: 2 HR: 3	SF: 1 SAC: 1 DP: 0 HBP: 0	WP: 0 PB: 0 SB: 2 CS: 0	PA: 45
PITCHER	IP WLS BF H R ER SO ERA WHIP	IP WLS BF H R ER SO ERA WHIP	IP WLS BF H R ER SO ERA WHIP	IP WLS BF H R ER SO ERA WHIP	IP WLS BF H R ER SO ERA WHIP	IP WLS BF H R ER SO ERA WHIP	IP WLS BF H R ER SO ERA WHIP	IP WLS BF H R ER SO ERA WHIP	IP WLS BF H R ER SO ERA WHIP	IP WLS BF H R ER SO ERA WHIP	IP WLS BF H R ER SO ERA WHIP	IP WLS BF H R ER SO ERA WHIP	IP WLS BF H R ER SO ERA WHIP	IP WLS BF H R ER SO ERA WHIP	IP WLS BF H R ER SO ERA WHIP	IP WLS BF H R ER SO ERA WHIP	IP WLS BF H R ER SO ERA WHIP	IP WLS BF H R ER SO ERA WHIP	IP WLS BF H R ER SO ERA WHIP	IP WLS BF H R ER SO ERA WHIP	IP WLS BF H R ER SO ERA WHIP	
Larry Christenson, R ERA: 3.71	3.1	20	8	8	1	2	0	0	0	0	0	0	0	0	0	0	0	21.60	3.000			
Ron Schaefer, R ERA: 1.56	0.2	4	1	0	0	2	1	0	0	0	0	0	0	0	0	0	0	0.00	3.000			
Wayne Twitchell, R ERA: 2.84	3.0	13	2	0	0	1	2	0	0	0	0	0	0	0	0	0	0	9.00	1.333			
Tug McGraw, L ERA: 3.22	1.0	4	1	1	1	0	0	0	0	0	0	0	0	0	0	0	0	0.00	1.000			
Gene Garber, R ERA: 2.64	1.0	4	1	1	1	0	0	0	0	0	0	0	0	0	0	0	0	9.00	1.000			

Philadelphia Phillies @ Pittsburgh Pirates
Three Rivers Stadium, Pittsburgh, PA
Fri Jul 02 1976, 7:05 PM EDT
Att: 39,328 - Unknown

AB 38
R 10
H 13
RBI 10
BB 5
SO 4
LOB 15



Batter	1	2	3	4	5	6	7	8	9	AB	R	H	RBI	BB	SO	LOB	TOP								
Dave Cash, R OBP: 0.355, SLG: 0.366 (1, 4)	6-3	1B				1B	E2 FC1-5	L5	HBP	5	1	2	0	0	0	1									
Larry Bowa, S OBP: 0.302, SLG: 0.305 (1, 6)	F3	4-3			SF8	FC1-5	FC1-4	1B	F7	6	1	2	1	0	0	6									
Mike Schmidt, R OBP: 0.404, SLG: 0.587 (1, 5)	F8		K		BB	FC1-4		L5		4	0	0	0	1	1	3									
Greg Luzinski, R OBP: 0.366, SLG: 0.517 Bobby Tolan, L OBP: 0.296, SLG: 0.397 (9, PR) (9, 7)		2B	6-3		SF8	K			1B	4	1	2	1	0	1	2									
Dick Allen, R OBP: 0.369, SLG: 0.525 Tom Hutton, L OBP: 0.377, SLG: 0.311 (1, 3) (9, 3)		2B			F9		F9		F3	3	1	0	0	2	0	2									
Jay Johnstone, L OBP: 0.358, SLG: 0.452 Jerry Martin, R OBP: 0.410, SLG: 0.429 (7, PR) (7, 9)		1B	F8		1-3				1B	3	1	1	1	1	0	2									
Garry Maddox, R OBP: 0.369, SLG: 0.466 (1, 8)		1B			CS	1B	F9		HBP	4	2	3	1	1	0	1									
Tim McCarver, L OBP: 0.456, SLG: 0.434 Bob Boone, R OBP: 0.404, SLG: 0.442 (1, 2) (8, 2)		1B	F8		F8	1B	F7		HBP	3	1	1	3	1	0	2									
Steve Carlton, L OBP: 0.146, SLG: 0.146 Ron Reed, R OBP: 0.214, SLG: 0.286 (7, 1) (7, 1)	4-3				K	FC1-5		F8	F7	3	0	1	1	0	1	0									
Inning Stats	R: 0 E: 0 K: 0 S: 3	H: 0 LOB: 0 BB: 0 P: 3	R: 4 E: 0 K: 0 S: 6	H: 4 LOB: 1 BB: 2 P: 14	R: 0 E: 0 K: 1 S: 5	H: 0 LOB: 1 BB: 1 P: 9	R: 0 E: 0 K: 1 S: 5	H: 1 LOB: 0 BB: 0 P: 5	R: 2 E: 0 K: 0 S: 5	H: 2 LOB: 1 BB: 1 P: 9	R: 2 E: 1 K: 1 S: 8	H: 2 LOB: 2 BB: 1 P: 12	R: 0 E: 0 K: 0 S: 3	H: 0 LOB: 1 BB: 1 P: 7	R: 0 E: 0 K: 0 S: 4	H: 1 LOB: 1 BB: 0 P: 4	R: 2 E: 0 K: 0 S: 7	H: 4 LOB: 3 BB: 0 P: 8	1B: 10 2B: 2 3B: 2 HR: 0	SF: 1 SAC: 0 DP: 0 HBP: 1	WP: 0 PB: 0 SB: 2 CS: 1	PA: 47			
PITCHER	IP	WLS	BF	H	R	ER	SO	BB	IBB	HBP	BLK	WP	HR	S	P	ERA	WHIP								
Larry Demery, R ERA: 4.41 (1, 1)	4.0	L	21	7	6	5	2	3	1	0	0	0	0	21	37	11.25	2.500								
Rick Langford, R ERA: 4.7 (5, 1)	1.0		3	0	0	0	0	0	0	0	0	0	0	3	3	0.00	0.000								
Kent Tekulve, R ERA: 3.12 (6, 1)	2.0		11	2	2	1	1	2	0	0	0	0	0	11	19	4.50	2.000								
Ramon Hernandez, L ERA: 4.35 (8, 1)	2.0		12	5	2	2	0	0	0	1	0	0	0	11	12	9.00	2.500								

Philadelphia Phillies @ Pittsburgh Pirates
Three Rivers Stadium, Pittsburgh, PA
Sun Jul 04 1976, 3:33 AM EDT
Unknown

AB 39
R 10
H 14
RBI 9
BB 6
SO 3
LOB 21



Batter	1	2	3	4	5	6	7	8	9	AB	R	H	RBI	BB	SO	LOB	BOTTOM								
Frank Taveras, R OBP: 0.301, SLG: 0.265 (1, 6)	G1-4-3			4-3	P5			SH		3	0	1	0	1	0	0									
Rennie Stennett, R OBP: 0.286, SLG: 0.314 (1, 4)	F8			F9		6-3		SH		3	0	0	0	0	0	1									
Al Oliver, L OBP: 0.401, SLG: 0.591 (1, 8)	G1-4-3			4-3		L8		P6		4	0	0	0	0	0	3									
Willie Stargell, L OBP: 0.352, SLG: 0.468 (1, 3)		G3			G5-4-3	L7		F8		3	0	0	0	1	0	2									
Richie Zisk, R OBP: 0.340, SLG: 0.460 (1, 7)		5-3		G5-4-3		K		K		4	0	0	0	0	2	3									
Bill Robinson, R OBP: 0.350, SLG: 0.606 (1, 5)		4-3			HR	5-3		FC4-6		4	1	2	1	0	0	0									
Dave Parker, L OBP: 0.306, SLG: 0.460 (1, 9)				G3		E9		P6		4	2	2	0	0	0	1									
Manny Sanguillen, R OBP: 0.332, SLG: 0.367 (1, 2)		F9			HR	L8		L8		4	1	2	2	0	0	1									
Larry Demery, R OBP: 0.265, SLG: 0.100 Rick Langford, R OBP: 0.200, SLG: 1.000 Tommy Holmes, R OBP: 0.302, SLG: 0.458 Kent Tekulve, R OBP: 0.313, SLG: 0.295 Bob Robertson, R OBP: 0.313, SLG: 0.295 Ramon Hernandez, S OBP: 0.300, SLG: 0.310 (1, 1) (5, PR) (8, 1) (7, PR) (8, 1) (9, PR)		6-3			HR	F8		FC4-6		1	0	0	0	0	0	0									
Inning Stats	R: 0 E: 0 K: 0 S: 2	H: 0 LOB: 0 BB: 1 P: 6	R: 0 E: 0 K: 0 S: 3	H: 0 LOB: 0 BB: 0 P: 3	R: 0 E: 0 K: 0 S: 3	H: 0 LOB: 0 BB: 0 P: 3	R: 4 E: 0 K: 0 S: 6	H: 4 LOB: 0 BB: 1 P: 10	R: 0 E: 0 K: 0 S: 3	H: 0 LOB: 0 BB: 0 P: 3	R: 1 E: 1 K: 1 S: 7	H: 2 LOB: 1 BB: 0 P: 7	R: 0 E: 1 K: 1 S: 7	H: 1 LOB: 2 BB: 0 P: 7	R: 0 E: 0 K: 0 S: 4	H: 1 LOB: 1 BB: 0 P: 4	1B: 5 2B: 1 3B: 0 HR: 2	SF: 0 SAC: 1 DP: 2 HBP: 0	WP: 0 PB: 0 SB: 0 CS: 0	PA: 36					
PITCHER	IP	WLS	BF	H	R	ER	SO	BB	IBB	HBP	BLK	WP	HR	S	P	ERA	WHIP								
Steve Carlton, L ERA: 3.8 (1, 1)	6.2	W	26	6	5	4	1	2	0	0	0	0	0	26	34	5.40	1.200								
Ron Reed, R ERA: 2.85 (7, 1)	2.1	S	10	2	0	0	1	0	0	0	0	0	0	12	12	0.00	0.857								

Philadelphia Phillies @ Pittsburgh Pirates
Three Rivers Stadium, Pittsburgh, PA
Sun Jul 04 1976, 3:33 AM EDT
Unknown

AB 33
R 5
H 8
RBI 5
BB 2
SO 2
LOB 13



Batter	1	2	3	4	5	6	7	8	9	AB	R	H	RBI	BB	SO	LOB	TOP																			
Frank Taveras, R (1, 6) OBP: 0.297, SLG: 0.267 Richie Zisk, R (8, PH) OBP: 0.339, SLG: 0.452 Mario Mendoza, R (8, 6) OBP: 0.240, SLG: 0.217	0-0 1-3		0-3 K			0-3 K		0-0 FC6-4 2B		3	0	0	0	0	2	1	Pittsburgh Pirates @ Atlanta Braves Atlanta-Fulton County Stadium, Atlanta, GA Tue Jul 06 1976, 7:05 PM EDT Att: 12,448 - Unknown																			
Ed Kirkpatrick, L (1, 7) OBP: 0.339, SLG: 0.354	0-0 1-3		0-0 1B			0-3 K		0-0 2B		4	0	2	2	0	1	0																				
Al Oliver, L (1, 8) OBP: 0.402, SLG: 0.587	0-0 4-3		0-0 F8			0-0 2B		0-0 4-3		4	0	1	0	0	0	2																				
Willie Stargell, L (1, 3) OBP: 0.347, SLG: 0.459		0-0 6-3		0-0 L8		0-3 K		0-0 1B		4	0	1	0	0	1	1																				
Dave Parker, L (1, 9) OBP: 0.306, SLG: 0.444		4-0 FC6-4 BB		4-0 G5-4-3 BB			0-0 F8	0-0 G6-4-3 1B		2	0	0	0	2	0	1																				
Bill Robinson, R (1, 5) OBP: 0.344, SLG: 0.602		0-3 K		0-0 G5-4-3 1-2			0-0 F9	0-0 FC6-4 1B		4	0	1	0	0	1	2																				
Rennie Stennett, R (1, 4) OBP: 0.264, SLG: 0.320		0-0 FC6-4 1-2			0-0 F8		0-0 5-3	0-0 FC6-4 1B		4	0	0	0	0	0	2																				
Duffy Dyer, R (1, 2) OBP: 0.265, SLG: 0.323			0-3 K		0-0 5-3			0-3 K		3	0	0	0	0	2	0																				
Jim Rooker, R (1, 1) OBP: 0.250, SLG: 0.387 Ed Ott, L (8, PH) OBP: 0.400, SLG: 0.308 Rick Langford, R (8, 1) OBP: 0.500, SLG: 1.000			0-0 1B 2B		0-3 K			0-0 FC6-4 1B		2	1	1	0	0	1	0																				
Inning Stats	R: 0 E: 0 K: 0 S: 3	H: 0 LOB: 0 BB: 0 P: 3	R: 0 E: 0 K: 1 S: 5	H: 0 LOB: 1 BB: 1 P: 9	R: 1 E: 0 K: 2 S: 9	H: 2 LOB: 1 BB: 0 P: 9	R: 0 E: 0 K: 0 S: 2	H: 0 LOB: 0 BB: 1 P: 6	R: 0 E: 0 K: 1 S: 5	H: 0 LOB: 0 BB: 0 P: 5	R: 0 E: 0 K: 3 S: 10	H: 1 LOB: 1 BB: 0 P: 10	R: 0 E: 0 K: 0 S: 3	H: 0 LOB: 0 BB: 0 P: 3	R: 1 E: 0 K: 1 S: 7	H: 2 LOB: 1 BB: 0 P: 7		R: 0 E: 0 K: 0 S: 4	H: 2 LOB: 1 BB: 0 P: 4	1B: 4 2B: 3 3B: 0 HR: 0	SF: 0 SAC: 0 DP: 2 HBP: 0	WP: 0 PB: 0 CS: 0	PA: 34													
PITCHER	IP	WLS	BF	H	R	ER	SO	BB	IBB	HBP	BLK	WP	HR	S	P	ERA	WHIP	PITCHER		IP	WLS	BF	H	R	ER	SO	BB	IBB	HBP	BLK	WP	HR	S	P	ERA	WHIP
Andy Messersmith, R (1, 1) ERA: 2.37 Mike Marshall, R (8, 1) ERA: 4.13	7.2	W	29	5	2	2	8	2	0	0	0	0	0	43	51	2.35	0.913																			

AB 32
R 2
H 7
RBI 2
BB 2
SO 8
LOB 10



Batter	1	2	3	4	5	6	7	8	9	AB	R	H	RBI	BB	SO	LOB	BOTTOM																			
Rowland Office, L (1, 8) OBP: 0.381, SLG: 0.405	0-0 F7	0-0 6-3		0-0 S 1B		0-0 SH1-4		0-0 SH3		3	1	1	0	0	0	1	Pittsburgh Pirates @ Atlanta Braves Atlanta-Fulton County Stadium, Atlanta, GA Tue Jul 06 1976, 7:05 PM EDT Att: 12,448 - Unknown																			
Rod Gilbreath, R (1, 4) OBP: 0.399, SLG: 0.445	0-0 2B	0-0 6-3		0-0 1B 1B		0-3 K		0-0 FC5-2 BB		5	1	2	1	0	1	4																				
Jimmy Wynn, R (1, 7) OBP: 0.408, SLG: 0.411	0-0 1B 1B		0-3 K		0-0 1B		4-0 BB	0-0 BB		3	1	2	1	2	1	0																				
Willie Montanez, L (1, 3) OBP: 0.361, SLG: 0.446	0-0 1B	0-0 6-3		0-3 K		0-0 F8		0-0 3-1		5	0	1	0	0	1	7																				
Tom Paciorek, R (1, 9) OBP: 0.360, SLG: 0.422	0-0 1B		0-0 E 1B		1-0 F8 PB 1B HBP		0-0 1-3			3	1	2	1	0	0	0																				
Earl Williams, R (1, 2) OBP: 0.286, SLG: 0.391	0-0 F7		0-0 E9 1B		0-0 F8		0-0 6-3			4	0	1	0	0	0	3																				
Jerry Royster, R (1, 5) OBP: 0.305, SLG: 0.304	0-0 F2		0-0 5-3		0-0 1B		0-0 6-3			4	0	1	1	0	0	4																				
Darrel Chaney, S (1, 6) OBP: 0.345, SLG: 0.366		0-0 6-3 2B		0-0 F8		0-0 4-3		0-0 SH3 FC5-2 1B		4	0	2	0	0	0	0																				
Andy Messersmith, R (1, 1) OBP: 0.240, SLG: 0.208 Mike Marshall, R (8, 1) OBP: 0.417, SLG: 0.143		0-0 F3		0-0 1-4-3		0-0 WP SH1-4 1B		0-0 FC5-2 SH3 1B		3	0	1	0	0	0	1																				
Inning Stats	R: 2 E: 0 K: 0 S: 7	H: 4 LOB: 2 BB: 0 P: 7	R: 0 E: 0 K: 0 S: 4	H: 1 LOB: 0 BB: 0 P: 4	R: 0 E: 1 K: 1 S: 7	H: 2 LOB: 2 BB: 0 P: 7	R: 1 E: 0 K: 1 S: 8	H: 3 LOB: 2 BB: 0 P: 8	R: 1 E: 0 K: 0 S: 3	H: 1 LOB: 0 BB: 0 P: 4	R: 0 E: 0 K: 1 S: 6	H: 1 LOB: 2 BB: 1 P: 10	R: 0 E: 0 K: 0 S: 3	H: 0 LOB: 0 BB: 0 P: 3	R: 0 E: 0 K: 0 S: 5	H: 2 LOB: 3 BB: 1 P: 9		1B: 12 2B: 2 3B: 0 HR: 0	SF: 0 SAC: 2 DP: 0 HBP: 1	WP: 1 PB: 1 CS: 0	PA: 40															
PITCHER	IP	WLS	BF	H	R	ER	SO	BB	IBB	HBP	BLK	WP	HR	S	P	ERA	WHIP	PITCHER		IP	WLS	BF	H	R	ER	SO	BB	IBB	HBP	BLK	WP	HR	S	P	ERA	WHIP
Jim Rooker, L (1, 1) ERA: 3.66 Rick Langford, R (8, 1) ERA: 4.15	7.0	L	34	12	4	4	3	1	0	1	0	0	0	5	9	0.00	3.000																			



Batter	1	2	3	4	5	6	7	8	9	10	AB	R	H	RBI	BB	SO	LOB	TOP									
Frank Taveras, R OBP: 0.304, SLG: 0.278 (1, 6)	E7 1B				F9		F8	L4		K	6	1	1	0	0	1	2										
Rennie Stennett, R OBP: 0.271, SLG: 0.325 (1, 4)	1B SF9	6-3			E4			2B 1B	1-3		5	2	2	1	0	0	1										
Al Oliver, L OBP: 0.395, SLG: 0.577 (1, 8)	2B 1B		5-3		F7			1B 2B	K		5	2	2	1	0	1	1										
Dave Parker, L OBP: 0.302, SLG: 0.440 (1, 9)	SF9		F7			F9		1B 2B	K		4	1	1	2	0	1	0										
Bill Robinson, R OBP: 0.369, SLG: 0.631 (1, 5)								2B 1B			5	3	4	2	0	0	0										
Tommy Helms, R OBP: 0.302, SLG: 0.458 (10, 5)	1H 2B		1-3			HR		1-2 SF9 1B		HR	0	0	0	0	0	0	0										
Richie Zisk, R OBP: 0.339, SLG: 0.462 (1, 7)	K			6-3		F8		SF9 2B		HR	5	2	2	3	0	1	1										
Ed Kirkpatrick, L OBP: 0.323, SLG: 0.321 (1, 3)	F9			G3		F8		1-3 2-H 2B		HR	4	0	0	0	1	0	1										
Manny Sanguillen, R OBP: 0.338, SLG: 0.382 (1, 2)		4-3			F8		F8	SF9		G3 2B	4	0	1	1	0	0	0										
Bruce Kison, R OBP: 0.242, SLG: 0.290 (7, 1)								2-3 3-H 0-0		G3 2B	3	0	0	0	0	0	1	0									
Bob Moose, R OBP: 0.260, SLG: 0.299 (7, 1)											0	0	0	0	0	0	0										
Ramon Hernandez, L OBP: 0.275, SLG: 0.308 (8, PH)											0	0	0	0	1	0	0										
Ed Ott, L OBP: 0.275, SLG: 0.308 (8, 1)											0	0	0	0	0	0	1										
Kent Tekulve, R OBP: 0.260, SLG: 0.299 (10, 1)											0	0	0	0	0	0	0										
Larry Demery, R OBP: 0.260, SLG: 1.000 (10, 1)											0	0	0	0	0	0	0										
Rick Langford, R OBP: 0.260, SLG: 1.000 (10, PH)											0	0	0	0	0	0	0										
Inning Stats	R: 3 E: 1 K: 1 S: 9	H: 3 LOB: 1 BB: 0 P: 9	R: 0 E: 0 K: 1 S: 6	H: 1 LOB: 1 BB: 0 P: 6	R: 0 E: 0 K: 0 S: 3	H: 0 LOB: 0 BB: 0 P: 3	R: 0 E: 0 K: 0 S: 3	H: 0 LOB: 0 BB: 0 P: 3	R: 0 E: 1 K: 0 S: 4	H: 0 LOB: 1 BB: 0 P: 4	R: 1 E: 0 K: 0 S: 4	H: 1 LOB: 2 BB: 0 P: 4	R: 0 E: 0 K: 0 S: 3	H: 0 LOB: 0 BB: 0 P: 3	R: 5 E: 0 K: 0 S: 8	H: 5 LOB: 1 BB: 1 P: 12	R: 0 E: 0 K: 2 S: 7	H: 0 LOB: 0 BB: 0 P: 7	R: 2 E: 0 K: 1 S: 8	H: 3 LOB: 1 BB: 0 P: 8	1B: 7 2B: 4 3B: 0 HR: 2	SF: 3 SAC: 0 DP: 0 HBP: 0	WP: 0 PB: 0 SB: 1 CS: 0	PA: 46			
PITCHER	IP	WLS	BF	H	R	ER	SO	BB	IBB	HBP	BLK	WP	HR	S	P	ERA	WHIP										
Gary Nolan, R ERA: 3.13 (1, 1)	7.0		31	8	7	6	2	0	0	0	0	0	1	35	35	7.71	1.143										
Pedro Borbon, R ERA: 3.05 (8, 1)	1.0		6	2	2	2	0	0	1	0	0	0	0	5	9	18.00	2.000										
Willi McEnaney, L ERA: 4.18 (9, 1)	1.1		7	3	2	2	2	0	0	0	0	0	1	11	11	13.50	2.250										
Rawly Eastwick, R ERA: 2.73 (10, 1)	0.2	W	2	0	0	0	1	0	0	0	0	0	0	4	4	0.00	0.000										

Pittsburgh Pirates @ Cincinnati Reds
Riverfront Stadium, Cincinnati, OH

Fri Jul 09 1976, 7:05 PM EDT
Unknown

AB 42
R 11
H 13
RBI 11
BB 1
SO 5
LOB 7



Batter	1	2	3	4	5	6	7	8	9	10	AB	R	H	RBI	BB	SO	LOB	BOTTOM									
Pete Rose, S OBP: 0.431, SLG: 0.457 (1, 5)	4-3		L7		1-3			4-3			5	2	1	0	1	0	1										
Ken Griffey, L OBP: 0.411, SLG: 0.460 (1, 9)	FC4-6 BB		K				1B 1B	E4		BB BB	4	2	2	0	2	1	1										
Joe Morgan, L OBP: 0.467, SLG: 0.619 (1, 4)	FC4-6 1-2			F9	F7		2B 1B	F8		1B BB	5	1	1	2	1	0	3										
George Foster, R OBP: 0.389, SLG: 0.577 (1, 8) (7, 7)	K			HR 1B		L5	F8		1-3	1B	6	1	2	2	0	1	3										
Tony Perez, R OBP: 0.332, SLG: 0.454 (1, 3)		HR		K		4-3	1B 2B		6-3		5	2	2	3	0	1	1										
Johnny Bench, R OBP: 0.355, SLG: 0.419 (1, 2)		K		HR BB		1B BB	2B 1B		K		3	1	1	1	2	2	0										
Dan Driessen, L OBP: 0.384, SLG: 0.414 (1, 7)											3	1	2	3	0	1	0										
Cesar Geronimo, L OBP: 0.397, SLG: 0.471 (7, 8)					HR			F8		G6-4-3 1B	2	0	1	0	0	0	1										
Dave Concepcion, R OBP: 0.333, SLG: 0.399 (1, 6)	F8				K		5-3		K	G6-4-3 1B	5	0	0	0	0	2	3										
Gary Nolan, R OBP: 0.148, SLG: 0.189 (8, 1)											3	0	0	0	0	1	0										
Pedro Borbon, R OBP: 0.260, SLG: 0.400 (8, PH)											0	0	0	0	0	0	0										
Mike Lum, L OBP: 0.260, SLG: 0.387 (8, PH)											1	0	1	0	0	0	0										
Ed Ambrose, R OBP: 0.260, SLG: 0.485 (8, PH)											0	1	0	0	0	0	0										
Ed Ambrose, R OBP: 0.260, SLG: 0.485 (8, PH)											0	0	0	0	0	0	0										
Willi McEnaney, L OBP: 0.260, SLG: 0.485 (8, 1)											0	0	0	0	0	0	0										
Rawly Eastwick, R OBP: 0.260, SLG: 0.583 (10, PH)											0	0	0	0	0	0	0										
Inning Stats	R: 0 E: 0 K: 1 S: 5	H: 0 LOB: 1 BB: 1 P: 9	R: 1 E: 0 K: 2 S: 8	H: 1 LOB: 0 BB: 0 P: 8	R: 0 E: 0 K: 2 S: 7	H: 0 LOB: 0 BB: 0 P: 7	R: 3 E: 0 K: 2 S: 9	H: 2 LOB: 0 BB: 1 P: 13	R: 0 E: 0 K: 0 S: 4	H: 1 LOB: 1 BB: 0 P: 4	R: 0 E: 0 K: 0 S: 4	H: 1 LOB: 2 BB: 0 P: 8	R: 4 E: 0 K: 0 S: 8	H: 5 LOB: 1 BB: 0 P: 8	R: 1 E: 1 K: 1 S: 7	H: 1 LOB: 1 BB: 0 P: 7	R: 0 E: 0 K: 1 S: 5	H: 0 LOB: 0 BB: 0 P: 5	R: 3 E: 0 K: 0 S: 4	H: 3 LOB: 2 BB: 3 P: 16	1B: 11 2B: 1 3B: 0 HR: 2	SF: 0 SAC: 0 DP: 1 HBP: 0	WP: 0 PB: 0 SB: 2 CS: 0	PA: 49			
PITCHER	IP	WLS	BF	H	R	ER	SO	BB	IBB	HBP	BLK	WP	HR	S	P	ERA	WHIP										
Bruce Kison, R ERA: 3.29 (1, 1)	6.1		30	8	7	7	7	3	0	0	0	0	2	41	53	9.95	1.737										
Bob Moose, R ERA: 2.90 (7, 1)	0.1		3	2	1	1	0	0	0	0	0	0	0	3	3	27.00	6.000										
Ramon Hernandez, L ERA: 4.55 (7, 1)	0.1		1	0	0	0	0	0	0	0	0	0	0	1	1	0.00	0.000										
Kent Tekulve, R ERA: 3.56 (8, 1)	2.2		12	3	3	2	2	1	0	0	0	0	0	15	19	6.75	1.500										
Larry Demery, R ERA: 4.5 (10, 1)	0.0	L	2	0	0	0	0	2	0	0	0	0	0	0	8	∞	∞										

Pittsburgh Pirates @ Cincinnati Reds
Riverfront Stadium, Cincinnati, OH

Fri Jul 09 1976, 7:05 PM EDT
Unknown

AB 43
R 12
H 14
RBI 11
BB 6
SO 9
LOB 13



Batter	1	2	3	4	5	6	7	8	9	AB	R	H	RBI	BB	SO	LOB	TOP					
Frank Taveras, R (1, 6) OBP: 0.303, SLG: 0.278 Al Oliver, L (9, PH) OBP: 0.394, SLG: 0.575	K		L8		1B		6-3		F4-3	4	0	1	0	0	1	1						
Tommy Helms, R (1, 4) OBP: 0.298, SLG: 0.442	F2		F2		1B		5-3			4	0	1	0	0	0	1						
Bill Robinson, R (1, 8) OBP: 0.356, SLG: 0.623	FC5-4 1B		K		K			5-3		4	0	1	0	0	2	2						
Bob Robertson, R (1, 3) OBP: 0.292, SLG: 0.283	FC5-4			F8		F7		F8		4	0	0	0	0	0	1						
Richie Zisk, R (1, 7) OBP: 0.338, SLG: 0.459		G3 2B 1B		6-3		6-3		F8		4	1	1	0	0	0	0						
Dave Parker, L (1, 9) OBP: 0.305, SLG: 0.449	G3 1-2			2B		2B		F4-3		4	0	2	0	0	0	1						
Richie Hebner, L (1, 5) OBP: 0.304, SLG: 0.321		2H 2B		K		F7		K2-3		4	0	1	1	0	2	2						
Duffy Dyer, R (1, 2) OBP: 0.278, SLG: 0.323 Mario Mendoza, R (9, PR) OBP: 0.240, SLG: 0.217	6-3				L6		SH3-4 1B	1B BB		3	0	1	0	1	0	1						
Doc Medich, R (1, 1) OBP: 0.156, SLG: 0.069 Manny Sanguillen, R (9, PH) OBP: 0.341, SLG: 0.364	6-3				5-3		SH3-4	1-3 1B		2	0	0	0	0	0	1						
Inning Stats	R: 0 E: 0 K: 1 S: 6	H: 1 LOB: 1 BB: 0 P: 6	R: 1 E: 0 K: 0 S: 5	H: 2 LOB: 1 BB: 0 P: 5	R: 0 E: 0 K: 1 S: 5	H: 0 LOB: 0 BB: 0 P: 5	R: 0 E: 0 K: 1 S: 6	H: 1 LOB: 1 BB: 0 P: 6	R: 0 E: 0 K: 1 S: 7	H: 2 LOB: 2 BB: 0 P: 7	R: 0 E: 0 K: 0 S: 4	H: 1 LOB: 1 BB: 0 P: 4	R: 0 E: 0 K: 0 S: 4	H: 1 LOB: 1 BB: 0 P: 4	R: 0 E: 0 K: 0 S: 3	H: 0 LOB: 0 BB: 0 P: 3	R: 0 E: 0 K: 1 S: 6	H: 1 LOB: 2 BB: 1 P: 10	1B: 6 2B: 3 3B: 0 HR: 0	SF: 0 SAC: 1 DP: 0 HBP: 0	WP: 0 PB: 0 SB: 0 CS: 0	PA: 37
PITCHER Fred Norman, L (1, 1) ERA: 2.85	IP: 9.0 WLS: W BF: 37 H: 9 R: 1 ER: 1 SO: 5 BB: 1 IBB: 0 HBP: 0 BLK: 0 WP: 0 HR: 0 S: 46 P: 50 ERA: 1.00 WHIP: 1.111															PITCHER	IP: 9.0 WLS: W BF: 37 H: 9 R: 1 ER: 1 SO: 5 BB: 1 IBB: 0 HBP: 0 BLK: 0 WP: 0 HR: 0 S: 46 P: 50 ERA: 1.00 WHIP: 1.111					

Pittsburgh Pirates @ Cincinnati Reds
Riverfront Stadium, Cincinnati, OH
Fri Jul 09 1976, 7:05 PM EDT
Att: 53,328 - Unknown

AB 35
R 1
H 9
RBI 1
BB 1
SO 5
LOB 12



Batter	1	2	3	4	5	6	7	8	9	AB	R	H	RBI	BB	SO	LOB	BOTTOM					
Pete Rose, S (1, 5) OBP: 0.429, SLG: 0.455	F7		F7		1B		3-1			4	0	1	0	0	0	1						
Ken Griffey, L (1, 9) OBP: 0.409, SLG: 0.458	4-3		1-3		2-3 1B		FC4-6 1B			4	0	1	1	0	1	2						
Dan Driessen, L (1, 3) OBP: 0.387, SLG: 0.426	2B			4-3	1-3 3H 1B		FC4-6			4	0	2	1	0	0	1						
George Foster, R (1, 7) OBP: 0.387, SLG: 0.572	F7			K	K			G4-6-3 1B		4	0	1	0	0	2	3						
Cesar Geronimo, L (1, 8) OBP: 0.399, SLG: 0.471		S 1B		1B	1B		K	G4-6-3 1-2		4	0	2	0	0	1	1						
Dave Concepcion, R (1, 6) OBP: 0.332, SLG: 0.397	F8			1B	1B		6-3	6-3		4	0	1	0	0	0	1						
Bill Plummer, R (1, 2) OBP: 0.352, SLG: 0.531	F8			K			F9			3	0	0	0	0	1	3						
Doug Flynn, R (1, 4) OBP: 0.333, SLG: 0.355	K				1B SH1-3 1B		3-1 SH5-4 1B			3	2	2	0	0	1	1						
Fred Norman, S (1, 1) OBP: 0.190, SLG: 0.200			K		SH1-3		SH5-4			1	0	0	0	0	1	0						
Inning Stats	R: 0 E: 0 K: 0 S: 4	H: 1 LOB: 1 BB: 0 P: 4	R: 0 E: 0 K: 1 S: 6	H: 1 LOB: 0 BB: 0 P: 6	R: 0 E: 0 K: 1 S: 5	H: 0 LOB: 0 BB: 0 P: 5	R: 0 E: 0 K: 2 S: 9	H: 2 LOB: 2 BB: 0 P: 9	R: 1 E: 0 K: 2 S: 10	H: 3 LOB: 2 BB: 0 P: 10	R: 0 E: 0 K: 1 S: 5	H: 0 LOB: 0 BB: 0 P: 5	R: 1 E: 0 K: 0 S: 5	H: 2 LOB: 1 BB: 0 P: 5	R: 0 E: 0 K: 0 S: 3	H: 1 LOB: 0 BB: 0 P: 3	R: 0 E: 0 K: 1 S: 6	H: 1 LOB: 2 BB: 1 P: 10	1B: 9 2B: 1 3B: 0 HR: 0	SF: 0 SAC: 2 DP: 1 HBP: 0	WP: 0 PB: 0 SB: 1 CS: 0	PA: 33
PITCHER Doc Medich, R (1, 1) ERA: 3.81	IP: 8.0 WLS: L BF: 33 H: 10 R: 2 ER: 2 SO: 7 BB: 0 IBB: 0 HBP: 0 BLK: 0 WP: 0 HR: 0 S: 47 P: 47 ERA: 2.25 WHIP: 1.250															PITCHER	IP: 8.0 WLS: L BF: 33 H: 10 R: 2 ER: 2 SO: 7 BB: 0 IBB: 0 HBP: 0 BLK: 0 WP: 0 HR: 0 S: 47 P: 47 ERA: 2.25 WHIP: 1.250					

Pittsburgh Pirates @ Cincinnati Reds
Riverfront Stadium, Cincinnati, OH
Fri Jul 09 1976, 7:05 PM EDT
Att: 53,328 - Unknown

AB 31
R 2
H 10
RBI 2
BB 0
SO 7
LOB 13



Batter	1	2	3	4	5	6	7	8	9	AB	R	H	RBI	BB	SO	LOB	TOP		
Frank Taveras, R OBP: 0.305, SLG: 0.288 (1, 6)										5	1	2	0	0	0	3			
Ed Kirkpatrick, L OBP: 0.329, SLG: 0.333 (1, 3)										4	2	1	1	1	0	0			
Al Oliver, L OBP: 0.397, SLG: 0.582 (1, 8)										5	0	3	2	0	0	1			
Dave Parker, L OBP: 0.307, SLG: 0.448 (1, 9)										5	0	2	1	0	0	3			
Bill Robinson, R OBP: 0.358, SLG: 0.619 Richie Hebner, L OBP: 0.304, SLG: 0.321 (8, 5)										3	1	1	0	1	0	1			
Richie Zisk, R OBP: 0.340, SLG: 0.456 (1, 7)										2	1	0	0	2	0	2			
Manny Sanguillen, R OBP: 0.339, SLG: 0.382 (1, 2)										4	1	1	1	0	0	3			
Tommy Helms, R OBP: 0.311, SLG: 0.446 (1, 4)										4	1	2	1	0	0	1			
John Candelaria, L OBP: 0.250, SLG: 0.205 (1, 1)										4	0	1	0	0	1	2			
Inning Stats	R: 1 E: 0 K: 0 S: 4	H: 2 LOB: 0 BB: 0 P: 4	R: 5 E: 0 K: 0 S: 6	H: 4 LOB: 1 BB: 3 P: 18	R: 0 E: 0 K: 0 S: 3	H: 0 LOB: 0 BB: 0 P: 3	R: 0 E: 0 K: 1 S: 5	H: 1 LOB: 0 BB: 0 P: 5	R: 1 E: 0 K: 0 S: 6	H: 3 LOB: 2 BB: 0 P: 6	R: 0 E: 0 K: 0 S: 4	H: 1 LOB: 1 BB: 0 P: 4	R: 0 E: 0 K: 0 S: 3	H: 0 LOB: 1 BB: 1 P: 7	R: 0 E: 0 K: 0 S: 4	H: 1 LOB: 1 BB: 0 P: 4	1B: 10 2B: 1 3B: 2 HR: 0	SF: 0 SAC: 0 DP: 3 HBP: 0	WP: 0 PA: 40 PB: 0 SB: 0 CS: 0
PITCHER	IP WLS BF H R ER SO BB IBB HBP BLK WP HR S P ERA WHIP																		
Jack Billingham, R ERA: 5.04 (1, 1)	1.0 L 8 4 5 5 0 2 0 0 0 0 0 0 6 14 45.00 6.000																		
Pat Zachry, R ERA: 2.56 (2, 1)	2.0 8 2 1 1 0 1 0 0 0 0 0 0 7 11 4.50 1.500																		
Rich Hinton, L ERA: 7.43 (4, 1)	3.0 12 5 1 1 1 0 0 0 0 0 0 0 14 14 3.00 1.667																		
Santo Alcala, R ERA: 4.79 (7, 1)	2.0 8 1 0 0 0 1 0 0 0 0 0 0 7 11 0.00 1.000																		
Willi McEnaney, L ERA: 4.09 (9, 1)	1.0 4 1 0 0 0 0 0 0 0 0 0 0 4 4 0.00 1.000																		

Pittsburgh Pirates @ Cincinnati Reds
Riverfront Stadium, Cincinnati, OH
Sat Jul 10 1976, 3:33 AM EDT
Att: 50,756 - Unknown

AB	36
R	7
H	13
RBI	6
BB	4
SO	1
LOB	16

Batter	1	2	3	4	5	6	7	8	9	AB	R	H	RBI	BB	SO	LOB	BOTTOM		
Pete Rose, S OBP: 0.430, SLG: 0.455 (1, 5)										4	0	2	0	0	0	0			
Dave Concepcion, R OBP: 0.328, SLG: 0.392 (1, 6)										4	0	0	0	0	0	3			
Joe Morgan, L OBP: 0.468, SLG: 0.617 (1, 4)										4	0	2	0	0	1	0			
George Foster, R OBP: 0.383, SLG: 0.565 (1, 9)										4	0	0	0	0	0	2			
Tony Perez, R OBP: 0.328, SLG: 0.448 (1, 3)										4	0	0	0	0	2	0			
Johnny Bench, R OBP: 0.352, SLG: 0.414 Willi McEnaney, L ERA: 4.09 (9, 1)										3	0	0	0	0	1	0			
Bob Bailey, R OBP: 0.372, SLG: 0.619 (1, 7)										3	1	1	1	0	1	0			
Cesar Geronimo, L OBP: 0.394, SLG: 0.466 (1, 8)										3	0	0	0	0	1	0			
Jack Billingham, R ERA: 5.04 (1, 1)	1.0 W 8 6 1 1 6 0 0 0 0 0 0 1 44 1.00 0.667																		
Pat Zachry, R ERA: 2.56 (2, 1)	2.0 W 32 6 1 1 6 0 0 0 0 0 0 1 44 1.00 0.667																		
Joei Youngblood, R ERA: 7.43 (4, 1)	3.0 W 12 5 1 1 1 0 0 0 0 0 0 0 14 14 3.00 1.667																		
Ed Armbrister, R ERA: 4.79 (7, 1)	2.0 W 8 1 0 0 0 1 0 0 0 0 0 0 7 11 0.00 1.000																		
Willi McEnaney, L ERA: 4.09 (9, 2)	1.0 W 4 1 0 0 0 0 0 0 0 0 0 0 4 4 0.00 1.000																		
Inning Stats	R: 0 E: 0 K: 0 S: 3	H: 0 LOB: 0 BB: 0 P: 3	R: 0 E: 0 K: 0 S: 3	H: 0 LOB: 0 BB: 0 P: 3	R: 0 E: 0 K: 0 S: 3	H: 0 LOB: 0 BB: 0 P: 3	R: 0 E: 0 K: 2 S: 7	H: 1 LOB: 1 BB: 0 P: 7	R: 0 E: 0 K: 0 S: 4	H: 1 LOB: 1 BB: 0 P: 4	R: 0 E: 0 K: 1 S: 5	H: 1 LOB: 0 BB: 0 P: 5	R: 1 E: 0 K: 2 S: 10	H: 3 LOB: 2 BB: 0 P: 10	R: 0 E: 0 K: 1 S: 5	H: 0 LOB: 0 BB: 0 P: 5	1B: 5 2B: 0 3B: 0 HR: 1	SF: 0 SAC: 0 DP: 1 HBP: 0	WP: 0 PA: 32 PB: 0 SB: 0 CS: 0
PITCHER	IP WLS BF H R ER SO BB IBB HBP BLK WP HR S P ERA WHIP																		
John Candelaria, L ERA: 2.82 (1, 1)	9.0 W 32 6 1 1 6 0 0 0 0 0 0 1 44 1.00 0.667																		

Pittsburgh Pirates @ Cincinnati Reds
Riverfront Stadium, Cincinnati, OH
Sat Jul 10 1976, 3:33 AM EDT
Att: 50,756 - Unknown

AB	32
R	1
H	6
RBI	1
BB	0
SO	6
LOB	5



Batter	1	2	3	4	5	6	7	8	9	AB	R	H	RBI	BB	SO	LOB	TOP					
Frank Taveras, R OBP: 0.299, SLG: 0.282 (1, 6)	F9		G6-3		L6		4-3	6-3		5	0	0	0	0	0	4	Pittsburgh Pirates @ Cincinnati Reds Riverfront Stadium, Cincinnati, OH Sun Jul 11 1976, 3:33 AM EDT Att: 47,153 - Unknown					
Manny Sanguillen, R OBP: 0.341, SLG: 0.380 (1, 2)	F9			F7	F8		1B	IBB		4	0	1	0	1	0	0						
Al Oliver, L OBP: 0.394, SLG: 0.579 Jerry Reuss, L OBP: 0.395, SLG: 0.378 (1, 8) (8, 1)	K			BB	P4		P3	4-3		5	1	1	0	0	1	4						
Bill Robinson, R OBP: 0.364, SLG: 0.617 (8, 8)		P4		BB	FC1-2	BB	P6	1B	1B	4	2	2	0	1	0	0						
Richie Zisk, R OBP: 0.340, SLG: 0.464 (1, 7)		HR		FC1-2	BB		F9	K	K	4	2	1	1	1	2	2						
Dave Parker, L OBP: 0.313, SLG: 0.449 (1, 9)		F7		BB	FC1-2	BB	E3	1B	E4	4	2	2	1	1	0	0						
Bob Robertson, R OBP: 0.299, SLG: 0.292 (1, 3)		F2		FC1-2	BB		E3	1B	F3	5	1	2	1	0	0	4						
Tommy Helms, R OBP: 0.338, SLG: 0.448 Lary Demery, R OBP: 0.250, SLG: 0.100 Richie Hebner, L OBP: 0.302, SLG: 0.320 (1, 4) (8, PH) (8, 5)			G6-3	1B	BB		FC5-4	1B	4-3	2	0	1	2	1	0	1						
Jim Rooker, R OBP: 0.229, SLG: 0.353 Kent Tekulve, R (7, 1)			K	K			K			3	0	0	0	0	3	4						
Ed Kirkpatrick, L OBP: 0.329, SLG: 0.333 Rennie Stennett, R OBP: 0.274, SLG: 0.330 (8, PH) (8, 4)										0	0	0	0	0	0	0						
Inning Stats	R: 0 E: 0 K: 1 S: 5	H: 0 LOB: 0 BB: 0 P: 5	R: 1 E: 0 K: 0 S: 4	H: 1 LOB: 0 BB: 0 P: 4	R: 0 E: 0 K: 1 S: 5	H: 1 LOB: 0 BB: 0 P: 5	R: 2 E: 0 K: 1 S: 6	H: 1 LOB: 3 BB: 4 P: 22	R: 0 E: 0 K: 0 S: 3	H: 0 LOB: 0 BB: 0 P: 3	R: 1 E: 1 K: 0 S: 5	H: 1 LOB: 1 BB: 0 P: 5	R: 0 E: 0 K: 1 S: 6	H: 1 LOB: 1 BB: 0 P: 6	R: 3 E: 0 K: 1 S: 9	H: 4 LOB: 3 BB: 1 P: 14	R: 1 E: 1 K: 1 S: 7	H: 2 LOB: 1 BB: 0 P: 7	1B: 8 2B: 2 3B: 0 HR: 1	SF: 0 SAC: 0 DP: 1 HBP: 1	WP: 1 PB: 0 CS: 0	PA: 44
PITCHER	IP WLS BF H R ER SO BB IBB HBP BLK WP HR S P ERA WHIP																					
Don Gullett, L ERA: 2.71 Pedro Borbon, R ERA: 3.39 Will McEnaney, L ERA: 4.02 Rawly Eastwick, R ERA: 2.89 (1, 1) (7, 1) (8, 1) (9, 1)	6.0 L 9 4 3 3 3 4 0 0 0 0 1 28 44 4.50 1.333																					

Batter	1	2	3	4	5	6	7	8	9	AB	R	H	RBI	BB	SO	LOB	BOTTOM					
Pete Rose, S OBP: 0.432, SLG: 0.458 (1, 5)	1B		FC6-4	1B			L4		6-3	4	1	2	0	1	0	0	Pittsburgh Pirates @ Cincinnati Reds Riverfront Stadium, Cincinnati, OH Sun Jul 11 1976, 3:33 AM EDT Att: 47,153 - Unknown					
Ken Griffey, L OBP: 0.412, SLG: 0.460 (1, 9)	FC6-4		F7	F9			3B	1B	2B	5	2	3	1	0	0	4						
Joe Morgan, L OBP: 0.463, SLG: 0.612 (1, 4)	F9		L9		L9		F8		E4	5	0	1	0	0	0	3						
George Foster, R OBP: 0.380, SLG: 0.565 (1, 7)	F9		FC6-4		6-3		3B	3B	G3	5	1	1	1	0	0	3						
Tony Perez, R OBP: 0.326, SLG: 0.450 (1, 3)	FC6-4			K	L9				K	5	0	1	1	0	2	2						
Johnny Bench, R OBP: 0.350, SLG: 0.411 (1, 2)		K		K			G3		K	4	0	1	0	0	3	1						
Dave Concepcion, R OBP: 0.330, SLG: 0.391 (1, 6)		S		1B	1B		F8		F9	3	1	1	0	1	0	1						
Cesar Geronimo, L OBP: 0.392, SLG: 0.462 (1, 8)		K		BB	1B		G3		K	4	0	1	0	0	2	2						
Don Gullett, R OBP: 0.154, SLG: 0.120 Bob Bailey, L OBP: 0.308, SLG: 0.612 Pedro Borbon, R OBP: 0.400, SLG: 0.400 Will McEnaney, L OBP: 0.300, SLG: 0.375 Joel Youngblood, R OBP: 0.360, SLG: 0.375 Rawly Eastwick, R OBP: 0.274, SLG: 0.330 (1, 1) (8, PH) (7, 1) (8, 1) (8, PH) (9, 1)		5-3		BB	1B		F7		K	2	0	1	1	0	0	1						
Inning Stats	R: 1 E: 0 K: 0 S: 5	H: 2 LOB: 1 BB: 0 P: 5	R: 0 E: 0 K: 2 S: 7	H: 0 LOB: 1 BB: 1 P: 11	R: 0 E: 0 K: 0 S: 4	H: 1 LOB: 0 BB: 0 P: 4	R: 1 E: 0 K: 2 S: 10	H: 3 LOB: 3 BB: 1 P: 14	R: 0 E: 0 K: 0 S: 3	H: 0 LOB: 0 BB: 0 P: 3	R: 0 E: 0 K: 0 S: 4	H: 1 LOB: 1 BB: 0 P: 4	R: 2 E: 0 K: 1 S: 8	H: 3 LOB: 1 BB: 0 P: 8	R: 0 E: 0 K: 2 S: 7	H: 0 LOB: 0 BB: 0 P: 7		R: 1 E: 1 K: 1 S: 7	H: 2 LOB: 1 BB: 0 P: 7	1B: 8 2B: 2 3B: 2 HR: 0	SF: 0 SAC: 0 DP: 0 HBP: 0	WP: 0 PB: 0 CS: 0
PITCHER	IP WLS BF H R ER SO BB IBB HBP BLK WP HR S P ERA WHIP																					
Jim Rooker, L ERA: 3.78 Kent Tekulve, R ERA: 3.53 Jerry Reuss, L ERA: 4.6 (1, 1) (7, 1) (8, 1)	6.2 W 1 0 0 0 1 0 0 0 0 0 0 3 3 0.00 0.000																					

Batter	1	2	3	4	5	6	7	8	9	AB	R	H	RBI	BB	SO	LOB	TOP										
Jerry Royster, R OBP: 0.310, SLG: 0.306 (1, 5)										4	0	1	0	0	0	3	Atlanta Braves @ Pittsburgh Pirates Three Rivers Stadium, Pittsburgh, PA Thu Jul 15 1976, 7:05 PM EDT Att: 10,488 - Unknown										
Rod Gilbreath, R OBP: 0.354, SLG: 0.424 (1, 4)										3	1	1	0	0	2	0											
Jimmy Wynn, R OBP: 0.304, SLG: 0.415 Dave May, L OBP: 0.308, SLG: 0.315 (1, 8) (6, 9)										1	0	0	1	0	0	1											
Willie Montanez, L OBP: 0.356, SLG: 0.438 (1, 3)										4	0	0	0	0	2	2											
Tom Paciorek, R OBP: 0.366, SLG: 0.434 (1, 7)										3	0	0	0	0	1	0											
Ken Henderson, S OBP: 0.385, SLG: 0.397 (1, 9) (6, 8)										3	0	2	0	0	0	0											
Earl Williams, R OBP: 0.385, SLG: 0.385 Pablo Torrealba, L (8, 1) (1, 2)										3	0	1	0	0	0	1											
Darrel Chaney, S OBP: 0.337, SLG: 0.351 Mike Beard, L (5, 1) Vic Correll, R OBP: 0.365, SLG: 0.339 (8, PH) (8, 2)										2	0	1	0	0	0	0											
Phil Niekro, R OBP: 0.157, SLG: 0.176 Frank LaCorte, R (5, 1) Rob Belloir, R OBP: 0.462, SLG: 0.500 (5, 6)										1	0	0	0	0	0	1											
Inning Stats	R: 0 E: 0 K: 1 S: 6	H: 1 LOB: 1 BB: 0 P: 6	R: 0 E: 0 K: 0 S: 3	H: 1 LOB: 0 BB: 0 P: 3	R: 0 E: 0 K: 0 S: 3	H: 1 LOB: 0 BB: 0 P: 3	R: 1 E: 0 K: 2 S: 8	H: 1 LOB: 0 BB: 0 P: 8	R: 0 E: 0 K: 0 S: 3	H: 0 LOB: 0 BB: 0 P: 3	R: 0 E: 0 K: 1 S: 4	H: 0 LOB: 0 BB: 1 P: 8	R: 0 E: 0 K: 0 S: 5	H: 2 LOB: 2 BB: 0 P: 5	R: 0 E: 0 K: 1 S: 5	H: 1 LOB: 0 BB: 0 P: 5		1B: 6 2B: 0 3B: 1 HR: 0	SF: 1 SAC: 1 DP: 3 HBP: 0	WP: 0 PB: 0 SB: 0 CS: 1	PA: 32						
PITCHER	IP	WLS	BF	H	R	ER	SO	BB	IBB	HBP	BLK	WP	HR	S	P	ERA	WHIP										
John Candelaria, L ERA: 2.78 (1, 1)	5.0	W	17	4	1	1	3	0	0	0	0	0	0	23	23	1.80	0.800										
Larry Demery, R ERA: 4.25 (6, 1)	3.0		11	2	0	0	1	1	0	0	0	0	0	12	16	0.00	1.000										
Dave Giusti, R ERA: 3.91 (9, 1)	1.0		3	1	0	0	1	0	0	0	0	0	0	5	5	0.00	1.000										

Batter	1	2	3	4	5	6	7	8	9	AB	R	H	RBI	BB	SO	LOB	BOTTOM										
Frank Taveras, R OBP: 0.301, SLG: 0.285 (1, 6)										5	2	2	2	0	0	0	Atlanta Braves @ Pittsburgh Pirates Three Rivers Stadium, Pittsburgh, PA Thu Jul 15 1976, 7:05 PM EDT Att: 10,488 - Unknown										
Rennie Stennett, R OBP: 0.278, SLG: 0.340 (1, 4)										5	0	3	3	0	0	0											
Al Oliver, L OBP: 0.394, SLG: 0.577 Tommy Helms, R OBP: 0.338, SLG: 0.448 (1, 8) (6, PR) (9, 5)										3	0	1	1	0	1	3											
Willie Stargell, L OBP: 0.343, SLG: 0.451 (1, 3)										5	0	1	0	0	1	2											
Dave Parker, L OBP: 0.318, SLG: 0.456 (1, 9)										5	2	3	1	0	0	0											
Richie Zisk, R OBP: 0.344, SLG: 0.462 (1, 7)										3	3	1	0	2	1	3											
Bill Robinson, R OBP: 0.365, SLG: 0.630 (1, 5) (9, 8)										5	2	2	3	0	2	5											
Manny Sanguillen, R OBP: 0.343, SLG: 0.379 (1, 2)										3	1	1	2	1	0	0											
John Candelaria, L OBP: 0.239, SLG: 0.195 Ed Kirkpatrick, L OBP: 0.338, SLG: 0.333 Larry Demery, R OBP: 0.231, SLG: 0.091 Dave Giusti, R (9, 1)										2	1	0	0	0	0	2											
Inning Stats	R: 0 E: 0 K: 0 S: 3	H: 3 LOB: 2 BB: 2 P: 17	R: 2 E: 0 K: 1 S: 6	H: 1 LOB: 0 BB: 1 P: 10	R: 1 E: 1 K: 1 S: 7	H: 1 LOB: 1 BB: 0 P: 7	R: 5 E: 0 K: 0 S: 8	H: 6 LOB: 1 BB: 1 P: 12	R: 0 E: 0 K: 1 S: 5	H: 0 LOB: 0 BB: 0 P: 5	R: 0 E: 0 K: 0 S: 3	H: 0 LOB: 0 BB: 0 P: 3	R: 1 E: 0 K: 1 S: 7	H: 2 LOB: 3 BB: 0 P: 8	R: 0 E: 0 K: 1 S: 5	H: 0 LOB: 0 BB: 0 P: 5		1B: 10 2B: 2 3B: 1 HR: 1	SF: 1 SAC: 0 DP: 0 HBP: 1	WP: 0 PB: 1 SB: 1 CS: 1	PA: 44						
PITCHER	IP	WLS	BF	H	R	ER	SO	BB	IBB	HBP	BLK	WP	HR	S	P	ERA	WHIP										
Phil Niekro, R ERA: 3.64 (1, 1)	4.0	L	24	8	9	4	3	2	0	0	0	0	0	27	39	9.00	2.500										
Frank LaCorte, R ERA: 8.78 (5, 1)	0.1		5	4	2	2	0	1	0	0	0	0	0	4	8	54.00	15.000										
Mike Beard, L ERA: 2.38 (5, 1)	2.2		8	0	1	1	1	0	0	0	0	0	0	10	10	3.38	0.000										
Pablo Torrealba, L ERA: 6.55 (8, 1)	1.0		6	2	1	1	1	0	0	1	0	0	0	7	8	9.00	2.000										

AB 28
R 1
H 7
RBI 1
BB 1
SO 5
LOB 12



AB 37
R 13
H 14
RBI 12
BB 4
SO 5
LOB 15



Batter	1	2	3	4	5	6	7	8	9	AB	R	H	RBI	BB	SO	LOB	TOP					
Jerry Royster, R (1.5) OBP: 0.315, SLG: 0.312	0-0 7-5 6-3 1B		0-0 F4		0-0 1B		0-0 BB 1B		0-3 K	5	0	3	0	0	1	2	Atlanta Braves @ Pittsburgh Pirates Three Rivers Stadium, Pittsburgh, PA Fri Jul 16 1976, 7:05 PM EDT Att: 11,151 - Unknown					
Rod Gilbreath, R (1.4) OBP: 0.349, SLG: 0.412	0-0 6-3 1-2			0-0 5-3	0-0 G3		4-0 BB 1B		0-0 FC5-6-4 1-2	4	0	0	0	1	0	3						
Jimmy Wynn, R (1.8) OBP: 0.402, SLG: 0.410	0-0 7-5 2-3F			4-0 PB 1B 1B BB		0-0 F5	0-0 5-3			3	1	0	0	1	0	3						
Willie Montanez, L (1.3) OBP: 0.355, SLG: 0.435		0-0 F7		0-0 1B 1-2		0-0 F7		0-0 4-3		4	0	1	0	0	0	0						
Tom Paciorek, R (1.7) OBP: 0.376, SLG: 0.443		0-0 F9		0-0 1B 1-2 2-H		0-0 2B 1B		0-0 1B		4	1	3	1	0	0	0						
Ken Henderson, S (1.9) OBP: 0.383, SLG: 0.398		0-3 K		0-0 L9		0-0 1-H 2B		0-0 F8		4	0	1	1	0	1	3						
Biff Pocoroba, S (1.2) OBP: 0.298, SLG: 0.268			0-0 1B	0-0 F9		0-0 6-3		0-0 6-3		4	0	1	0	0	0	4						
Darrel Chaney, S (1.6) OBP: 0.332, SLG: 0.345			0-0 F9		0-0 G3		0-0 F9		0-0 F9	4	0	0	0	0	0	1						
Andy Messersmith, R (1.1) Rob Bellini, R (3. PH) Bruce Dal Canton, R (3. PH) Vic Caruso, R (7. PH) Mike Beard, L (7. PH) Cito Gaston, R (8. PH)			0-3 K		0-3 K		0-3 K		0-0 FC5-6-4 1B	0	0	0	0	0	0	0		Braves				
										0	0	0	0	0	0	0						
Inning Stats	R: 0 E: 0 K: 0 S: 3	H: 1 LOB: 0 BB: 0 P: 3	R: 0 E: 0 K: 1 S: 5	H: 0 LOB: 0 BB: 0 P: 5	R: 0 E: 0 K: 1 S: 6	H: 1 LOB: 1 BB: 0 P: 6	R: 1 E: 0 K: 0 S: 5	H: 2 LOB: 2 BB: 1 P: 9	R: 0 E: 0 K: 1 S: 6	H: 1 LOB: 1 BB: 0 P: 6	R: 1 E: 0 K: 0 S: 5	H: 2 LOB: 1 BB: 0 P: 5	R: 0 E: 0 K: 1 S: 6	H: 1 LOB: 2 BB: 1 P: 10	R: 0 E: 0 K: 0 S: 4	H: 1 LOB: 1 BB: 0 P: 4	R: 0 E: 0 K: 1 S: 6	H: 1 LOB: 1 BB: 0 P: 6	1B: 9 2B: 2 HR: 0	SF: 0 SAC: 0 DP: 1 HBP: 0	WP: 0 PB: 1 SB: 0 CS: 0	PA: 38
PITCHER Jerry Reuss, L (1.1) ERA: 4.42	IP: 9.0 WLS: W BF: 38 H: 10 R: 2 ER: 2 SO: 5 BB: 2 IBB: 0 HBP: 0 BLK: 0 WP: 0 HR: 0 S: 46 P: 54 ERA: 2.00 WHIP: 1.333																					

Batter	1	2	3	4	5	6	7	8	9	AB	R	H	RBI	BB	SO	LOB	BOTTOM			
Frank Taveras, R (1.6) OBP: 0.300, SLG: 0.284	0-0 E S E 1B	0-0 F8		0-0 G6-4-3 1-2F			0-0 F4			4	1	1	0	0	0	1	Atlanta Braves @ Pittsburgh Pirates Three Rivers Stadium, Pittsburgh, PA Fri Jul 16 1976, 7:05 PM EDT Att: 11,151 - Unknown			
Rennie Stennett, R (1.4) OBP: 0.278, SLG: 0.339	0-0 1B 1-H FC6 1B	0-0 4-3		0-0 4-3			0-0 L9			4	1	1	0	0	0	0				
Al Oliver, L (1.8) OBP: 0.396, SLG: 0.576	0-0 1-3 E 1B	0-0 HR 1B			0-0 4-3			0-0 1-3		4	2	2	0	0	0	0				
Willie Stargell, L (1.3) OBP: 0.345, SLG: 0.463	4-0 FC6 1-2 BB	0-0 1-H HR 1B			0-3 K		0-0 F3			3	1	1	2	1	1	0				
Dave Parker, L (1.9) OBP: 0.313, SLG: 0.449	0-0 FC6 1-2F 2-H 3-H HR	0-0 4-3			0-0 3-1		0-0 G3			4	1	0	1	0	0	1				
Richie Ziek, R (1.7) OBP: 0.344, SLG: 0.471	0-0 1-H HR		0-3 K			0-0 F9				3	1	1	2	0	1	0				
Bill Robinson, R (1.5) OBP: 0.360, SLG: 0.621	0-0 5-3		0-0 6-3			0-0 5-3				3	0	0	0	0	0	0				
Manny Sanguillen, R (1.2) OBP: 0.343, SLG: 0.376	4-0 BB		0-3 K			0-0 1-3				2	0	0	0	1	1	0				
Jerry Reuss, L (1.1) OBP: 0.391, SLG: 0.375	0-3 K			0-0 G6-4-3 1B			0-0 1-3			3	0	1	0	0	1	1				
Inning Stats	R: 5 E: 2 K: 1 S: 9	H: 4 LOB: 1 BB: 2 P: 17	R: 2 E: 0 K: 0 S: 5	H: 2 LOB: 0 BB: 0 P: 5	R: 0 E: 0 K: 2 S: 7	H: 0 LOB: 0 BB: 0 P: 7	R: 0 E: 0 K: 0 S: 3	H: 1 LOB: 0 BB: 0 P: 3	R: 0 E: 0 K: 1 S: 5	H: 0 LOB: 0 BB: 0 P: 5	R: 0 E: 0 K: 0 S: 3	H: 0 LOB: 0 BB: 0 P: 3	R: 0 E: 0 K: 0 S: 3	H: 0 LOB: 0 BB: 0 P: 3	R: 0 E: 0 K: 0 S: 3	H: 0 LOB: 0 BB: 0 P: 3		1B: 5 2B: 0 3B: 0 HR: 2	SF: 0 SAC: 0 DP: 1 HBP: 0	WP: 0 PB: 0 SB: 1 CS: 0
PITCHER Andy Messersmith, R (1.1) ERA: 2.81 Bruce Dal Canton, R (3.1) ERA: 1.91 Mike Beard, L (7.1) ERA: 2.03	IP: 2.0 WLS: L BF: 14 H: 7 R: 14 ER: 7 SO: 7 BB: 2 IBB: 0 HBP: 0 BLK: 0 WP: 0 HR: 2 S: 18 P: 22 ERA: 31.50 WHIP: 4.000																			

Batter	1	2	3	4	5	6	7	8	9	AB	R	H	RBI	BB	SO	LOB	TOP								
Pete Rose, S OBP: 0.423, SLG: 0.451 (1, 5)	0-0 4-3		0-0 5-3		0-0 4-3	L8		0-0 4-3		5	0	0	0	0	0	2									
Ken Griffey, L OBP: 0.402, SLG: 0.445 (1, 9)	0-0 1-3		0-0 4-3		0-0 FC4 HR	P5			0-3 K	5	1	0	1	0	1	1									
Joe Morgan, L OBP: 0.457, SLG: 0.627 Doug Flynn, R OBP: 0.331, SLG: 0.353 (1, 4) (7, 4)	4-0 3B BB			0-0 L5	0-0 HR			0-0 4-3	0-0 F7	3	2	1	2	1	0	0									
George Foster, R OBP: 0.383, SLG: 0.570 (1, 7)	0-0 3B			0-0 G6-4-3 1B	0-0 F9			0-0 WP 1B	0-3 K	5	1	3	1	0	1	1									
Johnny Bench, R OBP: 0.352, SLG: 0.404 (1, 2)	0-0 P4			0-0 G6-4-3 1B	0-0 1B			0-0 F7		4	0	1	0	0	0	3									
Tony Perez, R OBP: 0.327, SLG: 0.448 (1, 3)		0-0 4-3			0-0 K			0-0 1B		4	1	2	1	0	1	2									
Cesar Geronimo, L OBP: 0.391, SLG: 0.461 (1, 8)	0-3 K			0-0 SH 1-2 3B 1B	0-0 1B	0-0 2B		0-0 1-3		4	2	2	0	0	1	1									
Dave Concepcion, R OBP: 0.333, SLG: 0.400 (1, 6)	0-0 1-3			0-0 SH 1-3 2H 3B	0-0 1-3 1B			0-0 6-3		3	1	0	0	0	0	1									
Don Gullett, R OBP: 0.148, SLG: 0.115 Mike Lum, L OBP: 0.352, SLG: 0.379 Ed Armbrister, R OBP: 0.382, SLG: 0.441 Jack Billingham, L OBP: 0.386, SLG: 0.534 Will McEnaney, L Rawly Eastwick, R (1, 1) (5, PR) (5, PR) (5, 1) (8, 1) (9, 1)		0-3 K		0-0 FC4 3B	0-0 3B	0-0 1B		0-3 K		1	0	0	0	0	1	0									
Inning Stats	R: 1 E: 0 K: 0 S: 4	H: 1 LOB: 1 BB: 1 P: 8	R: 0 E: 0 K: 1 S: 5	H: 0 LOB: 0 BB: 0 P: 5	R: 0 E: 0 K: 1 S: 5	H: 0 LOB: 0 BB: 0 P: 5	R: 0 E: 0 K: 0 S: 3	H: 1 LOB: 1 BB: 0 P: 3	R: 5 E: 1 K: 1 S: 12	H: 5 LOB: 2 BB: 0 P: 12	R: 1 E: 0 K: 0 S: 5	H: 2 LOB: 1 BB: 0 P: 5	R: 1 E: 0 K: 0 S: 5	H: 2 LOB: 1 BB: 0 P: 5	R: 0 E: 0 K: 1 S: 5	H: 0 LOB: 0 BB: 0 P: 5	R: 0 E: 0 K: 2 S: 7	H: 0 LOB: 0 BB: 0 P: 7	1B: 7 2B: 1 3B: 2 HR: 1	SF: 0 SAC: 1 DP: 1 HBP: 0	WP: 1 PB: 0 SB: 1 CS: 0	PA: 40			
PITCHER	IP	WLS	BF	H	R	ER	SO	BB	IBB	HBP	BLK	WP	HR	S	P	ERA	WHIP								
Doc Medich, R ERA: 3.9 (1, 1)	4.1	L	21	6	7	3	2	1	0	0	0	0	1	24	28	6.23	1.615								
Kent Tekulve, R ERA: 3.45 (5, 1)	1.2		8	3	1	1	1	0	0	0	0	0	0	10	10	5.40	1.800								
Bob Moose, R ERA: 2.45 (7, 1)	2.0		8	2	1	1	1	0	0	0	0	1	0	10	10	4.50	1.000								
Dave Giusti, R ERA: 3.46 (9, 1)	1.0		3	0	0	0	2	0	0	0	0	0	0	7	7	0.00	0.000								

Cincinnati Reds @ Pittsburgh Pirates
Three Rivers Stadium, Pittsburgh, PA
Sun Jul 18 1976, 3:33 AM EDT
Att: 33,697 - Unknown

AB	38
R	9
H	11
RBI	8
BB	1
SO	6
LOB	11



Batter	1	2	3	4	5	6	7	8	9	AB	R	H	RBI	BB	SO	LOB	BOTTOM									
Frank Taveras, R OBP: 0.312, SLG: 0.292 (1, 6)	4-0 1B E	0-0 1B		0-0 S 1B		0-0 4-3		0-0 1-2 1B		4	1	3	1	1	0	1										
Rennie Stennett, R OBP: 0.279, SLG: 0.342 (1, 4)	0-0 F9	0-0 F3		0-0 F9				0-0 G3	0-0 6-3	5	0	0	0	0	0	6										
Al Oliver, L OBP: 0.391, SLG: 0.565 (1, 8)	0-0 E6 FC5-4 1B		0-0 F9		0-0 1B			0-0 G3	0-0 1-3	5	0	2	0	0	0	0										
Bill Robinson, R OBP: 0.359, SLG: 0.614 (1, 5)	0-0 FC5-4		0-0 3B 2B		0-0 F8			0-0 F8	0-0 1B PB FC1-2 1B	5	1	2	0	0	0	2										
Richie Zisk, R OBP: 0.347, SLG: 0.473 (1, 7)	0-3 K		0-0 6-3		0-3 K			0-0 WP 1B 1B	0-0 FC1-2 HR 1B	5	2	2	0	0	2	3										
Dave Parker, L OBP: 0.318, SLG: 0.454 (1, 9)		4-0 CS BB	0-0 3B		0-3 K			0-0 1-2 1B 1B	0-0 FC1-2 HR	4	2	2	1	1	1	3										
Bob Robertson, R OBP: 0.317, SLG: 0.348 (1, 3)		4-0 BB 1B BB	0-0 5-3			0-0 F9		0-0 1-2 1B 1B	0-0 1-2 HR	4	2	2	5	1	0	1										
Manny Sanguillen, R OBP: 0.338, SLG: 0.370 (1, 2)		0-0 F7		0-0 P6		0-0 4-1 1B		0-0 L8	0-0 6-3	5	0	1	0	0	0	2										
Doc Medich, R OBP: 0.176, SLG: 0.087 Kent Tekulve, R Richie Hebner, L Bob Moose, R Willie Stargell, L Dave Giusti, R (1, 1) (5, 1) (5, PR) (7, 1) (8, PR) (9, 1)		4-0 1B BB		0-3 K		0-0 4-1		0-3 K		1	0	0	0	1	1	0										
Inning Stats	R: 1 E: 1 K: 1 S: 6	H: 1 LOB: 1 BB: 1 P: 10	R: 1 E: 0 K: 0 S: 3	H: 1 LOB: 2 BB: 3 P: 15	R: 1 E: 0 K: 0 S: 5	H: 2 LOB: 1 BB: 0 P: 5	R: 0 E: 0 K: 1 S: 6	H: 1 LOB: 1 BB: 0 P: 6	R: 0 E: 0 K: 2 S: 8	H: 1 LOB: 1 BB: 0 P: 8	R: 0 E: 0 K: 0 S: 4	H: 1 LOB: 1 BB: 0 P: 4	R: 0 E: 0 K: 0 S: 3	H: 0 LOB: 0 BB: 0 P: 3	R: 2 E: 0 K: 1 S: 9	H: 4 LOB: 2 BB: 0 P: 9	R: 3 E: 0 K: 0 S: 6	H: 3 LOB: 0 BB: 0 P: 6	1B: 11 2B: 1 3B: 1 HR: 1	SF: 0 SAC: 0 DP: 0 HBP: 0	WP: 1 PB: 1 SB: 1 CS: 1	PA: 44				
PITCHER	IP	WLS	BF	H	R	ER	SO	BB	IBB	HBP	BLK	WP	HR	S	P	ERA	WHIP									
Don Gullett, L ERA: 2.93 (1, 1)	4.0		20	5	3	3	2	4	0	0	0	0	1	0	19	19	5.40	1.500								
Jack Billingham, R ERA: 4.99 (5, 1)	3.1	W	15	5	2	2	2	0	0	0	0	0	0	9	9	13.50	2.250									
Willie Stargell, L ERA: 4.43 (8, 1)	1.1		7	3	2	2	1	0	0	0	0	0	0	9	9	27.00	3.000									
Rawly Eastwick, R ERA: 2.73 (9, 1)	0.1	S	2	1	1	1	0	0	0	0	0	0	1	2	2	27.00	3.000									

Cincinnati Reds @ Pittsburgh Pirates
Three Rivers Stadium, Pittsburgh, PA
Sun Jul 18 1976, 3:33 AM EDT
Att: 33,697 - Unknown

AB	40
R	8
H	14
RBI	7
BB	4
SO	5
LOB	20



Batter	1	2	3	4	5	6	7	8	9	AB	R	H	RBI	BB	SO	LOB	TOP				
Rob Andrews, R OBP: 0.340, SLG: 0.335 (1,4)										5	0	0	0	0	0	2					
Enos Cabell, R OBP: 0.335, SLG: 0.361 (1,5)										5	0	1	0	0	1	1					
Cesar Cedeno, R OBP: 0.353, SLG: 0.503 (1,8)										4	0	2	0	0	1	1					
Bob Watson, R OBP: 0.354, SLG: 0.412 (1,3)										4	0	0	0	0	2	3					
Leon Roberts, R OBP: 0.388, SLG: 0.524 (1,9)										4	1	1	0	0	1	1					
Cliff Johnson, R OBP: 0.361, SLG: 0.382 (1,7)										3	2	1	0	1	0	0					
Jerry Davanon, R OBP: 0.435, SLG: 0.641 (1,6)										4	2	2	3	0	0	1					
Skip Jutze, R OBP: 0.195, SLG: 0.256 (9, PH)										3	0	2	1	0	0	0					
Greg Gross, L OBP: 0.367, SLG: 0.344 (9, PH)										1	0	0	0	0	0	0					
Tom Griffin, R (1,1)										0	0	0	0	0	0	0					
Joe Sambito, L (1,1)										2	0	0	0	0	2	1					
Ken Boswell, L OBP: 0.321, SLG: 0.355 (6, PH)										0	0	0	1	0	0	0					
Gene Pentz, R OBP: 0.400, SLG: 0.250 (6,1)										0	0	0	0	0	0	0					
Jose Cruz, L OBP: 0.395, SLG: 0.403 (9, PH)										1	0	1	0	0	0	0					
Inning Stats	R: 0 E: 0 K: 0 S: 4	H: 1 LOB: 1 BB: 0 P: 4	R: 1 E: 0 K: 2 S: 8	H: 1 LOB: 1 BB: 1 P: 12	R: 0 E: 0 K: 1 S: 6	H: 1 LOB: 1 BB: 0 P: 6	R: 3 E: 0 K: 1 S: 8	H: 3 LOB: 0 BB: 0 P: 8	R: 0 E: 0 K: 0 S: 4	H: 1 LOB: 1 BB: 0 P: 4	R: 1 E: 1 K: 0 S: 5	H: 2 LOB: 1 BB: 0 P: 5	R: 0 E: 0 K: 3 S: 9	H: 0 LOB: 0 BB: 0 P: 9	R: 0 E: 0 K: 0 S: 3	H: 0 LOB: 0 BB: 0 P: 3	R: 0 E: 0 K: 0 S: 4	H: 1 LOB: 1 BB: 0 P: 4	1B: 5 2B: 3 3B: 1 HR: 1	SF: 1 SAC: 0 DP: 0 HBP: 0	WP: 0 PA: 38
PITCHER	IP	WLS	BF	H	R	ER	SO	BB	IBB	HBP	BLK	WP	HR	S	P	ERA	WHIP				
John Candelaria, L ERA: 3.02 (1,1)	5.1	W	26	9	5	5	4	1	0	0	0	0	1	33	37	8.44	1.875				
Kent Tekulve, R ERA: 3.2 (6,1)	3.2	S	12	1	0	0	3	0	0	0	0	0	0	18	18	0.00	0.273				

Houston Astros @ Pittsburgh Pirates
Three Rivers Stadium, Pittsburgh, PA
Tue Jul 20 1976, 7:05 PM EDT
Unknown

AB 36
R 5
H 10
RBI 5
BB 1
SO 7
LOB 10



Batter	1	2	3	4	5	6	7	8	9	AB	R	H	RBI	BB	SO	LOB	BOTTOM				
Frank Taveras, R OBP: 0.317, SLG: 0.292 (1,6)										3	2	1	0	1	1	1					
Rennie Stennett, R OBP: 0.281, SLG: 0.345 (1,4)										5	1	2	0	0	0	2					
Al Oliver, L OBP: 0.384, SLG: 0.553 (1,8)										5	1	1	1	0	0	2					
Willie Stargell, L OBP: 0.343, SLG: 0.456 (1,3)										4	1	2	1	0	0	2					
Richie Zisk, R OBP: 0.344, SLG: 0.466 (1,7)										5	1	2	2	0	1	3					
Bill Robinson, R OBP: 0.364, SLG: 0.639 (1,9)										3	2	1	0	1	1	1					
Richie Hebner, L OBP: 0.300, SLG: 0.313 (1,5)										3	1	1	1	1	1	1					
Manny Sanguillen, R OBP: 0.337, SLG: 0.377 (1,2)										3	0	2	4	0	0	1					
John Candelaria, L OBP: 0.245, SLG: 0.186 (1,1)										2	0	0	0	1	0	1					
Kent Tekulve, R (6,1)										1	0	0	0	0	1	1					
Inning Stats	R: 6 E: 0 K: 1 S: 9	H: 4 LOB: 1 BB: 2 P: 18	R: 1 E: 0 K: 0 S: 5	H: 2 LOB: 1 BB: 0 P: 5	R: 0 E: 0 K: 0 S: 3	H: 1 LOB: 0 BB: 0 P: 3	R: 0 E: 1 K: 0 S: 5	H: 1 LOB: 2 BB: 0 P: 5	R: 1 E: 0 K: 1 S: 7	H: 2 LOB: 2 BB: 1 P: 11	R: 0 E: 0 K: 1 S: 5	H: 0 LOB: 0 BB: 0 P: 5	R: 0 E: 0 K: 2 S: 8	H: 1 LOB: 1 BB: 0 P: 8	R: 1 E: 0 K: 0 S: 4	H: 1 LOB: 1 BB: 1 P: 8	R: 1 E: 0 K: 0 S: 4	H: 1 LOB: 1 BB: 1 P: 8	1B: 9 2B: 2 3B: 1 HR: 0	SF: 2 SAC: 0 DP: 1 HBP: 1	WP: 1 PA: 41
PITCHER	IP	WLS	BF	H	R	ER	SO	BB	IBB	HBP	BLK	WP	HR	S	P	ERA	WHIP				
Tom Griffin, R ERA: 6.05 (1,1)	0.1	L	6	3	5	5	0	1	0	0	0	1	0	25	33	5.79	1.929				
Joe Sambito, L ERA: 5.79 (1,1)	4.2		23	7	3	3	2	2	0	0	0	0	0	17	21	3.00	1.000				
Gene Pentz, R ERA: 3.6 (6,1)	3.0		12	2	1	1	3	1	0	0	0	0	0	17	21	3.00	1.000				

Houston Astros @ Pittsburgh Pirates
Three Rivers Stadium, Pittsburgh, PA
Tue Jul 20 1976, 7:05 PM EDT
Unknown

AB 34
R 9
H 12
RBI 9
BB 4
SO 5
LOB 15



Batter	1	2	3	4	5	6	7	8	9	AB	R	H	RBI	BB	SO	LOB	TOP								
Greg Gross, L (1,9) OBP: 0.362, SLG: 0.340										3	1	0	1	0	1	0									
Rob Andrews, R (1,4) OBP: 0.335, SLG: 0.337										4	0	1	0	0	1	2									
Cesar Cedeno, R (1,8) OBP: 0.352, SLG: 0.500										4	0	1	1	0	0	0									
Bob Watson, R (1,3) OBP: 0.355, SLG: 0.414										3	1	1	0	1	0	0									
Jose Cruz, L (1,7) OBP: 0.393, SLG: 0.400										4	0	1	1	0	0	2									
Enos Cabell, R (1,5) OBP: 0.337, SLG: 0.369										4	2	2	0	0	0	1									
Ed Herrmann, L (1,2) OBP: 0.294, SLG: 0.344										2	0	0	1	1	0	1									
Roger Metzger, S (1,6) OBP: 0.325, SLG: 0.312										3	0	0	0	1	0	1									
Bo McLaughlin, R (1,1) Ken Boswell, L (7, PH) Ken Forsch, R (7, 1) OBP: 0.182, SLG: 0.100										2	0	0	0	0	2	0									
Inning Stats	R: 1 E: 1 K: 0 S: 4	H: 1 LOB: 0 BB: 0 P: 4	R: 0 E: 0 K: 0 S: 3	H: 0 LOB: 1 BB: 1 P: 7	R: 0 E: 0 K: 2 S: 7	H: 0 LOB: 0 BB: 0 P: 7	R: 1 E: 0 K: 0 S: 4	H: 2 LOB: 0 BB: 0 P: 4	R: 0 E: 0 K: 1 S: 5	H: 0 LOB: 0 BB: 0 P: 5	R: 0 E: 0 K: 1 S: 6	H: 1 LOB: 2 BB: 1 P: 10	R: 1 E: 0 K: 0 S: 4	H: 1 LOB: 2 BB: 2 P: 12	R: 0 E: 0 K: 0 S: 3	H: 0 LOB: 0 BB: 0 P: 3	R: 1 E: 0 K: 0 S: 4	H: 1 LOB: 0 BB: 0 P: 4	1B: 3 2B: 2 3B: 1 HR: 0	SF: 2 SAC: 0 DP: 0 HBP: 0	WP: 0 PB: 0 SB: 2 CS: 1	PA: 36			
PITCHER	IP	WLS	BF	H	R	ER	SO	BB	IBB	HBP	BLK	WP	HR	S	P	ERA	WHIP								
Rick Langford, R (1, 1) ERA: 5.09	6.1		26	5	3	2	4	3	0	0	0	0	0	31	43	2.84	1.263								
Ramon Hernandez, L (7, 1) ERA: 4.5	0.1		2	0	0	0	0	1	0	0	0	0	0	1	5	0.00	3.000								
Bob Moose, R (7, 1) ERA: 2.38	0.1		1	0	0	0	0	0	0	0	0	0	0	1	1	0.00	0.000								
Dave Giusti, R (8, 1) ERA: 3.54	2.0	L	7	1	1	1	0	0	0	0	0	0	0	7	7	4.50	0.500								

Houston Astros @ Pittsburgh Pirates
 Three Rivers Stadium, Pittsburgh, PA
 Tue Jul 20 1976, 7:05 PM EDT
 Att: 11,922 - Unknown

AB	30
R	4
H	6
RBI	4
BB	4
SO	4
LOB	7



Batter	1	2	3	4	5	6	7	8	9	AB	R	H	RBI	BB	SO	LOB	BOTTOM								
Frank Taveras, R (1,6) OBP: 0.316, SLG: 0.292										4	0	1	0	0	1	1									
Rennie Stennett, R (1,4) OBP: 0.280, SLG: 0.344										4	1	1	0	0	0	1									
Al Oliver, L (1,8) OBP: 0.385, SLG: 0.552										4	0	2	0	0	0	1									
Willie Stargell, L (1,3) OBP: 0.345, SLG: 0.461										4	1	2	0	0	1	1									
Richie Zisk, R (1,7) OBP: 0.343, SLG: 0.464										4	0	1	2	0	2	3									
Bill Robinson, R (1,9) OBP: 0.358, SLG: 0.628										4	0	0	0	0	0	4									
Richie Hebner, L (1,5) OBP: 0.299, SLG: 0.312										4	1	1	0	0	0	0									
Duffy Dyer, R (1,2) Manny Sanguillen, R (7, PR) OBP: 0.293, SLG: 0.353 OBP: 0.336, SLG: 0.375										3	0	2	0	0	0	0									
Rick Langford, R (1, 1) Ramon Hernandez, S (7, 1) Bob Moose, R (7, 1) Ed Kirkpatrick, L (7, PH) Dave Giusti, R (8, 1) Ed Ott, L (9, PH) OBP: 0.300, SLG: 0.294										2	0	0	0	0	0	1									
Inning Stats	R: 0 E: 0 K: 0 S: 3	H: 0 LOB: 0 BB: 0 P: 3	R: 0 E: 0 K: 0 S: 3	H: 0 LOB: 0 BB: 0 P: 3	R: 1 E: 1 K: 1 S: 7	H: 2 LOB: 1 BB: 0 P: 7	R: 0 E: 0 K: 2 S: 8	H: 1 LOB: 1 BB: 0 P: 8	R: 0 E: 0 K: 0 S: 3	H: 0 LOB: 0 BB: 0 P: 3	R: 2 E: 1 K: 1 S: 8	H: 3 LOB: 1 BB: 0 P: 8	R: 0 E: 0 K: 0 S: 4	H: 2 LOB: 2 BB: 0 P: 4	R: 0 E: 0 K: 1 S: 7	H: 2 LOB: 2 BB: 0 P: 7	R: 0 E: 0 K: 0 S: 3	H: 0 LOB: 0 BB: 0 P: 3	1B: 8 2B: 2 3B: 0 HR: 0	SF: 0 SAC: 0 DP: 0 HBP: 0	WP: 1 PB: 0 SB: 1 CS: 1	PA: 37			
PITCHER	IP	WLS	BF	H	R	ER	SO	BB	IBB	HBP	BLK	WP	HR	S	P	ERA	WHIP								
Bo McLaughlin, R (1, 1) ERA: 1.5	6.0		24	6	3	1	4	0	0	0	0	0	0	14	14	1.50	1.000								
Ken Forsch, R (7, 1) ERA: 2.27	3.0	W	12	4	0	0	1	0	0	0	0	0	0	14	14	0.00	1.333								

Houston Astros @ Pittsburgh Pirates
 Three Rivers Stadium, Pittsburgh, PA
 Tue Jul 20 1976, 7:05 PM EDT
 Att: 11,922 - Unknown

AB	36
R	3
H	10
RBI	2
BB	0
SO	5
LOB	13



Batter	1	2	3	4	5	6	7	8	9	AB	R	H	RBI	BB	SO	LOB	TOP					
Greg Gross, L (1, 9) OBP: 0.397, SLG: 0.335	4-3		K		6-3			L6		4	0	0	0	0	1	3	Houston Astros @ Pittsburgh Pirates Three Rivers Stadium, Pittsburgh, PA Wed Jul 21 1976, 7:05 PM EDT Unknown					
Rob Andrews, R (1, 4) OBP: 0.334, SLG: 0.332	F9		FC6			F8		6-3		4	0	0	0	0	0	2						
Cesar Cedeno, R (1, 8) OBP: 0.351, SLG: 0.497										4	0	1	0	0	1	2						
Joe Niekro, R (8, 1) OBP: 0.200, SLG: 0.333	K		F7			1B		L4		0	0	0	0	0	0	0						
Bob Watson, R (1, 3) OBP: 0.362, SLG: 0.424										4	1	4	0	0	0	0						
Leon Roberts, R (1, 7) OBP: 0.378, SLG: 0.510										4	0	0	0	0	1	4						
Enos Cabell, R (1, 5) OBP: 0.333, SLG: 0.365										4	0	0	0	0	0	3						
Jerry Davanon, R (1, 6) OBP: 0.420, SLG: 0.605										4	0	1	1	0	1	1						
Skip Jutze, R (1, 2) OBP: 0.200, SLG: 0.259										3	0	1	0	0	1	1						
Larry Dierker, R (1, 1) OBP: 0.119, SLG: 0.122										1	0	1	0	0	0	0						
Joe Sambito, L (7, 1)										0	0	0	0	0	0	0						
Wilbur Howard, S (8, PH) OBP: 0.243, SLG: 0.298										1	0	1	0	0	0	0						
Inning Stats	R: 0 E: 0 K: 1 S: 5	H: 0 LOB: 0 BB: 0 P: 5	R: 1 E: 0 K: 2 S: 9	H: 2 LOB: 1 BB: 0 P: 9	R: 0 E: 0 K: 1 S: 6	H: 1 LOB: 0 BB: 0 P: 6	R: 0 E: 0 K: 0 S: 3	H: 1 LOB: 0 BB: 0 P: 3	R: 0 E: 0 K: 1 S: 6	H: 1 LOB: 1 BB: 0 P: 6	R: 0 E: 0 K: 0 S: 4	H: 2 LOB: 1 BB: 0 P: 4	R: 0 E: 0 K: 0 S: 3	H: 0 LOB: 0 BB: 0 P: 3	R: 0 E: 0 K: 0 S: 4	H: 1 LOB: 1 BB: 0 P: 4	R: 0 E: 0 K: 0 S: 4	H: 1 LOB: 1 BB: 0 P: 4	1B: 7 2B: 2 3B: 0 HR: 0	SF: 0 SAC: 1 DP: 1 HBP: 0	WP: 0 PB: 0 SB: 0 CS: 0	PA: 34
PITCHER Jerry Reuss, L (1, 1) ERA: 4.19	IP: 9.0 WLS: W BF: 34 H: 9 R: 1 ER: 1 SO: 5 BB: 0 IBB: 0 HBP: 0 BLK: 0 WP: 0 HR: 0 S: 44 P: 44 ERA: 1.00 WHIP: 1.000															PITCHER						

Batter	1	2	3	4	5	6	7	8	9	AB	R	H	RBI	BB	SO	LOB	BOTTOM			
Frank Taveras, R (1, 6) OBP: 0.315, SLG: 0.291	P3		4-3		F9			S		4	1	1	0	0	0	0	Houston Astros @ Pittsburgh Pirates Three Rivers Stadium, Pittsburgh, PA Wed Jul 21 1976, 7:05 PM EDT Unknown			
Rennie Stennett, R (1, 4) OBP: 0.285, SLG: 0.349	F8		F7		E8			S		3	1	2	1	1	0	0				
Al Oliver, L (1, 8) OBP: 0.386, SLG: 0.553					F7					3	0	1	1	1	0	1				
Willie Stargell, L (1, 3) OBP: 0.343, SLG: 0.458	F8				F9					4	0	1	0	0	1	3				
Richie Zisk, R (1, 7) OBP: 0.344, SLG: 0.464	F8									4	2	2	0	0	0	3				
Bill Robinson, R (1, 9) OBP: 0.356, SLG: 0.634										4	1	1	2	0	1	2				
Richie Hebner, L (1, 5) OBP: 0.298, SLG: 0.311										4	0	1	1	0	1	0				
Manny Sanguillen, R (1, 2) OBP: 0.331, SLG: 0.370										4	0	0	0	0	1	2				
Jerry Reuss, L (1, 1) OBP: 0.367, SLG: 0.349										3	0	0	0	0	2	0				
Inning Stats	R: 0 E: 0 K: 0 S: 3	H: 0 LOB: 2 BB: 2 P: 11	R: 0 E: 0 K: 1 S: 5	H: 0 LOB: 0 BB: 0 P: 5	R: 0 E: 0 K: 1 S: 5	H: 0 LOB: 0 BB: 0 P: 5	R: 2 E: 0 K: 1 S: 8	H: 2 LOB: 1 BB: 0 P: 8	R: 0 E: 0 K: 0 S: 4	H: 1 LOB: 1 BB: 0 P: 4	R: 1 E: 0 K: 0 S: 5	H: 3 LOB: 1 BB: 0 P: 5	R: 2 E: 0 K: 2 S: 10	H: 3 LOB: 1 BB: 0 P: 10	R: 0 E: 0 K: 1 S: 5	H: 0 LOB: 0 BB: 0 P: 5		1B: 6 2B: 2 3B: 0 HR: 1	SF: 0 SAC: 0 DP: 1 HBP: 0	WP: 0 PB: 2 SB: 3 CS: 0
PITCHER Larry Dierker, R (1, 1) ERA: 4.18	IP: 6.1 WLS: L BF: 30 H: 9 R: 5 ER: 5 SO: 4 BB: 2 IBB: 0 HBP: 0 BLK: 0 WP: 0 HR: 1 S: 36 P: 44 ERA: 7.11 WHIP: 1.737															PITCHER				
Joe Sambito, L (7, 1) ERA: 5.09	0.2	2	0	0	0	1	0	0	0	0	0	4	4	0.00	0.000					
Joe Niekro, R (8, 1) ERA: 3.57	1.0	3	0	0	0	1	0	0	0	0	0	5	5	0.00	0.000					

Batter	1	2	3	4	5	6	7	8	9	AB	R	H	RBI	BB	SO	LOB	TOP										
Wilbur Howard, S OBP: 0.237, SLG: 0.290	G3			F7			4-3		5-3	4	0	0	0	0	0	0											
Greg Gross, L OBP: 0.353, SLG: 0.330	1-3			F7			G3		E1 BB	4	1	0	0	0	0	0											
Jose Cruz, L OBP: 0.394, SLG: 0.399	F6			K					BB 1B	3	0	1	0	1	1	0											
Bob Watson, R OBP: 0.361, SLG: 0.422		6-3			F8		4-3		BB 1B	4	0	1	1	0	0	1											
Ed Herrmann, L OBP: 0.290, SLG: 0.337		F7			4-3				3-4-1	3	0	0	0	0	0	0											
Cesar Cedeno, R OBP: 0.353, SLG: 0.497									BB	0	0	0	0	1	0	0											
Rob Andrews, R OBP: 0.334, SLG: 0.332									BB	0	0	0	0	0	0	0											
Ken Boswell, L OBP: 0.314, SLG: 0.338		6-3			L6				G3	4	0	0	0	0	1	3											
Jerry Davanon, R OBP: 0.434, SLG: 0.591				K					BB	1	0	0	0	2	1	0											
Roger Metzger, S OBP: 0.326, SLG: 0.309				F9			G4-3		L4	3	0	0	0	0	0	2											
Joaquin Andujar, S OBP: 0.172, SLG: 0.172										1	0	0	0	0	1	0											
Joe Niekro, R OBP: 0.192, SLG: 0.320				K			1-3		6-3	1	0	0	0	0	0	0											
Enos Cabell, R OBP: 0.332, SLG: 0.364										1	0	0	0	0	0	0											
Inning Stats	R: 0 E: 0 K: 0 S: 3	H: 0 LOB: 0 BB: 0 P: 3	R: 0 E: 0 K: 0 S: 3	H: 0 LOB: 0 BB: 0 P: 3	R: 0 E: 0 K: 2 S: 7	H: 0 LOB: 0 BB: 0 P: 7	R: 0 E: 0 K: 1 S: 5	H: 0 LOB: 0 BB: 0 P: 5	R: 0 E: 0 K: 0 S: 3	H: 0 LOB: 0 BB: 0 P: 3	R: 0 E: 0 K: 0 S: 4	H: 1 LOB: 1 BB: 0 P: 4	R: 0 E: 0 K: 0 S: 3	H: 0 LOB: 1 BB: 1 P: 7	R: 1 E: 1 K: 1 S: 7	H: 1 LOB: 3 BB: 2 P: 15	1B: 2 2B: 0 3B: 0 HR: 0	SF: 0 SAC: 0 DP: 1 HBP: 0	WP: 0 PB: 0 SB: 0 CS: 0	PA: 33							
PITCHER	IP	WLS	BF	H	R	ER	SO	BB	IBB	HBP	BLK	WP	HR	S	P	ERA	WHIP										
Larry Demery, R ERA: 3.88	(1, 1)	8.2	W	31	2	1	0	3	3	0	0	0	0	34	46	0.00	0.577										
Dave Giusti, R ERA: 3.49	(9, 1)	0.1	S	2	0	0	0	1	1	0	0	0	0	3	7	0.00	3.000										

Houston Astros @ Pittsburgh Pirates
Three Rivers Stadium, Pittsburgh, PA
Wed Jul 21 1976, 7:05 PM EDT
Att: 12,209 - Unknown

AB	29
R	1
H	2
RBI	1
BB	4
SO	4
LOB	6



Batter	1	2	3	4	5	6	7	8	9	AB	R	H	RBI	BB	SO	LOB	BOTTOM											
Frank Taveras, R OBP: 0.317, SLG: 0.292	S 1B BB		5-3	K						3	1	1	0	1	1	1												
Rennie Stennett, R OBP: 0.285, SLG: 0.348	6-3		1B	4-3						4	1	1	0	0	1	3												
Al Oliver, L OBP: 0.388, SLG: 0.553	5-3 2H		1B	1-3			1-3		F9	4	0	2	1	0	0	1												
Bill Robinson, R OBP: 0.354, SLG: 0.628	5-3		1B	1-2 3H			K		F4	4	0	1	1	0	1	1												
Richie Zisk, R OBP: 0.346, SLG: 0.472	BB		F7	F4			F4		HR	3	1	1	1	1	0	2												
Ed Kirkpatrick, L OBP: 0.321, SLG: 0.303	6-3		L9				F3		F2	4	0	0	0	0	0	4												
Richie Hebner, L OBP: 0.301, SLG: 0.311			G3	SH3-4 1B WP BB			F9			3	1	1	0	1	0	0												
Duffy Dyer, R OBP: 0.304, SLG: 0.375			F7	WP SH3-4 1B					1B	4	0	2	0	0	1	1												
Larry Demery, R OBP: 0.200, SLG: 0.077			K	SH3-4						2	0	0	0	0	2	0												
Dave Giusti, R ERA: 3.57				1-2 2-3			K			0	0	0	0	0	0	0												
Inning Stats	R: 1 E: 0 K: 0 S: 4	H: 1 LOB: 2 BB: 2 P: 12	R: 0 E: 0 K: 1 S: 5	H: 0 LOB: 0 BB: 0 P: 5	R: 1 E: 0 K: 0 S: 6	H: 3 LOB: 2 BB: 0 P: 6	R: 1 E: 0 K: 1 S: 6	H: 1 LOB: 1 BB: 1 P: 10	R: 0 E: 0 K: 1 S: 5	H: 0 LOB: 0 BB: 0 P: 5	R: 0 E: 0 K: 0 S: 3	H: 1 LOB: 1 BB: 0 P: 3	R: 0 E: 0 K: 2 S: 8	H: 1 LOB: 1 BB: 0 P: 8	R: 1 E: 0 K: 1 S: 7	H: 2 LOB: 1 BB: 0 P: 7	1B: 7 2B: 1 3B: 0 HR: 1	SF: 0 SAC: 1 DP: 0 HBP: 0	WP: 1 PB: 0 SB: 1 CS: 0	PA: 35								
PITCHER	IP	WLS	BF	H	R	ER	SO	BB	IBB	HBP	BLK	WP	HR	S	P	ERA	WHIP											
Joaquin Andujar, R ERA: 3.88	(1, 1)	3.0	L	15	4	2	2	1	2	0	0	0	0	15	23	6.00	2.000											
Joe Niekro, R ERA: 3.57	(4, 1)	5.0		20	5	2	2	5	1	0	0	0	1	1	29	33	3.60	1.200										

Houston Astros @ Pittsburgh Pirates
Three Rivers Stadium, Pittsburgh, PA
Wed Jul 21 1976, 7:05 PM EDT
Att: 12,209 - Unknown

AB	31
R	4
H	9
RBI	3
BB	3
SO	6
LOB	13



Batter	1	2	3	4	5	6	7	8	9	AB	R	H	RBI	BB	SO	LOB	TOP			
Frank Taveras, R (1,6) OBP: 0.322, SLG: 0.297 Tommy Helms, R (1,4) OBP: 0.333, SLG: 0.426	0-0 P4 1B		0-0 F7		0-0 F8			0-0 6-3		1	0	1	0	0	0	0				
Rennie Stennett, R (1,4) OBP: 0.282, SLG: 0.343	0-0 P4 1-2		0-0 4-3			0-3 K		0-0 4-3		4	0	0	0	0	1	1				
Al Oliver, L (1,8) OBP: 0.382, SLG: 0.541	1-0 HBP			0-0 F6		0-0 G3		0-0 3-1		3	0	0	0	0	0	0				
Willie Stargell, L (1,3) OBP: 0.344, SLG: 0.455	0-0 F8			0-0 1B		0-0 2B 1B		0-0 F9		4	0	2	0	0	0	1				
Dave Parker, L (1,9) OBP: 0.324, SLG: 0.474		0-0 HR		0-0 1B		0-0 1-3 2B		0-0 4-3		4	1	3	1	0	0	0				
Bill Robinson, R (1,5) OBP: 0.347, SLG: 0.612		0-3 K		0-3 K		0-0 6-3		0-0 F2		4	0	0	0	0	2	4				
Richie Zisk, R (1,7) OBP: 0.342, SLG: 0.465		0-0 1-3		0-3 K			0-0 F3			3	0	0	0	0	1	2				
Manny Sanguillen, R (1,2) OBP: 0.328, SLG: 0.366		0-0 3-1			0-0 6-3		0-0 6-3			3	0	0	0	0	0	0				
Doc Medich, R (1,1) OBP: 0.171, SLG: 0.065 Rick Langford, L (5, PH) OBP: 0.267, SLG: 0.306 Rick Langford, R (5,1) OBP: 0.260, SLG: 0.400 Kent Tekulve, R (6,1) OBP: 0.316, SLG: 0.290 Ed Kirkpatrick, L (7, PH) OBP: 0.316, SLG: 0.290 Ramon Hernandez, S (7,1) OBP: 0.316, SLG: 0.290			0-3 K		0-0 F5		0-0 3-1			1	0	0	0	0	1	0				
Inning Stats	R: 0 E: 0 K: 0 S: 3	H: 1 LOB: 1 BB: 0 P: 4	R: 1 E: 0 K: 1 S: 6	H: 1 LOB: 0 BB: 0 P: 6	R: 0 E: 0 K: 1 S: 5	H: 0 LOB: 0 BB: 0 P: 5	R: 0 E: 0 K: 2 S: 9	H: 2 LOB: 2 BB: 0 P: 9	R: 0 E: 0 K: 1 S: 7	H: 0 LOB: 0 BB: 0 P: 7	R: 0 E: 0 K: 0 S: 3	H: 0 LOB: 0 BB: 0 P: 3	R: 0 E: 0 K: 0 S: 3	H: 0 LOB: 0 BB: 0 P: 3	R: 0 E: 0 K: 0 S: 3	H: 0 LOB: 0 BB: 0 P: 3	1B: 4 2B: 1 3B: 0 HR: 1	SF: 0 SAC: 0 DP: 0 HBP: 1	WP: 0 PB: 0 SB: 0 CS: 0	PA: 33
PITCHER Jim Lonborg, R (1,1) ERA: 2.75	IP: 9.0 WLS: W BF: 33 H: 6 R: 1 ER: 1 SO: 5 BB: 0 IBB: 0 HBP: 1 BLK: 0 WP: 0 HR: 1 S: 42 P: 43 ERA: 1.00 WHIP: 0.667															PITCHER				

Pittsburgh Pirates @ Philadelphia Phillies
Veterans Stadium, Philadelphia, PA
Fri Jul 23 1976, 7:05 PM EDT
Att: 40,120 - Unknown

AB 32
R 1
H 6
RBI 1
BB 0
SO 5
LOB 8



Batter	1	2	3	4	5	6	7	8	9	AB	R	H	RBI	BB	SO	LOB	BOTTOM			
Dave Cash, R (1,4) OBP: 0.337, SLG: 0.349 Terry Harmon, R (7,4) OBP: 0.382, SLG: 0.387	0-0 4-3		0-0 HR	0-0 2H 1B		0-0 E7 1B		0-0 6-3		4	2	3	2	0	0	0				
Larry Bowa, S (1,6) OBP: 0.289, SLG: 0.292	0-0 2B 1B		0-0 F6	0-0 F7		0-0 HR BB		0-0 P5		4	2	1	0	1	0	0				
Mike Schmidt, R (1,5) OBP: 0.388, SLG: 0.562	0-0 F2		0-0 F8		0-0 F9	0-0 HR		0-0 F7		5	1	1	2	0	0	1				
Greg Luzinski, R (1,7) OBP: 0.362, SLG: 0.495 Jerry Martin, R (6, PR) OBP: 0.395, SLG: 0.436	0-0 1H 2B		0-0 2B 1B		0-3 K	0-0 2B		0-0 G3		4	1	3	1	0	1	0				
Dick Allen, R (1,3) OBP: 0.366, SLG: 0.518 Bobby Tolan, L (6, PH) OBP: 0.283, SLG: 0.375	0-0 5-3		0-0 1H 1B 2B		0-0 2B	0-0 G3		0-0 G3		3	1	2	1	0	0	1				
Jay Johnstone, L (1,9) OBP: 0.374, SLG: 0.461		0-0 1B	0-0 2H 1B		0-3 K	0-3 K				4	0	2	1	0	2	2				
Garry Maddox, R (1,8) OBP: 0.372, SLG: 0.457 Tom Hutton, L (7,3) OBP: 0.400, SLG: 0.386	0-0 F8		0-0 E9 1B 1B		0-0 E9 1B 1B	0-0 FC1-5 1B BB		0-0 4-3		2	1	1	0	1	0	1				
Johnny Oates, L (1,2) OBP: 0.375, SLG: 0.348	0-0 F8		0-0 SH3 1B 1B		0-0 SH3 1B 1B	0-0 1B FC1-5 E 1B		0-0 P4		4	2	2	1	0	0	1				
Jim Lonborg, R (1,1) OBP: 0.239, SLG: 0.190	0-0 5-3		0-0 SH3		0-0 SH3	0-0 FC1-5 E		0-0 6-3		3	1	0	0	0	3					
Inning Stats	R: 1 E: 0 K: 0 S: 5	H: 2 LOB: 1 BB: 0 P: 5	R: 0 E: 0 K: 0 S: 4	H: 1 LOB: 0 BB: 0 P: 4	R: 3 E: 0 K: 0 S: 6	H: 4 LOB: 1 BB: 0 P: 6	R: 2 E: 1 K: 0 S: 5	H: 3 LOB: 0 BB: 0 P: 5	R: 0 E: 0 K: 2 S: 8	H: 1 LOB: 1 BB: 0 P: 8	R: 5 E: 1 K: 1 S: 9	H: 4 LOB: 1 BB: 2 P: 17	R: 0 E: 0 K: 0 S: 3	H: 0 LOB: 0 BB: 0 P: 3	R: 0 E: 0 K: 0 S: 3	H: 0 LOB: 0 BB: 0 P: 3	1B: 9 2B: 4 3B: 0 HR: 2	SF: 0 SAC: 1 DP: 0 HBP: 0	WP: 0 PB: 0 SB: 0 CS: 0	PA: 39
PITCHER Doc Medich, R (1,1) ERA: 4.24 Rick Langford, R (5,1) ERA: 7.11 Kent Tekulve, R (6,1) ERA: 3.1 Ramon Hernandez, L (7,1) ERA: 4.24	IP: 4.0 WLS: L BF: 20 H: 10 R: 6 ER: 5 SO: 2 BB: 2 IBB: 0 HBP: 0 BLK: 0 WP: 0 HR: 1 S: 12 P: 20 ERA: 13.50 WHIP: 2.500															PITCHER				

Pittsburgh Pirates @ Philadelphia Phillies
Veterans Stadium, Philadelphia, PA
Fri Jul 23 1976, 7:05 PM EDT
Att: 40,120 - Unknown

AB 36
R 11
H 15
RBI 8
BB 2
SO 3
LOB 10



Batter	1	2	3	4	5	6	7	8	9	AB	R	H	RBI	BB	SO	LOB	TOP										
Frank Taveras, R OBP: 0.320, SLG: 0.302	F9	1B		K		E1		4-3		5	2	1	0	0	1	1	Pittsburgh Pirates @ Philadelphia Phillies Veterans Stadium, Philadelphia, PA Sat Jul 24 1976, 7:05 PM EDT Unknown										
Rennie Stennett, R OBP: 0.278, SLG: 0.339	4-3	4-3		K		K		F7		5	0	0	0	0	2	3											
Al Oliver, L OBP: 0.385, SLG: 0.544	3B	2B		G3		E		F9		4	1	2	1	1	0	0											
Willie Stargell, L OBP: 0.345, SLG: 0.462	E	1B				K		E3		5	1	2	1	0	1	3											
Dave Parker, L OBP: 0.329, SLG: 0.474	E	1B				E5		F5		4	2	2	2	1	1	3											
Bill Robinson, R OBP: 0.342, SLG: 0.602	E1					5-3				4	1	0	0	0	0	6											
Richie Hebner, L OBP: 0.296, SLG: 0.305	1B	F5				5-3		K		1	0	0	0	0	1	1											
Richie Zisk, R OBP: 0.346, SLG: 0.468	1B			5-3		1B		5-3		4	0	2	2	1	0	0											
Manny Sanguillen, R OBP: 0.329, SLG: 0.366	1B			F8		2B		P3		5	0	2	1	0	0	2											
Jim Rooker, R OBP: 0.244, SLG: 0.350	K			K						4	1	1	0	0	3	2											
Dave Giusti, R OBP: 0.296, SLG: 0.305	K			K		E		K		0	0	0	0	0	0	0											
Inning Stats	R: 4 E: 1 K: 1 S: 10	H: 4 LOB: 2 BB: 1 P: 14	R: 1 E: 0 K: 1 S: 8	H: 3 LOB: 2 BB: 0 P: 8	R: 0 E: 0 K: 1 S: 5	H: 0 LOB: 0 BB: 0 P: 5	R: 0 E: 0 K: 2 S: 7	H: 0 LOB: 0 BB: 0 P: 7	R: 1 E: 0 K: 0 S: 5	H: 3 LOB: 2 BB: 0 P: 5	R: 2 E: 2 K: 2 S: 10	H: 2 LOB: 2 BB: 1 P: 14	R: 0 E: 0 K: 1 S: 3	H: 0 LOB: 0 BB: 0 P: 3	R: 0 E: 1 K: 1 S: 6	H: 0 LOB: 2 BB: 1 P: 10	1B: 8 2B: 2 3B: 2 HR: 0	SF: 0 SAC: 0 DP: 0 HBP: 0	WP: 0 PB: 0 SB: 1 CS: 0	PA: 44							
PITCHER	IP	WLS	BF	H	R	ER	SO	BB	IBB	HBP	BLK	WP	HR	S	P	ERA	WHIP										
Larry Christenson, R ERA: 4.11	1.1	L	12	6	5	2	1	1	0	0	0	0	0	13	17	13.50	5.250										
Ron Schueler, R ERA: 3.92	2.0		6	1	0	0	2	0	0	0	0	0	0	10	10	0.00	0.600										
Wayne Twitchell, R ERA: 2.15	2.0		8	3	1	1	2	0	0	0	0	0	0	12	12	4.50	1.500										
Tug McGraw, L ERA: 2.89	2.0		10	2	2	0	3	0	1	0	0	0	0	15	19	0.00	1.000										
Gene Garber, R ERA: 3.15	2.0		8	0	0	0	1	1	0	0	0	0	0	9	13	0.00	0.500										

Batter	1	2	3	4	5	6	7	8	9	AB	R	H	RBI	BB	SO	LOB	BOTTOM										
Dave Cash, R OBP: 0.336, SLG: 0.348	5-3		1B		F9			5-3		4	1	1	0	0	0	0	Pittsburgh Pirates @ Philadelphia Phillies Veterans Stadium, Philadelphia, PA Sat Jul 24 1976, 7:05 PM EDT Unknown										
Larry Bowa, S OBP: 0.294, SLG: 0.296	BB		S		F8			F9		2	2	1	0	2	0	0											
Mike Schmidt, R OBP: 0.387, SLG: 0.558	K		E		F8			K		4	0	1	1	0	2	2											
Greg Luzinski, R OBP: 0.358, SLG: 0.491	K		E		SF8			6-3		3	0	0	1	0	1	2											
Dick Allen, R OBP: 0.368, SLG: 0.531			K		F3			3B		4	2	2	1	0	1	0											
Ollie Brown, R OBP: 0.375, SLG: 0.412	1-3				L7			1B		4	0	1	1	0	0	0											
Garry Maddox, R OBP: 0.371, SLG: 0.455	4-3				5-3			F3		4	0	1	0	0	0	1											
Johnny Oates, L OBP: 0.357, SLG: 0.308			K		L1			G3-6-3		3	0	0	0	1	1	1											
Larry Christenson, R ERA: 4.11			L1		F7			L1		0	0	0	0	0	0	0											
Gene Garber, R ERA: 3.15								F8		0	0	0	0	0	0	0											
Inning Stats	R: 0 E: 0 K: 2 S: 7	H: 0 LOB: 1 BB: 1 P: 11	R: 0 E: 0 K: 1 S: 5	H: 0 LOB: 0 BB: 0 P: 5	R: 2 E: 1 K: 1 S: 7	H: 2 LOB: 1 BB: 1 P: 11	R: 0 E: 0 K: 0 S: 3	H: 0 LOB: 0 BB: 0 P: 3	R: 2 E: 0 K: 0 S: 5	H: 2 LOB: 0 BB: 0 P: 5	R: 0 E: 0 K: 0 S: 3	H: 1 LOB: 0 BB: 0 P: 3	R: 0 E: 0 K: 1 S: 5	H: 0 LOB: 0 BB: 0 P: 5	R: 1 E: 0 K: 0 S: 5	H: 2 LOB: 2 BB: 1 P: 9	1B: 4 2B: 1 3B: 1 HR: 1	SF: 1 SAC: 0 DP: 1 HBP: 0	WP: 0 PB: 0 SB: 1 CS: 0	PA: 36							
PITCHER	IP	WLS	BF	H	R	ER	SO	BB	IBB	HBP	BLK	WP	HR	S	P	ERA	WHIP										
Jim Rooker, L ERA: 3.79	8.1	W	33	7	5	4	5	2	0	0	0	0	1	41	49	4.32	1.080										
Dave Giusti, R ERA: 3.41	0.2	S	3	0	0	0	0	1	0	0	0	0	0	2	6	0.00	1.500										



Batter	1	2	3	4	5	6	7	8	9	AB	R	H	RBI	BB	SO	LOB	TOP					
Frank Taveras, R (1, 6) OBP: 0.322, SLG: 0.302	6-3			FC4 1B			5-3		FC4-6 BB	3	0	1	0	1	0	0	Pittsburgh Pirates @ Philadelphia Phillies Veterans Stadium, Philadelphia, PA Sat Jul 24 1976, 7:05 PM EDT Att: 57,723 - Unknown					
Rennie Stennett, R (1, 4) OBP: 0.278, SLG: 0.338	G4-3 1B			FC4 L4 S 1-2			G3		FC4-6 1-2 2-3	4	0	1	0	0	0	3						
Al Oliver, L (1, 8) Tommy Helms, R (4, 5) OBP: 0.324, SLG: 0.413	G4-3 1-2			L4 1-3			6-3		F8	2	0	0	0	0	0	2						
Bill Robinson, R (1, 5) OBP: 0.338, SLG: 0.595		6-3				F7			6-3	3	0	0	0	0	0	0						
Richie Zisk, R (1, 7) OBP: 0.346, SLG: 0.476		4-3				F6			HR	3	1	1	1	0	0	0						
Dave Parker, L (1, 9) OBP: 0.325, SLG: 0.469		4-3				G3			F8	3	0	0	0	0	0	0						
Bob Robertson, R (1, 3) OBP: 0.314, SLG: 0.333			K			P4			6-3	3	0	0	0	0	1	0						
Duffy Dyer, R (1, 2) OBP: 0.305, SLG: 0.365			5-3			G4-6-3 BB			E6 FC4-6 BB	2	0	0	0	1	0	0						
Bob Moose, R (1, 1) Kent Tekulve, R (6, 1) Manny Sanguillen, R (9, PH) OBP: 0.429, SLG: 1.143 OBP: 0.328, SLG: 0.385			4-3			G4-6-3 1-2			F9	2	0	0	0	0	0	1						
										0	0	0	0	0	0	1						
										1	0	0	0	0	0	1						
Inning Stats	R: 0 E: 0 K: 0 S: 3	H: 1 LOB: 0 BB: 0 P: 3	R: 0 E: 0 K: 0 S: 3	H: 0 LOB: 0 BB: 0 P: 3	R: 0 E: 0 K: 1 S: 5	H: 0 LOB: 0 BB: 0 P: 5	R: 0 E: 0 K: 0 S: 3	H: 1 LOB: 0 BB: 0 P: 3	R: 0 E: 0 K: 0 S: 2	H: 0 LOB: 0 BB: 1 P: 6	R: 0 E: 0 K: 0 S: 3	H: 0 LOB: 0 BB: 0 P: 3	R: 1 E: 0 K: 0 S: 4	H: 1 LOB: 0 BB: 0 P: 4	R: 0 E: 1 K: 0 S: 4	H: 0 LOB: 2 BB: 1 P: 8	1B: 2 2B: 1 3B: 0 HR: 1	SF: 0 SAC: 0 DP: 3 HBP: 0	WP: 0 PB: 0 SB: 1 CS: 0	PA: 30		
PITCHER Steve Carlton, L (1, 1) ERA: 3.41	IP: 9.0 WLS: W BF: 30 H: 3 R: 1 ER: 1 SO: 1	IP: 9.0 WLS: W BF: 30 H: 3 R: 1 ER: 1 SO: 1	IP: 9.0 WLS: W BF: 30 H: 3 R: 1 ER: 1 SO: 1	IP: 9.0 WLS: W BF: 30 H: 3 R: 1 ER: 1 SO: 1	IP: 9.0 WLS: W BF: 30 H: 3 R: 1 ER: 1 SO: 1	IP: 9.0 WLS: W BF: 30 H: 3 R: 1 ER: 1 SO: 1	IP: 9.0 WLS: W BF: 30 H: 3 R: 1 ER: 1 SO: 1	IP: 9.0 WLS: W BF: 30 H: 3 R: 1 ER: 1 SO: 1	IP: 9.0 WLS: W BF: 30 H: 3 R: 1 ER: 1 SO: 1	IP: 9.0 WLS: W BF: 30 H: 3 R: 1 ER: 1 SO: 1	IP: 9.0 WLS: W BF: 30 H: 3 R: 1 ER: 1 SO: 1	IP: 9.0 WLS: W BF: 30 H: 3 R: 1 ER: 1 SO: 1	IP: 9.0 WLS: W BF: 30 H: 3 R: 1 ER: 1 SO: 1	IP: 9.0 WLS: W BF: 30 H: 3 R: 1 ER: 1 SO: 1	IP: 9.0 WLS: W BF: 30 H: 3 R: 1 ER: 1 SO: 1	IP: 9.0 WLS: W BF: 30 H: 3 R: 1 ER: 1 SO: 1	IP: 9.0 WLS: W BF: 30 H: 3 R: 1 ER: 1 SO: 1	ERA: 1.00 WHIP: 0.556				

Batter	1	2	3	4	5	6	7	8	9	AB	R	H	RBI	BB	SO	LOB	BOTTOM					
Dave Cash, R (1, 4) OBP: 0.335, SLG: 0.349	F8		F9		6-3	2B		6-3		5	1	1	1	0	0	0	Pittsburgh Pirates @ Philadelphia Phillies Veterans Stadium, Philadelphia, PA Sat Jul 24 1976, 7:05 PM EDT Att: 57,723 - Unknown					
Larry Bowa, S (1, 6) OBP: 0.300, SLG: 0.306	F7		CS 1B		BB 1B	2B		8-3 S 1B		5	0	4	1	0	0	0						
Mike Schmidt, R (1, 5) OBP: 0.384, SLG: 0.552	K		CS 1-2	E5 1B SF8	BB 1-2	5-3		8-3 1-3		4	1	0	0	1	1	2						
Greg Luzinski, R (1, 7) Jerry Martin, R (7, PR) OBP: 0.363, SLG: 0.503 OBP: 0.396, SLG: 0.425		HR		1B 1-3	F7	FC5-4 1B				4	1	3	1	0	0	2						
Jay Johnstone, L (1, 9) OBP: 0.374, SLG: 0.466		4-3		SF8 3-H		E 2B	FC5-4 1B			3	1	2	1	0	0	0						
Gary Maddox, R (1, 8) OBP: 0.372, SLG: 0.455		F8		1B 1-2		E6 4-3 2B 1B	FC5-4 2B			4	2	2	0	0	0	2						
Bobby Tolan, L (1, 3) OBP: 0.287, SLG: 0.383		S 1B		L9		4-3				4	0	2	1	0	0	3						
Tim McCarver, L (1, 2) OBP: 0.438, SLG: 0.414		F5 1-2		F7		2B 2B				3	1	1	1	1	0	3						
Steve Carlton, L (1, 1) OBP: 0.170, SLG: 0.154			G3		6-3	6-3	F7			4	0	0	0	0	0	3						
Inning Stats	R: 0 E: 0 K: 1 S: 5	H: 0 LOB: 0 BB: 0 P: 5	R: 1 E: 0 K: 0 S: 5	H: 2 LOB: 1 BB: 0 P: 5	R: 0 E: 0 K: 0 S: 3	H: 1 LOB: 0 BB: 0 P: 3	R: 1 E: 1 K: 0 S: 6	H: 2 LOB: 2 BB: 0 P: 6	R: 0 E: 0 K: 0 S: 4	H: 1 LOB: 1 BB: 1 P: 8	R: 4 E: 1 K: 0 S: 8	H: 5 LOB: 1 BB: 0 P: 8	R: 1 E: 0 K: 0 S: 5	H: 3 LOB: 2 BB: 1 P: 9	R: 0 E: 0 K: 0 S: 3	H: 1 LOB: 0 BB: 0 P: 3	1B: 9 2B: 6 3B: 0 HR: 1	SF: 1 SAC: 0 DP: 2 HBP: 0	WP: 0 PB: 0 SB: 2 CS: 1	PA: 40		
PITCHER Bob Moose, R (1, 1) ERA: 3.0	IP: 5.2 WLS: L BF: 28 H: 10 R: 6 ER: 5 SO: 1	IP: 5.2 WLS: L BF: 28 H: 10 R: 6 ER: 5 SO: 1	IP: 5.2 WLS: L BF: 28 H: 10 R: 6 ER: 5 SO: 1	IP: 5.2 WLS: L BF: 28 H: 10 R: 6 ER: 5 SO: 1	IP: 5.2 WLS: L BF: 28 H: 10 R: 6 ER: 5 SO: 1	IP: 5.2 WLS: L BF: 28 H: 10 R: 6 ER: 5 SO: 1	IP: 5.2 WLS: L BF: 28 H: 10 R: 6 ER: 5 SO: 1	IP: 5.2 WLS: L BF: 28 H: 10 R: 6 ER: 5 SO: 1	IP: 5.2 WLS: L BF: 28 H: 10 R: 6 ER: 5 SO: 1	IP: 5.2 WLS: L BF: 28 H: 10 R: 6 ER: 5 SO: 1	IP: 5.2 WLS: L BF: 28 H: 10 R: 6 ER: 5 SO: 1	IP: 5.2 WLS: L BF: 28 H: 10 R: 6 ER: 5 SO: 1	IP: 5.2 WLS: L BF: 28 H: 10 R: 6 ER: 5 SO: 1	IP: 5.2 WLS: L BF: 28 H: 10 R: 6 ER: 5 SO: 1	IP: 5.2 WLS: L BF: 28 H: 10 R: 6 ER: 5 SO: 1	IP: 5.2 WLS: L BF: 28 H: 10 R: 6 ER: 5 SO: 1	IP: 5.2 WLS: L BF: 28 H: 10 R: 6 ER: 5 SO: 1	ERA: 7.94 WHIP: 1.941				
PITCHER Kent Tekulve, R (6, 1) ERA: 3.13	IP: 2.1 WLS: L BF: 11 H: 5 R: 1 ER: 1 SO: 0	IP: 2.1 WLS: L BF: 11 H: 5 R: 1 ER: 1 SO: 0	IP: 2.1 WLS: L BF: 11 H: 5 R: 1 ER: 1 SO: 0	IP: 2.1 WLS: L BF: 11 H: 5 R: 1 ER: 1 SO: 0	IP: 2.1 WLS: L BF: 11 H: 5 R: 1 ER: 1 SO: 0	IP: 2.1 WLS: L BF: 11 H: 5 R: 1 ER: 1 SO: 0	IP: 2.1 WLS: L BF: 11 H: 5 R: 1 ER: 1 SO: 0	IP: 2.1 WLS: L BF: 11 H: 5 R: 1 ER: 1 SO: 0	IP: 2.1 WLS: L BF: 11 H: 5 R: 1 ER: 1 SO: 0	IP: 2.1 WLS: L BF: 11 H: 5 R: 1 ER: 1 SO: 0	IP: 2.1 WLS: L BF: 11 H: 5 R: 1 ER: 1 SO: 0	IP: 2.1 WLS: L BF: 11 H: 5 R: 1 ER: 1 SO: 0	IP: 2.1 WLS: L BF: 11 H: 5 R: 1 ER: 1 SO: 0	IP: 2.1 WLS: L BF: 11 H: 5 R: 1 ER: 1 SO: 0	IP: 2.1 WLS: L BF: 11 H: 5 R: 1 ER: 1 SO: 0	IP: 2.1 WLS: L BF: 11 H: 5 R: 1 ER: 1 SO: 0	IP: 2.1 WLS: L BF: 11 H: 5 R: 1 ER: 1 SO: 0	ERA: 3.86 WHIP: 2.143				

Batter	1	2	3	4	5	6	7	8	9	AB	R	H	RBI	BB	SO	LOB	TOP											
Frank Taveras, R OBP: 0.321, SLG: 0.301										4	1	0	0	1	0	3	Pittsburgh Pirates @ St. Louis Cardinals Busch Stadium, St. Louis, MO Tue Jul 27 1976, 7:05 PM CDT Att: 13,953 - Unknown											
Rennie Stennett, R OBP: 0.279, SLG: 0.338										4	0	1	0	0	0	1												
Al Oliver, L OBP: 0.382, SLG: 0.535										3	1	2	0	1	0	1												
Willie Stargell, L OBP: 0.345, SLG: 0.468										2	0	0	1	1	0	2												
Bill Robinson, R OBP: 0.339, SLG: 0.591 Richie Hebner, L OBP: 0.296, SLG: 0.305										3	0	0	0	1	2	3												
Richie Zisk, R OBP: 0.341, SLG: 0.472										0	0	0	0	0	0	0												
Dave Parker, L OBP: 0.327, SLG: 0.466										4	0	0	0	0	1	2												
Manny Sanguillen, R OBP: 0.329, SLG: 0.363										3	1	1	0	1	1	0												
Bruce Kison, R OBP: 0.308, SLG: 0.314										3	0	2	1	1	1	1												
Inning Stats	R: 0 E: 0 K: 0 S: 3	H: 0 LOB: 1 BB: 1 P: 7	R: 0 E: 0 K: 2 S: 7	H: 0 LOB: 0 BB: 0 P: 7	R: 0 E: 0 K: 1 S: 4	H: 0 LOB: 0 BB: 1 P: 8	R: 1 E: 0 K: 0 S: 4	H: 1 LOB: 2 BB: 2 P: 12	R: 0 E: 0 K: 1 S: 4	H: 0 LOB: 0 BB: 0 P: 8	R: 0 E: 0 K: 1 S: 6	H: 1 LOB: 1 BB: 0 P: 6	R: 0 E: 0 K: 0 S: 3	H: 0 LOB: 0 BB: 0 P: 3	R: 1 E: 0 K: 0 S: 5	H: 2 LOB: 2 BB: 1 P: 9		R: 1 E: 1 K: 1 S: 7	H: 2 LOB: 1 BB: 0 P: 7	1B: 6 2B: 0 3B: 0 HR: 0	SF: 2 SAC: 0 DP: 1 HBP: 0	WP: 1 PB: 0 SB: 1 CS: 1	PA: 37					
PITCHER	IP	WLS	BF	H	R	ER	SO	BB	IBB	HBP	BLK	WP	HR	S	P	ERA	WHIP											
Pete Falcone, L ERA: 3.95	(1, 1)	7.0	L	27	3	2	2	5	5	0	0	0	1	0	32	52	2.57	1.143										
Al Hrabosky, L ERA: 2.79	(8, 1)	2.0		10	3	1	0	1	1	0	0	0	0	0	11	15	0.00	2.000										

Batter	1	2	3	4	5	6	7	8	9	AB	R	H	RBI	BB	SO	LOB	BOTTOM											
Lou Brock, L OBP: 0.326, SLG: 0.370										4	1	2	0	1	0	0	Pittsburgh Pirates @ St. Louis Cardinals Busch Stadium, St. Louis, MO Tue Jul 27 1976, 7:05 PM CDT Att: 13,953 - Unknown											
Bake McBride, L OBP: 0.384, SLG: 0.433										3	0	3	1	0	0	0												
Willie Crawford, L OBP: 0.379, SLG: 0.474										4	0	1	0	0	0	6												
Ted Simmons, S OBP: 0.366, SLG: 0.386										4	0	2	0	0	0	4												
Keith Hernandez, L OBP: 0.337, SLG: 0.331										3	0	0	0	1	1	2												
Don Kessinger, S OBP: 0.317, SLG: 0.312										4	0	1	0	0	0	1												
Hector Cruz, R OBP: 0.249, SLG: 0.319 Ron Fairly, L OBP: 0.398, SLG: 0.311 Vic Harris, S OBP: 0.282, SLG: 0.313										3	0	1	0	0	1	3												
Lee Richard, R OBP: 0.173, SLG: 0.204 Jerym Murphy, S OBP: 0.358, SLG: 0.361 Doug Clarey, R OBP: 0.333, SLG: 1.333 Mike Anderson, R OBP: 0.390, SLG: 0.375										2	0	0	0	0	0	1												
Pete Falcone, L OBP: 0.162, SLG: 0.143 Al Hrabosky, R Joe Ferguson, R OBP: 0.326, SLG: 0.369										3	0	1	0	0	0	0												
Inning Stats	R: 1 E: 0 K: 1 S: 7	H: 3 LOB: 3 BB: 2 P: 15	R: 0 E: 0 K: 0 S: 3	H: 0 LOB: 0 BB: 0 P: 3	R: 0 E: 0 K: 0 S: 4	H: 1 LOB: 0 BB: 0 P: 4	R: 0 E: 0 K: 0 S: 3	H: 1 LOB: 0 BB: 0 P: 3	R: 0 E: 0 K: 0 S: 5	H: 3 LOB: 2 BB: 0 P: 5	R: 0 E: 0 K: 1 S: 5	H: 0 LOB: 0 BB: 0 P: 5	R: 0 E: 0 K: 1 S: 7	H: 2 LOB: 2 BB: 0 P: 7	R: 0 E: 0 K: 0 S: 4	H: 1 LOB: 1 BB: 0 P: 4		R: 0 E: 0 K: 0 S: 3	H: 0 LOB: 0 BB: 0 P: 3	1B: 10 2B: 2 3B: 0 HR: 0	SF: 1 SAC: 0 DP: 2 HBP: 0	WP: 1 PB: 0 SB: 1 CS: 0	PA: 37					
PITCHER	IP	WLS	BF	H	R	ER	SO	BB	IBB	HBP	BLK	WP	HR	S	P	ERA	WHIP											
Bruce Kison, R ERA: 3.38	(1, 1)	9.0	W	37	11	1	1	3	2	0	0	0	1	0	41	49	1.00	1.444										

Batter	1	2	3	4	5	6	7	8	9	10	11	12	13	AB	R	H	RBI	BB	SO	LOB	TOP						
Frank Taveras, R OBP: 0.319, SLG: 0.296 (1, 6)	K		G3		K		K		HBP		F8			5	0	0	0	0	3	1							
Rennie Stennett, R OBP: 0.280, SLG: 0.338 (1, 4)	6-3		FC4-6 1B		BB 1B		6-3		5-3			F4		6	0	2	0	0	0	1							
Al Oliver, L OBP: 0.378, SLG: 0.529 (1, 8)			FC4-6 S 1-2		K		F8		4-3			1-3		6	0	1	0	0	1	3							
Willie Stargell, L OBP: 0.342, SLG: 0.460 (1, 3)	K		K		BB			F7		F5		F9		5	0	0	0	1	2	2							
Dave Parker, L OBP: 0.327, SLG: 0.462 (1, 9)		F7		BB 6-3 1B	4-3			BB S		6-3			6-3	5	0	1	0	1	0	2							
Richie Hebner, L OBP: 0.304, SLG: 0.323 (1, 5)		BB 1B		F8				FC5-4 BB 1-2		F5			HR	5	1	3	1	1	0	1							
Ed Kirkpatrick, L OBP: 0.302, SLG: 0.284 (1, 7)		BB 1B		6-3			F7		K		F2		F9	6	0	1	0	0	1	4							
Manny Sanguillen, R OBP: 0.332, SLG: 0.364 (1, 2)		K		IBB			F5		FC5-4 1-2					5	0	2	0	1	1	5							
Doc Medich, R OBP: 0.154, SLG: 0.057 Bob Robertson, R OBP: 0.310, SLG: 0.329 Dave Giusti, R (11, 1)	K		5-3		K				4-3		F6		5-3	4	0	0	0	0	2	5							
Inning Stats	R: 0 E: 0 K: 2 S: 8	H: 1 LOB: 1 BB: 0 P: 8	R: 0 E: 0 K: 2 S: 9	H: 2 LOB: 2 BB: 0 P: 9	R: 0 E: 0 K: 1 S: 6	H: 1 LOB: 1 BB: 0 P: 6	R: 0 E: 0 K: 1 S: 6	H: 1 LOB: 2 BB: 1 P: 12	R: 0 E: 0 K: 1 S: 5	H: 0 LOB: 0 BB: 0 P: 5	R: 0 E: 0 K: 1 S: 5	H: 0 LOB: 2 BB: 2 P: 13	R: 0 E: 0 K: 0 S: 3	H: 0 LOB: 0 BB: 0 P: 3	R: 0 E: 0 K: 0 S: 4	H: 1 LOB: 1 BB: 0 P: 4	R: 0 E: 0 K: 0 S: 3	H: 0 LOB: 0 BB: 0 P: 3	R: 1 E: 0 K: 0 S: 5	H: 2 LOB: 1 BB: 0 P: 5	1B: 9 2B: 0 3B: 0 HR: 1	SF: 0 SAC: 0 DP: 0 HBP: 1	W/P: 0 PB: 0 SB: 3 CS: 0	PA: 54			
PITCHER	IP 10.0	WLS 42	BF 7	H 0	R 0	ER 0	SO 10	BB 3	IBB 1	HBP 1	BLK 0	WP 0	HR 0	S 57	P 74	ERA 0.00	WHIP 1.000										
Tom Seaver, R ERA: 2.53 Ken Sanders, R ERA: 1.69	3.0	L	12	3	1	1	0	0	0	0	0	0	1	12	12	3.00	1.000										

Pittsburgh Pirates @ New York Mets
Shea Stadium, Flushing, NY
Wed Jul 28 1976, 7:05 PM EDT
Att. 22,215 - Unknown


AB 49
R 1
H 10
RBI 1
BB 4
SO 10
LOB 26



Batter	1	2	3	4	5	6	7	8	9	10	11	12	13	AB	R	H	RBI	BB	SO	LOB	BOTTOM						
Pepe Mangual, R OBP: 0.261, SLG: 0.347 (1, 8)	5-3		4-3 S 1B			4-3		F4			K			5	0	1	0	1	1	1							
Bruce Boisclair, L OBP: 0.320, SLG: 0.319 (1, 9)	F7		4-3			4-3			F8		F9		F7	6	0	0	0	0	0	2							
John Miner, L OBP: 0.337, SLG: 0.446 (1, 7)	CS BB		K			4-3			F7			1B		4	0	1	0	1	1	1							
Ed Kranepool, L OBP: 0.347, SLG: 0.402 (1, 3)	CS	BB 1B 2B		F6			1-3		K		F8			5	0	1	0	0	1	1							
Mike Phillips, L OBP: 0.328, SLG: 0.375 (11, 6)		K		G3			F9					F9		5	0	1	0	0	1	1							
Jerry Grote, R OBP: 0.330, SLG: 0.310 (1, 2)		6-3		G3			6-3				SH3-4 1B		6-3	4	0	0	0	0	0	1							
Felix Milan, R OBP: 0.311, SLG: 0.314 (1, 4)					1-3			F8		5-3		5-3		5	0	1	0	0	0	1							
Bud Harrelson, S OBP: 0.340, SLG: 0.283 Jim Dwyer, L OBP: 0.264, SLG: 0.242 Roy Staiger, R OBP: 0.266, SLG: 0.252		BB 2-3 1B			B1				F8			IBB		3	0	0	0	0	1	2							
Tom Seaver, R OBP: 0.190, SLG: 0.096 Joe Torre, R OBP: 0.330, SLG: 0.389 Ken Sanders, R (11, 1) Mike Vail, R OBP: 0.212, SLG: 0.219 (13, PH)			K		F9				1B		K		L4	3	0	1	0	0	1	0							
Inning Stats	R: 0 E: 0 K: 0 S: 2	H: 0 LOB: 0 BB: 1 P: 6	R: 0 E: 0 K: 2 S: 9	H: 2 LOB: 2 BB: 0 P: 9	R: 0 E: 0 K: 2 S: 8	H: 1 LOB: 1 BB: 0 P: 8	R: 0 E: 0 K: 0 S: 3	H: 0 LOB: 0 BB: 0 P: 3	R: 0 E: 0 K: 0 S: 3	H: 0 LOB: 0 BB: 0 P: 3	R: 0 E: 0 K: 1 S: 5	H: 1 LOB: 1 BB: 0 P: 5	R: 0 E: 0 K: 1 S: 6	H: 1 LOB: 1 BB: 1 P: 10	R: 0 E: 0 K: 0 S: 3	H: 0 LOB: 0 BB: 0 P: 3	R: 0 E: 0 K: 0 S: 3	H: 0 LOB: 1 BB: 1 P: 7	1B: 5 2B: 1 3B: 0 HR: 0	SF: 0 SAC: 1 DP: 0 HBP: 0	W/P: 0 PB: 0 SB: 1 CS: 1	PA: 48					
PITCHER	IP 10.0	WLS 36	BF 5	H 0	R 0	ER 0	SO 6	BB 1	IBB 1	HBP 0	BLK 0	WP 0	HR 0	S 46	P 54	ERA 0.00	WHIP 0.600										
Doc Medich, R ERA: 3.9 Dave Giusti, R ERA: 4.5	3.0	W	11	1	0	0	1	1	0	0	0	0	0	12	16	0.00	0.667										

Pittsburgh Pirates @ New York Mets
Shea Stadium, Flushing, NY
Wed Jul 28 1976, 7:05 PM EDT
Att. 22,215 - Unknown

AB 43
R 0
H 6
RBI 0
BB 3
SO 7
LOB 12



Batter	1	2	3	4	5	6	7	8	9	10	AB	R	H	RBI	BB	SO	LOB	TOP			
Mario Mendoza, R OBP: 0.218, SLG: 0.196 (1, 6)	5-3		6-3		K		F8		FC6-4		5	0	0	0	0	1	5				
Rennie Stennett, R OBP: 0.284, SLG: 0.343 (1, 4)	F8		5-3							1B	5	1	3	0	0	0	1				
Al Oliver, L OBP: 0.379, SLG: 0.527 (1, 8)	K				6-3						5	1	2	0	0	1	3				
Bill Robinson, R OBP: 0.337, SLG: 0.584 (1, 7)		F9		4-3		6-3					5	0	1	0	0	1	2				
Dave Parker, L OBP: 0.328, SLG: 0.460 (1, 9)				4-3							5	0	2	1	0	1	2				
Bob Robertson, R OBP: 0.308, SLG: 0.338 Frank Taveras, R OBP: 0.319, SLG: 0.296 Ed Kirkpatrick, L OBP: 0.302, SLG: 0.284 (1, 3)				5-3							4	0	1	0	0	0	3				
Richie Hebner, L OBP: 0.299, SLG: 0.318 (1, 5)											4	0	0	0	0	0	4				
Duffy Dyer, R OBP: 0.313, SLG: 0.365 Manny Sanguillen, R OBP: 0.332, SLG: 0.362 (4, 2)					6-3						0	0	0	0	1	0	0				
Jim Rooker, R OBP: 0.256, SLG: 0.357 Ramon Hernandez, S (7, 1)											2	0	0	0	1	0	0				
Bob Moose, R OBP: 0.375, SLG: 1.000 Kent Tekulve, R (9, 1)											1	0	0	0	0	0	2				
Inning Stats	R: 0 E: 0 K: 1 S: 5	H: 0 LOB: 0 BB: 0 P: 5	R: 0 E: 0 K: 0 S: 4	H: 1 LOB: 1 BB: 0 P: 4	R: 0 E: 0 K: 0 S: 3	H: 0 LOB: 1 BB: 1 P: 7	R: 1 E: 0 K: 0 S: 5	H: 2 LOB: 1 BB: 0 P: 5	R: 0 E: 0 K: 1 S: 7	H: 2 LOB: 2 BB: 0 P: 7	R: 0 E: 0 K: 0 S: 4	H: 0 LOB: 0 BB: 0 P: 3	R: 0 E: 0 K: 1 S: 6	H: 1 LOB: 1 BB: 0 P: 6	R: 0 E: 0 K: 0 S: 4	H: 1 LOB: 3 BB: 1 P: 8	R: 1 E: 0 K: 1 S: 6	H: 2 LOB: 0 BB: 0 P: 6	1B: 8 2B: 2 3B: 0 HR: 0	SF: 0 SAC: 1 DP: 1 HBP: 0	WP: 0 PA: 41
PITCHER	IP 9.0	WLS 37	BF 8	H 1	R 1	ER 3	SO 3	BB 1	IBB 0	HBP 0	BLK 0	WP 0	HR 0	S 41	P 49	ERA 1.00	WHIP 1.000				
Skip Lockwood, R ERA: 2.41 (10, 1)	1.0	L	4	2	1	1	1	0	0	0	0	0	0	6	6	9.00	2.000				

Pittsburgh Pirates @ New York Mets
Shea Stadium, Flushing, NY
Thu Jul 29 1976, 3:33 AM EDT
Alt. 12,588 - Overcast

AB 38
R 2
H 10
RBI 1
BB 2
SO 4
LOB 22



Batter	1	2	3	4	5	6	7	8	9	10	AB	R	H	RBI	BB	SO	LOB	BOTTOM			
Leon Brown, R OBP: 0.255, SLG: 0.261 Ed Kraneppol, L OBP: 0.249, SLG: 0.404 Pepe Mangual, R OBP: 0.391, SLG: 0.347 (10, 8)	1-3										4	0	1	0	0	0	0				
Bruce Boisclair, L OBP: 0.331, SLG: 0.331 (1, 9)											4	0	3	0	0	1	0				
John Milner, L OBP: 0.341, SLG: 0.443 (1, 7)											2	0	0	0	3	2	2				
Joe Torre, R OBP: 0.327, SLG: 0.380 (1, 3)											4	0	0	1	0	0	6				
Jerry Grote, R OBP: 0.332, SLG: 0.308 Jim Dwyer, L OBP: 0.282, SLG: 0.240 Ron Hodges, L OBP: 0.407, SLG: 0.436 (10, 2)											2	0	0	0	2	0	0				
Roy Staiger, R OBP: 0.271, SLG: 0.274 (1, 5)											5	0	2	0	0	1	2				
Felix Millan, R OBP: 0.310, SLG: 0.312 (1, 4)											5	0	1	0	0	0	3				
Bud Harrelson, S OBP: 0.337, SLG: 0.286 (1, 6)											5	0	1	0	0	1	3				
Mickey Lolich, S OBP: 0.244, SLG: 0.162 Mike Phillips, L OBP: 0.327, SLG: 0.373 Skip Lockwood, R OBP: 0.500, SLG: 0.545 (10, 1)											3	0	1	0	0	1	4				
Inning Stats	R: 0 E: 0 K: 1 S: 6	H: 1 LOB: 1 BB: 0 P: 6	R: 0 E: 0 K: 1 S: 6	H: 1 LOB: 1 BB: 0 P: 6	R: 0 E: 0 K: 0 S: 4	H: 2 LOB: 2 BB: 1 P: 8	R: 0 E: 0 K: 1 S: 6	H: 1 LOB: 2 BB: 1 P: 10	R: 0 E: 0 K: 1 S: 6	H: 1 LOB: 1 BB: 0 P: 6	R: 0 E: 0 K: 1 S: 5	H: 0 LOB: 1 BB: 1 P: 9	R: 0 E: 0 K: 0 S: 3	H: 1 LOB: 0 BB: 0 P: 3	R: 1 E: 0 K: 1 S: 7	H: 2 LOB: 3 BB: 1 P: 12	R: 0 E: 0 K: 0 S: 3	H: 0 LOB: 0 BB: 0 P: 3	1B: 8 2B: 1 3B: 1 HR: 0	SF: 0 SAC: 1 DP: 2 HBP: 1	WP: 1 PA: 44
PITCHER	IP 6.0	WLS 27	BF 4	H 0	R 0	ER 0	SO 5	BB 3	IBB 0	HBP 0	BLK 0	WP 0	HR 0	S 34	P 46	ERA 0.00	WHIP 1.667				
Ramon Hernandez, L ERA: 4.25 (7, 1)	1.0	0	0	0	1	0	0	0	0	0	1	0	5	9	0.00	1.000					
Bob Moose, R ERA: 3.08 (8, 1)	1.2	9	3	1	1	1	1	0	0	0	0	0	9	14	5.40	2.400					
Kent Tekulve, R ERA: 3.05 (9, 1)	1.1	W	4	0	0	0	0	0	0	0	0	0	4	4	0.00	0.000					

Pittsburgh Pirates @ New York Mets
Shea Stadium, Flushing, NY
Thu Jul 29 1976, 3:33 AM EDT
Alt. 12,588 - Overcast

AB 37
R 1
H 10
RBI 1
BB 5
SO 7
LOB 23



Batter	1	2	3	4	5	6	7	8	9	10	11	12	13	AB	R	H	RBI	BB	SO	LOB	TOP	
Ellis Valentine, R OBP: 0.300, SLG: 0.406	F7		6-3		2B		K		BB			3-1		5	0	1	0	1	1	2		
Bombo Rivera, R OBP: 0.320, SLG: 0.413 Jerry White, S OBP: 0.306, SLG: 0.315	2B		4-3		6-3			K	F3			F5		4	1	1	0	0	1	1		
Larry Parrish, R OBP: 0.289, SLG: 0.333	2B		6-3				K	4-3				CS	1B	6	0	2	1	0	1	0		
Earl Williams, R OBP: 0.283, SLG: 0.368 Mike Jorgensen, L OBP: 0.350, SLG: 0.366	F7			L4		5-3		1B	1B			CS	1B	4	0	1	0	0	0	1		
Tim Foli, R OBP: 0.271, SLG: 0.387	K			L9		F7		1-2	1B				5-3	6	0	1	0	0	1	3		
Barry Foote, R OBP: 0.254, SLG: 0.348				F7			F8	6-3					5-3	6	0	1	0	0	0	4		
Pete Mackanin, R OBP: 0.268, SLG: 0.358							K		SH1-3			F2		6	1	2	1	0	1	2		
Gary Carter, R OBP: 0.306, SLG: 0.316 Del Unser, L OBP: 0.271, SLG: 0.356				F4			F3		SH1-3			6-3		3	0	1	0	0	0	1		
Don Carrithers, R OBP: 0.286, SLG: 0.360 Jose Mauer, R OBP: 0.286, SLG: 0.360 Pepe Frías, R OBP: 0.286, SLG: 0.360 Dale Murray, R OBP: 0.286, SLG: 0.360 Wally Courten, L OBP: 0.286, SLG: 0.360 Chuck Taylor, R OBP: 0.286, SLG: 0.360 Andre Thornton, R OBP: 0.286, SLG: 0.360 Joe Kerrigan, R OBP: 0.286, SLG: 0.360				6-3			6-3		2B			K		2	0	0	0	0	0	1		
Inning Stats	R: 1 E: 0 K: 1 S: 16	H: 2 LOB: 1 BB: 0 P: 26	R: 0 E: 0 K: 0 S: 7	H: 1 LOB: 1 BB: 0 P: 14	R: 0 E: 0 K: 0 S: 7	H: 0 LOB: 0 BB: 0 P: 17	R: 0 E: 0 K: 0 S: 7	H: 0 LOB: 0 BB: 0 P: 8	R: 0 E: 0 K: 1 S: 9	H: 2 LOB: 2 BB: 0 P: 31	R: 0 E: 0 K: 1 S: 13	H: 1 LOB: 2 BB: 1 P: 23	R: 0 E: 0 K: 1 S: 6	H: 0 LOB: 0 BB: 0 P: 11	R: 0 E: 0 K: 0 S: 7	H: 1 LOB: 0 BB: 0 P: 10	R: 0 E: 0 K: 0 S: 13	H: 1 LOB: 1 BB: 0 P: 17	1B: 6 2B: 5 3B: 0 HR: 1	SF: 0 SAC: 1 DP: 0 HBP: 0	WIP: 0 PB: 0 SB: 1 CS: 1	PA: 53
PITCHER	IP	WLS	BF	H	R	ER	SO	BB	IBB	HBP	BLK	WP	HR	S	P	ERA	WHIP					
John Candelaria, L ERA: 3.34	7.2		32	9	3	3	5	0	0	0	0	0	1	87	131	3.52	1.174					
Dave Glust, R ERA: 4.32	1.1		6	1	0	0	1	1	0	0	0	0	0	14	24	0.00	1.500					
Larry Demery, R ERA: 3.48	2.0		7	0	0	0	1	1	0	0	0	0	0	11	19	0.00	0.500					
Kent Tekulve, R ERA: 2.95	2.0	W	7	2	0	0	0	0	0	0	0	0	0	20	27	0.00	1.000					

Montreal Expos @ Pittsburgh Pirates
Three Rivers Stadium, Pittsburgh, PA
Fri Jul 30 1976, 7:05 PM EDT
Att. 12,774 - Unknown

AB 49
R 3
H 12
RBI 3
BB 2
SO 7
LOB 18



Batter	1	2	3	4	5	6	7	8	9	10	11	12	13	AB	R	H	RBI	BB	SO	LOB	BOTTOM					
Frank Taveras, R OBP: 0.313, SLG: 0.291	K			5-3			6-3		F9			L9		6	0	0	0	0	1	2						
Rennie Stennett, R OBP: 0.294, SLG: 0.350	SF7			F8		F9		2B				F9		6	1	2	0	0	0	1						
Al Oliver, L OBP: 0.378, SLG: 0.524	SF7			F8		G4-6-3		BB				L8		4	0	1	1	1	0	0						
Wille Stargell, L OBP: 0.344, SLG: 0.459	1B			1B		1B		BB				3-1		5	3	2	0	1	1	3						
Dave Parker, L OBP: 0.334, SLG: 0.468	1B			1B		1B		BB				3-1		6	0	4	0	0	0	1						
Bill Robinson, R OBP: 0.338, SLG: 0.580	E8			1B		G4-6-3		1B				F7		6	0	4	0	0	0	1						
Richie Hebner, L OBP: 0.297, SLG: 0.312	3-1			L3				1B				F8		5	0	0	0	1	0	6						
Manny Sanguillen, R OBP: 0.335, SLG: 0.364				6-3				1B					5-3	6	0	3	1	0	0	1						
John Candelaria, L ERA: 3.34 Dave Glust, R ERA: 4.32 Ed Kirkpatrick, R ERA: 2.86 Larry Demery, R ERA: 3.48 Bill Robinson, R ERA: 3.38 Kent Tekulve, R ERA: 2.95				SH3				1B					1B	2	0	1	0	0	0	0						
Inning Stats	R: 2 E: 1 K: 1 S: 18	H: 4 LOB: 2 BB: 0 P: 22	R: 0 E: 0 K: 0 S: 6	H: 1 LOB: 0 BB: 0 P: 8	R: 1 E: 1 K: 0 S: 7	H: 2 LOB: 2 BB: 1 P: 17	R: 0 E: 0 K: 0 S: 7	H: 1 LOB: 0 BB: 0 P: 10	R: 0 E: 0 K: 0 S: 8	H: 0 LOB: 0 BB: 0 P: 12	R: 0 E: 0 K: 0 S: 8	H: 1 LOB: 2 BB: 1 P: 15	R: 0 E: 0 K: 0 S: 5	H: 1 LOB: 1 BB: 0 P: 5	R: 0 E: 0 K: 0 S: 7	H: 0 LOB: 0 BB: 0 P: 11	R: 0 E: 0 K: 1 S: 18	H: 1 LOB: 1 BB: 0 P: 24	R: 0 E: 0 K: 0 S: 4	H: 0 LOB: 0 BB: 0 P: 6	R: 1 E: 0 K: 0 S: 8	H: 3 LOB: 3 BB: 1 P: 18	1B: 12 2B: 2 3B: 1 HR: 0	SF: 1 SAC: 2 DP: 2 HBP: 0	WIP: 0 PB: 0 SB: 0 CS: 0	PA: 53
PITCHER	IP	WLS	BF	H	R	ER	SO	BB	IBB	HBP	BLK	WP	HR	S	P	ERA	WHIP									
Don Carrithers, R ERA: 4.26	6.0		26	9	3	3	1	1	0	0	0	0	0	52	75	4.50	1.667									
Dale Murray, R ERA: 2.86	2.0		9	2	0	0	0	1	0	0	0	0	0	13	20	0.00	1.500									
Chuck Taylor, R ERA: 2.86	2.0		6	0	0	0	1	0	0	0	0	0	0	10	18	0.00	0.000									
Joe Kerrigan, R ERA: 5.73	2.1	L	12	4	1	1	1	0	1	0	0	0	0	30	48	3.86	1.714									

Montreal Expos @ Pittsburgh Pirates
Three Rivers Stadium, Pittsburgh, PA
Fri Jul 30 1976, 7:05 PM EDT
Att. 12,774 - Unknown

AB 47
R 4
H 15
RBI 4
BB 3
SO 3
LOB 17



Batter	1	2	3	4	5	6	7	8	9	AB	R	H	RBI	BB	SO	LOB	TOP			
Ellis Valentine, R OBP: 0.303, SLG: 0.400 (1, 8)	L8		F9			K		S									4 0 1 1 0 1 0			
Wayne Garrett, L OBP: 0.351, SLG: 0.305 (1, 4)	SF8 3B		F7			4-3		G3									4 1 1 0 0 0 1			
Larry Parrish, R OBP: 0.282, SLG: 0.326 (1, 5)	SF8		4-3			K			P3								3 0 0 1 0 1 0			
Earl Williams, R OBP: 0.282, SLG: 0.360 (1, 2)	6-3			F8			K		FC4-6 BB								3 0 0 0 1 1 0			
Del Unser, L OBP: 0.269, SLG: 0.357 (1, 9)		1-3 1B		F9		K		K	FC4-6 CS								4 0 1 0 0 1 1			
Tim Foli, R OBP: 0.274, SLG: 0.391 (1, 6)		1-2 1B		K		K		K	CS								3 0 1 0 0 2 0			
Mike Jorgensen, L OBP: 0.345, SLG: 0.360 (8, 3)		F8			F9			E4 FC6-4									3 0 0 0 0 0 2			
Andre Thornton, R OBP: 0.322, SLG: 0.377 (8, FR)		1-3			K			FC6-4 1B									3 0 0 0 0 1 3			
Jerry White, S OBP: 0.305, SLG: 0.313 (8, 7)		1-2 2-3			K			1-2 1B									0 1 0 0 0 0 0			
Steve Rogers, R OBP: 0.109, SLG: 0.109 (1, 1)		3-1			K			F2									3 0 0 0 0 1 3			
Inning Stats	R: 1 E: 0 K: 0 S: 8	H: 1 LOB: 0 BB: 0 P: 9	R: 0 E: 0 K: 0 S: 15	H: 2 LOB: 2 BB: 0 P: 22	R: 0 E: 0 K: 0 S: 10	H: 0 LOB: 0 BB: 0 P: 15	R: 0 E: 0 K: 1 S: 6	H: 0 LOB: 0 BB: 0 P: 8	R: 0 E: 0 K: 2 S: 11	H: 0 LOB: 0 BB: 0 P: 16	R: 0 E: 0 K: 3 S: 11	H: 0 LOB: 0 BB: 0 P: 12	R: 1 E: 1 K: 0 S: 8	H: 1 LOB: 2 BB: 0 P: 13	R: 0 E: 0 K: 0 S: 5	H: 0 LOB: 0 BB: 1 P: 13	1B: 3 2B: 0 3B: 1 HR: 0	SF: 1 SAC: 0 DP: 0 HBP: 0	WP: 0 PB: 0 CS: 1	PA: 33
PITCHER	IP WLS BF H R ER SO BB IBB HBP BLK WP HR S P ERA WHIP																			
Bruce Kison, R ERA: 3.24 (1, 1)	8.0 L 29 4 2 1 8 0 0 0 0 0 0 0 77 106 1.12 0.500																			
Dave Giusti, R ERA: 4.19 (9, 1)	1.0 3 0 0 0 0 1 0 0 0 0 0 0 5 13 0.00 1.000																			

Montreal Expos @ Pittsburgh Pirates
Three Rivers Stadium, Pittsburgh, PA
Sun Aug 01 1976, 3:33 AM EDT
Att: 17,150 - Unknown

AB	30
R	2
H	4
RBI	2
BB	1
SO	8
LOB	10



Batter	1	2	3	4	5	6	7	8	9	AB	R	H	RBI	BB	SO	LOB	BOTTOM					
Frank Taveras, R OBP: 0.320, SLG: 0.294 (1, 6)	K		PO BLK BB			4-3 S 1B		CS 1B									3 0 2 0 1 1 0					
Rennie Stennett, R OBP: 0.283, SLG: 0.353 (1, 4)	F9		PO SAFE 1-3		K	4-3		F9									4 0 0 0 0 1 2					
Al Oliver, L OBP: 0.374, SLG: 0.517 (1, 8)	6-3				P6	G3			P5								4 0 0 0 0 0 1					
Willie Stargell, L OBP: 0.338, SLG: 0.448 (1, 3)		F7			5-3			F9	L8								4 0 0 0 0 0 0					
Dave Parker, L OBP: 0.337, SLG: 0.480 (1, 9)		P6			3-1			K	P5								4 0 0 0 0 1 0					
Richie Zisk, R OBP: 0.345, SLG: 0.475 (1, 7)					L8			BB 1B									3 0 2 0 0 0 0					
Bill Robinson, R OBP: 0.346, SLG: 0.586 (1, 5)					K			4-1 BB									2 0 1 0 1 1 1					
Duffy Dyer, R OBP: 0.306, SLG: 0.355 (1, 2)					6-3												2 0 0 0 0 0 1					
Ed Kirkpatrick, L OBP: 0.292, SLG: 0.273 (7, PH)						5-3		F9									1 0 0 0 0 0 2					
Manny Sanguillen, R OBP: 0.334, SLG: 0.363 (8, 2)																	0 0 0 0 0 0 0					
Bruce Kison, R OBP: 0.293, SLG: 0.297 (1, 1)					1-3			6-3									2 0 0 0 0 0 0					
Richie Hebner, L OBP: 0.292, SLG: 0.306 (8, PH)									4-3								1 0 0 0 0 0 0					
Dave Giusti, R ERA: 3.53 (9, 1)																	0 0 0 0 0 0 0					
Inning Stats	R: 0 E: 0 K: 1 S: 5	H: 0 LOB: 0 BB: 0 P: 7	R: 0 E: 0 K: 1 S: 8	H: 1 LOB: 1 BB: 0 P: 11	R: 0 E: 0 K: 0 S: 5	H: 0 LOB: 0 BB: 1 P: 14	R: 0 E: 0 K: 1 S: 9	H: 0 LOB: 0 BB: 0 P: 14	R: 0 E: 0 K: 1 S: 9	H: 1 LOB: 1 BB: 0 P: 13	R: 0 E: 0 K: 0 S: 11	H: 1 LOB: 1 BB: 0 P: 15	R: 0 E: 0 K: 1 S: 11	H: 1 LOB: 2 BB: 1 P: 20	R: 0 E: 0 K: 0 S: 5	H: 1 LOB: 0 BB: 0 P: 9	R: 0 E: 0 K: 0 S: 8	H: 0 LOB: 0 BB: 0 P: 9	1B: 4 2B: 1 3B: 0 HR: 0	SF: 0 SAC: 0 DP: 0 HBP: 0	WP: 0 PB: 0 CS: 1	PA: 33
PITCHER	IP WLS BF H R ER SO BB IBB HBP BLK WP HR S P ERA WHIP																					
Steve Rogers, R ERA: 3.53 (1, 1)	9.0 W 32 5 0 0 4 2 0 0 0 0 0 0 71 112 0.00 0.778																					

Montreal Expos @ Pittsburgh Pirates
Three Rivers Stadium, Pittsburgh, PA
Sun Aug 01 1976, 3:33 AM EDT
Att: 17,150 - Unknown

AB	30
R	0
H	5
RBI	0
BB	2
SO	4
LOB	7



Batter	1	2	3	4	5	6	7	8	9	AB	R	H	RBI	BB	SO	LOB	TOP				
Lou Brock, L OBP: 0.324, SLG: 0.364 (1, 7)	4-3		G3			G6-3	L4			4	0	0	0	0	0	3					
Don Kessinger, S OBP: 0.316, SLG: 0.308 (1, 6)	F7		6-3			F8		FC1-6 1B		4	0	1	0	0	0	0					
Bake McBride, L OBP: 0.387, SLG: 0.446 (1, 8)	6-3			F9			4-3 1B 2B	FC1-6 WP 1-2		4	1	1	0	0	0	1					
Ted Simmons, S OBP: 0.359, SLG: 0.377 (1, 2)		4-3		1-3			4-3	F5		4	0	0	0	0	0	2					
Keith Hernandez, L OBP: 0.346, SLG: 0.340 (1, 3)		4-3 S 1B		F8			1B 1B	F9		4	2	2	1	0	0	1					
Jerry Mumphrey, S OBP: 0.356, SLG: 0.356 (1, 9)	4-3				4-3		F8		4-3 1B	4	0	1	0	0	0	2					
Hector Cruz, R OBP: 0.251, SLG: 0.319 (1, 5)				5-3			1B 1-2 1B	4-3		4	1	2	1	0	0	1					
Lee Richard, R OBP: 0.179, SLG: 0.219 (1, 4)		3-H 1B		4-3			1B 1-3 2-H 1B	P6		4	0	1	1	0	0	2					
Pete Falcone, L OBP: 0.195, SLG: 0.179 (1, 1)			F8			G6-3 1B			K	4	0	2	1	0	1	1					
Inning Stats	R: 0 E: 0 K: 0 S: 3	H: 0 LOB: 0 BB: 0 P: 3	R: 1 E: 0 K: 0 S: 5	H: 2 LOB: 1 BB: 0 P: 5	R: 0 E: 0 K: 0 S: 3	H: 0 LOB: 0 BB: 0 P: 3	R: 0 E: 0 K: 0 S: 3	H: 0 LOB: 0 BB: 0 P: 3	R: 0 E: 0 K: 0 S: 3	H: 1 LOB: 0 BB: 0 P: 3	R: 3 E: 0 K: 0 S: 8	H: 5 LOB: 2 BB: 0 P: 8	R: 0 E: 0 K: 1 S: 4	H: 1 LOB: 1 BB: 0 P: 4	R: 0 E: 0 K: 1 S: 6	H: 1 LOB: 1 BB: 0 P: 6	1B: 9 2B: 1 3B: 0 HR: 0	SF: 0 SAC: 0 DP: 1 HBP: 0	WP: 1 PB: 0 SB: 1 CS: 0	PA: 36	
PITCHER	IP	WLS	BF	H	R	ER	SO	BB	IBB	HBP	BLK	WP	HR	S	P	ERA	WHIP				
Doc Medich, R ERA: 3.97 (1, 1)	6.2	L	27	8	4	4	0	0	0	0	0	0	0	27	27	5.40	1.200				
Ramon Hernandez, L ERA: 4.03 (7, 1)	1.1		5	1	0	0	0	0	0	0	0	1	0	5	5	0.00	0.750				
Kent Tekulve, R ERA: 2.85 (9, 1)	1.0		4	1	0	0	1	0	0	0	0	0	0	6	6	0.00	1.000				

St. Louis Cardinals @ Pittsburgh Pirates
Three Rivers Stadium, Pittsburgh, PA
Mon Aug 02 1976, 7:05 PM EDT
Att: 7,553 - Unknown

AB 36
R 4
H 10
RBI 4
BB 0
SO 1
LOB 13



Batter	1	2	3	4	5	6	7	8	9	AB	R	H	RBI	BB	SO	LOB	BOTTOM					
Frank Taveras, R OBP: 0.317, SLG: 0.291 (1, 6)	K2-3		6-3		F8			K		4	0	0	0	0	2	1						
Rennie Stennett, R OBP: 0.287, SLG: 0.355 (1, 4)	F9			4-0 BB BB		G6-4-3 1B			1B	3	0	2	0	1	0	0						
Al Oliver, L OBP: 0.371, SLG: 0.512 (1, 8)	K			F7		K			K	4	0	0	0	0	3	3						
Richie Zisk, R OBP: 0.344, SLG: 0.471 (1, 7)		F9		4-0 BB BB	FC6-4 BB	G6-4-3			P4	3	0	0	0	1	0	2						
Dave Parker, L OBP: 0.336, SLG: 0.477 (1, 9)		F8 1B		P6			F7		F7	4	0	1	0	0	0	3						
Bill Robinson, R OBP: 0.342, SLG: 0.580 (1, 5)		F8		FC6-4			K			3	0	0	0	0	1	3						
Bob Robertson, R OBP: 0.305, SLG: 0.333 (1, 3)		K			FC6-5 WP 1B		K			3	0	1	0	0	2	1						
Manny Sanguillen, R OBP: 0.331, SLG: 0.359 (1, 2)			F8			FC6-5 SH3-4		4-3		3	0	0	0	0	0	1						
Doc Medich, R OBP: 0.150, SLG: 0.056 (1, 1)										1	0	0	0	0	1	0						
Ramon Hernandez, S (7, 1)										0	0	0	0	0	0	0						
Tommy Helms, R OBP: 0.315, SLG: 0.400 (6, PH)										1	0	0	0	0	0	0						
Kent Tekulve, R (9, 1)										0	0	0	0	0	0	0						
Inning Stats	R: 0 E: 0 K: 2 S: 7	H: 0 LOB: 0 BB: 0 P: 7	R: 0 E: 0 K: 1 S: 6	H: 1 LOB: 1 BB: 0 P: 6	R: 0 E: 0 K: 1 S: 5	H: 0 LOB: 0 BB: 0 P: 5	R: 0 E: 0 K: 0 S: 3	H: 0 LOB: 2 BB: 2 P: 11	R: 0 E: 0 K: 0 S: 4	H: 1 LOB: 1 BB: 0 P: 4	R: 0 E: 0 K: 1 S: 5	H: 0 LOB: 0 BB: 0 P: 5	R: 0 E: 0 K: 2 S: 7	H: 0 LOB: 0 BB: 0 P: 7	R: 0 E: 0 K: 1 S: 5	H: 0 LOB: 0 BB: 0 P: 5	R: 0 E: 0 K: 1 S: 6	H: 1 LOB: 1 BB: 0 P: 6	1B: 4 2B: 0 3B: 0 HR: 0	SF: 0 SAC: 1 DP: 1 HBP: 0	WP: 1 PB: 0 SB: 0 CS: 0	PA: 32
PITCHER	IP	WLS	BF	H	R	ER	SO	BB	IBB	HBP	BLK	WP	HR	S	P	ERA	WHIP					
Pete Falcone, L ERA: 3.69 (1, 1)	9.0	W	32	4	0	0	9	2	0	0	0	1	0	48	56	0.00	0.667					

St. Louis Cardinals @ Pittsburgh Pirates
Three Rivers Stadium, Pittsburgh, PA
Mon Aug 02 1976, 7:05 PM EDT
Att: 7,553 - Unknown

AB 29
R 0
H 4
RBI 0
BB 2
SO 9
LOB 14



Batter	1	2	3	4	5	6	7	8	9	AB	R	H	RBI	BB	SO	LOB	TOP					
Jerry Mumphy, S (1,7) OBP: 0.353, SLG: 0.346	1-3			6-3		6-3		2B BB	F9	4	1	0	0	1	0	2						
Don Kessinger, S (1,6) OBP: 0.316, SLG: 0.310	P4			E6		P4		1-H 2B		4	0	1	1	0	0	0						
Mike Anderson, R (1,9) OBP: 0.383, SLG: 0.368	F8					P4		P3		4	0	1	0	0	0	1						
Ted Simmons, S (1,3) OBP: 0.361, SLG: 0.379		F9		F9		FC9-6 2B		IBB		3	0	1	0	1	0	2						
Joe Ferguson, R (1,2) OBP: 0.323, SLG: 0.372		F8		6-3		K		F3		4	0	0	0	0	1	5						
Hector Cruz, R (1,5) OBP: 0.254, SLG: 0.320						F7		FC9-6 BB	FC6-4 1B	3	0	1	0	1	1	0						
Vic Harris, S (1,8) OBP: 0.276, SLG: 0.302				4-3		F8		FC9-6	FC6-4 1B	4	0	0	0	0	0	3	AB 34					
Lee Richard, R (1,4) OBP: 0.197, SLG: 0.250				6-3				1-3		4	0	2	0	0	0	2	R 1					
Eric Rasmussen, R (1,1) OBP: 0.211, SLG: 0.167				6-3		4-3				2	0	0	0	0	0	1	H 6					
Lou Brock, L (8,PH) OBP: 0.323, SLG: 0.363										1	0	0	0	0	1	0	RBI 1					
Al Hrabosky, R (8,PH) OBP: 0.397, SLG: 0.312										0	0	0	0	0	0	0	BB 3					
Ron Fairly, L (8,PH) OBP: 0.397, SLG: 0.312										1	0	0	0	0	1	2	SO 4					
Bill Greif, R (9,1)										0	0	0	0	0	0	0	LOB 18					
Inning Stats	R: 0 E: 0 K: 0 S: 3	H: 0 LOB: 0 BB: 0 P: 3	R: 0 E: 0 K: 1 S: 5	H: 0 LOB: 0 BB: 0 P: 5	R: 0 E: 0 K: 0 S: 3	H: 0 LOB: 0 BB: 0 P: 3	R: 0 E: 1 K: 0 S: 5	H: 1 LOB: 2 BB: 0 P: 5	R: 0 E: 0 K: 0 S: 4	H: 1 LOB: 1 BB: 0 P: 4	R: 0 E: 0 K: 0 S: 3	H: 0 LOB: 0 BB: 0 P: 3	R: 0 E: 0 K: 1 S: 6	H: 1 LOB: 2 BB: 1 P: 10	R: 1 E: 0 K: 1 S: 6	H: 1 LOB: 2 BB: 2 P: 14	R: 0 E: 0 K: 1 S: 7	H: 2 LOB: 2 BB: 0 P: 7	1B: 3 2B: 3 3B: 0 HR: 0	SF: 0 SAC: 0 DP: 0 HBP: 0	WP: 0 PB: 0 SB: 0 CS: 0	PA: 37
PITCHER Jim Rooker, L (1,1) ERA: 3.43	IP: 9.0 WLS: W BF: 37 H: 6 R: 1 ER: 1 SO: 4 BB: 2 IBB: 1 HBP: 0 BLK: 0 WP: 0 HR: 0 S: 42 P: 54 ERA: 1.00 WHIP: 0.889											PITCHER	IP: 9.0 WLS: W BF: 37 H: 6 R: 1 ER: 1 SO: 4 BB: 2 IBB: 1 HBP: 0 BLK: 0 WP: 0 HR: 0 S: 42 P: 54 ERA: 1.00 WHIP: 0.889									

St. Louis Cardinals @ Pittsburgh Pirates
Three Rivers Stadium, Pittsburgh, PA
Tue Aug 03 1976, 7:05 PM EDT
Unknown

AB	34
R	1
H	6
RBI	1
BB	3
SO	4
LOB	18



Batter	1	2	3	4	5	6	7	8	9	AB	R	H	RBI	BB	SO	LOB	BOTTOM			
Frank Taveras, R (1,6) OBP: 0.313, SLG: 0.287	K		F8		P9		4-3			4	0	0	0	0	1	2				
Rennie Stennett, R (1,4) OBP: 0.292, SLG: 0.357	F9					S 1B		FC1-6 1B		3	0	2	0	1	0	0				
Al Oliver, L (1,8) OBP: 0.370, SLG: 0.509			1-3			K		FC1-6		4	0	1	0	0	1	3				
Willie Stargell, L (1,3) OBP: 0.334, SLG: 0.442	1-6-3				5-3	L6		F2		4	0	0	0	0	0	3				
Dave Parker, L (1,9) OBP: 0.332, SLG: 0.471		K		1-3		F5		G3		4	0	0	0	0	1	2				
Richie Ziek, R (1,7) OBP: 0.343, SLG: 0.469		E5		K				K		4	1	1	0	0	2	0				
Bill Robinson, R (1,5) OBP: 0.341, SLG: 0.575		FC4-6				K		K		4	0	1	0	0	2	1	AB 32			
Duffy Dyer, R (1,2) OBP: 0.307, SLG: 0.392		FC6-4			6-3			SH3-4 1B		3	1	1	1	0	0	1	R 2			
Jim Rooker, R (1,1) OBP: 0.261, SLG: 0.364				4-3				SH3-4		2	0	1	1	0	0	0	H 7			
Inning Stats	R: 0 E: 0 K: 1 S: 6	H: 1 LOB: 1 BB: 0 P: 6	R: 0 E: 1 K: 1 S: 6	H: 0 LOB: 1 BB: 0 P: 6	R: 0 E: 0 K: 0 S: 3	H: 0 LOB: 1 BB: 1 P: 7	R: 0 E: 0 K: 1 S: 5	H: 0 LOB: 0 BB: 0 P: 5	R: 0 E: 0 K: 1 S: 6	H: 1 LOB: 1 BB: 0 P: 6	R: 0 E: 0 K: 0 S: 5	H: 2 LOB: 1 BB: 0 P: 5	R: 0 E: 0 K: 0 S: 4	H: 1 LOB: 1 BB: 0 P: 4	R: 1 E: 0 K: 2 S: 7	H: 1 LOB: 0 BB: 0 P: 7	1B: 6 2B: 0 3B: 0 HR: 1	SF: 1 SAC: 1 DP: 0 HBP: 0	WP: 0 PB: 0 SB: 1 CS: 0	PA: 35
PITCHER Eric Rasmussen, R (1,1) ERA: 3.92	IP: 7.0 WLS: 4 BF: 28 H: 5 R: 1 ER: 1 SO: 5 BB: 1 IBB: 0 HBP: 0 BLK: 0 WP: 0 HR: 0 S: 37 P: 41 ERA: 1.29 WHIP: 0.857											PITCHER Al Hrabosky, L (8,1) ERA: 2.54	IP: 1.0 WLS: L BF: 4 H: 1 R: 0 ER: 0 SO: 0 BB: 0 IBB: 0 HBP: 0 BLK: 0 WP: 0 HR: 0 S: 4 P: 4 ERA: 0.00 WHIP: 1.000							
PITCHER Bill Greif, R (9,1) ERA: 4.68	IP: 0.2 WLS: L BF: 3 H: 1 R: 1 ER: 1 SO: 2 BB: 0 IBB: 0 HBP: 0 BLK: 0 WP: 0 HR: 1 S: 7 P: 7 ERA: 13.50 WHIP: 1.500											PITCHER	IP: 0.2 WLS: L BF: 3 H: 1 R: 1 ER: 1 SO: 2 BB: 0 IBB: 0 HBP: 0 BLK: 0 WP: 0 HR: 1 S: 7 P: 7 ERA: 13.50 WHIP: 1.500							

St. Louis Cardinals @ Pittsburgh Pirates
Three Rivers Stadium, Pittsburgh, PA
Tue Aug 03 1976, 7:05 PM EDT
Unknown

AB	32
R	2
H	7
RBI	2
BB	1
SO	7
LOB	12



Batter	1	2	3	4	5	6	7	8	9	10	11	12	AB	R	H	RBI	BB	SO	LOB			
Lou Brock, L OBP: 0.320, SLG: 0.357 (1, 7)	F7		5-3		K			E3 SH5-4 FC4-2		4-3		FC6-5	6	0	0	0	0	1	2			
Don Kessinger, S OBP: 0.320, SLG: 0.311 (1, 6)	1-3		5-3			6-3		SH5-4		6-3			4	0	0	0	1	0	0			
Joe Ferguson, R OBP: 0.328, SLG: 0.374 (1, 2)								FC4-2 BB					4	0	1	0	2	1	3			
Ted Simmons, S OBP: 0.397, SLG: 0.371 (1, 3)	FC6-4 BB												4	0	1	0	2	1	3			
Mike Anderson, R OBP: 0.376, SLG: 0.360 (8, PH)													5	0	0	0	1	0	5			
Willie Crawford, L OBP: 0.373, SLG: 0.476 (8, 8)													3	0	0	0	0	2	2			
Vic Harris, S OBP: 0.278, SLG: 0.308 (8, 8)													1	0	0	0	0	0	2			
Hector Cruz, R OBP: 0.264, SLG: 0.318 (1, 5)													1	0	1	0	0	0	0			
Jerry Mumphrey, S OBP: 0.346, SLG: 0.338 (8, 9)													5	0	2	0	0	2	1			
Lee Richard, R OBP: 0.182, SLG: 0.230 (11, PH)													5	0	1	0	0	1	3			
Ron Fairly, L OBP: 0.358, SLG: 0.309 (11, 4)													5	0	1	0	0	1	3			
Doug Clary, R OBP: 0.250, SLG: 1.000 (1, 1)													4	0	0	0	0	0	2			
Bob Forsch, R OBP: 0.324, SLG: 0.353 (8, 1)													1	0	0	0	0	0	2			
Al Hrabosky, L OBP: 0.358, SLG: 0.309 (11, 1)													0	0	0	0	0	0	0			
Ken Rudolph, R OBP: 0.310, SLG: 0.273 (12, PH)													0	0	0	0	0	0	0			
John Curtis, L OBP: 0.241, SLG: 0.241 (12, 1)													0	0	0	0	0	0	0			
Mike Wallace, S OBP: 0.350, SLG: 0.333 (12, 1)													0	0	0	0	0	0	0			
Inning Stats	R: 0 E: 0 K: 3 S: 3	H: 0 LOB: 1 BB: 1 P: 7	R: 0 E: 0 K: 2 S: 7	H: 0 LOB: 0 BB: 0 P: 7	R: 1 E: 0 K: 0 S: 4	H: 1 LOB: 0 BB: 0 P: 4	R: 0 E: 0 K: 0 S: 3	H: 0 LOB: 1 BB: 1 P: 7	R: 0 E: 0 K: 1 S: 6	H: 1 LOB: 1 BB: 0 P: 6	R: 0 E: 0 K: 1 S: 6	H: 1 LOB: 2 BB: 1 P: 8	R: 0 E: 0 K: 0 S: 5	H: 0 LOB: 0 BB: 0 P: 5	R: 0 E: 0 K: 0 S: 5	H: 2 LOB: 2 BB: 0 P: 5	R: 0 E: 0 K: 0 S: 4	H: 1 LOB: 2 BB: 1 P: 8	1B: 5 2B: 2 3B: 0 HR: 1	SF: 0 SAC: 1 DP: 0 HBP: 0	WP: 0 PB: 0 SB: 4 CS: 0	PA: 49
PITCHER	IP	WLS	BF	H	R	ER	SO	BB	IBB	HBP	BLK	WP	HR	S	P	ERA	WHIP					
John Candelaria, L ERA: 3.24 (1, 1)	7.0		27	4	1	1	5	2	0	0	0	0	0	1	35	43	1.29	0.857				
Kent Tekulve, R ERA: 2.78 (8, 1)	2.0		9	1	0	0	1	1	0	0	0	0	0	10	14	0.00	1.000					
Bob Moose, R ERA: 2.93 (10, 1)	1.2		7	2	0	0	1	0	0	0	0	0	0	9	9	0.00	1.200					
Ramon Hernandez, L ERA: 3.92 (11, 1)	0.2		4	1	0	0	0	1	0	0	0	0	0	3	7	0.00	3.000					
Dave Giusti, R ERA: 4.46 (12, 1)	0.2	W	2	0	0	0	0	0	0	0	0	0	0	2	2	0.00	0.000					


TOP

St. Louis Cardinals @ Pittsburgh Pirates
Three Rivers Stadium, Pittsburgh, PA

Wed Aug 04 1976, 7:05 PM EDT
Att. 8,426 - Unknown

livebaseballscorecards.com

AB	44
R	1
H	8
RBI	1
BB	4
SO	7
LOB	24



Batter	1	2	3	4	5	6	7	8	9	10	11	12	AB	R	H	RBI	BB	SO	LOB							
Rennie Stennett, R OBP: 0.290, SLG: 0.353 (1, 4)	G3				F8			4-1		FC5-4		FC1-6	6	1	1	0	0	0	4							
Richie Hebner, L OBP: 0.297, SLG: 0.309 (8, PH)													4	0	2	0	0	0	1							
Larry Demery, R OBP: 0.178, SLG: 0.067 (9, 5)													0	0	0	0	0	0	0							
Tommy Helms, R OBP: 0.316, SLG: 0.397 (1, 9)													2	0	1	0	0	1	0							
Dave Parker, L OBP: 0.331, SLG: 0.464 (1, 9)													6	0	1	1	0	1	3							
Willie Stargell, L OBP: 0.331, SLG: 0.435 (1, 3)													4	0	0	0	1	1	2							
Richie Zisk, R OBP: 0.338, SLG: 0.459 (1, 7)													4	0	0	0	1	0	1							
Ed Kirtzpatrick, L OBP: 0.283, SLG: 0.288 (9, PH)													3	0	1	0	0	0	3							
Bill Robinson, R OBP: 0.349, SLG: 0.581 (10, 8)													2	1	2	0	0	0	0							
Duffy Dyer, R OBP: 0.315, SLG: 0.383 (1, 2)													2	0	0	0	2	1	1							
Mario Mendoza, R OBP: 0.206, SLG: 0.186 (1, 6)													5	0	0	0	0	0	5							
John Candelaria, L OBP: 0.324, SLG: 0.353 (7, PH)													2	0	0	0	0	1	0							
Al Hrabosky, L OBP: 0.358, SLG: 0.309 (8, 1)													0	0	0	0	0	0	2							
Ken Tekulve, R ERA: 2.78 (8, 1)													1	0	1	1	0	0	0							
Bob Robertson, R OBP: 0.310, SLG: 0.273 (12, PH)													0	0	0	0	0	0	0							
Jim Rooker, R OBP: 0.241, SLG: 0.241 (12, 1)													0	0	0	0	0	0	0							
Bob Moose, R ERA: 2.93 (10, 1)													0	0	0	0	0	0	0							
Ramon Hernandez, L ERA: 3.92 (11, 1)													0	0	0	0	0	0	0							
Dave Giusti, R ERA: 4.46 (12, 1)													0	0	0	0	0	0	0							
Inning Stats	R: 0 E: 0 K: 1 S: 4	H: 1 LOB: 3 BB: 2 P: 12	R: 0 E: 0 K: 1 S: 5	H: 0 LOB: 0 BB: 0 P: 5	R: 0 E: 0 K: 0 S: 3	H: 1 LOB: 0 BB: 0 P: 3	R: 0 E: 0 K: 0 S: 4	H: 1 LOB: 2 BB: 1 P: 8	R: 0 E: 0 K: 0 S: 3	H: 0 LOB: 0 BB: 0 P: 3	R: 0 E: 1 K: 0 S: 4	H: 0 LOB: 2 BB: 1 P: 8	R: 0 E: 0 K: 0 S: 5	H: 2 LOB: 1 BB: 0 P: 4	R: 1 E: 0 K: 0 S: 5	H: 0 LOB: 0 BB: 0 P: 5	R: 0 E: 0 K: 3 S: 9	H: 0 LOB: 0 BB: 0 P: 9	R: 0 E: 0 K: 1 S: 6	H: 1 LOB: 1 BB: 0 P: 6	R: 1 E: 0 K: 0 S: 3	H: 1 LOB: 2 BB: 1 P: 7	1B: 7 2B: 3 3B: 0 HR: 0	SF: 0 SAC: 1 DP: 2 HBP: 0	WP: 0 PB: 0 SB: 1 CS: 0	PA: 48
PITCHER	IP	WLS	BF	H	R	ER	SO	BB	IBB	HBP	BLK	WP	HR	S	P	ERA	WHIP									
Bob Forsch, R ERA: 3.85 (8, 1)	3.1		12	3	1	1	3	4	0	0	0	0	0	18	18	2.70	0.900									
Bill Greif, R ERA: 2.79 (11, 1)	0.2		2	0	0	0	1	0	0	0	0	0	0	4	4	0.00	0.000									
Mike Wallace, L ERA: 2.92 (12, 1)	0.1	L	4	1	1	1	0	1	0	0	0	0	0	3	7	27.00	6.000									


BOTTOM

St. Louis Cardinals @ Pittsburgh Pirates
Three Rivers Stadium, Pittsburgh, PA

Wed Aug 04 1976, 7:05 PM EDT
Att. 8,426 - Unknown

livebaseballscorecards.com

AB	42
R	2
H	9
RBI	2
BB	5
SO	5
LOB	22



Batter	1	2	3	4	5	6	7	8	9	AB	R	H	RBI	BB	SO	LOB	TOP								
Pepe Mangual, R OBP: 0.380, SLG: 0.340 (1, 8)										6	1	1	0	0	3	8	New York Mets @ Pittsburgh Pirates Three Rivers Stadium, Pittsburgh, PA Thu Aug 05 1976, 7:05 PM EDT Att: 7,836 - Unknown								
Leo Foster, R OBP: 0.444, SLG: 0.429 (1, 4)										4	1	1	2	1	1	2									
Mike Vail, R OBP: 0.311, SLG: 0.286 (1, 9)										4	0	2	0	1	1	2									
Joe Torre, R OBP: 0.342, SLG: 0.405 (1, 3)										5	0	3	2	0	0	2									
John Milner, L OBP: 0.339, SLG: 0.442 (1, 7)										4	0	0	0	1	0	5									
Jerry Grote, R OBP: 0.336, SLG: 0.313 (1, 2)										5	1	1	0	0	0	4									
Roy Staiger, R OBP: 0.292, SLG: 0.329 (1, 5)										5	2	3	1	0	1	0									
Bud Harrelson, S OBP: 0.337, SLG: 0.287 (1, 6)										4	1	4	0	1	0	0									
Jon Matlack, L OBP: 0.258, SLG: 0.200 (1, 1)										3	1	2	1	0	0	2									
Skip Lockwood, R OBP: 0.462, SLG: 0.500 (8, 1)										0	0	0	0	0	0	0									
Inning Stats	R: 1 E: 0 K: 1 S: 7	H: 2 LOB: 1 BB: 0 P: 7	R: 0 E: 0 K: 2 S: 9	H: 2 LOB: 2 BB: 0 P: 9	R: 0 E: 1 K: 0 S: 4	H: 1 LOB: 1 BB: 0 P: 4	R: 4 E: 0 K: 1 S: 10	H: 5 LOB: 2 BB: 1 P: 14	R: 1 E: 0 K: 0 S: 5	H: 3 LOB: 1 BB: 0 P: 5	R: 0 E: 0 K: 1 S: 5	H: 1 LOB: 1 BB: 2 P: 13	R: 1 E: 0 K: 0 S: 4	H: 1 LOB: 1 BB: 1 P: 8	R: 0 E: 0 K: 0 S: 4	H: 1 LOB: 2 BB: 0 P: 4	R: 0 E: 0 K: 1 S: 6	H: 1 LOB: 2 BB: 0 P: 6	1B: 15 2B: 2 3B: 0 HR: 1	SF: 0 SAC: 2 DP: 3 HBP: 0	WP: 0 PB: 0 SB: 1 CS: 1	PA: 46			
PITCHER	IP	WLS	BF	H	R	ER	SO	BB	IBB	HBP	BLK	WP	HR	S	P	ERA	WHIP								
Jerry Reuss, L ERA: 4.39 (1, 1)	3.2	L	21	9	5	5	4	1	0	0	0	0	0	28	32	12.27	2.727								
Bob Moose, R ERA: 2.97 (4, 1)	2.1		12	5	1	1	1	2	0	0	0	0	0	12	20	3.86	3.000								
Kent Tekulve, R ERA: 2.86 (7, 1)	1.0		5	1	1	1	0	1	0	0	0	0	1	4	8	9.00	2.000								
Dave Giusti, R ERA: 4.23 (8, 1)	2.0		8	2	0	0	1	0	0	0	0	0	0	10	10	0.00	1.000								

AB	40
R	7
H	17
RBI	6
BB	4
SO	6
LOB	25



Batter	1	2	3	4	5	6	7	8	9	AB	R	H	RBI	BB	SO	LOB	BOTTOM								
Rennie Stennett, R OBP: 0.291, SLG: 0.355 (1, 4)										4	1	2	0	0	0	0	New York Mets @ Pittsburgh Pirates Three Rivers Stadium, Pittsburgh, PA Thu Aug 05 1976, 7:05 PM EDT Att: 7,836 - Unknown								
Tommy Helms, R OBP: 0.325, SLG: 0.394 (1, 5)										3	0	1	0	1	1	3									
Dave Parker, L OBP: 0.330, SLG: 0.460 (1, 9)										3	1	0	0	1	0	3									
Willie Stargell, L OBP: 0.331, SLG: 0.442 (1, 3)										4	1	1	4	0	3	2									
Richie Zisk, R OBP: 0.335, SLG: 0.454 (1, 7)										4	0	0	0	0	0	0									
Bill Robinson, R OBP: 0.344, SLG: 0.573 (1, 8)										4	0	0	0	0	2	0									
Duffy Dyer, R OBP: 0.313, SLG: 0.376 (1, 2)										4	0	1	0	0	1	0									
Mario Mendoza, R OBP: 0.212, SLG: 0.194 (1, 6)										3	0	1	0	0	1	1									
Jerry Reuss, L OBP: 0.336, SLG: 0.326 (1, 1)										1	0	0	0	0	1	0									
Bob Moose, R OBP: 0.375, SLG: 1.000 (4, 1)										0	0	0	0	0	0	0									
Ed Knapick, L OBP: 0.296, SLG: 0.294 (6, 9)										1	1	0	0	0	0	1									
Kent Tekulve, R OBP: 0.296, SLG: 0.294 (7, 1)										0	0	0	0	0	0	0									
Al Oliver, L OBP: 0.367, SLG: 0.594 (7, 9)										1	0	0	0	0	0	1									
Dave Giusti, R OBP: 0.296, SLG: 0.294 (8, 1)										0	0	0	0	0	0	0									
Inning Stats	R: 0 E: 0 K: 0 S: 3	H: 1 LOB: 0 BB: 0 P: 3	R: 0 E: 0 K: 1 S: 5	H: 0 LOB: 0 BB: 0 P: 5	R: 0 E: 0 K: 1 S: 5	H: 0 LOB: 0 BB: 0 P: 5	R: 0 E: 0 K: 1 S: 5	H: 0 LOB: 1 BB: 1 P: 9	R: 0 E: 0 K: 1 S: 5	H: 0 LOB: 0 BB: 0 P: 5	R: 4 E: 0 K: 0 S: 6	H: 3 LOB: 0 BB: 1 P: 10	R: 0 E: 0 K: 1 S: 6	H: 1 LOB: 1 BB: 0 P: 6	R: 0 E: 0 K: 2 S: 8	H: 1 LOB: 1 BB: 0 P: 8	R: 0 E: 0 K: 2 S: 7	H: 0 LOB: 0 BB: 0 P: 7	1B: 5 2B: 0 3B: 0 HR: 1	SF: 0 SAC: 0 DP: 0 HBP: 0	WP: 0 PB: 0 SB: 1 CS: 0	PA: 35			
PITCHER	IP	WLS	BF	H	R	ER	SO	BB	IBB	HBP	BLK	WP	HR	S	P	ERA	WHIP								
Jon Matlack, L ERA: 2.82 (1, 1)	7.0		28	6	4	4	5	2	0	0	0	0	0	1	36	5.14	1.143								
Skip Lockwood, R ERA: 2.77 (8, 1)	2.0	S	6	0	0	0	4	0	0	0	0	0	0	14	14	0.00	0.000								



Batter	1	2	3	4	5	6	7	8	9	AB	R	H	RBI	BB	SO	LOB	TOP					
Pepe Mangual, R (1, 8) OBP: 0.377, SLG: 0.337	5-3	F9			K		K		1B	5	0	1	0	0	2	3						
Bruce Boisclair, L (1, 7) OBP: 0.320, SLG: 0.311	4-3		K		4-3		2B 1B		L6	5	1	1	0	0	1	1						
John Milner, L (1, 3) OBP: 0.334, SLG: 0.435	F7		4-3		G3		G3		G3	5	0	0	0	0	0	2						
Mike Vail, R (1, 9) OBP: 0.323, SLG: 0.317		4-3 2B 1B	F9				L6		2B	4	1	2	1	0	0	0						
Jerry Grote, R (1, 2) OBP: 0.338, SLG: 0.316	4-3				1B		6-3 1B		F9	4	1	2	0	0	0	2						
Roy Staiger, R (1, 5) OBP: 0.297, SLG: 0.336		1B 2B			1B BB		6-3		6-3	3	0	1	1	1	0	1						
Mike Phillips, L (1, 4) OBP: 0.327, SLG: 0.366									L6	4	0	3	1	0	0	0						
Bud Harrelson, S (1, 6) OBP: 0.339, SLG: 0.285		2-3 1B			1B		2H 1B		F7	2	0	0	0	0	2	2						
Tom Seaver, R (1, 1) OBP: 0.177, SLG: 0.089									F9	2	0	0	0	0	1	5						
Jim Dwyer, L (6, PH) OBP: 0.270, SLG: 0.228	K				F8		6-3			1	0	0	0	0	0	2						
Ken Sanders, R (6, 1)										0	0	0	0	0	0	0						
Bob Myrick, R (7, 1)										0	0	0	0	0	0	0						
Ron Hodges, L (9, PH) OBP: 0.390, SLG: 0.411										1	0	0	0	0	0	0						
Inning Stats	R: 0 E: 0 K: 0 S: 3	H: 0 LOB: 0 BB: 0 P: 3	R: 1 E: 0 K: 1 S: 8	H: 3 LOB: 3 BB: 1 P: 12	R: 0 E: 0 K: 1 S: 5	H: 0 LOB: 0 BB: 0 P: 5	R: 0 E: 0 K: 0 S: 4	H: 2 LOB: 2 BB: 1 P: 8	R: 0 E: 0 K: 1 S: 5	H: 0 LOB: 0 BB: 0 P: 5	R: 1 E: 0 K: 0 S: 5	H: 2 LOB: 2 BB: 1 P: 9	R: 1 E: 0 K: 1 S: 7	H: 2 LOB: 1 BB: 0 P: 7	R: 0 E: 0 K: 0 S: 3	H: 0 LOB: 0 BB: 0 P: 3	R: 0 E: 0 K: 0 S: 4	H: 1 LOB: 1 BB: 0 P: 4	1B: 8 2B: 2 3B: 0 HR: 0	SF: 0 SAC: 0 DP: 0 HBP: 0	WP: 0 PB: 0 SB: 0 CS: 0	PA: 39
PITCHER Bruce Kison, R (1, 1) ERA: 3.23	IP: 9.0 WLS: W BF: 39 H: 10 R: 3 ER: 3 SO: 4 BB: 2 IBB: 1 HBP: 0 BLK: 0 WP: 0 HR: 0 S: 44 P: 56 ERA: 3.00 WHIP: 1.333															PITCHER						

New York Mets @ Pittsburgh Pirates
Three Rivers Stadium, Pittsburgh, PA
Sat Aug 07 1976, 7:05 PM EDT
Unknown

AB 36
R 3
H 10
RBI 3
BB 3
SO 4
LOB 18



Batter	1	2	3	4	5	6	7	8	9	AB	R	H	RBI	BB	SO	LOB	BOTTOM			
Rennie Stennett, R (1, 4) OBP: 0.293, SLG: 0.355	K		6-3		2B SF7 1B		1B 6-3			5	2	2	1	0	1	2				
Richie Hebner, L (1, 5) OBP: 0.302, SLG: 0.321	K		F2		E 2B		E5 G3 1B 1B		HR 2B	5	3	3	1	0	1	0				
Al Oliver, L (1, 8) OBP: 0.367, SLG: 0.501					4-3		E IBB		L6	4	1	1	0	1	0	2				
Willie Stargell, L (1, 3) OBP: 0.331, SLG: 0.453	P5				K		SF7		1B 2B	4	2	2	4	0	1	1				
Dave Parker, L (1, 9) OBP: 0.340, SLG: 0.470					1B		E6		2B 1B	4	1	4	2	1	0	0				
Richie Zisk, R (1, 7) OBP: 0.336, SLG: 0.459					K		K		F3	5	1	2	1	0	2	3				
Duffy Dyer, R (1, 2) OBP: 0.317, SLG: 0.371					4-3		1B 1B		F9	4	1	1	0	1	0	2				
Mario Mendoza, R (1, 6) OBP: 0.229, SLG: 0.227					K		1B 2B 1B			4	1	2	2	0	2	1				
Bruce Kison, R (1, 1) OBP: 0.267, SLG: 0.268					6-3		K		5-3	4	0	0	0	0	1	4				
Inning Stats	R: 0 E: 0 K: 2 S: 8	H: 1 LOB: 1 BB: 0 P: 8	R: 0 E: 0 K: 1 S: 5	H: 1 LOB: 1 BB: 1 P: 9	R: 0 E: 0 K: 0 S: 3	H: 0 LOB: 0 BB: 0 P: 3	R: 0 E: 0 K: 2 S: 8	H: 1 LOB: 1 BB: 0 P: 8	R: 5 E: 1 K: 2 S: 12	H: 5 LOB: 1 BB: 1 P: 16	R: 0 E: 0 K: 1 S: 5	H: 0 LOB: 0 BB: 0 P: 5	R: 5 E: 1 K: 0 S: 9	H: 6 LOB: 2 BB: 1 P: 13	R: 2 E: 0 K: 0 S: 6	H: 3 LOB: 1 BB: 0 P: 6	1B: 10 2B: 6 3B: 0 HR: 1	SF: 1 SAC: 0 DP: 0 HBP: 0	WP: 0 PB: 0 SB: 0 CS: 1	PA: 43
PITCHER Tom Seaver, R (1, 1) ERA: 2.65	IP: 5.0 WLS: L BF: 24 H: 8 R: 5 ER: 5 SO: 7 BB: 1 IBB: 1 HBP: 0 BLK: 0 WP: 0 HR: 0 S: 36 P: 44 ERA: 9.00 WHIP: 1.800															PITCHER				
Ken Sanders, R (6, 1) ERA: 2.31	1.0 5 2 2 2 1 0 0 0 0 0 0 7 7 18.00 2.000																			
Bob Myrick, L (7, 1) ERA: 3.86	2.0 14 7 5 5 0 0 1 0 0 0 1 13 17 22.50 3.500																			

New York Mets @ Pittsburgh Pirates
Three Rivers Stadium, Pittsburgh, PA
Sat Aug 07 1976, 7:05 PM EDT
Unknown

AB 39
R 12
H 17
RBI 11
BB 3
SO 8
LOB 15



Batter	1	2	3	4	5	6	7	8	9	AB	R	H	RBI	BB	SO	LOB	TOP			
Pepe Mangual, R (1, 8) OBP: 0.373, SLG: 0.332	F9		K		K			K		4	0	0	0	0	3	0				
Mike Phillips, L (1, 4) OBP: 0.350, SLG: 0.379	SF8		F7		4-3			HR		4	2	2	0	0	0	0				
John Milner, L (1, 7) OBP: 0.333, SLG: 0.443	SF8		F7				F3	HR		3	1	1	3	0	0	0				
Joe Torre, R (1, 3) OBP: 0.344, SLG: 0.407				5-3			FC6-4	K		4	0	2	0	0	1	0				
Mike Vail, R (1, 9) OBP: 0.319, SLG: 0.313	F9			PB	SF8		FC6-4	1B		4	1	1	0	0	0	2				
Ron Hodges, L (1, 2) OBP: 0.393, SLG: 0.414							6-3			4	0	2	0	0	0	1				
Roy Staiger, R (1, 5) OBP: 0.290, SLG: 0.329										3	0	0	1	0	1	1				
Leo Foster, R (1, 6) OBP: 0.308, SLG: 0.273										4	0	0	0	0	1	2				
Nino Espinosa, R (1, 1) OBP: 0.200, SLG: 0.214										2	0	0	0	0	0	1				
Bob Apodaca, R (6, 1) OBP: 0.462, SLG: 0.500					4-3					1	0	0	0	0	0	0				
Skip Lockwood, R (9, 1) OBP: 0.462, SLG: 0.500										0	0	0	0	0	0	0				
Inning Stats	R: 1 E: 0 K: 0 S: 5	H: 2 LOB: 1 BB: 0 P: 5	R: 0 E: 0 K: 0 S: 4	H: 1 LOB: 1 BB: 0 P: 4	R: 0 E: 0 K: 1 S: 5	H: 0 LOB: 0 BB: 0 P: 5	R: 1 E: 0 K: 0 S: 5	H: 2 LOB: 1 BB: 0 P: 5	R: 0 E: 0 K: 0 S: 4	H: 1 LOB: 0 BB: 0 P: 4	R: 0 E: 0 K: 0 S: 3	H: 0 LOB: 0 BB: 0 P: 3	R: 2 E: 0 K: 2 S: 9	H: 2 LOB: 0 BB: 0 P: 9	R: 0 E: 0 K: 2 S: 7	H: 0 LOB: 0 BB: 0 P: 7	1B: 6 2B: 0 3B: 1 HR: 1	SF: 2 SAC: 0 DP: 0 HBP: 0	WP: 0 PB: 1 SB: 0 CS: 0	PA: 35
PITCHER	IP WLS BF H R ER SO BB IBB HBP BLK WP HR S P ERA WHIP																			
Doc Medich, R (1, 1) ERA: 3.84	7.0 L 27 6 2 1 2 0 0 0 0 0 0 0 31 31 1.29 0.857																			
Kent Tekulve, R (8, 1) ERA: 3.05	2.0 8 2 2 2 4 0 0 0 0 0 0 1 16 16 9.00 1.000																			

New York Mets @ Pittsburgh Pirates
Three Rivers Stadium, Pittsburgh, PA
Sat Aug 07 1976, 7:05 PM EDT
Att: 12,364 - Unknown

AB 33
R 4
H 8
RBI 4
BB 0
SO 6
LOB 7



Batter	1	2	3	4	5	6	7	8	9	AB	R	H	RBI	BB	SO	LOB	BOTTOM					
Rennie Stennett, R (1, 4) OBP: 0.289, SLG: 0.351	P4		F8			4-3		F9	FC4-6	5	0	0	1	0	0	4						
Richie Hebner, L (1, 5) OBP: 0.303, SLG: 0.324	F8			P3		1B		2B	F7	4	1	1	0	1	0	2						
Al Oliver, L (1, 8) OBP: 0.366, SLG: 0.499	F8			4-3				4-3		4	0	1	0	0	0	1						
Dave Parker, L (1, 9) OBP: 0.342, SLG: 0.471										3	0	1	1	1	1	0						
Richie Zisk, R (1, 7) OBP: 0.335, SLG: 0.457										1	0	0	0	0	0	0						
Bill Robinson, R (3, 7) OBP: 0.344, SLG: 0.569								F7		2	0	0	0	1	0	4						
Ed Kirkpatrick, L (1, 3) OBP: 0.299, SLG: 0.286										3	1	1	0	1	0	1						
Duffy Dyer, R (1, 2) OBP: 0.324, SLG: 0.376										4	0	2	0	0	0	2						
Mario Mendoza, R (1, 6) OBP: 0.222, SLG: 0.221										2	0	0	0	0	1	2						
Willie Stargell, L (7, PH) OBP: 0.331, SLG: 0.451										1	0	0	0	0	0	1						
Frank Taveras, R (8, 6) OBP: 0.313, SLG: 0.287										0	0	0	0	0	0	0						
Ed Ott, L (9, PH) OBP: 0.333, SLG: 0.278										1	0	0	0	0	0	2						
Doc Medich, R (1, 1) OBP: 0.167, SLG: 0.079										2	0	1	0	0	1	1						
Bob Robertson, R (7, PH) OBP: 0.317, SLG: 0.345										1	0	0	0	0	1	1						
Kent Tekulve, R (8, 1) OBP: 0.333, SLG: 0.394										0	0	0	0	0	0	0						
Tommy Helms, R (9, PH) OBP: 0.333, SLG: 0.394										0	0	0	1	0	0	0						
Inning Stats	R: 0 E: 0 K: 0 S: 3	H: 0 LOB: 0 BB: 0 P: 3	R: 0 E: 0 K: 1 S: 5	H: 0 LOB: 0 BB: 0 P: 5	R: 0 E: 0 K: 1 S: 6	H: 1 LOB: 1 BB: 0 P: 6	R: 0 E: 0 K: 0 S: 3	H: 0 LOB: 0 BB: 0 P: 3	R: 0 E: 0 K: 0 S: 5	H: 0 LOB: 1 BB: 1 P: 9	R: 0 E: 0 K: 0 S: 4	H: 2 LOB: 3 BB: 2 P: 12	R: 0 E: 0 K: 1 S: 5	H: 0 LOB: 1 BB: 1 P: 9	R: 1 E: 0 K: 0 S: 5	H: 2 LOB: 1 BB: 0 P: 5	R: 1 E: 0 K: 0 S: 5	H: 2 LOB: 2 BB: 1 P: 9	1B: 5 2B: 3 3B: 0 HR: 0	SF: 0 SAC: 0 DP: 1 HBP: 0	WP: 0 PB: 0 SB: 0 CS: 0	PA: 38
PITCHER	IP WLS BF H R ER SO BB IBB HBP BLK WP HR S P ERA WHIP																					
Nino Espinosa, R (1, 1) ERA: 1.65	5.2 W 22 3 0 0 3 3 0 0 0 0 0 0 25 37 0.00 1.059																					
Bob Apodaca, R (6, 1) ERA: 2.92	2.1 10 2 1 1 1 1 0 0 0 0 0 0 11 15 3.86 1.286																					
Skip Lockwood, R (9, 1) ERA: 2.86	1.0 S 6 2 1 1 0 1 0 0 0 0 0 0 5 9 9.00 3.000																					

New York Mets @ Pittsburgh Pirates
Three Rivers Stadium, Pittsburgh, PA
Sat Aug 07 1976, 7:05 PM EDT
Att: 12,364 - Unknown

AB 33
R 2
H 7
RBI 2
BB 5
SO 4
LOB 21



Batter	1	2	3	4	5	6	7	8	9	AB	R	H	RBI	BB	SO	LOB	TOP							
Pepe Mangual, R (1, 8) <small>OBP: 0.371, SLG: 0.331</small> Leon Brown, R (7, 8) <small>OBP: 0.264, SLG: 0.275</small>	 6-3	 6-3		 6-3		 6-3	 0-3	 0-0		4	1	1	0	0	1	1								
Mike Vail, R (1, 9) <small>OBP: 0.311, SLG: 0.333</small>	 1-H	 0-3		 0-0		 0-0	 0-0	 0-3	 0-3	5	1	1	1	0	2	1								
John Milner, L (1, 7) <small>OBP: 0.337, SLG: 0.442</small>	 3-H	 4-0		 0-0	 0-0	 0-0	 4-0	 0-0	 0-0	3	1	1	1	2	0	0								
Joe Torre, R (1, 3) <small>OBP: 0.354, SLG: 0.417</small>	 0-0	 0-0	 0-0	 0-0	 1-0	 1-0	 0-0	 0-0	 0-0	4	2	3	0	0	0	1								
Jerry Grote, R (1, 2) <small>OBP: 0.342, SLG: 0.326</small>	 1-3		 0-0		 0-0	 0-0	 0-0	 0-0	 0-0	4	2	2	1	1	0	1								
Roy Staiger, R (1, 5) <small>OBP: 0.305, SLG: 0.335</small>	 K2		 CS		 CS	 FC6-4	 2B	 P6	 P6	3	0	2	0	2	0	3								
Leo Foster, R (1, 4) <small>OBP: 0.333, SLG: 0.375</small>	 1-2 2-3 3-H		 0-0	 0-0	 0-0	 0-0	 0-0	 0-0	 0-0	5	0	2	3	0	0	5								
Bud Harrelson, S (1, 6) <small>OBP: 0.338, SLG: 0.281</small>	 1-2 2-3 3-H		 0-0	 0-0	 0-0	 0-0	 0-0	 0-0	 0-0	3	0	0	1	1	0	1								
Mickey Lolich, S (1, 1) <small>OBP: 0.239, SLG: 0.146</small>	 3-H		 0-0	 0-0	 0-0	 0-0	 0-0	 0-0	 0-0	3	0	0	0	0	1	4								
Inning Stats	R: 4 E: 0 K: 1 S: 9	H: 5 LOB: 3 BB: 2 P: 17	R: 0 E: 0 K: 1 S: 5	H: 0 LOB: 1 BB: 1 P: 9	R: 0 E: 0 K: 0 S: 3	H: 1 LOB: 0 BB: 0 P: 3	R: 0 E: 1 K: 0 S: 4	H: 0 LOB: 1 BB: 0 P: 4	R: 0 E: 0 K: 0 S: 2	H: 0 LOB: 0 BB: 0 P: 3	R: 0 E: 0 K: 0 S: 4	H: 1 LOB: 1 BB: 0 P: 4	R: 3 E: 0 K: 1 S: 7	H: 3 LOB: 2 BB: 2 P: 15	R: 0 E: 0 K: 0 S: 3	H: 2 LOB: 3 BB: 1 P: 11	1B: 7 2B: 5 3B: 1 HR: 0	SF: 0 SAC: 1 DP: 2 HBP: 1	WP: 0 PB: 0 SB: 0 CS: 1	PA: 44				
PITCHER	IP: 0.1 WLS: L BF: 7 H: 5 R: 4 ER: 4 SO: 0 BB: 0 IBB: 1 HBP: 0 BLK: 0 WP: 0 HR: 0 S: 6 P: 10 ERA: 108.00 WHIP: 15.000	IP: 4.2 WLS: 1 BF: 16 H: 1 R: 0 ER: 0 SO: 2 BB: 2 IBB: 0 HBP: 1 BLK: 0 WP: 0 HR: 17 S: 26 P: 0 ERA: 0.00 WHIP: 0.643	IP: 2.0 WLS: 1 BF: 11 H: 4 R: 3 ER: 3 SO: 1 BB: 1 IBB: 0 HBP: 0 BLK: 0 WP: 0 HR: 11 S: 19 P: 16 ERA: 13.50 WHIP: 2.500	IP: 2.0 WLS: 0 BF: 9 H: 2 R: 0 ER: 0 SO: 1 BB: 0 IBB: 1 HBP: 0 BLK: 0 WP: 0 HR: 10 S: 14 P: 14 ERA: 0.00 WHIP: 1.000	PITCHER	IP: 0.1 WLS: L BF: 7 H: 5 R: 4 ER: 4 SO: 0 BB: 0 IBB: 1 HBP: 0 BLK: 0 WP: 0 HR: 0 S: 6 P: 10 ERA: 108.00 WHIP: 15.000	IP: 4.2 WLS: 1 BF: 16 H: 1 R: 0 ER: 0 SO: 2 BB: 2 IBB: 0 HBP: 1 BLK: 0 WP: 0 HR: 17 S: 26 P: 0 ERA: 0.00 WHIP: 0.643	IP: 2.0 WLS: 1 BF: 11 H: 4 R: 3 ER: 3 SO: 1 BB: 1 IBB: 0 HBP: 0 BLK: 0 WP: 0 HR: 11 S: 19 P: 16 ERA: 13.50 WHIP: 2.500	IP: 2.0 WLS: 0 BF: 9 H: 2 R: 0 ER: 0 SO: 1 BB: 0 IBB: 1 HBP: 0 BLK: 0 WP: 0 HR: 10 S: 14 P: 14 ERA: 0.00 WHIP: 1.000	PITCHER	IP: 0.1 WLS: L BF: 7 H: 5 R: 4 ER: 4 SO: 0 BB: 0 IBB: 1 HBP: 0 BLK: 0 WP: 0 HR: 0 S: 6 P: 10 ERA: 108.00 WHIP: 15.000	IP: 4.2 WLS: 1 BF: 16 H: 1 R: 0 ER: 0 SO: 2 BB: 2 IBB: 0 HBP: 1 BLK: 0 WP: 0 HR: 17 S: 26 P: 0 ERA: 0.00 WHIP: 0.643	IP: 2.0 WLS: 1 BF: 11 H: 4 R: 3 ER: 3 SO: 1 BB: 1 IBB: 0 HBP: 0 BLK: 0 WP: 0 HR: 11 S: 19 P: 16 ERA: 13.50 WHIP: 2.500	IP: 2.0 WLS: 0 BF: 9 H: 2 R: 0 ER: 0 SO: 1 BB: 0 IBB: 1 HBP: 0 BLK: 0 WP: 0 HR: 10 S: 14 P: 14 ERA: 0.00 WHIP: 1.000	PITCHER	IP: 0.1 WLS: L BF: 7 H: 5 R: 4 ER: 4 SO: 0 BB: 0 IBB: 1 HBP: 0 BLK: 0 WP: 0 HR: 0 S: 6 P: 10 ERA: 108.00 WHIP: 15.000	IP: 4.2 WLS: 1 BF: 16 H: 1 R: 0 ER: 0 SO: 2 BB: 2 IBB: 0 HBP: 1 BLK: 0 WP: 0 HR: 17 S: 26 P: 0 ERA: 0.00 WHIP: 0.643	IP: 2.0 WLS: 1 BF: 11 H: 4 R: 3 ER: 3 SO: 1 BB: 1 IBB: 0 HBP: 0 BLK: 0 WP: 0 HR: 11 S: 19 P: 16 ERA: 13.50 WHIP: 2.500	IP: 2.0 WLS: 0 BF: 9 H: 2 R: 0 ER: 0 SO: 1 BB: 0 IBB: 1 HBP: 0 BLK: 0 WP: 0 HR: 10 S: 14 P: 14 ERA: 0.00 WHIP: 1.000	PITCHER	IP: 0.1 WLS: L BF: 7 H: 5 R: 4 ER: 4 SO: 0 BB: 0 IBB: 1 HBP: 0 BLK: 0 WP: 0 HR: 0 S: 6 P: 10 ERA: 108.00 WHIP: 15.000	IP: 4.2 WLS: 1 BF: 16 H: 1 R: 0 ER: 0 SO: 2 BB: 2 IBB: 0 HBP: 1 BLK: 0 WP: 0 HR: 17 S: 26 P: 0 ERA: 0.00 WHIP: 0.643	IP: 2.0 WLS: 1 BF: 11 H: 4 R: 3 ER: 3 SO: 1 BB: 1 IBB: 0 HBP: 0 BLK: 0 WP: 0 HR: 11 S: 19 P: 16 ERA: 13.50 WHIP: 2.500	IP: 2.0 WLS: 0 BF: 9 H: 2 R: 0 ER: 0 SO: 1 BB: 0 IBB: 1 HBP: 0 BLK: 0 WP: 0 HR: 10 S: 14 P: 14 ERA: 0.00 WHIP: 1.000
Frank Taveras, R (1, 6) <small>OBP: 0.315, SLG: 0.288</small>	 1-3		 0-0		 0-0	 0-0	 0-0	 4-0	 0-0	3	1	1	0	1	0	2								
Rennie Stennett, R (1, 4) <small>OBP: 0.289, SLG: 0.350</small>	 1-2		 0-0	 0-0		 0-0	 0-0	 0-0	 1-3	4	1	1	0	0	0	1								
Al Oliver, L (1, 8) <small>OBP: 0.363, SLG: 0.495</small>	 2-3		 0-0	 0-0		 0-0	 0-0	 0-0	 0-0	3	0	0	1	0	0	1								
Bob Robertson, R (1, 3) <small>OBP: 0.305, SLG: 0.330</small>	 0-0		 0-0	 0-0		 0-0	 0-0	 0-0	 0-0	4	0	0	0	0	0	2								
Richie Zisk, R (1, 7) <small>OBP: 0.336, SLG: 0.465</small>		 0-0		 0-0	 0-0	 0-0	 0-0	 0-0	 0-0	4	1	2	2	0	0	0								
Dave Parker, L (1, 9) <small>OBP: 0.338, SLG: 0.466</small>		 0-0		 0-0	 0-0	 0-0	 0-0	 0-0	 0-0	4	0	0	0	0	0	1								
Bill Robinson, R (1, 5) <small>OBP: 0.343, SLG: 0.571</small>		 0-0		 0-0	 0-0	 0-0	 0-0	 0-0	 0-0	4	1	1	0	0	0	0								
Duffy Dyer, R (1, 2) <small>OBP: 0.330, SLG: 0.392</small>			 0-0		 0-0	 0-0	 0-0	 0-0	 0-0	4	0	2	1	0	0	0								
Jim Rooker, R (1, 1) <small>OBP: 0.261, SLG: 0.364</small> Bob Moose, R (1, 1) <small>OBP: 0.333, SLG: 0.889</small> Tommy Holmes, R (5, PH) <small>OBP: 0.341, SLG: 0.433</small> Dave Giusti, R (6, 1) <small>OBP: 0.392, SLG: 0.323</small> Richie Hebner, L (7, PH) <small>OBP: 0.392, SLG: 0.323</small> Ramon Hernandez, S (8, 1) <small>OBP: 0.296, SLG: 0.282</small> Ed Kirkpatrick, L (9, PH)	 0-0		 0-0	 0-0	 0-0	 0-0	 0-0	 0-0	 0-0	0	0	0	0	0	0	0								
Inning Stats	R: 0 E: 0 K: 0 S: 4	H: 1 LOB: 0 BB: 0 P: 4	R: 0 E: 0 K: 0 S: 3	H: 0 LOB: 0 BB: 0 P: 3	R: 0 E: 0 K: 0 S: 3	H: 0 LOB: 0 BB: 0 P: 3	R: 1 E: 0 K: 0 S: 6	H: 3 LOB: 2 BB: 0 P: 6	R: 0 E: 0 K: 0 S: 3	H: 0 LOB: 0 BB: 0 P: 3	R: 1 E: 0 K: 0 S: 5	H: 2 LOB: 1 BB: 0 P: 5	R:											

Batter	1	2	3	4	5	6	7	8	9	AB	R	H	RBI	BB	SO	LOB	TOP					
Davey Lopes, R OBP: 0.306, SLG: 0.321 (1, 8)										4	0	0	0	0	0	1						
Ted Sizemore, R OBP: 0.299, SLG: 0.296 (1, 4)										4	0	0	0	0	0	2						
Bill Russell, R OBP: 0.328, SLG: 0.382 (1, 6)										4	0	0	0	0	0	3						
Steve Garvey, R OBP: 0.347, SLG: 0.413 (1, 3)										3	0	0	0	0	2	0						
Ron Cey, R OBP: 0.391, SLG: 0.476 (1, 5)										3	0	0	0	0	2	0						
Dusty Baker Jr., R OBP: 0.303, SLG: 0.312 (1, 9)										3	0	0	0	0	0	0						
Bill Buckner, L OBP: 0.318, SLG: 0.383 (3, PH)										0	0	0	0	0	0	0	AB 29					
Lee Lacy, R OBP: 0.322, SLG: 0.368 (3, 7)										3	0	0	0	0	1	0	R 0					
Steve Yeager, R OBP: 0.300, SLG: 0.385 (1, 2)										2	0	0	0	1	0	0	H 0					
Doug Rau, L OBP: 0.294, SLG: 0.186 (1, 1)										2	0	0	0	0	1	1	RBI 0					
Rick Auerbach, R OBP: 0.178, SLG: 0.098 (8, PH)										1	0	0	0	0	1	0	BB 1					
Charlie Hough, R OBP: 0.267, SLG: 0.333 (8, 1)										0	0	0	0	0	0	0	SO 7					
Inning Stats	R: 0 E: 0 K: 0 S: 3	H: 0 LOB: 0 BB: 0 P: 3	R: 0 E: 0 K: 1 S: 5	H: 0 LOB: 0 BB: 0 P: 5	R: 0 E: 2 K: 1 S: 7	H: 0 LOB: 3 BB: 1 P: 11	R: 0 E: 0 K: 2 S: 7	H: 0 LOB: 0 BB: 0 P: 7	R: 0 E: 0 K: 1 S: 5	H: 0 LOB: 0 BB: 0 P: 5	R: 0 E: 0 K: 1 S: 5	H: 0 LOB: 0 BB: 0 P: 5	R: 0 E: 0 K: 0 S: 3	H: 0 LOB: 0 BB: 0 P: 3	R: 0 E: 0 K: 1 S: 5	H: 0 LOB: 0 BB: 0 P: 5	R: 0 E: 0 K: 0 S: 3	H: 0 LOB: 0 BB: 0 P: 3	1B: 0 2B: 0 3B: 0 HR: 0	SF: 0 SAC: 0 DP: 0 HBP: 0	WP: 0 PB: 0 SB: 0 CS: 0	PA: 30
PITCHER John Candelaria, L ERA: 3.05 (1, 1)	IP: 9.0 WLS: W BF: 30 H: 0 R: 0 ER: 0 SO: 7 BB: 1 IBB: 0 HBP: 0 BLK: 0 WP: 0 HR: 0 S: 43 P: 47 ERA: 0.00 WHIP: 0.111															PITCHER John Candelaria, L ERA: 3.05 (1, 1)	IP: 9.0 WLS: W BF: 30 H: 0 R: 0 ER: 0 SO: 7 BB: 1 IBB: 0 HBP: 0 BLK: 0 WP: 0 HR: 0 S: 43 P: 47 ERA: 0.00 WHIP: 0.111					

Los Angeles Dodgers @ Pittsburgh Pirates
Three Rivers Stadium, Pittsburgh, PA
Mon Aug 09 1976, 7:05 PM EDT
Att: 9,860 - Unknown

AB 29
R 0
H 0
RBI 0
BB 1
SO 7
LOB 7



Batter	1	2	3	4	5	6	7	8	9	AB	R	H	RBI	BB	SO	LOB	BOTTOM					
Frank Taveras, R OBP: 0.315, SLG: 0.287 (1, 6)										4	0	1	0	0	1	1						
Rennie Stennett, R OBP: 0.287, SLG: 0.347 (1, 4)										4	0	0	0	0	0	1						
Al Oliver, L OBP: 0.365, SLG: 0.495 (1, 8)										2	0	1	0	1	0	1						
Willie Stargell, L OBP: 0.328, SLG: 0.447 (1, 3)										3	0	0	0	0	0	3						
Richie Zisk, R OBP: 0.336, SLG: 0.464 (1, 7)										3	1	1	0	0	1	1						
Dave Parker, L OBP: 0.338, SLG: 0.465 (1, 9)										3	1	1	0	0	0	0						
Bill Robinson, R OBP: 0.343, SLG: 0.572 (1, 5)										3	0	1	2	0	2	0	AB 28					
Duffy Dyer, R OBP: 0.321, SLG: 0.380 (1, 2)										3	0	0	0	0	1	1	R 2					
John Candelaria, L OBP: 0.259, SLG: 0.231 (1, 1)										3	0	0	0	0	1	1	H 5					
Inning Stats	R: 0 E: 0 K: 0 S: 3	H: 1 LOB: 1 BB: 1 P: 7	R: 0 E: 0 K: 2 S: 7	H: 0 LOB: 0 BB: 0 P: 7	R: 0 E: 0 K: 3 S: 9	H: 0 LOB: 0 BB: 0 P: 9	R: 0 E: 0 K: 0 S: 3	H: 1 LOB: 0 BB: 0 P: 3	R: 2 E: 0 K: 0 S: 6	H: 3 LOB: 1 BB: 0 P: 6	R: 0 E: 1 K: 0 S: 4	H: 0 LOB: 1 BB: 0 P: 4	R: 0 E: 0 K: 1 S: 5	H: 0 LOB: 0 BB: 0 P: 5	R: 0 E: 0 K: 0 S: 3	H: 0 LOB: 0 BB: 0 P: 3	R: 0 E: 0 K: 0 S: 3	H: 0 LOB: 0 BB: 0 P: 3	1B: 4 2B: 1 3B: 0 HR: 0	SF: 0 SAC: 0 DP: 1 HBP: 0	WP: 0 PB: 0 SB: 1 CS: 0	PA: 29
PITCHER Doug Rau, L ERA: 2.95 (1, 1)	IP: 7.0 WLS: L BF: 26 H: 5 R: 2 ER: 2 SO: 6 BB: 1 IBB: 0 HBP: 0 BLK: 0 WP: 0 HR: 0 S: 37 P: 41 ERA: 2.57 WHIP: 0.857															PITCHER Doug Rau, L ERA: 2.95 (1, 1)	IP: 7.0 WLS: L BF: 26 H: 5 R: 2 ER: 2 SO: 6 BB: 1 IBB: 0 HBP: 0 BLK: 0 WP: 0 HR: 0 S: 37 P: 41 ERA: 2.57 WHIP: 0.857					
PITCHER Charlie Hough, R ERA: 2.45 (8, 1)	IP: 1.0 WLS: L BF: 3 H: 0 R: 0 ER: 0 SO: 0 BB: 0 IBB: 0 HBP: 0 BLK: 0 WP: 0 HR: 0 S: 3 P: 3 ERA: 0.00 WHIP: 0.000															PITCHER Charlie Hough, R ERA: 2.45 (8, 1)	IP: 1.0 WLS: L BF: 3 H: 0 R: 0 ER: 0 SO: 0 BB: 0 IBB: 0 HBP: 0 BLK: 0 WP: 0 HR: 0 S: 3 P: 3 ERA: 0.00 WHIP: 0.000					

Los Angeles Dodgers @ Pittsburgh Pirates
Three Rivers Stadium, Pittsburgh, PA
Mon Aug 09 1976, 7:05 PM EDT
Att: 9,860 - Unknown

AB 28
R 2
H 5
RBI 2
BB 1
SO 6
LOB 9



Batter	1	2	3	4	5	6	7	8	9	AB	R	H	RBI	BB	SO	LOB	TOP								
Davey Lopes, R OBP: 0.310, SLG: 0.327 (1, 8)										4	1	2	0	1	1	0	Los Angeles Dodgers @ Pittsburgh Pirates Three Rivers Stadium, Pittsburgh, PA Tue Aug 10 1976, 7:05 PM EDT Att: 13,670 - Unknown livebaseballscores.com								
Ted Sizemore, R OBP: 0.301, SLG: 0.299 (1, 4)										5	1	2	0	0	0	2									
Bill Russell, R OBP: 0.329, SLG: 0.383 (1, 6)										5	1	2	0	0	1	2									
Steve Garvey, R OBP: 0.349, SLG: 0.414 (1, 3)										2	2	1	0	1	0	1									
Ron Cey, R OBP: 0.392, SLG: 0.482 (1, 5)										4	0	2	3	0	0	2									
Lee Lacy, R OBP: 0.324, SLG: 0.368 (1, 7)										3	0	1	1	1	0	2									
Dusty Baker Jr., R OBP: 0.303, SLG: 0.312 (1, 9)										3	0	1	1	0	0	3									
Steve Yeager, R OBP: 0.297, SLG: 0.380 (1, 2)										4	0	0	0	0	2	5									
Don Sutton, R OBP: 0.164, SLG: 0.091 (1, 1)										4	0	0	0	0	1	3									
Charlie Hough, R OBP: 0.267, SLG: 0.333 (9, 1)										0	0	0	0	0	0	0									
Inning Stats	R: 0 E: 0 K: 1 S: 5	H: 1 LOB: 0 BB: 0 P: 5	R: 0 E: 0 K: 0 S: 4	H: 1 LOB: 1 BB: 0 P: 4	R: 0 E: 0 K: 2 S: 8	H: 1 LOB: 1 BB: 0 P: 8	R: 2 E: 1 K: 1 S: 9	H: 3 LOB: 2 BB: 0 P: 9	R: 3 E: 0 K: 0 S: 5	H: 2 LOB: 2 BB: 3 P: 17	R: 0 E: 0 K: 0 S: 3	H: 1 LOB: 0 BB: 0 P: 3	R: 0 E: 0 K: 0 S: 4	H: 1 LOB: 1 BB: 0 P: 4	R: 0 E: 0 K: 0 S: 3	H: 1 LOB: 0 BB: 0 P: 3	R: 0 E: 0 K: 1 S: 5	H: 0 LOB: 0 BB: 0 P: 5	1B: 9 2B: 1 3B: 1 HR: 0	SF: 1 SAC: 1 DP: 2 HBP: 0	WP: 0 PB: 0 SB: 0 CS: 1	PA: 40			
PITCHER	IP	WLS	BF	H	R	ER	SO	BB	IBB	HBP	BLK	WP	HR	S	P	ERA	WHIP								
Jerry Reuss, L ERA: 4.5 (1, 1)	4.1	L	23	8	5	4	4	1	1	0	0	0	0	29	37	8.31	2.077								
Bob Moose, R ERA: 2.53 (5, 1)	2.2		10	2	0	0	0	1	0	0	0	0	0	9	13	0.00	1.125								
Kent Tekulve, R ERA: 2.96 (8, 1)	2.0		6	1	0	0	1	0	0	0	0	0	0	8	8	0.00	0.500								

Batter	1	2	3	4	5	6	7	8	9	AB	R	H	RBI	BB	SO	LOB	BOTTOM								
Frank Taveras, R OBP: 0.316, SLG: 0.290 (1, 6)										4	0	2	0	0	1	1	Los Angeles Dodgers @ Pittsburgh Pirates Three Rivers Stadium, Pittsburgh, PA Tue Aug 10 1976, 7:05 PM EDT Att: 13,670 - Unknown livebaseballscores.com								
Bob Robertson, R OBP: 0.302, SLG: 0.326 (9, FH)										1	0	0	0	0	0	1									
Rennie Stennett, R OBP: 0.284, SLG: 0.344 (1, 4)										4	0	0	0	0	1	5									
Al Oliver, L OBP: 0.366, SLG: 0.495 (1, 8)										4	0	2	0	0	0	0									
Willie Stargell, L OBP: 0.327, SLG: 0.444 (1, 3)										4	0	1	0	0	0	3									
Dave Parker, L OBP: 0.334, SLG: 0.459 (1, 9)										4	0	0	0	0	0	4									
Richie Zisk, R OBP: 0.338, SLG: 0.467 (1, 7)										4	0	2	0	0	0	1									
Bill Robinson, R OBP: 0.345, SLG: 0.581 (1, 5)										4	1	2	1	0	1	2									
Duffy Dyer, R OBP: 0.319, SLG: 0.385 (1, 2)										4	0	1	0	0	1	3									
Jerry Reuss, L OBP: 0.364, SLG: 0.333 (1, 1)										2	0	1	0	0	1	1									
Bob Moose, R OBP: 0.333, SLG: 0.889 (5, 1)										0	0	0	0	0	0	0									
Tommy Helms, R OBP: 0.337, SLG: 0.397 (7, FH)										1	0	0	0	0	0	1									
Kent Tekulve, R OBP: 0.337, SLG: 0.397 (8, 1)										0	0	0	0	0	0	0									
Ed Kirkpatrick, L OBP: 0.293, SLG: 0.279 (9, FH)										1	0	0	0	0	0	1									
Inning Stats	R: 0 E: 0 K: 0 S: 5	H: 2 LOB: 2 BB: 0 P: 5	R: 0 E: 0 K: 1 S: 8	H: 3 LOB: 3 BB: 0 P: 8	R: 0 E: 0 K: 2 S: 8	H: 1 LOB: 1 BB: 0 P: 8	R: 0 E: 0 K: 1 S: 5	H: 0 LOB: 0 BB: 0 P: 5	R: 0 E: 0 K: 0 S: 3	H: 0 LOB: 0 BB: 0 P: 3	R: 1 E: 0 K: 0 S: 5	H: 2 LOB: 1 BB: 0 P: 5	R: 0 E: 0 K: 0 S: 4	H: 1 LOB: 1 BB: 0 P: 4	R: 0 E: 0 K: 1 S: 6	H: 1 LOB: 1 BB: 0 P: 6	R: 0 E: 0 K: 1 S: 6	H: 1 LOB: 1 BB: 0 P: 6	1B: 8 2B: 2 3B: 0 HR: 1	SF: 0 SAC: 0 DP: 1 HBP: 0	WP: 0 PB: 0 SB: 0 CS: 0	PA: 37			
PITCHER	IP	WLS	BF	H	R	ER	SO	BB	IBB	HBP	BLK	WP	HR	S	P	ERA	WHIP								
Don Sutton, R ERA: 4.04 (1, 1)	8.0	W	33	10	1	1	4	0	0	0	0	0	0	41	41	1.12	1.250								
Charlie Hough, R ERA: 2.43 (9, 1)	1.0		4	1	0	0	1	0	0	0	0	0	0	6	6	0.00	1.000								

Batter	1	2	3	4	5	6	7	8	9	AB	R	H	RBI	BB	SO	LOB	TOP			
Frank Taveras, R (1, 6) OBP: 0.312, SLG: 0.285										5	1	1	0	0	2	2				
Richie Hebner, L (1, 5) OBP: 0.304, SLG: 0.325										1	0	1	0	0	0	0				
Bill Robinson, R (1, 5) OBP: 0.340, SLG: 0.571										4	0	0	0	0	2	2				
Tommy Helms, R (9, 5) OBP: 0.337, SLG: 0.397										0	0	0	0	0	0	0				
Al Oliver, L (1, 8) OBP: 0.362, SLG: 0.489										1	0	0	0	0	0	1				
Omar Moreno, L (2, 8) OBP: 0.625, SLG: 1.286										3	1	2	1	1	0	0				
Dave Parker, L (1, 9) OBP: 0.329, SLG: 0.453										5	1	1	1	0	1	2				
Richie Zisk, R (1, 7) OBP: 0.339, SLG: 0.464										4	1	2	0	1	1	1				
Ed Kirkpatrick, L (1, 3) OBP: 0.298, SLG: 0.286										4	1	2	1	0	1	2				
Rennie Stennett, R (1, 4) OBP: 0.292, SLG: 0.358										4	2	3	1	0	0	1				
Manny Sanguillen, R (1, 2) OBP: 0.335, SLG: 0.372										4	1	3	2	0	0	2				
Bruce Kison, R (1, 1) OBP: 0.261, SLG: 0.262										1	0	0	0	0	0	0				
Bob Robertson, R (6, PH) OBP: 0.299, SLG: 0.323										1	0	0	0	0	0	1				
Kent Tekulve, R (6, 1)										1	0	0	0	0	1	0				
Inning Stats	R: 1 E: 0 K: 1 S: 7	H: 3 LOB: 1 BB: 0 P: 7	R: 1 E: 1 K: 1 S: 8	H: 2 LOB: 2 BB: 0 P: 8	R: 1 E: 0 K: 0 S: 5	H: 3 LOB: 2 BB: 1 P: 9	R: 0 E: 0 K: 0 S: 3	H: 0 LOB: 0 BB: 0 P: 3	R: 0 E: 0 K: 1 S: 5	H: 0 LOB: 1 BB: 1 P: 9	R: 0 E: 0 K: 0 S: 3	H: 1 LOB: 0 BB: 0 P: 3	R: 3 E: 0 K: 2 S: 10	H: 3 LOB: 0 BB: 0 P: 10	R: 1 E: 0 K: 2 S: 8	H: 1 LOB: 0 BB: 0 P: 8	1B: 11 2B: 2 3B: 1 HR: 2	SF: 0 SAC: 1 DP: 2 HBP: 0	WP: 0 PB: 0 SB: 2 CS: 0	PA: 41
PITCHER	IP WLS BF H R ER SO BB IBB HBP BLK WP HR S P ERA WHIP																			
J.R. Richard, R (1, 1) ERA: 2.51	5.0	L	26	10	4	3	3	2	0	0	0	0	0	0	30	38	5.40	2.400		
Joe Niekro, R (6, 1) ERA: 3.62	4.0	L	15	5	4	4	5	0	0	0	0	0	0	2	25	25	9.00	1.250		

Pittsburgh Pirates @ Houston Astros
Astrodome, Houston, TX
Fri Aug 13 1976, 8:05 PM EDT
Att: 17,876 - Dome

AB 38
R 8
H 15
RBI 6
BB 2
SO 8
LOB 14

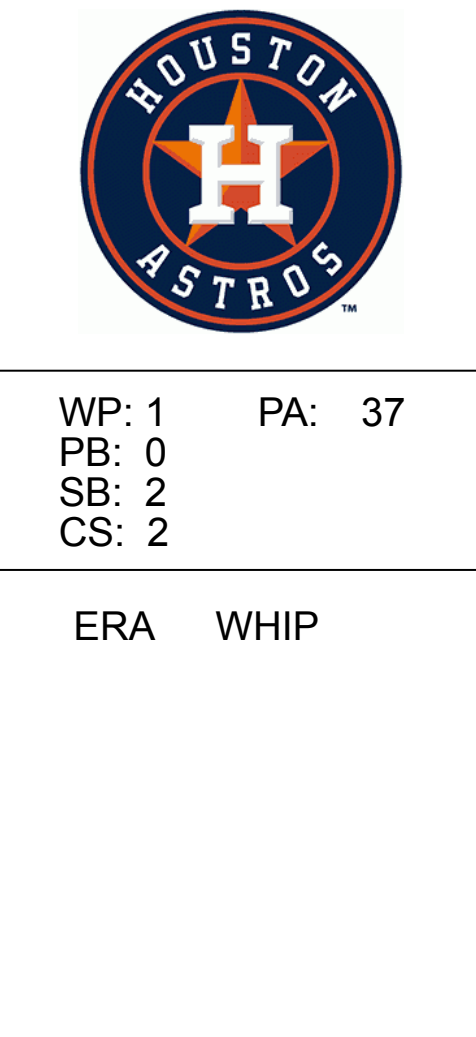
WP: 0
PB: 0
SB: 2
CS: 0

Batter	1	2	3	4	5	6	7	8	9	AB	R	H	RBI	BB	SO	LOB	BOTTOM			
Greg Gross, L (1, 9) OBP: 0.375, SLG: 0.351										5	0	2	2	0	2	1				
Enos Cabell, R (1, 5) OBP: 0.315, SLG: 0.332										4	1	1	0	0	1	2				
Cesar Cedeno, R (1, 8) OBP: 0.353, SLG: 0.472										4	1	1	0	0	0	1				
Bob Watson, R (1, 3) OBP: 0.370, SLG: 0.439										4	0	0	0	0	2	3				
Jose Cruz, L (1, 7) OBP: 0.401, SLG: 0.410										4	0	2	1	0	0	0				
Ed Herrmann, L (1, 2) OBP: 0.296, SLG: 0.321										3	1	0	0	0	0	2				
Rob Andrews, R (1, 4) OBP: 0.331, SLG: 0.322										4	1	1	0	0	1	0				
Roger Metzger, S (1, 6) OBP: 0.308, SLG: 0.291										2	1	0	0	2	1	0				
J.R. Richard, R (1, 1) OBP: 0.105, SLG: 0.110										1	0	0	1	0	0	0				
Joe Niekro, R (6, 1) OBP: 0.185, SLG: 0.308										1	0	0	0	0	0	1				
Ken Boswell, L (9, PH) OBP: 0.300, SLG: 0.333										1	0	1	0	0	0	0				
Inning Stats	R: 2 E: 1 K: 0 S: 6	H: 2 LOB: 1 BB: 0 P: 6	R: 0 E: 0 K: 2 S: 7	H: 0 LOB: 0 BB: 0 P: 7	R: 0 E: 0 K: 1 S: 6	H: 1 LOB: 1 BB: 0 P: 6	R: 3 E: 0 K: 0 S: 5	H: 2 LOB: 1 BB: 1 P: 10	R: 0 E: 0 K: 1 S: 5	H: 1 LOB: 0 BB: 0 P: 5	R: 0 E: 0 K: 0 S: 3	H: 0 LOB: 1 BB: 1 P: 7	R: 0 E: 0 K: 2 S: 7	H: 0 LOB: 0 BB: 0 P: 7	R: 0 E: 1 K: 1 S: 6	H: 1 LOB: 1 BB: 0 P: 6	1B: 7 2B: 1 3B: 0 HR: 0	SF: 1 SAC: 0 DP: 0 HBP: 1	WP: 1 PB: 0 SB: 2 CS: 2	PA: 37
PITCHER	IP WLS BF H R ER SO BB IBB HBP BLK WP HR S P ERA WHIP																			
Bruce Kison, R (1, 1) ERA: 3.3	5.0		23	6	5	3	4	1	0	1	0	29	34	5.40	1.400					
Kent Tekulve, R (6, 1) ERA: 2.75	4.0	W	14	2	0	0	3	1	0	0	0	19	23	0.00	0.750					

Pittsburgh Pirates @ Houston Astros
Astrodome, Houston, TX
Fri Aug 13 1976, 8:05 PM EDT
Att: 17,876 - Dome

AB 33
R 5
H 8
RBI 4
BB 2
SO 7
LOB 10

WP: 1
PB: 0
SB: 2
CS: 2



Batter	1	2	3	4	5	6	7	8	9	AB	R	H	RBI	BB	SO	LOB	TOP			
Frank Taveras, R (1.6) OBP: 0.316, SLG: 0.285 Manny Sanguillen, R (8, PH) OBP: 0.364, SLG: 0.371 (8, 2)	4-0 1B SF8 BB	0-0 6-3				4-0 G6-3 1B BB	4-0 FC5-4 BB	0-0 F6		1 1 0 0 3 0 1 1 0 0 0 0 0 3										
Omar Moreno, L (1.8) OBP: 0.325, SLG: 0.833	0-0 F3 1-2		0-0 F3			0-0 G6-3 1B	0-0 FC5-4 1-2	0-0 FC6 1-2		5 0 1 0 0 0 5										
Richie Zisk, R (1.7) OBP: 0.339, SLG: 0.466	0-0 2-3 1B		0-0 2B			0-0 G6-3 1-2 2-3	0-0 F7		0-0 6-3	5 0 2 0 0 0 3										
Dave Parker, L (1.9) OBP: 0.325, SLG: 0.448	0-0 SF8 3-H		0-3 K			0-0 4-3	0-0 4-3		0-0 E4 2B	4 1 0 1 0 1 3										
Richie Hebner, L (1.5) OBP: 0.306, SLG: 0.330	0-0 P2		0-0 F7						0-0 1B 1B G3 2B 2B	5 2 2 1 0 0 2										
Ed Kirkpatrick, L (1.3) OBP: 0.303, SLG: 0.302		0-0 F9		0-0 4-3					0-0 G3 2B 1B 1B	5 0 2 0 0 0 1										
Rennie Stennett, R (1.4) OBP: 0.299, SLG: 0.362		0-0 5-3 1B		0-0 1B 1B					4-0 G3 BB 1B CS 1B 1-3 2-H	3 1 3 1 2 0 0							AB 37 R 5 H 13 RBI 5 BB 7 SO 1 LOB 27			
Duffy Dyer, R (1.2) OBP: 0.325, SLG: 0.382 Mario Mendoza, R (8, PR) OBP: 0.233, SLG: 0.246 (8, 6)		0-0 5-3		0-0 G4-6-3 1B					0-0 G3 1-2 2-3 BB BB 1-2 3-H	3 0 1 0 1 0 3 1 0 1 1 0 0 0										
John Candelaria, L (1.1) OBP: 0.262, SLG: 0.236 Bob Moose, R (6, 1) OBP: 0.333, SLG: 0.889 Bob Robertson, R (8, PH) OBP: 0.306, SLG: 0.323 Larry Demery, R (8, PR) OBP: 0.158, SLG: 0.059 Dave Giusti, R (8, 1)			0-0 G4-6-3 2-H 1B		0-0 G4-6-3 1-2				0-0 F7 FC6 BB 1-2	3 0 1 1 0 0 4 0 0 0 0 0 0 0 0 0 0 0 0 1 0 0 0 0 0 0 0 0 0 1 0 0 0 0 0 2										
Inning Stats	R: 1 E: 0 K: 0 S: 4	H: 1 LOB: 1 BB: 1 P: 8	R: 1 E: 0 K: 0 S: 5	H: 2 LOB: 1 BB: 0 P: 5	R: 0 E: 0 K: 1 S: 6	H: 1 LOB: 1 BB: 0 P: 6	R: 0 E: 0 K: 0 S: 4	H: 2 LOB: 1 BB: 0 P: 4	R: 0 E: 0 K: 0 S: 3	H: 1 LOB: 1 BB: 1 P: 7	R: 0 E: 0 K: 0 S: 4	H: 0 LOB: 3 BB: 1 P: 7	R: 1 E: 0 K: 0 S: 5	H: 3 LOB: 3 BB: 2 P: 13	R: 2 E: 1 K: 0 S: 6	H: 2 LOB: 2 BB: 1 P: 10	1B: 9 2B: 4 3B: 0 HR: 0	SF: 1 SAC: 0 DP: 2 HBP: 0	WP: 0 PB: 0 SB: 1 CS: 1	PA: 45
PITCHER	IP WLS BF H R ER SO BB IBB HBP BLK WP HR S P ERA WHIP																			
Joaquin Andujar, R (1, 1) ERA: 3.78	7.0 33 10 3 3 1 4 0 0 0 0 0 31 47 3.86 2.000																			
Gene Pentz, R (8, 1) ERA: 3.1	2.0 L 12 3 2 0 0 2 1 0 0 0 0 9 21 0.00 2.500																			

Pittsburgh Pirates @ Houston Astros
Astrodome, Houston, TX
Sat Aug 14 1976, 4:33 AM EDT
Att: 9,721 - Dome

livebaseballscores.com



Batter	1	2	3	4	5	6	7	8	9	AB	R	H	RBI	BB	SO	LOB	BOTTOM			
Greg Gross, L (1.9) OBP: 0.378, SLG: 0.350	0-0 1-3		0-0 6-3			0-0 E HR 1B	4-0 E BB		4-0 BB	3 1 1 0 2 0 0										
Enos Cabell, R (1.5) OBP: 0.311, SLG: 0.328	0-0 F9			0-0 F7		0-0 F9 1-2	0-0 E4 1-2 2-3		0-0 F9	5 0 0 0 0 0 5										
Cesar Cedeño, R (1.8) OBP: 0.354, SLG: 0.471	0-0 1B			0-0 F7		4-0 HR BB	0-0 F4			3 1 1 0 1 0 3										
Bob Watson, R (1.3) OBP: 0.371, SLG: 0.446	0-0 F9			0-0 F9		0-0 HR 1B 2-H 3-H		0-0 1B		4 1 2 4 0 0 1										
Leon Roberts, R (1.7) OBP: 0.373, SLG: 0.486 Wilbur Howard, S (7, 7) OBP: 0.233, SLG: 0.295		0-3 K			0-0 F8	4-0 BB		0-0 F2		2 0 0 0 1 1 0 1 0 0 0 0 0 1										
Cliff Johnson, R (1.2) OBP: 0.346, SLG: 0.368		0-0 5-3			0-0 F8	0-0 F9		0-3 K		4 0 0 0 0 1 2										
Rob Andrews, R (1.4) OBP: 0.327, SLG: 0.318		0-3 K			0-0 F9		0-0 4-3		0-0 F8	4 0 0 0 0 1 1										
Roger Metzger, S (1.6) OBP: 0.311, SLG: 0.293 Ken Boswell, L (9, PH) OBP: 0.237, SLG: 0.330			0-0 6-3			4-0 1B HR BB	0-0 FC1-6 1B		0-0 F8	2 1 1 0 1 0 0 1 0 0 0 0 0 0										
Joaquin Andujar, S (1, 1) OBP: 0.150, SLG: 0.175 Gene Pentz, R (8, 1) OBP: 0.400, SLG: 0.250 Jose Cruz, L (9, PH) OBP: 0.400, SLG: 0.408			0-3 K		0-0 F9	0-0 SH1-4 BB	0-0 FC1-6 E BB 1-2		0-0 4-3	2 0 0 0 0 1 1 0 0 0 0 0 0 0 1 0 0 0 0 0 0										
Inning Stats	R: 0 E: 0 K: 0 S: 4	H: 1 LOB: 0 BB: 0 P: 4	R: 0 E: 0 K: 2 S: 7	H: 0 LOB: 0 BB: 0 P: 7	R: 0 E: 0 K: 1 S: 5	H: 0 LOB: 0 BB: 0 P: 5	R: 0 E: 0 K: 0 S: 3	H: 0 LOB: 0 BB: 0 P: 3	R: 0 E: 1 K: 0 S: 5	H: 2 LOB: 1 BB: 3 P: 17	R: 0 E: 1 K: 0 S: 5	H: 1 LOB: 3 BB: 1 P: 9	R: 0 E: 0 K: 1 S: 6	H: 1 LOB: 1 BB: 0 P: 6	R: 0 E: 0 K: 0 S: 3	H: 0 LOB: 1 BB: 1 P: 7	1B: 4 2B: 0 3B: 0 HR: 1	SF: 0 SAC: 1 DP: 0 HBP: 0	WP: 0 PB: 0 SB: 0 CS: 0	PA: 38
PITCHER	IP WLS BF H R ER SO BB IBB HBP BLK WP HR S P ERA WHIP																			
John Candelaria, L (1, 1) ERA: 3.17	5.2 23 3 4 4 3 3 0 0 0 0 0 26 38 6.35 1.059																			
Bob Moose, R (6, 1) ERA: 2.58	1.1 7 1 0 0 0 1 0 0 0 0 0 6 10 0.00 1.500																			
Dave Giusti, R (8, 1) ERA: 4.46	2.0 W 8 1 0 0 1 1 0 0 0 0 0 9 13 0.00 1.000																			

Pittsburgh Pirates @ Houston Astros
Astrodome, Houston, TX
Sat Aug 14 1976, 4:33 AM EDT
Att: 9,721 - Dome

livebaseballscores.com



Batter	1	2	3	4	5	6	7	8	9	AB	R	H	RBI	BB	SO	LOB	TOP									
Frank Taveras, R OBP: 0.316, SLG: 0.283 (1, 6)										5	1	1	0	1	0	4	Pittsburgh Pirates @ Houston Astros Astrodome, Houston, TX Sun Aug 15 1976, 4:33 AM EDT Dome									
Omar Moreno, L OBP: 0.500, SLG: 0.750 (1, 8)										4	1	2	1	1	0	1										
Richie Zisk, R OBP: 0.338, SLG: 0.461 Bill Robinson, R OBP: 0.340, SLG: 0.571 (1, 7) (9, 7)										4	1	0	0	1	0	5										
Dave Parker, L OBP: 0.328, SLG: 0.449 (1, 9)										4	0	2	1	1	1	1										
Richie Hebner, L OBP: 0.304, SLG: 0.325 (1, 5)										4	1	0	0	1	0	6										
Ed Kirkpatrick, L OBP: 0.307, SLG: 0.317 (1, 3)										5	1	2	2	0	1	0										
Rennie Stennett, R OBP: 0.300, SLG: 0.362 (1, 4)										5	1	2	1	0	0	1										
Duffy Dyer, R OBP: 0.336, SLG: 0.391 (1, 2)										5	1	3	0	0	1	0										
Doc Medich, R OBP: 0.170, SLG: 0.093 Kent Tekulve, R (9, 1)										5	1	1	1	0	1	3										
Inning Stats	R: 1 E: 0 K: 0 S: 4	H: 1 LOB: 1 BB: 1 P: 8	R: 0 E: 0 K: 1 S: 5	H: 0 LOB: 0 BB: 0 P: 5	R: 0 E: 0 K: 0 S: 4	H: 1 LOB: 1 BB: 0 P: 4	R: 0 E: 0 K: 2 S: 7	H: 0 LOB: 0 BB: 0 P: 7	R: 2 E: 2 K: 0 S: 7	H: 2 LOB: 3 BB: 1 P: 11	R: 0 E: 0 K: 0 S: 3	H: 1 LOB: 0 BB: 0 P: 3	R: 1 E: 0 K: 1 S: 7	H: 2 LOB: 2 BB: 1 P: 11	R: 0 E: 0 K: 0 S: 5	H: 2 LOB: 2 BB: 0 P: 5	R: 4 E: 0 K: 0 S: 7	H: 4 LOB: 2 BB: 2 P: 15	1B: 12 2B: 2 3B: 0 HR: 0	SF: 0 SAC: 0 DP: 1 HBP: 0	WP: 0 PB: 1 SB: 3 CS: 0	PA: 46				
PITCHER	IP	WLS	BF	H	R	ER	SO	BB	IBB	HBP	BLK	WP	HR	S	P	ERA	WHIP									
Dan Larson, R ERA: 2.78 Bo McLaughlin, R ERA: 3.54 (1, 1) (9, 1)	8.2	L	44	12	8	6	4	4	1	0	0	0	0	0	2	2	6.23	1.846								


Batter	1	2	3	4	5	6	7	8	9	AB	R	H	RBI	BB	SO	LOB	BOTTOM								
Greg Gross, L OBP: 0.381, SLG: 0.352 (1, 9)										4	0	2	0	1	1	2	Pittsburgh Pirates @ Houston Astros Astrodome, Houston, TX Sun Aug 15 1976, 4:33 AM EDT Dome								
Enos Cabell, R OBP: 0.310, SLG: 0.326 (1, 5)										5	2	1	1	0	0	4									
Cesar Cedeño, R OBP: 0.357, SLG: 0.472 (1, 8)										4	1	2	0	1	1	3									
Bob Watson, R OBP: 0.373, SLG: 0.451 (1, 3)										4	1	2	3	1	0	3									
Jose Cruz, L OBP: 0.397, SLG: 0.408 (1, 7)										5	0	1	1	0	0	5									
Rob Andrews, R OBP: 0.329, SLG: 0.320 Leon Roberts, R OBP: 0.371, SLG: 0.483 (1, 4) (9, PH)										4	0	2	0	0	0	0									
Skip Jutze, R OBP: 0.186, SLG: 0.242 Cliff Johnson, R OBP: 0.344, SLG: 0.364 (1, 2) (9, PH)										3	0	0	0	0	2	3									
Roger Metzger, S OBP: 0.310, SLG: 0.292 (1, 6)										4	1	1	0	0	0	0									
Dan Larson, R OBP: 0.235, SLG: 0.188 Bo McLaughlin, R OBP: 0.304, SLG: 0.346 (1, 1) (9, PH)										2	0	1	1	0	0	0									
Inning Stats	R: 0 E: 0 K: 1 S: 5	H: 0 LOB: 2 BB: 2 P: 13	R: 0 E: 0 K: 1 S: 7	H: 2 LOB: 2 BB: 0 P: 7	R: 1 E: 1 K: 1 S: 7	H: 2 LOB: 2 BB: 1 P: 11	R: 1 E: 1 K: 0 S: 6	H: 2 LOB: 2 BB: 0 P: 6	R: 0 E: 0 K: 0 S: 5	H: 0 LOB: 0 BB: 0 P: 5	R: 0 E: 0 K: 0 S: 3	H: 0 LOB: 1 BB: 0 P: 3	R: 0 E: 0 K: 0 S: 4	H: 2 LOB: 1 BB: 0 P: 4	R: 0 E: 0 K: 0 S: 3	H: 0 LOB: 0 BB: 0 P: 3	R: 4 E: 0 K: 0 S: 8	H: 5 LOB: 1 BB: 0 P: 8	1B: 10 2B: 2 3B: 1 HR: 0	SF: 0 SAC: 1 DP: 0 HBP: 0	WP: 0 PB: 0 SB: 2 CS: 0	PA: 43			
PITCHER	IP	WLS	BF	H	R	ER	SO	BB	IBB	HBP	BLK	WP	HR	S	P	ERA	WHIP								
Doc Medich, R ERA: 3.87 Kent Tekulve, R ERA: 2.72 (1, 1) (9, 1)	8.1	W	40	12	6	4	4	3	0	0	0	0	0	3	3	4.32	1.800								



Batter	1	2	3	4	5	6	7	8	9	AB	R	H	RBI	BB	SO	LOB	TOP										
Frank Taveras, R (1.6) OBP: 0.318, SLG: 0.285										5	1	2	0	0	1	1											
Omar Moreno, L (1.8) OBP: 0.435, SLG: 0.619										5	0	1	0	0	2	3											
Richie Zisk, R (1.7) OBP: 0.339, SLG: 0.460										3	1	1	1	1	0	0											
Richie Hebner, L (7.5) OBP: 0.307, SLG: 0.325										5	1	2	0	0	1	4											
Bob Robertson, R (1.3) OBP: 0.310, SLG: 0.327										5	1	2	0	0	1	4											
Bill Robinson, R (1.5) OBP: 0.342, SLG: 0.571										4	0	2	0	0	1	5											
Dave Parker, L (1.9) OBP: 0.327, SLG: 0.447										4	0	1	1	0	1	3											
Rennie Stennett, R (1.4) OBP: 0.300, SLG: 0.361										4	0	1	1	0	0	1											
Manny Sanguillen, R (1.2) OBP: 0.336, SLG: 0.370										3	0	1	0	1	0	2											
Jerry Reuss, L (1.1) OBP: 0.356, SLG: 0.327										4	0	1	0	0	0	3											
Inning Stats	R: 3 E: 0 K: 2 S: 12	H: 5 LOB: 2 BB: 0 P: 12	R: 0 E: 0 K: 1 S: 7	H: 2 LOB: 3 BB: 1 P: 11	R: 0 E: 0 K: 0 S: 3	H: 0 LOB: 0 BB: 0 P: 3	R: 0 E: 0 K: 1 S: 5	H: 1 LOB: 0 BB: 0 P: 5	R: 0 E: 0 K: 0 S: 4	H: 2 LOB: 1 BB: 0 P: 4	R: 0 E: 0 K: 0 S: 4	H: 1 LOB: 1 BB: 0 P: 4	R: 0 E: 0 K: 1 S: 5	H: 0 LOB: 0 BB: 0 P: 5	R: 0 E: 0 K: 1 S: 6	H: 1 LOB: 2 BB: 1 P: 10	R: 0 E: 0 K: 0 S: 3	H: 0 LOB: 1 BB: 1 P: 7	1B: 12 2B: 0 3B: 0 HR: 0	SF: 0 SAC: 0 DP: 1 HBP: 0	WP: 0 PB: 0 SB: 3 CS: 1	PA: 41					
PITCHER	IP	WLS	BF	H	R	ER	SO	BB	IBB	HBP	BLK	WP	HR	S	P	ERA	WHIP										
Joe Sambito, L (1.1) ERA: 3.86	4.0	L	20	8	3	3	4	0	1	0	0	0	0	27	31	6.75	2.000										
Bo McLaughlin, R (5.1) ERA: 3.19	3.0		11	3	0	0	1	0	0	0	0	0	0	13	13	0.00	1.000										
Gene Pentz, R (8.1) ERA: 2.98	2.0		9	1	0	0	1	2	0	0	0	0	0	9	17	0.00	1.500										

Pittsburgh Pirates @ Houston Astros
Astrodome, Houston, TX
Sun Aug 15 1976, 4:38 AM EDT
Att. 16,326 - Dome


AB 37
R 3
H 12
RBI 3
BB 3
SO 6
LOB 22

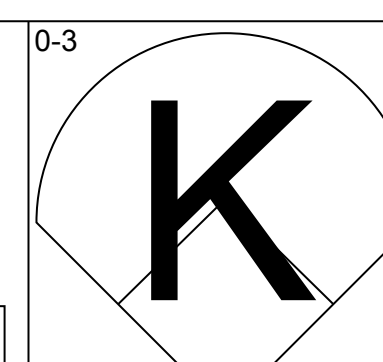
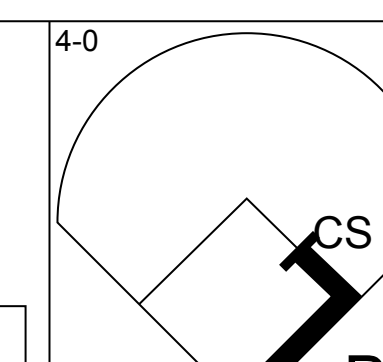
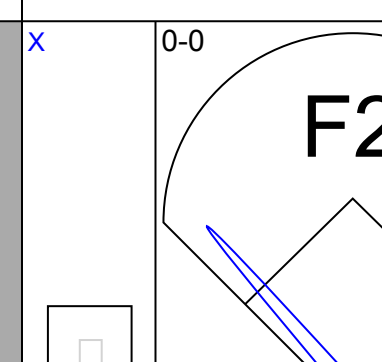
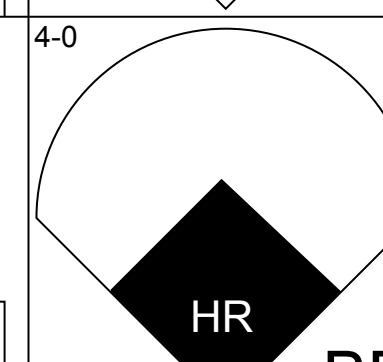
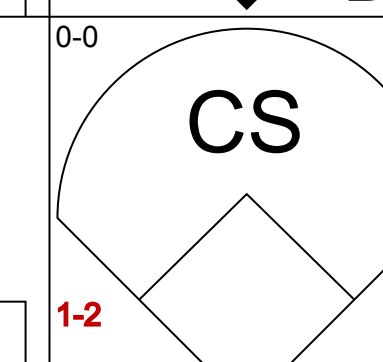
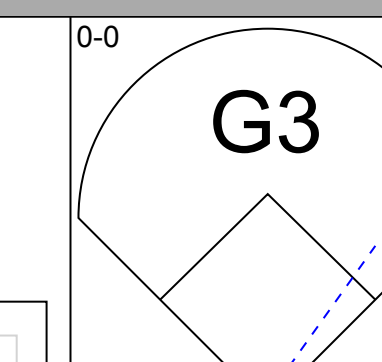
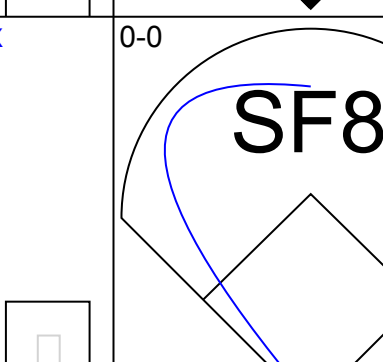
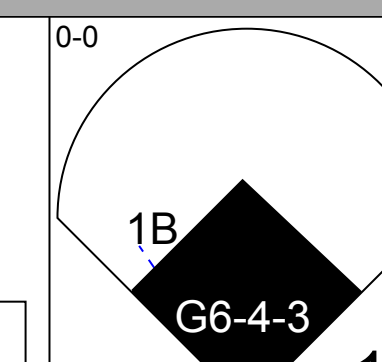
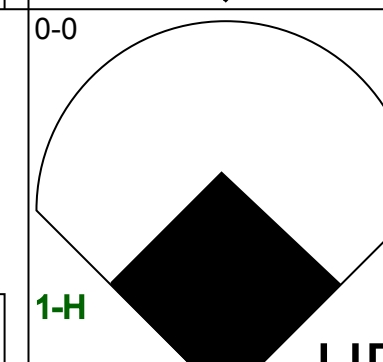
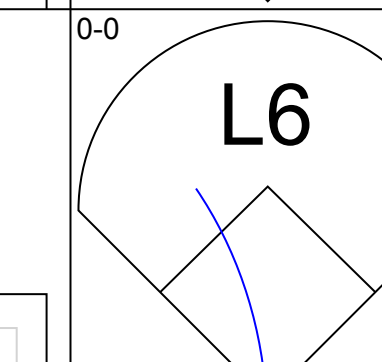
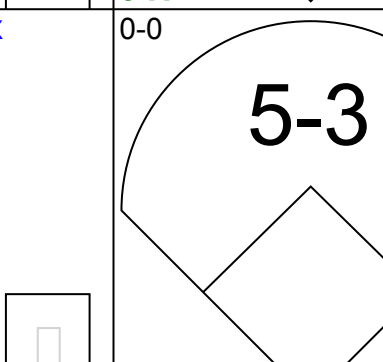
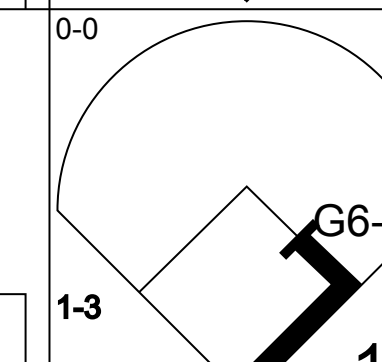
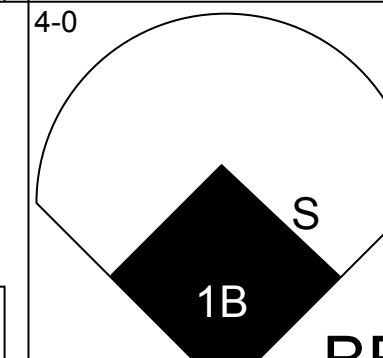
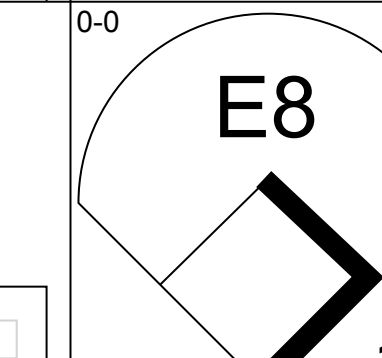

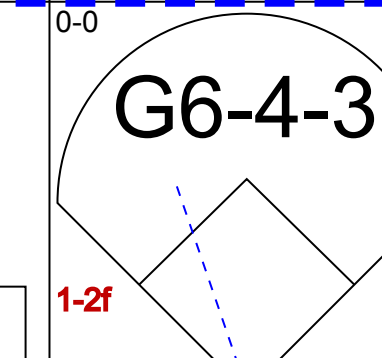
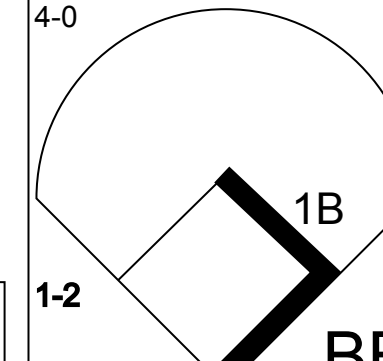
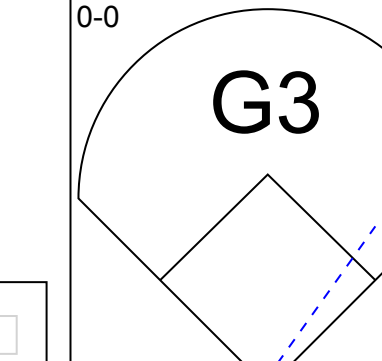

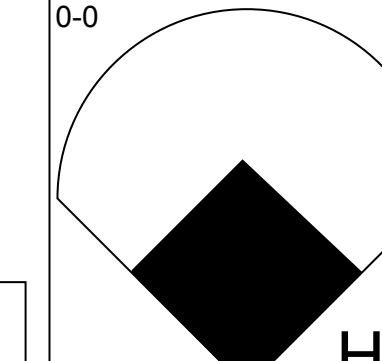
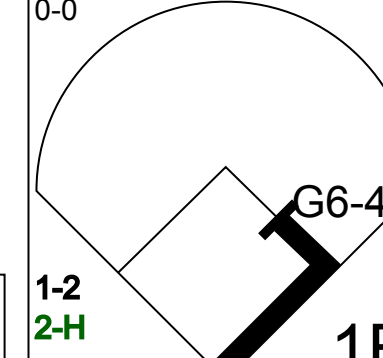


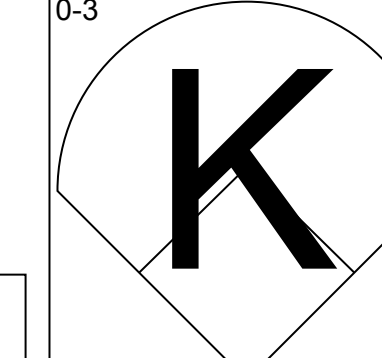
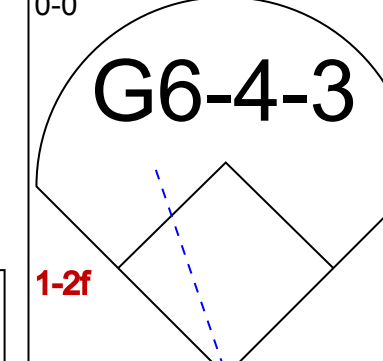



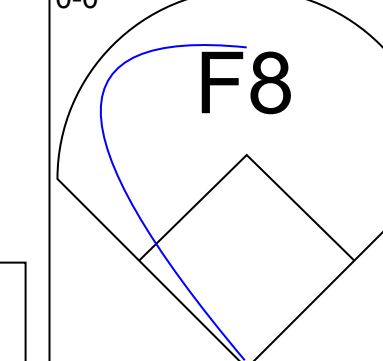
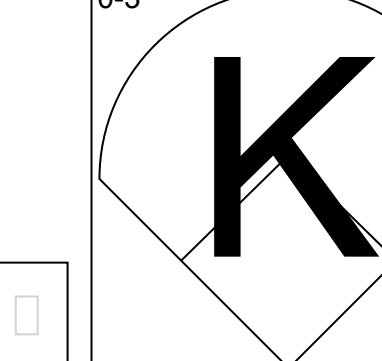
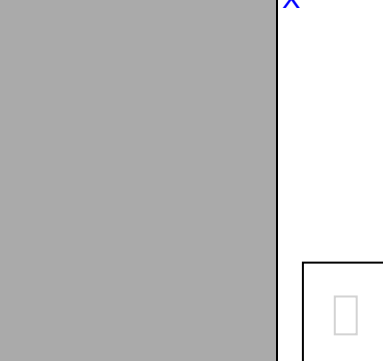
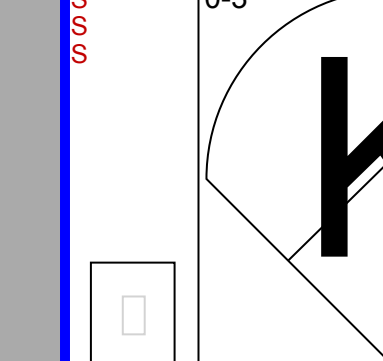
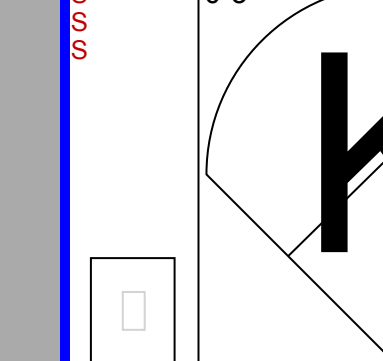
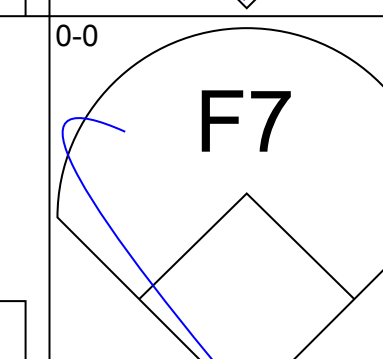
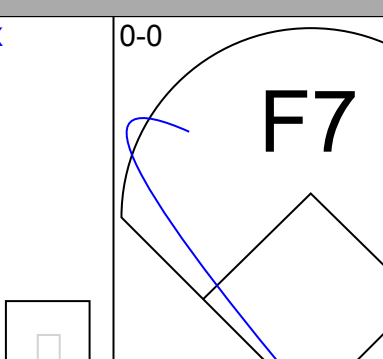
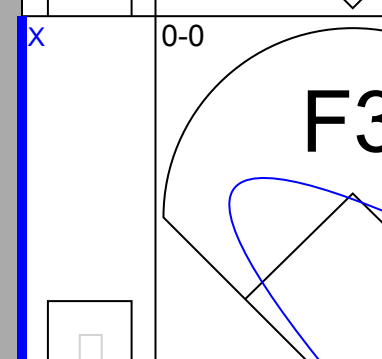
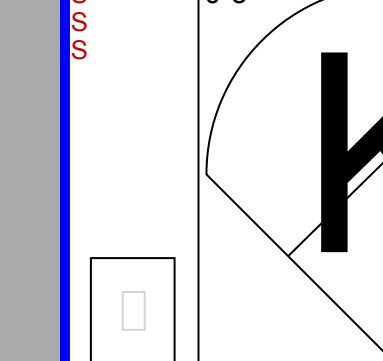


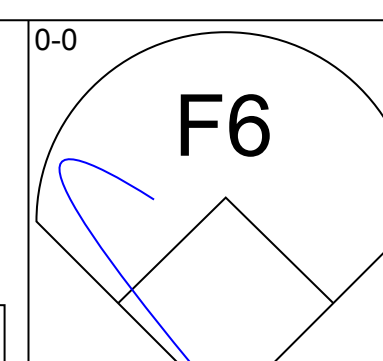
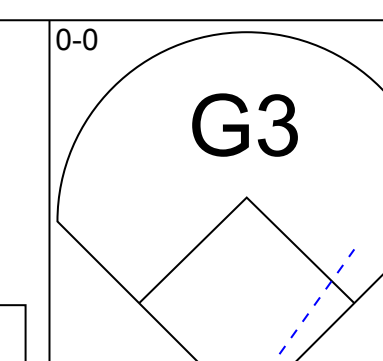
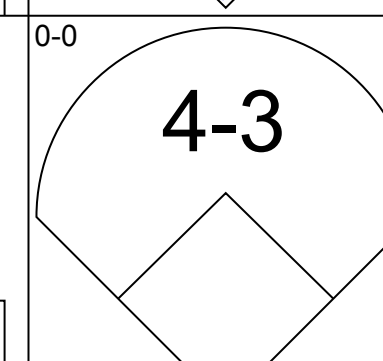
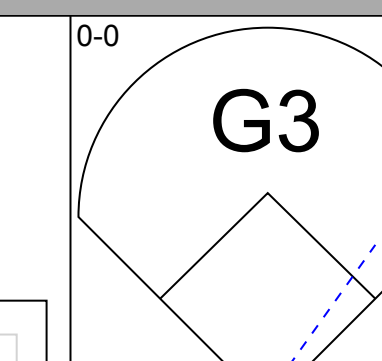
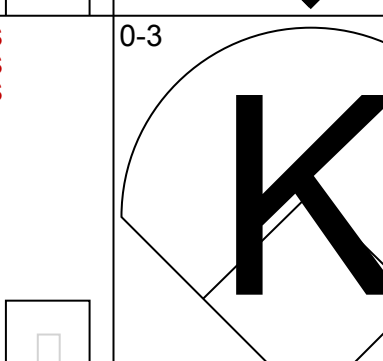
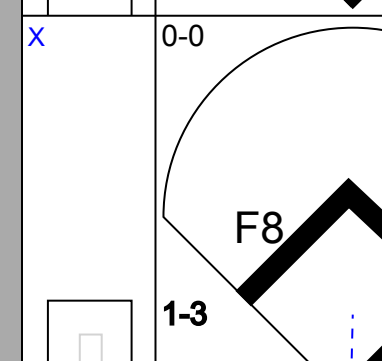
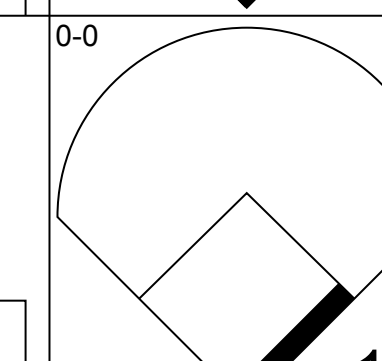
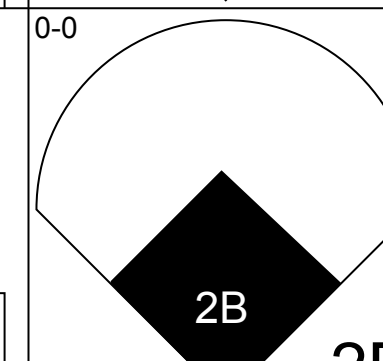
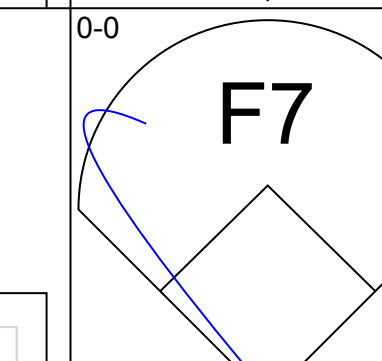
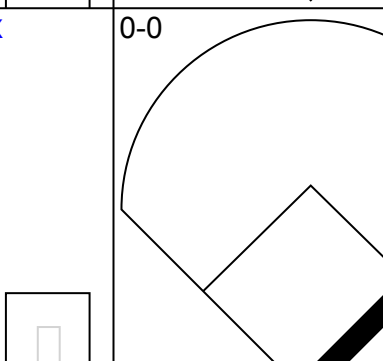
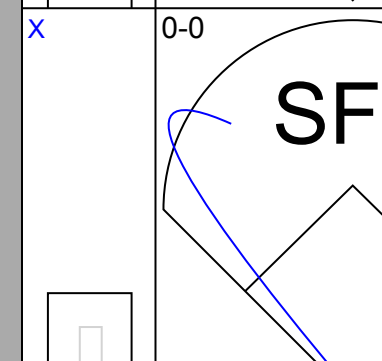
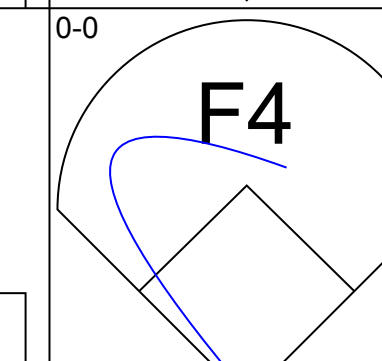
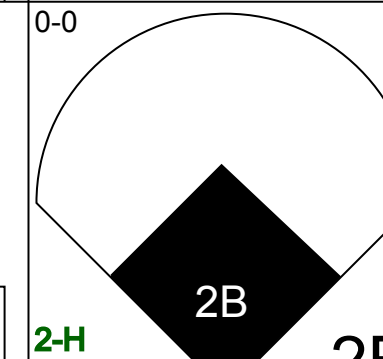
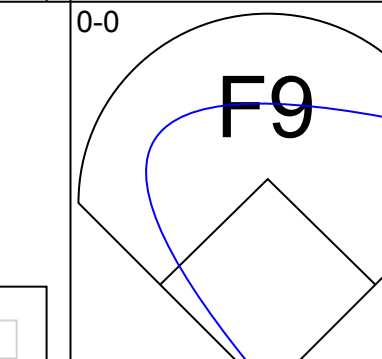
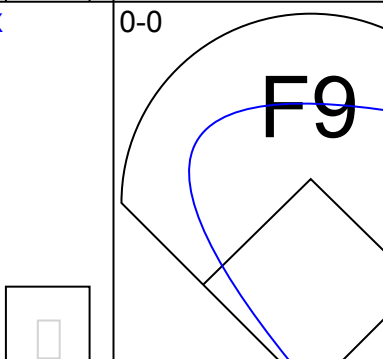
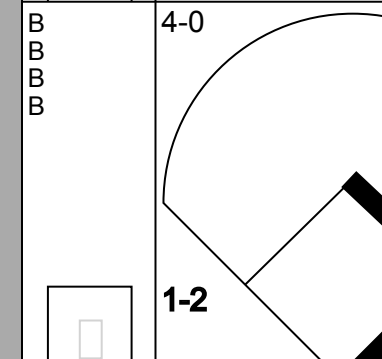
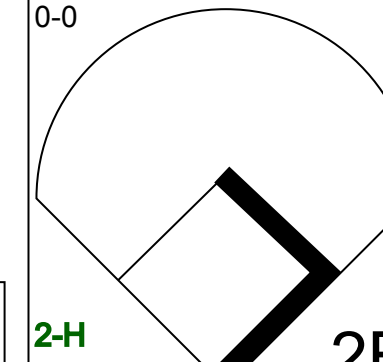
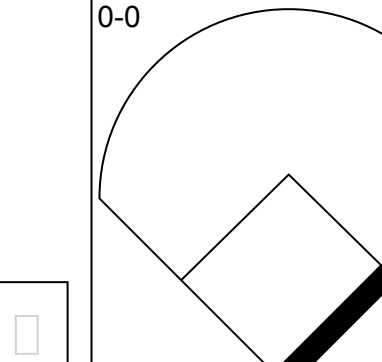
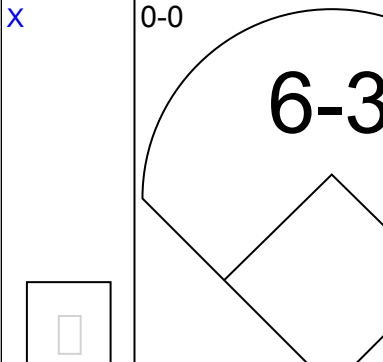
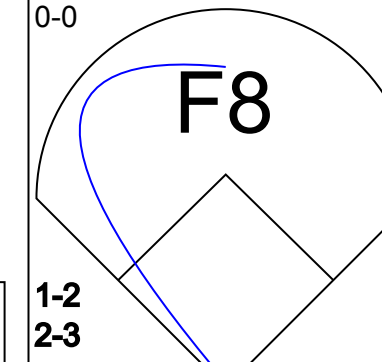
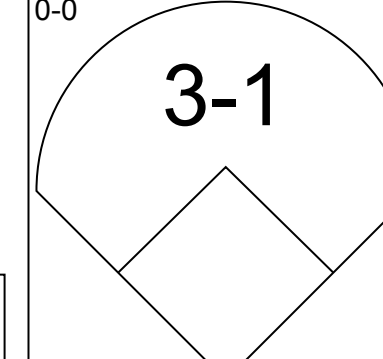
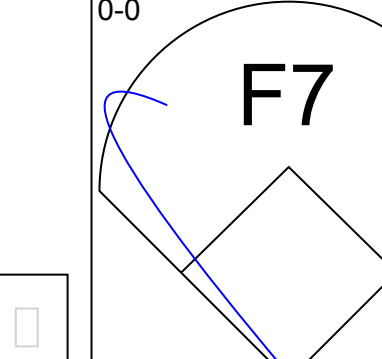
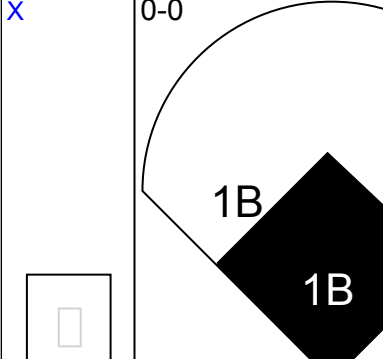
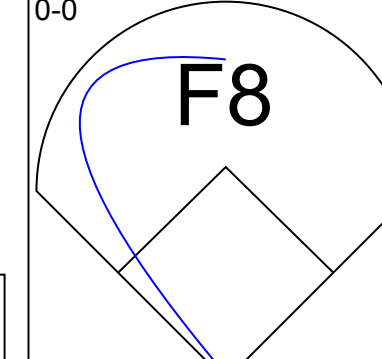
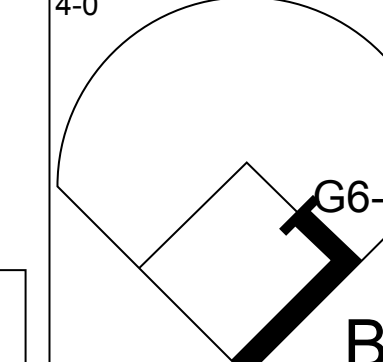
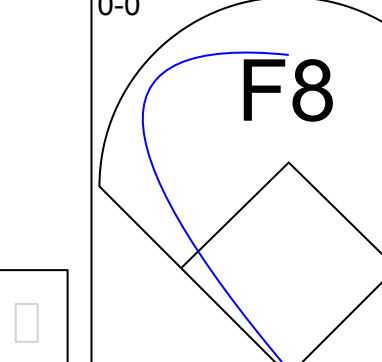
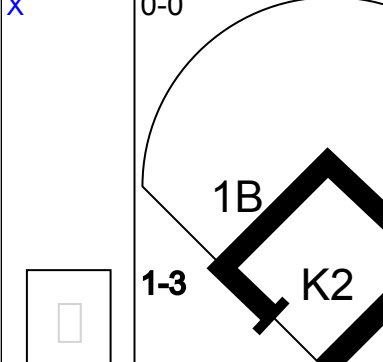
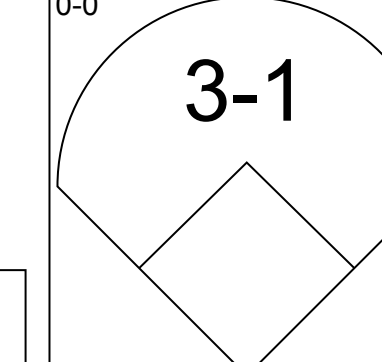
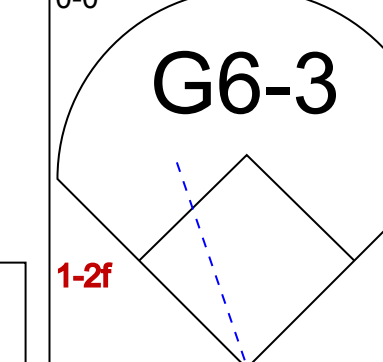
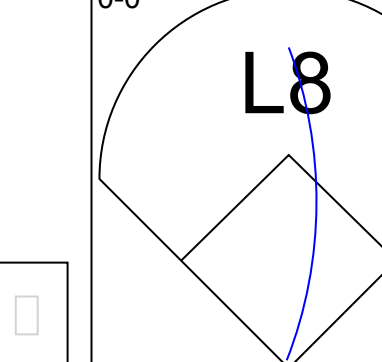
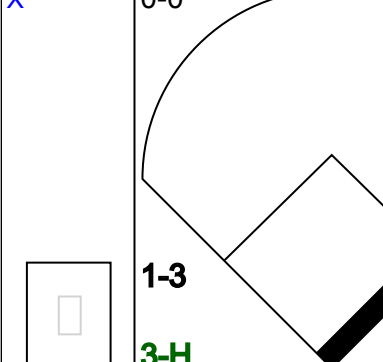
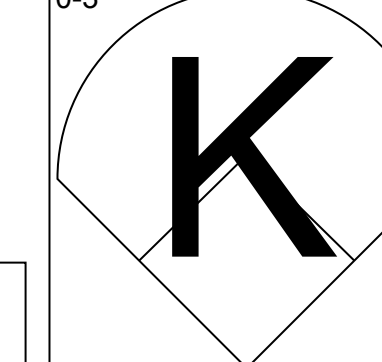
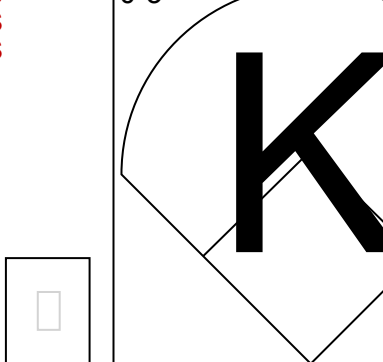
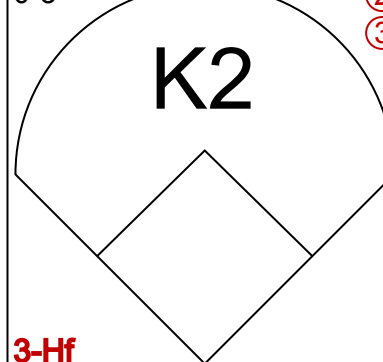
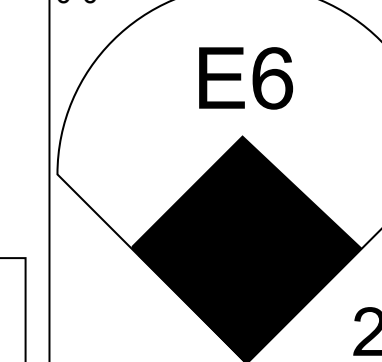
Batter	1	2	3	4	5	6	7	8	9	AB	R	H	RBI	BB	SO	LOB	BOTTOM										
Rob Andrews, R (1.4) OBP: 0.325, SLG: 0.316										4	0	0	0	0	1	1											
Enos Cabell, R (1.5) OBP: 0.311, SLG: 0.327										5	0	2	0	0	0	1											
Cesar Cedeno, R (1.8) OBP: 0.354, SLG: 0.467										4	0	0	0	0	1	5											
Bob Watson, R (1.3) OBP: 0.370, SLG: 0.447										4	0	0	0	0	0	4											
Leon Roberts, R (1.7) OBP: 0.369, SLG: 0.478										4	0	1	0	0	0	0											
Cliff Johnson, R (1.2) OBP: 0.346, SLG: 0.361										2	0	0	0	2	1	1											
Jose Cruz, L (1.9) OBP: 0.398, SLG: 0.409										4	0	2	0	0	0	2											
Roger Metzger, S (1.6) OBP: 0.310, SLG: 0.292										4	0	1	0	0	1	5											
Joe Sambito, L (1.1) Ken Boswell, L (4. PH) Bo McLaughlin, R (5.1) Jerry Davanon, R (7. PH) Gene Pentz, R (8.1) Wilbur Howard, S (9. PH)										0	0	0	0	1	0	0											
Inning Stats	R: 0 E: 1 K: 0 S: 4	H: 1 LOB: 1 BB: 0 P: 4	R: 0 E: 0 K: 2 S: 8	H: 1 LOB: 1 BB: 0 P: 8	R: 0 E: 1 K: 0 S: 4	H: 0 LOB: 2 BB: 1 P: 8	R: 0 E: 0 K: 0 S: 4	H: 1 LOB: 2 BB: 1 P: 8	R: 0 E: 0 K: 0 S: 6	H: 1 LOB: 1 BB: 0 P: 6	R: 0 E: 0 K: 0 S: 4	H: 0 LOB: 0 BB: 0 P: 4	R: 0 E: 0 K: 0 S: 3	H: 0 LOB: 0 BB: 0 P: 3	R: 0 E: 0 K: 0 S: 5	H: 2 LOB: 3 BB: 1 P: 9	R: 0 E: 0 K: 1 S: 5	H: 0 LOB: 0 BB: 0 P: 5	1B: 6 2B: 1 3B: 0 HR: 0	SF: 0 SAC: 0 DP: 1 HBP: 0	WP: 0 PB: 0 SB: 0 CS: 0	PA: 38					
PITCHER	IP	WLS	BF	H	R	ER	SO	BB	IBB	HBP	BLK	WP	HR	S	P	ERA	WHIP										
Jerry Reuss, L (1.1) ERA: 4.24	9.0	W	38	6	0	0	4	3	0	0	0	0	0	43	55	0.00	1.000										

Pittsburgh Pirates @ Houston Astros
Astrodome, Houston, TX
Sun Aug 15 1976, 4:38 AM EDT
Att. 16,326 - Dome

AB 34
R 0
H 6
RBI 0
BB 3
SO 4
LOB 21



Batter	1	2	3	4	5	6	7	8	9	AB	R	H	RBI	BB	SO	LOB	TOP					
Frank Taveras, R (1, 6) OBP: 0.319, SLG: 0.291										3	1	1	0	1	1	0	Pittsburgh Pirates @ San Francisco Giants Candlestick Park, San Francisco, CA Tue Aug 17 1976, 10:05 PM EDT Att: 9,215 - Unknown					
Omar Moreno, L (1, 8) OBP: 0.444, SLG: 0.609										2	2	1	1	1	0	0						
Richie Zisk, R (1, 7) OBP: 0.341, SLG: 0.468										4	1	2	2	0	0	0						
Dave Parker, L (1, 9) OBP: 0.332, SLG: 0.447										2	1	1	0	2	0	1						
Richie Hebner, L (1, 5) OBP: 0.309, SLG: 0.336										3	1	1	1	1	0	2						
Ed Kirkpatrick, L (1, 3) OBP: 0.314, SLG: 0.317										3	0	1	1	1	1	1						
Rennie Stennett, R (1, 4) OBP: 0.297, SLG: 0.358										4	0	0	0	0	0	4						
Duffy Dyer, R (1, 2) OBP: 0.328, SLG: 0.381										3	0	0	0	0	1	0						
Willie Stargell, L (9, PH) OBP: 0.331, SLG: 0.442										1	0	0	0	0	1	0						
Larry Demery, R (1, 1) OBP: 0.143, SLG: 0.053										2	0	0	0	0	0	0						
Ramon Hernandez, S (6, 1)										0	0	0	0	0	0	0						
Tommy Helms, R (7, PH) OBP: 0.333, SLG: 0.392										1	0	0	0	0	0	0						
Bob Moose, R (7, 1) OBP: 0.333, SLG: 0.889										0	0	0	0	0	0	0						
Bill Robinson, R (9, PH) OBP: 0.341, SLG: 0.569										1	0	0	0	0	1	0						
Inning Stats	R: 3 E: 0 K: 1 S: 6	H: 2 LOB: 1 BB: 3 P: 18	R: 0 E: 0 K: 0 S: 2	H: 0 LOB: 0 BB: 1 P: 6	R: 0 E: 1 K: 0 S: 4	H: 1 LOB: 1 BB: 0 P: 4	R: 0 E: 0 K: 1 S: 4	H: 0 LOB: 0 BB: 1 P: 8	R: 1 E: 0 K: 0 S: 4	H: 1 LOB: 0 BB: 0 P: 4	R: 0 E: 0 K: 0 S: 3	H: 0 LOB: 1 BB: 1 P: 7	R: 0 E: 0 K: 0 S: 3	H: 0 LOB: 0 BB: 0 P: 3	R: 2 E: 0 K: 1 S: 7	H: 3 LOB: 0 BB: 0 P: 7	R: 0 E: 0 K: 2 S: 7	H: 0 LOB: 0 BB: 0 P: 7	1B: 4 2B: 0 3B: 1 HR: 2	SF: 1 SAC: 0 DP: 3 HBP: 0	WP: 0 PB: 0 CS: 1	PA: 37
PITCHER	IP WLS BF H R ER SO BB IBB HBP BLK WP HR S P ERA WHIP																					
John D'Acquisto, R (1, 1) ERA: 4.97	6.0 25 4 4 4 2 6 0 0 0 0 0 1 23 47 6.00 1.667																					
Randy Moffitt, R (7, 1) ERA: 2.74	1.0 5 2 2 2 0 0 0 0 0 0 0 0 5 5 18.00 2.000																					
Gary Lavelle, L (8, 1) ERA: 2.99	1.0 W 3 1 0 0 1 0 0 0 0 0 0 1 5 5 0.00 1.000																					
Charlie Williams, R (9, 1) ERA: 2.54	1.0 S 3 0 0 0 2 0 0 0 0 0 0 0 7 7 0.00 0.000																					

Batter	1	2	3	4	5	6	7	8	9	AB	R	H	RBI	BB	SO	LOB	BOTTOM			
Gary Thomasson, L (1, 8) OBP: 0.313, SLG: 0.419										4	3	2	1	1	0	1	Pittsburgh Pirates @ San Francisco Giants Candlestick Park, San Francisco, CA Tue Aug 17 1976, 10:05 PM EDT Att: 9,215 - Unknown			
Charlie Williams, R (9, 1) OBP: 0.299, SLG: 0.167										0	0	0	0	0	0	0				
Marty Perez, R (1, 4) OBP: 0.320, SLG: 0.328										5	0	2	0	0	1	1				
Gary Matthews, R (1, 7) OBP: 0.367, SLG: 0.427										4	1	2	2	0	0	1				
Bobby Murcer, L (1, 9) OBP: 0.346, SLG: 0.391										3	1	1	1	1	0	1				
Ken Reitz, R (1, 5) OBP: 0.309, SLG: 0.348										4	0	2	1	0	0	2				
Darrell Evans, L (1, 3) OBP: 0.330, SLG: 0.331										4	1	1	0	0	0	4				
Dave Rader, L (1, 2) OBP: 0.328, SLG: 0.340										3	0	1	0	1	0	1				
Johnnie LeMaster, R (1, 6) OBP: 0.270, SLG: 0.333										4	0	1	1	0	1	2				
John D'Acquisto, R (1, 1) OBP: 0.333, SLG: 0.348										2	0	1	0	0	1	0				
Glen Adkins, L (9, PH) OBP: 0.276, SLG: 0.333										0	0	0	0	0	0	0				
Chris Spenser, R (9, PH) OBP: 0.214, SLG: 0.289										0	0	0	0	0	0	0				
Randy Moffitt, R (7, 1) ERA: 2.74										0	0	0	0	0	0	0				
Gary Lavelle, L (8, 1) ERA: 2.99										0	0	0	0	0	0	0				
Steve Ontiveros, S (8, PH) OBP: 0.343, SLG: 0.296										0	1	1	0	0	0	0				
Larry Herndon, R (9, 8) OBP: 0.336, SLG: 0.368										0	0	0	0	0	0	0				
Inning Stats	R: 2 E: 0 K: 0 S: 6	H: 3 LOB: 1 BB: 0 P: 6	R: 0 E: 0 K: 0 S: 3	H: 1 LOB: 1 BB: 1 P: 7	R: 0 E: 0 K: 0 S: 3	H: 0 LOB: 0 BB: 0 P: 3	R: 0 E: 0 K: 0 S: 4	H: 1 LOB: 1 BB: 0 P: 4	R: 1 E: 0 K: 2 S: 9	H: 2 LOB: 1 BB: 0 P: 9	R: 1 E: 0 K: 1 S: 7	H: 3 LOB: 2 BB: 0 P: 7	R: 1 E: 0 K: 0 S: 4	H: 1 LOB: 2 BB: 2 P: 12	R: 2 E: 1 K: 1 S: 8	H: 3 LOB: 1 BB: 0 P: 8	1B: 8 2B: 5 3B: 1 HR: 1	SF: 1 SAC: 0 DP: 2 HBP: 0	WP: 0 PB: 0 CS: 0	PA: 39
PITCHER	IP WLS BF H R ER SO BB IBB HBP BLK WP HR S P ERA WHIP																			
Larry Demery, R (1, 1) ERA: 3.49	5.1 26 10 4 4 2 1 0 0 0 0 0 0 29 33 6.75 2.062																			
Ramon Hernandez, L (6, 1) ERA: 3.67	0.2 1 0 0 0 1 0 0 0 0 0 0 0 3 3 0.00 0.000																			
Bob Moose, R (7, 1) ERA: 2.9	2.0 L 12 4 3 3 1 2 0 0 0 0 0 1 12 20 13.50 3.000																			

Batter	1	2	3	4	5	6	7	8	9	AB	R	H	RBI	BB	SO	LOB	TOP
Frank Taveras, R (1, 6) OBP: 0.325, SLG: 0.296	0-3 K	4-0 S BB			4-0 1B S 2B BB	0-0 4-3 1B 2B	0-0 2B 6-3 1B			3	3	2	0	2	1	0	Pittsburgh Pirates @ San Francisco Giants Candlestick Park, San Francisco, CA Wed Aug 18 1976, 6:33 AM EDT Att: 3,817 - Unknown livebaseballscorecards.com
Omar Moreno, L (1, 8) OBP: 0.438, SLG: 0.607	0-0 F7	0-3 K			0-0 S 2B 1B	0-0 4-3	0-0 S 2B			5	1	2	1	0	1	3	
Richie Zisk, R (1, 7) OBP: 0.341, SLG: 0.469	0-3 K		0-0 F9		0-0 1B S 2B	0-0 WP 1B	0-0 6-3			5	2	2	4	0	1	1	
Willie Stargell, L (1, 3) OBP: 0.334, SLG: 0.442		0-0 F8 1B 1B		0-0 4-3	0-0 1B 1B SF9 1B	0-0 1B 1B BB	0-0 K			4	2	2	0	1	1	1	
Dave Parker, L (1, 9) OBP: 0.338, SLG: 0.456		0-0 1B 3B 1B		0-0 2B	0-0 FC4-6 1B 1B	0-0 G1-6-3 1B				4	1	4	2	0	0	0	
Richie Hebner, L (1, 5) OBP: 0.308, SLG: 0.334		0-0 P6		0-3 K	0-0 FC4-6 1B	0-0 G1-6-3				4	0	1	0	0	1	5	
Rennie Stennett, R (1, 4) OBP: 0.297, SLG: 0.358		0-0 F8 2-3		0-0 5-3	0-0 SF9		0-0 PB 2B 1B			3	1	1	1	0	0	2	
Manny Sanguillen, R (1, 2) OBP: 0.338, SLG: 0.375		0-0 3B 1B		0-0 6-3	0-0 FC4-6		0-0 1B 2B			4	2	2	2	0	0	2	
Jim Rooker, R (1, 1) OBP: 0.260, SLG: 0.396		0-0 3B		0-3 K	0-3 K		0-3 K			4	0	1	2	0	3	3	
Inning Stats	R: 0 E: 0 K: 2 S: 7	H: 0 LOB: 0 BB: 0 P: 7	R: 3 E: 0 K: 1 S: 9	H: 4 LOB: 2 BB: 1 P: 13	R: 0 E: 0 K: 1 S: 6	H: 1 LOB: 1 BB: 0 P: 6	R: 0 E: 0 K: 1 S: 5	H: 0 LOB: 0 BB: 0 P: 5	R: 4 E: 0 K: 1 S: 10	H: 5 LOB: 2 BB: 1 P: 14	R: 2 E: 0 K: 0 S: 5	H: 3 LOB: 1 BB: 1 P: 9	R: 3 E: 0 K: 2 S: 11	H: 4 LOB: 1 BB: 0 P: 11			
PITCHER	IP 4.0	WLS L	BF 22	H 8	R 7	ER 7	SO 5	BB 2	IBB 0	HBP 0	BLK 0	WP 0	HR 0	S 30	P 38	ERA 15.75	WHIP 2.500
PITCHER	IP 3.0	WLS 18	BF 9	H 5	R 5	ER 5	SO 3	BB 1	IBB 0	HBP 0	BLK 0	WP 1	HR 0	S 23	P 27	ERA 15.00	WHIP 3.333

Batter	1	2	3	4	5	6	7	8	9	AB	R	H	RBI	BB	SO	LOB	BOTTOM
Larry Herndon, R (1, 8) OBP: 0.334, SLG: 0.364	0-3 K		0-0 F9		0-0 F9					3	0	0	0	0	1	0	Pittsburgh Pirates @ San Francisco Giants Candlestick Park, San Francisco, CA Wed Aug 18 1976, 6:33 AM EDT Att: 3,817 - Unknown livebaseballscorecards.com
Marty Perez, R (1, 4) OBP: 0.320, SLG: 0.326	0-0 F9		4-0 BB		0-0 F3					2	0	0	0	1	0	0	
Gary Matthews, R (1, 7) OBP: 0.369, SLG: 0.426	4-0 2B BB		0-0 F4		4-0 BB					1	1	0	0	2	0	1	
Bobby Murcer, L (1, 9) OBP: 0.346, SLG: 0.393	0-0 1-H 2B		0-3 K		0-0 F8					3	0	1	1	0	1	2	
Ken Reitz, R (1, 5) OBP: 0.307, SLG: 0.346	0-0 F6			0-0 L7		0-0 F2				3	0	0	0	0	0	1	
Darrell Evans, L (1, 3) OBP: 0.330, SLG: 0.331		0-3 K		0-3 K		0-0 1B				3	0	1	0	0	2	0	
Johnnie LeMaster, R (1, 6) OBP: 0.300, SLG: 0.368		0-0 2B		4-0 1B BB		0-0 F7				2	0	1	0	1	0	1	
Dave Rader, L (1, 2) OBP: 0.328, SLG: 0.339		0-3 K		0-0 1B		0-0 4-3				3	0	1	0	0	1	2	
John Montefusco, R (1, 1) OBP: 0.167, SLG: 0.117		0-0 F9		0-3 K						2	0	0	0	0	1	3	
Mike Caldwell, R (5, 1) OBP: 0.125, SLG: 0.125										0	0	0	0	0	0	0	
Inning Stats	R: 1 E: 0 K: 1 S: 6	H: 1 LOB: 1 BB: 1 P: 10	R: 0 E: 0 K: 2 S: 8	H: 1 LOB: 1 BB: 0 P: 8	R: 0 E: 0 K: 1 S: 5	H: 0 LOB: 1 BB: 1 P: 9	R: 0 E: 0 K: 2 S: 8	H: 1 LOB: 2 BB: 1 P: 12	R: 0 E: 0 K: 0 S: 3	H: 0 LOB: 1 BB: 1 P: 7	R: 0 E: 0 K: 0 S: 4	H: 1 LOB: 1 BB: 0 P: 4	R: 0 E: 0 K: 0 S: 4	H: 0 LOB: 1 BB: 0 P: 4			
PITCHER	IP 6.0	WLS W	BF 26	H 4	R 1	ER 1	SO 6	BB 4	IBB 0	HBP 0	BLK 0	WP 0	HR 0	S 34	P 50	ERA 1.50	WHIP 1.333
PITCHER	IP 3.6	WLS 26	BF 4	H 1	R 1	ER 1	SO 6	BB 4	IBB 0	HBP 0	BLK 0	WP 0	HR 0	S 34	P 50	ERA 1.50	WHIP 1.333

AB	36
R	12
H	17
RBI	12
BB	3
SO	8
LOB	17



WP	0	PA	26
FB	0		
SB	0		
CS	0		



Batter	1	2	3	4	5	6	7	8	9	AB	R	H	RBI	BB	SO	LOB	TOP										
Frank Taveras, R OBP: 0.324, SLG: 0.295	G3		FC6-4		F7		F8		3-1 1B	5	0	1	0	0	0	2	Pittsburgh Pirates @ San Francisco Giants Candlestick Park, San Francisco, CA Thu Aug 19 1976, 6:33 AM EDT Att: 2,709 - Unknown										
Omar Moreno, L OBP: 0.405, SLG: 0.545	4-3		F7		1B		E3		3-1	5	0	1	0	0	0	2											
Richie Zisk, R OBP: 0.340, SLG: 0.467 Bill Robinson, R OBP: 0.340, SLG: 0.567	F7		K		1B		6-3		K	4	0	1	1	0	1	2											
Willie Stargell, L OBP: 0.333, SLG: 0.443		K			F8		L3			4	0	1	0	0	1	3											
Dave Parker, L OBP: 0.340, SLG: 0.456		1B 4-3 1B			6-3		4-3		FC6-4 1B	4	0	2	0	0	0	1											
Richie Hebner, L OBP: 0.307, SLG: 0.333	4-3		FC1-5-6		1B		1B		L8	4	0	1	0	0	0	3											
Rennie Stennett, R OBP: 0.299, SLG: 0.359			L7		1B		1B		L7	4	0	2	0	0	0	2											
Manny Sanguillen, R OBP: 0.337, SLG: 0.374 Duffy Dyer, R OBP: 0.328, SLG: 0.375	6-3				FC1-6 BB		K		FC6-4	1	0	0	0	0	0	2											
John Candelaria, L OBP: 0.262, SLG: 0.237					FC1-6 1B		G1		4-3	2	0	0	0	1	1	3											
John Candelaria, L OBP: 0.262, SLG: 0.237					FC6-4 1B				4-3	4	1	1	0	0	0	3											
Inning Stats	R: 0 E: 0 K: 0 S: 3	H: 0 LOB: 0 BB: 0 P: 3	R: 0 E: 0 K: 1 S: 7	H: 2 LOB: 2 BB: 0 P: 7	R: 0 E: 0 K: 1 S: 6	H: 1 LOB: 1 BB: 0 P: 6	R: 0 E: 0 K: 0 S: 4	H: 1 LOB: 1 BB: 0 P: 4	R: 1 E: 0 K: 0 S: 5	H: 2 LOB: 2 BB: 1 P: 9	R: 0 E: 0 K: 1 S: 7	H: 2 LOB: 2 BB: 0 P: 7	R: 0 E: 1 K: 0 S: 4	H: 0 LOB: 1 BB: 0 P: 4	R: 0 E: 0 K: 0 S: 4	H: 1 LOB: 1 BB: 0 P: 4	R: 0 E: 0 K: 1 S: 6	H: 1 LOB: 1 BB: 0 P: 6	1B: 9 2B: 1 3B: 0 HR: 0	SF: 0 SAC: 0 DP: 0 HBP: 0	WP: 0 PB: 0 SB: 3 CS: 0	PA: 39					
PITCHER	IP	WLS	BF	H	R	ER	SO	BB	IBB	HBP	BLK	WP	HR	S	P	ERA	WHIP										
Jim Barr, R ERA: 3.34	(1, 1)	6.0	L	27	8	1	3	1	0	0	1	0	0	32	36	1.50	1.500										
Randy Moffitt, R ERA: 2.63	(7, 1)	3.0		12	2	0	0	1	0	0	0	0	0	14	14	0.00	0.667										

Batter	1	2	3	4	5	6	7	8	9	AB	R	H	RBI	BB	SO	LOB	BOTTOM										
Larry Herndon, R OBP: 0.332, SLG: 0.361	FC5-4 1B		1-3		K		F6		4-3	5	0	1	0	0	1	1	Pittsburgh Pirates @ San Francisco Giants Candlestick Park, San Francisco, CA Thu Aug 19 1976, 6:33 AM EDT Att: 2,709 - Unknown										
Marty Perez, R OBP: 0.319, SLG: 0.325	F8		5-3 1B		L7		F2			4	0	1	0	0	0	2											
Gary Matthews, R OBP: 0.366, SLG: 0.422	FC5-4 1B 1B		5-3		5-3		F8			4	0	0	0	0	0	3											
Bobby Murcer, L OBP: 0.347, SLG: 0.393	1B		4-0 BB		6-3		F4			3	0	1	0	1	0	0											
Ken Reitz, R OBP: 0.310, SLG: 0.352 Bruce Miller, R OBP: 0.240, SLG: 0.217	1B		FC6-4		1B E		F9			4	0	3	0	0	0	2											
Darrell Evans, L OBP: 0.327, SLG: 0.327	4-3		1-2 2-3 1B		F7		E3		F9	4	0	0	0	0	0	5											
Johnnie LeMaster, R OBP: 0.293, SLG: 0.357			4-3 1B		6-3		K		F3	4	0	1	0	0	1	4											
Dave Rader, L OBP: 0.327, SLG: 0.338			L4-3		K				K	4	0	1	0	0	2	1											
Jim Barr, R OBP: 0.211, SLG: 0.157 Chris Speier, R OBP: 0.313, SLG: 0.288 Randy Moffitt, R OBP: 0.222, SLG: 0.222 Chris Arnold, R OBP: 0.271, SLG: 0.259	K						F6		6-3	2	0	1	0	0	1	0											
John Candelaria, L ERA: 3.0	(1, 1)	9.0	W	37	9	0	5	1	0	0	0	0	0	46	50	0.00		1.111									
Inning Stats	R: 0 E: 0 K: 0 S: 6	H: 3 LOB: 3 BB: 0 P: 6	R: 0 E: 0 K: 1 S: 5	H: 1 LOB: 0 BB: 0 P: 5	R: 0 E: 0 K: 0 S: 4	H: 1 LOB: 2 BB: 1 P: 8	R: 0 E: 0 K: 1 S: 5	H: 0 LOB: 0 BB: 0 P: 5	R: 0 E: 0 K: 1 S: 6	H: 1 LOB: 1 BB: 0 P: 6	R: 0 E: 1 K: 1 S: 8	H: 2 LOB: 3 BB: 0 P: 8	R: 0 E: 0 K: 0 S: 3	H: 0 LOB: 0 BB: 0 P: 3	R: 0 E: 0 K: 0 S: 4	H: 1 LOB: 2 BB: 0 P: 4	R: 0 E: 0 K: 1 S: 5	H: 0 LOB: 0 BB: 0 P: 5	1B: 8 2B: 2 3B: 0 HR: 0	SF: 0 SAC: 0 DP: 1 HBP: 0	WP: 0 PB: 0 SB: 1 CS: 0	PA: 37					
PITCHER	IP	WLS	BF	H	R	ER	SO	BB	IBB	HBP	BLK	WP	HR	S	P	ERA	WHIP										
John Candelaria, L ERA: 3.0	(1, 1)	9.0	W	37	9	0	5	1	0	0	0	0	0	46	50	0.00	1.111										



Batter	1	2	3	4	5	6	7	8	9	AB	R	H	RBI	BB	SO	LOB	TOP	
Frank Taveras, R (1,6) OBP: 0.328, SLG: 0.300										4	0	3	1	0	0	1	Pittsburgh Pirates @ Los Angeles Dodgers Dodger Stadium, Los Angeles, CA Fri Aug 20 1976, 7:05 PM PDT Att: 25,107 - Unknown	
Omar Moreno, L (1,8) OBP: 0.415, SLG: 0.541										4	0	2	0	0	1	2		
Richie Zisk, R (1,7) OBP: 0.338, SLG: 0.463										4	0	0	0	0	2	4		
Bob Robertson, R (1,3) OBP: 0.299, SLG: 0.314											4	0	0	0	0	1		
Dave Parker, L (1,9) OBP: 0.339, SLG: 0.454											4	0	1	0	0	1		
Bill Robinson, R (1,5) OBP: 0.339, SLG: 0.563											4	0	1	0	0	1		
Rennie Stennett, R (1,4) OBP: 0.297, SLG: 0.357										3	0	0	0	0	0	1		
Manny Sanguillen, R (1,2) OBP: 0.340, SLG: 0.379										3	1	2	0	0	0	1		
Bruce Kison, R (1,1) Tommy Holmes, R (5, PH) Doc Medich, R (6, PH) Richie Hernandez, L (8, PH) Dave Giusti, R (8, PH) Ramon Hernandez, S (8, PH)										0	0	0	0	0	0	0	P	
Inning Stats	R: 0 E: 0 K: 2 S: 7	H: 1 LOB: 0 BB: 0 P: 7	R: 0 E: 0 K: 0 S: 3	H: 1 LOB: 0 BB: 0 P: 3	R: 0 E: 0 K: 0 S: 4	H: 1 LOB: 1 BB: 0 P: 4	R: 0 E: 0 K: 2 S: 8	H: 1 LOB: 1 BB: 0 P: 8	R: 0 E: 0 K: 0 S: 8	H: 0 LOB: 0 BB: 0 P: 3	R: 1 E: 0 K: 1 S: 8	H: 3 LOB: 2 BB: 0 P: 8	R: 0 E: 0 K: 0 S: 3	H: 0 LOB: 0 BB: 0 P: 3	1B: 8 2B: 1 3B: 0 HR: 0	SF: 0 SAC: 1 DP: 2 HBP: 0		WP: 0 PB: 0 SB: 1 CS: 0
PITCHER	IP WLS BF H R ER SO BB IBB HBP BLK WP HR S P ERA WHIP																	
Doug Rau, L (1,1) ERA: 2.79	7.2 W 29 9 1 1 5 0 0 0 0 0 0 0 0 0 0 0 1.17 1.174																	
Charlie Hough, R (8,1) ERA: 2.29	1.1 S 4 0 0 0 0 0 0 0 0 0 0 0 0 0 4 4 0.00 0.000																	

Batter	1	2	3	4	5	6	7	8	9	AB	R	H	RBI	BB	SO	LOB	BOTTOM			
Jim Lyttle, L (1,8) Dusty Baker Jr., R (8, PH)										3	0	1	0	1	0	1	Pittsburgh Pirates @ Los Angeles Dodgers Dodger Stadium, Los Angeles, CA Fri Aug 20 1976, 7:05 PM PDT Att: 25,107 - Unknown			
Ted Sizemore, R (1,4)										4	0	0	0	0	1	6				
Bill Buckner, L (1,7)										4	1	2	0	0	0	1				
Steve Garvey, R (1,3)										4	2	2	1	0	0	1				
Ron Cey, R (1,5) Lee Lacy, R (7,5)										3	1	1	1	0	1	0				
Leron Lee, L (1,9) Davey Lopes, R (8, FR)										3	0	1	1	1	0	0				
Bill Russell, R (1,6)										4	1	2	2	0	0	1				
Ellie Rodriguez, R (1,2)										2	1	0	0	1	1	0				
Doug Rau, L (1,1) Charlie Hough, R (8,1)										1	0	0	0	0	0	0				
Inning Stats	R: 0 E: 0 K: 0 S: 3	H: 1 LOB: 0 BB: 0 P: 3	R: 0 E: 0 K: 0 S: 3	H: 0 LOB: 0 BB: 0 P: 3	R: 0 E: 0 K: 1 S: 5	H: 0 LOB: 0 BB: 0 P: 5	R: 3 E: 0 K: 0 S: 7	H: 4 LOB: 1 BB: 0 P: 7	R: 0 E: 0 K: 1 S: 6	H: 0 LOB: 1 BB: 0 P: 6	R: 0 E: 0 K: 1 S: 5	H: 1 LOB: 0 BB: 0 P: 5	R: 0 E: 0 K: 0 S: 4	H: 1 LOB: 3 BB: 1 P: 9	R: 5 E: 1 K: 0 S: 7	H: 5 LOB: 2 BB: 2 P: 15	1B: 7 2B: 6 3B: 0 HR: 0	SF: 0 SAC: 3 DP: 3 HBP: 1	WP: 0 PB: 0 SB: 0 CS: 0	PA: 38
PITCHER	IP WLS BF H R ER SO BB IBB HBP BLK WP HR S P ERA WHIP																			
Bruce Kison, R (1,1) Doc Medich, R (6,1) Dave Giusti, R (8,1) Ramon Hernandez, L (8,1)	5.0 L 20 9 2 0 0 1 0 1 1 0 0 0 0 9 14 0.00 1.000																			
	0.1 7 4 5 5 0 0 2 0 0 0 0 0 5 13 135.00 12.000																			
	0.2 2 1 0 0 0 0 0 0 0 0 0 0 2 2 0.00 1.500																			

Batter	1	2	3	4	5	6	7	8	9	AB	R	H	RBI	BB	SO	LOB	TOP
Frank Taveras, R (1,6) OBP: 0.325, SLG: 0.297	0-0 6-3			0-0 6-3			0-3 K		0-0 F8	4	0	0	0	0	1	0	Pittsburgh Pirates @ Los Angeles Dodgers Dodger Stadium, Los Angeles, CA Sat Aug 21 1976, 7:05 PM PDT Att: 42,235 - Unknown livebaseballscorecards.com
Richie Hebner, L (1,5) OBP: 0.303, SLG: 0.328	0-0 F5			0-0 F8			0-0 F9		0-0 F8	4	0	0	0	0	0	0	
Richie Zisk, R (1,7) OBP: 0.335, SLG: 0.459	0-0 3-1			0-0 F8			0-0 F7		0-0 5-3	4	0	0	0	0	0	0	
Willie Stargell, L (1,3) OBP: 0.331, SLG: 0.439		0-0 G3			0-0 F7			0-3 K		3	0	0	0	0	1	0	
Dave Parker, L (1,9) OBP: 0.339, SLG: 0.461		0-0 F8			0-3 K			0-0 HR		3	1	1	1	0	1	0	
Bill Robinson, R (1,8) OBP: 0.336, SLG: 0.558		0-0 5-3			0-0 5-3			0-3 K		3	0	0	0	0	1	0	
Rennie Stennett, R (1,4) OBP: 0.295, SLG: 0.355			0-0 4-3			0-0 F9		0-0 E4 2B		3	0	0	0	0	0	0	
Manny Sanguillen, R (1,2) OBP: 0.340, SLG: 0.382			0-0 P4			0-0 F3		0-0 1-3 2B		3	0	1	0	0	0	0	
Bob Moose, R (1,1) OBP: 0.300, SLG: 0.800			0-0 6-3			0-0 F7		0-0 4-3		1	0	0	0	0	0	0	
Tommy Helms, R (6, PH) OBP: 0.326, SLG: 0.382										1	0	0	0	0	0	0	
Kent Tekulve, R (6, 1) OBP: 0.311, SLG: 0.314										0	0	0	0	0	0	0	
Ed Kirkpatrick, L (8, PH) OBP: 0.170, SLG: 0.093										1	0	0	0	0	0	2	
Doc Medich, R (8, 1)										0	0	0	0	0	0	0	
Inning Stats	R: 0 E: 0 K: 0 S: 3	H: 0 LOB: 0 BB: 0 P: 3	R: 0 E: 0 K: 0 S: 3	H: 0 LOB: 0 BB: 0 P: 3	R: 0 E: 0 K: 0 S: 3	H: 0 LOB: 0 BB: 0 P: 3	R: 0 E: 0 K: 1 S: 5	H: 0 LOB: 0 BB: 0 P: 5	R: 0 E: 0 K: 1 S: 5	H: 0 LOB: 0 BB: 0 P: 5	R: 1 E: 1 K: 2 S: 10	H: 2 LOB: 2 BB: 0 P: 10	R: 0 E: 0 K: 0 S: 3	H: 0 LOB: 0 BB: 0 P: 3	1B: 0 2B: 1 3B: 0 HR: 1	SF: 0 SAC: 0 DP: 0 HBP: 0	WP: 0 PA: 30 PB: 0 SB: 0 CS: 0
PITCHER Don Sutton, R (1,1) ERA: 3.8	IP: 9.0 WLS: W BF: 30 H: 2 R: 1 ER: 1 SO: 4 BB: 0 IBB: 0 HBP: 0 BLK: 0 WP: 0 HR: 1 S: 38 P: 38 ERA: 1.00 WHIP: 0.222																

Batter	1	2	3	4	5	6	7	8	9	AB	R	H	RBI	BB	SO	LOB	BOTTOM
Davey Lopes, R (1,4) OBP: 0.304, SLG: 0.321	0-0 5-3			0-0 FC6-4 1B					0-0 F7	4	1	1	1	0	0	2	Pittsburgh Pirates @ Los Angeles Dodgers Dodger Stadium, Los Angeles, CA Sat Aug 21 1976, 7:05 PM PDT Att: 42,235 - Unknown livebaseballscorecards.com
Bill Buckner, L (1,7) OBP: 0.329, SLG: 0.387	0-0 S 1B			0-0 1B		0-0 HR 1-4-3 1B			0-0 F9	4	1	3	1	0	0	0	
Leron Lee, L (1,9) OBP: 0.214, SLG: 0.259	0-3 K			0-0 F7			0-0 1-4-3		0-0 1-3	4	0	0	0	0	1	3	
Dusty Baker Jr., R (8, 9) OBP: 0.302, SLG: 0.310	1-2 K			0-0 F7			1-2 1-4-3			0	0	0	0	0	0	0	
Steve Garvey, R (1,3) OBP: 0.347, SLG: 0.424	0-0 F9			0-0 F8			0-0 HR		0-0 5-3	4	1	1	2	0	0	2	
Ron Cey, R (1,5) OBP: 0.383, SLG: 0.481		0-3 K		0-0 6-3		0-0 F9		0-0 L4		4	0	0	0	0	1	0	
Bill Russell, R (1,6) OBP: 0.330, SLG: 0.385	0-0 F8			0-3 K		0-0 E4 1B		0-0 5-3		4	0	1	0	0	1	0	
Jim Lyttle, L (1,8) OBP: 0.353, SLG: 0.409	0-0 4-3			0-0 1B		0-0 1B		0-0 G6-4-3 1B		3	1	2	0	1	0	0	
Ellie Rodriguez, R (1,2) OBP: 0.372, SLG: 0.203			4-0 SH1-4 3B		0-0 1B		0-0 1B		0-0 G6-4-3 1-2	3	1	1	0	1	0	3	
Don Sutton, R (1,1) OBP: 0.179, SLG: 0.115			0-0 SH1-4		0-0 FC6-4 1B			0-0 4-3		2	0	1	1	0	0	0	
Inning Stats	R: 0 E: 0 K: 1 S: 6	H: 1 LOB: 1 BB: 0 P: 6	R: 0 E: 0 K: 1 S: 5	H: 0 LOB: 0 BB: 0 P: 5	R: 2 E: 0 K: 0 S: 5	H: 2 LOB: 1 BB: 1 P: 9	R: 1 E: 0 K: 1 S: 8	H: 3 LOB: 2 BB: 0 P: 8	R: 2 E: 1 K: 0 S: 6	H: 3 LOB: 2 BB: 1 P: 10	R: 0 E: 0 K: 0 S: 3	H: 0 LOB: 0 BB: 0 P: 3	R: 0 E: 0 K: 0 S: 3	H: 1 LOB: 0 BB: 0 P: 3	1B: 8 2B: 0 3B: 1 HR: 1	SF: 0 SAC: 1 DP: 1 HBP: 0	WP: 0 PA: 35 PB: 0 SB: 1 CS: 0
PITCHER Bob Moose, R (1,1) ERA: 3.31	IP: 5.0 WLS: L BF: 26 H: 9 R: 5 ER: 5 SO: 3 BB: 1 IBB: 0 HBP: 0 BLK: 0 WP: 0 HR: 1 S: 30 P: 38 ERA: 9.00 WHIP: 2.000																
PITCHER Kent Tekulve, R (6, 1) ERA: 2.65	IP: 2.0 WLS: 0 BF: 6 H: 0 R: 0 ER: 0 SO: 0 BB: 0 IBB: 0 HBP: 0 BLK: 0 WP: 0 HR: 0 S: 6 P: 6 ERA: 0.00 WHIP: 0.000																
PITCHER Doc Medich, R (8, 1) ERA: 3.79	IP: 1.0 WLS: 0 BF: 3 H: 1 R: 0 ER: 0 SO: 0 BB: 0 IBB: 0 HBP: 0 BLK: 0 WP: 0 HR: 0 S: 3 P: 3 ERA: 0.00 WHIP: 1.000																

Batter	1	2	3	4	5	6	7	8	9	AB	R	H	RBI	BB	SO	LOB	TOP										
Rennie Stennett, R OBP: 0.297, SLG: 0.358	0-0 CS 1B		0-0 6-3		0-0 1B 2B	0-0 1B		0-0 F4	5	1	3	0	0	0	0												
Omar Moreno, L OBP: 0.392, SLG: 0.478	4-0 1B BB		0-0 G3		0-0 F7	0-0 4-3		0-3 K	4	0	0	0	1	1	2												
Richie Zisk, R OBP: 0.339, SLG: 0.460	0-3 K			4-0 F9 1B BB	0-0 2B WP 1B		0-0 F9	3	2	1	0	1	1	1													
Willie Stargell, L OBP: 0.334, SLG: 0.451	0-0 1B			0-0 F7	0-0 WP 2B		0-3 K	4	0	2	1	0	1	1													
Dave Parker, L OBP: 0.340, SLG: 0.456	0-0 G3			0-0 F9 1B	0-0 WP IBB		0-0 G3	3	1	1	0	1	0	2													
Richie Hebner, L OBP: 0.302, SLG: 0.326		0-0 F8		0-0 F9	0-3 K		0-0 F4	4	0	0	0	0	1	5													
Manny Sanguillen, R OBP: 0.341, SLG: 0.381		0-0 F7		4-0 1B IBB	0-0 F7		0-0 5-3	3	0	0	0	1	0	2													
Mario Mendoza, R OBP: 0.250, SLG: 0.267		0-3 K		0-0 1B		0-0 F2		0-3 K	3	0	1	2	0	1	0												
Bob Robertson, R OBP: 0.297, SLG: 0.311				1-2 2-H 3-H					1	0	0	0	0	1	0												
Frank Taveras, R OBP: 0.325, SLG: 0.297									0	0	0	0	0	0	0												
Jim Rooker, R OBP: 0.245, SLG: 0.373				0-0 5-3					3	0	0	0	0	2	2												
Ramon Hernandez, S OBP: 0.308, SLG: 0.311									0	0	0	0	0	0	0												
Dave Giusti, R OBP: 0.308, SLG: 0.311									1	0	0	0	0	0	0												
Ed Kirkpatrick, L OBP: 0.308, SLG: 0.311									0	0	0	0	0	0	0												
Inning Stats	R: 0 E: 0 K: 1 S: 6	H: 2 LOB: 2 BB: 1 P: 10	R: 0 E: 0 K: 1 S: 5	H: 0 LOB: 0 BB: 0 P: 5	R: 0 E: 0 K: 0 S: 3	H: 0 LOB: 0 BB: 0 P: 3	R: 2 E: 0 K: 1 S: 7	H: 2 LOB: 2 BB: 2 P: 15	R: 2 E: 0 K: 1 S: 8	H: 3 LOB: 1 BB: 0 P: 12	R: 0 E: 0 K: 1 S: 6	H: 1 LOB: 0 BB: 0 P: 6	R: 0 E: 0 K: 1 S: 5	H: 0 LOB: 0 BB: 0 P: 5	R: 0 E: 0 K: 1 S: 5	H: 0 LOB: 0 BB: 0 P: 5	1B: 7 2B: 1 3B: 0 HR: 0	SF: 0 SAC: 0 DP: 0 HBP: 0	WP: 1 PB: 0 SB: 0 CS: 1	PA: 38							
PITCHER	IP	WLS	BF	H	R	ER	SO	BB	IBB	HBP	BLK	WP	HR	S	P	ERA	WHIP										
Rick Sawyer, R ERA: 2.52	(1, 1)	4.1	23	7	4	4	3	2	2	0	0	0	0	25	41	8.31	2.077										
Dave Tomlin, L ERA: 3.45	(5, 1)	0.1	1	0	0	0	1	0	0	0	0	0	0	3	3	0.00	0.000										
Jerry Johnson, R ERA: 4.29	(5, 1)	1.1	W	5	1	0	1	0	0	0	0	1	0	7	7	0.00	0.750										
Butch Metzger, R ERA: 1.81	(7, 1)	3.0	S	9	0	0	3	0	0	0	0	0	0	15	15	0.00	0.000										

Pittsburgh Pirates @ San Diego Padres
San Diego Stadium, San Diego, CA
Mon Aug 23 1976, 10:05 PM EDT
Att: 18,396 - Unknown

AB 34
R 4
H 8
RBI 3
BB 4
SO 8
LOB 15



Batter	1	2	3	4	5	6	7	8	9	AB	R	H	RBI	BB	SO	LOB	BOTTOM										
Enzo Hernandez, R OBP: 0.325, SLG: 0.322	4-0 S BB		0-3 K	0-0 6-3		0-3 K		0-0 SH3-4	3	0	0	0	1	2	3												
Tito Fuentes, S OBP: 0.312, SLG: 0.339	0-0 F7		0-0 F9 1B		0-0 5-3	0-0 BB 1B		0-0 1-3	5	0	2	1	0	0	2												
Willie Davis, L OBP: 0.298, SLG: 0.389	0-0 F9		0-0 1B		0-0 4-3 1B	0-0 BB 1B		0-0 3-4-1	5	1	3	0	0	0	2												
Dave Winfield, R OBP: 0.360, SLG: 0.434	4-0 BB		0-0 F9		0-0 4-3	0-0 BB 1B		0-0 3-4-1	2	0	0	1	2	0	3												
Mike Ivie, R OBP: 0.350, SLG: 0.411	0-0 F6			4-0 1B 2B BB	0-0 2-H 1B	0-0 F3			3	1	1	1	1	0	5												
Fred Kendall, R OBP: 0.306, SLG: 0.305		0-0 1-3		0-3 K	0-0 F8		0-0 5-3	4	0	0	0	0	1	2													
Doug Rader, R OBP: 0.326, SLG: 0.358		0-0 1B		0-0 2B 1B		0-3 K	0-0 4-3	4	1	2	0	0	1	0													
Luis Melendez, R OBP: 0.239, SLG: 0.264		0-0 F7		0-0 1-H 3-H 2B		0-0 1B 1B	0-0 6-3	4	1	2	2	0	0	1													
Rick Sawyer, R OBP: 0.385, SLG: 0.333		0-0 F9		0-0 6-3		0-0 1B 1B BB		0-0 E6	2	0	0	0	0	0	2												
Dave Tomlin, L ERA: 3.61	(5, 1)								0	0	0	0	0	0	0												
Jerry Johnson, R ERA: 4.29	(5, 1)								0	0	0	0	0	0	0												
Merv Rettenmund, R OBP: 0.344, SLG: 0.292	(6, FH)								1	1	1	0	0	0	0												
Butch Metzger, R ERA: 5.2	(7, 1)								1	0	0	0	0	0	0												
Inning Stats	R: 0 E: 0 K: 0 S: 3	H: 0 LOB: 2 BB: 2 P: 11	R: 0 E: 0 K: 0 S: 4	H: 1 LOB: 0 BB: 0 P: 4	R: 0 E: 0 K: 1 S: 6	H: 2 LOB: 1 BB: 0 P: 6	R: 2 E: 0 K: 1 S: 7	H: 2 LOB: 1 BB: 1 P: 11	R: 1 E: 0 K: 0 S: 5	H: 2 LOB: 1 BB: 0 P: 5	R: 2 E: 0 K: 2 S: 11	H: 4 LOB: 3 BB: 1 P: 15	R: 0 E: 0 K: 0 S: 3	H: 0 LOB: 0 BB: 0 P: 3	R: 0 E: 1 K: 0 S: 4	H: 0 LOB: 1 BB: 0 P: 4	1B: 10 2B: 1 3B: 0 HR: 0	SF: 0 SAC: 1 DP: 0 HBP: 0	WP: 0 PB: 0 SB: 1 CS: 0	PA: 39							
PITCHER	IP	WLS	BF	H	R	ER	SO	BB	IBB	HBP	BLK	WP	HR	S	P	ERA	WHIP										
Jim Rooker, L ERA: 3.77	(1, 1)	5.2	L	29	10	5	5	4	3	0	0	0	0	34	46	7.94	2.294										
Ramon Hernandez, L ERA: 3.61	(6, 1)	0.0	1	1	0	0	0	0	0	0	0	0	0	1	1	∞	∞										
Dave Giusti, R ERA: 5.2	(6, 1)	2.1	9	0	0	0	0	1	0	0	0	0	0	8	12	0.00	0.429										

Pittsburgh Pirates @ San Diego Padres
San Diego Stadium, San Diego, CA
Mon Aug 23 1976, 10:05 PM EDT
Att: 18,396 - Unknown

AB 34
R 5
H 11
RBI 5
BB 4
SO 4
LOB 20



Batter	1	2	3	4	5	6	7	8	9	AB	R	H	RBI	BB	SO	LOB	TOP			
Rennie Stennett, R (1, 4) OBP: 0.295, SLG: 0.356										4	0	0	0	0	0	1	Pittsburgh Pirates @ San Diego Padres San Diego Stadium, San Diego, CA Tue Aug 24 1976, 10:05 PM EDT Att: 11,002 - Unknown			
Omar Moreno, L (1, 8) OBP: 0.400, SLG: 0.469										3	1	1	0	1	0	0				
Richie Zisk, R (1, 7) OBP: 0.338, SLG: 0.464										4	1	1	2	0	1	1				
Willie Stargell, L (1, 3) OBP: 0.331, SLG: 0.445										4	0	0	0	0	2	1				
Bill Robinson, R (1, 5) OBP: 0.335, SLG: 0.557										4	1	1	0	0	0	0				
Dave Parker, L (1, 9) OBP: 0.341, SLG: 0.459										4	0	2	0	0	0	0				
Manny Sanguillen, R (1, 2) OBP: 0.340, SLG: 0.386										3	0	1	1	0	0	1				
Mario Mendoza, R (1, 6) OBP: 0.238, SLG: 0.253										4	0	0	0	0	0	3				
John Candelaria, L (1, 1) OBP: 0.258, SLG: 0.233										1	0	0	0	0	1					
Bob Robertson, R (4, PH) OBP: 0.294, SLG: 0.308										1	0	0	0	0	0			1		
Bob Moose, R (4, 1) OBP: 0.300, SLG: 0.800										0	0	0	0	0	0		0			
Tommy Helms, R (7, PH) OBP: 0.333, SLG: 0.382										0	0	0	0	1	0		0			
Kent Tekulve, R (7, 1) OBP: 0.333, SLG: 0.382										0	0	0	0	0	0	0				
Inning Stats	R: 2 E: 0 K: 0 S: 5	H: 2 LOB: 0 BB: 0 P: 5	R: 0 E: 0 K: 1 S: 6	H: 1 LOB: 1 BB: 0 P: 6	R: 0 E: 0 K: 1 S: 5	H: 0 LOB: 1 BB: 1 P: 9	R: 1 E: 0 K: 0 S: 5	H: 2 LOB: 0 BB: 0 P: 5	R: 0 E: 0 K: 0 S: 3	H: 0 LOB: 0 BB: 0 P: 3	R: 0 E: 0 K: 0 S: 3	H: 0 LOB: 1 BB: 1 P: 7	R: 0 E: 0 K: 1 S: 5	H: 0 LOB: 0 BB: 0 P: 5	R: 0 E: 0 K: 0 S: 4	H: 1 LOB: 1 BB: 0 P: 4	1B: 2 2B: 2 3B: 1 HR: 1	SF: 1 SAC: 0 DP: 0 HBP: 0	WP: 0 PB: 0 SB: 0 CS: 0	PA: 35
PITCHER Brent Strom, L (1, 1) ERA: 3.35	IP: 9.0 WLS: W BF: 35 H: 6 R: 3 ER: 3 SO: 4 BB: 2 IBB: 0 HBP: 0 BLK: 0 WP: 0 HR: 1 S: 41 P: 49 ERA: 3.00 WHIP: 0.889															PITCHER				

Batter	1	2	3	4	5	6	7	8	9	AB	R	H	RBI	BB	SO	LOB	BOTTOM			
Enzo Hernandez, R (1, 6) OBP: 0.324, SLG: 0.321										4	0	1	0	0	0	1	Pittsburgh Pirates @ San Diego Padres San Diego Stadium, San Diego, CA Tue Aug 24 1976, 10:05 PM EDT Att: 11,002 - Unknown			
Tito Fuentes, S (1, 4) OBP: 0.313, SLG: 0.340										4	2	2	0	0	1	2				
Willie Davis, L (1, 8) OBP: 0.302, SLG: 0.398										4	2	3	1	0	0	0				
Dave Winfield, R (1, 9) OBP: 0.361, SLG: 0.434										3	1	1	1	1	1	2				
Mike Ivie, R (1, 3) OBP: 0.352, SLG: 0.412										4	0	2	4	0	0	1				
Fred Kendall, R (1, 2) OBP: 0.306, SLG: 0.304										4	0	1	0	0	0	3				
Doug Rader, R (1, 5) OBP: 0.325, SLG: 0.354										4	0	0	0	0	1	3				
Luis Melendez, R (1, 7) OBP: 0.248, SLG: 0.272										4	1	2	0	0	0	1				
Brent Strom, R (1, 1) OBP: 0.153, SLG: 0.113										2	1	0	0	0	1	0				
Inning Stats	R: 3 E: 0 K: 1 S: 9	H: 4 LOB: 1 BB: 0 P: 9	R: 2 E: 1 K: 1 S: 8	H: 2 LOB: 1 BB: 0 P: 8	R: 0 E: 0 K: 0 S: 4	H: 1 LOB: 0 BB: 0 P: 4	R: 0 E: 0 K: 1 S: 5	H: 1 LOB: 0 BB: 0 P: 5	R: 0 E: 0 K: 0 S: 6	H: 0 LOB: 1 BB: 0 P: 6	R: 0 E: 0 K: 0 S: 4	H: 1 LOB: 1 BB: 0 P: 4	R: 2 E: 0 K: 0 S: 5	H: 3 LOB: 1 BB: 1 P: 9	R: 0 E: 0 K: 0 S: 3	H: 0 LOB: 0 BB: 0 P: 3		1B: 10 2B: 2 3B: 0 HR: 0	SF: 0 SAC: 3 DP: 0 HBP: 0	WP: 0 PB: 0 SB: 1 CS: 1
PITCHER John Candelaria, L (1, 1) ERA: 3.21	IP: 3.0 WLS: L BF: 17 H: 7 R: 5 ER: 5 SO: 2 BB: 0 IBB: 0 HBP: 0 BLK: 0 WP: 0 HR: 0 S: 21 P: 21 ERA: 15.00 WHIP: 2.333															PITCHER				
Bob Moose, R (4, 1) ERA: 3.18	IP: 3.0 WLS: L BF: 11 H: 2 R: 0 ER: 0 SO: 2 BB: 0 IBB: 0 HBP: 0 BLK: 0 WP: 0 HR: 15 S: 15 P: 15 ERA: 0.00 WHIP: 0.667															PITCHER				
Kent Tekulve, R (7, 1) ERA: 2.68	IP: 2.0 WLS: L BF: 9 H: 3 R: 2 ER: 2 SO: 0 BB: 1 IBB: 0 HBP: 0 BLK: 0 WP: 0 HR: 8 S: 12 P: 12 ERA: 9.00 WHIP: 1.500															PITCHER				

Batter	1	2	3	4	5	6	7	8	9	AB	R	H	RBI	BB	SO	LOB	TOP																			
Frank Taveras, R (1, 6) OBP: 0.323, SLG: 0.294	F3		6-3		K		HBP		K	4	0	0	0	0	2	1	Pittsburgh Pirates @ San Diego Padres San Diego Stadium, San Diego, CA Wed Aug 25 1976, 10:05 PM EDT Att: 10,963 - Unknown																			
Omar Moreno, L (1, 8) OBP: 0.330, SLG: 0.472	K			1B	4-3		F5			4	1	1	0	0	1	3																				
Richie Zisk, R (1, 7) OBP: 0.337, SLG: 0.469 Bill Robinson, R (8, 7) OBP: 0.335, SLG: 0.557	F9			E6		K			HR	4	2	1	1	0	1	1																				
Dave Parker, L (1, 9) OBP: 0.340, SLG: 0.457		K		1B		F6			3-1	4	0	1	1	0	1	0																				
Richie Hebner, L (1, 5) OBP: 0.301, SLG: 0.325	F6			1B		4-3			F8	4	0	1	1	0	0	0																				
Ed Kirkpatrick, L (1, 3) OBP: 0.306, SLG: 0.303	L8			FC1-6			F9		BB	3	0	0	0	1	0	1																				
Rennie Stennett, R (1, 4) OBP: 0.296, SLG: 0.355			6-3		1B		HBP		K	3	0	1	0	1	1	1																				
Duffy Dyer, R (1, 2) OBP: 0.319, SLG: 0.363			E6		F9		E5		F8	4	0	0	0	0	0	3																				
Bruce Kison, R (1, 1) OBP: 0.245, SLG: 0.244	SH2-4		SH2-4		6-3		B1		6-3	3	0	0	0	0	0	2																				
Inning Stats	R: 0 E: 0 K: 1 S: 5	H: 0 LOB: 0 BB: 0 P: 5	R: 0 E: 0 K: 1 S: 5	H: 0 LOB: 0 BB: 0 P: 5	R: 0 E: 1 K: 0 S: 4	H: 0 LOB: 1 BB: 0 P: 4	R: 2 E: 1 K: 0 S: 6	H: 3 LOB: 2 BB: 1 P: 10	R: 0 E: 0 K: 1 S: 5	H: 0 LOB: 0 BB: 0 P: 5	R: 0 E: 0 K: 0 S: 5	H: 1 LOB: 3 BB: 0 P: 6	R: 1 E: 0 K: 1 S: 6	H: 1 LOB: 1 BB: 0 P: 10	R: 0 E: 0 K: 1 S: 5	H: 0 LOB: 0 BB: 0 P: 5	1B: 3 2B: 1 3B: 0 HR: 1	SF: 0 SAC: 1 DP: 0 HBP: 1	WP: 1 PB: 0 CS: 0	PA: 37																
PITCHER	IP	WLS	BF	H	R	ER	SO	BB	IBB	HBP	BLK	WP	HR	S	P	ERA	WHIP	PITCHER		IP	WLS	BF	H	R	ER	SO	BB	IBB	HBP	BLK	WP	HR	S	P	ERA	WHIP
Dave Freisleben, R (1, 1) ERA: 3.68	8.0	L	34	5	3	2	5	1	1	1	0	1	1	41	50	2.25	0.750																			
Butch Metzger, R (9, 1) ERA: 1.79	1.0		3	0	0	0	1	0	0	0	0	0	0	5	5	0.00	0.000																			

AB	33
R	3
H	5
RBI	3
BB	2
SO	6
LOB	12



Batter	1	2	3	4	5	6	7	8	9	AB	R	H	RBI	BB	SO	LOB	BOTTOM																			
Jerry Turner, L (1, 7) OBP: 0.316, SLG: 0.376	F8		6-3			G3			F5	4	0	0	0	0	0	1	Pittsburgh Pirates @ San Diego Padres San Diego Stadium, San Diego, CA Wed Aug 25 1976, 10:05 PM EDT Att: 10,963 - Unknown																			
Tito Fuentes, S (1, 4) OBP: 0.313, SLG: 0.340			4-3			4-3			K	4	0	1	0	0	1	1																				
Willie Davis, L (1, 8) OBP: 0.299, SLG: 0.394	F8				F8				1-3	4	0	0	0	0	0	1																				
Dave Winfield, R (1, 9) OBP: 0.361, SLG: 0.433	CS	5-3			1B		K			3	0	1	0	0	1	0																				
Mike Ivie, R (1, 3) OBP: 0.352, SLG: 0.411		1B			F7		F5			3	0	1	0	0	0	1																				
Fred Kendall, R (1, 2) OBP: 0.306, SLG: 0.304					K		5-3			3	0	1	0	0	1	1																				
Doug Rader, R (1, 5) OBP: 0.323, SLG: 0.351			G6-4-3			F8			4-3	3	0	0	0	0	0	2																				
Enzo Hernandez, R (1, 6) OBP: 0.325, SLG: 0.322 Ted Kubiak, S (8, PH) OBP: 0.325, SLG: 0.289			6-3			K			K	2	0	1	0	0	1	0																				
Dave Freisleben, R (1, 1) OBP: 0.219, SLG: 0.258 Johnny Grubb, L (8, PH) OBP: 0.395, SLG: 0.408 Butch Metzger, R (9, 1)			SH3-4			K			F8	1	0	0	0	0	1	0																				
Inning Stats	R: 0 E: 0 K: 0 S: 3	H: 1 LOB: 0 BB: 0 P: 3	R: 0 E: 0 K: 0 S: 4	H: 2 LOB: 1 BB: 0 P: 4	R: 0 E: 0 K: 0 S: 4	H: 1 LOB: 1 BB: 0 P: 4	R: 0 E: 0 K: 1 S: 6	H: 1 LOB: 1 BB: 0 P: 6	R: 0 E: 0 K: 2 S: 7	H: 0 LOB: 0 BB: 0 P: 7	R: 0 E: 0 K: 0 S: 3	H: 0 LOB: 0 BB: 0 P: 3	R: 0 E: 0 K: 1 S: 5	H: 0 LOB: 0 BB: 0 P: 5	R: 0 E: 0 K: 1 S: 5	H: 0 LOB: 0 BB: 0 P: 5	R: 0 E: 0 K: 1 S: 5	H: 0 LOB: 0 BB: 0 P: 5	1B: 5 2B: 0 3B: 0 HR: 0	SF: 0 SAC: 1 DP: 1 HBP: 0	WP: 0 PB: 0 CS: 1	PA: 31														
PITCHER	IP	WLS	BF	H	R	ER	SO	BB	IBB	HBP	BLK	WP	HR	S	P	ERA	WHIP	PITCHER		IP	WLS	BF	H	R	ER	SO	BB	IBB	HBP	BLK	WP	HR	S	P	ERA	WHIP
Bruce Kison, R (1, 1) ERA: 3.18	9.0	W	30	5	0	0	6	0	0	0	0	0	0	42	42	0.00	0.556																			



Batter	1	2	3	4	5	6	7	8	9	AB	R	H	RBI	BB	SO	LOB	TOP					
Gary Thomasson, L (1, 8) OBP: 0.316, SLG: 0.429	F4		1B		K			SF8 2B		4	1	2	1	0	1	1	San Francisco Giants @ Pittsburgh Pirates Three Rivers Stadium, Pittsburgh, PA Fri Aug 27 1976, 7:05 PM EDT Att: 12,580 - Unknown					
Johnnie LaMaster, R (1, 6) OBP: 0.231, SLG: 0.270	4-3		2B			F6		F7		4	0	1	0	0	0	1						
Gary Matthews, R (1, 7) OBP: 0.367, SLG: 0.440	6-3		1B		K			SF8		2	0	0	1	1	1	0						
Bobby Murcer, L (1, 9) OBP: 0.352, SLG: 0.416		F8				F8		G3		4	0	1	0	0	0	1						
Ken Reitz, R (1, 5) OBP: 0.312, SLG: 0.352	6-3		1B		L9			FC5-4 BB		4	0	0	0	0	1	2						
Darrell Evans, L (1, 3) OBP: 0.322, SLG: 0.320	G3				K					3	0	0	0	1	1							
Chris Speier, R (1, 4) OBP: 0.309, SLG: 0.283			6-3			5-3		FC4-6 BB		4	0	1	0	0	0	1						
Mike Sadek, R (1, 2) OBP: 0.318, SLG: 0.243			F9							1	0	0	0	1	0	0						
Steve Ontiveros, S (7, PH) OBP: 0.250, SLG: 0.215						SH3-4 BB				1	0	1	0	0	0	0						
Dave Rader, L (7, 2) OBP: 0.326, SLG: 0.333								G6-4-3 1B		1	0	1	0	0	0	0						
John Montefusco, R (1, 1) OBP: 0.174, SLG: 0.127										1	1	1	0	0	0	0						
Dave Heaverlo, R (6, 1) OBP: 0.333, SLG: 0.333										0	0	0	0	0	0	0						
Glenn Adams, L (7, PH) OBP: 0.254, SLG: 0.306										1	0	0	0	0	0	2						
Mike Caldwell, R (7, 1) OBP: 0.125, SLG: 0.125			2B							0	0	0	0	0	0	0						
Larry Hemdon, R (9, PH) OBP: 0.337, SLG: 0.366			1B							1	0	0	0	0	0	2						
Inning Stats	R: 0 E: 0 K: 0 S: 3	H: 0 LOB: 0 BB: 0 P: 3	R: 0 E: 0 K: 0 S: 3	H: 0 LOB: 0 BB: 0 P: 3	R: 1 E: 0 K: 0 S: 5	H: 3 LOB: 2 BB: 0 P: 5	R: 0 E: 0 K: 2 S: 8	H: 1 LOB: 1 BB: 0 P: 8	R: 0 E: 0 K: 1 S: 5	H: 0 LOB: 1 BB: 1 P: 9	R: 0 E: 0 K: 0 S: 3	H: 0 LOB: 1 BB: 1 P: 7	R: 0 E: 0 K: 0 S: 4	H: 2 LOB: 1 BB: 0 P: 4	R: 1 E: 0 K: 0 S: 4	H: 1 LOB: 0 BB: 0 P: 4	R: 0 E: 0 K: 1 S: 6	H: 1 LOB: 2 BB: 1 P: 10	1B: 6 2B: 2 3B: 0 HR: 0	SF: 1 SAC: 1 DP: 1 HBP: 0	WP: 0 PB: 0 SB: 0 CS: 0	PA: 36
PITCHER Larry Demery, R (1, 1) ERA: 3.28	IP: 9.0 WLS: W BF: 36 H: 8 R: 2 ER: 2 SO: 4 BB: 3 IBB: 0 HBP: 0 BLK: 0 WP: 0 HR: 0 S: 41 P: 53 ERA: 2.00 WHIP: 1.222															PITCHER	IP: 9.0 WLS: W BF: 36 H: 8 R: 2 ER: 2 SO: 4 BB: 3 IBB: 0 HBP: 0 BLK: 0 WP: 0 HR: 0 S: 41 P: 53 ERA: 2.00 WHIP: 1.222					

Batter	1	2	3	4	5	6	7	8	9	AB	R	H	RBI	BB	SO	LOB	BOTTOM			
Frank Taveras, R (1, 6) OBP: 0.322, SLG: 0.291	WP S HBP		K		F2			6-3		4	0	0	0	0	1	4	San Francisco Giants @ Pittsburgh Pirates Three Rivers Stadium, Pittsburgh, PA Fri Aug 27 1976, 7:05 PM EDT Att: 12,580 - Unknown			
Omar Moreno, L (1, 8) OBP: 0.391, SLG: 0.466	K		HR		3B					5	2	2	0	0	1	3				
Richie Zisk, R (1, 7) OBP: 0.341, SLG: 0.481	FC4-6 BB		HR		1B			5-3		3	2	2	3	1	0	1				
Dave Parker, L (1, 9) OBP: 0.340, SLG: 0.455	F4		F5		4-3 1B			4-3		4	1	1	1	0	0	2				
Richie Hebner, L (1, 5) OBP: 0.301, SLG: 0.324	FC4-6 1-2		CS		F9			1-3		4	0	1	0	0	0	3				
Ed Kirkpatrick, L (1, 3) OBP: 0.320, SLG: 0.321			1B		4-3			2B		3	0	2	0	1	0	1				
Rennie Stennett, R (1, 4) OBP: 0.298, SLG: 0.357			1B		4-3			4-3		4	0	2	1	0	0	2				
Manny Sanguillen, R (1, 2) OBP: 0.337, SLG: 0.382			F9		F8			1-3		4	0	0	0	0	0	3				
Larry Demery, R (1, 1) OBP: 0.179, SLG: 0.115			K		6-3			E7 1B		4	0	2	0	0	1	2				
Inning Stats	R: 0 E: 0 K: 1 S: 5	H: 0 LOB: 2 BB: 1 P: 10	R: 0 E: 0 K: 2 S: 9	H: 2 LOB: 2 BB: 0 P: 9	R: 2 E: 0 K: 0 S: 5	H: 3 LOB: 1 BB: 1 P: 9	R: 0 E: 0 K: 0 S: 3	H: 0 LOB: 0 BB: 0 P: 3	R: 3 E: 0 K: 0 S: 7	H: 4 LOB: 1 BB: 0 P: 7	R: 0 E: 0 K: 0 S: 4	H: 1 LOB: 1 BB: 0 P: 4	R: 0 E: 0 K: 0 S: 4	H: 1 LOB: 1 BB: 0 P: 4	R: 0 E: 1 K: 0 S: 4	H: 1 LOB: 1 BB: 0 P: 4		1B: 9 2B: 1 3B: 1 HR: 1	SF: 0 SAC: 0 DP: 0 HBP: 1	WP: 1 PB: 0 SB: 3 CS: 1
PITCHER John Montefusco, R (1, 1) ERA: 3.13	IP: 5.0 WLS: L BF: 26 H: 9 R: 5 ER: 5 SO: 3 BB: 2 IBB: 0 HBP: 1 BLK: 0 WP: 1 HR: 1 S: 29 P: 38 ERA: 9.00 WHIP: 2.200															PITCHER	IP: 5.0 WLS: L BF: 26 H: 9 R: 5 ER: 5 SO: 3 BB: 2 IBB: 0 HBP: 1 BLK: 0 WP: 1 HR: 1 S: 29 P: 38 ERA: 9.00 WHIP: 2.200			
Dave Heaverlo, R (6, 1) ERA: 4.43	IP: 1.0 WLS: L BF: 4 H: 1 R: 0 ER: 0 SO: 0 BB: 0 IBB: 0 HBP: 0 BLK: 0 WP: 0 HR: 4 S: 4 P: 4 ERA: 0.00 WHIP: 1.000															PITCHER	IP: 1.0 WLS: L BF: 4 H: 1 R: 0 ER: 0 SO: 0 BB: 0 IBB: 0 HBP: 0 BLK: 0 WP: 0 HR: 4 S: 4 P: 4 ERA: 0.00 WHIP: 1.000			
Mike Caldwell, L (7, 1) ERA: 5.09	IP: 2.0 WLS: L BF: 8 H: 2 R: 0 ER: 0 SO: 0 BB: 0 IBB: 0 HBP: 0 BLK: 0 WP: 0 HR: 8 S: 8 P: 8 ERA: 0.00 WHIP: 1.000															PITCHER	IP: 2.0 WLS: L BF: 8 H: 2 R: 0 ER: 0 SO: 0 BB: 0 IBB: 0 HBP: 0 BLK: 0 WP: 0 HR: 8 S: 8 P: 8 ERA: 0.00 WHIP: 1.000			

Batter	1	2	3	4	5	6	7	8	9	AB	R	H	RBI	BB	SO	LOB	TOP					
Larry Herndon, R OBP: 0.332, SLG: 0.361 (1, 8)	0-0 6-3		0-0 6-3			0-0 F9		0-0 F9		4	0	0	0	0	0	2	San Francisco Giants @ Pittsburgh Pirates Three Rivers Stadium, Pittsburgh, PA Sat Aug 28 1976, 7:05 PM EDT Att: 11,043 - Unknown livebaseballscorecards.com					
Johnnie LaMaster, R OBP: 0.277, SLG: 0.254 Gary Lavelle, S OBP: 0.125, SLG: 0.125 (1, 6) (8, 1)	0-0 6-3			0-0 6-3		0-0 4-3		0-0 5-3		4	0	0	0	0	0	2						
Gary Matthews, R OBP: 0.366, SLG: 0.441 (1, 7)	0-0 4-3			0-0 4-3			0-0 F9		0-0 1-3	4	0	1	0	0	0	0						
Bobby Murcer, L OBP: 0.352, SLG: 0.414 Glenn Adams, L OBP: 0.250, SLG: 0.302 (1, 9) (7, 9)		4-0 PB BB		0-0 4-3			0-0 G3		0-3 K	2	0	0	0	1	0	1						
Ken Reitz, R OBP: 0.310, SLG: 0.349 (1, 5)		0-0 F8		0-0 F3			0-0 6-3		0-0 F7	4	0	0	0	0	0	2						
Gary Thomasson, L OBP: 0.316, SLG: 0.425 (1, 3)		0-0 F9			0-0 F8			4-0 1B BB		2	1	0	0	1	0	1						
Chris Speier, R OBP: 0.309, SLG: 0.283 (1, 4) (8, 6)		0-0 F8			0-3 K			0-0 F9 1B		3	0	1	0	0	1	1						
Mike Sadek, R OBP: 0.318, SLG: 0.247 (1, 2)			0-0 F8		0-0 4-3			0-0 1-2 2-H 1B		3	0	1	1	0	0	0						
John D'Acquisto, R Charlie Williams, R Bruce Miller, R Rob Dressler, R Chris Adams, R Dave Heaverlo, R Randy Moffitt, R Manny Sanguillen, R (1, 1) (1, 1) (3, 1) (6, 1) (7, 1)			0-3 K		0-0 4-3		0-0 4-3		0-0 F9	0	0	0	0	0	0	0						
Inning Stats	R: 0 E: 0 K: 0 S: 3	H: 0 LOB: 0 BB: 0 P: 3	R: 0 E: 0 K: 0 S: 3	H: 0 LOB: 1 BB: 1 P: 7	R: 0 E: 0 K: 1 S: 5	H: 0 LOB: 0 BB: 0 P: 5	R: 0 E: 0 K: 0 S: 4	H: 1 LOB: 1 BB: 0 P: 4	R: 0 E: 0 K: 1 S: 5	H: 0 LOB: 0 BB: 0 P: 5	R: 0 E: 0 K: 0 S: 3	H: 0 LOB: 0 BB: 0 P: 3	R: 0 E: 0 K: 0 S: 3	H: 0 LOB: 0 BB: 0 P: 3	R: 1 E: 0 K: 0 S: 5	H: 2 LOB: 2 BB: 1 P: 9	R: 0 E: 0 K: 1 S: 5	H: 0 LOB: 0 BB: 0 P: 5	1B: 2 2B: 1 3B: 0 HR: 0	SF: 0 SAC: 0 DP: 0 HBP: 0	WP: 0 PB: 1 SB: 0 CS: 0	PA: 32
PITCHER Jim Rooker, L ERA: 3.6 (1, 1)	IP: 9.0 WLS: W BF: 32 H: 3 R: 1 ER: 1 SO: 3 BB: 2 IBB: 0 HBP: 0 BLK: 0 WP: 0 HR: 0 S: 36 P: 44 ERA: 1.00 WHIP: 0.556															PITCHER Gary Lavelle, L ERA: 2.76 (8, 1)	IP: 1.0 WLS: L BF: 5 H: 1 R: 0 ER: 0 SO: 1 BB: 0 IBB: 0 HBP: 1 BLK: 0 WP: 0 HR: 0 S: 6 P: 7 ERA: 0.00 WHIP: 1.000					

Batter	1	2	3	4	5	6	7	8	9	AB	R	H	RBI	BB	SO	LOB	BOTTOM				
Frank Taveras, R OBP: 0.327, SLG: 0.297 (1, 6)						0-0 F9				5	1	4	1	0	0	1	San Francisco Giants @ Pittsburgh Pirates Three Rivers Stadium, Pittsburgh, PA Sat Aug 28 1976, 7:05 PM EDT Att: 11,043 - Unknown livebaseballscorecards.com				
Omar Moreno, L OBP: 0.391, SLG: 0.443 (1, 8)			0-3 K			0-3 K		1-0 HBP 1B		3	1	0	0	1	3	4					
Richie Zisk, R OBP: 0.339, SLG: 0.477 (1, 7)	4-0 2B SF7 BB	0-0 F8		0-0 5-3		0-3 K		0-0 F8		4	1	0	0	1	1	2					
Dave Parker, L OBP: 0.339, SLG: 0.455 (1, 9)	0-0 1-2 2-3 1B	0-0 F9		0-0 F7		0-0 6-3				4	1	1	2	0	0	0					
Richie Hebner, L OBP: 0.300, SLG: 0.322 (1, 5)	0-0 SF7	0-0 F7		4-0 BB		0-0 3-1				2	0	0	1	1	0	0					
Ed Kirkpatrick, L OBP: 0.326, SLG: 0.322 (1, 3)	4-0 1B E BB		0-0 1B 1B		0-0 4-3		0-0 L5			3	1	1	0	1	0	1					
Rennie Stennett, R OBP: 0.298, SLG: 0.356 (1, 4)	0-0 E 1B		0-0 F9			0-0 6-3		0-0 6-3		4	1	1	1	0	0	1					
Manny Sanguillen, R OBP: 0.338, SLG: 0.383 (1, 2)	0-0 E8 1B 1B		0-0 1B 1B		0-0 F7			0-0 F6		4	1	2	1	0	0	0					
Jim Rooker, R OBP: 0.246, SLG: 0.364 (1, 1)	0-0 5-3		0-0 F9			0-0 1B				4	0	1	0	0	1	3					
Inning Stats	R: 7 E: 1 K: 1 S: 10	H: 5 LOB: 1 BB: 3 P: 22	R: 0 E: 0 K: 0 S: 3	H: 0 LOB: 0 BB: 0 P: 3	R: 0 E: 0 K: 1 S: 8	H: 3 LOB: 3 BB: 0 P: 8	R: 0 E: 0 K: 0 S: 3	H: 0 LOB: 1 BB: 1 P: 7	R: 0 E: 0 K: 2 S: 7	H: 0 LOB: 0 BB: 0 P: 7	R: 0 E: 0 K: 0 S: 3	H: 0 LOB: 0 BB: 0 P: 3	R: 0 E: 0 K: 1 S: 6	H: 1 LOB: 2 BB: 0 P: 7	R: 0 E: 0 K: 1 S: 6	H: 1 LOB: 2 BB: 0 P: 7		1B: 9 2B: 1 3B: 0 HR: 0	SF: 1 SAC: 0 DP: 0 HBP: 1	WP: 0 PB: 0 SB: 2 CS: 0	PA: 39
PITCHER John D'Acquisto, R ERA: 5.01 Charlie Williams, R ERA: 2.95 Rob Dressler, R ERA: 4.15 Dave Heaverlo, R ERA: 4.37 Randy Moffitt, R ERA: 2.45 (1, 1) (1, 1) (3, 1) (6, 1) (7, 1)	IP: 1.2 WLS: L BF: 7 H: 2 R: 1 ER: 0 SO: 1 BB: 0 IBB: 0 HBP: 0 BLK: 0 WP: 0 HR: 0 S: 9 P: 16 ERA: 0.00 WHIP: 1.200															PITCHER Gary Lavelle, L ERA: 2.76 (8, 1)		IP: 1.0 WLS: L BF: 5 H: 1 R: 0 ER: 0 SO: 1 BB: 0 IBB: 0 HBP: 1 BLK: 0 WP: 0 HR: 0 S: 6 P: 7 ERA: 0.00 WHIP: 1.000			

Batter	1	2	3	4	5	6	7	8	9	AB	R	H	RBI	BB	SO	LOB	TOP			
Enzo Hernandez, R OBP: 0.319, SLG: 0.315 (1, 6)	F6		5-3			K		FC6-4		4	0	0	0	0	1	2	San Diego Padres @ Pittsburgh Pirates Three Rivers Stadium, Pittsburgh, PA Tue Aug 31 1976, 7:05 PM EDT Att: 9,674 - Unknown livebaseballscorecards.com			
Tito Fuentes, S OBP: 0.304, SLG: 0.328 (1, 4)	5-3			F7		5-3		F6		4	0	0	0	0	0	0				
Willie Davis, L OBP: 0.297, SLG: 0.384 (1, 8)	F5			1B		3-1		G4-6-3 BB		3	0	1	0	1	0	0				
Dave Winfield, R OBP: 0.360, SLG: 0.430 (1, 9)		G6-3 1B		FC6-4 1B		F3		G4-6-3		4	0	2	0	0	0	1				
Mike Ivie, R OBP: 0.358, SLG: 0.421 (1, 3)	G6-3			F4		F4				3	0	0	0	0	0	3				
Fred Kendall, R OBP: 0.306, SLG: 0.307 (1, 2)	F4			FC6-4		F7				3	0	0	0	0	0	2				
Doug Rader, R OBP: 0.317, SLG: 0.343 (1, 5)			FC6-4 BB		F8			K		2	0	0	0	1	1	0				
Luis Melendez, R OBP: 0.250, SLG: 0.267 (1, 7)			FC6-4 SH3-4		F9			1-3		3	0	0	0	0	0	1				
Randy Jones, R OBP: 0.086, SLG: 0.045 Merv Rettenmund, R (8, PH) OBP: 0.349, SLG: 0.299 Butch Metzger, R (8, 1)			SH3-4		5-3			FC6-4 1B		1	0	0	0	0	0	0	SD			
Inning Stats	R: 0 E: 0 K: 0 S: 3	H: 0 LOB: 0 BB: 0 P: 3	R: 0 E: 0 K: 0 S: 3	H: 1 LOB: 0 BB: 0 P: 3	R: 0 E: 0 K: 0 S: 3	H: 0 LOB: 1 BB: 1 P: 7	R: 0 E: 0 K: 0 S: 5	H: 2 LOB: 2 BB: 0 P: 5	R: 0 E: 0 K: 1 S: 5	H: 0 LOB: 0 BB: 0 P: 5	R: 0 E: 0 K: 0 S: 3	H: 0 LOB: 0 BB: 0 P: 3	R: 0 E: 0 K: 1 S: 6	H: 1 LOB: 1 BB: 0 P: 6	R: 0 E: 0 K: 0 S: 2	H: 0 LOB: 0 BB: 1 P: 6	1B: 4 2B: 0 3B: 0 HR: 0	SF: 0 SAC: 1 DP: 2 HBP: 0	WP: 0 PB: 0 SB: 0 CS: 0	PA: 31
PITCHER Jerry Reuss, L ERA: 4.01 (1, 1)	IP: 9.0 WLS: W BF: 31 H: 4 R: 0 ER: 0 SO: 2 BB: 2 IBB: 0 HBP: 0 BLK: 0 WP: 0 HR: 0 S: 33 P: 41 ERA: 0.00 WHIP: 0.667															PITCHER IP: 9.0 WLS: W BF: 31 H: 4 R: 0 ER: 0 SO: 2 BB: 2 IBB: 0 HBP: 0 BLK: 0 WP: 0 HR: 0 S: 33 P: 41 ERA: 0.00 WHIP: 0.667				

Batter	1	2	3	4	5	6	7	8	9	AB	R	H	RBI	BB	SO	LOB	BOTTOM			
Frank Taveras, R OBP: 0.321, SLG: 0.291 (1, 6)	B2		4-3		L9		K			4	0	0	0	0	1	0	San Diego Padres @ Pittsburgh Pirates Three Rivers Stadium, Pittsburgh, PA Tue Aug 31 1976, 7:05 PM EDT Att: 9,674 - Unknown livebaseballscorecards.com			
Rennie Stennett, R OBP: 0.295, SLG: 0.352 (1, 4)	2-3		4-3		S 1B			F8		4	0	1	0	0	0	0				
Richie Zisk, R OBP: 0.483 Omar Moreno, L OBP: 0.391, SLG: 0.443 (1, 7) (9, 8)	1B			2B SF7 1B	1-2 BB			K		3	1	2	0	1	1	0				
Bob Robertson, R OBP: 0.309, SLG: 0.327 (1, 3)	1B			1B	F8			HR BB		3	1	2	0	1	0	2				
Dave Parker, L OBP: 0.335, SLG: 0.457 (1, 9)	G3			SF7		F8		HR		3	1	1	3	0	0	2				
Bill Robinson, R OBP: 0.328, SLG: 0.544 (1, 8) (9, 7)	L5			1-3		F9		F7		4	0	0	0	0	0	1				
Manny Sanguillen, R OBP: 0.339, SLG: 0.390 (1, 2)	F7			IBB		F9				2	0	0	0	1	0	0				
Richie Hebner, L OBP: 0.294, SLG: 0.315 (1, 5)	F5			3-1		F9				3	0	0	0	0	0	2				
Jerry Reuss, L OBP: 0.339, SLG: 0.309 (1, 1)			1-3		K			5-3		3	0	0	0	0	1	0	P			
Inning Stats	R: 0 E: 0 K: 0 S: 5	H: 2 LOB: 2 BB: 0 P: 5	R: 0 E: 0 K: 0 S: 3	H: 0 LOB: 0 BB: 0 P: 3	R: 0 E: 0 K: 0 S: 5	H: 0 LOB: 0 BB: 0 P: 3	R: 1 E: 0 K: 0 S: 5	H: 2 LOB: 2 BB: 1 P: 9	R: 0 E: 0 K: 1 S: 6	H: 1 LOB: 2 BB: 1 P: 10	R: 0 E: 0 K: 0 S: 3	H: 0 LOB: 0 BB: 0 P: 3	R: 0 E: 0 K: 1 S: 5	H: 0 LOB: 0 BB: 0 P: 5	R: 2 E: 0 K: 1 S: 6	H: 1 LOB: 0 BB: 1 P: 10	1B: 4 2B: 1 3B: 0 HR: 1	SF: 1 SAC: 0 DP: 0 HBP: 0	WP: 0 PB: 0 SB: 1 CS: 0	PA: 33
PITCHER Randy Jones, L ERA: 2.6 Butch Metzger, R ERA: 2.24 (8, 1)	IP: 7.0 WLS: L BF: 28 H: 5 R: 1 ER: 1 SO: 1 BB: 1 IBB: 1 HBP: 0 BLK: 0 WP: 0 HR: 0 S: 30 P: 38 ERA: 1.29 WHIP: 0.857															PITCHER IP: 1.0 WLS: L BF: 5 H: 1 R: 2 ER: 2 SO: 1 BB: 1 IBB: 0 HBP: 0 BLK: 0 WP: 1 HR: 6 S: 6 P: 10 ERA: 18.00 WHIP: 2.000				

Batter	1	2	3	4	5	6	7	8	9	AB	R	H	RBI	BB	SO	LOB	TOP			
Johnny Grubb, L OBP: 0.401, SLG: 0.417	F8		FC4-6 BB		4-3			G6-4-3 BB		2	0	0	0	2	0	1				
Tito Fuentes, S OBP: 0.304, SLG: 0.330	4-3 2B		FC4-6 CS		4-3			G6-4-3		4	0	1	0	0	0	2				
Jerry Turner, L OBP: 0.310, SLG: 0.368	4-3 2-3		F8		K2-3				1B 1B	4	1	1	0	0	1	2				
Willie Davis, L OBP: 0.296, SLG: 0.383	G3		CS	4-3	F9				G5-4-3 1B 1B	4	0	1	0	0	0	1				
Mike Ivie, R OBP: 0.357, SLG: 0.419		L8		F4					G5-4-3 1B	4	0	1	1	0	0	0				
Ted Kubiak, S OBP: 0.329, SLG: 0.290		1B 6-3 1B		F7					G5-4-3 1B	3	0	1	0	1	0	2				
Fred Kendall, R OBP: 0.303, SLG: 0.304		6-3			F2				5-3	4	0	0	0	0	0	3				
Enzo Hernandez, R OBP: 0.322, SLG: 0.318										3	0	2	0	0	0	1				
Brent Strom, R OBP: 0.150, SLG: 0.111										1	0	0	0	0	0	2				
Merv Rettenmund, R OBP: 0.346, SLG: 0.296		6-3			F9					1	0	0	0	0	0	1				
Jerry Johnson, R										0	0	0	0	0	0	0				
Luis Melendez, R										1	0	0	0	0	0	0				
Rick Sawyer, R										0	0	0	0	0	0	0				
Inning Stats	R: 0 E: 0 K: 0 S: 4	H: 1 LOB: 1 BB: 0 P: 4	R: 0 E: 0 K: 0 S: 5	H: 2 LOB: 2 BB: 0 P: 5	R: 0 E: 0 K: 0 S: 2	H: 0 LOB: 0 BB: 1 P: 6	R: 0 E: 0 K: 0 S: 3	H: 0 LOB: 0 BB: 0 P: 3	R: 0 E: 0 K: 1 S: 5	H: 1 LOB: 1 BB: 0 P: 4	R: 0 E: 0 K: 0 S: 3	H: 0 LOB: 1 BB: 1 P: 7	R: 0 E: 0 K: 0 S: 2	H: 0 LOB: 0 BB: 1 P: 6	R: 1 E: 0 K: 0 S: 5	H: 3 LOB: 1 BB: 0 P: 5	1B: 6 2B: 1 3B: 0 HR: 0	SF: 0 SAC: 0 DP: 2 HBP: 0	WP: 0 PB: 0 SB: 0 CS: 1	PA: 35
PITCHER	IP WLS BF H R ER SO BB IBB HBP BLK WP HR S P ERA WHIP																			
Bruce Kison, R ERA: 3.08	(1, 1) 8.0 W 32 7 1 1 1 1 3 0 0 0 0 0 0 0 1.12 1.250																			
Kent Tekulve, R ERA: 2.64	(9, 1) 1.0 S 2 0 0 0 0 0 0 0 0 0 0 0 0 0.00 0.000																			

San Diego Padres @ Pittsburgh Pirates
Three Rivers Stadium, Pittsburgh, PA
Wed Sep 01 1976, 7:05 PM EDT
Att: 5,381 - Unknown

AB 31
R 1
H 7
RBI 1
BB 3
SO 1
LOB 15





Batter	1	2	3	4	5	6	7	8	9	AB	R	H	RBI	BB	SO	LOB	BOTTOM			
Frank Taveras, R OBP: 0.319, SLG: 0.289	4-3		6-3	4-3				SH5-3		3	0	0	0	0	0	2				
Rennie Stennett, R OBP: 0.297, SLG: 0.353				F6				6-3-2		4	0	2	0	0	0	1				
Richie Zisk, R OBP: 0.481				1B						2	1	0	0	2	0	1				
Omar Moreno, L OBP: 0.391, SLG: 0.443				BB						0	0	0	0	0	0	0				
Bob Robertson, R OBP: 0.307, SLG: 0.324				BB						4	1	1	0	0	1	2				
Dave Parker, L OBP: 0.336, SLG: 0.457				BB						3	1	1	0	0	0	2				
Bill Robinson, R OBP: 0.325, SLG: 0.539				BB						3	0	0	0	0	0	3				
Richie Hebner, L OBP: 0.295, SLG: 0.318				BB						3	1	1	1	0	0	0				
Duffy Dyer, R OBP: 0.319, SLG: 0.357				BB						2	0	0	0	1	0	0				
Bruce Kison, R OBP: 0.269, SLG: 0.292				BB						3	0	2	2	0	1	0				
Kent Tekulve, R ERA: 2.51				BB						0	0	0	0	0	0	0				
Inning Stats	R: 0 E: 0 K: 0 S: 4	H: 1 LOB: 1 BB: 0 P: 4	R: 0 E: 0 K: 0 S: 2	H: 0 LOB: 0 BB: 0 P: 3	R: 0 E: 0 K: 1 S: 5	H: 0 LOB: 0 BB: 0 P: 5	R: 4 E: 1 K: 0 S: 7	H: 3 LOB: 2 BB: 2 P: 15	R: 0 E: 0 K: 1 S: 5	H: 1 LOB: 1 BB: 1 P: 9	R: 0 E: 0 K: 0 S: 3	H: 0 LOB: 0 BB: 0 P: 3	R: 0 E: 0 K: 0 S: 3	H: 1 LOB: 0 BB: 0 P: 3	R: 0 E: 0 K: 0 S: 3	H: 1 LOB: 0 BB: 0 P: 3	1B: 5 2B: 3 3B: 0 HR: 0	SF: 0 SAC: 1 DP: 1 HBP: 1	WP: 0 PB: 0 SB: 0 CS: 3	PA: 33
PITCHER	IP WLS BF H R ER SO BB IBB HBP BLK WP HR S P ERA WHIP																			
Brent Strom, L ERA: 3.27	(1, 1) 4.0 L 19 4 4 0 1 1 0 0 0 0 0 0 0 11 15 0.00 1.000																			
Jerry Johnson, R ERA: 3.75	(5, 1) 3.0 10 2 0 0 1 1 0 0 0 0 0 0 11 15 0.00 1.000																			
Rick Sawyer, R ERA: 2.51	(8, 1) 1.0 3 1 0 0 0 0 0 0 0 0 0 0 3 3 0.00 1.000																			

San Diego Padres @ Pittsburgh Pirates
Three Rivers Stadium, Pittsburgh, PA
Wed Sep 01 1976, 7:05 PM EDT
Att: 5,381 - Unknown

AB 27
R 4
H 7
RBI 3
BB 3
SO 2
LOB 11




Batter	1	2	3	4	5	6	7	8	9	AB	R	H	RBI	BB	SO	LOB	TOP					
Johnny Grubb, L (1, 9) OBP: 0.399, SLG: 0.412	4-0 2B BB		0-0 F8		0-0 F7		0-0 G3			3	0	0	0	1	0	1	San Diego Padres @ Pittsburgh Pirates Three Rivers Stadium, Pittsburgh, PA Thu Sep 02 1976, 7:05 PM EDT Att: 5,545 - Unknown AB 31 R 0 H 5 RBI 0 BB 4 SO 5 LOB 17 					
Enzo Hernandez, R (1, 6) OBP: 0.321, SLG: 0.321	0-0 L8		0-0 2B		0-0 G3		0-0 F8			4	0	1	0	0	0	1						
Jerry Turner, L (1, 7) OBP: 0.314, SLG: 0.380	0-0 2B		0-3 K		0-0 G1-4-3 2B		0-0 4-3			4	0	2	0	0	1	1						
Dave Winfield, R (1, 8) OBP: 0.362, SLG: 0.429	4-0 IBB		0-0 L5		4-0 G1-4-3 BB		4-0 BB			1	0	0	0	3	0	1						
Mike Ivie, R (1, 3) OBP: 0.355, SLG: 0.417	0-0 F8			0-0 S 1B		0-0 G1-4-3 BB		0-3 K		4	0	1	0	0	1	6						
Tito Fuentes, S (1, 4) OBP: 0.301, SLG: 0.327	0-0 L8			0-0 F8 1-2		0-0 L5			0-0 L8	4	0	0	0	0	0	5						
Ted Kubiak, S (1, 5) OBP: 0.323, SLG: 0.284		0-0 L4		0-3 K			0-0 L4		0-0 3-1	4	0	0	0	0	1	1						
Bob Davis, R (1, 2) OBP: 0.235, SLG: 0.227		0-0 4-3		0-0 F9			0-3 K		0-0 F8	3	0	0	0	0	1	1						
Willie Davis, L (9, PH) OBP: 0.236, SLG: 0.382										1	0	0	0	0	0	0						
Dave Freisleben, R (1, 1) OBP: 0.212, SLG: 0.250		0-0 F8			0-3 K					1	0	0	0	0	0	0						
Merv Rettenmund, R (5, PH) OBP: 0.344, SLG: 0.294										1	0	0	0	0	0	1						
Dave Tomlin, L (5, PH) OBP: 0.254, SLG: 0.270										0	0	0	0	0	0	0						
Luis Melendez, R (7, PH) OBP: 0.254, SLG: 0.270										1	0	1	0	0	0	0						
Rich Folkers, L (7, 1)										0	0	0	0	0	0	0						
Inning Stats	R: 0 E: 0 K: 0 S: 4	H: 1 LOB: 3 BB: 2 P: 12	R: 0 E: 0 K: 0 S: 3	H: 0 LOB: 0 BB: 0 P: 3	R: 0 E: 0 K: 1 S: 6	H: 1 LOB: 1 BB: 0 P: 6	R: 0 E: 0 K: 1 S: 6	H: 1 LOB: 0 BB: 0 P: 6	R: 0 E: 0 K: 1 S: 5	H: 0 LOB: 0 BB: 0 P: 5	R: 0 E: 0 K: 0 S: 3	H: 1 LOB: 1 BB: 1 P: 7	R: 0 E: 0 K: 1 S: 6	H: 1 LOB: 0 BB: 0 P: 6	R: 0 E: 0 K: 1 S: 5	H: 0 LOB: 1 BB: 0 P: 9	R: 0 E: 0 K: 0 S: 3	H: 0 LOB: 0 BB: 0 P: 3	1B: 2 2B: 3 3B: 0 HR: 0	SF: 0 SAC: 0 DP: 1 HBP: 0	WP: 0 PB: 0 SB: 1 CS: 0	PA: 35
PITCHER Larry Demery, R (1, 1) ERA: 3.01	IP: 9.0 WLS: W BF: 35 H: 5 R: 0 ER: 0 SO: 5 BB: 3 IBB: 1 HBP: 0 BLK: 0 WP: 0 HR: 0 S: 41 P: 57 ERA: 0.00 WHIP: 0.889															PITCHER	IP: 9.0 WLS: W BF: 35 H: 5 R: 0 ER: 0 SO: 5 BB: 3 IBB: 1 HBP: 0 BLK: 0 WP: 0 HR: 0 S: 41 P: 57 ERA: 0.00 WHIP: 0.889					

Batter	1	2	3	4	5	6	7	8	9	AB	R	H	RBI	BB	SO	LOB	BOTTOM			
Frank Taveras, R (1, 6) OBP: 0.321, SLG: 0.291	0-0 F8 2B S 1B		0-0 FC1-6 E S	0-0 F7 1-2 3-H			0-0 CS 1B			4	2	2	0	0	0	2	San Diego Padres @ Pittsburgh Pirates Three Rivers Stadium, Pittsburgh, PA Thu Sep 02 1976, 7:05 PM EDT Att: 5,545 - Unknown AB 28 R 5 H 8 RBI 3 BB 4 SO 5 LOB 13 			
Omar Moreno, L (1, 8) OBP: 0.384, SLG: 0.422	4-0 CS BB		0-0 4-3 1-H		0-0 1-3		0-0 L5 1-2			3	0	0	0	1	0	1				
Richie Zisk, R (1, 7) OBP: 0.340, SLG: 0.477	0-0 F8 2-3		0-3 K		0-0 5-3			0-3 K		4	0	0	0	0	2	2				
Willie Stargell, L (1, 3) OBP: 0.335, SLG: 0.450	0-0 2B			4-0 1B 2B BB		0-0 1B		0-0 L4		3	1	2	1	1	0	0				
Dave Parker, L (1, 9) OBP: 0.336, SLG: 0.455	0-0 F7			0-0 2B 1B		0-3 K		0-0 F4		4	1	1	0	0	1	2				
Richie Hebner, L (1, 5) OBP: 0.300, SLG: 0.325		0-0 G5-4-3 1B		0-0 F8 S 2B		4-0 G4-6-3 BB				2	1	2	2	1	0	0				
Rennie Stennett, R (1, 4) OBP: 0.295, SLG: 0.351		0-3 K		0-0 F4		0-0 G4-6-3		0-0 F4		3	0	0	0	0	1	3				
Manny Sanguillen, R (1, 2) OBP: 0.338, SLG: 0.378		0-0 G5-4-3		4-0 S IBB		0-0 F4				2	0	0	0	1	0	1				
Larry Demery, R (1, 1) OBP: 0.194, SLG: 0.138				0-0 FC1-6 1B		0-0 F8 2-3		0-3 K		3	0	1	0	0	1	2				
Inning Stats	R: 1 E: 0 K: 0 S: 4	H: 2 LOB: 1 BB: 1 P: 8	R: 0 E: 0 K: 1 S: 5	H: 1 LOB: 0 BB: 0 P: 5	R: 1 E: 0 K: 1 S: 6	H: 1 LOB: 0 BB: 0 P: 6	R: 3 E: 0 K: 0 S: 5	H: 2 LOB: 1 BB: 2 P: 13	R: 0 E: 0 K: 1 S: 6	H: 1 LOB: 0 BB: 0 P: 6	R: 0 E: 0 K: 0 S: 2	H: 0 LOB: 0 BB: 1 P: 6	R: 0 E: 0 K: 1 S: 5	H: 1 LOB: 0 BB: 0 P: 5	R: 0 E: 0 K: 1 S: 5	H: 0 LOB: 0 BB: 0 P: 5		1B: 6 2B: 2 3B: 0 HR: 0	SF: 0 SAC: 0 DP: 2 HBP: 0	WP: 0 PB: 0 SB: 4 CS: 2
PITCHER Dave Freisleben, R (1, 1) ERA: 3.77	IP: 4.0 WLS: L BF: 19 H: 6 R: 5 ER: 4 SO: 2 BB: 2 IBB: 0 HBP: 0 BLK: 0 WP: 0 HR: 0 S: 20 P: 32 ERA: 9.00 WHIP: 2.000															PITCHER	IP: 4.0 WLS: L BF: 19 H: 6 R: 5 ER: 4 SO: 2 BB: 2 IBB: 0 HBP: 0 BLK: 0 WP: 0 HR: 0 S: 20 P: 32 ERA: 9.00 WHIP: 2.000			
Dave Tomlin, L (5, 1) ERA: 3.29	2.0 7 1 0 0 1 1 0 0 0 0 0 8 12 0.00 1.000															PITCHER	2.0 7 1 0 0 1 1 0 0 0 0 0 8 12 0.00 1.000			
Rich Folkers, L (7, 1) ERA: 5.37	2.0 6 1 0 0 2 0 0 0 0 0 10 10 0.00 0.500															PITCHER	2.0 6 1 0 0 2 0 0 0 0 0 10 10 0.00 0.500			

Batter	1	2	3	4	5	6	7	8	9	AB	R	H	RBI	BB	SO	LOB	TOP										
Frank Taveras, R OBP: 0.323, SLG: 0.293 (1, 6)	G2	1B SF7		1B BB	K			1B BLK	F4	5	2	2	0	1	1	3											
Omar Moreno, L OBP: 0.385, SLG: 0.412 (1, 8)	2B 1B	BB		F8		F6		F7		4	1	1	0	1	0	2											
Richie Zisk, R OBP: 0.343, SLG: 0.481 Bill Robinson, R OBP: 0.325, SLG: 0.539 (1, 7) (8, 7)	1B	SF7		G4-6-3		K		WP 1B		4	2	3	1	0	1	0											
Willie Stargell, L OBP: 0.336, SLG: 0.449 (1, 3)	1B	P6		G4-6-3		F8		WP		5	1	2	2	0	0	4											
Dave Parker, L OBP: 0.338, SLG: 0.463 (1, 9)	1B FC6-4	4-3		1B	S	1B		K		5	3	3	3	0	1	3											
Richie Hebner, L OBP: 0.302, SLG: 0.326 (1, 5)	FC6-4		L3		1B	F5		F8		5	0	2	2	0	0	2											
Rennie Stennett, R OBP: 0.296, SLG: 0.353 (1, 4)	FC6-4	IBB	F8		2B				4-3	4	0	1	0	1	0	0											
Manny Sanguillen, R OBP: 0.336, SLG: 0.375 (1, 2)	FC6-4				L1				F6	5	0	1	1	0	0	4											
Jim Rooker, R OBP: 0.233, SLG: 0.345 Bob Moose, R OBP: 0.273, SLG: 0.727 Ramon Hernandez, S OBP: 0.363, SLG: 0.490 Al Oliver, L OBP: 0.363, SLG: 0.490 Kent Tekulve, R OBP: 0.363, SLG: 0.490 (1, 1) (6, 1) (8, 1) (9, 1)	K		F9		L1				1B	3	0	0	0	0	1	5											
Inning Stats	R: 4 E: 0 K: 1 S: 18	H: 4 LOB: 2 BB: 2 P: 30	R: 1 E: 0 K: 0 S: 12	H: 2 LOB: 1 BB: 0 P: 17	R: 0 E: 0 K: 0 S: 9	H: 1 LOB: 1 BB: 0 P: 13	R: 0 E: 0 K: 0 S: 7	H: 1 LOB: 1 BB: 1 P: 14	R: 1 E: 0 K: 1 S: 13	H: 3 LOB: 2 BB: 0 P: 17	R: 2 E: 0 K: 1 S: 8	H: 1 LOB: 0 BB: 0 P: 12	R: 0 E: 0 K: 0 S: 5	H: 0 LOB: 0 BB: 0 P: 7	R: 1 E: 0 K: 1 S: 13	H: 3 LOB: 2 BB: 0 P: 19	R: 0 E: 0 K: 0 S: 5	H: 1 LOB: 1 BB: 0 P: 7	1B: 13 2B: 2 3B: 0 HR: 1	SF: 1 SAC: 0 DP: 1 HBP: 0	WP: 1 PB: 1 SB: 3 CS: 0	PA: 46					
PITCHER	IP	WLS	BF	H	R	ER	SO	BB	IBB	HBP	BLK	WP	HR	S	P	ERA	WHIP										
Don Stanhouse, R ERA: 3.55 Joe Kerrigan, R ERA: 4.03 Clay Kirby, R ERA: 5.63 Chip Lang, R ERA: 4.3 Chuck Taylor, R ERA: 4.05 (1, 1) (4, 1) (6, 1) (7, 1) (9, 1)	3.1	L	21	8	5	5	1	2	1	0	0	0	0	44	71	13.50	3.000										

Pittsburgh Pirates @ Montreal Expos
Jarry Park, Montreal, QB
Fri Sep 03 1976, 7:05 PM EDT
Unknown


AB 42
R 9
H 16
RBI 9
BB 3
SO 4
LOB 23



Batter	1	2	3	4	5	6	7	8	9	AB	R	H	RBI	BB	SO	LOB	BOTTOM										
Jerry White, S OBP: 0.314, SLG: 0.311 Warren Cromartie, L OBP: 0.241, SLG: 0.246 (1, 8) (9, PH)	4-3		F3		F4		K		1-3	4	0	0	0	0	1	0											
Bombo Rivera, R OBP: 0.328, SLG: 0.413 Mike Jorgensen, L OBP: 0.356, SLG: 0.354 (1, 7) (9, PH)	4-3			E6		WP 1B	6-3		6-3	4	2	1	0	0	0	0											
Larry Parrish, R OBP: 0.289, SLG: 0.373 (1, 5)	F9			6-3		WP 1B		4-3		4	2	2	0	0	0	1											
Earl Williams, R OBP: 0.290, SLG: 0.375 (1, 3)		K				SF9		4-3		3	0	1	2	0	1	0											
Gary Carter, R OBP: 0.290, SLG: 0.318 (1, 9)		FC4		SF8		1B		HR		2	1	2	1	1	0	0											
Tim Foli, R OBP: 0.274, SLG: 0.373 (1, 6)		FC4		F8		1B		HR		4	1	2	3	0	0	2											
Pete Mackanin, R OBP: 0.258, SLG: 0.348 Wayne Garrett, L OBP: 0.360, SLG: 0.298 (1, 4) (6, PH) (7, 4)		K			HR	K		4-3		2	1	1	1	0	1	1											
Barry Foote, R OBP: 0.295, SLG: 0.332 Clay Kirby, R OBP: 0.295, SLG: 0.332 Del Unser, L OBP: 0.320, SLG: 0.354 Chip Lang, R OBP: 0.320, SLG: 0.354 Andre Thornton, R OBP: 0.320, SLG: 0.354 Chuck Taylor, R OBP: 0.320, SLG: 0.354 (1, 2) (6, 1) (6, PH) (7, 1) (8, PH) (8, 1)				6-3		L4		F4		2	0	0	0	0	0	0											
Don Stanhouse, R OBP: 0.313, SLG: 0.295 Joe Kerrigan, R OBP: 0.313, SLG: 0.295 Jose Morales, R OBP: 0.340, SLG: 0.489 (1, 1) (4, 1) (6, 2)				4-3		L4		4-3		1	0	0	0	0	0	0											
Inning Stats	R: 0 E: 0 K: 0 S: 7	H: 0 LOB: 0 BB: 0 P: 11	R: 0 E: 0 K: 2 S: 10	H: 1 LOB: 0 BB: 0 P: 14	R: 0 E: 0 K: 0 S: 7	H: 0 LOB: 0 BB: 0 P: 8	R: 1 E: 0 K: 0 S: 9	H: 1 LOB: 1 BB: 0 P: 14	R: 1 E: 0 K: 0 S: 7	H: 1 LOB: 0 BB: 0 P: 7	R: 2 E: 0 K: 1 S: 17	H: 3 LOB: 2 BB: 1 P: 30	R: 0 E: 0 K: 1 S: 5	H: 0 LOB: 0 BB: 0 P: 6	R: 3 E: 0 K: 0 S: 11	H: 3 LOB: 0 BB: 0 P: 21	R: 0 E: 0 K: 0 S: 6	H: 0 LOB: 0 BB: 0 P: 8	1B: 6 2B: 0 3B: 1 HR: 2	SF: 2 SAC: 0 DP: 0 HBP: 0	WP: 1 PB: 0 SB: 0 CS: 0	PA: 38					
PITCHER	IP	WLS	BF	H	R	ER	SO	BB	IBB	HBP	BLK	WP	HR	S	P	ERA	WHIP										
Jim Rooker, L ERA: 3.65 Bob Moose, R ERA: 3.45 Ramon Hernandez, L ERA: 3.56 Kent Tekulve, R ERA: 2.61 (1, 1) (6, 1) (8, 1) (9, 1)	5.1	W	24	6	4	3	2	1	0	0	0	0	1	50	74	5.06	1.312										

Pittsburgh Pirates @ Montreal Expos
Jarry Park, Montreal, QB
Fri Sep 03 1976, 7:05 PM EDT
Unknown

AB 35
R 7
H 9
RBI 7
BB 1
SO 4
LOB 8



Batter	1	2	3	4	5	6	7	8	9	AB	R	H	RBI	BB	SO	LOB	TOP					
Frank Taveras, R (1, 6) OBP: 0.325, SLG: 0.293	4-3		1B		K		4-3	1B		3	1	1	0	1	1	1	Pittsburgh Pirates @ Montreal Expos Jarry Park, Montreal, QB Fri Sep 03 1976, 7:05 PM EDT Att. 6,342 - Unknown - 60 F					
Al Oliver, L (8, PH) OBP: 0.365, SLG: 0.492	4-3							1B		1	0	1	1	0	0	0						
Mario Mendoza, R (8, PR) OBP: 0.238, SLG: 0.253								1B		0	1	0	0	0	0	0						
Omar Moreno, L (1, 8) OBP: 0.396, SLG: 0.403	4-3						4-3			4	0	1	1	1	0	2						
Richie Zisk, R (1, 7) OBP: 0.344, SLG: 0.483										4	0	2	1	0	0	2						
Bill Robinson, R (7, PR) OBP: 0.324, SLG: 0.538	1B		4-3				5-3			1	0	0	1	0	0	2						
Dave Parker, L (1, 9) OBP: 0.339, SLG: 0.461	1-3									4	1	1	0	1	1	2						
Richie Hebner, L (1, 5) OBP: 0.303, SLG: 0.334										4	1	1	2	1	0	2						
Ed Kirkpatrick, L (1, 3) OBP: 0.319, SLG: 0.315										5	0	1	0	0	0	3						
Rennie Stennett, R (1, 4) OBP: 0.297, SLG: 0.355										5	1	2	0	0	0	2						
Duffy Dyer, R (1, 2) OBP: 0.331, SLG: 0.359										2	1	1	0	2	1	0						
John Candelaria, L (1, 1) OBP: 0.278, SLG: 0.273										3	1	1	1	0	0	3						
Inning Stats	R: 0 E: 0 K: 0 S: 10	H: 1 LOB: 1 BB: 0 P: 15	R: 0 E: 0 K: 0 S: 5	H: 0 LOB: 0 BB: 1 P: 10	R: 0 E: 0 K: 1 S: 11	H: 1 LOB: 2 BB: 1 P: 18	R: 0 E: 1 K: 1 S: 8	H: 0 LOB: 1 BB: 0 P: 12	R: 0 E: 0 K: 1 S: 9	H: 1 LOB: 1 BB: 0 P: 13	R: 2 E: 0 K: 0 S: 10	H: 4 LOB: 2 BB: 1 P: 24	R: 1 E: 0 K: 0 S: 11	H: 1 LOB: 2 BB: 2 P: 24	R: 4 E: 0 K: 0 S: 12	H: 4 LOB: 1 BB: 1 P: 21	R: 0 E: 0 K: 0 S: 6	H: 0 LOB: 0 BB: 0 P: 9	1B: 9 2B: 2 3B: 0 HR: 1	SF: 0 SAC: 1 DP: 1 HBP: 0	WP: 1 PB: 0 SB: 2 CS: 2	PA: 44
PITCHER	IP WLS BF H R ER SO BB IBB HBP BLK WP HR S P ERA WHIP																					
Don Carrithers, R (1, 1) ERA: 4.42	6.0 L 28 7 3 0 3 3 3 1 0 0 0 0 1 54 97 4.50 1.667																					
Dale Murray, R (7, 1) ERA: 3.01	1.0 5 1 0 0 0 0 0 1 0 0 0 0 0 10 19 0.00 1.000																					
Chuck Taylor, R (8, 1) ERA: 5.06	0.0 3 2 3 3 0 0 1 0 0 0 0 0 0 5 12 ∞ ∞																					
Joe Kerrigan, R (8, 1) ERA: 4.06	2.0 7 2 1 1 0 0 0 0 0 0 0 1 0 13 18 4.50 1.000																					
Batter	1	2	3	4	5	6	7	8	9	AB	R	H	RBI	BB	SO	LOB	BOTTOM					
Jerry White, S (1, 8) OBP: 0.316, SLG: 0.313	K									5	0	2	0	0	1	1	Pittsburgh Pirates @ Montreal Expos Jarry Park, Montreal, QB Fri Sep 03 1976, 7:05 PM EDT Att. 6,342 - Unknown - 60 F					
Bombo Rivera, R (1, 7) OBP: 0.324, SLG: 0.423	4-3									4	1	1	0	0	0	2						
Larry Parrish, R (1, 5) OBP: 0.288, SLG: 0.371	6-3									4	1	1	1	0	0	0						
Earl Williams, R (1, 3) OBP: 0.290, SLG: 0.376										4	0	1	1	0	0	0						
Gary Carter, R (1, 9) OBP: 0.296, SLG: 0.323										2	0	1	0	2	0	1						
Tim Foli, R (1, 6) OBP: 0.273, SLG: 0.372										4	0	1	0	0	0	3						
Pete Mackanin, R (1, 4) OBP: 0.258, SLG: 0.345										3	0	0	0	1	1	2						
Barry Foote, R (1, 2) OBP: 0.250, SLG: 0.330										2	0	0	0	0	0	0						
Jose Morales, R (6, PH) OBP: 0.338, SLG: 0.486										1	0	0	0	0	0	3						
Del Unser, L (7, 9) OBP: 0.268, SLG: 0.353										1	0	0	0	0	1	0						
Don Carrithers, R (1, 1) ERA: 4.42										2	0	1	0	0	1	0						
Dale Murray, R (7, 1) ERA: 3.01										0	0	0	0	0	0	0						
Andre Thornton, R (7, PH) OBP: 0.325, SLG: 0.379										1	0	0	0	0	0	0						
Chuck Taylor, R (8, 1) ERA: 5.06										0	0	0	0	0	0	0						
Joe Kerrigan, R (8, 1) ERA: 4.06										0	0	0	0	0	0	0						
Warren Cromartie, L (8, PH) OBP: 0.254, SLG: 0.329										1	0	1	0	0	0	0						
Inning Stats	R: 0 E: 0 K: 1 S: 9	H: 0 LOB: 0 BB: 0 P: 15	R: 0 E: 0 K: 0 S: 11	H: 1 LOB: 1 BB: 0 P: 17	R: 0 E: 0 K: 0 S: 5	H: 2 LOB: 1 BB: 0 P: 9	R: 1 E: 0 K: 1 S: 12	H: 2 LOB: 1 BB: 0 P: 21	R: 0 E: 0 K: 1 S: 7	H: 1 LOB: 0 BB: 0 P: 9	R: 1 E: 0 K: 0 S: 17	H: 2 LOB: 3 BB: 2 P: 27	R: 0 E: 0 K: 0 S: 4	H: 0 LOB: 0 BB: 0 P: 5	R: 0 E: 0 K: 0 S: 9	H: 0 LOB: 1 BB: 1 P: 15	R: 0 E: 0 K: 1 S: 10	H: 1 LOB: 0 BB: 0 P: 13	1B: 6 2B: 2 3B: 1 HR: 0	SF: 0 SAC: 0 DP: 1 HBP: 0	WP: 0 PB: 0 SB: 0 CS: 1	PA: 38
PITCHER	IP WLS BF H R ER SO BB IBB HBP BLK WP HR S P ERA WHIP																					
John Candelaria, L (1, 1) ERA: 3.02	9.0 W 37 9 2 2 4 3 3 0 0 0 0 0 0 84 131 2.00 1.333																					

Batter	1	2	3	4	5	6	7	8	9	AB	R	H	RBI	BB	SO	LOB	TOP		
Frank Taveras, R OBP: 0.323, SLG: 0.292 (1, 6)										5	0	1	0	0	1	4	Pittsburgh Pirates @ Montreal Expos Jarry Park, Montreal, QB Sat Sep 04 1976, 7:05 PM EDT Att: 3,290 - Unknown		
Omar Moreno, L OBP: 0.345, SLG: 0.395 (1, 8)										4	1	1	2	1	1	0			
Richie Zisk, R OBP: 0.345, SLG: 0.480 (1, 7)										3	1	0	0	2	0	2			
Willie Stargell, L OBP: 0.337, SLG: 0.449 (1, 3)										5	0	2	0	0	0	3			
Dave Parker, L OBP: 0.340, SLG: 0.461 (1, 9)										5	0	2	1	0	0	2			
Richie Hebner, L OBP: 0.305, SLG: 0.334 (1, 5)										0	0	0	0	0	0	0			
Bill Robinson, R OBP: 0.321, SLG: 0.533 (2, PR)										3	0	0	0	0	2	2			
Manny Sanguillen, R OBP: 0.338, SLG: 0.375 (9, 2)										0	0	0	0	0	0	0			
Rennie Stennett, R OBP: 0.296, SLG: 0.356 (1, 4)										4	1	1	0	0	0	2			
Duffy Dyer, R OBP: 0.342, SLG: 0.362 (9, PR)										2	0	1	0	2	0	1			
Mario Mendoza, R OBP: 0.238, SLG: 0.253 (9, PR)										0	1	0	0	0	0	0			
Kent Tekulve, R OBP: 0.338, SLG: 0.375 (9, 1)										0	0	0	0	0	0	0			
Doc Medich, R OBP: 0.163, SLG: 0.089 (1, 1)										2	0	0	0	0	0	4			
Al Oliver, L OBP: 0.366, SLG: 0.493 (6, PH)										1	0	1	1	0	0	0			
Dave Giusti, R OBP: 0.341, SLG: 0.382 (9, PH)										0	0	0	0	0	0	0			
Tommy Helms, R OBP: 0.341, SLG: 0.382 (9, 5)										0	1	0	0	1	0	0			
Inning Stats	R: 0 E: 0 K: 2 S: 10	H: 0 LOB: 1 BB: 1 P: 21	R: 0 E: 0 K: 0 S: 11	H: 1 LOB: 3 BB: 1 P: 20	R: 0 E: 0 K: 0 S: 7	H: 1 LOB: 1 BB: 0 P: 10	R: 0 E: 0 K: 1 S: 7	H: 0 LOB: 1 BB: 1 P: 12	R: 1 E: 1 K: 0 S: 6	H: 2 LOB: 2 BB: 0 P: 12	R: 0 E: 0 K: 0 S: 7	H: 0 LOB: 0 BB: 0 P: 8	R: 0 E: 0 K: 1 S: 6	H: 0 LOB: 0 BB: 0 P: 8	R: 3 E: 0 K: 0 S: 9	H: 3 LOB: 2 BB: 2 P: 23	1B: 8 2B: 1 3B: 0 HR: 0	SF: 0 SAC: 0 DP: 1 HBP: 1	WP: 1 PA: 41
PITCHER	IP WLS BF H R ER SO BB IBB HBP BLK WP HR S P ERA WHIP																		
Dennis Blair, R ERA: 1.69 (1, 1)	5.1	26	5	2	1	3	4	0	0	0	0	0	0	0	0	0	1.69	1.688	
Joe Kerrigan, R ERA: 3.99 (6, 1)	0.2	2	1	0	0	0	0	0	0	0	0	0	0	0	3	6	0.00	1.500	
Dale Murray, R ERA: 3.21 (7, 1)	2.1	L 11	3	3	3	1	2	0	0	0	0	0	0	18	32	11.57	2.143		
Chuck Taylor, R ERA: 4.94 (9, 1)	0.2	2	0	0	0	0	0	0	0	0	0	1	0	4	7	0.00	0.000		

Batter	1	2	3	4	5	6	7	8	9	AB	R	H	RBI	BB	SO	LOB	BOTTOM				
Del Unser, L OBP: 0.270, SLG: 0.361 (1, 8)										5	2	2	1	0	1	2	Pittsburgh Pirates @ Montreal Expos Jarry Park, Montreal, QB Sat Sep 04 1976, 7:05 PM EDT Att: 3,290 - Unknown				
Tim Foli, R OBP: 0.279, SLG: 0.379 (1, 6)										5	0	4	1	0	0	0					
Larry Parrish, R OBP: 0.288, SLG: 0.370 (1, 5)										5	0	1	0	0	1	4					
Earl Williams, R OBP: 0.289, SLG: 0.375 (1, 3)										4	0	1	0	0	1	4					
Gary Carter, R OBP: 0.298, SLG: 0.321 (1, 2)										2	1	0	0	2	0	1					
Mike Jorgensen, L OBP: 0.358, SLG: 0.356 (1, 9)										4	0	2	0	0	0	1					
Chuck Taylor, R OBP: 0.329, SLG: 0.425 (9, 1)										0	0	0	0	0	0	0					
Pete Mackanin, R OBP: 0.258, SLG: 0.344 (1, 4)										4	0	1	0	0	0	3					
Bombo Rivera, R OBP: 0.329, SLG: 0.425 (1, 7)										4	0	2	1	0	2	1					
Dennis Blair, R ERA: 3.78 (6, 1)	5.0	23	7	2	2	6	2	0	0	0	0	0	0	0	0	2					
Wayne Garrett, L ERA: 4.99 (6, PH)	3.0	W 11	4	0	0	0	0	0	0	0	0	0	0	0	0	0					
Dale Murray, R ERA: 4.99 (7, 1)	1.0	S 5	2	1	1	1	0	0	0	0	0	0	0	0	0	0					
Jerry White, S OBP: 0.376, SLG: 0.313 (9, PH)										1	0	0	0	0	0	0					
Jose Morales, R OBP: 0.336, SLG: 0.482 (9, PH)										1	0	0	0	0	0	0					
Inning Stats	R: 0 E: 1 K: 1 S: 7	H: 0 LOB: 1 BB: 0 P: 9	R: 0 E: 0 K: 1 S: 6	H: 1 LOB: 1 BB: 1 P: 14	R: 1 E: 0 K: 3 S: 12	H: 2 LOB: 1 BB: 0 P: 18	R: 1 E: 0 K: 1 S: 9	H: 2 LOB: 2 BB: 1 P: 15	R: 0 E: 0 K: 0 S: 7	H: 2 LOB: 1 BB: 0 P: 9	R: 0 E: 0 K: 0 S: 10	H: 2 LOB: 1 BB: 0 P: 13	R: 0 E: 0 K: 0 S: 7	H: 2 LOB: 1 BB: 0 P: 11	R: 0 E: 0 K: 0 S: 3	H: 0 LOB: 0 BB: 0 P: 5	R: 1 E: 0 K: 1 S: 10	H: 2 LOB: 1 BB: 0 P: 13	1B: 11 2B: 1 3B: 0 HR: 1	SF: 0 SAC: 0 DP: 4 HBP: 0	WP: 0 PA: 39
PITCHER	IP WLS BF H R ER SO BB IBB HBP BLK WP HR S P ERA WHIP																				
Doc Medich, R ERA: 3.78 (1, 1)	5.0	23	7	2	2	6	2	0	0	0	0	0	0	0	0	2	3.60	1.800			
Dave Giusti, R ERA: 4.99 (6, 1)	3.0	W 11	4	0	0	0	0	0	0	0	0	0	0	0	0	0	0.00	1.333			
Kent Tekulve, R ERA: 2.69 (9, 1)	1.0	S 5	2	1	1	1	0	0	0	0	0	0	0	0	0	0	9.00	2.000			

Batter	1	2	3	4	5	6	7	8	9	AB	R	H	RBI	BB	SO	LOB	TOP			
Frank Taveras, R OBP: 0.325, SLG: 0.294 (1, 6)	2-2 BB 5-3-2 1B		2-2 F9			0-0 FC1-6 1-2		0-1 1B		4	0	2	0	0	0	1				
Rennie Stennett, R OBP: 0.294, SLG: 0.353 (1, 4)	1-1 L8			0-0 5-3		1-0 F8		2-2 F8		4	0	0	0	0	0	3				
Richie Zisk, R OBP: 0.344, SLG: 0.477 (1, 7)	4-0 1-2 BB			3-1 6-3		0-0 F7			2-1 6-3	3	0	0	0	1	0	1				
Bob Robertson, R OBP: 0.298, SLG: 0.313 (1, 3)	0-0 5-3-2 2-H			1-3 K			2-2 6-3		0-1 5-3	4	0	0	0	0	1	2				
Dave Parker, L OBP: 0.337, SLG: 0.456 (1, 9)		0-0 3-1			2-3 K		0-0 5-3		2-3 K	4	0	0	0	0	2	0				
Bill Robinson, R OBP: 0.322, SLG: 0.531 (1, 8)		0-3 K			1-3 K		1-2 1B			3	0	1	0	0	2	0				
Manny Sanguillen, R OBP: 0.330, SLG: 0.373 (1, 2)		1-0 F8			4-0 BB		0-0 F8			2	0	0	0	1	0	1				
Tommy Helms, R OBP: 0.330, SLG: 0.367 (1, 5)			0-0 L5		0-1 5-3			0-1 P6		3	0	0	0	0	0	1				
Jerry Reuss, L OBP: 0.338, SLG: 0.310 Kent Tekulve, R (8, 1)			2-3 K		1-1 FC1-6 1B			3-2 F8		3	0	1	0	0	1	0				
Inning Stats	R: 0 E: 0 K: 0 S: 10	H: 1 LOB: 1 BB: 1 P: 17	R: 0 E: 0 K: 1 S: 8	H: 0 LOB: 0 BB: 0 P: 9	R: 0 E: 0 K: 1 S: 7	H: 0 LOB: 0 BB: 0 P: 11	R: 0 E: 0 K: 1 S: 6	H: 0 LOB: 1 BB: 1 P: 10	R: 0 E: 0 K: 2 S: 8	H: 1 LOB: 1 BB: 0 P: 15	R: 0 E: 0 K: 0 S: 9	H: 1 LOB: 1 BB: 0 P: 12	R: 0 E: 0 K: 0 S: 10	H: 1 LOB: 1 BB: 0 P: 15	R: 0 E: 0 K: 1 S: 7	H: 0 LOB: 0 BB: 0 P: 11	1B: 4 2B: 1 3B: 0 HR: 0	SF: 0 SAC: 0 DP: 1 HBP: 0	WP: 0 PB: 0 SB: 0 CS: 0	PA: 32
PITCHER Woodie Fryman, L ERA: 3.26 (1, 1)	IP: 9.0 WLS: W BF: 32 H: 4 R: 0 ER: 0 SO: 6 BB: 2 IBB: 0 HBP: 0 BLK: 0 WP: 0 HR: 0 S: 70 P: 107 ERA: 0.00 WHIP: 0.667															PITCHER Woodie Fryman, L ERA: 3.26 (1, 1)	IP: 9.0 WLS: W BF: 32 H: 4 R: 0 ER: 0 SO: 6 BB: 2 IBB: 0 HBP: 0 BLK: 0 WP: 0 HR: 0 S: 70 P: 107 ERA: 0.00 WHIP: 0.667			

Pittsburgh Pirates @ Montreal Expos
Jarry Park, Montreal, QB
Sun Sep.05 1976, 3:33 AM EDT
Att. 6,180 - Unknown - 59 F

AB	30
R	0
H	4
RBI	0
BB	2
SO	6
LOB	9



Batter	1	2	3	4	5	6	7	8	9	AB	R	H	RBI	BB	SO	LOB	BOTTOM			
Bombo Rivera, R OBP: 0.333, SLG: 0.423 (1, 7)	3-2 6-3		1-0 5-3		4-0 1B IBB			2-2 1B SH3-4 E 1B		3	1	1	0	1	0	0				
Del Unser, L OBP: 0.270, SLG: 0.361 (1, 8)	1-3 K			0-3 K	1-0 1B		1-2 2-3 1B	0-0 SH3-4		3	0	1	0	0	2	0				
Tim Foli, R OBP: 0.281, SLG: 0.380 (1, 6)	0-2 1B			0-0 F7	1-3 K			2-2 BB FC1-2 E 1B		4	0	2	0	0	1	3				
Larry Parrish, R OBP: 0.288, SLG: 0.369 (8, PH) Jose Morales, R OBP: 0.333, SLG: 0.479 Pepe Frias, R OBP: 0.210, SLG: 0.224 (9, 5)	1-3 K			0-0 1B		0-0 5-3		1-1 E4 FC1-2 BB		3	0	1	0	0	1	1				
Earl Williams, R OBP: 0.292, SLG: 0.374 (1, 3)		1-0 L7		1-2 SAFE SAFE 1B	1-0 F8		1-0 F8	4-1 FC1-2		3	0	1	0	1	0	0				
Gary Carter, R OBP: 0.298, SLG: 0.320 (1, 2)		2-0 G5-4-3 1B		1-0 6-3		2-1 F8		1-2 2-3 FC1-2 BB		4	0	1	0	0	0	5				
Pete Mackanin, R OBP: 0.255, SLG: 0.340 Wayne Garrett, L OBP: 0.359, SLG: 0.297 (9, 4)		0-0 G5-4-3 1-2		1-0 6-3		3-3 K		1-2 2-3 3-H F9		4	0	0	0	0	1	4				
Mike Jorgensen, L OBP: 0.358, SLG: 0.356 (1, 9)			1-0 3-1		3-1 1B SH1-4 1B		2-2 F9			3	0	1	0	0	0	0				
Woodie Fryman, R OBP: 0.127, SLG: 0.111 (1, 1)			0-1 5-3		1-0 SH1-4		0-0 1-3			2	0	0	0	0	0	0				
Inning Stats	R: 0 E: 0 K: 2 S: 13	H: 1 LOB: 1 BB: 0 P: 18	R: 0 E: 0 K: 0 S: 3	H: 1 LOB: 0 BB: 0 P: 6	R: 0 E: 0 K: 0 S: 4	H: 0 LOB: 0 BB: 0 P: 6	R: 0 E: 0 K: 1 S: 9	H: 2 LOB: 2 BB: 0 P: 11	R: 0 E: 0 K: 1 S: 8	H: 2 LOB: 3 BB: 1 P: 19	R: 0 E: 0 K: 0 S: 4	H: 0 LOB: 0 BB: 0 P: 7	R: 0 E: 0 K: 1 S: 7	H: 0 LOB: 0 BB: 0 P: 12	R: 1 E: 1 K: 0 S: 17	H: 2 LOB: 3 BB: 1 P: 28	1B: 8 2B: 0 3B: 0 HR: 0	SF: 0 SAC: 2 DP: 1 HBP: 0	WP: 0 PB: 0 SB: 0 CS: 0	PA: 34
PITCHER Jerry Reuss, L ERA: 3.89 Kent Tekulve, R ERA: 2.67 (8, 1)	IP: 7.1 WLS: L BF: 31 H: 8 R: 1 ER: 1 SO: 5 BB: 0 IBB: 1 HBP: 0 BLK: 0 WP: 0 HR: 0 S: 58 P: 94 ERA: 1.23 WHIP: 1.091															PITCHER Jerry Reuss, L ERA: 3.89 Kent Tekulve, R ERA: 2.67 (8, 1)	IP: 0.2 WLS: L BF: 3 H: 0 R: 0 ER: 0 SO: 0 BB: 1 IBB: 0 HBP: 0 BLK: 0 WP: 0 HR: 0 S: 7 P: 13 ERA: 0.00 WHIP: 1.500			

Pittsburgh Pirates @ Montreal Expos
Jarry Park, Montreal, QB
Sun Sep.05 1976, 3:33 AM EDT
Att. 6,180 - Unknown - 59 F

AB	30
R	1
H	8
RBI	1
BB	2
SO	5
LOB	14



Batter	1	2	3	4	5	6	7	8	9	AB	R	H	RBI	BB	SO	LOB	TOP			
Dave Cash, R OBP: 0.331, SLG: 0.345	1-3		4-3					6-3		3	0	0	0	1	0	0	Philadelphia Phillies @ Pittsburgh Pirates Three Rivers Stadium, Pittsburgh, PA Mon Sep 06 1976, 3:38 AM EDT Att: 41,703 - Unknown			
Gary Maddox, R OBP: 0.375, SLG: 0.464	4-3				G3			F8		4	1	3	0	0	0					
Jay Johnstone, L OBP: 0.389, SLG: 0.481	4-3			4-3	F6			F8		4	0	0	0	0	5					
Greg Luzinski, R OBP: 0.361, SLG: 0.490	5-3			E6				SF9		3	0	0	1	0	1					
Dick Allen, R OBP: 0.363, SLG: 0.506	K							6-3		3	0	0	0	1	1					
Mike Schmidt, R OBP: 0.380, SLG: 0.533	F4			F6				FC6-5		2	0	0	0	2	0					
Johnny Oates, L OBP: 0.267, SLG: 0.217	4-3				1-3			4-3		4	0	0	0	0	2					
Larry Bowa, S OBP: 0.281, SLG: 0.290			4-3		6-3			F9		4	0	0	0	0	1					
Tom Underwood, R OBP: 0.195, SLG: 0.132			K					F6		2	0	1	0	0	1					
Wayne Twitchell, R					1B			F8		0	0	0	0	0	0					
Bobby Tolan, L OBP: 0.276, SLG: 0.345					1B					1	0	0	0	0	0					
Tug McGraw, R OBP: 0.167, SLG: 0.333										0	0	0	0	0	0					
Tim McCarver, L OBP: 0.401, SLG: 0.388										1	0	0	0	0	1					
Inning Stats	R: 0 E: 0 K: 0 S: 4	H: 1 LOB: 1 BB: 0 P: 4	R: 0 E: 0 K: 1 S: 5	H: 0 LOB: 0 BB: 0 P: 5	R: 0 E: 0 K: 1 S: 5	H: 0 LOB: 0 BB: 0 P: 5	R: 0 E: 1 K: 0 S: 4	H: 0 LOB: 2 BB: 1 P: 8	R: 0 E: 0 K: 0 S: 3	H: 2 LOB: 3 BB: 1 P: 9	R: 0 E: 0 K: 0 S: 3	H: 0 LOB: 1 BB: 0 P: 7	R: 0 E: 0 K: 0 S: 4	H: 0 LOB: 0 BB: 0 P: 4	R: 0 E: 0 K: 0 S: 3	H: 0 LOB: 1 BB: 1 P: 7	1B: 2 2B: 2 3B: 0 HR: 0	SF: 1 SAC: 0 DP: 0 HBP: 0	WP: 0 PB: 0 SB: 0 CS: 0	PA: 36
PITCHER Larry Demery, R ERA: 2.86	IP: 9.0 WLS: W BF: 36 H: 4 R: 1 ER: 1 SO: 2 BB: 4 IBB: 0 HBP: 0 BLK: 0 WP: 0 HR: 0 S: 36 P: 52 ERA: 1.00 WHIP: 0.889															PITCHER				

Batter	1	2	3	4	5	6	7	8	9	AB	R	H	RBI	BB	SO	LOB	BOTTOM	
Frank Taveras, R OBP: 0.326, SLG: 0.294	F9	K		4-3				WP		4	1	1	0	0	1	2	Philadelphia Phillies @ Pittsburgh Pirates Three Rivers Stadium, Pittsburgh, PA Mon Sep 06 1976, 3:38 AM EDT Att: 41,703 - Unknown	
Rennie Stennett, R OBP: 0.293, SLG: 0.351	E3				5-3					2	0	0	0	0	0			
Tommy Helms, R OBP: 0.333, SLG: 0.370			F4							2	0	1	1	0	0			
Richie Zisk, R OBP: 0.344, SLG: 0.475	F7				F8					4	1	1	0	0	1			
Omar Moreno, L OBP: 0.386, SLG: 0.395			E					K		0	0	0	0	0	0			
Bob Robertson, R OBP: 0.304, SLG: 0.314	K									3	0	1	0	1	2			
Dave Parker, L OBP: 0.342, SLG: 0.458					E7					3	2	2	0	1	0			
Bill Robinson, R OBP: 0.323, SLG: 0.534	F9				F9					4	0	2	2	0	3			
Manny Sanguillen, R OBP: 0.335, SLG: 0.375										4	0	1	1	0	2			
Richie Hebner, L OBP: 0.311, SLG: 0.351					F8					2	1	1	1	2	0			
Larry Demery, R OBP: 0.171, SLG: 0.121	F3									4	0	0	0	3	3			
Inning Stats	R: 0 E: 1 K: 1 S: 6	H: 0 LOB: 1 BB: 0 P: 6	R: 1 E: 0 K: 1 S: 6	H: 1 LOB: 2 BB: 2 P: 14	R: 2 E: 1 K: 1 S: 8	H: 3 LOB: 1 BB: 0 P: 8	R: 0 E: 0 K: 1 S: 5	H: 0 LOB: 0 BB: 0 P: 5	R: 0 E: 0 K: 1 S: 7	H: 3 LOB: 1 BB: 0 P: 7	R: 0 E: 0 K: 1 S: 4	H: 0 LOB: 0 BB: 1 P: 8	R: 0 E: 0 K: 1 S: 5	H: 1 LOB: 1 BB: 1 P: 9	1B: 7 2B: 1 3B: 1 HR: 1	SF: 0 SAC: 0 DP: 1 HBP: 0	WP: 1 PB: 0 SB: 1 CS: 1	PA: 36
PITCHER Tom Underwood, L ERA: 3.48	IP: 5.2 WLS: L BF: 28 H: 8 R: 5 ER: 5 SO: 5 BB: 2 IBB: 0 HBP: 0 BLK: 0 WP: 1 HR: 1 S: 36 P: 44 ERA: 7.94 WHIP: 1.765															PITCHER		
Wayne Twitchell, R ERA: 1.88	0.1	1	1	0	0	0	0	0	0	1	0	1	1	0	0	0	0.00	3.000
Tug McGraw, L ERA: 2.57	2.0	7	1	0	0	2	2	0	0	0	0	9	17	0	0	0.00	1.500	

Batter	1	2	3	4	5	6	7	8	9	AB	R	H	RBI	BB	SO	LOB	TOP			
Dave Cash, R OBP: 0.333, SLG: 0.347	0-0 4-3		0-0 1B		0-0 E8		0-0 6-3		0-0 1-2 1B	5	0	3	0	0	0	1	Philadelphia Phillies @ Pittsburgh Pirates Three Rivers Stadium, Pittsburgh, PA Wed Sep 08 1976, 7:05 PM EDT Att: 30,976 - Unknown			
Larry Bowa, S OBP: 0.279, SLG: 0.288	0-0 F9		0-0 F8		0-0 L7		0-0 1-3		0-0 F8	5	0	0	0	0	0	5				
Mike Schmidt, R OBP: 0.380, SLG: 0.532	0-0 F8		0-0 L7		4-0 BB				0-0 6-3 S 1B	3	0	1	0	1	0	1				
Greg Luzinski, R OBP: 0.362, SLG: 0.492		0-0 FC4-6 BB 1B		0-0 4-3 1B 2B		0-0 F8			0-0 F3	4	1	2	0	0	0	3				
Dick Allen, R OBP: 0.358, SLG: 0.498	0-0 F8			0-0 6-3		0-0 6-3		0-0 6-3	0-0 6-3	4	0	0	0	0	0	3				
Ollie Brown, R OBP: 0.371, SLG: 0.415		4-0 FC4-6 BB		0-0 4-3		0-0 F2		0-0 6-3		3	0	0	0	1	0	2				
Garry Maddox, R OBP: 0.376, SLG: 0.464		0-0 FC4-6 S 1-2 2-3		0-0 3-H 0-3 1B		0-0 L9			0-0 1B 1B	4	0	2	1	0	0	2				
Tim McCarver, L OBP: 0.396, SLG: 0.382	0-0 1-3						0-3 K		0-0 F4	2	0	0	0	0	1	3				
Wayne Twitchell, R										0	0	0	0	0	0	0				
Tony Taylor, R OBP: 0.316, SLG: 0.294									0-0 F4	1	0	0	0	0	1	0				
Ron Reed, R OBP: 0.217, SLG: 0.217										0	0	0	0	0	0	0				
Jerry Martin, R OBP: 0.267, SLG: 0.282										1	0	0	0	0	0	1				
Steve Carlton, L OBP: 0.221, SLG: 0.213									0-0 F4	1	0	0	0	0	1	0				
Bob Boone, R OBP: 0.368, SLG: 0.403					0-0 5-3		0-0 6-3 2B			3	0	1	0	0	0	1				
Inning Stats	R: 0 E: 0 K: 0 S: 3	H: 0 LOB: 0 BB: 0 P: 3	R: 0 E: 0 K: 0 S: 4	H: 1 LOB: 2 BB: 1 P: 8	R: 0 E: 0 K: 1 S: 6	H: 1 LOB: 1 BB: 0 P: 6	R: 1 E: 0 K: 1 S: 7	H: 2 LOB: 1 BB: 0 P: 7	R: 0 E: 1 K: 0 S: 4	H: 0 LOB: 0 BB: 0 P: 3	R: 0 E: 0 K: 1 S: 6	H: 1 LOB: 1 BB: 0 P: 6	R: 0 E: 0 K: 0 S: 4	H: 1 LOB: 1 BB: 0 P: 4	R: 0 E: 0 K: 0 S: 5	H: 2 LOB: 2 BB: 0 P: 5	1B: 7 2B: 2 3B: 0 HR: 0	SF: 0 SAC: 0 DP: 0 HBP: 0	WP: 0 PB: 0 CS: 0	PA: 38
PITCHER Jim Rooker, L ERA: 3.51	IP: 9.0 WLS: W BF: 38 H: 9 R: 1 ER: 1 SO: 3 BB: 2 IBB: 0 HBP: 0 BLK: 0 WP: 0 HR: 0 S: 42 P: 50 ERA: 1.00 WHIP: 1.222																			

Batter	1	2	3	4	5	6	7	8	9	AB	R	H	RBI	BB	SO	LOB	BOTTOM			
Frank Taveras, R OBP: 0.327, SLG: 0.294	0-3 K		0-0 FC6-4 1B	4-0 G6-4-3 BB		0-3 K		0-0 E1 S		4	0	1	0	1	2	1	Philadelphia Phillies @ Pittsburgh Pirates Three Rivers Stadium, Pittsburgh, PA Wed Sep 08 1976, 7:05 PM EDT Att: 30,976 - Unknown			
Rennie Stennett, R OBP: 0.290, SLG: 0.348	0-0 1-3	0-0 FC6-4 1-2		0-3 K		0-0 1-3		0-0 F2 1-2		5	0	0	0	0	1	4				
Richie Zisk, R OBP: 0.475, SLG: 0.475	0-0 E6		0-3 K	0-0 G6-4-3 1-2		0-0 K		0-3 K		4	0	2	1	0	1	1				
Omar Moreno, L OBP: 0.382, SLG: 0.390						2-H 1B				1	0	0	0	0	1	1				
Willie Stargell, L OBP: 0.337, SLG: 0.443	4-0 BB		0-3 K		1-0 1B HBP	0-3 K				2	0	0	0	1	2	1				
Dave Parker, L OBP: 0.341, SLG: 0.459	0-0 4-3		0-0 WP 1B 2B		0-0 F8		0-0 L7			4	1	1	0	0	0	3				
Bill Robinson, R OBP: 0.327, SLG: 0.536		0-0 2B 1B	0-0 S 2B 1B		0-0 F8		0-0 1B			4	2	3	1	0	0	1				
Manny Sanguillen, R OBP: 0.339, SLG: 0.390		0-0 1B 2B	1-0 2B HBP		0-0 1B		0-0 F2			3	2	2	0	0	0	1				
Richie Hebner, L OBP: 0.313, SLG: 0.356		0-0 1-4 1B	0-0 1-4 2B		0-3 K		0-3 K			4	0	2	4	0	2	3				
Jim Rooker, R OBP: 0.234, SLG: 0.339	0-0 1-4		0-0 4-3			0-0 1-3 1B		0-0 6-3		4	1	1	0	0	0	2				
Inning Stats	R: 0 E: 1 K: 1 S: 6	H: 1 LOB: 2 BB: 1 P: 10	R: 2 E: 0 K: 0 S: 6	H: 4 LOB: 1 BB: 0 P: 6	R: 3 E: 0 K: 2 S: 10	H: 3 LOB: 1 BB: 0 P: 11	R: 0 E: 0 K: 1 S: 4	H: 0 LOB: 0 BB: 1 P: 8	R: 0 E: 0 K: 1 S: 6	H: 1 LOB: 2 BB: 0 P: 7	R: 1 E: 0 K: 2 S: 9	H: 2 LOB: 1 BB: 0 P: 9	R: 0 E: 0 K: 1 S: 6	H: 1 LOB: 1 BB: 0 P: 6	R: 0 E: 1 K: 1 S: 6	H: 0 LOB: 1 BB: 0 P: 6	1B: 9 2B: 4 3B: 0 HR: 0	SF: 0 SAC: 0 DP: 2 HBP: 2	WP: 1 PB: 0 CS: 0	PA: 39
PITCHER Steve Carlton, L ERA: 3.26	IP: 3.0 WLS: L BF: 18 H: 8 R: 5 ER: 5 SO: 3 BB: 1 IBB: 0 HBP: 1 BLK: 0 WP: 1 HR: 0 S: 22 P: 27 ERA: 15.00 WHIP: 3.000																			
Wayne Twitchell, R ERA: 1.94	3.0 13 3 1 1 4 1 0 1 0 0 0 19 24 3.00 1.333																			
Ron Reed, R ERA: 2.4	2.0 8 1 0 0 2 0 0 0 0 0 0 12 12 0.00 0.500																			

Batter	1	2	3	4	5	6	7	8	9	AB	R	H	RBI	BB	SO	LOB	TOP				
Bombo Rivera, R (1, 7) OBP: 0.328, SLG: 0.414 Jerry White, S (8, 7) OBP: 0.316, SLG: 0.313	3-2 2B 6-3 1B		3-2 6-3			2-2 4-3		1-2 F5		4	1	1	0	0	0	1					
Tim Foli, R (1, 6) OBP: 0.280, SLG: 0.370	2-1 1B 1-3 2B		0-0 5-3			0-0 5-3		0-1 1-3		4	0	1	0	0	0	1					
Ellis Valentine, R (1, 8) OBP: 0.336, SLG: 0.377	0-2 6-3		0-0 6-3			1-1 L9		4-2 BB		3	0	0	1	1	0	2					
Earl Williams, R (1, 3) OBP: 0.287, SLG: 0.376	1-1 6-3			0-0 F8			0-1 HR	1-3 K		4	1	1	1	0	1	2					
Barry Foote, R (1, 2) OBP: 0.248, SLG: 0.324	2-2 F7			1-1 F7			0-0 F3		1-3 K	4	0	0	0	0	1	1					
Larry Parrish, R (1, 5) OBP: 0.291, SLG: 0.368 Mike Jorgensen, L (9, PH) OBP: 0.358, SLG: 0.355		0-0 F7		0-0 F8			1-1 1B G3	0-1 4-3		3	1	1	0	0	0	0					
Pete Mackanin, R (1, 4) OBP: 0.262, SLG: 0.346 Pat Scanlon, L (9, PH) OBP: 0.250, SLG: 0.391		0-0 5-3		0-0 6-3			0-1 1B G3	1-3 K		3	0	1	0	0	0	0					
Andre Dawson, R (1, 9) Jose Morales, R (7, PH) OBP: 0.331, SLG: 0.473 Del Unser, L (7, 9) OBP: 0.279, SLG: 0.369		3-3 K		0-2 P4			0-1 G3			2	0	0	0	0	1	0					
Steve Rogers, R (1, 1) OBP: 0.136, SLG: 0.123 Andre Thornton, R (7, PH) OBP: 0.323, SLG: 0.376 Joe Kerrigan, R (7, 1)			0-0 E6 6-3 WP		0-1 3-1		2-3 3-H 3-2 L9			2	0	0	0	0	0	0					
Inning Stats	R: 1 E: 0 K: 0 S: 14	H: 2 LOB: 1 BB: 0 P: 22	R: 0 E: 0 K: 1 S: 8	H: 0 LOB: 0 BB: 0 P: 11	R: 0 E: 1 K: 0 S: 6	H: 0 LOB: 1 BB: 0 P: 9	R: 0 E: 0 K: 0 S: 4	H: 0 LOB: 0 BB: 0 P: 5	R: 0 E: 0 K: 0 S: 6	H: 0 LOB: 0 BB: 0 P: 6	R: 2 E: 0 K: 0 S: 12	H: 3 LOB: 1 BB: 0 P: 16	R: 0 E: 0 K: 1 S: 10	H: 0 LOB: 1 BB: 1 P: 16	R: 0 E: 0 K: 2 S: 8	H: 0 LOB: 0 BB: 0 P: 10	1B: 3 2B: 1 3B: 0 HR: 1	SF: 0 SAC: 0 DP: 0 HBP: 0	WP: 1 PB: 0 CS: 1	PA: 34	
PITCHER	IP	WLS	BF	H	R	ER	SO	BB	IBB	HBP	BLK	WP	HR	S	P	ERA	WHIP				
Jerry Reuss, L (1, 1) ERA: 3.89 Kent Tekulve, R (8, 1) ERA: 2.55	7.0	W	27	5	3	3	1	0	0	0	0	1	1	56	78	3.86	0.714				

Montreal Expos @ Pittsburgh Pirates
Three Rivers Stadium, Pittsburgh, PA
Sat Sep 11 1976, 7:05 PM EDT
Att: 7,509 - Unknown

AB 33
R 3
H 5
RBI 3
BB 1
SO 4
LOB 9



Batter	1	2	3	4	5	6	7	8	9	AB	R	H	RBI	BB	SO	LOB	BOTTOM				
Frank Taveras, R (1, 6) OBP: 0.328, SLG: 0.300	0-0 F2	2-1 3B		1-2 4-3			1-2 4-3			4	0	1	0	0	0	1					
Omar Moreno, L (1, 8) OBP: 0.376, SLG: 0.383	1-1 3-1 WP 1B	1-3 K			0-1 F2			1-0 3-1		4	1	1	0	0	1	1					
Richie Zisk, R (1, 7) OBP: 0.344, SLG: 0.470 Bill Robinson, R (9, 7) OBP: 0.324, SLG: 0.530	4-1 WP 1B BB		0-0 5-3		0-1 F8			3-1 4-3		3	1	0	0	1	0	0					
Willie Stargell, L (1, 3) OBP: 0.337, SLG: 0.440	2-2 3-1		0-0 G1		3-2 F7			4-2 BB		3	0	0	0	1	0	2					
Dave Parker, L (1, 9) OBP: 0.342, SLG: 0.457	1-0 1B S		0-0 CS			1-1 4-3		0-0 3-1		4	1	2	1	0	0	1					
Richie Hebner, L (1, 5) OBP: 0.318, SLG: 0.358	2-H 3-H 1B		1-1 CS	2-2 E 6-3 1B		0-0 F7				3	1	2	1	0	0	0					
Rennie Stennett, R (1, 4) OBP: 0.287, SLG: 0.343	0-0 3-1			0-2 E4 G3		1-2 G3				3	0	0	0	0	0	2					
Manny Sanguillen, R (1, 2) OBP: 0.338, SLG: 0.378		1-2 5-3		1-0 6-3			1-2 F8			3	0	0	1	0	0	1					
Jerry Reuss, L (1, 1) OBP: 0.328, SLG: 0.300 Ed Kirkpatrick, L (7, PH) OBP: 0.317, SLG: 0.312 Kent Tekulve, R (8, 1)		2-3 K		3-H 1-1 G3			2-0 L9			2	0	0	0	0	1	1					
Inning Stats	R: 3 E: 0 K: 0 S: 12	H: 3 LOB: 1 BB: 1 P: 21	R: 0 E: 0 K: 2 S: 15	H: 1 LOB: 0 BB: 0 P: 21	R: 0 E: 0 K: 0 S: 4	H: 1 LOB: 0 BB: 0 P: 5	R: 1 E: 1 K: 0 S: 14	H: 1 LOB: 1 BB: 0 P: 19	R: 0 E: 0 K: 0 S: 7	H: 0 LOB: 0 BB: 0 P: 10	R: 0 E: 0 K: 0 S: 6	H: 0 LOB: 0 BB: 0 P: 8	R: 0 E: 0 K: 0 S: 8	H: 0 LOB: 1 BB: 1 P: 16	R: 0 E: 0 K: 0 S: 8	H: 0 LOB: 1 BB: 1 P: 16	1B: 5 2B: 0 3B: 1 HR: 0	SF: 0 SAC: 0 DP: 0 HBP: 0	WP: 1 PB: 0 CS: 1	PA: 33	
PITCHER	IP	WLS	BF	H	R	ER	SO	BB	IBB	HBP	BLK	WP	HR	S	P	ERA	WHIP				
Steve Rogers, R (1, 1) ERA: 3.29 Joe Kerrigan, R (7, 1) ERA: 3.23	6.0	L	25	6	4	3	2	1	0	0	0	0	0	58	84	4.50	1.167				

Montreal Expos @ Pittsburgh Pirates
Three Rivers Stadium, Pittsburgh, PA
Sat Sep 11 1976, 7:05 PM EDT
Att: 7,509 - Unknown

AB 30
R 4
H 6
RBI 3
BB 2
SO 2
LOB 9



Batter	1	2	3	4	5	6	7	8	9	AB	R	H	RBI	BB	SO	LOB	TOP										
Bruce Boisclair, L (1.8) OBP: 0.333, SLG: 0.353	4-0 BB L4-3		0-0 1B 2H			0-0 SH1-4	0-0 1B 1B		0-0 4-3	4	1	2	1	1	0	0											
Felix Milten, R (1.4) OBP: 0.341, SLG: 0.346	0-0 L4-3		0-0 F7			0-0 SH1-4	0-0 2B 1B			3	1	1	2	0	0	2											
John Milner, L (1.7) OBP: 0.362, SLG: 0.453	0-0 6-3				0-0 F8		0-0 P6			4	0	1	1	0	0	1											
Dave Kingman, R (1.9) OBP: 0.271, SLG: 0.507		0-3 K			0-3 K		0-3 K			4	0	0	0	0	4	2											
Ed Kranepool, L (1.3) OBP: 0.342, SLG: 0.394		0-3 K			0-0 2B		0-0 2B 1B		0-0 1-3	4	1	2	0	0	1	0											
John Stearns, R (1.2) OBP: 0.344, SLG: 0.407		4-0 BB			0-0 F7		0-0 1B FC1-2		0-3 K2-3	3	0	1	0	1	1	1											
Roy Staiger, R (1.5) OBP: 0.298, SLG: 0.308		0-0 6-3				0-0 6-3			0-0 5-3	3	1	0	0	1	0	1											
Bud Harrelson, S (1.6) OBP: 0.358, SLG: 0.295			0-0 SH1-4 1B		4-0 CS BB		0-0 1B FC1-2 1B		0-0 P6	3	1	2	1	1	0	0											
Tom Seaver, R (1.1) OBP: 0.193, SLG: 0.095			0-0 SH1-4		0-0 F8		0-0 FC1-2 1B		0-0 F8	3	0	0	0	0	0	4											
Inning Stats	R: 0 E: 0 K: 0 S: 2	H: 0 LOB: 0 BB: 1 P: 6	R: 0 E: 0 K: 2 S: 7	H: 0 LOB: 1 BB: 1 P: 11	R: 0 E: 0 K: 0 S: 4	H: 2 LOB: 1 BB: 0 P: 4	R: 0 E: 0 K: 1 S: 6	H: 1 LOB: 0 BB: 0 P: 6	R: 0 E: 0 K: 0 S: 2	H: 0 LOB: 0 BB: 1 P: 6	R: 0 E: 0 K: 1 S: 6	H: 0 LOB: 1 BB: 0 P: 6	R: 5 E: 0 K: 1 S: 10	H: 6 LOB: 1 BB: 1 P: 14	R: 0 E: 0 K: 1 S: 5	H: 0 LOB: 0 BB: 0 P: 5	R: 0 E: 0 K: 0 S: 3	H: 0 LOB: 0 BB: 0 P: 3	1B: 6 2B: 4 3B: 0 HR: 0	SF: 0 SAC: 2 DP: 1 HBP: 0	WP: 0 PB: 0 SB: 0 CS: 1	PA: 37					
PITCHER	IP	WLS	BF	H	R	ER	SO	BB	IBB	HBP	BLK	WP	HR	S	P	ERA	WHIP										
Larry Demery, R (1.1) ERA: 3.06	6.2	L	29	8	5	5	4	3	1	0	0	0	0	33	49	6.75	1.650										
Dave Giusti, R (7.1) ERA: 4.55	0.1		2	1	0	0	1	0	0	0	0	0	0	4	4	0.00	3.000										
Doug Bair, R (8.1) ERA:	2.0		6	0	0	0	1	0	0	0	0	0	0	8	8	0.00	0.000										

New York Mets @ Pittsburgh Pirates
Three Rivers Stadium, Pittsburgh, PA
Mon Sep 13 1976, 7:05 PM EDT
Att: 7,892 - Unknown

AB 31
R 5
H 9
RBI 5
BB 4
SO 6
LOB 11



Batter	1	2	3	4	5	6	7	8	9	AB	R	H	RBI	BB	SO	LOB	BOTTOM										
Frank Taveras, R (1.6) OBP: 0.326, SLG: 0.297	0-3 K		0-0 L9		0-0 F9			0-0 6-3		4	0	0	0	0	1	4											
Omar Moreno, L (1.8) OBP: 0.383, SLG: 0.352	0-3 K			0-0 F8		0-0 F8		0-3 K		4	0	0	0	0	2	0											
Richie Zisk, R (1.7) OBP: 0.346, SLG: 0.472	0-3 K			0-0 P6		0-0 6-3		0-3 K		4	0	0	0	0	2	0											
Willie Stargell, L (1.3) OBP: 0.336, SLG: 0.441		0-0 4-3		0-3 K		0-0 2B			0-3 K	4	0	1	0	0	2	0											
Dave Parker, L (1.9) OBP: 0.338, SLG: 0.456		0-3 K			0-3 K		0-3 K		0-0 1-3	4	0	0	0	0	3	1											
Richie Hebner, L (1.5) OBP: 0.321, SLG: 0.360		0-0 F9			0-0 BB 1B		0-0 G3		0-0 F8	4	0	1	0	0	0	0											
Rennie Stennett, R (1.4) OBP: 0.288, SLG: 0.346			0-0 F3		0-0 BB 1B		0-0 1-3			3	0	1	0	0	0	0											
Manny Sanguillen, R (1.2) OBP: 0.338, SLG: 0.378					4-0 BB 1B		0-0			0	0	0	0	0	0	0											
Duffy Dyer, R (3. PH) OBP: 0.380, SLG: 0.370					1-2 BB		0-0			2	0	2	0	1	0	0											
Larry Demery, R (1.1) OBP: 0.162, SLG: 0.114					0-0 F8		0-3 K			2	0	0	0	0	1	4											
Dave Giusti, R (7.1)										0	0	0	0	0	0	0											
Ed Kirkpatrick, L (7. PH) OBP: 0.306, SLG: 0.300										1	0	0	0	0	1	1											
Doug Bair, R (8.1)										0	0	0	0	0	0	0											
Inning Stats	R: 0 E: 0 K: 3 S: 9	H: 0 LOB: 0 BB: 0 P: 9	R: 0 E: 0 K: 1 S: 5	H: 0 LOB: 0 BB: 0 P: 5	R: 0 E: 0 K: 0 S: 4	H: 1 LOB: 1 BB: 0 P: 4	R: 0 E: 0 K: 1 S: 5	H: 0 LOB: 0 BB: 0 P: 5	R: 0 E: 0 K: 2 S: 9	H: 2 LOB: 3 BB: 1 P: 13	R: 0 E: 0 K: 1 S: 6	H: 1 LOB: 1 BB: 0 P: 6	R: 0 E: 0 K: 1 S: 6	H: 1 LOB: 0 BB: 0 P: 6	R: 0 E: 0 K: 2 S: 7	H: 0 LOB: 0 BB: 0 P: 7	R: 0 E: 0 K: 1 S: 5	H: 0 LOB: 0 BB: 0 P: 5	1B: 3 2B: 2 3B: 0 HR: 0	SF: 0 SAC: 0 DP: 0 HBP: 0	WP: 0 PB: 0 SB: 0 CS: 0	PA: 33					
PITCHER	IP	WLS	BF	H	R	ER	SO	BB	IBB	HBP	BLK	WP	HR	S	P	ERA	WHIP										
Tom Seaver, R (1.1) ERA: 2.4	9.0	W	33	5	0	0	12	1	0	0	0	0	0	56	60	0.00	0.667										

New York Mets @ Pittsburgh Pirates
Three Rivers Stadium, Pittsburgh, PA
Mon Sep 13 1976, 7:05 PM EDT
Att: 7,892 - Unknown


AB 32
R 0
H 5
RBI 0
BB 1
SO 12
LOB 10



Batter	1	2	3	4	5	6	7	8	9	AB	R	H	RBI	BB	SO	LOB	TOP					
Lee Mazzilli, S OBP: 0.250, SLG: 0.308 (1,8)										4	0	0	0	0	1	1						
Felix Milan, R OBP: 0.343, SLG: 0.347 (1,4)										4	0	2	0	0	0	0						
John Milner, L OBP: 0.361, SLG: 0.449 (1,7)										3	1	0	0	1	0	2						
Joe Torre, R OBP: 0.359, SLG: 0.417 (1,3)										3	1	2	2	1	0	0						
Dave Kingman, R OBP: 0.271, SLG: 0.505 (1,9)										4	1	1	0	0	2	2						
John Stearns, R OBP: 0.353, SLG: 0.403 (1,2)										3	1	1	0	1	0	1						
Roy Staiger, R OBP: 0.295, SLG: 0.305 (9, PH)										3	0	0	0	0	0	1	AB 33					
Ed Kranepool, L OBP: 0.344, SLG: 0.395 (9, FR)										1	0	1	1	0	0	0	R 4					
Leo Foster, R OBP: 0.321, SLG: 0.327 (9, 5)										0	0	0	0	0	0	0	H 8					
Bud Harrelson, S OBP: 0.355, SLG: 0.291 (1,6)										4	0	0	1	0	0	1	RBI 4					
Craig Swan, R OBP: 0.211, SLG: 0.118 (1,1)										2	0	1	0	0	1	0	BB 3					
Mike Vail, R OBP: 0.241, SLG: 0.278 (8, PH)										1	0	0	0	0	0	0	SO 4					
Skip Lockwood, R OBP: 0.444, SLG: 0.438 (8, 1)										1	0	0	0	0	0	1	LOB 9					
Inning Stats	R: 0 E: 0 K: 0 S: 3	H: 1 LOB: 0 BB: 0 P: 3	R: 0 E: 0 K: 0 S: 3	H: 1 LOB: 0 BB: 0 P: 3	R: 0 E: 0 K: 0 S: 4	H: 1 LOB: 1 BB: 0 P: 4	R: 2 E: 0 K: 1 S: 6	H: 1 LOB: 1 BB: 2 P: 14	R: 0 E: 0 K: 2 S: 7	H: 0 LOB: 0 BB: 1 P: 7	R: 0 E: 0 K: 0 S: 5	H: 0 LOB: 0 BB: 0 P: 9	R: 0 E: 0 K: 0 S: 3	H: 0 LOB: 0 BB: 0 P: 3	R: 0 E: 0 K: 0 S: 4	H: 1 LOB: 1 BB: 0 P: 4	R: 2 E: 1 K: 0 S: 6	H: 3 LOB: 1 BB: 0 P: 6	1B: 7 2B: 0 3B: 0 HR: 1	SF: 0 SAC: 0 DP: 2 HBP: 0	WP: 0 PB: 0 SB: 0 CS: 0	PA: 36
PITCHER	IP WLS BF H R ER SO BB IBB HBP BLK WP HR S P ERA WHIP																					
Jim Rooker, L ERA: 3.5 (1,1)	8.1 L 33 7 4 3 4 3 0 0 0 0 0 1 38 50 3.24 1.200																					
Kent Tekulve, R ERA: 2.47 (9,1)	0.2 3 1 0 0 0 0 0 0 0 0 0 0 3 3 0.00 1.500																					

New York Mets @ Pittsburgh Pirates
Three Rivers Stadium, Pittsburgh, PA
Tue Sep 14 1976, 7:05 PM EDT
Att: 7,867 - Unknown


AB	33
R	4
H	8
RBI	4
BB	3
SO	4
LOB	9



Batter	1	2	3	4	5	6	7	8	9	AB	R	H	RBI	BB	SO	LOB	BOTTOM			
Frank Taveras, R OBP: 0.323, SLG: 0.295 (1,6)										4	0	0	0	0	0	0				
Omar Moreno, L OBP: 0.385, SLG: 0.359 (1,8)										4	2	2	0	0	0	0				
Richie Zisk, R OBP: 0.345, SLG: 0.470 (1,7)										4	0	1	1	0	0	1				
Bill Robinson, R OBP: 0.323, SLG: 0.529 (9,7)										0	0	0	0	0	0	0				
Willie Stargell, L OBP: 0.338, SLG: 0.438 (1,3)										2	0	0	0	2	0	1				
Dave Parker, L OBP: 0.339, SLG: 0.456 (1,9)										4	0	2	1	0	0	2				
Richie Hebner, L OBP: 0.318, SLG: 0.356 (1,5)										4	0	0	0	0	1	4				
Rennie Stennett, R OBP: 0.290, SLG: 0.351 (1,4)										3	1	1	1	1	1	0	AB 33			
Duffy Dyer, R OBP: 0.352, SLG: 0.359 (1,2)										4	0	0	0	0	1	3	R 3			
Jim Rooker, R OBP: 0.224, SLG: 0.323 (1,1)										3	0	0	0	0	1	3	H 6			
Kent Tekulve, R ERA: 2.54 (9,1)										0	0	0	0	0	0	0	RBI 3			
Al Oliver, L OBP: 0.367, SLG: 0.490 (9, PH)										1	0	0	0	0	0	0	BB 3			
Inning Stats	R: 0 E: 0 K: 0 S: 3	H: 1 LOB: 3 BB: 2 P: 14	R: 1 E: 0 K: 0 S: 5	H: 2 LOB: 1 BB: 0 P: 5	R: 0 E: 0 K: 0 S: 3	H: 0 LOB: 0 BB: 0 P: 3	R: 0 E: 0 K: 1 S: 5	H: 0 LOB: 0 BB: 0 P: 5	R: 0 E: 0 K: 0 S: 4	H: 1 LOB: 1 BB: 0 P: 4	R: 1 E: 0 K: 0 S: 4	H: 1 LOB: 0 BB: 0 P: 4	R: 1 E: 0 K: 1 S: 6	H: 1 LOB: 1 BB: 1 P: 10	R: 0 E: 0 K: 1 S: 5	H: 0 LOB: 0 BB: 0 P: 5	1B: 5 2B: 0 3B: 0 HR: 1	SF: 0 SAC: 0 DP: 0 HBP: 0	WP: 0 PB: 0 SB: 3 CS: 0	PA: 36
PITCHER	IP WLS BF H R ER SO BB IBB HBP BLK WP HR S P ERA WHIP																			
Craig Swan, R ERA: 3.52 (1,1)	7.0 2 28 5 2 2 2 2 0 0 0 0 0 1 30 38 2.57 1.000																			
Skip Lockwood, R ERA: 2.94 (8,1)	2.0 W 8 1 1 1 2 0 1 0 0 0 0 0 11 15 4.50 0.500																			

New York Mets @ Pittsburgh Pirates
Three Rivers Stadium, Pittsburgh, PA
Tue Sep 14 1976, 7:05 PM EDT
Att: 7,867 - Unknown

AB	33
R	3
H	6
RBI	3
BB	3
SO	4
LOB	14



Batter	1	2	3	4	5	6	7	8	9	AB	R	H	RBI	BB	SO	LOB	TOP										
Frank Taveras, R OBP: 0.322, SLG: 0.294 (1, 6)										5	0	1	0	0	0	2	Pittsburgh Pirates @ Philadelphia Phillies Veterans Stadium, Philadelphia, PA Wed Sep 15 1976, 7:05 PM EDT Att: 45,010 - Unknown										
Rennie Stannett, R OBP: 0.289, SLG: 0.350 (1, 4)										5	0	1	0	0	0	3											
Richie Zisk, R OBP: 0.344, SLG: 0.474 Omar Moreno, L OBP: 0.364, SLG: 0.355 (1, 7) (8, 8)										4	1	1	1	0	2	1											
Willie Stargell, L OBP: 0.339, SLG: 0.439 (1, 3)										4	1	1	0	1	2	1											
Dave Parker, L OBP: 0.344, SLG: 0.468 (1, 9)										5	3	4	2	0	1	1											
Bill Robinson, R OBP: 0.326, SLG: 0.536 (1, 8) (8, 7)										4	2	2	3	1	1	0											
Richie Hebner, L OBP: 0.316, SLG: 0.353 (1, 5)										3	0	0	0	0	0	2											
Duffy Dyer, R OBP: 0.361, SLG: 0.361 (1, 2)										2	0	1	0	2	0	0											
John Candelaria, L OBP: 0.263, SLG: 0.257 Tommy Helms, R OBP: 0.347, SLG: 0.398 Craig Reynolds, L (8, PH) Kent Tekulve, R (8, 1)										3	0	0	0	0	1	2											
Inning Stats	R: 0 E: 0 K: 1 S: 5	H: 1 LOB: 0 BB: 0 P: 5	R: 2 E: 0 K: 0 S: 6	H: 3 LOB: 1 BB: 0 P: 6	R: 2 E: 0 K: 0 S: 6	H: 3 LOB: 2 BB: 1 P: 10	R: 0 E: 0 K: 1 S: 5	H: 0 LOB: 0 BB: 0 P: 5	R: 0 E: 0 K: 0 S: 3	H: 0 LOB: 1 BB: 1 P: 7	R: 0 E: 0 K: 2 S: 8	H: 1 LOB: 1 BB: 0 P: 8	R: 2 E: 1 K: 0 S: 6	H: 3 LOB: 2 BB: 1 P: 10	R: 1 E: 0 K: 3 S: 10	H: 1 LOB: 0 BB: 0 P: 10		1B: 6 2B: 3 3B: 0 HR: 3	SF: 0 SAC: 1 DP: 1 HBP: 0	WP: 1 PB: 0 SB: 1 CS: 0	PA: 42						
PITCHER	IP	WLS	BF	H	R	ER	SO	BB	IBB	HBP	BLK	WP	HR	S	P	ERA	WHIP										
Jim Kaat, L ERA: 3.42	2.2	L	14	7	4	4	1	0	0	0	0	0	2	16	16	13.50	2.625										
Ron Schueler, R ERA: 3.32	0.1		2	0	0	0	0	1	0	0	0	1	0	1	5	0.00	3.000										
Wayne Twitchell, R ERA: 1.87	2.0		7	0	0	0	2	1	0	0	0	0	0	10	14	0.00	0.500										
Tug McGraw, L ERA: 2.57	3.0		15	4	2	2	2	1	1	0	0	0	0	17	25	6.00	1.667										
Gene Garber, R ERA: 3.05	1.0		4	1	1	1	3	0	0	0	0	0	1	10	10	9.00	1.000										

Batter	1	2	3	4	5	6	7	8	9	AB	R	H	RBI	BB	SO	LOB	BOTTOM										
Garry Maddox, R OBP: 0.380, SLG: 0.465 (1, 8)										4	0	1	0	0	1	1	Pittsburgh Pirates @ Philadelphia Phillies Veterans Stadium, Philadelphia, PA Wed Sep 15 1976, 7:05 PM EDT Att: 45,010 - Unknown										
Dave Cash, R OBP: 0.328, SLG: 0.339 (1, 4)										3	0	0	0	1	0	2											
Mike Schmidt, R OBP: 0.378, SLG: 0.529 (1, 5)										3	1	0	0	1	2	2											
Greg Luzinski, R OBP: 0.365, SLG: 0.481 (1, 7)										4	0	2	0	0	1	1											
Dick Allen, R OBP: 0.343, SLG: 0.479 (1, 3)										4	1	1	2	0	0	2											
Ollie Brown, R OBP: 0.365, SLG: 0.402 (1, 9)										3	0	0	0	1	0	2											
Larry Bowa, S OBP: 0.279, SLG: 0.288 (1, 6)										3	0	0	0	0	0	2											
Bob Boone, R OBP: 0.357, SLG: 0.385 (1, 2)										3	0	0	0	0	0	0											
Jim Kaat, L ERA: 3.13 Ron Schueler, R Rick Bosetti, R Wayne Twitchell, R Tony Taylor, R Tug McGraw, L Tim McCarver, L Gene Garber, R										0	0	0	0	0	0	0											
Inning Stats	R: 0 E: 0 K: 2 S: 6	H: 0 LOB: 1 BB: 1 P: 10	R: 0 E: 0 K: 0 S: 4	H: 1 LOB: 1 BB: 0 P: 4	R: 0 E: 0 K: 0 S: 3	H: 0 LOB: 0 BB: 0 P: 3	R: 2 E: 0 K: 0 S: 4	H: 1 LOB: 1 BB: 2 P: 12	R: 0 E: 0 K: 2 S: 7	H: 0 LOB: 0 BB: 0 P: 7	R: 0 E: 0 K: 0 S: 3	H: 0 LOB: 0 BB: 0 P: 3	R: 0 E: 0 K: 0 S: 4	H: 1 LOB: 1 BB: 0 P: 4	R: 0 E: 0 K: 0 S: 3	H: 1 LOB: 0 BB: 0 P: 3		1B: 3 2B: 2 3B: 0 HR: 1	SF: 0 SAC: 0 DP: 2 HBP: 0	WP: 0 PB: 0 SB: 0 CS: 1	PA: 33						
PITCHER	IP	WLS	BF	H	R	ER	SO	BB	IBB	HBP	BLK	WP	HR	S	P	ERA	WHIP										
John Candelaria, L ERA: 3.13	7.0	W	26	3	2	2	4	3	0	0	0	0	1	31	43	2.57	0.857										
Kent Tekulve, R ERA: 2.42	2.0		7	2	0	0	0	0	0	0	0	0	0	7	7	0.00	1.000										

Batter	1	2	3	4	5	6	7	8	9	AB	R	H	RBI	BB	SO	LOB	TOP										
Frank Taveras, R (1,6) OBP: 0.323, SLG: 0.295										4	0	2	2	0	0	1											
Rennie Stennett, R (1,4) OBP: 0.288, SLG: 0.351										4	0	0	0	0	0	3											
Richie Zisk, R (1,7) OBP: 0.341, SLG: 0.469										4	0	0	0	0	0	1											
Omar Moreno, L (8,8) OBP: 0.364, SLG: 0.355										0	0	0	0	0	0	0											
Willie Stargell, L (1,3) OBP: 0.342, SLG: 0.446										4	1	1	0	0	2	0											
Dave Parker, L (1,9) OBP: 0.346, SLG: 0.468										4	0	1	0	0	2	0											
Bill Robinson, R (1,8) OBP: 0.332, SLG: 0.549										4	1	3	1	0	0	0											
Richie Hebner, L (1,5) OBP: 0.315, SLG: 0.349										4	1	1	0	0	1	4											
Duffy Dyer, R (1,2) OBP: 0.367, SLG: 0.369										2	1	2	1	1	0	0											
Doc Medich, R (1,1) OBP: 0.154, SLG: 0.083										3	0	0	0	0	2	5											
Dave Giusti, R (8,1)										1	0	0	0	0	0	0											
Inning Stats	R: 0 E: 0 K: 0 S: 3	H: 1 LOB: 0 BB: 0 P: 3	R: 1 E: 0 K: 1 S: 7	H: 3 LOB: 2 BB: 1 P: 11	R: 0 E: 0 K: 2 S: 7	H: 0 LOB: 0 BB: 0 P: 3	R: 0 E: 0 K: 2 S: 7	H: 0 LOB: 0 BB: 0 P: 7	R: 2 E: 1 K: 1 S: 8	H: 3 LOB: 1 BB: 0 P: 8	R: 0 E: 0 K: 0 S: 4	H: 1 LOB: 1 BB: 0 P: 4	R: 0 E: 0 K: 1 S: 5	H: 0 LOB: 0 BB: 0 P: 5	R: 1 E: 0 K: 0 S: 4	H: 1 LOB: 0 BB: 0 P: 4	1B: 8 2B: 2 3B: 0 HR: 0	SF: 1 SAC: 0 DP: 1 HBP: 0	WP: 0 PB: 0 SB: 0 CS: 1	PA: 36							
PITCHER	IP	WLS	BF	H	R	ER	SO	BB	IBB	HBP	BLK	WP	HR	S	P	ERA	WHIP										
Jon Matlack, L (1,1) ERA: 2.83	8.0	L	32	9	3	3	7	0	1	0	1	0	0	45	49	3.38	1.125										
Rick Baldwin, R (9,1) ERA: 2.64	1.0		4	1	1	1	0	0	0	0	0	0	0	4	4	9.00	1.000										

Pittsburgh Pirates @ New York Mets
Shea Stadium, Flushing, NY
Fri Sep 17 1976, 7:05 PM EDT
Att: 14,304 - Unknown

AB 34
R 4
H 10
RBI 4
BB 1
SO 7
LOB 14



Batter	1	2	3	4	5	6	7	8	9	AB	R	H	RBI	BB	SO	LOB	BOTTOM										
Lee Mazzilli, S (1,8) OBP: 0.300, SLG: 0.280										4	0	2	0	0	0	0											
Felix Milten, R (1,4) OBP: 0.341, SLG: 0.344										4	0	1	1	0	0	1											
John Milner, L (1,7) OBP: 0.358, SLG: 0.441										4	0	0	0	0	0	3											
Ed Kranepool, L (1,3) OBP: 0.342, SLG: 0.392										4	0	1	0	0	0	2											
John Stearns, R (1,2) OBP: 0.358, SLG: 0.357										3	0	0	0	1	0	0											
Bruce Boisclair, L (1,9) OBP: 0.336, SLG: 0.363										4	0	1	0	0	0	3											
Roy Staiger, R (1,5) OBP: 0.285, SLG: 0.293										4	0	0	0	0	0	1											
Bud Harrelson, S (1,6) OBP: 0.351, SLG: 0.286										3	0	0	0	0	0	0											
Jon Matlack, L (1,1) OBP: 0.259, SLG: 0.195										2	0	0	0	0	0	0											
Mike Phillips, L (8,PH) OBP: 0.324, SLG: 0.377										1	1	1	0	0	0	0											
Rick Baldwin, L (9,1) OBP: 0.500, SLG: 0.500										0	0	0	0	0	0	0											
Inning Stats	R: 0 E: 0 K: 0 S: 5	H: 2 LOB: 3 BB: 1 P: 9	R: 0 E: 0 K: 0 S: 3	H: 0 LOB: 0 BB: 0 P: 3	R: 0 E: 0 K: 0 S: 3	H: 0 LOB: 0 BB: 0 P: 3	R: 0 E: 0 K: 0 S: 3	H: 0 LOB: 0 BB: 0 P: 3	R: 0 E: 0 K: 0 S: 4	H: 1 LOB: 1 BB: 0 P: 4	R: 1 E: 0 K: 0 S: 6	H: 3 LOB: 2 BB: 0 P: 6	R: 0 E: 0 K: 0 S: 3	H: 0 LOB: 0 BB: 0 P: 3	1B: 6 2B: 0 3B: 0 HR: 0	SF: 0 SAC: 0 DP: 0 HBP: 0	WP: 0 PB: 0 SB: 0 CS: 0	PA: 34									
PITCHER	IP	WLS	BF	H	R	ER	SO	BB	IBB	HBP	BLK	WP	HR	S	P	ERA	WHIP										
Doc Medich, R (1,1) ERA: 3.62	7.1	W	29	6	1	1	0	1	0	0	0	0	0	28	32	1.23	0.955										
Dave Giusti, R (8,1) ERA: 4.5	1.2	S	5	0	0	0	0	0	0	0	0	0	0	5	5	0.00	0.000										

Pittsburgh Pirates @ New York Mets
Shea Stadium, Flushing, NY
Fri Sep 17 1976, 7:05 PM EDT
Att: 14,304 - Unknown

AB 33
R 1
H 6
RBI 1
BB 1
SO 0
LOB 10



Batter	1	2	3	4	5	6	7	8	9	AB	R	H	RBI	BB	SO	LOB	TOP					
Frank Taveras, R (1, 6) OBP: 0.322, SLG: 0.295										4	0	1	0	0	0	0						
Omar Moreno, L (1, 8) OBP: 0.351, SLG: 0.340										4	0	0	0	0	0	1						
Richie Zisk, R (1, 7) OBP: 0.341, SLG: 0.466										3	0	0	0	1	0	0						
Al Oliver, L (1, 3) OBP: 0.366, SLG: 0.489										1	0	0	0	0	0	0						
Ed Kirkpatrick, L (3, 3) OBP: 0.299, SLG: 0.291										3	0	0	0	0	0	1						
Dave Parker, L (1, 9) OBP: 0.348, SLG: 0.472										4	2	2	0	0	1	0						
Richie Hebner, L (1, 5) OBP: 0.315, SLG: 0.350										2	0	1	1	0	0	0						
Rennie Stennett, R (1, 4) OBP: 0.288, SLG: 0.351										3	0	1	0	0	0	1						
Duffy Dyer, R (1, 2) OBP: 0.367, SLG: 0.364										2	0	0	0	1	1	0						
Larry Demery, R (1, 1) OBP: 0.158, SLG: 0.111										1	0	0	0	0	1	0						
Bill Robinson, R (5, PH) OBP: 0.332, SLG: 0.547										1	0	0	0	0	0	2						
Bob Moose, R (5, 1) OBP: 0.295, SLG: 0.687										0	0	0	0	0	0	0						
Doug Bair, R (6, 1) OBP: 0.245, SLG: 0.245										0	0	0	0	0	0	0						
Miguel Dilone, S (8, PH) OBP: 0.200, SLG: 0.400										1	0	0	0	0	0	0						
Rick Langford, R (8, 1) OBP: 0.200, SLG: 0.400										0	0	0	0	0	0	0						
Inning Stats	R: 0 E: 0 K: 0 S: 3	H: 1 LOB: 0 BB: 0 P: 3	R: 1 E: 0 K: 0 S: 4	H: 2 LOB: 1 BB: 0 P: 4	R: 0 E: 0 K: 2 S: 7	H: 0 LOB: 0 BB: 0 P: 7	R: 0 E: 0 K: 1 S: 5	H: 0 LOB: 0 BB: 0 P: 5	R: 0 E: 1 K: 1 S: 6	H: 0 LOB: 2 BB: 1 P: 10	R: 0 E: 0 K: 0 S: 3	H: 0 LOB: 1 BB: 1 P: 7	R: 1 E: 0 K: 0 S: 4	H: 2 LOB: 0 BB: 0 P: 4	R: 0 E: 0 K: 0 S: 3	H: 0 LOB: 0 BB: 0 P: 3	R: 0 E: 0 K: 0 S: 3	H: 0 LOB: 0 BB: 0 P: 3	1B: 4 2B: 0 3B: 1 HR: 0	SF: 1 SAC: 0 DP: 1 HBP: 0	WP: 0 PB: 0 SB: 0 CS: 1	PA: 32
PITCHER Tom Seaver, R (1, 1) ERA: 2.39	IP: 9.0 WLS: W BF: 32 H: 5 R: 2 ER: 2 SO: 4 BB: 2 IBB: 0 HBP: 0 BLK: 0 WP: 0 HR: 0 S: 38 P: 46 ERA: 2.00 WHIP: 0.778															PITCHER	IP: 9.0 WLS: W BF: 32 H: 5 R: 2 ER: 2 SO: 4 BB: 2 IBB: 0 HBP: 0 BLK: 0 WP: 0 HR: 0 S: 38 P: 46 ERA: 2.00 WHIP: 0.778					

Pittsburgh Pirates @ New York Mets
Shea Stadium, Flushing, NY
Sat Sep 18 1976, 3:33 AM EDT
Att: 15,879 - Unknown

AB 29
R 2
H 5
RBI 1
BB 2
SO 4
LOB 5



Batter	1	2	3	4	5	6	7	8	9	AB	R	H	RBI	BB	SO	LOB	BOTTOM			
Lee Mazzilli, S (1, 8) OBP: 0.294, SLG: 0.250										3	1	0	0	1	0	0				
Felix Milten, R (1, 4) OBP: 0.342, SLG: 0.347										4	1	2	1	0	0	0				
Ed Kranepool, L (1, 3) OBP: 0.344, SLG: 0.401										4	2	2	1	0	1	1				
Dave Kingman, R (1, 9) OBP: 0.270, SLG: 0.507										4	1	1	1	0	1	3				
Bruce Boisclair, L (1, 7) OBP: 0.338, SLG: 0.363										3	0	1	0	1	1	0				
Jerry Grote, R (1, 2) OBP: 0.354, SLG: 0.365										4	1	2	2	0	0	1				
Roy Staiger, R (1, 5) OBP: 0.285, SLG: 0.293										4	0	1	0	0	1	2				
Mike Phillips, L (1, 6) OBP: 0.320, SLG: 0.374										2	0	0	1	0	0	2				
Tom Seaver, R (1, 1) OBP: 0.186, SLG: 0.091										3	0	0	0	0	2	1				
Inning Stats	R: 0 E: 0 K: 0 S: 3	H: 0 LOB: 0 BB: 0 P: 3	R: 2 E: 0 K: 2 S: 10	H: 3 LOB: 1 BB: 0 P: 10	R: 1 E: 0 K: 1 S: 6	H: 1 LOB: 0 BB: 0 P: 6	R: 0 E: 0 K: 1 S: 5	H: 0 LOB: 0 BB: 0 P: 5	R: 0 E: 0 K: 1 S: 5	H: 0 LOB: 0 BB: 0 P: 5	R: 2 E: 1 K: 0 S: 6	H: 3 LOB: 2 BB: 1 P: 10	R: 1 E: 0 K: 1 S: 6	H: 1 LOB: 1 BB: 1 P: 10	R: 0 E: 0 K: 0 S: 3	H: 1 LOB: 0 BB: 0 P: 3	1B: 5 2B: 2 3B: 0 HR: 2	SF: 1 SAC: 0 DP: 0 HBP: 0	WP: 0 PB: 0 SB: 1 CS: 1	PA: 34
PITCHER Larry Demery, R (1, 1) ERA: 3.18	IP: 1.1 WLS: L BF: 8 H: 3 R: 3 ER: 2 SO: 1 BB: 0 IBB: 1 HBP: 0 BLK: 0 WP: 0 HR: 0 S: 9 P: 13 ERA: 13.50 WHIP: 2.250															PITCHER	IP: 1.1 WLS: L BF: 8 H: 3 R: 3 ER: 2 SO: 1 BB: 0 IBB: 1 HBP: 0 BLK: 0 WP: 0 HR: 0 S: 9 P: 13 ERA: 13.50 WHIP: 2.250			
Bob Moose, R (5, 1) ERA: 3.79	IP: 1.2 WLS: L BF: 7 H: 1 R: 1 ER: 1 SO: 1 BB: 0 IBB: 0 HBP: 0 BLK: 0 WP: 0 HR: 0 S: 8 P: 12 ERA: 5.40 WHIP: 1.200															PITCHER	IP: 1.2 WLS: L BF: 7 H: 1 R: 1 ER: 1 SO: 1 BB: 0 IBB: 0 HBP: 0 BLK: 0 WP: 0 HR: 0 S: 8 P: 12 ERA: 5.40 WHIP: 1.200			
Doug Bair, R (6, 1) ERA: 2.45	IP: 1.0 WLS: L BF: 3 H: 1 R: 0 ER: 0 SO: 0 BB: 0 IBB: 0 HBP: 0 BLK: 0 WP: 0 HR: 0 S: 3 P: 3 ERA: 0.00 WHIP: 1.000															PITCHER	IP: 1.0 WLS: L BF: 3 H: 1 R: 0 ER: 0 SO: 0 BB: 0 IBB: 0 HBP: 0 BLK: 0 WP: 0 HR: 0 S: 3 P: 3 ERA: 0.00 WHIP: 1.000			

Pittsburgh Pirates @ New York Mets
Shea Stadium, Flushing, NY
Sat Sep 18 1976, 3:33 AM EDT
Att: 15,879 - Unknown

AB 31
R 6
H 9
RBI 6
BB 2
SO 6
LOB 10



Batter	1	2	3	4	5	6	7	8	9	AB	R	H	RBI	BB	SO	LOB	TOP					
Frank Taveras, R (1, 6) OBP: 0.325, SLG: 0.302	F8		5-3		2B		E9			4	1	2	1	0	0	0	Pittsburgh Pirates @ New York Mets Shea Stadium, Flushing, NY Mon Sep 20 1976, 3:33 AM EDT Att: 5,922 - Unknown					
Rennie Stennett, R (1, 4) OBP: 0.286, SLG: 0.350	L9		1-3		2B		1-3			4	0	1	1	0	0	1						
Richie Zisk, R (1, 7) OBP: 0.341, SLG: 0.465 Omar Moreno, L (8, 8) OBP: 0.357, SLG: 0.376	E			1-3	6-3			1-3		4	0	1	0	0	0	1						
Willie Stargell, L (1, 3) OBP: 0.344, SLG: 0.461	E5			2B		K				3	1	1	1	1	1	1						
Dave Parker, L (1, 9) OBP: 0.348, SLG: 0.473	3-1			2B		L5-3		K		4	0	2	0	0	1	2						
Bill Robinson, R (1, 8) OBP: 0.328, SLG: 0.542		4-3		P9		L5-3		5-3		4	0	0	0	0	0	3						
Richie Hebner, L (1, 5) OBP: 0.318, SLG: 0.353	3-1			F9						4	1	2	0	0	0	2						
Duffy Dyer, R (1, 2) OBP: 0.351, SLG: 0.346	6-3				4-3		F8		G6-4-3	4	0	0	0	0	0	2						
John Candelaria, L (1, 1) OBP: 0.256, SLG: 0.250 Bob Robertson, R (7, PH) OBP: 0.307, SLG: 0.325 Miguel Dilone, S (7, PR) Kent Tekulve, R (7, 1)			L7		4-3			F9		2	0	0	0	0	0	0						
Inning Stats	R: 0 E: 1 K: 0 S: 5	H: 1 LOB: 2 BB: 0 P: 5	R: 0 E: 0 K: 0 S: 3	H: 0 LOB: 0 BB: 0 P: 3	R: 0 E: 0 K: 0 S: 3	H: 0 LOB: 0 BB: 0 P: 3	R: 0 E: 0 K: 0 S: 4	H: 1 LOB: 2 BB: 1 P: 8	R: 1 E: 0 K: 0 S: 5	H: 2 LOB: 1 BB: 0 P: 5	R: 0 E: 0 K: 1 S: 5	H: 1 LOB: 0 BB: 0 P: 5	R: 2 E: 1 K: 0 S: 5	H: 3 LOB: 1 BB: 0 P: 5	R: 1 E: 0 K: 1 S: 6	H: 1 LOB: 0 BB: 0 P: 6		R: 0 E: 0 K: 0 S: 3	H: 1 LOB: 0 BB: 0 P: 3	1B: 5 2B: 4 3B: 1 HR: 1	SF: 0 SAC: 0 DP: 2 HBP: 0	WP: 0 PB: 0 SB: 0 CS: 0
PITCHER	IP	WLS	BF	H	R	ER	SO	BB	IBB	HBP	BLK	WP	HR	S	P	ERA	WHIP					
Mickey Lolich, L (1, 1) ERA: 3.22	7.1		31	9	4	4	1	1	0	0	0	0	1	32	36	4.91	1.364					
Bob Apodaca, R (8, 1) ERA: 3.04	1.2	W	5	1	0	0	1	0	0	0	0	0	0	7	7	0.00	0.600					

AB	35
R	4
H	10
RBI	4
BB	1
SO	2
LOB	12



Batter	1	2	3	4	5	6	7	8	9	AB	R	H	RBI	BB	SO	LOB	BOTTOM				
Lee Mazzilli, S (1, 8) OBP: 0.318, SLG: 0.351	F7		1B	CS			K		HR	4	2	2	2	1	1	0	Pittsburgh Pirates @ New York Mets Shea Stadium, Flushing, NY Mon Sep 20 1976, 3:33 AM EDT Att: 5,922 - Unknown				
Felix Milten, R (1, 4) OBP: 0.346, SLG: 0.349			1B	CS	4-3					4	1	2	1	0	0	0					
Joe Torre, R (1, 3) OBP: 0.362, SLG: 0.416 Leon Brown, R (8, PR) OBP: 0.257, SLG: 0.257 Mike Phillips, L (9, 5) OBP: 0.320, SLG: 0.374	L7		1B	CS	5-3					4	0	2	1	0	0	1					
Dave Kingman, R (1, 9) OBP: 0.274, SLG: 0.522	L5		1B	BB		K				4	0	2	1	0	1	1					
John Stearns, R (1, 2) OBP: 0.360, SLG: 0.390		K	K					F8		4	0	1	0	0	2	4					
Roy Steiger, R (1, 5) OBP: 0.281, SLG: 0.286 Ed Kranepool, L (8, PH) OBP: 0.344, SLG: 0.402		K		BB		F8		4-3		2	0	0	0	1	1	0					
Pepe Mangual, R (1, 7) OBP: 0.359, SLG: 0.323 Bruce Boisclair, L (8, 7) OBP: 0.341, SLG: 0.374			CS		K					2	0	0	0	1	2	3					
Bud Harrelson, S (1, 6) OBP: 0.346, SLG: 0.282	CS		1B		5-3				F7	4	1	1	0	0	0	0					
Mickey Lolich, S (1, 1) OBP: 0.217, SLG: 0.130 Bob Apodaca, R (8, 1) OBP: 0.188, SLG: 0.200 John Milner, L (8, PH) OBP: 0.359, SLG: 0.443 Leo Foster, R (8, PR) OBP: 0.317, SLG: 0.321			K		1-3				HR	3	0	0	0	0	1	1					
Inning Stats	R: 0 E: 0 K: 0 S: 4	H: 1 LOB: 1 BB: 0 P: 4	R: 0 E: 0 K: 2 S: 6	H: 0 LOB: 1 BB: 1 P: 10	R: 3 E: 0 K: 3 S: 14	H: 5 LOB: 3 BB: 1 P: 18	R: 0 E: 0 K: 0 S: 2	H: 0 LOB: 0 BB: 1 P: 6	R: 0 E: 0 K: 1 S: 5	H: 1 LOB: 0 BB: 0 P: 5	R: 0 E: 0 K: 1 S: 5	H: 0 LOB: 0 BB: 0 P: 5	R: 0 E: 0 K: 0 S: 5	H: 2 LOB: 2 BB: 0 P: 5	R: 2 E: 0 K: 0 S: 4	H: 2 LOB: 1 BB: 0 P: 4		1B: 10 2B: 0 3B: 0 HR: 1	SF: 0 SAC: 0 DP: 0 HBP: 0	WP: 0 PB: 0 SB: 0 CS: 2	PA: 39
PITCHER	IP	WLS	BF	H	R	ER	SO	BB	IBB	HBP	BLK	WP	HR	S	P	ERA	WHIP				
John Candelaria, L (1, 1) ERA: 3.17	6.0		25	7	3	3	7	3	0	0	0	0	0	36	48	4.50	1.667				
Kent Tekulve, R (7, 1) ERA: 2.42	2.2	L	12	4	2	2	1	0	0	0	0	0	1	14	14	6.75	1.500				



Batter	1	2	3	4	5	6	7	8	9	AB	R	H	RBI	BB	SO	LOB	TOP					
Frank Taveras, R (1, 6) OBP: 0.326, SLG: 0.304										4	1	2	0	0	0	0	Pittsburgh Pirates @ Chicago Cubs Wrigley Field, Chicago, IL Tue Sep 21 1976, 3:33 AM CDT Sunny - 57 F					
Omar Moreno, L (1, 8) OBP: 0.345, SLG: 0.362										4	0	0	0	0	0	2						
Richie Zisk, R (1, 7) OBP: 0.342, SLG: 0.471 Bill Robinson, R (9, 7) OBP: 0.328, SLG: 0.542										4	1	2	1	0	1	1						
Willie Stargell, L (1, 3) OBP: 0.346, SLG: 0.464 Miguel Dilone, S (9, PR)										4	0	2	0	0	0	1						
Ed Kirkpatrick, L (9, 3) OBP: 0.296, SLG: 0.289										3	1	0	0	1	3	2						
Dave Parker, L (1, 9) OBP: 0.347, SLG: 0.470										4	0	0	0	0	0	3						
Richie Hebner, L (1, 5) OBP: 0.315, SLG: 0.349											4	0	0	0	0	3						
Rennie Stennett, R (1, 4) OBP: 0.286, SLG: 0.349											4	0	1	2	0	1		0				
Duffy Dyer, R (1, 2) OBP: 0.349, SLG: 0.340										3	0	0	0	1	0	0						
Bruce Kison, R (1, 1) OBP: 0.274, SLG: 0.316 Jim Rooker, R (9, 1) OBP: 0.217, SLG: 0.313										4	0	0	0	0	2	2						
Inning Stats	R: 1 E: 1 K: 2 S: 9	H: 2 LOB: 1 BB: 0 P: 9	R: 0 E: 0 K: 1 S: 5	H: 0 LOB: 0 BB: 0 P: 5	R: 0 E: 0 K: 1 S: 5	H: 0 LOB: 0 BB: 0 P: 5	R: 0 E: 0 K: 1 S: 6	H: 1 LOB: 1 BB: 0 P: 6	R: 0 E: 0 K: 1 S: 5	H: 0 LOB: 0 BB: 0 P: 5	R: 1 E: 0 K: 0 S: 4	H: 1 LOB: 0 BB: 0 P: 4	R: 0 E: 0 K: 1 S: 5	H: 0 LOB: 0 BB: 0 P: 5	R: 0 E: 0 K: 0 S: 4	H: 1 LOB: 1 BB: 0 P: 4	R: 2 E: 0 K: 0 S: 5	H: 2 LOB: 2 BB: 2 P: 13	1B: 5 2B: 1 3B: 0 HR: 1	SF: 0 SAC: 0 DP: 0 HBP: 0	WP: 0 PB: 0 SB: 1 CS: 0	PA: 36
PITCHER Steve Renko, R (1, 1) ERA: 4.18	IP: 9.0 WLS: L BF: 36	H: 7 R: 4 ER: 3 SO: 7	BB: 0 IBB: 2 HBP: 0 BLK: 0	WP: 0 HR: 1 S: 48 P: 56	ERA: 3.00 WHIP: 0.778	PITCHER										IP: 9.0 WLS: L BF: 36	H: 7 R: 4 ER: 3 SO: 7	BB: 0 IBB: 2 HBP: 0 BLK: 0	WP: 0 HR: 1 S: 48 P: 56	ERA: 3.00 WHIP: 0.778		

Batter	1	2	3	4	5	6	7	8	9	AB	R	H	RBI	BB	SO	LOB	BOTTOM					
Rick Monday, L (1, 3) OBP: 0.349, SLG: 0.516										4	0	1	1	0	0	0	Pittsburgh Pirates @ Chicago Cubs Wrigley Field, Chicago, IL Tue Sep 21 1976, 3:33 AM CDT Sunny - 57 F					
Joe Wallis, S (1, 8) OBP: 0.315, SLG: 0.356										3	0	1	0	1	1	0						
Bill Madlock, R (1, 5) OBP: 0.414, SLG: 0.510										4	0	1	0	0	0	2						
Jerry Morales, R (1, 9) OBP: 0.320, SLG: 0.398										4	0	1	0	0	2	1						
Larry Bittner, L (1, 7) OBP: 0.277, SLG: 0.301										4	1	1	0	0	0	3						
Manny Trillo, R (1, 4) OBP: 0.300, SLG: 0.313										4	1	1	1	0	1	3						
George Mitterwald, R (1, 2) OBP: 0.246, SLG: 0.290 Ralph LaCock, L (9, PH) OBP: 0.330, SLG: 0.368 Wayne Tyrone, R (9, PH) OBP: 0.276, SLG: 0.315											2	1	0	0	1	1		0				
Mick Kelleher, R (1, 6) OBP: 0.265, SLG: 0.268											4	0	0	0	2	3						
Steve Renko, R (1, 1) OBP: 0.096, SLG: 0.096											3	0	1	1	0	1		0				
Inning Stats	R: 0 E: 0 K: 1 S: 5	H: 0 LOB: 1 BB: 1 P: 9	R: 0 E: 0 K: 2 S: 7	H: 0 LOB: 0 BB: 0 P: 7	R: 0 E: 0 K: 1 S: 5	H: 0 LOB: 0 BB: 0 P: 5	R: 0 E: 0 K: 1 S: 5	H: 0 LOB: 0 BB: 0 P: 5	R: 2 E: 0 K: 0 S: 5	H: 3 LOB: 2 BB: 1 P: 9	R: 0 E: 0 K: 1 S: 7	H: 2 LOB: 0 BB: 0 P: 7	R: 0 E: 0 K: 1 S: 5	H: 0 LOB: 0 BB: 0 P: 5	R: 0 E: 0 K: 0 S: 3	H: 1 LOB: 0 BB: 0 P: 3		R: 1 E: 1 K: 2 S: 9	H: 1 LOB: 1 BB: 0 P: 9	1B: 6 2B: 1 3B: 0 HR: 0	SF: 0 SAC: 0 DP: 0 HBP: 0	WP: 0 PB: 0 SB: 1 CS: 1
PITCHER Bruce Kison, R (1, 1) ERA: 2.95 Jim Rooker, L (9, 1) ERA: 3.64	IP: 8.1 WLS: W BF: 33	H: 7 R: 3 ER: 2 SO: 7	BB: 2 IBB: 0 HBP: 0 BLK: 0	WP: 0 HR: 0 S: 45 P: 53	ERA: 2.16 WHIP: 1.080	PITCHER										IP: 8.1 WLS: S BF: 2	H: 0 R: 0 ER: 0 SO: 2	BB: 0 IBB: 0 HBP: 0 BLK: 0	WP: 0 HR: 0 S: 6 P: 6	ERA: 0.00 WHIP: 0.000		



Batter	1	2	3	4	5	6	7	8	9	10	11	12	13	AB	R	H	RBI	BB	SO	LOB	TOP	
Frank Taveras, R OBP: 0.327, SLG: 0.304 (1.6)														6	0	2	0	0	1	1		
Omar Moreno, L OBP: 0.339, SLG: 0.355 (1.8)														5	0	1	0	0	1	3		
Richie Zisk, R OBP: 0.343, SLG: 0.471 (1.7)														4	1	1	0	1	1	1		
Al Oliver, L OBP: 0.368, SLG: 0.488 (1.3)														4	0	1	0	1	0	2		
Dave Parker, L OBP: 0.348, SLG: 0.468 (1.9)														4	0	1	0	1	0	1		
Richie Hebner, L OBP: 0.314, SLG: 0.347 (1.5)													3	0	0	1	1	0	0			
Rennie Stennett, R OBP: 0.284, SLG: 0.346 (1.4)													5	0	0	0	0	0	3			
Duffy Dyer, R OBP: 0.345, SLG: 0.335 (1.2)														5	0	1	0	0	2	0		
Jerry Reuss, L OBP: 0.310, SLG: 0.281 (1.1)														2	0	0	0	0	1	0		
Wille Stargell, L OBP: 0.343, SLG: 0.463 (11, PH)														1	0	0	0	0	1	0		
Dave Giusti, R (11, 1)														0	0	0	0	0	0	0		
Ed Kirkpatrick, L OBP: 0.294, SLG: 0.287 (13, PH)														1	0	0	0	0	1	0		
Bob Moose, R OBP: 0.293, SLG: 0.667 (13, 1)														0	0	0	0	0	0	0		
Inning Stats	R: 0 E: 0 K: 0 S: 4	H: 2 LOB: 1 BB: 0 P: 4	R: 0 E: 0 K: 0 S: 3	H: 0 LOB: 0 BB: 0 P: 3	R: 0 E: 0 K: 0 S: 4	H: 1 LOB: 1 BB: 0 P: 4	R: 1 E: 0 K: 0 S: 4	H: 1 LOB: 1 BB: 1 P: 8	R: 0 E: 0 K: 0 S: 3	H: 0 LOB: 0 BB: 0 P: 3	R: 0 E: 0 K: 0 S: 3	H: 0 LOB: 0 BB: 0 P: 3	R: 0 E: 0 K: 3 S: 10	H: 1 LOB: 1 BB: 0 P: 10	R: 0 E: 0 K: 0 S: 5	H: 0 LOB: 1 BB: 13 P: 13	R: 0 E: 0 K: 1 S: 5	H: 0 LOB: 0 BB: 0 P: 5	1B: 6 2B: 1 3B: 0 HR: 0	SF: 1 SAC: 1 DP: 2 HBP: 0	W/P: 0 PB: 0 SB: 2 CS: 2	PA: 46
PITCHER	IP: 5.0 WLS: 19 BF: 4 H: 4 R: 1 ER: 1 SO: 0 BB: 1 IBB: 0 HBP: 0 BLK: 0 WP: 0 HR: 0 S: 18 P: 22 ERA: 1.80 WHIP: 1.000	IP: 2.0 WLS: 6 BF: 0 H: 0 R: 0 ER: 0 SO: 0 BB: 0 IBB: 0 HBP: 0 BLK: 0 WP: 0 HR: 6 S: 6 P: 6 ERA: 0.00 WHIP: 0.000	IP: 3.0 WLS: 10 BF: 2 H: 0 R: 0 ER: 4 SO: 4 BB: 0 IBB: 0 HBP: 0 BLK: 0 WP: 0 HR: 18 S: 18 P: 18 ERA: 0.00 WHIP: 0.667	IP: 1.1 WLS: 7 BF: 1 H: 0 R: 0 ER: 3 SO: 3 BB: 0 IBB: 0 HBP: 0 BLK: 0 WP: 0 HR: 10 S: 22 P: 22 ERA: 0.00 WHIP: 3.000	IP: 0.2 WLS: 1 BF: 0 H: 0 R: 0 ER: 0 SO: 0 BB: 0 IBB: 0 HBP: 0 BLK: 0 WP: 0 HR: 1 S: 1 P: 1 ERA: 0.00 WHIP: 0.000	PITCHER	IP: 13.1 WLS: 1.0 BF: 3 H: 0 R: 0 ER: 0 SO: 1 BB: 0 IBB: 0 HBP: 0 BLK: 0 WP: 0 HR: 5 S: 5 P: 5 ERA: 0.00 WHIP: 0.000															

Pittsburgh Pirates @ Chicago Cubs
Wrigley Field, Chicago, IL
Tue Sep 21 1976, 3:38 AM CDT
Att: 5,017 - Sunny - 57 F

AB	40
R	1
H	7
RBI	1
BB	4
SO	8
LOB	11



Batter	1	2	3	4	5	6	7	8	9	10	11	12	13	AB	R	H	RBI	BB	SO	LOB	BOTTOM	
Rick Monday, L OBP: 0.345, SLG: 0.510 (1.3)														6	0	0	0	0	3	5		
Mick Kelleher, R OBP: 0.293, SLG: 0.266 (1.6)														6	0	1	1	0	0	4		
Bill Madlock, R OBP: 0.411, SLG: 0.595 (1.5)														5	0	0	0	1	0	1		
Jerry Morales, R OBP: 0.320, SLG: 0.400 (1.9)														6	1	2	0	0	1	3		
Manny Trillo, R OBP: 0.302, SLG: 0.315 (1.4)														6	0	3	1	0	0	1		
Steve Swisher, R OBP: 0.271, SLG: 0.325 (1.2)														5	0	1	0	0	1	2		
Rob Sperring, R OBP: 0.345, SLG: 0.320 (1.7)														3	0	2	0	0	1	0		
Larry Bittner, L OBP: 0.276, SLG: 0.299 (13, PH)														1	0	0	0	0	0	0		
Joe Wallis, S OBP: 0.317, SLG: 0.353 (1.8)														3	1	0	0	2	2	1		
Steve Stone, R ERA: 4.08														1	0	0	0	0	0	2		
Darold Knowles, L ERA: 2.84														0	1	0	0	0	0	0		
Bruce Sutter, R ERA: 2.84														0	0	0	0	0	0	0		
Joe Coleman, R ERA: 4.49														0	0	0	0	0	0	0		
Mike Garman, R ERA: 5.9														0	0	0	0	0	0	0		
Inning Stats	R: 0 E: 0 K: 0 S: 3	H: 0 LOB: 0 BB: 0 P: 3	R: 0 E: 0 K: 0 S: 3	H: 0 LOB: 0 BB: 0 P: 3	R: 1 E: 0 K: 1 S: 7	H: 1 LOB: 3 BB: 2 P: 15	R: 0 E: 0 K: 1 S: 5	H: 1 LOB: 0 BB: 0 P: 5	R: 0 E: 0 K: 0 S: 3	H: 1 LOB: 1 BB: 0 P: 7	R: 0 E: 0 K: 0 S: 3	H: 1 LOB: 0 BB: 0 P: 5	R: 0 E: 0 K: 1 S: 6	H: 1 LOB: 1 BB: 1 P: 10	R: 0 E: 0 K: 0 S: 5	H: 0 LOB: 1 BB: 1 P: 9	R: 1 E: 0 K: 0 S: 4	H: 2 LOB: 1 BB: 0 P: 4	1B: 6 2B: 5 3B: 0 HR: 0	SF: 0 SAC: 1 DP: 3 HBP: 0	W/P: 0 PB: 0 SB: 0 CS: 0	PA: 50
PITCHER	IP: 10.0 WLS: 38 BF: 6 H: 1 R: 0 ER: 0 SO: 7 BB: 3 IBB: 1 HBP: 0 BLK: 0 WP: 0 HR: 0 S: 48 P: 64 ERA: 0.00 WHIP: 0.900	IP: 2.0 WLS: 8 BF: 1 H: 0 R: 0 ER: 0 SO: 1 BB: 0 IBB: 0 HBP: 0 BLK: 0 WP: 0 HR: 9 S: 13 P: 13 ERA: 0.00 WHIP: 1.000	IP: 0.2 WLS: 4 BF: 2 H: 1 R: 1 ER: 1 SO: 0 BB: 0 IBB: 0 HBP: 0 BLK: 0 WP: 0 HR: 4 S: 4 P: 4 ERA: 13.50 WHIP: 3.000																			

Pittsburgh Pirates @ Chicago Cubs
Wrigley Field, Chicago, IL
Tue Sep 21 1976, 3:38 AM CDT
Att: 5,017 - Sunny - 57 F

AB	44
R	2
H	9
RBI	2
BB	5
SO	8
LOB	21



Batter	1	2	3	4	5	6	7	8	9	AB	R	H	RBI	BB	SO	LOB	TOP			
Frank Taveras, R (1, 6) OBP: 0.325, SLG: 0.302	F9					6-3	4-3		B5-3	4	0	0	0	1	0	2	Pittsburgh Pirates @ Chicago Cubs Wrigley Field, Chicago, IL Wed Sep 22 1976, 3:33 AM CDT Att: 3,375 - Sunny - 62 F			
Richie Hebner, L (1, 5) OBP: 0.317, SLG: 0.356	HR	F7			FC6-4	1B	G1-6-3	BB	F7	4	1	2	1	1	0	3				
Al Oliver, L (1, 8) OBP: 0.362, SLG: 0.480	F8		L7		FC6-4	1-2	G1-6-3	1-2	K	5	0	0	0	0	1	2				
Willie Stargell, L (1, 3) OBP: 0.344, SLG: 0.461	1B		K		K		K			4	0	1	0	0	3	1				
Dave Parker, L (1, 9) OBP: 0.349, SLG: 0.467	F7		F7			1B	SF7	BB	1B	3	2	1	0	1	0	1				
Richie Zisk, R (1, 7) Miguel Dilone, S (8, PR)										3	0	3	0	1	0	0				
Bill Robinson, R (8, 7) OBP: 0.326, SLG: 0.542		FC6-4	BB		FC6-4	1B	SH1-4	1B	1B	0	0	0	0	0	0	0				
Rennie Stennett, R (1, 4) OBP: 0.282, SLG: 0.345		FC6-4	SH3	HBP	FC6-4	1-2	SF7		P6	3	0	0	1	0	0	4				
Duffy Dyer, R (1, 2) OBP: 0.347, SLG: 0.333										1	0	0	0	0	0	1				
Ed Ott, L (4, 2) OBP: 0.417, SLG: 0.381		SH3	HBP		FC8-4	1-2	SH1-4	1B	G6-4-3	2	0	2	1	0	0	0				
Doc Medich, R (1, 1) OBP: 0.191, SLG: 0.082										1	0	0	0	0	1	1				
Ed Kirkpatrick, L (8, PH) OBP: 0.292, SLG: 0.285		SH3							G6-4-3	1	0	0	0	0	0	2				
Kent Tekulve, R (8, 1)		1-2	2-3		K		SH1-4		G6-4-3	0	0	0	0	0	0	0				
Inning Stats	R: 1 E: 0 K: 0 S: 5	H: 2 LOB: 1 BB: 0 P: 5	R: 0 E: 0 K: 0 S: 3	H: 0 LOB: 3 BB: 2 P: 12	R: 0 E: 0 K: 1 S: 5	H: 0 LOB: 0 BB: 0 P: 5	R: 0 E: 0 K: 1 S: 6	H: 1 LOB: 1 BB: 0 P: 6	R: 0 E: 0 K: 0 S: 5	H: 1 LOB: 2 BB: 1 P: 9	R: 0 E: 0 K: 1 S: 4	H: 0 LOB: 0 BB: 1 P: 8	R: 1 E: 0 K: 0 S: 5	H: 3 LOB: 2 BB: 0 P: 5	R: 0 E: 0 K: 1 S: 5	H: 0 LOB: 0 BB: 0 P: 5	1B: 8 2B: 2 3B: 0 HR: 1	SF: 1 SAC: 2 DP: 2 HBP: 1	WP: 0 PB: 0 SB: 0 CS: 0	PA: 39
PITCHER	IP WLS BF H R ER SO BB IBB HBP BLK WP HR S P ERA WHIP																			
Bill Bonham, R (1, 1) ERA: 4.48	7.0	33	8	3	3	4	4	0	1	0	0	0	1	36	53	3.86	1.714			
Joe Coleman, R (8, 1) ERA: 4.43	2.0	W	6	1	0	0	1	0	0	0	0	0	0	8	8	0.00	0.500			

Batter	1	2	3	4	5	6	7	8	9	AB	R	H	RBI	BB	SO	LOB	BOTTOM					
Rick Monday, L (1, 3) OBP: 0.344, SLG: 0.506	P5		F9			4-3			1B	4	0	0	0	1	0	1	Pittsburgh Pirates @ Chicago Cubs Wrigley Field, Chicago, IL Wed Sep 22 1976, 3:33 AM CDT Att: 3,375 - Sunny - 62 F					
Joe Wallis, S (1, 8) OBP: 0.318, SLG: 0.354	L9		L7						IBB	5	0	2	1	0	0	1						
Bill Madlock, R (1, 5) OBP: 0.410, SLG: 0.503	6-3				K	B1-3			FC3-6	1B	4	0	1	0	0	1						
Jerry Morales, R (1, 9) OBP: 0.322, SLG: 0.400		P4			2B	1B			K	4	2	2	0	0	1	1						
Larry Bittner, L (1, 7) OBP: 0.280, SLG: 0.305		F7			1H	2B			4-3	3	0	1	1	1	0	1						
Manny Trillo, R (1, 4) OBP: 0.300, SLG: 0.313		F8			6-3				FC3-6	IBB	4	0	0	0	0	4						
Steve Swisher, R (1, 2) OBP: 0.276, SLG: 0.331					1B	1B			F7	3	1	2	1	1	0	2						
Mick Kelleher, R (1, 6) OBP: 0.264, SLG: 0.267					1B	1B				3	0	1	0	0	0	3						
Jerry Tabb, L (8, PH) OBP: 0.462, SLG: 0.364			1B		1-4-3				L8	0	1	0	0	1	0	0						
Bill Bonham, R (1, 1) OBP: 0.226, SLG: 0.250										3	0	1	1	0	0	0						
Joe Coleman, R (8, 1) OBP: 0.167, SLG: 0.167									F8	0	0	0	0	0	0	0						
Rob Sperring, R (8, PH) OBP: 0.345, SLG: 0.320			1-3	2H	1B				L9	0	0	0	0	0	0	0						
Inning Stats	R: 0 E: 0 K: 0 S: 3	H: 0 LOB: 0 BB: 0 P: 3	R: 0 E: 0 K: 0 S: 3	H: 0 LOB: 0 BB: 0 P: 3	R: 1 E: 0 K: 0 S: 5	H: 3 LOB: 1 BB: 0 P: 5	R: 1 E: 0 K: 1 S: 7	H: 2 LOB: 2 BB: 1 P: 11	R: 0 E: 0 K: 0 S: 4	H: 1 LOB: 1 BB: 0 P: 4	R: 1 E: 0 K: 0 S: 5	H: 2 LOB: 1 BB: 0 P: 5	R: 0 E: 0 K: 1 S: 3	H: 0 LOB: 0 BB: 0 P: 3	R: 0 E: 0 K: 1 S: 6	H: 1 LOB: 2 BB: 1 P: 10	R: 1 E: 0 K: 0 S: 2	H: 1 LOB: 2 BB: 2 P: 10	1B: 8 2B: 2 3B: 0 HR: 0	SF: 0 SAC: 1 DP: 0 HBP: 0	WP: 0 PB: 0 SB: 1 CS: 0	PA: 38
PITCHER	IP WLS BF H R ER SO BB IBB HBP BLK WP HR S P ERA WHIP																					
Doc Medich, R (1, 1) ERA: 3.63	7.0	29	8	3	3	1	1	1	1	2	0	0	0	0	0	0	6.75	2.250				
Kent Tekulve, R (8, 1) ERA: 2.49	1.1	L	9	2	1	1	1	1	2	0	0	0	0	8	20	6.75	2.250					



Batter	1	2	3	4	5	6	7	8	9	10	AB	R	H	RBI	BB	SO	LOB	TOP							
Frank Taveras, R (1.6) OBP: 0.324, SLG: 0.300	5-3	1-3		6-3			SH1-3 1B		G3	4-3	6	0	1	0	0	0	3	Pittsburgh Pirates @ Chicago Cubs Wrigley Field, Chicago, IL Thu Sep 23 1976, 3:33 AM CDT Att: 2,132 - Sunny - 56 F							
Richie Hebner, L (1.5) OBP: 0.321, SLG: 0.362	BB 2B		4-3				SH1-3		3-1 2B		4	1	3	0	0	0	0								
Al Oliver, L (1.8) OBP: 0.362, SLG: 0.477	BB 2B		F8				K		3-1 IBB		3	1	0	0	2	1	2								
Willie Stargell, L (1.3) OBP: 0.343, SLG: 0.460	4-3 1H 2H 2B		4-3				F8		3-1		5	0	1	2	0	0	4								
Dave Parker, L (1.9) OBP: 0.346, SLG: 0.462	4-3			F5			L9		F8		5	0	0	0	0	1	4								
Richie Zisk, R (1.7) OBP: 0.348, SLG: 0.473	P4						5-3				3	1	1	0	1	0	1								
Miguel Dilone, S (8, PR)											0	0	0	0	0	0	0								
Bill Robinson, R (8, 7)				3B BB					G3 1B		1	0	0	0	0	0	0								
Rennie Stennett, R (1.4)		5-3							G3		5	2	3	1	0	0	1								
Ed Ott, L (1.2) OBP: 0.448, SLG: 0.440				E2 WP E 1B			P6				4	0	2	1	1	0	2								
Larry Demery, R (1.1) OBP: 0.150, SLG: 0.108							6-3				1	0	0	1	0	0	1								
Bob Moose, R (6, 1) OBP: 0.150, SLG: 0.108											0	0	0	0	0	0	0								
Ed King, R (8, PH) OBP: 0.150, SLG: 0.108											0	0	0	0	0	0	0								
Dave Giusti, R (8, 1) OBP: 0.150, SLG: 0.108											0	0	0	0	0	0	0								
Bob Robertson, R (10, PH) OBP: 0.150, SLG: 0.108											0	0	0	0	0	0	0								
Bruce Kison, R (10, 1) OBP: 0.150, SLG: 0.108											0	0	0	0	0	0	0								
Inning Stats	R: 2 E: 0 K: 0 S: 5	H: 2 LOB: 1 BB: 1 P: 9	R: 0 E: 0 K: 0 S: 4	H: 1 LOB: 1 BB: 0 P: 4	R: 0 E: 0 K: 0 S: 3	H: 0 LOB: 0 BB: 0 P: 3	R: 2 E: 2 K: 0 S: 5	H: 1 LOB: 1 BB: 1 P: 9	R: 0 E: 0 K: 1 S: 6	H: 1 LOB: 1 BB: 0 P: 6	R: 0 E: 0 K: 1 S: 6	H: 1 LOB: 2 BB: 1 P: 10	R: 0 E: 0 K: 0 S: 4	H: 1 LOB: 1 BB: 1 P: 8	R: 1 E: 0 K: 1 S: 7	H: 2 LOB: 1 BB: 0 P: 7	1B: 7 2B: 3 3B: 1 HR: 0	SF: 1 SAC: 2 DP: 0 HBP: 0	WP: 1 PB: 0 SB: 2 CS: 0	PA: 46					
PITCHER	IP WLS BF H R ER SO BB IBB HBP BLK WP HR S P ERA WHIP	PITCHER																							
Rick Reuschel, R (1.1) ERA: 3.48	6.0	0	27	6	4	3	0	2	0	0	0	0	1	0	25	33	4.50	1.333							
Ramon Hernandez, L (7, 1) ERA: 3.43	1.0	4	1	0	0	1	0	0	0	0	0	0	0	0	6	6	0.00	1.000							
Bruce Sutter, R (8, 1) ERA: 2.79	1.1	8	2	0	0	1	0	2	0	0	0	0	0	8	16	0.00	1.500								
Darold Knowles, L (9, 1) ERA: 2.93	1.0	L	5	2	1	1	0	0	0	0	0	0	0	5	9	0.00	2.000								
Mike Garman, R (10, 1) ERA: 4.95	0.2	2	0	0	0	1	0	0	0	0	0	0	0	4	4	0.00	0.000								
Batter	1	2	3	4	5	6	7	8	9	10	AB	R	H	RBI	BB	SO	LOB	BOTTOM							
Rick Monday, L (1.3) OBP: 0.343, SLG: 0.506	4-3		4-3			B2	2B		SH1-4		4	0	1	0	0	0	2	Pittsburgh Pirates @ Chicago Cubs Wrigley Field, Chicago, IL Thu Sep 23 1976, 3:33 AM CDT Att: 2,132 - Sunny - 56 F							
Champ Summers, L (1.7) OBP: 0.288, SLG: 0.298	F8					K	2B		6-3		3	0	0	0	0	2	2								
Ralph LaCock, L (7, PH) OBP: 0.332, SLG: 0.368						K					0	0	0	0	1	0	0								
Bruce Sutter, R (8, 1) ERA: 2.79							BB				0	0	0	0	0	0	0								
Rob Sperring, R (9, 6) OBP: 0.341, SLG: 0.316	F9					F8			F9		4	1	1	1	1	0	2								
Bill Madlock, R (1.5) OBP: 0.410, SLG: 0.501						1B 2B 1B			1B IBB		5	1	3	1	0	1	0								
Jerry Morales, R (1.8) OBP: 0.324, SLG: 0.402		E6 1B				K			6-3		5	1	3	1	0	1	0								
Larry Blittner, L (1.9) OBP: 0.278, SLG: 0.308		6-3				4-3	2B		F9		5	0	1	2	0	0	1								
Manny Trillo, R (1.4) OBP: 0.303, SLG: 0.313						K	BB		1B BB		3	0	1	0	2	1	1								
George Mittenwald, R (1.2) OBP: 0.243, SLG: 0.288		L7				F7	P4		1B 1B		5	0	1	0	0	0	4								
Mick Kelleher, R (1.6) OBP: 0.264, SLG: 0.264						F9					3	1	0	0	0	0	2								
Darold Knowles, L (9, 1) OBP: 0.400, SLG: 0.143						F9					0	0	0	0	0	0	0								
Mike Garman, R (10, 1) ERA: 4.95							1B HBP		L5		0	0	0	0	0	0	0								
Rick Reuschel, R (1.1) OBP: 0.277, SLG: 0.260						P3					1	0	0	0	0	0	0								
Jerry Tabb, L (6, PH) OBP: 0.500, SLG: 0.385							1B BB		F9		2	1	1	0	1	0	0								
Inning Stats	R: 0 E: 0 K: 0 S: 3	H: 0 LOB: 0 BB: 0 P: 3	R: 0 E: 1 K: 0 S: 4	H: 1 LOB: 1 BB: 0 P: 4	R: 0 E: 0 K: 0 S: 3	H: 0 LOB: 0 BB: 0 P: 3	R: 0 E: 0 K: 2 S: 7	H: 0 LOB: 0 BB: 0 P: 7	R: 0 E: 0 K: 1 S: 5	H: 0 LOB: 0 BB: 0 P: 5	R: 4 E: 0 K: 0 S: 8	H: 3 LOB: 2 BB: 2 P: 17	R: 0 E: 0 K: 0 S: 4	H: 1 LOB: 2 BB: 1 P: 8	R: 0 E: 0 K: 0 S: 5	H: 2 LOB: 2 BB: 0 P: 5	R: 0 E: 0 K: 0 S: 4	H: 2 LOB: 2 BB: 1 P: 8	R: 0 E: 0 K: 0 S: 2	H: 0 LOB: 0 BB: 1 P: 6	1B: 7 2B: 2 3B: 0 HR: 0	SF: 0 SAC: 1 DP: 1 HBP: 1	WP: 0 PB: 0 SB: 0 CS: 0	PA: 43	
PITCHER	IP WLS BF H R ER SO BB IBB HBP BLK WP HR S P ERA WHIP	PITCHER																							
Larry Demery, R (1.1) ERA: 3.31	5.2	0	23	4	4	4	4	0	0	0	0	0	0	29	34	6.35	0.882								
Bob Moose, R (6, 1) ERA: 3.78	1.1	7	1	0	0	0	2	0	0	0	0	0	0	5	13	0.00	2.250								
Dave Giusti, R (8, 1) ERA: 4.47	2.0	W	10	4	0	0	0	1	0	0	0	0	0	9	13	0.00	2.000								
Bruce Kison, R (10, 1) ERA: 2.94	1.0	S	3	0	0	0	1	0	0	0	0	0	0	2	6	0.00	1.000								
Batter	1	2	3	4	5	6	7	8	9	10	AB	R	H	RBI	BB	SO	LOB	UBS							
Rick Reuschel, R (1.1) OBP: 0.277, SLG: 0.260											1	0	0	0	0	0	0	Pittsburgh Pirates @ Chicago Cubs Wrigley Field, Chicago, IL Thu Sep 23 1976, 3:33 AM CDT Att: 2,132 - Sunny - 56 F							
Jerry Tabb, L (6, PH) OBP: 0.500, SLG: 0.385											2	1	1	0	1	0	0								
Inning Stats	R: 0 E: 0 K: 0 S: 3	H: 0 LOB: 0 BB: 0 P: 3	R: 0 E: 1 K: 0 S: 4	H: 1 LOB: 1 BB: 0 P: 4	R: 0 E: 0 K: 0 S: 3	H: 0 LOB: 0 BB: 0 P: 3	R: 0 E: 0 K: 2 S: 7	H: 0 LOB: 0 BB: 0 P: 7	R: 0 E: 0 K: 1 S: 5	H: 0 LOB: 0 BB: 0 P: 5	R: 4 E: 0 K: 0 S: 8	H: 3 LOB: 2 BB: 2 P: 17	R: 0 E: 0 K: 0 S: 4	H: 1 LOB: 2 BB: 1 P: 8	R: 0 E: 0 K: 0 S: 5	H: 2 LOB: 2 BB: 0 P: 5	R: 0 E: 0 K: 0 S: 4		H: 2 LOB: 2 BB: 1 P: 8	R: 0 E: 0 K: 0 S: 2	H: 0 LOB: 0 BB: 1 P: 6	1B: 7 2B: 2 3B: 0 HR: 0	SF: 0 SAC: 1 DP: 1 HBP: 1	WP: 0 PB: 0 SB: 0 CS: 0	PA: 43
PITCHER	IP WLS BF H R ER SO BB IBB HBP BLK WP HR S P ERA WHIP	PITCHER																							
Larry Demery, R (1.1) ERA: 3.31	5.2	0	23	4	4	4	4	0	0	0	0	0	0	29	34	6.35	0.882								
Bob Moose, R (6, 1) ERA: 3.78	1.1	7	1	0	0	0	2	0	0	0	0	0	0	5	13	0.00	2.250								
Dave Giusti, R (8, 1) ERA: 4.47	2.0	W	10	4	0	0	0	1	0	0	0	0	0	9	13	0.00	2.000								
Bruce Kison, R (10, 1) ERA: 2.94	1.0	S	3	0	0	0	1	0	0	0	0	0	0	2	6	0.00	1.000								

Batter	1	2	3	4	5	6	7	8	9	AB	R	H	RBI	BB	SO	LOB	TOP		
Frank Taveras, R (1, 6) OBP: 0.322, SLG: 0.298 Craig Reynolds, L (5, 6) OBP: 1.000, SLG: 4.000	F7	B6-3			4-3		HR			3	0	0	1	0	0	0	Pittsburgh Pirates @ St. Louis Cardinals Busch Stadium, St. Louis, MO Fri Sep 24 1976, 7:05 PM CDT Unknown		
Richie Hebner, L (1, 5) OBP: 0.320, SLG: 0.359	BB 1B BB		4-3		G3		3-1			3	1	0	0	1	0	0			
Al Oliver, L (1, 8) OBP: 0.365, SLG: 0.482 Omar Moreno, L (5, 8) OBP: 0.341, SLG: 0.351	BB 1B		L1-6 2B		HR BB			L4		2	1	2	0	0	0	0			
Willie Stargell, L (1, 3) OBP: 0.344, SLG: 0.466	FC5 1B 1-2 2-3 BB		L1-6 2B		HR			4-3		3	1	1	2	1	0	1			
Dave Parker, L (1, 9) OBP: 0.345, SLG: 0.461	FC5 1B 1-2 2-H 3-H			F7		F8		3-1		4	0	1	2	0	0	0			
Richie Zisk, R (1, 7) OBP: 0.346, SLG: 0.470	FC5 FC6-4 1-2 2-3f			F8		F7			F2	4	0	0	0	0	0	2			
Rennie Stennett, R (1, 4) OBP: 0.283, SLG: 0.348	FC6-4 1-2f			F8		F7			G3	4	0	0	0	0	0	2			
Ed Ott, L (1, 2) OBP: 0.424, SLG: 0.448		6-3			G3 4-3 2B			4-3		4	1	1	0	0	0	0			
John Candelaria, L (1, 1) OBP: 0.253, SLG: 0.247 Miguel Dilone, S (5, PH)		6-3			G3					1	0	0	0	0	0	0			
Doug Bair, R (5, 1) Tony Armas, R (7, PH) Rick Langford, R (7, 1) OBP: 0.200, SLG: 0.400					2-3				6-3	1	0	0	0	0	0	1			
Inning Stats	R: 2 E: 0 K: 0 S: 5	H: 2 LOB: 2 BB: 2 P: 13	R: 0 E: 0 K: 0 S: 3	H: 0 LOB: 0 BB: 0 P: 3	R: 0 E: 0 K: 0 S: 3	H: 1 LOB: 0 BB: 0 P: 3	R: 0 E: 0 K: 0 S: 3	H: 0 LOB: 0 BB: 0 P: 3	R: 1 E: 0 K: 0 S: 4	H: 1 LOB: 0 BB: 1 P: 8	R: 1 E: 0 K: 0 S: 4	H: 1 LOB: 0 BB: 0 P: 4	R: 0 E: 0 K: 0 S: 3	H: 0 LOB: 0 BB: 0 P: 3	R: 0 E: 0 K: 0 S: 3	H: 0 LOB: 0 BB: 0 P: 3	1B: 2 2B: 3 3B: 0 HR: 2	SF: 0 SAC: 0 DP: 1 HBP: 0	WP: 0 PA: 35
PITCHER Bob Forsch, R (1, 1) ERA: 3.9	IP: 9.0 WLS: W BF: 35 H: 6 R: 6 ER: 6 SO: 0 BB: 3 IBB: 0 HBP: 0 BLK: 0 WP: 0 HR: 2 S: 32 P: 44 ERA: 6.00 WHIP: 1.000															PITCHER			

Batter	1	2	3	4	5	6	7	8	9	AB	R	H	RBI	BB	SO	LOB	BOTTOM		
Jerry Mumphrey, S (1, 8) OBP: 0.325, SLG: 0.333	E6 CS	F9		SH2-4 1-2 2-3		1B BB	K			3	1	0	0	1	1	1	Pittsburgh Pirates @ St. Louis Cardinals Busch Stadium, St. Louis, MO Fri Sep 24 1976, 7:05 PM CDT Unknown		
Gary Templeton, S (1, 6) OBP: 0.309, SLG: 0.353	E9 1-2 1B	F7		SF8		E 1B 1B	1-3			4	2	1	1	0	0	2			
Lou Brock, L (1, 7) OBP: 0.349, SLG: 0.397 Charlie Chant, R (9, 7) OBP: 0.100, SLG: 0.100	F8		F8	3B 2-H		E8 1B 1B		CS 2B		5	1	3	2	0	0	1			
Ted Simmons, S (1, 2) OBP: 0.372, SLG: 0.397				F8		FC5 1B IBB		K 2-3		4	1	2	1	1	1	2			
Joe Ferguson, R (1, 9) OBP: 0.319, SLG: 0.355 Don Kessinger, S (6, 5) OBP: 0.323, SLG: 0.315	6-3		E6 1B		F3			1B BB		3	0	0	0	0	0	2			
Keith Hernandez, L (1, 3) OBP: 0.382, SLG: 0.432		1B IHR 1B		G5-4-3 1-2 2-H		6-3	F7			5	1	3	1	0	0	2			
Hector Cruz, R (1, 5) OBP: 0.266, SLG: 0.331 Sam Mejias, R (6, PR) OBP: 0.083, SLG: 0.167						FC5 1B		F9		2	1	1	0	1	0	2			
Mike Tyson, R (1, 4) OBP: 0.332, SLG: 0.462					E3 SH2-4 SH		F3		SH1-4 2B	4	2	2	3	0	0	1			
Bob Forsch, R (1, 1) OBP: 0.177, SLG: 0.246		6-3			SH SH2-4 3B			K 2-3		2	1	0	0	0	1	0			
Inning Stats	R: 1 E: 2 K: 0 S: 5	H: 1 LOB: 1 BB: 0 P: 5	R: 3 E: 0 K: 0 S: 6	H: 3 LOB: 0 BB: 0 P: 6	R: 1 E: 1 K: 0 S: 5	H: 2 LOB: 1 BB: 0 P: 5	R: 2 E: 1 K: 0 S: 6	H: 1 LOB: 1 BB: 0 P: 6	R: 0 E: 0 K: 0 S: 3	H: 0 LOB: 1 BB: 1 P: 7	R: 3 E: 1 K: 1 S: 8	H: 3 LOB: 2 BB: 2 P: 16	R: 0 E: 0 K: 1 S: 6	H: 1 LOB: 1 BB: 0 P: 6	R: 0 E: 0 K: 1 S: 6	H: 2 LOB: 2 BB: 1 P: 10		1B: 9 2B: 2 3B: 1 HR: 1	SF: 1 SAC: 3 DP: 1 HBP: 0
PITCHER John Candelaria, L (1, 1) ERA: 3.28 Doug Bair, R (5, 1) ERA: 5.68 Rick Langford, R (7, 1) ERA: 6.26	IP: 4.0 WLS: L BF: 22 H: 7 R: 7 ER: 4 SO: 0 BB: 0 IBB: 0 HBP: 0 BLK: 0 WP: 0 HR: 0 S: 11 P: 22 ERA: 9.00 WHIP: 1.750															PITCHER			

Batter	1	2	3	4	5	6	7	8	9	AB	R	H	RBI	BB	SO	LOB	TOP				
Tommy Helms, R OBP: 0.350, SLG: 0.391	0-0 1B		0-0 F9 1B		4-0 SH1-3 2B BB	0-0 3-1		0-0 F8	4-1 1 0 1 0 1												
Richie Hebner, L OBP: 0.322, SLG: 0.359	0-0 P4		0-0 SF8 1B 1B		0-0 SH1-3		0-0 F9	4-0 BB 1B BB	3 2 1 0 1 0 1												
Richie Zisk, R OBP: 0.344, SLG: 0.468 Omar Moreno, L OBP: 0.346, SLG: 0.351	0-0 F2		0-0 SF8 2-3 3-H		0-0 SF8		0-3 K	4-0 1B 1-2 2B BB	2 0 0 2 0 1 1 0 1 0 0 1 0 0												
Dave Parker, L OBP: 0.347, SLG: 0.464	0-0 1-3		0-0 1B		0-0 1B 2B		0-3 K	0-0 1-3 2H 2B 1B	5 2 3 3 0 1 1												
Bill Robinson, R OBP: 0.331, SLG: 0.540		0-3 K	0-0 F3		0-0 1B			0-0 1B 1-2 2B HBP	4 1 2 1 0 1 1												
Bob Robertson, R OBP: 0.308, SLG: 0.328	0-0 F8			0-0 F8	4-6 BB			0-3 K 1-H 2-H 3-H 4-0 2B	4 1 1 3 1 1 1												
Duffy Dyer, R OBP: 0.348, SLG: 0.331	0-0 1B			0-3 K	0-3 K			0-0 F5 2B BB	4 1 1 0 1 2 3												
Mario Mendoza, R OBP: 0.233, SLG: 0.259	0-0 5-3			0-0 F9		0-0 6-3		0-0 1-3 1-H 2-H 2B	5 0 1 2 0 0 2												
Jim Rooker, R OBP: 0.230, SLG: 0.319			0-0 1B SF8 1B		0-0 E5 SH1-3 SF8 1B	0-3 K		4-3 K	5 2 2 0 0 2 1												
Inning Stats	R: 0 E: 0 K: 0 S: 4	H: 1 LOB: 1 BB: 0 P: 4	R: 0 E: 0 K: 1 S: 6	H: 1 LOB: 1 BB: 0 P: 6	R: 2 E: 0 K: 0 S: 6	H: 3 LOB: 1 BB: 0 P: 6	R: 0 E: 0 K: 1 S: 5	H: 0 LOB: 0 BB: 0 P: 5	R: 3 E: 1 K: 1 S: 8	H: 3 LOB: 2 BB: 2 P: 16	R: 0 E: 0 K: 2 S: 7	H: 0 LOB: 0 BB: 0 P: 7	R: 0 E: 0 K: 1 S: 6	H: 1 LOB: 1 BB: 0 P: 6	R: 6 E: 0 K: 1 S: 8	H: 3 LOB: 1 BB: 3 P: 21	1B: 9 2B: 3 3B: 0 HR: 0	SF: 2 SAC: 1 DP: 0 HBP: 1	WP: 1 PB: 0 CS: 0	PA: 45	
PITCHER	IP WLS BF H R ER SO BB IBB HBP BLK WP HR S P ERA WHIP	4.2 L 23 8 5 5 2 1 0 0 0 0 0 26 30 9.64 1.929	5.1 L 21 8 0 0 4 1 0 0 0 0 0 15 19 0.00 0.429	8.1 L 1.2 9 2 3 3 1 2 0 0 0 0 9 17 16.20 2.400	6.14 L 0.0 4 2 3 3 0 1 0 1 0 1 0 2 7 ∞ ∞	5.26 R 0.1 1 0 0 0 1 0 0 0 0 0 3 3 0.00 0.000															

Pittsburgh Pirates @ St. Louis Cardinals
Busch Stadium, St. Louis, MO
Fri Sep 24 1976, 7:05 PM CDT
Att: 10,368 - Unknown

AB	36
R	11
H	12
RBI	11
BB	5
SO	8
LOB	12



Batter	1	2	3	4	5	6	7	8	9	AB	R	H	RBI	BB	SO	LOB	BOTTOM					
Jerry Mumphrey, S OBP: 0.324, SLG: 0.330	0-3 K		0-3 K		4-0 S BB		0-0 4-3		3 0 0 0 1 2 2													
Gary Templeton, S OBP: 0.313, SLG: 0.356	0-3 K		0-0 1B		0-3 K			0-0 G6-4-3 1B	4 0 2 1 0 2 1													
Lou Brock, L OBP: 0.346, SLG: 0.394	0-0 5-3		0-0 4-3		0-3 K2-3			0-0 G6-4-3 1-2	4 0 0 0 0 1 3													
Joe Ferguson, R OBP: 0.319, SLG: 0.355 Ken Rudolph, R OBP: 0.200, SLG: 0.250		0-0 G5-4-3 1B		0-0 F2		0-0 P6		0-0 F9	0 0 0 0 0 0 0 4 0 1 0 0 0 0													
Mike Anderson, R OBP: 0.378, SLG: 0.362		0-0 G5-4-3 1-2		4-0 1B BB		0-0 F8		0-0 F8	3 0 0 0 1 0 1													
Keith Hernandez, L OBP: 0.381, SLG: 0.430		0-0 1B		0-3 K		0-0 P5		0-0 F3	4 0 1 0 0 1 1													
Don Kessinger, S OBP: 0.322, SLG: 0.315		0-0 L6		0-0 FC5-4 1B		0-0 F9		0-0 F9	4 0 1 0 0 0 1													
Vic Harris, S OBP: 0.296, SLG: 0.319 Lerrin LaGrew, R OBP: 0.314, SLG: 0.356 Mike Potter, R OBP: 0.314, SLG: 0.356 Doug Capilla, L OBP: 0.314, SLG: 0.356 Bill Greif, R OBP: 0.314, SLG: 0.356 Eddie Solomon, R OBP: 0.314, SLG: 0.356			0-3 K		0-0 FC5-4 1-2		0-0 6-3		2 0 0 0 0 1 2 0 0 0 0 0 0 0 1 0													
John Curtis, L OBP: 0.243, SLG: 0.286 Luis Alvarado, R OBP: 0.349, SLG: 0.325			0-0 1B 3B		0-0 F5		0-0 E6		1 1 1 0 0 0 0 2 0 0 0 0 0 0													
Inning Stats	R: 0 E: 0 K: 2 S: 7	H: 0 LOB: 0 BB: 0 P: 7	R: 0 E: 0 K: 0 S: 4	H: 2 LOB: 1 BB: 0 P: 4	R: 1 E: 0 K: 2 S: 9	H: 2 LOB: 1 BB: 0 P: 9	R: 0 E: 0 K: 1 S: 6	H: 1 LOB: 2 BB: 1 P: 10	R: 0 E: 0 K: 2 S: 7	H: 0 LOB: 1 BB: 1 P: 11	R: 0 E: 0 K: 0 S: 3	H: 0 LOB: 0 BB: 0 P: 3	R: 0 E: 1 K: 0 S: 4	H: 0 LOB: 1 BB: 0 P: 4	R: 0 E: 0 K: 0 S: 3	H: 1 LOB: 0 BB: 0 P: 3	R: 0 E: 0 K: 0 S: 3	H: 0 LOB: 0 BB: 0 P: 3	1B: 5 2B: 0 3B: 1 HR: 0	SF: 0 SAC: 0 DP: 2 HBP: 0	WP: 0 PB: 0 SB: 1 CS: 0	PA: 34
PITCHER	IP WLS BF H R ER SO BB IBB HBP BLK WP HR S P ERA WHIP	9.0 W 34 6 1 1 7 2 0 0 0 0 0 46 54 1.00 0.889																				

Pittsburgh Pirates @ St. Louis Cardinals
Busch Stadium, St. Louis, MO
Fri Sep 24 1976, 7:05 PM CDT
Att: 10,368 - Unknown

AB	32
R	1
H	6
RBI	1
BB	2
SO	7
LOB	11



Batter	1	2	3	4	5	6	7	8	9	AB	R	H	RBI	BB	SO	LOB	TOP			
Omar Moreno, L (1, 8) OBP: 0.344, SLG: 0.342 Kent Tekulve, R (8, 1)	B3		L9			E6		BB 4-0		3	0	0	0	1	0	0	Pittsburgh Pirates @ St. Louis Cardinals Busch Stadium, St. Louis, MO Sat Sep 25 1976, 3:33 AM CDT Att: 7,858 - Unknown			
Rennie Stennett, R (1, 4) OBP: 0.281, SLG: 0.345	L4			F9		4-3		1-2 BB		4	0	0	0	0	0	3				
Richie Zisk, R (1, 7) OBP: 0.346, SLG: 0.472				4-3					4-0	4	0	3	0	0	0	0				
Willie Stargell, L (1, 3) OBP: 0.341, SLG: 0.462	4-3			4-3					E G3	4	0	0	0	0	0	3				
Dave Parker, L (1, 9) OBP: 0.345, SLG: 0.461		F9				F8			L4	4	0	0	0	0	0	2				
Richie Hebner, L (1, 5) OBP: 0.321, SLG: 0.357		G3				F7			BB	3	0	0	0	1	0	1				
Ed Ott, L (1, 2) OBP: 0.378, SLG: 0.394			P6			K			BB	4	0	0	0	0	2	2				
Mario Mendoza, R (1, 6) OBP: 0.228, SLG: 0.253 Al Oliver, L (8, PH) OBP: 0.364, SLG: 0.480 (8, 8)			F7			K			P6	2	0	0	0	0	1	0				
Jerry Reuss, L (1, 1) Miguel Chirinos, S (5, PH) Bob Moose, R (5, 1) Ed Kirkpatrick, L (8, PH) Craig Reynolds, L (8, PH) OBP: 1.000, SLG: 4.000 (8, 6)			K			L3			BB	1	0	0	0	0	0	0				
Inning Stats	R: 0 E: 0 K: 0 S: 4	H: 1 LOB: 1	R: 0 E: 0 K: 0 S: 3	H: 0 LOB: 0	R: 0 E: 0 K: 1 S: 5	H: 0 LOB: 0	R: 0 E: 0 K: 0 S: 3	H: 0 LOB: 0	R: 0 E: 1 K: 1 S: 6	H: 0 LOB: 1	R: 0 E: 0 K: 0 S: 4	H: 1 LOB: 2	R: 0 E: 0 K: 1 S: 6	H: 1 LOB: 1	R: 0 E: 1 K: 0 S: 4	H: 1 LOB: 2		1B: 3 2B: 1 3B: 0 HR: 0	SF: 0 SAC: 0 DP: 0 HBP: 0	WP: 0 PB: 0 SB: 0 CS: 0
PITCHER Lynn McClothen, R (1, 1) ERA: 3.77	IP: 9.0 WLS: W BF: 34 H: 4 R: 0 ER: 0 SO: 4 BB: 2 IBB: 0 HBP: 0 BLK: 0 WP: 0 HR: 0 S: 40 P: 48 ERA: 0.00 WHIP: 0.667															PITCHER				

Batter	1	2	3	4	5	6	7	8	9	AB	R	H	RBI	BB	SO	LOB	BOTTOM			
Jerry Mumphrey, S (1, 8) OBP: 0.326, SLG: 0.332	3-1		E9	FC6-4						4	1	2	0	0	0	3	Pittsburgh Pirates @ St. Louis Cardinals Busch Stadium, St. Louis, MO Sat Sep 25 1976, 3:33 AM CDT Att: 7,858 - Unknown			
Gary Templeton, S (1, 6) OBP: 0.313, SLG: 0.356	4-3		S			E5				3	1	1	1	0	0	0				
Keith Hernandez, L (1, 3) OBP: 0.378, SLG: 0.427	L3		K			SH5-3				3	0	0	0	0	1	2				
Ted Simmons, S (1, 2) OBP: 0.373, SLG: 0.397		5-3	F7							3	0	1	1	1	0	1				
Mike Anderson, R (1, 7) OBP: 0.376, SLG: 0.365				F7		G5-4-3				4	0	1	0	0	0	3				
Hector Cruz, R (1, 5) OBP: 0.284, SLG: 0.328		K		F7		P6				4	0	0	0	0	2	1				
Mike Tyson, R (1, 4) OBP: 0.331, SLG: 0.462		L4				F9				4	0	1	0	0	1	1				
Sam Mejias, R (1, 9) OBP: 0.188, SLG: 0.143			4-3							2	0	0	0	2	0	1				
Lynn McClothen, L (1, 1) OBP: 0.219, SLG: 0.257						FC6-4				4	1	2	0	0	0	2				
Inning Stats	R: 0 E: 0 K: 0 S: 3	H: 0 LOB: 0	R: 0 E: 0 K: 1 S: 6	H: 1 LOB: 1	R: 2 E: 1 K: 1 S: 8	H: 3 LOB: 1	R: 0 E: 0 K: 0 S: 5	H: 2 LOB: 3	R: 1 E: 1 K: 0 S: 4	H: 1 LOB: 0	R: 0 E: 0 K: 0 S: 3	H: 0 LOB: 1	R: 0 E: 0 K: 2 S: 8	H: 0 LOB: 1	R: 0 E: 0 K: 2 S: 8	H: 0 LOB: 1		1B: 6 2B: 2 3B: 0 HR: 0	SF: 0 SAC: 2 DP: 1 HBP: 0	WP: 1 PB: 1 SB: 1 CS: 0
PITCHER Jerry Reuss, L (1, 1) ERA: 3.7 Bob Moose, R (6, 1) ERA: 3.7 Kent Tekulve, R (8, 1) ERA: 2.45	IP: 5.0 WLS: L BF: 23 H: 7 R: 3 ER: 1 SO: 2 BB: 0 IBB: 1 HBP: 0 BLK: 0 WP: 1 HR: 0 S: 26 P: 30 ERA: 1.80 WHIP: 1.400															PITCHER				



Batter	1	2	3	4	5	6	7	8	9	AB	R	H	RBI	BB	SO	LOB	TOP	
Frank Taveras, R OBP: 0.323, SLG: 0.300										4	1	2	0	0	0	0	Pittsburgh Pirates @ St. Louis Cardinals Busch Stadium, St. Louis, MO Sun Sep 26 1976, 3:33 AM CDT Att: 10,456 - Unknown	
Al Oliver, L OBP: 0.363, SLG: 0.478										4	0	1	1	0	0	1		
Richie Zisk, R OBP: 0.346, SLG: 0.469										3	0	0	0	1	0	1		
Willie Stargell, L OBP: 0.340, SLG: 0.462										4	0	1	0	0	0	2		
Dave Parker, L OBP: 0.346, SLG: 0.466										3	1	1	1	1	1	2		
Richie Hebner, L OBP: 0.321, SLG: 0.358										4	0	1	0	0	0	2		
Rennie Stennett, R OBP: 0.281, SLG: 0.345										4	0	1	0	0	0	0		
Duffy Dyer, R OBP: 0.348, SLG: 0.328										2	0	0	0	1	0	0		
Ed Kirkpatrick, L OBP: 0.295, SLG: 0.288										0	0	0	0	0	0	0		
Bill Robinson, R OBP: 0.330, SLG: 0.538										1	0	0	0	0	0	2		
Bruce Kison, R OBP: 0.266, SLG: 0.305										2	0	0	0	0	1	0		
Miguel Dilone, S (7, PH)										1	0	0	0	0	0	1		
Dave Giusti, R (7, PH)										0	0	0	0	0	0	0		
Tony Armas, R (9, PH)										1	0	0	0	0	1	2		
Inning Stats	R: 1 E: 0 K: 0 S: 5	H: 3 LOB: 2 BB: 1 P: 9	R: 0 E: 0 K: 0 S: 3	H: 0 LOB: 0 BB: 0 P: 3	R: 0 E: 0 K: 0 S: 3	H: 0 LOB: 0 BB: 0 P: 3	R: 0 E: 0 K: 1 S: 6	H: 1 LOB: 2 BB: 1 P: 10	R: 0 E: 0 K: 0 S: 3	H: 0 LOB: 1 BB: 1 P: 7	R: 0 E: 0 K: 0 S: 3	H: 0 LOB: 0 BB: 0 P: 3	R: 1 E: 0 K: 1 S: 8	H: 3 LOB: 2 BB: 0 P: 8	1B: 4 2B: 2 3B: 0 HR: 1	SF: 0 SAC: 0 DP: 1 HBP: 0	WP: 0 PB: 0 SB: 1 CS: 0	PA: 36
PITCHER	IP WLS BF H R ER SO BB IBB HBP BLK WP HR S P ERA WHIP																	
John Denny, R ERA: 2.58	(1, 1) 7.0 W 27 4 1 1 2 3 0 0 0 0 0 0 28 40 1.29 1.000																	
Tom Walker, R ERA: 3.05	(8, 1) 1.1 7 3 1 1 0 0 0 0 0 0 0 1 7 7 6.75 2.250																	
Al Hrabosky, L ERA: 3.34	(9, 1) 0.2 S 2 0 0 0 1 0 0 0 0 0 0 0 4 4 0.00 0.000																	

Batter	1	2	3	4	5	6	7	8	9	AB	R	H	RBI	BB	SO	LOB	BOTTOM
Jerry Mumphrey, S OBP: 0.325, SLG: 0.334										4	2	1	0	0	0	1	Pittsburgh Pirates @ St. Louis Cardinals Busch Stadium, St. Louis, MO Sun Sep 26 1976, 3:33 AM CDT Att: 10,456 - Unknown
Garry Templeton, S OBP: 0.322, SLG: 0.364										4	1	3	1	0	0	0	
Lou Brock, L OBP: 0.345, SLG: 0.397										4	0	1	2	0	1	2	
Tom Walker, R OBP: 0.400, SLG: 0.400										0	0	0	0	0	0	0	
Al Hrabosky, R (9, 1)										0	0	0	0	0	0	0	
Ted Simmons, S OBP: 0.372, SLG: 0.395										4	0	1	0	0	0	2	
Keith Hernandez, L OBP: 0.377, SLG: 0.425										4	0	1	0	0	0	1	
Willie Crawford, L OBP: 0.362, SLG: 0.447										4	0	1	0	0	0	2	
Charlie Chant, R OBP: 0.100, SLG: 0.100										0	0	0	0	0	0	0	
Mike Tyson, R OBP: 0.329, SLG: 0.456										3	1	0	0	1	1	3	
Hector Cruz, R OBP: 0.286, SLG: 0.336										3	1	2	2	0	1	0	
John Denny, R OBP: 0.246, SLG: 0.266										2	0	0	0	0	1	0	
Sam Mejias, R OBP: 0.188, SLG: 0.143										0	0	0	0	0	0	0	
Inning Stats	R: 1 E: 0 K: 0 S: 5	H: 2 LOB: 1 BB: 0 P: 5	R: 0 E: 0 K: 1 S: 5	H: 0 LOB: 0 BB: 0 P: 5	R: 0 E: 0 K: 0 S: 4	H: 2 LOB: 1 BB: 0 P: 4	R: 2 E: 0 K: 0 S: 4	H: 1 LOB: 0 BB: 1 P: 8	R: 0 E: 0 K: 1 S: 6	H: 0 LOB: 0 BB: 0 P: 5	R: 0 E: 0 K: 1 S: 6	H: 1 LOB: 1 BB: 0 P: 6	1B: 7 2B: 1 3B: 1 HR: 1	SF: 0 SAC: 1 DP: 1 HBP: 0	WP: 0 PB: 0 SB: 1 CS: 0	PA: 34	
PITCHER	IP WLS BF H R ER SO BB IBB HBP BLK WP HR S P ERA WHIP																
Bruce Kison, R ERA: 3.08	(1, 1) 6.0 L 27 9 5 5 2 1 0 0 0 0 0 0 30 34 7.50 1.667																
Dave Giusti, R ERA: 4.32	(7, 1) 2.0 7 1 0 0 2 0 0 0 0 0 0 0 11 11 0.00 0.500																

Batter	1	2	3	4	5	6	7	8	9	AB	R	H	RBI	BB	SO	LOB	TOP								
Rick Monday, L OBP: 0.344, SLG: 0.499 (1, 8)	F8		1B		P7		G6-4-3			4	0	1	0	0	0	1									
Jerry Tabb, L OBP: 0.391, SLG: 0.300 (1, 3)	WP E 1B		L7		F7			4-3		4	0	1	0	0	0	1									
Larry Blittner, L OBP: 0.273, SLG: 0.306 (1, 7)	F7 1-2		F9		F7			CS 1B		4	0	1	0	0	0	2									
Jerry Morales, R OBP: 0.327, SLG: 0.403 (1, 9)	1-3 2-3			1B 4-3 SF9 1B		K		K		4	1	1	0	0	2	2									
Manny Trillo, R OBP: 0.301, SLG: 0.310 (1, 4)		L8 S 1B		4-3				K		4	0	2	0	0	1	1									
Rob Sperring, R OBP: 0.323, SLG: 0.292 (1, 5)		K		1-2	SF9 BB 1B		P8	BB 1B		4	0	2	0	0	1	2									
George Mitterwald, R OBP: 0.297, SLG: 0.267 (1, 2)		L8		1-2			P5	BB 1B		3	0	1	0	1	0	2									
Dave Rosello, R OBP: 0.359, SLG: 0.286 (9, PH)		2-3		BB				1-2		0	0	0	0	0	0	0									
Mick Kelleher, R OBP: 0.265, SLG: 0.265 (9, PH)		4-3			SF9			BB 1B		2	0	0	1	0	0	1									
Ralph LaCock, L OBP: 0.337, SLG: 0.373 (9, PH)				2-3	3-H 3-H		2-3	BB 1B		0	0	0	0	1	0	0									
Rick Reuschel, R OBP: 0.279, SLG: 0.263 (1, 1)			6-3					G4-6-3 BB		3	0	1	0	0	0	2									
Champ Summers, L OBP: 0.284, SLG: 0.294 (9, PH)				5-3				1-2 2-3		0	0	0	0	0	0	0									
Ed Putman, R OBP: 0.426, SLG: 0.429 (9, PH)							G6-4-3 1B	1-2 2-3		1	0	0	0	0	0	3									
Inning Stats	R: 0 E: 1 K: 0 S: 4	H: 1 LOB: 1 BB: 0 P: 4	R: 0 E: 0 K: 1 S: 6	H: 1 LOB: 1 BB: 0 P: 6	R: 0 E: 0 K: 0 S: 4	H: 1 LOB: 1 BB: 0 P: 4	R: 1 E: 0 K: 0 S: 5	H: 2 LOB: 2 BB: 1 P: 9	R: 0 E: 0 K: 0 S: 3	H: 0 LOB: 0 BB: 0 P: 3	R: 0 E: 0 K: 1 S: 6	H: 1 LOB: 0 BB: 0 P: 6	R: 0 E: 0 K: 0 S: 3	H: 1 LOB: 0 BB: 0 P: 3	R: 0 E: 0 K: 1 S: 5	H: 1 LOB: 1 BB: 1 P: 5	R: 0 E: 0 K: 1 S: 6	H: 2 LOB: 3 BB: 1 P: 10	1B: 10 2B: 1 3B: 0 HR: 0	SF: 1 SAC: 0 DP: 3 HBP: 0	WP: 1 PB: 0 SB: 1 CS: 1	PA: 36			
PITCHER	IP	WLS	BF	H	R	ER	SO	BB	IBB	HBP	BLK	WP	HR	S	P	ERA	WHIP								
Doc Medich, R ERA: 3.51 (1, 1)	8.1	W	35	10	1	1	4	2	0	0	0	1	0	41	49	1.08	1.440								
Jerry Reuss, L ERA: 3.65 (9, 1)	0.2	S	1	0	0	0	0	0	0	0	0	0	0	1	1	0.00	0.000								

Chicago Cubs @ Pittsburgh Pirates
Three Rivers Stadium, Pittsburgh, PA
Tue Sep 28 1976, 7:05 PM EDT
Att. 2,880 - Overcast - 54 F

AB	33
R	1
H	10
RBI	1
BB	2
SO	4
LOB	17



Batter	1	2	3	4	5	6	7	8	9	AB	R	H	RBI	BB	SO	LOB	BOTTOM								
Miguel Dilone, S OBP: 0.250, SLG: 0.250 (1, 8)	1B SF7 1B		FC5 S 1B			P5		F9		4	1	2	0	0	0	1									
Richie Hebner, L OBP: 0.324, SLG: 0.365 (1, 5)	G4-3 1B		BB			G3		1B 3B		3	1	2	1	1	0	0									
Richie Zisk, R OBP: 0.347, SLG: 0.470 (1, 7)	SF7		FC5					1B 1B		3	1	2	2	0	0	2									
Al Oliver, L OBP: 0.363, SLG: 0.476 (1, 3)	G4-3					G3		3B 1B		4	1	1	0	0	0	2									
Dave Parker, L OBP: 0.347, SLG: 0.468 (1, 9)		1-3				F9		2B 1B		4	0	2	2	0	0	0									
Rennie Stennett, R OBP: 0.279, SLG: 0.343 (1, 4)		4-3				G6-4-3 1B		1H 2B		4	0	0	0	0	0	2									
Ed Ott, L OBP: 0.350, SLG: 0.361 (1, 2)						G3		2B 1B		3	0	0	0	0	0	0									
Mario Mendoza, R OBP: 0.223, SLG: 0.247 (1, 6)								L7		2	0	0	0	0	0	0									
Willie Stargell, L OBP: 0.340, SLG: 0.461 (9, PH)			6-3							1	0	0	0	0	0	0									
Craig Reynolds, L OBP: 1.000, SLG: 4.000 (9, 6)										0	0	0	0	0	0	0									
Doc Medich, R OBP: 0.161, SLG: 0.096 (1, 1)										3	1	1	0	0	0	0									
Jerry Reuss, L OBP: 0.306, SLG: 0.277 (9, 1)			6-3					3B 1B		0	0	0	0	0	0	0									
Inning Stats	R: 1 E: 0 K: 0 S: 4	H: 2 LOB: 0 BB: 0 P: 4	R: 0 E: 0 K: 0 S: 3	H: 0 LOB: 0 BB: 0 P: 3	R: 0 E: 0 K: 0 S: 4	H: 1 LOB: 2 BB: 1 P: 8	R: 0 E: 0 K: 0 S: 3	H: 1 LOB: 0 BB: 0 P: 3	R: 0 E: 0 K: 0 S: 4	H: 0 LOB: 0 BB: 0 P: 3	R: 0 E: 0 K: 0 S: 3	H: 1 LOB: 1 BB: 0 P: 4	R: 0 E: 0 K: 0 S: 3	H: 0 LOB: 0 BB: 0 P: 3	R: 4 E: 0 K: 0 S: 8	H: 5 LOB: 1 BB: 0 P: 8	1B: 8 2B: 1 3B: 1 HR: 0	SF: 1 SAC: 0 DP: 2 HBP: 0	WP: 0 PB: 0 SB: 1 CS: 0	PA: 33					
PITCHER	IP	WLS	BF	H	R	ER	SO	BB	IBB	HBP	BLK	WP	HR	S	P	ERA	WHIP								
Rick Reuschel, R ERA: 3.55 (1, 1)	8.0	L	33	10	5	5	0	1	0	0	0	0	0	32	36	5.62	1.375								

Chicago Cubs @ Pittsburgh Pirates
Three Rivers Stadium, Pittsburgh, PA
Tue Sep 28 1976, 7:05 PM EDT
Att. 2,880 - Overcast - 54 F

AB	31
R	5
H	10
RBI	5
BB	1
SO	0
LOB	7



Batter	1	2	3	4	5	6	7	8	9	AB	R	H	RBI	BB	SO	LOB	TOP			
Rick Monday, L OBP: 0.345, SLG: 0.504 (1, 8)	0-0 4-3			0-0 4-3		0-0 HR		4-0 BB		3	1	1	1	1	0	0	Chicago Cubs @ Pittsburgh Pirates Three Rivers Stadium, Pittsburgh, PA Wed Sep 29 1976, 7:05 PM EDT Alt. 2.880 - Unknown - 61 F			
Jerry Tabb, L OBP: 0.370, SLG: 0.292 (1, 3)	0-3 K			0-0 L8		0-0 1B		0-0 F7		4	0	1	0	0	1	1				
Larry Bittner, L OBP: 0.269, SLG: 0.300 Joe Wallis, S OBP: 0.318, SLG: 0.354 (1, 7) (9, 7)	0-0 F8			0-0 6-3		0-0 L7			0-0 4-3	4	0	0	0	0	0	1				
Jerry Morales, R OBP: 0.325, SLG: 0.400 (1, 9)		0-0 F8			0-0 F9			0-0 5-3		4	0	0	0	0	0	0				
Manny Trillo, R OBP: 0.300, SLG: 0.310 (1, 4)		0-3 K			0-0 FC4-6 1B			0-0 4-3		4	0	1	0	0	2	0				
Rob Sperring, R OBP: 0.314, SLG: 0.283 (1, 5)		0-0 F9			0-0 FC4-6 1-2			0-0 E6		3	0	0	0	0	0	1				
Steve Swisher, R OBP: 0.272, SLG: 0.325 (1, 2)			0-3 K		0-0 6-3			0-3 K		3	0	0	0	0	2	2				
Mick Kelleher, R OBP: 0.263, SLG: 0.262 (1, 6)			0-0 6-3		0-0 4-3			0-0 4-3		3	0	0	0	0	0	0				
Steve Renko, R OBP: 0.107, SLG: 0.107 (1, 1)			0-0 5-3		0-0 F8			0-3 K		3	0	0	0	0	1	0				
Inning Stats	R: 0 E: 0 X: 1 S: 5	H: 0 LOB: 0 BB: 0 P: 5	R: 0 E: 0 X: 1 S: 5	H: 0 LOB: 0 BB: 0 P: 5	R: 0 E: 0 X: 1 S: 5	H: 0 LOB: 0 BB: 0 P: 5	R: 0 E: 0 X: 0 S: 3	H: 0 LOB: 0 BB: 0 P: 3	R: 0 E: 0 X: 0 S: 4	H: 1 LOB: 1 BB: 0 P: 4	R: 1 E: 0 X: 0 S: 5	H: 2 LOB: 1 BB: 0 P: 5	R: 0 E: 1 X: 1 S: 6	H: 0 LOB: 1 BB: 0 P: 6	R: 0 E: 0 X: 1 S: 5	H: 0 LOB: 0 BB: 0 P: 5	1B: 2 2B: 0 3B: 0 HR: 1	SF: 0 SAC: 0 DP: 0 HBP: 0	WP: 0 PB: 0 SB: 0 CS: 0	PA: 32
PITCHER Larry Demery, R ERA: 3.17 (1, 1)	IP: 9.0 WLS: L BF: 32	H: 3 R: 1 ER: 1 SO: 6	BB: 1 IBB: 0 HBP: 0 BLK: 0	WP: 0 HR: 1 S: 43 P: 47	ERA: 1.00 WHIP: 0.444															

AB	31
R	1
H	3
RBI	1
BB	1
SO	6
LOB	5



Batter	1	2	3	4	5	6	7	8	9	AB	R	H	RBI	BB	SO	LOB	BOTTOM					
Miguel Dilone, S OBP: 0.250, SLG: 0.250 (1, 8)	0-0 4-3		0-0 P6		0-0 1-2 1B			0-0 4-3		4	0	1	0	0	0	0	Chicago Cubs @ Pittsburgh Pirates Three Rivers Stadium, Pittsburgh, PA Wed Sep 29 1976, 7:05 PM EDT Alt. 2.880 - Unknown - 61 F					
Richie Hebner, L OBP: 0.326, SLG: 0.365 (1, 5)	4-0 BB BB		0-0 1B		0-0 L8			0-0 F9		3	0	1	0	1	0	2						
Richie Zisk, R OBP: 0.344, SLG: 0.467 (1, 7)	0-3 K		0-0 P9		0-0 L8			0-3 K		4	0	0	0	0	2	2						
Willie Stargell, L OBP: 0.339, SLG: 0.458 (1, 3)	4-0 1-2 BB		0-0 F8		0-0 6-3			0-3 K		3	0	0	0	1	1	0						
Dave Parker, L OBP: 0.348, SLG: 0.470 (1, 9)	0-0 4-3		0-0 CS 1B		0-0 2B			0-3 K		4	0	2	0	0	1	2						
Rennie Stennett, R OBP: 0.277, SLG: 0.341 (1, 4)		0-0 4-3		0-0 F9 1-2		0-0 4-3		0-0 L4		4	0	0	0	0	0	2						
Craig Reynolds, L OBP: 0.250, SLG: 1.000 (1, 6)		0-0 L3			0-0 L7			0-0 4-3		3	0	0	0	0	0	0						
Duffy Dyer, R OBP: 0.343, SLG: 0.322 (1, 2)		0-0 L8			0-3 K			0-3 K		3	0	0	0	0	2	0						
Larry Demery, R OBP: 0.163, SLG: 0.125 (1, 1)			0-3 K		0-0 1B 1B			0-0 4-3		3	0	1	0	0	1	0						
Inning Stats	R: 0 E: 0 X: 1 S: 5	H: 0 LOB: 2 BB: 2 P: 13	R: 0 E: 0 X: 0 S: 3	H: 0 LOB: 0 BB: 0 P: 3	R: 0 E: 0 X: 1 S: 6	H: 1 LOB: 1 BB: 0 P: 6	R: 0 E: 0 X: 0 S: 3	H: 1 LOB: 0 BB: 0 P: 3	R: 0 E: 0 X: 1 S: 7	H: 2 LOB: 2 BB: 0 P: 7	R: 0 E: 0 X: 0 S: 4	H: 1 LOB: 1 BB: 0 P: 4	R: 0 E: 0 X: 1 S: 5	H: 0 LOB: 0 BB: 0 P: 5	R: 0 E: 0 X: 1 S: 5	H: 0 LOB: 0 BB: 0 P: 5	R: 0 E: 2 X: 2 S: 7	H: 0 LOB: 0 BB: 0 P: 7	1B: 4 2B: 1 3B: 0 HR: 0	SF: 0 SAC: 0 DP: 0 HBP: 0	WP: 0 PB: 0 SB: 0 CS: 1	PA: 33
PITCHER Steve Renko, R ERA: 3.98 (1, 1)	IP: 9.0 WLS: W BF: 33	H: 5 R: 0 ER: 0 SO: 7	BB: 2 IBB: 0 HBP: 0 BLK: 0	WP: 0 HR: 0 S: 45 P: 53	ERA: 0.00 WHIP: 0.778																	

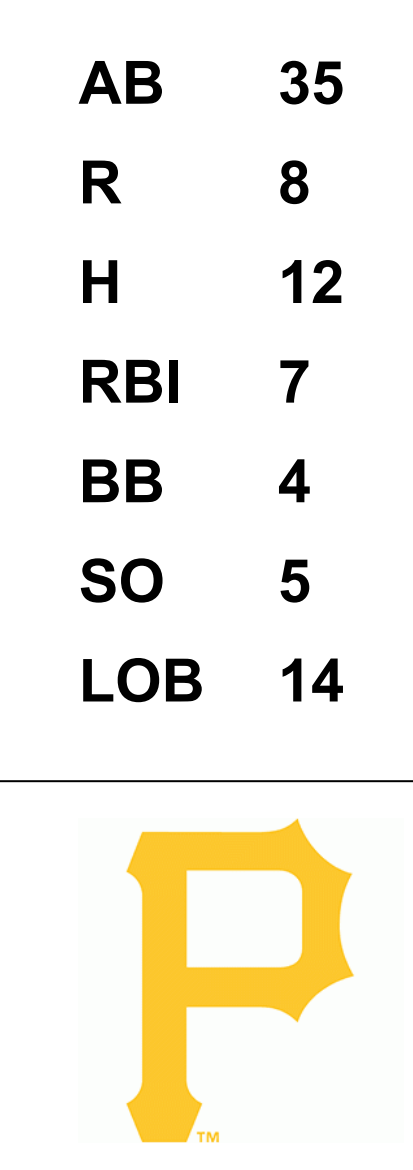
AB	31
R	0
H	5
RBI	0
BB	2
SO	7
LOB	8



Batter	1	2	3	4	5	6	7	8	9	AB	R	H	RBI	BB	SO	LOB	TOP			
Jerry Mumphrey, S (1, 8) OBP: 0.324, SLG: 0.332	F8		P4			F8		1B		4	0	1	0	0	0	0	St. Louis Cardinals @ Pittsburgh Pirates Three Rivers Stadium, Pittsburgh, PA Sat Oct 02 1976, 3:33 AM EDT Att: 4,250 - Unknown			
Gary Templeton, S (1, 6) OBP: 0.318, SLG: 0.367	4-3			4-3		L5		6-3		4	0	0	0	0	0	1				
Lou Brock, L (1, 7) OBP: 0.344, SLG: 0.394	F8			5-3		PO			F8	2	0	0	0	1	0	0				
Sam Mejias, R (6, 7) OBP: 0.176, SLG: 0.133	F8					PO				1	0	0	0	0	0	0				
Ted Simmons, S (1, 2) OBP: 0.370, SLG: 0.394						PO			K	4	0	3	0	0	1	0				
Keith Hernandez, L (1, 3) OBP: 0.376, SLG: 0.428				4-3					5-3	4	0	0	0	0	0	3				
Mike Anderson, R (1, 9) OBP: 0.371, SLG: 0.357										3	0	0	0	0	2	2				
Hector Cruz, R (1, 5) OBP: 0.287, SLG: 0.341										3	0	0	0	0	1	2				
Mike Tyson, R (1, 4) OBP: 0.323, SLG: 0.444										3	0	1	0	0	0	0				
Lynn McGlothen, L (1, 1) OBP: 0.216, SLG: 0.254										1	0	0	0	0	0	0				
Tom Walker, R (3, 1) OBP: 0.401, SLG: 0.400										0	0	0	0	0	0	0				
Mike Potter, K (5, PH)										1	0	0	0	0	1	1				
Mike Wallace, L (5, L) OBP: 0.333, SLG: 0.333										0	0	0	0	0	0	0				
Joe Ferguson, R (8, PH) OBP: 0.317, SLG: 0.353										1	0	0	0	0	1	0				
Doug Capilla, L (8, L)										0	0	0	0	0	0	0				
Inning Stats	R: 0 E: 0 K: 0 S: 3	H: 0 LOB: 0 BB: 0 P: 3	R: 0 E: 0 K: 2 S: 8	H: 1 LOB: 1 BB: 0 P: 8	R: 0 E: 0 K: 0 S: 3	H: 0 LOB: 0 BB: 0 P: 3	R: 0 E: 0 K: 0 S: 4	H: 1 LOB: 1 BB: 0 P: 4	R: 0 E: 0 K: 2 S: 2	H: 0 LOB: 0 BB: 1 P: 6	R: 0 E: 0 K: 0 S: 4	H: 1 LOB: 1 BB: 0 P: 4	R: 0 E: 0 K: 1 S: 6	H: 1 LOB: 1 BB: 0 P: 6	R: 0 E: 0 K: 1 S: 5	H: 0 LOB: 0 BB: 0 P: 5	1B: 3 2B: 2 3B: 0 HR: 0	SF: 0 SAC: 0 DP: 0 HBP: 0	WP: 0 PB: 0 SB: 1 CS: 0	PA: 33
PITCHER John Candelaria, L (1, 1) ERA: 3.15	IP: 9.0 WLS: W BF: 32 H: 5 R: 0 ER: 0 SO: 6 BB: 1 IBB: 0 HBP: 0 BLK: 0 WP: 0 HR: 0 S: 43 P: 47 ERA: 0.00 WHIP: 0.667															PITCHER				

Batter	1	2	3	4	5	6	7	8	9	AB	R	H	RBI	BB	SO	LOB	BOTTOM			
Miguel Dilone, S (1, 7) OBP: 0.235, SLG: 0.235	F8	FC3-6		G3		P4		F7		5	1	1	0	0	0	2	St. Louis Cardinals @ Pittsburgh Pirates Three Rivers Stadium, Pittsburgh, PA Sat Oct 02 1976, 3:33 AM EDT Att: 4,250 - Unknown			
Frank Taveras, R (1, 6) OBP: 0.324, SLG: 0.300	K			G3		4-3				4	0	1	0	1	1	1				
Omar Moreno, L (1, 8) OBP: 0.346, SLG: 0.347	3-1	6-3		HR				F7		4	1	1	1	1	0	4				
Dave Parker, L (1, 9) OBP: 0.351, SLG: 0.478										4	3	3	2	0	1	1				
Richie Hebner, L (1, 5) OBP: 0.327, SLG: 0.369										3	2	1	1	1	0	0				
Ed Kirkpatrick, L (1, 3) OBP: 0.300, SLG: 0.301										4	1	2	2	0	1	0				
Rennie Stennett, R (1, 4) OBP: 0.279, SLG: 0.343										4	0	2	1	0	0	1				
Duffy Dyer, R (1, 2) OBP: 0.341, SLG: 0.320										4	0	1	0	0	1	3				
John Candelaria, L (1, 1) OBP: 0.253, SLG: 0.237										3	0	0	0	1	1	2				
Inning Stats	R: 0 E: 0 K: 1 S: 5	H: 4 LOB: 3 BB: 2 P: 17	R: 2 E: 1 K: 0 S: 5	H: 2 LOB: 1 BB: 1 P: 9	R: 3 E: 0 K: 0 S: 6	H: 3 LOB: 0 BB: 0 P: 6	R: 0 E: 0 K: 1 S: 5	H: 0 LOB: 1 BB: 1 P: 9	R: 0 E: 0 K: 1 S: 6	H: 1 LOB: 1 BB: 0 P: 6	R: 0 E: 0 K: 1 S: 6	H: 1 LOB: 1 BB: 0 P: 6	R: 0 E: 0 K: 1 S: 6	H: 1 LOB: 1 BB: 0 P: 6	R: 0 E: 0 K: 1 S: 6	H: 0 LOB: 0 BB: 0 P: 5	1B: 7 2B: 3 3B: 1 HR: 1	SF: 0 SAC: 0 DP: 1 HBP: 0	WP: 0 PB: 0 SB: 3 CS: 0	PA: 39
PITCHER Lynn McGlothen, R (1, 1) ERA: 3.91	IP: 2.0 WLS: L BF: 15 H: 6 R: 5 ER: 4 SO: 2 BB: 3 IBB: 0 HBP: 0 BLK: 0 WP: 0 HR: 0 S: 16 P: 28 ERA: 18.00 WHIP: 4.500															PITCHER				
Tom Walker, R (3, 1) ERA: 4.12	2.0 9 3 3 3 0 0 0 0 0 0 1 9 9 13.50 1.500																			
Mike Wallace, L (5, 1) ERA: 4.07	3.0 11 2 0 0 2 1 0 0 0 0 0 14 18 0.00 1.000																			
Doug Capilla, L (8, 1) ERA: 5.4	1.0 4 1 0 0 1 0 0 0 0 0 0 6 6 0.00 1.000																			

AB 31
R 0
H 5
RBI 0
BB 1
SO 6
LOB 9



Batter	1	2	3	4	5	6	7	8	9	AB	R	H	RBI	BB	SO	LOB	TOP	
Jerry Mumphrey, S OBP: 0.323, SLG: 0.332										4	0	1	0	0	0	0	St. Louis Cardinals @ Pittsburgh Pirates Three Rivers Stadium, Pittsburgh, PA Sun Oct 03 1976, 3:33 AM EDT Unknown	
Gary Templeton, S OBP: 0.317, SLG: 0.365										4	0	1	0	0	0	1		
Hector Cruz, R OBP: 0.286, SLG: 0.339										3	0	0	0	1	0	1		
Ted Simmons, S OBP: 0.371, SLG: 0.394										3	0	1	0	1	0	1		
Lee Richard, R OBP: 0.215, SLG: 0.270										0	0	0	0	0	0	0		
Keith Hernandez, L OBP: 0.374, SLG: 0.426										4	0	1	0	0	0	3		
Mike Tyson, R OBP: 0.326, SLG: 0.445										4	0	2	0	0	0	1		
Sam Mejias, R OBP: 0.150, SLG: 0.111										3	0	0	0	0	0	3		
Charlie Chant, R OBP: 0.143, SLG: 0.143										3	0	1	0	0	0	1		
John Denny, R OBP: 0.235, SLG: 0.254										3	0	0	0	0	1	1		
Inning Stats	R: 0 E: 0 K: 0 S: 3	H: 1 LOB: 2 BB: 2 P: 11	R: 0 E: 1 K: 0 S: 4	H: 1 LOB: 1 BB: 0 P: 4	R: 0 E: 0 K: 0 S: 4	H: 1 LOB: 1 BB: 0 P: 4	R: 0 E: 0 K: 1 S: 5	H: 0 LOB: 0 BB: 0 P: 5	R: 0 E: 0 K: 0 S: 3	H: 1 LOB: 0 BB: 0 P: 3	R: 0 E: 0 K: 0 S: 3	H: 0 LOB: 0 BB: 0 P: 3	R: 0 E: 0 K: 0 S: 4	H: 1 LOB: 1 BB: 0 P: 4	1B: 7 2B: 0 3B: 0 HR: 0	SF: 0 SAC: 0 DP: 2 HBP: 0	WP: 0 PB: 0 SB: 0 CS: 1	PA: 33
PITCHER Jim Rooker, L ERA: 3.35	IP: 9.0 WLS: W BF: 33 H: 7 R: 0 ER: 0 SO: 1 BB: 2 IBB: 0 HBP: 0 BLK: 0 WP: 0 HR: 0 S: 33 P: 41 ERA: 0.00 WHIP: 1.000																	

Batter	1	2	3	4	5	6	7	8	9	AB	R	H	RBI	BB	SO	LOB	BOTTOM	
Frank Taveras, R OBP: 0.322, SLG: 0.297										4	0	0	0	0	0	1	St. Louis Cardinals @ Pittsburgh Pirates Three Rivers Stadium, Pittsburgh, PA Sun Oct 03 1976, 3:33 AM EDT Unknown	
Omar Moreno, L OBP: 0.357, SLG: 0.369										4	1	3	0	0	1	0		
Richie Zisk, R OBP: 0.342, SLG: 0.464										4	0	0	0	0	0	3		
Dave Parker, L OBP: 0.349, SLG: 0.475										3	0	0	1	0	1	0		
Richie Hebner, L OBP: 0.327, SLG: 0.369										3	0	1	0	0	0	1		
Ed Kirkpatrick, L OBP: 0.294, SLG: 0.295										3	0	0	0	0	0	2		
Rennie Stennett, R OBP: 0.279, SLG: 0.343										3	0	1	0	0	0	0		
Ed Ott, L OBP: 0.349, SLG: 0.359										3	0	1	0	0	1	2		
Jim Rooker, R OBP: 0.224, SLG: 0.311										2	0	0	0	0	0	0		
Inning Stats	R: 0 E: 0 K: 1 S: 5	H: 0 LOB: 0 BB: 0 P: 5	R: 0 E: 0 K: 2 S: 9	H: 2 LOB: 2 BB: 0 P: 9	R: 0 E: 0 K: 0 S: 4	H: 1 LOB: 1 BB: 0 P: 4	R: 0 E: 0 K: 0 S: 3	H: 0 LOB: 0 BB: 0 P: 3	R: 0 E: 1 K: 0 S: 5	H: 1 LOB: 1 BB: 0 P: 5	R: 0 E: 0 K: 0 S: 3	H: 0 LOB: 0 BB: 0 P: 3	R: 0 E: 0 K: 0 S: 3	H: 1 LOB: 0 BB: 0 P: 3	1B: 5 2B: 1 3B: 0 HR: 0	SF: 0 SAC: 1 DP: 1 HBP: 0	WP: 0 PB: 0 SB: 0 CS: 0	PA: 30
PITCHER John Denny, R ERA: 2.52	IP: 8.0 WLS: L BF: 30 H: 6 R: 1 ER: 1 SO: 3 BB: 0 IBB: 0 HBP: 0 BLK: 0 WP: 0 HR: 0 S: 36 P: 36 ERA: 1.12 WHIP: 0.750																	

Batter	1	2	3	4	5	6	7	8	9	AB	R	H	RBI	BB	SO	LOB	TOP			
Jerry Mumphrey, S OBP: 0.322, SLG: 0.331 (1, 8)	3-1		P4			E5		6-3		4	0	1	0	0	0	1				
Garry Templeton, S OBP: 0.314, SLG: 0.362 Don Kessinger, S OBP: 0.320, SLG: 0.313 (1, 6) (5, 6)	F4			4-3		K		6-3		2	0	0	0	0	0	0				
Keith Hernandez, L OBP: 0.376, SLG: 0.428 (1, 3)				6-3		K			F9 1B BB	3	0	1	0	1	1	2				
Hector Cruz, R OBP: 0.286, SLG: 0.338 (1, 5)	F5			K			F7			4	0	1	0	0	1	1				
Luis Alvarado, R OBP: 0.333, SLG: 0.310 Lee Richard, R OBP: 0.211, SLG: 0.264 (1, 4) (5, 4)			F7			F8		F7	F9	2	0	0	0	0	0	0				
Mike Potter, R (1, 7)				K		6-3		F3	F9	4	0	0	0	0	1	2				
Ken Rudolph, R OBP: 0.176, SLG: 0.220 (1, 2)			F8			F7				3	0	0	0	0	0	0				
Sam Mejias, R OBP: 0.217, SLG: 0.190 (1, 9)			4-3							3	0	2	0	0	0	0				
Pete Falcone, L OBP: 0.156, SLG: 0.145 (1, 1)			6-3							3	0	0	0	0	2	2				
Inning Stats	R: 0 E: 0 K: 0 S: 4	H: 1 LOB: 1 BB: 0 P: 4	R: 0 E: 0 K: 1 S: 5	H: 0 LOB: 0 BB: 0 P: 5	R: 0 E: 0 K: 1 S: 3	H: 0 LOB: 0 BB: 0 P: 3	R: 0 E: 0 K: 0 S: 3	H: 0 LOB: 0 BB: 0 P: 3	R: 0 E: 1 K: 3 S: 11	H: 2 LOB: 2 BB: 0 P: 11	R: 0 E: 0 K: 0 S: 3	H: 0 LOB: 0 BB: 0 P: 3	R: 0 E: 0 K: 1 S: 6	H: 1 LOB: 1 BB: 1 P: 6	R: 0 E: 0 K: 0 S: 4	H: 1 LOB: 2 BB: 1 P: 8	1B: 4 2B: 1 3B: 0 HR: 0	SF: 0 SAC: 0 DP: 0 HBP: 0	WP: 0 PB: 0 SB: 1 CS: 0	PA: 33
PITCHER Jerry Reuss, L ERA: 3.53 (1, 1)	IP: 9.0 WLS: W BF: 33 H: 5 R: 0 ER: 0 SO: 6 BB: 1 IBB: 0 HBP: 0 BLK: 0 WP: 0 HR: 0 S: 44 P: 48 ERA: 0.00 WHIP: 0.667																			

St. Louis Cardinals @ Pittsburgh Pirates
Three Rivers Stadium, Pittsburgh, PA
Sun Oct 03 1976, 3:38 AM EDT
Att: 24,228 - Unknown

AB 32
R 0
H 5
RBI 0
BB 1
SO 6
LOB 12



Batter	1	2	3	4	5	6	7	8	9	AB	R	H	RBI	BB	SO	LOB	BOTTOM			
Frank Taveras, R OBP: 0.321, SLG: 0.297 Mario Mendoza, R OBP: 0.216, SLG: 0.239 (1, 6) (3, FH) (4, 6)	K		6-3			K		F7		1	0	0	0	0	1	0				
Rennie Stennett, R OBP: 0.277, SLG: 0.341 Craig Reynolds, L OBP: 0.250, SLG: 1.000 (1, 4) (9, 4)	F8			E6		F9		F4		4	0	0	0	0	0	1				
Richie Zisk, R OBP: 0.343, SLG: 0.465 Miguel Dilone, S OBP: 0.235, SLG: 0.235 (1, 7) (9, PR)				G6-4-3		F7				3	0	1	0	1	0	1				
Bill Robinson, R OBP: 0.329, SLG: 0.534 (1, 9)	F3					3-1				0	1	0	0	0	0	0				
Bob Robertson, R OBP: 0.299, SLG: 0.318 (1, 3)			F7							3	0	0	0	1	0	2				
Tony Armas, R OBP: 0.333, SLG: 0.333 (1, 8)				K						4	0	0	0	0	2	3				
Richie Hebner, L OBP: 0.325, SLG: 0.366 (1, 5)										4	0	2	1	0	1	0				
Duffy Dyer, R OBP: 0.336, SLG: 0.315 (1, 2)										3	0	0	0	0	1	1				
Jerry Reuss, L OBP: 0.333, SLG: 0.288 (1, 1)										1	0	1	0	2	0	0				
Inning Stats	R: 0 E: 0 K: 1 S: 6	H: 1 LOB: 1 BB: 0 P: 6	R: 0 E: 0 K: 1 S: 5	H: 0 LOB: 0 BB: 0 P: 5	R: 0 E: 1 K: 1 S: 5	H: 0 LOB: 1 BB: 1 P: 9	R: 0 E: 0 K: 2 S: 8	H: 1 LOB: 2 BB: 1 P: 12	R: 0 E: 0 K: 0 S: 3	H: 0 LOB: 0 BB: 0 P: 3	R: 0 E: 0 K: 0 S: 3	H: 0 LOB: 0 BB: 0 P: 3	R: 0 E: 0 K: 1 S: 5	H: 0 LOB: 1 BB: 1 P: 9	R: 1 E: 0 K: 1 S: 5	H: 1 LOB: 1 BB: 1 P: 9	1B: 3 2B: 2 3B: 0 HR: 0	SF: 0 SAC: 0 DP: 2 HBP: 0	WP: 0 PB: 0 SB: 1 CS: 0	PA: 33
PITCHER Pete Falcone, L ERA: 3.23 (1, 1)	IP: 8.2 WLS: L BF: 33 H: 4 R: 1 ER: 1 SO: 7 BB: 4 IBB: 0 HBP: 0 BLK: 0 WP: 0 HR: 0 S: 43 P: 59 ERA: 1.04 WHIP: 0.923																			

St. Louis Cardinals @ Pittsburgh Pirates
Three Rivers Stadium, Pittsburgh, PA
Sun Oct 03 1976, 3:38 AM EDT
Att: 24,228 - Unknown

AB 29
R 1
H 4
RBI 1
BB 4
SO 7
LOB 13

