

# Pittsburgh Pirates - 1977






Batter	1	2	3	4	5	6	7	8	9	AB	R	H	RBI	BB	SO	LOB	TOP			
Lou Brock, L OBP: 0.500, SLG: 0.857 Jerry Mumphy, S OBP: 0.333, SLG: 0.333	FC4-6 3B	4-3				1B IBB		FC3-6 1B		3	1	2	0	1	0	0				
Gary Templeton, S OBP: 0.364, SLG: 0.300	FC4-6 BB	6-3				1B		K		4	0	1	1	1	1	3				
Bake McBride, L OBP: 0.250, SLG: 0.750 Tony Scott, S OBP: 1.000, SLG: 1.000	FC4-6 2B				F7	L8				4	2	1	2	0	0	3				
Ted Simmons, S OBP: 0.600, SLG: 0.667	WP E 2B	P5			FC4-6 1B					5	1	3	1	0	0	0				
Keith Hernandez, L OBP: 0.300, SLG: 1.000	E6 1B			4-3	FC4-6 FC5-4			FC3-6 1B		5	2	1	1	0	0	2				
Hector Cruz, R Mike Anderson, R	6-3			F9	FC5-4			FC6-4		4	0	0	0	0	1	2				
Ken Reitz, R OBP: 0.300, SLG: 0.333				6-3				4-3		5	0	1	1	0	0	1				
Don Kessinger, S OBP: 0.600, SLG: 0.333				P6		E3 SH1-4 1B		FC3-6 BB 1B BB		3	2	1	0	1	0	0				
Bob Forsch, R	K			2-3		SH1-4		FC3-6 BB		2	0	0	0	1	1	2				
<b>Inning Stats</b>	R: 4 E: 1 K: 1 S: 10	H: 4 LOB: 2 BB: 1 P: 14	R: 1 E: 0 K: 0 S: 4	H: 1 LOB: 0 BB: 0 P: 4	R: 0 E: 0 K: 0 S: 3	H: 0 LOB: 0 BB: 0 P: 3	R: 0 E: 0 K: 0 S: 4	H: 1 LOB: 1 BB: 0 P: 4	R: 0 E: 0 K: 0 S: 5	H: 1 LOB: 2 BB: 1 P: 9	R: 1 E: 0 K: 1 S: 6	H: 1 LOB: 0 BB: 0 P: 6	R: 1 E: 0 K: 1 S: 5	H: 1 LOB: 2 BB: 2 P: 13	R: 0 E: 0 K: 0 S: 4	H: 1 LOB: 1 BB: 0 P: 4	1B: 6 2B: 2 3B: 1 HR: 2	SF: 0 SAC: 1 DP: 0 HBP: 0	WP: 1 PB: 0 SB: 1 CS: 0	PA: 43
<b>PITCHER</b>	IP WLS BF H R ER SO BB IBB HBP BLK WP HR S P ERA WHIP																			
Bruce Kison, R ERA: 4.76	(1, 1) 5.2 L 29 8 6 3 1 1 1 0 0 0 0 1 1 29 37 4.76 1.588																			
Grant Jackson, L ERA: 6.75	(6, 1) 1.1 5 1 1 1 1 0 0 0 0 0 0 1 7 7 6.75 0.750																			
Larry Demery, R ERA: 11.57	(8, 1) 1.0 5 1 1 1 1 2 0 0 0 0 0 0 5 13 9.00 3.000																			
Odell Jones, R ERA:	(9, 1) 1.0 4 1 0 0 0 0 0 0 0 0 0 0 4 4 0.00 1.000																			

St. Louis Cardinals @ Pittsburgh Pirates  
Three Rivers Stadium, Pittsburgh, PA  
Sat Apr 09 1977, 3:33 AM EST  
Att: 6,719 - Sunny - 40 F


AB 38  
R 8  
H 11  
RBI 7  
BB 4  
SO 3  
LOB 16



Batter	1	2	3	4	5	6	7	8	9	AB	R	H	RBI	BB	SO	LOB	BOTTOM	
Omar Moreno, L	F2		L7		F7		FC4-6		4-3	5	0	0	0	0	0	4		
Frank Taveras, R OBP: 0.222, SLG: 0.250	4-3 1B		4-3		G3			F9		4	1	1	0	0	0	1		
Dave Parker, L OBP: 0.444, SLG: 0.444	4-3		F9				4-3			4	0	1	0	0	0	1		
Bill Robinson, R OBP: 0.286, SLG: 0.200	E 1B				K		6-3		F7	4	0	1	1	0	1	1		
Willie Stargell, L OBP: 0.444, SLG: 0.500	E4 1B				E BB		P6		4-3	3	0	1	0	1	0	1		
Rennie Stennett, R OBP: 0.444, SLG: 0.500	4-3		E4 G4-6-3				4-3		F9	4	0	0	0	0	0	3		
Phil Garner, R OBP: 0.444, SLG: 0.750			5-3		G4-6-3					4	1	2	1	0	0	2		
Duffy Dyer, R OBP: 0.125, SLG: 0.500			F9		4-3		F2		E5 FC4-6	4	0	0	0	0	0	1		
Bruce Kison, R ERA: 4.76 Grant Jackson, L ERA: 6.75 Ed Kirkpatrick, L Larry Demery, R Odell Jones, R Miguel Dilone, S	1-3						FC4-6 BB		FC4-6	2	0	1	0	0	0	0		
<b>Inning Stats</b>	R: 1 E: 1 K: 0 S: 6	H: 3 LOB: 2 BB: 0 P: 6	R: 0 E: 0 K: 0 S: 3	H: 0 LOB: 0 BB: 0 P: 3	R: 0 E: 0 K: 0 S: 3	H: 0 LOB: 0 BB: 0 P: 3	R: 0 E: 1 K: 1 S: 5	H: 0 LOB: 1 BB: 1 P: 9	R: 0 E: 0 K: 0 S: 4	H: 1 LOB: 2 BB: 1 P: 8	R: 0 E: 0 K: 0 S: 4	H: 1 LOB: 1 BB: 0 P: 4	R: 1 E: 1 K: 0 S: 5	H: 1 LOB: 1 BB: 0 P: 5	1B: 5 2B: 1 3B: 0 HR: 1	SF: 0 SAC: 0 DP: 1 HBP: 0	WP: 0 PB: 0 SB: 0 CS: 0	PA: 37
<b>PITCHER</b>	IP WLS BF H R ER SO BB IBB HBP BLK WP HR S P ERA WHIP																	
Bob Forsch, R ERA: 2.0	(1, 1) 9.0 W 37 7 2 2 1 2 0 0 0 0 0 1 37 45 2.00 1.000																	

St. Louis Cardinals @ Pittsburgh Pirates  
Three Rivers Stadium, Pittsburgh, PA  
Sat Apr 09 1977, 3:33 AM EST  
Att: 6,719 - Sunny - 40 F

AB 35  
R 2  
H 7  
RBI 2  
BB 2  
SO 1  
LOB 15





Batter	1	2	3	4	5	6	7	8	9	AB	R	H	RBI	BB	SO	LOB	TOP										
Lou Brock, L OBP: 0.417, SLG: 0.727 Buddy Schultz, R John Urrea, R	L7	1B 2B		F8		L8			FC5-6 BB	4	1	1	0	0	0	0	<b>St. Louis Cardinals @ Pittsburgh Pirates</b> Three Rivers Stadium, Pittsburgh, PA Sun Apr 10 1977, 3:33 AM EST Att: 5,223 - Cloudy - 60 F <a href="http://livebaseballscorecards.com">livebaseballscorecards.com</a>										
Gary Templeton, S OBP: 0.438, SLG: 0.533	1-3 BLK 2B	HR		1B		6-3			FC5-6 CS	5	3	3	1	0	0	1											
Bake McBride, L OBP: 0.333, SLG: 0.917 Tony Scott, S OBP: 0.667, SLG: 0.667	1-3	HR				F8			K	4	1	2	3	0	0	1											
Hector Cruz, R OBP: 0.231, SLG: 0.182	1B E	4-3		F9		6-3				4	1	1	1	0	0	1											
Ted Simmons, S OBP: 0.643, SLG: 0.769	E			1-3						4	1	3	0	0	0	1											
Keith Hernandez, L OBP: 0.357, SLG: 0.929	E7			1B		K			F8	4	1	2	1	0	1	1											
Ken Reitz, R OBP: 0.286, SLG: 0.308	F7			CS 1B		5-3			K	4	0	1	2	0	1	2											
Jerry Davanon, R	1-3			F9		F2			K	4	0	0	0	0	1	1											
Pete Falcone, L Clay Carroll, R Jerry Mumphrey, S OBP: 0.200, SLG: 0.200	K			L1		L9			6-3	1	0	0	0	0	1	0											
Jerry Mumphrey, S OBP: 0.200, SLG: 0.200										1	0	0	0	0	0	0											
Jerry Mumphrey, S OBP: 0.200, SLG: 0.200										2	0	0	0	0	0	0											
<b>Inning Stats</b>	R: 2 E: 1 K: 0 S: 7	H: 4 LOB: 2 BB: 0 P: 7	R: 3 E: 0 K: 1 S: 8	H: 3 LOB: 0 BB: 0 P: 8	R: 2 E: 0 K: 0 S: 5	H: 3 LOB: 0 BB: 0 P: 5	R: 1 E: 0 K: 0 S: 5	H: 2 LOB: 1 BB: 0 P: 5	R: 0 E: 0 K: 1 S: 5	H: 0 LOB: 0 BB: 0 P: 5	R: 0 E: 0 K: 0 S: 3	H: 1 LOB: 1 BB: 0 P: 4	R: 0 E: 0 K: 2 S: 7	H: 0 LOB: 0 BB: 0 P: 7	R: 0 E: 0 K: 1 S: 4	H: 0 LOB: 0 BB: 1 P: 8	1B: 7 2B: 4 3B: 1 HR: 1	SF: 0 SAC: 0 DP: 0 HBP: 0	WP: 0 PB: 0 SB: 0 CS: 2	PA: 39							
<b>PITCHER</b>	IP	WLS	BF	H	R	ER	SO	BB	IBB	HBP	BLK	WP	HR	S	P	ERA	WHIP										
Jim Rooker, L ERA: 31.5	2.0	L	15	9	7	7	1	0	0	0	0	0	0	8	17	31.50	4.500										
Larry Demery, R ERA: 8.31	2.0		8	3	1	1	0	0	0	0	0	0	0	8	8	4.50	1.500										
Grant Jackson, L ERA: 2.08	3.0		10	1	0	0	1	0	0	0	0	0	0	12	12	0.00	0.333										
Rich Gossage, R ERA:	2.0		6	0	0	0	3	1	0	0	0	0	0	11	15	0.00	0.500										

Batter	1	2	3	4	5	6	7	8	9	AB	R	H	RBI	BB	SO	LOB	BOTTOM											
Frank Taveras, R OBP: 0.286, SLG: 0.182	2B 1B	FC6		1-3					K	3	1	0	0	2	1	1	<b>St. Louis Cardinals @ Pittsburgh Pirates</b> Three Rivers Stadium, Pittsburgh, PA Sun Apr 10 1977, 3:33 AM EST Att: 5,223 - Cloudy - 60 F <a href="http://livebaseballscorecards.com">livebaseballscorecards.com</a>											
Phil Garner, R OBP: 0.428, SLG: 0.667	1B					F2			F9	4	1	1	0	1	0	2												
Dave Parker, L OBP: 0.571, SLG: 0.714	1B	F9				E9				5	3	4	2	0	0	2												
Bill Robinson, R OBP: 0.417, SLG: 0.700	S SF9			K					F8	5	2	3	4	0	1	1												
Willie Stargell, L OBP: 0.333, SLG: 0.364 Ed Kirkpatrick, L	K			L7						3	0	0	0	0	1	1												
Rennie Stennett, R OBP: 0.385, SLG: 0.455	SF9					1-3				3	0	1	1	0	0	1												
Miguel Dilone, S Al Oliver, L Rich Gossage, R	P3			FC6-4					K	1	0	0	0	0	0	0												
Duffy Dyer, R OBP: 0.200, SLG: 0.444 Grant Jackson, S Omar Moreno, L						6-3			F9	1	0	0	0	1	0	0												
Jim Rooker, R Larry Demery, R Ed Ott, L OBP: 0.333, SLG: 0.333	K					F5				1	0	0	0	0	0	0												
Ed Ott, L OBP: 0.333, SLG: 0.333									K	3	0	1	0	0	1	0												
<b>Inning Stats</b>	R: 4 E: 0 K: 1 S: 8	H: 3 LOB: 1 BB: 1 P: 12	R: 0 E: 0 K: 1 S: 5	H: 0 LOB: 2 BB: 2 P: 13	R: 0 E: 0 K: 1 S: 6	H: 1 LOB: 1 BB: 0 P: 6	R: 0 E: 0 K: 0 S: 3	H: 0 LOB: 0 BB: 0 P: 3	R: 2 E: 0 K: 0 S: 5	H: 2 LOB: 0 BB: 0 P: 5	R: 0 E: 0 K: 1 S: 6	H: 1 LOB: 2 BB: 1 P: 10	R: 1 E: 0 K: 0 S: 5	H: 2 LOB: 1 BB: 0 P: 5	R: 0 E: 0 K: 2 S: 7	H: 0 LOB: 0 BB: 0 P: 7	R: 0 E: 0 K: 0 S: 4	H: 1 LOB: 1 BB: 0 P: 4	1B: 6 2B: 3 3B: 0 HR: 1	SF: 1 SAC: 1 DP: 0 HBP: 0	WP: 0 PB: 0 SB: 4 CS: 0	PA: 41						
<b>PITCHER</b>	IP	WLS	BF	H	R	ER	SO	BB	IBB	HBP	BLK	WP	HR	S	P	ERA	WHIP											
Pete Falcone, L ERA: 36.0	1.0		3	3	4	4	1	2	0	0	0	0	0	1	19	23	36.00	5.000										
Clay Carroll, R ERA: 4.5	4.0	W	16	3	2	2	2	1	0	0	0	0	0	9	13	4.50	1.000											
Buddy Schultz, L ERA: 6.75	1.1		8	3	1	1	1	1	0	0	0	0	0	9	13	6.75	3.000											
John Urrea, R ERA:	2.2	S	9	1	0	0	2	0	0	0	0	0	0	13	13	0.00	0.375											

AB 38  
R 8  
H 13  
RBI 8  
BB 1  
SO 5  
LOB 9



AB 35  
R 7  
H 10  
RBI 7  
BB 4  
SO 6  
LOB 12









Batter	1	2	3	4	5	6	7	8	9	AB	R	H	RBI	BB	SO	LOB	TOP					
Dave Cash, R OBP: 0.444, SLG: 0.556 (1, 4)										4	0	1	0	0	1	0	<b>Montreal Expos @ Pittsburgh Pirates</b> Three Rivers Stadium, Pittsburgh, PA Wed Apr 13 1977, 3:33 AM EST Att. 4,586 - Unknown					
Tim Foli, R OBP: 0.235, SLG: 0.235 (1, 6)										4	0	0	0	0	2	1						
Ellis Valentine, R OBP: 0.313, SLG: 0.500 (1, 9)										2	0	0	0	1	1							
Tony Perez, R OBP: 0.188, SLG: 0.600 (1, 3)										3	0	0	0	0	1	2						
Warren Cromartie, L OBP: 0.333, SLG: 0.429 (1, 7)										3	0	0	0	0	0	0						
Larry Parrish, R OBP: 0.313, SLG: 0.267 (1, 5)										3	0	0	0	0	1	0						
Gary Carter, R OBP: 0.375, SLG: 0.462 (1, 2)										3	0	1	0	0	1	0						
Andre Dawson, R OBP: 0.125, SLG: 0.067 (1, 8)										3	0	0	0	0	1	1						
Steve Rogers, R (1, 1)										2	0	0	0	0	0	0						
Mike Jorgensen, L (9, PH)										1	0	0	0	0	1	0						
<b>Inning Stats</b>	R: 0 E: 0 K: 2 S: 8	H: 1 LOB: 1 BB: 0 P: 8	R: 0 E: 0 K: 0 S: 3	H: 0 LOB: 0 BB: 0 P: 3	R: 0 E: 0 K: 1 S: 5	H: 0 LOB: 0 BB: 0 P: 5	R: 0 E: 0 K: 1 S: 4	H: 0 LOB: 0 BB: 1 P: 8	R: 0 E: 0 K: 0 S: 4	H: 1 LOB: 1 BB: 0 P: 4	R: 0 E: 0 K: 0 S: 3	H: 0 LOB: 0 BB: 0 P: 3	R: 0 E: 0 K: 0 S: 3	H: 0 LOB: 0 BB: 0 P: 3	R: 0 E: 0 K: 2 S: 9	H: 0 LOB: 0 BB: 0 P: 9	R: 0 E: 0 K: 2 S: 7	H: 0 LOB: 0 BB: 0 P: 7	1B: 2 2B: 0 3B: 0 HR: 0	SF: 0 SAC: 0 DP: 1 HBP: 0	WP: 0 PB: 0 CS: 0	PA: 29
<b>PITCHER</b> Bruce Kison, R ERA: 1.84 (1, 1)	IP: 9.0 WLS: W BF: 29 H: 2 R: 0 ER: 0 SO: 9 BB: 1 IBB: 0 HBP: 0 BLK: 0 WP: 0 HR: 0 S: 46 P: 50 ERA: 0.00 WHIP: 0.333															<b>PITCHER</b>						

AB	28
R	0
H	2
RBI	0
BB	1
SO	9
LOB	5



Batter	1	2	3	4	5	6	7	8	9	AB	R	H	RBI	BB	SO	LOB	BOTTOM			
Omar Moreno, L OBP: 0.125, SLG: 0.133 (1, 8)										4	0	0	0	0	2	3	<b>Montreal Expos @ Pittsburgh Pirates</b> Three Rivers Stadium, Pittsburgh, PA Wed Apr 13 1977, 3:33 AM EST Att. 4,586 - Unknown			
Frank Taveras, R OBP: 0.333, SLG: 0.278 (1, 6)										4	1	3	0	0	0	0				
Dave Parker, L OBP: 0.409, SLG: 0.524 (1, 9)										3	0	0	1	0	2	2				
Al Oliver, L OBP: 0.143, SLG: 0.286 (1, 7)										4	1	1	0	0	0	1				
Bill Robinson, R OBP: 0.368, SLG: 0.588 (1, 3)										4	1	2	1	0	0	1				
Rennie Stennett, R OBP: 0.381, SLG: 0.444 (1, 4)										3	0	1	1	1	0	0				
Phil Garner, R OBP: 0.429, SLG: 0.529 (1, 5)										2	0	0	0	1	0	2				
Ed Ott, L OBP: 0.333, SLG: 0.200 (1, 2)										2	0	0	0	1	0	1				
Bruce Kison, R OBP: 0.200, SLG: 0.200 (1, 1)										3	0	0	0	0	1	4				
<b>Inning Stats</b>	R: 0 E: 1 K: 1 S: 6	H: 1 LOB: 1 BB: 0 P: 6	R: 0 E: 1 K: 0 S: 4	H: 1 LOB: 3 BB: 2 P: 12	R: 2 E: 1 K: 0 S: 5	H: 2 LOB: 0 BB: 0 P: 5	R: 0 E: 0 K: 0 S: 3	H: 0 LOB: 0 BB: 0 P: 3	R: 1 E: 1 K: 1 S: 7	H: 2 LOB: 1 BB: 0 P: 7	R: 0 E: 0 K: 1 S: 5	H: 0 LOB: 1 BB: 1 P: 9	R: 0 E: 0 K: 2 S: 7	H: 1 LOB: 0 BB: 0 P: 7	R: 0 E: 0 K: 0 S: 3	H: 0 LOB: 0 BB: 0 P: 3	1B: 5 2B: 2 3B: 0 HR: 0	SF: 1 SAC: 0 DP: 0 HBP: 0	WP: 0 PB: 0 CS: 2	PA: 34
<b>PITCHER</b> Steve Rogers, R ERA: 2.25 (1, 1)	IP: 8.0 WLS: L BF: 33 H: 7 R: 3 ER: 0 SO: 5 BB: 2 IBB: 1 HBP: 0 BLK: 0 WP: 0 HR: 0 S: 40 P: 52 ERA: 0.00 WHIP: 1.125															<b>PITCHER</b>				

AB	29
R	3
H	7
RBI	3
BB	3
SO	5
LOB	14









Batter	1	2	3	4	5	6	7	8	9	AB	R	H	RBI	BB	SO	LOB	TOP				
Frank Taveras, R (1,6) OBP: 0.333, SLG: 0.269	F3		F9			4-3		6-3		4	0	0	0	0	0	1					
Omar Moreno, L (1,8) OBP: 0.100, SLG: 0.105	5-3		4-3			K		K		4	0	0	0	0	2	1					
Dave Parker, L (1,9) OBP: 0.467, SLG: 0.679	4-3			4-3			4-3 S 2B		CS 1B	4	1	2	0	0	0	0					
Al Oliver, L (1,7) OBP: 0.200, SLG: 0.267		CS 1B		6-3			4-3		E3 2B	4	1	1	0	0	0	2					
Bill Robinson, R (1,3) OBP: 0.385, SLG: 0.565		6-3		P4			1B 2B			3	1	1	1	0	0	1					
Rich Gossage, R (7,1) OBP: 1.000, SLG: 2.000		1-2					3H 2B		2H 2B	1	0	1	1	0	0	0					
Rennie Stennett, R (1,4) OBP: 0.414, SLG: 0.560		BB			F9		1-4-3 1B		F8	3	0	1	1	1	0	1					
Phil Garner, R (1,5) OBP: 0.367, SLG: 0.440		F7			F9		1-4-3 1-2		IBB	3	0	0	0	1	0	2					
Ed Ott, L (1,2) OBP: 0.400, SLG: 0.250			FC3-6 1B		F9			CS IBB	F8	3	0	1	0	1	0	2					
John Candelaria, L (1,1)			FC3-6			1-3		CS	F9	2	0	0	0	0	0	1					
Tommy Helms, R (7,PH)										0	0	0	0	0	0	0					
Ed Kirkpatrick, L (7,3)			1-2					1-2		1	0	0	0	0	0	0					
<b>Inning Stats</b>	R: 0 E: 0 K: 0 S: 3	H: 0 LOB: 0 BB: 0 P: 3	R: 0 E: 0 K: 0 S: 3	H: 1 LOB: 1 BB: 1 P: 7	R: 0 E: 0 K: 0 S: 4	H: 1 LOB: 1 BB: 0 P: 4	R: 0 E: 0 K: 0 S: 3	H: 0 LOB: 0 BB: 0 P: 3	R: 0 E: 0 K: 1 S: 5	H: 0 LOB: 0 BB: 0 P: 5	R: 2 E: 0 K: 0 S: 5	H: 3 LOB: 1 BB: 1 P: 9	R: 0 E: 0 K: 1 S: 5	H: 0 LOB: 0 BB: 0 P: 5	R: 1 E: 1 K: 0 S: 5	H: 2 LOB: 2 BB: 1 P: 9	1B: 5 2B: 2 3B: 0 HR: 0	SF: 0 SAC: 0 DP: 0 HBP: 0	WP: 0 PB: 0 SB: 1 CS: 3	PA: 36	
<b>PITCHER</b>	IP	WLS	BF	H	R	ER	SO	BB	IBB	HBP	BLK	WP	HR	S	P	ERA	WHIP				
Eric Rasmussen, R (1,1) ERA: 3.86	8.0	L	29	5	2	2	2	1	1	0	0	0	0	31	39	2.25	0.750				
Al Hrabosky, L (9,1) ERA: 4.15	1.0		6	2	1	0	0	0	1	0	0	0	0	5	9	0.00	2.000				

Pittsburgh Pirates @ St. Louis Cardinals  
 Busch Stadium, St. Louis, MO  
 Sat Apr 16 1977, 3:33 AM CST  
 Att: 12,513 - Unknown

AB	32
R	3
H	7
RBI	3
BB	3
SO	2
LOB	11



Batter	1	2	3	4	5	6	7	8	9	AB	R	H	RBI	BB	SO	LOB	BOTTOM				
Joel Youngblood, R (1,7) OBP: 0.286, SLG: 0.167	P4			F8		F7		K		4	0	0	0	0	1	1					
Gary Templeton, S (1,6) OBP: 0.278, SLG: 0.314	K			E8 5-3 1B		F8		4-3		4	1	0	0	0	1	1					
Tony Scott, S (1,8) OBP: 0.662, SLG: 0.667	F9			5-3				F8		4	0	1	0	0	0	2					
Al Hrabosky, R (9,1)				2-3		FC5 2B				0	0	0	0	0	0	0					
Mike Anderson, R (1,9) OBP: 0.400, SLG: 0.400		E3				FC5				3	0	1	1	0	0	1					
Jerry Mumphrey, S (9,PH) OBP: 0.333, SLG: 0.200		G5-4-3		FC6-4 1B				G4-6-3 BB		0	0	0	0	1	0	0					
Ted Simmons, S (1,2) OBP: 0.394, SLG: 0.516		G5-4-3		FC6-4				G4-6-3		4	0	0	0	0	0	3					
Keith Hernandez, L (1,3) OBP: 0.394, SLG: 0.724		F7				4-3				4	0	0	0	0	0	3					
Ken Reitz, R (1,5) OBP: 0.167, SLG: 0.207				P4						3	0	1	0	1	0	0					
Lou Brock, L (7,PH) OBP: 0.310, SLG: 0.500				FC5-4 BB		F7				2	0	1	0	0	0	0					
Don Kessinger, S (1,4) OBP: 0.318, SLG: 0.211				2B						2	0	0	0	0	1	2					
Eric Rasmussen, R (1,1) OBP: 0.250, SLG: 0.500				F7						3	0	0	0	0	0	2					
Bake McBride, L (8,PH) OBP: 0.280, SLG: 0.640				F8		F2				2	0	0	0	0	1	1					
				K		F9				1	0	1	0	0	0	0					
								4-3 2B		2	0	0	0	0	1	1					
<b>Inning Stats</b>	R: 0 E: 0 K: 1 S: 5	H: 0 LOB: 0 BB: 0 P: 5	R: 0 E: 1 K: 0 S: 3	H: 0 LOB: 0 BB: 0 P: 3	R: 0 E: 0 K: 1 S: 5	H: 0 LOB: 0 BB: 0 P: 5	R: 1 E: 1 K: 0 S: 5	H: 1 LOB: 1 BB: 0 P: 5	R: 0 E: 0 K: 0 S: 4	H: 1 LOB: 1 BB: 0 P: 4	R: 0 E: 0 K: 0 S: 3	H: 0 LOB: 1 BB: 1 P: 7	R: 0 E: 0 K: 1 S: 6	H: 1 LOB: 1 BB: 0 P: 6	R: 0 E: 0 K: 1 S: 5	H: 1 LOB: 1 BB: 1 P: 9	1B: 2 2B: 3 3B: 0 HR: 0	SF: 0 SAC: 0 DP: 2 HBP: 0	WP: 0 PB: 0 SB: 0 CS: 0	PA: 34	
<b>PITCHER</b>	IP	WLS	BF	H	R	ER	SO	BB	IBB	HBP	BLK	WP	HR	S	P	ERA	WHIP				
John Candelaria, L (1,1) ERA:	6.0	W	22	3	1	0	2	2	0	0	0	0	0	26	26	0.00	0.500				
Rich Gossage, R (7,1) ERA:	3.0	S	12	2	0	0	2	2	0	0	0	0	0	14	22	0.00	1.333				

Pittsburgh Pirates @ St. Louis Cardinals  
 Busch Stadium, St. Louis, MO  
 Sat Apr 16 1977, 3:33 AM CST  
 Att: 12,513 - Unknown

AB	32
R	1
H	5
RBI	1
BB	2
SO	4
LOB	13





Batter	1	2	3	4	5	6	7	8	9	AB	R	H	RBI	BB	SO	LOB	TOP						
Frank Taveras, R (1, 6) OBP: 0.382, SLG: 0.333										4	2	3	0	0	0	1	<b>Pittsburgh Pirates @ St. Louis Cardinals</b> Busch Stadium, St. Louis, MO Sun Apr 17 1977, 3:33 AM CST Att: 28,574 - Sunny						
Omar Moreno, L (1, 8) OBP: 0.167, SLG: 0.217										4	0	2	2	0	1	1							
Dave Parker, L (1, 9) OBP: 0.441, SLG: 0.625										4	0	1	1	0	0	3							
Al Oliver, L (1, 7) OBP: 0.176, SLG: 0.235										2	0	0	0	0	0	1							
Miguel Dilone, S (4, 7) OBP: 0.125, SLG: 0.125										2	0	1	0	0	0	0							
Ed Kirkpatrick, L (1, 3) Fernando Gonzalez, R (8, PH) Ken Macha, R (8, 3)										3	0	0	0	0	0	0							
Rennie Stennett, R (1, 4) OBP: 0.384, SLG: 0.483										4	0	0	0	0	0	0							
Phil Garner, R (1, 5) OBP: 0.353, SLG: 0.448										4	0	1	0	0	1	0							
Duffy Dyer, R (1, 2) OBP: 0.286, SLG: 0.579										4	0	1	0	0	0	1							
Larry Demery, R (9, PR)										0	0	0	0	0	0	0							
Jerry Reuss, L (1, 1) OBP: 0.400, SLG: 0.400										2	1	1	0	0	0	0							
Grant Jackson, S (5, 1)										0	0	0	0	0	0	0							
Tommy Helms, R (7, PH) Terry Forster, L (7, 1)										1	0	0	0	0	0	1							
Bill Robinson, R (9, PH) OBP: 0.370, SLG: 0.542										1	0	0	0	0	0	1							
<b>Inning Stats</b>	R: 1 E: 0 K: 1 S: 6	H: 2 LOB: 0 BB: 0 P: 6	R: 0 E: 1 K: 1 S: 5	H: 0 LOB: 0 BB: 0 P: 5	R: 1 E: 0 K: 0 S: 5	H: 2 LOB: 1 BB: 0 P: 5	R: 0 E: 0 K: 0 S: 3	H: 0 LOB: 0 BB: 0 P: 3	R: 1 E: 0 K: 0 S: 6	H: 3 LOB: 2 BB: 0 P: 6	R: 0 E: 0 K: 0 S: 3	H: 0 LOB: 0 BB: 0 P: 3	R: 0 E: 0 K: 0 S: 4	H: 1 LOB: 1 BB: 0 P: 4	R: 0 E: 0 K: 0 S: 4	H: 1 LOB: 1 BB: 0 P: 4		R: 0 E: 0 K: 0 S: 4	H: 1 LOB: 1 BB: 0 P: 4	1B: 8 2B: 2 3B: 0 HR: 0	SF: 0 SAC: 0 DP: 0 HBP: 0	WP: 0 PB: 0 SB: 4 CS: 1	PA: 37
<b>PITCHER</b>	IP WLS BF H R ER SO BB IBB HBP BLK WP HR S P ERA WHIP																	ERA WHIP					
John Denny, R (1, 1) ERA: 3.57	5.0 W 21 7 3 3 2 0 0 0 0 0 0 0 25 25 5.40 1.400																						
Buddy Schultz, L (6, 1) ERA: 1.3	3.2 14 3 0 0 0 0 0 0 0 0 0 0 14 14 0.00 0.818																						
John Urrea, R (9, 1) ERA:	0.1 S 1 0 0 0 0 0 0 0 0 0 0 0 1 1 0.00 0.000																						

Batter	1	2	3	4	5	6	7	8	9	AB	R	H	RBI	BB	SO	LOB	BOTTOM					
Lou Brock, L (1, 7) OBP: 0.333, SLG: 0.484										3	0	1	0	1	0	0	<b>Pittsburgh Pirates @ St. Louis Cardinals</b> Busch Stadium, St. Louis, MO Sun Apr 17 1977, 3:33 AM CST Att: 28,574 - Sunny					
Joel Youngblood, R (8, 7) OBP: 0.286, SLG: 0.167										0	0	0	0	0	0	0						
Garry Templeton, S (1, 6) OBP: 0.275, SLG: 0.316										3	0	1	1	0	0	1						
Bake McBride, L (1, 8) OBP: 0.321, SLG: 0.630										2	0	1	1	1	0	0						
Tony Scott, S (8, 8) OBP: 0.500, SLG: 0.692										1	0	1	0	0	0	0						
Mike Anderson, R (1, 9) OBP: 0.333, SLG: 0.250										3	0	0	0	1	0	2						
Jerry Mumphrey, S (8, PR) OBP: 0.333, SLG: 0.200										0	0	0	0	0	0	0						
Ted Simmons, S (1, 2) OBP: 0.378, SLG: 0.571										4	1	1	1	0	0	2						
Keith Hernandez, L (1, 3) OBP: 0.389, SLG: 0.688										3	0	1	0	0	0	0						
Ken Reitz, R (1, 5) OBP: 0.182, SLG: 0.219										3	1	1	0	0	0	1						
Mike Tyson, R (1, 4) OBP: 0.429, SLG: 0.571										3	1	1	0	0	1	0						
John Denny, R (1, 1) OBP: 0.143, SLG: 0.143										1	0	0	0	0	0	0						
Roger Freed, R (5, PH) OBP: 1.000, SLG: 1.000										1	0	1	1	0	0	0						
Jerry Davanon, R (5, PR)										0	1	0	0	0	0	0						
Buddy Schultz, R (6, 1)										1	0	0	0	0	1	0						
John Urrea, R (9, 1)										0	0	0	0	0	0	0						
<b>Inning Stats</b>	R: 0 E: 0 K: 0 S: 2	H: 1 LOB: 0 BB: 1 P: 6	R: 1 E: 0 K: 0 S: 4	H: 2 LOB: 0 BB: 0 P: 4	R: 0 E: 0 K: 0 S: 4	H: 1 LOB: 1 BB: 0 P: 4	R: 0 E: 0 K: 0 S: 3	H: 0 LOB: 0 BB: 0 P: 3	R: 3 E: 0 K: 0 S: 7	H: 4 LOB: 2 BB: 1 P: 11	R: 0 E: 0 K: 0 S: 3	H: 0 LOB: 0 BB: 0 P: 3	R: 0 E: 0 K: 2 S: 7	H: 0 LOB: 0 BB: 0 P: 7	R: 0 E: 0 K: 0 S: 3	H: 1 LOB: 2 BB: 1 P: 7	R: 0 E: 0 K: 0 S: 3	H: 1 LOB: 2 BB: 1 P: 7	1B: 8 2B: 0 3B: 0 HR: 1	SF: 1 SAC: 0 DP: 2 HBP: 0	WP: 0 PB: 0 SB: 3 CS: 2	PA: 33
<b>PITCHER</b>	IP WLS BF H R ER SO BB IBB HBP BLK WP HR S P ERA WHIP																	ERA WHIP				
Jerry Reuss, L (1, 1) ERA: 3.94	4.1 L 18 7 4 4 0 1 0 0 0 0 0 0 6 10 8.31 1.846																					
Grant Jackson, L (5, 1) ERA: 1.5	1.2 7 1 0 0 0 1 0 0 0 0 0 0 6 10 0.00 1.200																					
Terry Forster, L (7, 1) ERA: 12.0	2.0 7 1 0 0 2 1 0 0 0 0 0 0 10 14 0.00 1.000																					



Batter	1	2	3	4	5	6	7	8	9	10	11	12	13	14	AB	R	H	RBI	BB	SO	LOB	TOP
Frank Taveras, R OBP: 0.317, SLG: 0.270 (1, 6)	5-3		6-3	CS	K		6-3		6-3			K		K	7	0	0	0	0	3	2	
Omar Moreno, L OBP: 0.194, SLG: 0.233 (1, 8)	F8		1B 3B 1B				L6		B3			F7		F7	7	1	2	0	0	0	2	
Dave Parker, L OBP: 0.400, SLG: 0.553 (1, 9)	K		3B 1B				F9					F6			6	1	1	0	0	3	1	
Al Oliver, L OBP: 0.217, SLG: 0.348 (1, 7)		E3 6-3 HR	3B 1B				F8		4-3 S E 1B						6	2	2	2	0	0	1	
Rennie Stennett, R OBP: 0.308, SLG: 0.400 (1, 4)		2-3	6-3				L7		4-3					4-3	6	0	0	0	0	0	3	
Phil Garner, R OBP: 0.350, SLG: 0.412 (1, 5)		6-3	3-1				FC5 4-3 BB		E9 6-3					6-3	5	0	1	0	1	0	2	
Ed Kirkpatrick, L OBP: 0.400, SLG: 0.571 Bill Robinson, R OBP: 0.357, SLG: 0.520 Duffy Dyer, R OBP: 0.304, SLG: 0.571 (1, 3) (8, PH) (8, 2)							4-3		6-3			FC1-6 1B			2	1	1	2	1	0	1	
Ed Ott, L OBP: 0.482, SLG: 0.300 Ken Macha, R OBP: 0.333, SLG: 0.333 (8, PH) (8, 3)							FC3-6 BB		6-3			FC1-6 WP 1B			1	0	0	0	0	0	1	
Ed Ott, L OBP: 0.482, SLG: 0.300 Ken Macha, R OBP: 0.333, SLG: 0.333 (8, PH) (8, 3)							FC3-6 CS BB		F9			1-3			2	0	1	0	1	0	1	
Bruce Kison, R Ken Tekulve, R Tommy Helms, R Rich Gossage, R Fernando Gonzalez, R Odele Jones, R (1, 10) (7, 1) (8, PH) (8, 1) (11, PH) (11, 1)							1-3					F9			3	0	0	0	0	1	4	
<b>Inning Stats</b>	R: 0 E: 0 K: 1 S: 5	H: 2 LOB: 1 BB: 0 P: 6	R: 2 H: 3 LOB: 1 BB: 0 P: 6	R: 0 H: 0 LOB: 0 K: 1 S: 4	R: 0 H: 1 LOB: 1 BB: 0 P: 6	R: 0 H: 0 LOB: 0 K: 1 S: 6	R: 0 H: 0 LOB: 0 K: 1 S: 3	R: 0 H: 0 LOB: 0 K: 1 S: 5	R: 1 H: 1 LOB: 1 BB: 0 P: 5	R: 0 H: 0 LOB: 0 K: 1 S: 3	R: 0 H: 0 LOB: 0 K: 1 S: 5	R: 0 H: 1 LOB: 1 BB: 0 P: 4	R: 0 H: 0 LOB: 0 K: 1 S: 5	R: 0 H: 0 LOB: 0 K: 1 S: 3	R: 0 H: 2 LOB: 2 BB: 0 P: 7	1B: 8 2B: 0 3B: 1 HR: 1	SF: 0 SAC: 0 DP: 0 HBP: 0	WP: 1 PB: 0 SB: 1 CS: 1	PA: 57			
<b>PITCHER</b>	IP 7.0	WLS 3	BF 30	H 6	R 4	ER 2	SO 4	BB 2	IBB 0	HBP 0	BLK 0	WP 0	HR 1	S 35	P 47	ERA 2.57	WHIP 1.143					
Jackie Brown, R ERA: 1.8 Joe Kerrigan, R ERA: 2.08 Will McEnaney, L ERA: 3.68 Bill Atkinson, R ERA:	(1, 1) (8, 1) (8, 1) (12, 1)	0.1 3.2 3.0	3 12 W 11	1 0 2	1 0 0	0 0 2	0 0 2	0 0 0	0 0 0	0 0 0	0 0 0	0 0 15	3 14 15	3 14 15	0.00 0.00 0.00	3.000 0.273 0.667						

**Pittsburgh Pirates @ Montreal Expos**  
Olympic Stadium, Montreal, QB  
Mon Apr 18 1977, 3:33 AM EST  
Att: 10,911 - Unknown

AB: 53  
R: 5  
H: 10  
RBI: 4  
BB: 3  
SO: 7  
LOB: 24

Batter	1	2	3	4	5	6	7	8	9	10	11	12	13	14	AB	R	H	RBI	BB	SO	LOB	BOTTOM
Dave Cash, R OBP: 0.432, SLG: 0.514 (1, 4)	1-3		F9				E7 SF8 2B		F8			FC6-4			5	1	1	1	1	0	1	
Tim Foli, R OBP: 0.194, SLG: 0.306 (1, 6)	1-3			1-3	FC6-4 BB		6-3					F9			6	0	0	0	0	0	3	
Ellis Valentine, R OBP: 0.294, SLG: 0.567 (1, 9)	K			K			SF8							1-3	4	0	0	1	1	2	0	
Tony Perez, R OBP: 0.265, SLG: 0.469 (1, 3)		G5-3 1B			2B 1B		L6				G4-6-3 BB			K	6	2	3	0	0	1	1	
Larry Parrish, R OBP: 0.303, SLG: 0.290 (1, 5)		P4		2B BB			F4				K			L5	5	1	1	1	1	1	1	
Warren Cromarlie, L OBP: 0.406, SLG: 0.548 (1, 7)					2B		F8					F8			6	1	3	1	0	0	1	
Gary Carter, R OBP: 0.344, SLG: 0.444 (1, 2)		G5-3			2B		F7					K			5	0	1	1	0	1	4	
Andre Dawson, R OBP: 0.242, SLG: 0.200 (1, 8)			5-3		1-3		5-3					K			6	0	1	1	0	1	1	
Jackie Brown, R Mike Jorgensen, L Joe Kerrigan, R Will McEnaney, L Bill Atkinson, L (1, 1) (7, PH) (8, 1) (8, 1) (12, 1)			K		1-3		1-3		E3			K			2	0	0	0	0	1	0	
<b>Inning Stats</b>	R: 0 E: 0 K: 1 S: 5	H: 0 LOB: 0 BB: 0 P: 5	R: 0 H: 2 LOB: 1 BB: 0 P: 4	R: 0 H: 0 LOB: 0 K: 1 S: 5	R: 1 H: 2 LOB: 2 K: 1 S: 7	R: 0 H: 0 LOB: 1 BB: 1 P: 7	R: 2 H: 3 LOB: 3 K: 0 S: 6	R: 2 H: 1 LOB: 0 BB: 0 P: 5	R: 0 H: 0 LOB: 0 K: 0 S: 3	R: 0 H: 0 LOB: 0 K: 1 S: 5	R: 0 H: 0 LOB: 0 K: 0 S: 2	R: 0 H: 0 LOB: 0 K: 2 S: 7	R: 0 H: 1 LOB: 1 K: 1 S: 6	R: 0 H: 0 LOB: 0 K: 1 S: 5	R: 1 H: 2 LOB: 1 K: 0 S: 3	1B: 6 2B: 5 3B: 0 HR: 0	SF: 1 SAC: 1 DP: 2 HBP: 0	WP: 0 PB: 0 SB: 0 CS: 0	PA: 53			
<b>PITCHER</b>	IP 6.0	WLS 6	BF 28	H 8	R 5	ER 3	SO 3	BB 2	IBB 0	HBP 0	BLK 0	WP 0	HR 0	S 32	P 40	ERA 4.50	WHIP 1.667					
Bruce Kison, R Ken Tekulve, R Rich Gossage, R Odele Jones, R ERA: 2.61 ERA: ERA: ERA: 2.08	(1, 1) (7, 1) (8, 1) (11, 1)	2.0 2.0 3.1	6 6 L 13	0 0 3	0 0 1	0 0 4	0 0 4	0 0 0	0 0 0	0 0 0	0 0 21	6 7 21	6 11 21	0.00 0.00 2.70	0.000 0.500 0.900							

**Pittsburgh Pirates @ Montreal Expos**  
Olympic Stadium, Montreal, QB  
Mon Apr 18 1977, 3:33 AM EST  
Att: 10,911 - Unknown

AB: 48  
R: 6  
H: 11  
RBI: 6  
BB: 3  
SO: 8  
LOB: 12



Batter	1	2	3	4	5	6	7	8	9	AB	R	H	RBI	BB	SO	LOB	TOP					
Frank Taveras, R (1, 6) OBP: 0.289, SLG: 0.244	0-3 K		0-3 K		0-0 F9		0-3 K			4	0	0	0	0	3	2						
Omar Moreno, L (1, 8) OBP: 0.229, SLG: 0.242	0-0 5-3		4-0 BB			0-0 6-3 1B		0-0 4-3		3	0	1	0	1	0	0						
Dave Parker, L (1, 9) OBP: 0.386, SLG: 0.524	0-0 F2		0-0 6-3			0-0 6-3		0-0 G4-6-3 1B		4	0	1	0	0	0	2						
Al Oliver, L (1, 7) OBP: 0.185, SLG: 0.296		0-0 4-3		0-3 K		0-0 5-3		0-0 G4-6-3 1B		4	0	0	0	0	1	2						
Ed Kirkpatrick, L (1, 3) OBP: 0.357, SLG: 0.400		0-0 E3 1B		0-0 G1		4-0 BB		0-0 4-3		3	0	0	0	1	0	0						
Rennie Stennett, R (1, 4) OBP: 0.302, SLG: 0.385		0-0 S 1B		0-0 F9		0-0 G3		0-0 6-3		4	0	1	0	0	0	2						
Phil Garner, R (1, 5) OBP: 0.318, SLG: 0.368		0-0 P4			0-0 1-3		0-0 1-3		0-0 F9	4	0	0	0	0	0	2						
Duffy Dyer, R (1, 2) OBP: 0.308, SLG: 0.583	0-3 K				0-0 5-3					3	0	1	0	0	1	2						
Larry Demery, R (1, 1) OBP: 0.500, SLG: 0.500			0-0 G3			0-0 E5		0-0 F8		2	0	1	0	0	0	0						
Terry Forster, L (6, 1)										0	0	0	0	0	0	0						
Tommy Helms, R (7, PH)										1	0	0	0	0	0	1						
Odell Jones, R (7, 1)										0	0	0	0	0	0	0						
<b>Inning Stats</b>	R: 0 E: 0 K: 1 S: 5	H: 0 LOB: 0 BB: 0 P: 5	R: 0 E: 1 K: 1 S: 7	H: 1 LOB: 2 BB: 0 P: 7	R: 0 E: 0 K: 1 S: 5	H: 0 LOB: 1 BB: 1 P: 9	R: 0 E: 0 K: 1 S: 5	H: 0 LOB: 0 BB: 0 P: 5	R: 0 E: 1 K: 0 S: 4	H: 1 LOB: 1 BB: 0 P: 4	R: 0 E: 0 K: 0 S: 4	H: 1 LOB: 2 BB: 1 P: 8	R: 0 E: 0 K: 1 S: 6	H: 1 LOB: 1 BB: 0 P: 6	R: 0 E: 0 K: 0 S: 3	H: 0 LOB: 0 BB: 0 P: 3	R: 0 E: 0 K: 0 S: 3	H: 0 LOB: 0 BB: 0 P: 3	1B: 4 2B: 1 3B: 0 HR: 0	SF: 0 SAC: 0 DP: 1 HBP: 0	WP: 0 PB: 0 SB: 2 CS: 0	PA: 34
<b>PITCHER</b> Don Stanhouse, R (1, 1) ERA: 4.5	IP: 9.0 WLS: W BF: 34 H: 5 R: 0 ER: 0 SO: 5 BB: 2 IBB: 0 HBP: 0 BLK: 0 WP: 0 HR: 0 S: 42 P: 50 ERA: 0.00 WHIP: 0.778																					

Pittsburgh Pirates @ Montreal Expos  
Olympic Stadium, Montreal, QB  
Tue Apr 19 1977, 3:33 AM EST  
Att: 10,062 - Unknown


AB 32  
R 0  
H 5  
RBI 0  
BB 2  
SO 5  
LOB 13



Batter	1	2	3	4	5	6	7	8	9	AB	R	H	RBI	BB	SO	LOB	BOTTOM			
Dave Cash, R (1, 4) OBP: 0.415, SLG: 0.487	0-0 1-3		0-0 G4-6-3			0-0 FC5 1B	0-0 5-3			4	1	1	0	0	0	2				
Tim Foli, R (1, 6) OBP: 0.175, SLG: 0.275	0-0 5-3			0-0 F8		0-0 F8	0-0 F8			4	0	0	0	0	0	2				
Ellis Valentine, R (1, 9) OBP: 0.289, SLG: 0.618	0-0 5-3			0-0 4-3		0-0 FC5 1B 3B		0-0 HR		4	2	1	1	0	0	2				
Tony Perez, R (1, 3) OBP: 0.316, SLG: 0.500		0-0 G4-3 1B		0-0 1B		0-0 3B 1B		0-0 F8		4	1	3	1	0	0	0				
Larry Parrish, R (1, 5) OBP: 0.297, SLG: 0.265		0-0 G4-3		0-0 F7		0-0 3B IBB		0-3 K		3	1	0	0	1	1	2				
Warren Cromartie, L (1, 7) OBP: 0.389, SLG: 0.571		0-0 F8			0-0 F9	0-0 1B 3B		0-0 F8		4	1	1	3	0	0	0				
Gary Carter, R (1, 2) OBP: 0.371, SLG: 0.467			0-0 WP G3 1B		0-3 K	0-0 1B 3B				3	0	2	1	0	1	0				
Andre Dawson, R (1, 8) OBP: 0.222, SLG: 0.182			0-0 G3		0-0 F8	0-0 F9				3	0	0	0	0	0	2				
Don Stanhouse, R (1, 1) OBP: 0.500, SLG: 0.400			4-0 G4-6-3 BB			0-0 FC5 1B	0-3 K			2	0	1	0	1	1	0				
<b>Inning Stats</b>	R: 0 E: 0 K: 0 S: 3	H: 0 LOB: 0 BB: 0 P: 3	R: 0 E: 0 K: 0 S: 3	H: 1 LOB: 0 BB: 0 P: 3	R: 0 E: 0 K: 0 S: 3	H: 1 LOB: 1 BB: 1 P: 7	R: 0 E: 0 K: 0 S: 4	H: 1 LOB: 0 BB: 0 P: 4	R: 0 E: 0 K: 1 S: 5	H: 0 LOB: 0 BB: 0 P: 5	R: 5 E: 0 K: 0 S: 8	H: 5 LOB: 1 BB: 1 P: 12	R: 0 E: 0 K: 1 S: 5	H: 0 LOB: 0 BB: 0 P: 5	R: 1 E: 0 K: 1 S: 6	H: 1 LOB: 0 BB: 0 P: 6	1B: 7 2B: 0 3B: 1 HR: 1	SF: 0 SAC: 0 DP: 2 HBP: 0	WP: 1 PB: 0 SB: 0 CS: 0	PA: 33
<b>PITCHER</b> Larry Demery, R (1, 1) ERA: 6.3	IP: 5.2 WLS: L BF: 22 H: 6 R: 3 ER: 3 SO: 1 BB: 1 IBB: 0 HBP: 0 BLK: 0 WP: 1 HR: 0 S: 23 P: 27 ERA: 4.76 WHIP: 1.235																			
Terry Forster, L (6, 1) ERA: 16.2	0.1	4	2	2	2	0	0	1	0	0	0	3	7	54.00	6.000					
Odell Jones, R (7, 1) ERA: 2.84	2.0	7	1	1	1	2	0	0	0	0	1	11	11	4.50	0.500					

Pittsburgh Pirates @ Montreal Expos  
Olympic Stadium, Montreal, QB  
Tue Apr 19 1977, 3:33 AM EST  
Att: 10,062 - Unknown

AB 31  
R 6  
H 9  
RBI 6  
BB 2  
SO 3  
LOB 10









Batter	1	2	3	4	5	6	7	8	9	AB	R	H	RBI	BB	SO	LOB	TOP										
Omar Moreno, L OBP: 0.250, SLG: 0.243 (1, 8)										4	1	1	0	1	2	2	<b>Pittsburgh Pirates @ New York Mets</b> Shea Stadium, Flushing, NY Fri Apr 22 1977, 6:05 PM EST Att: 19,495 - Unknown										
Ed Ott, L OBP: 0.556, SLG: 0.385 (1, 2)										3	1	2	2	2	0	0											
Dave Parker, L OBP: 0.407, SLG: 0.627 (1, 9)										5	1	2	2	0	1	5											
Al Oliver, L OBP: 0.194, SLG: 0.257 (1, 7)										4	0	1	0	0	0	2											
Bill Robinson, R OBP: 0.371, SLG: 0.531 Kent Tekulve, R (8, 1)										4	0	1	0	0	2	1											
Rennie Stennett, R OBP: 0.333, SLG: 0.435 (1, 4)										4	0	0	0	0	0	2											
Phil Garner, R OBP: 0.314, SLG: 0.422 (1, 5)										4	1	1	0	0	0	1											
Frank Taveras, R OBP: 0.264, SLG: 0.224 (1, 6)										3	0	1	0	0	1	1											
Jerry Reuss, L OBP: 0.286, SLG: 0.286 Rich Gossage, R OBP: 0.500, SLG: 1.000 Miguel Dilone, S OBP: 0.190, SLG: 0.150 Ed Kirkpatrick, L OBP: 0.375, SLG: 0.364 (8, 3)										2	0	0	0	0	1	1											
<b>Inning Stats</b>	R: 0 E: 0 K: 0 S: 4	H: 1 LOB: 1 BB: 0 P: 4	R: 0 E: 0 K: 1 S: 5	H: 0 LOB: 0 BB: 0 P: 5	R: 0 E: 0 K: 0 S: 3	H: 0 LOB: 2 BB: 2 P: 11	R: 0 E: 0 K: 1 S: 5	H: 0 LOB: 0 BB: 0 P: 5	R: 0 E: 0 K: 2 S: 7	H: 0 LOB: 1 BB: 1 P: 11	R: 0 E: 0 K: 1 S: 6	H: 1 LOB: 1 BB: 0 P: 6	R: 3 E: 0 K: 0 S: 7	H: 4 LOB: 1 BB: 0 P: 7	R: 1 E: 0 K: 1 S: 7	H: 2 LOB: 2 BB: 1 P: 11		1B: 8 2B: 0 3B: 0 HR: 1	SF: 0 SAC: 1 DP: 0 HBP: 0	WP: 0 PB: 0 SB: 3 CS: 0	PA: 40						
<b>PITCHER</b>	IP	WLS	BF	H	R	ER	SO	BB	IBB	HBP	BLK	WP	HR	S	P	ERA	WHIP										
Tom Seaver, R ERA: 1.67 Bob Myrick, L ERA: 2.0 Skip Lockwood, R ERA: 7.94	7.1	L	30	6	3	3	6	3	0	0	0	0	1	39	51	3.68	1.227										

AB	34
R	4
H	9
RBI	4
BB	4
SO	7
LOB	15



Batter	1	2	3	4	5	6	7	8	9	AB	R	H	RBI	BB	SO	LOB	BOTTOM										
Lee Mazzilli, S OBP: 0.309, SLG: 0.208 (1, 8)										3	1	1	0	1	1	0	<b>Pittsburgh Pirates @ New York Mets</b> Shea Stadium, Flushing, NY Fri Apr 22 1977, 6:05 PM EST Att: 19,495 - Unknown										
Felix Milten, R OBP: 0.231, SLG: 0.224 (1, 4)										2	1	0	0	1	0	1											
Mike Vail, R OBP: 0.467, SLG: 0.273 Ed Kranepool, L OBP: 0.364, SLG: 0.610 (9, 9)										3	0	1	1	0	0	1											
Dave Kingman, R OBP: 0.364, SLG: 0.588 (8, 3)										4	0	0	1	0	2	2											
Joe Torre, R OBP: 0.385, SLG: 0.667 Bruce Boisclair, L OBP: 0.458, SLG: 0.619 (7, PR)										3	0	1	0	0	0	0											
Jerry Grote, R OBP: 0.333, SLG: 0.333 (1, 2)										4	0	1	0	0	1	1											
Roy Staiger, R OBP: 0.243, SLG: 0.294 (1, 5)										3	0	0	0	1	1	3											
Bud Harrelson, S OBP: 0.216, SLG: 0.121 Mike Phillips, L OBP: 0.187, SLG: 0.176 (9, PH)										2	0	0	0	1	0	1											
Tom Seaver, R OBP: 0.167, SLG: 0.091 Bob Myrick, R Skip Lockwood, R Ron Hodges, L OBP: 0.167, SLG: 0.167 (9, 2)										3	0	0	0	0	3	3											
<b>Inning Stats</b>	R: 1 E: 0 K: 1 S: 5	H: 1 LOB: 0 BB: 1 P: 9	R: 0 E: 0 K: 1 S: 5	H: 0 LOB: 0 BB: 0 P: 5	R: 0 E: 0 K: 0 S: 3	H: 0 LOB: 0 BB: 0 P: 3	R: 0 E: 0 K: 0 S: 3	H: 0 LOB: 1 BB: 1 P: 7	R: 0 E: 0 K: 1 S: 5	H: 0 LOB: 1 BB: 0 P: 6	R: 0 E: 1 K: 3 S: 11	H: 2 LOB: 3 BB: 1 P: 15	R: 2 E: 0 K: 1 S: 7	H: 2 LOB: 1 BB: 1 P: 11	R: 0 E: 0 K: 0 S: 3	H: 0 LOB: 0 BB: 0 P: 3		1B: 5 2B: 1 3B: 0 HR: 0	SF: 0 SAC: 0 DP: 0 HBP: 1	WP: 0 PB: 0 SB: 0 CS: 2	PA: 38						
<b>PITCHER</b>	IP	WLS	BF	H	R	ER	SO	BB	IBB	HBP	BLK	WP	HR	S	P	ERA	WHIP										
Jerry Reuss, L ERA: 3.22 Rich Gossage, R ERA: 1.69 Kent Tekulve, R ERA: 2.35	6.1		24	4	1	1	5	2	0	1	0	0	0	31	40	0.00	0.947										

AB	31
R	3
H	6
RBI	3
BB	4
SO	8
LOB	12





Batter	1	2	3	4	5	6	7	8	9	AB	R	H	RBI	BB	SO	LOB	TOP					
Omar Moreno, L (1,8) OBP: 0.289, SLG: 0.317	5-3		2B BB		4-3		1B 1B		1B 3B	4	2	2	0	1	0	0						
Ed Ott, L (1,2) Tommy Helms, R (9, PH) Duffy Dyer, R (9, 2) OBP: 0.287, SLG: 0.500	G3		2B		6-3		P4		P4	4	0	1	0	0	0	0	1					
Dave Parker, L (1,9) OBP: 0.424, SLG: 0.611	6-3		IBB				E 1B 1B		3-4	3	2	1	0	2	0	1						
Al Oliver, L (1,7) OBP: 0.268, SLG: 0.350		SH1-3 2B	F5				E 1B 1B		1B	5	1	4	2	0	0	3						
Bill Robinson, R (1,3) OBP: 0.333, SLG: 0.472	SH1-3		K				4-3 1B		P6	4	0	0	1	0	2	6						
Rennie Stennett, R (1,4) OBP: 0.309, SLG: 0.408	1-3				F9		SF7		K	3	0	0	1	0	1	1						
Phil Garner, R (1,5) OBP: 0.327, SLG: 0.417	6-3				6-3		1B			3	0	1	0	1	0	1						
Frank Taveras, R (1,6) OBP: 0.246, SLG: 0.208			K		F8		2-3		P6	4	0	0	0	0	1	2						
Bruce Kison, R (1,1) Rich Gossage, R (8, 1) OBP: 0.500, SLG: 1.000			HR		1-3		B2		K	4	1	1	1	0	1	1						
<b>Inning Stats</b>	R: 0 E: 0 K: 0 S: 3	H: 0 LOB: 0 BB: 0 P: 3	R: 0 E: 0 K: 0 S: 4	H: 1 LOB: 1 BB: 0 P: 4	R: 1 E: 0 K: 2 S: 9	H: 2 LOB: 3 BB: 2 P: 17	R: 0 E: 0 K: 0 S: 3	H: 0 LOB: 0 BB: 0 P: 3	R: 0 E: 0 K: 0 S: 3	H: 0 LOB: 0 BB: 0 P: 3	R: 2 E: 1 K: 1 S: 6	H: 3 LOB: 1 BB: 0 P: 6	R: 2 E: 0 K: 1 S: 7	H: 2 LOB: 1 BB: 1 P: 11	R: 0 E: 0 K: 2 S: 7	H: 0 LOB: 1 BB: 0 P: 11	R: 1 E: 0 K: 0 S: 5	H: 2 LOB: 1 BB: 0 P: 5	1B: 6 2B: 2 3B: 1 HR: 1	SF: 1 SAC: 1 DP: 0 HBP: 0	WP: 0 PB: 0 SB: 4 CS: 0	PA: 41
<b>PITCHER</b>	IP	WLS	BF	H	R	ER	SO	BB	IBB	HBP	BLK	WP	HR	S	P	ERA	WHIP					
Nino Espinosa, R (1,1) ERA: 2.79	6.2		31	8	5	5	2	1	2	0	0	0	1	32	44	6.75	1.350					
Bob Apodaca, R (7,1) ERA: 5.4	1.1		5	0	0	0	3	1	0	0	0	0	0	10	14	0.00	0.750					
Ray Sadecki, L (9,1) ERA: 6.0	1.0	L	5	2	1	1	0	0	0	0	0	0	0	5	5	9.00	2.000					

Pittsburgh Pirates @ New York Mets  
Shea Stadium, Flushing, NY  
Sat Apr 23 1977, 3:33 AM EST  
Att: 9,040 - Unknown

AB	35
R	6
H	10
RBI	5
BB	4
SO	5
LOB	17



Batter	1	2	3	4	5	6	7	8	9	AB	R	H	RBI	BB	SO	LOB	BOTTOM					
Lee Mazzilli, S (1,8) OBP: 0.339, SLG: 0.240	WP 1-6-3 6-3 BB		1B 2B		K			1B 2B BB		2	3	1	1	2	1	0						
Mike Phillips, L (1,4) OBP: 0.227, SLG: 0.238	1-6-3		1B				F8	2B 1B		4	1	2	1	0	0	1						
Bruce Boisclair, L (1,7) OBP: 0.429, SLG: 0.600	6-3		F9				F7	2B		4	0	1	3	0	0	1						
Dave Kingman, R (1,3) OBP: 0.339, SLG: 0.545	K		F8				5-3	K		4	0	0	0	0	2	2						
Ed Kranepool, L (1,9) Felix Millan, R (9, PR) OBP: 0.231, SLG: 0.224		3-1			F8		F8		FC9-6 1B	4	0	1	0	0	0	0						
John Stearns, R (1,2) OBP: 0.227, SLG: 0.302		F7			6-3		L7		FC9-6 1B	4	0	0	0	0	0	1						
Roy Staiger, R (1,5) OBP: 0.244, SLG: 0.289		P6			5-3		K		1-2 1B	4	0	1	0	0	1	0						
Bud Harrelson, S (1,6) Ron Hodges, L (9, PH) Leo Foster, R (9, 6) Joe Torre, R (9, PH) OBP: 0.357, SLG: 0.615			SH1-4 2B BB		K			F5	K	1	1	0	0	1	1	0						
Nino Espinosa, R (1,1) Bob Apodaca, R (7,1) Mike Vail, R (9, PH) Ray Sadecki, L (9, 1) Jerry Grote, R (9, PH) OBP: 0.300, SLG: 0.300			SH1-4		6-3			K	FC5	1	0	0	0	0	0	0						
<b>Inning Stats</b>	R: 1 E: 0 K: 1 S: 5	H: 0 LOB: 0 BB: 1 P: 9	R: 0 E: 0 K: 0 S: 3	H: 0 LOB: 0 BB: 0 P: 3	R: 2 E: 0 K: 0 S: 5	H: 2 LOB: 1 BB: 1 P: 9	R: 0 E: 0 K: 0 S: 3	H: 0 LOB: 0 BB: 0 P: 3	R: 0 E: 0 K: 2 S: 7	H: 0 LOB: 0 BB: 0 P: 7	R: 0 E: 0 K: 0 S: 3	H: 0 LOB: 0 BB: 0 P: 3	R: 0 E: 0 K: 1 S: 5	H: 0 LOB: 0 BB: 0 P: 5	R: 2 E: 0 K: 2 S: 9	H: 2 LOB: 1 BB: 1 P: 13	R: 0 E: 0 K: 1 S: 7	H: 2 LOB: 2 BB: 0 P: 7	1B: 4 2B: 2 3B: 0 HR: 0	SF: 0 SAC: 1 DP: 0 HBP: 0	WP: 1 PB: 0 SB: 0 CS: 0	PA: 36
<b>PITCHER</b>	IP	WLS	BF	H	R	ER	SO	BB	IBB	HBP	BLK	WP	HR	S	P	ERA	WHIP					
Bruce Kison, R (1,1) ERA: 3.49	7.2		30	4	5	5	5	3	0	0	0	0	0	37	49	5.87	0.913					
Rich Gossage, R (8,1) ERA: 1.5	1.1	W	6	2	0	0	2	0	0	0	0	0	0	10	10	0.00	1.500					

Pittsburgh Pirates @ New York Mets  
Shea Stadium, Flushing, NY  
Sat Apr 23 1977, 3:33 AM EST  
Att: 9,040 - Unknown

AB	32
R	5
H	6
RBI	5
BB	3
SO	7
LOB	9





Batter	1	2	3	4	5	6	7	8	9	AB	R	H	RBI	BB	SO	LOB	TOP										
Garry Maddox, R OBP: 0.271, SLG: 0.482 (1, 8)										3	0	1	0	1	0	2	Philadelphia Phillies @ Pittsburgh Pirates Three Rivers Stadium, Pittsburgh, PA Tue Apr 26 1977, 7:05 PM EDT Att: 6,726 - Unknown										
Larry Bowa, S OBP: 0.351, SLG: 0.408 (1, 6)										2	0	0	0	2	0	2											
Mike Schmidt, R OBP: 0.291, SLG: 0.404 Jay Johnstone, L OBP: 0.350, SLG: 0.359 (6, PH) (8, 9)										3	0	0	0	0	3	3											
Greg Luzinski, R OBP: 0.370, SLG: 0.633 Jim Kaat, L Gene Garber, R (8, 1)										4	0	0	0	0	1	5											
Jerry Martin, R OBP: 0.263, SLG: 0.125 (8, 7)										3	0	0	0	0	1	0											
Tom Hutton, L OBP: 0.200, SLG: 0.200 (9, PH)										1	0	0	0	0	1	0											
Davey Johnson, R OBP: 0.357, SLG: 0.385 (8, 5)										4	0	1	0	0	0	0											
Bob Boone, R OBP: 0.308, SLG: 0.286 (1, 2)										4	0	0	0	0	0	1											
Fred Andrews, R OBP: 0.214, SLG: 0.308 (1, 4)										2	0	0	0	1	0	1											
Larry Christenson, R OBP: 0.286, SLG: 0.286 Bobby Tolan, L OBP: 0.222, SLG: 0.125 (8, PH) (8, 3)										2	0	1	0	0	0	1											
<b>Inning Stats</b>	R: 0 E: 1 K: 1 S: 6	H: 1 LOB: 1 BB: 0 P: 6	R: 0 E: 0 K: 0 S: 4	H: 1 LOB: 1 BB: 0 P: 4	R: 0 E: 0 K: 1 S: 6	H: 1 LOB: 2 BB: 1 P: 10	R: 0 E: 0 K: 0 S: 3	H: 0 LOB: 0 BB: 0 P: 3	R: 0 E: 0 K: 0 S: 3	H: 0 LOB: 0 BB: 0 P: 3	R: 0 E: 0 K: 0 S: 3	H: 0 LOB: 0 BB: 0 P: 3	R: 0 E: 0 K: 0 S: 3	H: 0 LOB: 0 BB: 0 P: 11	R: 0 E: 0 K: 1 S: 5	H: 0 LOB: 0 BB: 0 P: 5	1B: 2 2B: 1 3B: 0 HR: 0	SF: 0 SAC: 0 DP: 0 HBP: 0	WP: 0 PB: 0 SB: 0 CS: 0	PA: 34							
<b>PITCHER</b>	IP	WLS	BF	H	R	ER	SO	BB	IBB	HBP	BLK	WP	HR	S	P	ERA	WHIP										
John Candelaria, L ERA: 1.29	(1, 1)	7.0	W	26	3	0	0	5	2	0	0	0	0	34	42	0.00	0.714										
Rich Gossage, R ERA: 1.29	(8, 1)	2.0	S	8	0	0	0	1	2	0	0	0	0	8	16	0.00	1.000										

AB	29
R	0
H	3
RBI	0
BB	4
SO	6
LOB	17



Batter	1	2	3	4	5	6	7	8	9	AB	R	H	RBI	BB	SO	LOB	BOTTOM										
Omar Moreno, L OBP: 0.286, SLG: 0.295 (1, 8)										3	1	0	0	1	2	0	Philadelphia Phillies @ Pittsburgh Pirates Three Rivers Stadium, Pittsburgh, PA Tue Apr 26 1977, 7:05 PM EDT Att: 6,726 - Unknown										
Ed Ott, L OBP: 0.462, SLG: 0.381 (1, 2)										4	1	1	0	0	0	0											
Dave Parker, L OBP: 0.413, SLG: 0.603 (1, 9)										4	0	1	0	0	1	2											
Al Oliver, L OBP: 0.311, SLG: 0.372 (1, 7)										3	1	2	0	1	0	0											
Bill Robinson, R OBP: 0.372, SLG: 0.513 (1, 3)										3	1	2	3	1	0	1											
Rennie Stennett, R OBP: 0.288, SLG: 0.377 (1, 4)										4	0	0	0	0	0	3											
Phil Garner, R OBP: 0.339, SLG: 0.412 (1, 5)										3	1	1	0	1	0	2											
Frank Taveras, R OBP: 0.250, SLG: 0.250 (1, 6)										3	0	1	2	0	0	3											
John Candelaria, L Willie Stargell, L Rich Gossage, R (7, PH) (8, 1)										2	0	0	0	0	1	1											
<b>Inning Stats</b>	R: 0 E: 0 K: 1 S: 5	H: 1 LOB: 0 BB: 0 P: 5	R: 2 E: 0 K: 0 S: 5	H: 2 LOB: 1 BB: 1 P: 9	R: 0 E: 0 K: 1 S: 5	H: 0 LOB: 0 BB: 0 P: 5	R: 0 E: 0 K: 0 S: 4	H: 2 LOB: 2 BB: 1 P: 8	R: 0 E: 0 K: 2 S: 7	H: 0 LOB: 0 BB: 0 P: 7	R: 0 E: 0 K: 0 S: 3	H: 1 LOB: 0 BB: 0 P: 3	R: 0 E: 1 K: 1 S: 6	H: 0 LOB: 1 BB: 0 P: 6	R: 3 E: 1 K: 0 S: 5	H: 2 LOB: 1 BB: 2 P: 13		1B: 5 2B: 2 3B: 1 HR: 0	SF: 0 SAC: 0 DP: 1 HBP: 0	WP: 0 PB: 0 SB: 0 CS: 1	PA: 35						
<b>PITCHER</b>	IP	WLS	BF	H	R	ER	SO	BB	IBB	HBP	BLK	WP	HR	S	P	ERA	WHIP										
Larry Christenson, R ERA: 5.59	(1, 1)	7.0	L	27	6	2	2	5	2	0	0	1	0	35	43	2.57	1.143										
Jim Kaat, L ERA: 9.82	(8, 1)	0.1		4	1	3	3	0	1	1	0	0	0	2	10	81.00	6.000										
Gene Garber, R ERA: 4.5	(8, 1)	0.2		3	1	0	0	0	0	0	0	0	0	3	3	0.00	1.500										

AB	30
R	5
H	8
RBI	5
BB	4
SO	5
LOB	13





Batter	1	2	3	4	5	6	7	8	9	AB	R	H	RBI	BB	SO	LOB	TOP																				
Garry Maddox, R OBP: 0.254, SLG: 0.450 (1, 8)	F9		6-3			4-3		4-3		4	0	0	0	0	0	1	Philadelphia Phillies @ Pittsburgh Pirates Three Rivers Stadium, Pittsburgh, PA Wed Apr 27 1977, 7:05 PM EDT Att: 7,054 - Unknown																				
Larry Bowa, S OBP: 0.356, SLG: 0.412 Davey Johnson, R OBP: 0.375, SLG: 0.600 (1, 6) (3, 5)	1B		E7			1-3		HR		2	0	1	0	0	0	0																					
Mike Schmidt, R OBP: 0.288, SLG: 0.392 (1, 5) (3, 6)	F7		5-3			L8		2B		4	1	1	0	0	2																						
Greg Luzinski, R OBP: 0.379, SLG: 0.642 (1, 7)	1B					L9		4-3		4	1	2	0	0	1	0																					
Jay Johnstone, L OBP: 0.341, SLG: 0.349 (1, 9)	F9					CS		6-3		4	0	1	1	0	0	3																					
Bob Boone, R OBP: 0.302, SLG: 0.263 (1, 2)		BB				F8		L7		3	0	0	1	1	0	1																					
Dane Iorg, L OBP: 0.194, SLG: 0.200 (1, 3)	F7					CS		L7		4	0	0	0	0	0	1																					
Fred Andrews, R OBP: 0.176, SLG: 0.250 Terry Harmon, R (8, 4)	9-3					1-3		K		3	0	0	0	0	1	1																					
Wayne Twitchell, R (8, PH) Bobby Tolan, L OBP: 0.300, SLG: 0.222 Jim Kaat, L (8, 1)						K				2	0	0	0	0	0	0																					
								1B		0	0	0	0	0	0	0																					
<b>Inning Stats</b>	R: 0 E: 0 K: 0 S: 5	H: 2 LOB: 2 BB: 0 P: 5	R: 0 E: 0 K: 0 S: 2	H: 0 LOB: 0 BB: 1 P: 6	R: 0 E: 1 K: 1 S: 6	H: 0 LOB: 1 BB: 0 P: 6	R: 0 E: 0 K: 0 S: 3	H: 1 LOB: 0 BB: 0 P: 3	R: 0 E: 0 K: 1 S: 5	H: 0 LOB: 0 BB: 0 P: 3	R: 0 E: 0 K: 1 S: 5	H: 0 LOB: 0 BB: 0 P: 5	R: 0 E: 0 K: 1 S: 6	H: 1 LOB: 1 BB: 0 P: 6	R: 3 E: 0 K: 0 S: 6	H: 3 LOB: 0 BB: 0 P: 6	1B: 5 2B: 2 3B: 0 HR: 1	SF: 0 SAC: 0 DP: 1 HBP: 0	WP: 0 PB: 0 SB: 0 CS: 1	PA: 35																	
<b>PITCHER</b>	IP	WLS	BF	H	R	ER	SO	BB	IBB	HBP	BLK	WP	HR	S	P	ERA	WHIP	<b>PITCHER</b>		IP	WLS	BF	H	R	ER	SO	BB	IBB	HBP	BLK	WP	HR	S	P	ERA	WHIP	
Bruce Kison, R ERA: 3.22 Kent Tekulve, R ERA: 3.12	(1, 1)	8.0	W	30	6	2	2	4	1	0	0	0	0	1	37	41	2.25	0.875			(9, 1)	1.0	4	1	1	1	0	0	0	0	0	0	0	4	4	9.00	1.000

Batter	1	2	3	4	5	6	7	8	9	AB	R	H	RBI	BB	SO	LOB	BOTTOM																			
Omar Moreno, L OBP: 0.321, SLG: 0.333 (1, 8)	E8		6-3			CS		E3		4	2	3	1	0	0	0	Philadelphia Phillies @ Pittsburgh Pirates Three Rivers Stadium, Pittsburgh, PA Wed Apr 27 1977, 7:05 PM EDT Att: 7,054 - Unknown																			
Ed Ott, L OBP: 0.400, SLG: 0.320 (1, 2)	4-3		F7			4-3		K		4	0	0	0	0	1	3																				
Dave Parker, L OBP: 0.418, SLG: 0.629 (1, 9)	1B		K			4-3		2B		4	1	2	2	0	1	0																				
Al Oliver, L OBP: 0.306, SLG: 0.362 (1, 7)	L5					L8		6-3		4	0	1	0	0	0	2																				
Bill Robinson, R OBP: 0.378, SLG: 0.512 Willie Stargell, L OBP: 0.287, SLG: 0.286 (1, 3) (5, 3)	1B					K		6-3		2	1	1	1	0	1	0																				
Rennie Stennett, R OBP: 0.290, SLG: 0.375 (1, 4)	1B		K2-3			G4-6-3		6-3		2	0	0	0	0	0	2																				
Phil Garner, R OBP: 0.355, SLG: 0.444 (1, 5)						L9		1B		3	1	2	0	0	0	0																				
Frank Taveras, R OBP: 0.258, SLG: 0.259 (1, 6)	SH3					K		1B		2	1	1	1	0	1	0																				
Bruce Kison, R OBP: 0.200, SLG: 0.357 Kent Tekulve, R (9, 1)	K					5-3		2B		2	1	0	0	1	1	1																				
								BB		0	0	0	0	0	0	0																				
<b>Inning Stats</b>	R: 3 E: 1 K: 0 S: 6	H: 4 LOB: 1 BB: 0 P: 6	R: 0 E: 0 K: 1 S: 5	H: 1 LOB: 0 BB: 0 P: 5	R: 0 E: 0 K: 2 S: 7	H: 0 LOB: 0 BB: 0 P: 7	R: 0 E: 0 K: 1 S: 5	H: 0 LOB: 0 BB: 0 P: 5	R: 4 E: 1 K: 1 S: 9	H: 4 LOB: 1 BB: 1 P: 13	R: 3 E: 0 K: 1 S: 6	H: 4 LOB: 1 BB: 0 P: 6	R: 3 E: 0 K: 0 S: 6	H: 3 LOB: 0 BB: 0 P: 6	R: 1 E: 0 K: 1 S: 9	H: 4 LOB: 1 BB: 1 P: 13	1B: 8 2B: 3 3B: 0 HR: 0	SF: 0 SAC: 1 DP: 1 HBP: 0	WP: 0 PB: 0 SB: 3 CS: 1	PA: 32																
<b>PITCHER</b>	IP	WLS	BF	H	R	ER	SO	BB	IBB	HBP	BLK	WP	HR	S	P	ERA	WHIP	<b>PITCHER</b>		IP	WLS	BF	H	R	ER	SO	BB	IBB	HBP	BLK	WP	HR	S	P	ERA	WHIP
Wayne Twitchell, R ERA: 3.52 Jim Kaat, L ERA: 15.43	(1, 1)	7.0	L	24	7	3	3	6	0	0	0	0	0	9	36	36	3.86	1.000			(8, 1)	1.0	8	4	4	4	1	1	0	0	0	0	9	13	36.00	5.000



Batter	1	2	3	4	5	6	7	8	9	AB	R	H	RBI	BB	SO	LOB	TOP								
Julio Gonzalez, R OBP: 0.333, SLG: 0.379 (1, 6)										5	1	3	1	0	0	1									
Jose Cruz, L OBP: 0.325, SLG: 0.377 (1, 9)										5	1	2	1	0	1	1									
Cesar Cedeno, R OBP: 0.273, SLG: 0.200 (1, 8)										4	1	0	0	0	0	4									
Bob Watson, R OBP: 0.366, SLG: 0.386 (1, 3)										4	1	1	0	1	0	2									
Joe Ferguson, R OBP: 0.418, SLG: 0.600 (1, 2)										5	3	3	4	0	1	1									
Cliff Johnson, R OBP: 0.405, SLG: 0.639 Art Gardner, L OBP: 0.200, SLG: 0.167 (1, 7) (9, 7)										5	1	3	0	0	1	0									
Art Howe, R OBP: 0.467, SLG: 0.667 (1, 5)									4	1	1	2	1	0	2										
Rob Sperring, R OBP: 0.324, SLG: 0.294 (1, 4)										3	2	1	2	2	0	1									
Floyd Bannister, L OBP: 0.167, SLG: 0.167 (1, 1)										4	0	0	0	0	1	3									
<b>Inning Stats</b>	R: 0 E: 0 K: 0 S: 3	H: 1 LOB: 0 BB: 0 P: 3	R: 0 E: 0 K: 1 S: 6	H: 1 LOB: 1 BB: 0 P: 6	R: 0 E: 0 K: 0 S: 4	H: 2 LOB: 2 BB: 1 P: 8	R: 5 E: 1 K: 0 S: 8	H: 4 LOB: 1 BB: 1 P: 12	R: 1 E: 0 K: 0 S: 4	H: 1 LOB: 0 BB: 0 P: 4	R: 5 E: 0 K: 0 S: 7	H: 4 LOB: 1 BB: 1 P: 12	R: 0 E: 0 K: 1 S: 5	H: 0 LOB: 0 BB: 0 P: 5	R: 0 E: 0 K: 1 S: 6	H: 1 LOB: 1 BB: 0 P: 6	R: 0 E: 0 K: 1 S: 5	H: 0 LOB: 1 BB: 1 P: 9	1B: 9 2B: 3 3B: 0 HR: 2	SF: 0 SAC: 1 DP: 2 HBP: 1	WP: 0 PB: 0 SB: 0 CS: 0	PA: 45			
<b>PITCHER</b>	IP	WLS	BF	H	R	ER	SO	BB	IBB	HBP	BLK	WP	HR	S	P	ERA	WHIP								
Jerry Reuss, L ERA: 4.26 (1, 1)	3.0	L	17	8	5	4	1	2	0	0	0	0	0	17	25	12.00	3.333								
Larry Demery, R ERA: 6.0 (4, 1)	2.0		8	1	1	1	0	0	0	0	0	0	1	8	8	4.50	0.500								
Odell Jones, R ERA: 8.59 (6, 1)	1.0		9	4	5	5	0	1	0	1	0	0	1	7	12	45.00	5.000								
Terry Forster, L ERA: 10.13 (7, 1)	2.0		7	1	0	0	2	0	0	0	0	0	0	11	11	0.00	0.500								
Grant Jackson, L ERA: 1.23 (9, 1)	1.0		4	0	0	0	1	1	0	0	0	0	0	5	9	0.00	1.000								

Houston Astros @ Pittsburgh Pirates  
Three Rivers Stadium, Pittsburgh, PA  
Fri Apr 29 1977, 7:05 PM EDT  
Att: 7,186 - Unknown

livebaseballscores.com

AB 39  
R 11  
H 14  
RBI 10  
BB 4  
SO 4  
LOB 15

Batter	1	2	3	4	5	6	7	8	9	AB	R	H	RBI	BB	SO	LOB	BOTTOM								
Frank Taveras, R OBP: 0.254, SLG: 0.254 Grant Jackson, S (1, 6) (9, 1)										5	1	1	0	0	1	4									
Miguel Dilone, S OBP: 0.192, SLG: 0.160 (1, 8)										5	1	1	0	0	0	2									
Dave Parker, L OBP: 0.431, SLG: 0.642 (1, 9)										5	1	3	2	0	0	1									
Al Oliver, L OBP: 0.296, SLG: 0.365 (1, 7)										5	0	1	0	0	2	2									
Willie Stargell, L OBP: 0.283, SLG: 0.278 (1, 3)										4	0	1	1	0	2	2									
Rennie Stennett, R OBP: 0.303, SLG: 0.373 (1, 4)										3	0	1	0	1	1	1									
Phil Garner, R OBP: 0.364, SLG: 0.439 (1, 5)										3	0	1	0	1	0	1									
Duffy Dyer, R OBP: 0.265, SLG: 0.452 (1, 2)										3	0	0	0	1	1	3									
Jerry Reuss, L OBP: 0.256, SLG: 0.250 Larry Demery, R OBP: 0.295, SLG: 0.300 Fernando Gonzalez, R OBP: 0.167, SLG: 0.167 Odell Jones, R Tommy Helms, R Terry Forster, L Mario Mendoza, R (1, 1) (4, 1) (5, PH) (6, 1) (6, PH) (7, 1) (8, PH) (8, PH)										1	0	0	0	0	1	1									
<b>Inning Stats</b>	R: 2 E: 0 K: 2 S: 10	H: 3 LOB: 1 BB: 0 P: 10	R: 0 E: 1 K: 3 S: 10	H: 1 LOB: 0 BB: 0 P: 10	R: 0 E: 0 K: 1 S: 6	H: 2 LOB: 1 BB: 0 P: 6	R: 0 E: 0 K: 0 S: 2	H: 0 LOB: 0 BB: 1 P: 6	R: 0 E: 0 K: 0 S: 4	H: 1 LOB: 1 BB: 0 P: 4	R: 0 E: 1 K: 1 S: 7	H: 1 LOB: 3 BB: 1 P: 11	R: 1 E: 0 K: 2 S: 9	H: 2 LOB: 1 BB: 0 P: 9	R: 0 E: 0 K: 0 S: 4	H: 1 LOB: 2 BB: 1 P: 8	R: 0 E: 0 K: 0 S: 3	H: 0 LOB: 0 BB: 0 P: 3	1B: 9 2B: 2 3B: 0 HR: 0	SF: 0 SAC: 0 DP: 1 HBP: 0	WP: 1 PB: 0 SB: 2 CS: 1	PA: 40			
<b>PITCHER</b>	IP	WLS	BF	H	R	ER	SO	BB	IBB	HBP	BLK	WP	HR	S	P	ERA	WHIP								
Floyd Bannister, L ERA: 4.5 (1, 1)	9.0	W	40	11	3	3	9	3	0	0	0	1	0	55	67	3.00	1.556								

Houston Astros @ Pittsburgh Pirates  
Three Rivers Stadium, Pittsburgh, PA  
Fri Apr 29 1977, 7:05 PM EDT  
Att: 7,186 - Unknown

livebaseballscores.com

AB 37  
R 3  
H 11  
RBI 3  
BB 3  
SO 9  
LOB 20



Batter	1	2	3	4	5	6	7	8	9	AB	R	H	RBI	BB	SO	LOB	TOP	
<b>Julio Gonzalez, R</b> OBP: 0.344, SLG: 0.403 (1, 6)	L5		2B		FC6			1B		4	0	2	0	0	0	1		
<b>Jose Cruz, L</b> OBP: 0.310, SLG: 0.358 (1, 9)	4-3		4-3			G3		F8		4	0	0	0	0	0	3		
<b>Cesar Cedeno, R</b> OBP: 0.271, SLG: 0.188 (1, 8)	F7			BB		F4		K		3	0	0	0	1	1	2		
<b>Bob Watson, R</b> OBP: 0.349, SLG: 0.365 (1, 3)		L9		L9		F8		K		4	0	0	0	0	1	1		
<b>Joe Ferguson, R</b> OBP: 0.423, SLG: 0.593 (1, 2)		1B		L9			L7	FC5-4		4	0	2	0	0	0	1		
<b>Cliff Johnson, R</b> OBP: 0.391, SLG: 0.600 (1, 7)		1B		5-3			L8	FC5-4		4	0	1	0	0	0	2		
<b>Art Howe, R</b> OBP: 0.368, SLG: 0.500 (1, 5)	G6-4-3				6-3		L7			4	0	0	0	0	0	3		
<b>Rob Sperring, R</b> OBP: 0.300, SLG: 0.270 (1, 4)			F9		F9			F8		3	0	0	0	0	0	0		
<b>Doug Konieczny, R</b> OBP: 0.143, SLG: 0.143 (1, 1)										1	0	0	0	0	0	0		
<b>Bo McLaughlin, R</b> (3, 1)			6-3							0	0	0	0	1	0	0		
<b>Leon Roberts, R</b> OBP: 0.200, SLG: 0.111 (8, PH)								F8		1	0	1	0	0	0	0		
<b>Dan Larson, R</b> (8, 1)								1B		0	0	0	0	0	0	0		
<b>Inning Stats</b>	R: 0 E: 0 K: 0 S: 3	H: 0 LOB: 0 BB: 0 P: 3	R: 0 E: 0 K: 0 S: 4	H: 2 LOB: 1 BB: 0 P: 4	R: 0 E: 0 K: 0 S: 4	H: 1 LOB: 1 BB: 0 P: 4	R: 0 E: 0 K: 0 S: 3	H: 0 LOB: 0 BB: 1 P: 7	R: 0 E: 0 K: 0 S: 3	H: 0 LOB: 0 BB: 0 P: 3	R: 0 E: 0 K: 0 S: 7	H: 2 LOB: 2 BB: 0 P: 7	R: 0 E: 0 K: 1 S: 6	H: 1 LOB: 1 BB: 0 P: 6	1B: 5 2B: 1 3B: 0 HR: 0	SF: 0 SAC: 0 DP: 1 HBP: 0	WP: 0 PA: 34	
<b>PITCHER</b>	IP	WLS	BF	H	R	ER	SO	BB	IBB	HBP	BLK	WP	HR	S	P	ERA	WHIP	
<b>Jim Rooker, L</b> ERA: 4.01 (1, 1)	7.2	W	29	5	0	0	0	2	0	0	0	0	0	27	35	0.00	0.913	
<b>Kent Tekulve, R</b> ERA: 2.7 (8, 1)	1.1		5	1	0	0	2	0	0	0	0	0	0	9	9	0.00	0.750	

Houston Astros @ Pittsburgh Pirates  
Three Rivers Stadium, Pittsburgh, PA  
Sat Apr 30 1977, 3:33 AM EDT  
Att: 6,540 - Unknown

AB	32
R	0
H	6
RBI	0
BB	2
SO	2
LOB	13



Batter	1	2	3	4	5	6	7	8	9	AB	R	H	RBI	BB	SO	LOB	BOTTOM		
<b>Omar Moreno, L</b> OBP: 0.310, SLG: 0.327 (1, 8)	G3	4-3	F7			SF8		K		4	1	1	1	0	1	2			
<b>Ed Ott, L</b> OBP: 0.382, SLG: 0.286 (1, 2)	E		3-1	4-3		F7				3	1	0	0	1	0	0			
<b>Dave Parker, L</b> OBP: 0.421, SLG: 0.620 (1, 9)	G3		S	4-3				K		4	1	1	0	0	1	2			
<b>Al Oliver, L</b> OBP: 0.310, SLG: 0.393 (1, 7)	E4		S	4-3				F6		4	1	2	2	0	0	0			
<b>Miguel Dilone, S</b> OBP: 0.192, SLG: 0.160 (8, 7)	CS		G3	F7						0	0	0	0	0	0	0			
<b>Willie Stargell, L</b> OBP: 0.304, SLG: 0.429 (1, 3)	K		G3					HR		3	2	1	1	1	2	1			
<b>Rennie Stennett, R</b> OBP: 0.300, SLG: 0.365 (1, 4)		4-3	G3			F7		S		4	0	1	0	0	0	2			
<b>Phil Garner, R</b> OBP: 0.377, SLG: 0.500 (1, 5)						L4				3	2	2	2	0	0	0			
<b>Mario Mendoza, R</b> OBP: 0.333, SLG: 0.333 (7, 5)		SF8	S					F4		1	0	0	0	0	0	1			
<b>Frank Taveras, R</b> OBP: 0.271, SLG: 0.277 (1, 6)			S					1-5-3		2	2	2	2	0	0	0			
<b>Fernando Gonzalez, R</b> OBP: 0.143, SLG: 0.143 (8, 5)		SF8	S							1	0	0	0	0	0	0			
<b>Jim Rooker, R</b> OBP: 0.455, SLG: 0.400 (1, 1)						6-3				3	0	2	1	0	0	1			
<b>Kent Tekulve, R</b> (8, 1)						6-3				1	0	0	0	0	0	0			
<b>Inning Stats</b>	R: 2 E: 1 K: 1 S: 6	H: 2 LOB: 0 BB: 1 P: 10	R: 1 E: 0 K: 0 S: 5	H: 2 LOB: 1 BB: 0 P: 5	R: 5 E: 0 K: 0 S: 8	H: 5 LOB: 1 BB: 1 P: 12	R: 0 E: 0 K: 0 S: 3	H: 0 LOB: 0 BB: 0 P: 3	R: 0 E: 0 K: 0 S: 5	H: 0 LOB: 0 BB: 0 P: 5	R: 1 E: 0 K: 0 S: 4	H: 1 LOB: 0 BB: 0 P: 4	R: 1 E: 0 K: 1 S: 7	H: 2 LOB: 1 BB: 0 P: 7	R: 0 E: 0 K: 1 S: 5	H: 0 LOB: 0 BB: 0 P: 5	1B: 8 2B: 2 3B: 1 HR: 1	SF: 2 SAC: 0 DP: 0 HBP: 0	WP: 0 PA: 37
<b>PITCHER</b>	IP	WLS	BF	H	R	ER	SO	BB	IBB	HBP	BLK	WP	HR	S	P	ERA	WHIP		
<b>Doug Konieczny, R</b> ERA: 6.0 (1, 1)	2.2	L	16	7	7	6	1	2	0	0	0	0	0	16	24	20.25	3.375		
<b>Bo McLaughlin, R</b> ERA: 6.23 (3, 1)	4.1		18	5	3	3	2	0	0	0	0	0	1	22	22	6.23	1.154		
<b>Dan Larson, R</b> ERA: 3.0 (8, 1)	1.0		3	0	0	0	1	0	0	0	0	0	0	5	5	0.00	0.000		

Houston Astros @ Pittsburgh Pirates  
Three Rivers Stadium, Pittsburgh, PA  
Sat Apr 30 1977, 3:33 AM EDT  
Att: 6,540 - Unknown

AB	33
R	10
H	12
RBI	9
BB	2
SO	4
LOB	9





Batter	1	2	3	4	5	6	7	8	9	10	AB	R	H	RBI	BB	SO	LOB	TOP	
Julio Gonzalez, R (1, 6) OBP: 0.362, SLG: 0.448	5-3		L9			1-4-3 3B	CS 1B			E FC6-2 1B	5	1	3	0	0	0	0		
Jose Cruz, L (1, 9) OBP: 0.315, SLG: 0.384	1B		4-3			K	CS			K	5	1	2	0	0	2	2		
Cesar Cedeno, R (1, 8) OBP: 0.250, SLG: 0.173	F8			5-3		1-4-3		SF8 3B		E6	4	0	0	2	0	0	2		
Bob Watson, R (1, 3) OBP: 0.341, SLG: 0.354	F8			F8		2B 1B		1-3		FC6-2	5	1	1	0	0	0	3		
Joe Ferguson, R (1, 2) OBP: 0.421, SLG: 0.587		6-3		6-3		2B		FC6-4 BB		FC6-4	4	0	1	1	1	0	2		
Cliff Johnson, R (1, 7) OBP: 0.420, SLG: 0.628						L8 FC6-2 2B		FC6-4 BB			3	0	2	0	1	0	1		
Art Gardner, L (8, 7) OBP: 0.200, SLG: 0.167	5-3 1B					IBB					0	0	0	0	0	0	0		
Art Howe, R (1, 5) OBP: 0.304, SLG: 0.400				5-3		L8				F6	4	0	0	0	0	1	4		
Rob Sperring, R (1, 4) OBP: 0.273, SLG: 0.244						FC6-2		F8		F8	4	0	0	0	0	0	2		
Mark Lemongello, R (1, 1) Ken Forsch, R (7, 1)						4-3		K		F8	3	0	0	0	0	1	1		
											1	0	0	0	0	0	0		
<b>Inning Stats</b>	R: 0 E: 0 K: 0 S: 4	H: 1 LOB: 1 BB: 0 P: 4	R: 0 E: 0 K: 0 S: 4	H: 1 LOB: 1 BB: 0 P: 4	R: 0 E: 0 K: 0 S: 3	H: 0 LOB: 0 BB: 0 P: 3	R: 0 E: 0 K: 0 S: 3	H: 0 LOB: 0 BB: 0 P: 3	R: 0 E: 0 K: 1 S: 5	H: 1 LOB: 0 BB: 0 P: 5	R: 1 E: 0 K: 0 S: 4	H: 1 LOB: 1 BB: 1 P: 8	R: 0 E: 0 K: 0 S: 3	H: 0 LOB: 0 BB: 0 P: 3	R: 0 E: 1 K: 1 S: 7	H: 1 LOB: 2 BB: 0 P: 7	1B: 5 2B: 2 3B: 2 HR: 0	SF: 1 SAC: 0 DP: 0 HBP: 0	WP: 0 PA: 42
<b>PITCHER</b>	IP 7.0	WLS 29	BF 8	H 3	R 3	ER 3	SO 3	BB 0	IBB 0	HBP 0	BLK 0	WP 0	HR 0	S 34	P 38	ERA 3.86	WHIP 1.143		
John Candelaria, L (1, 1) ERA: 1.35																			
Rich Gossage, R (8, 1) ERA: 1.06																			

Houston Astros @ Pittsburgh Pirates  
Three Rivers Stadium, Pittsburgh, PA  
Sun May 01 1977, 3:33 AM EDT  
Att: 25,371 - Unknown

AB	38
R	3
H	9
RBI	3
BB	2
SO	4
LOB	17



Batter	1	2	3	4	5	6	7	8	9	10	AB	R	H	RBI	BB	SO	LOB	BOTTOM			
Omar Moreno, L (1, 8) OBP: 0.302, SLG: 0.316	F4		1-3		FC4-6			K2-3		S 1B	5	1	1	0	0	1	1				
Ed Ott, L (1, 2) OBP: 0.359, SLG: 0.250	G3		BB			1-3		K2-3		F2	4	0	0	0	1	1	1				
Dave Parker, L (1, 9) OBP: 0.432, SLG: 0.613	FC6-4 1B		G3			CS 1B		K		1B IBB	4	0	2	0	1	1	1				
Al Oliver, L (1, 7) OBP: 0.333, SLG: 0.450	FC6-4			3-1		CS BB		CS BB		HR	4	1	2	2	1	0	1				
Willie Stargell, L (1, 3) OBP: 0.333, SLG: 0.680				K		CS		HR		F3	4	2	2	2	0	1	0				
Rennie Stennett, R (1, 4) OBP: 0.311, SLG: 0.373				1-3		L8		HR		CS 1B	4	0	2	0	0	0	0				
Phil Garner, R (1, 5) OBP: 0.356, SLG: 0.469				L7				F8		E6	4	0	0	0	0	0	2				
Frank Taveras, R (1, 6) OBP: 0.260, SLG: 0.285								1-3		FC6-4	3	0	0	0	0	0	1				
Bill Robinson, R (9, PH) OBP: 0.370, SLG: 0.500								1-3			1	0	0	0	0	0	1				
Mario Mendoza, R (10, 6) OBP: 0.333, SLG: 0.333								1-2		FC6-4	0	0	0	0	0	0	0				
John Candelaria, L (1, 1) Rich Gossage, R (8, 1) Miguel Dilone, S (10, PH) OBP: 0.185, SLG: 0.154								L7		4-3	2	0	0	0	1	0	1				
											0	0	0	0	0	0	0				
											1	0	0	0	0	0	0				
<b>Inning Stats</b>	R: 0 E: 0 K: 0 S: 4	H: 1 LOB: 1 BB: 0 P: 4	R: 1 E: 0 K: 0 S: 4	H: 1 LOB: 0 BB: 0 P: 4	R: 0 E: 0 K: 0 S: 3	H: 0 LOB: 1 BB: 1 P: 7	R: 0 E: 0 K: 1 S: 5	H: 0 LOB: 0 BB: 0 P: 5	R: 0 E: 0 K: 0 S: 3	H: 0 LOB: 0 BB: 1 P: 6	R: 1 E: 0 K: 0 S: 5	H: 2 LOB: 1 BB: 0 P: 5	R: 0 E: 0 K: 3 S: 9	H: 0 LOB: 0 BB: 0 P: 9	R: 1 E: 1 K: 0 S: 5	H: 2 LOB: 1 BB: 0 P: 5	R: 1 E: 0 K: 0 S: 4	H: 2 LOB: 2 BB: 1 P: 8	1B: 6 2B: 0 3B: 0 HR: 3	SF: 0 SAC: 0 DP: 0 HBP: 0	WP: 0 PA: 41
<b>PITCHER</b>	IP 6.0	WLS 24	BF 5	H 2	R 2	ER 2	SO 1	BB 3	IBB 0	HBP 0	BLK 0	WP 0	HR 2	S 23	P 35	ERA 3.00	WHIP 1.333				
Mark Lemongello, R (1, 1) ERA: 4.55																					
Ken Forsch, R (7, 1) ERA: 3.44																					

Houston Astros @ Pittsburgh Pirates  
Three Rivers Stadium, Pittsburgh, PA  
Sun May 01 1977, 3:33 AM EDT  
Att: 25,371 - Unknown

AB	36
R	4
H	9
RBI	4
BB	4
SO	4
LOB	9





Batter	1	2	3	4	5	6	7	8	9	AB	R	H	RBI	BB	SO	LOB	TOP								
Omar Moreno, L (1,8) OBP: 0.294, SLG: 0.355	F5		5-3			HR	K	FC4-2-3		5	1	1	1	0	1	4	<b>Pittsburgh Pirates @ Atlanta Braves</b> Atlanta-Fulton County Stadium, Atlanta, GA Mon May 02 1977, 7:05 PM EDT Att: 9,148 - Unknown - 76 F								
Ed Ott, L (1,2) OBP: 0.386, SLG: 0.361	HR		1B SF7 BB			F5	1B S	K		4	3	2	3	1	1	0									
Dave Parker, L (1,9) OBP: 0.430, SLG: 0.600	F7		SF7 1B			F5	1B	K		5	0	2	1	0	1	0									
Al Oliver, L (1,7) OBP: 0.338, SLG: 0.444 Miguel Dilone, S (8,7) OBP: 0.195, SLG: 0.154	FC5-6 BB		SF7 1-2 3-H			S 1B	F4	4-3		3	1	1	1	1	0	1									
Willie Stargell, L (1,3) OBP: 0.375, SLG: 0.759	FC5-6 1-2		IBB			1B				4	1	2	2	1	0	1									
Rennie Stennett, R (1,4) OBP: 0.316, SLG: 0.375		4-3	F7			F9	E4 1B 2B	HR	F2	5	2	2	0	0	0	3									
Phil Garner, R (1,5) OBP: 0.351, SLG: 0.456 Fernando Gonzalez, R (8,5) OBP: 0.250, SLG: 0.625	L8			1-3		F4	2B FC6-2 1B	HR	1B	4	0	1	0	0	0	0									
Frank Taveras, R (1,6) OBP: 0.282, SLG: 0.292	S BB			K		2B 1B	FC6-2 FC4-2-3 2B	F8		4	1	2	1	1	1	0									
Bruce Kison, R (1,1) OBP: 0.200, SLG: 0.368	K			5-3		1B 2B	FC6-2 FC4-2-3 2B	4-3		5	1	1	0	0	1	3									
<b>Inning Stats</b>	R: 1 E: 0 K: 0 S: 4	H: 1 LOB: 1 BB: 1 P: 8	R: 0 E: 0 K: 1 S: 5	H: 0 LOB: 1 BB: 1 P: 9	R: 1 E: 0 K: 0 S: 4	H: 1 LOB: 2 BB: 2 P: 12	R: 0 E: 0 K: 1 S: 5	H: 0 LOB: 0 BB: 0 P: 5	R: 2 E: 0 K: 0 S: 6	H: 3 LOB: 1 BB: 0 P: 6	R: 3 E: 0 K: 1 S: 9	H: 4 LOB: 1 BB: 0 P: 9	R: 2 E: 1 K: 0 S: 6	H: 4 LOB: 1 BB: 0 P: 6	R: 0 E: 0 K: 2 S: 7	H: 0 LOB: 0 BB: 0 P: 7		R: 2 E: 0 K: 0 S: 5	H: 2 LOB: 2 BB: 0 P: 5	1B: 9 2B: 3 3B: 0 HR: 4	SF: 1 SAC: 0 DP: 1 HBP: 0	WP: 0 PB: 0 SB: 3 CS: 0	PA: 45		
<b>PITCHER</b>	IP	WLS	BF	H	R	ER	SO	BB	IBB	HBP	BLK	WP	HR	S	P	ERA	WHIP								
Buzz Capra, R (1,1) ERA: 6.62	5.2	L	29	8	7	7	3	3	1	0	0	0	2	31	47	11.12	1.941								
Mike Beard, L (6,1) ERA: 9.54	0.1		6	5	2	2	0	0	0	0	0	0	1	6	6	54.00	15.000								
Max Leon, R (7,1) ERA:	2.0		5	0	0	0	2	0	0	0	0	0	0	9	9	0.00	0.000								
Bob Johnson, R (9,1) ERA: 10.13	1.0		5	2	2	2	0	0	0	0	0	0	1	5	5	18.00	2.000								

Batter	1	2	3	4	5	6	7	8	9	AB	R	H	RBI	BB	SO	LOB	BOTTOM								
Jerry Royster, R (1,4) OBP: 0.245, SLG: 0.273	6-3		6-3			K		F8		4	0	0	0	0	1	0	<b>Pittsburgh Pirates @ Atlanta Braves</b> Atlanta-Fulton County Stadium, Atlanta, GA Mon May 02 1977, 7:05 PM EDT Att: 9,148 - Unknown - 76 F								
Junior Moore, R (1,5) OBP: 0.625, SLG: 0.615	FC5-4 1B		1B			FC4-6 BB		4-3		3	0	2	0	1	0	0									
Rowland Office, L (1,8) OBP: 0.300, SLG: 0.326	F7		F8			FC4-6 1-2		1-3		4	0	0	0	0	0	3									
Jeff Burroughs, R (1,9) OBP: 0.383, SLG: 0.542	FC5-4 1-2			4-3		K		5-3		4	0	0	0	0	1	2									
Biff Pocoroba, S (1,2) OBP: 0.293, SLG: 0.346		G3		G3				4-3		3	0	0	0	0	0	0									
Tom Paciorek, R (1,3) OBP: 0.167, SLG: 0.333		F9		F8				6-3		3	0	0	0	0	0	0									
Brian Asselstine, L (1,7) OBP: 0.263, SLG: 0.389					L7			3-1		3	1	1	1	0	0	0									
Pat Rockett, R (1,6) OBP: 0.316, SLG: 0.275		K			F8			F7		3	0	0	0	0	1	0									
Buzz Capra, R (1,1) Mike Beard, L (6,1) Max Leon, R (7,1) Joe Nolan, L (8,PH) OBP: 0.286, SLG: 0.429 Bob Johnson, L (9,1)					6-3			F9		2	0	0	0	0	0	0									
<b>Inning Stats</b>	R: 0 E: 0 K: 0 S: 4	H: 1 LOB: 0 BB: 0 P: 4	R: 1 E: 0 K: 1 S: 6	H: 1 LOB: 0 BB: 0 P: 6	R: 0 E: 0 K: 0 S: 4	H: 1 LOB: 1 BB: 0 P: 4	R: 0 E: 0 K: 0 S: 3	H: 0 LOB: 0 BB: 0 P: 3	R: 0 E: 0 K: 2 S: 7	H: 0 LOB: 1 BB: 1 P: 11	R: 0 E: 0 K: 0 S: 3	H: 0 LOB: 0 BB: 0 P: 3	R: 0 E: 0 K: 0 S: 3	H: 0 LOB: 0 BB: 0 P: 3	R: 0 E: 0 K: 0 S: 3	H: 0 LOB: 0 BB: 0 P: 3		1B: 2 2B: 0 3B: 0 HR: 1	SF: 0 SAC: 0 DP: 0 HBP: 0	WP: 0 PB: 0 SB: 0 CS: 0	PA: 31				
<b>PITCHER</b>	IP	WLS	BF	H	R	ER	SO	BB	IBB	HBP	BLK	WP	HR	S	P	ERA	WHIP								
Bruce Kison, R (1,1) ERA: 2.78	9.0	W	31	3	1	1	3	1	0	0	0	0	1	36	40	1.00	0.444								





Batter	1	2	3	4	5	6	7	8	9	10	11	AB	R	H	RBI	BB	SO	LOB	TOP								
Omar Moreno, L OBP: 0.278, SLG: 0.333 Bill Robinson, R OBP: 0.396, SLG: 0.512 Lary Demery, R OBP: 0.500, SLG: 0.500 Grant Jackson, S OBP: 0.111	F6		F7		F5		K		BB		SF9 1B	4	0	0	0	0	1	2									
Frank Taveras, R OBP: 0.265, SLG: 0.273 Ed Kirkpatrick, L OBP: 0.353, SLG: 0.364	4-3		6-3		4-3		K		F6		SF9	5	0	0	1	0	1	2									
Dave Parker, L OBP: 0.446, SLG: 0.671	1B BB		HR		HR		4-3				L9	5	3	3	3	1	0	3									
Al Oliver, L OBP: 0.342, SLG: 0.433	1B S 1B		4-3		F2				F4		BB	4	1	1	0	1	0	0									
Willie Stargell, L OBP: 0.351, SLG: 0.676	CS 1B		4-3		F7				K		K	5	0	1	2	0	2	1									
Rennie Stennett, R OBP: 0.351, SLG: 0.368	CS	1-3	1-3		K2-3		2B BB				K	4	1	1	0	1	2	1									
Phil Garner, R OBP: 0.354, SLG: 0.466			K2-3		F7		1H 2B		F4		1B SH5-3 SF9 1B	5	1	2	1	0	1	1									
Duffy Dyer, R OBP: 0.297, SLG: 0.500 Miguel Dilone, S OBP: 0.179, SLG: 0.148 Kent Tekulve, R OBP: 0.9					1B S 4-3 1B		F4		6-3		SH5-3	3	1	2	0	0	0	1									
Tommy Helms, R OBP: 0.111, PH Mario Mendoza, R OBP: 0.333, SLG: 0.333			2B		1B		F4				1B	0	0	0	0	0	0	0									
Jerry Reuss, L OBP: 0.273, SLG: 0.273 Rich Gossage, R OBP: 0.500, SLG: 1.000 Ed Ott, L OBP: 0.391, SLG: 0.351			K		HR 4-3 1B		K		3-1		SF9 1B IBB	3	1	1	0	0	2	2									
<b>Inning Stats</b>	R: 2 E: 0 K: 0 S: 4	H: 2 LOB: 0 BB: 1 P: 8	R: 0 E: 0 K: 2 S: 8	H: 1 LOB: 1 BB: 0 P: 8	R: 1 E: 0 K: 0 S: 4	H: 1 LOB: 0 BB: 0 P: 4	R: 0 E: 0 K: 1 S: 5	H: 0 LOB: 0 BB: 0 P: 5	R: 3 E: 0 K: 0 S: 6	H: 3 LOB: 0 BB: 0 P: 6	R: 1 E: 0 K: 1 S: 6	H: 1 LOB: 1 BB: 1 P: 10	R: 0 E: 0 K: 2 S: 7	H: 0 LOB: 0 BB: 0 P: 7	R: 0 E: 0 K: 1 S: 6	H: 1 LOB: 1 BB: 0 P: 6	R: 0 E: 0 K: 0 S: 3	H: 0 LOB: 1 BB: 1 P: 7	R: 0 E: 0 K: 2 S: 7	H: 1 LOB: 1 BB: 1 P: 11	R: 1 E: 0 K: 0 S: 5	H: 2 LOB: 3 BB: 1 P: 9	1B: 8 2B: 2 3B: 0 HR: 2	SF: 1 SAC: 1 DP: 0 HBP: 0	WP: 0 PB: 0 SB: 2 CS: 2	PA: 49	
<b>PITCHER</b> Phil Niekro, R ERA: 6.07	IP: 11.0 WLS: 1 BF: 48 H: 12 R: 8 ER: 8 SO: 9 BB: 4 IBB: 1 HBP: 0 BLK: 0 WP: 0 HR: 2 S: 61 P: 81 ERA: 6.54 WHIP: 1.455											<b>PITCHER</b>	IP: 11.0 WLS: 1 BF: 48 H: 12 R: 8 ER: 8 SO: 9 BB: 4 IBB: 1 HBP: 0 BLK: 0 WP: 0 HR: 2 S: 61 P: 81 ERA: 6.54 WHIP: 1.455														

Pittsburgh Pirates @ Atlanta Braves  
Atlanta-Fulton County Stadium, Atlanta, GA  
Tue May 03 1977, 7:05 PM EDT  
Att: 7,977 - Unknown

AB 41  
R 8  
H 12  
RBI 8  
BB 5  
SO 9  
LOB 13



Batter	1	2	3	4	5	6	7	8	9	10	11	AB	R	H	RBI	BB	SO	LOB	BOTTOM				
Jerry Royster, R OBP: 0.250, SLG: 0.269	1B S SF9 1B		1B E BB		E5 FC6-4 1B 2B		4-3		K		F8	5	3	1	0	1	1	1					
Rowland Office, L OBP: 0.311, SLG: 0.337	1B PB 1B		E5 SH5-3 1B 1B		FC6-4 1B		K		4-3		F8	6	1	3	0	0	1	0					
Junior Moore, R OBP: 0.550, SLG: 0.529	K		SH5-3		FC6-4 1B 2B		HR 1B		4-3		4-3	4	2	1	0	0	1	4					
Jeff Burroughs, R OBP: 0.404, SLG: 0.605	SF9		1B		1B 2B		HR		BB		BB	3	1	3	5	1	0	0					
Tom Paciorek, R OBP: 0.139, SLG: 0.276	K		F7		5-3		F9		F8		F8	5	0	0	0	0	1	5					
Cito Gaston, R OBP: 0.273, SLG: 0.200			6-3		S 1B		K		5-3		5-3	5	0	1	1	0	2	1					
Vic Correll, R OBP: 0.375, SLG: 0.464 Biff Pocoroba, S OBP: 0.300, SLG: 0.340			BB		6-3		L7		FC4-6 BB		F7	2	0	0	0	1	0	2					
Pat Rockett, R OBP: 0.296, SLG: 0.257	F7		6-3		6-3		5-3		FC4-6 SH3-4		6-3	5	0	0	0	0	0	2					
Phil Niekro, R OBP: 0.214, SLG: 0.214 Rod Gilbreath, R OBP: 0.288, SLG: 0.260	G3		5-3		5-3		F9		SH3-4		K	3	0	0	0	0	1	0					
<b>Inning Stats</b>	R: 1 E: 0 K: 2 S: 9	H: 2 LOB: 1 BB: 0 P: 9	R: 0 E: 0 K: 1 S: 5	H: 0 LOB: 1 BB: 1 P: 9	R: 2 E: 1 K: 0 S: 5	H: 2 LOB: 1 BB: 1 P: 9	R: 0 E: 0 K: 0 S: 3	H: 0 LOB: 0 BB: 0 P: 3	R: 2 E: 0 K: 2 S: 9	H: 2 LOB: 0 BB: 0 P: 9	R: 0 E: 0 K: 1 S: 5	H: 0 LOB: 1 BB: 1 P: 9	R: 0 E: 0 K: 0 S: 3	H: 0 LOB: 0 BB: 0 P: 3	R: 0 E: 0 K: 1 S: 5	H: 0 LOB: 0 BB: 0 P: 5	1B: 7 2B: 1 3B: 0 HR: 1	SF: 1 SAC: 2 DP: 0 HBP: 0	WP: 0 PB: 1 SB: 2 CS: 0	PA: 47			
<b>PITCHER</b> Jerry Reuss, L ERA: 4.55 Rich Gossage, R ERA: 1.45 Kent Tekulve, R ERA: 2.25 Grant Jackson, L ERA: 1.08	IP: 6.1 WLS: 1.2 BF: 30 H: 8 R: 1 ER: 4 SO: 2 BB: 2 IBB: 0 HBP: 0 BLK: 0 WP: 0 HR: 0 S: 36 P: 44 ERA: 5.68 WHIP: 1.579											<b>PITCHER</b>	IP: 6.1 WLS: 1.2 BF: 30 H: 8 R: 1 ER: 4 SO: 2 BB: 2 IBB: 0 HBP: 0 BLK: 0 WP: 0 HR: 0 S: 36 P: 44 ERA: 5.68 WHIP: 1.579										

Pittsburgh Pirates @ Atlanta Braves  
Atlanta-Fulton County Stadium, Atlanta, GA  
Tue May 03 1977, 7:05 PM EDT  
Att: 7,977 - Unknown

AB 40  
R 7  
H 9  
RBI 6  
BB 4  
SO 7  
LOB 16





Batter	1	2	3	4	5	6	7	8	9	AB	R	H	RBI	BB	SO	LOB	TOP								
Omar Moreno, L (1, 8) OBP: 0.299, SLG: 0.333										3	2	1	0	2	1	3	Pittsburgh Pirates @ Atlanta Braves Atlanta-Fulton County Stadium, Atlanta, GA Wed May 04 1977, 7:05 PM EDT Att: 3,890 - Unknown								
Ed Ott, L (1, 2) OBP: 0.429, SLG: 0.368 Duffy Dyer, R (4, 2) OBP: 0.308, SLG: 0.500										1	2	1	0	2	0	0									
Dave Parker, L (1, 9) OBP: 0.454, SLG: 0.685										4	2	2	4	0	0	3									
Al Oliver, L (1, 7) OBP: 0.346, SLG: 0.431 Miguel Dilone, S (9, PR) OBP: 0.179, SLG: 0.148										5	0	2	1	0	0	2									
Ed Kirkpatrick, L (1, 3) OBP: 0.273, SLG: 0.250										5	0	0	0	0	2	2									
Rennie Stennett, R (1, 4) OBP: 0.337, SLG: 0.395										5	0	3	0	0	0	0									
Phil Garner, R (1, 5) OBP: 0.345, SLG: 0.449										5	1	1	0	0	2	4									
Frank Taveras, R (1, 6) OBP: 0.264, SLG: 0.272										4	0	1	0	0	0	1									
Larry Demery, R (1, 1) OBP: 0.333, SLG: 0.667 Kent Tekulve, R (8, 1)										4	1	1	0	0	1	2									
										0	0	0	0	0	0	0									
<b>Inning Stats</b>	R: 2 E: 0 K: 2 S: 10	H: 3 LOB: 2 BB: 1 P: 14	R: 3 E: 0 K: 1 S: 7	H: 3 LOB: 0 BB: 1 P: 11	R: 0 E: 0 K: 0 S: 4	H: 1 LOB: 1 BB: 0 P: 4	R: 1 E: 1 K: 1 S: 6	H: 1 LOB: 1 BB: 1 P: 10	R: 0 E: 0 K: 0 S: 3	H: 0 LOB: 0 BB: 0 P: 3	R: 0 E: 0 K: 0 S: 4	H: 1 LOB: 2 BB: 1 P: 8	R: 0 E: 0 K: 1 S: 5	H: 0 LOB: 0 BB: 0 P: 5	R: 1 E: 1 K: 1 S: 7	H: 2 LOB: 1 BB: 0 P: 7	R: 1 E: 1 K: 1 S: 6	H: 2 LOB: 1 BB: 0 P: 7	1B: 9 2B: 3 3B: 1 HR: 0	SF: 0 SAC: 0 DP: 2 HBP: 1	WP: 0 PB: 1 SB: 4 CS: 2	PA: 44			
<b>PITCHER</b>	IP	WLS	BF	H	R	ER	SO	BB	IBB	HBP	BLK	WP	HR	S	P	ERA	WHIP								
Frank LaCorte, R (1, 1) ERA: 12.76	1.2	L	13	6	5	5	3	2	0	0	0	0	0	17	25	27.00	4.800								
Don Collins, L (2, 1) ERA:	4.1		17	3	1	0	1	2	0	0	0	0	0	17	25	0.00	1.154								
Jamie Easterly, L (7, 1) ERA: 10.67	3.0		13	4	2	2	3	0	0	1	0	0	0	18	19	6.00	1.333								

AB	38
R	8
H	13
RBI	5
BB	4
SO	7
LOB	18



Batter	1	2	3	4	5	6	7	8	9	AB	R	H	RBI	BB	SO	LOB	BOTTOM								
Jerry Royster, R (1, 4) OBP: 0.260, SLG: 0.271										3	0	1	0	1	0	3	Pittsburgh Pirates @ Atlanta Braves Atlanta-Fulton County Stadium, Atlanta, GA Wed May 04 1977, 7:05 PM EDT Att: 3,890 - Unknown								
Rowland Office, L (1, 8) OBP: 0.303, SLG: 0.327 Jamie Easterly, L (7, 1) OBP: 0.667, SLG: 1.000 Brian Asselstine, L (9, PH) OBP: 0.250, SLG: 0.368										3	0	0	0	0	0	2									
Junior Moore, R (1, 5) OBP: 0.458, SLG: 0.429										4	0	0	0	0	0	1									
Jeff Burroughs, R (1, 9) OBP: 0.398, SLG: 0.589										4	0	1	0	0	1	0									
Biff Pocoroba, S (1, 2) OBP: 0.302, SLG: 0.357										3	0	1	0	0	0	0									
Tom Paciorek, R (1, 3) OBP: 0.125, SLG: 0.250										3	0	0	0	0	2	2									
Barry Bonnell, R (1, 7) OBP: 0.298, SLG: 0.260										3	0	0	0	0	0	3									
Pat Rockett, R (1, 6) OBP: 0.298, SLG: 0.260										3	0	1	0	0	0	2									
Frank LaCorte, R (1, 1) OBP: 0.200, SLG: 0.200 Don Collins, R (2, 1) OBP: 0.500, SLG: 0.500 Darrel Chaney, S (6, PH) OBP: 0.500, SLG: 0.500										0	0	0	0	0	0	0									
										1	0	0	0	0	1	0									
										2	0	1	0	0	0	0									
<b>Inning Stats</b>	R: 0 E: 0 K: 0 S: 2	H: 0 LOB: 0 BB: 1 P: 6	R: 0 E: 0 K: 1 S: 7	H: 2 LOB: 2 BB: 0 P: 7	R: 0 E: 0 K: 1 S: 5	H: 1 LOB: 0 BB: 0 P: 5	R: 0 E: 0 K: 0 S: 3	H: 0 LOB: 0 BB: 0 P: 3	R: 0 E: 0 K: 0 S: 3	H: 0 LOB: 0 BB: 0 P: 3	R: 0 E: 0 K: 0 S: 3	H: 0 LOB: 0 BB: 0 P: 3	R: 0 E: 0 K: 0 S: 5	H: 0 LOB: 0 BB: 0 P: 5	R: 0 E: 0 K: 0 S: 5	H: 0 LOB: 0 BB: 0 P: 5	R: 0 E: 0 K: 1 S: 5	H: 0 LOB: 0 BB: 0 P: 5	1B: 4 2B: 1 3B: 0 HR: 0	SF: 0 SAC: 0 DP: 1 HBP: 0	WP: 0 PB: 0 SB: 0 CS: 2	PA: 32			
<b>PITCHER</b>	IP	WLS	BF	H	R	ER	SO	BB	IBB	HBP	BLK	WP	HR	S	P	ERA	WHIP								
Larry Demery, R (1, 1) ERA: 3.72	7.1	W	27	5	0	0	0	1	0	0	0	0	0	6	6	0.00	0.818								
Kent Tekulve, R (8, 1) ERA: 1.99	1.2		4	0	0	0	1	0	0	0	0	0	0	6	6	0.00	0.000								

AB	30
R	0
H	5
RBI	0
BB	1
SO	4
LOB	13





Batter	1	2	3	4	5	6	7	8	9	AB	R	H	RBI	BB	SO	LOB	TOP					
<b>Pete Rose, S</b> OBP: 0.450, SLG: 0.512 (1, 5)										4	1	2	0	1	1	0	<b>Cincinnati Reds @ Pittsburgh Pirates</b> Three Rivers Stadium, Pittsburgh, PA Fri May 06 1977, 7:05 PM EDT Att: 16,258 - Unknown					
<b>Ken Griffey, L</b> OBP: 0.390, SLG: 0.489 (1, 9)										5	1	3	0	0	2	1						
<b>Joe Morgan, L</b> OBP: 0.423, SLG: 0.467 (1, 4)										5	1	2	1	0	2	4						
<b>George Foster, R</b> OBP: 0.365, SLG: 0.488 (1, 8)										3	0	0	0	0	2	2						
<b>Johnny Bench, R</b> OBP: 0.293, SLG: 0.427 (1, 7)										2	0	0	1	1	0	1						
<b>Bob Bailey, R</b> OBP: 0.375, SLG: 0.286 (1, 3)										4	0	1	0	0	0	1						
<b>Dave Concepcion, R</b> OBP: 0.270, SLG: 0.279 (1, 6)										3	0	0	1	0	1	1						
<b>Bill Plummer, R</b> OBP: 0.227, SLG: 0.200 (1, 2)										1	0	0	0	2	0	0						
<b>Mike Lum, L</b> OBP: 0.231, SLG: 0.308 (9, PH)										1	0	0	0	0	0	0						
<b>Jack Billingham, R</b> OBP: 0.235, SLG: 0.235 (1, 1)										2	0	0	0	0	1	3						
<b>Mike Caldwell, R</b> OBP: 1.000, SLG: 2.000 (5, 1)										0	0	0	0	0	0	0						
<b>Ed Armbriester, R</b> OBP: 0.333, SLG: 0.250 (6, PH)										1	0	0	0	0	0	1						
<b>Pedro Borbon, R</b> OBP: 1.000, SLG: 1.500 (6, 1)										0	0	0	0	0	0	0						
<b>Dan Driessen, L</b> OBP: 0.310, SLG: 0.421 (9, PH)										1	0	0	0	0	1	0						
<b>Inning Stats</b>	R: 0 E: 0 K: 1 S: 5	H: 1 LOB: 0 BB: 0 P: 5	R: 0 E: 0 K: 1 S: 5	H: 0 LOB: 1 BB: 1 P: 9	R: 0 E: 0 K: 1 S: 5	H: 0 LOB: 0 BB: 0 P: 5	R: 2 E: 0 K: 1 S: 8	H: 3 LOB: 3 BB: 1 P: 13	R: 1 E: 0 K: 1 S: 7	H: 2 LOB: 1 BB: 0 P: 7	R: 0 E: 0 K: 2 S: 3	H: 0 LOB: 1 BB: 1 P: 7	R: 0 E: 0 K: 2 S: 8	H: 1 LOB: 1 BB: 0 P: 8	R: 0 E: 0 K: 1 S: 5	H: 0 LOB: 2 BB: 1 P: 5	R: 0 E: 0 K: 2 S: 8	H: 1 LOB: 2 BB: 1 P: 12	1B: 8 2B: 0 3B: 0 HR: 0	SF: 2 SAC: 0 DP: 0 HBP: 1	WP: 0 PB: 0 SB: 0 CS: 1	PA: 40
<b>PITCHER</b>	IP WLS BF H R ER SO BB IBB HBP BLK WP HR S P ERA WHIP																					
<b>John Candelaria, L</b> ERA: 2.08 (1, 1)	6.0 W 28	H 7 R 3 ER 3 SO 5	BB 2 IBB 1 HBP 1 BLK 0	WP 0 HR 0 S 34 P 47	ERA 4.50 WHIP 1.500																	
<b>Rich Gossage, R</b> ERA: 1.25 (7, 1)	3.0 S 11	H 1 R 0 ER 0 SO 5	BB 1 IBB 0 HBP 0 BLK 0	WP 0 HR 0 S 20 P 24	ERA 0.00 WHIP 0.667																	

AB	32
R	3
H	8
RBI	3
BB	4
SO	10
LOB	14



Batter	1	2	3	4	5	6	7	8	9	AB	R	H	RBI	BB	SO	LOB	BOTTOM				
<b>Omar Moreno, L</b> OBP: 0.317, SLG: 0.342 (1, 8)										4	1	2	0	1	0	1	<b>Cincinnati Reds @ Pittsburgh Pirates</b> Three Rivers Stadium, Pittsburgh, PA Fri May 06 1977, 7:05 PM EDT Att: 16,258 - Unknown				
<b>Frank Taveras, R</b> OBP: 0.272, SLG: 0.302 (1, 6)										5	1	2	1	0	0	5					
<b>Dave Parker, L</b> OBP: 0.461, SLG: 0.681 (1, 9)										5	0	3	1	0	0	2					
<b>Al Oliver, L</b> OBP: 0.349, SLG: 0.421 (1, 7)										4	1	1	0	1	1	4					
<b>Willie Stargell, L</b> OBP: 0.357, SLG: 0.641 (1, 3)										5	1	2	0	0	2	3					
<b>Rennie Stennett, R</b> OBP: 0.355, SLG: 0.405 (1, 4)										3	0	2	0	1	0	1					
<b>Phil Garner, R</b> OBP: 0.341, SLG: 0.432 (1, 5)										3	1	0	1	1	0	4					
<b>Duffy Dyer, R</b> OBP: 0.349, SLG: 0.513 (1, 2)										3	1	2	1	1	1	0					
<b>John Candelaria, L</b> OBP: 0.222, SLG: 0.125 (1, 1)										2	0	1	2	0	0	3					
<b>Rich Gossage, R</b> OBP: 0.333, SLG: 0.667 (7, 1)										1	0	0	0	0	1	0					
<b>Inning Stats</b>	R: 0 E: 0 K: 1 S: 7	H: 2 LOB: 2 BB: 0 P: 7	R: 0 E: 0 K: 0 S: 5	H: 2 LOB: 3 BB: 1 P: 9	R: 1 E: 0 K: 0 S: 4	H: 2 LOB: 3 BB: 3 P: 16	R: 0 E: 0 K: 0 S: 4	H: 1 LOB: 1 BB: 0 P: 4	R: 5 E: 0 K: 1 S: 10	H: 5 LOB: 1 BB: 1 P: 14	R: 0 E: 0 K: 0 S: 3	H: 1 LOB: 0 BB: 0 P: 3	R: 0 E: 0 K: 2 S: 7	H: 0 LOB: 0 BB: 0 P: 7	R: 0 E: 0 K: 1 S: 6	H: 2 LOB: 1 BB: 0 P: 6	1B: 14 2B: 1 3B: 1 HR: 0	SF: 0 SAC: 1 DP: 1 HBP: 0	WP: 1 PB: 0 SB: 4 CS: 2	PA: 41	
<b>PITCHER</b>	IP WLS BF H R ER SO BB IBB HBP BLK WP HR S P ERA WHIP																				
<b>Jack Billingham, R</b> ERA: 5.31 (1, 1)	4.2 L 29	H 11 R 6 ER 6 SO 1	BB 3 IBB 0 HBP 0 BLK 0	WP 1 HR 0 S 26 P 46	ERA 11.57 WHIP 3.000																
<b>Mike Caldwell, L</b> ERA: 4.0 (5, 1)	0.1	H 1 R 0 ER 0 SO 1	BB 0 IBB 0 HBP 0 BLK 0	WP 0 HR 0 S 4 P 4	ERA 0.00 WHIP 3.000																
<b>Pedro Borbon, R</b> ERA: 1.17 (6, 1)	3.0	H 3 R 0 ER 0 SO 3	BB 0 IBB 0 HBP 0 BLK 0	WP 0 HR 0 S 16 P 16	ERA 0.00 WHIP 1.000																

AB	35
R	6
H	15
RBI	6
BB	5
SO	5
LOB	23





Batter	1	2	3	4	5	6	7	8	9	AB	R	H	RBI	BB	SO	LOB	TOP					
<b>Pete Rose, S</b> OBP: 0.448, SLG: 0.506 (1, 5)										5	1	2	0	0	1	2	<b>Cincinnati Reds @ Pittsburgh Pirates</b> Three Rivers Stadium, Pittsburgh, PA Sat May 07 1977, 3:33 AM EDT Att: 16,799 - Unknown					
<b>Ken Griffey, L</b> OBP: 0.371, SLG: 0.464 (1, 9)										5	0	0	0	0	1	3						
<b>Joe Morgan, L</b> OBP: 0.422, SLG: 0.494 (1, 4)										4	2	1	1	1	0	2						
<b>Dan Driessen, L</b> OBP: 0.337, SLG: 0.481 (1, 3)										3	3	2	3	2	0	0						
<b>George Foster, R</b> OBP: 0.366, SLG: 0.517 (1, 7)										5	1	2	1	0	1	2						
<b>Johnny Bench, R</b> OBP: 0.287, SLG: 0.430 (1, 2)										4	1	1	1	0	1	1						
<b>Cesar Geronimo, L</b> OBP: 0.256, SLG: 0.345 (1, 8)										4	1	2	1	1	0	1						
<b>Dave Concepcion, R</b> OBP: 0.266, SLG: 0.275 (1, 6)										5	1	1	0	0	0	4						
<b>Pat Zachry, R</b> ERA: 2.31, SLG: 0.231 (5, 1)										2	0	1	0	0	1	0						
<b>Ed Ambrister, R</b> ERA: 4.40, SLG: 0.558 (6, PH)										0	0	0	0	0	0	0						
<b>Dale Murray, R</b> ERA: 7.45 (6, 1)										1	0	1	0	0	0	0						
<b>Pedro Borbon, R</b> ERA: 1.00, SLG: 1.500 (7, 1)										0	0	0	0	0	0	0						
<b>Ray Knight, R</b> ERA: 3.20, SLG: 0.607 (8, PH)										1	0	1	2	0	0	0						
<b>Rawly Eastwick, R</b> ERA: 1.00, SLG: 1.000 (8, 1)										0	0	0	0	0	0	0						
<b>Inning Stats</b>	R: 4 E: 0 K: 0 S: 6	H: 3 LOB: 0 BB: 1 P: 10	R: 0 E: 0 K: 0 S: 3	H: 1 LOB: 0 BB: 0 P: 3	R: 2 E: 0 K: 0 S: 5	H: 2 LOB: 2 BB: 2 P: 13	R: 0 E: 0 K: 2 S: 7	H: 0 LOB: 0 BB: 0 P: 7	R: 0 E: 0 K: 0 S: 3	H: 0 LOB: 0 BB: 0 P: 3	R: 0 E: 0 K: 1 S: 5	H: 2 LOB: 1 BB: 0 P: 5	R: 0 E: 0 K: 1 S: 5	H: 0 LOB: 1 BB: 1 P: 9	R: 2 E: 0 K: 2 S: 11	H: 4 LOB: 2 BB: 0 P: 11	R: 1 E: 0 K: 0 S: 5	H: 2 LOB: 1 BB: 0 P: 5	1B: 7 2B: 3 3B: 1 HR: 3	SF: 1 SAC: 0 DP: 0 HBP: 0	WP: 0 PB: 0 SB: 1 CS: 1	PA: 45
<b>PITCHER</b>	IP	WLS	BF	H	R	ER	SO	BB	IBB	HBP	BLK	WP	HR	S	P	ERA	WHIP					
<b>Bruce Kison, R</b> ERA: 3.78 (1, 1)	2.1		14	6	6	6	0	2	0	0	0	0	3	12	20	23.14	3.429					
<b>Terry Forster, L</b> ERA: 7.27 (3, 1)	3.1	W	13	2	1	1	2	1	0	0	0	0	0	16	20	2.70	0.900					
<b>Grant Jackson, L</b> ERA: 2.53 (6, 1)	2.1		12	4	2	2	3	1	0	0	0	0	0	16	21	7.71	2.143					
<b>Kent Tekulve, R</b> ERA: 2.45 (9, 1)	1.0	S	5	2	1	1	0	0	0	0	0	0	0	5	5	9.00	2.000					

AB	39
R	10
H	14
RBI	10
BB	4
SO	5
LOB	15



Batter	1	2	3	4	5	6	7	8	9	AB	R	H	RBI	BB	SO	LOB	BOTTOM				
<b>Omar Moreno, L</b> OBP: 0.322, SLG: 0.372 (1, 8)										5	1	2	1	0	0	1	<b>Cincinnati Reds @ Pittsburgh Pirates</b> Three Rivers Stadium, Pittsburgh, PA Sat May 07 1977, 3:33 AM EDT Att: 16,799 - Unknown				
<b>Frank Taveras, R</b> OBP: 0.288, SLG: 0.289 (1, 6)										4	0	0	0	1	1	3					
<b>Dave Parker, L</b> OBP: 0.458, SLG: 0.663 (1, 9)										4	2	1	1	1	0	1					
<b>Al Oliver, L</b> OBP: 0.364, SLG: 0.463 (1, 7)										4	3	2	2	1	1	1					
<b>Willie Stargell, L</b> OBP: 0.404, SLG: 0.791 (1, 3)										4	3	3	4	1	1	0					
<b>Rennie Stennett, R</b> OBP: 0.385, SLG: 0.419 (1, 4)										2	0	1	0	1	0	1					
<b>Phil Garner, R</b> OBP: 0.337, SLG: 0.417 (1, 5)										3	1	0	0	1	1	3					
<b>Duffy Dyer, R</b> OBP: 0.340, SLG: 0.524 (1, 2)										3	1	1	1	0	0	0					
<b>Bruce Kison, R</b> OBP: 0.238, SLG: 0.400 (1, 1)										1	1	1	0	0	0	0					
<b>Terry Forster, L</b> OBP: 0.500, SLG: 0.500 (3, 1)										2	0	1	0	0	0	0					
<b>Grant Jackson, S</b> OBP: 0.500, SLG: 1.000 (6, 1)										1	0	1	2	0	0	0					
<b>Kent Tekulve, R</b> ERA: 1.89 (9, 1)										0	0	0	0	0	0	0					
<b>Inning Stats</b>	R: 3 E: 0 K: 1 S: 7	H: 2 LOB: 1 BB: 2 P: 15	R: 2 E: 0 K: 1 S: 8	H: 3 LOB: 0 BB: 0 P: 8	R: 0 E: 0 K: 0 S: 2	H: 0 LOB: 0 BB: 1 P: 6	R: 0 E: 0 K: 0 S: 4	H: 1 LOB: 1 BB: 0 P: 4	R: 3 E: 0 K: 0 S: 5	H: 4 LOB: 2 BB: 2 P: 13	R: 0 E: 0 K: 1 S: 5	H: 0 LOB: 0 BB: 0 P: 5	R: 4 E: 1 K: 0 S: 7	H: 3 LOB: 1 BB: 1 P: 11	R: 0 E: 0 K: 1 S: 5	H: 0 LOB: 0 BB: 0 P: 5	1B: 6 2B: 3 3B: 1 HR: 3	SF: 1 SAC: 1 DP: 1 HBP: 0	WP: 0 PB: 0 SB: 2 CS: 1	PA: 41	
<b>PITCHER</b>	IP	WLS	BF	H	R	ER	SO	BB	IBB	HBP	BLK	WP	HR	S	P	ERA	WHIP				
<b>Pat Zachry, R</b> ERA: 4.01 (1, 1)	4.0	L	23	8	8	8	2	4	0	0	0	0	3	23	39	18.00	3.000				
<b>Santo Alcacia, R</b> ERA: 7.45 (5, 1)	1.0		4	2	0	0	0	1	0	0	0	0	0	3	7	0.00	3.000				
<b>Dale Murray, R</b> ERA: 7.5 (6, 1)	1.1		9	3	4	3	1	0	1	0	0	0	0	10	14	20.25	2.250				
<b>Pedro Borbon, R</b> ERA: 1.13 (7, 1)	0.2		2	0	0	0	0	0	0	0	0	0	0	2	2	0.00	0.000				
<b>Rawly Eastwick, R</b> ERA: 1.89 (8, 1)	1.0		3	0	0	0	1	0	0	0	0	0	0	5	5	0.00	0.000				

AB	33
R	12
H	13
RBI	11
BB	6
SO	4
LOB	10





Batter	1	2	3	4	5	6	7	8	9	AB	R	H	RBI	BB	SO	LOB	TOP										
<b>Pete Rose, S</b> OBP: 0.431, SLG: 0.484 (1, 5)	4-3		5-3		5-3		L5-3			4	0	1	0	0	1		<b>Cincinnati Reds @ Pittsburgh Pirates</b> Three Rivers Stadium, Pittsburgh, PA Sun May 08 1977, 3:33 AM EDT Att: 27,003 - Unknown										
<b>Ken Griffey, L</b> OBP: 0.358, SLG: 0.446 (1, 9)	1-3			F7	F8			4-3		4	0	0	0	0	0												
<b>Joe Morgan, L</b> OBP: 0.425, SLG: 0.488 (1, 4)	K			WP HR 1B		FC6-5 1B BB		K		3	1	1	0	1	2	0											
<b>George Foster, R</b> OBP: 0.371, SLG: 0.511 (7, 7)		K		F8		FC4-6 FC6-5 1B		1B BB		3	0	1	0	1	1	1											
<b>Johnny Bench, R</b> OBP: 0.297, SLG: 0.470 (1, 2)	6-3			HR		FC6-5 FC4-6		1B BB		4	1	2	2	0	0	2											
<b>Bob Bailey, R</b> OBP: 0.400, SLG: 0.333 (6, PH)				HR		FC4-6		1B		2	0	1	0	0	0	0											
<b>Dan Driessen, L</b> OBP: 0.330, SLG: 0.469 (6, 3)		1B		5-3		FC4-6		F5		2	0	0	0	0	0	4											
<b>Dave Concepcion, R</b> OBP: 0.265, SLG: 0.274 (1, 6)	1-3					5-3		F9		4	1	1	0	0	0	3											
<b>Ed Armbuster, R</b> OBP: 0.417, SLG: 0.500 (7, PH)	1-3			WP SH3-4 5-3 BB				F8		1	1	0	0	1	0	0											
<b>Cesar Geronimo, L</b> OBP: 0.250, SLG: 0.337 (7, 8)								K		2	0	0	0	0	1	0											
<b>Fred Norman, S</b> OBP: 0.154, SLG: 0.154 (1, 1)	F8							P3		2	0	1	0	0	0	0											
<b>Pedro Borbon, R</b> OBP: 1.000, SLG: 1.500 (9, PH)								L5-3 1B		0	0	0	0	0	0	0											
<b>Mike Lum, L</b> OBP: 0.214, SLG: 0.286 (9, PH)										1	0	0	0	0	0	0											
<b>Inning Stats</b>	R: 0 E: 0 K: 1 S: 5	H: 0 LOB: 0 BB: 0 P: 5	R: 0 E: 0 K: 1 S: 6	H: 1 LOB: 1 BB: 0 P: 6	R: 0 E: 0 K: 0 S: 3	H: 0 LOB: 0 BB: 0 P: 3	R: 2 E: 0 K: 0 S: 5	H: 2 LOB: 0 BB: 0 P: 5	R: 2 E: 0 K: 0 S: 4	H: 1 LOB: 0 BB: 1 P: 8	R: 0 E: 0 K: 1 S: 5	H: 1 LOB: 2 BB: 0 P: 5	R: 0 E: 0 K: 1 S: 6	H: 1 LOB: 2 BB: 1 P: 10	R: 0 E: 0 K: 0 S: 3	H: 0 LOB: 0 BB: 0 P: 3	1B: 6 2B: 1 3B: 0 HR: 1	SF: 0 SAC: 1 DP: 1 HBP: 0	WP: 2 PB: 0 SB: 1 CS: 0	PA: 36							
<b>PITCHER</b>	IP	WLS	BF	H	R	ER	SO	BB	IBB	HBP	BLK	WP	HR	S	P	ERA	WHIP										
<b>Jerry Reuss, L</b> ERA: 4.91 (1, 1)	5.0		22	5	4	4	2	2	0	0	0	2	1	24	32	7.20	1.400										
<b>Odell Jones, R</b> ERA: 6.75 (6, 1)	2.0	W	6	1	0	0	1	0	0	0	0	0	0	8	8	0.00	0.500										
<b>Rich Gossage, R</b> ERA: 1.14 (8, 1)	2.0	S	8	1	0	0	1	1	0	0	0	0	0	9	13	0.00	1.000										

AB	32
R	4
H	7
RBI	3
BB	3
SO	4
LOB	11



Batter	1	2	3	4	5	6	7	8	9	AB	R	H	RBI	BB	SO	LOB	BOTTOM										
<b>Frank Taveras, R</b> OBP: 0.287, SLG: 0.304 (1, 6)	S SH3 E BB		FC5		L1-3		1B 2B BB			2	2	1	0	2	0	1	<b>Cincinnati Reds @ Pittsburgh Pirates</b> Three Rivers Stadium, Pittsburgh, PA Sun May 08 1977, 3:33 AM EDT Att: 27,003 - Unknown										
<b>Miguel Dilone, S</b> OBP: 0.197, SLG: 0.138 (1, 8)	SH3		FC5			B3		2B 1B		2	0	0	0	0	0	1											
<b>Fernando Gonzalez, R</b> OBP: 0.333, SLG: 0.667 (7, PH)	1-2		2-3			2B 1B		1B		1	0	1	1	0	0	0											
<b>Rich Gossage, R</b> OBP: 0.333, SLG: 0.667 (8, 1)								2B		0	0	0	0	0	0	0											
<b>Dave Parker, L</b> OBP: 0.459, SLG: 0.667 (1, 9)	F9		4-3			BB 1B		2B		4	0	2	2	0	0	1											
<b>Al Oliver, L</b> OBP: 0.370, SLG: 0.458 (1, 7)	4-3					G4-6-3 1B		1-4-3		3	0	1	0	1	0	0											
<b>Bill Robinson, R</b> OBP: 0.385, SLG: 0.553 (1, 3)						G4-6-3 BB				4	1	1	1	0	2	3											
<b>Willie Stargell, L</b> OBP: 0.404, SLG: 0.791 (9, 3)				K		G4-6-3		K		0	0	0	0	0	0	0											
<b>Rennie Stennett, R</b> OBP: 0.380, SLG: 0.411 (1, 4)	F7		G6-4-3			1B 1B		4-3		4	1	1	0	0	0	1											
<b>Phil Garner, R</b> OBP: 0.340, SLG: 0.453 (1, 5)	6-3					HR		SH 1B 2B		2	2	1	1	0	0	0											
<b>Duffy Dyer, R</b> OBP: 0.340, SLG: 0.511 (1, 2)	K					L1-3 1B		K		3	0	1	0	0	2	2											
<b>Jerry Reuss, L</b> OBP: 0.231, SLG: 0.231 (6, 1)			K			F5		F7		2	0	0	0	0	1	1											
<b>Odell Jones, R</b> (6, 1)										0	0	0	0	0	0	0											
<b>Tommy Helms, R</b> (7, PH)										1	0	0	0	0	0	2											
<b>Omar Moreno, L</b> OBP: 0.322, SLG: 0.372 (8, 8)										0	0	0	0	0	0	0											
<b>Inning Stats</b>	R: 1 E: 0 K: 0 S: 3	H: 0 LOB: 0 BB: 1 P: 7	R: 1 E: 0 K: 1 S: 6	H: 1 LOB: 0 BB: 0 P: 6	R: 0 E: 0 K: 1 S: 6	H: 1 LOB: 0 BB: 0 P: 6	R: 0 E: 0 K: 1 S: 5	H: 1 LOB: 0 BB: 0 P: 5	R: 1 E: 0 K: 0 S: 4	H: 2 LOB: 0 BB: 0 P: 4	R: 0 E: 0 K: 0 S: 3	H: 1 LOB: 1 BB: 1 P: 7	R: 3 E: 1 K: 1 S: 8	H: 3 LOB: 2 BB: 1 P: 12	R: 0 E: 0 K: 1 S: 5	H: 0 LOB: 0 BB: 0 P: 5	1B: 5 2B: 3 3B: 0 HR: 2	SF: 0 SAC: 2 DP: 3 HBP: 0	WP: 0 PB: 0 SB: 1 CS: 0	PA: 33							
<b>PITCHER</b>	IP	WLS	BF	H	R	ER	SO	BB	IBB	HBP	BLK	WP	HR	S	P	ERA	WHIP										
<b>Fred Norman, L</b> ERA: 3.28 (1, 1)	7.0	L	30	9	6	2	4	3	0	0	0	0	0	35	47	2.57	1.714										
<b>Pedro Borbon, R</b> ERA: 1.00 (8, 1)	1.0		3	0	0	0	1	0	0	0	0	0	0	5	5	0.00	0.000										





Batter	1	2	3	4	5	6	7	8	9	AB	R	H	RBI	BB	SO	LOB	TOP										
Junior Moore, R OBP: 0.419, SLG: 0.393										4	0	2	0	0	0	2	Atlanta Braves @ Pittsburgh Pirates Three Rivers Stadium, Pittsburgh, PA Tue May 10 1977, 7:05 PM EDT Unknown										
Rod Gilbreath, R OBP: 0.276, SLG: 0.250										4	0	1	0	0	0	1											
Tom Paciorek, R OBP: 0.224, SLG: 0.396										4	0	0	0	0	2	3											
Jeff Burroughs, R OBP: 0.392, SLG: 0.543										3	0	1	0	1	2	1											
Cito Gaston, R OBP: 0.250, SLG: 0.182										4	0	0	0	0	2	4											
Vic Correll, R OBP: 0.361, SLG: 0.419										3	0	0	0	1	2	0											
Barry Bonnell, R OBP: 0.091, SLG: 0.091										4	0	1	0	0	0	0											
Craig Robinson, R OBP: 0.333, SLG: 0.333										3	0	1	0	0	1	3											
Buzz Capra, R Jerry Royster, R (7, PH) Rowland Office, L (7, PH) Rick Camp, R (7, 1)										2	0	0	0	0	1	2											
<b>Inning Stats</b>	R: 0 E: 0 K: 1 S: 6	H: 2 LOB: 2 BB: 1 P: 10	R: 0 E: 0 K: 2 S: 8	H: 1 LOB: 2 BB: 1 P: 12	R: 0 E: 0 K: 1 S: 5	H: 0 LOB: 0 BB: 0 P: 5	R: 0 E: 1 K: 2 S: 8	H: 0 LOB: 1 BB: 0 P: 8	R: 0 E: 0 K: 0 S: 3	H: 0 LOB: 0 BB: 0 P: 3	R: 0 E: 0 K: 1 S: 5	H: 1 LOB: 0 BB: 0 P: 5	R: 0 E: 0 K: 1 S: 6	H: 1 LOB: 1 BB: 0 P: 6	R: 0 E: 0 K: 1 S: 6	H: 1 LOB: 0 BB: 0 P: 7		R: 0 E: 0 K: 2 S: 7	H: 0 LOB: 0 BB: 0 P: 7	1B: 6 2B: 0 3B: 0 HR: 0	SF: 0 SAC: 0 DP: 2 HBP: 0	WP: 0 PB: 0 SB: 1 CS: 0	PA: 34				
<b>PITCHER</b>	IP	WLS	BF	H	R	ER	SO	BB	IBB	HBP	BLK	WP	HR	S	P	ERA	WHIP										
Jim Rooker, L ERA: 3.16	(1, 1)	6.2	W	26	5	0	7	2	0	0	0	0	0	38	46	0.00	1.050										
Kent Tekulve, R ERA: 2.12	(7, 1)	2.1	S	8	1	0	4	0	0	0	0	0	0	16	16	0.00	0.429										

Batter	1	2	3	4	5	6	7	8	9	AB	R	H	RBI	BB	SO	LOB	BOTTOM										
Omar Moreno, L OBP: 0.319, SLG: 0.366										4	1	1	0	0	0	1	Atlanta Braves @ Pittsburgh Pirates Three Rivers Stadium, Pittsburgh, PA Tue May 10 1977, 7:05 PM EDT Unknown										
Frank Taveras, R OBP: 0.395, SLG: 0.323										4	0	3	1	0	0	0											
Dave Parker, L OBP: 0.452, SLG: 0.651										4	0	1	0	0	1	4											
Al Oliver, L OBP: 0.385, SLG: 0.488										3	2	2	0	1	0	1											
Willie Stargell, L OBP: 0.412, SLG: 0.766										4	0	2	0	0	2	2											
Rennie Stennett, R OBP: 0.356, SLG: 0.404										4	0	1	1	0	1	3											
Phil Garner, R OBP: 0.356, SLG: 0.467										4	0	3	1	0	1	1											
Duffy Dyer, R OBP: 0.333, SLG: 0.479										3	0	0	0	1	0	2											
Jim Rooker, R OBP: 0.385, SLG: 0.333										2	0	0	0	0	1	0											
Kent Tekulve, R OBP: 0.333, SLG: 0.333										2	0	1	0	0	0	2											
<b>Inning Stats</b>	R: 0 E: 0 K: 0 S: 4	H: 1 LOB: 1 BB: 0 P: 4	R: 0 E: 0 K: 1 S: 5	H: 1 LOB: 0 BB: 0 P: 5	R: 1 E: 0 K: 0 S: 5	H: 2 LOB: 1 BB: 0 P: 5	R: 0 E: 0 K: 0 S: 4	H: 2 LOB: 2 BB: 1 P: 8	R: 0 E: 0 K: 1 S: 6	H: 1 LOB: 1 BB: 0 P: 6	R: 1 E: 0 K: 1 S: 6	H: 3 LOB: 0 BB: 0 P: 6	R: 0 E: 0 K: 1 S: 7	H: 2 LOB: 2 BB: 0 P: 7	R: 1 E: 0 K: 2 S: 9	H: 2 LOB: 2 BB: 1 P: 13	1B: 13 2B: 0 3B: 1 HR: 0	SF: 0 SAC: 0 DP: 0 HBP: 0	WP: 0 PB: 0 SB: 5 CS: 2	PA: 37							
<b>PITCHER</b>	IP	WLS	BF	H	R	ER	SO	BB	IBB	HBP	BLK	WP	HR	S	P	ERA	WHIP										
Buzz Capra, R ERA: 6.67	(1, 1)	6.0	L	25	10	2	3	1	0	0	0	0	0	30	34	3.00	1.833										
Rick Camp, R ERA: 3.06	(7, 1)	2.0		11	4	1	3	0	1	0	0	0	0	16	20	4.50	2.000										



Batter	1	2	3	4	5	6	7	8	9	AB	R	H	RBI	BB	SO	LOB	TOP								
Jerry Royster, R OBP: 0.262, SLG: 0.252 (1, 6)	6-3		K		6-3			CS E 1B		4	0	1	0	0	1	0									
Junior Moore, R OBP: 0.425, SLG: 0.406 (1, 5)	1B		FC6-4 1B		F9			E5 1-2		4	0	2	0	0	0	1									
Tom Paciorek, R OBP: 0.226, SLG: 0.404 (1, 3)	F9		FC6-4 1-2		1B SF9 2B			K		4	1	1	0	0	1	4									
Jeff Burroughs, R OBP: 0.387, SLG: 0.532 (1, 9)	K			4-3				K 2-3		4	0	1	0	0	2	3									
Biff Pocoroba, S OBP: 0.316, SLG: 0.382 (1, 2)		G3		BB				SF9 1B		2	0	0	1	1	0	0									
Brian Asselstine, L OBP: 0.273, SLG: 0.323 (9, PH)		4-0		F7				4-3 1-2		2	0	0	0	0	1	0	2								
Vic Correll, R OBP: 0.361, SLG: 0.419 (9, PH)		S BB						K		0	0	0	0	0	0	0	0								
Darrel Chaney, S OBP: 0.188, SLG: 0.250 (9, PH)								1	0	0	0	0	0	1	1	0									
Cito Gaston, R OBP: 0.250, SLG: 0.160 (9, PR)		F9		F9				BB		3	0	0	0	0	1	0	2								
Pat Rockett, R OBP: 0.297, SLG: 0.253 (7, 1)								BB		0	0	0	0	0	0	0	0								
Rod Gilbreath, R OBP: 0.275, SLG: 0.241 (1, 4)		F8 1-2			6-3			CS BB		3	0	0	0	1	1	2									
Don Collins, R (1, 1)				K				K		2	0	0	0	0	2	0									
Rowland Office, L OBP: 0.302, SLG: 0.324 (7, 1)					K			K		1	0	0	0	0	1	1									
Rick Camp, R (7, 1)								1-2		0	0	0	0	0	0	0									
<b>Inning Stats</b>	R: 0 E: 0 K: 1 S: 6	H: 1 LOB: 1 BB: 0 P: 6	R: 0 E: 0 K: 0 S: 3	H: 0 LOB: 1 BB: 1 P: 7	R: 0 E: 0 K: 2 S: 8	H: 1 LOB: 1 BB: 0 P: 8	R: 0 E: 0 K: 0 S: 3	H: 0 LOB: 1 BB: 1 P: 7	R: 0 E: 0 K: 1 S: 5	H: 0 LOB: 0 BB: 0 P: 5	R: 1 E: 0 K: 0 S: 5	H: 2 LOB: 1 BB: 0 P: 5	R: 0 E: 0 K: 1 S: 4	H: 0 LOB: 1 BB: 1 P: 8	R: 0 E: 1 K: 2 S: 8	H: 1 LOB: 2 BB: 0 P: 8	R: 0 E: 0 K: 2 S: 7	H: 0 LOB: 1 BB: 1 P: 11	1B: 4 2B: 3 3B: 0 HR: 0	SF: 1 SAC: 0 DP: 2 HBP: 0	WP: 0 PB: 0 SB: 2 CS: 2	PA: 35			
<b>PITCHER</b>	IP	WLS	BF	H	R	ER	SO	BB	IBB	HBP	BLK	WP	HR	S	P	ERA	WHIP								
Larry Demery, R ERA: 3.16 (1, 1)	6.1	W	26	4	1	1	4	3	0	0	0	0	0	31	43	1.42	1.105								
Grant Jackson, L ERA: 2.39 (7, 1)	0.2		1	0	0	0	1	0	0	0	0	0	0	3	3	0.00	0.000								
Kent Tekulve, R ERA: 2.0 (8, 1)	1.0		4	1	0	0	2	0	0	0	0	0	0	8	8	0.00	1.000								
Terry Forster, L ERA: 7.0 (9, 1)	0.1		1	0	0	0	0	0	0	0	0	0	0	1	1	0.00	0.000								
Rich Gossage, R ERA: 1.11 (9, 1)	0.2	S	3	0	0	0	2	1	0	0	0	0	0	6	10	0.00	1.500								

Atlanta Braves @ Pittsburgh Pirates  
Three Rivers Stadium, Pittsburgh, PA  
Tue May 10 1977, 7:05 PM EDT  
Att: 5,713 - Unknown

AB	30
R	1
H	5
RBI	1
BB	4
SO	9
LOB	15



Batter	1	2	3	4	5	6	7	8	9	AB	R	H	RBI	BB	SO	LOB	BOTTOM								
Frank Taveras, R OBP: 0.303, SLG: 0.330 (1, 6)	E3 FC6-4		3B 2B		F4		B1-3			4	1	1	0	0	0	1									
Miguel Dilone, S OBP: 0.152, SLG: 0.125 (1, 8)	FC6-4		5-3		K		F8			3	0	0	0	0	1	3									
Willie Stargell, L OBP: 0.404, SLG: 0.750 (8, 3)	4-6 1-2									1	0	0	0	0	0	1									
Dave Parker, L OBP: 0.462, SLG: 0.691 (1, 9)	4-6 1-3		3B		3B			E SH5-3 1B		4	0	3	2	0	0	1									
Bill Robinson, R OBP: 0.364, SLG: 0.520 (1, 3)		6-3	P4		K			SH5-3		3	0	0	0	0	1	2									
Kent Tekulve, R OBP: 0.333, SLG: 0.333 (8, PH)										0	0	0	0	0	0	0									
Terry Forster, L OBP: 0.500, SLG: 0.500 (9, 1)								1-2		0	0	0	0	0	0	0									
Rich Gossage, R OBP: 0.333, SLG: 0.667 (9, 1)										0	0	0	0	0	0	0									
Fernando Gonzalez, R OBP: 0.333, SLG: 0.583 (1, 7)		CS 1B		6-3		5-3		L8		3	0	1	0	0	0	0									
Omar Moreno, L OBP: 0.316, SLG: 0.361 (8, 8)								2-3		1	0	0	0	0	0	1									
Rennie Stennett, R OBP: 0.361, SLG: 0.402 (1, 4)				P4		6-3		FC6-4 BB		3	0	1	0	1	0	0									
Phil Garner, R OBP: 0.352, SLG: 0.468 (1, 5)				S 2B		6-3		FC6-4		4	0	1	0	0	0	4									
Duffy Dyer, R OBP: 0.333, SLG: 0.460 (1, 2)					F6		1-3			2	0	0	0	1	0	0									
Larry Demery, R OBP: 0.375, SLG: 0.625 (1, 1)										2	1	1	0	0	0	2									
Grant Jackson, S OBP: 0.500, SLG: 1.000 (7, 1)					5-3					0	0	0	0	0	0	0									
Al Oliver, L OBP: 0.392, SLG: 0.506 (8, 7)				2B 3B	1B	1-2 2-3		B1-3 2B		1	0	1	0	0	0	0									
<b>Inning Stats</b>	R: 0 E: 1 K: 0 S: 3	H: 0 LOB: 0 BB: 0 P: 3	R: 0 E: 0 K: 0 S: 4	H: 2 LOB: 1 BB: 0 P: 4	R: 2 E: 0 K: 0 S: 6	H: 3 LOB: 1 BB: 0 P: 6	R: 0 E: 0 K: 0 S: 4	H: 1 LOB: 2 BB: 1 P: 8	R: 0 E: 0 K: 0 S: 3	H: 0 LOB: 0 BB: 0 P: 3	R: 0 E: 0 K: 0 S: 4	H: 1 LOB: 1 BB: 0 P: 4	R: 0 E: 1 K: 0 S: 4	H: 1 LOB: 2 BB: 1 P: 8	R: 0 E: 0 K: 0 S: 4	H: 0 LOB: 1 BB: 1 P: 8	1B: 4 2B: 4 3B: 2 HR: 0	SF: 0 SAC: 1 DP: 1 HBP: 0	WP: 0 PB: 0 SB: 3 CS: 2	PA: 34					
<b>PITCHER</b>	IP	WLS	BF	H	R	ER	SO	BB	IBB	HBP	BLK	WP	HR	S	P	ERA	WHIP								
Don Collins, L ERA: 1.74 (1, 1)	6.0	L	25	7	2	2	2	0	1	0	0	0	0	8	12	3.00	1.167								
Rick Camp, R ERA: 2.75 (7, 1)	2.0		9	2	0	0	0	1	0	0	0	0	0	8	12	0.00	1.500								

Atlanta Braves @ Pittsburgh Pirates  
Three Rivers Stadium, Pittsburgh, PA  
Tue May 10 1977, 7:05 PM EDT  
Att: 5,713 - Unknown

AB	31
R	2
H	9
RBI	2
BB	2
SO	2
LOB	15









Batter	1	2	3	4	5	6	7	8	9	AB	R	H	RBI	BB	SO	LOB	TOP								
Jerry Royster, R OBP: 0.252, SLG: 0.242 (1, 6)	F9		P4		6-3		L5	4-3		5	0	0	0	0	0	4	<b>Atlanta Braves @ Pittsburgh Pirates</b> Three Rivers Stadium, Pittsburgh, PA Thu May 12 1977, 3:33 AM EDT Att: 10,161 - Unknown  <b>livebaseballscores.com</b>								
Darrel Chaney, S OBP: 0.250, SLG: 0.450 Rod Gilbreath, R OBP: 0.260, SLG: 0.227 (1, 4) (5, 4)	F8		F7		FC4-2-5-4 3B			L3	K	3	0	1	0	0	0	1									
Junior Moore, R OBP: 0.364, SLG: 0.341 (1, 5)	4-3			1-3	FC4-2-5-4			1B SF	F9	5	1	1	0	0	0	1									
Jeff Burroughs, R OBP: 0.391, SLG: 0.517 (1, 9)		6-3		1B 2B BB		5-3		1B SF	K	4	2	1	0	1	1	0									
Biff Pocoroba, S OBP: 0.313, SLG: 0.366 (1, 2)	F8		F9			6-3		SF 1B		3	1	0	0	1	0	1									
Tom Paciorek, R OBP: 0.230, SLG: 0.390 (1, 3)	F9			2B 1-2	1B	K		SF 1B		3	1	1	1	0	1	0									
Brian Assestine, L OBP: 0.324, SLG: 0.382 (1, 7)			1B SF9 BLK	1-3 2-H	2B		5-3	1B IBB		3	1	2	1	1	0	0									
Barry Bonnell, R OBP: 0.368, SLG: 0.353 (1, 8)				1-3	1B		SH3-4 BB	F6		2	0	1	0	2	0	3									
Max Leon, R OBP: 0.250, SLG: 0.333 Rick Camp, R (8, 1)	SF9				F2		SH3-4		1B	2	0	1	3	0	0	3									
				3-H			1-2	1-3 2-H 3-H		0	0	0	0	0	0	0	<b>Braves</b>								
<b>Inning Stats</b>	R: 0 E: 0 K: 0 S: 3	H: 0 LOB: 0 BB: 0 P: 3	R: 0 E: 0 K: 0 S: 3	H: 0 LOB: 0 BB: 0 P: 3	R: 1 E: 0 K: 0 S: 5	H: 2 LOB: 1 BB: 0 P: 5	R: 1 E: 0 K: 0 S: 5	H: 2 LOB: 3 BB: 2 P: 13	R: 0 E: 0 K: 1 S: 5	H: 0 LOB: 0 BB: 0 P: 5	R: 0 E: 0 K: 0 S: 3	H: 0 LOB: 1 BB: 1 P: 7	R: 4 E: 1 K: 0 S: 7	H: 3 LOB: 2 BB: 2 P: 15	R: 0 E: 0 K: 2 S: 7	H: 0 LOB: 0 BB: 0 P: 7		1B: 6 2B: 2 3B: 1 HR: 0	SF: 2 SAC: 1 DP: 1 HBP: 0	WP: 0 PB: 0 SB: 0 CS: 0	PA: 40				
<b>PITCHER</b>	IP	WLS	BF	H	R	ER	SO	BB	IBB	HBP	BLK	WP	HR	S	P	ERA	WHIP								
Bruce Kison, R ERA: 3.69 (1, 1)	6.0	L	24	5	2	2	1	1	1	0	0	0	0	24	32	3.00	1.000								
Terry Forster, L ERA: 6.97 (7, 1)	1.1		7	2	2	1	0	1	0	0	0	0	0	6	10	6.75	2.250								
Kent Tekulve, R ERA: 1.93 (8, 1)	0.2		6	1	2	0	0	0	2	0	0	0	0	4	12	0.00	1.500								
Odell Jones, R ERA: 6.1 (9, 1)	1.0		3	0	0	0	2	0	0	0	0	0	0	7	7	0.00	0.000								

Batter	1	2	3	4	5	6	7	8	9	AB	R	H	RBI	BB	SO	LOB	BOTTOM								
Omar Moreno, L OBP: 0.303, SLG: 0.344 (1, 8)	5-3			F7		S 1B				3	0	1	0	0	0	0	<b>Atlanta Braves @ Pittsburgh Pirates</b> Three Rivers Stadium, Pittsburgh, PA Thu May 12 1977, 3:33 AM EDT Att: 10,161 - Unknown  <b>livebaseballscores.com</b>								
Terry Forster, L OBP: 0.300, SLG: 0.500 Kent Tekulve, R OBP: 0.333, SLG: 0.333 Willie Stargell, L OBP: 0.439, SLG: 0.765 (8, PH) (9, 3)								1-3 3-H	1B	0	0	0	0	0	0	0									
Phil Garner, R OBP: 0.336, SLG: 0.436 Odell Jones, R (9, 1)	F8			K		5-3		P4		4	0	0	0	0	1	3									
Dave Parker, L OBP: 0.457, SLG: 0.692 (1, 9)	4-3			G3					K	4	0	0	0	0	2	0									
Al Oliver, L OBP: 0.371, SLG: 0.474 (1, 7)		G3			4-3		4-3		4-3	4	0	0	0	0	0	0									
Rennie Stennett, R OBP: 0.345, SLG: 0.381 (1, 4)		F8			6-3		L9		4-3	4	0	0	0	0	0	0									
Ed Kirkpatrick, L OBP: 0.320, SLG: 0.333 (9, 5)		F7						FC4-6 1B BB		2	1	1	0	1	0	0									
Duffy Dyer, R OBP: 0.328, SLG: 0.439 (1, 2)				1-3	6-3			FC4-6 1B		3	0	1	0	0	0	1									
Mario Mendoza, R OBP: 0.250, SLG: 0.250 Miguel Dilone, S OBP: 0.143, SLG: 0.118 (6, PH) (7, 8)				6-3			F7		L4	1	0	0	0	0	0	0									
Bruce Kison, R OBP: 0.227, SLG: 0.381 Bill Robinson, R OBP: 0.357, SLG: 0.510 Frank Taveras, R OBP: 0.289, SLG: 0.314 (7, 6)				3-1			6-3		FC4-6 1B	1	0	0	0	0	0	0									
								1-2 2-3		1	0	0	0	0	0	2	<b>P</b>								
<b>Inning Stats</b>	R: 0 E: 0 K: 0 S: 3	H: 0 LOB: 0 BB: 0 P: 3	R: 0 E: 0 K: 0 S: 3	H: 0 LOB: 0 BB: 0 P: 3	R: 0 E: 0 K: 1 S: 5	H: 0 LOB: 0 BB: 0 P: 5	R: 0 E: 0 K: 0 S: 4	H: 1 LOB: 1 BB: 0 P: 4	R: 0 E: 0 K: 0 S: 4	H: 1 LOB: 1 BB: 0 P: 4	R: 0 E: 0 K: 1 S: 5	H: 0 LOB: 0 BB: 0 P: 5	R: 1 E: 0 K: 0 S: 5	H: 2 LOB: 2 BB: 1 P: 9	R: 0 E: 0 K: 1 S: 5	H: 0 LOB: 0 BB: 0 P: 5		1B: 3 2B: 1 3B: 0 HR: 0	SF: 0 SAC: 0 DP: 0 HBP: 0	WP: 0 PB: 0 SB: 1 CS: 0	PA: 32				
<b>PITCHER</b>	IP	WLS	BF	H	R	ER	SO	BB	IBB	HBP	BLK	WP	HR	S	P	ERA	WHIP								
Max Leon, R ERA: 3.86 Rick Camp, R ERA: 2.49 (1, 1) (8, 1)	7.0	W	25	3	1	1	2	1	0	0	0	0	0	9	9	0.00	0.500								



Batter	1	2	3	4	5	6	7	8	9	AB	R	H	RBI	BB	SO	LOB	TOP								
Omar Moreno, L (1,8) OBP: 0.301, SLG: 0.333	4-3		F7			K		BB		3	0	0	0	1	1	1									
Frank Taveras, R (1,6) OBP: 0.299, SLG: 0.324			6-3					4-3		3	0	2	0	0	0	1									
Bill Robinson, R (8, PH) OBP: 0.351, SLG: 0.500	1B									1	0	0	0	0	0	2									
Kent Tekulve, R (8,1) OBP: 0.333, SLG: 0.333										0	0	0	0	0	0	0									
Dave Parker, L (1,9) OBP: 0.458, SLG: 0.686	1B			G4-3		4-3			F8	4	0	2	0	0	0	1									
Al Oliver, L (1,7) OBP: 0.367, SLG: 0.465	F5			G4-3					F7	4	0	1	0	0	0	2									
Willie Stargell, L (1,3) OBP: 0.443, SLG: 0.741		G6-4-3								3	0	1	0	1	0	1									
Larry Demery, R (9, PR) OBP: 0.375, SLG: 0.625		BB		4-3		G3-6-3			1B	0	0	0	0	0	0	0									
Rennie Stennett, R (1,4) OBP: 0.333, SLG: 0.367	P3									4	0	0	0	0	0	2									
Phil Garner, R (1,5) OBP: 0.325, SLG: 0.419	G6-4-3					5-3			F8	4	0	0	0	0	1	3									
Duffy Dyer, R (1,2) OBP: 0.343, SLG: 0.441						K				2	0	1	0	1	1	0									
Jerry Reuss, L (1,1) OBP: 0.200, SLG: 0.200										2	0	0	0	0	1	1									
Ed Kirkpatrick, L (8, PH) OBP: 0.308, SLG: 0.316										1	0	0	0	0	1	1									
Mario Mendoza, R (8,6) OBP: 0.250, SLG: 0.250						K				0	0	0	0	0	0	0									
<b>Inning Stats</b>	R: 0 E: 0 K: 0 S: 4	H: 2 LOB: 1 BB: 0 P: 4	R: 0 E: 0 K: 0 S: 2	H: 0 LOB: 0 BB: 1 P: 6	R: 0 E: 0 K: 1 S: 6	H: 1 LOB: 1 BB: 0 P: 6	R: 0 E: 0 K: 0 S: 3	H: 1 LOB: 0 BB: 0 P: 3	R: 0 E: 0 K: 1 S: 5	H: 0 LOB: 0 BB: 0 P: 5	R: 0 E: 0 K: 1 S: 6	H: 1 LOB: 1 BB: 0 P: 6	R: 0 E: 0 K: 0 S: 3	H: 1 LOB: 0 BB: 0 P: 3	R: 0 E: 0 K: 1 S: 5	H: 0 LOB: 2 BB: 2 P: 13	R: 0 E: 1 K: 1 S: 7	H: 1 LOB: 2 BB: 0 P: 7	1B: 7 2B: 0 3B: 0 HR: 0	SF: 0 SAC: 0 DP: 3 HBP: 0	WP: 0 PB: 0 SB: 0 CS: 0	PA: 34			
<b>PITCHER</b>	IP	WLS	BF	H	R	ER	SO	BB	IBB	HBP	BLK	WP	HR	S	P	ERA	WHIP	<b>PITCHER</b>							
Mark Lemongello, R (1,1) ERA: 3.45	8.2	W	33	7	0	0	4	3	0	0	0	0	0	38	50	0.00	1.154								
Ken Forsch, R (9,1) ERA: 3.28	0.1	S	1	0	0	0	1	0	0	0	0	0	0	3	3	0.00	0.000								

Pittsburgh Pirates @ Houston Astros  
Astrodome, Houston, TX  
Fri May 13 1977, 8:05 PM EDT  
Att. 10,512 - Dome

AB 31  
R 0  
H 7  
RBI 0  
BB 3  
SO 5  
LOB 15



Batter	1	2	3	4	5	6	7	8	9	AB	R	H	RBI	BB	SO	LOB	BOTTOM								
Wilbur Howard, S (1,9) OBP: 0.267, SLG: 0.467	5-3			6-3	6-3			6-3		4	0	0	0	0	0	0									
Enos Cabell, R (1,5) OBP: 0.299, SLG: 0.404	3-1			S	K			1-3		4	1	1	0	0	1	0									
Cesar Cedeno, R (1,8) OBP: 0.352, SLG: 0.280	K			E	1B	5-3				2	1	0	0	0	1	0									
Bob Watson, R (1,3) OBP: 0.325, SLG: 0.370		F9		E	1B	K				3	1	1	1	0	1	0									
Joe Ferguson, R (1,2) OBP: 0.407, SLG: 0.541	6-3			1B	1B	5-3				3	0	0	0	0	0	2									
Cliff Johnson, R (1,7) OBP: 0.472, SLG: 0.672				F2						3	0	2	1	0	0	0									
Jose Cruz, L (7, PR) OBP: 0.286, SLG: 0.333	F3			1B	1B					0	0	0	0	0	0	0									
Art Howe, R (1,4) OBP: 0.375, SLG: 0.383				1B	1B	4-3				3	0	1	1	0	1	1									
Julio Gonzalez, R (1,6) OBP: 0.316, SLG: 0.369				1B	1-3	5-3				3	0	1	0	0	0	3									
Mark Lemongello, R (1,1) Ken Forsch, R (9,1)				G1-6-4	4-3			K		3	0	0	0	0	1	1									
<b>Inning Stats</b>	R: 0 E: 0 K: 1 S: 5	H: 0 LOB: 0 BB: 0 P: 5	R: 0 E: 0 K: 0 S: 3	H: 0 LOB: 0 BB: 0 P: 3	R: 0 E: 0 K: 1 S: 5	H: 1 LOB: 0 BB: 0 P: 5	R: 3 E: 1 K: 0 S: 7	H: 4 LOB: 2 BB: 0 P: 8	R: 0 E: 0 K: 1 S: 5	H: 0 LOB: 0 BB: 0 P: 5	R: 0 E: 0 K: 1 S: 5	H: 0 LOB: 0 BB: 0 P: 5	R: 0 E: 0 K: 0 S: 3	H: 1 LOB: 1 BB: 0 P: 3	R: 0 E: 0 K: 1 S: 5	H: 0 LOB: 0 BB: 0 P: 5	1B: 6 2B: 0 3B: 0 HR: 0	SF: 0 SAC: 0 DP: 1 HBP: 1	WP: 0 PB: 0 SB: 1 CS: 1	PA: 29					
<b>PITCHER</b>	IP	WLS	BF	H	R	ER	SO	BB	IBB	HBP	BLK	WP	HR	S	P	ERA	WHIP	<b>PITCHER</b>							
Jerry Reuss, L (1,1) ERA: 4.74	7.0	L	26	6	3	3	4	0	0	1	0	0	0	33	34	3.86	0.857								
Kent Tekulve, R (8,1) ERA: 1.83	1.0		3	0	0	0	1	0	0	0	0	0	0	5	5	0.00	0.000								

Pittsburgh Pirates @ Houston Astros  
Astrodome, Houston, TX  
Fri May 13 1977, 8:05 PM EDT  
Att. 10,512 - Dome

AB 28  
R 3  
H 6  
RBI 3  
BB 0  
SO 5  
LOB 7





Batter	1	2	3	4	5	6	7	8	9	AB	R	H	RBI	BB	SO	LOB	TOP										
<b>Omar Moreno, L</b> (1, 8) OBP: 0.324, SLG: 0.354	0-0 SH4-3 1B	4-0 BB			0-0 G1		4-0 1B E BB		0-0 1B S 1B	3	2	2	1	2	0	0	<b>Pittsburgh Pirates @ Houston Astros</b> Astrodome, Houston, TX Sat May 14 1977, 8:05 PM EDT Att. 25,152 - Dome										
<b>Frank Taveras, R</b> (1, 6) OBP: 0.314, SLG: 0.339	0-0 SH4-3	0-0 F7			0-0 CS S 1B		0-0 1B 1-H 2-H		0-0 1B 1-3	4	0	3	1	0	0	2											
<b>Dave Parker, L</b> (1, 9) OBP: 0.449, SLG: 0.664	4-0 1B E BB		0-0 4-3		0-0 F7		0-3 K		0-0 F8	4	1	0	0	1	1	4											
<b>Al Oliver, L</b> (1, 7) OBP: 0.372, SLG: 0.466	0-0 CS E 1B		0-0 4-3		0-0 CS	0-0 4-3		0-0 CS 1B		4	0	2	1	0	0	0											
<b>Ed Kirkpatrick, L</b> (1, 3) OBP: 0.300, SLG: 0.273	0-3 K		0-3 4-3		0-0 4-3	4-0 1-3 BB		0-3 K		3	0	0	0	1	2	2											
<b>Rennie Stennett, R</b> (1, 4) OBP: 0.331, SLG: 0.357		4-0 1B S B2 BB		0-0 4-3		0-0 4-3		0-0 F4		3	1	0	0	1	0	2											
<b>Phil Garner, R</b> (1, 5) OBP: 0.314, SLG: 0.404		0-0 B2		0-0 F4			0-0 4-3		0-0 F7	4	0	0	0	0	0	1											
<b>Duffy Dyer, R</b> (1, 2) OBP: 0.380, SLG: 0.450		0-0 S 1B		4-0 BB			4-0 B5-4 1B BB		4-0 SH1-4 1B BB	1	2	1	0	3	0	0											
<b>Larry Demery, R</b> (1, 1) OBP: 0.300, SLG: 0.500		0-3 K		0-0 1-3			0-0 B5-4		0-0 SH1-4	2	0	0	0	0	1	2											
<b>Kent Tekulve, R</b> (6, 1) OBP: 0.333, SLG: 0.333										0	0	0	0	0	0	0											
<b>Terry Forster, L</b> (6, 1) OBP: 0.500, SLG: 0.500										0	0	0	0	0	0	0											
<b>Rich Gossage, R</b> (6, 1) OBP: 0.250, SLG: 0.500		1-2 3-H					1-2		1-2	1	0	0	0	0	0	1											
<b>Inning Stats</b>	R: 2 E: 1 K: 1 S: 6	H: 2 LOB: 1 BB: 1 P: 10	R: 1 E: 0 K: 1 S: 6	H: 1 LOB: 2 BB: 2 P: 14	R: 0 E: 0 K: 0 S: 3	H: 0 LOB: 0 BB: 0 P: 3	R: 0 E: 0 K: 0 S: 3	H: 1 LOB: 1 BB: 1 P: 7	R: 0 E: 0 K: 0 S: 2	H: 0 LOB: 0 BB: 1 P: 6	R: 2 E: 1 K: 1 S: 6	H: 1 LOB: 1 BB: 2 P: 14	R: 0 E: 0 K: 1 S: 5	H: 1 LOB: 0 BB: 0 P: 5	R: 1 E: 0 K: 0 S: 5	H: 2 LOB: 2 BB: 1 P: 9	1B: 7 2B: 2 3B: 0 HR: 0	SF: 0 SAC: 2 DP: 1 HBP: 0	WP: 0 PB: 0 SB: 4 CS: 3	PA: 40							
<b>PITCHER</b>	IP	WLS	BF	H	R	ER	SO	BB	IBB	HBP	BLK	WP	HR	S	P	ERA	WHIP										
<b>Joaquin Andujar, R</b> (1, 1) ERA: 4.4	6.0	L	24	4	3	2	2	5	0	0	0	0	0	23	43	3.00	1.500										
<b>Joe Sambito, L</b> (7, 1) ERA: 2.53	2.0		9	2	2	1	2	2	0	0	0	0	0	11	19	4.50	2.000										
<b>Dan Larson, R</b> (9, 1) ERA: 4.6	1.0		6	2	1	1	0	1	0	0	0	0	0	5	9	9.00	3.000										

AB	29
R	6
H	8
RBI	3
BB	8
SO	4
LOB	14



Batter	1	2	3	4	5	6	7	8	9	AB	R	H	RBI	BB	SO	LOB	BOTTOM										
<b>Julio Gonzalez, R</b> (1, 6) OBP: 0.319, SLG: 0.379	0-0 1B	0-0 P4			0-0 7-5 2B	0-3 K			0-3 K	5	0	2	0	0	2	3	<b>Pittsburgh Pirates @ Houston Astros</b> Astrodome, Houston, TX Sat May 14 1977, 8:05 PM EDT Att. 25,152 - Dome										
<b>Enos Cabell, R</b> (1, 5) OBP: 0.295, SLG: 0.404	0-0 F7		0-0 6-3		0-0 6-3		0-0 F9		0-0 WP 2B	5	0	1	0	0	0	2											
<b>Cesar Cedeno, R</b> (1, 8) OBP: 0.355, SLG: 0.287	0-0 1-3 1B		0-0 S 1B		0-0 7-5 2-3F		0-0 5-3		0-3 K 2-3	5	0	2	0	0	1	2											
<b>Cliff Johnson, R</b> (1, 7) OBP: 0.455, SLG: 0.682	0-0 F6		0-0 F2		0-0 K HR		0-3 K		0-3 K	5	1	1	1	0	2	4											
<b>Jose Cruz, L</b> (1, 9) OBP: 0.292, SLG: 0.357	4-0 BB		0-0 G3		0-0 K HR		0-3 K		0-3 K	3	1	1	1	1	1	1											
<b>Bob Watson, R</b> (1, 3) OBP: 0.323, SLG: 0.360	0-0 1-3			0-0 6-3		1-6 FC3-6 HBP		0-3 K		3	0	0	0	0	1	3											
<b>Ed Herrmann, L</b> (1, 2) OBP: 0.167, SLG: 0.118		0-0 4-3		0-0 F5		0-0 FC3-6 1-2F		0-0 1B		3	0	0	0	0	0	1											
<b>Wilbur Howard, S</b> (6, PR) OBP: 0.313, SLG: 0.500								0-0 1B		1	0	1	0	0	0	0											
<b>Art Howe, R</b> (1, 4) OBP: 0.362, SLG: 0.367		0-0 F6		0-0 E6		4-0 BB		0-0 1B		2	0	0	0	0	0	0											
<b>Joe Ferguson, R</b> (6, PH) OBP: 0.417, SLG: 0.545								1-3 1B		1	0	1	0	1	0	0											
<b>Joaquin Andujar, S</b> (1, 1) OBP: 0.286, SLG: 0.231		4-0 BB		0-3 K		0-0 F8		0-0 F8		1	0	0	0	1	1	1											
<b>Willie Crawford, L</b> (6, PH) OBP: 0.329, SLG: 0.344										1	0	0	0	0	0	2											
<b>Joe Sambito, L</b> (7, 1) OBP: 0.500, SLG: 0.500										0	0	0	0	0	0	0											
<b>Ken Boswell, L</b> (8, PH) OBP: 0.370, SLG: 0.348										0	0	0	0	0	0	2											
<b>Dan Larson, R</b> (9, 1) ERA: 0.96										0	0	0	0	0	0	0											
<b>Inning Stats</b>	R: 0 E: 0 K: 0 S: 5	H: 2 LOB: 3 BB: 1 P: 9	R: 0 E: 0 K: 0 S: 3	H: 0 LOB: 1 BB: 1 P: 7	R: 0 E: 0 K: 0 S: 4	H: 1 LOB: 1 BB: 0 P: 4	R: 0 E: 0 K: 1 S: 6	H: 0 LOB: 0 BB: 0 P: 6	R: 0 E: 0 K: 1 S: 3	H: 2 LOB: 2 BB: 1 P: 12	R: 0 E: 0 K: 1 S: 5	H: 0 LOB: 0 BB: 0 P: 5	R: 0 E: 0 K: 2 S: 9	H: 2 LOB: 0 BB: 0 P: 9	R: 0 E: 0 K: 3 S: 10	H: 1 LOB: 1 BB: 0 P: 10	1B: 5 2B: 3 3B: 0 HR: 2	SF: 0 SAC: 0 DP: 1 HBP: 1	WP: 1 PB: 0 SB: 1 CS: 0	PA: 40							
<b>PITCHER</b>	IP	WLS	BF	H	R	ER	SO	BB	IBB	HBP	BLK	WP	HR	S	P	ERA	WHIP										
<b>Larry Demery, R</b> (1, 1) ERA: 3.23	5.0	W	23	6	2	2	1	2	0	0	0	0	0	23	31	3.60	1.600										
<b>Kent Tekulve, R</b> (6, 1) ERA: 1.5	0.1		3	0	0	0	0	1	0	1	0	0	0	1	6	0.00	3.000										
<b>Terry Forster, L</b> (6, 1) ERA: 6.75	0.1		1	0	0	0	0	0	0	0	0	0	0	1	1	0.00	0.000										
<b>Rich Gossage, R</b> (6, 1) ERA: 0.96	3.1	S	13	3	0	0	7	0	0	0	0	0	0	27	27	0.00	0.900										

AB	36
R	2
H	9
RBI	2
BB	3
SO	8
LOB	21





Batter	1	2	3	4	5	6	7	8	9	AB	R	H	RBI	BB	SO	LOB	TOP										
Omar Moreno, L (1.8) OBP: 0.327, SLG: 0.350	F7		CS 1B		6-3			4-3 S 1B BB	G4-3	4	1	1	0	1	0	2											
Frank Taveras, R (1.6) OBP: 0.312, SLG: 0.336	K		S 1-2 1B			F7		F4		4	0	1	0	0	0	1											
Dave Parker, L (1.9) OBP: 0.436, SLG: 0.643	4-3		1-3 K			F7		4-3		4	0	0	0	0	0	1											
Al Oliver, L (1.7) OBP: 0.376, SLG: 0.467		F8		4-3 1B		6-3				4	0	2	1	0	0	0											
Willie Stargell, L (1.3) OBP: 0.431, SLG: 0.702		4-0 2B BB		F4			F8	3-H 1B	P3	3	1	0	0	0	1	0	2										
Phil Garner, R (1.4) OBP: 0.312, SLG: 0.398		0-3 K		4-3			F8		SH1-3 1B	4	1	1	0	0	1	2											
Fernando Gonzalez, R (1.5) OBP: 0.400, SLG: 0.643									SH1-3	2	0	1	1	1	1	1											
Miguel Dilone, S (7. PR) OBP: 0.143, SLG: 0.118										0	0	0	0	0	0	0											
Rennie Stennett, R (7. PR) OBP: 0.331, SLG: 0.357		1-H 2B								0	0	0	0	0	0	0											
Duffy Dyer, R (1.2) OBP: 0.387, SLG: 0.444		F8								3	0	1	1	1	1	1											
Jim Rooker, R (1.1) OBP: 0.333, SLG: 0.286										2	0	0	0	0	0	2											
Bill Robinson, R (7. PH) OBP: 0.345, SLG: 0.491										1	0	0	0	0	0	2											
Odell Jones, R (7.1) OBP: 0.500, SLG: 0.500										0	0	0	0	0	0	0											
Kent Tekulve, R (7.1) OBP: 0.500, SLG: 0.500										1	0	1	0	0	0	0											
<b>Inning Stats</b>	R: 0 E: 0 K: 1 S: 5	H: 0 LOB: 0 BB: 0 P: 5	R: 1 E: 0 K: 1 S: 6	H: 1 LOB: 1 BB: 1 P: 10	R: 0 E: 0 K: 2 S: 8	H: 2 LOB: 1 BB: 0 P: 8	R: 0 E: 0 K: 1 S: 6	H: 1 LOB: 1 BB: 0 P: 6	R: 0 E: 0 K: 2 S: 7	H: 0 LOB: 0 BB: 0 P: 7	R: 0 E: 0 K: 0 S: 3	H: 0 LOB: 0 BB: 0 P: 3	R: 0 E: 0 K: 0 S: 3	H: 0 LOB: 2 BB: 2 P: 11	R: 1 E: 0 K: 0 S: 4	H: 1 LOB: 1 BB: 1 P: 8	R: 1 E: 0 K: 0 S: 5	H: 3 LOB: 1 BB: 0 P: 5	1B: 7 2B: 1 3B: 0 HR: 0	SF: 0 SAC: 1 DP: 1 HBP: 0	WP: 0 PB: 0 SB: 4 CS: 1	PA: 37					
<b>PITCHER</b>	IP	WLS	BF	H	R	ER	SO	BB	IBB	HBP	BLK	WP	HR	S	P	ERA	WHIP										
J.R. Richard, R (1.1) ERA: 2.97	8.1	L	36	8	3	3	7	4	0	0	0	0	0	46	62	3.24	1.440										
Ken Forsch, R (9.1) ERA: 3.2	0.2		1	0	0	0	0	0	0	0	0	0	0	1	1	0.00	0.000										

Pittsburgh Pirates @ Houston Astros  
Astrodome, Houston, TX  
Sun May 15 1977, 4:33 AM EDT  
Att: 9,340 - Dome

AB 32  
R 3  
H 8  
RBI 3  
BB 4  
SO 7  
LOB 13



Batter	1	2	3	4	5	6	7	8	9	AB	R	H	RBI	BB	SO	LOB	BOTTOM										
Julio Gonzalez, R (1.6) OBP: 0.328, SLG: 0.381	K		4-0 BB						5-3	2	0	1	0	1	1	0											
Willie Crawford, L (7. PH) OBP: 0.338, SLG: 0.354										1	0	1	1	0	0	0											
Rob Sperring, R (8.6) OBP: 0.232, SLG: 0.192										1	0	0	0	0	0	1											
Enos Cabell, R (1.5) OBP: 0.293, SLG: 0.398	5-3		F9							4	0	1	0	0	0	2											
Cesar Cedeno, R (1.8) OBP: 0.351, SLG: 0.278	4-0 CS BB		F9							3	0	0	0	1	0	4											
Cliff Johnson, R (1.7) OBP: 0.444, SLG: 0.652	CS	6-3		FC6-4 BB BB						3	0	0	0	1	0	0											
Joe Ferguson, R (1.2) OBP: 0.427, SLG: 0.545		1B FC5-2 1B		FC6-4 BB						2	0	1	0	2	0	0											
Bob Watson, R (1.3) OBP: 0.328, SLG: 0.365		FC5-2 1B		FC6-4 G4-3						4	0	2	0	0	0	3											
Leon Roberts, R (1.9) OBP: 0.189, SLG: 0.133		FC5-2 1B		G4-3						3	0	0	0	0	0	5											
Jose Cruz, L (9. PH) OBP: 0.290, SLG: 0.354		FC5-2 1-2 3-H		G4-3						1	0	0	0	0	0	0											
Art Howe, R (1.4) OBP: 0.350, SLG: 0.353		6-3								2	0	0	0	0	0	2											
Ken Boswell, L (7. PH) OBP: 0.379, SLG: 0.333										1	0	0	0	1	0	0											
J.R. Richard, R (1.1) OBP: 0.100, SLG: 0.200										3	1	1	0	0	1	0											
Ken Forsch, R (9.1) ERA: 3.2										0	0	0	0	0	0	0											
Wilbur Howard, S (9. PH) OBP: 0.294, SLG: 0.471										1	0	0	0	0	0	1											
<b>Inning Stats</b>	R: 0 E: 0 K: 1 S: 4	H: 0 LOB: 1 BB: 1 P: 8	R: 0 E: 0 K: 0 S: 5	H: 2 LOB: 2 BB: 0 P: 5	R: 0 E: 0 K: 0 S: 3	H: 0 LOB: 1 BB: 1 P: 7	R: 0 E: 0 K: 0 S: 2	H: 0 LOB: 2 BB: 2 P: 10	R: 0 E: 0 K: 1 S: 7	H: 2 LOB: 2 BB: 0 P: 7	R: 0 E: 0 K: 0 S: 4	H: 1 LOB: 1 BB: 0 P: 4	R: 1 E: 0 K: 0 S: 5	H: 2 LOB: 1 BB: 0 P: 5	R: 0 E: 0 K: 0 S: 2	H: 0 LOB: 0 BB: 1 P: 6	R: 0 E: 0 K: 0 S: 3	H: 0 LOB: 1 BB: 1 P: 7	1B: 6 2B: 0 3B: 1 HR: 0	SF: 0 SAC: 0 DP: 2 HBP: 0	WP: 0 PB: 0 SB: 2 CS: 1	PA: 38					
<b>PITCHER</b>	IP	WLS	BF	H	R	ER	SO	BB	IBB	HBP	BLK	WP	HR	S	P	ERA	WHIP										
Jim Rooker, L (1.1) ERA: 2.65	6.0		25	5	0	0	2	4	0	0	0	0	0	25	41	0.00	1.500										
Odell Jones, R (7.1) ERA: 6.75	0.1		2	1	1	1	0	0	0	0	0	0	0	2	2	27.00	3.000										
Kent Tekulve, R (7.1) ERA: 1.59	2.2	W	10	1	0	0	0	2	0	0	0	0	0	8	16	0.00	1.125										

Pittsburgh Pirates @ Houston Astros  
Astrodome, Houston, TX  
Sun May 15 1977, 4:33 AM EDT  
Att: 9,340 - Dome

AB 31  
R 1  
H 7  
RBI 1  
BB 6  
SO 2  
LOB 18









Batter	1	2	3	4	5	6	7	8	9	AB	R	H	RBI	BB	SO	LOB	TOP					
Omar Moreno, L (1, 8) OBP: 0.331, SLG: 0.355	F8		F8			HR		4-3		3	1	1	0	1	0	1	<b>Pittsburgh Pirates @ Cincinnati Reds</b> Riverfront Stadium, Cincinnati, OH Wed May 18, 1977, 3:33 AM EDT Att: 28,011 - Unknown					
Frank Taveras, R (1, 6) OBP: 0.308, SLG: 0.331	K2-3		1B			F6		5-3		4	0	1	0	0	1	2						
Dave Parker, L (1, 9) OBP: 0.432, SLG: 0.628	L9		P4			HR		4-3		4	1	1	0	0	0	3						
Al Oliver, L (1, 7) OBP: 0.368, SLG: 0.474		F8		P6		HR		3-1		4	1	1	3	0	0	1						
Bill Robinson, R (1, 3) OBP: 0.339, SLG: 0.474	F8		K			K				4	0	1	0	0	2	0						
Rennie Stennett, R (1, 4) OBP: 0.326, SLG: 0.353		BB		6-3		G3		F9		3	0	0	0	1	0	1						
Phil Garner, R (1, 5) OBP: 0.305, SLG: 0.381	F3				6-3		K	F8		4	0	0	0	0	1	2						
Duffy Dyer, R (1, 2) OBP: 0.380, SLG: 0.433			5-3			F9		P4		4	0	1	0	0	0	0						
Jerry Reuss, L (1, 1) OBP: 0.235, SLG: 0.188						6-3		P4		1	0	0	0	1	0	0						
Terry Forster, L (5, 1) OBP: 0.500, SLG: 0.500			1B			6-3		P4		0	0	0	0	0	0	0						
Ed Kirkpatrick, L (7, PH) OBP: 0.290, SLG: 0.261			BB					K		1	0	0	0	0	0	0						
Grant Jackson, S (7, 1) OBP: 0.500, SLG: 1.000										0	0	0	0	0	0	0						
Tommy Helms, R (9, PH)										1	0	0	0	0	1	2						
<b>Inning Stats</b>	R: 0 E: 0 K: 1 S: 5	H: 0 LOB: 0 BB: 0 P: 5	R: 0 E: 0 K: 0 S: 3	H: 0 LOB: 1 BB: 1 P: 7	R: 0 E: 0 K: 0 S: 4	H: 1 LOB: 2 BB: 1 P: 8	R: 0 E: 0 K: 1 S: 5	H: 0 LOB: 0 BB: 0 P: 5	R: 0 E: 0 K: 0 S: 3	H: 0 LOB: 0 BB: 0 P: 3	R: 3 E: 0 K: 1 S: 7	H: 2 LOB: 0 BB: 1 P: 11	R: 0 E: 0 K: 1 S: 5	H: 0 LOB: 0 BB: 0 P: 5	R: 0 E: 0 K: 0 S: 4	H: 1 LOB: 1 BB: 0 P: 4	R: 0 E: 0 K: 1 S: 7	H: 2 LOB: 2 BB: 0 P: 7	1B: 4 2B: 1 3B: 0 HR: 1	SF: 0 SAC: 0 DP: 0 HBP: 0	WP: 0 PB: 0 SB: 0 CS: 0	PA: 36
<b>PITCHER</b>	IP WLS BF H R ER SO BB IBB HBP BLK WP HR S P ERA WHIP																					
Fred Norman, L (1, 1) ERA: 3.78	5.1 W 22 3 3 3 2 3 3 0 0 0 0 1 23 35 5.06 1.125																					
Pedro Borbon, R (6, 1) ERA: 1.91	3.2 S 14 3 0 0 3 0 0 0 0 0 0 0 20 20 0.00 0.818																					

Batter	1	2	3	4	5	6	7	8	9	AB	R	H	RBI	BB	SO	LOB	BOTTOM			
Pete Rose, S (1, 5) OBP: 0.416, SLG: 0.473	S BB			4-3		4-3		K		4	1	1	0	1	1	3	<b>Pittsburgh Pirates @ Cincinnati Reds</b> Riverfront Stadium, Cincinnati, OH Wed May 18, 1977, 3:33 AM EDT Att: 28,011 - Unknown			
Doug Flynn, R (9, 5) OBP: 0.091, SLG: 0.091	BB	1B								0	0	0	0	0	0	0				
Ken Griffey, L (1, 9) OBP: 0.373, SLG: 0.445	S BB	1-3			S BB	4-3		BB		3	2	1	0	2	0	0				
Joe Morgan, L (1, 4) OBP: 0.414, SLG: 0.438	K	F8			SF9	1-3		CS		3	1	1	0	2	1	2				
Bob Bailey, R (1, 7) OBP: 0.318, SLG: 0.350	E2		F7		SF9			BB		2	1	1	3	0	0	0				
Ed Ambrister, R (6, 7) OBP: 0.391, SLG: 0.556	1B				1-3	2B		K		2	1	1	0	0	1	2				
Dave Concepcion, R (1, 6) OBP: 0.278, SLG: 0.299	K		F9		1-3			1B		4	1	1	2	0	1	1				
Dan Driessen, L (1, 3) OBP: 0.342, SLG: 0.447	BB		F9		4-3			BB		3	1	1	1	1	0	0				
Bill Plummer, R (1, 2) OBP: 0.275, SLG: 0.265	1B					K		BB		2	0	1	0	2	1	0				
Cesar Geronimo, L (1, 8) OBP: 0.259, SLG: 0.345			F7					4-3		4	0	2	2	0	0	3				
Fred Norman, S (1, 1) OBP: 0.167, SLG: 0.167	4-3					B1		1B		2	0	0	0	0	0	3				
Pedro Borbon, R (6, 1) OBP: 0.600, SLG: 0.800			5-3					1B		2	0	1	0	0	0	1				
<b>Inning Stats</b>	R: 4 E: 1 K: 2 S: 9	H: 2 LOB: 2 BB: 4 P: 25	R: 0 E: 0 K: 0 S: 3	H: 1 LOB: 0 BB: 0 P: 3	R: 0 E: 0 K: 0 S: 3	H: 0 LOB: 0 BB: 0 P: 3	R: 0 E: 0 K: 0 S: 4	H: 1 LOB: 1 BB: 0 P: 4	R: 2 E: 0 K: 1 S: 6	H: 0 LOB: 0 BB: 2 P: 11	R: 0 E: 0 K: 1 S: 6	H: 1 LOB: 1 BB: 0 P: 6	R: 2 E: 0 K: 0 S: 6	H: 4 LOB: 2 BB: 1 P: 10	R: 0 E: 0 K: 2 S: 8	H: 2 LOB: 2 BB: 1 P: 12	1B: 8 2B: 2 3B: 1 HR: 0	SF: 1 SAC: 0 DP: 0 HBP: 0	WP: 0 PB: 0 SB: 0 CS: 1	PA: 40
<b>PITCHER</b>	IP WLS BF H R ER SO BB IBB HBP BLK WP HR S P ERA WHIP																			
Jerry Reuss, L (1, 1) ERA: 5.48	4.0 L 21 4 6 6 2 6 6 0 0 0 0 0 19 43 13.50 2.500																			
Terry Forster, L (5, 1) ERA: 5.69	2.0 7 1 0 0 1 0 0 0 0 0 0 0 9 9 0.00 0.500																			
Grant Jackson, L (7, 1) ERA: 3.38	2.0 12 6 2 2 2 2 0 0 0 0 0 0 14 22 9.00 4.000																			


AB 33  
R 3  
H 6  
RBI 3  
BB 3  
SO 5  
LOB 12




AB 31  
R 8  
H 11  
RBI 8  
BB 8  
SO 5  
LOB 15





Batter	1	2	3	4	5	6	7	8	9	10	AB	R	H	RBI	BB	SO	LOB	TOP									
Davey Lopes, R OBP: 0.370, SLG: 0.418 (1, 4)	WP 2B	1-3		L7			K			K	5	1	1	0	0	2	1	<b>Los Angeles Dodgers @ Pittsburgh Pirates</b> Three Rivers Stadium, Pittsburgh, PA Thu May 19 1977, 7:05 PM EDT Att. 17,988 - Unknown  <b>AB 36</b> <b>R 5</b> <b>H 7</b> <b>RBI 5</b> <b>BB 1</b> <b>SO 14</b> <b>LOB 10</b> 									
Bill Russell, R OBP: 0.287, SLG: 0.325 (1, 6)	K	K					F7			E6 1B	5	0	0	0	0	3	2										
Reggie Smith, S OBP: 0.450, SLG: 0.664 (1, 9)	K						F8				5	1	2	1	0	2	1										
Steve Garvey, R OBP: 0.329, SLG: 0.484 (1, 3)	WP 2B HBP			L8 S SF8 BB			K			K	3	2	0	0	1	3	2										
Rick Monday, L OBP: 0.305, SLG: 0.485 (1, 8)				L8			F9				4	0	1	2	0	1	1										
Lee Lacy, R OBP: 0.333, SLG: 0.488 Ted Martinez, R OBP: 0.300, SLG: 0.600 (1, 5) (8, 5)	L9			SF8			G3 1B			K	2	0	1	1	0	0	1										
Dusty Baker Jr, R OBP: 0.382, SLG: 0.484 (1, 7)				5-3			G3 1-2			K	4	1	1	0	0	1	1										
Steve Yeager, R OBP: 0.397, SLG: 0.514 (1, 2)				SF7 1-3 2B			6-3			F5	4	0	1	0	0	0	1										
Doug Rau, L OBP: 0.217, SLG: 0.190 Mike Garman, R (7, 1) Stan Wall, L (7, 1) Boog Powell, L (10, PH) Charlie Hough, R OBP: 0.200, SLG: 0.444 (10, 1)				SF7			6-3			4-3	2	0	0	1	0	0	0										
				2-3 3-H						K	0	0	0	0	0	0	0										
<b>Inning Stats</b>	R: 2 E: 0 K: 2 S: 9	H: 2 LOB: 1 BB: 0 P: 10	R: 1 E: 0 K: 1 S: 7	H: 2 LOB: 1 BB: 1 P: 7	R: 2 E: 0 K: 1 S: 4	H: 1 LOB: 0 BB: 0 P: 8	R: 0 E: 0 K: 0 S: 3	H: 0 LOB: 0 BB: 0 P: 3	R: 0 E: 0 K: 2 S: 7	H: 1 LOB: 1 BB: 0 P: 7	R: 0 E: 0 K: 1 S: 4	H: 0 LOB: 0 BB: 0 P: 5	R: 0 E: 0 K: 3 S: 9	H: 0 LOB: 0 BB: 0 P: 9	R: 0 E: 0 K: 2 S: 7	H: 0 LOB: 0 BB: 0 P: 7	R: 0 E: 1 K: 3 S: 11	H: 1 LOB: 2 BB: 0 P: 11	1B: 3 2B: 3 3B: 0 HR: 1	SF: 2 SAC: 0 DP: 0 HBP: 1	WP: 1 PB: 0 SB: 1 CS: 0	PA: 40					
<b>PITCHER</b>	IP 5.0	WLS 2	BF 22	H 5	R 5	ER 5	SO 5	BB 1	IBB 0	HBP 1	BLK 0	WP 1	HR 1	S 30	P 35	ERA 9.00	WHIP 1.200										
Bruce Kison, R ERA: 4.14 Kent Tekulve, R ERA: 1.46 Rich Gossage, R ERA: 0.84	(1, 1) (6, 1) (8, 1)	2.0 3.0	7 11	1 1	0 0	0 0	1 8	0 0	0 0	0 0	0 0	0 0	0 0	9 27	9 27	0.00 0.00	0.500 0.333										

Batter	1	2	3	4	5	6	7	8	9	10	AB	R	H	RBI	BB	SO	LOB	BOTTOM									
Frank Taveras, R OBP: 0.301, SLG: 0.323 Fernando Gonzalez, R OBP: 0.376, SLG: 0.643 Rich Gossage, R OBP: 0.295, SLG: 0.500 Ed Kirkpatrick, L OBP: 0.313, SLG: 0.261 (1, 6) (7, PH) (8, 1) (10, PH)	L6	L4		K			SF7 2-3 3-H			BB S 1B BB	3	0	0	0	0	1	2	<b>Los Angeles Dodgers @ Pittsburgh Pirates</b> Three Rivers Stadium, Pittsburgh, PA Thu May 19 1977, 7:05 PM EDT Att. 17,988 - Unknown  <b>AB 34</b> <b>R 6</b> <b>H 7</b> <b>RBI 6</b> <b>BB 4</b> <b>SO 7</b> <b>LOB 11</b> 									
Bill Robinson, R OBP: 0.313, SLG: 0.435 (1, 8) (2, 7)	E5			4-3	CS		4-3			B2	5	0	0	0	0	2	2										
Dave Parker, L OBP: 0.416, SLG: 0.606 (1, 9)	E2			K			4-3			K	5	0	0	0	0	3	3										
Al Oliver, L OBP: 0.365, SLG: 0.470 Omar Moreno, L OBP: 0.328, SLG: 0.345 (1, 7) (2, 8)	F7			L8			K			F8 1B BB BB	1	0	0	0	0	2	2										
Willie Stargell, L OBP: 0.419, SLG: 0.666 (1, 3)	6-3			1B HR BB			F8			K	3	1	0	0	2	1	2										
Rennie Stennett, R OBP: 0.336, SLG: 0.371 (1, 4)				1-2 HR 1B			K			6-3	5	2	3	1	0	1	0										
Phil Garner, R OBP: 0.306, SLG: 0.405 (1, 5)				SH1-3 1B 2B			F8			5-3	3	1	1	3	0	0	0										
Duffy Dyer, R OBP: 0.386, SLG: 0.437 (1, 2)				SH1-3 2-3			1-3 HR			F6	4	1	2	1	0	0	0										
Bruce Kison, R OBP: 0.261, SLG: 0.409 Kent Tekulve, R OBP: 0.500, SLG: 0.500 Tommy Helms, R (7, PH) Mario Mendoza, R OBP: 0.200, SLG: 0.200 (1, 1) (6, 1) (7, PH) (8, 6)				SH5-4 1B			SH SF7 1B			4-3	1	0	1	0	0	0	0										
				SH5-4 1-2			SH SF7 1-3				0	0	0	0	0	0	0										
<b>Inning Stats</b>	R: 0 E: 2 K: 0 S: 5	H: 0 LOB: 2 BB: 0 P: 5	R: 1 E: 0 K: 0 S: 5	H: 2 LOB: 1 BB: 0 P: 5	R: 0 E: 0 K: 1 S: 5	H: 0 LOB: 0 BB: 0 P: 5	R: 3 E: 0 K: 1 S: 7	H: 3 LOB: 0 BB: 1 P: 11	R: 0 E: 0 K: 1 S: 5	H: 0 LOB: 0 BB: 0 P: 5	R: 1 E: 1 K: 1 S: 7	H: 1 LOB: 1 BB: 0 P: 7	R: 0 E: 0 K: 1 S: 5	H: 0 LOB: 0 BB: 0 P: 5	R: 0 E: 0 K: 0 S: 3	H: 0 LOB: 0 BB: 0 P: 3	R: 1 E: 0 K: 1 S: 5	H: 1 LOB: 3 BB: 3 P: 17	1B: 5 2B: 1 3B: 0 HR: 1	SF: 1 SAC: 3 DP: 0 HBP: 0	WP: 0 PB: 0 SB: 1 CS: 1	PA: 43					
<b>PITCHER</b>	IP 6.1	WLS 0.1	BF 28	H 6	R 5	ER 4	SO 4	BB 1	IBB 0	HBP 0	BLK 0	WP 0	HR 1	S 35	P 39	ERA 5.68	WHIP 1.105										
Doug Rau, L ERA: 3.75 Mike Garman, R ERA: 3.16 Stan Wall, L ERA: 4.82 Charlie Hough, R ERA: 2.15	(1, 1) (7, 1) (7, 1) (10, 1)	6.1 0.1 2.1 0.2	28 1 7 6	6 0	5 0	4 0	4 0	1 0	0 0	0 0	0 0	0 0	1 11	11 11	13.50 6.000												







Batter	1	2	3	4	5	6	7	8	9	AB	R	H	RBI	BB	SO	LOB	TOP								
Davey Lopes, R OBP: 0.380, SLG: 0.439 (1, 4)										3	1	2	2	1	0	0	<b>Los Angeles Dodgers @ Pittsburgh Pirates</b> Three Rivers Stadium, Pittsburgh, PA Sat May 21 1977, 7:05 PM EDT Att: 32,674 - Unknown <a href="http://livebaseballscores.com">livebaseballscores.com</a>								
Bill Russell, R OBP: 0.284, SLG: 0.316 (1, 6)										4	0	0	0	0	0	3									
Reggie Smith, S OBP: 0.440, SLG: 0.662 (1, 8) (7, 9)										4	0	1	0	0	1	2									
Ron Cey, R OBP: 0.441, SLG: 0.664 (1, 5)										3	0	0	0	1	2	3									
Steve Garvey, R OBP: 0.335, SLG: 0.479 (1, 3)										4	0	1	0	0	0	0									
Lee Lacy, R OBP: 0.333, SLG: 0.477 John Hale, L OBP: 0.364, SLG: 0.400 (1, 9) (7, 8)										3	1	1	0	0	0	2									
Dusty Baker Jr., R OBP: 0.375, SLG: 0.493 (1, 7)										4	1	2	2	0	0	2									
Steve Yeager, R OBP: 0.380, SLG: 0.513 (1, 2)										4	0	0	0	0	0	3									
Tommy John, R OBP: 0.176, SLG: 0.176 (1, 1)										4	1	1	0	0	0	0									
<b>Inning Stats</b>	R: 0 E: 0 K: 0 S: 3	H: 1 LOB: 0 BB: 0 P: 3	R: 0 E: 0 K: 0 S: 4	H: 1 LOB: 2 BB: 1 P: 8	R: 0 E: 1 K: 2 S: 8	H: 0 LOB: 2 BB: 1 P: 12	R: 2 E: 0 K: 0 S: 5	H: 2 LOB: 0 BB: 0 P: 5	R: 0 E: 0 K: 1 S: 6	H: 1 LOB: 1 BB: 0 P: 6	R: 0 E: 0 K: 0 S: 3	H: 0 LOB: 0 BB: 0 P: 3	R: 2 E: 0 K: 0 S: 5	H: 2 LOB: 0 BB: 0 P: 5	R: 0 E: 0 K: 1 S: 5	H: 0 LOB: 0 BB: 0 P: 5	R: 0 E: 0 K: 0 S: 3	H: 1 LOB: 0 BB: 0 P: 3	1B: 6 2B: 0 3B: 0 HR: 2	SF: 0 SAC: 0 DP: 2 HBP: 0	WP: 0 PB: 0 SB: 0 CS: 0	PA: 36			
<b>PITCHER</b>	IP	WLS	BF	H	R	ER	SO	BB	IBB	HBP	BLK	WP	HR	S	P	ERA	WHIP								
Jim Rooker, L ERA: 3.05 Kent Tekulve, R ERA: 1.35	(1, 1) (8, 1)	7.0 6	L 30	7 1	4 0	4 0	3 1	2 0	0 0	0 0	0 0	0 0	2 0	34 8	42 8	5.14 0.00	1.286 0.500								

Batter	1	2	3	4	5	6	7	8	9	AB	R	H	RBI	BB	SO	LOB	BOTTOM								
Omar Moreno, L OBP: 0.323, SLG: 0.342 (1, 8)										3	1	0	0	1	1	2	<b>Los Angeles Dodgers @ Pittsburgh Pirates</b> Three Rivers Stadium, Pittsburgh, PA Sat May 21 1977, 7:05 PM EDT Att: 32,674 - Unknown <a href="http://livebaseballscores.com">livebaseballscores.com</a>								
Frank Taveras, R OBP: 0.295, SLG: 0.326 (1, 6)										4	1	1	0	0	0	1									
Dave Parker, L OBP: 0.410, SLG: 0.587 (1, 9)										4	0	1	1	0	1	1									
Al Oliver, L OBP: 0.343, SLG: 0.439 (1, 7)										4	0	0	1	0	2	1									
Bill Robinson, R OBP: 0.296, SLG: 0.409 (1, 3)										4	0	0	0	0	0	0									
Rennie Stennett, R OBP: 0.331, SLG: 0.364 (1, 4)										4	0	1	0	0	0	0									
Phil Garner, R OBP: 0.296, SLG: 0.383 (1, 5)										4	1	0	0	0	0	1									
Duffy Dyer, R OBP: 0.402, SLG: 0.459 (1, 2)										3	0	2	1	0	0	0									
Jim Rooker, R OBP: 0.284, SLG: 0.250 Fernando Gonzalez, R OBP: 0.353, SLG: 0.660 Kent Tekulve, R OBP: 0.500, SLG: 0.500 (1, 1) (7, Ph) (8, 1)										2	0	0	0	0	1	2									
<b>Inning Stats</b>	R: 0 E: 0 K: 1 S: 6	H: 1 LOB: 1 BB: 0 P: 6	R: 0 E: 0 K: 0 S: 3	H: 0 LOB: 0 BB: 0 P: 3	R: 0 E: 0 K: 1 S: 6	H: 1 LOB: 1 BB: 0 P: 6	R: 0 E: 0 K: 0 S: 3	H: 0 LOB: 0 BB: 0 P: 3	R: 0 E: 1 K: 0 S: 4	H: 0 LOB: 1 BB: 0 P: 4	R: 2 E: 0 K: 0 S: 4	H: 1 LOB: 0 BB: 1 P: 8	R: 1 E: 1 K: 1 S: 7	H: 2 LOB: 1 BB: 0 P: 7	R: 0 E: 0 K: 2 S: 7	H: 0 LOB: 0 BB: 0 P: 7	R: 0 E: 0 K: 0 S: 3	H: 0 LOB: 0 BB: 0 P: 3	1B: 3 2B: 2 3B: 0 HR: 0	SF: 0 SAC: 0 DP: 0 HBP: 0	WP: 0 PB: 0 SB: 0 CS: 0	PA: 34			
<b>PITCHER</b>	IP	WLS	BF	H	R	ER	SO	BB	IBB	HBP	BLK	WP	HR	S	P	ERA	WHIP								
Tommy John, L ERA: 3.91	(1, 1)	9.0 W	34	5	3	3	5	1	0	0	0	0	0	43	47	3.00	0.667								

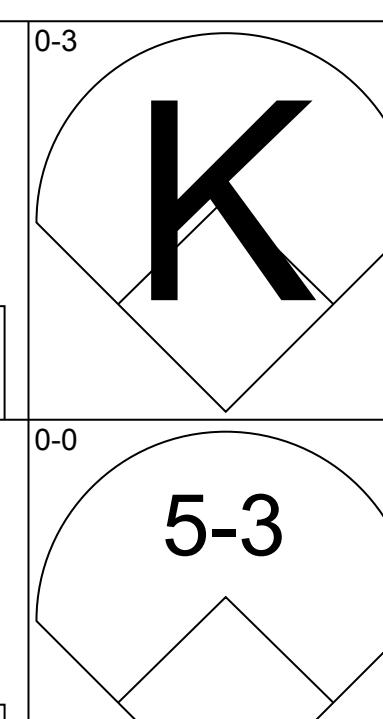
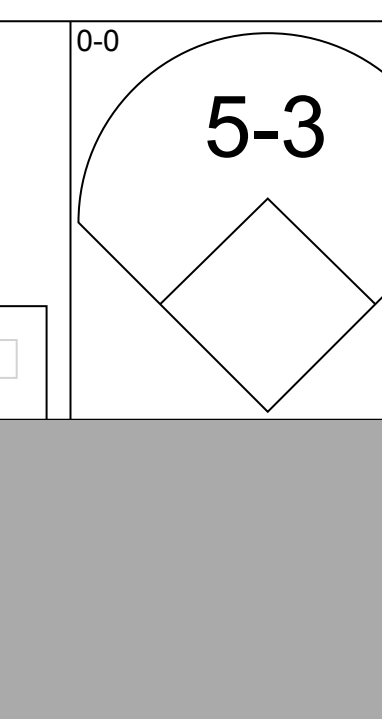
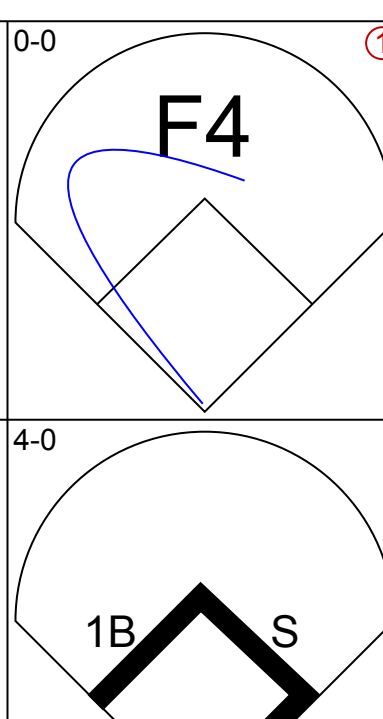
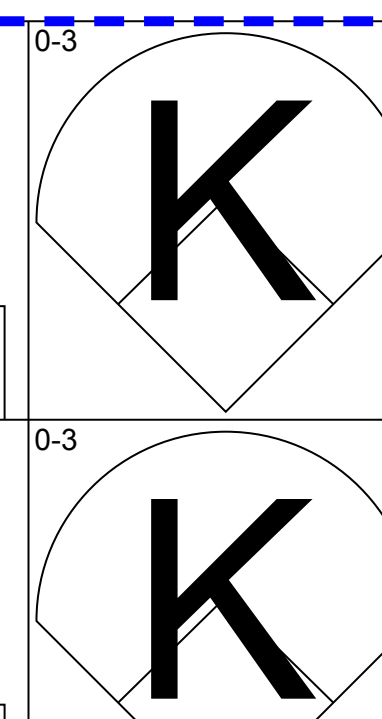

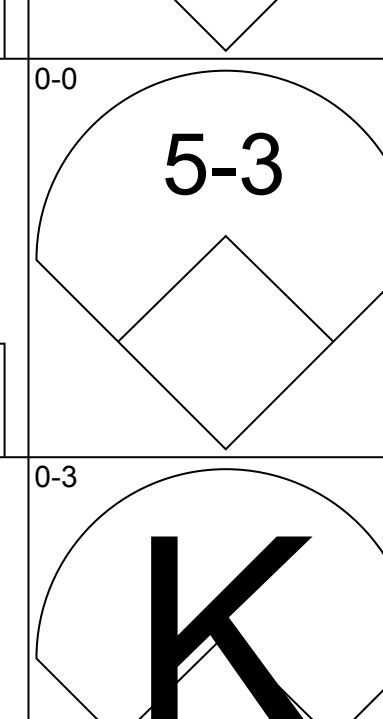
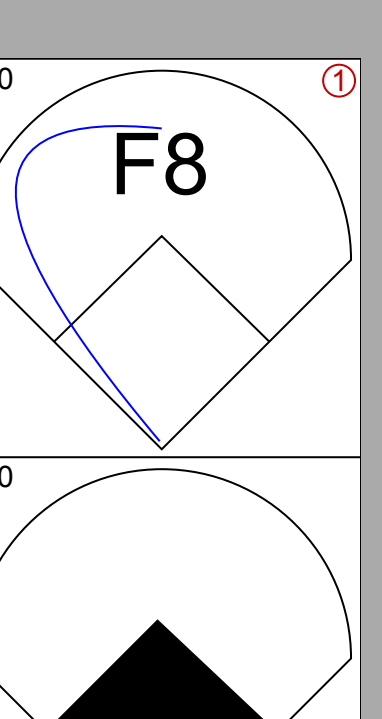
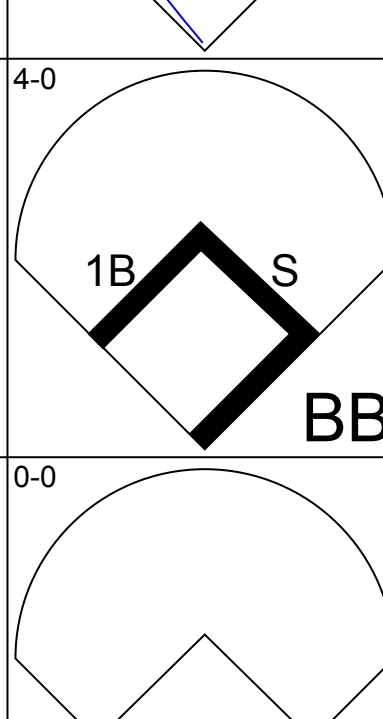
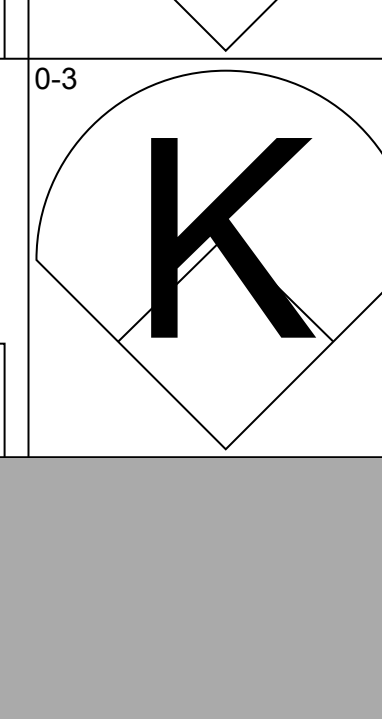
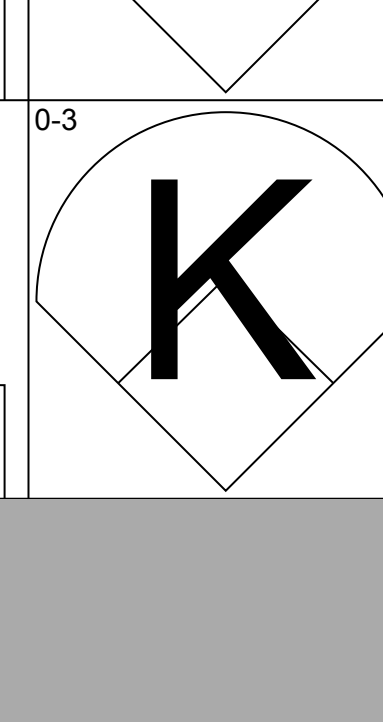
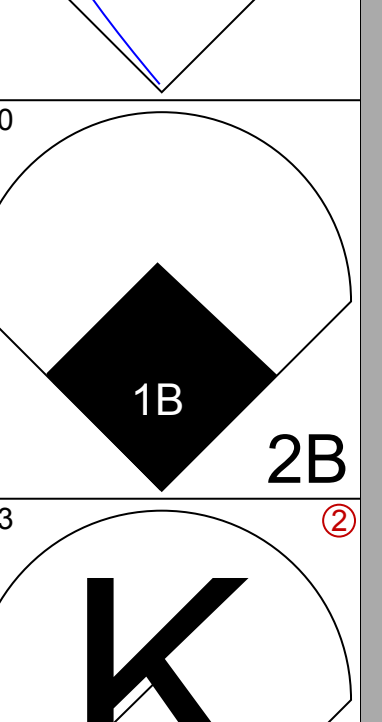
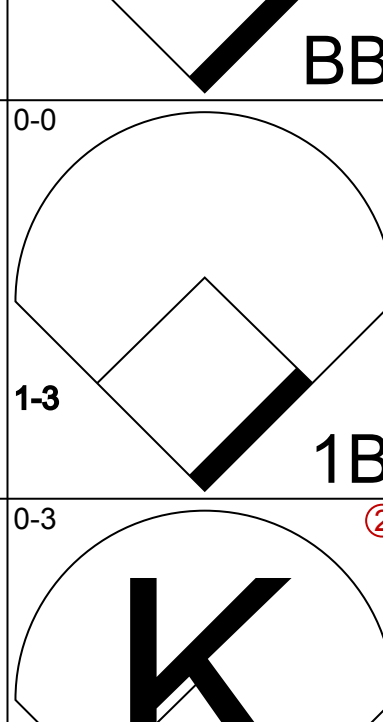
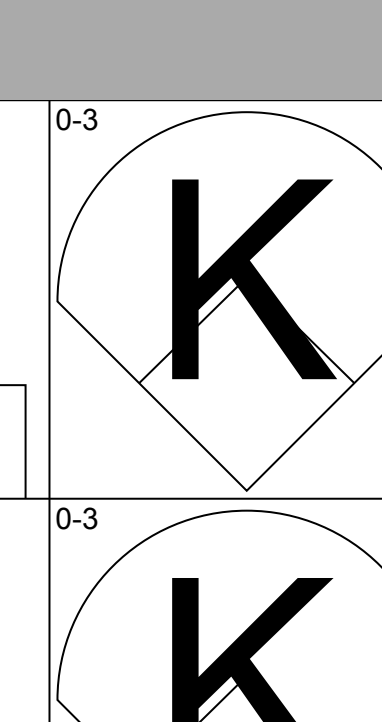
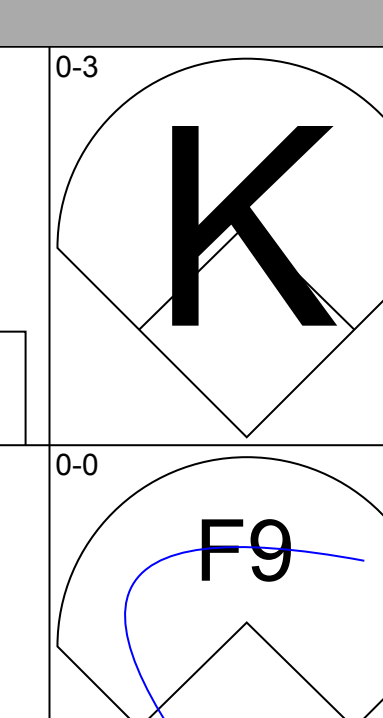
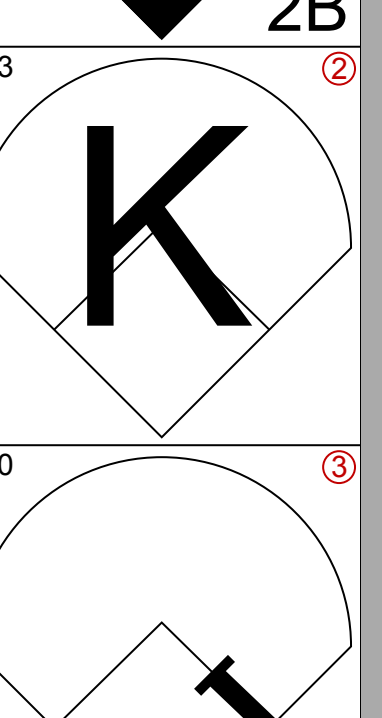
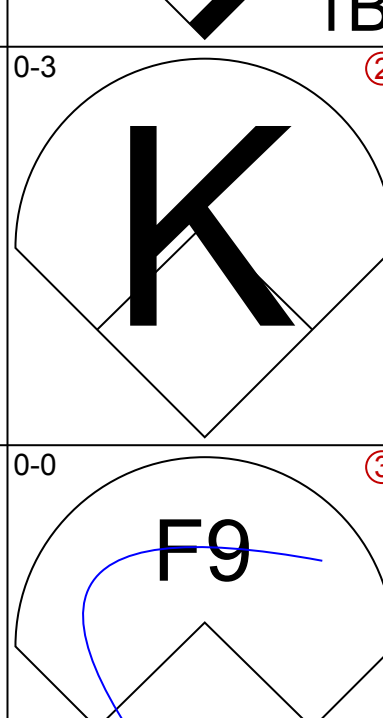
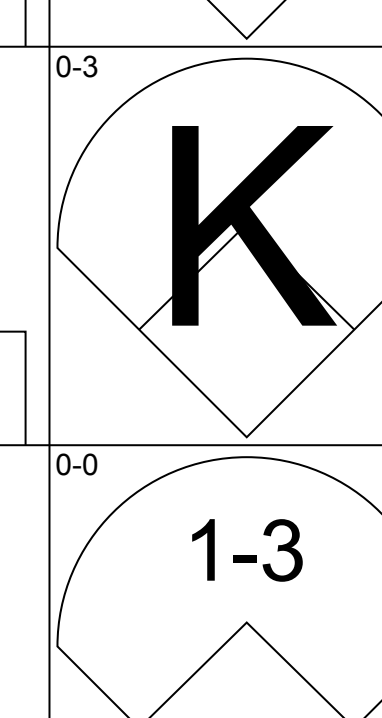
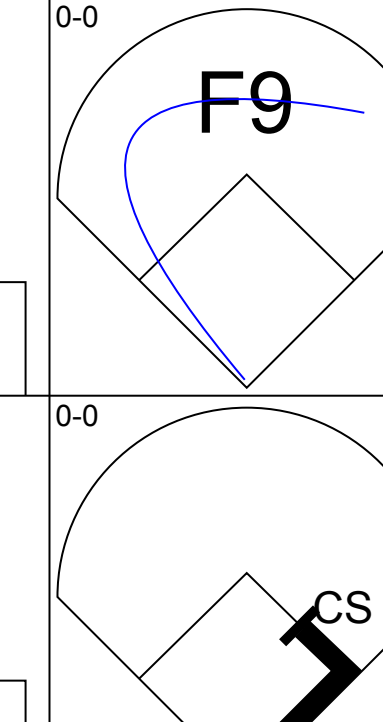
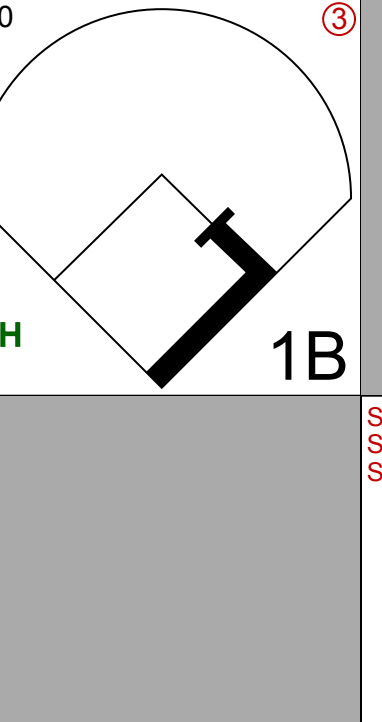
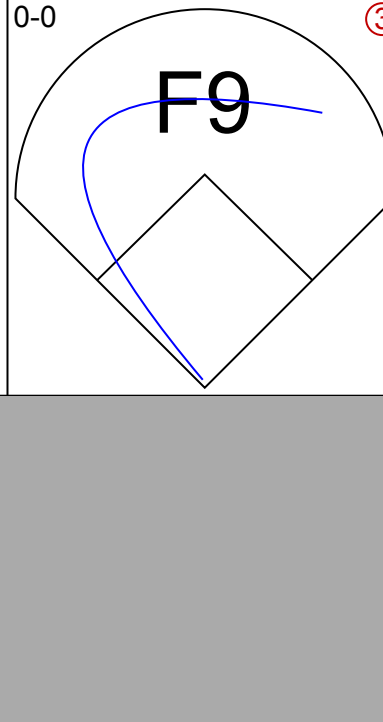
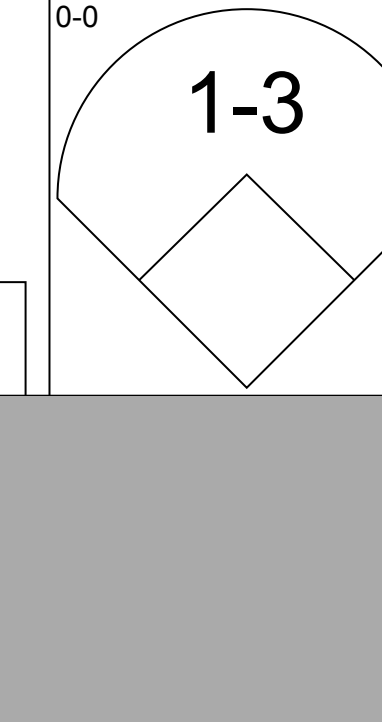
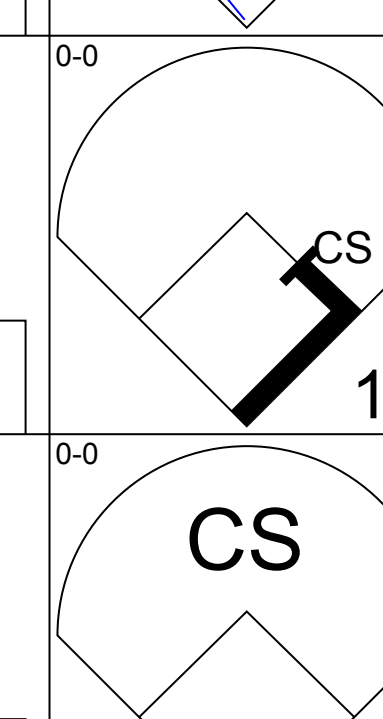
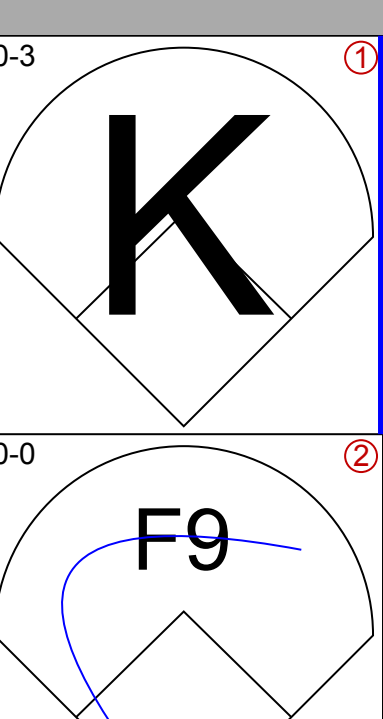
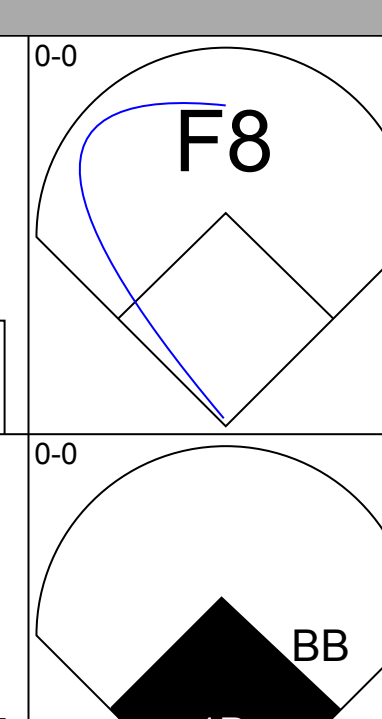
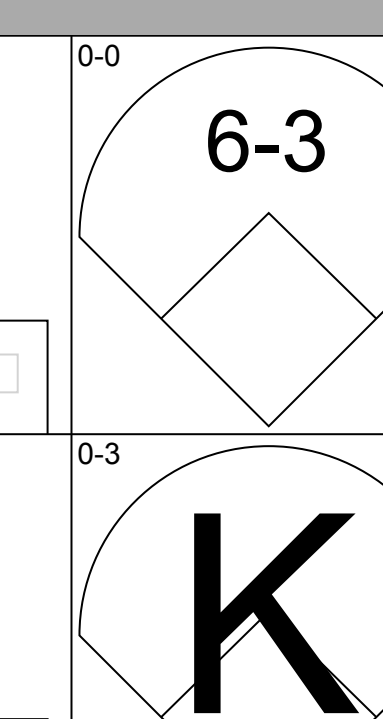
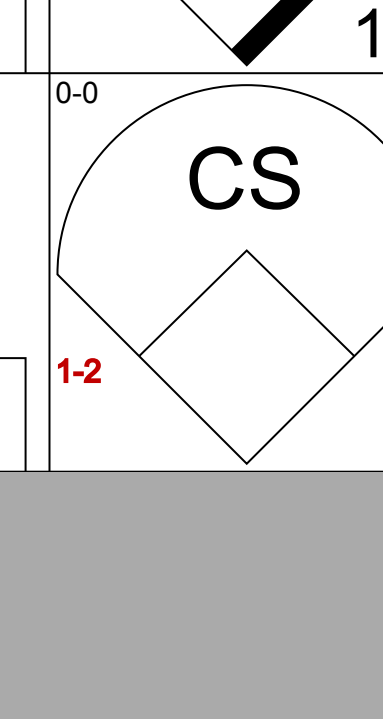
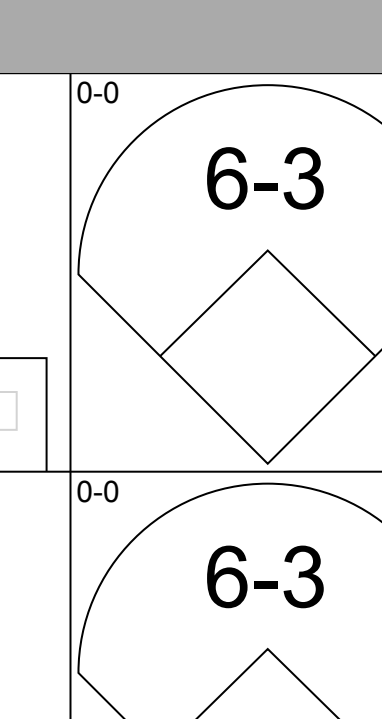
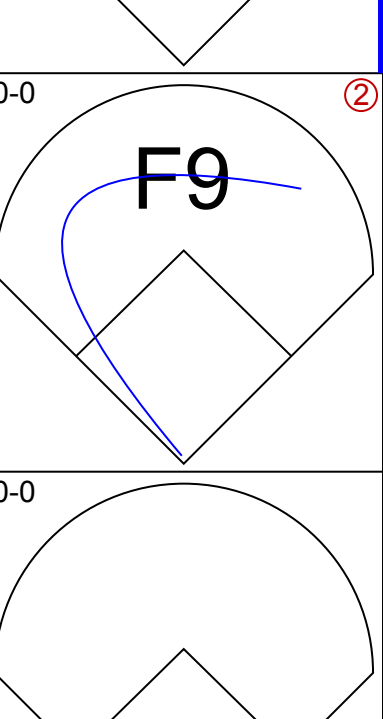
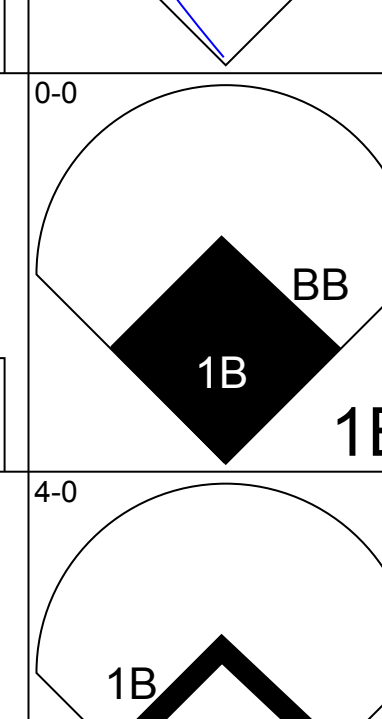
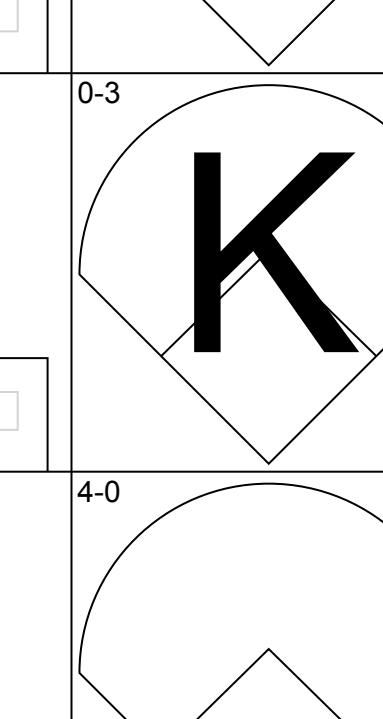
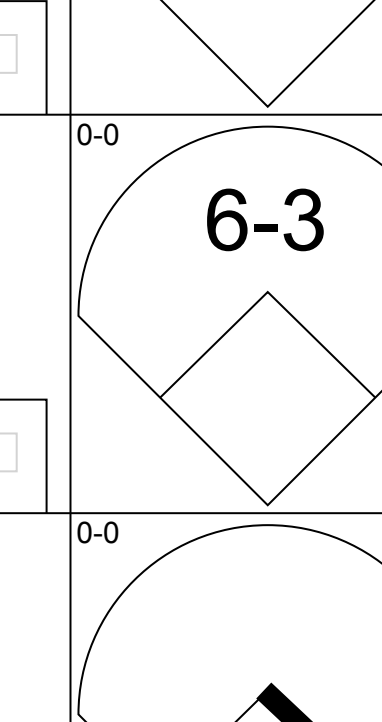
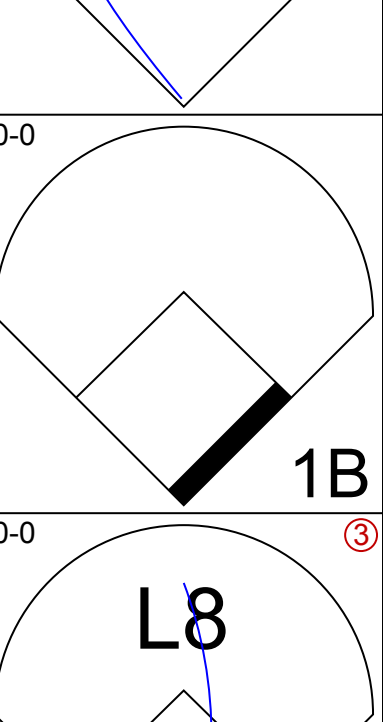
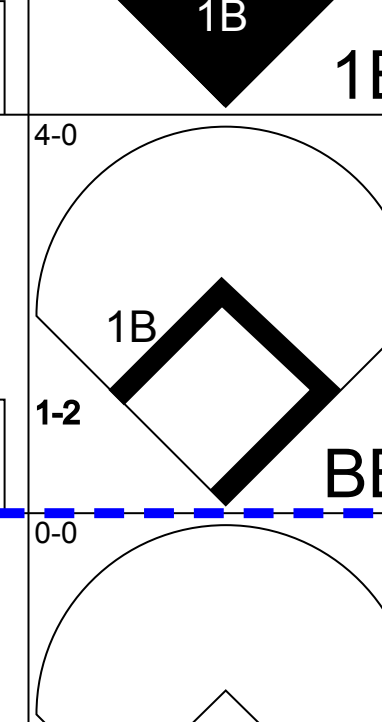
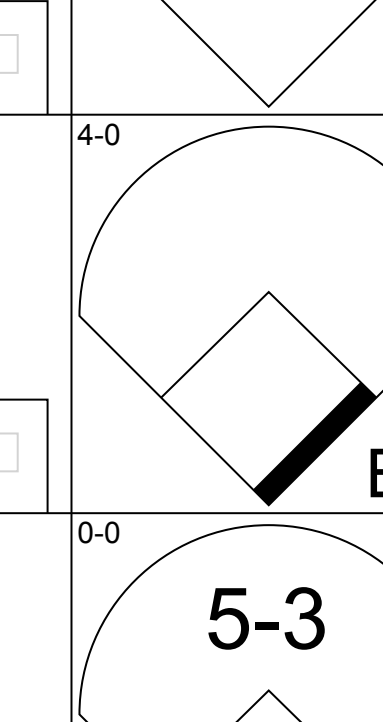
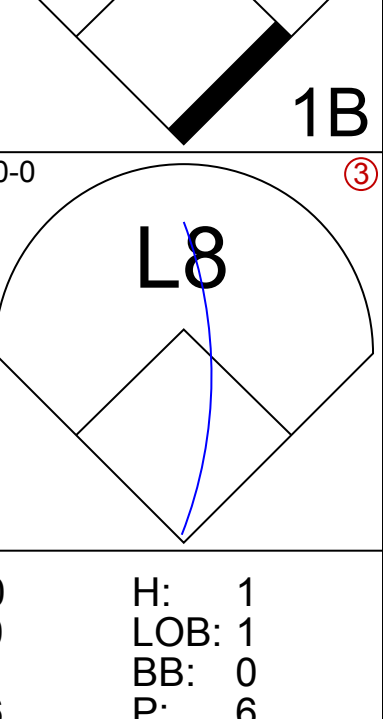
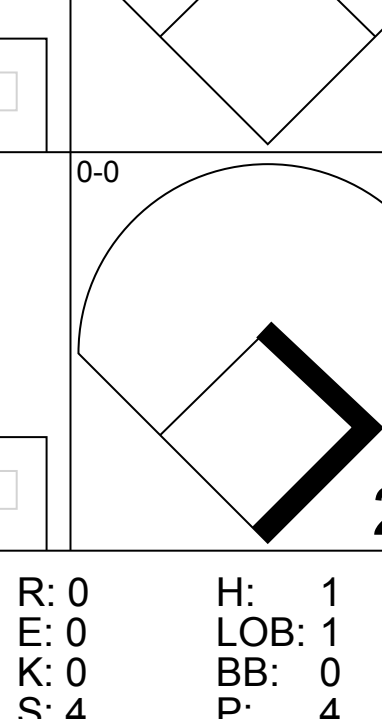
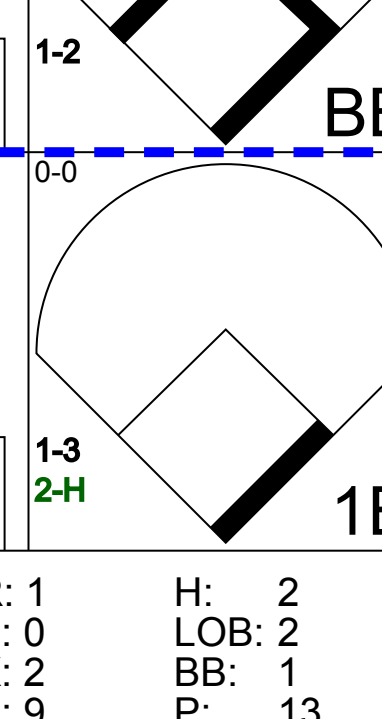
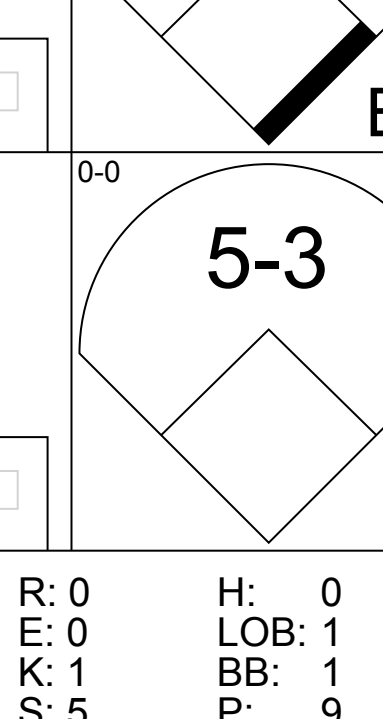


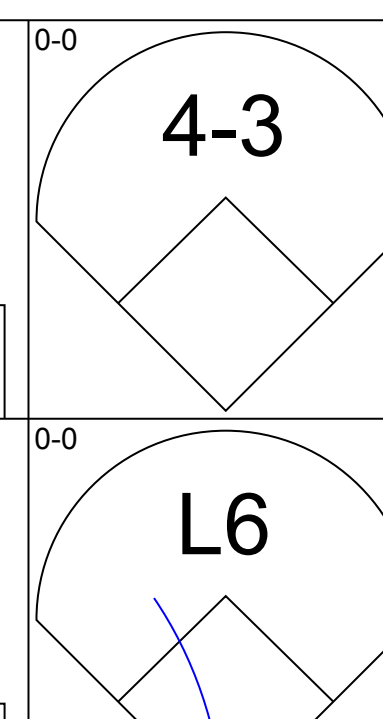
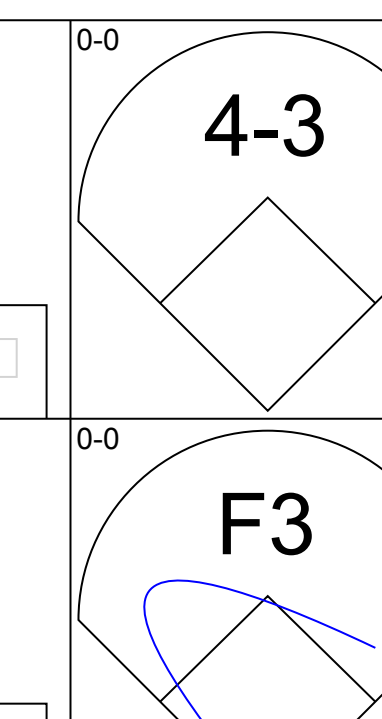
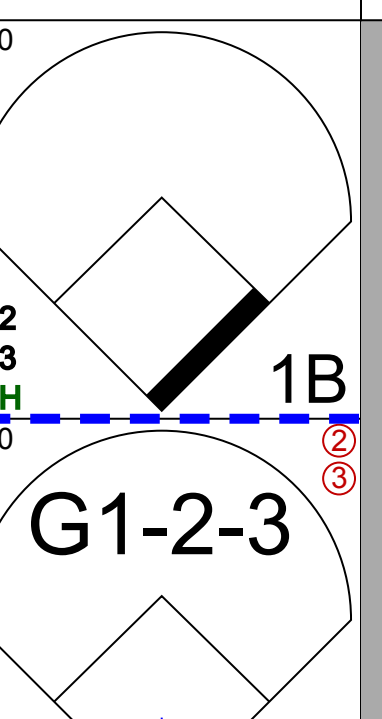


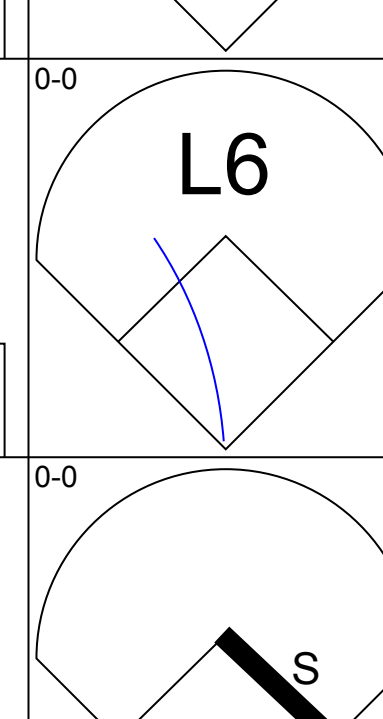
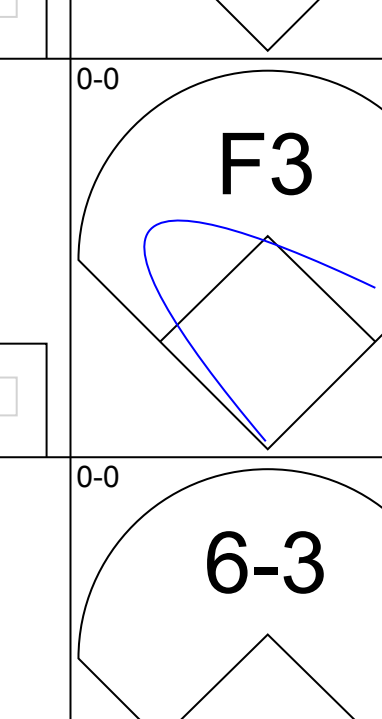
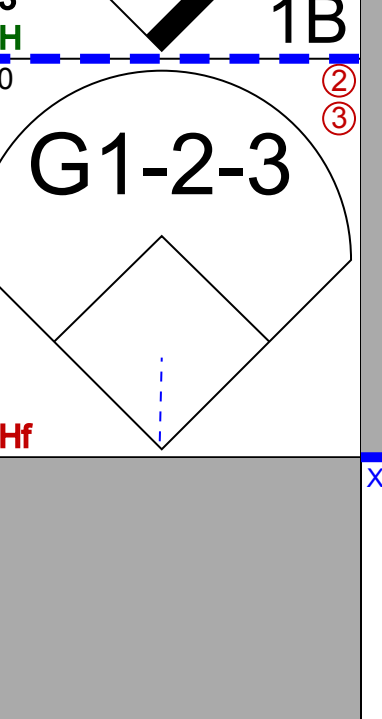
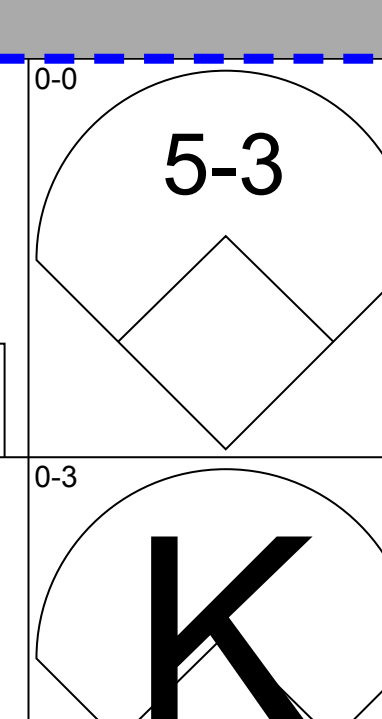

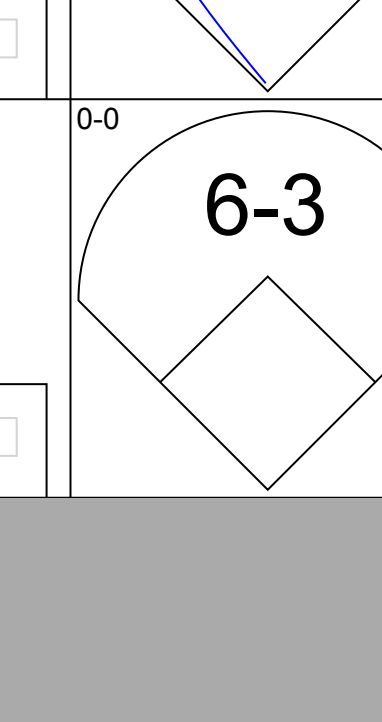
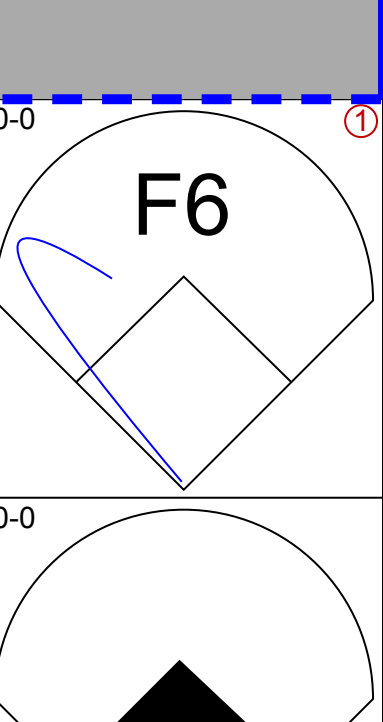
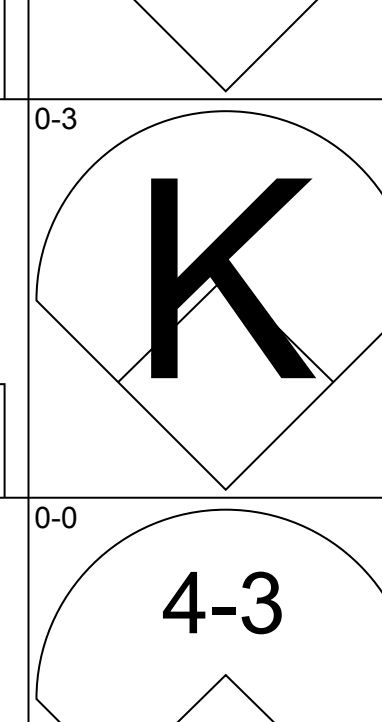
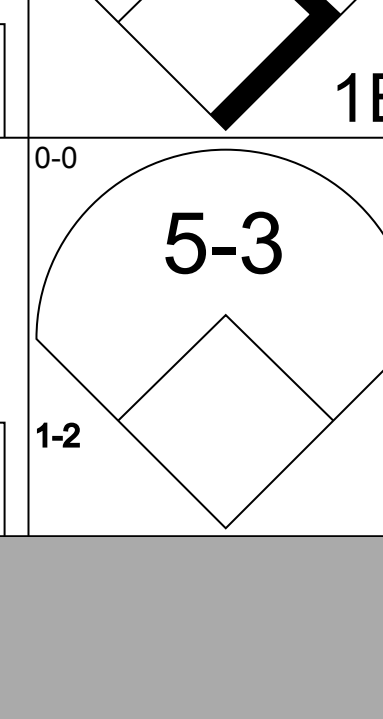
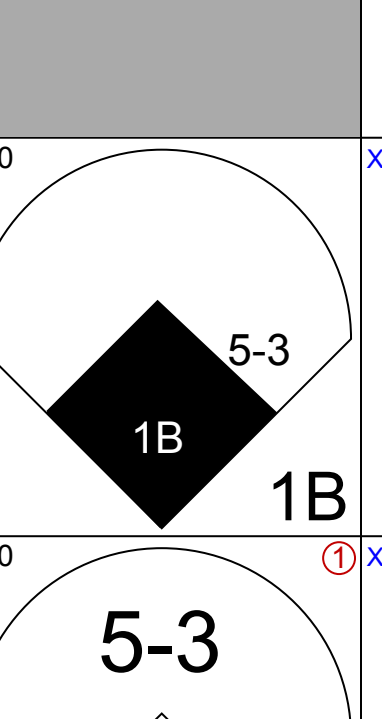
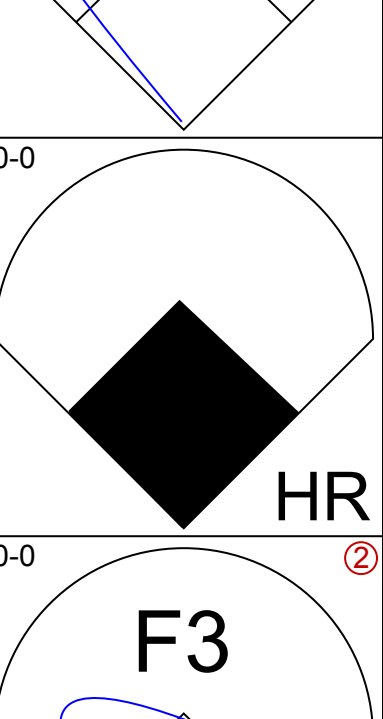
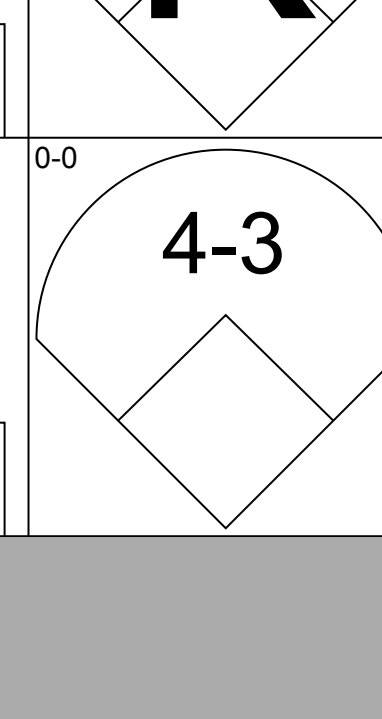
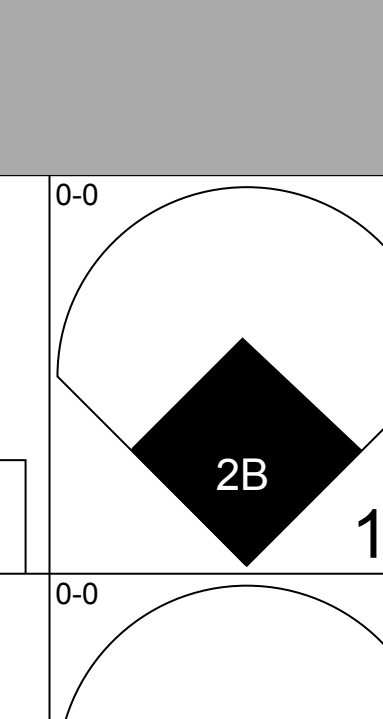
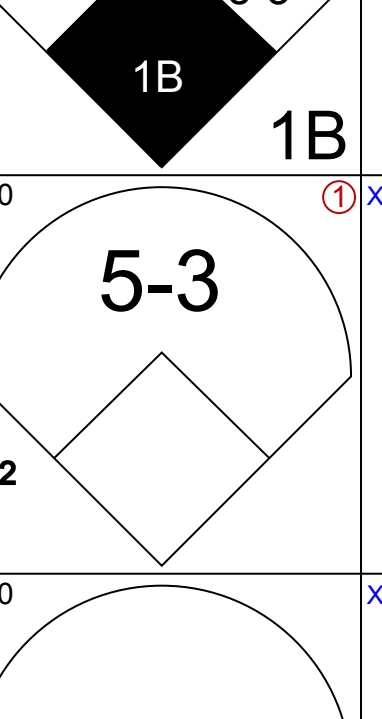
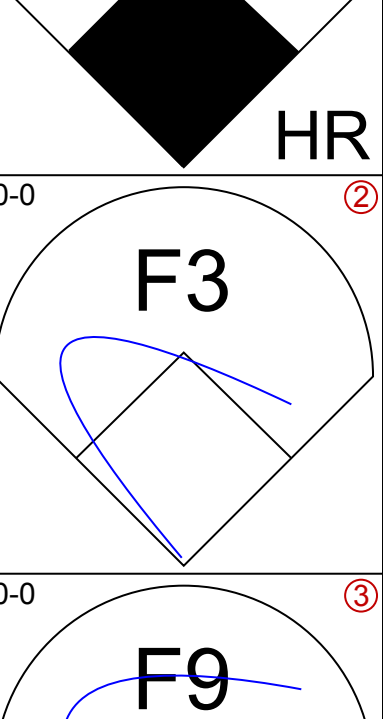

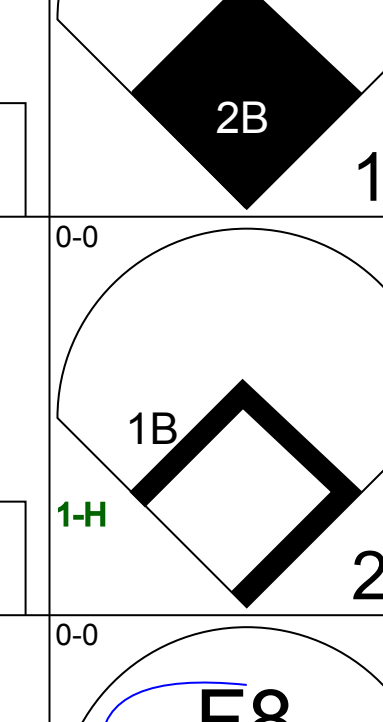
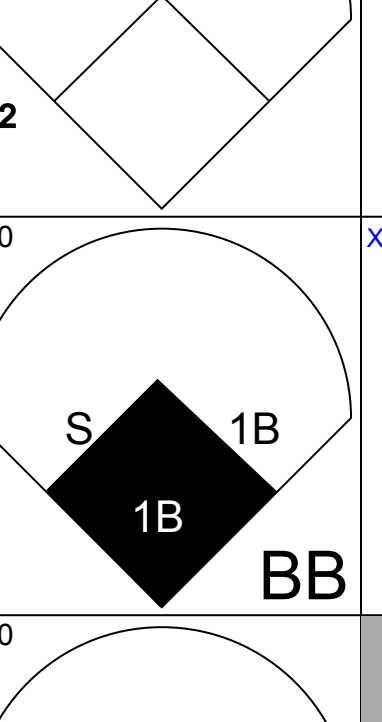
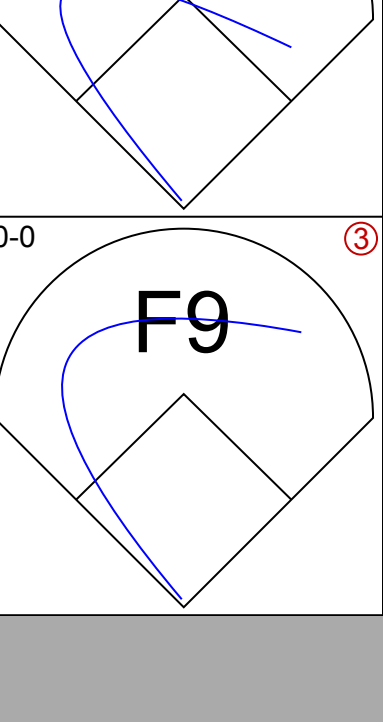

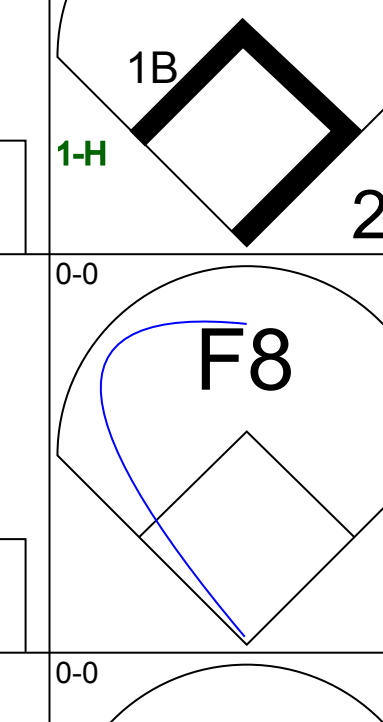
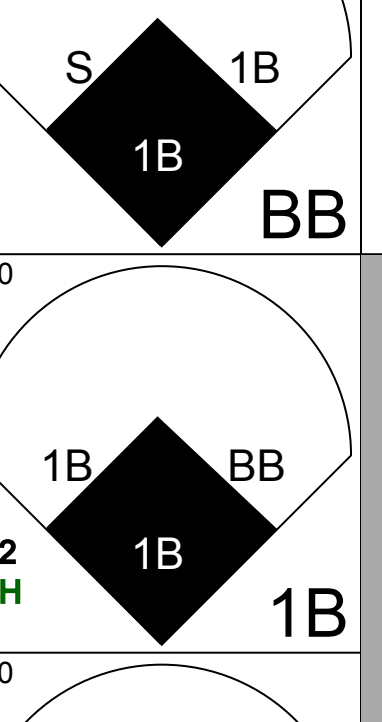
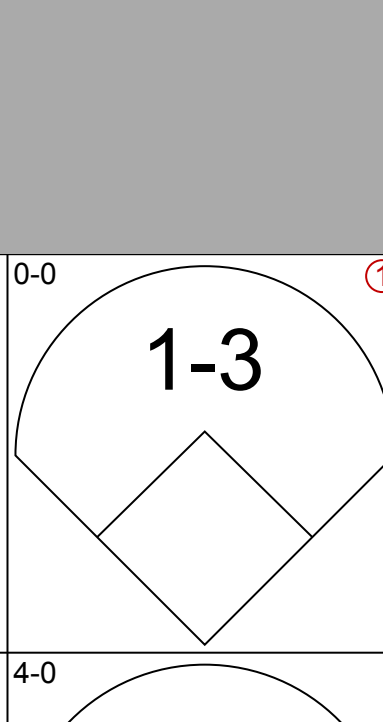
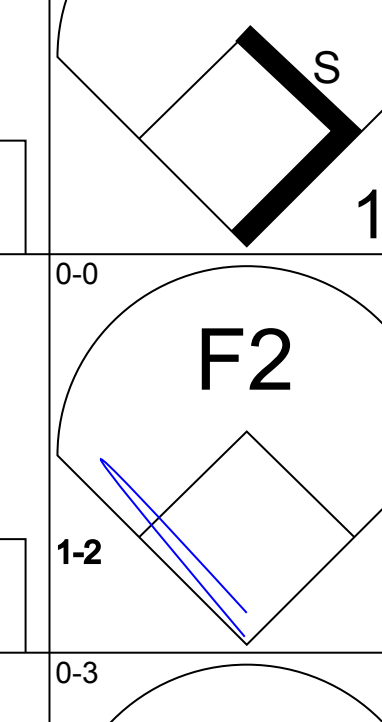
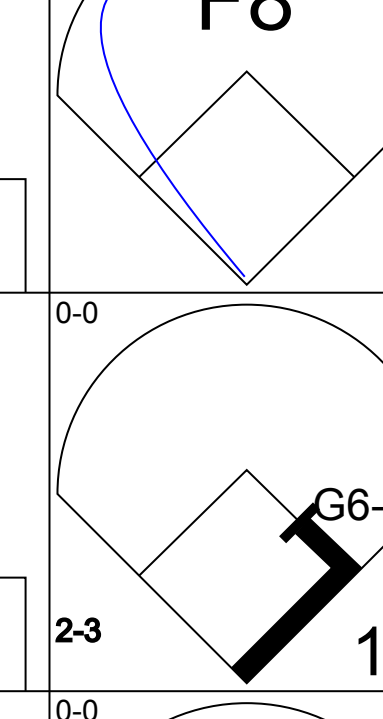
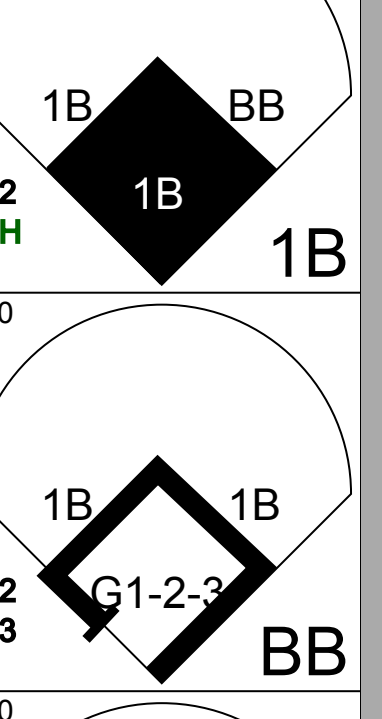

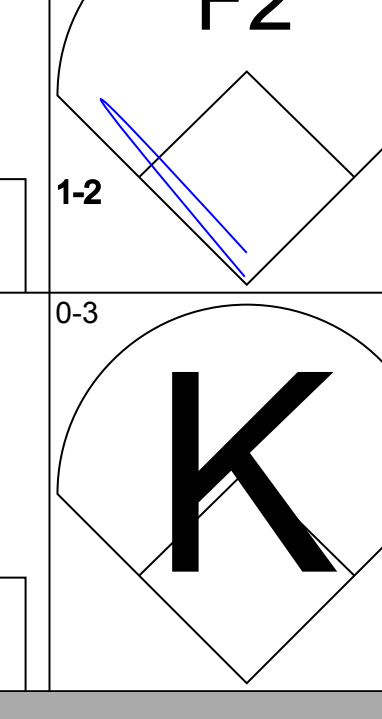
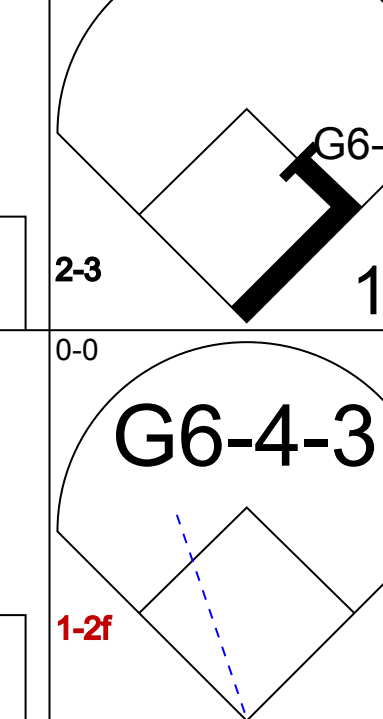
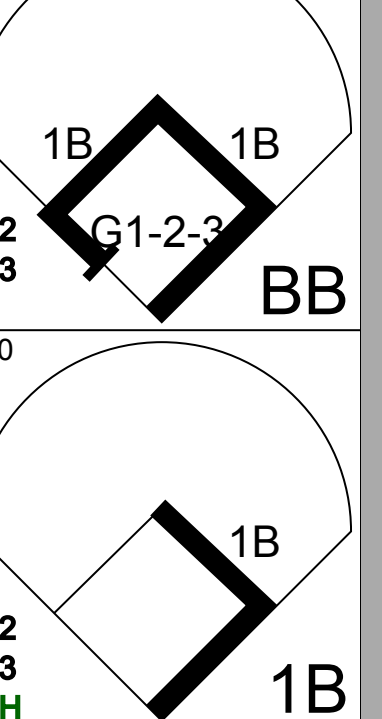
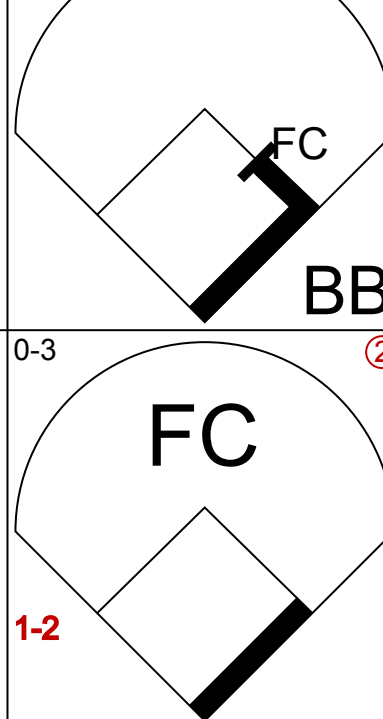
Batter	1	2	3	4	5	6	7	8	9	AB	R	H	RBI	BB	SO	LOB	TOP								
Davey Lopes, R (1.4) OBP: 0.393, SLG: 0.441	0-0 CS 1B		0-0 F5		0-0 1B		0-0 6-3		0-0 1B	4	0	2	0	0	0	0	<b>Los Angeles Dodgers @ Pittsburgh Pirates</b> Three Rivers Stadium, Pittsburgh, PA Sun May 22 1977, 3:33 AM EDT Att: 30,583 - Unknown <a href="http://livebaseballscorecards.com">livebaseballscorecards.com</a>								
Elias Sosa, R (7.1)									0	0	0	0	0	0	0										
Boog Powell, L (9. PH) OBP: 0.273, SLG: 0.273	CS 1B								1-2 2-3 3-H 1B	1	0	1	1	0	0										
Ted Martinez, R (1.6) OBP: 0.357, SLG: 0.571	0-0 CS 1B		0-0 L3		0-0 1B		0-0 F8		0-3 1B	4	1	2	0	0	0	0									
Reggie Smith, S (9. PH) OBP: 0.438, SLG: 0.656	1-2 1B				1-2 1B					1	0	0	0	0	1	3									
Lee Lacy, R (1.9) OBP: 0.320, SLG: 0.510	0-3 K		0-0 F8		0-0 4-3				0-3 K	5	1	1	1	0	2	7									
Ron Cey, R (1.5) OBP: 0.437, SLG: 0.650	4-0 1B								0-0 3-1	3	0	0	0	1	0	0									
Ed Goodson, L (8.5) OBP: 0.167, SLG: 0.091	BB									1	0	0	0	0	0	3									
Steve Garvey, R (1.3) OBP: 0.333, SLG: 0.473	0-0 1B		0-0 L8		0-0 F8		0-0 F9			4	0	1	1	0	0	0									
Rick Monday, L (1.8) OBP: 0.364, SLG: 0.472		0-3 K		0-3 K		0-0 BB 1B		0-0 6-3		4	0	1	0	0	2	0									
Dusty Baker Jr., R (1.7) OBP: 0.385, SLG: 0.518			0-0 F4		0-0 HR		4-0 BB 1B		0-0 BB 1B	3	2	2	1	1	0	0									
Steve Yeager, R (1.2) OBP: 0.379, SLG: 0.509			0-0 1B		0-0 F8		0-0 F7		0-0 1B BB	3	0	1	0	0	0	2									
Johnny Oates, L (7.2) OBP: 0.333, SLG: 0.300									1-2 1B	1	0	1	0	0	0	0									
Don Sutton, R (1.1) OBP: 0.250, SLG: 0.190			0-0 L5		0-0 F9		0-0 6-3		4-0 BB	1	0	0	0	0	0	1									
Al Downing, R (4.1)									1-2 2-3 BB	1	0	0	0	0	0	0									
Manny Mota, R (7. PH) OBP: 0.600, SLG: 0.667									1B	1	0	0	0	0	0	0									
John Hale, L (7.9) OBP: 0.382, SLG: 0.400									1-2 2-3 BB	0	0	0	0	1	0	0									
<b>Inning Stats</b>	R: 1 E: 0 K: 1 S: 6	H: 3 LOB: 2 BB: 1 P: 10	R: 0 E: 0 K: 1 S: 6	H: 1 LOB: 1 BB: 0 P: 6	R: 0 E: 0 K: 0 S: 3	H: 0 LOB: 0 BB: 0 P: 3	R: 0 E: 0 K: 1 S: 5	H: 0 LOB: 0 BB: 0 P: 5	R: 1 E: 0 K: 0 S: 6	H: 3 LOB: 2 BB: 1 P: 6	R: 0 E: 0 K: 0 S: 4	H: 1 LOB: 0 BB: 0 P: 8	R: 0 E: 0 K: 0 S: 3	H: 0 LOB: 0 BB: 0 P: 3	R: 1 E: 0 K: 0 S: 4	H: 1 LOB: 0 BB: 0 P: 4	R: 1 E: 0 K: 2 S: 10	H: 3 LOB: 3 BB: 1 P: 14	1B: 10 2B: 1 3B: 0 HR: 2	SF: 0 SAC: 0 DP: 1 HBP: 0	WP: 0 PB: 0 SB: 0 CS: 2	PA: 40			
<b>PITCHER</b>	IP	WLS	BF	H	R	ER	SO	BB	IBB	HBP	BLK	WP	HR	S	P	ERA	WHIP								
John Candelaria, L (1.1) ERA: 1.63	7.0	W	30	9	3	3	3	2	0	0	0	0	2	34	42	3.86	1.571								
Kent Tekulve, R (8.1) ERA: 1.53	1.0		6	2	1	1	0	1	0	0	0	0	0	5	9	9.00	3.000								
Rich Gossage, R (9.1) ERA: 0.82	1.0		4	1	0	0	2	0	0	0	0	0	0	8	8	0.00	1.000								

Batter	1	2	3	4	5	6	7	8	9	AB	R	H	RBI	BB	SO	LOB	BOTTOM								
Omar Moreno, L (1.8) OBP: 0.319, SLG: 0.361	0-3 K	0-0 HR		0-0 FC4-6 HR	0-0 4-3		0-0 4-3			5	2	1	3	0	1	4	<b>Los Angeles Dodgers @ Pittsburgh Pirates</b> Three Rivers Stadium, Pittsburgh, PA Sun May 22 1977, 3:33 AM EDT Att: 30,583 - Unknown <a href="http://livebaseballscorecards.com">livebaseballscorecards.com</a>								
Frank Taveras, R (1.6) OBP: 0.305, SLG: 0.326	0-0 S 1B	1-0 E S HBP		4-0 HR BB		0-0 F9		0-0 4-3		3	1	1	0	1	0	0									
Dave Parker, L (1.9) OBP: 0.410, SLG: 0.619	0-3 K	0-0 F8		0-0 HR		0-0 4-3		0-0 HR		5	2	2	5	0	1	2									
Al Oliver, L (1.7) OBP: 0.353, SLG: 0.477	0-0 G3		0-0 F7	0-0 4-3 2B		0-0 1B		0-0 HR		5	1	3	1	0	0	1									
Willie Stargell, L (1.3) OBP: 0.398, SLG: 0.625		0-0 G3	4-0 G5-4-3 BB	0-0 4-3 2-3		0-3 K		0-0 4-3		4	0	0	0	1	1	2									
Rennie Stennett, R (1.4) OBP: 0.340, SLG: 0.363		4-0 6-3 BB	0-0 G5-4-3	4-0 FC5-4 BB		0-0 S S 1B		0-0 4-3		3	1	1	0	2	0	1									
Phil Garner, R (1.5) OBP: 0.295, SLG: 0.394		0-0 6-3		0-0 FC5-4 3B		0-0 F7				4	1	1	0	0	0	4									
Duffy Dyer, R (1.2) OBP: 0.418, SLG: 0.453		4-0 1B HR BB		4-0 FC4-6 HR BB	0-0 K		4-0 S BB			1	2	0	0	3	1	0									
John Candelaria, L (1.1) OBP: 0.278, SLG: 0.188				0-0 FC4-6 HR BB	0-3 K		0-3 K			4	1	2	2	0	2	2									
Kent Tekulve, R (8.1) OBP: 0.500, SLG: 0.500				0-0 FC4-6 1B	0-0 K		0-3 K			0	0	0	0	0	0	0									
Rich Gossage, R (9.1) OBP: 0.250, SLG: 0.500				1-2 2-H HR 1B					1-2 2-3	0	0	0	0	0	0	0									
<b>Inning Stats</b>	R: 0 E: 0 K: 2 S: 8	H: 1 LOB: 1 BB: 0 P: 8	R: 4 E: 0 K: 0 S: 5	H: 2 LOB: 1 BB: 2 P: 14	R: 0 E: 0 K: 0 S: 2	H: 0 LOB: 0 BB: 1 P: 6	R: 5 E: 0 K: 0 S: 7	H: 4 LOB: 2 BB: 3 P: 19	R: 0 E: 0 K: 2 S: 7	H: 0 LOB: 0 BB: 0 P: 7	R: 0 E: 0 K: 1 S: 6	H: 1 LOB: 1 BB: 0 P: 6	R: 0 E: 0 K: 1 S: 6	H: 1 LOB: 2 BB: 1 P: 10	R: 2 E: 0 K: 0 S: 5	H: 2 LOB: 0 BB: 0 P: 5	1B: 5 2B: 1 3B: 1 HR: 4	SF: 0 SAC: 0 DP: 1 HBP: 1	WP: 0 PB: 0 SB: 6 CS: 0	PA: 42					
<b>PITCHER</b>	IP	WLS	BF	H	R	ER	SO	BB	IBB	HBP	BLK	WP	HR	S	P	ERA	WHIP								
Don Sutton, R (1.1) ERA: 2.62	3.0	L	18	5	7	7	2	4	0	1	0	0	1	17	34	21.00	3.000								
Al Downing, L (4.1) ERA: 5.65	3.0		14	3	2	2	3	2	0	0	0	0	1	18	26	6.00	1.667								
Elias Sosa, R (7.1) ERA: 7.0	2.0		10	3	2	2	1	1	0	0	0	0	2	11	15	9.00	2.000								





Batter	1	2	3	4	5	6	7	8	9	AB	R	H	RBI	BB	SO	LOB	TOP					
Lee Mazzilli, S OBP: 0.319, SLG: 0.271 Bob Apodaca, R (1, 8) (7, 1)										4	0	0	0	0	2	3	<p><b>New York Mets @ Pittsburgh Pirates</b> Three Rivers Stadium, Pittsburgh, PA Tue May 24 1977, 7:05 PM EDT Att: 9,309 - Unknown</p> <p>livebaseballscores.com</p> <p>AB 33 R 2 H 8 RBI 2 BB 3 SO 11 LOB 12</p> 					
Lenny Randle, S OBP: 0.434, SLG: 0.515 (1, 4) (7, 8)										3	0	0	0	1	1	2						
Mike Vail, R OBP: 0.397, SLG: 0.462 (1, 9)										4	1	2	0	0	2	0						
Dave Kingman, R OBP: 0.271, SLG: 0.417 (1, 7)										4	0	0	0	0	4	3						
Joe Torre, R OBP: 0.196, SLG: 0.306 (1, 3)										4	0	1	1	0	0	2						
John Stearns, R OBP: 0.366, SLG: 0.472 Bob Myrick, R (1, 2) (5, 1)										2	0	1	0	0	1	0						
Felix Millan, R OBP: 0.245, SLG: 0.245 (7, PH) (7, 4)										2	0	0	0	0	0	0						
Roy Staiger, R OBP: 0.244, SLG: 0.333 (1, 5)										4	1	1	0	0	1	0						
Bud Harrelson, S OBP: 0.232, SLG: 0.148 (1, 6)										2	0	1	0	2	0	0						
Jon Matlack, L OBP: 0.196, SLG: 0.158 Rick Baldwin, L (1, 1) (4, 1)										1	0	1	0	0	0	0						
Jerry Grote, R OBP: 0.311, SLG: 0.273 (5, PH) (5, 2)										1	0	0	0	0	0	1						
Ron Hodges, L OBP: 0.248, SLG: 0.364 (7, PH) (7, 2)										2	0	1	1	0	0	1						
<b>Inning Stats</b>	R: 0 E: 0 K: 2 S: 7	H: 0 LOB: 0 BB: 0 P: 7	R: 0 E: 0 K: 1 S: 5	H: 1 LOB: 0 BB: 0 P: 5	R: 0 E: 0 K: 0 S: 4	H: 1 LOB: 1 BB: 0 P: 4	R: 1 E: 0 K: 1 S: 6	H: 2 LOB: 1 BB: 0 P: 6	R: 0 E: 0 K: 1 S: 6	H: 1 LOB: 1 BB: 0 P: 6	R: 0 E: 0 K: 1 S: 6	H: 1 LOB: 2 BB: 1 P: 10	R: 1 E: 0 K: 2 S: 9	H: 2 LOB: 2 BB: 1 P: 13	R: 0 E: 0 K: 2 S: 7	H: 0 LOB: 0 BB: 0 P: 7	R: 0 E: 0 K: 1 S: 5	H: 0 LOB: 1 BB: 1 P: 9	1B: 6 2B: 2 3B: 0 HR: 0	SF: 0 SAC: 0 DP: 0 HBP: 0	WP: 0 PB: 0 SB: 1 CS: 1	PA: 37
<b>PITCHER</b>	IP WLS BF H R ER SO BB IBB HBP BLK WP HR S P ERA WHIP																					
Jerry Reuss, L ERA: 5.17 (1, 1)	6.1 W 26 7 2 2 6 2 0 0 0 0 0 0 36 44 2.84 1.421																					
Kent Tekulve, R ERA: 1.53 (7, 1)	0.0 1 1 0 0 0 0 0 0 0 0 0 0 1 1 ∞ ∞																					
Terry Forster, L ERA: 3.79 (7, 1)	2.2 S 9 0 0 0 5 1 0 0 0 0 0 0 18 22 0.00 0.375																					

Batter	1	2	3	4	5	6	7	8	9	AB	R	H	RBI	BB	SO	LOB	BOTTOM			
Omar Moreno, L OBP: 0.317, SLG: 0.357 (1, 8)										4	0	1	1	0	1	1	<p><b>New York Mets @ Pittsburgh Pirates</b> Three Rivers Stadium, Pittsburgh, PA Tue May 24 1977, 7:05 PM EDT Att: 9,309 - Unknown</p> <p>livebaseballscores.com</p> <p>AB 32 R 5 H 10 RBI 5 BB 3 SO 3 LOB 12</p> 			
Frank Taveras, R OBP: 0.393, SLG: 0.319 Mario Mendoza, R OBP: 0.167, SLG: 0.167 (1, 6) (6, 6)										3	0	0	0	0	0	3				
Dave Parker, L OBP: 0.406, SLG: 0.610 (1, 9)										4	0	1	0	0	1	0				
Al Oliver, L OBP: 0.357, SLG: 0.500 (1, 7)										4	2	2	1	0	0	1				
Bill Robinson, R OBP: 0.293, SLG: 0.400 (1, 3)										4	1	1	0	0	0	1				
Rennie Stennett, R OBP: 0.351, SLG: 0.377 (1, 4)										3	1	2	1	1	0	0				
Phil Garner, R OBP: 0.293, SLG: 0.390 (1, 5)										4	1	1	1	0	0	2				
Duffy Dyer, R OBP: 0.432, SLG: 0.455 (1, 2)										2	0	1	0	2	1	1				
Jerry Reuss, L OBP: 0.250, SLG: 0.211 Kent Tekulve, R OBP: 0.500, SLG: 0.500 Terry Forster, L OBP: 0.333, SLG: 0.333 (1, 1) (7, 1) (7, 1)										3	0	1	1	0	0	3				
										0	0	0	0	0	0	0				
										0	0	0	0	0	0	0				
<b>Inning Stats</b>	R: 0 E: 0 K: 0 S: 4	H: 1 LOB: 1 BB: 0 P: 4	R: 1 E: 0 K: 0 S: 5	H: 3 LOB: 1 BB: 0 P: 5	R: 0 E: 0 K: 0 S: 3	H: 0 LOB: 0 BB: 0 P: 3	R: 3 E: 0 K: 0 S: 6	H: 4 LOB: 2 BB: 2 P: 14	R: 1 E: 0 K: 0 S: 4	H: 1 LOB: 0 BB: 0 P: 4	R: 0 E: 0 K: 1 S: 7	H: 0 LOB: 1 BB: 1 P: 11	R: 0 E: 0 K: 1 S: 5	H: 0 LOB: 0 BB: 0 P: 5	R: 0 E: 0 K: 1 S: 6	H: 1 LOB: 1 BB: 0 P: 6	1B: 8 2B: 1 3B: 0 HR: 1	SF: 0 SAC: 0 DP: 2 HBP: 0	WP: 1 PB: 0 SB: 3 CS: 0	PA: 35
<b>PITCHER</b>	IP WLS BF H R ER SO BB IBB HBP BLK WP HR S P ERA WHIP																			
Jon Matlack, L ERA: 3.82 Rick Baldwin, R ERA: Bob Myrick, L ERA: 3.63 Bob Apodaca, R ERA: 3.48 (1, 1) (4, 1) (5, 1) (7, 1)	3.1 L 19 8 4 4 0 0 0 0 0 0 0 0 17 25 10.80 3.000																			
	0.2 1 0 0 0 0 0 0 0 0 0 0 0 1 1 0.00 0.000																			
	2.0 8 1 1 1 2 1 0 0 0 1 1 11 15 4.50 1.000																			
	2.0 7 1 0 0 2 0 0 0 0 0 0 0 11 11 0.00 0.500																			



Batter	1	2	3	4	5	6	7	8	9	AB	R	H	RBI	BB	SO	LOB	TOP										
Omar Moreno, L (1,8) OBP: 0.308, SLG: 0.346	G3		B1			K	K			4	0	0	0	0	2	1	<b>Pittsburgh Pirates @ Chicago Cubs</b> Wrigley Field, Chicago, IL Fri May 27 1977, 3:33 AM CDT Att: 14,593 - Sunny - 67 F										
Frank Taveras, R (1,6) OBP: 0.391, SLG: 0.313	2-3		4-3			FC6 HBP		F2		3	0	0	0	0	0	0											
Dave Parker, L (1,9) OBP: 0.397, SLG: 0.595	L7			P4		FC6 2B		5-3		4	1	0	0	0	0	1											
Al Oliver, L (1,7) OBP: 0.361, SLG: 0.507		1B 1B		4-3		1-H 2B		6-3		4	1	2	1	0	0	0											
Willie Stargell, L (1,3) OBP: 0.391, SLG: 0.600		L8		L7					K	3	0	0	0	1	1	1											
Rennie Stennett, R (1,4) OBP: 0.381, SLG: 0.387		1B 1B			5-3				WP 1B	4	0	3	0	0	0	2											
Phil Garner, R (1,5) OBP: 0.292, SLG: 0.386			L7 CS 1B		L7 1-2		E6 FC5-4		K	4	0	1	1	0	1	2											
Duffy Dyer, R (1,2) OBP: 0.429, SLG: 0.443										2	0	0	0	1	1	3											
Bill Robinson, R (9, PH) OBP: 0.289, SLG: 0.394									L7	1	0	0	0	0	0	1											
John Candelaria, L (1,1) OBP: 0.250, SLG: 0.167										2	0	0	0	0	1	1											
Ed Ott, L (7, PH) OBP: 0.418, SLG: 0.349										1	0	0	0	0	1	1											
Kent Tekulve, R (7, 1) OBP: 0.500, SLG: 0.500										0	0	0	0	0	0	0											
Terry Forster, L (8, 1) OBP: 0.333, SLG: 0.333										0	0	0	0	0	0	0											
Odell Jones, R (8, 1)										0	0	0	0	0	0	0											
<b>Inning Stats</b>	R: 0 E: 0 K: 0 S: 3	H: 0 LOB: 0 BB: 0 P: 3	R: 1 E: 0 K: 1 S: 7	H: 3 LOB: 2 BB: 0 P: 7	R: 0 E: 0 K: 0 S: 5	H: 0 LOB: 0 BB: 0 P: 5	R: 0 E: 0 K: 0 S: 6	H: 0 LOB: 0 BB: 0 P: 7	R: 0 E: 0 K: 0 S: 3	H: 1 LOB: 1 BB: 1 P: 7	R: 1 E: 0 K: 1 S: 9	H: 1 LOB: 2 BB: 1 P: 14	R: 0 E: 1 K: 2 S: 10	H: 0 LOB: 1 BB: 0 P: 11	R: 0 E: 0 K: 0 S: 3	H: 0 LOB: 0 BB: 0 P: 3	R: 0 E: 0 K: 2 S: 9	H: 1 LOB: 1 BB: 0 P: 9	1B: 5 2B: 2 3B: 0 HR: 0	SF: 0 SAC: 0 DP: 1 HBP: 1	WP: 1 PB: 0 SB: 1 CS: 2	PA: 35					
<b>PITCHER</b>	IP	WLS	BF	H	R	ER	SO	BB	IBB	HBP	BLK	WP	HR	S	P	ERA	WHIP										
Bill Bonham, R (1, 1) ERA: 3.41	8.0	W	31	5	2	2	5	1	1	1	0	0	0	46	57	2.25	0.750										
Bruce Sutter, R (9, 1) ERA: 0.71	1.0	S	4	1	0	0	2	0	0	0	0	1	0	9	9	0.00	1.000										

AB 32  
R 2  
H 6  
RBI 2  
BB 2  
SO 7  
LOB 13

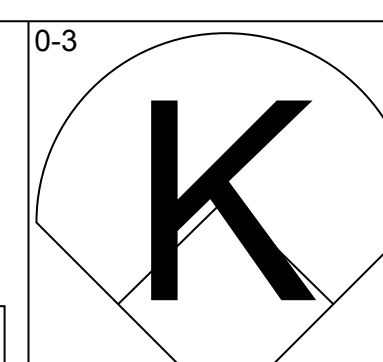
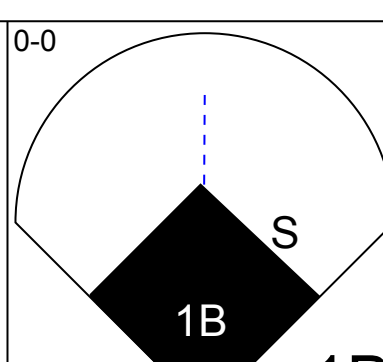
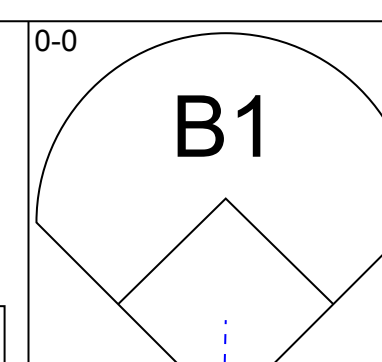
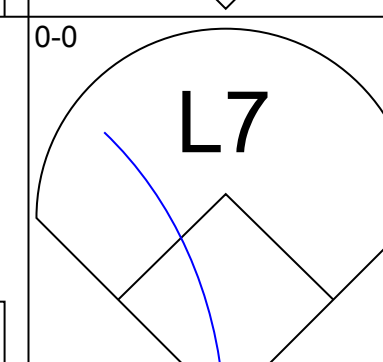
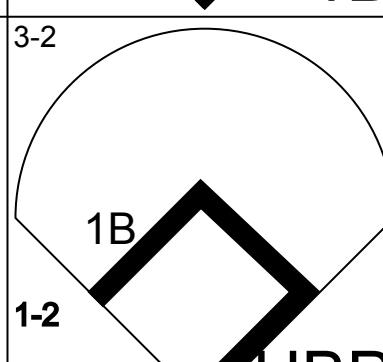

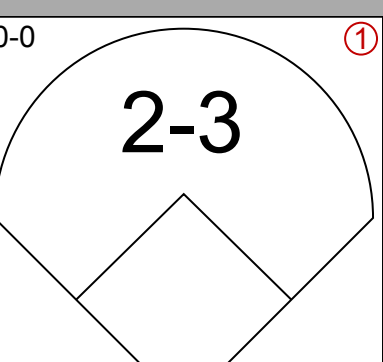
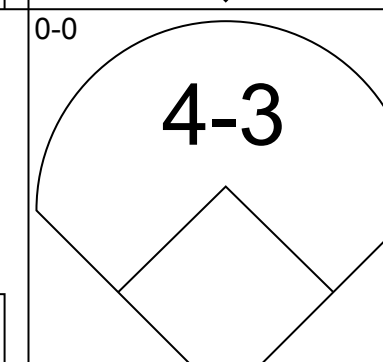
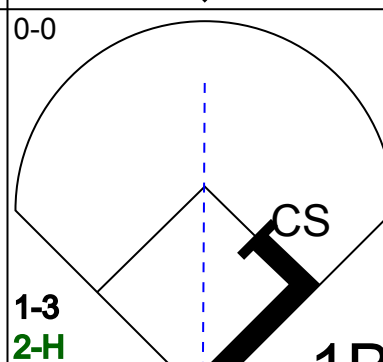

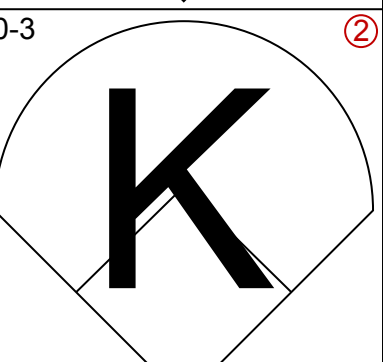
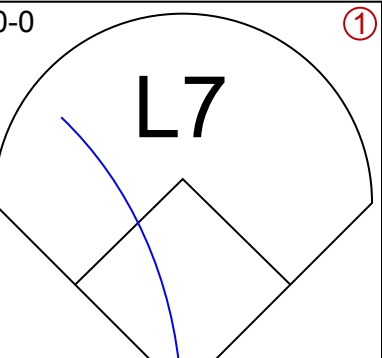
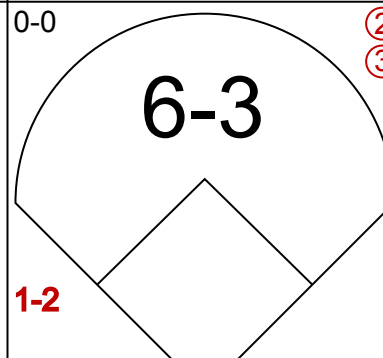

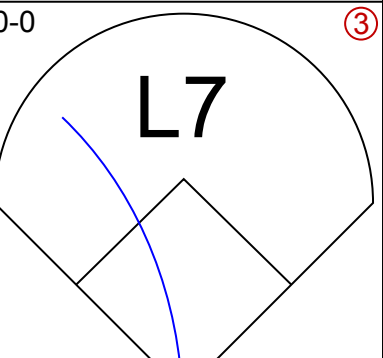
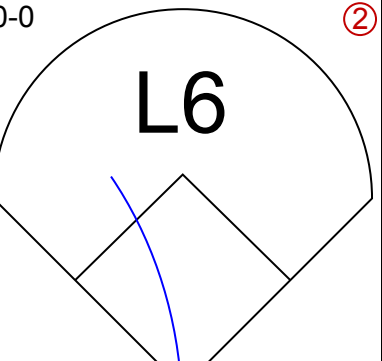


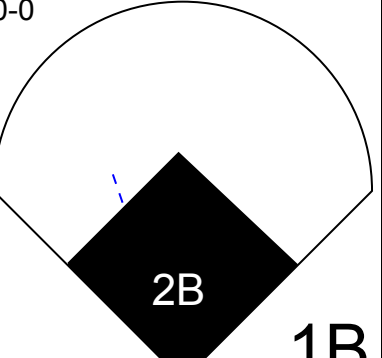




Batter	1	2	3	4	5	6	7	8	9	AB	R	H	RBI	BB	SO	LOB	BOTTOM										
Ivan De Jesus, R (1,6) OBP: 0.351, SLG: 0.381	S 1B		L9		1-3					4	0	1	0	0	1	0	<b>Pittsburgh Pirates @ Chicago Cubs</b> Wrigley Field, Chicago, IL Fri May 27 1977, 3:33 AM CDT Att: 14,593 - Sunny - 67 F										
Gene Clines, R (1,7) OBP: 0.483, SLG: 0.556	L7		K		L9					4	0	0	0	0	2	1											
Larry Bittner, L (1,3) OBP: 0.346, SLG: 0.408	P4 1-2			G3 1B		6-3				4	2	2	0	0	0	1											
Bobby Murcer, L (1,9) OBP: 0.378, SLG: 0.489	K			G3		HR				4	1	1	1	0	2	3											
Jerry Morales, R (1,8) OBP: 0.340, SLG: 0.429		BB			2H 1B					3	0	3	2	1	0	0											
Manny Trillo, R (1,4) OBP: 0.413, SLG: 0.557		L7			HR					4	1	1	1	0	0	3											
Steve Ontiveros, S (1,5) OBP: 0.450, SLG: 0.439		K								2	0	1	0	2	1	1											
George Mitterwald, R (1,2) OBP: 0.344, SLG: 0.421		F9			5-3					3	0	0	0	1	0	4											
Bill Bonham, R (1, 1) ERA: 1.94										3	0	0	0	0	1	0											
Bill Buckner, L (8, PH) OBP: 0.400, SLG: 0.475										1	0	0	0	0	0	3											
Bruce Sutter, R (9, 1) ERA: 6.35										0	0	0	0	0	0	0											
<b>Inning Stats</b>	R: 0 E: 0 K: 1 S: 6	H: 1 LOB: 1 BB: 0 P: 6	R: 0 E: 0 K: 1 S: 10	H: 0 LOB: 1 BB: 1 P: 17	R: 0 E: 0 K: 1 S: 8	H: 0 LOB: 0 BB: 0 P: 8	R: 2 E: 0 K: 0 S: 6	H: 4 LOB: 1 BB: 0 P: 6	R: 0 E: 0 K: 1 S: 5	H: 0 LOB: 0 BB: 0 P: 5	R: 1 E: 0 K: 0 S: 8	H: 2 LOB: 2 BB: 1 P: 12	R: 0 E: 0 K: 2 S: 7	H: 0 LOB: 0 BB: 0 P: 7	R: 1 E: 0 K: 1 S: 7	H: 2 LOB: 2 BB: 2 P: 15		1B: 5 2B: 1 3B: 1 HR: 2	SF: 0 SAC: 0 DP: 0 HBP: 0	WP: 0 PB: 0 SB: 1 CS: 0	PA: 36						
<b>PITCHER</b>	IP	WLS	BF	H	R	ER	SO	BB	IBB	HBP	BLK	WP	HR	S	P	ERA	WHIP										
John Candelaria, L (1, 1) ERA: 1.94	6.0	L	26	7	3	3	4	2	0	0	0	0	0	43	54	4.50	1.500										
Kent Tekulve, R (7, 1) ERA: 1.57	1.0		3	0	0	0	2	0	0	0	0	0	0	7	7	0.00	0.000										
Terry Forster, L (8, 1) ERA: 4.19	0.1		3	2	1	1	1	0	0	0	0	0	0	5	5	27.00	6.000										
Odell Jones, R (8, 1) ERA: 6.35	0.2		4	0	0	0	0	1	1	0	0	0	0	2	10	0.00	1.500										

AB 32  
R 4  
H 9  
RBI 4  
BB 4  
SO 7  
LOB 16

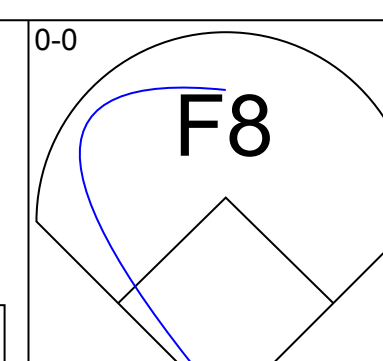
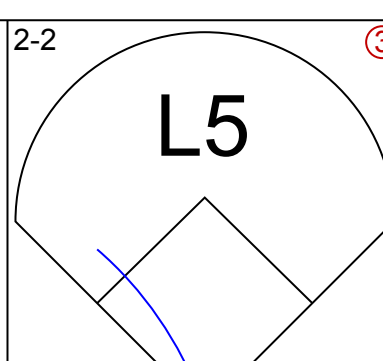
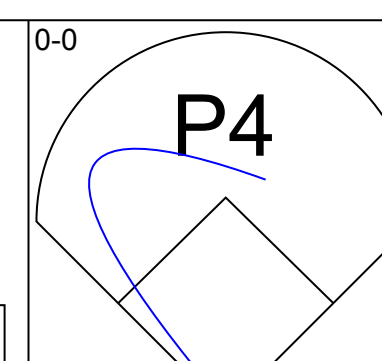
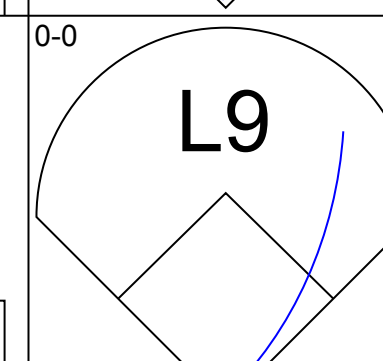
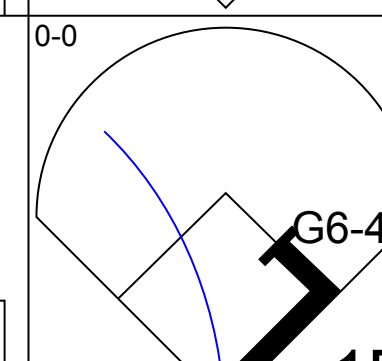
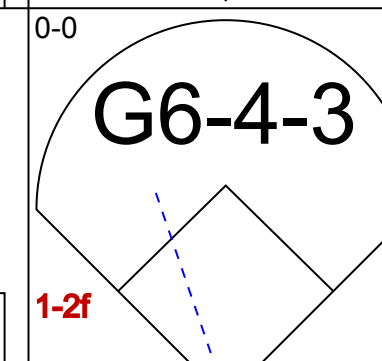
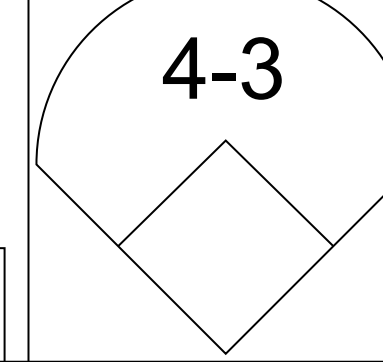
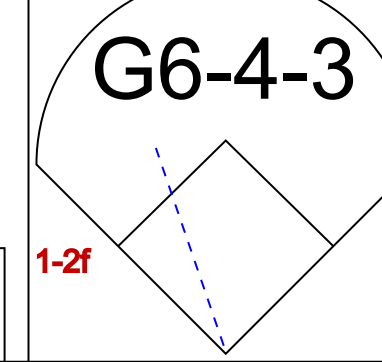
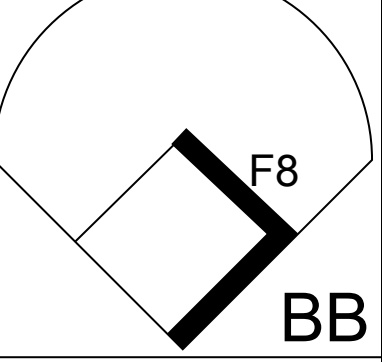
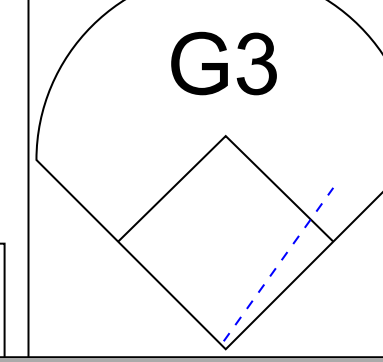
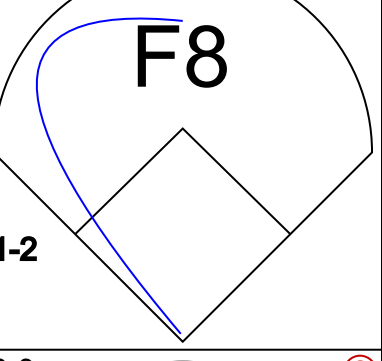
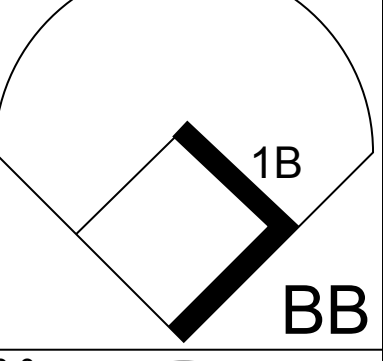
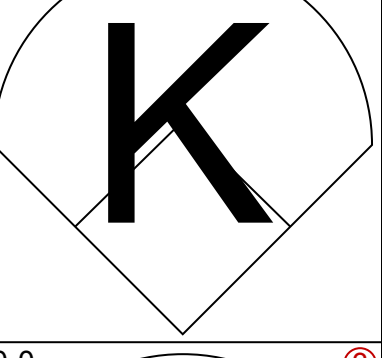
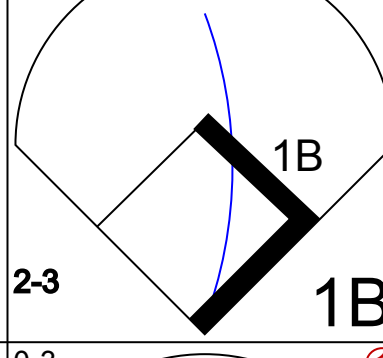
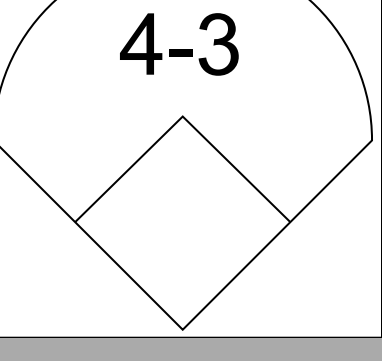
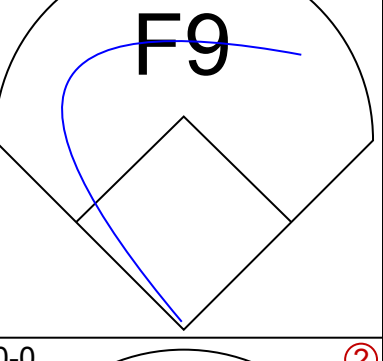
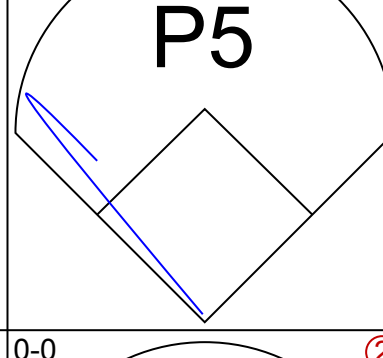
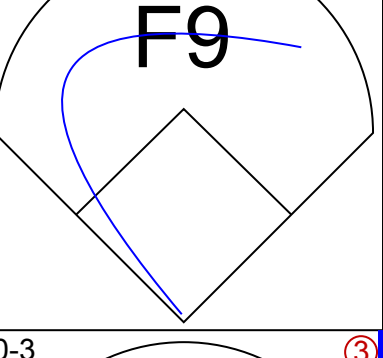
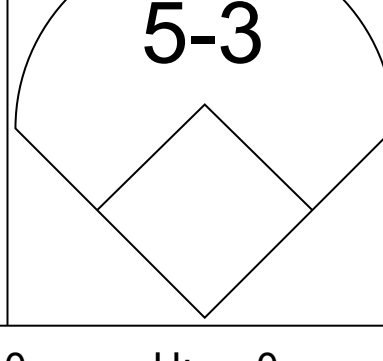

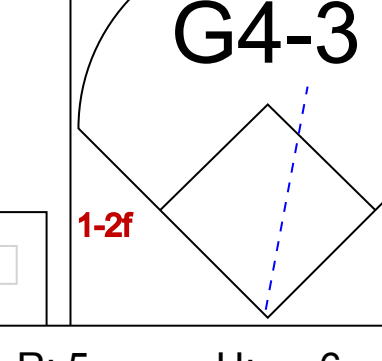
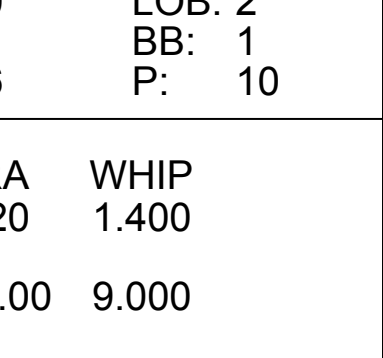
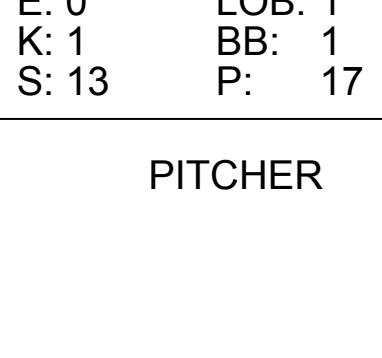
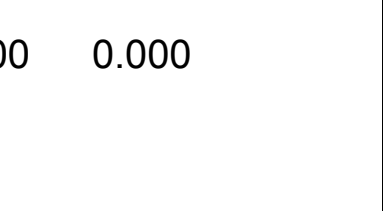




Batter	1	2	3	4	5	6	7	8	9	AB	R	H	RBI	BB	SO	LOB	TOP										
Omar Moreno, L (1, 8) OBP: 0.307, SLG: 0.343										4	1	1	0	0	1	0	<b>Pittsburgh Pirates @ Chicago Cubs</b> Wrigley Field, Chicago, IL Sat May 28 1977, 3:33 AM CDT Att: 34,779 - Sunny - 76 F										
Frank Taveras, R (1, 6) OBP: 0.306, SLG: 0.320										3	0	1	0	0	0	0											
Dave Parker, L (1, 9) OBP: 0.393, SLG: 0.587										4	0	1	1	0	1	1											
Al Oliver, L (1, 7) OBP: 0.351, SLG: 0.493										4	0	0	0	0	1	3											
Willie Stargell, L (1, 3) OBP: 0.396, SLG: 0.646										4	1	2	1	0	1	0											
Rennie Stennett, R (1, 4) OBP: 0.358, SLG: 0.384										4	1	1	0	0	0	1											
Phil Garner, R (1, 5) OBP: 0.293, SLG: 0.392										3	0	1	1	0	0	1											
Grant Jackson, S (6, 1) OBP: 0.500, SLG: 1.000										0	0	0	0	0	0	0											
Odell Jones, R (8, 1)										0	0	0	0	0	0	0											
Ed Ott, L (9, PH) OBP: 0.411, SLG: 0.341										1	0	0	0	0	1	0											
Duffy Dyer, R (1, 2) OBP: 0.451, SLG: 0.457										2	0	2	0	2	0	0											
Jim Rooker, R (1, 1) OBP: 0.263, SLG: 0.222										2	0	0	0	0	2	2											
Kent Tekulve, R (6, 1) OBP: 0.500, SLG: 0.500										0	0	0	0	0	0	0											
Fernando Gonzalez, R (6, 5) OBP: 0.333, SLG: 0.563										1	0	0	0	0	0	1											
Ed Kirkpatrick, L (9, PH) OBP: 0.303, SLG: 0.250										1	0	0	0	0	0	1											
<b>Inning Stats</b>	R: 0 E: 0 K: 1 S: 5	H: 0 LOB: 0 BB: 0 P: 5	R: 1 E: 1 K: 0 S: 4	H: 2 LOB: 1 BB: 1 P: 8	R: 1 E: 0 K: 1 S: 11	H: 2 LOB: 1 BB: 0 P: 15	R: 0 E: 0 K: 1 S: 8	H: 1 LOB: 2 BB: 1 P: 14	R: 0 E: 0 K: 1 S: 9	H: 1 LOB: 1 BB: 0 P: 12	R: 0 E: 0 K: 1 S: 5	H: 0 LOB: 0 BB: 0 P: 5	R: 0 E: 0 K: 0 S: 7	H: 1 LOB: 0 BB: 0 P: 10	R: 0 E: 0 K: 1 S: 5	H: 0 LOB: 0 BB: 0 P: 5		R: 1 E: 0 K: 1 S: 8	H: 2 LOB: 1 BB: 0 P: 9	1B: 5 2B: 3 3B: 0 HR: 1	SF: 0 SAC: 0 DP: 1 HBP: 1	WP: 0 PB: 0 SB: 1 CS: 2	PA: 37				
<b>PITCHER</b>	IP	WLS	BF	H	R	ER	SO	BB	IBB	HBP	BLK	WP	HR	S	P	ERA	WHIP										
Rick Reuschel, R (1, 1) ERA: 3.44	5.0		22	6	2	1	4	0	2	1	0	0	0	37	54	1.80	1.200										
Paul Reuschel, R (6, 1) ERA: 1.05	1.0	W	3	0	0	0	1	0	0	0	0	0	0	5	5	0.00	0.000										
Bruce Sutter, R (7, 1) ERA: 0.88	3.0	S	11	3	1	1	2	0	0	0	0	0	1	20	24	3.00	1.000										


AB	33
R	3
H	9
RBI	3
BB	2
SO	7
LOB	10




Batter	1	2	3	4	5	6	7	8	9	AB	R	H	RBI	BB	SO	LOB	BOTTOM										
Ivan De Jesus, R (1, 6) OBP: 0.348, SLG: 0.374										3	1	0	0	1	0	0	<b>Pittsburgh Pirates @ Chicago Cubs</b> Wrigley Field, Chicago, IL Sat May 28 1977, 3:33 AM CDT Att: 34,779 - Sunny - 76 F										
Gene Clines, R (1, 7) OBP: 0.484, SLG: 0.551										4	1	2	0	0	0	0											
Greg Gross, L (9, 7)										0	0	0	0	0	0	0											
Larry Bittner, L (1, 3) OBP: 0.344, SLG: 0.404										4	1	1	1	0	0	1											
Bobby Murcer, L (1, 9) OBP: 0.381, SLG: 0.486										3	1	1	0	1	0	0											
Jerry Morales, R (1, 8) OBP: 0.351, SLG: 0.449										3	2	2	3	1	0	1											
Manny Trillo, R (1, 4) OBP: 0.421, SLG: 0.569										4	0	3	1	0	1	1											
Steve Ontiveros, S (1, 5) OBP: 0.445, SLG: 0.429										3	0	0	0	1	1	5											
George Mitterwald, R (1, 2) OBP: 0.341, SLG: 0.415										4	0	1	1	0	1	4											
Rick Reuschel, R (1, 1) OBP: 0.182, SLG: 0.286										1	0	0	0	0	0	0											
Jose Cardenal, R (5, PH) OBP: 0.299, SLG: 0.246										1	0	0	0	0	1	2											
Paul Reuschel, R (6, 1)										0	0	0	0	0	0	0											
Bill Buckner, L (6, PH) OBP: 0.391, SLG: 0.463										1	0	0	0	0	2												
Bruce Sutter, R (7, 1)										1	0	0	0	0	1	2											
<b>Inning Stats</b>	R: 0 E: 0 K: 0 S: 3	H: 0 LOB: 0 BB: 0 P: 3	R: 0 E: 0 K: 1 S: 5	H: 0 LOB: 1 BB: 1 P: 9	R: 0 E: 0 K: 0 S: 7	H: 0 LOB: 0 BB: 0 P: 9	R: 0 E: 0 K: 0 S: 3	H: 0 LOB: 0 BB: 0 P: 3	R: 0 E: 0 K: 1 S: 6	H: 1 LOB: 2 BB: 1 P: 10	R: 5 E: 0 K: 1 S: 13	H: 6 LOB: 1 BB: 1 P: 17	R: 0 E: 0 K: 0 S: 3	H: 1 LOB: 0 BB: 0 P: 3	R: 1 E: 0 K: 2 S: 9	H: 2 LOB: 2 BB: 1 P: 13		1B: 7 2B: 3 3B: 0 HR: 0	SF: 0 SAC: 0 DP: 2 HBP: 0	WP: 0 PB: 0 SB: 0 CS: 0	PA: 36						
<b>PITCHER</b>	IP	WLS	BF	H	R	ER	SO	BB	IBB	HBP	BLK	WP	HR	S	P	ERA		WHIP									
Jim Rooker, L (1, 1) ERA: 3.47	5.0	L	22	4	4	4	2	3	0	0	0	0	0	27	41	7.20	1.400										
Kent Tekulve, R (6, 1) ERA: 1.95	0.1		4	3	1	1	1	0	0	0	0	0	0	6	6	27.00	9.000										
Grant Jackson, L (6, 1) ERA: 3.31	2.0		8	3	1	1	0	1	0	0	0	0	0	10	14	4.50	2.000										
Odell Jones, R (8, 1) ERA: 6.0	0.2		2	0	0	0	2	0	0	0	0	0	0	6	6	0.00	0.000										





Batter	1	2	3	4	5	6	7	8	9	AB	R	H	RBI	BB	SO	LOB	TOP										
Omar Moreno, L (1, 8) OBP: 0.299, SLG: 0.333	F9		P4			K		K		4	0	0	0	0	2	1	<b>Pittsburgh Pirates @ Chicago Cubs</b> Wrigley Field, Chicago, IL Sun May 29 1977, 3:33 AM CDT Att: 39,517 - Sunny - 69 F										
Frank Taveras, R (1, 6) OBP: 0.299, SLG: 0.311	6-3		6-3			P4		6-3		4	0	0	0	0	0	1											
Dave Parker, L (1, 9) OBP: 0.396, SLG: 0.596	2B			P4		1B 2B		K		4	0	2	0	0	1	0											
Al Oliver, L (1, 7) OBP: 0.355, SLG: 0.514	L7			HR		2H 1B			3-1	4	1	2	1	0	0	1											
Willie Stargell, L (1, 3)		K		FC6-4 1B				3-1		4	0	1	0	0	2	0											
Rennie Stennett, R (1, 4) OBP: 0.349, SLG: 0.373	5-3		FC6-4 CS			F8		4-3		4	0	0	0	0	0	1											
Phil Garner, R (1, 5) OBP: 0.294, SLG: 0.404	F9		CS		5-3	1B 3B				3	1	1	0	0	0	0											
Duffy Dyer, R (1, 2) OBP: 0.448, SLG: 0.452			L3		6-3	1B				3	0	1	1	0	0	0											
Jerry Reuss, L (1, 1) OBP: 0.261, SLG: 0.273					6-3	3H 1B				3	0	1	0	0	0	1											
Rich Gossage, R (7, 1) OBP: 0.250, SLG: 0.500			PB 2B		6-3			5-3		0	0	0	0	0	0	0											
<b>Inning Stats</b>	R: 0 E: 0 K: 0 S: 4	H: 1 LOB: 1 BB: 0 P: 4	R: 0 E: 0 K: 1 S: 5	H: 0 LOB: 0 BB: 0 P: 5	R: 0 E: 0 K: 0 S: 4	H: 1 LOB: 1 BB: 0 P: 4	R: 1 E: 0 K: 0 S: 9	H: 2 LOB: 0 BB: 0 P: 12	R: 0 E: 0 K: 0 S: 7	H: 0 LOB: 0 BB: 0 P: 10	R: 0 E: 0 K: 1 S: 11	H: 2 LOB: 2 BB: 0 P: 13	R: 1 E: 0 K: 0 S: 11	H: 2 LOB: 1 BB: 0 P: 15	R: 0 E: 0 K: 2 S: 8	H: 0 LOB: 0 BB: 0 P: 10		R: 0 E: 0 K: 1 S: 5	H: 0 LOB: 0 BB: 0 P: 5	1B: 3 2B: 3 3B: 1 HR: 1	SF: 0 SAC: 0 DP: 0 HBP: 0	WP: 0 PB: 1 SB: 0 CS: 1	PA: 34				
<b>PITCHER</b>	IP	WLS	BF	H	R	ER	SO	BB	IBB	HBP	BLK	WP	HR	S	P	ERA	WHIP										
Ray Burris, R (1, 1) ERA: 3.93	7.0		27	8	2	2	2	0	0	0	0	0	1	51	63	2.57	1.143										
Willie Hernandez, L (8, 1) ERA: 1.78	1.2	W	5	0	0	0	3	0	0	0	0	0	0	12	14	0.00	0.000										
Bruce Sutter, R (9, 1) ERA: 0.87	0.1	S	1	0	0	0	0	0	0	0	0	0	0	1	1	0.00	0.000										

Batter	1	2	3	4	5	6	7	8	9	AB	R	H	RBI	BB	SO	LOB	BOTTOM										
Ivan De Jesus, R (1, 6) OBP: 0.339, SLG: 0.363	F8		6-3		6-3		K	4-3		5	0	0	0	0	1	5	<b>Pittsburgh Pirates @ Chicago Cubs</b> Wrigley Field, Chicago, IL Sun May 29 1977, 3:33 AM CDT Att: 39,517 - Sunny - 69 F										
Gene Clines, R (1, 7) OBP: 0.477, SLG: 0.529	L9		2-3		L5-3					2	0	0	0	1	0	0											
Bill Buckner, L (7, PH) OBP: 0.404, SLG: 0.476			4-2							1	0	1	1	0	0	0											
Mick Kelleher, R (7, PR) OBP: 0.176, SLG: 0.176										0	0	0	0	0	0	0											
Willie Hernandez, L (8, 1)										0	0	0	0	0	0	0											
Bruce Sutter, R (9, 1)			BB							0	0	0	0	0	0	0											
Larry Bittner, L (1, 3) OBP: 0.335, SLG: 0.394	G1		4-3		K		K			4	0	0	0	0	2	4											
Bobby Murcer, L (1, 9) OBP: 0.378, SLG: 0.486		L9		F9		F8		1B 2B		4	1	1	0	0	0	0											
Jerry Morales, R (1, 8) OBP: 0.355, SLG: 0.450		1B		F9		1-3		BB 1B		4	1	2	0	0	0	0											
Manny Trillo, R (1, 4) OBP: 0.423, SLG: 0.568		L7		BB 1B		F7		SF9 BB		4	0	2	1	0	0	1											
Steve Ontiveros, S (1, 5) OBP: 0.447, SLG: 0.426		K		BB 1B				S BB		3	0	1	0	1	2	1											
George Mitterwald, R (1, 2) OBP: 0.356, SLG: 0.442			6-3		2B		1B 2B			2	1	2	0	1	0	0											
Greg Gross, L (8, PH) OBP: 0.338, SLG: 0.333										1	0	0	0	0	1	3											
Steve Swisher, R (9, 2) OBP: 0.273, SLG: 0.387										0	0	0	0	0	0	0											
Ray Burris, R (1, 1) OBP: 0.154, SLG: 0.240			1-4		K		1B	SF9		2	0	0	0	0	1	4											
Jose Cardenal, R (7, PH) OBP: 0.304, SLG: 0.258							2-3	BB		1	0	1	1	0	0	0											
<b>Inning Stats</b>	R: 0 E: 0 K: 0 S: 6	H: 0 LOB: 0 BB: 0 P: 7	R: 0 E: 1 K: 1 S: 8	H: 1 LOB: 1 BB: 0 P: 9	R: 0 E: 0 K: 0 S: 8	H: 1 LOB: 2 BB: 1 P: 12	R: 0 E: 0 K: 1 S: 7	H: 2 LOB: 3 BB: 1 P: 11	R: 0 E: 0 K: 0 S: 6	H: 0 LOB: 0 BB: 0 P: 8	R: 0 E: 0 K: 0 S: 7	H: 0 LOB: 0 BB: 0 P: 10	R: 1 E: 0 K: 3 S: 16	H: 3 LOB: 2 BB: 0 P: 17	R: 2 E: 0 K: 1 S: 16	H: 3 LOB: 2 BB: 1 P: 24		1B: 7 2B: 3 3B: 0 HR: 0	SF: 1 SAC: 0 DP: 0 HBP: 0	WP: 0 PB: 0 SB: 1 CS: 0	PA: 37						
<b>PITCHER</b>	IP	WLS	BF	H	R	ER	SO	BB	IBB	HBP	BLK	WP	HR	S	P	ERA	WHIP										
Jerry Reuss, L (1, 1) ERA: 4.77	6.1		27	6	1	1	4	2	0	0	0	0	0	47	62	1.42	1.263										
Rich Gossage, R (7, 1) ERA: 1.3	1.2	L	10	4	2	2	3	1	0	0	0	0	0	27	36	10.80	3.000										



Batter	1	2	3	4	5	6	7	8	9	AB	R	H	RBI	BB	SO	LOB	TOP			
Frank Taveras, R OBP: 0.304, SLG: 0.312	F8		2B	CS			F4			3	1	1	0	1	0	0	<b>Pittsburgh Pirates @ Philadelphia Phillies</b> <b>Veterans Stadium, Philadelphia, PA</b> Mon May 30 1977, 7:05 PM EDT Att: 32,253 - Unknown			
Bill Robinson, R OBP: 0.300, SLG: 0.440			F9	CS			F9			4	1	2	1	0	0	1				
Dave Parker, L OBP: 0.398, SLG: 0.606	F8		4-3				F8			4	2	2	1	0	0	1				
Al Oliver, L OBP: 0.346, SLG: 0.500	K		4-3					4-3		4	0	0	0	0	1	3				
Willie Stargell, L OBP: 0.384, SLG: 0.624		1B	1B				SF7	F3		2	0	1	2	1	0	0				
Rennie Stennett, R OBP: 0.359, SLG: 0.383		1B	1B					4-3		4	0	3	0	0	0	0				
Phil Garner, R OBP: 0.287, SLG: 0.393	K		F9				CS	K	F9	4	0	0	0	0	2	4				
Duffy Dyer, R OBP: 0.431, SLG: 0.432	K			F5			5-3	K		4	0	0	0	0	2	2				
Bruce Kison, R OBP: 0.280, SLG: 0.417				5-3			6-3	K		2	0	1	0	0	0	0				
Tommy Helms, R OBP: 0.500, SLG: 1.000										1	0	0	0	0	0	0				
Grant Jackson, S OBP: 0.250, SLG: 0.500										0	0	0	0	0	0	0				
Rich Gossage, R OBP: 0.250, SLG: 0.500										0	0	0	0	0	0	0				
Fernando Gonzalez, R OBP: 0.316, SLG: 0.500										1	0	0	0	0	1	0				
<b>Inning Stats</b>	R: 0 E: 0 K: 1 S: 6	H: 1 LOB: 1 BB: 0 P: 6	R: 0 E: 0 K: 2 S: 8	H: 2 LOB: 2 BB: 1 P: 12	R: 2 E: 0 K: 0 S: 6	H: 3 LOB: 2 BB: 1 P: 10	R: 0 E: 0 K: 0 S: 3	H: 1 LOB: 0 BB: 0 P: 3	R: 2 E: 0 K: 1 S: 5	H: 3 LOB: 0 BB: 0 P: 5	R: 0 E: 0 K: 1 S: 5	H: 0 LOB: 0 BB: 0 P: 5	R: 0 E: 0 K: 0 S: 3	H: 0 LOB: 0 BB: 0 P: 3	R: 0 E: 0 K: 2 S: 7	H: 0 LOB: 0 BB: 0 P: 7	1B: 7 2B: 2 3B: 0 HR: 1	SF: 1 SAC: 0 DP: 0 HBP: 0	WP: 0 PB: 0 SB: 1 CS: 2	PA: 38
<b>PITCHER</b> Steve Carlton, L ERA: 3.01	IP: 9.0 WLS: W BF: 36 H: 10 R: 4 ER: 4 SO: 6 BB: 2 IBB: 0 HBP: 0 BLK: 0 WP: 0 HR: 1 S: 46 P: 54 ERA: 4.00 WHIP: 1.333																			

Batter	1	2	3	4	5	6	7	8	9	AB	R	H	RBI	BB	SO	LOB	BOTTOM			
Garry Maddox, R OBP: 0.304, SLG: 0.419	1B	4-3		F3		F6		FC4-2		4	1	0	0	0	0	3	<b>Pittsburgh Pirates @ Philadelphia Phillies</b> <b>Veterans Stadium, Philadelphia, PA</b> Mon May 30 1977, 7:05 PM EDT Att: 32,253 - Unknown			
Ted Sizemore, R OBP: 0.382, SLG: 0.379	F7		6-3				F2	6-3		5	1	1	1	0	0	3				
Jay Johnstone, L OBP: 0.364, SLG: 0.417	2B		F7				4-3			3	2	1	0	1	0	0				
Richie Hebner, L OBP: 0.400, SLG: 0.476	2B									2	1	1	0	2	0	1				
Bob Boone, R OBP: 0.353, SLG: 0.400	K									3	0	1	1	0	1	4				
Tim McCarver, L OBP: 0.400, SLG: 0.535			3-1							4	1	2	3	0	0	3				
Tom Hutton, L OBP: 0.296, SLG: 0.348	5-3			6-3						3	0	0	0	0	0	2				
Jerry Martin, R OBP: 0.320, SLG: 0.403					F8					1	0	1	0	0	0	0				
Larry Bowa, S OBP: 0.278, SLG: 0.342		F7		F7		F9		SH		3	0	0	0	0	0	0				
Steve Carlton, L OBP: 0.310, SLG: 0.385	K					G3		SF8		3	0	1	1	0	1	0				
<b>Inning Stats</b>	R: 3 E: 0 K: 1 S: 7	H: 2 LOB: 1 BB: 1 P: 12	R: 0 E: 0 K: 1 S: 5	H: 0 LOB: 0 BB: 0 P: 5	R: 0 E: 0 K: 0 S: 4	H: 1 LOB: 2 BB: 1 P: 8	R: 0 E: 0 K: 0 S: 4	H: 1 LOB: 1 BB: 0 P: 4	R: 2 E: 0 K: 0 S: 6	H: 2 LOB: 1 BB: 0 P: 6	R: 0 E: 0 K: 0 S: 3	H: 0 LOB: 0 BB: 0 P: 3	R: 0 E: 0 K: 0 S: 3	H: 0 LOB: 1 BB: 1 P: 7	R: 1 E: 0 K: 0 S: 6	H: 2 LOB: 2 BB: 0 P: 6	1B: 5 2B: 2 3B: 0 HR: 1	SF: 2 SAC: 1 DP: 0 HBP: 1	WP: 0 PB: 0 SB: 0 CS: 0	PA: 38
<b>PITCHER</b> Bruce Kison, R ERA: 4.52	IP: 5.0 WLS: L BF: 25 H: 6 R: 5 ER: 5 SO: 2 BB: 2 IBB: 0 HBP: 0 BLK: 0 WP: 0 HR: 1 S: 26 P: 35 ERA: 9.00 WHIP: 1.600																			
Grant Jackson, L ERA: 3.44	2.0	8	1	1	1	0	1	0	0	0	0	7	11	4.50	1.000					
Rich Gossage, R ERA: 1.26	1.0	5	1	0	0	0	0	0	0	0	5	5	0.00	1.000						



Batter	1	2	3	4	5	6	7	8	9	AB	R	H	RBI	BB	SO	LOB	TOP			
Frank Taveras, R (1, 6) OBP: 0.312, SLG: 0.316	G4-3 BB		1B FC4-6	K		G4-3 1B		K		4	1	2	0	1	2	2				
Phil Garner, R (1, 5) OBP: 0.302, SLG: 0.399	G4-3 BB		FC4-6 2B		1B SF9	G4-3			1B	3	2	2	1	2	0	2				
Dave Parker, L (1, 9) OBP: 0.398, SLG: 0.600	G4-3		FC4-6 1B		SF9 SF8		K		F8	5	1	2	0	0	1	3				
Al Oliver, L (1, 8) OBP: 0.348, SLG: 0.500	1-3		FC4-6 2B		SF9				1B	4	0	2	2	0	0	3				
Bill Robinson, R (1, 3) OBP: 0.306, SLG: 0.456					SF8				F9	4	0	2	2	0	0	3				
Rennie Stennett, R (1, 4) OBP: 0.354, SLG: 0.377	G3-6-3-6		5-3						G3	5	0	1	0	0	0	6				
Fernando Gonzalez, R (1, 7) OBP: 0.279, SLG: 0.450					F8				1-3	3	0	0	0	0	0	1				
Omar Moreno, L (6, 8) OBP: 0.297, SLG: 0.331	4-3				5-3					1	0	0	0	0	0	0				
Duffy Dyer, R (1, 2) OBP: 0.438, SLG: 0.427										1	0	0	0	2	1	0				
Ed Ott, L (8, PH) OBP: 0.421, SLG: 0.341										0	0	0	0	1	0	0				
Larry Demery, R (1, 1) Terry Forster, L (4, 1) Kent Tekulve, R (6, 1) Grant Jackson, L (7, 1) Willie Stargell, L (8, PH) Odell Jones, R (8, 1)										2	1	0	0	0	0	2				
										1	0	1	0	0	0	0				
										0	0	0	0	0	0	0				
										0	0	0	0	0	0	0				
										1	0	0	0	0	1	1				
										0	0	0	0	0	0	0				
Inning Stats	R: 0 E: 0 K: 0 S: 2	H: 0 LOB: 1 BB: 2 P: 10	R: 0 E: 0 K: 0 S: 3	H: 1 LOB: 0 BB: 0 P: 3	R: 3 E: 0 K: 0 S: 7	H: 4 LOB: 2 BB: 1 P: 11	R: 0 E: 0 K: 1 S: 5	H: 0 LOB: 1 BB: 1 P: 9	R: 2 E: 0 K: 0 S: 5	H: 2 LOB: 1 BB: 0 P: 6	R: 0 E: 0 K: 1 S: 6	H: 1 LOB: 1 BB: 0 P: 6	R: 0 E: 0 K: 2 S: 7	H: 0 LOB: 1 BB: 1 P: 11	R: 0 E: 0 K: 0 S: 5	H: 2 LOB: 2 BB: 0 P: 5	1B: 11 2B: 1 3B: 0 HR: 0	SF: 2 SAC: 0 DP: 3 HBP: 0	WP: 0 PB: 0 SB: 2 CS: 0	PA: 42
PITCHER	IP	WLS	BF	H	R	ER	SO	BB	IBB	HBP	BLK	WP	HR	S	P	ERA	WHIP			
Randy Lerch, L (1, 1) ERA: 3.76	4.0		20	5	4	4	1	5	0	0	0	0	0	17	37	9.00	2.500			
Tom Underwood, L (5, 1) ERA: 4.94	2.0		9	4	1	1	1	0	0	0	0	0	0	11	11	4.50	2.000			
Ron Reed, R (7, 1) ERA: 2.31	3.0	W	13	3	0	0	3	1	0	0	0	0	0	18	22	0.00	1.333			

Pittsburgh Pirates @ Philadelphia Phillies  
Veterans Stadium, Philadelphia, PA  
Tue May 31 1977, 7:05 PM EDT  
Att: 23,731 - Unknown

AB 34  
R 5  
H 12  
RBI 5  
BB 6  
SO 5  
LOB 23



Batter	1	2	3	4	5	6	7	8	9	AB	R	H	RBI	BB	SO	LOB	BOTTOM			
Garry Maddox, R (1, 8) OBP: 0.308, SLG: 0.447	HR		P4		FC6-4					4	1	2	3	0	0	1				
Ted Sizemore, R (1, 4) OBP: 0.359, SLG: 0.375	G4-6-3 1B				P6				F8	4	0	1	0	0	0	2				
Jay Johnstone, L (1, 9) OBP: 0.363, SLG: 0.414	G4-6-3				F7				FC6-2	3	1	1	0	0	0	2				
Jerry Martin, R (7, PH) OBP: 0.316, SLG: 0.397	G4-6-3				1B 2B				FC6-2	1	0	0	0	0	0	1				
Richie Hebner, L (1, 3) OBP: 0.394, SLG: 0.466	3-1				2B 1B				F8	4	1	1	0	0	0	1				
Bob Boone, R (1, 5) OBP: 0.350, SLG: 0.403					1B 2B				6-3	4	1	1	1	0	0	0				
Tim McCarver, L (1, 2) OBP: 0.423, SLG: 0.535					1B BB				P4	0	0	0	0	2	0	0				
Ron Reed, R (7, 1)					1B BB				P4	1	0	0	0	0	0	0				
Tom Hutton, L (1, 7) OBP: 0.286, SLG: 0.333					G5-4-3 1B				5-3	1	0	0	0	0	0	1				
Ollie Brown, R (4, PH) OBP: 0.206, SLG: 0.273					1-3 2-H 3-H				5-3	3	0	2	2	0	0	0				
Larry Bowa, S (1, 6) OBP: 0.279, SLG: 0.338					L4				G5-4-3	2	1	0	0	1	0	2				
Randy Lerch, L (1, 1) OBP: 0.227, SLG: 0.200					4-3					1	0	0	0	0	0	0				
Tom Underwood, R (5, 1)										0	0	0	0	0	0	0				
Davey Johnson, R (5, 3) OBP: 0.434, SLG: 0.653									FC6-4	2	1	2	0	0	0	0				
Mike Schmidt, R (6, PH) OBP: 0.345, SLG: 0.442									1B	1	0	0	0	0	0	1				
Inning Stats	R: 1 E: 0 K: 0 S: 4	H: 2 LOB: 0 BB: 0 P: 4	R: 0 E: 0 K: 0 S: 2	H: 0 LOB: 0 BB: 1 P: 6	R: 0 E: 0 K: 0 S: 3	H: 0 LOB: 0 BB: 0 P: 3	R: 3 E: 0 K: 0 S: 6	H: 4 LOB: 1 BB: 1 P: 10	R: 0 E: 0 K: 0 S: 4	H: 1 LOB: 2 BB: 0 P: 4	R: 0 E: 1 K: 0 S: 4	H: 1 LOB: 2 BB: 1 P: 4	R: 2 E: 0 K: 0 S: 5	H: 2 LOB: 1 BB: 1 P: 9	R: 0 E: 0 K: 0 S: 3	H: 0 LOB: 0 BB: 0 P: 3	1B: 7 2B: 1 3B: 1 HR: 1	SF: 0 SAC: 0 DP: 2 HBP: 0	WP: 0 PB: 0 SB: 0 CS: 1	PA: 34
PITCHER	IP	WLS	BF	H	R	ER	SO	BB	IBB	HBP	BLK	WP	HR	S	P	ERA	WHIP			
Larry Demery, R (1, 1) ERA: 4.93	3.1		15	5	4	4	0	2	0	0	0	0	0	13	21	10.80	2.100			
Terry Forster, L (4, 1) ERA: 3.9	2.0		8	2	0	0	0	0	0	0	0	0	0	8	8	0.00	1.000			
Kent Tekulve, R (6, 1) ERA: 2.4	1.0	L	7	3	2	2	0	1	0	0	0	0	0	5	9	18.00	4.000			
Grant Jackson, L (7, 1) ERA: 3.32	0.2		2	0	0	0	0	0	0	0	0	0	0	2	2	0.00	0.000			
Odell Jones, R (8, 1) ERA: 5.54	1.0		3	0	0	0	0	0	0	0	0	0	0	3	3	0.00	0.000			

Pittsburgh Pirates @ Philadelphia Phillies  
Veterans Stadium, Philadelphia, PA  
Tue May 31 1977, 7:05 PM EDT  
Att: 23,731 - Unknown

AB 31  
R 6  
H 10  
RBI 6  
BB 3  
SO 0  
LOB 11





Batter	1	2	3	4	5	6	7	8	9	AB	R	H	RBI	BB	SO	LOB	TOP	
Frank Taveras, R OBP: 0.316, SLG: 0.313	5-3	FC4-5 BB		L1-3		PO BB				2	0	0	0	2	0	1	Pittsburgh Pirates @ Philadelphia Phillies Veterans Stadium, Philadelphia, PA Wed Jun 01 1977, 7:05 PM EDT Att: 28,234 - Unknown	
Phil Garner, R OBP: 0.301, SLG: 0.395	4-3	FC4-5		HBP		PO	F7			4	0	1	0	0	0	1		
Dave Parker, L OBP: 0.405, SLG: 0.604	3B BB	FC4-6		HBP						2	1	1	0	1	0	1		
Al Oliver, L OBP: 0.347, SLG: 0.510	1B			F7						3	1	1	1	0	1	2		
Ed Kirkpatrick, L OBP: 0.294, SLG: 0.240	1B	3B		K						1	0	0	0	0	0	1		
Bill Robinson, R OBP: 0.315, SLG: 0.451	1B HBP			HBP		K				3	1	1	0	0	1	1		
Rennie Stennett, R OBP: 0.358, SLG: 0.377	1B			HBP		6-3				3	0	1	1	0	0	0		
Ed Ott, L OBP: 0.393, SLG: 0.313	E6			L8		K				4	0	0	0	0	1	3		
Omar Moreno, L OBP: 0.289, SLG: 0.322	K			L7		G3				4	0	0	0	0	2	4		
John Candelaria, L OBP: 0.261, SLG: 0.190		K		L1-3		4-3				3	0	1	0	0	1	0		
<b>Inning Stats</b>	R: 3 E: 2 K: 1 S: 8	H: 2 LOB: 2 BB: 1 P: 13	R: 0 E: 1 K: 1 S: 5	H: 0 LOB: 1 BB: 1 P: 9	R: 0 E: 0 K: 0 S: 4	H: 1 LOB: 2 BB: 0 P: 5	R: 0 E: 0 K: 1 S: 6	H: 2 LOB: 2 BB: 0 P: 7	R: 0 E: 0 K: 2 S: 7	H: 0 LOB: 0 BB: 0 P: 7	R: 0 E: 0 K: 0 S: 2	H: 0 LOB: 0 BB: 1 P: 6	R: 0 E: 0 K: 0 S: 4	H: 1 LOB: 1 BB: 0 P: 4	R: 0 E: 0 K: 1 S: 5	H: 0 LOB: 0 BB: 0 P: 5	1B: 4 SF: 0 2B: 2 SAC: 0 3B: 1 DP: 1 HR: 0 HBP: 3	WP: 0 PA: 36 PB: 0 SB: 0 CS: 0
<b>PITCHER</b>	IP WLS BF H R ER SO BB IBB HBP BLK WP HR S P ERA WHIP																	
Larry Christenson, R ERA: 4.59	(1, 1)	6.0 L 28 5 3 2 5 3 0 3 0 0 0 32 47 3.00 1.333																
Gene Garber, R ERA: 2.4	(7, 1)	2.0 7 1 0 0 1 0 0 0 0 0 0 9 9 0.00 0.500																

Batter	1	2	3	4	5	6	7	8	9	AB	R	H	RBI	BB	SO	LOB	BOTTOM
Garry Maddox, R OBP: 0.303, SLG: 0.440	F6		FC5-4			P4				3	0	0	0	0	0	1	Pittsburgh Pirates @ Philadelphia Phillies Veterans Stadium, Philadelphia, PA Wed Jun 01 1977, 7:05 PM EDT Att: 28,234 - Unknown
Ted Sizemore, R OBP: 0.353, SLG: 0.367	5-3		F7			5-3				3	0	0	0	0	0	1	
Davey Johnson, R OBP: 0.429, SLG: 0.635	F3		K			1B				3	0	1	0	0	1	1	
Ollie Brown, R OBP: 0.189, SLG: 0.250		1-3			P6					3	0	0	0	0	0	1	
Gene Garber, R						4-3				0	0	0	0	0	0	0	
Bob Boone, R OBP: 0.342, SLG: 0.394		F7			F2					3	0	0	0	0	0	0	
Richie Hebner, L OBP: 0.392, SLG: 0.456		1B BB			K					2	0	0	0	1	1	0	
Jerry Martin, R OBP: 0.316, SLG: 0.394						P5				3	0	1	0	0	0	0	
Larry Bowa, S OBP: 0.275, SLG: 0.333						K				2	0	0	0	0	1	2	
Larry Christenson, R OBP: 0.250, SLG: 0.182						K				1	0	0	0	1	1	0	
Tom Hutton, L OBP: 0.256, SLG: 0.333						K				0	0	0	0	0	0	0	
<b>Inning Stats</b>	R: 0 E: 0 K: 0 S: 3	H: 0 LOB: 0 BB: 0 P: 3	R: 0 E: 0 K: 0 S: 4	H: 1 LOB: 2 BB: 1 P: 8	R: 0 E: 0 K: 1 S: 5	H: 0 LOB: 1 BB: 1 P: 9	R: 0 E: 0 K: 1 S: 5	H: 0 LOB: 0 BB: 0 P: 5	R: 0 E: 0 K: 2 S: 7	H: 0 LOB: 0 BB: 0 P: 7	R: 0 E: 0 K: 0 S: 4	H: 1 LOB: 1 BB: 0 P: 4	R: 0 E: 0 K: 0 S: 3	H: 0 LOB: 0 BB: 0 P: 3	1B: 2 SF: 0 2B: 0 SAC: 0 3B: 0 DP: 0 HR: 0 HBP: 0	WP: 0 PA: 25 PB: 0 SB: 0 CS: 0	
<b>PITCHER</b>	IP WLS BF H R ER SO BB IBB HBP BLK WP HR S P ERA WHIP																
John Candelaria, L ERA: 1.72	(1, 1)	7.0 W 25 2 0 0 4 2 0 0 0 0 0 0 31 39 0.00 0.571															

AB	29
R	3
H	6
RBI	2
BB	3
SO	6
LOB	14



AB	23
R	0
H	2
RBI	0
BB	2
SO	4
LOB	6





Batter	1	2	3	4	5	6	7	8	9	AB	R	H	RBI	BB	SO	LOB	TOP					
Ivan De Jesus, R OBP: 0.327, SLG: 0.353	0-3 K		0-3 K			0-0 P4	0-0 F9		0-0 6-3	5	0	0	0	0	2	3	<b>Chicago Cubs @ Pittsburgh Pirates</b> Three Rivers Stadium, Pittsburgh, PA Fri Jun 03 1977, 7:05 PM EDT Att: 20,152 - Unknown - 65 F <a href="http://livebaseballscorecards.com">livebaseballscorecards.com</a>					
Gene Clines, R OBP: 0.444, SLG: 0.517	0-0 L4-3		0-0 3B			3-2 L8		3-2 L4		4	0	1	0	0	0	1						
Larry Bittner, L OBP: 0.324, SLG: 0.374	4-0 BB		0-0 3-1			4-0 BB		0-0 F8		2	0	0	0	2	0	1						
Bobby Murcer, L OBP: 0.356, SLG: 0.465	0-3 K		0-0 F3			4-0 BB		0-2 4-3		3	0	0	0	1	1	2						
Jerry Morales, R OBP: 0.357, SLG: 0.452		0-0 F3				0-0 L9		0-0 F2		3	0	0	0	1	0	3						
Manny Trillo, R OBP: 0.417, SLG: 0.547		0-0 6-3 1B				0-0 6-3 1B		0-0 P8		3	0	1	0	1	0	0						
Steve Ontiveros, S OBP: 0.448, SLG: 0.434		3-2 6-3 1B				0-0 L7		0-3 K		3	0	1	0	0	0	2						
Bobby Darwin, R OBP: 0.182, SLG: 0.273		1-2 6-3 1B				0-0 4-3				0	0	0	0	0	0	0						
Paul Reuschel, R OBP: 0.182, SLG: 0.273		1-2 6-3 1B				0-0 4-3				1	0	0	0	0	0	0						
George Mitterwald, R OBP: 0.344, SLG: 0.418		0-0 6-3				0-0 G6-4-3		0-0 L7		4	0	1	0	0	0	4						
Ray Burris, R OBP: 0.148, SLG: 0.231		0-0 6-3				0-0 WP		0-0 L7		1	0	0	0	0	0	2						
Jose Cardenal, R OBP: 0.297, SLG: 0.250		0-0 6-3				0-0 2B				1	0	1	0	0	0	0						
Donnie Moore, L OBP: 0.273, SLG: 0.316						0-0 2B				0	0	0	0	0	0	0						
Dave Rosello, R OBP: 0.273, SLG: 0.316										1	0	0	0	1	0	0						
<b>Inning Stats</b>	R: 0 E: 0 K: 2 S: 7	H: 0 LOB: 1 BB: 1 P: 11	R: 0 E: 0 K: 0 S: 8	H: 2 LOB: 2 BB: 0 P: 11	R: 0 E: 0 K: 1 S: 6	H: 1 LOB: 1 BB: 0 P: 6	R: 0 E: 0 K: 0 S: 2	H: 0 LOB: 1 BB: 2 P: 10	R: 0 E: 0 K: 0 S: 7	H: 1 LOB: 2 BB: 2 P: 18	R: 0 E: 0 K: 0 S: 4	H: 1 LOB: 2 BB: 1 P: 8	R: 0 E: 0 K: 1 S: 9	H: 0 LOB: 0 BB: 0 P: 12	R: 0 E: 0 K: 1 S: 6	H: 0 LOB: 0 BB: 0 P: 6	R: 0 E: 0 K: 0 S: 3	H: 0 LOB: 0 BB: 0 P: 3	1B: 2 2B: 2 3B: 1 HR: 0	SF: 0 SAC: 0 DP: 1 HBP: 0	WP: 1 PB: 0 SB: 0 CS: 0	PA: 37
<b>PITCHER</b> Jim Rooker, L ERA: 2.93	IP: 9.0 WLS: W BF: 37 H: 5 R: 0 ER: 0 SO: 4 BB: 6 IBB: 0 HBP: 0 BLK: 0 WP: 1 HR: 0 S: 52 P: 85 ERA: 0.00 WHIP: 1.222															<b>PITCHER</b>						

Batter	1	2	3	4	5	6	7	8	9	AB	R	H	RBI	BB	SO	LOB	BOTTOM			
Frank Taveras, R OBP: 0.315, SLG: 0.311	0-0 1B	0-0 FC4		0-0 4-3			0-0 3-1			4	1	1	0	0	0	2	<b>Chicago Cubs @ Pittsburgh Pirates</b> Three Rivers Stadium, Pittsburgh, PA Fri Jun 03 1977, 7:05 PM EDT Att: 20,152 - Unknown - 65 F <a href="http://livebaseballscorecards.com">livebaseballscorecards.com</a>			
Phil Garner, R OBP: 0.305, SLG: 0.398	0-0 1B	0-0 CS	0-0 2B		0-0 L9		0-3 K			4	2	2	0	0	1	1				
Dave Parker, L OBP: 0.402, SLG: 0.597	1-2 1B		0-0 P5		0-0 1-3		0-3 K			4	1	1	2	0	1	1				
Al Oliver, L OBP: 0.345, SLG: 0.509	0-0 P6		0-0 F9		0-0 4-3			0-0 E6		4	1	1	1	0	0	1				
Bill Robinson, R OBP: 0.312, SLG: 0.442	0-0 1B		0-0 F9			3-3 K		0-0 P3		4	0	1	1	0	1	2				
Rennie Stennett, R OBP: 0.361, SLG: 0.380	0-0 1-3		0-0 1B			0-0 6-3		0-0 1B		4	0	2	1	0	0	1				
Omar Moreno, L OBP: 0.282, SLG: 0.313	0-0 4-3		0-0 F9			3-2 4-3		0-0 F8		4	0	0	0	0	0	4				
Duffy Dyer, R OBP: 0.435, SLG: 0.418		0-3 K		0-0 5-3				4-0 FC1-6		2	0	0	0	1	1	0				
Jim Rooker, R OBP: 0.273, SLG: 0.200		4-0 FC4		0-3 K				0-0 FC1-6		2	0	0	0	1	1	1				
<b>Inning Stats</b>	R: 3 E: 0 K: 0 S: 10	H: 4 LOB: 1 BB: 0 P: 11	R: 0 E: 0 K: 1 S: 4	H: 0 LOB: 0 BB: 1 P: 8	R: 2 E: 0 K: 0 S: 6	H: 3 LOB: 1 BB: 0 P: 6	R: 0 E: 0 K: 1 S: 5	H: 0 LOB: 0 BB: 0 P: 5	R: 0 E: 0 K: 0 S: 3	H: 0 LOB: 0 BB: 0 P: 3	R: 0 E: 0 K: 1 S: 9	H: 0 LOB: 0 BB: 0 P: 15	R: 0 E: 0 K: 1 S: 5	H: 0 LOB: 1 BB: 1 P: 9	R: 0 E: 1 K: 1 S: 7	H: 1 LOB: 2 BB: 0 P: 7		1B: 7 2B: 1 3B: 0 HR: 0	SF: 0 SAC: 0 DP: 0 HBP: 0	WP: 0 PB: 0 SB: 1 CS: 1
<b>PITCHER</b> Ray Burris, R ERA: 4.32	IP: 4.0 WLS: L BF: 19 H: 7 R: 5 ER: 5 SO: 2 BB: 1 IBB: 0 HBP: 0 BLK: 0 WP: 0 HR: 0 S: 25 P: 30 ERA: 11.25 WHIP: 2.000															<b>PITCHER</b>				
Donnie Moore, R ERA: 5.4	1.0 0 0 0 0 0 0 0 0 0 0 0 3 3 0.00 0.000																			
Jim Todd, R ERA: 9.95	2.0 7 0 0 0 2 1 0 0 0 0 0 14 24 0.00 0.500																			
Paul Reuschel, R ERA: 0.98	1.0 5 1 0 0 1 0 0 0 0 0 0 7 7 0.00 1.000																			



Batter	1	2	3	4	5	6	7	8	9	AB	R	H	RBI	BB	SO	LOB	TOP										
Ivan De Jesus, R OBP: 0.324, SLG: 0.349	0-0 6-3		0-0 1B		0-0 F8		0-0 6-3		1-3 K	5	1	1	0	0	1	1	<b>Chicago Cubs @ Pittsburgh Pirates</b> Three Rivers Stadium, Pittsburgh, PA Sat Jun 04 1977, 7:05 PM EDT Att: 26,202 - Unknown - 76 F										
Larry Blittner, L OBP: 0.333, SLG: 0.383	0-3 K		0-0 1B		0-0 WP		0-0 1B			4	0	3	1	0	1	0											
Gene Clines, R OBP: 0.447, SLG: 0.508	4-0 BB		1-3 1B		0-0 L8		0-2 1B			3	0	1	1	1	0	2											
Bobby Murcer, L OBP: 0.349, SLG: 0.454	0-3 K		0-0 G3-2		0-0 4-3				0-0 4-3	4	0	0	0	0	1	4											
Jerry Morales, R OBP: 0.360, SLG: 0.462		4-0 BB		0-0 1B		0-0 L8			0-0 P6	3	1	1	0	1	0	0											
Manny Trillo, R OBP: 0.419, SLG: 0.546		0-0 G6-4-3		0-0 SH1-3		0-0 E			0-0 F5	4	1	2	1	0	0	1											
Dave Rosello, R OBP: 0.240, SLG: 0.273		0-2 5-3		0-0 SH1-3		0-0 L4			2-2 F8	3	0	0	0	0	0	1											
George Mitterwald, R OBP: 0.342, SLG: 0.409			0-3 K		0-0 E6				0-3 K	3	1	0	0	1	2	0											
Mike Krukow, R OBP: 0.176, SLG: 0.235			0-0 SH1-3		0-0 6-3				4-2 BB	2	0	0	0	0	1	3											
Willie Hernandez, L (9, PH)										0	0	0	0	0	0	0											
Greg Gross, L OBP: 0.333, SLG: 0.317										0	0	0	0	1	0	0											
Bruce Sutter, R (9, 1)										0	0	0	0	0	0	0											
<b>Inning Stats</b>	R: 0 E: 0 K: 2 S: 7	H: 0 LOB: 1 BB: 1 P: 11	R: 0 E: 0 K: 0 S: 5	H: 0 LOB: 0 BB: 1 P: 9	R: 2 E: 0 K: 1 S: 9	H: 3 LOB: 1 BB: 0 P: 9	R: 2 E: 1 K: 0 S: 5	H: 2 LOB: 0 BB: 0 P: 5	R: 0 E: 0 K: 0 S: 4	H: 1 LOB: 2 BB: 1 P: 10	R: 0 E: 0 K: 0 S: 6	H: 1 LOB: 0 BB: 0 P: 6	R: 0 E: 0 K: 0 S: 3	H: 0 LOB: 0 BB: 0 P: 3	R: 0 E: 0 K: 2 S: 15	H: 0 LOB: 1 BB: 1 P: 22	1B: 7 2B: 1 3B: 1 HR: 0	SF: 0 SAC: 2 DP: 3 HBP: 0	WP: 1 PB: 1 SB: 0 CS: 1	PA: 37							
<b>PITCHER</b>	IP	WLS	BF	H	R	ER	SO	BB	IBB	HBP	BLK	WP	HR	S	P	ERA	WHIP										
Jerry Reuss, L ERA: 4.54	(1, 1)	7.0	L	30	8	4	2	4	2	1	0	0	0	42	54	2.57	1.429										
Rich Gossage, R ERA: 1.19	(8, 1)	2.0		7	0	0	0	2	1	0	0	0	0	18	25	0.00	0.500										

AB	31
R	4
H	8
RBI	3
BB	4
SO	6
LOB	12



Batter	1	2	3	4	5	6	7	8	9	AB	R	H	RBI	BB	SO	LOB	BOTTOM											
Frank Taveras, R OBP: 0.314, SLG: 0.305	0-0 4-3				4-0 FC6-4		0-0 6-3		0-3 K	3	0	0	0	1	0	1	<b>Chicago Cubs @ Pittsburgh Pirates</b> Three Rivers Stadium, Pittsburgh, PA Sat Jun 04 1977, 7:05 PM EDT Att: 26,202 - Unknown - 76 F											
Ed Kirkpatrick, L OBP: 0.286, SLG: 0.231		0-0 1-3			0-0 BB					1	0	0	0	0	1	2												
Phil Garner, R OBP: 0.298, SLG: 0.388	0-0 6-3		2-2 F9		0-0 FC6-4		0-0 L6			4	0	0	0	0	0	2												
Dave Parker, L OBP: 0.399, SLG: 0.589	0-0 E		0-3 K		0-0 G3				0-0 P4	4	1	1	0	0	1	2												
Al Oliver, L OBP: 0.343, SLG: 0.503	0-0 E8		2-2 P6		0-0 F8		0-0 4-3			4	1	1	0	0	0	0												
Bill Robinson, R OBP: 0.330, SLG: 0.478	0-0 2B			1-2 5-3		0-0 1B			0-0 1B	4	1	3	2	0	0	0												
Rennie Stennett, R OBP: 0.384, SLG: 0.388	0-0 F8			0-0 6-3		0-0 S			0-0 2B	4	0	2	1	0	0	1												
Ed Ott, L OBP: 0.397, SLG: 0.306		4-0 BB		0-0 1-3		0-0 L7			1-3 K	1	0	0	0	1	0	0												
Fernando Gonzalez, R OBP: 0.250, SLG: 0.409										2	0	0	0	0	1	2												
Omar Moreno, L OBP: 0.279, SLG: 0.309		0-3 K			0-0 L7		0-0 L6		3-2 F8	2	0	0	0	0	1	1												
Tommy Helms, R (6, PH)										1	0	0	0	0	0	1												
Duffy Dyer, R OBP: 0.431, SLG: 0.413										1	0	0	0	0	0	1												
Jerry Reuss, L OBP: 0.280, SLG: 0.292		0-3 K			0-0 L7		0-3 K		4-0 IBB	2	0	1	0	0	1	1												
Ken Macha, R OBP: 0.200, SLG: 0.200										1	0	0	0	0	1	0												
Rich Gossage, R OBP: 0.250, SLG: 0.500										0	0	0	0	0	0	0												
Willie Stargell, L OBP: 0.396, SLG: 0.616										0	0	0	0	1	0	0												
Larry Demery, R OBP: 0.231, SLG: 0.385										0	0	0	0	0	0	0												
<b>Inning Stats</b>	R: 2 E: 1 K: 0 S: 6	H: 3 LOB: 1 BB: 0 P: 6	R: 0 E: 0 K: 2 S: 7	H: 0 LOB: 1 BB: 1 P: 11	R: 0 E: 0 K: 1 S: 11	H: 0 LOB: 0 BB: 0 P: 15	R: 0 E: 0 K: 0 S: 7	H: 0 LOB: 0 BB: 0 P: 8	R: 0 E: 0 K: 0 S: 4	H: 1 LOB: 2 BB: 1 P: 8	R: 1 E: 0 K: 0 S: 5	H: 2 LOB: 1 BB: 0 P: 5	R: 0 E: 0 K: 1 S: 5	H: 0 LOB: 0 BB: 0 P: 5	R: 0 E: 0 K: 0 S: 3	H: 1 LOB: 1 BB: 0 P: 3	R: 0 E: 0 K: 2 S: 13	H: 1 LOB: 2 BB: 1 P: 21	1B: 5 2B: 3 3B: 0 HR: 0	SF: 0 SAC: 0 DP: 0 HBP: 0	WP: 0 PB: 0 SB: 1 CS: 0	PA: 37						
<b>PITCHER</b>	IP	WLS	BF	H	R	ER	SO	BB	IBB	HBP	BLK	WP	HR	S	P	ERA	WHIP											
Mike Krukow, R ERA: 5.43	(1, 1)	5.1	W	24	6	3	3	3	2	0	0	0	0	0	38	51	5.06	1.500										
Willie Hernandez, L ERA: 1.85	(6, 1)	2.2		8	1	0	0	1	0	0	0	0	0	10	10	0.00	0.375											
Bruce Sutter, R ERA: 0.95	(9, 1)	1.0	S	5	1	0	0	2	0	1	0	0	0	13	21	0.00	1.000											

AB	34
R	3
H	8
RBI	3
BB	3
SO	6
LOB	14





Batter	1	2	3	4	5	6	7	8	9	AB	R	H	RBI	BB	SO	LOB	TOP			
Ivan De Jesus, R OBP: 0.321, SLG: 0.345 (1, 6)										5	0	1	0	0	0	1	<b>Chicago Cubs @ Pittsburgh Pirates</b> Three Rivers Stadium, Pittsburgh, PA Sun Jun 05 1977, 3:33 AM EDT Att: 51,580 - Overcast - 66 F			
Greg Gross, L OBP: 0.325, SLG: 0.308 (1, 7)										5	0	1	1	0	2	1				
Larry Blittner, L OBP: 0.332, SLG: 0.380 (1, 3)										4	1	1	0	0	1	2				
Bobby Murcer, L OBP: 0.357, SLG: 0.455 (1, 9)										2	1	1	0	2	0	0				
Jerry Morales, R OBP: 0.358, SLG: 0.457 (1, 8)										4	0	1	1	0	2	3				
Manny Trillo, R OBP: 0.421, SLG: 0.552 (1, 4)										2	1	1	1	1	0	1				
Dave Rosello, R OBP: 0.342, SLG: 0.250 Bill Buckner, L OBP: 0.380, SLG: 0.444 Mick Kelleher, R OBP: 0.250, SLG: 0.300 (1, 5)										2	0	0	0	1	0	2				
George Mitterwald, R OBP: 0.342, SLG: 0.410 Paul Reuschel, R OBP: 0.286, SLG: 0.395 Joe Wallis, S OBP: 0.286, SLG: 0.395 Willie Hernandez, L OBP: 0.286, SLG: 0.395 (1, 2)										2	1	1	1	0	0	2				
Bill Bonham, R OBP: 0.167, SLG: 0.208 Steve Swisher, R OBP: 0.250, SLG: 0.353 (1, 1)										2	0	0	0	0	1	1				
<b>Inning Stats</b>	R: 0 H: 1 E: 0 K: 3 S: 15	H: 1 R: 2 ER: 2 SO: 5 BB: 1 P: 23	R: 1 H: 1 E: 0 K: 0 S: 8	H: 1 R: 2 ER: 2 SO: 5 BB: 1 P: 10	R: 0 H: 0 E: 0 K: 1 S: 3	H: 0 R: 0 ER: 0 LOB: 0 BB: 0 P: 3	R: 0 H: 1 E: 0 K: 1 S: 6	H: 1 R: 2 ER: 1 SO: 13 BB: 0 P: 6	R: 1 H: 2 E: 0 K: 0 S: 11	H: 0 R: 0 ER: 0 LOB: 0 BB: 2 P: 11	R: 0 H: 0 E: 0 K: 0 S: 3	H: 0 R: 0 ER: 0 LOB: 0 BB: 0 P: 3	R: 2 H: 2 E: 1 K: 1 S: 11	H: 2 R: 1 ER: 1 SO: 15 BB: 1 P: 15	R: 0 H: 0 E: 0 K: 2 S: 10	H: 0 R: 0 ER: 0 LOB: 0 BB: 0 P: 10		1B: 6 2B: 1 3B: 0 HR: 0	SF: 2 SH: 0 DP: 0 HBP: 0	WP: 0 PA: 38 PB: 0 SB: 1 CS: 0
<b>PITCHER</b>	IP	WLS	BF	H	R	ER	SO	BB	IBB	HBP	BLK	WP	HR	S	P	ERA		WHIP		
Odell Jones, R ERA: 4.82 Kent Tekulve, R ERA: 2.57 Rich Gossage, R ERA: 1.13 (1, 1)	5.2	W	25	5	2	2	5	3	0	0	0	0	0	45	65	3.18		1.412		
(6, 1)	1.1		7	2	2	2	0	1	0	0	0	0	0	6	10	13.50	2.250			
(8, 1)	2.0	S	6	0	0	0	3	0	0	0	0	0	0	19	19	0.00	0.000			

AB	32
R	4
H	7
RBI	4
BB	4
SO	8
LOB	15



Batter	1	2	3	4	5	6	7	8	9	AB	R	H	RBI	BB	SO	LOB	BOTTOM		
Frank Taveras, R OBP: 0.316, SLG: 0.308 (1, 6)										5	0	2	1	0	0	4	<b>Chicago Cubs @ Pittsburgh Pirates</b> Three Rivers Stadium, Pittsburgh, PA Sun Jun 05 1977, 3:33 AM EDT Att: 51,580 - Overcast - 66 F		
Phil Garner, R OBP: 0.292, SLG: 0.379 (1, 5)										4	0	0	0	0	5				
Dave Parker, L OBP: 0.401, SLG: 0.585 (1, 9)										3	2	1	0	1	1				
Al Oliver, L OBP: 0.346, SLG: 0.503 (1, 8)										4	1	2	0	0	1	2			
Bill Robinson, R OBP: 0.327, SLG: 0.500 (1, 7)										4	1	1	2	0	1	3			
Willie Stargell, L OBP: 0.400, SLG: 0.633 Omar Moreno, L OBP: 0.279, SLG: 0.309 (1, 3)										4	1	2	2	0	1	0			
Rennie Stennett, R OBP: 0.366, SLG: 0.397 (1, 4)										4	0	2	0	0	1	1			
Duffy Dyer, R OBP: 0.433, SLG: 0.404 (1, 2)										2	0	0	0	2	0	0			
Odell Jones, R OBP: 0.333, SLG: 0.333 Kent Tekulve, R OBP: 0.400, SLG: 0.400 Rich Gossage, R OBP: 0.400, SLG: 0.600 (1, 1)										2	0	1	0	0	1	3			
(6, 1)										1	0	0	0	0	1				
(8, 1)										1	0	1	0	0	0				
<b>Inning Stats</b>	R: 0 H: 1 E: 0 K: 1 S: 10	H: 3 R: 5 ER: 5 SO: 6 BB: 1 P: 18	R: 2 H: 1 E: 0 K: 3 S: 12	H: 1 R: 0 ER: 0 LOB: 0 BB: 1 P: 19	R: 0 H: 1 E: 0 K: 0 S: 3	H: 1 R: 0 ER: 0 LOB: 0 BB: 0 P: 3	R: 2 H: 3 E: 0 K: 0 S: 9	H: 3 R: 1 ER: 1 SO: 10 BB: 0 P: 10	R: 0 H: 0 E: 1 K: 0 S: 4	H: 0 R: 0 ER: 0 LOB: 1 BB: 0 P: 4	R: 0 H: 1 E: 0 K: 0 S: 3	H: 1 R: 0 ER: 0 LOB: 0 BB: 0 P: 3	R: 0 H: 2 E: 0 K: 0 S: 4	H: 2 R: 0 ER: 0 LOB: 1 BB: 1 P: 8	R: 0 H: 0 E: 0 K: 2 S: 10	H: 0 R: 0 ER: 0 LOB: 0 BB: 0 P: 10		1B: 8 2B: 4 3B: 0 HR: 1	SF: 0 SH: 0 DP: 2 HBP: 0
<b>PITCHER</b>	IP	WLS	BF	H	R	ER	SO	BB	IBB	HBP	BLK	WP	HR	S	P	ERA	WHIP		
Bill Bonham, R ERA: 4.12 Paul Reuschel, R ERA: 0.91 Willie Hernandez, L ERA: 1.8 (1, 1)	5.0	L	25	9	5	5	6	1	1	0	0	0	0	47	63	9.00	2.000		
(6, 1)	2.0		7	1	0	0	0	0	0	0	1	0	0	7	7	0.00	0.500		
(8, 1)	1.0		5	2	0	0	0	1	0	0	0	0	0	4	8	0.00	3.000		













Batter	1	2	3	4	5	6	7	8	9	AB	R	H	RBI	BB	SO	LOB	TOP		
<b>Rob Andrews, R</b> OBP: 0.373, SLG: 0.311 (1, 4)	L4		6-3			E9 2B 1B		1B SH3-4 BB		3	1	1	0	1	0	0	<b>San Francisco Giants @ Pittsburgh Pirates</b> Three Rivers Stadium, Pittsburgh, PA Wed Jun 08 1977, 7:05 PM EDT Att: 6,995 - Unknown		
<b>Derrel Thomas, S</b> OBP: 0.312, SLG: 0.276 (1, 3) (3, 5)	F9			F8		6-3		SH3-4		3	0	0	0	0	0	1			
<b>Bill Madlock, R</b> OBP: 0.349, SLG: 0.417 <b>Darrell Evans, L</b> OBP: 0.396, SLG: 0.443 (1, 5) (1, 5) (3, 3)	F8				BB	2B		F8		1	0	0	0	0	0	0			
<b>Jack Clark, R</b> OBP: 0.304, SLG: 0.387 (1, 9)		HR		F3		2B				4	1	3	2	0	0	1			
<b>Randy Elliott, R</b> OBP: 0.224, SLG: 0.345 <b>Gary Thomasson, L</b> OBP: 0.361, SLG: 0.466 (1, 7) (8, PH) (8, 7)	F8			F8		F7		F7		3	0	0	0	0	0	1			
<b>Larry Hemdon, R</b> OBP: 0.261, SLG: 0.330 (1, 8)	F4									1	0	0	0	0	0	2			
<b>Tim Foli, R</b> OBP: 0.227, SLG: 0.335 (1, 6)	F3									4	0	1	0	0	0	0			
<b>Mike Sadek, R</b> OBP: 0.269, SLG: 0.302 (1, 2)			5-3							3	0	1	0	1	0	1			
<b>John Curtis, L</b> OBP: 0.333, SLG: 0.556 <b>Charlie Williams, R</b> <b>Gary Lavelle, S</b> (1, 1) (7, 1) (8, 1)			K							3	0	0	0	0	2	2			
<b>Inning Stats</b>	R: 0 E: 0 K: 0 S: 3	H: 0 LOB: 0 BB: 0 P: 3	R: 1 E: 0 K: 0 S: 4	H: 1 LOB: 0 BB: 0 P: 4	R: 0 E: 0 K: 1 S: 5	H: 0 LOB: 0 BB: 0 P: 5	R: 0 E: 0 K: 0 S: 3	H: 0 LOB: 1 BB: 1 P: 7	R: 0 E: 0 K: 1 S: 6	H: 1 LOB: 1 BB: 0 P: 6	R: 2 E: 1 K: 0 S: 5	H: 3 LOB: 0 BB: 0 P: 5	R: 0 E: 0 K: 0 S: 4	H: 1 LOB: 2 BB: 0 P: 8	R: 0 E: 0 K: 0 S: 3	H: 0 LOB: 1 BB: 1 P: 7		1B: 3 2B: 3 3B: 0 HR: 1	SF: 0 SAC: 1 DP: 0 HBP: 0
<b>PITCHER</b>	IP	WLS	BF	H	R	ER	SO	BB	IBB	HBP	BLK	WP	HR	S	P	ERA	WHIP		
<b>Jim Rooker, L</b> ERA: 3.03 <b>Rich Gossage, R</b> ERA: 1.41 (1, 1) (8, 1)	7.0	L	27	6	3	3	2	1	0	0	0	0	1	30	34	3.86	1.000		

AB	32
R	3
H	7
RBI	3
BB	3
SO	2
LOB	11



Batter	1	2	3	4	5	6	7	8	9	AB	R	H	RBI	BB	SO	LOB	BOTTOM		
<b>Frank Taveras, R</b> OBP: 0.327, SLG: 0.309 (1, 6)	F3		3-1 2B 1B					CS 1B	4-3	5	1	2	1	0	0	1	<b>San Francisco Giants @ Pittsburgh Pirates</b> Three Rivers Stadium, Pittsburgh, PA Wed Jun 08 1977, 7:05 PM EDT Att: 6,995 - Unknown		
<b>Phil Garner, R</b> OBP: 0.284, SLG: 0.381 <b>Ed Ott, L</b> OBP: 0.382, SLG: 0.315 <b>Rich Gossage, R</b> OBP: 0.400, SLG: 0.600 (1, 5) (7, PH) (8, 1)	6-3		3-1		5-3		F7			3	0	0	0	0	0	2			
<b>Dave Parker, L</b> OBP: 0.400, SLG: 0.571 (1, 9)	CS BB		3-1 2B							3	0	2	1	1	0	0			
<b>Al Oliver, L</b> OBP: 0.339, SLG: 0.494 (1, 8)	CS	L7	4-3		L7			F9 WP 1B		4	0	1	0	0	0	2			
<b>Bill Robinson, R</b> OBP: 0.307, SLG: 0.462 (1, 7)		3-4-1 BB		5-3		5-3		F9		3	0	0	0	1	0	1			
<b>Willie Stargell, L</b> OBP: 0.385, SLG: 0.610 (1, 3)	3-4-1		K		F7			K		4	0	0	0	0	2	2			
<b>Rennie Stennett, R</b> OBP: 0.368, SLG: 0.401 (1, 4)	F9									4	0	2	0	0	0	1			
<b>Duffy Dyer, R</b> OBP: 0.438, SLG: 0.402 (1, 2)			1B BB		1B		6-3		K	3	1	1	0	1	1	1			
<b>Jim Rooker, R</b> OBP: 0.292, SLG: 0.227 <b>Tommy Helms, R</b> <b>Mario Mendoza, R</b> OBP: 0.100, SLG: 0.100 <b>Fernando Gonzalez, R</b> OBP: 0.269, SLG: 0.417 <b>Omar Moreno, L</b> OBP: 0.274, SLG: 0.303 (1, 1) (7, PH) (8, 5) (8, PH) (9, PH)			1B BB		K		6-3		S 1B	2	0	1	0	0	1	2			
<b>Inning Stats</b>	R: 0 E: 0 K: 0 S: 2	H: 0 LOB: 1 BB: 1 P: 6	R: 0 E: 0 K: 0 S: 3	H: 0 LOB: 1 BB: 1 P: 7	R: 2 E: 0 K: 0 S: 5	H: 3 LOB: 1 BB: 1 P: 9	R: 0 E: 0 K: 2 S: 9	H: 2 LOB: 2 BB: 0 P: 9	R: 0 E: 0 K: 0 S: 4	H: 1 LOB: 1 BB: 0 P: 4	R: 0 E: 0 K: 0 S: 4	H: 1 LOB: 0 BB: 0 P: 4	R: 0 E: 0 K: 1 S: 6	H: 1 LOB: 1 BB: 0 P: 6	R: 0 E: 0 K: 1 S: 6	H: 1 LOB: 2 BB: 0 P: 6		1B: 9 2B: 1 3B: 0 HR: 0	SF: 0 SAC: 0 DP: 0 HBP: 0
<b>PITCHER</b>	IP	WLS	BF	H	R	ER	SO	BB	IBB	HBP	BLK	WP	HR	S	P	ERA	WHIP		
<b>John Curtis, L</b> ERA: 3.68 <b>Charlie Williams, R</b> ERA: 3.55 <b>Gary Lavelle, L</b> ERA: 0.61 (1, 1) (7, 1) (8, 1)	6.1	W	28	8	2	2	2	3	0	0	0	0	0	29	41	2.84	1.737		









Batter	1	2	3	4	5	6	7	8	9	AB	R	H	RBI	BB	SO	LOB	TOP			
Merv Rettenmund, R OBP: 0.478, SLG: 0.574										2	1	1	1	3	1	0	<b>San Diego Padres @ Pittsburgh Pirates</b> Three Rivers Stadium, Pittsburgh, PA Sat Jun 11 1977, 3:33 AM EDT Att: 11,262 - Unknown			
Bill Almon, R OBP: 0.258, SLG: 0.278										5	0	1	0	0	1	4				
Mike Ivie, R OBP: 0.350, SLG: 0.486										5	0	1	0	0	1	2				
Dave Winfield, R OBP: 0.359, SLG: 0.546										4	2	1	1	1	2	1				
George Hendrick, R OBP: 0.377, SLG: 0.446										5	0	2	0	0	1	0				
Gene Tenace, R OBP: 0.390, SLG: 0.426										3	1	1	1	1	0	2				
Dave Tomlin, L OBP: 0.333, SLG: 0.333										0	0	0	0	0	0	0				
Rollie Fingers, R										0	0	0	0	0	0	0				
Bobby Valentine, R OBP: 0.265, SLG: 0.267										4	0	0	0	0	1	3				
Mike Champion, R OBP: 0.294, SLG: 0.318										4	0	2	1	0	1	0				
Bob Shirley, R OBP: 0.133, SLG: 0.071										3	0	0	0	0	2	1				
Bob Davis, R OBP: 0.227, SLG: 0.262										1	0	1	0	0	0	0				
<b>Inning Stats</b>	R: 1 E: 0 K: 1 S: 8	H: 3 LOB: 2 BB: 0 P: 8	R: 0 E: 0 K: 1 S: 6	H: 1 LOB: 2 BB: 1 P: 10	R: 2 E: 0 K: 0 S: 5	H: 3 LOB: 2 BB: 1 P: 9	R: 0 E: 0 K: 2 S: 7	H: 0 LOB: 0 BB: 0 P: 7	R: 1 E: 0 K: 0 S: 4	H: 1 LOB: 1 BB: 1 P: 8	R: 0 E: 0 K: 0 S: 4	H: 0 LOB: 0 BB: 0 P: 7	R: 0 E: 0 K: 3 S: 10	H: 1 LOB: 2 BB: 1 P: 14	R: 0 E: 0 K: 1 S: 5	H: 0 LOB: 0 BB: 0 P: 5	1B: 8 2B: 0 3B: 0 HR: 2	SF: 0 SAC: 0 DP: 0 HBP: 0	WP: 0 PB: 0 SB: 0 CS: 0	PA: 41
<b>PITCHER</b>	IP WLS BF H R ER SO BB IBB HBP BLK WP HR S P ERA WHIP																			
John Candelaria, L ERA: 2.0	(1, 1) 6.0 L 30 9 4 4 4 4 4 0 0 0 0 0 2 34 50 6.00 2.167																			
Kent Tekulve, R ERA: 2.72	(7, 1) 3.0 11 1 0 0 6 1 0 0 0 0 0 0 0 22 26 0.00 0.667																			

AB	36
R	4
H	10
RBI	4
BB	5
SO	10
LOB	13



Batter	1	2	3	4	5	6	7	8	9	AB	R	H	RBI	BB	SO	LOB	BOTTOM					
Frank Taveras, R OBP: 0.338, SLG: 0.316										4	0	3	0	1	0	1	<b>San Diego Padres @ Pittsburgh Pirates</b> Three Rivers Stadium, Pittsburgh, PA Sat Jun 11 1977, 3:33 AM EDT Att: 11,262 - Unknown					
Phil Garner, R OBP: 0.274, SLG: 0.365										5	0	0	1	0	0	4						
Dave Parker, L OBP: 0.403, SLG: 0.563										5	0	2	0	0	1	3						
Al Oliver, L OBP: 0.335, SLG: 0.479										4	0	0	0	0	3	4						
Bill Robinson, R OBP: 0.325, SLG: 0.491										4	0	2	0	0	0	0						
Willie Stargell, L OBP: 0.379, SLG: 0.613										1	0	0	0	0	1	2						
Rennie Stennett, R OBP: 0.371, SLG: 0.400										3	0	1	0	1	0	1						
Fernando Gonzalez, R OBP: 0.267, SLG: 0.429										4	0	1	0	0	0	4						
Duffy Dyer, R OBP: 0.442, SLG: 0.387										2	0	0	0	2	0	3						
John Candelaria, L OBP: 0.222, SLG: 0.160										2	0	0	0	0	0	4						
Tommy Helms, R OBP: 0.335, SLG: 0.400										1	0	0	0	0	1	2						
Kent Tekulve, R OBP: 0.400, SLG: 0.400										0	0	0	0	0	0	0						
Mario Mendoza, R OBP: 0.182, SLG: 0.273										1	1	1	0	0	0	0						
<b>Inning Stats</b>	R: 0 E: 1 K: 2 S: 8	H: 1 LOB: 1 BB: 0 P: 8	R: 0 E: 0 K: 0 S: 4	H: 1 LOB: 2 BB: 1 P: 8	R: 0 E: 0 K: 1 S: 6	H: 1 LOB: 1 BB: 0 P: 6	R: 0 E: 0 K: 0 S: 4	H: 1 LOB: 2 BB: 1 P: 8	R: 0 E: 0 K: 0 S: 4	H: 1 LOB: 1 BB: 1 P: 4	R: 0 E: 0 K: 1 S: 6	H: 1 LOB: 1 BB: 1 P: 10	R: 0 E: 0 K: 1 S: 5	H: 1 LOB: 1 BB: 1 P: 9	R: 0 E: 0 K: 0 S: 4	H: 1 LOB: 1 BB: 0 P: 4	R: 1 E: 0 K: 1 S: 7	H: 2 LOB: 2 BB: 0 P: 8	1B: 7 2B: 3 3B: 0 HR: 0	SF: 0 SAC: 0 DP: 1 HBP: 1	WP: 0 PB: 1 SB: 3 CS: 0	PA: 41
<b>PITCHER</b>	IP WLS BF H R ER SO BB IBB HBP BLK WP HR S P ERA WHIP																					
Bob Shirley, L ERA: 3.22	(1, 1) 6.0 W 27 6 0 0 4 2 1 0 0 0 0 0 0 13 18 3.38 1.875																					
Dave Tomlin, L ERA: 3.35	(7, 1) 2.2 13 4 1 1 1 1 0 1 0 0 0 0 3 3 0.00 0.000																					
Rollie Fingers, R ERA: 2.56	(9, 1) 0.1 S 1 0 0 0 1 0 0 0 0 0 0 0 0 3 3 0.00 0.000																					

AB	36
R	1
H	10
RBI	1
BB	4
SO	6
LOB	28





Batter	1	2	3	4	5	6	7	8	9	AB	R	H	RBI	BB	SO	LOB	TOP		
Merv Rettenmund, R OBP: 0.453, SLG: 0.534 (1, 7)	F8		5-3		6-3		K		F8	5	0	0	0	0	1	1	<b>San Diego Padres @ Pittsburgh Pirates</b> Three Rivers Stadium, Pittsburgh, PA Sun Jun 12 1977, 3:33 AM EDT Unknown		
Bill Almon, R OBP: 0.265, SLG: 0.286 (1, 6)	CS BB		5-3		1B		FC5 2B		6-3	4	0	2	0	1	0	1			
Mike Ivie, R OBP: 0.353, SLG: 0.487 (1, 3)	K				1B		FC5			4	1	2	0	0	1	2			
Dave Winfield, R OBP: 0.361, SLG: 0.548 (1, 9)					1B				F3	3	0	1	0	1	0	2			
George Hendrick, R OBP: 0.370, SLG: 0.437 (1, 8)	L9				2B				K	4	0	0	1	0	1	2			
Gene Tenace, R OBP: 0.396, SLG: 0.423 (1, 2)	BB				BB				BB	1	0	0	0	3	0	0			
Bobby Valentine, R OBP: 0.254, SLG: 0.254 John D'Acquisto, R OBP: 0.422, SLG: 0.512 Dan Spillner, R OBP: 0.289, SLG: 0.313 (1, 5)	F8				K		E5		4-3	3	0	0	0	0	1	4			
Mike Champion, R OBP: 0.289, SLG: 0.313 (1, 4)	K				F9		L7		L6	4	0	0	0	0	1	5			
Randy Jones, R OBP: 0.240, SLG: 0.217 Dave Roberts, R OBP: 0.292, SLG: 0.282 Dave Wehrmeister, R OBP: 0.235, SLG: 0.270 (5, PH)	K				F3		5-3		E7	1	0	0	0	0	1	0			
Bob Davis, R OBP: 0.235, SLG: 0.270 (6, 2)									1B	2	0	1	0	0	0	0			
<b>Inning Stats</b>	R: 0 E: 0 K: 1 S: 4	H: 0 LOB: 0 BB: 1 P: 8	R: 0 E: 0 K: 1 S: 5	H: 0 LOB: 2 BB: 2 P: 13	R: 0 E: 0 K: 1 S: 5	H: 0 LOB: 0 BB: 0 P: 5	R: 1 E: 0 K: 1 S: 7	H: 2 LOB: 2 BB: 1 P: 11	R: 0 E: 0 K: 0 S: 5	H: 0 LOB: 1 BB: 0 P: 4	R: 0 E: 1 K: 1 S: 6	H: 1 LOB: 1 BB: 0 P: 6	R: 0 E: 0 K: 1 S: 5	H: 0 LOB: 1 BB: 1 P: 9	R: 0 E: 1 K: 0 S: 4	H: 1 LOB: 1 BB: 0 P: 4	1B: 4 2B: 2 3B: 0 HR: 0	SF: 0 SAC: 0 DP: 0 HBP: 0	WP: 0 PA: 38 CS: 1
<b>PITCHER</b> Jerry Reuss, L ERA: 4.13 (1, 1)	IP: 9.0 WLS: W BF: 38 H: 6 R: 1 ER: 1 SO: 6 BB: 5 IBB: 0 HBP: 0 BLK: 0 WP: 0 HR: 0 S: 45 P: 65 ERA: 1.00 WHIP: 1.222																		

Batter	1	2	3	4	5	6	7	8	9	AB	R	H	RBI	BB	SO	LOB	BOTTOM		
Frank Taveras, R OBP: 0.336, SLG: 0.314 (1, 6)	L4				K		4-3-5			4	0	1	0	0	1	3	<b>San Diego Padres @ Pittsburgh Pirates</b> Three Rivers Stadium, Pittsburgh, PA Sun Jun 12 1977, 3:33 AM EDT Unknown		
Rennie Stennett, R OBP: 0.378, SLG: 0.409 Mario Mendoza, R OBP: 0.182, SLG: 0.273 (1, 4)	CS 1B				1B		WP HR		S BB	3	1	2	0	1	0	1			
Dave Parker, L OBP: 0.396, SLG: 0.553 (1, 9)	F8				K		F5		K	4	0	0	0	0	2	3			
Bill Robinson, R OBP: 0.331, SLG: 0.513 (1, 7)	CS				2B		SF9 BB		K	3	2	1	2	1	2	1			
Willie Stargell, L OBP: 0.375, SLG: 0.609 (1, 3)					SF9 1B		G3		K	4	1	1	0	0	2	1			
Phil Garner, R OBP: 0.278, SLG: 0.364 (1, 5)					S 1B		3-1		F5	3	1	1	0	1	0	0			
Duffy Dyer, R OBP: 0.437, SLG: 0.385 (1, 2)	6-3				SF9		SH5-4 4-3-5		5-3	3	0	1	1	0	0	1			
Omar Moreno, L OBP: 0.279, SLG: 0.303 (1, 8)					S 1B		SH5-4 BB		5-3	3	1	1	2	1	0	0			
Jerry Reuss, L OBP: 0.296, SLG: 0.308 (1, 1)	6-3				E 1B		SH5-4			2	0	1	1	0	0	0			
<b>Inning Stats</b>	R: 0 E: 0 K: 0 S: 3	H: 1 LOB: 0 BB: 0 P: 3	R: 0 E: 0 K: 2 S: 8	H: 1 LOB: 1 BB: 0 P: 8	R: 0 E: 0 K: 0 S: 4	H: 1 LOB: 1 BB: 0 P: 4	R: 4 E: 1 K: 2 S: 10	H: 3 LOB: 1 BB: 2 P: 18	R: 2 E: 0 K: 0 S: 5	H: 2 LOB: 0 BB: 0 P: 5	R: 0 E: 0 K: 3 S: 9	H: 0 LOB: 1 BB: 1 P: 13	R: 0 E: 0 K: 0 S: 3	H: 0 LOB: 0 BB: 0 P: 3	R: 0 E: 0 K: 0 S: 3	H: 0 LOB: 0 BB: 0 P: 3		1B: 6 2B: 3 3B: 0 HR: 1	SF: 1 SAC: 1 DP: 1 HBP: 0
<b>PITCHER</b> Randy Jones, L ERA: 4.37 Dave Wehrmeister, R ERA: 5.06 John D'Acquisto, R ERA: 5.14 Dan Spillner, R ERA: 3.94 (5, 1)	IP: 4.0 WLS: L BF: 19 H: 6 R: 4 ER: 4 SO: 4 BB: 4 IBB: 1 HBP: 0 BLK: 0 WP: 0 HR: 0 S: 25 P: 33 ERA: 9.00 WHIP: 1.750																		



Batter	1	2	3	4	5	6	7	8	9	AB	R	H	RBI	BB	SO	LOB	TOP										
Gene Richards, L (1,7) OBP: 0.345, SLG: 0.351	0-0 6-3	0-3 K		0-0 S 1B		0-0 1-H 1B	0-0 4-3		0-0 F9	5	0	1	1	0	1	2	<b>San Diego Padres @ Pittsburgh Pirates</b> Three Rivers Stadium, Pittsburgh, PA Sun Jun 12 1977, 3:38 AM EDT Att: 21,640 - Unknown <a href="http://livebaseballscorecards.com">livebaseballscorecards.com</a>										
Bill Almon, R (1,6) OBP: 0.261, SLG: 0.281 George Hendrick, R (9,PH) OBP: 0.368, SLG: 0.434	0-0 5-3		0-0 6-3	0-3 K		0-0 6-3	0-0 6-3		0-3 K	4	0	0	0	0	1	1											
Gene Tenace, R (1,3) OBP: 0.400, SLG: 0.425	0-0 1B		0-0 FC6-4 1B		0-3 K		4-0 1B		0-0 1-3	4	0	2	0	1	1	1											
Dave Winfield, R (1,9) OBP: 0.356, SLG: 0.539	0-3 K		0-0 FC6-4 2B		0-0 5-3		0-3 K			4	1	0	0	0	2	3											
Jerry Turner, L (1,8) OBP: 0.338, SLG: 0.414		0-0 S 2B 1B		0-0 1-H 2B		0-0 E1		4-0 BB		3	1	2	1	1	0	0											
Pat Scanlon, L (1,5) OBP: 0.250, SLG: 0.286		0-0 SH3 1B 2B		0-0 F8		0-0 F7		0-0 F2		4	1	1	1	0	0	3											
Mike Champion, R (1,4) OBP: 0.285, SLG: 0.308		0-0 SH3		0-0 4-3		0-0 6-3		0-0 F9		3	0	0	0	0	0	1											
Bob Davis, R (1,2) OBP: 0.225, SLG: 0.258 Merv Rettenmund, R (8,PH) OBP: 0.448, SLG: 0.527 Dave Roberts, R (8,2) OBP: 0.262, SLG: 0.282		0-0 5-3		0-3 K		0-0 F9		0-0 F2		3	0	0	0	0	1	1											
Bob Owchinko, L (1,1) OBP: 0.250, SLG: 0.143 Rick Sawyer, R (3,1) OBP: 0.364, SLG: 0.176 Paul Siebert, L (8,1) Dan Spillner, R (8,1) Gary Sutherland, R (9,PH) OBP: 0.435, SLG: 0.524		0-0 1B		4-0 E 1B BB		0-3 K		0-0 E9 1B		1	0	1	1	0	0	0											
<b>Inning Stats</b>	R: 0 E: 0 K: 1 S: 6	H: 1 LOB: 1 BB: 0 P: 6	R: 2 E: 0 K: 1 S: 8	H: 3 LOB: 1 BB: 0 P: 8	R: 1 E: 0 K: 0 S: 5	H: 2 LOB: 1 BB: 0 P: 5	R: 1 E: 1 K: 2 S: 8	H: 1 LOB: 1 BB: 1 P: 12	R: 0 E: 1 K: 1 S: 6	H: 0 LOB: 1 BB: 0 P: 6	R: 0 E: 0 K: 1 S: 5	H: 0 LOB: 0 BB: 0 P: 5	R: 0 E: 0 K: 1 S: 5	H: 0 LOB: 1 BB: 1 P: 9	R: 0 E: 0 K: 0 S: 3	H: 0 LOB: 1 BB: 1 P: 7		R: 0 E: 1 K: 1 S: 6	H: 1 LOB: 1 BB: 0 P: 6	1B: 6 2B: 2 3B: 0 HR: 0	SF: 0 SAC: 1 DP: 0 HBP: 0	WP: 0 PB: 0 SB: 2 CS: 0	PA: 39				
<b>PITCHER</b>	IP	WLS	BF	H	R	ER	SO	BB	IBB	HBP	BLK	WP	HR	S	P	ERA	WHIP										
Bruce Kison, R (1,1) ERA: 4.48	6.0	W	27	7	4	3	6	1	0	0	0	0	0	38	42	4.50	1.333										
Kent Tekulve, R (7,1) ERA: 2.69	0.2		3	0	0	0	0	1	0	0	0	0	0	2	6	0.00	1.500										
Rich Gossage, R (7,1) ERA: 1.24	2.1	S	9	1	0	0	2	1	0	0	0	0	0	12	16	0.00	0.857										

Batter	1	2	3	4	5	6	7	8	9	AB	R	H	RBI	BB	SO	LOB	BOTTOM										
Frank Taveras, R (1,6) OBP: 0.333, SLG: 0.311	0-3 K		0-0 1B 2B 1B		0-0 F9	0-0 FC6-4 1-2		0-0 FC6-2 S 2-3 3-H		5	1	1	0	0	1	4	<b>San Diego Padres @ Pittsburgh Pirates</b> Three Rivers Stadium, Pittsburgh, PA Sun Jun 12 1977, 3:38 AM EDT Att: 21,640 - Unknown <a href="http://livebaseballscorecards.com">livebaseballscorecards.com</a>										
Bobby Tolan, L (1,3) OBP: 0.304, SLG: 0.200	4-0 1B FC5-2 BB		0-0 2B SF8 1B		0-3 K		4-0 CS BB	0-0 F9		3	1	1	0	2	1	3											
Dave Parker, L (1,9) OBP: 0.402, SLG: 0.575	0-0 FC5-2 1B		0-0 SF8 WP 2B		0-0 HR		0-0 F8			4	3	3	2	0	0	1											
Bill Robinson, R (1,7) OBP: 0.321, SLG: 0.496	0-0 FC5-2 1B		0-0 F4		0-3 K		0-3 K			4	0	0	0	0	2	5											
Fernando Gonzalez, R (1,5) OBP: 0.294, SLG: 0.433	0-0 1B		0-0 SF8		0-3 K		0-0 CS	4-0 2B BB		2	1	1	2	1	1	0											
Phil Garner, R (1,4) OBP: 0.282, SLG: 0.369	0-0 4-3		0-0 FC4-6 BB		0-0 1-3 2B		0-0 1-3 2B			3	1	1	0	1	0	2											
Duffy Dyer, R (1,2) OBP: 0.436, SLG: 0.384		0-0 F7		0-0 FC4-6		0-0 FC1-6 1B		4-0 2B FC6-2 IBB		3	0	1	0	1	0	1											
Omar Moreno, L (1,8) OBP: 0.284, SLG: 0.314	0-3 K		0-0 SH3 1B		0-0 FC1-6 CS		0-0 FC6-2 1-3 2-H 3-H			4	0	2	2	0	1	1											
Bruce Kison, R (1,1) OBP: 0.269, SLG: 0.400 Al Oliver, L (6,PH) OBP: 0.338, SLG: 0.481 Kent Tekulve, R (7,1) OBP: 0.400, SLG: 0.400 Rich Gossage, R (7,1) OBP: 0.286, SLG: 0.429		0-0 6-3		0-0 SH3		0-0 FC6-4 1B		0-0 4-3		1	0	0	0	0	0	0											
<b>Inning Stats</b>	R: 1 E: 0 K: 1 S: 7	H: 2 LOB: 2 BB: 1 P: 11	R: 0 E: 0 K: 1 S: 5	H: 0 LOB: 0 BB: 0 P: 5	R: 3 E: 0 K: 0 S: 6	H: 3 LOB: 1 BB: 1 P: 10	R: 0 E: 0 K: 1 S: 6	H: 1 LOB: 1 BB: 0 P: 6	R: 1 E: 0 K: 2 S: 8	H: 1 LOB: 0 BB: 0 P: 8	R: 0 E: 0 K: 0 S: 4	H: 2 LOB: 0 BB: 0 P: 4	R: 0 E: 0 K: 1 S: 4	H: 0 LOB: 1 BB: 1 P: 8	R: 2 E: 0 K: 0 S: 5	H: 2 LOB: 2 BB: 2 P: 13		R: 0 E: 1 K: 1 S: 6	H: 1 LOB: 1 BB: 0 P: 6	1B: 7 2B: 3 3B: 0 HR: 1	SF: 1 SAC: 1 DP: 0 HBP: 0	WP: 1 PB: 0 SB: 1 CS: 2	PA: 39				
<b>PITCHER</b>	IP	WLS	BF	H	R	ER	SO	BB	IBB	HBP	BLK	WP	HR	S	P	ERA	WHIP										
Bob Owchinko, L (1,1) ERA: 6.26	2.0		12	5	4	4	2	1	0	0	0	1	1	26	38	5.40	1.600										
Rick Sawyer, R (3,1) ERA: 5.37	5.0	L	21	5	3	3	4	3	0	0	0	0	0	1	5	∞	∞										
Paul Siebert, L (8,1) ERA: 2.45	0.0		2	1	0	0	0	0	1	0	0	0	0	1	5	∞	∞										
Dan Spillner, R (8,1) ERA: 3.82	1.0		3	0	0	0	0	0	0	0	0	0	0	3	3	0.00	0.000										





Batter	1	2	3	4	5	6	7	8	9	AB	R	H	RBI	BB	SO	LOB	TOP					
Frank Taveras, R (1, 6) OBP: 0.327, SLG: 0.305	G2		L8		1-3			F9		4	0	0	0	0	0	2						
Ed Ott, L (1, 2) OBP: 0.384, SLG: 0.373	K			HR				P5		4	1	2	1	0	1	0						
Dave Parker, L (1, 9) OBP: 0.395, SLG: 0.564	K			4-3				F3		4	0	0	0	0	2	1						
Al Oliver, L (1, 7) OBP: 0.332, SLG: 0.472		G3		6-3				F7		4	0	0	0	0	0	1						
Willie Stargell, L (1, 3) OBP: 0.371, SLG: 0.593	K			K				PO		3	0	0	0	1	3	0						
Bill Robinson, R (1, 5) OBP: 0.321, SLG: 0.516																						
Mario Mendoza, R (7, 5) OBP: 0.167, SLG: 0.250	5-3							K		3	1	1	1	0	1	0						
Omar Moreno, L (1, 8) OBP: 0.285, SLG: 0.315								G3		3	0	1	0	0	0	0						
Phil Garner, R (1, 4) OBP: 0.283, SLG: 0.365								F2		2	0	0	0	1	0	1						
Jim Rooker, R (1, 1) OBP: 0.259, SLG: 0.200																						
Rich Gossage, R (8, 1) OBP: 0.286, SLG: 0.429								F8		3	0	0	0	0	1	2						
										0	0	0	0	0	0	0						
<b>Inning Stats</b>	R: 0 E: 0 K: 2 S: 7	H: 0 LOB: 0 BB: 0 P: 7	R: 0 E: 0 K: 1 S: 5	H: 0 LOB: 0 BB: 0 P: 5	R: 0 E: 0 K: 0 S: 4	H: 1 LOB: 1 BB: 0 P: 4	R: 1 E: 0 K: 1 S: 6	H: 1 LOB: 0 BB: 0 P: 6	R: 1 E: 0 K: 1 S: 6	H: 1 LOB: 1 BB: 1 P: 10	R: 0 E: 0 K: 0 S: 3	H: 1 LOB: 0 BB: 0 P: 3	R: 0 E: 0 K: 2 S: 7	H: 0 LOB: 0 BB: 0 P: 7	R: 0 E: 0 K: 0 S: 3	H: 0 LOB: 0 BB: 0 P: 3	R: 0 E: 1 K: 1 S: 6	H: 0 LOB: 2 BB: 1 P: 10	1B: 2 2B: 0 3B: 0 HR: 2	SF: 0 SAC: 0 DP: 0 HBP: 0	WP: 0 PB: 0 CS: 1	PA: 34
<b>PITCHER</b>	IP WLS BF H R ER SO BB IBB HBP BLK WP HR S P ERA WHIP																					
Don Sutton, R (1, 1) ERA: 2.75	7.0		25	4	2	2	7	1	0	0	0	0	0	2	38	42	2.57	0.714				
Stan Wall, L (8, 1) ERA: 4.5	2.0	W	8	0	0	0	1	1	0	0	0	0	0	0	9	13	0.00	0.500				

Pittsburgh Pirates @ Los Angeles Dodgers  
Dodger Stadium, Los Angeles, CA  
Tue Jun 14 1977, 7:05 PM PDT  
Att: 36,122 - Unknown

AB 31  
R 2  
H 4  
RBI 2  
BB 2  
SO 8  
LOB 9



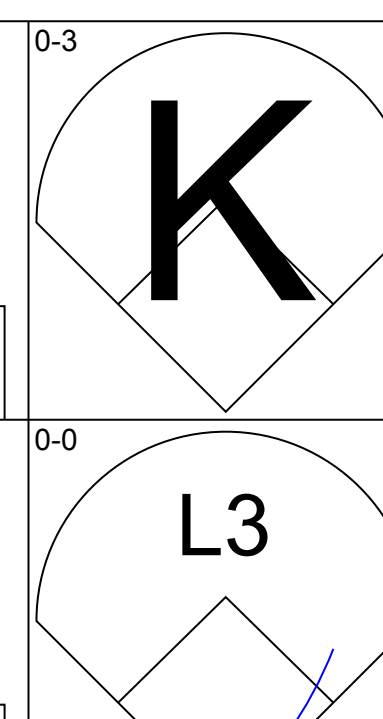
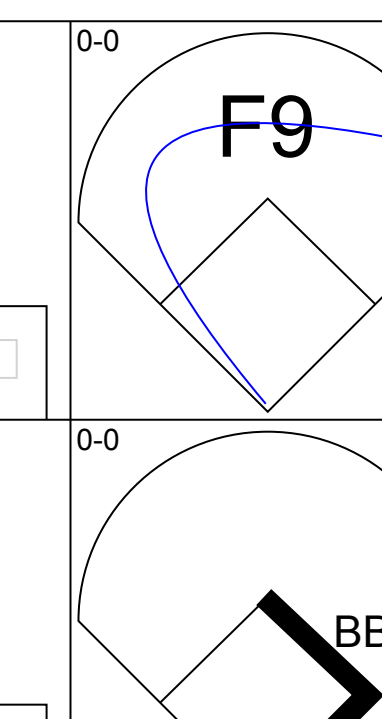
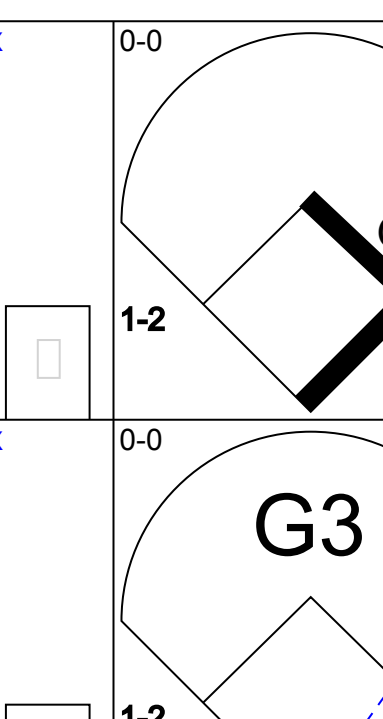
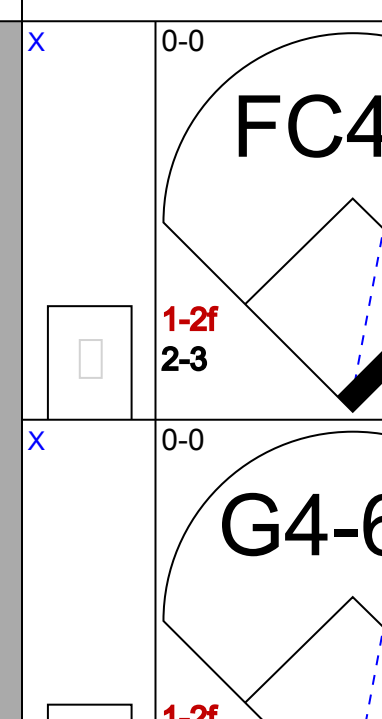
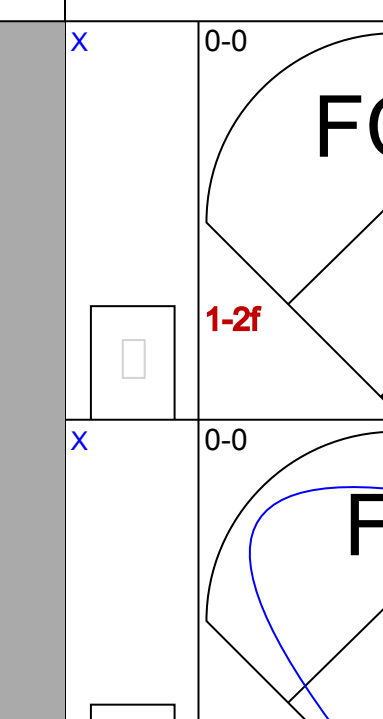
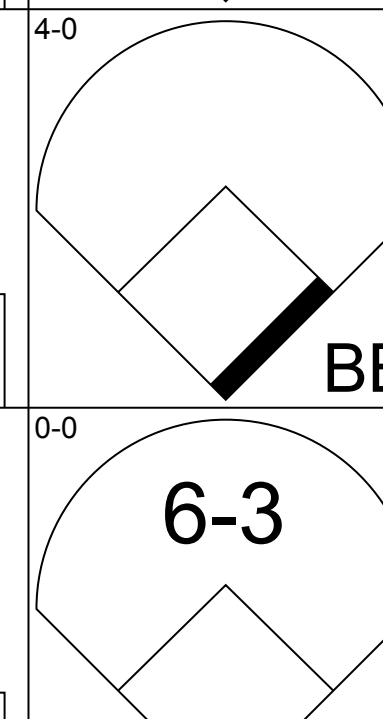
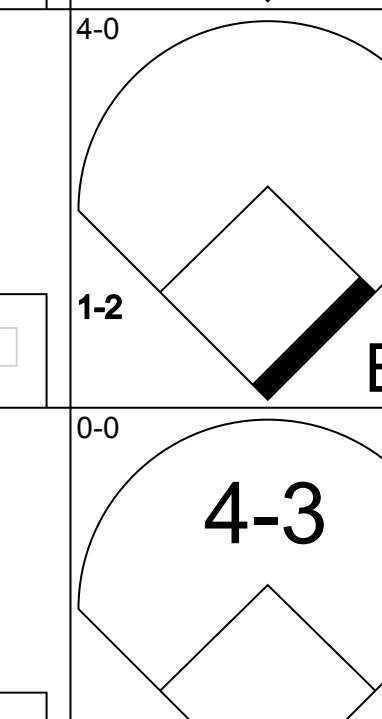
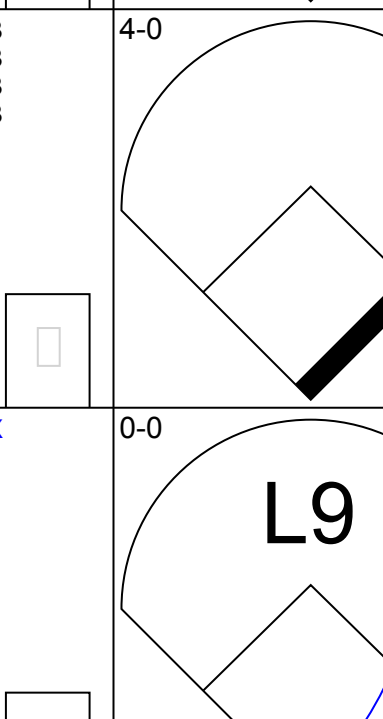

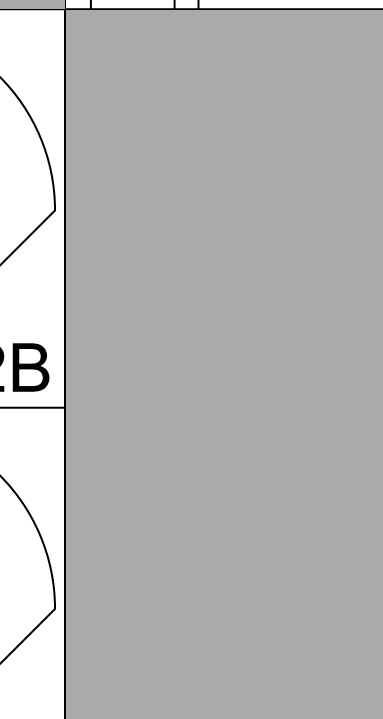



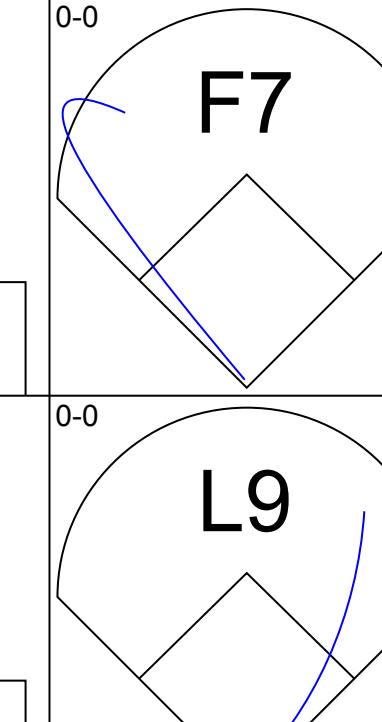


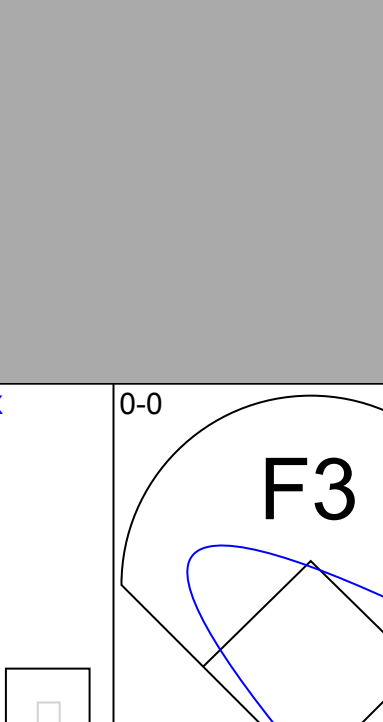
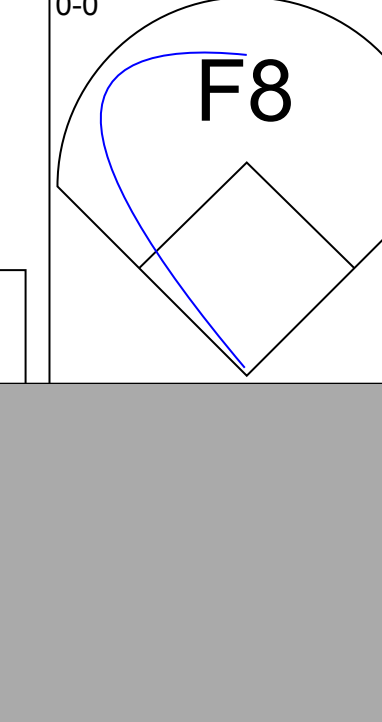
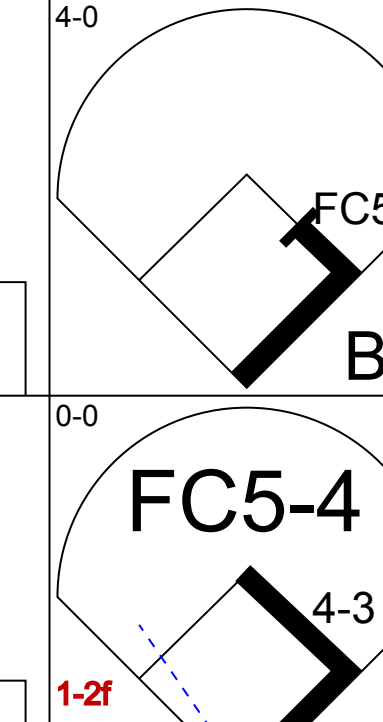
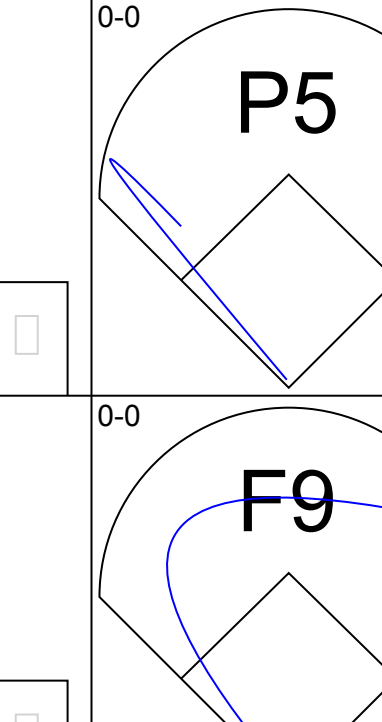
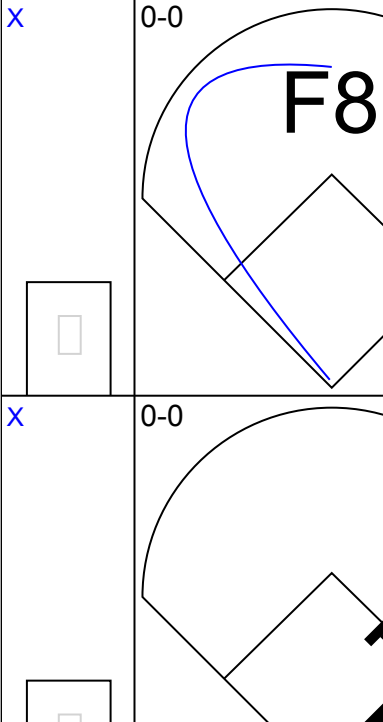
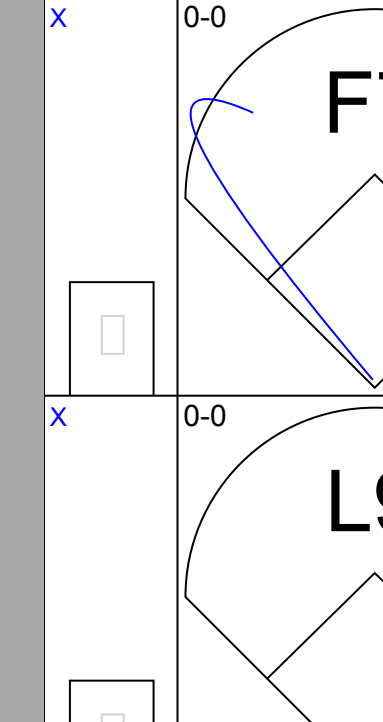
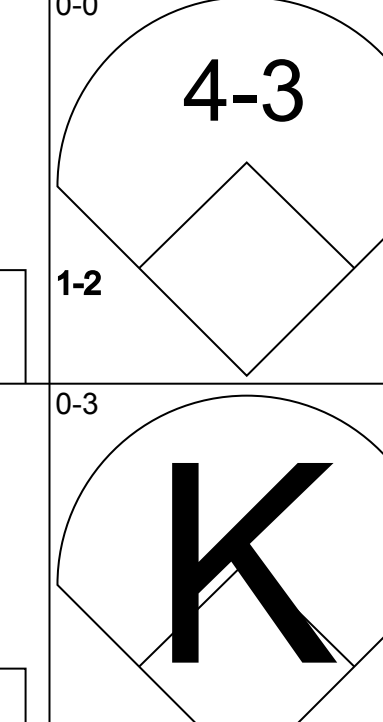
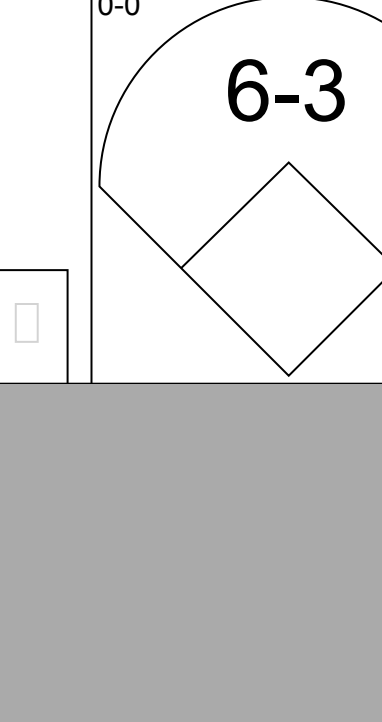
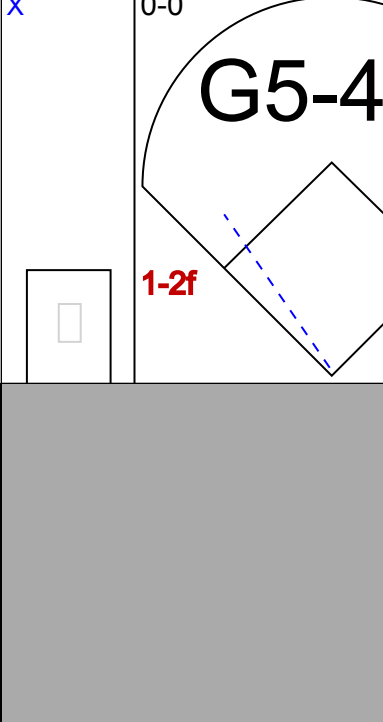
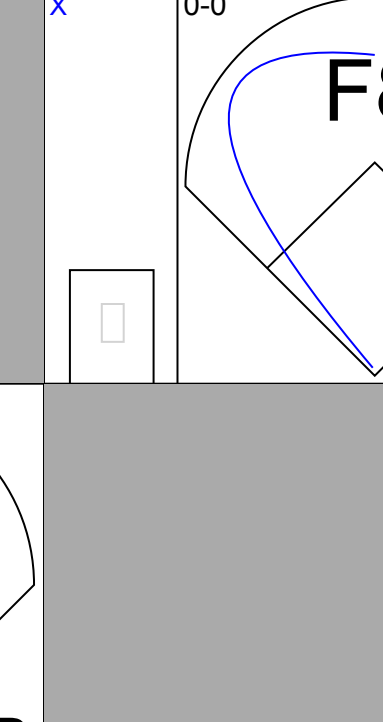


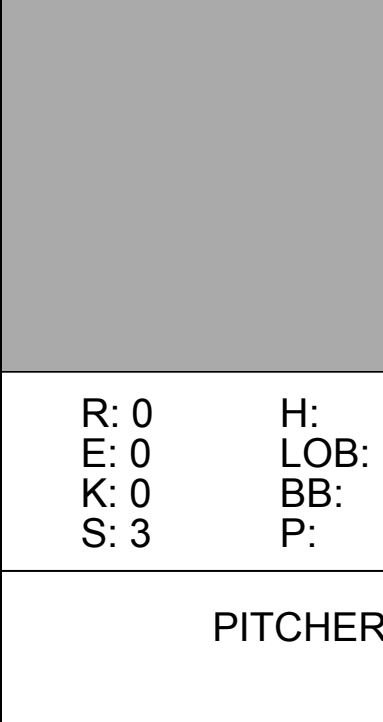
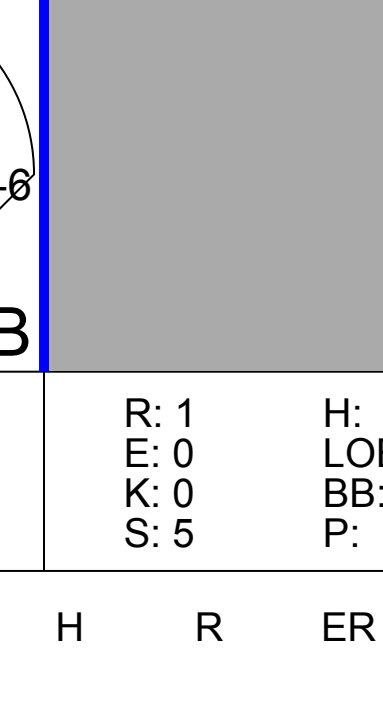
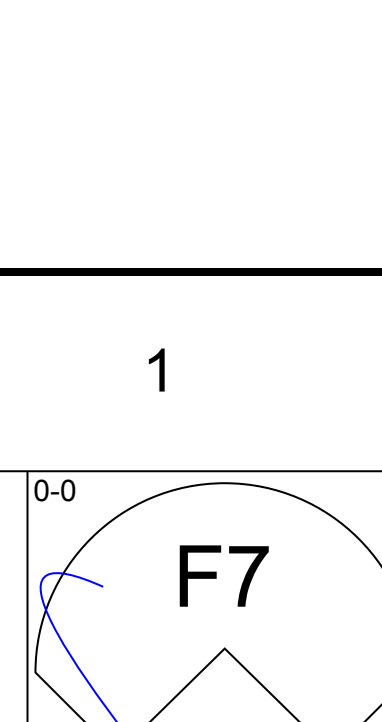
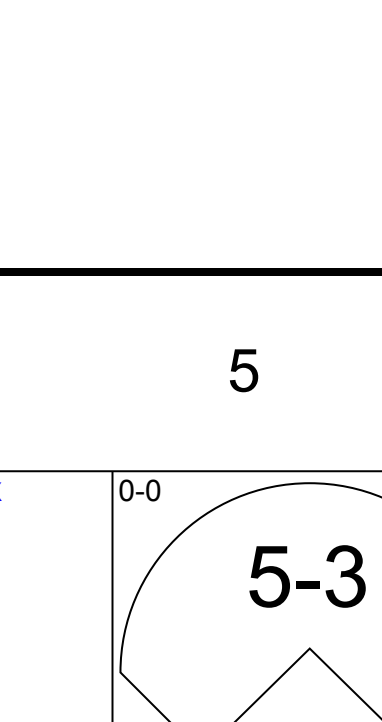
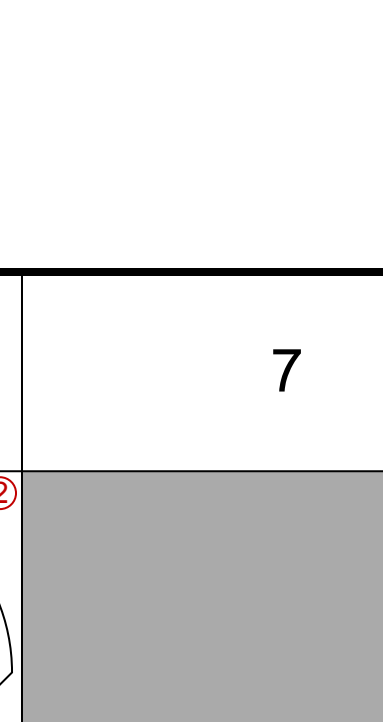
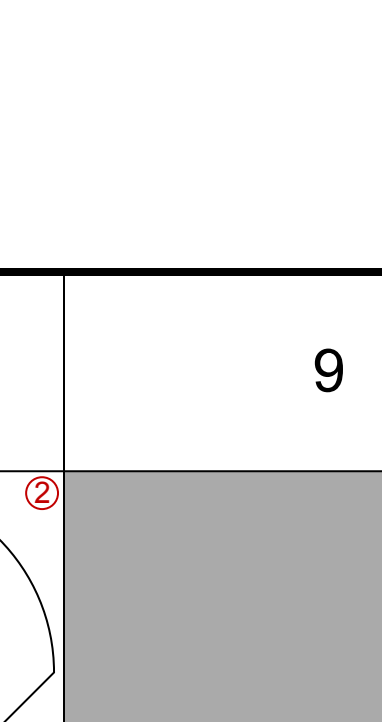
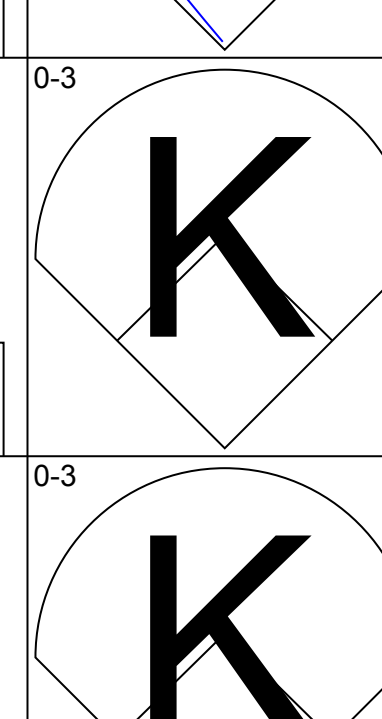
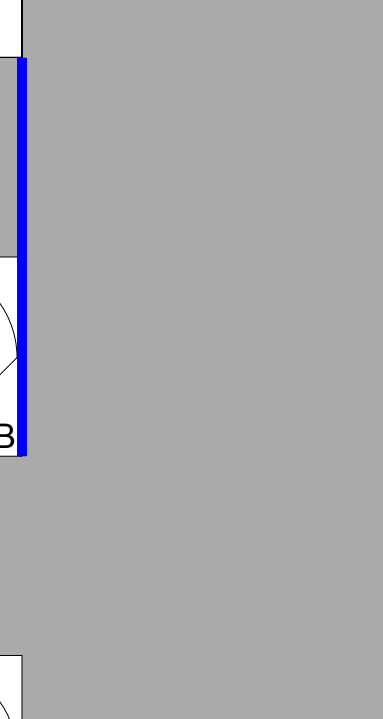

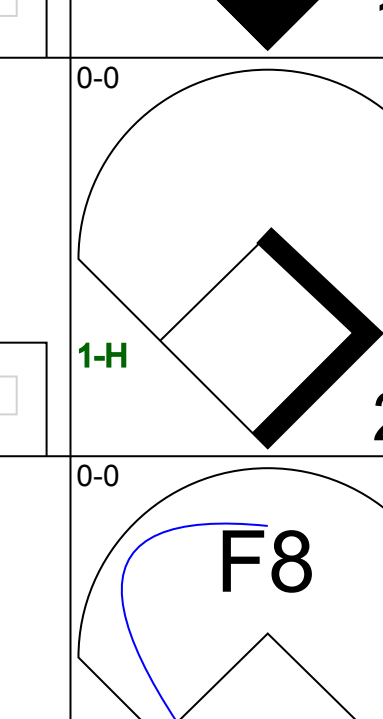

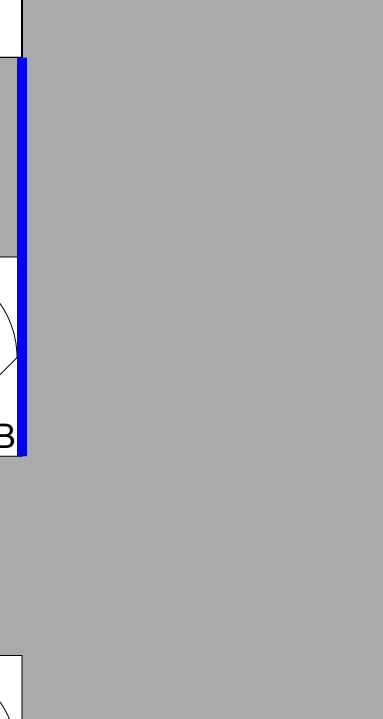

Batter	1	2	3	4	5	6	7	8	9	AB	R	H	RBI	BB	SO	LOB	BOTTOM					
Lee Lacy, R (1, 4) OBP: 0.347, SLG: 0.479										4	0	2	1	1	0	2						
Bill Russell, R (1, 6) OBP: 0.277, SLG: 0.311										5	0	1	0	0	0	3						
Reggie Smith, S (1, 9) OBP: 0.421, SLG: 0.598										3	0	0	0	1	0	2						
Ron Cey, R (1, 5) OBP: 0.416, SLG: 0.552										3	0	0	0	1	0	3						
Glenn Burke, R (8, PR) OBP: 0.256, SLG: 0.241										0	0	0	0	0	0	0						
Steve Garvey, R (1, 3) OBP: 0.344, SLG: 0.512										4	1	2	1	0	0	0						
Dusty Baker Jr., R (1, 7) OBP: 0.371, SLG: 0.512										3	0	0	0	1	0	2						
Ted Martinez, R (9, 4) OBP: 0.349, SLG: 0.429										0	0	0	0	0	0	0						
Rick Monday, L (1, 8) OBP: 0.360, SLG: 0.449										4	0	0	0	0	2	2						
Steve Yeager, R (1, 2) OBP: 0.362, SLG: 0.455										2	0	0	0	1	1	1						
Boo Powell, L (9, PH) OBP: 0.409, SLG: 0.278										1	0	1	0	0	0	0						
John Hale, L (9, PR) OBP: 0.360, SLG: 0.349										0	1	0	0	0	0	0						
Don Sutton, R (1, 1) OBP: 0.194, SLG: 0.143										2	0	0	0	0	1	0						
Manny Mota, R (7, PH) OBP: 0.692, SLG: 0.625										1	0	1	0	0	0	0						
Stan Wall, L (8, 1) ERA: 4.5										0	0	0	0	0	0	0						
Ed Goodson, L (9, PH) OBP: 0.174, SLG: 0.182										1	0	0	0	0	0	1						
Johnny Gates, L (9, PR) OBP: 0.382, SLG: 0.310										0	1	0	0	0	0	0						
<b>Inning Stats</b>	R: 0 E: 0 K: 0 S: 4	H: 1 LOB: 1 BB: 0 P: 4	R: 0 E: 1 K: 0 S: 3	H: 0 LOB: 0 BB: 0 P: 3	R: 0 E: 0 K: 2 S: 7	H: 0 LOB: 0 BB: 0 P: 7	R: 0 E: 0 K: 0 S: 3	H: 1 LOB: 0 BB: 0 P: 3	R: 0 E: 0 K: 0 S: 3	H: 0 LOB: 0 BB: 0 P: 7	R: 0 E: 0 K: 0 S: 3	H: 0 LOB: 2 BB: 2 P: 11	R: 1 E: 0 K: 1 S: 7	H: 2 LOB: 2 BB: 1 P: 11	R: 0 E: 0 K: 0 S: 4	H: 1 LOB: 2 BB: 1 P: 8	R: 2 E: 1 K: 1 S: 6	H: 2 LOB: 1 BB: 0 P: 6	1B: 6 2B: 1 3B: 0 HR: 1	SF: 0 SAC: 0 DP: 2 HBP: 0	WP: 0 PB: 1 CS: 0	PA: 38
<b>PITCHER</b>	IP WLS BF H R ER SO BB IBB HBP BLK WP HR S P ERA WHIP																					
Jim Rooker, L (1, 1) ERA: 2.84	7.2		31	4	1	1	3	5	0	0	0	0	0	0	0	0	1.17	1.174				
Rich Gossage, R (8, 1) ERA: 1.22	0.2	L	7	3	2	0	1	0	0	0	0	0	0	0	8	8	0.00	4.500				

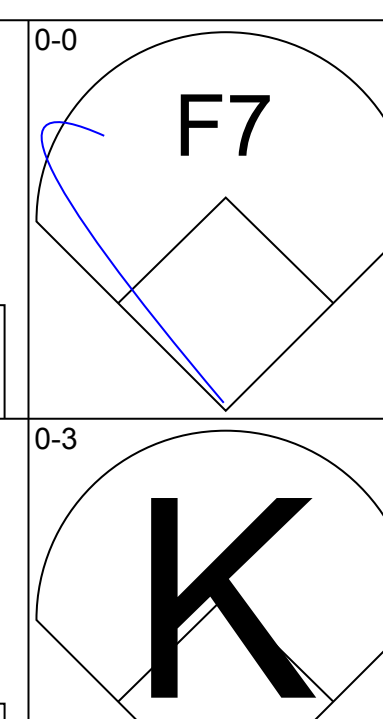
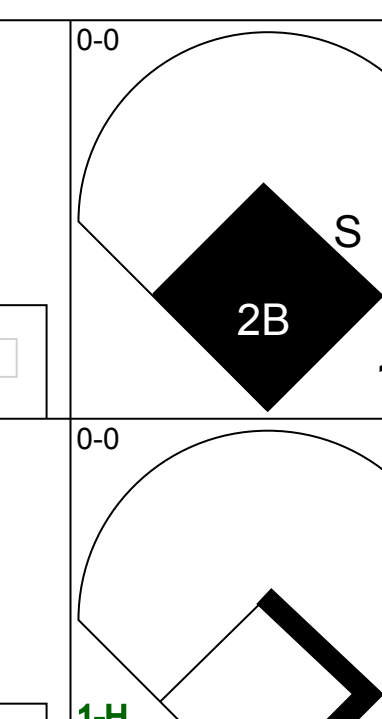
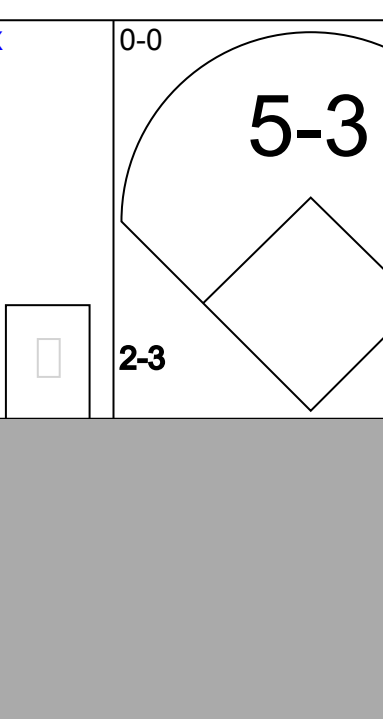

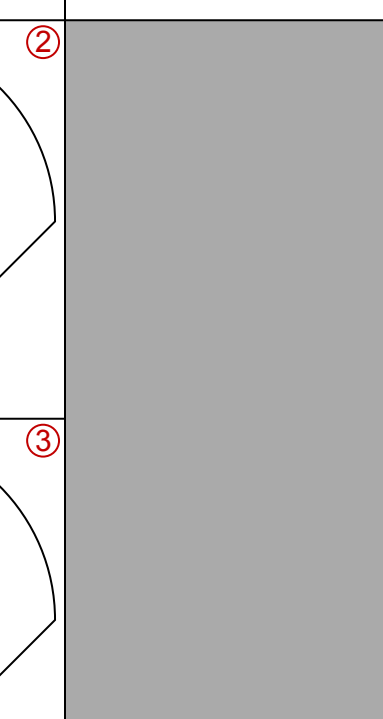
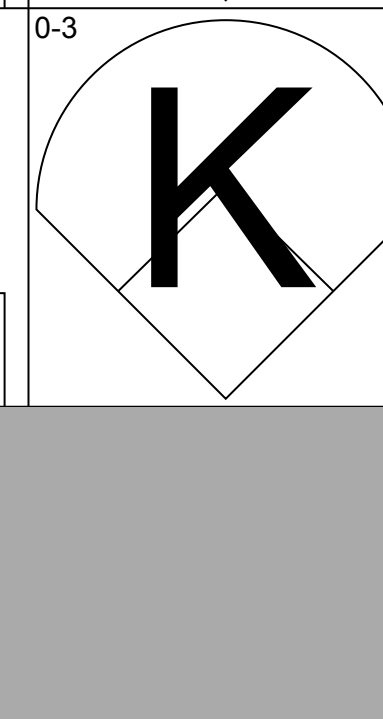
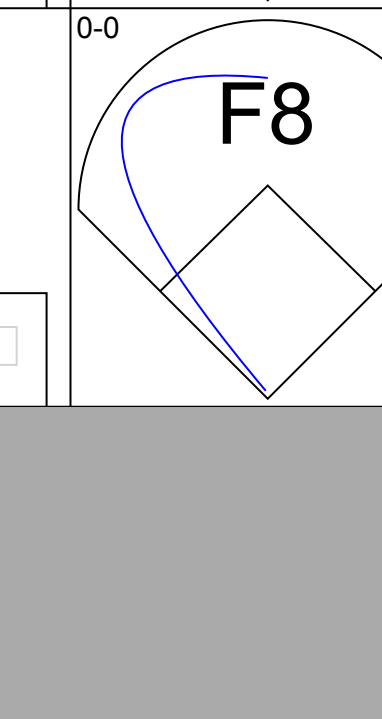
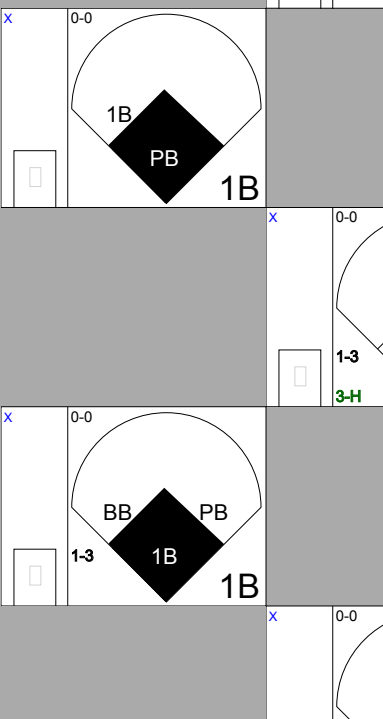



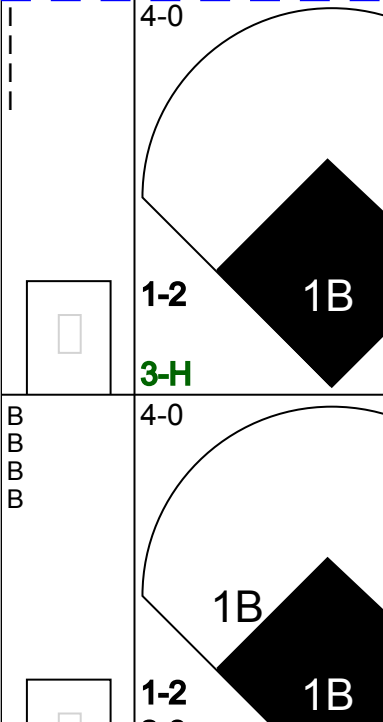

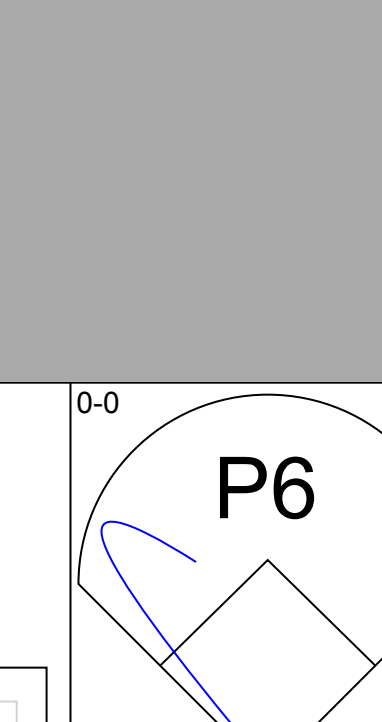
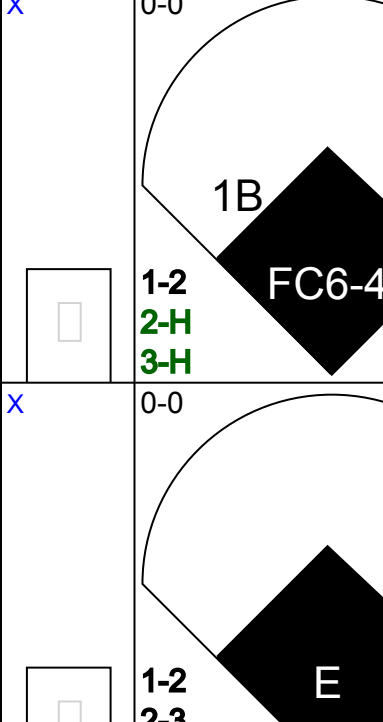

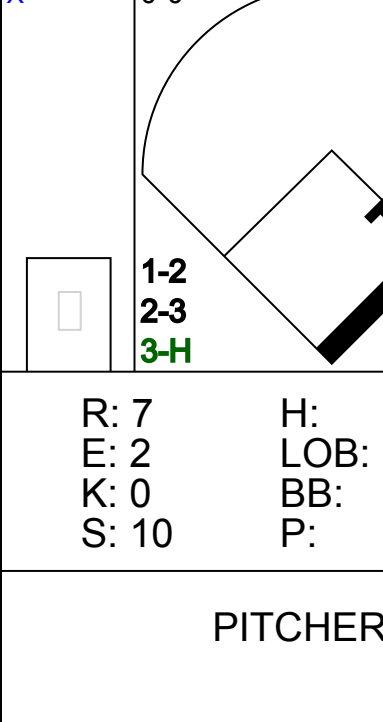
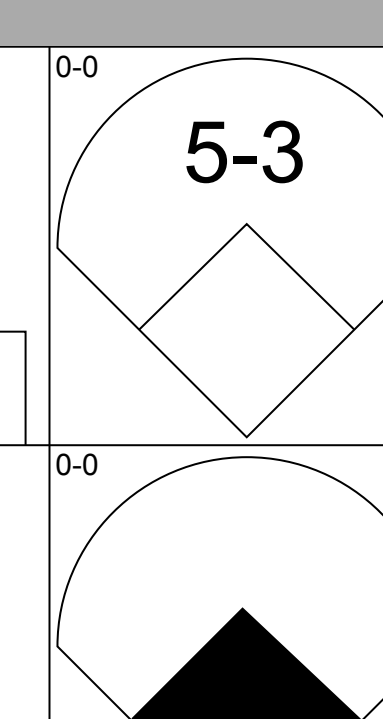
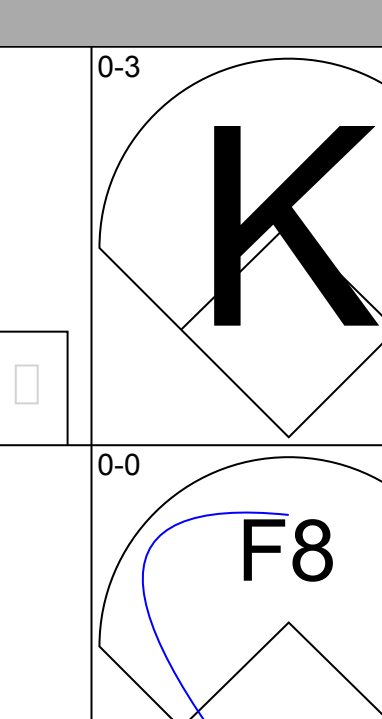
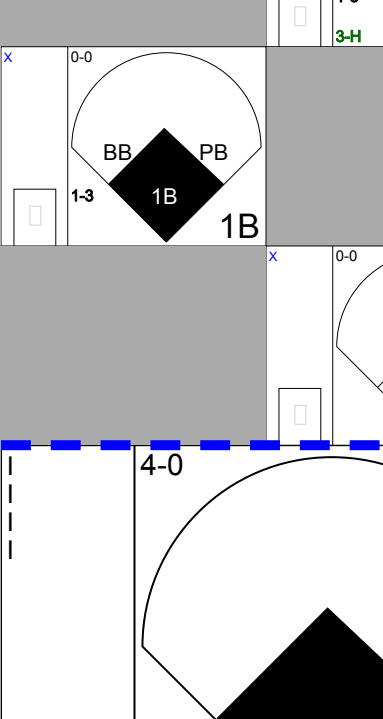
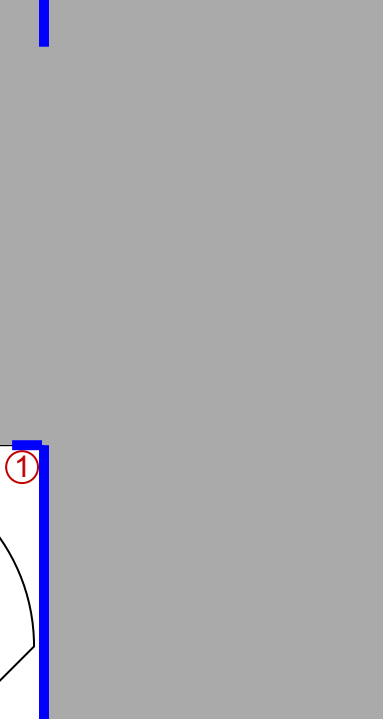
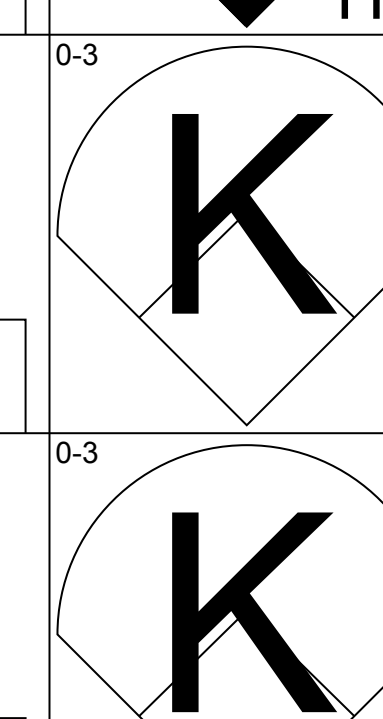
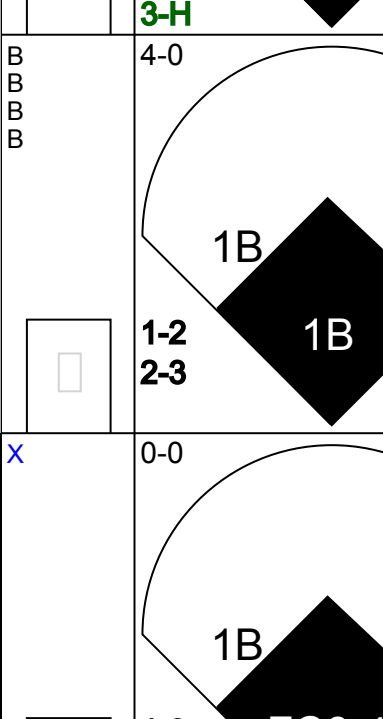
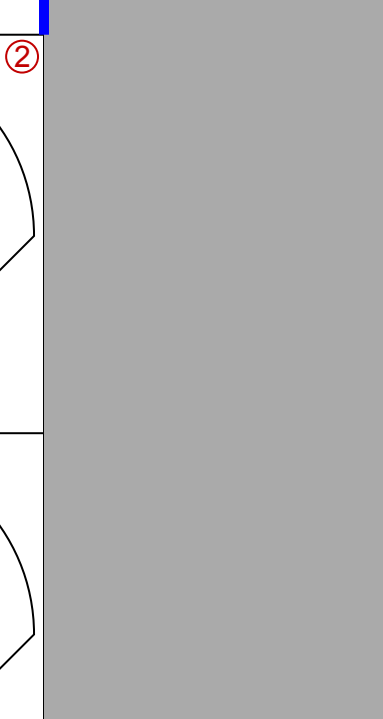
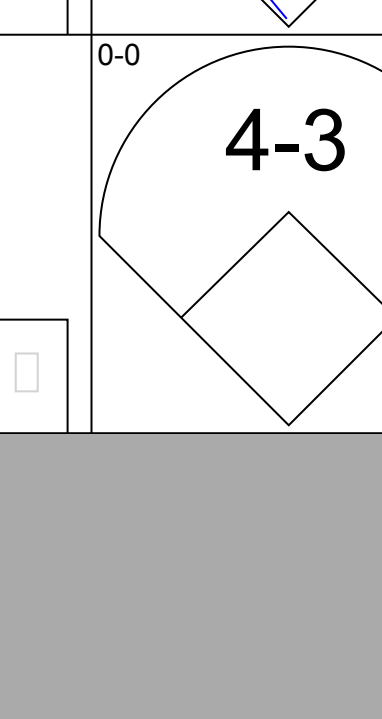
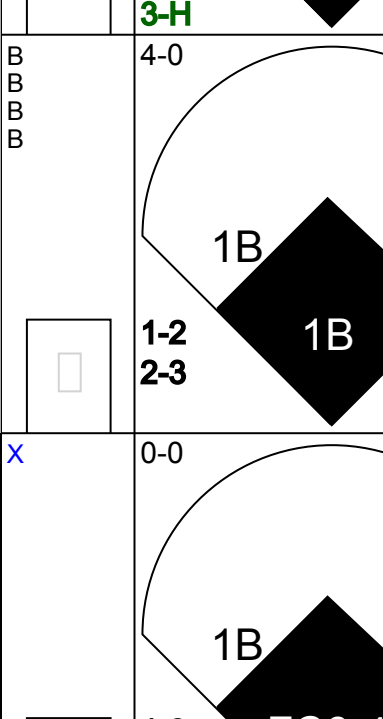
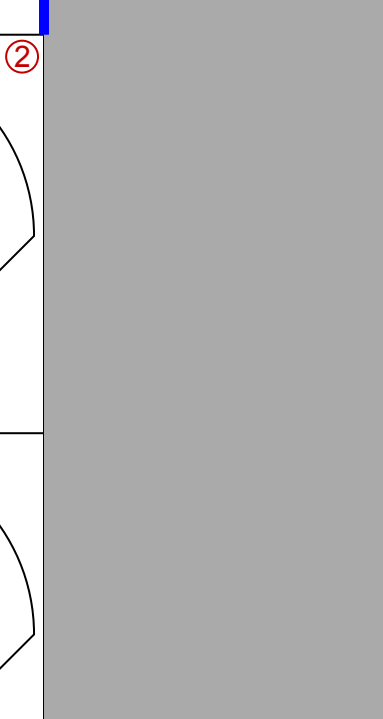


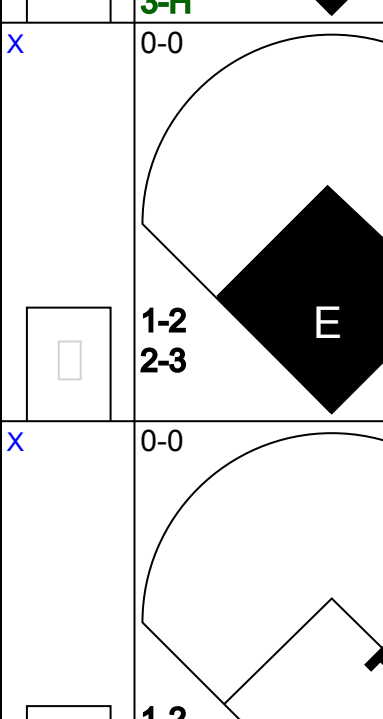
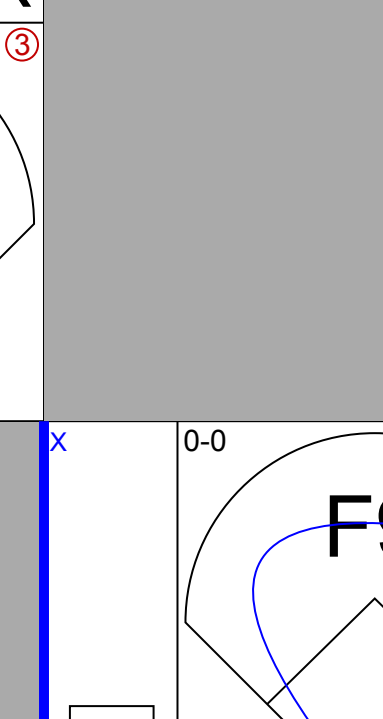
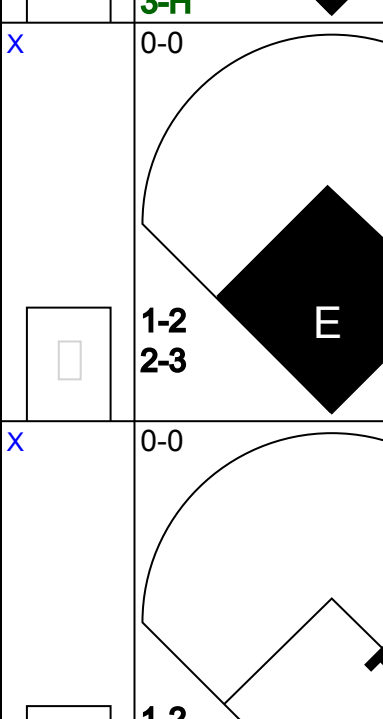
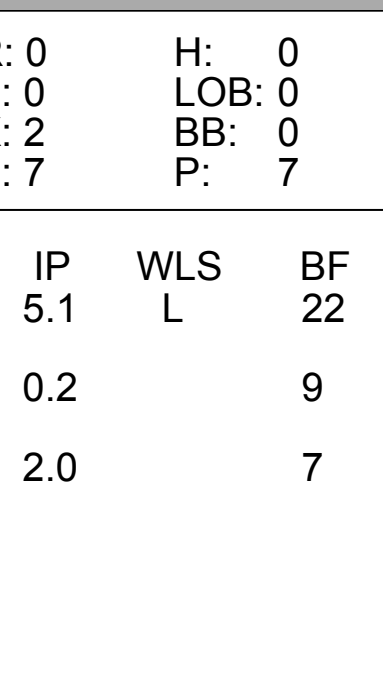
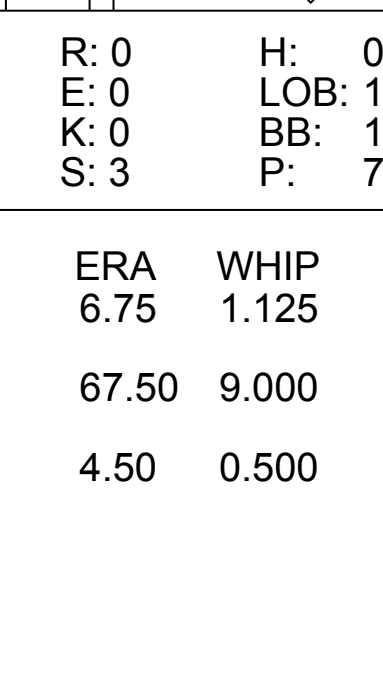
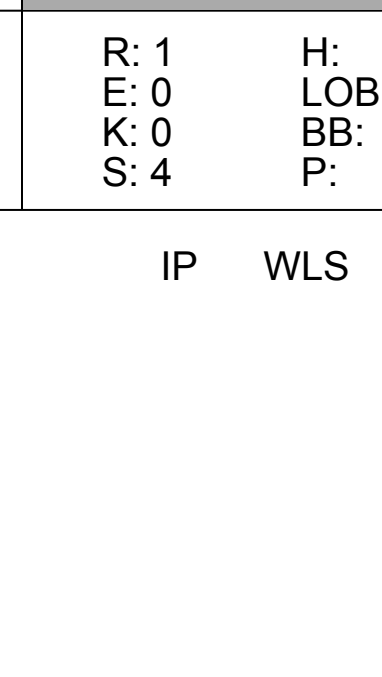
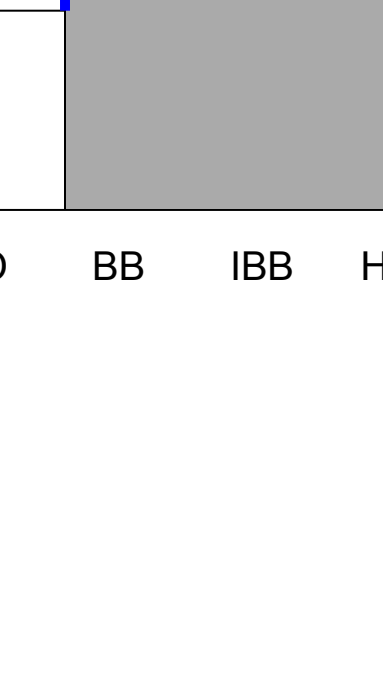
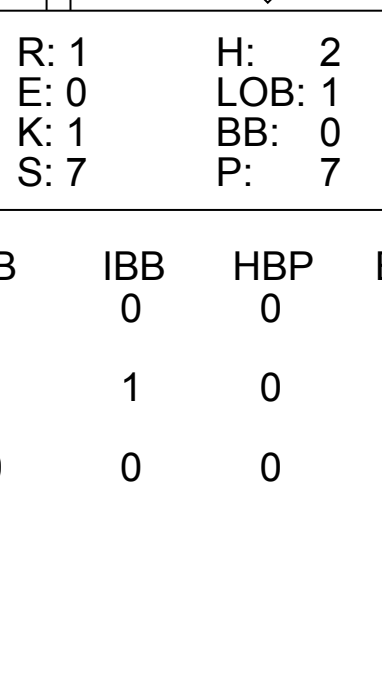
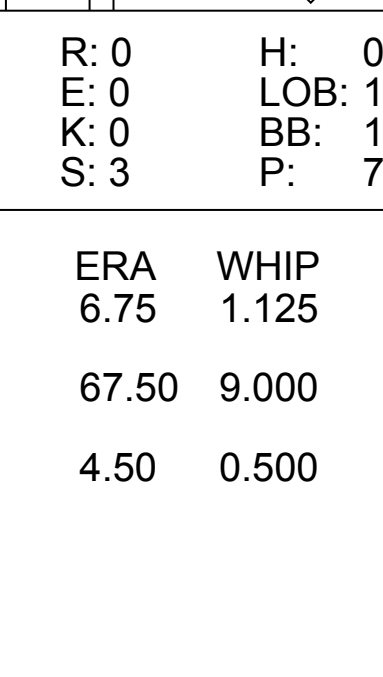
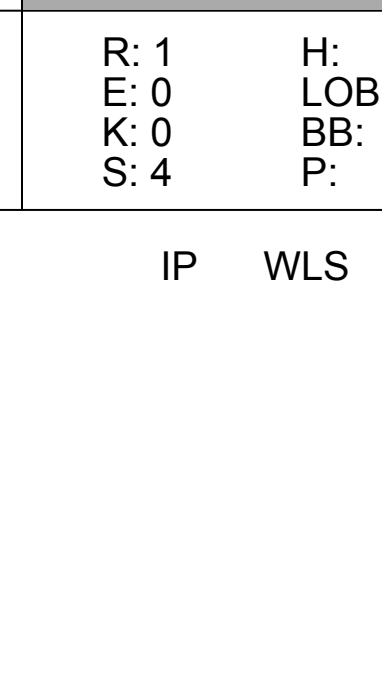
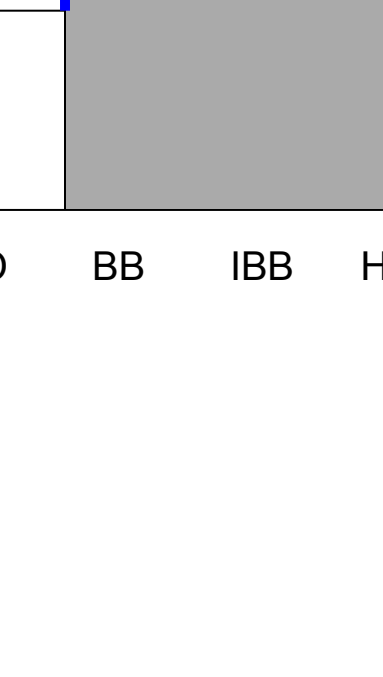
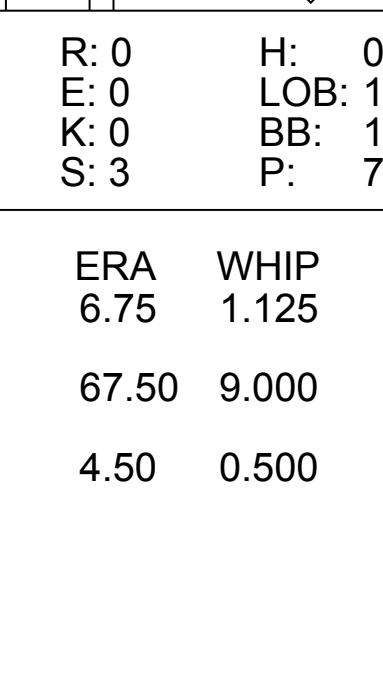
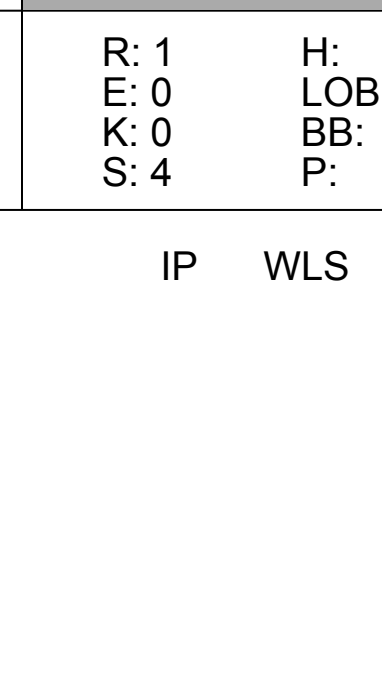
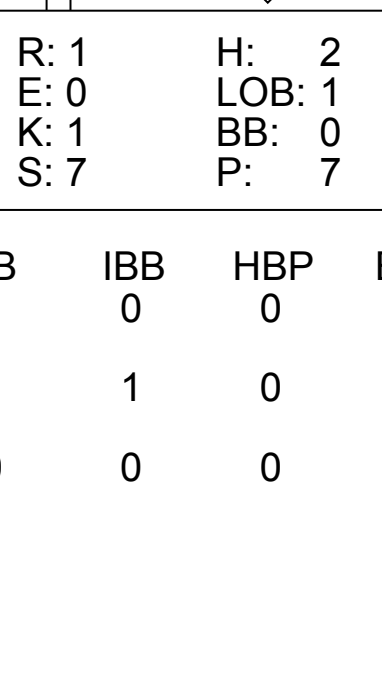
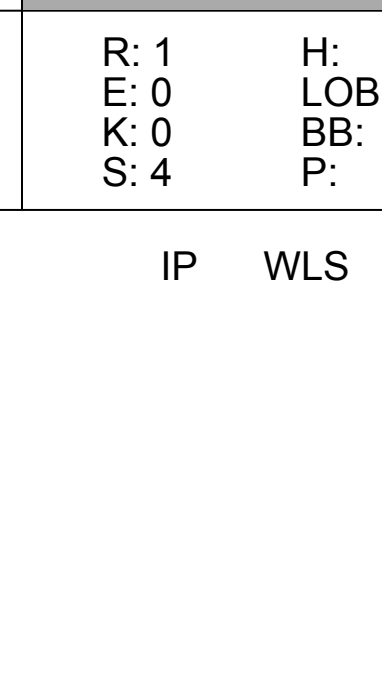
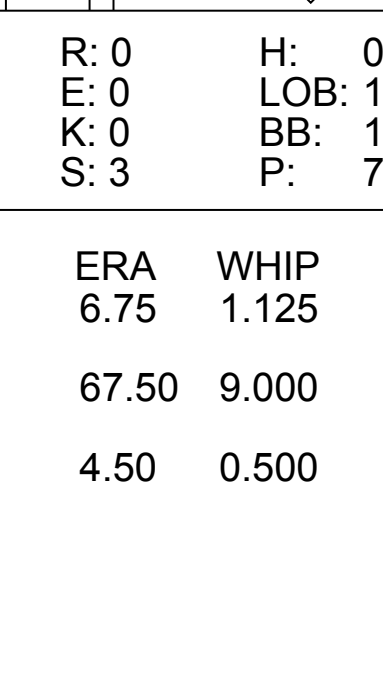
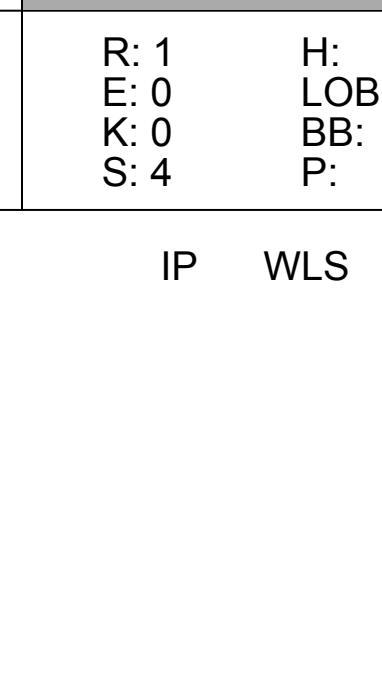
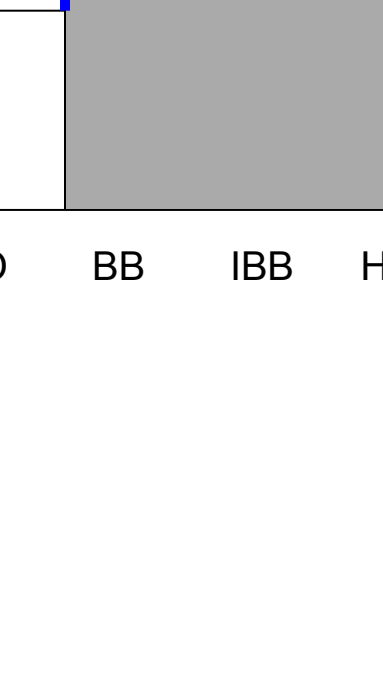
Pittsburgh Pirates @ Los Angeles Dodgers  
Dodger Stadium, Los Angeles, CA  
Tue Jun 14 1977, 7:05 PM PDT  
Att: 36,122 - Unknown

AB 33  
R 3  
H 7  
RBI 2  
BB 5  
SO 4  
LOB 16





Batter	1	2	3	4	5	6	7	8	9	AB	R	H	RBI	BB	SO	LOB	TOP					
Omar Moreno, L (1, 8) OBP: 0.283, SLG: 0.311										5	0	1	0	0	1	3	<b>Pittsburgh Pirates @ Los Angeles Dodgers</b> Dodger Stadium, Los Angeles, CA Wed Jun 15 1977, 7:05 PM PDT Att: 32,436 - Unknown					
Frank Taveras, R (1, 6) OBP: 0.325, SLG: 0.302										5	0	1	0	0	0	5						
Dave Parker, L (1, 9) OBP: 0.405, SLG: 0.571										1	1	1	0	3	0	0						
Al Oliver, L (1, 7) OBP: 0.330, SLG: 0.467										4	0	1	1	0	0	6						
Willie Stargell, L (1, 3) OBP: 0.368, SLG: 0.578										3	0	0	0	1	0	1						
Bill Robinson, R (1, 5) OBP: 0.319, SLG: 0.508										4	0	1	0	0	0	2						
Phil Garner, R (1, 4) OBP: 0.278, SLG: 0.358										4	0	0	0	0	0	3						
Duffy Dyer, R (1, 2) OBP: 0.436, SLG: 0.383										3	0	1	0	0	1	1						
Ed Ott, L (9, PH) OBP: 0.392, SLG: 0.383										1	0	1	0	0	0	0						
Odell Jones, R (1, 1) OBP: 0.333, SLG: 0.333										2	0	1	0	0	0	0						
Terry Forster, L (6, 1) OBP: 0.333, SLG: 0.333										0	0	0	0	0	0	0						
Jerry Hairston, S (7, PH) OBP: 0.438, SLG: 0.407										1	0	1	0	0	0	0						
Larry Demery, R (7, 1) OBP: 0.231, SLG: 0.385										0	0	0	0	0	0	0						
Bobby Tolan, L (9, PH) OBP: 0.292, SLG: 0.190										1	0	0	0	0	0	1						
<b>Inning Stats</b>	R: 0 E: 0 K: 1 S: 5	H: 0 LOB: 1 BB: 1 P: 9	R: 0 E: 0 K: 1 S: 5	H: 0 LOB: 1 BB: 1 P: 9	R: 0 E: 0 K: 0 S: 4	H: 1 LOB: 2 BB: 1 P: 8	R: 0 E: 0 K: 0 S: 3	H: 0 LOB: 0 BB: 0 P: 3	R: 0 E: 0 K: 0 S: 5	H: 2 LOB: 3 BB: 1 P: 9	R: 0 E: 0 K: 0 S: 3	H: 1 LOB: 1 BB: 0 P: 3	R: 0 E: 0 K: 0 S: 4	H: 2 LOB: 1 BB: 0 P: 4	R: 1 E: 0 K: 0 S: 5	H: 2 LOB: 1 BB: 0 P: 5	R: 0 E: 0 K: 0 S: 4	H: 1 LOB: 1 BB: 0 P: 4	1B: 8 2B: 1 3B: 0 HR: 0	SF: 0 SAC: 0 DP: 2 HBP: 0	WP: 0 PB: 0 SB: 0 CS: 0	PA: 38
<b>PITCHER</b>	IP WLS BF H R ER SO BB IBB HBP BLK WP HR S P ERA WHIP																					
Rick Rhoden, R (1, 1) ERA: 4.34	8.0 W 34 8 1 1 2 4 0 0 0 0 0 0 0 34 50 1.12 1.500																					
Mike Garman, R (9, 1) ERA: 2.92	1.0 4 1 0 0 0 0 0 0 0 0 0 0 0 4 4 0.00 1.000																					

Batter	1	2	3	4	5	6	7	8	9	AB	R	H	RBI	BB	SO	LOB	BOTTOM			
Lee Lacy, R (1, 4) OBP: 0.338, SLG: 0.462										5	2	1	1	0	0	2	<b>Pittsburgh Pirates @ Los Angeles Dodgers</b> Dodger Stadium, Los Angeles, CA Wed Jun 15 1977, 7:05 PM PDT Att: 32,436 - Unknown			
Bill Russell, R (1, 6) OBP: 0.281, SLG: 0.319										4	0	2	1	0	1	0				
Ted Martinez, R (7, 6) OBP: 0.341, SLG: 0.419										1	0	0	0	0	0	0				
Reggie Smith, S (1, 9) OBP: 0.422, SLG: 0.596										4	1	2	1	0	1	1				
Boog Powell, L (8, 3) OBP: 0.409, SLG: 0.278										0	0	0	0	0	0	0				
Ron Cey, R (1, 5) OBP: 0.414, SLG: 0.546										4	1	1	0	0	1	2				
Steve Garvey, R (1, 3) OBP: 0.346, SLG: 0.522										3	2	1	1	1	0	0				
John Hale, L (8, 9) OBP: 0.360, SLG: 0.349										0	0	0	0	0	0	0				
Rick Monday, L (1, 8) OBP: 0.359, SLG: 0.444										2	1	0	0	1	1	0				
Glenn Burke, R (7, 8) OBP: 0.250, SLG: 0.233										1	0	0	0	0	0	0				
Dusty Baker Jr., R (1, 7) OBP: 0.373, SLG: 0.526										4	2	2	3	0	1	0				
Steve Yeager, R (1, 2) OBP: 0.365, SLG: 0.453										3	1	1	0	1	0	0				
Rick Rhoden, R (1, 1) OBP: 0.226, SLG: 0.290										2	0	1	1	0	1	0				
Manny Mota, R (8, PH) OBP: 0.643, SLG: 0.556										1	0	0	0	0	0	0				
Mike Garman, R (9, 1) ERA: 5.53										0	0	0	0	0	0	0				
<b>Inning Stats</b>	R: 0 E: 0 K: 2 S: 7	H: 0 LOB: 0 BB: 0 P: 7	R: 1 E: 0 K: 2 S: 8	H: 1 LOB: 0 BB: 0 P: 8	R: 1 E: 0 K: 1 S: 7	H: 2 LOB: 1 BB: 0 P: 7	R: 0 E: 0 K: 1 S: 5	H: 0 LOB: 0 BB: 0 P: 5	R: 0 E: 0 K: 0 S: 3	H: 0 LOB: 1 BB: 1 P: 7	R: 7 E: 2 K: 0 S: 10	H: 7 LOB: 2 BB: 2 P: 18	R: 1 E: 0 K: 0 S: 4	H: 1 LOB: 0 BB: 0 P: 4	R: 0 E: 0 K: 0 S: 3	H: 0 LOB: 0 BB: 0 P: 3	1B: 8 2B: 1 3B: 0 HR: 2	SF: 0 SAC: 1 DP: 0 HBP: 0	WP: 1 PB: 1 SB: 1 CS: 0	PA: 38
<b>PITCHER</b>	IP WLS BF H R ER SO BB IBB HBP BLK WP HR S P ERA WHIP																			
Odell Jones, R (1, 1) ERA: 5.79	5.1 L 22 5 4 4 4 6 1 1 0 0 0 0 0 7 15 67.50 9.000																			
Terry Forster, L (6, 1) ERA: 5.79	0.2 9 5 5 5 0 1 1 0 0 0 0 0 7 15 67.50 9.000																			
Larry Demery, R (7, 1) ERA: 5.53	2.0 7 1 1 1 0 0 0 0 0 0 0 1 7 7 4.50 0.500																			

AB 34  
R 1  
H 9  
RBI 1  
BB 4  
SO 2  
LOB 22



AB 34  
R 10  
H 11  
RBI 8  
BB 3  
SO 6  
LOB 5





Batter	1	2	3	4	5	6	7	8	9	10	11	AB	R	H	RBI	BB	SO	LOB	TOP				
Frank Taveras, R (1,6) OBP: 0.319, SLG: 0.297 Bobby Tojan, L (9, PH) OBP: 0.280, SLG: 0.182 Rich Gossage, R (9, 1) OBP: 0.286, SLG: 0.429	K2-3		F9		L8		K		E6			4	0	0	0	0	2	3					
Rennie Stennett, R (1,4) OBP: 0.314, SLG: 0.404	CS 1B		5-3			6-3		6-3	FC6-4			5	0	1	0	0	0	2					
Dave Parker, L (1,9) OBP: 0.401, SLG: 0.563	K				P6			P6			3-1	5	0	1	0	0	1	1					
Al Oliver, L (1,7) OBP: 0.323, SLG: 0.455		E4		4-3		F8		F7			F7	5	0	0	0	0	0	1					
Bill Robinson, R (1,5) OBP: 0.329, SLG: 0.519								K			P1	5	1	3	0	0	1	1					
Jim Fregosi, R (1,3) OBP: 0.306, SLG: 0.375 Larry Demery, R (9, PH) OBP: 0.231, SLG: 0.385 Mario Mendoza, R (9, 6) OBP: 0.154, SLG: 0.231		6-3				K		K			K	4	0	1	1	0	2	3					
Duffy Dyer, R (1,2) OBP: 0.442, SLG: 0.387									FC1-5 1B		K	0	0	0	0	0	0	0					
Omar Moreno, L (1,8) OBP: 0.289, SLG: 0.318 Phil Garner, R (9, PH) OBP: 0.276, SLG: 0.354									FC1-5 1B			4	1	2	0	1	1	2					
John Candelaria, L (1,1) OBP: 0.200, SLG: 0.148 Fernando Gonzalez, R (7, PH) OBP: 0.268, SLG: 0.419 Kent Tekulve, R (7, 1) OBP: 0.400, SLG: 0.400 Willie Stargell, L (9, 3) OBP: 0.362, SLG: 0.568									FC1-5 E 3-1		K	3	0	2	0	0	1	2					
Inning Stats	R: 0 E: 0 K: 2 S: 7	H: 1 LOB: 1 BB: 0 P: 7	R: 0 E: 1 K: 2 S: 9	H: 1 LOB: 2 BB: 0 P: 9	R: 0 E: 0 K: 0 S: 3	H: 0 LOB: 0 BB: 0 P: 3	R: 0 E: 0 K: 1 S: 6	H: 1 LOB: 1 BB: 0 P: 6	R: 0 E: 0 K: 1 S: 6	H: 1 LOB: 1 BB: 0 P: 6	R: 0 E: 0 K: 0 S: 3	H: 0 LOB: 0 BB: 0 P: 3	R: 2 E: 1 K: 7 S: 7	H: 3 LOB: 2 BB: 0 P: 7	R: 0 E: 0 K: 0 S: 3	H: 0 LOB: 0 BB: 0 P: 3	R: 0 E: 0 K: 2 S: 7	H: 0 LOB: 1 BB: 1 P: 11	1B: 9 2B: 2 3B: 0 HR: 0	SF: 0 SAC: 0 DP: 1 HBP: 0	WP: 0 PB: 0 SB: 1 CS: 1	PA: 45	
PITCHER	IP	WLS	BF	H	R	ER	SO	BB	IBB	HBP	BLK	WP	HR	S	P	ERA	WHIP						
Doug Rau, L (1,1) ERA: 4.15	8.0		33	9	2	1	9	0	0	0	0	0	0	1	1	1.12	1.125						
Stan Wall, L (9, 1) ERA: 4.5	0.0	1	1	0	0	0	0	0	0	0	0	0	0	1	1	∞	∞						
Charlie Hough, R (9, 1) ERA: 2.3	3.0	W	11	0	0	0	2	1	0	0	0	0	0	14	18	0.00	0.333						

Pittsburgh Pirates @ Los Angeles Dodgers  
Dodger Stadium, Los Angeles, CA  
Thu Jun 16 1977, 7:05 PM PDT  
Att: 34,350 - Unknown

AB 44  
R 2  
H 10  
RBI 1  
BB 1  
SO 11  
LOB 26



Batter	1	2	3	4	5	6	7	8	9	10	11	AB	R	H	RBI	BB	SO	LOB	BOTTOM							
Lee Lacy, R (1,4) OBP: 0.321, SLG: 0.439 Ted Martinez, R (9, 4) OBP: 0.333, SLG: 0.409	5-3			L5		F8		K			K	4	0	0	0	0	1	1								
Bill Russell, R (1,6) OBP: 0.263, SLG: 0.324	P4			F7		HR 1B		FC5-4			SH5-4 SF8 2B	5	2	2	0	0	0	1								
Reggie Smith, S (1,9) OBP: 0.426, SLG: 0.607	K							G3			SH5-4 BB	3	1	1	2	2	1	1								
Ron Cey, R (1,5) OBP: 0.415, SLG: 0.545		K						K			SH5-4 1B	4	0	2	0	0	2	0								
Steve Garvey, R (1,3) OBP: 0.344, SLG: 0.516		F9						L9			SH5-3	3	0	0	0	1	0	2								
Dusty Baker Jr., R (1,7) OBP: 0.366, SLG: 0.516											IBB	4	0	0	1	0	0	1								
Rick Monday, L (1,8) OBP: 0.359, SLG: 0.443 Glenn Burke, R (9, 8) OBP: 0.250, SLG: 0.233 Manny Mota, R (9, PH) OBP: 0.600, SLG: 0.500 John Hale, L (10, 8) OBP: 0.350, SLG: 0.349												3	0	1	0	0	1	0								
Steve Yeager, R (1,2) OBP: 0.358, SLG: 0.443												0	0	0	0	0	0	0								
Doug Rau, L (1,1) ERA: 2.07 Kent Tekulve, R (7, 1) ERA: 2.54 Rich Gossage, R (9, 1) ERA: 1.33												0	0	0	0	0	0	0								
John Candelaria, L (1,1) ERA: 2.07	6.0		23	4	2	2	5	1	0	0	0	0	0	0	0	0	0	0								
Kent Tekulve, R (7, 1) ERA: 2.54	2.0	7	1	0	0	1	0	0	0	0	0	0	0	9	9	0.00	0.500									
Rich Gossage, R (9, 1) ERA: 1.33	2.2	L	12	2	1	1	2	1	1	0	0	0	0	14	22	3.38	1.125									
Inning Stats	R: 0 E: 0 K: 1 S: 5	H: 0 LOB: 0 BB: 0 P: 5	R: 0 E: 0 K: 1 S: 5	H: 0 LOB: 0 BB: 0 P: 5	R: 0 E: 0 K: 2 S: 7	H: 0 LOB: 0 BB: 0 P: 7	R: 0 E: 0 K: 0 S: 4	H: 1 LOB: 2 BB: 1 P: 8	R: 0 E: 0 K: 0 S: 4	H: 0 LOB: 0 BB: 0 P: 4	R: 2 E: 0 K: 1 S: 7	H: 2 LOB: 0 BB: 0 P: 7	R: 0 E: 0 K: 0 S: 3	H: 0 LOB: 0 BB: 0 P: 3	R: 0 E: 0 K: 1 S: 6	H: 1 LOB: 1 BB: 0 P: 6	R: 0 E: 0 K: 0 S: 4	H: 1 LOB: 1 BB: 0 P: 4	R: 0 E: 0 K: 0 S: 7	H: 0 LOB: 0 BB: 0 P: 7	R: 1 E: 0 K: 0 S: 3	H: 1 LOB: 2 BB: 2 P: 11	1B: 5 2B: 1 3B: 0 HR: 1	SF: 1 SAC: 2 DP: 0 HBP: 0	WP: 0 PB: 0 SB: 0 CS: 0	PA: 42
PITCHER	IP	WLS	BF	H	R	ER	SO	BB	IBB	HBP	BLK	WP	HR	S	P	ERA	WHIP									
Doug Rau, L (1,1) ERA: 2.07	6.0		23	4	2	2	5	1	0	0	0	0	0	9	9	0.00	0.500									
Kent Tekulve, R (7, 1) ERA: 2.54	2.0	7	1	0	0	1	0	0	0	0	0	0	0	9	9	0.00	0.500									
Rich Gossage, R (9, 1) ERA: 1.33	2.2	L	12	2	1	1	2	1	1	0	0	0	0	14	22	3.38	1.125									

Pittsburgh Pirates @ Los Angeles Dodgers  
Dodger Stadium, Los Angeles, CA  
Thu Jun 16 1977, 7:05 PM PDT  
Att: 34,350 - Unknown

AB 36  
R 3  
H 7  
RBI 3  
BB 3  
SO 8  
LOB 9






Batter	1	2	3	4	5	6	7	8	9	AB	R	H	RBI	BB	SO	LOB	TOP			
Frank Taveras, R OBP: 0.312, SLG: 0.290 (1, 6)	1-3		F8		5-3		K		FC4-6 E S	5	0	0	1	0	1	1	<b>Pittsburgh Pirates @ San Francisco Giants</b> Candlestick Park, San Francisco, CA Fri Jun 17 1977, 10:05 PM EDT Att: 4,789 - Unknown			
Rennie Stennett, R OBP: 0.379, SLG: 0.406 (1, 4)	4-3			3B 1B	1B		4-3		1-2 3-H 4-0 1-3 BB	4	1	2	0	1	0	0				
Dave Parker, L OBP: 0.405, SLG: 0.572 (1, 9)				1B			F7		K	5	1	3	1	0	1	2				
Bill Robinson, R OBP: 0.327, SLG: 0.511 (1, 5) (6, 3)	F9			3B 1B	6-4-3 BB		6-3		K	4	0	1	1	0	1	3				
Al Oliver, L OBP: 0.326, SLG: 0.454 (1, 7)		F9		3-H 1-2 BB	G6-4-3 BB		1B S 1B		F9	3	0	1	0	1	0	0				
Duffy Dyer, R OBP: 0.430, SLG: 0.374 (1, 2)	F8			G6-4-3	1-2 2-3		K		K	4	0	0	0	0	2	3				
Jim Fregosi, R OBP: 0.316, SLG: 0.364 Jerry Hairston, S OBP: 0.424, SLG: 0.393 Phil Garner, R OBP: 0.279, SLG: 0.354 (1, 3) (6, PH) (6, 5)	F9			S IBB			K		E 1B FC4-6 BB	1	0	0	0	1	0	0				
Omar Moreno, L OBP: 0.289, SLG: 0.318 Mario Mendoza, R OBP: 0.143, SLG: 0.214 (1, 8) (9, PH)			F8	K					K	3	0	1	0	0	1	2				
Jerry Reuss, L OBP: 0.267, SLG: 0.276 Fernando Gonzalez, R OBP: 0.356, SLG: 0.435 (1, 1) (9, PH)			6-3		L7		6-3		E3 FC4-6 1B	3	0	0	0	0	0	2				
<b>Inning Stats</b>	R: 0 E: 0 K: 0 S: 4	H: 1 LOB: 1 BB: 0 P: 4	R: 0 E: 0 K: 0 S: 3	H: 0 LOB: 0 BB: 0 P: 3	R: 0 E: 0 K: 1 S: 3	H: 0 LOB: 0 BB: 2 P: 3	R: 2 E: 0 K: 1 S: 7	H: 3 LOB: 2 BB: 2 P: 15	R: 0 E: 0 K: 2 S: 5	H: 2 LOB: 2 BB: 0 P: 5	R: 0 E: 0 K: 1 S: 5	H: 0 LOB: 0 BB: 0 P: 5	R: 0 E: 0 K: 2 S: 7	H: 0 LOB: 0 BB: 0 P: 7	R: 1 E: 1 K: 2 S: 8	H: 1 LOB: 2 BB: 2 P: 16		1B: 8 2B: 0 3B: 1 HR: 0	SF: 0 SAC: 0 DP: 1 HBP: 0	WP: 0 PB: 0 SB: 3 CS: 0
<b>PITCHER</b>	IP WLS BF H R ER SO BB IBB HBP BLK WP HR S P ERA WHIP																			
John Curtis, L ERA: 4.25 Dave Heaverlo, R ERA: 1.72 Gary Lavelle, L ERA: 1.09 (1, 1) (6, 1) (8, 1)	5.0 W 8 2 0 0 3 1 0 0 0 0 0 22 30 3.60 1.400																			

Batter	1	2	3	4	5	6	7	8	9	AB	R	H	RBI	BB	SO	LOB	BOTTOM			
Rob Andrews, R OBP: 0.370, SLG: 0.311 (1, 4)	5-3		S 1B		FC6-4 1B		E SF7 1B			4	1	3	0	0	0	0	<b>Pittsburgh Pirates @ San Francisco Giants</b> Candlestick Park, San Francisco, CA Fri Jun 17 1977, 10:05 PM EDT Att: 4,789 - Unknown			
Derrel Thomas, S OBP: 0.328, SLG: 0.306 (1, 8)	5-3		4-3		FC6-4		SF7		1-2 1-2	3	0	0	1	0	0	2				
Bill Madlock, R OBP: 0.361, SLG: 0.435 (1, 5)				1B 2B		HR		6-3		4	1	3	1	0	0	0				
Jack Clark, R OBP: 0.297, SLG: 0.386 (1, 9)	4-3			K		HR			G4-6-3 1B	4	1	2	1	0	1	2				
Willie McCovey, L OBP: 0.380, SLG: 0.492 (1, 3)			K		1B 2-H 1B		K		G4-6-3 1B	4	0	1	0	0	2	1				
Randy Elliott, R OBP: 0.238, SLG: 0.350 (1, 7)			G6-4-3 1B		1-2 1B		K		4-3	4	0	2	0	0	1	0				
Tim Foli, R OBP: 0.213, SLG: 0.311 (1, 6)			G6-4-3		L9		5-3			3	0	0	0	0	0	3				
Marc Hill, R OBP: 0.270, SLG: 0.312 (1, 2)			4-3		6-3		F7			3	0	0	0	0	0	0				
John Curtis, L OBP: 0.273, SLG: 0.455 Vic Harris, S OBP: 0.286, SLG: 0.250 Dave Heaverlo, R Larry Hemdon, R OBP: 0.272, SLG: 0.352 Gary Lavelle, S (1, 1) (5, PH) (6, 1) (7, PH) (8, 1)				K		K		E4 3B		1	0	0	0	0	1	0				
<b>Inning Stats</b>	R: 0 E: 0 K: 0 S: 4	H: 1 LOB: 1 BB: 0 P: 4	R: 0 E: 0 K: 1 S: 5	H: 1 LOB: 1 BB: 0 P: 5	R: 0 E: 0 K: 1 S: 6	H: 1 LOB: 1 BB: 0 P: 6	R: 0 E: 0 K: 1 S: 7	H: 3 LOB: 2 BB: 0 P: 7	R: 0 E: 0 K: 2 S: 9	H: 2 LOB: 2 BB: 0 P: 9	R: 2 E: 2 K: 0 S: 5	H: 2 LOB: 0 BB: 0 P: 5	R: 0 E: 0 K: 0 S: 3	H: 1 LOB: 0 BB: 0 P: 3	R: 0 E: 0 K: 1 S: 8	H: 1 LOB: 0 BB: 2 P: 16		1B: 8 2B: 1 3B: 1 HR: 2	SF: 1 SAC: 0 DP: 2 HBP: 0	WP: 0 PB: 0 SB: 1 CS: 0
<b>PITCHER</b>	IP WLS BF H R ER SO BB IBB HBP BLK WP HR S P ERA WHIP																			
Jerry Reuss, L ERA: 4.06 (1, 1)	8.0 L 33 12 4 3 6 0 0 0 0 0 2 45 45 3.38 1.500																			

AB 35  
R 3  
H 9  
RBI 3  
BB 4  
SO 8  
LOB 15



AB 32  
R 4  
H 12  
RBI 3  
BB 0  
SO 6  
LOB 8









Batter	1	2	3	4	5	6	7	8	9	AB	R	H	RBI	BB	SO	LOB	TOP		
Rennie Stennett, R (1,4) OBP: 0.380, SLG: 0.403	4-3			G1-6-3 1B		6-3			F9	4	0	1	0	0	0	0			
Frank Taveras, R (1,6) OBP: 0.309, SLG: 0.291	K			G1-6-3 1-2f		5-3			L8	4	0	0	0	0	1	1			
Dave Parker, L (1,9) OBP: 0.408, SLG: 0.576	5-3			1B					FC5-4 1B	3	0	2	0	0	0	0			
Bill Robinson, R (1,3)				G4-6-3 1B					FC5-4 1-2f	3	0	1	0	0	0	2			
Al Oliver, L (1,7) OBP: 0.328, SLG: 0.451				G4-6-3 1-2f		6-3			G3	3	0	0	0	0	0	2			
Fernando Gonzalez, R (1,5) OBP: 0.282, SLG: 0.400	K					F8			F3	3	0	0	0	0	1	0			
Duffy Dyer, R (1,2) OBP: 0.417, SLG: 0.359				F3		6-3			6-3	3	0	0	0	0	0	0			
Omar Moreno, L (1,8) OBP: 0.288, SLG: 0.315				F7					L1	3	0	1	0	0	0	0			
Jim Rooker, R (1,1) OBP: 0.241, SLG: 0.185				5-3					G6-4-3 1B	2	0	0	0	0	0	1			
Phil Garner, R (9, PH) OBP: 0.276, SLG: 0.351				5-3		G6-4-3 1-2f			F8	1	0	0	0	0	0	0			
<b>Inning Stats</b>	R: 0 E: 0 K: 1 S: 5	H: 0 LOB: 0 BB: 0 P: 5	R: 0 E: 0 K: 1 S: 5	H: 1 LOB: 0 BB: 0 P: 5	R: 0 E: 0 K: 0 S: 3	H: 0 LOB: 0 BB: 0 P: 3	R: 0 E: 0 K: 0 S: 4	H: 2 LOB: 1 BB: 0 P: 4	R: 0 E: 0 K: 0 S: 3	H: 0 LOB: 0 BB: 0 P: 3	R: 0 E: 0 K: 0 S: 4	H: 1 LOB: 1 BB: 0 P: 4	R: 0 E: 0 K: 0 S: 3	H: 0 LOB: 0 BB: 0 P: 3	R: 0 E: 0 K: 0 S: 3	H: 0 LOB: 0 BB: 0 P: 3	1B: 5 2B: 0 3B: 0 HR: 0	SF: 0 SAC: 0 DP: 3 HBP: 0	WP: 0 PA: 29 PB: 0 SB: 0 CS: 0
<b>PITCHER</b> Bob Knepper, L (1,1) ERA: 3.82	IP: 9.0 WLS: W BF: 29 H: 5 R: 0 ER: 0 SO: 2 BB: 0 IBB: 0 HBP: 0 BLK: 0 WP: 0 HR: 0 S: 33 P: 33 ERA: 0.00 WHIP: 0.556															<b>PITCHER</b> Bob Knepper, L (1,1) ERA: 3.82			

Pittsburgh Pirates @ San Francisco Giants  
Candlestick Park, San Francisco, CA  
Sun Jun 19 1977, 6:33 AM EDT  
Unknown

AB 29  
R 0  
H 5  
RBI 0  
BB 0  
SO 2  
LOB 6



Batter	1	2	3	4	5	6	7	8	9	AB	R	H	RBI	BB	SO	LOB	BOTTOM		
Rob Andrews, R (1,4) OBP: 0.371, SLG: 0.314	F8					FC5				4	1	2	2	0	0	2			
Vic Harris, S (8,4) OBP: 0.368, SLG: 0.438				CS 1B		2B 1B				1	0	1	1	0	0	0			
Derrel Thomas, S (1,8) OBP: 0.330, SLG: 0.324			3-H K			2B 1B				5	2	2	1	0	1	2			
Bill Madlock, R (1,5) OBP: 0.358, SLG: 0.431			1-2			1B				3	0	1	2	1	0	0			
Jack Clark, R (1,9) OBP: 0.300, SLG: 0.424						2B 1B				4	1	1	1	0	0	2			
Willie McCovey, L (1,3) OBP: 0.388, SLG: 0.490						HR				3	0	1	0	1	0	0			
Randy Elliott, R (1,7) OBP: 0.239, SLG: 0.359						1B				4	1	1	0	0	0	2			
Tim Foli, R (1,6) OBP: 0.210, SLG: 0.311						1B 2B				4	0	0	0	0	0	1			
Gary Alexander, R (1,2) OBP: 0.750, SLG: 0.667						1B IBB				3	3	2	0	1	0	0			
Bob Knepper, L (1,1) OBP: 0.222, SLG: 0.125						1B 2B				1	0	1	1	0	0	0			
<b>Inning Stats</b>	R: 1 E: 0 K: 0 S: 4	H: 1 LOB: 0 BB: 0 P: 4	R: 0 E: 0 K: 0 S: 3	H: 0 LOB: 0 BB: 0 P: 3	R: 1 E: 1 K: 1 S: 6	H: 1 LOB: 0 BB: 0 P: 6	R: 0 E: 0 K: 0 S: 3	H: 1 LOB: 1 BB: 1 P: 7	R: 3 E: 0 K: 0 S: 7	H: 4 LOB: 1 BB: 0 P: 7	R: 1 E: 0 K: 0 S: 5	H: 2 LOB: 2 BB: 1 P: 9	R: 1 E: 0 K: 0 S: 4	H: 1 LOB: 1 BB: 1 P: 8	R: 1 E: 0 K: 0 S: 5	H: 2 LOB: 1 BB: 0 P: 5	1B: 7 2B: 3 3B: 0 HR: 2	SF: 0 SAC: 3 DP: 1 HBP: 0	WP: 0 PA: 38 PB: 0 SB: 0 CS: 1
<b>PITCHER</b> Jim Rooker, L (1,1) ERA: 3.33	IP: 8.0 WLS: L BF: 38 H: 12 R: 8 ER: 7 SO: 1 BB: 2 IBB: 1 HBP: 0 BLK: 0 WP: 0 HR: 2 S: 37 P: 49 ERA: 7.88 WHIP: 1.750															<b>PITCHER</b> Jim Rooker, L (1,1) ERA: 3.33			

Pittsburgh Pirates @ San Francisco Giants  
Candlestick Park, San Francisco, CA  
Sun Jun 19 1977, 6:33 AM EDT  
Unknown

AB 32  
R 8  
H 12  
RBI 8  
BB 3  
SO 1  
LOB 9





Batter	1	2	3	4	5	6	7	8	9	AB	R	H	RBI	BB	SO	LOB	TOP					
<b>Rennie Stennett, R</b> OBP: 0.376, SLG: 0.407 (1, 4)	0-0 4-3		0-0 2B 3B		0-3 K		0-0 L9	0-0 F4		5	1	1	1	0	1	1	<b>Pittsburgh Pirates @ San Francisco Giants</b> Candlestick Park, San Francisco, CA Sun Jun 19 1977, 10:05 PM EDT Att: 23,078 - Unknown <a href="http://livebaseballscorecards.com">livebaseballscorecards.com</a>					
<b>Bill Robinson, R</b> OBP: 0.327, SLG: 0.523 <b>Grant Jackson, S</b> OBP: 0.500, SLG: 1.000 <b>Bobby Tolán, L</b> OBP: 0.259, SLG: 0.167 (6, PH)	0-0 6-3		0-0 1B 2B		0-0 6-3		0-0 HR 1B		0-3 K	4	1	2	1	0	0	0						
<b>Dave Parker, L</b> OBP: 0.411, SLG: 0.589 (1, 9)	0-0 L7		0-0 2-3 1B		0-0 1B		0-0 HR		0-0 3-1	5	1	3	2	0	0	0						
<b>Al Oliver, L</b> OBP: 0.321, SLG: 0.440 (1, 7)		0-0 F6	0-0 F6		0-0 G3		0-0 3-1		0-0 L8	5	0	0	0	0	0	3						
<b>Willie Stargell, L</b> OBP: 0.374, SLG: 0.569 (1, 3)		4-0 1B BB	0-0 G4-6-3 1-2			0-0 HR 1B				2	1	1	0	2	0	2						
<b>Ed Ott, L</b> OBP: 0.383, SLG: 0.418 (1, 2)		0-0 1-2 1B		0-0 4-3		0-0 1-3 HR		0-0 1-3		4	1	2	2	0	0	1						
<b>Omar Moreno, L</b> OBP: 0.287, SLG: 0.314 (1, 8)		0-0 F7		0-0 1-3 1B		0-0 F7		0-0 6-3		4	0	1	0	0	0	2						
<b>Frank Taveras, R</b> OBP: 0.304, SLG: 0.286 (1, 6)		0-0 4-3		0-0 1-3		0-0 4-3		0-0 6-3		4	0	0	0	0	0	3						
<b>Larry Demery, R</b> OBP: 0.231, SLG: 0.385 <b>Terry Forster, L</b> OBP: 0.333, SLG: 0.556 <b>Jerry Hairston, S</b> OBP: 0.429, SLG: 0.379 <b>Kent Tekulve, R</b> OBP: 0.400, SLG: 0.400 <b>Phil Garner, R</b> OBP: 0.279, SLG: 0.354 (7, 5)			0-0 3B 3B		0-3 K		0-0 F8		0-0 S 1B	0	0	0	0	0	0	0						
<b>Inning Stats</b>	R: 0 E: 0 K: 0 S: 3	H: 0 LOB: 0 BB: 0 P: 3	R: 0 E: 0 K: 0 S: 4	H: 1 LOB: 2 BB: 1 P: 8	R: 2 E: 0 K: 0 S: 6	H: 4 LOB: 1 BB: 0 P: 6	R: 0 E: 0 K: 1 S: 6	H: 1 LOB: 1 BB: 0 P: 6	R: 0 E: 0 K: 0 S: 5	H: 2 LOB: 0 BB: 0 P: 5	R: 2 E: 0 K: 0 S: 5	H: 2 LOB: 1 BB: 1 P: 9	R: 0 E: 0 K: 0 S: 4	H: 1 LOB: 1 BB: 0 P: 4	R: 0 E: 0 K: 1 S: 5	H: 0 LOB: 0 BB: 0 P: 5		1B: 7 2B: 1 3B: 2 HR: 2	SF: 0 SAC: 0 DP: 1 HBP: 0	WP: 0 PB: 0 SB: 1 CS: 0	PA: 40	
<b>PITCHER</b>	IP	WLS	BF	H	R	ER	SO	BB	IBB	HBP	BLK	WP	HR	S	P	ERA		WHIP				
<b>Charlie Williams, R</b> ERA: 4.25 <b>Dave Heaverlo, R</b> ERA: 2.12 <b>Randy Moffitt, R</b> ERA: 2.68	(1, 1)	5.0	24	9	4	4	2	1	0	0	0	0	1	27	31	7.20		2.000				
	(6, 1)	2.2	W	12	3	2	2	0	1	0	0	0	1	11	15	6.75		1.500				
	(8, 1)	1.1	S	4	0	0	0	1	0	0	0	0	0	6	6	0.00	0.000					

Batter	1	2	3	4	5	6	7	8	9	AB	R	H	RBI	BB	SO	LOB	BOTTOM					
<b>Rob Andrews, R</b> OBP: 0.378, SLG: 0.324 (1, 4)	0-0 1B 1B	0-0 1B		0-0 1-2 5-3			0-0 SH1-4 HR 1B			4	2	3	0	0	0	1	<b>Pittsburgh Pirates @ San Francisco Giants</b> Candlestick Park, San Francisco, CA Sun Jun 19 1977, 10:05 PM EDT Att: 23,078 - Unknown <a href="http://livebaseballscorecards.com">livebaseballscorecards.com</a>					
<b>Derrel Thomas, S</b> OBP: 0.330, SLG: 0.324 <b>Vic Harris, S</b> OBP: 0.368, SLG: 0.438 (6, 5)	0-0 1-3 1B	0-3 K		0-0 F7			0-0 SH1-4			3	1	1	0	0	1	2						
<b>Darrell Evans, L</b> OBP: 0.360, SLG: 0.403 (1, 7)	4-0 1-2 1B BB	0-0 F8			0-0 F9		0-0 2-H HR			3	2	1	2	1	0	1						
<b>Gary Thomasson, L</b> OBP: 0.378, SLG: 0.512 (1, 8)	0-0 1-H 2-H 3-H 1B	0-0 F9			4-0 4-3 S BB		0-3 K			3	1	1	2	1	1	1						
<b>Willie McCovey, L</b> OBP: 0.386, SLG: 0.486 (1, 3)	0-0 1B		0-3 K		0-0 4-3		0-0 F8			4	0	1	0	0	1	1						
<b>Terry Whitfield, L</b> OBP: 0.338, SLG: 0.461 (1, 9)	0-0 F8		0-0 F7		0-3 K		0-0 F8			4	0	0	0	0	1	1						
<b>Tim Foli, R</b> OBP: 0.211, SLG: 0.314 (1, 6)	0-0 1B 2B		0-0 6-3			0-0 6-3		0-3 K		4	1	1	0	0	1	0						
<b>Mike Sadek, R</b> OBP: 0.278, SLG: 0.338 (1, 2)	0-0 2-H 1B			0-0 6-3		0-0 F6		0-0 HR		4	1	2	2	0	0	0						
<b>Charlie Williams, R</b> OBP: 0.250, SLG: 0.250 <b>Dave Heaverlo, R</b> <b>Randy Moffitt, R</b> (8, 1)	0-0 3-1			0-0 WP 1B		0-0 6-3		0-0 4-3		2	0	1	0	0	0	1						
<b>Inning Stats</b>	R: 5 E: 1 K: 0 S: 8	H: 6 LOB: 1 BB: 1 P: 12	R: 0 E: 0 K: 1 S: 6	H: 1 LOB: 1 BB: 0 P: 6	R: 0 E: 0 K: 1 S: 5	H: 0 LOB: 0 BB: 0 P: 5	R: 0 E: 0 K: 0 S: 4	H: 1 LOB: 1 BB: 0 P: 4	R: 0 E: 0 K: 0 S: 3	H: 0 LOB: 0 BB: 0 P: 3	R: 2 E: 0 K: 1 S: 7	H: 2 LOB: 0 BB: 0 P: 7	R: 1 E: 0 K: 1 S: 6	H: 1 LOB: 0 BB: 0 P: 6	R: 0 E: 0 K: 1 S: 5	H: 0 LOB: 0 BB: 0 P: 5		1B: 8 2B: 1 3B: 0 HR: 2	SF: 0 SAC: 1 DP: 0 HBP: 0	WP: 1 PB: 0 SB: 2 CS: 0	PA: 36	
<b>PITCHER</b>	IP	WLS	BF	H	R	ER	SO	BB	IBB	HBP	BLK	WP	HR	S	P	ERA		WHIP				
<b>Larry Demery, R</b> ERA: 6.49 <b>Terry Forster, L</b> ERA: 5.51 <b>Kent Tekulve, R</b> ERA: 2.36 <b>Grant Jackson, L</b> ERA: 3.85	(1, 1)	0.2	7	5	5	5	0	1	0	0	0	1	0	22	26	0.00		0.923				
	(6, 1)	1.0	3	0	0	0	0	0	0	0	0	0	0	3	3	0.00		0.000				
	(7, 1)	2.0	L	9	3	3	2	0	0	0	0	0	2	13	13	13.50	1.500					



Batter	1	2	3	4	5	6	7	8	9	AB	R	H	RBI	BB	SO	LOB	TOP									
Rennie Stennett, R OBP: 0.372, SLG: 0.403										5	0	1	0	0	0	2	<b>Pittsburgh Pirates @ San Diego Padres</b> San Diego Stadium, San Diego, CA Mon Jun 20 1977, 10:05 PM EDT Att: 26,030 - Unknown									
Phil Garner, R OBP: 0.283, SLG: 0.371										4	1	2	1	0	0	1										
Dave Parker, L OBP: 0.405, SLG: 0.579										4	0	0	0	0	2	1										
Bill Robinson, R OBP: 0.325, SLG: 0.516 Omar Moreno, L OBP: 0.287, SLG: 0.314										4	0	1	0	0	0	1										
Al Oliver, L OBP: 0.319, SLG: 0.437										4	0	1	0	0	0	0										
Willie Stargell, L OBP: 0.371, SLG: 0.567										4	1	1	0	0	1	1										
Duffy Dyer, R Ed Ott, L										2	1	0	0	1	0	0										
Frank Taveras, R OBP: 0.307, SLG: 0.294										4	0	2	0	0	0	2										
Odell Jones, R OBP: 0.250, SLG: 0.250 Jim Fregosi, R OBP: 0.300, SLG: 0.343 Kent Tekulve, R OBP: 0.400, SLG: 0.400 Rich Gossage, R OBP: 0.375, SLG: 0.500										2	1	0	0	0	1	1										
<b>Inning Stats</b>	R: 0 E: 0 K: 0 S: 4	H: 2 LOB: 1 BB: 0 P: 4	R: 0 E: 0 K: 0 S: 3	H: 0 LOB: 0 BB: 0 P: 3	R: 0 E: 0 K: 1 S: 5	H: 0 LOB: 0 BB: 0 P: 5	R: 0 E: 0 K: 0 S: 3	H: 0 LOB: 0 BB: 0 P: 3	R: 3 E: 2 K: 0 S: 6	H: 1 LOB: 1 BB: 1 P: 10	R: 0 E: 0 K: 1 S: 5	H: 0 LOB: 0 BB: 0 P: 5	R: 0 E: 0 K: 0 S: 4	H: 1 LOB: 1 BB: 0 P: 4	R: 1 E: 0 K: 1 S: 6	H: 2 LOB: 1 BB: 0 P: 6		R: 1 E: 0 K: 1 S: 7	H: 3 LOB: 2 BB: 1 P: 11	1B: 6 2B: 2 3B: 0 HR: 1	SF: 0 SAC: 0 DP: 0 HBP: 0	WP: 0 PB: 0 SB: 0 CS: 2	PA: 38			
<b>PITCHER</b>	IP	WLS	BF	H	R	ER	SO	BB	IBB	HBP	BLK	WP	HR	S	P	ERA	WHIP									
Bob Shirley, L ERA: 3.05	8.1	L	34	7	5	2	4	2	0	0	0	0	0	1	40	48	2.16	1.080								
Rollie Fingers, R ERA: 2.5	0.2		3	2	0	0	0	0	0	0	0	0	0	0	3	3	0.00	3.000								

Batter	1	2	3	4	5	6	7	8	9	AB	R	H	RBI	BB	SO	LOB	BOTTOM								
Gene Richards, L OBP: 0.345, SLG: 0.359										4	1	1	0	0	0	0	<b>Pittsburgh Pirates @ San Diego Padres</b> San Diego Stadium, San Diego, CA Mon Jun 20 1977, 10:05 PM EDT Att: 26,030 - Unknown								
Gene Tenace, R OBP: 0.399, SLG: 0.415										4	0	1	2	0	1	0									
Dave Kingman, R OBP: 0.258, SLG: 0.361										4	0	0	0	0	1	2									
Dave Winfield, R OBP: 0.361, SLG: 0.530										4	0	1	0	0	0	1									
George Hendrick, R OBP: 0.359, SLG: 0.453										4	1	1	0	0	0	1									
Bill Almon, R OBP: 0.275, SLG: 0.289 Mike Ivie, R OBP: 0.351, SLG: 0.474										2	0	2	0	1	0	0									
Mike Champion, R OBP: 0.283, SLG: 0.312 Jerry Turner, L OBP: 0.333, SLG: 0.430										3	0	1	0	0	0	2									
Bob Davis, R OBP: 0.228, SLG: 0.226										2	1	0	1	0	0	2									
Bob Shirley, R OBP: 0.114, SLG: 0.061 Rollie Fingers, R										3	0	0	0	0	2	3									
<b>Inning Stats</b>	R: 0 E: 1 K: 1 S: 6	H: 0 LOB: 1 BB: 0 P: 6	R: 1 E: 0 K: 0 S: 4	H: 2 LOB: 1 BB: 1 P: 8	R: 0 E: 0 K: 0 S: 3	H: 0 LOB: 0 BB: 0 P: 3	R: 0 E: 0 K: 0 S: 4	H: 2 LOB: 1 BB: 0 P: 4	R: 2 E: 0 K: 1 S: 6	H: 2 LOB: 0 BB: 0 P: 7	R: 0 E: 0 K: 0 S: 4	H: 1 LOB: 1 BB: 0 P: 4	R: 0 E: 0 K: 1 S: 5	H: 0 LOB: 0 BB: 0 P: 5	R: 0 E: 0 K: 1 S: 5	H: 0 LOB: 0 BB: 0 P: 5		R: 0 E: 0 K: 2 S: 7	H: 0 LOB: 0 BB: 0 P: 7	1B: 7 2B: 2 3B: 0 HR: 0	SF: 0 SAC: 0 DP: 3 HBP: 1	WP: 0 PB: 0 SB: 1 CS: 0	PA: 34		
<b>PITCHER</b>	IP	WLS	BF	H	R	ER	SO	BB	IBB	HBP	BLK	WP	HR	S	P	ERA	WHIP								
Odell Jones, R ERA: 5.56	6.0		25	7	3	3	2	1	0	1	2	0	0	27	32	4.50	1.333								
Kent Tekulve, R ERA: 2.3	1.0	W	3	0	0	0	1	0	0	0	0	0	0	5	5	0.00	0.000								
Rich Gossage, R ERA: 1.39	2.0	S	6	0	0	0	3	0	0	0	0	0	0	12	12	0.00	0.000								















Batter	1	2	3	4	5	6	7	8	9	AB	R	H	RBI	BB	SO	LOB	TOP			
Dave Cash, R OBP: 0.346, SLG: 0.357 Pepe Frias, R OBP: 0.045, SLG: 0.045			6-3		G4-6-3			6-3		1	1	1	0	0	0	0	<b>Montreal Expos @ Pittsburgh Pirates</b> Three Rivers Stadium, Pittsburgh, PA Sat Jun 25 1977, 3:33 AM EDT Att: 7,721 - Unknown			
Chris Spoier, R OBP: 0.333, SLG: 0.340 Bill Atkinson, L OBP: 0.500, SLG: 0.500			4-3					BB		3	0	2	1	1	0	0				
Ellis Valentine, R OBP: 0.530 Sam Mejias, R OBP: 0.313, SLG: 0.467			6-3		G6-4-3			BB		3	0	0	0	0	0	2				
Tony Perez, R OBP: 0.326, SLG: 0.422 Del Unser, L OBP: 0.326, SLG: 0.456				L8				G1		2	0	0	0	0	1	0				
Gary Carter, R OBP: 0.345, SLG: 0.528		FC1-6 BB SF7		5-3					K	4	1	1	0	0	1	0				
Warren Cromartie, L OBP: 0.327, SLG: 0.418		FC1-6 BB								3	0	2	0	1	0	0				
Andre Dawson, R OBP: 0.318, SLG: 0.463		FC1-6		FC6-4						4	0	0	0	0	2	4				
Larry Parrish, R OBP: 0.319, SLG: 0.404 Pete Mackanin, R OBP: 0.289, SLG: 0.361		SF7			F8					2	0	1	1	0	0	0				
Jackie Brown, R OBP: 0.136, SLG: 0.095 Don Stanhouse, R OBP: 0.276, SLG: 0.250 Jose Mermola, R OBP: 0.200, SLG: 0.174 Tom Walker, R OBP: 0.220, SLG: 0.227		F8								1	0	0	0	0	0	1				
Wayne Garrett, L OBP: 0.220, SLG: 0.227					G4-6-3					1	0	0	0	0	1	1				
<b>Inning Stats</b>	R: 1 E: 0 K: 1 S: 6	H: 2 LOB: 0 BB: 0 P: 6	R: 1 E: 0 K: 0 S: 4	H: 1 LOB: 1 BB: 1 P: 8	R: 0 E: 0 K: 0 S: 3	H: 0 LOB: 0 BB: 0 P: 3	R: 0 E: 0 K: 0 S: 4	H: 1 LOB: 1 BB: 0 P: 4	R: 0 E: 0 K: 0 S: 3	H: 1 LOB: 0 BB: 0 P: 3	R: 0 E: 0 K: 1 S: 5	H: 0 LOB: 0 BB: 0 P: 5	R: 0 E: 0 K: 1 S: 6	H: 1 LOB: 3 BB: 2 P: 14	R: 0 E: 0 K: 2 S: 8	H: 1 LOB: 1 BB: 0 P: 8	1B: 6 2B: 3 3B: 0 HR: 0	SF: 1 SAC: 0 DP: 3 HBP: 0	WP: 0 PB: 0 CS: 1	PA: 35
<b>PITCHER</b> Bruce Kison, R ERA: 4.34	IP: 9.0 WLS: W BF: 35	H: 8 R: 2 ER: 2 SO: 5	BB: 3 IBB: 0 HBP: 0 BLK: 0	WP: 0 HR: 0 S: 42 P: 54	ERA: 2.00 WHIP: 1.222	<b>PITCHER</b>										IP: 9.0 WLS: W BF: 35	H: 8 R: 2 ER: 2 SO: 5	BB: 3 IBB: 0 HBP: 0 BLK: 0	WP: 0 HR: 0 S: 42 P: 54	ERA: 2.00 WHIP: 1.222

AB	31
R	2
H	8
RBI	2
BB	3
SO	5
LOB	14



Batter	1	2	3	4	5	6	7	8	9	AB	R	H	RBI	BB	SO	LOB	BOTTOM			
Rennie Stennett, R OBP: 0.363, SLG: 0.402					F3					5	1	2	3	0	0	0	<b>Montreal Expos @ Pittsburgh Pirates</b> Three Rivers Stadium, Pittsburgh, PA Sat Jun 25 1977, 3:33 AM EDT Att: 7,721 - Unknown			
Phil Garner, R OBP: 0.302, SLG: 0.383										3	1	2	0	2	0	2				
Dave Parker, L OBP: 0.397, SLG: 0.566 Omar Moreno, L OBP: 0.285, SLG: 0.311										4	1	1	1	0	0	3				
Bill Robinson, R OBP: 0.318, SLG: 0.494 Jerry Hairston, S OBP: 0.417, SLG: 0.367										4	2	1	0	0	0	1				
Al Oliver, L OBP: 0.323, SLG: 0.462 Fernando Gonzalez, R OBP: 0.250, SLG: 0.455										4	1	1	2	0	0	1				
Willie Stargell, L OBP: 0.385, SLG: 0.593 Bobby Tolan, L OBP: 0.290, SLG: 0.214										3	0	0	0	0	0	2				
Ed Ott, L OBP: 0.394, SLG: 0.422										4	1	2	1	0	0	1				
Frank Taveras, R OBP: 0.313, SLG: 0.297 Mario Mendoza, R OBP: 0.188, SLG: 0.250										3	2	1	0	0	0	2				
Bruce Kison, R OBP: 0.290, SLG: 0.400										4	1	2	2	0	1	2				
<b>Inning Stats</b>	R: 0 E: 0 K: 0 S: 4	H: 1 LOB: 1 BB: 0 P: 4	R: 2 E: 1 K: 0 S: 6	H: 3 LOB: 2 BB: 0 P: 7	R: 6 E: 0 K: 0 S: 9	H: 6 LOB: 1 BB: 1 P: 13	R: 1 E: 2 K: 0 S: 6	H: 1 LOB: 2 BB: 0 P: 6	R: 0 E: 0 K: 0 S: 2	H: 0 LOB: 0 BB: 1 P: 6	R: 0 E: 0 K: 0 S: 4	H: 1 LOB: 1 BB: 0 P: 4	R: 0 E: 0 K: 1 S: 5	H: 0 LOB: 0 BB: 0 P: 5	R: 1 E: 0 K: 0 S: 5	H: 2 LOB: 1 BB: 0 P: 5		1B: 8 2B: 3 3B: 0 HR: 3	SF: 0 SAC: 0 DP: 1 HBP: 1	WP: 0 PB: 0 CS: 0
<b>PITCHER</b> Jackie Brown, R ERA: 3.9 Don Stanhouse, R ERA: 4.64 Tom Walker, R ERA: 5.93 Bill Atkinson, R ERA: 3.45	IP: 2.0 WLS: L BF: 14	H: 4 R: 4 ER: 3 SO: 0	BB: 1 IBB: 0 HBP: 0 BLK: 0	WP: 0 HR: 1 S: 12 P: 16	ERA: 13.50 WHIP: 2.500	<b>PITCHER</b>										IP: 2.0 WLS: L BF: 14	H: 4 R: 4 ER: 3 SO: 0	BB: 1 IBB: 0 HBP: 0 BLK: 0	WP: 0 HR: 1 S: 12 P: 16	ERA: 13.50 WHIP: 2.500





Batter	1	2	3	4	5	6	7	8	9	AB	R	H	RBI	BB	SO	LOB	TOP																			
Dave Cash, R OBP: 0.347, SLG: 0.356 (1, 4)	F9		FC6-4 1B		BB	4-0 BB	L3		4-3	4	0	1	0	1	0	0	<b>Montreal Expos @ Pittsburgh Pirates</b> Three Rivers Stadium, Pittsburgh, PA Sun Jun 26 1977, 3:33 AM EDT Unknown																			
Chris Speier, R OBP: 0.328, SLG: 0.333 (1, 6)	1-3		FC6-4 1-2			4-3		1-3		4	0	0	0	0	0	2																				
Ellis Valentine, R OBP: 0.358, SLG: 0.546 (1, 9)	HR		L8			L8		HR		4	2	2	1	0	0	1																				
Tony Perez, R OBP: 0.328, SLG: 0.436 (1, 3)	1B			F8		4-3		HR		4	1	2	2	0	0	0																				
Gary Carter, R OBP: 0.348, SLG: 0.530 (1, 2)	L8			BB		E		1-3		3	1	1	0	1	0	1																				
Warren Cromartie, L OBP: 0.330, SLG: 0.419 (1, 7)		L3		F8		E2		1B		4	0	2	1	0	0	1																				
Andre Dawson, R OBP: 0.316, SLG: 0.459 (1, 8)		CS 1B		5-3		F8		5-3		4	0	1	0	0	0	3																				
Larry Parrish, R OBP: 0.314, SLG: 0.396 (1, 5)		K				F3		F4		4	0	0	0	0	2	1																				
Steve Rogers, R OBP: 0.137, SLG: 0.083 Joe Kerrigan, R (8, 1)			F4			K		2-3		3	0	0	0	0	1	0																				
Wayne Garrett, L OBP: 0.216, SLG: 0.222 (9, PH)								K		0	0	0	0	0	0	0																				
<b>Inning Stats</b>	R: 1 E: 0 K: 0 S: 5	H: 2 LOB: 1 BB: 0 P: 5	R: 0 E: 0 K: 1 S: 5	H: 1 LOB: 0 BB: 0 P: 5	R: 0 E: 0 K: 0 S: 4	H: 1 LOB: 1 BB: 0 P: 4	R: 0 E: 0 K: 0 S: 3	H: 0 LOB: 1 BB: 1 P: 7	R: 0 E: 0 K: 1 S: 5	H: 2 LOB: 1 BB: 0 P: 5	R: 0 E: 0 K: 0 S: 3	H: 0 LOB: 0 BB: 0 P: 3	R: 2 E: 0 K: 0 S: 6	H: 3 LOB: 1 BB: 0 P: 6	R: 0 E: 0 K: 2 S: 7	H: 0 LOB: 0 BB: 0 P: 7	1B: 5 2B: 2 3B: 0 HR: 2	SF: 0 SAC: 0 DP: 0 HBP: 0	WP: 0 PA: 37 CS: 1																	
<b>PITCHER</b>	IP	WLS	BF	H	R	ER	SO	BB	IBB	HBP	BLK	WP	HR	S	P	ERA	WHIP	<b>PITCHER</b>		IP	WLS	BF	H	R	ER	SO	BB	IBB	HBP	BLK	WP	HR	S	P	ERA	WHIP
John Candelaria, L ERA: 2.05 (1, 1)	5.0		20	4	1	1	2	2	0	0	0	0	1	22	30	1.80	1.200																			
Kent Tekulve, R ERA: 2.74 (6, 1)	3.0	W	14	5	3	3	0	0	0	0	0	0	1	14	14	9.00	1.667																			
Rich Gossage, R ERA: 1.31 (9, 1)	1.0	S	3	0	0	0	2	0	0	0	0	0	0	7	7	0.00	0.000																			

AB	35
R	4
H	9
RBI	4
BB	2
SO	4
LOB	9



Batter	1	2	3	4	5	6	7	8	9	AB	R	H	RBI	BB	SO	LOB	BOTTOM																			
Rennie Stennett, R OBP: 0.364, SLG: 0.414 (1, 4)	6-3		F3		HR		CS 1B	F8		5	1	2	2	0	0	1	<b>Montreal Expos @ Pittsburgh Pirates</b> Three Rivers Stadium, Pittsburgh, PA Sun Jun 26 1977, 3:33 AM EDT Unknown																			
Phil Garner, R OBP: 0.301, SLG: 0.381 (1, 5)	L9		S 1B		L8		F9			4	1	1	0	0	0	1																				
Dave Parker, L OBP: 0.402, SLG: 0.568 (1, 9)	E9 1B		CS 1B		FC5-4 1B		K			4	0	3	1	0	1	1																				
Bill Robinson, R OBP: 0.313, SLG: 0.485 Kent Tekulve, R OBP: 0.400, SLG: 0.400 Jerry Hairston, S OBP: 0.405, SLG: 0.355 Rich Gossage, R OBP: 0.333, SLG: 0.444 (1, 7)	F2		K		FC5-4		4-3			3	0	0	0	0	1	3																				
Al Oliver, L OBP: 0.329, SLG: 0.479 (6, 7)		6-3 2B 1B		4-3		4-3 1B		HR		0	0	0	0	0	0	0																				
Bobby Tolan, L OBP: 0.286, SLG: 0.194 (1, 3)		6-3 1-2		4-3		4-3 1-2		E BB		3	1	0	0	1	0	2																				
Ed Ott, L OBP: 0.408, SLG: 0.448 (1, 2)			FC6-4 2B		FC6-4 1B		F8		E8 1B	4	1	3	1	0	0	1																				
Frank Taveras, R OBP: 0.309, SLG: 0.292 (1, 6)		6-3		FC6-4 1-2		6-3		6-3		4	0	0	0	0	0	4																				
John Candelaria, L OBP: 0.200, SLG: 0.152 Omar Moreno, L OBP: 0.290, SLG: 0.313 (6, 8)			5-3		K		S 1B	S BB		1	0	0	0	0	0	1																				
<b>Inning Stats</b>	R: 0 E: 1 K: 0 S: 4	H: 1 LOB: 1 BB: 0 P: 4	R: 1 E: 0 K: 0 S: 5	H: 2 LOB: 1 BB: 0 P: 5	R: 1 E: 0 K: 1 S: 6	H: 2 LOB: 0 BB: 0 P: 6	R: 0 E: 0 K: 0 S: 4	H: 1 LOB: 1 BB: 0 P: 4	R: 1 E: 0 K: 1 S: 6	H: 2 LOB: 0 BB: 0 P: 6	R: 3 E: 2 K: 0 S: 5	H: 2 LOB: 2 BB: 2 P: 13	1B: 10 2B: 1 3B: 0 HR: 2	SF: 0 SAC: 0 DP: 0 HBP: 0	WP: 0 PA: 37 CS: 2																					
<b>PITCHER</b>	IP	WLS	BF	H	R	ER	SO	BB	IBB	HBP	BLK	WP	HR	S	P	ERA	WHIP	<b>PITCHER</b>		IP	WLS	BF	H	R	ER	SO	BB	IBB	HBP	BLK	WP	HR	S	P	ERA	WHIP
Steve Rogers, R ERA: 2.5 (1, 1)	7.1	L	34	13	7	5	3	1	0	0	0	0	0	2	39	6.14	1.909																			
Joe Kerrigan, R ERA: 2.8 (8, 1)	0.2		3	0	0	0	0	1	0	0	0	0	0	2	6	0.00	1.500																			





Batter	1	2	3	4	5	6	7	8	9	AB	R	H	RBI	BB	SO	LOB	TOP								
<b>Pepe Frias, R</b> (1,4) OBP: 0.080, SLG: 0.080 <b>Pete Mackanin, R</b> (7, PH) OBP: 0.300, SLG: 0.421										3	0	1	0	0	0	0	<b>Montreal Expos @ Pittsburgh Pirates</b> Three Rivers Stadium, Pittsburgh, PA Sun Jun 26 1977, 3:38 AM EDT Att: 20,583 - Unknown								
<b>Chris Speier, R</b> (1,6) OBP: 0.333, SLG: 0.341										4	1	2	0	1	0	2									
<b>Ellis Valentine, R</b> (1,9) OBP: 0.363, SLG: 0.547										5	1	3	1	0	0	2									
<b>Wayne Garrett, L</b> (1,5) OBP: 0.214, SLG: 0.220										5	1	1	0	0	1	4									
<b>Warren Cromartie, L</b> (1,7) OBP: 0.332, SLG: 0.419										3	1	1	2	1	0	0									
<b>Del Unser, L</b> (1,3) OBP: 0.326, SLG: 0.450										4	0	1	1	0	0	1									
<b>Sam Mejias, R</b> (1,8) OBP: 0.350, SLG: 0.611										3	1	1	2	1	0	2									
<b>Tim Blackwell, S</b> (1,2) OBP: 0.350, SLG: 0.611										4	0	0	0	0	0	3									
<b>Stan Bahnsen, R</b> (1,1) OBP: 0.286, SLG: 0.333 <b>Gary Carter, R</b> (7, PH) OBP: 0.351, SLG: 0.532 <b>Willi McEnaney, L</b> (7,1) OBP: 0.293, SLG: 0.333										2	0	0	0	0	1	0									
										1	0	1	0	0	0	0									
										1	0	0	0	0	0	2									
<b>Inning Stats</b>	R: 0 E: 0 K: 0 S: 4	H: 1 LOB: 1 BB: 0 P: 4	R: 0 E: 0 K: 0 S: 3	H: 0 LOB: 0 BB: 0 P: 3	R: 0 E: 0 K: 0 S: 3	H: 0 LOB: 0 BB: 0 P: 3	R: 0 E: 0 K: 1 S: 5	H: 1 LOB: 1 BB: 0 P: 5	R: 0 E: 0 K: 0 S: 3	H: 0 LOB: 1 BB: 1 P: 7	R: 0 E: 0 K: 1 S: 7	H: 2 LOB: 2 BB: 0 P: 7	R: 2 E: 0 K: 1 S: 7	H: 2 LOB: 1 BB: 1 P: 11	R: 3 E: 0 K: 0 S: 7	H: 4 LOB: 2 BB: 1 P: 11	R: 1 E: 0 K: 0 S: 4	H: 2 LOB: 0 BB: 0 P: 4	1B: 9 2B: 2 3B: 1 HR: 1	SF: 0 SAC: 0 DP: 2 HBP: 0	WP: 0 PB: 0 CS: 0	PA: 40			
<b>PITCHER</b>	IP	WLS	BF	H	R	ER	SO	BB	IBB	HBP	BLK	WP	HR	S	P	ERA	WHIP	<b>PITCHER</b>							
<b>Odell Jones, R</b> (1,1) ERA: 5.13	6.1		25	5	2	2	2	2	0	0	0	0	1	27	35	2.84	1.105								
<b>Larry Demery, R</b> (7,1) ERA: 6.0	0.2		4	1	1	1	1	1	0	0	0	0	0	5	9	13.50	3.000								
<b>Rich Gossage, R</b> (8,1) ERA: 1.58	1.0	L	7	4	2	2	0	0	0	0	0	0	0	7	7	18.00	4.000								
<b>Grant Jackson, L</b> (9,1) ERA: 3.71	1.0		4	2	1	1	0	0	0	0	0	0	0	4	4	9.00	2.000								

AB	37
R	6
H	12
RBI	6
BB	3
SO	3
LOB	17



Batter	1	2	3	4	5	6	7	8	9	AB	R	H	RBI	BB	SO	LOB	BOTTOM								
<b>Rennie Stennett, R</b> (1,4) OBP: 0.359, SLG: 0.407										4	0	0	0	0	1	0	<b>Montreal Expos @ Pittsburgh Pirates</b> Three Rivers Stadium, Pittsburgh, PA Sun Jun 26 1977, 3:38 AM EDT Att: 20,583 - Unknown								
<b>Phil Garner, R</b> (1,5) OBP: 0.300, SLG: 0.379										4	1	1	0	0	1	0									
<b>Dave Parker, L</b> (1,9) OBP: 0.400, SLG: 0.567										4	1	1	0	0	0	1									
<b>Bill Robinson, R</b> (1,7) OBP: 0.328, SLG: 0.514										4	1	4	3	0	0	0									
<b>Al Oliver, L</b> (1,8) OBP: 0.324, SLG: 0.472										4	0	0	0	0	0	3									
<b>Willie Stargell, L</b> (1,3) OBP: 0.386, SLG: 0.580										3	0	0	0	1	1	1									
<b>Ed Ott, L</b> (1,2) OBP: 0.396, SLG: 0.433 <b>Jim Fregosi, R</b> (8, PH) OBP: 0.293, SLG: 0.333										3	0	0	0	0	1	1									
										1	0	0	0	0	0	2									
<b>Mario Mendoza, R</b> (1,6) OBP: 0.158, SLG: 0.211										3	0	0	0	0	0	0									
										2	0	0	0	0	0	0									
										0	0	0	0	0	0	0									
<b>Inning Stats</b>	R: 0 E: 0 K: 2 S: 7	H: 0 LOB: 0 BB: 0 P: 7	R: 0 E: 0 K: 0 S: 4	H: 1 LOB: 1 BB: 0 P: 4	R: 0 E: 0 K: 0 S: 3	H: 0 LOB: 0 BB: 0 P: 3	R: 2 E: 0 K: 1 S: 7	H: 2 LOB: 0 BB: 0 P: 7	R: 0 E: 0 K: 1 S: 5	H: 0 LOB: 0 BB: 0 P: 5	R: 1 E: 0 K: 0 S: 5	H: 2 LOB: 1 BB: 0 P: 5	R: 0 E: 0 K: 0 S: 3	H: 0 LOB: 0 BB: 0 P: 3	R: 0 E: 0 K: 0 S: 3	H: 0 LOB: 0 BB: 0 P: 3	R: 0 E: 0 K: 0 S: 4	H: 1 LOB: 2 BB: 1 P: 8	1B: 4 2B: 1 3B: 0 HR: 1	SF: 0 SAC: 0 DP: 0 HBP: 0	WP: 0 PB: 1 CS: 0	PA: 34			
<b>PITCHER</b>	IP	WLS	BF	H	R	ER	SO	BB	IBB	HBP	BLK	WP	HR	S	P	ERA	WHIP	<b>PITCHER</b>							
<b>Stan Bahnsen, R</b> (1,1) ERA: 6.85	6.0		23	5	3	3	4	0	0	0	0	0	0	10	14	4.50	0.833								
<b>Willi McEnaney, L</b> (7,1) ERA: 3.42	3.0	W	11	1	0	0	0	1	0	0	0	0	0	10	14	0.00	0.667								

AB	33
R	3
H	6
RBI	3
BB	1
SO	4
LOB	8





Batter	1	2	3	4	5	6	7	8	9	AB	R	H	RBI	BB	SO	LOB	TOP			
Rennie Stennett, R OBP: 0.361, SLG: 0.409										4	0	2	0	0	0	0				
Phil Garner, R OBP: 0.303, SLG: 0.385										4	1	2	0	0	0	1				
Dave Parker, L OBP: 0.395, SLG: 0.559										4	0	0	0	0	0	4				
Bill Robinson, R OBP: 0.326, SLG: 0.506										3	0	0	0	1	1	2				
Al Oliver, L OBP: 0.331, SLG: 0.474										3	0	2	1	1	0	2				
Willie Stargell, L OBP: 0.385, SLG: 0.575										3	0	1	0	0	0	1				
Frank Taveras, R OBP: 0.305, SLG: 0.289										3	0	0	0	0	0	4	AB 32			
Jerry Hairston, S OBP: 0.395, SLG: 0.344										1	0	0	0	0	0	0	R 1			
Duffy Dyer, R OBP: 0.408, SLG: 0.346										3	0	0	0	0	0	2	H 7			
Ed Ott, L OBP: 0.393, SLG: 0.429										1	0	0	0	0	0	0	RBI 1			
Jerry Reuss, L OBP: 0.286, SLG: 0.273										2	0	0	0	0	2	0	BB 2			
Jim Fregosi, R OBP: 0.286, SLG: 0.324										1	0	0	0	0	0	2	SO 3			
Larry Demery, R OBP: 0.214, SLG: 0.357										0	0	0	0	0	0	0	LOB 18			
<b>Inning Stats</b>	R: 1 E: 0 K: 0 S: 4	H: 2 LOB: 2 BB: 1 P: 8	R: 0 E: 0 K: 0 S: 2	H: 0 LOB: 0 BB: 0 P: 3	R: 0 E: 0 K: 1 S: 6	H: 1 LOB: 1 BB: 0 P: 6	R: 0 E: 0 K: 1 S: 5	H: 0 LOB: 0 BB: 0 P: 9	R: 0 E: 0 K: 1 S: 5	H: 0 LOB: 0 BB: 0 P: 5	R: 0 E: 0 K: 0 S: 3	H: 2 LOB: 2 BB: 0 P: 3	R: 0 E: 0 K: 0 S: 5	H: 2 LOB: 2 BB: 0 P: 5	R: 0 E: 0 K: 0 S: 3	H: 0 LOB: 0 BB: 0 P: 3	1B: 6 2B: 1 3B: 0 HR: 0	SF: 0 SAC: 0 DP: 1 HBP: 1	WP: 2 PB: 2 SB: 0 CS: 0	PA: 35
<b>PITCHER</b>	IP WLS BF H R ER SO BB IBB HBP BLK WP HR S P ERA WHIP																			
Pete Falcone, L ERA: 4.98	(1, 1) 7.0 W 27 5 1 1 3 2 0 0 1 0 2 0 30 39 1.29 1.000																			
Rawly Eastwick, R ERA: 2.53	(8, 1) 2.0 8 2 0 0 0 0 0 0 0 0 0 0 8 8 0.00 1.000																			

Pittsburgh Pirates @ St. Louis Cardinals  
 Busch Stadium, St. Louis, MO  
 Mon Jun 27 1977, 7:05 PM CDT  
 Att: 18,239 - Unknown

AB 32  
 R 1  
 H 7  
 RBI 1  
 BB 2  
 SO 3  
 LOB 18



Batter	1	2	3	4	5	6	7	8	9	AB	R	H	RBI	BB	SO	LOB	BOTTOM			
Tony Scott, S OBP: 0.391, SLG: 0.448										5	1	1	0	0	0	3				
Gary Templeton, S OBP: 0.332, SLG: 0.420										2	1	1	0	0	1	0				
Don Kessinger, S OBP: 0.316, SLG: 0.264										1	0	0	0	0	0	1				
Hector Cruz, R OBP: 0.381, SLG: 0.422										4	0	0	1	0	0	3				
Ted Simmons, S OBP: 0.420, SLG: 0.528										3	2	2	0	1	0	1				
Keith Hernandez, L OBP: 0.401, SLG: 0.477										3	0	1	1	1	1	2				
Ken Reitz, R OBP: 0.320, SLG: 0.479										4	1	2	1	0	0	2				
Mike Anderson, R OBP: 0.237, SLG: 0.345										4	0	1	1	0	0	3	AB 33			
Mike Tyson, R OBP: 0.300, SLG: 0.295										4	1	1	2	0	0	1	R 6			
Pete Falcone, L OBP: 0.233, SLG: 0.250										2	0	1	0	1	1	0	H 11			
Rawly Eastwick, R OBP: 0.333, SLG: 0.250										1	0	1	0	0	0	0	RBI 6			
<b>Inning Stats</b>	R: 2 E: 0 K: 0 S: 5	H: 3 LOB: 0 BB: 0 P: 5	R: 2 E: 0 K: 0 S: 6	H: 3 LOB: 2 BB: 0 P: 7	R: 1 E: 0 K: 0 S: 5	H: 2 LOB: 1 BB: 0 P: 5	R: 0 E: 0 K: 2 S: 7	H: 0 LOB: 0 BB: 0 P: 7	R: 1 E: 0 K: 0 S: 3	H: 1 LOB: 1 BB: 2 P: 11	R: 0 E: 0 K: 0 S: 3	H: 0 LOB: 1 BB: 1 P: 7	R: 0 E: 0 K: 1 S: 6	H: 1 LOB: 1 BB: 0 P: 6	R: 0 E: 0 K: 0 S: 4	H: 1 LOB: 1 BB: 0 P: 4	1B: 9 2B: 1 3B: 0 HR: 1	SF: 0 SAC: 0 DP: 1 HBP: 1	WP: 0 PB: 0 SB: 0 CS: 1	PA: 38
<b>PITCHER</b>	IP WLS BF H R ER SO BB IBB HBP BLK WP HR S P ERA WHIP																			
Jerry Reuss, L ERA: 4.13	(1, 1) 6.0 L 29 9 6 6 2 3 0 0 1 0 0 1 29 42 9.00 2.000																			
Larry Demery, R ERA: 5.76	(7, 1) 2.0 8 2 0 0 0 1 0 0 0 0 0 0 10 10 0.00 1.000																			

Pittsburgh Pirates @ St. Louis Cardinals  
 Busch Stadium, St. Louis, MO  
 Mon Jun 27 1977, 7:05 PM CDT  
 Att: 18,239 - Unknown

AB 33  
 R 6  
 H 11  
 RBI 6  
 BB 3  
 SO 3  
 LOB 16





Batter	1	2	3	4	5	6	7	8	9	AB	R	H	RBI	BB	SO	LOB	TOP			
Rennie Stennett, R (1.4) OBP: 0.359, SLG: 0.414										4	1	1	0	0	0	1	Pittsburgh Pirates @ St. Louis Cardinals Busch Stadium, St. Louis, MO Tue Jun 28 1977, 7:05 PM CDT Unknown <a href="http://livebaseballscorecards.com">livebaseballscorecards.com</a>			
Phil Garner, R (1.5) OBP: 0.302, SLG: 0.383										4	0	1	1	0	1	0				
Dave Parker, L (1.9) OBP: 0.396, SLG: 0.557										3	0	1	0	1	0	0				
Bill Robinson, R (1.7) OBP: 0.330, SLG: 0.503										3	0	1	0	1	0	0				
Al Oliver, L (1.8) OBP: 0.326, SLG: 0.466										4	0	0	0	0	2	4				
Willie Stargell, L (1.3) OBP: 0.382, SLG: 0.564										3	0	0	0	0	0	0				
Frank Taveras, R (1.6) OBP: 0.302, SLG: 0.285										3	0	0	0	0	0	0				
Duffy Dyer, R (1.2) OBP: 0.404, SLG: 0.341										2	0	0	0	0	0	0				
Fernando Gonzalez, R (8. PH) OBP: 0.302, SLG: 0.436										1	0	1	0	0	0	0				
Ed Ott, L (8.2) OBP: 0.393, SLG: 0.429										0	0	0	0	0	0	0				
Terry Forster, L (1.1) OBP: 0.400, SLG: 0.600										1	0	1	0	0	0	0				
Jerry Hairston, S (6. PH) OBP: 0.305, SLG: 0.333										1	0	0	0	0	0	0				
Larry Demery, R (6.1) OBP: 0.214, SLG: 0.357										0	0	0	0	0	0	0				
Jim Fregosi, R (8. PH) OBP: 0.279, SLG: 0.316										1	0	0	0	0	1	1				
Odell Jones, R (8.1) OBP: 0.200, SLG: 0.200										0	0	0	0	0	0	0				
<b>Inning Stats</b>	R: 1 E: 0 K: 0 S: 5	H: 4 LOB: 1 BB: 0 P: 5	R: 0 E: 0 K: 0 S: 3	H: 0 LOB: 0 BB: 0 P: 3	R: 0 E: 0 K: 1 S: 3	H: 1 LOB: 0 BB: 0 P: 3	R: 0 E: 0 K: 1 S: 5	H: 0 LOB: 0 BB: 0 P: 5	R: 0 E: 0 K: 1 S: 3	H: 0 LOB: 0 BB: 0 P: 3	R: 0 E: 0 K: 0 S: 3	H: 0 LOB: 0 BB: 0 P: 3	R: 0 E: 0 K: 1 S: 6	H: 1 LOB: 1 BB: 2 P: 6	R: 0 E: 0 K: 1 S: 5	H: 0 LOB: 2 BB: 2 P: 13	1B: 4 2B: 1 3B: 1 HR: 0	SF: 0 SAC: 0 DP: 2 HBP: 0	WP: 0 PB: 0 SB: 0 CS: 0	PA: 32
<b>PITCHER</b>	IP WLS BF H R ER SO BB IBB HBP BLK WP HR S P ERA WHIP																			
Buddy Schultz, L (1.1) ERA: 1.37	7.1 W 24 5 1 1 2 0 0 0 0 0 0 28 28 1.23 0.682																			
Al Hrabosky, L (8.1) ERA: 3.12	1.2 8 1 0 0 2 2 0 0 0 0 0 0 10 18 0.00 1.800																			

Batter	1	2	3	4	5	6	7	8	9	AB	R	H	RBI	BB	SO	LOB	BOTTOM				
Tony Scott, S (1.8) OBP: 0.388, SLG: 0.443										4	1	1	0	0	1	1	Pittsburgh Pirates @ St. Louis Cardinals Busch Stadium, St. Louis, MO Tue Jun 28 1977, 7:05 PM CDT Unknown <a href="http://livebaseballscorecards.com">livebaseballscorecards.com</a>				
Jerry Mumphy, S (1.7) OBP: 0.420, SLG: 0.519										4	2	2	1	0	0	0					
Hector Cruz, R (1.9) OBP: 0.373, SLG: 0.415										3	0	0	1	0	1	1					
Ted Simmons, S (1.2) OBP: 0.421, SLG: 0.526										3	1	1	0	0	0	0					
Keith Hernandez, L (1.3) OBP: 0.406, SLG: 0.481										4	1	3	1	0	1	0					
Ken Reitz, R (1.5) OBP: 0.319, SLG: 0.476										4	0	1	0	0	0	3					
Mike Tyson, R (1.4) OBP: 0.299, SLG: 0.296										3	0	1	2	0	0	0					
Don Kessinger, S (1.6) OBP: 0.324, SLG: 0.275										4	1	2	0	0	0	0					
Buddy Schultz, R (1.1) OBP: 0.333, SLG: 0.250										3	0	1	0	0	1	3					
Al Hrabosky, R (8.1) ERA: 5.01										1	0	0	0	0	0	0					
<b>Inning Stats</b>	R: 0 E: 0 K: 1 S: 5	H: 0 LOB: 0 BB: 0 P: 5	R: 1 E: 0 K: 0 S: 4	H: 2 LOB: 0 BB: 0 P: 4	R: 0 E: 0 K: 1 S: 5	H: 0 LOB: 0 BB: 0 P: 5	R: 2 E: 0 K: 0 S: 7	H: 4 LOB: 3 BB: 0 P: 8	R: 2 E: 0 K: 1 S: 7	H: 2 LOB: 0 BB: 0 P: 7	R: 1 E: 0 K: 0 S: 5	H: 2 LOB: 1 BB: 0 P: 5	R: 0 E: 0 K: 1 S: 7	H: 2 LOB: 2 BB: 0 P: 7	R: 0 E: 0 K: 0 S: 3	H: 0 LOB: 0 BB: 0 P: 3		1B: 11 2B: 0 3B: 1 HR: 0	SF: 2 SAC: 0 DP: 0 HBP: 1	WP: 2 PB: 0 SB: 0 CS: 1	PA: 37
<b>PITCHER</b>	IP WLS BF H R ER SO BB IBB HBP BLK WP HR S P ERA WHIP																				
Terry Forster, L (1.1) ERA: 5.97	5.0 L 23 8 5 3 3 0 0 0 0 0 2 0 12 12 4.50 2.000																				
Larry Demery, R (6.1) ERA: 5.71	2.0 10 4 1 1 1 0 0 0 0 0 2 0 12 12 4.50 2.000																				
Odell Jones, R (8.1) ERA: 5.01	1.0 3 0 0 0 0 0 0 0 0 0 0 0 3 3 0.00 0.000																				



Batter	1	2	3	4	5	6	7	8	9	AB	R	H	RBI	BB	SO	LOB	TOP																			
Rennie Stennett, R OBP: 0.362, SLG: 0.414 Fernando Gonzalez, R OBP: 0.255, SLG: 0.422	4-0 S 1B BB	0-0 FC5-4 1B			0-0 F9		0-0 G4-6-3			2	1	1	1	1	0	0																				
Phil Garner, R OBP: 0.301, SLG: 0.381	0-0 S 1B 1-H	0-3 K			0-0 6-3			0-0 P4		4	0	1	1	0	1	3																				
Dave Parker, L OBP: 0.327, SLG: 0.551 Jerry Hairston, S OBP: 0.375, SLG: 0.324	0-3 K	0-0 FC5-4			0-0 1-3			0-0 F2		3	0	0	0	0	1	4																				
Bill Robinson, R OBP: 0.327, SLG: 0.497 Bobby Tolan, L OBP: 0.270, SLG: 0.182	0-0 L7		0-0 F3		0-0 4-3			0-0 5-3		2	0	0	0	0	0	1																				
Al Oliver, L OBP: 0.327, SLG: 0.465 Omar Moreno, L OBP: 0.292, SLG: 0.311	0-3 K		4-0 G5-4-3 BB		0-3 K			4-0 BB BB		1	0	0	0	1	1																					
Jim Fregosi, R OBP: 0.319, SLG: 0.415		0-0 E 1B	0-0 G5-4-3		0-0 HR			4-0 1-2 BB		3	2	2	1	1	0	1																				
Frank Taveras, R OBP: 0.301, SLG: 0.282		4-0 1B FC BB		0-0 P3		0-0 4-3		0-0 F7		3	0	0	0	1	0	2																				
Ed Ott, L OBP: 0.378, SLG: 0.411		0-0 P6		0-0 4-3			0-0 P6		0-0 F8		4	0	0	0	0	4																				
Grant Jackson, S OBP: 0.400, SLG: 0.600 Mario Mendoza, R OBP: 0.158, SLG: 0.211 Willie Stargell, L OBP: 0.380, SLG: 0.560		0-0 FC 1B		0-0 5-3			0-0 G4-6-3 1B		0-3 K		3	0	1	0	0	2																				
<b>Inning Stats</b>	R: 1 E: 0 K: 2 S: 8	H: 1 LOB: 1 BB: 1 P: 12	R: 1 E: 1 K: 1 S: 8	H: 2 LOB: 3 BB: 1 P: 12	R: 0 E: 0 K: 0 S: 2	H: 0 LOB: 0 BB: 1 P: 6	R: 0 E: 0 K: 0 S: 3	H: 0 LOB: 0 BB: 0 P: 3	R: 0 E: 0 K: 1 S: 6	H: 1 LOB: 0 BB: 0 P: 6	R: 0 E: 0 K: 0 S: 3	H: 0 LOB: 0 BB: 0 P: 3	R: 0 E: 0 K: 1 S: 5	H: 0 LOB: 2 BB: 2 P: 13	1B: 4 2B: 0 3B: 0 HR: 1	SF: 0 SAC: 0 DP: 2 HBP: 0	WP: 0 PA: 36 PB: 0 SB: 2 CS: 0																			
<b>PITCHER</b>	IP	WLS	BF	H	R	ER	SO	BB	IBB	HBP	BLK	WP	HR	S	P	ERA	WHIP	<b>PITCHER</b>	IP	WLS	BF	H	R	ER	SO	BB	IBB	HBP	BLK	WP	HR	S	P	ERA	WHIP	
Tom Underwood, L ERA: 5.36	(1, 1)	7.0	W	28	5	3	2	4	3	0	0	0	0	1	33	45	2.57	1.143																		
Clay Carroll, R ERA: 2.24	(8, 1)	1.0		3	0	0	0	0	0	0	0	0	0	0	3	3	0.00	0.000																		
Butch Metzger, R ERA: 4.23	(9, 1)	1.0		5	0	0	0	1	2	0	0	0	0	0	5	13	0.00	2.000																		

Pittsburgh Pirates @ St. Louis Cardinals  
Busch Stadium, St. Louis, MO  
Tue Jun 28 1977, 7:05 PM CDT  
Att: 33,997 - Unknown

AB	31
R	3
H	5
RBI	3
BB	5
SO	5
LOB	21



Batter	1	2	3	4	5	6	7	8	9	AB	R	H	RBI	BB	SO	LOB	BOTTOM																			
Lou Brock, L OBP: 0.344, SLG: 0.425 Tony Scott, S OBP: 0.391, SLG: 0.446	0-0 1B 4-3 2B		0-0 1B 1B	0-0 E3 BB HR	0-0 2B			0-0 WP BB HR 1B		4	3	3	0	0	0	1																				
Jerry Mumphrey, S OBP: 0.419, SLG: 0.515	0-0 4-3 FC5-2 1B		0-0 1B 1B	0-0 F9	0-0 G3			0-0 F7		5	1	2	0	0	0	4																				
Garry Templeton, S OBP: 0.330, SLG: 0.416	0-0 4-3		0-0 1B 1B	0-0 L9		0-0 6-3		0-0 P4		5	1	1	2	0	0	4																				
Roger Freed, R OBP: 0.514, SLG: 0.556	0-0 FC5-2		0-0 FC5 1B	4-0 HR BB		0-0 F8		4-0 WP HR BB		3	2	1	1	2	0	1																				
Ken Reitz, R OBP: 0.324, SLG: 0.500	0-0 5-3		0-0 FC5 3B 1B	0-0 HR		0-0 F7		0-0 HR		5	3	3	8	0	0	1																				
Mike Anderson, R OBP: 0.250, SLG: 0.328		0-0 L5	0-0 FC5 3B	4-0 BB		4-0 1B BB		0-0 1-3		3	1	0	0	2	0	2																				
Mike Tyson, R OBP: 0.404, SLG: 0.307 Mike Phillips, L OBP: 0.242, SLG: 0.278		0-0 5-3	0-0 3B	0-3 K			0-0 F2			3	0	1	2	0	1	1																				
Dave Rader, L OBP: 0.400, SLG: 0.500		0-0 4-3	0-0 F7		0-0 P4			0-0 L5-3 1B		4	0	1	0	0	0	1																				
Tom Underwood, R OBP: 0.404, SLG: 0.479 Clay Carroll, R OBP: 0.380, SLG: 0.560			0-0 6-3	4-0 BB E HR BB			0-0 L5-3			2	1	0	0	0	0	2																				
Keith Hernandez, L OBP: 0.404, SLG: 0.479 Clay Carroll, R OBP: 0.380, SLG: 0.560 Butch Metzger, R ERA: 4.23					0-0 F9			0-0 1-2		0	0	0	0	0	0	0																				
<b>Inning Stats</b>	R: 1 E: 0 K: 0 S: 5	H: 2 LOB: 1 BB: 0 P: 5	R: 0 E: 0 K: 0 S: 3	H: 0 LOB: 0 BB: 0 P: 3	R: 5 E: 0 K: 0 S: 9	H: 6 LOB: 1 BB: 0 P: 9	R: 4 E: 1 K: 1 S: 7	H: 1 LOB: 1 BB: 3 P: 19	R: 0 E: 0 K: 0 S: 4	H: 1 LOB: 1 BB: 0 P: 4	R: 0 E: 0 K: 0 S: 3	H: 0 LOB: 0 BB: 0 P: 3	R: 0 E: 0 K: 0 S: 3	H: 1 LOB: 1 BB: 1 P: 7	R: 3 E: 0 K: 0 S: 5	H: 2 LOB: 0 BB: 1 P: 9	1B: 8 2B: 3 3B: 1 HR: 2	SF: 0 SAC: 0 DP: 1 HBP: 0	WP: 1 PA: 42 PB: 0 SB: 0 CS: 0																	
<b>PITCHER</b>	IP	WLS	BF	H	R	ER	SO	BB	IBB	HBP	BLK	WP	HR	S	P	ERA	WHIP	<b>PITCHER</b>	IP	WLS	BF	H	R	ER	SO	BB	IBB	HBP	BLK	WP	HR	S	P	ERA	WHIP	
Grant Jackson, L ERA: 4.68	(1, 1)	6.0	L	32	10	10	6	1	3	0	0	0	1	31	43	9.00	2.167																			
Mario Mendoza, R ERA: 13.5	(7, 1)	2.0		10	3	3	3	0	2	0	0	0	1	1	8	16	13.50	2.500																		

Pittsburgh Pirates @ St. Louis Cardinals  
Busch Stadium, St. Louis, MO  
Tue Jun 28 1977, 7:05 PM CDT  
Att: 33,997 - Unknown

AB	37
R	13
H	13
RBI	13
BB	5
SO	1
LOB	18






Batter	1	2	3	4	5	6	7	8	9	AB	R	H	RBI	BB	SO	LOB	TOP				
Rennie Stennett, R OBP: 0.366, SLG: 0.418	0-0 S HR 1B	0-0 1B		0-0 FC6-4 1B		0-0 L4		0-0 5-3		5	1	3	1	0	0	0					
Phil Garner, R OBP: 0.507, SLG: 0.394	0-3 K	0-0 1B		0-0 FC6-4 1-2		4-0 BB			0-0 HR	4	1	2	1	1	1	2					
Dave Parker, L OBP: 0.389, SLG: 0.548	0-0 L9	0-0 L3			0-0 6-3		0-0 F8		0-0 2B	5	1	1	0	0	0	4					
Bill Robinson, R OBP: 0.340, SLG: 0.524	0-0 HR		1-0 S HBP		0-0 G3 HR 2B		4-0 CS BB		0-0 P3	2	2	2	2	1	0	0					
Omar Moreno, L OBP: 0.291, SLG: 0.309	2-H HR								0-0 G3 1B 2B	1	0	0	0	0	0	1					
Al Oliver, L OBP: 0.329, SLG: 0.465	4-0 BB		0-0 F9		0-0 G3		0-0 6-3		0-0 G3 1B 2B	4	1	1	1	1	0	3					
Willie Stargell, L OBP: 0.380, SLG: 0.574	0-0 F8		0-0 F8		0-0 HR		0-0 FC6 1B		0-0 G3	5	1	2	2	0	0	3					
Ed Ott, L OBP: 0.379, SLG: 0.410		0-3 K2-3	0-0 F7		0-0 FC6-4 1B		0-0 FC6 1B		0-0 WP 2B 1B	5	1	2	1	0	1	2					
Frank Taveras, R OBP: 0.303, SLG: 0.288		0-0 S 1B 1B		0-0 F2	0-0 FC6-4		0-3 K	0-0 K	0-0 2B	5	1	2	1	0	1	1					
Bruce Kison, R OBP: 0.265, SLG: 0.364	0-3 K		0-3 K				0-0 5-3		0-3 K	3	0	0	0	0	2	1					
Fernando Gonzalez, R OBP: 0.295, SLG: 0.415	1-3 K								0-3 K	1	0	0	0	0	1	0					
Rich Gossage, R OBP: 0.300, SLG: 0.400									0-3 K	1	0	0	0	0	1	1					
<b>Inning Stats</b>	R: 2 E: 0 K: 1 S: 7	H: 2 LOB: 1 BB: 1 P: 11	R: 1 E: 0 K: 2 S: 10	H: 3 LOB: 2 BB: 0 P: 10	R: 0 E: 0 K: 0 S: 3	H: 0 LOB: 1 BB: 0 P: 4	R: 0 E: 0 K: 1 S: 6	H: 1 LOB: 1 BB: 0 P: 6	R: 2 E: 0 K: 0 S: 6	H: 3 LOB: 1 BB: 0 P: 6	R: 0 E: 0 K: 0 S: 3	H: 1 LOB: 1 BB: 1 P: 7	R: 0 E: 0 K: 2 S: 7	H: 0 LOB: 0 BB: 0 P: 7	R: 4 E: 0 K: 1 S: 10	H: 5 LOB: 1 BB: 0 P: 10	1B: 8 2B: 4 3B: 0 HR: 3	SF: 0 SAC: 0 DP: 0 HBP: 1	WP: 1 PB: 0 SB: 4 CS: 1	PA: 45	
<b>PITCHER</b>	IP WLS BF H R ER SO BB IBB HBP BLK WP HR S P ERA WHIP	IP WLS BF H R ER SO BB IBB HBP BLK WP HR S P ERA WHIP	IP WLS BF H R ER SO BB IBB HBP BLK WP HR S P ERA WHIP	IP WLS BF H R ER SO BB IBB HBP BLK WP HR S P ERA WHIP	IP WLS BF H R ER SO BB IBB HBP BLK WP HR S P ERA WHIP	IP WLS BF H R ER SO BB IBB HBP BLK WP HR S P ERA WHIP	IP WLS BF H R ER SO BB IBB HBP BLK WP HR S P ERA WHIP	IP WLS BF H R ER SO BB IBB HBP BLK WP HR S P ERA WHIP	IP WLS BF H R ER SO BB IBB HBP BLK WP HR S P ERA WHIP	IP WLS BF H R ER SO BB IBB HBP BLK WP HR S P ERA WHIP	IP WLS BF H R ER SO BB IBB HBP BLK WP HR S P ERA WHIP	IP WLS BF H R ER SO BB IBB HBP BLK WP HR S P ERA WHIP	IP WLS BF H R ER SO BB IBB HBP BLK WP HR S P ERA WHIP	IP WLS BF H R ER SO BB IBB HBP BLK WP HR S P ERA WHIP	IP WLS BF H R ER SO BB IBB HBP BLK WP HR S P ERA WHIP	IP WLS BF H R ER SO BB IBB HBP BLK WP HR S P ERA WHIP	IP WLS BF H R ER SO BB IBB HBP BLK WP HR S P ERA WHIP	IP WLS BF H R ER SO BB IBB HBP BLK WP HR S P ERA WHIP	IP WLS BF H R ER SO BB IBB HBP BLK WP HR S P ERA WHIP	IP WLS BF H R ER SO BB IBB HBP BLK WP HR S P ERA WHIP	IP WLS BF H R ER SO BB IBB HBP BLK WP HR S P ERA WHIP

Pittsburgh Pirates @ St. Louis Cardinals  
 Busch Stadium, St. Louis, MO  
 Wed Jun 29 1977, 7:05 PM CDT  
 Att: 15,248 - Unknown

AB 41  
 R 9  
 H 15  
 RBI 9  
 BB 3  
 SO 7  
 LOB 18



Batter	1	2	3	4	5	6	7	8	9	AB	R	H	RBI	BB	SO	LOB	BOTTOM					
Lou Brock, L OBP: 0.342, SLG: 0.421	0-0 6-3		0-0 F7		0-0 FC6-4 1-2 2-H 1B		0-0 G3			4	0	1	1	0	0	1						
Gary Templeton, S OBP: 0.325, SLG: 0.410	0-0 F9			0-0 P6	0-0 FC6-4			0-3 K		4	0	0	0	0	1	2						
Tony Scott, S OBP: 0.388, SLG: 0.453	0-0 3B			0-0 6-3		0-3 K		0-3 K		4	0	1	0	0	2	0						
Keith Hernandez, L OBP: 0.406, SLG: 0.480	0-0 4-3			0-0 1B		0-0 1B		0-0 P4		4	0	2	0	0	0	1						
Dave Rader, L OBP: 0.364, SLG: 0.450		0-0 F9		0-0 1-5-3		0-0 F5		0-3 K		4	0	0	0	0	1	2						
Jerry Mumphrey, S OBP: 0.416, SLG: 0.509		0-3 K2-3			0-0 4-3	0-0 F9		0-0 BB 1B		4	0	1	0	0	1	1						
Mike Phillips, L OBP: 0.232, SLG: 0.266		0-0 4-3			0-0 4-3		0-0 F9		0-0 F7	4	0	0	0	0	0	1						
Don Kessinger, S OBP: 0.340, SLG: 0.287			0-3 K		0-0 BB 1B 1B		0-0 1B		4-0 FC5-4 BB	3	1	2	0	1	1	0						
Eric Rasmussen, R OBP: 0.194, SLG: 0.206					4-0 BB 1B				0-0 FC5-4 BB	1	0	0	0	0	0	0						
Butch Metzger, R OBP: 0.226, SLG: 0.256					1-2 BB				0-0 FC5-4 BB	0	0	0	0	0	0	0						
Roger Freed, R OBP: 0.226, SLG: 0.256					1-3 1B				0-0 FC5-4 BB	0	0	0	0	0	0	0						
Clay Carroll, R OBP: 0.226, SLG: 0.256					1-2 BB				0-0 FC5-4 BB	0	0	0	0	0	0	0						
Hector Cruz, R OBP: 0.371, SLG: 0.412					1-2 BB				0-0 FC5-4 BB	0	0	0	0	0	0	0						
Al Hrabosky, R OBP: 0.371, SLG: 0.412					1-2 BB				0-0 FC5-4 BB	0	0	0	0	0	0	0						
Ted Simmons, S OBP: 0.200, SLG: 0.223					1-2 BB				0-0 FC5-4 BB	0	0	0	0	0	0	2						
<b>Inning Stats</b>	R: 0 E: 0 K: 0 S: 4	H: 1 LOB: 1 BB: 0 P: 4	R: 0 E: 0 K: 1 S: 5	H: 0 LOB: 0 BB: 0 P: 5	R: 0 E: 0 K: 1 S: 5	H: 0 LOB: 0 BB: 0 P: 5	R: 0 E: 0 K: 0 S: 4	H: 1 LOB: 1 BB: 0 P: 4	R: 1 E: 0 K: 0 S: 5	H: 2 LOB: 2 BB: 1 P: 9	R: 0 E: 0 K: 1 S: 6	H: 1 LOB: 1 BB: 0 P: 6	R: 0 E: 0 K: 1 S: 6	H: 1 LOB: 1 BB: 0 P: 6	R: 0 E: 0 K: 2 S: 7	H: 0 LOB: 0 BB: 0 P: 7	R: 0 E: 0 K: 1 S: 6	H: 1 LOB: 2 BB: 1 P: 10	1B: 6 2B: 0 3B: 1 HR: 0	SF: 0 SAC: 0 DP: 0 HBP: 0	WP: 0 PB: 0 SB: 0 CS: 0	PA: 36
<b>PITCHER</b>	IP WLS BF H R ER SO BB IBB HBP BLK WP HR S P ERA WHIP	IP WLS BF H R ER SO BB IBB HBP BLK WP HR S P ERA WHIP	IP WLS BF H R ER SO BB IBB HBP BLK WP HR S P ERA WHIP	IP WLS BF H R ER SO BB IBB HBP BLK WP HR S P ERA WHIP	IP WLS BF H R ER SO BB IBB HBP BLK WP HR S P ERA WHIP	IP WLS BF H R ER SO BB IBB HBP BLK WP HR S P ERA WHIP	IP WLS BF H R ER SO BB IBB HBP BLK WP HR S P ERA WHIP	IP WLS BF H R ER SO BB IBB HBP BLK WP HR S P ERA WHIP	IP WLS BF H R ER SO BB IBB HBP BLK WP HR S P ERA WHIP	IP WLS BF H R ER SO BB IBB HBP BLK WP HR S P ERA WHIP	IP WLS BF H R ER SO BB IBB HBP BLK WP HR S P ERA WHIP	IP WLS BF H R ER SO BB IBB HBP BLK WP HR S P ERA WHIP	IP WLS BF H R ER SO BB IBB HBP BLK WP HR S P ERA WHIP	IP WLS BF H R ER SO BB IBB HBP BLK WP HR S P ERA WHIP	IP WLS BF H R ER SO BB IBB HBP BLK WP HR S P ERA WHIP	IP WLS BF H R ER SO BB IBB HBP BLK WP HR S P ERA WHIP	IP WLS BF H R ER SO BB IBB HBP BLK WP HR S P ERA WHIP	IP WLS BF H R ER SO BB IBB HBP BLK WP HR S P ERA WHIP	IP WLS BF H R ER SO BB IBB HBP BLK WP HR S P ERA WHIP	IP WLS BF H R ER SO BB IBB HBP BLK WP HR S P ERA WHIP	IP WLS BF H R ER SO BB IBB HBP BLK WP HR S P ERA WHIP	

Pittsburgh Pirates @ St. Louis Cardinals  
 Busch Stadium, St. Louis, MO  
 Wed Jun 29 1977, 7:05 PM CDT  
 Att: 15,248 - Unknown

AB 34  
 R 1  
 H 7  
 RBI 1  
 BB 2  
 SO 7  
 LOB 11





Batter	1	2	3	4	5	6	7	8	9	AB	R	H	RBI	BB	SO	LOB	TOP			
Rennie Stennett, R OBP: 0.368, SLG: 0.423 (1, 4)										4	0	2	0	0	1	0	<b>Pittsburgh Pirates @ Philadelphia Phillies</b> <b>Veterans Stadium, Philadelphia, PA</b> Thu Jun 30 1977, 7:05 PM EDT Att: 36,162 - Unknown			
Phil Garner, R OBP: 0.310, SLG: 0.408 (1, 5)										4	1	2	1	0	0	1				
Dave Parker, L OBP: 0.384, SLG: 0.541 (1, 9)										4	0	0	0	0	2	1				
Bill Robinson, R OBP: 0.338, SLG: 0.519 (1, 7)										4	0	1	0	0	0	0				
Al Oliver, L OBP: 0.324, SLG: 0.458 (1, 8)										4	0	0	0	0	0	2				
Willie Stargell, L OBP: 0.376, SLG: 0.563 (1, 3)										3	0	0	0	1	2	1				
Frank Taveras, R OBP: 0.302, SLG: 0.287 (1, 6)										4	0	1	0	0	1	1				
Duffy Dyer, R OBP: 0.402, SLG: 0.336 (1, 2)										2	0	0	0	1	0	0				
Odell Jones, R OBP: 0.182, SLG: 0.182 (1, 1)										1	0	0	0	0	1	0				
Larry Demery, R OBP: 0.230, SLG: 0.333 (3, 1)										1	0	0	0	0	1	3				
Fernando Gonzalez, R OBP: 0.283, SLG: 0.405 (7, FH)										1	0	0	0	0	0	0				
Kent Tekulve, R OBP: 0.400, SLG: 0.400 (7, 1)										0	0	0	0	0	0	0				
<b>Inning Stats</b>	R: 0 E: 0 K: 0 S: 5	H: 3 LOB: 2 BB: 0 P: 5	R: 0 E: 0 K: 1 S: 5	H: 0 LOB: 0 BB: 0 P: 5	R: 1 E: 0 K: 1 S: 6	H: 1 LOB: 0 BB: 0 P: 6	R: 0 E: 1 K: 2 S: 9	H: 1 LOB: 3 BB: 1 P: 13	R: 0 E: 0 K: 1 S: 5	H: 0 LOB: 1 BB: 1 P: 9	R: 0 E: 0 K: 1 S: 5	H: 0 LOB: 0 BB: 0 P: 5	R: 0 E: 0 K: 0 S: 3	H: 0 LOB: 0 BB: 0 P: 3	R: 0 E: 0 K: 0 S: 3	H: 0 LOB: 0 BB: 0 P: 3	1B: 4 2B: 2 3B: 0 HR: 1	SF: 0 SAC: 0 DP: 1 HBP: 0	WP: 0 PB: 0 SB: 0 CS: 1	PA: 34
<b>PITCHER</b> Steve Carlton, L ERA: 2.88 (1, 1)	IP: 9.0 WLS: W BF: 34 H: 6 R: 1 ER: 1 SO: 8 BB: 2 IBB: 0 HBP: 0 BLK: 0 WP: 0 HR: 1 S: 48 P: 56 ERA: 1.00 WHIP: 0.889															<b>PITCHER</b>				

Batter	1	2	3	4	5	6	7	8	9	AB	R	H	RBI	BB	SO	LOB	BOTTOM			
Bake McBride, L OBP: 0.314, SLG: 0.441 (1, 9)										4	2	2	0	1	1	0	<b>Pittsburgh Pirates @ Philadelphia Phillies</b> <b>Veterans Stadium, Philadelphia, PA</b> Thu Jun 30 1977, 7:05 PM EDT Att: 36,162 - Unknown			
Larry Bowa, S OBP: 0.368, SLG: 0.363 (1, 6)										5	2	2	1	0	0	3				
Mike Schmidt, R OBP: 0.365, SLG: 0.571 (1, 5)										4	1	2	2	1	0	1				
Greg Luzinski, R OBP: 0.381, SLG: 0.625 (1, 7)										2	1	1	2	2	0	1				
Jerry Martin, R OBP: 0.359, SLG: 0.490 (9, 7)										0	0	0	0	0	0	0				
Richie Hebner, L OBP: 0.422, SLG: 0.541 (1, 3)										3	1	1	0	2	0	2				
Gary Maddox, R OBP: 0.305, SLG: 0.422 (1, 8)										4	1	1	2	0	1	6				
Tim McCarver, L OBP: 0.427, SLG: 0.486 (1, 2)										3	0	2	1	1	0	2				
Ted Sizemore, R OBP: 0.324, SLG: 0.330 (1, 4)										4	0	0	0	0	0	3				
Steve Carlton, L OBP: 0.250, SLG: 0.289 (1, 1)										4	0	0	0	0	3	1				
<b>Inning Stats</b>	R: 4 E: 0 K: 0 S: 6	H: 4 LOB: 0 BB: 1 P: 10	R: 0 E: 0 K: 1 S: 5	H: 0 LOB: 0 BB: 0 P: 5	R: 2 E: 0 K: 0 S: 6	H: 3 LOB: 2 BB: 1 P: 10	R: 2 E: 0 K: 2 S: 9	H: 2 LOB: 2 BB: 2 P: 17	R: 0 E: 0 K: 1 S: 6	H: 1 LOB: 2 BB: 1 P: 10	R: 0 E: 0 K: 0 S: 4	H: 1 LOB: 2 BB: 1 P: 8	R: 0 E: 0 K: 1 S: 5	H: 0 LOB: 0 BB: 0 P: 5	R: 0 E: 0 K: 0 S: 3	H: 0 LOB: 1 BB: 1 P: 7	1B: 8 2B: 0 3B: 1 HR: 2	SF: 1 SAC: 0 DP: 0 HBP: 0	WP: 1 PB: 0 SB: 2 CS: 1	PA: 42
<b>PITCHER</b> Odell Jones, R ERA: 5.93 (1, 1)	IP: 2.2 WLS: L BF: 16 H: 7 R: 6 ER: 6 SO: 1 BB: 2 IBB: 0 HBP: 0 BLK: 0 WP: 0 HR: 1 S: 16 P: 24 ERA: 20.25 WHIP: 3.375															<b>PITCHER</b>				
Larry Demery, R ERA: 5.69 (3, 1)	IP: 3.1 WLS: L BF: 18 H: 4 R: 2 ER: 2 SO: 3 BB: 4 IBB: 0 HBP: 0 BLK: 0 WP: 0 HR: 1 S: 20 P: 36 ERA: 5.40 WHIP: 2.400															<b>PITCHER</b>				
Kent Tekulve, R ERA: 2.63 (7, 1)	IP: 2.0 WLS: L BF: 7 H: 0 R: 0 ER: 0 SO: 1 BB: 1 IBB: 0 HBP: 0 BLK: 0 WP: 0 HR: 0 S: 8 P: 12 ERA: 0.00 WHIP: 0.500															<b>PITCHER</b>				



Batter	1	2	3	4	5	6	7	8	9	10	11	12	13	14	AB	R	H	RBI	BB	SO	LOB	TOP					
<b>Rennis Stennett, R</b> OBP: 0.369, SLG: 0.422 (1, 4)	6-3																										
<b>Mario Mendoza, R</b> OBP: 0.193, SLG: 0.200 (14, PH)			1B																								
<b>Bobby Tolan, L</b> OBP: 0.289, SLG: 0.235 (14, 3)																											
<b>Phil Garner, R</b> OBP: 0.309, SLG: 0.414 (1, 5) (9, 4) (14, 6)	2B		P6																								
<b>Dave Parker, L</b> OBP: 0.380, SLG: 0.537 (1, 9) (14, 4)			F7																								
<b>Bill Robinson, R</b> OBP: 0.345, SLG: 0.521 (4, PH)																											
<b>Fernando Gonzalez, R</b> OBP: 0.277, SLG: 0.355 (4, 7)																											
<b>Omar Moreno, L</b> OBP: 0.292, SLG: 0.310 (8, PH) (8, 8)	G4-6-3																										
<b>Al Oliver, L</b> OBP: 0.321, SLG: 0.451 (1, 8) (8, 7)	G4-6-3																										
<b>Jim Fregosi, R</b> OBP: 0.340, SLG: 0.467 (1, 3) (14, 5)																											
<b>Frank Taveras, R</b> OBP: 0.296, SLG: 0.281 (1, 6)																											
<b>Terry Forster, L</b> OBP: 0.400, SLG: 0.600 (14, 9)																											
<b>Duffy Dyer, R</b> OBP: 0.400, SLG: 0.343 (1, 2)																											
<b>Larry Demery, R</b> OBP: 0.200, SLG: 0.333 (14, PR)																											
<b>Ed Ott, L</b> OBP: 0.379, SLG: 0.410 (14, 2)																											
<b>John Candelaria, L</b> OBP: 0.299, SLG: 0.359 (8, 1)																											
<b>Rich Gosage, R</b> OBP: 0.304, SLG: 0.314 (12, 1)																											
<b>Kent Tekulve, R</b> OBP: 0.255, SLG: 0.240 (14, PH)																											
<b>Willie Stargell, L</b> OBP: 0.400, SLG: 0.600 (14, 1)																											
<b>Grant Jackson, L</b> OBP: 0.165, SLG: 0.160 (14, 1)																											
<b>Inning Stats</b>	R: 0 E: 0 K: 0 S: 3	H: 1 LOB: 2 BB: 2 P: 11	R: 0 E: 0 K: 0 S: 2	H: 0 LOB: 0 BB: 1 P: 6	R: 0 E: 0 K: 0 S: 4	H: 1 LOB: 1 BB: 0 P: 4	R: 2 E: 0 K: 0 S: 6	H: 3 LOB: 1 BB: 0 P: 6	R: 0 E: 0 K: 1 S: 4	H: 1 LOB: 0 BB: 0 P: 6	R: 1 E: 0 K: 1 S: 6	H: 2 LOB: 1 BB: 1 P: 10	R: 0 E: 0 K: 0 S: 3	H: 0 LOB: 0 BB: 0 P: 3	R: 0 E: 0 K: 1 S: 5	H: 0 LOB: 0 BB: 0 P: 5	R: 0 E: 0 K: 1 S: 5	H: 0 LOB: 0 BB: 0 P: 5	R: 2 E: 1 K: 0 S: 5	H: 2 LOB: 2 BB: 1 P: 9	1B: 6 2B: 3 3B: 0 HR: 2	SF: 0 SAC: 0 DP: 1 HBP: 0	WP: 0 PB: 0 SB: 1 CS: 2	PA: 57			
<b>PITCHER</b>	IP	WLS	BF	H	R	ER	SO	BB	IBB	HBP	BLK	WP	HR	S	P	ERA	WHIP										
<b>Jim Kaat, L</b> ERA: 5.24	7.0		30	7	3	3	2									4.50	1.286										
<b>Ron Reed, R</b> ERA: 2.48	2.0	8	2	1	1	1	1	0	0	0	0	0	0	9	13	4.50	1.500										
<b>Tug McGraw, L</b> ERA: 0.64	3.0	9	0	0	0	2	0	0	0	0	0	0	0	13	13	0.00	0.000										
<b>Gene Garber, R</b> ERA: 2.77	2.0	W	9	2	2	1	1	0	1	0	0	0	0	10	14	4.50	1.000										

Pittsburgh Pirates @ Philadelphia Phillies  
Veterans Stadium, Philadelphia, PA  
Fri Jul 01 1977, 7:05 PM EDT  
Att. 34,640 - Unknown

AB 50  
R 6  
H 10  
RBI 4  
BB 5  
SO 6  
LOB 18



Batter	1	2	3	4	5	6	7	8	9	10	11	12	13	14	AB	R	H	RBI	BB	SO	LOB	BOTTOM					
<b>Jerry Martin, R</b> OBP: 0.355, SLG: 0.509 (1, 9)	1-4-3																										
<b>Bake McBride, L</b> OBP: 0.311, SLG: 0.436 (10, PH) (11, 9)																											
<b>Larry Bowa, S</b> OBP: 0.303, SLG: 0.359 (1, 6)																											
<b>Mike Schmidt, R</b> OBP: 0.364, SLG: 0.565 (1, 5)																											
<b>Greg Luzinski, R</b> OBP: 0.380, SLG: 0.618 (14, PR)																											
<b>Randy Lerch, L</b> OBP: 0.198, SLG: 0.167 (14, PR)																											
<b>Terry Harmon, R</b> OBP: 0.257, SLG: 0.290 (14, PR)																											
<b>Richie Hebner, L</b> OBP: 0.420, SLG: 0.539 (1, 3)																											
<b>Garry Maddox, R</b> OBP: 0.309, SLG: 0.428 (1, 8)																											
<b>Bob Boone, R</b> OBP: 0.307, SLG: 0.414 (8, PH)																											
<b>Jay Johnstone, R</b> OBP: 0.270, SLG: 0.370 (12, 1)																											
<b>Tom Herr, R</b> OBP: 0.300, SLG: 0.344 (13, 1)																											
<b>Davey Johnson, R</b> OBP: 0.326, SLG: 0.466 (14, PH)																											
<b>Ted Sizemore, R</b> OBP: 0.324, SLG: 0.343 (1, 4)																											
<b>Jim Kaat, L</b> OBP: 0.307, SLG: 0.387 (1, 1)																											
<b>Ollie Brown, R</b> OBP: 0.224, SLG: 0.354 (7, PH)																											
<b>Ron Reed, R</b> (8, 1)																											
<b>Tim McCarver, L</b> OBP: 0.418, SLG: 0.473 (10, 2)																											
<b>Inning Stats</b>	R: 0 E: 0 K: 0 S: 3	H: 0 LOB: 0 BB: 0 P: 3	R: 0 E: 0 K: 1 S: 5	H: 1 LOB: 0 BB: 0 P: 5	R: 2 E: 0 K: 1 S: 7	H: 3 LOB: 0 BB: 0 P: 7	R: 0 E: 0 K: 0 S: 4	H: 1 LOB: 2 BB: 0 P: 7	R: 0 E: 0 K: 1 S: 4	H: 1 LOB: 0 BB: 0 P: 4	R: 1 E: 0 K: 0 S: 4	H: 1 LOB: 0 BB: 0 P: 6	R: 0 E: 0 K: 0 S: 3	H: 0 LOB: 0 BB: 0 P: 3	R: 0 E: 0 K: 1 S: 5	H: 0 LOB: 0 BB: 1 P: 5	R: 0 E: 0 K: 0 S: 3	H: 0 LOB: 0 BB: 0 P: 3	R: 3 E: 0 K: 0 S: 5	H: 4 LOB: 3 BB: 1 P: 9	1B: 8 2B: 2 3B: 1 HR: 3	SF: 2 SAC: 0 DP: 2 HBP: 0	WP: 1 PB: 0 SB: 0 CS: 1	PA: 54			
<b>PITCHER</b>	IP	WLS	BF	H	R	ER	SO	BB	IBB	HBP	BLK	WP	HR	S	P	ERA	WHIP										
<b>John Candelaria, L</b> ERA: 2.25	7.1		30	8	4	4	3	0	0	0	0	0	0	18	18	0.00	0.273										
<b>Rich Gosage, R</b> ERA: 1.45	3.2	12	1	0	0	3	0	0	0	0	0	0	0	5	9	0.00	0.500										
<b>Kent Tekulve, R</b> ERA: 2.52	2.0	6	0	0	0	0	1	0	0	0	0	0	0	5	9	81.00	12.000										
<b>Grant Jackson, L</b> ERA: 5.45	0.1	L	6	4	3	3	0	0	1	0	0	0	0	5	9												

Pittsburgh Pirates @ Philadelphia Phillies  
Veterans Stadium, Philadelphia, PA  
Fri Jul 01 1977, 7:05 PM EDT  
Att. 34,640 - Unknown

AB 50  
R 7  
H 13  
RBI 7  
BB 2  
SO 6  
LOB 11





Batter	1	2	3	4	5	6	7	8	9	AB	R	H	RBI	BB	SO	LOB	TOP																	
Omar Moreno, L (1.8) OBP: 0.290, SLG: 0.303										4	1	0	0	1	2	4	Pittsburgh Pirates @ Philadelphia Phillies Veterans Stadium, Philadelphia, PA Sat Jul 02 1977, 7:05 PM EDT Att: 41,828 - Unknown  livebaseballscores.com  <b>AB</b> 35 <b>R</b> 3 <b>H</b> 9 <b>RBI</b> 3 <b>BB</b> 3 <b>SO</b> 8 <b>LOB</b> 21  																	
Phil Garner, R (1.5) OBP: 0.307, SLG: 0.414										5	1	1	0	0	0	2																		
Dave Parker, L (1.9) OBP: 0.378, SLG: 0.531										5	0	1	0	0	1	2																		
Rennie Stennett, R (1.4) OBP: 0.370, SLG: 0.423										4	1	2	2	0	0	1																		
Al Oliver, L (1.7) OBP: 0.320, SLG: 0.449										4	0	1	0	0	0	3																		
Jim Fregosi, R (1.3) OBP: 0.351, SLG: 0.490										4	0	2	1	0	1	1																		
Frank Taveras, R (1.6) Ed Ott, L (8. PH) OBP: 0.296, SLG: 0.281 OBP: 0.385, SLG: 0.410										3	0	1	0	0	2	2																		
Duffy Dyer, R (1.2) Bobby Tolan, L (8. PH) Mario Mendoza, R (8.6) OBP: 0.399, SLG: 0.342 OBP: 0.292, SLG: 0.229 OBP: 0.150, SLG: 0.200										3	0	1	0	0	0	2																		
Jerry Reuss, L (1.1) Kent Tekulve, R (7.1) Willie Stargell, L (8. PH) Grant Jackson, S (8.1) OBP: 0.289, SLG: 0.257 OBP: 0.400, SLG: 0.400 OBP: 0.379, SLG: 0.560 OBP: 0.400, SLG: 0.600										2	0	0	0	1	1	3																		
<b>Inning Stats</b>	R: 1 E: 1 K: 0 S: 4	H: 1 LOB: 1 BB: 1 P: 8	R: 0 E: 0 K: 1 S: 7	H: 2 LOB: 2 BB: 0 P: 7	R: 1 E: 0 K: 0 S: 5	H: 2 LOB: 1 BB: 0 P: 5	R: 0 E: 0 K: 1 S: 6	H: 1 LOB: 1 BB: 0 P: 6	R: 1 E: 0 K: 1 S: 8	H: 3 LOB: 2 BB: 0 P: 8	R: 0 E: 0 K: 1 S: 5	H: 0 LOB: 0 BB: 0 P: 5	R: 0 E: 0 K: 2 S: 7	H: 0 LOB: 1 BB: 0 P: 11	R: 0 E: 0 K: 1 S: 5	H: 0 LOB: 0 BB: 0 P: 5		1B: 7 2B: 3 3B: 0 HR: 0	SF: 0 SAC: 0 DP: 1 HBP: 0	WP: 0 PB: 0 SB: 3 CS: 0	PA: 39													
<b>PITCHER</b>	IP WLS BF H R ER SO BB IBB HBP BLK WP HR S P ERA WHIP																																	
Randy Lerch, L (1.1) ERA: 4.67	4.2	24	9	3	3	2	1	0	0	0	0	0	0	0	27	31		5.79	2.143															
Gene Garber, R (5.1)	0.1	1	0	0	0	1	0	0	0	0	0	0	0	0	3	3		0.00	0.000															
Warren Brusstar, R (6.1) ERA: 2.27	2.0	W	7	0	0	2	1	0	0	0	0	0	0	10	14	0.00		0.500																
Ron Reed, R (8.1) ERA: 2.4	2.0	S	7	0	0	0	3	1	0	0	0	0	0	12	16	0.00		0.500																

Batter	1	2	3	4	5	6	7	8	9	AB	R	H	RBI	BB	SO	LOB	BOTTOM																	
Jerry Martin, R (1.9) OBP: 0.344, SLG: 0.491										4	0	0	0	0	1	2	Pittsburgh Pirates @ Philadelphia Phillies Veterans Stadium, Philadelphia, PA Sat Jul 02 1977, 7:05 PM EDT Att: 41,828 - Unknown  livebaseballscores.com  <b>AB</b> 30 <b>R</b> 4 <b>H</b> 6 <b>RBI</b> 4 <b>BB</b> 3 <b>SO</b> 2 <b>LOB</b> 9  																	
Larry Bowa, S (1.6) OBP: 0.313, SLG: 0.366										3	2	3	1	1	0	0																		
Mike Schmidt, R (1.5) OBP: 0.366, SLG: 0.574										3	1	1	2	1	0	2																		
Greg Luzinski, R (1.7) OBP: 0.375, SLG: 0.610										3	0	0	1	0	1	3																		
Richie Hebner, L (1.3) OBP: 0.417, SLG: 0.530										3	0	0	0	1	0	0																		
Gary Maddox, R (1.8) OBP: 0.305, SLG: 0.422										4	0	0	0	0	0	2																		
Bob Boone, R (1.2) OBP: 0.316, SLG: 0.497										4	0	0	0	0	0	0																		
Ted Sizemore, R (1.4) OBP: 0.324, SLG: 0.343										3	1	1	0	0	0	0																		
Randy Lerch, L (1.1) Gene Garber, R (5.1) Ollie Brown, R (8. PH) Warren Brusstar, R (8.1) Davey Johnson, R (7. PH) Ron Reed, R (8.1) OBP: 0.182, SLG: 0.161 OBP: 0.228, SLG: 0.197 OBP: 0.307, SLG: 0.459 OBP: 0.307, SLG: 0.459										1	0	0	0	0	0	0																		
<b>Inning Stats</b>	R: 1 E: 1 K: 0 S: 5	H: 1 LOB: 2 BB: 1 P: 9	R: 0 E: 0 K: 0 S: 3	H: 0 LOB: 0 BB: 0 P: 3	R: 2 E: 0 K: 0 S: 5	H: 2 LOB: 0 BB: 0 P: 5	R: 0 E: 0 K: 0 S: 3	H: 0 LOB: 0 BB: 0 P: 3	R: 0 E: 0 K: 0 S: 3	H: 0 LOB: 1 BB: 1 P: 7	R: 0 E: 0 K: 2 S: 10	H: 0 LOB: 3 BB: 1 P: 14	R: 0 E: 0 K: 0 S: 3	H: 0 LOB: 0 BB: 0 P: 3	R: 0 E: 0 K: 1 S: 3	H: 0 LOB: 0 BB: 0 P: 3		1B: 5 2B: 0 3B: 0 HR: 1	SF: 1 SAC: 0 DP: 0 HBP: 0	WP: 0 PB: 0 SB: 2 CS: 0	PA: 34													
<b>PITCHER</b>	IP WLS BF H R ER SO BB IBB HBP BLK WP HR S P ERA WHIP																																	
Jerry Reuss, L (1.1) ERA: 4.13	6.2	L	29	6	4	3	1	2	0	0	0	0	0	1	29	37		4.05	1.200															
Kent Tekulve, R (7.1) ERA: 2.5	0.1	2	0	0	0	1	1	0	0	0	0	0	0	3	7	0.00		3.000																
Grant Jackson, L (8.1) ERA: 5.29	1.0	3	0	0	0	0	0	0	0	0	0	0	0	3	3	0.00		0.000																



Batter	1	2	3	4	5	6	7	8	9	AB	R	H	RBI	BB	SO	LOB	TOP																									
Omar Moreno, L (1,8) X OBP: 0.296, SLG: 0.322	L7		BB		HR		BLK 1B	K		4	2	2	1	1	1	1	Pittsburgh Pirates @ Philadelphia Phillies Veterans Stadium, Philadelphia, PA Sun Jul 03 1977, 3:33 AM EDT Att: 28,555 - Unknown																									
Phil Garner, R (1,4) S OBP: 0.305, SLG: 0.410	K		P4		5-3		BLK 1B	5-3	5	1	1	0	0	1	2																											
Dave Parker, L (1,9) X OBP: 0.375, SLG: 0.524	6-3		K		1B		L6	F5	4	0	0	0	1	1	4																											
Al Oliver, L (1,7) S OBP: 0.328, SLG: 0.458		K		G4-6-3	1B		G3	HR	5	1	4	2	0	1	0																											
Ed Ott, L (1,2) X OBP: 0.372, SLG: 0.394					1B			2B	4	0	0	0	0	0	4																											
Larry Demery, R (7,1) X OBP: 0.200, SLG: 0.333	6-3			G4-6-3	1B		G3	HR	0	0	0	0	0	0	0																											
Jerry Hairston, S (9,PH) X OBP: 0.381, SLG: 0.417					L9			HR	1	1	1	2	0	0	0																											
Bobby Tolan, L (1,3) X OBP: 0.279, SLG: 0.308	F8						F7	4-3	0	1	0	0	0	0	0																											
Jim Fregosi, R (7,3) X OBP: 0.345, SLG: 0.480					HR		K		1	0	0	0	0	0	0																											
Fernando Gonzalez, R (1,5) X OBP: 0.275, SLG: 0.404			F9		2B		6-3	F3	4	0	1	0	0	0	0																											
Frank Taveras, R (1,6) X OBP: 0.299, SLG: 0.288			1B		K		5-3		4	1	2	0	0	1	1																											
Bruce Kison, R (1,1) X OBP: 0.265, SLG: 0.364							4-3		0	0	0	0	0	0	0																											
Odeji Jones, R (2,1) X OBP: 0.214, SLG: 0.214					4-3		K		3	0	1	1	0	1	1																											
Duffy Dyer, R (7,2) X OBP: 0.402, SLG: 0.347			BB					1B	1	0	1	0	0	0	0																											
<b>Inning Stats</b>	R: 0 E: 0 K: 1 S: 5	H: 0 LOB: 0 BB: 0 P: 5	R: 0 E: 0 K: 1 S: 5	H: 0 LOB: 0 BB: 0 P: 5	R: 1 E: 0 K: 1 S: 7	H: 2 LOB: 1 BB: 1 P: 11	R: 1 E: 0 K: 1 S: 7	H: 3 LOB: 1 BB: 0 P: 7	R: 1 E: 0 K: 0 S: 5	H: 2 LOB: 2 BB: 1 P: 9	R: 0 E: 0 K: 1 S: 6	H: 1 LOB: 1 BB: 0 P: 6	R: 2 E: 0 K: 1 S: 8	H: 3 LOB: 1 BB: 0 P: 8	R: 0 E: 0 K: 1 S: 6	H: 1 LOB: 1 BB: 0 P: 6	R: 2 E: 0 K: 0 S: 5	H: 2 LOB: 2 BB: 0 P: 5	1B: 8 2B: 3 3B: 0 HR: 3	SF: 0 SAC: 0 DP: 1 HBP: 0	WP: 0 PB: 0 SB: 0 CS: 0	PA: 42																				
<b>PITCHER</b>	IP	WLS	BF	H	R	ER	SO	BB	IBB	HBP	BLK	WP	HR	S	P	ERA	WHIP	<b>PITCHER</b>								IP	WLS	BF	H	R	ER	SO	BB	IBB	HBP	BLK	WP	HR	S	P	ERA	WHIP
Larry Christenson, R (1,1) ERA: 5.77	6.1	W	31	11	5	5	5	2	0	0	1	0	2	39	47	7.11	2.053																									
Gene Garber, R (7,1) ERA: 2.72	0.2		2	0	0	0	1	0	0	0	0	0	0	4	4	0.00	0.000																									
Tug McGraw, L (8,1) ERA: 1.69	2.0		9	3	2	2	1	0	0	0	0	0	0	1	11	9.00	1.500																									

Batter	1	2	3	4	5	6	7	8	9	AB	R	H	RBI	BB	SO	LOB	BOTTOM																									
Bake McBride, L (1,9) X OBP: 0.318, SLG: 0.448	BB				K		FC1-2			2	1	2	0	0	0	0	Pittsburgh Pirates @ Philadelphia Phillies Veterans Stadium, Philadelphia, PA Sun Jul 03 1977, 3:33 AM EDT Att: 28,555 - Unknown																									
Jay Johnstone, L (2,FR) (3,9) S OBP: 0.320, SLG: 0.382	SF8		1B				1B		3	2	1	0	0	1	3																											
Larry Bowa, S (1,6) S OBP: 0.317, SLG: 0.368	BB		2B			6-3			4	2	2	2	1	0	1																											
Mike Schmidt, R (1,5) S OBP: 0.376, SLG: 0.598	BB		3B				1B		3	3	3	2	2	0	0																											
Greg Luzinski, R (1,7) X OBP: 0.371, SLG: 0.609	SF8		1B			F7			4	1	1	3	0	0	1																											
Jerry Martin, R (9,7) X OBP: 0.344, SLG: 0.491	WP		1B				F7		0	0	0	0	0	0	0																											
Richie Hebner, L (1,3) X OBP: 0.416, SLG: 0.538	1B		PB			F8			5	1	2	3	0	0	1																											
Garry Maddox, R (1,8) S OBP: 0.304, SLG: 0.419	K		F8			F9			5	0	1	0	0	1	3																											
Bob Boone, R (1,2) S OBP: 0.324, SLG: 0.410	1B		PB			F2			3	1	2	0	1	0	0																											
Ted Sizemore, R (1,4) X OBP: 0.323, SLG: 0.342			L5			6-3			4	0	1	1	0	0	5																											
Larry Christenson, R (1,1) S OBP: 0.189, SLG: 0.143	K								3	0	0	0	0	2	2																											
Gene Garber, R (7,1) S OBP: 0.299, SLG: 0.473			F9						0	0	0	0	0	0	0																											
Tim McCarver, L (7,PH) S OBP: 0.424, SLG: 0.473									0	0	0	0	1	0	0																											
Tug McGraw, R (8,1) S OBP: 0.304, SLG: 0.419									0	0	0	0	0	0	0																											
<b>Inning Stats</b>	R: 4 E: 0 K: 2 S: 10	H: 3 LOB: 2 BB: 3 P: 22	R: 3 E: 0 K: 0 S: 7	H: 4 LOB: 2 BB: 1 P: 11	R: 2 E: 0 K: 0 S: 5	H: 3 LOB: 0 BB: 0 P: 5	R: 0 E: 0 K: 0 S: 3	H: 0 LOB: 0 BB: 0 P: 3	R: 0 E: 0 K: 2 S: 7	H: 0 LOB: 0 BB: 0 P: 7	R: 0 E: 0 K: 0 S: 4	H: 1 LOB: 1 BB: 0 P: 4	R: 1 E: 1 K: 0 S: 5	H: 3 LOB: 3 BB: 1 P: 9	R: 1 E: 0 K: 0 S: 4	H: 1 LOB: 0 BB: 0 P: 4	R: 1 E: 0 K: 0 S: 4	H: 1 LOB: 0 BB: 0 P: 4	1B: 9 2B: 2 3B: 3 HR: 1	SF: 1 SAC: 0 DP: 0 HBP: 0	WP: 1 PB: 1 SB: 2 CS: 0	PA: 42																				
<b>PITCHER</b>	IP	WLS	BF	H	R	ER	SO	BB	IBB	HBP	BLK	WP	HR	S	P	ERA	WHIP	<b>PITCHER</b>								IP	WLS	BF	H	R	ER	SO	BB	IBB	HBP	BLK	WP	HR	S	P	ERA	WHIP
Bruce Kison, R (1,1) ERA: 4.73	1.1	L	14	6	7	7	2	4	0	0	0	0	0	14	30	47.25	7.500																									
Odeji Jones, R (2,1) ERA: 5.69	5.0		22	7	3	3	2	1	0	0	0	0	0	25	29	5.40	1.600																									
Larry Demery, R (7,1) ERA: 5.68	1.2		6	2	1	1	0	0	0	0	0	0	0	6	6	5.40	1.200																									





Batter	1	2	3	4	5	6	7	8	9	AB	R	H	RBI	BB	SO	LOB	TOP		
Jerry Mumphrey, S (1, 8) OBP: 0.408, SLG: 0.492 Butch Metzger, R (7, 1) Al Hrabosky, R (7, 1)	0-0 S 1B		0-3 K 3B		0-0 F7		0-3 K			4	1	1	0	0	2	1	<b>St. Louis Cardinals @ Pittsburgh Pirates</b> Three Rivers Stadium, Pittsburgh, PA Mon Jul 04 1977, 3:33 AM EDT Overcast <a href="#">livebaseballscorecards.com</a>		
Gary Templeton, S (1, 6) OBP: 0.326, SLG: 0.413	0-3 K 1-2		0-0 SF8 3B		0-0 2B			4-0 S BB		3	1	2	1	1	1	1			
Hector Cruz, R (1, 7) Keith Hernandez, L (8, PH) OBP: 0.399, SLG: 0.465	0-0 P6		0-0 SF8		0-0 F8			0-3 K 1-2		2	0	0	1	0	0	2			
Ted Simmons, S (1, 2) OBP: 0.422, SLG: 0.512	4-0 BB		0-0 F2			0-0 6-3		0-0 F7		3	0	0	0	1	0	1			
Roger Freed, R (1, 3) Lou Brock, L (8, PH) OBP: 0.331, SLG: 0.412	0-3 K			0-0 P5		0-0 F9		0-3 K		3	0	0	0	0	1	2			
Ken Reitz, R (1, 5) OBP: 0.317, SLG: 0.479		0-3 K		0-0 6-3		0-0 P3			0-3 K	4	0	0	0	0	2	0			
Mike Anderson, R (1, 9) Dave Rader, L (9, PH) OBP: 0.362, SLG: 0.442		0-3 K					0-0 SH1-4 1B		0-0 F8	3	0	2	0	0	1	0			
Mike Tyson, R (1, 4) Don Kessinger, S (9, PH) OBP: 0.345, SLG: 0.284		0-0 L8		0-0 P4			0-0 SH1-4 1-2		4-0 BB	2	0	0	0	0	0	1			
Tom Underwood, R (1, 1) Tony Scott, S (7, PH) OBP: 0.387, SLG: 0.452			0-0 G3		0-0 F9		0-3 K		0-3 K	2	0	0	0	0	0	2			
										1B: 3	SF: 1	WP: 0	PA: 36						
<b>Inning Stats</b>	R: 0 E: 0 K: 2 S: 8	H: 1 LOB: 2 BB: 1 P: 12	R: 0 E: 0 K: 2 S: 7	H: 0 LOB: 0 BB: 0 P: 7	R: 2 E: 0 K: 1 S: 7	H: 1 LOB: 0 BB: 0 P: 7	R: 0 E: 0 K: 0 S: 4	H: 1 LOB: 1 BB: 0 P: 4	R: 0 E: 0 K: 0 S: 3	H: 0 LOB: 0 BB: 0 P: 3	R: 0 E: 0 K: 2 S: 8	H: 1 LOB: 1 BB: 0 P: 8	R: 0 E: 0 K: 2 S: 7	H: 0 LOB: 1 BB: 1 P: 11	R: 0 E: 0 K: 2 S: 7	H: 0 LOB: 1 BB: 1 P: 11	1B: 3 2B: 1 3B: 1 HR: 0	SF: 1 SAC: 1 DP: 0 HBP: 0	WP: 0 PB: 1 SB: 2 CS: 0
<b>PITCHER</b>	IP WLS BF H R ER SO BB IBB HBP BLK WP HR S P ERA WHIP		IP WLS BF H R ER SO BB IBB HBP BLK WP HR S P ERA WHIP		IP WLS BF H R ER SO BB IBB HBP BLK WP HR S P ERA WHIP		IP WLS BF H R ER SO BB IBB HBP BLK WP HR S P ERA WHIP		IP WLS BF H R ER SO BB IBB HBP BLK WP HR S P ERA WHIP		IP WLS BF H R ER SO BB IBB HBP BLK WP HR S P ERA WHIP		IP WLS BF H R ER SO BB IBB HBP BLK WP HR S P ERA WHIP		IP WLS BF H R ER SO BB IBB HBP BLK WP HR S P ERA WHIP		IP WLS BF H R ER SO BB IBB HBP BLK WP HR S P ERA WHIP		
Jim Rooker, L (1, 1) ERA: 3.46	6.1	W	26	5	2	0	5	1	0	0	0	0	0	0	0	0	0.00	0.947	
Rich Gossage, R (7, 1) ERA: 1.39	2.2	S	10	0	0	0	6	2	0	0	0	0	0	0	0	0	0.00	0.750	

Batter	1	2	3	4	5	6	7	8	9	AB	R	H	RBI	BB	SO	LOB	BOTTOM		
Frank Taveras, R (1, 6) OBP: 0.297, SLG: 0.284	4-0 1B BB	0-0 FC4-6 CS		0-0 4-3			0-0 F7	0-0 F8		4	1	0	0	1	0	4	<b>St. Louis Cardinals @ Pittsburgh Pirates</b> Three Rivers Stadium, Pittsburgh, PA Mon Jul 04 1977, 3:33 AM EDT Overcast <a href="#">livebaseballscorecards.com</a>		
Phil Garner, R (1, 4) OBP: 0.308, SLG: 0.409	0-0 1B	0-0 CS	0-3 K	0-0 5-3			4-0 BB BB			3	0	1	0	1	1	2			
Dave Parker, L (1, 9) OBP: 0.379, SLG: 0.535	0-0 E 3B		1-0 HBP		0-0 4-3 2B		0-0 F5			3	1	2	0	0	0	1			
Jim Fregosi, R (1, 3) OBP: 0.339, SLG: 0.453	0-0 E4 1B		0-0 F8		0-0 6-3		4-0 BB BB			3	0	0	1	1	0	2			
Al Oliver, L (1, 7) OBP: 0.327, SLG: 0.456	0-0 1B		0-0 5-3		0-0 4-3		0-0 P6			4	0	1	0	0	0	4			
Fernando Gonzalez, R (1, 5) Mario Mendoza, R (8, PR) OBP: 0.150, SLG: 0.200	0-3 K			0-0 PB 1B	0-0 P6			0-0 6-3 HR 1B		4	1	2	0	0	1	3			
Duffy Dyer, R (1, 2) OBP: 0.399, SLG: 0.344	0-3 K2-3			0-0 SH3-4 1B		0-3 K		0-0 6-3		4	0	1	0	0	2	3			
Omar Moreno, L (1, 8) OBP: 0.300, SLG: 0.340		0-3 K		0-0 SH3-4 1B		0-0 G3		0-0 HR		4	1	2	3	0	1	0			
Jim Rooker, R (1, 1) Rich Gossage, R (7, 1) OBP: 0.250, SLG: 0.172 OBP: 0.250, SLG: 0.333		4-0 FC4-6 BB		0-0 SH3-4 1B		0-0 5-3		0-0 F9		1	0	0	0	1	0	0			
										1B: 5	SF: 0	WP: 0	PA: 38						
<b>Inning Stats</b>	R: 2 E: 1 K: 2 S: 10	H: 3 LOB: 2 BB: 1 P: 14	R: 0 E: 0 K: 1 S: 4	H: 0 LOB: 1 BB: 1 P: 8	R: 0 E: 0 K: 1 S: 5	H: 0 LOB: 0 BB: 0 P: 6	R: 1 E: 0 K: 0 S: 6	H: 3 LOB: 2 BB: 0 P: 6	R: 0 E: 0 K: 0 S: 4	H: 1 LOB: 1 BB: 0 P: 4	R: 0 E: 0 K: 1 S: 5	H: 0 LOB: 0 BB: 0 P: 5	R: 0 E: 0 K: 0 S: 3	H: 0 LOB: 2 BB: 2 P: 11	R: 2 E: 0 K: 0 S: 5	H: 2 LOB: 1 BB: 0 P: 5	1B: 5 2B: 2 3B: 1 HR: 1	SF: 0 SAC: 1 DP: 0 HBP: 1	WP: 0 PB: 1 SB: 0 CS: 1
<b>PITCHER</b>	IP WLS BF H R ER SO BB IBB HBP BLK WP HR S P ERA WHIP		IP WLS BF H R ER SO BB IBB HBP BLK WP HR S P ERA WHIP		IP WLS BF H R ER SO BB IBB HBP BLK WP HR S P ERA WHIP		IP WLS BF H R ER SO BB IBB HBP BLK WP HR S P ERA WHIP		IP WLS BF H R ER SO BB IBB HBP BLK WP HR S P ERA WHIP		IP WLS BF H R ER SO BB IBB HBP BLK WP HR S P ERA WHIP		IP WLS BF H R ER SO BB IBB HBP BLK WP HR S P ERA WHIP		IP WLS BF H R ER SO BB IBB HBP BLK WP HR S P ERA WHIP		IP WLS BF H R ER SO BB IBB HBP BLK WP HR S P ERA WHIP		
Tom Underwood, L (1, 1) ERA: 5.26	6.0	L	27	7	3	3	5	2	0	1	0	0	0	0	0	0	4.50	1.500	
Butch Metzger, R (7, 1) ERA: 4.08	0.2		4	0	0	0	0	2	0	0	0	0	0	0	0	0	0.00	3.000	
Al Hrabosky, L (7, 1) ERA: 4.18	1.1		6	2	2	2	0	0	0	0	0	0	0	0	0	0	13.50	1.500	



Batter	1	2	3	4	5	6	7	8	9	AB	R	H	RBI	BB	SO	LOB	TOP										
Tony Scott, S (1, 8) OBP: 0.384, SLG: 0.448										4	0	1	0	0	0	2											
Don Kessinger, S (1, 6) OBP: 0.335, SLG: 0.293										4	1	1	0	0	0	2											
Hector Cruz, R (1, 7) Rawly Eastwick, R (8, 1) OBP: 0.300, SLG: 0.222										4	0	1	1	0	0	0											
Keith Hernandez, L (1, 3) OBP: 0.394, SLG: 0.458										4	0	0	0	0	1	1											
Ken Reitz, R (1, 5) OBP: 0.316, SLG: 0.476										4	1	1	0	0	1	0											
Mike Anderson, R (1, 9) OBP: 0.312, SLG: 0.414										4	1	3	2	0	0	0											
Dave Rader, L (1, 2) OBP: 0.353, SLG: 0.413										3	0	0	0	1	1	1											
Mike Tyson, R (1, 4) Ted Simmons, S (9, PH) Garry Templeton, S (9, PR) OBP: 0.326, SLG: 0.413										3	0	0	0	0	0	3											
Buddy Schultz, R (1, 1) Clay Carroll, R (1, 1) John Ureña, R (6, 1) Jerry Mumphrey, S (8, 7) OBP: 0.408, SLG: 0.492										0	0	0	0	0	0	0											
<b>Inning Stats</b>	R: 0 E: 0 K: 0 S: 3	H: 1 LOB: 0 BB: 0 P: 3	R: 0 E: 0 K: 2 S: 8	H: 1 LOB: 2 BB: 1 P: 12	R: 1 E: 0 K: 1 S: 7	H: 2 LOB: 1 BB: 0 P: 7	R: 2 E: 0 K: 0 S: 6	H: 3 LOB: 1 BB: 0 P: 6	R: 0 E: 0 K: 1 S: 6	H: 1 LOB: 0 BB: 0 P: 6	R: 0 E: 1 K: 0 S: 3	H: 0 LOB: 0 BB: 0 P: 3	R: 0 E: 0 K: 0 S: 3	H: 0 LOB: 1 BB: 1 P: 6	R: 0 E: 0 K: 0 S: 2	H: 0 LOB: 0 BB: 0 P: 3	1B: 5 2B: 3 3B: 0 HR: 1	SF: 0 SAC: 0 DP: 1 HBP: 0	WP: 1 PB: 0 SB: 0 CS: 2	PA: 36							
<b>PITCHER</b>	IP	WLS	BF	H	R	ER	SO	BB	IBB	HBP	BLK	WP	HR	S	P	ERA	WHIP										
Terry Forster, L (1, 1) ERA: 5.64	7.0		29	8	3	3	4	1	0	0	0	1	1	36	40	3.86	1.286										
Larry Demery, R (8, 1) ERA: 5.59	1.0		3	0	0	0	0	0	0	0	0	0	0	3	3	0.00	0.000										
Kent Tekulve, R (9, 1) ERA: 2.45	1.0	W	3	0	0	0	0	1	0	0	0	0	0	2	6	0.00	1.000										

St. Louis Cardinals @ Pittsburgh Pirates  
Three Rivers Stadium, Pittsburgh, PA  
Mon Jul 04 1977, 3:38 AM EDT  
Att: 22,810 - Unknown

AB 33  
R 3  
H 8  
RBI 3  
BB 2  
SO 4  
LOB 9



Batter	1	2	3	4	5	6	7	8	9	AB	R	H	RBI	BB	SO	LOB	BOTTOM										
Frank Taveras, R (1, 6) OBP: 0.294, SLG: 0.280										4	0	0	0	0	0	0											
Phil Garner, R (1, 5) OBP: 0.307, SLG: 0.406										4	0	1	0	0	1	1											
Dave Parker, L (1, 9) OBP: 0.381, SLG: 0.543										3	1	1	1	1	0	0											
Rennie Stennett, R (1, 4) OBP: 0.370, SLG: 0.433										3	1	1	1	0	0	1											
Al Oliver, L (1, 7) OBP: 0.327, SLG: 0.452										2	1	0	0	1	0	0											
Jim Fregosi, R (1, 3) OBP: 0.354, SLG: 0.464										3	0	2	0	0	0	1											
Ed Ott, L (1, 2) OBP: 0.371, SLG: 0.421										3	1	1	2	0	0	2											
Omar Moreno, L (1, 8) OBP: 0.296, SLG: 0.335										3	0	0	0	0	2	1											
Terry Forster, L (1, 1) Larry Demery, R (8, 1) Jerry Hairston, S (6, PH) Kent Tekulve, R (9, 1) OBP: 0.400, SLG: 0.400										2	0	0	0	0	0	1											
<b>Inning Stats</b>	R: 0 E: 0 K: 0 S: 3	H: 0 LOB: 0 BB: 0 P: 3	R: 1 E: 0 K: 0 S: 4	H: 2 LOB: 0 BB: 0 P: 4	R: 0 E: 1 K: 1 S: 6	H: 0 LOB: 1 BB: 0 P: 6	R: 0 E: 0 K: 0 S: 2	H: 0 LOB: 0 BB: 1 P: 6	R: 0 E: 0 K: 1 S: 5	H: 1 LOB: 0 BB: 0 P: 5	R: 2 E: 0 K: 1 S: 6	H: 1 LOB: 0 BB: 1 P: 10	R: 0 E: 0 K: 0 S: 3	H: 1 LOB: 0 BB: 0 P: 3	R: 1 E: 0 K: 0 S: 1	H: 1 LOB: 0 BB: 0 P: 1	1B: 3 2B: 1 3B: 0 HR: 3	SF: 0 SAC: 0 DP: 1 HBP: 0	WP: 0 PB: 1 SB: 0 CS: 2	PA: 31							
<b>PITCHER</b>	IP	WLS	BF	H	R	ER	SO	BB	IBB	HBP	BLK	WP	HR	S	P	ERA	WHIP										
Buddy Schultz, L (1, 1) ERA: 1.37	0.0		0	0	0	0	0	0	0	0	0	0	0	0	0	∞	∞										
Clay Carroll, R (1, 1) ERA: 2.39	5.0		18	3	1	1	1	1	0	0	0	0	1	19	23	1.80	0.800										
John Ureña, R (6, 1) ERA: 3.99	2.0		8	1	2	2	2	1	0	0	0	0	1	11	15	9.00	1.000										
Rawly Eastwick, R (8, 1) ERA: 2.88	1.0	L	4	2	1	1	0	0	0	0	0	0	1	4	4	9.00	2.000										

St. Louis Cardinals @ Pittsburgh Pirates  
Three Rivers Stadium, Pittsburgh, PA  
Mon Jul 04 1977, 3:38 AM EDT  
Att: 22,810 - Unknown

AB 28  
R 4  
H 6  
RBI 4  
BB 2  
SO 3  
LOB 7





Batter	1	2	3	4	5	6	7	8	9	AB	R	H	RBI	BB	SO	LOB	TOP										
Tony Scott, S OBP: 0.382, SLG: 0.444 (1, 8)	0-0 1-4-3 1B		0-0 F7	0-0 1-4-3			0-0 4-3			4	0	1	0	0	0	1											
Gary Templeton, S OBP: 0.328, SLG: 0.420 (1, 6)	0-0 1-4-3		0-0 2H 3B				0-0 G5-4-3 1B	0-0 6-3		4	0	2	1	0	0	1											
Hector Cruz, R OBP: 0.352, SLG: 0.391 (1, 7)	0-3 K		0-3 K				0-0 G5-4-3 1-2	4-0 HR BB		3	1	0	0	1	2	3											
Ted Simmons, S OBP: 0.425, SLG: 0.522 (1, 2)	0-3 K			4-0 1B HR BB			0-0 L7	0-0 HR		3	2	1	2	1	1	1											
Keith Hernandez, L OBP: 0.392, SLG: 0.455 (1, 3)		0-0 G3		0-0 1-2 HR 1B			0-0 4-3	0-0 F8		4	1	1	0	0	0	0											
Ken Reitz, R OBP: 0.315, SLG: 0.473 (1, 5)		0-0 F7		0-0 1-2 HR 1B			0-0 5-3	0-0 L9		4	1	1	0	0	0	0											
Mike Anderson, R OBP: 0.296, SLG: 0.392 (1, 9)	0-3 K		0-0 F9				0-0 5-3		0-0 1-3	4	0	0	0	0	1	3											
Mike Tyson, R OBP: 0.285, SLG: 0.319 (1, 4)			0-0 SH3-4 3B 1B	0-0 HR			0-0 F3		0-3 K	4	2	2	4	0	1	0											
Bob Forsch, R OBP: 0.244, SLG: 0.282 (1, 1)			0-0 SH3-4 1-2	0-3 K			0-0 F9		0-3 K	3	0	0	0	0	2	0											
<b>Inning Stats</b>	R: 0 E: 0 K: 2 S: 8	H: 1 LOB: 1 BB: 0 P: 8	R: 0 E: 0 K: 1 S: 5	H: 0 LOB: 0 BB: 0 P: 5	R: 1 E: 0 K: 1 S: 7	H: 2 LOB: 1 BB: 0 P: 7	R: 4 E: 0 K: 1 S: 8	H: 3 LOB: 0 BB: 1 P: 12	R: 0 E: 0 K: 0 S: 3	H: 0 LOB: 0 BB: 0 P: 3	R: 0 E: 0 K: 0 S: 3	H: 0 LOB: 0 BB: 0 P: 3	R: 0 E: 0 K: 0 S: 4	H: 1 LOB: 0 BB: 1 P: 8	R: 0 E: 0 K: 2 S: 7	H: 0 LOB: 0 BB: 0 P: 7	1B: 5 2B: 0 3B: 1 HR: 2	SF: 0 SAC: 1 DP: 1 HBP: 0	WP: 0 PB: 0 SB: 0 CS: 0	PA: 36							
<b>PITCHER</b>	IP	WLS	BF	H	R	ER	SO	BB	IBB	HBP	BLK	WP	HR	S	P	ERA	WHIP										
John Candelaria, L ERA: 2.56 (1, 1)	5.0	L	22	7	5	5	5	1	0	0	0	0	1	31	35	9.00	1.600										
Odell Jones, R ERA: 5.65 (6, 1)	2.0		6	0	0	0	0	0	0	0	0	0	0	6	6	0.00	0.000										
Grant Jackson, L ERA: 5.5 (8, 1)	2.0		8	1	2	2	2	1	0	0	0	0	1	11	15	9.00	1.000										

St. Louis Cardinals @ Pittsburgh Pirates  
Three Rivers Stadium, Pittsburgh, PA  
Tue Jul 05 1977, 7:05 PM EDT  
Att: 10,837 - Unknown

AB 33  
R 7  
H 8  
RBI 7  
BB 2  
SO 7  
LOB 9



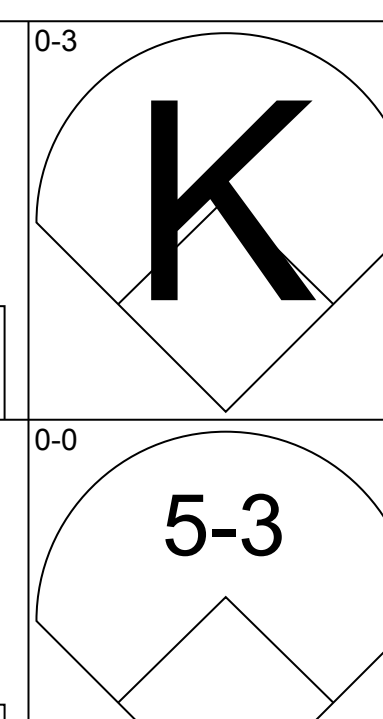
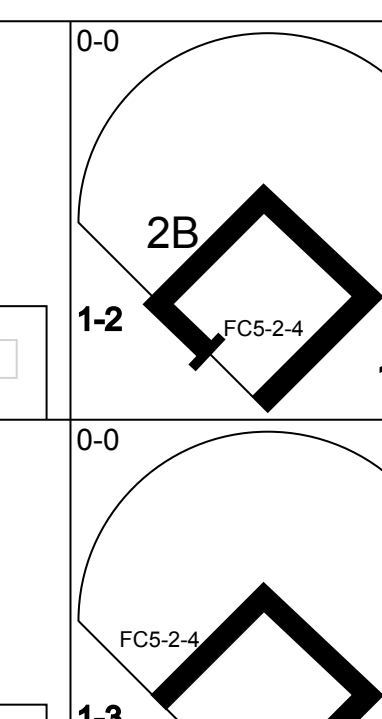
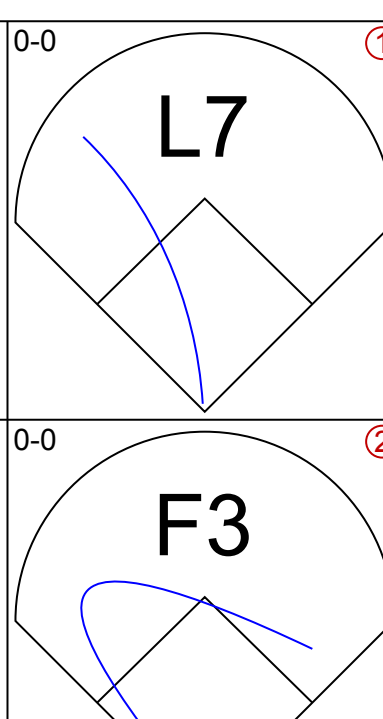
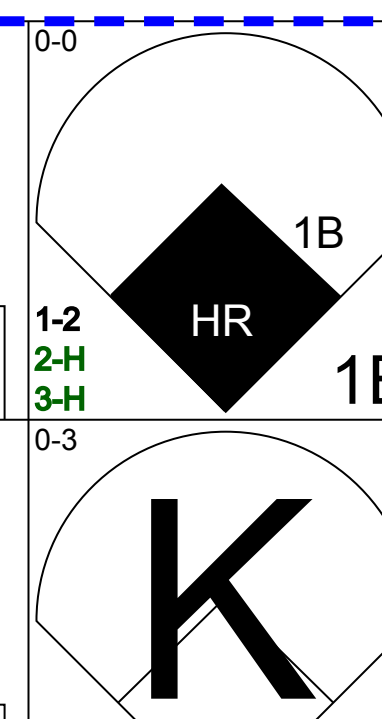
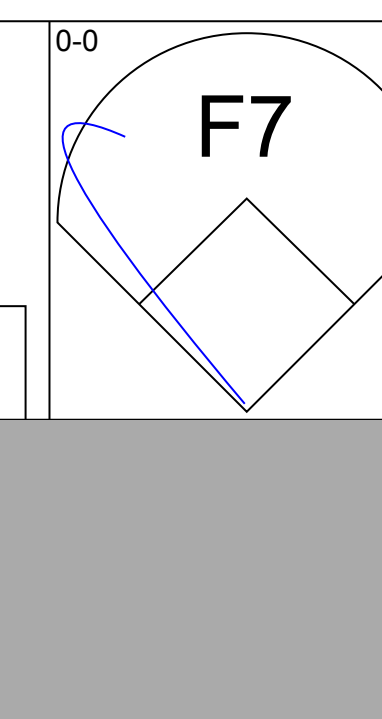
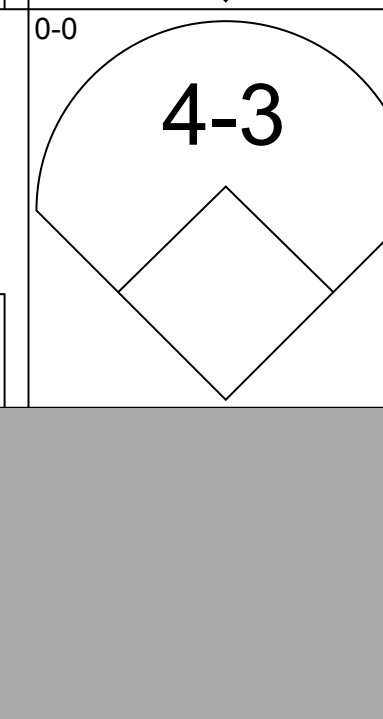
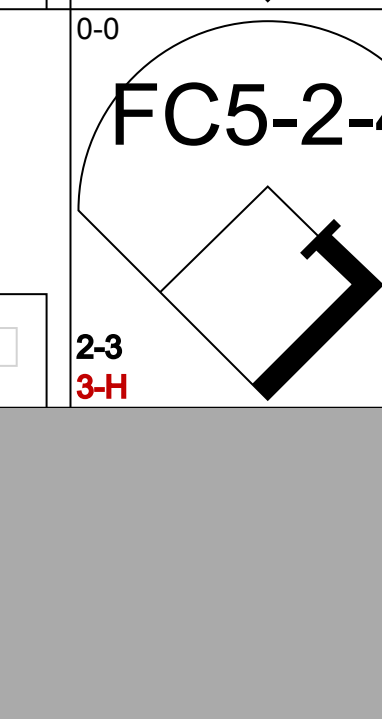
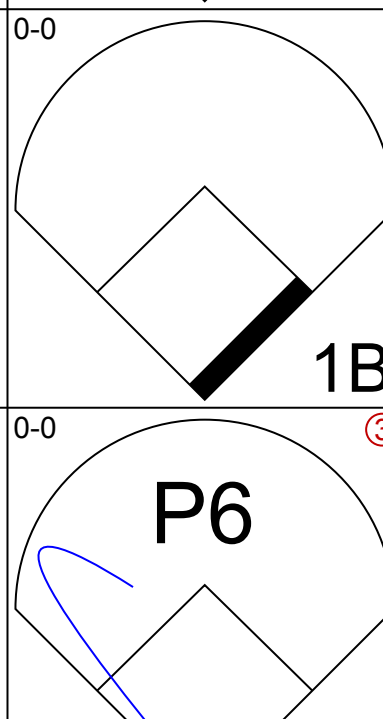
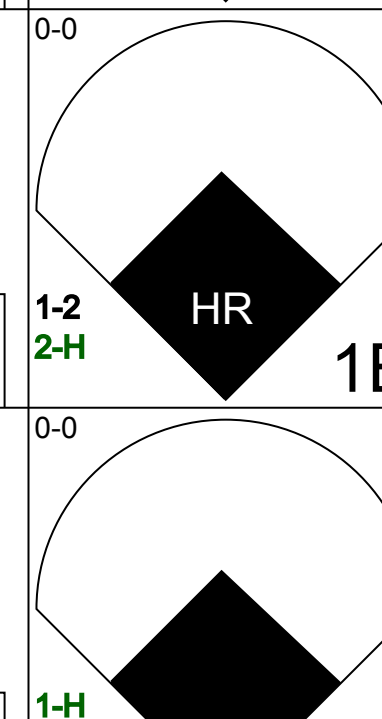
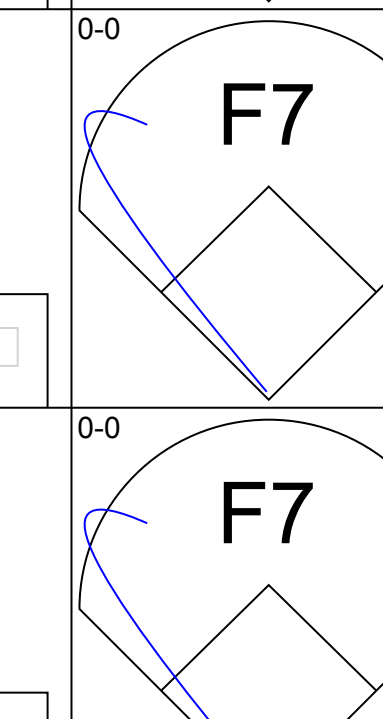



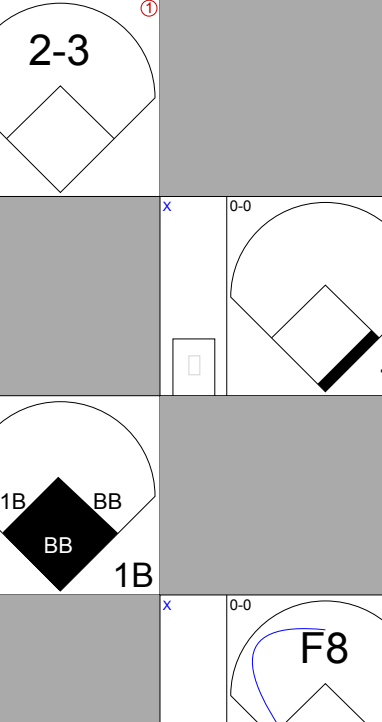

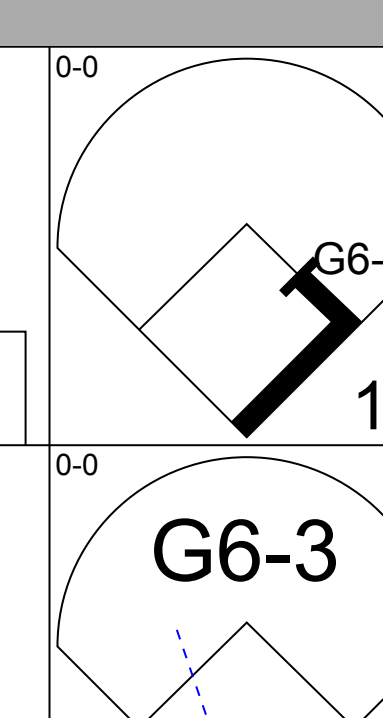
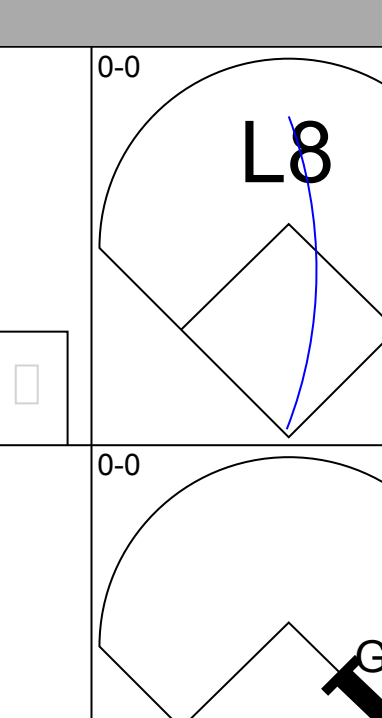
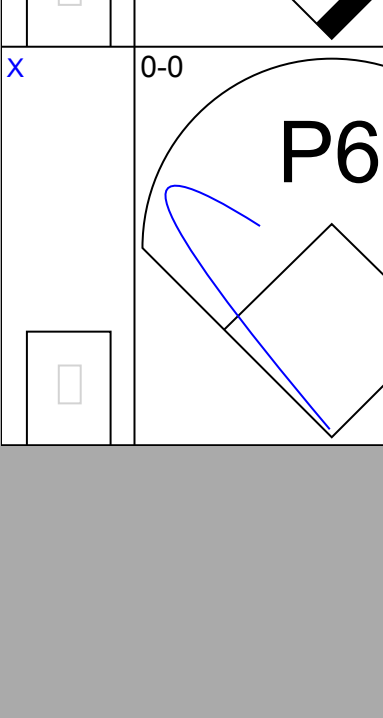
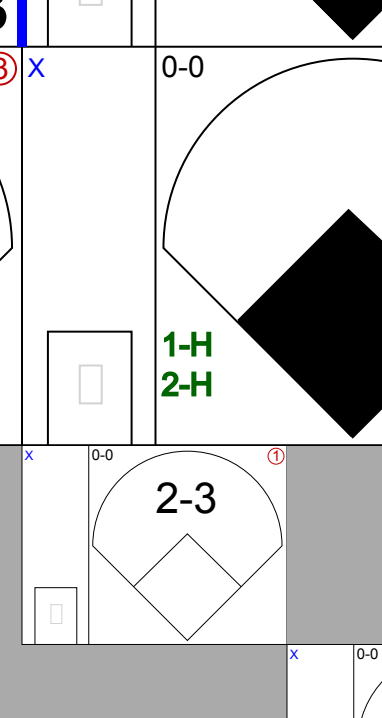
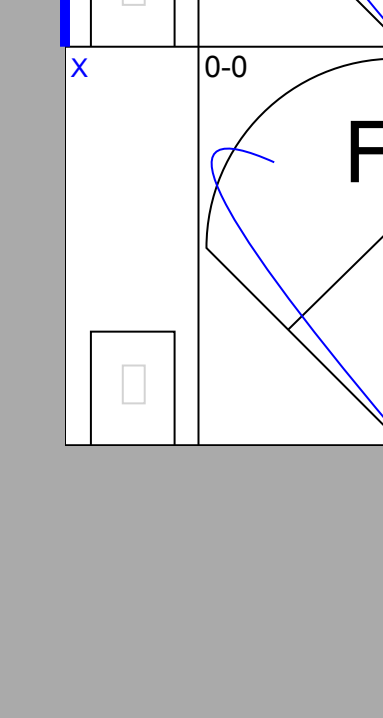
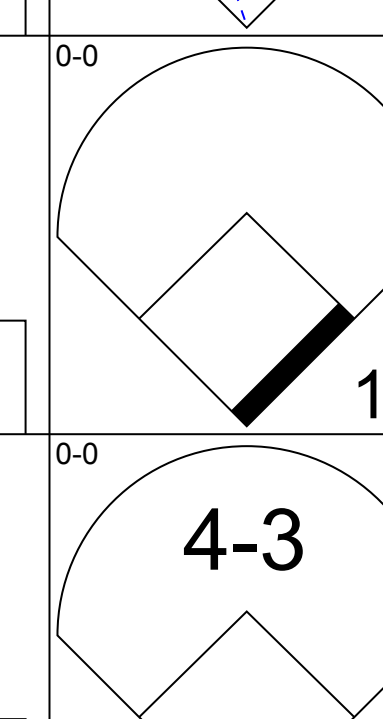
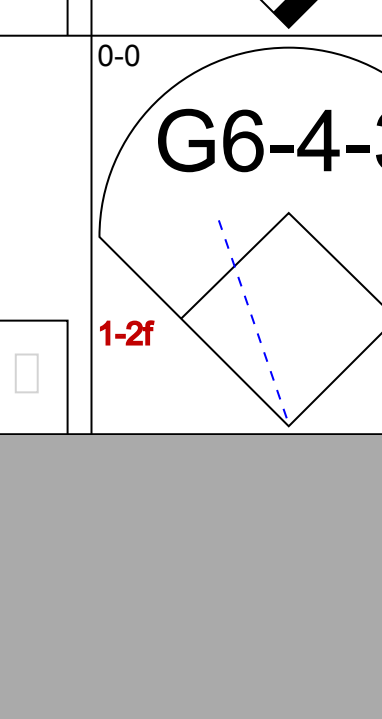
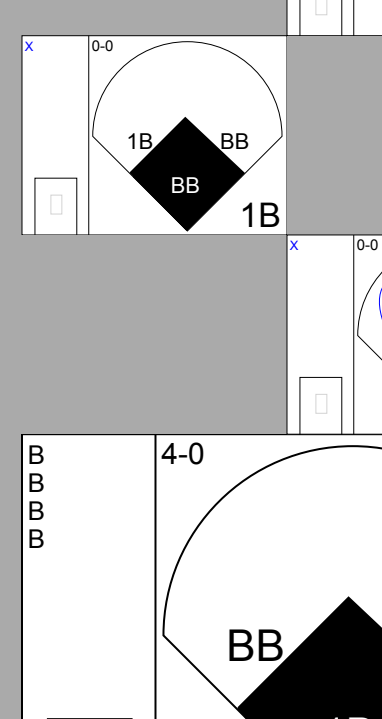


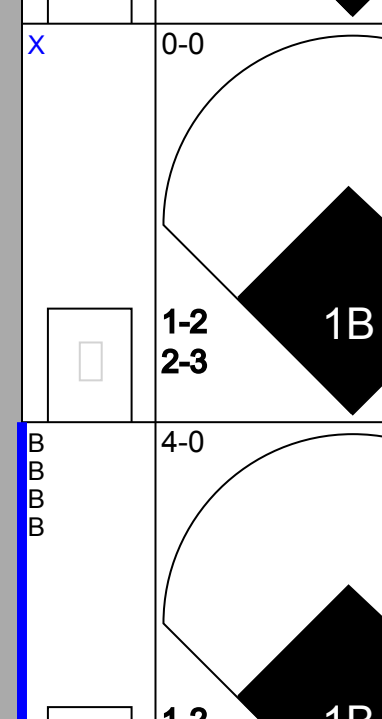
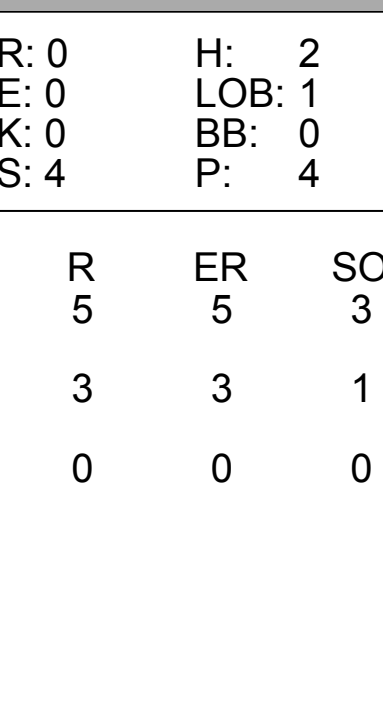
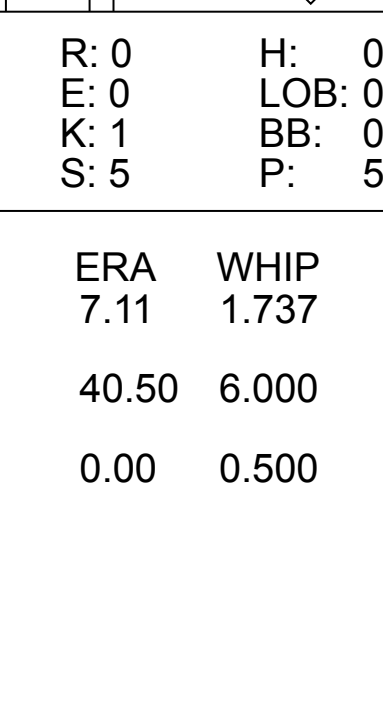
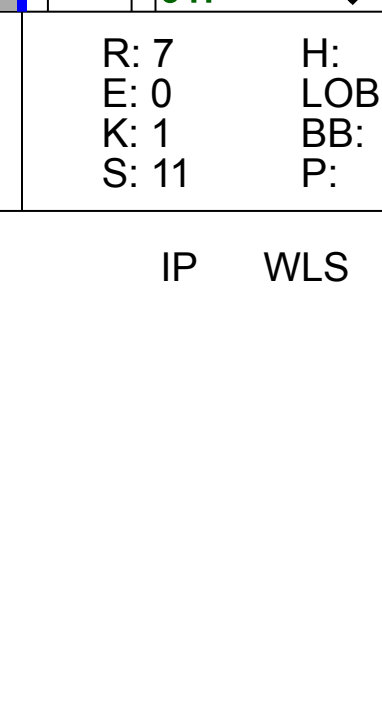
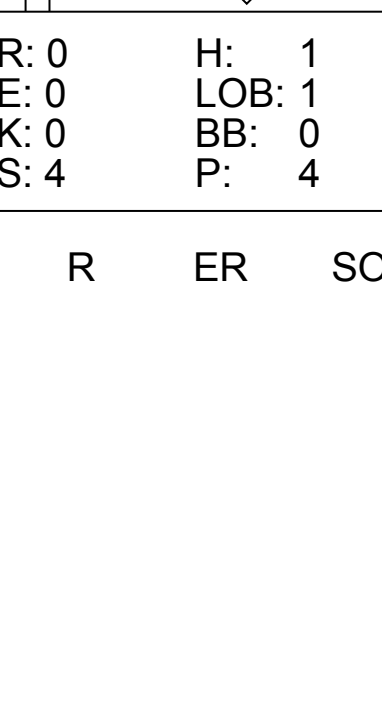
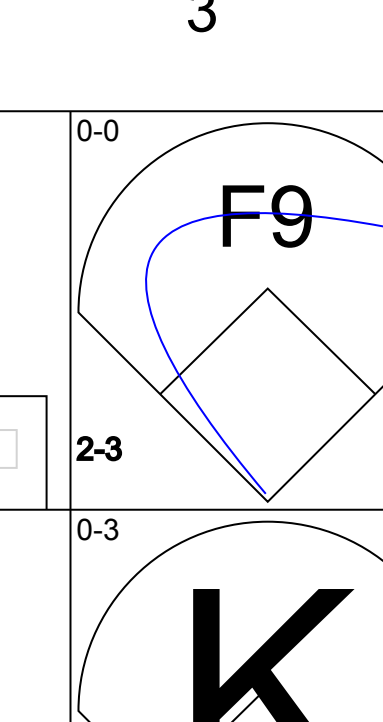
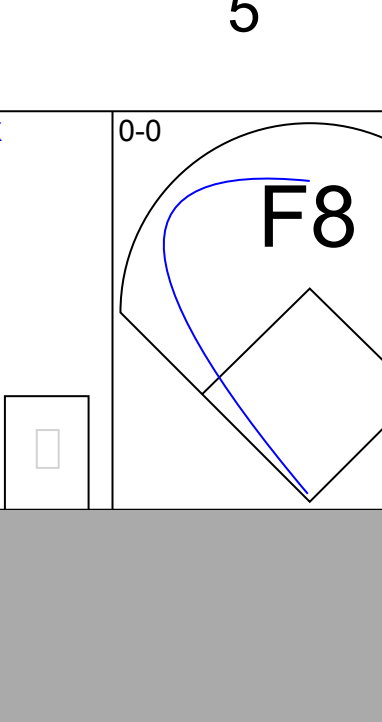
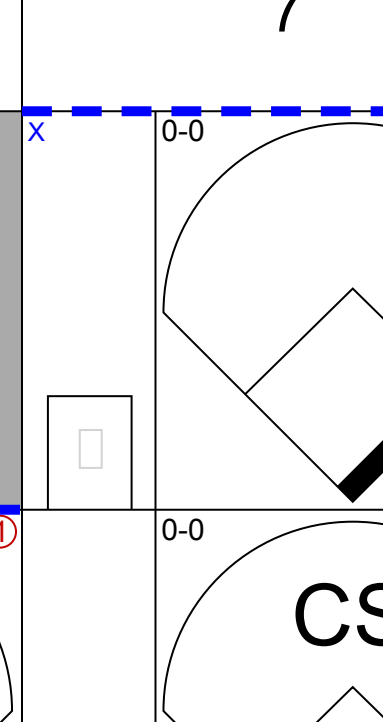



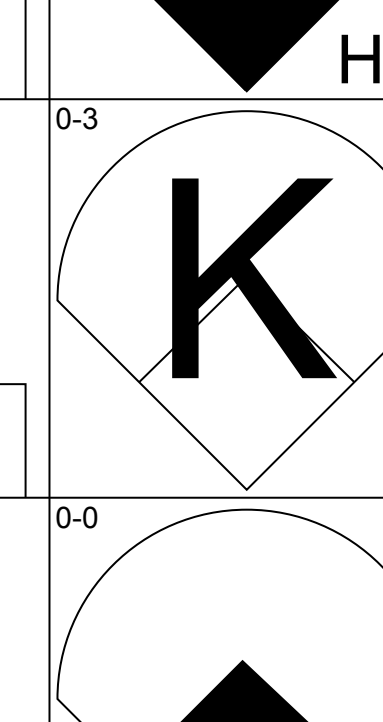
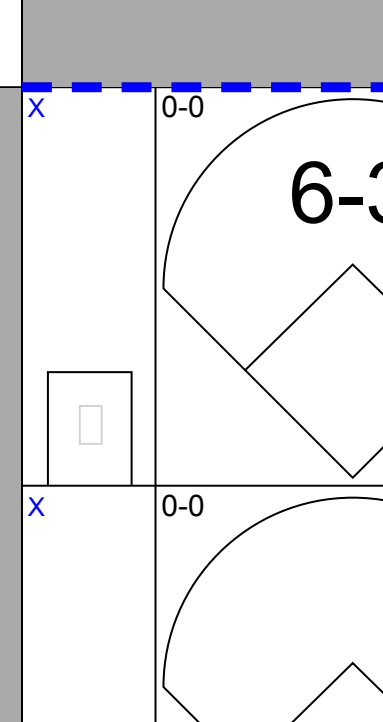
Batter	1	2	3	4	5	6	7	8	9	AB	R	H	RBI	BB	SO	LOB	BOTTOM										
Rennie Stennett, R OBP: 0.364, SLG: 0.426 (1, 4)	0-0 6-3		0-0 G3		0-0 E4 1B HR		0-0 F9		0-0 5-3	5	1	0	0	0	0	3											
Phil Garner, R OBP: 0.302, SLG: 0.399 (1, 5)	0-0 6-3		0-0 2-3 4-3		0-3 K		0-0 G3		0-0 6-3	5	0	0	0	0	1	4											
Dave Parker, L OBP: 0.379, SLG: 0.539 (1, 9)	0-0 4-3			0-0 1-3 1B			0-0 4-3			4	1	1	0	0	0	0											
Al Oliver, L OBP: 0.332, SLG: 0.470 (1, 7)		0-0 4-3 2B		0-0 1B 1B	0-0 HR		0-0 P7			4	1	3	3	0	0	0											
Jim Fregosi, R OBP: 0.348, SLG: 0.450 (1, 3)		0-3 K		0-0 1-2 1B	0-0 4-3		0-0 E3			4	0	1	0	0	1	1											
Ed Ott, L OBP: 0.359, SLG: 0.405 (1, 2)		0-0 4-3		0-0 F7			0-0 F8		0-0 6-3	4	0	0	0	0	0	4											
Omar Moreno, L OBP: 0.295, SLG: 0.333 (1, 8)		0-0 P5		0-0 1-2 2-3 1B			0-0 G3		0-0 4-3	4	0	1	0	0	0	1											
Frank Taveras, R OBP: 0.293, SLG: 0.280 (1, 6)			0-0 4-3		0-0 F8		0-0 F8		0-0 5-3 1B	4	0	1	0	0	0	3											
John Candelaria, L OBP: 0.295, SLG: 0.189 (5, PH)										1	0	1	0	0	0	0											
Terry Forster, L OBP: 0.208, SLG: 0.482 (6, PH)										0	0	0	0	0	0	0											
Odell Jones, R OBP: 0.274, SLG: 0.274 (7, PH)										0	0	0	0	0	0	0											
Fernando Gonzalez, R OBP: 0.302, SLG: 0.423 (8, PH)										0	0	0	0	0	0	0											
Grant Jackson, S OBP: 0.400, SLG: 0.423 (9, PH)										1	0	1	0	0	0	0											
<b>Inning Stats</b>	R: 0 E: 0 K: 0 S: 3	H: 0 LOB: 0 BB: 0 P: 3	R: 0 E: 0 K: 1 S: 6	H: 1 LOB: 1 BB: 0 P: 6	R: 0 E: 0 K: 0 S: 4	H: 1 LOB: 1 BB: 0 P: 4	R: 0 E: 0 K: 0 S: 6	H: 3 LOB: 3 BB: 0 P: 6	R: 3 E: 1 K: 1 S: 8	H: 2 LOB: 0 BB: 0 P: 8	R: 0 E: 0 K: 0 S: 3	H: 0 LOB: 0 BB: 0 P: 3	R: 0 E: 1 K: 0 S: 4	H: 0 LOB: 1 BB: 0 P: 4	R: 0 E: 0 K: 0 S: 5	H: 2 LOB: 2 BB: 0 P: 5	1B: 6 2B: 2 3B: 0 HR: 1	SF: 0 SAC: 0 DP: 0 HBP: 0	WP: 0 PB: 0 SB: 0 CS: 0	PA: 38							
<b>PITCHER</b>	IP	WLS	BF	H	R	ER	SO	BB	IBB	HBP	BLK	WP	HR	S	P	ERA	WHIP										
Bob Forsch, R ERA: 3.97 (1, 1)	9.0	W	38	9	3	0	2	0	0	0	0	0	1	42	42	0.00	1.000										

St. Louis Cardinals @ Pittsburgh Pirates  
Three Rivers Stadium, Pittsburgh, PA  
Tue Jul 05 1977, 7:05 PM EDT  
Att: 10,837 - Unknown

AB 38  
R 3  
H 9  
RBI 3  
BB 0  
SO 2  
LOB 16



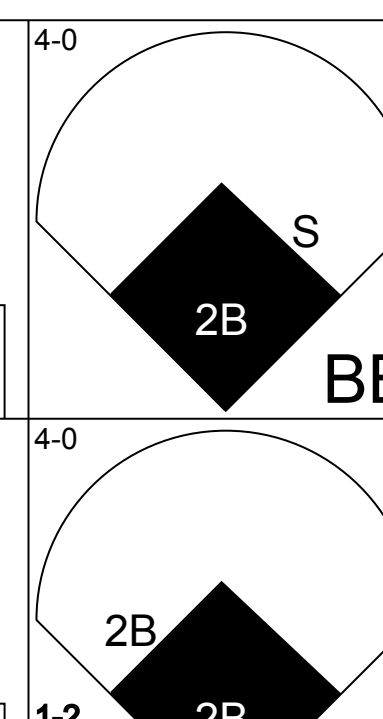
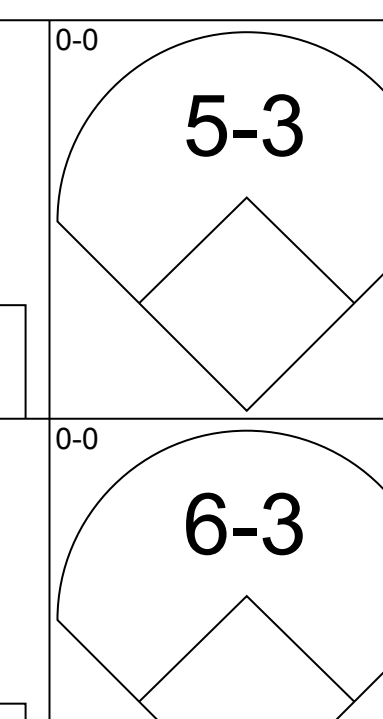
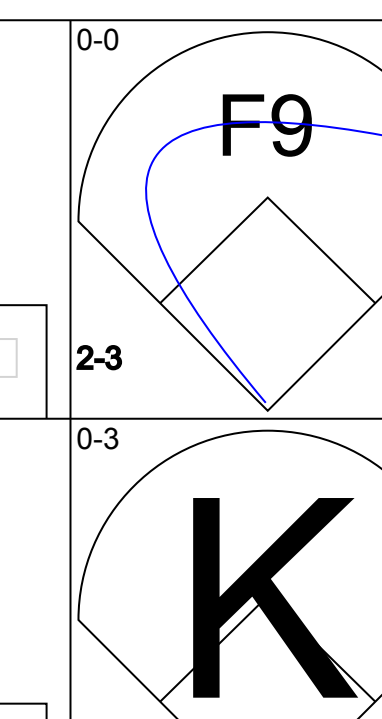
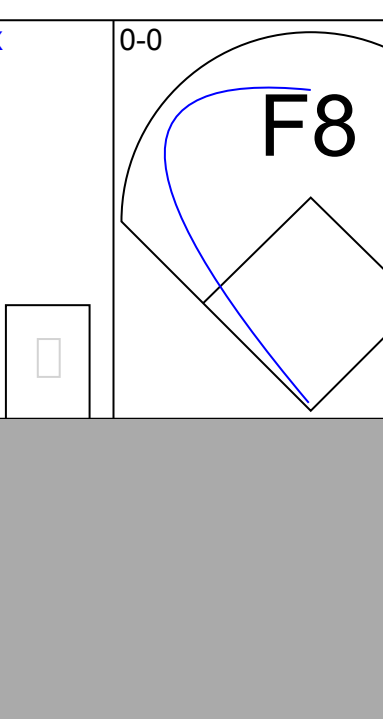
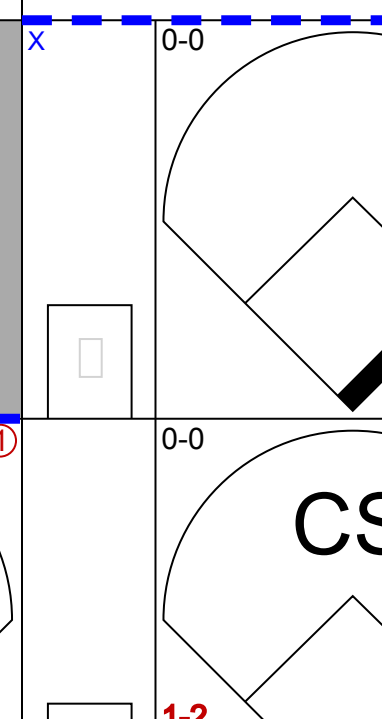
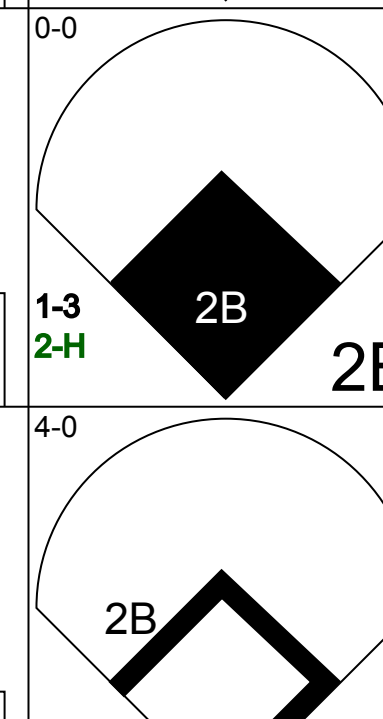
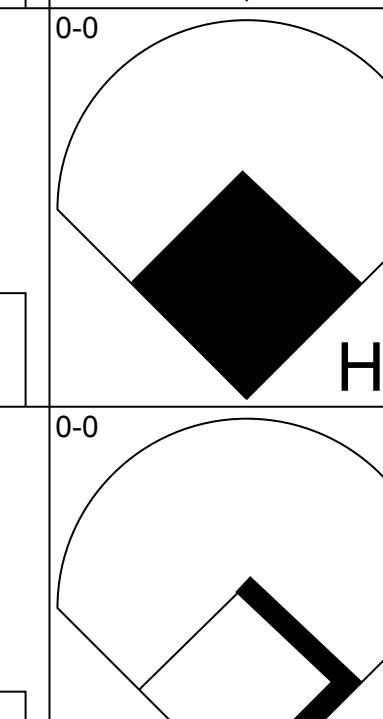

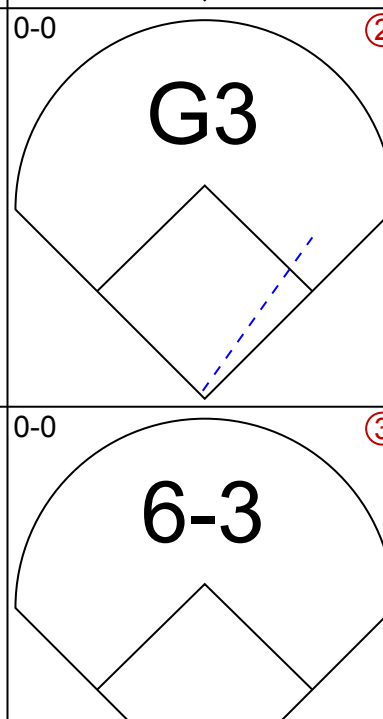

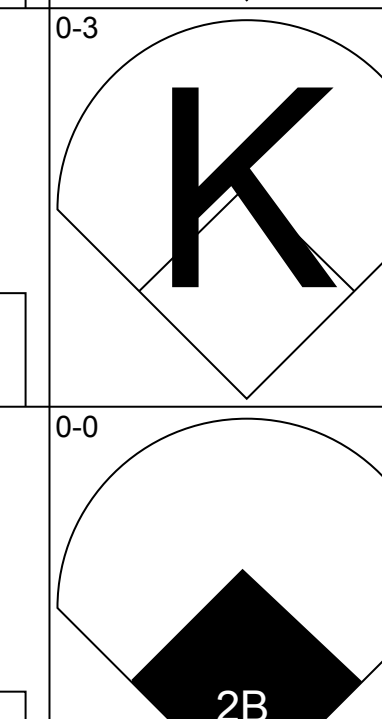
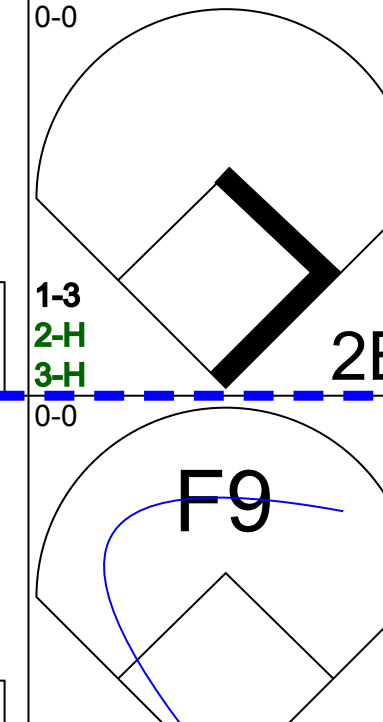
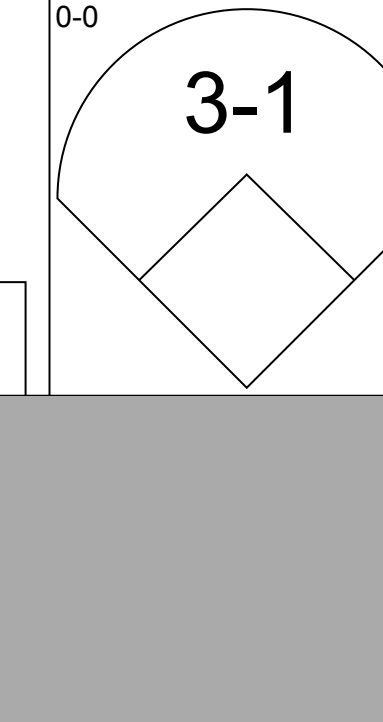
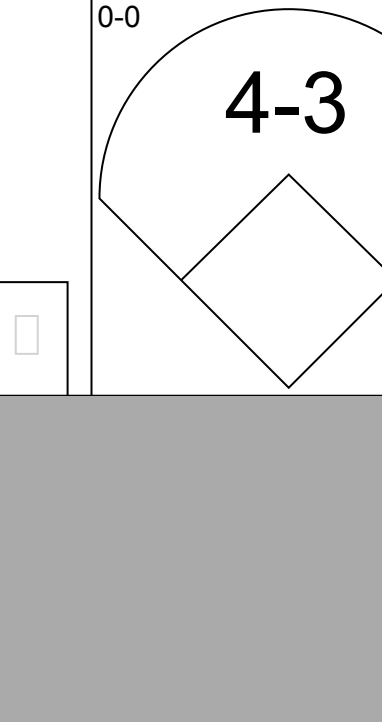

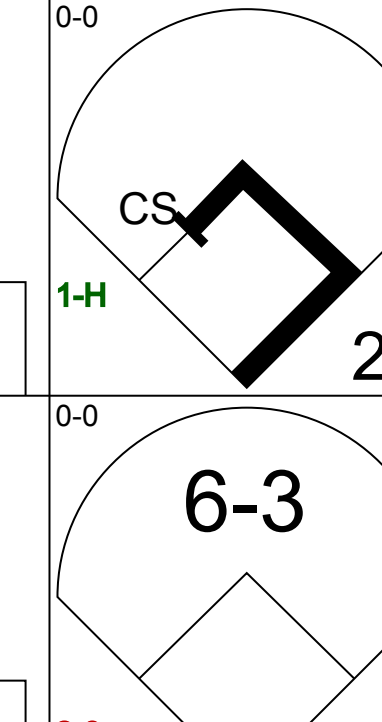
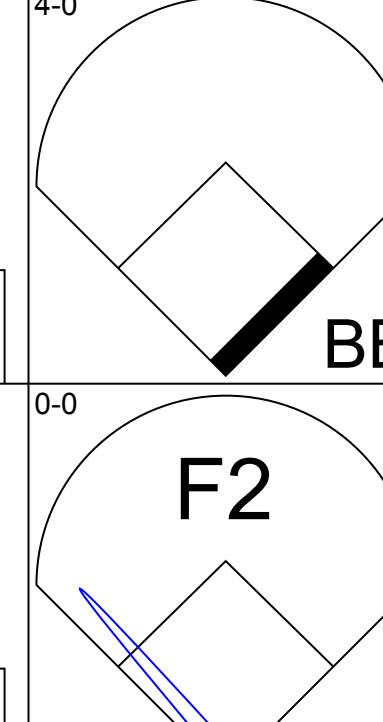


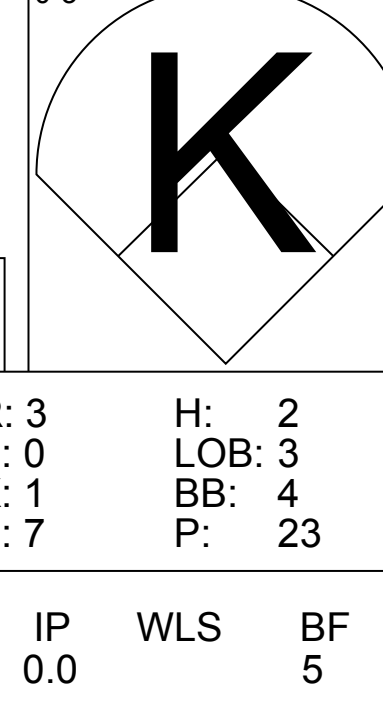
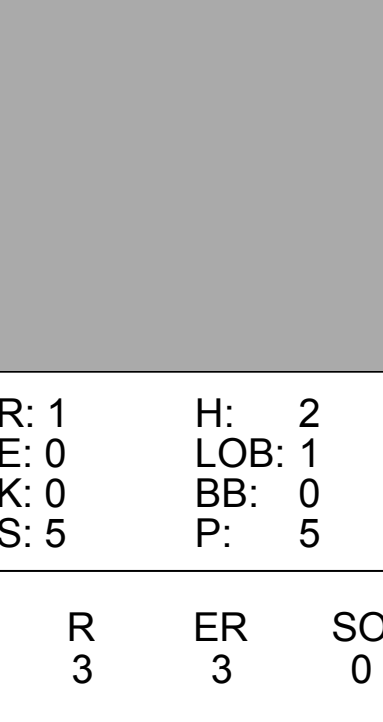
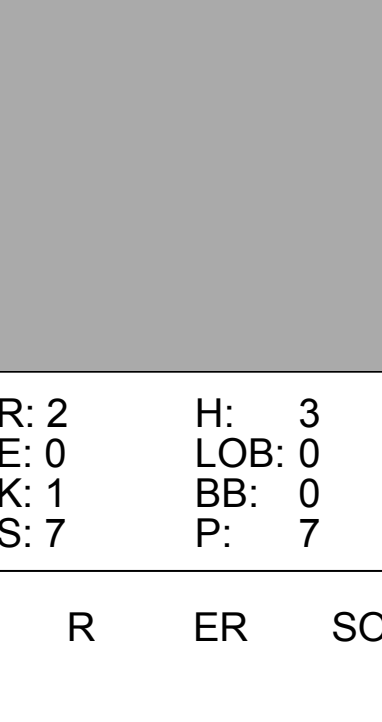
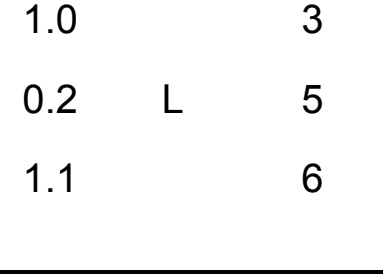






Batter	1	2	3	4	5	6	7	8	9	AB	R	H	RBI	BB	SO	LOB	TOP				
<b>Lou Brock, L</b> OBP: 0.332, SLG: 0.412 (1, 7)										5	1	2	2	0	1	1					
<b>Gary Templeton, S</b> OBP: 0.326, SLG: 0.420 (1, 6)										5	0	1	1	0	1	2					
<b>Tony Scott, S</b> OBP: 0.365, SLG: 0.443 (8, 1)										3	0	1	0	0	0	2					
<b>Ted Simmons, S</b> OBP: 0.424, SLG: 0.531 (1, 2)										5	1	2	3	0	0	1					
<b>Keith Hernandez, L</b> OBP: 0.394, SLG: 0.456 (1, 3)										4	0	2	0	0	0	1					
<b>Ken Reitz, R</b> OBP: 0.317, SLG: 0.474 (1, 5)										4	1	2	0	0	0	2					
<b>Jerry Mumphrey, S</b> OBP: 0.405, SLG: 0.483 (6, 8)										3	1	0	0	1	0	1					
<b>Mike Tyson, R</b> OBP: 0.293, SLG: 0.332 (1, 4)										4	2	3	0	0	0	0					
<b>Pete Falcone, L</b> OBP: 0.294, SLG: 0.313 (1, 1)										0	0	0	0	0	0	0					
<b>Butch Metzger, R</b> OBP: 0.353, SLG: 0.389 (6, 9)										2	0	0	0	0	2	1					
<b>Inning Stats</b>	R: 0 E: 0 K: 1 S: 5	H: 0 LOB: 0 BB: 0 P: 5	R: 0 E: 0 K: 0 S: 4	H: 2 LOB: 1 BB: 0 P: 4	R: 1 E: 0 K: 1 S: 7	H: 3 LOB: 1 BB: 0 P: 7	R: 0 E: 0 K: 0 S: 3	H: 1 LOB: 0 BB: 0 P: 3	R: 0 E: 0 K: 1 S: 5	H: 0 LOB: 0 BB: 0 P: 5	R: 0 E: 0 K: 0 S: 4	H: 1 LOB: 1 BB: 0 P: 4	R: 7 E: 0 K: 1 S: 11	H: 6 LOB: 1 BB: 2 P: 19	R: 0 E: 0 K: 0 S: 4	H: 1 LOB: 1 BB: 0 P: 4	R: 0 E: 0 K: 0 S: 3	H: 0 LOB: 0 BB: 0 P: 3	1B: 11 2B: 3 3B: 0 HR: 1	SF: 0 SAC: 0 DP: 3 HBP: 0	WP: 0 PA: 40
<b>PITCHER</b>	IP	WLS	BF	H	R	ER	SO	BB	IBB	HBP	BLK	WP	HR	S	P	ERA	WHIP				
<b>Jerry Reuss, L</b> ERA: 4.3 (1, 1)	6.1		27	9	5	5	3	2	0	0	0	0	0	31	39	7.11	1.737				
<b>Rich Gossage, R</b> ERA: 1.75 (7, 1)	0.2		6	4	3	3	1	0	0	0	0	0	1	8	8	40.50	6.000				
<b>Kent Tekulve, R</b> ERA: 2.36 (8, 1)	2.0	W	7	1	0	0	0	0	0	0	0	0	0	7	7	0.00	0.500				

St. Louis Cardinals @ Pittsburgh Pirates  
Three Rivers Stadium, Pittsburgh, PA  
Wed Jul 06 1977, 7:05 PM EDT  
Att: 13,137 - Unknown

AB	38
R	8
H	14
RBI	8
BB	2
SO	4
LOB	12



Batter	1	2	3	4	5	6	7	8	9	AB	R	H	RBI	BB	SO	LOB	BOTTOM					
<b>Frank Taveras, R</b> OBP: 0.295, SLG: 0.279 (1, 6)										4	1	1	0	1	0	3						
<b>Phil Garner, R</b> OBP: 0.304, SLG: 0.408 (1, 5)										4	2	1	1	1	1	2						
<b>Dave Parker, L</b> OBP: 0.380, SLG: 0.549 (1, 9)										5	2	2	2	0	1	0						
<b>Bill Robinson, R</b> OBP: 0.349, SLG: 0.526 (1, 7)										2	0	1	0	1	0	0						
<b>Omar Moreno, L</b> OBP: 0.297, SLG: 0.335 (5, 8)										2	1	1	0	0	0	0						
<b>Al Oliver, L</b> OBP: 0.333, SLG: 0.476 (1, 8)										5	0	2	3	0	0	1						
<b>Rennie Stennett, R</b> OBP: 0.382, SLG: 0.422 (1, 4)										5	0	1	0	0	0	3						
<b>Jim Fregosi, R</b> OBP: 0.384, SLG: 0.459 (1, 3)										1	2	1	0	3	0	0						
<b>Ed Ott, L</b> OBP: 0.364, SLG: 0.409 (1, 2)										4	2	2	1	0	0	4						
<b>Jerry Reuss, L</b> OBP: 0.317, SLG: 0.297 (1, 1)										2	0	1	1	1	1	3						
<b>Rich Gossage, R</b> ERA: 4.94 (7, 1)	5.0		23	5	3	3	2	3	0	0	0	0	0	0	0	0						
<b>Butch Metzger, R</b> ERA: 4.19 (7, PH)	1.0	L	5	3	3	3	0	1	0	0	0	0	0	0	0	0						
<b>John Urea, R</b> ERA: 3.91 (6, 1)	1.0		3	0	0	0	0	0	0	0	0	0	0	0	0	0						
<b>Al Hrabosky, L</b> ERA: 4.69 (7, 1)	0.2		5	3	3	3	0	1	0	0	0	0	0	0	0	0						
<b>Rawly Eastwick, R</b> ERA: 2.93 (7, 1)	1.1		6	4	2	2	1	0	0	0	0	0	0	0	0	0						
<b>Inning Stats</b>	R: 3 E: 0 K: 1 S: 7	H: 2 LOB: 3 BB: 4 P: 23	R: 1 E: 0 K: 0 S: 5	H: 2 LOB: 1 BB: 0 P: 5	R: 1 E: 0 K: 1 S: 7	H: 2 LOB: 2 BB: 1 P: 11	R: 0 E: 0 K: 0 S: 3	H: 0 LOB: 0 BB: 0 P: 3	R: 1 E: 1 K: 0 S: 4	H: 1 LOB: 1 BB: 1 P: 8	R: 0 E: 0 K: 0 S: 3	H: 0 LOB: 0 BB: 0 P: 3	R: 3 E: 0 K: 0 S: 5	H: 4 LOB: 1 BB: 1 P: 9	R: 2 E: 0 K: 1 S: 7	H: 3 LOB: 0 BB: 0 P: 7	R: 0 E: 0 K: 0 S: 3	H: 0 LOB: 0 BB: 0 P: 3	1B: 6 2B: 5 3B: 0 HR: 3	SF: 0 SAC: 0 DP: 0 HBP: 0	WP: 0 PA: 43	
<b>PITCHER</b>	IP	WLS	BF	H	R	ER	SO	BB	IBB	HBP	BLK	WP	HR	S	P	ERA	WHIP					
<b>Pete Falcone, L</b> ERA: 4.94 (1, 1)	0.0		0	0	0	0	0	0	0	0	0	0	0	0	0	∞	∞					
<b>Butch Metzger, R</b> ERA: 4.19 (7, PH)	5.0		23	5	3	3	2	3	0	0	0	0	0	1	24	36	5.40	1.600				
<b>John Urea, R</b> ERA: 3.91 (6, 1)	1.0		3	0	0	0	0	0	0	0	0	0	0	0	3	3	0.00	0.000				
<b>Al Hrabosky, L</b> ERA: 4.69 (7, 1)	0.2	L	5	3	3	3	0	1	0	0	0	0	0	1	4	8	40.50	6.000				
<b>Rawly Eastwick, R</b> ERA: 2.93 (7, 1)	1.1		6	4	2	2	1	0	0	0	0	0	0	1	8	8	13.50	3.000				

St. Louis Cardinals @ Pittsburgh Pirates  
Three Rivers Stadium, Pittsburgh, PA  
Wed Jul 06 1977, 7:05 PM EDT  
Att: 13,137 - Unknown

AB	35
R	11
H	14
RBI	11
BB	7
SO	3
LOB	16





Batter	1	2	3	4	5	6	7	8	9	AB	R	H	RBI	BB	SO	LOB	TOP			
<b>Garry Maddox, R</b> OBP: 0.314, SLG: 0.428 (1, 8)	F7	L6			K			FC4-6		5	1	1	3	0	1	2	Philadelphia Phillies @ Pittsburgh Pirates Three Rivers Stadium, Pittsburgh, PA Fri Jul 08 1977, 7:05 PM EDT Att: 25,200 - Unknown			
<b>Larry Bowa, S</b> OBP: 0.310, SLG: 0.360 (1, 6)	K		G3		6-3		4-3	F9		5	0	0	0	0	1	2				
<b>Mike Schmidt, R</b> OBP: 0.401, SLG: 0.628 <b>Tom Hutton, L</b> OBP: 0.282, SLG: 0.324 (7, PR) (7, 3)	1B	BB	5-3			1B	G5-2-3	2B		2	1	1	0	1	0	0				
<b>Greg Luzinski, R</b> OBP: 0.375, SLG: 0.598 (1, 7)	1B	1B	K			1B	K			5	1	2	0	0	2	1				
<b>Richie Hebner, L</b> OBP: 0.409, SLG: 0.513 (1, 3) (7, 5)	1B	1B			F7		F7	1B	F5	5	1	2	1	0	0	2				
<b>Jay Johnstone, L</b> OBP: 0.340, SLG: 0.429 (1, 9)	1B	FC5-4			L8			E9		4	1	3	1	0	0	0				
<b>Bob Boone, R</b> OBP: 0.324, SLG: 0.397 (1, 2)	FC5-4				K		G5-2-3	1B	1B	3	1	0	0	1	1	5				
<b>Ted Sizemore, R</b> OBP: 0.323, SLG: 0.347 (1, 4)		F7				SH1-4	1B	6-3		4	0	1	1	0	0	1				
<b>Larry Christenson, R</b> OBP: 0.184, SLG: 0.139 <b>Bake McBride, L</b> OBP: 0.303, SLG: 0.446 (7, PH) <b>Tug McGraw, R</b> OBP: 0.333, SLG: 0.333 <b>Gene Garber, R</b> (8, 1) <b>Warren Brusstar, R</b> (8, 1)		K			SH1-4			FC4-6	1B	1	0	0	0	0	1	0				
<b>Inning Stats</b>	R: 2 E: 0 K: 1 S: 8	H: 3 LOB: 2 BB: 1 P: 12	R: 0 E: 0 K: 1 S: 5	H: 0 LOB: 0 BB: 0 P: 5	R: 0 E: 0 K: 1 S: 5	H: 0 LOB: 0 BB: 0 P: 5	R: 0 E: 0 K: 1 S: 6	H: 1 LOB: 1 BB: 0 P: 6	R: 0 E: 0 K: 0 S: 5	H: 3 LOB: 2 BB: 0 P: 5	R: 2 E: 0 K: 1 S: 6	H: 1 LOB: 1 BB: 1 P: 11	R: 3 E: 1 K: 0 S: 6	H: 3 LOB: 1 BB: 1 P: 10	R: 0 E: 0 K: 0 S: 3	H: 0 LOB: 0 BB: 0 P: 3		1B: 9 2B: 1 3B: 0 HR: 1	SF: 0 SAC: 1 DP: 1 HBP: 1	WP: 0 PA: 41 PB: 0 SB: 0 CS: 0
<b>PITCHER</b>	IP	WLS	BF	H	R	ER	SO	BB	IBB	HBP	BLK	WP	HR	S	P	ERA		WHIP		
<b>Bruce Kison, R</b> ERA: 4.93 (1, 1)	7.0		33	10	6	6	6	2	0	1	0	0	1	42	51	7.71		1.714		
<b>Kent Tekulve, R</b> ERA: 2.49 (8, 1)	1.0	W	5	1	1	1	0	1	0	0	0	0	0	4	8	9.00		2.000		
<b>Rich Gossage, R</b> ERA: 1.73 (9, 1)	1.0		3	0	0	0	0	0	0	0	0	0	0	3	3	0.00		0.000		

Batter	1	2	3	4	5	6	7	8	9	AB	R	H	RBI	BB	SO	LOB	BOTTOM					
<b>Phil Garner, R</b> OBP: 0.305, SLG: 0.411 (1, 5)	3-1		4-3			CS	F8	1B		5	2	2	3	0	0	0	Philadelphia Phillies @ Pittsburgh Pirates Three Rivers Stadium, Pittsburgh, PA Fri Jul 08 1977, 7:05 PM EDT Att: 25,200 - Unknown					
<b>Ed Ott, L</b> OBP: 0.358, SLG: 0.400 (1, 2)	4-3			G3	F8		4-3	1B		5	0	1	0	0	0	1						
<b>Dave Parker, L</b> OBP: 0.383, SLG: 0.550 (1, 9)	L8			5-3	BB		FC6-4	1B		5	0	3	2	0	0	0						
<b>Bill Robinson, R</b> OBP: 0.350, SLG: 0.520 (1, 7)		L8		WP	1B		FC6-4	K		4	0	1	0	1	1	3						
<b>Al Oliver, L</b> OBP: 0.338, SLG: 0.485 (1, 8)		4-3		WP	1B		F8	2B	SH2-3	5	2	3	0	0	0	2						
<b>Willie Stargell, L</b> OBP: 0.380, SLG: 0.556 (1, 3)				L8		FC6-5	1B	BB	SH2-3	1	1	0	0	3	0	2						
<b>Rennie Stennett, R</b> OBP: 0.360, SLG: 0.423 (1, 4)		F8			4-3		F8	SH2-3		4	1	1	1	0	0	2						
<b>Frank Taveras, R</b> OBP: 0.298, SLG: 0.281 <b>Omar Moreno, L</b> OBP: 0.296, SLG: 0.333 <b>Mario Mendoza, R</b> OBP: 0.150, SLG: 0.200 <b>Fernando Gonzalez, R</b> OBP: 0.310, SLG: 0.491 (8, PH) (8, PH) (9, PH) (9, PH)			F4				1B	CS	FC6-5	2	1	1	0	1	0	0						
<b>Bruce Kison, R</b> OBP: 0.270, SLG: 0.361 <b>Kent Tekulve, R</b> OBP: 0.400, SLG: 0.400 <b>Jerry Hairston, S</b> OBP: 0.378, SLG: 0.410 <b>Rich Gossage, R</b> OBP: 0.250, SLG: 0.333 <b>Jim Fregosi, R</b> OBP: 0.392, SLG: 0.459 (1, 1) (8, 1) (6, PH) (9, 1) (9, PH)			F4				FC6-5	1B	SH2-3	3	1	1	0	0	0	2						
<b>Inning Stats</b>	R: 0 E: 0 K: 0 S: 3	H: 0 LOB: 0 BB: 0 P: 3	R: 0 E: 0 K: 0 S: 3	H: 0 LOB: 1 BB: 1 P: 7	R: 0 E: 0 K: 0 S: 3	H: 0 LOB: 0 BB: 0 P: 3	R: 0 E: 0 K: 0 S: 5	H: 2 LOB: 2 BB: 0 P: 5	R: 3 E: 0 K: 0 S: 6	H: 3 LOB: 2 BB: 2 P: 14	R: 0 E: 0 K: 0 S: 3	H: 1 LOB: 1 BB: 1 P: 7	R: 0 E: 0 K: 0 S: 4	H: 1 LOB: 1 BB: 0 P: 4	R: 4 E: 0 K: 2 S: 12	H: 5 LOB: 2 BB: 0 P: 13		R: 1 E: 0 K: 0 S: 2	H: 1 LOB: 3 BB: 3 P: 14	1B: 9 2B: 4 3B: 0 HR: 0	SF: 0 SAC: 1 DP: 0 HBP: 1	WP: 1 PA: 46 PB: 0 SB: 0 CS: 1
<b>PITCHER</b>	IP	WLS	BF	H	R	ER	SO	BB	IBB	HBP	BLK	WP	HR	S	P	ERA		WHIP				
<b>Larry Christenson, R</b> ERA: 5.69 (1, 1)	6.0		27	6	3	3	0	4	0	0	0	1	0	23	39	4.50		1.667				
<b>Tug McGraw, L</b> ERA: 2.25 (7, 1)	1.0		6	2	2	2	0	0	0	1	0	0	0	5	6	18.00		2.000				
<b>Gene Garber, R</b> ERA: 2.98 (8, 1)	0.2	L	6	4	2	2	1	0	0	0	0	0	0	8	8	27.00		6.000				
<b>Warren Brusstar, R</b> ERA: 2.55 (8, 1)	0.2		6	1	1	1	1	1	2	0	0	0	0	5	17	13.50		3.000				



Batter	1	2	3	4	5	6	7	8	9	10	11	12	AB	R	H	RBI	BB	SO	LOB	TOP	
Jerry Martin, R OBP: 0.240, SLG: 0.468 (R, PH)													4	1	2	1	0	1	0		
Bake McBride, L OBP: 0.324, SLG: 0.455 (R, PH)													1	1	1	0	0	0	0		
Terry Harmon, R OBP: 0.237, SLG: 0.265 (R, PH)													2	0	0	0	0	0	3		
Larry Bowa, S OBP: 0.309, SLG: 0.358 (R, PH)													4	1	1	0	0	0	2		
Jay Johnstone, L OBP: 0.342, SLG: 0.436 (R, PH)													2	1	1	1	0	0	0		
Gary Maddox, R OBP: 0.317, SLG: 0.429 (R, PH)													6	1	3	0	0	0	2		
Greg Luzinski, R OBP: 0.375, SLG: 0.591 (R, PH)													5	1	1	0	1	1	4		
Richie Hebner, L OBP: 0.412, SLG: 0.510 (R, PH)													5	0	2	0	1	1	4		
Davey Johnson, R OBP: 0.406, SLG: 0.595 (R, PH)													4	1	3	5	1	0	2		
Mike Schmidt, R OBP: 0.401, SLG: 0.628 (R, PH)													0	0	0	0	0	0	0		
Tom Hutton, L OBP: 0.282, SLG: 0.324 (R, PH)													2	0	0	0	0	0	3		
Tim McCarver, L OBP: 0.406, SLG: 0.488 (R, PH)													4	0	0	0	0	0	3		
Bob Boone, R OBP: 0.322, SLG: 0.394 (R, PH)													2	0	0	0	0	1	3		
Ted Sizemore, R OBP: 0.323, SLG: 0.348 (R, PH)													5	1	1	0	1	0	0		
Steve Carlton, L OBP: 0.294, SLG: 0.277 (R, PH)													4	0	0	0	0	3	1		
Ron Reed, R OBP: 0.266, SLG: 0.369 (R, PH)													0	0	0	0	0	0	0		
Ollie Brown, R OBP: 0.259, SLG: 0.369 (R, PH)													0	0	0	0	0	0	0		
Tug McGraw, L OBP: 0.259, SLG: 0.330 (R, PH)													0	0	0	0	0	0	0		
Barry Foote, R OBP: 0.259, SLG: 0.330 (R, PH)													1	0	0	0	0	1	2		
Gene Garber, R OBP: 0.259, SLG: 0.330 (R, PH)													0	0	0	0	0	0	0		
<b>Inning Stats</b>	R: 3 E: 0 K: 1 S: 8	H: 3 LOB: 1 BB: 1 P: 12	R: 0 E: 0 K: 1 S: 5	H: 0 LOB: 0 BB: 0 P: 5	R: 1 E: 0 K: 0 S: 5	H: 2 LOB: 2 BB: 1 P: 9	R: 1 E: 0 K: 0 S: 4	H: 1 LOB: 0 BB: 0 P: 4	R: 0 E: 0 K: 0 S: 5	H: 0 LOB: 0 BB: 0 P: 5	R: 0 E: 0 K: 1 S: 5	H: 2 LOB: 2 BB: 1 P: 12	R: 0 E: 1 K: 1 S: 6	H: 1 LOB: 1 BB: 0 P: 6	R: 0 E: 1 K: 1 S: 6	H: 2 LOB: 2 BB: 1 P: 10	1B: 8 2B: 6 3B: 0 HR: 1	SF: 1 SAC: 0 DP: 0 HBP: 0	WP: 0 PB: 0 SB: 4 CS: 1	PA: 55	
<b>PITCHER</b>	IP WLS BF H R ER SO BB IBB HBP BLK WP HR S P ERA WHIP	IP WLS BF H R ER SO BB IBB HBP BLK WP HR S P ERA WHIP	<b>PITCHER</b>																		IP WLS BF H R ER SO BB IBB HBP BLK WP HR S P ERA WHIP
John Candelaria, L ERA: 2.9	7.1	2.0	8	2	0	0	1	0	0	0	0	0	0	0	10	10	0.00	1.000			
Odell Jones, R ERA: 5.43	7.1	2.0	8	2	0	0	1	0	0	0	0	0	0	0	10	10	0.00	1.000			
Kent Tekulve, R ERA: 2.78	9.1	0.2	6	3	2	2	0	0	1	0	0	0	0	0	5	9	27.00	4.500			
Grant Jackson, L ERA: 5.3	9.1	1.1	4	0	0	0	1	0	0	0	0	0	0	0	6	6	0.00	0.000			
Terry Forster, L ERA: 5.4	11.1	2.0	W	9	2	0	0	2	0	1	0	0	0	0	12	16	0.00	1.000			

Philadelphia Phillies @ Pittsburgh Pirates  
Three Rivers Stadium, Pittsburgh, PA  
Sat Jul 09 1977, 3:33 AM EDT  
Att. 19,144 - Unknown

AB 50  
R 8  
H 15  
RBI 7  
BB 4  
SO 8  
LOB 26



Batter	1	2	3	4	5	6	7	8	9	10	11	12	AB	R	H	RBI	BB	SO	LOB	BOTTOM								
Frank Taveras, R OBP: 0.294, SLG: 0.277 (R, PH)													4	0	0	0	0	1	1									
Willie Stargell, L OBP: 0.393, SLG: 0.559 (R, PH)													1	0	1	2	0	0	0									
Mario Mendoza, R OBP: 0.162, SLG: 0.227 (R, PH)													2	0	1	1	0	0	1									
Phil Garner, R OBP: 0.309, SLG: 0.426 (R, PH)													6	2	3	2	2	0	0									
Dave Parker, L OBP: 0.382, SLG: 0.555 (R, PH)													6	1	2	2	0	0	3									
Bill Robinson, R OBP: 0.353, SLG: 0.520 (R, PH)													4	0	2	0	0	0	0									
Omar Moreno, L OBP: 0.288, SLG: 0.339 (R, PH)													2	0	1	0	0	1	0									
Al Oliver, L OBP: 0.337, SLG: 0.482 (R, PH)														6	2	2	0	0	3									
Rennie Stennett, R OBP: 0.363, SLG: 0.422 (R, PH)													5	2	2	0	1	0	0									
Jim Fregosi, R OBP: 0.388, SLG: 0.439 (R, PH)													5	2	1	1	1	0	2									
Duffy Dyer, R OBP: 0.404, SLG: 0.365 (R, PH)													5	0	3	1	0	1	4									
Larry Demery, R OBP: 0.200, SLG: 0.333 (R, PH)													0	0	0	0	0	0	0									
Terry Forster, L OBP: 0.286, SLG: 0.429 (R, PH)													1	0	0	0	0	1	1									
John Candelaria, L ERA: 2.9	7.2	1.1	5	1	0	0	1	0	0	0	0	0	2	0	0	0	0	1										
Ron Reed, R ERA: 2.17	8.1	1.1	5	1	0	0	1	0	0	0	0	0	7	7	7	0.00	0.750											
Tug McGraw, L ERA: 2.95	10.1	2.0	8	2	0	0	1	0	0	0	0	0	10	10	10	0.00	1.000											
Gene Garber, R ERA: 3.12	12.1	0.2	L	5	2	1	1	1	1	1	0	0	6	10	13.50	4.500												
<b>Inning Stats</b>	R: 1 E: 0 K: 0 S: 5	H: 3 LOB: 1 BB: 0 P: 5	R: 0 E: 0 K: 0 S: 4	H: 1 LOB: 1 BB: 0 P: 4	R: 0 E: 0 K: 1 S: 5	H: 0 LOB: 0 BB: 0 P: 5	R: 1 E: 0 K: 1 S: 7	H: 2 LOB: 1 BB: 0 P: 7	R: 2 E: 0 K: 0 S: 6	H: 3 LOB: 1 BB: 0 P: 6	R: 1 E: 0 K: 0 S: 4	H: 1 LOB: 1 BB: 1 P: 8	R: 0 E: 0 K: 0 S: 3	H: 0 LOB: 0 BB: 0 P: 5	R: 3 E: 0 K: 1 S: 10	H: 5 LOB: 3 BB: 0 P: 10	R: 0 E: 0 K: 1 S: 5	H: 0 LOB: 0 BB: 0 P: 5	R: 0 E: 0 K: 1 S: 6	H: 1 LOB: 1 BB: 0 P: 6	R: 0 E: 0 K: 0 S: 4	H: 1 LOB: 1 BB: 0 P: 4	R: 1 E: 0 K: 1 S: 6	H: 2 LOB: 2 BB: 1 P: 10	1B: 12 2B: 5 3B: 0 HR: 2	SF: 0 SAC: 0 DP: 0 HBP: 0	WP: 0 PB: 0 SB: 0 CS: 0	PA: 55
<b>PITCHER</b>	IP WLS BF H R ER SO BB IBB HBP BLK WP HR S P ERA WHIP	IP WLS BF H R ER SO BB IBB HBP BLK WP HR S P ERA WHIP	<b>PITCHER</b>																		IP WLS BF H R ER SO BB IBB HBP BLK WP HR S P ERA WHIP							
Steve Carlton, L ERA: 3.08	11.1	1.1	5	1	0	0	1	0	0	0	0	0	0	0	7	7	0.00	0.750										
Ed Ott, R ERA: 3.30	12.1	0.2	L	5	2	1	1	1	1	1	0	0	6	10	13.50	4.500												

Philadelphia Phillies @ Pittsburgh Pirates  
Three Rivers Stadium, Pittsburgh, PA  
Sat Jul 09 1977, 3:33 AM EDT  
Att. 19,144 - Unknown

AB 53  
R 9  
H 19  
RBI 9  
BB 2  
SO 6  
LOB 21





Batter	1	2	3	4	5	6	7	8	9	AB	R	H	RBI	BB	SO	LOB	TOP			
Jerry Martin, R OBP: 0.342, SLG: 0.457 (1, 9)	6-3		WP FC6-5 1B BB		1B BB		5-3		5-3	3	1	0	0	2	0	3	Philadelphia Phillies @ Pittsburgh Pirates Three Rivers Stadium, Pittsburgh, PA Sun Jul 10 1977, 3:33 AM EDT Unknown			
Larry Bowa, S OBP: 0.315, SLG: 0.364 (1, 6)	FC6-4 1B		FC6-5 WP 1-2 1B		1-2 1B		6-3			4	0	3	0	0	0	1				
Garry Maddox, R OBP: 0.314, SLG: 0.424 (1, 8)	FC6-4 1B		FC6-5 1B		K			F8		4	0	0	1	0	1	4				
Greg Luzinski, R OBP: 0.376, SLG: 0.590 (1, 7)	1-2 1B		1-3 2-H 1B		L7			5-3		4	0	2	0	0	0	2				
Richie Hebner, L OBP: 0.405, SLG: 0.500 (1, 5)	K				4-3			K		4	0	0	0	0	2	2				
Davey Johnson, R OBP: 0.376, SLG: 0.573 (1, 3)		L6			5-3 BB			F7		3	0	0	0	1	0	0				
Bob Boone, R OBP: 0.321, SLG: 0.391 (1, 2)		G6-4-3 1B			5-3			5-3		4	0	1	0	0	1	1				
Ted Sizemore, R OBP: 0.325, SLG: 0.346 (1, 4)		G6-4-3			5-3			1B BB		2	0	0	0	2	0	2				
Jim Lonborg, R OBP: 0.133, SLG: 0.071 (1, 1)										2	0	0	0	0	1	0				
Tug McGraw, R OBP: 0.333, SLG: 0.333 (7, 1)										0	0	0	0	0	0	0				
Ollie Brown, R OBP: 0.271, SLG: 0.404 (9, PH)										1	0	1	0	0	0	0				
<b>Inning Stats</b>	R: 0 E: 0 K: 1 S: 7	H: 2 LOB: 2 BB: 0 P: 7	R: 0 E: 0 K: 0 S: 3	H: 1 LOB: 0 BB: 0 P: 3	R: 1 E: 0 K: 1 S: 6	H: 2 LOB: 2 BB: 1 P: 10	R: 0 E: 0 K: 0 S: 3	H: 0 LOB: 1 BB: 1 P: 7	R: 0 E: 0 K: 1 S: 5	H: 0 LOB: 0 BB: 0 P: 5	R: 0 E: 0 K: 0 S: 3	H: 0 LOB: 1 BB: 1 P: 7	R: 0 E: 0 K: 1 S: 5	H: 0 LOB: 0 BB: 0 P: 5	R: 0 E: 0 K: 0 S: 4	H: 1 LOB: 2 BB: 1 P: 8	1B: 7 2B: 0 3B: 0 HR: 0	SF: 0 SAC: 1 DP: 1 HBP: 0	WP: 1 PB: 0 SB: 0 CS: 0	PA: 37
<b>PITCHER</b> Jerry Reuss, L ERA: 4.05 (1, 1)	IP: 9.0 WLS: W BF: 37 H: 7 R: 1 ER: 1 SO: 5 BB: 5 IBB: 0 HBP: 0 BLK: 0 WP: 1 HR: 0 S: 42 P: 62 ERA: 1.00 WHIP: 1.333																			

Batter	1	2	3	4	5	6	7	8	9	AB	R	H	RBI	BB	SO	LOB	BOTTOM	
Phil Garner, R OBP: 0.310, SLG: 0.436 (1, 5)	HR	P6		1B			L4	G5-4-3		5	1	2	1	0	0	2	Philadelphia Phillies @ Pittsburgh Pirates Three Rivers Stadium, Pittsburgh, PA Sun Jul 10 1977, 3:33 AM EDT Unknown	
Ed Ott, L OBP: 0.364, SLG: 0.413 (1, 2)	1B SF7	G3		4-3			2B 1B			4	2	2	0	0	0	2		
Dave Parker, L OBP: 0.383, SLG: 0.558 (1, 9)	2B 1B	F6					F5	1B 2B		4	1	2	0	0	0	1		
Bill Robinson, R OBP: 0.356, SLG: 0.520 (7, PR)	L6						K			4	0	2	2	0	1	2		
Omar Moreno, L OBP: 0.296, SLG: 0.339 (8, 8)							1B	F9 S		0	0	0	0	0	0	0		
Al Oliver, L OBP: 0.336, SLG: 0.480 (8, 7)	SF7			P1			1B	F9		3	0	1	1	0	0	2		
Willie Stargell, L OBP: 0.380, SLG: 0.558 (1, 3)	3-H 1-3 2B			K			4-3	K		4	0	1	0	0	2	4		
Rennie Stennett, R OBP: 0.364, SLG: 0.422 (1, 4)				F9			L6	4-3 1B		3	1	1	0	1	0	1		
Mario Mendoza, R OBP: 0.192, SLG: 0.269 (1, 6)	F8						4-3	4-3		4	0	1	0	0	0	4		
Jerry Reuss, L OBP: 0.333, SLG: 0.300 (1, 1)		G3 BB		6-3			4-3	G5-4-3 1B		3	0	1	1	1	0	0		
<b>Inning Stats</b>	R: 2 E: 0 K: 0 S: 7	H: 4 LOB: 3 BB: 1 P: 11	R: 0 E: 0 K: 0 S: 3	H: 0 LOB: 1 BB: 1 P: 7	R: 0 E: 0 K: 1 S: 6	H: 1 LOB: 1 BB: 0 P: 6	R: 0 E: 0 K: 0 S: 4	H: 2 LOB: 1 BB: 0 P: 4	R: 0 E: 0 K: 0 S: 3	H: 0 LOB: 0 BB: 0 P: 3	R: 2 E: 0 K: 1 S: 8	H: 3 LOB: 2 BB: 0 P: 8	R: 1 E: 0 K: 0 S: 4	H: 2 LOB: 0 BB: 0 P: 4	1B: 9 2B: 3 3B: 0 HR: 1	SF: 1 SAC: 0 DP: 1 HBP: 0	WP: 0 PB: 1 SB: 1 CS: 0	PA: 37
<b>PITCHER</b> Jim Lonborg, R ERA: 4.19 (7, 1)	IP: 6.1 WLS: L BF: 31 H: 11 R: 4 ER: 4 SO: 2 BB: 1 IBB: 1 HBP: 0 BLK: 0 WP: 0 HR: 1 S: 33 P: 41 ERA: 5.68 WHIP: 1.895																	
<b>PITCHER</b> Tug McGraw, L ERA: 2.29 (7, 1)	IP: 1.2 WLS: L BF: 6 H: 2 R: 1 ER: 1 SO: 1 BB: 0 IBB: 0 HBP: 0 BLK: 0 WP: 0 HR: 0 S: 8 P: 8 ERA: 5.40 WHIP: 1.200																	








Batter	1	2	3	4	5	6	7	8	9	AB	R	H	RBI	BB	SO	LOB	TOP			
<b>Phil Garner, R</b> OBP: 0.314, SLG: 0.442 (1, 5)	5-3		5-3							4	0	1	0	0	0	0	<b>Pittsburgh Pirates @ Montreal Expos</b> Olympic Stadium, Montreal, QB Mon Jul 11 1977, 7:05 PM EDT Att: 19,763 - Unknown			
<b>Ed Ott, L</b> OBP: 0.367, SLG: 0.423 (1, 2)								F9		4	0	2	0	0	0	2				
<b>Dave Parker, L</b> OBP: 0.387, SLG: 0.562 (1, 9)										4	0	1	0	0	1	2				
<b>Bill Robinson, R</b> OBP: 0.359, SLG: 0.514 (1, 7)										3	1	0	0	1	0	1				
<b>Al Oliver, L</b> OBP: 0.333, SLG: 0.473 (1, 8)										4	1	2	0	0	0	1				
<b>Willie Stargell, L</b> OBP: 0.386, SLG: 0.550 (1, 3)										4	0	2	0	0	0	2				
<b>Rennie Stennett, R</b> OBP: 0.370, SLG: 0.425 (1, 4)										4	0	2	1	0	1	3				
<b>Mario Mendoza, R</b> OBP: 0.226, SLG: 0.290 (7, PH)										2	0	0	0	0	0	1				
<b>Jerry Hairston, S</b> OBP: 0.375, SLG: 0.405 (7, PH)										1	0	0	0	0	0	0				
<b>Frank Taveras, R</b> OBP: 0.297, SLG: 0.279 (9, PH)										1	0	0	0	0	1	1				
<b>Bobby Tolan, L</b> OBP: 0.273, SLG: 0.300 (9, PH)										1	0	0	0	0	1	1				
<b>Odell Jones, R</b> OBP: 0.250, SLG: 0.250 (7, PH)										2	0	1	0	0	0	0				
<b>Omar Moreno, L</b> OBP: 0.257, SLG: 0.351 (7, 1)										1	0	0	0	0	0	0				
<b>Terry Forster, L</b> OBP: 0.289, SLG: 0.429 (9, PH)										0	0	0	0	0	0	0				
<b>Fernando Gonzalez, R</b> OBP: 0.300, SLG: 0.473 (9, PH)										1	0	0	0	0	1	1				
<b>Inning Stats</b>	R: 0 E: 0 K: 1 S: 5	H: 1 LOB: 1 BB: 0 P: 5	R: 2 E: 0 K: 0 S: 4	H: 2 LOB: 0 BB: 1 P: 8	R: 0 E: 0 K: 0 S: 4	H: 1 LOB: 1 BB: 0 P: 4	R: 0 E: 0 K: 0 S: 3	H: 0 LOB: 0 BB: 0 P: 3	R: 0 E: 0 K: 0 S: 5	H: 3 LOB: 2 BB: 0 P: 5	R: 0 E: 0 K: 0 S: 3	H: 0 LOB: 0 BB: 0 P: 3	R: 0 E: 0 K: 0 S: 4	H: 1 LOB: 1 BB: 0 P: 4	R: 0 E: 0 K: 3 S: 10	H: 1 LOB: 1 BB: 0 P: 10	1B: 9 2B: 4 3B: 0 HR: 0	SF: 0 SAC: 0 DP: 2 HBP: 0	WP: 1 PB: 0 SB: 0 CS: 1	PA: 36
<b>PITCHER</b> <b>Stan Bahnsen, R</b> ERA: 5.86 (1, 1)	IP: 9.0 WLS: W BF: 36 H: 11 R: 2 ER: 2 SO: 4 BB: 1 IBB: 0 HBP: 0 BLK: 0 WP: 1 HR: 0 S: 43 P: 47 ERA: 2.00 WHIP: 1.333															<b>PITCHER</b>				

Batter	1	2	3	4	5	6	7	8	9	AB	R	H	RBI	BB	SO	LOB	BOTTOM			
<b>Dave Cash, R</b> OBP: 0.341, SLG: 0.353 (1, 4)	F9									4	1	2	1	0	0	0	<b>Pittsburgh Pirates @ Montreal Expos</b> Olympic Stadium, Montreal, QB Mon Jul 11 1977, 7:05 PM EDT Att: 19,763 - Unknown			
<b>Chris Speier, R</b> OBP: 0.340, SLG: 0.336 (1, 6)										4	1	2	0	0	0	0				
<b>Wayne Garrett, L</b> OBP: 0.366, SLG: 0.351 (1, 5)										4	1	1	1	0	1	2				
<b>Tony Perez, R</b> OBP: 0.332, SLG: 0.437 (1, 3)										3	0	0	0	1	2	1				
<b>Gary Carter, R</b> OBP: 0.343, SLG: 0.490 (1, 2)										3	0	1	1	0	0	3				
<b>Warren Cromartie, L</b> OBP: 0.341, SLG: 0.425 (9, 8)										3	0	1	0	1	0	1				
<b>Sam Mejias, R</b> OBP: 0.324, SLG: 0.656 (9, 8)										0	0	0	0	0	0	0				
<b>Andre Dawson, R</b> OBP: 0.330, SLG: 0.494 (9, 7)										3	0	0	0	1	0	2				
<b>Del Unser, L</b> OBP: 0.319, SLG: 0.454 (1, 9)										2	1	0	0	1	1	1				
<b>Stan Bahnsen, R</b> OBP: 0.133, SLG: 0.143 (1, 1)										2	0	0	0	0	1	1				
<b>Inning Stats</b>	R: 0 E: 0 K: 0 S: 3	H: 0 LOB: 0 BB: 0 P: 3	R: 0 E: 0 K: 1 S: 5	H: 0 LOB: 1 BB: 1 P: 9	R: 1 E: 0 K: 0 S: 5	H: 2 LOB: 3 BB: 2 P: 13	R: 0 E: 0 K: 2 S: 7	H: 0 LOB: 1 BB: 1 P: 11	R: 3 E: 1 K: 0 S: 7	H: 4 LOB: 1 BB: 0 P: 7	R: 0 E: 0 K: 0 S: 3	H: 0 LOB: 0 BB: 0 P: 3	R: 0 E: 0 K: 2 S: 7	H: 0 LOB: 0 BB: 0 P: 7	R: 0 E: 0 K: 0 S: 3	H: 1 LOB: 0 BB: 0 P: 3	1B: 6 2B: 1 3B: 0 HR: 0	SF: 0 SAC: 2 DP: 1 HBP: 0	WP: 0 PB: 0 SB: 0 CS: 0	PA: 34
<b>PITCHER</b> <b>Odell Jones, R</b> ERA: 5.34 (1, 1)	IP: 6.0 WLS: L BF: 28 H: 6 R: 4 ER: 3 SO: 3 BB: 3 IBB: 1 HBP: 0 BLK: 0 WP: 0 HR: 0 S: 30 P: 46 ERA: 4.50 WHIP: 1.500															<b>PITCHER</b>				










Batter	1	2	3	4	5	6	7	8	9	AB	R	H	RBI	BB	SO	LOB	TOP										
<b>Phil Garner, R</b> (1, 5) OBP: 0.316, SLG: 0.450	0-0 4-3 3-1 1B		0-0 S 1B		0-0 K		0-0 K 1B 2B		0-0 F7	5	2	3	1	0	1	0											
<b>Ed Ott, L</b> (1, 2) OBP: 0.363, SLG: 0.410	0-0 4-3 1-3		0-0 F9		0-3 K		0-0 2B 1B		0-0 F8	5	1	1	0	0	1	2											
<b>Dave Parker, L</b> (1, 9) OBP: 0.382, SLG: 0.553	0-0 3-1		0-0 4-3		0-0 L6		0-0 2B 2B		4-0 FC6-4 BB	4	1	1	3	1	0	1											
<b>Bill Robinson, R</b> (1, 7) OBP: 0.357, SLG: 0.509	0-0 L6		0-3 K		0-0 L6		0-0 1B 2B		0-0 FC6-4	5	0	2	1	0	1	2											
<b>Al Oliver, L</b> (1, 8) OBP: 0.330, SLG: 0.469 <b>Omar Moreno, L</b> (7, 8) OBP: 0.297, SLG: 0.348			0-0 4-3		0-0 5-3		0-0 G4-6-3 1B		0-0 F2	4	0	0	0	0	0	2											
<b>Willie Stargell, L</b> (1, 3) OBP: 0.383, SLG: 0.542			0-0 4-3		0-0 4-3				0-0 WP 1B 2B	4	1	1	0	0	1	0											
<b>Rennie Stennett, R</b> (1, 4) OBP: 0.371, SLG: 0.424			0-0 1B 1B		0-0 FC6-4 1B				0-0 SH1-4 1B BB	3	0	3	1	1	0	0											
<b>Frank Taveras, R</b> (1, 6) OBP: 0.299, SLG: 0.282			0-0 1B		0-0 FC6-4				0-0 SH1-4 F9	3	0	1	0	0	0	2											
<b>John Candelaria, L</b> (1, 1) OBP: 0.205, SLG: 0.190 <b>Kent Tekulve, R</b> (7, 1) OBP: 0.333, SLG: 0.333			0-3 K		0-0 F7				0-0 2H 1B 1B	3	1	1	0	0	1	2											
<b>Inning Stats</b>	R: 1 E: 0 K: 0 S: 4	H: 1 LOB: 0 BB: 0 P: 4	R: 0 E: 0 K: 1 S: 7	H: 2 LOB: 2 BB: 0 P: 7	R: 0 E: 0 K: 1 S: 6	H: 1 LOB: 1 BB: 0 P: 6	R: 0 E: 0 K: 0 S: 4	H: 1 LOB: 1 BB: 0 P: 4	R: 0 E: 0 K: 2 S: 7	H: 0 LOB: 0 BB: 0 P: 7	R: 0 E: 0 K: 0 S: 3	H: 1 LOB: 0 BB: 0 P: 3	R: 5 E: 0 K: 0 S: 9	H: 7 LOB: 1 BB: 0 P: 9	R: 0 E: 0 K: 2 S: 7	H: 0 LOB: 1 BB: 1 P: 11	R: 0 E: 0 K: 0 S: 3	H: 0 LOB: 1 BB: 1 P: 7	1B: 10 2B: 3 3B: 0 HR: 0	SF: 0 SAC: 1 DP: 1 HBP: 0	WP: 1 PB: 0 SB: 2 CS: 0	PA: 40					
<b>PITCHER</b>	IP	WLS	BF	H	R	ER	SO	BB	IBB	HBP	BLK	WP	HR	S	P	ERA	WHIP										
<b>Steve Rogers, R</b> (1, 1) ERA: 2.9	6.2	L	29	11	5	5	4	0	0	0	0	1	0	37	37	6.75	1.650										
<b>Willi McEnaney, L</b> (7, 1) ERA: 4.04	0.1		3	2	1	1	0	0	0	0	0	0	0	3	3	27.00	6.000										
<b>Santo Alcala, R</b> (8, 1) ERA: 6.35	2.0		8	0	0	0	2	2	0	0	0	0	0	10	18	0.00	1.000										

Pittsburgh Pirates @ Montreal Expos  
Olympic Stadium, Montreal, QB  
Wed Jul 13 1977, 7:05 PM EDT  
Att: 22,799 - Unknown

livebaseballscorecards.com

AB 37  
R 6  
H 13  
RBI 6  
BB 2  
SO 6  
LOB 12




Batter	1	2	3	4	5	6	7	8	9	AB	R	H	RBI	BB	SO	LOB	BOTTOM										
<b>Dave Cash, R</b> (1, 4) OBP: 0.340, SLG: 0.355	0-0 1-3		0-0 F8		0-0 F8				0-0 F9	4	0	0	0	0	0	1											
<b>Chris Speier, R</b> (1, 6) OBP: 0.332, SLG: 0.325	0-0 F8		0-0 F8				0-0 F2		4-0 FC6-4 BB	3	0	0	0	1	0	0											
<b>Larry Parrish, R</b> (1, 5) OBP: 0.313, SLG: 0.391	0-0 1B				0-0 5-3		0-0 F7		0-3 K	4	0	1	0	0	1	1											
<b>Tony Perez, R</b> (1, 3) OBP: 0.327, SLG: 0.429	0-0 F8				0-0 F2		0-0 F9		0-0 FC6-4	4	0	0	0	0	0	2											
<b>Gary Carter, R</b> (1, 2) OBP: 0.345, SLG: 0.494			0-0 HR		4-0 BB		0-0 F4		0-0 3-1 1B 1B	3	1	2	1	1	0	0											
<b>Warren Cromartie, L</b> (1, 9) OBP: 0.345, SLG: 0.428			0-0 G3		0-0 F9		4-0 FC1-4 BB		0-0 3-1 1B	3	0	1	0	1	0	1											
<b>Sam Mejias, R</b> (1, 8) OBP: 0.325, SLG: 0.605			0-0 G4-3 1B				0-0 FC1-4 BB		0-3 K	4	0	1	0	0	1	3											
<b>Pete Mackanin, R</b> (1, 7) OBP: 0.298, SLG: 0.386 <b>Del Unser, L</b> (7, PH) OBP: 0.335, SLG: 0.462			0-0 G4-3				4-0 SH1 1B		0-0 3-1	2	0	1	0	0	0	1											
<b>Steve Rogers, R</b> (1, 1) OBP: 0.155, SLG: 0.109 <b>Willi McEnaney, L</b> (7, 1) <b>Wayne Garrett, L</b> (7, PH) OBP: 0.370, SLG: 0.356 <b>Santo Alcala, R</b> (8, 1) OBP: 0.053, SLG: 0.211 <b>Jose Morales, R</b> (9, PH) OBP: 0.220, SLG: 0.289			0-0 F9		0-0 SH1 1B		0-0 K		0-0 1-3	1	0	0	0	0	0	0											
<b>Inning Stats</b>	R: 0 E: 0 K: 0 S: 4	H: 1 LOB: 1 BB: 0 P: 4	R: 1 E: 0 K: 0 S: 4	H: 2 LOB: 0 BB: 0 P: 4	R: 0 E: 0 K: 0 S: 3	H: 0 LOB: 0 BB: 0 P: 3	R: 0 E: 0 K: 0 S: 3	H: 0 LOB: 1 BB: 1 P: 7	R: 0 E: 0 K: 0 S: 4	H: 1 LOB: 1 BB: 0 P: 4	R: 0 E: 0 K: 0 S: 3	H: 0 LOB: 0 BB: 0 P: 3	R: 0 E: 0 K: 1 S: 5	H: 0 LOB: 2 BB: 2 P: 13	R: 0 E: 0 K: 1 S: 5	H: 0 LOB: 1 BB: 1 P: 9	R: 0 E: 0 K: 1 S: 7	H: 2 LOB: 2 BB: 0 P: 7	1B: 5 2B: 0 3B: 0 HR: 1	SF: 0 SAC: 1 DP: 1 HBP: 0	WP: 0 PB: 0 SB: 0 CS: 0	PA: 36					
<b>PITCHER</b>	IP	WLS	BF	H	R	ER	SO	BB	IBB	HBP	BLK	WP	HR	S	P	ERA	WHIP										
<b>John Candelaria, L</b> (1, 1) ERA: 2.82	6.1	W	24	4	1	1	0	2	0	0	0	0	0	22	30	1.42	0.947										
<b>Kent Tekulve, R</b> (7, 1) ERA: 2.79	2.2		12	2	0	0	3	2	0	0	0	0	0	16	24	0.00	1.500										

Pittsburgh Pirates @ Montreal Expos  
Olympic Stadium, Montreal, QB  
Wed Jul 13 1977, 7:05 PM EDT  
Att: 22,799 - Unknown

livebaseballscorecards.com

AB 31  
R 1  
H 6  
RBI 1  
BB 4  
SO 3  
LOB 15





Batter	1	2	3	4	5	6	7	8	9	AB R H RBI BB SO LOB	TOP											
Phil Garner, R OBP: 0.320, SLG: 0.457 (1, 5)										4 1 2 0 1 1 0	<b>Pittsburgh Pirates @ New York Mets</b> Shea Stadium, Flushing, NY Fri Jul 15 1977, 7:05 PM EDT Unknown											
Ed Ott, L OBP: 0.364, SLG: 0.406 (1, 2)										4 1 1 0 1 0 4												
Dave Parker, L OBP: 0.383, SLG: 0.556 (1, 9)										4 2 2 1 0 0 2												
Bill Robinson, R OBP: 0.359, SLG: 0.511 Omar Moreno, L OBP: 0.300, SLG: 0.348 (8, PR) (8, 8)										3 0 1 1 1 1 0 0 1 0 0 1 0 0												
Al Oliver, L OBP: 0.326, SLG: 0.463 (8, 7)										4 0 0 1 0 0 2												
Willie Stargell, L OBP: 0.381, SLG: 0.536 (1, 3)										4 1 1 1 0 2 2												
Rennie Stennett, R OBP: 0.376, SLG: 0.433 (1, 4)										3 1 2 0 1 0 0												
Frank Taveras, R OBP: 0.296, SLG: 0.280 (1, 6)										3 0 0 1 0 1 4												
Jim Rooker, R OBP: 0.237, SLG: 0.171 (1, 1)										4 0 1 0 0 2 2												
<b>Inning Stats</b>	R: 0 E: 0 K: 1 S: 5	H: 1 LOB: 0 BB: 0 P: 5	R: 0 E: 0 K: 2 S: 7	H: 0 LOB: 0 BB: 0 P: 7	R: 1 E: 0 K: 1 S: 6	H: 1 LOB: 0 BB: 0 P: 6	R: 2 E: 0 K: 1 S: 7	H: 2 LOB: 2 BB: 2 P: 15	R: 0 E: 0 K: 0 S: 3	H: 0 LOB: 1 BB: 1 P: 7		R: 0 E: 0 K: 1 S: 5	H: 0 LOB: 0 BB: 0 P: 5	R: 0 E: 0 K: 0 S: 5	H: 2 LOB: 2 BB: 0 P: 5	R: 3 E: 0 K: 1 S: 8	H: 3 LOB: 1 BB: 1 P: 12	R: 1 E: 0 K: 0 S: 4	H: 1 LOB: 1 BB: 1 P: 8	1B: 5 2B: 4 3B: 1 HR: 0	SF: 3 SAC: 0 DP: 1 HBP: 0	WP: 1 PB: 0 SB: 1 CS: 0
<b>PITCHER</b>	IP WLS BF H R ER SO BB IBB HBP BLK WP HR S P ERA WHIP											<b>PITCHER</b>	IP WLS BF H R ER SO BB IBB HBP BLK WP HR S P ERA WHIP									
Pat Zachry, R ERA: 4.68 (1, 1)	5.0 L 21 4 3 2 5 3 0 0 0 0 0 0 28 40 3.60 1.400																					
Jackson Todd, R ERA: 4.53 (6, 1)	2.0 10 4 2 2 1 0 0 0 0 0 0 12 12 9.00 2.000																					
Paul Siebert, L ERA: 3.68 (8, 1)	1.0 5 1 1 1 1 0 1 0 0 0 1 6 10 9.00 1.000																					
Rick Baldwin, R ERA: 4.4 (9, 1)	1.0 5 1 1 1 0 1 0 0 0 0 0 4 8 9.00 2.000																					

Batter	1	2	3	4	5	6	7	8	9	AB R H RBI BB SO LOB	BOTTOM											
Lenny Randle, S OBP: 0.386, SLG: 0.423 (1, 4)										3 0 0 0 1 1 4	<b>Pittsburgh Pirates @ New York Mets</b> Shea Stadium, Flushing, NY Fri Jul 15 1977, 7:05 PM EDT Unknown											
Bobby Valentine, R OBP: 0.227, SLG: 0.241 Jackson Todd, R OBP: 0.200, SLG: 0.111 Paul Siebert, L (8, 1)										3 0 0 0 0 1 4 0 0 0 0 0 0 0 0 0 0 0 0 0 0 1 0 0 0 0 0 1 0 0 0 0 0 0 0												
Bruce Boisclair, L OBP: 0.331, SLG: 0.390 Rick Baldwin, L (9, 1)										2 0 0 0 2 1 1												
Mike Vail, R OBP: 0.346, SLG: 0.477 (1, 9)										4 0 1 0 0 0 3												
Joel Youngblood, R OBP: 0.286, SLG: 0.255 (1, 5)										3 1 0 0 1 1 1												
Jerry Grote, R OBP: 0.321, SLG: 0.299 (1, 2)										4 0 1 0 0 0 1												
Lee Mazzilli, S OBP: 0.309, SLG: 0.274 (1, 8)										3 0 0 0 1 0 0												
Doug Flynn, R OBP: 0.202, SLG: 0.247 (1, 6)										2 0 0 1 0 0 0												
Pat Zachry, R OBP: 0.121, SLG: 0.094 John Stearns, R OBP: 0.386, SLG: 0.498 (5, PH) (6, 3)										1 0 0 0 0 0 0 1 0 1 0 1 0 0												
<b>Inning Stats</b>	R: 0 E: 1 K: 1 S: 4	H: 0 LOB: 0 BB: 1 P: 8	R: 0 E: 0 K: 0 S: 3	H: 1 LOB: 0 BB: 0 P: 3	R: 0 E: 0 K: 0 S: 3	H: 0 LOB: 0 BB: 0 P: 3	R: 0 E: 0 K: 0 S: 3	H: 0 LOB: 1 BB: 1 P: 7	R: 1 E: 0 K: 1 S: 6	H: 1 LOB: 3 BB: 3 P: 18		R: 0 E: 0 K: 1 S: 5	H: 0 LOB: 0 BB: 0 P: 5	R: 0 E: 0 K: 0 S: 3	H: 0 LOB: 0 BB: 0 P: 3	R: 0 E: 0 K: 1 S: 6	H: 1 LOB: 2 BB: 1 P: 10	R: 0 E: 0 K: 0 S: 3	H: 0 LOB: 0 BB: 0 P: 3	1B: 3 2B: 0 3B: 0 HR: 0	SF: 1 SAC: 0 DP: 1 HBP: 0	WP: 0 PB: 0 SB: 0 CS: 1
<b>PITCHER</b>	IP WLS BF H R ER SO BB IBB HBP BLK WP HR S P ERA WHIP											<b>PITCHER</b>	IP WLS BF H R ER SO BB IBB HBP BLK WP HR S P ERA WHIP									
Jim Rooker, L ERA: 3.82 (1, 1)	9.0 W 34 3 1 1 4 6 0 0 0 0 0 36 60 1.00 1.000																					





Batter	1	2	3	4	5	6	7	8	9	AB	R	H	RBI	BB	SO	LOB	TOP			
Phil Garner, R OBP: 0.317, SLG: 0.452 (1, 5)	4-3			P8		K		FC6-4		4	0	0	0	0	1	1				
Rennie Stennett, R OBP: 0.374, SLG: 0.430 (1, 4)	K			CS 1B			E4 4-3 WP		F7	4	0	1	0	0	1	0				
Dave Parker, L OBP: 0.361, SLG: 0.555 (1, 9)	K			F6			1-3			4	0	1	0	0	1	2				
Al Oliver, L OBP: 0.325, SLG: 0.461 (1, 8)										4	0	1	0	0	0	2				
Bill Robinson, R OBP: 0.355, SLG: 0.504 (1, 7)				F6-4-3 1B					P3	3	0	0	0	0	1	2				
Ed Ott, L OBP: 0.362, SLG: 0.403 (9, PH)				F6-4-3 1-2					F8	1	0	0	0	0	0	1				
Jim Fregosi, R OBP: 0.407, SLG: 0.521 (1, 3)				F3						2	0	0	0	1	0	0				
Duffy Dyer, R OBP: 0.398, SLG: 0.356 (1, 2)										3	1	0	0	0	1	1				
Mario Mendoza, R OBP: 0.212, SLG: 0.273 (6, PH)				F6-3						1	0	0	0	0	0	0				
Omar Moreno, L OBP: 0.236, SLG: 0.345 (6, 8)										2	0	0	0	0	1	1				
Jerry Reuss, L OBP: 0.236, SLG: 0.293 (1, 1)										1	0	0	0	0	0	1	0			
Odell Jones, R OBP: 0.220, SLG: 0.250 (3, 1)										0	0	0	0	0	0	0	0			
Jerry Hairston, S OBP: 0.346, SLG: 0.388 (6, PH)										1	0	0	0	0	0	0	0			
Larry Demery, R OBP: 0.320, SLG: 0.333 (6, 1)										0	0	0	0	0	0	0	0			
Grant Jackson, S OBP: 0.330, SLG: 0.320 (7, 1)										0	0	0	0	0	0	0	0			
Fernando Gonzalez, R OBP: 0.311, SLG: 0.482 (7, 9)										1	0	1	1	0	0	0	0			
<b>Inning Stats</b>	R: 0 E: 0 K: 2 S: 7	H: 0 LOB: 0 BB: 0 P: 7	R: 0 E: 0 K: 0 S: 3	H: 1 LOB: 0 BB: 0 P: 3	R: 0 E: 0 K: 0 S: 7	H: 0 LOB: 0 BB: 0 P: 7	R: 0 E: 0 K: 0 S: 3	H: 1 LOB: 1 BB: 1 P: 7	R: 0 E: 0 K: 2 S: 7	H: 0 LOB: 0 BB: 0 P: 7	R: 0 E: 0 K: 1 S: 6	H: 0 LOB: 0 BB: 0 P: 6	R: 1 E: 1 K: 0 S: 5	H: 1 LOB: 1 BB: 0 P: 5	R: 0 E: 0 K: 0 S: 4	H: 1 LOB: 1 BB: 0 P: 4	1B: 3 2B: 1 3B: 0 HR: 0	SF: 0 SAC: 0 DP: 1 HBP: 0	WP: 1 PB: 0 SB: 0 CS: 1	PA: 32
<b>PITCHER</b> Nino Espinosa, R ERA: 3.79 (1, 1)	IP: 9.0 WLS: W BF: 32 H: 4 R: 1 ER: 0 SO: 7 BB: 1 IBB: 0 HBP: 0 BLK: 0 WP: 1 HR: 0 S: 45 P: 49 ERA: 0.00 WHIP: 0.556																			

Pittsburgh Pirates @ New York Mets  
Shea Stadium, Flushing, NY  
Fri Jul 15 1977, 7:05 PM EDT  
Att: 20,219 - Unknown


AB 31  
R 1  
H 4  
RBI 1  
BB 1  
SO 7  
LOB 10



Batter	1	2	3	4	5	6	7	8	9	AB	R	H	RBI	BB	SO	LOB	BOTTOM			
Lenny Randle, S OBP: 0.386, SLG: 0.420 (1, 5)	4-3		F7	CS 1B			WP E BB	5-3		4	1	1	0	1	0	0				
Felix Milten, R OBP: 0.246, SLG: 0.261 (1, 4)	FC5-4 1B		HR	F8 1-2			E1 1B			4	2	2	1	0	0	1				
Steve Henderson, R OBP: 0.326, SLG: 0.425 (7, PR)	FC5-4 1B 1-2		1B WP 1B				BB 1B			4	1	2	1	0	1	1				
Bruce Boisclair, L OBP: 0.331, SLG: 0.390 (8, 7)			1B				2-H 1B			0	0	0	0	0	0	0				
Mike Vail, R OBP: 0.361, SLG: 0.510 (1, 9)			FC5-4 1B				1-2 1B			4	2	4	1	0	0	0				
John Stearns, R OBP: 0.387, SLG: 0.496 (1, 2)			P3	FC5-4 1B			G5-4-3 BB			3	0	1	1	1	1	0				
Lee Mazzilli, S OBP: 0.309, SLG: 0.274 (1, 8)			F8 BB 1B	FC5-4 1B 1-2 2-3			F4			4	0	1	0	0	1	5				
Bobby Valentine, R OBP: 0.235, SLG: 0.244 (1, 3)				FC6-4 1B			F8	G5-4-3 1-2		3	0	1	1	1	0	3				
Doug Flynn, R OBP: 0.193, SLG: 0.235 (1, 6)			F8	FC6-4 1-2			F6-3			4	0	0	0	0	0	4				
Nino Espinosa, R OBP: 0.161, SLG: 0.138 (1, 1)			6-3				6-3			4	0	0	0	0	0	2				
<b>Inning Stats</b>	R: 0 E: 0 K: 0 S: 4	H: 2 LOB: 2 BB: 0 P: 4	R: 0 E: 0 K: 0 S: 4	H: 1 LOB: 2 BB: 1 P: 8	R: 3 E: 0 K: 0 S: 8	H: 5 LOB: 2 BB: 0 P: 8	R: 0 E: 0 K: 0 S: 3	H: 1 LOB: 0 BB: 0 P: 3	R: 1 E: 0 K: 2 S: 8	H: 1 LOB: 0 BB: 0 P: 8	R: 0 E: 0 K: 0 S: 3	H: 0 LOB: 0 BB: 0 P: 3	R: 2 E: 1 K: 1 S: 7	H: 2 LOB: 3 BB: 2 P: 15	R: 0 E: 0 K: 0 S: 3	H: 0 LOB: 0 BB: 0 P: 3	1B: 10 2B: 0 3B: 0 HR: 2	SF: 0 SAC: 0 DP: 1 HBP: 0	WP: 2 PB: 0 SB: 0 CS: 1	PA: 37
<b>PITCHER</b> Jerry Reuss, L ERA: 4.18 (1, 1)	IP: 2.2 WLS: L BF: 16 H: 8 R: 3 ER: 3 SO: 3 BB: 1 IBB: 0 HBP: 0 BLK: 0 WP: 0 HR: 1 S: 15 P: 19 ERA: 10.12 WHIP: 3.375																			
Odell Jones, R ERA: 5.29 (3, 1)	2.1 8 2 1 1 2 0 0 0 0 0 1 12 12 3.86 0.857																			
Larry Demery, R ERA: 5.73 (6, 1)	1.0 8 2 2 1 0 2 0 0 0 1 0 6 14 9.00 4.000																			
Grant Jackson, L ERA: 4.93 (7, 1)	2.0 5 0 0 0 1 0 0 0 0 0 0 7 7 0.00 0.000																			

Pittsburgh Pirates @ New York Mets  
Shea Stadium, Flushing, NY  
Fri Jul 15 1977, 7:05 PM EDT  
Att: 20,219 - Unknown

AB 34  
R 6  
H 12  
RBI 5  
BB 3  
SO 3  
LOB 16











Batter	1	2	3	4	5	6	7	8	9	AB	R	H	RBI	BB	SO	LOB	TOP					
<b>Phil Garner, R</b> OBP: 0.315, SLG: 0.450 (1, 5)	F5		F6-3		F8			F6		4	0	0	1	0	0	2	<b>Pittsburgh Pirates @ New York Mets</b> Shea Stadium, Flushing, NY Sun Jul 17 1977, 3:33 AM EDT Unknown					
<b>Rennie Stennett, R</b> OBP: 0.375, SLG: 0.427 (1, 4)	F6-3		2-3 3-H 0-0		F7			4-0		3	0	1	1	1	0	1						
<b>Dave Parker, L</b> OBP: 0.376, SLG: 0.548 (1, 9)	K		3-H 0-0		F9			0-3		4	0	0	0	0	2	3						
<b>Bill Robinson, R</b> OBP: 0.348, SLG: 0.506 (1, 7) (7, 3)		K		HR				0-0		4	1	1	1	0	1	2						
<b>Al Oliver, L</b> OBP: 0.323, SLG: 0.456 (1, 8) (7, 7)		F9		CS 1B				0-0		4	0	1	0	0	0	0						
<b>Jim Fregosi, R</b> OBP: 0.398, SLG: 0.507 <b>Omar Moreno, L</b> OBP: 0.295, SLG: 0.342 (7, PH) (7, 8)		F9		1-2 K				0-0		2	0	0	0	0	1	1						
<b>Duffy Dyer, R</b> OBP: 0.395, SLG: 0.349 (1, 2)			4-0 SH5-4 F6-3 1B BB		K			0-0		3	1	0	0	1	1	0						
<b>Mario Mendoza, R</b> OBP: 0.231, SLG: 0.282 (1, 6)			F6-3 SH5-4 1B 1B					0-0		3	1	2	0	0	0	0						
<b>John Candelaria, L</b> OBP: 0.205, SLG: 0.190 <b>Kent Tekulve, R</b> OBP: 0.286, SLG: 0.286 <b>Rich Gossage, R</b> OBP: 0.214, SLG: 0.286 (8, 1) (6, 1) (8, 1)			SH5-4 1-2 2-3		SH5-4 1-2			0-3 K		0	0	0	0	0	0	0						
<b>Inning Stats</b>	R: 0 E: 0 K: 1 S: 5	H: 0 LOB: 0 BB: 0 P: 5	R: 0 E: 0 K: 1 S: 5	H: 0 LOB: 0 BB: 0 P: 5	R: 2 E: 0 K: 0 S: 5	H: 2 LOB: 1 BB: 1 P: 9	R: 1 E: 0 K: 2 S: 8	H: 2 LOB: 0 BB: 0 P: 8	R: 0 E: 0 K: 0 S: 4	H: 1 LOB: 1 BB: 0 P: 4	R: 0 E: 0 K: 0 S: 3	H: 0 LOB: 0 BB: 0 P: 3	R: 0 E: 0 K: 1 S: 5	H: 0 LOB: 0 BB: 0 P: 5	R: 0 E: 0 K: 2 S: 8	H: 0 LOB: 2 BB: 1 P: 12		R: 0 E: 0 K: 0 S: 3	H: 0 LOB: 0 BB: 0 P: 3	1B: 4 2B: 1 3B: 0 HR: 1	SF: 0 SAC: 2 DP: 1 HBP: 0	WP: 0 PB: 0 SB: 1 CS: 1
<b>PITCHER</b>	IP	WLS	BF	H	R	ER	SO	BB	IBB	HBP	BLK	WP	HR	S	P	ERA	WHIP					
<b>Jon Matlack, L</b> ERA: 4.27 <b>Jackson Todd, R</b> ERA: 4.5 <b>Paul Siebert, L</b> ERA: 3.0	(1, 1) (7, 1) (8, 1)	6.0 1.1 1.2	L 6 5	23 0 0	5 0 0	3 0 0	4 2 1	1 0 0	0 0 0	0 0 0	0 0 0	0 0 0	1 9 7	30 13 7	34 13 7	4.50 0.00 0.00	1.000 0.750 0.000					

Batter	1	2	3	4	5	6	7	8	9	AB	R	H	RBI	BB	SO	LOB	BOTTOM					
<b>Lenny Randle, S</b> OBP: 0.386, SLG: 0.416 (1, 5)	F3			CS 1B		FC5-4 FC6-4 1-2		G6-4-3 1-2 2-3		4	0	1	0	0	0	3	<b>Pittsburgh Pirates @ New York Mets</b> Shea Stadium, Flushing, NY Sun Jul 17 1977, 3:33 AM EDT Unknown					
<b>Felix Milan, R</b> OBP: 0.246, SLG: 0.258 (1, 4)	F8			F5 1-3		FC6-4 1-2		4-3		4	0	0	0	0	0	3						
<b>Steve Henderson, R</b> OBP: 0.340, SLG: 0.471 (1, 7)	P6			L4		K				3	0	0	0	1	1	2						
<b>Mike Vail, R</b> OBP: 0.351, SLG: 0.491 (1, 9)				K						4	0	1	0	0	2	2						
<b>John Stearns, R</b> OBP: 0.387, SLG: 0.488 (1, 2)				CS BB 1-2						3	0	1	0	1	1	1						
<b>Bobby Valentine, R</b> OBP: 0.230, SLG: 0.238 <b>Paul Siebert, L</b> (8, 1) <b>Ed Kranepool, L</b> OBP: 0.329, SLG: 0.490 (9, PH)				6-3 1-2		F9		1-3		3	0	0	0	0	0	2						
<b>Lee Mazzilli, S</b> OBP: 0.308, SLG: 0.288 (1, 8)				F9		F5				3	1	1	1	0	0	1						
<b>Doug Flynn, R</b> OBP: 0.189, SLG: 0.228 (1, 6)				F9		F9		G6-4-3 1B		3	0	1	0	0	0	1						
<b>Jon Matlack, L</b> OBP: 0.167, SLG: 0.081 <b>Joel Youngblood, R</b> OBP: 0.297, SLG: 0.255 <b>Jackson Todd, R</b> OBP: 0.200, SLG: 0.111 <b>Bruce Boisclair, L</b> OBP: 0.335, SLG: 0.394 (8, 3) (6, PH) (7, 1) (8, 3)				K		FC5-4 BB		G6-4-3 1B		1	0	0	0	0	1	0						
<b>Inning Stats</b>	R: 0 E: 0 K: 0 S: 3	H: 0 LOB: 0 BB: 0 P: 3	R: 0 E: 0 K: 0 S: 2	H: 1 LOB: 1 BB: 1 P: 6	R: 0 E: 0 K: 1 S: 5	H: 0 LOB: 0 BB: 0 P: 5	R: 0 E: 0 K: 1 S: 6	H: 1 LOB: 1 BB: 0 P: 6	R: 0 E: 0 K: 0 S: 4	H: 1 LOB: 1 BB: 0 P: 4	R: 0 E: 0 K: 1 S: 5	H: 0 LOB: 1 BB: 1 P: 9	R: 0 E: 0 K: 0 S: 3	H: 0 LOB: 0 BB: 0 P: 3	R: 1 E: 0 K: 0 S: 5	H: 3 LOB: 1 BB: 0 P: 5		R: 0 E: 0 K: 2 S: 7	H: 0 LOB: 1 BB: 1 P: 11	1B: 5 2B: 0 3B: 0 HR: 1	SF: 0 SAC: 0 DP: 1 HBP: 0	WP: 0 PB: 0 SB: 0 CS: 3
<b>PITCHER</b>	IP	WLS	BF	H	R	ER	SO	BB	IBB	HBP	BLK	WP	HR	S	P	ERA	WHIP					
<b>John Candelaria, L</b> ERA: 2.71 <b>Kent Tekulve, R</b> ERA: 2.52 <b>Rich Gossage, R</b> ERA: 1.64	(1, 1) (6, 1) (8, 1)	5.0 2.0 2.0	W 9 S	18 3 6	0 3 0	0 1 0	0 1 2	2 0 1	0 0 0	0 0 0	0 0 0	0 0 0	1 11 9	20 11 13	28 11 13	0.00 4.50 0.00	1.000 1.500 0.500					





Batter	1	2	3	4	5	6	7	8	9	AB	R	H	RBI	BB	SO	LOB	TOP									
<b>Phil Garner, R</b> OBP: 0.315, SLG: 0.447 (1, 5)	E5 2B		K		K			E		4	1	1	0	0	2	0	<b>Pittsburgh Pirates @ New York Mets</b> Shea Stadium, Flushing, NY Sun Jul 17 1977, 3:38 AM EDT Att: 19,492 - Unknown  <b>AB 33</b> <b>R 3</b> <b>H 4</b> <b>RBI 3</b> <b>BB 2</b> <b>SO 9</b> <b>LOB 11</b>  									
<b>Rennie Stennett, R</b> OBP: 0.374, SLG: 0.428 (1, 4)	1B 2B		F9			5-3		F8		4	1	1	1	0	0	1										
<b>Dave Parker, L</b> OBP: 0.375, SLG: 0.545 (1, 9)	G5-4-3 1B			K		E3		E4		4	0	1	1	0	1	1										
<b>Bill Robinson, R</b> OBP: 0.342, SLG: 0.498 (1, 3)	K			4-3		F2		G4-3		4	0	0	0	0	1	4										
<b>Al Oliver, L</b> OBP: 0.322, SLG: 0.452 (1, 8) (8, 7)	G5-4-3			BB BB		K			6-3	3	0	0	0	1	1	2										
<b>Jerry Hairston, S</b> OBP: 0.377, SLG: 0.457 (1, 7) <b>Omar Moreno, L</b> OBP: 0.294, SLG: 0.341 (8, 8)		F9		BB BB					B3	2	1	1	1	1	0	0										
<b>Ed Ott, L</b> OBP: 0.345, SLG: 0.382 (1, 2)	F5			BB		4-3		K		4	0	0	0	0	1	2										
<b>Mario Mendoza, R</b> OBP: 0.209, SLG: 0.256 (1, 6)	K					F7		K		4	0	0	0	0	2	1										
<b>Terry Forster, L</b> OBP: 0.235, SLG: 0.353 <b>Rich Gossage, R</b> OBP: 0.214, SLG: 0.286 <b>Grant Jackson, S</b> OBP: 0.333, SLG: 0.500 <b>Kent Tekulve, R</b> OBP: 0.286, SLG: 0.286 <b>Odeil Jones, R</b> OBP: 0.250, SLG: 0.250 (1, 1) (7, 1) (7, 1) (7, 1) (7, 1)			K		4-3			4-3		3	0	0	0	0	1	0										
<b>Inning Stats</b>	R: 2 E: 1 K: 1 S: 7	H: 2 LOB: 0 BB: 0 P: 7	R: 0 E: 0 K: 1 S: 5	H: 0 LOB: 0 BB: 0 P: 5	R: 0 E: 0 K: 2 S: 7	H: 0 LOB: 0 BB: 0 P: 7	R: 0 E: 0 K: 1 S: 5	H: 0 LOB: 2 BB: 0 P: 13	R: 0 E: 0 K: 1 S: 5	H: 0 LOB: 0 BB: 0 P: 5	R: 0 E: 1 K: 1 S: 6	H: 0 LOB: 1 BB: 0 P: 6	R: 1 E: 0 K: 2 S: 8	H: 1 LOB: 0 BB: 0 P: 8	R: 0 E: 1 K: 0 S: 4	H: 1 LOB: 1 BB: 0 P: 4		R: 0 E: 1 K: 0 S: 4	H: 0 LOB: 0 BB: 0 P: 4	1B: 2 2B: 1 3B: 0 HR: 1	SF: 0 SAC: 0 DP: 2 HBP: 0	WP: 0 PB: 0 SB: 0 CS: 0	PA: 35			
<b>PITCHER</b>	IP	WLS	BF	H	R	ER	SO	BB	IBB	HBP	BLK	WP	HR	S	P	ERA		WHIP								
<b>Jerry Koosman, L</b> ERA: 3.13 <b>Skip Lockwood, R</b> ERA: 3.54 (1, 1) (8, 1)	7.0	W	27	3	3	2	9	2	0	0	0	0	1	43	51	2.57		0.714								

Batter	1	2	3	4	5	6	7	8	9	AB	R	H	RBI	BB	SO	LOB	BOTTOM									
<b>Lenny Randle, S</b> OBP: 0.391, SLG: 0.419 (1, 5)	3B BB	5-3					1B			3	2	2	1	1	0	1	<b>Pittsburgh Pirates @ New York Mets</b> Shea Stadium, Flushing, NY Sun Jul 17 1977, 3:38 AM EDT Att: 19,492 - Unknown  <b>AB 30</b> <b>R 9</b> <b>H 8</b> <b>RBI 8</b> <b>BB 4</b> <b>SO 3</b> <b>LOB 12</b>  									
<b>Felix Milan, R</b> OBP: 0.250, SLG: 0.270 (1, 4)	SF8 3B		F9		5-3		HR 1B			4	2	2	2	0	0	1										
<b>Steve Henderson, R</b> OBP: 0.337, SLG: 0.500 (1, 7)	SF8		4-3			3-1	HR			3	1	1	5	0	0	0										
<b>John Stearns, R</b> OBP: 0.385, SLG: 0.484 (1, 3) (8, 2)	K		K			F9				4	0	1	0	0	2	0										
<b>Mike Vail, R</b> OBP: 0.349, SLG: 0.488 <b>Joel Youngblood, R</b> OBP: 0.299, SLG: 0.259 (1, 9) (2, 9)	5-3				E6 G5-4-3		CS 1B			1	0	0	0	0	0	0										
<b>Jerry Grote, R</b> OBP: 0.330, SLG: 0.313 <b>Bud Harrelson, S</b> OBP: 0.256, SLG: 0.228 <b>Skip Lockwood, R</b> OBP: 0.182, SLG: 0.182 (1, 2) (7, PR) (7, PH) (8, 1)		E BB G4-6-3 HBP			G5-4-3		CS 1B			2	1	1	0	0	0	1										
<b>Lee Mazzilli, S</b> OBP: 0.307, SLG: 0.285 (1, 8)	G4-6-3 E BB		F8			CS				3	0	0	0	1	0	1										
<b>Doug Flynn, R</b> OBP: 0.186, SLG: 0.223 <b>Ed Kranepool, L</b> OBP: 0.330, SLG: 0.488 (1, 6) (7, PH) (8, 3)	F6 G4-6-3				F5-3		1B BB 1B IBB			2	0	0	0	0	0	2										
<b>Jerry Koosman, R</b> OBP: 0.140, SLG: 0.204 <b>Bruce Boisclair, L</b> OBP: 0.335, SLG: 0.394 <b>Bobby Valentine, R</b> OBP: 0.234, SLG: 0.236 (1, 1) (7, PH) (7, PH) (8, 6)	G4-6-3				K		1B 1B HR BB			2	0	0	0	0	1	2										
<b>Inning Stats</b>	R: 2 E: 0 K: 1 S: 6	H: 1 LOB: 0 BB: 1 P: 10	R: 1 E: 1 K: 0 S: 3	H: 0 LOB: 1 BB: 1 P: 8	R: 0 E: 0 K: 1 S: 5	H: 0 LOB: 0 BB: 0 P: 5	R: 0 E: 1 K: 0 S: 3	H: 0 LOB: 0 BB: 0 P: 3	R: 0 E: 0 K: 1 S: 6	H: 1 LOB: 1 BB: 0 P: 6	R: 0 E: 0 K: 0 S: 3	H: 1 LOB: 0 BB: 0 P: 3	R: 6 E: 0 K: 0 S: 8	H: 5 LOB: 2 BB: 2 P: 16	R: 0 E: 0 K: 0 S: 3	H: 0 LOB: 0 BB: 0 P: 3		1B: 5 2B: 1 3B: 1 HR: 1	SF: 1 SAC: 0 DP: 2 HBP: 1	WP: 0 PB: 0 SB: 0 CS: 1	PA: 37					
<b>PITCHER</b>	IP	WLS	BF	H	R	ER	SO	BB	IBB	HBP	BLK	WP	HR	S	P	ERA		WHIP								
<b>Terry Forster, L</b> ERA: 5.07 <b>Rich Gossage, R</b> ERA: 1.75 <b>Grant Jackson, L</b> ERA: 5.14 <b>Kent Tekulve, R</b> ERA: 3.26 <b>Odeil Jones, R</b> ERA: 5.14 (1, 1) (7, 1) (7, 1) (7, 1) (7, 1)	6.1	L	25	4	5	4	3	2	0	1	0	0	0	0	4	5.68		0.947								







Batter	1	2	3	4	5	6	7	8	9	10	11	12	AB	R	H	RBI	BB	SO	LOB	TOP								
<b>Pete Rose, S</b> OBP: 0.394, SLG: 0.454 (1.5)	6-3		HR		4-1		P4		HR	6-3			6	2	2	2	0	0	3									
<b>Ken Griffey, L</b> OBP: 0.350, SLG: 0.491 (1.9)	1B		K				F7		HR	F3			5	1	1	0	1	1	0									
<b>Joe Morgan, L</b> OBP: 0.435, SLG: 0.492 (1.4)	1B		F9				G3		4-3	G3			6	1	2	3	0	0	0									
<b>George Foster, R</b> OBP: 0.375, SLG: 0.621 (1.7)	F3		F8				F9		1B	HR			5	0	1	0	1	0	2									
<b>Johnny Bench, R</b> OBP: 0.344, SLG: 0.580 (1.2)	FC6-4				F9			HR	1B	F7			6	1	3	1	0	0	1									
<b>Dave Concepcion, R</b> OBP: 0.340, SLG: 0.421 (1.6)	FC6-4				F9			1B	K	E9			6	1	3	0	0	1	5									
<b>Dan Driessen, L</b> OBP: 0.393, SLG: 0.488 (1.3)	SH2-3		K		K			1B	4-3	FC4-6			5	1	3	1	1	1	1									
<b>Cesar Geronimo, L</b> OBP: 0.331, SLG: 0.388 (1.8)	SH2-3				F7			1B	K	FC4-6			5	0	0	0	0	3	5									
<b>Tom Seaver, R</b> ERA: 2.89 (5. PH) <b>Pedro Borbon, R</b> ERA: 3.05 (7. PH) <b>Manny Sarmiento, R</b> ERA: 3.05 (7. PH) <b>Mike Lum, L</b> ERA: 4.62 (9. PH) <b>Dale Murray, R</b> ERA: 4.62 (9. PH) <b>Jack Billingham, R</b> ERA: 4.79 (10. PH)	K				F9			K	4-3	K			1	0	0	0	0	1	1									
<b>Inning Stats</b>	R: 0 E: 0 K: 0 S: 6	H: 3 LOB: 3 BB: 0 P: 6	R: 0 E: 0 K: 1 S: 5	H: 1 LOB: 0 BB: 0 P: 5	R: 1 E: 0 K: 1 S: 6	H: 1 LOB: 0 BB: 0 P: 6	R: 0 E: 0 K: 1 S: 5	H: 0 LOB: 0 BB: 0 P: 6	R: 0 E: 0 K: 0 S: 3	H: 0 LOB: 0 BB: 0 P: 3	R: 1 E: 0 K: 2 S: 10	H: 3 LOB: 2 BB: 0 P: 10	R: 0 E: 0 K: 1 S: 6	H: 1 LOB: 2 BB: 1 P: 10	R: 4 E: 1 K: 1 S: 8	H: 3 LOB: 1 BB: 2 P: 16	R: 1 E: 1 K: 1 S: 7	H: 2 LOB: 1 BB: 0 P: 7	R: 0 E: 0 K: 0 S: 3	H: 0 LOB: 0 BB: 0 P: 3	R: 0 E: 0 K: 1 S: 6	H: 1 LOB: 1 BB: 0 P: 6	1B: 10 2B: 2 3B: 0 HR: 3	SF: 0 SAC: 1 DP: 0 HBP: 0	WP: 0 PB: 1 SB: 1 CS: 0	PA: 53		
<b>PITCHER</b>	IP	WLS	BF	H	R	ER	SO	BB	IBB	HBP	BLK	WP	HR	S	P	ERA	WHIP											
<b>John Candelaria, L</b> ERA: 2.89 (1.1)	7.2	32	32	9	2	2	5	1	0	0	0	0	0	8	12	18.00	2.000											
<b>Kent Tekulve, R</b> ERA: 3.5 (8.1)	1.0	5	1	2	2	2	2	1	0	0	0	0	0	1	2	6	∞	∞										
<b>Terry Forster, L</b> ERA: 5.4 (9.1)	0.0	3	2	2	2	0	1	0	0	0	0	0	1	2	6	∞	∞											
<b>Odell Jones, R</b> ERA: 5.12 (9.1)	0.1	1	0	0	0	0	0	0	0	0	0	0	0	1	1	0.00	0.000											
<b>Grant Jackson, L</b> ERA: 6.0 (10.1)	3.0	W	12	3	1	1	2	0	0	0	0	0	0	16	16	3.00	1.000											

Cincinnati Reds @ Pittsburgh Pirates  
Three Rivers Stadium, Pittsburgh, PA

Fri Jul 22 1977, 7:05 PM EDT  
Alt. 38,888 - Unknown

AB 49  
R 7  
H 15  
RBI 7  
BB 3  
SO 9  
LOB 22



Batter	1	2	3	4	5	6	7	8	9	10	11	12	AB	R	H	RBI	BB	SO	LOB	BOTTOM								
<b>Frank Taveras, R</b> OBP: 0.293, SLG: 0.290 (1.6)	4-3		K		F9		6-3		5-3			F8	5	0	0	0	0	1	1									
<b>Jerry Hairston, S</b> OBP: 0.370, SLG: 0.447 (12. PH)			K										1	0	0	0	0	0	0									
<b>Phil Garner, R</b> OBP: 0.309, SLG: 0.437 (1.5)	P3		K		F9		F7		6-3			5-3	6	0	0	0	0	1	0									
<b>Dave Parker, L</b> OBP: 0.380, SLG: 0.554 (1.9)	5-3				1B		2B					1B	6	3	4	0	0	0	0									
<b>Bill Robinson, R</b> OBP: 0.348, SLG: 0.506 (1.3)			1B		L4		5-3		F7			1B	6	1	3	2	0	0	2									
<b>Al Oliver, L</b> OBP: 0.328, SLG: 0.463 (1.7)			G4-6-3		1B		1B		1B			3B	4	2	3	0	1	0	0									
<b>Rennie Stennett, R</b> OBP: 0.376, SLG: 0.431 (1.4)			G4-6-3		1B		1B		1B			1B	5	1	2	2	0	0	3									
<b>Ed Ott, L</b> OBP: 0.347, SLG: 0.395 (1.2)			1B		3B		3B		E6			1-3	5	1	2	2	0	0	1									
<b>Omar Moreno, L</b> OBP: 0.292, SLG: 0.344 (1.8)			G3		F5		F8		F7			1-3	5	0	0	0	0	0	4									
<b>John Candelaria, L</b> ERA: 2.89 (1.1) <b>Ken Griffey, L</b> OBP: 0.350, SLG: 0.491 (1.9) <b>Terry Forster, L</b> ERA: 5.4 (9.1) <b>Odell Jones, R</b> ERA: 5.12 (9.1) <b>Bobby Tolan, L</b> ERA: 5.23 (9. PH) <b>Grant Jackson, S</b> ERA: 6.0 (10.1)			4-3				K		6-3			1-3	3	0	1	1	0	1	1									
<b>Inning Stats</b>	R: 0 E: 0 K: 0 S: 3	H: 0 LOB: 0 BB: 0 P: 5	R: 1 E: 0 K: 0 S: 5	H: 3 LOB: 1 BB: 0 P: 5	R: 0 E: 0 K: 2 S: 6	H: 0 LOB: 0 BB: 0 P: 7	R: 4 E: 0 K: 0 S: 8	H: 5 LOB: 1 BB: 0 P: 8	R: 0 E: 0 K: 0 S: 3	H: 0 LOB: 0 BB: 0 P: 3	R: 1 E: 1 K: 1 S: 7	H: 2 LOB: 1 BB: 0 P: 7	R: 0 E: 0 K: 0 S: 4	H: 1 LOB: 1 BB: 0 P: 4	R: 0 E: 0 K: 0 S: 3	H: 0 LOB: 0 BB: 0 P: 3	R: 1 E: 1 K: 0 S: 4	H: 2 LOB: 1 BB: 1 P: 8	R: 0 E: 0 K: 0 S: 3	H: 0 LOB: 0 BB: 0 P: 3	R: 0 E: 0 K: 0 S: 4	H: 0 LOB: 0 BB: 0 P: 3	R: 1 E: 0 K: 0 S: 4	H: 2 LOB: 1 BB: 0 P: 4	1B: 9 2B: 4 3B: 3 HR: 0	SF: 0 SAC: 0 DP: 2 HBP: 0	WP: 0 PB: 0 SB: 1 CS: 2	PA: 49
<b>PITCHER</b>	IP	WLS	BF	H	R	ER	SO	BB	IBB	HBP	BLK	WP	HR	S	P	ERA	WHIP											
<b>Tom Seaver, R</b> ERA: 2.89 (1.1)	4.0	19	8	5	5	2	2	0	0	0	0	0	0	23	23	11.25	2.000											
<b>Pedro Borbon, R</b> ERA: 3.05 (5.1)	2.0	8	2	1	1	1	1	0	0	0	0	0	0	10	10	4.50	1.000											
<b>Manny Sarmiento, R</b> ERA: 3.05 (7.1)	2.0	7	1	0	0	0	0	0	0	0	0	0	0	7	7	0.00	0.500											
<b>Dale Murray, R</b> ERA: 4.62 (9.1)	1.1	7	2	1	1	0	0	1	0	0	0	0	0	6	10	6.75	1.500											
<b>Jack Billingham, R</b> ERA: 4.79 (10.1)	2.1	L	8	2	1	1	0	0	0	0	0	0	0	8	8	3.86	0.857											

Cincinnati Reds @ Pittsburgh Pirates  
Three Rivers Stadium, Pittsburgh, PA

Fri Jul 22 1977, 7:05 PM EDT  
Alt. 38,888 - Unknown

AB 48  
R 8  
H 15  
RBI 7  
BB 1  
SO 3  
LOB 12





Batter	1	2	3	4	5	6	7	8	9	AB	R	H	RBI	BB	SO	LOB	TOP								
<b>Pete Rose, S</b> OBP: 0.397, SLG: 0.456 (1, 5)	0-0 1-3		0-0 G4-6-3 1B		0-0 FC4-6 1B		0-0 S 1B		0-0 F8	5	0	3	1	0	0	0	<b>Cincinnati Reds @ Pittsburgh Pirates</b> Three Rivers Stadium, Pittsburgh, PA Sat Jul 23 1977, 3:33 AM EDT Att: 28,625 - Unknown								
<b>Ken Griffey, L</b> OBP: 0.385, SLG: 0.485 (1, 9)	0-0 4-3		0-0 G4-6-3 1-2		0-0 FC4-6 HR		0-0 L9 1-2		0-3 K	5	1	0	1	0	1	5									
<b>Joe Morgan, L</b> OBP: 0.432, SLG: 0.497 (1, 4)	0-0 F9			0-0 F8		0-0 HR		0-0 G3	5	1	1	2	0	0	1										
<b>George Foster, R</b> OBP: 0.371, SLG: 0.614 (8, 8)		0-0 F9		0-0 6-3		0-0 6-3		0-3 K	4	0	0	0	0	1	0										
<b>Johnny Bench, R</b> OBP: 0.346, SLG: 0.578 (1, 2)		0-0 F7		4-0 FC6 BB		0-0 L8		0-0 FC5-4 1B	3	0	1	0	1	0	0										
<b>Dave Concepcion, R</b> OBP: 0.343, SLG: 0.416 (1, 6)		0-0 5-3		0-0 FC6 1-2		0-0 F7		0-0 FC5-4 2B	4	0	0	0	0	0	2										
<b>Dan Driessen, L</b> OBP: 0.397, SLG: 0.493 (1, 3)			0-3 K		4-0 1B BB		0-0 1B		0-0 1-3 2B	3	1	2	0	1	1	0									
<b>Cesar Geronimo, L</b> OBP: 0.334, SLG: 0.391 (8, PH)			0-0 1B SH		0-0 1B SH1-3		0-3 K		4-0 IBB	3	1	2	0	0	1	1									
<b>Bob Bailey, R</b> OBP: 0.362, SLG: 0.380 (8, PH)			0-0 1B SH		1-3 FC4-6 1B		0-0 K		0-0 IBB	0	0	0	0	1	0	0									
<b>Mario Soto, R</b> (8, 1)			0-0 1B		0-0 SH1-3		0-0 4-3		0-0 P4	0	0	0	0	0	0	0									
<b>Doug Capilla, L</b> (1, 1)			0-0 SH		0-0 SH1-3		0-0 4-3		0-0 P4	1	0	0	0	0	0	0									
<b>Pedro Borbon, R</b> OBP: 0.308, SLG: 0.385 (8, PH)			1-2 SH		1-2 SH1-3					0	0	0	0	0	0	0									
<b>Ed Armbrister, R</b> OBP: 0.400, SLG: 0.553 (8, 7)			1-2 SH		1-2 SH1-3					1	0	0	0	0	0	3									
<b>Inning Stats</b>	R: 0 E: 0 K: 0 S: 3	H: 0 LOB: 0 BB: 0 P: 3	R: 0 E: 0 K: 0 S: 3	H: 0 LOB: 0 BB: 0 P: 3	R: 0 E: 0 K: 1 S: 7	H: 2 LOB: 2 BB: 0 P: 7	R: 0 E: 0 K: 0 S: 3	H: 0 LOB: 1 BB: 1 P: 7	R: 4 E: 0 K: 0 S: 6	H: 3 LOB: 0 BB: 1 P: 10	R: 0 E: 0 K: 1 S: 6	H: 1 LOB: 1 BB: 0 P: 6	R: 0 E: 0 K: 0 S: 4	H: 1 LOB: 1 BB: 0 P: 4	R: 0 E: 0 K: 1 S: 7	H: 2 LOB: 3 BB: 1 P: 11	R: 0 E: 0 K: 1 S: 5	H: 0 LOB: 0 BB: 0 P: 5	1B: 7 2B: 1 3B: 0 HR: 1	SF: 0 SAC: 2 DP: 1 HBP: 0	WP: 0 PB: 0 SB: 1 CS: 0	PA: 39			
<b>PITCHER</b>	IP	WLS	BF	H	R	ER	SO	BB	IBB	HBP	BLK	WP	HR	S	P	ERA	WHIP								
<b>Jim Rooker, L</b> ERA: 3.9 (1, 1)	7.0	W	30	7	4	4	2	2	0	0	0	0	1	32	40	5.14	1.286								
<b>Kent Tekulve, R</b> ERA: 3.57 (8, 1)	0.2		4	2	0	0	1	0	0	0	0	0	0	6	6	0.00	3.000								
<b>Grant Jackson, L</b> ERA: 4.86 (8, 1)	1.1	S	5	0	0	0	1	0	1	0	0	0	0	6	10	0.00	0.000								

Batter	1	2	3	4	5	6	7	8	9	AB	R	H	RBI	BB	SO	LOB	BOTTOM								
<b>Frank Taveras, R</b> OBP: 0.290, SLG: 0.287 (1, 6)	0-0 1-3			0-0 F7		0-0 F8		0-0 1B		3	0	0	0	0	0	0	<b>Cincinnati Reds @ Pittsburgh Pirates</b> Three Rivers Stadium, Pittsburgh, PA Sat Jul 23 1977, 3:33 AM EDT Att: 28,625 - Unknown								
<b>Jim Fregosi, R</b> OBP: 0.404, SLG: 0.514 (7, PH)				0-0 F7		0-0 5-3		0-0 L5		1	0	1	2	0	0	0									
<b>Kent Tekulve, R</b> OBP: 0.286, SLG: 0.286 (8, 1)				0-0 F7		0-0 5-3		0-0 L5		0	0	0	0	0	0	0									
<b>Grant Jackson, S</b> OBP: 0.286, SLG: 0.429 (8, 1)				0-0 F7		0-0 5-3		0-0 L5		0	0	0	0	0	0	0									
<b>Phil Garner, R</b> OBP: 0.308, SLG: 0.433 (1, 5)	4-0 CS BB			0-0 F7		0-0 5-3		0-0 L5		3	0	0	0	1	0	2									
<b>Dave Parker, L</b> OBP: 0.382, SLG: 0.556 (1, 9)	0-3 K			0-0 1B		0-0 1B		0-0 F7		4	1	2	0	0	1	1									
<b>Bill Robinson, R</b> OBP: 0.347, SLG: 0.502 (1, 3)		0-0 F8		0-0 5-3		0-0 5-3		0-3 K		4	0	1	1	0	1	1									
<b>Al Oliver, L</b> OBP: 0.327, SLG: 0.460 (8, 8)		0-0 G6-3 1B		0-0 F7		0-0 F7		0-0 F8		4	1	1	0	0	0	1									
<b>Rennie Stennett, R</b> OBP: 0.378, SLG: 0.444 (1, 4)		0-0 G6-3		0-0 HR		0-0 HR		0-0 F8		3	2	2	2	0	0	1									
<b>Duffy Dyer, R</b> OBP: 0.387, SLG: 0.341 (1, 2)			0-0 F5		0-0 4-3		0-0 F2		0-0 F2	3	0	0	0	0	0	1									
<b>Omar Moreno, L</b> OBP: 0.289, SLG: 0.342 (1, 8)			0-0 4-3		0-0 F7		4-0 1B		4-0 1B	2	0	0	0	0	0	0									
<b>Fernando Gonzalez, R</b> OBP: 0.323, SLG: 0.482 (7, PH)			0-0 4-3		0-0 F7		4-0 1B		4-0 1B	0	1	0	0	1	0	0									
<b>Mario Mendoza, R</b> OBP: 0.209, SLG: 0.256 (8, 6)			0-0 4-3		0-0 F7		4-0 1B		4-0 1B	0	0	0	0	0	0	0									
<b>Jim Rooker, R</b> OBP: 0.225, SLG: 0.162 (1, 1)			0-0 5-3		0-0 4-3		0-0 F2		0-0 F2	2	0	0	0	0	1	0									
<b>Jerry Hairston, S</b> OBP: 0.382, SLG: 0.458 (7, PH)			0-0 5-3		0-0 4-3		0-0 F2		0-0 F2	1	0	1	0	0	0	0									
<b>Inning Stats</b>	R: 0 E: 0 K: 1 S: 4	H: 0 LOB: 0 BB: 1 P: 8	R: 0 E: 0 K: 0 S: 3	H: 1 LOB: 0 BB: 0 P: 3	R: 0 E: 0 K: 0 S: 3	H: 0 LOB: 0 BB: 0 P: 3	R: 0 E: 0 K: 0 S: 4	H: 1 LOB: 1 BB: 0 P: 4	R: 1 E: 0 K: 0 S: 4	H: 1 LOB: 0 BB: 0 P: 4	R: 0 E: 0 K: 1 S: 5	H: 0 LOB: 0 BB: 0 P: 5	R: 4 E: 0 K: 0 S: 8	H: 5 LOB: 2 BB: 1 P: 12	R: 0 E: 0 K: 1 S: 5	H: 0 LOB: 0 BB: 0 P: 5	1B: 5 2B: 2 3B: 0 HR: 1	SF: 0 SAC: 0 DP: 1 HBP: 0	WP: 0 PB: 0 SB: 0 CS: 1	PA: 32					
<b>PITCHER</b>	IP	WLS	BF	H	R	ER	SO	BB	IBB	HBP	BLK	WP	HR	S	P	ERA	WHIP								
<b>Doug Capilla, L</b> ERA: 4.85 (1, 1)	6.2	L	28	8	5	5	2	2	0	0	0	0	1	30	38	6.75	1.500								
<b>Pedro Borbon, R</b> ERA: 3.04 (7, 1)	0.1		1	0	0	0	0	0	0	0	0	0	0	1	1	0.00	0.000								
<b>Mario Soto, R</b> ERA: 6.0 (8, 1)	1.0		3	0	0	0	1	0	0	0	0	0	0	5	5	0.00	0.000								





Batter	1	2	3	4	5	6	7	8	9	10	11	12	13	AB	R	H	RBI	BB	SO	LOB	TOP									
Rowland Office, L OBP: 0.295, SLG: 0.308 (1, 8)														7	1	3	1	0	0	2										
Gary Matthews, R OBP: 0.356, SLG: 0.444 (1, 7)														6	0	2	1	1	1	5										
Wille Montanez, L OBP: 0.359, SLG: 0.516 (1, 3)														5	0	1	0	2	1	3										
Jeff Burroughs, R OBP: 0.365, SLG: 0.479 Steve Hargan, R (11, 1)														5	0	1	1	1	0	4										
Eddie Solomon, R OBP: 0.333, SLG: 0.333 Steve Kline, R (13, 1)														1	0	0	0	0	1	1										
Biff Pocaroba, S OBP: 0.380, SLG: 0.433 (1, 2)														5	1	1	0	0	0	6										
Junior Moore, R OBP: 0.319, SLG: 0.321 Jerry Royster, R OBP: 0.263, SLG: 0.259 (6, PR) (6, 5)														3	0	0	0	0	0	3										
Darrel Chaney, S OBP: 0.264, SLG: 0.307 (1, 6)														6	2	2	0	0	2	2										
Rod Gilbreath, R OBP: 0.324, SLG: 0.322 (1, 4)														6	1	1	0	0	3	2										
Buzz Capra, R OBP: 0.192, SLG: 0.185 Joe Mauer, L OBP: 0.312, SLG: 0.391 Max Leon, R OBP: 0.252, SLG: 0.295 Brian Ablesing, L OBP: 0.250, SLG: 0.281 Dave Campbell, R OBP: 0.301, SLG: 0.361 (11, 1) (7, PR) (7, 1) (8, PR) (9, 1) (11, PR) (11, 9)														2	0	1	1	0	1	0										
<b>Inning Stats</b>	R: 0 E: 0 K: 0 S: 4	H: 1 LOB: 1 BB: 0 P: 4	R: 0 E: 0 K: 1 S: 5	H: 0 LOB: 0 BB: 0 P: 5	R: 0 E: 0 K: 0 S: 3	H: 0 LOB: 0 BB: 0 P: 3	R: 2 E: 0 K: 1 S: 9	H: 4 LOB: 2 BB: 0 P: 9	R: 0 E: 0 K: 2 S: 7	H: 2 LOB: 2 BB: 0 P: 7	R: 1 E: 0 K: 2 S: 8	H: 1 LOB: 1 BB: 1 P: 12	R: 0 E: 0 K: 0 S: 3	H: 0 LOB: 0 BB: 0 P: 3	R: 2 E: 0 K: 0 S: 6	H: 3 LOB: 3 BB: 2 P: 14	R: 0 E: 0 K: 1 S: 5	H: 0 LOB: 0 BB: 0 P: 5	R: 0 E: 0 K: 1 S: 5	H: 0 LOB: 0 BB: 0 P: 5	R: 1 E: 2 K: 1 S: 7	H: 1 LOB: 1 BB: 0 P: 7	1B: 10 2B: 2 3B: 0 HR: 1	SF: 0 SAC: 1 DP: 0 HBP: 0	WP: 1 PB: 0 SB: 0 CS: 0	PA: 58				
<b>PITCHER</b>	IP 7.0	WLS 30	BF 8	H 3	R 3	ER 3	SO 6	BB 1	IBB 0	HBP 0	BLK 0	WP 1	HR 1	S 41	P 45	ERA 3.86	WHIP 1.286													
Bruce Kison, R ERA: 4.77 (1, 1)	2.0	11	3	2	2	0	2	0	0	0	0	0	0	9	17	9.00	2.500													
Odell Jones, R ERA: 5.23 (8, 1)	4.0	W	17	2	1	0	4	2	0	0	0	0	0	23	31	0.00	1.000													
Kent Tekulve, R ERA: 3.26 (10, 1)																														
Batter	1	2	3	4	5	6	7	8	9	10	11	12	13	AB	R	H	RBI	BB	SO	LOB	BOTTOM									
Frank Taveras, R OBP: 0.286, SLG: 0.514 (1, 6)														5	1	1	0	0	1	1										
Jim Fregosi, R OBP: 0.411, SLG: 0.514 (13, PH)														5	1	0	0	1	0	2										
Phil Garner, R OBP: 0.306, SLG: 0.427 (1, 5)														6	2	2	2	0	1	0										
Dave Parker, L OBP: 0.381, SLG: 0.556 (1, 9)														6	0	1	0	0	0	3										
Bill Robinson, R OBP: 0.343, SLG: 0.494 (1, 3)														6	0	1	0	0	0	3										
Al Oliver, L OBP: 0.327, SLG: 0.461 (1, 7)														6	0	2	1	0	1	1										
Rennie Stennett, R OBP: 0.375, SLG: 0.440 Mario Mendoza, R OBP: 0.209, SLG: 0.256 (1, 4) (13, PR)														6	0	1	1	0	0	3										
Mario Mendoza, R OBP: 0.209, SLG: 0.256 (13, PR)														0	1	0	0	0	0	0										
Ed Ott, L OBP: 0.346, SLG: 0.393 (1, 2)														6	1	2	0	0	1	1										
Omar Moreno, L OBP: 0.290, SLG: 0.341 (1, 8)														6	1	2	1	0	0	1										
Bruce Kison, R OBP: 0.227, SLG: 0.302 Bobby Thayer, L OBP: 0.252, SLG: 0.303 Odell Jones, R OBP: 0.252, SLG: 0.295 Fernando Combariza, R OBP: 0.270, SLG: 0.414 Kent Tekulve, R OBP: 0.250, SLG: 0.280 Jerry Hairston, R OBP: 0.261, SLG: 0.408 (11, 1) (7, PR) (8, 1) (8, PR) (9, 1) (11, PR) (11, 9)														2	0	0	0	0	1	0										
<b>Inning Stats</b>	R: 0 E: 0 K: 1 S: 6	H: 0 LOB: 1 BB: 0 P: 6	R: 0 E: 0 K: 0 S: 3	H: 0 LOB: 0 BB: 0 P: 3	R: 0 E: 0 K: 1 S: 5	H: 0 LOB: 0 BB: 0 P: 5	R: 0 E: 0 K: 0 S: 3	H: 0 LOB: 0 BB: 0 P: 3	R: 0 E: 0 K: 0 S: 4	H: 1 LOB: 1 BB: 0 P: 4	R: 3 E: 0 K: 0 S: 6	H: 3 LOB: 1 BB: 1 P: 10	R: 1 E: 0 K: 1 S: 7	H: 2 LOB: 1 BB: 0 P: 7	R: 1 E: 0 K: 1 S: 7	H: 2 LOB: 1 BB: 0 P: 7	R: 0 E: 0 K: 1 S: 5	H: 0 LOB: 1 BB: 0 P: 6	R: 0 E: 0 K: 0 S: 4	H: 1 LOB: 1 BB: 0 P: 4	R: 0 E: 0 K: 0 S: 3	H: 0 LOB: 0 BB: 0 P: 3	R: 0 E: 0 K: 1 S: 5	H: 0 LOB: 0 BB: 0 P: 3	R: 2 E: 0 K: 1 S: 7	H: 3 LOB: 3 BB: 2 P: 15	1B: 9 2B: 3 3B: 0 HR: 0	SF: 0 SAC: 0 DP: 0 HBP: 1	WP: 1 PB: 0 SB: 3 CS: 0	PA: 55
<b>PITCHER</b>	IP 6.0	WLS 24	BF 4	H 3	R 3	ER 3	SO 2	BB 1	IBB 0	HBP 0	BLK 0	WP 1	HR 0	S 27	P 31	ERA 4.50	WHIP 0.833													
Buzz Capra, R ERA: 5.29 (1, 1)	2.0	10	4	2	2	2	0	0	0	0	0	0	0	14	14	9.00	2.000													
Max Leon, R ERA: 4.64 (7, 1)	2.0	8	1	0	0	1	0	0	0	0	0	0	9	10	0.00	0.500														
Dave Campbell, R ERA: 4.04 (9, 1)	2.2	L	11	3	2	2	0	0	0	0	0	0	0	13	13	6.75	1.125													
Steve Hargan, R ERA: 6.72 (11, 1)	0.0	1	0	0	0	0	1	0	0	0	0	0	0	4	4	∞	∞													
Eddie Solomon, R ERA: 1.86 (13, 1)																														
<b>PITCHER</b>	IP 0.0	WLS 1	BF 0	H 0	R 0	ER 0	SO 0	BB 1	IBB 0	HBP 0	BLK 0	WP 0	HR 0	S 4	P 4	ERA ∞	WHIP ∞													
Steve Kline, R ERA: 6.64 (13, 1)																														

Atlanta Braves @ Pittsburgh Pirates  
Three Rivers Stadium, Pittsburgh, PA  
Sun Jul 24 1977, 3:35 AM EDT  
Att. 22,123 - Unknown

AB 52  
R 6  
H 13  
RBI 5  
BB 5  
SO 10  
LOB 30



Atlanta Braves @ Pittsburgh Pirates  
Three Rivers Stadium, Pittsburgh, PA  
Sun Jul 24 1977, 3:35 AM EDT  
Att. 22,123 - Unknown

AB 51  
R 7  
H 12  
RBI 7  
BB 3  
SO 6  
LOB 12





Batter	1	2	3	4	5	6	7	8	9	AB	R	H	RBI	BB	SO	LOB	TOP					
<b>Barry Bonnell, R</b> OBP: 0.380, SLG: 0.358 (1, 8)										4	0	1	0	0	0	1	<b>Atlanta Braves @ Pittsburgh Pirates</b> Three Rivers Stadium, Pittsburgh, PA Mon Jul 25 1977, 7:05 PM EDT Att: 8,752 - Unknown <a href="http://livebaseballscorecards.com">livebaseballscorecards.com</a>					
<b>Rod Gilbreath, R</b> OBP: 0.323, SLG: 0.321 (1, 4)										4	1	1	0	0	0	1						
<b>Willie Montanez, L</b> OBP: 0.358, SLG: 0.510 (1, 3)										3	0	0	0	1	0	1						
<b>Jeff Burroughs, R</b> OBP: 0.365, SLG: 0.478 (1, 9)										3	0	1	1	1	0	2						
<b>Gary Matthews, R</b> OBP: 0.356, SLG: 0.441 (1, 7)										4	1	1	0	0	0	4						
<b>Vic Cornell, R</b> OBP: 0.331, SLG: 0.446 (1, 2)										2	1	0	0	2	2	1						
<b>Junior Moore, R</b> OBP: 0.321, SLG: 0.322 (1, 5)										3	0	1	1	1	1	0						
<b>Jerry Royster, R</b> OBP: 0.281, SLG: 0.257 (9, PH)										3	0	0	1	0	1	3						
<b>Tom Paciorek, R</b> OBP: 0.270, SLG: 0.364 (9, PH)										1	0	0	0	0	0	0						
<b>Phil Niekro, R</b> OBP: 0.169, SLG: 0.159 (1, 1)										2	0	0	0	0	0	2						
<b>Cito Gaston, R</b> OBP: 0.267, SLG: 0.375 (9, PH)										1	0	0	0	0	0	0						
<b>Inning Stats</b>	R: 0 E: 1 K: 0 S: 4	H: 1 LOB: 1 BB: 0 P: 4	R: 2 E: 0 K: 0 S: 5	H: 2 LOB: 1 BB: 1 P: 9	R: 0 E: 0 K: 1 S: 3	H: 0 LOB: 1 BB: 1 P: 7	R: 0 E: 0 K: 1 S: 4	H: 0 LOB: 1 BB: 2 P: 12	R: 1 E: 0 K: 0 S: 4	H: 2 LOB: 1 BB: 1 P: 8	R: 0 E: 0 K: 2 S: 7	H: 0 LOB: 0 BB: 0 P: 7	R: 0 E: 0 K: 0 S: 3	H: 0 LOB: 0 BB: 0 P: 3	R: 0 E: 1 K: 1 S: 6	H: 0 LOB: 1 BB: 0 P: 6	R: 0 E: 0 K: 0 S: 3	H: 0 LOB: 0 BB: 0 P: 3	1B: 5 2B: 0 3B: 0 HR: 0	SF: 0 SAC: 1 DP: 2 HBP: 0	WP: 0 PB: 0 SB: 1 CS: 0	PA: 36
<b>PITCHER</b> <b>Jerry Reuss, L</b> ERA: 3.9 (1, 1)	IP: 9.0 WLS: W BF: 36	H: 5 R: 3 ER: 3 SO: 4	BB: 5 IBB: 0 HBP: 0 BLK: 0	WP: 0 HR: 0 S: 39 P: 59	ERA: 3.00 WHIP: 1.111																	

Batter	1	2	3	4	5	6	7	8	9	AB	R	H	RBI	BB	SO	LOB	BOTTOM			
<b>Frank Taveras, R</b> OBP: 0.291, SLG: 0.285 (1, 6)										4	1	1	0	0	0	0	<b>Atlanta Braves @ Pittsburgh Pirates</b> Three Rivers Stadium, Pittsburgh, PA Mon Jul 25 1977, 7:05 PM EDT Att: 8,752 - Unknown <a href="http://livebaseballscorecards.com">livebaseballscorecards.com</a>			
<b>Phil Garner, R</b> OBP: 0.311, SLG: 0.433 (1, 4)										2	1	1	0	1	0	0				
<b>Bobby Tolan, L</b> OBP: 0.286, SLG: 0.333 (1, 3)										3	1	1	0	0	0	1				
<b>Bill Robinson, R</b> OBP: 0.345, SLG: 0.510 (1, 5)										4	2	2	4	0	0	1				
<b>Mario Mendoza, R</b> OBP: 0.209, SLG: 0.256 (9, 5)										0	0	0	0	0	0	0				
<b>Al Oliver, L</b> OBP: 0.324, SLG: 0.456 (1, 7)										4	0	0	0	0	0	2				
<b>Jerry Hairston, S</b> OBP: 0.367, SLG: 0.423 (1, 9)										4	0	0	1	0	1	0				
<b>Omar Moreno, L</b> OBP: 0.291, SLG: 0.349 (1, 8)										3	1	1	0	0	0	0				
<b>Duffy Dyer, R</b> OBP: 0.386, SLG: 0.341 (1, 2)										3	0	1	1	0	1	0				
<b>Jerry Reuss, L</b> OBP: 0.283, SLG: 0.250 (1, 1)										3	0	0	0	0	0	1				
<b>Inning Stats</b>	R: 0 E: 0 K: 0 S: 3	H: 0 LOB: 0 BB: 0 P: 3	R: 0 E: 0 K: 1 S: 5	H: 0 LOB: 0 BB: 0 P: 5	R: 0 E: 0 K: 0 S: 4	H: 1 LOB: 1 BB: 1 P: 8	R: 0 E: 0 K: 0 S: 3	H: 0 LOB: 0 BB: 0 P: 3	R: 0 E: 0 K: 0 S: 4	H: 1 LOB: 1 BB: 0 P: 4	R: 2 E: 0 K: 0 S: 6	H: 3 LOB: 1 BB: 0 P: 6	R: 3 E: 0 K: 0 S: 5	H: 2 LOB: 0 BB: 0 P: 6	R: 3 E: 0 K: 0 S: 5	H: 2 LOB: 0 BB: 0 P: 6	1B: 3 2B: 1 3B: 2 HR: 1	SF: 0 SAC: 1 DP: 0 HBP: 1	WP: 0 PB: 0 SB: 0 CS: 0	PA: 33
<b>PITCHER</b> <b>Phil Niekro, R</b> ERA: 4.31 (1, 1)	IP: 8.0 WLS: L BF: 33	H: 7 R: 6 ER: 6 SO: 2	BB: 1 IBB: 0 HBP: 1 BLK: 1	WP: 0 HR: 1 S: 35 P: 40	ERA: 6.75 WHIP: 1.000															



Batter	1	2	3	4	5	6	7	8	9	AB	R	H	RBI	BB	SO	LOB	TOP	
Wilbur Howard, S OBP: 0.259, SLG: 0.282	F8		F7			E5				4	0	1	0	0	0	1	<b>Houston Astros @ Pittsburgh Pirates</b> Three Rivers Stadium, Pittsburgh, PA Tue Jul 26 1977, 7:05 PM EDT Att: 11,862 - Unknown	
Enos Cabell, R OBP: 0.310, SLG: 0.427				F9		G1-6-3		SF9		3	0	1	1	0	0	1		
Cesar Cedeno, R OBP: 0.314, SLG: 0.317	F8					K		L6		4	1	1	1	0	1	3		
Bob Watson, R OBP: 0.350, SLG: 0.471		4-3		F9				F8		4	0	0	0	0	1	0		
Joe Ferguson, R OBP: 0.376, SLG: 0.452		F8		F6				F9		4	0	0	0	0	0	0		
Art Howe, R OBP: 0.361, SLG: 0.470		5-3						F9		4	0	1	0	0	1	0		
Jose Cruz, L OBP: 0.362, SLG: 0.474			F5		FC4-6			5-3		3	0	0	0	0	0	1		
Roger Metzger, S OBP: 0.250, SLG: 0.259					F8			E9		2	1	0	0	1	0	1		
J.R. Richard, R OBP: 0.200, SLG: 0.315					F9					2	0	0	0	0	1	2		
Jim Fuller, R OBP: 0.229, SLG: 0.284			K					SF9		0	0	0	0	1	0	0		
Joe Sambito, L OBP: 0.125, SLG: 0.125										0	0	0	0	0	0	0		
<b>Inning Stats</b>	R: 0 E: 0 K: 0 S: 3	H: 1 LOB: 0 BB: 0 P: 3	R: 0 E: 0 K: 0 S: 3	H: 0 LOB: 0 BB: 0 P: 3	R: 0 E: 0 K: 1 S: 5	H: 0 LOB: 1 BB: 1 P: 9	R: 1 E: 0 K: 0 S: 4	H: 1 LOB: 0 BB: 0 P: 4	R: 0 E: 0 K: 0 S: 3	H: 0 LOB: 0 BB: 0 P: 3	R: 1 E: 1 K: 0 S: 5	H: 1 LOB: 2 BB: 1 P: 9	R: 0 E: 0 K: 2 S: 7	H: 0 LOB: 0 BB: 0 P: 7	1B: 3 2B: 0 3B: 0 HR: 1	SF: 1 SAC: 0 DP: 1 HBP: 0	WP: 0 PA: 33 PB: 0 SB: 0 CS: 1	
<b>PITCHER</b>	IP	WLS	BF	H	R	ER	SO	BB	IBB	HBP	BLK	WP	HR	S	P	ERA	WHIP	
John Candelaria, L ERA: 2.61	7.1	W	28	4	2	1	2	2	0	0	0	0	1	30	38	1.23	0.818	
Rich Gossage, R ERA: 1.71	1.2	S	5	0	0	0	2	0	0	0	0	0	0	9	9	0.00	0.000	

AB	30
R	2
H	4
RBI	2
BB	2
SO	4
LOB	9



Batter	1	2	3	4	5	6	7	8	9	AB	R	H	RBI	BB	SO	LOB	BOTTOM		
Frank Taveras, R OBP: 0.293, SLG: 0.293										2	1	1	1	1	0	0	<b>Houston Astros @ Pittsburgh Pirates</b> Three Rivers Stadium, Pittsburgh, PA Tue Jul 26 1977, 7:05 PM EDT Att: 11,862 - Unknown		
Phil Garner, R OBP: 0.308, SLG: 0.429	F4		6-3		6-3			G3		4	0	0	0	0	2				
Dave Parker, L OBP: 0.382, SLG: 0.554		4-3						6-3		3	0	1	1	1	0	1			
Bill Robinson, R OBP: 0.344, SLG: 0.509										4	0	1	0	0	1	3			
Al Oliver, L OBP: 0.323, SLG: 0.457										4	0	1	0	0	1	2			
Rennie Stennett, R OBP: 0.374, SLG: 0.437										2	0	0	0	1	0	2			
Ed Ott, L OBP: 0.346, SLG: 0.410										3	1	1	1	0	0	2			
Omar Moreno, L OBP: 0.295, SLG: 0.361										3	1	2	0	0	1	1			
John Candelaria, L OBP: 0.200, SLG: 0.229										3	0	0	0	0	2	2			
Rich Gossage, R OBP: 0.214, SLG: 0.286										0	0	0	0	0	0	0			
<b>Inning Stats</b>	R: 0 E: 0 K: 1 S: 5	H: 0 LOB: 1 BB: 1 P: 9	R: 0 E: 0 K: 1 S: 6	H: 1 LOB: 1 BB: 0 P: 6	R: 1 E: 0 K: 1 S: 7	H: 2 LOB: 1 BB: 0 P: 7	R: 0 E: 0 K: 0 S: 2	H: 0 LOB: 0 BB: 1 P: 6	R: 1 E: 0 K: 1 S: 6	H: 1 LOB: 0 BB: 0 P: 6	R: 0 E: 0 K: 0 S: 3	H: 0 LOB: 1 BB: 1 P: 7	R: 1 E: 0 K: 0 S: 4	H: 2 LOB: 0 BB: 0 P: 4	R: 0 E: 0 K: 1 S: 6	H: 1 LOB: 1 BB: 0 P: 6	1B: 2 2B: 2 3B: 2 HR: 1	SF: 1 SAC: 0 DP: 1 HBP: 0	WP: 0 PA: 32 PB: 1 SB: 1 CS: 1
<b>PITCHER</b>	IP	WLS	BF	H	R	ER	SO	BB	IBB	HBP	BLK	WP	HR	S	P	ERA	WHIP		
J.R. Richard, R ERA: 2.85	7.0	L	28	6	3	3	4	3	0	0	0	0	1	33	45	3.86	1.286		
Joe Sambito, L ERA: 1.96	1.0		4	1	0	0	1	0	0	0	0	0	0	6	6	0.00	1.000		





Batter	1	2	3	4	5	6	7	8	9	10	11	AB	R	H	RBI	BB	SO	LOB	TOP	
Terry Puhl, L OBP: 0.321, SLG: 0.260 (1, 7)	4-3		1B		1B		K		K		G3	6	0	2	0	0	2	0		
Enos Cabell, R OBP: 0.310, SLG: 0.429 (1, 5)	2B		K		K		1B S		F8		5-3	6	0	2	0	0	2	3		
Cesar Cedeno, R OBP: 0.315, SLG: 0.321 (1, 8)	P5		F3		L4		1B		2B			5	0	2	0	0	0	4		
Bob Watson, R OBP: 0.348, SLG: 0.467 (1, 3)	P3				WP 6-3 1B		K		P4		F9	5	0	1	0	0	1	3		
Jose Cruz, L OBP: 0.362, SLG: 0.473 (1, 9)	5-3						E7 1B		FC4 1B		K	5	1	2	0	0	2	1		
Joe Ferguson, R OBP: 0.374, SLG: 0.446 (1, 2)	F7				6-3		K		FC4 5-3		S BB	4	0	0	0	1	1	3		
Art Howe, R OBP: 0.362, SLG: 0.466 (1, 4)	K				FC4-6 BB		2B 1B		5-3		F7	4	1	1	1	1	1	2		
Roger Metzger, S OBP: 0.261, SLG: 0.268 (1, 6)			1B BB		FC4-6						F7	3	0	1	1	2	0	3		
Mark Lemongello, R OBP: 0.125, SLG: 0.125 (1, 1)					P3		4-3		F8		4-3	4	0	0	0	0	0	4		
Joe Sambito, L OBP: 0.125, SLG: 0.125 (8, 1)							4-3					0	0	0	0	0	0	0		
Ken Boswell, L OBP: 0.398, SLG: 0.286 (11, PH)												1	0	0	0	0	0	0		
Bo McLaughlin, R OBP: 0.321, SLG: 0.260 (11, 1)												0	0	0	0	0	0	0		
<b>Inning Stats</b>	R: 0 E: 0 K: 0 S: 4	H: 1 LOB: 1 BB: 0 P: 4	R: 0 E: 0 K: 1 S: 5	H: 0 LOB: 0 BB: 0 P: 5	R: 0 E: 0 K: 1 S: 6	H: 1 LOB: 2 BB: 1 P: 10	R: 0 E: 0 K: 1 S: 6	H: 1 LOB: 2 BB: 1 P: 10	R: 0 E: 0 K: 1 S: 6	H: 2 LOB: 1 BB: 0 P: 6	R: 0 E: 0 K: 1 S: 6	H: 1 LOB: 1 BB: 0 P: 6	R: 0 E: 0 K: 1 S: 5	H: 0 LOB: 1 BB: 1 P: 9	R: 0 E: 0 K: 0 S: 3	H: 0 LOB: 0 BB: 0 P: 3	1B: 8 2B: 3 3B: 0 HR: 0	SF: 0 SAC: 0 DP: 0 HBP: 0	WP: 1 PB: 0 SB: 3 CS: 0	PA: 47
<b>PITCHER</b>	IP ERA WLS BF H R ER SO BB IBB HBP BLK WP HR S P ERA WHIP	IP ERA WLS BF H R ER SO BB IBB HBP BLK WP HR S P ERA WHIP	IP ERA WLS BF H R ER SO BB IBB HBP BLK WP HR S P ERA WHIP	IP ERA WLS BF H R ER SO BB IBB HBP BLK WP HR S P ERA WHIP	IP ERA WLS BF H R ER SO BB IBB HBP BLK WP HR S P ERA WHIP	IP ERA WLS BF H R ER SO BB IBB HBP BLK WP HR S P ERA WHIP	IP ERA WLS BF H R ER SO BB IBB HBP BLK WP HR S P ERA WHIP	IP ERA WLS BF H R ER SO BB IBB HBP BLK WP HR S P ERA WHIP	IP ERA WLS BF H R ER SO BB IBB HBP BLK WP HR S P ERA WHIP	IP ERA WLS BF H R ER SO BB IBB HBP BLK WP HR S P ERA WHIP	IP ERA WLS BF H R ER SO BB IBB HBP BLK WP HR S P ERA WHIP	IP ERA WLS BF H R ER SO BB IBB HBP BLK WP HR S P ERA WHIP	IP ERA WLS BF H R ER SO BB IBB HBP BLK WP HR S P ERA WHIP	IP ERA WLS BF H R ER SO BB IBB HBP BLK WP HR S P ERA WHIP	IP ERA WLS BF H R ER SO BB IBB HBP BLK WP HR S P ERA WHIP	IP ERA WLS BF H R ER SO BB IBB HBP BLK WP HR S P ERA WHIP	IP ERA WLS BF H R ER SO BB IBB HBP BLK WP HR S P ERA WHIP	IP ERA WLS BF H R ER SO BB IBB HBP BLK WP HR S P ERA WHIP	IP ERA WLS BF H R ER SO BB IBB HBP BLK WP HR S P ERA WHIP	IP ERA WLS BF H R ER SO BB IBB HBP BLK WP HR S P ERA WHIP

Houston Astros @ Pittsburgh Pirates  
Three Rivers Stadium, Pittsburgh, PA  
Wed Jul 27 1977, 7:05 PM EDT  
Att: 11,253 - Unknown

AB 43  
R 2  
H 11  
RBI 2  
BB 4  
SO 9  
LOB 23



Batter	1	2	3	4	5	6	7	8	9	10	11	AB	R	H	RBI	BB	SO	LOB	BOTTOM			
Frank Taveras, R OBP: 0.290, SLG: 0.290 (1, 6)	6-3		4-3			F5		SH1-4		K		3	0	0	0	0	0	1				
Rich Gossage, R OBP: 0.214, SLG: 0.286 (9, 1)												0	0	0	0	0	0	0				
Jim Fregosi, R OBP: 0.407, SLG: 0.507 (10, PH)												1	0	0	0	0	1	0				
Kent Tekulve, R OBP: 0.250, SLG: 0.250 (11, 1)												0	0	0	0	0	0	0				
Phil Garner, R OBP: 0.306, SLG: 0.425 (1, 5) (9, 6) (10, 5)	P3				F5		G4-6-3 1B		P3		F9	5	0	1	0	0	0	1				
Dave Parker, L OBP: 0.382, SLG: 0.552 (1, 9)	1B					G4-6-3		G3		F7	5	0	2	0	0	0	3					
Bill Robinson, R OBP: 0.348, SLG: 0.520 (1, 3)	K				F7		G4-6-3 1B		HR		SH 1B BB	4	2	2	1	1	1	2				
Al Oliver, L OBP: 0.320, SLG: 0.452 (1, 7)	4-3				F8		G4-6-3		L6		SH 1B	4	0	0	0	0	0	2				
Rennie Stennett, R OBP: 0.377, SLG: 0.440 (1, 4)	4-3					F8		1B		FC6-4 1B	5	0	3	1	0	0	0					
Ed Ott, L OBP: 0.339, SLG: 0.400 (1, 2)	4-3					4-3		G3		FC6-4 1B	4	0	0	0	0	0	2					
Omar Moreno, L OBP: 0.298, SLG: 0.363 (1, 8)	4-3					K		1B		S 1B	4	1	2	0	0	1	0					
Odell Jones, R OBP: 0.310, SLG: 0.235 (1, 1)												1	0	0	0	0	1	0				
Jimmy Hairman, S OBP: 0.317, SLG: 0.434 (8, PH)												1	0	1	0	0	0	0				
Grant Jackson, S OBP: 0.306, SLG: 0.429 (7, 1)												0	0	0	0	0	0	0				
Fernando Soto, R OBP: 0.323, SLG: 0.475 (8, PH)												2	0	1	1	0	0	2				
Mario Mendoza, R OBP: 0.208, SLG: 0.155 (10, 5)												0	0	0	0	0	0	0				
<b>Inning Stats</b>	R: 0 E: 0 K: 1 S: 6	H: 1 LOB: 1 BB: 0 P: 6	R: 0 E: 0 K: 0 S: 3	H: 0 LOB: 0 BB: 0 P: 3	R: 0 E: 0 K: 1 S: 5	H: 0 LOB: 0 BB: 0 P: 5	R: 0 E: 0 K: 0 S: 4	H: 1 LOB: 1 BB: 0 P: 4	R: 0 E: 0 K: 0 S: 4	H: 2 LOB: 1 BB: 0 P: 4	R: 1 E: 0 K: 0 S: 5	H: 2 LOB: 1 BB: 0 P: 5	R: 0 E: 0 K: 0 S: 6	H: 3 LOB: 2 BB: 0 P: 6	R: 0 E: 0 K: 1 S: 5	H: 0 LOB: 0 BB: 0 P: 5	R: 1 E: 1 K: 0 S: 2	H: 1 LOB: 2 BB: 1 P: 6	1B: 11 2B: 0 3B: 0 HR: 1	SF: 0 SAC: 2 DP: 2 HBP: 0	WP: 0 PB: 0 SB: 1 CS: 0	PA: 42
<b>PITCHER</b>	IP ERA WLS BF H R ER SO BB IBB HBP BLK WP HR S P ERA WHIP	IP ERA WLS BF H R ER SO BB IBB HBP BLK WP HR S P ERA WHIP	IP ERA WLS BF H R ER SO BB IBB HBP BLK WP HR S P ERA WHIP	IP ERA WLS BF H R ER SO BB IBB HBP BLK WP HR S P ERA WHIP	IP ERA WLS BF H R ER SO BB IBB HBP BLK WP HR S P ERA WHIP	IP ERA WLS BF H R ER SO BB IBB HBP BLK WP HR S P ERA WHIP	IP ERA WLS BF H R ER SO BB IBB HBP BLK WP HR S P ERA WHIP	IP ERA WLS BF H R ER SO BB IBB HBP BLK WP HR S P ERA WHIP	IP ERA WLS BF H R ER SO BB IBB HBP BLK WP HR S P ERA WHIP	IP ERA WLS BF H R ER SO BB IBB HBP BLK WP HR S P ERA WHIP	IP ERA WLS BF H R ER SO BB IBB HBP BLK WP HR S P ERA WHIP	IP ERA WLS BF H R ER SO BB IBB HBP BLK WP HR S P ERA WHIP	IP ERA WLS BF H R ER SO BB IBB HBP BLK WP HR S P ERA WHIP	IP ERA WLS BF H R ER SO BB IBB HBP BLK WP HR S P ERA WHIP	IP ERA WLS BF H R ER SO BB IBB HBP BLK WP HR S P ERA WHIP	IP ERA WLS BF H R ER SO BB IBB HBP BLK WP HR S P ERA WHIP	IP ERA WLS BF H R ER SO BB IBB HBP BLK WP HR S P ERA WHIP	IP ERA WLS BF H R ER SO BB IBB HBP BLK WP HR S P ERA WHIP	IP ERA WLS BF H R ER SO BB IBB HBP BLK WP HR S P ERA WHIP	IP ERA WLS BF H R ER SO BB IBB HBP BLK WP HR S P ERA WHIP		

Houston Astros @ Pittsburgh Pirates  
Three Rivers Stadium, Pittsburgh, PA  
Wed Jul 27 1977, 7:05 PM EDT  
Att: 11,253 - Unknown

AB 39  
R 3  
H 12  
RBI 3  
BB 1  
SO 4  
LOB 13





Batter	1	2	3	4	5	6	7	8	9	AB	R	H	RBI	BB	SO	LOB	TOP			
Wilbur Howard, S OBP: 0.248, SLG: 0.269 (1, 7)	0-0 1-3		0-0 4-3		0-0 6-3		0-0 F4		0-0 F7	5	0	0	0	0	0	3				
Enos Cabell, R OBP: 0.310, SLG: 0.432 (1, 5)	0-0 F8		0-0 5-3			0-0 5-3				4	1	1	0	0	0	0				
Cesar Cedeno, R OBP: 0.322, SLG: 0.331 (1, 8)	0-0 CS 1B			0-0 HR 2B		4-0 FC6-4 BB		0-0 1B 3B		3	1	3	1	1	0	0				
Bob Watson, R OBP: 0.350, SLG: 0.476 (1, 3)	0-0 1-2 1B			0-0 HR		0-0 F8		0-0 5-3		4	1	2	2	0	0	2				
Joe Ferguson, R OBP: 0.373, SLG: 0.453 (1, 2)	0-0 CS 2-3	0-0 HR		0-3 K		0-3 FC6-4 1-2		0-0 6-3		4	1	1	1	0	1	2				
Art Howe, R OBP: 0.356, SLG: 0.457 (1, 4)		0-0 F6		0-0 F4				0-0 L6		4	0	0	0	0	0	1				
Jim Fuller, R OBP: 0.230, SLG: 0.293 (1, 9)		0-0 L5		0-0 4-3				0-0 L7		4	0	1	0	0	0	0				
Roger Metzger, S OBP: 0.267, SLG: 0.276 (1, 6)		0-3 K			0-0 5-6-3			0-0 2B		3	0	1	0	1	1	0				
Dan Larson, R OBP: 0.313, SLG: 0.267 (1, 1)				0-0 F9				0-0 F4		2	0	0	0	0	0	0				
Rob Sperring, R OBP: 0.208, SLG: 0.167 (7, PH)					0-0 4-3			0-0 F8		1	0	0	0	0	0	2				
Gene Pentz, R OBP: 0.292, SLG: 0.332 (9, PH)								0-0 F8		0	0	0	0	0	0	1				
<b>Inning Stats</b>	R: 0 E: 0 K: 0 S: 4	H: 2 LOB: 1 BB: 0 P: 4	R: 1 E: 0 K: 1 S: 6	H: 1 LOB: 0 BB: 0 P: 6	R: 0 E: 0 K: 0 S: 3	H: 0 LOB: 0 BB: 0 P: 3	R: 2 E: 0 K: 1 S: 7	H: 2 LOB: 0 BB: 0 P: 7	R: 0 E: 0 K: 0 S: 3	H: 0 LOB: 0 BB: 0 P: 3	R: 0 E: 0 K: 0 S: 4	H: 1 LOB: 2 BB: 1 P: 8	R: 1 E: 0 K: 0 S: 5	H: 2 LOB: 1 BB: 0 P: 5	R: 0 E: 0 K: 0 S: 4	H: 1 LOB: 1 BB: 0 P: 4	1B: 3 2B: 3 3B: 1 HR: 2	SF: 0 SAC: 0 DP: 0 HBP: 0	WP: 0 PB: 0 SB: 0 CS: 1	PA: 38
<b>PITCHER</b> Jim Rooker, L ERA: 3.91 (1, 1)	IP: 9.0 WLS: W BF: 37 H: 9 R: 4 ER: 4 SO: 2 BB: 2 IBB: 0 HBP: 0 BLK: 0 WP: 0 HR: 2 S: 39 P: 47 ERA: 4.00 WHIP: 1.222															<b>PITCHER</b>				

Houston Astros @ Pittsburgh Pirates  
Three Rivers Stadium, Pittsburgh, PA  
Thu Jul 28 1977, 7:05 PM EDT  
Att: 16,400 - Unknown

AB	35
R	4
H	9
RBI	4
BB	2
SO	2
LOB	11



Batter	1	2	3	4	5	6	7	8	9	AB	R	H	RBI	BB	SO	LOB	BOTTOM			
Frank Taveras, R OBP: 0.289, SLG: 0.287 (1, 6)	0-0 6-3	0-0 E6 CS	0-0 5-3			4-0 BB HR BB		0-3 K		4	1	0	0	1	1	2				
Phil Garner, R OBP: 0.307, SLG: 0.433 (1, 5)	0-0 1B 1B 1B	0-0 HR		0-0 5-3		0-0 F7		0-0 F7		5	2	2	1	0	0	3				
Dave Parker, L OBP: 0.385, SLG: 0.551 (1, 9)	0-0 1-2 1B 1B	0-0 CS 1B		0-0 4-3		4-0 HR BB		0-0 G3		4	2	2	0	1	0	1				
Bill Robinson, R OBP: 0.354, SLG: 0.535 (1, 3)	0-0 1-2 2-3 1B 1B	0-0 1-2 1B		0-3 K		0-0 HR				4	2	3	4	0	1	0				
Al Oliver, L OBP: 0.322, SLG: 0.452 (1, 7)	0-0 1-3 2-3 3-4 1B 1B	0-0 1-2 1B			0-0 F8	0-0 3-1				4	1	2	2	0	0	0				
Rennie Stennett, R OBP: 0.376, SLG: 0.438 (1, 4)	0-0 1-3 2-3 3-4 1B	0-0 F9			0-0 F8		0-0 F9			4	0	1	1	0	0	2				
Ed Ott, L OBP: 0.342, SLG: 0.402 (1, 2)	0-0 CS 1-3 3-4 1B		0-0 4-3 1B		0-0 4-3		0-3 K			4	0	2	1	0	1	0				
Omar Moreno, L OBP: 0.297, SLG: 0.359 (1, 8)	4-0 S BB		0-0 4-3			0-0 F2	0-0 F9			3	0	0	0	1	0	1				
Jim Rooker, R OBP: 0.250, SLG: 0.175 (1, 1)	0-0 1-2 4-3		0-0 5-3			4-0 BB HR BB		0-0 1B		3	1	1	0	1	0	3				
<b>Inning Stats</b>	R: 4 E: 0 K: 0 S: 8	H: 6 LOB: 2 BB: 1 P: 12	R: 1 E: 1 K: 0 S: 6	H: 4 LOB: 2 BB: 0 P: 6	R: 0 E: 0 K: 0 S: 4	H: 1 LOB: 1 BB: 0 P: 4	R: 0 E: 0 K: 1 S: 5	H: 0 LOB: 0 BB: 0 P: 5	R: 0 E: 0 K: 0 S: 3	H: 0 LOB: 0 BB: 0 P: 3	R: 4 E: 0 K: 0 S: 4	H: 1 LOB: 0 BB: 3 P: 16	R: 0 E: 0 K: 1 S: 5	H: 0 LOB: 0 BB: 0 P: 5	R: 0 E: 0 K: 1 S: 6	H: 1 LOB: 1 BB: 0 P: 6	1B: 11 2B: 0 3B: 0 HR: 2	SF: 0 SAC: 0 DP: 0 HBP: 0	WP: 0 PB: 0 SB: 1 CS: 3	PA: 39
<b>PITCHER</b> Dan Larson, R ERA: 6.0 Gene Pentz, R ERA: 5.12 (7, 1)	IP: 6.0 WLS: L BF: 32 H: 12 R: 9 ER: 9 SO: 9 BB: 4 IBB: 0 HBP: 0 BLK: 0 WP: 0 HR: 2 S: 30 P: 46 ERA: 13.50 WHIP: 2.667															<b>PITCHER</b>				

Houston Astros @ Pittsburgh Pirates  
Three Rivers Stadium, Pittsburgh, PA  
Thu Jul 28 1977, 7:05 PM EDT  
Att: 16,400 - Unknown

AB	35
R	9
H	13
RBI	9
BB	4
SO	3
LOB	12





Batter	1	2	3	4	5	6	7	8	9	AB	R	H	RBI	BB	SO	LOB	TOP			
Frank Taveras, R (1, 6) OBP: 0.290, SLG: 0.293	0-0 WP 3B		0-0 F4		0-0 SH5-4		0-0 1-3			3	1	1	0	0	0	0				
Phil Garner, R (1, 5) OBP: 0.307, SLG: 0.430	0-3 K		4-0 BB		0-0 F3		0-0 F2			3	0	0	0	1	1	2				
Dave Parker, L (1, 9) OBP: 0.383, SLG: 0.549	0-0 5-3 1B		0-0 4-3		0-3 K		0-0 3-1			4	0	1	0	0	1	1				
Bill Robinson, R (1, 3) OBP: 0.349, SLG: 0.527	0-0 5-3		0-0 F4		0-3 K		0-0 6-3			4	0	0	0	0	1	1				
Al Oliver, L (1, 7) OBP: 0.321, SLG: 0.453		0-0 1-3		0-3 K		0-0 PB 2B		0-0 F7		4	0	1	0	0	1	0				
Rennie Stennett, R (1, 4) OBP: 0.377, SLG: 0.441		0-0 1-3		0-0 BB 1B		0-3 K S		0-0 2B		4	2	2	0	0	1	1				
Omar Moreno, L (1, 8) OBP: 0.303, SLG: 0.364		4-0 BB		4-0 PO 1B BB		0-3 K		0-0 2B		2	0	1	1	2	1	2				
Duffy Dyer, R (1, 2) OBP: 0.388, SLG: 0.341		0-0 5-3		0-0 1-2 2H 1B		1-0 G6-4-3 HBP		0-0 1-3		3	0	1	1	0	0	2				
Bruce Kison, R (1, 1) OBP: 0.239, SLG: 0.311			0-0 1-3		0-0 PO		0-0 G6-4-3		0-3 K2-3	2	0	1	0	0	0	0				
Jerry Hairston, S (7, PH) OBP: 0.371, SLG: 0.426										1	0	0	0	0	0	1				
Grant Jackson, S (7, PH) OBP: 0.286, SLG: 0.429										0	0	0	0	0	0	0				
Bobby Tolan, L (9, PH) OBP: 0.280, SLG: 0.326										1	0	0	0	0	1	1				
<b>Inning Stats</b>	R: 1 E: 0 K: 1 S: 6	H: 2 LOB: 0 BB: 0 P: 6	R: 0 E: 0 K: 0 S: 3	H: 0 LOB: 1 BB: 1 P: 7	R: 0 E: 0 K: 0 S: 3	H: 0 LOB: 1 BB: 1 P: 7	R: 1 E: 0 K: 1 S: 6	H: 2 LOB: 0 BB: 0 P: 10	R: 0 E: 0 K: 4 S: 13	H: 1 LOB: 2 BB: 0 P: 13	R: 0 E: 0 K: 0 S: 2	H: 0 LOB: 0 BB: 0 P: 3	R: 0 E: 0 K: 0 S: 3	H: 0 LOB: 0 BB: 0 P: 3	R: 1 E: 0 K: 1 S: 7	H: 2 LOB: 1 BB: 0 P: 7	1B: 4 2B: 3 3B: 1 HR: 0	SF: 0 SAC: 1 DP: 1 HBP: 1	WP: 1 PB: 1 SB: 1 CS: 1	PA: 37
<b>PITCHER</b> Phil Niekro, R (1, 1) ERA: 4.26	IP: 9.0 WLS: W BF: 36 H: 8 R: 3 ER: 3 SO: 7 BB: 3 IBB: 0 HBP: 1 BLK: 0 WP: 1 HR: 0 S: 46 P: 59 ERA: 3.00 WHIP: 1.222																			

Pittsburgh Pirates @ Atlanta Braves  
Atlanta-Fulton County Stadium, Atlanta, GA  
Fri Jul 29 1977, 7:05 PM EDT  
Att: 9,505 - Unknown

AB	31
R	3
H	8
RBI	2
BB	3
SO	7
LOB	11



Batter	1	2	3	4	5	6	7	8	9	AB	R	H	RBI	BB	SO	LOB	BOTTOM			
Jerry Royster, R (1, 5) OBP: 0.283, SLG: 0.264	0-0 F9		0-0 6-3		0-0 3B		0-0 G3			4	0	1	2	0	0	0				
Rowland Office, L (1, 8) OBP: 0.290, SLG: 0.302	0-0 L6		0-0 K2-5 BB 1B		0-3 K		4-0 FC6-4 BB			3	0	1	0	0	1	1				
Barry Bonnell, R (7, PH) (8, 8) OBP: 0.375, SLG: 0.350			4-0 K2-5 BB 1B		0-0 1-3		0-0 FC6-4			3	1	0	0	1	1	2				
Willie Montanez, L (1, 3) OBP: 0.353, SLG: 0.505	0-3 K		0-0 K2-5 BB 1B		0-0 1-3		0-0 FC6-4			0	0	0	0	0	0	0				
Tom Paciorek, R (8, 3) OBP: 0.266, SLG: 0.358			1-2 BB				1-2													
Jeff Burroughs, R (1, 9) OBP: 0.366, SLG: 0.489		0-0 HR		0-3 K2-5 1-2 2-3		0-0 2B		0-0 2B		4	1	3	1	0	1	2				
Gary Matthews, R (1, 7) OBP: 0.350, SLG: 0.432		0-0 F9		0-0 1B		0-0 6-3		0-0 F3		4	0	1	1	0	0	2				
Biff Pocoreba, S (1, 2) OBP: 0.376, SLG: 0.428		0-0 4-3		0-0 F7		4-0 IBB		0-0 F5		3	0	0	0	1	0	2				
Darrel Chaney, S (1, 6) OBP: 0.261, SLG: 0.298		0-0 4-3		4-0 SH3-4 1B 3B BB		0-0 3		0-3 K		3	1	0	0	1	1	3				
Rod Gilbreath, R (1, 4) OBP: 0.323, SLG: 0.328			0-0 F8		0-0 SH3-4 3B 1B		0-0 HR			3	2	2	1	0	0	0				
Phil Niekro, R (1, 1) OBP: 0.164, SLG: 0.155			0-0 1-3		0-0 SH3-4		0-0 F7			2	0	0	0	0	0	0				
<b>Inning Stats</b>	R: 0 E: 0 K: 1 S: 5	H: 0 LOB: 0 BB: 0 P: 5	R: 1 E: 0 K: 0 S: 4	H: 1 LOB: 0 BB: 0 P: 4	R: 0 E: 0 K: 0 S: 3	H: 0 LOB: 0 BB: 0 P: 3	R: 1 E: 0 K: 1 S: 6	H: 2 LOB: 1 BB: 1 P: 10	R: 2 E: 0 K: 1 S: 7	H: 2 LOB: 1 BB: 1 P: 11	R: 0 E: 0 K: 0 S: 3	H: 1 LOB: 1 BB: 1 P: 7	R: 1 E: 0 K: 0 S: 4	H: 1 LOB: 1 BB: 1 P: 8	R: 0 E: 0 K: 1 S: 6	H: 1 LOB: 1 BB: 0 P: 6	1B: 3 2B: 4 3B: 1 HR: 2	SF: 0 SAC: 1 DP: 2 HBP: 0	WP: 0 PB: 0 SB: 0 CS: 0	PA: 34
<b>PITCHER</b> Bruce Kison, R (1, 1) ERA: 4.83	IP: 6.0 WLS: L BF: 25 H: 6 R: 4 ER: 4 SO: 3 BB: 2 IBB: 1 HBP: 0 BLK: 0 WP: 0 HR: 1 S: 28 P: 40 ERA: 6.00 WHIP: 1.333																			
<b>PITCHER</b> Grant Jackson, L (7, 1) ERA: 4.65	IP: 2.0 WLS: 9 BF: 2 H: 2 R: 1 ER: 1 SO: 1 BB: 1 IBB: 0 HBP: 0 BLK: 0 WP: 0 HR: 1 S: 10 P: 14 ERA: 4.50 WHIP: 1.500																			

Pittsburgh Pirates @ Atlanta Braves  
Atlanta-Fulton County Stadium, Atlanta, GA  
Fri Jul 29 1977, 7:05 PM EDT  
Att: 9,505 - Unknown

AB	29
R	5
H	8
RBI	5
BB	4
SO	4
LOB	12





Batter	1	2	3	4	5	6	7	8	9	AB	R	H	RBI	BB	SO	LOB	TOP										
Frank Taveras, R OBP: 0.291, SLG: 0.294 Ed Ott, L OBP: 0.340, SLG: 0.399	0-0 2B FC5-2 1B	0-0 F6	0-0 FC6-4 1B	0-0 1-3	0-0 1-3	0-0 1-3	0-0 1-3	0-0 E3 SH3-4 HR	0-3 K	2	0	1	0	0	0	2											
Phil Garner, R OBP: 0.307, SLG: 0.432	0-0 FC5-2 1B	0-0 FC6-2 2B	0-3 K	0-0 F3	0-0 6-3	0-0 6-3	0-0 6-3	0-0 SH3-4	0-0 F9	3	0	1	0	0	1	1											
Mario Mendoza, R OBP: 0.200, SLG: 0.244	0-0 FC5-2 1B	0-0 FC6-2 2B	0-0 K	0-0 F3	0-0 6-3	0-0 6-3	0-0 6-3	0-0 SH3-4	0-0 F9	2	0	0	0	0	0	2											
Dave Parker, L OBP: 0.383, SLG: 0.544	0-0 FC5-2 FC6-2 2-3 3-H	0-0 FC6-2	0-0 4-3	0-0 FC6-4	0-0 FC6-4	0-0 FC6-4	0-0 FC6-4	0-0 HR	0-0 F2	5	1	1	0	1	0	5											
Bill Robinson, R OBP: 0.350, SLG: 0.535	0-0 FC6-2	0-0 FC6-2	0-0 1B	0-0 1B	0-0 F9	0-0 F2	0-0 F2	0-0 HR	0-0 HR	5	1	2	4	0	0	3											
Al Oliver, L OBP: 0.322, SLG: 0.452	0-0 4-3	0-0 4-3	0-0 F5	0-0 F5	0-0 1B 1B	0-0 1B 1B	0-0 1B 1B	0-0 4-3	0-0 4-3	5	1	2	0	0	0	3											
Rennie Stennett, R OBP: 0.380, SLG: 0.446	0-0 1B	0-0 1B	0-0 1B	0-0 1B	0-0 1B	0-0 1B	0-0 1B	0-0 F9	0-0 F9	5	2	3	0	0	0	1											
Omar Moreno, L OBP: 0.305, SLG: 0.364	0-0 1B	0-0 1B	0-0 1B	0-0 1B	0-0 2-3	0-0 2-3	0-0 2-3	0-0 K	0-0 K	5	1	2	0	0	1	3											
Duffy Dyer, R OBP: 0.389, SLG: 0.339	0-0 F8	0-0 F8	0-0 F8	0-0 F8	0-0 F8	0-0 F8	0-0 F8	0-0 F8	0-0 F8	1	0	0	0	0	1	0	2										
Larry Demery, R OBP: 0.200, SLG: 0.333	0-0 F8	0-0 F8	0-0 F8	0-0 F8	0-0 F8	0-0 F8	0-0 F8	0-0 F8	0-0 F8	0	0	0	0	0	0	0	0										
Fernando Gonzalez, R OBP: 0.353, SLG: 0.500	0-0 F8	0-0 F8	0-0 F8	0-0 F8	0-0 F8	0-0 F8	0-0 F8	0-0 F8	0-0 F8	3	1	3	2	0	0	0	0										
Jerry Reuss, L OBP: 0.276, SLG: 0.245	0-3 K	0-3 K	0-3 K	0-3 K	0-0 4-3	0-0 4-3	0-0 4-3	0-0 4-3	0-0 4-3	1	0	0	0	0	1	2											
Bobby Tolson, L OBP: 0.269, SLG: 0.313	0-3 K	0-3 K	0-3 K	0-3 K	0-0 4-3	0-0 4-3	0-0 4-3	0-0 4-3	0-0 4-3	2	1	0	1	0	0	3											
Terry Forster, L OBP: 0.256, SLG: 0.300	0-0 K	0-0 K	0-0 K	0-0 K	0-0 K	0-0 K	0-0 K	0-0 K	0-0 K	0	0	0	0	0	0	0	0										
Jim Fregosi, R OBP: 0.443, SLG: 0.613	0-0 K	0-0 K	0-0 K	0-0 K	0-0 K	0-0 K	0-0 K	0-0 K	0-0 K	1	1	1	0	0	0	0	0										
Rich Gossage, R OBP: 0.297, SLG: 0.333	0-0 K	0-0 K	0-0 K	0-0 K	0-0 K	0-0 K	0-0 K	0-0 K	0-0 K	1	0	1	0	0	0	0	0										
<b>Inning Stats</b>	R: 0 E: 0 K: 0 S: 5	H: 2 LOB: 2 BB: 0 P: 5	R: 0 E: 0 K: 1 S: 7	H: 2 LOB: 2 BB: 0 P: 7	R: 0 E: 0 K: 1 S: 6	H: 1 LOB: 1 BB: 0 P: 6	R: 3 E: 0 K: 0 S: 6	H: 3 LOB: 1 BB: 1 P: 10	R: 2 E: 0 K: 0 S: 6	H: 3 LOB: 1 BB: 0 P: 6	R: 0 E: 0 K: 0 S: 4	H: 1 LOB: 1 BB: 0 P: 4	R: 0 E: 0 K: 0 S: 3	H: 0 LOB: 0 BB: 0 P: 3	R: 5 E: 1 K: 1 S: 10	H: 4 LOB: 1 BB: 1 P: 14	R: 0 E: 0 K: 1 S: 7	H: 2 LOB: 2 BB: 0 P: 7	1B: 15 2B: 2 3B: 0 HR: 1	SF: 0 SAC: 1 DP: 0 HBP: 0	WP: 0 PB: 0 SB: 3 CS: 0	PA: 48					
<b>PITCHER</b>	IP	WLS	BF	H	R	ER	SO	BB	IBB	HBP	BLK	WP	HR	S	P	ERA	WHIP										
Dick Ruthven, R ERA: 4.14	4.1		24	10	5	5	2	1	0	0	0	0	0	27	31	10.38	2.538										
Don Collins, L ERA: 5.37	3.0	L	14	4	3	2	0	0	0	0	0	0	0	14	14	6.00	1.333										
Dave Campbell, R ERA: 4.2	0.2		5	2	2	2	1	0	1	0	0	0	1	6	10	27.00	3.000										
Max Leon, R ERA: 4.57	1.0		5	2	0	0	1	0	0	0	0	0	0	7	7	0.00	2.000										

Pittsburgh Pirates @ Atlanta Braves  
Atlanta-Fulton County Stadium, Atlanta, GA

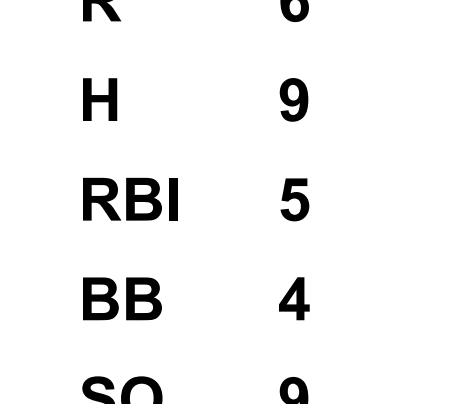
AB 45  
R 10  
H 18  
RBI 9  
BB 2  
SO 4  
LOB 30



WP: 0 PA: 48  
PB: 0  
SB: 3  
CS: 0

Pittsburgh Pirates @ Atlanta Braves  
Atlanta-Fulton County Stadium, Atlanta, GA

AB 33  
R 6  
H 9  
RBI 5  
BB 4  
SO 9  
LOB 8



WP: 0 PA: 38  
PB: 0  
SB: 0  
CS: 2

Batter	1	2	3	4	5	6	7	8	9	AB	R	H	RBI	BB	SO	LOB	BOTTOM										
Jerry Royster, R OBP: 0.284, SLG: 0.269	0-0 1B HR	0-0 5-3	0-0 5-3	0-0 E	0-0 E	0-0 F9	0-0 F9	0-0 F9	0-0 G4-6-3	5	2	2	0	0	0	1											
Barry Bonnell, R OBP: 0.373, SLG: 0.344	0-3 K	0-0 K	4-0 FC6-4 BB	0-0 E6	0-0 E6	0-0 L6	0-0 L6	0-0 L6	0-0 L6	3	0	0	0	1	1	1											
Gary Matthews, R OBP: 0.354, SLG: 0.434	0-0 HR	0-0 HR	0-0 FC6-4 2B 1-2	0-0 CS	0-0 CS	0-0 CS	0-0 CS	0-0 CS	0-0 CS	3	2	2	0	1	0	1											
Jeff Burroughs, R OBP: 0.367, SLG: 0.500	0-0 HR	0-0 HR	0-0 1B	0-0 CS	0-0 6-3	0-0 6-3	0-0 6-3	0-0 6-3	0-0 6-3	4	2	2	3	0	1	1											
Cito Gaston, R OBP: 0.273, SLG: 0.361	0-0 5-3	0-0 5-3	0-0 1B	0-0 K	0-0 K	0-0 K	0-0 K	0-0 K	0-0 K	4	0	1	2	0	2	0											
Vic Correll, R OBP: 0.350, SLG: 0.448	0-0 1B	0-0 1B	0-0 F2	0-0 F2	0-0 F2	0-0 F2	0-0 F2	0-0 F2	0-0 F2	2	0	1	0	1	0	1											
Joe Nolan, L OBP: 0.386, SLG: 0.450	0-0 1B	0-0 1B	0-0 F2	0-0 F2	0-0 F2	0-0 F2	0-0 F2	0-0 F2	0-0 F2	1	0	0	0	0	1	0											
Rod Gilbreath, R OBP: 0.319, SLG: 0.323	0-0 F8	0-0 F8	0-0 F7	0-0 F7	0-0 F7	0-0 F7	0-0 F7	0-0 F7	0-0 F7	4	0	0	0	0	2	3											
Darrel Chaney, S OBP: 0.256, SLG: 0.292	0-0 5-3	0-0 5-3	0-0 5-3	0-0 6-3	0-0 6-3	0-0 G3	0-0 G3	0-0 G3	0-0 K	4	0	0	0	0	1	0											
Dick Ruthven, R OBP: 0.261, SLG: 0.273	0-3 K	0-3 K	0-0 K	0-0 K	0-0 K	0-0 K	0-0 K	0-0 K	0-0 K	2	0	1	0	0	1	0											
Don Collins, R	0-0 K	0-0 K	0-0 K	0-0 K	0-0 K	0-0 K	0-0 K	0-0 K	0-0 K	1	0	0	0	0	0	0											
Dave Campbell, R	0-0 K	0-0 K	0-0 K	0-0 K	0-0 K	0-0 K	0-0 K	0-0 K	0-0 K	0	0	0	0	0	0	0											
Max Leon, R OBP: 0.353, SLG: 0.375	0-0 K	0-0 K	0-0 K	0-0 K	0-0 K	0-0 K	0-0 K	0-0 K	0-0 K	0	0	0	0	0	0	0											
Rowland Office, L OBP: 0.293, SLG: 0.302	0-0 K	0-0 K	0-0 K	0-0 K	0-0 K	0-0 K	0-0 K	0-0 K	0-0 K	0	0	0	0	1	0	0											
<b>Inning Stats</b>	R: 3 E: 0 K: 1 S: 9	H: 4 LOB: 1 BB: 0 P: 9	R: 0 E: 0 K: 1 S: 5	H: 0 LOB: 0 BB: 0 P: 5	R: 2 E: 0 K: 0 S: 5	H: 2 LOB: 1 BB: 1 P: 9	R: 1 E: 1 K: 0 S: 4	H: 2 LOB: 1 BB: 1 P: 8	R: 0 E: 0 K: 2 S: 7	H: 0 LOB: 0 BB: 1 P: 11	R: 0 E: 0 K: 0 S: 3	H: 0 LOB: 0 BB: 0 P: 3	R: 0 E: 0 K: 1 S: 5	H: 1 LOB: 0 BB: 0 P: 5	R: 0 E: 0 K: 3 S: 9	H: 0 LOB: 0 BB: 0 P: 9	R: 0 E: 0 K: 1 S: 4	H: 0 LOB: 0 BB: 1 P: 8	1B: 6 2B: 2 3B: 0 HR: 1	SF: 0 SAC: 0 DP: 1 HBP: 0	WP: 0 PB: 0 SB: 0 CS: 2	PA: 38					
<b>PITCHER</b>	IP	WLS	BF	H	R	ER	SO	BB	IBB	HBP	BLK	WP	HR	S	P	ERA	WHIP										
Jerry Reuss, L ERA: 4.13	3.0		16	6	5	5	2	1	0	0	0	0	0	19	23	15.00	2.333										
Larry Demery, R ERA: 5.64	1.0		5	2	1	0	0	1	0	0	0	0	0	4	8	0.00	3.000										
Terry Forster, L ERA: 5.12	3.0	W	10	1	0	0	3	1	0	0	0	0	0	15	19	0.00	0.667										
Rich Gossage, R ERA: 1.84	2.0		6	0	0	0	4	1	0	0	0	0	0	13	17	0.00	0.500										

Sat Jul 30 1977, 7:05 PM EDT  
Att: 19,006 - Unknown







Batter	1	2	3	4	5	6	7	8	9	10	11	AB	R	H	RBI	BB	SO	LOB	TOP										
Frank Taveras, R OBP: 0.301, SLG: 0.302												5	2	3	0	1	1	0											
Ed Ott, L OBP: 0.351, SLG: 0.420												6	1	4	1	0	0	1											
Dave Parker, L OBP: 0.379, SLG: 0.536												6	0	1	0	0	1	7											
Bill Robinson, R OBP: 0.349, SLG: 0.529												5	0	2	1	0	2	3											
Al Oliver, L OBP: 0.321, SLG: 0.455												4	0	0	1	1	0	2											
Rennie Stennett, R OBP: 0.353, SLG: 0.444												4	0	2	0	2	0	3											
Omar Moreno, L OBP: 0.305, SLG: 0.380													6	0	1	0	0	2	6										
Fernando Gonzalez, R OBP: 0.338, SLG: 0.457													5	0	1	0	0	0	2										
Odell Jones, R OBP: 0.200, SLG: 0.200													3	0	0	0	0	0	2										
Terry Forster, L OBP: 0.235, SLG: 0.353												0	0	0	0	0	0	0											
Kent Tekulve, R OBP: 0.250, SLG: 0.250												0	0	0	0	0	0	0											
Bobby Tolan, L OBP: 0.273, SLG: 0.333												1	0	0	0	0	0	0											
Rich Gossage, R OBP: 0.250, SLG: 0.313												1	0	0	0	0	0	0											
<b>Inning Stats</b>	R: 1 E: 1 K: 1 S: 8	H: 2 LOB: 2 BB: 0 P: 8	R: 0 E: 0 K: 0 S: 3	H: 1 LOB: 0 BB: 0 P: 3	R: 2 E: 1 K: 0 S: 6	H: 3 LOB: 1 BB: 0 P: 6	R: 0 E: 2 K: 1 S: 8	H: 2 LOB: 3 BB: 0 P: 8	R: 0 E: 0 K: 1 S: 6	H: 1 LOB: 1 BB: 0 P: 6	R: 0 E: 0 K: 2 S: 8	H: 1 LOB: 1 BB: 0 P: 8	R: 0 E: 0 K: 0 S: 3	H: 0 LOB: 0 BB: 0 P: 3	R: 0 E: 0 K: 1 S: 6	H: 1 LOB: 3 BB: 2 P: 14	R: 0 E: 0 K: 1 S: 5	H: 0 LOB: 1 BB: 1 P: 9	R: 0 E: 0 K: 0 S: 4	H: 1 LOB: 2 BB: 1 P: 8	1B: 13 2B: 0 3B: 1 HR: 0	SF: 1 SAC: 1 DP: 0 HBP: 0	WP: 0 PB: 0 SB: 2 CS: 0	PA: 52					
<b>PITCHER</b> Mark Lemongello, R ERA: 3.76	IP: 11.0 W: 11	WLS: 5 BF: 52	H: 14 R: 3	ER: 2 SO: 7	BB: 3 IBB: 1	HBP: 0 BLK: 0	WP: 0 HR: 0	S: 62 P: 78	ERA: 1.64 WHIP: 1.545	<b>PITCHER</b>																			

Pittsburgh Pirates @ Houston Astros  
Astrodome, Houston, TX  
Mon Aug 01 1977, 8:05 PM EDT  
Att: 11,769 - Dome

AB 46  
R 3  
H 14  
RBI 3  
BB 4  
SO 7  
LOB 26



Batter	1	2	3	4	5	6	7	8	9	10	11	AB	R	H	RBI	BB	SO	LOB	BOTTOM										
Terry Puhl, L OBP: 0.356, SLG: 0.328												2	0	1	0	2	0	0											
Enos Cabell, R OBP: 0.305, SLG: 0.424												5	1	1	0	0	1	5											
Cesar Cedeno, R OBP: 0.319, SLG: 0.341												5	0	1	1	0	1	5											
Bob Watson, R OBP: 0.352, SLG: 0.485												5	1	1	0	0	2	2											
Jose Cruz, L OBP: 0.364, SLG: 0.479													5	2	2	1	0	1	1										
Ed Herrmann, L OBP: 0.287, SLG: 0.284												4	0	1	1	0	0	1											
Julio Gonzalez, R OBP: 0.294, SLG: 0.333												4	0	1	1	0	1	1											
Roger Metzger, S OBP: 0.267, SLG: 0.270												4	0	1	0	0	1	2											
Mark Lemongello, R OBP: 0.044, SLG: 0.044												4	0	1	0	0	1	1											
<b>Inning Stats</b>	R: 0 E: 0 K: 0 S: 3	H: 1 LOB: 0 BB: 0 P: 3	R: 1 E: 0 K: 0 S: 5	H: 2 LOB: 1 BB: 0 P: 5	R: 1 E: 1 K: 0 S: 4	H: 1 LOB: 1 BB: 1 P: 8	R: 0 E: 0 K: 1 S: 5	H: 0 LOB: 0 BB: 0 P: 5	R: 0 E: 0 K: 1 S: 7	H: 1 LOB: 1 BB: 0 P: 7	R: 0 E: 0 K: 2 S: 7	H: 1 LOB: 1 BB: 0 P: 7	R: 0 E: 0 K: 2 S: 7	H: 0 LOB: 0 BB: 0 P: 7	R: 0 E: 0 K: 0 S: 3	H: 0 LOB: 1 BB: 1 P: 7	R: 1 E: 0 K: 0 S: 1	H: 1 LOB: 0 BB: 0 P: 1	1B: 6 2B: 3 3B: 1 HR: 1	SF: 0 SAC: 1 DP: 1 HBP: 0	WP: 1 PB: 0 SB: 1 CS: 0	PA: 41							
<b>PITCHER</b> Odell Jones, R ERA: 5.05	IP: 5.1	WLS: 1 BF: 24	H: 8 R: 3	ER: 3 SO: 3	BB: 1 IBB: 0	HBP: 0 BLK: 0	WP: 0 HR: 0	S: 29 P: 33	ERA: 5.06 WHIP: 1.688	<b>PITCHER</b>																			
Terry Forster, L ERA: 5.03	1.0	4	1	0	0	0	0	4	4	0.00	1.000																		
Kent Tekulve, R ERA: 3.47	0.2	2	0	0	0	1	0	0	4	4	0.00	0.000																	
Rich Gossage, R ERA: 1.68	3.0	L: 11	1	1	1	4	1	1	18	22	3.00	0.667																	

Pittsburgh Pirates @ Houston Astros  
Astrodome, Houston, TX  
Mon Aug 01 1977, 8:05 PM EDT  
Att: 11,769 - Dome

AB 38  
R 4  
H 10  
RBI 4  
BB 2  
SO 8  
LOB 18





Batter	1	2	3	4	5	6	7	8	9	10	AB	R	H	RBI	BB	SO	LOB	TOP						
Frank Taveras, R OBP: 0.300, SLG: 0.300 (1.6)	5-3		6-3		K			F8		F9 HR 1B	5	1	1	0	0	1	1	<b>Pittsburgh Pirates @ Houston Astros</b> Astrodome, Houston, TX Tue Aug 02 1977, 8:05 PM EDT Att. 15,805 - Dome						
Omar Moreno, L OBP: 0.300, SLG: 0.373 (1.8)	4-3			B1-3		F4		K		F9 1-3	5	0	0	0	0	1	1							
Dave Parker, L OBP: 0.361, SLG: 0.536 (1.9)	F8					6-3				1B E 1B	4	2	2	0	1	0	0							
Bill Robinson, R OBP: 0.353, SLG: 0.540 (1.3)				F4		E5 1B				E5 1B	5	2	3	3	0	1	1							
Rennie Stennett, R OBP: 0.378, SLG: 0.438 (1.4)	6-3			5-3		6-3				F8 1-3	5	0	0	0	0	0	2							
Ed Ott, L OBP: 0.354, SLG: 0.419 (1.2)						6-3 1B		F8		3-1	3	1	1	0	1	0	0							
Fernando Gonzalez, R OBP: 0.333, SLG: 0.459 (1.5)						6-3		F1		2B	4	0	1	0	0	0	2							
Jerry Hairston, S OBP: 0.343, SLG: 0.390 (1.7)				F9		F7		K		4-3	4	0	0	0	0	1	2							
Jim Rooker, R OBP: 0.261, SLG: 0.190 Larry Demery, R OBP: 0.168, SLG: 0.313 Bobby Tolan, L OBP: 0.268, SLG: 0.327 Grant Jackson, S OBP: 0.250, SLG: 0.375 (1.1)				K		6-3 1B		3-1		G3	2	0	1	1	0	1	0							
<b>Inning Stats</b>	R: 0 E: 0 K: 0 S: 3	H: 0 LOB: 0 BB: 0 P: 3	R: 0 E: 0 K: 1 S: 5	H: 0 LOB: 1 BB: 1 P: 9	R: 0 E: 0 K: 1 S: 5	H: 0 LOB: 0 BB: 0 P: 5	R: 0 E: 0 K: 0 S: 4	H: 1 LOB: 1 BB: 0 P: 4	R: 1 E: 0 K: 1 S: 7	H: 2 LOB: 1 BB: 0 P: 7	R: 0 E: 0 K: 0 S: 4	H: 1 LOB: 1 BB: 0 P: 4	R: 0 E: 0 K: 1 S: 5	H: 0 LOB: 0 BB: 0 P: 5	R: 0 E: 0 K: 1 S: 5	H: 0 LOB: 0 BB: 0 P: 5	R: 2 E: 1 K: 0 S: 6		H: 3 LOB: 1 BB: 0 P: 6	R: 3 E: 0 K: 0 S: 5	H: 2 LOB: 0 BB: 1 P: 9	1B: 7 2B: 1 3B: 0 HR: 1	SF: 0 SAC: 0 DP: 0 HBP: 0	WP: 0 PB: 0 SB: 1 CS: 0
<b>PITCHER</b> Dan Larson, R ERA: 5.91 (1.1)	IP 10.0	WLS L	BF 41	H 9	R 6	ER 6	SO 5	BB 1	IBB 0	HBP 0	BLK 0	WP 0	HR 1	S 49	P 57	ERA 5.40	WHIP 1.000							

Batter	1	2	3	4	5	6	7	8	9	10	AB	R	H	RBI	BB	SO	LOB	BOTTOM				
Wilbur Howard, S OBP: 0.265, SLG: 0.304 (1.7)	4-3 1B 2B		3B 2B		SH1-3					5-3	4	2	3	1	0	0	0	<b>Pittsburgh Pirates @ Houston Astros</b> Astrodome, Houston, TX Tue Aug 02 1977, 8:05 PM EDT Att. 15,805 - Dome				
Enos Cabell, R OBP: 0.305, SLG: 0.426 (1.5)	4-3		CS 3B		F7		4-3		6-3		5	0	1	1	0	0	4					
Cesar Cedeno, R OBP: 0.322, SLG: 0.341 (1.8)			BB		6-3		4-3			BB	3	0	1	1	2	0	3					
Bob Watson, R OBP: 0.350, SLG: 0.480 (1.3)	L7		K			6-3				K	4	0	0	0	1	2	3					
Art Howe, R OBP: 0.340, SLG: 0.434 (1.4)			CS		F8		5-3		4-3		5	0	0	0	0	2	3					
Jose Cruz, L OBP: 0.385, SLG: 0.477 (1.9)	F7		3H		G3					K	4	0	1	0	1	1	0					
Ed Herrmann, L OBP: 0.297, SLG: 0.294 (1.2)	4-3				G3		1B BB		SH3 1B		4	0	2	0	0	0	0					
Roger Metzger, S OBP: 0.267, SLG: 0.265 (1.6)			S 2B BB		K		F3		F9		3	1	0	0	1	1	4					
Dan Larson, R OBP: 0.350, SLG: 0.316 (1.1)			K		SH1-3 1B		1B 1B		6-3		4	0	2	0	0	1	2					
<b>Inning Stats</b>	R: 1 E: 0 K: 0 S: 4	H: 2 LOB: 0 BB: 0 P: 4	R: 0 E: 0 K: 1 S: 5	H: 0 LOB: 0 BB: 0 P: 5	R: 2 E: 0 K: 2 S: 8	H: 2 LOB: 1 BB: 2 P: 16	R: 0 E: 0 K: 1 S: 6	H: 1 LOB: 1 BB: 0 P: 6	R: 0 E: 0 K: 0 S: 4	H: 1 LOB: 2 BB: 1 P: 8	R: 0 E: 0 K: 0 S: 5	H: 2 LOB: 3 BB: 1 P: 9	R: 0 E: 0 K: 0 S: 4	H: 1 LOB: 1 BB: 0 P: 4	R: 0 E: 0 K: 1 S: 5	H: 0 LOB: 1 BB: 1 P: 9	R: 0 E: 0 K: 2 S: 7		H: 0 LOB: 0 BB: 0 P: 7	1B: 7 2B: 2 3B: 1 HR: 0	SF: 0 SAC: 2 DP: 0 HBP: 0	WP: 0 PB: 0 SB: 1 CS: 1
<b>PITCHER</b> Jim Rooker, L ERA: 3.94 Larry Demery, R ERA: 5.32 Grant Jackson, L ERA: 4.39 (1.1)	IP 6.0	WLS 28	BF 9	H 3	R 3	ER 3	SO 4	BB 3	IBB 0	HBP 0	BLK 0	WP 0	HR 0	S 33	P 45	ERA 4.50	WHIP 2.000					





Batter	1	2	3	4	5	6	7	8	9	AB	R	H	RBI	BB	SO	LOB	TOP			
Frank Taveras, R (1, 6) OBP: 0.299, SLG: 0.300										4	0	1	0	0	1	2	<b>Pittsburgh Pirates @ Houston Astros</b> Astrodome, Houston, TX Wed Aug 03 1977, 8:05 PM EDT Att: 14,745 - Unknown			
Omar Moreno, L (1, 8) OBP: 0.303, SLG: 0.373										3	0	1	0	1	0	1				
Dave Parker, L (1, 9) OBP: 0.382, SLG: 0.535										3	0	1	0	1	1	2				
Bill Robinson, R (1, 3) OBP: 0.352, SLG: 0.536										4	0	1	0	0	0	2				
Al Oliver, L (1, 7) OBP: 0.321, SLG: 0.453										4	0	1	0	0	0	3				
Rennie Stennett, R (1, 4) OBP: 0.377, SLG: 0.437										4	0	1	0	0	0	1				
Fernando Gonzalez, R (1, 5) OBP: 0.329, SLG: 0.449										4	0	1	0	0	0	2				
Duffy Dyer, R (1, 2) OBP: 0.387, SLG: 0.337										4	0	1	0	0	1	2				
Bruce Kison, R (1, 1) OBP: 0.250, SLG: 0.340										2	0	1	0	0	0	1				
Bobby Tolan, L (7, PH) OBP: 0.263, SLG: 0.321										1	0	0	0	0	0	1				
Kent Tekulve, R (7, 1) OBP: 0.250, SLG: 0.250										0	0	0	0	0	0	0				
<b>Inning Stats</b>	R: 0 E: 0 K: 0 S: 3	H: 2 LOB: 2 BB: 2 P: 11	R: 0 E: 0 K: 0 S: 3	H: 1 LOB: 0 BB: 0 P: 3	R: 0 E: 0 K: 1 S: 6	H: 1 LOB: 1 BB: 0 P: 6	R: 0 E: 0 K: 0 S: 3	H: 0 LOB: 0 BB: 0 P: 3	R: 0 E: 0 K: 0 S: 4	H: 1 LOB: 1 BB: 0 P: 4	R: 0 E: 0 K: 1 S: 6	H: 1 LOB: 1 BB: 0 P: 6	R: 0 E: 0 K: 0 S: 4	H: 1 LOB: 1 BB: 0 P: 4	R: 0 E: 0 K: 0 S: 4	H: 1 LOB: 1 BB: 0 P: 4	1B: 8 2B: 1 3B: 0 HR: 0	SF: 0 SAC: 0 DP: 1 HBP: 0	WP: 1 PB: 0 SB: 3 CS: 2	PA: 35
<b>PITCHER</b> Joe Niekro, R (1, 1) ERA: 2.57	IP: 9.0 WLS: W BF: 35 H: 9 R: 0 ER: 0 SO: 3 BB: 2 IBB: 0 HBP: 0 BLK: 0 WP: 1 HR: 0 S: 39 P: 47 ERA: 0.00 WHIP: 1.222															<b>PITCHER</b>				

Batter	1	2	3	4	5	6	7	8	9	AB	R	H	RBI	BB	SO	LOB	BOTTOM			
Terry Puhl, L (1, 7) OBP: 0.338, SLG: 0.309										4	0	0	0	0	0	0	<b>Pittsburgh Pirates @ Houston Astros</b> Astrodome, Houston, TX Wed Aug 03 1977, 8:05 PM EDT Att: 14,745 - Unknown			
Enos Cabell, R (1, 5) OBP: 0.304, SLG: 0.424										4	0	1	0	0	2	0				
Cesar Cedeno, R (1, 8) OBP: 0.324, SLG: 0.346										4	2	2	0	0	1	1				
Bob Watson, R (1, 3) OBP: 0.355, SLG: 0.483										2	1	2	1	0	0	0				
Jose Cruz, L (1, 9) OBP: 0.364, SLG: 0.478										3	0	1	2	0	0	2				
Joe Ferguson, R (1, 2) OBP: 0.370, SLG: 0.445										3	0	0	0	0	1	0				
Art Howe, R (1, 4) OBP: 0.336, SLG: 0.428										3	0	0	0	0	1	0				
Roger Metzger, S (1, 6) OBP: 0.268, SLG: 0.262										2	0	0	0	1	0	0				
Joe Niekro, R (1, 1) OBP: 0.190, SLG: 0.150										3	0	0	0	0	1	1				
<b>Inning Stats</b>	R: 0 E: 0 K: 1 S: 5	H: 0 LOB: 0 BB: 0 P: 5	R: 0 E: 0 K: 0 S: 3	H: 1 LOB: 0 BB: 0 P: 3	R: 0 E: 0 K: 2 S: 7	H: 0 LOB: 0 BB: 0 P: 7	R: 2 E: 0 K: 1 S: 6	H: 2 LOB: 1 BB: 0 P: 7	R: 0 E: 0 K: 1 S: 5	H: 0 LOB: 1 BB: 1 P: 9	R: 1 E: 0 K: 1 S: 7	H: 2 LOB: 1 BB: 0 P: 7	R: 0 E: 0 K: 0 S: 3	H: 0 LOB: 0 BB: 0 P: 3	R: 0 E: 1 K: 0 S: 4	H: 1 LOB: 1 BB: 0 P: 4	1B: 4 2B: 2 3B: 0 HR: 0	SF: 0 SAC: 0 DP: 1 HBP: 1	WP: 0 PB: 0 SB: 0 CS: 0	PA: 30
<b>PITCHER</b> Bruce Kison, R (1, 1) ERA: 4.82	IP: 6.0 WLS: L BF: 23 H: 5 R: 3 ER: 3 SO: 6 BB: 1 IBB: 0 HBP: 1 BLK: 0 WP: 0 HR: 0 S: 33 P: 38 ERA: 4.50 WHIP: 1.000															<b>PITCHER</b>				
Kent Tekulve, R (7, 1) ERA: 3.39	IP: 2.0 WLS: 7 BF: 1 H: 0 R: 0 ER: 0 SO: 0 BB: 0 IBB: 0 HBP: 0 BLK: 0 WP: 0 HR: 7 S: 7 P: 7 ERA: 0.00 WHIP: 0.500															<b>PITCHER</b>				









Batter	1	2	3	4	5	6	7	8	9	AB	R	H	RBI	BB	SO	LOB	TOP				
<b>Frank Taveras, R</b> OBP: 0.306, SLG: 0.312 (1, 6)	0-0 6-3	0-0 IHR		0-0 5-3		0-0 G4-6-3 1B		0-0 1-3		5	1	2	4	0	0	0					
<b>Fernando Gonzalez, R</b> OBP: 0.323, SLG: 0.438 (1, 5) (6, 4)	0-0 4-3	0-0 4-3		0-0 P4		0-0 G4-6-3 1-2 2-3		0-0 F7		5	0	0	0	0	0	2					
<b>Dave Parker, L</b> OBP: 0.391, SLG: 0.555 (1, 9)	4-0 FC4 BB	0-0 WP 1B 2B				4-0 F8 BB		4-0 HR BB		2	2	2	0	3	0	0					
<b>Bill Robinson, R</b> OBP: 0.358, SLG: 0.546 (1, 3)	0-0 FC4 1-2	0-0 CS 1B				4-0 1-2 BB		0-0 1-H 3-H HR		4	1	2	4	1	0	2					
<b>Al Oliver, L</b> OBP: 0.323, SLG: 0.456 (1, 7)		0-0 1B CS		0-0 P6		0-0 L8		0-0 F7		5	1	2	0	0	0	2					
<b>Rennie Stennett, R</b> OBP: 0.377, SLG: 0.435 (1, 4)		0-0 1B IHR		0-0 F8		0-0 F8		0-0 4-3		3	1	1	0	0	0	2					
<b>Mario Mendoza, R</b> OBP: 0.213, SLG: 0.255 (6, 5)		1-2 1B				2-3				2	0	1	0	0	0	0					
<b>Ed Ott, L</b> OBP: 0.359, SLG: 0.426 (1, 2)		0-0 1-3 2-H IHR 1B		4-0 BB		0-0 1-3		0-0 2B		4	1	2	1	1	1	3					
<b>Omar Moreno, L</b> OBP: 0.302, SLG: 0.377 (1, 8)		0-3 K		0-3 K2-3		0-0 E9 1B 2B		0-0 P6		5	1	1	0	0	2	5					
<b>Odell Jones, R</b> OBP: 0.227, SLG: 0.190 (1, 1)		4-0 1-2 IHR BB				0-0 C4-6-3 HR 1B		0-3 K		1	1	0	0	1	1	0					
<b>Grant Jackson, S</b> OBP: 0.300, SLG: 0.400 (4, 1)				0-3 K						2	1	1	1	0	1	1					
<b>Rich Gossage, R</b> OBP: 0.250, SLG: 0.313 (9, 1)		1-2 IHR BB								0	0	0	0	0	0	0					
<b>Inning Stats</b>	R: 0 E: 0 K: 0 S: 3	H: 0 LOB: 1 BB: 1 P: 7	R: 6 E: 0 K: 1 S: 10	H: 6 LOB: 0 BB: 1 P: 14	R: 0 E: 0 K: 1 S: 5	H: 0 LOB: 1 BB: 1 P: 9	R: 0 E: 0 K: 1 S: 5	H: 0 LOB: 0 BB: 0 P: 5	R: 0 E: 0 K: 0 S: 3	H: 2 LOB: 2 BB: 2 P: 11	R: 0 E: 1 K: 0 S: 6	H: 4 LOB: 0 BB: 1 P: 10	R: 0 E: 0 K: 1 S: 4	H: 1 LOB: 1 BB: 0 P: 6	R: 0 E: 0 K: 0 S: 4	H: 2 LOB: 1 BB: 0 P: 6	1B: 8 2B: 4 3B: 0 HR: 2	SF: 0 SAC: 0 DP: 1 HBP: 0	WP: 1 PB: 0 SB: 0 CS: 1	PA: 45	
<b>PITCHER</b>	IP	WLS	BF	H	R	ER	SO	BB	IBB	HBP	BLK	WP	HR	S	P	ERA	WHIP				
<b>Doug Capilla, L</b> ERA: 5.77 (1, 1)	5.2	L	30	9	9	9	3	6	0	0	0	1	0	30	54	14.29	2.647				
<b>Jack Billingham, R</b> ERA: 5.57 (6, 1)	0.1		2	1	1	1	0	0	0	0	0	0	1	2	2	27.00	3.000				
<b>Pedro Borbon, R</b> ERA: 2.88 (7, 1)	2.0		8	2	0	0	1	0	0	0	0	0	0	10	10	0.00	1.000				
<b>Manny Sarmiento, R</b> ERA: 4.76 (9, 1)	1.0		4	2	0	0	1	0	0	0	0	0	0	6	6	0.00	2.000				

Pittsburgh Pirates @ Cincinnati Reds  
Riverfront Stadium, Cincinnati, OH  
Fri Aug 05 1977, 7:05 PM EDT  
Att: 50,085 - Unknown

AB 38  
R 10  
H 14  
RBI 10  
BB 6  
SO 5  
LOB 17



Batter	1	2	3	4	5	6	7	8	9	AB	R	H	RBI	BB	SO	LOB	BOTTOM					
<b>Pete Rose, S</b> OBP: 0.388, SLG: 0.444 (1, 5)	4-0 FC6-4 BB	0-0 4-3		0-0 FC6 1-2		0-0 1B		0-0 G4-6-3 1-2		4	0	1	0	1	0	2						
<b>Ken Griffey, L</b> OBP: 0.383, SLG: 0.479 (1, 9)	0-0 FC6-4 2B		0-0 F7		0-0 5-3	0-0 1B		4-0 1B BB		4	1	1	0	1	0	1						
<b>Joe Morgan, L</b> OBP: 0.426, SLG: 0.483 (1, 4)	0-0 1-H 2B		0-0 4-3		4-0 HR BB	0-0 4-3		0-0 1-2 1B		4	2	2	1	1	0	2						
<b>George Foster, R</b> OBP: 0.384, SLG: 0.656 (1, 7)	0-0 E 2-H 2B		0-0 HR		0-0 1-H HR	0-0 F8		0-0 F9		5	2	3	4	0	0	2						
<b>Dan Driessen, L</b> OBP: 0.382, SLG: 0.480 (1, 3)	0-3 K		0-3 K		0-0 1B	0-0 P4		0-0 P4		5	0	1	0	0	2	3						
<b>Johnny Bench, R</b> OBP: 0.350, SLG: 0.578 (1, 2)	0-0 E6 2-3		0-0 HR		0-3 K	0-0 E5		0-3 K		5	1	1	1	0	2	4						
<b>Cesar Geronimo, L</b> OBP: 0.331, SLG: 0.402 (1, 8)	0-3 K		0-0 F7		0-0 F8	0-0 G3				4	0	0	0	0	1	4						
<b>Dave Concepcion, R</b> OBP: 0.329, SLG: 0.385 (1, 6)		0-0 5-3		0-0 6-3		0-0 L3		0-0 F8		4	0	0	0	0	0	0						
<b>Doug Capilla, L</b> OBP: 0.111, SLG: 0.259 (1, 1)		0-0 4-3		1-0 FC6 HBP		0-0 F9		4-0 G4-6-3 BB		1	0	0	0	0	0	0						
<b>Jack Billingham, R</b> OBP: 0.192, SLG: 0.196 (6, 1)										0	0	0	0	0	0	0						
<b>Ray Knight, L</b> OBP: 0.306, SLG: 0.490 (6, 1)										0	0	0	0	0	0	0						
<b>Pedro Borbon, R</b> OBP: 0.222, SLG: 0.278 (7, 1)										0	0	0	0	0	0	0						
<b>Ed Armbruster, R</b> OBP: 0.362, SLG: 0.493 (8, 1)										0	0	0	0	1	0	0						
<b>Manny Sarmiento, R</b> ERA: 1.66 (9, 1)										0	0	0	0	0	0	0						
<b>Inning Stats</b>	R: 2 E: 1 K: 2 S: 10	H: 2 LOB: 2 BB: 1 P: 14	R: 0 E: 0 K: 0 S: 3	H: 0 LOB: 0 BB: 0 P: 3	R: 1 E: 0 K: 1 S: 6	H: 1 LOB: 0 BB: 0 P: 6	R: 1 E: 0 K: 0 S: 4	H: 1 LOB: 1 BB: 0 P: 5	R: 2 E: 0 K: 1 S: 7	H: 2 LOB: 1 BB: 1 P: 11	R: 0 E: 0 K: 0 S: 5	H: 2 LOB: 2 BB: 0 P: 5	R: 0 E: 1 K: 0 S: 4	H: 0 LOB: 1 BB: 0 P: 4	R: 0 E: 0 K: 0 S: 2	H: 0 LOB: 0 BB: 1 P: 6	R: 0 E: 0 K: 1 S: 6	H: 1 LOB: 2 BB: 1 P: 10	1B: 4 2B: 2 3B: 0 HR: 3	SF: 0 SAC: 0 DP: 1 HBP: 1	WP: 0 PB: 0 SB: 1 CS: 0	PA: 42
<b>PITCHER</b>	IP	WLS	BF	H	R	ER	SO	BB	IBB	HBP	BLK	WP	HR	S	P	ERA	WHIP					
<b>Odell Jones, R</b> ERA: 5.27 (1, 1)	3.2		18	4	4	4	3	1	0	1	0	0	2	22	27	9.82	1.364					
<b>Grant Jackson, L</b> ERA: 4.37 (4, 1)	4.1	W	20	4	2	2	1	3	0	0	0	0	1	19	31	4.15	1.615					
<b>Rich Gossage, R</b> ERA: 1.66 (9, 1)	1.0		4	1	0	0	1	0	0	0	0	0	0	6	6	0.00	1.000					

Pittsburgh Pirates @ Cincinnati Reds  
Riverfront Stadium, Cincinnati, OH  
Fri Aug 05 1977, 7:05 PM EDT  
Att: 50,085 - Unknown


AB 37  
R 6  
H 9  
RBI 6  
BB 4  
SO 5  
LOB 18





Batter	1	2	3	4	5	6	7	8	9	AB	R	H	RBI	BB	SO	LOB	TOP					
Frank Taveras, R (1, 6) OBP: 0.303, SLG: 0.309	0-3 K		0-3 K					0-3 K		4	0	0	0	0	3	0	Pittsburgh Pirates @ Cincinnati Reds Riverfront Stadium, Cincinnati, OH Sat Aug 06 1977, 3:33 AM EDT Att: 44,267 - Unknown					
Ed Ott, L (1, 2) OBP: 0.357, SLG: 0.422	0-0 1B			0-3 K		0-3 K		0-3 K		4	0	1	0	0	3	0						
Dave Parker, L (1, 9) OBP: 0.392, SLG: 0.553	0-0 L6			4-0 BB		0-0 1B		0-0 4-3		3	0	1	0	1	0	1						
Bill Robinson, R (1, 5) OBP: 0.356, SLG: 0.552	0-0 F8			0-0 G6-4-3		0-0 P4			0-0 HR	4	1	1	1	0	0	3						
Al Oliver, L (1, 7) OBP: 0.324, SLG: 0.463		0-0 F8				0-0 HR		0-0 F8		4	1	2	1	0	0	0						
Bobby Tolan, L (1, 3) OBP: 0.279, SLG: 0.386		0-0 4-3				0-0 HR		0-0 1B		4	1	2	1	0	0	1						
Fernando Gonzalez, R (1, 4) OBP: 0.320, SLG: 0.430		0-0 F9				0-0 F8		0-0 1-2		4	0	1	0	0	0	1						
Omar Moreno, L (1, 8) OBP: 0.299, SLG: 0.372			0-3 K			0-0 F8		0-0 F8		4	0	0	0	0	1	3						
Terry Forster, L (1, 1) OBP: 0.211, SLG: 0.316			0-3 K			0-0 6-3		0-0 4-3		2	0	0	0	0	1	0						
Jerry Hairston, S (7, PH) OBP: 0.338, SLG: 0.383										1	0	0	0	0	0	2						
Larry Demery, R (7, 1) OBP: 0.188, SLG: 0.313										0	0	0	0	0	0	0						
<b>Inning Stats</b>	R: 0 E: 0 K: 1 S: 6	H: 1 LOB: 1 BB: 0 P: 6	R: 0 E: 0 K: 0 S: 3	H: 0 LOB: 0 BB: 0 P: 3	R: 0 E: 0 K: 3 S: 9	H: 0 LOB: 0 BB: 0 P: 9	R: 0 E: 0 K: 1 S: 4	H: 0 LOB: 0 BB: 1 P: 8	R: 2 E: 0 K: 0 S: 5	H: 2 LOB: 0 BB: 0 P: 5	R: 0 E: 0 K: 1 S: 6	H: 1 LOB: 1 BB: 0 P: 6	R: 0 E: 0 K: 0 S: 5	H: 2 LOB: 2 BB: 0 P: 5	R: 0 E: 0 K: 2 S: 7	H: 0 LOB: 0 BB: 0 P: 7	R: 1 E: 0 K: 0 S: 5	H: 2 LOB: 1 BB: 0 P: 5	1B: 5 2B: 0 3B: 0 HR: 3	SF: 0 SAC: 0 DP: 1 HBP: 0	WP: 0 PB: 0 SB: 0 CS: 0	PA: 35
<b>PITCHER</b> Tom Seaver, R (1, 1) ERA: 3.14	IP: 9.0 WLS: W BF: 35 H: 8 R: 3 ER: 3 SO: 8 BB: 1 IBB: 0 HBP: 0 BLK: 0 WP: 0 HR: 3 S: 50 P: 54 ERA: 3.00 WHIP: 1.000															<b>PITCHER</b>						

AB	34
R	3
H	8
RBI	3
BB	1
SO	8
LOB	11



Batter	1	2	3	4	5	6	7	8	9	AB	R	H	RBI	BB	SO	LOB	BOTTOM			
Pete Rose, S (1, 5) OBP: 0.386, SLG: 0.444	0-0 1-4-3	0-0 2B		0-3 K	0-0 5-3			0-0 6-3		5	1	1	2	0	1	1	Pittsburgh Pirates @ Cincinnati Reds Riverfront Stadium, Cincinnati, OH Sat Aug 06 1977, 3:33 AM EDT Att: 44,267 - Unknown			
Ken Griffey, L (1, 9) OBP: 0.386, SLG: 0.479	0-0 BB	0-0 6-3		0-0 BB		0-0 4-3		4-0 HR		4	1	2	0	1	0	2				
Joe Morgan, L (1, 4) OBP: 0.430, SLG: 0.497	4-0 1-2	0-0 2B		0-0 BB		0-0 F7		0-0 HR		4	1	3	4	1	0	0				
George Foster, R (1, 7) OBP: 0.382, SLG: 0.650	0-3 K	0-0 F9		4-0 BB		0-3 K		0-0 5-3		4	0	0	0	1	2	3				
Johnny Bench, R (1, 2) OBP: 0.348, SLG: 0.582	0-0 F8		0-0 HR	0-0 F3		0-0 5-3		0-3 K		5	1	1	1	0	1	5				
Dave Concepcion, R (1, 6) OBP: 0.328, SLG: 0.383		0-0 4-3		0-0 1B		0-0 F8		0-0 E5		4	1	1	0	0	0	3				
Dan Driessen, L (1, 3) OBP: 0.385, SLG: 0.486		0-0 1B		0-0 F8		0-0 SH3-4		0-0 WP		4	1	3	0	0	0	1				
Cesar Geronimo, L (1, 8) OBP: 0.327, SLG: 0.398		0-0 FC		0-0 F7		0-0 F7		0-0 P6		4	1	0	0	0	0	4				
Tom Seaver, R (1, 1) OBP: 0.236, SLG: 0.255		0-0 2B		0-0 6-3		0-0 SH3-4		0-3 K		3	1	1	0	0	1	2				
<b>Inning Stats</b>	R: 0 E: 0 K: 1 S: 6	H: 1 LOB: 2 BB: 1 P: 10	R: 4 E: 0 K: 0 S: 8	H: 4 LOB: 1 BB: 0 P: 8	R: 1 E: 0 K: 0 S: 5	H: 2 LOB: 1 BB: 0 P: 5	R: 0 E: 0 K: 1 S: 7	H: 2 LOB: 3 BB: 1 P: 11	R: 0 E: 0 K: 0 S: 4	H: 1 LOB: 1 BB: 0 P: 4	R: 0 E: 0 K: 1 S: 5	H: 0 LOB: 0 BB: 0 P: 5	R: 1 E: 0 K: 1 S: 7	H: 1 LOB: 1 BB: 0 P: 7	R: 2 E: 0 K: 1 S: 6	H: 1 LOB: 0 BB: 1 P: 10		1B: 7 2B: 3 3B: 0 HR: 2	SF: 0 SAC: 1 DP: 0 HBP: 0	WP: 2 PB: 0 SB: 0 CS: 0
<b>PITCHER</b> Terry Forster, L (1, 1) ERA: 5.26	IP: 6.0 WLS: L BF: 31 H: 10 R: 5 ER: 5 SO: 3 BB: 2 IBB: 0 HBP: 0 BLK: 0 WP: 0 HR: 1 S: 35 P: 43 ERA: 7.50 WHIP: 2.000															<b>PITCHER</b>				
Larry Demery, R (7, 1) ERA: 5.43	IP: 2.0 WLS: L BF: 10 H: 2 R: 3 ER: 2 SO: 2 BB: 1 IBB: 0 HBP: 0 BLK: 0 WP: 2 HR: 1 S: 13 P: 17 ERA: 9.00 WHIP: 1.500															<b>PITCHER</b>				

AB	37
R	8
H	12
RBI	7
BB	3
SO	5
LOB	21






Batter	1	2	3	4	5	6	7	8	9	AB	R	H	RBI	BB	SO	LOB	TOP			
Frank Taveras, R (1.6) OBP: 0.300, SLG: 0.306	B5-3		F9			4-3		L6		4	0	0	0	0	0	0				
Ed Ott, L (1.2) OBP: 0.360, SLG: 0.424	PO WP 1B			K				F9		4	0	2	0	0	1	0				
Dave Parker, L (1.9) OBP: 0.395, SLG: 0.555	F7			1B 1B						4	0	3	0	0	0	1				
Bill Robinson, R (1.5) OBP: 0.352, SLG: 0.545	PO 1-3	K		F7		L1-3		G5-4-3 1B		4	0	0	0	0	1	4				
Al Oliver, L (1.7) OBP: 0.326, SLG: 0.469		F7								4	0	2	0	0	0	0				
Bobby Tolan, L (1.3) OBP: 0.281, SLG: 0.373										2	0	0	0	1	0	3				
Fernando Gonzalez, R (1.4) OBP: 0.311, SLG: 0.417										3	0	0	0	0	1	2				
Omar Moreno, L (1.8) OBP: 0.299, SLG: 0.370				F6		F3				2	0	0	0	1	0	0				
Jim Rooker, R (1.1) OBP: 0.250, SLG: 0.182										2	0	0	0	0	1	0				
Jerry Hairston, S (8, PH) OBP: 0.333, SLG: 0.377										1	0	0	0	0	0	0				
Kent Tekulve, R (8, 1) OBP: 0.250, SLG: 0.250				K		6-3		F8		0	0	0	0	0	0	0				
<b>Inning Stats</b>	R: 0 E: 0 K: 0 S: 3	H: 1 LOB: 0 BB: 0 P: 3	R: 0 E: 0 K: 1 S: 5	H: 0 LOB: 1 BB: 1 P: 9	R: 0 E: 0 K: 1 S: 5	H: 0 LOB: 0 BB: 0 P: 5	R: 0 E: 0 K: 1 S: 7	H: 2 LOB: 2 BB: 0 P: 7	R: 0 E: 0 K: 0 S: 3	H: 0 LOB: 0 BB: 0 P: 3	R: 0 E: 0 K: 0 S: 4	H: 2 LOB: 1 BB: 0 P: 4	R: 0 E: 0 K: 1 S: 5	H: 1 LOB: 1 BB: 1 P: 9	R: 0 E: 0 K: 0 S: 3	H: 0 LOB: 0 BB: 0 P: 3	1B: 6 2B: 1 3B: 1 HR: 0	SF: 0 SAC: 0 DP: 2 HBP: 0	WP: 1 PB: 0 SB: 0 CS: 1	PA: 34
<b>PITCHER</b> Mario Soto, R (1.1) ERA: 2.83	IP: 9.0 WLS: W BF: 32 H: 7 R: 0 ER: 0 SO: 4 BB: 1 IBB: 1 HBP: 0 BLK: 0 WP: 1 HR: 0 S: 38 P: 46 ERA: 0.00 WHIP: 0.889															<b>PITCHER</b>				

Pittsburgh Pirates @ Cincinnati Reds  
Riverfront Stadium, Cincinnati, OH  
Sun Aug 07 1977, 3:33 AM EDT  
Att: 40,028 - Unknown

AB 30  
R 0  
H 7  
RBI 0  
BB 2  
SO 4  
LOB 10



Batter	1	2	3	4	5	6	7	8	9	AB	R	H	RBI	BB	SO	LOB	BOTTOM			
Pete Rose, S (1.5) OBP: 0.397, SLG: 0.444	F8			G6-3 1B 1B		6-3				4	1	2	1	0	0	0				
Ken Griffey, L (1.9) OBP: 0.385, SLG: 0.477	1-3					F7		1-3		4	0	1	0	0	0	0				
Joe Morgan, L (1.4) OBP: 0.426, SLG: 0.492	F7			G6-3 1-2 2-3		F7		4-3		4	0	0	0	0	0	2				
George Foster, R (1.7) OBP: 0.385, SLG: 0.655		K						1B E 2B		3	2	2	0	1	1	0				
Johnny Bench, R (1.2) OBP: 0.349, SLG: 0.581		K				F3		1B E 1B		4	1	2	0	0	1	2				
Dave Concepcion, R (1.6) OBP: 0.327, SLG: 0.382		6-3						1B E 1B		4	0	1	1	0	1	0				
Dan Driessen, L (1.3) OBP: 0.384, SLG: 0.483				K				FC5-2 WP SF9 1B		4	1	1	0	0	1	3				
Cesar Geronimo, L (1.8) OBP: 0.327, SLG: 0.395				6-3		F9		SF9 WP 1B BB		2	1	0	0	1	0	1				
Mario Soto, R (1.1)				K		F8		SF9		2	0	0	1	0	1	1				
<b>Inning Stats</b>	R: 0 E: 0 K: 0 S: 3	H: 0 LOB: 0 BB: 0 P: 3	R: 0 E: 0 K: 2 S: 7	H: 0 LOB: 0 BB: 0 P: 7	R: 0 E: 0 K: 2 S: 7	H: 0 LOB: 0 BB: 0 P: 7	R: 0 E: 0 K: 0 S: 4	H: 2 LOB: 2 BB: 1 P: 8	R: 0 E: 0 K: 1 S: 6	H: 1 LOB: 1 BB: 0 P: 6	R: 0 E: 0 K: 0 S: 3	H: 0 LOB: 0 BB: 0 P: 3	R: 5 E: 1 K: 0 S: 7	H: 3 LOB: 0 BB: 1 P: 11	R: 1 E: 0 K: 0 S: 5	H: 3 LOB: 1 BB: 0 P: 5	1B: 7 2B: 2 3B: 0 HR: 0	SF: 1 SAC: 0 DP: 2 HBP: 0	WP: 1 PB: 0 SB: 2 CS: 0	PA: 34
<b>PITCHER</b> Jim Rooker, L (1.1) ERA: 3.73	IP: 7.0 WLS: L BF: 29 H: 6 R: 5 ER: 0 SO: 5 BB: 2 IBB: 0 HBP: 0 BLK: 0 WP: 1 HR: 0 S: 37 P: 45 ERA: 0.00 WHIP: 1.143															<b>PITCHER</b>				
Kent Tekulve, R (8, 1) ERA: 3.45	IP: 1.0 WLS: 5 BF: 3 H: 3 R: 1 ER: 1 SO: 0 BB: 0 IBB: 0 HBP: 0 BLK: 0 WP: 0 HR: 0 S: 5 P: 5 ERA: 9.00 WHIP: 3.000															<b>PITCHER</b>				

Pittsburgh Pirates @ Cincinnati Reds  
Riverfront Stadium, Cincinnati, OH  
Sun Aug 07 1977, 3:33 AM EDT  
Att: 40,028 - Unknown

AB 31  
R 6  
H 9  
RBI 3  
BB 2  
SO 5  
LOB 9









Batter	1	2	3	4	5	6	7	8	9	AB	R	H	RBI	BB	SO	LOB	TOP								
Ivan De Jesus, R OBP: 0.308, SLG: 0.332	5-3		P5	6-3			4-3		1B	5	1	1	0	0	0	1	Chicago Cubs @ Pittsburgh Pirates Three Rivers Stadium, Pittsburgh, PA Tue Aug 09 1977, 7:05 PM EDT Att: 28,341 - Cloudy - 75 F								
Gene Clines, R OBP: 0.396, SLG: 0.441	FC6-4 BB		L6-3			L9	1B BB		L4	3	0	0	0	2	0	1									
Bill Buckner, L OBP: 0.328, SLG: 0.471 Jose Cardenal, R OBP: 0.349, SLG: 0.378 Larry Bittner, L OBP: 0.343, SLG: 0.415	FC6-4 1-2		HR			F9	1-3 1B		HBP 1B	5	1	3	2	0	0	1									
Jerry Morales, R OBP: 0.383, SLG: 0.496	K		K			1-3	L4		HBP 1-2	4	0	0	0	0	2	2									
Bobby Murcer, L OBP: 0.371, SLG: 0.481		FC5 1B BB		2B 2B 1B		F8			K	4	1	1	0	1	1	2									
Manny Trillo, R OBP: 0.345, SLG: 0.407		FC5 1-2 1B		2B 1-3 2B		5-3 1B			1-3	4	1	3	0	0	0	0									
Dave Rosello, R OBP: 0.299, SLG: 0.263		L8		F9		5-3 1-2 1B			1B	4	0	1	0	0	0	5									
George Mitterwald, R OBP: 0.314, SLG: 0.408		FC5 1-2 2-3		2B 2-H 3-H		IBB			F9	3	0	1	2	1	0	3									
Ray Burris, R OBP: 0.211, SLG: 0.259 Willie Hernandez, L OBP: 0.091, SLG: 0.091	G3		K			1-3			K	3	0	0	0	0	1	5									
										1	0	0	0	0	1	0									
<b>Inning Stats</b>	R: 0 E: 0 K: 1 S: 5	H: 0 LOB: 1 BB: 1 P: 9	R: 0 E: 0 K: 0 S: 7	H: 1 LOB: 2 BB: 1 P: 11	R: 1 E: 0 K: 1 S: 7	H: 1 LOB: 0 BB: 0 P: 9	R: 2 E: 0 K: 1 S: 9	H: 3 LOB: 1 BB: 0 P: 9	R: 0 E: 0 K: 0 S: 3	H: 0 LOB: 0 BB: 0 P: 3	R: 0 E: 0 K: 0 S: 4	H: 1 LOB: 1 BB: 1 P: 8	R: 0 E: 0 K: 0 S: 7	H: 1 LOB: 1 BB: 1 P: 11	R: 0 E: 0 K: 0 S: 4	H: 1 LOB: 2 BB: 0 P: 4	R: 1 E: 0 K: 2 S: 10	H: 2 LOB: 2 BB: 0 P: 12	1B: 7 2B: 2 3B: 0 HR: 1	SF: 0 SAC: 0 DP: 0 HBP: 1	WP: 0 PB: 0 SB: 1 CS: 0	PA: 41			
<b>PITCHER</b>	IP	WLS	BF	H	R	ER	SO	BB	IBB	HBP	BLK	WP	HR	S	P	ERA	WHIP								
Jerry Reuss, L ERA: 3.92	8.0	L	35	8	3	3	3	3	1	0	0	0	1	46	64	3.38	1.375								
Rich Gossage, R ERA: 1.91	1.0		6	2	1	1	2	0	0	1	0	0	0	10	12	9.00	2.000								

AB	36
R	4
H	10
RBI	4
BB	4
SO	5
LOB	20



Batter	1	2	3	4	5	6	7	8	9	AB	R	H	RBI	BB	SO	LOB	BOTTOM								
Omar Moreno, L OBP: 0.301, SLG: 0.373	L7		F9			4-3			G4-6-3 1B	4	0	1	0	0	0	1	Chicago Cubs @ Pittsburgh Pirates Three Rivers Stadium, Pittsburgh, PA Tue Aug 09 1977, 7:05 PM EDT Att: 28,341 - Cloudy - 75 F								
Ed Ott, L OBP: 0.355, SLG: 0.425	F9		5-3			6-3			G4-6-3 1-2 1B	4	0	0	0	0	0	2									
Dave Parker, L OBP: 0.400, SLG: 0.556	2B BB					8-6-3 1B			K	3	1	2	0	1	1	0									
Bill Robinson, R OBP: 0.350, SLG: 0.540	1-H 2B					L7			P6	4	0	1	1	0	0	2									
Al Oliver, L OBP: 0.322, SLG: 0.464	L7					L7			L7	4	0	0	0	0	0	2									
Bobby Tolan, L OBP: 0.254, SLG: 0.333			4-3			4-3				3	0	0	0	0	0	1									
Fernando Gonzalez, R OBP: 0.359, SLG: 0.437			CS 1B			6-3			L9	3	0	1	0	0	0	0									
Mario Mendoza, R OBP: 0.224, SLG: 0.250 Jerry Hairston, S OBP: 0.324, SLG: 0.365	1-2 K								L7	1	0	0	0	1	1	1									
Jerry Reuss, L OBP: 0.279, SLG: 0.250 Rennie Stennett, R OBP: 0.380, SLG: 0.438 Frank Taveras, R OBP: 0.302, SLG: 0.306 Rich Gossage, R OBP: 0.250, SLG: 0.313						6-3			L7 1B	1	0	1	0	0	0	0									
										0	0	0	0	0	0	0									
										2	0	0	0	0	0	1									
										1	0	1	0	0	0	0									
										0	0	0	0	0	0	0									
										0	0	0	0	0	0	0									
<b>Inning Stats</b>	R: 1 E: 0 K: 0 S: 4	H: 1 LOB: 1 BB: 1 P: 8	R: 0 E: 0 K: 1 S: 5	H: 1 LOB: 0 BB: 0 P: 5	R: 0 E: 0 K: 0 S: 3	H: 0 LOB: 0 BB: 0 P: 3	R: 0 E: 0 K: 0 S: 4	H: 1 LOB: 1 BB: 0 P: 4	R: 0 E: 0 K: 0 S: 3	H: 0 LOB: 0 BB: 0 P: 3	R: 0 E: 0 K: 0 S: 3	H: 0 LOB: 0 BB: 0 P: 3	R: 0 E: 0 K: 0 S: 4	H: 2 LOB: 2 BB: 0 P: 4	R: 0 E: 0 K: 1 S: 5	H: 0 LOB: 0 BB: 0 P: 5	1B: 5 2B: 3 3B: 0 HR: 0	SF: 0 SAC: 0 DP: 3 HBP: 0	WP: 0 PB: 0 SB: 0 CS: 1	PA: 32					
<b>PITCHER</b>	IP	WLS	BF	H	R	ER	SO	BB	IBB	HBP	BLK	WP	HR	S	P	ERA	WHIP								
Ray Burris, R ERA: 5.22	7.1	W	28	6	1	1	1	2	0	0	0	0	0	28	36	1.23	1.091								
Willie Hernandez, L ERA: 2.54	1.2	S	4	0	0	0	1	0	0	0	0	0	0	6	6	0.00	0.000								

AB	30
R	1
H	6
RBI	1
BB	2
SO	2
LOB	10





Chicago Cubs @ Pittsburgh Pirates																		TOP								
Three Rivers Stadium, Pittsburgh, PA																		Wed Aug 10 1977, 7:05 PM EDT								
Attendance: 32,831 - Cloudy - 78 F																		Att: 32,831 - Cloudy - 78 F								
Batter	1	2	3	4	5	6	7	8	9	10	11	12	13	14	15	16	17	18	AB	R	H	RBI	BB	SO	LOB	
Ivan De Jesus, R OBP: 0.311, SLG: 0.332																			6	0	2	0	2	0	1	
Gene Clines, R OBP: 0.388, SLG: 0.431																			8	0	2	0	0	0	4	
Bill Buckner, L OBP: 0.325, SLG: 0.465																			5	0	1	0	0	2	3	
Jose Cardenal, F OBP: 0.348, SLG: 0.378																			0	0	0	0	0	0	0	
Mick Kelleher, R OBP: 0.233, SLG: 0.284																			3	0	0	0	0	0	1	
Jerry Morales, R OBP: 0.383, SLG: 0.499																			6	1	1	1	2	0	2	
Bobby Darwin, R OBP: 0.188, SLG: 0.211																			3	0	0	0	0	1	1	
Bobby Murcer, L OBP: 0.370, SLG: 0.477																			3	0	0	0	1	1	0	
Manny Trillo, R OBP: 0.344, SLG: 0.404																			3	0	0	0	1	2	2	
Larry Burdette, R OBP: 0.342, SLG: 0.413																			4	0	1	0	0	0	4	
Dave Rosello, R OBP: 0.300, SLG: 0.287																			3	0	1	0	0	2	1	
Steve Ontiveros, S OBP: 0.396, SLG: 0.432																			4	0	0	0	1	0	1	
George Mitterwald, R OBP: 0.306, SLG: 0.388																			7	0	0	0	0	4	4	
Dave Roberts, L OBP: 0.226, SLG: 0.250																			3	0	1	0	0	0	0	
Dave Giusti, R OBP: 0.277, SLG: 0.377																			0	0	0	0	0	0	0	
Willie Hernandez, L OBP: 0.277, SLG: 0.377																			2	0	0	0	0	0	2	
Paul Reuschel, R OBP: 0.233, SLG: 0.284																			2	0	0	0	0	1	0	
Pete Broberg, R OBP: 0.233, SLG: 0.284																			0	0	0	0	0	0	0	
<b>Inning Stats</b>	R: 0 E: 0 K: 5	H: 1 LOB: 0 P: 5	R: 0 E: 0 K: 3	H: 0 LOB: 1 P: 18	R: 0 E: 0 K: 2	H: 1 LOB: 2 P: 12	R: 0 E: 0 K: 8	H: 1 LOB: 1 P: 10	R: 0 E: 0 K: 1	H: 0 LOB: 0 P: 6	R: 0 E: 0 K: 1	H: 0 LOB: 1 P: 9	R: 0 E: 0 K: 1	H: 0 LOB: 0 P: 8	R: 0 E: 0 K: 3	H: 0 LOB: 0 P: 7	R: 0 E: 0 K: 1	H: 0 LOB: 0 P: 13	R: 0 E: 0 K: 6	H: 1 LOB: 1 P: 4	R: 0 E: 0 K: 4	H: 1 LOB: 1 P: 4	18: 8 2B: 4 3B: 0 HR: 1	SF: 0 SAC: 1 DF: 1 HBP: 0	WP: 0 PB: 0 CS: 0	PA: 70
<b>PITCHER</b>	IP: 7.0 WLS: 29 BF: 6 ER: 1 SO: 9 BB: 3 IBB: 0 HBP: 0 BLK: 0 WP: 0 HR: 1 S: 46 P: 61 ERA: 1.29 WHIP: 1.286																									
John Candelaria, L ERA: 2.73																										
Rich Crossage, R ERA: 1.84																										
Kent Tekulovic, R ERA: 3.41																										
Grant Jackson, L ERA: 3.3																										
Larry Demery, R ERA: 5.35																										
<b>Batter</b>	1	2	3	4	5	6	7	8	9	10	11	12	13	14	15	16	17	18	AB	R	H	RBI	BB	SO	LOB	
Omar Moreno, L OBP: 0.297, SLG: 0.365																			7	0	0	0	1	3	4	
Phil Garner, R OBP: 0.308, SLG: 0.427																			6	1	1	0	2	0	2	
Dave Parker, L OBP: 0.398, SLG: 0.553																			8	1	2	0	0	1	4	
Bill Robinson, R OBP: 0.534																			6	0	1	1	2	2	0	
Al Oliver, L OBP: 0.463																			1	0	0	0	0	0	0	
Ken Macha, R OBP: 0.313, SLG: 0.438																			6	0	3	0	0	1	1	
Ed Ott, R OBP: 0.353, SLG: 0.425																			0	0	0	1	0	0	0	
Fernando Gonzalez, R OBP: 0.289, SLG: 0.418																			7	0	1	0	0	0	5	
Duffy Dyer, R OBP: 0.376, SLG: 0.323																		<								



Batter	1	2	3	4	5	6	7	8	9	AB	R	H	RBI	BB	SO	LOB	TOP			
Lenny Randle, S (1,5) Bud Harrelson, S (7,6) OBP: 0.388, SLG: 0.427 OBP: 0.294, SLG: 0.227	F7		1-3					F8		3	0	1	0	0	0	0				
Felix Milan, R (1,4) OBP: 0.291, SLG: 0.313	5-3								L6	4	0	0	0	0	0	0				
Steve Henderson, R (1,7) Joel Youngblood, R (7,PH) OBP: 0.358, SLG: 0.524 OBP: 0.344, SLG: 0.306	K								K	1	0	0	0	1	1	0				
Ed Kranepool, L (1,3) OBP: 0.332, SLG: 0.478										4	0	1	0	0	0	2				
John Stearns, R (1,2) OBP: 0.389, SLG: 0.456										3	0	0	0	1	0	1				
Mike Vail, R (1,9) OBP: 0.313, SLG: 0.406										4	0	0	0	0	1	3				
Lee Mazzilli, S (1,8) OBP: 0.320, SLG: 0.298										3	0	1	0	0	1	1				
Doug Flynn, R (1,6) Rick Baldwin, L (5,1) Ron Hodges, L (8,PH) Paul Siebert, L (8,1) OBP: 0.246, SLG: 0.270 OBP: 0.346, SLG: 0.412										2	0	0	0	0	0	1				
Pat Zachry, R (1,1) Bobby Valentine, R (5,6) OBP: 0.199, SLG: 0.140 OBP: 0.228, SLG: 0.230										1	0	0	0	0	0	0				
Inning Stats	R: 0 E: 0 K: 1 S: 5	H: 0 LOB: 0 BB: 0 P: 5	R: 0 E: 0 K: 1 S: 6	H: 0 LOB: 1 BB: 0 P: 6	R: 0 E: 0 K: 0 S: 3	H: 0 LOB: 0 BB: 0 P: 3	R: 0 E: 0 K: 0 S: 2	H: 0 LOB: 0 BB: 1 P: 6	R: 0 E: 0 K: 1 S: 4	H: 1 LOB: 1 BB: 0 P: 4	R: 0 E: 0 K: 0 S: 4	H: 1 LOB: 1 BB: 0 P: 4	R: 0 E: 0 K: 1 S: 6	H: 1 LOB: 0 BB: 1 P: 6	R: 0 E: 0 K: 1 S: 6	H: 1 LOB: 2 BB: 1 P: 10	1B: 3 2B: 1 3B: 0 HR: 1	SF: 0 SAC: 0 DP: 1 HBP: 0	WP: 0 PB: 1 SB: 0 CS: 0	PA: 33
PITCHER Odell Jones, R (1,1) ERA: 4.84	IP: 9.0 WLS: W BF: 33 H: 5 R: 1 ER: 1 SO: 5 BB: 2 IBB: 0 HBP: 0 BLK: 0 WP: 0 HR: 1 S: 41 P: 49 ERA: 1.00 WHIP: 0.778															PITCHER				

New York Mets @ Pittsburgh Pirates  
Three Rivers Stadium, Pittsburgh, PA  
Thu Aug 11 1977, 7:05 PM EDT  
Att: 9,260 - Unknown

AB	31
R	1
H	5
RBI	1
BB	2
SO	5
LOB	8



Batter	1	2	3	4	5	6	7	8	9	AB	R	H	RBI	BB	SO	LOB	BOTTOM			
Omar Moreno, L (1,8) OBP: 0.301, SLG: 0.368										5	0	3	0	0	0	2				
Phil Garner, R (1,5) OBP: 0.314, SLG: 0.438										4	3	3	0	1	0	1				
Dave Parker, L (1,9) Jerry Hairston, S (8,9) OBP: 0.402, SLG: 0.554 OBP: 0.324, SLG: 0.365										3	3	2	1	2	1	1				
Bill Robinson, R (1,3) Bobby Tolan, L (8,3) OBP: 0.351, SLG: 0.544 OBP: 0.250, SLG: 0.328										5	1	2	4	0	0	5				
Al Oliver, L (1,7) Ken Macha, R (8,7) OBP: 0.323, SLG: 0.461 OBP: 0.294, SLG: 0.412										2	1	0	0	1	0	0				
Rennie Stennett, R (1,4) Fernando Gonzalez, R (6,PR) OBP: 0.385, SLG: 0.445 OBP: 0.297, SLG: 0.414										4	1	4	2	0	0	0				
Ed Ott, L (1,2) OBP: 0.358, SLG: 0.421										2	0	0	0	3	0	2				
Mario Mendoza, R (1,6) OBP: 0.217, SLG: 0.254										4	0	1	2	0	0	4				
Odell Jones, R (1,1) OBP: 0.192, SLG: 0.160										4	0	0	0	0	2	4				
Inning Stats	R: 2 E: 0 K: 0 S: 4	H: 2 LOB: 2 BB: 1 P: 8	R: 0 E: 0 K: 0 S: 4	H: 2 LOB: 2 BB: 1 P: 8	R: 1 E: 0 K: 1 S: 7	H: 2 LOB: 2 BB: 0 P: 8	R: 0 E: 0 K: 1 S: 5	H: 0 LOB: 0 BB: 0 P: 5	R: 4 E: 0 K: 1 S: 9	H: 4 LOB: 2 BB: 2 P: 17	R: 2 E: 0 K: 0 S: 5	H: 3 LOB: 2 BB: 2 P: 13	R: 0 E: 0 K: 0 S: 4	H: 2 LOB: 2 BB: 1 P: 8	R: 0 E: 0 K: 0 S: 3	H: 0 LOB: 0 BB: 0 P: 3	1B: 9 2B: 6 3B: 0 HR: 1	SF: 0 SAC: 0 DP: 1 HBP: 1	WP: 0 PB: 0 SB: 1 CS: 1	PA: 43
PITCHER Pat Zachry, R (1,1) ERA: 4.93	IP: 4.1 WLS: L BF: 24 H: 9 R: 7 ER: 7 SO: 2 BB: 2 IBB: 1 HBP: 1 BLK: 0 WP: 0 HR: 1 S: 24 P: 37 ERA: 14.54 WHIP: 2.538															PITCHER				
Rick Baldwin, R (5,1) ERA: 5.35	2.2 6 2 2 1 2 2 0 0 0 0 0 14 30 6.75 3.000																			
Paul Siebert, L (8,1) ERA: 3.18	1.0 3 0 0 0 0 0 0 0 0 0 3 3 0.00 0.000																			

New York Mets @ Pittsburgh Pirates  
Three Rivers Stadium, Pittsburgh, PA  
Thu Aug 11 1977, 7:05 PM EDT  
Att: 9,260 - Unknown

AB	35
R	9
H	15
RBI	9
BB	7
SO	3
LOB	19

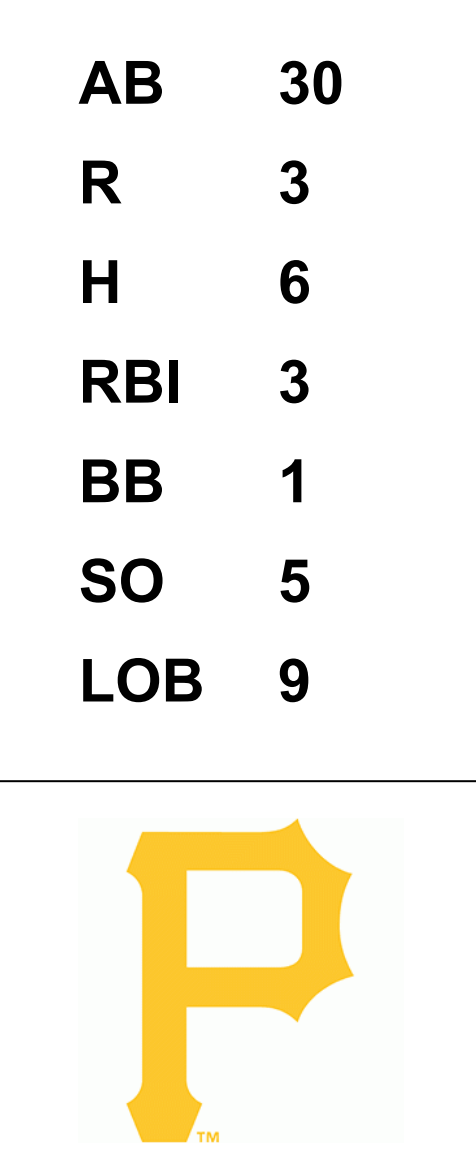




Batter	1	2	3	4	5	6	7	8	9	AB	R	H	RBI	BB	SO	LOB	TOP			
Lenny Randle, S OBP: 0.387, SLG: 0.425	4-3		4-3					F9		4	0	1	0	0	0	0	<b>New York Mets @ Pittsburgh Pirates</b> Three Rivers Stadium, Pittsburgh, PA Fri Aug 12 1977, 7:05 PM EDT Unknown			
Felix Milan, R OBP: 0.294, SLG: 0.315	1B 6-3		FC4-6 1B					6-3		4	1	2	0	0	0	2				
Steve Henderson, R OBP: 0.361, SLG: 0.523	1-3 E 1B		FC4-6 WP 1-2 1B					1-3 1B		4	1	2	0	0	0	1				
John Stearns, R OBP: 0.388, SLG: 0.451	6-3		P4					F9		3	0	0	1	1	0	2				
Joel Youngblood, R OBP: 0.350, SLG: 0.315	3-H E6 S 2-H							1-2 BB		4	0	2	0	0	0	2				
Bobby Valentine, R OBP: 0.222, SLG: 0.223	F8 1-2							L4		4	0	0	0	0	0	3				
Lee Mazzilli, S OBP: 0.317, SLG: 0.295			F9					F8		4	0	0	0	0	1	0				
Doug Flynn, R OBP: 0.246, SLG: 0.269			G1-6-3 1B					F8		4	0	1	0	0	1	0				
Jerry Koosman, R OBP: 0.145, SLG: 0.183			G1-6-3 1-2					G5-3 1B		3	0	1	0	0	0	1				
<b>Inning Stats</b>	R: 2 E: 1 K: 0 S: 6	H: 2 LOB: 1 BB: 0 P: 6	R: 0 E: 0 K: 0 S: 3	H: 1 LOB: 0 BB: 0 P: 3	R: 0 E: 0 K: 1 S: 4	H: 1 LOB: 0 BB: 0 P: 4	R: 0 E: 0 K: 1 S: 5	H: 1 LOB: 0 BB: 0 P: 5	R: 0 E: 0 K: 0 S: 4	H: 0 LOB: 1 BB: 0 P: 4	R: 0 E: 0 K: 1 S: 5	H: 0 LOB: 2 BB: 1 P: 5	R: 0 E: 0 K: 0 S: 4	H: 1 LOB: 0 BB: 0 P: 8	R: 0 E: 0 K: 0 S: 3	H: 0 LOB: 0 BB: 0 P: 3	1B: 9 2B: 0 3B: 0 HR: 0	SF: 0 SAC: 0 DP: 2 HBP: 0	WP: 1 PB: 0 SB: 1 CS: 1	PA: 35
<b>PITCHER</b> Jim Rooker, L ERA: 3.56	IP: 9.0 WLS: W BF: 35	H: 9 R: 2 ER: 1 SO: 2	BB: 1 IBB: 0 HBP: 0 BLK: 0	WP: 1 HR: 0 S: 38 P: 42	ERA: 1.00 WHIP: 1.111															

Batter	1	2	3	4	5	6	7	8	9	AB	R	H	RBI	BB	SO	LOB	BOTTOM	
Omar Moreno, L OBP: 0.301, SLG: 0.370	K	FC4-6 1-2								4	0	1	0	0	2	3	<b>New York Mets @ Pittsburgh Pirates</b> Three Rivers Stadium, Pittsburgh, PA Fri Aug 12 1977, 7:05 PM EDT Unknown	
Phil Garner, R OBP: 0.311, SLG: 0.434	5-3		F7					2B F6-3		4	0	0	1	0	0	2		
Dave Parker, L OBP: 0.401, SLG: 0.550	4-3		HBP					K		3	0	0	0	0	1	0		
Bill Robinson, R OBP: 0.350, SLG: 0.540		1B 1B 1B	F3					F9 F6-3		4	1	1	0	0	0	1		
Rennie Stennett, R OBP: 0.381, SLG: 0.441		F9	G3					F3 F7		4	0	0	0	0	0	2		
Ken Macha, R OBP: 0.250, SLG: 0.350		F3						F6-3		3	0	0	0	0	0	1		
Duffy Dyer, R OBP: 0.375, SLG: 0.323		BB 1-3 1B						F6-3		3	1	1	0	0	1	0		
Mario Mendoza, R OBP: 0.222, SLG: 0.246		4-0 1B 1-2 BB						K		2	0	0	0	1	1	0		
Jim Rooker, R OBP: 0.294, SLG: 0.234		1-3 2-H 3-H 1B						2B 5-3 1B		3	1	3	2	0	0	0		
<b>Inning Stats</b>	R: 0 E: 0 K: 1 S: 5	H: 0 LOB: 0 BB: 0 P: 5	R: 2 E: 0 K: 0 S: 6	H: 3 LOB: 2 BB: 1 P: 10	R: 0 E: 0 K: 1 S: 5	H: 0 LOB: 0 BB: 0 P: 5	R: 1 E: 0 K: 1 S: 6	H: 1 LOB: 0 BB: 0 P: 6	R: 0 E: 0 K: 0 S: 3	H: 0 LOB: 0 BB: 0 P: 3	R: 0 E: 0 K: 1 S: 7	H: 2 LOB: 2 BB: 0 P: 7	R: 0 E: 0 K: 1 S: 5	H: 0 LOB: 0 BB: 0 P: 5	1B: 5 2B: 1 3B: 0 HR: 0	SF: 0 SAC: 0 DP: 0 HBP: 1	WP: 0 PB: 0 SB: 1 CS: 0	PA: 32
<b>PITCHER</b> Jerry Koosman, L ERA: 3.28	IP: 8.0 WLS: L BF: 32	H: 6 R: 3 ER: 3 SO: 5	BB: 1 IBB: 0 HBP: 1 BLK: 1	WP: 0 HR: 0 S: 40 P: 45	ERA: 3.38 WHIP: 0.875													

AB	34
R	2
H	9
RBI	1
BB	1
SO	2
LOB	11



livebaseballscores.com

livebaseballscores.com








Batter	1	2	3	4	5	6	7	8	9	AB	R	H	RBI	BB	SO	LOB	TOP					
Lenny Randle, S (1,5) OBP: 0.381, SLG: 0.420	6-3		F8			K		6-3		4	0	0	0	0	1	2						
Doug Flynn, R (1,4) OBP: 0.249, SLG: 0.277	F9		FC6-4						FC5-4	4	0	2	0	0	0	1						
Steve Henderson, R (1,7) OBP: 0.377, SLG: 0.538			F						FC5-4	5	0	2	0	0	0	3						
John Stearns, R (1,3) OBP: 0.385, SLG: 0.446	F9								G6-4-3	4	0	0	0	0	1	3						
Joel Youngblood, R (1,9) OBP: 0.339, SLG: 0.299		4-3								3	0	0	0	0	1	0						
Jerry Grote, R (1,2) OBP: 0.322, SLG: 0.305										3	0	1	0	0	0	0						
Lee Mazzilli, S (1,8) OBP: 0.329, SLG: 0.314										3	0	2	0	0	0	1						
Bud Harrelson, S (1,6) OBP: 0.249, SLG: 0.221										2	0	0	0	0	0	2						
Jon Matlack, L (1,1) OBP: 0.176, SLG: 0.068										1	0	0	0	1	1	0						
Mike Vail, R (8, PH) OBP: 0.311, SLG: 0.404										1	0	0	0	0	0	1						
Skip Lockwood, R (8,1) OBP: 0.143, SLG: 0.143										0	0	0	0	0	0	0						
<b>Inning Stats</b>	R: 0 E: 0 K: 0 S: 4	H: 1 LOB: 1 BB: 0 P: 4	R: 0 E: 0 K: 0 S: 4	H: 1 LOB: 1 BB: 0 P: 4	R: 0 E: 0 K: 0 S: 2	H: 0 LOB: 0 BB: 1 P: 6	R: 0 E: 0 K: 1 S: 5	H: 1 LOB: 0 BB: 0 P: 5	R: 0 E: 0 K: 0 S: 3	H: 1 LOB: 0 BB: 0 P: 3	R: 0 E: 0 K: 2 S: 8	H: 1 LOB: 1 BB: 0 P: 8	R: 0 E: 0 K: 1 S: 5	H: 0 LOB: 0 BB: 0 P: 5	R: 0 E: 0 K: 0 S: 4	H: 1 LOB: 1 BB: 0 P: 4	R: 0 E: 0 K: 0 S: 3	H: 1 LOB: 0 BB: 0 P: 3	1B: 6 2B: 1 3B: 0 HR: 0	SF: 0 SAC: 1 DP: 3 HBP: 0	WP: 2 PB: 0 SB: 0 CS: 1	PA: 32
<b>PITCHER</b> Jerry Reuss, L (1,1) ERA: 3.71	IP: 9.0 WLS: W BF: 32 H: 7 R: 0 ER: 0 SO: 4 BB: 1 IBB: 0 HBP: 0 BLK: 0 WP: 2 HR: 0 S: 38 P: 42 ERA: 0.00 WHIP: 0.889											<b>PITCHER</b>	IP: 9.0 WLS: W BF: 32 H: 7 R: 0 ER: 0 SO: 4 BB: 1 IBB: 0 HBP: 0 BLK: 0 WP: 2 HR: 0 S: 38 P: 42 ERA: 0.00 WHIP: 0.889									

New York Mets @ Pittsburgh Pirates  
Three Rivers Stadium, Pittsburgh, PA  
Sat Aug 13 1977, 7:05 PM EDT  
Att: 32,212 - Unknown


AB	30
R	0
H	7
RBI	0
BB	1
SO	4
LOB	13



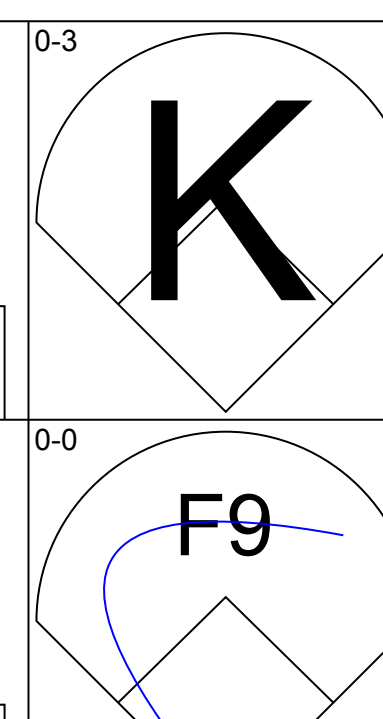
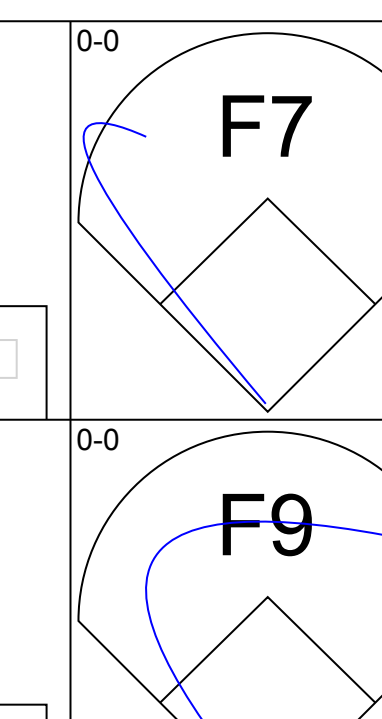
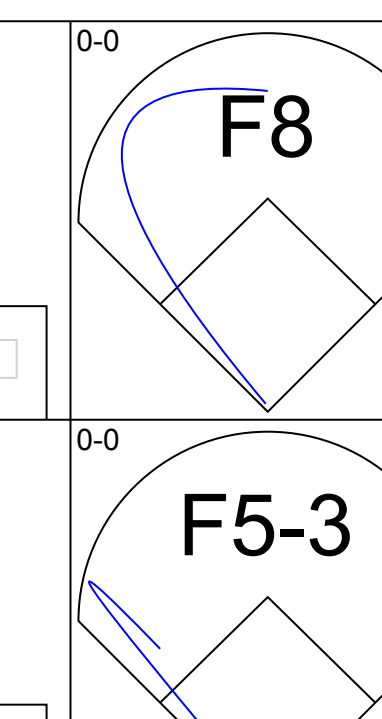
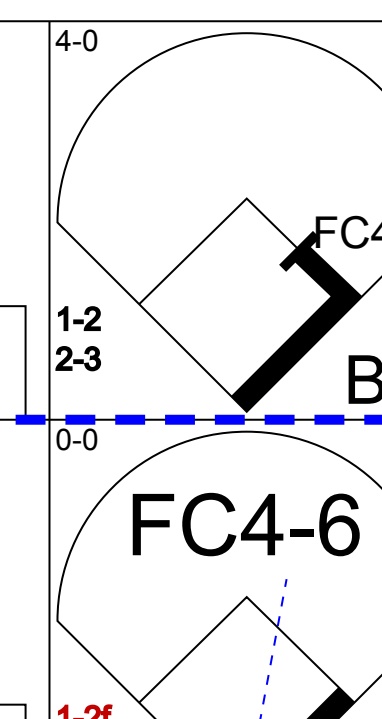
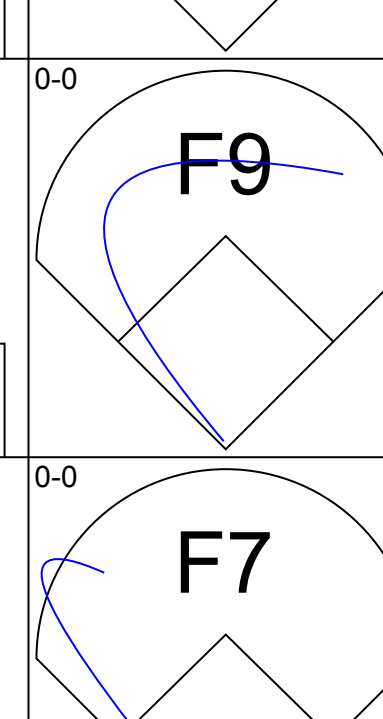
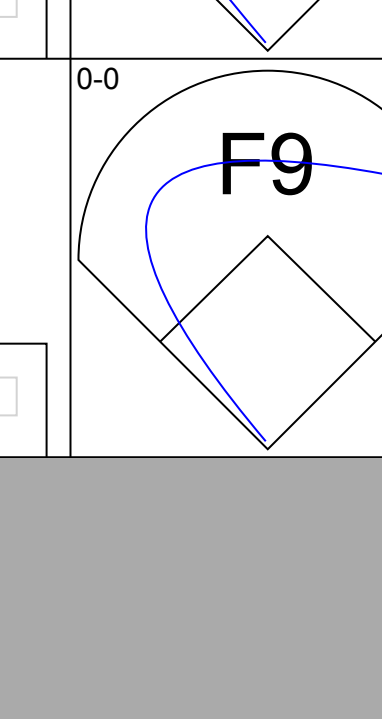
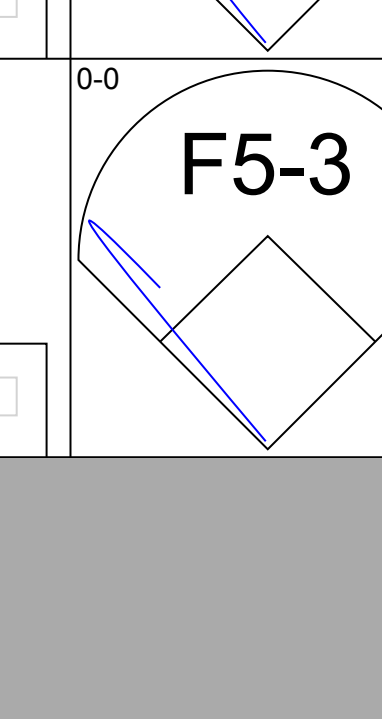
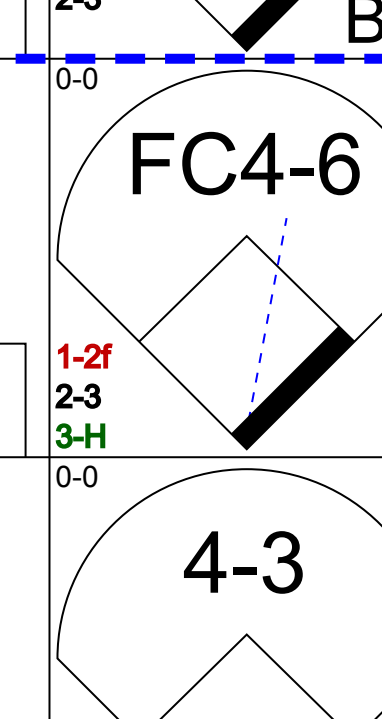
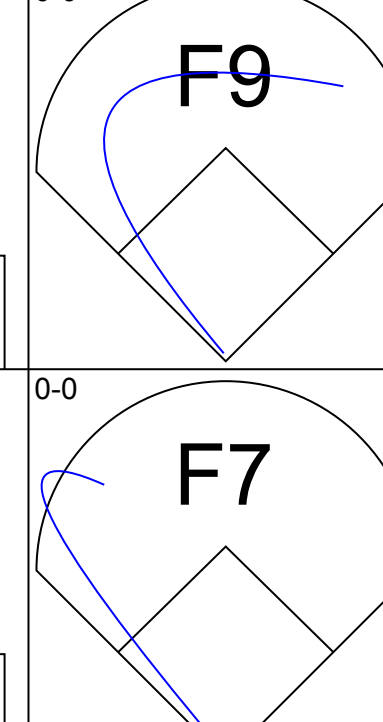
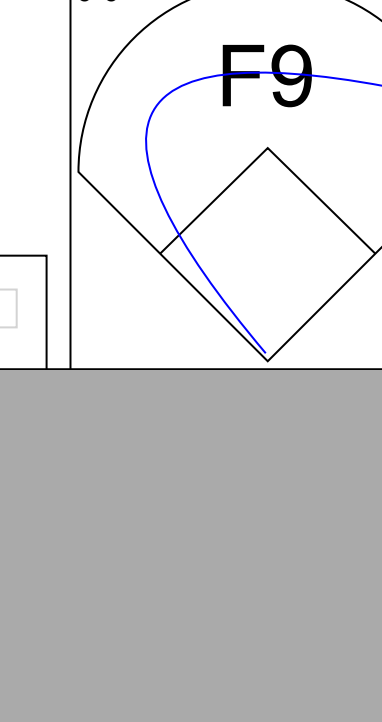
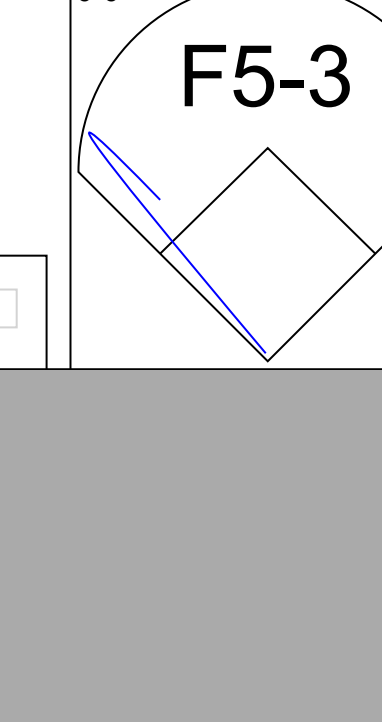
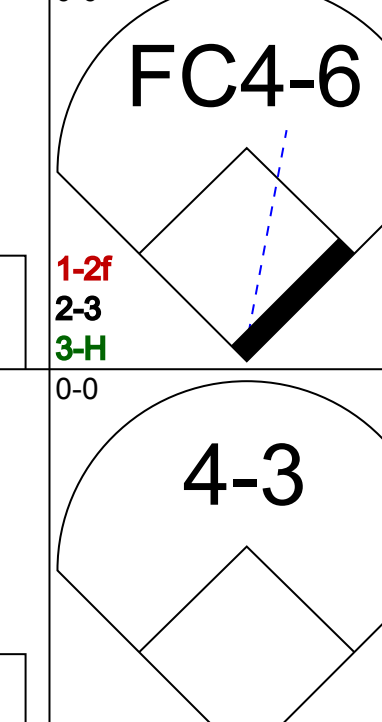
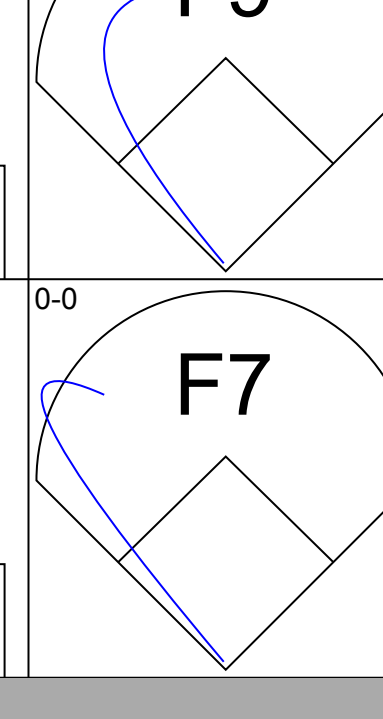
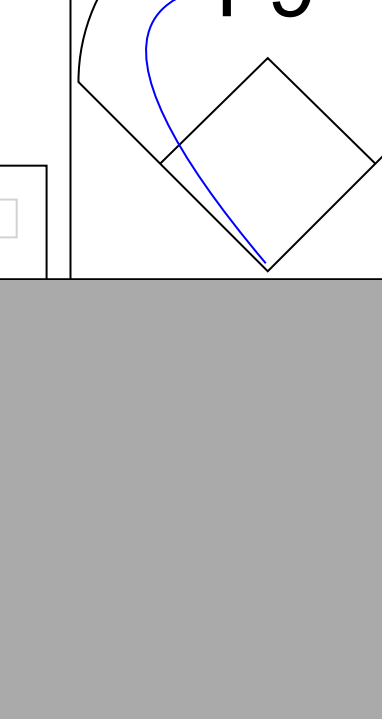
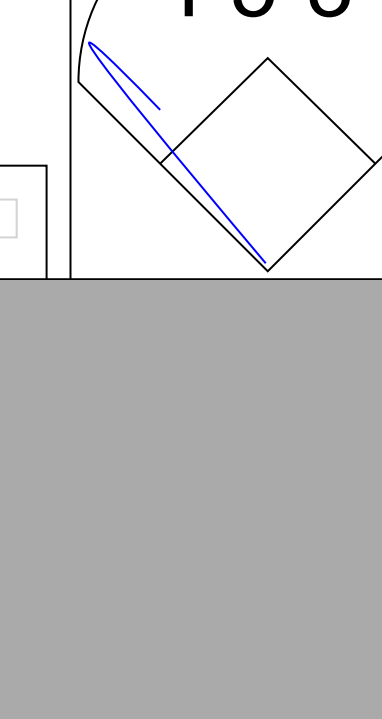
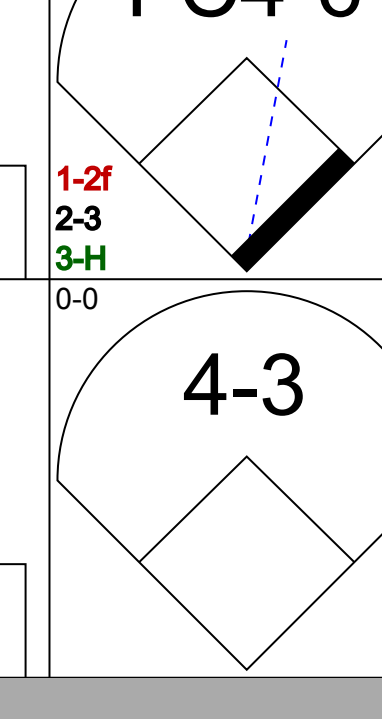
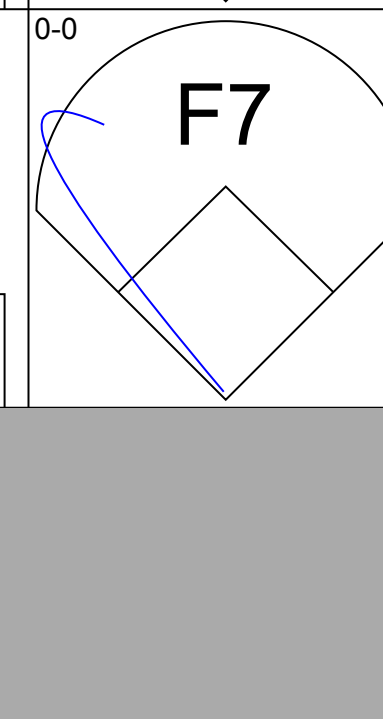
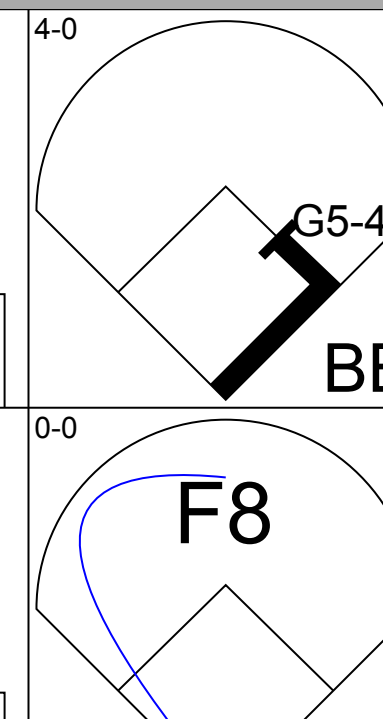
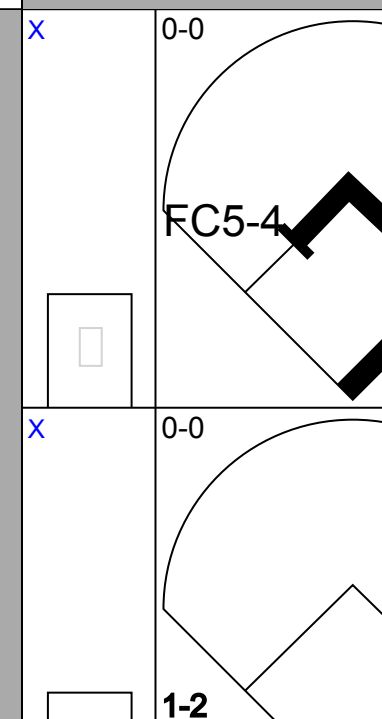
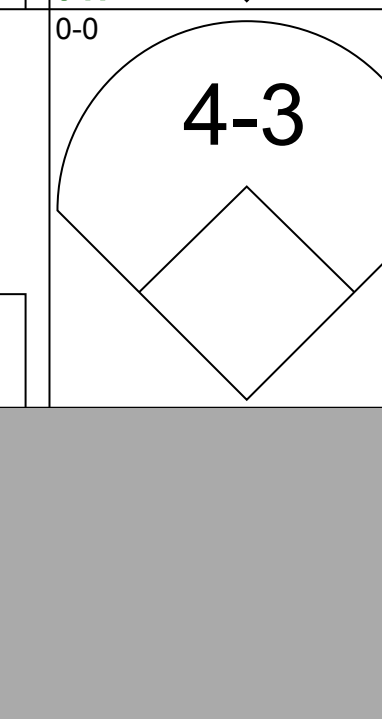
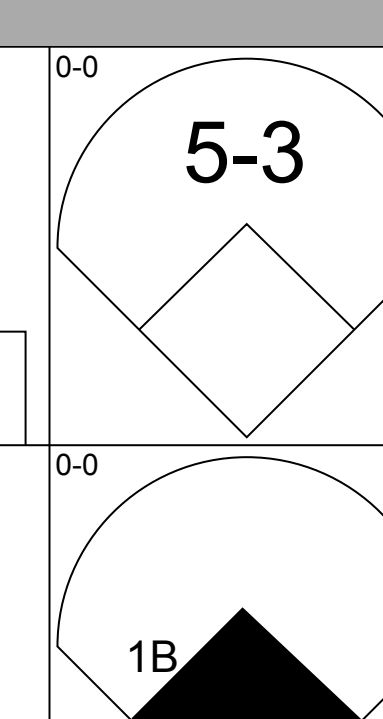
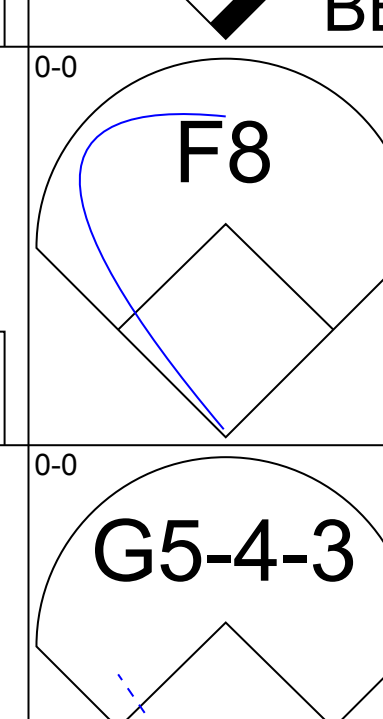
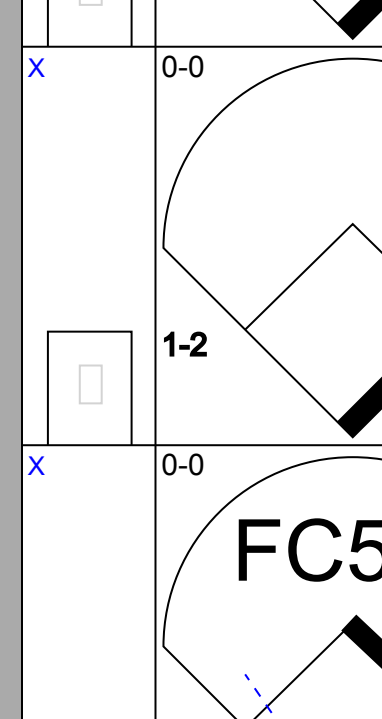
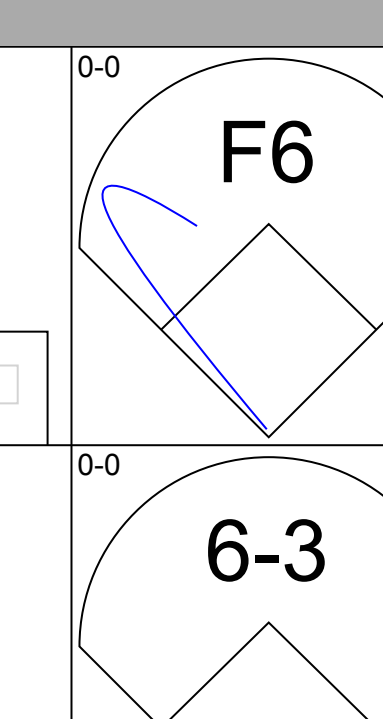
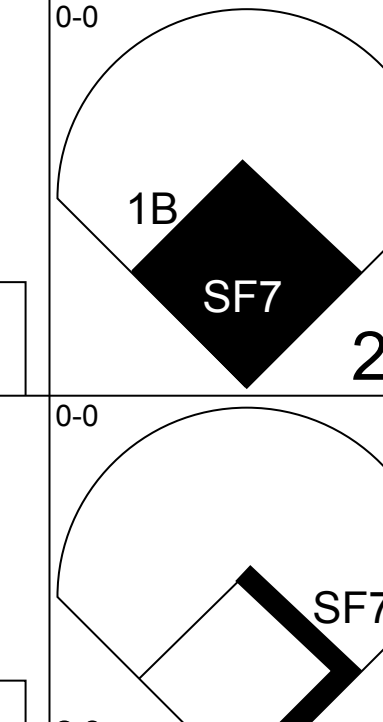
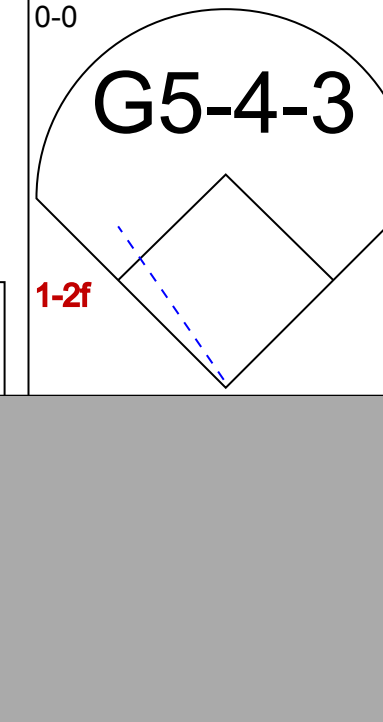
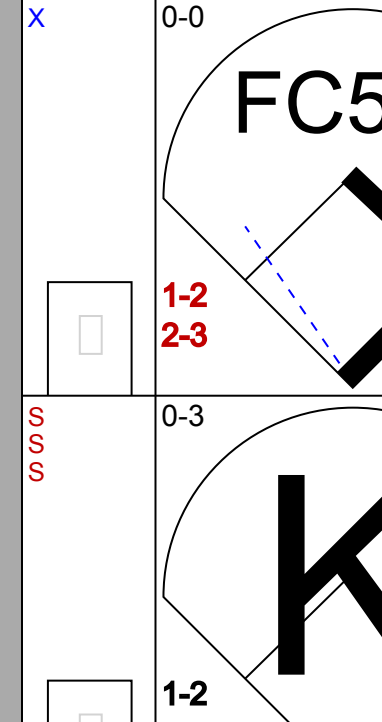
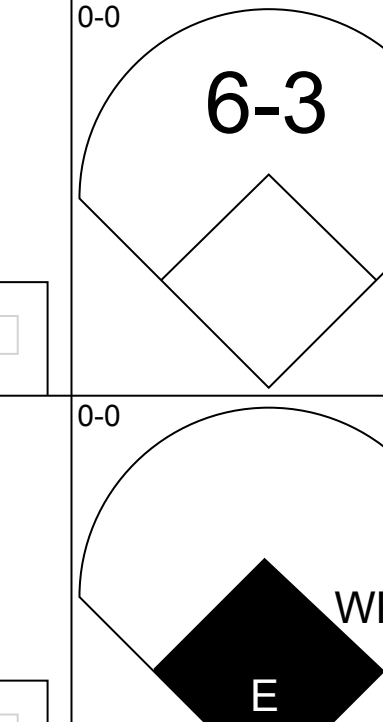
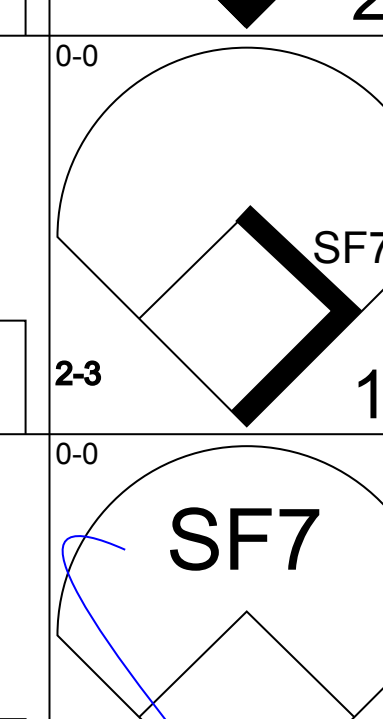
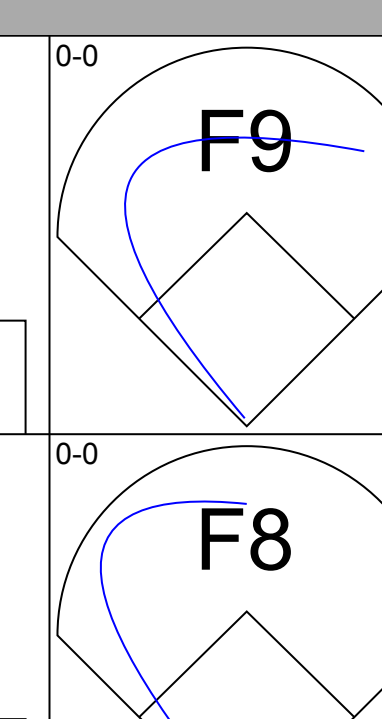
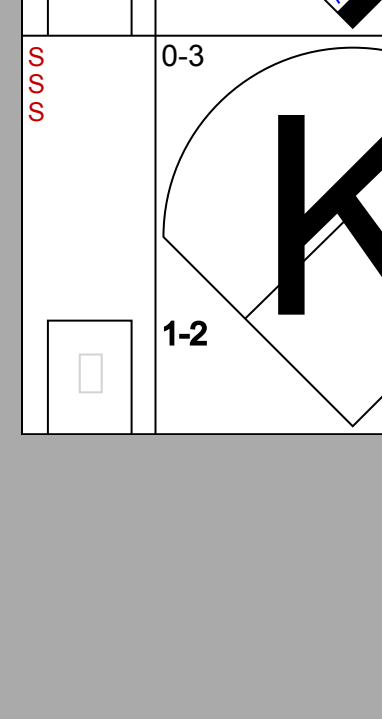
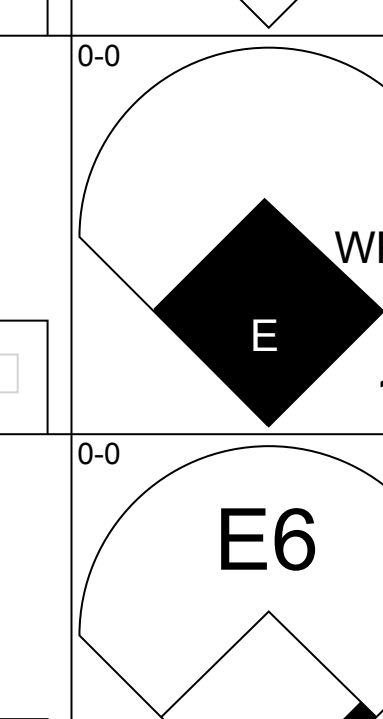
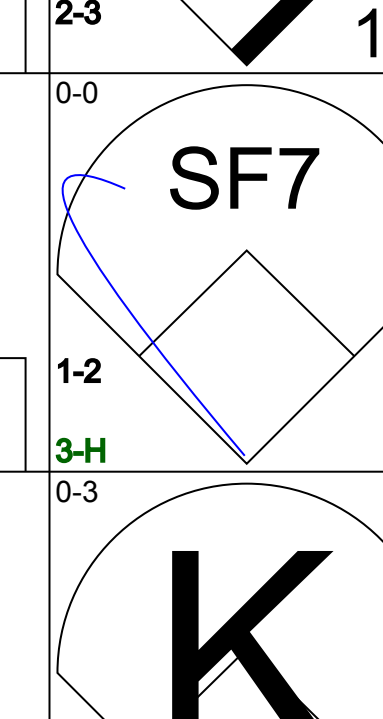
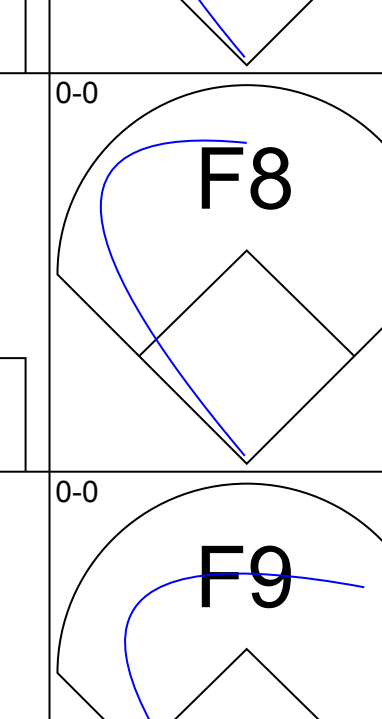
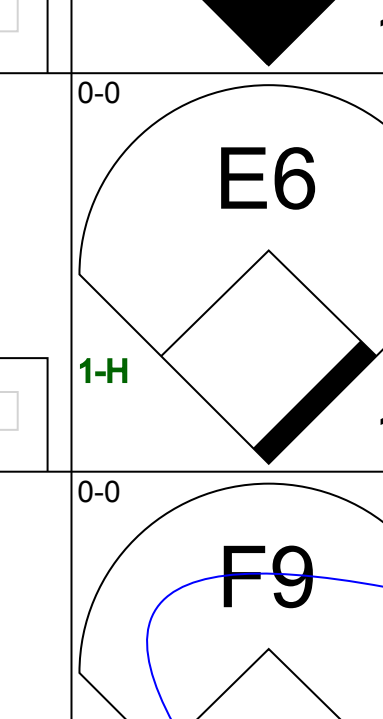
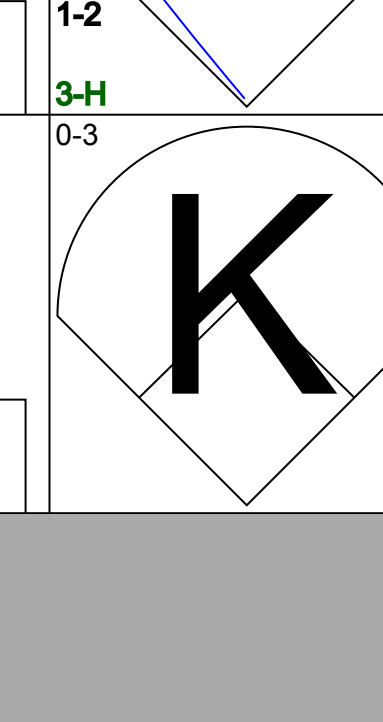
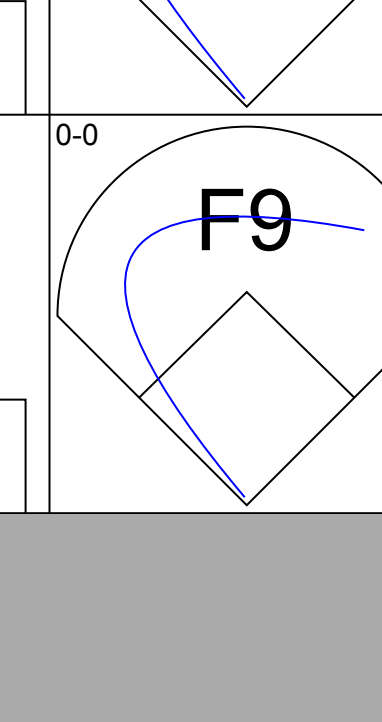
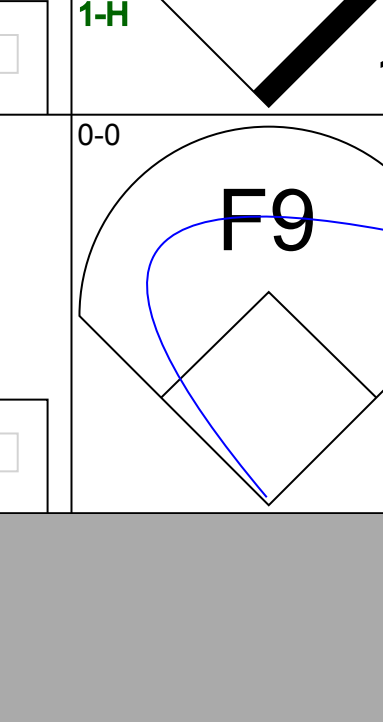
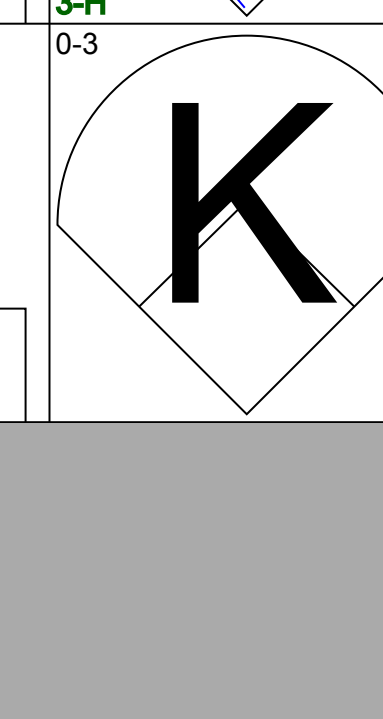
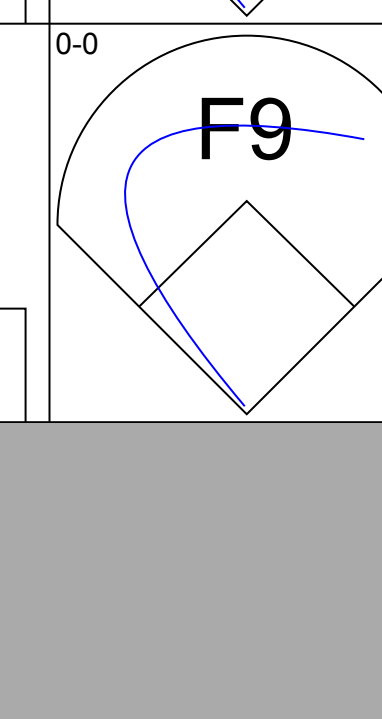
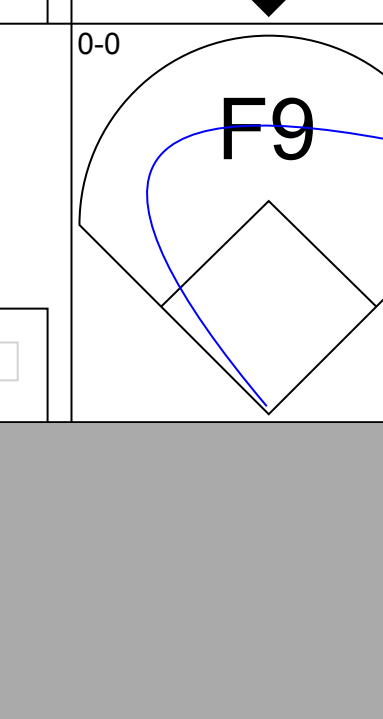
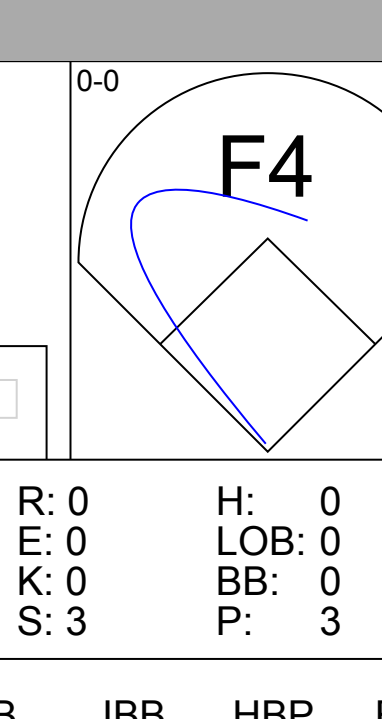
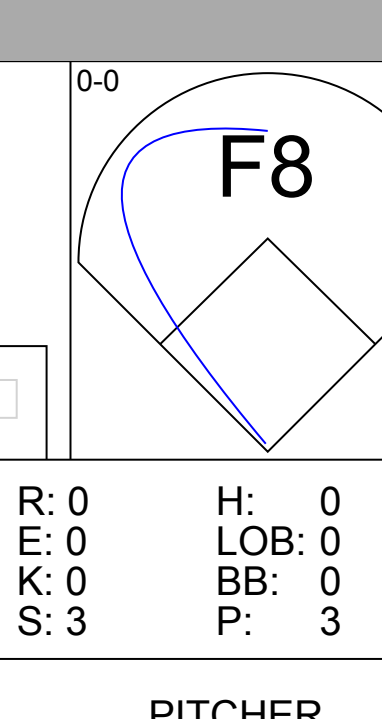
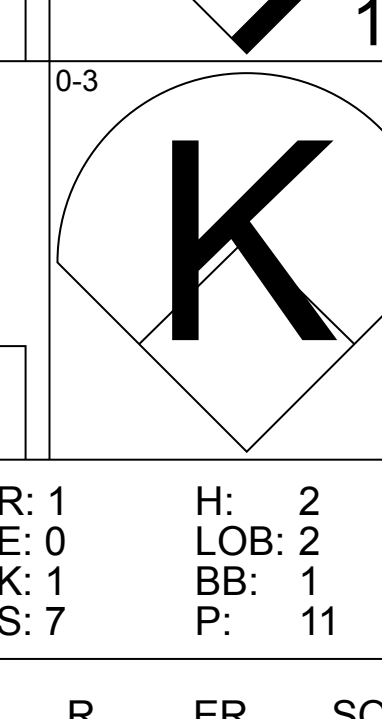
Batter	1	2	3	4	5	6	7	8	9	AB	R	H	RBI	BB	SO	LOB	BOTTOM	
Omar Moreno, L (1,8) OBP: 0.301, SLG: 0.368	F9		5-3							4	1	1	0	0	0	1		
Phil Garner, R (1,5) OBP: 0.314, SLG: 0.442	1-6-3									4	0	1	0	0	0	1		
Dave Parker, L (1,9) OBP: 0.401, SLG: 0.553	F4-3									4	0	2	1	0	1	0		
Bill Robinson, R (1,3) OBP: 0.343, SLG: 0.526										3	0	0	0	1	1	1		
Rennie Stennett, R (1,4) OBP: 0.382, SLG: 0.440										4	0	1	0	0	0	3		
Fernando Gonzalez, R (1,7) OBP: 0.305, SLG: 0.417										4	1	2	0	0	1	3		
Duffy Dyer, R (1,2) OBP: 0.378, SLG: 0.330										2	0	1	1	1	0	0		
Mario Mendoza, R (1,6) OBP: 0.232, SLG: 0.254										3	0	1	0	0	0	4		
Jerry Reuss, L (1,1) OBP: 0.266, SLG: 0.237										3	0	0	0	0	3	2		
<b>Inning Stats</b>	R: 0 E: 0 K: 0 S: 3	H: 0 LOB: 0 BB: 0 P: 3	R: 0 E: 0 K: 0 S: 4	H: 2 LOB: 2 BB: 1 P: 8	R: 0 E: 0 K: 1 S: 5	H: 1 LOB: 0 BB: 0 P: 5	R: 0 E: 0 K: 1 S: 6	H: 1 LOB: 1 BB: 0 P: 6	R: 0 E: 0 K: 2 S: 7	H: 0 LOB: 0 BB: 0 P: 7	R: 1 E: 0 K: 1 S: 7	H: 2 LOB: 1 BB: 0 P: 7	R: 1 E: 0 K: 0 S: 5	H: 2 LOB: 2 BB: 1 P: 9	1B: 6 2B: 2 3B: 1 HR: 0	SF: 0 SAC: 0 DP: 1 HBP: 0	WP: 0 PB: 0 SB: 0 CS: 1	PA: 34
<b>PITCHER</b> Jon Matlack, L (1,1) ERA: 3.83	IP: 7.0 WLS: L BF: 27 H: 7 R: 1 ER: 1 SO: 6 BB: 1 IBB: 0 HBP: 0 BLK: 0 WP: 0 HR: 0 S: 38 P: 42 ERA: 1.29 WHIP: 1.143											<b>PITCHER</b> Skip Lockwood, R (8,1) ERA: 3.21	IP: 1.0 WLS: L BF: 6 H: 2 R: 1 ER: 1 SO: 0 BB: 1 IBB: 0 HBP: 0 BLK: 0 WP: 0 HR: 0 S: 9 P: 9 ERA: 9.00 WHIP: 3.000					

New York Mets @ Pittsburgh Pirates  
Three Rivers Stadium, Pittsburgh, PA  
Sat Aug 13 1977, 7:05 PM EDT  
Att: 32,212 - Unknown

AB	31
R	2
H	9
RBI	2
BB	2
SO	6
LOB	15

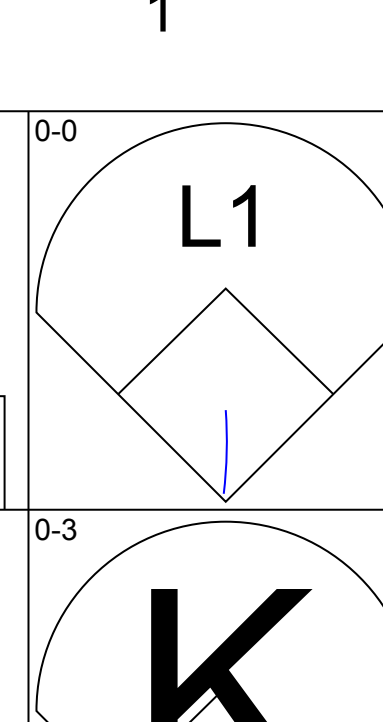
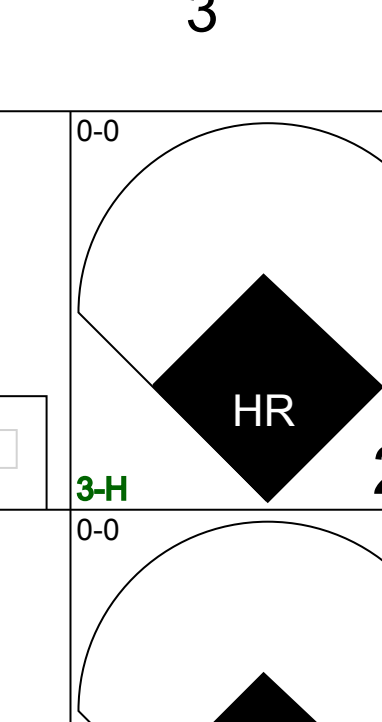
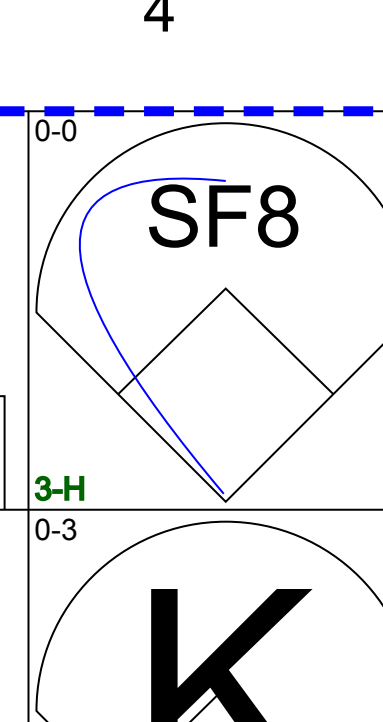
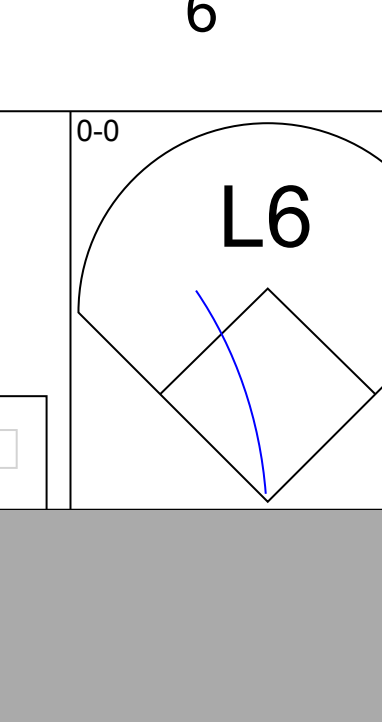
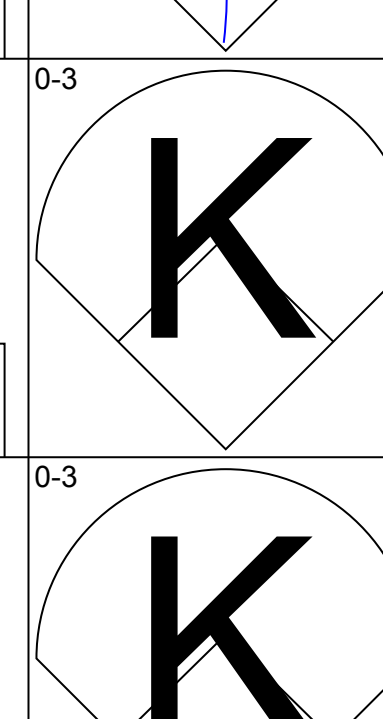
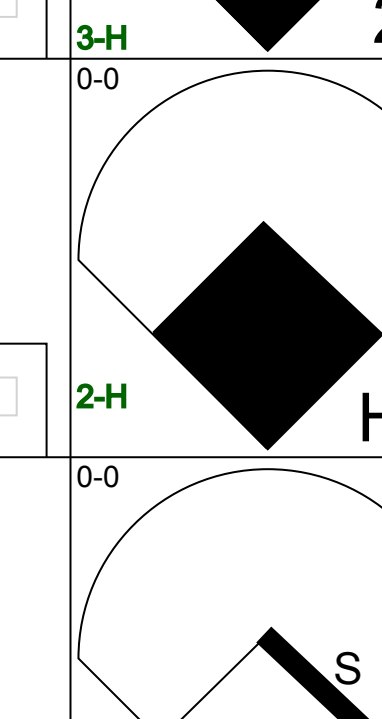
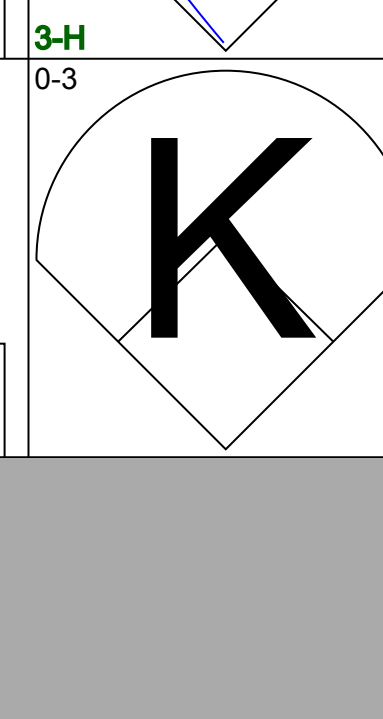

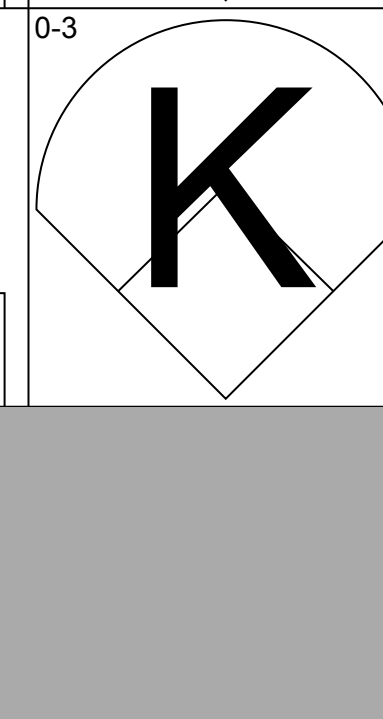
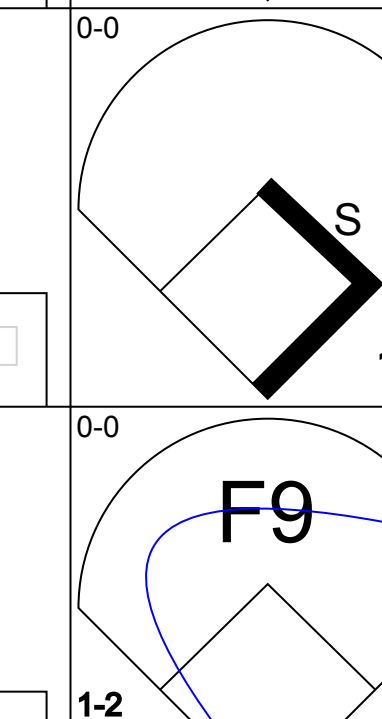
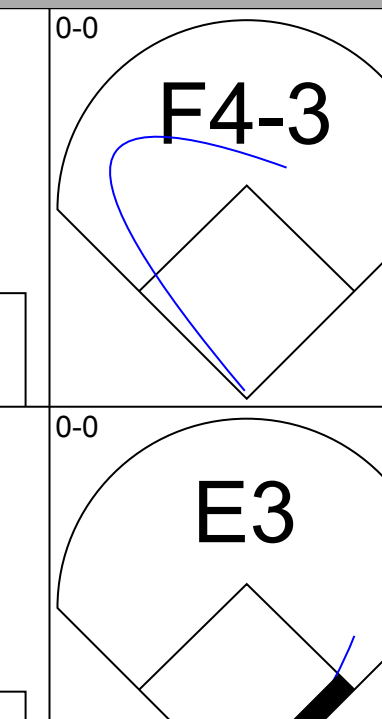
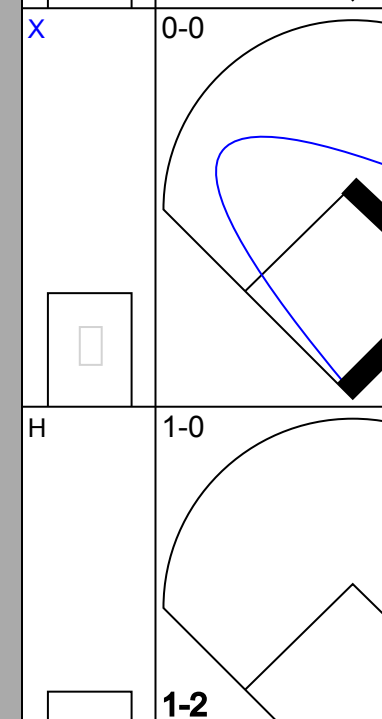
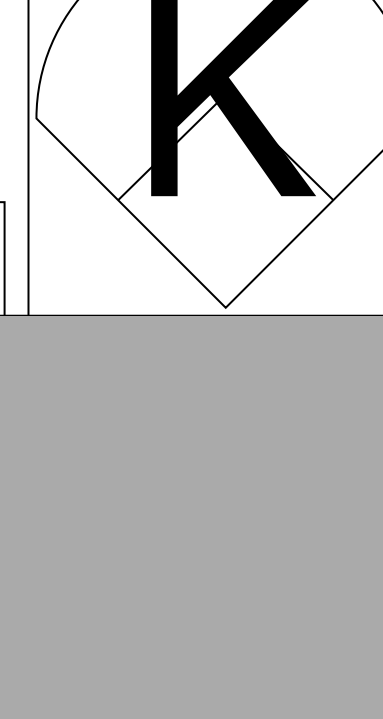
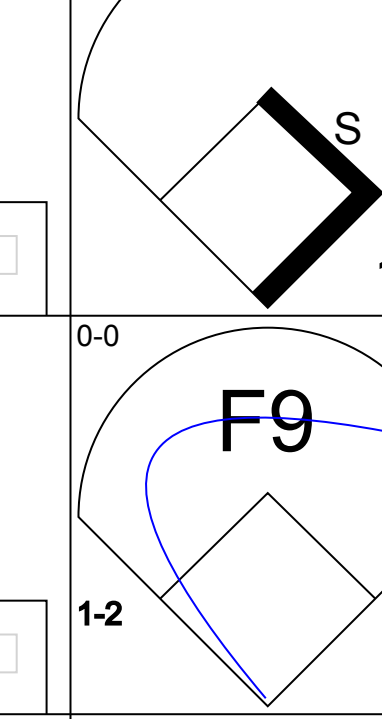
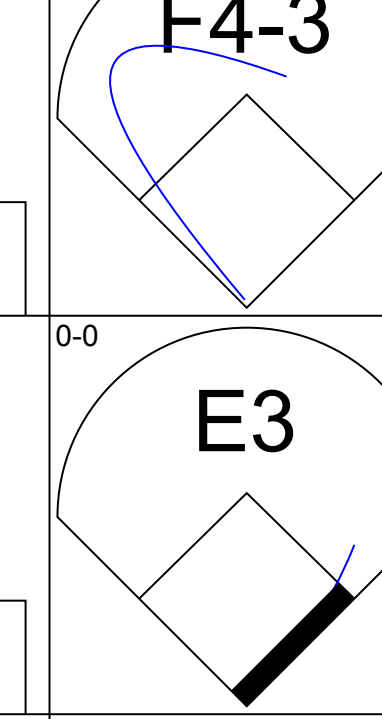
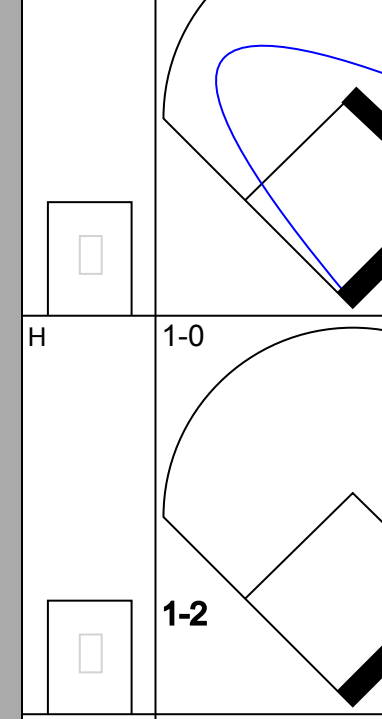
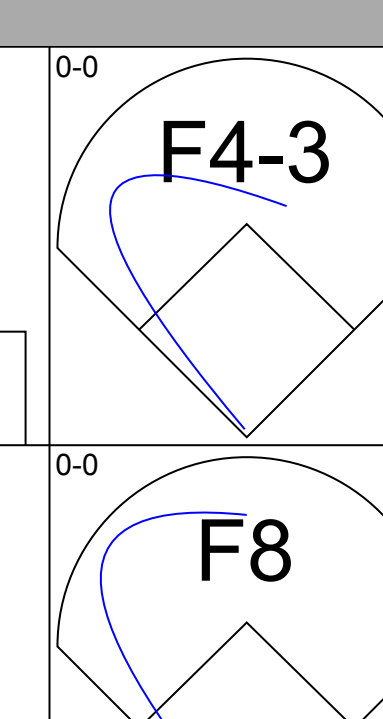
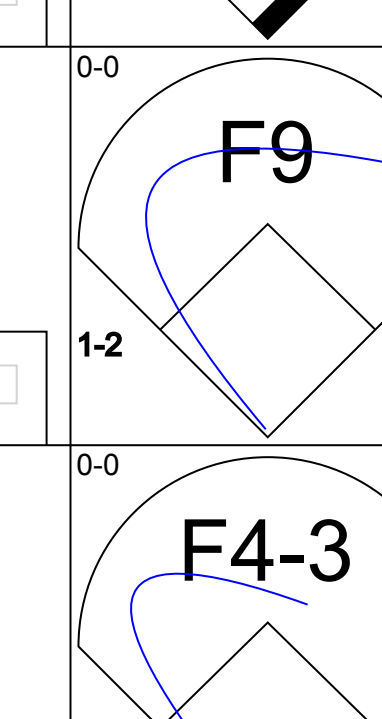
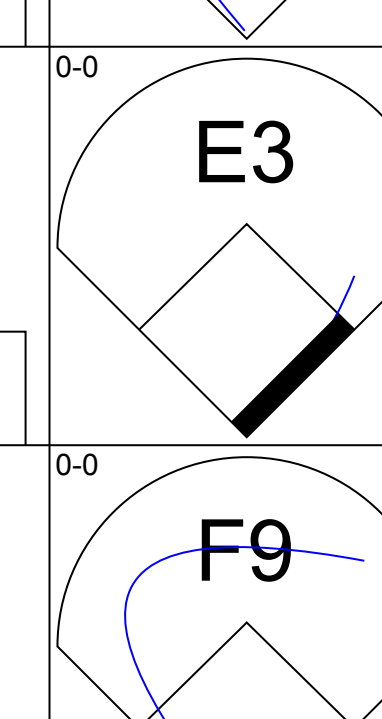
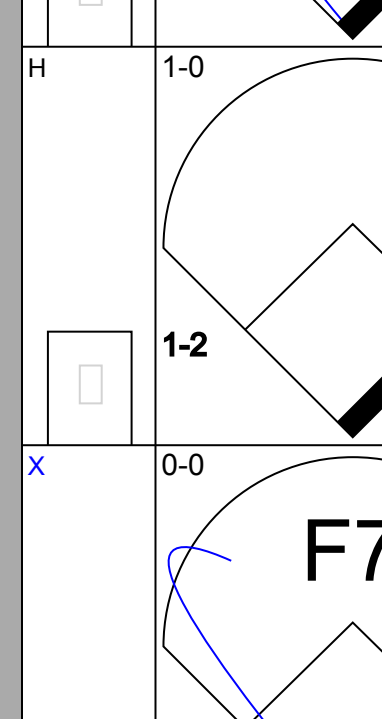
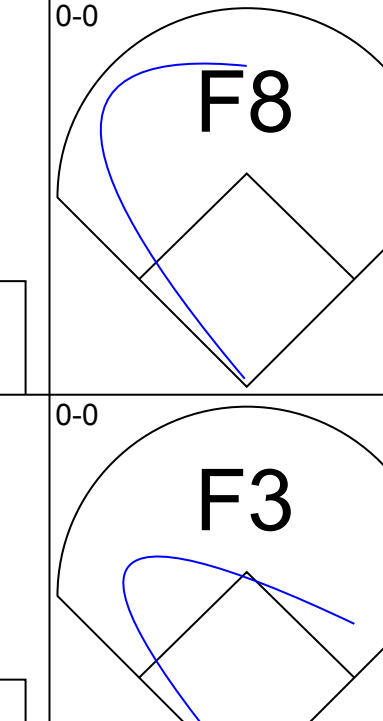
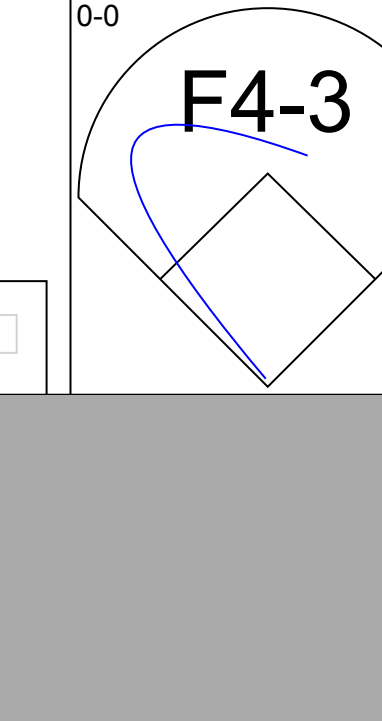
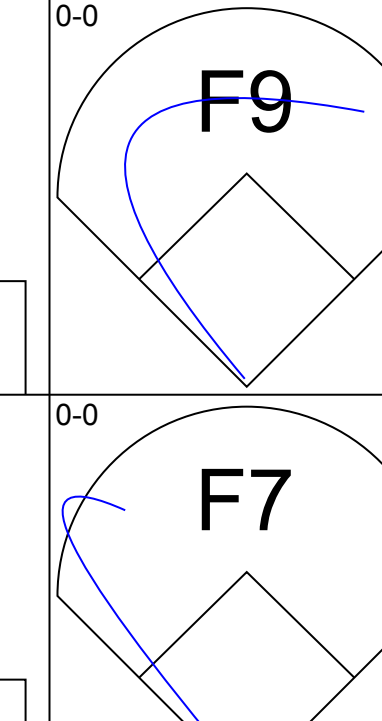
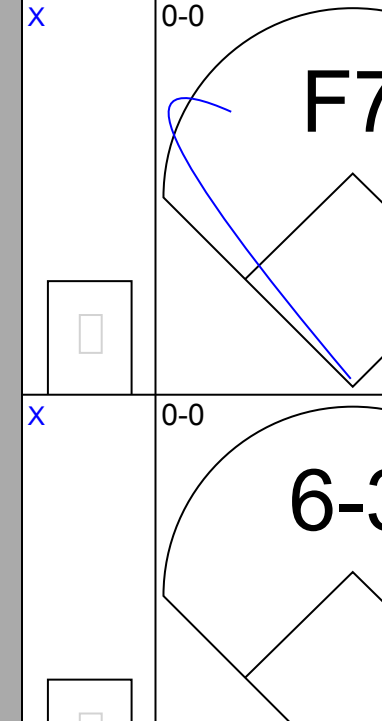
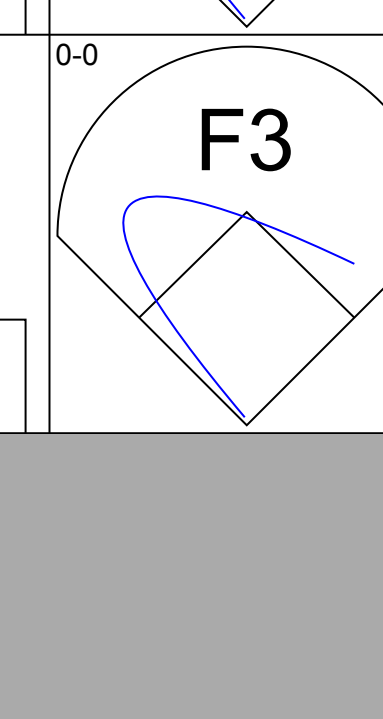
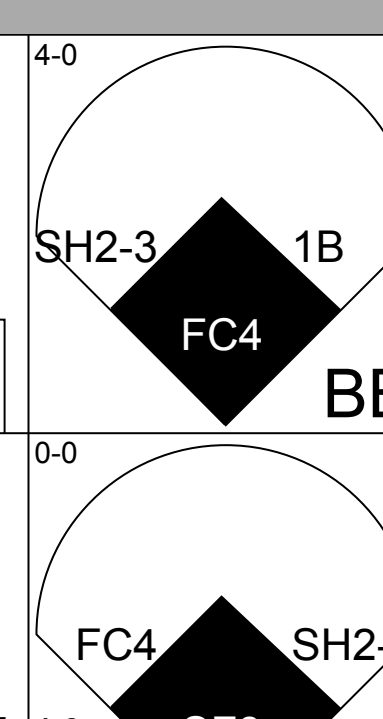
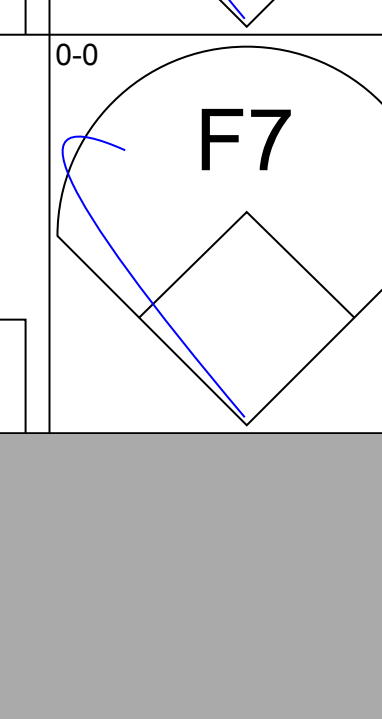
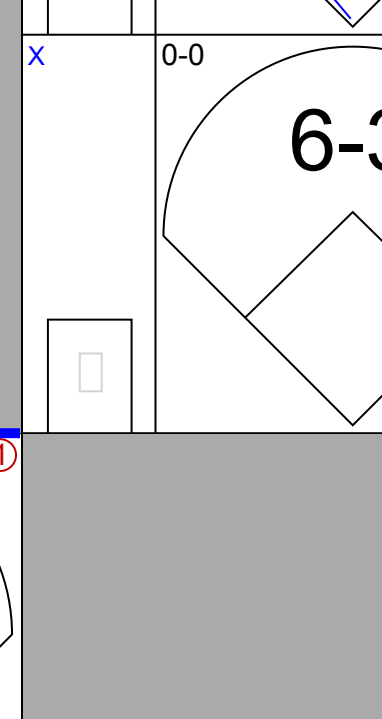
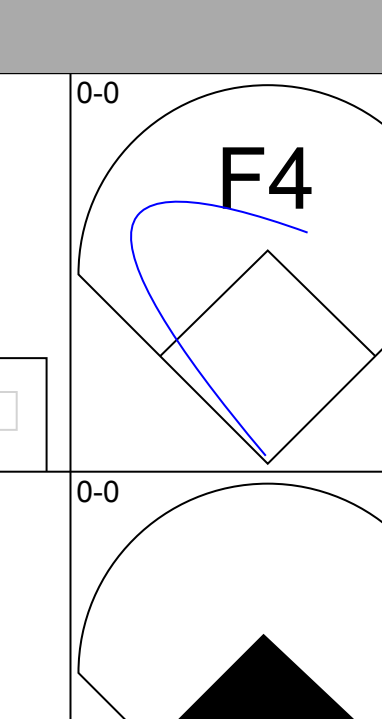
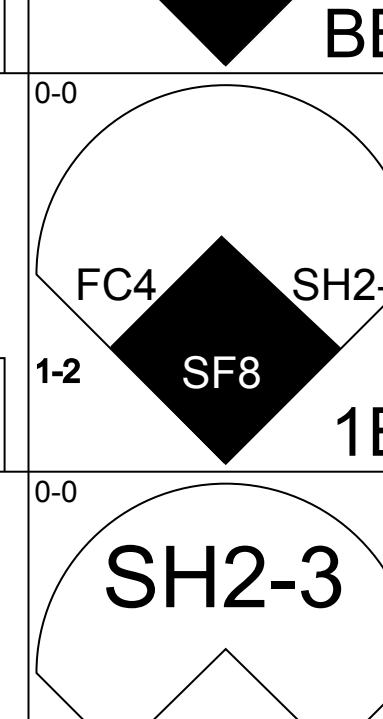
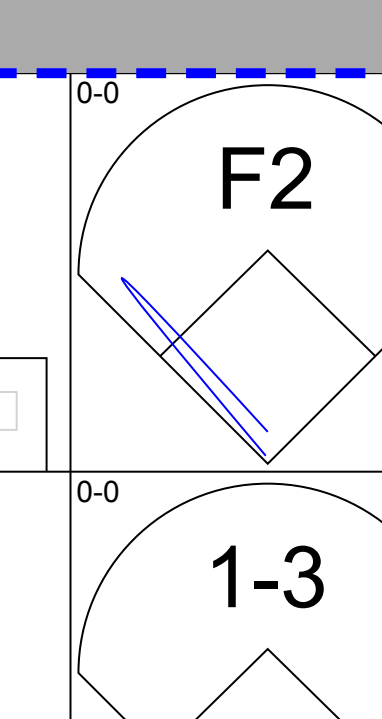
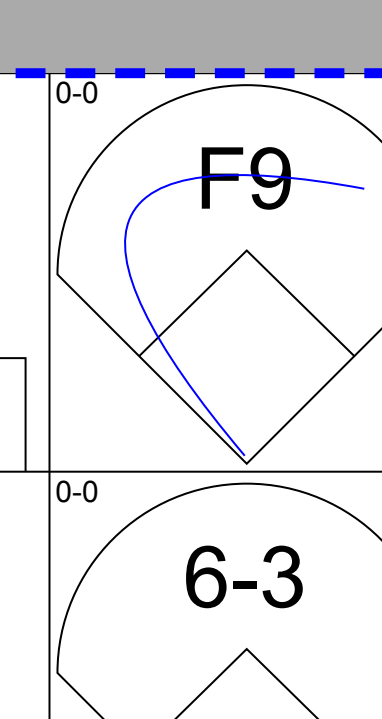
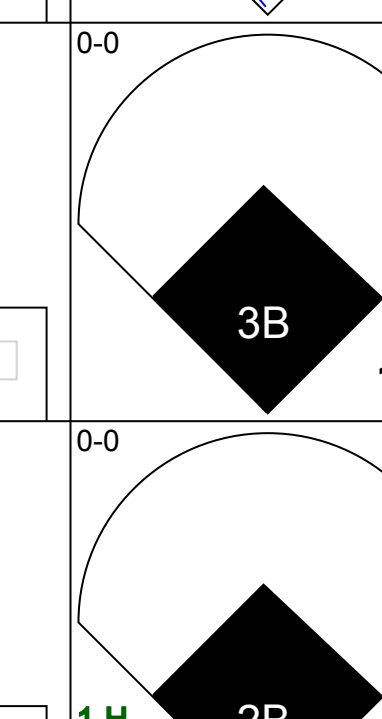
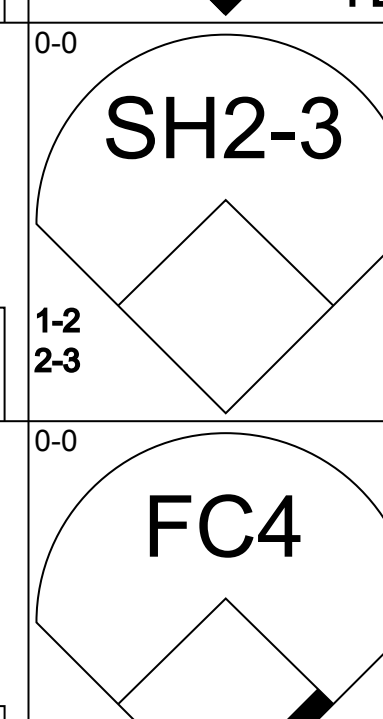
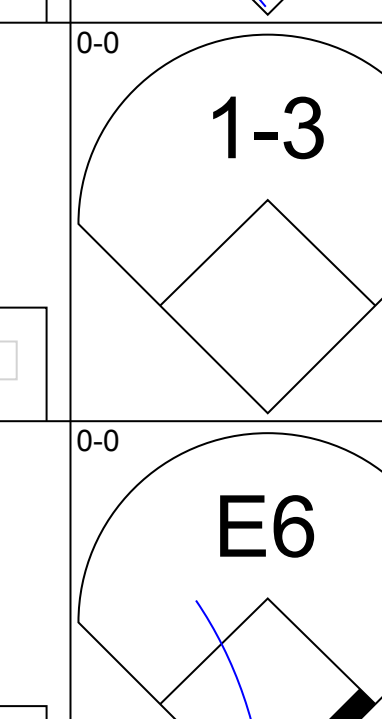
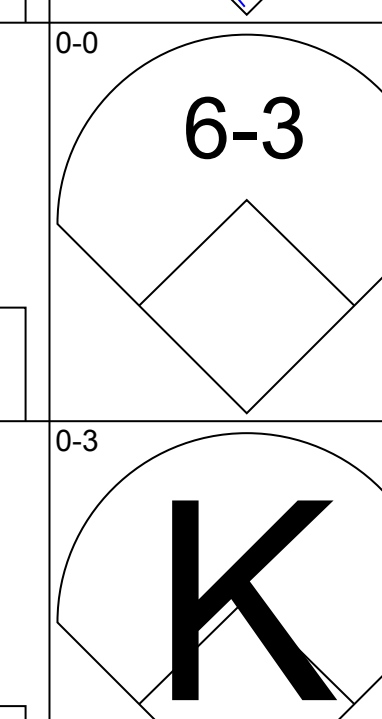
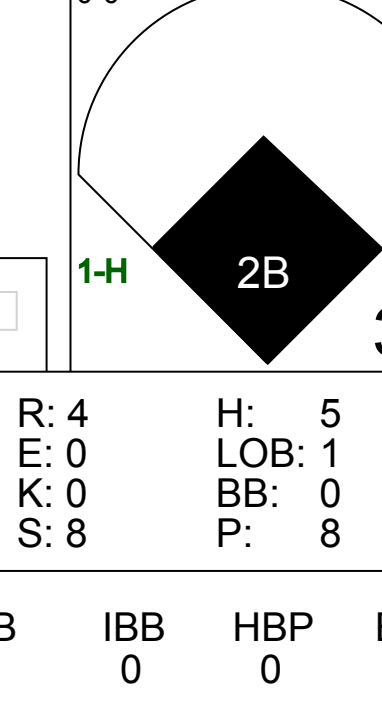
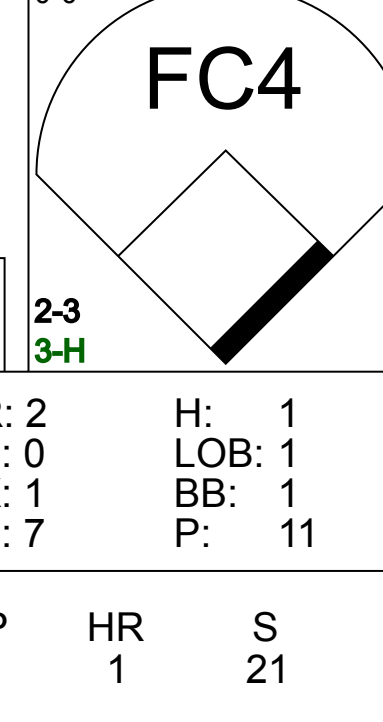
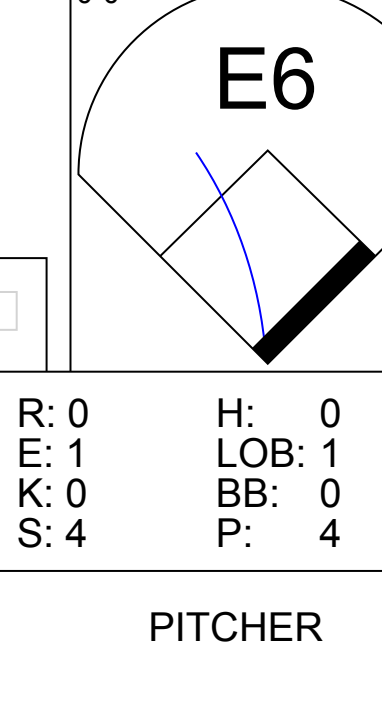
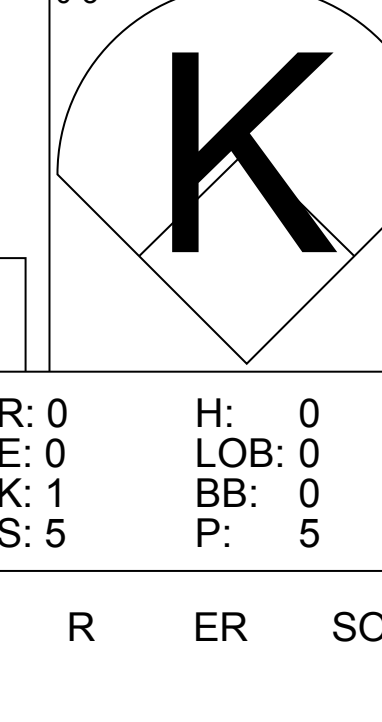
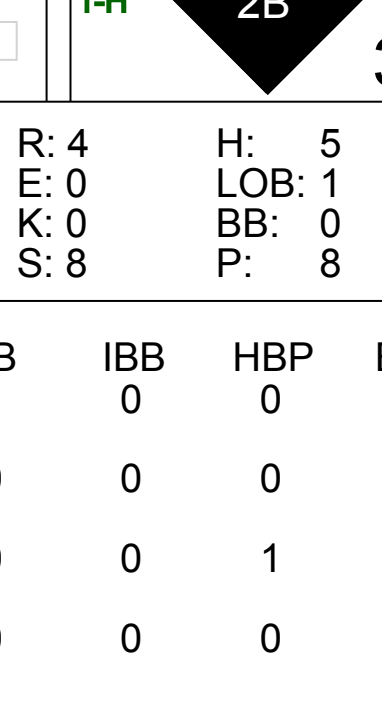
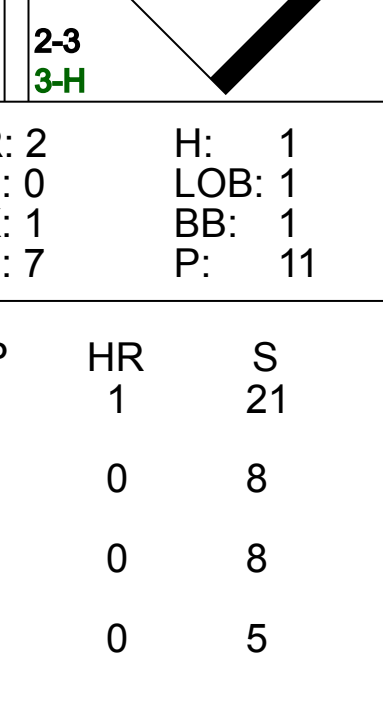
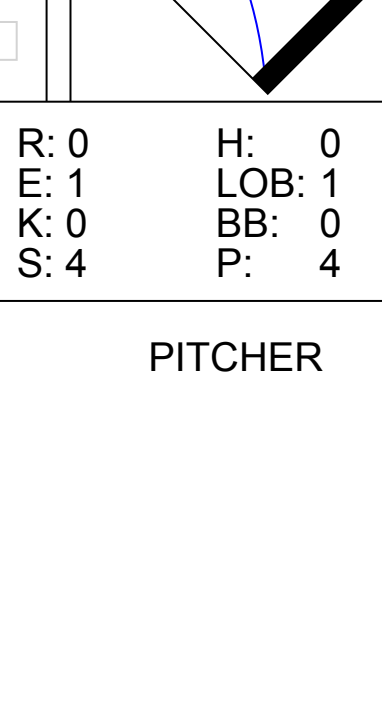
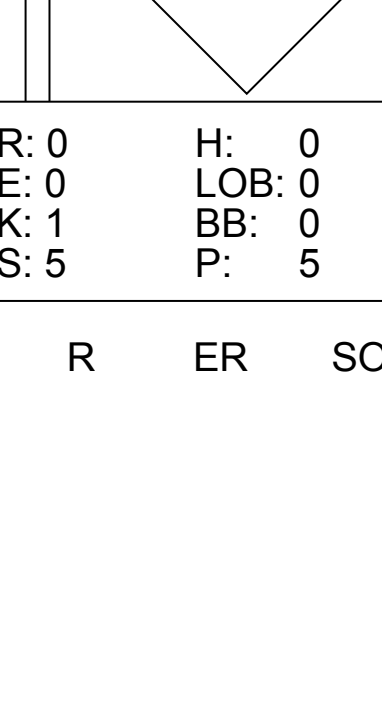




Batter	1	2	3	4	5	6	7	8	9	AB	R	H	RBI	BB	SO	LOB	TOP				
Lee Mazzilli, S (1, 8) OBP: 0.329, SLG: 0.311										3	0	0	0	1	1	0	<b>New York Mets @ Pittsburgh Pirates</b> Three Rivers Stadium, Pittsburgh, PA Sun Aug 14 1977, 3:33 AM EDT Att: 17,945 - Unknown				
Doug Flynn, R (1, 4) OBP: 0.245, SLG: 0.272										3	0	0	0	0	0	0					
Ed Kranepool, L (8, PH) OBP: 0.323, SLG: 0.464										1	0	0	1	0	0	2					
Bob Apodaca, R (8, 1) OBP: 0.250, SLG: 0.250										0	0	0	0	0	0	0					
Steve Henderson, R (1, 7) OBP: 0.380, SLG: 0.535										3	0	1	0	1	0	2					
Mike Vail, R (1, 9) OBP: 0.310, SLG: 0.402										4	0	1	0	0	0	1					
John Stearns, R (1, 3) OBP: 0.384, SLG: 0.446										4	1	1	0	0	0	3					
Jerry Grote, R (1, 2) OBP: 0.328, SLG: 0.312										4	1	2	0	0	1	1					
Joel Youngblood, R (1, 5) OBP: 0.345, SLG: 0.310										3	1	2	1	0	0	0					
Bud Harrelson, S (1, 6) OBP: 0.250, SLG: 0.223										3	0	1	0	0	1	1					
John Milner, L (9, PH) OBP: 0.371, SLG: 0.432										1	0	0	0	0	0	1					
Nino Espinosa, R (1, 1) OBP: 0.154, SLG: 0.111										1	0	0	0	0	0	0					
Paul Siebert, L (4, 1) OBP: 0.330, SLG: 0.381										0	0	0	0	0	0	0					
Bruce Boisclair, L (6, PH) OBP: 0.280, SLG: 0.281										1	0	0	0	0	0	0					
Rick Baldwin, L (6, 1) OBP: 0.250, SLG: 0.250										0	0	0	0	0	0	0					
Lenny Randle, S (8, PH) OBP: 0.380, SLG: 0.419										1	0	0	0	0	1	2					
<b>Inning Stats</b>	R: 0 E: 0 K: 1 S: 5	H: 0 LOB: 0 BB: 0 P: 5	R: 1 E: 0 K: 1 S: 7	H: 2 LOB: 1 BB: 0 P: 7	R: 0 E: 0 K: 0 S: 3	H: 0 LOB: 0 BB: 0 P: 3	R: 0 E: 0 K: 0 S: 2	H: 0 LOB: 0 BB: 1 P: 6	R: 0 E: 0 K: 0 S: 3	H: 0 LOB: 0 BB: 0 P: 3	R: 0 E: 0 K: 0 S: 3	H: 0 LOB: 0 BB: 0 P: 3	R: 0 E: 0 K: 1 S: 6	H: 2 LOB: 1 BB: 0 P: 6	R: 1 E: 0 K: 1 S: 7	H: 2 LOB: 2 BB: 1 P: 11	R: 1 E: 0 K: 0 S: 5	H: 2 LOB: 1 BB: 0 P: 5	1B: 7 2B: 1 3B: 0 HR: 0	SF: 1 SAC: 0 DP: 2 HBP: 0	WP: 1 PA: 35
<b>PITCHER</b>	IP WLS BF H R ER SO BB IBB HBP BLK WP HR S P ERA WHIP																				
John Candelaria, L (1, 1) ERA: 2.72	7.1 W 28 6 2 2 4 2 0 0 0 1 0 0 34 42 2.46 1.091																				
Kent Tekulve, R (8, 1) ERA: 3.42	1.2 S 7 2 1 0 0 0 0 0 0 0 1 0 7 7 0.00 1.200																				

AB	32
R	3
H	8
RBI	2
BB	2
SO	4
LOB	13



Batter	1	2	3	4	5	6	7	8	9	AB	R	H	RBI	BB	SO	LOB	BOTTOM				
Omar Moreno, L (1, 8) OBP: 0.300, SLG: 0.371										3	1	1	2	0	0	1	<b>New York Mets @ Pittsburgh Pirates</b> Three Rivers Stadium, Pittsburgh, PA Sun Aug 14 1977, 3:33 AM EDT Att: 17,945 - Unknown				
Phil Garner, R (1, 5) OBP: 0.313, SLG: 0.447										4	1	1	2	0	2	1					
Dave Parker, L (1, 9) OBP: 0.402, SLG: 0.552										4	0	2	0	0	1	0					
Jerry Hairston, S (7, PR) OBP: 0.324, SLG: 0.365										0	0	0	0	0	0	0					
Rennie Stennett, R (1, 4) OBP: 0.380, SLG: 0.437										3	0	0	0	0	0	1					
Bobby Tolan, L (1, 3) OBP: 0.244, SLG: 0.329										4	0	0	0	0	0	4					
Fernando Gonzalez, R (1, 7) OBP: 0.303, SLG: 0.407										3	1	0	0	1	0	3					
Duffy Dyer, R (1, 2) OBP: 0.376, SLG: 0.329										4	1	1	0	0	0	0					
Mario Mendoza, R (1, 6) OBP: 0.236, SLG: 0.257										3	1	1	0	0	0	0					
John Candelaria, L (1, 1) OBP: 0.232, SLG: 0.296										3	1	1	2	0	0	1					
Kent Tekulve, R (8, 1) OBP: 0.222, SLG: 0.222										1	0	0	0	0	1	0					
<b>Inning Stats</b>	R: 0 E: 0 K: 2 S: 7	H: 0 LOB: 0 BB: 0 P: 7	R: 0 E: 0 K: 0 S: 3	H: 0 LOB: 0 BB: 0 P: 3	R: 4 E: 0 K: 0 S: 8	H: 5 LOB: 1 BB: 0 P: 8	R: 2 E: 0 K: 1 S: 7	H: 1 LOB: 1 BB: 1 P: 11	R: 0 E: 1 K: 0 S: 4	H: 0 LOB: 0 BB: 0 P: 4	R: 0 E: 0 K: 0 S: 4	H: 0 LOB: 0 BB: 0 P: 4	R: 0 E: 0 K: 0 S: 4	H: 1 LOB: 2 BB: 0 P: 5	R: 0 E: 0 K: 1 S: 5	H: 0 LOB: 0 BB: 0 P: 5	R: 0 E: 0 K: 1 S: 5	H: 0 LOB: 0 BB: 0 P: 5	1B: 4 2B: 1 3B: 1 HR: 1	SF: 1 SAC: 1 DP: 0 HBP: 1	WP: 0 PA: 36
<b>PITCHER</b>	IP WLS BF H R ER SO BB IBB HBP BLK WP HR S P ERA WHIP																				
Nino Espinosa, R (1, 1) ERA: 4.03	3.1 L 18 6 6 0 0 1 0 0 0 0 0 0 8 8 0.00 0.000																				
Paul Siebert, L (4, 1) ERA: 3.32	1.2 6 0 0 0 1 0 0 0 0 0 0 0 8 8 0.00 0.000																				
Rick Baldwin, R (6, 1) ERA: 5.09	2.0 9 1 0 0 0 0 0 0 1 0 0 0 8 9 0.00 0.500																				
Bob Apodaca, R (8, 1) ERA: 3.19	1.0 3 0 0 0 1 0 0 0 0 0 0 0 5 5 0.00 0.000																				









Batter	1	2	3	4	5	6	7	8	9	AB	R	H	RBI	BB	SO	LOB	TOP					
Frank Taveras, R (1, 6) OBP: 0.299, SLG: 0.302	0-3 K		0-0 6-3	0-0 FC6-4			0-3 K		0-0 WP 1B	3	0	0	0	0	1	3	<b>Pittsburgh Pirates @ Chicago Cubs</b> Wrigley Field, Chicago, IL Wed Aug 17 1977, 3:33 AM CDT Att: 29,786 - Sunny - 74 F					
Ed Ott, L (7, PH) OBP: 0.357, SLG: 0.415	3-3 K		0-3 K		0-0 6-3		0-0 P3		0-3 K	5	0	0	0	0	3	1						
Mario Mendoza, R (7, 6) OBP: 0.240, SLG: 0.260									1-3 2-H													
Fernando Gonzalez, R (8, PH) OBP: 0.319, SLG: 0.414																						
Phil Garner, R (1, 5) OBP: 0.312, SLG: 0.439																						
Dave Parker, L (1, 9) OBP: 0.399, SLG: 0.547																						
Bill Robinson, R (1, 3) OBP: 0.344, SLG: 0.538																						
Al Oliver, L (1, 7) OBP: 0.326, SLG: 0.464																						
Rennie Stennett, R (1, 4) OBP: 0.378, SLG: 0.432																						
Omar Moreno, L (1, 8) OBP: 0.294, SLG: 0.362																						
Duffy Dyer, R (1, 2) OBP: 0.383, SLG: 0.332																						
Jim Rooker, R (1, 1) OBP: 0.283, SLG: 0.224																	<b>P</b>					
Jerry Hairston, S (7, PH) OBP: 0.315, SLG: 0.354																						
Kent Tekulve, R (7, 1) OBP: 0.222, SLG: 0.222																						
Bobby Tolan, L (8, PH) OBP: 0.244, SLG: 0.325																						
<b>Inning Stats</b>	R: 0 E: 0 K: 3 S: 10	H: 0 LOB: 0 BB: 0 P: 13	R: 1 E: 0 K: 0 S: 5	H: 2 LOB: 2 BB: 1 P: 9	R: 0 E: 0 K: 1 S: 6	H: 1 LOB: 1 BB: 0 P: 6	R: 0 E: 0 K: 1 S: 7	H: 2 LOB: 3 BB: 0 P: 8	R: 0 E: 0 K: 0 S: 3	H: 1 LOB: 1 BB: 1 P: 7	R: 0 E: 0 K: 1 S: 5	H: 0 LOB: 0 BB: 0 P: 5	R: 0 E: 0 K: 2 S: 10	H: 0 LOB: 0 BB: 0 P: 13	R: 0 E: 0 K: 1 S: 6	H: 1 LOB: 1 BB: 0 P: 6	R: 1 E: 0 K: 2 S: 12	H: 1 LOB: 1 BB: 1 P: 16	1B: 7 2B: 1 3B: 0 HR: 0	SF: 0 SAC: 0 DP: 0 HBP: 1	WP: 2 PB: 0 SB: 0 CS: 1	PA: 39
<b>PITCHER</b> Rick Reuschel, R (1, 1) ERA: 2.79	IP: 9.0 WLS: W BF: 38 H: 8 R: 2 ER: 2 SO: 11 BB: 2 IBB: 1 HBP: 1 BLK: 0 WP: 1 HR: 0 S: 64 P: 83 ERA: 2.00 WHIP: 1.111															<b>PITCHER</b>	IP: 9.0 WLS: W BF: 38 H: 8 R: 2 ER: 2 SO: 11 BB: 2 IBB: 1 HBP: 1 BLK: 0 WP: 1 HR: 0 S: 64 P: 83 ERA: 2.00 WHIP: 1.111					

Batter	1	2	3	4	5	6	7	8	9	AB	R	H	RBI	BB	SO	LOB	BOTTOM			
Dave Rosello, R (1, 6) OBP: 0.276, SLG: 0.242	0-3 K	0-0 L5		0-0 L9				0-0 6-3		5	0	0	0	0	1	6	<b>Pittsburgh Pirates @ Chicago Cubs</b> Wrigley Field, Chicago, IL Wed Aug 17 1977, 3:33 AM CDT Att: 29,786 - Sunny - 74 F			
Gene Clines, R (1, 7) OBP: 0.391, SLG: 0.431	4-0 BB			0-0 L6						3	1	1	1	1	0	0				
Bill Buckner, L (1, 3) OBP: 0.327, SLG: 0.451	0-0 1B			0-0 F9						4	0	1	1	0	0	3				
Jerry Morales, R (1, 8) OBP: 0.379, SLG: 0.493	0-0 1B			0-3 K						4	0	1	0	0	2	1				
Bobby Murcer, L (1, 9) OBP: 0.373, SLG: 0.490	0-0 L7									4	2	2	2	0	0	3				
Steve Ontiveros, S (1, 5) OBP: 0.381, SLG: 0.423	0-3 K									4	0	0	0	0	1	2				
Manny Trillo, R (1, 4) OBP: 0.335, SLG: 0.396										4	1	2	0	0	0	0				
George Mitterwald, R (1, 2) OBP: 0.300, SLG: 0.390										3	0	1	0	1	0	1				
Rick Reuschel, R (1, 1) OBP: 0.215, SLG: 0.254										4	0	1	0	0	0	4				
<b>Inning Stats</b>	R: 1 E: 1 K: 2 S: 9	H: 2 LOB: 2 BB: 1 P: 13	R: 0 E: 0 K: 0 S: 4	H: 1 LOB: 1 BB: 0 P: 4	R: 0 E: 0 K: 1 S: 5	H: 0 LOB: 0 BB: 0 P: 5	R: 1 E: 0 K: 0 S: 9	H: 3 LOB: 2 BB: 0 P: 11	R: 0 E: 1 K: 0 S: 4	H: 0 LOB: 1 BB: 0 P: 4	R: 1 E: 1 K: 0 S: 15	H: 2 LOB: 3 BB: 1 P: 21	R: 1 E: 0 K: 1 S: 6	H: 1 LOB: 0 BB: 0 P: 6	R: 0 E: 0 K: 0 S: 3	H: 0 LOB: 0 BB: 0 P: 3		1B: 5 2B: 2 3B: 0 HR: 2	SF: 0 SAC: 0 DP: 0 HBP: 0	WP: 0 PB: 0 SB: 0 CS: 0
<b>PITCHER</b> Jim Rooker, L (1, 1) ERA: 3.53	IP: 6.0 WLS: L BF: 30 H: 8 R: 3 ER: 2 SO: 3 BB: 1 IBB: 0 HBP: 0 BLK: 0 WP: 0 HR: 1 S: 46 P: 58 ERA: 3.00 WHIP: 1.500															<b>PITCHER</b> Kent Tekulve, R (7, 1) ERA: 3.4	IP: 2.0 WLS: 7 BF: 1 H: 1 R: 1 ER: 1 SO: 1 BB: 0 IBB: 0 HBP: 0 BLK: 0 WP: 0 HR: 1 S: 9 P: 9 ERA: 4.50 WHIP: 0.500			



Batter	1	2	3	4	5	6	7	8	9	AB	R	H	RBI	BB	SO	LOB	TOP																					
Frank Taveras, R (1, 6) OBP: 0.295, SLG: 0.298	4-3		E3		K		4-3		K	5	1	0	0	0	2	0	<b>Pittsburgh Pirates @ Chicago Cubs</b> Wrigley Field, Chicago, IL Thu Aug 18 1977, 3:33 AM CDT Att: 24,027 - Sunny - 68 F																					
Phil Garner, R (1, 5) OBP: 0.311, SLG: 0.444	L9		1-3		HR		K			4	1	1	2	0	1	1																						
Dave Parker, L (1, 9) OBP: 0.400, SLG: 0.552					HR		4-3			3	1	1	1	1	0	0																						
Bill Robinson, R (1, 3) OBP: 0.343, SLG: 0.543	K				HR				K	4	1	1	1	0	2	1																						
Al Oliver, L (1, 7) OBP: 0.328, SLG: 0.471							4-3			4	1	2	1	0	0	0																						
Rennie Stennett, R (1, 4) OBP: 0.375, SLG: 0.429	4-3		4-3				6-3		P4	4	0	0	0	0	0	1																						
Omar Moreno, L (1, 8) OBP: 0.294, SLG: 0.361	4-3						E3		L7	4	2	1	0	0	0	1																						
Duffy Dyer, R (1, 2) OBP: 0.381, SLG: 0.327	L7						K		L3	3	0	0	0	1	1	1																						
Jerry Reuss, L (1, 1) OBP: 0.254, SLG: 0.226			4-3				6-3		5-3	3	0	0	0	0	0	2																						
Kent Tekulve, R (8, 1) OBP: 0.200, SLG: 0.200							E6			1	0	0	0	0	0	0																						
<b>Inning Stats</b>	R: 0 E: 0 K: 1 S: 11	H: 0 LOB: 1 BB: 1 P: 15	R: 1 E: 0 K: 0 S: 4	H: 1 LOB: 0 BB: 0 P: 4	R: 0 E: 1 K: 0 S: 3	H: 0 LOB: 0 BB: 0 P: 3	R: 1 E: 0 K: 0 S: 10	H: 1 LOB: 0 BB: 0 P: 13	R: 3 E: 0 K: 2 S: 11	H: 2 LOB: 0 BB: 0 P: 13	R: 2 E: 2 K: 0 S: 5	H: 1 LOB: 2 BB: 1 P: 9	R: 0 E: 0 K: 1 S: 6	H: 0 LOB: 0 BB: 0 P: 5	R: 0 E: 0 K: 1 S: 6	H: 1 LOB: 1 BB: 0 P: 6	R: 0 E: 0 K: 1 S: 5	H: 0 LOB: 0 BB: 0 P: 5	1B: 2 2B: 0 3B: 0 HR: 4	SF: 0 SAC: 0 DP: 0 HBP: 0	WP: 0 PB: 1 SB: 2 CS: 0	PA: 37																
<b>PITCHER</b>	IP	WLS	BF	H	R	ER	SO	BB	IBB	HBP	BLK	WP	HR	S	P	ERA	WHIP	<b>PITCHER</b>				IP	WLS	BF	H	R	ER	SO	BB	IBB	HBP	BLK	WP	HR	S	P	ERA	WHIP
Ray Burris, R (1, 1) ERA: 5.14	5.0	L	21	4	5	2	3	1	0	0	0	0	3	39	48	3.60	1.000					5.0	L	21	4	5	2	3	1	0	0	0	0	3	39	48	3.60	1.000
Pete Broberg, R (6, 1) ERA: 5.4	2.0		9	1	2	1	1	0	1	0	0	0	1	10	14	4.50	0.500					2.0		9	1	2	1	1	0	1	0	0	0	1	10	14	4.50	0.500
Paul Reuschel, R (8, 1) ERA: 3.87	2.0		7	1	0	0	2	0	0	0	0	0	0	11	11	0.00	0.500					2.0		7	1	0	0	2	0	0	0	0	0	11	11	0.00	0.500	

AB 35  
R 7  
H 6  
RBI 5  
BB 2  
SO 6  
LOB 7



Batter	1	2	3	4	5	6	7	8	9	AB	R	H	RBI	BB	SO	LOB	BOTTOM																					
Dave Rosello, R (1, 6) OBP: 0.288, SLG: 0.257	1B		5-3				F9		4-3	4	1	2	2	0	0	0	<b>Pittsburgh Pirates @ Chicago Cubs</b> Wrigley Field, Chicago, IL Thu Aug 18 1977, 3:33 AM CDT Att: 24,027 - Sunny - 68 F																					
Larry Bittner, L (9, PH) OBP: 0.337, SLG: 0.404	1B									1	0	0	0	0	0	0																						
Gene Clines, R (1, 7) OBP: 0.386, SLG: 0.424	F7		K				L1-3		L1-3	5	1	1	0	0	1	1																						
Bill Buckner, L (1, 3) OBP: 0.330, SLG: 0.452	CS						K2-3			4	0	2	1	0	2	1																						
Jerry Morales, R (1, 8) OBP: 0.376, SLG: 0.488	F7		F8				4-3		5-3	4	0	0	0	0	0	4																						
Bobby Murcer, L (1, 9) OBP: 0.374, SLG: 0.490	SF7						P4		2B	2	1	1	1	1	0	0																						
Steve Ontiveros, S (1, 5) OBP: 0.382, SLG: 0.425			G4-6-3				L7		1B	3	1	1	0	1	0	1																						
Manny Trillo, R (1, 4) OBP: 0.336, SLG: 0.397	CS		F9				E6			4	0	2	2	0	0	0																						
George Mitterwald, R (1, 2) OBP: 0.301, SLG: 0.388			G6-4-3				G3		G3	2	1	0	0	1	0	2																						
Jose Cardenal, R (8, PH) OBP: 0.356, SLG: 0.382										1	0	0	0	0	0	1																						
Steve Swisher, R (9, 2) OBP: 0.242, SLG: 0.322										0	0	0	0	0	0	0																						
Ray Burris, R (1, 1) OBP: 0.236, SLG: 0.298										1	0	0	0	0	0	0																						
Bobby Dalrymple, R (5, PH) OBP: 0.195, SLG: 0.286										1	1	1	0	0	0	0																						
Pete Broberg, R (8, 1) OBP: 0.375, SLG: 0.429										1	0	0	0	0	0	0																						
Mike Sember, R (7, PH) OBP: 0.375, SLG: 0.429										1	0	0	0	0	1	0																						
Paul Reuschel, R (8, 1) OBP: 0.375, SLG: 0.429										0	0	0	0	0	0	0																						
Greg Gross, L (9, PH) OBP: 0.375, SLG: 0.429										1	0	0	0	0	0	0																						
<b>Inning Stats</b>	R: 2 E: 0 K: 0 S: 5	H: 3 LOB: 1 BB: 1 P: 9	R: 0 E: 0 K: 0 S: 3	H: 1 LOB: 0 BB: 0 P: 3	R: 0 E: 0 K: 1 S: 6	H: 1 LOB: 1 BB: 0 P: 6	R: 0 E: 0 K: 0 S: 13	H: 1 LOB: 0 BB: 0 P: 15	R: 2 E: 0 K: 1 S: 7	H: 2 LOB: 1 BB: 1 P: 11	R: 0 E: 1 K: 0 S: 4	H: 0 LOB: 1 BB: 0 P: 4	R: 0 E: 0 K: 1 S: 5	H: 0 LOB: 0 BB: 0 P: 5	R: 2 E: 0 K: 1 S: 11	H: 2 LOB: 1 BB: 1 P: 16	R: 0 E: 0 K: 0 S: 6	H: 0 LOB: 0 BB: 0 P: 8	1B: 8 2B: 2 3B: 0 HR: 0	SF: 1 SAC: 0 DP: 2 HBP: 0	WP: 0 PB: 0 SB: 0 CS: 1	PA: 39																
<b>PITCHER</b>	IP	WLS	BF	H	R	ER	SO	BB	IBB	HBP	BLK	WP	HR	S	P	ERA	WHIP	<b>PITCHER</b>				IP	WLS	BF	H	R	ER	SO	BB	IBB	HBP	BLK	WP	HR	S	P	ERA	WHIP
Jerry Reuss, L (1, 1) ERA: 3.86	7.2		34	10	6	6	4	3	0	0	0	0	0	53	68	7.04	1.696					7.2		34	10	6	6	4	3	0	0	0	0	0	53	68	7.04	1.696
Kent Tekulve, R (8, 1) ERA: 3.35	1.1	S	4	0	0	0	0	0	0	0	0	0	0	7	9	0.00	0.000					1.1	S	4	0	0	0	0	0	0	0	0	7	9	0.00	0.000		





Batter	1	2	3	4	5	6	7	8	9	AB	R	H	RBI	BB	SO	LOB	TOP			
<b>Derrel Thomas, S</b> (1, 8) OBP: 0.305, SLG: 0.346	L6		6-3			F9		SF9 3B		4	1	1	0	0	0	0	<b>San Francisco Giants @ Pittsburgh Pirates</b> Three Rivers Stadium, Pittsburgh, PA Fri Aug 19 1977, 7:05 PM EDT Att: 16,831 - Unknown <a href="http://livebaseballscorecards.com">livebaseballscorecards.com</a>			
<b>Rob Andrews, R</b> (1, 4) OBP: 0.348, SLG: 0.308	5-3			L6		5-3		SF9		3	0	0	1	0	0	0				
<b>Jack Clark, R</b> (1, 9) OBP: 0.342, SLG: 0.424	F8			F7				1-3		4	0	1	0	0	0	0				
<b>Willie McCovey, L</b> (1, 3) OBP: 0.376, SLG: 0.497		BB								1	0	0	0	3	1	1				
<b>Jim Barr, R</b> (8, PR) OBP: 0.190, SLG: 0.167										0	0	0	0	0	0	0				
<b>Gary Thomasson, L</b> (8, 3) OBP: 0.352, SLG: 0.448						K				0	0	0	0	0	0	0				
<b>Randy Elliott, R</b> (1, 7) OBP: 0.287, SLG: 0.405		K						F9		4	0	0	0	0	1	3				
<b>Darrell Evans, L</b> (1, 5) OBP: 0.336, SLG: 0.390						K				4	0	1	0	0	1	1				
<b>Tim Foli, R</b> (1, 6) OBP: 0.245, SLG: 0.344						F6				4	0	0	0	0	1	2				
<b>Gary Alexander, R</b> (1, 2) OBP: 0.408, SLG: 0.549										3	0	2	0	0	0	0				
<b>John Curtis, L</b> (7, 1) OBP: 0.308, SLG: 0.417			6-3							0	0	0	0	0	0	0				
<b>Vic Harris, S</b> (9, PH) OBP: 0.336, SLG: 0.373										1	0	0	0	0	1	0				
<b>Bob Knepper, L</b> (1, 1) OBP: 0.229, SLG: 0.206										1	0	0	0	0	0	0				
<b>Charlie Williams, R</b> (3, 1) OBP: 0.286, SLG: 0.286										0	0	0	0	0	0	0				
<b>Bill Mastlock, R</b> (5, PH) OBP: 0.328, SLG: 0.418										1	0	0	0	0	0	1				
<b>Dave Heaverlo, R</b> (5, 1) OBP: 0.328, SLG: 0.418										0	0	0	0	0	0	0				
<b>Marc Hill, R</b> (7, PH) OBP: 0.316, SLG: 0.368										1	0	0	0	0	0	2				
<b>Inning Stats</b>	R: 0 E: 0 K: 0 S: 3	H: 0 LOB: 0 BB: 0 P: 3	R: 0 E: 0 K: 2 S: 7	H: 0 LOB: 1 BB: 1 P: 11	R: 0 E: 0 K: 0 S: 3	H: 0 LOB: 0 BB: 0 P: 3	R: 0 E: 0 K: 0 S: 3	H: 0 LOB: 1 BB: 1 P: 7	R: 0 E: 0 K: 1 S: 6	H: 1 LOB: 1 BB: 0 P: 6	R: 0 E: 0 K: 0 S: 5	H: 2 LOB: 2 BB: 0 P: 5	R: 1 E: 0 K: 0 S: 4	H: 1 LOB: 1 BB: 1 P: 8	R: 0 E: 0 K: 1 S: 5	H: 0 LOB: 0 BB: 0 P: 5	1B: 3 2B: 1 3B: 1 HR: 0	SF: 1 SAC: 0 DP: 0 HBP: 0	WP: 0 PB: 0 SB: 0 CS: 0	PA: 35
<b>PITCHER</b> <b>John Candelaria, L</b> (1, 1) ERA: 2.63	IP: 9.0 WLS: W BF: 35 H: 5 R: 1 ER: 1 SO: 5 BB: 3 IBB: 0 HBP: 0 BLK: 0 WP: 0 HR: 0 S: 42 P: 54 ERA: 1.00 WHIP: 0.889																			

Batter	1	2	3	4	5	6	7	8	9	AB	R	H	RBI	BB	SO	LOB	BOTTOM			
<b>Frank Taveras, R</b> (1, 6) OBP: 0.296, SLG: 0.300	4-3 HR BB		S 1B 2B	K		6-3		K		4	2	1	0	1	2	1	<b>San Francisco Giants @ Pittsburgh Pirates</b> Three Rivers Stadium, Pittsburgh, PA Fri Aug 19 1977, 7:05 PM EDT Att: 16,831 - Unknown <a href="http://livebaseballscorecards.com">livebaseballscorecards.com</a>			
<b>Phil Garner, R</b> (1, 5) OBP: 0.310, SLG: 0.442	K		BB FC6-4 1B	6-3		K				4	1	1	1	0	2	2				
<b>Dave Parker, L</b> (1, 9) OBP: 0.399, SLG: 0.548	4-3		F8	F8				1B BB		3	0	0	0	1	0	2				
<b>Bill Robinson, R</b> (1, 3) OBP: 0.344, SLG: 0.549			FC6-4 S BB	6-3		K				3	2	1	2	1	1	1				
<b>Al Oliver, L</b> (1, 7) OBP: 0.329, SLG: 0.470			FC6-4 BB	3-1		K				3	0	1	0	1	1	1				
<b>Rennie Stennett, R</b> (1, 4) OBP: 0.374, SLG: 0.427	5-3		FC6-4 BB S	F8				1B		4	0	1	1	0	0	3				
<b>Duffy Dyer, R</b> (1, 2) OBP: 0.383, SLG: 0.336			1-3 BB	6-3		E 3B		K		3	1	1	0	1	1	2				
<b>Omar Moreno, L</b> (1, 8) OBP: 0.293, SLG: 0.358			4-3 BB	L3				F7		3	0	0	0	1	0	1				
<b>John Candelaria, L</b> (1, 1) OBP: 0.233, SLG: 0.293			4-3 FC5-4	E7 1B				K		4	0	1	1	0	1	3				
<b>Inning Stats</b>	R: 2 E: 0 K: 1 S: 7	H: 2 LOB: 1 BB: 1 P: 11	R: 0 E: 0 K: 0 S: 3	H: 0 LOB: 0 BB: 0 P: 3	R: 3 E: 0 K: 0 S: 5	H: 2 LOB: 3 BB: 4 P: 21	R: 0 E: 0 K: 1 S: 5	H: 0 LOB: 0 BB: 0 P: 5	R: 0 E: 0 K: 0 S: 3	H: 0 LOB: 0 BB: 0 P: 3	R: 1 E: 1 K: 3 S: 10	H: 2 LOB: 1 BB: 0 P: 7	R: 0 E: 0 K: 3 S: 10	H: 1 LOB: 2 BB: 1 P: 14	R: 0 E: 0 K: 2 S: 7	H: 0 LOB: 0 BB: 0 P: 7		1B: 4 2B: 1 3B: 1 HR: 1	SF: 0 SAC: 0 DP: 0 HBP: 0	WP: 0 PB: 0 SB: 4 CS: 0
<b>PITCHER</b> <b>Bob Knepper, L</b> (1, 1) ERA: 3.47	IP: 2.1 WLS: L BF: 14 H: 4 R: 5 ER: 5 SO: 1 BB: 3 IBB: 0 HBP: 0 BLK: 0 WP: 0 HR: 0 S: 13 P: 25 ERA: 19.29 WHIP: 3.000																			
<b>Charlie Williams, R</b> (3, 1) ERA: 4.34	IP: 1.2 WLS: 7 BF: 7 H: 0 R: 0 ER: 0 SO: 1 BB: 2 IBB: 0 HBP: 0 BLK: 0 WP: 0 HR: 0 S: 7 P: 15 ERA: 0.00 WHIP: 1.200																			
<b>Dave Heaverlo, R</b> (5, 1) ERA: 2.75	IP: 2.0 WLS: 8 BF: 2 H: 1 R: 1 ER: 1 SO: 1 BB: 0 IBB: 0 HBP: 0 BLK: 0 WP: 0 HR: 0 S: 10 P: 10 ERA: 4.50 WHIP: 1.000																			
<b>John Curtis, L</b> (7, 1) ERA: 5.79	IP: 2.0 WLS: 8 BF: 1 H: 0 R: 0 ER: 0 SO: 5 BB: 1 IBB: 0 HBP: 0 BLK: 0 WP: 0 HR: 0 S: 17 P: 21 ERA: 0.00 WHIP: 1.000																			



Batter	1	2	3	4	5	6	7	8	9	AB	R	H	RBI	BB	SO	LOB	TOP									
<b>Derrel Thomas, S</b> (1, 8) OBP: 0.308, SLG: 0.349	0-0 HR	0-0 1B	0-0 K	0-0 4-3	0-0 1B	0-0 1B	0-0 1B	0-3 K	0-0 1B	5	1	3	1	0	1	0	<b>San Francisco Giants @ Pittsburgh Pirates</b> Three Rivers Stadium, Pittsburgh, PA Sat Aug 20 1977, 7:05 PM EDT Att: 15,947 - Unknown <a href="http://livebaseballscorecards.com">livebaseballscorecards.com</a>									
<b>Jack Clark, R</b> (8, 9) OBP: 0.342, SLG: 0.424	0-0 1B	0-0 1B	0-0 K	0-0 4-3	0-0 1B	0-0 1B	0-0 1B	0-3 K	0-0 1B	0	0	0	0	0	0	0										
<b>Rob Andrews, R</b> (1, 4) OBP: 0.353, SLG: 0.310	0-0 5-3	0-0 1B	0-0 1B	0-0 4-3	0-0 1B	0-0 1B	0-0 1B	0-0 4-3	0-0 4-3	4	1	2	0	1	0	1										
<b>Darrell Evans, L</b> (1, 5) OBP: 0.341, SLG: 0.403	0-0 HR	0-0 1B	0-0 1B	0-0 4-3	0-0 1B	0-0 1B	0-0 1B	0-0 4-3	0-0 4-3	4	2	3	2	1	0	0										
<b>Willie McCovey, L</b> (1, 3) OBP: 0.374, SLG: 0.493	0-0 F7	0-0 1B	0-0 K	0-0 4-3	0-0 1B	0-0 1B	0-0 1B	0-3 K	0-3 K	5	0	1	1	0	2	3										
<b>Gary Thomasson, L</b> (1, 7) OBP: 0.353, SLG: 0.445	0-0 S	0-0 BB	0-0 1-3	0-0 1-3	0-0 1-3	0-0 1-3	0-0 1-3	0-0 1-3	0-0 1-3	2	0	0	0	2	0	2										
<b>Terry Whitfield, L</b> (1, 9) OBP: 0.321, SLG: 0.436	0-0 F8	0-0 1-2	0-0 1-3	0-0 1-3	0-0 1-3	0-0 1-3	0-0 1-3	0-0 1-3	0-0 1-3	3	0	0	0	1	0	2										
<b>Tim Foli, R</b> (1, 6) OBP: 0.245, SLG: 0.347	0-0 1B	0-0 2B	0-0 F4	0-0 F4	0-0 SF7	0-0 SF7	0-0 L6	0-0 L6	0-0 L6	3	1	1	1	0	0	1										
<b>Marc Hill, R</b> (1, 2) OBP: 0.312, SLG: 0.360	0-0 F9	0-0 F9	0-0 F8	0-0 F8	0-0 5-3	0-0 5-3	0-0 6-3	0-0 6-3	0-0 6-3	4	0	0	0	0	0	3										
<b>Ed Halicki, R</b> (1, 1) OBP: 0.197, SLG: 0.206	0-0 5-3	0-0 5-3	0-0 K	0-0 K	0-0 K	0-0 K	0-0 K	0-3 K	0-3 K	4	0	0	0	0	2	1										
<b>Inning Stats</b>	R: 2 E: 0 K: 0 S: 5	H: 2 LOB: 1 BB: 1 P: 9	R: 1 E: 0 K: 0 S: 6	H: 4 LOB: 2 BB: 0 P: 6	R: 0 E: 0 K: 1 S: 5	H: 0 LOB: 1 BB: 1 P: 9	R: 0 E: 0 K: 1 S: 5	H: 0 LOB: 0 BB: 0 P: 5	R: 2 E: 0 K: 0 S: 5	H: 2 LOB: 2 BB: 2 P: 13	R: 0 E: 0 K: 0 S: 4	H: 2 LOB: 2 BB: 2 P: 8	R: 0 E: 0 K: 0 S: 3	H: 0 LOB: 0 BB: 0 P: 3	R: 0 E: 0 K: 2 S: 7	H: 0 LOB: 0 BB: 0 P: 7	R: 0 E: 0 K: 1 S: 5	H: 0 LOB: 0 BB: 0 P: 5	1B: 8 2B: 2 3B: 0 HR: 1	SF: 1 SAC: 0 DP: 1 HBP: 0	WP: 0 PB: 0 SB: 2 CS: 0	PA: 40				
<b>PITCHER</b>	IP	WLS	BF	H	R	ER	SO	BB	IBB	HBP	BLK	WP	HR	S	P	ERA	WHIP									
<b>Odell Jones, R</b> (1, 1) ERA: 5.03	2.0	L	12	6	3	3	0	1	0	0	0	0	0	1	11	15	13.50	3.500								
<b>Grant Jackson, L</b> (3, 1) ERA: 3.89	3.0		14	2	2	2	2	3	0	0	0	0	0	0	15	27	6.00	1.667								
<b>Larry Demery, R</b> (6, 1) ERA: 4.86	2.0		8	2	0	0	0	1	0	0	0	0	0	7	11	0.00	1.500									
<b>Terry Forster, L</b> (8, 1) ERA: 5.1	2.0		6	0	0	0	3	0	0	0	0	0	0	12	12	0.00	0.000									

Batter	1	2	3	4	5	6	7	8	9	AB	R	H	RBI	BB	SO	LOB	BOTTOM								
<b>Frank Taveras, R</b> (1, 6) OBP: 0.294, SLG: 0.298	0-0 F9	0-0 1B	0-0 1-3	0-0 1-3	0-0 F3	0-0 F3	0-0 F7	0-0 F7	0-0 F4	3	0	0	0	0	0	2	<b>San Francisco Giants @ Pittsburgh Pirates</b> Three Rivers Stadium, Pittsburgh, PA Sat Aug 20 1977, 7:05 PM EDT Att: 15,947 - Unknown <a href="http://livebaseballscorecards.com">livebaseballscorecards.com</a>								
<b>Ed Ott, L</b> (7, PH) OBP: 0.355, SLG: 0.413	0-0 1B	0-0 1B	0-0 1-3	0-0 1-3	0-0 F3	0-0 F3	0-0 F7	0-0 F7	0-0 F4	1	0	0	0	0	0	1									
<b>Terry Forster, L</b> (8, 1) OBP: 0.211, SLG: 0.316	0-0 1B	0-0 1B	0-0 1-3	0-0 1-3	0-0 F3	0-0 F3	0-0 F7	0-0 F7	0-0 F4	0	0	0	0	0	0	0									
<b>Jim Fregosi, R</b> (9, PH) OBP: 0.406, SLG: 0.500	0-0 1B	0-0 1B	0-0 1-3	0-0 1-3	0-0 F3	0-0 F3	0-0 F7	0-0 F7	0-0 F4	1	0	0	0	0	0	1									
<b>Phil Garner, R</b> (1, 5) OBP: 0.309, SLG: 0.440	0-0 FC3-6	0-0 1B	0-0 F9	0-0 F9	0-0 F9	0-0 F9	0-0 F9	0-0 F9	0-0 F8	5	0	1	0	0	0	2									
<b>Dave Parker, L</b> (1, 9) OBP: 0.396, SLG: 0.544	0-0 FC3-6	0-0 1B	0-0 F9	0-0 F9	0-0 F9	0-0 F9	0-0 F9	0-0 F9	0-0 F8	4	0	0	0	0	0	1									
<b>Bill Robinson, R</b> (1, 3) OBP: 0.346, SLG: 0.552	0-3 K	0-3 K	0-0 P4	0-0 P4	0-0 P4	0-0 1B	0-0 1B	0-0 1B	0-0 1B	4	1	2	0	0	1	1									
<b>Al Oliver, L</b> (1, 7) OBP: 0.331, SLG: 0.470	0-0 1B	0-0 1B	0-0 F9	0-0 F9	0-0 F9	0-0 1B	0-0 1B	0-0 F4	0-0 F4	4	0	2	1	0	0	1									
<b>Rennie Stennett, R</b> (1, 4) OBP: 0.377, SLG: 0.432	0-0 F9	0-0 F9	0-0 F9	0-0 F9	0-0 2B	0-0 2B	0-0 S	0-0 S	0-0 1B	4	0	3	0	0	0	1									
<b>Omar Moreno, L</b> (1, 8) OBP: 0.290, SLG: 0.354	0-0 F9	0-0 F9	0-0 F9	0-0 F9	0-3 K	0-3 K	0-3 K	0-0 P5	0-0 P5	4	0	0	0	0	2	6									
<b>Duffy Dyer, R</b> (1, 2) OBP: 0.385, SLG: 0.336	0-3 K	0-3 K	0-0 HBP	0-0 HBP	0-0 HBP	0-0 HBP	0-0 F9	0-0 F9	0-0 1B	3	0	1	0	0	1	1									
<b>Odell Jones, R</b> (1, 1) OBP: 0.197, SLG: 0.206	0-0 F2	0-0 F2	0-0 F2	0-0 F2	0-0 F2	0-0 F2	0-0 F2	0-0 F2	0-0 F2	0	0	0	0	0	0	0									
<b>Grant Jackson, L</b> (3, 1) OBP: 0.355, SLG: 0.413	0-0 F2	0-0 F2	0-0 F2	0-0 F2	0-0 F2	0-0 F2	0-0 F2	0-0 F2	0-0 F2	1	0	0	0	0	0	0									
<b>Bobby John, L</b> (5, PH) OBP: 0.241, SLG: 0.321	0-0 F2	0-0 F2	0-0 F2	0-0 F2	0-0 F2	0-0 F2	0-0 F2	0-0 F2	0-0 F2	0	0	0	0	0	0	0									
<b>Larry Demery, R</b> (6, 1) OBP: 0.211, SLG: 0.316	0-0 F2	0-0 F2	0-0 F2	0-0 F2	0-0 F2	0-0 F2	0-0 F2	0-0 F2	0-0 F2	0	0	0	0	0	0	0									
<b>Jerry Hairston, S</b> (7, PH) OBP: 0.197, SLG: 0.206	0-0 F2	0-0 F2	0-0 F2	0-0 F2	0-0 F2	0-0 F2	0-0 F2	0-0 F2	0-0 F2	0	0	0	0	0	0	0									
<b>Mario Mendoza, R</b> (8, 6) OBP: 0.346, SLG: 0.500	0-0 F2	0-0 F2	0-0 F2	0-0 F2	0-0 F2	0-0 F2	0-0 F2	0-0 F2	0-0 F2	0	0	0	0	0	0	0									
<b>Fernando González, R</b> (9, PH) OBP: 0.377, SLG: 0.432	0-0 F2	0-0 F2	0-0 F2	0-0 F2	0-0 F2	0-0 F2	0-0 F2	0-0 F2	0-0 F2	1	0	0	0	0	0	1									
<b>Inning Stats</b>	R: 0 E: 0 K: 1 S: 6	H: 1 LOB: 1 BB: 0 P: 6	R: 0 E: 0 K: 1 S: 6	H: 1 LOB: 1 BB: 0 P: 6	R: 0 E: 0 K: 0 S: 3	H: 0 LOB: 0 BB: 0 P: 3	R: 0 E: 0 K: 0 S: 3	H: 0 LOB: 0 BB: 0 P: 3	R: 0 E: 0 K: 1 S: 6	H: 1 LOB: 2 BB: 0 P: 7	R: 1 E: 0 K: 0 S: 8	H: 3 LOB: 2 BB: 0 P: 8	R: 0 E: 0 K: 0 S: 3	H: 0 LOB: 1 BB: 1 P: 7	R: 0 E: 0 K: 0 S: 5	H: 2 LOB: 2 BB: 0 P: 5	R: 0 E: 0 K: 0 S: 4	H: 1 LOB: 1 BB: 0 P: 4	1B: 7 2B: 2 3B: 0 HR: 0	SF: 0 SAC: 0 DP: 0 HBP: 1	WP: 0 PB: 0 SB: 2 CS: 0	PA: 38			
<b>PITCHER</b>	IP	WLS	BF	H	R	ER	SO	BB	IBB	HBP	BLK	WP	HR	S	P	ERA	WHIP								
<b>Ed Halicki, R</b> (1, 1) ERA: 3.45	9.0	W	38	9	1	1	4	1	0	1	0	0	0	44	49	1.00	1.111								





Batter	1	2	3	4	5	6	7	8	9	AB	R	H	RBI	BB	SO	LOB	TOP					
Jack Clark, R OBP: 0.340, SLG: 0.420 (1, 9)										5	1	1	0	0	0	5	<b>San Francisco Giants @ Pittsburgh Pirates</b> Three Rivers Stadium, Pittsburgh, PA Sun Aug 21 1977, 3:33 AM EDT Att: 32,232 - Unknown <a href="http://livebaseballscorecards.com">livebaseballscorecards.com</a>					
Rob Andrews, R OBP: 0.353, SLG: 0.310 (1, 4)										4	1	1	0	1	0	4						
Darrell Evans, L OBP: 0.347, SLG: 0.419 (1, 5)										5	1	4	3	0	1	0						
Willie McCovey, L OBP: 0.369, SLG: 0.486 (1, 3)										5	0	0	0	0	1	4						
Gary Thomasson, L OBP: 0.354, SLG: 0.452 (1, 7)										4	1	1	1	1	1	2						
Terry Whitfield, L OBP: 0.323, SLG: 0.439 (1, 8)										5	1	2	0	0	1	2						
Gary Alexander, R OBP: 0.408, SLG: 0.535 (1, 2)										4	0	1	0	0	0	1						
Johnnie LeMaster, R OBP: 0.237, SLG: 0.256 (6, PH)										1	0	0	0	1	0	1						
Bill Madlock, R OBP: 0.360, SLG: 0.418 (6, 6)										0	0	0	0	1	0	0						
Tim Foltz, R OBP: 0.244, SLG: 0.346 (6, 6)										1	0	0	0	1	0	0						
John Montefusco, R OBP: 0.187, SLG: 0.179 (6, PH)										0	0	0	1	1	0	0						
Derril Thomas, S OBP: 0.311, SLG: 0.349 (6, 1)										0	0	0	0	0	0	0						
Gary Lavelle, S OBP: 0.295, SLG: 0.402 (6, 1)										0	0	0	0	0	0	0						
Randy Elliott, R OBP: 0.211, SLG: 0.402 (8, 1)										0	0	0	0	0	0	0						
John Curtis, L OBP: 0.359, SLG: 0.417 (8, 1)										0	0	0	0	0	0	0						
Randy Moffitt, R OBP: 0.238, SLG: 0.316 (8, 1)										0	0	0	0	0	0	0						
<b>Inning Stats</b>	R: 1 E: 0 K: 1 S: 7	H: 2 LOB: 1 BB: 0 P: 7	R: 0 E: 0 K: 0 S: 3	H: 0 LOB: 2 BB: 2 P: 11	R: 0 E: 0 K: 0 S: 4	H: 2 LOB: 1 BB: 0 P: 4	R: 0 E: 0 K: 0 S: 4	H: 1 LOB: 1 BB: 0 P: 4	R: 0 E: 0 K: 1 S: 5	H: 0 LOB: 0 BB: 0 P: 5	R: 2 E: 0 K: 0 S: 6	H: 3 LOB: 3 BB: 2 P: 14	R: 0 E: 0 K: 2 S: 8	H: 1 LOB: 3 BB: 1 P: 13	R: 2 E: 0 K: 1 S: 6	H: 1 LOB: 0 BB: 1 P: 10	R: 0 E: 0 K: 0 S: 3	H: 0 LOB: 0 BB: 0 P: 3	1B: 6 2B: 2 3B: 0 HR: 2	SF: 0 SAC: 0 DP: 1 HBP: 1	WP: 0 PB: 0 SB: 0 CS: 0	PA: 43
<b>PITCHER</b>	IP	WLS	BF	H	R	ER	SO	BB	IBB	HBP	BLK	WP	HR	S	P	ERA	WHIP					
Bruce Kison, R ERA: 4.83 (1, 1)	5.1		25	8	3	3	2	2	0	0	0	0	1	27	35	5.06	1.875					
Rich Gossage, R ERA: 1.97 (6, 1)	2.2	L	15	2	2	2	3	4	0	1	0	0	1	16	33	6.75	2.250					
Kent Tekulve, R ERA: 3.31 (9, 1)	1.0		3	0	0	0	0	0	0	0	0	0	0	3	3	0.00	0.000					

Batter	1	2	3	4	5	6	7	8	9	AB	R	H	RBI	BB	SO	LOB	BOTTOM					
Frank Taveras, R OBP: 0.292, SLG: 0.295 (1, 6)										4	0	0	0	0	0	2	<b>San Francisco Giants @ Pittsburgh Pirates</b> Three Rivers Stadium, Pittsburgh, PA Sun Aug 21 1977, 3:33 AM EDT Att: 32,232 - Unknown <a href="http://livebaseballscorecards.com">livebaseballscorecards.com</a>					
Jerry Hairston, S OBP: 0.320, SLG: 0.348 (9, PH)										5	1	2	2	0	0	0						
Phil Garner, R OBP: 0.310, SLG: 0.439 (1, 5)										5	1	3	0	0	0	1						
Dave Parker, L OBP: 0.397, SLG: 0.545 (1, 9)										5	1	3	0	0	0	1						
Bill Robinson, R OBP: 0.344, SLG: 0.546 (1, 3)										4	0	0	0	1	1	4						
Al Oliver, L OBP: 0.331, SLG: 0.468 (1, 7)										2	0	0	0	1	0	2						
Rennie Stennett, R OBP: 0.376, SLG: 0.430 (1, 4)										4	0	1	1	0	0	2						
Terry Forster, L OBP: 0.211, SLG: 0.316 (8, PH)										0	0	0	0	0	0	0						
Fernando Gonzalez, R OBP: 0.317, SLG: 0.411 (9, 5)										0	0	0	0	0	0	0						
Omar Moreno, L OBP: 0.290, SLG: 0.352 (1, 8)										2	1	0	0	0	0	0						
Ed Ott, L OBP: 0.354, SLG: 0.411 (6, PH)										1	0	0	0	0	0	2						
Kent Tekulve, R OBP: 0.200, SLG: 0.200 (9, 1)										0	0	0	0	0	0	0						
Duffy Dyer, R OBP: 0.386, SLG: 0.333 (1, 2)										2	1	0	0	2	0	0						
Bruce Kison, R OBP: 0.228, SLG: 0.291 (1, 1)										2	0	0	0	0	2	2						
Rich Gossage, R OBP: 0.211, SLG: 0.263 (6, 1)										1	0	0	0	0	1	0						
Bobby Tolan, L OBP: 0.238, SLG: 0.316 (6, PH)										1	0	0	0	0	0	3						
<b>Inning Stats</b>	R: 1 E: 0 K: 1 S: 7	H: 2 LOB: 1 BB: 1 P: 11	R: 2 E: 0 K: 1 S: 6	H: 1 LOB: 1 BB: 1 P: 11	R: 0 E: 0 K: 0 S: 3	H: 0 LOB: 0 BB: 0 P: 3	R: 0 E: 0 K: 1 S: 5	H: 0 LOB: 0 BB: 0 P: 5	R: 0 E: 0 K: 0 S: 3	H: 0 LOB: 0 BB: 0 P: 3	R: 0 E: 0 K: 1 S: 5	H: 0 LOB: 0 BB: 0 P: 5	R: 0 E: 0 K: 0 S: 5	H: 0 LOB: 2 BB: 1 P: 13	R: 1 E: 0 K: 0 S: 5	H: 2 LOB: 2 BB: 2 P: 13	R: 0 E: 1 K: 1 S: 6	H: 0 LOB: 1 BB: 0 P: 6	1B: 6 2B: 0 3B: 0 HR: 0	SF: 0 SAC: 1 DP: 0 HBP: 1	WP: 0 PB: 0 SB: 6 CS: 0	PA: 40
<b>PITCHER</b>	IP	WLS	BF	H	R	ER	SO	BB	IBB	HBP	BLK	WP	HR	S	P	ERA	WHIP					
John Montefusco, R ERA: 3.52 (1, 1)	5.0		23	4	3	2	3	2	0	1	0	0	0	8	8	0.00	0.000					
Gary Lavelle, L ERA: 1.79 (6, 1)	2.0	W	6	0	0	0	1	0	0	0	0	0	0	8	8	0.00	0.000					
John Curtis, L ERA: 5.89 (8, 1)	0.1		3	1	1	1	0	1	0	0	0	0	0	2	6	27.00	6.000					
Randy Moffitt, R ERA: 3.88 (8, 1)	1.2	S	8	1	0	0	1	1	0	0	0	0	0	9	13	0.00	1.200					





Batter	1	2	3	4	5	6	7	8	9	AB	R	H	RBI	BB	SO	LOB	TOP				
Bill Almon, R OBP: 0.301, SLG: 0.327 (1, 6)										4	0	2	0	0	0	0	<b>San Diego Padres @ Pittsburgh Pirates</b> Three Rivers Stadium, Pittsburgh, PA Mon Aug 22 1977, 7:05 PM EDT Att: 7,375 - Unknown				
Gene Tenace, R OBP: 0.420, SLG: 0.419 (1, 3)										3	1	1	1	0	0	1					
Mike Ivie, R OBP: 0.338, SLG: 0.407 Tucker Ashford, R OBP: 0.274, SLG: 0.327 (8, 5)										4	0	1	0	0	0	2					
George Hendrick, R OBP: 0.367, SLG: 0.469 (1, 8)										0	0	0	0	0	0	0					
Dave Winfield, R OBP: 0.350, SLG: 0.496 (1, 9)										4	0	1	0	0	1	2					
Dave Kingman, R OBP: 0.277, SLG: 0.420 Gene Richards, L OBP: 0.362, SLG: 0.358 (9, 7)										3	0	0	0	1	0	4					
Mike Champion, R OBP: 0.263, SLG: 0.275 (1, 4)										4	0	1	0	0	0	3					
Dave Roberts, R OBP: 0.254, SLG: 0.308 (1, 2)										3	0	0	0	1	0	0					
Bob Shirley, R OBP: 0.121, SLG: 0.107 Rollie Fingers, R (8, 1)										3	0	0	0	0	1	0					
<b>Inning Stats</b>	R: 0 E: 0 K: 0 S: 4	H: 1 LOB: 1 BB: 0 P: 4	R: 0 E: 0 K: 0 S: 2	H: 0 LOB: 0 BB: 1 P: 6	R: 0 E: 0 K: 1 S: 5	H: 0 LOB: 0 BB: 0 P: 5	R: 1 E: 0 K: 0 S: 6	H: 3 LOB: 2 BB: 0 P: 6	R: 0 E: 0 K: 0 S: 3	H: 0 LOB: 0 BB: 0 P: 3	R: 0 E: 0 K: 0 S: 4	H: 0 LOB: 0 BB: 0 P: 3	R: 0 E: 0 K: 0 S: 4	H: 1 LOB: 1 BB: 0 P: 4	R: 0 E: 0 K: 1 S: 6	H: 1 LOB: 2 BB: 1 P: 10	1B: 6 2B: 0 3B: 0 HR: 1	SF: 0 SAC: 1 DP: 1 HBP: 0	WP: 1 PB: 0 SB: 1 CS: 0	PA: 36	
<b>PITCHER</b>	IP	WLS	BF	H	R	ER	SO	BB	IBB	HBP	BLK	WP	HR	S	P	ERA	WHIP				
Jim Rooker, L ERA: 3.41 Kent Tekulve, R ERA: 3.27 (9, 1)	8.0	L	31	6	1	1	1	2	0	0	0	1	1	31	39	1.12	1.000				

Batter	1	2	3	4	5	6	7	8	9	AB	R	H	RBI	BB	SO	LOB	BOTTOM					
Phil Garner, R OBP: 0.312, SLG: 0.443 (1, 4)										3	0	1	0	1	0	1	<b>San Diego Padres @ Pittsburgh Pirates</b> Three Rivers Stadium, Pittsburgh, PA Mon Aug 22 1977, 7:05 PM EDT Att: 7,375 - Unknown					
Fernando Gonzalez, R OBP: 0.377, SLG: 0.409 Bobby Tolan, L OBP: 0.235, SLG: 0.313 (8, PH)										3	0	1	0	0	1	2						
Dave Parker, L OBP: 0.396, SLG: 0.542 (1, 9)										4	0	1	0	0	1	1						
Bill Robinson, R OBP: 0.346, SLG: 0.545 (9, 7)										4	0	2	0	0	2	3						
Al Oliver, L OBP: 0.334, SLG: 0.470 (1, 8)										3	0	2	0	1	0	1						
Dale Berra, R Ed Ott, L OBP: 0.352, SLG: 0.409 (8, PH)										3	0	0	0	0	0	2						
Duffy Dyer, R OBP: 0.381, SLG: 0.328 (1, 2)										4	0	0	0	0	2	4						
Frank Taveras, R OBP: 0.290, SLG: 0.293 Jim Fregoso, R OBP: 0.402, SLG: 0.494 Mario Mendoza, R OBP: 0.240, SLG: 0.260 (8, PH)										2	0	0	0	0	0	0						
Jim Rooker, R OBP: 0.273, SLG: 0.216 Ken Macha, R OBP: 0.273, SLG: 0.333 Kent Tekulve, R OBP: 0.200, SLG: 0.200 (8, PH)										2	0	0	0	0	1	0						
<b>Inning Stats</b>	R: 0 E: 0 K: 1 S: 6	H: 1 LOB: 1 BB: 0 P: 6	R: 0 E: 0 K: 0 S: 2	H: 0 LOB: 0 BB: 1 P: 6	R: 0 E: 0 K: 2 S: 8	H: 1 LOB: 1 BB: 0 P: 8	R: 0 E: 0 K: 0 S: 3	H: 1 LOB: 0 BB: 0 P: 3	R: 0 E: 0 K: 1 S: 5	H: 0 LOB: 0 BB: 0 P: 5	R: 0 E: 0 K: 1 S: 6	H: 1 LOB: 2 BB: 1 P: 10	R: 0 E: 0 K: 0 S: 3	H: 1 LOB: 1 BB: 0 P: 3	R: 0 E: 0 K: 2 S: 7	H: 0 LOB: 1 BB: 1 P: 11	R: 0 E: 0 K: 2 S: 9	H: 2 LOB: 2 BB: 0 P: 9	1B: 6 2B: 0 3B: 1 HR: 0	SF: 0 SAC: 0 DP: 1 HBP: 0	WP: 0 PB: 0 SB: 0 CS: 2	PA: 35
<b>PITCHER</b>	IP	WLS	BF	H	R	ER	SO	BB	IBB	HBP	BLK	WP	HR	S	P	ERA	WHIP					
Bob Shirley, L ERA: 3.93 Rollie Fingers, R ERA: 2.79 (8, 1)	7.1	W	27	5	0	0	6	3	0	0	0	0	0	13	13	0.00	1.200					



Batter	1	2	3	4	5	6	7	8	9	AB	R	H	RBI	BB	SO	LOB	TOP							
Bill Almon, R OBP: 0.302, SLG: 0.332 (1, 6)										5	1	2	0	0	0	1	<b>San Diego Padres @ Pittsburgh Pirates</b> Three Rivers Stadium, Pittsburgh, PA Tue Aug 23 1977, 7:05 PM EDT Att: 8,105 - Unknown							
Gene Tenace, R OBP: 0.420, SLG: 0.427 (1, 3) (8, 2)										5	2	2	1	0	1	1								
Mike Ivie, R OBP: 0.338, SLG: 0.412 (1, 5)										5	1	2	2	0	1	2								
George Hendrick, R OBP: 0.366, SLG: 0.468 (1, 8)										3	0	1	2	0	0	1								
Dave Winfield, R OBP: 0.347, SLG: 0.492 (1, 9)										4	0	0	0	0	0	2								
Dave Kingman, R OBP: 0.277, SLG: 0.417 Gene Richards, L OBP: 0.362, SLG: 0.358 (8, 7) (8, 3)										3	1	0	0	1	1	0								
Mike Champion, R OBP: 0.265, SLG: 0.276 (1, 4)										2	0	1	0	1	0	0								
Dave Roberts, R OBP: 0.246, SLG: 0.297 Rollie Fingers, R (8, 1)										4	0	0	0	0	1	3								
Dave Freisleben, R OBP: 0.226, SLG: 0.207 Merv Rettenmund, R OBP: 0.436, SLG: 0.500 Dan Spillner, R OBP: 0.333, SLG: 0.143 Jerry Turner, L OBP: 0.315, SLG: 0.399 (1, 1) (6, PH) (6, 1) (8, 7)										1	1	0	0	1	1	1								
<b>Inning Stats</b>	R: 2 E: 0 K: 0 S: 5	H: 2 LOB: 0 BB: 0 P: 5	R: 0 E: 0 K: 2 S: 8	H: 1 LOB: 1 BB: 0 P: 8	R: 0 E: 0 K: 0 S: 4	H: 1 LOB: 1 BB: 0 P: 4	R: 0 E: 0 K: 0 S: 3	H: 0 LOB: 0 BB: 0 P: 3	R: 2 E: 1 K: 0 S: 6	H: 3 LOB: 2 BB: 1 P: 10	R: 1 E: 0 K: 1 S: 6	H: 1 LOB: 1 BB: 1 P: 10	R: 0 E: 0 K: 1 S: 5	H: 0 LOB: 0 BB: 0 P: 5	R: 0 E: 0 K: 0 S: 3	H: 0 LOB: 1 BB: 1 P: 7		R: 1 E: 0 K: 2 S: 8	H: 1 LOB: 0 BB: 0 P: 8	1B: 5 2B: 2 HR: 1	SF: 1 SAC: 1 DP: 0 HBP: 0	WP: 1 PB: 0 SB: 0 CS: 0	PA: 39	
<b>PITCHER</b>	IP WLS BF H R ER SO BB IBB HBP BLK WP HR S P ERA WHIP	IP WLS BF H R ER SO BB IBB HBP BLK WP HR S P ERA WHIP	IP WLS BF H R ER SO BB IBB HBP BLK WP HR S P ERA WHIP	IP WLS BF H R ER SO BB IBB HBP BLK WP HR S P ERA WHIP	IP WLS BF H R ER SO BB IBB HBP BLK WP HR S P ERA WHIP	IP WLS BF H R ER SO BB IBB HBP BLK WP HR S P ERA WHIP	IP WLS BF H R ER SO BB IBB HBP BLK WP HR S P ERA WHIP	IP WLS BF H R ER SO BB IBB HBP BLK WP HR S P ERA WHIP	IP WLS BF H R ER SO BB IBB HBP BLK WP HR S P ERA WHIP	IP WLS BF H R ER SO BB IBB HBP BLK WP HR S P ERA WHIP	IP WLS BF H R ER SO BB IBB HBP BLK WP HR S P ERA WHIP	IP WLS BF H R ER SO BB IBB HBP BLK WP HR S P ERA WHIP	IP WLS BF H R ER SO BB IBB HBP BLK WP HR S P ERA WHIP	IP WLS BF H R ER SO BB IBB HBP BLK WP HR S P ERA WHIP	IP WLS BF H R ER SO BB IBB HBP BLK WP HR S P ERA WHIP	IP WLS BF H R ER SO BB IBB HBP BLK WP HR S P ERA WHIP	IP WLS BF H R ER SO BB IBB HBP BLK WP HR S P ERA WHIP	IP WLS BF H R ER SO BB IBB HBP BLK WP HR S P ERA WHIP	IP WLS BF H R ER SO BB IBB HBP BLK WP HR S P ERA WHIP	IP WLS BF H R ER SO BB IBB HBP BLK WP HR S P ERA WHIP	IP WLS BF H R ER SO BB IBB HBP BLK WP HR S P ERA WHIP	IP WLS BF H R ER SO BB IBB HBP BLK WP HR S P ERA WHIP	IP WLS BF H R ER SO BB IBB HBP BLK WP HR S P ERA WHIP	IP WLS BF H R ER SO BB IBB HBP BLK WP HR S P ERA WHIP

AB 34  
R 6  
H 9  
RBI 6  
BB 3  
SO 6  
LOB 11



Batter	1	2	3	4	5	6	7	8	9	AB	R	H	RBI	BB	SO	LOB	BOTTOM							
Phil Garner, R OBP: 0.317, SLG: 0.445 (1, 4)										2	1	1	1	3	0	3	<b>San Diego Padres @ Pittsburgh Pirates</b> Three Rivers Stadium, Pittsburgh, PA Tue Aug 23 1977, 7:05 PM EDT Att: 8,105 - Unknown							
Fernando Gonzalez, R OBP: 0.313, SLG: 0.404 (1, 7) (8, 5)										4	0	1	2	0	0	3								
Dave Parker, L OBP: 0.400, SLG: 0.543 (1, 9)										3	1	2	0	2	0	1								
Bill Robinson, R OBP: 0.344, SLG: 0.549 (1, 3)										5	1	1	2	0	0	5								
Al Oliver, L OBP: 0.335, SLG: 0.476 (1, 8) (8, 7)										5	1	2	1	0	0	0								
Dale Berra, R Omar Moreno, L OBP: 0.290, SLG: 0.351 (1, 5) (7, PH) (8, 8)										2	0	0	0	1	0	0								
Duffy Dyer, R OBP: 0.386, SLG: 0.326 (1, 2)										1	1	0	0	3	0	0								
Frank Taveras, R OBP: 0.292, SLG: 0.295 (1, 6)										4	2	2	0	0	0	3								
Jerry Reuss, L OBP: 0.265, SLG: 0.226 Ed Ott, L OBP: 0.351, SLG: 0.407 Larry Demery, R OBP: 0.176, SLG: 0.294 Bobby Tolan, L OBP: 0.233, SLG: 0.309 Rich Gossage, R OBP: 0.311, SLG: 0.263 (1, 1) (6, PH) (7, 1) (8, PH) (9, 1)										0	0	0	0	1	0	0								
<b>Inning Stats</b>	R: 0 E: 0 K: 0 S: 3	H: 1 LOB: 1 BB: 1 P: 7	R: 0 E: 0 K: 0 S: 3	H: 0 LOB: 0 BB: 0 P: 3	R: 2 E: 1 K: 0 S: 6	H: 3 LOB: 1 BB: 0 P: 6	R: 0 E: 0 K: 0 S: 3	H: 0 LOB: 3 BB: 3 P: 15	R: 2 E: 0 K: 0 S: 4	H: 1 LOB: 0 BB: 1 P: 8	R: 0 E: 0 K: 0 S: 3	H: 0 LOB: 2 BB: 2 P: 11	R: 0 E: 0 K: 0 S: 4	H: 2 LOB: 1 BB: 0 P: 4	R: 2 E: 2 K: 0 S: 4	H: 1 LOB: 2 BB: 3 P: 16		R: 1 E: 0 K: 0 S: 1	H: 1 LOB: 0 BB: 0 P: 1	1B: 6 2B: 1 3B: 0 HR: 2	SF: 1 SAC: 1 DP: 1 HBP: 0	WP: 0 PB: 1 SB: 3 CS: 0	PA: 41	
<b>PITCHER</b>	IP WLS BF H R ER SO BB IBB HBP BLK WP HR S P ERA WHIP	IP WLS BF H R ER SO BB IBB HBP BLK WP HR S P ERA WHIP	IP WLS BF H R ER SO BB IBB HBP BLK WP HR S P ERA WHIP	IP WLS BF H R ER SO BB IBB HBP BLK WP HR S P ERA WHIP	IP WLS BF H R ER SO BB IBB HBP BLK WP HR S P ERA WHIP	IP WLS BF H R ER SO BB IBB HBP BLK WP HR S P ERA WHIP	IP WLS BF H R ER SO BB IBB HBP BLK WP HR S P ERA WHIP	IP WLS BF H R ER SO BB IBB HBP BLK WP HR S P ERA WHIP	IP WLS BF H R ER SO BB IBB HBP BLK WP HR S P ERA WHIP	IP WLS BF H R ER SO BB IBB HBP BLK WP HR S P ERA WHIP	IP WLS BF H R ER SO BB IBB HBP BLK WP HR S P ERA WHIP	IP WLS BF H R ER SO BB IBB HBP BLK WP HR S P ERA WHIP	IP WLS BF H R ER SO BB IBB HBP BLK WP HR S P ERA WHIP	IP WLS BF H R ER SO BB IBB HBP BLK WP HR S P ERA WHIP	IP WLS BF H R ER SO BB IBB HBP BLK WP HR S P ERA WHIP	IP WLS BF H R ER SO BB IBB HBP BLK WP HR S P ERA WHIP	IP WLS BF H R ER SO BB IBB HBP BLK WP HR S P ERA WHIP	IP WLS BF H R ER SO BB IBB HBP BLK WP HR S P ERA WHIP	IP WLS BF H R ER SO BB IBB HBP BLK WP HR S P ERA WHIP	IP WLS BF H R ER SO BB IBB HBP BLK WP HR S P ERA WHIP	IP WLS BF H R ER SO BB IBB HBP BLK WP HR S P ERA WHIP	IP WLS BF H R ER SO BB IBB HBP BLK WP HR S P ERA WHIP	IP WLS BF H R ER SO BB IBB HBP BLK WP HR S P ERA WHIP	IP WLS BF H R ER SO BB IBB HBP BLK WP HR S P ERA WHIP

AB 29  
R 7  
H 9  
RBI 6  
BB 10  
SO 0  
LOB 18









Batter	1	2	3	4	5	6	7	8	9	AB	R	H	RBI	BB	SO	LOB	TOP				
Ted Martinez, R (1,4) OBP: 0.309, SLG: 0.380 Rick Monday, L (1,8) OBP: 0.347, SLG: 0.405	0-0 SH5-3 2B	0-3 K			0-0 F8			0-0 F7		1	0	1	0	0	0	0					
Bill Russell, R (1,6) OBP: 0.308, SLG: 0.373	0-0 SH5-3 2-3		0-0 8-4 1B		0-0 G5-4-3 1-2			0-0 5-3		3	0	1	0	0	0	1					
Reggie Smith, S (1,8) OBP: 0.433, SLG: 0.565	0-3 K		0-0 F4			0-0 HR		4-0 CS BB		3	1	1	1	1	1	2					
Dusty Baker Jr., R (1,7) OBP: 0.349, SLG: 0.473	0-0 F8		0-0 1-2 1B			0-0 5-3		0-0 CS 1-2	0-0 6-3	4	0	1	0	0	0	1					
Steve Garvey, R (1,3) OBP: 0.316, SLG: 0.477		0-0 FC6-4 BB 1B	0-0 8-4 2-3			0-0 F9			0-0 G4-6-3 1B	4	0	2	0	0	0	2					
Ron Cey, R (1,5) OBP: 0.362, SLG: 0.465		4-0 FC6-4 BB 1-2		0-0 F4		0-0 F8			0-0 G4-6-3 1-2	3	0	0	0	1	0	1					
Lee Lacy, R (1,9) OBP: 0.294, SLG: 0.423		0-0 FC6-4 BB 1-2 2-3		0-0 6-3						3	0	0	0	0	0	2					
Johnny Oates, L (1,2) OBP: 0.307, SLG: 0.336		0-0 F2		0-0 4-3						3	0	0	0	0	0	2					
Doug Rau, L (1,1) OBP: 0.227, SLG: 0.183 Ed Goodson, L (7, PH) OBP: 0.209, SLG: 0.279 Elias Sosa, R (7, 1) OBP: 0.333, SLG: 0.333		4-0 1-2 BB			4-0 G5-4-3 BB				0-0 6-3	0	0	0	0	2	0	0					
										1	0	0	0	0	0	0					
										0	0	0	0	0	0	0					
<b>Inning Stats</b>	R: 0 E: 0 K: 1 S: 6	H: 1 LOB: 1 BB: 0 P: 6	R: 0 E: 0 K: 1 S: 6	H: 1 LOB: 3 BB: 2 P: 14	R: 0 E: 0 K: 0 S: 4	H: 2 LOB: 1 BB: 0 P: 4	R: 0 E: 0 K: 0 S: 3	H: 0 LOB: 0 BB: 0 P: 3	R: 0 E: 0 K: 0 S: 2	H: 0 LOB: 0 BB: 1 P: 6	R: 1 E: 0 K: 0 S: 4	H: 1 LOB: 0 BB: 0 P: 4	R: 0 E: 0 K: 0 S: 3	H: 0 LOB: 0 BB: 0 P: 3	R: 0 E: 0 K: 0 S: 2	H: 1 LOB: 0 BB: 0 P: 6	1B: 4 2B: 2 3B: 0 HR: 1	SF: 0 SAC: 1 DP: 3 HBP: 0	WP: 0 PB: 0 SB: 0 CS: 1	PA: 34	
<b>PITCHER</b>	IP	WLS	BF	H	R	ER	SO	BB	IBB	HBP	BLK	WP	HR	S	P	ERA	WHIP				
John Candelaria, L (1,1) ERA: 2.55 Larry Demery, R (6,1) ERA: 4.61	5.0	W	20	4	0	0	2	3	0	0	0	0	0	21	33	0.00	1.400				
	4.0	S	13	2	1	1	0	1	0	0	0	0	1	12	16	2.25	0.750				

Los Angeles Dodgers @ Pittsburgh Pirates  
Three Rivers Stadium, Pittsburgh, PA  
Thu Aug 25 1977, 3:33 AM EDT  
Att: 17,164 - Unknown

AB 28  
R 1  
H 6  
RBI 1  
BB 4  
SO 2  
LOB 15



Batter	1	2	3	4	5	6	7	8	9	AB	R	H	RBI	BB	SO	LOB	BOTTOM				
Frank Taveras, R (1,6) OBP: 0.297, SLG: 0.299	4-0 1B BB E	0-0 CS 2-3	0-0 F8		0-0 S 1B			0-0 F7		3	1	1	0	1	0	0					
Phil Garner, R (1,4) OBP: 0.317, SLG: 0.443	0-0 E9 S 1B 1-H		0-0 F7		0-0 L7 1-2			0-0 S 1B		4	0	2	0	0	0	1					
Dave Parker, L (1,9) OBP: 0.395, SLG: 0.537	0-0 F9		0-0 F4			0-0 F5		0-0 L7 1-2		4	0	0	0	0	0	2					
Bill Robinson, R (1,3) OBP: 0.344, SLG: 0.542	0-3 K 2-3			0-0 CS 1-3 1B		0-0 F4		0-0 5-3		4	0	1	0	0	1	2					
Al Oliver, L (1,7) OBP: 0.333, SLG: 0.470	0-0 L9			0-0 1-3 1-2		0-0 E4 CS				3	0	0	0	0	0	2					
Fernando Gonzalez, R (1,5) OBP: 0.325, SLG: 0.404		0-0 G3 S 2B 1B		4-0 CS IBB		4-0 IBB				1	1	1	0	2	0	0					
Ed Ott, L (1,2) OBP: 0.347, SLG: 0.402		0-0 G3 1-3		0-0 G3 1-2 2-3		0-0 CS 3-H	0-3 K2-3			3	0	0	0	0	1	3					
Omar Moreno, L (1,8) OBP: 0.295, SLG: 0.361		0-0 CS 3-H 2B			0-3 K			4-0 CS BB		2	0	1	1	1	1	0					
John Candelaria, L (1,1) OBP: 0.230, SLG: 0.288 Dale Berra, R (5, PH) Larry Demery, R (6,1) OBP: 0.167, SLG: 0.278		0-0 6-3			0-0 F8			0-3 K 1-2		1	0	0	0	0	0	1					
										1	0	0	0	0	0	0					
										1	0	0	0	1	1						
<b>Inning Stats</b>	R: 1 E: 1 K: 1 S: 6	H: 1 LOB: 1 BB: 1 P: 10	R: 1 E: 0 K: 0 S: 4	H: 2 LOB: 0 BB: 0 P: 4	R: 0 E: 0 K: 0 S: 3	H: 0 LOB: 0 BB: 0 P: 3	R: 0 E: 0 K: 0 S: 3	H: 1 LOB: 1 BB: 1 P: 7	R: 0 E: 0 K: 0 S: 6	H: 1 LOB: 1 BB: 0 P: 6	R: 0 E: 0 K: 0 S: 3	H: 0 LOB: 0 BB: 1 P: 7	R: 0 E: 0 K: 2 S: 6	H: 0 LOB: 0 BB: 1 P: 10	R: 0 E: 0 K: 0 S: 4	H: 1 LOB: 1 BB: 0 P: 4	1B: 5 2B: 1 3B: 0 HR: 0	SF: 0 SAC: 0 DP: 0 HBP: 0	WP: 0 PB: 0 SB: 4 CS: 5	PA: 33	
<b>PITCHER</b>	IP	WLS	BF	H	R	ER	SO	BB	IBB	HBP	BLK	WP	HR	S	P	ERA	WHIP				
Doug Rau, L (1,1) ERA: 3.42 Elias Sosa, R (7,1) ERA: 2.44	6.0	L	24	5	2	2	2	1	0	0	0	0	0	25	37	3.00	1.000				
	2.0		7	1	0	0	2	1	0	0	0	0	0	10	14	0.00	1.000				

Los Angeles Dodgers @ Pittsburgh Pirates  
Three Rivers Stadium, Pittsburgh, PA  
Thu Aug 25 1977, 3:33 AM EDT  
Att: 17,164 - Unknown

AB 27  
R 2  
H 6  
RBI 1  
BB 4  
SO 4  
LOB 12





Batter	1	2	3	4	5	6	7	8	9	AB	R	H	RBI	BB	SO	LOB	TOP			
Frank Taveras, R (1, 6) OBP: 0.303, SLG: 0.308										5	0	4	1	0	0	2	<b>Pittsburgh Pirates @ San Diego Padres</b> San Diego Stadium, San Diego, CA Fri Aug 26 1977, 10:05 PM EDT Att: 18,696 - Unknown			
Phil Garner, R (1, 4) OBP: 0.315, SLG: 0.439										4	0	0	0	0	0	5				
Dave Parker, L (1, 9) OBP: 0.398, SLG: 0.545										4	1	3	1	0	0	0				
Bill Robinson, R (1, 3) OBP: 0.340, SLG: 0.537										4	0	0	0	0	2	2				
Al Oliver, L (1, 7) OBP: 0.333, SLG: 0.469										4	0	1	0	0	1	1				
Fernando Gonzalez, R (1, 5) OBP: 0.321, SLG: 0.400										4	0	1	0	0	0	0				
Ed Ott, L (1, 2) OBP: 0.345, SLG: 0.404										4	1	1	0	0	1	2				
Omar Moreno, L (1, 8) OBP: 0.294, SLG: 0.360										4	0	1	0	0	2	1				
Bruce Kison, R (1, 1) OBP: 0.267, SLG: 0.345										3	1	3	1	0	0	0				
Rich Gossage, R (8, 1) OBP: 0.250, SLG: 0.300										1	0	1	0	0	0	0				
<b>Inning Stats</b>	R: 0 E: 0 K: 0 S: 3	H: 1 LOB: 0 BB: 0 P: 3	R: 0 E: 0 K: 1 S: 5	H: 0 LOB: 0 BB: 0 P: 5	R: 1 E: 0 K: 0 S: 5	H: 3 LOB: 1 BB: 0 P: 5	R: 0 E: 0 K: 0 S: 5	H: 3 LOB: 2 BB: 0 P: 5	R: 1 E: 0 K: 1 S: 6	H: 2 LOB: 0 BB: 0 P: 6	R: 0 E: 0 K: 1 S: 7	H: 2 LOB: 2 BB: 0 P: 7	R: 0 E: 0 K: 1 S: 5	H: 1 LOB: 0 BB: 0 P: 5	R: 0 E: 0 K: 1 S: 7	H: 2 LOB: 2 BB: 0 P: 7	1B: 11 2B: 3 HR: 1	SF: 0 SAC: 0 DP: 1 HBP: 0	WP: 0 PB: 1 SB: 1 CS: 3	PA: 37
<b>PITCHER</b>	IP WLS BF H R ER SO BB IBB HBP BLK WP HR S P ERA WHIP	IP WLS BF H R ER SO BB IBB HBP BLK WP HR S P ERA WHIP																		
Bob Owchinko, L (1, 1) ERA: 4.16	6.0	L	24	10	3	3	3	0	0	0	0	0	0	1	30	30	4.50	1.667		
Dave Tomlin, L (7, 1) ERA: 3.33	2.0	S	8	3	0	0	2	0	0	0	0	0	0	0	12	12	0.00	1.500		
Dan Spillner, R (9, 1) ERA: 3.59	1.0	S	5	2	0	0	1	0	0	0	0	0	0	0	7	7	0.00	2.000		

Batter	1	2	3	4	5	6	7	8	9	AB	R	H	RBI	BB	SO	LOB	BOTTOM			
Gene Richards, L (1, 7) OBP: 0.358, SLG: 0.354										4	0	0	0	0	2	3	<b>Pittsburgh Pirates @ San Diego Padres</b> San Diego Stadium, San Diego, CA Fri Aug 26 1977, 10:05 PM EDT Att: 18,696 - Unknown			
Gene Tenace, R (1, 2) OBP: 0.417, SLG: 0.422										4	0	0	0	0	2	3				
Mike Ivie, R (1, 5) OBP: 0.338, SLG: 0.410										4	0	1	0	0	0	3				
George Hendrick, R (1, 8) OBP: 0.367, SLG: 0.471										4	0	2	0	0	0	0				
Dave Winfield, R (1, 9) OBP: 0.345, SLG: 0.488										4	0	0	0	0	0	3				
Dave Kingman, R (1, 3) OBP: 0.277, SLG: 0.423										4	1	1	1	0	3	2				
Bill Almon, R (1, 6) OBP: 0.300, SLG: 0.329										4	0	0	0	0	2	2				
Mike Champion, R (1, 4) OBP: 0.264, SLG: 0.275										2	0	0	0	0	0	0				
Merv Rettenmund, R (8, PH) OBP: 0.440, SLG: 0.505										1	0	1	0	0	0	0				
Tucker Ashford, R (9, 4) OBP: 0.273, SLG: 0.325										1	0	0	0	0	1	2				
Bob Owchinko, L (1, 1) OBP: 0.205, SLG: 0.114										1	0	0	0	0	0	0				
Pat Scanlon, L (6, PH) OBP: 0.294, SLG: 0.203										1	0	0	0	0	0	0				
Dave Tomlin, L (7, 1) OBP: 0.333, SLG: 0.333										0	0	0	0	0	0	0				
Jerry Turner, L (8, PH) OBP: 0.318, SLG: 0.402										1	0	1	0	0	0	0				
Dan Spillner, R (9, 1) OBP: 0.333, SLG: 0.143										0	0	0	0	0	0	0				
<b>Inning Stats</b>	R: 0 E: 0 K: 1 S: 7	H: 2 LOB: 2 BB: 0 P: 7	R: 0 E: 0 K: 2 S: 7	H: 0 LOB: 0 BB: 0 P: 7	R: 0 E: 0 K: 1 S: 5	H: 0 LOB: 0 BB: 0 P: 5	R: 0 E: 0 K: 0 S: 3	H: 0 LOB: 0 BB: 0 P: 3	R: 0 E: 1 K: 1 S: 6	H: 0 LOB: 1 BB: 0 P: 6	R: 1 E: 0 K: 1 S: 6	H: 1 LOB: 0 BB: 0 P: 6	R: 0 E: 0 K: 1 S: 7	H: 2 LOB: 2 BB: 0 P: 7	R: 0 E: 1 K: 2 S: 9	H: 1 LOB: 2 BB: 0 P: 9	1B: 4 2B: 1 3B: 0 HR: 1	SF: 0 SAC: 0 DP: 0 HBP: 0	WP: 0 PB: 0 SB: 0 CS: 0	PA: 35
<b>PITCHER</b>	IP WLS BF H R ER SO BB IBB HBP BLK WP HR S P ERA WHIP	IP WLS BF H R ER SO BB IBB HBP BLK WP HR S P ERA WHIP																		
Bruce Kison, R (1, 1) ERA: 4.67	7.0	W	27	5	1	1	7	0	0	0	0	0	0	0	41	41	1.29	0.714		
Rich Gossage, R (8, 1) ERA: 1.96	2.0	S	8	1	0	0	3	0	0	0	0	0	0	0	14	14	0.00	0.500		



Batter	1	2	3	4	5	6	7	8	9	AB	R	H	RBI	BB	SO	LOB	TOP					
Frank Taveras, R OBP: 0.304, SLG: 0.309 (1, 6)	F3		BLK SH1-3 1B		G3		6-3		S 1B	5	0	2	0	0	0	2	<b>Pittsburgh Pirates @ San Diego Padres</b> San Diego Stadium, San Diego, CA Sat Aug 27 1977, 10:05 PM EDT Att: 14,732 - Unknown					
Phil Garner, R OBP: 0.316, SLG: 0.439 (1, 4)	1B BB		SH1-3		1-2 1B		P3		5-3	3	1	1	2	1	0	1						
Dave Parker, L OBP: 0.397, SLG: 0.544 (1, 9)	F5		F7		F7				2B	4	1	1	0	0	0	3						
Bill Robinson, R OBP: 0.344, SLG: 0.540 (1, 3)	1B		6-3		IBB				4-3 2B	3	0	2	2	1	0	1						
Al Oliver, L OBP: 0.332, SLG: 0.467 (1, 7)	1-2 1B				F6		K2-3		4-3	4	0	1	0	0	1	3						
Fernando Gonzalez, R OBP: 0.321, SLG: 0.396 (1, 5)	F8		6-3						K	4	0	1	0	0	1	3						
Ed Ott, L OBP: 0.340, SLG: 0.397 (1, 2)			K		K				F3	4	0	0	0	0	3	2						
Omar Moreno, L OBP: 0.294, SLG: 0.357 (1, 8)			K				SH 1B BB		K	3	1	0	0	1	3	0						
Jerry Reuss, L OBP: 0.254, SLG: 0.215 (1, 1)	6-3				SH 1B G3				F7	3	1	0	0	0	1	0						
<b>Inning Stats</b>	R: 1 E: 0 K: 0 S: 5	H: 2 LOB: 2 BB: 1 P: 9	R: 0 E: 0 K: 2 S: 7	H: 0 LOB: 0 BB: 0 P: 7	R: 0 E: 0 K: 0 S: 4	H: 1 LOB: 1 BB: 0 P: 4	R: 0 E: 0 K: 1 S: 5	H: 0 LOB: 0 BB: 0 P: 5	R: 2 E: 0 K: 1 S: 7	H: 1 LOB: 2 BB: 2 P: 15	R: 0 E: 0 K: 2 S: 7	H: 1 LOB: 0 BB: 0 P: 7	R: 0 E: 0 K: 1 S: 5	H: 0 LOB: 0 BB: 0 P: 5	R: 1 E: 0 K: 1 S: 7	H: 2 LOB: 1 BB: 0 P: 7	R: 0 E: 0 K: 1 S: 6	H: 1 LOB: 1 BB: 0 P: 6	1B: 6 2B: 2 3B: 0 HR: 0	SF: 0 SAC: 2 DP: 0 HBP: 0	WP: 0 PB: 1 CS: 1	PA: 38
<b>PITCHER</b>	IP WLS BF H R ER SO BB IBB HBP BLK WP HR S P ERA WHIP	IP WLS BF H R ER SO BB IBB HBP BLK WP HR S P ERA WHIP																				
Randy Jones, L ERA: 5.54 (1, 1)	5.0 L 23 4 3 3 4																					
Dan Spillner, R ERA: 3.52 (6, 1)	2.0 6 1 0 0 3																					
Dave Tomlin, L ERA: 3.4 (8, 1)	1.0 5 2 1 1 1																					
Rollie Fingers, R ERA: 2.83 (9, 1)	1.0 4 1 0 0 1																					

Batter	1	2	3	4	5	6	7	8	9	AB	R	H	RBI	BB	SO	LOB	BOTTOM			
Bill Almon, R OBP: 0.301, SLG: 0.331 (1, 6)	F9				4-3					4	0	2	0	0	0	1	<b>Pittsburgh Pirates @ San Diego Padres</b> San Diego Stadium, San Diego, CA Sat Aug 27 1977, 10:05 PM EDT Att: 14,732 - Unknown			
Gene Tenace, R OBP: 0.414, SLG: 0.418 (1, 2)	F3		K				K		6-3	4	0	0	0	0	2	3				
Mike Ivie, R OBP: 0.337, SLG: 0.409 (1, 3)	K				6-3		FC5 1B		F3	4	0	1	0	0	1	0				
George Hendrick, R OBP: 0.366, SLG: 0.467 (1, 8)			6-3		F9		F9		WP BB	3	0	0	0	1	0	1				
Dave Winfield, R OBP: 0.346, SLG: 0.490 (1, 9)			6-3						K	4	0	2	0	0	1	1				
Dave Kingman, R OBP: 0.276, SLG: 0.421 (1, 7)			FC4-6 1B		F7		FC5		K	4	0	1	0	0	1	4				
Mike Champion, R OBP: 0.262, SLG: 0.273 (1, 4)	FC4-6				5-3				4-3	4	0	0	0	0	1	1				
Tucker Ashford, R OBP: 0.267, SLG: 0.317 (1, 5)			5-3		E6		K		1-6-3	4	0	0	0	0	1	0				
Randy Jones, R OBP: 0.206, SLG: 0.188 (5, PH)										1	0	0	0	0	1	0				
Dave Roberts, R OBP: 0.244, SLG: 0.295 (6, 1)										0	0	0	0	0	0	0				
Dan Spillner, R OBP: 0.333, SLG: 0.419 (6, 1)										0	0	0	0	0	0	0				
Merv Rettenmund, R OBP: 0.333, SLG: 0.502 (7, PH)										0	0	0	0	1	0	0				
Dave Tomlin, L OBP: 0.332, SLG: 0.332 (8, 1)										0	0	0	0	0	0	0				
Rollie Fingers, R OBP: 0.332, SLG: 0.332 (8, 1)										0	0	0	0	0	0	0				
Gary Sutherland, R OBP: 0.333, SLG: 0.346 (9, PH)										1	0	0	0	0	0	0				
<b>Inning Stats</b>	R: 0 E: 0 K: 1 S: 5	H: 0 LOB: 0 BB: 0 P: 5	R: 0 E: 0 K: 0 S: 4	H: 1 LOB: 1 BB: 0 P: 4	R: 0 E: 0 K: 2 S: 8	H: 1 LOB: 1 BB: 0 P: 8	R: 0 E: 0 K: 0 S: 4	H: 1 LOB: 1 BB: 0 P: 4	R: 0 E: 0 K: 1 S: 7	H: 2 LOB: 2 BB: 0 P: 7	R: 0 E: 0 K: 1 S: 6	H: 1 LOB: 1 BB: 1 P: 10	R: 0 E: 0 K: 2 S: 7	H: 0 LOB: 1 BB: 1 P: 11	R: 0 E: 0 K: 1 S: 5	H: 0 LOB: 0 BB: 0 P: 5	1B: 5 2B: 1 3B: 0 HR: 0	SF: 0 SAC: 0 DP: 0 HBP: 0	WP: 1 PB: 0 CS: 0	PA: 36
<b>PITCHER</b>	IP WLS BF H R ER SO BB IBB HBP BLK WP HR S P ERA WHIP	IP WLS BF H R ER SO BB IBB HBP BLK WP HR S P ERA WHIP																		
Jerry Reuss, L ERA: 3.79 (1, 1)	9.0 W 36 6 0 0 8																			



Batter	1	2	3	4	5	6	7	8	9	AB	R	H	RBI	BB	SO	LOB	TOP								
Frank Taveras, R OBP: 0.301, SLG: 0.306 Mario Mendoza, R OBP: 0.234, SLG: 0.253	F9	6-3		F3		4-3		5-3	4-3	4	0	0	0	0	0	0									
Phil Garner, R OBP: 0.315, SLG: 0.436	E		E6		E6	5-3		L9		5	2	1	0	0	0	0									
Dave Parker, L OBP: 0.400, SLG: 0.546	E8		F6		2B				5-3	4	3	3	0	1	0	1									
Ken Macha, R OBP: 0.296, SLG: 0.320	E3		1B		K				5-3	4	1	1	0	1	1	4									
Al Oliver, L OBP: 0.335, SLG: 0.472	E3		HR		BB				6-3	5	2	3	2	0	0	3									
Fernando Gonzalez, R OBP: 0.329, SLG: 0.418			HR		BB				6-3	4	1	2	3	1	0	1									
Dale Berra, R Omar Moreno, L OBP: 0.295, SLG: 0.361	4-3		K		F9				E	3	0	0	0	0	1	5									
Duffy Dyer, R OBP: 0.378, SLG: 0.315		6-3		F8					E4	4	0	0	1	1	1	0									
Jim Rooker, R OBP: 0.267, SLG: 0.232	4-3		K		K					5	0	1	0	0	3	3									
<b>Inning Stats</b>	R: 2 E: 2 K: 0 S: 6	H: 3 LOB: 2 BB: 1 P: 10	R: 0 E: 0 K: 0 S: 3	H: 0 LOB: 0 BB: 0 P: 3	R: 3 E: 1 K: 1 S: 8	H: 3 LOB: 0 BB: 0 P: 8	R: 0 E: 0 K: 1 S: 5	H: 0 LOB: 0 BB: 0 P: 5	R: 2 E: 1 K: 2 S: 9	H: 1 LOB: 3 BB: 3 P: 21	R: 0 E: 1 K: 0 S: 5	H: 0 LOB: 2 BB: 0 P: 5	R: 0 E: 0 K: 1 S: 5	H: 0 LOB: 0 BB: 0 P: 5	R: 0 E: 0 K: 1 S: 5	H: 0 LOB: 0 BB: 0 P: 5	R: 3 E: 1 K: 0 S: 8	H: 4 LOB: 2 BB: 0 P: 8	1B: 7 2B: 4 3B: 0 HR: 1	SF: 0 SAC: 0 DP: 0 HBP: 0	WP: 0 PB: 0 SB: 1 CS: 1	PA: 46			
<b>PITCHER</b>	IP	WLS	BF	H	R	ER	SO	BB	IBB	HBP	BLK	WP	HR	S	P	ERA	WHIP								
Bob Shirley, L ERA: 4.08	3.0	L	16	6	5	4	1	1	0	0	0	0	1	17	21	12.00	2.333								
Tom Griffin, R ERA: 4.49	2.0		11	1	2	0	3	2	1	0	0	0	0	14	26	0.00	1.500								
Dave Wehrmeister, R ERA: 4.5	2.0		8	1	0	0	1	0	0	0	0	0	0	10	10	0.00	0.500								
Rick Sawyer, R ERA: 5.62	2.0		11	4	3	2	1	0	0	0	0	0	0	13	13	9.00	2.000								

Pittsburgh Pirates @ San Diego Padres  
San Diego Stadium, San Diego, CA  
Sun Aug 28 1977, 6:33 AM EDT  
Att: 10,371 - Unknown

AB 42  
R 10  
H 12  
RBI 7  
BB 4  
SO 6  
LOB 19



Batter	1	2	3	4	5	6	7	8	9	AB	R	H	RBI	BB	SO	LOB	BOTTOM								
Merv Rettenmund, R OBP: 0.429, SLG: 0.482	K		6-3		1-6-3		F7		F8	5	0	0	0	0	1	3									
Bill Almon, R OBP: 0.301, SLG: 0.329	K		F7				K		6-3	5	0	1	0	0	2	3									
Mike Ivie, R OBP: 0.336, SLG: 0.409	F8			1B	F9				F8	4	1	1	0	0	0	1									
George Hendrick, R OBP: 0.367, SLG: 0.468				FC6-5			F4		6-3	4	0	2	1	0	0	0									
Dave Winfield, R OBP: 0.349, SLG: 0.490							F9		E8	2	0	1	0	2	0	0									
Dave Kingman, R OBP: 0.276, SLG: 0.422					F9				F4	4	0	1	0	0	1	5									
Gary Sutherland, R OBP: 0.319, SLG: 0.333			L9		K		F7		5-3	4	0	0	0	0	1	5									
Dave Roberts, R OBP: 0.244, SLG: 0.287	F9			FC6-5			F7		1B	3	0	0	0	1	0	4									
Bob Shirley, R Tucker Ashford, R Tom Griffin, L Pat Scanlon, R Dave Wehrmeister, R Gene Tenace, R Rick Sawyer, R Mike Champion, R	F9				F8					0	0	0	0	0	0	0									
<b>Inning Stats</b>	R: 0 E: 0 K: 2 S: 7	H: 0 LOB: 0 BB: 0 P: 7	R: 0 E: 0 K: 1 S: 6	H: 1 LOB: 2 BB: 1 P: 10	R: 0 E: 0 K: 0 S: 3	H: 0 LOB: 0 BB: 0 P: 3	R: 1 E: 0 K: 1 S: 7	H: 2 LOB: 2 BB: 1 P: 11	R: 0 E: 0 K: 0 S: 4	H: 1 LOB: 1 BB: 0 P: 4	R: 0 E: 0 K: 0 S: 4	H: 1 LOB: 1 BB: 0 P: 4	R: 0 E: 1 K: 0 S: 4	H: 1 LOB: 1 BB: 0 P: 4	R: 0 E: 0 K: 0 S: 4	H: 1 LOB: 2 BB: 1 P: 8	1B: 5 2B: 2 3B: 0 HR: 0	SF: 0 SAC: 0 DP: 0 HBP: 0	WP: 0 PB: 0 SB: 0 CS: 0	PA: 38					
<b>PITCHER</b>	IP	WLS	BF	H	R	ER	SO	BB	IBB	HBP	BLK	WP	HR	S	P	ERA	WHIP								
Jim Rooker, L ERA: 3.28	9.0	W	38	7	1	1	5	4	0	0	0	0	0	44	60	1.00	1.222								

Pittsburgh Pirates @ San Diego Padres  
San Diego Stadium, San Diego, CA  
Sun Aug 28 1977, 6:33 AM EDT  
Att: 10,371 - Unknown

AB 34  
R 1  
H 7  
RBI 1  
BB 4  
SO 5  
LOB 21





Batter	1	2	3	4	5	6	7	8	9	AB	R	H	RBI	BB	SO	LOB	TOP										
Frank Taveras, R OBP: 0.302, SLG: 0.312 (1, 6)										5	1	2	0	0	1	2											
Phil Garner, R OBP: 0.320, SLG: 0.439 (1, 4)										4	2	3	1	1	0	1											
Dave Parker, L OBP: 0.400, SLG: 0.545 (1, 9)										3	0	1	1	1	0	2											
Bill Robinson, R OBP: 0.345, SLG: 0.541 (1, 3)										5	0	2	0	0	2	5											
Al Oliver, L OBP: 0.339, SLG: 0.476 (1, 7)										3	0	2	1	2	0	1											
Fernando Gonzalez, R OBP: 0.320, SLG: 0.405 (1, 5)										5	0	0	0	0	2	11											
Ed Ott, L OBP: 0.335, SLG: 0.390 (1, 2)										4	0	0	0	0	0	2											
Omar Moreno, L OBP: 0.294, SLG: 0.365 (1, 8)										4	0	1	0	0	1	0											
John Candelaria, L OBP: 0.231, SLG: 0.286 (1, 1)										4	0	1	0	0	0	1											
<b>Inning Stats</b>	R: 2 E: 0 K: 0 S: 6	H: 3 LOB: 1 BB: 0 P: 6	R: 0 E: 0 K: 1 S: 6	H: 1 LOB: 1 BB: 0 P: 6	R: 1 E: 0 K: 1 S: 7	H: 2 LOB: 2 BB: 1 P: 11	R: 0 E: 0 K: 0 S: 3	H: 0 LOB: 0 BB: 0 P: 3	R: 0 E: 0 K: 0 S: 5	H: 3 LOB: 2 BB: 0 P: 5	R: 0 E: 0 K: 1 S: 6	H: 1 LOB: 3 BB: 2 P: 14	R: 0 E: 0 K: 1 S: 6	H: 1 LOB: 1 BB: 0 P: 6	R: 0 E: 0 K: 2 S: 8	H: 1 LOB: 2 BB: 1 P: 12	1B: 8 2B: 2 3B: 2 HR: 0	SF: 1 SAC: 0 DP: 1 HBP: 0	WP: 1 PB: 0 SB: 6 CS: 0	PA: 42							
<b>PITCHER</b>	IP	WLS	BF	H	R	ER	SO	BB	IBB	HBP	BLK	WP	HR	S	P	ERA	WHIP										
John Montefusco, R ERA: 3.54 (1, 1)	6.0	L	27	9	3	3	2	1	0	0	0	1	0	30	34	4.50	1.667										
Charlie Williams, R ERA: 4.02 (7, 1)	2.0		10	2	0	0	2	0	2	0	0	0	0	12	20	0.00	1.000										
Randy Moffitt, R ERA: 3.51 (9, 1)	1.0		5	1	0	0	2	0	1	0	0	0	0	8	12	0.00	1.000										

Pittsburgh Pirates @ San Francisco Giants  
Candlestick Park, San Francisco, CA  
Tue Aug 30 1977, 10:05 PM EDT  
Att: 12,699 - Unknown

AB	37
R	3
H	12
RBI	3
BB	4
SO	6
LOB	25



Batter	1	2	3	4	5	6	7	8	9	AB	R	H	RBI	BB	SO	LOB	BOTTOM										
Derrel Thomas, S OBP: 0.318, SLG: 0.374 (1, 8)										4	1	2	1	0	1	0											
Tim Lincecum, R OBP: 0.236, SLG: 0.331 (1, 6)										4	0	1	0	0	0	1											
Bill Madlock, R OBP: 0.363, SLG: 0.421 (1, 5)										4	0	0	0	0	0	1											
Jack Clark, R OBP: 0.339, SLG: 0.422 (1, 9)										3	0	0	0	1	1	1											
Willie McCovey, L OBP: 0.369, SLG: 0.481 (1, 3)										3	0	0	0	0	1	1											
Randy Elliott, R OBP: 0.286, SLG: 0.416 (1, 7)										3	0	1	0	0	0	0											
Vic Harris, S OBP: 0.323, SLG: 0.353 (1, 4)										3	0	0	0	0	0	1											
Gary Alexander, R OBP: 0.407, SLG: 0.515 (1, 2)										3	0	0	0	0	1	0											
John Montefusco, R OBP: 0.200, SLG: 0.214 (1, 1)										1	0	0	0	0	1	0											
Rob Andrews, R OBP: 0.345, SLG: 0.302 (6, PH)										1	0	0	0	0	1	0											
Charlie Williams, R OBP: 0.250, SLG: 0.250 (7, 1)										0	0	0	0	0	0	0											
Darrell Evans, L OBP: 0.349, SLG: 0.412 (8, PH)										1	0	0	0	0	0	0											
Randy Moffitt, R (9, 1)										0	0	0	0	0	0	0											
<b>Inning Stats</b>	R: 0 E: 0 K: 0 S: 3	H: 0 LOB: 0 BB: 0 P: 3	R: 0 E: 0 K: 0 S: 3	H: 1 LOB: 1 BB: 1 P: 7	R: 0 E: 0 K: 2 S: 8	H: 1 LOB: 1 BB: 0 P: 8	R: 0 E: 0 K: 1 S: 5	H: 0 LOB: 0 BB: 0 P: 5	R: 0 E: 0 K: 1 S: 5	H: 2 LOB: 1 BB: 0 P: 7	R: 0 E: 0 K: 1 S: 5	H: 0 LOB: 0 BB: 0 P: 5	R: 0 E: 0 K: 1 S: 5	H: 0 LOB: 0 BB: 0 P: 5	R: 0 E: 0 K: 0 S: 3	H: 0 LOB: 0 BB: 0 P: 3	1B: 2 2B: 1 3B: 0 HR: 1	SF: 0 SAC: 0 DP: 1 HBP: 0	WP: 0 PB: 0 SB: 0 CS: 0	PA: 31							
<b>PITCHER</b>	IP	WLS	BF	H	R	ER	SO	BB	IBB	HBP	BLK	WP	HR	S	P	ERA	WHIP										
John Candelaria, L ERA: 2.47 (1, 1)	9.0	W	31	4	1	1	6	1	0	0	0	0	1	42	46	1.00	0.556										

Pittsburgh Pirates @ San Francisco Giants  
Candlestick Park, San Francisco, CA  
Tue Aug 30 1977, 10:05 PM EDT  
Att: 12,699 - Unknown

AB	30
R	1
H	4
RBI	1
BB	1
SO	6
LOB	5





Batter	1	2	3	4	5	6	7	8	9	AB	R	H	RBI	BB	SO	LOB	TOP			
Frank Taveras, R (1, 6) OBP: 0.300, SLG: 0.309	F3	F9			P4			6-3		3	0	0	0	0	0	1	<b>Pittsburgh Pirates @ San Francisco Giants</b> Candlestick Park, San Francisco, CA Wed Aug 31 1977, 6:33 AM EDT Att: 4,267 - Unknown			
Bobby Tolán, L (8, PH) OBP: 0.230, SLG: 0.305										1	0	0	0	0	0	1				
Mario Mendoza, R (8, 6) OBP: 0.234, SLG: 0.253										0	0	0	0	0	0	0				
Phil Garner, R (1, 4) OBP: 0.317, SLG: 0.435	F7		4-3			K		4-3		4	0	0	0	0	1	1				
Dave Parker, L (1, 9) OBP: 0.401, SLG: 0.544	F7							1-3		3	0	1	0	1	0	1				
Bill Robinson, R (1, 3) OBP: 0.344, SLG: 0.546										4	1	1	1	0	1	2				
Al Oliver, L (1, 7) OBP: 0.337, SLG: 0.472	F1				4-3			F7		4	0	0	0	0	0	1				
Fernando Gonzalez, R (1, 5) OBP: 0.324, SLG: 0.414										4	1	2	0	0	1	0				
Ed Ott, L (1, 2) OBP: 0.337, SLG: 0.393					1-3			F4		3	1	1	0	1	0	0				
Omar Moreno, L (1, 8) OBP: 0.296, SLG: 0.366										4	0	2	0	0	1	4				
Bruce Kison, R (1, 1) Grand slam, SLG: 0.350										2	0	1	1	0	0	1				
Grand slam, SLG: 0.350										0	0	0	0	0	0	0				
Jerry Hairston, SLG: 0.385										0	0	0	0	0	0	0				
Rich Gossage, SLG: 0.348										0	0	0	0	0	0	0				
Rich Gossage, SLG: 0.348										0	0	0	0	0	0	0				
Jim Forster, SLG: 0.481										1	0	0	0	0	0	0				
Terry Forster, SLG: 0.316										0	0	0	0	0	0	0				
Kent Tekulve, SLG: 0.273										0	0	0	0	0	0	0				
<b>Inning Stats</b>	R: 0 E: 0 K: 0 S: 3	H: 0 LOB: 0 BB: 0 P: 3	R: 3 E: 0 K: 0 S: 6	H: 3 LOB: 1 BB: 1 P: 10	R: 0 E: 0 K: 1 S: 5	H: 1 LOB: 0 BB: 0 P: 5	R: 0 E: 0 K: 1 S: 5	H: 0 LOB: 0 BB: 0 P: 5	R: 0 E: 0 K: 0 S: 3	H: 1 LOB: 0 BB: 0 P: 3	R: 0 E: 0 K: 1 S: 5	H: 0 LOB: 1 BB: 1 P: 9	R: 0 E: 1 K: 0 S: 4	H: 1 LOB: 1 BB: 0 P: 4	R: 0 E: 0 K: 1 S: 7	H: 2 LOB: 2 BB: 0 P: 7	1B: 5 2B: 2 3B: 0 HR: 1	SF: 0 SAC: 0 DP: 0 HBP: 0	WP: 0 PB: 0 SB: 2 CS: 2	PA: 36
<b>PITCHER</b> Jim Barr, R (1, 1) ERA: 4.5	IP: 9.0 WLS: W BF: 35 H: 8 R: 3 ER: 3 SO: 4 BB: 2 IBB: 0 HBP: 0 BLK: 0 WP: 0 HR: 1 S: 41 P: 49 ERA: 3.00 WHIP: 1.111																			

Batter	1	2	3	4	5	6	7	8	9	AB	R	H	RBI	BB	SO	LOB	BOTTOM	
Derrel Thomas, S (1, 8) OBP: 0.315, SLG: 0.372	5-3		F5		SF8		4-3			3	0	0	1	0	0	0	<b>Pittsburgh Pirates @ San Francisco Giants</b> Candlestick Park, San Francisco, CA Wed Aug 31 1977, 6:33 AM EDT Att: 4,267 - Unknown	
Tim Foli, R (1, 6) OBP: 0.239, SLG: 0.332										4	1	2	0	0	1	0		
Bill Madlock, R (1, 5) OBP: 0.364, SLG: 0.422										4	2	2	0	0	0	1		
Willie McCovey, L (1, 3) OBP: 0.365, SLG: 0.476	F8							G3		4	0	0	0	0	0	3		
Darrell Evans, L (1, 7) OBP: 0.355, SLG: 0.426										4	2	4	3	0	0	0		
Gary Thomasson, L (1, 9) OBP: 0.354, SLG: 0.448										1	0	0	0	1	0	0		
Jack Clark, R (6, PH) OBP: 0.340, SLG: 0.423	F9									2	0	1	0	0	1	2		
Vic Harris, S (1, 4) OBP: 0.327, SLG: 0.348										2	0	0	0	2	0	2		
Mike Sadek, R (1, 2) OBP: 0.306, SLG: 0.333										2	1	1	2	1	0	0		
Jim Barr, R (1, 1) OBP: 0.176, SLG: 0.154										3	0	0	0	0	3	5		
<b>Inning Stats</b>	R: 3 E: 0 K: 0 S: 6	H: 3 LOB: 0 BB: 0 P: 6	R: 0 E: 0 K: 1 S: 5	H: 0 LOB: 0 BB: 0 P: 5	R: 0 E: 0 K: 0 S: 3	H: 1 LOB: 1 BB: 1 P: 7	R: 0 E: 0 K: 0 S: 3	H: 1 LOB: 0 BB: 1 P: 7	R: 1 E: 0 K: 2 S: 9	H: 2 LOB: 2 BB: 2 P: 17	R: 0 E: 0 K: 0 S: 3	H: 0 LOB: 0 BB: 0 P: 3	R: 1 E: 1 K: 1 S: 7	H: 2 LOB: 2 BB: 1 P: 11	1B: 8 2B: 2 3B: 0 HR: 1	SF: 1 SAC: 2 DP: 2 HBP: 0	WP: 0 PB: 0 SB: 0 CS: 0	PA: 36
<b>PITCHER</b> Bruce Kison, R (1, 1) ERA: 4.79	IP: 5.1 WLS: L BF: 23 H: 5 R: 5 ER: 5 SO: 2 BB: 1 IBB: 0 HBP: 0 BLK: 0 WP: 0 HR: 1 S: 26 P: 30 ERA: 8.44 WHIP: 1.688																	
Grant Jackson, L (6, 1) ERA: 3.82	0.2	4	0	0	0	2	2	0	0	0	0	6	14	0.00	3.000			
Rich Gossage, R (7, 1) ERA: 1.95	1.0	3	0	0	0	0	0	0	0	0	3	3	0.00	0.000				
Terry Forster, L (8, 1) ERA: 5.21	0.1	4	2	1	1	0	1	0	0	0	3	7	27.00	9.000				
Kent Tekulve, R (8, 1) ERA: 3.16	0.2	2	0	0	0	1	0	0	0	0	4	4	0.00	0.000				







Batter	1	2	3	4	5	6	7	8	9	AB	R	H	RBI	BB	SO	LOB	TOP								
Frank Taveras, R (1,6) OBP: 0.301, SLG: 0.312	5-3		F2					1-3		4	0	1	0	0	0	0	<b>Pittsburgh Pirates @ Los Angeles Dodgers</b> Dodger Stadium, Los Angeles, CA Sat Sep 03 1977, 7:05 PM PDT Att: 44,505 - Unknown <a href="http://livebaseballscorecards.com">livebaseballscorecards.com</a>								
Phil Garner, R (1,4) OBP: 0.319, SLG: 0.436	K			FC4-6 1B	5-3			E		4	1	2	0	0	1	2									
Dave Parker, L (1,9) OBP: 0.402, SLG: 0.541	K			FC4-6 2B SF9				E9 1B 1B		4	2	1	0	0	2	1									
Bill Robinson, R (1,3) OBP: 0.342, SLG: 0.543			F7					1B		3	0	1	0	0	1	0									
Bobby Tolan, L (6,3) OBP: 0.247, SLG: 0.321				1-3 2B				1-2 1B		1	0	1	0	0	0	0									
Al Oliver, L (1,7) OBP: 0.337, SLG: 0.470	K			SF9				1-3 2H 1B		3	0	1	2	0	1	0									
Ed Ott, L (1,2) OBP: 0.331, SLG: 0.382	1-3			3-H 0-3 K				G5-4-3 1-2 1B		4	0	0	0	0	1	3									
Fernando Gonzalez, R (1,5) OBP: 0.315, SLG: 0.406			F9							4	0	1	0	0	0	0									
Omar Moreno, L (1,8) OBP: 0.295, SLG: 0.371				HR				F7		4	1	2	1	0	1	1									
Jim Rooker, R (1,1) OBP: 0.258, SLG: 0.224										2	0	0	0	0	1	1									
Jerry Hairston, S (7, PH) OBP: 0.316, SLG: 0.343			K					6-3		1	0	0	0	0	0	1									
Kent Tekulve, R (7,1) OBP: 0.273, SLG: 0.273										0	0	0	0	0	0	0									
Miguel Dilone, S (9, PH) OBP: 0.139, SLG: 0.114										1	0	0	0	0	0	0									
<b>Inning Stats</b>	R: 0 E: 0 K: 2 S: 7	H: 0 LOB: 0 BB: 0 P: 7	R: 0 E: 0 K: 1 S: 5	H: 0 LOB: 0 BB: 0 P: 5	R: 1 E: 0 K: 1 S: 6	H: 1 LOB: 0 BB: 0 P: 6	R: 1 E: 0 K: 1 S: 7	H: 2 LOB: 1 BB: 0 P: 7	R: 0 E: 0 K: 0 S: 5	H: 2 LOB: 2 BB: 0 P: 5	R: 0 E: 0 K: 2 S: 7	H: 0 LOB: 0 BB: 0 P: 7	R: 0 E: 0 K: 1 S: 6	H: 1 LOB: 1 BB: 0 P: 6	R: 2 E: 1 K: 0 S: 6	H: 4 LOB: 1 BB: 0 P: 6	R: 0 E: 0 K: 0 S: 3	H: 0 LOB: 0 BB: 0 P: 3	1B: 6 2B: 3 3B: 0 HR: 1	SF: 1 SAC: 0 DP: 1 HBP: 0	WP: 0 PB: 0 SB: 0 CS: 0	PA: 36			
<b>PITCHER</b>	IP	WLS	BF	H	R	ER	SO	BB	IBB	HBP	BLK	WP	HR	S	P	ERA	WHIP								
Don Sutton, R (1,1) ERA: 3.01	7.0	W	27	6	2	2	8	0	0	0	0	0	1	43	43	2.57	0.857								
Lance Rautzhan, L (8,1) ERA: 4.4	1.0		6	4	2	2	0	0	0	0	0	0	0	6	6	18.00	4.000								
Mike Garman, R (9,1) ERA: 2.09	1.0	S	3	0	0	0	0	0	0	0	0	0	0	3	3	0.00	0.000								


Batter	1	2	3	4	5	6	7	8	9	AB	R	H	RBI	BB	SO	LOB	BOTTOM								
Davey Lopes, R (1,4) OBP: 0.368, SLG: 0.411	E 1B	5-3						4-3		4	1	1	0	0	0	0	<b>Pittsburgh Pirates @ Los Angeles Dodgers</b> Dodger Stadium, Los Angeles, CA Sat Sep 03 1977, 7:05 PM PDT Att: 44,505 - Unknown <a href="http://livebaseballscorecards.com">livebaseballscorecards.com</a>								
Bill Russell, R (1,6) OBP: 0.306, SLG: 0.366	E5 HR		6-3					5-3		4	1	0	0	0	0	0									
Reggie Smith, S (1,9) OBP: 0.436, SLG: 0.576	F9							1-3		4	1	2	1	0	0	1									
Ron Cey, R (1,5) OBP: 0.358, SLG: 0.462	F9							K		4	0	0	0	0	1	2									
Steve Garvey, R (1,3) OBP: 0.325, SLG: 0.497	HR							F9		4	1	3	2	0	0	0									
Dusty Baker Jr., R (1,7) OBP: 0.356, SLG: 0.474	K							HR		3	1	1	1	0	1	1									
Glenn Burke, R (1,8) OBP: 0.272, SLG: 0.277			E6 SF7					F9		3	1	0	0	0	0	0									
Steve Yeager, R (1,2) OBP: 0.332, SLG: 0.436			SF7					K		2	0	0	1	0	1	0									
Don Sutton, R (1,1) OBP: 0.254, SLG: 0.200										2	0	0	0	0	2	0									
Vic Davalillo, L (7, PH) OBP: 0.412, SLG: 0.529										1	0	0	0	0	0	0									
Lance Rautzhan, R (8,1) OBP: 0.412, SLG: 0.529										0	0	0	0	0	0	0									
Mike Garman, R (9,1) ERA: 3.09										0	0	0	0	0	0	0									
<b>Inning Stats</b>	R: 3 E: 1 K: 1 S: 8	H: 2 LOB: 0 BB: 0 P: 8	R: 1 E: 1 K: 1 S: 6	H: 0 LOB: 0 BB: 0 P: 6	R: 1 E: 0 K: 0 S: 5	H: 2 LOB: 1 BB: 0 P: 5	R: 0 E: 0 K: 1 S: 5	H: 0 LOB: 0 BB: 0 P: 5	R: 0 E: 0 K: 1 S: 4	H: 1 LOB: 1 BB: 0 P: 4	R: 1 E: 0 K: 1 S: 6	H: 2 LOB: 0 BB: 0 P: 6	R: 0 E: 0 K: 0 S: 3	H: 0 LOB: 0 BB: 0 P: 3	R: 0 E: 0 K: 1 S: 5	H: 0 LOB: 0 BB: 0 P: 5	1B: 4 2B: 0 3B: 0 HR: 3	SF: 1 SAC: 0 DP: 0 HBP: 0	WP: 0 PB: 0 SB: 1 CS: 1	PA: 32					
<b>PITCHER</b>	IP	WLS	BF	H	R	ER	SO	BB	IBB	HBP	BLK	WP	HR	S	P	ERA	WHIP								
Jim Rooker, L (1,1) ERA: 3.32	6.0	L	26	7	6	3	4	0	0	0	0	0	0	8	8	4.50	1.167								
Kent Tekulve, R (7,1) ERA: 3.09	2.0		6	0	0	0	1	0	0	0	0	0	0	8	8	0.00	0.000								



Batter	1	2	3	4	5	6	7	8	9	AB	R	H	RBI	BB	SO	LOB	TOP			
Frank Taveras, R OBP: 0.301, SLG: 0.312	0-0 6-3		0-0 4-3			0-0 1-2 1B		0-0 FC1-6 2B		4	1	1	0	0	0	1				
Phil Garner, R OBP: 0.319, SLG: 0.437	0-0 1-3			0-0 1-3		0-0 F8		0-0 2B		4	0	1	1	0	0	2				
Dave Parker, L OBP: 0.403, SLG: 0.541 Ken Macha, R OBP: 0.276, SLG: 0.296	1-0 FC5-4 HBP			0-0 G5-4-3 1B		0-0 F8		0-3 K		2	0	1	0	0	0	2				
Bill Robinson, R OBP: 0.339, SLG: 0.539 Tim Jones, S OBP: 0.390, SLG: 0.476	0-0 FC5-4			0-0 G5-4-3			0-0 5-3		0-0 5-3	3	0	0	0	0	0	2				
Al Oliver, L OBP: 0.335, SLG: 0.467 Jerry Hairston, S OBP: 0.312, SLG: 0.338		0-0 L9			0-0 3-1		0-0 4-3		0-0 6-3	3	0	0	0	0	0	0				
Fernando Gonzalez, R OBP: 0.317, SLG: 0.407 Ed Whitson, R OBP: 0.132, SLG: 0.108		0-0 G6-4-3 1B			0-0 5-3		0-0 4-3		0-0 1-3	2	0	1	0	0	0	0				
Duffy Dyer, R OBP: 0.377, SLG: 0.320		0-0 G6-4-3			0-0 6-3			0-0 1B FC5-4 2B		3	1	1	0	0	0	1				
Omar Moreno, L OBP: 0.296, SLG: 0.371			0-0 G1			0-0 1-3		0-0 FC5-4 1B		3	0	1	0	0	0	0				
Odell Jones, R OBP: 0.172, SLG: 0.143 Dale Berra, R OBP: 0.154, SLG: 0.083			0-3 K			0-0 1B		0-0 FC5-4 FC1-6		1	0	0	0	0	1	0				
<b>Inning Stats</b>	R: 0 E: 0 K: 0 S: 3	H: 0 LOB: 1 BB: 0 P: 4	R: 0 E: 0 K: 0 S: 3	H: 1 LOB: 0 BB: 0 P: 3	R: 0 E: 0 K: 1 S: 5	H: 0 LOB: 0 BB: 0 P: 5	R: 0 E: 0 K: 0 S: 3	H: 1 LOB: 0 BB: 0 P: 3	R: 0 E: 0 K: 0 S: 5	H: 2 LOB: 2 BB: 0 P: 5	R: 0 E: 0 K: 0 S: 3	H: 0 LOB: 0 BB: 0 P: 3	R: 2 E: 0 K: 1 S: 8	H: 3 LOB: 1 BB: 0 P: 8	R: 0 E: 0 K: 0 S: 3	H: 0 LOB: 0 BB: 0 P: 3	1B: 5 2B: 2 3B: 0 HR: 0	SF: 0 SAC: 0 DP: 2 HBP: 1	WP: 0 PB: 0 SB: 1 CS: 1	PA: 33
<b>PITCHER</b> Tommy John, L ERA: 2.55	IP: 9.0 WLS: W BF: 33 H: 7 R: 2 ER: 2 SO: 2 BB: 0 IBB: 0 HBP: 1 BLK: 0 WP: 0 HR: 0 S: 36 P: 37 ERA: 2.00 WHIP: 0.778																			

Pittsburgh Pirates @ Los Angeles Dodgers  
Dodger Stadium, Los Angeles, CA  
Sun Sep 04 1977, 3:33 AM PDT  
Att: 36,686 - Unknown


AB 32  
R 2  
H 7  
RBI 2  
BB 0  
SO 2  
LOB 10



Batter	1	2	3	4	5	6	7	8	9	AB	R	H	RBI	BB	SO	LOB	BOTTOM			
Davey Lopes, R OBP: 0.369, SLG: 0.409	4-0 CS BB		0-0 L8			0-0 F9		4-0 1-2 2-3 BB		2	0	0	0	2	0	0				
Bill Russell, R OBP: 0.304, SLG: 0.364	0-0 6-3		0-0 F2		0-0 4-3	0-0 SF8		0-0 3-H K		3	0	0	1	0	0	1				
Reggie Smith, S OBP: 0.437, SLG: 0.584 Jerry Grote, R OBP: 0.333, SLG: 0.314	0-0 HR			0-0 L6	0-0 BB 1B	0-0 K		0-3 1B BB		3	2	2	1	0	0	0				
Ron Cey, R OBP: 0.358, SLG: 0.460 Lee Lacy, R OBP: 0.296, SLG: 0.415	0-3 K			0-0 L5	4-0 1B BB	0-0 G3		0-0 1-2 E BB		2	1	0	0	1	1	0				
Steve Garvey, R OBP: 0.326, SLG: 0.497 Joe Simpson, L OBP: 0.154, SLG: 0.083		0-3 K		0-0 1B HR 1B	0-0 E8 1B	0-0 6-3		0-0 1-1 2-H 2B 1B		4	1	2	1	0	1	0				
Vic Davallo, L OBP: 0.450, SLG: 0.550 Ed Goodson, L OBP: 0.196, SLG: 0.267		0-0 1B		0-0 1-2 HR 1B	0-0 F9	0-0 6-3		0-0 F9		3	1	2	0	0	0	1				
Dusty Baker Jr., R OBP: 0.357, SLG: 0.480 Jeffrey Leonard, R OBP: 1.000, SLG: 1.000		0-3 K		0-0 1-H 2-H HR	0-0 HR	4-0 BB SF8 BB		0-0 F7		3	2	1	3	1	1	1				
Steve Yeager, R OBP: 0.333, SLG: 0.445 Glenn Burke, R OBP: 0.258, SLG: 0.273		0-0 F3		0-0 HR	0-0 HR	0-0 F4		0-3 K		2	1	1	1	0	0	1				
Tommy John, R OBP: 0.209, SLG: 0.258			0-0 P4		0-0 F9	4-0 1-2 BB BB		0-0 F6		3	0	0	0	1	0	0				
<b>Inning Stats</b>	R: 1 E: 0 K: 1 S: 5	H: 1 LOB: 1 BB: 1 P: 9	R: 0 E: 0 K: 2 S: 8	H: 1 LOB: 0 BB: 0 P: 8	R: 0 E: 0 K: 0 S: 3	H: 0 LOB: 0 BB: 0 P: 3	R: 4 E: 0 K: 0 S: 7	H: 4 LOB: 0 BB: 0 P: 7	R: 2 E: 1 K: 0 S: 5	H: 2 LOB: 1 BB: 1 P: 9	R: 1 E: 0 K: 1 S: 5	H: 0 LOB: 3 BB: 3 P: 17	R: 0 E: 0 K: 0 S: 3	H: 0 LOB: 0 BB: 0 P: 3	R: 0 E: 0 K: 1 S: 5	H: 0 LOB: 0 BB: 0 P: 5	1B: 5 2B: 0 3B: 0 HR: 3	SF: 1 SAC: 0 DP: 0 HBP: 0	WP: 0 PB: 0 SB: 0 CS: 1	PA: 36
<b>PITCHER</b> Odell Jones, R ERA: 5.07 Ed Whitson, R ERA: 6.75 Tim Jones, R ERA:	IP: 11.1 WLS: L BF: 23 H: 8 R: 7 ER: 6 SO: 3 BB: 2 IBB: 0 HBP: 0 BLK: 0 WP: 0 HR: 3 S: 27 P: 35 ERA: 11.57 WHIP: 2.143																			

Pittsburgh Pirates @ Los Angeles Dodgers  
Dodger Stadium, Los Angeles, CA  
Sun Sep 04 1977, 3:33 AM PDT  
Att: 36,686 - Unknown

AB 30  
R 8  
H 8  
RBI 7  
BB 5  
SO 5  
LOB 7

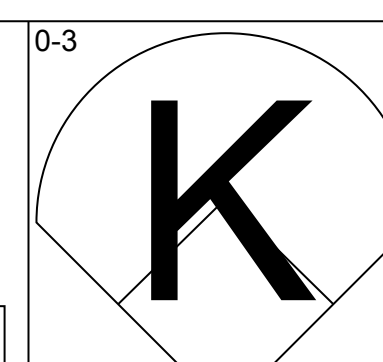
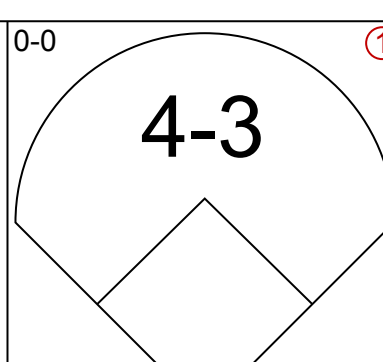
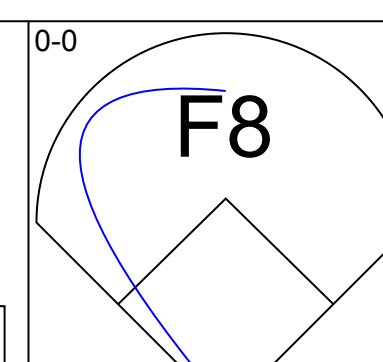
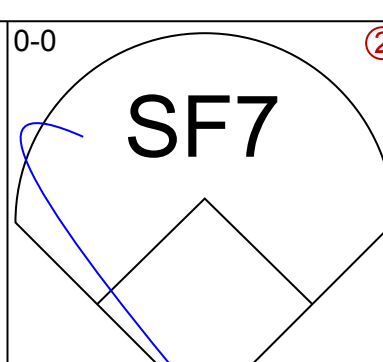
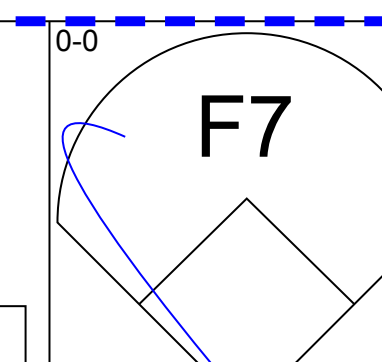
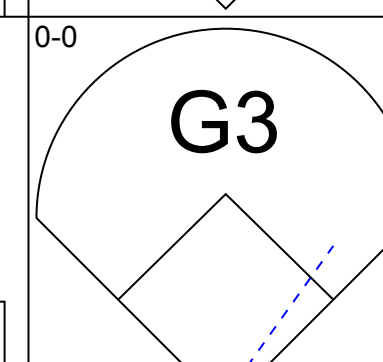
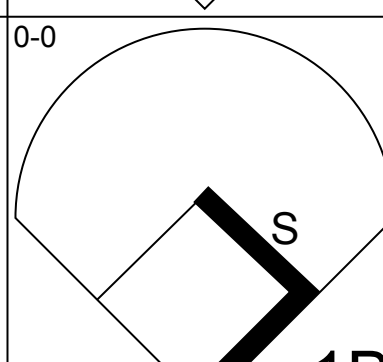
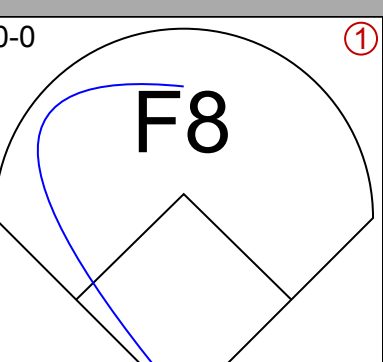
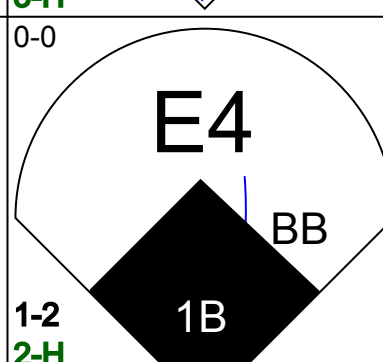
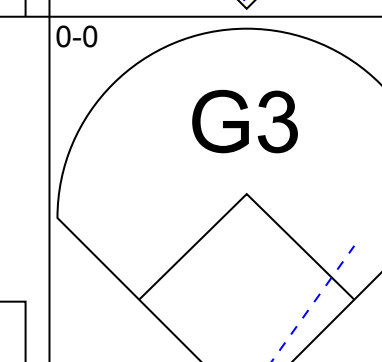
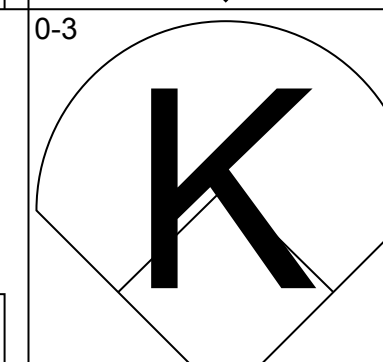
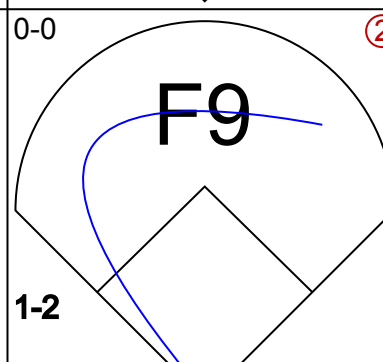
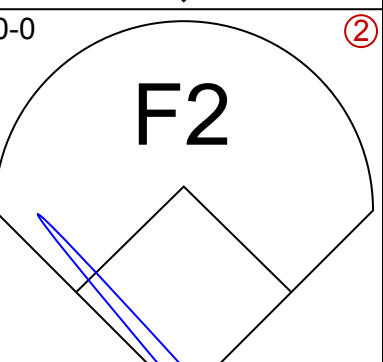
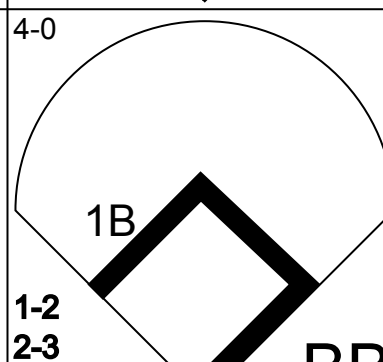
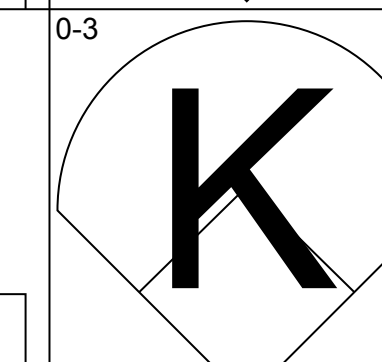
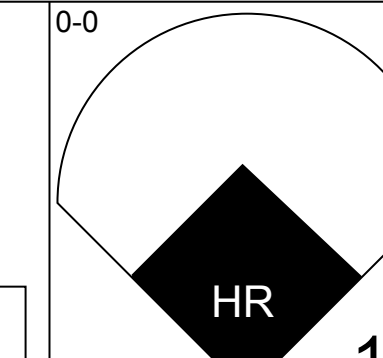
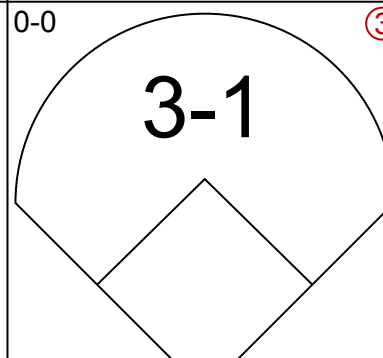
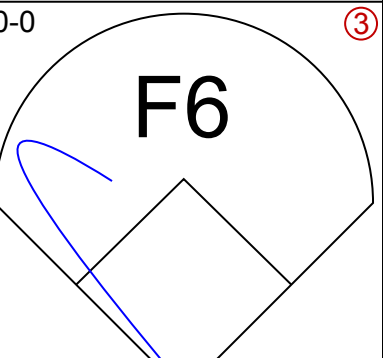
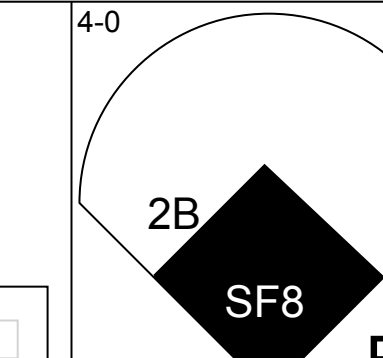
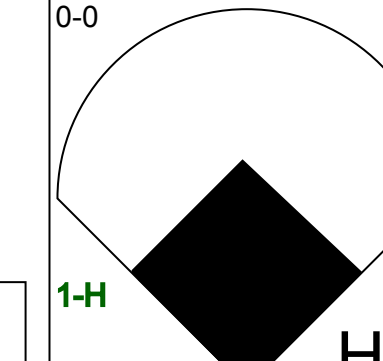
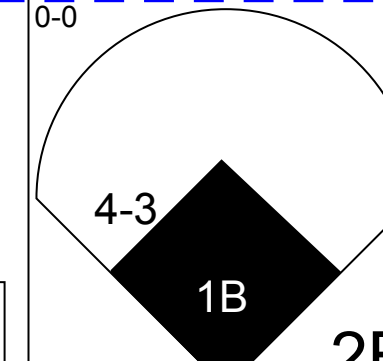
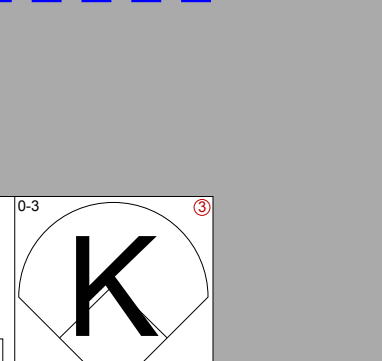
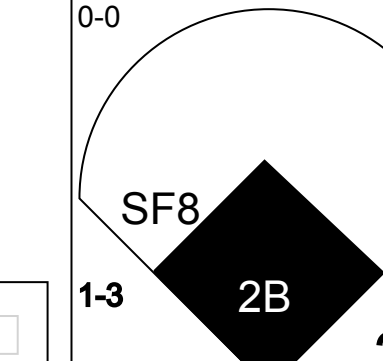
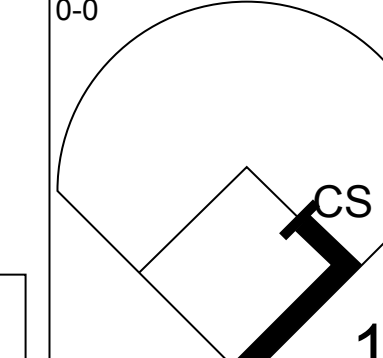
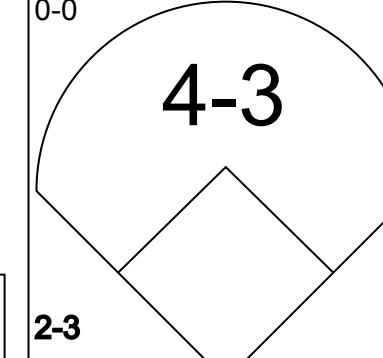
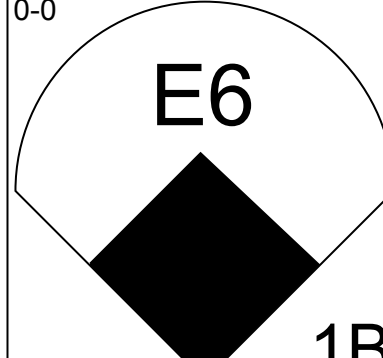
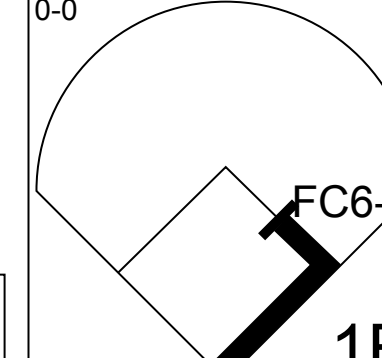
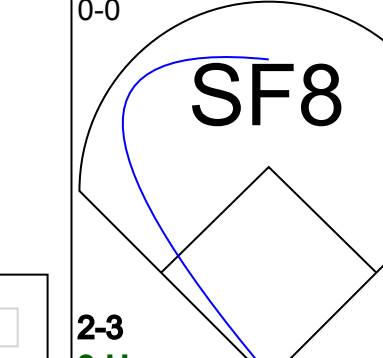
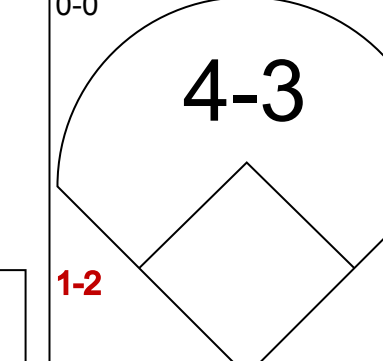
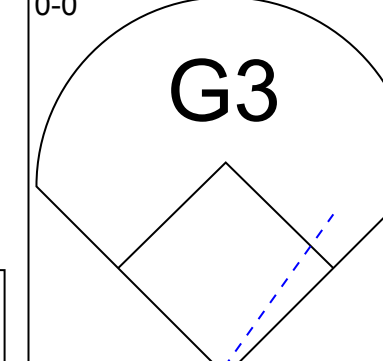
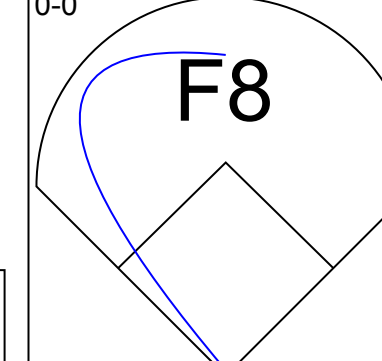

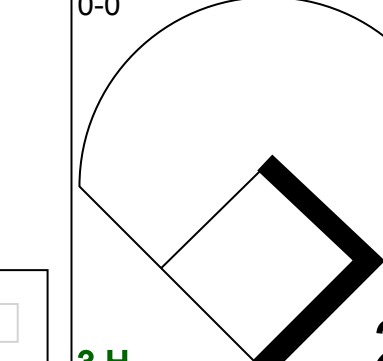
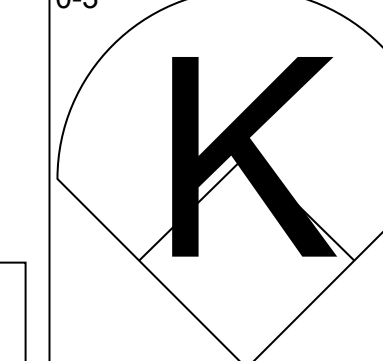
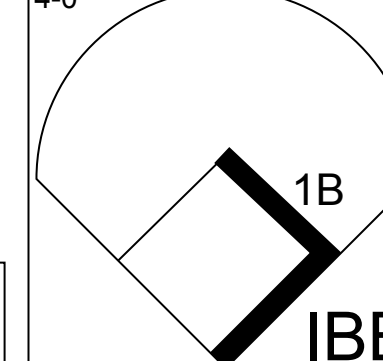
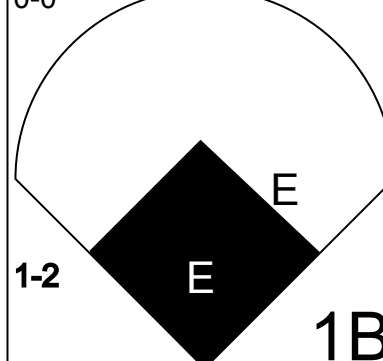
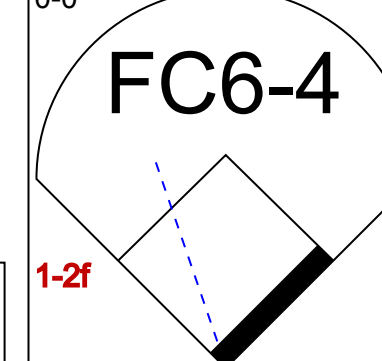
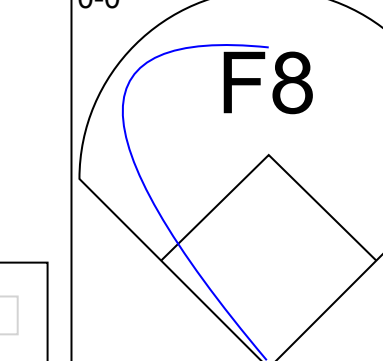

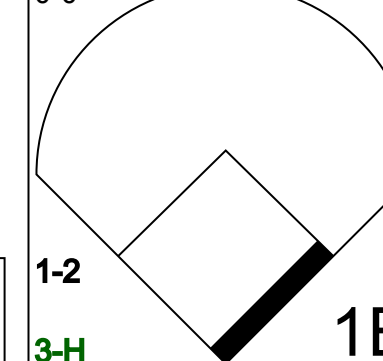
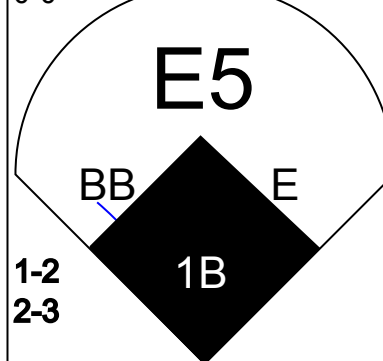
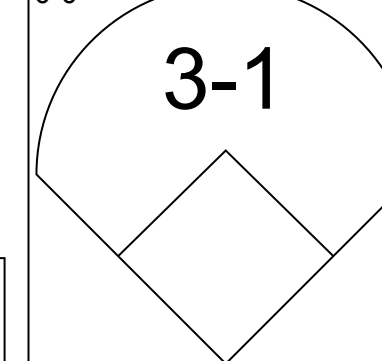
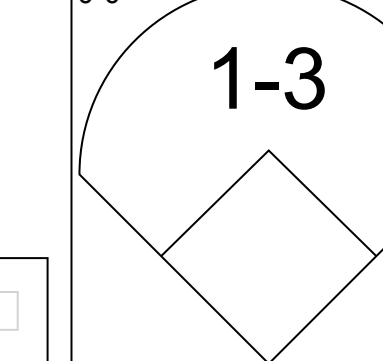


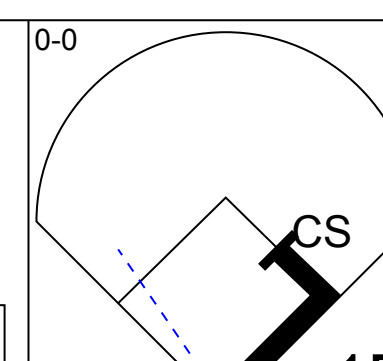
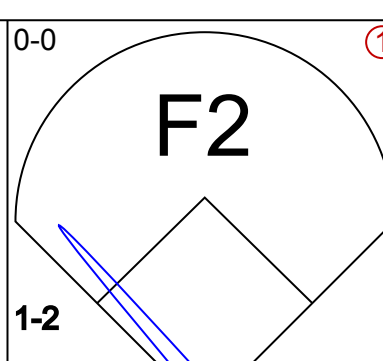
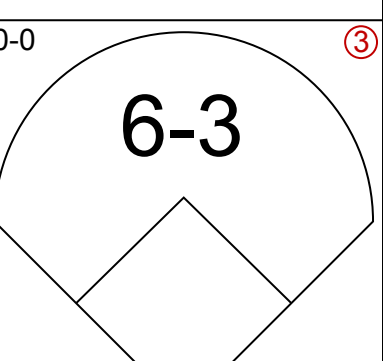
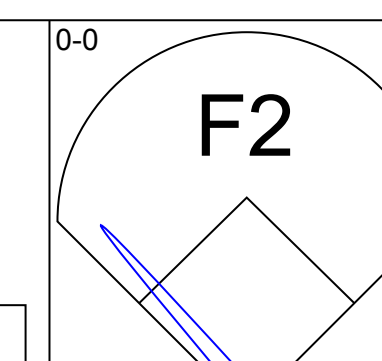
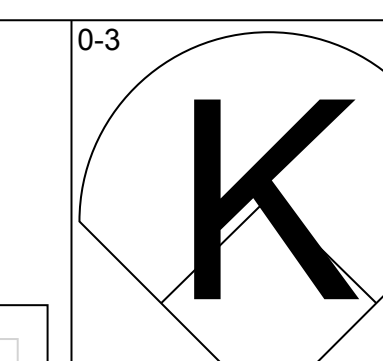
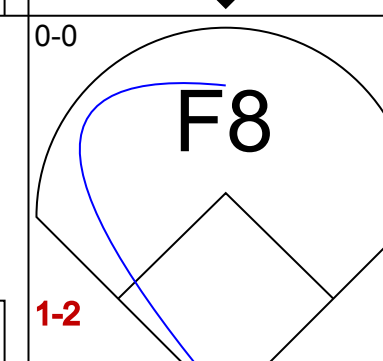
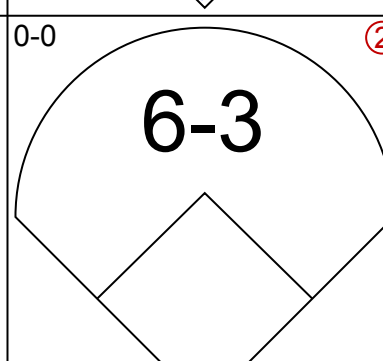
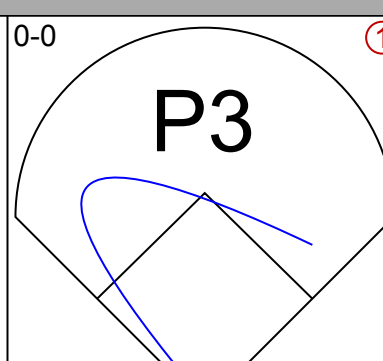
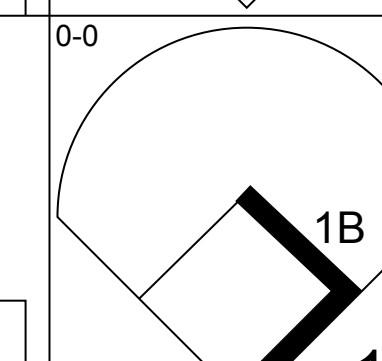

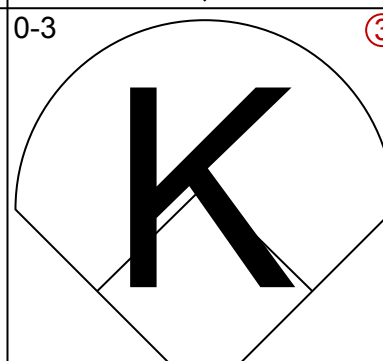
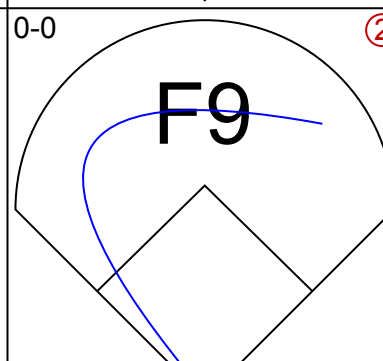
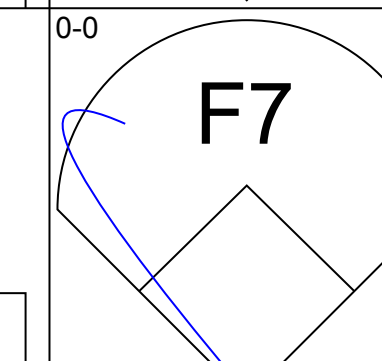
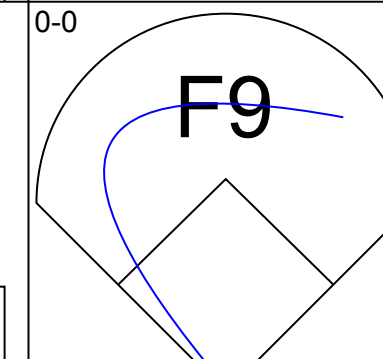
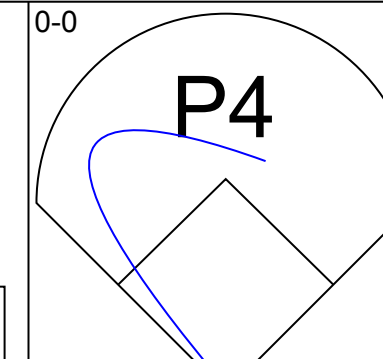
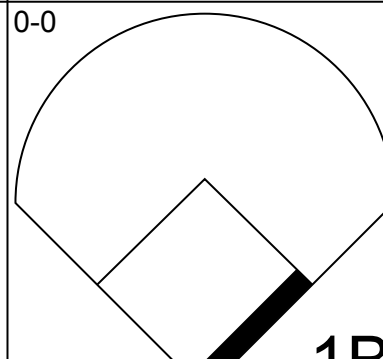
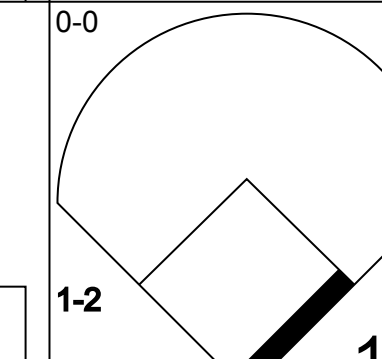
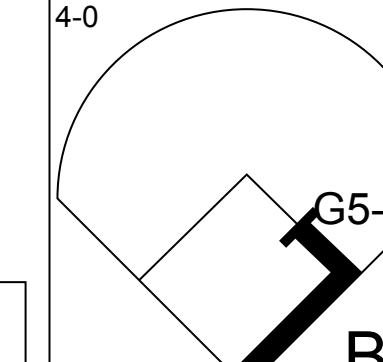
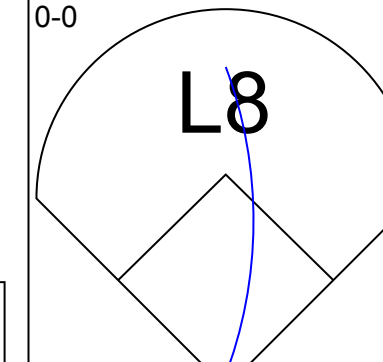
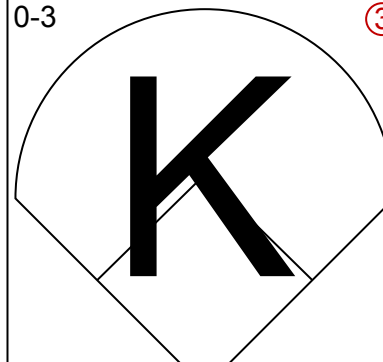
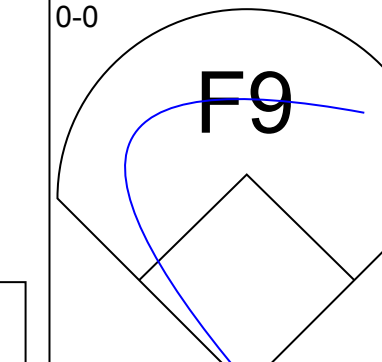
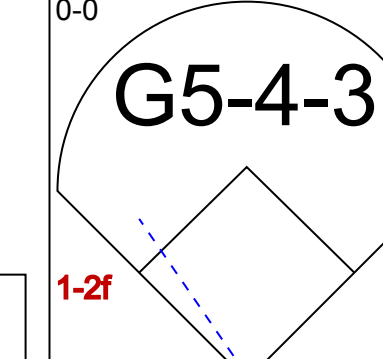
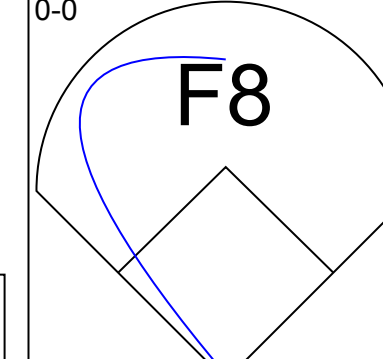


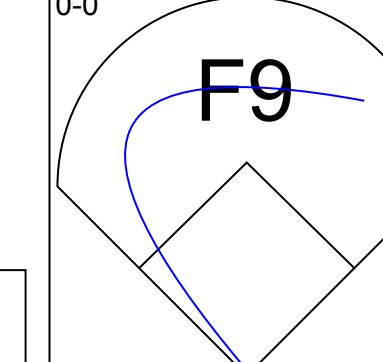
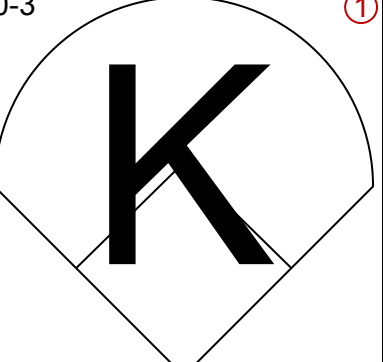
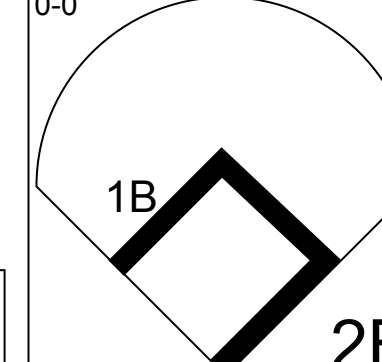
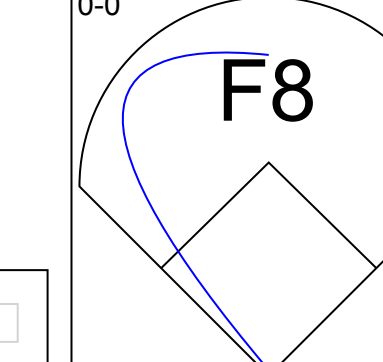
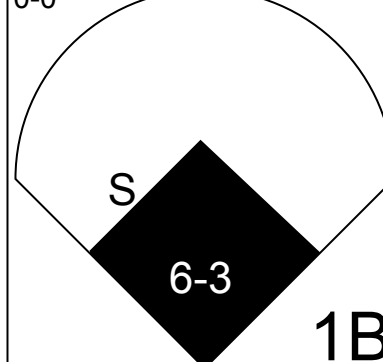
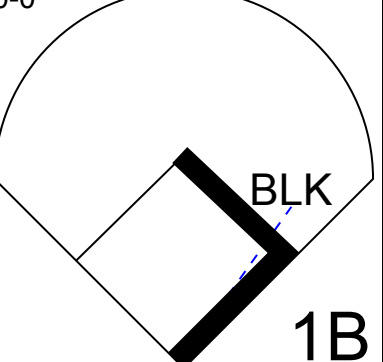
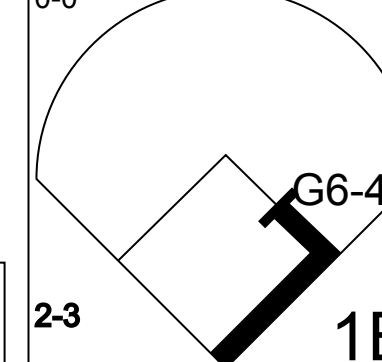
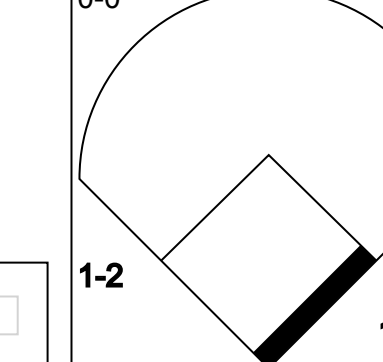
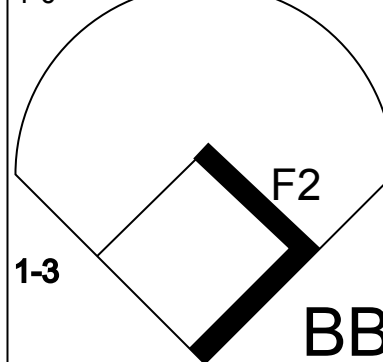
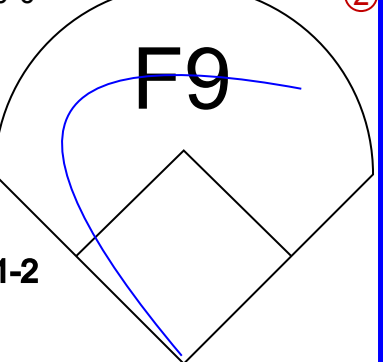
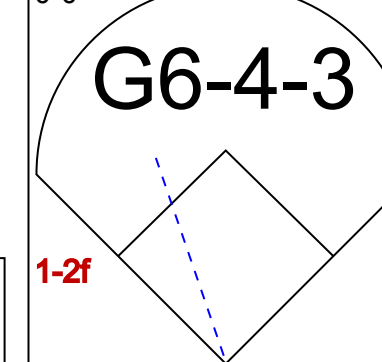
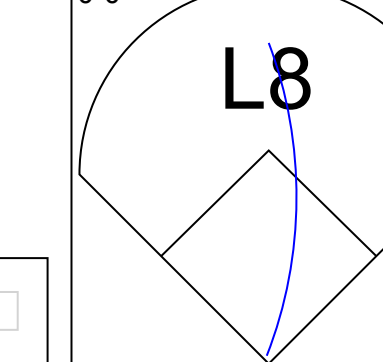


Batter	1	2	3	4	5	6	7	8	9	AB	R	H	RBI	BB	SO	LOB	TOP		
Garry Maddox, R OBP: 0.313, SLG: 0.432 (1, 8)	F7	F8			F8			1B		4	0	1	0	0	0	2	Philadelphia Phillies @ Pittsburgh Pirates Three Rivers Stadium, Pittsburgh, PA Mon Sep 05 1977, 3:33 AM EDT Unknown		
Larry Bowa, S OBP: 0.309, SLG: 0.335 (1, 6)	1B	5-3			F8			K		4	0	1	0	0	1	4			
Mike Schmidt, R OBP: 0.393, SLG: 0.573 (1, 5)	F8				F8			1B		4	0	1	0	0	0	1			
Greg Luzinski, R OBP: 0.388, SLG: 0.597 (1, 7)	1B				K			K		4	0	1	0	0	2	3			
Davey Johnson, R OBP: 0.396, SLG: 0.570 (1, 3)	F9				K			G3		3	0	0	0	0	1	2			
Bake McBride, L OBP: 0.360, SLG: 0.536 (8, PH)										1	0	0	0	0	0	3			
Tom Hutton, L OBP: 0.343, SLG: 0.356 (8, 3)										0	0	0	0	0	0	0			
Jerry Martin, R OBP: 0.330, SLG: 0.454 (1, 9)										3	1	1	1	0	1	0			
Tim McCarver, L OBP: 0.434, SLG: 0.532 (9, PH)										1	0	0	0	0	0	0			
Bob Boone, R OBP: 0.335, SLG: 0.429 (1, 2)	HR	6-3			F8			K		4	0	0	0	0	1	0			
Ted Sizemore, R OBP: 0.354, SLG: 0.370 (1, 4)					5-3			K		4	0	1	0	0	2	0			
Randy Lerch, L OBP: 0.184, SLG: 0.170 (1, 1)										2	0	1	0	0	0	0			
Gene Garber, R (5, 1)										0	0	0	0	0	0	0			
Ollie Brown, R OBP: 0.296, SLG: 0.379 (8, PH)										0	0	0	0	1	0	0			
Warren Brusstar, R (8, 1)								1B		0	0	0	0	0	0	0			
<b>Inning Stats</b>	R: 0 E: 0 K: 0 S: 5	H: 2 LOB: 2 BB: 0 P: 5	R: 1 E: 0 K: 0 S: 6	H: 3 LOB: 2 BB: 0 P: 6	R: 0 E: 0 K: 2 S: 7	H: 0 LOB: 0 BB: 0 P: 7	R: 0 E: 0 K: 0 S: 3	H: 0 LOB: 0 BB: 0 P: 3	R: 0 E: 0 K: 2 S: 3	H: 0 LOB: 0 BB: 0 P: 3	R: 0 E: 0 K: 2 S: 7	H: 0 LOB: 0 BB: 0 P: 7	R: 0 E: 0 K: 2 S: 9	H: 2 LOB: 3 BB: 1 P: 13	R: 0 E: 0 K: 2 S: 7	H: 0 LOB: 0 BB: 0 P: 7	1B: 6 2B: 0 3B: 0 HR: 1	SF: 0 SAC: 0 DP: 0 HBP: 0	WP: 0 PA: 35 PB: 0 SB: 1 CS: 0
<b>PITCHER</b>	IP WLS BF H R ER SO BB IBB HBP BLK WP HR S P ERA WHIP																		
John Candelaria, L ERA: 2.42 (1, 1)	7.1 W 30 7 1 1 5 1 0 0 0 0 1 39 43 1.23 1.091																		
Rich Gossage, R ERA: 1.92 (8, 1)	1.2 S 5 0 0 0 3 0 0 0 0 0 0 0 11 11 0.00 0.000																		

Batter	1	2	3	4	5	6	7	8	9	AB	R	H	RBI	BB	SO	LOB	BOTTOM		
Frank Taveras, R OBP: 0.302, SLG: 0.316 (1, 6)	BLK		S	1-3		L6				4	1	2	0	0	0	2	Philadelphia Phillies @ Pittsburgh Pirates Three Rivers Stadium, Pittsburgh, PA Mon Sep 05 1977, 3:33 AM EDT Unknown		
Phil Garner, R OBP: 0.320, SLG: 0.437 (1, 4)	1B		5-3		S		4-3			4	1	2	0	0	0	1			
Dave Parker, L OBP: 0.405, SLG: 0.544 (1, 9)	1B		2B		4-3		1B			4	0	3	1	0	1	1			
Bill Robinson, R OBP: 0.339, SLG: 0.536 (1, 3)	K		2B		1B		1B			4	0	1	0	0	1	4			
Al Oliver, L OBP: 0.335, SLG: 0.464 (1, 7)	L6		FC6-5-4		K		1B			4	0	1	0	0	1	4			
Fernando Gonzalez, R OBP: 0.316, SLG: 0.403 (1, 5)			2-3		4-3		1B			3	0	0	0	1	0	3			
Fernando Gonzalez, R OBP: 0.316, SLG: 0.403 (1, 5)			F8		F7		4-3			4	0	1	1	0	1	2			
Duffy Dyer, R OBP: 0.375, SLG: 0.331 (1, 2)	K2-3		1-3		4-3		1B			4	0	1	1	0	1	2			
Duffy Dyer, R OBP: 0.375, SLG: 0.331 (1, 2)			1-3		5-3		1B			4	1	1	1	0	1	3			
Omar Moreno, L OBP: 0.297, SLG: 0.372 (1, 8)	HR									4	0	2	0	0	1	1			
John Candelaria, L OBP: 0.235, SLG: 0.303 (1, 1)										3	0	1	0	0	0	1			
Rich Gossage, R OBP: 0.295, SLG: 0.300 (8, 1)										0	0	0	0	0	0	0			
<b>Inning Stats</b>	R: 0 E: 0 K: 1 S: 6	H: 2 LOB: 1 BB: 0 P: 6	R: 1 E: 0 K: 1 S: 7	H: 2 LOB: 1 BB: 0 P: 7	R: 1 E: 0 K: 0 S: 5	H: 2 LOB: 1 BB: 0 P: 5	R: 0 E: 0 K: 0 S: 5	H: 2 LOB: 2 BB: 0 P: 5	R: 1 E: 0 K: 1 S: 7	H: 2 LOB: 2 BB: 1 P: 11	R: 0 E: 0 K: 1 S: 5	H: 0 LOB: 0 BB: 0 P: 5	R: 0 E: 0 K: 0 S: 4	H: 2 LOB: 1 BB: 0 P: 4	R: 0 E: 0 K: 1 S: 5	H: 1 LOB: 0 BB: 0 P: 5	1B: 9 2B: 3 3B: 0 HR: 1	SF: 0 SAC: 0 DP: 1 HBP: 0	WP: 1 PA: 36 PB: 0 SB: 5 CS: 0
<b>PITCHER</b>	IP WLS BF H R ER SO BB IBB HBP BLK WP HR S P ERA WHIP																		
Randy Lerch, L ERA: 5.61 (1, 1)	4.0 L 21 10 3 3 2 2 0 1 0 0 0 0 0 14 18 6.75 2.500																		
Gene Garber, R ERA: 2.59 (5, 1)	3.0 11 2 0 0 2 0 0 0 0 0 0 0 14 18 0.00 0.667																		
Warren Brusstar, R ERA: 2.95 (8, 1)	1.0 3 1 0 0 1 0 0 0 0 0 0 0 5 5 0.00 1.000																		



Batter	1	2	3	4	5	6	7	8	9	AB	R	H	RBI	BB	SO	LOB	TOP			
<b>Bake McBride, L</b> OBP: 0.355, SLG: 0.529 (1, 9)										4	0	0	1	0	1	2	<b>Philadelphia Phillies @ Pittsburgh Pirates</b> <b>Three Rivers Stadium, Pittsburgh, PA</b> Mon Sep 05 1977, 3:38 AM EDT Att: 40,423 - Unknown			
<b>Larry Bowa, S</b> OBP: 0.308, SLG: 0.333 <b>Mike Buskey, R</b> (9, 6)						 1B				5	1	1	0	0	0	1				
<b>Mike Schmidt, R</b> OBP: 0.391, SLG: 0.568 (1, 5)						 BB				4	0	0	0	1	2	1				
<b>Richie Hebner, L</b> OBP: 0.384, SLG: 0.486 <b>Terry Harmon, R</b> OBP: 0.309, SLG: 0.375 (9, 4)		 1B						 SF8 BB		4	2	2	2	1	0	1				
<b>Jay Johnstone, L</b> OBP: 0.349, SLG: 0.479 (1, 7)		 1B		 1B				 SF8 2B		5	3	3	2	0	1	2				
<b>Gary Maddox, R</b> OBP: 0.316, SLG: 0.435 (1, 8)		 CS				 1B	 1B			4	1	3	1	0	0	1				
<b>Tim McCarver, L</b> OBP: 0.433, SLG: 0.531 <b>Warren Brusstar, R</b> (9, 1)	 1-2				 E 1B BB			 3-H		4	1	1	1	1	0	3				
<b>Ted Sizemore, R</b> OBP: 0.355, SLG: 0.369 <b>Tom Hutton, L</b> OBP: 0.336, SLG: 0.350 (9, PH) (9, 3)				 IBB		 1B	 1-2			3	1	1	0	1	1	1				
<b>Steve Carlton, L</b> OBP: 0.284, SLG: 0.415 <b>Barry Foote, R</b> OBP: 0.307, SLG: 0.456 (9, PH) (9, 2)			 1-2 3-H			 BB 1B				4	2	2	2	0	0	3				
<b>Inning Stats</b>	R: 0 E: 0 K: 2 S: 7	H: 0 LOB: 0 BB: 0 P: 7	R: 2 E: 0 K: 1 S: 7	H: 3 LOB: 0 BB: 0 P: 7	R: 1 E: 0 K: 0 S: 5	H: 2 LOB: 1 BB: 1 P: 5	R: 1 E: 0 K: 0 S: 5	H: 2 LOB: 2 BB: 1 P: 9	R: 0 E: 0 K: 0 S: 3	H: 1 LOB: 1 BB: 0 P: 3	R: 0 E: 0 K: 0 S: 4	H: 1 LOB: 1 BB: 0 P: 4	R: 0 E: 0 K: 1 S: 5	H: 0 LOB: 0 BB: 0 P: 5	R: 2 E: 0 K: 0 S: 5	H: 2 LOB: 1 BB: 1 P: 9		1B: 8 2B: 3 3B: 0 HR: 2	SF: 2 SAC: 0 DP: 0 HBP: 0	WP: 0 PB: 0 SB: 1 CS: 1
<b>PITCHER</b>	IP	WLS	BF	H	R	ER	SO	BB	IBB	HBP	BLK	WP	HR	S	P	ERA	WHIP			
<b>Bruce Kison, R</b> ERA: 4.87 (1, 1)	3.0	L	13	5	3	3	3	0	0	0	0	0	2	19	19	9.00	1.667			
<b>Grant Jackson, L</b> ERA: 3.84 (4, 1)	2.0		9	2	1	1	0	0	1	0	0	0	0	8	12	4.50	1.000			
<b>Larry Demery, R</b> ERA: 5.06 (6, 1)	1.0		10	3	5	1	1	2	0	0	0	0	0	10	18	9.00	5.000			
<b>Al Holland, L</b> ERA: (7, 1)	1.0		4	1	0	0	0	0	0	0	0	0	0	4	4	0.00	1.000			
<b>Ed Whitson, R</b> ERA: 8.1 (8, 1)	2.0		9	2	2	2	1	1	0	0	0	0	0	10	14	9.00	1.500			

Batter	1	2	3	4	5	6	7	8	9	AB	R	H	RBI	BB	SO	LOB	BOTTOM			
<b>Frank Taveras, R</b> OBP: 0.301, SLG: 0.314 (1, 6)	 1B									5	0	1	0	0	1	5	<b>Philadelphia Phillies @ Pittsburgh Pirates</b> <b>Three Rivers Stadium, Pittsburgh, PA</b> Mon Sep 05 1977, 3:38 AM EDT Att: 40,423 - Unknown			
<b>Phil Garner, R</b> OBP: 0.320, SLG: 0.436 (1, 4)	 1-2							 1B		4	0	1	1	0	0	2				
<b>Dave Parker, L</b> OBP: 0.404, SLG: 0.542 (1, 9)										4	0	1	0	0	1	2				
<b>Bill Robinson, R</b> OBP: 0.340, SLG: 0.536 (1, 3)								 1-2		4	0	2	0	0	0	1				
<b>Al Oliver, L</b> OBP: 0.334, SLG: 0.461 (1, 7)		 BB								3	0	0	0	1	1	3				
<b>Fernando Gonzalez, R</b> OBP: 0.314, SLG: 0.401 <b>Dale Berra, R</b> OBP: 0.189, SLG: 0.133 (3, 5)	 1-2							 1B		1	0	0	0	0	0	1				
<b>Duffy Dyer, R</b> OBP: 0.374, SLG: 0.333 (1, 2)							 2B			4	0	1	0	0	1	1				
<b>Omar Moreno, L</b> OBP: 0.304, SLG: 0.378 (1, 8)			 6-3 1B		 1B		 1B	 1-2		4	1	4	0	0	0	0				
<b>Bruce Kison, R</b> ERA: 4.87 <b>Jerry Hairston, R</b> ERA: 3.84 <b>Grant Jackson, L</b> ERA: 3.84 <b>Larry Demery, R</b> ERA: 5.06 <b>Al Holland, L</b> ERA: <b>Ed Whitson, R</b> ERA: 8.1 <b>Ken Macha, R</b> ERA: <b>Barry Foote, R</b> ERA: 8.1			 1-3 BB		 1-2		 1-2			8	0	0	0	0	0	0				
<b>Inning Stats</b>	R: 0 E: 0 K: 0 S: 4	H: 2 LOB: 1 BB: 0 P: 4	R: 0 E: 0 K: 0 S: 2	H: 0 LOB: 0 BB: 1 P: 6	R: 1 E: 0 K: 1 S: 6	H: 1 LOB: 1 BB: 1 P: 10	R: 0 E: 0 K: 0 S: 3	H: 0 LOB: 0 BB: 0 P: 3	R: 0 E: 0 K: 1 S: 6	H: 1 LOB: 1 BB: 0 P: 6	R: 0 E: 0 K: 0 S: 4	H: 2 LOB: 1 BB: 0 P: 4	R: 0 E: 0 K: 0 S: 5	H: 2 LOB: 2 BB: 0 P: 5	R: 0 E: 0 K: 1 S: 7	H: 2 LOB: 2 BB: 0 P: 7		1B: 10 2B: 1 3B: 0 HR: 0	SF: 0 SAC: 0 DP: 2 HBP: 0	WP: 0 PB: 0 SB: 2 CS: 1
<b>PITCHER</b>	IP	WLS	BF	H	R	ER	SO	BB	IBB	HBP	BLK	WP	HR	S	P	ERA	WHIP			
<b>Steve Carlton, L</b> ERA: 2.74 (1, 1)	8.0	W	32	9	1	1	3	2	0	0	1	0	0	36	44	1.12	1.375			
<b>Warren Brusstar, R</b> ERA: 2.9 (9, 1)	1.0		5	2	0	0	1	0	0	0	0	0	0	7	7	0.00	2.000			



Batter	1	2	3	4	5	6	7	8	9	10	11	AB	R	H	RBI	BB	SO	LOB	TOP													
Bake McBride, L OBP: 0.355, SLG: 0.530 (1, 9)	F7		1B		1B		6-3			4-3		5	1	2	1	0	0	0														
Larry Bowa, S OBP: 0.305, SLG: 0.330 (1, 6)	5-3		6-3		F9		6-3			F9		5	0	0	0	0	0	3														
Mike Schmidt, R OBP: 0.391, SLG: 0.573 (1, 5)	HR		K		1B					K		5	1	2	3	0	3	1														
Greg Luzinski, R OBP: 0.388, SLG: 0.594 (1, 7)	K				1B					K		5	0	2	0	0	2	0														
Davey Johnson, R OBP: 0.388, SLG: 0.557 Richie Hebner, L OBP: 0.351, SLG: 0.480 (8, PH)	1-3				L6		F7					3	0	0	0	0	0	3														
Gary Maddox, R OBP: 0.313, SLG: 0.431 (1, 8)	P3				FC5-6-4					F9		5	0	0	0	0	1	1														
Bob Boone, R OBP: 0.333, SLG: 0.426 Jay Johnstone, L OBP: 0.351, SLG: 0.480 Jerry Martin, R OBP: 0.330, SLG: 0.454 Gene Garber, R (9, 1)	L3				F8		5-3			SH1-3		3	0	0	0	0	0	0														
Ted Sizemore, R OBP: 0.355, SLG: 0.369 (1, 4)					F8		5-3			SH1-3		3	1	1	0	0	0	0														
Ron Reed, R OBP: 0.375, SLG: 0.214 Tug McGraw, R OBP: 0.375, SLG: 0.375 Tim McCarver, L OBP: 0.430, SLG: 0.527 Barry Foote, R OBP: 0.307, SLG: 0.456 (9, 2)	SH1-4				SH1-4		E1			F8		2	1	0	0	0	0	0														
<b>Inning Stats</b>	R: 1 E: 0 K: 1 S: 6	H: 1 LOB: 0 BB: 0 P: 6	R: 0 E: 0 K: 0 S: 3	H: 0 LOB: 0 BB: 0 P: 3	R: 1 E: 0 K: 1 S: 7	H: 2 LOB: 1 BB: 0 P: 7	R: 0 E: 0 K: 0 S: 4	H: 1 LOB: 1 BB: 0 P: 4	R: 2 E: 1 K: 0 S: 7	H: 3 LOB: 2 BB: 0 P: 7	R: 0 E: 0 K: 0 S: 3	H: 0 LOB: 0 BB: 0 P: 3	R: 0 E: 0 K: 2 S: 7	H: 0 LOB: 0 BB: 0 P: 7	R: 0 E: 0 K: 0 S: 4	H: 1 LOB: 2 BB: 0 P: 4	R: 0 E: 0 K: 1 S: 5	H: 0 LOB: 0 BB: 0 P: 5	R: 0 E: 0 K: 2 S: 7	H: 0 LOB: 0 BB: 0 P: 7	1B: 6 2B: 1 3B: 0 HR: 1	SF: 0 SAC: 2 DP: 0 HBP: 0	WP: 0 PB: 0 SB: 1 CS: 0	PA: 42								
<b>PITCHER</b>	Jerry Reuss, L ERA: 3.91 (1, 1)	IP: 7.0 WLS: 29 BF: 7	H: 7 R: 4 ER: 2	SO: 2	BB: 0 IBB: 0 HBP: 0 BLK: 0	WP: 0 HR: 1 S: 33	P: 33 ERA: 2.57 WHIP: 1.000	<b>PITCHER</b>	IP: 7.0 WLS: 29 BF: 7	H: 7 R: 4 ER: 2	SO: 2	BB: 0 IBB: 0 HBP: 0 BLK: 0	WP: 0 HR: 1 S: 33	P: 33 ERA: 2.57 WHIP: 1.000	Ken Tekulve, R ERA: 3.03 (8, 1)	1.2	6	1	0	0	2	0	0	0	0	0	10	10	0.00	0.600		
Grant Jackson, L ERA: 3.92 (9, 1)	0.1	1	0	0	0	0	0	1	1	0.00	0.000																					
Rich Gossage, R ERA: 1.88 (10, 1)	2.0	W	6	0	0	0	3	0	0	0	0	0	0	12	12	0.00	0.000															

Philadelphia Phillies @ Pittsburgh Pirates  
Three Rivers Stadium, Pittsburgh, PA  
Tue Sep 06 1977, 7:05 PM EDT  
Att: 15,136 - Unknown

AB 40  
R 4  
H 8  
RBI 4  
BB 0  
SO 7  
LOB 11



Batter	1	2	3	4	5	6	7	8	9	10	11	AB	R	H	RBI	BB	SO	LOB	BOTTOM													
Frank Taveras, R OBP: 0.301, SLG: 0.317 (1, 6)	P4		F9		1B		SF9			K		3	1	1	0	0	0	0														
Bobby Tolan, L OBP: 0.244, SLG: 0.318 (7, PH)												0	0	0	0	0	0	0														
Jim Fregosi, R OBP: 0.380, SLG: 0.476 Mario Mendoza, R OBP: 0.231, SLG: 0.250 (8, 6)					1B							0	0	0	1	0	0	0														
Phil Garner, R OBP: 0.320, SLG: 0.434 (1, 4)	F9		K		1B					6-3		4	1	1	1	1	2	0														
Dave Parker, L OBP: 0.404, SLG: 0.540 (1, 9)	F9				1-3							4	0	1	0	1	0	2														
Bill Robinson, R OBP: 0.339, SLG: 0.533 (1, 3)					K					SH1-3		4	0	1	1	0	1	1														
Al Oliver, L OBP: 0.336, SLG: 0.468 (1, 7)												4	2	2	1	1	0	0														
Ed Ott, L OBP: 0.335, SLG: 0.387 Duffy Dyer, R OBP: 0.375, SLG: 0.335 (8, PH)	4-3				HR							2	0	1	0	1	0	0														
Dale Berra, R OBP: 0.200, SLG: 0.158 (1, 5)										6-3		4	0	1	1	0	1	2														
Omar Moreno, L OBP: 0.301, SLG: 0.375 (1, 8)	4-3											4	1	0	0	0	0	1														
Jerry Reuss, L ERA: 2.65 (1, 1)	6.1	5	4	0	1	1	0	0	0	0	0	2	0	0	0	0	0	0														
Miguel Olvera, S ERA: 2.61 (7, PH)	1.2	6	0	0	0	1	1	0	0	0	0	6	14	0.00	0.600																	
Grant Jackson, S ERA: 2.61 (8, PH)	2.0	L	10	4	1	1	2	0	0	0	0	14	14	4.50	2.000																	
Rich Gossage, R ERA: 2.63 (10, 1)												2	0	0	0	0	0	0														
<b>Inning Stats</b>	R: 1 E: 0 K: 0 S: 3	H: 1 LOB: 1 BB: 1 P: 7	R: 0 E: 1 K: 0 S: 4	H: 0 LOB: 1 BB: 0 P: 4	R: 0 E: 0 K: 1 S: 5	H: 0 LOB: 0 BB: 0 P: 5	R: 1 E: 0 K: 1 S: 7	H: 2 LOB: 1 BB: 0 P: 7	R: 1 E: 0 K: 0 S: 5	H: 2 LOB: 1 BB: 0 P: 5	R: 0 E: 0 K: 0 S: 2	H: 0 LOB: 1 BB: 2 P: 10	R: 0 E: 0 K: 1 S: 6	H: 1 LOB: 1 BB: 0 P: 6	R: 0 E: 0 K: 0 S: 3	H: 3 LOB: 2 BB: 0 P: 3	1B: 6 2B: 2 3B: 0 HR: 1	SF: 1 SAC: 2 DP: 1 HBP: 0	WP: 0 PB: 0 SB: 3 CS: 0	PA: 43												
<b>PITCHER</b>	Ron Reed, R ERA: 2.65 (1, 1)	IP: 6.1 WLS: 27 BF: 5	H: 5 R: 4 ER: 3	SO: 2	BB: 2 IBB: 0 HBP: 0 BLK: 0	WP: 0 HR: 1 S: 29	P: 37 ERA: 4.26 WHIP: 1.105	<b>PITCHER</b>	IP: 6.1 WLS: 27 BF: 5	H: 5 R: 4 ER: 3	SO: 2	BB: 2 IBB: 0 HBP: 0 BLK: 0	WP: 0 HR: 1 S: 29	P: 37 ERA: 4.26 WHIP: 1.105	Tug McGraw, L ERA: 2.61 (7, 1)	1.2	6	0	0	0	1	1	0	0	0	0	6	14	0.00	0.600		
Gene Garber, R ERA: 2.63 (8, 1)	2.0	L	10	4	1	1	2	0	0	0	0	14	14	4.50	2.000																	

Philadelphia Phillies @ Pittsburgh Pirates  
Three Rivers Stadium, Pittsburgh, PA  
Tue Sep 06 1977, 7:05 PM EDT  
Att: 15,136 - Unknown

AB 35  
R 5  
H 9  
RBI 5  
BB 4  
SO 5  
LOB 8





Batter	1	2	3	4	5	6	7	8	9	AB	R	H	RBI	BB	SO	LOB	TOP			
Lou Brock, L OBP: 0.307, SLG: 0.342 (1, 7)										3	0	1	0	1	0	0	<b>St. Louis Cardinals @ Pittsburgh Pirates</b> Three Rivers Stadium, Pittsburgh, PA Wed Sep 07 1977, 7:05 PM EDT Att: 7,219 - Unknown <a href="http://livebaseballscorecards.com">livebaseballscorecards.com</a>			
Jerry Mumphy, S OBP: 0.366, SLG: 0.413 (1, 8)										4	0	1	1	0	1	1				
Garry Templeton, S OBP: 0.330, SLG: 0.434 (1, 6)										3	0	0	0	1	0	2				
Ted Simmons, S OBP: 0.416, SLG: 0.514 (1, 2)										4	1	1	1	0	0	2				
Keith Hernandez, L OBP: 0.385, SLG: 0.465 (1, 3)										3	1	1	1	1	0	0				
Ken Reitz, R OBP: 0.300, SLG: 0.423 (1, 5)										4	1	1	0	0	1	1				
Mike Anderson, R OBP: 0.291, SLG: 0.353 (1, 9)										3	0	0	0	0	0	2				
Dave Rader, L OBP: 0.323, SLG: 0.385 (9, PH)										1	0	0	0	0	0	0				
Mike Tyson, R OBP: 0.296, SLG: 0.337 (1, 4)										3	0	0	1	0	0	1				
Dane Iorg, L OBP: 0.241, SLG: 0.240 (9, PH)										1	0	0	0	0	0	0				
John Denny, R OBP: 0.199, SLG: 0.119 (1, 1)										1	1	0	0	1	0	0				
Rick Bosetti, R OBP: 0.289, SLG: 0.250 (7, PH)										1	0	0	0	0	0	0				
Buddy Schultz, R OBP: 0.250, SLG: 0.182 (7, 1)										0	0	0	0	0	0	0				
<b>Inning Stats</b>	R: 0 E: 0 K: 1 S: 5	H: 1 LOB: 1 BB: 1 P: 9	R: 0 E: 0 K: 0 S: 3	H: 0 LOB: 1 BB: 1 P: 7	R: 0 E: 0 K: 0 S: 3	H: 0 LOB: 0 BB: 0 P: 3	R: 0 E: 0 K: 0 S: 3	H: 0 LOB: 0 BB: 0 P: 3	R: 2 E: 0 K: 0 S: 5	H: 2 LOB: 2 BB: 2 P: 13	R: 0 E: 0 K: 0 S: 3	H: 0 LOB: 0 BB: 0 P: 3	R: 0 E: 0 K: 0 S: 3	H: 0 LOB: 0 BB: 0 P: 3	R: 2 E: 0 K: 1 S: 7	H: 2 LOB: 2 BB: 0 P: 7	1B: 2 2B: 1 3B: 0 HR: 2	SF: 0 SAC: 0 DP: 1 HBP: 0	WP: 0 PB: 0 SB: 2 CS: 0	PA: 35
<b>PITCHER</b>	IP WLS BF H R ER SO BB IBB HBP BLK WP HR S P ERA WHIP																			
Terry Forster, L ERA: 4.96 (1, 1)	5.0 W 21 3 2 2 1 4 0 0 0 0 0 0 19 35 3.60 1.400																			
Grant Jackson, L ERA: 3.91 (6, 1)	3.0 11 2 2 2 0 0 0 0 0 0 0 2 11 6.00 0.667																			
Kent Tekulve, R ERA: 3.0 (9, 1)	1.0 S 3 0 0 0 1 0 0 0 0 0 0 0 5 5 0.00 0.000																			

Batter	1	2	3	4	5	6	7	8	9	AB	R	H	RBI	BB	SO	LOB	BOTTOM			
Frank Taveras, R OBP: 0.301, SLG: 0.316 (1, 6)										4	1	1	0	0	0	1	<b>St. Louis Cardinals @ Pittsburgh Pirates</b> Three Rivers Stadium, Pittsburgh, PA Wed Sep 07 1977, 7:05 PM EDT Att: 7,219 - Unknown <a href="http://livebaseballscorecards.com">livebaseballscorecards.com</a>			
Phil Garner, R OBP: 0.322, SLG: 0.435 (1, 4)										4	1	2	1	0	0	0				
Dave Parker, L OBP: 0.403, SLG: 0.537 (1, 9)										3	1	0	0	1	0	3				
Bill Robinson, R OBP: 0.341, SLG: 0.537 (1, 3)										4	2	2	2	0	0	0				
Al Oliver, L OBP: 0.338, SLG: 0.467 (1, 7)										3	0	1	0	1	0	2				
Ed Ott, L OBP: 0.337, SLG: 0.386 (1, 2)										3	0	1	1	1	1	2				
Dale Berra, R OBP: 0.167, SLG: 0.130 (1, 5)										4	0	0	0	0	2	3				
Omar Moreno, L OBP: 0.298, SLG: 0.371 (1, 8)										4	0	0	0	0	0	2				
Terry Forster, L OBP: 0.238, SLG: 0.333 (1, 1)										2	0	1	0	0	0	0				
Grant Jackson, S OBP: 0.286, SLG: 0.357 (6, 1)										1	0	0	0	0	1	0				
Kent Tekulve, R OBP: 0.273, SLG: 0.273 (9, 1)										0	0	0	0	0	0	0				
<b>Inning Stats</b>	R: 3 E: 1 K: 1 S: 7	H: 1 LOB: 1 BB: 2 P: 15	R: 0 E: 0 K: 0 S: 5	H: 2 LOB: 2 BB: 0 P: 5	R: 1 E: 0 K: 0 S: 5	H: 2 LOB: 1 BB: 0 P: 5	R: 0 E: 0 K: 0 S: 3	H: 0 LOB: 0 BB: 0 P: 3	R: 0 E: 0 K: 1 S: 6	H: 1 LOB: 1 BB: 0 P: 6	R: 0 E: 0 K: 1 S: 5	H: 0 LOB: 0 BB: 0 P: 5	R: 1 E: 0 K: 0 S: 4	H: 2 LOB: 0 BB: 0 P: 4	R: 0 E: 0 K: 1 S: 5	H: 0 LOB: 1 BB: 1 P: 9		1B: 6 2B: 2 3B: 0 HR: 0	SF: 0 SAC: 0 DP: 1 HBP: 0	WP: 3 PB: 0 SB: 3 CS: 0
<b>PITCHER</b>	IP WLS BF H R ER SO BB IBB HBP BLK WP HR S P ERA WHIP																			
John Denny, R ERA: 4.31 (1, 1)	6.0 L 27 6 4 2 3 2 0 0 0 0 0 0 31 39 3.00 1.333																			
Buddy Schultz, L ERA: 1.54 (7, 1)	2.0 8 2 1 1 1 1 0 0 0 0 0 0 9 13 4.50 1.500																			



Batter	1	2	3	4	5	6	7	8	9	AB	R	H	RBI	BB	SO	LOB	TOP										
<b>Rick Rosetti, R</b> OBP: 0.286, SLG: 0.250 <b>Dane Iorg, L</b> OBP: 0.255, SLG: 0.240										4	2	1	0	0	0	1	<b>St. Louis Cardinals @ Pittsburgh Pirates</b> Three Rivers Stadium, Pittsburgh, PA Thu Sep 08 1977, 7:05 PM EDT Att: 4,848 - Unknown <a href="http://livebaseballscorecards.com">livebaseballscorecards.com</a>										
<b>Jerry Mumphrey, S</b> OBP: 0.286, SLG: 0.408										5	0	0	0	0	1	4											
<b>Garry Templeton, S</b> OBP: 0.331, SLG: 0.434										5	2	2	2	0	0	2											
<b>Ted Simmons, S</b> OBP: 0.415, SLG: 0.511										3	1	0	0	1	0	1											
<b>Keith Hernandez, L</b> OBP: 0.386, SLG: 0.465										3	0	1	1	1	0	0											
<b>Ken Reitz, R</b> OBP: 0.302, SLG: 0.424										4	0	2	2	0	1	1											
<b>Mike Anderson, R</b> OBP: 0.286, SLG: 0.345 <b>Lou Brock, L</b> OBP: 0.307, SLG: 0.341 <b>Hector Cruz, R</b> OBP: 0.330, SLG: 0.352										3	0	0	0	0	0	3											
<b>Mike Tyson, R</b> OBP: 0.296, SLG: 0.339										4	0	2	0	0	0	1											
<b>Bob Forsch, R</b> OBP: 0.167, SLG: 0.188 <b>John Amargo, S</b> OBP: 0.226, SLG: 0.152 <b>Buddy Schultz, R</b> OBP: 0.153, SLG: 0.130 <b>Rawly Eastwick, R</b> OBP: 0.150, SLG: 0.130 <b>Al Hrabosky, R</b> OBP: 0.206, SLG: 0.320 <b>Pete Falcone, L</b> OBP: 0.206, SLG: 0.320 <b>Dave Rader, R</b> OBP: 0.255, SLG: 0.380										1	0	0	0	0	1	0											
<b>Inning Stats</b>	R: 2 E: 0 K: 1 S: 8	H: 3 LOB: 1 BB: 0 P: 8	R: 0 E: 0 K: 0 S: 4	H: 1 LOB: 1 BB: 0 P: 4	R: 0 E: 0 K: 0 S: 3	H: 0 LOB: 0 BB: 0 P: 3	R: 0 E: 0 K: 0 S: 4	H: 1 LOB: 2 BB: 0 P: 4	R: 3 E: 1 K: 1 S: 8	H: 2 LOB: 2 BB: 2 P: 16	R: 0 E: 0 K: 0 S: 3	H: 0 LOB: 0 BB: 0 P: 3	R: 0 E: 0 K: 1 S: 5	H: 0 LOB: 0 BB: 0 P: 5	R: 0 E: 0 K: 2 S: 5	H: 0 LOB: 2 BB: 1 P: 5		R: 0 E: 0 K: 2 S: 8	H: 1 LOB: 2 BB: 1 P: 12	1B: 8 2B: 0 3B: 0 HR: 0	SF: 0 SAC: 1 DP: 0 HBP: 0	WP: 1 PB: 0 SB: 3 CS: 0	PA: 39				
<b>PITCHER</b>	IP	WLS	BF	H	R	ER	SO	BB	IBB	HBP	BLK	WP	HR	S	P	ERA	WHIP										
<b>Jim Rooker, L</b> ERA: 3.33	5.0		25	7	5	2	2	1	1	0	0	1	0	27	35	3.60	1.600										
<b>Larry Demery, R</b> ERA: 4.94	2.0	W	6	0	0	0	1	0	0	0	0	0	0	8	8	0.00	0.000										
<b>Rich Gossage, R</b> ERA: 1.85	2.0	S	8	1	0	0	3	1	0	0	0	0	0	13	17	0.00	1.000										

Batter	1	2	3	4	5	6	7	8	9	AB	R	H	RBI	BB	SO	LOB	BOTTOM										
<b>Frank Taveras, R</b> OBP: 0.302, SLG: 0.317										5	0	2	1	0	0	1	<b>St. Louis Cardinals @ Pittsburgh Pirates</b> Three Rivers Stadium, Pittsburgh, PA Thu Sep 08 1977, 7:05 PM EDT Att: 4,848 - Unknown <a href="http://livebaseballscorecards.com">livebaseballscorecards.com</a>										
<b>Phil Garner, R</b> OBP: 0.322, SLG: 0.436										5	2	2	2	0	0	2											
<b>Dave Parker, L</b> OBP: 0.405, SLG: 0.544										4	3	3	2	0	1	0											
<b>Bill Robinson, R</b> OBP: 0.342, SLG: 0.536										3	1	1	1	1	0	1											
<b>Al Oliver, L</b> OBP: 0.341, SLG: 0.468										3	0	2	2	1	0	0											
<b>Ed Ott, L</b> OBP: 0.336, SLG: 0.382										3	0	0	0	1	0	2											
<b>Dale Berra, R</b> OBP: 0.160, SLG: 0.125 <b>Bobby Tolan, L</b> OBP: 0.242, SLG: 0.314 <b>Mario Mendoza, R</b> OBP: 0.238, SLG: 0.247										1	0	0	0	0	1	1											
<b>Omar Moreno, L</b> OBP: 0.300, SLG: 0.372										4	2	2	0	0	0	1											
<b>Jim Rooker, R</b> OBP: 0.254, SLG: 0.220 <b>Jerry Hairston, S</b> OBP: 0.316, SLG: 0.333 <b>Larry Demery, R</b> OBP: 0.158, SLG: 0.263 <b>Miguel Dilone, S</b> OBP: 0.150, SLG: 0.105 <b>Rich Gossage, R</b> OBP: 0.238, SLG: 0.286										1	0	0	0	0	0	0											
<b>Inning Stats</b>	R: 0 E: 0 K: 1 S: 5	H: 0 LOB: 0 BB: 0 P: 5	R: 0 E: 0 K: 1 S: 5	H: 0 LOB: 1 BB: 1 P: 9	R: 0 E: 0 K: 0 S: 3	H: 0 LOB: 0 BB: 0 P: 3	R: 1 E: 1 K: 0 S: 5	H: 2 LOB: 2 BB: 1 P: 9	R: 3 E: 1 K: 1 S: 8	H: 5 LOB: 1 BB: 0 P: 8	R: 0 E: 0 K: 0 S: 3	H: 0 LOB: 0 BB: 0 P: 3	R: 4 E: 1 K: 0 S: 6	H: 4 LOB: 1 BB: 2 P: 14	R: 1 E: 1 K: 0 S: 4	H: 1 LOB: 1 BB: 1 P: 8		1B: 10 2B: 1 3B: 0 HR: 1	SF: 0 SAC: 0 DP: 2 HBP: 0	WP: 0 PB: 0 SB: 4 CS: 1	PA: 38						
<b>PITCHER</b>	IP	WLS	BF	H	R	ER	SO	BB	IBB	HBP	BLK	WP	HR	S	P	ERA	WHIP										
<b>Bob Forsch, R</b> ERA: 3.32	5.0		22	7	4	2	3	2	0	0	0	0	0	26	34	3.60	1.800										
<b>Buddy Schultz, L</b> ERA: 1.63	1.2		6	1	1	1	0	1	0	0	0	0	0	5	9	5.40	1.200										
<b>Rawly Eastwick, R</b> ERA: 3.48	0.0	L	1	1	0	0	0	0	0	0	0	0	0	1	1	∞	∞										
<b>Al Hrabosky, L</b> ERA: 4.4	0.0		3	2	3	3	0	1	0	0	0	0	1	2	6	∞	∞										
<b>Pete Falcone, L</b> ERA: 5.35	1.1		6	1	1	1	0	1	0	0	0	0	0	5	9	6.75	1.500										



Batter	1	2	3	4	5	6	7	8	9	AB	R	H	RBI	BB	SO	LOB	TOP			
Dave Cash, R OBP: 0.346, SLG: 0.367 (1, 4)	F9		4-3 2B 1B		4-0 S BB		6-3			3	1	1	0	1	0	0				
Warren Cromartie, L OBP: 0.315, SLG: 0.350 (1, 7)	4-3		4-3		P5					4	0	1	0	0	0	3				
Andre Dawson, R OBP: 0.323, SLG: 0.465 (1, 8)					F7					4	0	2	2	0	1	2				
Tony Perez, R OBP: 0.364, SLG: 0.462 (1, 3)	F9		6-3		K					4	0	0	0	0	1	4				
Ellis Valentine, R OBP: 0.345, SLG: 0.513 Sam Mejias, R OBP: 0.255, SLG: 0.402 (8, 9)		L4			F4					4	0	0	0	0	0	1				
Gary Carter, R OBP: 0.343, SLG: 0.494 (1, 2)					F3					4	0	1	0	0	1	0				
Larry Parrish, R OBP: 0.314, SLG: 0.390 (1, 5)					F3					3	0	0	0	1	0	1				
Chris Speier, R OBP: 0.319, SLG: 0.334 (1, 6)										4	0	2	0	0	0	1				
Hal Dues, R Jerry White, S Don Stanhouse, R OBP: 0.239, SLG: 0.273 (7, 1)			FC1-6 4-3 2B 1B		K					2	1	0	0	0	1	3				
<b>Inning Stats</b>	R: 0 E: 0 K: 0 S: 4	H: 1 LOB: 1 BB: 0 P: 4	R: 0 E: 0 K: 1 S: 5	H: 0 LOB: 0 BB: 0 P: 5	R: 2 E: 0 K: 0 S: 6	H: 3 LOB: 1 BB: 0 P: 6	R: 0 E: 0 K: 1 S: 6	H: 1 LOB: 2 BB: 1 P: 10	R: 0 E: 0 K: 0 S: 3	H: 0 LOB: 0 BB: 0 P: 3	R: 0 E: 0 K: 0 S: 3	H: 0 LOB: 0 BB: 0 P: 3	R: 0 E: 0 K: 1 S: 6	H: 1 LOB: 1 BB: 0 P: 6	R: 0 E: 0 K: 0 S: 3	H: 1 LOB: 0 BB: 0 P: 3	1B: 5 2B: 2 3B: 0 HR: 0	SF: 0 SAC: 0 DP: 0 HBP: 0	WP: 0 PB: 0 CS: 1	PA: 36
<b>PITCHER</b>	IP	WLS	BF	H	R	ER	SO	BB	IBB	HBP	BLK	WP	HR	S	P	ERA	WHIP			
Odell Jones, R ERA: 5.09 Grant Jackson, L ERA: 3.71 Kent Tekulve, R ERA: 2.93	3.0	L	13	4	2	2	1	0	0	0	0	0	0	15	15	6.00	1.333			
	4.0		15	1	0	0	2	2	0	0	0	0	0	17	25	0.00	0.750			
	2.0		7	2	0	0	1	0	0	0	0	0	0	9	9	0.00	1.000			

Montreal Expos @ Pittsburgh Pirates  
Three Rivers Stadium, Pittsburgh, PA  
Fri Sep 09 1977, 7:05 PM EDT  
Att: 7,628 - Unknown

AB 33  
R 2  
H 7  
RBI 2  
BB 2  
SO 4  
LOB 15



Batter	1	2	3	4	5	6	7	8	9	AB	R	H	RBI	BB	SO	LOB	BOTTOM			
Frank Taveras, R OBP: 0.304, SLG: 0.319 (1, 6)	K2-3				SH1-4					3	0	2	1	0	1	0				
Phil Garner, R OBP: 0.320, SLG: 0.433 (1, 4)	L9		F6		5-3					4	0	0	0	0	0	3				
Dave Parker, L OBP: 0.403, SLG: 0.540 (1, 9)	K		F8		1-3					4	0	0	0	0	1	2				
Bill Robinson, R OBP: 0.339, SLG: 0.531 (1, 3)					F4					4	0	0	0	0	0	0				
Al Oliver, L OBP: 0.342, SLG: 0.467 (1, 7)										3	0	1	0	1	0	0				
Ed Ott, L OBP: 0.338, SLG: 0.388 (1, 2)					E5					4	0	2	0	0	0	1				
Dale Berra, R Miguel Dilone, S OBP: 0.171, SLG: 0.128 (9, PH)					K					3	0	0	0	0	2	4				
Omar Moreno, L OBP: 0.300, SLG: 0.374 (1, 8)										4	1	1	0	0	1	3				
Odell Jones, R Jerry Hairston, S Grant Jackson, S Mike Easter, L Kent Tekulve, R OBP: 0.273, SLG: 0.273 (8, 1)					4-3					0	0	0	0	0	0	0				
										1	0	0	0	0	0	1				
										1	0	1	0	0	0	0				
										1	0	0	0	0	0	0				
										0	0	0	0	0	0	0				
<b>Inning Stats</b>	R: 0 E: 0 K: 2 S: 7	H: 0 LOB: 0 BB: 0 P: 7	R: 0 E: 0 K: 1 S: 6	H: 1 LOB: 1 BB: 0 P: 6	R: 1 E: 0 K: 0 S: 5	H: 2 LOB: 1 BB: 0 P: 5	R: 0 E: 1 K: 2 S: 9	H: 1 LOB: 2 BB: 0 P: 9	R: 0 E: 0 K: 0 S: 4	H: 1 LOB: 1 BB: 1 P: 7	R: 0 E: 0 K: 0 S: 4	H: 1 LOB: 1 BB: 0 P: 4	R: 0 E: 0 K: 0 S: 3	H: 0 LOB: 0 BB: 0 P: 3	R: 0 E: 0 K: 0 S: 3	H: 1 LOB: 0 BB: 0 P: 3	1B: 6 2B: 3 3B: 0 HR: 0	SF: 0 SAC: 1 DP: 1 HBP: 0	WP: 0 PB: 0 CS: 1	PA: 35
<b>PITCHER</b>	IP	WLS	BF	H	R	ER	SO	BB	IBB	HBP	BLK	WP	HR	S	P	ERA	WHIP			
Hal Dues, R ERA: 1.5 Don Stanhouse, R ERA: 3.69	6.0	W	25	6	1	1	5	1	0	0	0	0	0	34	38	1.50	1.167			
	3.0	S	10	2	0	0	0	0	0	0	0	0	0	10	10	0.00	0.667			

Montreal Expos @ Pittsburgh Pirates  
Three Rivers Stadium, Pittsburgh, PA  
Fri Sep 09 1977, 7:05 PM EDT  
Att: 7,628 - Unknown

AB 33  
R 1  
H 8  
RBI 1  
BB 1  
SO 5  
LOB 14





Batter	1	2	3	4	5	6	7	8	9	AB	R	H	RBI	BB	SO	LOB	TOP					
Dave Cash, R OBP: 0.343, SLG: 0.364 (1, 4)	6-3		5-3		6-3		G6-4-3		3-1	5	0	0	0	0	0	1	<b>Montreal Expos @ Pittsburgh Pirates</b> Three Rivers Stadium, Pittsburgh, PA Sat Sep 10 1977, 7:05 PM EDT Att: 7,697 - Unknown					
Warren Cromartie, L OBP: 0.314, SLG: 0.369 (1, 7)	L5		F8				4-3			4	0	1	0	0	0	0						
Andre Dawson, R OBP: 0.325, SLG: 0.472 (1, 8)	1B		6-3		F8				HR	4	1	2	1	0	0	1						
Tony Perez, R OBP: 0.365, SLG: 0.468 (1, 3)	1B				P3		HR		F8	4	1	2	1	0	0	0						
Ellis Valentine, R OBP: 0.347, SLG: 0.526 (1, 9)	K		6-3		HR		HR		HR	4	2	2	2	0	1	2						
Gary Carter, R OBP: 0.342, SLG: 0.491 (1, 2)		5-3		1B		K		F7		3	0	0	0	1	1	0						
Stan Papi, R OBP: 0.300, SLG: 0.750 (1, 5)				BB		F7		F8		4	0	2	0	0	0	0						
Chris Speier, R OBP: 0.317, SLG: 0.331 (1, 6)		4-3		1B		L4			6-3	4	0	0	0	0	0	3						
Wayne Twitchell, R OBP: 0.250, SLG: 0.200 Joe Kerrigan, R (8, 1)	K				1-3				K	3	0	1	0	0	1	1						
										1	0	0	0	0	1	0						
<b>Inning Stats</b>	R: 0 E: 0 K: 1 S: 7	H: 2 LOB: 2 BB: 0 P: 7	R: 0 E: 0 K: 1 S: 6	H: 1 LOB: 1 BB: 0 P: 6	R: 0 E: 0 K: 0 S: 3	H: 0 LOB: 0 BB: 0 P: 3	R: 0 E: 0 K: 0 S: 4	H: 1 LOB: 2 BB: 1 P: 8	R: 0 E: 0 K: 0 S: 4	H: 1 LOB: 1 BB: 0 P: 4	R: 2 E: 0 K: 1 S: 7	H: 2 LOB: 0 BB: 0 P: 7	R: 0 E: 0 K: 0 S: 3	H: 1 LOB: 0 BB: 0 P: 3	R: 2 E: 0 K: 0 S: 5	H: 2 LOB: 2 BB: 0 P: 5	R: 0 E: 0 K: 1 S: 5	H: 0 LOB: 0 BB: 0 P: 5	1B: 5 2B: 1 3B: 0 HR: 4	SF: 0 SAC: 0 DP: 1 HBP: 0	WP: 0 SB: 0 CS: 0	PA: 37
<b>PITCHER</b>	IP WLS BF H R ER SO BB IBB HBP BLK WP HR S P ERA WHIP	7.1 L 32 10 4 4 3 1 0 0 0 0 4 37 41 4.91 1.500	0.2 2 0 0 0 0 0 0 0 0 0 0 0 2 2 0.00 0.000	1.0 3 0 0 0 1 0 0 0 0 0 0 0 5 5 0.00 0.000											IP WLS BF H R ER SO BB IBB HBP BLK WP HR S P ERA WHIP							
John Candelaria, L ERA: 2.52 Lary Demery, R ERA: 4.3 Rich Gossage, R ERA: 1.84																						
<b>Batter</b>	<b>1</b>	<b>2</b>	<b>3</b>	<b>4</b>	<b>5</b>	<b>6</b>	<b>7</b>	<b>8</b>	<b>9</b>	<b>AB</b>	<b>R</b>	<b>H</b>	<b>RBI</b>	<b>BB</b>	<b>SO</b>	<b>LOB</b>	<b>BOTTOM</b>					
Frank Taveras, R OBP: 0.306, SLG: 0.319 (1, 6)	F6									3	0	1	0	1	1	1	<b>Montreal Expos @ Pittsburgh Pirates</b> Three Rivers Stadium, Pittsburgh, PA Sat Sep 10 1977, 7:05 PM EDT Att: 7,697 - Unknown					
Phil Garner, R OBP: 0.320, SLG: 0.430 (1, 4)	F9		F9			K				3	0	0	0	1	1	1						
Dave Parker, L OBP: 0.402, SLG: 0.538 (1, 9)	5-3				E7		4-3		FC6	4	1	1	0	0	0	1						
Bill Robinson, R OBP: 0.338, SLG: 0.528 (1, 3)		K			1B					4	0	1	1	0	3	0						
Al Oliver, L OBP: 0.343, SLG: 0.468 (1, 7)					F2					4	0	2	0	0	0	1						
Ed Ott, L OBP: 0.333, SLG: 0.382 (1, 2)					3-1				L7	4	0	2	0	0	0	1						
Ed Ott, L OBP: 0.333, SLG: 0.382 (1, 2)		K			F2				4-3	4	0	0	0	0	2	3						
Ken Macha, R OBP: 0.242, SLG: 0.258 (1, 5)					3-H					3	0	0	0	0	1	2						
Omar Moreno, L OBP: 0.300, SLG: 0.378 (1, 8)										3	1	1	0	0	0	0						
John Candelaria, L OBP: 0.243, SLG: 0.309 Lary Demery, R OBP: 0.158, SLG: 0.263 Mike Easter, L OBP: 0.333, SLG: 0.333 Mike Edwards, R OBP: 0.333, SLG: 0.286 Rich Gossage, R OBP: 0.238, SLG: 0.286 (9, 1)					6-3				1B	2	0	1	0	0	0	0						
					L5				CS	0	0	0	0	0	0	0						
									1B	1	0	1	1	0	0	0						
									CS	0	0	0	0	0	0	0						
									1B	0	0	0	0	0	0	0						
<b>Inning Stats</b>	R: 0 E: 0 K: 0 S: 3	H: 0 LOB: 0 BB: 0 P: 3	R: 0 E: 0 K: 3 S: 10	H: 1 LOB: 1 BB: 0 P: 10	R: 0 E: 0 K: 0 S: 4	H: 1 LOB: 1 BB: 0 P: 4	R: 1 E: 1 K: 0 S: 4	H: 2 LOB: 0 BB: 0 P: 4	R: 0 E: 0 K: 1 S: 6	H: 1 LOB: 1 BB: 0 P: 6	R: 0 E: 0 K: 2 S: 7	H: 0 LOB: 0 BB: 0 P: 7	R: 0 E: 0 K: 1 S: 5	H: 1 LOB: 1 BB: 0 P: 5	R: 1 E: 0 K: 0 S: 3	H: 2 LOB: 1 BB: 2 P: 11	R: 0 E: 0 K: 1 S: 5	H: 0 LOB: 0 BB: 0 P: 5	1B: 7 2B: 1 3B: 1 HR: 0	SF: 0 SAC: 0 DP: 1 HBP: 0	WP: 0 SB: 0 CS: 2	PA: 33
<b>PITCHER</b>	IP WLS BF H R ER SO BB IBB HBP BLK WP HR S P ERA WHIP	7.1 W 28 8 2 1 7 1 0 0 0 0 0 6 10 0.00 0.600											IP WLS BF H R ER SO BB IBB HBP BLK WP HR S P ERA WHIP									
Wayne Twitchell, R ERA: 4.54 Joe Kerrigan, R ERA: 3.04																						

AB	36
R	4
H	10
RBI	4
BB	1
SO	4
LOB	8









Batter	1	2	3	4	5	6	7	8	9	AB	R	H	RBI	BB	SO	LOB	TOP										
Frank Taveras, R (1, 6) OBP: 0.310, SLG: 0.322 Bobby Tolán, L (9, PH) OBP: 0.239, SLG: 0.310	0-0 6-3		4-0 E 1B BB		0-0 S 1B		0-0 F8		0-0 4-3	3	2	1	0	1	0	0											
Phil Garner, R (1, 4) OBP: 0.323, SLG: 0.431	0-3 K		0-0 FC5-4 1B 1-H		0-0 1B		0-0 1B		0-3 K	5	0	3	2	0	2	2											
Dave Parker, L (1, 9) OBP: 0.403, SLG: 0.547	0-3 K		0-0 F8		0-3 K		0-0 1B		0-0 F9	5	0	1	0	0	2	4											
Bill Robinson, R (1, 3) OBP: 0.339, SLG: 0.535		0-0 E6 2B FC5-2	0-0 FC5-4 1-2		0-3 K		0-0 P4			4	0	0	0	0	1	3											
Al Oliver, L (1, 7) OBP: 0.345, SLG: 0.468	0-0 F8			0-0 L6		0-0 1B 2B		0-3 K		4	0	1	0	0	1	1											
Omar Moreno, L (1, 8) OBP: 0.301, SLG: 0.378	0-0 FC5-2 1-3 2B			0-0 F2		0-0 F8		0-0 F9		4	0	1	0	0	0	1											
Ken Macha, R (1, 5) OBP: 0.286, SLG: 0.282	0-0 FC5-2 2-3 3-H 2B			0-0 4-3		0-0 1B		0-3 K		4	0	1	0	0	1	2											
Duffy Dyer, R (1, 2) OBP: 0.369, SLG: 0.327 Mike Easter, L (9, PH) OBP: 0.500, SLG: 0.750	0-0 F2			0-0 L6		0-0 G3		0-0 4-3 2B		3	0	0	0	0	0	4											
Jerry Reuss, L (1, 1) OBP: 0.237, SLG: 0.200 Larry Demery, R (6, 1) OBP: 0.156, SLG: 0.263 Miguel Dilone, S (7, PH) OBP: 0.167, SLG: 0.125 Grant Jackson, S (7, 1) OBP: 0.333, SLG: 0.400 Ed Ott, L (9, PH) OBP: 0.336, SLG: 0.382			0-0 4-3		0-0 4-3		0-0 F7		4-0 4-3 BB	2	0	0	0	0	0	0											
<b>Inning Stats</b>	R: 0 E: 0 K: 2 S: 7	H: 0 LOB: 0 BB: 0 P: 7	R: 0 E: 1 K: 0 S: 5	H: 1 LOB: 2 BB: 0 P: 5	R: 1 E: 1 K: 0 S: 4	H: 1 LOB: 1 BB: 1 P: 8	R: 0 E: 0 K: 0 S: 3	H: 0 LOB: 0 BB: 0 P: 3	R: 1 E: 0 K: 1 S: 7	H: 2 LOB: 1 BB: 0 P: 7	R: 0 E: 0 K: 0 S: 5	H: 2 LOB: 2 BB: 0 P: 5	R: 0 E: 0 K: 2 S: 7	H: 0 LOB: 0 BB: 0 P: 7	R: 0 E: 0 K: 1 S: 6	H: 1 LOB: 2 BB: 1 P: 10	1B: 6 2B: 3 3B: 0 HR: 0	SF: 0 SAC: 0 DP: 0 HBP: 0	WP: 0 PB: 0 SB: 1 CS: 0	PA: 39							
<b>PITCHER</b>	IP	WLS	BF	H	R	ER	SO	BB	IBB	HBP	BLK	WP	HR	S	P	ERA	WHIP										
Larry Christenson, R (1, 1) ERA: 4.24 Ron Reed, R (9, 1) ERA: 2.62	8.0	W	35	9	2	1	6	1	0	0	0	0	0	46	50	1.12	1.250										

Pittsburgh Pirates @ Philadelphia Phillies  
Veterans Stadium, Philadelphia, PA  
Mon Sep 12 1977, 7:05 PM EDT  
Att: 42,145 - Unknown

AB 36  
R 2  
H 9  
RBI 2  
BB 2  
SO 7  
LOB 17



Batter	1	2	3	4	5	6	7	8	9	AB	R	H	RBI	BB	SO	LOB	BOTTOM										
Bake McBride, L (1, 9) OBP: 0.365, SLG: 0.538 Jerry Martin, R (8, 9) OBP: 0.330, SLG: 0.454	0-0 F3		0-0 F8	0-0 F9			0-0 G3 1B			4	1	1	0	0	0	0											
Larry Bowa, S (1, 6) OBP: 0.306, SLG: 0.331	0-0 F3		0-0 S 1B BB		0-3 K		0-0 G3		0-0 1-2	4	1	1	0	0	1	1											
Mike Schmidt, R (1, 5) OBP: 0.397, SLG: 0.577	0-0 BB 1B		0-0 BB S FC4-6 1B		0-0 5-3		0-0 F8		0-0 1-2 2-3	4	2	2	0	0	0	1											
Greg Luzinski, R (1, 7) OBP: 0.391, SLG: 0.602	4-0 1B 1-2 BB		4-0 FC4-6 BB 1-2 2-3		0-0 5-3		4-0 1B IBB			1	0	0	0	3	0	0											
Davey Johnson, R (1, 3) OBP: 0.404, SLG: 0.567 Tom Hutton, L (8, 3) OBP: 0.351, SLG: 0.365	0-0 1B		4-0 FC4-6 BB 1-2 2-3 3-H		0-0 5-3		0-0 3B 1B 1-3 2-H		0-0 FC1-4 1B	3	1	3	3	1	0	0											
Garry Maddox, R (1, 8) OBP: 0.312, SLG: 0.428	0-0 6-3		0-0 FC4-6 1-2 2-3 3-H		0-0 5-3		0-0 FC1-4 1B		0-0 FC1-4	4	1	1	2	0	0	6											
Bob Boone, R (1, 2) OBP: 0.337, SLG: 0.431		0-0 F8	0-0 F8		0-3 K		0-0 F8			4	0	0	0	0	1	3											
Ted Sizemore, R (1, 4) OBP: 0.352, SLG: 0.370	0-0 6-3			0-0 6-3		0-0 4-3		0-0 F9		4	0	0	1	0	0	0											
Larry Christenson, R (1, 1) OBP: 0.188, SLG: 0.231 Ron Reed, R (9, 1) OBP: 0.153, SLG: 0.214	0-3 K		0-3 K		0-3 K		0-3 4-3		0-3 K	4	0	0	0	0	3	0											
<b>Inning Stats</b>	R: 1 E: 0 K: 0 S: 5	H: 2 LOB: 2 BB: 1 P: 9	R: 0 E: 0 K: 1 S: 5	H: 0 LOB: 0 BB: 0 P: 5	R: 2 E: 0 K: 0 S: 5	H: 2 LOB: 2 BB: 2 P: 13	R: 0 E: 0 K: 1 S: 5	H: 0 LOB: 0 BB: 0 P: 5	R: 0 E: 0 K: 1 S: 5	H: 0 LOB: 0 BB: 0 P: 5	R: 2 E: 0 K: 1 S: 7	H: 2 LOB: 2 BB: 0 P: 7	R: 1 E: 0 K: 0 S: 5	H: 2 LOB: 2 BB: 1 P: 9	R: 0 E: 0 K: 1 S: 5	H: 0 LOB: 0 BB: 0 P: 5	1B: 7 2B: 0 3B: 1 HR: 0	SF: 0 SAC: 0 DP: 0 HBP: 0	WP: 0 PB: 0 SB: 2 CS: 0	PA: 36							
<b>PITCHER</b>	IP	WLS	BF	H	R	ER	SO	BB	IBB	HBP	BLK	WP	HR	S	P	ERA	WHIP										
Jerry Reuss, L (1, 1) ERA: 4.03 Larry Demery, R (6, 1) ERA: 4.94 Grant Jackson, L (7, 1) ERA: 3.73	5.0	L	24	6	5	3	3	0	0	0	0	0	0	27	39	9.00	1.800										

Pittsburgh Pirates @ Philadelphia Phillies  
Veterans Stadium, Philadelphia, PA  
Mon Sep 12 1977, 7:05 PM EDT  
Att: 42,145 - Unknown

AB 32  
R 6  
H 8  
RBI 6  
BB 4  
SO 5  
LOB 11






Batter	1	2	3	4	5	6	7	8	9	AB	R	H	RBI	BB	SO	LOB	TOP										
Frank Taveras, R (1,6) OBP: 0.309, SLG: 0.326	0-0 4-3 3B		0-0 4-3			0-0 F8		0-3 K		4	1	1	0	0	1	2											
Phil Garner, R (1,4) OBP: 0.322, SLG: 0.434	0-0 4-3			0-0 F9		0-0 3B		0-0 L5		4	0	1	2	0	0	0											
Dave Parker, L (1,9) OBP: 0.401, SLG: 0.543	0-3 K			0-0 4-3		0-0 F8		0-0 F8		4	0	0	0	0	1	1											
Bill Robinson, R (1,3) OBP: 0.336, SLG: 0.530	0-0 5-3			0-0 5-3			0-0 F7		0-3 K	4	0	0	0	0	1	0											
Al Oliver, L (1,7) OBP: 0.345, SLG: 0.467		0-0 4-3			0-0 F6		0-0 G4-3 1B			3	0	1	0	0	0	0											
Ken Macha, R (1,5) OBP: 0.287, SLG: 0.262		0-0 4-3			0-0 F9		0-0 G4-3 1B			3	0	0	0	0	0	1											
Mario Mendoza, R (7,5) OBP: 0.238, SLG: 0.247							1-2			0	0	0	0	0	0	0											
Duffy Dyer, R (1,2) OBP: 0.369, SLG: 0.327		0-0 F7			0-0 L8			0-0 4-3 1B		3	0	1	0	0	0	0											
Omar Moreno, L (1,8) OBP: 0.301, SLG: 0.378			0-0 L5-3 1B			0-3 K		0-0 F2		3	0	1	0	0	1	1											
Jim Rooker, R (1,1) OBP: 0.258, SLG: 0.226			0-0 L5-3			0-0 3B 1B		0-0 4-3		3	1	1	0	0	0	2											
Rich Gossage, R (8,1) OBP: 0.238, SLG: 0.286			1-2					1-3		0	0	0	0	0	0	0											
<b>Inning Stats</b>	R: 1 E: 0 K: 1 S: 6	H: 1 LOB: 0 BB: 0 P: 6	R: 0 E: 0 K: 0 S: 3	H: 0 LOB: 0 BB: 0 P: 3	R: 0 E: 0 K: 0 S: 3	H: 1 LOB: 0 BB: 0 P: 3	R: 0 E: 0 K: 0 S: 3	H: 0 LOB: 0 BB: 0 P: 3	R: 0 E: 0 K: 1 S: 7	H: 2 LOB: 1 BB: 0 P: 7	R: 0 E: 0 K: 0 S: 3	H: 1 LOB: 0 BB: 0 P: 3	R: 0 E: 0 K: 1 S: 6	H: 1 LOB: 1 BB: 0 P: 6	R: 0 E: 0 K: 1 S: 5	H: 0 LOB: 0 BB: 0 P: 5	1B: 4 2B: 1 3B: 2 HR: 0	SF: 0 SAC: 0 DP: 2 HBP: 0	WP: 0 PB: 0 SB: 1 CS: 0	PA: 31							
<b>PITCHER</b>	IP	WLS	BF	H	R	ER	SO	BB	IBB	HBP	BLK	WP	HR	S	P	ERA	WHIP										
Jim Kaat, L (1,1) ERA: 5.0	7.1	L	26	6	2	2	2	0	0	0	0	0	0	30	30	2.46	0.818										
Gene Garber, R (8,1) ERA: 2.53	0.2		2	0	0	0	1	0	0	0	0	0	0	4	4	0.00	0.000										
Tug McGraw, L (9,1) ERA: 2.42	1.0		3	0	0	0	1	0	0	0	0	0	0	5	5	0.00	0.000										

Pittsburgh Pirates @ Philadelphia Phillies  
Veterans Stadium, Philadelphia, PA  
Tue Sep 13 1977, 7:05 PM EDT  
Att: 42,638 - Unknown


AB 31  
R 2  
H 6  
RBI 2  
BB 0  
SO 4  
LOB 7



Batter	1	2	3	4	5	6	7	8	9	AB	R	H	RBI	BB	SO	LOB	BOTTOM										
Jerry Martin, R (1,9) OBP: 0.324, SLG: 0.445	0-3 K		0-0 5-3		0-0 F2			0-0 5-3		4	0	0	0	0	1	2											
Larry Bowa, S (1,6) OBP: 0.306, SLG: 0.332	0-0 1-3			0-0 F9		0-0 P4		0-0 2B		4	0	1	0	0	0	0											
Mike Schmidt, R (1,5) OBP: 0.396, SLG: 0.573	0-0 6-3			4-0 BLK BB		0-0 F8		0-0 F7		3	0	0	0	1	0	1											
Greg Luzinski, R (1,7) OBP: 0.391, SLG: 0.600		0-3 K		0-0 F3		0-0 1B		4-0 FC3-6 BB		3	0	1	0	1	1	1											
Davey Johnson, R (1,3) OBP: 0.396, SLG: 0.555		0-3 K		0-0 F9		0-3 K		0-0 FC3-6		3	0	0	0	0	2	2											
Bake McBride, L (9,PH) OBP: 0.364, SLG: 0.537								1-2		1	0	0	0	0	0	1											
Gary Maddox, R (1,8) OBP: 0.314, SLG: 0.431		0-0 2B			0-0 2B 1B		0-0 5-3		0-0 F9	4	0	2	0	0	0	1											
Bob Boone, R (1,2) OBP: 0.337, SLG: 0.433								0-0 6-3		3	0	1	0	0	1	1											
Jay Johnstone, L (9,PH) OBP: 0.356, SLG: 0.486					1-3 2B		0-3 K		0-0 6-3	1	0	0	0	0	0	1											
Ted Sizemore, R (1,4) OBP: 0.350, SLG: 0.368			0-0 P5		0-0 5-3		0-0 F8			3	0	0	0	0	0	2											
Jim Kaat, L (1,1) OBP: 0.222, SLG: 0.250					0-0 P1			0-0 F3		2	0	0	0	0	1	2											
Gene Garber, R (8,1) ERA: 3.19										0	0	0	0	0	0	0											
Ollie Brown, R (9,PH) OBP: 0.292, SLG: 0.373										1	0	0	0	0	0	0											
Tug McGraw, R (9,1) OBP: 0.400, SLG: 0.333										0	0	0	0	0	0	0											
<b>Inning Stats</b>	R: 0 E: 0 K: 1 S: 5	H: 0 LOB: 0 BB: 0 P: 5	R: 0 E: 0 K: 2 S: 8	H: 1 LOB: 1 BB: 0 P: 8	R: 0 E: 0 K: 0 S: 3	H: 0 LOB: 0 BB: 0 P: 3	R: 0 E: 0 K: 0 S: 3	H: 0 LOB: 1 BB: 1 P: 7	R: 0 E: 0 K: 1 S: 7	H: 2 LOB: 2 BB: 0 P: 7	R: 0 E: 0 K: 1 S: 6	H: 1 LOB: 1 BB: 0 P: 6	R: 0 E: 0 K: 1 S: 5	H: 0 LOB: 0 BB: 0 P: 5	R: 0 E: 0 K: 0 S: 4	H: 1 LOB: 1 BB: 0 P: 4	R: 0 E: 0 K: 0 S: 3	H: 0 LOB: 1 BB: 1 P: 7	1B: 2 2B: 3 3B: 0 HR: 0	SF: 0 SAC: 0 DP: 0 HBP: 0	WP: 0 PB: 0 SB: 0 CS: 0	PA: 34					
<b>PITCHER</b>	IP	WLS	BF	H	R	ER	SO	BB	IBB	HBP	BLK	WP	HR	S	P	ERA	WHIP										
Jim Rooker, L (1,1) ERA: 3.19	7.2	W	29	5	0	0	6	1	0	0	1	0	0	40	44	0.00	0.783										
Rich Gossage, R (8,1) ERA: 1.92	1.1	S	5	0	0	0	0	1	0	0	0	0	0	4	8	0.00	0.750										

Pittsburgh Pirates @ Philadelphia Phillies  
Veterans Stadium, Philadelphia, PA  
Tue Sep 13 1977, 7:05 PM EDT  
Att: 42,638 - Unknown

AB 32  
R 0  
H 5  
RBI 0  
BB 2  
SO 6  
LOB 14






Batter	1	2	3	4	5	6	7	8	9	AB	R	H	RBI	BB	SO	LOB	TOP	
Frank Taveras, R OBP: 0.310, SLG: 0.331	0-0 6-3 1B		0-0 F7		0-0 F8		0-0 F8		0-0 3B	5	0	2	0	0	0	1		
Phil Garner, R OBP: 0.321, SLG: 0.430	0-0 6-3		0-0 4-3		0-0 4-3		0-0 F8		4-0 BB	4	0	0	0	1	0	2		
Dave Parker, L OBP: 0.399, SLG: 0.540	1-0 HBP		0-0 G3		0-0 3-1				0-0 F8	4	0	0	0	0	0	2		
Bill Robinson, R OBP: 0.335, SLG: 0.530	0-0 P6			0-0 4-3 SF8 2B		0-0 F6		0-3 K		4	1	1	0	0	1	1		
Al Oliver, L OBP: 0.344, SLG: 0.465 Miguel Dilone, S OBP: 0.167, SLG: 0.125		0-0 F2		0-0 4-3		0-3 K		4-0 PB BLK BB		3	0	0	0	1	1	1		
Ed Ott, L OBP: 0.341, SLG: 0.390		0-0 FC3-6 1B		0-0 SF8				1-0 1B E 2B		2	1	2	1	0	0	0		
Ken Macha, R OBP: 0.304 Mario Mendoza, R OBP: 0.238, SLG: 0.247		0-0 FC3-6 1B		0-0 1B				0-0 E 2B 1B		4	1	3	0	0	0	2	AB 34	
Omar Moreno, L OBP: 0.300, SLG: 0.376		0-0 FC3-6		0-0 F8				0-0 E6 2B 1B		0	0	0	0	0	0	0	R 4	
John Candelaria, L OBP: 0.243, SLG: 0.319 Rich Gossage, R OBP: 0.238, SLG: 0.286		0-0 6-3		0-0 F9				0-0 CS 2B		4	1	1	1	0	0	3	H 10	
		R: 0 H: 1 E: 0 LOB: 1 K: 0 BB: 0 S: 3 P: 4		R: 0 H: 0 E: 0 LOB: 0 K: 0 BB: 0 S: 3 P: 3		R: 1 H: 2 E: 0 LOB: 1 K: 0 BB: 0 S: 5 P: 6		R: 0 H: 0 E: 0 LOB: 0 K: 1 BB: 0 S: 5 P: 3		R: 3 H: 4 E: 1 LOB: 0 K: 0 BB: 0 S: 6 P: 6		R: 0 H: 0 E: 0 LOB: 1 K: 1 BB: 1 S: 5 P: 10		R: 0 H: 1 E: 0 LOB: 2 K: 1 BB: 1 S: 6 P: 10		1B: 6 SF: 1 2B: 3 SAC: 0 3B: 1 DP: 0 HR: 0 HBP: 2	WP: 0 PA: 39 PB: 1 SB: 0 CS: 1	
		PITCHER IP WLS BF H R ER SO BB IBB HBP BLK WP HR S P ERA WHIP		PITCHER IP WLS BF H R ER SO BB IBB HBP BLK WP HR S P ERA WHIP														
Eric Rasmussen, R ERA: 3.65	8.0 L 34 9 4 3 2 1 0 0 2 1 0 0 35 41 3.38 1.250		Rawly Eastwick, R ERA: 3.5	1.0 5 1 0 0 1 1 0 0 0 0 0 0 6 10 0.00 2.000														

Pittsburgh Pirates @ St. Louis Cardinals  
 Busch Stadium, St. Louis, MO  
 Thu Sep 15 1977, 7:05 PM CDT  
 Unknown


AB 34  
 R 4  
 H 10  
 RBI 4  
 BB 2  
 SO 3  
 LOB 14



Batter	1	2	3	4	5	6	7	8	9	AB	R	H	RBI	BB	SO	LOB	BOTTOM
Rick Bosetti, R OBP: 0.309, SLG: 0.240 Dave Rader, L OBP: 0.314, SLG: 0.371	0-0 F7		0-0 E4		0-0 CS		4-0 BLK 1B BB		4-0 1-3 BB	2	1	0	0	2	0	1	
Garry Templeton, S OBP: 0.330, SLG: 0.440	0-0 F8		0-0 F9						0-0 1-3	4	0	0	0	0	0	4	
Keith Hernandez, L OBP: 0.383, SLG: 0.463	0-0 1-3			0-0 F7		0-3 K		0-3 K		4	0	0	0	0	2	2	
Ted Simmons, S OBP: 0.413, SLG: 0.506		0-0 F7							0-0 P5	4	0	2	1	0	0	0	
Ken Reitz, R OBP: 0.295, SLG: 0.422		0-0 F8		0-0 F8		0-0 P1			1-0 1B 1B HBP	3	1	0	0	0	0	2	
Hector Cruz, R OBP: 0.325, SLG: 0.354		0-0 F9		0-0 F8					0-0 F9	4	0	0	0	0	0	2	
Jerry Mumphrey, S OBP: 0.358, SLG: 0.399			0-0 L6-3 1B		0-0 5-3				0-0 1B	4	1	2	0	0	0	0	AB 33
Mike Tyson, R OBP: 0.299, SLG: 0.339 Roger Freed, R OBP: 0.443, SLG: 0.574 Dane Iorg, L OBP: 0.263, SLG: 0.250 Mike Phillips, L OBP: 0.248, SLG: 0.254			0-0 L6-3		4-0 CS				0-0 1B	2	0	0	0	1	0	1	R 3
Eric Rasmussen, R OBP: 0.200, SLG: 0.227 Mike Potter, R OBP: 0.364, SLG: 0.300 Lou Brock, L OBP: 0.313, SLG: 0.348			0-0 E		0-3 K				0-0 1B	0	0	0	0	0	0	0	H 7
		R: 0 H: 0 E: 0 LOB: 0 K: 0 BB: 0 S: 3 P: 3		R: 0 H: 2 E: 1 LOB: 2 K: 0 BB: 0 S: 5 P: 5		R: 0 H: 1 E: 0 LOB: 1 K: 1 BB: 1 S: 4 P: 4		R: 0 H: 0 E: 0 LOB: 0 K: 1 BB: 1 S: 4 P: 8		R: 1 H: 1 E: 0 LOB: 1 K: 1 BB: 1 S: 6 P: 10		R: 0 H: 0 E: 0 LOB: 1 K: 2 BB: 1 S: 7 P: 11		R: 2 H: 3 E: 0 LOB: 2 K: 0 BB: 0 S: 6 P: 7		1B: 7 SF: 0 2B: 1 SAC: 0 3B: 0 DP: 1 HR: 0 HBP: 1	WP: 0 PA: 38 PB: 0 SB: 0 CS: 1
		PITCHER IP WLS BF H R ER SO BB IBB HBP BLK WP HR S P ERA WHIP		PITCHER IP WLS BF H R ER SO BB IBB HBP BLK WP HR S P ERA WHIP													
John Candelaria, L ERA: 2.54	0.1 S 3 2 0 0 0 0 0 0 0 0 0 0 3 3 0.00 6.000																

Pittsburgh Pirates @ St. Louis Cardinals  
 Busch Stadium, St. Louis, MO  
 Thu Sep 15 1977, 7:05 PM CDT  
 Unknown

AB 33  
 R 3  
 H 7  
 RBI 3  
 BB 3  
 SO 4  
 LOB 15





Batter	1	2	3	4	5	6	7	8	9	AB	R	H	RBI	BB	SO	LOB	TOP			
Frank Taveras, R (1, 6) OBP: 0.313, SLG: 0.334	K		HR	K		G6-3		2B		4	1	2	1	1	2	2	<b>Pittsburgh Pirates @ St. Louis Cardinals</b> Busch Stadium, St. Louis, MO Thu Sep 15 1977, 7:05 PM CDT Att: 9,081 - Unknown			
Phil Garner, R (1, 4) OBP: 0.322, SLG: 0.438	F5		HR			G6-3		F8		5	1	2	4	0	0	3				
Dave Parker, L (1, 9) OBP: 0.399, SLG: 0.538	1-3								F2	4	0	1	0	0	1	2				
Mario Mendoza, R (6, 5) OBP: 0.238, SLG: 0.247										0	0	0	0	0	0	0				
Bobby Tolan, L (8, FH) OBP: 0.237, SLG: 0.307			1B							1	0	0	0	0	0	0				
Bill Robinson, R (1, 3) OBP: 0.338, SLG: 0.532		1B							F7	5	2	3	0	0	1	0				
Al Oliver, L (1, 7) OBP: 0.346, SLG: 0.465										2	0	1	0	1	0	1				
Miguel Dilone, S (5, 7) OBP: 0.159, SLG: 0.119									L4	2	0	0	0	0	0	0				
Ken Macha, R (1, 5) OBP: 0.302, SLG: 0.300										4	0	1	1	0	0	4				
Duffy Dyer, R (1, 2) OBP: 0.368, SLG: 0.323	K								F9	3	1	0	0	1	1	1				
Omar Moreno, L (1, 8) OBP: 0.302, SLG: 0.378			K							4	2	2	0	0	2	1				
Grant Jackson, S (1, 1) OBP: 0.333, SLG: 0.389										3	0	1	0	0	2	2				
Larry Demery, R (6, 1) OBP: 0.150, SLG: 0.263										0	0	0	0	0	0	0				
Al Holland, R (6, 1) OBP: 0.309, SLG: 0.324										0	0	0	0	0	0	0				
Jerry Hairston, S (8, FH) OBP: 0.309, SLG: 0.324										1	0	0	0	0	1	1				
Kent Tekulve, R (8, 1) OBP: 0.273, SLG: 0.273										0	0	0	0	0	0	0				
<b>Inning Stats</b>	R: 0 E: 0 K: 1 S: 5	H: 0 LOB: 0 BB: 0 P: 5	R: 1 E: 0 K: 1 S: 6	H: 2 LOB: 0 BB: 0 P: 6	R: 2 E: 0 K: 2 S: 10	H: 3 LOB: 3 BB: 2 P: 18	R: 2 E: 0 K: 2 S: 9	H: 2 LOB: 1 BB: 1 P: 13	R: 1 E: 0 K: 1 S: 7	H: 2 LOB: 1 BB: 0 P: 7	R: 0 E: 0 K: 1 S: 6	H: 2 LOB: 0 BB: 0 P: 5	R: 1 E: 0 K: 1 S: 7	H: 2 LOB: 1 BB: 0 P: 7	R: 0 E: 0 K: 0 S: 3	H: 0 LOB: 0 BB: 0 P: 3	1B: 9 2B: 3 3B: 0 HR: 1	SF: 0 SAC: 0 DP: 2 HBP: 0	WP: 1 PB: 0 SB: 3 CS: 0	PA: 41
<b>PITCHER</b>	IP WLS BF H R ER SO BB IBB HBP BLK WP HR S P ERA WHIP																			
Buddy Schultz, L (1, 1) ERA: 1.89	3.0	15	5	3	3	4	2	0	0	0	0	0	0	1	21	29	9.00	2.333		
Butch Metzger, R (4, 1) ERA: 3.72	1.1	9	4	3	3	2	1	0	0	0	0	0	0	0	12	16	20.25	3.750		
John Sutton, R (5, 1) ERA: 3.24	1.2	W	6	2	0	0	2	0	0	0	0	0	0	0	10	10	0.00	1.200		
Rawly Eastwick, R (7, 1) ERA: 3.48	3.0	S	11	2	1	1	2	0	0	0	0	1	0	15	15	3.00	0.667			
<b>Batter</b>	<b>1</b>	<b>2</b>	<b>3</b>	<b>4</b>	<b>5</b>	<b>6</b>	<b>7</b>	<b>8</b>	<b>9</b>	<b>AB</b>	<b>R</b>	<b>H</b>	<b>RBI</b>	<b>BB</b>	<b>SO</b>	<b>LOB</b>	<b>BOTTOM</b>			
Lou Brock, L (1, 7) OBP: 0.314, SLG: 0.349	6-3									5	1	2	2	0	0	0	<b>Pittsburgh Pirates @ St. Louis Cardinals</b> Busch Stadium, St. Louis, MO Thu Sep 15 1977, 7:05 PM CDT Att: 9,081 - Unknown			
Rick Bosetti, R (8, 7) OBP: 0.309, SLG: 0.240			4-3							0	0	0	0	0	0	0				
Jerry Mumphrey, S (1, 8) OBP: 0.363, SLG: 0.407										4	2	3	0	1	0	1				
Garry Templeton, S (1, 6) OBP: 0.331, SLG: 0.438										4	1	1	2	1	0	3				
Roger Freed, R (1, 3) OBP: 0.470, SLG: 0.625										4	1	4	3	0	0	0				
Rawly Eastwick, R (7, 1) OBP: 0.333, SLG: 0.273										1	0	0	0	0	0	1				
Ken Reitz, R (1, 5) OBP: 0.298, SLG: 0.424										4	1	2	0	1	0	2				
Dave Radler, L (1, 2) OBP: 0.306, SLG: 0.360										3	0	0	0	0	0	4				
Ted Simmons, S (6, FH) OBP: 0.413, SLG: 0.505										1	0	0	0	1	0	2				
Hector Cruz, R (1, 9) OBP: 0.326, SLG: 0.364										5	2	2	3	0	1	4				
Mike Tyson, R (1, 4) OBP: 0.297, SLG: 0.338										2	0	0	0	0	0	2				
Jim Dwyer, L (6, FH) OBP: 1.000, SLG: 1.000										1	0	1	0	0	0	0				
Mike Phillips, L (7, 4) OBP: 0.247, SLG: 0.252										1	0	0	0	0	1	1				
Buddy Schultz, R (1, 1) Taylor Duvicani, R (3, PH) Butch Metzger, R (4, 1) John Sutton, R (5, 1) Dane Iorg, L (6, PH) Keith Hernandez, L (7, 3) OBP: 0.308, SLG: 0.465										0	0	0	0	0	0	0				
<b>Inning Stats</b>	R: 1 E: 0 K: 0 S: 5	H: 2 LOB: 1 BB: 0 P: 5	R: 0 E: 0 K: 0 S: 3	H: 0 LOB: 0 BB: 0 P: 3	R: 0 E: 0 K: 0 S: 4	H: 1 LOB: 1 BB: 0 P: 4	R: 0 E: 0 K: 0 S: 5	H: 2 LOB: 2 BB: 0 P: 5	R: 0 E: 0 K: 0 S: 4	H: 1 LOB: 1 BB: 0 P: 4	R: 7 E: 0 K: 0 S: 10	H: 7 LOB: 2 BB: 2 P: 18	R: 2 E: 0 K: 1 S: 7	H: 3 LOB: 0 BB: 0 P: 7	R: 0 E: 0 K: 1 S: 5	H: 0 LOB: 2 BB: 2 P: 13	1B: 12 2B: 1 3B: 2 HR: 1	SF: 0 SAC: 0 DP: 0 HBP: 0	WP: 0 PB: 0 SB: 2 CS: 1	PA: 44
<b>PITCHER</b>	IP WLS BF H R ER SO BB IBB HBP BLK WP HR S P ERA WHIP																			
Grant Jackson, L (1, 1) ERA: 3.92	5.1	25	9	4	4	0	0	0	0	0	0	0	0	0	5	13	108.00	18.000		
Larry Demery, R (6, 1) ERA: 5.24	0.1	L	7	4	4	4	0	2	0	0	0	0	0	0	5	13	13.50	2.250		
Al Holland, L (6, 1) ERA: 7.71	1.1		6	3	2	2	1	0	0	0	0	0	0	8	8	13.50	2.250			
Kent Tekulve, R (8, 1) ERA: 3.03	1.0		5	0	0	0	1	1	1	0	1	0	0	5	13	0.00	1.000			



Batter	1	2	3	4	5	6	7	8	9	AB	R	H	RBI	BB	SO	LOB	TOP										
Frank Taveras, R OBP: 0.311, SLG: 0.332 Ed Ott, L OBP: 0.340, SLG: 0.389	F8		6-3		F7		P4			3	0	0	0	0	0	3											
Phil Garner, R OBP: 0.320, SLG: 0.434	F8			P5	F7		FC5-4			4	0	0	0	0	0	4											
Dave Parker, L OBP: 0.398, SLG: 0.535	K			BB	F9			6-3		3	0	0	0	1	1	0											
Bill Robinson, R OBP: 0.339, SLG: 0.531					K			5-3		3	0	1	0	1	1	0											
Al Oliver, L OBP: 0.347, SLG: 0.465	4-3			BB			FC6-4	FC6-4		4	0	2	0	0	1	3											
Ken Macha, R OBP: 0.281, SLG: 0.278	1-3			K			FC6-4	FC6-4		4	0	0	0	0	1	5											
Duffy Dyer, R OBP: 0.370, SLG: 0.325 Larry Demery, R OBP: 0.158, SLG: 0.263 Mario Mendoza, R OBP: 0.238, SLG: 0.247 Bobby Tolan, L OBP: 0.234, SLG: 0.303	2-1		6-3		BB			4-3		2	0	1	0	1	0	0	AB 32										
Omar Moreno, L OBP: 0.302, SLG: 0.376					K		F8	F7		4	0	1	0	0	1	2	R 0										
Bruce Kison, R OBP: 0.295, SLG: 0.339 Fernando Gonzalez, R OBP: 0.318, SLG: 0.401 Mike Edwards, R OBP: 0.272, SLG: 0.143 Odell Jones, R OBP: 0.237, SLG: 0.333 Jerry Hairston, S OBP: 0.275, SLG: 0.273 Kent Tekulve, R OBP: 0.275, SLG: 0.273 Mike Easter, L OBP: 0.400	F4							4-3		1	0	0	0	0	0	1	H 6										
<b>Inning Stats</b>	R: 0 E: 0 K: 1 S: 5	H: 0 LOB: 0 BB: 0 P: 5	R: 0 E: 0 K: 0 S: 3	H: 1 LOB: 1 BB: 0 P: 3	R: 0 E: 0 K: 0 S: 4	H: 1 LOB: 1 BB: 0 P: 4	R: 0 E: 0 K: 2 S: 7	H: 0 LOB: 2 BB: 2 P: 15	R: 0 E: 0 K: 1 S: 5	H: 0 LOB: 2 BB: 2 P: 13	R: 0 E: 0 K: 1 S: 6	H: 1 LOB: 1 BB: 0 P: 6	R: 0 E: 0 K: 0 S: 5	H: 2 LOB: 2 BB: 0 P: 5	R: 0 E: 0 K: 0 S: 4	H: 1 LOB: 0 BB: 0 P: 4	R: 0 E: 0 K: 0 S: 3	H: 0 LOB: 0 BB: 0 P: 3	1B: 6 2B: 0 3B: 0 HR: 0	SF: 0 SAC: 0 DP: 0 HBP: 0	WP: 0 PB: 0 SB: 0 CS: 0	PA: 36					
<b>PITCHER</b>	IP	WLS	BF	H	R	ER	SO	BB	IBB	HBP	BLK	WP	HR	S	P	ERA	WHIP										
Dan Schatzeder, L ERA: 1.69	6.1	W	28	5	0	0	5	4	0	0	0	0	0	33	49	0.00	1.421										
Don Stanhouse, R ERA: 3.56	2.2	S	9	1	0	0	0	0	0	0	0	0	0	9	9	0.00	0.375										

Pittsburgh Pirates @ Montreal Expos  
Olympic Stadium, Montreal, QB  
Fri Sep 16 1977, 7:05 PM EDT  
Att: 7,026 - Unknown

AB 32  
R 0  
H 6  
RBI 0  
BB 4  
SO 5  
LOB 20



Batter	1	2	3	4	5	6	7	8	9	AB	R	H	RBI	BB	SO	LOB	BOTTOM										
Dave Cash, R OBP: 0.346, SLG: 0.373	HR			F9		FC1-2-1-5-2				5	1	3	1	0	0	3											
Stan Paol, R OBP: 0.242, SLG: 0.364	K		F7		K	F9		K		5	0	0	0	0	3	4											
Andre Dawson, R OBP: 0.318, SLG: 0.457	K			1B	5-3	FC3-6				4	0	1	0	0	1	3											
Tony Perez, R OBP: 0.368, SLG: 0.483	HR		K		2B			K		4	1	2	2	0	2	1											
Ellis Valentine, R OBP: 0.348, SLG: 0.529 Sam Mejias, R OBP: 0.250, SLG: 0.394	6-3						P3			3	0	2	0	0	0	0											
Gary Carter, R OBP: 0.346, SLG: 0.511			FC6-4		K		F7			4	1	1	1	0	1	4											
Warren Cromartie, L OBP: 0.317, SLG: 0.391	F7			F7				F8		4	1	1	0	0	0	0	AB 38										
Chris Speier, R OBP: 0.318, SLG: 0.336								E6		4	1	3	1	0	0	0	R 5										
Dan Schatzeder, L OBP: 0.333, SLG: 0.333 Don Stanhouse, R OBP: 0.234, SLG: 0.267	F9			F7				5-3		3	0	1	0	0	0	2	H 14										
<b>Inning Stats</b>	R: 2 E: 0 K: 2 S: 9	H: 2 LOB: 0 BB: 0 P: 9	R: 1 E: 0 K: 0 S: 5	H: 3 LOB: 2 BB: 0 P: 5	R: 0 E: 0 K: 1 S: 7	H: 2 LOB: 1 BB: 0 P: 7	R: 0 E: 0 K: 0 S: 4	H: 1 LOB: 1 BB: 0 P: 4	R: 0 E: 0 K: 2 S: 9	H: 2 LOB: 2 BB: 0 P: 9	R: 1 E: 0 K: 0 S: 6	H: 3 LOB: 0 BB: 0 P: 6	R: 0 E: 0 K: 1 S: 5	H: 0 LOB: 0 BB: 0 P: 5	R: 1 E: 1 K: 1 S: 7	H: 1 LOB: 1 BB: 0 P: 7	1B: 6 2B: 5 3B: 1 HR: 2	SF: 0 SAC: 0 DP: 0 HBP: 0	WP: 0 PB: 0 SB: 0 CS: 0	PA: 38							
<b>PITCHER</b>	IP	WLS	BF	H	R	ER	SO	BB	IBB	HBP	BLK	WP	HR	S	P	ERA	WHIP										
Bruce Kison, R ERA: 4.82	4.0	L	19	8	3	3	3	0	0	0	0	0	0	2	25	6.75	2.000										
Odell Jones, R ERA: 5.08	2.0		11	5	1	1	2	0	0	0	0	0	0	15	15	4.50	2.500										
Kent Tekulve, R ERA: 2.97	2.0		8	1	1	0	2	0	0	0	0	0	0	12	12	0.00	0.500										

Pittsburgh Pirates @ Montreal Expos  
Olympic Stadium, Montreal, QB  
Fri Sep 16 1977, 7:05 PM EDT  
Att: 7,026 - Unknown

AB 38  
R 5  
H 14  
RBI 5  
BB 0  
SO 7  
LOB 18





Batter	1	2	3	4	5	6	7	8	9	AB	R	H	RBI	BB	SO	LOB	TOP								
Frank Taveras, R OBP: 0.312, SLG: 0.335	F4	4-3				F2				5	1	2	0	0	0	0									
Phil Garner, R OBP: 0.322, SLG: 0.439	2B		6-3			6-3		6-3		4	2	2	0	1	0	2									
Dave Parker, L OBP: 0.398, SLG: 0.536	2B		K			4-3		6-3		5	0	2	1	0	1	3									
Bill Robinson, R OBP: 0.338, SLG: 0.530	FC6-5-4		6-3			K			4-3	5	2	1	2	0	1	3									
Al Oliver, L OBP: 0.347, SLG: 0.463	1B		F7			4-3			4-3	4	1	1	0	1	0	2									
Ed Ott, L OBP: 0.341, SLG: 0.387	1B		L7			2B			F8	4	0	1	1	1	1	0									
Ken Macha, R OBP: 0.311, SLG: 0.345										4	0	3	2	0	0	0									
Mario Mendoza, R OBP: 0.238, SLG: 0.247	1B					2B				0	0	0	0	0	0	0									
Omar Moreno, L OBP: 0.301, SLG: 0.374		4-3				F7				3	0	0	0	1	1	1									
Jerry Reuss, L OBP: 0.237, SLG: 0.200										0	0	0	0	0	0	0									
Ed Whitson, R		6-3				K			4-3	3	0	0	0	0	2	4									
Rich Gossage, R OBP: 0.227, SLG: 0.273						K				1	0	0	0	0	0	0									
<b>Inning Stats</b>	R: 2 E: 0 K: 0 S: 5	H: 3 LOB: 2 BB: 2 P: 13	R: 0 E: 0 K: 0 S: 3	H: 0 LOB: 0 BB: 0 P: 3	R: 0 E: 0 K: 1 S: 6	H: 1 LOB: 1 BB: 0 P: 6	R: 0 E: 0 K: 1 S: 6	H: 1 LOB: 1 BB: 0 P: 6	R: 3 E: 0 K: 1 S: 9	H: 4 LOB: 3 BB: 2 P: 17	R: 1 E: 0 K: 1 S: 7	H: 2 LOB: 1 BB: 0 P: 7	R: 0 E: 0 K: 2 S: 7	H: 0 LOB: 0 BB: 0 P: 7	R: 0 E: 0 K: 0 S: 4	H: 1 LOB: 0 BB: 0 P: 4	R: 0 E: 0 K: 0 S: 3	H: 0 LOB: 0 BB: 0 P: 3	1B: 5 2B: 7 3B: 0 HR: 0	SF: 0 SAC: 0 DP: 0 HBP: 0	WP: 0 PB: 0 SB: 3 CS: 0	PA: 42			
<b>PITCHER</b>	IP	WLS	BF	H	R	ER	SO	BB	IBB	HBP	BLK	WP	HR	S	P	ERA	WHIP								
Larry Landreth, R ERA: 12.0	4.2	L	24	8	5	5	2	2	1	0	0	0	0	25	37	9.64	2.143								
Jackie Brown, R ERA: 4.48	1.0		7	3	1	1	2	0	1	0	0	0	0	10	14	9.00	3.000								
Will McEnaney, L ERA: 3.94	1.1		4	0	0	0	2	0	0	0	0	0	0	8	8	0.00	0.000								
Santo Alcala, R ERA: 4.94	2.0		7	1	0	0	0	0	0	0	0	0	0	7	7	0.00	0.500								

Pittsburgh Pirates @ Montreal Expos  
Olympic Stadium, Montreal, QB  
Sat Sep 17 1977, 7:05 PM EDT  
Att: 12,674 - Unknown

AB 38  
R 6  
H 12  
RBI 6  
BB 4  
SO 6  
LOB 15



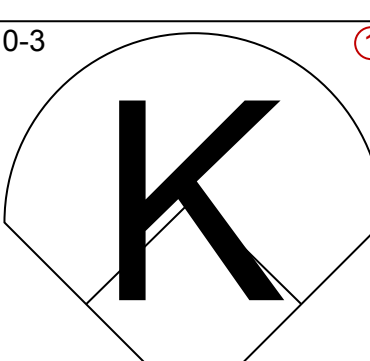
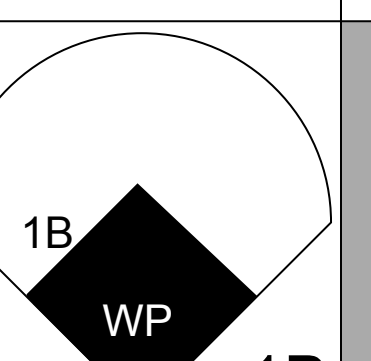
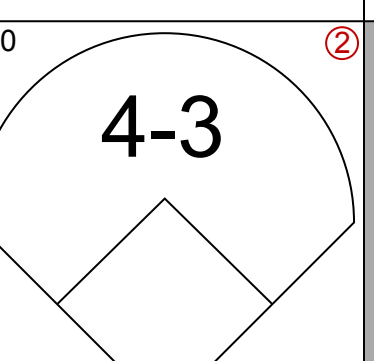
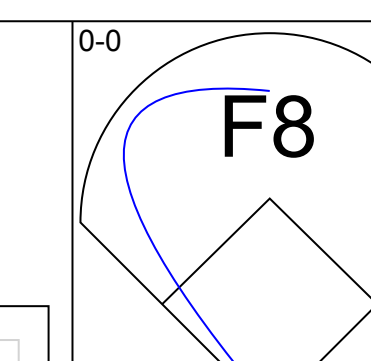
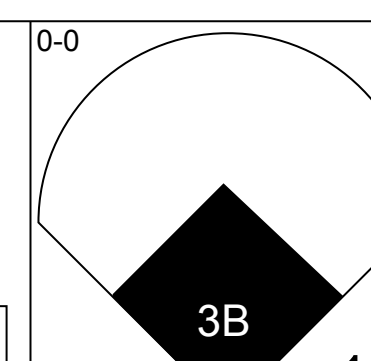
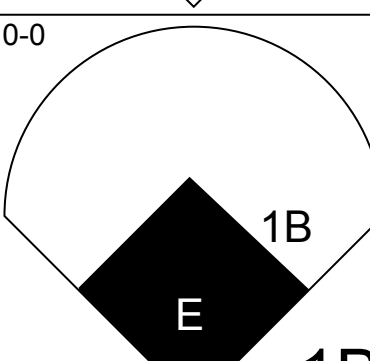
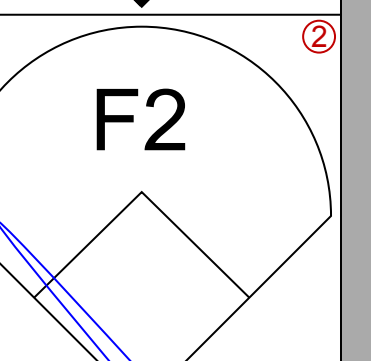
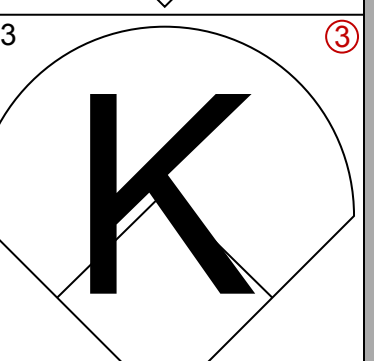
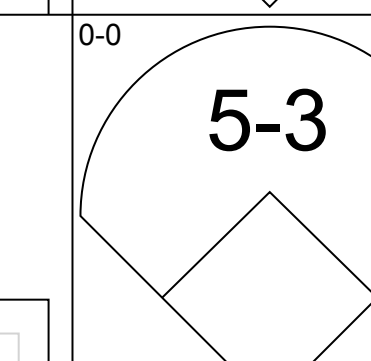
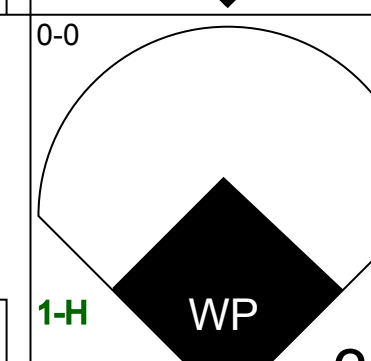
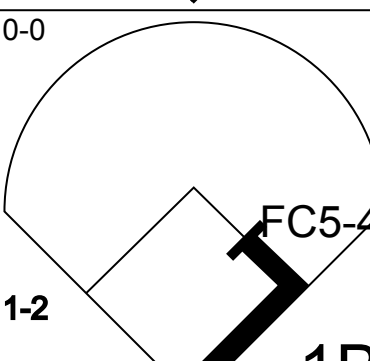
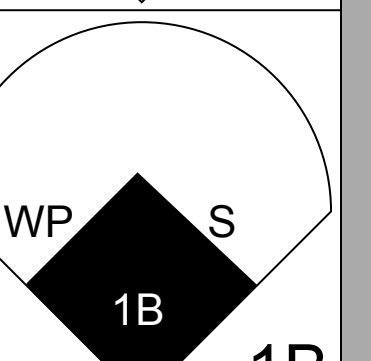
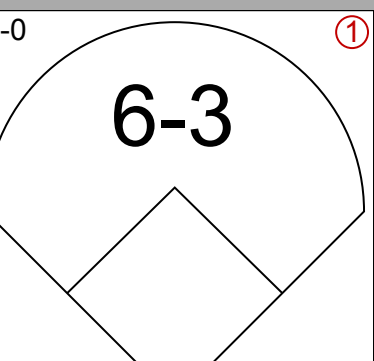
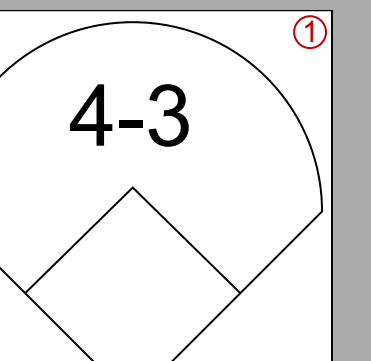
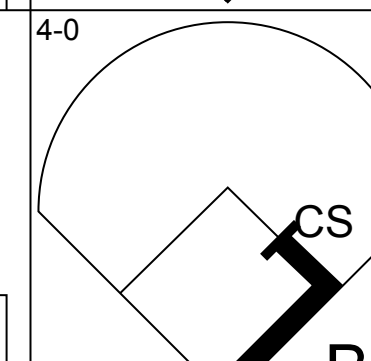
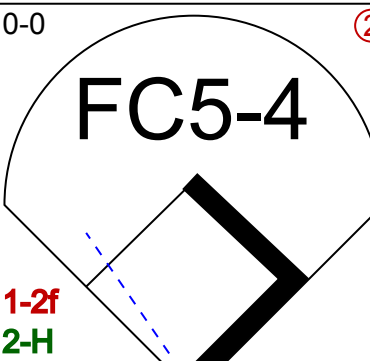
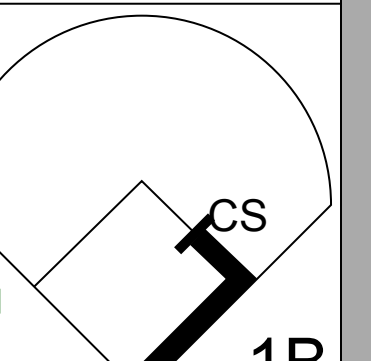
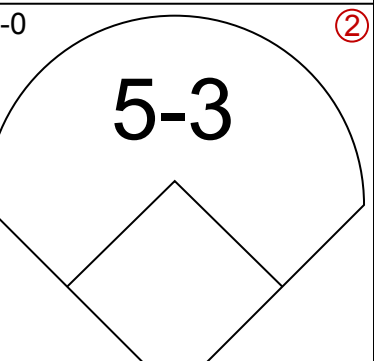
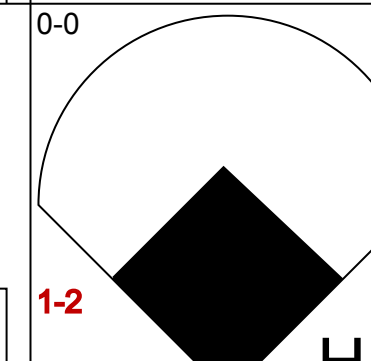
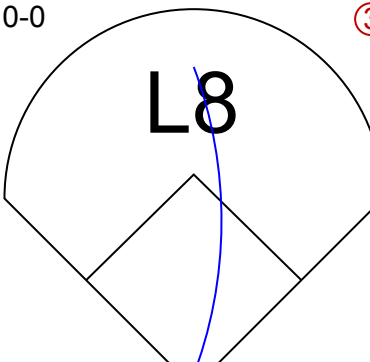
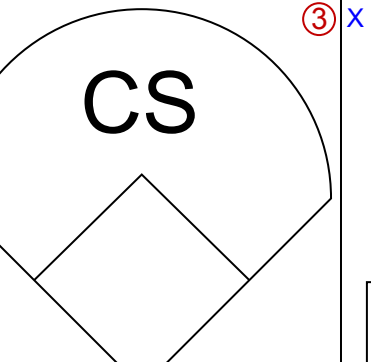
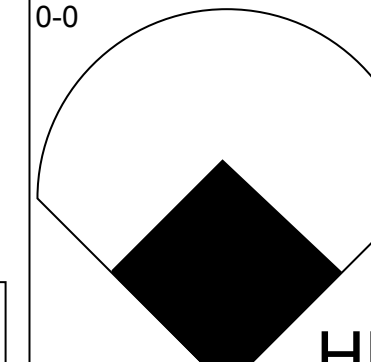
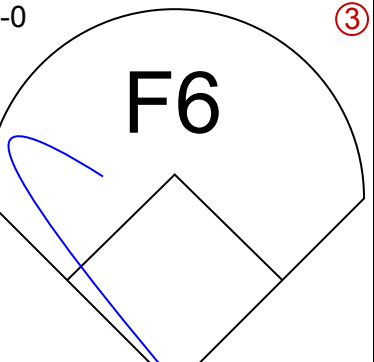
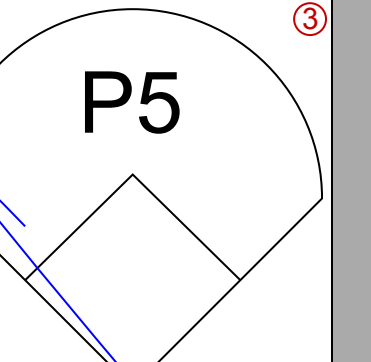
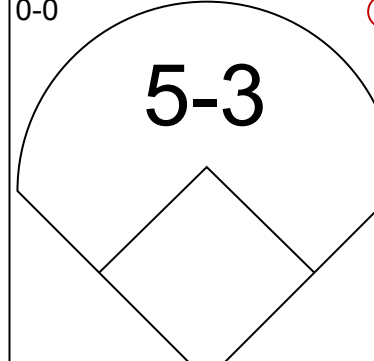
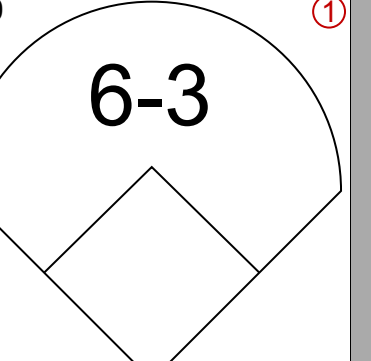
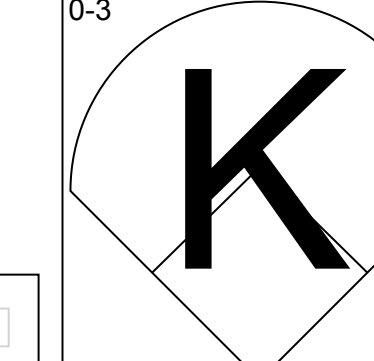
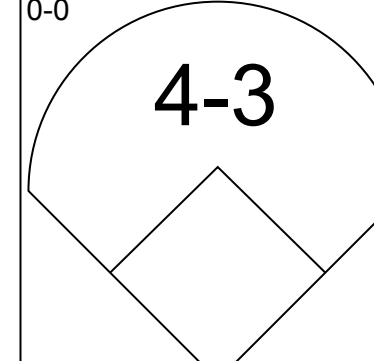
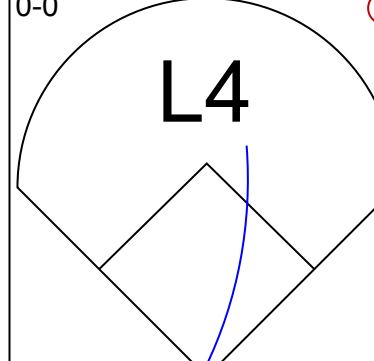
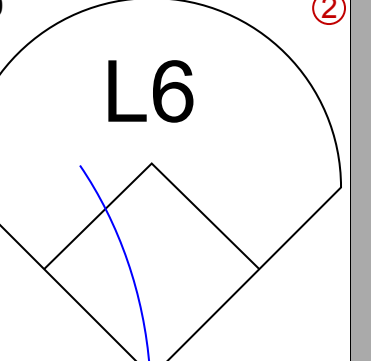
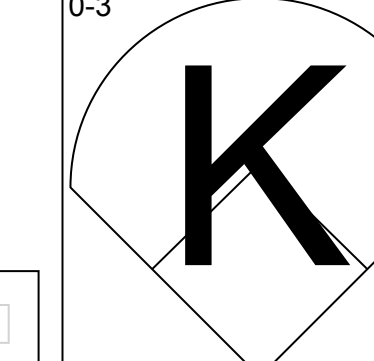
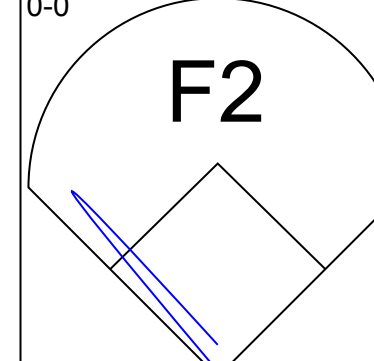
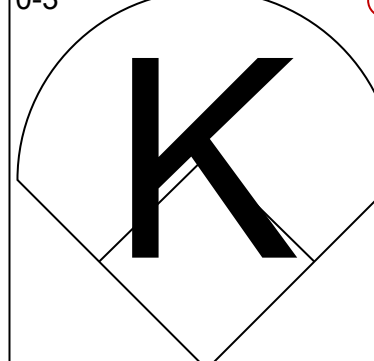
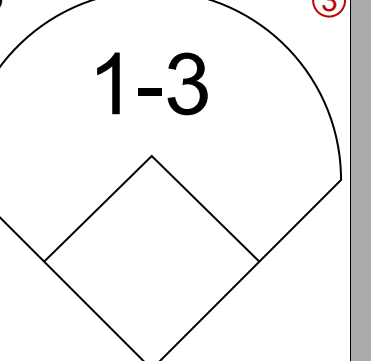
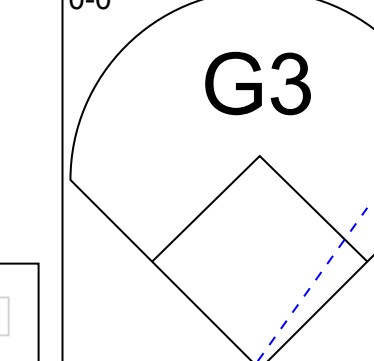
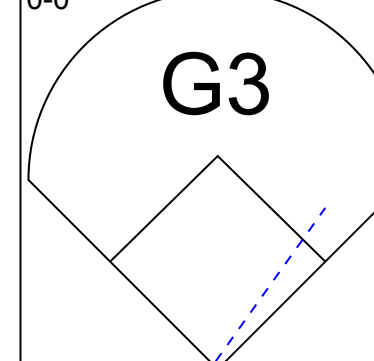
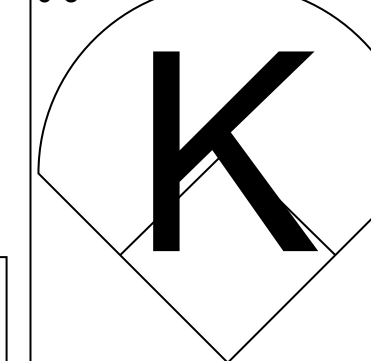
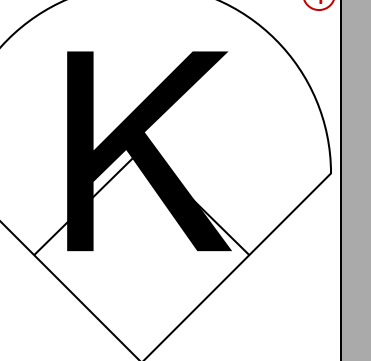
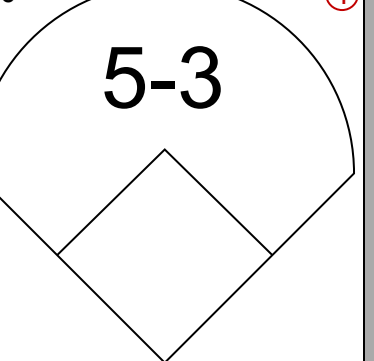
Batter	1	2	3	4	5	6	7	8	9	AB	R	H	RBI	BB	SO	LOB	BOTTOM								
Dave Cash, R OBP: 0.346, SLG: 0.376	F9				2-3		K			4	0	1	1	0	1	0									
Stan Paol, R OBP: 0.222, SLG: 0.333	F2									3	0	0	0	0	2	1									
Del Unser, L OBP: 0.332, SLG: 0.457										1	0	0	0	0	0	0									
Pete Mackanin, R OBP: 0.263, SLG: 0.303										0	0	0	0	0	0	0									
Andre Dawson, R OBP: 0.317, SLG: 0.456	P4									4	1	1	0	0	1	0									
Tony Perez, R OBP: 0.367, SLG: 0.485										4	0	1	0	0	1	1									
Ellis Valentine, R OBP: 0.345, SLG: 0.525	P3									4	0	0	0	0	0	2									
Gary Carter, R OBP: 0.346, SLG: 0.508										4	1	1	1	0	3	1									
Warren Cromartie, L OBP: 0.318, SLG: 0.395										4	0	2	1	0	0	1									
Chris Speier, R OBP: 0.320, SLG: 0.335										2	1	0	0	2	0	1									
Larry Landreth, R										2	0	0	0	0	1	3									
Jackie Brown, R OBP: 0.140, SLG: 0.125										0	0	0	0	0	0	0									
Will McEnaney, L										0	0	0	0	0	0	0									
Jerry White, S OBP: 0.429, SLG: 0.429										1	0	0	0	0	1	0									
Santo Alcala, R OBP: 0.071, SLG: 0.179										0	0	0	0	0	0	0									
<b>Inning Stats</b>	R: 0 E: 0 K: 0 S: 3	H: 0 LOB: 0 BB: 0 P: 3	R: 0 E: 0 K: 1 S: 5	H: 0 LOB: 0 BB: 0 P: 5	R: 1 E: 0 K: 2 S: 8	H: 1 LOB: 1 BB: 1 P: 12	R: 2 E: 0 K: 0 S: 6	H: 3 LOB: 2 BB: 1 P: 10	R: 0 E: 0 K: 2 S: 7	H: 0 LOB: 0 BB: 0 P: 7	R: 0 E: 0 K: 1 S: 6	H: 1 LOB: 1 BB: 0 P: 6	R: 0 E: 0 K: 2 S: 7	H: 0 LOB: 0 BB: 0 P: 7	R: 0 E: 0 K: 1 S: 5	H: 0 LOB: 0 BB: 0 P: 5	R: 0 E: 0 K: 1 S: 6	H: 1 LOB: 1 BB: 0 P: 6	1B: 3 2B: 0 3B: 3 HR: 0	SF: 0 SAC: 0 DP: 0 HBP: 0	WP: 0 PB: 0 SB: 2 CS: 0	PA: 35			
<b>PITCHER</b>	IP	WLS	BF	H	R	ER	SO	BB	IBB	HBP	BLK	WP	HR	S	P	ERA	WHIP								
Jerry Reuss, L ERA: 4.03	1.1		5	3	3	5	1	1	0	0	0	0	0	30	38	5.40	1.200								
Ed Whitson, R ERA: 6.48	1.1	W	22	5	3	3	5	1	1	0	0	0	0	30	38	5.40	1.200								
Rich Gossage, R ERA: 1.75	6.1	S	13	1	0	0	5	0	0	0	0	0	0	23	23	0.00	0.250								

Pittsburgh Pirates @ Montreal Expos  
Olympic Stadium, Montreal, QB  
Sat Sep 17 1977, 7:05 PM EDT  
Att: 12,674 - Unknown

AB 33  
R 3  
H 6  
RBI 3  
BB 2  
SO 10  
LOB 10






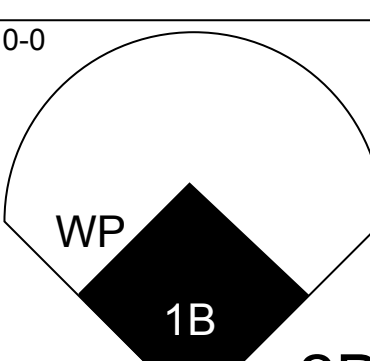
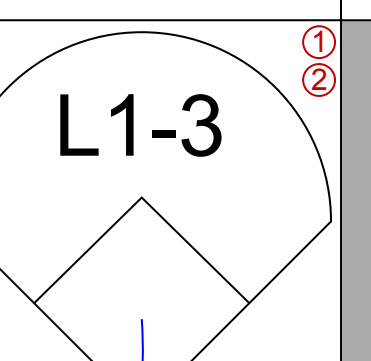
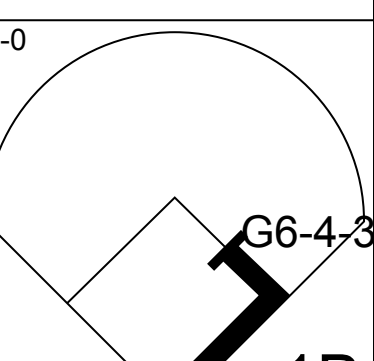
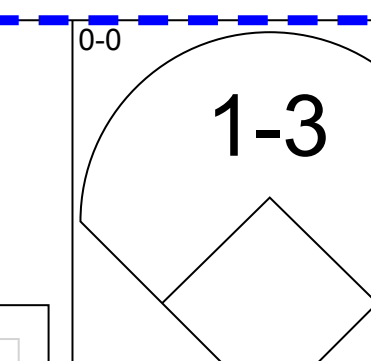
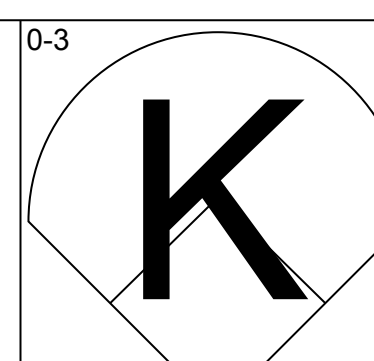
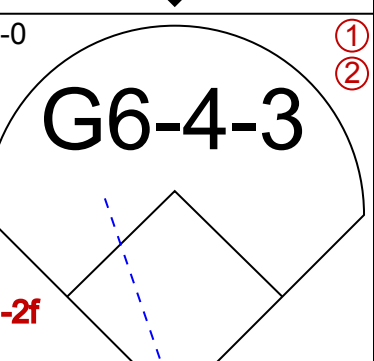
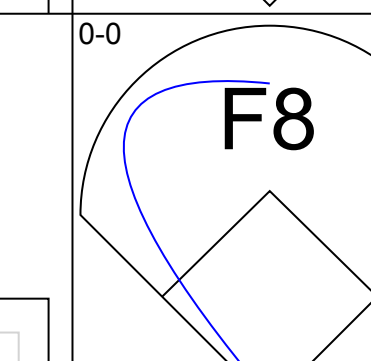
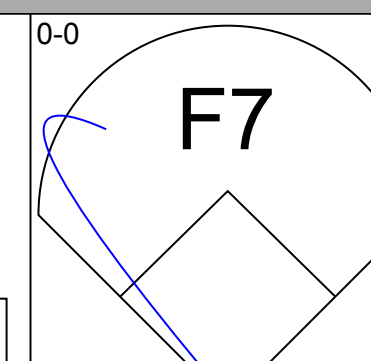
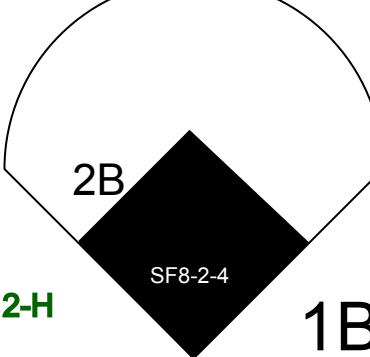
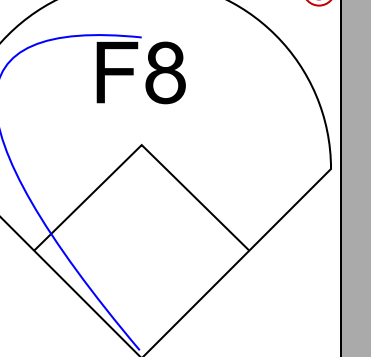
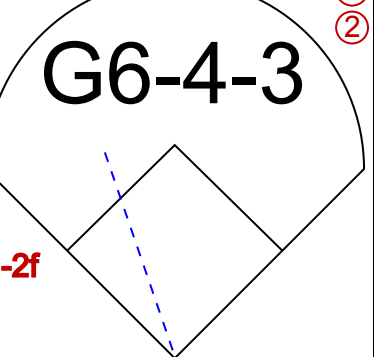
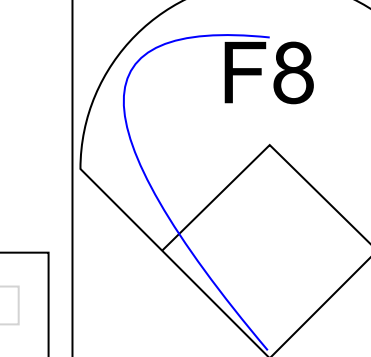
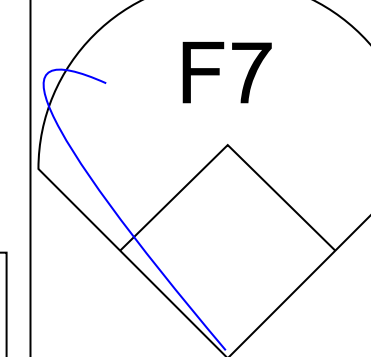
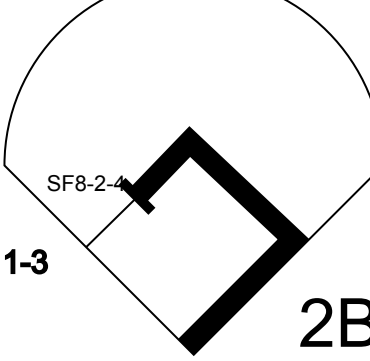
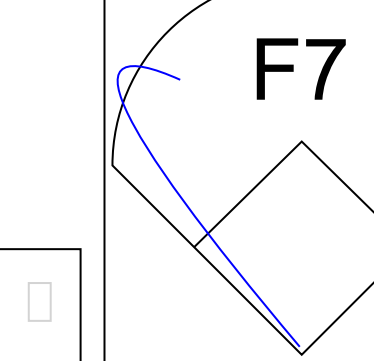
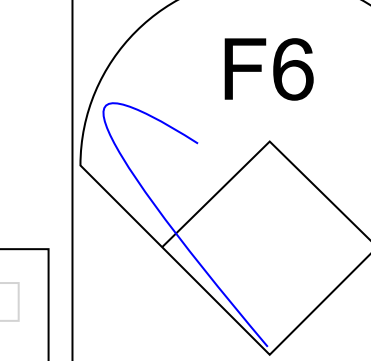
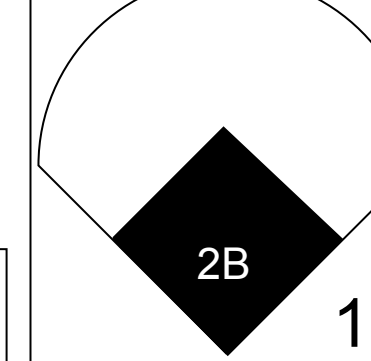
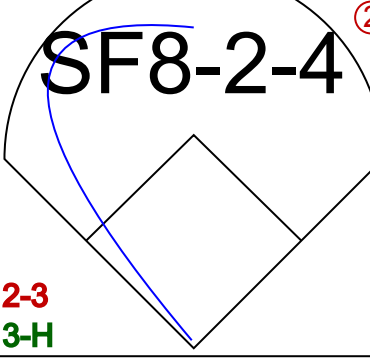
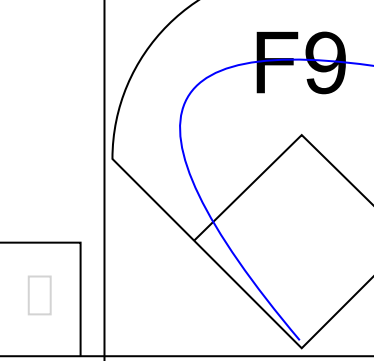

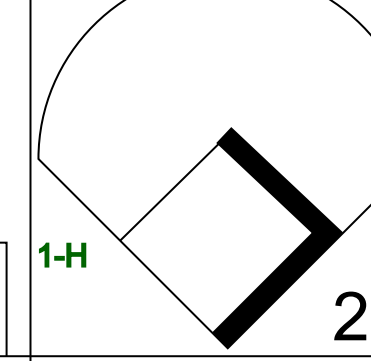
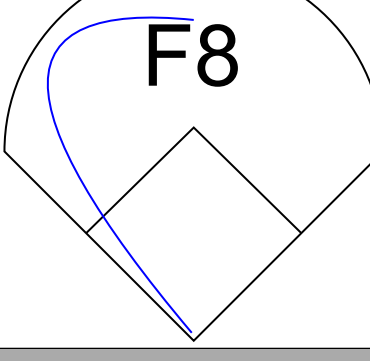
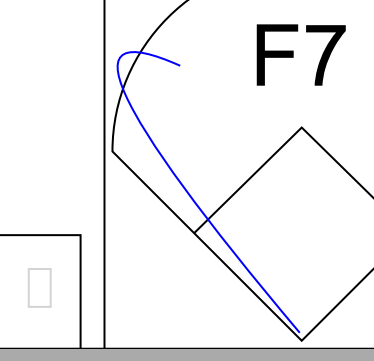

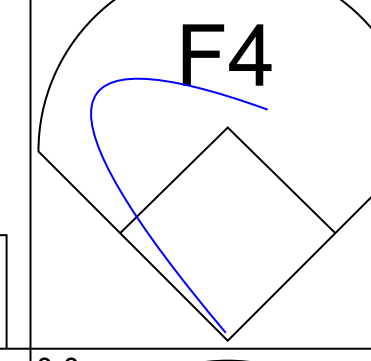



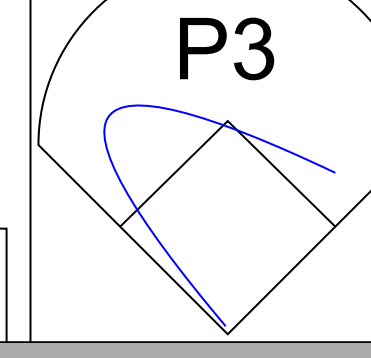
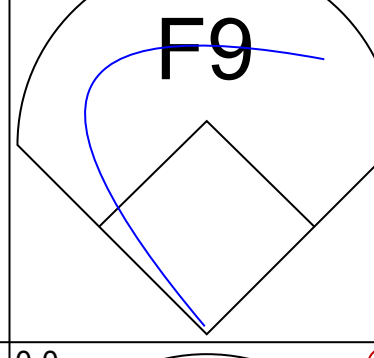
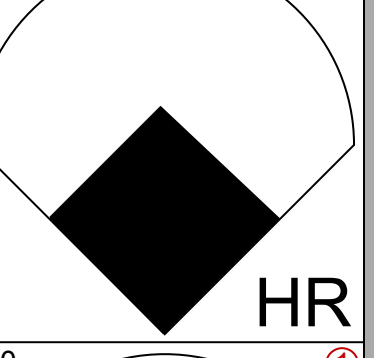

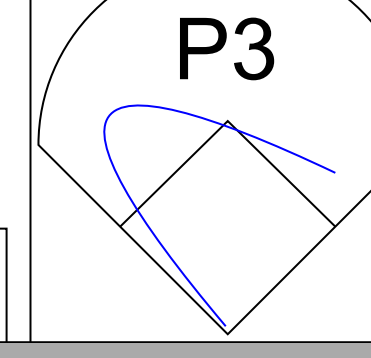
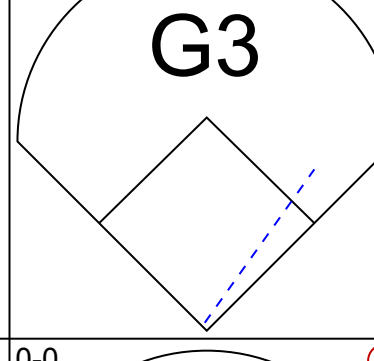
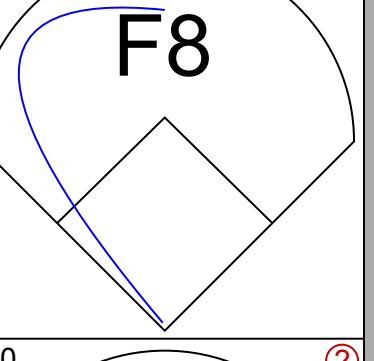
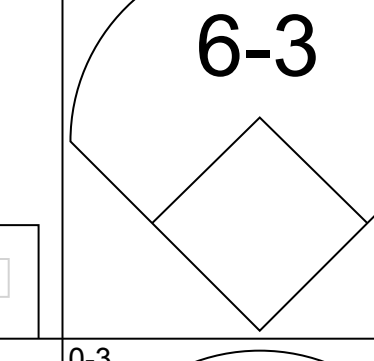
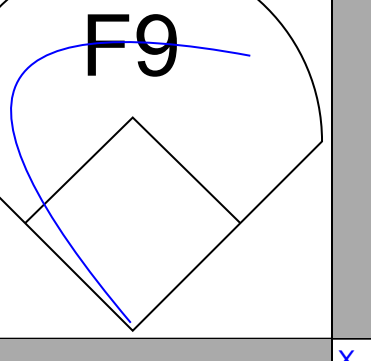
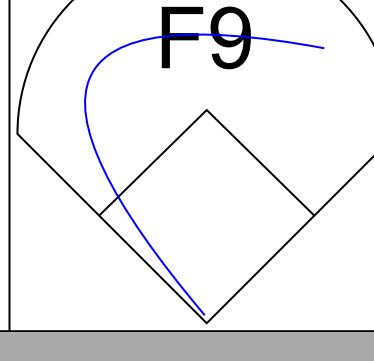
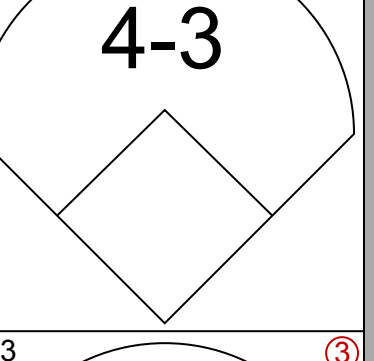
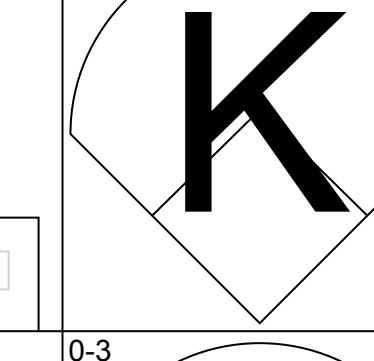
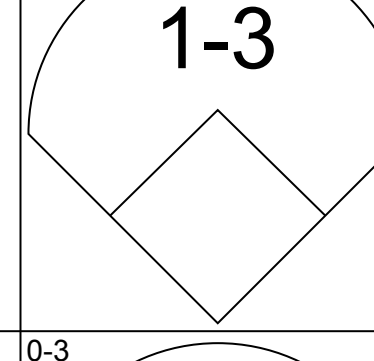
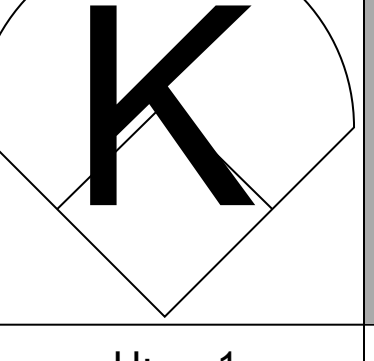
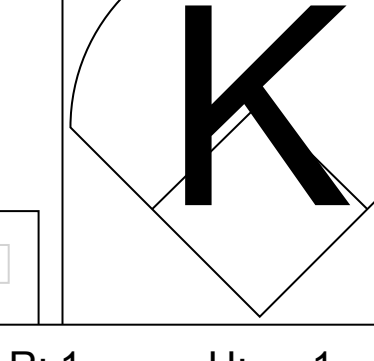
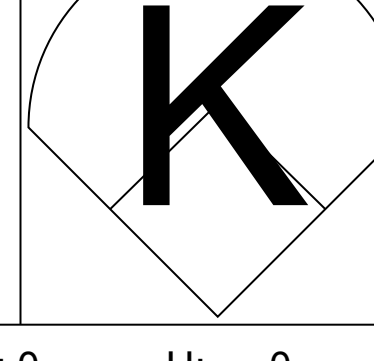
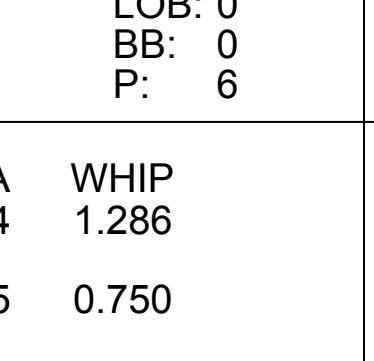
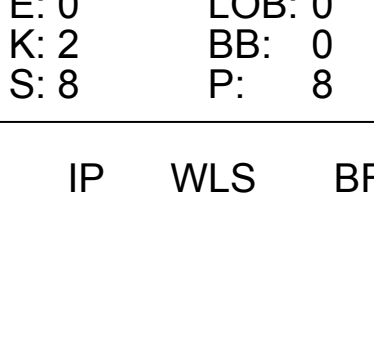
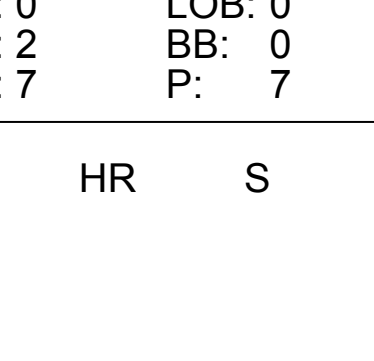
Batter	1	2	3	4	5	6	7	8	9	10	11	AB	R	H	RBI	BB	SO	LOB	TOP						
Frank Taveras, R OBP: 0.313, SLG: 0.335 (1, 6)												5	2	2	0	0	1	0							
Phil Garner, R OBP: 0.323, SLG: 0.442 (1, 4)												5	2	2	1	0	1	1							
Dave Parker, L OBP: 0.399, SLG: 0.535 (1, 9)												4	1	2	0	1	0	0							
Bill Robinson, R OBP: 0.341, SLG: 0.537 (1, 3)												5	1	3	2	0	0	1							
Al Oliver, L OBP: 0.348, SLG: 0.467 (1, 7)												4	1	1	1	1	1	0	1						
Ed Ott, L OBP: 0.335, SLG: 0.380 (1, 2)												5	0	0	0	0	0	1	1						
Ken Macha, R OBP: 0.292, SLG: 0.323 (1, 5)												4	0	0	0	0	0	1	0						
Mario Mendoza, R OBP: 0.238, SLG: 0.247 (11, 5)												0	0	0	0	0	0	0							
Omar Moreno, L OBP: 0.299, SLG: 0.371 (1, 8)												4	0	0	0	0	1	0							
Jim Rooker, R OBP: 0.219, SLG: 0.219 (1, 1)												2	0	0	0	0	1	0							
Mike Easter, L OBP: 0.333, SLG: 0.500 (8, PH)												1	0	0	0	0	0	0							
Kent Tekulve, R OBP: 0.250, SLG: 0.250 (8, 1)												1	0	0	0	0	1	0							
<b>Inning Stats</b>	R: 1 E: 1 K: 1 S: 7	H: 2 LOB: 1 BB: 0 P: 7	R: 0 E: 0 K: 1 S: 5	H: 0 LOB: 0 BB: 0 P: 5	R: 2 E: 0 K: 1 S: 7	H: 3 LOB: 0 BB: 0 P: 7	R: 1 E: 0 K: 0 S: 4	H: 1 LOB: 0 BB: 0 P: 4	R: 0 E: 0 K: 1 S: 5	H: 0 LOB: 0 BB: 0 P: 5	R: 0 E: 0 K: 2 S: 7	H: 0 LOB: 0 BB: 0 P: 7	R: 0 E: 0 K: 0 S: 3	H: 0 LOB: 0 BB: 0 P: 3	R: 0 E: 0 K: 0 S: 3	H: 1 LOB: 0 BB: 0 P: 3	R: 0 E: 0 K: 0 S: 3	H: 0 LOB: 0 BB: 0 P: 3	R: 0 E: 0 K: 1 S: 7	H: 3 LOB: 1 BB: 2 P: 15	1B: 7 2B: 0 3B: 1 HR: 2	SF: 0 SAC: 0 DP: 0 HBP: 0	WP: 2 PB: 0 SB: 1 CS: 2	PA: 43	
<b>PITCHER</b>	IP 10.2	WLS L	BF 41	H 10	R 7	ER 6	SO 7	BB 2	IBB 0	HBP 0	BLK 0	WP 2	HR 2	S 53	P 61	ERA 5.06	WHIP 1.125								
Steve Rogers, R ERA: 3.09 (1, 1)																									
Will McEnaney, L ERA: 3.92 (11, 1)	0.1											1 0 0 0 0 0 0 0 0 0 0 0 0 0 1 1 0.00 0.000													

Pittsburgh Pirates @ Montreal Expos  
Olympic Stadium, Montreal, QB  
Sun Sep 18 1977, 3:33 AM EDT  
Att: 25,097 - Unknown

livebaseballscores.com

AB 40  
R 7  
H 10  
RBI 4  
BB 2  
SO 7  
LOB 4




Batter	1	2	3	4	5	6	7	8	9	10	11	AB	R	H	RBI	BB	SO	LOB	BOTTOM							
Dave Cash, R OBP: 0.346, SLG: 0.378 (1, 4)												5	1	2	0	0	1	1								
Chris Speier, R OBP: 0.319, SLG: 0.334 (1, 6)												4	1	1	1	0	0	1								
Jerry White, S OBP: 0.375, SLG: 0.375 (11, PH)												1	0	0	0	0	0	0								
Andre Dawson, R OBP: 0.320, SLG: 0.459 (1, 8)												5	1	3	0	0	0	0								
Tony Perez, R OBP: 0.367, SLG: 0.487 (1, 3)												4	0	2	2	0	0	0								
Pepe Fias, R OBP: 0.250, SLG: 0.267 (11, PR)												0	0	0	0	0	0	0								
Elis Valentine, R OBP: 0.342, SLG: 0.519 (1, 9)												5	0	0	0	0	2	3								
Gary Carter, R OBP: 0.348, SLG: 0.521 (1, 2)												4	2	2	2	1	0	1								
Warren Cromartie, L OBP: 0.316, SLG: 0.393 (1, 7)												4	0	0	0	0	0	1								
Larry Parrish, R OBP: 0.311, SLG: 0.388 (1, 5)												4	0	0	0	0	1	0								
Steve Rogers, R OBP: 0.100, SLG: 0.100 (1, 1)												4	0	1	0	0	3	0								
Will McEnaney, L (11, 1)												0	0	0	0	0	0	0								
<b>Inning Stats</b>	R: 2 E: 0 K: 0 S: 5	H: 3 LOB: 0 BB: 0 P: 5	R: 0 E: 0 K: 0 S: 3	H: 0 LOB: 0 BB: 0 P: 3	R: 0 E: 0 K: 0 S: 3	H: 1 LOB: 0 BB: 0 P: 3	R: 0 E: 0 K: 0 S: 3	H: 0 LOB: 0 BB: 0 P: 3	R: 1 E: 0 K: 1 S: 6	H: 1 LOB: 0 BB: 0 P: 6	R: 0 E: 0 K: 1 S: 7	H: 3 LOB: 2 BB: 0 P: 7	R: 1 E: 0 K: 2 S: 8	H: 1 LOB: 0 BB: 0 P: 8	R: 0 E: 0 K: 0 S: 3	H: 0 LOB: 0 BB: 0 P: 3	R: 0 E: 0 K: 1 S: 5	H: 0 LOB: 1 BB: 1 P: 9	R: 0 E: 0 K: 2 S: 7	H: 0 LOB: 0 BB: 0 P: 7	R: 1 E: 0 K: 0 S: 5	H: 2 LOB: 1 BB: 0 P: 5	1B: 6 2B: 5 3B: 0 HR: 2	SF: 1 SAC: 0 DP: 3 HBP: 0	WP: 1 PB: 0 SB: 0 CS: 0	PA: 42
<b>PITCHER</b>	IP 7.0	WLS W	BF 27	H 9	R 4	ER 4	SO 4	BB 0	IBB 0	HBP 0	BLK 0	WP 1	HR 2	S 35	P 35	ERA 5.14	WHIP 1.286									
Jim Rooker, L ERA: 3.26 (8, 1)	4.0											15 2 1 1 3 1 0 0 0 0 0 0 0 0 20 24 2.25 0.750														

Pittsburgh Pirates @ Montreal Expos  
Olympic Stadium, Montreal, QB  
Sun Sep 18 1977, 3:33 AM EDT  
Att: 25,097 - Unknown

livebaseballscores.com

AB 40  
R 5  
H 11  
RBI 5  
BB 1  
SO 7  
LOB 7





Batter	1	2	3	4	5	6	7	8	9	AB	R	H	RBI	BB	SO	LOB	TOP					
Frank Taveras, R OBP: 0.311, SLG: 0.333 (1, 6)										4	0	0	0	0	0	1						
Phil Garner, R OBP: 0.322, SLG: 0.441 (1, 4)										4	0	1	0	0	1	1						
Dave Parker, L OBP: 0.398, SLG: 0.533 (1, 9)										4	1	1	0	0	3	1						
Bill Robinson, R OBP: 0.340, SLG: 0.534 (1, 3)										4	0	1	1	0	0	1						
Al Oliver, L OBP: 0.349, SLG: 0.467 (1, 7)										3	1	1	1	1	0	1						
Ed Ott, L OBP: 0.338, SLG: 0.392 (1, 2)										4	1	2	1	0	0	2						
Ken Macha, R OBP: 0.309, SLG: 0.328 (1, 5)										2	0	1	1	1	0	0						
Mario Mendoza, R OBP: 0.235, SLG: 0.244 (8, 5)										1	0	0	0	0	1	0						
Omar Moreno, L OBP: 0.296, SLG: 0.367 (1, 8)										4	0	0	0	0	2	3						
John Candelaria, L OBP: 0.244, SLG: 0.307 (1, 1)										3	1	0	0	1	0	0						
<b>Inning Stats</b>	R: 0 E: 0 K: 1 S: 5	H: 0 LOB: 0 BB: 0 P: 5	R: 1 E: 0 K: 0 S: 4	H: 1 LOB: 0 BB: 0 P: 4	R: 0 E: 0 K: 1 S: 5	H: 0 LOB: 0 BB: 0 P: 5	R: 0 E: 0 K: 1 S: 6	H: 1 LOB: 1 BB: 0 P: 6	R: 0 E: 0 K: 1 S: 4	H: 0 LOB: 0 BB: 0 P: 8	R: 0 E: 0 K: 1 S: 5	H: 0 LOB: 0 BB: 0 P: 5	R: 1 E: 0 K: 0 S: 7	H: 2 LOB: 2 BB: 1 P: 11	R: 2 E: 0 K: 0 S: 6	H: 3 LOB: 2 BB: 1 P: 10	R: 0 E: 0 K: 1 S: 5	H: 0 LOB: 0 BB: 0 P: 5	1B: 6 2B: 1 3B: 0 HR: 1	SF: 0 SAC: 0 DP: 1 HBP: 0	WP: 0 PB: 0 SB: 1 CS: 1	PA: 36
<b>PITCHER</b>	IP	WLS	BF	H	R	ER	SO	BB	IBB	HBP	BLK	WP	HR	S	P	ERA	WHIP					
Nino Espinosa, R ERA: 3.61 (1, 1)	7.2	L	31	6	4	4	6	3	0	0	0	0	1	40	52	4.70	1.174					
Skip Lockwood, R ERA: 3.1 (8, 1)	1.1		5	1	0	0	1	0	0	0	0	0	0	7	7	0.00	0.750					

Pittsburgh Pirates @ New York Mets  
Shea Stadium, Flushing, NY  
Tue Sep 20 1977, 7:05 PM EDT  
Att: 3,372 - Unknown


AB 33  
R 4  
H 7  
RBI 4  
BB 3  
SO 7  
LOB 10



Batter	1	2	3	4	5	6	7	8	9	AB	R	H	RBI	BB	SO	LOB	BOTTOM					
Lenny Randle, S OBP: 0.380, SLG: 0.398 (1, 5)										3	0	1	0	0	2	0						
Lee Mazzilli, S OBP: 0.332, SLG: 0.323 (1, 8)										4	0	1	0	0	1	2						
Steve Henderson, R OBP: 0.369, SLG: 0.479 (1, 7)										4	0	2	0	0	1	2						
Mike Vail, R OBP: 0.312, SLG: 0.401 (1, 9)										3	2	1	0	1	0	2						
John Stearns, R OBP: 0.365, SLG: 0.408 (1, 2)										4	0	1	0	0	1	1						
Luis Rosado, R OBP: 0.283, SLG: 0.250 (1, 3)										3	0	0	1	0	1	2						
Joel Youngblood, R OBP: 0.284, SLG: 0.307 (1, 4)										4	0	0	1	0	0	2						
Doug Flynn, R OBP: 0.226, SLG: 0.237 (1, 6)										3	0	0	0	0	0	3						
Nino Espinosa, R OBP: 0.158, SLG: 0.130 (1, 1)										3	0	0	0	0	0	0						
Skip Lockwood, R OBP: 0.200, SLG: 0.200 (8, 1)										0	0	0	0	0	0	0						
<b>Inning Stats</b>	R: 0 E: 0 K: 1 S: 5	H: 1 LOB: 1 BB: 0 P: 5	R: 1 E: 2 K: 1 S: 7	H: 1 LOB: 1 BB: 0 P: 7	R: 0 E: 1 K: 1 S: 6	H: 0 LOB: 1 BB: 0 P: 6	R: 1 E: 0 K: 0 S: 4	H: 1 LOB: 1 BB: 1 P: 8	R: 0 E: 0 K: 1 S: 6	H: 1 LOB: 1 BB: 0 P: 6	R: 0 E: 0 K: 1 S: 5	H: 0 LOB: 0 BB: 0 P: 5	R: 0 E: 0 K: 0 S: 3	H: 0 LOB: 0 BB: 0 P: 3	R: 0 E: 0 K: 1 S: 6	H: 2 LOB: 1 BB: 0 P: 6	R: 0 E: 0 K: 0 S: 3	H: 0 LOB: 0 BB: 0 P: 3	1B: 4 2B: 2 3B: 0 HR: 0	SF: 1 SAC: 1 DP: 2 HBP: 0	WP: 0 PB: 0 SB: 1 CS: 1	PA: 35
<b>PITCHER</b>	IP	WLS	BF	H	R	ER	SO	BB	IBB	HBP	BLK	WP	HR	S	P	ERA	WHIP					
John Candelaria, L ERA: 2.48 (1, 1)	9.0	W	34	6	2	1	6	1	0	0	0	0	0	45	49	1.00	0.778					

Pittsburgh Pirates @ New York Mets  
Shea Stadium, Flushing, NY  
Tue Sep 20 1977, 7:05 PM EDT  
Att: 3,372 - Unknown

AB 31  
R 2  
H 6  
RBI 2  
BB 1  
SO 6  
LOB 14





Batter	1	2	3	4	5	6	7	8	9	AB	R	H	RBI	BB	SO	LOB	TOP																					
Frank Taveras, R OBP: 0.311, SLG: 0.333 (1, 6)	L3		F3			S 1B	K		FC5 BB	5	1	2	0	0	1	2																						
Phil Garner, R OBP: 0.323, SLG: 0.439 (1, 4)	G4-6-3		6-3			5-3	K		BB	4	0	1	0	1	1	3																						
Fernando Gonzalez, R OBP: 0.319, SLG: 0.400 Miguel Dilone, S OBP: 0.174, SLG: 0.136 (1, 9) (6, PR) (6, 9)	G4-6-3		K2-3			1B			FC5	3	0	1	1	0	1	2																						
Bill Robinson, R OBP: 0.339, SLG: 0.534 (1, 3)		1-3		K		K			4-3	4	1	1	1	0	2	1																						
Al Oliver, L OBP: 0.350, SLG: 0.467 (1, 7)		E		F9		S			4-3	4	0	2	0	0	0	1																						
Ken Macha, R OBP: 0.306, SLG: 0.324 Mario Mendoza, R OBP: 0.235, SLG: 0.244 (1, 5) (8, 5)	E1		4-3			K			L4-3	4	0	1	1	0	1	3																						
Duffy Dyer, R OBP: 0.369, SLG: 0.321 (1, 2)		K				6-3			L4-3	3	0	0	0	1	1	3																						
Omar Moreno, L OBP: 0.294, SLG: 0.364 (1, 8)		FC3-6				K			4-3	4	1	0	0	0	1	3																						
Bruce Kison, R OBP: 0.286, SLG: 0.368 Rich Gossage, R OBP: 0.217, SLG: 0.261 (1, 1) (7, 1)						K			K	3	0	2	1	0	1	0																						
<b>Inning Stats</b>	R: 0 E: 0 K: 0 S: 3	H: 1 LOB: 0 BB: 0 P: 3	R: 0 E: 1 K: 1 S: 7	H: 1 LOB: 2 BB: 0 P: 7	R: 0 E: 0 K: 1 S: 6	H: 1 LOB: 1 BB: 0 P: 6	R: 0 E: 0 K: 1 S: 5	H: 0 LOB: 0 BB: 0 P: 5	R: 0 E: 0 K: 2 S: 7	H: 0 LOB: 0 BB: 0 P: 7	R: 1 E: 0 K: 2 S: 10	H: 3 LOB: 3 BB: 0 P: 10	R: 1 E: 0 K: 2 S: 8	H: 1 LOB: 1 BB: 1 P: 12	R: 2 E: 0 K: 0 S: 5	H: 3 LOB: 0 BB: 0 P: 5	R: 0 E: 0 K: 1 S: 6	H: 1 LOB: 2 BB: 1 P: 10	1B: 9 2B: 3 3B: 0 HR: 0	SF: 0 SAC: 0 DP: 2 HBP: 0	WP: 0 PB: 0 SB: 4 CS: 0	PA: 39																
<b>PITCHER</b>	IP	WLS	BF	H	R	ER	SO	BB	IBB	HBP	BLK	WP	HR	S	P	ERA	WHIP	<b>PITCHER</b>				IP	WLS	BF	H	R	ER	SO	BB	IBB	HBP	BLK	WP	HR	S	P	ERA	WHIP
Jerry Koosman, L ERA: 3.49 Bob Myrick, L ERA: 3.67 (1, 1) (9, 1)	8.0	L	34	10	4	4	9	1	0	0	0	0	0	51	55	4.50	1.375																					

Pittsburgh Pirates @ New York Mets  
Shea Stadium, Flushing, NY  
Wed Sep 21 1977, 7:05 PM EDT  
Att: 5,044 - Unknown

AB 37  
R 4  
H 11  
RBI 4  
BB 2  
SO 10  
LOB 20



Batter	1	2	3	4	5	6	7	8	9	AB	R	H	RBI	BB	SO	LOB	BOTTOM																					
Lenny Randle, S OBP: 0.379, SLG: 0.397 (1, 5)	3-1		K			F8			G4-3	4	0	1	0	0	1	0																						
Lee Mazzilli, S OBP: 0.330, SLG: 0.320 Bob Myrick, R OBP: 0.200, SLG: 0.200 (1, 8) (9, 1)	F7		G3			4-3			G4-3	4	0	0	0	0	0	1																						
Bruce Boisclair, L OBP: 0.362, SLG: 0.405 (1, 9)	F8		F8			1B			F8	4	0	1	0	0	0	0																						
Steve Henderson, R OBP: 0.370, SLG: 0.478 (1, 7)		1-3				4-3			BB	3	0	1	0	1	0	1																						
John Milner, L OBP: 0.357, SLG: 0.426 (1, 3)						K			F8	4	0	1	0	0	1	2																						
John Stearns, R OBP: 0.366, SLG: 0.406 (1, 2)						FC6-4			F9	2	0	0	0	2	1	2																						
Joel Youngblood, R OBP: 0.284, SLG: 0.308 (1, 4)						FC1-6			K	3	0	1	0	0	2	2																						
Bud Harrelson, S OBP: 0.257, SLG: 0.233 Ed Kranepool, L OBP: 0.330, SLG: 0.453 Doug Flynn, R OBP: 0.226, SLG: 0.237 (1, 6) (7, PH) (8, 6)			6-3			FC1-6			G6-4-3	2	0	0	0	0	0	1																						
Jerry Koosman, R OBP: 0.122, SLG: 0.153 Pepe Mangual, R OBP: 0.200, SLG: 0.200 (1, 1) (8, PH) (9, 8)			P4			FC5-4			4-3	2	0	0	0	0	0	1																						
<b>Inning Stats</b>	R: 0 E: 0 K: 0 S: 3	H: 0 LOB: 0 BB: 0 P: 3	R: 0 E: 0 K: 1 S: 6	H: 1 LOB: 1 BB: 0 P: 6	R: 0 E: 0 K: 1 S: 6	H: 1 LOB: 0 BB: 0 P: 6	R: 0 E: 0 K: 1 S: 5	H: 0 LOB: 1 BB: 1 P: 9	R: 0 E: 0 K: 0 S: 4	H: 1 LOB: 1 BB: 0 P: 4	R: 0 E: 0 K: 0 S: 3	H: 1 LOB: 0 BB: 0 P: 3	R: 0 E: 0 K: 1 S: 5	H: 0 LOB: 1 BB: 1 P: 9	1B: 5 2B: 0 3B: 0 HR: 0	SF: 0 SAC: 0 DP: 2 HBP: 0	WP: 0 PB: 0 SB: 1 CS: 0	PA: 33																				
<b>PITCHER</b>	IP	WLS	BF	H	R	ER	SO	BB	IBB	HBP	BLK	WP	HR	S	P	ERA	WHIP	<b>PITCHER</b>				IP	WLS	BF	H	R	ER	SO	BB	IBB	HBP	BLK	WP	HR	S	P	ERA	WHIP
Bruce Kison, R ERA: 4.66 Rich Gossage, R ERA: 1.71 (1, 1) (7, 1)	6.1	W	25	4	0	0	4	2	0	0	0	0	0	31	39	0.00	0.947																					

Pittsburgh Pirates @ New York Mets  
Shea Stadium, Flushing, NY  
Wed Sep 21 1977, 7:05 PM EDT  
Att: 5,044 - Unknown

AB 30  
R 0  
H 5  
RBI 0  
BB 3  
SO 5  
LOB 12









Batter	1	2	3	4	5	6	7	8	9	AB	R	H	RBI	BB	SO	LOB	TOP										
Frank Taveras, R OBP: 0.310, SLG: 0.330	0-3 K		0-0 FC3-6 FC1-4		0-0 SH1-4	4-0 E S BB			0-0 3-1	3	0	0	0	1	1	1											
Phil Garner, R OBP: 0.323, SLG: 0.443	0-2 2-3 2B		0-0 FC1-4		3-2 6-3	0-0 F7			2-2 SF8 3B	5	1	2	0	0	0	3											
Dave Parker, L OBP: 0.399, SLG: 0.534 Jerry Hairston, S OBP: 0.313, SLG: 0.333	0-0 2-3		0-3 K		4-0 CS BB				0-0 SF8	3	0	0	0	1	2	2											
Bill Robinson, R OBP: 0.339, SLG: 0.533	0-3 K			0-0 HR 2B	0-0 CS	0-0 6-3			0-0 1B	5	1	2	0	0	2	1											
Al Oliver, L OBP: 0.349, SLG: 0.470		0-0 G6-3 1B		0-0 2H HR		0-0 1B			0-0 G3	5	2	3	2	0	0	1											
Ken Macha, R OBP: 0.384, SLG: 0.311 Miguel Dilone, S OBP: 0.174, SLG: 0.136 Fernando Gonzalez, R OBP: 0.321, SLG: 0.400		0-0 G6-3		0-0 1-3		0-0 1B S SF9 1B			4-2 FC6-4 BB	3	0	1	0	0	0	1											
Duffy Dyer, R OBP: 0.370, SLG: 0.322 Ed Ott, L OBP: 0.338, SLG: 0.401		0-0 1B		0-0 P9		0-2 SF9 WP 1B			0-3 K	2	0	1	0	0	0	0											
Omar Moreno, L OBP: 0.297, SLG: 0.362		0-0 L8		4-2 CS S BB		4-0 E S IBB			0-0 F8	2	1	0	0	2	0	2											
Jerry Reuss, L OBP: 0.237, SLG: 0.200 Terry Forster, L OBP: 0.304, SLG: 0.391 Bobby Tolan, L OBP: 0.232, SLG: 0.303 Larry Demery, R OBP: 0.150, SLG: 0.250 Grant Jackson, S OBP: 0.333, SLG: 0.389			2-2 FC3-6 1B	0-0 CS	0-2 SH1-4 1B	0-0 SF9			0-0 FC6-4	0	0	0	0	0	0	0											
<b>Inning Stats</b>	R: 0 E: 0 K: 2 S: 11	H: 1 LOB: 1 BB: 0 P: 11	R: 0 E: 0 K: 0 S: 4	H: 2 LOB: 1 BB: 0 P: 4	R: 0 E: 0 K: 1 S: 9	H: 1 LOB: 1 BB: 0 P: 11	R: 2 E: 0 K: 0 S: 7	H: 2 LOB: 0 BB: 1 P: 11	R: 0 E: 0 K: 0 S: 10	H: 1 LOB: 1 BB: 1 P: 17	R: 4 E: 0 K: 0 S: 9	H: 3 LOB: 2 BB: 2 P: 17	R: 0 E: 0 K: 1 S: 8	H: 0 LOB: 0 BB: 0 P: 12	R: 1 E: 0 K: 0 S: 8	H: 2 LOB: 1 BB: 0 P: 10	1B: 8 2B: 2 3B: 1 HR: 1	SF: 2 SAC: 1 DP: 1 HBP: 0	WP: 1 PB: 0 SB: 4 CS: 2	PA: 43							
<b>PITCHER</b>	IP	WLS	BF	H	R	ER	SO	BB	IBB	HBP	BLK	WP	HR	S	P	ERA	WHIP										
Dave Roberts, L ERA: 4.61	4.2		21	7	2	2	3	2	0	0	0	0	1	41	54	3.86	1.929										
Pete Broberg, R ERA: 5.03	0.2	L	3	2	2	2	0	0	0	0	0	0	0	3	3	27.00	3.000										
Dave Giusti, R ERA: 3.59	0.2		5	1	2	1	0	1	1	0	0	1	0	6	14	13.50	3.000										
Donnie Moore, R ERA: 4.34	2.0		7	0	0	0	3	1	0	0	0	0	0	15	19	0.00	0.500										
Paul Reuschel, R ERA: 3.99	1.0		5	2	1	1	0	0	0	0	0	0	0	8	10	9.00	2.000										

Pittsburgh Pirates @ Chicago Cubs  
Wrigley Field, Chicago, IL  
Sat Sep 24 1977, 3:33 AM CDT  
Att: 14,970 - Sunny - 71 F

AB 33  
R 7  
H 12  
RBI 5  
BB 5  
SO 6  
LOB 13



Batter	1	2	3	4	5	6	7	8	9	AB	R	H	RBI	BB	SO	LOB	BOTTOM										
Ivan De Jesus, R OBP: 0.324, SLG: 0.337	0-0 BB 1B			4-0 BB		0-0 L9			4-0 BB	3	1	2	0	2	0	1											
Larry Blittner, L OBP: 0.345, SLG: 0.429 Donnie Moore, L OBP: 0.333, SLG: 0.500 Greg Gross, L OBP: 0.389, SLG: 0.436 Paul Reuschel, R ERA: 3.99	0-0 BB 1B	0-0 4-3		0-3 K		0-0 F8			2-2 F7	4	1	1	0	0	1	6											
Bill Buckner, L OBP: 0.318, SLG: 0.431	4-0 1B BB		0-0 4-3		0-0 6-3				0-0 P4	4	0	0	0	1	0	0											
Gene Clines, R OBP: 0.371, SLG: 0.410	0-0 FC4-6 1B		0-3 K		0-0 L8				0-0 L7	5	0	1	2	0	1	0											
Bobby Murcer, L OBP: 0.360, SLG: 0.453	0-0 FC4-6 1B		0-0 1-3		0-0 HR				0-0 1B	5	1	2	1	0	1	2											
Steve Ontiveros, S OBP: 0.386, SLG: 0.414	0-2 L6			0-0 FC1-4 1B	4-0 BB				3-2 F9	4	0	1	0	1	0	3											
George Mitterwald, R OBP: 0.296, SLG: 0.378 Mike Gordon, S		0-3 K		2-3 K	2-2 P4				0-3 K	3	0	0	0	0	2	2											
Mick Kelleher, R OBP: 0.288, SLG: 0.303		4-0 1B BB		0-0 FC1-4 1B		3-3 K			0-0 F8	3	0	1	0	1	1	0											
Dave Roberts, L OBP: 0.056, SLG: 0.059 Pete Broberg, R ERA: 5.03 Dave Giusti, R ERA: 3.59 Joe Wallis, S OBP: 0.412, SLG: 0.414		0-3 K		0-0 FC1-4 BB	0-0 FC1-4 BB	3-2 1B			4-0 BB BB	2	0	0	0	0	1	3											
<b>Inning Stats</b>	R: 2 E: 0 K: 0 S: 13	H: 3 LOB: 1 BB: 1 P: 18	R: 0 E: 0 K: 2 S: 8	H: 1 LOB: 2 BB: 1 P: 12	R: 0 E: 0 K: 1 S: 5	H: 0 LOB: 0 BB: 0 P: 5	R: 0 E: 0 K: 2 S: 10	H: 2 LOB: 3 BB: 1 P: 16	R: 1 E: 0 K: 0 S: 7	H: 1 LOB: 1 BB: 1 P: 13	R: 0 E: 0 K: 1 S: 10	H: 1 LOB: 1 BB: 0 P: 16	R: 0 E: 1 K: 1 S: 6	H: 0 LOB: 1 BB: 0 P: 6	R: 0 E: 0 K: 1 S: 8	H: 0 LOB: 2 BB: 2 P: 18	R: 0 E: 0 K: 0 S: 8	H: 1 LOB: 1 BB: 0 P: 11	1B: 8 2B: 0 3B: 0 HR: 1	SF: 0 SAC: 0 DP: 0 HBP: 0	WP: 0 PB: 0 SB: 1 CS: 0	PA: 42					
<b>PITCHER</b>	IP	WLS	BF	H	R	ER	SO	BB	IBB	HBP	BLK	WP	HR	S	P	ERA	WHIP										
Jerry Reuss, L ERA: 4.11	0.1		4	3	2	2	0	1	0	0	0	0	1	40	57	54.00	12.000										
Terry Forster, L ERA: 4.79	4.2	W	21	4	1	1	5	3	0	0	0	0	1	40	57	1.93	1.500										
Larry Demery, R ERA: 5.08	2.2		12	1	0	0	3	2	0	0	0	0	0	20	34	0.00	1.125										
Grant Jackson, L ERA: 3.84	1.1	S	5	1	0	0	0	0	0	0	0	0	0	12	17	0.00	0.750										

Pittsburgh Pirates @ Chicago Cubs  
Wrigley Field, Chicago, IL  
Sat Sep 24 1977, 3:33 AM CDT  
Att: 14,970 - Sunny - 71 F

AB 36  
R 3  
H 9  
RBI 3  
BB 6  
SO 8  
LOB 19





Batter	1	2	3	4	5	6	7	8	9	AB	R	H	RBI	BB	SO	LOB	TOP								
Frank Taveras, R OBP: 0.311, SLG: 0.336 (1, 6)	L5		3B			SH1-3 1B 2B	K		K	5	1	2	0	0	2	1	<b>Pittsburgh Pirates @ Chicago Cubs</b> Wrigley Field, Chicago, IL Sun Sep 25 1977, 3:33 AM CDT Att: 17,815 - Overcast - 74 F								
Phil Garner, R OBP: 0.321, SLG: 0.440 (1, 4)	5-3		K			SH1-3		6-3	G3	4	0	0	0	0	1	2									
Dave Parker, L OBP: 0.400, SLG: 0.539 (1, 9)	P6			G4-6-3 1B		1B 1B BB		HR		3	2	2	1	1	0	0									
Bill Robinson, R OBP: 0.338, SLG: 0.530 (1, 3)		6-3		FC6		K		1B		4	1	1	0	0	1	3									
Al Oliver, L OBP: 0.352, SLG: 0.471 (1, 7)		BB		G4-6-3		1B		1B	PB	3	0	2	2	1	0	2									
Ed Ott, L OBP: 0.336, SLG: 0.399 (1, 2)	F8	BB		K2-3		1B		1B	1B	4	0	1	1	0	2	3									
Ken Macha, R OBP: 0.293, SLG: 0.299 Mario Mendoza, R OBP: 0.229, SLG: 0.238 (1, 5) (6, 5)	1-3					K		K	6-3	3	0	0	0	0	2	3									
Omar Moreno, L OBP: 0.295, SLG: 0.359 (1, 8)			6-3			4-3		K	6-3	4	0	0	0	0	1	0									
John Candelaria, L OBP: 0.235, SLG: 0.295 Rich Gossage, R OBP: 0.250, SLG: 0.261 (1, 1) (8, 1)			4-3			6-3		K		3	0	0	0	0	1	0									
									BB	0	0	0	0	1	0	0									
<b>Inning Stats</b>	R: 0 E: 0 K: 0 S: 3	H: 0 LOB: 0 BB: 0 P: 3	R: 0 E: 0 K: 0 S: 3	H: 0 LOB: 1 BB: 1 P: 7	R: 0 E: 0 K: 1 S: 6	H: 1 LOB: 1 BB: 0 P: 6	R: 0 E: 0 K: 1 S: 6	H: 1 LOB: 1 BB: 0 P: 6	R: 0 E: 0 K: 1 S: 5	H: 0 LOB: 0 BB: 0 P: 5	R: 2 E: 0 K: 3 S: 10	H: 3 LOB: 2 BB: 1 P: 14	R: 0 E: 0 K: 3 S: 9	H: 0 LOB: 0 BB: 0 P: 9	R: 2 E: 0 K: 1 S: 11	H: 3 LOB: 1 BB: 0 P: 12	R: 0 E: 0 K: 1 S: 5	H: 0 LOB: 1 BB: 1 P: 9	1B: 5 2B: 1 3B: 1 HR: 1	SF: 0 SAC: 1 DP: 1 HBP: 0	WP: 0 PB: 1 SB: 1 CS: 0	PA: 38			
<b>PITCHER</b>	IP	WLS	BF	H	R	ER	SO	BB	IBB	HBP	BLK	WP	HR	S	P	ERA	WHIP								
Rick Reuschel, R ERA: 2.76 Willie Hernandez, L ERA: 3.03 Dennis Lamp, R ERA: 4.71 (1, 1) (8, 1) (9, 1)	7.1	L	32	8	4	4	8	2	0	0	0	0	1	46	54	4.91	1.364								

Batter	1	2	3	4	5	6	7	8	9	AB	R	H	RBI	BB	SO	LOB	BOTTOM								
Ivan De Jesus, R OBP: 0.325, SLG: 0.342 (1, 6)	F8		2B		F8			2B		4	0	2	0	0	0	0	<b>Pittsburgh Pirates @ Chicago Cubs</b> Wrigley Field, Chicago, IL Sun Sep 25 1977, 3:33 AM CDT Att: 17,815 - Overcast - 74 F								
Manny Trillo, R OBP: 0.335, SLG: 0.378 (1, 4)	L4-6 1B		6-3			E 1B		K		4	0	2	0	0	1	2									
Bill Buckner, L OBP: 0.317, SLG: 0.430 (1, 3)	1-2 1B		K			E2 1-2		P6		4	0	1	0	0	1	3									
Gene Clines, R OBP: 0.366, SLG: 0.404 (1, 7)	L4-6 2-3			L3		SH2-3-2 1-2 2-H		L4-3		3	0	0	0	0	0	2									
Bobby Murcer, L OBP: 0.357, SLG: 0.450 (1, 9)		K		P4		1-3		P6		4	0	0	0	0	1	1									
Steve Ontiveros, S OBP: 0.388, SLG: 0.418 (1, 5)							P4	1B		4	0	3	0	0	0	0									
Randy Hundley, R (1, 2)							P4			3	0	0	0	0	0	2									
Greg Gross, L OBP: 0.387, SLG: 0.434 (9, PH)	F7			P8			P4	1-3		1	0	0	0	0	0	1									
Joe Wallis, S OBP: 0.398, SLG: 0.397 (1, 8)			K		F7		K			3	0	0	0	0	2	1									
Rick Reuschel, R OBP: 0.218, SLG: 0.294 Willie Hernandez, L OBP: 0.063, SLG: 0.063 Dave Rosello, R OBP: 0.322, SLG: 0.308 Dennis Lamp, R OBP: 0.375, SLG: 0.375 (1, 1) (8, 1) (8, PH) (9, 1)				K			L7	P4		2	0	0	0	0	1	0									
										0	0	0	0	0	0	0									
										1	0	0	0	0	0	0									
										0	0	0	0	0	0	0									
<b>Inning Stats</b>	R: 0 E: 0 K: 0 S: 4	H: 2 LOB: 1 BB: 0 P: 4	R: 0 E: 0 K: 2 S: 8	H: 1 LOB: 0 BB: 0 P: 8	R: 0 E: 0 K: 0 S: 4	H: 1 LOB: 0 BB: 0 P: 4	R: 0 E: 0 K: 0 S: 3	H: 0 LOB: 0 BB: 0 P: 3	R: 0 E: 1 K: 0 S: 7	H: 1 LOB: 1 BB: 0 P: 7	R: 0 E: 0 K: 1 S: 5	H: 0 LOB: 0 BB: 0 P: 5	R: 0 E: 0 K: 1 S: 6	H: 1 LOB: 1 BB: 0 P: 6	R: 0 E: 0 K: 0 S: 10	H: 1 LOB: 1 BB: 0 P: 16	1B: 5 2B: 5 3B: 0 HR: 0	SF: 0 SAC: 1 DP: 2 HBP: 0	WP: 0 PB: 0 SB: 0 CS: 0	PA: 34					
<b>PITCHER</b>	IP	WLS	BF	H	R	ER	SO	BB	IBB	HBP	BLK	WP	HR	S	P	ERA	WHIP								
John Candelaria, L ERA: 2.4 Rich Gossage, R ERA: 1.07 (1, 1) (8, 1)	7.1	W	28	7	0	0	5	0	0	0	0	0	0	14	20	0.00	0.600								





Batter	1	2	3	4	5	6	7	8	9	AB	R	H	RBI	BB	SO	LOB	TOP			
Lenny Randle, S (1.5) Dan Norman, R (8.9)	G3		2B BB	2B 4-3 BB	1-2 1B			1-3	K	3	2	1	0	2	0	0				
Lee Mazzilli, S (1.8) OBP: 0.359, SLG: 0.332	FC5-4 1B		1B 2B	4-3 HR 2B	P5			1B		5	2	4	2	0	0	2				
Bruce Boisclair, L (1.9) Roy Staiger, R (8.5) OBP: 0.262, SLG: 0.356	FC5-4 2B		BB 1B	4-3	F8			F9		5	1	1	2	0	0	5				
Steve Henderson, R (1.7) OBP: 0.370, SLG: 0.489	1-H 2B		F9	HR				F8		5	1	2	3	0	1	2				
John Milner, L (1.3) OBP: 0.359, SLG: 0.424	F8		FC5 1-2 1B	BB BB				K		3	0	1	0	2	1	1				
John Stearns, R (1.2) OBP: 0.365, SLG: 0.402			1-2 2-3 BB	BB				K		2	0	0	0	3	2	0				
Joel Youngblood, R (1.4) OBP: 0.284, SLG: 0.296	F8		F8	BB				K		5	0	0	0	0	3	7				
Doug Flynn, R (1.6) OBP: 0.224, SLG: 0.235	F5-3		2-3f	SH3 2B 1B	F8			F3		5	1	1	0	0	0	2				
Nino Espinosa, R (1.1) OBP: 0.164, SLG: 0.138			K	SH3 1-2 1B				5-3		4	0	1	0	0	1	2				
<b>Inning Stats</b>	R: 1 E: 0 K: 0 S: 5	H: 2 LOB: 1 BB: 0 P: 5	R: 0 E: 0 K: 1 S: 5	H: 0 LOB: 0 BB: 0 P: 5	R: 2 E: 0 K: 1 S: 8	H: 3 LOB: 3 BB: 2 P: 16	R: 4 E: 0 K: 1 S: 8	H: 3 LOB: 2 BB: 3 P: 20	R: 0 E: 0 K: 0 S: 5	H: 2 LOB: 2 BB: 0 P: 5	R: 0 E: 0 K: 3 S: 9	H: 0 LOB: 0 BB: 0 P: 9	R: 0 E: 0 K: 1 S: 5	H: 1 LOB: 1 BB: 0 P: 4	R: 0 E: 1 K: 2 S: 8	H: 0 LOB: 3 BB: 2 P: 16	1B: 7 2B: 3 3B: 0 HR: 1	SF: 0 SAC: 1 DP: 0 HBP: 0	WP: 0 PB: 0 SB: 1 CS: 0	PA: 46
<b>PITCHER</b>	IP WLS BF H R ER SO BB IBB HBP BLK WP HR S P ERA WHIP																			
Bruce Kison, R (1.1) ERA: 4.9	3.2 L 22 8 7 7 2 3 0 0 0 0 0 1 23 35 17.18 3.000																			
Ed Whitson, R (4.1) ERA: 5.59	1.1 8 2 0 0 1 2 0 0 0 0 0 0 8 16 0.00 3.000																			
Dave Pagan, R (6.1) ERA: 5.87	3.0 10 1 0 0 4 0 0 0 0 0 0 0 18 18 0.00 0.333																			
Tim Jones, R (9.1) ERA:	1.0 6 0 0 0 2 2 0 0 0 0 0 0 8 16 0.00 2.000																			

New York Mets @ Pittsburgh Pirates  
Three Rivers Stadium, Pittsburgh, PA  
Tue Sep 27 1977, 7:05 PM EDT  
Att: 3,379 - Unknown

AB 38  
R 7  
H 11  
RBI 7  
BB 7  
SO 9  
LOB 24



Batter	1	2	3	4	5	6	7	8	9	AB	R	H	RBI	BB	SO	LOB	BOTTOM			
Frank Taveras, R (1.6) Mike Edwards, R (7.4) OBP: 0.309, SLG: 0.335	K		F6-3		1-3			K		3	0	0	0	0	1	0				
Phil Garner, R (1.4) OBP: 0.322, SLG: 0.438	CS BB		1B BB					L8		2	0	0	0	2	0	0				
Dave Parker, L (1.9) Mike Easter, L (7.9) OBP: 0.286, SLG: 0.429	F5		1-3 1B		4-3			F9		3	0	1	0	0	0	1				
Bill Robinson, R (1.3) Dale Berra, R (7.5) OBP: 0.135, SLG: 0.103			F6					F8		3	1	1	0	0	1	2				
Al Oliver, L (1.7) Fernando Gonzalez, R (8.7) OBP: 0.350, SLG: 0.399	E4 K 1B		4-3		1-3			5-3		3	0	0	0	0	0	1				
Ed Ott, L (1.2) OBP: 0.336, SLG: 0.399	S 1-2 2-H 1B		F4		4-3			4-3		3	0	1	1	0	0	0				
Ken Macha, R (1.5) OBP: 0.294, SLG: 0.300	K		1-2 2-3		4-3			1B		3	0	1	0	0	1	2				
Omar Moreno, L (1.8) OBP: 0.293, SLG: 0.357	F6		F6		F9			F5		3	0	0	0	0	0	2				
Bruce Kison, R (1.1) Ed Whitson, R (4.1) Jim Fregosi, R (5.9) Dave Pagan, R (6.1) Bobby Tolan, L (8.9) Tim Jones, S (9.1) OBP: 0.282, SLG: 0.362			K		F3			4-1		1	0	0	0	0	1	0				
<b>Inning Stats</b>	R: 0 E: 0 K: 1 S: 4	H: 0 LOB: 0 BB: 1 P: 8	R: 1 E: 1 K: 1 S: 7	H: 2 LOB: 1 BB: 0 P: 7	R: 0 E: 0 K: 1 S: 6	H: 1 LOB: 1 BB: 1 P: 10	R: 0 E: 0 K: 0 S: 3	H: 0 LOB: 0 BB: 0 P: 3	R: 0 E: 0 K: 0 S: 5	H: 0 LOB: 0 BB: 0 P: 5	R: 0 E: 0 K: 1 S: 4	H: 1 LOB: 1 BB: 0 P: 4	R: 0 E: 0 K: 1 S: 5	H: 0 LOB: 0 BB: 0 P: 5	R: 0 E: 0 K: 0 S: 3	H: 0 LOB: 0 BB: 0 P: 3	1B: 4 2B: 0 3B: 0 HR: 0	SF: 0 SAC: 0 DP: 0 HBP: 0	WP: 0 PB: 0 SB: 1 CS: 1	PA: 32
<b>PITCHER</b>	IP WLS BF H R ER SO BB IBB HBP BLK WP HR S P ERA WHIP																			
Nino Espinosa, R (1.1) ERA: 3.44	9.0 W 32 4 1 0 5 2 0 0 0 0 0 0 40 48 0.00 0.667																			

New York Mets @ Pittsburgh Pirates  
Three Rivers Stadium, Pittsburgh, PA  
Tue Sep 27 1977, 7:05 PM EDT  
Att: 3,379 - Unknown

AB 30  
R 1  
H 4  
RBI 1  
BB 2  
SO 5  
LOB 8





Batter	1	2	3	4	5	6	7	8	9	AB	R	H	RBI	BB	SO	LOB	TOP			
Lenny Randle, S (1.5) OBP: 0.382, SLG: 0.396	E5 4-3 S 6-3		FC6-4 1B		G4-6-3 1-2			FC6-4 1B		4	1	2	0	0	0	1	<b>New York Mets @ Pittsburgh Pirates</b> Three Rivers Stadium, Pittsburgh, PA Wed Sep 28 1977, 7:05 PM EDT Att: 2,673 - Unknown <a href="http://livebaseballscorecards.com">livebaseballscorecards.com</a>			
Lee Mazzilli, S (1.8) OBP: 0.337, SLG: 0.333	4-3		FC6-4 CS				CS 1B	FC6-4 1B		4	0	2	0	0	0	2				
Steve Henderson, R (1.7) OBP: 0.368, SLG: 0.485	6-3		CS	WP 1B SF7 BB			F3	FC6-4 G6-4-3		3	1	0	1	1	0	3				
John Stearns, R (1.3) OBP: 0.369, SLG: 0.400	F8 3-H				K		2B 1-2 BB	G6-4-3		3	0	0	0	1	1	3				
Dan Norman, R (1.9) OBP: 0.400, SLG: 0.600		6-3		WP 1B			2B			4	0	2	0	0	0	0				
Luis Rosado, R (1.2) OBP: 0.273, SLG: 0.278				SF7			F9			2	0	1	1	0	0	2				
Bob Myrick, R (6.1) OBP: 0.200, SLG: 0.200										0	0	0	0	0	0	0				
Bruce Boisclair, L (9, PH) OBP: 0.358, SLG: 0.403		FC4-6 1B								1	0	0	0	0	1	0				
Joel Youngblood, R (1.4) OBP: 0.280, SLG: 0.292		FC4-6								3	0	0	0	0	0	2				
Ed Kranepool, L (9, PH) OBP: 0.331, SLG: 0.450										0	0	0	0	1	0	0				
Bud Harrelson, S (9, PR) OBP: 0.254, SLG: 0.231										0	0	0	0	0	0	0				
Doug Flynn, R (1.6) OBP: 0.225, SLG: 0.236										3	0	1	0	0	0	1				
Ron Hodges, L (9, PH) OBP: 0.308, SLG: 0.312										1	0	0	0	0	1	1				
Craig Swan, R (1.1) OBP: 0.188, SLG: 0.188										2	0	1	0	0	0	0				
John Milner, L (6.3) OBP: 0.359, SLG: 0.423										1	0	0	0	0	0	1				
<b>Inning Stats</b>	R: 1 E: 1 K: 0 S: 4	H: 0 LOB: 0 BB: 0 P: 4	R: 0 E: 0 K: 0 S: 4	H: 1 LOB: 1 BB: 0 P: 4	R: 0 E: 0 K: 0 S: 3	H: 1 LOB: 0 BB: 0 P: 3	R: 1 E: 0 K: 1 S: 6	H: 1 LOB: 1 BB: 1 P: 10	R: 0 E: 0 K: 0 S: 3	H: 2 LOB: 2 BB: 1 P: 8	R: 0 E: 0 K: 0 S: 3	H: 1 LOB: 0 BB: 0 P: 3	R: 0 E: 0 K: 0 S: 4	H: 2 LOB: 1 BB: 0 P: 11	R: 0 E: 0 K: 2 S: 7	H: 0 LOB: 1 BB: 1 P: 11	1B: 8 2B: 1 3B: 0 HR: 0	SF: 1 SAC: 0 DP: 3 HBP: 0	WP: 1 PB: 0 SB: 1 CS: 2	PA: 36
<b>PITCHER</b>	IP WLS BF H R ER SO BB IBB HBP BLK WP HR S P ERA WHIP																			
Jim Rooker, L (1.1) ERA: 3.08	7.0 W 29 9 2 1 1 2 0 0 0 1 0 29 37 1.29 1.571																			
Rich Gossage, R (8.1) ERA: 1.65	2.0 S 6 0 0 0 2 1 0 0 0 0 0 9 13 0.00 0.500																			

Batter	1	2	3	4	5	6	7	8	9	AB	R	H	RBI	BB	SO	LOB	BOTTOM			
Frank Taveras, R (1.6) OBP: 0.309, SLG: 0.334	F4		F7		S BLK 1B		F6-3			4	1	1	0	0	0	0	<b>New York Mets @ Pittsburgh Pirates</b> Three Rivers Stadium, Pittsburgh, PA Wed Sep 28 1977, 7:05 PM EDT Att: 2,673 - Unknown <a href="http://livebaseballscorecards.com">livebaseballscorecards.com</a>			
Phil Garner, R (1.4) OBP: 0.325, SLG: 0.440	4-3		S 1B		1-H 1B		F4-6-3 1B			4	0	3	1	0	0	0				
Dave Parker, L (1.9) OBP: 0.397, SLG: 0.535	4-3		F7 1-2		F8 1-2		F4-6-3 1-2			4	0	0	0	0	0	3				
Bill Robinson, R (1.3) OBP: 0.338, SLG: 0.527		F4		S E 1B	P3		F9			4	1	1	0	0	0	1				
Al Oliver, L (1.7) OBP: 0.350, SLG: 0.470		F6								3	1	1	0	0	0	0				
Jerry Hairston, S (7.7) OBP: 0.310, SLG: 0.329				1-H 1B			1B 2B			1	0	0	0	0	1	0				
Ed Ott, L (1.2) OBP: 0.338, SLG: 0.400							F6			4	0	2	0	0	0	1				
Ken Macha, R (1.5) OBP: 0.307, SLG: 0.313										3	0	2	1	0	1	1				
Mike Edwards, R (6, PR) (7.4)										0	0	0	0	0	0	0				
Omar Moreno, L (1.8) OBP: 0.293, SLG: 0.357										3	0	1	0	0	1	3				
Jim Rooker, R (1.1) OBP: 0.230, SLG: 0.200										3	0	0	0	0	0	1				
Rich Gossage, R (8.1) ERA: 3.83										0	0	0	0	0	0	0				
<b>Inning Stats</b>	R: 0 E: 0 K: 0 S: 3	H: 0 LOB: 0 BB: 0 P: 3	R: 0 E: 0 K: 1 S: 7	H: 2 LOB: 2 BB: 0 P: 7	R: 0 E: 0 K: 0 S: 4	H: 1 LOB: 1 BB: 0 P: 4	R: 1 E: 0 K: 1 S: 7	H: 2 LOB: 1 BB: 0 P: 7	R: 1 E: 0 K: 0 S: 5	H: 3 LOB: 2 BB: 0 P: 5	R: 0 E: 0 K: 0 S: 3	H: 1 LOB: 0 BB: 0 P: 3	R: 0 E: 0 K: 1 S: 5	H: 0 LOB: 0 BB: 0 P: 5	R: 0 E: 0 K: 0 S: 5	H: 0 LOB: 0 BB: 0 P: 5	1B: 10 2B: 1 3B: 0 HR: 0	SF: 0 SAC: 0 DP: 1 HBP: 0	WP: 0 PB: 0 SB: 6 CS: 1	PA: 33
<b>PITCHER</b>	IP WLS BF H R ER SO BB IBB HBP BLK WP HR S P ERA WHIP																			
Craig Swan, R (1.1) ERA: 4.23	5.1 L 25 9 3 2 2 0 0 0 0 0 0 10 10 3.38 1.688																			
Bob Myrick, L (6.1) ERA: 3.83	2.2 8 2 0 0 1 0 0 0 0 0 0 10 10 0.00 0.750																			

AB 31  
R 2  
H 9  
RBI 2  
BB 3  
SO 3  
LOB 16



AB 33  
R 3  
H 11  
RBI 2  
BB 0  
SO 3  
LOB 10





Batter	1	2	3	4	5	6	7	8	9	AB	R	H	RBI	BB	SO	LOB	TOP			
Lenny Randle, S (1.5) OBP: 0.383, SLG: 0.401	0-0 CS 1B			0-0 FC5-2 3B		0-0 4-3		0-0 FC6-4 1B		4	0	2	0	0	0	1				
Lee Mazzilli, S (1.8) OBP: 0.337, SLG: 0.333	0-3 K			0-0 FC5-2 1B E		0-3 K		0-0 1B		4	1	1	0	0	2	2				
Steve Henderson, R (1.7) OBP: 0.367, SLG: 0.482	0-3 K			3-H E8 1B 1-H 1B		0-0 6-3		0-0 4-3		4	0	1	0	0	1	2				
John Stearns, R (1.2) OBP: 0.366, SLG: 0.396		0-0 5-3		0-0 6-3			0-0 5-3		0-0 5-3	4	0	0	0	0	0	1				
Dan Norman, R (1.9) OBP: 0.556, SLG: 0.625		0-0 F7		0-0 1B			0-0 1B		4-0 E 1B SF9 BB	3	1	2	0	1	0	0				
Luis Rosado, R (1.3) OBP: 0.285, SLG: 0.273		0-0 F9		0-0 5-3			0-0 F9		0-0 E7 1B	4	0	1	0	0	0	3				
Bud Harrelson, S (9, PR) OBP: 0.254, SLG: 0.231									1-3 1B	0	0	0	0	0	0	0				
Joel Youngblood, R (1.4) OBP: 0.276, SLG: 0.287			0-0 L4		0-0 F9		0-0 F8		0-0 SF9	3	0	0	0	0	0	1	AB 33			
Ed Kranepool, R (9, PH) OBP: 0.330, SLG: 0.450									3-H 0-3 K	0	0	0	1	0	0	0	R 2			
Doug Flynn, R (1.6) OBP: 0.226, SLG: 0.237			0-0 F4-3		0-0 F8			0-0 FC6-4 1B	0-3 K	3	0	1	0	0	0	0	H 8			
John Milner, L (9, PH) OBP: 0.356, SLG: 0.422										1	0	0	0	0	1	1	RBI 1			
Doc Medich, R (1.1) OBP: 0.167, SLG: 0.167			0-0 4-3		0-3 K					2	0	0	0	0	1	0	BB 1			
Pepe Mangual, R (8, PH) OBP: 0.200, SLG: 0.200										1	0	0	0	0	1	1	SO 6			
Skip Lockwood, R (8, 1) OBP: 0.200, SLG: 0.200										0	0	0	0	0	0	0	LOB 12			
<b>Inning Stats</b>	R: 0 E: 0 K: 2 S: 7	H: 1 LOB: 0 BB: 0 P: 7	R: 0 E: 0 K: 0 S: 3	H: 0 LOB: 0 BB: 0 P: 3	R: 0 E: 0 K: 0 S: 3	H: 0 LOB: 0 BB: 0 P: 3	R: 1 E: 1 K: 0 S: 6	H: 3 LOB: 2 BB: 0 P: 6	R: 0 E: 0 K: 1 S: 5	H: 0 LOB: 0 BB: 0 P: 5	R: 0 E: 0 K: 0 S: 4	H: 1 LOB: 1 BB: 0 P: 4	R: 0 E: 0 K: 1 S: 7	H: 2 LOB: 2 BB: 0 P: 7	R: 1 E: 1 K: 1 S: 6	H: 1 LOB: 1 BB: 1 P: 10	1B: 7 2B: 0 3B: 1 HR: 0	SF: 1 SAC: 0 DP: 0 HBP: 0	WP: 0 PB: 0 SB: 0 CS: 1	PA: 35
<b>PITCHER</b>	IP	WLS	BF	H	R	ER	SO	BB	IBB	HBP	BLK	WP	HR	S	P	ERA	WHIP			
Terry Forster, L (1.1) ERA: 4.43	8.1	W	33	8	2	1	5	1	0	0	0	0	0	42	46	1.08	1.080			
Kent Tekulve, R (9, 1) ERA: 2.91	0.2	S	2	0	0	0	1	0	0	0	0	0	0	4	4	0.00	0.000			

New York Mets @ Pittsburgh Pirates  
Three Rivers Stadium, Pittsburgh, PA  
Thu Sep 29 1977, 7:05 PM EDT  
Att: 2,504 - Unknown



Batter	1	2	3	4	5	6	7	8	9	AB	R	H	RBI	BB	SO	LOB	BOTTOM			
Frank Taveras, R (1.6) OBP: 0.308, SLG: 0.333	0-0 FC4-6 1B		0-0 F6-3		0-3 K			0-3 K		4	0	1	0	0	2	3				
Omar Moreno, L (1.8) OBP: 0.293, SLG: 0.355	0-0 FC4-6 1B			4-0 S 3B BB		0-0 L1		0-0 4-3		3	2	0	0	1	0	2				
Phil Garner, R (1.4) OBP: 0.328, SLG: 0.446	0-0 CS 1B			0-0 SF9 3B		0-0 F8		0-0 1B 1B		4	1	3	3	0	0	0				
Mike Easter, L (1.9) OBP: 0.273, SLG: 0.400	0-0 5-3			0-0 SF9		0-0 G3		0-0 1B		3	0	1	1	0	0	1				
Ed Ott, L (1.2) OBP: 0.334, SLG: 0.395		0-0 G3		0-0 4-3			0-0 4-3	0-0 4-3		4	0	0	0	0	0	2				
Ken Macha, R (1.3) OBP: 0.297, SLG: 0.302	0-3 K			0-0 F5-6-3			0-0 F8			3	0	0	0	0	1	0				
Dale Berra, R (1.5) OBP: 0.152, SLG: 0.125		0-0 F7			0-0 2B 1B		0-3 K			3	0	1	0	0	1	0	AB 30			
Jerry Hairston, S (1.7) OBP: 0.322, SLG: 0.368			0-0 4-3		0-0 1-H 2B			0-0 2B 2B		3	1	2	0	0	0	0	R 5			
Terry Forster, L (1.1) OBP: 0.346, SLG: 0.462					0-0 F7			0-0 1B 2B		3	1	2	1	0	0	1	H 10			
Kent Tekulve, R (9, 1) OBP: 0.250, SLG: 0.250					0-0 F6-3 1B			2-H 4-3 1B 2B		0	0	0	0	0	0	0	RBI 5			
<b>Inning Stats</b>	R: 1 E: 0 K: 0 S: 4	H: 2 LOB: 0 BB: 0 P: 4	R: 0 E: 0 K: 1 S: 5	H: 0 LOB: 0 BB: 0 P: 5	R: 0 E: 0 K: 0 S: 3	H: 1 LOB: 0 BB: 0 P: 3	R: 2 E: 0 K: 0 S: 4	H: 1 LOB: 0 BB: 1 P: 8	R: 0 E: 0 K: 1 S: 6	H: 2 LOB: 1 BB: 0 P: 6	R: 0 E: 0 K: 0 S: 3	H: 0 LOB: 0 BB: 0 P: 3	R: 0 E: 0 K: 1 S: 5	H: 0 LOB: 0 BB: 0 P: 5	R: 2 E: 0 K: 1 S: 9	H: 4 LOB: 2 BB: 0 P: 9	1B: 6 2B: 3 3B: 1 HR: 0	SF: 1 SAC: 0 DP: 1 HBP: 0	WP: 0 PB: 0 SB: 2 CS: 1	PA: 32
<b>PITCHER</b>	IP	WLS	BF	H	R	ER	SO	BB	IBB	HBP	BLK	WP	HR	S	P	ERA	WHIP			
Doc Medich, R (1.1) ERA: 4.53	7.0	L	25	6	3	3	3	1	0	0	0	0	0	30	34	3.86	1.000			
Skip Lockwood, R (8, 1) ERA: 3.24	1.0		7	4	2	2	1	0	0	0	0	0	0	9	9	18.00	4.000			

New York Mets @ Pittsburgh Pirates  
Three Rivers Stadium, Pittsburgh, PA  
Thu Sep 29 1977, 7:05 PM EDT  
Att: 2,504 - Unknown





Batter	1	2	3	4	5	6	7	8	9	AB	R	H	RBI	BB	SO	LOB	TOP					
Ivan De Jesus, R OBP: 0.331, SLG: 0.356	F8		L9			1B 2B		FC4-6 1B		4	0	2	0	0	0	1	<b>Chicago Cubs @ Pittsburgh Pirates</b> Three Rivers Stadium, Pittsburgh, PA Fri Sep 30 1977, 7:05 PM EDT Alt. 8,507 - Unknown - 64 F					
Jose Cardenal, R OBP: 0.325, SLG: 0.342	L8			F4		1B		P4		4	0	1	0	0	0	1						
Larry Bittner, L OBP: 0.346, SLG: 0.436	K			3-1		K		FC4-6		4	0	0	0	0	2	3						
Gene Clines, R OBP: 0.358, SLG: 0.398		L5-3		L8		L9		L9		4	0	0	0	0	2							
Steve Ontiveros, S OBP: 0.388, SLG: 0.418		K				1B		P4		4	0	1	0	0	2	0						
Manny Trillo, R OBP: 0.340, SLG: 0.380					F8			F9		4	0	1	0	0	0	1						
Joe Wallis, S OBP: 0.375, SLG: 0.363		CS	F2		K			K		3	0	0	0	0	2	1						
Steve Swisher, R OBP: 0.223, SLG: 0.293					4-3			HR		3	1	1	1	0	1	1						
Rick Reuschel, R OBP: 0.225, SLG: 0.299						F8		5-3		2	0	1	0	0	0	0						
Dave Rosello, R OBP: 0.323, SLG: 0.309										1	0	0	0	0	0	0						
Dave Roberts, L OBP: 0.056, SLG: 0.059										0	0	0	0	0	0	0						
<b>Inning Stats</b>	R: 0 E: 0 K: 1 S: 9	H: 0 LOB: 0 BB: 0 P: 12	R: 0 E: 0 K: 1 S: 6	H: 1 LOB: 0 BB: 0 P: 6	R: 0 E: 0 K: 1 S: 11	H: 1 LOB: 1 BB: 0 P: 17	R: 0 E: 0 K: 0 S: 3	H: 0 LOB: 0 BB: 0 P: 3	R: 0 E: 0 K: 1 S: 6	H: 1 LOB: 1 BB: 0 P: 6	R: 0 E: 0 K: 1 S: 10	H: 2 LOB: 2 BB: 0 P: 13	R: 0 E: 0 K: 1 S: 5	H: 0 LOB: 0 BB: 0 P: 5	R: 1 E: 0 K: 0 S: 8	H: 2 LOB: 1 BB: 0 P: 11	R: 0 E: 0 K: 1 S: 6	H: 0 LOB: 0 BB: 0 P: 9	1B: 5 2B: 1 3B: 0 HR: 1	SF: 0 SAC: 0 DP: 0 HBP: 0	WP: 0 PB: 0 SB: 0 CS: 1	PA: 34
<b>PITCHER</b> John Candelaria, L ERA: 2.34	IP: 9.0 WLS: W BF: 33 H: 7 R: 1 ER: 1 SO: 7 BB: 0 IBB: 0 HBP: 0 BLK: 0 WP: 0 HR: 1 S: 64 P: 82 ERA: 1.00 WHIP: 0.778																					

AB	33
R	1
H	7
RBI	1
BB	0
SO	7
LOB	10



Batter	1	2	3	4	5	6	7	8	9	AB	R	H	RBI	BB	SO	LOB	BOTTOM			
Frank Taveras, R OBP: 0.306, SLG: 0.331	F7		FC5-4		FC1-6		3-1			4	0	0	1	0	0	3	<b>Chicago Cubs @ Pittsburgh Pirates</b> Three Rivers Stadium, Pittsburgh, PA Fri Sep 30 1977, 7:05 PM EDT Alt. 8,507 - Unknown - 64 F			
Phil Garner, R OBP: 0.327, SLG: 0.444	P8		6-3		L5-3		5-3			3	0	0	0	1	0	2				
Dave Parker, L OBP: 0.397, SLG: 0.532	6-3				L5-3					3	0	0	0	1	0	2				
Bill Robinson, R OBP: 0.337, SLG: 0.525		F8			3B		L9			4	1	1	0	0	0	2				
Al Oliver, L OBP: 0.353, SLG: 0.475					1B					4	1	3	1	0	0	0				
Ed Ott, L OBP: 0.330, SLG: 0.389					L4					4	0	0	0	0	0	3				
Ken Macha, R OBP: 0.298, SLG: 0.303										3	0	1	1	0	0	2				
Mario Mendoza, R OBP: 0.226, SLG: 0.235					WP					1	0	0	0	0	0	0				
Omar Moreno, L OBP: 0.295, SLG: 0.360			K							2	1	1	0	1	1	0				
John Candelaria, L OBP: 0.262, SLG: 0.313					CS					2	0	2	0	1	0	0				
<b>Inning Stats</b>	R: 0 E: 0 K: 0 S: 3	H: 0 LOB: 0 BB: 0 P: 3	R: 0 E: 0 K: 0 S: 4	H: 1 LOB: 1 BB: 0 P: 4	R: 0 E: 0 K: 1 S: 11	H: 1 LOB: 1 BB: 0 P: 15	R: 2 E: 0 K: 0 S: 8	H: 3 LOB: 1 BB: 1 P: 12	R: 0 E: 0 K: 0 S: 3	H: 1 LOB: 1 BB: 1 P: 7	R: 0 E: 0 K: 0 S: 4	H: 1 LOB: 1 BB: 0 P: 4	R: 1 E: 0 K: 0 S: 8	H: 1 LOB: 2 BB: 2 P: 16	R: 0 E: 0 K: 0 S: 3	H: 0 LOB: 0 BB: 0 P: 3	1B: 6 2B: 1 3B: 2 HR: 0	SF: 0 SAC: 0 DP: 1 HBP: 0	WP: 1 PB: 0 SB: 2 CS: 1	PA: 35
<b>PITCHER</b> Rick Reuschel, R ERA: 2.79	IP: 7.0 WLS: L BF: 31 H: 8 R: 3 ER: 3 SO: 3 BB: 3 IBB: 0 HBP: 0 BLK: 0 WP: 1 HR: 0 S: 41 P: 61 ERA: 3.86 WHIP: 1.571																			
<b>PITCHER</b> Dave Roberts, L ERA: 4.59	IP: 1.0 WLS: L BF: 3 H: 0 R: 0 ER: 0 SO: 0 BB: 0 IBB: 0 HBP: 0 BLK: 0 WP: 0 HR: 0 S: 3 P: 3 ERA: 0.00 WHIP: 0.000																			





Batter	1	2	3	4	5	6	7	8	9	AB	R	H	RBI	BB	SO	LOB	TOP			
Ivan De Jesus, R OBP: 0.330, SLG: 0.355	F8		3-1 BLK 1B		L6			L5		4	0	1	0	0	0	1	Chicago Cubs @ Pittsburgh Pirates Three Rivers Stadium, Pittsburgh, PA Sun Oct 02 1977, 3:33 AM EDT Overcast - 59 F			
Larry Blittner, L OBP: 0.345, SLG: 0.434	4-3		3-1				4-3	4-0 BB		3	0	0	0	1	0	1				
Bill Buckner, L OBP: 0.317, SLG: 0.429			6-3				L4	P6		4	0	1	0	0	0	3				
Bobby Murcer, L OBP: 0.357, SLG: 0.457	F5				P9		F7		HR	4	1	1	1	0	0	1				
Steve Ontiveros, S OBP: 0.389, SLG: 0.421					F8				1-3	4	0	2	0	0	0	0				
Greg Gross, L OBP: 0.396, SLG: 0.462		2B			F8		G5-4-3 1B		1-3	3	0	0	0	1	0	2				
Manny Trillo, R OBP: 0.338, SLG: 0.377		4-3			FC6-4 BB		G5-4-3 1-2		F7	4	0	0	0	0	1	2				
Steve Swisher, R OBP: 0.224, SLG: 0.294		K			FC6-4 1-2		6-3		5-3	4	0	0	0	0	1	2				
Ray Burris, R OBP: 0.230, SLG: 0.275		F8								3	0	1	0	0	1	1				
Gene Clines, R OBP: 0.357, SLG: 0.397					K			BLK 1B		2	0	0	0	0	0	0				
Paul Reuschel, R OBP: 0.357, SLG: 0.397					F9			L4		1	0	0	0	0	0	1				
										0	0	0	0	0	0	0				
<b>Inning Stats</b>	R: 0 E: 0 K: 0 S: 4	H: 1 LOB: 1 BB: 0 P: 4	R: 0 E: 0 K: 1 S: 6	H: 1 LOB: 1 BB: 0 P: 6	R: 0 E: 0 K: 0 S: 4	H: 1 LOB: 1 BB: 0 P: 4	R: 0 E: 0 K: 0 S: 3	H: 0 LOB: 1 BB: 1 P: 7	R: 0 E: 0 K: 1 S: 5	H: 0 LOB: 0 BB: 0 P: 5	R: 0 E: 0 K: 0 S: 3	H: 1 LOB: 0 BB: 0 P: 3	R: 0 E: 0 K: 0 S: 4	H: 1 LOB: 2 BB: 1 P: 8	R: 1 E: 0 K: 0 S: 4	H: 1 LOB: 0 BB: 0 P: 4	1B: 4 2B: 1 3B: 0 HR: 1	SF: 0 SAC: 0 DP: 1 HBP: 0	WP: 0 PB: 0 SB: 0 CS: 0	PA: 34
<b>PITCHER</b>	IP WLS BF H R ER SO BB IBB HBP BLK WP HR S P ERA WHIP																			
Tim Jones, R ERA: 3.86	(1, 1) 7.0 W 25 4 0 0 2 1 0 0 1 0 0 28 32 0.00 0.714																			
Grant Jackson, L ERA: 3.86	(8, 1) 2.0 S 9 2 1 1 0 1 0 0 1 0 1 8 12 4.50 1.500																			

Batter	1	2	3	4	5	6	7	8	9	AB	R	H	RBI	BB	SO	LOB	BOTTOM			
Omar Moreno, L OBP: 0.295, SLG: 0.359	K				F7			P6		4	0	1	0	0	1	0	Chicago Cubs @ Pittsburgh Pirates Three Rivers Stadium, Pittsburgh, PA Sun Oct 02 1977, 3:33 AM EDT Overcast - 59 F			
Phil Garner, R OBP: 0.327, SLG: 0.444	F4				K			1B 2B		4	1	1	0	0	2	1				
Dave Parker, L OBP: 0.396, SLG: 0.531	F8				E S 1B			1-3		4	1	1	0	0	1	1				
Mike Easter, L OBP: 0.400, SLG: 0.714								4-3		4	2	3	3	0	0	0				
Ed Ott, L OBP: 0.329, SLG: 0.391								1B 1B		4	0	1	0	0	0	2				
Ken Macha, R OBP: 0.306, SLG: 0.304								F8		3	0	1	0	1	1	0				
Dale Berra, R OBP: 0.216, SLG: 0.222								CS 2B		4	0	3	1	0	0	0				
Mike Edwards, R								1B 1B		3	0	0	0	0	2	3				
Tim Jones, S										2	0	0	0	0	1	2				
Al Oliver, L OBP: 0.354, SLG: 0.481										1	1	1	1	0	0	0				
Grant Jackson, S OBP: 0.333, SLG: 0.389										0	0	0	0	0	0	0				
<b>Inning Stats</b>	R: 0 E: 0 K: 1 S: 5	H: 0 LOB: 0 BB: 0 P: 5	R: 1 E: 0 K: 1 S: 7	H: 2 LOB: 2 BB: 0 P: 8	R: 1 E: 0 K: 1 S: 7	H: 3 LOB: 1 BB: 0 P: 7	R: 0 E: 0 K: 1 S: 5	H: 1 LOB: 0 BB: 0 P: 5	R: 0 E: 0 K: 2 S: 7	H: 0 LOB: 0 BB: 0 P: 7	R: 0 E: 0 K: 0 S: 3	H: 1 LOB: 1 BB: 1 P: 7	R: 1 E: 0 K: 0 S: 4	H: 1 LOB: 0 BB: 0 P: 4	R: 2 E: 0 K: 2 S: 11	H: 4 LOB: 4 BB: 0 P: 11	1B: 7 2B: 3 3B: 0 HR: 2	SF: 0 SAC: 0 DP: 0 HBP: 1	WP: 0 PB: 0 SB: 1 CS: 1	PA: 36
<b>PITCHER</b>	IP WLS BF H R ER SO BB IBB HBP BLK WP HR S P ERA WHIP																			
Ray Burris, R ERA: 4.72	(1, 1) 7.0 L 28 8 3 3 6 1 0 1 0 0 0 2 38 43 3.86 1.286																			
Paul Reuschel, R ERA: 4.37	(8, 1) 1.0 7 4 2 2 2 0 0 0 0 0 0 0 11 11 18.00 4.000																			



Batter	1	2	3	4	5	6	7	8	9	AB	R	H	RBI	BB	SO	LOB	TOP										
Ivan De Jesus, R OBP: 0.328, SLG: 0.353	4-3		4-3			P3	L8			4	0	0	0	0	0	4	<b>Chicago Cubs @ Pittsburgh Pirates</b> Three Rivers Stadium, Pittsburgh, PA Sun Oct 02 1977, 3:38 AM EDT Att: 20,418 - Overcast - 59 F										
Larry Bittner, L OBP: 0.345, SLG: 0.432	K			G3-6-3 1B		L7		P6		4	0	1	0	0	1	0											
Bill Buckner, L OBP: 0.314, SLG: 0.425	F5			G3-6-3 1-2			3-1	F8		4	0	0	0	0	0	1											
Bobby Murcer, L OBP: 0.355, SLG: 0.455		K		6-3			1B 1B	L8		2	0	0	0	0	1	0											
Gene Clines, R OBP: 0.356, SLG: 0.397							1B 1B			2	1	1	0	0	0	0											
Steve Ontiveros, S OBP: 0.390, SLG: 0.423		F8			1-6-3		1B 1B 1B			4	1	2	0	0	0	0											
Greg Gross, L OBP: 0.397, SLG: 0.460		F7			6-3 BB		1B 1B	L8		3	0	1	1	1	0	1											
Manny Trillo, R OBP: 0.339, SLG: 0.377			5-3		6-3		1B			3	0	1	0	1	0	1											
Steve Swisher, R OBP: 0.229, SLG: 0.298				4-3 SH1-4 1B	4-3		1-2 2-3 1B	K		4	0	2	1	0	1	3											
Bill Bonham, R OBP: 0.242, SLG: 0.277				SH1-4 1-2	6-3		6-3 P6	FC5-4 IBB		1	0	0	0	0	0	0											
Jose Cardenal, R OBP: 0.324, SLG: 0.341								FC5-4		1	0	0	0	0	0	3											
Bruce Sutter, R OBP: 0.227, SLG: 0.150										0	0	0	0	0	0	0											
Dave Rosello, R OBP: 0.319, SLG: 0.305										1	0	0	0	0	0	2											
Dennis Lamp, R OBP: 0.375, SLG: 0.375								FC5-4 1-2		0	0	0	0	0	0	0											
<b>Inning Stats</b>	R: 0 E: 0 K: 1 S: 6	H: 0 LOB: 0 BB: 0 P: 7	R: 0 E: 0 K: 1 S: 6	H: 0 LOB: 0 BB: 0 P: 8	R: 0 E: 0 K: 0 S: 4	H: 1 LOB: 1 BB: 0 P: 4	R: 0 E: 0 K: 0 S: 3	H: 1 LOB: 0 BB: 0 P: 3	R: 0 E: 0 K: 0 S: 3	H: 0 LOB: 1 BB: 1 P: 7	R: 0 E: 0 K: 0 S: 3	H: 0 LOB: 0 BB: 0 P: 3	R: 2 E: 0 K: 0 S: 8	H: 5 LOB: 3 BB: 0 P: 8	R: 0 E: 0 K: 1 S: 3	H: 0 LOB: 0 BB: 1 P: 3	R: 0 E: 0 K: 1 S: 9	H: 1 LOB: 2 BB: 1 P: 15	1B: 7 2B: 1 3B: 0 HR: 0	SF: 0 SAC: 1 DP: 1 HBP: 0	WP: 0 PB: 0 SB: 0 CS: 0	PA: 36					
<b>PITCHER</b>	IP	WLS	BF	H	R	ER	SO	BB	IBB	HBP	BLK	WP	HR	S	P	ERA	WHIP										
Ed Whitson, R ERA: 3.45	6.0		20	2	0	0	2	1	0	0	0	0	0	25	32	0.00	0.500										
Kent Tekulve, R ERA: 3.09	1.0		8	5	2	2	0	0	0	0	0	0	0	8	8	18.00	5.000										
Rich Gossage, R ERA: 1.62	2.0	W	8	1	0	0	1	0	1	0	0	0	0	12	18	0.00	0.500										

AB	33
R	2
H	8
RBI	2
BB	2
SO	3
LOB	15



Batter	1	2	3	4	5	6	7	8	9	AB	R	H	RBI	BB	SO	LOB	BOTTOM										
Omar Moreno, L OBP: 0.295, SLG: 0.358				K CS 1B		G3		B1		4	0	1	0	0	1	0	<b>Chicago Cubs @ Pittsburgh Pirates</b> Three Rivers Stadium, Pittsburgh, PA Sun Oct 02 1977, 3:38 AM EDT Att: 20,418 - Overcast - 59 F										
Phil Garner, R OBP: 0.325, SLG: 0.441				K		6-3		K		4	0	0	0	0	2	1											
Dale Berra, R OBP: 0.195, SLG: 0.200				L5			L5	F8		4	0	0	0	0	0	0											
Mike Easter, L OBP: 0.421, SLG: 0.722					F8		K			4	1	2	0	0	1	0											
Ed Ott, L OBP: 0.334, SLG: 0.395				L9			S 1B			4	2	3	1	0	0	1											
Ken Macha, R OBP: 0.317, SLG: 0.316				G6-4-3 1-2			4-3 1H 1B			3	0	2	2	0	0	1											
Jerry Hairston, S OBP: 0.322, SLG: 0.359					F7		4-3			2	0	0	0	1	0	1											
Mike Edwards, R					6-3		6-3			2	0	0	0	0	0	1											
Dave Parker, L OBP: 0.397, SLG: 0.531								FC6-4 IBB		0	0	0	0	1	0	0											
Mario Mendoza, R OBP: 0.226, SLG: 0.235										0	0	0	0	0	0	0											
Ed Whitson, R					3-1			FC6-4 1-2 2-3 IBB		1	0	0	0	0	0	0											
Jim Fregosi, R OBP: 0.379, SLG: 0.464										1	0	0	0	0	0	0											
Kent Tekulve, R OBP: 0.250, SLG: 0.250										0	0	0	0	0	0	0											
Al Oliver, L OBP: 0.353, SLG: 0.481										1	0	0	0	0	0	3											
Rich Gossage, R OBP: 0.250, SLG: 0.261										0	0	0	0	0	0	0											
<b>Inning Stats</b>	R: 0 E: 0 K: 0 S: 3	H: 1 LOB: 0 BB: 0 P: 3	R: 0 E: 0 K: 0 S: 3	H: 1 LOB: 0 BB: 0 P: 3	R: 0 E: 0 K: 0 S: 3	H: 0 LOB: 0 BB: 0 P: 3	R: 0 E: 0 K: 2 S: 7	H: 0 LOB: 0 BB: 0 P: 7	R: 1 E: 0 K: 0 S: 5	H: 2 LOB: 1 BB: 0 P: 5	R: 0 E: 0 K: 0 S: 8	H: 0 LOB: 0 BB: 0 P: 11	R: 1 E: 0 K: 1 S: 7	H: 2 LOB: 3 BB: 2 P: 15	R: 0 E: 0 K: 1 S: 5	H: 0 LOB: 0 BB: 0 P: 5	R: 1 E: 0 K: 0 S: 2	H: 2 LOB: 1 BB: 0 P: 2	1B: 7 2B: 1 3B: 0 HR: 0	SF: 0 SAC: 0 DP: 1 HBP: 0	WP: 1 PB: 0 SB: 1 CS: 1	PA: 32					
<b>PITCHER</b>	IP	WLS	BF	H	R	ER	SO	BB	IBB	HBP	BLK	WP	HR	S	P	ERA	WHIP										
Bill Bonham, R ERA: 4.36	6.0		20	4	1	1	2	2	0	0	0	0	0	29	32	1.50	0.667										
Bruce Sutter, R ERA: 1.34	2.0		10	2	1	1	2	1	1	0	0	1	0	12	20	4.50	1.500										
Dennis Lamp, R ERA: 6.3	0.0	L	2	2	1	1	0	0	0	0	0	0	0	2	2	∞	∞										

AB	30
R	3
H	8
RBI	3
BB	2
SO	4
LOB	8

