


# Pittsburgh Pirates - 1978

Batter	1	2	3	4	5	6	7	8	9	AB	R	H	RBI	BB	SO	LOB	TOP			
Ivan De Jesus, R OBP: 0.750, SLG: 1.000										4	0	3	0	0	0	1	<b>Chicago Cubs @ Pittsburgh Pirates</b> Three Rivers Stadium, Pittsburgh, PA Fri Apr 07 1978, 3:33 AM EST Att: 39,028 - Sunny - 69 F			
Gene Clines, R (1, 8)										5	0	0	0	0	0	4				
Bill Buckner, L (1, 3)										4	0	0	0	0	2	1				
Bobby Murcer, L (1, 9)										4	0	0	0	0	2	2				
Dave Kingman, R OBP: 0.500, SLG: 0.333										3	0	1	0	1	0	1				
Steve Ontiveros, S (1, 5)										3	0	0	0	0	0	2				
Manny Trillo, R OBP: 0.333, SLG: 0.333										3	0	1	0	0	0	0				
Dave Rader, L OBP: 0.333, SLG: 0.667										3	0	1	0	0	0	1				
Rick Reuschel, R Hector Cruz, R Willie Hernandez, L										2	0	0	0	0	0	1				
										1	0	1	0	0	0	0				
										0	0	0	0	0	0	0				
<b>Inning Stats</b>	R: 0 E: 0 K: 2 S: 8	H: 1 LOB: 1 BB: 0 P: 8	R: 0 E: 0 K: 0 S: 3	H: 0 LOB: 0 BB: 0 P: 3	R: 0 E: 0 K: 0 S: 3	H: 1 LOB: 0 BB: 0 P: 3	R: 0 E: 0 K: 2 S: 7	H: 0 LOB: 0 BB: 0 P: 7	R: 0 E: 0 K: 0 S: 4	H: 2 LOB: 1 BB: 0 P: 4	R: 0 E: 0 K: 0 S: 4	H: 1 LOB: 1 BB: 0 P: 4	R: 0 E: 0 K: 0 S: 4	H: 2 LOB: 1 BB: 0 P: 4	R: 0 E: 1 K: 0 S: 4	H: 0 LOB: 1 BB: 0 P: 4	1B: 4 2B: 3 3B: 0 HR: 0	SF: 0 SAC: 0 DP: 2 HBP: 0	WP: 0 PB: 0 SB: 0 CS: 2	PA: 33
<b>PITCHER</b> John Candelaria, L ERA:	IP: 9.0 WLS: W BF: 33 H: 7 R: 0 ER: 0 SO: 4 BB: 1 IBB: 0 HBP: 0 BLK: 0 WP: 0 HR: 0 S: 39 P: 43 ERA: 0.00 WHIP: 0.889																			

AB	32
R	0
H	7
RBI	0
BB	1
SO	4
LOB	13



Batter	1	2	3	4	5	6	7	8	9	AB	R	H	RBI	BB	SO	LOB	BOTTOM			
Frank Taveras, R OBP: 0.250, SLG: 0.250										4	1	1	0	0	0	1	<b>Chicago Cubs @ Pittsburgh Pirates</b> Three Rivers Stadium, Pittsburgh, PA Fri Apr 07 1978, 3:33 AM EST Att: 39,028 - Sunny - 69 F			
Omar Moreno, L (1, 8)										3	0	0	0	0	0	0				
Dave Parker, L OBP: 0.500, SLG: 0.667										3	0	1	0	1	1	0				
Bill Robinson, R (1, 7)										2	0	0	0	1	0	1				
Willie Stargell, L (1, 3)										2	0	0	1	1	0	2				
Rennie Stennett, R (1, 4)										3	0	0	0	0	1	4				
Ed Ott, L (1, 2)										3	0	0	0	0	0	0				
Fernando Gonzalez, R Mario Mendoza, R										3	0	1	0	0	0	0				
										0	0	0	0	0	0	0				
										3	0	0	0	0	1	1				
<b>Inning Stats</b>	R: 0 E: 0 K: 0 S: 3	H: 0 LOB: 0 BB: 0 P: 3	R: 0 E: 0 K: 0 S: 3	H: 0 LOB: 0 BB: 0 P: 3	R: 0 E: 0 K: 0 S: 4	H: 1 LOB: 1 BB: 0 P: 4	R: 0 E: 0 K: 1 S: 6	H: 1 LOB: 2 BB: 1 P: 10	R: 0 E: 0 K: 0 S: 3	H: 0 LOB: 0 BB: 0 P: 3	R: 1 E: 0 K: 0 S: 4	H: 1 LOB: 2 BB: 2 P: 12	R: 0 E: 0 K: 1 S: 5	H: 0 LOB: 0 BB: 0 P: 5	R: 0 E: 0 K: 1 S: 5	H: 0 LOB: 0 BB: 0 P: 5	1B: 2 2B: 1 3B: 0 HR: 0	SF: 0 SAC: 1 DP: 0 HBP: 0	WP: 1 PB: 0 SB: 0 CS: 0	PA: 30
<b>PITCHER</b> Rick Reuschel, R Willie Hernandez, L ERA:	IP: 7.0 WLS: L BF: 27 H: 3 R: 1 ER: 1 SO: 2 BB: 1 IBB: 2 HBP: 0 BLK: 0 WP: 1 HR: 0 S: 28 P: 40 ERA: 1.29 WHIP: 0.571																			
<b>PITCHER</b>	IP: 1.0 WLS: L BF: 3 H: 0 R: 0 ER: 0 SO: 1 BB: 0 IBB: 0 HBP: 0 BLK: 0 WP: 0 HR: 0 S: 5 P: 5 ERA: 0.00 WHIP: 0.000																			

AB	26
R	1
H	3
RBI	1
BB	3
SO	3
LOB	9









Batter	1	2	3	4	5	6	7	8	9	AB	R	H	RBI	BB	SO	LOB	TOP
Ivan De Jesus, R OBP: 0.500, SLG: 0.500 (1, 6)	5-3		L6					F7		3	0	0	0	2	0	0	<b>Chicago Cubs @ Pittsburgh Pirates</b> Three Rivers Stadium, Pittsburgh, PA Sun Apr 09 1978, 3:33 AM EST Att: 11,632 - Sunny - 57 F
Gene Clines, R OBP: 0.182, SLG: 0.100 (1, 8) (8, 7)	L6-3		1B	L4-3				L6		4	1	1	0	1	0	2	
Bill Buckner, L OBP: 0.357, SLG: 0.571 (1, 3)	F9		1B					F7		5	2	3	1	0	0	2	
Dave Kingman, R OBP: 0.231, SLG: 0.417 Joe Wallis, S (8, 8)		HR	K					K		5	1	1	1	0	4	4	
Bobby Murcer, L OBP: 0.143, SLG: 0.077 (1, 9)	F9		3-H					K		0	0	0	0	0	0	0	
Steve Ontiveros, S OBP: 0.250, SLG: 0.100 (1, 5)	5-3		BB					1-4-3		4	0	0	0	1	0	1	
Manny Trillo, R OBP: 0.500, SLG: 0.455 (1, 4)	1B		K					L3		4	0	1	0	1	1	2	
Dave Rader, L OBP: 0.364, SLG: 0.455 (1, 2)	1B		1B					G3		4	0	1	0	1	1	2	
Woodie Fryman, R Larry Bittner, L Donnie Moore, L Bruce Sutter, R (1, 1) (7, PH) (7, 1) (8, 1)	L5		SH5-3					F8		5	0	4	1	0	0	1	
	1B		1B					1B		5	0	3	0	0	0	3	
	1B		G3					4-3		5	0	3	0	0	0	3	
	1B		1B					1B		2	0	0	0	0	0	2	
	L5		SH5-3					L7		1	0	0	0	0	0	2	
	1B		2-3					G3		0	0	0	0	0	0	0	
	1B		1B					1B		1	0	0	0	0	0	2	
	1B		1B					1B		0	0	0	0	0	0	0	
	1B		1B					1B		1	0	0	0	0	0	2	
	1B		1B					1B		0	0	0	0	0	0	0	
	1B		1B					1B		1	0	0	0	0	0	2	
	1B		1B					1B		0	0	0	0	0	0	0	
	1B		1B					1B		1	0	0	0	0	0	2	
	1B		1B					1B		0	0	0	0	0	0	0	
	1B		1B					1B		1	0	0	0	0	0	2	
	1B		1B					1B		0	0	0	0	0	0	0	
	1B		1B					1B		1	0	0	0	0	0	2	
	1B		1B					1B		0	0	0	0	0	0	0	
	1B		1B					1B		1	0	0	0	0	0	2	
	1B		1B					1B		0	0	0	0	0	0	0	
	1B		1B					1B		1	0	0	0	0	0	2	
	1B		1B					1B		0	0	0	0	0	0	0	
	1B		1B					1B		1	0	0	0	0	0	2	
	1B		1B					1B		0	0	0	0	0	0	0	
	1B		1B					1B		1	0	0	0	0	0	2	
	1B		1B					1B		0	0	0	0	0	0	0	
	1B		1B					1B		1	0	0	0	0	0	2	
	1B		1B					1B		0	0	0	0	0	0	0	
	1B		1B					1B		1	0	0	0	0	0	2	
	1B		1B					1B		0	0	0	0	0	0	0	
	1B		1B					1B		1	0	0	0	0	0	2	
	1B		1B					1B		0	0	0	0	0	0	0	
	1B		1B					1B		1	0	0	0	0	0	2	
	1B		1B					1B		0	0	0	0	0	0	0	
	1B		1B					1B		1	0	0	0	0	0	2	
	1B		1B					1B		0	0	0	0	0	0	0	
	1B		1B					1B		1	0	0	0	0	0	2	
	1B		1B					1B		0	0	0	0	0	0	0	
	1B		1B					1B		1	0	0	0	0	0	2	
	1B		1B					1B		0	0	0	0	0	0	0	
	1B		1B					1B		1	0	0	0	0	0	2	
	1B		1B					1B		0	0	0	0	0	0	0	
	1B		1B					1B		1	0	0	0	0	0	2	
	1B		1B					1B		0	0	0	0	0	0	0	
	1B		1B					1B		1	0	0	0	0	0	2	
	1B		1B					1B		0	0	0	0	0	0	0	
	1B		1B					1B		1	0	0	0	0	0	2	
	1B		1B					1B		0	0	0	0	0	0	0	
	1B		1B					1B		1	0	0	0	0	0	2	
	1B		1B					1B		0	0	0	0	0	0	0	
	1B		1B					1B		1	0	0	0	0	0	2	
	1B		1B					1B		0	0	0	0	0	0	0	
	1B		1B					1B		1	0	0	0	0	0	2	
	1B		1B					1B		0	0	0	0	0	0	0	
	1B		1B					1B		1	0	0	0	0	0	2	
	1B		1B					1B		0	0	0	0	0	0	0	
	1B		1B					1B		1	0	0	0	0	0	2	
	1B		1B					1B		0	0	0	0	0	0	0	
	1B		1B					1B		1	0	0	0	0	0	2	
	1B		1B					1B		0	0	0	0	0	0	0	
	1B		1B					1B		1	0	0	0	0	0	2	
	1B		1B					1B		0	0	0	0	0	0	0	
	1B		1B					1B		1	0	0	0	0	0	2	
	1B		1B					1B		0	0	0	0	0	0	0	
	1B		1B					1B		1	0	0	0	0	0	2	
	1B		1B					1B		0	0	0	0	0	0	0	
	1B		1B					1B		1	0	0	0	0	0	2	
	1B		1B					1B		0	0	0	0	0	0	0	
	1B		1B					1B		1	0	0	0	0	0	2	
	1B		1B					1B		0	0	0	0	0	0	0	
	1B		1B					1B		1	0	0	0	0	0	2	
	1B		1B					1B		0	0	0	0	0	0	0	
	1B		1B					1B		1	0	0	0	0	0	2	
	1B		1B					1B		0	0	0	0	0	0	0	
	1B		1B					1B		1	0	0	0	0	0	2	
	1B		1B					1B		0	0	0	0	0	0	0	
	1B		1B					1B		1	0	0	0	0	0	2	
	1B		1B					1B		0	0	0	0	0	0	0	
	1B		1B					1B		1	0	0	0	0	0	2	
	1B		1B					1B		0	0	0	0	0	0	0	
	1B		1B					1B		1	0	0	0	0	0	2	
	1B		1B					1B		0	0	0	0	0	0	0	
	1B		1B					1B		1	0	0	0	0	0	2	
	1B		1B					1B		0	0	0	0	0	0	0	
	1B		1B					1B		1	0	0	0	0	0	2	
	1B		1B					1B		0	0	0	0	0	0	0	
	1B		1B					1B		1	0	0	0	0	0	2	
	1B		1B					1B		0	0	0	0	0	0	0	
	1B		1B					1B		1	0	0	0	0	0	2	
	1B		1B					1B		0	0	0	0	0	0	0	
	1B		1B					1B		1	0	0	0	0	0	2	
	1B		1B					1B		0	0	0	0	0	0	0	
	1B		1B					1B		1	0	0	0	0	0	2	
	1B		1B					1B		0	0	0	0	0	0	0	
	1B		1B					1B									



Batter	1	2	3	4	5	6	7	8	9	AB	R	H	RBI	BB	SO	LOB	TOP
Frank Taveras, R OBP: 0.176, SLG: 0.250 Mario Mendoza, R (7, 6)	0-3 K		0-0 5-3		0-0 FC1-6 1B		0-0 5-3			4	0	1	0	0	1	0	
Omar Moreno, L OBP: 0.214, SLG: 0.083 (1, 8)	0-0 4-3		4-0 1B 2B BB		0-0 FC1-6 1-2		0-0 4-3			3	1	0	0	1	0	1	
Dave Parker, L OBP: 0.313, SLG: 0.533 Kent Tekulve, R (6, 1) John Milner, L (8, FH) OBP: 0.333, SLG: 0.200 (8, 3)	0-0 4-3		0-0 2B 1-3 1B		0-0 P6			0-0 4-3		3	0	1	0	0	0	1	
Bill Robinson, R OBP: 0.545, SLG: 0.625 (1, 7)		0-0 F8 1B 2B	0-0 1-3 2B		0-0 4-3			0-0 1-3		4	1	2	1	0	0	1	
Willie Stargell, L OBP: 0.482, SLG: 0.125 Jim Bibby, R (8, 1)		0-0 F8 2-3	0-0 G3		0-0 1B			0-0 4-3		4	0	1	0	0	0	3	
Phil Garner, R OBP: 0.286, SLG: 0.167 Jim Fregosi, R (8, 5)		0-0 1B 3-H		0-0 6-3		0-3 K		4-0 1-3 BB		3	0	1	1	0	1	1	
Ed Ott, L OBP: 0.231, SLG: 0.091 (1, 2)		0-3 K		0-0 FC5-4 1B		0-3 K		0-0 1-3		4	0	1	0	0	2	3	
Fernando Gonzalez, R OBP: 0.167, SLG: 0.091 (1, 4)		0-0 1-3		0-0 FC5-4 1-2		0-0 F9		0-0 L4		4	0	0	0	0	0	4	
Jim Rooker, R (1, 1) Don Robinson, R (1, 1) Steve Brye, R OBP: 0.667, SLG: 1.000 (6, 9)			0-0 1-3	0-0 1-3			0-0 4-3		0-0 6-3	0	0	0	0	0	0	0	
<b>Inning Stats</b>	R: 0 E: 0 K: 1 S: 5	H: 0 LOB: 0 BB: 0 P: 5	R: 1 E: 0 K: 1 S: 7	H: 2 LOB: 1 BB: 0 P: 7	R: 1 E: 0 K: 0 S: 5	H: 2 LOB: 2 BB: 1 P: 9	R: 0 E: 0 K: 0 S: 4	H: 1 LOB: 1 BB: 0 P: 4	R: 0 E: 0 K: 2 S: 8	H: 1 LOB: 0 BB: 0 P: 8	R: 0 E: 0 K: 0 S: 3	H: 0 LOB: 0 BB: 0 P: 3	R: 0 E: 0 K: 0 S: 3	H: 0 LOB: 1 BB: 1 P: 7	1B: 5 2B: 2 3B: 0 HR: 0	SF: 0 SAC: 0 DP: 0 HBP: 0	WP: 0 PA: 36 PB: 0 SB: 0 CS: 0
<b>PITCHER</b> John Denny, R ERA: 2.0 (1, 1)	IP: 9.0 WLS: W BF: 36 H: 7 R: 2 ER: 2 SO: 4 BB: 2 IBB: 0 HBP: 0 BLK: 0 WP: 0 HR: 0 S: 42 P: 50 ERA: 2.00 WHIP: 1.000															<b>PITCHER</b>	

Pittsburgh Pirates @ St. Louis Cardinals  
Busch Stadium, St. Louis, MO  
Mon Apr 10 1978, 6:05 PM CST  
Att: 19,241 - Unknown

AB 34  
R 2  
H 7  
RBI 2  
BB 2  
SO 4  
LOB 16



Batter	1	2	3	4	5	6	7	8	9	AB	R	H	RBI	BB	SO	LOB	BOTTOM		
Lou Brock, L OBP: 0.500, SLG: 0.333 Jim Dwyer, L (6, 7)	4-0 F9 1B SF9 BB	0-0 P6		4-0 1B 1-2 2B BB	0-3 K		0-0 1-3			2	2	0	0	2	1	0			
Garry Templeton, S OBP: 0.222, SLG: 0.222 (1, 6)	0-0 E S 1-2 1B	0-0 3-1		0-0 2B 1-2 2-3 1B		0-0 5-3		0-3 K		5	2	2	0	0	1	0			
Jerry Morales, R OBP: 0.333, SLG: 0.353 (1, 9)	0-0 F9 2-3	4-0 S BB		0-0 SF7 1-3 2-H 3-H 1B 2B		0-0 5-3		0-0 5-3		4	1	1	2	1	0	2			
Ted Simmons, S OBP: 0.278, SLG: 0.357 (1, 2)	0-0 SF9	0-3 K		0-0 SF7 2-3 3-H		0-0 1-3		0-0 1B		3	0	1	2	0	1	1			
Keith Hernandez, L OBP: 0.556, SLG: 0.813 (1, 3)	0-0 E S 1-H 1B 1B		0-0 2B	0-0 3-H 1B		0-0 F8 1B 1B		0-0 F7		5	2	4	2	0	0	1			
Ken Reitz, R OBP: 0.333, SLG: 0.533 (1, 5)	0-0 1B HR 1B		0-0 F8	0-3 K		0-0 1B 1-2 1B				4	1	2	1	0	1	2			
Tony Scott, S OBP: 0.250, SLG: 0.333 (1, 8)	0-0 HR 1B		0-3 K	0-0 4-3		0-0 F8				4	1	1	0	0	1	4			
Mike Tyson, R OBP: 0.385, SLG: 0.615 Mike Phillips, L (8, 4)	0-0 1-H 2-H HR		0-0 4-3		0-3 K		0-0 1-3 1B			4	1	2	4	0	1	1			
John Denny, R OBP: 0.250, SLG: 0.250 (1, 1)	0-0 P4			0-0 1B 2B 1B		0-3 K		0-3 K		4	1	1	0	0	2	2			
<b>Inning Stats</b>	R: 6 E: 0 K: 0 S: 8	H: 5 LOB: 0 BB: 1 P: 12	R: 0 E: 0 K: 1 S: 5	H: 0 LOB: 1 BB: 1 P: 9	R: 0 E: 0 K: 1 S: 6	H: 1 LOB: 0 BB: 0 P: 6	R: 4 E: 0 K: 1 S: 9	H: 4 LOB: 1 BB: 1 P: 13	R: 0 E: 0 K: 3 S: 9	H: 0 LOB: 0 BB: 0 P: 9	R: 0 E: 0 K: 0 S: 3	H: 0 LOB: 0 BB: 0 P: 3	R: 1 E: 0 K: 1 S: 8	H: 3 LOB: 2 BB: 0 P: 8	R: 0 E: 0 K: 1 S: 6	H: 1 LOB: 1 BB: 0 P: 6	1B: 11 2B: 2 3B: 0 HR: 1	SF: 2 SAC: 0 DP: 0 HBP: 0	WP: 0 PA: 41 PB: 0 SB: 3 CS: 0
<b>PITCHER</b> Jim Rooker, L ERA: 81.0 Don Robinson, R ERA: 8.31 Kent Tekulve, R ERA: 3.86 Jim Bibby, R ERA: (1, 1)	IP: 0.2 WLS: L BF: 5 H: 5 R: 6 ER: 6 SO: 0 BB: 1 IBB: 0 HBP: 0 BLK: 0 WP: 0 HR: 0 S: 30 P: 38 ERA: 81.00 WHIP: 9.000															<b>PITCHER</b>			

Pittsburgh Pirates @ St. Louis Cardinals  
Busch Stadium, St. Louis, MO  
Mon Apr 10 1978, 6:05 PM CST  
Att: 19,241 - Unknown

AB 36  
R 11  
H 14  
RBI 11  
BB 3  
SO 8  
LOB 15









Batter	1	2	3	4	5	6	7	8	9	AB	R	H	RBI	BB	SO	LOB	TOP					
Frank Taveras, R (1, 6) OBP: 0.240, SLG: 0.375	5-3		2H 3B			G1-6-3 1B	F8			4	0	2	1	0	0	1						
Phil Garner, R (1, 5) OBP: 0.200, SLG: 0.077	6-3		F8			G1-6-3 1-2		5-3		4	0	0	0	0	0	2						
Dave Parker, L (1, 9) OBP: 0.208, SLG: 0.348	G3			4-3		K		4-3		4	0	0	0	0	1	0						
Bill Robinson, R (1, 7) OBP: 0.474, SLG: 0.667		K		HR				F5		4	2	2	1	0	1	0						
John Milner, L (1, 3) OBP: 0.300, SLG: 0.125	4-3			F8			K		G4-6-3 BB	3	0	0	0	1	1	1						
Rennie Stennett, R (1, 4) OBP: 0.167, SLG: 0.118	L5			F3			1B E		G4-6-3 1-2	4	1	1	0	0	0	1						
Ed Ott, L (1, 2) OBP: 0.190, SLG: 0.105			P6		G3		E8 1-2 2H		F8	4	1	1	1	0	0	0						
Omar Moreno, L (1, 8) OBP: 0.300, SLG: 0.176			4-0 3B BB		B1-3		4-3 3-H			2	1	0	1	1	0	0						
Bert Blyleven, R (1, 1) Jim Fregosi, R (7, PH) Jim Bibby, R (7, 1)			0-3 1-2 K		1-3					2	0	0	0	0	1	1						
<b>Inning Stats</b>	R: 0 E: 0 K: 0 S: 3	H: 0 LOB: 0 BB: 0 P: 3	R: 0 E: 0 K: 1 S: 5	H: 0 LOB: 0 BB: 0 P: 5	R: 1 E: 0 K: 1 S: 6	H: 1 LOB: 1 BB: 1 P: 10	R: 1 E: 0 K: 0 S: 4	H: 1 LOB: 0 BB: 0 P: 4	R: 0 E: 0 K: 1 S: 3	H: 0 LOB: 0 BB: 0 P: 3	R: 0 E: 0 K: 1 S: 5	H: 1 LOB: 0 BB: 0 P: 5	R: 3 E: 1 K: 1 S: 9	H: 4 LOB: 1 BB: 0 P: 9	R: 0 E: 0 K: 0 S: 3	H: 0 LOB: 0 BB: 0 P: 3	R: 0 E: 0 K: 0 S: 2	H: 0 LOB: 0 BB: 1 P: 6	1B: 5 2B: 0 3B: 1 HR: 1	SF: 0 SAC: 0 DP: 2 HBP: 0	WP: 0 PB: 0 SB: 2 CS: 0	PA: 34
<b>PITCHER</b> Eric Rasmussen, R (1, 1) ERA: 4.85	IP: 9.0 WLS: W BF: 34 H: 7 R: 5 ER: 3 SO: 4 BB: 2 IBB: 0 HBP: 0 BLK: 0 WP: 0 HR: 1 S: 40 P: 48 ERA: 3.00 WHIP: 1.000															<b>PITCHER</b>						

Pittsburgh Pirates @ St. Louis Cardinals  
 Busch Stadium, St. Louis, MO  
 Thu Apr 13 1978, 3:33 AM CST  
 Att: 12,351 - Unknown

AB	32
R	5
H	7
RBI	4
BB	2
SO	4
LOB	6



Batter	1	2	3	4	5	6	7	8	9	AB	R	H	RBI	BB	SO	LOB	BOTTOM			
Lou Brock, L (1, 7) Jim Dwyer, L (7, 7) OBP: 0.438, SLG: 0.308 OBP: 0.200, SLG: 0.200	G3			F7		5-3		FC3-6 1B		4	0	1	0	0	0	1				
Gary Templeton, S (1, 6) OBP: 0.250, SLG: 0.321	E 1B			K			B5-3	FC3-6 1-2		5	1	1	0	0	2	3				
Jerry Morales, R (1, 9) OBP: 0.269, SLG: 0.280	1-H 2B			1-3 F8			2-3			4	1	1	1	0	0	0				
Ted Simmons, S (1, 2) OBP: 0.385, SLG: 0.545	1-H 2B			BB 1B		F9		2B		4	2	3	1	0	0	0				
Keith Hernandez, L (1, 3) OBP: 0.577, SLG: 0.818	2H 2B			L8		4-3		FC6-4 IBB		3	0	1	1	1	0	1				
Ken Reitz, R (1, 5) OBP: 0.304, SLG: 0.409	K			1B 3B BB		K		FC6-4 1-2		3	1	0	0	1	2	3				
Jerry Mumphrey, S (1, 8) OBP: 0.500, SLG: 0.333	1-3			1-3 2-H 3B 1B		SH3 BB		K		3	1	1	1	1	1	1				
Mike Phillips, L (1, 4) OBP: 0.400, SLG: 0.800				1-H 3B		F7		1B 1B		4	0	2	2	0	1	1				
Eric Rasmussen, R (1, 1)				3-H 3B		SH3 1-2		K		3	0	0	0	0	2	2				
<b>Inning Stats</b>	R: 3 E: 0 K: 1 S: 9	H: 4 LOB: 1 BB: 0 P: 9	R: 0 E: 0 K: 3 S: 10	H: 1 LOB: 1 BB: 0 P: 10	R: 3 E: 0 K: 0 S: 6	H: 3 LOB: 1 BB: 1 P: 10	R: 0 E: 0 K: 1 S: 5	H: 0 LOB: 0 BB: 0 P: 5	R: 0 E: 0 K: 1 S: 5	H: 0 LOB: 0 BB: 0 P: 5	R: 0 E: 0 K: 0 S: 3	H: 0 LOB: 1 BB: 1 P: 7	R: 0 E: 0 K: 0 S: 4	H: 1 LOB: 2 BB: 1 P: 8	R: 0 E: 0 K: 2 S: 9	H: 2 LOB: 2 BB: 0 P: 9	1B: 7 2B: 3 3B: 1 HR: 0	SF: 0 SAC: 1 DP: 0 HBP: 0	WP: 0 PB: 0 SB: 2 CS: 0	PA: 38
<b>PITCHER</b> Bert Blyleven, R (1, 1) ERA: 5.54 Jim Bibby, R (7, 1) ERA:	IP: 6.0 WLS: L BF: 28 H: 8 R: 6 ER: 6 SO: 6 BB: 2 IBB: 0 HBP: 0 BLK: 0 WP: 0 HR: 0 S: 38 P: 46 ERA: 9.00 WHIP: 1.667															<b>PITCHER</b>				

Pittsburgh Pirates @ St. Louis Cardinals  
 Busch Stadium, St. Louis, MO  
 Thu Apr 13 1978, 3:33 AM CST  
 Att: 12,351 - Unknown

AB	34
R	6
H	11
RBI	6
BB	3
SO	8
LOB	12













Batter	1	2	3	4	5	6	7	8	9	AB	R	H	RBI	BB	SO	LOB	TOP					
Frank Taveras, R (1, 6) OBP: 0.205, SLG: 0.289	5-3			F7		P4		K		4	0	0	0	0	1	0	Pittsburgh Pirates @ Chicago Cubs Wrigley Field, Chicago, IL Sun Apr 16 1978, 3:33 AM CST Att: 20,921 - Unknown - 41 F					
Omar Moreno, L (1, 8) OBP: 0.300, SLG: 0.231	G3			CS BB		F7		K		3	0	0	0	1	1	0						
Dave Parker, L (1, 9) OBP: 0.297, SLG: 0.382	CS 1B			L7		4-3		1-3		4	0	1	0	0	0	1						
Bill Robinson, R (1, 7) OBP: 0.469, SLG: 0.840	CS 1-2	5-3				1B BB		5-3		3	1	0	0	1	0	0						
Willie Stargell, L (1, 3) OBP: 0.500, SLG: 0.526		6-3				1B 1B		2-2		3	0	2	0	0	0	0						
Ed Ott, L (1, 2) OBP: 0.276, SLG: 0.160		L7				1B 1B		F8		3	0	1	1	0	0	1						
Fernando Gonzalez, R (1, 4) OBP: 0.235, SLG: 0.186				4-3		1B 1B		L8		3	0	1	0	0	0	1						
Phil Garner, R (1, 5) OBP: 0.192, SLG: 0.125				5-3		FC1-2-3-2 FC6-4		6-3		3	0	0	0	0	0	3						
Don Robinson, R (1, 1) John Milner, L (8, PH) Will McEnaney, L (8, 1)				4-3		FC6-4		F8		2	0	0	0	0	0	2						
<b>Inning Stats</b>	R: 0 E: 0 K: 0 S: 3	H: 1 LOB: 0 BB: 0 P: 3	R: 0 E: 0 K: 0 S: 3	H: 0 LOB: 0 BB: 0 P: 3	R: 0 E: 0 K: 0 S: 3	H: 0 LOB: 0 BB: 0 P: 3	R: 0 E: 0 K: 0 S: 6	H: 0 LOB: 0 BB: 1 P: 11	R: 1 E: 0 K: 0 S: 9	H: 3 LOB: 2 BB: 1 P: 13	R: 0 E: 0 K: 0 S: 3	H: 0 LOB: 0 BB: 0 P: 3	R: 0 E: 0 K: 1 S: 7	H: 1 LOB: 1 BB: 0 P: 9	R: 0 E: 0 K: 1 S: 6	H: 0 LOB: 0 BB: 0 P: 7	R: 0 E: 0 K: 1 S: 5	H: 0 LOB: 0 BB: 0 P: 5	1B: 5 2B: 1 3B: 0 HR: 0	SF: 0 SAC: 0 DP: 1 HBP: 0	WP: 0 PB: 0 SB: 0 CS: 2	PA: 32
<b>PITCHER</b> Rick Reuschel, R (1, 1) ERA: 0.78	IP: 9.0 WLS: W BF: 31 H: 5 R: 1 ER: 1 SO: 2 BB: 2 IBB: 0 HBP: 0 BLK: 0 WP: 0 HR: 0 S: 45 P: 57 ERA: 1.00 WHIP: 0.778																					

Batter	1	2	3	4	5	6	7	8	9	AB	R	H	RBI	BB	SO	LOB	BOTTOM					
Ivan De Jesus, R (1, 6) OBP: 0.442, SLG: 0.487	1-3			1B		1B 2B		2B		4	1	3	1	0	0	0	Pittsburgh Pirates @ Chicago Cubs Wrigley Field, Chicago, IL Sun Apr 16 1978, 3:33 AM CST Att: 20,921 - Unknown - 41 F					
Greg Gross, L (1, 7) Gene Clines, R (9, 7)	4-0			1B		1B		F9		3	0	2	2	1	0	1						
Larry Bittner, L (1, 3) OBP: 0.435, SLG: 0.650	F7			1B 2-H		1B		L8		4	0	0	0	0	1	5						
Bobby Murcer, L (1, 9) OBP: 0.333, SLG: 0.303	F7			P6		F7		1B BB		3	1	0	0	1	0	3						
Steve Ontiveros, S (1, 5) OBP: 0.278, SLG: 0.071		4-0		4-3		4-3		K		3	0	0	0	1	1	1						
Manny Trillo, R (1, 4) OBP: 0.444, SLG: 0.419		G6-3		1-3		2B		1B		4	1	2	0	0	0	1						
Dave Rader, L (1, 2) OBP: 0.257, SLG: 0.294		4-3		5-3		L8		1B		4	0	1	2	0	0	1						
Joe Wallis, S (1, 8) OBP: 0.143, SLG: 0.143				E6		F7		K		4	0	0	0	0	1	0						
Rick Reuschel, R (1, 1) ERA: 3.97				FC1-6		K		FC2-6		3	2	0	0	0	1	2						
<b>Inning Stats</b>	R: 0 E: 0 K: 0 S: 9	H: 0 LOB: 1 BB: 1 P: 18	R: 0 E: 0 K: 0 S: 9	H: 0 LOB: 0 BB: 1 P: 14	R: 1 E: 1 K: 1 S: 8	H: 2 LOB: 0 BB: 0 P: 8	R: 0 E: 0 K: 0 S: 8	H: 0 LOB: 0 BB: 0 P: 9	R: 1 E: 0 K: 1 S: 7	H: 2 LOB: 1 BB: 0 P: 7	R: 0 E: 0 K: 0 S: 4	H: 1 LOB: 0 BB: 0 P: 4	R: 1 E: 1 K: 0 S: 5	H: 1 LOB: 1 BB: 0 P: 5	R: 2 E: 0 K: 2 S: 8	H: 2 LOB: 0 BB: 1 P: 12	R: 0 E: 0 K: 2 S: 8	H: 0 LOB: 0 BB: 1 P: 12	1B: 5 2B: 3 3B: 0 HR: 0	SF: 0 SAC: 0 DP: 1 HBP: 0	WP: 0 PB: 1 SB: 0 CS: 0	PA: 35
<b>PITCHER</b> Don Robinson, R (1, 1) Will McEnaney, L (8, 1)	IP: 7.0 WLS: L BF: 30 H: 6 R: 3 ER: 1 SO: 2 BB: 2 IBB: 0 HBP: 0 BLK: 0 WP: 0 HR: 0 S: 50 P: 65 ERA: 1.29 WHIP: 1.143																					











Batter	1	2	3	4	5	6	7	8	9	AB	R	H	RBI	BB	SO	LOB	TOP			
Tony Scott, S (1, 8) OBP: 0.306, SLG: 0.281	K		E	1B	1B	L4		FC4-6 BB		4	2	2	1	1	1	0	<b>St. Louis Cardinals @ Pittsburgh Pirates</b> Three Rivers Stadium, Pittsburgh, PA Sun Apr 23 1978, 3:33 AM EST Cloudy			
Gary Templeton, S (1, 6) OBP: 0.238, SLG: 0.311	5-3		F8	1B	1B	K		FC4-6 BB		4	1	1	0	1	1	1				
Jerry Morales, R (1, 9) OBP: 0.344, SLG: 0.407	BLK HBP		E	1B	F9	6-3		FC4-6		4	0	1	0	0	0	5				
Ted Simmons, S (1, 2) OBP: 0.350, SLG: 0.462	1-2 BB		F9	1B	2B	1B		L4		3	1	1	1	2	0	4				
Keith Hernandez, L (1, 3) OBP: 0.467, SLG: 0.580	F7		E9	1B	2B	1B		F9		5	1	2	3	0	0	3				
Ken Reitz, R (1, 5) OBP: 0.352, SLG: 0.354		4-0 BB	5-3		2B			5-3		3	0	1	2	2	0	2				
Jerry Mumphrey, S (1, 7) OBP: 0.160, SLG: 0.130			F3		2B			6-3		5	1	1	0	0	0	3				
Mike Tyson, R (1, 4) OBP: 0.257, SLG: 0.353			F9			6-3		F7		3	0	0	0	0	0	2				
Jim Dwyer, L (7, PH) OBP: 0.276, SLG: 0.250						4-3				1	0	0	0	0	0	0				
Buddy Schultz, R (7, 1)										0	0	0	0	0	0	0				
Mark Littell, L (7, 1)										0	0	0	0	0	0	0				
Dane Iorg, L (9, PH) OBP: 0.250, SLG: 0.143										1	0	0	0	0	0	1				
Bob Forsch, R (1, 1) OBP: 0.250, SLG: 0.250										1	0	0	0	0	1	1				
Pete Vuckovich, R (2, 1)										0	0	0	0	0	0	0				
Gary Sutherland, R (4, PH) OBP: 0.333, SLG: 0.333										1	1	1	0	0	0	0				
Dave Hamilton, L (4, 1)										1	0	0	0	0	1	0				
Mike Phillips, L (7, 4) OBP: 0.308, SLG: 0.538										1	0	0	0	0	0	0				
<b>Inning Stats</b>	R: 0 E: 0 K: 1 S: 5	H: 0 LOB: 2 BB: 1 P: 10	R: 0 E: 0 K: 1 S: 5	H: 0 LOB: 1 BB: 1 P: 9	R: 1 E: 1 K: 0 S: 6	H: 3 LOB: 2 BB: 0 P: 6	R: 6 E: 0 K: 0 S: 10	H: 7 LOB: 1 BB: 0 P: 10	R: 0 E: 0 K: 1 S: 5	H: 0 LOB: 0 BB: 1 P: 9	R: 0 E: 0 K: 0 S: 3	H: 0 LOB: 0 BB: 0 P: 3	R: 0 E: 0 K: 0 S: 3	H: 0 LOB: 2 BB: 2 P: 11	R: 0 E: 0 K: 0 S: 3	H: 0 LOB: 1 BB: 1 P: 7	1B: 8 2B: 2 3B: 0 HR: 0	SF: 0 SAC: 0 DP: 0 HBP: 1	WP: 0 PB: 0 SB: 0 CS: 0	PA: 44
<b>PITCHER</b>	IP WLS BF H R ER SO BB IBB HBP BLK WP HR S P ERA WHIP																			
John Candelaria, L (1, 1) ERA: 5.06	3.2	23	9	7	7	2	2	0	0	1	1	0	0	24	33	17.18	3.000			
Bruce Kison, R (4, 1) ERA: 3.95	4.1	W	17	1	0	0	2	3	0	0	0	0	0	18	30	0.00	0.923			
Jim Bibby, R (9, 1) ERA: 2.45	1.0		4	0	0	0	0	1	0	0	0	0	0	3	7	0.00	1.000			

Batter	1	2	3	4	5	6	7	8	9	AB	R	H	RBI	BB	SO	LOB	BOTTOM			
Frank Taveras, R (1, 6) OBP: 0.235, SLG: 0.320	6-3	E3		F8		CS				5	1	3	1	0	0	0	<b>St. Louis Cardinals @ Pittsburgh Pirates</b> Three Rivers Stadium, Pittsburgh, PA Sun Apr 23 1978, 3:33 AM EST Cloudy			
Omar Moreno, L (1, 8) OBP: 0.432, SLG: 0.343	S	2B		K		CS		E8		3	3	2	2	2	1	0				
Dave Parker, L (1, 9) OBP: 0.392, SLG: 0.596	1B	2B						F5		5	2	3	3	0	0	3				
Bill Robinson, R (1, 7) OBP: 0.413, SLG: 0.632	S	1B		6-3				1B		4	2	1	1	1	2	1				
Willie Stargell, L (1, 3) OBP: 0.450, SLG: 0.500	1B	S						1B		4	2	1	0	1	2	0				
Rennie Stennett, R (1, 4) OBP: 0.289, SLG: 0.297										4	1	2	3	0	0	0				
Mario Mendoza, R (8, 4)										1	0	0	0	0	0	0				
Ed Ott, L (1, 2) OBP: 0.310, SLG: 0.316										4	1	2	2	0	0	0				
Phil Garner, R (1, 5) OBP: 0.205, SLG: 0.229	G4-3									4	1	1	2	0	1	2				
John Candelaria, L (1, 1)										1	1	0	0	0	1	0				
Bruce Kison, R (4, 1)										2	0	0	0	0	0	1				
Jim Bibby, R (9, 1)										0	0	0	0	0	0	0				
<b>Inning Stats</b>	R: 4 E: 0 K: 0 S: 7	H: 5 LOB: 1 BB: 1 P: 11	R: 4 E: 1 K: 2 S: 10	H: 3 LOB: 0 BB: 0 P: 11	R: 0 E: 0 K: 2 S: 7	H: 0 LOB: 0 BB: 0 P: 7	R: 0 E: 0 K: 1 S: 6	H: 1 LOB: 1 BB: 0 P: 6	R: 0 E: 0 K: 0 S: 3	H: 0 LOB: 0 BB: 0 P: 3	R: 0 E: 0 K: 0 S: 3	H: 1 LOB: 0 BB: 0 P: 3	R: 6 E: 1 K: 0 S: 8	H: 5 LOB: 2 BB: 3 P: 20	R: 0 E: 0 K: 2 S: 7	H: 0 LOB: 0 BB: 0 P: 7	1B: 10 2B: 4 3B: 0 HR: 1	SF: 0 SAC: 0 DP: 1 HBP: 1	WP: 0 PB: 0 SB: 5 CS: 1	PA: 43
<b>PITCHER</b>	IP WLS BF H R ER SO BB IBB HBP BLK WP HR S P ERA WHIP																			
Bob Forsch, R (1, 1) ERA: 3.08	1.0	L	11	7	7	0	1	0	0	0	0	1	15	15	4.50	0.500				
Pete Vuckovich, R (2, 1) ERA: 3.75	2.0		7	1	1	1	4	0	0	0	0	0	12	12	0.00	0.667				
Dave Hamilton, L (4, 1) ERA: 7.71	3.0		10	2	0	0	1	0	0	0	0	0	7	15	81.00	10.500				
Buddy Schultz, L (7, 1) ERA: 7.56	0.2		9	5	6	6	0	2	0	0	0	0	7	15	0.00	0.750				
Mark Littell, R (7, 1) ERA: 2.38	1.1		5	0	0	0	2	1	0	0	0	0	8	12	0.00	0.750				



Batter	1	2	3	4	5	6	7	8	9	AB	R	H	RBI	BB	SO	LOB	TOP															
Frank Taveras, R (1,6) OBP: 0.228, SLG: 0.304										4	1	1	0	0	0	0	<b>Pittsburgh Pirates @ New York Mets</b> Shea Stadium, Flushing, NY Mon Apr 24 1978, 6:05 PM EST Att: 9,495 - Unknown															
Omar Moreno, L (1,8) OBP: 0.404, SLG: 0.310										3	1	1	0	1	0	1																
Dave Parker, L (1,9) OBP: 0.407, SLG: 0.630										3	1	1	1	1	0	1																
Bill Robinson, R (1,7) OBP: 0.389, SLG: 0.587										4	0	1	0	0	1	1																
Willie Stargell, L (1,3)										3	0	0	0	1	1	0																
Rennie Stennett, R (1,4) OBP: 0.326, SLG: 0.444										4	1	2	0	0	1	1																
Ed Ott, L (1,2) OBP: 0.283, SLG: 0.286										4	0	0	0	0	0	3																
Phil Garner, R (1,5) OBP: 0.234, SLG: 0.341										3	0	2	1	1	1	1																
Jim Rooker, R (1,1)										3	0	0	0	0	1	2																
Jim Bibby, R (7,1)										0	0	0	0	0	0	0																
Grant Jackson, S (7,1)										0	0	0	0	0	0	0																
Kent Tekulve, R (7,1)										1	0	0	0	0	0	1																
<b>Inning Stats</b>	R: 1 E: 0 K: 1 S: 6	H: 1 LOB: 0 BB: 0 P: 6	R: 1 E: 0 K: 0 S: 5	H: 2 LOB: 1 BB: 0 P: 5	R: 0 E: 0 K: 0 S: 4	H: 1 LOB: 1 BB: 0 P: 4	R: 0 E: 0 K: 2 S: 7	H: 0 LOB: 1 BB: 1 P: 11	R: 0 E: 0 K: 1 S: 5	H: 1 LOB: 0 BB: 0 P: 5	R: 0 E: 0 K: 1 S: 4	H: 0 LOB: 1 BB: 1 P: 8	R: 2 E: 0 K: 0 S: 3	H: 0 LOB: 0 BB: 2 P: 11	R: 0 E: 0 K: 0 S: 4	H: 2 LOB: 1 BB: 0 P: 4	1B: 6 2B: 1 3B: 2 HR: 0	SF: 0 SAC: 0 DP: 2 HBP: 0	WP: 0 PB: 0 SB: 4 CS: 1	PA: 36												
<b>PITCHER</b>	IP WLS BF H R ER SO BB IBB HBP BLK WP HR S P ERA WHIP																															
Pat Zachry, R (1,1) ERA: 1.61	5.0	21	5	2	2	3	1	0	0	0	1	0	0	26	30	3.60	1.200															
Bob Myrick, L (6,1) ERA: 1.95	2.0	6	1	0	0	2	1	0	0	0	0	0	0	9	13	0.00	1.000															
Mardie Cornejo, R (8,1) ERA: 2.31	2.0	L	9	2	2	1	0	1	1	0	0	0	0	7	15	4.50	1.500															

Batter	1	2	3	4	5	6	7	8	9	AB	R	H	RBI	BB	SO	LOB	BOTTOM															
Lee Mazzilli, S (1,8) OBP: 0.324, SLG: 0.443										4	0	1	0	0	2	0	<b>Pittsburgh Pirates @ New York Mets</b> Shea Stadium, Flushing, NY Mon Apr 24 1978, 6:05 PM EST Att: 9,495 - Unknown															
Tim Foli, R (1,6) OBP: 0.191, SLG: 0.172										4	0	0	0	0	0	3																
Steve Henderson, R (1,7) OBP: 0.242, SLG: 0.439										3	0	0	0	1	1	0																
Willie Montanez, L (1,3) OBP: 0.270, SLG: 0.375										4	0	0	0	0	1	1																
Tom Grieve, R (1,9) OBP: 0.412, SLG: 0.533										3	0	0	0	1	1	0																
Bobby Valentine, R (1,5) OBP: 0.375, SLG: 0.500										4	1	1	0	0	0	1																
John Stearns, R (1,2) OBP: 0.241, SLG: 0.208										4	1	2	0	0	0	0																
Doug Flynn, R (1,4) OBP: 0.333, SLG: 0.288										2	0	0	0	0	1	2																
Ed Kranepool, L (7, PH) OBP: 0.266, SLG: 0.333										1	0	1	1	0	0	0																
Mardie Cornejo, R (7, PR) (8,1)										0	0	0	0	0	0	0																
Bruce Boisclair, L (9, PH) OBP: 0.359, SLG: 0.364										1	0	0	0	0	1	0																
Pat Zachry, R (1,1)										1	0	0	0	0	1	0																
Lenny Randle, S (5, PH) OBP: 0.310, SLG: 0.175										1	0	0	0	0	0	2																
Bob Myrick, R (6,1)										0	0	0	0	0	0	0																
Joel Youngblood, R (7, PH) OBP: 0.400, SLG: 0.400										1	0	1	1	0	0	0																
<b>Inning Stats</b>	R: 0 E: 0 K: 2 S: 7	H: 0 LOB: 0 BB: 0 P: 7	R: 0 E: 0 K: 0 S: 3	H: 0 LOB: 0 BB: 0 P: 3	R: 0 E: 0 K: 1 S: 5	H: 0 LOB: 0 BB: 0 P: 5	R: 0 E: 0 K: 1 S: 5	H: 0 LOB: 1 BB: 1 P: 9	R: 0 E: 0 K: 2 S: 9	H: 2 LOB: 2 BB: 0 P: 9	R: 0 E: 0 K: 1 S: 5	H: 0 LOB: 0 BB: 0 P: 5	R: 2 E: 0 K: 0 S: 7	H: 4 LOB: 3 BB: 1 P: 11	R: 0 E: 0 K: 0 S: 3	H: 0 LOB: 0 BB: 0 P: 3	R: 0 E: 0 K: 1 S: 5	H: 0 LOB: 0 BB: 0 P: 5	1B: 5 2B: 1 3B: 0 HR: 0	SF: 0 SAC: 0 DP: 0 HBP: 0	WP: 0 PB: 0 SB: 0 CS: 0	PA: 35										
<b>PITCHER</b>	IP WLS BF H R ER SO BB IBB HBP BLK WP HR S P ERA WHIP																															
Jim Rooker, L (1,1) ERA: 6.57	6.2	24	2	1	1	7	2	0	0	0	0	0	0	36	44	1.35	0.600															
Jim Bibby, R (7,1) ERA: 3.35	0.0	1	1	0	0	0	0	0	0	0	0	0	0	1	1	∞	∞															
Grant Jackson, L (7,1) ERA: 4.5	0.0	1	1	0	0	0	0	0	0	0	0	0	0	1	1	∞	∞															
Kent Tekulve, R (7,1) ERA: 0.77	2.1	W	9	2	1	1	1	0	0	0	0	0	0	11	11	3.86	0.857															





Batter	1	2	3	4	5	6	7	8	9	AB	R	H	RBI	BB	SO	LOB	TOP								
Frank Taveras, R OBP: 0.230, SLG: 0.288	4-3		FC6-4				F9			3	1	0	0	1	0	2									
Omar Moreno, L OBP: 0.375, SLG: 0.283	E4		K				G3			4	0	0	0	0	2	1									
Dave Parker, L OBP: 0.413, SLG: 0.614							3-1			3	1	1	0	1	0	0									
Bill Robinson, R OBP: 0.379, SLG: 0.560	1-3		E7				K			4	0	1	1	0	1	2									
Willie Stargell, L OBP: 0.388, SLG: 0.395	3-1		F8				K			4	0	0	0	0	1	3									
Rennie Stennett, R OBP: 0.300, SLG: 0.408			1-3				L4			4	0	0	0	0	0	0									
Ed Ott, L OBP: 0.280, SLG: 0.267			4-3				4-3			3	0	0	0	1	0	0									
Phil Garner, R OBP: 0.235, SLG: 0.333			4-3							4	0	1	0	0	0	1									
Don Robinson, R OBP: 0.143, SLG: 0.143							K			3	0	1	0	0	1	0									
<b>Inning Stats</b>	R: 0 E: 1 K: 0 S: 5	H: 1 LOB: 2 BB: 0 P: 5	R: 0 E: 0 K: 0 S: 3	H: 0 LOB: 0 BB: 0 P: 3	R: 2 E: 1 K: 2 S: 8	H: 1 LOB: 1 BB: 2 P: 16	R: 0 E: 0 K: 0 S: 5	H: 2 LOB: 2 BB: 0 P: 5	R: 0 E: 0 K: 1 S: 5	H: 0 LOB: 0 BB: 0 P: 5	R: 0 E: 0 K: 0 S: 3	H: 0 LOB: 0 BB: 0 P: 3	R: 0 E: 0 K: 1 S: 5	H: 0 LOB: 1 BB: 1 P: 7	R: 0 E: 0 K: 0 S: 3	H: 0 LOB: 0 BB: 0 P: 5	R: 0 E: 0 K: 0 S: 3	H: 0 LOB: 0 BB: 0 P: 7	1B: 4 2B: 0 3B: 0 HR: 0	SF: 0 SAC: 0 DP: 0 HBP: 0	WP: 0 PB: 0 SB: 0 CS: 0	PA: 35			
<b>PITCHER</b>	IP	WLS	BF	H	R	ER	SO	BB	IBB	HBP	BLK	WP	HR	S	P	ERA	WHIP								
Mike Bruhart, R ERA: 1.59	(1, 1)	5.0	L	22	4	2	1	3	2	0	0	0	0	26	34	1.80	1.200								
Butch Metzger, R ERA: 7.5	(6, 1)	2.0		6	0	0	0	1	0	0	0	0	0	8	8	0.00	0.000								
Bob Myrick, L ERA: 1.54	(8, 1)	2.0		7	0	0	0	1	1	0	0	0	0	8	12	0.00	0.500								

Pittsburgh Pirates @ New York Mets  
Shea Stadium, Flushing, NY  
Tue Apr 25 1978, 6:05 PM EST  
Att. 6,914 - Unknown - 50 F


AB 32  
R 2  
H 4  
RBI 1  
BB 3  
SO 5  
LOB 9



Batter	1	2	3	4	5	6	7	8	9	AB	R	H	RBI	BB	SO	LOB	BOTTOM								
Lenny Randle, S OBP: 0.307, SLG: 0.180	K		K				FC6-4			4	1	1	0	0	2	4									
Bobby Valentine, R OBP: 0.333, SLG: 0.417	K		P4				F8			4	0	1	0	0	1	4									
Bruce Boisclair, L OBP: 0.326, SLG: 0.333	K						F7			3	0	0	1	0	1	0									
Steve Henderson, R OBP: 0.227, SLG: 0.410			F9				E3			4	0	0	0	0	0	1									
Willie Montanez, L OBP: 0.254, SLG: 0.350			4-3				P5			4	0	0	0	0	0	1									
Lee Mazzilli, S OBP: 0.306, SLG: 0.415			G3				K			4	0	0	0	0	1	1									
John Stearns, R OBP: 0.259, SLG: 0.231							E			4	0	2	0	0	0	0									
Doug Flynn, R OBP: 0.333, SLG: 0.290							F4			3	0	1	0	0	0	2									
Mike Bruhart, R	(1, 1)									1	0	0	0	0	1	2									
Elliott Maddox, R (5, PH)										1	0	0	0	0	0	1									
Butch Metzger, R (6, 1)										0	0	0	0	0	0	0									
Tom Grieve, R (7, PH)										1	0	0	0	0	1	1									
Bob Myrick, R (8, 1)										0	0	0	0	0	0	0									
<b>Inning Stats</b>	R: 0 E: 0 K: 3 S: 9	H: 0 LOB: 0 BB: 0 P: 9	R: 0 E: 0 K: 0 S: 3	H: 0 LOB: 0 BB: 0 P: 3	R: 0 E: 1 K: 2 S: 9	H: 1 LOB: 2 BB: 0 P: 9	R: 0 E: 1 K: 1 S: 6	H: 0 LOB: 1 BB: 0 P: 6	R: 0 E: 1 K: 0 S: 5	H: 1 LOB: 2 BB: 0 P: 5	R: 0 E: 0 K: 0 S: 3	H: 0 LOB: 0 BB: 0 P: 3	R: 0 E: 0 K: 1 S: 6	H: 1 LOB: 1 BB: 0 P: 6	R: 1 E: 0 K: 0 S: 4	H: 2 LOB: 0 BB: 0 P: 4	R: 0 E: 0 K: 0 S: 3	H: 0 LOB: 0 BB: 0 P: 3	1B: 5 2B: 0 3B: 0 HR: 0	SF: 1 SAC: 0 DP: 1 HBP: 0	WP: 0 PB: 0 SB: 0 CS: 0	PA: 34			
<b>PITCHER</b>	IP	WLS	BF	H	R	ER	SO	BB	IBB	HBP	BLK	WP	HR	S	P	ERA	WHIP								
Don Robinson, R ERA: 2.31	(1, 1)	9.0	W	34	5	1	1	7	0	0	0	0	0	48	48	1.00	0.556								

Pittsburgh Pirates @ New York Mets  
Shea Stadium, Flushing, NY  
Tue Apr 25 1978, 6:05 PM EST  
Att. 6,914 - Unknown - 50 F

AB 33  
R 1  
H 5  
RBI 1  
BB 0  
SO 7  
LOB 17





Batter	1	2	3	4	5	6	7	8	9	10	11	AB	R	H	RBI	BB	SO	LOB	TOP			
Frank Taveras, R OBP: 0.215, SLG: 0.270	B3			F4		F9			K			4	0	0	0	0	1	0				
Omar Moreno, L OBP: 0.367, SLG: 0.300	B1-3			G3		K			F7			4	0	1	0	0	1	0				
Dave Parker, L OBP: 0.403, SLG: 0.590	1-3			G3								4	0	1	0	0	0	1				
Bill Robinson, R OBP: 0.377, SLG: 0.547		1-3		G3								3	0	1	0	0	0	1				
Willie Stargell, L OBP: 0.377, SLG: 0.366			F9			FC4-6						3	0	0	0	1	0	2				
Ed Ott, L OBP: 0.278, SLG: 0.327			4-3			K			F			5	1	1	1	0	1	2				
Phil Garner, R OBP: 0.236, SLG: 0.313				4-3		FC4-6						3	0	0	0	1	0	1				
Jim Fregosi, R OBP: 0.357, SLG: 0.100				F5		K						4	0	0	0	0	3	2				
Mario Mendoza, R OBP: 0.236, SLG: 0.313									K			0	0	0	0	0	0	0				
Bert Blyleven, R OBP: 0.236, SLG: 0.313												4	0	0	0	0	3	0				
<b>Inning Stats</b>	R: 0 E: 0 K: 0 S: 3	H: 0 LOB: 0 BB: 0 P: 3	R: 0 E: 0 K: 0 S: 3	H: 0 LOB: 0 BB: 0 P: 3	R: 0 E: 0 K: 1 S: 5	H: 0 LOB: 0 BB: 0 P: 5	R: 0 E: 0 K: 1 S: 4	H: 1 LOB: 1 BB: 0 P: 4	R: 0 E: 0 K: 2 S: 7	H: 0 LOB: 0 BB: 0 P: 7	R: 0 E: 0 K: 1 S: 4	H: 0 LOB: 0 BB: 1 P: 8	R: 0 E: 0 K: 2 S: 7	H: 0 LOB: 0 BB: 0 P: 7	R: 0 E: 0 K: 0 S: 3	H: 1 LOB: 0 BB: 0 P: 3	R: 1 E: 0 K: 1 S: 6	H: 1 LOB: 0 BB: 0 P: 6	1B: 2 2B: 2 3B: 0 HR: 1	SF: 0 SAC: 1 DP: 1 HBP: 0	WP: 0 PB: 0 SB: 0 CS: 2	PA: 37
<b>PITCHER</b>	IP 7.0	WLS 3.0	BF 9	H 1	R 0	ER 0	SO 3	BB 1	IBB 0	HBP 0	BLK 0	WP 0	HR 0	S 14	P 18	ERA 0.00	WHIP 0.667					
Craig Swan, R ERA: 1.24																						
Skip Lockwood, R ERA: 3.71																						
Bob Myrick, L ERA: 2.15																						

Pittsburgh Pirates @ New York Mets  
Shea Stadium, Flushing, NY  
Wed Apr 26 1978, 6:05 PM EST  
Att: 6,506 - Unknown

AB 34  
R 1  
H 4  
RBI 1  
BB 2  
SO 9  
LOB 9



Batter	1	2	3	4	5	6	7	8	9	10	11	AB	R	H	RBI	BB	SO	LOB	BOTTOM			
Lee Mazzilli, S OBP: 0.312, SLG: 0.429	K											5	0	2	0	0	1	2				
Bobby Valentine, R OBP: 0.250, SLG: 0.313	F9											4	0	0	0	0	1	3				
Bruce Boisclair, L OBP: 0.333, SLG: 0.308												3	0	0	0	2	1	2				
Steve Henderson, R OBP: 0.225, SLG: 0.394												5	0	1	0	0	0	2				
Willie Montanez, L OBP: 0.236, SLG: 0.323												5	0	0	0	0	2	3				
John Stearns, R OBP: 0.254, SLG: 0.228												5	0	1	0	0	1	1				
Lenny Randle, S OBP: 0.316, SLG: 0.188												3	0	1	0	1	0	0				
Doug Flynn, R OBP: 0.324, SLG: 0.281												2	0	0	0	0	1	0				
Ed Kranepool, L OBP: 0.318, SLG: 0.368												1	0	1	0	0	0	0				
Sergio Ferrer, S OBP: 0.236, SLG: 0.323												0	0	0	0	0	0	0				
Craig Swan, R OBP: 0.100, SLG: 0.100												2	0	0	0	0	0	0				
Elliott Maddox, R OBP: 0.236, SLG: 0.323												1	0	0	0	0	1	2				
Skip Lockwood, R OBP: 0.236, SLG: 0.323												0	0	0	0	0	0	0				
Ron Hodges, L OBP: 0.231, SLG: 0.182												0	0	0	0	1	0	0				
Bob Myrick, R OBP: 0.236, SLG: 0.323												0	0	0	0	0	0	0				
<b>Inning Stats</b>	R: 0 E: 0 K: 2 S: 8	H: 1 LOB: 2 BB: 1 P: 12	R: 0 E: 0 K: 0 S: 3	H: 0 LOB: 0 BB: 0 P: 3	R: 0 E: 0 K: 0 S: 4	H: 1 LOB: 1 BB: 0 P: 4	R: 0 E: 0 K: 1 S: 5	H: 0 LOB: 0 BB: 0 P: 5	R: 0 E: 0 K: 1 S: 6	H: 1 LOB: 1 BB: 0 P: 6	R: 0 E: 0 K: 1 S: 5	H: 0 LOB: 0 BB: 0 P: 5	R: 0 E: 0 K: 1 S: 5	H: 0 LOB: 0 BB: 0 P: 5	R: 0 E: 0 K: 0 S: 4	H: 1 LOB: 2 BB: 1 P: 8	R: 0 E: 0 K: 0 S: 3	H: 0 LOB: 1 BB: 1 P: 7	1B: 5 2B: 1 3B: 0 HR: 0	SF: 0 SAC: 2 DP: 0 HBP: 0	WP: 0 PB: 0 SB: 1 CS: 0	PA: 42
<b>PITCHER</b>	IP 11.0	WLS W	BF 42	H 6	R 0	ER 0	SO 8	BB 4	IBB 0	HBP 0	BLK 0	WP 0	HR 0	S 54	P 70	ERA 0.00	WHIP 0.909					
Bert Blyleven, R ERA: 2.9																						

Pittsburgh Pirates @ New York Mets  
Shea Stadium, Flushing, NY  
Wed Apr 26 1978, 6:05 PM EST  
Att: 6,506 - Unknown

AB 36  
R 0  
H 6  
RBI 0  
BB 4  
SO 8  
LOB 15

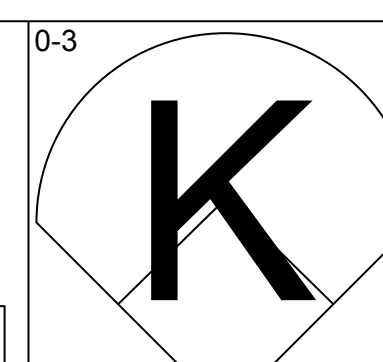
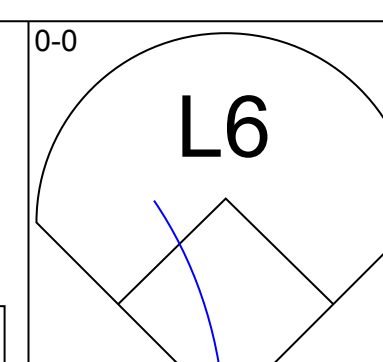
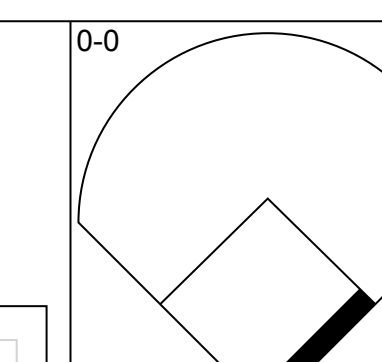
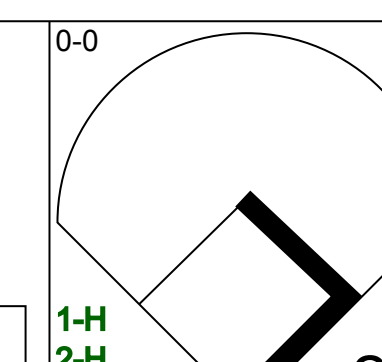
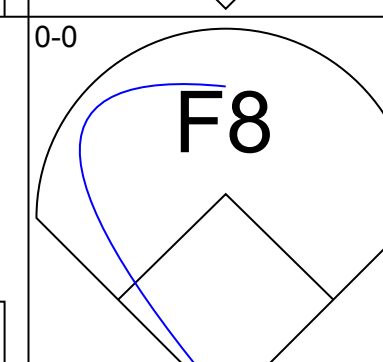
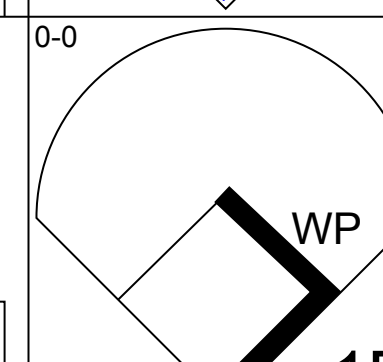
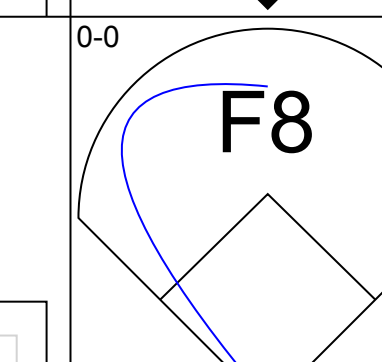
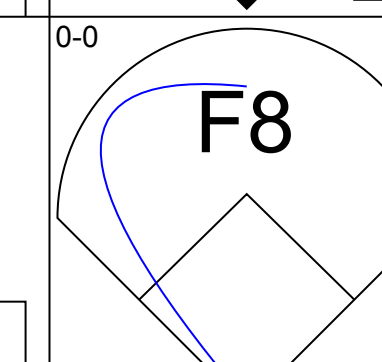
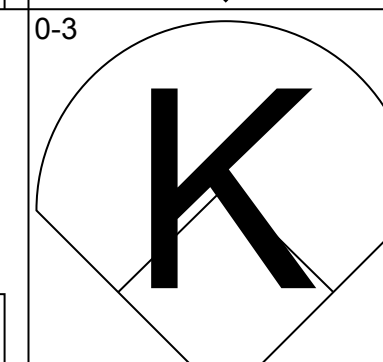
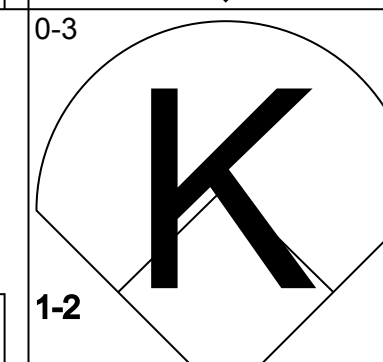
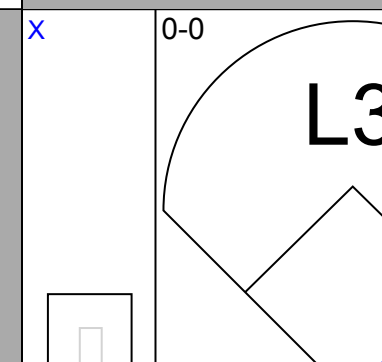
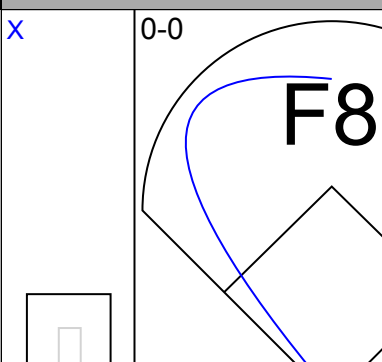
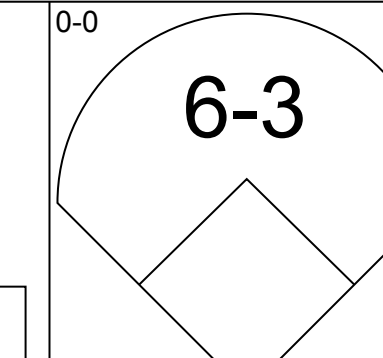
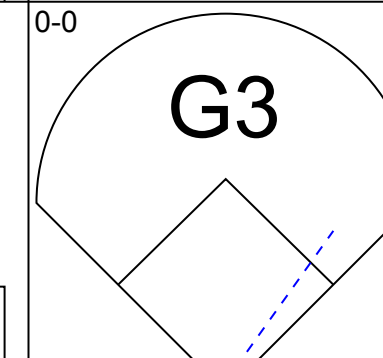
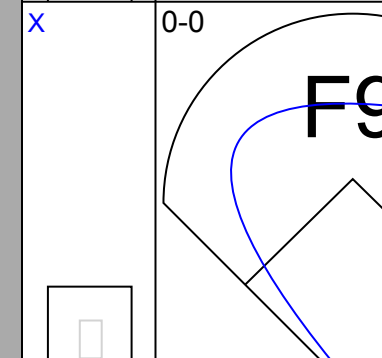
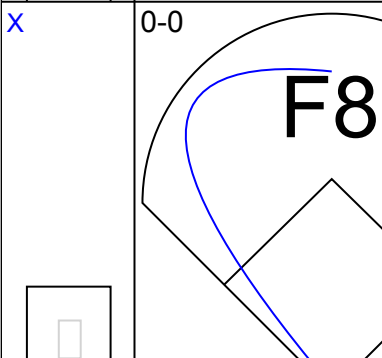
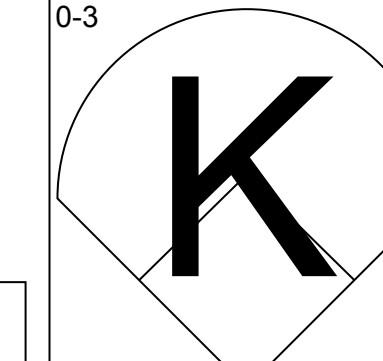
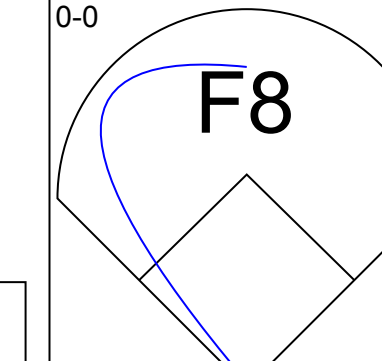
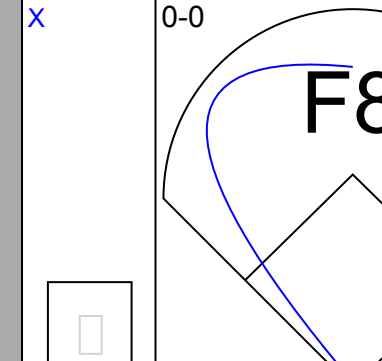
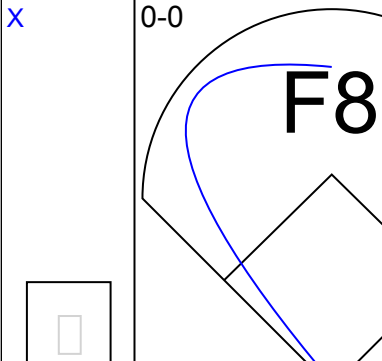
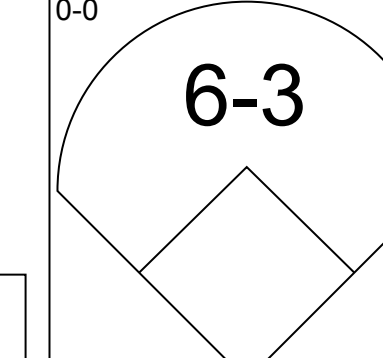
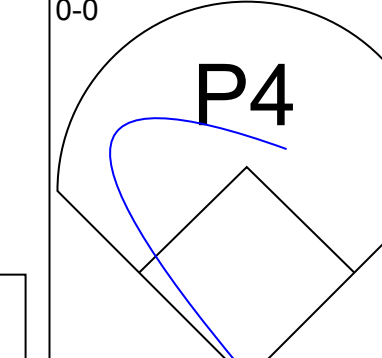
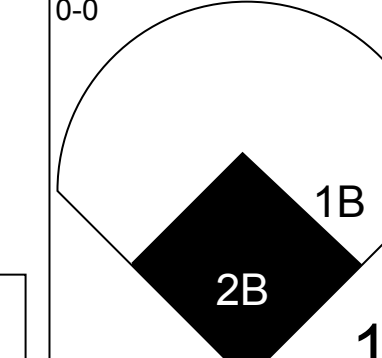
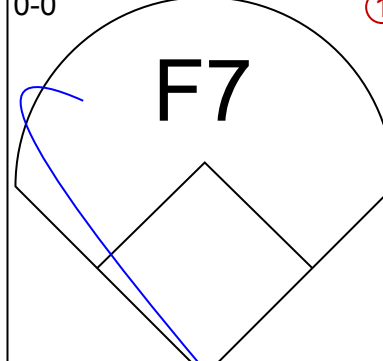
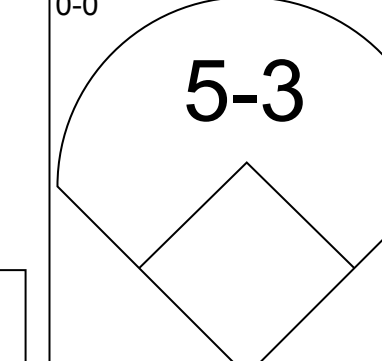
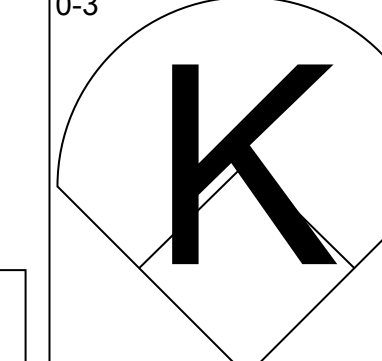
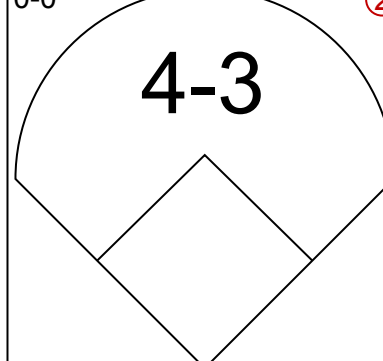
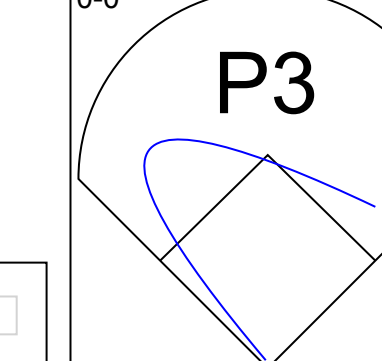
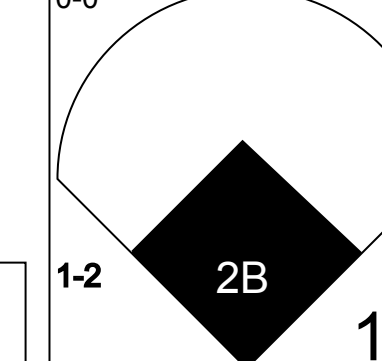
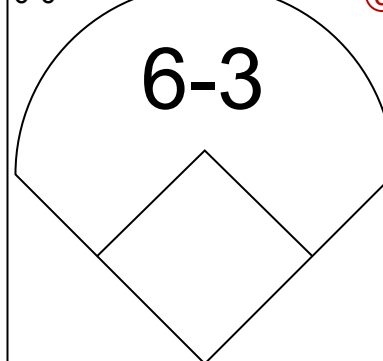
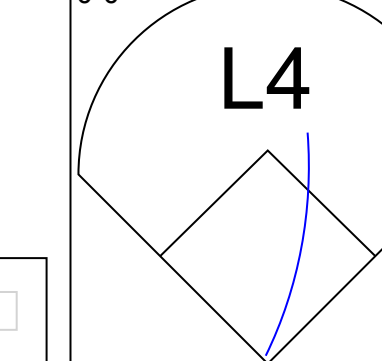
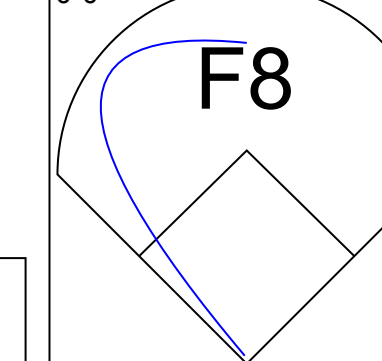


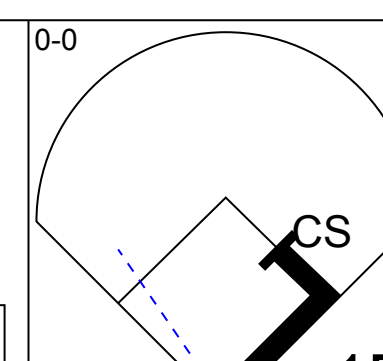
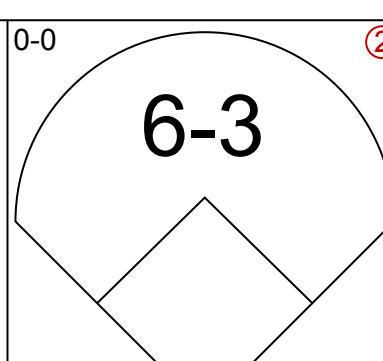
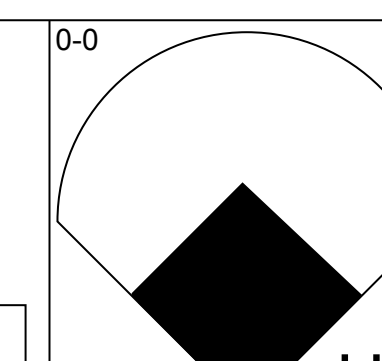
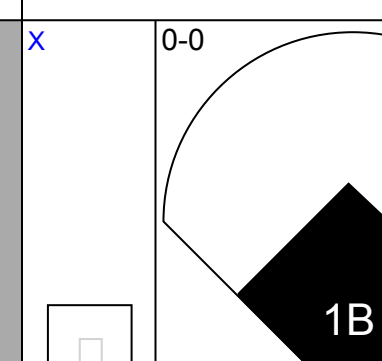
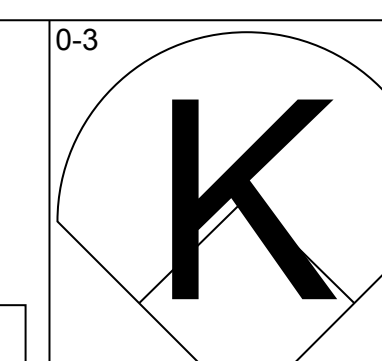
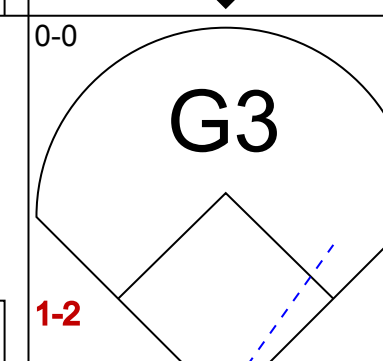
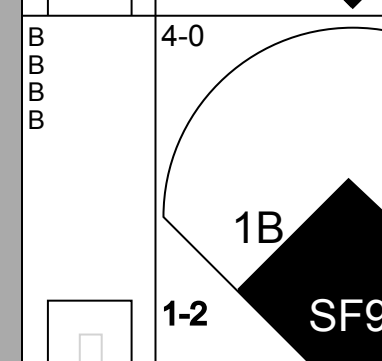
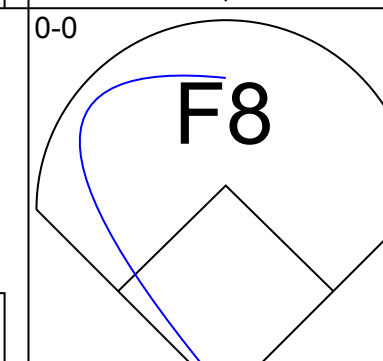
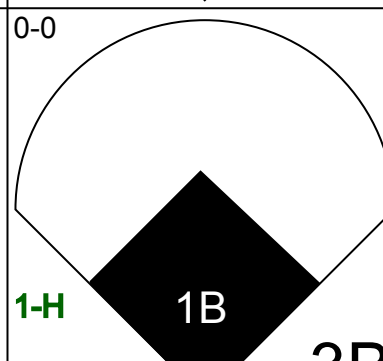
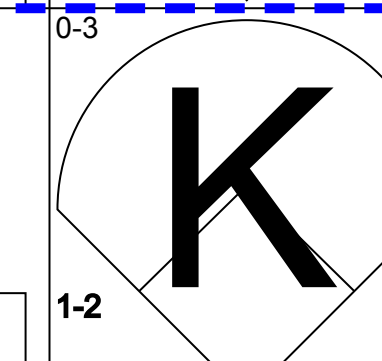
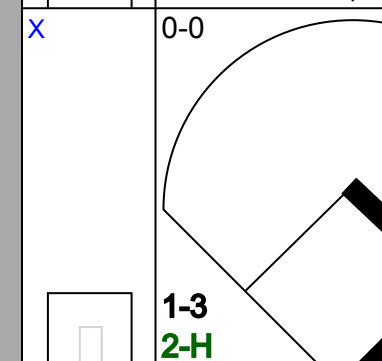

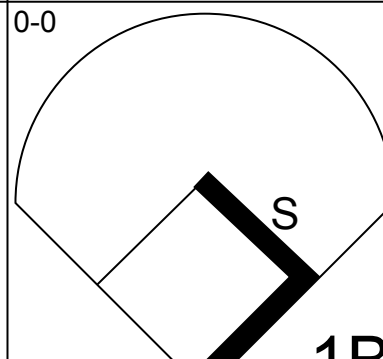
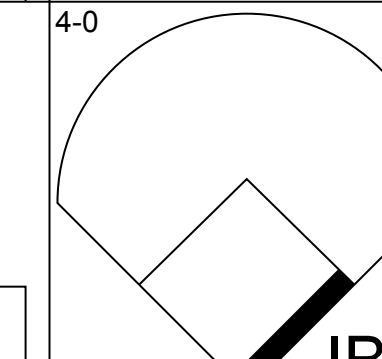
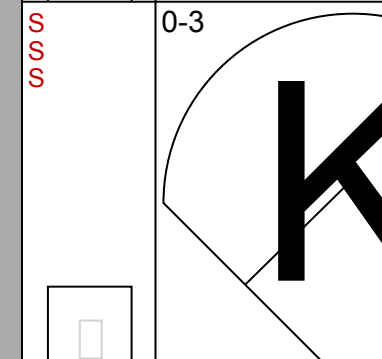
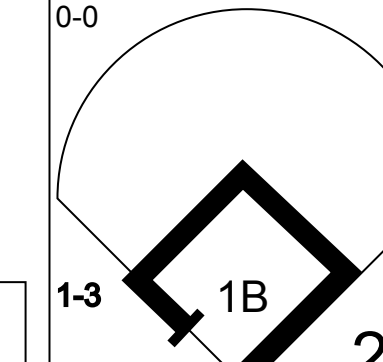
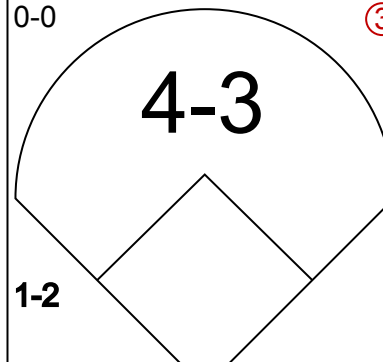
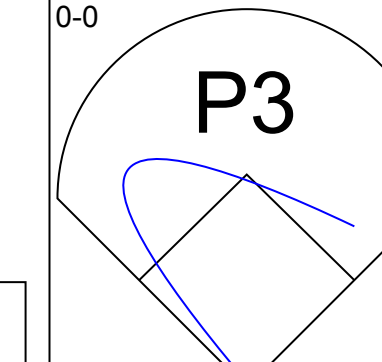
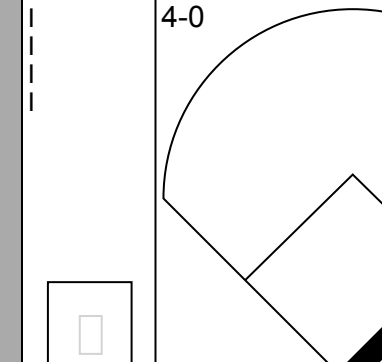
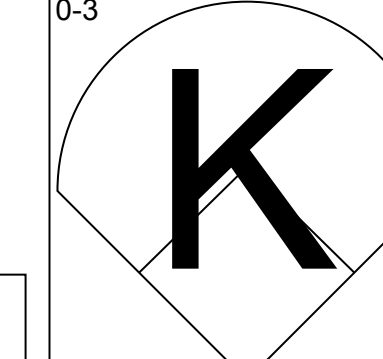


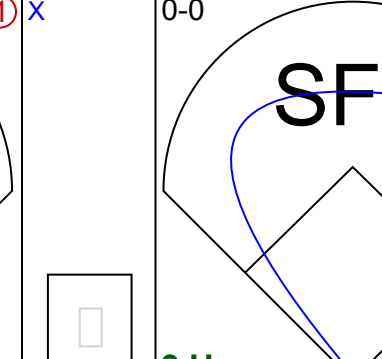
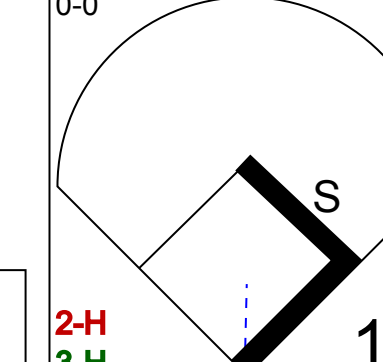
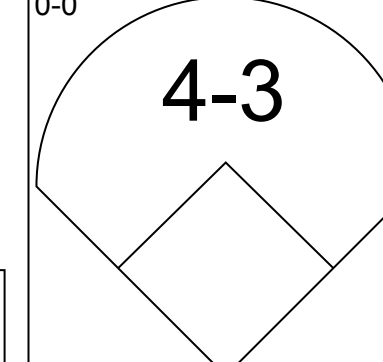
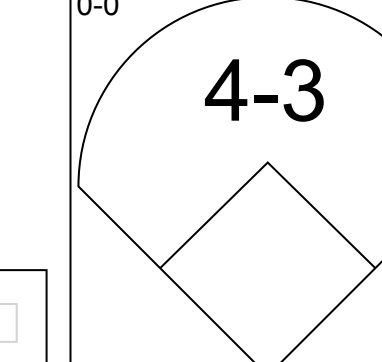
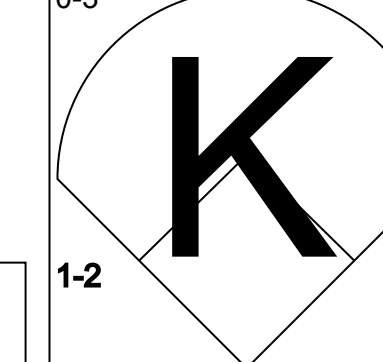
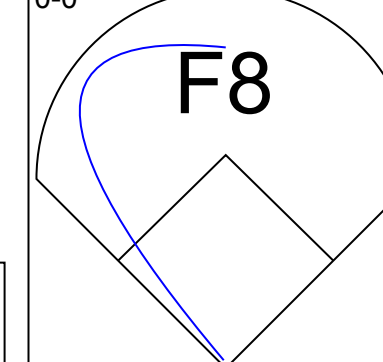
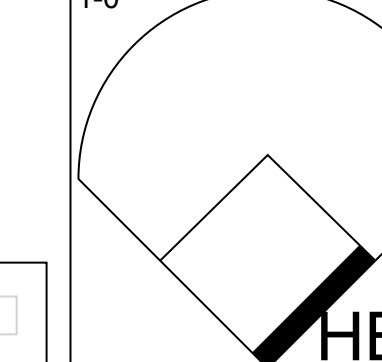


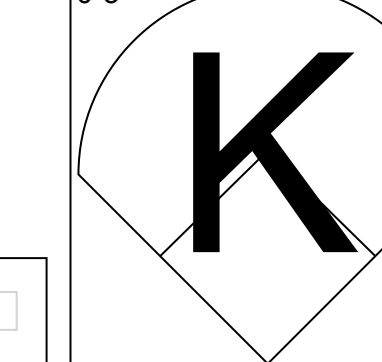
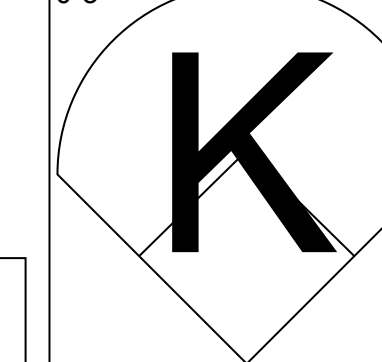
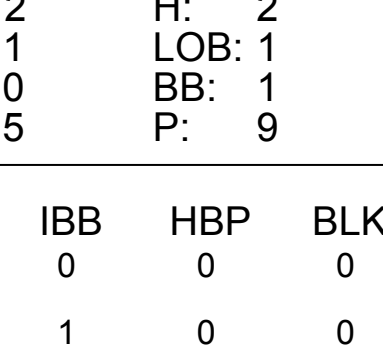
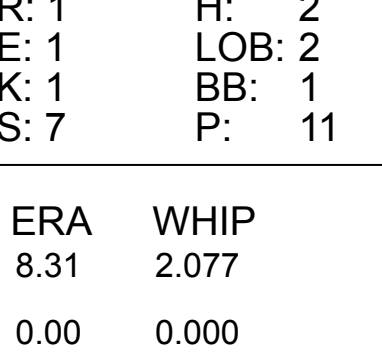
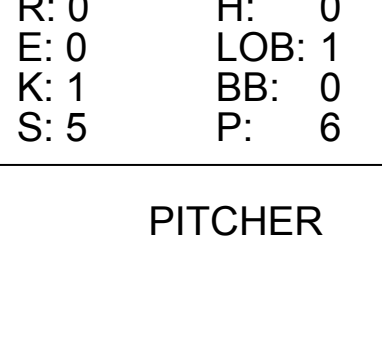
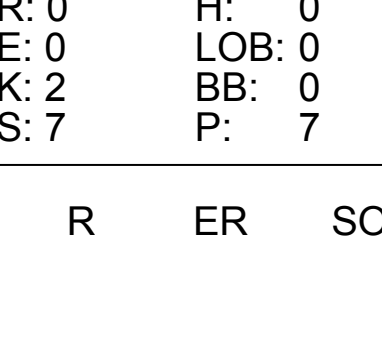


Batter	1	2	3	4	5	6	7	8	9	AB	R	H	RBI	BB	SO	LOB	TOP					
<b>Bill Madlock, R</b> OBP: 0.304, SLG: 0.368 (1, 4)										4	2	1	1	1	1	1	<b>San Francisco Giants @ Pittsburgh Pirates</b> Three Rivers Stadium, Pittsburgh, PA Fri Apr 28 1978, 6:05 PM EST Att: 7,881 - Unknown					
<b>Darrell Evans, L</b> OBP: 0.346, SLG: 0.313 (1, 5)										4	1	0	0	1	1	1						
<b>Jack Clark, R</b> OBP: 0.329, SLG: 0.382 (1, 9)										3	2	2	1	2	0	0						
<b>Willie McCovey, L</b> OBP: 0.323, SLG: 0.518 (9, PR)										4	0	2	3	1	1	2						
<b>Skip James, L</b> OBP: 0.182, SLG: 0.200 (9, 3)										0	0	0	0	0	0	0						
<b>Mike Ivie, R</b> OBP: 0.360, SLG: 0.542 (8, PR)										4	0	2	0	0	0	2						
<b>Vic Harris, S</b> (8, 7)										1	0	0	0	0	0	1						
<b>Larry Hemdon, R</b> OBP: 0.324, SLG: 0.306 (1, 8)										3	0	2	0	1	0	2						
<b>Johnnie LetMaster, R</b> OBP: 0.241, SLG: 0.255 (1, 6)										4	0	1	0	0	0	6						
<b>Mike Sadek, R</b> OBP: 0.313, SLG: 0.267 (1, 2)										4	0	0	0	0	0	3						
<b>John Montefusco, R</b> OBP: 0.364, SLG: 0.333 (1, 1)										3	0	1	0	0	0	1						
<b>Rob Andrews, R</b> OBP: 0.353, SLG: 0.400 (9, PH)										1	0	0	0	0	0	0						
<b>Randy Moffitt, R</b> OBP: 0.500, SLG: 0.500 (9, 1)										0	0	0	0	0	0	0						
<b>Gary Lavelle, S</b> (9, 1)										0	0	0	0	0	0	0						
<b>Inning Stats</b>	R: 2 E: 0 K: 1 S: 9	H: 4 LOB: 2 BB: 0 P: 9	R: 0 E: 0 K: 0 S: 4	H: 1 LOB: 1 BB: 0 P: 4	R: 0 E: 0 K: 0 S: 4	H: 2 LOB: 2 BB: 1 P: 8	R: 0 E: 0 K: 0 S: 3	H: 0 LOB: 0 BB: 0 P: 3	R: 0 E: 0 K: 0 S: 3	H: 0 LOB: 1 BB: 1 P: 7	R: 0 E: 0 K: 2 S: 8	H: 1 LOB: 1 BB: 0 P: 8	R: 0 E: 0 K: 0 S: 4	H: 1 LOB: 2 BB: 0 P: 4	R: 0 E: 0 K: 0 S: 4	H: 1 LOB: 2 BB: 4 P: 20	R: 3 E: 0 K: 0 S: 4	H: 1 LOB: 2 BB: 4 P: 20	1B: 8 2B: 1 3B: 0 HR: 2	SF: 0 SAC: 2 DP: 0 HBP: 0	WP: 0 PB: 0 SB: 1 CS: 0	PA: 43
<b>PITCHER</b> <b>John Candelaria, L</b> ERA: 5.05 (1, 1)	IP: 9.0 WLS: L BF: 43	H: 11 R: 5 ER: 5 SO: 3	BB: 5 IBB: 1 HBP: 0 BLK: 0	WP: 0 HR: 2 S: 43 P: 67	ERA: 5.00 WHIP: 1.778	<b>PITCHER</b>										IP: 9.0 WLS: L BF: 43	H: 11 R: 5 ER: 5 SO: 3	BB: 5 IBB: 1 HBP: 0 BLK: 0	WP: 0 HR: 2 S: 43 P: 67	ERA: 5.00 WHIP: 1.778		

Batter	1	2	3	4	5	6	7	8	9	AB	R	H	RBI	BB	SO	LOB	BOTTOM					
<b>Frank Taveras, R</b> OBP: 0.203, SLG: 0.254 (1, 6)										4	0	0	0	0	1	3	<b>San Francisco Giants @ Pittsburgh Pirates</b> Three Rivers Stadium, Pittsburgh, PA Fri Apr 28 1978, 6:05 PM EST Att: 7,881 - Unknown					
<b>Willie Stargell, L</b> OBP: 0.377, SLG: 0.366 (9, PH)										0	0	0	0	0	0	0						
<b>Jim Fregosi, R</b> OBP: 0.400, SLG: 0.182 (9, PH)										1	0	1	0	0	0	0						
<b>Omar Moreno, L</b> OBP: 0.385, SLG: 0.327 (1, 8)										5	2	3	1	0	0	0						
<b>Dave Parker, L</b> OBP: 0.403, SLG: 0.621 (1, 9)										5	1	2	3	0	0	2						
<b>Bill Robinson, R</b> OBP: 0.364, SLG: 0.517 (1, 7)										5	0	1	0	0	2	3						
<b>John Milner, L</b> OBP: 0.294, SLG: 0.077 (1, 3)										3	0	0	0	1	0	1						
<b>Rennie Stennett, R</b> OBP: 0.296, SLG: 0.396 (1, 4)										4	0	1	0	0	1	2						
<b>Ed Ott, L</b> OBP: 0.293, SLG: 0.340 (1, 2)										4	0	2	0	0	0	0						
<b>Phil Garner, R</b> OBP: 0.254, SLG: 0.327 (1, 5)										4	1	2	0	0	1	3						
<b>John Candelaria, L</b> OBP: 0.273, SLG: 0.111 (9, PH)										2	0	1	0	0	1	1						
<b>Manny Sanguillen, R</b> OBP: 0.222, SLG: 0.125 (9, PH)										1	0	0	0	0	0	1						
<b>Inning Stats</b>	R: 2 E: 0 K: 1 S: 7	H: 2 LOB: 0 BB: 0 P: 7	R: 0 E: 0 K: 1 S: 6	H: 2 LOB: 1 BB: 0 P: 6	R: 1 E: 0 K: 1 S: 7	H: 2 LOB: 1 BB: 0 P: 7	R: 0 E: 0 K: 3 S: 11	H: 2 LOB: 2 BB: 0 P: 11	R: 0 E: 0 K: 0 S: 4	H: 1 LOB: 2 BB: 1 P: 8	R: 0 E: 0 K: 0 S: 3	H: 0 LOB: 0 BB: 0 P: 3	R: 0 E: 0 K: 0 S: 3	H: 0 LOB: 0 BB: 0 P: 3	R: 1 E: 0 K: 0 S: 6	H: 3 LOB: 2 BB: 0 P: 6	R: 1 E: 0 K: 0 S: 6	H: 3 LOB: 2 BB: 0 P: 6	1B: 12 2B: 0 3B: 0 HR: 1	SF: 0 SAC: 1 DP: 1 HBP: 0	WP: 0 PB: 1 SB: 3 CS: 0	PA: 40
<b>PITCHER</b> <b>John Montefusco, R</b> ERA: 1.83 (1, 1)	IP: 8.0 WLS: W BF: 34	H: 10 R: 3 ER: 3 SO: 6	BB: 1 IBB: 0 HBP: 0 BLK: 0	WP: 1 HR: 1 S: 45 P: 49	ERA: 3.38 WHIP: 1.375	<b>PITCHER</b>										IP: 8.0 WLS: W BF: 34	H: 10 R: 3 ER: 3 SO: 6	BB: 1 IBB: 0 HBP: 0 BLK: 0	WP: 1 HR: 1 S: 45 P: 49	ERA: 3.38 WHIP: 1.375		
<b>Randy Moffitt, R</b> ERA: 4.5 (9, 1)	0.1	2	1	1	1	0	0	0	0	0	0	2	2	27.00	3.000							
<b>Gary Lavelle, L</b> ERA: 3.55 (9, 1)	0.2	S	4	2	0	0	0	0	0	0	0	4	4	0.00	3.000							



Batter	1	2	3	4	5	6	7	8	9	AB	R	H	RBI	BB	SO	LOB	TOP					
Bill Madlock, R OBP: 0.320, SLG: 0.405										4	0	2	2	0	1	0	<b>San Francisco Giants @ Pittsburgh Pirates</b> Three Rivers Stadium, Pittsburgh, PA Sat Apr 29 1978, 3:33 AM EST Att: 7,976 - Unknown					
Terry Whitfield, L OBP: 0.286, SLG: 0.415										4	0	1	0	0	0	2						
Darrell Evans, L OBP: 0.329, SLG: 0.294										4	0	0	0	0	2	1						
Willie McCovey, L OBP: 0.303, SLG: 0.483										4	0	0	0	0	0	1						
Jack Clark, R OBP: 0.313, SLG: 0.361										4	0	0	0	0	1	0						
Mike Ivie, R OBP: 0.357, SLG: 0.519										3	1	1	0	0	0	0						
Johnnie LetMaster, R OBP: 0.230, SLG: 0.241										3	0	0	0	0	1	1						
Mike Sadek, R OBP: 0.316, SLG: 0.278										3	1	1	0	0	0	0						
Jim Barr, R John Curtis, L Vic Harris, S Greg Minton, S Skip James, L Charlie Williams, R										1	0	0	0	0	0	0						
<b>Inning Stats</b>	R: 0 E: 0 K: 2 S: 7	H: 0 LOB: 0 BB: 0 P: 7	R: 0 E: 0 K: 1 S: 5	H: 0 LOB: 0 BB: 0 P: 5	R: 0 E: 0 K: 0 S: 3	H: 0 LOB: 0 BB: 0 P: 3	R: 0 E: 0 K: 1 S: 6	H: 1 LOB: 1 BB: 0 P: 6	R: 0 E: 0 K: 0 S: 3	H: 0 LOB: 0 BB: 0 P: 3	R: 0 E: 0 K: 0 S: 4	H: 1 LOB: 1 BB: 0 P: 4	R: 0 E: 0 K: 0 S: 3	H: 0 LOB: 0 BB: 0 P: 3	R: 2 E: 0 K: 1 S: 8	H: 3 LOB: 1 BB: 0 P: 8	R: 0 E: 0 K: 0 S: 3	H: 0 LOB: 0 BB: 0 P: 3	1B: 4 2B: 1 3B: 0 HR: 0	SF: 0 SAC: 0 DP: 0 HBP: 0	WP: 1 PB: 0 SB: 0 CS: 0	PA: 32
<b>PITCHER</b> Don Robinson, R ERA: 2.23	IP: 9.0 WLS: W BF: 32 H: 5 R: 2 ER: 2 SO: 5 BB: 0 IBB: 0 HBP: 0 BLK: 0 WP: 1 HR: 0 S: 42 P: 42 ERA: 2.00 WHIP: 0.556															<b>PITCHER</b>	IP: 9.0 WLS: W BF: 32 H: 5 R: 2 ER: 2 SO: 5 BB: 0 IBB: 0 HBP: 0 BLK: 0 WP: 1 HR: 0 S: 42 P: 42 ERA: 2.00 WHIP: 0.556					

Batter	1	2	3	4	5	6	7	8	9	AB	R	H	RBI	BB	SO	LOB	BOTTOM			
Frank Taveras, R OBP: 0.211, SLG: 0.261										2	0	1	0	0	0	0	<b>San Francisco Giants @ Pittsburgh Pirates</b> Three Rivers Stadium, Pittsburgh, PA Sat Apr 29 1978, 3:33 AM EST Att: 7,976 - Unknown			
Mario Mendoza, R OBP: 0.333, SLG: 0.625										3	2	2	1	0	1	0				
Omar Moreno, L OBP: 0.406, SLG: 0.333										2	2	1	0	2	0	1				
Dave Parker, L OBP: 0.408, SLG: 0.643										4	1	2	2	0	1	1				
Bill Robinson, R OBP: 0.386, SLG: 0.525										3	1	2	1	1	1	2				
John Milner, L OBP: 0.333, SLG: 0.188										3	0	1	0	1	0	3				
Rennie Stennett, R OBP: 0.276, SLG: 0.375										3	0	0	1	0	2	2				
Phil Garner, R OBP: 0.254, SLG: 0.321										4	0	1	1	0	0	2				
Duffy Dyer, R OBP: 0.444, SLG: 0.714										3	0	0	0	0	1	1				
Don Robinson, R OBP: 0.091, SLG: 0.091										4	0	0	0	0	2	1				
<b>Inning Stats</b>	R: 0 E: 0 K: 0 S: 3	H: 1 LOB: 0 BB: 0 P: 3	R: 1 E: 0 K: 2 S: 9	H: 3 LOB: 1 BB: 0 P: 9	R: 2 E: 1 K: 0 S: 5	H: 2 LOB: 1 BB: 1 P: 9	R: 0 E: 0 K: 1 S: 5	H: 0 LOB: 0 BB: 0 P: 5	R: 1 E: 1 K: 1 S: 7	H: 2 LOB: 2 BB: 1 P: 11	R: 0 E: 0 K: 1 S: 5	H: 0 LOB: 1 BB: 0 P: 6	R: 2 E: 0 K: 1 S: 7	H: 2 LOB: 2 BB: 2 P: 15	R: 0 E: 0 K: 2 S: 7	H: 0 LOB: 0 BB: 0 P: 7	1B: 7 2B: 1 3B: 1 HR: 1	SF: 1 SAC: 0 DP: 0 HBP: 1	WP: 0 PB: 0 SB: 3 CS: 1	PA: 37
<b>PITCHER</b> Jim Barr, R John Curtis, L Greg Minton, R Charlie Williams, R	IP: 4.1 WLS: L BF: 20 H: 8 R: 4 ER: 4 SO: 3 BB: 1 IBB: 0 HBP: 0 BLK: 0 WP: 0 HR: 1 S: 25 P: 29 ERA: 8.31 WHIP: 2.077															<b>PITCHER</b>	IP: 4.1 WLS: L BF: 20 H: 8 R: 4 ER: 4 SO: 3 BB: 1 IBB: 0 HBP: 0 BLK: 0 WP: 0 HR: 1 S: 25 P: 29 ERA: 8.31 WHIP: 2.077			





Batter	1	2	3	4	5	6	7	8	9	AB	R	H	RBI	BB	SO	LOB	TOP					
<b>Bill Madlock, R</b> OBP: 0.309, SLG: 0.383 (1, 4)	5-3	6-3	F8			6-3			SH1-3 1B	5	1	1	0	0	0	2						
<b>Terry Whitfield, L</b> OBP: 0.297, SLG: 0.420 (1, 7)	BB 2B 1B		L6				CS 1B		SH1-3 1-2	4	2	2	0	0	0	0						
<b>Darrell Evans, L</b> OBP: 0.333, SLG: 0.292 (1, 5)	1-2 2B BB		F8			F7	1-2		G4-6-3 1B	4	1	1	1	1	0	2						
<b>Willie McCovey, L</b> OBP: 0.329, SLG: 0.508 (7, PR)																						
<b>Skip James, L</b> OBP: 0.154, SLG: 0.167 (7, 3)	1-H 2-H 2B			WP 1B		4-3			G4-6-3 1-2	3	0	2	2	1	0	0						
<b>Jack Clark, R</b> OBP: 0.322, SLG: 0.378 (1, 9)																						
<b>Larry Hemdon, R</b> OBP: 0.307, SLG: 0.288 (1, 8)	F8																					
<b>Marc Hill, R</b> OBP: 0.305, SLG: 0.308 (1, 2)	K																					
<b>Johnnie LeMaster, R</b> OBP: 0.231, SLG: 0.242 (1, 6)			L6																			
<b>Bob Knepper, L</b> OBP: 0.154, SLG: 0.182 (1, 1)																						
<b>Inning Stats</b>	R: 2 E: 0 K: 1 S: 7	H: 2 LOB: 2 BB: 1 P: 12	R: 0 E: 0 K: 0 S: 3	H: 0 LOB: 0 BB: 0 P: 3	R: 0 E: 0 K: 0 S: 4	H: 1 LOB: 1 BB: 0 P: 4	R: 1 E: 0 K: 0 S: 5	H: 2 LOB: 1 BB: 0 P: 5	R: 0 E: 0 K: 0 S: 3	H: 1 LOB: 1 BB: 0 P: 3	R: 2 E: 0 K: 0 S: 6	H: 3 LOB: 1 BB: 0 P: 6	R: 1 E: 1 K: 0 S: 4	H: 0 LOB: 1 BB: 1 P: 8	R: 0 E: 0 K: 0 S: 3	H: 0 LOB: 0 BB: 0 P: 3	R: 1 E: 0 K: 0 S: 4	H: 2 LOB: 0 BB: 0 P: 4	1B: 7 2B: 3 3B: 0 HR: 1	SF: 1 SAC: 2 DP: 1 HBP: 1	WP: 1 PB: 0 SB: 0 CS: 0	PA: 40
<b>PITCHER</b>	IP	WLS	BF	H	R	ER	SO	BB	IBB	HBP	BLK	WP	HR	S	P	ERA	WHIP					
<b>Bert Blyleven, R</b> ERA: 3.72 (1, 1)	5.1	L	25	8	5	5	1	1	0	1	0	1	1	25	30	8.44	1.688					
<b>Bruce Kison, R</b> ERA: 3.27 (6, 1)	1.2		8	1	1	0	0	1	0	0	0	0	0	7	11	0.00	1.200					
<b>Kent Tekulve, R</b> ERA: 0.71 (8, 1)	1.0		3	0	0	0	0	0	0	0	0	0	0	3	3	0.00	0.000					
<b>Grant Jackson, L</b> ERA: 5.14 (9, 1)	1.0		4	2	1	1	0	0	0	0	0	0	0	4	4	9.00	2.000					

San Francisco Giants @ Pittsburgh Pirates  
Three Rivers Stadium, Pittsburgh, PA  
Sun Apr 30 1978, 3:33 AM EDT  
Att: 7,929 - Unknown

AB	34
R	7
H	11
RBI	7
BB	2
SO	1
LOB	13



Batter	1	2	3	4	5	6	7	8	9	AB	R	H	RBI	BB	SO	LOB	BOTTOM					
<b>Phil Garner, R</b> OBP: 0.235, SLG: 0.295 (1, 5) (8, 6)	K	5-3			F8			4-3	F8	5	0	0	0	0	1	4						
<b>Omar Moreno, L</b> OBP: 0.411, SLG: 0.333 (1, 8)	1B SF9 1B				K			S BB		3	1	1	0	1	2	1						
<b>Dave Parker, L</b> OBP: 0.400, SLG: 0.622 (1, 9)	1-3 1B				K			1-3		4	0	1	0	0	2	2						
<b>Bill Robinson, R</b> OBP: 0.378, SLG: 0.516 (1, 7) (8, 5)	SF9					2-3		F2		3	0	1	1	0	0	1						
<b>Rennie Stennett, R</b> OBP: 0.274, SLG: 0.367 (1, 4)	F9				L4				2B 1B	4	1	1	0	0	0	2						
<b>Manny Sanguillen, R</b> OBP: 0.231, SLG: 0.417 (1, 3)					F9			4-3	F8	4	1	1	1	0	0	1						
<b>Duffy Dyer, R</b> OBP: 0.385, SLG: 0.636 (1, 2)										4	0	1	1	0	1	0						
<b>Mario Mendoza, R</b> OBP: 0.273, SLG: 0.500 (7, PH)										2	0	0	0	0	0	1						
<b>Steve Bnye, R</b> OBP: 0.474, SLG: 0.429 (8, 7)										2	0	0	0	0	0	1						
<b>Bert Blyleven, R</b> OBP: 0.283, SLG: 0.083 (6, 1)										0	0	0	0	0	0	0						
<b>Bruce Kison, R</b> OBP: 0.298, SLG: 0.333 (7, PH)										1	0	0	0	0	0	0						
<b>Kent Tekulve, R</b> (8, 1)										0	0	0	0	0	0	0						
<b>Grant Jackson, S</b> (9, 1)										0	0	0	0	0	0	0						
<b>Jim Fregosi, R</b> OBP: 0.208, SLG: 0.182 (9, PH)										0	0	0	0	1	0	0						
<b>Inning Stats</b>	R: 1 E: 0 K: 1 S: 7	H: 2 LOB: 1 BB: 0 P: 7	R: 1 E: 1 K: 0 S: 5	H: 1 LOB: 1 BB: 0 P: 5	R: 0 E: 0 K: 2 S: 8	H: 1 LOB: 1 BB: 0 P: 8	R: 0 E: 0 K: 1 S: 5	H: 0 LOB: 0 BB: 0 P: 5	R: 0 E: 0 K: 2 S: 8	H: 1 LOB: 1 BB: 0 P: 8	R: 0 E: 0 K: 0 S: 3	H: 0 LOB: 0 BB: 0 P: 3	R: 0 E: 0 K: 0 S: 3	H: 0 LOB: 1 BB: 1 P: 7	R: 0 E: 0 K: 0 S: 3	H: 0 LOB: 0 BB: 0 P: 3	R: 1 E: 0 K: 0 S: 5	H: 2 LOB: 2 BB: 1 P: 9	1B: 5 2B: 1 3B: 0 HR: 1	SF: 1 SAC: 0 DP: 0 HBP: 0	WP: 0 PB: 0 SB: 1 CS: 0	PA: 37
<b>PITCHER</b>	IP	WLS	BF	H	R	ER	SO	BB	IBB	HBP	BLK	WP	HR	S	P	ERA	WHIP					
<b>Bob Knepper, L</b> ERA: 2.57 (1, 1)	9.0	W	37	7	3	3	6	2	0	0	0	0	1	47	55	3.00	1.000					

San Francisco Giants @ Pittsburgh Pirates  
Three Rivers Stadium, Pittsburgh, PA  
Sun Apr 30 1978, 3:33 AM EDT  
Att: 7,929 - Unknown

AB	34
R	3
H	7
RBI	3
BB	2
SO	6
LOB	14






Batter	1	2	3	4	5	6	7	8	9	AB	R	H	RBI	BB	SO	LOB	TOP											
<b>Ozzie Smith, S</b> OBP: 0.313, SLG: 0.323 (1, 6)	0-0 6-3		0-3 K		0-0 1B 2B		0-3 K			4	1	1	0	0	2	0	<b>San Diego Padres @ Pittsburgh Pirates</b> Three Rivers Stadium, Pittsburgh, PA Mon May 01 1978, 7:05 PM EDT Att: 2,786 - Unknown											
<b>Bill Almon, R</b> OBP: 0.375, SLG: 0.378 (1, 5)	4-0 L6-3 BB			0-3 K	0-0 2H 1B		0-0 5-3			3	0	1	1	1	1	0												
<b>Oscar Gamble, L</b> OBP: 0.356, SLG: 0.323 <b>Gene Richards, L</b> OBP: 0.351, SLG: 0.250 (6, PR) (8, 7)	0-0 L6-3 1-2			4-0 HR BB	0-0 F8			4-0 SH1-3 BB		2	1	0	0	2	0	2												
<b>Dave Winfield, R</b> OBP: 0.337, SLG: 0.595 <b>Derrel Thomas, S</b> OBP: 0.311, SLG: 0.273 (6, 9)		0-0 L1		0-0 HR		1-0 9-3 HBP		0-0 SH1-3		2	1	1	2	0	0	0												
<b>George Hendrick, R</b> OBP: 0.292, SLG: 0.338 (1, 8)		0-0 F6		0-0 E5 5-3		0-0 9-3 1-2		0-0 P4		4	0	0	0	0	0	3												
<b>Gene Tenace, R</b> OBP: 0.412, SLG: 0.324 (1, 3)		4-0 BB		0-0 5-3 1-2		4-0 3B BB		0-0 6-3		2	1	0	0	2	0	3												
<b>Mike Champion, R</b> OBP: 0.500, SLG: 0.500 (1, 4)		0-0 F9		0-0 F8		0-0 1H 3B			0-0 L4	4	0	1	1	0	0	2												
<b>Bob Davis, R</b> OBP: 0.200, SLG: 0.167 <b>Rick Sweet, S</b> OBP: 0.276, SLG: 0.161 (9, PH)			0-0 5-3		0-0 F8		0-0 6-3		0-3 K	3	0	0	0	0	0	1												
<b>Gaylord Perry, R</b> OBP: 0.273, SLG: 0.455 <b>Rollie Fingers, R</b> (7, 1) <b>Mark Lee, R</b> (8, 1) <b>Jerry Turner, L</b> OBP: 0.233, SLG: 0.393 (9, PH)			0-0 4-3		0-0 5-3		0-3 K		0-3 K	3	0	0	0	0	1	0												
<b>Inning Stats</b>	R: 0 E: 0 K: 0 S: 2	H: 0 LOB: 0 BB: 1 P: 6	R: 0 E: 0 K: 0 S: 3	H: 0 LOB: 1 BB: 1 P: 7	R: 0 E: 0 K: 1 S: 5	H: 0 LOB: 0 BB: 0 P: 5	R: 2 E: 1 K: 1 S: 7	H: 1 LOB: 1 BB: 1 P: 11	R: 1 E: 0 K: 0 S: 5	H: 2 LOB: 1 BB: 0 P: 5	R: 1 E: 0 K: 0 S: 3	H: 1 LOB: 0 BB: 0 P: 7	R: 0 E: 0 K: 0 S: 3	H: 0 LOB: 2 BB: 1 P: 7	R: 0 E: 0 K: 2 S: 7	H: 0 LOB: 0 BB: 0 P: 7		R: 0 E: 0 K: 0 S: 7	H: 0 LOB: 0 BB: 0 P: 7	1B: 1 2B: 3 3B: 1 HR: 1	SF: 0 SAC: 1 DP: 2 HBP: 1	WP: 0 PB: 0 SB: 0 CS: 0	PA: 36					
<b>PITCHER</b>	IP	WLS	BF	H	R	ER	SO	BB	IBB	HBP	BLK	WP	HR	S	P	ERA		WHIP										
<b>Jim Rooker, L</b> ERA: 6.23 (1, 1)	5.0		21	3	3	3	2	3	0	0	0	0	1	22	34	5.40		1.200										
<b>Jerry Reuss, L</b> ERA: 6.23 (6, 1)	2.0	L	8	1	1	1	2	1	0	1	0	0	0	10	15	4.50		1.000										
<b>Jim Bibby, R</b> ERA: 2.7 (8, 1)	2.0	W	7	0	0	0	2	1	0	0	0	0	0	10	14	0.00	0.500											

AB 29  
R 4  
H 4  
RBI 4  
BB 5  
SO 6  
LOB 11



Batter	1	2	3	4	5	6	7	8	9	AB	R	H	RBI	BB	SO	LOB	BOTTOM											
<b>Frank Taveras, R</b> OBP: 0.203, SLG: 0.250 <b>Willie Stargell, L</b> OBP: 0.389, SLG: 0.381 <b>Mario Mendoza, R</b> OBP: 0.250, SLG: 0.455 (7, PH) (7, PR) (8, 6)	0-0 6-3		0-3 K		0-0 1-3		0-0 1B E 1-3 2H 1B	0-0 FC6-4 CS		3	0	0	0	0	1	0	<b>San Diego Padres @ Pittsburgh Pirates</b> Three Rivers Stadium, Pittsburgh, PA Mon May 01 1978, 7:05 PM EDT Att: 2,786 - Unknown											
<b>Omar Moreno, L</b> OBP: 0.416, SLG: 0.333 (1, 8)	0-3 K		4-0 4-3 BB			0-0 4-3	0-0 E 1B	0-0 CS		3	0	1	1	1	1	0												
<b>Dave Parker, L</b> OBP: 0.393, SLG: 0.597 (1, 9)	0-0 6-3		0-0 4-3			4-0 BB	0-0 E6 1-2 3H			3	0	0	0	1	0	2												
<b>Bill Robinson, R</b> OBP: 0.359, SLG: 0.485 (1, 7)		0-0 6-3	0-3 K			0-0 F4	0-3 K			4	0	0	0	0	2	4												
<b>John Milner, L</b> OBP: 0.280, SLG: 0.150 (1, 3)		0-0 F9		0-0 G3		0-0 F7		0-0 F9		4	0	0	0	0	0	1												
<b>Rennie Stennett, R</b> OBP: 0.288, SLG: 0.391 (1, 4)		0-0 1B 2B		0-0 F9		0-0 F9	0-0 F9	0-0 BB 1B		4	2	2	0	0	0	0												
<b>Ed Ott, L</b> OBP: 0.317, SLG: 0.351 (1, 2)		0-0 BB 2H 1B		0-0 F8		0-0 BB 1B	0-0 BB 1B	4-0 1B BB 1B		3	2	2	1	1	0	0												
<b>Phil Garner, R</b> OBP: 0.264, SLG: 0.302 (1, 5)		4-0 1-2 BB			0-0 4-3		4-0 1B BB	0-0 1B S FC6-4 1B		2	2	1	1	2	0	0												
<b>Jim Rooker, R</b> (1, 1) <b>Steve Brye, R</b> OBP: 0.450, SLG: 0.400 (6, PH) <b>Jerry Reuss, L</b> (6, 1) <b>Manny Sanguillen, R</b> OBP: 0.214, SLG: 0.385 (7, PH) <b>Jim Bibby, R</b> OBP: 1.000, SLG: 1.000 (8, 1)		0-0 F9			0-3 K		0-0 P6	0-0 FC6-4 1B		1	0	0	0	0	0	2												
<b>Inning Stats</b>	R: 0 E: 0 K: 1 S: 5	H: 0 LOB: 0 BB: 0 P: 5	R: 1 E: 0 K: 0 S: 5	H: 2 LOB: 2 BB: 1 P: 9	R: 0 E: 0 K: 2 S: 7	H: 0 LOB: 0 BB: 1 P: 11	R: 0 E: 0 K: 0 S: 3	H: 0 LOB: 0 BB: 0 P: 3	R: 0 E: 0 K: 1 S: 5	H: 0 LOB: 0 BB: 0 P: 5	R: 0 E: 0 K: 0 S: 3	H: 0 LOB: 1 BB: 1 P: 7	R: 3 E: 1 K: 1 S: 9	H: 3 LOB: 2 BB: 1 P: 13	R: 3 E: 0 K: 0 S: 5	H: 3 LOB: 0 BB: 1 P: 9		1B: 7 2B: 1 3B: 0 HR: 0	SF: 0 SAC: 0 DP: 0 HBP: 0	WP: 0 PB: 0 SB: 1 CS: 1	PA: 38							
<b>PITCHER</b>	IP	WLS	BF	H	R	ER	SO	BB	IBB	HBP	BLK	WP	HR	S	P	ERA		WHIP										
<b>Gaylord Perry, R</b> ERA: 2.37 (7, 1)	0.2	L	7	3	3	3	1	1	0	0	0	0	0	8	12	40.50		6.000										
<b>Rollie Fingers, R</b> ERA: 4.6 (8, 1)	0.2		2	1	0	0	0	0	0	0	0	0	0	2	2	0.00		1.500										

AB 32  
R 7  
H 8  
RBI 6  
BB 5  
SO 5  
LOB 12





Batter	1	2	3	4	5	6	7	8	9	AB	R	H	RBI	BB	SO	LOB	TOP						
Gene Richards, L OBP: 0.354, SLG: 0.265 (1, 7)	0-0 1-3	4-0 BB		0-0 2B		0-0 3-1		0-0 E6	4 0 1 0 1 0 0								<b>San Diego Padres @ Pittsburgh Pirates</b> Three Rivers Stadium, Pittsburgh, PA Tue May 02 1978, 7:05 PM EDT Att: 3,228 - Unknown						
Ozzie Smith, S OBP: 0.319, SLG: 0.329 (1, 6)	0-0 CS	0-0 F7		0-0 4-3		0-0 S		0-0 F8	5 0 2 0 0 0 5														
Gene Tenace, R OBP: 0.418, SLG: 0.325 (1, 3)	4-0 FC6-4 BB		0-0 1B		0-3 K		0-0 F2		3 0 1 0 1 1 1														
George Hendrick, R OBP: 0.276, SLG: 0.319 (1, 9)	0-0 FC6-4		0-3 K		0-0 G3		0-0 F8		4 0 0 0 0 1 3														
Bill Almon, R OBP: 0.369, SLG: 0.372 Tucker Ashford, R (8, 5)		0-0 F7		0-0 1B		0-3 K		0-3 K	4 0 1 0 0 2 0 0 0 0 0 0 0 0														
Derrel Thomas, S OBP: 0.321, SLG: 0.300 (1, 8)		0-0 1B 2B		0-0 F3		0-0 E G6-4-3 1B		0-0 3-1	4 2 2 0 0 0 2														
Mike Champion, R OBP: 0.444, SLG: 0.429 (1, 4)		0-0 BB E 1B 2H		0-0 1-6-3		0-0 E4 G6-4-3		0-3 K	4 0 1 1 0 1 3														
Bob Davis, R OBP: 0.172, SLG: 0.143 (1, 2)		0-0 E5 BB		0-0 5-3		0-0 G6-4-3		0-3 K	4 0 0 0 0 1 2														
Bob Ovwchinko, L OBP: 0.083, SLG: 0.167 (1, 1)		0-3 K		0-3 K		0-0 F7		0-3 K	4 0 0 0 0 3 2														
<b>Inning Stats</b>	R: 0 E: 0 K: 0 S: 3	H: 1 LOB: 1 BB: 1 P: 7	R: 1 E: 1 K: 1 S: 8	H: 2 LOB: 3 BB: 1 P: 12	R: 0 E: 0 K: 1 S: 7	H: 2 LOB: 2 BB: 0 P: 7	R: 0 E: 0 K: 1 S: 6	H: 1 LOB: 1 BB: 0 P: 6	R: 0 E: 0 K: 2 S: 7	H: 0 LOB: 0 BB: 0 P: 7	R: 1 E: 1 K: 0 S: 4	H: 1 LOB: 0 BB: 0 P: 4	R: 0 E: 0 K: 0 S: 4	H: 1 LOB: 1 BB: 0 P: 4	R: 0 E: 0 K: 2 S: 7	H: 0 LOB: 0 BB: 0 P: 7		R: 0 E: 1 K: 2 S: 8	H: 0 LOB: 1 BB: 0 P: 8	1B: 6 2B: 2 3B: 0 HR: 0	SF: 0 SAC: 0 DP: 1 HBP: 0	WP: 0 PB: 0 SB: 1 CS: 1	PA: 38
<b>PITCHER</b>	IP WLS BF H R ER SO BB IBB HBP BLK WP HR S P ERA WHIP	IP WLS BF H R ER SO BB IBB HBP BLK WP HR S P ERA WHIP	IP WLS BF H R ER SO BB IBB HBP BLK WP HR S P ERA WHIP	IP WLS BF H R ER SO BB IBB HBP BLK WP HR S P ERA WHIP	IP WLS BF H R ER SO BB IBB HBP BLK WP HR S P ERA WHIP	IP WLS BF H R ER SO BB IBB HBP BLK WP HR S P ERA WHIP	IP WLS BF H R ER SO BB IBB HBP BLK WP HR S P ERA WHIP	IP WLS BF H R ER SO BB IBB HBP BLK WP HR S P ERA WHIP	IP WLS BF H R ER SO BB IBB HBP BLK WP HR S P ERA WHIP	IP WLS BF H R ER SO BB IBB HBP BLK WP HR S P ERA WHIP	IP WLS BF H R ER SO BB IBB HBP BLK WP HR S P ERA WHIP	IP WLS BF H R ER SO BB IBB HBP BLK WP HR S P ERA WHIP	IP WLS BF H R ER SO BB IBB HBP BLK WP HR S P ERA WHIP	IP WLS BF H R ER SO BB IBB HBP BLK WP HR S P ERA WHIP	IP WLS BF H R ER SO BB IBB HBP BLK WP HR S P ERA WHIP	IP WLS BF H R ER SO BB IBB HBP BLK WP HR S P ERA WHIP	IP WLS BF H R ER SO BB IBB HBP BLK WP HR S P ERA WHIP	IP WLS BF H R ER SO BB IBB HBP BLK WP HR S P ERA WHIP	IP WLS BF H R ER SO BB IBB HBP BLK WP HR S P ERA WHIP	IP WLS BF H R ER SO BB IBB HBP BLK WP HR S P ERA WHIP	IP WLS BF H R ER SO BB IBB HBP BLK WP HR S P ERA WHIP	IP WLS BF H R ER SO BB IBB HBP BLK WP HR S P ERA WHIP	IP WLS BF H R ER SO BB IBB HBP BLK WP HR S P ERA WHIP

AB 36  
R 2  
H 8  
RBI 1  
BB 2  
SO 9  
LOB 18



Batter	1	2	3	4	5	6	7	8	9	AB	R	H	RBI	BB	SO	LOB	BOTTOM						
Frank Taveras, R OBP: 0.218, SLG: 0.263 (1, 6)	0-0 4-3		0-0 5-3		0-0 S 1B		0-0 BLK S 1B		4 0 2 0 0 0 0								<b>San Diego Padres @ Pittsburgh Pirates</b> Three Rivers Stadium, Pittsburgh, PA Tue May 02 1978, 7:05 PM EDT Att: 3,228 - Unknown						
Omar Moreno, L OBP: 0.407, SLG: 0.318 (1, 8)	4-0 S 1B BB		0-0 6-3		0-3 K 1-2		0-0 4-3 1-3		3 1 0 0 1 1 2														
Dave Parker, L OBP: 0.398, SLG: 0.593 (1, 9)	0-0 1H 1B		0-0 1B		0-0 3-1		0-0 6-3		4 0 2 1 0 0 1														
Bill Robinson, R OBP: 0.341, SLG: 0.458 (1, 5)	0-0 F8		0-3 K		0-0 6-3		0-0 6-3		4 0 0 0 0 1 2														
Manny Sanguillen, R OBP: 0.278, SLG: 0.529 (1, 3)	0-0 6-3		0-0 6-3		0-0 6-3		0-0 1B		4 0 2 0 0 0 1														
Phil Garner, R OBP: 0.263, SLG: 0.299 (1, 4)		0-0 CS 1B 1B		0-0 F8		0-0 F9		0-0 F8	4 0 1 0 0 0 2														
Steve Brye, R OBP: 0.458, SLG: 0.421 (1, 7)		0-0 G1-5-3 CS 1B 1-2		0-0 1B		0-0 F8		0-0 F8	4 0 2 0 0 0 1														
Duffy Dyer, R OBP: 0.353, SLG: 0.500 (1, 2)		4-0 G1-5-3 BB 1-2 2-3		0-0 F7		0-0 F7		0-0 P6	3 0 0 0 1 0 1														
John Candelaria, L OBP: 0.231, SLG: 0.091 Rennie Stennett, R OBP: 0.284, SLG: 0.385 Kent Tekulve, R (7, PH) Jim Fregosi, R OBP: 0.412, SLG: 0.167 (8, PH)		0-0 G1-5-3		0-0 4-3		0-0 4-3		0-0 F7	2 0 0 0 0 0 2 1 0 0 0 0 0 0 0 0 0 0 0 0 0 1 0 0 0 0 0 0														
<b>Inning Stats</b>	R: 1 E: 0 K: 0 S: 4	H: 1 LOB: 1 BB: 1 P: 8	R: 0 E: 0 K: 0 S: 3	H: 2 LOB: 1 BB: 1 P: 7	R: 0 E: 0 K: 1 S: 6	H: 1 LOB: 1 BB: 0 P: 6	R: 0 E: 0 K: 0 S: 4	H: 1 LOB: 1 BB: 0 P: 4	R: 0 E: 0 K: 0 S: 4	H: 1 LOB: 1 BB: 0 P: 4	R: 0 E: 0 K: 0 S: 4	H: 1 LOB: 1 BB: 0 P: 4	R: 0 E: 0 K: 0 S: 4	R: 0 E: 0 K: 0 S: 3	H: 0 LOB: 0 BB: 0 P: 3	1B: 8 2B: 0 3B: 1 HR: 0		SF: 0 SAC: 0 DP: 1 HBP: 0	WP: 0 PB: 0 SB: 3 CS: 2	PA: 36			
<b>PITCHER</b>	IP WLS BF H R ER SO BB IBB HBP BLK WP HR S P ERA WHIP	IP WLS BF H R ER SO BB IBB HBP BLK WP HR S P ERA WHIP	IP WLS BF H R ER SO BB IBB HBP BLK WP HR S P ERA WHIP	IP WLS BF H R ER SO BB IBB HBP BLK WP HR S P ERA WHIP	IP WLS BF H R ER SO BB IBB HBP BLK WP HR S P ERA WHIP	IP WLS BF H R ER SO BB IBB HBP BLK WP HR S P ERA WHIP	IP WLS BF H R ER SO BB IBB HBP BLK WP HR S P ERA WHIP	IP WLS BF H R ER SO BB IBB HBP BLK WP HR S P ERA WHIP	IP WLS BF H R ER SO BB IBB HBP BLK WP HR S P ERA WHIP	IP WLS BF H R ER SO BB IBB HBP BLK WP HR S P ERA WHIP	IP WLS BF H R ER SO BB IBB HBP BLK WP HR S P ERA WHIP	IP WLS BF H R ER SO BB IBB HBP BLK WP HR S P ERA WHIP	IP WLS BF H R ER SO BB IBB HBP BLK WP HR S P ERA WHIP	IP WLS BF H R ER SO BB IBB HBP BLK WP HR S P ERA WHIP	IP WLS BF H R ER SO BB IBB HBP BLK WP HR S P ERA WHIP	IP WLS BF H R ER SO BB IBB HBP BLK WP HR S P ERA WHIP	IP WLS BF H R ER SO BB IBB HBP BLK WP HR S P ERA WHIP	IP WLS BF H R ER SO BB IBB HBP BLK WP HR S P ERA WHIP	IP WLS BF H R ER SO BB IBB HBP BLK WP HR S P ERA WHIP	IP WLS BF H R ER SO BB IBB HBP BLK WP HR S P ERA WHIP	IP WLS BF H R ER SO BB IBB HBP BLK WP HR S P ERA WHIP	IP WLS BF H R ER SO BB IBB HBP BLK WP HR S P ERA WHIP	IP WLS BF H R ER SO BB IBB HBP BLK WP HR S P ERA WHIP

AB 34  
R 1  
H 9  
RBI 1  
BB 2  
SO 2  
LOB 12





Batter	1	2	3	4	5	6	7	8	9	AB	R	H	RBI	BB	SO	LOB	TOP										
Gene Richards, L (1.7) OBP: 0.345, SLG: 0.250	F7	F5			G3		E6			4	1	0	0	1	0	4	<b>San Diego Padres @ Pittsburgh Pirates</b> Three Rivers Stadium, Pittsburgh, PA Wed May 03 1978, 7:05 PM EDT Att: 5,052 - Unknown										
Ozzie Smith, S (1.6) OBP: 0.316, SLG: 0.324	4-3 1B		5-3		6-3		SH FC	4-3		4	1	1	0	0	0	2											
Oscar Gamble, L (1.9) George Hendrick, R (9.9) OBP: 0.359, SLG: 0.373 OBP: 0.276, SLG: 0.319	4-3 1-2		6-3			HR	1-3		G5-4-3 1B	5	1	2	1	0	0	2											
Dave Winfield, R (1.8) OBP: 0.330, SLG: 0.566		2B SF8 BB	L7			4-3	FC		G5-4-3 1B	4	1	0	1	1	0	1											
Gene Tenace, R (1.3) OBP: 0.417, SLG: 0.341		BB 1-3 2B		F9		L7	CS HBP		K	4	0	1	0	0	1	0											
Rick Sweet, S (1.2) OBP: 0.275, SLG: 0.152	SF8			F8		2B BB	L4			2	1	0	1	1	0	2											
Bill Almon, R (1.5) OBP: 0.375, SLG: 0.390						HR 2B		1-3		4	1	2	1	0	1	1											
Mike Champion, R (1.4) Jery Turner, L (6. PH) Chuck Baker, R (6.4) OBP: 0.450, SLG: 0.400 OBP: 0.256, SLG: 0.517 OBP: 0.400, SLG: 0.357				4-3		HR	FC2-4 1B			1	0	0	0	1	0	1											
Bob Shirley, R (1.1) Dan Spillner, R (3.1) Derrel Thomas, S (5. PH) John D'Acquisto, R (5.1) Rollie Fingers, R (8.1)					4-3		FC2-4 1B			1	1	1	2	0	0	0											
										1	0	1	0	0	0	0											
<b>Inning Stats</b>	R: 0 E: 0 K: 0 S: 3	H: 1 LOB: 0 BB: 0 P: 3	R: 1 E: 0 K: 1 S: 6	H: 1 LOB: 3 BB: 3 P: 18	R: 0 E: 0 K: 0 S: 3	H: 0 LOB: 0 BB: 0 P: 3	R: 0 E: 0 K: 0 S: 4	H: 1 LOB: 1 BB: 0 P: 4	R: 0 E: 0 K: 0 S: 3	H: 0 LOB: 0 BB: 0 P: 3	R: 4 E: 0 K: 1 S: 8	H: 3 LOB: 0 BB: 1 P: 12	R: 2 E: 1 K: 0 S: 4	H: 0 LOB: 1 BB: 1 P: 9	R: 0 E: 1 K: 0 S: 5	H: 1 LOB: 2 BB: 0 P: 5	R: 0 E: 0 K: 1 S: 5	H: 1 LOB: 0 BB: 0 P: 5	1B: 4 2B: 2 3B: 0 HR: 2	SF: 1 SAC: 1 DP: 1 HBP: 1	WP: 0 PB: 0 SB: 1 CS: 2	PA: 41					
<b>PITCHER</b>	IP	WLS	BF	H	R	ER	SO	BB	IBB	HBP	BLK	WP	HR	S	P	ERA	WHIP										
Don Robinson, R (1.1) ERA: 2.84	5.2		25	5	4	4	1	4	0	0	0	0	1	23	39	6.35	1.588										
Jim Bibby, R (6.1) ERA: 4.22	0.2	L	5	1	3	2	1	1	0	0	0	0	1	6	10	27.00	3.000										
Kent Tekulve, R (7.1) ERA: 0.55	1.2		8	1	0	0	0	0	0	1	0	0	0	7	8	0.00	0.600										
Bruce Kison, R (9.1) ERA: 3.0	1.0		3	1	0	0	1	0	0	0	0	0	0	5	5	0.00	1.000										

Batter	1	2	3	4	5	6	7	8	9	AB	R	H	RBI	BB	SO	LOB	BOTTOM										
Frank Taveras, R (1.6) John Milner, L (8. PH) Mario Mendoza, R (9.6) OBP: 0.220, SLG: 0.263 OBP: 0.308, SLG: 0.150 OBP: 0.250, SLG: 0.455	E S 1B		FC1-6 HR	K		5-3		BB		4	2	1	0	0	1	3	<b>San Diego Padres @ Pittsburgh Pirates</b> Three Rivers Stadium, Pittsburgh, PA Wed May 03 1978, 7:05 PM EDT Att: 5,052 - Unknown										
Omar Moreno, L (1.8) OBP: 0.407, SLG: 0.314	F5		E4 HR			BB		L6		4	1	1	0	1	0	4											
Dave Parker, L (1.9) OBP: 0.398, SLG: 0.616	G6-4-3 1B		HR	F8		K		K		5	1	2	4	0	2	6											
Bill Robinson, R (1.7) OBP: 0.322, SLG: 0.429	G6-4-3 1-2		K		F5		K		1-3	5	0	0	0	0	2	1											
Rennie Stennett, R (1.4) OBP: 0.306, SLG: 0.406		4-3 1B 2B	1B		K		FC6-4 BB		6-3	4	1	2	0	1	1	0											
Manny Sanguillen, R (1.3) OBP: 0.304, SLG: 0.500	4-3		FC6-4 1B				P4		6-3	5	0	2	0	0	0	2											
Phil Garner, R (1.5) OBP: 0.263, SLG: 0.296			FC6-4 1B		K		FC6-4			4	0	1	1	0	1	4											
Duffy Dyer, R (1.2) Ed Ott, L (8. PH) Bruce Kison, R (9.1) OBP: 0.350, SLG: 0.438 OBP: 0.328, SLG: 0.351	6-3			K		FC1-6 BB		BB BB		2	0	0	0	1	1	1											
Don Robinson, R (1.1) Jim Bibby, R (6.1) Kent Tekulve, R (7.1) Willie Stargell, L (8. PH) OBP: 0.231, SLG: 0.231 OBP: 0.750, SLG: 0.500			FC1-6 1B			FC1-6 5-3		K		2	0	2	0	0	0	0											
										1	0	0	0	0	0	1											
										0	0	0	0	0	0	0											
<b>Inning Stats</b>	R: 1 E: 0 K: 0 S: 4	H: 2 LOB: 0 BB: 0 P: 4	R: 3 E: 1 K: 1 S: 10	H: 4 LOB: 2 BB: 0 P: 10	R: 0 E: 0 K: 2 S: 9	H: 2 LOB: 2 BB: 0 P: 9	R: 0 E: 0 K: 1 S: 5	H: 0 LOB: 2 BB: 2 P: 13	R: 0 E: 0 K: 1 S: 5	H: 0 LOB: 1 BB: 1 P: 9	R: 0 E: 0 K: 2 S: 7	H: 0 LOB: 2 BB: 2 P: 15	R: 0 E: 0 K: 0 S: 3	H: 0 LOB: 0 BB: 0 P: 3	1B: 9 2B: 1 3B: 0 HR: 1	SF: 0 SAC: 0 DP: 1 HBP: 0	WP: 0 PB: 0 SB: 1 CS: 1	PA: 42									
<b>PITCHER</b>	IP	WLS	BF	H	R	ER	SO	BB	IBB	HBP	BLK	WP	HR	S	P	ERA	WHIP										
Bob Shirley, L (1.1) ERA: 6.45	2.1		12	6	5	4	0	0	0	0	0	0	0	15	15	0.00	2.400										
Dan Spillner, R (3.1) ERA: 2.92	1.2		9	4	0	0	3	0	0	0	0	0	0	15	15	0.00	1.800										
John D'Acquisto, R (5.1) ERA:	3.1	W	16	1	0	0	5	5	0	0	0	0	0	21	41	0.00	1.800										
Rollie Fingers, R (8.1) ERA: 4.15	1.2	S	5	0	0	0	1	0	0	0	0	0	0	7	7	0.00	0.000										



Batter	1	2	3	4	5	6	7	8	9	AB	R	H	RBI	BB	SO	LOB	TOP										
Davey Lopes, R OBP: 0.439, SLG: 0.495 (1, 4)	F9	S SF8 2B		F8		FC5-2			4-3	5	1	1	0	0	0	4	<b>Los Angeles Dodgers @ Pittsburgh Pirates</b> Three Rivers Stadium, Pittsburgh, PA Fri May 05 1978, 7:05 PM EDT Att: 7,580 - Unknown <a href="http://livebaseballscorecards.com">livebaseballscorecards.com</a>										
Bill Russell, R OBP: 0.300, SLG: 0.359 (1, 6)	2B SF8 1B	K				5-3			1B E 1B	5	2	3	0	0	1	4											
Reggie Smith, S OBP: 0.377, SLG: 0.571 Glenn Burke, R OBP: 0.364, SLG: 0.364 (7, 8)	WP 1B 2B	SF8			5-3				E9 1B	3	1	1	1	0	0	0											
Steve Garvey, R OBP: 0.330, SLG: 0.446 (1, 3)	SF8	5-3			6-3				5-3	4	0	0	1	0	0	0											
Rick Monday, L OBP: 0.464, SLG: 0.768 (7, 9)	HR 1B		K		F9					4	1	1	1	0	1	0											
Dusty Baker Jr., R OBP: 0.382, SLG: 0.440 (1, 7)	HR		1-3			1B 1B			P4	4	1	2	2	0	0	0											
Lee Lacy, R OBP: 0.365, SLG: 0.583 Ted Martinez, R (8, 5)	WP 1B 1B		L7			SH FC5-2 1B			HBP	3	1	2	0	0	0	0											
Jerry Grote, R OBP: 0.529, SLG: 0.385 (1, 2)	1B				1B SH1 1B	FC5-2 SH BB			P4	3	0	2	1	1	0	1											
Burt Hooton, R (1, 1)	F7			SH1		SH FC5-2			K	2	0	0	0	0	1	2											
<b>Inning Stats</b>	R: 5 E: 0 K: 0 S: 9	H: 6 LOB: 1 BB: 0 P: 9	R: 1 E: 0 K: 1 S: 6	H: 1 LOB: 0 BB: 0 P: 6	R: 0 E: 0 K: 1 S: 5	H: 0 LOB: 0 BB: 0 P: 5	R: 0 E: 0 K: 0 S: 4	H: 2 LOB: 2 BB: 0 P: 4	R: 0 E: 0 K: 0 S: 3	H: 0 LOB: 0 BB: 0 P: 3	R: 0 E: 0 K: 0 S: 3	H: 0 LOB: 0 BB: 0 P: 3	R: 0 E: 0 K: 1 S: 5	H: 0 LOB: 1 BB: 0 P: 6	R: 1 E: 1 K: 0 S: 4	H: 2 LOB: 0 BB: 0 P: 4		1B: 10 2B: 2 3B: 0 HR: 1	SF: 2 SAC: 2 DP: 0 HBP: 1	WP: 2 PB: 0 CS: 1 SB: 0	PA: 40						
<b>PITCHER</b>	IP	WLS	BF	H	R	ER	SO	BB	IBB	HBP	BLK	WP	HR	S	P	ERA	WHIP										
Bert Blyleven, R ERA: 5.06 (1, 1)	1.0	L	10	7	6	6	0	0	0	0	0	2	1	10	10	54.00	7.000										
Jerry Reuss, L ERA: 4.91 (2, 1)	4.0		13	2	0	0	2	0	0	0	0	0	0	17	17	0.00	0.500										
Bruce Kison, R ERA: 2.57 (6, 1)	2.0		9	2	0	0	0	1	0	0	0	0	0	8	12	0.00	1.500										
Will McEnaney, L ERA: 5.4 (8, 1)	2.0		8	2	1	0	1	0	0	1	0	0	0	9	10	0.00	1.000										

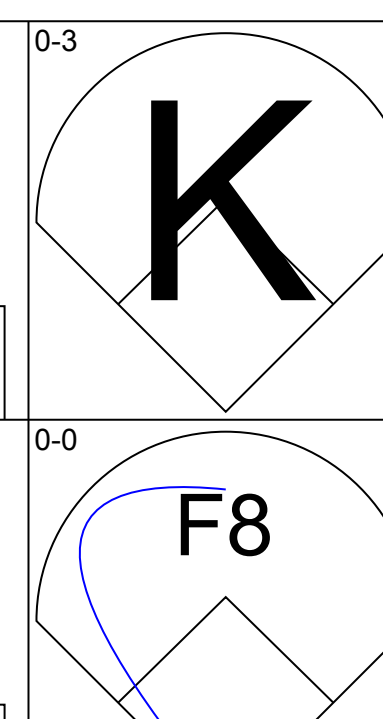
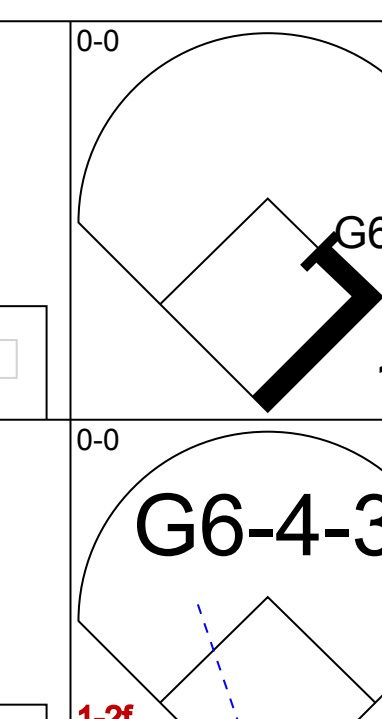
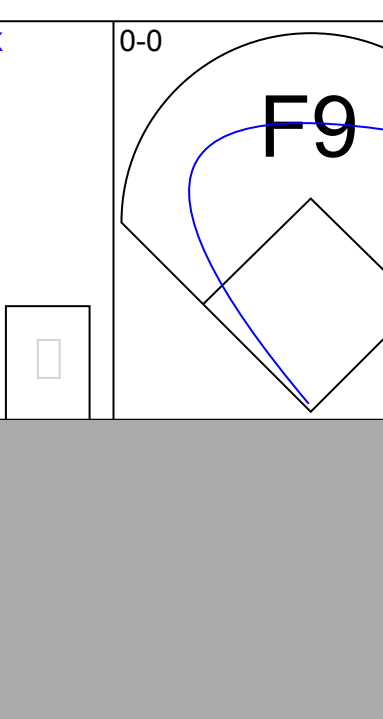
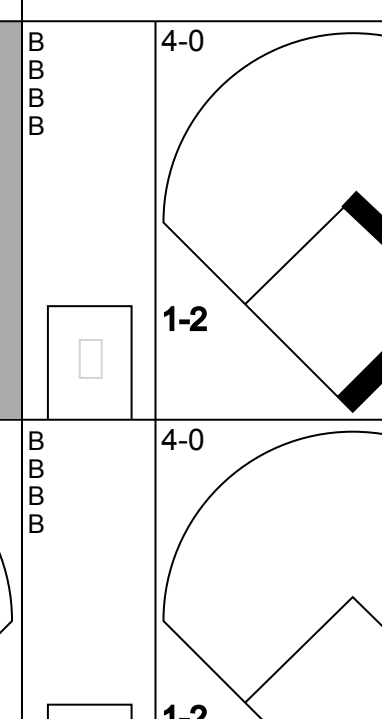
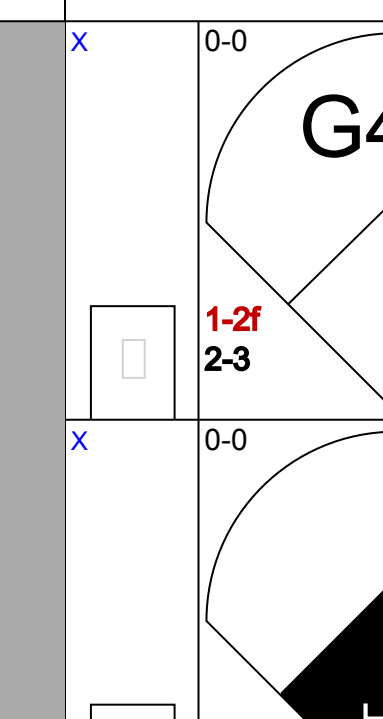
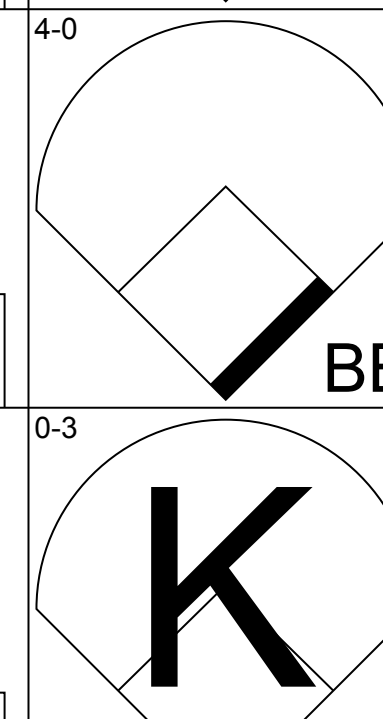

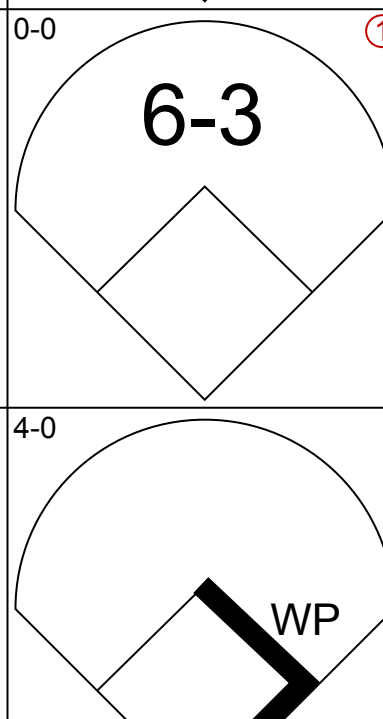
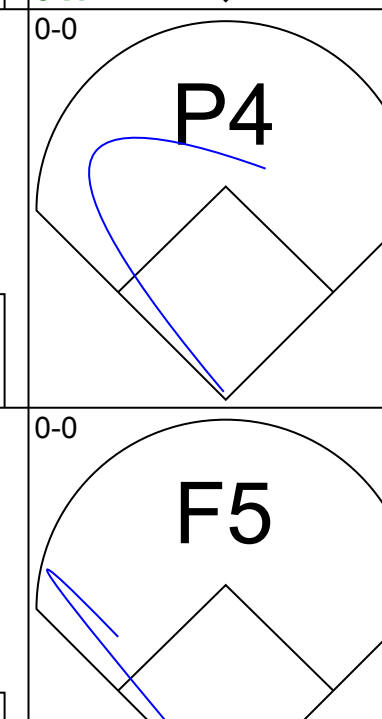
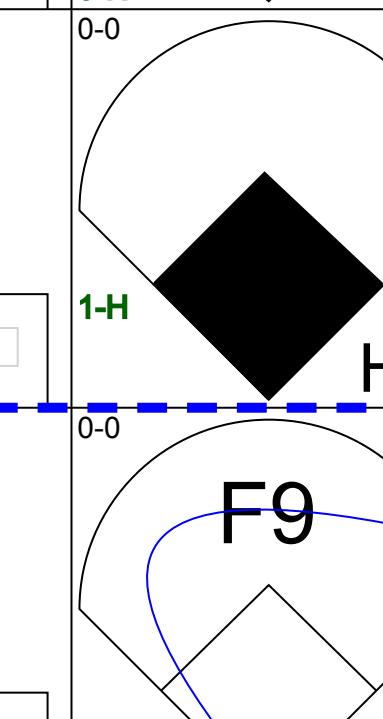

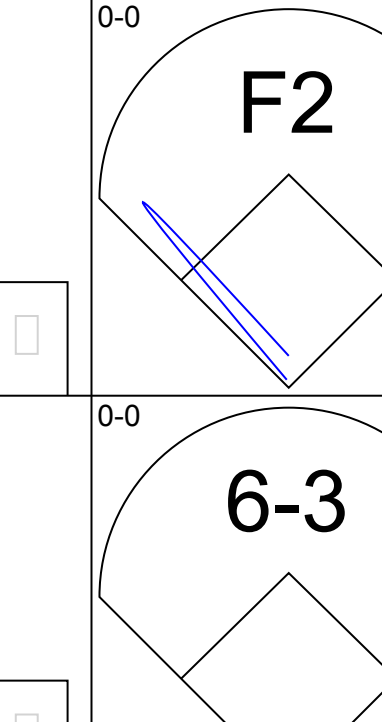
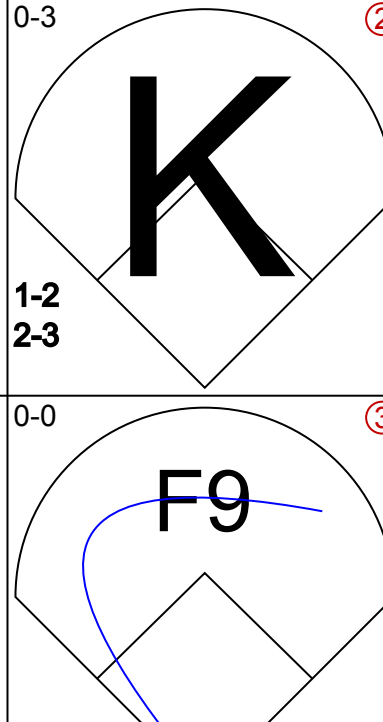





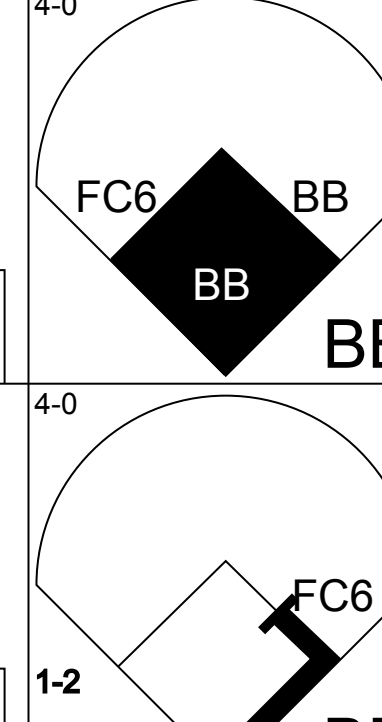
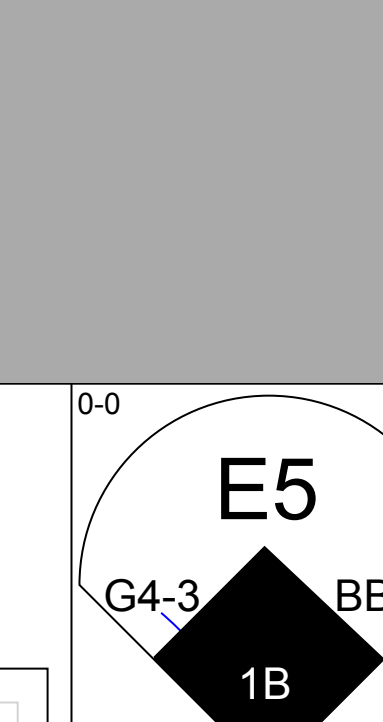
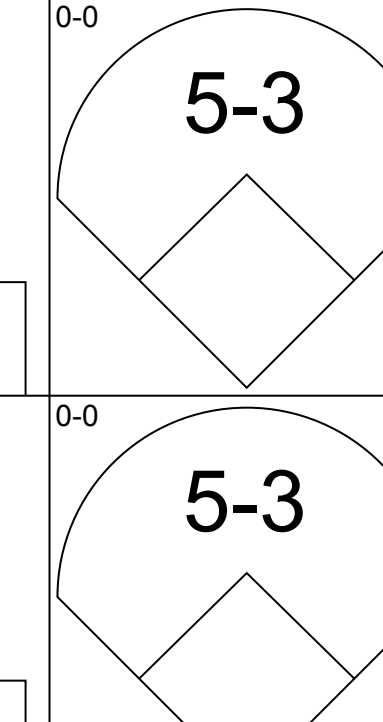
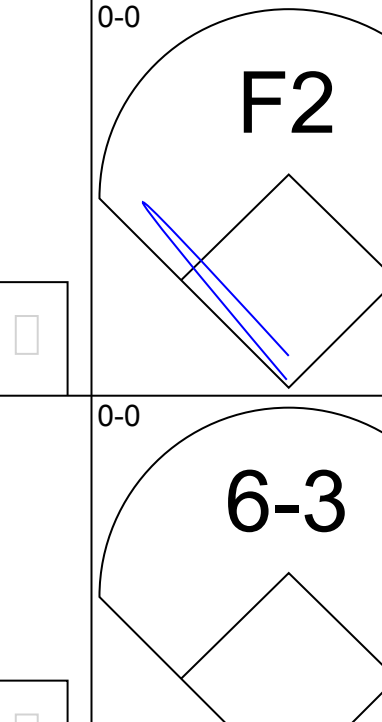
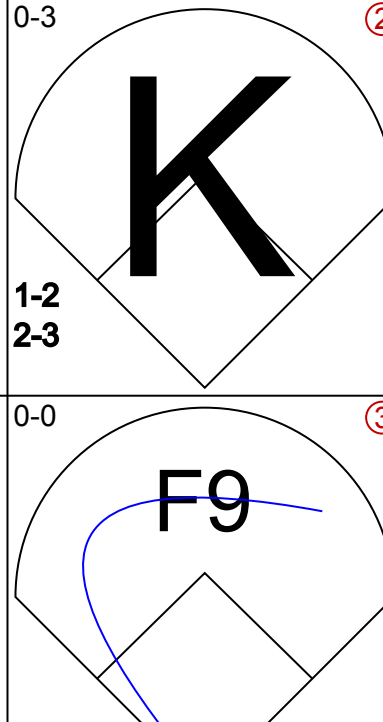
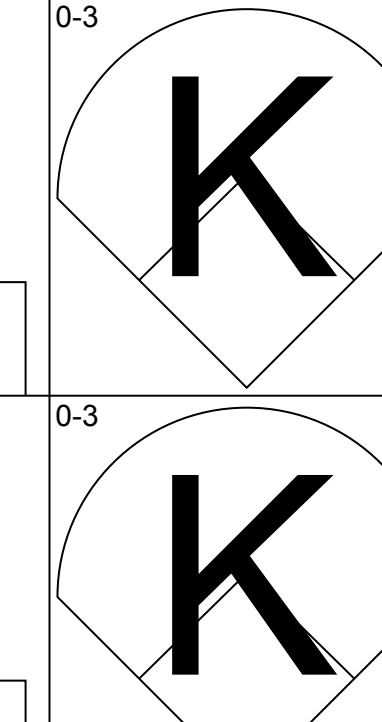
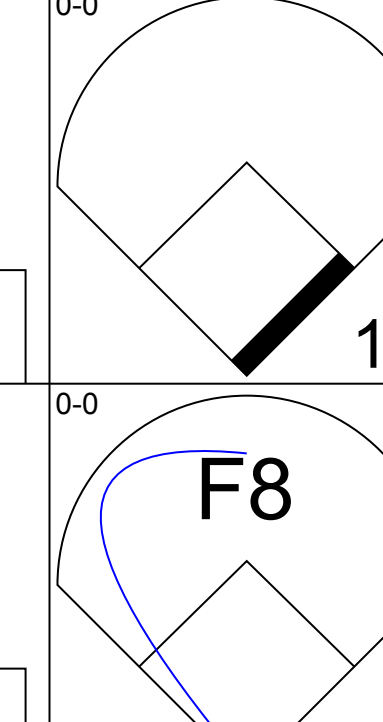



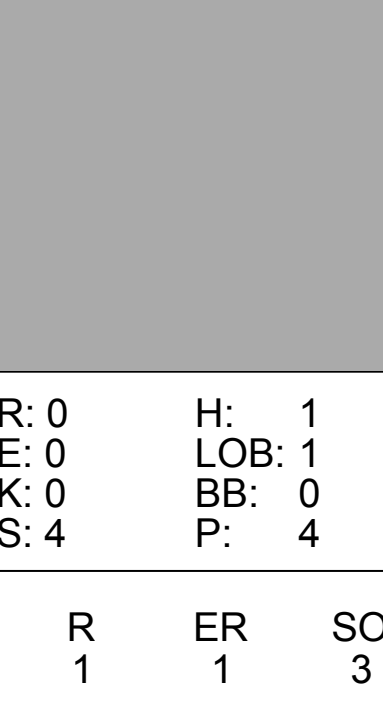
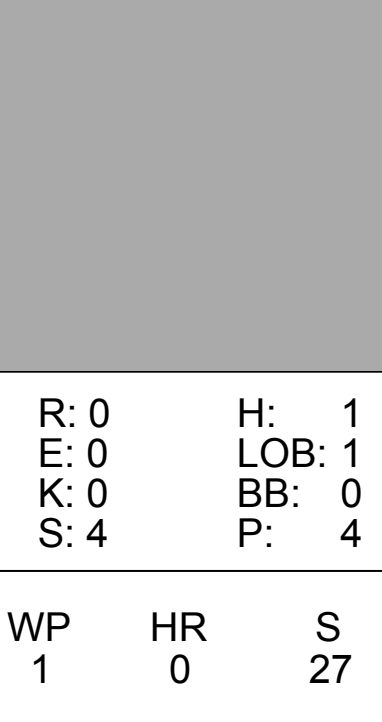
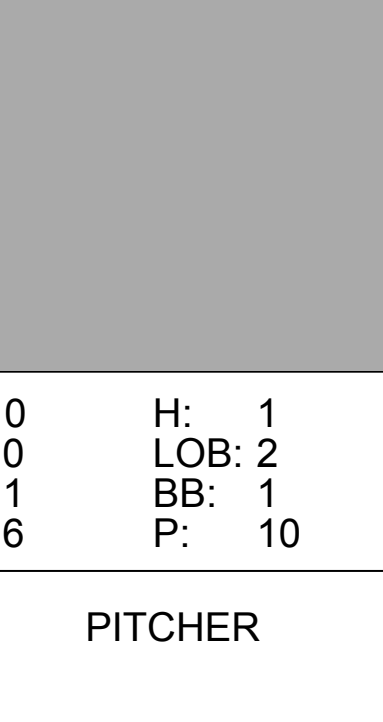
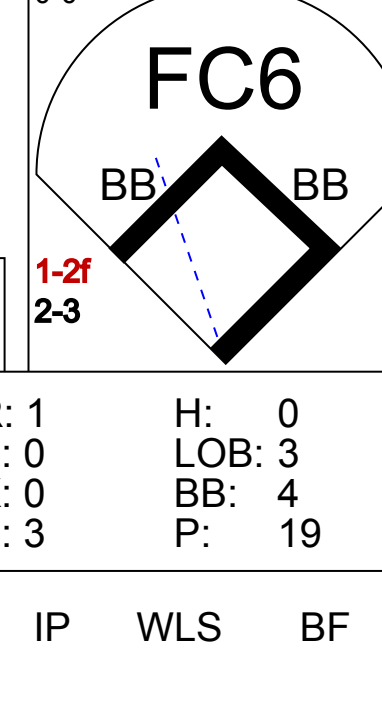

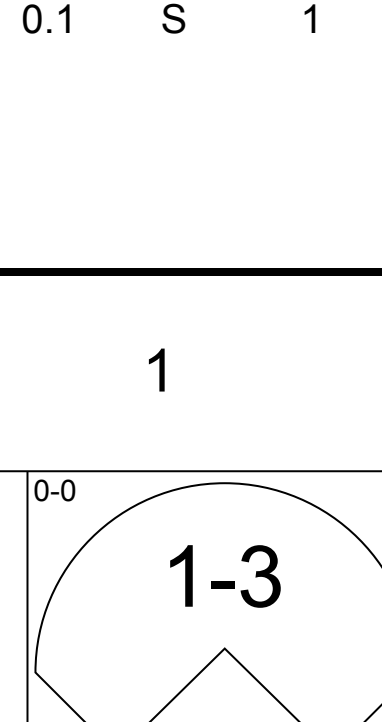
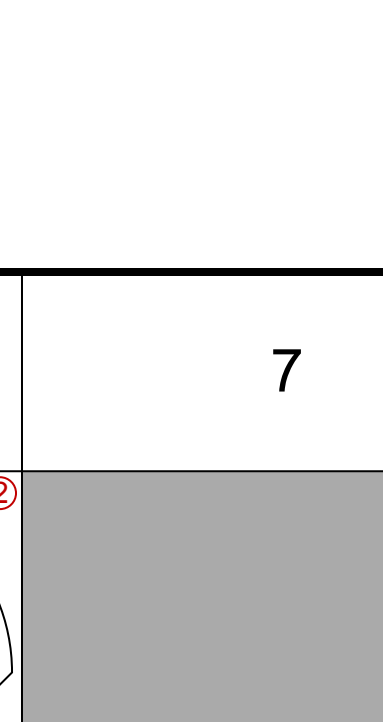
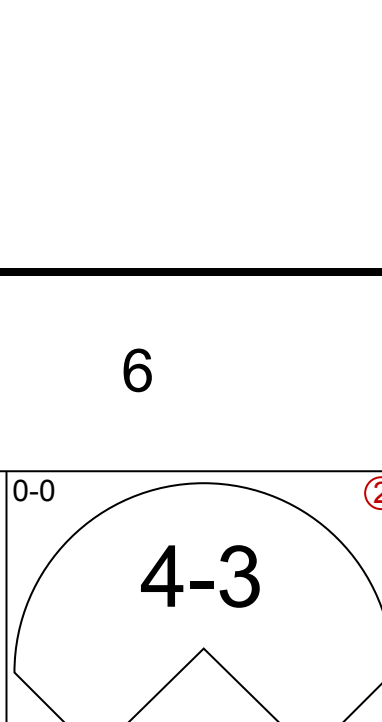

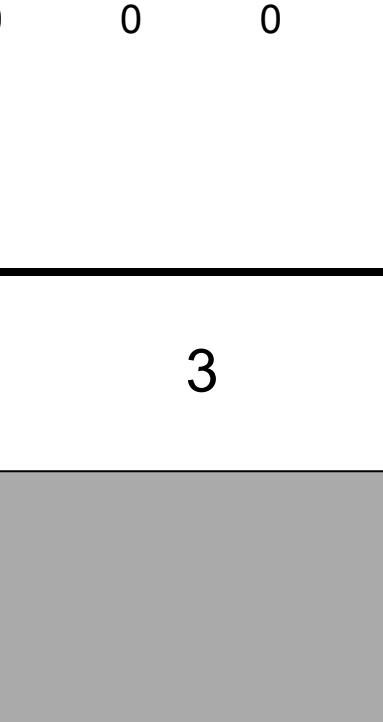
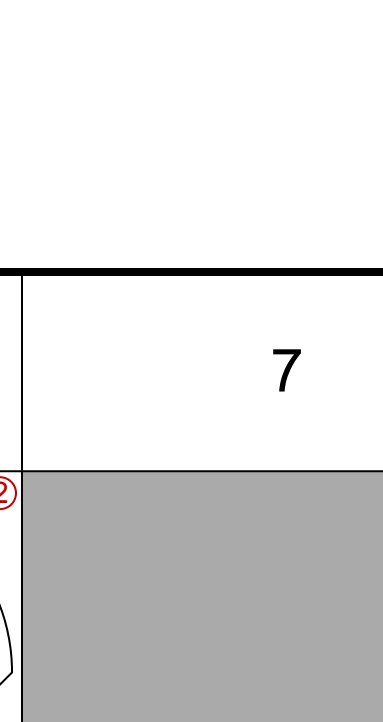
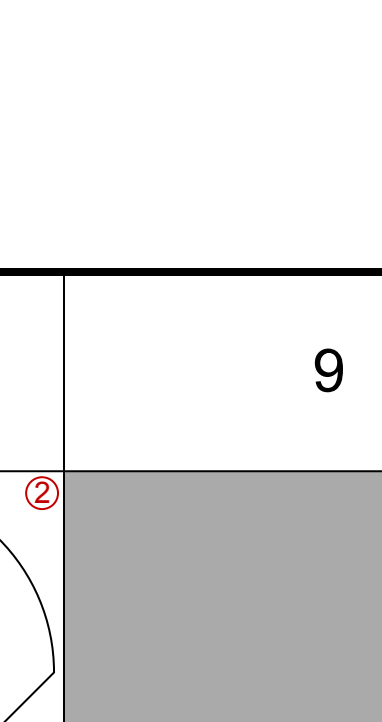

Batter	1	2	3	4	5	6	7	8	9	AB	R	H	RBI	BB	SO	LOB	BOTTOM										
Frank Taveras, R OBP: 0.221, SLG: 0.274 (1, 6)	P4		5-3		5-3					4	0	1	0	0	0	0	<b>Los Angeles Dodgers @ Pittsburgh Pirates</b> Three Rivers Stadium, Pittsburgh, PA Fri May 05 1978, 7:05 PM EDT Att: 7,580 - Unknown <a href="http://livebaseballscorecards.com">livebaseballscorecards.com</a>										
Omar Moreno, L OBP: 0.411, SLG: 0.315 (1, 8)	4-3 S 1B BB		4-3 S 1B		K			2B G2		3	1	1	0	1	1	1											
Dave Parker, L OBP: 0.381, SLG: 0.589 (1, 9)	4-3		4-3			4-3		K		4	0	0	0	0	1	3											
John Milner, L OBP: 0.300, SLG: 0.167 (1, 7)	BB 1B		G3			K		4-3		4	0	1	1	0	1	2											
Willie Stargell, L OBP: 0.390, SLG: 0.370 (1, 3)	FC6-4 BB					K			F7	3	0	1	0	1	1	0											
Rennie Stennett, R OBP: 0.303, SLG: 0.397 (1, 4)	FC6-4		P8						1B	4	0	1	0	0	0	3											
Ed Ott, L OBP: 0.324, SLG: 0.393 (1, 2)		F6		FC4-6					F7	4	1	1	1	0	0	2											
Phil Garner, R OBP: 0.262, SLG: 0.293 (1, 5)			4-3		4-3			HR	F3	4	0	1	0	0	0	2											
Bert Blyleven, R OBP: 0.383, SLG: 0.583 Jerry Reuss, L OBP: 0.365, SLG: 0.571 Steve Brye, R OBP: 0.344, SLG: 0.400 Bruce Kison, R OBP: 0.364, SLG: 0.364 Manny Sanguillen, R OBP: 0.326, SLG: 0.473 Will McEnaney, L OBP: 0.324, SLG: 0.393 (1, 1) (2, 1) (5, PH) (6, 1) (7, PH) (8, 1)			G1-6-3 1B		4-3				4-1	0	0	0	0	0	0	0											
<b>Inning Stats</b>	R: 1 E: 0 K: 0 S: 4	H: 1 LOB: 2 BB: 2 P: 12	R: 0 E: 0 K: 0 S: 3	H: 1 LOB: 0 BB: 0 P: 3	R: 0 E: 0 K: 0 S: 4	H: 1 LOB: 1 BB: 0 P: 4	R: 0 E: 0 K: 0 S: 4	H: 1 LOB: 1 BB: 0 P: 4	R: 0 E: 0 K: 2 S: 7	H: 0 LOB: 0 BB: 0 P: 7	R: 1 E: 0 K: 0 S: 4	H: 1 LOB: 0 BB: 0 P: 4	R: 0 E: 0 K: 1 S: 6	H: 1 LOB: 1 BB: 0 P: 6	R: 0 E: 0 K: 0 S: 4	H: 1 LOB: 1 BB: 0 P: 4		1B: 5 2B: 1 3B: 0 HR: 1	SF: 0 SAC: 0 DP: 1 HBP: 0	WP: 0 PB: 0 CS: 0	PA: 35						
<b>PITCHER</b>	IP	WLS	BF	H	R	ER	SO	BB	IBB	HBP	BLK	WP	HR	S	P	ERA	WHIP										
Burt Hooton, R ERA: 2.94 (1, 1)	9.0	W	35	7	2	2	4	2	0	0	0	0	1	41	49	2.00	1.000										

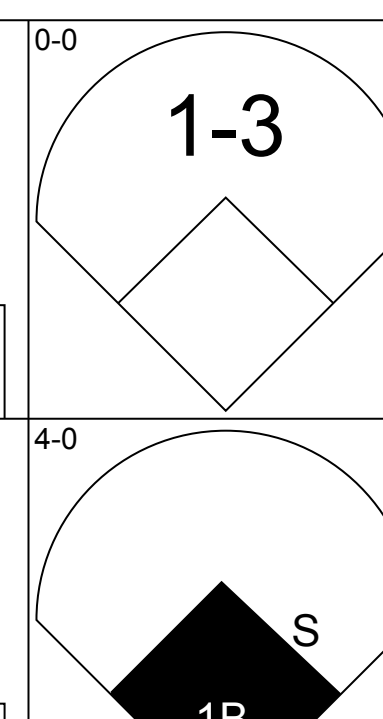
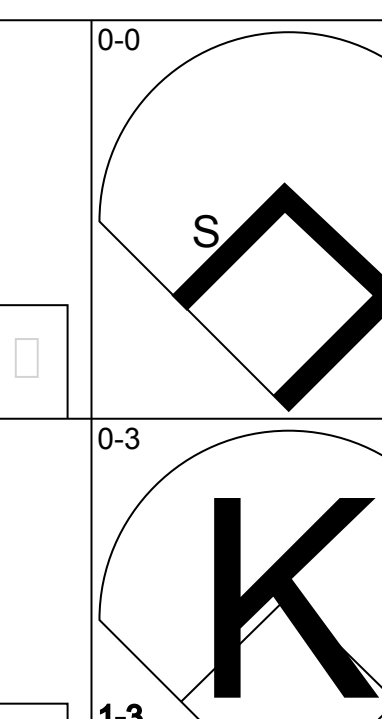
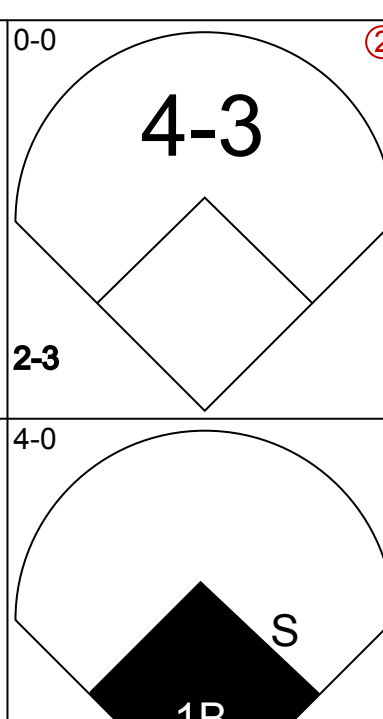
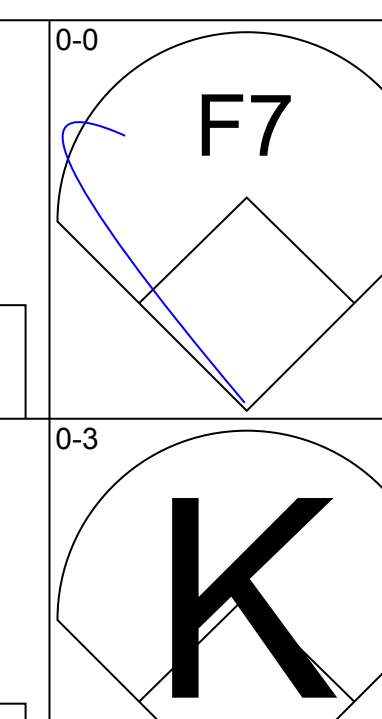
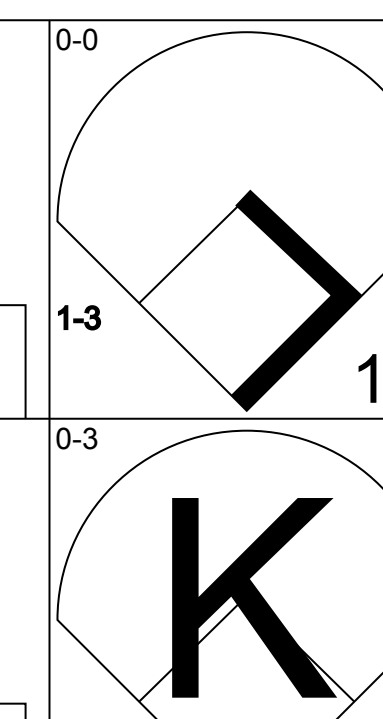
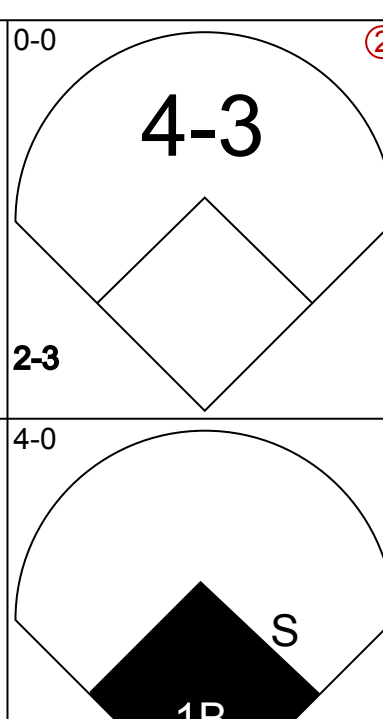
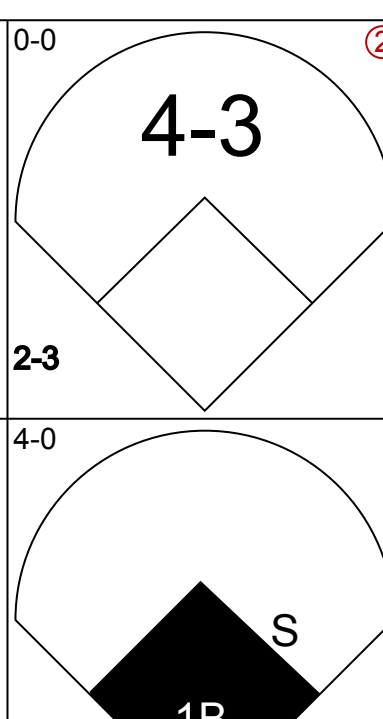
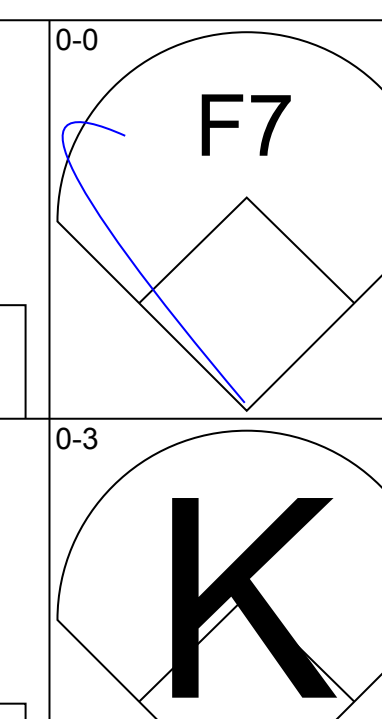
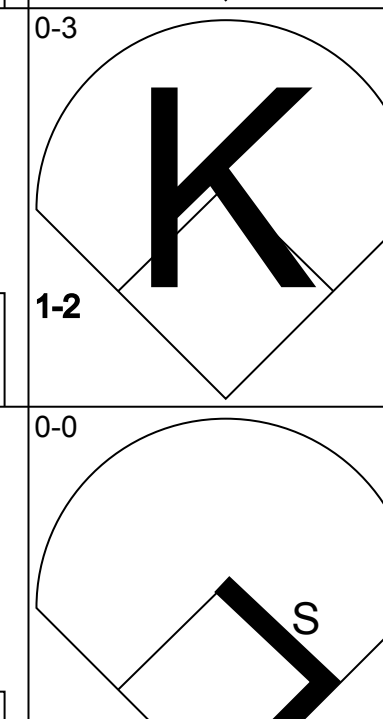
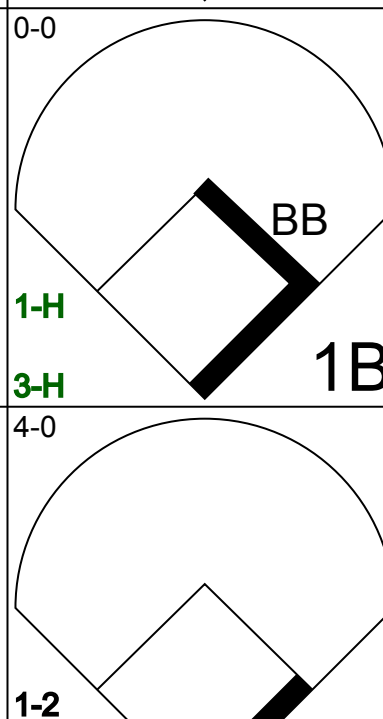

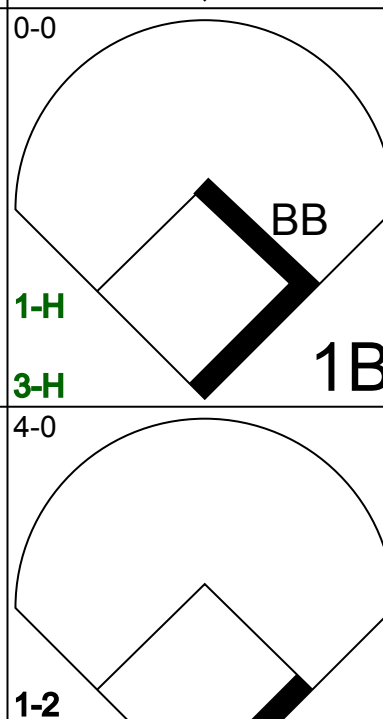

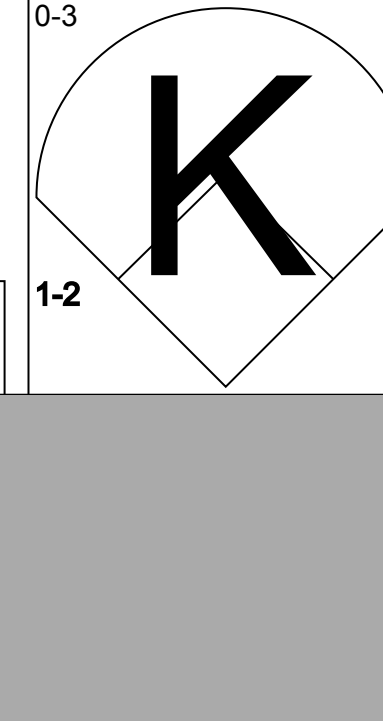
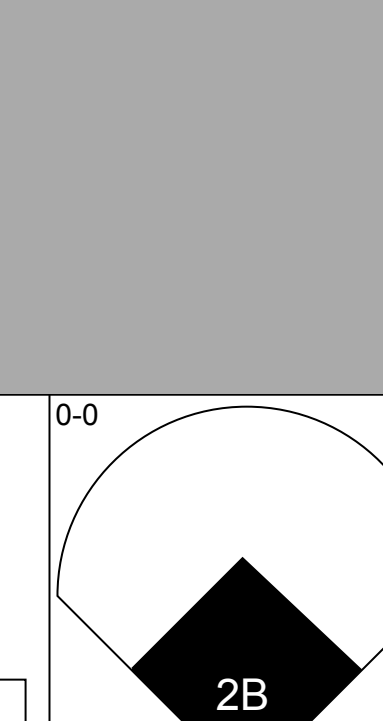
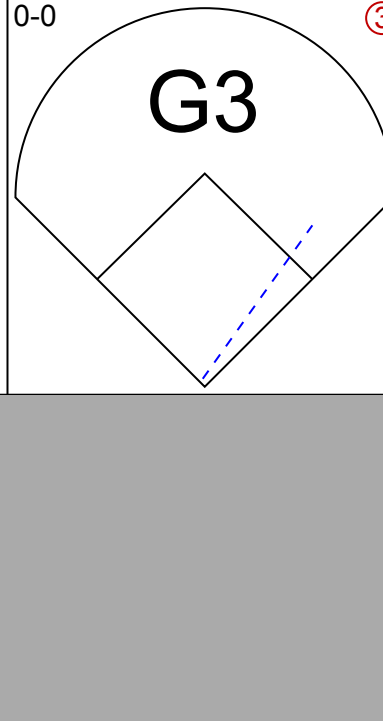
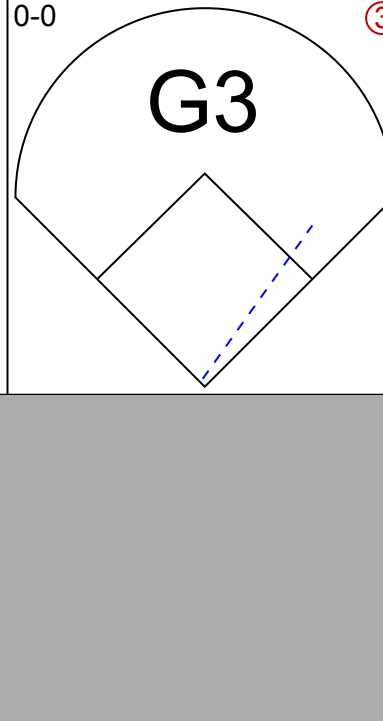


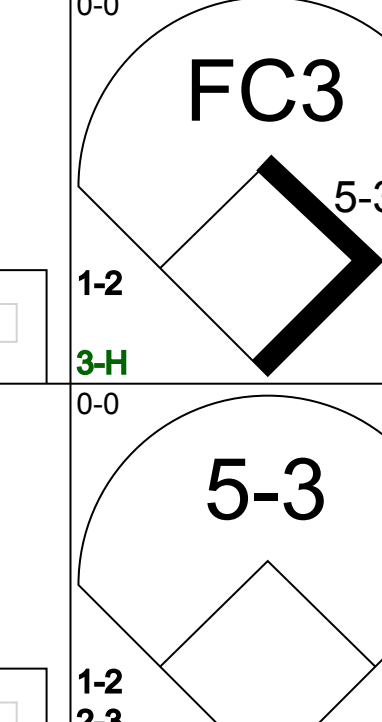
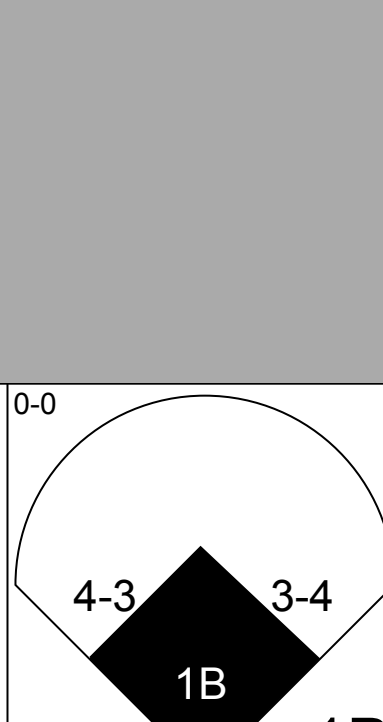
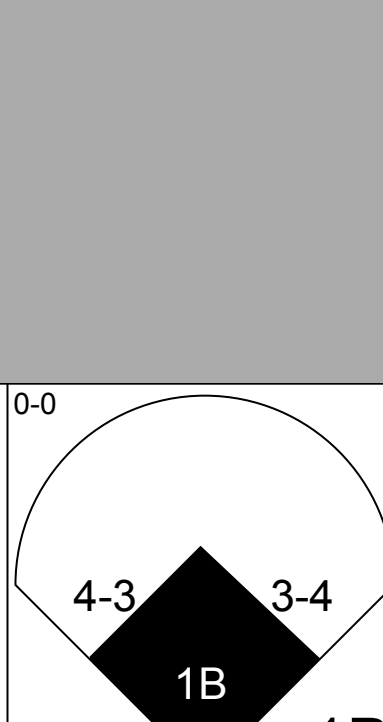

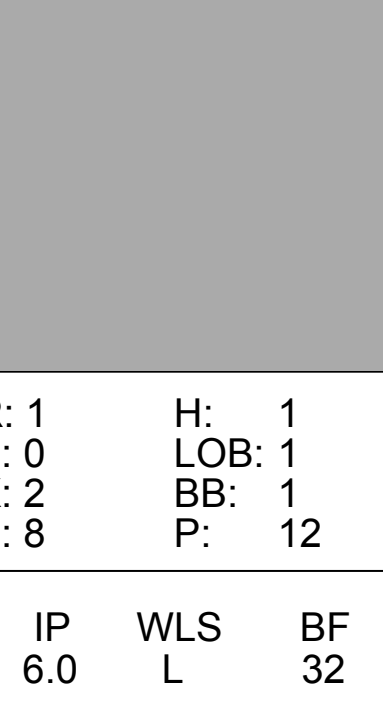
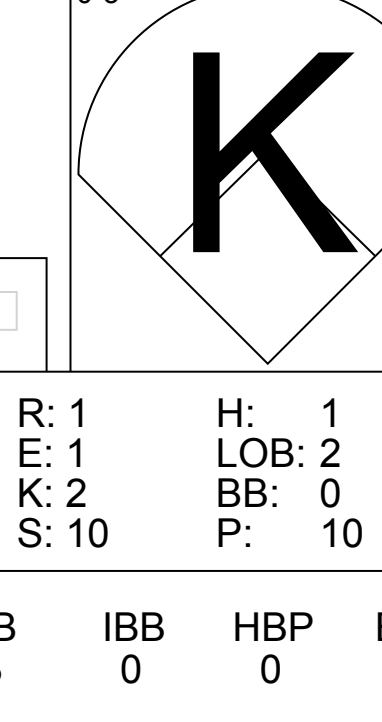
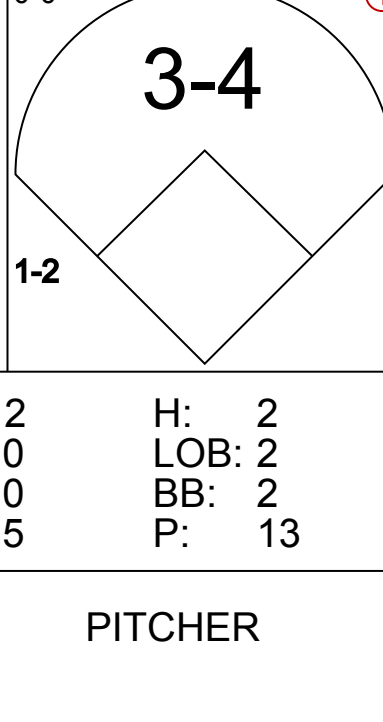
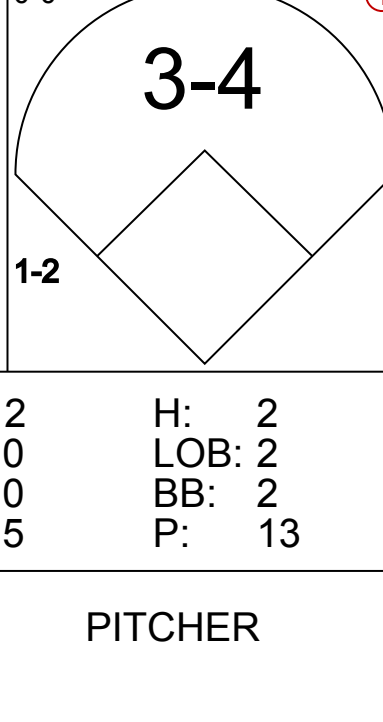
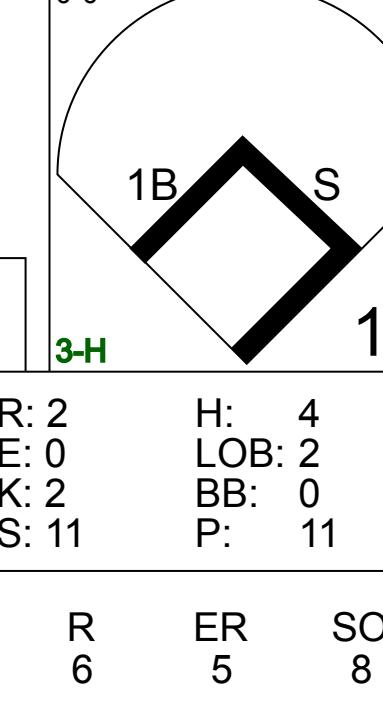
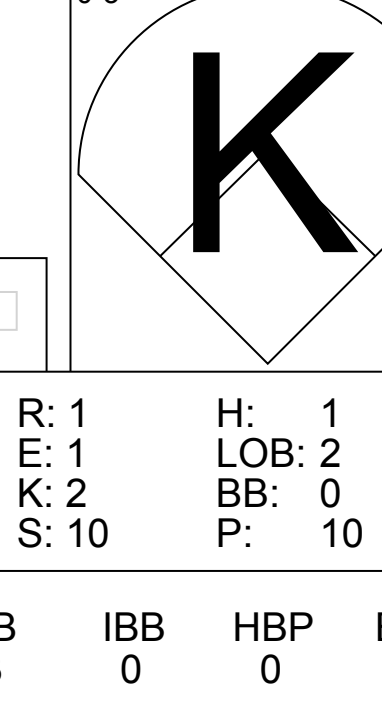







Batter	1	2	3	4	5	6	7	8	9	AB	R	H	RBI	BB	SO	LOB	TOP										
Davey Lopes, R OBP: 0.432, SLG: 0.485 (1, 4)	F9		FC6-4 1B			K		5-3		4	0	1	0	0	1	0	<b>Los Angeles Dodgers @ Pittsburgh Pirates</b> Three Rivers Stadium, Pittsburgh, PA Sat May 06 1978, 3:33 AM EDT Att: 8,919 - Unknown										
Bill Russell, R OBP: 0.289, SLG: 0.346 (1, 6)	F8		FC6-4 1-2			5-3		F9		4	0	0	0	0	0	1											
Reggie Smith, S OBP: 0.367, SLG: 0.553 Glenn Burke, R OBP: 0.364, SLG: 0.364 Lee Lacy, R OBP: 0.429, SLG: 0.846 (1, 9)	K				F9			5-3	HR	3	0	0	0	0	1	0											
Ron Cey, R OBP: 0.419, SLG: 0.427 (1, 5)		K			F7			1B 1B	1-3	4	1	1	0	0	1	0											
Steve Garvey, R OBP: 0.319, SLG: 0.429 (1, 3)		L1			L5			K	4-3	4	0	0	0	0	1	1											
Dusty Baker Jr., R OBP: 0.396, SLG: 0.453 (1, 7)						F8		1B 1-2	2B 1B	4	0	3	0	0	0	0											
Rick Monday, L OBP: 0.465, SLG: 0.767 (1, 8)		K				4-3		1-2 2-H	1B 2B	4	0	2	1	0	1	1											
Steve Yeager, R OBP: 0.284, SLG: 0.236 Vic Davallo, L OBP: 0.300, SLG: 0.222 Ted Martinez, R (1, 2)			F8			5-3		L8	K	3	0	0	0	0	0	2											
Don Sutton, R Manny Mota, R Bobby Castillo, R Jerry Grote, R Charlie Hough, R (1, 1)			F8			5-3		F8		1	0	0	0	0	0	0											
<b>Inning Stats</b>	R: 0 E: 0 K: 1 S: 5	H: 0 LOB: 0 BB: 0 P: 5	R: 0 E: 0 K: 2 S: 8	H: 1 LOB: 1 BB: 0 P: 8	R: 0 E: 0 K: 0 S: 4	H: 1 LOB: 1 BB: 0 P: 4	R: 0 E: 0 K: 0 S: 3	H: 0 LOB: 0 BB: 0 P: 3	R: 0 E: 0 K: 0 S: 3	H: 0 LOB: 0 BB: 0 P: 3	R: 0 E: 0 K: 1 S: 5	H: 0 LOB: 0 BB: 0 P: 5	R: 1 E: 0 K: 1 S: 8	H: 3 LOB: 2 BB: 0 P: 8	R: 0 E: 0 K: 0 S: 3	H: 0 LOB: 0 BB: 0 P: 3		R: 1 E: 0 K: 1 S: 8	H: 3 LOB: 2 BB: 0 P: 8	1B: 6 2B: 1 3B: 0 HR: 1	SF: 0 SAC: 0 DP: 0 HBP: 0	WP: 0 PB: 0 SB: 0 CS: 0	PA: 35				
<b>PITCHER</b>	IP	WLS	BF	H	R	ER	SO	BB	IBB	HBP	BLK	WP	HR	S	P	ERA	WHIP										
John Candelaria, L ERA: 4.09 Kent Tekulve, R ERA: 0.53 Grant Jackson, L ERA: 4.91	8.0	W	30	6	2	2	5	0	0	0	0	0	1	40	40	2.25	0.750										
	0.2		4	2	0	0	0	0	0	0	0	0	0	4	4	0.00	3.000										
	0.1	S	1	0	0	0	1	0	0	0	0	0	0	3	3	0.00	0.000										

Batter	1	2	3	4	5	6	7	8	9	AB	R	H	RBI	BB	SO	LOB	BOTTOM										
Frank Taveras, R OBP: 0.253, SLG: 0.318 (1, 6)	1B 2B	6-3		1-3 2B		CS BB		CS 1B		4	1	3	0	1	0	1	<b>Los Angeles Dodgers @ Pittsburgh Pirates</b> Three Rivers Stadium, Pittsburgh, PA Sat May 06 1978, 3:33 AM EDT Att: 8,919 - Unknown										
Omar Moreno, L OBP: 0.415, SLG: 0.307 (1, 8)	1B BB	G3		1-3		1B 1-2 BB		CS		2	1	0	0	2	0	3											
Dave Parker, L OBP: 0.386, SLG: 0.606 (1, 9)	L6	G3				3B 1-3 1B				4	0	2	0	0	0	3											
Bill Robinson, R OBP: 0.319, SLG: 0.420 (1, 7)	1B 1-3 2-H		K		K	K				4	1	1	1	0	3	3											
Willie Stargell, L OBP: 0.397, SLG: 0.367 (1, 3)	6-3 1B 2-H 3-H		F8		S IBB		P5			3	0	1	2	1	0	0											
Rennie Stennett, R OBP: 0.313, SLG: 0.395 (1, 4)	6-3 1B 1-2		F9		BB		P9			3	0	1	0	1	0	0											
Ed Ott, L OBP: 0.306, SLG: 0.369 (1, 2)	6-3 1-2 2-3		G3		K		K			4	0	0	0	0	2	5											
Phil Garner, R OBP: 0.250, SLG: 0.278 (1, 5)	L8		F9		4-3			4-3		4	0	0	0	0	0	5											
John Candelaria, L OBP: 0.294, SLG: 0.267 Kent Tekulve, R Grant Jackson, S (1, 1)				2B 1B		F7		K		4	0	2	0	0	1	0											
										0	0	0	0	0	0	0											
										0	0	0	0	0	0	0											
<b>Inning Stats</b>	R: 3 E: 0 K: 0 S: 7	H: 4 LOB: 2 BB: 1 P: 11	R: 0 E: 0 K: 0 S: 4	H: 1 LOB: 1 BB: 0 P: 4	R: 0 E: 0 K: 1 S: 5	H: 0 LOB: 0 BB: 0 P: 5	R: 0 E: 0 K: 0 S: 5	H: 1 LOB: 2 BB: 0 P: 5	R: 0 E: 0 K: 1 S: 5	H: 1 LOB: 2 BB: 0 P: 13	R: 0 E: 0 K: 1 S: 5	H: 0 LOB: 0 BB: 0 P: 5	R: 0 E: 0 K: 1 S: 5	H: 1 LOB: 0 BB: 0 P: 5	1B: 6 2B: 3 3B: 1 HR: 0	SF: 0 SAC: 0 DP: 0 HBP: 0	WP: 0 PB: 0 SB: 1 CS: 2	PA: 38									
<b>PITCHER</b>	IP	WLS	BF	H	R	ER	SO	BB	IBB	HBP	BLK	WP	HR	S	P	ERA	WHIP										
Don Sutton, R ERA: 5.86 Bobby Castillo, R ERA: 3.48 Charlie Hough, R ERA: 6.17	5.0	L	26	8	3	3	3	2	1	0	0	0	0	10	18	0.00	1.500										
	2.0		8	1	0	0	2	2	0	0	0	0	0	5	5	0.00	1.000										
	1.0		3	1	0	0	1	0	0	0	0	0	0	5	5	0.00	1.000										



Batter	1	2	3	4	5	6	7	8	9	AB	R	H	RBI	BB	SO	LOB	TOP					
Davey Lopes, R OBP: 0.431, SLG: 0.475 (1, 4)			 1B				 BB		 1-2 2-3	4	0	1	0	1	1	3	<b>Los Angeles Dodgers @ Pittsburgh Pirates</b> Three Rivers Stadium, Pittsburgh, PA Sun May 07 1978, 3:33 AM EDT Att: 18,208 - Unknown <a href="http://livebaseballscorecards.com">livebaseballscorecards.com</a>					
Bill Russell, R OBP: 0.303, SLG: 0.360 (1, 6)			 1-2			 2B	 BB		 3H 1B	4	1	2	2	1	0	1						
Reggie Smith, S OBP: 0.377, SLG: 0.592 (1, 9)				 2B		 1	 2		 1H	4	1	2	2	1	0	4						
Ron Cey, R OBP: 0.409, SLG: 0.409 (1, 5)				 1		 BB	 3		 3	4	0	0	0	1	1	5						
Steve Garvey, R OBP: 0.308, SLG: 0.413 (1, 3)		 1		 2		 1-2 2-3		 1		4	0	0	0	0	2	3						
Dusty Baker Jr., R OBP: 0.382, SLG: 0.434 (1, 7)		 2		 3		 3		 2		4	0	0	0	0	1	3						
Rick Monday, L OBP: 0.467, SLG: 0.753 (1, 8)		 1B			 1		 BB	 3		3	1	1	0	1	1	0						
Steve Yeager, R OBP: 0.286, SLG: 0.230 (9, PH)	 3				 2		 BB		 G4-3 1B	2	0	0	0	1	0	1						
Vic Davallo, L OBP: 0.273, SLG: 0.200 (9, PH)							 BB			1	1	0	0	0	0	0						
Tommy John, R OBP: 0.286, SLG: 0.231 (7, PH)			 1				 BB		 BB	1	0	0	0	1	0	0						
Manny Mota, R (7, PH)										1	0	0	0	0	0	2						
Mike Garman, R (7, 1)										0	0	0	0	0	0	0						
Lee Lacy, R OBP: 0.467, SLG: 0.846 (9, PH)							 BB			0	0	0	0	1	0	0						
<b>Inning Stats</b>	R: 0 E: 0 K: 2 S: 7	H: 0 LOB: 1 BB: 1 P: 11	R: 0 E: 0 K: 0 S: 4	H: 1 LOB: 1 BB: 0 P: 4	R: 0 E: 0 K: 0 S: 3	H: 1 LOB: 0 BB: 0 P: 3	R: 0 E: 0 K: 0 S: 4	H: 1 LOB: 1 BB: 0 P: 4	R: 0 E: 0 K: 0 S: 3	H: 0 LOB: 1 BB: 1 P: 7	R: 0 E: 0 K: 1 S: 6	H: 1 LOB: 2 BB: 1 P: 10	R: 1 E: 0 K: 0 S: 3	H: 0 LOB: 3 BB: 4 P: 19	R: 0 E: 0 K: 3 S: 9	H: 0 LOB: 0 BB: 0 P: 9	R: 3 E: 1 K: 0 S: 5	H: 2 LOB: 0 BB: 1 P: 9	1B: 3 2B: 2 3B: 0 HR: 1	SF: 0 SAC: 0 DP: 2 HBP: 0	WP: 1 PB: 0 SB: 0 CS: 0	PA: 40
<b>PITCHER</b>	IP	WLS	BF	H	R	ER	SO	BB	IBB	HBP	BLK	WP	HR	S	P	ERA	WHIP					
Jim Rooker, L ERA: 5.01 (1, 1)	6.0	W	26	4	1	1	3	5	0	0	0	1	0	27	47	1.50	1.500					
Jim Bibby, R ERA: 3.35 (7, 1)	2.2		13	2	3	0	3	3	0	0	0	0	1	16	28	0.00	1.875					
Kent Tekulve, R ERA: 0.52 (9, 1)	0.1	S	1	0	0	0	0	0	0	0	0	0	0	1	1	0.00	0.000					

Batter	1	2	3	4	5	6	7	8	9	AB	R	H	RBI	BB	SO	LOB	BOTTOM					
Frank Taveras, R OBP: 0.263, SLG: 0.326 (1, 6)	 1			 1B		 2-3		 2		4	0	2	0	0	0	1	<b>Los Angeles Dodgers @ Pittsburgh Pirates</b> Three Rivers Stadium, Pittsburgh, PA Sun May 07 1978, 3:33 AM EDT Att: 18,208 - Unknown <a href="http://livebaseballscorecards.com">livebaseballscorecards.com</a>					
Mario Mendoza, R OBP: 0.231, SLG: 0.417 (8, 6)		 1-3 1B				 1B				1	0	0	0	0	0	0						
Omar Moreno, L OBP: 0.414, SLG: 0.295 (1, 8)	 1B	 2		 1-3 1		 1B	 BB		 3	3	2	0	0	2	3	3						
Dave Parker, L OBP: 0.361, SLG: 0.592 (1, 9)	 1-2	 3		 2		 1B	 3H			4	0	1	2	0	3	4						
Bill Robinson, R OBP: 0.337, SLG: 0.429 (1, 7)	 1B		 1B	 3		 BB		 BB		3	1	2	1	1	0	1						
Willie Stargell, L OBP: 0.373, SLG: 0.340 (1, 3)	 1-2		 1-2 1		 1	 3				4	0	0	0	0	2	4						
Rennie Stennett, R OBP: 0.310, SLG: 0.388 (1, 4)		 1B	 FC3		 2		 1			4	1	1	0	0	0	1						
Phil Garner, R OBP: 0.250, SLG: 0.289 (1, 5)		 1B	 5-3		 3		 2			4	1	1	2	0	0	1						
Duffy Dyer, R OBP: 0.333, SLG: 0.400 (1, 2)		 2-3	 1		 2		 3			4	1	1	0	0	1	3						
Jim Rooker, R OBP: 0.100, SLG: 0.100 (1, 1)		 3H	 3		 1		 1			3	0	1	1	0	1	3						
Jim Bibby, R OBP: 0.600, SLG: 0.333 (7, 1)										1	0	0	0	0	0	0						
Kent Tekulve, R (9, 1)										0	0	0	0	0	0	0						
<b>Inning Stats</b>	R: 1 E: 0 K: 2 S: 8	H: 1 LOB: 1 BB: 1 P: 12	R: 2 E: 0 K: 2 S: 11	H: 4 LOB: 2 BB: 0 P: 11	R: 1 E: 1 K: 2 S: 10	H: 1 LOB: 2 BB: 0 P: 10	R: 0 E: 0 K: 2 S: 8	H: 1 LOB: 1 BB: 0 P: 8	R: 0 E: 0 K: 0 S: 3	H: 0 LOB: 0 BB: 0 P: 3	R: 2 E: 0 K: 0 S: 5	H: 2 LOB: 2 BB: 2 P: 13	R: 0 E: 0 K: 1 S: 5	H: 0 LOB: 0 BB: 0 P: 5	R: 0 E: 0 K: 1 S: 5	H: 0 LOB: 0 BB: 0 P: 5	R: 0 E: 0 K: 1 S: 5	H: 0 LOB: 0 BB: 0 P: 5	1B: 8 2B: 1 3B: 0 HR: 0	SF: 0 SAC: 0 DP: 0 HBP: 0	WP: 0 PB: 0 SB: 8 CS: 0	PA: 38
<b>PITCHER</b>	IP	WLS	BF	H	R	ER	SO	BB	IBB	HBP	BLK	WP	HR	S	P	ERA	WHIP					
Tommy John, L ERA: 2.89 (1, 1)	6.0	L	32	9	6	5	8	3	0	0	0	0	0	45	57	7.50	2.000					
Mike Garman, R ERA: 3.27 (7, 1)	2.0		6	0	0	0	2	0	0	0	0	0	0	10	10	0.00	0.000					



Batter	1	2	3	4	5	6	7	8	9	AB	R	H	RBI	BB	SO	LOB	TOP								
Frank Taveras, R (1,6) OBP: 0.263, SLG: 0.323 Steve Brye, R (9, PH) OBP: 0.462, SLG: 0.429	0-0 S 1B		0-0 5-3		0-0 4-3			0-3 K	0-0 1-2 2-H 1B	4	0	1	0	0	1	2									
Omar Moreno, L (1,8) OBP: 0.404, SLG: 0.289	0-3 K 1-2		0-0 4-3		0-0 F7			0-0 S 1B	0-0 F9	5	0	1	0	0	1	5									
Dave Parker, L (1,9) OBP: 0.367, SLG: 0.569	0-0 F5		0-0 F7					0-0 F2		4	0	0	0	0	0	2									
Bill Robinson, R (1,7) OBP: 0.323, SLG: 0.409	0-3 K			0-0 E5 G4-6-3				0-0 F7		4	0	0	0	0	2	2									
Willie Stargell, L (1,3) OBP: 0.366, SLG: 0.333		0-0 P6		0-0 G4-6-3 1-2					0-0 F8	4	0	1	0	0	0	1									
Ed Ott, L (1,2) OBP: 0.303, SLG: 0.362		0-0 E5 1B		0-0 F7					0-0 1B 1B	4	1	1	0	0	0	1									
Phil Garner, R (1,5) OBP: 0.260, SLG: 0.299		0-3 K			0-0 6-3				0-0 P3-1 1B 1B	4	1	2	0	0	1	1									
Mario Mendoza, R (1,4) OBP: 0.313, SLG: 0.467 John Milner, L (9, PH) OBP: 0.300, SLG: 0.167 Rennie Stennett, R (9, PH) OBP: 0.318, SLG: 0.395 Jim Rooker, R (9, PR) OBP: 0.100, SLG: 0.100 Kent Tekulve, R (9, 1)		0-0 1B			0-0 2B 1B			0-0 P3-1 1-2	0-0 1B 1-2 2-H 1B	3	0	2	0	0	0	1									
Don Robinson, R (1,1) OBP: 0.267, SLG: 0.333 Manny Sanguillen, R (7, PH) OBP: 0.290, SLG: 0.458 Bruce Kison, R (7, 1) Jim Fregosi, R (9, PH) OBP: 0.389, SLG: 0.154		0-3 K			0-0 1-3 2B			0-0 4-3	0-0 F7	2	0	1	0	0	1	2									
<b>Inning Stats</b>	R: 0 E: 0 K: 2 S: 8	H: 1 LOB: 1 BB: 0 P: 8	R: 0 E: 1 K: 2 S: 9	H: 1 LOB: 2 BB: 0 P: 9	R: 0 E: 0 K: 0 S: 3	H: 0 LOB: 0 BB: 0 P: 3	R: 0 E: 1 K: 0 S: 3	H: 0 LOB: 0 BB: 0 P: 3	R: 0 E: 0 K: 0 S: 5	H: 2 LOB: 2 BB: 0 P: 5	R: 0 E: 0 K: 0 S: 4	H: 1 LOB: 1 BB: 0 P: 4	R: 0 E: 0 K: 0 S: 3	H: 1 LOB: 0 BB: 0 P: 3	R: 0 E: 0 K: 2 S: 8	H: 1 LOB: 1 BB: 0 P: 8	R: 2 E: 0 K: 0 S: 7	H: 4 LOB: 2 BB: 0 P: 7	1B: 10 2B: 2 3B: 0 HR: 0	SF: 0 SAC: 0 DP: 2 HBP: 0	WP: 0 PB: 0 SB: 2 CS: 0	PA: 38			
<b>PITCHER</b>	IP	WLS	BF	H	R	ER	SO	BB	IBB	HBP	BLK	WP	HR	S	P	ERA	WHIP								
John Montefusco, R (1, 1) ERA: 2.4	8.1		34	9	2	2	6	0	0	0	0	0	0	46	46	2.16	1.080								
Gary Lavelle, L (9, 1) ERA: 3.21	0.0		1	1	0	0	0	0	0	0	0	0	0	1	1	∞	∞								
Randy Moffitt, R (9, 1) ERA: 3.45	0.1	W	2	1	0	0	0	0	0	0	0	0	0	2	2	0.00	3.000								
John Curtis, L (9, 1) ERA: 5.06	0.1		1	0	0	0	0	0	0	0	0	0	0	1	1	0.00	0.000								

**Pittsburgh Pirates @ San Francisco Giants**  
Candlestick Park, San Francisco, CA  
Tue May 09 1978, 10:05 PM EDT  
Att: 10,459 - Unknown


AB	38
R	2
H	11
RBI	2
BB	0
SO	6
LOB	19


Batter	1	2	3	4	5	6	7	8	9	AB	R	H	RBI	BB	SO	LOB	BOTTOM								
Bill Madlock, R (1,4) OBP: 0.329, SLG: 0.355 Tom Heintzelman, R (8,4) OBP: 0.200, SLG: 0.500	1-0 1B 4-3 HBP		0-0 F9			0-0 F8 SH5-4 1B		0-3 K		2	2	1	0	0	0	0									
Terry Whitfield, L (1,7) OBP: 0.293, SLG: 0.363	0-0 B3		0-0 6-3			0-0 SH5-4 1-2		0-0 4-3		3	0	0	0	0	0	1									
Darrell Evans, L (1,5) OBP: 0.339, SLG: 0.309	0-0 4-3 1-3 1B			0-0 F8		0-0 F8 2-3		0-0 F9		4	0	1	0	0	0	1									
Willie McCovey, L (1,3) OBP: 0.290, SLG: 0.405 Skip James, L (6, PR) OBP: 0.133, SLG: 0.143	0-0 4-3			0-3 K		0-0 S 1B 3-H		0-0 6-3		3	0	1	2	0	1	1									
Jack Clark, R (1,9) OBP: 0.310, SLG: 0.380	0-0 6-3			0-0 F9		0-3 K 1-2		0-0 E S 1B 1B		4	1	1	0	0	1	2									
Larry Hemdon, R (1,8) OBP: 0.330, SLG: 0.318		0-0 F2			0-0 6-3			0-3 K	0-0 1-H 1B	4	0	1	1	0	1	0									
Johnnie LeMaster, R (1,6) OBP: 0.276, SLG: 0.260		0-3 K			0-3 K			4-0 S BB		2	0	0	0	1	2	0									
Mike Sadek, R (1,2) OBP: 0.292, SLG: 0.261		0-0 F9			0-0 1B			0-0 5-3 BB		3	0	1	0	0	0	1									
John Montefusco, R (1, 1) OBP: 0.250, SLG: 0.214 Gary Lavelle, S (9, 1) Randy Moffitt, R (9, 1) OBP: 0.500, SLG: 0.500 John Curtis, L (9, 1)			0-0 P6		0-0 F2			0-3 K		3	0	0	0	0	1	2									
<b>Inning Stats</b>	R: 1 E: 0 K: 0 S: 4	H: 1 LOB: 1 BB: 0 P: 5	R: 0 E: 0 K: 1 S: 5	H: 0 LOB: 0 BB: 0 P: 5	R: 0 E: 0 K: 0 S: 3	H: 0 LOB: 0 BB: 0 P: 3	R: 0 E: 0 K: 1 S: 5	H: 0 LOB: 0 BB: 0 P: 5	R: 0 E: 0 K: 1 S: 7	H: 2 LOB: 2 BB: 0 P: 7	R: 0 E: 0 K: 2 S: 7	H: 0 LOB: 1 BB: 1 P: 11	R: 0 E: 0 K: 1 S: 5	H: 0 LOB: 0 BB: 0 P: 5	R: 1 E: 0 K: 0 S: 3	H: 2 LOB: 1 BB: 0 P: 3	1B: 6 2B: 0 3B: 0 HR: 0	SF: 0 SAC: 1 DP: 0 HBP: 1	WP: 0 PB: 0 SB: 3 CS: 0	PA: 33					
<b>PITCHER</b>	IP	WLS	BF	H	R	ER	SO	BB	IBB	HBP	BLK	WP	HR	S	P	ERA	WHIP								
Don Robinson, R (1, 1) ERA: 2.86	6.0		23	4	2	2	4	0	0	1	0	0	0	30	31	3.00	0.667								
Bruce Kison, R (7, 1) ERA: 2.25	2.0		7	0	0	0	3	1	0	0	0	0	0	12	16	0.00	0.500								
Kent Tekulve, R (9, 1) ERA: 0.51	0.1	L	3	2	1	0	0	0	0	0	0	0	0	3	3	0.00	6.000								

**Pittsburgh Pirates @ San Francisco Giants**  
Candlestick Park, San Francisco, CA  
Tue May 09 1978, 10:05 PM EDT  
Att: 10,459 - Unknown

AB	30
R	3
H	6
RBI	3
BB	1
SO	7
LOB	8



Batter	1	2	3	4	5	6	7	8	9	AB R H RBI BB SO LOB	TOP													
Frank Taveras, R (1,6) OBP: 0.260, SLG: 0.317	F2		F9		SF6 1B		K		5-3	5 1 1 0 0 1 0	<b>Pittsburgh Pirates @ San Francisco Giants</b> Candlestick Park, San Francisco, CA Wed May 10 1978, 6:33 AM EDT Att: 4,766 - Unknown <a href="http://livebaseballscorecards.com">livebaseballscorecards.com</a>													
Omar Moreno, L (1,8) OBP: 0.413, SLG: 0.299					2B BB		4-3		1-3	4 1 2 0 1 0 0														
Dave Parker, L (1,9) OBP: 0.368, SLG: 0.566	F7		F6		2B IBB				K	4 1 1 0 1 1 2														
John Milner, L (1,7) OBP: 0.303, SLG: 0.160					SF6					1 0 0 1 1 0 0														
Steve Blye, R (6,7) OBP: 0.444, SLG: 0.409										1 0 0 0 0 0 1														
Willie Stargell, L (1,3) OBP: 0.360, SLG: 0.344										4 0 1 2 0 0 2														
Rennie Stennett, R (1,4) OBP: 0.315, SLG: 0.388										4 1 1 0 0 0 1														
Phil Garner, R (1,5) OBP: 0.270, SLG: 0.330										4 1 2 1 0 0 0														
Duffy Dyer, R (1,2) OBP: 0.357, SLG: 0.458										4 0 2 1 0 0 0														
Bert Blyleven, R (1,1) OBP: 0.063, SLG: 0.063										4 0 0 0 0 0 3														
<b>Inning Stats</b>	R: 0 E: 0 K: 0 S: 3	H: 1 LOB: 0 BB: 0 P: 3	R: 2 E: 0 K: 0 S: 6	H: 3 LOB: 1 BB: 0 P: 6	R: 0 E: 0 K: 0 S: 4	H: 1 LOB: 2 BB: 1 P: 8	R: 0 E: 0 K: 0 S: 3	H: 0 LOB: 0 BB: 0 P: 3	R: 3 E: 0 K: 0 S: 5	H: 2 LOB: 1 BB: 2 P: 13		R: 0 E: 0 K: 0 S: 3	H: 0 LOB: 0 BB: 0 P: 3	R: 0 E: 0 K: 1 S: 6	H: 1 LOB: 1 BB: 0 P: 6	R: 0 E: 0 K: 0 S: 5	H: 2 LOB: 2 BB: 0 P: 5	R: 0 E: 0 K: 1 S: 5	H: 0 LOB: 0 BB: 0 P: 5	R: 0 E: 0 K: 0 S: 5	H: 0 LOB: 0 BB: 0 P: 5	1B: 6 2B: 3 3B: 1 HR: 0	SF: 1 SAC: 0 DP: 0 HBP: 0	WP: 0 PB: 0 SB: 0 CS: 5
<b>PITCHER</b>	IP WLS BF H R ER SO BB IBB HBP BLK WP HR S P ERA WHIP											<b>PITCHER</b>	IP WLS BF H R ER SO BB IBB HBP BLK WP HR S P ERA WHIP											
Jim Barr, R (1,1) ERA: 3.18	5.0 L 24 7 5 5 0 2 1 0 0 0 0 0 21 33 9.00 1.800																							
Greg Minton, R (6,1) ERA: 3.0	2.0 7 1 0 0 1 0 0 0 0 0 0 0 9 9 0.00 0.500																							
John Curtis, L (8,1) ERA: 4.26	2.0 8 2 0 0 1 0 0 0 0 0 0 0 10 10 0.00 1.000																							

Batter	1	2	3	4	5	6	7	8	9	AB R H RBI BB SO LOB	BOTTOM													
Bill Madlock, R (1,4) OBP: 0.325, SLG: 0.348	F9		F8					F8		4 0 1 0 0 0 0	<b>Pittsburgh Pirates @ San Francisco Giants</b> Candlestick Park, San Francisco, CA Wed May 10 1978, 6:33 AM EDT Att: 4,766 - Unknown <a href="http://livebaseballscorecards.com">livebaseballscorecards.com</a>													
Terry Whitfield, L (1,7) OBP: 0.291, SLG: 0.358										4 1 1 0 0 1 1														
Darrell Evans, L (1,5) OBP: 0.345, SLG: 0.309										3 0 1 0 1 1 1														
Willie McCovey, L (1,3) OBP: 0.289, SLG: 0.398										4 0 1 1 0 1 2														
Jack Clark, R (1,9) OBP: 0.316, SLG: 0.379										3 0 1 0 1 1 1														
Larry Hemdon, R (1,8) OBP: 0.327, SLG: 0.315										4 0 1 0 0 2 4														
Marc Hill, R (1,2) OBP: 0.317, SLG: 0.282										4 0 0 0 0 2 2														
Johnnie LeMaster, R (1,6) OBP: 0.264, SLG: 0.267										4 0 0 0 0 3 2														
Jim Barr, R (1,1) OBP: 0.200, SLG: 0.200										1 0 0 0 0 1 0														
Tom Heintzelman, R (5,PH) OBP: 0.182, SLG: 0.455										1 0 0 0 0 0 0														
Greg Minton, S (6,1)										0 0 0 0 0 0 0														
Mike Ivie, R (7,PH) OBP: 0.323, SLG: 0.467										1 0 0 0 0 0 0														
John Curtis, L (8,1)										0 0 0 0 0 0 0														
<b>Inning Stats</b>	R: 0 E: 0 K: 1 S: 5	H: 0 LOB: 1 BB: 1 P: 9	R: 0 E: 0 K: 1 S: 5	H: 0 LOB: 0 BB: 0 P: 5	R: 0 E: 0 K: 2 S: 7	H: 0 LOB: 0 BB: 0 P: 7	R: 1 E: 0 K: 2 S: 9	H: 2 LOB: 1 BB: 0 P: 9	R: 0 E: 0 K: 1 S: 5	H: 0 LOB: 0 BB: 0 P: 5	R: 0 E: 0 K: 1 S: 7	H: 2 LOB: 3 BB: 1 P: 11	R: 0 E: 0 K: 1 S: 5	H: 0 LOB: 0 BB: 0 P: 5	R: 0 E: 0 K: 2 S: 7	H: 0 LOB: 2 BB: 0 P: 7	R: 0 E: 0 K: 1 S: 7	H: 2 LOB: 2 BB: 0 P: 7	R: 0 E: 0 K: 1 S: 7	H: 0 LOB: 0 BB: 0 P: 7	1B: 6 2B: 0 3B: 0 HR: 0	SF: 0 SAC: 0 DP: 0 HBP: 0	WP: 0 PB: 0 SB: 0 CS: 0	PA: 35
<b>PITCHER</b>	IP WLS BF H R ER SO BB IBB HBP BLK WP HR S P ERA WHIP											<b>PITCHER</b>	IP WLS BF H R ER SO BB IBB HBP BLK WP HR S P ERA WHIP											
Bert Blyleven, R (1,1) ERA: 4.27	9.0 W 35 6 1 1 12 2 0 0 0 0 0 0 57 65 1.00 0.889																							



Batter	1	2	3	4	5	6	7	8	9	AB	R	H	RBI	BB	SO	LOB	TOP			
Frank Taveras, R (1, 6) OBP: 0.269, SLG: 0.324										4	0	2	0	0	0	1	<b>Pittsburgh Pirates @ San Francisco Giants</b> Candlestick Park, San Francisco, CA Thu May 11 1978, 6:33 AM EDT Att: 6,071 - Unknown			
Omar Moreno, L (1, 8) OBP: 0.398, SLG: 0.286										4	0	0	0	0	1	4				
Dave Parker, L (1, 9) OBP: 0.364, SLG: 0.555										4	1	1	0	0	1	3				
Rennie Stennett, R (1, 4)										4	1	1	0	0	0	2				
Willie Stargell, L (1, 3) OBP: 0.342, SLG: 0.323										4	0	0	0	0	2	2				
Steve Brye, R (1, 7) OBP: 0.419, SLG: 0.385										4	0	1	0	0	0	1				
Phil Garner, R (1, 5) OBP: 0.269, SLG: 0.319										3	0	0	0	1	1	3				
Duffy Dyer, R (1, 2) OBP: 0.323, SLG: 0.407										3	0	0	0	0	0	1				
John Candelaria, L (1, 1) OBP: 0.278, SLG: 0.250 Bruce Kison, R (3, 1) Will McEnaney, L (5, 1) Jim Bibby, R (5, 1) Manny Sanguillen, R (8, PH) Grant Jackson, S (8, 1)										1	0	0	0	0	1	0	<b>P</b>			
										1	0	0	0	0	0	0				
<b>Inning Stats</b>	R: 0 E: 0 K: 0 S: 3	H: 1 LOB: 1 BB: 0 P: 3	R: 0 E: 0 K: 1 S: 5	H: 0 LOB: 0 BB: 0 P: 5	R: 0 E: 0 K: 1 S: 4	H: 0 LOB: 0 BB: 1 P: 8	R: 2 E: 2 K: 1 S: 9	H: 2 LOB: 2 BB: 0 P: 9	R: 0 E: 1 K: 1 S: 6	H: 0 LOB: 1 BB: 0 P: 6	R: 0 E: 0 K: 0 S: 3	H: 0 LOB: 0 BB: 0 P: 3	R: 0 E: 0 K: 0 S: 5	H: 2 LOB: 2 BB: 0 P: 5	R: 0 E: 0 K: 1 S: 5	H: 1 LOB: 0 BB: 0 P: 5	1B: 6 2B: 0 3B: 0 HR: 0	SF: 0 SAC: 0 DP: 2 HBP: 0	WP: 0 PB: 0 SB: 0 CS: 0	PA: 34
<b>PITCHER</b> Bob Knepper, L (1, 1) ERA: 1.87	IP: 9.0 WLS: W BF: 34 H: 6 R: 2 ER: 0 SO: 6 BB: 1 IBB: 0 HBP: 0 BLK: 0 WP: 0 HR: 0 S: 45 P: 49 ERA: 0.00 WHIP: 0.778															<b>PITCHER</b>				

Batter	1	2	3	4	5	6	7	8	9	AB	R	H	RBI	BB	SO	LOB	BOTTOM			
Bill Madlock, R (1, 4) OBP: 0.329, SLG: 0.357										4	1	1	0	1	1	3	<b>Pittsburgh Pirates @ San Francisco Giants</b> Candlestick Park, San Francisco, CA Thu May 11 1978, 6:33 AM EDT Att: 6,071 - Unknown			
Darrell Evans, L (1, 5) OBP: 0.395, SLG: 0.327										4	1	2	0	1	1	1				
Jack Clark, R (1, 9) OBP: 0.328, SLG: 0.402										4	1	2	1	1	2	1				
Willie McCovey, L (1, 3) OBP: 0.300, SLG: 0.422										2	1	1	1	1	0	3				
Terry Whitfield, L (6, PR) OBP: 0.295, SLG: 0.361										2	1	1	1	0	0	1				
Mike Ivie, R (1, 7) OBP: 0.333, SLG: 0.441										4	1	1	1	0	1	6				
Larry Hemdon, R (1, 8) OBP: 0.343, SLG: 0.326										3	0	2	0	1	0	0				
Marc Hill, R (1, 2) OBP: 0.314, SLG: 0.270										3	0	0	1	1	1	3				
Johnnie LeMaster, R (1, 6) OBP: 0.263, SLG: 0.258										3	0	0	1	0	2	3				
Bob Knepper, L (1, 1) OBP: 0.100, SLG: 0.111										4	0	0	0	0	2	4	<b>GIANTS</b>			
										1B: 6 2B: 2 3B: 2 HR: 0	SF: 0 SAC: 0 DP: 1 HBP: 2	WP: 0 PB: 0 SB: 0 CS: 0	PA: 41							
<b>Inning Stats</b>	R: 0 E: 0 K: 0 S: 3	H: 1 LOB: 2 BB: 2 P: 11	R: 0 E: 0 K: 1 S: 5	H: 0 LOB: 1 BB: 1 P: 9	R: 3 E: 0 K: 1 S: 10	H: 5 LOB: 2 BB: 0 P: 10	R: 0 E: 0 K: 1 S: 5	H: 0 LOB: 0 BB: 0 P: 5	R: 2 E: 0 K: 3 S: 10	H: 1 LOB: 3 BB: 2 P: 20	R: 0 E: 0 K: 2 S: 8	H: 1 LOB: 1 BB: 0 P: 8	R: 0 E: 0 K: 1 S: 5	H: 0 LOB: 0 BB: 0 P: 5	R: 1 E: 0 K: 1 S: 7	H: 2 LOB: 2 BB: 1 P: 11	1B: 6 2B: 2 3B: 2 HR: 0	SF: 0 SAC: 0 DP: 1 HBP: 2	WP: 0 PB: 0 SB: 0 CS: 0	PA: 41
<b>PITCHER</b> John Candelaria, L (1, 1) ERA: 4.42 Bruce Kison, R (3, 1) ERA: 3.0 Will McEnaney, L (5, 1) ERA: 4.91 Jim Bibby, R (5, 1) ERA: 2.87 Grant Jackson, L (8, 1) ERA: 5.4	IP: 2.1 WLS: L BF: 14 H: 5 R: 3 ER: 3 SO: 3 BB: 3 IBB: 0 HBP: 0 BLK: 1 WP: 0 HR: 0 S: 13 P: 25 ERA: 11.57 WHIP: 3.429															<b>PITCHER</b>				



Batter	1	2	3	4	5	6	7	8	9	AB	R	H	RBI	BB	SO	LOB	TOP										
Frank Taveras, R (1,6) OBP: 0.286, SLG: 0.339 Willie Stargell, L (9,PH) OBP: 0.338, SLG: 0.318										4	1	3	1	0	0	0	<b>Pittsburgh Pirates @ San Diego Padres</b> San Diego Stadium, San Diego, CA Fri May 12, 1978, 10:05 PM EDT Att: 20,240 - Unknown										
Omar Moreno, L (1,8) OBP: 0.402, SLG: 0.316										4	1	2	1	0	0	2											
Dave Parker, L (1,9) OBP: 0.352, SLG: 0.535										4	0	0	0	0	1	3											
Rennie Stennett, R (1,4) OBP: 0.309, SLG: 0.387										4	1	1	1	0	0	0											
Manny Sanguillen, R (1,3) OBP: 0.321, SLG: 0.481 John Milner, L (6,PH) OBP: 0.314, SLG: 0.222										2	0	1	1	0	1	0											
Steve Brye, R (1,7) OBP: 0.371, SLG: 0.333										4	0	0	0	0	0	2											
Phil Garner, R (1,5) OBP: 0.278, SLG: 0.337										4	1	2	0	0	1	0											
Duffy Dyer, R (1,2) OBP: 0.343, SLG: 0.452										4	0	2	0	0	0	2											
Jim Rooker, R (1,1) OBP: 0.083, SLG: 0.083 Kent Tekulve, R (6,1) Grant Jackson, S (8,1) Ed Ott, L (9,PH) OBP: 0.299, SLG: 0.357										2	0	0	0	0	0	2											
<b>Inning Stats</b>	R: 3 E: 0 K: 0 S: 6	H: 4 LOB: 0 BB: 0 P: 6	R: 0 E: 0 K: 0 S: 3	H: 1 LOB: 0 BB: 0 P: 3	R: 0 E: 0 K: 1 S: 5	H: 0 LOB: 0 BB: 0 P: 3	R: 0 E: 0 K: 0 S: 5	H: 0 LOB: 0 BB: 0 P: 5	R: 1 E: 0 K: 1 S: 8	H: 3 LOB: 2 BB: 0 P: 8	R: 0 E: 0 K: 0 S: 3	H: 0 LOB: 0 BB: 0 P: 3	R: 0 E: 0 K: 1 S: 7	H: 2 LOB: 2 BB: 0 P: 7	R: 0 E: 0 K: 0 S: 4	H: 1 LOB: 1 BB: 0 P: 4		R: 0 E: 0 K: 2 S: 8	H: 1 LOB: 1 BB: 0 P: 8	1B: 6 2B: 6 3B: 0 HR: 0	SF: 0 SAC: 0 DP: 1 HBP: 0	WP: 0 PB: 0 SB: 1 CS: 1	PA: 37				
<b>PITCHER</b>	IP	WLS	BF	H	R	ER	SO	BB	IBB	HBP	BLK	WP	HR	S	P	ERA	WHIP										
Bob Ovwchinko, L (1,1) ERA: 3.02	5.0		21	8	4	4	2	0	0	0	0	0	0	25	25	7.20	1.600										
John D'Acquisto, R (6,1) ERA: 1.09	1.0	3	0	0	0	0	0	0	0	0	0	0	0	3	3	0.00	0.000										
Mark Lee, R (7,1) ERA: 2.84	2.0	W	9	3	0	0	1	0	0	0	0	0	0	11	11	0.00	1.500										
Rollie Fingers, R (9,1) ERA: 3.54	1.0	S	4	1	0	0	2	0	0	0	0	0	0	8	8	0.00	1.000										


Batter	1	2	3	4	5	6	7	8	9	AB	R	H	RBI	BB	SO	LOB	BOTTOM										
Gene Richards, L (1,7) OBP: 0.370, SLG: 0.386										4	2	3	3	1	0	0	<b>Pittsburgh Pirates @ San Diego Padres</b> San Diego Stadium, San Diego, CA Fri May 12, 1978, 10:05 PM EDT Att: 20,240 - Unknown										
Ozzie Smith, S (1,6) OBP: 0.299, SLG: 0.359										3	0	1	1	0	0	1											
Bill Almon, R (1,5) OBP: 0.377, SLG: 0.390										4	1	2	1	0	1	2											
Dave Winfield, R (1,9) OBP: 0.325, SLG: 0.500										3	0	1	1	1	0	2											
Derrel Thomas, S (1,4) OBP: 0.309, SLG: 0.276										4	0	0	0	0	0	2											
George Hendrick, R (1,8) OBP: 0.287, SLG: 0.333										3	1	1	0	1	0	0											
Gene Tenace, R (1,3) OBP: 0.398, SLG: 0.403 Chuck Baker, R (6,PH) OBP: 0.412, SLG: 0.375										2	0	0	0	1	1	0											
Bob Davis, R (1,2) OBP: 0.219, SLG: 0.226										3	1	2	0	0	0	2											
Bob Ovwchinko, L (1,1) Tucker Altrock, R (5,PH) John D'Acquisto, R (6,1) Don Reynolds, R (6,PH) Jerry Turner, L (6,PH) Mark Lee, R (7,1) Oscar Gamble, L (9,PH) Rollie Fingers, R (9,1)										1	0	0	0	0	0	1											
<b>Inning Stats</b>	R: 1 E: 0 K: 0 S: 3	H: 0 LOB: 1 BB: 2 P: 11	R: 0 E: 0 K: 2 S: 8	H: 1 LOB: 1 BB: 0 P: 8	R: 0 E: 0 K: 1 S: 6	H: 2 LOB: 1 BB: 0 P: 6	R: 0 E: 0 K: 0 S: 3	H: 0 LOB: 0 BB: 0 P: 3	R: 2 E: 0 K: 0 S: 6	H: 3 LOB: 1 BB: 0 P: 6	R: 0 E: 0 K: 0 S: 3	H: 0 LOB: 2 BB: 2 P: 11	R: 1 E: 0 K: 0 S: 5	H: 2 LOB: 1 BB: 0 P: 5	R: 2 E: 0 K: 0 S: 4	H: 3 LOB: 3 BB: 1 P: 8		1B: 8 2B: 3 3B: 1 HR: 0	SF: 1 SAC: 1 DP: 1 HBP: 0	WP: 0 PB: 0 SB: 2 CS: 2	PA: 38						
<b>PITCHER</b>	IP	WLS	BF	H	R	ER	SO	BB	IBB	HBP	BLK	WP	HR	S	P	ERA	WHIP										
Jim Rooker, L (1,1) ERA: 4.97	5.2		26	6	3	3	3	4	0	0	0	0	0	28	44	4.76	1.765										
Kent Tekulve, R (6,1) ERA: 1.99	1.2	L	9	4	3	3	0	0	0	0	0	0	0	9	9	16.20	2.400										
Grant Jackson, L (8,1) ERA: 5.0	0.2		2	1	0	0	0	0	1	0	0	0	0	1	5	0.00	1.500										



Batter	1	2	3	4	5	6	7	8	9	AB	R	H	RBI	BB	SO	LOB	TOP										
Frank Taveras, R (1, 6) OBP: 0.302, SLG: 0.363 Willie Stargell, L (9, PH) OBP: 0.333, SLG: 0.313	0-0 CS 1B		0-0 E 1B	0-0 2B			0-0 4-3		0-0 F5	4	1	3	0	0	0	0											
Omar Moreno, L (1, 8) OBP: 0.337, SLG: 0.313	0-3 K		0-0 E3 4-3 2B	0-0 F7			0-0 5-3-5 S 1B			4	1	1	0	0	1	2											
Dave Parker, L (1, 9) OBP: 0.349, SLG: 0.525	0-3 K		0-0 4-3				0-0 E S 1B			4	1	1	0	0	1	2											
Bill Robinson, R (1, 7) OBP: 0.333, SLG: 0.422 John Milner, L (6, 3) OBP: 0.306, SLG: 0.214		4-0 SH1 SF7 BB	0-0 1B	0-0 2B			0-3 K		0-0 F9	2	2	1	1	1	1	1											
Rennie Stennett, R (1, 4) OBP: 0.327, SLG: 0.402		0-0 SH1 1B	0-0 3-H 2B	0-0 1B			0-0 G4-6-3 1B		0-0 6-3	4	0	3	2	0	0	0											
Manny Sanguillen, R (1, 3) OBP: 0.333, SLG: 0.483 Steve Brye, R (6, 7) OBP: 0.389, SLG: 0.355		0-0 SH1	0-0 2-H 1B	0-0 G1-4-3 1B			0-0 G4-6-3 1B		0-0	2	0	1	0	0	0	1											
Phil Garner, R (1, 5) OBP: 0.277, SLG: 0.337		0-0 SF7	0-0 G1-4-3 1B				0-0 G6-4-3 1B		0-0 F8	3	0	1	1	0	0	3											
Duffy Dyer, R (1, 2) OBP: 0.333, SLG: 0.412		4-0 IBB					0-0 G6-4-3 1B		0-0 F9	3	0	0	0	1	0	1											
Jerry Reuss, L (1, 1) Bruce Kison, R (7, 1) Ed Ott, L (9, PH) OBP: 0.295, SLG: 0.352		0-0 1-3					0-0 4-3		0-0 4-3	3	0	0	0	0	1	2											
<b>Inning Stats</b>	R: 0 E: 0 K: 2 S: 7	H: 1 LOB: 0 BB: 0 P: 7	R: 1 E: 0 K: 0 S: 4	H: 1 LOB: 2 BB: 2 P: 12	R: 3 E: 1 K: 0 S: 7	H: 4 LOB: 1 BB: 0 P: 7	R: 0 E: 0 K: 1 S: 6	H: 1 LOB: 1 BB: 0 P: 6	R: 1 E: 0 K: 1 S: 6	H: 2 LOB: 0 BB: 0 P: 6	R: 0 E: 0 K: 0 S: 3	H: 1 LOB: 0 BB: 0 P: 3	R: 0 E: 0 K: 0 S: 3	H: 1 LOB: 1 BB: 0 P: 4	R: 0 E: 0 K: 0 S: 3	H: 0 LOB: 0 BB: 0 P: 3	1B: 10 2B: 3 3B: 0 HR: 0	SF: 1 SAC: 1 DP: 4 HBP: 0	WP: 0 PB: 0 SB: 2 CS: 1	PA: 37							
<b>PITCHER</b>	IP	WLS	BF	H	R	ER	SO	BB	IBB	HBP	BLK	WP	HR	S	P	ERA	WHIP										
Bob Shirley, L (1, 1) ERA: 6.68	2.1		14	5	4	3	2	1	1	0	0	0	0	16	24	11.57	2.571										
Dan Spillner, R (3, 1) ERA: 3.8	4.2	W	16	6	1	1	2	0	0	0	0	0	0	20	20	1.93	1.286										
Rollie Fingers, R (8, 1) ERA: 3.22	2.0	S	7	1	0	0	0	0	0	0	0	0	0	7	7	0.00	0.500										

**Pittsburgh Pirates @ San Diego Padres**  
San Diego Stadium, San Diego, CA  
Sat May 13 1978, 10:05 PM EDT  
Att: 32,648 - Unknown


AB 33  
R 5  
H 12  
RBI 4  
BB 2  
SO 4  
LOB 12




Batter	1	2	3	4	5	6	7	8	9	AB	R	H	RBI	BB	SO	LOB	BOTTOM										
Gene Richards, L (1, 3) OBP: 0.366, SLG: 0.381	0-0 4-3		0-0 FC4-6 E S 1-2	0-3 K			0-0 3B 1B			4	2	1	0	0	1	2											
Ozzie Smith, S (1, 6) OBP: 0.297, SLG: 0.374	0-0 1-3		0-3 K				0-0 6-3 1B		0-0 1B 3B	4	1	1	3	0	1	1											
Bill Almon, R (1, 5) OBP: 0.373, SLG: 0.385	0-0 4-3		0-0 E5 2-H 1B				0-0 6-3		0-0 5-3	4	1	1	0	0	0	1											
Dave Winfield, R (1, 9) OBP: 0.331, SLG: 0.500		0-0 4-3	0-0 1B				0-3 K2-3		0-0 1B	4	0	2	2	0	1	0											
Don Reynolds, R (1, 7) OBP: 0.600, SLG: 0.556 Rollie Fingers, R (8, 1)		0-0 F9 1B	0-0 1B				0-0 6-3		0-3 K	4	0	2	0	0	1	1											
Derrel Thomas, S (1, 4) OBP: 0.317, SLG: 0.286		0-0 1B	0-0 P3				0-0 G5-4-3 1B		0-0 G3	4	0	2	0	0	0	3											
George Hendrick, R (1, 8) OBP: 0.286, SLG: 0.330		0-0 F9					0-0 G5-4-3 1B		0-0 FC5-6 1B	4	0	1	0	0	0	3											
Bob Davis, R (1, 2) OBP: 0.250, SLG: 0.257		0-0 F7							0-0 FC5-6 CS	4	1	2	0	0	0	3											
Bob Shirley, R (1, 1) Dan Spillner, R (3, 1) Gene Tenace, R (7, PH) OBP: 0.400, SLG: 0.397			4-0 SH1-3 1B				0-0 SH1-3 1B		1-0 1B HBP 3B 1B	0	0	0	0	0	0	0											
<b>Inning Stats</b>	R: 0 E: 0 K: 0 S: 3	H: 0 LOB: 0 BB: 0 P: 3	R: 0 E: 0 K: 0 S: 5	H: 2 LOB: 2 BB: 0 P: 5	R: 2 E: 1 K: 1 S: 8	H: 3 LOB: 2 BB: 1 P: 12	R: 0 E: 0 K: 1 S: 6	H: 1 LOB: 1 BB: 0 P: 6	R: 0 E: 0 K: 1 S: 5	H: 0 LOB: 0 BB: 0 P: 5	R: 0 E: 0 K: 0 S: 3	H: 1 LOB: 0 BB: 0 P: 3	R: 4 E: 0 K: 1 S: 9	H: 4 LOB: 1 BB: 0 P: 10	R: 0 E: 0 K: 0 S: 3	H: 1 LOB: 0 BB: 0 P: 3	1B: 11 2B: 0 3B: 1 HR: 0	SF: 0 SAC: 1 DP: 1 HBP: 1	WP: 0 PB: 0 SB: 1 CS: 1	PA: 36							
<b>PITCHER</b>	IP	WLS	BF	H	R	ER	SO	BB	IBB	HBP	BLK	WP	HR	S	P	ERA	WHIP										
Jerry Reuss, L (1, 1) ERA: 5.55	6.0		28	9	5	5	3	1	0	1	0	0	0	10	10	4.50	1.667										
Bruce Kison, R (7, 1) ERA: 3.15	2.0	L	8	3	1	1	1	0	0	0	0	0	0	10	10	4.50	1.500										


**Pittsburgh Pirates @ San Diego Padres**  
San Diego Stadium, San Diego, CA  
Sat May 13 1978, 10:05 PM EDT  
Att: 32,648 - Unknown

AB 33  
R 6  
H 12  
RBI 5  
BB 1  
SO 4  
LOB 15





Batter	1	2	3	4	5	6	7	8	9	AB	R	H	RBI	BB	SO	LOB	TOP										
Frank Taveras, R (1,6) OBP: 0.300, SLG: 0.353	L1		F3			FC6-5 BB		6-3		3	1	0	0	1	0	1	<b>Pittsburgh Pirates @ San Diego Padres</b> San Diego Stadium, San Diego, CA Sun May 14 1978, 6:33 AM EDT Att: 18,572 - Unknown										
Omar Moreno, L (1,8) OBP: 0.384, SLG: 0.301	E4 F9		F8			E3 FC6-5 1-3		4-3		4	0	0	0	0	0	2											
Dave Parker, L (1,9) OBP: 0.338, SLG: 0.508	F9 2-3			F7		FC6-5 4-3 1B		F8		4	0	0	1	0	0	2											
Rennie Stennett, R (1,4) OBP: 0.333, SLG: 0.406	F9			L6-4 1B		4-3 1B		G3		4	0	2	0	0	0	1											
Willie Stargell, L (1,3) OBP: 0.329, SLG: 0.310		G3		1-2 1B		4-3		F7		4	0	1	0	0	0	2											
Steve Brye, R (1,7) OBP: 0.375, SLG: 0.343	K			L6-4 2-3		F7				4	0	1	0	0	1	4											
Phil Garner, R (1,5) OBP: 0.267, SLG: 0.324	6-3							F5		4	0	0	0	0	0	1											
Ed Ott, L (1,2) OBP: 0.296, SLG: 0.351					K			P1		3	0	1	0	0	1	0											
Don Robinson, R (1,1) OBP: 0.222, SLG: 0.278			K		6-3			6-3		3	0	0	0	0	1	1											
<b>Inning Stats</b>	R: 0 E: 1 K: 0 S: 4	H: 0 LOB: 1 BB: 0 P: 4	R: 0 E: 0 K: 1 S: 5	H: 0 LOB: 0 BB: 0 P: 5	R: 0 E: 0 K: 1 S: 6	H: 1 LOB: 1 BB: 0 P: 6	R: 0 E: 0 K: 0 S: 4	H: 2 LOB: 1 BB: 0 P: 4	R: 0 E: 0 K: 1 S: 5	H: 0 LOB: 0 BB: 0 P: 5	R: 1 E: 1 K: 0 S: 5	H: 1 LOB: 2 BB: 1 P: 9	R: 0 E: 0 K: 0 S: 3	H: 0 LOB: 0 BB: 0 P: 3	R: 0 E: 0 K: 0 S: 3	H: 0 LOB: 0 BB: 0 P: 3		R: 0 E: 0 K: 0 S: 4	H: 1 LOB: 1 BB: 0 P: 4	1B: 5 2B: 1 3B: 0 HR: 0	SF: 0 SAC: 0 DP: 1 HBP: 0	WP: 0 PB: 0 SB: 0 CS: 0	PA: 34				
<b>PITCHER</b>	IP	WLS	BF	H	R	ER	SO	BB	IBB	HBP	BLK	WP	HR	S	P	ERA	WHIP										
Randy Jones, L (1,1) ERA: 2.55	8.0	L	30	4	1	0	3	1	0	0	0	0	0	35	39	0.00	0.625										
Mark Lee, R (9,1) ERA: 2.63	1.0		4	1	0	0	0	0	0	0	0	0	0	4	4	0.00	1.000										

Batter	1	2	3	4	5	6	7	8	9	AB	R	H	RBI	BB	SO	LOB	BOTTOM										
Gene Richards, L (1,3) OBP: 0.370, SLG: 0.385	1B E 1B		6-3			SH1-4 1B		F5		4	0	2	0	0	0	0	<b>Pittsburgh Pirates @ San Diego Padres</b> San Diego Stadium, San Diego, CA Sun May 14 1978, 6:33 AM EDT Att: 18,572 - Unknown										
Ozzie Smith, S (1,6) OBP: 0.298, SLG: 0.373			F9			SH1-4		6-3		3	0	1	0	0	0	0											
Bill Almon, R (1,5) OBP: 0.361, SLG: 0.372	K		K			F9		4-3		4	0	0	0	0	2	3											
Dave Winfield, R (1,9) OBP: 0.320, SLG: 0.483	K			P5		K				4	0	0	0	0	3	3											
Oscar Gamble, L (1,7) OBP: 0.315, SLG: 0.337	K			F8				F2		3	0	0	0	0	1	2											
Derrel Thomas, S (1,4) OBP: 0.308, SLG: 0.277		6-3		F9				4-3		3	0	0	0	0	0	0											
George Hendrick, R (1,8) OBP: 0.277, SLG: 0.319		F8			F9			F7		3	0	0	0	0	0	0											
Rick Sweet, S (1,2) OBP: 0.321, SLG: 0.178					4-3			4-3		3	0	1	0	0	0	0											
Randy Jones, R (1,1) OBP: 0.176, SLG: 0.176								F9		2	0	0	0	0	1	1											
Jerry Turner, L (8,PH) OBP: 0.225, SLG: 0.421										1	0	0	0	0	0	0											
Mark Lee, R (9,1) ERA: 2.63										0	0	0	0	0	0	0											
<b>Inning Stats</b>	R: 0 E: 1 K: 3 S: 11	H: 2 LOB: 2 BB: 0 P: 11	R: 0 E: 0 K: 1 S: 6	H: 1 LOB: 1 BB: 0 P: 6	R: 0 E: 0 K: 1 S: 5	H: 0 LOB: 0 BB: 0 P: 5	R: 0 E: 0 K: 0 S: 3	H: 0 LOB: 0 BB: 0 P: 3	R: 0 E: 0 K: 1 S: 6	H: 1 LOB: 1 BB: 0 P: 6	R: 0 E: 0 K: 0 S: 3	H: 0 LOB: 0 BB: 0 P: 3	R: 0 E: 0 K: 0 S: 3	H: 0 LOB: 0 BB: 0 P: 3	R: 0 E: 0 K: 1 S: 5	H: 0 LOB: 0 BB: 0 P: 5	1B: 4 2B: 0 3B: 0 HR: 0	SF: 0 SAC: 1 DP: 0 HBP: 0	WP: 0 PB: 0 SB: 0 CS: 0	PA: 31							
<b>PITCHER</b>	IP	WLS	BF	H	R	ER	SO	BB	IBB	HBP	BLK	WP	HR	S	P	ERA	WHIP										
Don Robinson, R (1,1) ERA: 2.38	9.0	W	31	4	0	0	7	0	0	0	0	0	0	45	45	0.00	0.444										



Batter	1	2	3	4	5	6	7	8	9	AB	R	H	RBI	BB	SO	LOB	TOP				
Frank Taveras, R (1, 6) OBP: 0.296, SLG: 0.347										5	0	1	0	0	1	3	<b>Pittsburgh Pirates @ Los Angeles Dodgers</b> Dodger Stadium, Los Angeles, CA Mon May 15 1978, 7:05 PM PDT Att: 35,297 - Unknown				
Omar Moreno, L (1, 8) OBP: 0.365, SLG: 0.324										5	1	2	0	0	1	2					
Dave Parker, L (1, 9) OBP: 0.348, SLG: 0.508										4	1	2	0	1	0	1					
John Milner, L (1, 7) OBP: 0.325, SLG: 0.281										4	1	2	2	0	0	2					
Steve Brye, R (7, 7) OBP: 0.366, SLG: 0.333										1	0	0	0	0	0	0					
Willie Stargell, L (1, 3) OBP: 0.344, SLG: 0.360										4	2	2	2	0	1	1					
Ed Ott, L (1, 2) OBP: 0.291, SLG: 0.342										5	0	1	0	0	0	1					
Phil Garner, R (1, 5) OBP: 0.273, SLG: 0.355										5	1	2	2	0	0	2					
Mario Mendoza, R (1, 4) OBP: 0.300, SLG: 0.421										4	0	1	0	0	1	0					
Bert Blyleven, R (1, 1) OBP: 0.100, SLG: 0.053										3	0	0	0	1	3	3					
<b>Inning Stats</b>	R: 0 E: 0 K: 0 S: 4	H: 1 LOB: 1 BB: 0 P: 4	R: 2 E: 0 K: 1 S: 7	H: 2 LOB: 0 BB: 0 P: 7	R: 0 E: 0 K: 1 S: 4	H: 1 LOB: 1 BB: 0 P: 4	R: 0 E: 1 K: 1 S: 8	H: 2 LOB: 3 BB: 0 P: 8	R: 0 E: 0 K: 1 S: 6	H: 0 LOB: 0 BB: 0 P: 3	R: 4 E: 0 K: 2 S: 10	H: 3 LOB: 0 BB: 1 P: 14	R: 0 E: 0 K: 2 S: 8	H: 1 LOB: 2 BB: 1 P: 12	R: 0 E: 0 K: 0 S: 4	H: 1 LOB: 2 BB: 0 P: 5	1B: 9 2B: 1 3B: 1 HR: 2	SF: 0 SAC: 0 DP: 0 HBP: 1	WP: 0 PB: 1 SB: 2 CS: 1	PA: 43	
<b>PITCHER</b>	IP WLS BF H R ER SO BB IBB HBP BLK WP HR S P ERA WHIP																				
Burt Hooton, R (1, 1) ERA: 3.59	7.0	33	11	6	6	5	0	0	0	0	0	2	42	46	7.71	1.571					
Charlie Hough, R (8, 1) ERA: 4.26	2.0	W	10	2	0	0	2	1	0	1	0	0	0	12	17	0.00	1.500				

Batter	1	2	3	4	5	6	7	8	9	AB	R	H	RBI	BB	SO	LOB	BOTTOM					
Vic Davallo, L (1, 7) OBP: 0.292, SLG: 0.273										4	1	2	0	1	0	1	<b>Pittsburgh Pirates @ Los Angeles Dodgers</b> Dodger Stadium, Los Angeles, CA Mon May 15 1978, 7:05 PM PDT Att: 35,297 - Unknown					
Bill Russell, R (1, 6) OBP: 0.297, SLG: 0.354										5	2	2	2	0	1	2						
Reggie Smith, S (1, 9) OBP: 0.421, SLG: 0.633										5	2	4	4	0	1	1						
Ron Cey, R (1, 5) OBP: 0.396, SLG: 0.397										3	0	1	1	1	2	1						
Steve Garvey, R (1, 3) OBP: 0.291, SLG: 0.391										4	0	0	0	0	0	4						
Rick Monday, L (1, 8) OBP: 0.425, SLG: 0.649										2	0	1	0	0	1	3						
Glenn Burke, R (6, 8) OBP: 0.267, SLG: 0.267										2	0	0	0	0	0	0						
Lee Lacy, R (1, 4) OBP: 0.333, SLG: 0.500										4	0	0	0	0	2	1						
Jerry Grote, R (1, 2) OBP: 0.458, SLG: 0.368										4	1	1	0	0	1	1						
Burt Hooton, R (1, 1) Johnny Oates, L (7, PH) OBP: 0.444, SLG: 0.375										2	0	0	0	0	1	1						
Charlie Hough, R (8, 1) OBP: 0.600, SLG: 0.800										0	0	0	0	0	0	0						
Manny Mota, R (8, PH) OBP: 0.375, SLG: 0.286										1	0	1	0	0	0	0						
Ted Martinez, R (8, PH) OBP: 0.222, SLG: 0.125										0	1	0	0	0	0	0						
<b>Inning Stats</b>	R: 1 E: 0 K: 1 S: 7	H: 2 LOB: 1 BB: 0 P: 7	R: 0 E: 0 K: 0 S: 4	H: 1 LOB: 1 BB: 0 P: 4	R: 0 E: 0 K: 1 S: 6	H: 1 LOB: 3 BB: 2 P: 14	R: 0 E: 0 K: 2 S: 7	H: 0 LOB: 0 BB: 0 P: 7	R: 0 E: 0 K: 2 S: 8	H: 1 LOB: 1 BB: 0 P: 8	R: 0 E: 0 K: 1 S: 5	H: 0 LOB: 0 BB: 0 P: 5	R: 3 E: 0 K: 1 S: 8	H: 3 LOB: 0 BB: 0 P: 8	R: 0 E: 0 K: 1 S: 5	H: 0 LOB: 0 BB: 0 P: 5	R: 3 E: 0 K: 0 S: 5	H: 4 LOB: 2 BB: 0 P: 5	1B: 7 2B: 4 3B: 0 HR: 1	SF: 0 SAC: 0 DP: 0 HBP: 0	WP: 0 PB: 1 SB: 2 CS: 0	PA: 39
<b>PITCHER</b>	IP WLS BF H R ER SO BB IBB HBP BLK WP HR S P ERA WHIP																					
Bert Blyleven, R (1, 1) ERA: 4.77	8.1	L	39	12	7	7	9	2	0	0	0	0	1	55	63	7.56	1.680					








Batter	1	2	3	4	5	6	7	8	9	AB	R	H	RBI	BB	SO	LOB	TOP			
Frank Taveras, R (1,6) OBP: 0.286, SLG: 0.333	E1 CS		4-3			FC4 1B		1-3		4	0	1	0	0	0	0				
Omar Moreno, L (1,8) OBP: 0.370, SLG: 0.304	4-0 1B 4-3 BB		G3			F9			K	3	1	0	0	1	1	1				
Dave Parker, L (1,9) OBP: 0.357, SLG: 0.500	0-0 4-3 1-3 1B		K			K				3	0	1	0	1	2	1				
Rennie Stennett, R (1,4) OBP: 0.321, SLG: 0.389 Willi McEnaney, L (7,1) OBP: 0.368, SLG: 0.143	0-0 4-3			6-3		FC4			K	3	0	0	1	0	0	2				
Jim Fregosi, R (9,PH) OBP: 0.368, SLG: 0.143	1-2 3-H					1-2			K	0	0	0	0	0	0	0				
Willie Stargell, L (1,3) OBP: 0.337, SLG: 0.386	0-0 G3			G6-4-3 1B			K		K	4	0	1	0	0	2	2				
Steve Brye, R (1,7) OBP: 0.341, SLG: 0.308		5-3		G6-4-3 1-2			6-3			3	0	0	0	0	0	1				
Phil Garner, R (1,5) OBP: 0.281, SLG: 0.362		4-0 K 1B BB					6-3			2	0	0	0	1	0	0				
Duffy Dyer, R (1,2) OBP: 0.318, SLG: 0.385		0-0 1-2 1B					6-3			3	0	1	0	0	0	0				
Jim Rooker, R (1,1) OBP: 0.077, SLG: 0.077 Jim Bibby, R (4,1) OBP: 0.600, SLG: 0.333 Manny Sanguillen, R (5,PH) OBP: 0.313, SLG: 0.452 Bruce Kison, R (5,1) OBP: 0.286, SLG: 0.400	0-3 K						6-3		L6	1	0	0	0	0	1	2				
<b>Inning Stats</b>	R: 1 E: 1 K: 0 S: 4	H: 1 LOB: 1 BB: 1 P: 8	R: 0 E: 0 K: 1 S: 5	H: 1 LOB: 0 BB: 0 P: 9	R: 0 E: 0 K: 1 S: 5	H: 0 LOB: 0 BB: 0 P: 5	R: 0 E: 0 K: 0 S: 3	H: 1 LOB: 0 BB: 0 P: 3	R: 0 E: 0 K: 1 S: 6	H: 0 LOB: 1 BB: 0 P: 6	R: 0 E: 0 K: 1 S: 5	H: 0 LOB: 0 BB: 0 P: 5	R: 0 E: 0 K: 0 S: 3	H: 0 LOB: 0 BB: 0 P: 3	R: 0 E: 0 K: 3 S: 9	H: 0 LOB: 1 BB: 1 P: 13	1B: 4 2B: 0 3B: 0 HR: 0	SF: 0 SAC: 0 DP: 1 HBP: 0	WP: 0 PB: 0 SB: 0 CS: 1	PA: 32
<b>PITCHER</b> Tommy John, L (1,1) ERA: 2.54	IP: 9.0 WLS: W BF: 32 H: 4 R: 1 ER: 1 SO: 7 BB: 3 IBB: 0 HBP: 0 BLK: 0 WP: 0 HR: 0 S: 43 P: 55 ERA: 1.00 WHIP: 0.778															<b>PITCHER</b>				

Pittsburgh Pirates @ Los Angeles Dodgers  
Dodger Stadium, Los Angeles, CA  
Wed May 17 1978, 7:05 PM PDT  
Att: 33,097 - Unknown

AB	29
R	1
H	4
RBI	1
BB	3
SO	7
LOB	10



Batter	1	2	3	4	5	6	7	8	9	AB	R	H	RBI	BB	SO	LOB	BOTTOM	
Davey Lopes, R (1,4) OBP: 0.429, SLG: 0.485 Lee Lacy, R (8,PH) OBP: 0.350, SLG: 0.595	4-0 G6-4-3 BB		0-0 2-H HR	1-3		L8			HR	3	1	1	2	1	0	2		
Bill Russell, R (1,6) OBP: 0.313, SLG: 0.366 Ted Martinez, R (8,6) OBP: 0.200, SLG: 0.111	4-0 G6-4-3 BB		F8				F7		6-3	2	0	0	0	2	0	0		
Reggie Smith, S (1,9) OBP: 0.416, SLG: 0.612	0-0 G6-4-3 1-2 2-3								F2	5	1	2	0	0	1	4		
Ron Cey, R (1,5) OBP: 0.395, SLG: 0.409		K		1B FC5 BB		E6 G5-4-3			HR	3	2	1	2	1	1	0		
Steve Garvey, R (1,3) OBP: 0.282, SLG: 0.372		6-3		FC5 BB 1B		G5-4-3 1-2 2-3			5-3	4	1	0	0	0	0	3		
Dusty Baker Jr., R (1,7) OBP: 0.382, SLG: 0.432 Vic Davalillo, L (5,FR) OBP: 0.320, SLG: 0.304		L8		1B BB 1B					BB	3	1	2	0	0	0	0		
Bill North, S (1,8) OBP: 0.368, SLG: 0.283			6-3	E 2B BB		CS			SH3 BB FC6-4 BB	1	1	0	1	3	0	0		
Steve Yeager, R (1,2) OBP: 0.333, SLG: 0.280				SH1-4 HR 1B		E8 SH1-4 2B 1B			F7 FC6-4 1-2	4	2	2	2	0	0	3		
Tommy John, R (1,1) OBP: 0.263, SLG: 0.278			SH1-4 1-2			SH3 1-2			5-3	2	0	1	2	0	0	0		
<b>Inning Stats</b>	R: 0 E: 0 K: 0 S: 1	H: 0 LOB: 2 BB: 2 P: 9	R: 2 E: 0 K: 0 S: 5	H: 2 LOB: 0 BB: 0 P: 5	R: 5 E: 1 K: 1 S: 9	H: 4 LOB: 2 BB: 3 P: 21	R: 0 E: 0 K: 0 S: 3	H: 1 LOB: 1 BB: 0 P: 3	R: 0 E: 0 K: 0 S: 3	H: 0 LOB: 1 BB: 1 P: 7	R: 2 E: 0 K: 0 S: 6	H: 3 LOB: 2 BB: 1 P: 10	R: 1 E: 0 K: 0 S: 4	H: 1 LOB: 0 BB: 0 P: 4	1B: 7 2B: 1 3B: 0 HR: 3	SF: 0 SAC: 2 DP: 2 HBP: 0	WP: 0 PB: 0 SB: 0 CS: 1	PA: 40
<b>PITCHER</b> Jim Rooker, L (1,1) ERA: 6.12 Jim Bibby, R (4,1) ERA: 2.76 Bruce Kison, R (5,1) ERA: 2.86 Willi McEnaney, L (7,1) ERA: 7.94	IP: 3.1 WLS: L BF: 16 H: 4 R: 6 ER: 6 SO: 1 BB: 4 IBB: 0 HBP: 0 BLK: 0 WP: 0 HR: 1 S: 14 P: 30 ERA: 16.20 WHIP: 2.400															<b>PITCHER</b>		

Pittsburgh Pirates @ Los Angeles Dodgers  
Dodger Stadium, Los Angeles, CA  
Wed May 17 1978, 7:05 PM PDT  
Att: 33,097 - Unknown

AB	30
R	10
H	11
RBI	10
BB	7
SO	2
LOB	12









Batter	1	2	3	4	5	6	7	8	9	AB	R	H	RBI	BB	SO	LOB	TOP				
Frank Taveras, R OBP: 0.294, SLG: 0.328 (1, 6)										4	0	1	0	1	1	1					
Omar Moreno, L OBP: 0.367, SLG: 0.311 (1, 8)										3	1	1	0	1	1	1					
Dave Parker, L OBP: 0.368, SLG: 0.518 (1, 9)										3	1	2	0	1	0	1					
John Milner, L OBP: 0.313, SLG: 0.256 (1, 7)										4	1	1	0	0	2	5					
Willie Stargell, L OBP: 0.343, SLG: 0.460 (1, 3)										4	2	2	5	0	1	1					
Rennie Stennett, R OBP: 0.300, SLG: 0.362 (1, 4)										4	0	0	0	0	0	0					
Ed Ott, L OBP: 0.286, SLG: 0.345 (1, 2)										4	1	1	0	0	0	0					
Phil Garner, R OBP: 0.279, SLG: 0.379 (1, 5)										4	0	0	0	0	2	1					
Bert Blyleven, R OBP: 0.125, SLG: 0.087 (1, 1)										4	0	1	1	0	1	0					
<b>Inning Stats</b>	R: 3 E: 0 K: 1 S: 7	H: 2 LOB: 0 BB: 1 P: 11	R: 0 E: 0 K: 1 S: 5	H: 0 LOB: 0 BB: 0 P: 5	R: 0 E: 0 K: 0 S: 2	H: 0 LOB: 1 BB: 1 P: 6	R: 3 E: 0 K: 2 S: 11	H: 4 LOB: 1 BB: 0 P: 11	R: 0 E: 0 K: 0 S: 4	H: 0 LOB: 0 BB: 0 P: 3	R: 0 E: 0 K: 0 S: 8	H: 1 LOB: 2 BB: 1 P: 12	R: 0 E: 0 K: 1 S: 5	H: 0 LOB: 0 BB: 0 P: 5	R: 0 E: 0 K: 1 S: 6	H: 1 LOB: 1 BB: 0 P: 6	1B: 5 2B: 1 3B: 1 HR: 2	SF: 0 SAC: 1 DP: 0 HBP: 0	WP: 0 PB: 0 SB: 1 CS: 0	PA: 38	
<b>PITCHER</b>	IP	WLS	BF	H	R	ER	SO	BB	IBB	HBP	BLK	WP	HR	S	P	ERA	WHIP				
Wayne Twitchell, R ERA: 5.73 (1, 1)	5.0	L	23	7	6	6	4	2	0	0	0	0	2	29	37	10.80	1.800				
Hal Dues, R ERA: 3.27 (6, 1)	2.0		8	1	0	0	2	1	0	0	0	0	0	11	15	0.00	1.000				
Darold Knowles, L ERA: 1.74 (8, 1)	2.0		7	1	0	0	2	0	0	0	0	0	0	11	11	0.00	0.500				

Pittsburgh Pirates @ Montreal Expos  
Olympic Stadium, Montreal, QB  
Sat May 20 1978, 3:33 AM EDT  
Att: 13,834 - Unknown

livebaseballscorecards.com

AB	34
R	6
H	9
RBI	6
BB	3
SO	8
LOB	10



Batter	1	2	3	4	5	6	7	8	9	AB	R	H	RBI	BB	SO	LOB	BOTTOM				
Warren Cromartie, L OBP: 0.355, SLG: 0.389 (1, 7)										4	0	0	0	0	1	2					
Dave Cash, R OBP: 0.363, SLG: 0.413 (1, 4)										4	0	1	0	0	0	1					
Andre Dawson, R OBP: 0.323, SLG: 0.441 (1, 8)										4	0	0	0	0	3	2					
Gary Carter, R OBP: 0.336, SLG: 0.414 (1, 2)										3	0	0	0	1	1	0					
Ellis Valentine, R OBP: 0.313, SLG: 0.408 (1, 9)										4	0	1	0	0	0	1					
Tony Perez, R OBP: 0.305, SLG: 0.331 (1, 3)										3	0	1	0	0	1	1					
Darold Knowles, L OBP: 0.500, SLG: 0.500 (8, 1)										0	0	0	0	0	0	0					
Wayne Garrett, L OBP: 0.226, SLG: 0.172 (1, 5)										3	0	0	0	0	0	3					
Chris Speier, R OBP: 0.372, SLG: 0.397 (1, 6)										2	0	0	0	1	0	0					
Wayne Twitchell, R (1, 1)										1	0	0	0	0	1	1					
Jerry White, S OBP: 0.273, SLG: 0.200 (5, PH)										1	0	0	0	0	1	0					
Hal Dues, R OBP: 0.143, SLG: 0.143 (6, 1)										0	0	0	0	0	0	0					
Del Unser, L OBP: 0.364, SLG: 0.277 (8, 3)										0	0	0	0	1	0	0					
<b>Inning Stats</b>	R: 0 E: 0 K: 1 S: 5	H: 0 LOB: 0 BB: 0 P: 5	R: 0 E: 0 K: 1 S: 5	H: 0 LOB: 1 BB: 1 P: 9	R: 0 E: 0 K: 2 S: 8	H: 1 LOB: 2 BB: 1 P: 12	R: 0 E: 0 K: 1 S: 5	H: 0 LOB: 0 BB: 0 P: 5	R: 0 E: 0 K: 1 S: 5	H: 0 LOB: 0 BB: 0 P: 5	R: 0 E: 0 K: 0 S: 4	H: 2 LOB: 1 BB: 0 P: 4	R: 0 E: 0 K: 0 S: 3	H: 0 LOB: 1 BB: 1 P: 7	R: 0 E: 0 K: 1 S: 5	H: 0 LOB: 0 BB: 0 P: 5	1B: 3 2B: 0 3B: 0 HR: 0	SF: 0 SAC: 0 DP: 1 HBP: 0	WP: 0 PB: 0 SB: 0 CS: 0	PA: 32	
<b>PITCHER</b>	IP	WLS	BF	H	R	ER	SO	BB	IBB	HBP	BLK	WP	HR	S	P	ERA	WHIP				
Bert Blyleven, R ERA: 4.1 (1, 1)	9.0	W	32	3	0	0	8	3	0	0	0	0	0	45	57	0.00	0.667				

Pittsburgh Pirates @ Montreal Expos  
Olympic Stadium, Montreal, QB  
Sat May 20 1978, 3:33 AM EDT  
Att: 13,834 - Unknown

livebaseballscorecards.com

AB	29
R	0
H	3
RBI	0
BB	3
SO	8
LOB	11





Batter	1	2	3	4	5	6	7	8	9	AB	R	H	RBI	BB	SO	LOB	TOP			
Frank Taveras, R (1,6) OBP: 0.304, SLG: 0.333										4	1	2	0	1	0	1	<b>Pittsburgh Pirates @ Montreal Expos</b> Olympic Stadium, Montreal, QB Sun May 21 1978, 3:33 AM EDT Att: 20,016 - Unknown			
Omar Moreno, L (1,8) OBP: 0.362, SLG: 0.331										5	1	1	1	0	1	6				
Dave Parker, L (1,9) OBP: 0.369, SLG: 0.514										5	1	2	0	0	0	1				
Rennie Stennett, R (1,4) OBP: 0.296, SLG: 0.380										5	1	1	4	0	0	2				
Manny Sanguillen, R (1,3) OBP: 0.333, SLG: 0.447 Willie Stargelt, L (7,3) OBP: 0.356, SLG: 0.466										3	0	0	0	0	0	0				
Phil Garner, R (1,5) OBP: 0.291, SLG: 0.383										4	1	2	0	1	1	1				
Steve Brye, R (1,7) OBP: 0.346, SLG: 0.404										4	1	1	1	0	0	3				
Duffy Dyer, R (1,2) OBP: 0.365, SLG: 0.400										3	1	3	1	1	0	0				
John Candelaria, L (1,1) OBP: 0.227, SLG: 0.200 Kent Tekulve, R (8,1)										2	0	0	0	0	0	2				
<b>Inning Stats</b>	R: 0 E: 0 K: 0 S: 4	H: 1 LOB: 1 BB: 0 P: 4	R: 0 E: 0 K: 0 S: 3	H: 1 LOB: 0 BB: 0 P: 3	R: 0 E: 0 K: 0 S: 4	H: 0 LOB: 0 BB: 0 P: 3	R: 0 E: 0 K: 0 S: 3	H: 0 LOB: 1 BB: 1 P: 7	R: 1 E: 0 K: 0 S: 4	H: 1 LOB: 0 BB: 0 P: 4	R: 2 E: 0 K: 0 S: 6	H: 3 LOB: 2 BB: 1 P: 10	R: 0 E: 0 K: 0 S: 3	H: 1 LOB: 2 BB: 2 P: 11	R: 4 E: 0 K: 2 S: 12	H: 5 LOB: 1 BB: 0 P: 12		1B: 10 2B: 1 3B: 0 HR: 2	SF: 0 SAC: 1 DP: 0 HBP: 0	WP: 0 PB: 0 SB: 1 CS: 2
<b>PITCHER</b>	IP WLS BF H R ER SO BB IBB HBP BLK WP HR S P ERA WHIP																			
Ross Grimsley, L (1,1) ERA: 2.6	7.0 L 29 7 3 3 0 1 1 0 0 0 1 27 35 3.86 1.143																			
Dan Schatzeder, L (8,1) ERA: 4.75	1.2 10 4 3 3 1 2 0 0 0 0 0 10 18 16.20 3.600																			
Bill Atkinson, R (9,1) ERA: 3.09	0.1 3 2 1 1 1 0 0 0 0 0 0 1 5 5 27.00 6.000																			

Batter	1	2	3	4	5	6	7	8	9	AB	R	H	RBI	BB	SO	LOB	BOTTOM			
Warren Cromartie, L (1,7) OBP: 0.345, SLG: 0.377										4	0	0	0	0	0	2	<b>Pittsburgh Pirates @ Montreal Expos</b> Olympic Stadium, Montreal, QB Sun May 21 1978, 3:33 AM EDT Att: 20,016 - Unknown			
Dave Cash, R (1,4) OBP: 0.360, SLG: 0.408										4	0	1	0	0	0	0				
Andre Dawson, R (1,8) OBP: 0.315, SLG: 0.429										4	0	0	0	0	0	1				
Gary Carter, R (1,2) OBP: 0.333, SLG: 0.409										4	0	1	0	0	0	2				
Ellis Valentine, R (1,9) OBP: 0.311, SLG: 0.411										4	0	1	0	0	1	2				
Tony Perez, R (1,3) OBP: 0.317, SLG: 0.338										3	0	2	0	1	0	0				
Larry Parrish, R (1,5) OBP: 0.301, SLG: 0.423										4	0	0	0	0	2	5				
Chris Speier, R (1,6) OBP: 0.369, SLG: 0.392										4	0	1	0	0	0	1				
Ross Grimsley, L (1,1) OBP: 0.185, SLG: 0.120 Stan Papi, R (7, PH) OBP: 0.231, SLG: 0.250 Dan Schatzeder, L (8,1) OBP: 0.231, SLG: 0.250 Bill Atkinson, L (9,1) OBP: 0.667, SLG: 0.667										2	0	0	0	0	1	0				
<b>Inning Stats</b>	R: 0 E: 0 K: 0 S: 3	H: 0 LOB: 0 BB: 0 P: 3	R: 0 E: 0 K: 1 S: 6	H: 1 LOB: 1 BB: 0 P: 6	R: 0 E: 0 K: 0 S: 3	H: 0 LOB: 0 BB: 0 P: 3	R: 0 E: 0 K: 0 S: 5	H: 2 LOB: 3 BB: 1 P: 9	R: 0 E: 0 K: 1 S: 5	H: 0 LOB: 0 BB: 0 P: 5	R: 0 E: 0 K: 0 S: 4	H: 1 LOB: 1 BB: 0 P: 4	R: 0 E: 1 K: 1 S: 6	H: 0 LOB: 1 BB: 0 P: 6	R: 0 E: 0 K: 0 S: 3	H: 1 LOB: 0 BB: 0 P: 3		1B: 5 2B: 1 3B: 0 HR: 0	SF: 0 SAC: 0 DP: 1 HBP: 0	WP: 0 PB: 0 SB: 0 CS: 0
<b>PITCHER</b>	IP WLS BF H R ER SO BB IBB HBP BLK WP HR S P ERA WHIP																			
John Candelaria, L (1,1) ERA: 3.93	7.0 W 28 5 0 0 3 0 0 0 0 0 0 0 9 9 0.00 0.857																			
Kent Tekulve, R (8,1) ERA: 1.52	2.0 S 7 1 0 0 1 0 0 0 0 0 0 0 9 9 0.00 0.500																			





Batter	1	2	3	4	5	6	7	8	9	AB	R	H	RBI	BB	SO	LOB	TOP					
Frank Taveras, R (1, 6) OBP: 0.303, SLG: 0.331	F7			K			6-3			4	0	1	2	0	1	0	<b>Pittsburgh Pirates @ Montreal Expos</b> Olympic Stadium, Montreal, QB Mon May 22, 1978, 3:33 AM EDT Att: 12,300 - Sunny					
Omar Moreno, L (1, 8) OBP: 0.353, SLG: 0.321	K			1-3			K	K		4	0	0	0	0	3	2						
Dave Parker, L (1, 9) OBP: 0.366, SLG: 0.503	F9			K					4-3	3	0	0	0	1	1	0						
John Milner, L (1, 7) OBP: 0.308, SLG: 0.256			K		P4				4-3	4	0	1	0	0	1	1						
Willie Stargell, L (1, 3) OBP: 0.352, SLG: 0.451		4-3							K	3	0	0	0	1	1	1						
Rennie Stennett, R (1, 4) OBP: 0.295, SLG: 0.376			K							4	1	1	0	0	1	2						
Ed Ott, L (1, 2) OBP: 0.287, SLG: 0.345					6-3					3	1	1	0	0	0	0						
Phil Garner, R (1, 5) OBP: 0.292, SLG: 0.382					5-3					3	0	1	0	0	0	0						
Jim Rooker, R (1, 1) OBP: 0.071, SLG: 0.071					5-3					1	0	0	0	0	0	0						
Fernando Gonzalez, R (8, PH) OBP: 0.222, SLG: 0.116										1	0	0	0	0	0	0						
Jim Bibby, R (6, 1) OBP: 0.603, SLG: 0.333										0	0	0	0	0	0	0						
Jim Fregosi, R (8, PH) OBP: 0.350, SLG: 0.133										1	0	0	0	0	1	3						
Kent Tekulve, R (8, 1)										0	0	0	0	0	0	0						
<b>Inning Stats</b>	R: 0 E: 0 K: 1 S: 5	H: 0 LOB: 0 BB: 0 P: 5	R: 0 E: 0 K: 2 S: 7	H: 0 LOB: 0 BB: 0 P: 7	R: 0 E: 0 K: 0 S: 3	H: 0 LOB: 0 BB: 0 P: 3	R: 0 E: 0 K: 2 S: 7	H: 0 LOB: 0 BB: 0 P: 7	R: 0 E: 0 K: 0 S: 2	H: 0 LOB: 0 BB: 1 P: 6	R: 0 E: 0 K: 0 S: 3	H: 0 LOB: 0 BB: 0 P: 3	R: 0 E: 0 K: 1 S: 5	H: 0 LOB: 1 BB: 1 P: 9	R: 2 E: 0 K: 3 S: 13	H: 4 LOB: 2 BB: 0 P: 13	R: 0 E: 0 K: 0 S: 4	H: 1 LOB: 1 BB: 0 P: 4	1B: 5 2B: 0 3B: 0 HR: 0	SF: 0 SAC: 0 DP: 1 HBP: 0	WP: 0 PB: 0 SB: 0 CS: 0	PA: 33
<b>PITCHER</b>	IP WLS BF H R ER SO BB IBB HBP BLK WP HR S P ERA WHIP																					
Steve Rogers, R (1, 1) ERA: 2.69	7.2 W 28 4 2 2 8 2 0 0 0 0 0 0 42 50 2.35 0.783																					
Darold Knowles, L (8, 1) ERA: 1.64	1.1 S 5 1 0 0 1 0 0 0 0 0 0 0 7 7 0.00 0.750																					

Batter	1	2	3	4	5	6	7	8	9	AB	R	H	RBI	BB	SO	LOB	BOTTOM			
Dave Cash, R (1, 4) OBP: 0.370, SLG: 0.420										3	2	2	0	1	0	0	<b>Pittsburgh Pirates @ Montreal Expos</b> Olympic Stadium, Montreal, QB Mon May 22, 1978, 3:33 AM EDT Att: 12,300 - Sunny			
Del Unser, L (9, 3) OBP: 0.364, SLG: 0.277			6-3							0	0	0	0	0	0	0				
Chris Speier, R (1, 6) OBP: 0.386, SLG: 0.387										4	0	1	1	0	0	2				
Gary Carter, R (1, 2) OBP: 0.344, SLG: 0.406										1	2	0	0	3	0	1				
Tony Perez, R (1, 3) OBP: 0.322, SLG: 0.346										3	0	1	1	1	1	3				
Pepe Frias, R (8, PR) OBP: 0.697, SLG: 1.667										0	1	0	0	0	0	0				
Ellis Valentine, R (1, 9) OBP: 0.317, SLG: 0.421										4	0	2	2	0	0	2				
Warren Cromartie, L (1, 7) OBP: 0.342, SLG: 0.373										4	0	1	1	0	1	3				
Andre Dawson, R (1, 8) OBP: 0.307, SLG: 0.417										4	0	0	0	0	1	4				
Larry Parrish, R (1, 5) OBP: 0.300, SLG: 0.414										3	0	0	0	1	1	2				
Steve Rogers, R (1, 1) OBP: 0.148, SLG: 0.115										3	0	0	0	0	1	1				
Darold Knowles, L (8, 1) OBP: 0.500, SLG: 0.500										0	0	0	0	0	0	0				
<b>Inning Stats</b>	R: 2 E: 0 K: 2 S: 9	H: 2 LOB: 1 BB: 1 P: 13	R: 0 E: 0 K: 0 S: 2	H: 0 LOB: 0 BB: 1 P: 6	R: 0 E: 0 K: 0 S: 3	H: 0 LOB: 1 BB: 1 P: 7	R: 0 E: 0 K: 0 S: 3	H: 1 LOB: 0 BB: 0 P: 3	R: 1 E: 0 K: 1 S: 7	H: 2 LOB: 1 BB: 0 P: 7	R: 0 E: 0 K: 1 S: 5	H: 0 LOB: 1 BB: 1 P: 9	R: 0 E: 0 K: 1 S: 5	H: 0 LOB: 1 BB: 1 P: 9	R: 2 E: 0 K: 0 S: 5	H: 2 LOB: 2 BB: 1 P: 9	1B: 4 2B: 3 3B: 0 HR: 0	SF: 0 SAC: 0 DP: 2 HBP: 0	WP: 2 PB: 1 SB: 1 CS: 0	PA: 35
<b>PITCHER</b>	IP WLS BF H R ER SO BB IBB HBP BLK WP HR S P ERA WHIP																			
Jim Rooker, L (1, 1) ERA: 6.03	5.0 L 21 5 3 3 3 3 0 0 0 0 1 0 24 36 5.40 1.600																			
Jim Bibby, R (6, 1) ERA: 2.45	2.0 8 0 0 0 2 2 0 0 0 0 1 0 10 18 0.00 1.000																			
Kent Tekulve, R (8, 1) ERA: 2.19	1.0 6 2 2 2 0 1 0 0 0 0 1 0 5 9 18.00 3.000																			





Batter	1	2	3	4	5	6	7	8	9	AB	R	H	RBI	BB	SO	LOB	TOP					
Lenny Randle, S (1.5)	L8		FC5-4 1-3 2B	F9			K	F7		5	0	1	0	0	1	4						
Elliott Maddox, R (1.9)	5-3		FC5-4 BB				FC6-4 BB		E5 5-3 1B	2	1	0	0	3	0	0						
Lee Mazzilli, S (1.8)	K		SF7				K			4	1	1	1	1	0	2						
Steve Henderson, R (1.7)		K	FC5-4 3-H 1-2 2-3				K			5	0	0	0	0	2	8						
Willie Montanez, L (1.3)			G3				K		F9	4	0	1	0	1	1	2						
John Stearns, R (1.2)					F7		P4			4	1	2	2	1	0	0						
Tim Foli, R (1.6)			1-3				1-3		F9	5	1	1	0	0	0	4						
Doug Flynn, R (1.4)										5	2	4	2	0	1	2						
Nino Espinosa, R (1.1)										3	1	2	1	0	0	1						
Joel Youngblood, R (8, PH)					5-3					1	0	1	1	0	0	0						
Skip Lockwood, R (8, 1)										0	0	0	0	0	0	0						
<b>Inning Stats</b>	R: 0 E: 0 K: 1 S: 5	H: 0 LOB: 0 BB: 0 P: 5	R: 0 E: 0 K: 1 S: 5	H: 1 LOB: 1 BB: 1 P: 9	R: 2 E: 0 K: 0 S: 6	H: 3 LOB: 2 BB: 1 P: 10	R: 1 E: 0 K: 0 S: 5	H: 2 LOB: 1 BB: 0 P: 5	R: 0 E: 0 K: 1 S: 4	H: 0 LOB: 0 BB: 1 P: 8	R: 0 E: 0 K: 2 S: 5	H: 0 LOB: 0 BB: 0 P: 5	R: 0 E: 1 K: 0 S: 9	H: 2 LOB: 1 BB: 1 P: 13	R: 2 E: 0 K: 0 S: 6	H: 3 LOB: 1 BB: 0 P: 6	R: 2 E: 1 K: 1 S: 8	H: 2 LOB: 2 BB: 1 P: 12	1B: 9 2B: 3 3B: 1 HR: 0	SF: 1 SAC: 0 DP: 0 HBP: 0	WP: 0 PB: 0 SB: 1 CS: 1	PA: 45
<b>PITCHER</b>	IP	WLS	BF	H	R	ER	SO	BB	IBB	HBP	BLK	WP	HR	S	P	ERA	WHIP					
Jerry Reuss, L (1.1)	5.0		22	6	3	3	3	3	0	0	0	0	0	25	37	5.40	1.800					
Grant Jackson, L (6.1)	3.0	L	15	5	2	2	3	1	0	0	0	0	0	20	24	6.00	2.000					
Jim Bibby, R (9.1)	1.0		7	2	2	1	1	0	1	0	0	0	0	8	12	9.00	2.000					

**New York Mets @ Pittsburgh Pirates**  
 Three Rivers Stadium, Pittsburgh, PA  
 Tue May 23 1978, 7:05 PM EDT  
 Att: 2,869 - Unknown

AB	38
R	7
H	13
RBI	7
BB	5
SO	7
LOB	25



Batter	1	2	3	4	5	6	7	8	9	AB	R	H	RBI	BB	SO	LOB	BOTTOM				
Frank Taveras, R (1.6)	K									5	1	2	0	0	2	3					
Omar Moreno, L (1.8)	F7		9-6 1B							5	0	1	1	0	1	4					
Dave Parker, L (1.9)										4	0	1	0	0	0	2					
John Milner, L (1.7)										4	1	1	0	0	0	1					
Willie Stargell, L (1.3)										4	0	1	1	0	1	0					
Jim Bibby, R (9.1)										0	0	0	0	0	0	0					
Phil Garner, R (1.5)										2	0	0	0	2	0	1					
Duffy Dyer, R (1.2)										2	0	0	0	0	1	2					
Grant Jackson, S (6.1)										1	0	0	0	0	0	1					
Steve Brye, R (9.7)										1	0	1	0	0	0	0					
Fernando Gonzalez, R (1.4)										4	1	1	0	0	1	2					
Jerry Reuss, L (1.1)										1	0	0	0	0	0	0					
Ed Ott, L (5, PH)										3	0	2	1	0	0	0					
<b>Inning Stats</b>	R: 0 E: 0 K: 1 S: 6	H: 1 LOB: 1 BB: 0 P: 6	R: 0 E: 0 K: 3 S: 9	H: 0 LOB: 1 BB: 1 P: 13	R: 0 E: 0 K: 0 S: 3	H: 1 LOB: 0 BB: 0 P: 3	R: 1 E: 0 K: 0 S: 5	H: 2 LOB: 1 BB: 0 P: 5	R: 1 E: 0 K: 0 S: 3	H: 0 LOB: 1 BB: 1 P: 7	R: 1 E: 1 K: 0 S: 5	H: 2 LOB: 1 BB: 0 P: 5	R: 0 E: 0 K: 0 S: 3	H: 0 LOB: 0 BB: 0 P: 3	R: 0 E: 0 K: 2 S: 9	H: 2 LOB: 2 BB: 0 P: 9	1B: 7 2B: 4 3B: 0 HR: 0	SF: 0 SAC: 0 DP: 1 HBP: 0	WP: 0 PB: 1 SB: 0 CS: 0	PA: 38	
<b>PITCHER</b>	IP	WLS	BF	H	R	ER	SO	BB	IBB	HBP	BLK	WP	HR	S	P	ERA	WHIP				
Nino Espinosa, R (1.1)	7.0		30	8	3	2	4	2	0	0	0	0	0	36	44	2.57	1.429				
Skip Lockwood, R (8.1)	2.0	S	8	2	0	0	2	0	0	0	0	0	0	12	12	0.00	1.000				

**New York Mets @ Pittsburgh Pirates**  
 Three Rivers Stadium, Pittsburgh, PA  
 Tue May 23 1978, 7:05 PM EDT  
 Att: 2,869 - Unknown

AB	36
R	3
H	10
RBI	3
BB	2
SO	6
LOB	16





Batter	1	2	3	4	5	6	7	8	9	10	AB	R	H	RBI	BB	SO	LOB	TOP							
Lenny Randle, S (1.5) OBP: 0.379, SLG: 0.331	E5 4-3 1B	4-3			G3		K		G6-3 1B		5	1	1	0	0	1	0								
Elliott Maddox, R (1.9) OBP: 0.394, SLG: 0.327	4-3				E5 1B		4-3		G6-3 1B		4	0	1	0	0	1	1								
Dale Murray, R (7.1)	4-3				K		4-3		G6-3 1B		0	0	0	0	0	0	0								
Kevin Kobel, R (8.1)	4-3				K		4-3		G6-3 1B		0	0	0	0	0	0	0								
Ed Kranepool, L (9, PH) OBP: 0.265, SLG: 0.267	1-3				K		4-3		G6-3 1B		1	0	0	0	0	0	1								
Skip Lockwood, R (9.1)	4-3				K		4-3		G6-3 1B		0	0	0	0	0	0	0								
Lee Mazzilli, S (1.8) OBP: 0.328, SLG: 0.479	1B 1B				F2				HR 1B		5	2	2	1	0	0	1								
Steve Henderson, R (1.7) OBP: 0.324, SLG: 0.400	1B 1B				F9				K 1B		5	0	2	0	0	2	1								
Willie Montanez, L (1.3) OBP: 0.298, SLG: 0.375	1B 1B				F7				K HR		5	2	3	4	0	1	1								
Ron Hodges, L (1.2) OBP: 0.308, SLG: 0.190	1B 1B				6-3				HR F7		5	0	2	0	0	0	0								
Tim Foli, R (1.6) OBP: 0.208, SLG: 0.219	FC5-4 1B				2B				FC6-4 1B		4	0	2	0	0	0	4								
Doug Flynn, R (1.4) OBP: 0.274, SLG: 0.277		F9			F6-3				FC6-4 1B		4	0	0	0	0	0	4								
Pat Zachry, R (1.1)											2	0	0	0	0	0	0								
Paul Siebert, L (6.1)		4-3									0	0	0	0	0	0	0								
Bruce Boisclair, L (7, PH) (7.9)		4-3									2	0	0	0	0	0	0								
<b>Inning Stats</b>	R: 2 E: 1 K: 0 S: 7	H: 4 LOB: 2 BB: 0 P: 7	R: 0 E: 0 K: 0 S: 3	H: 0 LOB: 0 BB: 0 P: 3	R: 0 E: 0 K: 1 S: 5	H: 0 LOB: 0 BB: 0 P: 5	R: 0 E: 0 K: 1 S: 6	H: 1 LOB: 1 BB: 0 P: 6	R: 0 E: 1 K: 0 S: 5	H: 2 LOB: 2 BB: 0 P: 5	R: 0 E: 0 K: 1 S: 5	H: 0 LOB: 0 BB: 0 P: 5	R: 2 E: 0 K: 1 S: 8	H: 3 LOB: 1 BB: 0 P: 8	R: 0 E: 0 K: 0 S: 3	H: 1 LOB: 0 BB: 0 P: 3	R: 1 E: 0 K: 1 S: 6	H: 1 LOB: 0 BB: 0 P: 6	1B: 10 2B: 1 3B: 0 HR: 2	SF: 0 SAC: 0 DP: 1 HBP: 0	WP: 0 PB: 0 SB: 1 CS: 0	PA: 42			
<b>PITCHER</b>	IP 8.0	WLS 35	BF 11	H 4	R 3	ER 3	SO 4	BB 0	IBB 0	HBP 0	BLK 0	WP 0	HR 1	S 43	P 43	ERA 3.38	WHIP 1.375								
Don Robinson, R ERA: 2.48	(1.1)																								
Kent Tekulve, R ERA: 2.36	(9.1)	2.0	W	7	2	1	1	1	0	0	0	0	0	1	9	9	4.50	1.000							

New York Mets @ Pittsburgh Pirates  
Three Rivers Stadium, Pittsburgh, PA  
Wed May 24 1978, 7:05 PM EDT  
Att: 5,302 - Unknown

AB 42  
R 5  
H 13  
RBI 5  
BB 0  
SO 5  
LOB 13



Batter	1	2	3	4	5	6	7	8	9	10	AB	R	H	RBI	BB	SO	LOB	BOTTOM							
Frank Taveras, R (1.6) OBP: 0.311, SLG: 0.340	F4		F8			2B 2B		SH1-4		SH1-4 1B BB	3	2	1	0	1	0	0								
Omar Moreno, L (1.8) OBP: 0.339, SLG: 0.307	K				F8	P1		3-1		SH1-4	4	0	0	0	0	1	3								
Dave Parker, L (1.9) OBP: 0.371, SLG: 0.510	F7				F7	1B 2B		2B		1B IBB	4	1	2	2	1	0	0								
Rennie Stennett, R (1.4) OBP: 0.306, SLG: 0.380		P3			6-3	CS 1B		2B		1B	4	0	2	3	1	0	0								
Willie Stargell, L (1.3) OBP: 0.345, SLG: 0.429		BB			F5	F6		G3			3	0	0	0	1	0	3								
Steve Bnye, R (1.7) OBP: 0.368, SLG: 0.400		K			2B 1B BB	F		F5-4-3 HBP		F8	3	1	0	0	1	1	2								
Ed Ott, L (1.2) OBP: 0.297, SLG: 0.372		K			1B 2B			G3			4	0	1	0	0	1	2								
Phil Garner, R (1.5) OBP: 0.296, SLG: 0.372			F9		1B			F4-3		F7	4	0	1	1	0	0	0								
Don Robinson, R (1.1) OBP: 0.208, SLG: 0.250											2	0	0	0	0	2	1								
John Milner, R (8, PH) ERA: 1.23											0	0	0	1	0	0	0								
Mario Mendoza, R (8, PR) OBP: 0.286, SLG: 0.400			K								0	1	0	0	0	0	0								
Kent Tekulve, R (9.1)											0	0	0	0	0	0	0								
Jim Fregosi, R (10, PH) ERA: 3.51											1	1	1	0	0	0	0								
<b>Inning Stats</b>	R: 0 E: 0 K: 1 S: 5	H: 0 LOB: 0 BB: 0 P: 5	R: 0 E: 0 K: 2 S: 7	H: 0 LOB: 1 BB: 1 P: 11	R: 0 E: 0 K: 1 S: 5	H: 0 LOB: 0 BB: 0 P: 5	R: 0 E: 0 K: 0 S: 3	H: 0 LOB: 0 BB: 0 P: 3	R: 1 E: 0 K: 1 S: 6	H: 2 LOB: 1 BB: 1 P: 10	R: 2 E: 0 K: 0 S: 5	H: 3 LOB: 0 BB: 0 P: 5	R: 0 E: 0 K: 2 S: 2	H: 0 LOB: 0 BB: 0 P: 3	R: 1 E: 0 K: 0 S: 4	H: 1 LOB: 2 BB: 2 P: 12	R: 0 E: 0 K: 0 S: 3	H: 0 LOB: 0 BB: 0 P: 3	R: 2 E: 0 K: 0 S: 3	H: 2 LOB: 2 BB: 2 P: 11	1B: 4 2B: 4 3B: 0 HR: 0	SF: 0 SAC: 2 DP: 1 HBP: 1	WP: 0 PB: 0 SB: 0 CS: 1	PA: 41	
<b>PITCHER</b>	IP 5.1	WLS 22	BF 5	H 3	R 3	ER 3	SO 5	BB 2	IBB 0	HBP 0	BLK 0	WP 0	HR 0	S 30	P 38	ERA 5.06	WHIP 1.312								
Pat Zachry, R ERA: 3.86	(1.1)																								
Paul Siebert, L ERA: 1.23	(6.1)	0.2	2	0	0	0	0	0	0	0	0	0	0	1	1	0.00	0.000								
Dale Murray, R ERA: 5.25	(7.1)	1.1	5	0	1	1	0	1	0	1	0	0	0	3	8	6.75	0.750								
Kevin Kobel, L ERA:	(8.1)	0.2	4	1	0	0	0	0	1	0	0	0	0	3	7	0.00	1.500								
Skip Lockwood, R ERA: 3.51	(9.1)	1.1	L	8	2	2	0	1	1	0	0	0	0	6	14	13.50	2.250								

New York Mets @ Pittsburgh Pirates  
Three Rivers Stadium, Pittsburgh, PA  
Wed May 24 1978, 7:05 PM EDT  
Att: 5,302 - Unknown

AB 32  
R 6  
H 8  
RBI 6  
BB 6  
SO 5  
LOB 11





Batter	1	2	3	4	5	6	7	8	9	10	11	AB	R	H	RBI	BB	SO	LOB	TOP							
Lenny Randle, S OBP: 0.378, SLG: 0.331 Bobby Valentine, R OBP: 0.353, SLG: 0.355 (11, PR)	4-3		K			FC3-6 1B	F9		FC6-4 1-2		1B	6	0	2	1	0	1	4								
Elliott Maddox, R OBP: 0.377, SLG: 0.328	1-3		2B			FC3-6 1B 1-2		4-3		6-3	1-3	6	1	1	0	0	0	2								
Lee Mazzilli, S OBP: 0.385, SLG: 0.480	S BB		P6			2B 1B 1-2		G6-4-3 1B		F8		4	1	2	0	1	0	1								
Steve Henderson, R OBP: 0.320, SLG: 0.390	K			1-3		K			G6-4-3 1-2	E S BB		4	0	0	0	1	2	4								
Willie Montanez, L OBP: 0.301, SLG: 0.376		K		L4						3-1	D I BB	4	0	1	2	1	1	0								
Ron Hodges, L OBP: 0.323, SLG: 0.231	S 1B			K		K				2B 1B	1-2	5	0	2	0	0	3	3								
Tim Foli, R OBP: 0.207, SLG: 0.231	F9					F9						5	0	1	0	0	0	1								
Doug Flynn, R OBP: 0.269, SLG: 0.272 Bruce Boisclair, L OBP: 0.300, SLG: 0.263 Joel Youngblood, R OBP: 0.315, SLG: 0.388	F9					F1-3				F1-3		3	0	0	0	0	0	1								
Craig Swan, R OBP: 0.227, SLG: 0.227 Tom Grieve, R OBP: 0.303, SLG: 0.310 Dale Murray, R OBP: 0.315, SLG: 0.388	F9					1-3				FC6-4 IBB		3	0	1	0	0	0	0								
										P3	E5 WP 1B	1	0	0	0	0	0	3								
												1	1	0	0	0	0	0								
<b>Inning Stats</b>	R: 0 E: 0 K: 1 S: 5	H: 0 LOB: 1 BB: 1 P: 9	R: 0 E: 0 K: 1 S: 6	H: 1 LOB: 1 BB: 0 P: 6	R: 0 E: 0 K: 1 S: 6	H: 1 LOB: 1 BB: 0 P: 6	R: 0 E: 0 K: 1 S: 5	H: 0 LOB: 0 BB: 0 P: 5	R: 0 E: 0 K: 0 S: 3	H: 0 LOB: 0 BB: 0 P: 3	R: 2 E: 0 K: 2 S: 10	H: 3 LOB: 1 BB: 0 P: 10	R: 0 E: 0 K: 0 S: 3	H: 1 LOB: 0 BB: 0 P: 3	R: 0 E: 0 K: 0 S: 5	H: 2 LOB: 3 BB: 1 P: 9	R: 0 E: 0 K: 1 S: 5	H: 0 LOB: 2 BB: 2 P: 13	R: 1 E: 0 K: 0 S: 5	H: 1 LOB: 1 BB: 0 P: 5	1B: 7 2B: 3 3B: 0 HR: 0	SF: 0 SAC: 0 DP: 1 HBP: 0	WP: 1 PB: 0 SB: 3 CS: 0	PA: 47		
<b>PITCHER</b>	IP 7.0	WLS 1.1	BF 28	H 6	R 2	ER 2	SO 6	BB 1	IBB 0	HBP 0	BLK 0	WP 0	HR 0	S 39	P 43	ERA 2.57	WHIP 1.000									
Bert Blyleven, R ERA: 3.95																										
Bruce Kison, R ERA: 2.7																										
Grant Jackson, L ERA: 4.85																										
Kent Tekulve, R ERA: 2.2																										

New York Mets @ Pittsburgh Pirates  
Three Rivers Stadium, Pittsburgh, PA  
Thu May 25 1978, 7:05 PM EDT  
Att. 5,766 - Unknown

AB 43  
R 3  
H 10  
RBI 3  
BB 4  
SO 7  
LOB 19



Batter	1	2	3	4	5	6	7	8	9	10	11	AB	R	H	RBI	BB	SO	LOB	BOTTOM							
Frank Taveras, R OBP: 0.313, SLG: 0.344	F4-3 3-1 2B		F4-3					F4	FC6 1-2			4	1	1	0	1	0	3								
Omar Moreno, L OBP: 0.335, SLG: 0.303	F4-3 2-3		F4-3					F4-3				5	0	1	0	0	0	4								
Dave Parker, L OBP: 0.366, SLG: 0.506	3-1							F7				5	0	1	1	0	0	4								
Rennie Stennett, R OBP: 0.302, SLG: 0.373	F4-3							F8				5	0	1	0	0	0	1								
Willie Stargell, L OBP: 0.331, SLG: 0.408								K				5	0	0	0	0	4	1								
Steve Brye, R OBP: 0.371, SLG: 0.418	F9							F4				5	1	2	0	0	0	0								
Ed Ott, L OBP: 0.311, SLG: 0.384								3-1				5	0	3	0	0	0	1								
Phil Garner, R OBP: 0.299, SLG: 0.364	G3							B3-6-4 1B				3	0	0	0	2	0	2								
Bert Blyleven, R ERA: 3.95 John Niekro, R OBP: 0.315, SLG: 0.271 Bruce Kison, R ERA: 2.7 Grant Jackson, S OBP: 0.315, SLG: 0.388 Jim Fregosi, R OBP: 0.303, SLG: 0.310 Kent Tekulve, R ERA: 2.2	K							SH BB				1	0	0	1	0	1	0								
												1	0	0	0	0	0	0								
												0	0	0	0	0	0	0								
												0	0	0	0	0	0	0								
												1	0	0	0	0	3	0								
												0	0	0	0	0	0	0								
<b>Inning Stats</b>	R: 1 E: 0 K: 0 S: 4	H: 1 LOB: 0 BB: 0 P: 4	R: 0 E: 0 K: 0 S: 4	H: 1 LOB: 1 BB: 0 P: 4	R: 0 E: 0 K: 1 S: 5	H: 0 LOB: 0 BB: 0 P: 5	R: 0 E: 0 K: 1 S: 5	H: 0 LOB: 0 BB: 0 P: 5	R: 1 E: 0 K: 0 S: 3	H: 1 LOB: 3 BB: 2 P: 12	R: 0 E: 0 K: 1 S: 5	H: 0 LOB: 0 BB: 0 P: 5	R: 0 E: 0 K: 0 S: 3	H: 1 LOB: 1 BB: 0 P: 3	R: 0 E: 0 K: 0 S: 4	H: 1 LOB: 1 BB: 0 P: 4	R: 0 E: 0 K: 1 S: 7	H: 2 LOB: 3 BB: 1 P: 11	R: 0 E: 0 K: 1 S: 6	H: 2 LOB: 1 BB: 0 P: 6	R: 0 E: 0 K: 0 S: 3	H: 0 LOB: 0 BB: 0 P: 3	1B: 6 2B: 3 3B: 0 HR: 0	SF: 0 SAC: 1 DP: 1 HBP: 0	WP: 0 PB: 0 SB: 1 CS: 1	PA: 44
<b>PITCHER</b>	IP 8.0	WLS 3.0	BF 31	H 5	R 2	ER 2	SO 3	BB 1	IBB 1	HBP 0	BLK 0	WP 0	HR 0	S 35	P 43	ERA 2.25	WHIP 0.750									
Craig Swan, R ERA: 2.4																										
Dale Murray, R ERA: 4.85																										

New York Mets @ Pittsburgh Pirates  
Three Rivers Stadium, Pittsburgh, PA  
Thu May 25 1978, 7:05 PM EDT  
Att. 5,766 - Unknown

AB 40  
R 2  
H 9  
RBI 2  
BB 3  
SO 5  
LOB 19





Batter	1	2	3	4	5	6	7	8	9	AB	R	H	RBI	BB	SO	LOB	TOP					
Dave Cash, R (1.4) OBP: 0.356, SLG: 0.396										5	0	2	0	0	0	1	<b>Montreal Expos @ Pittsburgh Pirates</b> Three Rivers Stadium, Pittsburgh, PA Fri May 26 1978, 7:05 PM EDT Att: 8,816 - Unknown					
Stan Paol, R (1.6) OBP: 0.238, SLG: 0.250										5	0	2	0	0	1	3						
Gary Carter, R (1.2) OBP: 0.343, SLG: 0.395										3	0	0	0	1	1	4						
Tony Perez, R (1.3) OBP: 0.306, SLG: 0.333										4	0	0	0	0	1	3						
Sam Mejias, R (8, PR) OBP: 0.273, SLG: 0.200										0	0	0	0	0	0	0						
Del Unser, L (8, 3) OBP: 0.344, SLG: 0.264										0	0	0	0	0	0	0						
Ellis Valentine, R (1, 9) OBP: 0.314, SLG: 0.399										2	0	0	0	2	0	0						
Warren Cromartie, L (1, 7) OBP: 0.327, SLG: 0.369										4	0	0	0	0	1	3						
Andre Dawson, R (1, 8) OBP: 0.309, SLG: 0.412										3	0	1	0	1	1	3						
Larry Parrish, R (1, 5) OBP: 0.292, SLG: 0.415										4	1	1	1	0	1	4						
Steve Rogers, R (1, 1) OBP: 0.133, SLG: 0.103										3	0	0	0	0	0	2						
Wayne Garrett, L (9, PH) OBP: 0.285, SLG: 0.219										1	0	1	0	0	0	0						
Pepe Frias, R (9, PR) OBP: 0.600, SLG: 1.400										0	0	0	0	0	0	0						
<b>Inning Stats</b>	R: 0 E: 0 K: 1 S: 6	H: 2 LOB: 1 BB: 0 P: 6	R: 0 E: 1 K: 0 S: 5	H: 1 LOB: 2 BB: 0 P: 5	R: 0 E: 0 K: 0 S: 3	H: 1 LOB: 0 BB: 0 P: 3	R: 0 E: 0 K: 1 S: 5	H: 0 LOB: 2 BB: 2 P: 13	R: 0 E: 0 K: 0 S: 4	H: 1 LOB: 1 BB: 0 P: 4	R: 0 E: 1 K: 2 S: 8	H: 0 LOB: 1 BB: 0 P: 8	R: 1 E: 0 K: 1 S: 6	H: 1 LOB: 0 BB: 0 P: 6	R: 0 E: 0 K: 1 S: 5	H: 0 LOB: 2 BB: 2 P: 13	R: 0 E: 0 K: 0 S: 4	H: 1 LOB: 2 BB: 0 P: 4	1B: 6 2B: 1 3B: 0 HR: 1	SF: 0 SAC: 0 DP: 2 HBP: 0	WP: 0 PB: 0 CS: 0	PA: 38
<b>PITCHER</b>	IP WLS BF H R ER SO BB IBB HBP BLK WP HR S P ERA WHIP																	<b>PITCHER</b>	IP WLS BF H R ER SO BB IBB HBP BLK WP HR S P ERA WHIP			
John Candelaria, L (1, 1) ERA: 3.65	7.2 W 33 6 1 1 6 4 0 0 0 0 1 41 57 1.17 1.304																					
Kent Tekulve, R (8, 1) ERA: 2.1	1.1 S 5 1 0 0 0 0 0 0 0 0 0 0 5 5 0.00 0.750																					

AB	34
R	1
H	7
RBI	1
BB	4
SO	6
LOB	23



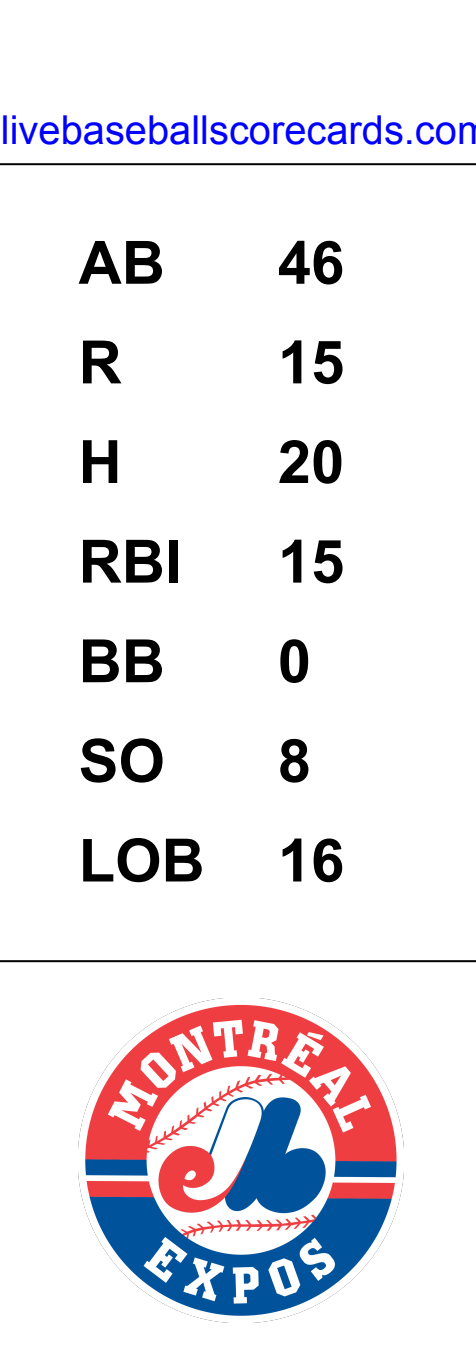
Batter	1	2	3	4	5	6	7	8	9	AB	R	H	RBI	BB	SO	LOB	BOTTOM		
Frank Taveras, R (1, 6) OBP: 0.312, SLG: 0.342										4	0	1	0	0	0	1	<b>Montreal Expos @ Pittsburgh Pirates</b> Three Rivers Stadium, Pittsburgh, PA Fri May 26 1978, 7:05 PM EDT Att: 8,816 - Unknown		
Omar Moreno, L (1, 8) OBP: 0.325, SLG: 0.297										3	0	0	0	0	1				
Dave Parker, L (1, 9) OBP: 0.360, SLG: 0.497										3	0	0	0	0	1	0			
John Milner, L (1, 7) OBP: 0.295, SLG: 0.255										3	0	0	0	0	0	0			
Rennie Stennett, R (1, 4) OBP: 0.303, SLG: 0.372										3	1	1	0	0	0	0			
Manny Sanguillen, R (1, 3) OBP: 0.333, SLG: 0.512										3	1	1	2	0	0	0			
Ed Ott, L (1, 2) OBP: 0.303, SLG: 0.373										3	0	0	0	0	1	0			
Phil Garner, R (1, 5) OBP: 0.300, SLG: 0.364										3	0	1	0	0	0	0			
John Candelaria, L (1, 1) OBP: 0.250, SLG: 0.190										1	0	0	0	1	1	1			
Kent Tekulve, R (8, 1) ERA: 2.1										1	0	0	0	0	0	0			
<b>Inning Stats</b>	R: 0 E: 0 K: 0 S: 3	H: 0 LOB: 0 BB: 0 P: 3	R: 0 E: 0 K: 0 S: 3	H: 0 LOB: 0 BB: 0 P: 3	R: 0 E: 0 K: 0 S: 3	H: 0 LOB: 0 BB: 0 P: 3	R: 0 E: 0 K: 0 S: 3	H: 0 LOB: 1 BB: 1 P: 7	R: 2 E: 0 K: 1 S: 7	H: 2 LOB: 0 BB: 0 P: 7	R: 0 E: 0 K: 0 S: 3	H: 0 LOB: 0 BB: 0 P: 3	R: 0 E: 0 K: 0 S: 3	H: 0 LOB: 0 BB: 0 P: 3	1B: 3 2B: 0 3B: 0 HR: 1	SF: 0 SAC: 0 DP: 0 HBP: 0	WP: 0 PB: 0 CS: 1	PA: 29	
<b>PITCHER</b>	IP WLS BF H R ER SO BB IBB HBP BLK WP HR S P ERA WHIP																	<b>PITCHER</b>	IP WLS BF H R ER SO BB IBB HBP BLK WP HR S P ERA WHIP
Steve Rogers, R (1, 1) ERA: 2.64	8.0 L 28 4 2 2 3 1 0 0 0 0 1 33 37 2.25 0.625																		





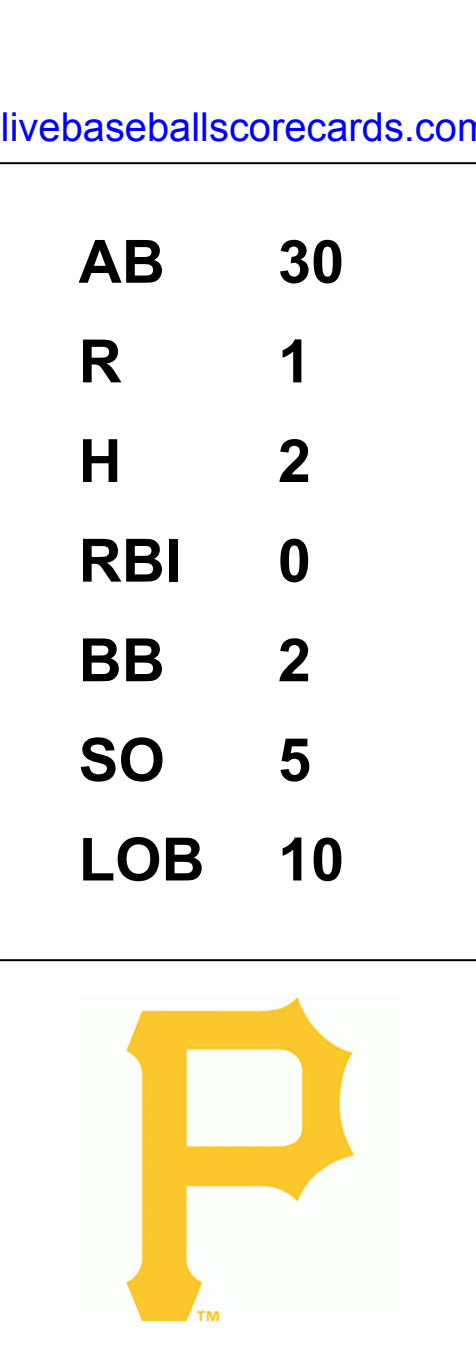
Batter	1	2	3	4	5	6	7	8	9	AB	R	H	RBI	BB	SO	LOB	TOP										
Dave Cash, R OBP: 0.366, SLG: 0.412 Pepe Frias, R OBP: 0.600, SLG: 1.400	E6 F8 PB SF9	4-3		1B 2B		F8 SF8 1B	1-2 2B 1B		2B 1B	6	5	4	1	0	0	0											
Stan Paol, R OBP: 0.333, SLG: 0.423	F8		1B 1B	6-3		1-2 1B	1-H 2-H 2B		2B	6	1	4	3	0	0	2											
Gary Carter, R OBP: 0.343, SLG: 0.395	SF9		1B 1B	2B 1B		F8	F7		F8	5	2	2	2	0	0	4											
Tony Perez, R OBP: 0.309, SLG: 0.358	F7		1B 1B	K		SF8			HR	4	1	2	3	0	1	1											
Ellis Valentine, R OBP: 0.316, SLG: 0.412		3B 2B	P3	2B		5-3			4-3	5	1	2	1	0	0	3											
Warren Cromartie, L OBP: 0.329, SLG: 0.383		HR	1-2 1B	1-3			3-1		1-3	5	1	2	2	0	0	1											
Andre Dawson, R OBP: 0.301, SLG: 0.400	6-3		K		6-3		K		K	5	0	0	0	0	3	3	AB 46 R 15 H 20 RBI 15 BB 0 SO 8 LOB 16										
Larry Parrish, R OBP: 0.296, SLG: 0.441	HR		K		1-3		1B 2B		6-3	5	2	2	2	0	1	2											
Rudy May, L OBP: 0.292, SLG: 0.318	K			2B 2B		K	2B 1B		K	5	2	2	1	0	3	0											
<b>Inning Stats</b>	R: 1 E: 1 K: 0 S: 4	H: 0 LOB: 0 BB: 0 P: 4	R: 3 E: 0 K: 1 S: 8	H: 3 LOB: 0 BB: 0 P: 8	R: 2 E: 0 K: 2 S: 11	H: 4 LOB: 2 BB: 0 P: 11	R: 3 E: 0 K: 1 S: 9	H: 4 LOB: 1 BB: 0 P: 9	R: 0 E: 0 K: 1 S: 5	H: 0 LOB: 0 BB: 0 P: 5	R: 1 E: 0 K: 0 S: 5	H: 2 LOB: 1 BB: 0 P: 5	R: 3 E: 0 K: 1 S: 9	H: 4 LOB: 1 BB: 0 P: 9	R: 1 E: 0 K: 1 S: 6	H: 1 LOB: 0 BB: 0 P: 6	R: 1 E: 0 K: 1 S: 7	H: 2 LOB: 1 BB: 0 P: 7	1B: 10 2B: 7 3B: 1 HR: 2	SF: 2 SAC: 0 DP: 0 HBP: 0	WP: 0 SB: 1 CS: 0	PA: 48					
<b>PITCHER</b>	IP	WLS	BF	H	R	ER	SO	BB	IBB	HBP	BLK	WP	HR	S	P	ERA	WHIP										
Jim Rooker, L ERA: 6.86	2.0	L	12	5	6	5	1	0	0	0	0	0	1	14	14	22.50	2.500										
Bruce Kison, R ERA: 3.42	3.0		15	6	3	3	4	0	0	0	0	0	0	23	23	9.00	2.000										
Will McEnaney, L ERA: 10.38	3.0		16	7	5	5	2	0	0	0	0	0	1	20	20	15.00	2.333										
Jerry Reuss, L ERA: 5.64	1.0		5	2	1	1	1	0	0	0	0	0	0	7	7	9.00	2.000										

Montreal Expos @ Pittsburgh Pirates  
Three Rivers Stadium, Pittsburgh, PA  
Sat May 27 1978, 7:05 PM EDT  
Att: 10,773 - Unknown



Batter	1	2	3	4	5	6	7	8	9	AB	R	H	RBI	BB	SO	LOB	BOTTOM										
Frank Taveras, R OBP: 0.310, SLG: 0.335	F9		S BB		F8			F8		3	0	0	0	1	0	1											
Omar Moreno, L OBP: 0.328, SLG: 0.291	E BB		K			F7		L7		3	1	0	0	1	1	1											
Dave Parker, L OBP: 0.352, SLG: 0.485	E8 1-H		F7			3-1		F8		4	0	0	0	0	0	1											
Rennie Stennett, R OBP: 0.297, SLG: 0.364 Mario Mendoza, R OBP: 0.273, SLG: 0.381	L4			4-3		F9		K		3	0	0	0	0	0	1											
Manny Sanguillen, R OBP: 0.326, SLG: 0.489	4-3			4-3				L9		4	0	1	0	0	0	1											
Phil Garner, R OBP: 0.294, SLG: 0.356		K		6-3		F9				3	0	0	0	0	1	1											
John Milner, L OBP: 0.297, SLG: 0.259		K			1B		K			3	0	1	0	0	2	1											
Duffy Dyer, R OBP: 0.333, SLG: 0.360	F9				F8		F8			3	0	0	0	0	0	2											
Jim Rooker, R OBP: 0.291, SLG: 0.271 Bruce Kison, R OBP: 0.366, SLG: 0.411 Steve Brye, R OBP: 0.366, SLG: 0.411 Will McEnaney, L OBP: 0.342, SLG: 0.197 Jim Fregosi, R OBP: 0.342, SLG: 0.197 Jerry Reuss, L OBP: 0.342, SLG: 0.197			2-3		F8			F7		0	0	0	0	0	0	0											
<b>Inning Stats</b>	R: 1 E: 1 K: 0 S: 4	H: 0 LOB: 1 BB: 1 P: 8	R: 0 E: 0 K: 2 S: 7	H: 0 LOB: 0 BB: 0 P: 7	R: 0 E: 0 K: 1 S: 5	H: 0 LOB: 1 BB: 1 P: 9	R: 0 E: 0 K: 0 S: 3	H: 0 LOB: 0 BB: 0 P: 3	R: 0 E: 0 K: 0 S: 3	H: 1 LOB: 0 BB: 0 P: 3	R: 0 E: 0 K: 1 S: 6	H: 1 LOB: 1 BB: 0 P: 6	R: 0 E: 0 K: 0 S: 3	H: 0 LOB: 0 BB: 0 P: 3	R: 0 E: 0 K: 1 S: 5	H: 0 LOB: 0 BB: 0 P: 5	1B: 2 2B: 0 3B: 0 HR: 0	SF: 0 SAC: 0 DP: 0 HBP: 0	WP: 0 SB: 0 CS: 0	PA: 32							
<b>PITCHER</b>	IP	WLS	BF	H	R	ER	SO	BB	IBB	HBP	BLK	WP	HR	S	P	ERA	WHIP										
Rudy May, L ERA: 3.86	9.0	W	32	2	1	0	5	2	0	0	0	0	0	40	48	0.00	0.444										

Montreal Expos @ Pittsburgh Pirates  
Three Rivers Stadium, Pittsburgh, PA  
Sat May 27 1978, 7:05 PM EDT  
Att: 10,773 - Unknown





Batter	1	2	3	4	5	6	7	8	9	AB	R	H	RBI	BB	SO	LOB	TOP					
Dave Cash, R OBP: 0.363, SLG: 0.408 (1, 4)										4	1	1	0	0	0	1	<b>Montreal Expos @ Pittsburgh Pirates</b> Three Rivers Stadium, Pittsburgh, PA Sun May 28 1978, 3:33 AM EDT Att: 26,564 - Unknown					
Stan Paol, R OBP: 0.323, SLG: 0.400 (1, 6)										4	1	1	0	0	0	1						
Del Unser, L OBP: 0.323, SLG: 0.246 (1, 3)										4	0	0	0	0	1	2						
Ellis Valentine, R OBP: 0.309, SLG: 0.401 (1, 9)										4	0	0	1	0	0	0						
Warren Cromartie, L OBP: 0.322, SLG: 0.373 (1, 7)										4	0	0	0	0	2	0						
Andre Dawson, R OBP: 0.302, SLG: 0.399 (1, 8)										3	0	1	0	0	0	0						
Larry Parrish, R OBP: 0.290, SLG: 0.432 (1, 5)										3	0	0	0	0	1	1						
Bob Reece, R OBP: 0.143, SLG: 0.286 (7, PH)										2	0	0	0	0	0	0						
Gary Carter, R OBP: 0.341, SLG: 0.392 (7, 2)										1	0	0	0	0	1	1						
Hal Dues, R OBP: 0.111, SLG: 0.111 (4, 1)										1	0	0	0	0	1	0						
Dan Schatzeder, L OBP: 1.000, SLG: 1.000 (6, PH)										1	0	1	0	0	0	0						
Wayne Garrett, L OBP: 0.257, SLG: 0.212 (8, 1)										1	0	0	0	0	0	0						
Darold Knowles, L OBP: 0.500, SLG: 0.500 (8, 1)										0	0	0	0	0	0	0						
<b>Inning Stats</b>	R: 2 E: 1 K: 0 S: 5	H: 1 LOB: 0 BB: 0 P: 5	R: 0 E: 0 K: 1 S: 5	H: 0 LOB: 0 BB: 0 P: 5	R: 0 E: 0 K: 1 S: 6	H: 1 LOB: 1 BB: 0 P: 6	R: 0 E: 0 K: 1 S: 5	H: 0 LOB: 0 BB: 0 P: 5	R: 0 E: 0 K: 1 S: 4	H: 1 LOB: 1 BB: 0 P: 4	R: 0 E: 0 K: 0 S: 3	H: 0 LOB: 0 BB: 0 P: 3	R: 0 E: 0 K: 1 S: 6	H: 1 LOB: 1 BB: 0 P: 6	R: 0 E: 0 K: 0 S: 3	H: 0 LOB: 0 BB: 0 P: 3	R: 0 E: 0 K: 2 S: 7	H: 0 LOB: 0 BB: 0 P: 7	1B: 4 2B: 0 3B: 0 HR: 0	SF: 0 SAC: 0 DP: 0 HBP: 0	WP: 1 PB: 0 CS: 0	PA: 32
<b>PITCHER</b> Jim Bibby, R ERA: 2.22 (1, 1)	IP: 9.0 WLS: W BF: 32 H: 4 R: 2 ER: 1 SO: 6 BB: 0 IBB: 0 HBP: 0 BLK: 0 WP: 1 HR: 0 S: 44 P: 44 ERA: 1.00 WHIP: 0.444															<b>PITCHER</b>	IP: 9.0 WLS: W BF: 32 H: 4 R: 2 ER: 1 SO: 6 BB: 0 IBB: 0 HBP: 0 BLK: 0 WP: 1 HR: 0 S: 44 P: 44 ERA: 1.00 WHIP: 0.444					

AB	32
R	2
H	4
RBI	1
BB	0
SO	6
LOB	6



Batter	1	2	3	4	5	6	7	8	9	AB	R	H	RBI	BB	SO	LOB	BOTTOM			
Frank Taveras, R OBP: 0.309, SLG: 0.335 (1, 6)										3	1	1	1	0	0	0	<b>Montreal Expos @ Pittsburgh Pirates</b> Three Rivers Stadium, Pittsburgh, PA Sun May 28 1978, 3:33 AM EDT Att: 26,564 - Unknown			
Omar Moreno, L OBP: 0.326, SLG: 0.290 (1, 8)										4	1	1	0	0	1	3				
Dave Parker, L OBP: 0.344, SLG: 0.474 (1, 9)										4	0	0	1	0	1	1				
John Milner, L OBP: 0.309, SLG: 0.316 (1, 7)										3	2	1	1	1	0	0				
Rennie Stennett, R OBP: 0.309, SLG: 0.375 (1, 4)										4	0	3	1	0	0	0				
Manny Sanguillen, R OBP: 0.300, SLG: 0.400 (1, 3)										4	1	2	0	0	0	1				
Phil Garner, R OBP: 0.293, SLG: 0.349 (1, 5)										3	0	0	0	0	0	2				
Duffy Dyer, R OBP: 0.350, SLG: 0.377 (1, 2)										3	0	2	0	0	0	0				
Jim Bibby, R OBP: 0.375, SLG: 0.167 (1, 1)										3	0	0	0	0	2	4				
<b>Inning Stats</b>	R: 2 E: 0 K: 0 S: 5	H: 2 LOB: 0 BB: 0 P: 5	R: 0 E: 0 K: 0 S: 4	H: 1 LOB: 1 BB: 0 P: 4	R: 2 E: 1 K: 0 S: 4	H: 2 LOB: 1 BB: 1 P: 8	R: 1 E: 0 K: 1 S: 7	H: 2 LOB: 2 BB: 0 P: 8	R: 0 E: 0 K: 1 S: 6	H: 1 LOB: 1 BB: 0 P: 6	R: 0 E: 0 K: 1 S: 5	H: 0 LOB: 0 BB: 0 P: 5	R: 0 E: 0 K: 1 S: 5	H: 0 LOB: 0 BB: 0 P: 5	R: 0 E: 0 K: 0 S: 4	H: 2 LOB: 1 BB: 0 P: 4		1B: 9 2B: 0 3B: 0 HR: 1	SF: 1 SAC: 0 DP: 1 HBP: 1	WP: 0 PB: 0 CS: 0
<b>PITCHER</b> Hal Dues, R ERA: 3.6 (1, 1)	IP: 3.0 WLS: L BF: 16 H: 6 R: 5 ER: 4 SO: 4 BB: 1 IBB: 0 HBP: 0 BLK: 0 WP: 0 HR: 1 S: 14 P: 19 ERA: 12.00 WHIP: 2.333															<b>PITCHER</b>	IP: 3.0 WLS: L BF: 16 H: 6 R: 5 ER: 4 SO: 4 BB: 1 IBB: 0 HBP: 0 BLK: 0 WP: 0 HR: 1 S: 14 P: 19 ERA: 12.00 WHIP: 2.333			
<b>PITCHER</b> Dan Schatzeder, L ERA: 2.13 (4, 1)	IP: 4.0 WLS: L BF: 14 H: 2 R: 0 ER: 0 SO: 4 BB: 0 IBB: 0 HBP: 0 BLK: 0 WP: 0 HR: 0 S: 22 P: 22 ERA: 0.00 WHIP: 0.500															<b>PITCHER</b>	IP: 4.0 WLS: L BF: 14 H: 2 R: 0 ER: 0 SO: 4 BB: 0 IBB: 0 HBP: 0 BLK: 0 WP: 0 HR: 0 S: 22 P: 22 ERA: 0.00 WHIP: 0.500			
<b>PITCHER</b> Darold Knowles, L ERA: 1.57 (8, 1)	IP: 1.0 WLS: L BF: 4 H: 2 R: 0 ER: 0 SO: 0 BB: 0 IBB: 0 HBP: 0 BLK: 0 WP: 0 HR: 0 S: 4 P: 4 ERA: 0.00 WHIP: 2.000															<b>PITCHER</b>	IP: 1.0 WLS: L BF: 4 H: 2 R: 0 ER: 0 SO: 0 BB: 0 IBB: 0 HBP: 0 BLK: 0 WP: 0 HR: 0 S: 4 P: 4 ERA: 0.00 WHIP: 2.000			

AB	31
R	5
H	10
RBI	4
BB	1
SO	4
LOB	11





Batter	1	2	3	4	5	6	7	8	9	10	11	12	13	14	AB	R	H	RBI	BB	SO	LOB	TOP
Frank Taveras, R OBP: 0.308, SLG: 0.335 (1, 6)															6	0	1	0	1	1	1	
Omar Moreno, L OBP: 0.321, SLG: 0.281 (1, 8)															5	0	0	0	0	0	3	
Dave Parker, L OBP: 0.344, SLG: 0.486 (1, 9)															6	1	2	1	0	0	2	
Bill Robinson, R OBP: 0.324, SLG: 0.406 (1, 7)															6	0	1	0	0	0	2	
Rennie Stennett, R OBP: 0.303, SLG: 0.367 (1, 4)															6	1	1	0	0	0	1	
Manny Sanguillen, R OBP: 0.327, SLG: 0.455 (1, 3)															6	0	1	0	0	0	0	
Phil Garner, R OBP: 0.301, SLG: 0.351 (1, 5)															5	1	2	0	1	0	0	
Duffy Dyer, R OBP: 0.333, SLG: 0.373 (1, 2)															6	0	1	1	0	0	3	
Ben Robinson, R OBP: 0.303, SLG: 0.367 (1, 4)																						
<b>Inning Stats</b>	R: 0 E: 0 K: 1 S: 6	H: 1 LOB: 1 BB: 0 P: 6	R: 1 E: 0 K: 1 S: 6	H: 2 LOB: 1 BB: 1 P: 10	R: 0 E: 0 K: 1 S: 6	H: 1 LOB: 1 BB: 0 P: 6	R: 0 E: 0 K: 0 S: 3	H: 1 LOB: 1 BB: 0 P: 4	R: 0 E: 0 K: 0 S: 3	H: 0 LOB: 0 BB: 0 P: 3	R: 1 E: 0 K: 1 S: 7	H: 2 LOB: 1 BB: 1 P: 11	R: 0 E: 0 K: 0 S: 3	H: 0 LOB: 0 BB: 0 P: 3	R: 0 E: 0 K: 0 S: 3	H: 0 LOB: 0 BB: 0 P: 3	R: 0 E: 0 K: 0 S: 3	H: 1 LOB: 1 BB: 0 P: 6	1B: 7 2B: 2 3B: 0 HR: 1	SF: 0 SAC: 0 DP: 1 HBP: 1	WP: 0 PB: 0 SB: 1 CS: 0	PA: 55

PITCHER	IP	WLS	BF	H	R	ER	SO	BB	IBB	HBP	BLK	WP	HR	S	P	ERA	WHIP
Jim Kaat, L ERA: 2.56 (1, 1)	8.1	3	35	9	3	3	5	0	0	0	0	0	0	43	48	3.24	1.200
Tug McGraw, L ERA: 3.11 (9, 1)	0.2	0	3	0	0	0	1	0	0	0	0	0	0	4	8	0.00	0.000
Gene Garber, R ERA: 1.88 (10, 1)	2.0	0	7	0	0	0	0	0	0	0	0	0	0	7	7	0.00	0.000
Ron Reed, R ERA: 2.45 (12, 1)	2.0	0	6	0	0	0	0	0	0	0	0	0	0	6	6	0.00	0.000
Warren Brusstar, R ERA: 2.66 (14, 1)	1.0	W	4	1	0	0	1	0	0	0	0	0	0	6	6	0.00	1.000

Batter	1	2	3	4	5	6	7	8	9	10	11	12	13	14	AB	R	H	RBI	BB	SO	LOB	BOTTOM
Bake McBride, L OBP: 0.355, SLG: 0.386 (1, 9)															6	0	2	0	0	1	0	
Larry Bowa, S OBP: 0.328, SLG: 0.341 (1, 6)															7	1	1	0	0	0	3	
Mike Schmidt, R OBP: 0.353, SLG: 0.460 (1, 5)															5	1	0	0	2	4	3	
Greg Luzinski, R OBP: 0.374, SLG: 0.482 (9, 7)															3	1	1	2	1	1	0	
Richie Hebner, L OBP: 0.362, SLG: 0.416 (1, 3)															7	0	2	1	0	1	1	
Garry Maddox, R OBP: 0.388, SLG: 0.425 (1, 8)															5	0	4	1	1	0	1	
Bob Boone, R OBP: 0.356, SLG: 0.450 (1, 2)															6	0	2	0	0	0	4	
Jim Morrison, R OBP: 0.320, SLG: 0.350 (9, PH)															3	0	0	0	0	1	3	
Jose Cardenal, R OBP: 0.419, SLG: 0.500 (9, PH)															1	0	0	0	0	0	0	
<b>Inning Stats</b>	R: 0 E: 0 K: 1 S: 5	H: 0 LOB: 0 BB: 0 P: 5	R: 0 E: 0 K: 0 S: 4	H: 1 LOB: 2 BB: 1 P: 8	R: 0 E: 0 K: 1 S: 4	H: 1 LOB: 1 BB: 0 P: 6	R: 0 E: 0 K: 0 S: 3	H: 4 LOB: 1 BB: 1 P: 12	R: 0 E: 0 K: 1 S: 8	H: 1 LOB: 1 BB: 0 P: 8	R: 0 E: 0 K: 0 S: 4	H: 1 LOB: 1 BB: 1 P: 4	R: 0 E: 0 K: 1 S: 6	H: 1 LOB: 2 BB: 1 P: 10	R: 0 E: 0 K: 1 S: 6	H: 0 LOB: 1 BB: 0 P: 6	R: 0 E: 0 K: 1 S: 6	H: 1 LOB: 3 BB: 3 P: 15	1B: 11 2B: 4 3B: 0 HR: 0	SF: 0 SAC: 1 DP: 0 HBP: 0	WP: 0 PB: 0 SB: 7 CS: 0	PA: 59

PITCHER	IP	WLS	BF	H	R	ER	SO	BB	IBB	HBP	BLK	WP	HR	S	P	ERA	WHIP
Don Robinson, R ERA: 2.66 (1, 1)	5.1	0	24	7	3	3	4	2	0	0	0	0	0	30	38	5.06	1.688
Ed Whitson, R ERA: 0.52 (6, 1)	0.2	0	2	0	0	0	1	0	0	0	0	0	0	4	4	0.00	0.000
Jerry Reuss, L ERA: 2.01 (7, 1)	0.2	0	3	1	0	0	1	0	0	0	0	0	0	5	5	0.00	1.500
Kent Tekulve, R ERA: 2.01 (7, 1)	1.1	0	5	1	0	0	1	0	0	0	0	0	0	7	7	0.00	0.750
Grant Jackson, L ERA: 3.5 (9, 1)	5.0	0	19	2	0	0	5	1	0	0	0	0	0	28	32	0.00	0.600
Dave Hamilton, L ERA: 6.75 (14, 1)	0.2	0	6	1	1	1	0	0	0	0	0	0	0	3	15	13.50	4.500

Pittsburgh Pirates @ Philadelphia Phillies  
Veterans Stadium, Philadelphia, PA  
Mon May 29 1978, 7:05 PM EDT  
Att. 34,353 - Unknown

AB	52
R	3
H	10
RBI	2
BB	2
SO	7
LOB	15



Pittsburgh Pirates @ Philadelphia Phillies  
Veterans Stadium, Philadelphia, PA  
Mon May 29 1978, 7:05 PM EDT  
Att. 34,353 - Unknown

AB	52
R	4
H	12
RBI	4
BB	6
SO	12
LOB	21





Batter	1	2	3	4	5	6	7	8	9	AB	R	H	RBI	BB	SO	LOB	TOP			
Frank Taveras, R (1, 6) OBP: 0.312, SLG: 0.339	G3		PO 1B			1-3		G6-4-3 2H 1B		4	0	2	1	0	0	0	<b>Pittsburgh Pirates @ Philadelphia Phillies</b> <b>Veterans Stadium, Philadelphia, PA</b> Tue May 30 1978, 7:05 PM EDT Att: 26,123 - Unknown			
Phil Garner, R (1, 5) OBP: 0.311, SLG: 0.359 Ed Whitson, R (8, 1)	BB		PO 1-2			G4-6-3 BB		G6-4-3 1-2		2	0	1	0	2	0	1				
Dave Parker, L (1, 9) OBP: 0.337, SLG: 0.475	F8					G4-6-3 1-2				4	0	0	0	0	1	3				
Bill Robinson, R (1, 7) OBP: 0.321, SLG: 0.400	F9									4	0	1	0	0	0	2				
Rennie Stennett, R (1, 4) OBP: 0.297, SLG: 0.359 Mario Mendoza, R (7, PR) OBP: 0.261, SLG: 0.364	K									3	0	0	0	0	1	2				
Manny Sanguillen, R (1, 3) OBP: 0.365, SLG: 0.431	F8									3	0	0	0	0	0	2				
Duffy Dyer, R (1, 2) OBP: 0.333, SLG: 0.361	1-3									2	0	0	0	1	0	1				
Omar Moreno, L (1, 8) OBP: 0.316, SLG: 0.276										3	0	0	0	0	1	1				
Bert Blyleven, R (1, 1) OBP: 0.111, SLG: 0.077 Dave Hamilton, L (6, 1) Jim Fregosi, R (8, PH) OBP: 0.360, SLG: 0.250	K									2	0	0	0	0	2	1				
	K									0	0	0	0	0	0	0				
										1	1	1	0	0	0	0				
<b>Inning Stats</b>	R: 0 E: 0 K: 0 S: 3	H: 0 LOB: 1 BB: 1 P: 7	R: 0 E: 0 K: 1 S: 5	H: 0 LOB: 0 BB: 0 P: 5	R: 0 E: 0 K: 2 S: 7	H: 1 LOB: 0 BB: 0 P: 7	R: 0 E: 0 K: 0 S: 4	H: 1 LOB: 1 BB: 0 P: 4	R: 0 E: 0 K: 1 S: 5	H: 0 LOB: 0 BB: 1 P: 6	R: 0 E: 0 K: 0 S: 4	H: 1 LOB: 1 BB: 0 P: 4	R: 1 E: 0 K: 0 S: 4	H: 2 LOB: 0 BB: 0 P: 4	R: 0 E: 0 K: 1 S: 5	H: 0 LOB: 0 BB: 0 P: 5	1B: 3 2B: 3 3B: 0 HR: 0	SF: 0 SAC: 0 DP: 3 HBP: 0	WP: 1 PB: 0 SB: 0 CS: 0	PA: 33
<b>PITCHER</b> Steve Carlton, L (1, 1) ERA: 2.65	IP: 9.0 WLS: W BF: 32 H: 5 R: 1 ER: 1 SO: 5 BB: 3 IBB: 0 HBP: 0 BLK: 0 WP: 1 HR: 0 S: 39 P: 51 ERA: 1.00 WHIP: 0.889																			

AB	29
R	1
H	5
RBI	1
BB	3
SO	5
LOB	13



Batter	1	2	3	4	5	6	7	8	9	AB	R	H	RBI	BB	SO	LOB	BOTTOM			
Bake McBride, L (1, 9) OBP: 0.363, SLG: 0.389	1B HR HBP		4-3			F9		1B		4	2	2	0	0	0	1	<b>Pittsburgh Pirates @ Philadelphia Phillies</b> <b>Veterans Stadium, Philadelphia, PA</b> Tue May 30 1978, 7:05 PM EDT Att: 26,123 - Unknown			
Larry Bowa, S (1, 6) OBP: 0.330, SLG: 0.343	F9		1-3			P6		BB 1B		5	0	2	0	0	0	2				
Mike Schmidt, R (1, 5) OBP: 0.365, SLG: 0.460	S HR 1B		S 1B BB			E S BB		1-3 2-3 BB		2	2	1	0	3	1	2				
Greg Luzinski, R (1, 7) OBP: 0.375, SLG: 0.496	HR		1B BB			K		K		4	2	1	3	1	3	7				
Richie Hebner, L (1, 3) OBP: 0.373, SLG: 0.422	F9		1B BB			E IBB		1B		3	0	2	1	1	0	0				
Garry Maddox, R (1, 8) OBP: 0.385, SLG: 0.420 Jerry Martin, R (8, 8) OBP: 0.362, SLG: 0.490	K		1-3 1B			E5		F9		4	0	1	1	0	1	3				
										0	0	0	0	0	0	0				
Tim McCarver, L (1, 2) OBP: 0.460, SLG: 0.425			F9			K		F9		4	0	0	0	0	1	4				
Jim Morrison, R (1, 4) OBP: 0.233, SLG: 0.241			P3			6-3		K		4	0	0	0	0	2	1				
Steve Carlton, L (1, 1) OBP: 0.355, SLG: 0.400			K			6-3		BB 2B		4	0	1	0	0	1	0				
<b>Inning Stats</b>	R: 3 E: 0 K: 1 S: 7	H: 2 LOB: 0 BB: 0 P: 8	R: 0 E: 0 K: 1 S: 5	H: 0 LOB: 0 BB: 0 P: 5	R: 2 E: 0 K: 0 S: 4	H: 2 LOB: 2 BB: 2 P: 12	R: 0 E: 0 K: 1 S: 5	H: 0 LOB: 0 BB: 0 P: 5	R: 1 E: 0 K: 1 S: 7	H: 1 LOB: 3 BB: 2 P: 15	R: 0 E: 0 K: 2 S: 9	H: 2 LOB: 3 BB: 1 P: 13	R: 0 E: 0 K: 1 S: 6	H: 1 LOB: 1 BB: 0 P: 6	R: 0 E: 0 K: 2 S: 9	H: 2 LOB: 2 BB: 0 P: 9	1B: 8 2B: 1 3B: 0 HR: 1	SF: 0 SAC: 0 DP: 0 HBP: 1	WP: 0 PB: 0 SB: 5 CS: 0	PA: 40
<b>PITCHER</b> Bert Blyleven, R (1, 1) ERA: 4.28 Dave Hamilton, L (6, 1) ERA: 5.94 Ed Whitson, R (8, 1) ERA:	IP: 5.0 WLS: L BF: 25 H: 3 R: 0 ER: 0 SO: 4 BB: 1 IBB: 1 HBP: 0 BLK: 0 WP: 0 HR: 1 S: 28 P: 45 ERA: 9.00 WHIP: 1.600																			
<b>PITCHER</b>	IP: 2.0 WLS: L BF: 10 H: 3 R: 0 ER: 0 SO: 3 BB: 1 IBB: 0 HBP: 0 BLK: 0 WP: 0 HR: 0 S: 15 P: 19 ERA: 0.00 WHIP: 2.000																			
<b>PITCHER</b>	IP: 1.0 WLS: L BF: 5 H: 2 R: 0 ER: 0 SO: 2 BB: 0 IBB: 0 HBP: 0 BLK: 0 WP: 0 HR: 0 S: 9 P: 9 ERA: 0.00 WHIP: 2.000																			





Batter	1	2	3	4	5	6	7	8	9	AB	R	H	RBI	BB	SO	LOB	TOP									
Frank Taveras, R OBP: 0.311, SLG: 0.333										3	1	0	0	1	0	2										
Phil Garner, R OBP: 0.309, SLG: 0.356										4	1	1	0	0	0	0										
Dave Parker, L OBP: 0.330, SLG: 0.465										4	0	0	0	0	1	0										
Bill Robinson, R OBP: 0.310, SLG: 0.385										4	0	0	0	0	1	0										
Manny Sanguillen, R OBP: 0.302, SLG: 0.419										4	0	1	0	0	0	0										
Jim Fregosi, R OBP: 0.385, SLG: 0.250										0	0	0	0	1	0	0										
Mario Mendoza, R OBP: 0.308, SLG: 0.440										3	0	2	0	0	1	1										
Duffy Dyer, R OBP: 0.370, SLG: 0.371										1	0	1	0	3	0	0										
Omar Moreno, L OBP: 0.309, SLG: 0.269										4	0	0	0	0	2	7										
John Candelaria, L OBP: 0.269, SLG: 0.182										1	0	0	0	1	0	2										
Grant Jackson, S OBP: 0.167, SLG: 0.167										0	0	0	0	0	0	0										
Kent Tekulve, R OBP: 0.167, SLG: 0.167										1	0	1	0	0	0	0										
<b>Inning Stats</b>	R: 2 E: 1 K: 0 S: 4	H: 1 LOB: 0 BB: 1 P: 8	R: 0 E: 0 K: 0 S: 3	H: 1 LOB: 1 BB: 1 P: 7	R: 0 E: 0 K: 1 S: 5	H: 0 LOB: 0 BB: 0 P: 5	R: 0 E: 0 K: 1 S: 6	H: 1 LOB: 2 BB: 1 P: 10	R: 0 E: 0 K: 0 S: 2	H: 0 LOB: 0 BB: 1 P: 6	R: 0 E: 0 K: 1 S: 6	H: 1 LOB: 1 BB: 0 P: 6	R: 0 E: 0 K: 0 S: 3	H: 0 LOB: 1 BB: 1 P: 7	R: 0 E: 0 K: 1 S: 5	H: 0 LOB: 0 BB: 0 P: 5	R: 0 E: 0 K: 1 S: 6	H: 2 LOB: 2 BB: 1 P: 10	1B: 5 2B: 1 3B: 0 HR: 0	SF: 0 SAC: 1 DP: 0 HBP: 0	WP: 0 PB: 0 SB: 0 CS: 1	PA: 36				
<b>PITCHER</b>	IP	WLS	BF	H	R	ER	SO	BB	IBB	HBP	BLK	WP	HR	S	P	ERA	WHIP									
Randy Lerch, L ERA: 3.82	(1, 1)	6.2	L	27	4	2	1	3	5	0	0	1	0	0	28	48	1.35	1.350								
Warren Brusstar, R ERA: 2.51	(7, 1)	0.1		1	0	0	0	0	0	0	0	0	0	0	1	1	0.00	0.000								
Tug McGraw, L ERA: 2.82	(8, 1)	2.0		8	2	0	0	2	0	1	0	0	0	0	11	15	0.00	1.000								

Pittsburgh Pirates @ Philadelphia Phillies  
Veterans Stadium, Philadelphia, PA  
Wed May 31 1978, 7:05 PM EDT  
Att: 29,595 - Unknown


AB 29  
R 2  
H 6  
RBI 0  
BB 6  
SO 5  
LOB 12

Batter	1	2	3	4	5	6	7	8	9	AB	R	H	RBI	BB	SO	LOB	BOTTOM									
Jerry Martin, R OBP: 0.355, SLG: 0.473										4	0	1	0	0	0	0										
Larry Bowa, S OBP: 0.333, SLG: 0.346										4	1	2	0	0	0	2										
Mike Schmidt, R OBP: 0.363, SLG: 0.457										1	0	0	0	0	0	0										
Davey Johnson, R OBP: 0.200, SLG: 0.182										3	0	0	0	0	1	1										
Greg Luzinski, R OBP: 0.372, SLG: 0.486										3	0	0	0	1	1	2										
Jose Cardenal, R OBP: 0.412, SLG: 0.516										3	0	1	0	0	0	2										
Richie Hebner, L OBP: 0.370, SLG: 0.419										1	0	0	0	0	0	0										
Gary Maddox, R OBP: 0.387, SLG: 0.422										4	0	2	0	0	0	3										
Bob Boone, R OBP: 0.346, SLG: 0.435										4	0	0	0	0	0	3										
Jim Morrison, R OBP: 0.238, SLG: 0.232										2	0	0	0	0	0	2										
Bake McBride, L OBP: 0.360, SLG: 0.386										1	0	0	0	0	0	1										
Randy Lerch, L OBP: 0.292, SLG: 0.381										2	0	0	0	0	0	2										
Warren Brusstar, R OBP: 1.000, SLG: 2.000										0	0	0	0	0	0	0										
Barry Foote, R OBP: 0.182, SLG: 0.182										1	0	0	0	0	0	1										
Tug McGraw, R OBP: 0.167, SLG: 0.167										0	0	0	0	0	0	0										
Jay Johnstone, L OBP: 0.288, SLG: 0.255										1	0	0	0	0	1											
<b>Inning Stats</b>	R: 1 E: 2 K: 1 S: 8	H: 1 LOB: 2 BB: 0 P: 8	R: 0 E: 0 K: 0 S: 3	H: 0 LOB: 0 BB: 0 P: 3	R: 0 E: 0 K: 0 S: 4	H: 1 LOB: 1 BB: 0 P: 4	R: 0 E: 0 K: 0 S: 5	H: 2 LOB: 2 BB: 0 P: 5	R: 0 E: 0 K: 0 S: 2	H: 0 LOB: 0 BB: 1 P: 6	R: 0 E: 0 K: 0 S: 4	H: 1 LOB: 2 BB: 0 P: 5	R: 0 E: 0 K: 0 S: 3	H: 0 LOB: 0 BB: 0 P: 3	R: 0 E: 0 K: 0 S: 4	H: 1 LOB: 1 BB: 0 P: 4	1B: 5 2B: 2 3B: 0 HR: 0	SF: 0 SAC: 0 DP: 1 HBP: 1	WP: 0 PB: 0 SB: 1 CS: 0	PA: 36						
<b>PITCHER</b>	IP	WLS	BF	H	R	ER	SO	BB	IBB	HBP	BLK	WP	HR	S	P	ERA	WHIP									
John Candelaria, L ERA: 3.36	(1, 1)	6.1	W	26	4	1	0	2	1	0	1	0	0	0	28	33	0.00	0.789								
Grant Jackson, L ERA: 3.32	(7, 1)	1.0		4	1	0	0	0	0	0	0	0	0	4	4	0.00	1.000									
Kent Tekulve, R ERA: 1.91	(8, 1)	1.2	S	6	1	0	0	0	0	0	0	0	0	6	6	0.00	0.600									

Pittsburgh Pirates @ Philadelphia Phillies  
Veterans Stadium, Philadelphia, PA  
Wed May 31 1978, 7:05 PM EDT  
Att: 29,595 - Unknown

AB 34  
R 1  
H 6  
RBI 0  
BB 1  
SO 2  
LOB 20



Batter	1	2	3	4	5	6	7	8	9	AB	R	H	RBI	BB	SO	LOB	TOP										
Frank Taveras, R (1, 6) OBP: 0.308, SLG: 0.330	0-3 K		0-0 CS 1B		0-3 K	0-0 B1-3		0-0 F9		5	0	1	0	0	2	3	Pittsburgh Pirates @ Cincinnati Reds Riverfront Stadium, Cincinnati, OH Fri Jun 02 1978, 7:05 PM EDT Att: 40,495 - Unknown										
Ed Ott, L (1, 2) OBP: 0.289, SLG: 0.355	0-3 K		0-0 5-3		0-0 1-3		0-3 K	0-0 FC5		5	0	0	0	0	2	3											
Dave Parker, L (1, 9) OBP: 0.332, SLG: 0.463	0-0 F8		0-0 FC6-4 1B		0-0 S 1B		0-0 F7		0-0 6-3	5	0	2	0	0	0	0											
Bill Robinson, R (1, 7) OBP: 0.306, SLG: 0.385		0-0 F8	0-0 FC6-4 1-2		0-0 F8 1-2		0-0 2B		0-0 F8	5	0	1	0	0	0	2											
Rennie Stennett, R (1, 4) OBP: 0.294, SLG: 0.350		0-0 6-3		0-0 6-3		0-0 F3	4-0 BB		0-0 L8	4	0	0	0	1	0	0											
John Milner, L (1, 3) OBP: 0.329, SLG: 0.328		4-0 2B BB		0-0 4-3		0-0 WP 2B BLK 1B	0-0 P5			3	1	1	0	1	0	2											
Phil Garner, R (1, 5) OBP: 0.319, SLG: 0.368		0-0 1-3 2B		4-0 2B BB		0-0 6-3 1-2		0-0 FC5 S 1B		3	0	2	0	1	0	1											
Omar Moreno, L (1, 8) OBP: 0.323, SLG: 0.280		4-0 IBB		0-0 1-3 2B		4-0 WP 2B IBB		4-0 1-2 BB		1	1	1	0	3	0	0											
Jim Rooker, R (1, 1) OBP: 0.111, SLG: 0.167	0-0 3-1		0-0 1-3		0-0 1-3		0-0 1-1 2H 2B	0-3 K		4	0	1	2	0	1	7											
<b>Inning Stats</b>	R: 0 E: 0 K: 2 S: 7	H: 0 LOB: 0 BB: 0 P: 7	R: 0 E: 0 K: 0 S: 4	H: 1 LOB: 3 BB: 2 P: 12	R: 0 E: 0 K: 0 S: 4	H: 2 LOB: 1 BB: 0 P: 4	R: 0 E: 0 K: 0 S: 4	H: 1 LOB: 2 BB: 1 P: 8	R: 0 E: 0 K: 1 S: 6	H: 1 LOB: 1 BB: 0 P: 6	R: 2 E: 0 K: 0 S: 5	H: 2 LOB: 1 BB: 1 P: 9	R: 0 E: 0 K: 1 S: 6	H: 1 LOB: 2 BB: 1 P: 10	R: 0 E: 0 K: 1 S: 6	H: 1 LOB: 2 BB: 1 P: 10	R: 0 E: 0 K: 0 S: 3	H: 0 LOB: 0 BB: 0 P: 3	1B: 5 2B: 4 3B: 0 HR: 0	SF: 0 SAC: 0 DP: 0 HBP: 0	WP: 1 PB: 0 SB: 2 CS: 1	PA: 41					
<b>PITCHER</b>	IP	WLS	BF	H	R	ER	SO	BB	IBB	HBP	BLK	WP	HR	S	P	ERA	WHIP	<b>PITCHER</b>									
Bill Bonham, R (1, 1) ERA: 2.41	7.0		33	8	2	2	4	3	2	0	1	1	0	36	56	2.57	1.571										
Manny Sarmiento, R (8, 1) ERA: 1.51	0.2		4	1	0	0	1	1	0	0	0	0	0	5	9	0.00	3.000										
Dave Tomlin, L (8, 1) ERA: 3.6	1.1	W	4	0	0	0	0	0	0	0	0	0	0	4	4	0.00	0.000										

Batter	1	2	3	4	5	6	7	8	9	AB	R	H	RBI	BB	SO	LOB	BOTTOM										
Pete Rose, S (1, 7) OBP: 0.368, SLG: 0.457	0-0 BB 1B		0-0 6-3		0-0 5-3		0-0 4-3			4	0	1	0	0	0	2	Pittsburgh Pirates @ Cincinnati Reds Riverfront Stadium, Cincinnati, OH Fri Jun 02 1978, 7:05 PM EDT Att: 40,495 - Unknown										
Ken Griffey, L (1, 9) OBP: 0.385, SLG: 0.465	4-0 BB G6-4-3 1-2 BB		4-0 BB		4-0 BB		0-3 K			1	0	0	0	3	1	1											
Joe Morgan, L (1, 4) OBP: 0.365, SLG: 0.454	0-0 P6		0-0 F7		0-0 4-3			0-0 6-3		4	0	0	0	0	0	5											
George Foster, R (1, 8) OBP: 0.383, SLG: 0.544	0-0 G6-4-3 1-2		0-0 F7			0-0 F3		0-0 HR		4	1	1	1	0	0	3											
Dave Concepcion, R (1, 6) OBP: 0.362, SLG: 0.434		0-0 2B		0-0 F9		0-0 P4		0-0 6-3		4	0	1	0	0	0	0											
Dan Driessen, L (1, 3) OBP: 0.417, SLG: 0.528		0-0 F8		0-0 3-1		0-0 P5		0-0 F8		4	0	0	0	0	0	1											
Ray Knight, R (1, 5) OBP: 0.231, SLG: 0.333		0-3 K		0-0 5-3			0-0 E5 2B 6-3		0-0 P6	4	1	0	0	0	1	1											
Don Werner, R (1, 2) OBP: 0.321, SLG: 0.222		4-0 IBB			4-0 SH1 BB		0-0 4-3 1-3 2B		0-0 F3	2	0	1	0	2	0	0											
Bill Bonham, R (1, 1) OBP: 0.125, SLG: 0.091		0-0 6-3			0-0 SH1		0-0 6-3		0-0 HR	1	0	0	0	0	0	2											
Dave Collins, S (7, PH) OBP: 0.340, SLG: 0.220										1	0	0	1	0	0	1											
Manny Sarmiento, R (8, 1) OBP: 0.298, SLG: 0.457										0	0	0	0	0	0	0											
Dave Tomlin, L (8, PH) OBP: 0.298, SLG: 0.457										0	0	0	0	0	0	0											
Johnny Bench, R (8, PH) OBP: 0.298, SLG: 0.457										1	1	1	1	0	0	0											
<b>Inning Stats</b>	R: 0 E: 0 K: 0 S: 3	H: 1 LOB: 1 BB: 1 P: 7	R: 0 E: 0 K: 1 S: 6	H: 1 LOB: 2 BB: 1 P: 10	R: 0 E: 0 K: 0 S: 3	H: 0 LOB: 0 BB: 1 P: 7	R: 0 E: 0 K: 0 S: 3	H: 0 LOB: 0 BB: 0 P: 3	R: 0 E: 0 K: 0 S: 3	H: 0 LOB: 2 BB: 2 P: 11	R: 0 E: 0 K: 0 S: 3	H: 0 LOB: 0 BB: 0 P: 3	R: 1 E: 1 K: 1 S: 7	H: 1 LOB: 1 BB: 0 P: 7	R: 0 E: 0 K: 0 S: 4	H: 1 LOB: 0 BB: 0 P: 4	R: 1 E: 0 K: 0 S: 3	H: 1 LOB: 0 BB: 0 P: 3	1B: 1 2B: 2 3B: 0 HR: 2	SF: 0 SAC: 1 DP: 1 HBP: 0	WP: 0 PB: 0 SB: 0 CS: 0	PA: 36					
<b>PITCHER</b>	IP	WLS	BF	H	R	ER	SO	BB	IBB	HBP	BLK	WP	HR	S	P	ERA	WHIP	<b>PITCHER</b>									
Jim Rooker, L (1, 1) ERA: 6.0	8.2	L	36	5	3	2	2	4	1	0	0	0	2	35	55	2.08	1.038										





Batter	1	2	3	4	5	6	7	8	9	AB	R	H	RBI	BB	SO	LOB	TOP			
Frank Taveras, R OBP: 0.305, SLG: 0.332	F8	FC1-2		5-3		K				5	0	1	2	0	1	5	Pittsburgh Pirates @ Cincinnati Reds Riverfront Stadium, Cincinnati, OH Sat Jun 03 1978, 7:05 PM EDT Att: 50,152 - Unknown			
Phil Garner, R OBP: 0.316, SLG: 0.369	K	K				FC6-4		P4		5	0	1	0	0	2	6				
Dave Parker, L OBP: 0.330, SLG: 0.459 Dave Hamilton, L John Milner, L OBP: 0.324, SLG: 0.323				3-1		K			P6	4	0	1	0	0	1	1				
Bill Robinson, R OBP: 0.302, SLG: 0.372	F8					F2		F7	K	4	0	0	0	1	1	2				
Rennie Stennett, R OBP: 0.304, SLG: 0.350								P4	4-3	3	1	1	0	1	0	0				
Manny Sanguillen, R OBP: 0.299, SLG: 0.400						F8			6-3	3	0	0	0	0	0	4				
Steve Brye, R OBP: 0.368, SLG: 0.426									6-3	4	1	2	1	0	0	2				
Duffy Dyer, R OBP: 0.390, SLG: 0.400										3	1	2	0	1	0	0				
Don Robinson, R Ken Macha, R Jerry Reuss, L Ed Whitson, R Omar Moreno, L Kent Tekulve, R										2	0	0	0	0	0	3				
<b>Inning Stats</b>	R: 0 E: 0 K: 1 S: 6	H: 1 LOB: 1 BB: 0 P: 6	R: 1 E: 0 K: 1 S: 6	H: 1 LOB: 3 BB: 1 P: 12	R: 0 E: 0 K: 0 S: 4	H: 1 LOB: 2 BB: 1 P: 8	R: 0 E: 0 K: 0 S: 3	H: 0 LOB: 0 BB: 0 P: 3	R: 0 E: 0 K: 1 S: 6	H: 1 LOB: 2 BB: 1 P: 10	R: 0 E: 0 K: 0 S: 3	H: 0 LOB: 0 BB: 0 P: 3	R: 2 E: 0 K: 0 S: 6	H: 3 LOB: 1 BB: 0 P: 6	R: 0 E: 0 K: 1 S: 5	H: 0 LOB: 0 BB: 0 P: 5		1B: 4 2B: 4 3B: 0 HR: 0	SF: 0 SAC: 0 DP: 0 HBP: 2	WP: 0 PB: 0 SB: 0 CS: 0
<b>PITCHER</b>	IP WLS BF H R ER SO BB IBB HBP BLK WP HR S P ERA WHIP																			
Fred Norman, L ERA: 2.93	7.1 W 35 7 3 3 4 3 1 2 0 0 0 37 55 3.68 1.364																			
Dave Tomlin, L ERA: 3.54	0.1 2 1 0 0 0 0 0 0 0 0 0 2 2 0.00 3.000																			
Manny Sarmiento, R ERA: 1.76	1.1 S 4 0 0 0 1 0 0 0 0 0 0 6 6 0.00 0.000																			

Batter	1	2	3	4	5	6	7	8	9	AB	R	H	RBI	BB	SO	LOB	BOTTOM			
Pete Rose, S OBP: 0.366, SLG: 0.453 Ray Knight, R OBP: 0.231, SLG: 0.333	K		F7				P4			4	0	1	0	0	1	0	Pittsburgh Pirates @ Cincinnati Reds Riverfront Stadium, Cincinnati, OH Sat Jun 03 1978, 7:05 PM EDT Att: 50,152 - Unknown			
Ken Griffey, L OBP: 0.382, SLG: 0.461	K		3-1		4-3		G3			4	0	1	0	0	1	1				
Joe Morgan, L OBP: 0.358, SLG: 0.442	F2		P6			P6	G3			4	0	0	0	0	0	1				
George Foster, R OBP: 0.390, SLG: 0.560				L5						3	2	2	1	1	0	0				
Dan Driessen, L OBP: 0.414, SLG: 0.519		G3			F9					3	1	0	0	1	0	2				
Dave Concepcion, R OBP: 0.370, SLG: 0.443					4-3					3	0	2	2	1	0	0				
Mike Lum, L OBP: 0.395, SLG: 0.595 Cesar Geronimo, L OBP: 0.351, SLG: 0.380						6-3	K			3	0	1	0	0	1	1				
Don Werner, R OBP: 0.333, SLG: 0.271										3	1	1	0	1	1	3				
Fred Norman, S OBP: 0.207, SLG: 0.207 Dave Tomlin, L Manny Sarmiento, R										2	0	0	1	0	2	4				
<b>Inning Stats</b>	R: 0 E: 0 K: 2 S: 7	H: 0 LOB: 0 BB: 0 P: 7	R: 1 E: 0 K: 1 S: 7	H: 2 LOB: 1 BB: 1 P: 11	R: 0 E: 0 K: 0 S: 3	H: 0 LOB: 0 BB: 0 P: 3	R: 0 E: 0 K: 0 S: 3	H: 0 LOB: 0 BB: 0 P: 3	R: 1 E: 0 K: 0 S: 5	H: 2 LOB: 1 BB: 0 P: 5	R: 2 E: 0 K: 2 S: 9	H: 2 LOB: 2 BB: 2 P: 17	R: 0 E: 0 K: 0 S: 4	H: 1 LOB: 1 BB: 1 P: 8	R: 0 E: 0 K: 2 S: 7	H: 1 LOB: 1 BB: 0 P: 7		1B: 5 2B: 2 3B: 1 HR: 1	SF: 0 SAC: 1 DP: 1 HBP: 0	WP: 1 PB: 0 SB: 1 CS: 1
<b>PITCHER</b>	IP WLS BF H R ER SO BB IBB HBP BLK WP HR S P ERA WHIP																			
Don Robinson, R ERA: 2.72	5.0 L 20 4 2 2 2 3 1 0 0 0 0 1 25 29 3.60 1.000																			
Jerry Reuss, L ERA: 6.03	0.1 3 1 2 2 0 1 0 0 0 0 0 2 6 54.00 6.000																			
Ed Whitson, R ERA:	0.2 4 1 0 0 2 1 0 0 0 0 0 7 11 0.00 3.000																			
Dave Hamilton, L ERA: 5.6	1.0 5 1 0 0 0 0 1 0 0 0 0 4 8 0.00 1.000																			
Kent Tekulve, R ERA: 1.85	1.0 3 1 0 0 2 0 0 0 0 0 1 0 7 7 0.00 1.000																			





Batter	1	2	3	4	5	6	7	8	9	AB	R	H	RBI	BB	SO	LOB	TOP		
Frank Taveras, R OBP: 0.298, SLG: 0.323 (1, 6)										5	0	0	0	0	0	2			
Omar Moreno, L OBP: 0.319, SLG: 0.272 (1, 8)										4	0	0	0	1	1	0			
Rennie Stennett, R OBP: 0.297, SLG: 0.341 (1, 4)										4	0	0	0	0	3	1			
Bill Robinson, R OBP: 0.315, SLG: 0.402 (1, 9)										4	3	3	0	0	0	0			
Willie Stargell, L OBP: 0.336, SLG: 0.406 (1, 3)										3	1	1	0	1	0	0			
John Milner, L OBP: 0.359, SLG: 0.364 (1, 7)										4	0	4	2	0	0	0			
Ed Ott, L OBP: 0.288, SLG: 0.345 (1, 2)										3	0	0	0	1	1	5			
Phil Garner, R OBP: 0.309, SLG: 0.363 (1, 5)										3	0	0	1	0	0	1			
Bert Blyleven, R OBP: 0.100, SLG: 0.069 Grant Jackson, S (7, 1)										3	0	0	0	0	1	2			
										1	0	0	0	0	0	0			
<b>Inning Stats</b>	R: 0 E: 0 K: 1 S: 4	H: 0 LOB: 1 BB: 1 P: 8	R: 2 E: 0 K: 1 S: 7	H: 2 LOB: 2 BB: 2 P: 15	R: 1 E: 0 K: 3 S: 12	H: 3 LOB: 2 BB: 0 P: 12	R: 0 E: 0 K: 0 S: 3	H: 0 LOB: 0 BB: 0 P: 3	R: 1 E: 1 K: 1 S: 8	H: 2 LOB: 2 BB: 0 P: 8	R: 0 E: 0 K: 0 S: 3	H: 0 LOB: 0 BB: 0 P: 3	R: 0 E: 0 K: 0 S: 4	H: 1 LOB: 1 BB: 0 P: 4	R: 0 E: 0 K: 0 S: 3	H: 0 LOB: 0 BB: 0 P: 3	1B: 6 2B: 3 3B: 0 HR: 0	SF: 1 SAC: 0 DP: 1 HBP: 0	WP: 0 PA: 38 PB: 0 SB: 1 CS: 1
<b>PITCHER</b>	IP WLS BF H R ER SO BB IBB HBP BLK WP HR S P ERA WHIP																		
Paul Moskau, R ERA: 6.12 (1, 1)	2.2 L 15 5 3 3 4 3 0 0 0 0 0 0 20 32 10.12 3.000																		
Dave Tomlin, L ERA: 3.04 (3, 1)	3.1 13 2 1 0 2 0 0 0 0 0 0 0 17 17 0.00 0.600																		
Doug Bair, R ERA: 0.84 (7, 1)	2.0 7 1 0 0 0 0 0 0 0 0 0 0 7 7 0.00 0.500																		
Manny Sarmiento, R ERA: 1.72 (9, 1)	1.0 3 0 0 0 0 0 0 0 0 0 0 0 3 3 0.00 0.000																		

Pittsburgh Pirates @ Cincinnati Reds  
Riverfront Stadium, Cincinnati, OH  
Sun Jun 04 1978, 3:33 AM EDT  
Att: 37,304 - Unknown

AB	34
R	4
H	8
RBI	3
BB	3
SO	6
LOB	11



Batter	1	2	3	4	5	6	7	8	9	AB	R	H	RBI	BB	SO	LOB	BOTTOM		
Pete Rose, S OBP: 0.360, SLG: 0.444 (8, 7)										4	0	0	0	0	0	3			
Ken Griffey, L OBP: 0.380, SLG: 0.462 (1, 9)										4	1	1	0	0	1	1			
Joe Morgan, L OBP: 0.355, SLG: 0.438 (1, 4)										4	0	1	0	0	0	0			
George Foster, R OBP: 0.387, SLG: 0.552 (8, 8)										3	0	0	0	1	0	0			
Dan Driessen, L OBP: 0.410, SLG: 0.512 (1, 3)										2	0	0	1	1	2	0			
Dave Concepcion, R OBP: 0.383, SLG: 0.434 (1, 6)										4	0	0	0	0	0	3			
Mike Lum, L OBP: 0.400, SLG: 0.579 Ray Knight, R OBP: 0.222, SLG: 0.320 (7, PH) (8, 5)										1	0	0	0	1	0	0			
										1	0	0	0	0	0	2			
Don Werner, R OBP: 0.333, SLG: 0.294 (1, 2)										3	0	1	0	0	1	1			
Paul Moskau, R ERA: 6.12 (1, 1)										0	0	0	0	0	0	0			
Dave Tomlin, L ERA: 3.04 (3, 1)										1	0	0	0	0	1	0			
Dave Collins, S OBP: 0.383, SLG: 0.434 (7, 1)										1	0	1	0	0	0	0			
Doug Bair, R ERA: 0.84 (7, 1)										0	0	0	0	0	0	0			
Junior Kennedy, R OBP: 0.392, SLG: 0.399 Manny Sarmiento, R ERA: 1.72 (9, 1)										1	0	0	0	0	1	1			
										0	0	0	0	0	0	0			
<b>Inning Stats</b>	R: 0 E: 0 K: 0 S: 3	H: 0 LOB: 0 BB: 0 P: 3	R: 0 E: 0 K: 1 S: 5	H: 0 LOB: 0 BB: 0 P: 5	R: 0 E: 0 K: 1 S: 5	H: 0 LOB: 0 BB: 0 P: 5	R: 0 E: 0 K: 1 S: 5	H: 0 LOB: 0 BB: 0 P: 5	R: 0 E: 0 K: 1 S: 5	H: 1 LOB: 1 BB: 1 P: 9	R: 1 E: 0 K: 0 S: 5	H: 2 LOB: 2 BB: 1 P: 9	R: 0 E: 0 K: 1 S: 6	H: 1 LOB: 1 BB: 0 P: 6	R: 0 E: 0 K: 0 S: 3	H: 0 LOB: 1 BB: 1 P: 7	1B: 2 2B: 2 3B: 0 HR: 0	SF: 1 SAC: 0 DP: 1 HBP: 0	WP: 0 PA: 33 PB: 0 SB: 1 CS: 0
<b>PITCHER</b>	IP WLS BF H R ER SO BB IBB HBP BLK WP HR S P ERA WHIP																		
Bert Blyleven, R ERA: 4.08 (1, 1)	6.0 W 22 3 1 1 5 2 0 0 0 0 0 0 30 38 1.50 0.833																		
Grant Jackson, L ERA: 2.86 (7, 1)	3.0 S 11 1 0 0 1 1 0 0 0 0 0 0 12 16 0.00 0.667																		

Pittsburgh Pirates @ Cincinnati Reds  
Riverfront Stadium, Cincinnati, OH  
Sun Jun 04 1978, 3:33 AM EDT  
Att: 37,304 - Unknown

AB	29
R	1
H	4
RBI	1
BB	3
SO	6
LOB	11





Batter	1	2	3	4	5	6	7	8	9	AB	R	H	RBI	BB	SO	LOB	TOP																			
Jerry Royster, R OBP: 0.349, SLG: 0.347 (1, 4)	5-3		F9			FC6-4 1B	F3	1-3		5	1	1	0	0	0	3																				
Bob Beall, S OBP: 0.346, SLG: 0.250 (1, 3)	4-3		K			FC6-4 1B			2B HR	5	1	3	0	0	1	0																				
Jeff Burroughs, R OBP: 0.461, SLG: 0.506 (1, 7)	FC6-4 1B			K		K	F8		HR	5	1	2	0	0	2	3																				
Gary Matthews, R OBP: 0.371, SLG: 0.595 (1, 9)	FC6-4 1-2			K		FC6-4 1B		5-3	HR	4	2	0	0	1	1	3																				
Dale Murphy, R OBP: 0.283, SLG: 0.283 (1, 2)		6-3		F8		1B 1B		S 1B BB	HR	3	3	1	4	2	0	0																				
Barry Bonnell, R OBP: 0.285, SLG: 0.289 (1, 8)	E6				L3	1B		1B	6-3	5	0	2	3	0	0	0																				
Rod Gilbreath, R OBP: 0.279, SLG: 0.325 (1, 5)	L5				5-3	1B		1B	4-3	4	0	1	1	1	0	1																				
Pat Rockett, R OBP: 0.202, SLG: 0.141 (1, 6)	F8					F2		F9	G1	5	0	1	0	0	0	5																				
Dick Ruthven, R OBP: 0.091, SLG: 0.091 (1, 1)			K							4	0	1	0	0	1	1																				
Jamie Easterly, L OBP: 0.286, SLG: 0.429 (8, 1)					5-3			L5		0	0	0	0	0	0	0																				
<b>Inning Stats</b>	R: 0 E: 0 K: 0 S: 4	H: 1 LOB: 1 BB: 0 P: 4	R: 0 E: 1 K: 0 S: 4	H: 0 LOB: 1 BB: 0 P: 4	R: 0 E: 0 K: 2 S: 7	H: 0 LOB: 0 BB: 0 P: 7	R: 0 E: 0 K: 0 S: 4	H: 1 LOB: 1 BB: 0 P: 4	R: 3 E: 0 K: 1 S: 9	H: 4 LOB: 2 BB: 1 P: 13	R: 0 E: 0 K: 0 S: 4	H: 1 LOB: 1 BB: 0 P: 4	R: 1 E: 0 K: 0 S: 5	H: 2 LOB: 2 BB: 2 P: 13	R: 4 E: 0 K: 0 S: 6	H: 3 LOB: 0 BB: 1 P: 10	1B: 9 2B: 2 3B: 0 HR: 1	SF: 0 SAC: 0 DP: 0 HBP: 0	WP: 0 PA: 44 PB: 0 SB: 1 CS: 0																	
<b>PITCHER</b>	IP	WLS	BF	H	R	ER	SO	BB	IBB	HBP	BLK	WP	HR	S	P	ERA	WHIP	<b>PITCHER</b>		IP	WLS	BF	H	R	ER	SO	BB	IBB	HBP	BLK	WP	HR	S	P	ERA	WHIP
John Candelaria, L ERA: 3.46 (1, 1)	8.0		37	9	4	4	5	2	1	0	0	0	0	44	56	4.50	1.375																			
Kent Tekulve, R ERA: 2.83 (9, 1)	1.0	L	7	3	4	4	0	0	1	0	0	0	1	6	10	36.00	3.000																			

Atlanta Braves @ Pittsburgh Pirates  
Three Rivers Stadium, Pittsburgh, PA  
Mon Jun 05 1978, 7:05 PM EDT  
Att: 5,248 - Unknown

AB 40  
R 8  
H 12  
RBI 8  
BB 4  
SO 5  
LOB 16



Batter	1	2	3	4	5	6	7	8	9	AB	R	H	RBI	BB	SO	LOB	BOTTOM																			
Frank Taveras, R OBP: 0.297, SLG: 0.321 (1, 6)	4-3		K					FC4 E		1	0	0	0	0	0	0																				
Mario Mendoza, R OBP: 0.236, SLG: 0.407 (3, 6)					F8					2	0	0	0	0	1	1																				
Manny Sanguillen, R OBP: 0.304, SLG: 0.394 (8, PH)										1	1	0	0	0	0	1																				
Kent Tekulve, R OBP: 0.167, SLG: 0.167 (9, 1)										0	0	0	0	0	0	0																				
Omar Moreno, L OBP: 0.317, SLG: 0.271 (1, 8)	F8			6-3		E1 SF8 1B		E6 F9 1B		4	2	1	0	0	0	1																				
Rennie Stennett, R OBP: 0.295, SLG: 0.339 (1, 4)	6-3				2B 1B	6-3		F9		4	1	1	0	0	0	2																				
Bill Robinson, R OBP: 0.313, SLG: 0.400 (1, 9)		K		F8		SF8		CS 1B		3	0	1	2	0	1	1																				
Willie Stargell, L OBP: 0.341, SLG: 0.418 (1, 3)	K				1H 2B	F8		CS	FC3-6 1B	4	0	2	1	0	1	0																				
John Milner, L OBP: 0.354, SLG: 0.357 (1, 7)					F8				FC3-6 FC3-6	4	0	1	0	0	0	2																				
Ed Ott, L OBP: 0.279, SLG: 0.333 (1, 2)	4-3				F8				FC3-6	4	0	0	0	0	0	2																				
Phil Garner, R OBP: 0.303, SLG: 0.354 (9, 6)			F8		6-3				K	4	0	0	0	0	1	1																				
John Candelaria, L OBP: 0.286, SLG: 0.174 (8, PH)										1	0	0	0	1	1	0																				
Ken Macha, R OBP: 1.000, SLG: 1.000 (9, 5)								FC4 1B		1	0	1	0	0	0	0																				
<b>Inning Stats</b>	R: 0 E: 0 K: 0 S: 3	H: 0 LOB: 0 BB: 0 P: 3	R: 0 E: 0 K: 2 S: 8	H: 1 LOB: 1 BB: 0 P: 8	R: 0 E: 0 K: 2 S: 7	H: 0 LOB: 0 BB: 0 P: 7	R: 1 E: 0 K: 0 S: 5	H: 2 LOB: 1 BB: 0 P: 5	R: 0 E: 0 K: 0 S: 3	H: 0 LOB: 0 BB: 0 P: 3	R: 2 E: 2 K: 0 S: 5	H: 2 LOB: 0 BB: 0 P: 5	R: 0 E: 0 K: 1 S: 6	H: 1 LOB: 1 BB: 0 P: 6	1B: 6 2B: 1 3B: 0 HR: 0	SF: 1 SAC: 0 DP: 0 HBP: 0	WP: 0 PA: 36 PB: 0 SB: 0 CS: 1																			
<b>PITCHER</b>	IP	WLS	BF	H	R	ER	SO	BB	IBB	HBP	BLK	WP	HR	S	P	ERA	WHIP	<b>PITCHER</b>		IP	WLS	BF	H	R	ER	SO	BB	IBB	HBP	BLK	WP	HR	S	P	ERA	WHIP
Dick Ruthven, R ERA: 3.89 (1, 1)	7.2		31	6	4	1	4	6	4	1	4	0	0	0	0	42	1.17	0.913																		
Jamie Easterly, L ERA: 5.64 (8, 1)	1.1	W	4	1	0	0	1	0	0	0	0	0	0	6	6	0.00	0.750																			

Atlanta Braves @ Pittsburgh Pirates  
Three Rivers Stadium, Pittsburgh, PA  
Mon Jun 05 1978, 7:05 PM EDT  
Att: 5,248 - Unknown

AB 33  
R 4  
H 7  
RBI 3  
BB 1  
SO 5  
LOB 11





Batter	1	2	3	4	5	6	7	8	9	AB	R	H	RBI	BB	SO	LOB	TOP			
Jerry Royster, R (1,4) OBP: 0.347, SLG: 0.345 Jerry Maddox, R (7,5) Cito Gaston, R (9,PH) OBP: 0.220, SLG: 0.193	L6		1B		6-3		6-3		F8	4	0	1	0	0	0	0	<b>Atlanta Braves @ Pittsburgh Pirates</b> Three Rivers Stadium, Pittsburgh, PA Tue Jun 06 1978, 7:05 PM EDT Att. 4,914 - Unknown <a href="http://livebaseballscorecards.com">livebaseballscorecards.com</a>			
Bob Beall, S (1,3) OBP: 0.321, SLG: 0.229	F7		F8		E3		4-3			4	0	0	0	0	0	1				
Rowland Office, L (1,8) OBP: 0.291, SLG: 0.324			F8		F8				PB	3	0	1	0	0	2					
Jeff Burroughs, R (1,7) OBP: 0.457, SLG: 0.497	FC6-4				FC5-4				K	3	0	0	0	1	1	3				
Gary Matthews, R (1,9) OBP: 0.376, SLG: 0.590		HR	G3						6-3	4	1	2	0	0	3					
Dale Murphy, R (1,2) OBP: 0.283, SLG: 0.301					K				K	4	1	1	2	0	2					
Darrel Chaney, S (1,6) OBP: 0.398, SLG: 0.386										4	0	1	0	0	2	1				
Rod Gilbreath, R (1,5) OBP: 0.270, SLG: 0.314									4-3	4	0	1	0	0	2	1				
Adrian Devine, R (1,1) Craig Skok, R (5,1) Biff Pocoroba, S (7,PH) Eddie Solomon, R (7,1) Joe Nolan, L (9,PH)										4	0	0	0	0	1	2				
										2	0	0	0	0	1	1				
<b>Inning Stats</b>	R: 0 E: 0 K: 0 S: 3	H: 0 LOB: 1 BB: 0 P: 4	R: 2 E: 0 K: 2 S: 9	H: 2 LOB: 0 BB: 0 P: 9	R: 0 E: 0 K: 2 S: 4	H: 1 LOB: 1 BB: 0 P: 8	R: 0 E: 0 K: 2 S: 8	H: 0 LOB: 1 BB: 0 P: 4	R: 0 E: 0 K: 1 S: 6	H: 1 LOB: 1 BB: 0 P: 6	R: 0 E: 0 K: 0 S: 3	H: 0 LOB: 0 BB: 0 P: 3	R: 0 E: 0 K: 2 S: 8	H: 1 LOB: 1 BB: 0 P: 8	R: 0 E: 0 K: 0 S: 4	H: 1 LOB: 1 BB: 0 P: 4	1B: 5 2B: 1 3B: 0 HR: 1	SF: 0 SAC: 0 DP: 0 HBP: 1	WP: 0 PB: 1 SB: 1 CS: 0	PA: 37
<b>PITCHER</b>	IP WLS BF H R ER SO BB IBB HBP BLK WP HR S P ERA WHIP																			
Jim Bibby, R (1,1) ERA: 2.29	7.0 W 30 6 2 2 5 1 0 1 0 0 1 38 43 2.57 1.000																			
Kent Tekulve, R (8,1) ERA: 2.69	2.0 S 7 1 0 0 2 0 0 0 0 0 0 0 11 11 0.00 0.500																			

Batter	1	2	3	4	5	6	7	8	9	AB	R	H	RBI	BB	SO	LOB	BOTTOM			
Phil Garner, R (1,5) OBP: 0.307, SLG: 0.350					G3					2	1	0	0	2	0	1	<b>Atlanta Braves @ Pittsburgh Pirates</b> Three Rivers Stadium, Pittsburgh, PA Tue Jun 06 1978, 7:05 PM EDT Att. 4,914 - Unknown <a href="http://livebaseballscorecards.com">livebaseballscorecards.com</a>			
John Milner, L (1,7) OBP: 0.341, SLG: 0.342 Omar Moreno, L (6,8)					L4					3	0	0	0	0	0	1				
Dave Parker, L (1,9) OBP: 0.333, SLG: 0.470										4	2	2	1	0	0	1				
Bill Robinson, R (1,8) OBP: 0.312, SLG: 0.395										4	0	1	1	0	0	2				
Willie Stargell, L (1,3) OBP: 0.338, SLG: 0.412										4	0	1	1	0	0	1				
Rennie Stennett, R (1,4) OBP: 0.289, SLG: 0.331										4	0	0	0	0	0	1				
Ed Ott, L (1,2) OBP: 0.294, SLG: 0.350										3	1	2	0	1	0	0				
Mario Mendoza, R (1,6) OBP: 0.313, SLG: 0.400										3	0	1	1	0	0	1				
Jim Bibby, R (1,1) OBP: 0.273, SLG: 0.111 Kent Tekulve, R (8,1) OBP: 0.143, SLG: 0.143										3	0	0	0	0	1	2				
										1	0	0	0	0	0	2				
<b>Inning Stats</b>	R: 2 E: 0 K: 0 S: 5	H: 2 LOB: 1 BB: 1 P: 9	R: 0 E: 1 K: 0 S: 4	H: 0 LOB: 1 BB: 0 P: 4	R: 0 E: 0 K: 0 S: 3	H: 0 LOB: 0 BB: 0 P: 3	R: 1 E: 0 K: 1 S: 7	H: 2 LOB: 1 BB: 0 P: 7	R: 1 E: 0 K: 0 S: 5	H: 2 LOB: 1 BB: 0 P: 5	R: 0 E: 0 K: 0 S: 3	H: 0 LOB: 1 BB: 1 P: 7	R: 0 E: 0 K: 0 S: 3	H: 0 LOB: 1 BB: 1 P: 7	R: 0 E: 0 K: 0 S: 4	H: 1 LOB: 2 BB: 0 P: 5	1B: 5 2B: 1 3B: 1 HR: 0	SF: 0 SAC: 1 DP: 0 HBP: 1	WP: 0 PB: 0 SB: 1 CS: 0	PA: 36
<b>PITCHER</b>	IP WLS BF H R ER SO BB IBB HBP BLK WP HR S P ERA WHIP																			
Adrian Devine, R (1,1) ERA: 7.27	4.2 L 22 6 4 4 1 1 0 0 0 0 0 0 23 27 7.71 1.500																			
Craig Skok, L (5,1) ERA	1.1 5 0 0 0 0 1 0 0 0 0 0 0 4 8 0.00 0.750																			
Eddie Solomon, R (7,1) ERA: 3.67	2.0 9 1 0 0 0 1 0 1 0 0 0 0 7 12 0.00 1.000																			







Batter	1	2	3	4	5	6	7	8	9	AB	R	H	RBI	BB	SO	LOB	TOP					
<b>Pete Rose, S</b> OBP: 0.337, SLG: 0.410 (1,5) X	F8		4-3		K	4-3		E5 1B		5	1	0	0	0	1	2	<b>Cincinnati Reds @ Pittsburgh Pirates</b> Three Rivers Stadium, Pittsburgh, PA Sat Jun 10 1978, 3:33 AM EDT Att: 34,009 - Unknown					
<b>Ken Griffey, L</b> OBP: 0.385, SLG: 0.468 (1,9) X	B1-3		K				L9	1B		5	1	2	1	0	1	0						
<b>Joe Morgan, L</b> OBP: 0.375, SLG: 0.455 (1,4) X	F8			3-1						4	1	2	1	1	0	0						
<b>George Foster, R</b> OBP: 0.385, SLG: 0.549 (1,7)				K	K			E5 1B	5-3	5	0	1	0	0	2	5						
<b>Dan Driessen, L</b> OBP: 0.410, SLG: 0.511 (1,3) X										5	1	3	3	0	1	1						
<b>Dave Concepcion, R</b> OBP: 0.384, SLG: 0.435 (1,6) X										5	0	2	0	0	1	4						
<b>Mike Lum, L</b> OBP: 0.406, SLG: 0.491 (1,8) X										2	0	0	0	1	0	2						
<b>Dave Collins, S</b> OBP: 0.345, SLG: 0.239 (7, PH) X	5-3									1	0	0	0	0	0	2						
<b>Cesar Geronimo, L</b> OBP: 0.355, SLG: 0.408 (7,8) X										1	1	1	1	0	0	0						
<b>Don Werner, R</b> OBP: 0.273, SLG: 0.227 (1,2) X	4-3									5	0	1	0	0	0	4						
<b>Tom Seaver, R</b> OBP: 0.281, SLG: 0.214 (1,1) X			F8							3	1	1	0	0	0	0						
<b>Inning Stats</b>	R: 0 E: 0 K: 0 S: 3	H: 0 LOB: 0 BB: 0 P: 3	R: 0 E: 0 K: 0 S: 5	H: 2 LOB: 2 BB: 0 P: 5	R: 0 E: 0 K: 1 S: 5	H: 0 LOB: 0 BB: 0 P: 5	R: 1 E: 0 K: 1 S: 7	H: 2 LOB: 2 BB: 1 P: 11	R: 2 E: 0 K: 3 S: 12	H: 3 LOB: 2 BB: 1 P: 16	R: 0 E: 0 K: 0 S: 4	H: 1 LOB: 1 BB: 0 P: 4	R: 1 E: 1 K: 0 S: 6	H: 2 LOB: 2 BB: 0 P: 6	R: 1 E: 1 K: 0 S: 6	H: 2 LOB: 2 BB: 0 P: 6	R: 1 E: 0 K: 1 S: 6	H: 1 LOB: 0 BB: 0 P: 6	1B: 10 2B: 0 3B: 0 HR: 3	SF: 0 SAC: 1 DP: 0 HBP: 0	WP: 0 PB: 0 SB: 3 CS: 0	PA: 44
<b>PITCHER</b>	IP	WLS	BF	H	R	ER	SO	BB	IBB	HBP	BLK	WP	HR	S	P	ERA	WHIP					
<b>Bert Blyleven, R</b> ERA: 4.19 (1,1)	6.1		31	9	4	4	5	2	0	0	0	0	2	39	47	5.68	1.737					
<b>Grant Jackson, L</b> ERA: 2.89 (7,1)	1.1	L	8	3	1	0	0	0	0	0	0	0	0	8	8	0.00	2.250					
<b>Kent Tekulve, R</b> ERA: 2.82 (8,1)	1.1		5	1	1	1	1	0	0	0	0	0	1	7	7	6.75	0.750					

AB	41
R	6
H	13
RBI	6
BB	2
SO	6
LOB	20



Batter	1	2	3	4	5	6	7	8	9	AB	R	H	RBI	BB	SO	LOB	BOTTOM					
<b>Frank Taveras, R</b> OBP: 0.301, SLG: 0.330 (1,6) X	3-1 1B	4-3								5	2	3	0	0	0	1	<b>Cincinnati Reds @ Pittsburgh Pirates</b> Three Rivers Stadium, Pittsburgh, PA Sat Jun 10 1978, 3:33 AM EDT Att: 34,009 - Unknown					
<b>John Milner, L</b> OBP: 0.351, SLG: 0.354 (1,7) X										4	0	2	1	0	0	1						
<b>Omar Moreno, L</b> OBP: 0.316, SLG: 0.270 (7,8) X	3-1									1	0	0	0	0	2							
<b>Dave Parker, L</b> OBP: 0.338, SLG: 0.469 (1,9) X										4	1	2	1	0	0	0						
<b>Bill Robinson, R</b> OBP: 0.320, SLG: 0.421 (1,8) X										4	0	0	0	0	2	3						
<b>Willie Stargell, L</b> OBP: 0.366, SLG: 0.471 (1,3) X										3	1	2	2	1	0	0						
<b>Rennie Stennett, R</b> OBP: 0.282, SLG: 0.328 (1,4) X										3	0	0	0	0	0	1						
<b>Mario Mendoza, R</b> OBP: 0.313, SLG: 0.400 (7,4) X	4-3									0	0	0	0	0	0	0						
<b>Ed Ott, L</b> OBP: 0.143, SLG: 0.143 (8, PH) X										1	0	0	0	0	1	1						
<b>Ken Macha, R</b> OBP: 0.667, SLG: 0.500 (9,5) X										0	0	0	0	0	0	0						
<b>Duffy Dyer, R</b> OBP: 0.383, SLG: 0.391 (1,2) X										4	0	1	0	0	1	0						
<b>Phil Garner, R</b> OBP: 0.310, SLG: 0.351 (9,4) X										4	0	1	0	0	1	1						
<b>Bert Blyleven, R</b> OBP: 0.097, SLG: 0.067 (1,1) X										1	0	0	0	0	0	0						
<b>Grant Jackson, S</b> OBP: 0.197, SLG: 0.167 (7,1) X										1	0	0	0	0	1	0						
<b>Kent Tekulve, R</b> OBP: 0.143, SLG: 0.143 (8,1) X										0	0	0	0	0	0	0						
<b>Manny Sanguillen, R</b> OBP: 0.286, SLG: 0.382 (9, PH) X										1	0	0	0	0	0	1						
<b>Inning Stats</b>	R: 2 E: 0 K: 0 S: 6	H: 3 LOB: 1 BB: 0 P: 6	R: 0 E: 0 K: 0 S: 4	H: 1 LOB: 1 BB: 0 P: 4	R: 0 E: 0 K: 0 S: 3	H: 0 LOB: 0 BB: 0 P: 3	R: 0 E: 0 K: 1 S: 5	H: 0 LOB: 0 BB: 0 P: 5	R: 1 E: 0 K: 1 S: 8	H: 3 LOB: 2 BB: 0 P: 8	R: 1 E: 0 K: 1 S: 6	H: 1 LOB: 0 BB: 0 P: 6	R: 0 E: 0 K: 1 S: 5	H: 1 LOB: 1 BB: 0 P: 5	R: 0 E: 0 K: 2 S: 7	H: 0 LOB: 1 BB: 1 P: 11	R: 0 E: 0 K: 0 S: 5	H: 2 LOB: 2 BB: 0 P: 5	1B: 9 2B: 1 3B: 0 HR: 1	SF: 0 SAC: 1 DP: 0 HBP: 0	WP: 0 PB: 0 SB: 2 CS: 1	PA: 39
<b>PITCHER</b>	IP	WLS	BF	H	R	ER	SO	BB	IBB	HBP	BLK	WP	HR	S	P	ERA	WHIP					
<b>Tom Seaver, R</b> ERA: 3.53 (1,1)	9.0	W	38	11	4	4	6	1	0	0	0	0	1	49	53	4.00	1.333					





Batter	1	2	3	4	5	6	7	8	9	AB	R	H	RBI	BB	SO	LOB	TOP										
<b>Pete Rose, S</b> OBP: 0.332, SLG: 0.403 (1, 7)	0-0 6-3		0-0 6-3			0-0 F9		0-0 FC6-4		4	0	0	0	0	0	2											
<b>Ken Griffey, L</b> OBP: 0.383, SLG: 0.465 (1, 9)	0-0 F7			0-0 F7		0-0 L7			0-0 1B	4	0	1	0	0	0	0											
<b>Joe Morgan, L</b> OBP: 0.377, SLG: 0.456 (1, 4)	0-0 F7			0-0 1B			0-0 4-3		0-0 1B	4	0	2	0	0	0	0											
<b>George Foster, R</b> OBP: 0.219, SLG: 0.561 (8, 7)		0-0 HR		0-0 F9		0-0 1B	0-0 G6-4-3		0-3 K	4	1	2	1	0	1	3											
<b>Dave Concepcion, R</b> OBP: 0.357, SLG: 0.427 (1, 6)	0-0 F8		0-3 K			0-0 K	0-0 G6-4-3		0-0 F9	4	0	0	0	0	1	4											
<b>Dan Driessen, L</b> OBP: 0.407, SLG: 0.505 (1, 3)	0-0 P6				0-0 4-3			0-0 FC6-4	0-0 F7	4	0	1	0	0	0	2											
<b>Ray Knight, R</b> OBP: 0.406, SLG: 0.333 (8, PH)					0-0 4-3			0-0 FC6-4		2	0	0	0	0	0	0											
<b>Cesar Geronimo, L</b> OBP: 0.359, SLG: 0.412 (8, 8)	0-0 6-3				0-0 4-3			0-0 FC6-4		1	0	1	0	0	0	0											
<b>Don Werner, R</b> OBP: 0.264, SLG: 0.218 (1, 2)			0-3 K		0-0 6-3			0-3 K		3	0	0	0	0	2	2											
<b>Tom Hume, R</b> (1, 1)			0-3 K			0-0 L8		0-0 FC6-4		2	0	0	0	0	1	0											
<b>Mike Lum, L</b> OBP: 0.297, SLG: 0.455 (8, PH)								0-0 FC6-4		0	0	0	0	0	0	0											
<b>Johnny Bench, R</b> OBP: 0.297, SLG: 0.455 (8, PH)								0-0 FC6-4		1	0	0	0	0	0	2											
<b>Manny Sarmiento, R</b> (8, 1)								0-0 FC6-4		0	0	0	0	0	0	0											
<b>Inning Stats</b>	R: 0 E: 0 K: 0 S: 3	H: 0 LOB: 0 BB: 0 P: 3	R: 1 E: 0 K: 0 S: 4	H: 1 LOB: 0 BB: 0 P: 4	R: 0 E: 0 K: 2 S: 7	H: 0 LOB: 0 BB: 0 P: 7	R: 0 E: 0 K: 1 S: 6	H: 1 LOB: 1 BB: 0 P: 6	R: 0 E: 0 K: 0 S: 3	H: 0 LOB: 0 BB: 0 P: 3	R: 0 E: 0 K: 0 S: 3	H: 1 LOB: 0 BB: 0 P: 3	R: 0 E: 0 K: 1 S: 7	H: 2 LOB: 2 BB: 0 P: 7	R: 0 E: 0 K: 1 S: 7	H: 2 LOB: 2 BB: 0 P: 7	1B: 6 2B: 0 3B: 0 HR: 1	SF: 0 SAC: 0 DP: 1 HBP: 0	WP: 0 PB: 0 SB: 1 CS: 0	PA: 33							
<b>PITCHER</b>	IP	WLS	BF	H	R	ER	SO	BB	IBB	HBP	BLK	WP	HR	S	P	ERA	WHIP										
<b>Jim Rooker, L</b> ERA: 5.4 (1, 1)	7.0		23	3	1	1	3	0	0	0	0	0	1	29	29	1.29	0.429										
<b>Kent Tekulve, R</b> ERA: 2.79 (8, 1)	0.1		3	2	0	0	1	0	0	0	0	0	0	5	5	0.00	6.000										
<b>Grant Jackson, L</b> ERA: 2.81 (8, 1)	0.2	W	4	2	0	0	0	0	0	0	0	0	0	4	4	0.00	3.000										
<b>Ed Whitson, R</b> ERA: (9, 1)	1.0	S	3	0	0	0	1	0	0	0	0	0	0	5	5	0.00	0.000										

Cincinnati Reds @ Pittsburgh Pirates  
Three Rivers Stadium, Pittsburgh, PA  
Sun Jun 11 1978, 3:33 AM EDT  
Att: 24,972 - Unknown

AB 33  
R 1  
H 7  
RBI 1  
BB 0  
SO 5  
LOB 15



Batter	1	2	3	4	5	6	7	8	9	AB	R	H	RBI	BB	SO	LOB	BOTTOM										
<b>Frank Taveras, R</b> OBP: 0.305, SLG: 0.327 (1, 6)	0-3 K		0-0 G3			1-0 CS	1-0 HBP			2	0	0	1	0	1	1											
<b>Omar Moreno, L</b> OBP: 0.315, SLG: 0.265 (1, 8)	0-0 B3		0-0 G3			4-0 HBP	0-0 4-3			3	0	0	0	1	0	4											
<b>Dave Parker, L</b> OBP: 0.341, SLG: 0.483 (1, 9)	0-0 2B			0-0 6-3		0-0 F9		0-0 SF7		4	1	2	0	0	0	1											
<b>Bill Robinson, R</b> OBP: 0.311, SLG: 0.409 (1, 7)	0-3 K			0-0 6-3		0-3 K		0-0 P4		4	0	0	0	0	2	3											
<b>Willie Stargell, L</b> OBP: 0.363, SLG: 0.460 (1, 3)		0-0 L9		0-3 K		0-0 4-3		4-0 2B		3	1	0	0	1	1	0											
<b>Ed Ott, L</b> OBP: 0.304, SLG: 0.360 (1, 2)		0-0 L6			0-0 FC5-4		0-0 1B	0-0 SF7		3	1	2	1	0	0	0											
<b>Phil Garner, R</b> OBP: 0.308, SLG: 0.354 (8, 4)		0-0 F8			0-0 FC5-4		0-0 1B	0-0 2B		4	0	1	1	0	0	2											
<b>Mario Mendoza, R</b> OBP: 0.324, SLG: 0.387 (1, 4)			0-0 F9		1-0 HBP		0-0 1B	0-0 F9		1	0	0	0	0	0	0											
<b>John Milner, L</b> OBP: 0.358, SLG: 0.354 (7, PH)					1-2 HBP		0-0 1B			0	0	0	0	1	0	0											
<b>Ken Macha, R</b> OBP: 0.500, SLG: 0.333 (8, 5)					1-2 HBP		0-0 1B			1	0	0	0	0	0	1											
<b>Jim Rooker, R</b> OBP: 0.150, SLG: 0.200 (1, 1)					0-0 6-3					2	0	1	0	0	0	1											
<b>Manny Sanguillen, R</b> OBP: 0.296, SLG: 0.391 (7, PH)										1	0	1	0	0	0	0											
<b>Kent Tekulve, R</b> OBP: 0.143, SLG: 0.143 (8, 1)										0	0	0	0	0	0	0											
<b>Grant Jackson, S</b> OBP: 0.167, SLG: 0.167 (8, 1)										0	0	0	0	0	0	0											
<b>Ed Whitson, R</b> (9, 1)										0	0	0	0	0	0	0											
<b>Inning Stats</b>	R: 0 E: 0 K: 2 S: 8	H: 1 LOB: 1 BB: 0 P: 8	R: 0 E: 0 K: 0 S: 3	H: 0 LOB: 0 BB: 0 P: 3	R: 0 E: 0 K: 0 S: 4	H: 1 LOB: 1 BB: 0 P: 4	R: 0 E: 0 K: 1 S: 5	H: 0 LOB: 0 BB: 0 P: 5	R: 0 E: 0 K: 1 S: 4	H: 0 LOB: 1 BB: 1 P: 9	R: 1 E: 0 K: 0 S: 5	H: 2 LOB: 3 BB: 1 P: 10	R: 2 E: 0 K: 0 S: 5	H: 2 LOB: 1 BB: 1 P: 9	1B: 4 2B: 2 3B: 1 HR: 0	SF: 1 SAC: 0 DP: 0 HBP: 3	WP: 0 PB: 0 SB: 1 CS: 2	PA: 35									
<b>PITCHER</b>	IP	WLS	BF	H	R	ER	SO	BB	IBB	HBP	BLK	WP	HR	S	P	ERA	WHIP										
<b>Tom Hume, R</b> ERA: 5.6 (1, 1)	7.0		29	5	1	1	4	1	3	0	0	0	0	32	43	1.29	0.857										
<b>Manny Sarmiento, R</b> ERA: 2.25 (8, 1)	1.0	L	6	2	2	2	0	0	1	0	0	0	0	5	9	18.00	2.000										

Cincinnati Reds @ Pittsburgh Pirates  
Three Rivers Stadium, Pittsburgh, PA  
Sun Jun 11 1978, 3:33 AM EDT  
Att: 24,972 - Unknown

AB 28  
R 3  
H 7  
RBI 3  
BB 3  
SO 4  
LOB 13





Batter	1	2	3	4	5	6	7	8	9	AB	R	H	RBI	BB	SO	LOB	TOP			
Frank Taveras, R OBP: 0.311, SLG: 0.343 (1, 6)	L8		1B		E7 SF8 2B			FC6-4 1-2		5	1	3	0	0	0	1	<b>Pittsburgh Pirates @ Houston Astros</b> Astrodome, Houston, TX Mon Jun 12 1978, 8:05 PM EDT Att: 9,886 - Unknown			
Omar Moreno, L OBP: 0.312, SLG: 0.261 (1, 8)	1B S BB		F8		SF8	F9		F9		3	1	0	1	1	0	3				
Dave Parker, L OBP: 0.351, SLG: 0.486 (1, 9)	1H 1B		1-3 1B		3H E BB		F7		4-0 S BB	3	1	2	1	2	0	0				
Bill Robinson, R OBP: 0.301, SLG: 0.394 (1, 7)	K		L5		1H K		L4		0-3 K 1-2	5	0	0	0	0	3	3				
Willie Stargell, L OBP: 0.373, SLG: 0.477 (7, PR)	K				1B FC3-2 1B				0-3 K	4	0	3	0	0	1	1				
Manny Sanguillen, R OBP: 0.292, SLG: 0.386 (7, 3)	K				1B				0-3 K	1	0	0	0	0	1	1				
Rennie Stennett, R OBP: 0.281, SLG: 0.326 (1, 5)			F4		1B				0-3 K	4	0	1	0	0	0	2				
Mario Mendoza, R OBP: 0.324, SLG: 0.387 (8, PH)					1-3 FC3-2 1B		F9		0-3 K	0	0	0	0	0	0	0				
Steve Brye, R OBP: 0.362, SLG: 0.419 (8, PH)					1-3 FC3-2 1B		F8		0-3 K	1	0	0	0	0	1	1				
Ed Ott, L OBP: 0.302, SLG: 0.364 (1, 2)	K		K		FC3-2 1-2 3H		G3		0-0 E9 2B	4	1	1	0	0	1	2				
Phil Garner, R OBP: 0.307, SLG: 0.352 (1, 4)	S 1B				P6		E6 S FC		0-0 F7	4	1	1	0	0	0	2				
John Candelaria, L OBP: 0.290, SLG: 0.192 (8, 1)	K						FC		0-0 FC6-4 1B	4	0	1	0	0	2	3				
Kent Tekulve, R OBP: 0.143, SLG: 0.143 (8, 1)										0	0	0	0	0	0	0				
Dave Hamilton, L (8, 1)										0	0	0	0	0	0	0				
Ed Whitson, R (8, 1)										0	0	0	0	0	0	0				
<b>Inning Stats</b>	R: 1 E: 0 K: 2 S: 8	H: 1 LOB: 1 BB: 1 P: 12	R: 0 E: 0 K: 2 S: 8	H: 1 LOB: 1 BB: 0 P: 8	R: 0 E: 0 K: 0 S: 4	H: 2 LOB: 1 BB: 0 P: 4	R: 0 E: 0 K: 1 S: 7	H: 2 LOB: 2 BB: 0 P: 7	R: 2 E: 1 K: 1 S: 7	H: 2 LOB: 1 BB: 1 P: 11	R: 0 E: 0 K: 0 S: 4	H: 1 LOB: 1 BB: 0 P: 4	R: 1 E: 0 K: 0 S: 5	H: 2 LOB: 1 BB: 1 P: 5	R: 0 E: 0 K: 3 S: 9	H: 0 LOB: 1 BB: 1 P: 13	1B: 8 2B: 4 3B: 0 HR: 0	SF: 1 SAC: 1 DP: 0 HBP: 0	WP: 0 PB: 0 SB: 5 CS: 0	PA: 42
<b>PITCHER</b>	IP WLS BF H R ER SO BB IBB HBP BLK WP HR S P ERA WHIP																			
Tom Dixon, R ERA: 2.42 (1, 1)	5.0	24	8	3	2	6	2	0	0	0	0	0	0	0	34	42	3.60	2.000		
Joe Niekro, R ERA: 7.71 (6, 1)	2.0	9	2	1	0	0	0	0	0	0	0	0	0	9	9	0.00	1.000			
Rick Williams, R ERA: 9.0 (8, 1)	1.0	5	2	1	1	0	0	0	0	0	0	0	0	5	5	9.00	2.000			
Joe Sambito, L ERA: 3.6 (9, 1)	1.0	4	0	0	0	3	1	0	0	0	0	0	0	9	13	0.00	1.000			

Batter	1	2	3	4	5	6	7	8	9	AB	R	H	RBI	BB	SO	LOB	BOTTOM	
Jimmy Sexton, R OBP: 0.219, SLG: 0.167 (1, 6)	F8		1-3		1B			F3		4	0	1	0	0	0	1	<b>Pittsburgh Pirates @ Houston Astros</b> Astrodome, Houston, TX Mon Jun 12 1978, 8:05 PM EDT Att: 9,886 - Unknown	
Dave Bergman, L OBP: 0.267, SLG: 0.083 (8, PH)					1B			1B BB		0	1	0	1	1	0	0		
Enos Cabell, R OBP: 0.326, SLG: 0.383 (1, 5)	F8				1B			FC6-4 FC6-4		5	1	3	1	0	0	1		
Cesar Cedeno, R OBP: 0.328, SLG: 0.438 (1, 8)	L3		6-3		1B			FC6-4		5	0	1	3	0	0	4		
Bob Watson, R OBP: 0.345, SLG: 0.458 (1, 3)					F8			6-3 F9		4	0	1	0	1	0	1		
Jesus Alou, R OBP: 0.361, SLG: 0.500 (9, 1)					1B			1B		4	1	4	0	0	0	0		
Joe Sambito, L (9, 1)					1B			1B 2B		0	0	0	0	0	0	0		
Art Howe, R OBP: 0.340, SLG: 0.453 (9, 5)					2B			1B		4	0	0	0	0	1	6		
Art Howe, R OBP: 0.340, SLG: 0.453 (9, 5)					E5 G4-3		K	F9		4	0	0	0	0	1	6		
Jose Cruz, L OBP: 0.342, SLG: 0.409 (1, 9)					G4-3		P6			4	1	1	1	0	0	6		
Reggie Baldwin, R OBP: 0.205, SLG: 0.308 (1, 2)					1-2			BB BB 1B		1	0	0	0	0	0	2		
Wilbur Howard, S OBP: 0.300, SLG: 0.395 (5, 2)					4-3			BB BB 1B BB		2	1	0	0	1	1	2		
Tom Dixon, R OBP: 0.126, SLG: 0.100 (5, PH)					5-3			1B BB		1	0	0	0	0	0	0		
Roger Metzger, S OBP: 0.287, SLG: 0.286 (8, 1)								FC6-4		1	0	0	0	0	0	0		
Joe Niekro, R OBP: 0.278, SLG: 0.273 (7, PH)								1-2 2-3 3H		0	0	0	0	0	0	0		
Julio Gonzales, S OBP: 0.282, SLG: 0.286 (8, 1)								1-2 2-3		0	0	0	0	0	0	0		
Rick Williams, R (8, 1)								1-2 2-3		0	0	0	0	0	0	0		
Denny Walling, L OBP: 0.325, SLG: 0.340 (8, PH)								1-2 2-3		0	1	0	0	1	0	0		
Joe Ferguson, R OBP: 0.346, SLG: 0.379 (8, 2)								1-2 2-3		0	1	0	0	1	0	0		
<b>Inning Stats</b>	R: 0 E: 0 K: 0 S: 3	H: 0 LOB: 0 BB: 0 P: 3	R: 0 E: 0 K: 0 S: 4	H: 1 LOB: 2 BB: 1 P: 8	R: 0 E: 0 K: 0 S: 4	H: 1 LOB: 1 BB: 0 P: 4	R: 0 E: 1 K: 0 S: 4	H: 1 LOB: 1 BB: 0 P: 4	R: 0 E: 0 K: 2 S: 9	H: 2 LOB: 2 BB: 0 P: 9	R: 0 E: 0 K: 0 S: 3	H: 0 LOB: 1 BB: 1 P: 7	R: 0 E: 0 K: 0 S: 7	H: 4 LOB: 1 BB: 3 P: 19	1B: 9 2B: 2 3B: 0 HR: 0	SF: 0 SAC: 0 DP: 1 HBP: 0	WP: 0 PB: 0 SB: 0 CS: 0	PA: 40
<b>PITCHER</b>	IP WLS BF H R ER SO BB IBB HBP BLK WP HR S P ERA WHIP																	
John Candelaria, L ERA: 3.33 (1, 1)	7.2	34	9	2	2	3	2	0	0	0	0	0	0	4	46	2.35	1.435	
Kent Tekulve, R ERA: 3.03 (8, 1)	0.0	1	0	0	0	0	1	0	0	0	0	0	0	4	∞	∞		
Dave Hamilton, L ERA: 6.11 (8, 1)	0.0	1	0	0	0	0	1	0	0	0	0	0	0	4	∞	∞		
Ed Whitson, R ERA: 3.86 (8, 1)	0.1	L	4	2	4	4	0	0	0	0	0	3	7	108.00	9.000			



Batter	1	2	3	4	5	6	7	8	9	AB	R	H	RBI	BB	SO	LOB	TOP																	
Frank Taveras, R (1, 6) OBP: 0.315, SLG: 0.350										4	1	2	0	0	0	1	<b>Pittsburgh Pirates @ Houston Astros</b> Astrodome, Houston, TX Tue Jun 13 1978, 8:05 PM EDT Att: 10,487 - Dome																	
Phil Garner, R (1, 4) OBP: 0.302, SLG: 0.345										4	0	0	1	0	2	2																		
Dave Parker, L (1, 9) OBP: 0.345, SLG: 0.477										4	0	0	0	0	3	0																		
Bill Robinson, R (1, 7) OBP: 0.300, SLG: 0.390										4	0	1	0	0	2	0																		
Rennie Stennett, R (1, 5) OBP: 0.286, SLG: 0.326										3	0	1	0	1	1	1																		
Manny Sanguillen, R (1, 3) OBP: 0.293, SLG: 0.384										3	0	1	0	0	0	1																		
Steve Bnye, R (1, 8) Omar Moreno, L (7, PH) OBP: 0.311, SLG: 0.259										2	0	0	0	0	0	3																		
Duffy Dyer, R (1, 2) OBP: 0.381, SLG: 0.403										3	0	1	0	0	2	0																		
Jim Bibby, R (1, 1) Grant Jackson, S (8, 1) OBP: 0.214, SLG: 0.083										3	0	0	0	0	1	1																		
										0	0	0	0	0	0	0																		
<b>Inning Stats</b>	R: 1 E: 0 K: 2 S: 8	H: 1 LOB: 0 BB: 0 P: 8	R: 0 E: 0 K: 0 S: 3	H: 1 LOB: 0 BB: 0 P: 3	R: 0 E: 0 K: 3 S: 10	H: 1 LOB: 1 BB: 0 P: 10	R: 0 E: 0 K: 1 S: 6	H: 1 LOB: 1 BB: 0 P: 10	R: 0 E: 0 K: 0 S: 4	H: 1 LOB: 1 BB: 0 P: 4	R: 0 E: 0 K: 0 S: 3	H: 0 LOB: 0 BB: 0 P: 5	R: 0 E: 0 K: 1 S: 5	H: 0 LOB: 0 BB: 0 P: 5	R: 0 E: 0 K: 3 S: 9	H: 0 LOB: 0 BB: 0 P: 9	1B: 4 2B: 2 3B: 0 HR: 0	SF: 0 SAC: 0 DP: 2 HBP: 0	WP: 0 PB: 0 SB: 2 CS: 0	PA: 32														
<b>PITCHER</b>	IP WLS BF H R ER SO BB IBB HBP BLK WP HR S P ERA WHIP																																	
Floyd Bannister, L (1, 1) ERA: 2.56	6.0	23	6	1	1	6	1	0	0	0	0	0	0	0	34	38	1.50	1.167																
Ken Forsch, R (7, 1) ERA: 3.05	2.0	W	6	0	0	0	2	0	0	0	0	0	0	0	10	10	0.00	0.000																
Joe Sambito, L (9, 1) ERA: 3.5	1.0	S	3	0	0	0	3	0	0	0	0	0	0	0	9	9	0.00	0.000																

Batter	1	2	3	4	5	6	7	8	9	AB	R	H	RBI	BB	SO	LOB	BOTTOM																	
Denny Walling, L (1, 7) OBP: 0.333, SLG: 0.353										4	1	2	0	0	1	0	<b>Pittsburgh Pirates @ Houston Astros</b> Astrodome, Houston, TX Tue Jun 13 1978, 8:05 PM EDT Att: 10,487 - Dome																	
Enos Cabell, R (1, 5) OBP: 0.321, SLG: 0.377										4	0	0	0	0	1	2																		
Cesar Cedeno, R (1, 8) OBP: 0.332, SLG: 0.447										3	0	1	1	1	0	1																		
Jose Cruz, L (1, 9) OBP: 0.341, SLG: 0.403										3	0	0	0	1	0	2																		
Bob Watson, R (1, 3) OBP: 0.340, SLG: 0.450										3	0	0	0	0	2	2																		
Art Howe, R (1, 4) OBP: 0.335, SLG: 0.445										3	0	0	0	0	1	0																		
Reggie Baldwin, R (1, 2) OBP: 0.214, SLG: 0.381										3	1	1	1	0	0	0																		
Jimmy Sexton, R (1, 6) OBP: 0.224, SLG: 0.175										3	0	1	0	0	2	0																		
Floyd Bannister, L (1, 1) Ken Forsch, R (7, 1) Dave Bergman, L (6, PH) Joe Sambito, L (9, 1) OBP: 0.214, SLG: 0.154											2	0	0	0	0	1		1																
										0	0	0	0	0	0	0																		
<b>Inning Stats</b>	R: 0 E: 0 K: 1 S: 5	H: 0 LOB: 0 BB: 0 P: 5	R: 0 E: 0 K: 2 S: 7	H: 0 LOB: 0 BB: 0 P: 7	R: 0 E: 0 K: 1 S: 5	H: 0 LOB: 0 BB: 0 P: 5	R: 0 E: 0 K: 1 S: 6	H: 1 LOB: 1 BB: 0 P: 6	R: 1 E: 0 K: 1 S: 7	H: 2 LOB: 1 BB: 0 P: 7	R: 0 E: 0 K: 1 S: 5	H: 0 LOB: 2 BB: 2 P: 13	R: 0 E: 0 K: 1 S: 5	H: 0 LOB: 0 BB: 0 P: 5	R: 1 E: 0 K: 0 S: 5	H: 2 LOB: 1 BB: 0 P: 5	1B: 3 2B: 0 3B: 1 HR: 1	SF: 0 SAC: 0 DP: 0 HBP: 0	WP: 0 PB: 0 SB: 4 CS: 0	PA: 31														
<b>PITCHER</b>	IP WLS BF H R ER SO BB IBB HBP BLK WP HR S P ERA WHIP																																	
Jim Bibby, R (1, 1) ERA: 2.3	7.2	L	30	5	2	2	8	1	0	0	0	0	0	0	44	52	2.35	0.783																
Grant Jackson, L (8, 1) ERA: 2.77	0.1		1	0	0	0	0	0	0	0	0	0	0	0	1	1	0.00	0.000																



Batter	1	2	3	4	5	6	7	8	9	AB	R	H	RBI	BB	SO	LOB	TOP								
Frank Taveras, R OBP: 0.308, SLG: 0.342 (1.6)	6-3		F8		6-3	P4		K		5	0	0	0	0	1	3									
Omar Moreno, L OBP: 0.321, SLG: 0.270 (1.8)	F5		G6-4-3 1B		HR		S 2B 1B	1-2 1B		4	2	3	0	1	0	0									
Dave Parker, L OBP: 0.342, SLG: 0.484 (1.9)	F7		G6-4-3 1-2		HR		G3	L3		5	1	1	3	0	0	4									
John Milner, L OBP: 0.357, SLG: 0.353 (1.7)		K					E2 2B 2-3	K		3	0	1	0	0	2	0									
Bill Robinson, R OBP: 0.296, SLG: 0.385 (6.7)					1B					2	0	0	0	0	1	3									
Willie Stargell, L OBP: 0.368, SLG: 0.474 (1.3)	F8				K					5	0	1	1	0	1	1									
Rennie Stennett, R OBP: 0.285, SLG: 0.325 (1.5)										4	0	1	0	0	0	2									
Mario Mendoza, R OBP: 0.314, SLG: 0.375 (7.5)	S 1B 1B				6-3		G3	F8		1	0	0	0	0	0	0									
Ed Ott, L OBP: 0.313, SLG: 0.391 (1.2)						HR				4	1	2	1	1	2	0									
Phil Garner, R OBP: 0.310, SLG: 0.352 (1.4)						S HR BB	1-3			2	2	1	0	2	0	3									
Don Robinson, R OBP: 0.172, SLG: 0.207 (1.1)										1	0	0	0	0	0	3									
Ed Whitson, R OBP: 0.303, SLG: 0.392 (3.1)	P3									1	0	0	0	0	1	1									
Manny Sanguillen, R OBP: 0.333, SLG: 0.392 (6. PH)										1	0	1	1	0	0	0									
Kent Tekulve, R OBP: 0.250, SLG: 0.250 (6.1)						1-2 2H	1B	1B		1	0	1	0	0	0	0									
<b>Inning Stats</b>	R: 0 E: 0 K: 0 S: 3	H: 0 LOB: 0 BB: 0 P: 3	R: 0 E: 0 K: 1 S: 7	H: 2 LOB: 3 BB: 1 P: 11	R: 0 E: 0 K: 1 S: 3	H: 1 LOB: 0 BB: 0 P: 3	R: 0 E: 0 K: 1 S: 5	H: 0 LOB: 0 BB: 0 P: 5	R: 4 E: 0 K: 2 S: 10	H: 3 LOB: 1 BB: 2 P: 18	R: 1 E: 0 K: 1 S: 7	H: 2 LOB: 1 BB: 0 P: 7	R: 1 E: 1 K: 0 S: 6	H: 2 LOB: 2 BB: 1 P: 10	R: 0 E: 0 K: 2 S: 9	H: 2 LOB: 2 BB: 0 P: 9	R: 0 E: 0 K: 1 S: 5	H: 0 LOB: 0 BB: 0 P: 5	1B: 8 2B: 2 3B: 0 HR: 2	SF: 0 SAC: 0 DP: 1 HBP: 0	WP: 0 PB: 0 SB: 3 CS: 0	PA: 43			
<b>PITCHER</b>	IP	WLS	BF	H	R	ER	SO	BB	IBB	HBP	BLK	WP	HR	S	P	ERA	WHIP								
J.R. Richard, R ERA: 3.6 (1.1)	6.0	L	28	8	5	5	5	3	0	0	0	0	2	35	47	7.50	1.833								
Rick Williams, R ERA: 4.5 (7.1)	3.0		15	4	1	1	3	0	1	0	0	0	0	20	24	3.00	1.333								

Pittsburgh Pirates @ Houston Astros  
Astrodome, Houston, TX  
Wed Jun 14, 1978, 8:05 PM EDT  
Att. 12,440 - Dome

AB	39
R	6
H	12
RBI	6
BB	4
SO	8
LOB	20



Batter	1	2	3	4	5	6	7	8	9	AB	R	H	RBI	BB	SO	LOB	BOTTOM								
Denny Walling, L OBP: 0.323, SLG: 0.327 (1.7)	6-3	P6		4-3			1-3		BB	4	0	0	0	1	0	2									
Enos Cabell, R OBP: 0.319, SLG: 0.373 (1.5)	F9		FC6-4 1B	K			1-3		5-3	5	1	1	0	0	1	1									
Cesar Cedeno, R OBP: 0.335, SLG: 0.445 (1.8)	S 1B		FC6-4 BB		F8		F7			3	1	1	0	1	0	0									
Jose Cruz, L OBP: 0.348, SLG: 0.411 (1.9)	E3 1H 1B		FC6-4 BB 1B SF9			CS BB		2B		3	1	2	1	1	0	2									
Art Howe, R OBP: 0.333, SLG: 0.441 (1.4)	F9				K			K		4	0	1	1	0	2	3									
Joe Ferguson, R OBP: 0.352, SLG: 0.387 (1.2)		1B FC3-6 2B					K		P4	3	1	1	0	1	1	1									
Dave Bergman, L OBP: 0.257, SLG: 0.107 (1.3)			SF9			6-3		3-1		3	0	1	1	0	0	1									
Jimmy Sexton, R OBP: 0.214, SLG: 0.167 (1.6)		FC3-6 CS 1B		4-3			E1		6-3	3	0	0	1	0	0	3									
Wilbur Howard, S OBP: 0.235, SLG: 0.385 (9. PH)										1	0	0	0	0	0	0									
J.R. Richard, R OBP: 0.162, SLG: 0.162 (1.1)					F8				P4	2	0	1	0	0	0	0									
Bob Watson, R OBP: 0.338, SLG: 0.448 (6. PH)							F2			1	0	0	0	0	0	1									
Rick Williams, R OBP: 0.351, SLG: 0.486 (9. PH)										0	0	0	0	0	0	0									
Jesus Alou, R OBP: 0.351, SLG: 0.486 (9. PH)										1	0	0	0	0	0	0									
<b>Inning Stats</b>	R: 1 E: 1 K: 0 S: 5	H: 2 LOB: 1 BB: 0 P: 5	R: 1 E: 0 K: 0 S: 5	H: 3 LOB: 1 BB: 0 P: 5	R: 2 E: 0 K: 0 S: 5	H: 2 LOB: 2 BB: 2 P: 13	R: 0 E: 0 K: 1 S: 5	H: 0 LOB: 0 BB: 0 P: 5	R: 0 E: 0 K: 1 S: 4	H: 0 LOB: 0 BB: 1 P: 8	R: 0 E: 1 K: 1 S: 6	H: 0 LOB: 1 BB: 0 P: 6	R: 0 E: 0 K: 0 S: 3	H: 0 LOB: 0 BB: 0 P: 3	R: 0 E: 0 K: 1 S: 6	H: 1 LOB: 1 BB: 0 P: 6	R: 0 E: 0 K: 0 S: 3	H: 0 LOB: 1 BB: 1 P: 7	1B: 6 2B: 2 3B: 0 HR: 0	SF: 1 SAC: 0 DP: 0 HBP: 0	WP: 0 PB: 0 SB: 1 CS: 2	PA: 38			
<b>PITCHER</b>	IP	WLS	BF	H	R	ER	SO	BB	IBB	HBP	BLK	WP	HR	S	P	ERA	WHIP								
Don Robinson, R ERA: 3.67 (1.1)	2.1		15	7	4	4	0	2	0	0	0	0	0	13	21	15.43	3.857								
Ed Whitson, R ERA: 2.45 (3.1)	2.2	W	8	0	0	0	2	1	0	0	0	0	0	11	15	0.00	0.375								
Kent Tekulve, R ERA: 2.74 (6.1)	4.0	S	15	1	0	0	2	1	0	0	0	0	0	18	22	0.00	0.500								

Pittsburgh Pirates @ Houston Astros  
Astrodome, Houston, TX  
Wed Jun 14, 1978, 8:05 PM EDT  
Att. 12,440 - Dome

AB	33
R	4
H	8
RBI	4
BB	4
SO	4
LOB	14










Batter	1	2	3	4	5	6	7	8	9	AB	R	H	RBI	BB	SO	LOB	TOP					
Frank Taveras, R (1, 6) OBP: 0.316, SLG: 0.353	0-0 6-3		0-0 E 2B		0-0 CS 1B		0-3 K			4	1	2	1	0	0	0						
Phil Garner, R (1, 4) OBP: 0.311, SLG: 0.345	0-0 G3		0-0 E5 1B		0-0 F8			0-0 6-3		4	2	0	0	0	0	1						
Dave Parker, L (1, 9) OBP: 0.345, SLG: 0.496	0-3 K		0-0 WP 1B		0-0 4-3			0-0 E5 1B SF		4	0	2	1	0	1	0						
Bill Robinson, R (1, 7) OBP: 0.304, SLG: 0.397		0-0 6-3	0-0 F9		0-0 1B E 1B			0-0 SF 1B		3	1	1	1	0	0	1						
Rennie Stennett, R (1, 5) OBP: 0.279, SLG: 0.317		0-0 F7		0-0 F8		0-0 P4		0-0 SF CS		4	0	0	0	0	1	3						
Mario Mendoza, R (8, 5) OBP: 0.306, SLG: 0.364								1-3 SF CS		0	0	0	0	0	0	0						
Manny Sanguillen, R (1, 3) OBP: 0.313, SLG: 0.387		0-0 F9		0-0 1B		0-0 S 1B		0-3 K		4	0	2	0	0	0	0						
Steve Brye, R (1, 8) OBP: 0.338, SLG: 0.388			0-0 L5	0-0 F7		0-0 S			0-0 G3	4	0	0	0	0	0	2	AB 33					
Omar Moreno, L (7, 8) OBP: 0.323, SLG: 0.272										1	0	0	0	0	1	0	R 5					
Duffy Dyer, R (1, 2) OBP: 0.375, SLG: 0.387			4-0 SH5-4 2B BB	0-0 F9				0-0 F7	0-3 K	3	1	0	0	1	1		H 7					
John Candelaria, L (1, 1) OBP: 0.281, SLG: 0.185																	RBI 3					
Kent Tekulve, R (6, 1) OBP: 0.222, SLG: 0.222			SH5-4														BB 1					
Grant Jackson, S (9, 1) OBP: 0.167, SLG: 0.167					0-3 K			0-0 F9	0-3 K	1	0	0	0	0	1	0	SO 6					
																	LOB 8					
<b>Inning Stats</b>	R: 0 E: 0 K: 1 S: 5	H: 0 LOB: 0 BB: 0 P: 5	R: 0 E: 0 K: 0 S: 3	H: 0 LOB: 0 BB: 0 P: 3	R: 3 E: 1 K: 0 S: 6	H: 2 LOB: 1 BB: 1 P: 10	R: 0 E: 0 K: 0 S: 4	H: 1 LOB: 1 BB: 0 P: 4	R: 0 E: 0 K: 1 S: 5	H: 1 LOB: 0 BB: 0 P: 5	R: 1 E: 1 K: 0 S: 4	H: 2 LOB: 2 BB: 0 P: 4	R: 0 E: 0 K: 1 S: 5	H: 0 LOB: 0 BB: 0 P: 5	R: 1 E: 2 K: 1 S: 7	H: 1 LOB: 1 BB: 0 P: 7	R: 0 E: 0 K: 2 S: 7	H: 0 LOB: 0 BB: 0 P: 7	1B: 6 2B: 1 3B: 0 HR: 0	SF: 1 SAC: 1 DP: 0 HBP: 0	WP: 1 PB: 0 SB: 1 CS: 2	PA: 36
<b>PITCHER</b>	IP WLS BF H R ER SO BB IBB HBP BLK WP HR S P ERA WHIP																					
Mickey Mahler, L (1, 1) ERA: 2.36	7.1 L 31 7 5 1 3 1 0 0 0 0 1 0 35 39 1.23 1.091																					
Dave Campbell, R (8, 1) ERA: 4.33	1.2 5 0 0 0 3 0 0 0 0 0 0 0 11 11 0.00 0.000																					

Pittsburgh Pirates @ Atlanta Braves  
Atlanta-Fulton County Stadium, Atlanta, GA  
Sat Jun 17 1978, 7:05 PM EDT  
Att: 16,284 - Unknown


AB 33  
R 5  
H 7  
RBI 3  
BB 1  
SO 6  
LOB 8



Batter	1	2	3	4	5	6	7	8	9	AB	R	H	RBI	BB	SO	LOB	BOTTOM			
Jerry Royster, R (1, 4) OBP: 0.356, SLG: 0.353	0-0 F8		4-0 G4-3 BB			0-0 5-3			4-0 5-3 1B BB	2	1	0	0	2	0	0				
Barry Bonnell, R (1, 8) OBP: 0.270, SLG: 0.283	0-0 F9		0-0 G4-3			0-0 G6-4-3 1B			0-0 5-3	4	0	1	0	0	0	2				
Gary Matthews, R (1, 9) OBP: 0.380, SLG: 0.569	0-0 HR 1B		0-3 K			0-0 G6-4-3			0-0 1B	4	1	2	1	0	1	1				
Jeff Burroughs, R (1, 7) OBP: 0.456, SLG: 0.528	0-0 HR				0-0 F2				0-0 1B FC5-4	4	1	2	2	0	0	0				
Cito Gaston, R (1, 3) OBP: 0.219, SLG: 0.194	0-0 4-3								0-3 K	3	0	1	0	0	0	0				
Dave Campbell, R (8, 1) ERA: 4.33										0	0	0	0	0	0	0				
Rowland Office, L (9, PH) OBP: 0.277, SLG: 0.294										0	0	0	0	0	0	0				
Rod Gilbreath, R (9, PH) OBP: 0.289, SLG: 0.329										1	0	0	0	0	1	2				
Dale Murphy, R (1, 2) OBP: 0.276, SLG: 0.299		0-0 4-3 5-3 1B		0-0 G4-6-3					0-0 FC5-4	4	0	1	0	0	0	3				
Bob Horner, R (1, 5) OBP: 0.286, SLG: 0.667						0-0 4-3			0-0 5-3	3	0	0	0	0	0	1	AB 31			
Darrel Chaney, S (1, 6) OBP: 0.346, SLG: 0.345																	R 3			
Mickey Mahler, S (1, 1) OBP: 0.071, SLG: 0.071																	H 7			
Bob Beall, S (8, 3) OBP: 0.351, SLG: 0.266																	RBI 3			
<b>Inning Stats</b>	R: 2 E: 0 K: 0 S: 5	H: 2 LOB: 0 BB: 0 P: 5	R: 0 E: 0 K: 1 S: 6	H: 1 LOB: 1 BB: 0 P: 6	R: 0 E: 0 K: 1 S: 4	H: 0 LOB: 0 BB: 1 P: 8	R: 0 E: 0 K: 0 S: 3	H: 1 LOB: 0 BB: 0 P: 3	R: 0 E: 0 K: 2 S: 7	H: 0 LOB: 0 BB: 0 P: 7	R: 0 E: 0 K: 0 S: 3	H: 1 LOB: 0 BB: 0 P: 3	R: 0 E: 0 K: 0 S: 3	H: 0 LOB: 0 BB: 0 P: 3	R: 1 E: 0 K: 1 S: 7	H: 2 LOB: 2 BB: 1 P: 11	1B: 6 2B: 0 3B: 0 HR: 1	SF: 0 SAC: 0 DP: 3 HBP: 0	WP: 0 PB: 0 SB: 0 CS: 0	PA: 33
<b>PITCHER</b>	IP WLS BF H R ER SO BB IBB HBP BLK WP HR S P ERA WHIP																			
John Candelaria, L (1, 1) ERA: 3.33	5.1 W 20 2 2 1 1 1 1 0 0 0 0 0 27 31 3.38 1.125																			
Kent Tekulve, R (6, 1) ERA: 2.79	3.0 11 2 1 1 1 1 0 0 0 0 0 0 12 16 3.00 1.000																			
Grant Jackson, L (9, 1) ERA: 2.7	0.2 S 2 0 0 0 0 1 0 0 0 0 0 0 4 4 0.00 0.000																			

Pittsburgh Pirates @ Atlanta Braves  
Atlanta-Fulton County Stadium, Atlanta, GA  
Sat Jun 17 1978, 7:05 PM EDT  
Att: 16,284 - Unknown

AB 31  
R 3  
H 7  
RBI 3  
BB 2  
SO 6  
LOB 11





Batter	1	2	3	4	5	6	7	8	9	AB	R	H	RBI	BB	SO	LOB	TOP								
<b>Frank Taveras, R</b> OBP: 0.313, SLG: 0.347 (1, 6)										4	1	0	0	1	0	0									
<b>John Milner, L</b> OBP: 0.336, SLG: 0.348 (1, 7)										3	1	1	0	1	0	0									
<b>Manny Sanguillen, R</b> OBP: 0.394, SLG: 0.392 (8, PH)										1	0	0	0	0	0	3									
<b>Grant Jackson, S</b> OBP: 0.167, SLG: 0.167 (8, 1)										0	0	0	0	0	0	0									
<b>Dave Parker, L</b> OBP: 0.350, SLG: 0.511 (1, 9)										5	3	3	3	0	0	1									
<b>Bill Robinson, R</b> OBP: 0.301, SLG: 0.394 (8, 7)										4	1	1	1	0	0	1									
<b>Willie Stargell, L</b> OBP: 0.382, SLG: 0.500 (1, 3)										4	1	2	3	1	1	0									
<b>Rennie Stennett, R</b> OBP: 0.280, SLG: 0.313 (1, 5)										2	0	0	0	1	1	3									
<b>Ken Macha, R</b> OBP: 0.500, SLG: 0.400 (6, 5)										2	0	1	0	0	0	0									
<b>Ed Ott, L</b> OBP: 0.312, SLG: 0.401 (1, 2)										4	0	0	0	1	2	6									
<b>Phil Garner, R</b> OBP: 0.305, SLG: 0.338 (1, 4)										4	0	0	0	0	1	3									
<b>Jim Bibby, R</b> OBP: 0.214, SLG: 0.083 (1, 1)										0	0	0	0	0	0	0									
<b>Dave Hamilton, L</b> (1, 1)										1	0	0	0	0	1	0									
<b>Don Robinson, R</b> OBP: 0.161, SLG: 0.194 (8, PH)										2	0	0	0	0	0	0									
<b>Steve Brye, R</b> OBP: 0.347, SLG: 0.388 (8, 8)										0	0	0	0	1	0	0									
<b>Inning Stats</b>	R: 1 E: 2 K: 1 S: 8	H: 1 LOB: 3 BB: 1 P: 12	R: 0 E: 0 K: 2 S: 7	H: 0 LOB: 0 BB: 0 P: 7	R: 2 E: 0 K: 0 S: 6	H: 3 LOB: 2 BB: 1 P: 10	R: 0 E: 0 K: 0 S: 3	H: 0 LOB: 0 BB: 0 P: 3	R: 1 E: 0 K: 0 S: 4	H: 1 LOB: 0 BB: 0 P: 4	R: 0 E: 0 K: 1 S: 5	H: 0 LOB: 0 BB: 0 P: 5	R: 2 E: 0 K: 1 S: 6	H: 1 LOB: 0 BB: 1 P: 10	R: 0 E: 0 K: 0 S: 3	H: 0 LOB: 3 BB: 3 P: 15	R: 1 E: 0 K: 1 S: 7	H: 2 LOB: 1 BB: 0 P: 7	1B: 6 2B: 0 3B: 0 HR: 2	SF: 1 SAC: 0 DP: 0 HBP: 0	WP: 2 PB: 0 SB: 0 CS: 0	PA: 43			
<b>PITCHER</b>	IP	WLS	BF	H	R	ER	SO	BB	IBB	HBP	BLK	WP	HR	S	P	ERA	WHIP								
<b>Preston Hanna, R</b> ERA: 3.07 (1, 1)	6.1	W	30	6	6	5	4	3	0	0	0	1	1	35	47	7.11	1.421								
<b>Jamie Easterly, L</b> ERA: 5.29 (7, 1)	1.1		6	0	0	0	1	2	0	0	0	0	0	6	14	0.00	1.500								
<b>Dave Campbell, R</b> ERA: 4.33 (8, 1)	0.0		1	0	0	0	1	0	0	0	0	0	0	4	∞	∞	∞								
<b>Craig Skok, L</b> ERA: 0.79 (8, 1)	1.1	S	6	2	1	1	1	0	0	0	0	0	1	8	8	6.75	1.500								

Pittsburgh Pirates @ Atlanta Braves  
Atlanta-Fulton County Stadium, Atlanta, GA  
Sun Jun 18 1978, 3:33 AM EDT  
Att: 21,498 - Unknown

AB	36
R	7
H	8
RBI	7
BB	6
SO	6
LOB	17



Batter	1	2	3	4	5	6	7	8	9	AB	R	H	RBI	BB	SO	LOB	BOTTOM								
<b>Jerry Royster, R</b> OBP: 0.361, SLG: 0.353 (1, 4)										3	1	1	1	2	0	1									
<b>Bob Beall, S</b> OBP: 0.341, SLG: 0.261 (1, 3)										5	1	1	1	0	0	3									
<b>Gary Matthews, R</b> OBP: 0.380, SLG: 0.558 (1, 9)										4	1	1	0	1	1	4									
<b>Jeff Burroughs, R</b> OBP: 0.451, SLG: 0.520 (1, 7)										5	0	1	0	0	2	6									
<b>Barry Bonnell, R</b> OBP: 0.270, SLG: 0.283 (9, 7)										0	0	0	0	0	0	0									
<b>Rowland Office, L</b> OBP: 0.282, SLG: 0.315 (1, 8)										4	1	1	3	1	1	1									
<b>Dale Murphy, R</b> OBP: 0.275, SLG: 0.296 (1, 2)										2	1	0	0	2	1	1									
<b>Bob Horner, R</b> OBP: 0.273, SLG: 0.600 (1, 5)										4	1	1	0	0	1	2									
<b>Darrel Chaney, S</b> OBP: 0.336, SLG: 0.333 (1, 6)										4	1	0	1	0	1	2									
<b>Preston Hanna, R</b> OBP: 0.200, SLG: 0.345 (1, 1)										3	1	2	0	0	1	2									
<b>Jamie Easterly, L</b> OBP: 0.250, SLG: 0.375 (7, 1)										1	0	0	0	0	0	0									
<b>Dave Campbell, R</b> (8, 1)										0	0	0	0	0	0	0									
<b>Craig Skok, R</b> OBP: 1.000, SLG: 2.000 (8, 1)										0	0	0	0	0	0	0									
<b>Inning Stats</b>	R: 7 E: 2 K: 1 S: 11	H: 4 LOB: 3 BB: 1 P: 23	R: 0 E: 0 K: 2 S: 7	H: 0 LOB: 1 BB: 1 P: 11	R: 1 E: 1 K: 2 S: 10	H: 2 LOB: 2 BB: 0 P: 10	R: 0 E: 0 K: 1 S: 5	H: 0 LOB: 1 BB: 1 P: 9	R: 0 E: 0 K: 0 S: 3	H: 0 LOB: 0 BB: 0 P: 3	R: 0 E: 0 K: 0 S: 3	H: 0 LOB: 0 BB: 0 P: 3	R: 0 E: 0 K: 1 S: 6	H: 1 LOB: 1 BB: 0 P: 6	1B: 5 2B: 1 3B: 1 HR: 1	SF: 0 SAC: 0 DP: 0 HBP: 0	WP: 0 PB: 0 SB: 2 CS: 0	PA: 41							
<b>PITCHER</b>	IP	WLS	BF	H	R	ER	SO	BB	IBB	HBP	BLK	WP	HR	S	P	ERA	WHIP								
<b>Jim Bibby, R</b> ERA: 3.53 (1, 1)	0.1	L	7	3	6	6	0	3	0	0	0	0	0	14	18	0.00	1.200								
<b>Dave Hamilton, L</b> ERA: 5.59 (1, 1)	1.2		9	1	1	0	3	1	0	0	0	0	0	27	35	0.00	1.000								
<b>Don Robinson, R</b> ERA: 3.46 (3, 1)	5.0		21	3	1	0	4	2	0	0	0	0	0	6	6	0.00	1.000								
<b>Grant Jackson, L</b> ERA: 2.6 (8, 1)	1.0		4	1	0	0	1	0	0	0	0	0	0	6	6	0.00	1.000								

Pittsburgh Pirates @ Atlanta Braves  
Atlanta-Fulton County Stadium, Atlanta, GA  
Sun Jun 18 1978, 3:33 AM EDT  
Att: 21,498 - Unknown

AB	35
R	8
H	8
RBI	6
BB	6
SO	8
LOB	22





Batter	1	2	3	4	5	6	7	8	9	10	AB	R	H	RBI	BB	SO	LOB	TOP						
Ivan De Jesus, R OBP: 0.366, SLG: 0.375 (1, 6)	F7		L5-3 2H 1B		E8 SH1 FC1-2-5-4 1B		L6-3 1B			SH1-4	4	0	3	1	0	0	0							
Gene Clines, R OBP: 0.322, SLG: 0.343 (1, 9)	L8		L5-3		SH1		L6-3			L3 2B 2B	4	1	0	0	0	0	5							
Larry Blittner, L OBP: 0.353, SLG: 0.435 (1, 3)	K		F8		FC1-2-5-4				1-3	2B 2B	5	1	1	1	0	1	2							
Dave Kingman, R OBP: 0.311, SLG: 0.497 (1, 7)	F7			2B BB		K			P4	2B IBB	3	1	0	0	2	1	0							
Manny Trillo, R OBP: 0.332, SLG: 0.366 (1, 4)				K		4-3			1-3		5	0	2	2	0	1	1							
Steve Ontiveros, S OBP: 0.281, SLG: 0.276 (1, 5)	P4			4-3 1H 1B 2B						5-3	5	1	2	1	0	0	4							
Greg Gross, L OBP: 0.353, SLG: 0.431 (1, 8)	G3			4-3		1-3				L6 K	5	0	0	0	0	1	6							
Larry Cox, R OBP: 0.328, SLG: 0.333 (1, 2)				SH1-4 1B BB						6-3	3	1	2	1	1	0	0							
Dave Roberts, L OBP: 0.289, SLG: 0.438 (8, 1)				SH1-4 1B BB						E5 SH1-4 2B	2	0	0	0	0	0	2							
Bruce Sutter, R OBP: 0.343, SLG: 0.343 (10, PH)											0	0	0	0	0	0	0							
Mike Vail, R OBP: 0.343, SLG: 0.343 (10, PH)											0	0	0	0	0	0	0							
Rudy Meoli, L OBP: 0.281, SLG: 0.287 (10, 1)											0	1	0	0	0	0	0							
Lynn McClothen, L OBP: 0.281, SLG: 0.287 (10, 1)											0	0	0	0	0	0	0							
Willie Hernandez, L OBP: 0.281, SLG: 0.287 (10, 1)											0	0	0	0	0	0	0							
<b>Inning Stats</b>	R: 0 E: 0 K: 1 S: 5	H: 0 LOB: 0 BB: 0 P: 5	R: 0 E: 0 K: 0 S: 4	H: 1 LOB: 1 BB: 0 P: 4	R: 1 E: 0 K: 0 S: 4	H: 1 LOB: 1 BB: 1 P: 8	R: 2 E: 0 K: 1 S: 7	H: 2 LOB: 1 BB: 1 P: 11	R: 0 E: 1 K: 0 S: 3	H: 1 LOB: 0 BB: 0 P: 3	R: 0 E: 0 K: 0 S: 6	H: 2 LOB: 1 BB: 0 P: 4	R: 0 E: 0 K: 0 S: 3	H: 0 LOB: 0 BB: 0 P: 3	R: 0 E: 0 K: 0 S: 3	H: 0 LOB: 0 BB: 0 P: 3	R: 3 E: 2 K: 1 S: 9	H: 2 LOB: 3 BB: 1 P: 13	1B: 6 2B: 5 3B: 0 HR: 0	SF: 0 SAC: 3 DP: 2 HBP: 0	WP: 0 PB: 0 SB: 0 CS: 0	PA: 43		
<b>PITCHER</b>	IP 7.0	WLS 29	H 8	R 3	ER 3	SO 3	BB 2	IBB 0	HBP 0	BLK 0	WP 0	HR 0	S 33	P 41	ERA 3.86	WHIP 1.429								
Jim Rooker, L ERA: 5.23 (1, 1)																								
Kent Tekulve, R ERA: 2.64 (8, 1)																								
Grant Jackson, L ERA: 2.51 (10, 1)																								
<b>PITCHER</b>	IP 7.0	WLS 29	H 8	R 3	ER 3	SO 3	BB 2	IBB 0	HBP 0	BLK 0	WP 0	HR 0	S 33	P 41	ERA 3.86	WHIP 1.429								
Frank Taveras, R OBP: 0.318, SLG: 0.351 (1, 6)	1B 1B		F3 1-2		F7		6-3			BB S 1B	6	1	3	1	0	0	3							
Phil Garner, R OBP: 0.310, SLG: 0.336 (1, 4)	1B 1-2 3-2 1B		F5		L9					L1 BB BB	4	0	1	0	2	0	2							
Dave Parker, L OBP: 0.362, SLG: 0.517 (1, 9)	1-3 2H 1B				4-3 HBP					BB BB 6-3	3	1	2	1	2	0	3							
Bill Robinson, R OBP: 0.298, SLG: 0.400 (1, 7)	F8		K		L9					L9 K	5	1	1	1	0	2	8							
Manny Sanguillen, R OBP: 0.298, SLG: 0.376 (1, 3)	3-2		L7		4-3					4-3 3B	3	0	0	0	0	0	3							
Willie Stargell, L OBP: 0.377, SLG: 0.493 (9, 3)					4-3					4-3 3-1	2	0	0	1	0	0	3							
Grant Jackson, S OBP: 0.167, SLG: 0.167 (10, 1)	3-H				L7					4-3 3-1	0	0	0	0	0	0	0							
Steve Bnye, R OBP: 0.333, SLG: 0.371 (1, 8)					6-3					6-3	3	0	0	0	0	1	1							
Omar Moreno, L OBP: 0.325, SLG: 0.271 (8, PH) (9, 8)			L9		6-3					6-3	1	0	0	0	1	0	0							
Ken Macha, R OBP: 0.400, SLG: 0.250 (1, 5)			L8		F8					6-3 BB	3	0	0	0	1	0	0							
Mario Mendoza, R OBP: 0.306, SLG: 0.364 (9, 5)					F8					6-3 BB	0	0	0	0	0	0	0							
Eid Ott, L OBP: 0.310, SLG: 0.399 (10, PH)										6-3 BB	1	0	0	0	0	0	0							
Duffy Dyer, R OBP: 0.376, SLG: 0.388 (1, 2)			F8		6-3					E7 1B	5	1	2	0	0	2	2							
Jim Rooker, R OBP: 0.227, SLG: 0.318 (1, 1)					6-3					F3	2	0	2	0	0	0	0							
Rennie Stennett, R OBP: 0.278, SLG: 0.312 (7, PH)										F3	1	0	0	0	0	1	1							
Kent Tekulve, R OBP: 0.222, SLG: 0.222 (8, 1)										F3	0	0	0	0	0	0	0							
John Milner, L OBP: 0.361, SLG: 0.344 (10, 3)										F3	1	0	0	1	0	0	0							
<b>Inning Stats</b>	R: 1 E: 0 K: 0 S: 5	H: 3 LOB: 1 BB: 0 P: 5	R: 0 E: 0 K: 0 S: 3	H: 0 LOB: 0 BB: 0 P: 3	R: 0 E: 0 K: 1 S: 6	H: 1 LOB: 2 BB: 1 P: 10	R: 0 E: 0 K: 0 S: 3	H: 0 LOB: 0 BB: 0 P: 3	R: 0 E: 0 K: 0 S: 4	H: 1 LOB: 1 BB: 0 P: 4	R: 0 E: 1 K: 0 S: 4	H: 1 LOB: 1 BB: 0 P: 4	R: 2 E: 0 K: 0 S: 5	H: 2 LOB: 2 BB: 2 P: 13	R: 0 E: 0 K: 1 S: 6	H: 1 LOB: 3 BB: 2 P: 14	R: 1 E: 0 K: 1 S: 7	H: 2 LOB: 3 BB: 2 P: 15	1B: 8 2B: 3 3B: 1 HR: 0	SF: 0 SAC: 0 DP: 1 HBP: 1	WP: 0 PB: 0 SB: 3 CS: 0	PA: 48		
<b>PITCHER</b>	IP 7.1	WLS 31	H 8	R 3	ER 3	SO 3	BB 1	IBB 0	HBP 1	BLK 0	WP 0	HR 0	S 31	P 36	ERA 0.00	WHIP 3.000								
Dave Roberts, L ERA: 3.0 (1, 1)																								
Bruce Sutter, R ERA: 1.56 (8, 1)																								
Lynn McClothen, R ERA: 4.9 (10, 1)																								
Willie Hernandez, L ERA: 3.77 (10, 1)																								

Chicago Cubs @ Pittsburgh Pirates  
Three Rivers Stadium, Pittsburgh, PA  
Mon Jun 19 1978, 7:05 PM EDT  
Att: 8,878 - Unknown

AB 37  
R 6  
H 10  
RBI 6  
BB 3  
SO 4  
LOB 20



Chicago Cubs @ Pittsburgh Pirates  
Three Rivers Stadium, Pittsburgh, PA  
Mon Jun 19 1978, 7:05 PM EDT  
Att: 8,878 - Unknown

AB 40  
R 4  
H 11  
RBI 4  
BB 7  
SO 3  
LOB 26





Batter	1	2	3	4	5	6	7	8	9	AB	R	H	RBI	BB	SO	LOB	TOP						
Ivan De Jesus, R (1,6) OBP: 0.361, SLG: 0.369	0-3 K			3-2 F9		3-3 K		2-2 P9		4	0	0	0	0	2	0	Chicago Cubs @ Pittsburgh Pirates Three Rivers Stadium, Pittsburgh, PA Tue Jun 20 1978, 7:05 PM EDT Att: 10,912 - Unknown - 73 F						
Greg Gross, L (1,8) OBP: 0.357, SLG: 0.433	0-0 6-3			3-2 E4 FC4-6		0-0 1B		0-0 1B		4	0	2	0	0	0	0							
Larry Bittner, L (1,3) OBP: 0.350, SLG: 0.430	0-3 K			0-0 FC4-6 1B 1-2		0-0 1B		0-0 P6		4	0	1	0	0	1	2							
Dave Kingman, R (1,7) OBP: 0.310, SLG: 0.492		0-3 K		0-0 1B		2-3 K			0-2 F8	4	0	1	0	0	2	2							
Bobby Murcer, L (1,9) OBP: 0.314, SLG: 0.346	0-3 K				1-2 4-3		0-0 3-1		2-2 1B	4	0	1	0	0	1	0							
Manny Trillo, R (1,4) OBP: 0.335, SLG: 0.377	3-2 4-3				1-2 L7		0-0 SF8 3B		2-2 1B	4	1	2	0	0	0	0							
Steve Ontiveros, S (1,5) OBP: 0.284, SLG: 0.282				0-0 G4-6-3 1B		0-0 1B		1-2 SF8	0-0 F7	3	0	2	1	0	0	2							
Dave Rader, L (1,2) OBP: 0.276, SLG: 0.317				0-0 G4-6-3 1-2		0-0 F8		0-0 F9	0-0 3-1	4	0	0	0	0	0	4							
Ken Holtzman, R (1,1) OBP: 0.283, SLG: 0.250	0-3 K					0-0 G3		2-2 F9		1	0	0	0	0	1	0							
Rudy Meoli, L (6,PH) OBP: 0.237, SLG: 0.333										1	0	0	0	0	0	0							
Paul Reuschel, R (6,1) OBP: 0.237, SLG: 0.333										0	0	0	0	0	0	0							
Mike Vail, R (8,PH) OBP: 0.237, SLG: 0.333										1	0	0	0	0	0	0							
Dave Geisel, L (8,1) OBP: 0.237, SLG: 0.333										0	0	0	0	0	0	0							
<b>Inning Stats</b>	R: 0 E: 0 K: 2 S: 7	H: 0 LOB: 0 BB: 0 P: 7	R: 0 E: 0 K: 2 S: 10	H: 0 LOB: 0 BB: 0 P: 13	R: 0 E: 0 K: 1 S: 5	H: 1 LOB: 0 BB: 0 P: 5	R: 0 E: 1 K: 0 S: 12	H: 1 LOB: 2 BB: 0 P: 18	R: 0 E: 0 K: 0 S: 11	H: 1 LOB: 1 BB: 0 P: 13	R: 0 E: 0 K: 2 S: 13	H: 2 LOB: 2 BB: 0 P: 18	R: 1 E: 0 K: 0 S: 8	H: 1 LOB: 0 BB: 0 P: 9	R: 0 E: 0 K: 0 S: 11	H: 1 LOB: 1 BB: 0 P: 15	R: 0 E: 0 K: 0 S: 19	H: 2 LOB: 2 BB: 0 P: 23	1B: 8 2B: 0 3B: 1 HR: 0	SF: 1 SAC: 0 DP: 1 HBP: 0	WP: 0 PB: 0 SB: 0 CS: 0	PA: 35	
<b>PITCHER</b> Bert Blyleven, R (1,1) ERA: 3.94	IP: 9.0 WLS: W BF: 35 H: 9 R: 1 ER: 1 SO: 7 BB: 0 IBB: 0 HBP: 0 BLK: 0 WP: 0 HR: 0 S: 96 P: 121 ERA: 1.00 WHIP: 1.000											<b>PITCHER</b>	IP: 9.0 WLS: W BF: 35 H: 9 R: 1 ER: 1 SO: 7 BB: 0 IBB: 0 HBP: 0 BLK: 0 WP: 0 HR: 0 S: 96 P: 121 ERA: 1.00 WHIP: 1.000										

AB	34
R	1
H	9
RBI	1
BB	0
SO	7
LOB	10



Batter	1	2	3	4	5	6	7	8	9	AB	R	H	RBI	BB	SO	LOB	BOTTOM						
Frank Taveras, R (1,6) OBP: 0.319, SLG: 0.356	0-3 K		0-0 2B	0-0 G3		0-0 2B 1B		0-0 F2		5	1	2	0	0	1	2	Chicago Cubs @ Pittsburgh Pirates Three Rivers Stadium, Pittsburgh, PA Tue Jun 20 1978, 7:05 PM EDT Att: 10,912 - Unknown - 73 F						
Phil Garner, R (1,5) OBP: 0.312, SLG: 0.342	0-0 P4		0-0 5-3		0-0 1B S	0-0 2B 1-H		1-2 F8		5	1	2	1	0	0	2							
Dave Parker, L (1,9) OBP: 0.367, SLG: 0.517	0-0 L7			0-0 1B HBP	4-2 1B BB	4-0 1B IBB				2	1	1	0	2	0	0							
Bill Robinson, R (1,7) OBP: 0.303, SLG: 0.399		4-0 G3-6-1 BB		0-0 HBP 1B S	0-3 K	0-0 L5				3	1	1	0	1	1	4							
Willie Stargell, L (1,3) OBP: 0.374, SLG: 0.507		0-0 G3-6-1 1-2		0-3 K	0-0 L7		0-0 HR			4	1	1	1	0	1	5							
Rennie Stennett, R (1,4) OBP: 0.282, SLG: 0.312		0-0 P4		4-0 1B HBP E IBB	0-0 1B	1-3 2-H 3-H		0-0 L4		3	1	1	1	1	0	0							
Duffy Dyer, R (1,2) OBP: 0.371, SLG: 0.373			0-0 1-3	1-0 FC6-4 E HBP	0-0 4-3		0-0 6-3			3	0	0	1	0	0	2							
Omar Moreno, L (1,8) OBP: 0.323, SLG: 0.270			0-3 K	0-0 E6 FC6-4 1B		2-3 K		0-0 4-3		4	0	1	1	0	2	0							
Bert Blyleven, R (1,1) OBP: 0.158, SLG: 0.135			0-0 2B 1B	0-0 FC6-4		0-0 L5		0-3 K		4	0	1	0	0	1	2							
<b>Inning Stats</b>	R: 0 E: 0 K: 1 S: 5	H: 0 LOB: 0 BB: 0 P: 5	R: 0 E: 0 K: 0 S: 2	H: 0 LOB: 1 BB: 1 P: 6	R: 0 E: 1 K: 1 S: 7	H: 2 LOB: 2 BB: 0 P: 7	R: 3 E: 1 K: 1 S: 8	H: 3 LOB: 2 BB: 1 P: 13	R: 1 E: 0 K: 1 S: 11	H: 2 LOB: 2 BB: 1 P: 15	R: 1 E: 0 K: 0 S: 10	H: 2 LOB: 2 BB: 1 P: 16	R: 1 E: 0 K: 0 S: 4	H: 1 LOB: 0 BB: 0 P: 4	R: 0 E: 0 K: 1 S: 9	H: 0 LOB: 0 BB: 0 P: 10		1B: 7 2B: 2 3B: 0 HR: 1	SF: 0 SAC: 0 DP: 1 HBP: 1	WP: 0 PB: 0 SB: 2 CS: 0	PA: 38		
<b>PITCHER</b> Ken Holtzman, L (1,1) ERA: 4.88	IP: 5.0 WLS: L BF: 25 H: 7 R: 4 ER: 3 SO: 4 BB: 2 IBB: 1 HBP: 1 BLK: 0 WP: 0 HR: 0 S: 33 P: 46 ERA: 5.40 WHIP: 1.800											<b>PITCHER</b> Paul Reuschel, R (6,1) ERA: 5.7	IP: 2.0 WLS: 10 BF: 3 H: 2 R: 2 ER: 2 SO: 1 BB: 0 IBB: 0 HBP: 0 BLK: 0 WP: 0 HR: 1 S: 14 P: 20 ERA: 9.00 WHIP: 1.500										
<b>PITCHER</b> Dave Geisel, L (8,1) ERA: 3.6	IP: 1.0 WLS: 3 BF: 0 H: 0 R: 0 ER: 0 SO: 1 BB: 0 IBB: 0 HBP: 0 BLK: 0 WP: 0 HR: 0 S: 9 P: 10 ERA: 0.00 WHIP: 0.000											<b>PITCHER</b>	IP: 1.0 WLS: 3 BF: 0 H: 0 R: 0 ER: 0 SO: 1 BB: 0 IBB: 0 HBP: 0 BLK: 0 WP: 0 HR: 0 S: 9 P: 10 ERA: 0.00 WHIP: 0.000										





Batter	1	2	3	4	5	6	7	8	9	AB	R	H	RBI	BB	SO	LOB	TOP										
Ivan De Jesus, R OBP: 0.359, SLG: 0.375	F8		1B			L6		F9		4	1	1	0	0	0	0	<b>Chicago Cubs @ Pittsburgh Pirates</b> Three Rivers Stadium, Pittsburgh, PA Wed Jun 21 1978, 7:05 PM EDT Att: 11,064 - Unknown - 73 F										
Gene Clines, R OBP: 0.336, SLG: 0.352	L4-3		1B			G4-6-3		FC5-6		3	0	2	1	1	0	0											
Larry Bittner, L OBP: 0.340, SLG: 0.417	F8		K			G4-6-3		FC5-6		4	0	0	0	0	1	3											
Dave Kingman, R OBP: 0.308, SLG: 0.492										4	0	1	0	0	1	1											
Mick Kelleher, R OBP: 0.316, SLG: 0.211										0	0	0	0	0	0	0											
Manny Trillo, R OBP: 0.329, SLG: 0.371	P3									4	0	0	0	0	0	2											
Steve Ontiveros, S OBP: 0.285, SLG: 0.287										3	0	2	0	0	0	0											
Mike Vail, R OBP: 0.237, SLG: 0.333										0	0	0	0	0	0	0											
Greg Gross, L OBP: 0.350, SLG: 0.424										3	0	0	0	0	0	3											
Larry Cox, R OBP: 0.314, SLG: 0.317										3	0	0	0	0	1	0											
Ray Burris, R OBP: 0.200, SLG: 0.276										3	0	0	0	0	0	0											
<b>Inning Stats</b>	R: 0 E: 0 K: 0 S: 3	H: 0 LOB: 0 BB: 0 P: 3	R: 0 E: 0 K: 0 S: 7	H: 2 LOB: 1 BB: 0 P: 7	R: 1 E: 0 K: 1 S: 8	H: 2 LOB: 1 BB: 0 P: 10	R: 0 E: 0 K: 0 S: 3	H: 0 LOB: 0 BB: 0 P: 3	R: 0 E: 0 K: 1 S: 5	H: 0 LOB: 0 BB: 0 P: 5	R: 0 E: 0 K: 0 S: 6	H: 1 LOB: 0 BB: 0 P: 8	R: 0 E: 0 K: 0 S: 13	H: 1 LOB: 1 BB: 0 P: 15	R: 0 E: 0 K: 0 S: 3	H: 0 LOB: 0 BB: 0 P: 3	R: 0 E: 0 K: 1 S: 5	H: 0 LOB: 1 BB: 1 P: 9	1B: 4 2B: 1 3B: 1 HR: 0	SF: 0 SAC: 0 DP: 2 HBP: 0	WP: 1 PB: 0 SB: 0 CS: 0	PA: 32					
<b>PITCHER</b> John Candelaria, L ERA: 3.14	IP: 9.0	WLS: W	BF: 32	H: 6	R: 1	ER: 1	SO: 3	BB: 1	IBB: 0	HBP: 0	BLK: 0	WP: 1	HR: 0	S: 53	P: 63	ERA: 1.00	WHIP: 0.778										

Batter	1	2	3	4	5	6	7	8	9	AB	R	H	RBI	BB	SO	LOB	BOTTOM										
Frank Taveras, R OBP: 0.322, SLG: 0.359	6-3		SH1-4	FC6-4			L3-6			4	0	2	1	0	0	2	<b>Chicago Cubs @ Pittsburgh Pirates</b> Three Rivers Stadium, Pittsburgh, PA Wed Jun 21 1978, 7:05 PM EDT Att: 11,064 - Unknown - 73 F										
Omar Moreno, L OBP: 0.328, SLG: 0.276			1B			B2-3				3	0	2	1	0	0	0											
Dave Parker, L OBP: 0.369, SLG: 0.518	F8		1B			F8		L3-6		3	0	1	0	1	0	3											
Bill Robinson, R OBP: 0.296, SLG: 0.390	6-3		F8			F8		PO		4	0	0	0	0	0	5											
Willie Stargell, L OBP: 0.371, SLG: 0.500			4-3			P8		6-3		4	0	1	0	0	0	4											
Rennie Stennett, R OBP: 0.277, SLG: 0.306			L5-3			1-3		6-3		4	0	0	0	0	0	1											
Ed Ott, L OBP: 0.308, SLG: 0.395			L9			3-1		F8		4	0	1	0	0	0	0											
Phil Garner, R OBP: 0.319, SLG: 0.350			SH1-4			E5		SH2-4		4	2	3	0	0	0	1											
John Candelaria, L OBP: 0.286, SLG: 0.172			1B			4-3		SH2-4		2	0	0	0	1	1	3											
<b>Inning Stats</b>	R: 0 E: 0 K: 0 S: 4	H: 1 LOB: 1 BB: 0 P: 4	R: 0 E: 0 K: 0 S: 7	H: 1 LOB: 0 BB: 0 P: 8	R: 1 E: 0 K: 0 S: 8	H: 2 LOB: 3 BB: 2 P: 17	R: 0 E: 1 K: 1 S: 11	H: 1 LOB: 2 BB: 0 P: 12	R: 0 E: 0 K: 0 S: 4	H: 1 LOB: 1 BB: 0 P: 4	R: 0 E: 0 K: 0 S: 3	H: 1 LOB: 0 BB: 0 P: 3	R: 0 E: 0 K: 0 S: 3	H: 0 LOB: 0 BB: 0 P: 3	R: 1 E: 0 K: 0 S: 4	H: 2 LOB: 1 BB: 0 P: 4		1B: 9 2B: 3 3B: 0 HR: 0	SF: 0 SAC: 0 DP: 2 HBP: 0	WP: 0 PB: 0 SB: 1 CS: 0	PA: 38						
<b>PITCHER</b> Ray Burris, R ERA: 4.48	IP: 8.2	WLS: L	BF: 37	H: 10	R: 2	ER: 2	SO: 1	BB: 1	IBB: 1	HBP: 0	BLK: 0	WP: 0	HR: 0	S: 48	P: 59	ERA: 2.08	WHIP: 1.269										






Batter	1	2	3	4	5	6	7	8	9	10	11	AB	R	H	RBI	BB	SO	LOB	TOP						
Frank Taveras, R OBP: 0.320, SLG: 0.355 (1, 6)	G3		F8			F4-3	BB 1B		K			5	0	1	1	0	1	2							
Phil Garner, R OBP: 0.320, SLG: 0.348 (1, 5)	K		6-3			2B 1B	BB 1B			5-3		4	1	1	0	1	1	1							
Dave Parker, L OBP: 0.363, SLG: 0.508 (1, 9)	1-3				F4-3	K	6-3			5-3		5	0	0	0	0	1	4							
Bill Robinson, R OBP: 0.299, SLG: 0.395 (1, 7)		K			F8					6-3		5	0	2	1	0	1	0							
Rennie Stennett, R OBP: 0.276, SLG: 0.304 (1, 4)		5-3				G3			F1-6-4 1B			5	0	1	0	0	0	2							
Manny Sanguillen, R OBP: 0.307, SLG: 0.376 Kent Tekulve, R OBP: 0.222, SLG: 0.222 Willie Stargell, L OBP: 0.368, SLG: 0.497 Ed Whiteson, R (11, 1)					F8				F4-3		K	3	0	1	0	1	0	1							
Duffy Dyer, R OBP: 0.370, SLG: 0.372 Ed Ott, L OBP: 0.311, SLG: 0.396 (9, 2)						K 1-3 1B			F9		F7	3	0	1	0	0	0	2							
Omar Moreno, L OBP: 0.331, SLG: 0.277 (1, 8)						1-3				FC5-6 G3 S		3	1	1	0	1	0	2							
Don Robinson, R OBP: 0.192, SLG: 0.182 John Milner, L OBP: 0.358, SLG: 0.340 (8, 3)						K			FC5-2 BB 1B		G3	2	0	0	0	0	1	3							
<b>Inning Stats</b>	R: 0 E: 0 K: 1 S: 5	H: 0 LOB: 0 BB: 0 P: 5	R: 0 E: 0 K: 1 S: 6	H: 1 LOB: 1 BB: 0 P: 6	R: 0 E: 0 K: 0 S: 3	H: 0 LOB: 1 BB: 1 P: 7	R: 0 E: 0 K: 0 S: 4	H: 1 LOB: 1 BB: 0 P: 4	R: 0 E: 0 K: 1 S: 5	H: 1 LOB: 0 BB: 0 P: 5	R: 1 E: 0 K: 0 S: 7	H: 2 LOB: 1 BB: 0 P: 7	R: 0 E: 0 K: 0 S: 3	H: 1 LOB: 0 BB: 0 P: 3	R: 0 E: 0 K: 1 S: 6	H: 1 LOB: 1 BB: 0 P: 6	R: 0 E: 0 K: 0 S: 3	H: 0 LOB: 0 BB: 0 P: 3	R: 0 E: 0 K: 1 S: 5	H: 0 LOB: 0 BB: 0 P: 5	1B: 8 2B: 1 3B: 0 HR: 0	SF: 0 SAC: 1 DP: 1 HBP: 0	WP: 0 PB: 0 SB: 2 CS: 0	PA: 43	
<b>PITCHER</b>	IP 7.0	WLS 7	BF 30	H 7	R 2	ER 2	SO 4	BB 3	IBB 0	HBP 0	BLK 0	WP 0	HR 0	S 35	P 47	ERA 2.57	WHIP 1.429								
Jerry Kosman, L ERA: 3.85 Skip Lockwood, R ERA: 3.42 Dale Murray, R ERA: 3.86	(1, 1)	(8, 1)	(10, 1)																						

Pittsburgh Pirates @ New York Mets  
Shea Stadium, Flushing, NY  
Fri Jun 23 1978, 7:05 PM EDT  
Att: 16,594 - Unknown


AB 39  
R 2  
H 9  
RBI 2  
BB 3  
SO 6  
LOB 18



Batter	1	2	3	4	5	6	7	8	9	10	11	AB	R	H	RBI	BB	SO	LOB	BOTTOM					
Lee Mazzilli, S OBP: 0.356, SLG: 0.430 (1, 8)						L8			F8		1-3 SH3 BB	4	1	2	1	2	0	0						
Tim Foli, R OBP: 0.251, SLG: 0.273 (1, 6)	K		6-3			6-3			4-3 2B		SH3	5	0	2	1	0	1	1						
Steve Henderson, R OBP: 0.322, SLG: 0.387 (1, 7)	5-3					L7			4-3		1-3	5	0	0	0	0	0	3						
Willie Montanez, L OBP: 0.332, SLG: 0.420 (1, 3)	L7										2-3 3H	2	0	0	0	3	1	1						
Ed Kranepool, L OBP: 0.300, SLG: 0.302 Joel Youngblood, R OBP: 0.279, SLG: 0.375 (8, 9)						G4-6-3 BB			K		FC6-4 IBB	3	0	1	0	0	1	1						
John Stearns, R OBP: 0.358, SLG: 0.376 (1, 2)												3	0	1	0	0	1	1						
Lenny Randle, S OBP: 0.381, SLG: 0.335 (1, 5)												2	1	0	0	0	0	4						
John Stearns, R OBP: 0.358, SLG: 0.376 (1, 2)												4	1	1	0	1	0	0						
Lenny Randle, S OBP: 0.381, SLG: 0.335 (1, 5)												4	0	2	1	0	1	0						
Doug Flynn, R OBP: 0.274, SLG: 0.271 (1, 4)												4	0	1	0	1	2	3						
Jerry Kosman, R ERA: 3.85 Ron Hoyle, R ERA: 3.04 Skip Lockwood, R ERA: 3.42 Bruce Brasher, L ERA: 2.5 Dale Murray, R ERA: 3.86 Bobby Valentine, R ERA: 2.38 (11, 1)												2	0	0	0	0	0	1						
<b>Inning Stats</b>	R: 0 E: 0 K: 1 S: 6	H: 1 LOB: 1 BB: 0 P: 6	R: 0 E: 0 K: 2 S: 7	H: 0 LOB: 0 BB: 0 P: 7	R: 1 E: 0 K: 0 S: 4	H: 1 LOB: 0 BB: 0 P: 4	R: 0 E: 0 K: 0 S: 2	H: 0 LOB: 0 BB: 1 P: 6	R: 0 E: 0 K: 1 S: 6	H: 1 LOB: 0 BB: 0 P: 5	R: 1 E: 0 K: 1 S: 7	H: 2 LOB: 2 BB: 1 P: 11	R: 0 E: 0 K: 0 S: 4	H: 1 LOB: 2 BB: 1 P: 8	R: 0 E: 0 K: 0 S: 3	H: 0 LOB: 2 BB: 2 P: 11	R: 1 E: 0 K: 2 S: 8	H: 2 LOB: 3 BB: 2 P: 16	1B: 6 2B: 2 3B: 0 HR: 1	SF: 1 SAC: 1 DP: 1 HBP: 0	WP: 0 PB: 1 SB: 0 CS: 0	PA: 47		
<b>PITCHER</b>	IP 7.1	WLS 12	BF 29	H 6	R 2	ER 2	SO 5	BB 1	IBB 1	HBP 0	BLK 0	WP 0	HR 1	S 37	P 45	ERA 2.46	WHIP 0.955							
Don Robinson, R ERA: 3.38 Kent Tekulve, R ERA: 2.5 Ed Whitson, R ERA: 2.38	(1, 1)	(8, 1)	(11, 1)																					

Pittsburgh Pirates @ New York Mets  
Shea Stadium, Flushing, NY  
Fri Jun 23 1978, 7:05 PM EDT  
Att: 16,594 - Unknown

AB 38  
R 3  
H 9  
RBI 3  
BB 7  
SO 7  
LOB 19









Batter	1	2	3	4	5	6	7	8	9	AB	R	H	RBI	BB	SO	LOB	TOP										
Frank Taveras, R (1,6) OBP: 0.317, SLG: 0.351	0-0 7-6 1B		0-0 CS 1B			0-0 F7		0-0 P4		4	0	2	0	0	0	0											
Omar Moreno, L (1,8) OBP: 0.325, SLG: 0.274	0-0 F7		0-0 CS 1-2	0-0 F9		0-0 CS 1B		0-0 F9		4	0	1	0	0	0	1											
Dave Parker, L (1,9) OBP: 0.364, SLG: 0.514	0-0 7-6 1-2			0-0 CS 1B		0-3 K 1-2		0-0 4-3		4	0	1	0	0	1	2											
Bill Robinson, R (1,7) OBP: 0.299, SLG: 0.384		0-0 F9		0-0 F7 1-2			0-0 HR 1B		0-0 5-3	4	1	1	0	0	0	1											
John Milner, L (1,3) OBP: 0.395, SLG: 0.461		4-0 BB			0-0 HR 2B		0-0 1-H HR		0-3 K	3	2	2	2	1	1	0											
Rennie Stennett, R (1,4) OBP: 0.279, SLG: 0.317		0-0 F8			0-0 HR 2H		0-0 F9		0-0 4-3	4	1	1	2	0	0	1											
Ed Ott, L (1,2) OBP: 0.300, SLG: 0.380		0-0 F7			0-0 F4-3		0-0 F4			3	0	0	0	0	0	1											
Phil Garner, R (1,5) OBP: 0.321, SLG: 0.347			0-0 F8		0-0 CS 1B		0-0 FC6 1B			3	0	2	0	0	0	0											
Bert Blyleven, R (1,1) OBP: 0.146, SLG: 0.125			0-0 1-3		0-3 K 1-2		0-0 FC6 1-2			3	0	0	0	0	1	2											
<b>Inning Stats</b>	R: 0 E: 0 K: 0 S: 3	H: 1 LOB: 0 BB: 0 P: 3	R: 0 E: 0 K: 0 S: 3	H: 0 LOB: 1 BB: 1 P: 7	R: 0 E: 0 K: 0 S: 3	H: 1 LOB: 0 BB: 0 P: 3	R: 0 E: 0 K: 0 S: 3	H: 1 LOB: 0 BB: 0 P: 3	R: 2 E: 0 K: 1 S: 5	H: 3 LOB: 0 BB: 0 P: 5	R: 2 E: 0 K: 0 S: 6	H: 3 LOB: 1 BB: 0 P: 6	R: 0 E: 0 K: 0 S: 3	H: 0 LOB: 0 BB: 0 P: 3	R: 0 E: 0 K: 1 S: 5	H: 0 LOB: 0 BB: 0 P: 5	1B: 7 2B: 3 3B: 0 HR: 2	SF: 0 SAC: 0 DP: 2 HBP: 0	WP: 0 PB: 0 SB: 0 CS: 4	PA: 34							
<b>PITCHER</b>	IP	WLS	BF	H	R	ER	SO	BB	IBB	HBP	BLK	WP	HR	S	P	ERA	WHIP										
Nino Espinosa, R (1,1) ERA: 3.99	7.0	L	27	10	4	4	2	1	0	0	0	0	2	30	34	5.14	1.571										
Butch Metzger, R (8,1) ERA: 5.4	2.0		6	0	0	0	1	0	0	0	0	0	0	8	8	0.00	0.000										

Pittsburgh Pirates @ New York Mets  
Shea Stadium, Flushing, NY  
Sun Jun 25 1978, 3:33 AM EDT  
Att: 16,748 - Unknown

AB 32  
R 4  
H 10  
RBI 4  
BB 1  
SO 3  
LOB 8



Batter	1	2	3	4	5	6	7	8	9	AB	R	H	RBI	BB	SO	LOB	BOTTOM										
Lenny Randle, S (1,5) OBP: 0.355, SLG: 0.324	0-0 G3		4-0 S BB		0-3 K			0-0 5-3		3	0	0	0	1	1	1											
Elliott Maddox, R (1,9) OBP: 0.388, SLG: 0.340	4-0 BB		0-0 F9 1-2			0-0 1-4-3		0-3 K		3	0	0	0	1	1	1											
Lee Mazzilli, S (1,8) OBP: 0.354, SLG: 0.421	0-0 F4		0-0 F8			0-0 1B		0-0 F9		4	0	1	0	0	0	2											
Willie Montanez, L (1,3) OBP: 0.338, SLG: 0.430	0-0 5-3			0-0 5-3		0-0 G5-4-3 1B			0-0 E9	4	0	1	0	0	0	1											
John Stearns, R (1,2) OBP: 0.351, SLG: 0.367		0-3 K		0-0 F8		0-0 G5-4-3 1-2		0-0 P4		4	0	0	0	0	1	3											
Steve Henderson, R (1,7) OBP: 0.318, SLG: 0.384		0-0 1B		0-0 6-3			0-0 6-3 2B		0-0 F9	4	0	2	0	0	0	1											
Tim Foli, R (1,6) OBP: 0.254, SLG: 0.287		0-0 F9			0-0 SH1-4 1B		0-0 6-3		0-0 4-3	4	0	1	0	0	0	3											
Doug Flynn, R (1,4) OBP: 0.270, SLG: 0.267		0-0 F9			0-0 F8		0-3 K			2	0	0	0	0	0	2											
Bruce Boesch, L (7, PH) OBP: 0.307, SLG: 0.333					0-0 F8					1	0	0	0	0	1	1											
Joel Youngblood, R (8,4) OBP: 0.287, SLG: 0.383							0-3 K			0	0	0	0	0	0	0											
Nino Espinosa, R (1,1) OBP: 0.171, SLG: 0.229			0-0 F8			0-0 SH1-4		0-3 K		1	0	0	0	0	0	0											
Ed Kranepool, L (7, PH) OBP: 0.278, SLG: 0.277					0-0 SH1-4 1-2					1	0	0	0	0	1	1											
Butch Metzger, R (8,1) ERA: 3.83										0	0	0	0	0	0	0											
<b>Inning Stats</b>	R: 0 E: 0 K: 0 S: 3	H: 0 LOB: 1 BB: 1 P: 7	R: 0 E: 0 K: 1 S: 6	H: 1 LOB: 0 BB: 0 P: 6	R: 0 E: 0 K: 0 S: 3	H: 0 LOB: 0 BB: 1 P: 7	R: 0 E: 0 K: 0 S: 3	H: 0 LOB: 0 BB: 0 P: 3	R: 0 E: 0 K: 1 S: 6	H: 1 LOB: 1 BB: 0 P: 6	R: 0 E: 0 K: 0 S: 4	H: 2 LOB: 1 BB: 0 P: 4	R: 0 E: 0 K: 2 S: 8	H: 1 LOB: 1 BB: 0 P: 8	R: 0 E: 0 K: 1 S: 5	H: 0 LOB: 0 BB: 0 P: 5	R: 0 E: 1 K: 0 S: 4	H: 0 LOB: 1 BB: 0 P: 4	1B: 4 2B: 1 3B: 0 HR: 0	SF: 0 SAC: 1 DP: 1 HBP: 0	WP: 0 PB: 0 SB: 1 CS: 0	PA: 34					
<b>PITCHER</b>	IP	WLS	BF	H	R	ER	SO	BB	IBB	HBP	BLK	WP	HR	S	P	ERA	WHIP										
Bert Blyleven, R (1,1) ERA: 3.83	9.0	W	34	5	0	0	5	2	0	0	0	0	0	42	50	0.00	0.778										

Pittsburgh Pirates @ New York Mets  
Shea Stadium, Flushing, NY  
Sun Jun 25 1978, 3:33 AM EDT  
Att: 16,748 - Unknown

AB 31  
R 0  
H 5  
RBI 0  
BB 2  
SO 5  
LOB 16









Batter	1	2	3	4	5	6	7	8	9	AB	R	H	RBI	BB	SO	LOB	TOP			
Lou Brock, L OBP: 0.390, SLG: 0.306 (1, 7)										5	1	2	0	0	0	3	<b>St. Louis Cardinals @ Pittsburgh Pirates</b> Three Rivers Stadium, Pittsburgh, PA Mon Jun 26 1978, 3:33 AM EDT Att: 10,008 - Cloudy			
Gary Templeton, S OBP: 0.221, SLG: 0.288 (1, 6)										5	0	0	0	0	0	3				
Jerry Morales, R OBP: 0.348, SLG: 0.414 (1, 8)										4	1	1	2	1	0	0				
Roger Freed, R OBP: 0.200, SLG: 0.533 John Urrea, R (7, 1)										4	1	1	2	0	2	1				
Keith Hernandez, L OBP: 0.469, SLG: 0.558 (1, 3)										2	0	0	0	2	2	0				
Ken Reitz, R OBP: 0.362, SLG: 0.353 (1, 5)										3	0	1	0	1	0	1				
Steve Swisher, R (1, 2)										2	0	0	0	1	1	3				
Ted Simmons, S OBP: 0.361, SLG: 0.491 (8, PH) (8, 2)										1	0	1	0	0	0	0				
Mike Tyson, R OBP: 0.256, SLG: 0.324 (1, 4)										3	0	0	0	1	1	2				
Pete Falcone, L OBP: 0.331, SLG: 0.333 Mark Littell, L (4, 1) Gary Sutherland, R OBP: 0.208, SLG: 0.333 Dane Iorg, L OBP: 0.222, SLG: 0.199 Pete Vuckovich, R (8, 1) Jerry Mumphy, S OBP: 0.154, SLG: 0.125 (7, 9)										2	1	1	0	0	0	0				
<b>Inning Stats</b>	R: 2 E: 0 K: 1 S: 6	H: 2 LOB: 0 BB: 1 P: 10	R: 0 E: 0 K: 2 S: 7	H: 0 LOB: 0 BB: 0 P: 7	R: 2 E: 0 K: 1 S: 8	H: 3 LOB: 3 BB: 2 P: 16	R: 0 E: 0 K: 0 S: 3	H: 0 LOB: 0 BB: 0 P: 3	R: 0 E: 0 K: 0 S: 3	H: 1 LOB: 3 BB: 2 P: 16	R: 0 E: 0 K: 1 S: 5	H: 0 LOB: 0 BB: 0 P: 5	R: 0 E: 0 K: 0 S: 4	H: 1 LOB: 2 BB: 1 P: 8	R: 0 E: 0 K: 0 S: 3	H: 0 LOB: 0 BB: 0 P: 3	1B: 4 2B: 2 3B: 0 HR: 1	SF: 0 SAC: 0 DP: 1 HBP: 0	WP: 0 PB: 0 SB: 0 CS: 0	PA: 39
<b>PITCHER</b>	IP WLS BF H R ER SO BB IBB HBP BLK WP HR S P ERA WHIP																			
Jerry Reuss, L ERA: 6.57 (1, 1)	2.1 12 5 4 4 3 1 0 0 0 0 0 1 17 21 15.43 2.571																			
Kent Tekulve, R ERA: 9.99 (3, 1)	1.2 7 0 0 0 1 1 1 0 0 0 0 0 7 15 0.00 0.600																			
Grant Jackson, L ERA: 4.5 (5, 1)	1.1 7 1 0 0 1 2 0 0 0 0 0 0 7 15 0.00 2.250																			
Jim Bibby, R ERA: 2.25 (6, 1)	0.2 W 2 0 0 0 1 0 0 0 0 0 0 0 4 4 0.00 0.000																			
Don Robinson, R ERA: 3.14 (7, 1)	3.0 S 11 1 0 0 1 1 0 0 0 0 0 0 12 16 0.00 0.667																			

AB 33  
R 4  
H 7  
RBI 4  
BB 6  
SO 7  
LOB 18



Batter	1	2	3	4	5	6	7	8	9	AB	R	H	RBI	BB	SO	LOB	BOTTOM			
Frank Taveras, R OBP: 0.226, SLG: 0.306 John Milner, L OBP: 0.208, SLG: 0.100 Grant Jackson, S (5, 1) Jim Bibby, R (6, 1) Willie Stargell, L OBP: 0.491, SLG: 0.654 Don Robinson, R (7, 1)										2	0	0	0	0	0	0	<b>St. Louis Cardinals @ Pittsburgh Pirates</b> Three Rivers Stadium, Pittsburgh, PA Mon Jun 26 1978, 3:33 AM EDT Att: 10,008 - Cloudy			
Omar Moreno, L OBP: 0.396, SLG: 0.308 (1, 8)										4	0	0	0	0	1	5				
Dave Parker, L OBP: 0.400, SLG: 0.647 (1, 9)										4	1	2	1	0	0	0				
Bill Robinson, R OBP: 0.400, SLG: 0.619 (1, 3)										4	0	1	0	0	0	1				
Rennie Stennett, R OBP: 0.310, SLG: 0.439 (1, 4)										4	2	2	1	0	0	1				
Phil Garner, R OBP: 0.186, SLG: 0.211 (1, 5)										3	0	0	1	0	0	1				
Steve Brye, R OBP: 0.529, SLG: 0.500 (1, 7)										3	2	1	0	1	1	0				
Duffy Dyer, R OBP: 0.600, SLG: 1.250 (1, 2)										3	0	1	1	1	0	0				
Jerry Reuss, L (1, 1)										0	0	0	0	0	0	0				
Kent Tekulve, R (3, 1)										1	0	0	0	0	1	0				
Jim Fregosi, R OBP: 0.500, SLG: 0.167 (4, PH) Mario Mendoza, R (5, 6)										0	0	0	0	1	0	0				
										1	0	0	0	0	0	0				
<b>Inning Stats</b>	R: 0 E: 0 K: 0 S: 4	H: 1 LOB: 1 BB: 0 P: 4	R: 1 E: 0 K: 1 S: 6	H: 1 LOB: 0 BB: 0 P: 6	R: 0 E: 0 K: 2 S: 7	H: 0 LOB: 0 BB: 0 P: 7	R: 3 E: 0 K: 0 S: 6	H: 3 LOB: 3 BB: 3 P: 18	R: 0 E: 0 K: 1 S: 3	H: 0 LOB: 0 BB: 0 P: 3	R: 1 E: 0 K: 0 S: 6	H: 1 LOB: 1 BB: 1 P: 11	R: 0 E: 0 K: 0 S: 4	H: 1 LOB: 1 BB: 0 P: 4	R: 0 E: 0 K: 0 S: 3	H: 0 LOB: 0 BB: 0 P: 3	1B: 2 2B: 1 3B: 2 HR: 2	SF: 1 SAC: 0 DP: 0 HBP: 1	WP: 0 PB: 0 SB: 1 CS: 0	PA: 36
<b>PITCHER</b>	IP WLS BF H R ER SO BB IBB HBP BLK WP HR S P ERA WHIP																			
Pete Falcone, L ERA: 7.59 (1, 1)	3.2 18 5 4 4 3 2 0 0 0 0 0 0 22 30 9.82 1.909																			
Mark Littell, R ERA: 2.13 (4, 1)	1.1 5 0 0 0 0 1 0 0 0 0 0 0 4 8 0.00 0.750																			
Pete Vuckovich, R ERA: 4.15 (6, 1)	1.0 L 6 1 1 1 1 1 0 1 0 0 0 0 6 11 9.00 2.000																			
John Urrea, R ERA: 9.0 (7, 1)	2.0 7 1 0 0 0 0 0 0 0 0 0 0 7 7 0.00 0.500																			

AB 30  
R 5  
H 7  
RBI 5  
BB 4  
SO 4  
LOB 10





Batter	1	2	3	4	5	6	7	8	9	AB	R	H	RBI	BB	SO	LOB	TOP											
Garry Templeton, S OBP: 0.263, SLG: 0.312										4	1	3	1	0	0	0	<b>St. Louis Cardinals @ Pittsburgh Pirates</b> Three Rivers Stadium, Pittsburgh, PA Tue Jun 27 1978, 7:05 PM EDT Unknown											
Jerry Morales, R OBP: 0.291, SLG: 0.336										3	0	0	0	0	0	1												
Keith Hernandez, L OBP: 0.356, SLG: 0.432										4	1	1	0	0	0	1												
Ted Simmons, S OBP: 0.392, SLG: 0.510										3	0	0	0	1	1	1												
Jerry Mumphrey, S OBP: 0.257, SLG: 0.207										0	0	0	0	0	0	0												
George Hendrick, R OBP: 0.302, SLG: 0.366										4	0	0	0	0	0	3												
Ken Reitz, R OBP: 0.281, SLG: 0.352										2	0	1	1	1	1	0												
Steve Swisher, R OBP: 0.271, SLG: 0.333										3	0	0	0	0	1	1												
Mike Tyson, R OBP: 0.295, SLG: 0.344										3	0	0	0	0	0	1												
Pete Vuckovich, R OBP: 0.056, SLG: 0.056										3	0	0	0	0	0	0												
Buddy Schultz, R OBP: 0.056, SLG: 0.056										0	0	0	0	0	0	0												
<b>Inning Stats</b>	R: 1 E: 0 K: 1 S: 6	H: 1 LOB: 0 BB: 0 P: 6	R: 0 E: 0 K: 1 S: 5	H: 0 LOB: 1 BB: 1 P: 9	R: 0 E: 0 K: 0 S: 3	H: 0 LOB: 0 BB: 0 P: 3	R: 1 E: 0 K: 0 S: 4	H: 2 LOB: 1 BB: 0 P: 4	R: 0 E: 0 K: 0 S: 3	H: 0 LOB: 0 BB: 0 P: 3	R: 0 E: 0 K: 1 S: 5	H: 0 LOB: 0 BB: 0 P: 5	R: 0 E: 0 K: 0 S: 3	H: 0 LOB: 0 BB: 0 P: 3	R: 0 E: 0 K: 0 S: 4	H: 1 LOB: 2 BB: 1 P: 8	1B: 3 2B: 1 3B: 0 HR: 1	SF: 0 SAC: 1 DP: 0 HBP: 0	WP: 0 PB: 0 SB: 0 CS: 1	PA: 32								
<b>PITCHER</b>	IP	WLS	BF	H	R	ER	SO	BB	IBB	HBP	BLK	WP	HR	S	P	ERA	WHIP											
John Candelaria, L ERA: 3.08	(1, 1)	8.0	L	27	4	2	2	3	1	0	0	0	0	1	32	36	2.25	0.625										
Grant Jackson, L ERA: 2.4	(9, 1)	1.0	S	5	1	0	0	0	0	1	0	0	0	0	4	8	0.00	1.000										

AB 29  
R 2  
H 5  
RBI 2  
BB 2  
SO 3  
LOB 8



Batter	1	2	3	4	5	6	7	8	9	AB	R	H	RBI	BB	SO	LOB	BOTTOM											
Frank Taveras, R OBP: 0.321, SLG: 0.365										4	0	1	0	0	0	0	<b>St. Louis Cardinals @ Pittsburgh Pirates</b> Three Rivers Stadium, Pittsburgh, PA Tue Jun 27 1978, 7:05 PM EDT Unknown											
Omar Moreno, L OBP: 0.322, SLG: 0.271										4	0	0	0	0	1	1												
Dave Parker, L OBP: 0.370, SLG: 0.526										4	0	2	0	0	0	1												
Bill Robinson, R OBP: 0.300, SLG: 0.383										4	0	1	0	0	2	2												
John Milner, L OBP: 0.406, SLG: 0.459										4	0	1	0	0	0	2												
Rennie Stennett, R OBP: 0.289, SLG: 0.330										2	0	1	0	0	0	1												
Ken Macha, R OBP: 0.364, SLG: 0.222										1	0	0	0	0	1	0												
Willie Stargell, L OBP: 0.357, SLG: 0.493										1	0	0	0	0	0	1												
Ed Ott, L OBP: 0.299, SLG: 0.394										3	0	0	0	0	1	2												
Phil Garner, R OBP: 0.316, SLG: 0.342										3	0	1	0	0	1	1												
John Candelaria, L OBP: 0.270, SLG: 0.161										2	0	0	0	0	0	1												
Manny Sanguillen, R OBP: 0.304, SLG: 0.075										1	0	0	0	0	0	0												
Grant Jackson, S OBP: 0.167, SLG: 0.167										0	0	0	0	0	0	0												
<b>Inning Stats</b>	R: 0 E: 0 K: 1 S: 6	H: 1 LOB: 1 BB: 0 P: 6	R: 0 E: 0 K: 1 S: 6	H: 1 LOB: 1 BB: 0 P: 6	R: 0 E: 0 K: 0 S: 4	H: 1 LOB: 1 BB: 0 P: 4	R: 0 E: 0 K: 0 S: 3	H: 1 LOB: 0 BB: 0 P: 3	R: 0 E: 0 K: 2 S: 7	H: 0 LOB: 0 BB: 0 P: 7	R: 0 E: 0 K: 0 S: 3	H: 0 LOB: 0 BB: 0 P: 3	R: 0 E: 0 K: 1 S: 6	H: 1 LOB: 1 BB: 0 P: 6	R: 0 E: 0 K: 0 S: 6	H: 1 LOB: 1 BB: 0 P: 6	1B: 5 2B: 2 3B: 0 HR: 0	SF: 0 SAC: 0 DP: 1 HBP: 0	WP: 0 PB: 0 SB: 1 CS: 0	PA: 33								
<b>PITCHER</b>	IP	WLS	BF	H	R	ER	SO	BB	IBB	HBP	BLK	WP	HR	S	P	ERA	WHIP											
Pete Vuckovich, R ERA: 2.36	(1, 1)	8.1	W	31	7	0	0	0	0	0	0	0	0	0	43	43	0.00	0.840										
Buddy Schultz, L ERA: 3.67	(9, 1)	0.2	S	2	0	0	0	0	0	0	0	0	0	2	2	0.00	0.000											













Batter	1	2	3	4	5	6	7	8	9	AB	R	H	RBI	BB	SO	LOB	TOP			
Lenny Randle, S OBP: 0.356, SLG: 0.320										3	0	0	0	0	1	1	<b>New York Mets @ Pittsburgh Pirates</b> Three Rivers Stadium, Pittsburgh, PA Thu Jun 29 1978, 7:05 PM EDT Att: 6,367 - Unknown			
Elliott Maddox, R OBP: 0.396, SLG: 0.371 Dwight Bernard, R (6, 1) Paul Siebert, L (7, 1) Bobby Valentine, R OBP: 0.359, SLG: 0.341 Skip Lockwood, R (8, 1)										3	0	1	0	0	0	1				
Lee Mazzilli, S OBP: 0.350, SLG: 0.419										4	0	0	0	0	1	2				
Steve Henderson, R OBP: 0.318, SLG: 0.399										4	0	0	0	0	1	2				
Willie Montanez, L OBP: 0.333, SLG: 0.430										4	1	1	0	0	0	0				
John Stearns, R OBP: 0.363, SLG: 0.395										4	1	1	0	0	0	0				
Tim Foli, R OBP: 0.246, SLG: 0.272 Ed Kranepool, L OBP: 0.298, SLG: 0.360 Joel Youngblood, R OBP: 0.281, SLG: 0.373										2	0	0	0	0	0	0				
Doug Flynn, R OBP: 0.273, SLG: 0.267										3	0	0	0	0	1	1				
Craig Swan, R OBP: 0.226, SLG: 0.200 Bruce Boisclair, L OBP: 0.319, SLG: 0.355										1	0	0	0	0	1	0				
										2	1	2	0	0	0	0				
<b>Inning Stats</b>	R: 0 E: 0 K: 1 S: 5	H: 0 LOB: 0 BB: 0 P: 5	R: 0 E: 0 K: 1 S: 5	H: 0 LOB: 0 BB: 0 P: 5	R: 0 E: 0 K: 1 S: 5	H: 1 LOB: 1 BB: 0 P: 4	R: 0 E: 0 K: 0 S: 3	H: 0 LOB: 0 BB: 0 P: 3	R: 0 E: 0 K: 0 S: 4	H: 1 LOB: 1 BB: 0 P: 4	R: 2 E: 1 K: 1 S: 8	H: 3 LOB: 1 BB: 0 P: 8	R: 1 E: 0 K: 1 S: 7	H: 2 LOB: 1 BB: 0 P: 7	R: 0 E: 0 K: 0 S: 3	H: 0 LOB: 0 BB: 0 P: 3	1B: 6 2B: 1 3B: 0 HR: 0	SF: 0 SAC: 1 DP: 0 HBP: 0	WP: 0 PB: 0 SB: 0 CS: 0	PA: 34
<b>PITCHER</b>	IP WLS BF H R ER SO BB IBB HBP BLK WP HR S P ERA WHIP																			
Bert Blyleven, R ERA: 3.5	(1, 1) 6.2 25 5 2 1 3 0 0 0 0 0 0 0 31 31 1.35 0.750																			
Kent Tekulve, R ERA: 2.55	(7, 1) 0.1 2 1 1 1 1 0 0 0 0 0 0 0 4 4 27.00 3.000																			
Grant Jackson, L ERA: 2.25	(8, 1) 1.0 W 4 1 0 0 1 0 0 0 0 0 0 0 6 6 0.00 1.000																			
Ed Whitson, R ERA: 2.37	(9, 1) 1.0 S 3 0 0 0 0 0 0 0 0 0 0 0 3 3 0.00 0.000																			

AB 33  
R 3  
H 7  
RBI 2  
BB 0  
SO 5  
LOB 7



Batter	1	2	3	4	5	6	7	8	9	AB	R	H	RBI	BB	SO	LOB	BOTTOM			
Frank Taveras, R OBP: 0.321, SLG: 0.361										4	0	1	1	1	1	3	<b>New York Mets @ Pittsburgh Pirates</b> Three Rivers Stadium, Pittsburgh, PA Thu Jun 29 1978, 7:05 PM EDT Att: 6,367 - Unknown			
Omar Moreno, L OBP: 0.316, SLG: 0.265										5	0	1	0	0	1	8				
Dave Parker, L OBP: 0.374, SLG: 0.523										3	0	1	0	1	0	0				
John Milner, L OBP: 0.394, SLG: 0.449 Bill Robinson, R OBP: 0.294, SLG: 0.374										3	0	0	0	0	0	3				
Willie Stargell, L OBP: 0.382, SLG: 0.547										3	2	3	1	1	0	0				
Ed Ott, L OBP: 0.296, SLG: 0.397										4	0	0	0	0	2	3				
Phil Garner, R OBP: 0.323, SLG: 0.345										3	1	2	0	1	0	0				
Ken Macha, R OBP: 0.364, SLG: 0.421 Mario Mendoza, R OBP: 0.342, SLG: 0.382										3	1	3	0	0	0	0				
Bert Blyleven, R OBP: 0.140, SLG: 0.119 Kent Tekulve, R OBP: 0.200, SLG: 0.200 Grant Jackson, L OBP: 0.197, SLG: 0.197 Rennie Stennett, R OBP: 0.200, SLG: 0.334 Jim Rooker, R OBP: 0.304 Ed Whitson, R OBP: 0.200, SLG: 0.200										2	0	0	1	0	1	5				
										0	0	0	0	0	0	0				
<b>Inning Stats</b>	R: 0 E: 0 K: 1 S: 6	H: 2 LOB: 1 BB: 0 P: 6	R: 1 E: 0 K: 3 S: 11	H: 2 LOB: 2 BB: 2 P: 19	R: 0 E: 0 K: 1 S: 5	H: 0 LOB: 1 BB: 1 P: 9	R: 0 E: 0 K: 0 S: 5	H: 2 LOB: 2 BB: 0 P: 5	R: 1 E: 0 K: 0 S: 3	H: 1 LOB: 0 BB: 1 P: 7	R: 1 E: 0 K: 0 S: 4	H: 1 LOB: 1 BB: 0 P: 4	R: 1 E: 0 K: 0 S: 5	H: 2 LOB: 1 BB: 0 P: 5	R: 0 E: 0 K: 0 S: 4	H: 1 LOB: 1 BB: 0 P: 4	1B: 8 2B: 2 3B: 2 HR: 1	SF: 0 SAC: 2 DP: 3 HBP: 0	WP: 0 PB: 0 SB: 1 CS: 0	PA: 38
<b>PITCHER</b>	IP WLS BF H R ER SO BB IBB HBP BLK WP HR S P ERA WHIP																			
Craig Swan, R ERA: 2.83	(1, 1) 5.0 24 7 2 2 5 4 0 0 0 0 0 0 1 30 46 3.60 2.200																			
Dwight Bernard, R ERA: 9.0	(6, 1) 1.0 5 2 1 1 0 0 0 0 0 0 0 0 5 5 9.00 2.000																			
Paul Siebert, L ERA: 3.86	(7, 1) 1.0 4 1 0 0 0 0 0 0 0 0 0 0 4 4 0.00 1.000																			
Skip Lockwood, R ERA: 3.51	(8, 1) 1.0 L 5 2 1 1 0 0 0 0 0 0 0 0 5 5 9.00 2.000																			

AB 32  
R 4  
H 12  
RBI 4  
BB 4  
SO 5  
LOB 22





Batter	1	2	3	4	5	6	7	8	9	AB	R	H	RBI	BB	SO	LOB	TOP										
Lenny Randle, S OBP: 0.364, SLG: 0.339										5	2	4	1	0	0	0											
Tim Lincecum, R OBP: 0.281, SLG: 0.278										3	0	2	1	0	0	1											
Joel Youngblood, R OBP: 0.289, SLG: 0.381										1	1	1	1	0	0	0											
Lee Mazzilli, S OBP: 0.348, SLG: 0.414										4	0	0	0	1	0	4											
Steve Henderson, R OBP: 0.316, SLG: 0.396										5	0	1	1	0	2	5											
Willie Montanez, L OBP: 0.337, SLG: 0.434										4	0	2	1	1	0	0											
Bruce Boesch, L OBP: 0.320, SLG: 0.354										3	0	1	0	0	1	0											
Elliott Maddox, R OBP: 0.394, SLG: 0.369										1	0	0	0	0	0	3											
Dale Murray, R OBP: 0.310, SLG: 0.397										4	1	1	0	0	0	2											
Doug Flynn, R OBP: 0.269, SLG: 0.264										4	0	0	0	0	0	3											
Nino Espinosa, R OBP: 0.184, SLG: 0.263										3	1	1	0	0	1	2											
Paul Siebert, L OBP: 0.294, SLG: 0.365										0	0	0	0	0	0	0											
Tom Grieve, R OBP: 0.310, SLG: 0.373										1	1	1	1	0	0	0											
Bobby Valentine, R OBP: 0.359, SLG: 0.341										0	0	0	0	0	0	0											
<b>Inning Stats</b>	R: 0 E: 0 K: 1 S: 6	H: 1 LOB: 1 BB: 0 P: 6	R: 0 E: 0 K: 1 S: 5	H: 0 LOB: 0 BB: 0 P: 5	R: 1 E: 0 K: 0 S: 4	H: 2 LOB: 0 BB: 0 P: 4	R: 0 E: 0 K: 1 S: 5	H: 0 LOB: 0 BB: 0 P: 5	R: 0 E: 0 K: 0 S: 3	H: 0 LOB: 0 BB: 0 P: 3	R: 0 E: 0 K: 0 S: 4	H: 1 LOB: 2 BB: 1 P: 8	R: 0 E: 0 K: 1 S: 7	H: 2 LOB: 2 BB: 0 P: 7	R: 1 E: 0 K: 0 S: 6	H: 3 LOB: 3 BB: 0 P: 6	R: 4 E: 1 K: 0 S: 8	H: 5 LOB: 2 BB: 1 P: 12	1B: 10 2B: 3 3B: 1 HR: 0	SF: 1 SAC: 0 DP: 0 HBP: 0	WP: 1 PB: 0 SB: 0 CS: 1	PA: 43					
<b>PITCHER</b>	IP	WLS	BF	H	R	ER	SO	BB	IBB	HBP	BLK	WP	HR	S	P	ERA	WHIP										
Don Robinson, R ERA: 3.33	7.0		29	8	2	2	4	1	0	0	0	1	0	36	40	2.57	1.286										
Grant Jackson, L ERA: 2.43	1.0		5	2	1	1	0	0	0	0	0	0	0	5	5	9.00	2.000										
Kent Tekulve, R ERA: 2.64	0.1		1	0	0	0	0	0	0	0	0	0	0	1	1	0.00	0.000										
Dave Hamilton, L ERA: 5.11	0.0	L	1	1	0	0	0	0	0	0	0	0	0	1	1	∞	∞										
Ed Whitson, R ERA: 2.29	0.2		6	3	3	1	0	0	1	0	0	0	0	5	9	13.50	4.500										

New York Mets @ Pittsburgh Pirates  
Three Rivers Stadium, Pittsburgh, PA  
Fri Jun 30 1978, 7:05 PM EDT  
Att: 31,947 - Unknown

AB 39  
R 6  
H 14  
RBI 6  
BB 2  
SO 4  
LOB 22



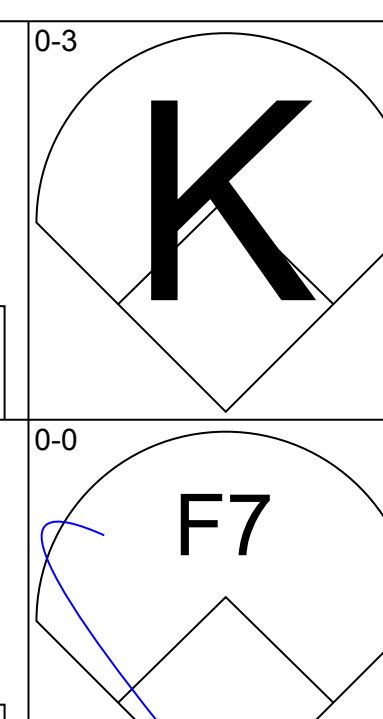
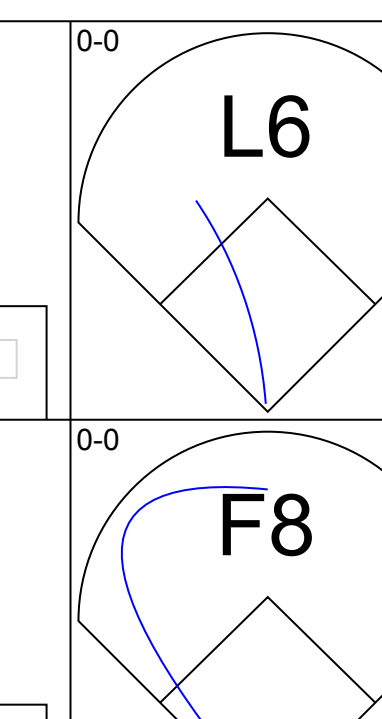
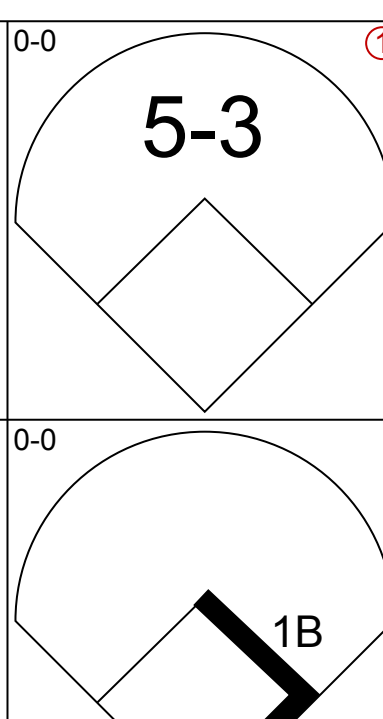
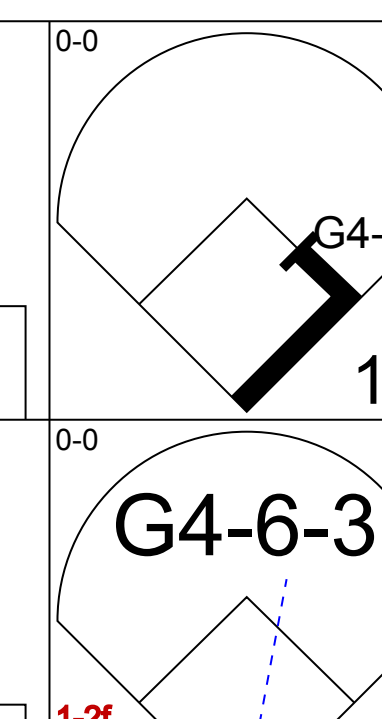
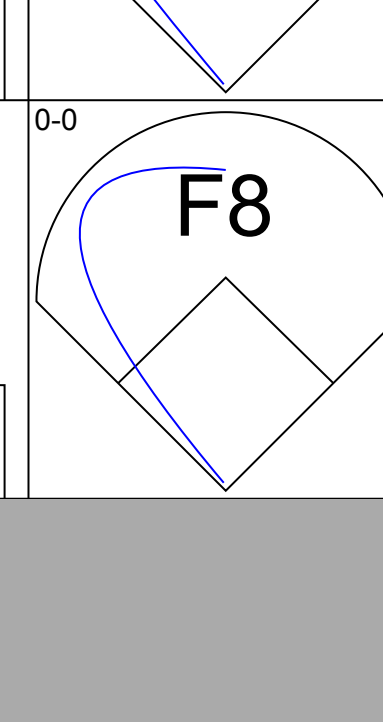

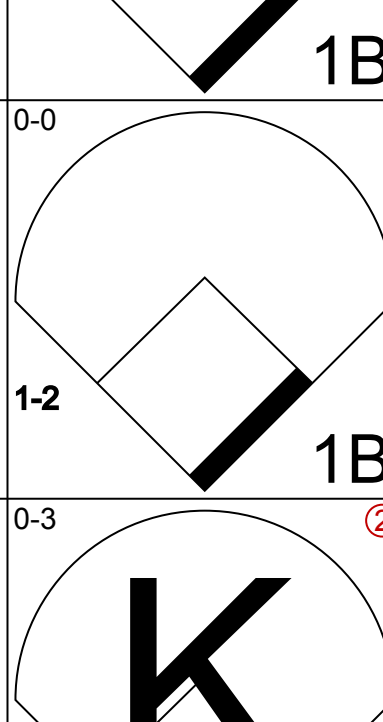


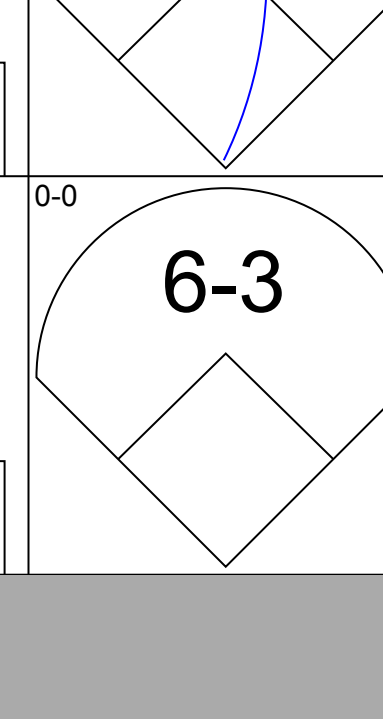
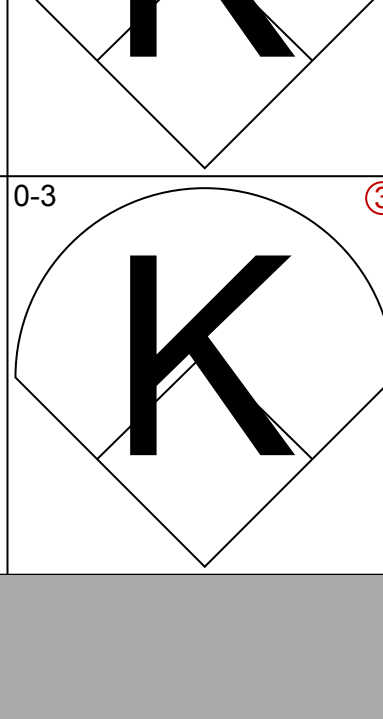
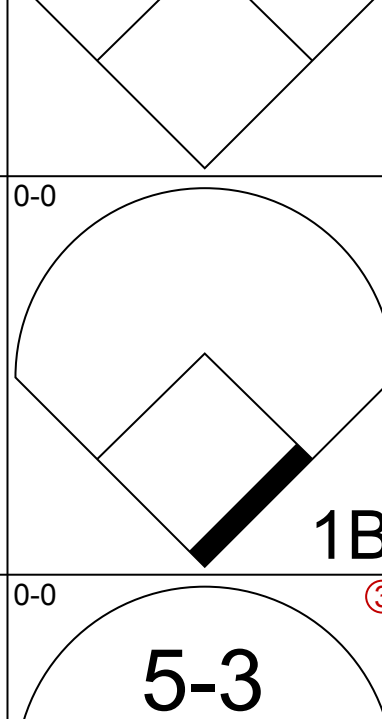

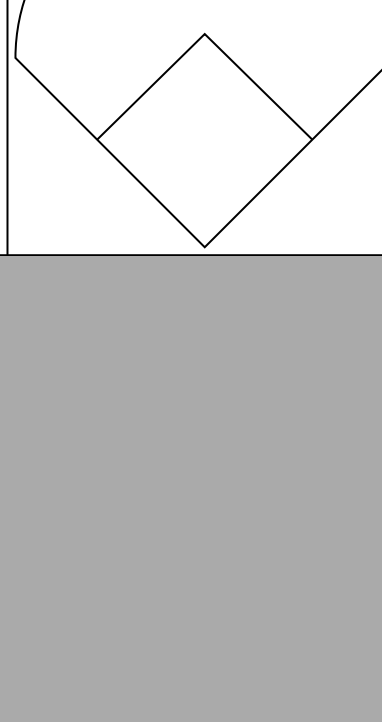
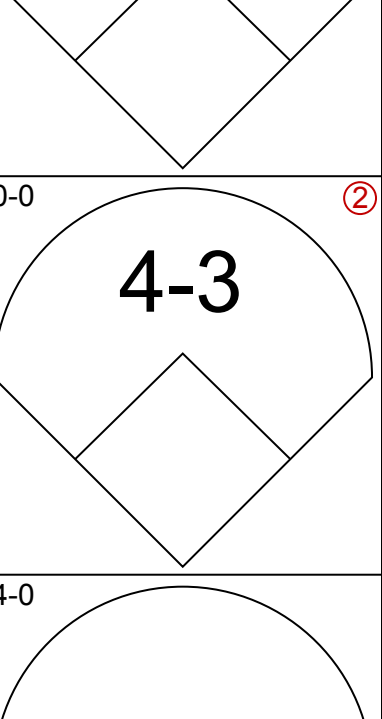
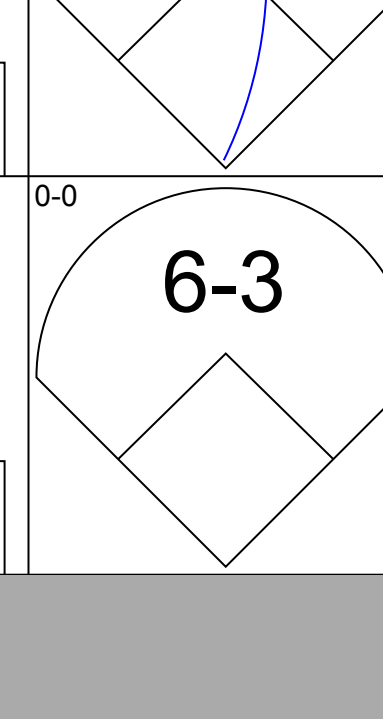
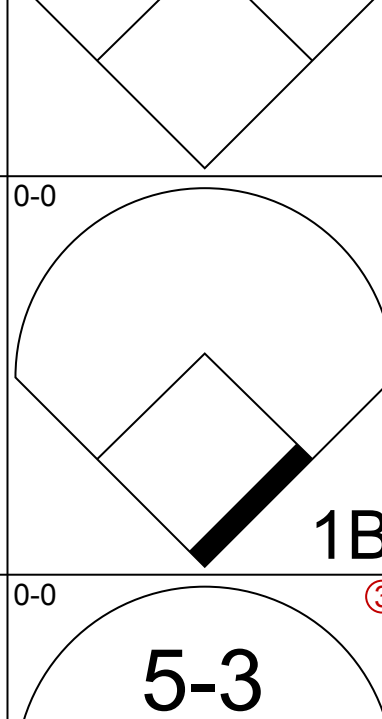
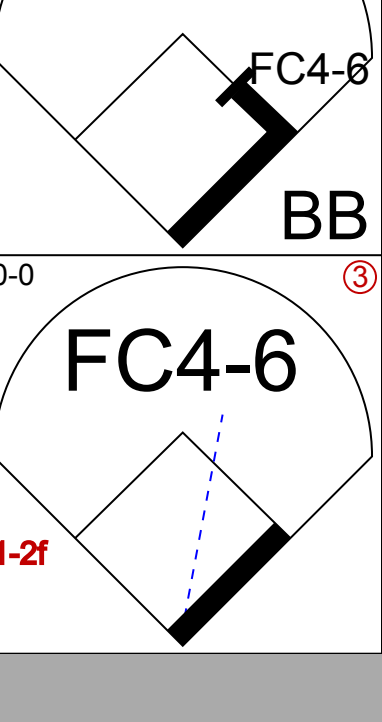

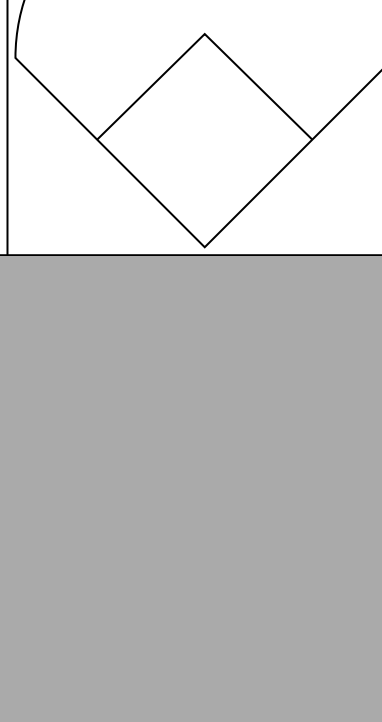

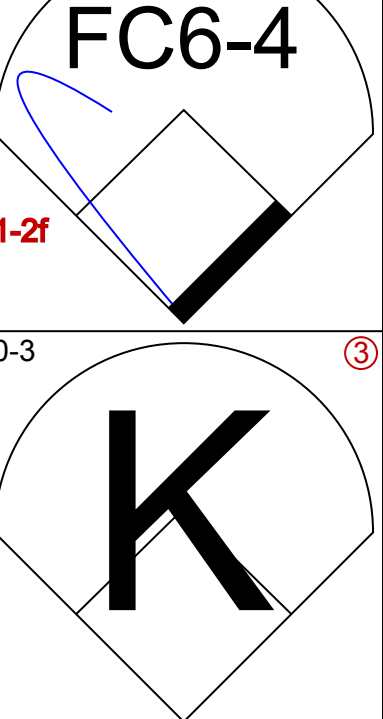
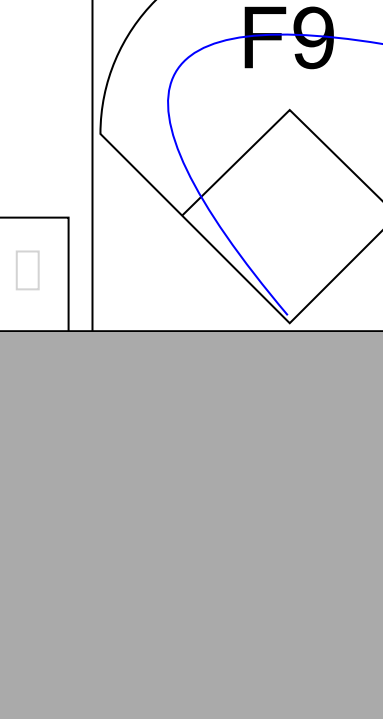
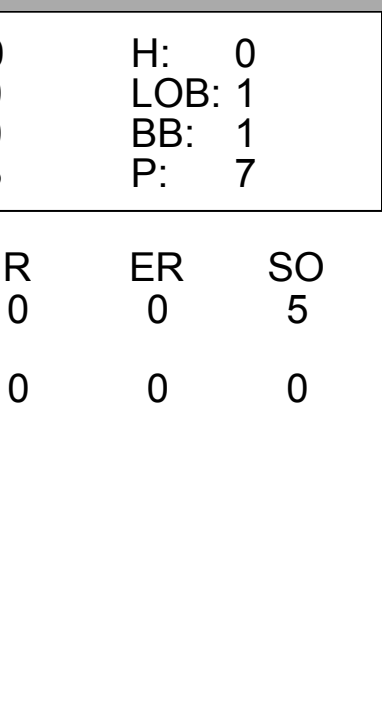
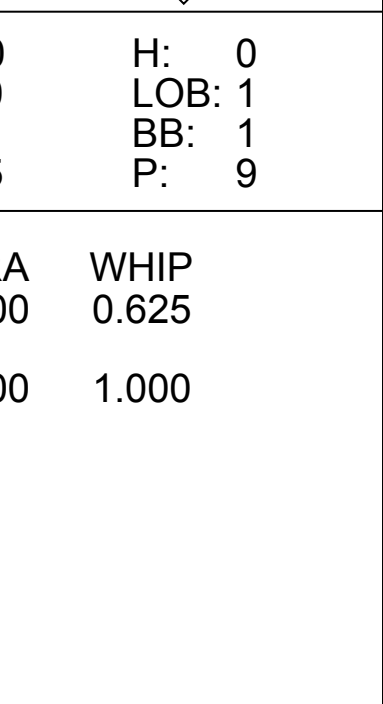
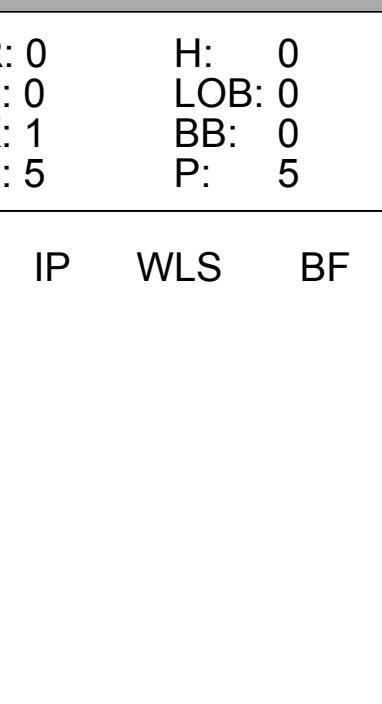
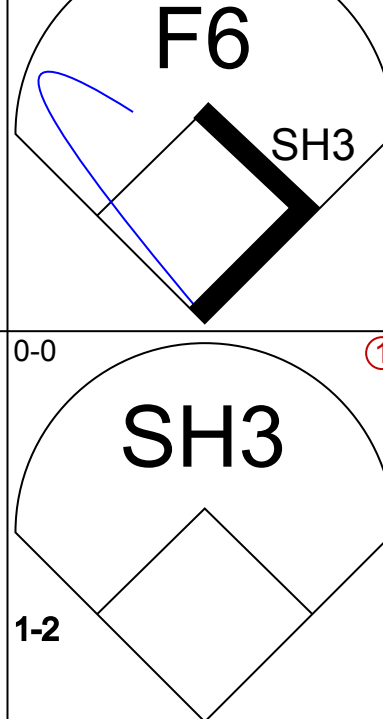


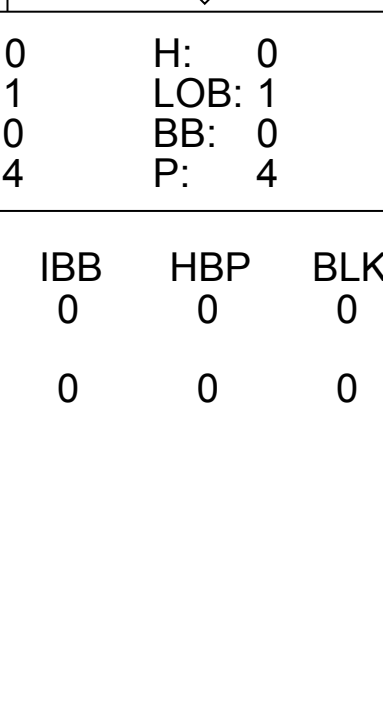

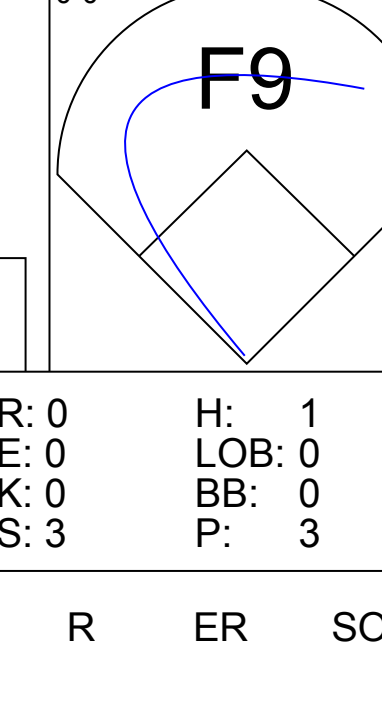
Batter	1	2	3	4	5	6	7	8	9	AB	R	H	RBI	BB	SO	LOB	BOTTOM										
Frank Taveras, R OBP: 0.326, SLG: 0.365										5	1	3	2	0	0	0											
Omar Moreno, L OBP: 0.314, SLG: 0.264										5	1	1	0	0	0	1											
Dave Parker, L OBP: 0.377, SLG: 0.535										5	0	3	2	0	0	0											
John Milner, L OBP: 0.393, SLG: 0.442										2	0	0	0	1	0	1											
Bill Robinson, R OBP: 0.295, SLG: 0.372										1	0	0	0	1	0	1											
Willie Stargell, L OBP: 0.379, SLG: 0.537										3	0	0	0	0	0	2											
Ed Ott, L OBP: 0.295, SLG: 0.393										4	0	1	0	0	0	3											
Phil Garner, R OBP: 0.325, SLG: 0.355										4	2	2	0	0	0	4											
Ken Macha, R OBP: 0.400, SLG: 0.476										2	1	1	1	1	1	0											
Mario Mendoza, R OBP: 0.333, SLG: 0.371										1	0	0	0	0	0	3											
Don Robinson, R ERA: 3.33										2	0	0	0	0	0	1											
Grant Jackson, L ERA: 2.43										0	0	0	0	0	0	0											
Kent Tekulve, R ERA: 2.64										0	0	0	0	0	0	0											
Dave Hamilton, L ERA: 5.11										0	0	0	0	0	0	0											
Ed Whitson, R ERA: 2.29										1	0	0	0	0	0	0											
<b>Inning Stats</b>	R: 0 E: 0 K: 0 S: 3	H: 0 LOB: 0 BB: 0 P: 3	R: 0 E: 0 K: 0 S: 4	H: 1 LOB: 1 BB: 0 P: 4	R: 0 E: 0 K: 1 S: 5	H: 0 LOB: 0 BB: 0 P: 5	R: 0 E: 0 K: 0 S: 3	H: 0 LOB: 1 BB: 1 P: 7	R: 1 E: 0 K: 0 S: 4	H: 2 LOB: 1 BB: 1 P: 8	R: 0 E: 0 K: 0 S: 4	H: 1 LOB: 1 BB: 0 P: 4	R: 2 E: 0 K: 0 S: 6	H: 3 LOB: 1 BB: 0 P: 6	R: 0 E: 0 K: 0 S: 4	H: 1 LOB: 3 BB: 1 P: 9	R: 2 E: 0 K: 0 S: 5	H: 3 LOB: 0 BB: 0 P: 5	1B: 6 2B: 5 3B: 1 HR: 0	SF: 0 SAC: 1 DP: 1 HBP: 1	WP: 0 PB: 0 SB: 1 CS: 0	PA: 41					
<b>PITCHER</b>	IP	WLS	BF	H	R	ER	SO	BB	IBB	HBP	BLK	WP	HR	S	P	ERA	WHIP										
Nino Espinosa, R ERA: 3.98	1.1		31	8	3	3	1	2	1	0	0	0	0	30	42	3.86	1.429										
Paul Siebert, L ERA: 3.79	0.1		2	0	0	0	0	0	0	1	0	0	0	1	2	0.00	0.000										
Dale Murray, R ERA: 4.57	1.2	W	7	3	2	2	0	0	0	0	0	0	0	7	7	10.80	1.800										

New York Mets @ Pittsburgh Pirates  
Three Rivers Stadium, Pittsburgh, PA  
Fri Jun 30 1978, 7:05 PM EDT  
Att: 31,947 - Unknown

AB 35  
R 5  
H 11  
RBI 5  
BB 3  
SO 1  
LOB 16




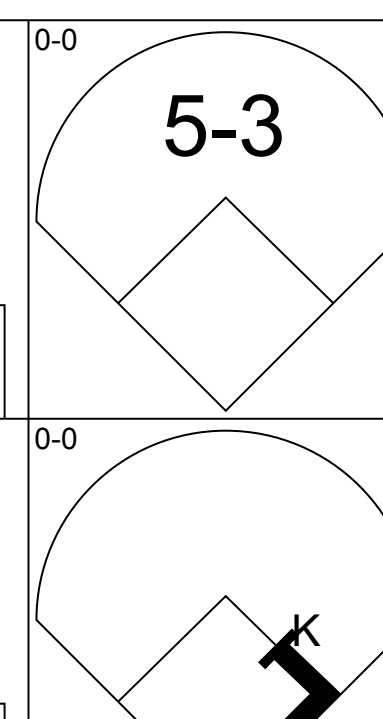
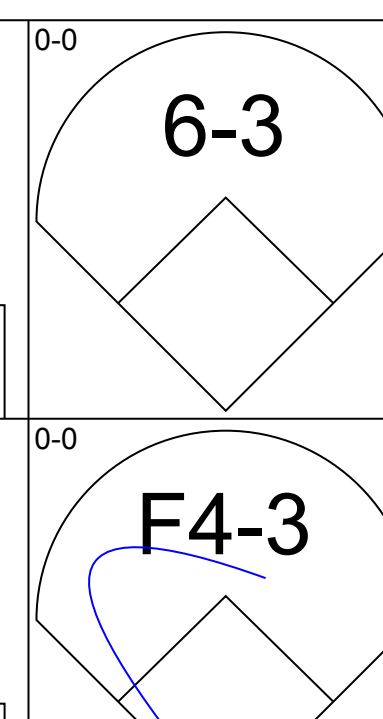
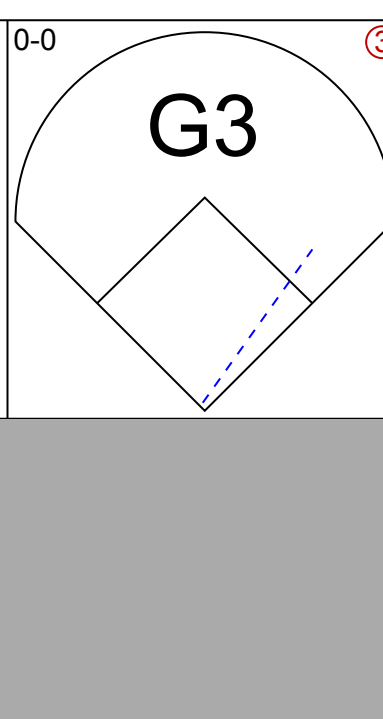
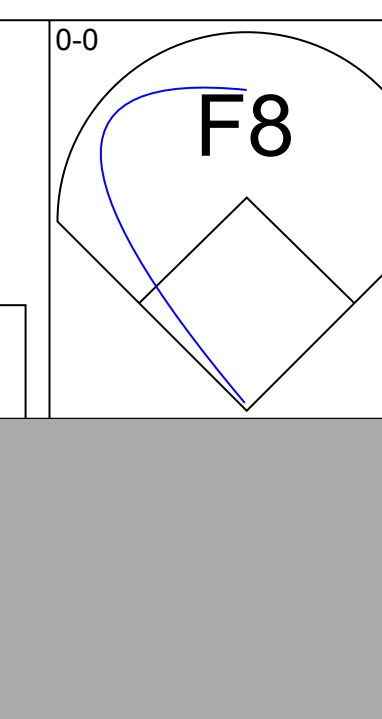
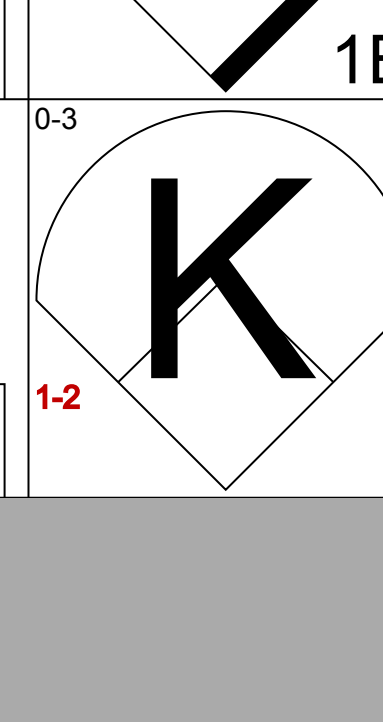
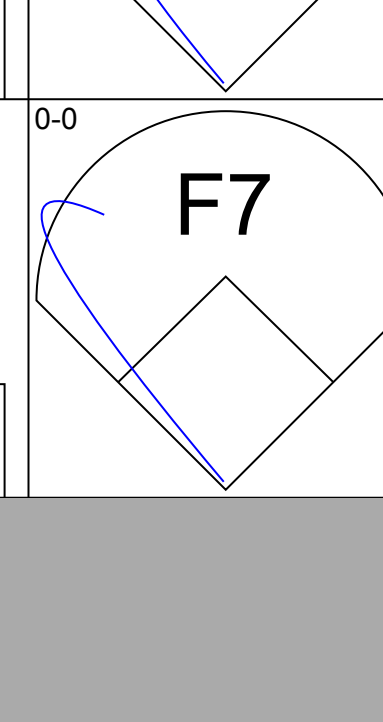
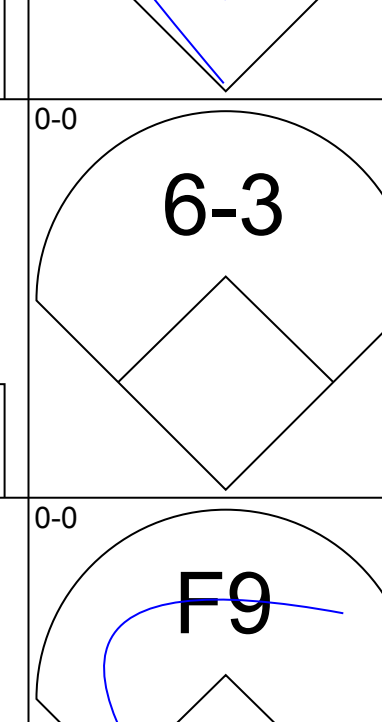



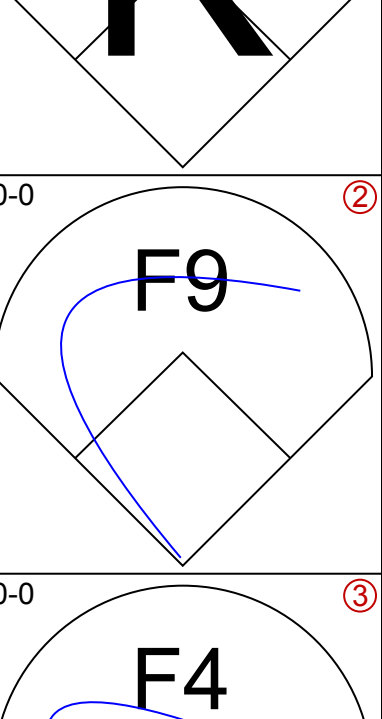
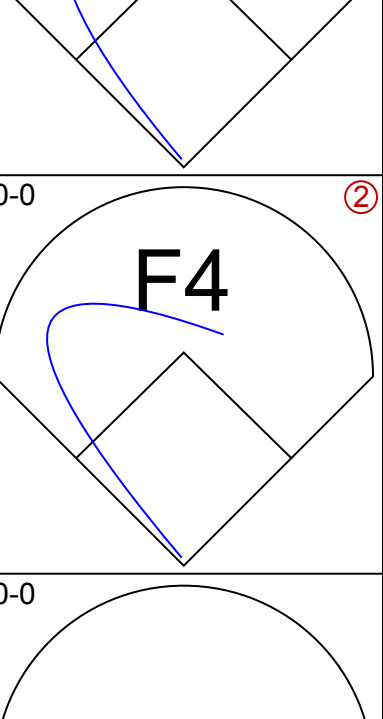

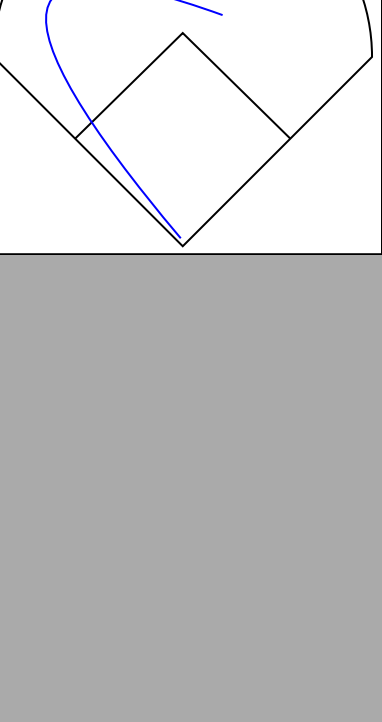
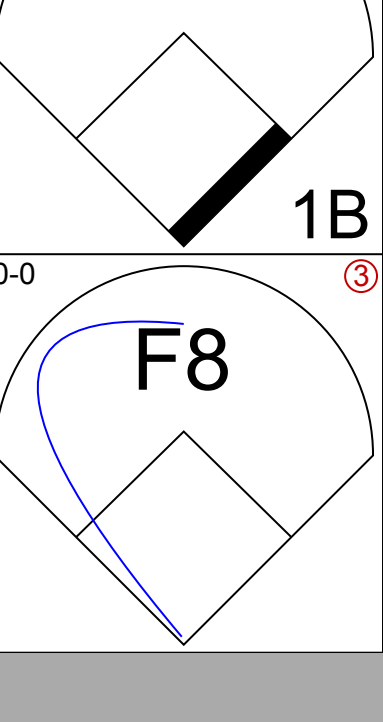
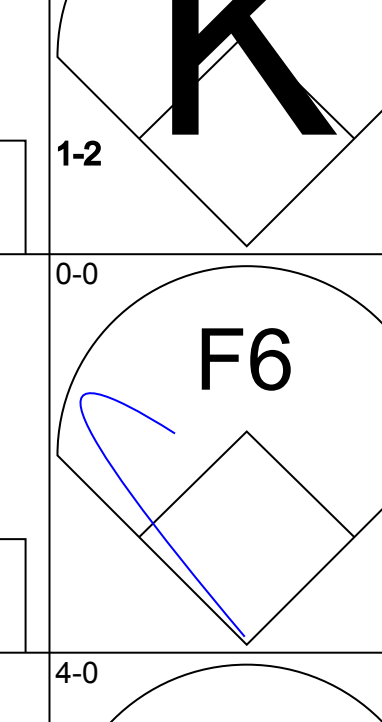


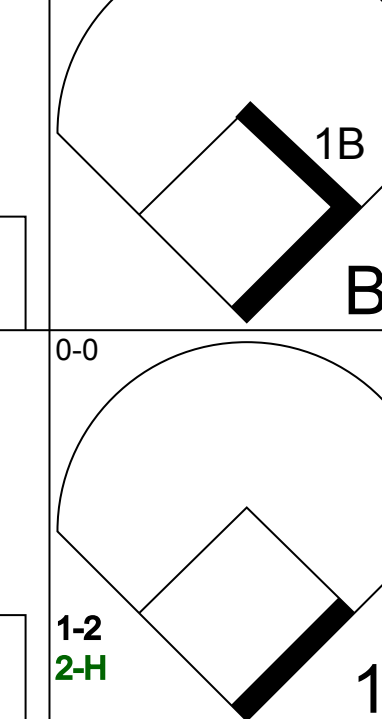
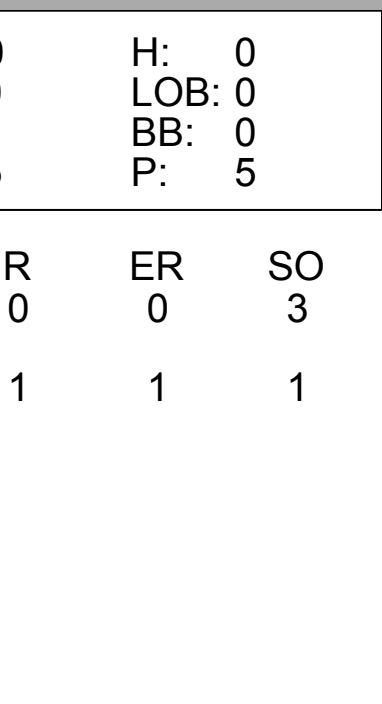
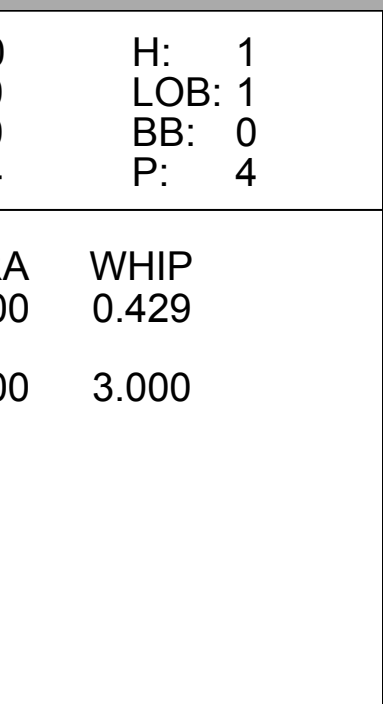
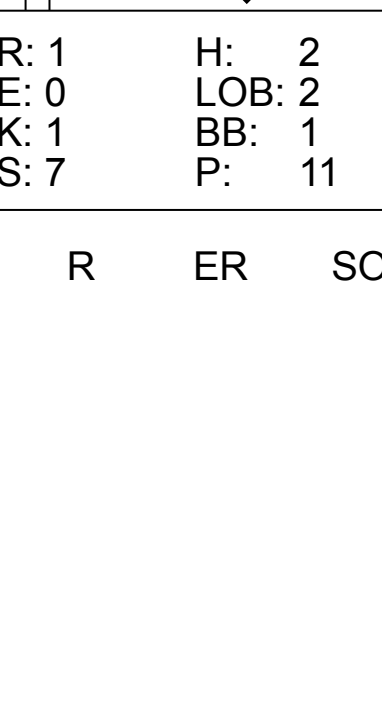
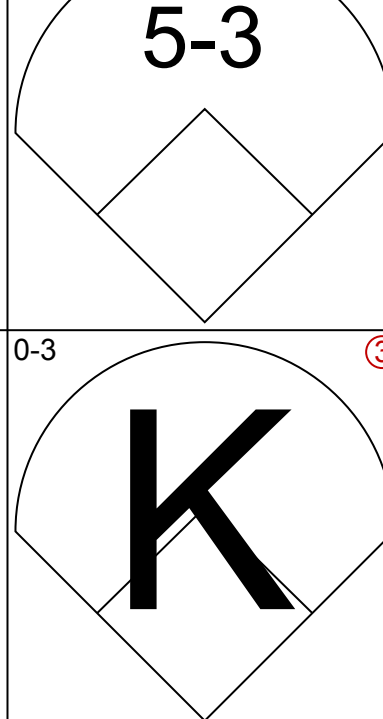
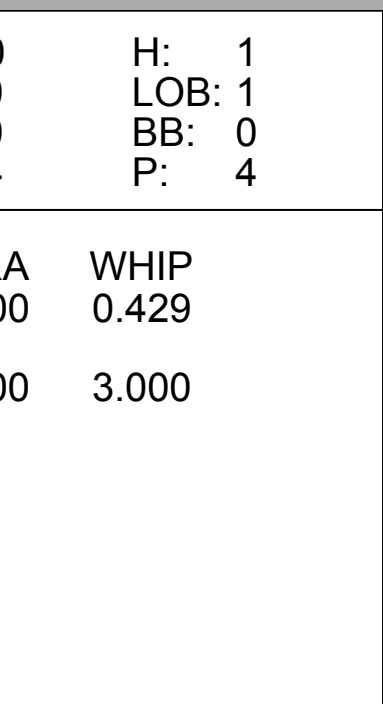
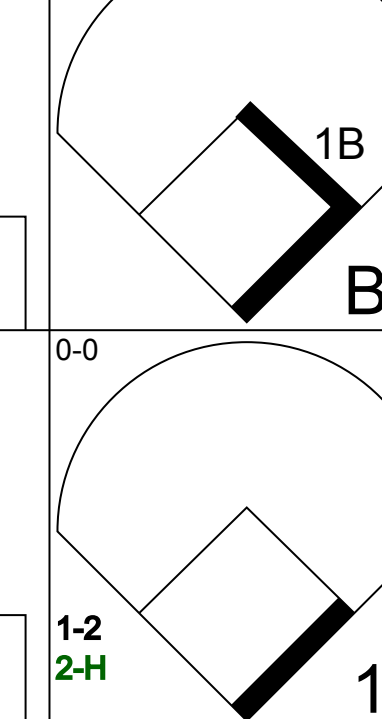
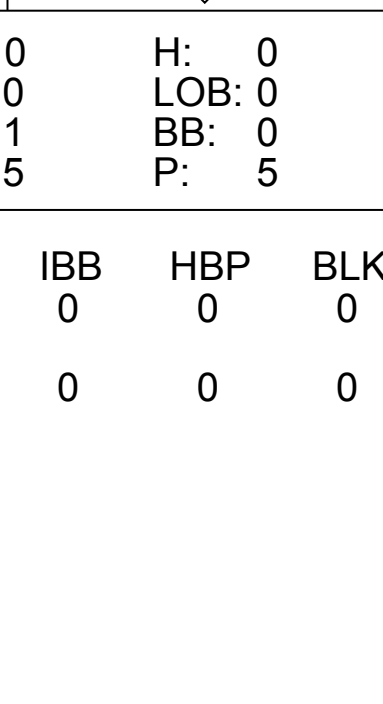
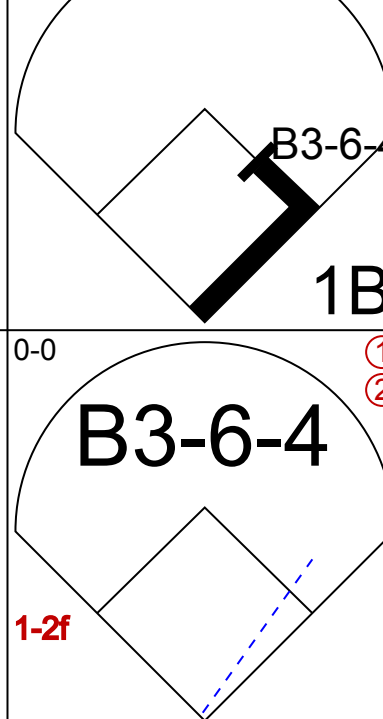
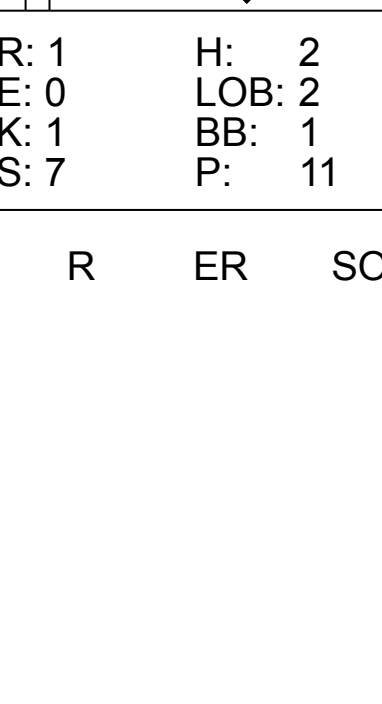
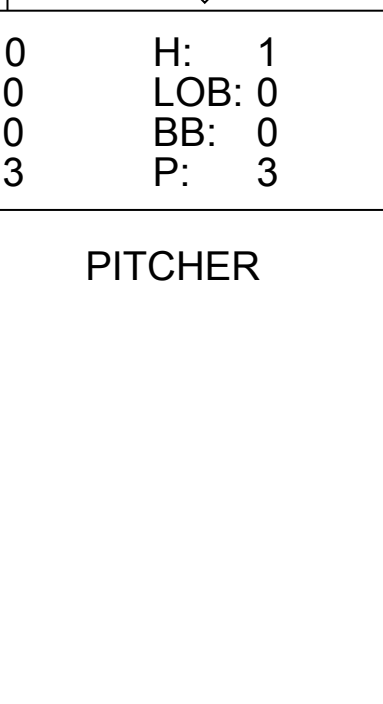


Batter	1	2	3	4	5	6	7	8	9	AB	R	H	RBI	BB	SO	LOB	TOP			
Lenny Randle, S (1,5) OBP: 0.362, SLG: 0.338										4	0	1	0	0	1	1				
Tim Foli, R (1,6) OBP: 0.251, SLG: 0.277										4	0	1	0	0	0	2				
Elliott Maddox, R (1,9) OBP: 0.393, SLG: 0.368										3	0	1	0	0	0	0				
Bruce Boisclair, L (9, PH) OBP: 0.318, SLG: 0.352										1	0	0	0	0	0	0				
Steve Henderson, R (1,7) OBP: 0.312, SLG: 0.391										4	0	0	0	0	1	2				
Willie Montanez, L (1,3) OBP: 0.336, SLG: 0.431										4	0	1	0	0	1	2				
John Stearns, R (1,2) OBP: 0.360, SLG: 0.392										3	0	0	0	1	0	1				
Lee Mazzilli, S (1,8) OBP: 0.348, SLG: 0.411										2	0	0	0	1	1					
Doug Flynn, R (1,4) OBP: 0.266, SLG: 0.261										3	0	0	0	0	0	1				
Kevin Kobel, R (1,1) OBP: 0.200, SLG: 0.200										1	0	0	0	0	1	1				
Joel Youngblood, R (8, PH) OBP: 0.286, SLG: 0.376										1	0	0	0	0	0	0				
Skip Lockwood, R (8,1)										0	0	0	0	0	0	0				
<b>Inning Stats</b>	R: 0 E: 0 K: 1 S: 5	H: 0 LOB: 0 BB: 0 P: 5	R: 0 E: 0 K: 0 S: 3	H: 0 LOB: 1 BB: 1 P: 7	R: 0 E: 1 K: 0 S: 4	H: 0 LOB: 1 BB: 0 P: 4	R: 0 E: 0 K: 0 S: 3	H: 0 LOB: 0 BB: 0 P: 3	R: 0 E: 0 K: 1 S: 5	H: 2 LOB: 2 BB: 0 P: 9	R: 0 E: 0 K: 1 S: 5	H: 0 LOB: 0 BB: 0 P: 5	R: 0 E: 0 K: 0 S: 3	H: 1 LOB: 0 BB: 0 P: 3	R: 0 E: 0 K: 0 S: 4	H: 1 LOB: 1 BB: 0 P: 4	1B: 4 2B: 0 3B: 0 HR: 0	SF: 0 SAC: 1 DP: 1 HBP: 0	WP: 0 PB: 0 SB: 0 CS: 0	PA: 33
<b>PITCHER</b>	IP	WLS	BF	H	R	ER	SO	BB	IBB	HBP	BLK	WP	HR	S	P	ERA	WHIP			
Jim Rooker, L (1,1) ERA: 5.38	8.0	W	29	3	0	0	5	2	0	0	0	0	0	37	45	0.00	0.625			
Kent Tekulve, R (9,1) ERA: 2.99	1.0	S	4	1	0	0	0	0	0	0	0	0	0	4	4	0.00	1.000			

New York Mets @ Pittsburgh Pirates  
Three Rivers Stadium, Pittsburgh, PA  
Sat Jul 01 1978, 7:05 PM EDT  
Att: 7,912 - Unknown


AB	30
R	0
H	4
RBI	0
BB	2
SO	5
LOB	11



Batter	1	2	3	4	5	6	7	8	9	AB	R	H	RBI	BB	SO	LOB	BOTTOM			
Frank Taveras, R (1,6) OBP: 0.322, SLG: 0.360										4	0	0	0	0	0	2				
Omar Moreno, L (1,8) OBP: 0.314, SLG: 0.264										3	0	1	0	0	0	0				
Phil Garner, R (1,4) OBP: 0.322, SLG: 0.351										3	0	0	0	0	1	1				
Bill Robinson, R (1,7) OBP: 0.291, SLG: 0.366										3	0	0	0	0	1	0				
Manny Sanguillen, R (1,3) OBP: 0.327, SLG: 0.383										3	1	1	0	0	0	0				
Mario Mendoza, R (9,5) OBP: 0.333, SLG: 0.371										0	0	0	0	0	0	0				
Ken Macha, R (1,5) OBP: 0.393, SLG: 0.458										3	0	1	0	0	1	1				
Kent Tekulve, R (9,1) OBP: 0.200, SLG: 0.200										0	0	0	0	0	0	0				
Steve Brye, R (1,9) OBP: 0.373, SLG: 0.373										2	0	0	0	0	0	1				
John Milner, L (8, PH) OBP: 0.390, SLG: 0.438										1	0	0	0	0	0	1				
Duffy Dyer, R (1,2) OBP: 0.374, SLG: 0.370										2	0	1	0	1	0	0				
Jim Rooker, R (1,1) OBP: 0.200, SLG: 0.280										2	0	0	0	0	1	1				
Willie Stargell, L (8, PH) OBP: 0.382, SLG: 0.540										1	0	1	1	0	0	0				
<b>Inning Stats</b>	R: 0 E: 0 K: 1 S: 5	H: 1 LOB: 0 BB: 0 P: 5	R: 0 E: 0 K: 1 S: 5	H: 0 LOB: 0 BB: 0 P: 5	R: 0 E: 0 K: 1 S: 5	H: 0 LOB: 0 BB: 0 P: 5	R: 0 E: 0 K: 0 S: 3	H: 0 LOB: 0 BB: 0 P: 3	R: 0 E: 0 K: 0 S: 3	H: 1 LOB: 1 BB: 0 P: 4	R: 0 E: 0 K: 0 S: 3	H: 0 LOB: 0 BB: 0 P: 3	R: 0 E: 0 K: 0 S: 3	H: 0 LOB: 0 BB: 0 P: 3	R: 1 E: 0 K: 1 S: 7	H: 2 LOB: 2 BB: 1 P: 11	1B: 5 2B: 0 3B: 0 HR: 0	SF: 0 SAC: 0 DP: 1 HBP: 0	WP: 1 PB: 0 SB: 0 CS: 0	PA: 28
<b>PITCHER</b>	IP	WLS	BF	H	R	ER	SO	BB	IBB	HBP	BLK	WP	HR	S	P	ERA	WHIP			
Kevin Kobel, L (1,1) ERA: 0.64	7.0		22	3	0	0	3	0	0	0	0	0	0	28	28	0.00	0.429			
Skip Lockwood, R (8,1) ERA: 3.6	1.0	L	6	2	1	1	1	1	0	0	0	1	0	7	11	9.00	3.000			

New York Mets @ Pittsburgh Pirates  
Three Rivers Stadium, Pittsburgh, PA  
Sat Jul 01 1978, 7:05 PM EDT  
Att: 7,912 - Unknown

AB	27
R	1
H	5
RBI	1
BB	1
SO	4
LOB	7





Batter	1	2	3	4	5	6	7	8	9	AB	R	H	RBI	BB	SO	LOB	TOP		
Warren Cromartie, L (1.7) OBP: 0.310, SLG: 0.347	F8		L6		6-3			K FC5 1B		4	0	0	0	0	1	1			
Dave Cash, R (1.4) OBP: 0.325, SLG: 0.349	4-3					F8		FC5 1B		4	0	2	1	0	0	0			
Pepe Frias, R (8.4) OBP: 0.429, SLG: 1.000			2B					1-2 1B		0	0	0	0	0	0	0			
Larry Parrish, R (1.5) OBP: 0.317, SLG: 0.460	F3		K					FC5 1-2 2-3f		4	0	1	0	0	1	3			
Tony Perez, R (1.3) OBP: 0.314, SLG: 0.420								F2		4	1	1	0	0	2	3			
Steve Rogers, R (8.1) OBP: 0.120, SLG: 0.102										0	0	0	0	0	0	0			
Ellis Valentine, R (1.9) OBP: 0.331, SLG: 0.475										3	0	1	1	0	1	1			
Andre Dawson, R (1.8) OBP: 0.302, SLG: 0.400										4	0	0	0	0	1	1			
Gary Carter, R (1.2) OBP: 0.318, SLG: 0.342										4	0	0	0	0	0	1			
Chris Speier, R (1.6) OBP: 0.342, SLG: 0.338										3	1	1	0	0	0	0			
Hal Dues, R (1.1) OBP: 0.118, SLG: 0.118										2	0	0	0	0	2	1			
Stan Papi, R (8, PH) OBP: 0.346, SLG: 0.357										1	0	0	0	0	0	0			
Del Unser, L (8.3) OBP: 0.317, SLG: 0.341										0	0	0	0	0	0	0			
<b>Inning Stats</b>	R: 0 E: 0 K: 0 S: 3	H: 0 LOB: 0 BB: 0 P: 3	R: 0 E: 0 K: 1 S: 6	H: 1 LOB: 1 BB: 0 P: 6	R: 1 E: 0 K: 2 S: 9	H: 2 LOB: 1 BB: 0 P: 9	R: 1 E: 0 K: 0 S: 4	H: 1 LOB: 0 BB: 0 P: 4	R: 0 E: 0 K: 1 S: 5	H: 0 LOB: 0 BB: 0 P: 5	R: 0 E: 0 K: 0 S: 3	H: 0 LOB: 0 BB: 0 P: 3	R: 0 E: 0 K: 1 S: 7	H: 1 LOB: 2 BB: 0 P: 7	R: 0 E: 0 K: 2 S: 7	H: 0 LOB: 0 BB: 0 P: 7	1B: 1 2B: 4 3B: 1 HR: 0	SF: 1 SAC: 0 DP: 0 HBP: 0	WP: 1 PA: 34 CS: 0
<b>PITCHER</b>	IP	WLS	BF	H	R	ER	SO	BB	IBB	HBP	BLK	WP	HR	S	P	ERA	WHIP		
John Candelaria, L (1.1) ERA: 3.03	8.0	L	31	6	2	2	6	0	0	0	0	1	0	43	43	2.25	0.750		
Kent Tekulve, R (9.1) ERA: 2.55	1.0	S	3	0	0	0	2	0	0	0	0	0	0	7	7	0.00	0.000		

**Montreal Expos @ Pittsburgh Pirates**  
Three Rivers Stadium, Pittsburgh, PA  
Mon Jul 03 1978, 7:05 PM EDT  
Att: 7,480 - Unknown

AB	33
R	2
H	6
RBI	2
BB	0
SO	8
LOB	11



Batter	1	2	3	4	5	6	7	8	9	AB	R	H	RBI	BB	SO	LOB	BOTTOM		
Frank Taveras, R (1.6) OBP: 0.318, SLG: 0.355	P4									4	0	0	0	0	0	1			
Omar Moreno, L (1.8) OBP: 0.313, SLG: 0.264										4	0	1	0	0	0	1			
John Milner, L (1.7) OBP: 0.386, SLG: 0.432	4-3									4	0	1	0	0	0	2			
Bill Robinson, R (1.9) OBP: 0.295, SLG: 0.374										4	0	2	0	0	0	1			
Willie Stargell, L (1.3) OBP: 0.376, SLG: 0.530										3	0	0	0	0	1	2			
Ed Ott, L (1.2) OBP: 0.290, SLG: 0.387										3	0	0	0	0	0	2			
Phil Garner, R (1.4) OBP: 0.322, SLG: 0.348										2	0	0	0	1	1	0			
Ken Macha, R (1.5) OBP: 0.387, SLG: 0.423										2	0	0	0	1	0	2			
John Candelaria, L (1.1) OBP: 0.282, SLG: 0.156										1	0	0	0	1	0	0			
Manny Sanguillen, R (8, PH) OBP: 0.324, SLG: 0.079										1	0	0	0	0	0	1			
Kent Tekulve, R (9.1) OBP: 0.200, SLG: 0.200										0	0	0	0	0	0	0			
<b>Inning Stats</b>	R: 0 E: 0 K: 0 S: 3	H: 1 LOB: 0 BB: 0 P: 3	R: 0 E: 0 K: 1 S: 5	H: 0 LOB: 0 BB: 0 P: 5	R: 0 E: 0 K: 1 S: 5	H: 0 LOB: 0 BB: 0 P: 5	R: 0 E: 0 K: 0 S: 3	H: 0 LOB: 0 BB: 0 P: 3	R: 0 E: 0 K: 0 S: 3	H: 1 LOB: 1 BB: 1 P: 7	R: 0 E: 0 K: 0 S: 3	H: 1 LOB: 0 BB: 0 P: 3	R: 0 E: 0 K: 0 S: 2	H: 0 LOB: 1 BB: 1 P: 6	R: 0 E: 0 K: 0 S: 4	H: 1 LOB: 1 BB: 0 P: 4	1B: 3 2B: 1 3B: 0 HR: 0	SF: 0 SAC: 0 DP: 2 HBP: 0	WP: 0 PA: 31 CS: 1
<b>PITCHER</b>	IP	WLS	BF	H	R	ER	SO	BB	IBB	HBP	BLK	WP	HR	S	P	ERA	WHIP		
Hal Dues, R (1.1) ERA: 2.44	7.0	W	24	3	0	0	2	2	0	0	0	0	0	26	34	0.00	0.714		
Steve Rogers, R (8.1) ERA: 2.06	2.0	S	7	1	0	0	0	1	0	0	0	0	0	6	10	0.00	1.000		

**Montreal Expos @ Pittsburgh Pirates**  
Three Rivers Stadium, Pittsburgh, PA  
Mon Jul 03 1978, 7:05 PM EDT  
Att: 7,480 - Unknown

AB	28
R	0
H	4
RBI	0
BB	3
SO	2
LOB	12






Batter	1	2	3	4	5	6	7	8	9	AB	R	H	RBI	BB	SO	LOB	TOP		
Warren Cromartie, L (1,7) OBP: 0.309, SLG: 0.346										4	0	1	0	0	0	1			
Dave Cash, R (1,4) OBP: 0.322, SLG: 0.345										4	0	0	0	0	1	2			
Larry Parrish, R (1,5) Wayne Garrett, L (9, PH) OBP: 0.313, SLG: 0.454 OBP: 0.246, SLG: 0.220										3	0	0	0	0	0	1			
Tony Perez, R (1,3) OBP: 0.316, SLG: 0.421										4	0	2	0	0	0	0			
Ellis Valentine, R (1,9) OBP: 0.330, SLG: 0.482										4	1	1	1	0	1	2			
Andre Dawson, R (1,8) OBP: 0.298, SLG: 0.396										3	0	0	0	0	0	1			
Gary Carter, R (1,2) OBP: 0.315, SLG: 0.338										3	0	0	0	0	0	1			
Chris Speier, R (1,6) OBP: 0.342, SLG: 0.338										3	0	1	0	0	0	0			
Dan Schatzeder, L (1,1) Del Unser, L (8, PH) Mike Garman, R (8,1) OBP: 0.222, SLG: 0.222 OBP: 0.314, SLG: 0.337 OBP: 0.200, SLG: 0.200										2	0	1	0	0	0	1			
<b>Inning Stats</b>	R: 0 E: 0 K: 0 S: 3	H: 1 LOB: 0 BB: 0 P: 3	R: 1 E: 0 K: 0 S: 4	H: 1 LOB: 0 BB: 0 P: 4	R: 0 E: 0 K: 0 S: 4	H: 1 LOB: 1 BB: 0 P: 4	R: 0 E: 0 K: 0 S: 3	H: 0 LOB: 0 BB: 0 P: 3	R: 0 E: 1 K: 0 S: 4	H: 0 LOB: 1 BB: 0 P: 4	R: 0 E: 0 K: 0 S: 3	H: 0 LOB: 0 BB: 0 P: 3	R: 0 E: 0 K: 2 S: 8	H: 1 LOB: 1 BB: 0 P: 8	1B: 5 2B: 0 3B: 0 HR: 1	SF: 0 SAC: 0 DP: 2 HBP: 0	WP: 0 PB: 0 CS: 1	PA: 32	
<b>PITCHER</b>	IP	WLS	BF	H	R	ER	SO	BB	IBB	HBP	BLK	WP	HR	S	P	ERA	WHIP		
Bert Blyleven, R (1,1) ERA: 3.35	8.0	W	28	5	1	1	0	0	0	0	0	0	1	28	28	1.12	0.625		
Kent Tekulve, R (9,1) ERA: 2.51	1.0	S	4	1	0	0	2	0	0	0	0	0	0	8	8	0.00	1.000		

Montreal Expos @ Pittsburgh Pirates  
Three Rivers Stadium, Pittsburgh, PA  
Tue Jul 04 1978, 3:33 AM EDT  
Unknown


AB	32
R	1
H	6
RBI	1
BB	0
SO	2
LOB	9



Batter	1	2	3	4	5	6	7	8	9	AB	R	H	RBI	BB	SO	LOB	BOTTOM		
Frank Taveras, R (1,6) OBP: 0.317, SLG: 0.354										4	0	1	0	0	0	1			
Omar Moreno, L (1,8) OBP: 0.305, SLG: 0.260										4	0	0	0	0	1	1			
Rennie Stennett, R (1,4) Mario Mendoza, R (5,4) OBP: 0.286, SLG: 0.335 OBP: 0.325, SLG: 0.361										2	0	0	0	0	0	0			
Bill Robinson, R (1,7) OBP: 0.300, SLG: 0.375										2	1	1	0	0	0	0			
Manny Sanguillen, R (1,3) Willie Stargell, L (8,3) OBP: 0.324, SLG: 0.378 OBP: 0.376, SLG: 0.530										3	1	1	0	0	0	0			
Phil Garner, R (1,5) OBP: 0.320, SLG: 0.346										2	0	0	0	0	0	0			
Steve Brye, R (1,9) OBP: 0.326, SLG: 0.364										2	1	0	0	1	0	0			
Duffy Dyer, R (1,2) OBP: 0.364, SLG: 0.358										3	0	0	0	0	0	3			
Bert Blyleven, R (1,1) John Milner, L (8, PH) Kent Tekulve, R (9,1) OBP: 0.156, SLG: 0.159 OBP: 0.390, SLG: 0.437 OBP: 0.200, SLG: 0.200										2	0	1	3	0	0	0			
<b>Inning Stats</b>	R: 0 E: 0 K: 0 S: 3	H: 4 LOB: 2 BB: 1 P: 10	R: 0 E: 0 K: 1 S: 5	H: 0 LOB: 0 BB: 0 P: 5	R: 0 E: 0 K: 0 S: 3	H: 0 LOB: 0 BB: 0 P: 3	R: 0 E: 0 K: 0 S: 2	H: 0 LOB: 0 BB: 0 P: 3	R: 0 E: 0 K: 0 S: 3	H: 1 LOB: 1 BB: 0 P: 4	1B: 4 2B: 1 3B: 0 HR: 0	SF: 0 SAC: 1 DP: 0 HBP: 1	WP: 0 PB: 0 CS: 1	PA: 30					
<b>PITCHER</b>	IP	WLS	BF	H	R	ER	SO	BB	IBB	HBP	BLK	WP	HR	S	P	ERA	WHIP		
Dan Schatzeder, L (1,1) ERA: 2.47	7.0	L	25	4	3	3	1	0	0	0	0	0	0	25	30	3.86	0.571		
Mike Garman, R (8,1) ERA: 5.65	1.0		4	1	0	0	0	0	0	0	0	0	0	4	4	0.00	1.000		

Montreal Expos @ Pittsburgh Pirates  
Three Rivers Stadium, Pittsburgh, PA  
Tue Jul 04 1978, 3:33 AM EDT  
Unknown

AB	26
R	3
H	5
RBI	3
BB	1
SO	1
LOB	5









Batter	1	2	3	4	5	6	7	8	9	AB	R	H	RBI	BB	SO	LOB	TOP			
Frank Taveras, R (1.6) OBP: 0.314, SLG: 0.350	1-3		L6		5-3		1B			4	0	1	0	0	0	1	<b>Pittsburgh Pirates @ St. Louis Cardinals</b> Busch Stadium, St. Louis, MO Thu Jul 06 1978, 7:05 PM CDT Att: 14,832 - Unknown			
Omar Moreno, L (1.8) OBP: 0.321, SLG: 0.281	1B				FC6-4		6-3		1B	4	0	3	0	0	0	0				
Phil Garner, R (1.4) OBP: 0.318, SLG: 0.343	G3				FC6-4		HR		F8	4	1	1	0	0	0	4				
Bill Robinson, R (1.7) OBP: 0.298, SLG: 0.381					K		K		5-3	3	0	0	0	1	2	2				
Willie Stargell, L (1.3) OBP: 0.391, SLG: 0.576	G6-3						HR		G4-6-3	3	1	2	2	1	0	1				
Ed Ott, L (1.2) OBP: 0.299, SLG: 0.385					6-3				G4-6-3	4	0	2	0	0	0	3				
Steve Brye, R (1.9) OBP: 0.315, SLG: 0.349					FC6-4		G1-6-3		F8	4	0	1	0	0	0	2				
Ken Macha, R (1.5) OBP: 0.342, SLG: 0.344			L9		G1-6-3		6-3		G1-6-3	4	0	0	0	0	0	2				
Jim Rooker, R (1.1) OBP: 0.222, SLG: 0.370					K				4-3	2	0	1	0	0	1	0				
John Milner, L (7. PH) OBP: 0.359, SLG: 0.434							G3			1	0	0	0	0	0	0				
Jim Bibby, R (7.1) OBP: 0.211, SLG: 0.119										0	0	0	0	0	0	0				
Manny Sanguillen, R (9. PH) OBP: 0.320, SLG: 0.374										1	0	0	0	0	0	0				
<b>Inning Stats</b>	R: 0 E: 0 K: 0 S: 3	H: 1 LOB: 0 BB: 0 P: 3	R: 0 E: 0 K: 0 S: 3	H: 1 LOB: 1 BB: 1 P: 7	R: 0 E: 0 K: 1 S: 5	H: 0 LOB: 0 BB: 0 P: 5	R: 0 E: 0 K: 1 S: 7	H: 2 LOB: 2 BB: 0 P: 7	R: 0 E: 0 K: 0 S: 4	H: 2 LOB: 1 BB: 0 P: 4	R: 2 E: 0 K: 1 S: 8	H: 3 LOB: 1 BB: 0 P: 8	R: 0 E: 0 K: 0 S: 5	H: 0 LOB: 0 BB: 0 P: 6	R: 0 E: 0 K: 0 S: 3	H: 0 LOB: 0 BB: 0 P: 3	1B: 9 2B: 0 3B: 1 HR: 1	SF: 0 SAC: 0 DP: 4 HBP: 0	WP: 0 PB: 0 SB: 0 CS: 0	PA: 36
<b>PITCHER</b> John Denny, R (1.1) ERA: 2.88	IP: 9.0 WLS: W BF: 36 H: 11 R: 2 ER: 2 SO: 3 BB: 2 IBB: 0 HBP: 0 BLK: 0 WP: 0 HR: 1 S: 40 P: 48 ERA: 2.00 WHIP: 1.444																			

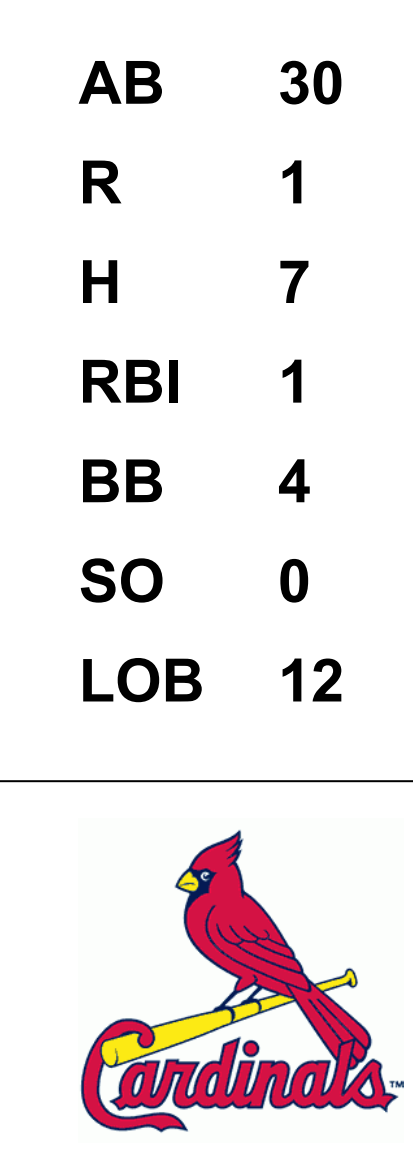
Batter	1	2	3	4	5	6	7	8	9	AB	R	H	RBI	BB	SO	LOB	BOTTOM			
Garry Templeton, S (1.6) OBP: 0.264, SLG: 0.313	F9		4-3					5-3		4	1	1	0	0	0	0	<b>Pittsburgh Pirates @ St. Louis Cardinals</b> Busch Stadium, St. Louis, MO Thu Jul 06 1978, 7:05 PM CDT Att: 14,832 - Unknown			
Jerry Mumphrey, S (1.7) OBP: 0.295, SLG: 0.299	1-3		K		E6		K		K	4	0	1	0	0	2	0				
Keith Hernandez, L (1.3) OBP: 0.372, SLG: 0.450					K				G3	4	1	2	0	0	1	1				
Ted Simmons, S (1.2) OBP: 0.396, SLG: 0.531	F9						5-3			3	0	1	1	0	0	1				
George Hendrick, R (1.8) OBP: 0.298, SLG: 0.373			F9		F8		5-3			3	0	0	0	0	0	1				
Jerry Morales, R (1.9) OBP: 0.281, SLG: 0.343					K		6-3			3	1	1	0	0	1	0				
Ken Reitz, R (1.5) OBP: 0.276, SLG: 0.345					K					3	0	2	1	0	1	0				
Mike Tyson, R (1.4) OBP: 0.283, SLG: 0.332									F8	3	0	0	0	0	1	1				
John Denny, R (1.1) OBP: 0.174, SLG: 0.205					K				5-3	3	0	0	0	0	1	1				
<b>Inning Stats</b>	R: 0 E: 0 K: 0 S: 4	H: 1 LOB: 1 BB: 0 P: 4	R: 1 E: 0 K: 0 S: 5	H: 2 LOB: 1 BB: 0 P: 5	R: 1 E: 0 K: 1 S: 7	H: 2 LOB: 1 BB: 0 P: 7	R: 0 E: 0 K: 3 S: 9	H: 0 LOB: 0 BB: 0 P: 9	R: 1 E: 0 K: 2 S: 8	H: 2 LOB: 0 BB: 0 P: 8	R: 0 E: 0 K: 0 S: 3	H: 0 LOB: 0 BB: 0 P: 3	R: 0 E: 0 K: 1 S: 5	H: 0 LOB: 0 BB: 0 P: 5	R: 0 E: 0 K: 1 S: 5	H: 0 LOB: 0 BB: 0 P: 5		1B: 6 2B: 2 3B: 0 HR: 0	SF: 0 SAC: 0 DP: 0 HBP: 0	WP: 0 PB: 0 SB: 0 CS: 1
<b>PITCHER</b> Jim Rooker, L (1.1) ERA: 5.2	IP: 6.0 WLS: L BF: 24 H: 7 R: 3 ER: 3 SO: 6 BB: 7 IBB: 3 HBP: 0 BLK: 0 WP: 0 HR: 0 S: 36 P: 36 ERA: 3.00 WHIP: 1.167																			
Jim Bibby, R (7.1) ERA: 3.55	IP: 2.0 WLS: L BF: 6 H: 1 R: 0 ER: 0 SO: 1 BB: 0 IBB: 0 HBP: 0 BLK: 0 WP: 0 HR: 0 S: 8 P: 8 ERA: 0.00 WHIP: 0.500																			



Batter	1	2	3	4	5	6	7	8	9	AB	R	H	RBI	BB	SO	LOB	TOP								
Frank Taveras, R (1,6) OBP: 0.313, SLG: 0.347	0-3 K		0-0 F4		0-0 SH1-4		0-0 P6		4-0 CS BB	3	0	0	0	1	1	0	<b>Pittsburgh Pirates @ St. Louis Cardinals</b> Busch Stadium, St. Louis, MO Fri Jul 07 1978, 7:05 PM CDT Att: 13,813 - Unknown								
Omar Moreno, L (1,8) OBP: 0.322, SLG: 0.287	0-0 4-3 S 1B		0-0 1B 2B		0-3 K		0-3 K		0-3 K 1-2	5	1	2	0	0	3	2									
John Milner, L (1,7) OBP: 0.392, SLG: 0.436	0-0 4-3		0-0 1B		0-0 4-3				0-0 1B SF7 1B	4	1	2	1	0	0	2									
Mario Mendoza, R (8,5) OBP: 0.317, SLG: 0.351	1-3		2-H 1B							0	0	0	0	0	0	0									
Bill Robinson, R (1,9) OBP: 0.302, SLG: 0.388	0-0 5-3		0-3 K						0-0 1B SF7 1B	4	0	2	0	0	1	2									
Willie Stargell, L (1,3) OBP: 0.393, SLG: 0.577			0-0 G6-3 1B 1B		0-3 K				0-0 SF7 1B	3	0	2	1	0	1	1									
Ed Ott, L (1,2) OBP: 0.298, SLG: 0.382			0-0 G6-3 1B 1-2		0-0 4-3				0-0 L8 1B	4	0	1	0	0	0	2									
Phil Garner, R (1,4) OBP: 0.321, SLG: 0.343			0-0 G6-3 1-2 2-3		0-3 K				0-0 1B HBP	3	0	1	0	0	1	2									
Ken Macha, R (1,5) OBP: 0.333, SLG: 0.314			4-0 BB		0-0 2-3				0-0 F8	3	0	0	0	1	0	4									
Grant Jackson, S (8,1) OBP: 0.167, SLG: 0.167										0	0	0	0	0	0	0									
Kent Tekulve, R (8,1) OBP: 0.182, SLG: 0.182										0	0	0	0	0	0	0									
John Candelaria, L (1,1) OBP: 0.286, SLG: 0.200			0-0 4-3						0-0 P4	3	0	1	0	0	1	2									
Steve Brye, R (8,9) OBP: 0.312, SLG: 0.345					0-0 SH1-4 2B		0-3 K			1	0	0	0	0	0	0									
<b>Inning Stats</b>	R: 0 E: 0 K: 1 S: 6	H: 1 LOB: 1 BB: 0 P: 6	R: 0 E: 0 K: 0 S: 4	H: 2 LOB: 2 BB: 1 P: 8	R: 1 E: 0 K: 2 S: 9	H: 2 LOB: 1 BB: 0 P: 9	R: 0 E: 0 K: 1 S: 5	H: 0 LOB: 0 BB: 0 P: 5	R: 0 E: 0 K: 0 S: 6	H: 1 LOB: 1 BB: 0 P: 6	R: 0 E: 0 K: 0 S: 5	H: 3 LOB: 2 BB: 0 P: 5	R: 0 E: 0 K: 2 S: 7	H: 0 LOB: 0 BB: 0 P: 7	R: 1 E: 0 K: 0 S: 5	H: 2 LOB: 2 BB: 0 P: 6	R: 0 E: 0 K: 1 S: 4	H: 0 LOB: 0 BB: 1 P: 8	1B: 8 2B: 3 3B: 0 HR: 0	SF: 1 SAC: 1 DP: 1 HBP: 1	WP: 0 PB: 0 SB: 1 CS: 1	PA: 38			
<b>PITCHER</b>	IP	WLS	BF	H	R	ER	SO	BB	IBB	HBP	BLK	WP	HR	S	P	ERA	WHIP								
Pete Vuckovich, R (1,1) ERA: 2.4	7.0	L	31	11	2	2	7	1	0	0	0	0	0	44	48	2.57	1.714								
Buddy Schultz, L (8,1) ERA: 3.72	0.2		2	0	0	0	0	0	0	0	0	0	0	2	2	0.00	0.000								
Mark Littell, R (8,1) ERA: 2.48	1.1	S	5	0	0	0	1	1	0	1	0	0	0	5	10	0.00	0.750								

Batter	1	2	3	4	5	6	7	8	9	AB	R	H	RBI	BB	SO	LOB	BOTTOM								
Garry Templeton, S (1,6) OBP: 0.266, SLG: 0.322	0-0 HR		0-0 4-3					0-0 6-3		3	1	1	1	1	0	1	<b>Pittsburgh Pirates @ St. Louis Cardinals</b> Busch Stadium, St. Louis, MO Fri Jul 07 1978, 7:05 PM CDT Att: 13,813 - Unknown								
Jerry Mumphrey, S (1,7) OBP: 0.301, SLG: 0.313	0-0 CS 1B		0-0 L4		0-0 SH1-3 BB			0-0 1B G5-2-3 2B		3	0	2	0	0	0	0									
Keith Hernandez, L (1,3) OBP: 0.370, SLG: 0.447	0-0 F9 1-2		0-0 3-1		0-0 4-3			0-0 1B		4	0	1	0	0	0	2									
Ted Simmons, S (1,2) OBP: 0.398, SLG: 0.529	0-0 1B 1B		0-0 F9					0-0 1B IBB		3	0	1	0	1	0	0									
George Hendrick, R (1,8) OBP: 0.302, SLG: 0.376	0-0 1-2 1B				0-0 FC4-6 1B			0-0 L7 G5-2-3		4	0	2	0	0	0	3									
Jerry Morales, R (1,9) OBP: 0.277, SLG: 0.339	0-0 F9				0-0 F8			0-0 L9		4	0	0	0	0	0	3									
Ken Reitz, R (1,5) OBP: 0.273, SLG: 0.341			0-0 L7		0-0 FC4-6 1-2			0-0 6-3		4	0	0	0	0	0	1									
Mike Tyson, R (1,4) OBP: 0.283, SLG: 0.329			4-0 SH5-4 BB		0-0 F7			0-0 6-3		2	0	0	0	1	0	1									
Lou Brock, L (8,PH) OBP: 0.255, SLG: 0.228								0-0 6-3		0	0	0	0	1	0	0									
Pete Vuckovich, R (1,1) OBP: 0.087, SLG: 0.087			0-0 SH5-4 2B					0-0 F7		2	0	0	0	0	0	0									
Buddy Schultz, R (8,1)					0-0 L1			0-0 F7		0	0	0	0	0	0	0									
Mark Littell, L (8,1)									0-0 FC4-6	0	0	0	0	0	0	0									
John Tamargo, S (8,PH)			1-2					1-2		1	0	0	0	0	0	1									
<b>Inning Stats</b>	R: 1 E: 0 K: 0 S: 6	H: 4 LOB: 2 BB: 0 P: 6	R: 0 E: 0 K: 0 S: 3	H: 0 LOB: 1 BB: 1 P: 7	R: 0 E: 0 K: 0 S: 3	H: 0 LOB: 0 BB: 0 P: 3	R: 0 E: 0 K: 0 S: 4	H: 1 LOB: 1 BB: 0 P: 4	R: 0 E: 0 K: 0 S: 3	H: 0 LOB: 0 BB: 1 P: 7	R: 0 E: 0 K: 0 S: 3	H: 0 LOB: 0 BB: 0 P: 3	R: 0 E: 0 K: 0 S: 3	H: 0 LOB: 0 BB: 0 P: 3	R: 0 E: 0 K: 0 S: 4	H: 2 LOB: 2 BB: 1 P: 8	R: 0 E: 0 K: 0 S: 3	H: 0 LOB: 1 BB: 1 P: 7	1B: 5 2B: 1 3B: 0 HR: 1	SF: 0 SAC: 2 DP: 1 HBP: 0	WP: 0 PB: 0 SB: 0 CS: 1	PA: 36			
<b>PITCHER</b>	IP	WLS	BF	H	R	ER	SO	BB	IBB	HBP	BLK	WP	HR	S	P	ERA	WHIP								
John Candelaria, L (1,1) ERA: 2.94	7.0	W	27	5	1	1	0	2	0	0	0	0	0	25	33	1.29	1.000								
Grant Jackson, L (8,1) ERA: 2.41	0.1		3	2	0	0	0	0	0	0	0	0	0	3	3	0.00	6.000								
Kent Tekulve, R (8,1) ERA: 2.38	1.2	S	6	0	0	0	0	1	1	0	0	0	0	4	12	0.00	0.600								

AB 33  
R 2  
H 11  
RBI 2  
BB 2  
SO 8  
LOB 17





Batter	1	2	3	4	5	6	7	8	9	AB	R	H	RBI	BB	SO	LOB	TOP			
Frank Taveras, R (1, 6) OBP: 0.313, SLG: 0.344	1-3		CS BB		FC6-4			F5		3	0	0	0	1	0	1	Pittsburgh Pirates @ St. Louis Cardinals Busch Stadium, St. Louis, MO Sat Jul 08 1978, 7:05 PM CDT Att: 20,524 - Unknown			
Omar Moreno, L (1, 8) OBP: 0.326, SLG: 0.289	S 1B		BB			S BB		F5		2	0	1	0	2	0	0				
John Milner, L (1, 7) OBP: 0.389, SLG: 0.426	P4		4-3			F9				3	0	0	0	1	0	3				
Bill Robinson, R (1, 9) OBP: 0.297, SLG: 0.381	6-3			P4		5-3		F9		4	0	0	0	0	0	3				
Willie Stargell, L (1, 3)		F8		F2		4-3			F7	4	0	0	0	0	0	1				
Ed Ott, L (1, 2) OBP: 0.297, SLG: 0.376		E S BB		F7				F7		3	0	0	0	1	0	0				
Phil Garner, R (1, 4) OBP: 0.316, SLG: 0.338		P6			5-3			5-3		4	0	0	0	0	0	1				
Ken Macha, R (1, 5) OBP: 0.356, SLG: 0.306		F9			FC6-4 BB					1	0	0	0	2	0	1				
Don Robinson, R (1, 1) OBP: 0.150, SLG: 0.175					FC6-4			F9		2	0	0	0	0	1	1				
Ed Whitson, R (6, 1) OBP: 0.200, SLG: 0.200				K	FC6-4					0	0	0	0	0	0	0				
Steve Nicosia, R (7, PH)					FC6-4					1	0	0	0	0	0	1				
Bruce Kison, R (7, 1)										0	0	0	0	0	0	0				
<b>Inning Stats</b>	R: 0 E: 0 K: 0 S: 4	H: 1 LOB: 1 BB: 0 P: 4	R: 0 E: 1 K: 0 S: 3	H: 0 LOB: 1 BB: 1 P: 7	R: 0 E: 0 K: 1 S: 4	H: 0 LOB: 0 BB: 2 P: 12	R: 0 E: 0 K: 0 S: 3	H: 0 LOB: 0 BB: 0 P: 3	R: 0 E: 0 K: 0 S: 3	H: 0 LOB: 1 BB: 1 P: 7	R: 0 E: 0 K: 0 S: 3	H: 0 LOB: 1 BB: 1 P: 7	R: 0 E: 0 K: 0 S: 3	H: 0 LOB: 0 BB: 0 P: 3	R: 0 E: 0 K: 0 S: 3	H: 0 LOB: 0 BB: 0 P: 3	1B: 1 2B: 0 3B: 0 HR: 0	SF: 0 SAC: 0 DP: 0 HBP: 0	WP: 0 PB: 0 SB: 3 CS: 1	PA: 34
<b>PITCHER</b> Silvio Martinez, R (1, 1) ERA: 3.21	IP: 9.0 WLS: W BF: 34 H: 1 R: 0 ER: 0 SO: 1 BB: 7 IBB: 0 HBP: 0 BLK: 0 WP: 0 HR: 0 S: 29 P: 57 ERA: 0.00 WHIP: 0.889																			

Batter	1	2	3	4	5	6	7	8	9	AB	R	H	RBI	BB	SO	LOB	BOTTOM			
Garry Templeton, S (1, 6) OBP: 0.266, SLG: 0.324	K		6-3			FC6				4	0	1	0	0	1	2	Pittsburgh Pirates @ St. Louis Cardinals Busch Stadium, St. Louis, MO Sat Jul 08 1978, 7:05 PM CDT Att: 20,524 - Unknown			
Jerry Mumphrey, S (1, 7) OBP: 0.306, SLG: 0.317	S 1B		1-4-3		FC1-6-5 HR			G1-4-3 1B		4	1	2	0	0	0	1				
George Hendrick, R (1, 8) OBP: 0.305, SLG: 0.388	FC6 BB		6-3			HR		G1-4-3 1-2		3	1	1	2	1	0	1				
Ted Simmons, S (1, 2) OBP: 0.396, SLG: 0.536	P4				3-1			3-1		4	1	1	1	0	0	2				
Keith Hernandez, L (1, 3) OBP: 0.369, SLG: 0.448	FC6				F8			3-1		4	1	1	0	0	0	2				
Jerry Morales, R (1, 9) OBP: 0.283, SLG: 0.342		G3 1B			FC6-4 1B			1-3 2B		3	0	2	0	1	0	0				
Ken Reitz, R (1, 5) OBP: 0.275, SLG: 0.341		F7		K		FC1-2-5 1B		1B BB		3	0	1	1	1	1	2				
Mike Tyson, R (1, 4) OBP: 0.283, SLG: 0.328		G3			FC6-4			FC1-2-5 FC6		4	0	1	0	0	0	4				
Silvio Martinez, R (1, 1) OBP: 0.200, SLG: 0.300		3-1				K		P3		4	0	0	0	0	2	5				
<b>Inning Stats</b>	R: 0 E: 0 K: 1 S: 6	H: 1 LOB: 2 BB: 1 P: 10	R: 0 E: 0 K: 0 S: 4	H: 1 LOB: 1 BB: 0 P: 4	R: 0 E: 0 K: 0 S: 3	H: 0 LOB: 0 BB: 0 P: 3	R: 1 E: 0 K: 1 S: 7	H: 2 LOB: 1 BB: 0 P: 7	R: 2 E: 0 K: 1 S: 7	H: 2 LOB: 0 BB: 0 P: 7	R: 1 E: 0 K: 0 S: 5	H: 2 LOB: 2 BB: 1 P: 9	R: 0 E: 0 K: 0 S: 3	H: 1 LOB: 0 BB: 0 P: 3	R: 0 E: 0 K: 1 S: 6	H: 1 LOB: 2 BB: 1 P: 10		1B: 6 2B: 2 3B: 0 HR: 2	SF: 0 SAC: 0 DP: 1 HBP: 0	WP: 0 PB: 0 SB: 1 CS: 0
<b>PITCHER</b> Don Robinson, R (1, 1) ERA: 3.52	IP: 5.0 WLS: L BF: 24 H: 7 R: 4 ER: 4 SO: 3 BB: 2 IBB: 0 HBP: 0 BLK: 0 WP: 0 HR: 2 S: 28 P: 36 ERA: 7.20 WHIP: 1.800																			
Ed Whitson, R (6, 1) ERA: 2.18	1.0 4 1 0 0 0																			
Bruce Kison, R (7, 1) ERA: 3.18	2.0 8 2 0 0 1																			



Batter	1	2	3	4	5	6	7	8	9	AB	R	H	RBI	BB	SO	LOB	TOP
Frank Taveras, R (1, 6) OBP: 0.311, SLG: 0.342	5-3		FC1-6			5-3	1B		FC6-4	5	1	1	2	0	0	2	
Omar Moreno, L (1, 8) OBP: 0.326, SLG: 0.287	F7		CS	P6		F8	1B		4-3	5	1	1	0	0	0	1	
John Milner, L (1, 7) OBP: 0.391, SLG: 0.429				F8		K	E8			4	0	2	1	0	1	0	
Kent Tekulve, R (7, 1) OBP: 0.182, SLG: 0.182	1B									0	0	0	0	0	0	0	
Bill Robinson, R (1, 9) OBP: 0.292, SLG: 0.374	L7			K			F5			4	0	0	0	0	2	2	
Willie Stargell, L (1, 3) OBP: 0.383, SLG: 0.557		4-3				4-3	BB	1B	K	4	1	1	0	0	1	0	
Ed Ott, L (1, 2) OBP: 0.300, SLG: 0.376	4-3			1-3	1B		BB	1B	F2	3	1	1	0	1	0	0	
Phil Garner, R (1, 4) OBP: 0.319, SLG: 0.338	K			1-3	1B		E	1B	K	3	1	1	0	1	2	0	
Ken Macha, R (1, 5) OBP: 0.354, SLG: 0.289			FC1-6		1-3		E6		F9	2	1	0	1	1	0	3	
Steve Brye, R (7, 9) OBP: 0.309, SLG: 0.341			BB		1-2	2-3	1B			1	0	0	0	0	0	0	
Bert Blyleven, R (1, 1) OBP: 0.149, SLG: 0.152			K		6-3		6-3			2	0	0	0	0	1	3	
Rennie Stennett, R (7, PH) OBP: 0.285, SLG: 0.333										1	0	0	0	0	0	2	
Mario Mendoza, R (7, 5) OBP: 0.333, SLG: 0.368									FC6-4	1	0	1	0	0	0	0	
<b>Inning Stats</b>	R: 0 H: 1 E: 0 LOB: 1 K: 0 BB: 0 S: 4	R: 0 H: 0 E: 0 LOB: 0 K: 1 BB: 0 S: 5	R: 0 H: 0 E: 0 LOB: 0 K: 1 BB: 1 S: 4	R: 0 H: 0 E: 0 LOB: 0 K: 1 BB: 0 S: 5	R: 0 H: 1 E: 0 LOB: 2 K: 0 BB: 1 S: 4	R: 0 H: 0 E: 0 LOB: 0 K: 1 BB: 0 S: 5	R: 6 H: 5 E: 2 LOB: 1 K: 1 BB: 1 S: 11	R: 0 H: 0 E: 0 LOB: 0 K: 2 BB: 0 S: 7	R: 0 H: 1 E: 0 LOB: 1 K: 0 BB: 0 S: 4	1B: 8 2B: 0 3B: 0 HR: 0	SF: 0 SAC: 0 DP: 0 HBP: 0	WP: 0 PA: 39 PB: 0 SB: 0 CS: 1					
<b>PITCHER</b>	IP WLS BF H R ER SO BB IBB HBP BLK WP HR S P ERA WHIP																
Bob Forsch, R (1, 1) ERA: 3.14	6.2 L 27 4 4 2 4 3 0 0 0 0 0 0 32 44 2.70 1.050																
Roy Thomas, R (7, 1) ERA: 5.19	0.0 2 2 0 0 0 0 0 0 0 0 0 0 2 2 ∞ ∞																
Buddy Schultz, L (7, 1) ERA: 3.62	1.1 5 1 2 0 3 0 0 0 0 0 0 0 11 11 0.00 0.750																
Mark Littell, R (9, 1) ERA: 2.44	1.0 4 1 0 0 0 0 0 0 0 0 0 0 4 4 0.00 1.000																

Pittsburgh Pirates @ St. Louis Cardinals  
 Busch Stadium, St. Louis, MO  
 Sun Jul 09 1978, 3:33 AM CDT  
 Att: 22,101 - Unknown

AB 35  
 R 6  
 H 8  
 RBI 4  
 BB 3  
 SO 7  
 LOB 13



Batter	1	2	3	4	5	6	7	8	9	AB	R	H	RBI	BB	SO	LOB	BOTTOM
Garry Templeton, S (1, 6) OBP: 0.263, SLG: 0.320	4-3		6-3		4-3			K		4	0	0	0	0	1	2	
Jerry Mumphrey, S (1, 7) OBP: 0.304, SLG: 0.315	4-3		L6		L8			1B		4	0	1	0	0	0	1	
George Hendrick, R (1, 8) OBP: 0.307, SLG: 0.406				HR		K		P4		4	1	2	1	0	1	2	
Mark Littell, L (9, 1) OBP: 0.394, SLG: 0.530	2B									0	0	0	0	0	0	0	
Ted Simmons, S (1, 2) OBP: 0.394, SLG: 0.530	BB			P6		F8		K		3	0	0	0	1	1	2	
Keith Hernandez, L (1, 3) OBP: 0.365, SLG: 0.442	G3			E4		4-3			F5	4	0	0	0	0	2		
Jerry Morales, R (1, 9) OBP: 0.286, SLG: 0.342		6-3					K			3	0	1	0	1	1	0	
Ken Reitz, R (1, 5) OBP: 0.272, SLG: 0.337				G6-4-3	1B				BB	4	0	0	0	0	3		
Mike Tyson, R (1, 4) OBP: 0.281, SLG: 0.325										2	0	0	0	0	0	0	
Lou Brock, L (7, PH) OBP: 0.256, SLG: 0.227					F8					1	0	0	0	0	0	0	
Mike Phillips, L (8, 4) OBP: 0.309, SLG: 0.300										0	0	0	0	1	0	0	
Bob Forsch, R (1, 1) OBP: 0.250, SLG: 0.423										2	0	1	0	0	1	0	
Roy Thomas, R (7, 1) ERA: 3.26				K						0	0	0	0	0	0	0	
Buddy Schultz, R (7, 1) ERA: 2.27										0	0	0	0	0	0	0	
Tony Scott, S (8, PH) OBP: 0.286, SLG: 0.263					4-3			1B		2	0	1	0	0	1	2	
<b>Inning Stats</b>	R: 0 H: 1 E: 0 LOB: 2 K: 0 BB: 1 S: 4	R: 0 H: 0 E: 0 LOB: 0 K: 0 BB: 0 S: 3	R: 0 H: 0 E: 0 LOB: 0 K: 1 BB: 0 S: 5	R: 1 H: 2 E: 1 LOB: 1 K: 0 BB: 0 S: 5	R: 0 H: 1 E: 0 LOB: 1 K: 0 BB: 0 S: 4	R: 0 H: 0 E: 0 LOB: 0 K: 1 BB: 0 S: 5	R: 0 H: 0 E: 0 LOB: 0 K: 1 BB: 0 S: 5	R: 0 H: 2 E: 0 LOB: 2 K: 2 BB: 0 S: 9	R: 0 H: 0 E: 0 LOB: 2 K: 1 BB: 2 S: 5	1B: 3 2B: 2 3B: 0 HR: 1	SF: 0 SAC: 0 DP: 1 HBP: 0	WP: 0 PA: 36 PB: 0 SB: 0 CS: 0					
<b>PITCHER</b>	IP WLS BF H R ER SO BB IBB HBP BLK WP HR S P ERA WHIP																
Bert Blyleven, R (1, 1) ERA: 3.26	6.0 W 23 4 1 1 2 1 0 0 0 0 0 1 26 30 1.50 0.833																
Kent Tekulve, R (7, 1) ERA: 2.27	3.0 S 13 2 0 0 4 2 0 0 0 0 0 0 19 27 0.00 1.333																

Pittsburgh Pirates @ St. Louis Cardinals  
 Busch Stadium, St. Louis, MO  
 Sun Jul 09 1978, 3:33 AM CDT  
 Att: 22,101 - Unknown

AB 33  
 R 1  
 H 6  
 RBI 1  
 BB 3  
 SO 6  
 LOB 14





Batter	1	2	3	4	5	6	7	8	9	AB	R	H	RBI	BB	SO	LOB	TOP										
<b>Bill Madlock, R</b> OBP: 0.382, SLG: 0.483 (1, 4)										4	0	0	0	0	1	4	<b>San Francisco Giants @ Pittsburgh Pirates</b> Three Rivers Stadium, Pittsburgh, PA Thu Jul 13 1978, 7:05 PM EDT Att: 13,984 - Unknown										
<b>Darrell Evans, L</b> OBP: 0.360, SLG: 0.388 (1, 5)										3	0	1	0	1	1	0											
<b>Jack Clark, R</b> OBP: 0.361, SLG: 0.550 (1, 9)										4	0	1	0	0	0	2											
<b>Willie McCovey, L</b> OBP: 0.316, SLG: 0.443 (1, 3)										4	0	0	0	0	2	2											
<b>Mike Ivie, R</b> OBP: 0.366, SLG: 0.509 <b>Terry Whitfield, L</b> OBP: 0.348, SLG: 0.412 (9, 7)										4	1	1	1	0	1	0											
<b>Larry Hemdon, R</b> OBP: 0.356, SLG: 0.383 (1, 8)										4	2	2	0	0	2	0											
<b>Johnnie LetMaster, R</b> OBP: 0.283, SLG: 0.316 (1, 6)										4	1	2	0	0	1	0											
<b>Marc Hill, R</b> OBP: 0.321, SLG: 0.293 (1, 2)										3	0	2	2	0	0	0											
<b>Bob Knepper, L</b> OBP: 0.151, SLG: 0.128 (1, 1)										3	0	1	1	0	2	2											
<b>Inning Stats</b>	R: 0 E: 0 K: 0 S: 3	H: 1 LOB: 0 BB: 0 P: 3	R: 2 E: 0 K: 2 S: 11	H: 4 LOB: 2 BB: 0 P: 11	R: 0 E: 0 K: 2 S: 7	H: 0 LOB: 0 BB: 0 P: 7	R: 2 E: 0 K: 1 S: 8	H: 4 LOB: 1 BB: 0 P: 8	R: 0 E: 0 K: 0 S: 2	H: 0 LOB: 0 BB: 1 P: 6	R: 0 E: 0 K: 3 S: 9	H: 0 LOB: 0 BB: 0 P: 9	R: 0 E: 0 K: 1 S: 5	H: 0 LOB: 0 BB: 0 P: 5	R: 0 E: 0 K: 0 S: 3	H: 1 LOB: 0 BB: 0 P: 3		R: 0 E: 0 K: 1 S: 5	H: 0 LOB: 0 BB: 0 P: 5	1B: 9 2B: 0 3B: 0 HR: 1	SF: 0 SAC: 0 DP: 2 HBP: 0	WP: 0 PB: 0 SB: 0 CS: 2	PA: 36				
<b>PITCHER</b>	IP	WLS	BF	H	R	ER	SO	BB	IBB	HBP	BLK	WP	HR	S	P	ERA	WHIP										
<b>John Candelaria, L</b> ERA: 3.14 (1, 1)	3.0	L	16	8	4	4	4	0	0	0	0	0	1	24	24	12.00	2.667										
<b>Ed Whitson, R</b> ERA: 1.9 (4, 1)	3.0		9	1	0	0	4	1	0	0	0	0	0	16	20	0.00	0.667										
<b>Bruce Kison, R</b> ERA: 2.97 (7, 1)	2.0		6	1	0	0	1	0	0	0	0	0	0	8	8	0.00	0.500										
<b>Kent Tekulve, R</b> ERA: 2.24 (9, 1)	1.0		3	0	0	0	1	0	0	0	0	0	0	5	5	0.00	0.000										

AB	33
R	4
H	10
RBI	4
BB	1
SO	10
LOB	10



Batter	1	2	3	4	5	6	7	8	9	AB	R	H	RBI	BB	SO	LOB	BOTTOM										
<b>Frank Taveras, R</b> OBP: 0.310, SLG: 0.338 (1, 6)										3	0	0	0	1	1	1	<b>San Francisco Giants @ Pittsburgh Pirates</b> Three Rivers Stadium, Pittsburgh, PA Thu Jul 13 1978, 7:05 PM EDT Att: 13,984 - Unknown										
<b>Omar Moreno, L</b> OBP: 0.325, SLG: 0.287 (1, 8)										4	0	1	0	0	1	3											
<b>Phil Garner, R</b> OBP: 0.318, SLG: 0.334 (8, 4)										3	0	0	0	1	1	3											
<b>Bill Robinson, R</b> OBP: 0.295, SLG: 0.377 (1, 7)										4	0	2	0	0	0	0											
<b>Willie Stargell, L</b> OBP: 0.381, SLG: 0.551 (1, 3)										4	0	1	0	0	2	3											
<b>Rennie Stennett, R</b> OBP: 0.281, SLG: 0.329 <b>Ken Macha, R</b> OBP: 0.347, SLG: 0.282 (7, FR) (8, 5)										3	0	0	0	0	0	2											
<b>Steve Brye, R</b> OBP: 0.296, SLG: 0.326 (1, 9)										4	0	0	0	0	0	4											
<b>Duffy Dyer, R</b> OBP: 0.354, SLG: 0.347 (1, 2)										3	0	0	0	0	2	0											
<b>John Candelaria, L</b> OBP: 0.279, SLG: 0.194 <b>Ed Whitson, R</b> OBP: 0.295, SLG: 0.200 <b>Steve Nicolson, R</b> <b>Bruce Kison, R</b> <b>Mario Mendoza, R</b> <b>Kent Tekulve, R</b> (1, 1) (4, 1) (6, PH) (7, 1) (8, PH) (9, 1)										1	0	0	0	0	1	0											
<b>Inning Stats</b>	R: 0 E: 0 K: 1 S: 5	H: 1 LOB: 0 BB: 0 P: 5	R: 0 E: 0 K: 1 S: 5	H: 0 LOB: 0 BB: 0 P: 5	R: 0 E: 0 K: 0 S: 3	H: 0 LOB: 0 BB: 0 P: 3	R: 0 E: 0 K: 0 S: 4	H: 1 LOB: 1 BB: 0 P: 4	R: 0 E: 0 K: 2 S: 7	H: 0 LOB: 2 BB: 2 P: 15	R: 0 E: 0 K: 0 S: 4	H: 1 LOB: 1 BB: 0 P: 4	R: 0 E: 0 K: 2 S: 8	H: 1 LOB: 2 BB: 0 P: 8	R: 0 E: 0 K: 1 S: 6	H: 1 LOB: 2 BB: 1 P: 10		1B: 5 2B: 0 3B: 0 HR: 0	SF: 0 SAC: 0 DP: 0 HBP: 0	WP: 0 PB: 0 SB: 0 CS: 1	PA: 34						
<b>PITCHER</b>	IP	WLS	BF	H	R	ER	SO	BB	IBB	HBP	BLK	WP	HR	S	P	ERA	WHIP										
<b>Bob Knepper, L</b> ERA: 2.41 (1, 1)	9.0	W	34	5	0	0	8	3	0	0	0	0	0	47	59	0.00	0.889										





Batter	1	2	3	4	5	6	7	8	9	AB	R	H	RBI	BB	SO	LOB	TOP										
<b>Bill Madlock</b> , R (1, 4) OBP: 0.386, SLG: 0.489	5-3	P3															5 0 3 0 0 0 1										
<b>Darrell Evans</b> , L (1, 5) OBP: 0.361, SLG: 0.384	F8																3 0 0 0 2 0 2										
<b>Jack Clark</b> , R (1, 9) OBP: 0.364, SLG: 0.554																	5 0 3 0 0 0 4										
<b>Hector Cruz</b> , R (1, 7) OBP: 0.309, SLG: 0.375																	4 0 1 0 0 0 2										
<b>Mike Ivie</b> , R (1, 3) OBP: 0.363, SLG: 0.503																	4 0 1 0 0 1 2										
<b>Larry Hemdon</b> , R (1, 8) OBP: 0.352, SLG: 0.378																	4 1 0 0 0 0 3										
<b>Johnnie LetMaster</b> , R (1, 6) OBP: 0.282, SLG: 0.320																	4 1 1 1 0 1 2										
<b>Marc Hill</b> , R (1, 2) OBP: 0.321, SLG: 0.298																	3 0 1 1 0 0 0										
<b>Terry Whitfield</b> , L (9, PH) OBP: 0.347, SLG: 0.410																	1 0 0 0 0 0 0										
<b>John Montefusco</b> , R (1, 1) OBP: 0.157, SLG: 0.087																	2 0 0 0 0 1 1										
<b>Rob Andrews</b> , R (7, PH) OBP: 0.316, SLG: 0.297																	0 0 0 0 1 0 0										
<b>John Curtis</b> , L (7, 1) OBP: 0.325, SLG: 0.337																	0 0 0 0 0 0 0										
<b>Jim Dwyer</b> , L (9, PH) OBP: 0.325, SLG: 0.337																	1 0 0 0 0 0 0										
<b>Inning Stats</b>	R: 0 E: 0 K: 0 S: 4	H: 1 LOB: 1 BB: 0 P: 4	R: 2 E: 0 K: 1 S: 8	H: 3 LOB: 1 BB: 0 P: 8	R: 0 E: 0 K: 0 S: 4	H: 1 LOB: 0 BB: 0 P: 4	R: 0 E: 0 K: 0 S: 3	H: 0 LOB: 0 BB: 0 P: 3	R: 0 E: 1 K: 0 S: 4	H: 0 LOB: 1 BB: 0 P: 4	R: 0 E: 0 K: 0 S: 4	H: 2 LOB: 2 BB: 1 P: 8	R: 0 E: 0 K: 2 S: 8	H: 1 LOB: 1 BB: 0 P: 8	R: 0 E: 0 K: 0 S: 4	H: 1 LOB: 2 BB: 1 P: 8	1B: 6 2B: 4 3B: 0 HR: 0	SF: 0 SAC: 0 DP: 1 HBP: 0	WP: 0 PB: 0 SB: 0 CS: 0	PA: 39							
<b>PITCHER</b>	IP	WLS	BF	H	R	ER	SO	BB	IBB	HBP	BLK	WP	HR	S	P	ERA	WHIP										
<b>Jim Rooker</b> , L (1, 1) ERA: 5.0	6.2	W	29	7	2	2	1	2	0	0	0	0	0	29	37	2.70	1.350										
<b>Kent Tekulve</b> , R (7, 1) ERA: 2.17	2.1	S	10	3	0	0	2	1	0	0	0	0	0	13	17	0.00	1.714										

**San Francisco Giants @ Pittsburgh Pirates**  
 Three Rivers Stadium, Pittsburgh, PA  
 Fri Jul 14, 1978, 7:05 PM EDT  
 Att: 15,733 - Unknown

AB 36  
 R 2  
 H 10  
 RBI 2  
 BB 3  
 SO 3  
 LOB 17



Batter	1	2	3	4	5	6	7	8	9	AB	R	H	RBI	BB	SO	LOB	BOTTOM										
<b>Frank Taveras</b> , R (1, 6) OBP: 0.313, SLG: 0.343	4-3																4 2 2 0 0 0 0										
<b>Omar Moreno</b> , L (1, 8) OBP: 0.323, SLG: 0.285	K																2 0 0 0 0 1 0										
<b>John Milner</b> , L (1, 7) OBP: 0.400, SLG: 0.444																	2 2 2 1 1 0 0										
<b>Steve Bnye</b> , R (8, 9) OBP: 0.296, SLG: 0.326																	0 0 0 0 0 0 0										
<b>Bill Robinson</b> , R (1, 9) OBP: 0.298, SLG: 0.397																	3 1 2 4 0 0 0										
<b>Willie Stargell</b> , L (1, 3) OBP: 0.378, SLG: 0.542																	3 0 0 0 1 2 1										
<b>Rennie Stennett</b> , R (1, 4) OBP: 0.285, SLG: 0.332																	4 0 2 0 0 0 2										
<b>Ed Ott</b> , L (1, 2) OBP: 0.295, SLG: 0.368																	4 0 0 0 0 1 2										
<b>Phil Garner</b> , R (1, 5) OBP: 0.315, SLG: 0.331																	3 0 0 0 0 0 2										
<b>Jim Rooker</b> , R (1, 1) OBP: 0.200, SLG: 0.333																	3 0 0 0 0 2 2										
<b>Kent Tekulve</b> , R (7, 1) OBP: 0.182, SLG: 0.182																	0 0 0 0 0 0 0										
<b>Inning Stats</b>	R: 1 E: 0 K: 2 S: 9	H: 2 LOB: 1 BB: 0 P: 9	R: 0 E: 0 K: 1 S: 6	H: 1 LOB: 0 BB: 0 P: 6	R: 2 E: 0 K: 0 S: 5	H: 2 LOB: 0 BB: 0 P: 5	R: 0 E: 0 K: 0 S: 4	H: 1 LOB: 1 BB: 0 P: 4	R: 1 E: 0 K: 1 S: 5	H: 0 LOB: 0 BB: 0 P: 5	R: 1 E: 1 K: 0 S: 4	H: 1 LOB: 0 BB: 0 P: 4	R: 0 E: 0 K: 2 S: 7	H: 0 LOB: 0 BB: 0 P: 7	1B: 4 2B: 3 3B: 0 HR: 1	SF: 2 SAC: 2 DP: 0 HBP: 0	WP: 0 PB: 0 SB: 0 CS: 0	PA: 34									
<b>PITCHER</b>	IP	WLS	BF	H	R	ER	SO	BB	IBB	HBP	BLK	WP	HR	S	P	ERA	WHIP										
<b>John Montefusco</b> , R (1, 1) ERA: 3.79	6.0	L	27	7	4	4	4	1	1	0	0	0	0	33	41	6.00	1.333										
<b>John Curtis</b> , L (7, 1) ERA: 3.41	2.0		7	1	1	0	2	0	0	0	0	0	0	11	11	0.00	0.500										

**San Francisco Giants @ Pittsburgh Pirates**  
 Three Rivers Stadium, Pittsburgh, PA  
 Fri Jul 14, 1978, 7:05 PM EDT  
 Att: 15,733 - Unknown

AB 28  
 R 5  
 H 8  
 RBI 5  
 BB 2  
 SO 6  
 LOB 9





Batter	1	2	3	4	5	6	7	8	9	10	11	AB	R	H	RBI	BB	SO	LOB	TOP							
Bill Madlock, R OBP: 0.385, SLG: 0.485 (1, 4)	F9		HBP 1B		F9		F8		FC1-6 1B		F8	6	0	2	0	0	0	0								
Jim Dwyer, L OBP: 0.317, SLG: 0.439 Larry Herndon, R OBP: 0.355, SLG: 0.384 (7, 8)	F8		F8		B1-3				K		1B 1B	3	0	0	0	0	0	2								
Jack Clark, R OBP: 0.363, SLG: 0.549 (1, 9)	K				K		L7		FC1-6 BB 1B			5	1	1	0	0	2	2								
Willie McCovey, L OBP: 0.317, SLG: 0.439 Rob Andrews, R OBP: 0.352, SLG: 0.304 (9, 4)		4-3	4-3				K		1B BB			4	1	1	0	1	1	4								
Darrell Evans, L OBP: 0.363, SLG: 0.406 (1, 5)									1B BB			1	0	1	1	0	0	0								
Terry Whitfield, L OBP: 0.347, SLG: 0.413 Hector Cruz, R OBP: 0.303, SLG: 0.367 (8, 7)									1B BB			6	2	3	4	0	3	2								
Roger Metzger, S OBP: 0.330, SLG: 0.337 (1, 6)												3	1	1	0	0	0	0								
Marc Hill, R OBP: 0.327, SLG: 0.299 (1, 2)												5	0	3	0	0	1	0								
Vida Blue, S OBP: 0.271, SLG: 0.204 Mike Ivie, R OBP: 0.361, SLG: 0.500 Randy Moffitt, R OBP: 0.296, SLG: 0.167 Gary Lavelle, S OBP: 0.100, SLG: 0.100 (8, 1)												2	0	0	0	0	2	2								
Inning Stats	R: 0 E: 0 K: 1 S: 5	H: 0 LOB: 0 BB: 0 P: 5	R: 1 E: 0 K: 0 S: 4	H: 1 LOB: 0 BB: 0 P: 4	R: 0 E: 0 K: 0 S: 4	H: 1 LOB: 3 BB: 1 P: 9	R: 0 E: 0 K: 2 S: 8	H: 1 LOB: 2 BB: 1 P: 12	R: 0 E: 0 K: 1 S: 5	H: 0 LOB: 0 BB: 0 P: 5	R: 3 E: 0 K: 1 S: 8	H: 4 LOB: 0 BB: 0 P: 8	R: 0 E: 0 K: 1 S: 6	H: 1 LOB: 1 BB: 0 P: 6	R: 0 E: 0 K: 1 S: 7	H: 2 LOB: 2 BB: 0 P: 7	R: 1 E: 0 K: 1 S: 7	H: 2 LOB: 3 BB: 1 P: 11	R: 0 E: 0 K: 3 S: 9	H: 0 LOB: 0 BB: 0 P: 9	R: 1 E: 0 K: 2 S: 10	H: 3 LOB: 2 BB: 0 P: 10	1B: 11 2B: 2 3B: 0 HR: 2	SF: 0 SAC: 1 DP: 1 HBP: 1	WP: 0 PB: 0 SB: 4 CS: 0	PA: 51
PITCHER	IP 5.0	WLS 2.2	BF 10	H 3	R 0	ER 0	SO 3	BB 0	IBB 0	HBP 0	BLK 0	WP 0	HR 0	S 16	P 16	ERA 0.00	WHIP 1.125									
Bert Blyleven, R ERA: 3.41 Grant Jackson, L ERA: 2.25 Kent Tekulve, R ERA: 2.25 Ed Whitson, R ERA: 2.1	(1, 1)	(6, 1)	(8, 1)	(10, 1)																						

San Francisco Giants @ Pittsburgh Pirates  
Three Rivers Stadium, Pittsburgh, PA  
Sat Jul 15 1978, 3:33 AM EDT  
Att: 16,174 - Unknown

AB 46  
R 6  
H 15  
RBI 5  
BB 3  
SO 13  
LOB 20

GIANTS

Batter	1	2	3	4	5	6	7	8	9	10	11	AB	R	H	RBI	BB	SO	LOB	BOTTOM			
Frank Taveras, R OBP: 0.310, SLG: 0.346 (1, 6)	1B 3B	L9		4-3			F9		F7		G3	6	1	1	0	0	0	5				
Omar Moreno, L OBP: 0.324, SLG: 0.284 (1, 8)	1B S FC6-4 BB						F3		FC4-6 1-2f			4	1	1	0	1	1	2				
Manny Sanguillen, R OBP: 0.315, SLG: 0.365 (1, 3)							F9				L4	5	0	1	1	0	0	1				
Bill Robinson, R OBP: 0.297, SLG: 0.393 (1, 7)	FC6-4 WP 2B 1-2f 3-H			F8			6-3					5	1	1	1	0	1	1				
Rennie Stennett, R OBP: 0.288, SLG: 0.335 Mario Mendoza, R OBP: 0.341, SLG: 0.375 (8, 4)	F9								F9		K	4	1	2	0	0	0	1				
Phil Garner, R OBP: 0.320, SLG: 0.345 (1, 5)												3	1	2	2	1	1	0				
Steve Brye, R OBP: 0.291, SLG: 0.315 (1, 9)												3	0	0	1	1	1	4				
Duffy Dyer, R OBP: 0.350, SLG: 0.337 (1, 2)												3	0	0	0	1	1	0				
Bert Blyleven, R ERA: 2.6 Randy Moffitt, R ERA: 3.78 Gary Lavelle, L ERA: 3.44	(1, 1)	(8, 1)	(9, 1)									2	0	1	0	0	0	0				
Inning Stats	R: 3 E: 0 K: 1 S: 8	H: 3 LOB: 1 BB: 1 P: 12	R: 0 E: 0 K: 0 S: 3	H: 0 LOB: 0 BB: 0 P: 3	R: 0 E: 0 K: 0 S: 3	H: 1 LOB: 0 BB: 0 P: 3	R: 0 E: 0 K: 0 S: 5	H: 2 LOB: 3 BB: 1 P: 9	R: 0 E: 0 K: 1 S: 5	H: 0 LOB: 0 BB: 0 P: 5	R: 0 E: 0 K: 2 S: 7	H: 0 LOB: 0 BB: 0 P: 7	R: 0 E: 0 K: 0 S: 3	H: 0 LOB: 2 BB: 2 P: 11	R: 0 E: 0 K: 1 S: 6	H: 1 LOB: 2 BB: 1 P: 10	R: 0 E: 0 K: 1 S: 5	H: 0 LOB: 0 BB: 0 P: 5	1B: 6 2B: 1 3B: 2 HR: 0	SF: 1 SAC: 2 DP: 0 HBP: 0	WP: 1 PB: 0 SB: 2 CS: 1	PA: 46
PITCHER	IP 7.0	WLS 1.2	BF 7	H 0	R 0	ER 0	SO 2	BB 1	IBB 1	HBP 0	BLK 0	WP 1	HR 0	S 32	P 40	ERA 6.43	WHIP 1.286					
Vida Blue, L Randy Moffitt, R Gary Lavelle, L	(1, 1)	(8, 1)	(9, 1)																			

San Francisco Giants @ Pittsburgh Pirates  
Three Rivers Stadium, Pittsburgh, PA  
Sat Jul 15 1978, 3:33 AM EDT  
Att: 16,174 - Unknown

AB 38  
R 5  
H 9  
RBI 5  
BB 5  
SO 6  
LOB 15

P















Batter	1	2	3	4	5	6	7	8	9	AB	R	H	RBI	BB	SO	LOB	TOP					
Davey Lopes, R OBP: 0.397, SLG: 0.450 (1, 4)	K		F7	1B		6-3		G6-4-3		5	0	1	1	0	1	3	<b>Los Angeles Dodgers @ Pittsburgh Pirates</b> Three Rivers Stadium, Pittsburgh, PA Tue Jul 18 1978, 7:05 PM EDT Att: 15,125 - Unknown					
Bill Russell, R OBP: 0.290, SLG: 0.349 (1, 6)	6-3		F8	1B		SF8		K		4	0	1	1	0	1	0						
Reggie Smith, S OBP: 0.370, SLG: 0.535 (1, 9)	K		K	P4		P3			P3	5	0	0	0	0	2	3						
Ron Cey, R OBP: 0.361, SLG: 0.435 (1, 5)		K					K			5	2	2	1	0	3	2						
Ted Martinez, R OBP: 0.306, SLG: 0.292 (9, 5)									HR	0	0	0	0	0	0	0						
Steve Garvey, R OBP: 0.340, SLG: 0.462 (1, 3)		F7		HR		F9		F3		4	1	1	0	1	0	0						
Dusty Baker Jr., R OBP: 0.341, SLG: 0.404 (1, 7)		BB		HR		6-3		E		4	1	3	1	1	0	0						
Joe Ferguson, R OBP: 0.369, SLG: 0.413 (1, 2)		BB		HR		G3		E5		3	1	1	3	2	0	1						
Bill North, S OBP: 0.394, SLG: 0.315 (1, 8)		BB		S		6-3		K		3	2	1	0	2	1	5						
Don Sutton, R OBP: 0.159, SLG: 0.098 (1, 1)	3-1			SH3		SH		G6-4-3		2	0	1	0	0	0	3						
<b>Inning Stats</b>	R: 0 E: 0 K: 2 S: 7	H: 0 LOB: 0 BB: 0 P: 7	R: 0 E: 0 K: 1 S: 6	H: 1 LOB: 3 BB: 2 P: 14	R: 0 E: 0 K: 1 S: 5	H: 0 LOB: 0 BB: 0 P: 5	R: 5 E: 0 K: 1 S: 11	H: 6 LOB: 2 BB: 1 P: 15	R: 0 E: 0 K: 0 S: 3	H: 0 LOB: 0 BB: 0 P: 3	R: 1 E: 0 K: 0 S: 4	H: 0 LOB: 1 BB: 1 P: 8	R: 0 E: 1 K: 2 S: 9	H: 1 LOB: 2 BB: 0 P: 9	R: 0 E: 0 K: 1 S: 5	H: 1 LOB: 0 BB: 0 P: 5	R: 1 E: 0 K: 0 S: 4	H: 2 LOB: 2 BB: 2 P: 12	1B: 8 2B: 2 3B: 0 HR: 2	SF: 1 SAC: 2 DP: 2 HBP: 0	WP: 0 PB: 0 SB: 1 CS: 0	PA: 44
<b>PITCHER</b>	IP	WLS	BF	H	R	ER	SO	BB	IBB	HBP	BLK	WP	HR	S	P	ERA	WHIP					
Don Robinson, R ERA: 3.8 (1, 1)	3.1	L	19	6	5	5	4	3	0	0	0	0	1	24	36	13.50	2.700					
Ed Whitson, R ERA: 1.97 (4, 1)	3.2		16	2	1	1	3	1	0	0	0	0	0	21	25	2.46	0.818					
Grant Jackson, L ERA: 2.44 (8, 1)	2.0		9	3	1	1	1	2	0	0	0	0	1	9	17	4.50	2.500					

Batter	1	2	3	4	5	6	7	8	9	AB	R	H	RBI	BB	SO	LOB	BOTTOM					
Frank Taveras, R OBP: 0.314, SLG: 0.357 (1, 6)	K		4-3		L7			P4		4	0	0	0	0	1	1	<b>Los Angeles Dodgers @ Pittsburgh Pirates</b> Three Rivers Stadium, Pittsburgh, PA Tue Jul 18 1978, 7:05 PM EDT Att: 15,125 - Unknown					
Omar Moreno, L OBP: 0.328, SLG: 0.291 (1, 8)	4-3			F8		S		L1		4	1	2	0	0	0	0						
Dave Parker, L OBP: 0.375, SLG: 0.551 (1, 9)	4-3			HR		F9		5-3		4	1	1	2	0	0	1						
Bill Robinson, R OBP: 0.299, SLG: 0.404 (1, 7)	L7			5-3		K			2B	4	0	1	0	0	1	1						
Willie Stargell, L OBP: 0.387, SLG: 0.562 (1, 3)		F7		WP				P4		3	0	1	0	1	0	1						
Rennie Stennett, R OBP: 0.285, SLG: 0.329 (1, 4)	6-3			5-3		K2-3		F9		4	0	0	0	0	1	4						
Ed Ott, L OBP: 0.287, SLG: 0.364 (1, 2)	G3				4-3			F8		4	0	0	0	0	0	1						
Ken Macha, R OBP: 0.368, SLG: 0.304 (1, 5)			K					K		3	0	1	0	0	2	0						
Don Robinson, R OBP: 0.146, SLG: 0.171 (1, 1)			K							1	0	0	0	0	1	0						
Ed Whitson, R OBP: 0.167, SLG: 0.167 (4, 1)					SH2-4					0	0	0	0	0	0	0						
Phil Garner, R OBP: 0.328, SLG: 0.359 (7, PH)			K							1	0	0	0	0	0	0						
Grant Jackson, S OBP: 0.250, SLG: 0.250 (8, 1)					1-2			5-3		0	0	0	0	0	0	0						
<b>Inning Stats</b>	R: 1 E: 0 K: 1 S: 6	H: 1 LOB: 0 BB: 0 P: 6	R: 0 E: 0 K: 0 S: 3	H: 0 LOB: 0 BB: 0 P: 3	R: 0 E: 0 K: 2 S: 7	H: 0 LOB: 0 BB: 0 P: 7	R: 1 E: 0 K: 0 S: 5	H: 2 LOB: 1 BB: 0 P: 5	R: 0 E: 0 K: 0 S: 4	H: 1 LOB: 1 BB: 0 P: 4	R: 0 E: 0 K: 2 S: 8	H: 1 LOB: 2 BB: 1 P: 12	R: 0 E: 0 K: 1 S: 5	H: 0 LOB: 0 BB: 0 P: 5	R: 0 E: 0 K: 0 S: 3	H: 0 LOB: 0 BB: 0 P: 3	R: 0 E: 0 K: 0 S: 4	H: 1 LOB: 1 BB: 0 P: 4	1B: 3 2B: 1 3B: 1 HR: 1	SF: 0 SAC: 1 DP: 0 HBP: 0	WP: 1 PB: 0 SB: 1 CS: 0	PA: 34
<b>PITCHER</b>	IP	WLS	BF	H	R	ER	SO	BB	IBB	HBP	BLK	WP	HR	S	P	ERA	WHIP					
Don Sutton, R ERA: 3.74 (1, 1)	9.0	W	34	6	2	2	6	1	0	0	0	1	1	45	49	2.00	0.778					





Batter	1	2	3	4	5	6	7	8	9	AB	R	H	RBI	BB	SO	LOB	TOP								
<b>Davey Lopes, R</b> OBP: 0.397, SLG: 0.454 (1,4)										4	0	1	0	1	0	1	<b>Los Angeles Dodgers @ Pittsburgh Pirates</b> Three Rivers Stadium, Pittsburgh, PA Wed Jul 19 1978, 7:05 PM EDT Att: 15,527 - Unknown <a href="http://livebaseballscorecards.com">livebaseballscorecards.com</a>								
<b>Bill North, S</b> OBP: 0.398, SLG: 0.327 (1,8)										5	2	3	0	0	0	3									
<b>Reggie Smith, S</b> OBP: 0.371, SLG: 0.544 (1,9)										3	1	1	2	1	0	2									
<b>Ron Cey, R</b> OBP: 0.363, SLG: 0.433 (1,5)										2	0	0	0	2	0	0									
<b>Steve Garvey, R</b> OBP: 0.339, SLG: 0.460 (1,3)										4	0	1	1	0	1	3									
<b>Dusty Baker Jr, R</b> OBP: 0.337, SLG: 0.399 (1,7)										4	0	0	0	0	0	5									
<b>Joe Ferguson, R</b> OBP: 0.368, SLG: 0.410 (1,2)										4	0	1	0	0	2	0		<b>AB 34</b> <b>R 3</b> <b>H 9</b> <b>RBI 3</b> <b>BB 4</b> <b>SO 4</b> <b>LOB 17</b>							
<b>Bill Russell, R</b> OBP: 0.292, SLG: 0.350 (1,6)										4	0	2	0	0	0	0									
<b>Doug Rau, L</b> OBP: 0.186, SLG: 0.209 (1,1)										2	0	0	0	0	1	1									
<b>Manny Mota, R</b> OBP: 0.368, SLG: 0.389 (6, PH)										1	0	0	0	0	0	0									
<b>Charlie Hough, R</b> OBP: 0.364, SLG: 0.455 (6, PH)										0	0	0	0	0	0	0									
<b>Rick Monday, L</b> OBP: 0.353, SLG: 0.509 (9, PH)										1	0	0	0	0	0	2									
<b>Inning Stats</b>	R: 0 E: 0 K: 1 S: 6	H: 1 LOB: 3 BB: 2 P: 14	R: 0 E: 0 K: 1 S: 6	H: 1 LOB: 1 BB: 0 P: 6	R: 2 E: 0 K: 0 S: 5	H: 2 LOB: 0 BB: 0 P: 5	R: 0 E: 0 K: 2 S: 7	H: 0 LOB: 0 BB: 0 P: 7	R: 1 E: 0 K: 0 S: 5	H: 2 LOB: 2 BB: 1 P: 9	R: 0 E: 0 K: 0 S: 3	H: 0 LOB: 0 BB: 0 P: 3	R: 0 E: 0 K: 0 S: 3	H: 1 LOB: 0 BB: 0 P: 3	R: 0 E: 0 K: 0 S: 3	H: 0 LOB: 0 BB: 0 P: 3	R: 0 E: 0 K: 0 S: 4	H: 2 LOB: 2 BB: 1 P: 8	1B: 6 2B: 2 3B: 1 HR: 1	SF: 0 SAC: 0 DP: 2 HBP: 0	WP: 0 PB: 0 SB: 3 CS: 0	PA: 38			
<b>PITCHER</b>	IP	WLS	BF	H	R	ER	SO	BB	IBB	HBP	BLK	WP	HR	S	P	ERA	WHIP								
<b>Jim Rooker, L</b> ERA: 4.87 (1,1)	8.0	W	34	8	3	3	4	3	0	0	0	0	1	39	51	3.38	1.375								
<b>Kent Tekulve, R</b> ERA: 2.15 (9,1)	1.0	S	4	1	0	0	0	1	0	0	0	0	0	3	7	0.00	2.000								

Batter	1	2	3	4	5	6	7	8	9	AB	R	H	RBI	BB	SO	LOB	BOTTOM								
<b>Frank Taveras, R</b> OBP: 0.316, SLG: 0.358 (1,6)										4	1	2	0	0	0	0	<b>Los Angeles Dodgers @ Pittsburgh Pirates</b> Three Rivers Stadium, Pittsburgh, PA Wed Jul 19 1978, 7:05 PM EDT Att: 15,527 - Unknown <a href="http://livebaseballscorecards.com">livebaseballscorecards.com</a>								
<b>Omar Moreno, L</b> OBP: 0.325, SLG: 0.287 (1,8)										4	0	0	0	0	0	2									
<b>Dave Parker, L</b> OBP: 0.374, SLG: 0.557 (1,9)										4	1	1	2	0	0	1									
<b>Bill Robinson, R</b> OBP: 0.305, SLG: 0.411 (1,7)										3	2	2	0	1	0	0									
<b>Manny Sanguillen, R</b> OBP: 0.325, SLG: 0.366 (1,3)										3	1	2	0	1	0	1									
<b>Rennie Stennett, R</b> OBP: 0.285, SLG: 0.330 (1,4)										3	0	1	1	0	0	2									
<b>Phil Garner, R</b> OBP: 0.331, SLG: 0.359 (1,5)										3	1	1	1	1	1	2									
<b>Duffy Dyer, R</b> OBP: 0.347, SLG: 0.327 (1,2)										3	0	1	0	1	0	0									
<b>Jim Rooker, R</b> OBP: 0.182, SLG: 0.313 (1,1)										2	0	0	1	0	1	2									
<b>Kent Tekulve, R</b> OBP: 0.182, SLG: 0.182 (9,1)										0	0	0	0	0	0	0									
<b>Inning Stats</b>	R: 0 E: 0 K: 0 S: 3	H: 1 LOB: 0 BB: 0 P: 3	R: 3 E: 0 K: 0 S: 5	H: 3 LOB: 0 BB: 1 P: 9	R: 0 E: 0 K: 0 S: 3	H: 0 LOB: 0 BB: 0 P: 3	R: 1 E: 0 K: 0 S: 5	H: 2 LOB: 2 BB: 1 P: 9	R: 2 E: 0 K: 0 S: 6	H: 3 LOB: 2 BB: 1 P: 10	R: 0 E: 0 K: 1 S: 5	H: 0 LOB: 0 BB: 0 P: 5	R: 0 E: 0 K: 0 S: 3	H: 1 LOB: 1 BB: 1 P: 7	R: 0 E: 0 K: 1 S: 5	H: 0 LOB: 0 BB: 0 P: 5	R: 0 E: 0 K: 1 S: 5	H: 0 LOB: 0 BB: 0 P: 5	1B: 8 2B: 1 3B: 0 HR: 1	SF: 2 SAC: 0 DP: 0 HBP: 0	WP: 0 PB: 0 SB: 0 CS: 4	PA: 37			
<b>PITCHER</b>	IP	WLS	BF	H	R	ER	SO	BB	IBB	HBP	BLK	WP	HR	S	P	ERA	WHIP								
<b>Doug Rau, L</b> ERA: 3.67 (1,1)	5.0	L	25	9	6	6	0	3	0	0	0	0	1	22	34	10.80	2.400								
<b>Charlie Hough, R</b> ERA: 2.6 (6,1)	3.0		10	1	0	0	2	1	0	0	0	0	0	13	17	0.00	0.667								



Batter	1	2	3	4	5	6	7	8	9	10	AB	R	H	RBI	BB	SO	LOB								
Davey Lopes, R OBP: 0.390, SLG: 0.455 (1.4)											4	1	2	0	1	1	1								
Bill North, S OBP: 0.402, SLG: 0.330 (1.8)											4	2	2	0	1	1	1								
Reggie Smith, S OBP: 0.369, SLG: 0.551 (1.9)											4	1	1	3	0	0	1								
Ron Cey, R OBP: 0.363, SLG: 0.429 Terry Forster, L OBP: 0.333, SLG: 0.333 (1.5) (9.1)											3	1	0	0	2	0	3								
Steve Garvey, R OBP: 0.342, SLG: 0.461 (1.3)											4	0	2	0	1	1	1								
Dusty Baker Jr., R OBP: 0.335, SLG: 0.396 (1.7)											5	0	1	1	0	0	4								
Joe Ferguson, R OBP: 0.360, SLG: 0.400 (1.2)											5	0	0	0	0	2	3								
Bill Russell, R OBP: 0.292, SLG: 0.349 (1.6)											4	0	1	0	0	0	0								
Rick Rhoden, R OBP: 0.192, SLG: 0.158 Lance Rautzhan, L OBP: 0.312, SLG: 0.587 Rick Monday, L OBP: 0.312, SLG: 0.587 Bob Welch, R OBP: 0.312, SLG: 0.587 Lee Lacy, R OBP: 0.312, SLG: 0.587 (1.1) (4.1) (6.1) (6.1) (6.1)											1	0	0	0	0	1	0								
<b>Inning Stats</b>	R: 3 E: 1 K: 1 S: 8	H: 3 LOB: 1 BB: 1 P: 12	R: 0 E: 0 K: 1 S: 5	H: 0 LOB: 0 BB: 0 P: 5	R: 1 E: 1 K: 0 S: 5	H: 2 LOB: 2 BB: 0 P: 5	R: 0 E: 0 K: 1 S: 6	H: 1 LOB: 1 BB: 0 P: 6	R: 1 E: 0 K: 1 S: 6	H: 1 LOB: 1 BB: 1 P: 10	R: 0 E: 0 K: 2 S: 7	H: 0 LOB: 0 BB: 0 P: 7	R: 0 E: 0 K: 0 S: 2	H: 0 LOB: 1 BB: 1 P: 6	R: 0 E: 0 K: 1 S: 5	H: 2 LOB: 2 BB: 1 P: 9	R: 1 E: 0 K: 0 S: 5	H: 2 LOB: 2 BB: 1 P: 9	R: 0 E: 0 K: 0 S: 3	H: 1 LOB: 0 BB: 0 P: 3	1B: 9 2B: 0 3B: 0 HR: 1	SF: 1 SAC: 1 DP: 2 HBP: 0	WP: 2 PB: 0 SB: 3 CS: 0	PA: 43	
<b>PITCHER</b>	IP	WLS	BF	H	R	ER	SO	BB	IBB	HBP	BLK	WP	HR	S	P	ERA	WHIP								
Bert Blyleven, R ERA: 3.46 (1.1)	5.2		26	7	5	3	5	2	0	0	0	2	1	34	42	4.76	1.588								
Ed Whitson, R ERA: 2.08 (6.1)	2.2		12	2	1	1	2	3	0	0	0	0	0	13	25	3.38	1.875								
Grant Jackson, L ERA: 2.42 (9.1)	0.1	W	1	0	0	0	0	0	0	0	0	0	0	1	1	0.00	0.000								
Bruce Kison, R ERA: 3.11 (9.1)	1.1		4	1	0	0	0	0	0	0	0	0	0	4	4	0.00	0.750								

**Los Angeles Dodgers @ Pittsburgh Pirates**  
 Three Rivers Stadium, Pittsburgh, PA  
 Thu Jul 20 1978, 3:33 AM EDT  
 Att: 13,823 - Unknown

AB	36
R	6
H	10
RBI	4
BB	5
SO	7
LOB	14

Batter	1	2	3	4	5	6	7	8	9	10	AB	R	H	RBI	BB	SO	LOB								
Frank Taveras, R OBP: 0.314, SLG: 0.356 (1.6)											5	0	1	0	0	2	0								
Omar Moreno, L OBP: 0.324, SLG: 0.287 (1.8)											4	1	1	0	0	1	0								
Dave Parker, L OBP: 0.372, SLG: 0.553 (1.9)											4	1	1	0	0	2	0								
Bill Robinson, R OBP: 0.304, SLG: 0.412 (1.7)											4	1	1	1	0	1	0								
Willie Stargell, L OBP: 0.336, SLG: 0.570 (1.3)											4	2	2	2	0	0	0								
Rennie Stennett, R OBP: 0.285, SLG: 0.330 Mario Mendoza, R OBP: 0.340, SLG: 0.357 (1.4) (7.4)											3	1	1	1	0	0	0								
Ed Ott, L OBP: 0.286, SLG: 0.362 (1.2)											4	0	1	0	0	0	2								
Phil Garner, R OBP: 0.328, SLG: 0.354 (1.5)											4	1	0	1	0	0	1								
Bert Blyleven, R OBP: 0.157, SLG: 0.180 Ed Whitson, R OBP: 0.143, SLG: 0.143 Grant Jackson, S OBP: 0.250, SLG: 0.250 Bruce Kison, R OBP: 0.111, SLG: 0.111 (1.1) (6.1) (9.1) (9.1)											2	0	0	0	0	2	1								
<b>Inning Stats</b>	R: 0 E: 0 K: 0 S: 3	H: 0 LOB: 0 BB: 0 P: 3	R: 1 E: 0 K: 1 S: 6	H: 1 LOB: 0 BB: 0 P: 6	R: 0 E: 0 K: 1 S: 5	H: 0 LOB: 0 BB: 0 P: 5	R: 5 E: 1 K: 1 S: 10	H: 5 LOB: 0 BB: 0 P: 10	R: 0 E: 0 K: 2 S: 7	H: 0 LOB: 0 BB: 0 P: 7	R: 0 E: 0 K: 3 S: 3	H: 0 LOB: 0 BB: 0 P: 3	R: 0 E: 0 K: 3 S: 9	H: 0 LOB: 0 BB: 0 P: 9	R: 0 E: 0 K: 0 S: 3	H: 0 LOB: 0 BB: 0 P: 3	R: 1 E: 1 K: 0 S: 4	H: 3 LOB: 2 BB: 0 P: 4	1B: 6 2B: 3 3B: 0 HR: 0	SF: 0 SAC: 0 DP: 0 HBP: 0	WP: 1 PB: 0 SB: 0 CS: 1	PA: 37			
<b>PITCHER</b>	IP	WLS	BF	H	R	ER	SO	BB	IBB	HBP	BLK	WP	HR	S	P	ERA	WHIP								
Rick Rhoden, R ERA: 3.93 (1.1)	3.0		13	4	4	4	2	0	0	0	0	1	0	17	17	12.00	1.333								
Lance Rautzhan, L ERA: 1.5 (4.1)	2.0		8	2	2	1	3	0	0	0	0	0	0	14	14	4.50	1.000								
Bob Welch, R ERA: 2.66 (6.1)	3.0		9	0	0	0	4	0	0	0	0	0	0	17	17	0.00	0.000								
Terry Forster, L ERA: 2.43 (9.1)	1.1	L	7	3	1	0	0	0	0	0	0	0	0	7	7	0.00	2.250								

**Los Angeles Dodgers @ Pittsburgh Pirates**  
 Three Rivers Stadium, Pittsburgh, PA  
 Thu Jul 20 1978, 3:33 AM EDT  
 Att: 13,823 - Unknown


AB	37
R	7
H	9
RBI	5
BB	0
SO	9
LOB	4



Batter	1	2	3	4	5	6	7	8	9	AB	R	H	RBI	BB	SO	LOB	TOP										
Frank Taveras, R (1,6) OBP: 0.311, SLG: 0.352	P1		FC5-4 1B		6-3			F8		4	1	0	0	0	0	1											
Omar Moreno, L (1,8) OBP: 0.323, SLG: 0.286	K		2B		F5			F7		4	1	1	1	0	1	0											
Dave Parker, L (1,9) OBP: 0.371, SLG: 0.552	4-3		1B					K		4	1	1	1	0	1	0											
Bill Robinson, R (1,7) OBP: 0.307, SLG: 0.411		5-3						F3		3	0	1	1	1	0	0											
Manny Sanguillen, R (1,3) OBP: 0.331, SLG: 0.371			P9					F8		4	0	2	0	0	0	2											
Rennie Stennett, R (1,4) OBP: 0.282, SLG: 0.326	FC5-4							F8		4	0	2	0	0	0	2											
Mario Mendoza, R (6,4) OBP: 0.333, SLG: 0.349	FC5-4				K			F7		3	0	0	0	0	1	2											
Phil Garner, R (1,5) OBP: 0.325, SLG: 0.350	FC6-4				K					3	0	0	0	0	1	1											
Duffy Dyer, R (1,2) OBP: 0.339, SLG: 0.318			K		K			F9		3	0	0	0	0	2	0											
Jim Bibby, R (1,1) OBP: 0.208, SLG: 0.136								F8		3	0	1	0	0	1	0											
<b>Inning Stats</b>	R: 0 E: 0 K: 1 S: 5	H: 0 LOB: 0 BB: 0 P: 5	R: 0 E: 0 K: 0 S: 4	H: 1 LOB: 1 BB: 0 P: 4	R: 3 E: 0 K: 1 S: 9	H: 4 LOB: 1 BB: 0 P: 9	R: 0 E: 0 K: 3 S: 9	H: 0 LOB: 0 BB: 0 P: 9	R: 0 E: 0 K: 0 S: 3	H: 0 LOB: 0 BB: 1 P: 7	R: 0 E: 0 K: 1 S: 5	H: 0 LOB: 0 BB: 0 P: 5	R: 0 E: 0 K: 1 S: 5	H: 0 LOB: 0 BB: 0 P: 5	R: 0 E: 0 K: 0 S: 3	H: 1 LOB: 0 BB: 0 P: 3	1B: 5 2B: 1 3B: 0 HR: 0	SF: 0 SAC: 0 DP: 0 HBP: 0	WP: 0 PB: 0 SB: 1 CS: 1	PA: 33							
<b>PITCHER</b>	IP	WLS	BF	H	R	ER	SO	BB	IBB	HBP	BLK	WP	HR	S	P	ERA	WHIP										
Bob Knepper, L (1,1) ERA: 2.67	7.0	L	27	5	3	3	6	1	0	0	0	0	0	38	42	3.86	0.857										
Randy Moffitt, R (8,1) ERA: 3.45	2.0		6	1	0	0	1	0	0	0	0	0	0	8	8	0.00	0.500										

Pittsburgh Pirates @ San Francisco Giants  
Candlestick Park, San Francisco, CA  
Fri Jul 21 1978, 10:05 PM EDT  
Att: 23,882 - Unknown


AB 32  
R 3  
H 6  
RBI 3  
BB 1  
SO 7  
LOB 7



Batter	1	2	3	4	5	6	7	8	9	AB	R	H	RBI	BB	SO	LOB	BOTTOM										
Bill Madlock, R (1,4) OBP: 0.390, SLG: 0.486	P4		WP 1B		F8			HBP		3	0	1	0	0	0	2											
Terry Whitfield, L (1,7) OBP: 0.357, SLG: 0.438	P4		K		F8			F7		4	0	0	0	0	1	4											
Jack Clark, R (1,9) OBP: 0.374, SLG: 0.568	2B		K		1-3			P9		4	0	1	0	0	1	2											
Willie McCovey, L (1,3) OBP: 0.303, SLG: 0.410	1-3				F9			F9		4	0	0	0	0	1	2											
Darrell Evans, L (1,5) OBP: 0.371, SLG: 0.404		F2			E4			P5		4	0	0	0	0	0	0											
Larry Hemdon, R (1,8) OBP: 0.353, SLG: 0.393		6-3 1B			G6-4-3			K		4	0	2	0	0	1	1											
Roger Metzger, S (1,6) OBP: 0.315, SLG: 0.317		6-3			G6-4-3			F7		4	0	0	0	0	0	2											
Marc Hill, R (1,2) OBP: 0.332, SLG: 0.303		K								4	0	2	0	0	1	2											
Bob Knepper, L (1,1) OBP: 0.155, SLG: 0.118					F8					1	0	0	0	1	0	0											
Jim Dwyer, L (7,PH) OBP: 0.316, SLG: 0.319										1	0	0	0	0	1	1											
Randy Moffitt, R (8,1) OBP: 0.250, SLG: 0.143								K		0	0	0	0	0	0	0											
<b>Inning Stats</b>	R: 0 E: 0 K: 0 S: 4	H: 1 LOB: 1 BB: 0 P: 4	R: 0 E: 0 K: 1 S: 6	H: 1 LOB: 1 BB: 0 P: 6	R: 0 E: 0 K: 2 S: 8	H: 1 LOB: 1 BB: 0 P: 8	R: 0 E: 0 K: 0 S: 3	H: 0 LOB: 0 BB: 0 P: 3	R: 0 E: 0 K: 0 S: 4	H: 1 LOB: 2 BB: 1 P: 8	R: 0 E: 0 K: 1 S: 5	H: 0 LOB: 0 BB: 0 P: 5	R: 0 E: 0 K: 2 S: 8	H: 1 LOB: 1 BB: 0 P: 8	R: 0 E: 0 K: 0 S: 3	H: 0 LOB: 1 BB: 0 P: 4	R: 0 E: 0 K: 0 S: 4	H: 1 LOB: 1 BB: 0 P: 4	1B: 4 2B: 2 3B: 0 HR: 0	SF: 0 SAC: 0 DP: 1 HBP: 1	WP: 1 PB: 0 SB: 0 CS: 0	PA: 35					
<b>PITCHER</b>	IP	WLS	BF	H	R	ER	SO	BB	IBB	HBP	BLK	WP	HR	S	P	ERA	WHIP										
Jim Bibby, R (1,1) ERA: 2.78	9.0	W	35	6	0	0	6	1	0	1	0	1	0	45	50	0.00	0.778										

Pittsburgh Pirates @ San Francisco Giants  
Candlestick Park, San Francisco, CA  
Fri Jul 21 1978, 10:05 PM EDT  
Att: 23,882 - Unknown

AB 33  
R 0  
H 6  
RBI 0  
BB 1  
SO 6  
LOB 16





Batter	1	2	3	4	5	6	7	8	9	10	AB	R	H	RBI	BB	SO	LOB				
Frank Taveras, R OBP: 0.312, SLG: 0.353 (1, 6)											5	0	2	0	0	0	1				
Omar Moreno, L OBP: 0.322, SLG: 0.283 (1, 8)											3	0	0	0	1	3	1				
Steve Bays, R OBP: 0.286, SLG: 0.309 (10, PH)											1	0	0	0	0	0	1				
Dave Parker, L OBP: 0.370, SLG: 0.548 (1, 9)											4	0	1	0	0	1	3				
Bill Robinson, R OBP: 0.303, SLG: 0.405 (8, 7)											4	0	0	0	0	2	4				
Willie Stargell, L OBP: 0.356, SLG: 0.564 (1, 3)											4	0	1	0	0	2	2				
John Milner, L OBP: 0.399, SLG: 0.447 (1, 7)											3	2	1	0	0	0	1				
Mario Mendoza, R OBP: 0.327, SLG: 0.341 (8, 5)											1	0	0	0	0	0	0				
Ed Ott, L OBP: 0.282, SLG: 0.356 (1, 2)											4	0	0	0	0	1	2				
Kent Tekulve, R OBP: 0.182, SLG: 0.182 (9, 1)											0	0	0	0	0	0	0				
Dave Hamilton, L (10, 1)											2	0	1	1	1	0	0				
Phil Garner, R OBP: 0.327, SLG: 0.355 (1, 4)											2	0	0	0	0	1	0				
Don Robinson, R OBP: 0.140, SLG: 0.163 (1, 1)											1	0	0	0	0	0	1				
Manny Sanguillen, R OBP: 0.328, SLG: 0.368 (7, PH)											0	0	0	0	0	0	0				
Ed Whitson, R OBP: 0.143, SLG: 0.143 (7, 1)											0	0	0	0	0	0	0				
Grant Jackson, S OBP: 0.250, SLG: 0.250 (8, 1)											0	0	0	0	0	0	0				
Duffy Dyer, R OBP: 0.339, SLG: 0.318 (9, 2)											0	0	0	0	0	0	0				
<b>Inning Stats</b>	R: 0 E: 0 K: 3 S: 10	H: 1 LOB: 2 BB: 1 P: 14	R: 1 E: 0 K: 1 S: 6	H: 1 LOB: 0 BB: 0 P: 6	R: 0 E: 0 K: 1 S: 5	H: 0 LOB: 0 BB: 0 P: 5	R: 0 E: 0 K: 2 S: 7	H: 0 LOB: 0 BB: 0 P: 7	R: 0 E: 0 K: 1 S: 6	H: 1 LOB: 1 BB: 1 P: 8	R: 0 E: 0 K: 1 S: 6	H: 1 LOB: 1 BB: 0 P: 6	R: 0 E: 0 K: 1 S: 5	H: 0 LOB: 0 BB: 0 P: 5	R: 0 E: 0 K: 0 S: 4	H: 1 LOB: 1 BB: 0 P: 4	R: 0 E: 0 K: 0 S: 4	H: 1 LOB: 1 BB: 0 P: 4	1B: 4 2B: 2 3B: 0 HR: 0	SF: 1 SAC: 1 DP: 0 HBP: 0	WP: 1 PA: 38
<b>PITCHER</b>	IP WLS BF H R ER SO BB IBB HBP BLK WP HR S P ERA WHIP	IP WLS BF H R ER SO BB IBB HBP BLK WP HR S P ERA WHIP	IP WLS BF H R ER SO BB IBB HBP BLK WP HR S P ERA WHIP	IP WLS BF H R ER SO BB IBB HBP BLK WP HR S P ERA WHIP	IP WLS BF H R ER SO BB IBB HBP BLK WP HR S P ERA WHIP	IP WLS BF H R ER SO BB IBB HBP BLK WP HR S P ERA WHIP	IP WLS BF H R ER SO BB IBB HBP BLK WP HR S P ERA WHIP	IP WLS BF H R ER SO BB IBB HBP BLK WP HR S P ERA WHIP	IP WLS BF H R ER SO BB IBB HBP BLK WP HR S P ERA WHIP	IP WLS BF H R ER SO BB IBB HBP BLK WP HR S P ERA WHIP	IP WLS BF H R ER SO BB IBB HBP BLK WP HR S P ERA WHIP	IP WLS BF H R ER SO BB IBB HBP BLK WP HR S P ERA WHIP	IP WLS BF H R ER SO BB IBB HBP BLK WP HR S P ERA WHIP	IP WLS BF H R ER SO BB IBB HBP BLK WP HR S P ERA WHIP	IP WLS BF H R ER SO BB IBB HBP BLK WP HR S P ERA WHIP	IP WLS BF H R ER SO BB IBB HBP BLK WP HR S P ERA WHIP	IP WLS BF H R ER SO BB IBB HBP BLK WP HR S P ERA WHIP	IP WLS BF H R ER SO BB IBB HBP BLK WP HR S P ERA WHIP	IP WLS BF H R ER SO BB IBB HBP BLK WP HR S P ERA WHIP	IP WLS BF H R ER SO BB IBB HBP BLK WP HR S P ERA WHIP	IP WLS BF H R ER SO BB IBB HBP BLK WP HR S P ERA WHIP

**TOP**

**Pittsburgh Pirates @ San Francisco Giants**  
Candlestick Park, San Francisco, CA

Sat Jul 22 1978, 6:33 AM EDT  
Att: 18,872 - Unknown

livebaseballscorecards.com

AB 34  
R 2  
H 6  
RBI 1  
BB 2  
SO 10  
LOB 16

**P**

WP: 1 PA: 38  
PB: 0  
SB: 2  
CS: 0

Batter	1	2	3	4	5	6	7	8	9	10	AB	R	H	RBI	BB	SO	LOB						
Bill Madlock, R OBP: 0.386, SLG: 0.479 (1, 4)											4	0	0	0	1	1	3						
Terry Whitfield, L OBP: 0.359, SLG: 0.437 (1, 7)											3	1	1	0	1	0	0						
Jack Clark, R OBP: 0.379, SLG: 0.571 (1, 9)											2	0	1	0	3	1	1						
Willie McCovey, L OBP: 0.301, SLG: 0.406 (1, 3)											5	0	1	0	0	2	5						
Darrell Evans, L OBP: 0.370, SLG: 0.402 (1, 5)											4	0	1	0	0	0	3						
Larry Hemdon, R OBP: 0.355, SLG: 0.394 (1, 8)											4	2	2	0	0	0	1						
Roger Metzger, S OBP: 0.311, SLG: 0.313 (1, 6)											3	0	0	0	0	0	3						
Mike Ivey, R OBP: 0.395, SLG: 0.494 (9, PH)											0	0	0	0	1	0	0						
Johnnie LeMaster, R OBP: 0.289, SLG: 0.322 (10, 6)											0	0	0	0	0	0	0						
John Tamargo, S OBP: 0.353, SLG: 0.375 (1, 2)											3	0	2	1	1	1	0						
Marc Hill, R OBP: 0.332, SLG: 0.303 (10, 2)											0	0	0	0	0	0	0						
John Montefusco, R OBP: 0.148, SLG: 0.082 (7, 1)											2	0	0	0	0	1	1						
Gary Lavelle, L OBP: 0.392, SLG: 0.387 (9, PH)											1	0	0	0	0	1	1						
Hector Cruz, R OBP: 0.392, SLG: 0.387 (9, PH)											0	0	0	0	0	0	0						
Jim Dwyer, L OBP: 0.291, SLG: 0.319 (10, 1)											0	0	0	0	1	0	0						
Randy Moffitt, R OBP: 0.291, SLG: 0.319 (10, 1)											0	0	0	0	0	0	0						
John Curtis, L OBP: 0.291, SLG: 0.319 (10, 1)											0	0	0	0	0	0	0						
<b>Inning Stats</b>	R: 0 E: 0 K: 3 S: 9	H: 0 LOB: 1 BB: 1 P: 13	R: 0 E: 0 K: 0 S: 3	H: 1 LOB: 0 BB: 0 P: 3	R: 0 E: 0 K: 2 S: 7	H: 0 LOB: 0 BB: 0 P: 7	R: 0 E: 0 K: 1 S: 6	H: 1 LOB: 1 BB: 0 P: 6	R: 1 E: 2 K: 0 S: 4	H: 1 LOB: 1 BB: 1 P: 8	R: 0 E: 0 K: 2 S: 2	H: 0 LOB: 0 BB: 1 P: 6	R: 1 E: 0 K: 1 S: 7	H: 2 LOB: 1 BB: 0 P: 7	R: 0 E: 0 K: 0 S: 3	H: 0 LOB: 2 BB: 2 P: 11	R: 0 E: 0 K: 0 S: 3	H: 1 LOB: 2 BB: 2 P: 11	R: 1 E: 1 K: 0 S: 2	H: 2 LOB: 2 BB: 1 P: 6	1B: 6 2B: 3 3B: 0 HR: 0	SF: 0 SAC: 1 DP: 2 HBP: 0	WP: 1 PA: 40 PB: 0 SB: 0 CS: 1
<b>PITCHER</b>	IP WLS BF H R ER SO BB IBB HBP BLK WP HR S P ERA WHIP	IP WLS BF H R ER SO BB IBB HBP BLK WP HR S P ERA WHIP	IP WLS BF H R ER SO BB IBB HBP BLK WP HR S P ERA WHIP	IP WLS BF H R ER SO BB IBB HBP BLK WP HR S P ERA WHIP	IP WLS BF H R ER SO BB IBB HBP BLK WP HR S P ERA WHIP	IP WLS BF H R ER SO BB IBB HBP BLK WP HR S P ERA WHIP	IP WLS BF H R ER SO BB IBB HBP BLK WP HR S P ERA WHIP	IP WLS BF H R ER SO BB IBB HBP BLK WP HR S P ERA WHIP	IP WLS BF H R ER SO BB IBB HBP BLK WP HR S P ERA WHIP	IP WLS BF H R ER SO BB IBB HBP BLK WP HR S P ERA WHIP	IP WLS BF H R ER SO BB IBB HBP BLK WP HR S P ERA WHIP	IP WLS BF H R ER SO BB IBB HBP BLK WP HR S P ERA WHIP	IP WLS BF H R ER SO BB IBB HBP BLK WP HR S P ERA WHIP	IP WLS BF H R ER SO BB IBB HBP BLK WP HR S P ERA WHIP	IP WLS BF H R ER SO BB IBB HBP BLK WP HR S P ERA WHIP	IP WLS BF H R ER SO BB IBB HBP BLK WP HR S P ERA WHIP	IP WLS BF H R ER SO BB IBB HBP BLK WP HR S P ERA WHIP	IP WLS BF H R ER SO BB IBB HBP BLK WP HR S P ERA WHIP	IP WLS BF H R ER SO BB IBB HBP BLK WP HR S P ERA WHIP	IP WLS BF H R ER SO BB IBB HBP BLK WP HR S P ERA WHIP	IP WLS BF H R ER SO BB IBB HBP BLK WP HR S P ERA WHIP	IP WLS BF H R ER SO BB IBB HBP BLK WP HR S P ERA WHIP	

**BOTTOM**

**Pittsburgh Pirates @ San Francisco Giants**  
Candlestick Park, San Francisco, CA

Sat Jul 22 1978, 6:33 AM EDT  
Att: 18,872 - Unknown

livebaseballscorecards.com

AB 31  
R 3  
H 8  
RBI 1  
BB 8  
SO 7  
LOB 18


**GIANTS**



Batter	1	2	3	4	5	6	7	8	9	AB	R	H	RBI	BB	SO	LOB	TOP			
Frank Taveras, R (1,6) OBP: 0.309, SLG: 0.349	0-0 6-3		0-0 1-3			0-0 F3		0-0 F2		4	0	0	0	0	0	0				
Omar Moreno, L (1,8) OBP: 0.327, SLG: 0.287	0-0 FC6-4 1B			4-0 G3 BB		0-0 F9		0-0 1B		3	0	2	0	1	0	0				
Dave Parker, L (1,9) OBP: 0.365, SLG: 0.541	0-0 FC6-4 1-2			0-0 G3 1-2		0-0 F9		0-0 F7		4	0	0	0	0	0	3				
Bill Robinson, R (1,5) OBP: 0.302, SLG: 0.403	0-0 6-3			0-0 F8		0-0 F8		FC3-6 BB 1B		4	1	1	0	0	0	2				
Willie Stargell, L (1,3) OBP: 0.384, SLG: 0.556		0-3 K		0-0 F8		4-0 FC3-6 BB		0-0 F9		3	0	0	0	1	1	1				
John Milner, L (1,7) OBP: 0.390, SLG: 0.435		0-0 G3			0-0 1-3		0-0 FC3-6 1B S		0-0 G1		4	0	0	0	0	2				
Ed Ott, L (1,2) OBP: 0.282, SLG: 0.356		0-0 3-1			0-0 F7		0-0 FC6-4 1B				3	0	1	1	0	0				
Phil Garner, R (1,4) OBP: 0.327, SLG: 0.354			0-0 CS 1B		0-3 K		0-0 FC6-4 1-2				3	0	1	0	0	1				
John Candelaria, L (1,1) OBP: 0.273, SLG: 0.189 (6, PH)			0-0 6-3			0-3 K		0-0 6-3		1	0	0	0	0	0	1				
Ken Macha, R (6, PH) OBP: 0.362, SLG: 0.298										1	0	0	0	0	1	0				
Jerry Reuss, L (6, 1)										0	0	0	0	0	0	0				
Rennie Stennett, R (8, PH) OBP: 0.281, SLG: 0.325										1	0	0	0	0	0	0				
Kent Tekulve, R (8, 1) OBP: 0.182, SLG: 0.182										0	0	0	0	0	0	0				
<b>Inning Stats</b>	R: 0 E: 0 K: 0 S: 4	H: 1 LOB: 1 BB: 0 P: 4	R: 0 E: 0 K: 1 S: 5	H: 0 LOB: 0 BB: 0 P: 5	R: 0 E: 0 K: 0 S: 3	H: 1 LOB: 0 BB: 1 P: 3	R: 0 E: 0 K: 0 S: 3	H: 0 LOB: 1 BB: 0 P: 7	R: 0 E: 0 K: 1 S: 5	H: 0 LOB: 0 BB: 0 P: 5	R: 1 E: 0 K: 0 S: 5	H: 2 LOB: 2 BB: 1 P: 9	R: 0 E: 0 K: 0 S: 4	H: 1 LOB: 1 BB: 0 P: 4	R: 0 E: 0 K: 0 S: 3	H: 0 LOB: 0 BB: 0 P: 3	1B: 5 2B: 0 3B: 0 HR: 0	SF: 0 SAC: 0 DP: 0 HBP: 0	WP: 0 PB: 0 SB: 1 CS: 1	PA: 33
<b>PITCHER</b> Jim Barr, R (1,1) ERA: 3.27	IP: 9.0 WLS: W BF: 33 H: 5 R: 1 ER: 1 SO: 3		BB: 2 IBB: 0 HBP: 0 BLK: 0	WP: 0 HR: 0 S: 37 P: 45	ERA: 1.00 WHIP: 0.778															

Pittsburgh Pirates @ San Francisco Giants  
Candlestick Park, San Francisco, CA  
Sun Jul 23 1978, 6:33 AM EDT  
Att: 41,923 - Unknown

AB	31
R	1
H	5
RBI	1
BB	2
SO	3
LOB	11



Batter	1	2	3	4	5	6	7	8	9	AB	R	H	RBI	BB	SO	LOB	BOTTOM			
Bill Madlock, R (1,4) OBP: 0.388, SLG: 0.483	0-0 G3 1B 2B		0-0 6-3		0-0 2H 1B			0-0 5-3		4	1	2	1	0	0	0				
Darrell Evans, L (1,5) OBP: 0.389, SLG: 0.401	0-0 G3 2-3		0-0 F9		0-3 K			0-0 1B		4	0	1	0	0	1	2				
Jack Clark, R (1,9) OBP: 0.378, SLG: 0.567	0-0 G6-4-3 3H 1B			0-0 F9		0-0 P7		0-3 K		4	0	1	1	0	1	1				
Hector Cruz, R (1,7) OBP: 0.297, SLG: 0.377	0-0 G6-4-3 1-2			0-0 5-3		0-0 F7		0-0 1-3		4	0	0	0	0	0	2				
Mike Ivie, R (1,3) OBP: 0.360, SLG: 0.486		0-0 5-3		0-3 K		0-3 K				3	0	0	0	0	2	0				
Larry Hemdon, R (1,8) OBP: 0.355, SLG: 0.392		0-0 F9			4-0 SH1-4 1B BB		0-0 G3			2	1	0	0	1	0	0				
Johnnie LeMaster, R (1,6) OBP: 0.291, SLG: 0.329					0-0 SH1-4 1-2		0-3 K			2	0	1	0	0	1	0				
Marc Hill, R (1,2) OBP: 0.336, SLG: 0.304		0-3 K			0-0 SH1-4 1B 2H		4-0 K			2	1	1	1	1	1	1				
Jim Barr, R (1,1) OBP: 0.179, SLG: 0.179			0-0 F8		0-0 SH1-4 1-2		0-3 K			2	0	0	0	0	1	1				
<b>Inning Stats</b>	R: 1 E: 0 K: 0 S: 4	H: 2 LOB: 0 BB: 0 P: 4	R: 0 E: 0 K: 1 S: 6	H: 1 LOB: 1 BB: 0 P: 6	R: 0 E: 0 K: 0 S: 3	H: 0 LOB: 0 BB: 0 P: 3	R: 0 E: 0 K: 1 S: 5	H: 0 LOB: 0 BB: 0 P: 5	R: 2 E: 0 K: 1 S: 7	H: 2 LOB: 1 BB: 1 P: 11	R: 0 E: 0 K: 2 S: 7	H: 0 LOB: 1 BB: 1 P: 11	R: 0 E: 0 K: 1 S: 6	H: 1 LOB: 1 BB: 0 P: 6	R: 0 E: 0 K: 0 S: 0	H: 0 LOB: 0 BB: 0 P: 0	1B: 4 2B: 2 3B: 0 HR: 0	SF: 0 SAC: 2 DP: 1 HBP: 0	WP: 0 PB: 0 SB: 0 CS: 0	PA: 31
<b>PITCHER</b> John Candelaria, L (1,1) ERA: 3.22	IP: 5.0 WLS: L BF: 20 H: 5 R: 3 ER: 3 SO: 3		BB: 1 IBB: 0 HBP: 0 BLK: 0	WP: 0 HR: 0 S: 25 P: 29	ERA: 5.40 WHIP: 1.200															
Jerry Reuss, L (6, 1) ERA: 7.14	2.0 WLS: 7 BF: 7 H: 0 R: 0 ER: 0 SO: 3		BB: 1 IBB: 0 HBP: 0 BLK: 0	WP: 0 HR: 0 S: 12 P: 16	ERA: 0.00 WHIP: 0.500															
Kent Tekulve, R (8, 1) ERA: 2.11	1.0 WLS: 4 BF: 1 H: 0 R: 0 ER: 0 SO: 1		BB: 0 IBB: 0 HBP: 0 BLK: 0	WP: 0 HR: 0 S: 6 P: 6	ERA: 0.00 WHIP: 1.000															

Pittsburgh Pirates @ San Francisco Giants  
Candlestick Park, San Francisco, CA  
Sun Jul 23 1978, 6:33 AM EDT  
Att: 41,923 - Unknown

AB	27
R	3
H	6
RBI	3
BB	2
SO	7
LOB	7





Batter	1	2	3	4	5	6	7	8	9	AB	R	H	RBI	BB	SO	LOB	TOP	
Frank Taveras, R (1,6) OBP: 0.312, SLG: 0.350	1-0 FC4-6 HBP		0-3 K			0-0 4-6-3 1B		0-0 SH2-4		2	0	1	0	0	1	0	<b>Pittsburgh Pirates @ San Diego Padres</b> San Diego Stadium, San Diego, CA Tue Jul 25 1978, 10:05 PM EDT Att: 17,522 - Unknown <a href="http://livebaseballscorecards.com">livebaseballscorecards.com</a>	
Omar Moreno, L (1,8) OBP: 0.323, SLG: 0.283	0-0 FC4-6 4-3 2B		0-0 F5			0-0 B2		0-0 G3		4	1	0	0	0	0	4		
Dave Parker, L (1,9) OBP: 0.361, SLG: 0.534	0-0 4-3			0-3 K		0-0 4-6-3		0-3 K		4	0	0	0	0	2	4		
Bill Robinson, R (7,7) OBP: 0.302, SLG: 0.404	0-0 2B			0-0 5-3		0-3 K			0-0 F7	4	0	1	1	0	1	1		
Willie Stargell, L (1,3) OBP: 0.382, SLG: 0.553 Manny Sanguillen, R (2,3) OBP: 0.320, SLG: 0.358	0-0 4-3			0-0 6-3			0-0 F6		0-0 F8	1	0	0	0	0	0	1		
John Milner, L (1,7) OBP: 0.383, SLG: 0.427 Mario Mendoza, R (7,5) OBP: 0.320, SLG: 0.333		0-0 G3			0-0 F9		0-3 K		0-3 K	3	0	0	0	0	1	0		
Phil Garner, R (1,4) OBP: 0.327, SLG: 0.354		0-0 3-1			0-0 1B		0-0 P4			3	0	1	0	0	0	0		
Duffy Dyer, R (1,2) OBP: 0.338, SLG: 0.319		0-0 6-3			0-0 F7			0-0 SH2-4 1B		3	0	1	0	0	0	1		
Jim Rooker, R (1,1) OBP: 0.194, SLG: 0.314 Kent Tekulve, R (9,1) OBP: 0.182, SLG: 0.182			0-0 B2-3		0-0 4-3			0-0 SH2-4 1B		3	0	1	0	0	0	1		
										0	0	0	0	0	0	0		
<b>Inning Stats</b>	R: 1 E: 0 K: 0 S: 4	H: 1 LOB: 1 BB: 0 P: 5	R: 0 E: 0 K: 0 S: 3	H: 0 LOB: 0 BB: 0 P: 3	R: 0 E: 0 K: 1 S: 5	H: 0 LOB: 0 BB: 0 P: 5	R: 0 E: 0 K: 1 S: 5	H: 1 LOB: 1 BB: 0 P: 4	R: 0 E: 0 K: 1 S: 6	H: 0 LOB: 0 BB: 0 P: 5	R: 0 E: 0 K: 1 S: 7	H: 2 LOB: 2 BB: 0 P: 7	R: 0 E: 0 K: 1 S: 5	H: 0 LOB: 0 BB: 0 P: 5	1B: 4 2B: 1 3B: 0 HR: 0	SF: 0 SAC: 1 DP: 0 HBP: 1	WP: 0 PB: 0 SB: 0 CS: 0	PA: 33
<b>PITCHER</b> Bob Owchinko, L (1,1) ERA: 2.98	IP: 9.0 WLS: W BF: 33	H: 5 R: 1 ER: 1 SO: 6	BB: 0 IBB: 0 HBP: 1 BLK: 0	WP: 0 HR: 0 S: 44 P: 45	ERA: 1.00 WHIP: 0.556	<b>PITCHER</b>											ERA: 1.00 WHIP: 0.556	

Batter	1	2	3	4	5	6	7	8	9	AB	R	H	RBI	BB	SO	LOB	BOTTOM	
Gene Richards, L (1,7) OBP: 0.386, SLG: 0.413	0-0 B1-6 S 1B		0-0 4-3			0-0 CS 1B			0-0 SH1-4 1B	4	1	3	0	0	0	0	<b>Pittsburgh Pirates @ San Diego Padres</b> San Diego Stadium, San Diego, CA Tue Jul 25 1978, 10:05 PM EDT Att: 17,522 - Unknown <a href="http://livebaseballscorecards.com">livebaseballscorecards.com</a>	
Ozzie Smith, S (1,6) OBP: 0.309, SLG: 0.314	0-0 B1-6 1-3F		0-0 4-3			0-0 F7 1-2			0-0 SH1-4	3	0	0	0	0	0	2		
Broderick Perkins, L (1,3) OBP: 0.279, SLG: 0.354 Tucker Ashford, R (9, PH) OBP: 0.282, SLG: 0.360 Oscar Gamble, L (9, PH) OBP: 0.376, SLG: 0.420 Dave Roberts, R (9, PR) OBP: 0.323, SLG: 0.268	0-0 1-3			0-3 K			0-0 4-3		4-0 1B IBB	3	0	0	0	0	1	0		
Dave Winfield, R (1,9) OBP: 0.342, SLG: 0.482		0-0 F8		0-0 6-3		0-0 HR			0-0 1B 2H	4	1	2	2	0	0	0		
Gene Tenace, R (1,2) OBP: 0.406, SLG: 0.435		4-0 1B BB		0-0 F7		0-0 F9		0-0 F9		2	0	0	0	1	0	0		
Derrel Thomas, S (1,8) OBP: 0.297, SLG: 0.292		0-0 F8			0-0 5-3		0-0 F8			3	0	0	0	0	0	1		
Fernando Gonzalez, R (1,4) OBP: 0.241, SLG: 0.287		0-0 1B			0-0 6-3			0-0 F8		3	0	1	0	0	0	0		
Bill Almon, R (1,5) OBP: 0.313, SLG: 0.326		0-0 5-3			0-3 K			0-0 CS 1B		3	0	1	0	0	1	2		
Bob Owchinko, L (1,1) OBP: 0.163, SLG: 0.186			0-0 4-3			0-3 K		0-3 K 1-2		3	0	0	0	0	2	1		
<b>Inning Stats</b>	R: 0 E: 0 K: 0 S: 3	H: 1 LOB: 2 BB: 1 P: 8	R: 0 E: 0 K: 0 S: 4	H: 1 LOB: 2 BB: 1 P: 8	R: 0 E: 0 K: 1 S: 5	H: 0 LOB: 0 BB: 0 P: 5	R: 0 E: 0 K: 1 S: 5	H: 0 LOB: 0 BB: 0 P: 5	R: 1 E: 0 K: 0 S: 4	H: 1 LOB: 0 BB: 0 P: 4	R: 0 E: 0 K: 1 S: 5	H: 1 LOB: 2 BB: 0 P: 5	R: 1 E: 0 K: 0 S: 3	H: 2 LOB: 2 BB: 1 P: 7	1B: 6 2B: 1 3B: 0 HR: 1	SF: 0 SAC: 1 DP: 1 HBP: 0	WP: 0 PB: 0 SB: 1 CS: 2	PA: 31
<b>PITCHER</b> Jim Rooker, L (1,1) ERA: 4.65 Kent Tekulve, R (9,1) ERA: 2.11	IP: 8.1 WLS: L BF: 29	H: 6 R: 2 ER: 2 SO: 4	BB: 1 IBB: 0 HBP: 0 BLK: 0	WP: 0 HR: 1 S: 36 P: 40	ERA: 2.16 WHIP: 0.840	<b>PITCHER</b>											ERA: 2.16 WHIP: 0.840	



Batter	1	2	3	4	5	6	7	8	9	AB	R	H	RBI	BB	SO	LOB	TOP			
Frank Taveras, R (1, 6) OBP: 0.315, SLG: 0.358										5	1	3	2	0	0	0	<b>Pittsburgh Pirates @ San Diego Padres</b> San Diego Stadium, San Diego, CA Wed Jul 26 1978, 10:05 PM EDT Att: 16,556 - Unknown			
Omar Moreno, L (1, 8) OBP: 0.322, SLG: 0.280										4	0	0	0	1	0	3				
Dave Parker, L (1, 9) OBP: 0.357, SLG: 0.528										4	0	0	0	0	1	3				
Bill Robinson, R (1, 7) OBP: 0.301, SLG: 0.406										4	0	1	1	0	0	2				
John Milner, L (1, 3) OBP: 0.380, SLG: 0.422										4	0	1	0	0	1	2				
Rennie Stennett, R (1, 4) OBP: 0.281, SLG: 0.324										4	0	1	0	0	0	1				
Ed Ott, L (1, 2) OBP: 0.290, SLG: 0.357										2	2	1	0	2	0	0				
Phil Garner, R (1, 5) OBP: 0.332, SLG: 0.366										3	2	2	2	1	0	2				
Bruce Kison, R (1, 1) Mandy Sargis, R (5, PH) Jerry Reuss, L (5, 1) Ken Macha, R (7, PH) Grant Jackson, S (7, 1) Willie Stargell, L (9, PH) Steve Brye, L (9, PH)										1	0	0	0	0	0	1				
<b>Inning Stats</b>	R: 0 E: 0 K: 0 S: 4	H: 1 LOB: 1 BB: 0 P: 4	R: 0 E: 0 K: 0 S: 3	H: 1 LOB: 0 BB: 0 P: 3	R: 0 E: 0 K: 0 S: 3	H: 0 LOB: 0 BB: 0 P: 3	R: 0 E: 0 K: 0 S: 5	H: 2 LOB: 2 BB: 0 P: 5	R: 1 E: 0 K: 1 S: 7	H: 2 LOB: 1 BB: 0 P: 7	R: 2 E: 0 K: 1 S: 6	H: 1 LOB: 0 BB: 1 P: 10	R: 0 E: 0 K: 1 S: 5	H: 0 LOB: 1 BB: 1 P: 9	R: 2 E: 0 K: 0 S: 4	H: 1 LOB: 1 BB: 2 P: 12		1B: 5 2B: 4 3B: 0 HR: 1	SF: 0 SAC: 0 DP: 2 HBP: 0	WP: 0 PB: 0 SB: 0 CS: 0
<b>PITCHER</b>	IP WLS BF H R ER SO BB IBB HBP BLK WP HR S P ERA WHIP																			
Gaylord Perry, R (1, 1) ERA: 3.28	7.0 W 28 8 3 3 2 1 0 0 0 0 0 1 31 35 3.86 1.286																			
Bob Shirley, L (8, 1) ERA: 4.23	1.0 4 0 0 0 0 1 1 0 0 0 0 0 0 5 9 0.00 1.000																			
John D'Acquisto, R (9, 1) ERA: 2.37	0.1 3 0 2 2 0 0 2 0 0 0 0 0 0 1 9 54.00 6.000																			
Mickey Lolich, L (9, 1) ERA: 1.42	0.1 2 1 0 0 0 0 0 0 0 0 0 0 0 2 2 0.00 3.000																			
Rolie Fingers, R (9, 1) ERA: 3.49	0.1 S 1 0 0 0 0 0 0 0 0 0 0 0 0 1 1 0.00 0.000																			
<b>Batter</b>	<b>1</b>	<b>2</b>	<b>3</b>	<b>4</b>	<b>5</b>	<b>6</b>	<b>7</b>	<b>8</b>	<b>9</b>	<b>AB</b>	<b>R</b>	<b>H</b>	<b>RBI</b>	<b>BB</b>	<b>SO</b>	<b>LOB</b>	<b>BOTTOM</b>			
Gene Richards, L (1, 7) OBP: 0.386, SLG: 0.418										5	1	2	1	0	1	1	<b>Pittsburgh Pirates @ San Diego Padres</b> San Diego Stadium, San Diego, CA Wed Jul 26 1978, 10:05 PM EDT Att: 16,556 - Unknown			
Ozzie Smith, S (1, 6) OBP: 0.310, SLG: 0.313										4	2	1	1	1	0	1				
Broderick Perkins, L (1, 3) OBP: 0.260, SLG: 0.343										4	0	0	0	0	1	2				
Dave Winfield, R (1, 8) (8, 9) OBP: 0.344, SLG: 0.480										2	1	0	0	2	1	0				
Oscar Gamble, L (1, 9) OBP: 0.381, SLG: 0.423										3	1	2	1	1	0	2				
Bob Shirley, R (8, 1) OBP: 0.205, SLG: 0.139										0	0	0	0	0	0	0				
John D'Acquisto, R (9, 1) OBP: 0.286, SLG: 0.231										0	0	0	0	0	0	0				
Mickey Lolich, S (9, 1)										0	0	0	0	0	0	0				
Rolie Fingers, R (9, 1) OBP: 0.286, SLG: 0.286										0	0	0	0	0	0	0				
Tucker Ashford, R (1, 5) OBP: 0.289, SLG: 0.354										2	0	0	0	2	1	3				
Fernando Gonzalez, R (1, 4) OBP: 0.246, SLG: 0.292										4	0	2	3	0	0	1				
Rick Sweet, S (1, 2) OBP: 0.320, SLG: 0.263										3	1	1	0	0	0	3				
Gene Tenace, R (7, PH) OBP: 0.405, SLG: 0.434 (8, 2)										1	0	0	0	0	0	2				
Gaylord Perry, R (1, 1) OBP: 0.173, SLG: 0.180										2	0	0	0	0	1	3				
Derrel Thomas, S (8, 8) OBP: 0.296, SLG: 0.291										1	0	0	0	0	0	0				
<b>Inning Stats</b>	R: 0 E: 0 K: 0 S: 3	H: 0 LOB: 0 BB: 0 P: 3	R: 0 E: 0 K: 1 S: 6	H: 1 LOB: 1 BB: 0 P: 6	R: 2 E: 0 K: 0 S: 5	H: 2 LOB: 0 BB: 0 P: 5	R: 1 E: 0 K: 2 S: 8	H: 1 LOB: 2 BB: 2 P: 16	R: 1 E: 0 K: 0 S: 4	H: 1 LOB: 2 BB: 2 P: 12	R: 0 E: 1 K: 1 S: 6	H: 0 LOB: 1 BB: 0 P: 6	R: 2 E: 0 K: 0 S: 5	H: 2 LOB: 2 BB: 2 P: 13	R: 0 E: 0 K: 1 S: 6	H: 1 LOB: 1 BB: 0 P: 6	1B: 7 2B: 0 3B: 1 HR: 0	SF: 0 SAC: 2 DP: 0 HBP: 0	WP: 0 PB: 0 SB: 1 CS: 0	PA: 39
<b>PITCHER</b>	IP WLS BF H R ER SO BB IBB HBP BLK WP HR S P ERA WHIP																			
Bruce Kison, R (1, 1) ERA: 3.46	4.0 L 18 4 3 3 3 2 0 0 0 0 0 0 10 18 4.50 1.000																			
Jerry Reuss, L (5, 1) ERA: 7.02	2.0 10 1 1 1 1 1 1 0 0 0 0 0 10 18 4.50 1.000																			
Grant Jackson, L (7, 1) ERA: 2.61	2.0 11 3 2 2 2 1 1 1 0 0 0 0 0 11 19 9.00 2.000																			







Batter	1	2	3	4	5	6	7	8	9	AB	R	H	RBI	BB	SO	LOB	TOP					
Frank Taveras, R (1, 6) OBP: 0.314, SLG: 0.356	4-3	FC6-2-5															4 1 1 0 0 1 2					
Phil Garner, R (1, 5) OBP: 0.331, SLG: 0.374																	4 0 1 0 0 0 3					
Dave Parker, L (1, 9) OBP: 0.349, SLG: 0.515																	4 0 0 0 0 1 3					
Bill Robinson, R (1, 7) OBP: 0.306, SLG: 0.417																	3 0 1 1 1 0 1					
Willie Stargell, L (1, 3) OBP: 0.375, SLG: 0.536																	4 1 0 0 0 2 3					
Rennie Stennett, R (1, 4) OBP: 0.287, SLG: 0.329																	4 1 2 0 0 0 0					
Mario Mendoza, R (9, PR) OBP: 0.320, SLG: 0.333																	0 0 0 0 0 0 0					
Duffy Dyer, R (1, 2) OBP: 0.343, SLG: 0.325																	4 0 2 0 0 0 1					
Omar Moreno, L (1, 8) OBP: 0.317, SLG: 0.274																	4 0 0 1 0 2 4					
John Candelaria, L (1, 1) OBP: 0.261, SLG: 0.179																	2 0 0 1 0 0 3					
Bruce Kison, R (5, 1) OBP: 0.150, SLG: 0.100																	0 0 0 0 0 0 0					
Steve Brys, R (7, PH) OBP: 0.297, SLG: 0.309																	1 0 0 0 0 0 0					
Kent Tekulve, R (7, 1) OBP: 0.182, SLG: 0.182																	0 0 0 0 0 0 0					
Manny Sanguillen, R (9, PH) OBP: 0.315, SLG: 0.382																	1 0 0 0 0 1 1					
<b>Inning Stats</b>	R: 0 E: 0 K: 0 S: 4	H: 1 LOB: 1 BB: 0 P: 4	R: 2 E: 2 K: 0 S: 7	H: 2 LOB: 2 BB: 0 P: 7	R: 0 E: 0 K: 1 S: 5	H: 0 LOB: 0 BB: 0 P: 5	R: 0 E: 0 K: 1 S: 6	H: 1 LOB: 1 BB: 0 P: 6	R: 1 E: 1 K: 0 S: 5	H: 2 LOB: 1 BB: 0 P: 5	R: 0 E: 0 K: 1 S: 5	H: 0 LOB: 0 BB: 0 P: 5	R: 0 E: 0 K: 1 S: 5	H: 0 LOB: 0 BB: 0 P: 5	R: 0 E: 0 K: 2 S: 6	H: 1 LOB: 1 BB: 1 P: 10	R: 0 E: 0 K: 1 S: 6	H: 1 LOB: 1 BB: 0 P: 6	1B: 7 2B: 1 3B: 0 HR: 0	SF: 0 SAC: 0 DP: 2 HBP: 0	WP: 0 PB: 0 SB: 1 CS: 0	PA: 36
<b>PITCHER</b>	IP WLS BF H R ER SO BB IBB HBP BLK WP HR S P ERA WHIP																					
Tommy John, L (1, 1) ERA: 3.4	7.1 W 31 6 3 0 5 1 0 0 0 0 0 40 44 0.00 0.955																					
Terry Forster, L (8, 1) ERA: 2.18	1.2 S 5 1 0 0 2 0 0 0 0 0 0 9 9 0.00 0.600																					
Batter	1	2	3	4	5	6	7	8	9	AB	R	H	RBI	BB	SO	LOB	BOTTOM					
Davey Lopes, R (1, 4) OBP: 0.377, SLG: 0.453	5-3																5 0 0 0 0 0 1					
Bill North, S (1, 8) OBP: 0.412, SLG: 0.328																	3 2 2 0 2 0 0					
Reggie Smith, S (1, 9) OBP: 0.393, SLG: 0.594																	5 1 2 2 0 1 2					
Ron Cey, R (1, 5) OBP: 0.364, SLG: 0.422																	4 1 1 0 1 0 1					
Steve Garvey, R (1, 3) OBP: 0.336, SLG: 0.459																	4 0 1 0 0 1 3					
Dusty Baker Jr., R (1, 7) OBP: 0.336, SLG: 0.398																	4 1 3 2 0 0 1					
Joe Ferguson, R (1, 2) OBP: 0.357, SLG: 0.385																	3 1 1 0 1 2 3					
Bill Russell, R (1, 6) OBP: 0.297, SLG: 0.348																	3 1 1 0 1 1 4					
Tommy John, R (1, 1) OBP: 0.149, SLG: 0.156																	4 0 1 3 0 0 2					
Terry Forster, L (8, 1) OBP: 0.333, SLG: 0.333																	0 0 0 0 0 0 0					
<b>Inning Stats</b>	R: 0 E: 0 K: 0 S: 3	H: 0 LOB: 0 BB: 0 P: 3	R: 0 E: 0 K: 0 S: 5	H: 2 LOB: 2 BB: 0 P: 5	R: 0 E: 0 K: 1 S: 6	H: 1 LOB: 1 BB: 0 P: 6	R: 3 E: 0 K: 0 S: 5	H: 2 LOB: 1 BB: 2 P: 13	R: 2 E: 0 K: 3 S: 13	H: 4 LOB: 2 BB: 0 P: 13	R: 0 E: 0 K: 0 S: 3	H: 0 LOB: 1 BB: 1 P: 7	R: 1 E: 0 K: 1 S: 7	H: 2 LOB: 2 BB: 1 P: 11	R: 1 E: 0 K: 0 S: 3	H: 1 LOB: 0 BB: 1 P: 7	1B: 10 2B: 2 3B: 0 HR: 0	SF: 0 SAC: 0 DP: 1 HBP: 0	WP: 0 PB: 1 SB: 1 CS: 0	PA: 40		
<b>PITCHER</b>	IP WLS BF H R ER SO BB IBB HBP BLK WP HR S P ERA WHIP																					
John Candelaria, L (1, 1) ERA: 3.44	4.0 L 21 7 5 0 3 1 0 0 0 0 0 14 18 0.00 1.500																					
Bruce Kison, R (5, 1) ERA: 3.3	2.0 9 2 0 0 3 1 0 0 0 0 0 14 18 0.00 1.500																					
Kent Tekulve, R (7, 1) ERA: 2.25	2.0 10 3 2 2 1 2 0 0 0 0 0 10 18 9.00 2.500																					

Pittsburgh Pirates @ Los Angeles Dodgers  
Dodger Stadium, Los Angeles, CA  
Fri Jul 28 1978, 7:05 PM PDT  
Att: 43,600 - Unknown

AB 35  
R 3  
H 7  
RBI 3  
BB 1  
SO 7  
LOB 21



Pittsburgh Pirates @ Los Angeles Dodgers  
Dodger Stadium, Los Angeles, CA  
Fri Jul 28 1978, 7:05 PM PDT  
Att: 43,600 - Unknown

AB 35  
R 7  
H 12  
RBI 7  
BB 5  
SO 5  
LOB 17





Batter	1	2	3	4	5	6	7	8	9	AB	R	H	RBI	BB	SO	LOB	TOP			
Frank Taveras, R (1,6) OBP: 0.311, SLG: 0.353	0-0 1-3		0-0 F8			0-0 L6		0-0 6-3	4 0 0 0 0 0 1											
Ed Ott, L (1,2) OBP: 0.285, SLG: 0.362	0-0 4-3			0-0 G3		0-0 F3		0-0 F3	4 0 0 0 0 0 0											
Dave Parker, L (1,9) OBP: 0.345, SLG: 0.509	0-0 L6			0-3 K		0-3 K		0-3 K	4 0 0 0 0 3 0											
Bill Robinson, R (1,7) OBP: 0.303, SLG: 0.412		0-0 5-3		0-0 5-3		0-0 5-3			3 0 0 0 0 0 0											
Willie Stargell, L (1,3) OBP: 0.378, SLG: 0.549		0-0 F9		4-0 SH1-3 BB		HR			2 1 1 1 1 0 0											
Dale Berra, R (1,5)		0-0 F9		0-0 F8		0-0 F8			3 0 0 0 0 0 1											
Phil Garner, R (1,4) OBP: 0.329, SLG: 0.372			0-3 K		0-0 SH1-3 1-2		0-0 F7		2 0 0 0 0 1 0								AB 28 R 1 H 2 RBI 1 BB 1 SO 5 LOB 3			
Omar Moreno, L (1,8) OBP: 0.315, SLG: 0.271			0-0 F8		0-3 K		0-0 G3		3 0 0 0 0 1 1											
Don Robinson, R (1,1) OBP: 0.192, SLG: 0.174					0-0 5-3 1B		0-0 5-3		3 0 1 0 0 0 0											
<b>Inning Stats</b>	R: 0 E: 0 K: 0 S: 3	H: 0 LOB: 0 BB: 0 P: 3	R: 0 E: 0 K: 0 S: 3	H: 0 LOB: 0 BB: 0 P: 3	R: 0 E: 0 K: 1 S: 6	H: 1 LOB: 1 BB: 0 P: 6	R: 0 E: 0 K: 1 S: 5	H: 0 LOB: 0 BB: 0 P: 5	R: 0 E: 0 K: 1 S: 5	H: 0 LOB: 0 BB: 0 P: 3	R: 1 E: 0 K: 0 S: 6	H: 1 LOB: 0 BB: 0 P: 6	R: 0 E: 0 K: 0 S: 3	H: 0 LOB: 0 BB: 0 P: 3	R: 0 E: 0 K: 1 S: 5	H: 0 LOB: 0 BB: 0 P: 5	1B: 1 2B: 0 3B: 0 HR: 1	SF: 0 SAC: 1 DP: 0 HBP: 0	WP: 0 PB: 0 SB: 0 CS: 0	PA: 30
<b>PITCHER</b> Don Sutton, R (1,1) ERA: 3.48	IP 9.0 WLS W BF 30 H 2 R 1 ER 1 SO 5 BB 1 IBB 0 HBP 0 BLK 0 WP 0 HR 1 S 39 P 43 ERA 1.00 WHIP 0.333															<b>PITCHER</b>				

Pittsburgh Pirates @ Los Angeles Dodgers  
Dodger Stadium, Los Angeles, CA  
Sat Jul 29 1978, 7:05 PM PDT  
Att: 46,139 - Unknown

AB 28  
R 1  
H 2  
RBI 1  
BB 1  
SO 5  
LOB 3



Batter	1	2	3	4	5	6	7	8	9	AB	R	H	RBI	BB	SO	LOB	BOTTOM			
Davey Lopes, R (1,4) OBP: 0.378, SLG: 0.452	4-0 SH2-3 1B BB		0-0 F9		0-0 F8		0-0 1-2 1B		3 1 1 0 1 0 0											
Bill North, S (1,8) OBP: 0.408, SLG: 0.323	0-0 SH2-3 1-2		0-0 F8		0-0 1-3		0-0 F8		3 0 0 0 0 0 2											
Reggie Smith, S (1,9) OBP: 0.394, SLG: 0.590	4-0 1B BB		0-3 K		0-0 F7		4-0 SH1-4 1B BB		2 1 0 0 2 1 0											
Ron Cey, R (1,5) OBP: 0.364, SLG: 0.421	0-0 1-2 2H 1B		0-0 5-3		0-0 F8		0-0 SH1-4		3 0 1 1 0 0 0											
Steve Garvey, R (1,3) OBP: 0.336, SLG: 0.456	0-3 K		0-0 E6 BB BB		0-0 5-3		4-0 FC6-5 1B IBB		3 0 0 0 1 1 2											
Dusty Baker Jr., R (1,7) OBP: 0.338, SLG: 0.397	0-0 4-3		4-0 BB 1-2 BB		4-0 1-3		0-0 FC6-5 1-2 2H 1B		3 0 1 1 1 0 2											
Joe Ferguson, R (1,2) OBP: 0.356, SLG: 0.379		0-0 L4		4-0 BB 1-2 2-3 BB		0-0 P4		0-0 FC6-5	3 0 0 0 1 0 2								AB 27 R 2 H 4 RBI 2 BB 6 SO 2 LOB 16			
Ted Martinez, R (6, PR) OBP: 0.313, SLG: 0.300									0 0 0 0 0 0 0											
Steve Yeager, R (9, 2) OBP: 0.302, SLG: 0.250									0 0 0 0 0 0 0											
Bill Russell, R (1,6) OBP: 0.295, SLG: 0.344		0-0 F9		0-0 P6		0-0 F7		0-0 F8	4 0 0 0 0 0 5											
Don Sutton, R (1,1) OBP: 0.180, SLG: 0.128		0-0 4-3		0-0 1-3		0-0 1B 1B			3 0 1 0 0 0 3											
<b>Inning Stats</b>	R: 1 E: 0 K: 1 S: 6	H: 1 LOB: 2 BB: 2 P: 14	R: 0 E: 0 K: 0 S: 3	H: 0 LOB: 0 BB: 0 P: 3	R: 0 E: 0 K: 1 S: 5	H: 0 LOB: 0 BB: 0 P: 5	R: 0 E: 1 K: 0 S: 4	H: 0 LOB: 3 BB: 2 P: 12	R: 0 E: 0 K: 0 S: 3	H: 0 LOB: 0 BB: 0 P: 3	R: 0 E: 0 K: 0 S: 5	H: 0 LOB: 2 BB: 0 P: 5	R: 0 E: 0 K: 0 S: 4	H: 1 LOB: 2 BB: 2 P: 12	R: 1 E: 0 K: 0 S: 4	H: 1 LOB: 2 BB: 2 P: 12	1B: 4 2B: 0 3B: 0 HR: 0	SF: 0 SAC: 2 DP: 0 HBP: 0	WP: 0 PB: 0 SB: 0 CS: 0	PA: 35
<b>PITCHER</b> Don Robinson, R (1,1) ERA: 3.54	IP 8.0 WLS L BF 35 H 4 R 2 ER 2 SO 2 BB 5 IBB 1 HBP 0 BLK 0 WP 0 HR 0 S 33 P 57 ERA 2.25 WHIP 1.125															<b>PITCHER</b>				

Pittsburgh Pirates @ Los Angeles Dodgers  
Dodger Stadium, Los Angeles, CA  
Sat Jul 29 1978, 7:05 PM PDT  
Att: 46,139 - Unknown

AB 27  
R 2  
H 4  
RBI 2  
BB 6  
SO 2  
LOB 16





Batter	1	2	3	4	5	6	7	8	9	AB	R	H	RBI	BB	SO	LOB	TOP										
Frank Taveras, R OBP: 0.310, SLG: 0.356	0-0 4-3	0-0 1B 3B		0-0 F7		0-3 K			0-0 5-3	5	1	1	1	0	1	0											
Phil Garner, R OBP: 0.331, SLG: 0.376	0-0 1B SF7	0-0 2B		0-0 5-3			0-0 F9			4	1	2	1	0	0	0											
Dave Parker, L OBP: 0.347, SLG: 0.518	0-0 2-3 1B	0-0 6-3			0-0 HR		0-3 K			4	1	2	1	0	1	1											
Bill Robinson, R OBP: 0.302, SLG: 0.412	0-0 SF7			0-0 FC5-4 1B		0-0 F8			0-0 5-3	3	0	1	1	0	0	0											
Manny Sanguillen, R OBP: 0.315, SLG: 0.352 Omar Moreno, L OBP: 0.314, SLG: 0.271	0-3 K			0-0 FC5-4 1B		0-0 1B			0-0 F8	3	0	1	0	0	1	2											
John Milner, L OBP: 0.381, SLG: 0.422		0-0 1B FC4-6		0-0 FC5-4 1B		0-0 P6			0-0 F2	4	1	2	0	0	0	1											
Dale Berra, R OBP: 0.341, SLG: 0.322		0-0 F9		0-0 FC5-4		0-3 K			0-0 5-3	4	0	0	0	0	1	4											
Duffy Dyer, R OBP: 0.341, SLG: 0.322		0-0 FC4-6 1B		0-0 5-3			0-0 6-3		0-3 K	4	0	1	0	0	1	2											
Jim Rooker, R OBP: 0.179, SLG: 0.289 Kent Tekulve, R OBP: 0.167, SLG: 0.167		0-0 FC4-6 3B			0-0 F8		0-0 4-3		0-3 K	3	1	0	1	0	0	1											
<b>Inning Stats</b>	R: 1 E: 0 K: 1 S: 7	H: 2 LOB: 1 BB: 0 P: 7	R: 3 E: 0 K: 0 S: 7	H: 4 LOB: 1 BB: 0 P: 7	R: 0 E: 0 K: 0 S: 5	H: 2 LOB: 0 BB: 0 P: 5	R: 0 E: 0 K: 0 S: 3	H: 0 LOB: 0 BB: 0 P: 3	R: 1 E: 0 K: 1 S: 7	H: 2 LOB: 0 BB: 0 P: 7	R: 0 E: 0 K: 1 S: 5	H: 0 LOB: 0 BB: 0 P: 5	R: 0 E: 0 K: 0 S: 5	H: 0 LOB: 0 BB: 0 P: 5	R: 0 E: 0 K: 2 S: 7	H: 0 LOB: 0 BB: 0 P: 7	1B: 7 2B: 1 3B: 1 HR: 1	SF: 1 SAC: 0 DP: 0 HBP: 0	WP: 0 PB: 0 SB: 0 CS: 0	PA: 37							
<b>PITCHER</b>	IP	WLS	BF	H	R	ER	SO	BB	IBB	HBP	BLK	WP	HR	S	P	ERA	WHIP										
Doug Rau, L ERA: 3.91	1.2	L	10	5	4	4	1	0	0	0	0	0	0	12	2	21.60	3.000										
Charlie Hough, R ERA: 2.59	0.1		2	1	0	0	0	0	0	0	0	0	0	2	2	0.00	3.000										
Dennis Lewallyn, R ERA: 2.59	2.0		8	2	0	0	0	0	0	0	0	0	0	8	8	0.00	1.000										
Lance Rautzhan, L ERA: 1.56	2.0		8	2	1	1	2	0	0	0	0	0	1	12	12	4.50	1.000										
Bob Welch, R ERA: 2.2	2.0		6	0	0	0	1	0	0	0	0	0	0	8	8	0.00	0.000										

Pittsburgh Pirates @ Los Angeles Dodgers  
Dodger Stadium, Los Angeles, CA  
Sun Jul 30 1978, 3:33 AM PDT  
Att: 48,587 - Unknown

AB	36
R	5
H	10
RBI	5
BB	0
SO	6
LOB	11



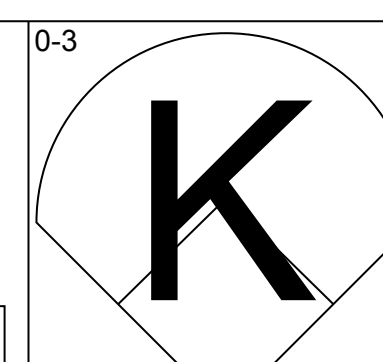
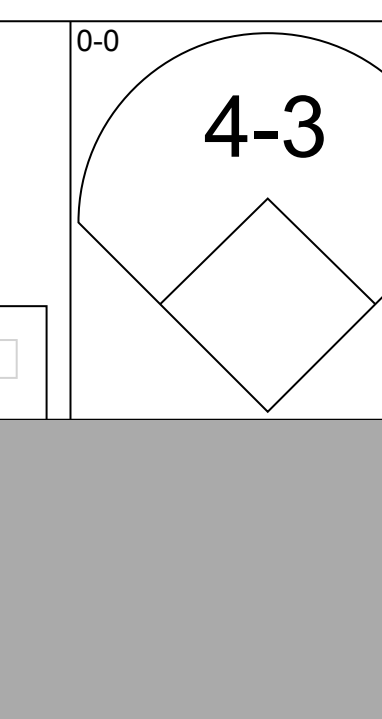
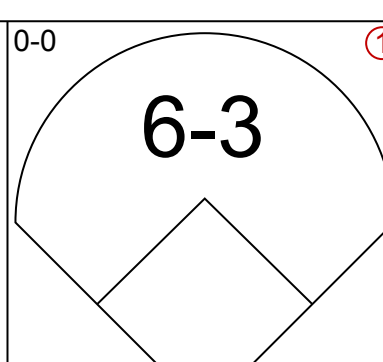
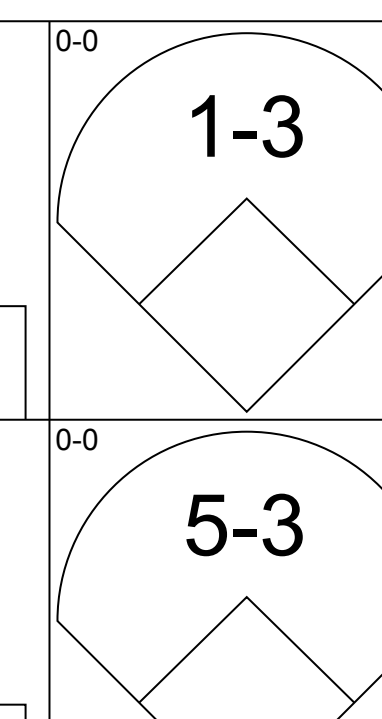
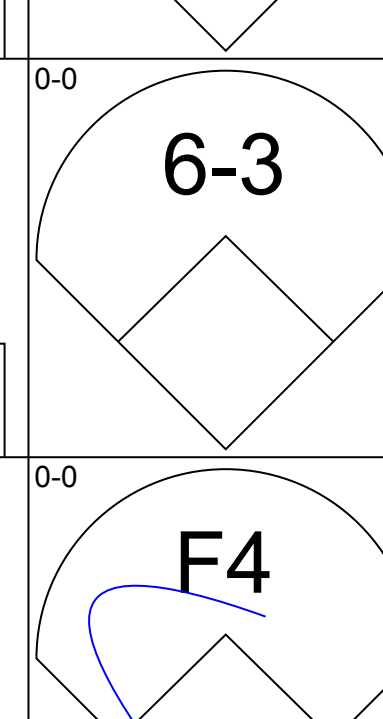
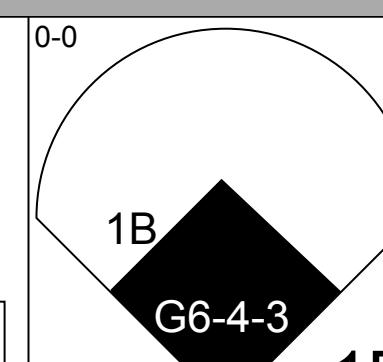
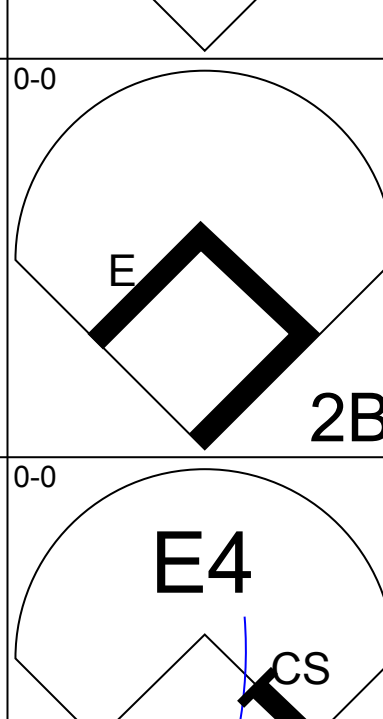
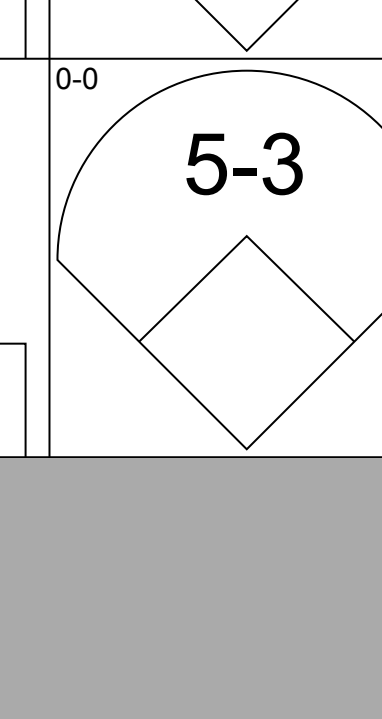
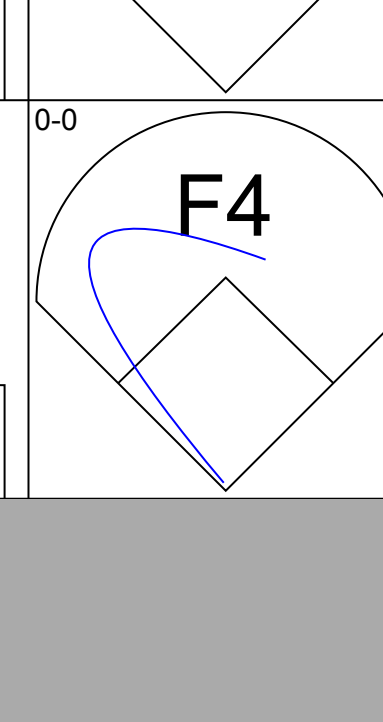
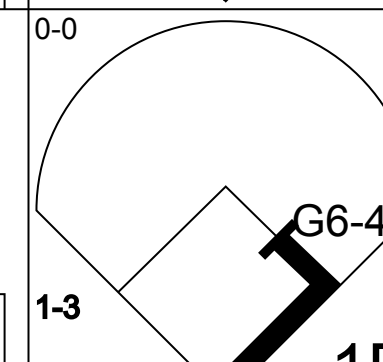
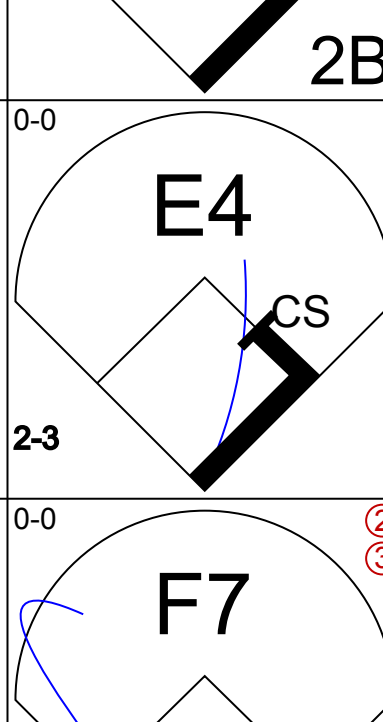

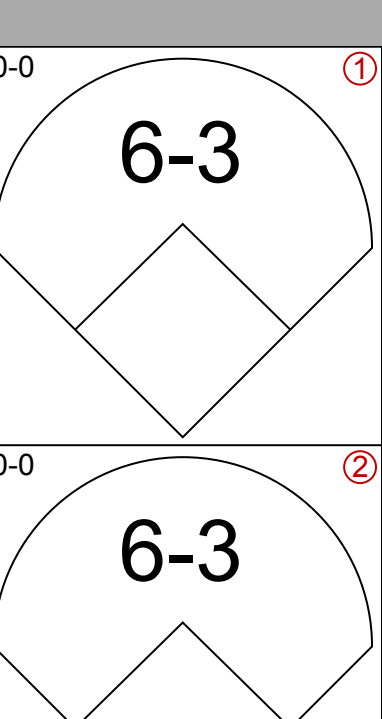
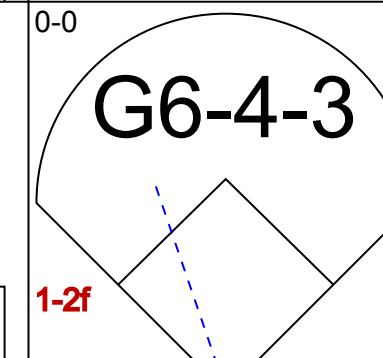
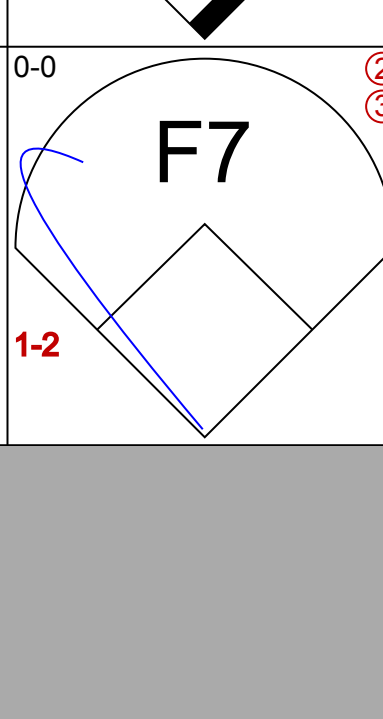

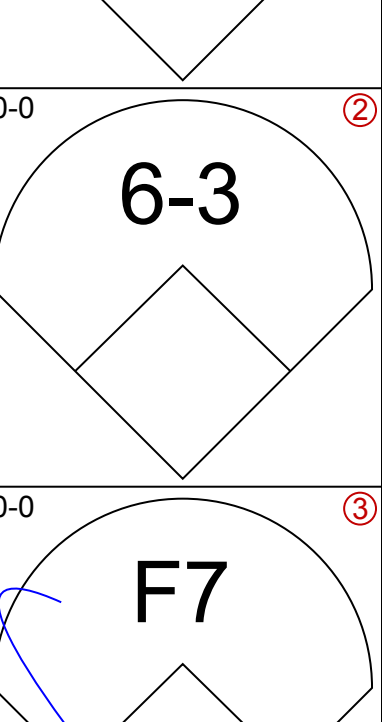
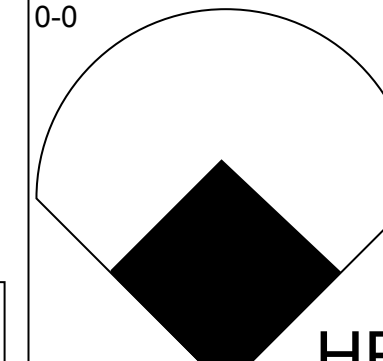
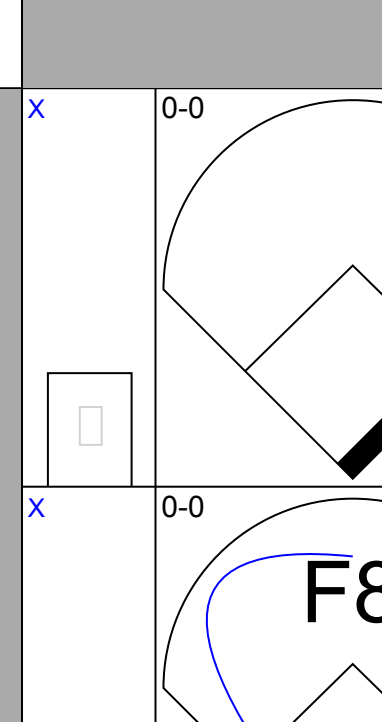

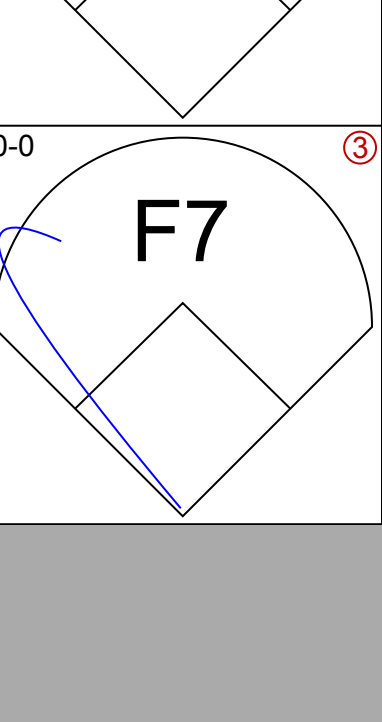
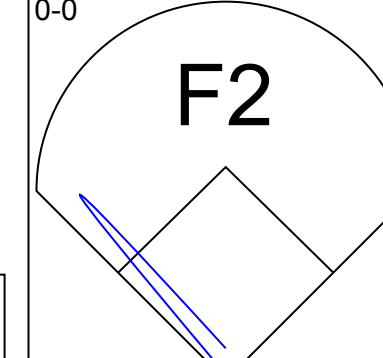
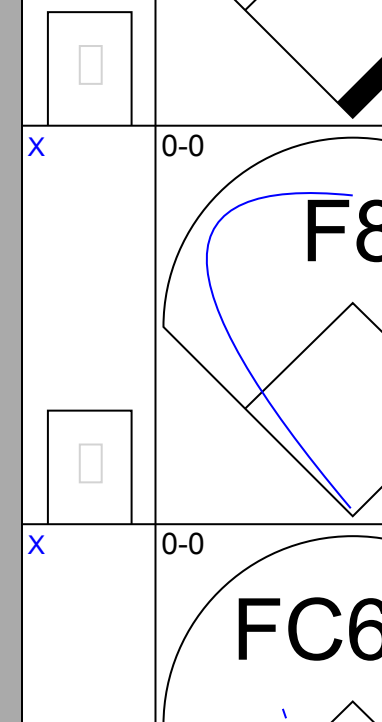

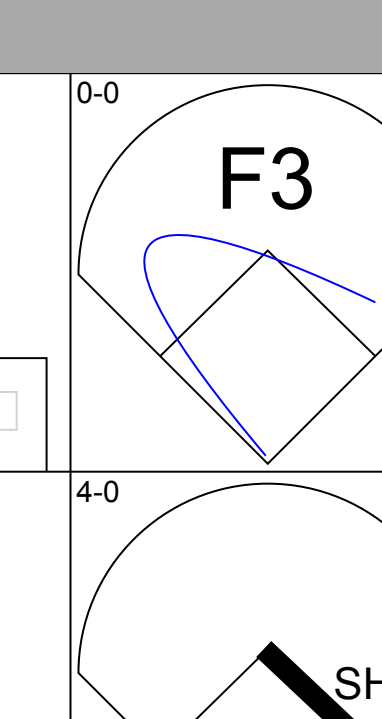
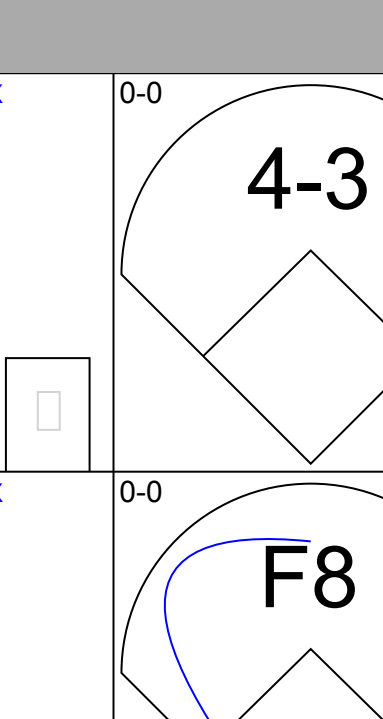
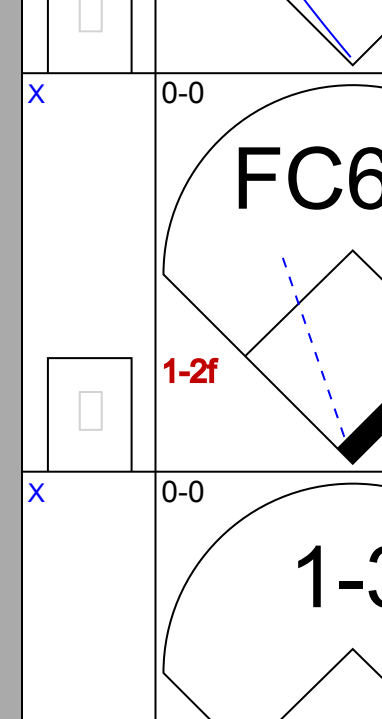

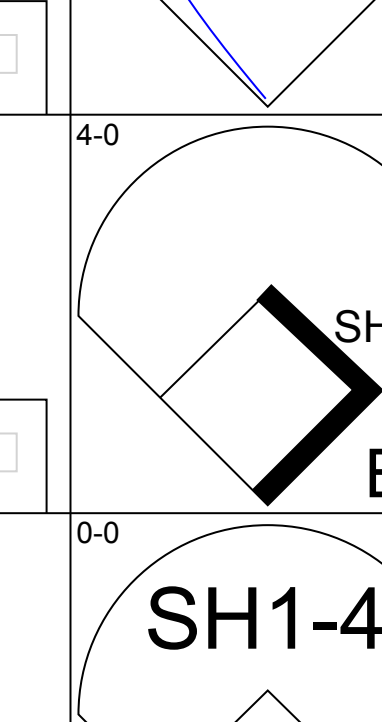
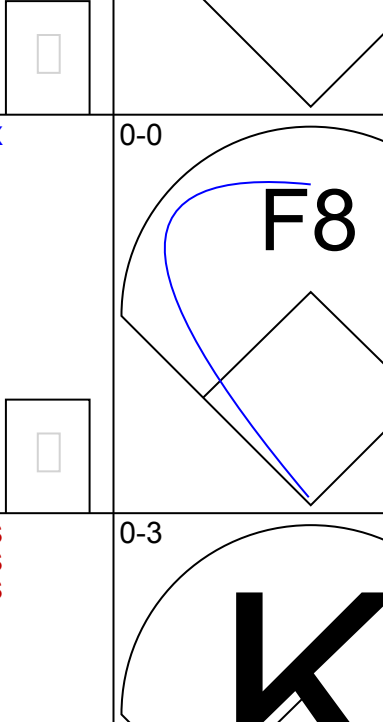
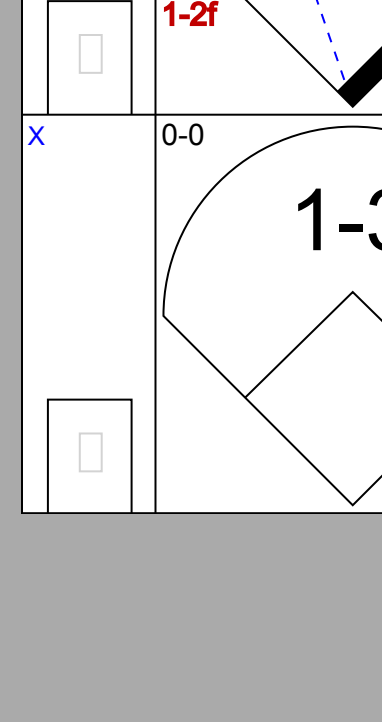
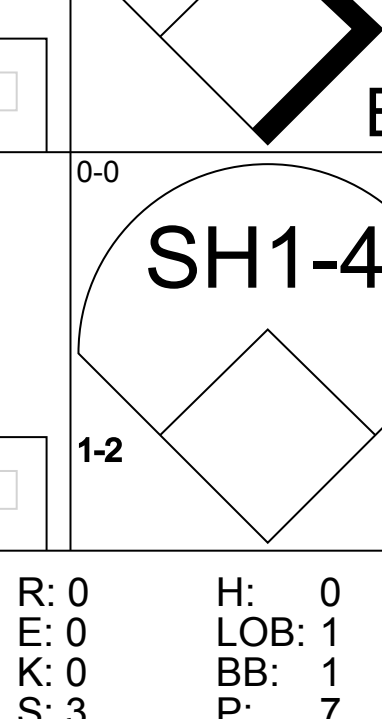
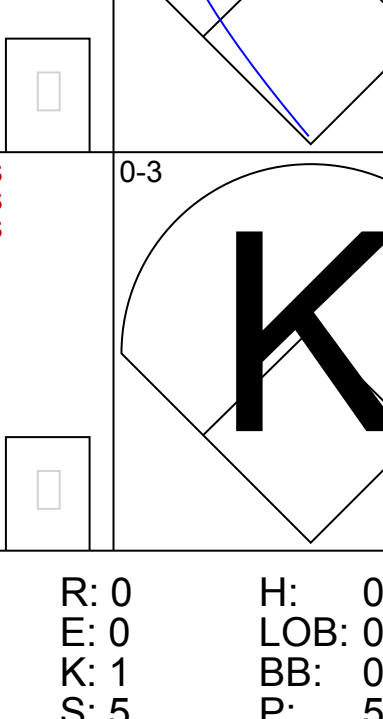
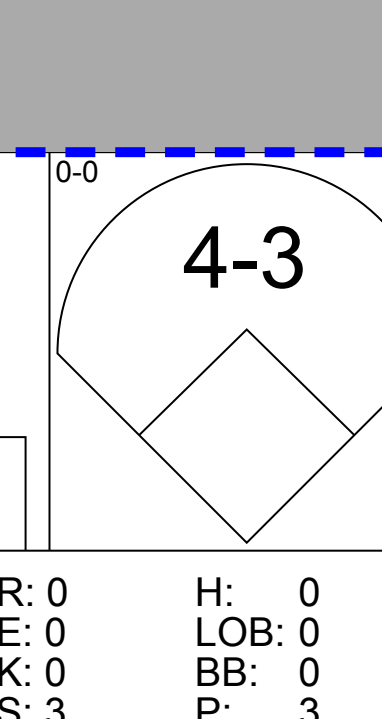
Batter	1	2	3	4	5	6	7	8	9	AB	R	H	RBI	BB	SO	LOB	BOTTOM											
Davey Lopes, R OBP: 0.374, SLG: 0.445	0-0 5-3	0-0 F7		0-0 F2			0-0 F8		0-0 6-3	5	0	0	0	0	0	3												
Bill North, S OBP: 0.401, SLG: 0.316	0-3 K			0-0 P6		0-0 E6 FC5-4			0-0 1-3	5	0	0	0	0	1	0												
Reggie Smith, S OBP: 0.394, SLG: 0.586 Vic Davalillo, L OBP: 0.322, SLG: 0.339	4-0 BB			0-0 F9		0-0 FC5-4			0-0 1B	2	0	0	0	1	0	1												
Ron Cey, R OBP: 0.367, SLG: 0.422	4-0 BB			0-0 F8		0-0 F8			0-0 1B	4	0	2	0	1	0	1												
Steve Garvey, R OBP: 0.336, SLG: 0.463	0-0 P4				0-0 HR		0-3 K		0-0 F8	5	1	2	2	0	1	5												
Dusty Baker Jr., R OBP: 0.336, SLG: 0.393		4-0 2B 6-3 BB		0-0 6-3		0-0 F7			0-0 P5	4	1	0	0	1	0	2												
Steve Yeager, R OBP: 0.336, SLG: 0.261		0-0 6-3 2B		0-3 K		0-0 1B			0-0 F7	4	0	2	0	0	1	0												
Bill Russell, R OBP: 0.297, SLG: 0.344		0-0 6-3		0-0 1B		0-0 F8			4-0 BB	3	0	1	1	1	0	2												
Dave Rau, L ERA: 4.53 Charlie Hough, R ERA: 2.59 Dennis Lewallyn, R ERA: 2.59 Lance Rautzhan, L ERA: 1.56 Bob Welch, R ERA: 2.2 Terry Forster, L ERA: 2.14		0-0 6-3		0-0 2-3		0-0 1-2 1B			0-0 5-3																			
<b>Inning Stats</b>	R: 0 E: 0 K: 1 S: 5	H: 0 LOB: 2 BB: 2 P: 13	R: 1 E: 0 K: 0 S: 4	H: 1 LOB: 1 BB: 1 P: 8	R: 0 E: 0 K: 0 S: 3	H: 0 LOB: 0 BB: 0 P: 3	R: 1 E: 0 K: 1 S: 8	H: 3 LOB: 2 BB: 0 P: 8	R: 0 E: 0 K: 0 S: 6	H: 0 LOB: 1 BB: 0 P: 6	R: 0 E: 0 K: 0 S: 4	H: 1 LOB: 1 BB: 0 P: 4	R: 0 E: 0 K: 0 S: 5	H: 2 LOB: 2 BB: 0 P: 5	R: 0 E: 0 K: 0 S: 3	H: 0 LOB: 1 BB: 1 P: 7	R: 1 E: 0 K: 0 S: 6	H: 3 LOB: 2 BB: 0 P: 6	1B: 8 2B: 1 3B: 0 HR: 1	SF: 0 SAC: 0 DP: 0 HBP: 0	WP: 0 PB: 0 SB: 1 CS: 0	PA: 42						
<b>PITCHER</b>	IP	WLS	BF	H	R	ER	SO	BB	IBB	HBP	BLK	WP	HR	S	P	ERA	WHIP											
Jim Rooker, L ERA: 4.53	6.2	W	31	7	2	2	3	3	0	0	0	0	0	1	34	46	2.70	1.500										
Kent Tekulve, R ERA: 2.3	2.1	S	11	3	1	1	0	1	0	0	0	0	0	10	14	3.86	1.714											

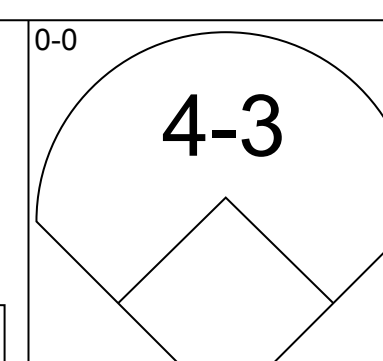
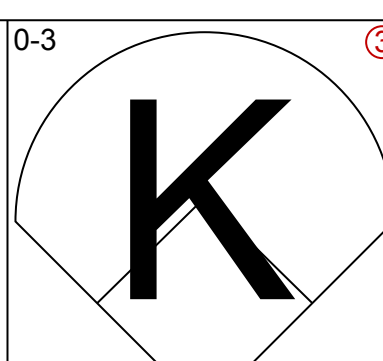
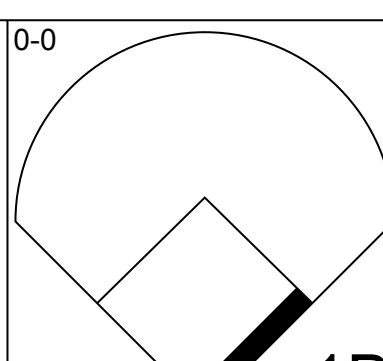
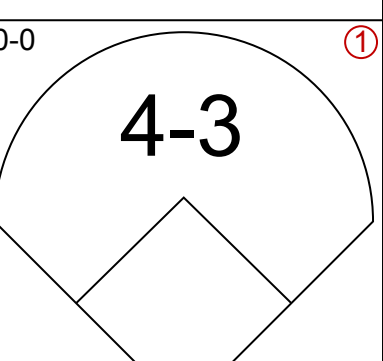
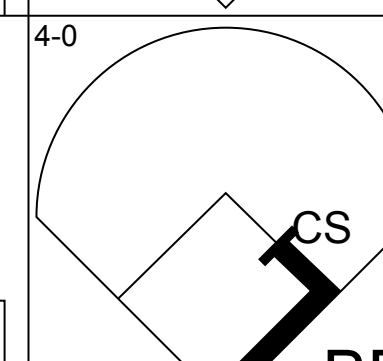
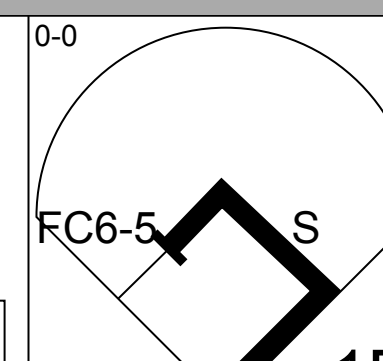
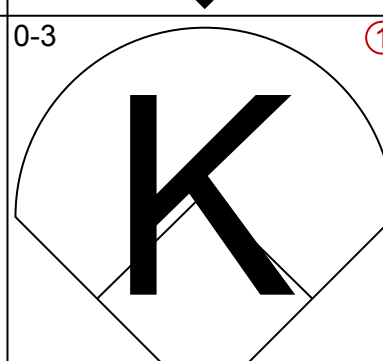
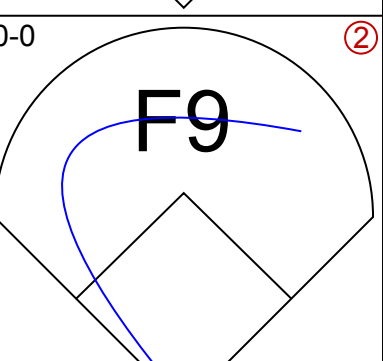
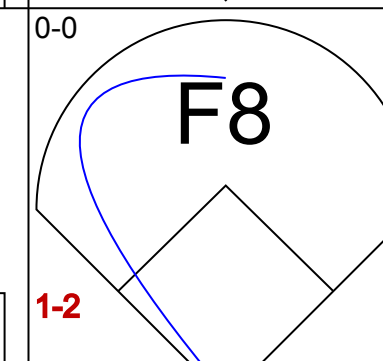
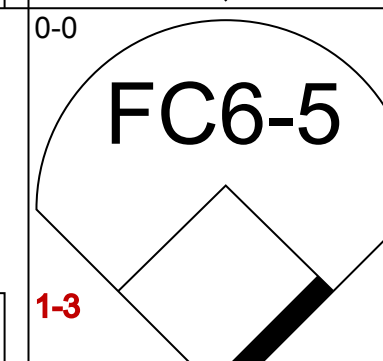
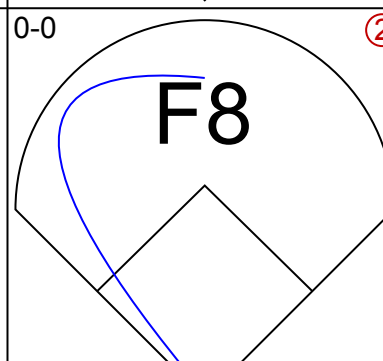
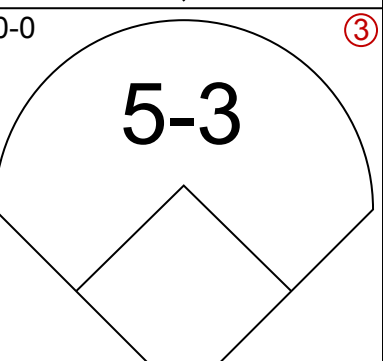
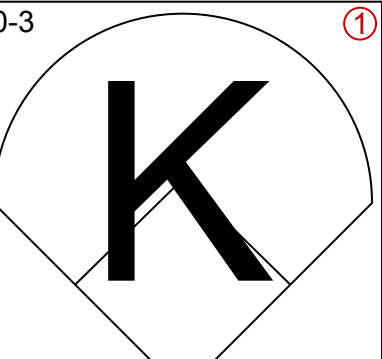
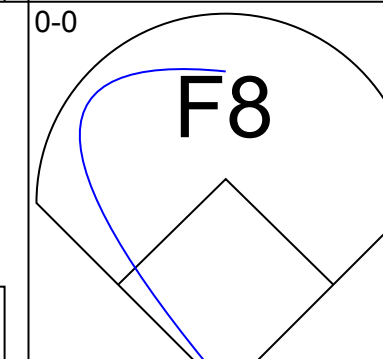
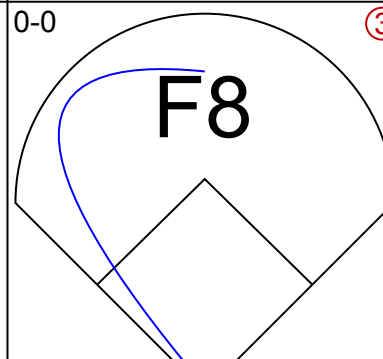

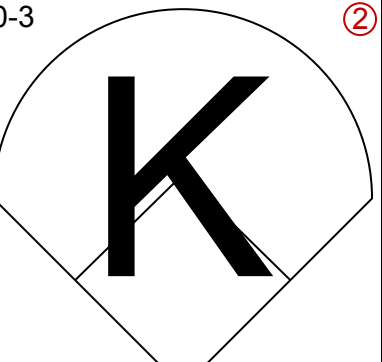
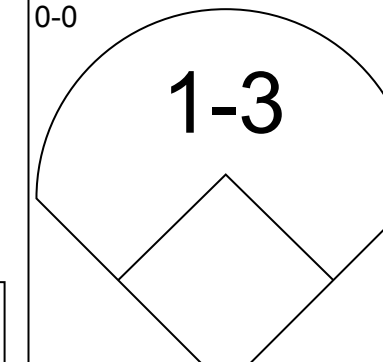
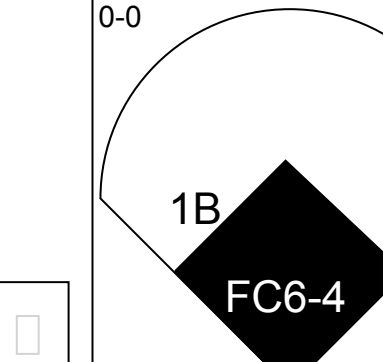
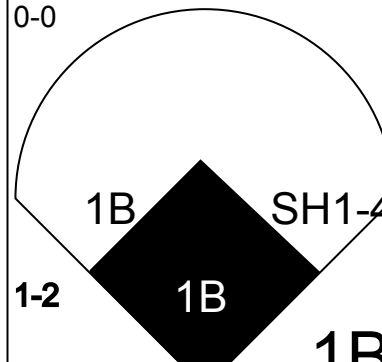
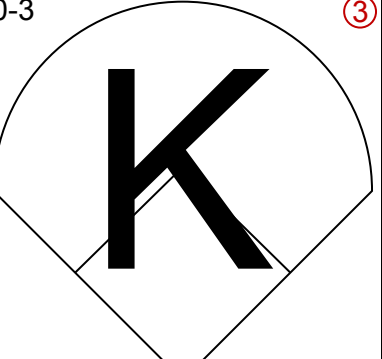
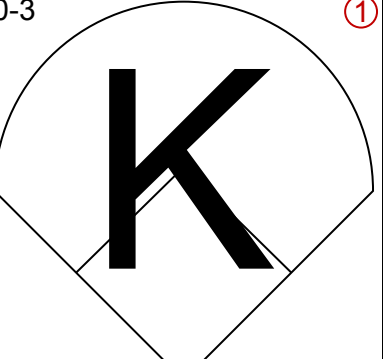
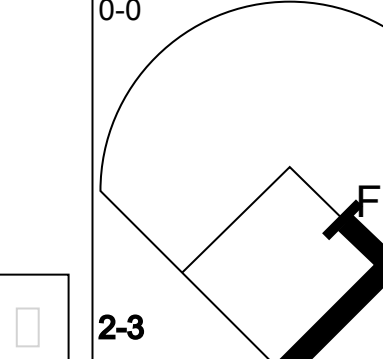
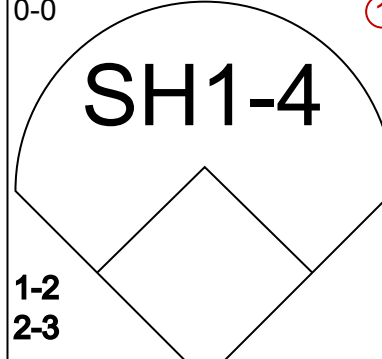
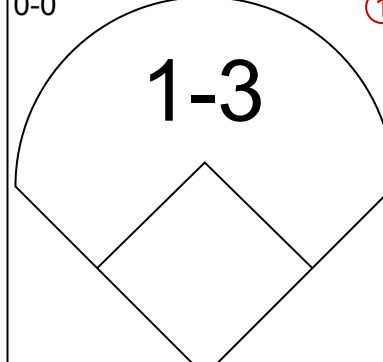
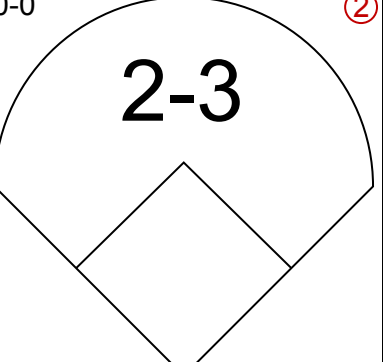
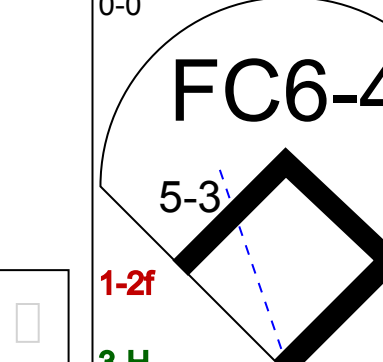
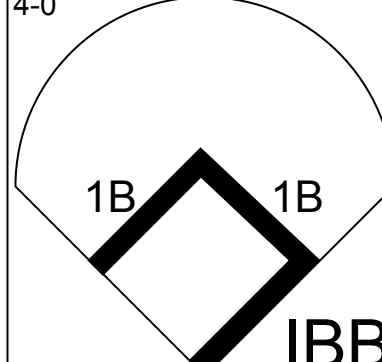
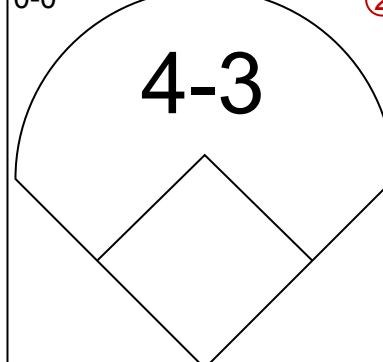
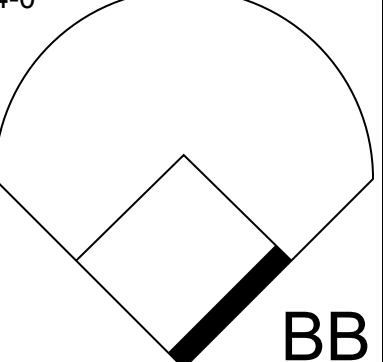
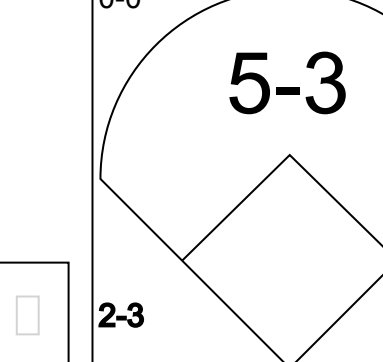
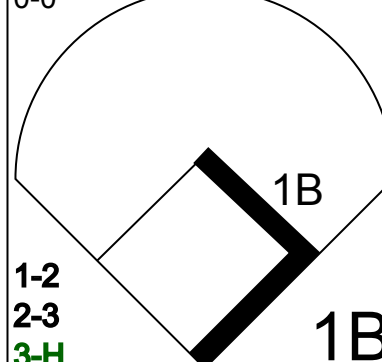
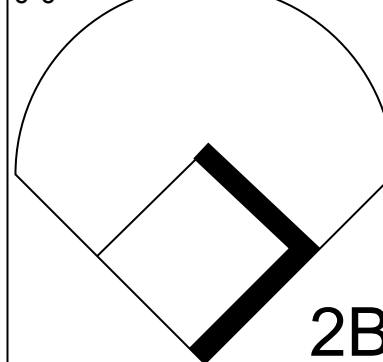

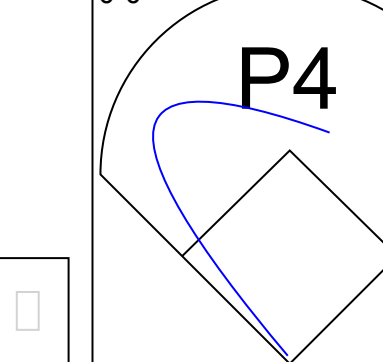
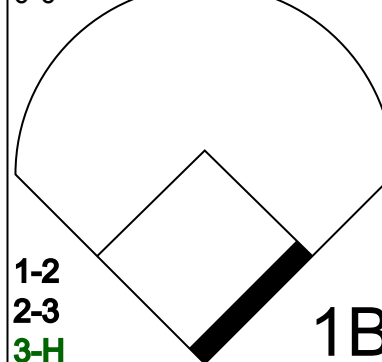
Pittsburgh Pirates @ Los Angeles Dodgers  
Dodger Stadium, Los Angeles, CA  
Sun Jul 30 1978, 3:33 AM PDT  
Att: 48,587 - Unknown

AB	38
R	3
H	10
RBI	3
BB	4
SO	3
LOB	17





Batter	1	2	3	4	5	6	7	8	9	AB	R	H	RBI	BB	SO	LOB	TOP									
Frank Taveras, R OBP: 0.307, SLG: 0.352 (1, 6)										4	0	0	0	0	1	1	<b>Pittsburgh Pirates @ Montreal Expos</b> Olympic Stadium, Montreal, QB Mon Jul 31 1978, 7:05 PM EDT Att: 22,152 - Unknown									
Phil Garner, R OBP: 0.332, SLG: 0.381 (1, 4)										4	1	2	0	0	0	0										
Dave Parker, L OBP: 0.346, SLG: 0.515 (1, 9)										4	0	1	0	0	0	1										
Bill Robinson, R OBP: 0.299, SLG: 0.406 (7, 7)										4	0	0	0	0	1	3										
Manny Sanguillen, R OBP: 0.323, SLG: 0.383 Omar Moreno, L OBP: 0.316, SLG: 0.271 (7, PR) (7, 8)										3	1	2	1	0	0	0										
John Milner, L OBP: 0.376, SLG: 0.414 (7, 3)										3	0	0	0	1	0	1										
Dale Berra, R (1, 5)										3	0	0	0	0	0	1										
Duffy Dyer, R OBP: 0.340, SLG: 0.317 (1, 2)										2	0	0	0	1	0	1										
Bert Blyleven, R OBP: 0.151, SLG: 0.154 (1, 1)										2	0	0	0	0	1	0										
<b>Inning Stats</b>	R: 0 E: 0 K: 1 S: 5	H: 0 LOB: 0 BB: 0 P: 5	R: 0 E: 0 K: 0 S: 3	H: 0 LOB: 0 BB: 0 P: 3	R: 0 E: 0 K: 0 S: 3	H: 1 LOB: 1 BB: 1 P: 7	R: 2 E: 0 K: 0 S: 5	H: 3 LOB: 0 BB: 0 P: 5	R: 0 E: 0 K: 1 S: 4	H: 1 LOB: 1 BB: 0 P: 4	R: 0 E: 0 K: 0 S: 4	H: 1 LOB: 1 BB: 0 P: 4	R: 0 E: 0 K: 0 S: 3	H: 0 LOB: 0 BB: 0 P: 3	R: 0 E: 0 K: 1 S: 4	H: 0 LOB: 1 BB: 2 P: 12		1B: 3 2B: 1 3B: 0 HR: 1	SF: 0 SAC: 1 DP: 1 HBP: 0	WP: 0 PB: 0 SB: 1 CS: 2	PA: 34					
<b>PITCHER</b>	IP WLS BF H R ER SO BB IBB HBP BLK WP HR S P ERA WHIP																									
Ross Grimsley, L ERA: 3.42 Mike Garman, R ERA: 5.06	(1, 1) (8, 1)	7.0 W 26 5	2 0 2 2	2 0 0 0	2 1 1 0	2 0 0 0	0 1 0 0	29 7 15 33	2.57 0.00	0.857 0.500																

Batter	1	2	3	4	5	6	7	8	9	AB	R	H	RBI	BB	SO	LOB	BOTTOM							
Dave Cash, R OBP: 0.313, SLG: 0.343 (1, 4)										4	0	1	0	0	1	1	<b>Pittsburgh Pirates @ Montreal Expos</b> Olympic Stadium, Montreal, QB Mon Jul 31 1978, 7:05 PM EDT Att: 22,152 - Unknown							
Andra Dawson, R OBP: 0.313, SLG: 0.443 (1, 8)										3	0	1	0	1	1									
Ellis Valentine, R OBP: 0.340, SLG: 0.515 (1, 9)										4	0	0	0	0	0	3								
Larry Parrish, R OBP: 0.326, SLG: 0.479 (1, 5)										4	1	1	0	0	1	2								
Warren Cromartie, L OBP: 0.332, SLG: 0.405 (1, 7)										4	2	2	0	0	1	1								
Gary Carter, R OBP: 0.330, SLG: 0.395 (1, 2)										3	0	1	0	0	2	0								
Tom Hutton, L OBP: 0.324, SLG: 0.321 (1, 3)										3	0	0	1	1	0	1								
Chris Speier, R OBP: 0.328, SLG: 0.339 (1, 6)										3	0	1	1	1	0	1								
Ross Grimsley, L OBP: 0.210, SLG: 0.190 Del Unser, L OBP: 0.312, SLG: 0.308 Mike Garman, R Ed Herrmann, L OBP: 0.197, SLG: 0.179 (7, PH) (8, PH)										2	0	1	0	0	0	1								
<b>Inning Stats</b>	R: 0 E: 0 K: 0 S: 2	H: 0 LOB: 0 BB: 1 P: 6	R: 0 E: 0 K: 3 S: 9	H: 0 LOB: 0 BB: 0 P: 9	R: 0 E: 0 K: 1 S: 6	H: 1 LOB: 1 BB: 0 P: 6	R: 0 E: 0 K: 0 S: 4	H: 1 LOB: 1 BB: 0 P: 4	R: 0 E: 0 K: 1 S: 5	H: 0 LOB: 1 BB: 1 P: 9	R: 1 E: 1 K: 0 S: 5	H: 2 LOB: 1 BB: 0 P: 5	R: 0 E: 0 K: 0 S: 3	H: 0 LOB: 0 BB: 0 P: 3	R: 2 E: 0 K: 0 S: 5	H: 4 LOB: 3 BB: 1 P: 9		1B: 7 2B: 2 3B: 0 HR: 0	SF: 0 SAC: 1 DP: 0 HBP: 0	WP: 0 PB: 0 SB: 1 CS: 1	PA: 36			
<b>PITCHER</b>	IP WLS BF H R ER SO BB IBB HBP BLK WP HR S P ERA WHIP																							
Bert Blyleven, R ERA: 3.45	(1, 1)	8.1 L 36 9	3 3 3 6	3 3 3 6	2 1 0 0	0 0 0 0	0 0 45 57	3.24 1.320																

AB	29
R	2
H	5
RBI	1
BB	3
SO	3
LOB	8



AB	32
R	3
H	9
RBI	3
BB	3
SO	6
LOB	12






Batter	1	2	3	4	5	6	7	8	9	AB	R	H	RBI	BB	SO	LOB	TOP				
Frank Taveras, R (1, 6) OBP: 0.310, SLG: 0.355	F7		CS 1B		F9		1B 1B		1B	5	0	3	0	0	0	0					
John Milner, L (1, 7) OBP: 0.374, SLG: 0.408	1-3		CS 1-2	L3	P4		1-2 1B		F9	5	0	1	0	0	0	1					
Dave Parker, L (1, 9) OBP: 0.347, SLG: 0.513	3-1			E 1B BB			F8			3	1	1	0	1	0	2					
Bill Robinson, R (1, 8) OBP: 0.295, SLG: 0.401		6-3		E5 1B 2B	F2				K	4	1	0	0	0	1	2					
Willie Stargell, L (1, 3) OBP: 0.380, SLG: 0.548				2B 1-2 2H 1B		G3			P4	4	1	2	1	0	0	0					
Phil Garner, R (1, 4) OBP: 0.334, SLG: 0.383		K		1B 1-3 2H 2B		6-3				3	0	1	1	1	1	1					
Ed Ott, L (1, 2) Manny Sanguillen, R (8, PH) OBP: 0.285, SLG: 0.361 OBP: 0.321, SLG: 0.380		4-3				F8			F9	3	0	1	1	0	0	1					
Dale Berra, R (1, 5)			6-3	F9			F7		P4	4	0	0	0	0	0	2					
Jim Bibby, R (1, 1) Rennie Stennett, R (4, PH) Ed Whitson, L (4, 1) Omar Moreno, L (7, PH) Kent Tekulve, R (7, 1) Steve Brye, R (8, PH) OBP: 0.300, SLG: 0.130 OBP: 0.286, SLG: 0.327 OBP: 0.222, SLG: 0.222 OBP: 0.175, SLG: 0.276 OBP: 0.167, SLG: 0.167 OBP: 0.294, SLG: 0.326			6-3	P3			4-3		6-3	1	0	0	0	0	0	0					
<b>Inning Stats</b>	R: 0 E: 0 K: 0 S: 3	H: 0 LOB: 0 BB: 0 P: 3	R: 0 E: 0 K: 1 S: 6	H: 1 LOB: 1 BB: 0 P: 6	R: 0 E: 0 K: 0 S: 3	H: 1 LOB: 0 BB: 0 P: 3	R: 3 E: 1 K: 0 S: 7	H: 3 LOB: 2 BB: 1 P: 11	R: 0 E: 0 K: 0 S: 4	H: 0 LOB: 0 BB: 0 P: 3	R: 0 E: 0 K: 0 S: 5	H: 2 LOB: 2 BB: 0 P: 5	R: 0 E: 0 K: 1 S: 5	H: 0 LOB: 1 BB: 1 P: 9	R: 0 E: 0 K: 0 S: 4	H: 1 LOB: 1 BB: 0 P: 4	1B: 8 2B: 1 3B: 0 HR: 0	SF: 0 SAC: 0 DP: 0 HBP: 0	WP: 0 PA: 39 PB: 0 SB: 0 CS: 1		
<b>PITCHER</b>	IP WLS BF H R ER SO BB IBB HBP BLK WP HR S P ERA WHIP	IP WLS BF H R ER SO BB IBB HBP BLK WP HR S P ERA WHIP	IP WLS BF H R ER SO BB IBB HBP BLK WP HR S P ERA WHIP	IP WLS BF H R ER SO BB IBB HBP BLK WP HR S P ERA WHIP	IP WLS BF H R ER SO BB IBB HBP BLK WP HR S P ERA WHIP	IP WLS BF H R ER SO BB IBB HBP BLK WP HR S P ERA WHIP	IP WLS BF H R ER SO BB IBB HBP BLK WP HR S P ERA WHIP	IP WLS BF H R ER SO BB IBB HBP BLK WP HR S P ERA WHIP	IP WLS BF H R ER SO BB IBB HBP BLK WP HR S P ERA WHIP	IP WLS BF H R ER SO BB IBB HBP BLK WP HR S P ERA WHIP	IP WLS BF H R ER SO BB IBB HBP BLK WP HR S P ERA WHIP	IP WLS BF H R ER SO BB IBB HBP BLK WP HR S P ERA WHIP	IP WLS BF H R ER SO BB IBB HBP BLK WP HR S P ERA WHIP	IP WLS BF H R ER SO BB IBB HBP BLK WP HR S P ERA WHIP	IP WLS BF H R ER SO BB IBB HBP BLK WP HR S P ERA WHIP	IP WLS BF H R ER SO BB IBB HBP BLK WP HR S P ERA WHIP	IP WLS BF H R ER SO BB IBB HBP BLK WP HR S P ERA WHIP	IP WLS BF H R ER SO BB IBB HBP BLK WP HR S P ERA WHIP			
Steve Rogers, R (1, 1) ERA: 2.42	6.2	W	29	8	3	2	1	1	0	0	0	0	0	0	0	0	0	0	0	2.70	1.350
Darold Knowles, L (7, 1) ERA: 2.62	2.1	S	9	1	0	0	1	1	0	0	0	0	0	0	0	0	0	0	0	0.00	0.857

Pittsburgh Pirates @ Montreal Expos  
Olympic Stadium, Montreal, QB  
Tue Aug 01 1978, 7:05 PM EDT  
Att: 21,287 - Unknown


AB 36  
R 3  
H 9  
RBI 3  
BB 2  
SO 2  
LOB 12



Batter	1	2	3	4	5	6	7	8	9	AB	R	H	RBI	BB	SO	LOB	BOTTOM				
Dave Cash, R (1, 4) OBP: 0.313, SLG: 0.343	5-3	HR 1B		G6-4-3 1-2			6-3			4	1	1	1	0	0	1					
Andra Dawson, R (1, 8) OBP: 0.315, SLG: 0.452	WP S 1B	HR 1B		G3			K			4	1	2	2	0	1	0					
Ellis Valentine, R (1, 9) Sam Mejias, R (7, PR) OBP: 0.340, SLG: 0.515 OBP: 0.219, SLG: 0.167	K 1-3	1-3					K 2B			4	0	1	0	0	2	1					
Tony Perez, R (1, 3) OBP: 0.353, SLG: 0.471				F9			4-3			2	0	0	0	2	0	0					
Larry Parrish, R (1, 5) OBP: 0.326, SLG: 0.479	F8			F8			2B			4	0	1	0	0	0	4					
Warren Cromartie, L (1, 7) OBP: 0.333, SLG: 0.409		1B SH1-4 1B		1B 2B			F9		F8	4	1	2	0	0	0	1					
Gary Carter, R (1, 2) OBP: 0.329, SLG: 0.393		5-3		FC6-4 1B			P4		K	4	0	1	0	0	1	1					
Chris Speier, R (1, 6) OBP: 0.327, SLG: 0.338		SH1-4 1B		FC6-4 1-2			F8		K	4	1	1	0	0	1	2					
Steve Rogers, R (1, 1) OBP: 0.148, SLG: 0.119		SH1-4								2	0	1	1	0	1	0					
Darold Knowles, L (7, 1) OBP: 0.200, SLG: 0.200				G6-4-3 1B			K			0	0	0	0	0	0	0					
<b>Inning Stats</b>	R: 0 E: 0 K: 1 S: 6	H: 1 LOB: 2 BB: 1 P: 10	R: 4 E: 0 K: 0 S: 7	H: 4 LOB: 0 BB: 0 P: 7	R: 0 E: 0 K: 0 S: 5	H: 2 LOB: 2 BB: 0 P: 5	R: 0 E: 0 K: 0 S: 3	H: 1 LOB: 0 BB: 0 P: 3	R: 0 E: 0 K: 1 S: 6	H: 0 LOB: 0 BB: 0 P: 5	R: 0 E: 0 K: 1 S: 6	H: 1 LOB: 2 BB: 1 P: 10	R: 0 E: 0 K: 2 S: 7	H: 0 LOB: 0 BB: 0 P: 7	R: 0 E: 0 K: 0 S: 4	H: 0 LOB: 0 BB: 0 P: 4	1B: 6 2B: 3 3B: 0 HR: 1	SF: 0 SAC: 1 DP: 1 HBP: 0	WP: 1 PA: 35 PB: 0 SB: 0 CS: 0		
<b>PITCHER</b>	IP WLS BF H R ER SO BB IBB HBP BLK WP HR S P ERA WHIP	IP WLS BF H R ER SO BB IBB HBP BLK WP HR S P ERA WHIP	IP WLS BF H R ER SO BB IBB HBP BLK WP HR S P ERA WHIP	IP WLS BF H R ER SO BB IBB HBP BLK WP HR S P ERA WHIP	IP WLS BF H R ER SO BB IBB HBP BLK WP HR S P ERA WHIP	IP WLS BF H R ER SO BB IBB HBP BLK WP HR S P ERA WHIP	IP WLS BF H R ER SO BB IBB HBP BLK WP HR S P ERA WHIP	IP WLS BF H R ER SO BB IBB HBP BLK WP HR S P ERA WHIP	IP WLS BF H R ER SO BB IBB HBP BLK WP HR S P ERA WHIP	IP WLS BF H R ER SO BB IBB HBP BLK WP HR S P ERA WHIP	IP WLS BF H R ER SO BB IBB HBP BLK WP HR S P ERA WHIP	IP WLS BF H R ER SO BB IBB HBP BLK WP HR S P ERA WHIP	IP WLS BF H R ER SO BB IBB HBP BLK WP HR S P ERA WHIP	IP WLS BF H R ER SO BB IBB HBP BLK WP HR S P ERA WHIP	IP WLS BF H R ER SO BB IBB HBP BLK WP HR S P ERA WHIP	IP WLS BF H R ER SO BB IBB HBP BLK WP HR S P ERA WHIP	IP WLS BF H R ER SO BB IBB HBP BLK WP HR S P ERA WHIP	IP WLS BF H R ER SO BB IBB HBP BLK WP HR S P ERA WHIP			
Jim Bibby, R (1, 1) ERA: 3.48	3.0	L	17	7	4	4	1	1	0	0	0	0	0	0	0	0	0	0	0	12.00	2.667
Ed Whitson, R (4, 1) ERA: 2.01	3.0		10	2	0	0	2	0	0	0	0	0	0	0	0	0	0	0	0	0.00	0.667
Kent Tekulve, R (7, 1) ERA: 2.24	2.0		8	1	0	0	3	0	1	0	0	0	0	0	0	0	0	0	0	0.00	0.500

Pittsburgh Pirates @ Montreal Expos  
Olympic Stadium, Montreal, QB  
Tue Aug 01 1978, 7:05 PM EDT  
Att: 21,287 - Unknown

AB 32  
R 4  
H 10  
RBI 4  
BB 2  
SO 6  
LOB 10






Batter	1	2	3	4	5	6	7	8	9	AB	R	H	RBI	BB	SO	LOB	TOP			
Frank Taveras, R (1,6) OBP: 0.310, SLG: 0.354	0-0 CS BLK 1B		0-0 1-3			0-0 B2		0-0 F7		4	0	1	0	0	0	1	<b>Pittsburgh Pirates @ Montreal Expos</b> Olympic Stadium, Montreal, QB Wed Aug 02 1978, 7:05 PM EDT Att: 15,378 - Unknown			
Phil Garner, R (1,4) OBP: 0.338, SLG: 0.394	4-0 1-2 BB		0-0 F7			0-0 HR		0-0 1B 1-2		3	1	2	1	1	0	0				
Dave Parker, L (1,9) OBP: 0.349, SLG: 0.511	0-3 K			0-0 F8		4-0 BB		0-0 1B 1-3 2-H		3	0	1	1	1	1	2				
Bill Robinson, R (1,8) OBP: 0.292, SLG: 0.395	0-0 F7			0-0 F7		0-0 F8		0-0 5-3		4	0	0	0	0	0	5				
Manny Sanguillen, R (1,3) OBP: 0.312, SLG: 0.368	0-0 CS 2-3	0-3 K		0-0 6-3			0-0 F9		0-0 4-3	4	0	0	0	0	1	0				
John Milner, L (1,7) OBP: 0.373, SLG: 0.412		0-0 E9 SF7 2B			0-0 4-3		0-0 F7		4-0 S BB	3	1	1	0	0	0	0				
Omar Moreno, L (7,8) OBP: 0.317, SLG: 0.270										0	0	0	0	1	0	0				
Dale Berra, R (1,5)		0-0 SF7 3-H			0-0 F7		0-0 F4		0-3 K 1-2	3	0	0	1	0	1	1				
Duffy Dyer, R (1,2) OBP: 0.338, SLG: 0.315		0-3 K			0-0 F9			0-0 1B 1B	0-3 K	4	1	1	0	0	2	1				
Bruce Kison, R (1,1) OBP: 0.077, SLG: 0.077			0-0 6-3			0-0 5-3			0-0 F7	3	0	0	0	0	0	1				
Kent Tekulve, R (9,1) OBP: 0.167, SLG: 0.167										0	0	0	0	0	0	0				
<b>Inning Stats</b>	R: 0 E: 0 K: 1 S: 5	H: 1 LOB: 1 BB: 1 P: 9	R: 1 E: 1 K: 2 S: 8	H: 1 LOB: 0 BB: 0 P: 8	R: 0 E: 0 K: 0 S: 3	H: 0 LOB: 0 BB: 0 P: 3	R: 0 E: 0 K: 0 S: 3	H: 0 LOB: 0 BB: 0 P: 3	R: 1 E: 0 K: 0 S: 4	H: 1 LOB: 1 BB: 1 P: 8	R: 0 E: 0 K: 0 S: 3	H: 0 LOB: 0 BB: 0 P: 3	R: 1 E: 0 K: 0 S: 6	H: 3 LOB: 2 BB: 0 P: 6	R: 0 E: 0 K: 2 S: 7	H: 0 LOB: 1 BB: 1 P: 11	1B: 4 2B: 1 3B: 0 HR: 1	SF: 1 SAC: 0 DP: 0 HBP: 0	WP: 0 PB: 0 SB: 1 CS: 1	PA: 36
<b>PITCHER</b>	IP WLS BF H R ER SO BB IBB HBP BLK WP HR S P ERA WHIP																			
Dan Schatzeder, L (1,1) ERA: 2.24	7.2 L 30 6 3 2 3 2 0 0 0 0 0 1 34 42 2.35 1.043																			
Stan Bahnsen, R (8,1) ERA: 3.66	0.1 1 0 0 0 0 0 0 0 0 0 0 0 1 1 0.00 0.000																			
Gerry Pirtle, R (9,1) ERA: 5.4	1.0 4 0 0 0 0 2 1 0 0 0 0 0 0 7 11 0.00 1.000																			

Batter	1	2	3	4	5	6	7	8	9	AB	R	H	RBI	BB	SO	LOB	BOTTOM					
Dave Cash, R (1,4) OBP: 0.310, SLG: 0.339	0-0 F4		0-3 K		0-0 F7			0-0 5-3		4	0	0	0	0	1	2	<b>Pittsburgh Pirates @ Montreal Expos</b> Olympic Stadium, Montreal, QB Wed Aug 02 1978, 7:05 PM EDT Att: 15,378 - Unknown					
Andra Dawson, R (1,8) OBP: 0.314, SLG: 0.448	0-0 F7		4-0 BB			0-3 K		0-0 5-3		3	0	0	0	1	1	0						
Ellis Valentine, R (1,9) OBP: 0.339, SLG: 0.511	4-0 BB		0-3 K			0-3 K		0-0 6-3		3	0	0	0	1	2	2						
Tony Perez, R (1,3) OBP: 0.349, SLG: 0.466	0-0 F9			0-0 F6		0-3 K		0-0 F9		4	0	0	0	0	1	1						
Larry Parrish, R (1,5) OBP: 0.323, SLG: 0.475		0-0 5-3		0-0 5-3			0-3 K			3	0	0	0	0	1	0						
Warren Cromartie, L (1,7) OBP: 0.333, SLG: 0.408		0-0 4-3		0-0 F3			0-0 7-6-3 1B			3	0	1	0	0	0	0						
Gary Carter, R (1,2) OBP: 0.327, SLG: 0.390		0-0 6-3			0-0 6-3		0-0 7-6-3 1-2			3	0	0	0	0	0	1						
Chris Speier, R (1,6) OBP: 0.328, SLG: 0.339			0-0 SH3-4 1B		0-3 K			0-0 F8		2	0	1	0	0	1	0						
Tom Hutton, L (8, PH) OBP: 0.322, SLG: 0.319										1	0	0	0	0	0	0						
Pepe Frias, R (9,6) OBP: 0.286, SLG: 0.615										0	0	0	0	0	0	0						
Dan Schatzeder, L (1,1) OBP: 0.286, SLG: 0.300			0-0 SH3-4		0-0 1B			0-0 F9		1	0	1	0	0	0	0						
Stan Bahnsen, R (8,1)										0	0	0	0	0	0	0						
Del Unser, L (8, PH) OBP: 0.309, SLG: 0.306			0-0 SH3-4							1	0	0	0	0	0	0						
Gerry Pirtle, R (9,1)			1-2							0	0	0	0	0	0	0						
<b>Inning Stats</b>	R: 0 E: 0 K: 0 S: 3	H: 0 LOB: 0 BB: 0 P: 7	R: 0 E: 0 K: 0 S: 3	H: 0 LOB: 0 BB: 0 P: 3	R: 0 E: 0 K: 2 S: 8	H: 1 LOB: 2 BB: 1 P: 12	R: 0 E: 0 K: 0 S: 3	H: 0 LOB: 0 BB: 0 P: 3	R: 0 E: 0 K: 1 S: 6	H: 1 LOB: 1 BB: 0 P: 6	R: 0 E: 0 K: 3 S: 9	H: 0 LOB: 0 BB: 0 P: 9	R: 0 E: 0 K: 1 S: 5	H: 1 LOB: 0 BB: 0 P: 5	R: 0 E: 0 K: 0 S: 3	H: 0 LOB: 0 BB: 0 P: 3	R: 0 E: 0 K: 0 S: 3	H: 0 LOB: 0 BB: 0 P: 3	1B: 3 2B: 1 3B: 0 HR: 0	SF: 0 SAC: 1 DP: 1 HBP: 0	WP: 0 PB: 0 SB: 0 CS: 0	PA: 31
<b>PITCHER</b>	IP WLS BF H R ER SO BB IBB HBP BLK WP HR S P ERA WHIP																					
Bruce Kison, R (1,1) ERA: 2.79	8.0 W 28 3 0 0 7 2 0 0 0 0 0 0 40 48 0.00 0.625																					
Kent Tekulve, R (9,1) ERA: 2.21	1.0 S 3 0 0 0 0 0 0 0 0 0 0 0 3 3 0.00 0.000																					

AB	31
R	3
H	6
RBI	3
BB	3
SO	5
LOB	11



AB	28
R	0
H	3
RBI	0
BB	2
SO	7
LOB	6





Batter	1	2	3	4	5	6	7	8	9	AB	R	H	RBI	BB	SO	LOB	TOP																					
Garry Maddox, R OBP: 0.340, SLG: 0.430 (1, 8)	F3		F8		1B		F7			4	1	1	1	0	0	0	Philadelphia Phillies @ Pittsburgh Pirates Three Rivers Stadium, Pittsburgh, PA Fri Aug 04 1978, 7:05 PM EDT Unknown																					
Larry Bowa, S OBP: 0.324, SLG: 0.376 (1, 6)	F7		F9		BB		BB			3	0	1	1	1	0	0																						
Mike Schmidt, R OBP: 0.353, SLG: 0.437 (1, 5)	6-3		P6		BB		BB			3	0	0	0	1	1	1																						
Greg Luzinski, R OBP: 0.387, SLG: 0.539 (1, 7)		K		P4		K		F7		4	0	0	0	0	2	2																						
Jose Cardenal, R OBP: 0.329, SLG: 0.419 (1, 3)		BB		4-3		P5		6-3		3	0	0	0	1	0	0																						
Jerry Martin, R OBP: 0.360, SLG: 0.474 (1, 9)		BB		K		K		5-3		3	0	0	0	1	2	0																						
Barry Foote, R OBP: 0.184, SLG: 0.162 (1, 2)		F7			P6		BB		K	3	0	0	0	1	1	2																						
Ted Sizemore, R OBP: 0.281, SLG: 0.256 (1, 4)					B1			F8		3	1	1	0	1	0	1																						
Larry Christenson, R OBP: 0.125, SLG: 0.174 (1, 1)		4-3		SH2-6-4		K		K		3	0	0	0	0	2	3																						
<b>Inning Stats</b>	R: 0 E: 0 K: 0 S: 3	H: 0 LOB: 0 BB: 0 P: 3	R: 0 E: 0 K: 1 S: 5	H: 0 LOB: 3 BB: 3 P: 17	R: 0 E: 0 K: 0 S: 3	H: 0 LOB: 0 BB: 0 P: 3	R: 0 E: 0 K: 1 S: 5	H: 0 LOB: 0 BB: 0 P: 5	R: 2 E: 0 K: 1 S: 8	H: 3 LOB: 2 BB: 1 P: 12	R: 0 E: 0 K: 2 S: 7	H: 0 LOB: 1 BB: 1 P: 11	R: 0 E: 0 K: 0 S: 3	H: 0 LOB: 0 BB: 0 P: 3	R: 0 E: 0 K: 2 S: 7	H: 0 LOB: 0 BB: 0 P: 7	1B: 2 2B: 0 3B: 1 HR: 0	SF: 0 SAC: 1 DP: 0 HBP: 0	WP: 0 PB: 0 CS: 0	PA: 36																		
<b>PITCHER</b>	IP	WLS	BF	H	R	ER	SO	BB	IBB	HBP	BLK	WP	HR	S	P	ERA	WHIP	<b>PITCHER</b>				IP	WLS	BF	H	R	ER	SO	BB	IBB	HBP	BLK	WP	HR	S	P	ERA	WHIP
Jim Rooker, L ERA: 4.37 (1, 1)	8.0	L	33	3	2	2	6	6	0	0	0	0	0	0	39	63	2.25	1.125																				
Ed Whitsun, R ERA: 1.97 (9, 1)	1.0		3	0	0	0	2	0	0	0	0	0	0	0	7	7	0.00	0.000																				



Batter	1	2	3	4	5	6	7	8	9	AB	R	H	RBI	BB	SO	LOB	BOTTOM																					
Frank Taveras, R OBP: 0.307, SLG: 0.351 (1, 6)	6-3		G5-4-3			F5		F9		4	0	0	0	0	0	5	Philadelphia Phillies @ Pittsburgh Pirates Three Rivers Stadium, Pittsburgh, PA Fri Aug 04 1978, 7:05 PM EDT Unknown																					
John Milner, L OBP: 0.371, SLG: 0.414 (1, 7)					F8		K		P6	4	0	1	0	0	1	3																						
Dave Parker, L OBP: 0.345, SLG: 0.506 (1, 9)					K		4-3			4	0	0	0	0	3	2																						
Bill Robinson, R OBP: 0.291, SLG: 0.397 (1, 8)	PO	G3				5-3		F8		4	0	1	0	0	0	0																						
Willie Stargell, L OBP: 0.374, SLG: 0.539 (1, 3)					P4		K		F9	4	0	0	0	0	2	1																						
Rennie Stennett, R OBP: 0.283, SLG: 0.324 (1, 4)					5-3			F9		3	0	0	0	0	0	0																						
Ed Ott, L OBP: 0.282, SLG: 0.357 (1, 2)					K		F8		K	3	0	0	0	0	2	0																						
Phil Garner, R OBP: 0.341, SLG: 0.397 (1, 5)							K			3	0	2	0	0	1	0																						
Jim Rooker, R OBP: 0.220, SLG: 0.325 Manny Sanguillen, R OBP: 0.309, SLG: 0.366 Ed Whitsun, R OBP: 0.222, SLG: 0.222 (1, 1) (8, PH) (9, 1)									E4	2	0	2	0	0	0	0																						
<b>Inning Stats</b>	R: 0 E: 0 K: 1 S: 5	H: 1 LOB: 0 BB: 0 P: 5	R: 0 E: 0 K: 1 S: 5	H: 0 LOB: 0 BB: 0 P: 5	R: 0 E: 0 K: 1 S: 6	H: 2 LOB: 1 BB: 0 P: 6	R: 0 E: 0 K: 1 S: 6	H: 1 LOB: 0 BB: 0 P: 6	R: 0 E: 0 K: 1 S: 5	H: 1 LOB: 0 BB: 0 P: 5	R: 0 E: 0 K: 1 S: 6	H: 1 LOB: 1 BB: 0 P: 6	R: 0 E: 1 K: 1 S: 7	H: 1 LOB: 2 BB: 0 P: 7	R: 0 E: 0 K: 1 S: 5	H: 0 LOB: 0 BB: 0 P: 5	1B: 4 2B: 2 3B: 0 HR: 0	SF: 0 SAC: 0 DP: 1 HBP: 0	WP: 0 PB: 0 CS: 0	PA: 33																		
<b>PITCHER</b>	IP	WLS	BF	H	R	ER	SO	BB	IBB	HBP	BLK	WP	HR	S	P	ERA	WHIP	<b>PITCHER</b>				IP	WLS	BF	H	R	ER	SO	BB	IBB	HBP	BLK	WP	HR	S	P	ERA	WHIP
Larry Christenson, R ERA: 3.25 (1, 1)	9.0	W	32	6	0	0	9	0	0	0	0	0	0	0	50	50	0.00	0.667																				





Batter	1	2	3	4	5	6	7	8	9	AB	R	H	RBI	BB	SO	LOB	TOP
<b>Bake McBride, L</b> OBP: 0.315, SLG: 0.348 (1, 9)	0-0 4-3		0-0 1-3			0-3 K		0-0 4-3		4	0	0	0	0	1	0	Philadelphia Phillies @ Pittsburgh Pirates Three Rivers Stadium, Pittsburgh, PA Fri Aug 04 1978, 7:05 PM EDT Att: 30,865 - Unknown
<b>Larry Bowa, S</b> OBP: 0.324, SLG: 0.375 (1, 6)	0-0 CS 1B			0-0 4-3		0-0 F8		0-3 K		4	0	1	0	0	1	0	
<b>Mike Schmidt, R</b> OBP: 0.352, SLG: 0.433 (1, 5)	0-0 F9			0-0 F7		4-0 FC5-4 1B BB		0-0 5-3		3	1	0	0	1	0	1	
<b>Greg Luzinski, R</b> OBP: 0.386, SLG: 0.544 (1, 7)		0-0 HR		0-0 P4		0-0 P4		0-0 F8		4	1	1	1	0	0	1	
<b>Richie Hebner, L</b> OBP: 0.370, SLG: 0.484 (1, 3)		0-0 F8			0-0 2B	4-0 FC5-4 BB		0-0 E9		3	0	2	0	1	0	0	
<b>Gary Maddox, R</b> OBP: 0.337, SLG: 0.425 (1, 8)		0-0 P3		0-0 P4		0-0 FC5-4 1B		0-0 P4		4	0	0	0	0	0	4	
<b>Bob Boone, R</b> OBP: 0.350, SLG: 0.452 (1, 2)		0-0 L5		0-3 K		0-0 1B				3	0	1	1	0	1	1	
<b>Ted Sizemore, R</b> OBP: 0.278, SLG: 0.253 <b>Warren Brusstar, R</b> OBP: 0.333, SLG: 0.687 <b>Jose Cardenal, R</b> OBP: 0.327, SLG: 0.416 <b>Rawly Eastwick, R</b> (7, 1)			0-0 F7		0-3 K		0-3 1-3			2	0	0	0	0	1	1	
<b>Jim Kaat, L</b> OBP: 0.152, SLG: 0.156 <b>Bud Harrelson, S</b> OBP: 0.313, SLG: 0.194 (5, 4)			0-0 G3			0-3 K		0-0 3-1		0	0	0	0	0	0	0	
<b>Inning Stats</b>	R: 0 E: 0 K: 0 S: 3	H: 1 LOB: 0 BB: 0 P: 3	R: 1 E: 0 K: 0 S: 4	H: 1 LOB: 0 BB: 0 P: 4	R: 0 E: 0 K: 0 S: 3	H: 0 LOB: 0 BB: 0 P: 3	R: 0 E: 0 K: 2 S: 8	H: 1 LOB: 1 BB: 0 P: 8	R: 1 E: 0 K: 0 S: 4	H: 1 LOB: 2 BB: 2 P: 12	R: 0 E: 0 K: 1 S: 5	H: 0 LOB: 0 BB: 0 P: 5	R: 0 E: 1 K: 0 S: 4	H: 1 LOB: 1 BB: 0 P: 4	1B: 3 2B: 1 3B: 0 HR: 1	SF: 0 SAC: 0 DP: 0 HBP: 0	
<b>PITCHER</b> <b>Don Robinson, R</b> ERA: 3.44 (1, 1)	IP: 9.0 WLS: W BF: 33 H: 5 R: 2 ER: 2 SO: 5 BB: 2 IBB: 0 HBP: 0 BLK: 0 WP: 0 HR: 1 S: 41 P: 49 ERA: 2.00 WHIP: 0.778											<b>PITCHER</b>	IP: 9.0 WLS: W BF: 33 H: 5 R: 2 ER: 2 SO: 5 BB: 2 IBB: 0 HBP: 0 BLK: 0 WP: 0 HR: 1 S: 41 P: 49 ERA: 2.00 WHIP: 0.778				

Batter	1	2	3	4	5	6	7	8	9	AB	R	H	RBI	BB	SO	LOB	BOTTOM		
<b>Frank Taveras, R</b> OBP: 0.309, SLG: 0.355 (1, 6)	0-0 6-3 1B 2B		0-0 FC5-4 1B		0-0 F8		0-0 4-3			4	1	2	0	0	0	0	Philadelphia Phillies @ Pittsburgh Pirates Three Rivers Stadium, Pittsburgh, PA Fri Aug 04 1978, 7:05 PM EDT Att: 30,865 - Unknown		
<b>Phil Garner, R</b> OBP: 0.338, SLG: 0.392 (1, 4)	0-0 6-3		0-0 FC5-4 1B		0-0 F9		0-0 4-3			4	1	0	0	0	0	2			
<b>Dave Parker, L</b> OBP: 0.350, SLG: 0.507 (1, 9)	0-0 FC6-4 HBP 3-H 1B		0-0 E 1B 1-3 1B		4-0 2B BB		0-0 F7			3	2	2	1	1	0	0			
<b>Bill Robinson, R</b> OBP: 0.297, SLG: 0.403 (7, 7)	0-0 FC6-4 HBP 1B		0-0 E9 1B G3-6 1B		0-0 2B		0-3 K			3	1	2	2	0	1	0			
<b>Manny Sanguillen, R</b> OBP: 0.315, SLG: 0.370 (1, 3)	0-0 FC6-4 1-2 2-3 1B		0-0 G3-6 1B		0-0 6-3					4	0	2	1	0	0	3			
<b>John Milner, L</b> OBP: 0.370, SLG: 0.413 <b>Omar Moreno, L</b> OBP: 0.316, SLG: 0.269 (6, FR) (7, 8)	0-0 FC6-4 1-2 1B		0-0 G3-6 1B		0-0 S CS HBP 1B		0-0 F8			3	0	1	0	0	0	3			
<b>Dale Berra, R</b> (1, 5)		0-0 F7		0-0 F8		1-0 HBP		0-0 F9		3	0	0	0	0	0	1			
<b>Duffy Dyer, R</b> OBP: 0.331, SLG: 0.308 (1, 2)		0-3 K		0-0 F7		0-3 K				3	0	0	0	0	2	2			
<b>Don Robinson, R</b> OBP: 0.143, SLG: 0.163 (1, 1)		0-3 K		0-0 4-3		0-3 K				3	0	0	0	0	2	3			
<b>Inning Stats</b>	R: 1 E: 0 K: 0 S: 5	H: 2 LOB: 2 BB: 0 P: 6	R: 0 E: 0 K: 2 S: 7	H: 0 LOB: 0 BB: 0 P: 7	R: 3 E: 1 K: 0 S: 6	H: 4 LOB: 0 BB: 0 P: 6	R: 0 E: 0 K: 0 S: 3	H: 0 LOB: 0 BB: 0 P: 3	R: 1 E: 0 K: 0 S: 4	H: 1 LOB: 1 BB: 1 P: 8	R: 0 E: 0 K: 2 S: 7	H: 1 LOB: 2 BB: 0 P: 8	R: 0 E: 0 K: 0 S: 3	H: 0 LOB: 0 BB: 0 P: 3	R: 0 E: 0 K: 1 S: 6	H: 1 LOB: 1 BB: 0 P: 6		1B: 7 2B: 2 3B: 0 HR: 0	SF: 0 SAC: 0 DP: 1 HBP: 2
<b>PITCHER</b> <b>Jim Kaat, L</b> ERA: 4.61 <b>Warren Brusstar, R</b> ERA: 2.04 <b>Rawly Eastwick, R</b> ERA: 3.35 (5, 1) (7, 1)	IP: 1.1 WLS: L BF: 5 H: 1 R: 0 ER: 0 SO: 2 BB: 0 IBB: 0 HBP: 1 BLK: 0 WP: 0 HR: 0 S: 8 P: 29 ERA: 9.64 WHIP: 1.714											<b>PITCHER</b>	IP: 2.0 WLS: 7 BF: 1 H: 1 R: 0 ER: 0 SO: 1 BB: 0 IBB: 0 HBP: 0 BLK: 0 WP: 0 HR: 0 S: 9 P: 9 ERA: 0.00 WHIP: 0.500						





Batter	1	2	3	4	5	6	7	8	9	AB	R	H	RBI	BB	SO	LOB	TOP				
<b>Bake McBride, L</b> OBP: 0.317, SLG: 0.356 (1, 9)	F8		F8	E		K			G1	5	1	2	0	0	1	1	<b>Philadelphia Phillies @ Pittsburgh Pirates</b> <b>Three Rivers Stadium, Pittsburgh, PA</b> Sun Aug 06 1978, 3:33 AM EDT Unknown				
<b>Larry Bowa, S</b> OBP: 0.324, SLG: 0.377 (1, 6)	K		BB	E8		6-3			G1	5	0	2	2	0	1	2					
<b>Mike Schmidt, R</b> OBP: 0.356, SLG: 0.432 (1, 5)	1B		BB	BB					K	3	1	1	0	2	1	1					
<b>Greg Luzinski, R</b> OBP: 0.384, SLG: 0.541 (1, 7)	1B		K	BB					F3	4	0	1	0	0	1	4					
<b>Richie Hebner, L</b> OBP: 0.375, SLG: 0.486 (1, 3)	1B								F3	3	0	2	1	1	0	0					
<b>Gary Maddox, R</b> OBP: 0.333, SLG: 0.421 (1, 8)	P3		5-3						F8	4	0	0	0	0	0	6					
<b>Bob Boone, R</b> OBP: 0.345, SLG: 0.445 (1, 2)				L8		G6-4-3			4-3	4	0	0	0	0	0	1					
<b>Ted Sizemore, R</b> OBP: 0.283, SLG: 0.259 (1, 4)	F2			2B		SH5-4			5-3	4	1	2	0	0	0	0					
<b>Dick Ruthven, R</b> OBP: 0.191, SLG: 0.217 (1, 1)	6-3			L8		SH5-4			4-3	3	0	0	0	0	0	1					
<b>Inning Stats</b>	R: 1 E: 0 K: 1 S: 8	H: 3 LOB: 2 BB: 0 P: 8	R: 0 E: 0 K: 0 S: 3	H: 0 LOB: 0 BB: 0 P: 3	R: 0 E: 0 K: 1 S: 6	H: 1 LOB: 3 BB: 2 P: 14	R: 2 E: 1 K: 0 S: 6	H: 3 LOB: 2 BB: 1 P: 10	R: 0 E: 0 K: 0 S: 3	H: 1 LOB: 1 BB: 0 P: 6	R: 0 E: 0 K: 0 S: 3	H: 0 LOB: 0 BB: 0 P: 3	R: 0 E: 0 K: 0 S: 3	H: 0 LOB: 0 BB: 0 P: 3	R: 0 E: 0 K: 1 S: 6	H: 1 LOB: 1 BB: 0 P: 6	1B: 7 2B: 3 3B: 0 HR: 0	SF: 0 SAC: 1 DP: 1 HBP: 0	WP: 0 PB: 0 SB: 0 CS: 0	PA: 39	
<b>PITCHER</b>	IP	WLS	BF	H	R	ER	SO	BB	IBB	HBP	BLK	WP	HR	S	P	ERA	WHIP				
<b>Bert Blyleven, R</b> ERA: 3.47 (1, 1)	7.0	L	32	9	3	3	3	3	0	0	0	0	0	35	47	3.86	1.714				
<b>Kent Tekulve, R</b> ERA: 2.16 (8, 1)	2.0		7	1	0	0	1	0	0	0	0	0	0	9	9	0.00	0.500				

AB	35
R	3
H	10
RBI	3
BB	3
SO	4
LOB	16



Batter	1	2	3	4	5	6	7	8	9	AB	R	H	RBI	BB	SO	LOB	BOTTOM				
<b>Frank Taveras, R</b> OBP: 0.308, SLG: 0.354 (1, 6)	4-3		5-3						B1-3	4	0	1	0	0	0	2	<b>Philadelphia Phillies @ Pittsburgh Pirates</b> <b>Three Rivers Stadium, Pittsburgh, PA</b> Sun Aug 06 1978, 3:33 AM EDT Unknown				
<b>John Milner, L</b> OBP: 0.373, SLG: 0.412 (1, 7)	1B			G6-3	L4				F8	3	0	1	0	1	0	2					
<b>Dave Parker, L</b> OBP: 0.349, SLG: 0.504 (1, 9)	1B			G6-3					5-3	4	0	1	0	0	0	1					
<b>Bill Robinson, R</b> OBP: 0.296, SLG: 0.401 (1, 8)	G5-4-3			WP	HR				K	4	1	1	0	0	1	2					
<b>Willie Stargell, L</b> OBP: 0.372, SLG: 0.547 (1, 3)	1-3			HR					K	4	1	1	2	0	1	0					
<b>Rennie Stennett, R</b> OBP: 0.279, SLG: 0.319 (1, 4)	6-3			4-3					1-4-3	4	0	0	0	0	0	0					
<b>Phil Garner, R</b> OBP: 0.334, SLG: 0.388 (1, 5)	6-3								4-3	4	0	0	0	0	0	0					
<b>Ed Ott, L</b> OBP: 0.286, SLG: 0.361 (1, 2)			P6		SH1-3				1B	3	0	2	0	0	0	0					
<b>Bert Blyleven, R</b> OBP: 0.148, SLG: 0.151 (1, 1)									1B	1	0	0	0	0	1	0					
<b>Omar Moreno, L</b> OBP: 0.318, SLG: 0.271 (7, PH)					SH1-3					1	0	1	0	0	0	0					
<b>Kent Tekulve, R</b> OBP: 0.167, SLG: 0.167 (8, 1)										0	0	0	0	0	0	0					
<b>Inning Stats</b>	R: 0 E: 0 K: 0 S: 4	H: 2 LOB: 1 BB: 0 P: 4	R: 0 E: 0 K: 0 S: 3	H: 0 LOB: 0 BB: 0 P: 3	R: 0 E: 0 K: 1 S: 5	H: 0 LOB: 0 BB: 0 P: 5	R: 2 E: 0 K: 0 S: 4	H: 2 LOB: 0 BB: 1 P: 8	R: 0 E: 0 K: 0 S: 5	H: 2 LOB: 2 BB: 0 P: 5	R: 0 E: 0 K: 0 S: 3	H: 0 LOB: 0 BB: 0 P: 3	R: 0 E: 0 K: 1 S: 5	H: 0 LOB: 0 BB: 0 P: 5	R: 0 E: 0 K: 1 S: 5	H: 0 LOB: 0 BB: 0 P: 5	1B: 7 2B: 0 3B: 0 HR: 1	SF: 0 SAC: 1 DP: 2 HBP: 0	WP: 1 PB: 0 SB: 0 CS: 0	PA: 34	
<b>PITCHER</b>	IP	WLS	BF	H	R	ER	SO	BB	IBB	HBP	BLK	WP	HR	S	P	ERA	WHIP				
<b>Dick Ruthven, R</b> ERA: 3.26 (1, 1)	9.0	W	34	8	2	2	3	1	0	0	0	1	1	39	43	2.00	1.000				





Batter	1	2	3	4	5	6	7	8	9	AB	R	H	RBI	BB	SO	LOB	TOP							
<b>Bake McBride, L</b> OBP: 0.318, SLG: 0.358 (1, 9)										4	1	1	1	1	1	2								
<b>Larry Bowa, S</b> OBP: 0.323, SLG: 0.375 (1, 6)										5	0	1	1	0	0	2								
<b>Mike Schmidt, R</b> OBP: 0.354, SLG: 0.427 (1, 5)										4	0	0	0	1	1	2								
<b>Greg Luzinski, R</b> OBP: 0.384, SLG: 0.538 (9, PR)										4	0	1	1	0	1	2								
<b>Jerry Martin, R</b> OBP: 0.350, SLG: 0.474 (9, 7)										0	0	0	0	0	0	0								
<b>Richie Hebner, L</b> OBP: 0.378, SLG: 0.489 (1, 3)										4	0	2	0	1	0	1								
<b>Gary Maddox, R</b> OBP: 0.334, SLG: 0.419 (1, 8)										4	1	1	0	1	0	2								
<b>Tim McCarver, L</b> OBP: 0.355, SLG: 0.311 (1, 2)										4	1	1	0	1	0	3								
<b>Ted Sizemore, R</b> OBP: 0.289, SLG: 0.266 (1, 4)										3	1	2	0	0	0	2								
<b>Steve Carlton, L</b> OBP: 0.311, SLG: 0.362 (1, 1)										2	1	1	1	0	1	0								
<b>Inning Stats</b>	R: 1 E: 0 K: 0 S: 4	H: 1 LOB: 1 BB: 1 P: 8	R: 3 E: 0 K: 0 S: 7	H: 4 LOB: 2 BB: 1 P: 11	R: 0 E: 0 K: 0 S: 3	H: 0 LOB: 0 BB: 0 P: 3	R: 1 E: 0 K: 1 S: 7	H: 2 LOB: 1 BB: 0 P: 7	R: 0 E: 0 K: 0 S: 3	H: 0 LOB: 2 BB: 2 P: 11	R: 0 E: 0 K: 1 S: 5	H: 0 LOB: 0 BB: 0 P: 5	R: 0 E: 0 K: 1 S: 6	H: 1 LOB: 1 BB: 0 P: 6	R: 0 E: 0 K: 1 S: 6	H: 1 LOB: 1 BB: 0 P: 6	R: 0 E: 0 K: 0 S: 4	H: 1 LOB: 3 BB: 1 P: 9	1B: 8 2B: 2 3B: 0 HR: 0	SF: 0 SAC: 3 DP: 0 HBP: 1	WP: 1 PB: 0 SB: 2 CS: 0	PA: 43		
<b>PITCHER</b>	IP	WLS	BF	H	R	ER	SO	BB	IBB	HBP	BLK	WP	HR	S	P	ERA	WHIP							
<b>Jim Bibby, R</b> ERA: 3.81 (1, 1)	5.0	L	26	7	5	5	1	3	1	0	0	1	0	24	40	9.00	2.000							
<b>Dave Hamilton, L</b> ERA: 4.41 (6, 1)	3.0		11	2	0	0	3	0	0	0	0	0	0	17	17	0.00	0.667							
<b>Grant Jackson, L</b> ERA: 2.72 (9, 1)	1.0		6	1	0	0	0	0	1	1	0	0	0	4	9	0.00	1.000							

Philadelphia Phillies @ Pittsburgh Pirates  
Three Rivers Stadium, Pittsburgh, PA  
Sun Aug 06 1978, 3:38 AM EDT  
Att: 31,141 - Unknown

AB 34  
R 5  
H 10  
RBI 4  
BB 5  
SO 4  
LOB 16



Batter	1	2	3	4	5	6	7	8	9	AB	R	H	RBI	BB	SO	LOB	BOTTOM							
<b>Frank Taveras, R</b> OBP: 0.305, SLG: 0.350 (1, 6)										4	0	0	0	0	0	0								
<b>Phil Garner, R</b> OBP: 0.333, SLG: 0.386 (1, 4)										4	0	1	0	0	0	0								
<b>Dave Parker, L</b> OBP: 0.345, SLG: 0.499 (1, 9)										4	0	0	0	0	2	1								
<b>Bill Robinson, R</b> OBP: 0.293, SLG: 0.397 (1, 8)										3	0	0	0	0	0	0								
<b>Manny Sanguillen, R</b> OBP: 0.315, SLG: 0.369 (1, 3)										3	0	1	0	0	0	0								
<b>John Milner, L</b> OBP: 0.372, SLG: 0.416 (1, 7)										3	0	1	0	0	0	1								
<b>Dale Berra, R</b> (1, 5)										3	0	0	0	0	0	2								
<b>Duffy Dyer, R</b> OBP: 0.325, SLG: 0.301 (1, 2)										3	0	0	0	0	0	1								
<b>Jim Bibby, R</b> OBP: 0.192, SLG: 0.125 (6, 1)										1	0	0	0	0	0	0								
<b>Grant Jackson, S</b> OBP: 0.250, SLG: 0.250 (9, 1)										0	0	0	0	0	0	0								
<b>Rennie Stennett, R</b> OBP: 0.278, SLG: 0.318 (9, PH)										1	0	0	0	0	0	0								
<b>Inning Stats</b>	R: 0 E: 0 K: 1 S: 5	H: 0 LOB: 0 BB: 0 P: 5	R: 0 E: 0 K: 0 S: 3	H: 0 LOB: 0 BB: 0 P: 3	R: 0 E: 0 K: 0 S: 3	H: 0 LOB: 0 BB: 0 P: 3	R: 0 E: 0 K: 0 S: 3	H: 0 LOB: 0 BB: 0 P: 3	R: 0 E: 0 K: 0 S: 4	H: 1 LOB: 1 BB: 0 P: 4	R: 0 E: 0 K: 0 S: 3	H: 0 LOB: 0 BB: 0 P: 3	R: 0 E: 0 K: 1 S: 5	H: 0 LOB: 0 BB: 0 P: 5	R: 0 E: 0 K: 0 S: 4	H: 1 LOB: 1 BB: 0 P: 4	R: 0 E: 0 K: 0 S: 4	H: 1 LOB: 1 BB: 0 P: 4	1B: 2 2B: 1 3B: 0 HR: 0	SF: 0 SAC: 0 DP: 0 HBP: 0	WP: 0 PB: 0 SB: 0 CS: 0	PA: 30		
<b>PITCHER</b>	IP	WLS	BF	H	R	ER	SO	BB	IBB	HBP	BLK	WP	HR	S	P	ERA	WHIP							
<b>Steve Carlton, L</b> ERA: 3.1 (1, 1)	9.0	W	30	3	0	0	2	0	0	0	0	0	0	34	34	0.00	0.333							

Philadelphia Phillies @ Pittsburgh Pirates  
Three Rivers Stadium, Pittsburgh, PA  
Sun Aug 06 1978, 3:38 AM EDT  
Att: 31,141 - Unknown

AB 30  
R 0  
H 3  
RBI 0  
BB 0  
SO 2  
LOB 5





Batter	1	2	3	4	5	6	7	8	9	AB	R	H	RBI	BB	SO	LOB	TOP					
Frank Taveras, R OBP: 0.304, SLG: 0.349										5	1	1	1	0	0	4						
Manny Sanguillen, R OBP: 0.307, SLG: 0.359										4	0	0	0	0	0	2						
Willie Stargell, L OBP: 0.373, SLG: 0.542										4	0	1	1	1	1	1						
Omar Moreno, L OBP: 0.318, SLG: 0.271										0	0	0	0	0	0	0						
Dave Parker, L OBP: 0.348, SLG: 0.503										5	0	3	1	0	1	2						
Bill Robinson, R OBP: 0.290, SLG: 0.392										4	0	0	0	0	1	4						
John Milner, L OBP: 0.370, SLG: 0.412										4	0	1	0	0	0	2						
Rennie Stennett, R OBP: 0.278, SLG: 0.317										4	1	1	0	0	0	2						
Phil Garner, R OBP: 0.335, SLG: 0.384										2	1	0	0	2	1	1						
Jerry Reuss, L OBP: 0.167, SLG: 0.250										2	1	2	0	0	0	0						
Ed Whitson, R OBP: 0.222, SLG: 0.222										0	0	0	0	0	0	0						
Duffy Dyer, R OBP: 0.316, SLG: 0.356										1	0	1	1	0	0	0						
Bruce Kison, R OBP: 0.302, SLG: 0.407										0	0	0	0	0	0	0						
Ed Ott, L OBP: 0.285, SLG: 0.359										1	0	0	0	0	0	0						
Kent Tekulve, R OBP: 0.167, SLG: 0.167										0	0	0	0	0	0	0						
<b>Inning Stats</b>	R: 0 E: 0 K: 1 S: 8	H: 0 LOB: 0 BB: 0 P: 9	R: 0 E: 0 K: 0 S: 4	H: 1 LOB: 1 BB: 0 P: 4	R: 3 E: 0 K: 0 S: 6	H: 3 LOB: 1 BB: 1 P: 10	R: 0 E: 0 K: 0 S: 8	H: 2 LOB: 2 BB: 0 P: 9	R: 0 E: 0 K: 1 S: 5	H: 0 LOB: 1 BB: 1 P: 9	R: 1 E: 0 K: 0 S: 12	H: 2 LOB: 2 BB: 1 P: 17	R: 0 E: 0 K: 0 S: 4	H: 1 LOB: 0 BB: 0 P: 4	R: 0 E: 0 K: 1 S: 6	H: 0 LOB: 0 BB: 0 P: 8	R: 0 E: 0 K: 1 S: 6	H: 1 LOB: 1 BB: 0 P: 6	1B: 8 2B: 2 3B: 0 HR: 0	SF: 0 SAC: 1 DP: 0 HBP: 0	WP: 0 PB: 0 SB: 0 CS: 0	PA: 40
<b>PITCHER</b>	IP WLS BF H R ER SO BB IBB HBP BLK WP HR S P ERA WHIP																					
Mike Krukow, R ERA: 3.97	(1, 1) 4.0 19 6 3 3 1 1 1 0 0 0 0 0 0 26 32 3.86 2.143																					
Willie Hernandez, L ERA: 3.64	(5, 1) 2.1 12 3 1 1 1 2 0 0 0 0 0 0 0 19 28 0.00 0.000																					
Donnie Moore, R ERA: 3.68	(7, 1) 2.1 W 7 0 0 0 1 0 0 0 0 0 0 0 4 4 0.00 3.000																					
Bruce Sutter, R ERA: 1.77	(9, 1) 0.1 S 2 1 0 0 1 0 0 0 0 0 0 0 0 4 4 0.00 3.000																					

Pittsburgh Pirates @ Chicago Cubs  
Wrigley Field, Chicago, IL  
Mon Aug 07 1978, 3:33 AM CDT  
Att: 18,615 - Unknown - 76 F

AB 36  
R 4  
H 10  
RBI 4  
BB 3  
SO 4  
LOB 18



Batter	1	2	3	4	5	6	7	8	9	AB	R	H	RBI	BB	SO	LOB	BOTTOM					
Ivan De Jesus, R OBP: 0.355, SLG: 0.368										2	1	0	0	1	0	0						
Mick Kelleher, R OBP: 0.353, SLG: 0.283										0	0	0	0	0	0	0						
Rodney Scott, S OBP: 0.410, SLG: 0.333										3	0	1	1	1	0	1						
Bill Buckner, L OBP: 0.331, SLG: 0.381										4	0	1	2	0	0	2						
Mike Vail, R OBP: 0.314, SLG: 0.435										4	1	1	0	0	1	3						
Greg Gross, L OBP: 0.313, SLG: 0.359										0	0	0	0	0	0	0						
Dave Kingman, R OBP: 0.302, SLG: 0.490										4	0	0	0	0	0	1						
Manny Trillo, R OBP: 0.326, SLG: 0.342										4	1	2	0	0	2	0						
Davey Johnson, R OBP: 0.302, SLG: 0.293										3	1	2	0	1	0	0						
Jerry White, S OBP: 0.329, SLG: 0.254										0	0	0	0	0	0	0						
Tim Blackwell, S OBP: 0.318, SLG: 0.118										3	1	0	0	1	0	3						
Bruce Sutter, R OBP: 0.231, SLG: 0.091										0	0	0	0	0	0	0						
Mike Krukow, R OBP: 0.238, SLG: 0.211										1	0	0	0	0	0	0						
Gene Carles, R OBP: 0.335, SLG: 0.339										0	0	0	0	0	0	0						
Larry Ginter, R OBP: 0.316, SLG: 0.343										1	0	1	0	0	2							
Willie Hernandez, L OBP: 0.302, SLG: 0.359										1	0	0	0	0	0	0						
Donnie Moore, L OBP: 0.200, SLG: 0.200										0	0	0	0	0	0	0						
Dave Rader, L OBP: 0.276, SLG: 0.292										0	0	0	0	0	0	0						
<b>Inning Stats</b>	R: 0 E: 0 K: 0 S: 4	H: 1 LOB: 1 BB: 0 P: 4	R: 0 E: 0 K: 0 S: 10	H: 2 LOB: 1 BB: 0 P: 12	R: 0 E: 1 K: 0 S: 4	H: 0 LOB: 1 BB: 0 P: 4	R: 5 E: 0 K: 1 S: 20	H: 3 LOB: 2 BB: 4 P: 39	R: 0 E: 0 K: 0 S: 7	H: 0 LOB: 0 BB: 0 P: 9	R: 0 E: 0 K: 0 S: 6	H: 0 LOB: 0 BB: 0 P: 9	R: 0 E: 0 K: 0 S: 9	H: 0 LOB: 0 BB: 0 P: 11	R: 0 E: 1 K: 1 S: 6	H: 1 LOB: 2 BB: 0 P: 6	R: 0 E: 0 K: 1 S: 6	H: 0 LOB: 0 BB: 0 P: 6	1B: 7 2B: 0 3B: 0 HR: 0	SF: 0 SAC: 1 DP: 1 HBP: 0	WP: 0 PB: 0 SB: 0 CS: 0	PA: 35
<b>PITCHER</b>	IP WLS BF H R ER SO BB IBB HBP BLK WP HR S P ERA WHIP																					
Jerry Reuss, L ERA: 7.29	(1, 1) 3.1 L 17 5 4 4 0 2 0 0 0 0 0 0 0 13 23 5.40 2.100																					
Ed Whitson, R ERA: 2.09	(4, 1) 1.2 8 1 1 1 2 2 0 0 0 0 0 0 13 23 0.00 0.000																					
Bruce Kison, R ERA: 2.68	(6, 1) 2.0 6 0 0 0 0 0 0 0 0 0 0 0 15 20 0.00 0.000																					
Kent Tekulve, R ERA: 2.14	(8, 1) 1.0 4 1 0 0 1 0 0 0 0 0 0 0 6 6 0.00 1.000																					

Pittsburgh Pirates @ Chicago Cubs  
Wrigley Field, Chicago, IL  
Mon Aug 07 1978, 3:33 AM CDT  
Att: 18,615 - Unknown - 76 F

AB 30  
R 5  
H 7  
RBI 4  
BB 4  
SO 3  
LOB 12





Batter	1	2	3	4	5	6	7	8	9	AB	R	H	RBI	BB	SO	LOB	TOP					
Frank Taveras, R OBP: 0.306, SLG: 0.351 (1, 6)	F9		SH1-3	2-1	1B	1B	P5			3	2	1	0	0	0	2						
Manny Sanguillen, R OBP: 0.302, SLG: 0.353 (1, 2)	6-3		FC4-2		K	1B		1-3		5	1	1	0	0	0	1						
Willie Stargell, L OBP: 0.377, SLG: 0.549 (1, 3)	1B		HR		HR	K		4-3		4	2	2	2	0	1	2						
Dave Parker, L OBP: 0.356, SLG: 0.520 (1, 9)	1-3		HR		HR	FC5-4		1B		5	2	5	3	0	0	0						
Bill Robinson, R OBP: 0.290, SLG: 0.388 Omar Moreno, L OBP: 0.317, SLG: 0.270 (1, 8) (7, 8)	K		L9		HR	FC5-4		4-3		3	1	0	0	0	1	1						
John Milner, L OBP: 0.371, SLG: 0.424 (1, 7)		3-1		F8	1B	HR		3-1		4	1	1	4	1	0	0						
Rennie Stennett, R OBP: 0.277, SLG: 0.319 (1, 4)	F8		P4		F7			F8		5	0	1	0	0	0	1						
Dale Berra, R OBP: 0.069, SLG: 0.037 (1, 5)	K		1B		5-3			CI		4	0	1	0	0	2	1						
Don Robinson, R OBP: 0.170, SLG: 0.208 Kent Tekulve, R OBP: 0.154, SLG: 0.154 (1, 1) (8, 1)			SH1-3	F8		F7		G3		4	0	2	0	0	0	2						
<b>Inning Stats</b>	R: 0 E: 0 K: 1 S: 10	H: 1 LOB: 2 BB: 0 P: 13	R: 0 E: 0 K: 1 S: 5	H: 0 LOB: 0 BB: 0 P: 5	R: 3 E: 0 K: 0 S: 10	H: 3 LOB: 0 BB: 0 P: 12	R: 0 E: 0 K: 0 S: 7	H: 1 LOB: 2 BB: 1 P: 12	R: 5 E: 0 K: 1 S: 9	H: 4 LOB: 0 BB: 1 P: 13	R: 1 E: 0 K: 1 S: 7	H: 2 LOB: 2 BB: 0 P: 8	R: 0 E: 1 K: 0 S: 5	H: 1 LOB: 2 BB: 0 P: 5	R: 0 E: 0 K: 1 S: 4	H: 1 LOB: 1 BB: 0 P: 4	R: 0 E: 0 K: 1 S: 6	H: 1 LOB: 1 BB: 0 P: 6	1B: 7 2B: 4 3B: 1 HR: 2	SF: 0 SAC: 1 DP: 0 HBP: 2	WP: 0 PB: 0 SB: 0 CS: 0	PA: 45
<b>PITCHER</b>	IP	WLS	BF	H	R	ER	SO	BB	IBB	HBP	BLK	WP	HR	S	P	ERA	WHIP					
Rick Reuschel, R ERA: 3.09 Willie Hernandez, L ERA: 4.15 Lynn McGlothen, R ERA: 3.71	4.1	L	23	8	6	6	3	1	0	1	0	0	1	38	48	12.46	2.077					
	5.1		9	3	3	3	1	0	1	1	0	0	1	9	14	20.25	2.250					
	3.1		14	3	0	0	1	0	0	0	0	0	0	16	16	0.00	0.900					

Pittsburgh Pirates @ Chicago Cubs  
Wrigley Field, Chicago, IL  
Tue Aug 08 1978, 3:33 AM CDT  
Att: 26,037 - Sunny - 84 F


AB 39  
R 9  
H 14  
RBI 9  
BB 2  
SO 5  
LOB 16



Batter	1	2	3	4	5	6	7	8	9	AB	R	H	RBI	BB	SO	LOB	BOTTOM					
Ivan De Jesus, R OBP: 0.357, SLG: 0.367 Mick Kelleher, R OBP: 0.353, SLG: 0.283 Mike Vail, R OBP: 0.311, SLG: 0.431 (1, 6) (9, 6) (9, PH)	F9		FC4		K2-3			1B	G5-4-3	3	1	1	0	1	1	0						
Greg Gross, L OBP: 0.312, SLG: 0.357 (1, 8)	1-3		FC4		6-3			FC4-6		4	1	1	1	0	0	1						
Bill Buckner, L OBP: 0.330, SLG: 0.379 (1, 3)	L8		2B		4-3			FC4-6		4	1	1	1	0	0	1						
Bobby Murcer, L OBP: 0.364, SLG: 0.396 (1, 9)	F8		2B		F7			P4		4	0	1	1	0	0	1						
Davey Johnson, R OBP: 0.309, SLG: 0.333 (1, 5)	1B		P6		F8			HR		4	1	2	2	0	0	2						
Dave Kingman, R OBP: 0.301, SLG: 0.486 (1, 7)	K		F7		K			1B		4	0	1	0	0	2	3						
Manny Trillo, R OBP: 0.328, SLG: 0.344 Rodney Scott, S OBP: 0.407, SLG: 0.331 (1, 4) (8, PH) (9, 4)					6-3			G4-6-3		3	0	2	0	0	0	0						
Dave Rader, L OBP: 0.276, SLG: 0.288 Larry Blittner, L OBP: 0.315, SLG: 0.361 (1, 2) (9, PH)					4-3			G4-6-3		1	0	0	0	0	0	0						
Rick Reuschel, R OBP: 0.160, SLG: 0.146 Willie Hernandez, L OBP: 0.317, SLG: 0.270 Lynn McGlothen, L OBP: 0.337, SLG: 0.264 (1, 1) (5, 1) (6, 1) (9, PH)			1B		K			G5-4-3		2	1	1	0	0	1	0						
<b>Inning Stats</b>	R: 0 E: 0 K: 0 S: 3	H: 0 LOB: 0 BB: 0 P: 3	R: 0 E: 0 K: 1 S: 8	H: 2 LOB: 2 BB: 0 P: 11	R: 2 E: 0 K: 0 S: 12	H: 4 LOB: 2 BB: 0 P: 13	R: 0 E: 0 K: 1 S: 5	H: 0 LOB: 0 BB: 0 P: 5	R: 0 E: 0 K: 1 S: 5	H: 0 LOB: 0 BB: 0 P: 5	R: 0 E: 0 K: 1 S: 3	H: 1 LOB: 0 BB: 0 P: 3	R: 3 E: 0 K: 0 S: 11	H: 3 LOB: 1 BB: 1 P: 18	R: 0 E: 0 K: 0 S: 3	H: 1 LOB: 0 BB: 0 P: 3	1B: 9 2B: 1 3B: 0 HR: 1	SF: 0 SAC: 0 DP: 2 HBP: 0	WP: 0 PB: 0 SB: 0 CS: 0	PA: 37		
<b>PITCHER</b>	IP	WLS	BF	H	R	ER	SO	BB	IBB	HBP	BLK	WP	HR	S	P	ERA	WHIP					
Don Robinson, R ERA: 3.56 Kent Tekulve, R ERA: 2.11	7.2	W	32	9	5	5	4	1	0	0	0	0	1	45	53	5.87	1.304					
	1.1		5	2	0	0	0	0	0	0	0	0	0	10	13	0.00	1.500					

Pittsburgh Pirates @ Chicago Cubs  
Wrigley Field, Chicago, IL  
Tue Aug 08 1978, 3:33 AM CDT  
Att: 26,037 - Sunny - 84 F

AB 36  
R 5  
H 11  
RBI 5  
BB 1  
SO 4  
LOB 13





Batter	1	2	3	4	5	6	7	8	9	AB	R	H	RBI	BB	SO	LOB	TOP					
Frank Taveras, R (1,6) OBP: 0.305, SLG: 0.352	F8		4-3 2B		P8			4-3		4	1	1	0	0	0	0	Pittsburgh Pirates @ Chicago Cubs Wrigley Field, Chicago, IL Wed Aug 09 1978, 3:33 AM CDT Att: 23,310 - Sunny - 78 F					
Manny Sanguillen, R (1,2) OBP: 0.358, SLG: 0.364	1B		4-3			K		G4-6-3 1B		4	1	2	0	0	1	1						
Willie Stargell, L (1,3) OBP: 0.376, SLG: 0.548	1B		4-3			2B		G4-6-3 1B		4	1	2	2	0	0	1						
Dave Parker, L (1,9) OBP: 0.358, SLG: 0.522	1B		5-3			2B		K		4	1	2	0	0	1	0						
Bill Robinson, R (1,8) OBP: 0.289, SLG: 0.390	F7				P3			K		4	0	1	2	0	1	2						
John Milner, L (1,7) OBP: 0.364, SLG: 0.416	3-1				1-3			L9		4	0	0	0	0	0	3						
Rennie Stennett, R (1,4) OBP: 0.274, SLG: 0.316			F7		L7			6-3		3	0	0	0	0	0	0						
Dale Berra, R (1,5) OBP: 0.063, SLG: 0.033			F7			K		K		3	0	0	0	0	2	0						
Jim Rooker, R (1,1) OBP: 0.209, SLG: 0.310			F9			4-3		K		2	0	0	0	0	0	0						
Ed Whitson, R (5,1) OBP: 0.222, SLG: 0.222										0	0	0	0	0	0	0						
Duffy Dyer, R (7,PH) OBP: 0.327, SLG: 0.304										1	0	0	0	0	1	0						
Grant Jackson, S (7,1) OBP: 0.250, SLG: 0.250										0	0	0	0	0	0	0						
<b>Inning Stats</b>	R: 1 E: 0 K: 0 S: 6	H: 3 LOB: 2 BB: 0 P: 6	R: 0 E: 0 K: 0 S: 3	H: 0 LOB: 0 BB: 0 P: 3	R: 1 E: 0 K: 0 S: 4	H: 1 LOB: 0 BB: 0 P: 4	R: 0 E: 0 K: 0 S: 3	H: 0 LOB: 0 BB: 0 P: 3	R: 0 E: 0 K: 1 S: 5	H: 3 LOB: 0 BB: 0 P: 5	R: 0 E: 0 K: 1 S: 7	H: 0 LOB: 0 BB: 0 P: 7	R: 0 E: 0 K: 2 S: 7	H: 0 LOB: 0 BB: 0 P: 7	R: 0 E: 0 K: 0 S: 3	H: 1 LOB: 0 BB: 0 P: 3	R: 0 E: 0 K: 2 S: 8	H: 0 LOB: 0 BB: 0 P: 10	1B: 4 2B: 4 3B: 0 HR: 0	SF: 0 SAC: 0 DP: 1 HBP: 0	WP: 0 PB: 0 SB: 0 CS: 1	PA: 33
<b>PITCHER</b> Dave Roberts, L (1,1) ERA: 4.95	IP: 9.0 WLS: W BF: 33 H: 8 R: 4 ER: 4 SO: 6 BB: 0 IBB: 0 HBP: 0 BLK: 0 WP: 0 HR: 0 S: 46 P: 48 ERA: 4.00 WHIP: 0.889															<b>PITCHER</b>						

Batter	1	2	3	4	5	6	7	8	9	AB	R	H	RBI	BB	SO	LOB	BOTTOM			
Ivan De Jesus, R (1,6) OBP: 0.355, SLG: 0.365	L9	P7			HBP 2B	5-3		FC2-6 1B		5	1	1	0	0	0	2	Pittsburgh Pirates @ Chicago Cubs Wrigley Field, Chicago, IL Wed Aug 09 1978, 3:33 AM CDT Att: 23,310 - Sunny - 78 F			
Rodney Scott, S (1,8) OBP: 0.417, SLG: 0.342	BB				2B			L3		2	2	1	1	1	1	0				
Gene Clines, R (8,7) OBP: 0.333, SLG: 0.337	BB				2B					1	0	0	0	0	0	1				
Bill Buckner, L (1,3) OBP: 0.336, SLG: 0.384	BB				2B					2	0	1	3	2	0	0				
Larry Bittnner, L (6,PR) OBP: 0.317, SLG: 0.364	BB				F8					1	0	1	0	0	0	0				
Mike Vail, R (1,9) OBP: 0.315, SLG: 0.446	BB				F8			K		5	0	2	1	0	1	5				
Davey Johnson, R (1,5) OBP: 0.316, SLG: 0.327	BB									2	0	0	0	2	1	1				
Mick Kelleher, R (7,PR) OBP: 0.353, SLG: 0.283	BB									0	0	0	0	0	0	0				
Dave Kingman, R (1,7) OBP: 0.297, SLG: 0.478					F9			L7		4	0	0	0	0	2	6				
Jerry White, S (8,8) OBP: 0.337, SLG: 0.264	K				K					0	0	0	0	0	0	0				
Manny Trillo, R (1,4) OBP: 0.325, SLG: 0.340	6-3				F8			F3		4	0	0	0	0	0	7				
Tim Blackwell, S (1,2) OBP: 0.269, SLG: 0.095		5-3			K			E6 2B		4	1	0	0	0	1	2				
Dave Roberts, L (1,1) OBP: 0.370, SLG: 0.523		4-3			HBP 2B			G3		4	1	2	0	0	0	1				
<b>Inning Stats</b>	R: 1 E: 0 K: 1 S: 6	H: 1 LOB: 3 BB: 3 P: 18	R: 0 E: 0 K: 0 S: 3	H: 0 LOB: 0 BB: 0 P: 3	R: 0 E: 0 K: 2 S: 11	H: 1 LOB: 1 BB: 0 P: 13	R: 0 E: 0 K: 1 S: 8	H: 0 LOB: 0 BB: 0 P: 9	R: 3 E: 0 K: 1 S: 8	H: 3 LOB: 2 BB: 1 P: 13	R: 1 E: 1 K: 0 S: 9	H: 1 LOB: 2 BB: 1 P: 16	R: 0 E: 1 K: 0 S: 4	H: 0 LOB: 2 BB: 0 P: 4	R: 0 E: 0 K: 1 S: 8	H: 2 LOB: 2 BB: 0 P: 9	1B: 5 2B: 2 3B: 1 HR: 0	SF: 0 SAC: 0 DP: 0 HBP: 1	WP: 0 PB: 0 SB: 0 CS: 0	PA: 40
<b>PITCHER</b> Jim Rooker, L (1,1) ERA: 4.51	IP: 4.1 WLS: L BF: 23 H: 5 R: 4 ER: 4 SO: 4 BB: 4 IBB: 0 HBP: 1 BLK: 0 WP: 0 HR: 0 S: 32 P: 52 ERA: 8.31 WHIP: 2.077															<b>PITCHER</b>				
Ed Whitson, R (5,1) ERA: 2.02	1.2 L 8 1 1 0 1 0 1 0 0 13 20 0.00 0.600																			
Grant Jackson, L (7,1) ERA: 2.61	2.0 9 2 0 0 1 0 0 0 0 1 12 13 0.00 1.000																			





Batter	1	2	3	4	5	6	7	8	9	AB	R	H	RBI	BB	SO	LOB	TOP			
Frank Taveras, R (1, 6) OBP: 0.305, SLG: 0.353	F7							F9		4	0	1	0	0	0	0	Pittsburgh Pirates @ Philadelphia Phillies Veterans Stadium, Philadelphia, PA Thu Aug 10 1978, 7:05 PM EDT Att: 34,672 - Unknown			
Manny Sanguillen, R (1, 2) OBP: 0.391, SLG: 0.354	5-3		G3					F9	F8	4	0	0	0	0	0	1				
Willie Stargell, L (1, 3) OBP: 0.377, SLG: 0.544	K								K	4	0	1	0	0	2	0				
Dave Parker, L (1, 9) OBP: 0.359, SLG: 0.530		HR							K	4	1	2	1	0	1	1				
Bill Robinson, R (1, 5) OBP: 0.286, SLG: 0.385	1-3								K	4	0	0	0	0	0	2				
John Milner, L (1, 7) OBP: 0.364, SLG: 0.415	4-3									3	0	1	0	0	1	0				
Rennie Stennett, R (1, 4) OBP: 0.274, SLG: 0.316	F8									3	0	1	0	0	0	2				
Omar Moreno, L (1, 8) OBP: 0.314, SLG: 0.268			F8							3	0	0	0	0	0	1				
Bert Blyleven, R (1, 1) OBP: 0.143, SLG: 0.145										2	0	0	0	0	0	0				
Ed Ott, L (8, PH) OBP: 0.284, SLG: 0.358			G3							1	0	0	0	0	0	0				
Grant Jackson, S (8, 1) OBP: 0.250, SLG: 0.250										0	0	0	0	0	0	0				
<b>Inning Stats</b>	R: 0 E: 0 K: 1 S: 5	H: 0 LOB: 0 BB: 0 P: 5	R: 1 E: 0 K: 0 S: 4	H: 1 LOB: 0 BB: 0 P: 4	R: 0 E: 0 K: 0 S: 4	H: 1 LOB: 1 BB: 0 P: 4	R: 0 E: 0 K: 0 S: 3	H: 0 LOB: 0 BB: 0 P: 3	R: 0 E: 0 K: 1 S: 5	H: 1 LOB: 0 BB: 0 P: 5	R: 0 E: 0 K: 0 S: 3	H: 0 LOB: 2 BB: 0 P: 7	R: 0 E: 0 K: 0 S: 3	H: 0 LOB: 0 BB: 0 P: 3	R: 0 E: 0 K: 1 S: 6	H: 1 LOB: 1 BB: 0 P: 6	1B: 4 2B: 1 3B: 0 HR: 1	SF: 0 SAC: 0 DP: 1 HBP: 0	WP: 0 PB: 0 SB: 0 CS: 0	PA: 32
<b>PITCHER</b> Dick Ruthven, R (1, 1) ERA: 3.13	IP: 9.0 WLS: W BF: 32 H: 6 R: 1 ER: 1 SO: 4 BB: 0 IBB: 0 HBP: 0 BLK: 0 WP: 0 HR: 1 S: 40 P: 40 ERA: 1.00 WHIP: 0.667															<b>PITCHER</b>				

Batter	1	2	3	4	5	6	7	8	9	AB	R	H	RBI	BB	SO	LOB	BOTTOM			
Bake McBride, L (1, 9) OBP: 0.308, SLG: 0.342	K							4-3		4	0	0	0	0	1	1	Pittsburgh Pirates @ Philadelphia Phillies Veterans Stadium, Philadelphia, PA Thu Aug 10 1978, 7:05 PM EDT Att: 34,672 - Unknown			
Larry Bowa, S (1, 6) OBP: 0.321, SLG: 0.378	G3							P5		4	1	2	1	0	0	0				
Richie Hebner, L (1, 3) OBP: 0.378, SLG: 0.475	K									2	0	0	0	1	1	1				
Greg Luzinski, R (1, 7) OBP: 0.384, SLG: 0.525										3	0	0	0	0	3	3				
Jerry Martin, R (9, 7) OBP: 0.359, SLG: 0.487										0	0	0	0	0	0	0				
Mike Schmidt, R (1, 5) OBP: 0.358, SLG: 0.430										3	0	1	1	0	0	1				
Garry Maddox, R (1, 8) OBP: 0.330, SLG: 0.408										3	0	0	0	0	0	2				
Bob Boone, R (1, 2) OBP: 0.341, SLG: 0.434										3	0	0	0	0	1	1				
Ted Sizemore, R (1, 4) OBP: 0.274, SLG: 0.251										3	1	1	0	0	1	0				
Dick Ruthven, R (1, 1) OBP: 0.200, SLG: 0.265										3	1	1	1	0	1	0				
<b>Inning Stats</b>	R: 0 E: 0 K: 2 S: 7	H: 0 LOB: 0 BB: 0 P: 7	R: 0 E: 0 K: 1 S: 5	H: 0 LOB: 1 BB: 0 P: 6	R: 2 E: 0 K: 1 S: 8	H: 3 LOB: 1 BB: 0 P: 8	R: 0 E: 0 K: 0 S: 3	H: 0 LOB: 0 BB: 0 P: 3	R: 0 E: 0 K: 1 S: 5	H: 0 LOB: 0 BB: 0 P: 5	R: 1 E: 0 K: 1 S: 7	H: 2 LOB: 1 BB: 0 P: 7	R: 0 E: 0 K: 1 S: 5	H: 0 LOB: 0 BB: 0 P: 5	R: 0 E: 0 K: 1 S: 5	H: 0 LOB: 1 BB: 1 P: 9	1B: 2 2B: 2 3B: 1 HR: 0	SF: 0 SAC: 1 DP: 0 HBP: 1	WP: 0 PB: 0 SB: 1 CS: 0	PA: 31
<b>PITCHER</b> Bert Blyleven, R (1, 1) ERA: 3.48	IP: 7.0 WLS: L BF: 27 H: 5 R: 3 ER: 3 SO: 7 BB: 0 IBB: 0 HBP: 1 BLK: 0 WP: 0 HR: 0 S: 40 P: 41 ERA: 3.86 WHIP: 0.714															<b>PITCHER</b>				
Grant Jackson, L (8, 1) ERA: 2.96	IP: 1.0 WLS: L BF: 4 H: 0 R: 0 ER: 0 SO: 1 BB: 1 IBB: 0 HBP: 0 BLK: 0 WP: 0 HR: 0 S: 5 P: 9 ERA: 0.00 WHIP: 1.000															<b>PITCHER</b>				



Batter	1	2	3	4	5	6	7	8	9	AB	R	H	RBI	BB	SO	LOB	TOP																			
Frank Taveras, R OBP: 0.304, SLG: 0.357	6-3		2B		K		K			4	1	1	1	0	2	0	Pittsburgh Pirates @ Philadelphia Phillies Veterans Stadium, Philadelphia, PA Fri Aug 11 1978, 7:05 PM EDT Att: 35,101 - Unknown																			
Manny Sanguillen, R OBP: 0.302, SLG: 0.370	2B		2B		F9			F9		4	0	2	1	0	0	0																				
Willie Stargell, L OBP: 0.376, SLG: 0.539 Steve Brye, R OBP: 0.282, SLG: 0.303	4-3		K		HR		K			2	0	0	0	1	1	2																				
Dave Parker, L OBP: 0.358, SLG: 0.535	6-3		K		HR		F8			4	1	1	2	0	1	2																				
Bill Robinson, R OBP: 0.283, SLG: 0.381					F7		K			4	0	0	0	0	2	1																				
John Milner, L OBP: 0.362, SLG: 0.411	4-3						4-3			4	0	1	0	0	0	1																				
Rennie Stennett, R OBP: 0.271, SLG: 0.312	4-3				P6		G3			4	0	0	0	0	0	2																				
Dale Berra, R OBP: 0.086, SLG: 0.061			3B		F9			P6		3	1	1	0	0	0	1																				
Bruce Kison, R OBP: 0.071, SLG: 0.071 Dave Hamilton, L			K		4-3		K			1	0	0	0	0	1	1																				
Jerry Reuss, L OBP: 0.154, SLG: 0.231										1	0	0	0	0	0	0																				
Inning Stats	R: 0 E: 0 K: 0 S: 4	H: 1 LOB: 1 BB: 0 P: 4	R: 0 E: 0 K: 1 S: 5	H: 0 LOB: 0 BB: 0 P: 5	R: 2 E: 0 K: 3 S: 12	H: 3 LOB: 1 BB: 0 P: 12	R: 0 E: 0 K: 0 S: 4	H: 1 LOB: 1 BB: 0 P: 4	R: 0 E: 0 K: 1 S: 5	H: 0 LOB: 0 BB: 0 P: 5	R: 2 E: 0 K: 1 S: 6	H: 1 LOB: 1 BB: 1 P: 10	R: 0 E: 0 K: 2 S: 7	H: 0 LOB: 0 BB: 0 P: 7	R: 0 E: 0 K: 1 S: 5	H: 0 LOB: 0 BB: 0 P: 5	R: 0 E: 0 K: 0 S: 3	H: 0 LOB: 0 BB: 0 P: 3	1B: 2 2B: 2 3B: 1 HR: 1	SF: 0 SAC: 0 DP: 0 HBP: 0	WP: 0 PB: 0 SB: 0 CS: 0	PA: 34														
PITCHER	IP	WLS	BF	H	R	ER	SO	BB	IBB	HBP	BLK	WP	HR	S	P	ERA	WHIP	PITCHER		IP	WLS	BF	H	R	ER	SO	BB	IBB	HBP	BLK	WP	HR	S	P	ERA	WHIP
Steve Carlton, L ERA: 3.16	(1, 1)	8.0	W	31	6	4	4	9	1	0	0	0	1	48	52	4.50	0.875																			
Rawly Eastwick, R ERA: 3.1	(9, 1)	1.0		3	0	0	0	0	0	0	0	0	0	3	3	0.00	0.000																			

AB	33
R	4
H	6
RBI	4
BB	1
SO	9
LOB	10



Batter	1	2	3	4	5	6	7	8	9	AB	R	H	RBI	BB	SO	LOB	BOTTOM																			
Bake McBride, L OBP: 0.315, SLG: 0.355 Orlando Gonzalez, L OBP: 0.214, SLG: 0.154	HR		1B		F9	1B				3	3	2	2	2	0	0	Pittsburgh Pirates @ Philadelphia Phillies Veterans Stadium, Philadelphia, PA Fri Aug 11 1978, 7:05 PM EDT Att: 35,101 - Unknown																			
Larry Bowa, S OBP: 0.324, SLG: 0.382 Bud Harrelson, S OBP: 0.322, SLG: 0.205	B1-3		1B		K	1B				3	1	2	2	0	0	0																				
Richie Hebner, L OBP: 0.381, SLG: 0.477	1B		FC3-6			F9				5	1	3	1	0	0	1																				
Greg Luzinski, R OBP: 0.389, SLG: 0.536	HBP		1B			HR		G1-4-3		4	2	3	1	0	0	1																				
Mike Schmidt, R OBP: 0.359, SLG: 0.426 Jim Morrison, R OBP: 0.245, SLG: 0.281	F7		1B		F9	1B		G1-4-3		3	2	0	0	2	0	3																				
Garry Maddox, R OBP: 0.328, SLG: 0.406 Jerry Martin, R OBP: 0.358, SLG: 0.485	F7		SF8		F7	F9		F2		4	1	1	2	0	0	3																				
Tim McCarver, L OBP: 0.323, SLG: 0.387 Barry Foote, R OBP: 0.190, SLG: 0.171			SF8			E3		F9		2	1	0	1	1	0	1																				
Ted Sizemore, R OBP: 0.277, SLG: 0.251	5-3		1B		P6	2B		F2		4	2	1	1	1	0	1																				
Steve Carlton, L OBP: 0.323, SLG: 0.387 Jose Cardenal, R OBP: 0.323, SLG: 0.411 Rawly Eastwick, R	F9		1B			G3		1-3		4	2	2	3	0	0	0																				
Inning Stats	R: 1 E: 0 K: 0 S: 5	H: 2 LOB: 2 BB: 0 P: 6	R: 0 E: 0 K: 0 S: 3	H: 0 LOB: 0 BB: 0 P: 3	R: 9 E: 1 K: 0 S: 10	H: 7 LOB: 1 BB: 3 P: 22	R: 0 E: 0 K: 0 S: 3	H: 0 LOB: 1 BB: 1 P: 7	R: 0 E: 0 K: 1 S: 5	H: 0 LOB: 0 BB: 0 P: 5	R: 5 E: 1 K: 0 S: 8	H: 5 LOB: 3 BB: 2 P: 16	R: 0 E: 0 K: 0 S: 3	H: 1 LOB: 0 BB: 0 P: 3	R: 0 E: 0 K: 0 S: 3	H: 0 LOB: 0 BB: 0 P: 3		1B: 11 2B: 2 3B: 0 HR: 2	SF: 1 SAC: 0 DP: 1 HBP: 1	WP: 1 PB: 0 SB: 1 CS: 0	PA: 45															
PITCHER	IP	WLS	BF	H	R	ER	SO	BB	IBB	HBP	BLK	WP	HR	S	P	ERA	WHIP	PITCHER		IP	WLS	BF	H	R	ER	SO	BB	IBB	HBP	BLK	WP	HR	S	P	ERA	WHIP
Bruce Kison, R ERA: 3.67	(1, 1)		17	5	7	7	0	3	0	1	0	0	1	13	26	23.62	3.000																			
Dave Hamilton, L ERA: 5.05	(3, 1)	3.0		7	8	4	1	2	0	0	0	0	1	19	27	12.00	3.000																			
Jerry Reuss, L ERA: 6.94	(6, 1)	2.1		3	0	0	0	1	0	0	0	1	0	8	12	0.00	1.714																			





Batter	1	2	3	4	5	6	7	8	9	AB	R	H	RBI	BB	SO	LOB	TOP		
Frank Taveras, R OBP: 0.302, SLG: 0.354	4-3		K		F9			4-3		4	0	0	0	0	1	0	Pittsburgh Pirates @ Philadelphia Phillies Veterans Stadium, Philadelphia, PA Sat Aug 12 1978, 3:33 AM EDT Att: 30,110 - Unknown		
Manny Sanguillen, R OBP: 0.310, SLG: 0.370	3-1 1B		F9		P4			G5-4-3 BB	3	0	1	0	1	0	0				
Bill Robinson, R OBP: 0.285, SLG: 0.391	3-1 1B		HR		P4			G5-4-3	4	1	2	1	0	0	1				
Dave Parker, L OBP: 0.355, SLG: 0.529	3-1		F8		K			K	4	0	0	0	0	2	2				
Rennie Stennett, R OBP: 0.269, SLG: 0.309	G3			6-3				1-3	3	0	0	0	0	0	2				
John Milner, L OBP: 0.361, SLG: 0.408		4-3		4-3				G4-6-3 BB	2	0	0	0	1	0	0				
Duffy Dyer, R OBP: 0.321, SLG: 0.297		P3		4-3				G4-6-3	3	0	0	0	0	0	1				
Dale Berra, R OBP: 0.079, SLG: 0.056		E6			5-3			F8	3	0	0	0	0	0	0				
Jim Bibby, R OBP: 0.185, SLG: 0.120					4-3			6-3	1	0	0	0	0	1	1				
Steve Brye, R OBP: 0.279, SLG: 0.300									1	0	0	0	0	0	0				
Ed Whitson, R OBP: 0.222, SLG: 0.222									0	0	0	0	0	0	0				
Mario Mendoza, R OBP: 0.314, SLG: 0.326									1	0	0	0	0	0	0				
Grant Jackson, S OBP: 0.250, SLG: 0.250									0	0	0	0	0	0	0				
<b>Inning Stats</b>	R: 0 E: 0 K: 0 S: 5	H: 2 LOB: 2 BB: 0 P: 5	R: 0 E: 1 K: 1 S: 6	H: 0 LOB: 1 BB: 0 P: 6	R: 1 E: 0 K: 1 S: 6	H: 1 LOB: 0 BB: 0 P: 6	R: 0 E: 0 K: 0 S: 3	H: 0 LOB: 0 BB: 0 P: 3	R: 0 E: 0 K: 1 S: 5	H: 0 LOB: 0 BB: 0 P: 5	R: 0 E: 0 K: 0 S: 2	H: 0 LOB: 0 BB: 1 P: 6	R: 0 E: 0 K: 0 S: 3	H: 0 LOB: 0 BB: 0 P: 3	R: 0 E: 0 K: 1 S: 4	H: 0 LOB: 0 BB: 1 P: 8	1B: 2 2B: 0 3B: 0 HR: 1	SF: 0 SAC: 0 DP: 2 HBP: 0	WP: 0 PA: 31 PB: 0 SB: 0 CS: 0
<b>PITCHER</b>	IP WLS BF H R ER SO BB IBB HBP BLK WP HR S P ERA WHIP	8.0 W 28 3 1 1 3 1 0 0 0 0 1 33 37 1.12 0.500	1.0 3 0 0 0 1 1 0 0 0 0 0 4 8 0.00 1.000																

AB	29
R	1
H	3
RBI	1
BB	2
SO	4
LOB	7



Batter	1	2	3	4	5	6	7	8	9	AB	R	H	RBI	BB	SO	LOB	BOTTOM		
Bake McBride, L OBP: 0.314, SLG: 0.353	K		S FC5		F7			F7		5	1	1	0	0	1	3	Pittsburgh Pirates @ Philadelphia Phillies Veterans Stadium, Philadelphia, PA Sat Aug 12 1978, 3:33 AM EDT Att: 30,110 - Unknown		
Jerry Martin, R OBP: 0.358, SLG: 0.485			1B		F7			F7	0	0	0	0	0	0	0				
Larry Bowa, S OBP: 0.325, SLG: 0.389	F8		F7		1B			E5	4	2	2	1	0	0	1				
Bud Harrelson, S OBP: 0.318, SLG: 0.203			1-3	2H	2B			1B	1	0	0	0	0	0	0				
Richie Hebner, L OBP: 0.387, SLG: 0.482	1B		F9		1B			HR	5	1	4	2	0	0	1				
Greg Luzinski, R OBP: 0.391, SLG: 0.543	1B		2H		1B			2-3	4	2	2	2	1	1	3				
Otlando Gonzalez, L OBP: 0.214, SLG: 0.154	1-2		FC5 BB		G1			K	0	0	0	0	0	0	0				
Mike Schmidt, R OBP: 0.359, SLG: 0.423	K		E BB		1-2			HR	3	1	0	0	2	2	4				
Gary Maddox, R OBP: 0.332, SLG: 0.410		4-0	FC5		FC4-6			F7	4	1	2	1	1	1	2				
Warren Brusstar, R OBP: 0.333, SLG: 0.667			S BB		K			HR	0	0	0	0	0	0	0				
Bob Boone, R OBP: 0.342, SLG: 0.444	K		1-3 2H 3H		L8			1B	5	1	2	2	0	1	4				
Ted Sizemore, R OBP: 0.275, SLG: 0.246	F8		1-2		1B			HR	4	1	0	0	1	1	4				
Randy Lerch, L OBP: 0.227, SLG: 0.256			SH1-4		FC4-6			K	3	0	1	1	0	1	1				
Jim Morrison, R OBP: 0.243, SLG: 0.278	K		1-2		SH1-4			F7	1	0	0	0	0	1	1				
<b>Inning Stats</b>	R: 0 E: 0 K: 2 S: 9	H: 2 LOB: 2 BB: 0 P: 9	R: 0 E: 0 K: 2 S: 7	H: 0 LOB: 1 BB: 1 P: 11	R: 2 E: 1 K: 0 S: 5	H: 1 LOB: 2 BB: 2 P: 13	R: 2 E: 0 K: 0 S: 5	H: 2 LOB: 1 BB: 1 P: 9	R: 1 E: 0 K: 1 S: 7	H: 2 LOB: 2 BB: 1 P: 11	R: 5 E: 0 K: 1 S: 10	H: 5 LOB: 0 BB: 0 P: 10	R: 0 E: 1 K: 2 S: 9	H: 1 LOB: 2 BB: 0 P: 9	R: 0 E: 0 K: 1 S: 6	H: 1 LOB: 1 BB: 0 P: 6	1B: 9 2B: 2 3B: 1 HR: 2	SF: 0 SAC: 1 DP: 0 HBP: 0	WP: 0 PA: 45 PB: 0 SB: 4 CS: 0
<b>PITCHER</b>	IP WLS BF H R ER SO BB IBB HBP BLK WP HR S P ERA WHIP	4.0 L 22 8 6 6 4 1 0 0 0 0 0 2 26 30 6.75 2.250	3.0 19 8 6 6 4 1 0 0 0 0 0 2 26 30 18.00 3.000	1.0 4 1 0 0 1 0 0 0 0 0 0 6 6 0.00 1.000															

AB	39
R	10
H	14
RBI	9
BB	5
SO	9
LOB	24









Batter	1	2	3	4	5	6	7	8	9	AB	R	H	RBI	BB	SO	LOB	TOP					
<b>Pete Rose, S</b> OBP: 0.363, SLG: 0.427 (1, 5)	F8		F3		G4-6-3		4-3			4	0	0	0	1	0	3	<b>Cincinnati Reds @ Pittsburgh Pirates</b> Three Rivers Stadium, Pittsburgh, PA Mon Aug 14 1978, 7:05 PM EDT Att: 26,514 - Unknown					
<b>Ken Griffey, L</b> OBP: 0.338, SLG: 0.403 (1, 9)	4-3		F5		5-3		4-3 WP	4-3		5	0	1	1	0	0	4						
<b>Joe Morgan, L</b> OBP: 0.375, SLG: 0.411 (1, 4)			4-3				F7	4-3		5	0	1	0	0	1	1						
<b>George Foster, R</b> OBP: 0.364, SLG: 0.540 (1, 7)	F7				F9			L8		5	1	1	0	0	1	2						
<b>Johnny Bench, R</b> OBP: 0.336, SLG: 0.489 <b>Vic Correll, R</b> OBP: 0.275, SLG: 0.325 (6, 2)							6-3			3	0	2	0	0	0	1						
<b>Dave Concepcion, R</b> OBP: 0.360, SLG: 0.433 (1, 6)										2	0	0	0	0	0	0						
<b>Ken Henderson, S</b> OBP: 0.299, SLG: 0.336 (1, 8)										4	2	3	2	0	0	1						
<b>Dan Driessen, L</b> OBP: 0.363, SLG: 0.445 (1, 3)										3	0	1	0	1	1	3						
<b>Paul Moskau, R</b> OBP: 0.283, SLG: 0.354 <b>Junjo Hernandez, R</b> OBP: 0.354, SLG: 0.252 <b>Pedro Borbon, R</b> OBP: 0.222, SLG: 0.222 <b>Rick Augustus, R</b> OBP: 0.263, SLG: 0.333 <b>Manny Sarmiento, R</b> OBP: 0.226, SLG: 0.291 <b>Ray Knight, R</b> OBP: 0.337, SLG: 0.505 <b>Mike Lum, L</b> OBP: 0.307, SLG: 0.505 <b>Dave Tomlin, L</b> OBP: 0.250, SLG: 0.250 (8, 1)										1	0	0	0	0	0	2						
<b>Inning Stats</b>	R: 0 E: 0 K: 0 S: 4	H: 1 LOB: 1 BB: 0 P: 4	R: 0 E: 0 K: 1 S: 6	H: 1 LOB: 2 BB: 1 P: 10	R: 0 E: 0 K: 0 S: 3	H: 0 LOB: 0 BB: 0 P: 3	R: 0 E: 0 K: 0 S: 4	H: 2 LOB: 1 BB: 0 P: 4	R: 0 E: 0 K: 0 S: 3	H: 1 LOB: 1 BB: 1 P: 7	R: 2 E: 0 K: 0 S: 6	H: 3 LOB: 1 BB: 0 P: 6	R: 1 E: 0 K: 0 S: 5	H: 2 LOB: 1 BB: 0 P: 5	R: 1 E: 0 K: 0 S: 6	H: 3 LOB: 3 BB: 1 P: 10		R: 0 E: 0 K: 2 S: 7	H: 0 LOB: 0 BB: 0 P: 7	1B: 9 2B: 3 3B: 0 HR: 1	SF: 0 SAC: 0 DP: 2 HBP: 0	WP: 1 PB: 0 SB: 1 CS: 0
<b>PITCHER</b>	IP WLS BF H R ER SO BB IBB HBP BLK WP HR S P ERA WHIP																					
<b>Jim Rooker, L</b> ERA: 4.44 <b>Grant Jackson, L</b> ERA: 2.77 <b>Kent Tekulve, R</b> ERA: 2.08 (8, 1)	6.0 W 26 8 2 2 1 2 0 0 0 0 0 0 26 34 3.00 1.667																					

AB	38
R	4
H	13
RBI	4
BB	3
SO	3
LOB	19



Batter	1	2	3	4	5	6	7	8	9	AB	R	H	RBI	BB	SO	LOB	BOTTOM					
<b>Frank Taveras, R</b> OBP: 0.307, SLG: 0.359 (1, 6)		F8				F3				4	2	0	1	0	0	<b>Cincinnati Reds @ Pittsburgh Pirates</b> Three Rivers Stadium, Pittsburgh, PA Mon Aug 14 1978, 7:05 PM EDT Att: 26,514 - Unknown						
<b>Omar Moreno, L</b> OBP: 0.322, SLG: 0.283 (1, 8)										5	3	3	1	0	2		1					
<b>Dave Parker, L</b> OBP: 0.356, SLG: 0.541 (1, 9)										4	1	2	3	0	0		1					
<b>John Milner, L</b> OBP: 0.364, SLG: 0.408 (1, 3)										3	1	1	2	0	0		0					
<b>Bill Robinson, R</b> OBP: 0.287, SLG: 0.395 (1, 7)										3	0	1	0	0	0		1					
<b>Manny Sanguillen, R</b> OBP: 0.306, SLG: 0.358 (1, 2)										4	0	1	1	0	0		1					
<b>Rennie Stennett, R</b> OBP: 0.274, SLG: 0.314 (1, 4)										3	0	2	0	1	0		0					
<b>Phil Garner, R</b> OBP: 0.331, SLG: 0.381 (1, 5)										4	0	0	0	0	0		6					
<b>Jim Rooker, R</b> OBP: 0.196, SLG: 0.289 <b>Grant Jackson, S</b> OBP: 0.250, SLG: 0.250 <b>Kent Tekulve, R</b> OBP: 0.143, SLG: 0.143 (8, 1)										3	0	0	0	0	1		4					
<b>Inning Stats</b>	R: 3 E: 0 K: 1 S: 9	H: 4 LOB: 3 BB: 1 P: 14	R: 2 E: 0 K: 0 S: 5	H: 2 LOB: 0 BB: 0 P: 5	R: 0 E: 0 K: 0 S: 3	H: 0 LOB: 0 BB: 0 P: 3	R: 2 E: 0 K: 0 S: 6	H: 3 LOB: 1 BB: 0 P: 6	R: 0 E: 0 K: 0 S: 4	H: 1 LOB: 1 BB: 0 P: 4	R: 0 E: 0 K: 1 S: 5	H: 0 LOB: 0 BB: 0 P: 5	R: 0 E: 0 K: 0 S: 5	H: 2 LOB: 2 BB: 0 P: 5	R: 0 E: 0 K: 1 S: 4		H: 0 LOB: 0 BB: 1 P: 8	R: 0 E: 0 K: 1 S: 4	H: 0 LOB: 0 BB: 1 P: 8	1B: 8 2B: 3 3B: 0 HR: 1	SF: 1 SAC: 0 DP: 0 HBP: 1	WP: 0 PB: 0 SB: 0 CS: 1
<b>PITCHER</b>	IP WLS BF H R ER SO BB IBB HBP BLK WP HR S P ERA WHIP																					
<b>Paul Moskau, R</b> ERA: 4.13 <b>Pedro Borbon, R</b> ERA: 4.49 <b>Manny Sarmiento, R</b> ERA: 3.27 <b>Dave Tomlin, L</b> ERA: 5.33 (8, 1)	4.0 L 23 7 1 0 0 1 0 0 0 0 0 0 9 9 0.00 0.500																					





Batter	1	2	3	4	5	6	7	8	9	10	AB	R	H	RBI	BB	SO	LOB	TOP						
<b>Pete Rose, S</b> OBP: 0.365, SLG: 0.431 (1.5)	L4		E 4-3 2B		5-3		FC4-6 1B		2H 1B		5	1	3	1	0	0	0	Cincinnati Reds @ Pittsburgh Pirates Three Rivers Stadium, Pittsburgh, PA Tue Aug 15 1978, 7:05 PM EDT Att: 16,400 - Unknown						
<b>Ken Griffey, L</b> OBP: 0.340, SLG: 0.400 (1.9)	S BB		4-3				FC4-6 BLK		4-3		3	0	0	1	2	0	4							
<b>Joe Morgan, L</b> OBP: 0.370, SLG: 0.404 (1.4)	F5		E4		G3		L9				5	0	0	0	0	0	3							
<b>George Foster, R</b> OBP: 0.363, SLG: 0.535 (1.7)	BB		K						F9		4	0	0	0	1	3	1							
<b>Dan Driessen, L</b> OBP: 0.323, SLG: 0.450 (1.3)	F8				6-3		K		F7		5	1	1	1	0	1	2							
<b>Dave Concepcion, R</b> OBP: 0.360, SLG: 0.431 (1.6)		L4			E9 G3 1B				F9		4	0	1	0	1	0	0							
<b>Mike Lum, L</b> OBP: 0.377, SLG: 0.490 (9. PH)		F8			G3		L3				3	0	0	0	0	0	2							
<b>Ken Henderson, S</b> OBP: 0.305, SLG: 0.336 (9. PR)											0	0	0	0	1	0	0							
<b>Rick Auerbach, R</b> OBP: 0.362, SLG: 0.500 (9. PR)											0	1	0	0	0	0	0							
<b>Doug Bair, R</b> OBP: 0.162, SLG: 0.162 (9. 1)											0	0	0	0	0	0	0							
<b>Vic Correll, R</b> OBP: 0.285, SLG: 0.313 (9. PH)											3	0	0	0	0	1	1							
<b>Cesar Geronimo, L</b> OBP: 0.327, SLG: 0.352 (9. 8)		K			F3				P6		0	0	0	0	0	0	0							
<b>Michael LaCoss, R</b> OBP: 0.143, SLG: 0.214 (7. PH)											2	0	0	0	0	2	0							
<b>Dave Collins, S</b> OBP: 0.323, SLG: 0.250 (7. 1)											1	1	0	0	0	0	0							
<b>Tom Hume, R</b> OBP: 0.334, SLG: 0.487 (9. PH)											0	0	0	0	0	0	0							
<b>Johnny Bench, R</b> OBP: 0.334, SLG: 0.487 (9. 2)											1	0	0	0	0	1	2							
<b>Inning Stats</b>	R: 0 E: 0 K: 0 S: 3	H: 0 LOB: 2 BB: 2 P: 11	R: 0 E: 0 K: 1 S: 5	H: 0 LOB: 0 BB: 0 P: 5	R: 1 E: 1 K: 2 S: 9	H: 1 LOB: 1 BB: 0 P: 9	R: 0 E: 0 K: 1 S: 5	H: 0 LOB: 1 BB: 1 P: 9	R: 0 E: 0 K: 2 S: 7	H: 0 LOB: 1 BB: 0 P: 11	R: 1 E: 1 K: 0 S: 5	H: 1 LOB: 1 BB: 0 P: 5	R: 0 E: 0 K: 0 S: 3	H: 0 LOB: 0 BB: 0 P: 3	R: 1 E: 0 K: 1 S: 6	H: 1 LOB: 2 BB: 10 P: 10	R: 1 E: 0 K: 1 S: 6	H: 1 LOB: 0 BB: 0 P: 6	1B: 3 2B: 1 3B: 0 HR: 1	SF: 0 SAC: 1 DP: 0 HBP: 0	WP: 0 PB: 0 SB: 2 CS: 0	PA: 42		
<b>PITCHER</b>	IP WLS BF H R ER SO ERA WHIP	IP WLS BF H R ER SO ERA WHIP	IP WLS BF H R ER SO ERA WHIP	IP WLS BF H R ER SO ERA WHIP	IP WLS BF H R ER SO ERA WHIP	IP WLS BF H R ER SO ERA WHIP	IP WLS BF H R ER SO ERA WHIP	IP WLS BF H R ER SO ERA WHIP	IP WLS BF H R ER SO ERA WHIP	IP WLS BF H R ER SO ERA WHIP	IP WLS BF H R ER SO ERA WHIP	IP WLS BF H R ER SO ERA WHIP	IP WLS BF H R ER SO ERA WHIP	IP WLS BF H R ER SO ERA WHIP	IP WLS BF H R ER SO ERA WHIP	IP WLS BF H R ER SO ERA WHIP	IP WLS BF H R ER SO ERA WHIP	IP WLS BF H R ER SO ERA WHIP	IP WLS BF H R ER SO ERA WHIP	IP WLS BF H R ER SO ERA WHIP	IP WLS BF H R ER SO ERA WHIP	IP WLS BF H R ER SO ERA WHIP	IP WLS BF H R ER SO ERA WHIP	IP WLS BF H R ER SO ERA WHIP
<b>Bert Blyleven, R</b> ERA: 3.35 (1. 1)	6.2	3	2	0	6	4	0	0	0	0	0	0	0	0	0	0	0	0.00	1.050					
<b>Grant Jackson, L</b> ERA: 2.86 (7. 1)	1.1	5	0	1	0	1	0	0	1	0	0	0	4	8	6.75	0.750								
<b>Kent Tekulve, R</b> ERA: 2.05 (9. 1)	1.0	4	1	0	0	0	0	0	0	0	0	0	6	6	0.00	1.000								
<b>Ed Whitson, R</b> ERA: 3.06 (10. 1)	1.0	L	4	1	1	1	1	0	0	0	0	0	1	6	9.00	1.000								

Cincinnati Reds @ Pittsburgh Pirates  
Three Rivers Stadium, Pittsburgh, PA  
Tue Aug 15 1978, 7:05 PM EDT  
Att: 16,400 - Unknown

AB 36  
R 4  
H 5  
RBI 3  
BB 5  
SO 8  
LOB 15



Batter	1	2	3	4	5	6	7	8	9	10	AB	R	H	RBI	BB	SO	LOB	BOTTOM					
<b>Frank Taveras, R</b> OBP: 0.305, SLG: 0.357 (1. 6)	6-3					FC6-4 1B			K		5	0	1	0	0	1	2	Cincinnati Reds @ Pittsburgh Pirates Three Rivers Stadium, Pittsburgh, PA Tue Aug 15 1978, 7:05 PM EDT Att: 16,400 - Unknown					
<b>Omar Moreno, L</b> OBP: 0.328, SLG: 0.287 (1. 8)	S E 1B	5-3 BB		4-3		1B			G6-4-3 BB		3	1	2	0	2	0	1						
<b>Dave Parker, L</b> OBP: 0.357, SLG: 0.541 (1. 9)	E SF9 BB	5-3				1B 2B		4-3	G6-4-3		4	1	1	0	1	0	3						
<b>John Milner, L</b> OBP: 0.361, SLG: 0.405 (1. 3)	E6					1B BB		F7			2	1	0	0	0	0	2						
<b>Steve Brye, R</b> OBP: 0.281, SLG: 0.294 (4. 7)	SF9 1B	F7				1B BB					2	0	0	0	1	0	0						
<b>Bill Robinson, R</b> OBP: 0.289, SLG: 0.384 (4. 3)	BB 1B IBB					F7		K			4	0	1	0	1	2	2						
<b>Manny Sanguillen, R</b> OBP: 0.303, SLG: 0.356 (1. 2)	SF9					1B					4	0	1	1	0	0	1						
<b>Phil Garner, R</b> OBP: 0.332, SLG: 0.380 (1. 4)	BB 1B					G6-3 1B		6-3			4	0	1	1	1	1	4						
<b>Dale Berra, R</b> OBP: 0.119, SLG: 0.077 (1. 5)	1B BB					5-3		F3			3	0	1	0	1	0	1						
<b>Bert Blyleven, R</b> OBP: 0.136, SLG: 0.138 (7. 1)	4-3					6-3					3	0	0	0	0	0	4						
<b>Grant Jackson, S</b> OBP: 0.259, SLG: 0.250 (9. 1)											0	0	0	0	0	0	0						
<b>Kent Tekulve, R</b> OBP: 0.143, SLG: 0.143 (9. PH)											0	0	0	0	0	0	0						
<b>Ed Ott, L</b> OBP: 0.287, SLG: 0.360 (9. PH)											1	0	1	0	0	0	0						
<b>Ed Whitson, R</b> OBP: 0.222, SLG: 0.222 (10. 1)											0	0	0	0	0	0	0						
<b>Inning Stats</b>	R: 3 E: 1 K: 0 S: 6	H: 2 LOB: 3 BB: 3 P: 18	R: 0 E: 0 K: 0 S: 3	H: 0 LOB: 0 BB: 1 P: 7	R: 0 E: 0 K: 1 S: 5	H: 0 LOB: 1 BB: 1 P: 9	R: 0 E: 0 K: 0 S: 3	H: 1 LOB: 0 BB: 0 P: 3	R: 0 E: 0 K: 0 S: 4	H: 2 LOB: 2 BB: 1 P: 8	R: 0 E: 0 K: 1 S: 5	H: 0 LOB: 0 BB: 0 P: 5	R: 0 E: 0 K: 0 S: 3	H: 0 LOB: 0 BB: 0 P: 3	R: 0 E: 0 K: 1 S: 5	H: 1 LOB: 1 BB: 9 P: 9	R: 0 E: 0 K: 1 S: 6	H: 1 LOB: 1 BB: 0 P: 6	1B: 8 2B: 1 3B: 0 HR: 0	SF: 1 SAC: 0 DP: 2 HBP: 0	WP: 0 PB: 0 SB: 2 CS: 1	PA: 43	
<b>PITCHER</b>	IP WLS BF H R ER SO ERA WHIP	IP WLS BF H R ER SO ERA WHIP	IP WLS BF H R ER SO ERA WHIP	IP WLS BF H R ER SO ERA WHIP	IP WLS BF H R ER SO ERA WHIP	IP WLS BF H R ER SO ERA WHIP	IP WLS BF H R ER SO ERA WHIP	IP WLS BF H R ER SO ERA WHIP	IP WLS BF H R ER SO ERA WHIP	IP WLS BF H R ER SO ERA WHIP	IP WLS BF H R ER SO ERA WHIP	IP WLS BF H R ER SO ERA WHIP	IP WLS BF H R ER SO ERA WHIP	IP WLS BF H R ER SO ERA WHIP	IP WLS BF H R ER SO ERA WHIP	IP WLS BF H R ER SO ERA WHIP	IP WLS BF H R ER SO ERA WHIP	IP WLS BF H R ER SO ERA WHIP	IP WLS BF H R ER SO ERA WHIP	IP WLS BF H R ER SO ERA WHIP	IP WLS BF H R ER SO ERA WHIP	IP WLS BF H R ER SO ERA WHIP	IP WLS BF H R ER SO ERA WHIP
<b>Michael LaCoss, R</b> ERA: 4.22 (7. 1)	6.0	7	3	0	1	5	0	0	0	0	0	0	25	49	0.00	2.000							
<b>Tom Hume, R</b> ERA: 5.02 (9. 1)	2.0	6	0	0	1	0	0	0	0	0	0	0	8	8	0.00	0.000							
<b>Doug Bair, R</b> ERA: 1.34 (9. 1)	2.0	W	8	2	0	2	1	0	0	0	0	0	11	15	0.00	1.500							

AB 35  
R 3  
H 9  
RBI 2  
BB 7  
SO 4  
LOB 20







Batter	1	2	3	4	5	6	7	8	9	AB	R	H	RBI	BB	SO	LOB	TOP				
<b>Pete Rose, S</b> OBP: 0.363, SLG: 0.427 (1.5)	L4		F9		5-3		4-3			4	0	0	0	0	0	2	<b>Cincinnati Reds @ Pittsburgh Pirates</b> Three Rivers Stadium, Pittsburgh, PA Wed Aug 16 1978, 7:05 PM EDT Att: 15,490 - Unknown				
<b>Ken Griffey, L</b> OBP: 0.341, SLG: 0.400 (1.9)	F8			2B 1B BB			1-3			3	1	1	0	1	0	0					
<b>Joe Morgan, L</b> OBP: 0.369, SLG: 0.403 (1.4) <b>Ray Knight, R</b> OBP: 0.224, SLG: 0.291 (8.4)	F8			F8	F3			1-3 1B		4	0	1	0	0	0	3					
<b>George Foster, R</b> OBP: 0.364, SLG: 0.537 (1.7)		F8		F8				F9		4	0	2	0	0	0	1					
<b>Dave Concepcion, R</b> OBP: 0.359, SLG: 0.430 (1.6) <b>Rick Auerbach, R</b> OBP: 0.362, SLG: 0.500 (8.6)				FC5-2-5 1B		FC5-4 1B		1-3		4	1	1	0	0	0	4					
<b>Vic Cornell, R</b> OBP: 0.284, SLG: 0.310 (1.2)	G5-4-3 1B			2-3 1B		FC5-4 BB		1-3		0	0	0	0	0	0	0					
<b>Dan Driessen, L</b> OBP: 0.363, SLG: 0.449 (1.3)				2H 3H 1B		P4		F3		4	0	1	2	0	0	3					
<b>Dave Collins, S</b> OBP: 0.309, SLG: 0.238 (1.8)				SH1-4 1B	6-3			P6		3	0	1	0	1	0	1					
<b>Bill Bonham, R</b> OBP: 0.256, SLG: 0.235 (1.1) <b>Junior Kennedy, R</b> OBP: 0.351, SLG: 0.250 (7, PH) <b>Manny Sarmiento, R</b> OBP: 0.302, SLG: 0.333 (8, PH)				P3		5-3		F8		4	0	0	0	0	1	3					
<b>Ken Henderson, S</b> OBP: 0.302, SLG: 0.333 (8, PH)				SH1-4		1B 2B		F2		1	0	1	0	0	0	0					
<b>Inning Stats</b>	R: 0 E: 0 K: 0 S: 3	H: 0 LOB: 0 BB: 0 P: 3	R: 0 E: 0 K: 0 S: 3	H: 1 LOB: 0 BB: 0 P: 3	R: 0 E: 0 K: 0 S: 4	H: 1 LOB: 1 BB: 0 P: 4	R: 2 E: 0 K: 0 S: 5	H: 2 LOB: 1 BB: 1 P: 9	R: 0 E: 0 K: 1 S: 6	H: 1 LOB: 2 BB: 1 P: 10	R: 0 E: 0 K: 0 S: 3	H: 0 LOB: 0 BB: 0 P: 3	R: 0 E: 0 K: 0 S: 4	H: 1 LOB: 1 BB: 0 P: 4	R: 0 E: 0 K: 0 S: 3	H: 0 LOB: 0 BB: 0 P: 3	1B: 6 2B: 2 3B: 0 HR: 0	SF: 0 SAC: 1 DP: 1 HBP: 0	WP: 0 PB: 0 SB: 0 CS: 0	PA: 36	
<b>PITCHER</b>	IP	WLS	BF	H	R	ER	SO	BB	IBB	HBP	BLK	WP	HR	S	P	ERA	WHIP			ERA	WHIP
<b>John Candelaria, L</b> ERA: 3.42 (1.1)	6.0	W	26	7	2	2	1	2	0	0	0	0	0	26	34	3.00	1.500				
<b>Grant Jackson, L</b> ERA: 2.72 (7.1)	3.0	S	10	1	0	0	0	0	0	0	0	0	0	10	10	0.00	0.333				

Batter	1	2	3	4	5	6	7	8	9	AB	R	H	RBI	BB	SO	LOB	BOTTOM				
<b>Frank Taveras, R</b> OBP: 0.306, SLG: 0.355 (1.6)	4-3 HR BB	6-3			6-3	F8		F9		5	2	1	1	1	0	2	<b>Cincinnati Reds @ Pittsburgh Pirates</b> Three Rivers Stadium, Pittsburgh, PA Wed Aug 16 1978, 7:05 PM EDT Att: 15,490 - Unknown				
<b>Omar Moreno, L</b> OBP: 0.331, SLG: 0.289 (1.8)	4-3 1-2		B2		S HR 1B	1B E SF8 1B		HR BB		4	3	2	0	1	0	1					
<b>Dave Parker, L</b> OBP: 0.362, SLG: 0.557 (1.9)	HR		3-1		HR IBB	FC5 1B IBB		HR		3	3	2	5	2	0	0					
<b>Bill Robinson, R</b> OBP: 0.293, SLG: 0.405 (1.7)	K		1B		HR	1B		K		5	1	3	3	0	2	0					
<b>Ed Ott, L</b> OBP: 0.289, SLG: 0.363 (1.2)	FC6-4 1B		G3		2B 1B	SF8		F9		4	1	2	1	0	0	1					
<b>Manny Sanguillen, R</b> OBP: 0.266, SLG: 0.346 (1.3)	FC6-4				F7	F8		F8		5	0	0	0	0	0	4					
<b>Rennie Stennett, R</b> OBP: 0.277, SLG: 0.320 (1.4) <b>Dale Berra, R</b> OBP: 0.140, SLG: 0.100 (8.5)		3-1		FC6-4 1B	1B 2B		K	BB 1B		4	0	2	1	0	1	0					
<b>Phil Garner, R</b> OBP: 0.337, SLG: 0.382 (8.4)		SH1-4 1B		FC6-4 1-2	IBB		S 1B 1B	BB 1B		3	2	2	0	2	0	1					
<b>John Candelaria, L</b> OBP: 0.250, SLG: 0.171 (1.1) <b>Grant Jackson, S</b> OBP: 0.300, SLG: 0.500 (7.1)		SH1-4		6-3	K		K	1B 3B BB		2	0	0	0	0	1	3					
<b>Inning Stats</b>	R: 2 E: 0 K: 1 S: 7	H: 2 LOB: 1 BB: 1 P: 11	R: 0 E: 0 K: 0 S: 4	H: 1 LOB: 1 BB: 0 P: 4	R: 0 E: 0 K: 0 S: 4	H: 1 LOB: 1 BB: 0 P: 4	R: 0 E: 0 K: 0 S: 4	H: 1 LOB: 1 BB: 0 P: 4	R: 4 E: 1 K: 0 S: 9	H: 4 LOB: 2 BB: 2 P: 17	R: 1 E: 1 K: 0 S: 5	H: 2 LOB: 2 BB: 1 P: 9	R: 4 E: 0 K: 3 S: 12	H: 3 LOB: 0 BB: 1 P: 16	R: 2 E: 0 K: 0 S: 5	H: 2 LOB: 1 BB: 1 P: 9		1B: 11 2B: 1 3B: 1 HR: 3	SF: 1 SAC: 1 DP: 0 HBP: 0	WP: 0 PB: 0 SB: 2 CS: 0	PA: 46
<b>PITCHER</b>	IP	WLS	BF	H	R	ER	SO	BB	IBB	HBP	BLK	WP	HR	S	P	ERA	WHIP			ERA	WHIP
<b>Bill Bonham, R</b> ERA: 3.32 (1.1)	6.0	L	33	11	7	7	2	1	3	0	0	0	0	2	33	10.50	2.000				
<b>Manny Sarmiento, R</b> ERA: 3.71 (7.1)	2.0		13	5	6	6	3	2	0	0	0	0	1	17	25	27.00	3.500				



Batter	1	2	3	4	5	6	7	8	9	AB	R	H	RBI	BB	SO	LOB	TOP			
Terry Puhl, L OBP: 0.341, SLG: 0.389 (1, 8)	0-0 4-3		0-0 G3		0-0 F7			0-0 F9		4	0	0	0	0	0	3	Houston Astros @ Pittsburgh Pirates Three Rivers Stadium, Pittsburgh, PA Thu Aug 17 1978, 7:05 PM EDT Unknown 			
Julio Gonzalez, R OBP: 0.270, SLG: 0.283 (1, 6)	0-3 K		0-3 K		0-3 K			0-0 5-3		4	0	0	0	0	3	3				
Enos Cabell, R OBP: 0.314, SLG: 0.386 (1, 5)	0-0 2B			0-0 PB SF8 1B				0-0 5-3	0-3 K	4	1	2	0	0	1	0				
Jose Cruz, L OBP: 0.356, SLG: 0.433 (1, 9)	0-0 F7			0-0 SF8 1-H				0-0 F9	0-0 3-1	3	0	0	1	0	0	1				
Art Howe, R OBP: 0.338, SLG: 0.438 (1, 4)		0-0 P6		0-3 K				0-3 K	0-0 6-3	4	0	0	0	0	2	0				
Denny Walling, L OBP: 0.305, SLG: 0.308 (1, 7)		0-0 F7		0-0 F7				0-0 G3		3	0	0	0	0	0	0				
Dave Bergman, L OBP: 0.368, SLG: 0.289 (1, 3)		0-0 4-3			0-0 1B 1B			0-0 F7		3	0	1	0	0	0	0				
Luis Pujols, R OBP: 0.207, SLG: 0.218 (1, 2)			4-0 G3 SH3-4 BB		0-0 1-2 1B			0-0 F6		2	0	1	0	1	0	0				
J.R. Richard, R OBP: 0.167, SLG: 0.156 (8, PH)			0-0 SH3-4		0-0 B1			0-0 L5		1	0	0	0	0	0	2				
Rafael Landestoy, S OBP: 0.234, SLG: 0.257 (8, 1)			0-0 1-2							1	0	0	0	0	0	0				
Joaquin Andujar, S OBP: 0.167, SLG: 0.174 (8, 1)										0	0	0	0	0	0	0				
<b>Inning Stats</b>	R: 0 E: 0 K: 1 S: 6	H: 1 LOB: 1 BB: 0 P: 6	R: 0 E: 0 K: 0 S: 3	H: 0 LOB: 0 BB: 0 P: 3	R: 0 E: 0 K: 1 S: 5	H: 0 LOB: 1 BB: 1 P: 9	R: 0 E: 0 K: 1 S: 6	H: 1 LOB: 0 BB: 0 P: 6	R: 0 E: 0 K: 1 S: 7	H: 2 LOB: 2 BB: 0 P: 7	R: 0 E: 0 K: 0 S: 5	H: 0 LOB: 0 BB: 0 P: 5	R: 0 E: 0 K: 0 S: 3	H: 0 LOB: 0 BB: 0 P: 3	R: 0 E: 0 K: 1 S: 5	H: 0 LOB: 0 BB: 0 P: 5	1B: 3 2B: 1 3B: 0 HR: 0	SF: 1 SAC: 1 DP: 0 HBP: 0	WP: 0 PB: 1 SB: 1 CS: 0	PA: 32
<b>PITCHER</b> Don Robinson, R ERA: 3.34 (1, 1)	IP: 9.0 WLS: W BF: 32 H: 4 R: 1 ER: 0 SO: 6 BB: 1 IBB: 0 HBP: 0 BLK: 0 WP: 0 HR: 0 S: 43 P: 47 ERA: 0.00 WHIP: 0.556															<b>PITCHER</b>				

Batter	1	2	3	4	5	6	7	8	9	AB	R	H	RBI	BB	SO	LOB	BOTTOM			
Frank Taveras, R OBP: 0.303, SLG: 0.352 (1, 6)	0-0 F8	0-0 FC4-6		0-0 P9				0-0 3-1		4	0	0	0	0	0	3	Houston Astros @ Pittsburgh Pirates Three Rivers Stadium, Pittsburgh, PA Thu Aug 17 1978, 7:05 PM EDT Unknown 			
Omar Moreno, L OBP: 0.330, SLG: 0.294 (1, 8)	0-0 6-3 3B		0-0 F7		0-0 F8		0-0 F8			4	1	1	0	0	0	0				
Dave Parker, L OBP: 0.361, SLG: 0.554 (1, 9)	0-0 6-3 3-H		0-0 G3		0-0 3-1			0-0 F9 SF7 1B		4	1	1	1	0	0	0				
Willie Stargell, L OBP: 0.375, SLG: 0.533 (1, 3)	0-0 6-3		0-0 F7		4-0 BB			0-0 F9 1-3		3	0	0	0	1	0	1				
Ed Ott, L OBP: 0.292, SLG: 0.366 (1, 7)		0-0 PB 1B 1B		0-0 S 3B 1B		0-0 1-3		0-0 SF7 3-H		3	2	2	1	0	0	1				
Manny Sanguillen, R OBP: 0.269, SLG: 0.339 (1, 2)	0-3 K 1-2		0-0 K		0-0 F6 1-2		0-0 1-3	0-0 E6		4	0	0	0	0	1	2				
Phil Garner, R OBP: 0.339, SLG: 0.387 (1, 5)	4-0 1B BB		0-0 1B BB		0-0 E 3B 2-H		0-0 6-3	0-3 K 1-2		3	1	1	1	1	1	1				
Rennie Stennett, R OBP: 0.274, SLG: 0.317 (1, 4)	0-0 F3		0-0 F3		0-0 1-3		0-0 F9			3	0	0	0	0	0	3				
Don Robinson, R OBP: 0.200, SLG: 0.233 (1, 1)	0-0 1-3 2-H		0-0 FC4-6 1B		0-0 E6 3-H		0-0 5-3			3	0	2	2	0	0	0				
<b>Inning Stats</b>	R: 1 E: 0 K: 0 S: 4	H: 1 LOB: 0 BB: 0 P: 4	R: 1 E: 0 K: 1 S: 7	H: 2 LOB: 2 BB: 1 P: 11	R: 0 E: 0 K: 0 S: 3	H: 0 LOB: 0 BB: 0 P: 3	R: 2 E: 1 K: 0 S: 6	H: 3 LOB: 1 BB: 0 P: 6	R: 0 E: 0 K: 0 S: 3	H: 0 LOB: 1 BB: 1 P: 7	R: 0 E: 0 K: 0 S: 3	H: 0 LOB: 0 BB: 0 P: 3	R: 0 E: 0 K: 1 S: 7	H: 1 LOB: 1 BB: 0 P: 7	R: 1 E: 1 K: 1 S: 7	H: 1 LOB: 1 BB: 0 P: 7		1B: 5 2B: 0 3B: 2 HR: 0	SF: 1 SAC: 0 DP: 0 HBP: 0	WP: 0 PB: 1 SB: 3 CS: 0
<b>PITCHER</b> J.R. Richard, R ERA: 3.01 (8, 1)	IP: 7.0 WLS: L BF: 29 H: 6 R: 4 ER: 4 SO: 4 BB: 2 IBB: 0 HBP: 0 BLK: 0 WP: 0 HR: 0 S: 29 P: 37 ERA: 5.14 WHIP: 1.143															<b>PITCHER</b>				
<b>PITCHER</b> Joaquin Andujar, R ERA: 3.09 (8, 1)	IP: 1.0 WLS: 5 BF: 1 H: 1 R: 1 ER: 1 SO: 1 BB: 0 IBB: 0 HBP: 0 BLK: 0 WP: 0 HR: 0 S: 7 P: 7 ERA: 9.00 WHIP: 1.000															<b>PITCHER</b>				







Batter	1	2	3	4	5	6	7	8	9	AB	R	H	RBI	BB	SO	LOB	TOP						
Terry Puhl, L OBP: 0.342, SLG: 0.388 (1, 8)	0-0 6-3		0-0 6-3		0-0 1B		0-0 FC3-6 1B		0-0 F8	5	0	2	1	0	0	0	Houston Astros @ Pittsburgh Pirates Three Rivers Stadium, Pittsburgh, PA Fri Aug 18 1978, 7:05 PM EDT Att: 8,632 - Unknown						
Julio Gonzalez, R OBP: 0.297, SLG: 0.279 (1, 4)	0-3 K		0-0 1B		0-0 G6-4-3 1B		0-0 FC3-6 F9 BB 1-2		0-0 4-3	5	0	2	0	0	1	1							
Enos Cabell, R OBP: 0.313, SLG: 0.382 (1, 3)	0-3 K		0-0 F9		0-0 G6-4-3 1-2		0-0 BB 1-2 BB			3	0	0	0	1	1	3							
Jose Cruz, L OBP: 0.357, SLG: 0.442 (1, 9)		0-0 F8		0-0 HR		0-0 2B 1B		0-0 F9		4	2	2	1	0	0	2							
Art Howe, R OBP: 0.341, SLG: 0.442 (1, 5)		0-0 1B 1B		0-0 L6		0-0 1-3 2B		0-0 F8		4	0	2	0	0	0	2							
Denny Walling, L OBP: 0.314, SLG: 0.320 (1, 7)		0-0 1B		0-0 B2-3 1B		0-0 SF8-4-5 2-3 3-H 4-0		0-0 G5-4-3 1B		3	0	3	1	0	0	0							
Bruce Bochy, R OBP: 0.323, SLG: 0.345 (1, 2)		0-0 F7		0-0 B2-3		0-0 1B BB		0-0 G5-4-3 1-2		3	0	0	0	1	0	3							
Jimmy Sexton, R OBP: 0.225, SLG: 0.206 (1, 6)			0-0 5-3		0-3 K		0-0 1-2 1B		0-3 K	4	0	1	0	0	2	1							
Vern Ruhle, R OBP: 0.115, SLG: 0.115 Rafael Landestoy, S OBP: 0.292, SLG: 0.297 Rick Williams, R OBP: 0.304, SLG: 0.351 Reggie Baldwin, R OBP: 0.271, SLG: 0.304 Joaquin Andujar, S OBP: 0.307, SLG: 0.314 Jesus Alou, R OBP: 0.304, SLG: 0.428 (1, 1)			0-0 6-3 3B		0-3 K		0-0 G3		0-0 6-3	0	0	0	0	0	0	0							
<b>Inning Stats</b>	R: 0 E: 0 K: 2 S: 7	H: 0 LOB: 0 BB: 0 P: 7	R: 0 E: 0 K: 0 S: 4	H: 2 LOB: 1 BB: 0 P: 4	R: 1 E: 0 K: 0 S: 5	H: 2 LOB: 1 BB: 0 P: 5	R: 1 E: 0 K: 1 S: 7	H: 2 LOB: 1 BB: 0 P: 7	R: 0 E: 0 K: 1 S: 6	H: 2 LOB: 1 BB: 0 P: 6	R: 1 E: 0 K: 0 S: 5	H: 3 LOB: 2 BB: 1 P: 9	R: 0 E: 0 K: 0 S: 4	H: 1 LOB: 2 BB: 1 P: 8	R: 0 E: 0 K: 1 S: 5	H: 0 LOB: 0 BB: 0 P: 5		R: 0 E: 0 K: 0 S: 3	H: 0 LOB: 0 BB: 0 P: 3	1B: 10 2B: 2 3B: 1 HR: 1	SF: 1 SAC: 0 DP: 3 HBP: 0	WP: 0 PB: 0 SB: 1 CS: 0	PA: 38
<b>PITCHER</b>	IP WLS BF H R ER SO BB IBB HBP BLK WP HR S P ERA WHIP	IP WLS BF H R ER SO BB IBB HBP BLK WP HR S P ERA WHIP																					
Jim Bibby, R ERA: 4.03 (1, 1)	5.0 W 23	10 3 3 4	0 0 0 0	0 0 0 0	0 0 0 0	0 0 0 0	0 0 0 0	0 0 0 0	0 0 0 0	0 0 0 0	0 0 0 0	0 0 0 0	0 0 0 0	0 0 0 0	0 0 0 0	0 0 0 0	5.40 2.000						
Ed Whitson, R ERA: 2.98 (6, 1)	1.1 7	2 0 0 0	2 0 0 0	0 0 0 0	0 0 0 0	0 0 0 0	0 0 0 0	0 0 0 0	0 0 0 0	0 0 0 0	0 0 0 0	0 0 0 0	0 0 0 0	0 0 0 0	0 0 0 0	0 0 0 0	0.00 3.000						
Grant Jackson, L ERA: 2.67 (7, 1)	0.1 1	0 0 0 0	0 0 0 0	0 0 0 0	0 0 0 0	0 0 0 0	0 0 0 0	0 0 0 0	0 0 0 0	0 0 0 0	0 0 0 0	0 0 0 0	0 0 0 0	0 0 0 0	0 0 0 0	0 0 0 0	0.00 0.000						
Kent Tekulve, R ERA: 1.96 (7, 1)	2.1 S 7	1 0 0 1	0 0 0 1	0 0 0 1	0 0 0 0	0 0 0 0	0 0 0 0	0 0 0 0	0 0 0 0	0 0 0 0	0 0 0 0	0 0 0 0	0 0 0 0	0 0 0 0	0 0 0 0	0 0 0 0	0.00 0.429						

Batter	1	2	3	4	5	6	7	8	9	AB	R	H	RBI	BB	SO	LOB	BOTTOM						
Frank Taveras, R OBP: 0.304, SLG: 0.351 (1, 6)	0-0 S 3B 1B	1-0 S 1B HBP		0-0 6-3		0-0 4-3		0-0 F9		4	2	1	0	0	0	0	Houston Astros @ Pittsburgh Pirates Three Rivers Stadium, Pittsburgh, PA Fri Aug 18 1978, 7:05 PM EDT Att: 8,632 - Unknown						
Omar Moreno, L OBP: 0.333, SLG: 0.301 (1, 8)	0-0 6-3 3B	4-0 1B BB		0-3 K		0-0 4-3		0-0 L5		4	2	1	1	1	1	0							
Dave Parker, L OBP: 0.365, SLG: 0.554 (1, 9)	0-0 6-3	0-0 1B 1-2 2-H 1B		0-0 1B		0-0 2B		0-0 4-3		5	0	3	2	0	0	0							
Willie Stargell, L OBP: 0.373, SLG: 0.529 (1, 3)	0-0 F7	0-0 1B 1-3 2-H 1B		0-0 F5		0-0 1-6-3				4	0	1	1	0	0	2							
Ed Ott, L OBP: 0.294, SLG: 0.368 (1, 7)	4-0 1B BB	0-0 1-4				0-0 F8		0-0 F9		3	0	0	0	1	0	2							
Phil Garner, R OBP: 0.342, SLG: 0.393 (1, 4)	0-0 1-2 1B		0-0 4-3		0-0 S 1B 1B		0-0 2-3			4	1	2	0	0	0	0							
Manny Sanguillen, R OBP: 0.262, SLG: 0.335 (1, 2)	0-0 F9		0-0 6-3		0-0 F8		0-0 2B			4	0	1	0	0	0	3							
Dale Berra, R OBP: 0.176, SLG: 0.109 (1, 5)		0-0 F7		0-0 6-3		0-0 1-3 1B		4-0 FC6-4 IBB		3	0	1	1	1	0	0							
Jim Bibby, R OBP: 0.200, SLG: 0.250 (1, 1)		0-3 K		0-0 HR		0-3 K		0-0 FC6-4 1-2		3	1	1	1	0	2	1							
Ed Whitson, R OBP: 0.222, SLG: 0.222 Grant Jackson, S OBP: 0.300, SLG: 0.500 Kent Tekulve, R OBP: 0.133, SLG: 0.133 (6, 1)										0	0	0	0	0	0	0							
<b>Inning Stats</b>	R: 2 E: 0 K: 0 S: 6	H: 3 LOB: 2 BB: 1 P: 10	R: 2 E: 0 K: 1 S: 7	H: 2 LOB: 2 BB: 1 P: 12	R: 0 E: 0 K: 0 S: 3	H: 0 LOB: 0 BB: 0 P: 3	R: 1 E: 0 K: 1 S: 7	H: 2 LOB: 1 BB: 0 P: 7	R: 1 E: 0 K: 1 S: 7	H: 2 LOB: 1 BB: 0 P: 7	R: 0 E: 0 K: 0 S: 4	H: 1 LOB: 0 BB: 0 P: 4	R: 0 E: 0 K: 0 S: 4	H: 1 LOB: 2 BB: 1 P: 8	R: 0 E: 0 K: 0 S: 3	H: 0 LOB: 0 BB: 0 P: 3	1B: 7 2B: 2 3B: 1 HR: 1	SF: 0 SAC: 0 DP: 0 HBP: 1	WP: 0 PB: 0 SB: 3 CS: 0	PA: 39			
<b>PITCHER</b>	IP WLS BF H R ER SO BB IBB HBP BLK WP HR S P ERA WHIP	IP WLS BF H R ER SO BB IBB HBP BLK WP HR S P ERA WHIP																					
Vern Ruhle, R ERA: 2.01 (3, 1)	2.0 L 14	5 4 4 1	2 0 0 0	4 2 2 2	0 0 0 0	0 0 0 0	0 0 0 0	0 0 0 0	0 0 0 0	0 0 0 0	0 0 0 0	0 0 0 0	0 0 0 0	0 0 0 0	0 0 0 0	0 0 0 0	18.00 3.500						
Rick Williams, R ERA: 4.65 (6, 1)	3.0 13	4 2 2 2	0 0 0 0	0 0 0 0	0 0 0 0	0 0 0 0	0 0 0 0	0 0 0 0	0 0 0 0	6.00 1.333													
Joaquin Andujar, R ERA: 2.98 (6, 1)	3.0 12	2 0 0 0	0 1 0 0	0 0 0 0	0 0 0 0	0 0 0 0	0 0 0 0	0 0 0 0	0 0 0 0	0.00 0.667													



Batter	1	2	3	4	5	6	7	8	9	AB	R	H	RBI	BB	SO	LOB	TOP		
Terry Puhl, L OBP: 0.341, SLG: 0.387 (1, 8)	4-3			5-3		1-3			2B 1B	4	1	1	0	0	0	0			
Julio Gonzalez, R OBP: 0.273, SLG: 0.293 (1, 4)	F8			1B 1B		F8			1B FC3-6 2B	4	1	2	0	0	0	0			
Enos Cabell, R OBP: 0.315, SLG: 0.383 (1, 3)	F9			1-2 1B			6-3		FC3-6 1B	4	0	2	1	0	0	0			
Jose Cruz, L OBP: 0.354, SLG: 0.438 (1, 9)		5-3		K		4-3			FC3-6 4-3	4	0	0	1	0	1	3			
Art Howe, R OBP: 0.338, SLG: 0.438 (1, 5)	5-3			F3		F8			4-3	4	0	0	0	0	0	3			
Denny Walling, L OBP: 0.313, SLG: 0.314 (1, 7)	4-3				B1-3			4-3	BB	3	0	0	0	1	0	0			
Jimmy Sexton, R OBP: 0.228, SLG: 0.210 (9, PH)			F7		4-3				G3	3	0	1	0	0	0	0			
Jesus Alou, R OBP: 0.360, SLG: 0.422 (8, PH)										1	0	0	0	0	0	2			
Luis Pujols, R OBP: 0.200, SLG: 0.211 (1, 2)			F9		4-3			F9		3	0	0	0	0	0	1			
Floyd Bannister, L OBP: 0.179, SLG: 0.185 (7, 1)			4-3							2	0	0	0	0	0	0			
Joaquin Andujar, S OBP: 0.197, SLG: 0.174 (8, PH)						4-3				0	0	0	0	0	0	0			
Rafael Landestoy, S OBP: 0.289, SLG: 0.293 (8, 1)										1	0	0	0	0	1	1			
Rick Williams, R (8, 1)										0	0	0	0	0	0	0			
<b>Inning Stats</b>	R: 0 E: 0 K: 0 S: 3	H: 0 LOB: 0 BB: 0 P: 3	R: 0 E: 0 K: 0 S: 3	H: 0 LOB: 0 BB: 0 P: 3	R: 0 E: 0 K: 1 S: 7	H: 2 LOB: 2 BB: 0 P: 7	R: 0 E: 0 K: 0 S: 3	H: 0 LOB: 0 BB: 0 P: 3	R: 0 E: 0 K: 1 S: 6	H: 1 LOB: 1 BB: 0 P: 6	R: 2 E: 0 K: 0 S: 6	H: 3 LOB: 2 BB: 1 P: 10	1B: 5 2B: 1 3B: 0 HR: 0	SF: 0 SAC: 0 DP: 0 HBP: 0	WP: 0 PB: 0 SB: 1 CS: 0	PA: 34			
<b>PITCHER</b>	IP	WLS	BF	H	R	ER	SO	BB	IBB	HBP	BLK	WP	HR	S	P	ERA	WHIP		
Bert Blyleven, R ERA: 3.3 (1, 1)	8.0	W	30	6	2	2	2	0	0	0	0	0	0	34	34	2.25	0.750		
Grant Jackson, L ERA: 2.99 (9, 1)	0.1		1	0	0	0	0	0	0	0	0	0	0	1	1	0.00	0.000		
Kent Tekulve, R ERA: 1.95 (9, 1)	0.2	S	3	0	0	0	0	1	0	0	0	0	0	2	6	0.00	1.500		

Houston Astros @ Pittsburgh Pirates  
Three Rivers Stadium, Pittsburgh, PA  
Sat Aug 19 1978, 7:05 PM EDT  
Att: 22,015 - Unknown

AB 33  
R 2  
H 6  
RBI 2  
BB 1  
SO 2  
LOB 10



Batter	1	2	3	4	5	6	7	8	9	AB	R	H	RBI	BB	SO	LOB	BOTTOM			
Frank Taveras, R OBP: 0.308, SLG: 0.352 (1, 6)	L7		S 4-3 BB		F8 SH1-3 BB		E 1B			2	2	1	0	2	0	0				
Omar Moreno, L OBP: 0.333, SLG: 0.300 (1, 8)	K		4-3 1-2 BB		SH1-3		K			2	0	0	0	1	2	1				
Dave Parker, L OBP: 0.362, SLG: 0.549 (1, 9)	K		K		F8		E4 1B			4	0	0	0	0	2	4				
Phil Garner, R OBP: 0.348, SLG: 0.396 (1, 4)		BLK 1B	4-3 IBB				G6-4-3 1B			2	1	2	1	2	0	0				
Manny Sanguillen, R OBP: 0.277, SLG: 0.328 (1, 3)	F7		4-3		6-3		G6-4-3			4	0	0	1	0	0	7				
Dale Berra, R OBP: 0.200, SLG: 0.122 (1, 5)	1B BB		K			SH1-3 WP SF8 1B		F7		3	1	1	0	1	1	2				
Steve Brye, R OBP: 0.292, SLG: 0.308 (1, 7)		1-2 2-H 1B		CS BB		SH1-3		F8		2	0	1	1	1	0	0				
Duffy Dyer, R OBP: 0.313, SLG: 0.291 (1, 2)	F8			1-6-3		SF8		K		3	0	0	1	0	1	3				
Bert Blyleven, R OBP: 0.129, SLG: 0.131 (9, 1)			K		F3					3	0	0	0	0	1	2				
Grant Jackson, S OBP: 0.300, SLG: 0.500 (9, 1)										0	0	0	0	0	0	0				
Kent Tekulve, R OBP: 0.133, SLG: 0.133 (9, 1)										0	0	0	0	0	0	0				
<b>Inning Stats</b>	R: 0 E: 0 K: 2 S: 7	H: 2 LOB: 2 BB: 1 P: 7	R: 1 E: 0 K: 1 S: 7	H: 2 LOB: 2 BB: 3 P: 11	R: 1 E: 0 K: 2 S: 7	H: 0 LOB: 2 BB: 3 P: 19	R: 0 E: 0 K: 0 S: 2	H: 0 LOB: 0 BB: 1 P: 6	R: 0 E: 0 K: 0 S: 3	H: 0 LOB: 2 BB: 2 P: 11	R: 1 E: 0 K: 0 S: 4	H: 1 LOB: 0 BB: 0 P: 4	R: 1 E: 1 K: 1 S: 7	H: 2 LOB: 1 BB: 0 P: 7	R: 0 E: 0 K: 1 S: 5	H: 0 LOB: 0 BB: 0 P: 5	1B: 5 2B: 0 3B: 0 HR: 0	SF: 1 SAC: 2 DP: 1 HBP: 0	WP: 1 PB: 0 SB: 4 CS: 1	PA: 35
<b>PITCHER</b>	IP	WLS	BF	H	R	ER	SO	BB	IBB	HBP	BLK	WP	HR	S	P	ERA	WHIP			
Floyd Bannister, L ERA: 4.79 (7, 1)	6.1	L	31	5	4	4	6	6	1	0	1	0	0	36	64	5.68	1.737			
Joaquin Andujar, R ERA: 2.99 (8, 1)	0.2		1	0	0	0	0	0	0	0	0	0	0	1	1	0.00	0.000			
Rick Williams, R ERA: 4.5 (8, 1)	1.0		3	0	0	0	1	0	0	0	0	0	0	5	5	0.00	0.000			

Houston Astros @ Pittsburgh Pirates  
Three Rivers Stadium, Pittsburgh, PA  
Sat Aug 19 1978, 7:05 PM EDT  
Att: 22,015 - Unknown

AB 25  
R 4  
H 5  
RBI 4  
BB 7  
SO 7  
LOB 19





Batter	1	2	3	4	5	6	7	8	9	AB	R	H	RBI	BB	SO	LOB	TOP					
Terry Puhl, L (1, 8) OBP: 0.342, SLG: 0.386	4-0 BB		4-3			F6		E1		4	0	1	0	1	0	1	<b>Houston Astros @ Pittsburgh Pirates</b> Three Rivers Stadium, Pittsburgh, PA Sun Aug 20 1978, 3:33 AM EDT Unknown					
Julio Gonzalez, R (1, 4) OBP: 0.294, SLG: 0.283	4-3		6-3			E7		K		5	1	0	0	0	2	6						
Enos Cabell, R (1, 3) OBP: 0.317, SLG: 0.384	4-0 FC6-4 BB					6-3				4	0	2	1	1	0	1						
Art Howe, R (1, 5) OBP: 0.339, SLG: 0.437	K							F7		5	1	2	1	0	1	3						
Jesus Alou, R (1, 7) OBP: 0.360, SLG: 0.419	FC6-4																					
Joaquin Andujar, S (5, 1) OBP: 0.167, SLG: 0.174																						
Wilbur Howard, S (7, PH) OBP: 0.280, SLG: 0.314																						
Ken Forsch, R (7, 1) OBP: 0.182, SLG: 0.182																						
Reggie Baldwin, R (9, PH) OBP: 0.297, SLG: 0.362																						
Jose Cruz, L (1, 9) OBP: 0.355, SLG: 0.440																						
Bruce Bochy, R (1, 2) OBP: 0.333, SLG: 0.355	F4									4	0	2	1	0	0	1						
Jimmy Sexton, R (1, 6) OBP: 0.237, SLG: 0.213	F9									3	1	1	0	1	1	2						
Tom Dixon, R (1, 1) OBP: 0.135, SLG: 0.111										1	0	0	0	0	0	0						
Rick Williams, R (4, 1) OBP: 0.259, SLG: 0.293										0	0	0	0	0	0	0						
Rafael Landestoy, S (5, PH) OBP: 0.299, SLG: 0.310										0	1	0	0	1	0	0						
Denny Walling, L (5, 7) OBP: 0.309, SLG: 0.310										2	0	0	1	0	0	2						
<b>Inning Stats</b>	R: 0 E: 0 K: 1 S: 5	H: 0 LOB: 2 BB: 2 P: 13	R: 0 E: 0 K: 0 S: 3	H: 0 LOB: 0 BB: 0 P: 3	R: 0 E: 0 K: 0 S: 3	H: 0 LOB: 0 BB: 0 P: 3	R: 2 E: 0 K: 1 S: 8	H: 5 LOB: 1 BB: 0 P: 8	R: 2 E: 1 K: 0 S: 5	H: 1 LOB: 1 BB: 1 P: 9	R: 0 E: 0 K: 1 S: 7	H: 2 LOB: 3 BB: 1 P: 11	R: 0 E: 0 K: 0 S: 3	H: 0 LOB: 0 BB: 0 P: 3	R: 2 E: 1 K: 1 S: 8	H: 2 LOB: 1 BB: 0 P: 8	R: 0 E: 0 K: 0 S: 3	H: 1 LOB: 0 BB: 0 P: 3	1B: 10 2B: 1 3B: 0 HR: 0	SF: 0 SAC: 0 DP: 0 HBP: 0	WP: 0 PB: 0 SB: 3 CS: 3	PA: 41
<b>PITCHER</b>	IP WLS BF H R ER SO BB IBB HBP BLK WP HR S P ERA WHIP																					
Jim Rooker, L (1, 1) ERA: 4.39	5.2 W 28 8 4 2 2 4 0 0 0 0 0 0 28 44 3.18 2.118																					
Kent Tekulve, R (6, 1) ERA: 1.97	3.1 S 13 3 2 1 2 0 0 0 0 0 0 0 17 17 2.70 0.900																					

Batter	1	2	3	4	5	6	7	8	9	AB	R	H	RBI	BB	SO	LOB	BOTTOM					
Frank Taveras, R (1, 6) OBP: 0.313, SLG: 0.359	SH1-3 2B		E S SF8	1B				P4		5	2	4	1	0	0	1	<b>Houston Astros @ Pittsburgh Pirates</b> Three Rivers Stadium, Pittsburgh, PA Sun Aug 20 1978, 3:33 AM EDT Unknown					
Omar Moreno, L (1, 8) OBP: 0.333, SLG: 0.301	SH1-3		SF8					F8		2	0	1	1	0	0	2						
Dave Parker, L (1, 9) OBP: 0.363, SLG: 0.551	2-3 1B		1-3					K		4	2	2	1	0	1	4						
Willie Stargell, L (1, 3) OBP: 0.378, SLG: 0.543	3-H 2B		HR							4	1	3	3	0	0	0						
Ed Ott, L (1, 7) OBP: 0.290, SLG: 0.362	2-H 1B		1-H HR							4	0	0	0	0	0	2						
Phil Garner, R (1, 4) OBP: 0.344, SLG: 0.392	F8		F8							4	0	0	0	0	1	1						
Manny Sanguillen, R (1, 2) OBP: 0.274, SLG: 0.325	K		F8																			
Steve Brye, R (6, 7) OBP: 0.303, SLG: 0.321										2	0	0	0	0	0	0						
Dale Berra, R (1, 5) OBP: 0.220, SLG: 0.208										2	1	2	0	0	0	0						
Jim Rooker, R (1, 1) OBP: 0.188, SLG: 0.277	K									4	1	2	1	0	1	1						
Kent Tekulve, R (6, 1) OBP: 0.118, SLG: 0.118										2	0	0	0	0	0	0						
<b>Inning Stats</b>	R: 2 E: 0 K: 1 S: 8	H: 3 LOB: 1 BB: 0 P: 8	R: 0 E: 0 K: 1 S: 5	H: 0 LOB: 0 BB: 0 P: 5	R: 3 E: 0 K: 0 S: 6	H: 3 LOB: 0 BB: 0 P: 6	R: 1 E: 0 K: 0 S: 6	H: 3 LOB: 2 BB: 0 P: 6	R: 0 E: 0 K: 0 S: 3	H: 1 LOB: 0 BB: 0 P: 3	R: 1 E: 0 K: 2 S: 10	H: 3 LOB: 0 BB: 0 P: 10	R: 0 E: 0 K: 0 S: 3	H: 0 LOB: 0 BB: 0 P: 3	R: 0 E: 0 K: 0 S: 4	H: 1 LOB: 1 BB: 0 P: 4	R: 0 E: 0 K: 0 S: 4	H: 1 LOB: 1 BB: 0 P: 4	1B: 10 2B: 2 3B: 0 HR: 2	SF: 1 SAC: 1 DP: 1 HBP: 0	WP: 0 PB: 0 SB: 2 CS: 0	PA: 37
<b>PITCHER</b>	IP WLS BF H R ER SO BB IBB HBP BLK WP HR S P ERA WHIP																					
Tom Dixon, R (1, 1) ERA: 3.9	3.2 L 20 9 6 0 0 0 0 0 0 0 0 0 2 24 24 14.73 2.455																					
Rick Williams, R (4, 1) ERA: 4.45	0.1 1 0 0 0 0 0 0 0 0 0 0 0 1 1 0.00 0.000																					
Joaquin Andujar, R (5, 1) ERA: 2.99	2.0 9 4 1 1 2 0 0 0 0 0 0 0 13 13 4.50 2.000																					
Ken Forsch, R (7, 1) ERA: 3.16	2.0 7 1 0 0 0 0 0 0 0 0 0 0 7 7 0.00 0.500																					



Batter	1	2	3	4	5	6	7	8	9	AB	R	H	RBI	BB	SO	LOB	TOP			
Terry Puhl, L OBP: 0.339, SLG: 0.383 (1, 8)	1-3		E6 F9 1B 1B		K		P4			4	1	0	0	0	1	0	<b>Houston Astros @ Pittsburgh Pirates</b> Three Rivers Stadium, Pittsburgh, PA Sun Aug 20 1978, 3:38 AM EDT Att: 21,851 - Unknown <a href="http://livebaseballscores.com">livebaseballscores.com</a>			
Julio Gonzalez, R OBP: 0.270, SLG: 0.289 (1, 4)	F4		1B 1-2 1-5 1B		G4-6-3 1B		K		4	0	2	0	0	1	0					
Enos Cabell, R OBP: 0.319, SLG: 0.385 (1, 3)	1B		F9 2-3		G4-6-3 1-2		FC5-4 1B		4	0	2	0	0	0	3					
Art Howe, R OBP: 0.340, SLG: 0.438 (1, 5)	1-2 1B		1-2 1B		P4		FC5-4 1-2		4	0	2	1	0	0	1					
Jesus Alou, R OBP: 0.364, SLG: 0.422 (1, 7)	G3		1-2 2-3 1B		1B		6-3		4	0	2	0	0	0	3					
Jose Cruz, L OBP: 0.352, SLG: 0.436 (1, 9)		F7	L1-5 3-H		K		F8		4	0	0	0	0	1	4					
Jimmy Sexton, R OBP: 0.238, SLG: 0.214 (1, 6)	S 4-3 1B				P6		6-3		4	0	1	0	0	0	1					
Luis Pujols, R OBP: 0.194, SLG: 0.203 (1, 2)	4-3				6-3		5-3		4	0	0	0	0	0	1					
Joe Niekro, R OBP: 0.191, SLG: 0.234 (7, PH) Rafael Landestoy, S OBP: 0.253, SLG: 0.250 Joe Sambito, L (7, 1)	K				F7		F4		2	0	0	0	0	1	1					
<b>Inning Stats</b>	R: 0 E: 0 K: 0 S: 5	H: 2 LOB: 2 BB: 0 P: 5	R: 0 E: 0 K: 1 S: 6	H: 1 LOB: 1 BB: 0 P: 6	R: 1 E: 1 K: 0 S: 6	H: 3 LOB: 2 BB: 0 P: 6	R: 0 E: 0 K: 0 S: 3	H: 0 LOB: 0 BB: 0 P: 3	R: 0 E: 0 K: 1 S: 5	H: 1 LOB: 1 BB: 0 P: 6	R: 0 E: 0 K: 0 S: 3	H: 0 LOB: 0 BB: 0 P: 3	R: 0 E: 0 K: 1 S: 6	H: 1 LOB: 1 BB: 0 P: 6	R: 0 E: 0 K: 0 S: 3	H: 0 LOB: 0 BB: 0 P: 3	1B: 9 2B: 1 3B: 0 HR: 0	SF: 0 SAC: 0 DP: 2 HBP: 0	WP: 0 PB: 0 SB: 1 CS: 0	PA: 35
<b>PITCHER</b> Jerry Reuss, L ERA: 5.84 (1, 1)	IP: 9.0 WLS: W BF: 35 H: 9 R: 1 ER: 0 SO: 4 BB: 0 IBB: 0 HBP: 0 BLK: 0 WP: 0 HR: 0 S: 43 P: 43 ERA: 0.00 WHIP: 1.000																			

Batter	1	2	3	4	5	6	7	8	9	AB	R	H	RBI	BB	SO	LOB	BOTTOM			
Frank Taveras, R OBP: 0.310, SLG: 0.356 (1, 6)	F8		5-3		F8		K			4	0	0	0	0	1	1	<b>Houston Astros @ Pittsburgh Pirates</b> Three Rivers Stadium, Pittsburgh, PA Sun Aug 20 1978, 3:38 AM EDT Att: 21,851 - Unknown <a href="http://livebaseballscores.com">livebaseballscores.com</a>			
Omar Moreno, L OBP: 0.332, SLG: 0.298 (1, 8)	4-3 S BB		P6		F9		K		3	0	0	0	1	1	1					
Dave Parker, L OBP: 0.362, SLG: 0.548 (1, 9)	4-3				G3		P4		4	0	1	0	0	0	2					
John Milner, L OBP: 0.360, SLG: 0.406 (1, 3)	F9				4-3		4-3		4	0	1	0	0	0	1					
Ed Ott, L OBP: 0.297, SLG: 0.394 (1, 7)									4	2	3	2	0	1	1					
Phil Garner, R OBP: 0.348, SLG: 0.394 (1, 4)	5-3				1B S		E S FC1-2-5-3 1B		3	1	2	0	1	0	1					
Dale Berra, R OBP: 0.238, SLG: 0.214 (1, 5)	K				1-3 S 1B		FC1-2-5-3 1-3 IBB		3	0	1	0	1	2	3					
Duffy Dyer, R OBP: 0.311, SLG: 0.285 (1, 2)	5-3				F2		FC1-2-5-3 S		3	0	0	0	1	0	4					
Jerry Reuss, L OBP: 0.176, SLG: 0.235 (1, 1)			4-3				K		4	0	1	0	0	2	5					
<b>Inning Stats</b>	R: 0 E: 0 K: 0 S: 3	H: 0 LOB: 1 BB: 1 P: 7	R: 0 E: 0 K: 1 S: 6	H: 1 LOB: 0 BB: 0 P: 6	R: 0 E: 0 K: 0 S: 3	H: 0 LOB: 0 BB: 0 P: 3	R: 2 E: 0 K: 0 S: 6	H: 3 LOB: 1 BB: 0 P: 6	R: 0 E: 0 K: 0 S: 4	H: 1 LOB: 1 BB: 0 P: 4	R: 1 E: 0 K: 1 S: 7	H: 2 LOB: 2 BB: 1 P: 11	R: 0 E: 0 K: 2 S: 7	H: 1 LOB: 0 BB: 0 P: 7	R: 0 E: 0 K: 3 S: 10	H: 1 LOB: 3 BB: 2 P: 18	1B: 5 2B: 2 3B: 0 HR: 2	SF: 0 SAC: 0 DP: 0 HBP: 0	WP: 0 PB: 0 SB: 5 CS: 1	PA: 37
<b>PITCHER</b> Joe Niekro, R ERA: 4.2 Joe Sambito, L ERA: 2.66 (7, 1)	IP: 6.0 WLS: L BF: 27 H: 7 R: 3 ER: 3 SO: 2 BB: 1 IBB: 1 HBP: 0 BLK: 0 WP: 0 HR: 2 S: 29 P: 37 ERA: 4.50 WHIP: 1.333																			



Batter	1	2	3	4	5	6	7	8	9	AB	R	H	RBI	BB	SO	LOB	TOP																					
Frank Taveras, R (1,6) OBP: 0.311, SLG: 0.358	F7		F9						P4	5	0	2	0	0	0	1																						
Omar Moreno, L (1,8) OBP: 0.325, SLG: 0.295	G3		6-3		L3		4-3			4	0	0	0	0	0	5																						
Dave Parker, L (1,9) OBP: 0.359, SLG: 0.543	G3			K		K		F8		4	0	0	0	0	2	0																						
Bill Robinson, R (1,7) OBP: 0.295, SLG: 0.406		P3		F3		WP S 1B		BLK S 1B		4	1	2	0	0	0	0																						
Willie Stargell, L (1,3) OBP: 0.376, SLG: 0.550		HR		F9		K		K		4	1	1	1	0	2	2																						
Phil Garner, R (1,4) OBP: 0.347, SLG: 0.393		4-3			K	K				4	0	1	1	0	2	1																						
Dale Berra, R (1,5) OBP: 0.239, SLG: 0.267		5-3			HR		F8	F8		4	1	1	1	0	0	1																						
Duffy Dyer, R (1,2) OBP: 0.310, SLG: 0.279			6-3 BB		4-3		6-3		1-6-3	3	0	0	0	1	0	0																						
Don Robinson, R (1,1) OBP: 0.222, SLG: 0.254			6-3						K	3	0	2	0	0	0	1																						
Kent Tekulve, R (7,1) OBP: 0.111, SLG: 0.111					2B 1B					1	0	0	0	0	1	0																						
<b>Inning Stats</b>	R: 0 E: 0 K: 0 S: 3	H: 0 LOB: 0 BB: 0 P: 3	R: 1 E: 0 K: 0 S: 4	H: 1 LOB: 0 BB: 0 P: 4	R: 0 E: 0 K: 0 S: 3	H: 0 LOB: 1 BB: 1 P: 7	R: 0 E: 0 K: 1 S: 5	H: 0 LOB: 0 BB: 0 P: 5	R: 1 E: 0 K: 1 S: 8	H: 3 LOB: 2 BB: 0 P: 8	R: 0 E: 0 K: 3 S: 10	H: 1 LOB: 1 BB: 0 P: 10	R: 0 E: 0 K: 0 S: 5	H: 2 LOB: 2 BB: 0 P: 5	R: 1 E: 0 K: 1 S: 7	H: 2 LOB: 1 BB: 0 P: 7	R: 0 E: 0 K: 1 S: 5	H: 0 LOB: 0 BB: 0 P: 5	1B: 6 2B: 1 3B: 0 HR: 2	SF: 0 SAC: 0 DP: 0 HBP: 0	WP: 1 PA: 37 CS: 0																	
<b>PITCHER</b>	IP	WLS	BF	H	R	ER	SO	BB	IBB	HBP	BLK	WP	HR	S	P	ERA	WHIP	<b>PITCHER</b>				IP	WLS	BF	H	R	ER	SO	BB	IBB	HBP	BLK	WP	HR	S	P	ERA	WHIP
Mickey Mahler, L (1,1) ERA: 4.29	7.0	L	29	7	2	2	5	1	0	0	0	1	2	38	42	2.57	1.143																					
Gene Garber, R (8,1) ERA: 1.96	2.0		8	2	1	1	2	0	0	0	1	0	0	12	12	4.50	1.000																					

Pittsburgh Pirates @ Atlanta Braves  
Atlanta-Fulton County Stadium, Atlanta, GA  
Tue Aug 22 1978, 7:05 PM EDT  
Att: 9,348 - Unknown

AB 36  
R 3  
H 9  
RBI 3  
BB 1  
SO 7  
LOB 11



Batter	1	2	3	4	5	6	7	8	9	AB	R	H	RBI	BB	SO	LOB	BOTTOM																					
Rod Gilbreath, R (1,4) OBP: 0.297, SLG: 0.327	F8		K		4-3				K	4	0	0	0	0	2	3																						
Rowland Office, L (1,8) OBP: 0.290, SLG: 0.349	K		F8			F5		3-1		4	0	0	0	0	1	0																						
Gary Matthews, R (1,9) OBP: 0.375, SLG: 0.463	1B 2B				F9		HR			3	1	2	1	1	0	0																						
Jeff Burroughs, R (1,7) OBP: 0.448, SLG: 0.556	2H 1B				BB		K		F8	3	0	1	0	1	1	1																						
Bob Horner, R (1,5) OBP: 0.311, SLG: 0.518					P2 1B		F7		K	4	0	1	0	0	1	2																						
Joe Nolan, L (1,2) OBP: 0.336, SLG: 0.349					P5				6-3	2	0	0	0	1	0	2																						
Chico Ruiz, R (7,FR) OBP: 0.310, SLG: 0.350					P4					0	0	0	0	0	0	0																						
Bruce Benedict, R (8,2) OBP: 0.500, SLG: 0.400						BB BB				1	0	0	0	0	0	0																						
Dale Murphy, R (1,3) OBP: 0.296, SLG: 0.414			K				F9		K	4	0	1	0	0	2	2																						
Darrel Chaney, S (1,6) OBP: 0.295, SLG: 0.309			F7				F7		3-1	4	0	0	0	0	0	3																						
Mickey Mahler, S (1,1) OBP: 0.125, SLG: 0.097					4-3					1	0	0	0	0	0	0																						
Bob Beall, S (7,PH) OBP: 0.361, SLG: 0.264							SH2-4			0	0	0	0	1	0	0																						
Gene Garber, R (8,1) OBP: 0.167, SLG: 0.091							1-2 BB			0	0	0	0	0	0	0																						
<b>Inning Stats</b>	R: 0 E: 0 K: 1 S: 6	H: 2 LOB: 2 BB: 0 P: 6	R: 0 E: 0 K: 1 S: 6	H: 1 LOB: 0 BB: 0 P: 6	R: 0 E: 0 K: 1 S: 5	H: 0 LOB: 0 BB: 0 P: 5	R: 0 E: 0 K: 0 S: 3	H: 0 LOB: 1 BB: 1 P: 7	R: 0 E: 0 K: 0 S: 4	H: 1 LOB: 1 BB: 0 P: 4	R: 1 E: 0 K: 1 S: 6	H: 1 LOB: 0 BB: 0 P: 6	R: 0 E: 0 K: 1 S: 5	H: 0 LOB: 2 BB: 2 P: 13	R: 0 E: 0 K: 1 S: 5	H: 0 LOB: 1 BB: 1 P: 9	R: 0 E: 0 K: 1 S: 5	H: 0 LOB: 0 BB: 0 P: 5	1B: 3 2B: 1 3B: 0 HR: 1	SF: 0 SAC: 1 DP: 0 HBP: 0	WP: 0 PA: 35 CS: 0																	
<b>PITCHER</b>	IP	WLS	BF	H	R	ER	SO	BB	IBB	HBP	BLK	WP	HR	S	P	ERA	WHIP	<b>PITCHER</b>				IP	WLS	BF	H	R	ER	SO	BB	IBB	HBP	BLK	WP	HR	S	P	ERA	WHIP
Don Robinson, R (1,1) ERA: 3.26	6.2	W	27	5	1	1	4	3	0	0	0	0	1	32	44	1.35	1.200																					
Kent Tekulve, R (7,1) ERA: 1.93	2.1	S	8	0	0	0	3	1	0	0	0	0	0	13	17	0.00	0.429																					

Pittsburgh Pirates @ Atlanta Braves  
Atlanta-Fulton County Stadium, Atlanta, GA  
Tue Aug 22 1978, 7:05 PM EDT  
Att: 9,348 - Unknown

AB 30  
R 1  
H 5  
RBI 1  
BB 4  
SO 7  
LOB 13





Batter	1	2	3	4	5	6	7	8	9	10	11	12	AB	R	H	RBI	BB	SO	LOB	TOP		
Frank Taveras, R OBP: 0.313, SLG: 0.360													6	1	3	0	0	1	3			
Omar Moreno, L OBP: 0.329, SLG: 0.296													6	1	2	1	0	2	2			
Dave Parker, L OBP: 0.363, SLG: 0.549													6	1	4	1	0	0	0			
Willie Stargell, L OBP: 0.375, SLG: 0.544													5	0	1	1	1	2	3			
Ed Ott, L OBP: 0.301, SLG: 0.398													5	0	2	1	1	1	2			
Bill Robinson, R OBP: 0.260, SLG: 0.399													6	0	0	0	0	2	6			
Phil Garner, R OBP: 0.347, SLG: 0.389													4	0	0	0	2	1	2			
Dale Berra, R OBP: 0.222, SLG: 0.246													5	0	0	0	0	2	3			
John Candelaria, L OBP: 0.336, SLG: 0.336													2	1	1	0	0	1	0			
<b>Inning Stats</b>	R: 0 E: 0 K: 3	H: 1 LOB: 0 BB: 3	R: 0 E: 0 K: 1	H: 0 LOB: 0 BB: 0	R: 0 E: 0 K: 1	H: 0 LOB: 0 BB: 0	R: 0 E: 0 K: 3	H: 2 LOB: 3 BB: 1	R: 0 E: 0 K: 1	H: 5 LOB: 2 BB: 0	R: 0 E: 0 K: 1	H: 0 LOB: 0 BB: 0	R: 0 E: 0 K: 1	H: 1 LOB: 1 BB: 1	R: 0 E: 0 K: 1	H: 3 LOB: 3 BB: 1	R: 1 E: 0 K: 1	H: 2 LOB: 2 BB: 1	1B: 11 2B: 1 3B: 1 HR: 0	SF: 0 SAC: 0 DP: 0 HBP: 1	WP: 0 PB: 0 SB: 3 CS: 1	PA: 52
<b>PITCHER</b>	IP: 4.2 WLS: 20 BF: 6	ER: 3 SO: 6	BB: 0 IBB: 0	HBP: 0 BLK: 0	WP: 0 HR: 0	S: 31 P: 35	ERA: 5.79 WHIP: 1.286	<b>PITCHER</b> Dave Campbell, R (11, 1) ERA: 4.98 IP: 1.2 WLS: 9 BF: 2 H: 1 R: 1 ER: 1 SO: 2 BB: 0 IBB: 1 HBP: 1 BLK: 0 WP: 0 HR: 0 S: 11 P: 16 ERA: 5.40 WHIP: 1.200														

Pittsburgh Pirates @ Atlanta Braves  
Atlanta-Fulton County Stadium, Atlanta, GA

Wed Aug 23 1978, 7:05 PM EDT  
Att: 6,553 - Unknown

AB 47  
R 4  
H 13  
RBI 4  
BB 4  
SO 12  
LOB 22



Batter	1	2	3	4	5	6	7	8	9	10	11	12	AB	R	H	RBI	BB	SO	LOB	BOTTOM		
Jerry Royster, R OBP: 0.342, SLG: 0.352													6	2	2	2	0	0	1			
Barry Bonnell, R OBP: 0.279, SLG: 0.289													5	0	0	0	1	0	3			
Gary Matthews, R OBP: 0.375, SLG: 0.462													5	0	2	0	0	1	1			
Jeff Burroughs, R OBP: 0.449, SLG: 0.555													4	0	2	0	0	0	3			
Rowland Office, L OBP: 0.289, SLG: 0.348													1	0	0	0	0	0	0			
Bob Horner, R OBP: 0.305, SLG: 0.509													4	0	0	1	0	0	5			
Bob Beall, S OBP: 0.362, SLG: 0.270													5	0	2	0	0	0	1			
Glenn Hubbard, R OBP: 0.270, SLG: 0.235													4	0	0	0	0	0	2			
Bruce Benedict, R OBP: 0.375, SLG: 0.286													2	0	0	0	0	0	0			
Dale Murphy, R OBP: 0.286, SLG: 0.413													1	0	0	0	0	1	1			
Joe Nolan, L OBP: 0.338, SLG: 0.359													2	0	1	0	0	0	0			
<b>Inning Stats</b>	R: 1 E: 0 K: 5	H: 3 LOB: 1 BB: 0	R: 0 E: 0 K: 0	H: 0 LOB: 0 BB: 0	R: 0 E: 2 K: 1	H: 0 LOB: 3 BB: 1	R: 0 E: 0 K: 0	H: 1 LOB: 0 BB: 0	R: 0 E: 0 K: 0	H: 1 LOB: 1 BB: 0	R: 0 E: 1 K: 0	H: 1 LOB: 1 BB: 0	R: 0 E: 0 K: 0	H: 0 LOB: 0 BB: 0	R: 0 E: 0 K: 0	H: 0 LOB: 0 BB: 0	R: 0 E: 0 K: 1	H: 0 LOB: 0 BB: 0	1B: 8 2B: 2 3B: 0 HR: 1	SF: 1 SAC: 1 DP: 3 HBP: 0	WP: 0 PB: 0 SB: 0 CS: 0	PA: 47
<b>PITCHER</b>	IP: 6.0 WLS: 27 BF: 8	ER: 3 SO: 2	BB: 1 IBB: 0	HBP: 0 BLK: 0	WP: 0 HR: 1	S: 30 P: 34	ERA: 4.50 WHIP: 1.500	<b>PITCHER</b> John Candelaria, L (1, 1) ERA: 3.48 IP: 2.0 WLS: 7 BF: 1 H: 0 R: 0 ER: 0 SO: 9 BB: 0 IBB: 0 HBP: 0 BLK: 0 WP: 0 HR: 0 S: 9 P: 9 ERA: 2.88 WHIP: 0.500 Ed Whitson, R (9, 1) ERA: 2.88 IP: 2.0 WLS: 7 BF: 1 H: 0 R: 0 ER: 0 SO: 7 BB: 0 IBB: 0 HBP: 0 BLK: 0 WP: 0 HR: 0 S: 7 P: 7 ERA: 1.89 WHIP: 0.500 Grant Jackson, L (11, 1) ERA: 2.57														

Pittsburgh Pirates @ Atlanta Braves  
Atlanta-Fulton County Stadium, Atlanta, GA

Wed Aug 23 1978, 7:05 PM EDT  
Att: 6,553 - Unknown

AB 44  
R 3  
H 10  
RBI 3  
BB 1  
SO 4  
LOB 19





Batter	1	2	3	4	5	6	7	8	9	AB	R	H	RBI	BB	SO	LOB	TOP			
Frank Taveras, R OBP: 0.313, SLG: 0.359 (1, 6)										4	0	1	0	0	0	0	<b>Pittsburgh Pirates @ Atlanta Braves</b> Atlanta-Fulton County Stadium, Atlanta, GA Thu Aug 24 1978, 7:05 PM EDT Att: 7,965 - Unknown			
Omar Moreno, L OBP: 0.326, SLG: 0.293 (1, 8)										4	0	0	0	0	1	1				
Dave Parker, L OBP: 0.366, SLG: 0.549 (1, 9)										2	0	1	0	2	0	0				
Willie Stargell, L OBP: 0.374, SLG: 0.540 Steve Brye, R OBP: 0.303, SLG: 0.321 (1, 3) (8, 7)										4	1	1	0	0	1	2				
Ed Ott, L OBP: 0.303, SLG: 0.399 (1, 2)										4	1	2	0	0	0	3				
Bill Robinson, R OBP: 0.290, SLG: 0.398 (1, 7) (8, 3)										4	1	1	1	0	1	2				
Phil Garner, R OBP: 0.346, SLG: 0.390 (1, 4)										4	1	1	1	0	0	2				
Dale Berra, R OBP: 0.237, SLG: 0.239 (1, 5)										2	1	0	0	2	0	0				
Bert Blyleven, R OBP: 0.138, SLG: 0.156 Ed Whitson, R OBP: 0.222, SLG: 0.222 Grant Jackson, S OBP: 0.300, SLG: 0.500 Kent Tekulve, R OBP: 0.111, SLG: 0.111 (1, 1) (9, 1) (9, 1) (9, 1)										3	0	1	3	0	1	0				
<b>Inning Stats</b>	R: 0 E: 1 K: 1 S: 6	H: 1 LOB: 1 BB: 0 P: 6	R: 0 E: 0 K: 1 S: 5	H: 1 LOB: 0 BB: 0 P: 5	R: 0 E: 0 K: 0 S: 3	H: 0 LOB: 0 BB: 0 P: 3	R: 0 E: 0 K: 1 S: 5	H: 1 LOB: 1 BB: 0 P: 7	R: 0 E: 0 K: 1 S: 5	H: 0 LOB: 0 BB: 0 P: 5	R: 5 E: 0 K: 0 S: 7	H: 5 LOB: 1 BB: 2 P: 15	R: 0 E: 0 K: 0 S: 2	H: 0 LOB: 0 BB: 1 P: 6	R: 0 E: 0 K: 0 S: 3	H: 0 LOB: 0 BB: 0 P: 3		1B: 6 2B: 2 3B: 0 HR: 0	SF: 0 SAC: 0 DP: 2 HBP: 0	WP: 0 PB: 0 CS: 0
<b>PITCHER</b>	IP WLS BF H R ER SO BB IBB HBP BLK WP HR S P ERA WHIP																			
Phil Niekro, R ERA: 3.03 Craig Skok, L ERA: 4.05 (1, 1) (8, 1)	7.0 L 29 8 5 5 4 2 1 0 0 0 0 0 34 46 6.43 1.429																			

AB 31  
R 5  
H 8  
RBI 5  
BB 4  
SO 4  
LOB 10



Batter	1	2	3	4	5	6	7	8	9	AB	R	H	RBI	BB	SO	LOB	BOTTOM					
Jerry Royster, R OBP: 0.345, SLG: 0.354 (1, 6)										4	0	2	0	1	1	1	<b>Pittsburgh Pirates @ Atlanta Braves</b> Atlanta-Fulton County Stadium, Atlanta, GA Thu Aug 24 1978, 7:05 PM EDT Att: 7,965 - Unknown					
Rowland Office, L OBP: 0.288, SLG: 0.346 Cito Gaston, R OBP: 0.233, SLG: 0.222 (1, 8) (9, PH)										4	0	1	0	0	0	3						
Gary Matthews, R OBP: 0.371, SLG: 0.457 (1, 9)										4	0	0	0	0	1	2						
Jeff Burroughs, R OBP: 0.449, SLG: 0.552 (1, 7)										2	0	0	0	2	0	0						
Bob Horner, R OBP: 0.304, SLG: 0.518 (1, 5)										4	1	1	1	0	2	4						
Bob Beall, S OBP: 0.359, SLG: 0.264 (1, 3)										3	0	0	0	1	0	4						
Joe Nolan, L OBP: 0.335, SLG: 0.356 (1, 2)										4	0	1	0	0	0	1						
Glenn Hubbard, R OBP: 0.268, SLG: 0.237 (1, 4)										4	0	1	0	0	0	1						
Phil Niekro, R OBP: 0.247, SLG: 0.250 Dale Murphy, R OBP: 0.297, SLG: 0.412 Craig Skok, R OBP: 0.286, SLG: 0.429 Darrel Chaney, S OBP: 0.297, SLG: 0.311 (1, 1) (7, PH) (8, 1) (9, PH)										2	0	0	0	0	2	2						
<b>Inning Stats</b>	R: 0 E: 0 K: 0 S: 5	H: 2 LOB: 3 BB: 1 P: 9	R: 0 E: 0 K: 1 S: 7	H: 2 LOB: 2 BB: 0 P: 7	R: 0 E: 0 K: 1 S: 5	H: 0 LOB: 1 BB: 1 P: 9	R: 0 E: 0 K: 2 S: 8	H: 1 LOB: 0 BB: 0 P: 8	R: 0 E: 0 K: 0 S: 3	H: 0 LOB: 0 BB: 0 P: 3	R: 0 E: 0 K: 1 S: 5	H: 0 LOB: 0 BB: 0 P: 5	R: 0 E: 1 K: 0 S: 4	H: 0 LOB: 1 BB: 0 P: 4	R: 1 E: 0 K: 1 S: 6	H: 1 LOB: 1 BB: 1 P: 10		R: 0 E: 0 K: 0 S: 4	H: 1 LOB: 2 BB: 1 P: 8	1B: 6 2B: 0 3B: 0 HR: 1	SF: 0 SAC: 1 DP: 0 HBP: 0	WP: 0 PB: 0 CS: 0
<b>PITCHER</b>	IP WLS BF H R ER SO BB IBB HBP BLK WP HR S P ERA WHIP																					
Bert Blyleven, R ERA: 3.2 Ed Whitson, R ERA: 2.58 Grant Jackson, L ERA: 2.56 Kent Tekulve, R ERA: 1.89 (1, 1) (9, 1) (9, 1) (9, 1)	8.1 W 36 7 1 1 6 2 1 0 0 0 0 0 45 57 1.08 1.080																					









Batter	1	2	3	4	5	6	7	8	9	AB	R	H	RBI	BB	SO	LOB	TOP		
Frank Taveras, R (1.6) OBP: 0.310, SLG: 0.355	K2-3			6-3		1-3		F1		4	0	0	0	0	1	0			
Omar Moreno, L (1.8) OBP: 0.330, SLG: 0.300	4-3			1B		4-3		1B	3B	4	1	2	0	0	0	0			
Dave Parker, L (1.9) OBP: 0.365, SLG: 0.547	F9			K		K		1B	1B	4	0	1	1	0	2	1			
John Milner, L (1.3) OBP: 0.359, SLG: 0.405				4-3		1B		1B	BB	3	1	0	0	1	0	2			
Ed Ott, L (1.2) OBP: 0.308, SLG: 0.409				K		1B		1B	1B	4	0	2	0	0	1	0			
Bill Robinson, R (1.7) OBP: 0.292, SLG: 0.397	G6-4-3			K2-3		E4		1B	1B	3	0	1	1	0	1	1			
Phil Garner, R (1.4) OBP: 0.345, SLG: 0.393				5-3		K		K		3	0	0	0	0	2	2			
Dale Berra, R (1.5) OBP: 0.229, SLG: 0.230				F8		F7		F7		3	0	0	0	0	0	0			
Bruce Kison, R (1.1) Dave Hamilton, L (2.1) John Candelaria, L (6. Ph) Jim Bibby, R (6.1) Manny Sanguillen, R (8. Ph) Jerry Reuss, L (8.1)				K		5-3		P4		0	0	0	0	0	0	0			
<b>Inning Stats</b>	R: 0 H: 0 E: 0 K: 1 S: 5	H: 0 LOB: 0 BB: 0 P: 5	R: 0 H: 1 E: 0 K: 0 S: 3	H: 0 LOB: 0 BB: 0 P: 3	R: 0 H: 0 E: 0 K: 2 S: 7	H: 1 LOB: 1 BB: 0 P: 7	R: 0 H: 0 E: 0 K: 2 S: 6	H: 0 LOB: 0 BB: 0 P: 6	R: 0 H: 0 E: 0 K: 0 S: 3	H: 0 LOB: 0 BB: 0 P: 3	R: 1 H: 2 E: 1 K: 2 S: 9	H: 2 LOB: 2 BB: 1 P: 13	R: 0 H: 0 E: 0 K: 0 S: 3	H: 0 LOB: 0 BB: 0 P: 3	R: 1 H: 2 E: 0 K: 0 S: 4	H: 2 LOB: 2 BB: 0 P: 4	1B: 5 2B: 0 3B: 1 HR: 0	SF: 0 SAC: 0 DP: 2 HBP: 0	WP: 0 PA: 32 PB: 0 SB: 1 CS: 0
<b>PITCHER</b> J.R. Richard, R (1.1) ERA: 2.99	IP: 9.0 WLS: W BF: 32 H: 6 R: 2 ER: 2 SO: 8 BB: 1 IBB: 0 HBP: 0 BLK: 0 WP: 0 HR: 0 S: 47 P: 51 ERA: 2.00 WHIP: 0.778																		

Pittsburgh Pirates @ Houston Astros  
Astrodome, Houston, TX  
Sat Aug 26 1978, 4:33 AM EDT  
Att: 9,985 - Unknown

AB 31  
R 2  
H 6  
RBI 2  
BB 1  
SO 8  
LOB 6



Batter	1	2	3	4	5	6	7	8	9	AB	R	H	RBI	BB	SO	LOB	BOTTOM		
Terry Puhl, L (1.8) OBP: 0.338, SLG: 0.376	4-3	G3 1B		F8		P6				4	1	1	0	0	0	0			
Dave Bergman, L (1.3) OBP: 0.371, SLG: 0.297	1B	G3		L6		6-3				4	1	1	0	0	0	1			
Enos Cabell, R (1.5) OBP: 0.321, SLG: 0.385	E6 1B	E 1B		F8		6-3				4	2	1	1	0	0	1			
Jose Cruz, L (1.9) OBP: 0.358, SLG: 0.443	K	E6 1B		F8		6-3				4	0	1	0	0	1	2			
Art Howe, R (1.4) OBP: 0.343, SLG: 0.439	E9 1B	E 1B		1B				F7		3	1	2	1	1	0	0			
Denny Walling, L (1.7) OBP: 0.303, SLG: 0.305	E2 2B	K		F8		4-3				4	1	1	1	0	1	3			
Julio Gonzalez, R (1.6) OBP: 0.265, SLG: 0.277										0	1	0	0	0	0	0			
Jimmy Sexton, R (3.6) OBP: 0.252, SLG: 0.252	WP 2B			5-3		F7		5-3		3	0	0	0	0	0	1			
Bruce Bochy, R (1.2) OBP: 0.338, SLG: 0.366				F9		5-3				3	0	1	2	0	0	0			
J.R. Richard, R (1.1) OBP: 0.167, SLG: 0.157	K			K		4-3				3	0	0	0	0	2	1			
<b>Inning Stats</b>	R: 5 H: 4 E: 3 K: 2 S: 12	H: 4 LOB: 1 BB: 0 P: 13	R: 2 H: 3 E: 1 K: 1 S: 7	H: 3 LOB: 2 BB: 1 P: 11	R: 0 H: 0 E: 0 K: 1 S: 5	H: 0 LOB: 0 BB: 0 P: 5	R: 0 H: 0 E: 0 K: 0 S: 3	H: 0 LOB: 0 BB: 0 P: 3	R: 0 H: 0 E: 0 K: 0 S: 3	H: 0 LOB: 0 BB: 0 P: 3	R: 0 H: 0 E: 0 K: 0 S: 3	H: 0 LOB: 0 BB: 0 P: 3	R: 0 H: 0 E: 0 K: 0 S: 3	H: 0 LOB: 0 BB: 0 P: 3	R: 0 H: 0 E: 0 K: 0 S: 3	H: 0 LOB: 0 BB: 0 P: 3	1B: 6 2B: 3 3B: 0 HR: 0	SF: 0 SAC: 0 DP: 1 HBP: 1	WP: 2 PA: 34 PB: 0 SB: 2 CS: 1
<b>PITCHER</b> Bruce Kison, R (1.1) ERA: 3.8 Dave Hamilton, L (2.1) ERA: 4.58 Jim Bibby, R (6.1) ERA: 3.94 Jerry Reuss, L (8.1) ERA: 5.74	IP: 1.1 WLS: L BF: 14 H: 7 R: 7 ER: 2 SO: 2 BB: 1 IBB: 1 HBP: 0 BLK: 0 WP: 2 HR: 0 S: 16 P: 21 ERA: 13.50 WHIP: 6.000																		

Pittsburgh Pirates @ Houston Astros  
Astrodome, Houston, TX  
Sat Aug 26 1978, 4:33 AM EDT  
Att: 9,985 - Unknown

AB 32  
R 7  
H 8  
RBI 5  
BB 1  
SO 4  
LOB 9









Batter	1	2	3	4	5	6	7	8	9	AB R H RBI BB SO LOB	TOP											
Frank Taveras, R (1, 6) OBP: 0.308, SLG: 0.352										5 0 1 0 0 1 1	<b>Pittsburgh Pirates @ Cincinnati Reds</b> Riverfront Stadium, Cincinnati, OH Mon Aug 28 1978, 7:05 PM EDT Att: 23,612 - Unknown											
Omar Moreno, L (1, 8) OBP: 0.330, SLG: 0.298										3 1 0 0 1 3 1												
Dave Parker, L (1, 9) OBP: 0.370, SLG: 0.550										4 1 2 1 1 0 0												
Bill Robinson, R (1, 5) OBP: 0.289, SLG: 0.394										3 0 1 2 0 0 1												
Willie Stargell, L (1, 3) OBP: 0.368, SLG: 0.534										3 0 0 0 1 1 3												
Phil Garner, R (1, 4) OBP: 0.350, SLG: 0.397										3 0 1 0 1 0 2												
John Milner, L (1, 7) OBP: 0.356, SLG: 0.402										3 0 0 0 1 1 2												
Dale Berra, R (8, 5) OBP: 0.229, SLG: 0.230										0 0 0 0 0 0 0												
Manny Sanguillen, R (1, 2) OBP: 0.274, SLG: 0.324										4 0 2 0 0 0 3												
John Candelaria, L (1, 1) OBP: 0.245, SLG: 0.174										2 0 0 0 0 1 1												
Steve Brye, R (7, PH) OBP: 0.309, SLG: 0.327										1 1 1 0 0 0 0												
Ed Whitson, R (7, 1) OBP: 0.200, SLG: 0.200										1 0 0 0 0 1 1												
<b>Inning Stats</b>	R: 0 E: 0 K: 1 S: 5	H: 0 LOB: 0 BB: 0 P: 5	R: 0 E: 0 K: 2 S: 7	H: 0 LOB: 1 BB: 1 P: 11	R: 0 E: 0 K: 0 S: 3	H: 0 LOB: 0 BB: 0 P: 3	R: 2 E: 0 K: 0 S: 5	H: 2 LOB: 1 BB: 0 P: 9	R: 0 E: 1 K: 2 S: 8	H: 1 LOB: 1 BB: 0 P: 8	R: 0 E: 0 K: 0 S: 4	H: 1 LOB: 3 BB: 2 P: 12	R: 1 E: 0 K: 0 S: 5	H: 3 LOB: 2 BB: 1 P: 9	R: 0 E: 0 K: 1 S: 6	H: 1 LOB: 1 BB: 0 P: 6	R: 0 E: 0 K: 2 S: 7	H: 0 LOB: 0 BB: 0 P: 7	1B: 6 2B: 1 3B: 1 HR: 0	SF: 1 SAC: 1 DP: 1 HBP: 0	WP: 1 PB: 0 SB: 0 CS: 0	PA: 39
<b>PITCHER</b>	IP WLS BF H R ER SO BB IBB HBP BLK WP HR S P ERA WHIP																					
Fred Norman, L (1, 1) ERA: 3.78	6.1 L 29 6 3 3 5 4 0 0 0 0 1 0 35 51 4.26 1.579																					
Tom Hume, R (7, 1) ERA: 4.72	1.2 7 2 0 0 1 0 1 0 0 0 0 0 8 12 0.00 1.200																					
Doug Bair, R (9, 1) ERA: 1.63	1.0 3 0 0 0 2 0 0 0 0 0 0 0 7 7 0.00 0.000																					

Batter	1	2	3	4	5	6	7	8	9	AB R H RBI BB SO LOB	BOTTOM											
Pete Rose, S (1, 5) OBP: 0.358, SLG: 0.420										4 0 0 0 0 1 0	<b>Pittsburgh Pirates @ Cincinnati Reds</b> Riverfront Stadium, Cincinnati, OH Mon Aug 28 1978, 7:05 PM EDT Att: 23,612 - Unknown											
Joe Morgan, L (1, 4) OBP: 0.361, SLG: 0.387										4 0 0 0 0 1 0												
Ken Griffey, L (1, 9) OBP: 0.343, SLG: 0.420										3 0 0 0 1 1 0												
George Foster, R (1, 7) OBP: 0.358, SLG: 0.541										3 1 1 1 0 2 1												
Johnny Bench, R (1, 3) OBP: 0.329, SLG: 0.471										2 0 0 0 1 1 1												
Dave Concepcion, R (1, 6) OBP: 0.352, SLG: 0.413										3 0 1 0 0 0 1												
Ken Henderson, S (1, 8) OBP: 0.291, SLG: 0.311										3 0 0 0 0 1 2												
Vic Correll, R (1, 2) OBP: 0.264, SLG: 0.307										2 0 0 0 0 0 2												
Dan Driessen, L (8, PH) OBP: 0.356, SLG: 0.434										1 0 0 0 0 0 0												
Fred Norman, S (1, 1) OBP: 0.167, SLG: 0.149										2 0 0 0 0 1 0												
Tom Hume, R (7, 1) OBP: 0.075, SLG: 0.051										0 0 0 0 0 0 0												
Mike Lum, L (8, PH) OBP: 0.373, SLG: 0.488										1 0 0 0 0 0 0												
Doug Bair, R (9, 1) OBP: 0.182, SLG: 0.182										0 0 0 0 0 0 0												
<b>Inning Stats</b>	R: 0 E: 0 K: 2 S: 7	H: 0 LOB: 0 BB: 0 P: 7	R: 0 E: 0 K: 2 S: 7	H: 0 LOB: 0 BB: 0 P: 7	R: 0 E: 0 K: 0 S: 3	H: 0 LOB: 0 BB: 0 P: 3	R: 0 E: 0 K: 0 S: 3	H: 0 LOB: 0 BB: 0 P: 3	R: 0 E: 1 K: 1 S: 5	H: 0 LOB: 1 BB: 1 P: 9	R: 0 E: 0 K: 0 S: 3	H: 0 LOB: 0 BB: 0 P: 3	R: 0 E: 0 K: 0 S: 3	H: 0 LOB: 0 BB: 0 P: 3	R: 0 E: 0 K: 1 S: 5	H: 0 LOB: 0 BB: 0 P: 5	R: 0 E: 0 K: 1 S: 5	H: 0 LOB: 0 BB: 0 P: 5	1B: 1 2B: 0 3B: 0 HR: 1	SF: 0 SAC: 0 DP: 1 HBP: 0	WP: 0 PB: 0 SB: 0 CS: 0	PA: 30
<b>PITCHER</b>	IP WLS BF H R ER SO BB IBB HBP BLK WP HR S P ERA WHIP																					
John Candelaria, L (1, 1) ERA: 3.39	6.0 W 20 2 1 1 6 1 0 0 0 0 0 0 31 35 1.50 0.500																					
Ed Whitson, R (7, 1) ERA: 2.74	3.0 S 10 0 0 0 2 1 0 0 0 0 0 0 13 17 0.00 0.333																					

AB	32
R	3
H	8
RBI	3
BB	5
SO	8
LOB	15



AB	28
R	1
H	2
RBI	1
BB	2
SO	8
LOB	7






Batter	1	2	3	4	5	6	7	8	9	AB	R	H	RBI	BB	SO	LOB	TOP										
Frank Taveras, R (1, 6) OBP: 0.309, SLG: 0.352 Mario Mendoza, R (3, 6) OBP: 0.291, SLG: 0.300	6-3		SH1-4 2B BB		F9		5-3		SH3-4	1	1	0	0	1	0	0											
Omar Moreno, L (1, 8) OBP: 0.330, SLG: 0.298	1B		SH1-4		6-3			F9	P6	4	1	1	0	0	0	1											
Dave Parker, L (1, 9) OBP: 0.371, SLG: 0.552	1B		1B		F7			L6		4	1	2	1	0	0	0											
Willie Stargell, L (1, 3) OBP: 0.373, SLG: 0.548	1B		2B					L3	HR	4	1	3	3	0	0	0											
Ed Ott, L (1, 2) OBP: 0.313, SLG: 0.408	1B		1B		K			K		4	0	2	0	0	2	1											
Bill Robinson, R (1, 5) OBP: 0.288, SLG: 0.391	F9		K		K			5-3		3	0	0	0	1	1	4											
John Milner, L (1, 7) OBP: 0.352, SLG: 0.397 Dale Berra, R (8, 5) OBP: 0.238, SLG: 0.253			F7		F8			F7	6-3 FC 2B	3	0	0	0	0	0	1	AB 34 R 5 H 10 RBI 5 BB 2 SO 5 LOB 9										
Phil Garner, R (1, 4) OBP: 0.349, SLG: 0.398			WP CS 2B		P4			P4	6-3	4	0	1	0	0	0	1											
Bert Blyleven, R (1, 1) OBP: 0.130, SLG: 0.147			K		K			6-3	FC SH3-4	4	0	0	1	0	2	1											
<b>Inning Stats</b>	R: 1 E: 0 K: 0 S: 6	H: 4 LOB: 2 BB: 0 P: 6	R: 0 E: 0 K: 1 S: 5	H: 1 LOB: 1 BB: 0 P: 5	R: 2 E: 0 K: 2 S: 9	H: 2 LOB: 1 BB: 1 P: 13	R: 0 E: 0 K: 1 S: 5	H: 0 LOB: 0 BB: 0 P: 5	R: 0 E: 0 K: 1 S: 3	H: 0 LOB: 0 BB: 0 P: 3	R: 0 E: 0 K: 0 S: 3	H: 0 LOB: 1 BB: 1 P: 9	R: 0 E: 0 K: 0 S: 3	H: 0 LOB: 0 BB: 0 P: 3	R: 1 E: 0 K: 0 S: 5	H: 2 LOB: 1 BB: 0 P: 5	R: 1 E: 0 K: 0 S: 5	H: 1 LOB: 1 BB: 0 P: 5	1B: 6 2B: 4 3B: 0 HR: 1	SF: 0 SAC: 2 DP: 1 HBP: 0	WP: 1 PB: 0 SB: 1 CS: 1	PA: 38					
<b>PITCHER</b>	IP	WLS	BF	H	R	ER	SO	BB	IBB	HBP	BLK	WP	HR	S	P	ERA	WHIP										
Michael LaCoss, R (1, 1) ERA: 4.19	6.0	L	25	7	3	3	5	2	0	0	0	1	0	33	41	4.50	1.500										
Manny Sarmiento, R (7, 1) ERA: 3.9	2.0		8	2	1	1	0	0	0	0	0	0	1	8	8	4.50	1.000										
Pedro Borbon, R (9, 1) ERA: 4.65	1.0		5	1	1	1	0	0	0	0	0	0	0	5	5	9.00	1.000										
Batter	1	2	3	4	5	6	7	8	9	AB	R	H	RBI	BB	SO	LOB	BOTTOM										
Pete Rose, S (1, 5) OBP: 0.355, SLG: 0.417	F7			L4		F8		K		4	0	0	0	1	3												
Joe Morgan, L (1, 4) OBP: 0.358, SLG: 0.383	P3			F2			P5		P4	4	0	0	0	0	0												
Ken Griffey, L (1, 9) OBP: 0.343, SLG: 0.419	F7			K			F8		G4-3 1B	4	0	1	0	0	1	0											
George Foster, R (1, 7) OBP: 0.359, SLG: 0.541			CS 1B		K			1B	G4-3 1-2	4	0	2	0	0	1	1											
Dan Driessen, L (1, 3) OBP: 0.354, SLG: 0.432			K		F7			K		3	0	0	0	0	2	2											
Johnny Bench, R (1, 2) OBP: 0.326, SLG: 0.466			F9		6-3			5-3		3	0	0	0	0	0												
Dave Concepcion, R (1, 6) OBP: 0.350, SLG: 0.411			F8		K			4-3		3	0	0	0	0	1	0											
Cesar Geronimo, L (1, 8) OBP: 0.322, SLG: 0.337			K		5-3			1B BB		2	0	0	0	1	1	0											
Michael LaCoss, R (1, 1) OBP: 0.105, SLG: 0.158 Dave Collins, S (6, PH) OBP: 0.298, SLG: 0.222 Manny Sarmiento, R (7, 1) OBP: 0.298, SLG: 0.222 Mike Lum, L (8, PH) OBP: 0.378, SLG: 0.492 Pedro Borbon, R (9, 1) OBP: 0.290, SLG: 0.200			K		K			1B		1	0	0	0	0	1	0	AB 29 R 0 H 4 RBI 0 BB 2 SO 8 LOB 6										
<b>Inning Stats</b>	R: 0 E: 0 K: 0 S: 3	H: 0 LOB: 0 BB: 0 P: 3	R: 0 E: 0 K: 1 S: 5	H: 1 LOB: 0 BB: 0 P: 5	R: 0 E: 0 K: 2 S: 7	H: 0 LOB: 0 BB: 0 P: 7	R: 0 E: 0 K: 1 S: 5	H: 0 LOB: 0 BB: 0 P: 5	R: 0 E: 0 K: 1 S: 5	H: 0 LOB: 0 BB: 0 P: 5	R: 0 E: 0 K: 1 S: 5	H: 0 LOB: 1 BB: 1 P: 9	R: 0 E: 0 K: 1 S: 6	H: 1 LOB: 1 BB: 0 P: 6	R: 0 E: 0 K: 1 S: 6	H: 1 LOB: 2 BB: 1 P: 10	R: 0 E: 0 K: 0 S: 3	H: 1 LOB: 0 BB: 0 P: 3	1B: 4 2B: 0 3B: 0 HR: 0	SF: 0 SAC: 0 DP: 1 HBP: 0	WP: 0 PB: 0 SB: 0 CS: 1	PA: 31					
<b>PITCHER</b>	IP	WLS	BF	H	R	ER	SO	BB	IBB	HBP	BLK	WP	HR	S	P	ERA	WHIP										
Bert Blyleven, R (1, 1) ERA: 3.06	9.0	W	31	4	0	0	8	2	0	0	0	0	0	45	53	0.00	0.667										

Pittsburgh Pirates @ Cincinnati Reds  
Riverfront Stadium, Cincinnati, OH  
Tue Aug 29 1978, 7:05 PM EDT  
Att: 24,967 - Unknown

livebaseballscores.com


AB 34  
R 5  
H 10  
RBI 5  
BB 2  
SO 5  
LOB 9



Pittsburgh Pirates @ Cincinnati Reds  
Riverfront Stadium, Cincinnati, OH  
Tue Aug 29 1978, 7:05 PM EDT  
Att: 24,967 - Unknown

livebaseballscores.com

AB 29  
R 0  
H 4  
RBI 0  
BB 2  
SO 8  
LOB 6







Batter	1	2	3	4	5	6	7	8	9	AB	R	H	RBI	BB	SO	LOB	TOP										
Jerry Royster, R OBP: 0.344, SLG: 0.353 (1, 6)										4	0	0	0	0	0	1	<b>Atlanta Braves @ Pittsburgh Pirates</b> Three Rivers Stadium, Pittsburgh, PA Fri Sep 01 1978, 7:05 PM EDT Unknown										
Glenn Hubbard, R OBP: 0.377, SLG: 0.339 (1, 4)										4	1	2	0	0	0	0											
Bob Beall, S OBP: 0.383, SLG: 0.311 (1, 3) (7, 7)										4	0	0	0	0	2	2											
Bob Horner, R OBP: 0.300, SLG: 0.514 (1, 5)										4	0	0	0	0	1	2											
Joe Nolan, L OBP: 0.337, SLG: 0.370 (7, PH) Jeff Burroughs, R OBP: 0.448, SLG: 0.552 Bruce Benedict, R OBP: 0.267, SLG: 0.214 (7, PR) (7, 2)										2	0	0	0	0	0	0											
Rowland Office, L OBP: 0.292, SLG: 0.353 (7, PH) Dale Murphy, R OBP: 0.297, SLG: 0.415 (7, 3)										2	0	0	0	0	0	0											
Cito Gaston, R OBP: 0.239, SLG: 0.229 (7, 9)										0	0	0	0	0	0	0											
Barry Bonnell, R OBP: 0.278, SLG: 0.287 (7, 8)										4	0	2	0	0	0	1											
Phil Niekro, R OBP: 0.235, SLG: 0.237 (7, PH) Darrel Chaney, S OBP: 0.297, SLG: 0.304 Craig Skok, R OBP: 0.286, SLG: 0.429 (8, PH) Rod Gilbreath, R OBP: 0.298, SLG: 0.325 (8, PH)										2	0	0	0	0	0	1											
<b>Inning Stats</b>	R: 0 E: 0 K: 0 S: 3	H: 0 LOB: 0 BB: 0 P: 3	R: 0 E: 0 K: 0 S: 3	H: 0 LOB: 0 BB: 0 P: 3	R: 0 E: 0 K: 1 S: 6	H: 1 LOB: 1 BB: 0 P: 6	R: 0 E: 0 K: 1 S: 5	H: 0 LOB: 0 BB: 0 P: 5	R: 0 E: 0 K: 0 S: 3	H: 0 LOB: 0 BB: 0 P: 3	R: 3 E: 0 K: 2 S: 11	H: 4 LOB: 2 BB: 1 P: 15	R: 0 E: 0 K: 0 S: 4	H: 1 LOB: 1 BB: 0 P: 4	R: 0 E: 1 K: 2 S: 9	H: 1 LOB: 2 BB: 0 P: 9		1B: 5 2B: 1 3B: 0 HR: 1	SF: 0 SAC: 0 DP: 0 HBP: 0	WP: 0 PB: 0 SB: 1 CS: 0	PA: 36						
<b>PITCHER</b>	IP	WLS	BF	H	R	ER	SO	BB	IBB	HBP	BLK	WP	HR	S	P	ERA	WHIP										
Don Robinson, R ERA: 3.32 (1, 1)	6.0	W	20	2	1	1	2	0	0	0	0	0	0	24	24	1.50	0.333										
Grant Jackson, L ERA: 2.92 (7, 1)	0.2		4	1	2	2	2	1	0	0	0	0	1	7	11	27.00	3.000										
Kent Tekulve, R ERA: 1.82 (7, 1)	2.1	S	12	4	0	0	2	0	0	0	0	0	0	16	16	0.00	1.714										

Batter	1	2	3	4	5	6	7	8	9	AB	R	H	RBI	BB	SO	LOB	BOTTOM										
Frank Taveras, R OBP: 0.310, SLG: 0.357 (8, 6) Mario Mendoza, R OBP: 0.286, SLG: 0.294 (8, 6)										4	2	2	0	0	1	1	<b>Atlanta Braves @ Pittsburgh Pirates</b> Three Rivers Stadium, Pittsburgh, PA Fri Sep 01 1978, 7:05 PM EDT Unknown										
Omar Moreno, L OBP: 0.328, SLG: 0.297 (1, 8)										5	2	1	0	0	1	1											
Dave Parker, L OBP: 0.371, SLG: 0.554 (1, 9)										4	1	2	2	0	0	2											
Willie Stargell, L OBP: 0.377, SLG: 0.567 (1, 3)										4	2	3	2	0	0	2											
Ed Ott, L OBP: 0.313, SLG: 0.409 (1, 2)										4	1	1	2	0	2	3											
Bill Robinson, R OBP: 0.288, SLG: 0.392 (7, 7)										4	0	1	1	0	0	0											
John Milner, L OBP: 0.359, SLG: 0.403 (6, PR) Dale Berra, R OBP: 0.235, SLG: 0.250 (7, 5)										1	0	1	0	2	0	0											
Phil Garner, R OBP: 0.348, SLG: 0.395 (1, 4)										3	0	0	0	1	0	3											
Don Robinson, R OBP: 0.206, SLG: 0.235 (7, 1) Grant Jackson, S OBP: 0.250, SLG: 0.417 (7, 1) Kent Tekulve, R OBP: 0.105, SLG: 0.105 (7, 1)										3	0	0	0	0	1	3											
<b>Inning Stats</b>	R: 0 E: 0 K: 2 S: 9	H: 2 LOB: 2 BB: 0 P: 9	R: 0 E: 0 K: 0 S: 3	H: 0 LOB: 1 BB: 1 P: 7	R: 2 E: 0 K: 2 S: 9	H: 2 LOB: 0 BB: 0 P: 9	R: 0 E: 0 K: 0 S: 3	H: 0 LOB: 1 BB: 1 P: 7	R: 3 E: 0 K: 0 S: 6	H: 3 LOB: 0 BB: 0 P: 6	R: 0 E: 0 K: 1 S: 6	H: 1 LOB: 1 BB: 0 P: 6	R: 3 E: 1 K: 1 S: 9	H: 3 LOB: 2 BB: 1 P: 13	R: 0 E: 0 K: 0 S: 3	H: 0 LOB: 0 BB: 0 P: 3		1B: 3 2B: 6 3B: 1 HR: 1	SF: 1 SAC: 0 DP: 0 HBP: 0	WP: 2 PB: 1 SB: 1 CS: 0	PA: 39						
<b>PITCHER</b>	IP	WLS	BF	H	R	ER	SO	BB	IBB	HBP	BLK	WP	HR	S	P	ERA	WHIP										
Phil Niekro, R ERA: 3.11 (1, 1)	6.0	L	28	8	5	4	5	2	0	0	0	0	0	36	44	6.00	1.667										
Craig Skok, L ERA: 4.13 (7, 1)	2.0		11	3	3	2	1	0	1	0	0	0	0	12	16	9.00	1.500										



Batter	1	2	3	4	5	6	7	8	9	AB	R	H	RBI	BB	SO	LOB	TOP			
Glenn Hubbard, R (1.4) OBP: 0.370, SLG: 0.333	L4			F7		K		1B		4	0	1	0	0	1	0	<b>Atlanta Braves @ Pittsburgh Pirates</b> Three Rivers Stadium, Pittsburgh, PA Fri Sep 01 1978, 7:05 PM EDT Att: 14,306 - Unknown  livebaseballscorecards.com  <b>AB 28</b> <b>R 0</b> <b>H 3</b> <b>RBI 0</b> <b>BB 3</b> <b>SO 2</b> <b>LOB 9</b>  			
Bob Beall, S (1.7) OBP: 0.385, SLG: 0.305	4-3			F8			G5-3 1B BB		5-3	3	0	0	0	1	0	0				
Rowland Office, L (1.8) OBP: 0.292, SLG: 0.352	F7			F7			G5-3 1B		2-3	4	0	1	0	0	0	0				
Bob Horner, R (1.5) OBP: 0.303, SLG: 0.512		G6-4-3 BB			1-3 1B		G5-3 1-2 2-3		4-3	3	0	1	0	1	0	2				
Dale Murphy, R (1.3) OBP: 0.295, SLG: 0.412		K			1-3 1-2		5-3			3	0	0	0	0	1	3				
Barry Bonnell, R (1.9) OBP: 0.275, SLG: 0.284		G6-4-3 1-2			P3			F9		3	0	0	0	0	0	2				
Darrel Chaney, S (1.6) OBP: 0.293, SLG: 0.300			F7		4-3			E4 1B BB		3	0	0	0	0	0	1				
Bruce Benedict, R (1.2) OBP: 0.235, SLG: 0.188 (8, PH)			P6			5-3		F7		2	0	0	0	0	0	0				
Joe Nolan, L (8, PH) OBP: 0.335, SLG: 0.368 (8, 2)										1	0	0	0	0	0	1				
Mickey Mahler, S (1.1) OBP: 0.143, SLG: 0.118			F5			4-3				2	0	0	0	0	0	0				
Rick Camp, R (6, 1)										0	0	0	0	0	0	0				
Jeff Burroughs, R (8, PH) OBP: 0.448, SLG: 0.552										0	0	0	0	1	0	0				
Rod Gilbreath, R (8, PR) OBP: 0.298, SLG: 0.325										0	0	0	0	0	0	0				
Dave Campbell, R (8, 1)										0	0	0	0	0	0	0				
<b>Inning Stats</b>	R: 0 E: 0 K: 0 S: 3	H: 0 LOB: 0 BB: 0 P: 3	R: 0 E: 0 K: 1 S: 4	H: 0 LOB: 0 BB: 1 P: 8	R: 0 E: 0 K: 0 S: 3	H: 0 LOB: 0 BB: 0 P: 3	R: 0 E: 0 K: 0 S: 3	H: 0 LOB: 0 BB: 0 P: 3	R: 0 E: 0 K: 1 S: 5	H: 0 LOB: 0 BB: 0 P: 5	R: 0 E: 0 K: 0 S: 3	H: 1 LOB: 1 BB: 1 P: 7	R: 0 E: 1 K: 0 S: 4	H: 1 LOB: 3 BB: 1 P: 8	R: 0 E: 0 K: 0 S: 3	H: 0 LOB: 0 BB: 0 P: 3		1B: 3 2B: 0 3B: 0 HR: 0	SF: 0 SAC: 0 DP: 2 HBP: 0	WP: 0 PB: 0 SB: 0 CS: 0
<b>PITCHER</b>	IP WLS BF H R ER SO BB IBB HBP BLK WP HR S P ERA WHIP																			
Bruce Kison, R (1, 1) ERA: 3.39	7.2 W 27 2 0 0 2 3 0 0 0 0 0 28 40 0.00 0.652																			
Kent Tekulve, R (8, 1) ERA: 1.8	1.1 S 4 1 0 0 0 0 0 0 0 0 0 4 4 0.00 0.750																			

Batter	1	2	3	4	5	6	7	8	9	AB	R	H	RBI	BB	SO	LOB	BOTTOM				
Frank Taveras, R (1.6) OBP: 0.310, SLG: 0.358	G3		F3		S 2B		6-3			4	0	1	0	0	0	1	<b>Atlanta Braves @ Pittsburgh Pirates</b> Three Rivers Stadium, Pittsburgh, PA Fri Sep 01 1978, 7:05 PM EDT Att: 14,306 - Unknown  livebaseballscorecards.com  <b>AB 31</b> <b>R 3</b> <b>H 7</b> <b>RBI 3</b> <b>BB 1</b> <b>SO 3</b> <b>LOB 9</b>  				
Omar Moreno, L (1.8) OBP: 0.326, SLG: 0.294	6-3		K		F7		K			4	0	0	0	0	2	2					
Dave Parker, L (1.9) OBP: 0.372, SLG: 0.555					WP 1B		F7		4-3	4	0	2	0	0	0	0					
Bill Robinson, R (1.7) OBP: 0.288, SLG: 0.393	6-3				P5		2B 2B		F7	4	1	1	0	0	0	2					
Phil Garner, R (1.4) OBP: 0.345, SLG: 0.391			F7		F8		K		F4	4	0	0	0	0	1	2					
Manny Sanguillen, R (1.3) OBP: 0.280, SLG: 0.330			F8				HR 2B			2	1	1	1	1	0	0					
Dale Berra, R (1.5) OBP: 0.239, SLG: 0.291			F9		4-3		HR 2B			3	1	1	2	0	0	2					
Duffy Dyer, R (1.2) OBP: 0.304, SLG: 0.273			F3				1-3			3	0	0	0	0	0	0					
Bruce Kison, R (1, 1) ERA: 4.88										3	0	1	0	0	0	0					
Kent Tekulve, R (8, 1) ERA: 3.02			BLK 2B		B1-3		6-3			0	0	0	0	0	0	0					
<b>Inning Stats</b>	R: 0 E: 0 K: 0 S: 4	H: 1 LOB: 1 BB: 0 P: 4	R: 0 E: 0 K: 0 S: 3	H: 0 LOB: 0 BB: 0 P: 3	R: 0 E: 0 K: 1 S: 6	H: 1 LOB: 1 BB: 0 P: 6	R: 0 E: 0 K: 0 S: 4	H: 1 LOB: 2 BB: 1 P: 8	R: 0 E: 0 K: 1 S: 8	H: 3 LOB: 0 BB: 0 P: 8	R: 0 E: 0 K: 1 S: 5	H: 0 LOB: 0 BB: 0 P: 5	R: 0 E: 0 K: 0 S: 3	H: 0 LOB: 0 BB: 0 P: 3	R: 0 E: 0 K: 0 S: 3	H: 0 LOB: 0 BB: 0 P: 3		1B: 1 2B: 5 3B: 0 HR: 1	SF: 0 SAC: 0 DP: 0 HBP: 0	WP: 1 PB: 0 SB: 1 CS: 0	PA: 32
<b>PITCHER</b>	IP WLS BF H R ER SO BB IBB HBP BLK WP HR S P ERA WHIP																				
Mickey Mahler, L (1, 1) ERA: 4.88	5.2 L 25 7 3 3 2 1 0 0 0 0 0 28 32 4.76 1.412																				
Rick Camp, R (6, 1) ERA: 3.02	1.1 4 0 0 0 1 0 0 0 0 0 0 6 6 0.00 0.000																				
Dave Campbell, R (8, 1) ERA: 4.88	1.0 3 0 0 0 0 0 0 0 0 0 0 3 3 0.00 0.000																				







Batter	1	2	3	4	5	6	7	8	9	AB	R	H	RBI	BB	SO	LOB	TOP					
<b>Glenn Hubbard, R</b> (1,4) OBP: 0.378, SLG: 0.338										4	1	3	0	1	0	2	<b>Atlanta Braves @ Pittsburgh Pirates</b> Three Rivers Stadium, Pittsburgh, PA Sun Sep 03 1978, 3:33 AM EDT Att: 8,594 - Unknown					
<b>Bob Beall, S</b> (1,7) OBP: 0.380, SLG: 0.314									3	0	1	0	0	0	4	0						
<b>Barry Bonnell, R</b> (6,9) OBP: 0.279, SLG: 0.291										0	0	0	0	0	0	0						
<b>Rowland Office, L</b> (1,8) OBP: 0.296, SLG: 0.360										3	0	1	2	2	0	2						
<b>Bob Horner, R</b> (1,5) OBP: 0.303, SLG: 0.506										4	0	0	0	1	2	6						
<b>Dale Murphy, R</b> (1,3) OBP: 0.289, SLG: 0.403										5	0	0	0	0	3	5						
<b>Joe Nolan, L</b> (1,2) OBP: 0.332, SLG: 0.370										4	1	1	0	1	1	5						
<b>Cito Gaston, R</b> (1,9) OBP: 0.237, SLG: 0.257										0	0	0	0	0	0	0						
<b>Darrel Chaney, S</b> (1,6) OBP: 0.295, SLG: 0.306										4	0	1	0	0	2	2						
<b>Eddie Solomon, R</b> (1,1) OBP: 0.192, SLG: 0.160										2	1	0	0	0	1	2						
<b>Craig Skok, R</b> (7,1) OBP: 0.286, SLG: 0.429										0	0	0	0	0	0	0						
<b>Gene Garber, R</b> (7,1) OBP: 0.154, SLG: 0.083										1	0	0	0	0	1	0						
<b>Inning Stats</b>	R: 0 E: 0 K: 1 S: 6	H: 2 LOB: 1 BB: 0 P: 6	R: 0 E: 0 K: 1 S: 5	H: 0 LOB: 0 BB: 0 P: 5	R: 0 E: 0 K: 2 S: 8	H: 1 LOB: 3 BB: 2 P: 16	R: 0 E: 0 K: 1 S: 5	H: 0 LOB: 1 BB: 1 P: 9	R: 2 E: 0 K: 2 S: 10	H: 2 LOB: 2 BB: 0 P: 11	R: 0 E: 1 K: 1 S: 7	H: 1 LOB: 2 BB: 0 P: 7	R: 0 E: 0 K: 0 S: 3	H: 0 LOB: 0 BB: 0 P: 3	R: 1 E: 0 K: 1 S: 6	H: 1 LOB: 0 BB: 2 P: 6	R: 0 E: 0 K: 1 S: 6	H: 1 LOB: 3 BB: 2 P: 14	1B: 6 2B: 1 3B: 1 HR: 0	SF: 1 SAC: 2 DP: 1 HBP: 1	WP: 0 PB: 0 SB: 0 CS: 0	PA: 42
<b>PITCHER</b>	IP	WLS	BF	H	R	ER	SO	BB	IBB	HBP	BLK	WP	HR	S	P	ERA	WHIP					
<b>Bert Blyleven, R</b> (1,1) ERA: 3.08	7.0		33	7	3	3	8	3	0	1	0	0	0	45	58	3.86	1.429					
<b>Kent Tekulve, R</b> (8,1) ERA: 1.74	2.0	W	9	1	0	0	2	1	1	0	0	0	0	11	19	0.00	1.000					

AB 30  
R 3  
H 7  
RBI 2  
BB 5  
SO 10  
LOB 28



Batter	1	2	3	4	5	6	7	8	9	AB	R	H	RBI	BB	SO	LOB	BOTTOM				
<b>Frank Taveras, R</b> (1,6) OBP: 0.308, SLG: 0.352										3	0	0	0	1	1	1	<b>Atlanta Braves @ Pittsburgh Pirates</b> Three Rivers Stadium, Pittsburgh, PA Sun Sep 03 1978, 3:33 AM EDT Att: 8,594 - Unknown				
<b>Omar Moreno, L</b> (1,8) OBP: 0.333, SLG: 0.297										2	0	0	0	2	0	0					
<b>Dave Parker, L</b> (1,9) OBP: 0.371, SLG: 0.550										4	0	0	0	0	3	2					
<b>Willie Stargell, L</b> (1,3) OBP: 0.379, SLG: 0.570										3	1	1	0	0	1	1					
<b>Matt Alexander, S</b> (9, PR)										0	1	0	0	0	0	0					
<b>Ed Ott, L</b> (1,2) OBP: 0.310, SLG: 0.401										4	0	0	0	0	2	3					
<b>Bill Robinson, R</b> (1,5) OBP: 0.286, SLG: 0.386										3	1	0	0	1	0	1					
<b>John Milner, L</b> (1,7) OBP: 0.355, SLG: 0.395										2	1	0	0	1	0	0					
<b>Dale Berra, R</b> (8,5) OBP: 0.242, SLG: 0.329										1	1	1	3	0	0	0					
<b>Phil Garner, R</b> (1,4) OBP: 0.350, SLG: 0.401										3	1	1	3	0	1	0					
<b>Bert Blyleven, R</b> (1,1) OBP: 0.139, SLG: 0.155										3	0	1	0	0	2	0					
<b>Kent Tekulve, R</b> (8,1) OBP: 0.105, SLG: 0.105										0	0	0	0	0	0	0					
<b>Inning Stats</b>	R: 0 E: 0 K: 2 S: 7	H: 0 LOB: 0 BB: 0 P: 7	R: 0 E: 0 K: 2 S: 7	H: 0 LOB: 0 BB: 0 P: 7	R: 0 E: 0 K: 0 S: 4	H: 1 LOB: 1 BB: 0 P: 4	R: 0 E: 0 K: 1 S: 5	H: 0 LOB: 1 BB: 1 P: 9	R: 0 E: 0 K: 1 S: 5	H: 0 LOB: 0 BB: 0 P: 5	R: 3 E: 0 K: 1 S: 7	H: 2 LOB: 0 BB: 1 P: 11	R: 0 E: 0 K: 1 S: 5	H: 0 LOB: 0 BB: 0 P: 5	R: 3 E: 0 K: 1 S: 4	H: 1 LOB: 1 BB: 1 P: 9	1B: 2 2B: 0 3B: 0 HR: 2	SF: 0 SAC: 0 DP: 0 HBP: 1	WP: 0 PB: 0 SB: 2 CS: 1	PA: 34	
<b>PITCHER</b>	IP	WLS	BF	H	R	ER	SO	BB	IBB	HBP	BLK	WP	HR	S	P	ERA	WHIP				
<b>Eddie Solomon, R</b> (1,1) ERA: 3.72	6.0		21	1	0	0	7	3	0	0	0	0	0	32	44	0.00	0.667				
<b>Craig Skok, L</b> (7,1) ERA: 4.33	0.2		4	1	2	2	0	1	0	0	0	0	0	3	7	27.00	3.000				
<b>Gene Garber, R</b> (7,1) ERA: 2.36	1.2	L	9	2	4	4	3	0	1	1	0	0	2	13	18	21.60	1.200				

AB 28  
R 6  
H 4  
RBI 6  
BB 5  
SO 10  
LOB 8





Batter	1	2	3	4	5	6	7	8	9	AB	R	H	RBI	BB	SO	LOB	TOP					
Lenny Randle, S OBP: 0.342, SLG: 0.331 (1, 5)										5	1	2	1	0	1	4						
Tim Foli, R OBP: 0.282, SLG: 0.316 (1, 6)										5	0	2	1	0	0	4						
Lee Mazzilli, S OBP: 0.352, SLG: 0.429 (1, 8)										5	0	1	1	0	0	4						
Willie Montanez, L OBP: 0.320, SLG: 0.401 (1, 3)										3	0	2	0	1	0	0						
Steve Henderson, R OBP: 0.339, SLG: 0.410 Kevin Kobel, R OBP: 0.200, SLG: 0.143 (7, 1)										3	0	0	0	1	0	3						
Elliott Maddox, R OBP: 0.375, SLG: 0.341 (1, 9)										4	0	0	0	0	0	3						
Ron Hodges, L OBP: 0.337, SLG: 0.326 (1, 2)										3	1	1	0	1	0	0						
Doug Flynn, R OBP: 0.275, SLG: 0.279 (1, 4)										4	2	1	0	0	0	1						
Roy Lee Jackson, R OBP: 0.667, SLG: 0.667 Skip Lockwood, R OBP: 0.162, SLG: 0.545 Joel Youngblood, R OBP: 0.290, SLG: 0.448 (7, 7)										3	0	2	0	0	0	2						
<b>Inning Stats</b>	R: 0 E: 0 K: 0 S: 5	H: 3 LOB: 3 BB: 1 P: 9	R: 1 E: 0 K: 0 S: 6	H: 3 LOB: 2 BB: 0 P: 6	R: 0 E: 0 K: 0 S: 3	H: 0 LOB: 0 BB: 0 P: 3	R: 2 E: 1 K: 0 S: 4	H: 2 LOB: 0 BB: 1 P: 8	R: 0 E: 0 K: 0 S: 3	H: 0 LOB: 0 BB: 0 P: 3	R: 0 E: 0 K: 0 S: 3	H: 0 LOB: 0 BB: 0 P: 3	R: 1 E: 0 K: 0 S: 5	H: 2 LOB: 2 BB: 1 P: 9	R: 0 E: 0 K: 0 S: 3	H: 0 LOB: 0 BB: 0 P: 3	R: 0 E: 0 K: 1 S: 5	H: 0 LOB: 1 BB: 1 P: 9	1B: 11 2B: 1 3B: 0 HR: 0	SF: 0 SAC: 0 DP: 2 HBP: 0	WP: 0 PB: 0 SB: 0 CS: 2	PA: 40
<b>PITCHER</b>	IP	WLS	BF	H	R	ER	SO	BB	IBB	HBP	BLK	WP	HR	S	P	ERA	WHIP					
Jim Rooker, L ERA: 4.41 Ed Whitson, R ERA: 2.7 Grant Jackson, L ERA: 2.7	6.2		31	11	4	2	0	3	0	0	0	0	0	28	40	2.70	2.100					

New York Mets @ Pittsburgh Pirates  
Three Rivers Stadium, Pittsburgh, PA  
Mon Sep 04 1978, 3:33 AM EDT  
Unknown

AB 35  
R 4  
H 11  
RBI 3  
BB 4  
SO 1  
LOB 21



Batter	1	2	3	4	5	6	7	8	9	AB	R	H	RBI	BB	SO	LOB	BOTTOM					
Frank Taveras, R OBP: 0.307, SLG: 0.352 (1, 6)										4	0	1	1	0	1	0						
Omar Moreno, L OBP: 0.337, SLG: 0.299 (1, 8)										3	1	2	0	1	0	1						
Dave Parker, L OBP: 0.370, SLG: 0.548 (1, 9)										4	0	1	0	0	0	2						
Willie Stargell, L OBP: 0.380, SLG: 0.570 (1, 3)										2	1	1	1	0	0	0						
Ed Ott, L OBP: 0.315, SLG: 0.419 (1, 2)										4	3	3	2	0	0	1						
Bill Robinson, R OBP: 0.291, SLG: 0.397 (8, 7)										4	1	3	2	0	0	1						
John Milner, L OBP: 0.354, SLG: 0.394 Dale Berra, R OBP: 0.239, SLG: 0.325 (8, 5)										3	0	1	1	0	0	2						
Phil Garner, R OBP: 0.349, SLG: 0.400 (1, 4)										4	1	1	0	0	2	2						
Jim Rooker, R OBP: 0.173, SLG: 0.255 Ed Whitson, R OBP: 0.182, SLG: 0.182 Doe Boyland, L (7, PH) Rennie Stennett, R OBP: 0.274, SLG: 0.314 Grant Jackson, S OBP: 0.250, SLG: 0.417 (8, 1)										2	0	0	0	0	1	1						
<b>Inning Stats</b>	R: 1 E: 0 K: 0 S: 4	H: 2 LOB: 0 BB: 0 P: 4	R: 1 E: 0 K: 2 S: 9	H: 2 LOB: 1 BB: 0 P: 9	R: 0 E: 0 K: 0 S: 2	H: 0 LOB: 0 BB: 1 P: 6	R: 0 E: 0 K: 0 S: 3	H: 1 LOB: 1 BB: 0 P: 4	R: 0 E: 0 K: 1 S: 5	H: 0 LOB: 0 BB: 0 P: 5	R: 0 E: 0 K: 0 S: 3	H: 1 LOB: 0 BB: 0 P: 3	R: 3 E: 0 K: 1 S: 9	H: 4 LOB: 1 BB: 0 P: 10	R: 2 E: 0 K: 1 S: 8	H: 3 LOB: 1 BB: 0 P: 8	R: 0 E: 0 K: 1 S: 5	H: 0 LOB: 1 BB: 0 P: 8	1B: 10 2B: 2 3B: 0 HR: 2	SF: 1 SAC: 0 DP: 3 HBP: 1	WP: 0 PB: 2 SB: 2 CS: 1	PA: 35
<b>PITCHER</b>	IP	WLS	BF	H	R	ER	SO	BB	IBB	HBP	BLK	WP	HR	S	P	ERA	WHIP					
Roy Lee Jackson, R ERA: 6.0 Skip Lockwood, R ERA: 3.57 Kevin Kobel, L ERA: 2.62	6.0		24	8	4	4	3	1	0	1	0	0	0	28	33	6.00	1.500					

New York Mets @ Pittsburgh Pirates  
Three Rivers Stadium, Pittsburgh, PA  
Mon Sep 04 1978, 3:33 AM EDT  
Unknown

AB 32  
R 7  
H 13  
RBI 7  
BB 1  
SO 5  
LOB 12





Batter	1	2	3	4	5	6	7	8	9	AB	R	H	RBI	BB	SO	LOB	TOP									
Lenny Randle, S OBP: 0.339, SLG: 0.328	F8		F9			F9		6-3		4	0	0	0	0	0	0										
Joel Youngblood, R OBP: 0.290, SLG: 0.444	1B			F7		F2			F7	4	0	1	0	0	0	0										
Lee Mazzilli, S OBP: 0.351, SLG: 0.428	K			1B		1-3			F8	4	0	1	0	0	1	1										
Willie Montanez, L OBP: 0.317, SLG: 0.398	K			F6			P5		K	4	0	0	0	0	2	2										
Steve Henderson, R OBP: 0.339, SLG: 0.410		F9					F8			3	0	1	0	0	0	0										
Bruce Boisclair, L OBP: 0.295, SLG: 0.330		4-3		G3						2	0	0	0	1	0	2										
Ron Hodges, L OBP: 0.327, SLG: 0.315					F7		G3			3	0	0	0	0	0	1										
Doug Flynn, R OBP: 0.274, SLG: 0.278			F8					F8		2	0	0	0	0	0	0										
Sergio Ferrer, S OBP: 0.182, SLG: 0.100				F4-3						1	0	0	0	0	0	0										
Juan Berenguer, R Dwight Bernard, R Tom Greene, R Mardie Cornejo, R Ed Kranepool, L Kevin Kobel, R	K							F7		1	0	0	0	0	1	0										
<b>Inning Stats</b>	R: 0 E: 0 K: 2 S: 8	H: 1 LOB: 1 BB: 0 P: 8	R: 0 E: 0 K: 0 S: 3	H: 0 LOB: 0 BB: 0 P: 3	R: 0 E: 0 K: 1 S: 5	H: 0 LOB: 0 BB: 0 P: 5	R: 0 E: 0 K: 0 S: 5	H: 2 LOB: 0 BB: 0 P: 5	R: 0 E: 0 K: 1 S: 5	H: 0 LOB: 0 BB: 0 P: 5	R: 0 E: 0 K: 0 S: 3	H: 0 LOB: 1 BB: 1 P: 7	R: 0 E: 0 K: 0 S: 3	H: 0 LOB: 0 BB: 0 P: 3	R: 0 E: 0 K: 1 S: 5	H: 0 LOB: 0 BB: 0 P: 5	1B: 3 2B: 0 3B: 0 HR: 0	SF: 0 SAC: 0 DP: 0 HBP: 0	WP: 0 PB: 0 SB: 1 CS: 0	PA: 31						
<b>PITCHER</b> Jim Bibby, R ERA: 3.59	IP: 9.0 W: 1 L: 1 BF: 31	H: 3 R: 0 ER: 0 SO: 5	BB: 1 IBB: 0 HBP: 0 BLK: 0	WP: 0 HR: 0 S: 40 P: 44	ERA: 0.00 WHIP: 0.444											ERA: 0.00 WHIP: 0.444										

New York Mets @ Pittsburgh Pirates  
Three Rivers Stadium, Pittsburgh, PA  
Mon Sep 04 1978, 3:38 AM EDT  
Att: 25,765 - Unknown

AB 30  
R 0  
H 3  
RBI 0  
BB 1  
SO 5  
LOB 6




Batter	1	2	3	4	5	6	7	8	9	AB	R	H	RBI	BB	SO	LOB	BOTTOM									
Frank Taveras, R OBP: 0.308, SLG: 0.352	F7 BB 1B	F8		1B G3 1B		F3	FC6-4			5	2	2	0	0	0	2										
Omar Moreno, L OBP: 0.335, SLG: 0.306	1B S E BB	4-3		G3 S 1B				F4		4	2	2	0	1	0	1										
Dave Parker, L OBP: 0.368, SLG: 0.543	F7		PB S 2B BB	K		E4 FC5 1B		F7		4	1	0	0	1	1	4										
Willie Stargell, L OBP: 0.381, SLG: 0.565	E BB		2B HBP	G3		F6		P6		3	1	0	1	1	0	2										
Ed Ott, L OBP: 0.320, SLG: 0.426	E5 BB 1B		1B 2B	K						4	1	3	3	0	1	1										
Bill Robinson, R OBP: 0.292, SLG: 0.397	F4-6-3 BB		1B 2B			F8	FC5			3	0	1	1	1	0	2										
John Milner, L OBP: 0.351, SLG: 0.390	F4-6-3		F8			F8				3	0	0	0	0	0	4										
Dale Berra, R OBP: 0.237, SLG: 0.321								5-3		1	0	0	0	0	0	0										
Phil Garner, R OBP: 0.350, SLG: 0.400		F9		F6						4	0	2	0	0	0	1										
Jim Bibby, R OBP: 0.206, SLG: 0.226			FC6			1-3		FC6-4 1B		3	0	0	0	1	0	3										
<b>Inning Stats</b>	R: 2 E: 1 K: 0 S: 4	H: 2 LOB: 2 BB: 3 P: 16	R: 0 E: 0 K: 0 S: 3	H: 0 LOB: 1 BB: 1 P: 7	R: 3 E: 0 K: 0 S: 5	H: 2 LOB: 1 BB: 1 P: 10	R: 1 E: 0 K: 2 S: 9	H: 2 LOB: 0 BB: 0 P: 9	R: 0 E: 0 K: 0 S: 4	H: 1 LOB: 1 BB: 0 P: 4	R: 1 E: 1 K: 0 S: 6	H: 2 LOB: 2 BB: 0 P: 6	R: 0 E: 0 K: 0 S: 4	H: 1 LOB: 1 BB: 0 P: 4	R: 0 E: 0 K: 0 S: 3	H: 0 LOB: 0 BB: 0 P: 3	1B: 8 2B: 1 3B: 1 HR: 0	SF: 0 SAC: 0 DP: 1 HBP: 1	WP: 0 PB: 1 SB: 3 CS: 0	PA: 40						
<b>PITCHER</b> Juan Berenguer, R ERA: 18.0 Dwight Bernard, R ERA: 2.95 Mardie Cornejo, R ERA: 3.33 Kevin Kobel, L ERA: 2.58	IP: 2.0 W: 0 L: 15	H: 4 R: 5 ER: 5 SO: 0	BB: 5 IBB: 0 HBP: 0 BLK: 0	WP: 0 HR: 0 S: 9 P: 30	ERA: 22.50 WHIP: 4.500											ERA: 0.00 WHIP: 1.333										


New York Mets @ Pittsburgh Pirates  
Three Rivers Stadium, Pittsburgh, PA  
Mon Sep 04 1978, 3:38 AM EDT  
Att: 25,765 - Unknown

AB 34  
R 7  
H 10  
RBI 5  
BB 5  
SO 2  
LOB 20





Batter	1	2	3	4	5	6	7	8	9	AB	R	H	RBI	BB	SO	LOB	TOP			
Lee Mazzilli, S (1,8) OBP: 0.351, SLG: 0.426	0-0 6-3 S 1B		0-0 F9			0-3 K		0-0 F6		4	0	1	0	0	1	1	<p>New York Mets @ Pittsburgh Pirates Three Rivers Stadium, Pittsburgh, PA Tue Sep 05 1978, 7:05 PM EDT Att: 18,476 - Unknown</p> <p>livebaseballscores.com</p> <p>AB 31 R 0 H 4 RBI 0 BB 1 SO 4 LOB 10</p> 			
Tim Foli, R (1,6) OBP: 0.281, SLG: 0.314 Joel Youngblood, R (3,4) OBP: 0.287, SLG: 0.440	0-0 F9		0-0 P4			0-0 F7		0-0 F7		2	0	0	0	0	0	1				
Steve Henderson, R (1,7) OBP: 0.340, SLG: 0.411	0-0 6-3 1-3			0-0 G4-6-3 1B		0-0 1-2 1B			0-3 K	4	0	2	0	0	1	1				
Willie Montanez, L (1,3) OBP: 0.315, SLG: 0.395	0-3 K			0-0 G4-6-3 1-2		0-0 5-3			0-0 F8	4	0	0	0	0	1	4				
John Stearns, R (1,2) OBP: 0.370, SLG: 0.425		0-0 5-3		0-0 6-3			0-0 F2		0-0 6-3	4	0	0	0	0	0	0				
Dan Norman, R (1,9)		0-0 F8			0-0 F8		0-3 K			3	0	0	0	0	1	0				
Elliott Maddox, R (1,5) OBP: 0.378, SLG: 0.342 Dale Murray, R (7,1)	4-0 BB				0-0 P4		0-0 FC6-4 1B			2	0	1	0	1	0	0				
Doug Flynn, R (1,4) OBP: 0.272, SLG: 0.276	0-0 F9				0-0 F6-3		0-0 FC6-4 1-2			3	0	0	0	0	0	2				
Jerry Koosman, R (1,1) OBP: 0.092, SLG: 0.138 Gil Flores, R (6, PH) Paul Siebert, L (6, 1) Lenny Randle, S (7, 5) OBP: 0.338, SLG: 0.327			0-0 F9			0-0 E6 1B		0-0 F7		1	0	0	0	0	0	0				
<b>Inning Stats</b>	R: 0 E: 0 K: 1 S: 6	H: 1 LOB: 1 BB: 0 P: 6	R: 0 E: 0 K: 0 S: 3	H: 0 LOB: 1 BB: 1 P: 7	R: 0 E: 0 K: 0 S: 3	H: 0 LOB: 0 BB: 0 P: 3	R: 0 E: 0 K: 0 S: 3	H: 1 LOB: 0 BB: 0 P: 3	R: 0 E: 1 K: 1 S: 7	H: 1 LOB: 2 BB: 0 P: 7	R: 0 E: 0 K: 1 S: 6	H: 1 LOB: 1 BB: 0 P: 6	R: 0 E: 0 K: 0 S: 3	H: 0 LOB: 0 BB: 0 P: 5	R: 0 E: 0 K: 1 S: 5	H: 0 LOB: 0 BB: 0 P: 5		1B: 4 2B: 0 3B: 0 HR: 0	SF: 0 SAC: 0 DP: 1 HBP: 0	WP: 0 PB: 0 SB: 1 CS: 0
<b>PITCHER</b> Jerry Reuss, L (1,1) ERA: 4.97	IP: 9.0 WLS: W BF: 32 H: 4 R: 0 ER: 0 SO: 4 BB: 1 IBB: 0 HBP: 0 BLK: 0 WP: 0 HR: 0 S: 39 P: 43 ERA: 0.00 WHIP: 0.556															<b>PITCHER</b>				

Batter	1	2	3	4	5	6	7	8	9	AB	R	H	RBI	BB	SO	LOB	BOTTOM	
Frank Taveras, R (1,6) OBP: 0.309, SLG: 0.353	0-0 F1-4-3		0-0 SH 1B	0-0 F9		0-0 1B		0-0 F6-3		5	1	2	0	0	0	0	<p>New York Mets @ Pittsburgh Pirates Three Rivers Stadium, Pittsburgh, PA Tue Sep 05 1978, 7:05 PM EDT Att: 18,476 - Unknown</p> <p>livebaseballscores.com</p> <p>AB 34 R 8 H 11 RBI 7 BB 3 SO 8 LOB 12</p> 	
Omar Moreno, L (1,8) OBP: 0.335, SLG: 0.304	4-0 F9 S 1B BB		0-0 SH SF7	0-0 F6-3		0-0 F8		0-0 F6-3		3	2	0	0	1	0	1		
Dave Parker, L (1,9) OBP: 0.369, SLG: 0.541	4-0 1B 1-2 BB		0-0 F6-3 SF7 1B	0-0 4-3			0-0 G3	0-0 1-4-3		4	1	1	0	1	0	0		
Bill Robinson, R (1,7) OBP: 0.292, SLG: 0.396 Steve Brys, R (8,7) OBP: 0.309, SLG: 0.327	0-0 F9		0-0 SF7		0-3 K		0-0 2B 2B 1B			3	1	1	1	0	1	2		
Phil Garner, R (1,4) OBP: 0.351, SLG: 0.404	0-0 1-2 3-H 1B		0-0 F6-3		0-3 K		0-0 2B 2B			4	1	2	1	0	1	1		
Manny Sanguillen, R (1,3) OBP: 0.291, SLG: 0.335	0-0 P5		0-0 1B 2B 1B		0-0 1B		4-0 2B IBB			3	1	2	1	1	0	2		
Dale Berra, R (1,5) OBP: 0.247, SLG: 0.341		0-3 K	0-0 1-3 2B 1B	0-0 4-3		0-0 1B		0-0 1-3 2-H 3-H 2B		4	1	2	2	0	1	1		
Duffy Dyer, R (1,2) OBP: 0.303, SLG: 0.279	0-0 F4		0-0 1-H 3-H 2B		0-3 K		0-3 K			4	0	1	2	0	2	2		
Jerry Reuss, L (1,1) OBP: 0.143, SLG: 0.190	0-3 K		0-0 F6-3		0-3 K		0-3 K			4	0	0	0	0	3	3		
<b>Inning Stats</b>	R: 1 E: 0 K: 0 S: 4	H: 1 LOB: 2 BB: 2 P: 12	R: 0 E: 0 K: 2 S: 7	H: 0 LOB: 0 BB: 0 P: 7	R: 5 E: 1 K: 0 S: 9	H: 5 LOB: 1 BB: 0 P: 9	R: 0 E: 0 K: 0 S: 3	H: 0 LOB: 0 BB: 0 P: 3	R: 0 E: 0 K: 2 S: 8	H: 1 LOB: 1 BB: 0 P: 8	R: 0 E: 0 K: 2 S: 8	H: 3 LOB: 2 BB: 1 P: 14	R: 0 E: 0 K: 0 S: 3	H: 0 LOB: 0 BB: 0 P: 3	1B: 8 2B: 3 3B: 0 HR: 0	SF: 1 SAC: 1 DP: 0 HBP: 0		WP: 0 PB: 0 SB: 1 CS: 0
<b>PITCHER</b> Jerry Koosman, L (1,1) ERA: 3.59 Paul Siebert, L (6, 1) ERA: 5.75 Dale Murray, R (7, 1) ERA: 3.91	IP: 5.0 WLS: L BF: 25 H: 7 R: 6 ER: 2 SO: 4 BB: 2 IBB: 0 HBP: 0 BLK: 0 WP: 0 HR: 0 S: 31 P: 39 ERA: 3.60 WHIP: 1.800															<b>PITCHER</b>		







Batter	1	2	3	4	5	6	7	8	9	AB	R	H	RBI	BB	SO	LOB	TOP																
Frank Taveras, R (1,6) OBP: 0.310, SLG: 0.352	4-0 CS BB		0-0 P5		0-3 K		0-0 1-3		0-0 1B	4	0	1	0	1	1	1	<b>Pittsburgh Pirates @ St. Louis Cardinals</b> Busch Stadium, St. Louis, MO Thu Sep 07 1978, 7:05 PM CDT Att: 7,805 - Unknown																
Omar Moreno, L (1,8) OBP: 0.335, SLG: 0.305	0-0 1-3		0-3 K		0-0 1B		4-0 S WP BB		0-0 6-3 1B	4	0	1	1	1	1	2																	
Dave Parker, L (1,9) OBP: 0.373, SLG: 0.547	0-0 4-3		0-0 HR		4-0 1B		4-0 S IBB		0-0 1B	3	1	2	2	2	0	0																	
Bill Robinson, R (1,7) OBP: 0.295, SLG: 0.398		0-3 K	0-0 CS BB		0-0 1B		0-3 K		0-3 K	4	0	1	0	1	3	3																	
Phil Garner, R (1,4) OBP: 0.352, SLG: 0.400	4-0 FC5-4 BB		0-0 CS	0-0 E5 1B	0-0 G6-4-3 1B		0-0 L5			3	0	0	0	1	0	5																	
Manny Sanguillen, R (1,3) OBP: 0.295, SLG: 0.338	0-0 FC5-4 BB			0-0 1B		0-0 1-3 1B		0-0 6-3		4	0	2	0	0	0	1																	
Dale Berra, R (1,5) Matt Alexander, S (8, PR)	4-0 FC5-4 BB		0-0 CS	0-0 E5 1B	0-0 G6-4-3 1B		0-0 L5			2	1	1	0	2	0	1																	
Mario Mendoza, R (8,5) OBP: 0.286, SLG: 0.294	1-2 FC5-4 BB		1-3 1B	1-3 1B		1-2 1-3		4-0 CS BB		0	0	0	0	0	0	0																	
Duffy Dyer, R (1,2) OBP: 0.303, SLG: 0.280	0-0 FC5-4		0-0 WP 1B	0-0 6-3		0-3 K		0-3 K2-3		3	0	1	1	0	1	3																	
Ed Ott, L (8, PH) OBP: 0.322, SLG: 0.429	1-2 FC5-4		2-H WP 1B	2-3 6-3		0-0 6-3		1-2 K2-3		1	0	0	0	0	1	1																	
Bruce Kison, R (1,1) OBP: 0.130, SLG: 0.261			0-0 HR 3B	0-0 6-3		0-0 6-3		4-0 1B 6-3 BB		3	1	1	0	0	0	2																	
Grant Jackson, S (7,1) OBP: 0.250, SLG: 0.417										0	0	0	0	0	0	0																	
John Milner, L (9, PH) OBP: 0.349, SLG: 0.385										0	1	0	0	1	0	0																	
<b>Inning Stats</b>	R: 0 E: 0 K: 0 S: 2	H: 0 LOB: 0 BB: 1 P: 6	R: 0 E: 0 K: 1 S: 5	H: 0 LOB: 2 BB: 2 P: 13	R: 2 E: 0 K: 1 S: 6	H: 2 LOB: 0 BB: 1 P: 10	R: 1 E: 1 K: 0 S: 5	H: 3 LOB: 1 BB: 0 P: 5	R: 0 E: 0 K: 1 S: 6	H: 1 LOB: 1 BB: 1 P: 6	R: 0 E: 0 K: 1 S: 5	H: 0 LOB: 2 BB: 2 P: 13	R: 0 E: 0 K: 1 S: 4	H: 0 LOB: 1 BB: 1 P: 8	R: 1 E: 0 K: 1 S: 6	H: 2 LOB: 1 BB: 1 P: 10		1B: 7 2B: 1 3B: 1 HR: 1	SF: 0 SAC: 0 DP: 1 HBP: 0	WP: 2 PB: 0 CS: 3	PA: 41												
<b>PITCHER</b>	IP WLS BF H R ER SO BB IBB HBP BLK WP HR S P ERA WHIP																																
Pete Falcone, L (1,1) ERA: 5.6	4.1	21	6	3	3	3	5	0	0	0	0	1	1	22	42	6.23	2.538																
George Frazier, R (5,1) ERA: 3.05	2.2	11	2	0	0	2	1	1	0	0	0	1	0	13	21	0.00	1.125																
Aurelio Lopez, R (8,1) ERA: 4.15	1.1	W	5	1	1	1	2	0	0	0	0	0	0	5	13	6.75	2.250																
Buddy Schultz, L (9,1) ERA: 3.75	0.1	S	2	1	0	0	0	0	0	0	0	0	0	2	2	0.00	3.000																
Mark Littell, R (9,1) ERA: 2.91	0.1	S	1	0	0	0	0	0	0	0	0	0	0	3	3	0.00	0.000																

Batter	1	2	3	4	5	6	7	8	9	AB	R	H	RBI	BB	SO	LOB	BOTTOM																	
Garry Templeton, S (1,6) OBP: 0.310, SLG: 0.380	0-0 1B SF8 1B		0-0 F8		0-0 F9			0-0 5-3		4	1	1	0	0	0	0	<b>Pittsburgh Pirates @ St. Louis Cardinals</b> Busch Stadium, St. Louis, MO Thu Sep 07 1978, 7:05 PM CDT Att: 7,805 - Unknown																	
Jerry Mumphrey, S (1,9) OBP: 0.303, SLG: 0.331	0-0 1B		0-0 1B		0-0 1B		0-0 4-3		0-0 F8	4	0	2	0	0	0	0																		
George Hendrick, R (1,8) OBP: 0.342, SLG: 0.474	0-3 K		0-0 F8		0-0 5-3		0-0 5-3		0-0 HR 1B	4	1	1	0	0	1	3																		
Ted Simmons, S (1,2) OBP: 0.374, SLG: 0.525	0-0 SF8		0-0 L3		0-0 4-3		0-0 4-3		0-0 HR	3	1	1	3	0	0	1																		
Keith Hernandez, L (1,3) OBP: 0.350, SLG: 0.391	0-0 G3			0-0 G4-6-3 1B		4-0 3B BB		0-0 P6		3	1	1	0	1	0	1																		
Wayne Garrett, L (1,5) OBP: 0.351, SLG: 0.333		0-0 6-3		0-0 G4-6-3		0-0 3B				2	0	0	0	0	0	1																		
Ken Reitz, R (7, PH) OBP: 0.280, SLG: 0.362				1-2 G4-6-3		1-H SF8 3B				1	1	1	1	0	0	0																		
Dane Iorg, L (1,7) OBP: 0.209, SLG: 0.150		0-0 5-3 1B		0-0 3-1		0-3 K		0-3 K		2	0	1	0	0	0	0																		
Jerry Morales, R (7, PH) OBP: 0.286, SLG: 0.333						0-0 K		0-0 SF8		1	0	0	0	0	1	1																		
Mike Tyson, R (1,4) OBP: 0.284, SLG: 0.312		0-0 5-3				0-3 K		0-0 SF8		2	0	0	1	0	1	1																		
Pete Falcone, L (1,1) George Frazier, R (5,1) Rogey Frazier, R (8,1) Aurelio Lopez, R (8,1) Buddy Schultz, R (9,1) Mark Littell, L (9,1)		0-3 K				0-0 1-3		0-3 K		1	0	0	0	0	0	1																		
<b>Inning Stats</b>	R: 1 E: 0 K: 1 S: 7	H: 2 LOB: 1 BB: 0 P: 7	R: 0 E: 0 K: 1 S: 6	H: 1 LOB: 1 BB: 0 P: 6	R: 0 E: 0 K: 0 S: 4	H: 1 LOB: 0 BB: 0 P: 4	R: 0 E: 0 K: 0 S: 3	H: 1 LOB: 0 BB: 0 P: 3	R: 0 E: 0 K: 1 S: 5	H: 0 LOB: 0 BB: 0 P: 5	R: 0 E: 0 K: 0 S: 3	H: 0 LOB: 0 BB: 0 P: 3	R: 2 E: 0 K: 2 S: 8	H: 1 LOB: 0 BB: 1 P: 12	R: 2 E: 0 K: 0 S: 5	H: 2 LOB: 0 BB: 0 P: 5		1B: 6 2B: 0 3B: 1 HR: 1	SF: 2 SAC: 0 DP: 1 HBP: 0	WP: 0 PB: 0 CS: 0	PA: 32													
<b>PITCHER</b>	IP WLS BF H R ER SO BB IBB HBP BLK WP HR S P ERA WHIP																																	
Bruce Kison, R (1,1) ERA: 3.36	6.0	23	5	2	2	3	1	0	0	0	0	0	0	28	32	3.00		1.000																
Grant Jackson, L (7,1) ERA: 3.0	2.0	L	9	3	3	3	0	0	0	0	0	0	1	13	13	13.50		1.500																



Batter	1	2	3	4	5	6	7	8	9	AB	R	H	RBI	BB	SO	LOB	TOP										
Frank Taveras, R (1, 6) OBP: 0.311, SLG: 0.354										5	0	2	0	0	0	4											
Omar Moreno, L (1, 8) OBP: 0.336, SLG: 0.302										4	0	0	0	0	1	2											
Dave Parker, L (1, 9) OBP: 0.372, SLG: 0.544										3	1	0	0	1	1	1											
Willie Stargell, L (1, 3) OBP: 0.380, SLG: 0.560 Matt Alexander, S (8, PR) Dale Berra, R (8, 5) OBP: 0.265, SLG: 0.341										4	0	1	0	0	0	2											
Ed Ott, L (1, 2) OBP: 0.321, SLG: 0.427										4	0	1	1	0	0	1											
Bill Robinson, R (1, 5) OBP: 0.292, SLG: 0.394										4	0	0	0	0	1	2											
John Milner, L (1, 7) OBP: 0.348, SLG: 0.383										4	1	1	0	0	0	0											
Phil Garner, R (1, 4) OBP: 0.353, SLG: 0.401										4	0	2	0	0	0	0											
Bert Blyleven, R (1, 1) OBP: 0.149, SLG: 0.164 Manny Sanguillen, R (9, PH) Alberto Lois, R (9, PR)										2	0	1	1	0	0	0											
<b>Inning Stats</b>	R: 0 E: 0 K: 2 S: 8	H: 1 LOB: 1 BB: 0 P: 8	R: 1 E: 0 K: 0 S: 6	H: 3 LOB: 2 BB: 0 P: 6	R: 1 E: 0 K: 1 S: 6	H: 1 LOB: 1 BB: 1 P: 10	R: 0 E: 0 K: 0 S: 4	H: 1 LOB: 1 BB: 0 P: 4	R: 0 E: 0 K: 0 S: 3	H: 0 LOB: 0 BB: 0 P: 3	R: 0 E: 0 K: 0 S: 4	H: 1 LOB: 1 BB: 0 P: 4	R: 0 E: 0 K: 0 S: 4	H: 1 LOB: 1 BB: 0 P: 4	R: 0 E: 0 K: 0 S: 3	H: 0 LOB: 1 BB: 1 P: 7	1B: 7 2B: 1 3B: 0 HR: 0	SF: 0 SAC: 1 DP: 0 HBP: 0	WP: 0 PB: 0 SB: 1 CS: 0	PA: 37							
<b>PITCHER</b>	IP	WLS	BF	H	R	ER	SO	BB	IBB	HBP	BLK	WP	HR	S	P	ERA	WHIP										
Tom Hausman, R (1, 1) ERA: 4.7	7.0		29	7	2	2	3	1	0	0	0	0	0	34	38	2.57	1.143										
Dale Murray, R (8, 1) ERA: 3.83	2.0	W	8	1	0	0	0	1	0	0	0	0	0	7	11	0.00	1.000										

Pittsburgh Pirates @ New York Mets  
Shea Stadium, Flushing, NY  
Fri Sep 08 1978, 7:05 PM EDT  
Att: 4,749 - Unknown


AB 34  
R 2  
H 8  
RBI 2  
BB 2  
SO 3  
LOB 12



Batter	1	2	3	4	5	6	7	8	9	AB	R	H	RBI	BB	SO	LOB	BOTTOM										
Lee Mazzilli, S (1, 8) OBP: 0.347, SLG: 0.421										4	0	0	0	0	0	2											
Elliott Maddox, R (1, 5) OBP: 0.379, SLG: 0.341 Dale Murray, R (8, 1)										4	0	1	0	0	0	0											
Steve Henderson, R (1, 7) OBP: 0.344, SLG: 0.416										4	3	2	0	0	1	1											
Willie Montanez, L (1, 3) OBP: 0.319, SLG: 0.405										4	0	3	3	0	0	0											
John Stearns, R (1, 2) OBP: 0.367, SLG: 0.418										4	0	1	0	0	1	2											
Bruce Boisclair, L (1, 9) OBP: 0.295, SLG: 0.325										3	0	0	0	1	2	2											
Joel Youngblood, R (1, 4) OBP: 0.289, SLG: 0.450 Sergio Ferrer, S (9, 4)										4	0	2	0	0	0	4											
Doug Flynn, R (1, 6) OBP: 0.275, SLG: 0.280										2	0	0	0	1	0	1											
Tom Hausman, R (1, 1) OBP: 0.222, SLG: 0.235 Lenny Randle, S (7, PH) OBP: 0.338, SLG: 0.326										2	0	0	0	0	1	2											
<b>Inning Stats</b>	R: 1 E: 0 K: 1 S: 7	H: 2 LOB: 1 BB: 0 P: 7	R: 0 E: 0 K: 1 S: 6	H: 1 LOB: 2 BB: 1 P: 10	R: 1 E: 0 K: 1 S: 8	H: 3 LOB: 2 BB: 0 P: 8	R: 0 E: 0 K: 1 S: 5	H: 0 LOB: 0 BB: 0 P: 5	R: 0 E: 0 K: 0 S: 4	H: 1 LOB: 1 BB: 0 P: 4	R: 0 E: 0 K: 0 S: 3	H: 0 LOB: 0 BB: 0 P: 3	R: 0 E: 0 K: 0 S: 4	H: 2 LOB: 1 BB: 1 P: 8	1B: 5 2B: 3 3B: 1 HR: 0	SF: 0 SAC: 0 DP: 1 HBP: 0	WP: 0 PB: 0 SB: 1 CS: 0	PA: 34									
<b>PITCHER</b>	IP	WLS	BF	H	R	ER	SO	BB	IBB	HBP	BLK	WP	HR	S	P	ERA	WHIP										
Bert Blyleven, R (1, 1) ERA: 3.09	8.0	L	34	9	3	3	5	1	1	0	0	0	0	42	50	3.38	1.250										

Pittsburgh Pirates @ New York Mets  
Shea Stadium, Flushing, NY  
Fri Sep 08 1978, 7:05 PM EDT  
Att: 4,749 - Unknown

AB 32  
R 3  
H 9  
RBI 3  
BB 2  
SO 5  
LOB 14





Batter	1	2	3	4	5	6	7	8	9	AB	R	H	RBI	BB	SO	LOB	TOP					
Frank Taveras, R (1, 6) OBP: 0.309, SLG: 0.352	3-1		F6-3			F6			F4-3	4	0	0	0	0	0	0						
Omar Moreno, L (1, 8) OBP: 0.334, SLG: 0.300	K									3	0	0	0	0	1	0						
Steve Brye, R (9, PH) OBP: 0.306, SLG: 0.324									K	1	0	0	0	0	1	0						
Dave Parker, L (1, 9) OBP: 0.370, SLG: 0.541	3-1									3	0	0	0	0	1	0						
Bill Robinson, R (1, 7) OBP: 0.293, SLG: 0.396										3	0	1	0	0	0	0						
Willie Stargell, L (1, 3) OBP: 0.380, SLG: 0.567										3	1	1	1	0	0	1						
Phil Garner, R (1, 4) OBP: 0.351, SLG: 0.398										3	0	0	0	0	0	1						
Dale Berra, R (1, 5) OBP: 0.257, SLG: 0.330										3	0	0	0	0	0	1						
Ed Ott, L (1, 2) OBP: 0.318, SLG: 0.423										3	0	0	0	0	0	0						
Jim Rooker, R (1, 1) OBP: 0.167, SLG: 0.245										2	0	0	0	0	2	0						
Kent Tekulve, R (8, 1) OBP: 0.105, SLG: 0.105										0	0	0	0	0	0	0						
Rennie Stennett, R (9, PH) OBP: 0.273, SLG: 0.313										1	0	0	0	0	0	0						
<b>Inning Stats</b>	R: 0 E: 0 K: 1 S: 5	H: 0 LOB: 0 BB: 0 P: 5	R: 0 E: 0 K: 0 S: 4	H: 1 LOB: 1 BB: 0 P: 4	R: 0 E: 0 K: 1 S: 5	H: 0 LOB: 0 BB: 0 P: 5	R: 0 E: 0 K: 1 S: 5	H: 0 LOB: 0 BB: 0 P: 5	R: 0 E: 0 K: 0 S: 3	H: 0 LOB: 0 BB: 0 P: 3	R: 0 E: 0 K: 1 S: 5	H: 0 LOB: 0 BB: 0 P: 5	R: 0 E: 0 K: 0 S: 3	H: 0 LOB: 0 BB: 0 P: 3	R: 1 E: 0 K: 0 S: 4	H: 1 LOB: 0 BB: 0 P: 4	R: 0 E: 0 K: 1 S: 5	H: 0 LOB: 0 BB: 0 P: 5	1B: 0 2B: 1 3B: 0 HR: 1	SF: 0 SAC: 0 DP: 0 HBP: 0	WP: 0 PB: 0 SB: 0 CS: 0	PA: 29
<b>PITCHER</b> Kevin Kobel, L (1, 1) ERA: 2.42	IP: 9.0 WLS: W BF: 29 H: 2 R: 1 ER: 1 SO: 5 BB: 0 IBB: 0 HBP: 0 BLK: 0 WP: 0 HR: 1 S: 39 P: 39 ERA: 1.00 WHIP: 0.222															<b>PITCHER</b>						

Pittsburgh Pirates @ New York Mets  
Shea Stadium, Flushing, NY  
Sat Sep 09 1978, 7:05 PM EDT  
Att: 8,881 - Unknown

AB 29  
R 1  
H 2  
RBI 1  
BB 0  
SO 5  
LOB 3



Batter	1	2	3	4	5	6	7	8	9	AB	R	H	RBI	BB	SO	LOB	BOTTOM					
Gil Flores, R (1, 8) OBP: 0.167, SLG: 0.167	G4-6-3 HBP 1B		FC5-2-5-2-5-1 1-3 3-H		FC6-4 E BB		5-3	F7		5	0	1	0	0	0	5						
Elliott Maddox, R (1, 5) OBP: 0.385, SLG: 0.341	G4-6-3 HBP									0	0	0	0	3	0	0						
Steve Henderson, R (1, 7) OBP: 0.343, SLG: 0.414	G4-6-3 1-2 2-3		G1-2-3 3-H							3	0	0	0	1	0	6						
Willie Montanez, L (1, 3) OBP: 0.317, SLG: 0.402	1-3									4	0	0	0	0	1	4						
John Stearns, R (1, 2) OBP: 0.366, SLG: 0.415										3	1	0	0	1	0	0						
Dan Norman, R (1, 9) OBP: 0.167, SLG: 0.417										4	1	1	0	0	2	0						
Joel Youngblood, R (1, 4) OBP: 0.290, SLG: 0.457										3	0	1	0	0	0	0						
Ed Kranepool, L (8, PH) OBP: 0.264, SLG: 0.280										1	0	0	0	0	0	2						
Tim Foli, R (9, 6) OBP: 0.281, SLG: 0.314										0	0	0	0	0	0	0						
Doug Flynn, R (1, 6) OBP: 0.280, SLG: 0.290										3	2	3	2	1	0	0						
Kevin Kobel, R (1, 1) OBP: 0.235, SLG: 0.188										2	0	1	1	0	0	2						
<b>Inning Stats</b>	R: 0 E: 0 K: 0 S: 3	H: 1 LOB: 1 BB: 0 P: 4	R: 0 E: 0 K: 1 S: 5	H: 0 LOB: 0 BB: 0 P: 5	R: 0 E: 0 K: 0 S: 4	H: 1 LOB: 2 BB: 1 P: 8	R: 0 E: 0 K: 2 S: 7	H: 0 LOB: 0 BB: 0 P: 7	R: 1 E: 1 K: 0 S: 5	H: 1 LOB: 3 BB: 2 P: 13	R: 0 E: 0 K: 0 S: 4	H: 1 LOB: 1 BB: 1 P: 8	R: 0 E: 0 K: 0 S: 2	H: 0 LOB: 0 BB: 1 P: 6	R: 3 E: 0 K: 0 S: 6	H: 3 LOB: 1 BB: 1 P: 10	R: 0 E: 0 K: 0 S: 3	H: 0 LOB: 0 BB: 0 P: 3	1B: 4 2B: 1 3B: 2 HR: 0	SF: 0 SAC: 2 DP: 2 HBP: 1	WP: 0 PB: 0 SB: 1 CS: 1	PA: 37
<b>PITCHER</b> Jim Rooker, L (1, 1) ERA: 4.31	IP: 7.1 WLS: L BF: 33 H: 5 R: 3 ER: 2 SO: 3 BB: 5 IBB: 3 HBP: 0 BLK: 0 WP: 0 HR: 0 S: 32 P: 57 ERA: 2.46 WHIP: 1.364															<b>PITCHER</b>						
<b>PITCHER</b> Kent Tekulve, R (8, 1) ERA: 1.81	IP: 0.2 WLS: L BF: 4 H: 2 R: 1 ER: 1 SO: 0 BB: 0 IBB: 0 HBP: 0 BLK: 0 WP: 0 HR: 0 S: 4 P: 4 ERA: 13.50 WHIP: 3.000															<b>PITCHER</b>						

Pittsburgh Pirates @ New York Mets  
Shea Stadium, Flushing, NY  
Sat Sep 09 1978, 7:05 PM EDT  
Att: 8,881 - Unknown

AB 28  
R 4  
H 7  
RBI 3  
BB 6  
SO 3  
LOB 19









Batter	1	2	3	4	5	6	7	8	9	AB	R	H	RBI	BB	SO	LOB	TOP			
Frank Taveras, R OBP: 0.313, SLG: 0.356 (1, 6)										5	0	2	0	0	0	2	Pittsburgh Pirates @ Philadelphia Phillies Veterans Stadium, Philadelphia, PA Mon Sep 11 1978, 7:05 PM EDT Att: 33,198 - Unknown			
Omar Moreno, L OBP: 0.331, SLG: 0.294 (1, 8)										4	0	0	0	1	1	2				
Dave Parker, L OBP: 0.373, SLG: 0.539 (1, 9)										4	1	1	0	1	2	2				
Bill Robinson, R OBP: 0.294, SLG: 0.394 (1, 7)										4	0	1	0	1	2	3				
Willie Stargell, L OBP: 0.382, SLG: 0.574 (1, 3)										4	1	1	2	1	0	4				
Phil Garner, R OBP: 0.353, SLG: 0.397 (1, 4)										3	0	1	0	0	1	1				
Dale Berra, R OBP: 0.270, SLG: 0.370 (1, 5)										3	1	1	1	0	1	4				
Duffy Dyer, R OBP: 0.305, SLG: 0.279 (1, 2)										4	0	0	0	0	2	1				
Don Robinson, R Ed Whitson, R Ken Machuta, R Clay Carroll, R Rennie Stennett, R Dave Hamilton, L (1, 1) (5, 1) (6, PH) (6, 1) (8, PH) (8, 1)										2	0	1	0	0	0	0				
<b>Inning Stats</b>	R: 0 E: 0 K: 2 S: 9	H: 2 LOB: 2 BB: 0 P: 9	R: 1 E: 0 K: 0 S: 5	H: 2 LOB: 1 BB: 0 P: 5	R: 2 E: 0 K: 1 S: 8	H: 3 LOB: 1 BB: 0 P: 8	R: 0 E: 0 K: 1 S: 5	H: 0 LOB: 0 BB: 0 P: 5	R: 0 E: 0 K: 2 S: 7	H: 1 LOB: 1 BB: 0 P: 6	R: 0 E: 0 K: 1 S: 5	H: 0 LOB: 1 BB: 1 P: 9	R: 0 E: 1 K: 0 S: 4	H: 0 LOB: 1 BB: 0 P: 4	R: 0 E: 0 K: 1 S: 5	H: 0 LOB: 1 BB: 1 P: 9		1B: 6 2B: 0 3B: 0 HR: 2	SF: 0 SAC: 0 DP: 0 HBP: 1	WP: 0 PB: 1 SB: 0 CS: 0
<b>PITCHER</b> Steve Carlton, L ERA: 3.01 (1, 1)	IP: 9.0 WLS: W BF: 41 H: 8 R: 3 ER: 3 SO: 9 BB: 4 IBB: 0 HBP: 1 BLK: 1 WP: 0 HR: 2 S: 54 P: 71 ERA: 3.00 WHIP: 1.333															<b>PITCHER</b> Steve Carlton, L ERA: 3.01 (1, 1)	IP: 9.0 WLS: W BF: 41 H: 8 R: 3 ER: 3 SO: 9 BB: 4 IBB: 0 HBP: 1 BLK: 1 WP: 0 HR: 2 S: 54 P: 71 ERA: 3.00 WHIP: 1.333			

AB 35  
R 3  
H 8  
RBI 3  
BB 4  
SO 9  
LOB 20



Batter	1	2	3	4	5	6	7	8	9	AB	R	H	RBI	BB	SO	LOB	BOTTOM			
Bake McBride, L OBP: 0.321, SLG: 0.394 (1, 9)										5	2	1	2	0	1	0	Pittsburgh Pirates @ Philadelphia Phillies Veterans Stadium, Philadelphia, PA Mon Sep 11 1978, 7:05 PM EDT Att: 33,198 - Unknown			
Larry Bowa, S OBP: 0.323, SLG: 0.378 (1, 6)										5	1	1	1	0	1	0				
Garry Maddox, R OBP: 0.327, SLG: 0.405 (1, 8)										4	2	1	0	1	1	0				
Greg Luzinski, R Lonnie Smith, R (1, 7) (9, 7)										4	1	1	1	1	0	3				
Richie Hebner, L OBP: 0.372, SLG: 0.467 (1, 3)										3	0	1	0	1	1	1				
Mike Schmidt, R OBP: 0.397, SLG: 0.436 (1, 5)										3	1	1	1	0	0	2				
Tim McCarver, L OBP: 0.356, SLG: 0.333 (1, 2)										1	1	0	1	2	0	0				
Ted Sizemore, R OBP: 0.280, SLG: 0.268 (1, 4)										4	1	1	1	0	1	3				
Steve Carlton, L OBP: 0.309, SLG: 0.351 (1, 1)										4	1	1	2	0	0	1				
<b>Inning Stats</b>	R: 1 E: 0 K: 1 S: 8	H: 3 LOB: 0 BB: 0 P: 8	R: 0 E: 0 K: 0 S: 3	H: 0 LOB: 0 BB: 0 P: 3	R: 3 E: 1 K: 1 S: 7	H: 1 LOB: 2 BB: 2 P: 16	R: 0 E: 0 K: 1 S: 5	H: 0 LOB: 0 BB: 0 P: 5	R: 6 E: 0 K: 2 S: 11	H: 4 LOB: 0 BB: 2 P: 19	R: 0 E: 0 K: 0 S: 3	H: 0 LOB: 0 BB: 1 P: 3	R: 0 E: 1 K: 0 S: 4	H: 0 LOB: 1 BB: 0 P: 4	R: 0 E: 0 K: 0 S: 4	H: 0 LOB: 1 BB: 0 P: 4		1B: 4 2B: 3 3B: 0 HR: 1	SF: 1 SAC: 0 DP: 0 HBP: 1	WP: 0 PB: 0 SB: 0 CS: 0
<b>PITCHER</b> Don Robinson, R Ed Whitson, R Clay Carroll, R Dave Hamilton, L ERA: 3.5 ERA: 2.65 ERA: ERA: 4.46 (1, 1) (5, 1) (6, 1) (8, 1)	IP: 0.1 WLS: L BF: 1 H: 0 R: 0 ER: 0 SO: 0 BB: 0 IBB: 0 HBP: 0 BLK: 0 WP: 0 HR: 0 S: 1 P: 1 ERA: 0.00 WHIP: 0.000															<b>PITCHER</b> Steve Carlton, L ERA: 3.01 (1, 1)	IP: 9.0 WLS: W BF: 41 H: 8 R: 3 ER: 3 SO: 9 BB: 4 IBB: 0 HBP: 1 BLK: 1 WP: 0 HR: 2 S: 54 P: 71 ERA: 3.00 WHIP: 1.333			

AB 33  
R 10  
H 8  
RBI 9  
BB 5  
SO 5  
LOB 10





Batter	1	2	3	4	5	6	7	8	9	AB	R	H	RBI	BB	SO	LOB	TOP								
Frank Taveras, R (1,6) OBP: 0.313, SLG: 0.355										3	0	1	0	0	0	1									
Omar Moreno, L (1,8) OBP: 0.331, SLG: 0.295										3	1	1	0	0	1	2									
Dave Parker, L (1,9) OBP: 0.374, SLG: 0.550										4	2	2	4	0	1	1									
Willie Stargell, L (1,3) OBP: 0.378, SLG: 0.567										4	0	0	0	0	1	0									
Ed Ott, L (1,2) OBP: 0.319, SLG: 0.422										4	0	1	0	0	0	0									
Bill Robinson, R (1,5) OBP: 0.292, SLG: 0.390										4	0	0	0	0	1	1									
John Milner, L (1,7) OBP: 0.350, SLG: 0.408										3	1	1	1	0	0	0									
Dale Berra, R (7,5) OBP: 0.288, SLG: 0.366										1	0	0	0	0	1	1									
Phil Garner, R (1,4) OBP: 0.352, SLG: 0.398										3	0	1	0	0	1	0									
John Candelaria, L (1,1) OBP: 0.281, SLG: 0.188										1	1	0	0	0	1	1									
Kent Tekulve, R (7,1) OBP: 0.100, SLG: 0.100										1	0	0	0	0	1	0									
<b>Inning Stats</b>	R: 0 E: 0 K: 1 S: 5	H: 1 LOB: 0 BB: 0 P: 5	R: 0 E: 0 K: 0 S: 3	H: 0 LOB: 0 BB: 0 P: 3	R: 1 E: 0 K: 2 S: 9	H: 2 LOB: 1 BB: 0 P: 9	R: 0 E: 0 K: 0 S: 3	H: 0 LOB: 0 BB: 0 P: 3	R: 0 E: 0 K: 0 S: 3	H: 0 LOB: 0 BB: 0 P: 3	R: 2 E: 0 K: 2 S: 6	H: 1 LOB: 0 BB: 0 P: 7	R: 0 E: 0 K: 0 S: 3	H: 0 LOB: 0 BB: 0 P: 3	R: 0 E: 0 K: 2 S: 7	H: 0 LOB: 0 BB: 0 P: 7	R: 2 E: 0 K: 2 S: 10	H: 3 LOB: 1 BB: 0 P: 10	1B: 3 2B: 1 3B: 0 HR: 3	SF: 0 SAC: 0 DP: 0 HBP: 1	WP: 0 PB: 0 SB: 0 CS: 0	PA: 34			
<b>PITCHER</b>	IP	WLS	BF	H	R	ER	SO	BB	IBB	HBP	BLK	WP	HR	S	P	ERA	WHIP								
Larry Christenson, R (1,1) ERA: 3.42	6.0	L	22	4	3	3	4	0	0	1	0	0	2	29	30	4.50	0.667								
Ron Reed, R (7,1) ERA: 2.36	2.0		6	0	0	0	2	0	0	0	0	0	0	10	10	0.00	0.000								
Tug McGraw, L (9,1) ERA: 3.18	1.0		6	3	2	2	2	0	0	0	0	0	1	10	10	18.00	3.000								

Pittsburgh Pirates @ Philadelphia Phillies  
Veterans Stadium, Philadelphia, PA  
Tue Sep 12 1978, 7:05 PM EDT  
Att: 31,355 - Unknown


AB 31  
R 5  
H 7  
RBI 5  
BB 0  
SO 8  
LOB 7



Batter	1	2	3	4	5	6	7	8	9	AB	R	H	RBI	BB	SO	LOB	BOTTOM								
Bake McBride, L (1,9) OBP: 0.318, SLG: 0.390										4	0	0	0	0	1	0									
Larry Bowa, S (1,6) OBP: 0.323, SLG: 0.376										3	0	0	0	0	0	0									
Garry Maddox, R (1,8) OBP: 0.326, SLG: 0.409										4	1	1	1	0	1	2									
Greg Luzinski, R (1,7) OBP: 0.394, SLG: 0.522										4	0	0	0	0	1	1									
Bob Boone, R (1,3) OBP: 0.353, SLG: 0.443										4	0	2	0	0	0	1									
Mike Schmidt, R (1,5) OBP: 0.384, SLG: 0.432										4	0	0	0	0	0	3									
Barry Foote, R (1,2) OBP: 0.189, SLG: 0.231										2	0	0	0	0	0	1									
Richie Hebner, L (7, PH) OBP: 0.373, SLG: 0.467										0	0	0	0	1	0	0									
Ted Sizemore, R (1,4) OBP: 0.278, SLG: 0.267										2	0	0	0	0	0	0									
Tim McCarver, L (7, PH) OBP: 0.354, SLG: 0.331										1	0	0	0	0	0	3									
Bud Harrelson, S (8,4) OBP: 0.355, SLG: 0.247										0	0	0	0	0	0	0									
Larry Christenson, R (1,1) OBP: 0.125, SLG: 0.133										1	0	0	0	0	0	0									
Jim Morrison, R (6, PH) OBP: 0.230, SLG: 0.262										1	0	0	0	0	0	0									
Ron Reed, R (7,1) OBP: 0.373, SLG: 0.467										0	0	0	0	0	0	0									
Kerry Dineen, L (8, PH) OBP: 0.373, SLG: 0.467										1	0	0	0	0	0	0									
Tug McGraw, R (9,1) OBP: 0.373, SLG: 0.467										0	0	0	0	0	0	0									
<b>Inning Stats</b>	R: 1 E: 0 K: 1 S: 6	H: 1 LOB: 0 BB: 0 P: 6	R: 0 E: 0 K: 0 S: 3	H: 1 LOB: 0 BB: 0 P: 3	R: 0 E: 0 K: 0 S: 3	H: 0 LOB: 0 BB: 0 P: 3	R: 0 E: 0 K: 0 S: 3	H: 0 LOB: 1 BB: 0 P: 4	R: 0 E: 0 K: 0 S: 3	H: 0 LOB: 0 BB: 0 P: 3	R: 0 E: 0 K: 0 S: 3	H: 0 LOB: 0 BB: 0 P: 3	R: 0 E: 1 K: 1 S: 7	H: 1 LOB: 3 BB: 1 P: 11	R: 0 E: 1 K: 0 S: 4	H: 0 LOB: 1 BB: 0 P: 4	R: 0 E: 0 K: 1 S: 5	H: 0 LOB: 0 BB: 0 P: 5	1B: 1 2B: 1 3B: 0 HR: 1	SF: 0 SAC: 0 DP: 1 HBP: 1	WP: 0 PB: 0 SB: 0 CS: 0	PA: 33			
<b>PITCHER</b>	IP	WLS	BF	H	R	ER	SO	BB	IBB	HBP	BLK	WP	HR	S	P	ERA	WHIP								
John Candelaria, L (1,1) ERA: 3.32	6.1	W	23	3	1	1	2	0	0	1	0	0	0	11	26	1.42	0.474								
Kent Tekulve, R (7,1) ERA: 1.81	2.2	S	10	0	0	0	1	0	1	0	0	0	0	11	15	0.00	0.000								

Pittsburgh Pirates @ Philadelphia Phillies  
Veterans Stadium, Philadelphia, PA  
Tue Sep 12 1978, 7:05 PM EDT  
Att: 31,355 - Unknown

AB 31  
R 1  
H 3  
RBI 1  
BB 1  
SO 3  
LOB 11





Batter	1	2	3	4	5	6	7	8	9	AB	R	H	RBI	BB	SO	LOB	TOP			
<b>Garry Templeton, S</b> OBP: 0.300, SLG: 0.367 (1,6)	0-0 5-3		0-0 6-3		0-0 FC5-4			0-0 6-3		4	0	0	0	0	0	1	<b>St. Louis Cardinals @ Pittsburgh Pirates</b> Three Rivers Stadium, Pittsburgh, PA Wed Sep 13 1978, 7:05 PM EDT Att: 6,398 - Unknown <a href="http://livebaseballscorecards.com">livebaseballscorecards.com</a>			
<b>Jerry Mumphrey, S</b> OBP: 0.308, SLG: 0.330 (1,8)	0-3 K		4-0 CS BB			0-0 6-3		0-0 1B		3	0	1	0	1	1	0				
<b>Keith Hernandez, L</b> OBP: 0.347, SLG: 0.385 (1,3)	4-0 BB BB		0-0 F2			0-0 4-3		0-3 K		3	0	0	0	1	1	2				
<b>Ted Simmons, S</b> OBP: 0.376, SLG: 0.522 (1,7)	4-0 1-2 BB			0-0 G4-3 1B		0-0 3-1		0-0 4-3		3	0	1	0	1	0	0				
<b>Wayne Garrett, L</b> OBP: 0.331, SLG: 0.312 (1,5)	0-0 3-1			0-0 F7			0-0 4-3		0-0 6-3	4	0	0	0	0	0	3				
<b>Dane Iorg, L</b> OBP: 0.259, SLG: 0.260 (1,9)		0-0 6-3 WP 2B		0-0 G4-3			0-0 1B		0-3 K	4	1	2	0	0	1	1				
<b>Terry Kennedy, L</b> (1,2)		0-0 6-3			0-3 K		0-3 K			3	0	0	0	0	2	2				
<b>Mike Phillips, L</b> OBP: 0.313, SLG: 0.317 (1,4)		0-3 K			0-3 K		0-0 F8			3	0	0	0	0	2	1				
<b>Buddy Schultz, R</b> OBP: 0.333, SLG: 0.600 (7,1)		0-3 K			0-3 K					0	0	0	0	0	0	0				
<b>George Frazier, R</b> OBP: 0.333, SLG: 0.333 (8,1)		3-H F7			0-0 FC5-4 1B					0	0	0	0	0	0	0				
<b>Pete Falcone, L</b> OBP: 0.238, SLG: 0.286 (1,1)		0-0 F7						0-0 6-3		1	0	0	0	0	0	0				
<b>Aurelio Lopez, R</b> OBP: 0.154, SLG: 0.154 (3,1)										1	0	1	0	0	0	0				
<b>Ken Oberkfell, L</b> OBP: 0.175, SLG: 0.158 (7,4)										1	0	0	0	0	0	0				
<b>Inning Stats</b>	R: 0 E: 0 K: 1 S: 5	H: 0 LOB: 2 BB: 2 P: 13	R: 1 E: 0 K: 1 S: 6	H: 1 LOB: 0 BB: 0 P: 6	R: 0 E: 0 K: 0 S: 2	H: 0 LOB: 0 BB: 1 P: 6	R: 0 E: 0 K: 0 S: 3	H: 1 LOB: 0 BB: 0 P: 3	R: 0 E: 0 K: 2 S: 8	H: 1 LOB: 1 BB: 0 P: 8	R: 0 E: 0 K: 1 S: 6	H: 1 LOB: 1 BB: 0 P: 6	R: 0 E: 0 K: 1 S: 6	H: 1 LOB: 1 BB: 0 P: 6	R: 0 E: 0 K: 1 S: 5	H: 0 LOB: 0 BB: 0 P: 5	1B: 4 2B: 1 3B: 0 HR: 0	SF: 0 SAC: 0 DP: 1 HBP: 0	WP: 1 PB: 0 SB: 0 CS: 1	PA: 33
<b>PITCHER</b> <b>Bert Blyleven, R</b> ERA: 3.01 (1,1)	IP: 9.0 WLS: W BF: 33 H: 5 R: 1 ER: 1 SO: 7 BB: 3 IBB: 0 HBP: 0 BLK: 0 WP: 1 HR: 0 S: 44 P: 56 ERA: 1.00 WHIP: 0.889															<b>PITCHER</b>				

Batter	1	2	3	4	5	6	7	8	9	AB	R	H	RBI	BB	SO	LOB	BOTTOM			
<b>Frank Taveras, R</b> OBP: 0.315, SLG: 0.355 (1,6)	4-0 WP WP BB		4-0 FC3-6 HR BB	0-3 K			0-0 SH1-4			1	1	0	0	2	1	0	<b>St. Louis Cardinals @ Pittsburgh Pirates</b> Three Rivers Stadium, Pittsburgh, PA Wed Sep 13 1978, 7:05 PM EDT Att: 6,398 - Unknown <a href="http://livebaseballscorecards.com">livebaseballscorecards.com</a>			
<b>Omar Moreno, L</b> OBP: 0.334, SLG: 0.294 (1,8)	4-0 L6 1-2 BB		4-0 FC3-6 1-2 BB		0-0 6-3		4-0 WP HR BB			1	1	0	0	3	0	0				
<b>Dave Parker, L</b> OBP: 0.373, SLG: 0.547 (1,9)	0-0 L6		0-0 FC3-6 HR		0-3 K		4-0 HR IBB			3	2	0	0	1	1	4				
<b>Bill Robinson, R</b> OBP: 0.294, SLG: 0.398 (1,7)	4-0 BB		0-0 HR		0-0 6-3		0-0 SF8			2	1	1	4	1	0	0				
<b>Willie Stargell, L</b> OBP: 0.377, SLG: 0.572 (1,3)	0-0 L7		0-0 P3		0-0 G3		0-0 HR			4	1	1	3	0	0	2				
<b>Phil Garner, R</b> OBP: 0.353, SLG: 0.397 (1,4)		4-0 FC5-4 BB BB	4-0 BB BB		0-3 K		0-0 F9			2	0	0	0	2	1	0				
<b>Dale Berra, R</b> OBP: 0.276, SLG: 0.359 (1,5)		4-0 FC5-4 1-2 BB	0-0 F8			4-0 BB		0-0 4-3		2	0	0	0	2	0	1				
<b>Duffy Dyer, R</b> OBP: 0.298, SLG: 0.272 (1,2)		0-0 FC5-4		0-0 6-3		0-3 K		0-3 K		4	0	0	0	0	2	3				
<b>Bert Blyleven, R</b> OBP: 0.154, SLG: 0.169 (1,1)		0-0 P4		0-0 G3			0-0 WP SH1-4 SF8 1B		0-0 4-3	4	1	1	0	0	0	1				
<b>Inning Stats</b>	R: 0 E: 0 K: 0 S: 2	H: 0 LOB: 2 BB: 3 P: 14	R: 0 E: 0 K: 0 S: 2	H: 0 LOB: 2 BB: 2 P: 10	R: 3 E: 0 K: 0 S: 4	H: 1 LOB: 1 BB: 3 P: 16	R: 0 E: 0 K: 1 S: 5	H: 0 LOB: 0 BB: 0 P: 5	R: 0 E: 0 K: 2 S: 7	H: 0 LOB: 1 BB: 1 P: 11	R: 4 E: 0 K: 0 S: 5	H: 2 LOB: 2 BB: 2 P: 13	R: 0 E: 0 K: 1 S: 5	H: 0 LOB: 0 BB: 0 P: 5	R: 0 E: 0 K: 1 S: 5	H: 0 LOB: 0 BB: 0 P: 5		1B: 1 2B: 0 3B: 0 HR: 2	SF: 1 SAC: 1 DP: 1 HBP: 0	WP: 3 PB: 0 SB: 1 CS: 0
<b>PITCHER</b> <b>Pete Falcone, L</b> ERA: 5.76 (1,1)	IP: 2.2 WLS: L BF: 15 H: 1 R: 3 ER: 3 SO: 0 BB: 8 IBB: 0 HBP: 0 BLK: 0 WP: 1 HR: 1 S: 21 P: 39 ERA: 10.12 WHIP: 3.375															<b>PITCHER</b>				
<b>Aurelio Lopez, R</b> ERA: 4.12 (3,1)	4.0 1 3 3 4 2 1 0 0 0 1 0 21 33 6.75 0.750																			
<b>Buddy Schultz, L</b> ERA: 3.81 (7,1)	0.1 2 1 1 1 0 0 0 0 0 0 1 2 2 27.00 3.000																			
<b>George Frazier, R</b> ERA: 3.43 (8,1)	1.0 3 0 0 0 1 0 0 0 0 0 0 5 5 0.00 0.000																			



Batter	1	2	3	4	5	6	7	8	9	AB	R	H	RBI	BB	SO	LOB	TOP								
Garry Templeton, S OBP: 0.297, SLG: 0.364 (1, 6)	F8		G5-4-3			P6		K	FC4	5	1	0	0	0	1	3	<b>St. Louis Cardinals @ Pittsburgh Pirates</b> Three Rivers Stadium, Pittsburgh, PA Thu Sep 14 1978, 7:05 PM EDT Att: 5,294 - Unknown <a href="http://livebaseballscorecards.com">livebaseballscorecards.com</a>								
Jerry Morales, R OBP: 0.288, SLG: 0.336 (1, 9)	F9			CS		1B		E8	G6-4-3	4	1	2	0	1	0	2									
Keith Hernandez, L OBP: 0.348, SLG: 0.384 (1, 3)				BB		1B		4-1		3	0	1	1	1	0	1									
Ted Simmons, S OBP: 0.377, SLG: 0.521 (1, 7)	F8			BB		K		2B		3	1	1	0	1	1	3									
George Hendrick, R OBP: 0.333, SLG: 0.469 (1, 8)		F8		4-3		P6		2B		4	1	1	0	0	0	3									
Ken Reitz, R OBP: 0.279, SLG: 0.362 (1, 5)		P6				5-3		F9		4	0	1	2	0	0	0									
Steve Swisher, R OBP: 0.281, SLG: 0.347 (8, PH)						E5		F8	L4	3	0	0	0	0	0	0									
Dane Iorg, L OBP: 0.255, SLG: 0.255 (8, PH)	P3					F9		F9		1	0	0	0	0	0	1									
Roy Thomas, R OBP: 0.250, SLG: 0.250 (8, 1)						F9		F9	FC4	0	0	0	0	1	0	0									
Mike Tyson, R OBP: 0.281, SLG: 0.307 (9, PH)			2-3			F9		F9		3	0	0	0	0	0	1									
Wayne Garrett, L OBP: 0.336, SLG: 0.312 (9, PH)						F9		F9		0	0	0	0	1	0	0									
Ken Oberkfell, L OBP: 0.175, SLG: 0.158 (9, PH)						F9		F9	FC4	0	0	0	0	0	0	0									
Bob Forsch, R OBP: 0.193, SLG: 0.305 (7, 1)						F9		F9		1	0	0	0	1	0	1									
John Urrea, R OBP: 0.095, SLG: 0.050 (8, PH)						F9		F9		0	0	0	0	0	0	0									
Jerry Mumphy, S OBP: 0.309, SLG: 0.331 (8, 7)						F9		F9	FC4	2	0	1	0	0	1	0									
<b>Inning Stats</b>	R: 0 E: 0 K: 0 S: 3	H: 0 LOB: 1 BB: 1 P: 7	R: 0 E: 0 K: 0 S: 3	H: 0 LOB: 0 BB: 0 P: 3	R: 0 E: 0 K: 0 S: 2	H: 0 LOB: 0 BB: 0 P: 6	R: 0 E: 0 K: 0 S: 2	H: 0 LOB: 1 BB: 2 P: 10	R: 0 E: 1 K: 0 S: 4	H: 0 LOB: 1 BB: 0 P: 4	R: 0 E: 0 K: 1 S: 7	H: 2 LOB: 2 BB: 0 P: 7	R: 0 E: 0 K: 0 S: 3	H: 0 LOB: 0 BB: 0 P: 3	R: 4 E: 1 K: 2 S: 12	H: 4 LOB: 1 BB: 0 P: 12	R: 0 E: 0 K: 0 S: 3	H: 1 LOB: 2 BB: 1 P: 7	1B: 5 2B: 2 3B: 0 HR: 0	SF: 0 SAC: 0 DP: 2 HBP: 0	WP: 0 PB: 1 SB: 1 CS: 0	PA: 38			
<b>PITCHER</b>	IP	WLS	BF	H	R	ER	SO	BB	IBB	HBP	BLK	WP	HR	S	P	ERA	WHIP								
Jim Rooker, L ERA: 4.11 (1, 1)	7.2	W	31	4	3	1	3	4	0	0	0	0	0	33	49	1.17	1.043								
Kent Tekulve, R ERA: 1.86 (8, 1)	1.1		7	3	1	0	0	1	0	0	0	0	0	6	10	0.00	3.000								

Batter	1	2	3	4	5	6	7	8	9	AB	R	H	RBI	BB	SO	LOB	BOTTOM									
Frank Taveras, R OBP: 0.314, SLG: 0.352 (1, 6)	F9		5-3			F7		F9		4	0	0	0	1	0	0	<b>St. Louis Cardinals @ Pittsburgh Pirates</b> Three Rivers Stadium, Pittsburgh, PA Thu Sep 14 1978, 7:05 PM EDT Att: 5,294 - Unknown <a href="http://livebaseballscorecards.com">livebaseballscorecards.com</a>									
Omar Moreno, L OBP: 0.335, SLG: 0.297 (1, 8)			L6			L6		K		5	1	2	0	0	1	2										
Dave Parker, L OBP: 0.373, SLG: 0.545 (1, 9)						L6		K		4	1	1	0	0	1	1										
Willie Stargell, L OBP: 0.380, SLG: 0.577 (1, 3)			4-3			L6		K		4	1	3	2	0	0	1										
Ed Ott, L OBP: 0.318, SLG: 0.419 (1, 2)						L6		K		3	1	0	0	1	1	2										
Bill Robinson, R OBP: 0.295, SLG: 0.401 (7, 7)						L6		K		4	1	2	1	0	0	1										
John Milner, L OBP: 0.353, SLG: 0.498 (7, 5)						L6		K		2	1	1	0	1	0	0										
Dale Berra, R OBP: 0.282, SLG: 0.359 (7, 5)						L6		K		0	0	0	0	0	0	0										
Phil Garner, R OBP: 0.355, SLG: 0.403 (1, 4)						L6		K		3	1	1	4	1	0	4										
Jim Rooker, R OBP: 0.158, SLG: 0.232 (1, 1)						L6		K		3	0	0	0	0	1	1										
Kent Tekulve, R OBP: 0.095, SLG: 0.095 (8, 1)						L6		K		1	0	0	0	0	1	0										
<b>Inning Stats</b>	R: 0 E: 0 K: 0 S: 4	H: 1 LOB: 1 BB: 0 P: 4	R: 0 E: 0 K: 1 S: 6	H: 1 LOB: 0 BB: 0 P: 6	R: 0 E: 0 K: 1 S: 6	H: 1 LOB: 1 BB: 0 P: 6	R: 0 E: 0 K: 1 S: 5	H: 0 LOB: 2 BB: 2 P: 13	R: 5 E: 0 K: 0 S: 6	H: 3 LOB: 0 BB: 2 P: 14	R: 2 E: 0 K: 0 S: 6	H: 4 LOB: 2 BB: 0 P: 7	R: 0 E: 0 K: 2 S: 7	H: 0 LOB: 0 BB: 0 P: 7	1B: 6 2B: 3 3B: 0 HR: 1	SF: 0 SAC: 0 DP: 1 HBP: 1		WP: 0 PB: 1 SB: 1 CS: 0	PA: 38							
<b>PITCHER</b>	IP	WLS	BF	H	R	ER	SO	BB	IBB	HBP	BLK	WP	HR	S	P	ERA		WHIP								
Bob Forsch, R ERA: 3.74 (7, 1)	1.0	L	5	2	0	0	0	0	0	1	0	0	0	4	5	0.00		2.000								
John Urrea, R ERA: 5.61 (8, 1)	1.0		3	0	0	0	2	0	0	0	0	0	0	7	7	0.00		0.000								



Batter	1	2	3	4	5	6	7	8	9	AB	R	H	RBI	BB	SO	LOB	TOP										
Dave Cash, R OBP: 0.288, SLG: 0.310 (1,4)	5-3		E5		5-3			F8	F9	5	0	0	0	0	0	2	<b>Montreal Expos @ Pittsburgh Pirates</b> Three Rivers Stadium, Pittsburgh, PA Fri Sep 15 1978, 7:05 PM EDT Att: 15,146 - Unknown										
Andre Dawson, R OBP: 0.302, SLG: 0.436 (1,8)	1B		K					1B	P4	4	1	2	0	1	1	3											
Ellis Valentine, R OBP: 0.332, SLG: 0.493 (1,9)	K		L5					1B	K	5	0	1	0	0	2	5											
Tony Perez, R OBP: 0.335, SLG: 0.446 (1,3)	P3		1-3					1B		4	0	1	1	0	1	4											
Warren Cromartie, L OBP: 0.343, SLG: 0.412 (1,7)		F7			3-1					4	0	1	0	0	1	2											
Gary Carter, R OBP: 0.340, SLG: 0.427 (1,2)		FC5			F2					4	0	1	0	0	1	5											
Larry Parrish, R OBP: 0.317, SLG: 0.446 (1,5)		FC5			F8					4	0	1	0	0	1	3											
Chris Speier, R OBP: 0.335, SLG: 0.333 (1,6)		FC5			L4					4	0	1	0	0	0	2											
Woodie Fryman, R ERA: 4.23 (1,1)		K			K					3	0	0	0	0	0	2											
Wayne Twitchell, R ERA: 5.99 (2,1)										3	0	0	0	0	0	0											
David Palmer, R ERA: 2.00 (5,1)										4	0	1	2	0	0	3											
Bob James, R ERA: 18.0 (7,1)										3	1	0	0	0	0	0											
Donald Knowles, L ERA: 2.42 (8,1)										3	1	0	0	0	0	0											
<b>Inning Stats</b>	R: 0 E: 0 K: 1 S: 6	H: 1 LOB: 1 BB: 0 P: 6	R: 0 E: 0 K: 1 S: 7	H: 2 LOB: 2 BB: 0 P: 7	R: 0 E: 1 K: 1 S: 6	H: 0 LOB: 1 BB: 0 P: 6	R: 0 E: 0 K: 0 S: 3	H: 0 LOB: 0 BB: 0 P: 3	R: 0 E: 0 K: 0 S: 5	H: 0 LOB: 0 BB: 0 P: 5	R: 0 E: 1 K: 2 S: 8	H: 0 LOB: 2 BB: 1 P: 12	R: 0 E: 0 K: 0 S: 3	H: 0 LOB: 0 BB: 0 P: 3	R: 1 E: 0 K: 2 S: 11	H: 4 LOB: 3 BB: 0 P: 11	R: 0 E: 0 K: 1 S: 7	H: 2 LOB: 2 BB: 0 P: 7	1B: 9 2B: 0 3B: 0 HR: 0	SF: 0 SAC: 0 DP: 0 HBP: 0	WP: 0 PB: 0 CS: 0	PA: 39					
<b>PITCHER</b>	IP	WLS	BF	H	R	ER	SO	BB	IBB	HBP	BLK	WP	HR	S	P	ERA	WHIP										
Bruce Kison, R ERA: 3.18 (1,1)	7.1	W	32	7	1	1	6	1	0	0	0	0	0	43	47	1.23	1.091										
Ed Whitson, R ERA: 2.02 (8,1)	0.2		4	2	0	0	2	0	0	0	0	0	0	8	8	0.00	3.000										
Kent Tekulve, R ERA: 1.85 (9,1)	1.0		3	0	0	0	1	0	0	0	0	0	0	5	5	0.00	0.000										

AB 38  
R 1  
H 9  
RBI 1  
BB 1  
SO 9  
LOB 28



Batter	1	2	3	4	5	6	7	8	9	AB	R	H	RBI	BB	SO	LOB	BOTTOM										
Frank Taveras, R OBP: 0.314, SLG: 0.351 (1,6)	K	1-3		6-3						3	0	0	0	1	1	0	<b>Montreal Expos @ Pittsburgh Pirates</b> Three Rivers Stadium, Pittsburgh, PA Fri Sep 15 1978, 7:05 PM EDT Att: 15,146 - Unknown										
Omar Moreno, L OBP: 0.334, SLG: 0.299 (1,8)	1B		F7	F8						4	1	1	0	0	1	1											
Dave Parker, L OBP: 0.374, SLG: 0.547 (1,9)	2B									3	1	2	0	0	0	0											
Steve Bnye, R OBP: 0.302, SLG: 0.319 (6,9)	1B		HR	2B						1	0	0	0	0	0	1											
Bill Robinson, R OBP: 0.295, SLG: 0.406 (1,7)	FC5-4		HR	HR						4	2	1	2	0	0	3											
Willie Stargell, L OBP: 0.379, SLG: 0.572 (1,3)	HR		F8							3	1	0	0	1	0	0											
Phil Garner, R OBP: 0.357, SLG: 0.410 (1,4)	HR			1B						3	1	2	4	1	0	0											
Dale Berra, R OBP: 0.281, SLG: 0.355 (1,5)	F8			1B						4	0	1	0	0	0	1											
Duffy Dyer, R OBP: 0.299, SLG: 0.273 (1,2)		F9	K							3	0	1	0	0	1	2											
Bruce Kison, R OBP: 0.315, SLG: 0.231 (1,1)										3	0	0	0	0	1	1											
Ed Whitson, R OBP: 0.182, SLG: 0.182 (8,1)										0	0	0	0	0	0	0											
Kent Tekulve, R OBP: 0.095, SLG: 0.095 (9,1)										0	0	0	0	0	0	0											
<b>Inning Stats</b>	R: 4 E: 0 K: 1 S: 8	H: 3 LOB: 0 BB: 1 P: 12	R: 0 E: 0 K: 1 S: 5	H: 0 LOB: 0 BB: 0 P: 5	R: 2 E: 0 K: 1 S: 8	H: 3 LOB: 2 BB: 1 P: 12	R: 0 E: 0 K: 0 S: 3	H: 0 LOB: 0 BB: 0 P: 3	R: 0 E: 0 K: 0 S: 4	H: 2 LOB: 1 BB: 0 P: 4	R: 0 E: 0 K: 1 S: 5	H: 0 LOB: 1 BB: 1 P: 9	R: 0 E: 0 K: 0 S: 3	H: 0 LOB: 0 BB: 0 P: 3	R: 0 E: 0 K: 0 S: 3	H: 0 LOB: 0 BB: 0 P: 3	1B: 4 2B: 2 3B: 0 HR: 2	SF: 0 SAC: 0 DP: 1 HBP: 0	WP: 0 PB: 0 CS: 0	PA: 34							
<b>PITCHER</b>	IP	WLS	BF	H	R	ER	SO	BB	IBB	HBP	BLK	WP	HR	S	P	ERA	WHIP										
Woodie Fryman, L ERA: 4.23 (1,1)	1.0	L	7	3	4	4	1	1	0	0	0	0	1	8	12	6.00	4.000										
Wayne Twitchell, R ERA: 5.99 (2,1)	3.0		13	3	2	2	2	1	0	0	0	0	1	16	20	6.00	1.333										
David Palmer, R ERA: 2.00 (5,1)	2.0		7	2	0	0	0	0	0	0	0	0	0	7	7	0.00	1.000										
Bob James, R ERA: 18.0 (7,1)	1.0		4	0	0	0	1	1	0	0	0	0	0	5	9	0.00	1.000										
Donald Knowles, L ERA: 2.42 (8,1)	1.0		3	0	0	0	0	0	0	0	0	0	0	3	3	0.00	0.000										

AB 31  
R 6  
H 8  
RBI 6  
BB 3  
SO 4  
LOB 9





Batter	1	2	3	4	5	6	7	8	9	AB	R	H	RBI	BB	SO	LOB	TOP			
Dave Cash, R OBP: 0.288, SLG: 0.310 (1,4)										3	0	1	1	0	0	0	<b>Montreal Expos @ Pittsburgh Pirates</b> Three Rivers Stadium, Pittsburgh, PA Sat Sep 16 1978, 3:33 AM EDT Att: 8,079 - Unknown			
Andra Dawson, R OBP: 0.302, SLG: 0.435 (1,8)										4	0	1	0	0	0	2				
Ellis Valentine, R OBP: 0.332, SLG: 0.491 (1,9)										4	1	1	0	0	1	2				
Tony Perez, R OBP: 0.335, SLG: 0.451 (1,3)										4	1	1	2	0	0	1				
Warren Cromartie, L OBP: 0.342, SLG: 0.416 (1,7)										4	1	1	1	0	2	0				
Gary Carter, R OBP: 0.338, SLG: 0.424 (1,2)										3	0	0	0	0	1	0				
Bob Reece, R OBP: 0.182, SLG: 0.273 (7,2)										1	1	1	0	0	0	0				
Larry Parrish, R OBP: 0.316, SLG: 0.447 (1,5)										4	0	1	1	0	0	0				
Chris Speier, R OBP: 0.335, SLG: 0.335 (1,6)										4	1	1	0	0	0	1				
Ross Grimsley, L OBP: 0.174, SLG: 0.159 (1,1)										1	0	0	0	0	0	0				
Stan Bahnsen, R OBP: 0.097, SLG: 0.091 (3,1)										0	0	0	0	0	0	0				
Del Unser, L OBP: 0.201, SLG: 0.283 (6,1)										0	0	0	0	0	0	0				
Randy Miller, R OBP: 0.209, SLG: 0.283 (6,1)										0	0	0	0	0	0	0				
Bill Atkinson, L OBP: 0.190, SLG: 0.190 (7,1)										0	0	0	0	0	0	0				
Tom Hutton, R OBP: 0.329, SLG: 0.321 (8,1)										0	0	0	0	1	0	0				
Bob James, R OBP: 0.329, SLG: 0.321 (8,1)										0	0	0	0	0	0	0				
Stan Page, R OBP: 0.323, SLG: 0.350 (9,PH)										1	0	0	0	0	0	1				
<b>Inning Stats</b>	R: 0 E: 0 K: 1 S: 6	H: 1 LOB: 1 BB: 0 P: 6	R: 0 E: 0 K: 1 S: 5	H: 0 LOB: 0 BB: 0 P: 5	R: 0 E: 0 K: 0 S: 3	H: 0 LOB: 0 BB: 0 P: 3	R: 0 E: 0 K: 0 S: 3	H: 0 LOB: 0 BB: 0 P: 3	R: 0 E: 0 K: 1 S: 5	H: 1 LOB: 1 BB: 0 P: 4	R: 2 E: 0 K: 1 S: 7	H: 2 LOB: 2 BB: 0 P: 7	R: 1 E: 0 K: 0 S: 4	H: 1 LOB: 1 BB: 0 P: 8	R: 2 E: 0 K: 0 S: 6	H: 3 LOB: 1 BB: 0 P: 6	1B: 4 2B: 2 3B: 0 HR: 2	SF: 1 SAC: 0 DP: 0 HBP: 0	WP: 1 PB: 0 SB: 1 CS: 0	PA: 36
<b>PITCHER</b>	IP WLS BF H R ER SO BB IBB HBP BLK WP HR S P ERA WHIP																			
Don Robinson, R ERA: 3.58 (1,1)	8.1 W 34 8 5 5 4 1 0 0 0 0 1 2 41 45 5.40 1.080																			
Ed Whitson, R ERA: 2.6 (9,1)	0.2 2 0 0 0 0 0 0 0 0 0 0 0 2 2 0.00 0.000																			



AB	34
R	5
H	8
RBI	5
BB	1
SO	4
LOB	7




Batter	1	2	3	4	5	6	7	8	9	AB	R	H	RBI	BB	SO	LOB	BOTTOM	
Frank Taveras, R OBP: 0.318, SLG: 0.358 (1,6)										5	3	4	0	0	0	1	<b>Montreal Expos @ Pittsburgh Pirates</b> Three Rivers Stadium, Pittsburgh, PA Sat Sep 16 1978, 3:33 AM EDT Att: 8,079 - Unknown	
Omar Moreno, L OBP: 0.335, SLG: 0.301 (1,8)										3	2	1	1	1	0	2		
Dave Parker, L OBP: 0.378, SLG: 0.555 (1,9)										4	2	3	4	1	0	0		
Bill Robinson, R OBP: 0.294, SLG: 0.404 (1,7)										5	1	1	0	0	2	5		
Willie Stargell, L OBP: 0.382, SLG: 0.572 (1,3)										5	0	3	2	0	1	1		
Phil Garner, R OBP: 0.356, SLG: 0.409 (1,4)										4	0	1	1	0	0	1		
Dale Berra, R OBP: 0.294, SLG: 0.366 (1,5)										5	1	3	0	0	0	3		
Ed Ott, L OBP: 0.322, SLG: 0.426 (1,2)										4	2	2	0	1	0	2		
Don Robinson, R OBP: 0.221, SLG: 0.247 (1,1)										3	1	1	1	0	1	3		
Ed Whitson, R OBP: 0.182, SLG: 0.182 (9,1)										0	0	0	0	0	0	0		
<b>Inning Stats</b>	R: 2 E: 0 K: 0 S: 6	H: 3 LOB: 1 BB: 0 P: 6	R: 1 E: 0 K: 1 S: 7	H: 3 LOB: 1 BB: 0 P: 7	R: 1 E: 1 K: 0 S: 5	H: 2 LOB: 2 BB: 1 P: 9	R: 0 E: 0 K: 0 S: 4	H: 1 LOB: 2 BB: 1 P: 8	R: 3 E: 1 K: 2 S: 10	H: 4 LOB: 1 BB: 0 P: 7	R: 4 E: 1 K: 2 S: 10	H: 3 LOB: 0 BB: 1 P: 14	R: 0 E: 0 K: 1 S: 6	H: 1 LOB: 1 BB: 0 P: 6	1B: 12 2B: 6 3B: 1 HR: 0	SF: 1 SAC: 3 DP: 0 HBP: 0	WP: 2 PB: 0 SB: 2 CS: 2	PA: 45
<b>PITCHER</b>	IP WLS BF H R ER SO BB IBB HBP BLK WP HR S P ERA WHIP																	
Ross Grimsley, L ERA: 3.14 (1,1)	2.1 L 15 3 1 0 0 1 1 0 0 0 0 0 10 18 0.00 1.500																	
Stan Bahnsen, R ERA: 3.77 (3,1)	12 3 1 0 0 1 1 0 0 0 0 0 10 18 0.00 1.500																	
Randy Miller, R ERA: 10.29 (6,1)	10 6 6 6 0 0 0 0 0 0 0 0 10 10 54.00 6.000																	
Bill Atkinson, R ERA: 4.26 (7,1)	4 1 1 0 2 1 0 0 0 0 0 0 7 11 0.00 2.000																	
Bob James, R ERA: 12.0 (8,1)	4 1 0 0 1 0 0 0 0 0 1 0 6 6 0.00 1.000																	





Batter	1	2	3	4	5	6	7	8	9	AB	R	H	RBI	BB	SO	LOB	TOP								
<b>Stan Papi, R</b> OBP: 0.313, SLG: 0.339 (1,4)	0-0 1-3		0-3 K			0-0 F7		0-0 E6		4	0	0	0	0	1	1	<b>Montreal Expos @ Pittsburgh Pirates</b> Three Rivers Stadium, Pittsburgh, PA Sun Sep 17 1978, 3:33 AM EDT Att: 8,544 - Unknown 								
<b>Tom Hutton, L</b> OBP: 0.326, SLG: 0.317 (1,3)	0-0 1-3			0-0 6-3		4-0 FC4 BB		0-0 6-3		3	0	0	0	1	0	1									
<b>Ellis Valentine, R</b> OBP: 0.333, SLG: 0.496 (1,9)	0-3 K			0-0 G4-6-3 1B		0-0 FC4 1-2		0-0 HR		4	1	2	1	0	1	1									
<b>Gary Carter, R</b> OBP: 0.336, SLG: 0.421 (1,2)		0-0 F7		0-0 G4-6-3 1-2		0-3 K		0-0 P4		4	0	0	0	0	1	1									
<b>Warren Cromartie, L</b> OBP: 0.342, SLG: 0.420 (1,7)		0-0 G3			0-0 HR	0-0 4-3		0-0 F7		4	1	1	1	0	0	0									
<b>Del Unser, L</b> OBP: 0.290, SLG: 0.258 (1,8)		0-0 G3			4-0 G1-4-3 BB	0-0 1-3		0-0 F8		3	0	0	0	1	0	0									
<b>Larry Parrish, R</b> OBP: 0.318, SLG: 0.450 (1,5)			0-0 G3 1B		0-0 G1-4-3 1-2			0-0 E 2B		3	1	2	0	0	0	1									
<b>Chris Speier, R</b> OBP: 0.333, SLG: 0.333 (1,6)			0-0 G3		0-0 F9			0-0 1-3		3	0	0	0	0	0	2									
<b>Rudy May, L</b> OBP: 0.214, SLG: 0.205 (1,1)			0-3 K			0-0 6-3		0-0 F8		1	0	0	0	0	1	1									
<b>Sam Mejias, R</b> OBP: 0.235, SLG: 0.224 (6,PH)										1	0	0	0	0	0	0									
<b>David Palmer, R</b> OBP: 0.334, SLG: 0.450 (8,PH)										0	0	0	0	0	0	0									
<b>Tony Perez, R</b> OBP: 0.197, SLG: 0.167 (8,1)										0	0	0	0	0	0	0									
<b>Darold Knowles, L</b> ERA: 2.96 (1,1)																	<b>Montreal Expos</b> Three Rivers Stadium, Pittsburgh, PA Sun Sep 17 1978, 3:33 AM EDT Att: 8,544 - Unknown 								
<b>Kent Tekulve, R</b> ERA: 1.89 (8,1)																									
<b>Inning Stats</b>	R: 0 E: 0 K: 1 S: 5	H: 0 LOB: 0 BB: 0 P: 5	R: 0 E: 0 K: 0 S: 3	H: 0 LOB: 0 BB: 0 P: 3	R: 0 E: 0 K: 2 S: 8	H: 1 LOB: 1 BB: 0 P: 8	R: 0 E: 0 K: 0 S: 3	H: 1 LOB: 0 BB: 0 P: 3	R: 1 E: 0 K: 0 S: 3	H: 1 LOB: 0 BB: 1 P: 7	R: 0 E: 0 K: 0 S: 3	H: 0 LOB: 1 BB: 1 P: 7	R: 0 E: 0 K: 1 S: 5	H: 0 LOB: 0 BB: 0 P: 5	R: 1 E: 1 K: 0 S: 5	H: 1 LOB: 1 BB: 0 P: 5	R: 1 E: 0 K: 0 S: 4	H: 1 LOB: 0 BB: 0 P: 4	1B: 2 2B: 1 3B: 0 HR: 2	SF: 0 SAC: 0 DP: 2 HBP: 0	WP: 0 PB: 0 CS: 0	PA: 33			
<b>PITCHER</b>	IP	WLS	BF	H	R	ER	SO	BB	IBB	HBP	BLK	WP	HR	S	P	ERA	WHIP								
<b>Bert Blyleven, R</b> ERA: 2.96 (1,1)	7.0	W	25	4	2	1	4	2	0	0	0	0	1	31	39	1.29	0.857								
<b>Kent Tekulve, R</b> ERA: 1.89 (8,1)	2.0	S	8	1	1	1	0	0	0	0	0	0	1	8	8	4.50	0.500								

Batter	1	2	3	4	5	6	7	8	9	AB	R	H	RBI	BB	SO	LOB	BOTTOM								
<b>Frank Taveras, R</b> OBP: 0.317, SLG: 0.357 (1,6)	0-0 F8		0-0 BB HR 1B	0-0 F8			0-0 4-3			4	1	1	0	0	0	0	<b>Montreal Expos @ Pittsburgh Pirates</b> Three Rivers Stadium, Pittsburgh, PA Sun Sep 17 1978, 3:33 AM EDT Att: 8,544 - Unknown 								
<b>Omar Moreno, L</b> OBP: 0.335, SLG: 0.299 (1,8)	0-3 K		4-0 HR BB	0-3 K		0-0 F8				3	1	0	0	1	2	0									
<b>Dave Parker, L</b> OBP: 0.380, SLG: 0.565 (1,9)	0-0 3B		0-0 1H 2H HR		0-0 L3			0-0 2B 1B		4	2	3	3	0	0	0									
<b>Bill Robinson, R</b> OBP: 0.294, SLG: 0.405 (1,7)	0-0 L8		0-0 6-3		0-0 F7			0-0 1H 2B		4	0	1	1	0	0	1									
<b>Willie Stargell, L</b> OBP: 0.381, SLG: 0.567 (1,3)		4-0 1B S BB	0-0 4-3		0-3 K			0-3 K		3	1	0	0	1	2	1									
<b>Phil Garner, R</b> OBP: 0.355, SLG: 0.408 (1,4)		0-0 F9	0-0 BB 1B			0-0 1-3		0-0 F3		4	0	1	0	0	0	2									
<b>Dale Berra, R</b> OBP: 0.292, SLG: 0.357 (1,5)		0-0 F8	4-0 1-2 BB			0-0 6-3		0-0 F3		3	0	0	0	1	0	2									
<b>Ed Ott, L</b> OBP: 0.322, SLG: 0.425 (1,2)		0-0 S 1B	0-0 F8			0-0 1-3				3	0	1	0	0	0	2									
<b>Bert Blyleven, R</b> OBP: 0.148, SLG: 0.163 (1,1)		0-3 K		0-3 K						3	0	0	0	0	2	1									
<b>Kent Tekulve, R</b> OBP: 0.095, SLG: 0.095 (8,1)		1-2 3H				0-0 4-3				0	0	0	0	0	0	0									
<b>Inning Stats</b>	R: 0 E: 0 K: 1 S: 6	H: 1 LOB: 1 BB: 0 P: 6	R: 1 E: 0 K: 1 S: 6	H: 1 LOB: 1 BB: 1 P: 10	R: 3 E: 0 K: 0 S: 6	H: 3 LOB: 2 BB: 2 P: 14	R: 0 E: 0 K: 2 S: 7	H: 0 LOB: 0 BB: 0 P: 7	R: 0 E: 0 K: 0 S: 3	H: 0 LOB: 0 BB: 0 P: 3	R: 0 E: 0 K: 0 S: 3	H: 0 LOB: 0 BB: 0 P: 3	R: 1 E: 0 K: 1 S: 7	H: 2 LOB: 1 BB: 0 P: 7	R: 1 E: 0 K: 0 S: 7	H: 0 LOB: 0 BB: 0 P: 7	1B: 4 2B: 1 3B: 1 HR: 1	SF: 0 SAC: 0 DP: 0 HBP: 0	WP: 0 PB: 0 CS: 0	PA: 34					
<b>PITCHER</b>	IP	WLS	BF	H	R	ER	SO	BB	IBB	HBP	BLK	WP	HR	S	P	ERA	WHIP								
<b>Rudy May, L</b> ERA: 4.13 (1,1)	5.0	L	23	5	4	4	5	3	0	0	0	0	0	30	42	7.20	1.600								
<b>David Palmer, R</b> ERA: 2.51 (6,1)	2.0		6	0	0	0	0	0	0	0	0	0	0	6	6	0.00	0.000								
<b>Darold Knowles, L</b> ERA: 2.51 (8,1)	1.0		5	2	1	1	1	0	0	0	0	0	0	7	7	9.00	2.000								







Batter	1	2	3	4	5	6	7	8	9	AB	R	H	RBI	BB	SO	LOB	TOP			
Frank Taveras, R OBP: 0.316, SLG: 0.356 (1, 6)	0-0 1-3		3-2 1B			0-0 4-3		2-2 FC1-4		4	0	1	0	0	0	1				
Omar Moreno, L OBP: 0.334, SLG: 0.297 (1, 8)	0-0 E3		0-0 SF8			0-0 F8			0-3 K	3	0	0	1	0	1	0				
Dave Parker, L OBP: 0.382, SLG: 0.574 (1, 9)	4-0 1-2		4-3 1-2			0-0 6-3			0-0 4-3	3	0	0	0	1	0	1				
John Milner, L OBP: 0.354, SLG: 0.409 (1, 3)	0-0 4-3			0-0 G5-4-3 1B					0-0 F8	4	0	1	0	0	0	1				
Ed Ott, L OBP: 0.316, SLG: 0.415 Manny Sanguillen, R OBP: 0.296, SLG: 0.336 (1, 2) (4, 2)		0-3 K		0-0 G5-4-3					3-2 6-3	2	0	0	0	0	1	1				
Bill Robinson, R OBP: 0.296, SLG: 0.418 (1, 7)		0-0 5-3		2-3 K					0-0 F2	3	0	0	0	0	1	0				
Phil Garner, R OBP: 0.354, SLG: 0.411 (1, 4)		0-0 P6							0-0 P6	3	0	1	0	0	0	0				
Dale Berra, R OBP: 0.291, SLG: 0.347 (1, 5)			4-0 1B SF8 BB						0-0 F3	2	1	0	0	1	0	1				
Jim Rooker, R OBP: 0.158, SLG: 0.232 Jerry Reuss, L OBP: 0.130, SLG: 0.174 Doe Boyland, L OBP: 0.333, SLG: 0.333 Grant Jackson, S OBP: 0.250, SLG: 0.417 (1, 1) (4, 1) (6, PH) (8, 1)			0-0 SH3-4						0-0 L7-3	0	0	0	0	0	0	0				
			1-2						0-0 FC1-4 1B	1	0	0	0	0	0	0				
<b>Inning Stats</b>	R: 0 E: 1 K: 0 S: 3	H: 0 LOB: 1 BB: 1 P: 7	R: 0 E: 0 K: 1 S: 5	H: 0 LOB: 0 BB: 0 P: 5	R: 1 E: 0 K: 0 S: 11	H: 1 LOB: 1 BB: 1 P: 20	R: 0 E: 0 K: 1 S: 6	H: 1 LOB: 0 BB: 0 P: 8	R: 0 E: 0 K: 0 S: 3	H: 0 LOB: 0 BB: 0 P: 3	R: 0 E: 0 K: 0 S: 6	H: 0 LOB: 0 BB: 0 P: 9	R: 0 E: 0 K: 0 S: 8	H: 1 LOB: 1 BB: 0 P: 10	R: 0 E: 0 K: 1 S: 5	H: 0 LOB: 0 BB: 0 P: 5	1B: 4 2B: 1 3B: 0 HR: 0	SF: 1 SAC: 1 DP: 2 HBP: 0	WP: 0 PB: 0 SB: 1 CS: 1	PA: 31
<b>PITCHER</b> Mike Krukow, R ERA: 3.88 (1, 1)	IP: 9.0 WLS: W BF: 31 H: 4 R: 1 ER: 1 SO: 3 BB: 2 IBB: 0 HBP: 0 BLK: 0 WP: 0 HR: 0 S: 50 P: 70 ERA: 1.00 WHIP: 0.667															<b>PITCHER</b>				

Pittsburgh Pirates @ Chicago Cubs  
Wrigley Field, Chicago, IL  
Wed Sep 20 1978, 3:33 AM CDT  
Att: 5,269 - Unknown - 85 F

AB	27
R	1
H	4
RBI	1
BB	2
SO	3
LOB	6



Batter	1	2	3	4	5	6	7	8	9	AB	R	H	RBI	BB	SO	LOB	BOTTOM			
Ivan De Jesus, R OBP: 0.353, SLG: 0.353 (1, 6)	4-0 1B BB	0-0 FC3-2 1B		4-0 1B SF8 BB	0-0 5-3			4-2 G4-3 BB		2	2	1	1	3	0	1				
Manny Trillo, R OBP: 0.319, SLG: 0.335 (1, 4)	0-0 5-3 1B	0-0 1-3		0-0 2B 1B			0-3 K G4-6-3	0-0 G4-3		5	1	2	0	0	1	3				
Bill Buckner, L OBP: 0.340, SLG: 0.415 (1, 3)	0-0 5-3 1B	4-0 FC3-2 IBB		0-0 SF8			0-0 G4-6-3	0-0 G4-6-3		3	1	2	2	1	0	1				
Dave Kingman, R OBP: 0.332, SLG: 0.545 (1, 7)	0-0 F9	2-2 FC3-2		0-0 1-2 2B			0-0 1B	4-2 1B		4	0	2	1	1	0	5				
Mike Vail, R OBP: 0.330, SLG: 0.440 Jerry White, S OBP: 0.370, SLG: 0.295 (1, 9) (9, 8)	0-2 5-3	0-0 L6		0-0 F9			0-0 1B	0-0 2B BB		5	0	2	1	0	0	6				
Bobby Murcer, L OBP: 0.379, SLG: 0.408 (1, 8) (9, 9)	4-0 IBB		0-0 G3	0-0 3-1			0-0 F7	0-0 2B		3	0	0	0	1	0	3				
Tim Blackwell, S OBP: 0.359, SLG: 0.260 (1, 2)	0-3 K		0-0 1B				0-0 G2	0-0 6-3		4	0	1	0	0	1	3				
Mick Kelleher, R OBP: 0.320, SLG: 0.250 (1, 5)		0-0 2B 1B		0-0 F8			0-0 1B	0-0 L7		4	1	2	0	0	0	1				
Mike Krukow, R OBP: 0.273, SLG: 0.341 (1, 1)		0-0 1B FC3-2 2B		0-0 F6			0-3 K	0-0 P4		4	0	1	0	0	1	2				
<b>Inning Stats</b>	R: 1 E: 0 K: 1 S: 11	H: 2 LOB: 3 BB: 2 P: 19	R: 1 E: 0 K: 0 S: 9	H: 3 LOB: 3 BB: 1 P: 15	R: 0 E: 0 K: 0 S: 4	H: 1 LOB: 1 BB: 0 P: 4	R: 2 E: 0 K: 0 S: 8	H: 2 LOB: 1 BB: 1 P: 13	R: 0 E: 0 K: 1 S: 7	H: 2 LOB: 2 BB: 0 P: 7	R: 0 E: 0 K: 0 S: 3	H: 0 LOB: 0 BB: 0 P: 3	R: 0 E: 0 K: 0 S: 10	H: 2 LOB: 2 BB: 2 P: 18	R: 1 E: 0 K: 0 S: 10	H: 2 LOB: 2 BB: 2 P: 18	1B: 10 2B: 3 3B: 0 HR: 0	SF: 1 SAC: 0 DP: 2 HBP: 0	WP: 1 PB: 0 SB: 3 CS: 0	PA: 41
<b>PITCHER</b> Jim Rooker, L ERA: 4.24 Jerry Reuss, L ERA: 5.13 Grant Jackson, L ERA: 3.07 (1, 1) (4, 1) (8, 1)	IP: 3.1 WLS: L BF: 22 H: 8 R: 4 ER: 4 SO: 4 BB: 2 IBB: 0 HBP: 0 BLK: 0 WP: 1 HR: 0 S: 30 P: 49 ERA: 10.80 WHIP: 3.000															<b>PITCHER</b>				

Pittsburgh Pirates @ Chicago Cubs  
Wrigley Field, Chicago, IL  
Wed Sep 20 1978, 3:33 AM CDT  
Att: 5,269 - Unknown - 85 F

AB	34
R	5
H	13
RBI	5
BB	6
SO	3
LOB	25





Batter	1	2	3	4	5	6	7	8	9	10	11	12	13	14	AB	R	H	RBI	BB	SO	LOB	TOP								
Frank Taveras, R OBP: 0.315, SLG: 0.353 (1, 6)	5-3		6-3		FC6-4			P7		BB S 1B		B4-3		K	7	0	1	1	0	1	2									
Omar Moreno, L OBP: 0.337, SLG: 0.300 (1, 8)	1B 2B		G3		PO	CS G3 1B		5-3 BB		K		FC4-6 BB		K	5	0	2	0	2	2	3									
Dave Parker, L OBP: 0.383, SLG: 0.571 (1, 9)	G4-6-3 1B			4-3		G3		5-3		BB IBB		FC4-6 IBB		E3	5	0	1	0	2	0	3									
Willie Stargell, L OBP: 0.386, SLG: 0.561 (1, 3)	G4-6-3			4-3		BB 1B		FC4-6 IBB		BB		FC4-6		IBB	4	0	1	0	3	0	4									
Ed Ott, L OBP: 0.312, SLG: 0.408 (1, 2)		P4		3-1		BB 1B		FC4-6 IBB		BB IBB		K		IBB	6	0	0	0	1	2	9									
Bill Robinson, R OBP: 0.295, SLG: 0.417 (7, 7)	L7				6-3 2B	F8			K			L8		5-3	6	1	1	0	0	1	2									
John Milner, L OBP: 0.350, SLG: 0.404 (1, 7)	F8				6-3			F8		F7		5-3 1B		4-3	3	0	0	0	0	0	1									
Dale Berra, R OBP: 0.292, SLG: 0.347 (7, 5)					2-3					K		5-3		F2	3	0	1	0	0	0	0									
Phil Garner, R OBP: 0.354, SLG: 0.412 (1, 4)			S 1B		FC6-4 2B			5-3				5-3			6	1	2	1	0	1	1									
Ben Robinson, R OBP: 0.315, SLG: 0.353 (1, 6)			K		FC6-4 1B			6-3		6-3		4-3		E BB	3	0	0	0	0	0	1									
<b>Inning Stats</b>	R: 0 E: 0 K: 0 S: 4	H: 2 LOB: 1 BB: 0 P: 4	R: 0 E: 0 K: 0 S: 3	H: 0 LOB: 0 BB: 0 P: 3	R: 0 E: 0 K: 1 S: 6	H: 1 LOB: 1 BB: 0 P: 6	R: 0 E: 0 K: 0 S: 3	H: 0 LOB: 0 BB: 0 P: 3	R: 2 E: 0 K: 0 S: 5	H: 3 LOB: 0 BB: 0 P: 5	R: 0 E: 0 K: 0 S: 4	H: 2 LOB: 1 BB: 1 P: 8	R: 0 E: 0 K: 0 S: 3	H: 0 LOB: 2 BB: 2 P: 11	R: 0 E: 0 K: 2 S: 7	H: 0 LOB: 0 BB: 0 P: 7	R: 0 E: 0 K: 2 S: 9	H: 1 LOB: 3 BB: 2 P: 18	R: 0 E: 0 K: 0 S: 7	H: 1 LOB: 1 BB: 0 P: 10	R: 0 E: 0 K: 0 S: 5	H: 0 LOB: 2 BB: 2 P: 13	R: 0 E: 0 K: 0 S: 3	H: 0 LOB: 0 BB: 0 P: 3	R: 1 E: 1 K: 2 S: 8	H: 0 LOB: 2 BB: 2 P: 16	1B: 7 2B: 3 3B: 0 HR: 0	SF: 0 SAC: 0 DP: 1 HBP: 0	WP: 0 PB: 0 SB: 4 CS: 1	PA: 60

PITCHER	IP	WLS	BF	H	R	ER	SO	BB	IBB	HBP	BLK	WP	HR	S	P	ERA	WHIP
Dennis Lamp, R ERA: 3.18	7.2		30	8	2	2	1	2	0	0	0	0	0	30	38	2.35	1.304
Willie Hernandez, L ERA: 3.77	0.1		2	0	0	0	0	0	1	0	0	0	0	1	5	0.00	0.000
Lynn McClohen, R ERA: 3.39	1.2		6	1	0	0	3	0	0	0	0	0	0	12	12	0.00	0.600
Dave Roberts, L ERA: 3.35	0.1		3	0	0	0	1	1	1	0	0	0	0	4	13	0.00	3.000
Donnie Moore, R ERA: 4.21	1.0		4	1	0	0	0	0	0	0	0	0	0	7	10	0.00	1.000

PITCHER	IP	WLS	BF	H	R	ER	SO	BB	IBB	HBP	BLK	WP	HR	S	P	ERA	WHIP
Dave Geisel, L ERA: 3.79	2.0		8	0	0	0	1	1	1	0	0	0	0	8	16	0.00	0.500
Bruce Sutter, R ERA: 3.26	1.0	L	6	0	1	0	2	1	1	0	0	0	0	8	16	0.00	1.000

Batter	1	2	3	4	5	6	7	8	9	10	11	12	13	14	AB	R	H	RBI	BB	SO	LOB	BOTTOM						
Ivan De Jesus, R OBP: 0.356, SLG: 0.356 (1, 6)	F9 E 1B		CS 1B		B2-6-4			1-3 1B		FC5-4 FC6-2 IBB		G4-6-3 1B		SH3-4	6	1	4	0	0	0	4							
Bobby Murcer, L OBP: 0.377, SLG: 0.404 (1, 8)	F9 1-3		F8		P6			F7		FC6-2 IBB		G4-6-3 1B		IBB	5	0	0	0	2	0	5							
Bill Buckner, L OBP: 0.342, SLG: 0.416 (1, 3)	E6 1B			L6				L8		FC6-2 IBB		G4-6-3 1B		F7	4	0	2	1	0	0	0							
Jerry White, S OBP: 0.370, SLG: 0.295 (9, PR)									E 1B	FC6-2		BB			0	1	0	0	0	0	0							
Ed Putman, R OBP: 0.375, SLG: 0.250 (10, 3)	3H 1B								E 1B	FC6-2		BB			2	0	0	0	1	0	5							
Dave Kingman, R OBP: 0.332, SLG: 0.543 (1, 7)	L7									L9		L7		L5-3	3	0	1	0	0	0	1							
Rudy Meoli, L OBP: 0.281, SLG: 0.192 (7, PR)															0	0	0	0	0	0	0							
Greg Gross, L OBP: 0.325, SLG: 0.359 (8, 7)															1	0	1	0	0	0	0							
Gene Clines, R OBP: 0.331, SLG: 0.329 (10, PH)															3	0	0	0	0	0	6							
Mike Vail, R OBP: 0.325, SLG: 0.437 (1, 9)	1-3							F9 1B		FC6-4 1B		FC5-6 2B		4-3	6	0	1	0	0	1	3							
Manny Trillo, R OBP: 0.318, SLG: 0.333 (1, 4)		6-3			4-3			F2		F8		FC5-6 1B		1B	6	0	1	0	0	0	3							
Tim Blackwell, S OBP: 0.393, SLG: 0.295 (8, PH)															2	0	0	0	0	1	0							
Dave Rader, L OBP: 0.277, SLG: 0.285 (9, 2)															4	0	0	0	0	1	3							
Mike Agnew, R OBP: 0.315, SLG: 0.353 (1, 6)															2	0	0	0	0	0	0							
Lynn McClohen, R ERA: 3.39															0	0	0	0	0	0	0							
Dave Roberts, L ERA: 3.35															1	0	1	0	0	0	0							
Donnie Moore, R ERA: 4.21															3	0	0	0	0	0	6							
Dennis Lamp, R ERA: 3.18															2	0	1	0	0	1	0							
Willie Hernandez, L ERA: 3.77															0	0	0	0	0	0	0							
Larry Blittner, L OBP: 0.301, SLG: 0.347 (8, PH)															1	0	1	0	0	0	0							
Rodney Scott, S OBP: 0.401, SLG: 0.309 (8, PR)															3	0	2	0	0	1	2							
<b>Inning Stats</b>	R: 1 E: 1 K: 0 S: 5	H: 2 LOB: 1 BB: 0 P: 5	R: 0 E: 0 K: 1 S: 5	H: 0 LOB: 0 BB: 0 P: 5	R: 0 E: 0 K: 1 S: 5	H: 1 LOB: 0 BB: 0 P: 5	R: 0 E: 0 K: 2 S: 7	H: 0 LOB: 0 BB: 0 P: 7	R: 0 E: 0 K: 0 S: 10	H: 1 LOB: 1 BB: 0 P: 10	R: 0 E: 0 K: 0 S: 5	H: 2 LOB: 2 BB: 0 P: 5	R: 1 E: 1 K: 0 S: 5	H: 2 LOB: 1 BB: 0 P: 5	R: 0 E: 0 K: 0 S: 8	H: 2 LOB: 3 BB: 1 P: 13	R: 0 E: 0 K: 2 S: 11	H: 2 LOB: 2 BB: 0 P: 13	R: 0 E: 0 K: 0 S: 3	H: 1 LOB: 1 BB: 1 P: 7	R: 0 E: 0 K: 1 S: 13	H: 1 LOB: 0 BB: 0 P: 13	R: 0 E: 0 K: 0 S: 7	H: 1 LOB: 2 BB: 1 P: 12	1B: 14 2B: 2 3B: 0 HR: 0	SF: 0 SAC: 1 DP: 2 HBP: 0	WP: 0 PB: 0 SB: 1 CS: 1	PA: 58

PITCHER	IP	WLS	BF	H	R	ER	SO	BB	IBB	HBP	BLK	WP	HR	S	P	ERA	WHIP
Don Robinson, R ERA: 3.47	9.0		34	9	2	1	4	0	0	0	0	0	0	7	12	0.00	3.000
Kent Tekulve, R ERA: 2.14	0.2		5	2	0	0	0	0	1	0	0	0	0	1	1	0.00	0.000
Grant Jackson, L ERA: 3.05	0.1		1	0	0	0	0	0	0	0	0	0	0	1	1	0.00	0.000
Ed Whitson, R ERA: 3.08	3.0	W	13	4	0	0	3	1	0	0	0	0	0	27	33	0.00	1.667
Jim Bibby, R ERA: 3.55	1.0	S	5	1	0	0	0	0	1	0	0	0	0	7	12	0.00	1.000

Pittsburgh Pirates @ Chicago Cubs  
Wrigley Field, Chicago, IL  
Thu Sep 21 1978, 3:33 AM CDT  
Att. 2,423 - Overcast - 61 F

AB: 50  
R: 3  
H: 10  
RBI: 2  
BB: 9  
SO: 8  
LOB: 27

Pittsburgh Pirates @ Chicago Cubs  
Wrigley Field, Chicago, IL  
Thu Sep 21 1978, 3:33 AM CDT  
Att. 2,423 - Overcast - 61 F

AB: 54  
R: 2  
H: 16  
RBI: 1  
BB: 3  
SO: 7  
LOB: 33



Batter	1	2	3	4	5	6	7	8	9	AB	R	H	RBI	BB	SO	LOB	TOP					
Frank Taveras, R (1.6)	0-0 6-3		0-0 F2			0-0 1B 2B		0-0 B3		4	1	1	0	0	0	0	<b>Pittsburgh Pirates @ Montreal Expos</b> Olympic Stadium, Montreal, QB Sat Sep 23 1978, 3:33 AM EDT Att: 20,324 - Unknown					
Omar Moreno, L (1.8)	4-0 CS BB			4-0 1-3 BB		4-0 1B BB		0-0 B2		1	1	0	0	3	0							
Dave Parker, L (1.9)	0-0 F7 1-2			0-0 1-3		0-0 S 1B 1-2 2-H		0-0 FC5-4 1B		4	0	2	1	0	0	2						
Bill Robinson, R (1.7)		0-0 2B		0-3 K		0-0 1-2 2-H 1B		0-0 FC5-4		4	0	2	1	0	1	2						
Willie Stargell, L (1.3)	0-0 F8		0-0 3-1			0-3 K			0-0 4-3	4	0	0	0	0	1	4						
Phil Garner, R (1.4)	0-0 F7				0-0 F3	0-0 1-3			4-0 G5-4-3 BB	3	0	0	0	1	0	3						
Dale Berra, R (1.5)	0-0 G3				0-0 P4		0-0 F7		0-0 G5-4-3	4	0	0	0	0	0	2						
Duffy Dyer, R (1.2)			0-0 6-3		0-0 5-3		0-0 G3			3	0	0	0	0	0	0						
Bert Blyleven, R (1.1)			0-3 K			0-0 1-3	0-3 K			3	0	0	0	0	2	0						
<b>Inning Stats</b>	R: 0 E: 0 K: 0 S: 2	H: 0 LOB: 0 BB: 1 P: 6	R: 0 E: 0 K: 0 S: 4	H: 1 LOB: 1 BB: 0 P: 4	R: 0 E: 0 K: 1 S: 5	H: 0 LOB: 0 BB: 0 P: 5	R: 0 E: 0 K: 1 S: 5	H: 0 LOB: 1 BB: 1 P: 9	R: 0 E: 0 K: 0 S: 3	H: 0 LOB: 0 BB: 0 P: 3	R: 2 E: 0 K: 1 S: 8	H: 3 LOB: 2 BB: 1 P: 12	R: 0 E: 0 K: 1 S: 5	H: 0 LOB: 0 BB: 0 P: 5	R: 0 E: 0 K: 0 S: 4	H: 1 LOB: 1 BB: 0 P: 4	R: 0 E: 0 K: 0 S: 2	H: 0 LOB: 0 BB: 1 P: 6	1B: 3 2B: 2 3B: 0 HR: 0	SF: 0 SAC: 0 DP: 1 HBP: 0	WP: 0 PB: 0 SB: 1 CS: 1	PA: 34
<b>PITCHER</b> Ross Grimsley, L (1.1) ERA: 3.1	IP: 9.0 WLS: W BF: 34 H: 5 R: 2 ER: 2 SO: 4 BB: 4 IBB: 0 HBP: 0 BLK: 0 WP: 0 HR: 0 S: 38 P: 54 ERA: 2.00 WHIP: 1.000															<b>PITCHER</b> IP: 9.0 WLS: W BF: 34 H: 5 R: 2 ER: 2 SO: 4 BB: 4 IBB: 0 HBP: 0 BLK: 0 WP: 0 HR: 0 S: 38 P: 54 ERA: 2.00 WHIP: 1.000						

AB 30  
R 2  
H 5  
RBI 2  
BB 4  
SO 4  
LOB 13



Batter	1	2	3	4	5	6	7	8	9	AB	R	H	RBI	BB	SO	LOB	BOTTOM					
Dave Cash, R (1.4)	0-0 HR 1B		0-0 F7		0-0 2B		4-0 FC1-2 IBB			3	1	2	0	1	0	0	<b>Pittsburgh Pirates @ Montreal Expos</b> Olympic Stadium, Montreal, QB Sat Sep 23 1978, 3:33 AM EDT Att: 20,324 - Unknown					
Andra Dawson, R (1.8)	0-0 1-H HR		0-0 F8		0-3 K		0-0 FC1-2		1-2 2-3 3-H	4	1	1	2	0	1	4						
Ellis Valentine, R (1.9)	0-0 1B 1B		0-3 K			0-3 K	0-0 F8			4	0	1	0	0	2	3						
Tony Perez, R (1.3)	0-0 F8			0-0 4-3		0-0 1B		0-0 5-3		4	0	1	0	0	0	1						
Warren Cromartie, L (1.7)	0-0 G5-4-3 1B			0-3 K		0-3 K		0-3 K		4	0	1	0	0	3	1						
Gary Carter, R (1.2)	0-0 G5-4-3			0-0 2B		0-0 P4		4-0 CS BB		3	0	1	0	1	0	3						
Larry Parrish, R (1.5)		0-0 F9		0-0 4-3			0-0 4-3	0-0 CS	0-0 1B 2B	4	1	1	0	0	0	1						
Chris Speier, R (1.6)		0-3 K			0-0 F7		0-0 SH FC1-2 1B		0-0 6-3	4	0	1	0	0	1	1						
Ross Grimsley, L (1.1) Del Unser, L (9, PH)		0-3 K		0-3 K		0-0 F7		0-0 SH FC1-2 1-3		2	0	0	0	0	1	0						
<b>Inning Stats</b>	R: 2 E: 0 K: 0 S: 6	H: 4 LOB: 1 BB: 0 P: 6	R: 0 E: 0 K: 2 S: 7	H: 0 LOB: 0 BB: 0 P: 7	R: 0 E: 0 K: 1 S: 5	H: 0 LOB: 0 BB: 0 P: 5	R: 0 E: 0 K: 1 S: 6	H: 1 LOB: 1 BB: 0 P: 6	R: 0 E: 0 K: 1 S: 6	H: 1 LOB: 1 BB: 0 P: 6	R: 0 E: 0 K: 2 S: 8	H: 1 LOB: 1 BB: 0 P: 8	R: 0 E: 0 K: 0 S: 5	H: 1 LOB: 3 BB: 1 P: 9	R: 0 E: 0 K: 1 S: 4	H: 0 LOB: 0 BB: 1 P: 8	R: 1 E: 0 K: 0 S: 3	H: 2 LOB: 1 BB: 0 P: 3	1B: 6 2B: 3 3B: 0 HR: 1	SF: 0 SAC: 1 DP: 1 HBP: 0	WP: 0 PB: 0 SB: 0 CS: 1	PA: 37
<b>PITCHER</b> Bert Blyleven, R (1.1) ERA: 2.97	IP: 8.1 WLS: L BF: 36 H: 10 R: 3 ER: 3 SO: 8 BB: 1 IBB: 1 HBP: 0 BLK: 0 WP: 0 HR: 1 S: 50 P: 58 ERA: 3.24 WHIP: 1.320															<b>PITCHER</b> IP: 8.1 WLS: L BF: 36 H: 10 R: 3 ER: 3 SO: 8 BB: 1 IBB: 1 HBP: 0 BLK: 0 WP: 0 HR: 1 S: 50 P: 58 ERA: 3.24 WHIP: 1.320						

AB 33  
R 3  
H 10  
RBI 3  
BB 2  
SO 8  
LOB 14





Batter	1	2	3	4	5	6	7	8	9	AB	R	H	RBI	BB	SO	LOB	TOP			
Frank Taveras, R (1,6) OBP: 0.312, SLG: 0.352										4	0	0	0	0	1	1				
Omar Moreno, L (1,8) OBP: 0.335, SLG: 0.299										4	0	1	0	0	0	0				
Dave Parker, L (1,9) OBP: 0.384, SLG: 0.569										3	0	1	0	1	1	1				
Willie Stargell, L (1,3) OBP: 0.381, SLG: 0.552										4	0	1	0	0	2	3				
Ed Ott, L (1,2) OBP: 0.309, SLG: 0.403										4	0	0	0	0	1	3				
Bill Robinson, R (1,5) OBP: 0.295, SLG: 0.418										3	0	0	0	0	3	1				
John Milner, L (1,7) OBP: 0.347, SLG: 0.400										3	0	0	0	0	0	0				
Phil Garner, R (1,4) OBP: 0.353, SLG: 0.408										2	0	0	0	0	0	0				
Bruce Kison, R (1,1) OBP: 0.111, SLG: 0.222 (6, PH)										1	0	0	0	0	0	0				
Dave May, L (6, PH) OBP: 0.266, SLG: 0.313										1	0	0	0	0	1	0				
Jim Bibby, R (6,1) OBP: 0.206, SLG: 0.226										0	0	0	0	0	0	0				
Rennie Stennett, R (8, PH) OBP: 0.276, SLG: 0.311										1	0	0	0	0	0	1				
Kent Tekulve, R (8,1) OBP: 0.136, SLG: 0.095										0	0	0	0	0	0	0				
<b>Inning Stats</b>	R: 0 E: 0 K: 1 S: 5	H: 0 LOB: 1 BB: 1 P: 9	R: 0 E: 0 K: 1 S: 5	H: 0 LOB: 0 BB: 0 P: 5	R: 0 E: 0 K: 0 S: 3	H: 0 LOB: 0 BB: 0 P: 3	R: 0 E: 0 K: 2 S: 8	H: 1 LOB: 1 BB: 0 P: 8	R: 0 E: 0 K: 1 S: 5	H: 0 LOB: 0 BB: 0 P: 5	R: 0 E: 0 K: 1 S: 5	H: 1 LOB: 1 BB: 0 P: 8	R: 0 E: 0 K: 0 S: 3	H: 0 LOB: 1 BB: 0 P: 4	R: 0 E: 0 K: 1 S: 6	H: 1 LOB: 1 BB: 0 P: 6	1B: 3 2B: 0 3B: 0 HR: 0	SF: 0 SAC: 0 DP: 0 HBP: 1	WP: 1 PB: 0 SB: 1 CS: 0	PA: 32
<b>PITCHER</b> Scott Sanderson, R (1,1) ERA: 2.11	IP: 9.0 WLS: W BF: 32 H: 3 R: 0 ER: 0 SO: 9 BB: 1 IBB: 0 HBP: 1 BLK: 0 WP: 1 HR: 0 S: 48 P: 53 ERA: 0.00 WHIP: 0.444															<b>PITCHER</b>				

Pittsburgh Pirates @ Montreal Expos  
Olympic Stadium, Montreal, QB  
Sun Sep 24 1978, 3:33 AM EDT  
Att: 23,260 - Unknown

AB 30  
R 0  
H 3  
RBI 0  
BB 1  
SO 9  
LOB 10

Batter	1	2	3	4	5	6	7	8	9	AB	R	H	RBI	BB	SO	LOB	BOTTOM	
Dave Cash, R (1,4) OBP: 0.290, SLG: 0.313										4	1	1	0	0	0	1		
Andra Dawson, R (1,8) OBP: 0.300, SLG: 0.440										4	2	2	0	0	1	0		
Ellis Valentine, R (1,9) OBP: 0.332, SLG: 0.496										4	1	1	2	0	1	1		
Tony Perez, R (1,3) OBP: 0.333, SLG: 0.450										4	0	0	1	0	0	2		
Warren Cromartie, L (1,7) OBP: 0.339, SLG: 0.418										1	0	0	1	1	0	0		
Gary Carter, R (1,2) OBP: 0.334, SLG: 0.417										3	0	0	0	0	0	2		
Chris Speier, R (1,6) OBP: 0.330, SLG: 0.330										3	0	1	0	0	1	0		
Stan Papi, R (1,5) OBP: 0.304, SLG: 0.328										3	0	0	0	0	1	1		
Scott Sanderson, R (1,1) OBP: 0.118, SLG: 0.118										2	0	0	0	0	1	0		
<b>Inning Stats</b>	R: 3 E: 0 K: 0 S: 6	H: 2 LOB: 0 BB: 0 P: 6	R: 0 E: 0 K: 1 S: 5	H: 0 LOB: 0 BB: 0 P: 5	R: 0 E: 0 K: 0 S: 3	H: 0 LOB: 0 BB: 0 P: 3	R: 0 E: 0 K: 0 S: 3	H: 0 LOB: 0 BB: 0 P: 3	R: 0 E: 1 K: 0 S: 5	H: 2 LOB: 2 BB: 1 P: 9	R: 0 E: 0 K: 1 S: 6	H: 1 LOB: 1 BB: 0 P: 6	R: 0 E: 0 K: 2 S: 7	H: 0 LOB: 0 BB: 0 P: 7	1B: 2 2B: 2 3B: 1 HR: 0	SF: 1 SAC: 1 DP: 0 HBP: 0	WP: 1 PB: 0 SB: 0 CS: 0	PA: 31
<b>PITCHER</b> Bruce Kison, R (1,1) ERA: 3.3	IP: 5.0 WLS: L BF: 18 H: 2 R: 3 ER: 3 SO: 2 BB: 0 IBB: 0 HBP: 0 BLK: 0 WP: 0 HR: 0 S: 22 P: 22 ERA: 5.40 WHIP: 0.400															<b>PITCHER</b>		
Jim Bibby, R (6,1) ERA: 3.57	IP: 2.0 WLS: L BF: 10 H: 3 R: 1 ER: 1 SO: 1 BB: 0 IBB: 0 HBP: 0 BLK: 0 WP: 0 HR: 0 S: 11 P: 15 ERA: 4.50 WHIP: 2.000															<b>PITCHER</b>		
Kent Tekulve, R (8,1) ERA: 2.13	IP: 1.0 WLS: L BF: 3 H: 0 R: 0 ER: 0 SO: 2 BB: 0 IBB: 0 HBP: 0 BLK: 0 WP: 0 HR: 0 S: 7 P: 7 ERA: 0.00 WHIP: 0.000															<b>PITCHER</b>		

Pittsburgh Pirates @ Montreal Expos  
Olympic Stadium, Montreal, QB  
Sun Sep 24 1978, 3:33 AM EDT  
Att: 23,260 - Unknown

AB 28  
R 4  
H 5  
RBI 4  
BB 1  
SO 5  
LOB 7



Batter	1	2	3	4	5	6	7	8	9	AB	R	H	RBI	BB	SO	LOB	TOP							
Ivan De Jesus, R OBP: 0.354, SLG: 0.354	0-0 4-3		3-2 1B		0-0 F9			0-3 K	0-0 F9	5	0	1	0	0	1	0	<b>Chicago Cubs @ Pittsburgh Pirates</b> Three Rivers Stadium, Pittsburgh, PA Mon Sep 25 1978, 7:05 PM EDT Att: 5,937 - Unknown - 64 F							
Scott Thompson, L OBP: 0.417, SLG: 0.391	0-0 4-3 1B		0-0 F8		0-3 K			0-0 1-6-3		4	0	1	0	0	1	1								
Bill Buckner, L OBP: 0.342, SLG: 0.422	0-0 4-3 1-2		0-0 1-3			0-0 F7		0-0 1B HR	0-0 1B	4	1	1	0	0	0	2								
Dave Kingman, R OBP: 0.334, SLG: 0.551	0-3 K			0-0 HR		0-0 4-3 2B		0-0 1B HR	0-0 1B	4	2	3	1	0	1	1								
Mike Vail, R OBP: 0.328, SLG: 0.452		0-0 FC3-6 1B		0-0 5-3		0-0 4-3		0-0 1B HR	0-0 1B	4	1	2	3	0	0	1								
Manny Trillo, R OBP: 0.322, SLG: 0.336		0-0 P4		0-0 G5-3 1B		0-0 5-3		0-0 1B	0-0 FC6-4 1B	4	0	2	0	0	0	2								
Tim Blackwell, S OBP: 0.376, SLG: 0.260		0-0 FC3-6		0-0 1B			4-0 G5-4-3 BB	0-0 FC6-4		2	0	1	0	1	0	1								
Greg Gross, L OBP: 0.325, SLG: 0.356		1-2		1-2 1B				1-2		1	0	0	0	0	0	1								
Dave Rader, L OBP: 0.274, SLG: 0.280				1-2 1B				1-2		0	0	0	0	0	0	0								
Mick Kelleher, R OBP: 0.303, SLG: 0.256		0-0 L7		3-2 G5-3		0-0 G5-4-3		0-0 4-3		3	0	0	0	0	0	4								
Larry Blittner, L OBP: 0.239, SLG: 0.342				2-3		1-2				1	0	0	0	0	0	0								
Mike Krukow, R OBP: 0.267, SLG: 0.333			0-3 K		0-3 K			0-0 L7	3-3 K	1	0	0	0	0	1	0								
Dave Geisel, L OBP: 0.328, SLG: 0.326										1	0	0	0	0	1	0								
Gene Clines, R OBP: 0.328, SLG: 0.326										1	0	0	0	0	0	0								
Donnie Moore, L OBP: 0.353, SLG: 0.333										0	0	0	0	0	0	0								
Bobby Murcer, L OBP: 0.376, SLG: 0.404										1	0	0	0	0	1	0								
<b>Inning Stats</b>	R: 0 E: 0 K: 1 S: 6	H: 1 LOB: 1 BB: 0 P: 6	R: 0 E: 0 K: 0 S: 4	H: 1 LOB: 1 BB: 0 P: 4	R: 0 E: 0 K: 1 S: 10	H: 1 LOB: 1 BB: 0 P: 13	R: 1 E: 0 K: 0 S: 8	H: 3 LOB: 1 BB: 0 P: 11	R: 0 E: 0 K: 2 S: 7	H: 0 LOB: 0 BB: 0 P: 7	R: 0 E: 0 K: 0 S: 4	H: 1 LOB: 0 BB: 0 P: 4	R: 0 E: 0 K: 0 S: 2	H: 0 LOB: 0 BB: 1 P: 6	R: 3 E: 0 K: 1 S: 9	H: 4 LOB: 1 BB: 0 P: 9	R: 0 E: 0 K: 1 S: 6	H: 0 LOB: 0 BB: 0 P: 9	1B: 8 2B: 1 3B: 0 HR: 2	SF: 0 SAC: 0 DP: 2 HBP: 0	WP: 0 PB: 0 SB: 0 CS: 0	PA: 37		
<b>PITCHER</b>	IP WLS BF H R ER SO BB IBB HBP BLK WP HR S P ERA WHIP	7.0 W 27 7 1 1 4 1 0 0 0 0 1 41 51 1.29 1.143	2.0 L 10 4 3 3 2 0 0 0 0 0 1 15 18 13.50 2.000																					

AB	36
R	4
H	11
RBI	4
BB	1
SO	6
LOB	13



Batter	1	2	3	4	5	6	7	8	9	AB	R	H	RBI	BB	SO	LOB	BOTTOM						
Frank Taveras, R OBP: 0.314, SLG: 0.353	0-0 L7	0-0 WP 1B	0-0 1-2 2H 1B		4-0 S 1B BB		0-0 4-3			4	1	2	2	1	0	0	<b>Chicago Cubs @ Pittsburgh Pirates</b> Three Rivers Stadium, Pittsburgh, PA Mon Sep 25 1978, 7:05 PM EDT Att: 5,937 - Unknown - 64 F						
Omar Moreno, L OBP: 0.341, SLG: 0.303	0-0 S 2B	0-0 SF7	0-3 K		0-0 3B 1B			0-0 CS 1B		4	2	3	2	0	1	2							
Dave Parker, L OBP: 0.388, SLG: 0.576	0-0 1H 1B 2B	4-0 IBB		0-0 4-3 S 1B	0-0 1H 3B			0-0 4-3	0-0 1-2 2B	4	1	3	2	1	0	1							
Willie Stargell, L OBP: 0.381, SLG: 0.551	4-0 1B BB	0-0 F7		2-2 P7	0-0 4-3			0-0 2B		4	0	1	0	1	0	4							
Ed Ott, L OBP: 0.310, SLG: 0.403	0-0 1-2 2H 1B		0-0 1B 5-3 1B	0-0 4-3		0-3 K		0-0 6-3		5	1	2	1	0	1	2							
Bill Robinson, R OBP: 0.294, SLG: 0.415	0-3 K		0-0 5-3	4-0 FC6-4 IBB		0-0 L7				3	0	0	0	1	1	3							
John Milner, L OBP: 0.346, SLG: 0.398	0-0 4-3		0-0 1B BB	0-0 FC6-4 IBB		0-0 L3				4	1	1	0	0	0	4							
Dale Berra, R OBP: 0.284, SLG: 0.336			2-3 1B 1B	1-2						0	0	0	0	0	0	0							
Phil Garner, R OBP: 0.350, SLG: 0.405		0-0 4-3	0-0 F5		0-0 5-3		0-0 5-3			4	0	0	0	0	0	2							
John Candelaria, L OBP: 0.317, SLG: 0.231		0-0 WP S 1B	4-0 1B BB		0-0 L6		0-0 F9			2	1	1	0	1	0	0							
Doe Boyland, L OBP: 0.200, SLG: 0.200										1	0	0	0	0	0	0							
Kent Tekulve, R OBP: 0.136, SLG: 0.095										0	0	0	0	0	0	0							
<b>Inning Stats</b>	R: 2 E: 0 K: 1 S: 8	H: 3 LOB: 2 BB: 1 P: 12	R: 1 E: 0 K: 0 S: 5	H: 2 LOB: 2 BB: 1 P: 9	R: 2 E: 0 K: 1 S: 8	H: 3 LOB: 2 BB: 1 P: 12	R: 0 E: 0 K: 0 S: 7	H: 1 LOB: 2 BB: 1 P: 13	R: 2 E: 0 K: 0 S: 5	H: 2 LOB: 1 BB: 1 P: 9	R: 0 E: 0 K: 1 S: 5	H: 0 LOB: 0 BB: 0 P: 5	R: 0 E: 0 K: 0 S: 3	H: 0 LOB: 0 BB: 0 P: 3	R: 0 E: 0 K: 0 S: 4	H: 2 LOB: 1 BB: 0 P: 4	1B: 10 2B: 2 3B: 1 HR: 0	SF: 1 SAC: 0 DP: 0 HBP: 0	WP: 1 PB: 0 SB: 3 CS: 1	PA: 41			
<b>PITCHER</b>	IP WLS BF H R ER SO BB IBB HBP BLK WP HR S P ERA WHIP	2.2 L 19 3 2 2 2 1 1 0 0 0 0 20 30 5.40 1.200	3.1 L 15 3 2 2 2 1 1 0 0 0 0 7 7 0.00 1.000																				

AB	35
R	7
H	13
RBI	7
BB	5
SO	3
LOB	18





Batter	1	2	3	4	5	6	7	8	9	AB	R	H	RBI	BB	SO	LOB	TOP					
Ivan De Jesus, R OBP: 0.354, SLG: 0.353 (1, 6)										4	0	1	0	0	1	2	<b>Chicago Cubs @ Pittsburgh Pirates</b> Three Rivers Stadium, Pittsburgh, PA Tue Sep 26 1978, 7:05 PM EDT Att: 6,515 - Unknown - 65 F					
Scot Thompson, L OBP: 0.393, SLG: 0.370 (1, 8)										4	0	1	0	0	0	1						
Bill Buckner, L OBP: 0.341, SLG: 0.419 (1, 3)										3	0	0	0	1	0	3						
Dave Kingman, R OBP: 0.331, SLG: 0.545 (1, 7)										4	0	0	0	0	0	4						
Mike Vail, R OBP: 0.327, SLG: 0.448 (1, 9)										4	0	1	0	0	0	0						
Manny Trillo, R OBP: 0.323, SLG: 0.336 (1, 4)										3	1	1	0	1	0	0						
Dave Rader, L OBP: 0.274, SLG: 0.287 (1, 2)										4	1	1	1	0	0	2						
Mick Kelleher, R OBP: 0.297, SLG: 0.250 (7, PH)										2	0	0	0	0	0	1						
Larry Blittner, L OBP: 0.298, SLG: 0.341 (7, PH)										1	0	0	1	0	0	0						
Manny Seoane, R (7, 1)										0	0	0	0	0	0	0						
Dennis Lamp, R OBP: 0.211, SLG: 0.239 (6, PH)										1	0	1	0	0	0	0						
Greg Gross, L OBP: 0.327, SLG: 0.356 (6, PH)										0	0	0	0	1	0	0						
Ken Holtzman, R OBP: 0.273, SLG: 0.300 (7, PH)										0	0	0	0	0	0	0						
Rudy Meoli, L OBP: 0.273, SLG: 0.185 (7, 5)										1	0	0	0	0	0	0						
<b>Inning Stats</b>	R: 0 E: 0 K: 0 S: 3	H: 0 LOB: 0 BB: 0 P: 3	R: 0 E: 0 K: 0 S: 6	H: 0 LOB: 0 BB: 0 P: 9	R: 0 E: 0 K: 0 S: 8	H: 1 LOB: 1 BB: 0 P: 11	R: 0 E: 0 K: 0 S: 2	H: 0 LOB: 0 BB: 1 P: 6	R: 0 E: 0 K: 0 S: 11	H: 2 LOB: 1 BB: 0 P: 13	R: 0 E: 0 K: 1 S: 9	H: 1 LOB: 2 BB: 1 P: 13	R: 2 E: 0 K: 0 S: 10	H: 1 LOB: 0 BB: 1 P: 17	R: 0 E: 0 K: 0 S: 7	H: 1 LOB: 1 BB: 0 P: 8	R: 0 E: 0 K: 0 S: 3	H: 0 LOB: 0 BB: 0 P: 3	1B: 5 2B: 0 3B: 1 HR: 0	SF: 0 SAC: 0 DP: 2 HBP: 0	WP: 0 PB: 0 CS: 0	PA: 34
<b>PITCHER</b> Don Robinson, R ERA: 3.41 (1, 1)	IP: 9.0 WLS: W BF: 34 H: 6 R: 2 ER: 2 SO: 1 BB: 3 IBB: 0 HBP: 0 BLK: 0 WP: 0 HR: 0 S: 59 P: 83 ERA: 2.00 WHIP: 1.000															<b>PITCHER</b>						

AB	31
R	2
H	6
RBI	2
BB	3
SO	1
LOB	13





Batter	1	2	3	4	5	6	7	8	9	AB	R	H	RBI	BB	SO	LOB	BOTTOM			
Frank Taveras, R OBP: 0.313, SLG: 0.351 (1, 6)										4	0	0	0	0	0	1	<b>Chicago Cubs @ Pittsburgh Pirates</b> Three Rivers Stadium, Pittsburgh, PA Tue Sep 26 1978, 7:05 PM EDT Att: 6,515 - Unknown - 65 F			
Omar Moreno, L OBP: 0.342, SLG: 0.306 (1, 8)										4	1	2	0	0	0	1				
Dave Parker, L OBP: 0.390, SLG: 0.580 (1, 9)										3	2	2	0	1	0	0				
Willie Stargell, L OBP: 0.384, SLG: 0.560 (1, 3)										3	2	2	3	1	1	0				
Ed Ott, L OBP: 0.310, SLG: 0.402 (1, 2)										4	0	1	1	0	2	2				
Bill Robinson, R OBP: 0.294, SLG: 0.414 (7, 7)										4	0	1	1	0	1	1				
John Milner, L OBP: 0.346, SLG: 0.397 (7, 5)										3	0	1	0	0	1	1				
Dale Berra, R OBP: 0.284, SLG: 0.336 (7, 5)										0	0	0	0	0	0	0				
Phil Garner, R OBP: 0.349, SLG: 0.403 (1, 4)										3	0	0	0	0	1	1				
Don Robinson, R OBP: 0.229, SLG: 0.253 (1, 1)										3	0	1	0	0	0	0				
<b>Inning Stats</b>	R: 0 E: 0 K: 0 S: 5	H: 3 LOB: 2 BB: 0 P: 5	R: 0 E: 0 K: 1 S: 5	H: 0 LOB: 0 BB: 0 P: 5	R: 3 E: 0 K: 1 S: 7	H: 2 LOB: 0 BB: 1 P: 11	R: 0 E: 0 K: 0 S: 3	H: 1 LOB: 0 BB: 0 P: 3	R: 0 E: 0 K: 0 S: 6	H: 0 LOB: 0 BB: 0 P: 9	R: 2 E: 0 K: 1 S: 6	H: 3 LOB: 0 BB: 1 P: 10	R: 0 E: 0 K: 0 S: 4	H: 1 LOB: 1 BB: 0 P: 4	R: 0 E: 1 K: 3 S: 13	H: 0 LOB: 1 BB: 0 P: 15	1B: 7 2B: 1 3B: 1 HR: 1	SF: 0 SAC: 0 DP: 1 HBP: 0	WP: 1 PB: 0 CS: 2	PA: 33
<b>PITCHER</b> Dennis Lamp, R ERA: 3.24 (1, 1)	IP: 5.0 WLS: L BF: 20 H: 6 R: 3 ER: 3 SO: 2 BB: 0 IBB: 0 HBP: 0 BLK: 0 WP: 0 HR: 1 S: 26 P: 33 ERA: 5.40 WHIP: 1.200															<b>PITCHER</b>				
<b>PITCHER</b> Ken Holtzman, L ERA: 5.56 (6, 1)	IP: 1.0 WLS: L BF: 5 H: 3 R: 2 ER: 2 SO: 1 BB: 1 IBB: 0 HBP: 0 BLK: 0 WP: 0 HR: 0 S: 6 P: 10 ERA: 18.00 WHIP: 4.000															<b>PITCHER</b>				
<b>PITCHER</b> Manny Seoane, R ERA: 6.43 (7, 1)	IP: 2.0 WLS: L BF: 8 H: 1 R: 0 ER: 0 SO: 3 BB: 0 IBB: 0 HBP: 0 BLK: 0 WP: 1 HR: 0 S: 17 P: 19 ERA: 0.00 WHIP: 0.500															<b>PITCHER</b>				

AB	31
R	5
H	10
RBI	5
BB	2
SO	6
LOB	7





Batter	1	2	3	4	5	6	7	8	9	AB	R	H	RBI	BB	SO	LOB	TOP			
Ivan De Jesus, R OBP: 0.354, SLG: 0.353	0-0 4-3 S 1B		0-0 L7		4-0 G5-4-3 BB			0-0 F8		3	1	1	0	1	0	0	<b>Chicago Cubs @ Pittsburgh Pirates</b> Three Rivers Stadium, Pittsburgh, PA Wed Sep 27 1978, 7:05 PM EDT Att. 7,467 - Unknown - 65 F  <b>AB 30</b> <b>R 3</b> <b>H 7</b> <b>RBI 3</b> <b>BB 3</b> <b>SO 2</b> <b>LOB 10</b> 			
Jerry White, S OBP: 0.365, SLG: 0.291	0-0 4-3			0-0 5-3	0-0 G5-4-3			0-0 FC5-4 1B		4	0	1	0	0	0	3				
Bill Buckner, L OBP: 0.340, SLG: 0.417	0-0 4-3			0-0 1B 1B			0-0 F7	0-3 K		4	1	1	1	0	1	1				
Dave Kingman, R OBP: 0.333, SLG: 0.543	0-0 5-3			0-0 1B SF8 1B			4-0 FC6-4 BB	0-0 FC5-4 1-2		3	1	1	0	1	0	1				
Mike Vail, R OBP: 0.325, SLG: 0.444		0-0 5-3		0-0 1-3 2-H 1B			0-0 F9		0-0 F8	4	0	1	1	0	0	1				
Manny Trillo, R OBP: 0.322, SLG: 0.335		0-0 6-3		0-0 SF8			0-0 FC6-4 1-2		0-0 L6-3	2	0	0	1	0	0	1				
Lynn McClothen, L OBP: 0.214, SLG: 0.231										0	0	0	0	0	0	0				
Dave Roberts, L OBP: 0.352, SLG: 0.500										0	0	0	0	0	0	0				
Gene Clines, R OBP: 0.327, SLG: 0.324										1	0	0	0	0	0	0				
Tim Blackwell, S OBP: 0.367, SLG: 0.252										3	0	0	0	0	0	1				
Davey Johnson, R OBP: 0.325, SLG: 0.358		0-0 L9		0-0 5-3					4-2 BB	0	0	0	0	1	0	0				
Mick Kelleher, R OBP: 0.305, SLG: 0.261			0-0 F9		0-0 SH3-4 1B				0-0 5-3	4	0	2	0	0	0	1				
Ray Burris, R OBP: 0.143, SLG: 0.197										1	0	0	0	0	0	0				
Mike Sember, R OBP: 0.333, SLG: 0.333				0-0 B3	0-0 SH3-4 1-2			0-3 K		1	0	0	0	0	1	1				
<b>Inning Stats</b>	R: 1 E: 0 K: 0 S: 4	H: 1 LOB: 0 BB: 0 P: 4	R: 0 E: 0 K: 0 S: 3	H: 0 LOB: 0 BB: 0 P: 3	R: 0 E: 0 K: 0 S: 3	H: 0 LOB: 0 BB: 0 P: 3	R: 2 E: 0 K: 0 S: 6	H: 3 LOB: 1 BB: 0 P: 6	R: 0 E: 0 K: 0 S: 3	H: 0 LOB: 1 BB: 1 P: 7	R: 0 E: 0 K: 1 S: 5	H: 1 LOB: 0 BB: 0 P: 5	R: 0 E: 0 K: 1 S: 6	H: 1 LOB: 1 BB: 1 P: 6	R: 0 E: 0 K: 0 S: 6	H: 0 LOB: 1 BB: 1 P: 10		1B: 7 2B: 0 3B: 0 HR: 0	SF: 1 SAC: 1 DP: 1 HBP: 0	WP: 0 PB: 0 SB: 1 CS: 1
<b>PITCHER</b> Jerry Reuss, L ERA: 4.9	IP: 9.0 WLS: W BF: 35 H: 7 R: 3 ER: 3 SO: 2 BB: 3 IBB: 0 HBP: 0 BLK: 0 WP: 0 HR: 0 S: 39 P: 51 ERA: 3.00 WHIP: 1.111																			

Batter	1	2	3	4	5	6	7	8	9	AB	R	H	RBI	BB	SO	LOB	BOTTOM		
Frank Taveras, R OBP: 0.312, SLG: 0.349	0-0 F2		0-0 P6		0-0 5-3	0-0 F7		0-0 2-H 1B		5	0	1	0	0	0	1	<b>Chicago Cubs @ Pittsburgh Pirates</b> Three Rivers Stadium, Pittsburgh, PA Wed Sep 27 1978, 7:05 PM EDT Att. 7,467 - Unknown - 65 F  <b>AB 34</b> <b>R 8</b> <b>H 11</b> <b>RBI 8</b> <b>BB 3</b> <b>SO 3</b> <b>LOB 10</b> 		
Omar Moreno, L OBP: 0.340, SLG: 0.303	0-0 F8		0-0 G3		4-3 K			0-0 3-1		5	0	0	0	0	1	2			
Dave Parker, L OBP: 0.392, SLG: 0.587	0-0 2B		0-0 HR		4-0 2B HBP BB	0-0 4-3				3	2	2	1	1	0	0			
Willie Stargell, L OBP: 0.385, SLG: 0.562	0-0 L9		0-0 F7		0-0 HBP BB 2B	0-0 1B		0-0 1B		4	1	2	0	0	0	1			
Ed Ott, L OBP: 0.312, SLG: 0.404		0-0 1B FC6-4 2B		0-0 F9	4-0 BB HBP 3B IBB	0-0 L7				3	2	1	0	1	0	1			
Bill Robinson, R OBP: 0.294, SLG: 0.412		0-3 K		0-0 F2	1-0 BB HBP 3B HBP	0-0 1B				2	1	0	1	0	1	1			
Dale Berra, R OBP: 0.289, SLG: 0.341				0-0 F7	1-2 2-3 3-H 4-0	0-0 1B				1	0	1	0	0	0	0			
John Milner, L OBP: 0.348, SLG: 0.397		0-0 FC6-4 1B		0-0 F7	1-2 2-3 3-H 4-0	0-0 3B BB		0-0 4-3		3	1	1	1	1	0	2			
Phil Garner, R OBP: 0.348, SLG: 0.405		0-0 FC6-4 1-2 3-H		0-0 5-3	0-0 5-3	0-0 1B 3B		2-2 L6		4	1	1	4	0	0	1			
Jerry Reuss, L OBP: 0.185, SLG: 0.259		0-3 K		0-0 5-3	0-0 5-3	0-0 1B		0-0 1B 2B		4	0	2	1	0	1	1			
<b>Inning Stats</b>	R: 0 E: 0 K: 0 S: 4	H: 1 LOB: 1 BB: 0 P: 4	R: 1 E: 0 K: 2 S: 9	H: 2 LOB: 1 BB: 0 P: 9	R: 1 E: 0 K: 0 S: 4	H: 1 LOB: 0 BB: 0 P: 4	R: 0 E: 0 K: 0 S: 3	H: 0 LOB: 0 BB: 0 P: 3	R: 0 E: 0 K: 1 S: 8	H: 3 LOB: 1 BB: 3 P: 21	R: 0 E: 0 K: 0 S: 5	H: 2 LOB: 2 BB: 0 P: 5	R: 0 E: 0 K: 0 S: 8	H: 2 LOB: 1 BB: 0 P: 10	1B: 5 2B: 4 3B: 1 HR: 1	SF: 0 SAC: 0 DP: 0 HBP: 1		WP: 0 PB: 0 SB: 1 CS: 0	PA: 38
<b>PITCHER</b> Ray Burris, R ERA: 4.75	IP: 5.1 WLS: L BF: 25 H: 5 R: 7 ER: 7 SO: 2 BB: 2 IBB: 1 HBP: 1 BLK: 0 WP: 0 HR: 1 S: 25 P: 38 ERA: 11.81 WHIP: 1.312																		
Lynn McClothen, R ERA: 3.54	0.2 4 2 1 1 1 0 0 0 0 0 0 6 6 13.50 3.000																		
Dave Roberts, L ERA: 5.13	2.0 9 4 0 0 0 0 0 0 0 0 0 13 15 0.00 2.000																		

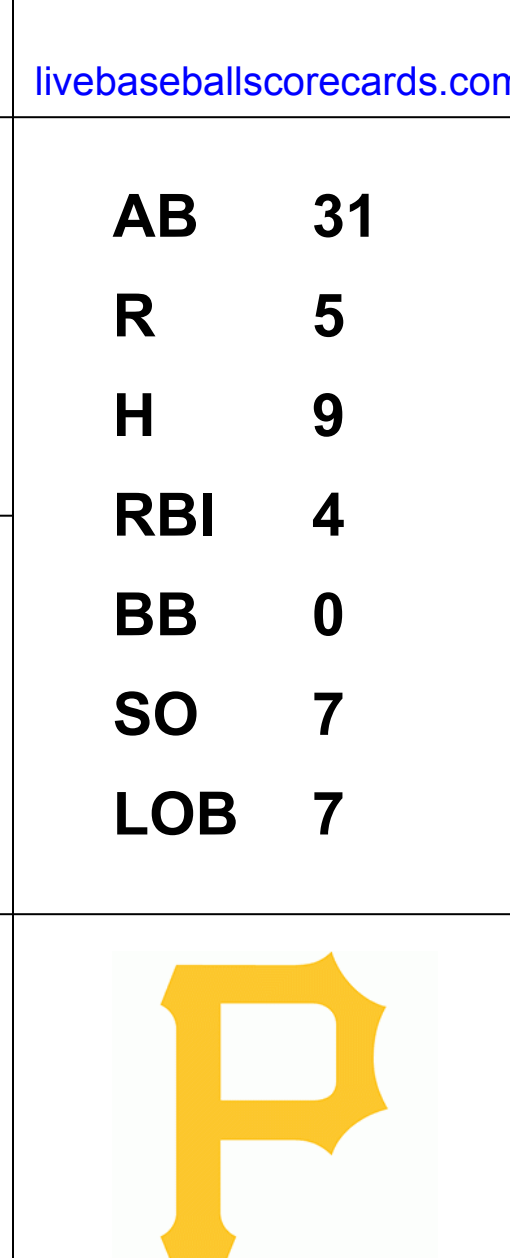


Batter	1	2	3	4	5	6	7	8	9	AB	R	H	RBI	BB	SO	LOB	TOP										
<b>Bake McBride, L</b> OBP: 0.313, SLG: 0.393 (1, 9)										5	0	2	4	0	2	1	Philadelphia Phillies @ Pittsburgh Pirates Three Rivers Stadium, Pittsburgh, PA Fri Sep 29 1978, 7:05 PM EDT Unknown										
<b>Larry Bowa, S</b> OBP: 0.322, SLG: 0.374 (1, 6)										4	0	0	0	1	2	3											
<b>Garry Maddox, R</b> OBP: 0.331, SLG: 0.410 (1, 8)										3	0	1	0	1	0	4											
<b>Greg Luzinski, R</b> OBP: 0.384, SLG: 0.509 (1, 7)										3	0	0	0	0	1	1											
<b>Richie Hebner, L</b> OBP: 0.370, SLG: 0.464 (1, 3)										4	0	0	0	0	0	2											
<b>Mike Schmidt, R</b> OBP: 0.384, SLG: 0.438 (1, 5)										3	1	1	0	1	0	0											
<b>Bob Boone, R</b> OBP: 0.346, SLG: 0.426 (1, 2)										4	1	2	0	0	1	1											
<b>Ted Sizemore, R</b> OBP: 0.273, SLG: 0.257 (1, 4)										4	1	0	0	0	0	3											
<b>Dick Ruthven, R</b> OBP: 0.231, SLG: 0.273 (7, PH)										2	0	0	0	0	1	2											
<b>Tim McCraw, L</b> OBP: 0.306, SLG: 0.348 (7, PH)										0	0	0	0	1	0	0											
<b>Lonnie Smith, R</b> OBP: 0.275, SLG: 0.310 (7, PH)										0	0	0	0	0	0	0											
<b>Tug McGraw, R</b> OBP: 0.310, SLG: 0.142 (9, PH)										1	0	1	0	0	0	0											
<b>Orlando Gonzalez, L</b> OBP: 0.210, SLG: 0.142 (9, PH)										0	0	0	0	0	0	0											
<b>Ron Reed, R</b> OBP: 0.210, SLG: 0.142 (9, PH)										0	0	0	0	0	0	0											
<b>Inning Stats</b>	R: 0 E: 1 K: 2 S: 8	H: 0 LOB: 2 BB: 1 P: 12	R: 0 E: 0 K: 0 S: 3	H: 0 LOB: 0 BB: 0 P: 3	R: 0 E: 0 K: 1 S: 5	H: 0 LOB: 0 BB: 0 P: 5	R: 0 E: 0 K: 0 S: 3	H: 1 LOB: 2 BB: 1 P: 3	R: 2 E: 0 K: 1 S: 8	H: 3 LOB: 2 BB: 1 P: 12	R: 0 E: 0 K: 1 S: 5	H: 0 LOB: 0 BB: 0 P: 5	R: 2 E: 0 K: 0 S: 5	H: 2 LOB: 2 BB: 1 P: 9	R: 0 E: 0 K: 1 S: 5	H: 0 LOB: 1 BB: 0 P: 9	R: 0 E: 0 K: 1 S: 6	H: 1 LOB: 1 BB: 0 P: 6	1B: 4 2B: 2 3B: 1 HR: 0	SF: 0 SAC: 0 DP: 1 HBP: 0	WP: 0 PA: 38 PB: 0 SB: 1 CS: 0						
<b>PITCHER</b>	IP	WLS	BF	H	R	ER	SO	BB	IBB	HBP	BLK	WP	HR	S	P	ERA	WHIP										
<b>Bert Blyleven, R</b> ERA: 3.03 (1, 1)	7.0		30	6	4	4	5	3	0	0	0	0	0	37	49	5.14	1.286										
<b>Kent Tekulve, R</b> ERA: 2.27 (8, 1)	2.0	W	8	1	0	0	2	1	0	0	0	0	0	11	15	0.00	1.000										

AB	33
R	4
H	7
RBI	4
BB	4
SO	7
LOB	17



Batter	1	2	3	4	5	6	7	8	9	AB	R	H	RBI	BB	SO	LOB	BOTTOM										
<b>Frank Taveras, R</b> OBP: 0.313, SLG: 0.353 (1, 6)										4	1	2	0	0	1	0	Philadelphia Phillies @ Pittsburgh Pirates Three Rivers Stadium, Pittsburgh, PA Fri Sep 29 1978, 7:05 PM EDT Unknown										
<b>Omar Moreno, L</b> OBP: 0.341, SLG: 0.306 (1, 8)										3	1	2	1	0	1	0											
<b>Dave Parker, L</b> OBP: 0.393, SLG: 0.587 (1, 9)										4	1	2	0	0	0	2											
<b>Willie Stargell, L</b> OBP: 0.384, SLG: 0.567 (1, 3)										4	1	1	3	0	1	3											
<b>Ed Ott, L</b> OBP: 0.313, SLG: 0.410 (1, 2)										4	1	2	0	0	0	0											
<b>Bill Robinson, R</b> OBP: 0.293, SLG: 0.409 (7, 7)										3	0	0	0	0	1	2											
<b>John Milner, L</b> OBP: 0.344, SLG: 0.153 (7, PH)										3	0	0	0	0	1	0											
<b>Dale Berra, R</b> OBP: 0.289, SLG: 0.341 (7, 5)										0	0	0	0	0	0	0											
<b>Phil Garner, R</b> OBP: 0.346, SLG: 0.403 (1, 4)										3	0	0	0	0	0	0											
<b>Bert Blyleven, R</b> OBP: 0.140, SLG: 0.153 (7, PH)										2	0	0	0	0	2	0											
<b>Rennie Stennett, R</b> OBP: 0.275, SLG: 0.310 (7, PH)										1	0	0	0	0	0	0											
<b>Kent Tekulve, R</b> OBP: 0.136, SLG: 0.095 (8, 1)										0	0	0	0	0	0	0											
<b>Inning Stats</b>	R: 0 E: 0 K: 0 S: 4	H: 1 LOB: 1 BB: 0 P: 4	R: 0 E: 0 K: 0 S: 3	H: 0 LOB: 0 BB: 0 P: 3	R: 0 E: 0 K: 1 S: 5	H: 0 LOB: 0 BB: 0 P: 5	R: 0 E: 0 K: 2 S: 9	H: 2 LOB: 2 BB: 0 P: 9	R: 0 E: 0 K: 1 S: 5	H: 0 LOB: 0 BB: 0 P: 5	R: 4 E: 0 K: 1 S: 9	H: 4 LOB: 0 BB: 0 P: 9	R: 0 E: 0 K: 1 S: 5	H: 0 LOB: 0 BB: 0 P: 5	R: 0 E: 0 K: 1 S: 5	H: 1 LOB: 0 BB: 0 P: 5	R: 1 E: 1 K: 0 S: 1	H: 1 LOB: 0 BB: 0 P: 1	1B: 6 2B: 0 3B: 2 HR: 1	SF: 0 SAC: 1 DP: 0 HBP: 0	WP: 0 PA: 32 PB: 0 SB: 1 CS: 1						
<b>PITCHER</b>	IP	WLS	BF	H	R	ER	SO	BB	IBB	HBP	BLK	WP	HR	S	P	ERA	WHIP										
<b>Dick Ruthven, R</b> ERA: 3.38 (7, 1)	6.0		25	7	4	4	5	0	0	0	0	0	0	35	35	6.00	1.167										
<b>Tug McGraw, L</b> ERA: 2.99 (9, 1)	2.0	L	6	1	0	0	2	0	0	0	0	0	0	10	10	0.00	0.500										
<b>Ron Reed, R</b> ERA: 2.25 (9, 1)	0.0	L	1	1	1	0	0	0	0	0	0	0	0	1	1	∞	∞										

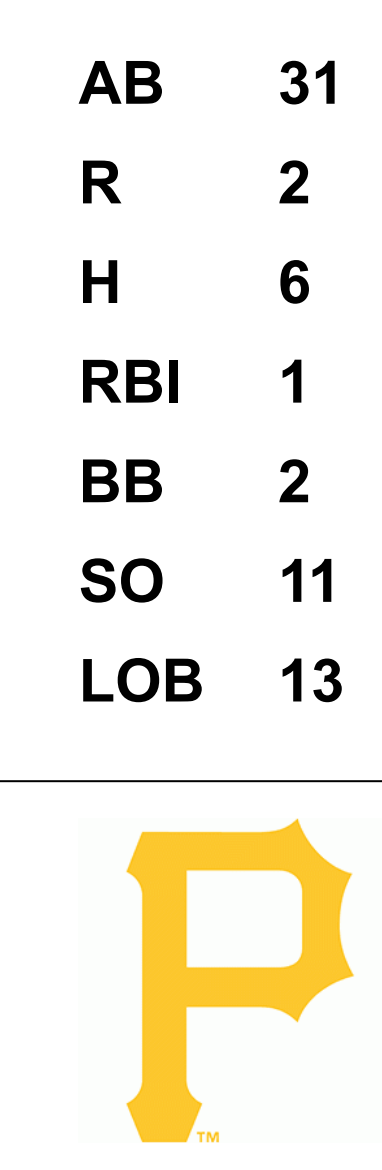




Batter	1	2	3	4	5	6	7	8	9	AB	R	H	RBI	BB	SO	LOB	TOP		
<b>Bake McBride, L</b> (1,9) OBP: 0.313, SLG: 0.391	4-0 BB G5-4-3		0-3 K			0-0 4-3		0-0 F8		3	0	0	0	1	1	2	Philadelphia Phillies @ Pittsburgh Pirates Three Rivers Stadium, Pittsburgh, PA Fri Sep 29 1978, 7:05 PM EDT Att: 45,134 - Unknown		
<b>Larry Bowa, S</b> (1,6) OBP: 0.320, SLG: 0.372	0-0 F9		0-0 F7			0-0 6-3		0-0 F7		4	0	0	0	0	0	3			
<b>Garry Maddox, R</b> (1,8) OBP: 0.329, SLG: 0.407	0-0 G5-4-3 1-2		0-0 F4			0-0 P4		0-0 FC4-6 1-2		4	0	0	0	0	0	3			
<b>Greg Luzinski, R</b> (1,7) OBP: 0.385, SLG: 0.517		0-0 HR		0-3 K			0-0 2B		0-3 K	4	1	2	1	0	2	0			
<b>Richie Hebner, L</b> (1,3) OBP: 0.367, SLG: 0.459		0-3 K		0-0 F9			0-0 F3		0-0 F9	4	0	0	0	0	1	1			
<b>Mike Schmidt, R</b> (1,5) OBP: 0.385, SLG: 0.437		0-0 5-3		0-0 6-3			4-0 IBB		0-0 1B	3	0	1	0	1	0	0			
<b>Tim McCarver, L</b> (1,2) OBP: 0.365, SLG: 0.340	4-0 BB S				0-0 3-1		0-3 K		0-0 F7	3	0	0	0	1	1	3			
<b>Ted Sizemore, R</b> (1,4) OBP: 0.271, SLG: 0.255	0-0 F7 1-2				0-0 6-3		0-3 K			3	0	0	0	0	1	3			
<b>Steve Carlton, L</b> (1,1) OBP: 0.311, SLG: 0.349			0-0 1B					0-0 FC4-6 1B		3	0	2	0	0	1	0			
<b>Bob Boone, R</b> (9,2) OBP: 0.346, SLG: 0.426										0	0	0	0	0	0	0			
<b>Warren Brusstar, R</b> (9,1) OBP: 0.143, SLG: 0.286										0	0	0	0	0	0	0			
<b>Inning Stats</b>	R: 0 E: 0 K: 0 S: 2	H: 0 LOB: 0 BB: 1 P: 6	R: 1 E: 0 K: 1 S: 6	H: 1 LOB: 1 BB: 1 P: 10	R: 0 E: 0 K: 1 S: 6	H: 1 LOB: 1 BB: 0 P: 6	R: 0 E: 0 K: 1 S: 5	H: 0 LOB: 0 BB: 0 P: 5	R: 0 E: 0 K: 1 S: 5	H: 0 LOB: 0 BB: 0 P: 5	R: 0 E: 0 K: 2 S: 3	H: 1 LOB: 2 BB: 1 P: 12	R: 0 E: 0 K: 0 S: 4	H: 1 LOB: 1 BB: 0 P: 4	R: 0 E: 0 K: 1 S: 6	H: 1 LOB: 1 BB: 0 P: 6	1B: 3 2B: 1 3B: 0 HR: 1	SF: 0 SAC: 0 DP: 1 HBP: 0	WP: 0 PA: 34 PB: 0 SB: 1 CS: 0
<b>PITCHER</b>	IP	WLS	BF	H	R	ER	SO	BB	IBB	HBP	BLK	WP	HR	S	P	ERA	WHIP		
<b>Bruce Kison, R</b> (1,1) ERA: 3.19	6.0		22	3	1	1	4	2	0	0	0	0	1	28	36	1.50	0.833		
<b>Grant Jackson, L</b> (7,1) ERA: 2.99	1.2		7	1	0	0	2	0	1	0	0	0	0	10	14	0.00	0.600		
<b>Kent Tekulve, R</b> (8,1) ERA: 2.24	1.1	W	5	1	0	0	1	0	0	0	0	0	0	7	7	0.00	0.750		

Batter	1	2	3	4	5	6	7	8	9	AB	R	H	RBI	BB	SO	LOB	BOTTOM		
<b>Frank Taveras, R</b> (1,6) OBP: 0.314, SLG: 0.354	0-0 1B		0-3 K		0-0 L6			0-0 S 1B		4	0	2	0	0	1	0	Philadelphia Phillies @ Pittsburgh Pirates Three Rivers Stadium, Pittsburgh, PA Fri Sep 29 1978, 7:05 PM EDT Att: 45,134 - Unknown		
<b>Omar Moreno, L</b> (1,8) OBP: 0.341, SLG: 0.305	0-0 1-2 1B		0-3 K			0-0 F8		0-3 K 1-3		4	0	1	0	0	2	1			
<b>Dave Parker, L</b> (1,9) OBP: 0.394, SLG: 0.588	0-0 F9			0-0 E3		0-0 G5-4-3 1B		0-0 E8 BLK 2B		4	1	2	0	0	0	2			
<b>Bill Robinson, R</b> (1,7) OBP: 0.292, SLG: 0.407	0-3 K			0-3 K		0-0 G5-4-3 1-2		4-0 BLK IBB IBB		3	0	0	0	1	2	4			
<b>Willie Stargell, L</b> (1,3) OBP: 0.383, SLG: 0.563	0-3 K			0-0 F9			0-0 F2	4-0 BLK IBB 1-2		3	0	0	0	1	1	3			
<b>Phil Garner, R</b> (1,4) OBP: 0.344, SLG: 0.401		0-0 5-3		0-0 F9		0-0 6-3		0-0 BLK		4	0	0	0	0	1	3			
<b>Dale Berra, R</b> (1,5) OBP: 0.250, SLG: 0.333		0-3 K			0-3 K		0-0 5-3			3	0	0	0	0	2	0			
<b>Kent Tekulve, R</b> (8,1) OBP: 0.136, SLG: 0.095										0	0	0	0	0	0	0			
<b>Ed Ott, L</b> (1,2) OBP: 0.311, SLG: 0.407		0-3 K2-3			0-0 F8			0-0 F3		3	0	0	0	0	1	0			
<b>Bruce Kison, R</b> (1,1) OBP: 0.138, SLG: 0.345			0-3 K					0-0 F4		2	1	1	1	0	1	0			
<b>Grant Jackson, S</b> (7,1) OBP: 0.250, SLG: 0.417										0	0	0	0	0	0	0			
<b>Mario Mendoza, R</b> (8,5) OBP: 0.286, SLG: 0.294										0	0	0	0	0	0	0			
<b>Rennie Stennett, R</b> (8,PH) OBP: 0.274, SLG: 0.309										1	0	0	0	0	0	0			
<b>Inning Stats</b>	R: 0 E: 0 K: 2 S: 9	H: 2 LOB: 2 BB: 0 P: 9	R: 0 E: 0 K: 2 S: 7	H: 0 LOB: 0 BB: 0 P: 7	R: 0 E: 0 K: 3 S: 9	H: 0 LOB: 0 BB: 0 P: 9	R: 0 E: 1 K: 1 S: 6	H: 0 LOB: 1 BB: 0 P: 6	R: 1 E: 0 K: 1 S: 6	H: 1 LOB: 0 BB: 0 P: 6	R: 0 E: 0 K: 0 S: 3	H: 1 LOB: 0 BB: 0 P: 3	R: 0 E: 0 K: 1 S: 6	H: 1 LOB: 1 BB: 0 P: 6	R: 1 E: 1 K: 1 S: 1	H: 1 LOB: 2 BB: 2 P: 9	1B: 4 2B: 1 3B: 0 HR: 1	SF: 0 SAC: 0 DP: 1 HBP: 0	WP: 0 PA: 33 PB: 0 SB: 2 CS: 0
<b>PITCHER</b>	IP	WLS	BF	H	R	ER	SO	BB	IBB	HBP	BLK	WP	HR	S	P	ERA	WHIP		
<b>Steve Carlton, L</b> (1,1) ERA: 2.84	8.0	L	32	6	2	2	10	6	2	0	0	0	1	50	58	2.25	0.750		
<b>Warren Brusstar, R</b> (9,1) ERA: 2.36	0.0		1	0	0	0	0	0	0	0	1	0	0	0	0	∞	∞		

AB 31  
R 1  
H 5  
RBI 1  
BB 3  
SO 7  
LOB 15





Batter	1	2	3	4	5	6	7	8	9	AB	R	H	RBI	BB	SO	LOB	TOP		
<b>Bake McBride, L</b> OBP: 0.315, SLG: 0.392 (1, 9)										6	2	3	0	0	0	1			
<b>Larry Bowa, S</b> OBP: 0.319, SLG: 0.370 (1, 6)										6	1	1	0	0	0	3			
<b>Garry Maddox, R</b> OBP: 0.332, SLG: 0.410 (1, 8)										4	2	3	0	0	0	0			
<b>Greg Luzinski, R</b> OBP: 0.388, SLG: 0.526 (8, PR)			<b>K</b>							4	1	3	3	0	1	1			
<b>Jerry Martin, R</b> OBP: 0.340, SLG: 0.453 (8, 7)			<b>K</b>							0	1	0	0	0	0	0			
<b>Richie Hebner, L</b> OBP: 0.369, SLG: 0.464 (1, 3)										4	1	2	4	0	0	2			
<b>Mike Schmidt, R</b> OBP: 0.384, SLG: 0.435 (1, 5)										3	0	0	1	1	1	4			
<b>Bob Boone, R</b> OBP: 0.347, SLG: 0.425 (1, 2)										5	0	2	0	0	0	4			
<b>Ted Sizemore, R</b> OBP: 0.270, SLG: 0.254 (5, PH)					<b>K</b>					2	0	0	0	0	0	1			
<b>Jim Morrison, R</b> OBP: 0.226, SLG: 0.257 (5, 4)					<b>K</b>					1	0	0	0	0	1	3			
<b>Bud Harrelson, S</b> OBP: 0.345, SLG: 0.235 (5, 4)					<b>K</b>					0	0	0	0	0	1	0			
<b>Randy Lerch, L</b> OBP: 0.203, SLG: 0.450 (5, PH)										2	2	2	2	0	0	0			
<b>Jose Cardenal, R</b> OBP: 0.203, SLG: 0.390 (5, PH)										1	0	0	0	0	1	0			
<b>Warren Brusstar, R</b> OBP: 0.143, SLG: 0.288 (7, PH)										0	0	0	0	0	0	0			
<b>Tim McCraw, R</b> OBP: 0.203, SLG: 0.338 (7, 1)										1	0	0	0	0	0	1			
<b>Tug McGraw, R</b> OBP: 0.203, SLG: 0.338 (7, 1)										0	0	0	0	0	0	0			
<b>Ron Reed, R</b> OBP: 0.203, SLG: 0.338 (9, 1)										0	0	0	0	0	0	0			
<b>Inning Stats</b>	R: 1 E: 0 K: 0 S: 6	H: 3 LOB: 2 BB: 0 P: 6	R: 1 E: 0 K: 0 S: 4	H: 2 LOB: 0 BB: 0 P: 4	R: 0 E: 0 K: 1 S: 6	H: 1 LOB: 2 BB: 0 P: 7	R: 1 E: 0 K: 0 S: 5	H: 2 LOB: 1 BB: 0 P: 5	R: 0 E: 1 K: 1 S: 7	H: 3 LOB: 0 BB: 0 P: 8	R: 0 E: 0 K: 1 S: 6	H: 1 LOB: 1 BB: 0 P: 6	R: 4 E: 0 K: 0 S: 6	H: 3 LOB: 1 BB: 0 P: 7	R: 0 E: 0 K: 0 S: 3	H: 0 LOB: 1 BB: 1 P: 7	1B: 10 2B: 3 3B: 0 HR: 3	SF: 1 SAC: 3 DP: 1 HBP: 2	WP: 0 PA: 47 PB: 0 SB: 0 CS: 0
<b>PITCHER</b>	IP WLS BF H R ER SO BB IBB HBP BLK WP HR S P ERA WHIP																		
<b>Don Robinson, R</b> ERA: 3.47 (1, 1)	4.0	L	22	9	3	3	1	0	0	1	0	0	0	0	2	23	24	6.75	2.250
<b>Grant Jackson, L</b> ERA: 3.25 (5, 1)	2.0	L	10	3	3	3	2	0	1	0	0	0	0	1	13	17	13.50	1.500	
<b>Ed Whitson, R</b> ERA: 3.28 (7, 1)	1.0		6	3	2	2	1	0	0	0	0	0	0	0	8	8	18.00	3.000	
<b>Kent Tekulve, R</b> ERA: 3.28 (8, 1)	1.0		5	1	2	2	0	0	0	1	0	0	0	0	4	5	18.00	1.000	
<b>Jim Bibby, R</b> ERA: 3.53 (9, 1)	1.0		4	0	0	0	0	1	0	0	0	0	0	0	3	7	0.00	1.000	

Philadelphia Phillies @ Pittsburgh Pirates  
Three Rivers Stadium, Pittsburgh, PA  
Sat Sep 30 1978, 3:33 AM EDT  
Att: 28,905 - Unknown

AB 39  
R 10  
H 16  
RBI 10  
BB 2  
SO 4  
LOB 20

Batter	1	2	3	4	5	6	7	8	9	AB	R	H	RBI	BB	SO	LOB	BOTTOM				
<b>Frank Taveras, R</b> OBP: 0.313, SLG: 0.353 (1, 6)										5	0	1	0	0	0	2					
<b>Omar Moreno, L</b> OBP: 0.335, SLG: 0.303 (1, 8)		<b>K</b>		<b>K</b>	<b>K</b>					4	2	0	1	1	2	2					
<b>Dave Parker, L</b> OBP: 0.394, SLG: 0.586 (1, 9)			<b>K</b>							5	2	2	2	0	1	0					
<b>Bill Robinson, R</b> OBP: 0.295, SLG: 0.411 (1, 7)			<b>K</b>							5	1	3	1	0	1	0					
<b>Willie Stargell, L</b> OBP: 0.381, SLG: 0.566 (1, 3)						<b>K</b>		<b>K</b>	<b>K</b>	5	1	1	4	0	3	2					
<b>Phil Garner, R</b> OBP: 0.345, SLG: 0.400 (1, 4)										4	0	1	0	1	0	2					
<b>Dale Berra, R</b> OBP: 0.226, SLG: 0.336 (1, 5)								<b>K</b>		2	0	1	0	0	0	1					
<b>John Milner, L</b> OBP: 0.342, SLG: 0.390 (6, PH)								<b>K</b>		2	0	0	0	0	1	2					
<b>Ed Ott, L</b> OBP: 0.315, SLG: 0.409 (1, 2)										3	1	2	0	1	0	1					
<b>Don Robinson, R</b> OBP: 0.235, SLG: 0.259 (5, 1)										2	0	1	0	0	0	0					
<b>Grant Jackson, S</b> OBP: 0.203, SLG: 0.417 (5, PH)										0	0	0	0	0	0	0					
<b>Dave Miller, L</b> OBP: 0.265, SLG: 0.417 (5, PH)										1	0	0	0	0	0	2					
<b>Ed Whitson, R</b> ERA: 3.28 (7, 1)										0	0	0	0	0	0	0					
<b>Kent Tekulve, R</b> ERA: 3.28 (8, 1)										0	0	0	0	0	0	0					
<b>Jim Bibby, R</b> ERA: 3.28 (9, 1)										0	0	0	0	0	0	0					
<b>Jim Morrison, R</b> OBP: 0.226, SLG: 0.257 (5, PH)										1	1	1	0	0	0	0					
<b>Cito Gaston, R</b> OBP: 0.203, SLG: 0.269 (9, PH)										0	0	0	0	0	0	0					
<b>Inning Stats</b>	R: 4 E: 0 K: 0 S: 6	H: 3 LOB: 1 BB: 2 P: 14	R: 0 E: 0 K: 1 S: 5	H: 0 LOB: 0 BB: 0 P: 5	R: 0 E: 0 K: 2 S: 7	H: 0 LOB: 0 BB: 0 P: 7	R: 0 E: 0 K: 0 S: 4	H: 2 LOB: 2 BB: 1 P: 8	R: 0 E: 0 K: 1 S: 5	H: 0 LOB: 0 BB: 0 P: 5	R: 0 E: 0 K: 1 S: 7	H: 2 LOB: 2 BB: 0 P: 7	R: 0 E: 0 K: 0 S: 3	H: 0 LOB: 0 BB: 0 P: 3	R: 0 E: 0 K: 2 S: 8	H: 1 LOB: 1 BB: 0 P: 8	R: 4 E: 1 K: 1 S: 10	H: 5 LOB: 1 BB: 0 P: 10	1B: 11 2B: 1 3B: 0 HR: 1	SF: 0 SAC: 0 DP: 0 HBP: 0	WP: 0 PA: 42 PB: 0 SB: 2 CS: 1
<b>PITCHER</b>	IP WLS BF H R ER SO BB IBB HBP BLK WP HR S P ERA WHIP																				
<b>Randy Lerch, L</b> ERA: 3.96 (5, 1)	5.0	W	22	5	4	4	4	3	0	0	0	0	0	0	7	7	0.00	2.000			
<b>Warren Brusstar, R</b> ERA: 2.33 (7, 1)	1.0		5	2	0	0	1	0	0	0	0	0	0	0	7	7	0.00	2.000			
<b>Tug McGraw, L</b> ERA: 3.21 (7, 1)	2.1		12	5	4	3	2	0	0	0	0	0	0	0	16	16	11.57	2.143			
<b>Ron Reed, R</b> ERA: 2.24 (9, 1)	0.2	S	3	1	0	0	1	0	0	0	0	0	0	5	5	0.00	1.500				

Philadelphia Phillies @ Pittsburgh Pirates  
Three Rivers Stadium, Pittsburgh, PA  
Sat Sep 30 1978, 3:33 AM EDT  
Att: 28,905 - Unknown

AB 39  
R 8  
H 13  
RBI 8  
BB 3  
SO 8  
LOB 14



Batter	1	2	3	4	5	6	7	8	9	AB	R	H	RBI	BB	SO	LOB	TOP		
<b>Kerry Dineen, L</b> OBP: 0.333, SLG: 0.375 (1, 7)	F5		2B		F7		4-3		FC6-4 1B	5	0	2	0	0	0	1	<b>Philadelphia Phillies @ Pittsburgh Pirates</b> <b>Three Rivers Stadium, Pittsburgh, PA</b> Sun Oct 01 1978, 3:33 AM EDT Att: 30,224 - Unknown		
<b>Bud Harrelson, S</b> OBP: 0.331, SLG: 0.223 (1, 4)	K		K		K		4-3		FC6-4 1-2	5	0	0	0	0	3	4			
<b>Pete Mackanin, R</b> OBP: 0.250, SLG: 0.250 (1, 3)	K		P4		K					4	0	1	1	0	2	2			
<b>Orlando Gonzalez, L</b> OBP: 0.222, SLG: 0.192 (1, 9)					G3		F8		1-6-3	4	0	1	0	0	0	1			
<b>Jim Morrison, R</b> OBP: 0.235, SLG: 0.269 (1, 5)	L8				S 1B 2B		FC6-4 BB		F8	3	1	1	0	1	0	1			
<b>Lonnie Smith, R</b> <b>Dan Larson, R</b> (1, 8) (8, 1)	K				S 1B BB		FC6-4 BB		4-3	2	1	0	0	2	1	1			
<b>Barry Foote, R</b> <b>Keith Moreland, R</b> (1, 2) (5, 2)	F7				F2		FC6-4 BB		6-3	2	0	0	0	0	0	3			
<b>Todd Cruz, R</b> OBP: 0.500, SLG: 0.500 (1, 6)					CS 1B		FC6		4-3	4	0	2	2	0	0	2			
<b>Jim Kaat, L</b> <b>Horacio Pina, R</b> <b>Kevin Saucier, L</b> <b>Tim McCarver, L</b> <b>Dan Boitano, R</b> <b>Jerry Martin, R</b> (1, 1) (3, 1) (5, 1) (7, PH) (7, 1) (8, 1)					2B 1B		4-3 1B		4-3	1	0	1	0	0	0	0			
<b>Inning Stats</b>	R: 0 E: 0 K: 2 S: 7	H: 0 LOB: 0 BB: 0 P: 7	R: 0 E: 0 K: 1 S: 6	H: 1 LOB: 1 BB: 0 P: 6	R: 0 E: 0 K: 1 S: 7	H: 3 LOB: 2 BB: 0 P: 7	R: 2 E: 0 K: 1 S: 7	H: 2 LOB: 1 BB: 1 P: 11	R: 0 E: 0 K: 0 S: 3	H: 0 LOB: 2 BB: 2 P: 11	R: 1 E: 0 K: 0 S: 5	H: 2 LOB: 1 BB: 0 P: 5	R: 0 E: 0 K: 0 S: 3	H: 0 LOB: 0 BB: 0 P: 3	R: 0 E: 0 K: 0 S: 4	H: 1 LOB: 1 BB: 0 P: 4		1B: 7 2B: 2 3B: 0 HR: 0	SF: 0 SAC: 0 DP: 0 HBP: 0
<b>PITCHER</b>	IP WLS BF H R ER SO BB IBB HBP BLK WP HR S P ERA WHIP																		
<b>Odell Jones, R</b> ERA: 2.0 (1, 1)	5.0 W 21 6 2 2 7 1 0 0 0 0 0 0 34 38 3.60 1.400																		
<b>Clay Carroll, R</b> ERA: 2.25 (6, 1)	2.0 10 2 1 1 0 2 0 0 0 0 0 0 8 16 4.50 2.000																		
<b>Kent Tekulve, R</b> ERA: 2.33 (8, 1)	2.0 S 7 1 0 0 0 0 0 0 0 0 0 0 7 7 0.00 0.500																		

Batter	1	2	3	4	5	6	7	8	9	AB	R	H	RBI	BB	SO	LOB	BOTTOM		
<b>Willie Stargell, L</b> OBP: 0.382, SLG: 0.567 <b>Doe Boyland, L</b> OBP: 0.250, SLG: 0.250 (1, 3) (1, FR) (2, 3)	BB 1-3 1B		F9		1B BLK 1B		F6			1	0	1	0	0	0	0	<b>Philadelphia Phillies @ Pittsburgh Pirates</b> <b>Three Rivers Stadium, Pittsburgh, PA</b> Sun Oct 01 1978, 3:33 AM EDT Att: 30,224 - Unknown		
<b>Omar Moreno, L</b> OBP: 0.335, SLG: 0.303 <b>Bert Blyleven, R</b> OBP: 0.140, SLG: 0.153 <b>Clay Carroll, R</b> (1, 8) (5, FR) (6, 1)	1-3		K		1B 1B		S BB			3	0	1	1	0	1	1			
<b>Dave May, L</b> OBP: 0.290, SLG: 0.309 <b>Kent Tekulve, R</b> OBP: 0.136, SLG: 0.095 (7, PH) (8, 1)	1-2				1B 1B		BB			0	0	0	0	0	0	0			
<b>Dave Parker, L</b> OBP: 0.294, SLG: 0.585 <b>Steve Brye, R</b> OBP: 0.305, SLG: 0.322 (1, 9) (5, 9)	4-0				1B 1B		6-3			1	0	0	0	1	1	0			
<b>Dale Berra, R</b> OBP: 0.285, SLG: 0.356 (1, 6) (9, 5)	2-3 BB		F9		1B 1B		6-3		HR	4	1	1	1	0	0	3			
<b>Steve Nicosia, R</b> (1, 2)			6-3		6-3		P4		L5	4	0	0	0	0	0	0			
<b>Ken Macha, R</b> OBP: 0.354, SLG: 0.269 <b>Matt Alexander, S</b> (8, FR) <b>Phil Garner, R</b> OBP: 0.345, SLG: 0.400 (1, 5) (9, 4)			6-3		K		BB		S BB	2	0	0	0	2	1	0			
<b>Alberto Lois, R</b> OBP: 0.250, SLG: 0.750 (1, 7) (6, 8)					6-3		F8		K	4	0	1	0	0	1	2			
<b>Mario Mendoza, R</b> OBP: 0.283, SLG: 0.291 (1, 4) (9, 6)			F4		HBP 1B 1B		K		K	4	1	1	0	0	2	4			
<b>Odell Jones, R</b> <b>Bill Robinson, R</b> <b>Cito Gaston, R</b> (1, 1) (5, PH) (6, 7)			K		1B 1B HBP		F7			1	0	0	0	0	1	0			
<b>Inning Stats</b>	R: 0 E: 0 K: 0 S: 3	H: 1 LOB: 1 BB: 1 P: 7	R: 0 E: 0 K: 0 S: 4	H: 1 LOB: 0 BB: 0 P: 4	R: 0 E: 0 K: 2 S: 7	H: 0 LOB: 0 BB: 0 P: 7	R: 0 E: 0 K: 1 S: 5	H: 0 LOB: 0 BB: 0 P: 5	R: 4 E: 0 K: 1 S: 9	H: 4 LOB: 2 BB: 0 P: 10	R: 0 E: 0 K: 1 S: 5	H: 0 LOB: 1 BB: 1 P: 9	R: 0 E: 0 K: 0 S: 3	H: 0 LOB: 1 BB: 1 P: 7	R: 1 E: 0 K: 2 S: 8	H: 1 LOB: 2 BB: 1 P: 12	1B: 5 2B: 0 3B: 1 HR: 1	SF: 0 SAC: 0 DP: 0 HBP: 1	WP: 0 PA: 35 PB: 0 SB: 5 CS: 0
<b>PITCHER</b>	IP WLS BF H R ER SO BB IBB HBP BLK WP HR S P ERA WHIP																		
<b>Jim Kaat, L</b> ERA: 4.1 (1, 1)	2.0 6 0 0 0 3 0 0 0 0 0 0 0 12 12 0.00 0.000																		
<b>Horacio Pina, R</b> ERA: 18.0 (3, 1)	2.0 L 12 4 4 4 2 1 0 1 1 0 0 0 14 19 18.00 2.500																		
<b>Kevin Saucier, L</b> ERA: 18.0 (5, 1)	2.0 4 0 0 0 0 1 0 0 0 0 0 0 3 7 0.00 1.000																		
<b>Dan Boitano, R</b> ERA: 9.0 (7, 1)	1.0 5 1 1 1 2 1 0 0 0 0 0 1 8 12 9.00 2.000																		

AB	35
R	3
H	9
RBI	3
BB	3
SO	7
LOB	18

