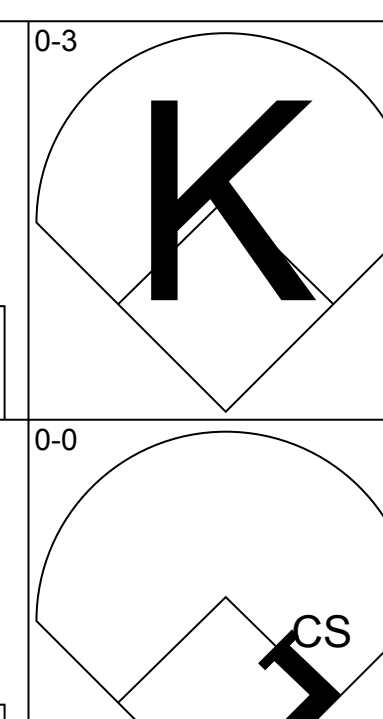
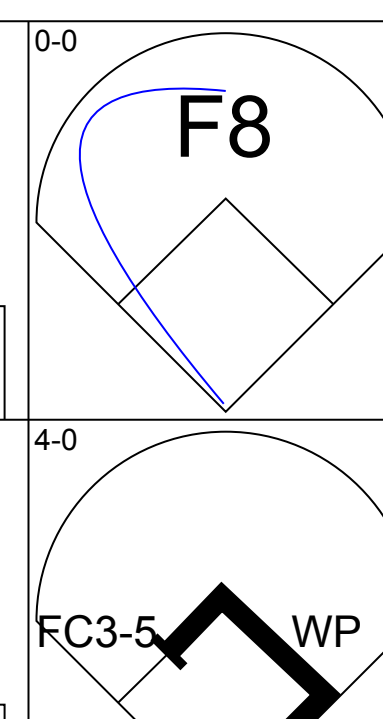
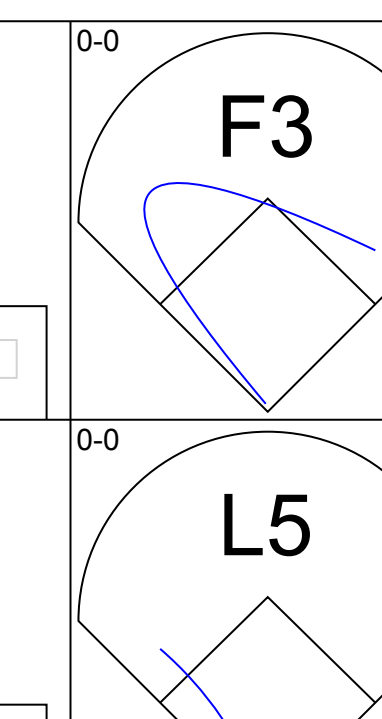
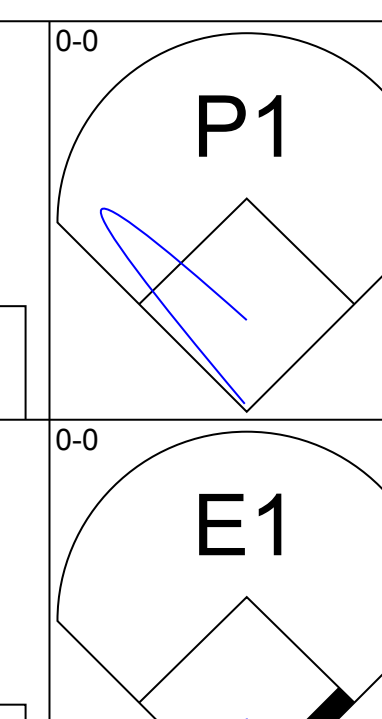
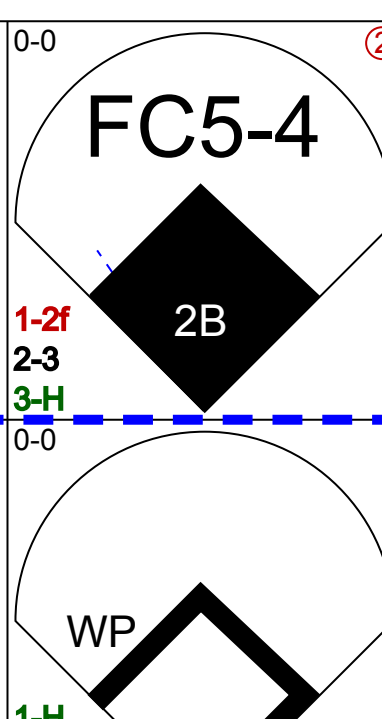
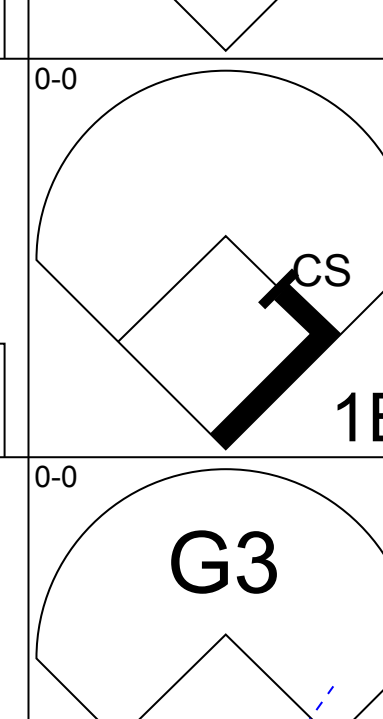
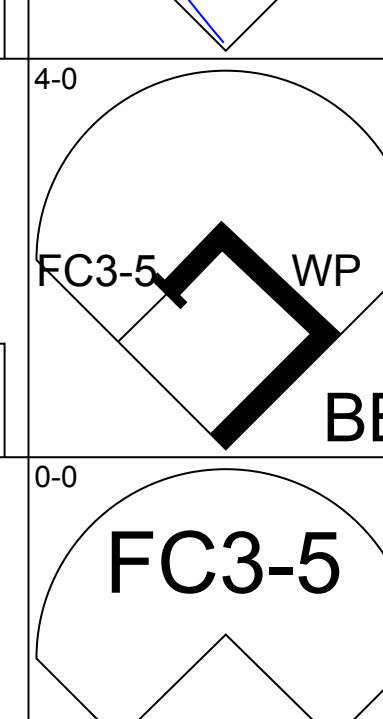
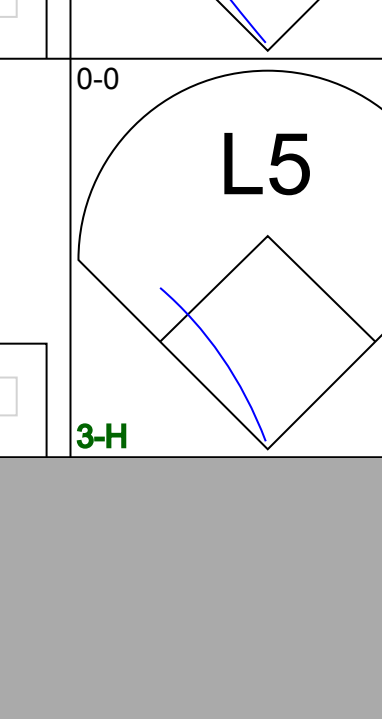
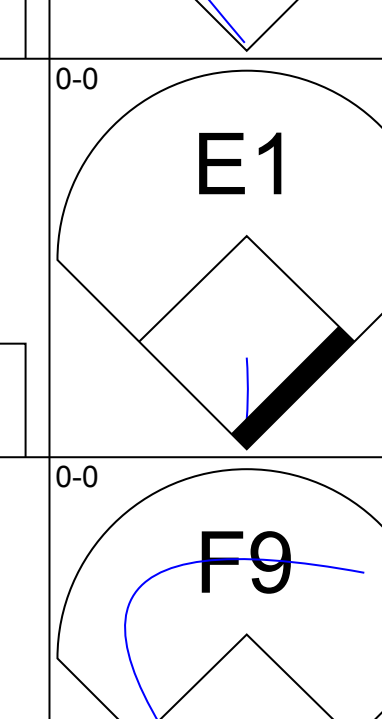
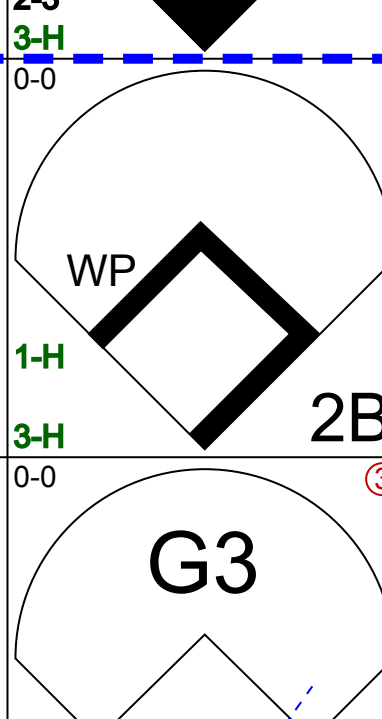
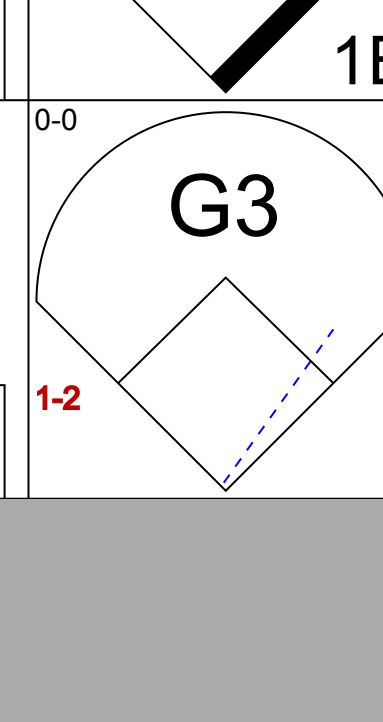
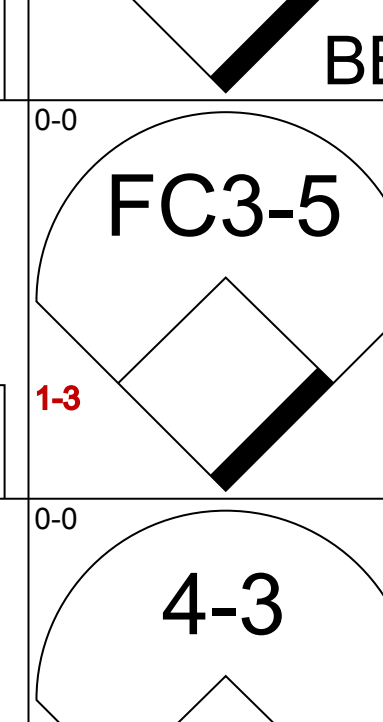
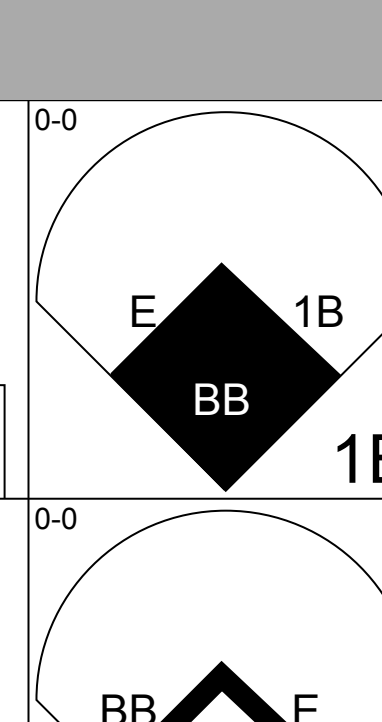
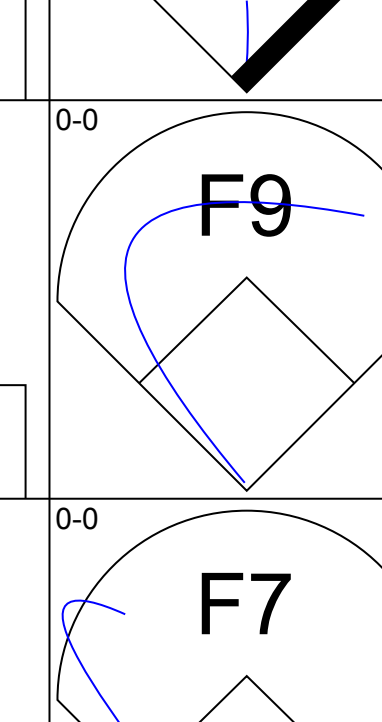
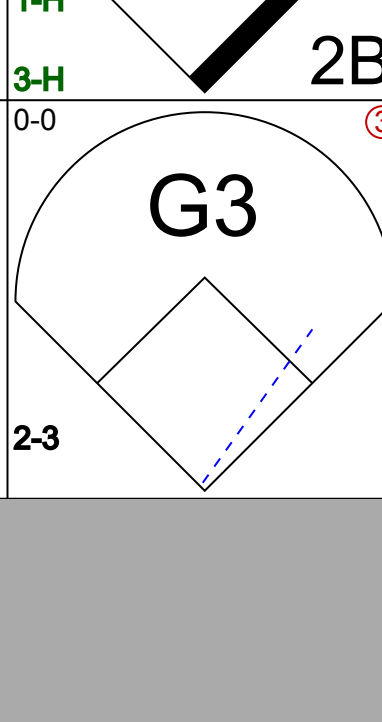
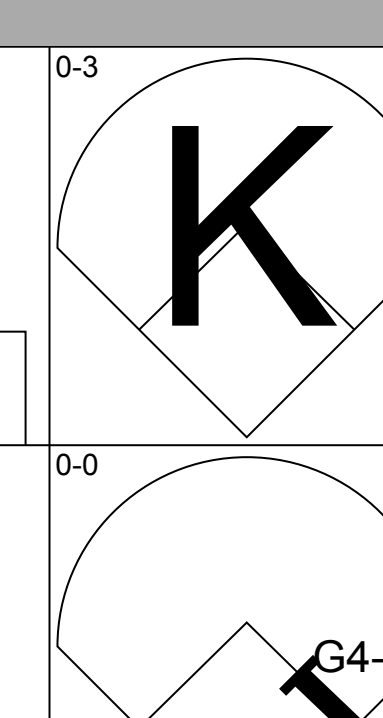
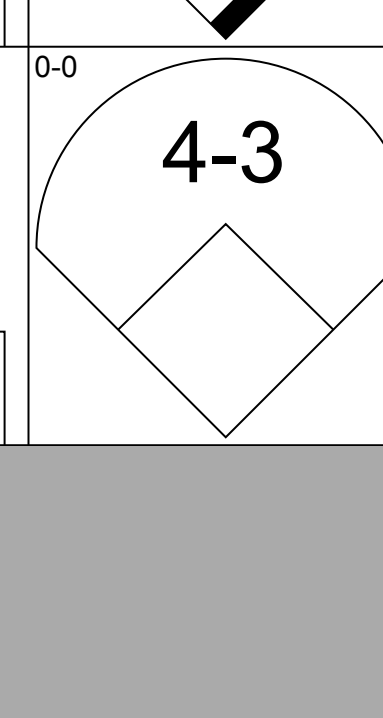
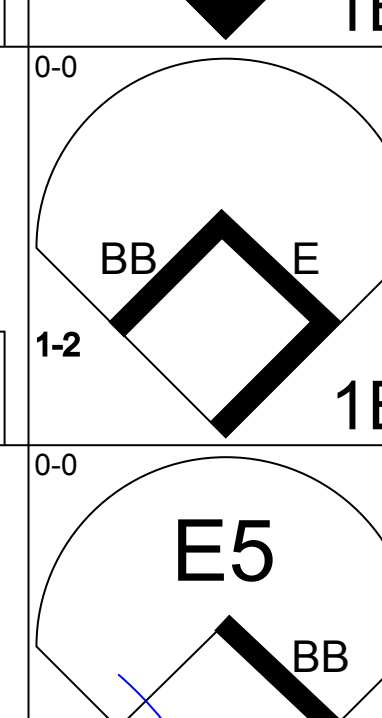
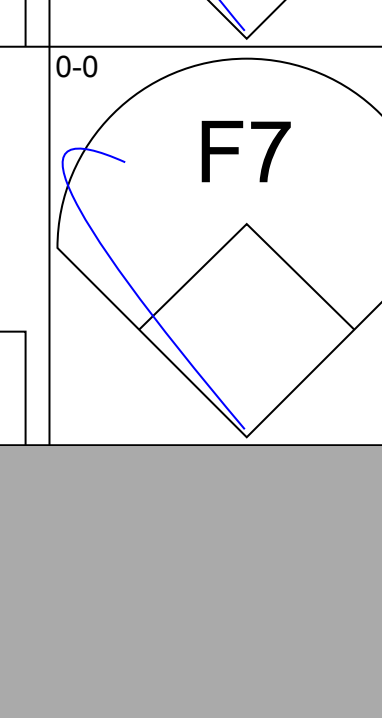
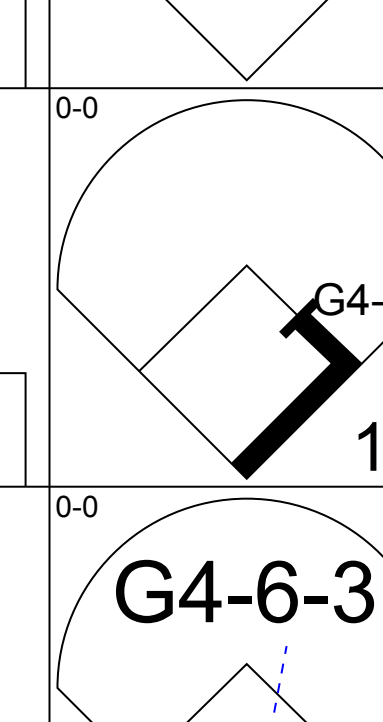
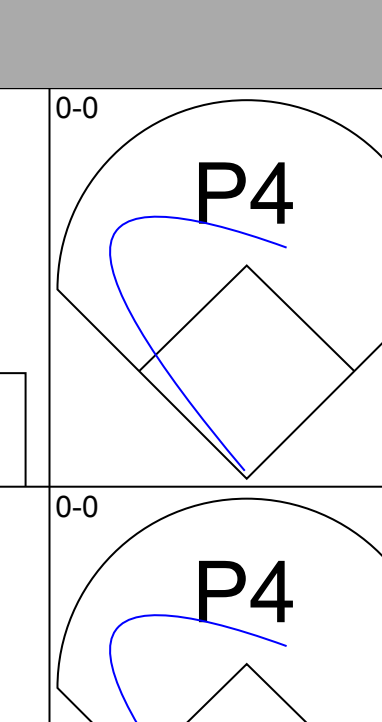
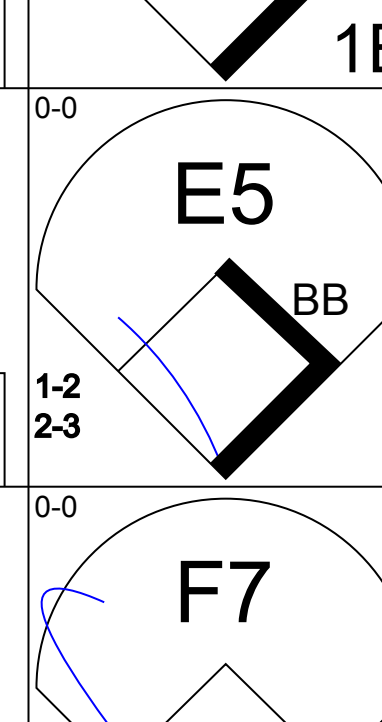
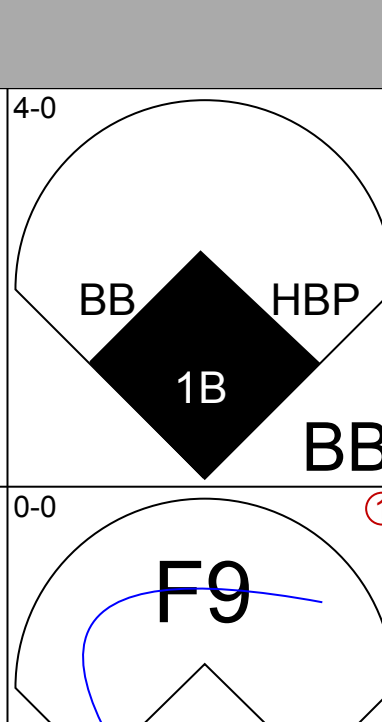
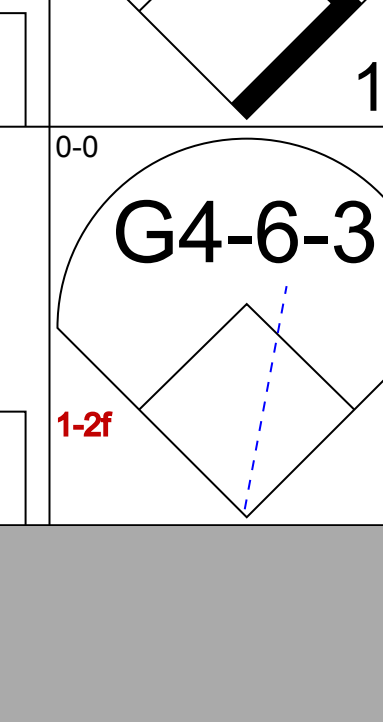
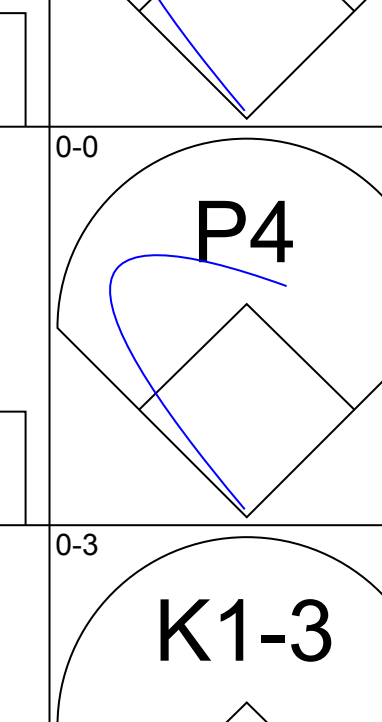
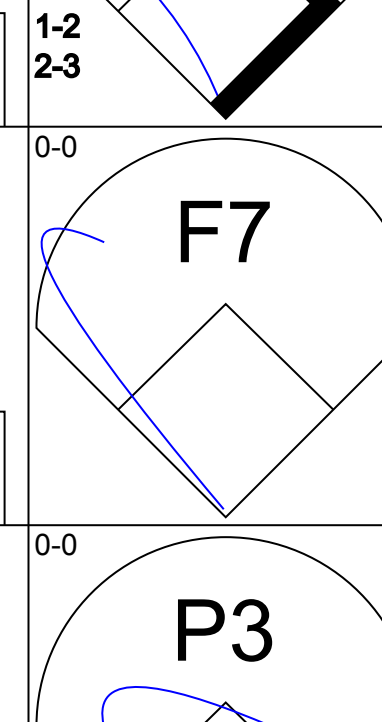

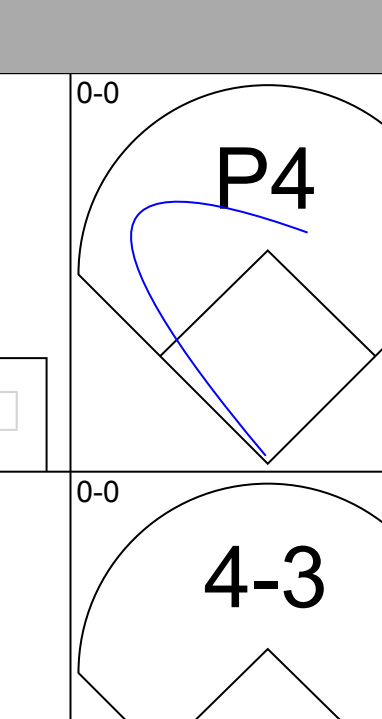
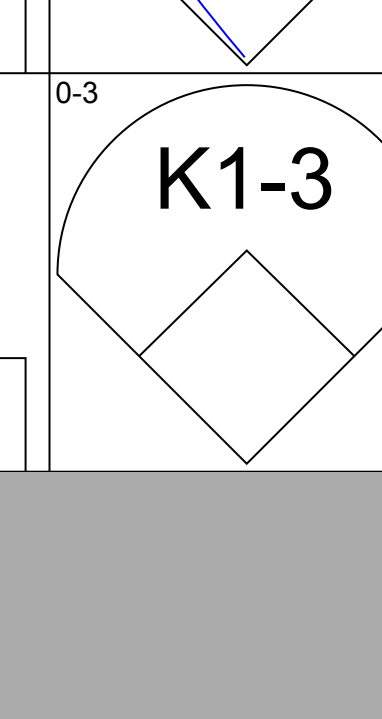
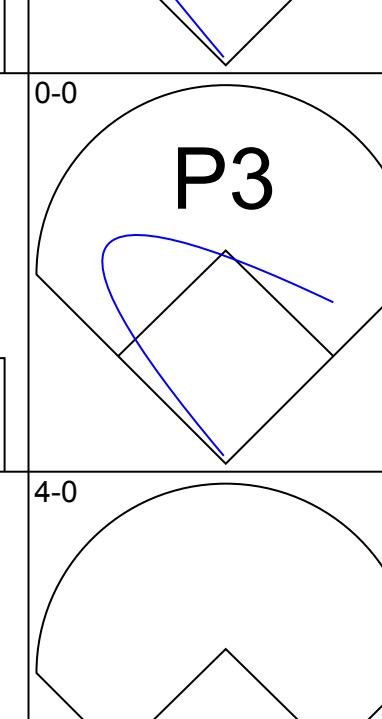
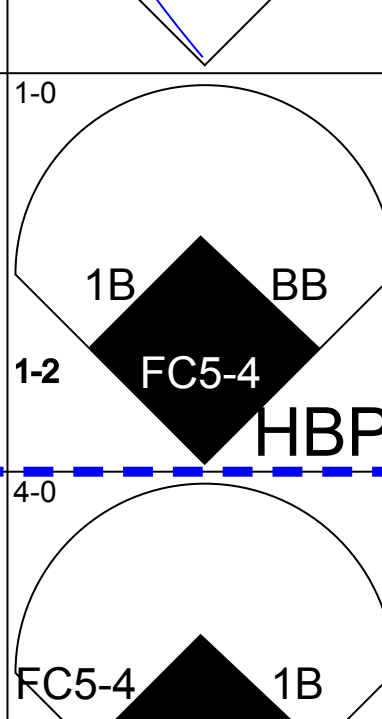
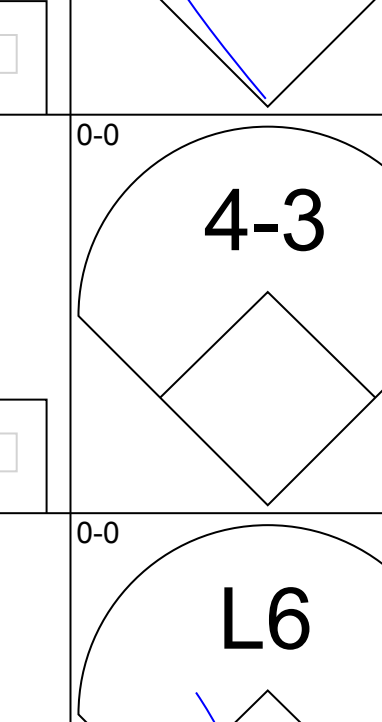
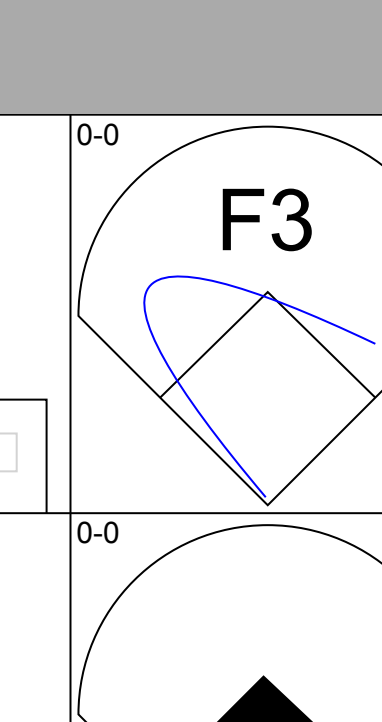
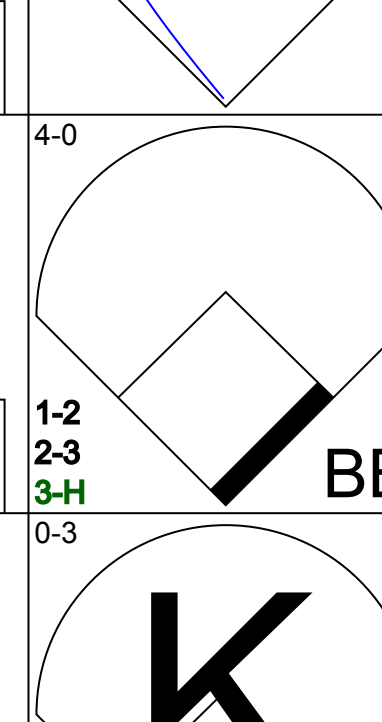
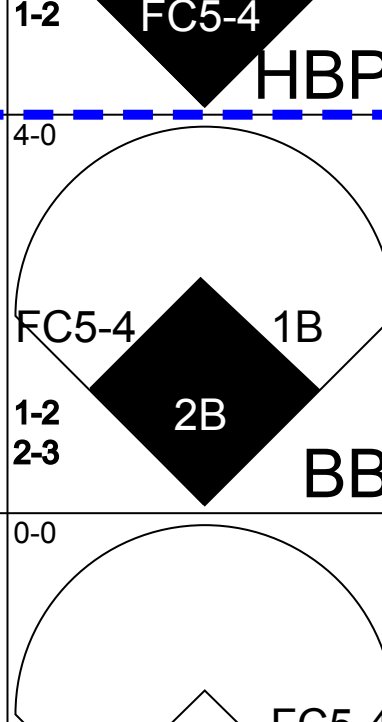
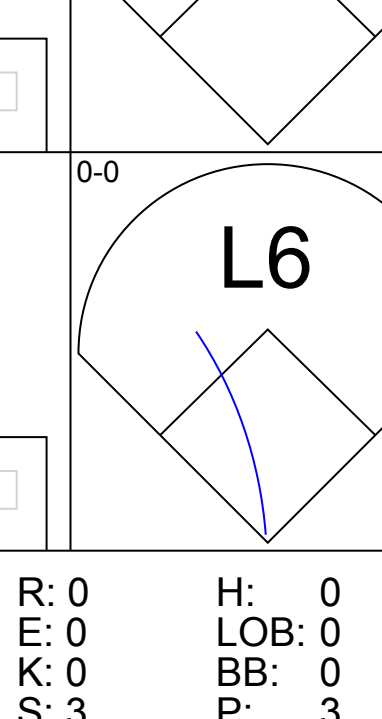
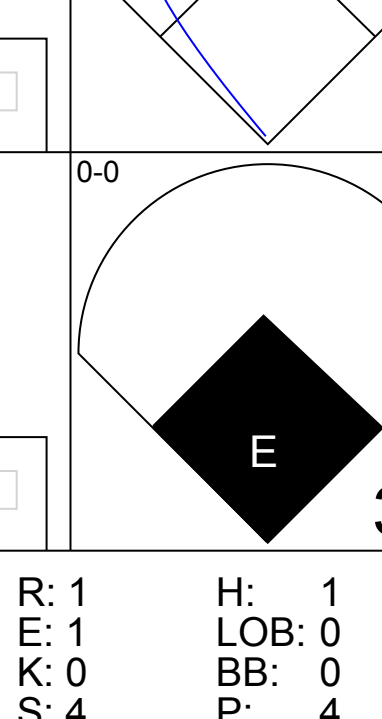
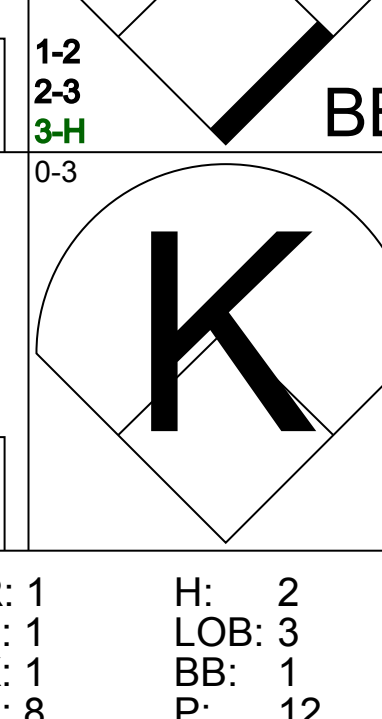
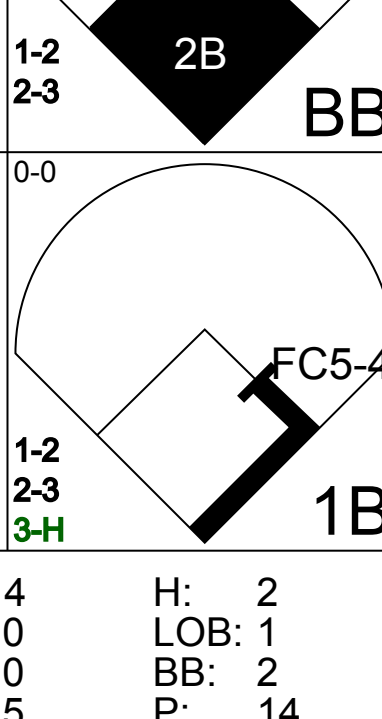


Pittsburgh Pirates - 1979

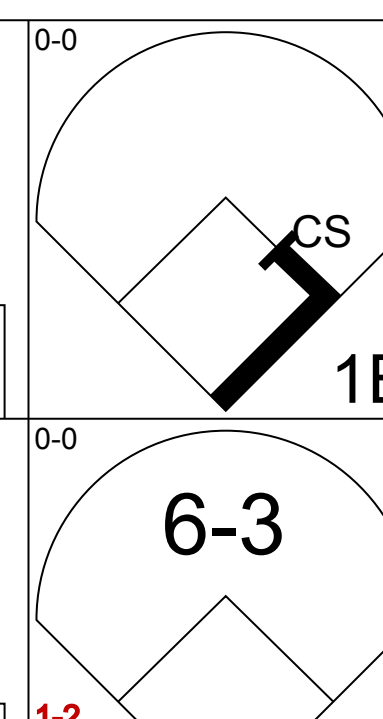
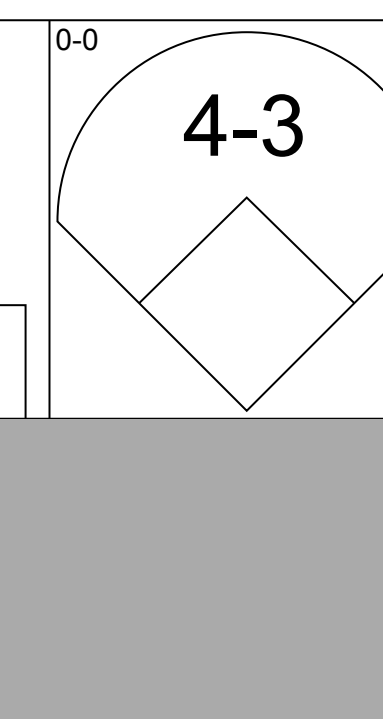
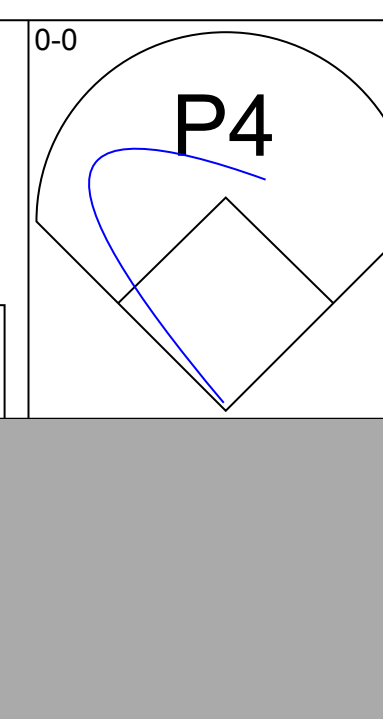
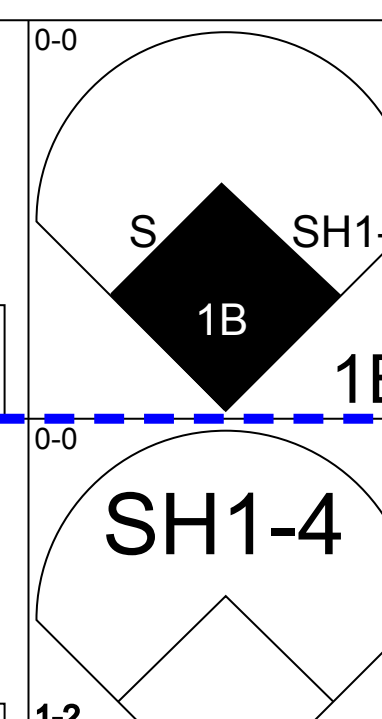
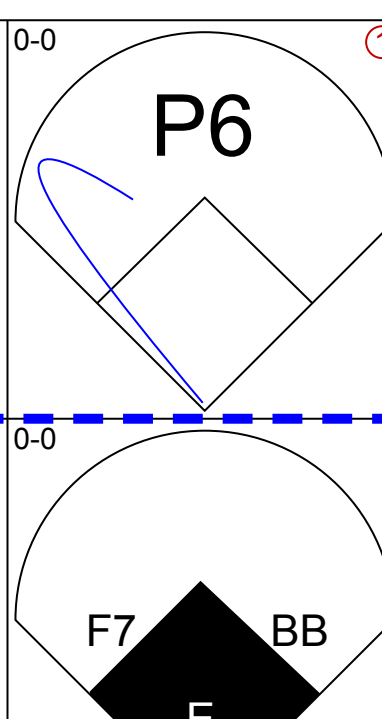
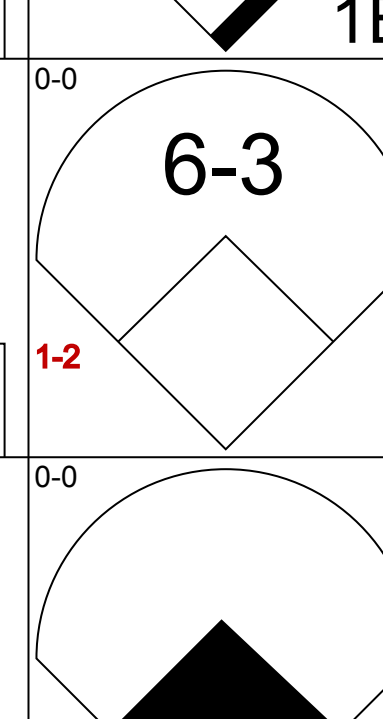
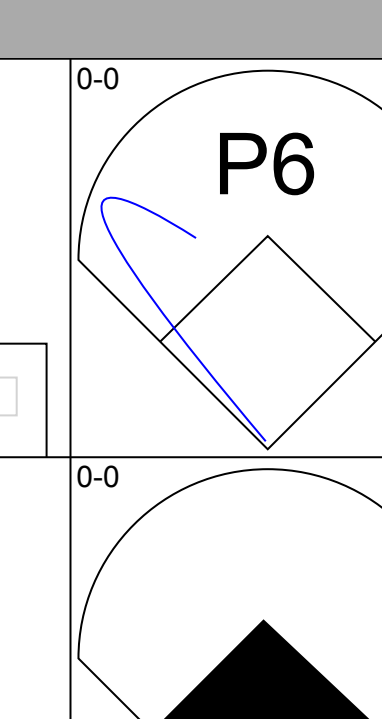
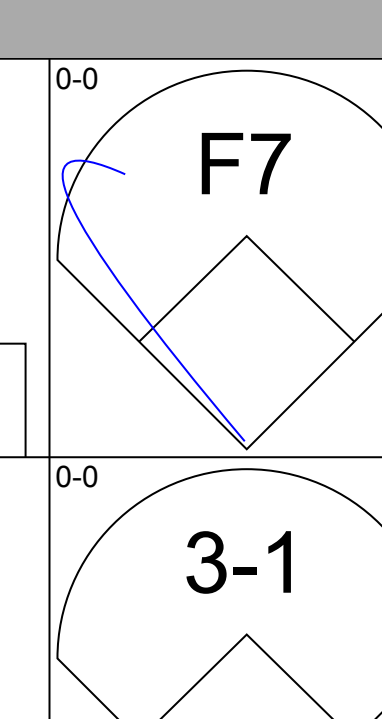
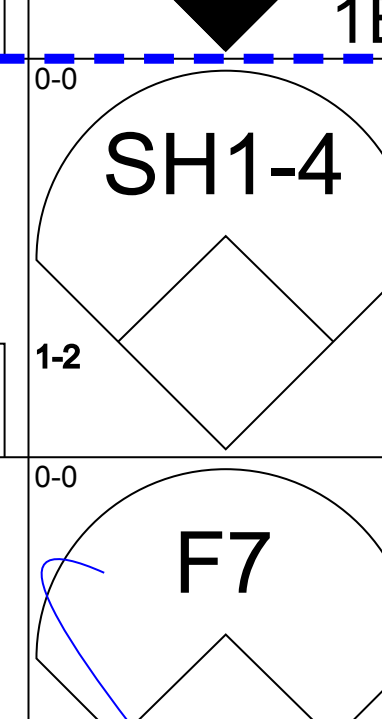
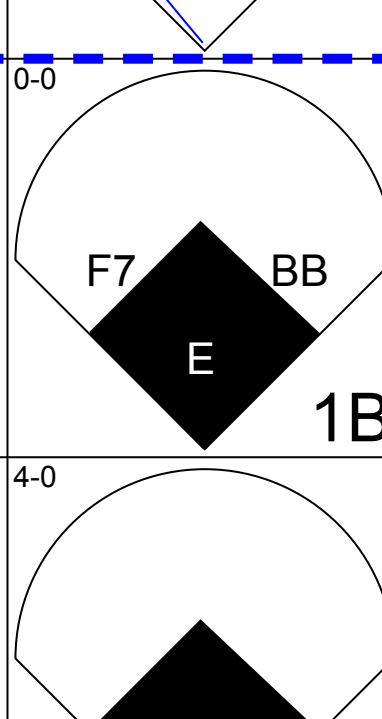
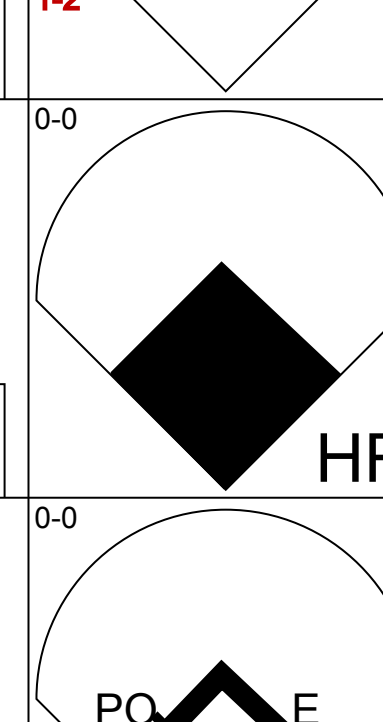
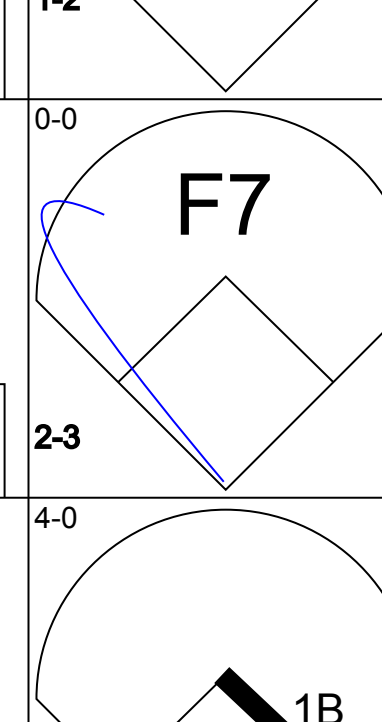
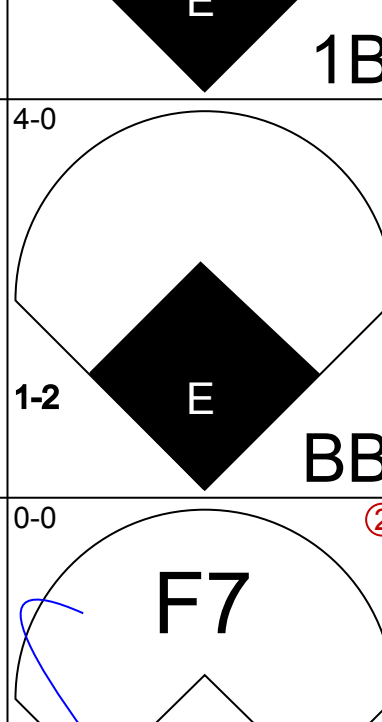
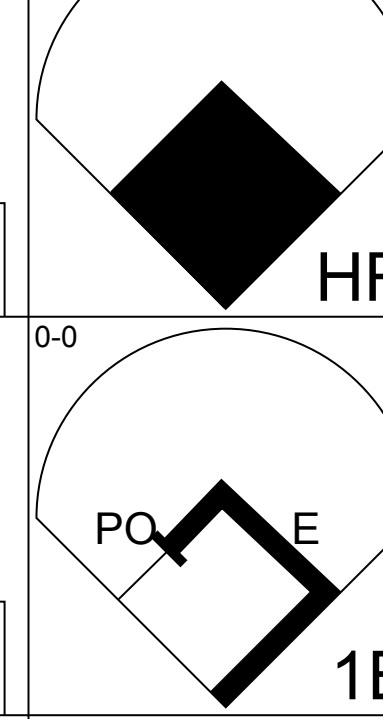
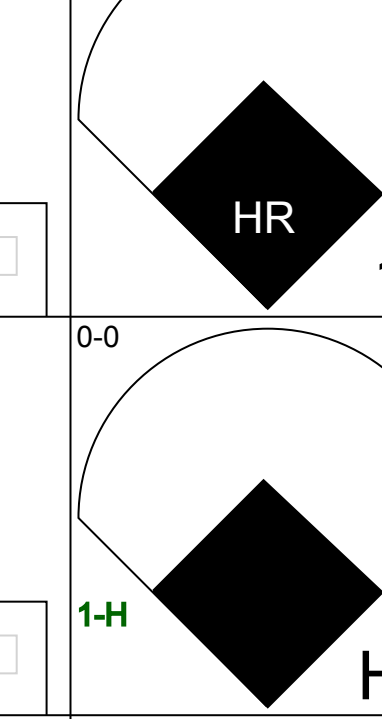
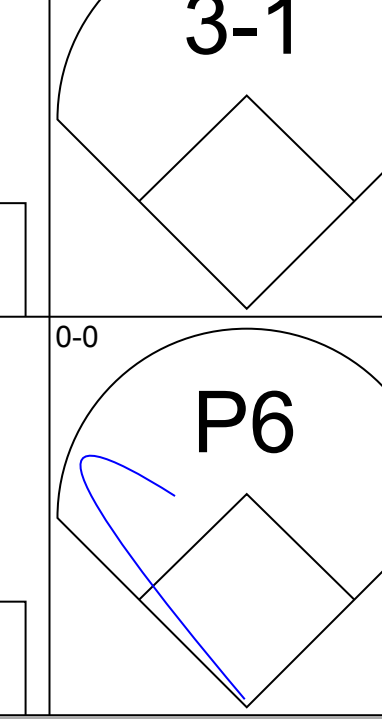
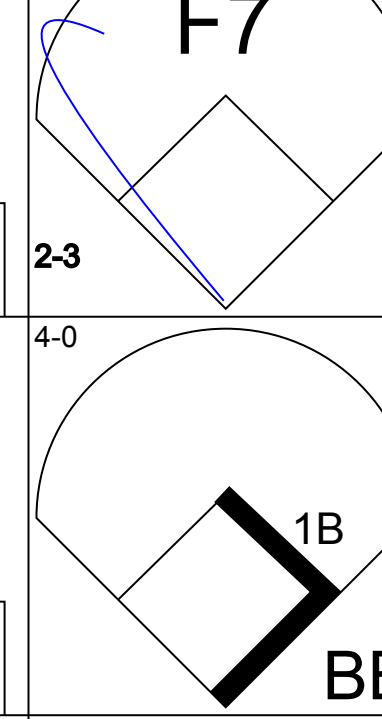
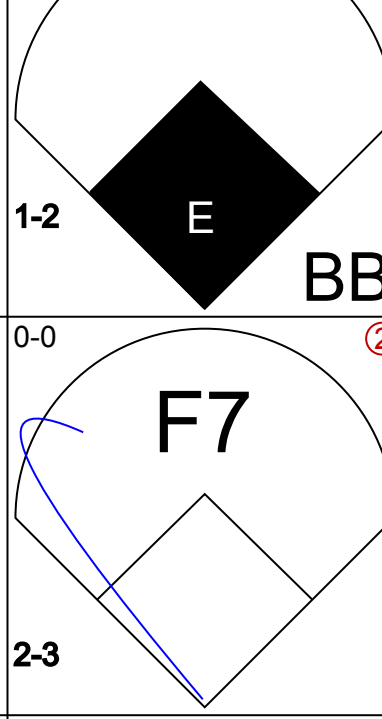
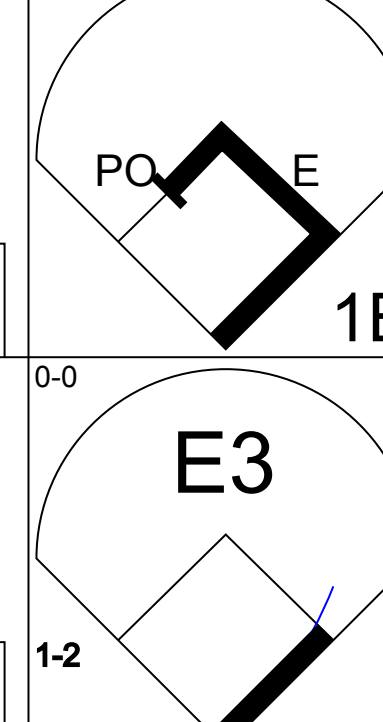
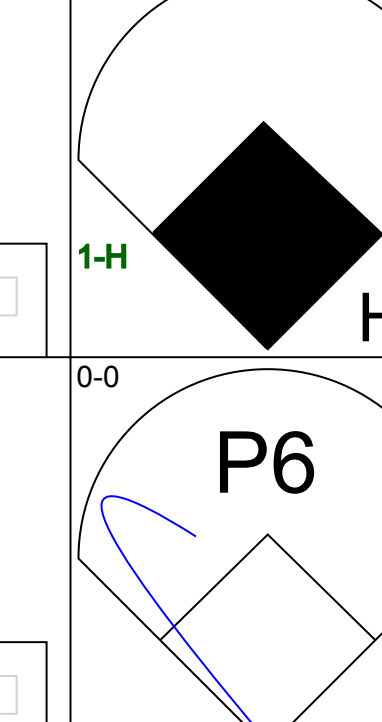
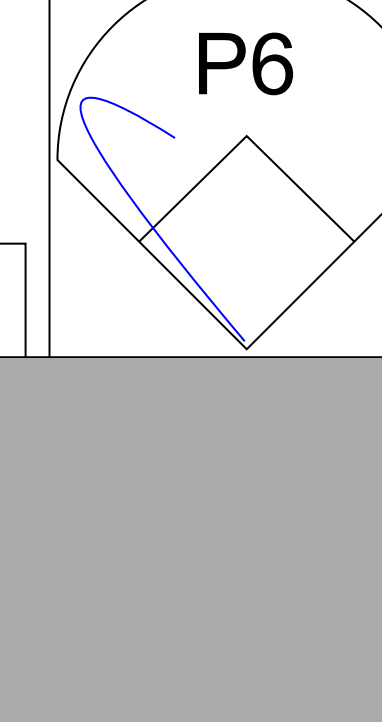
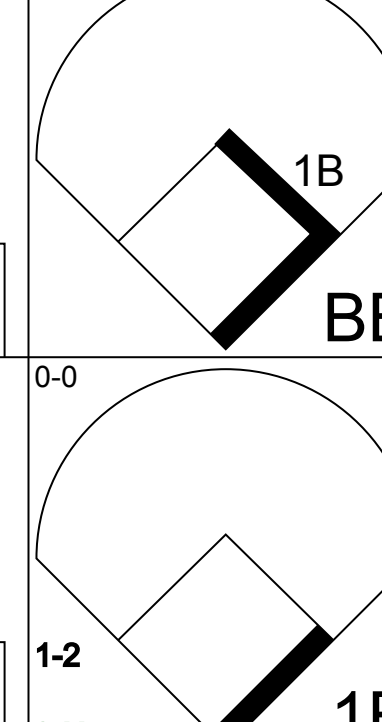

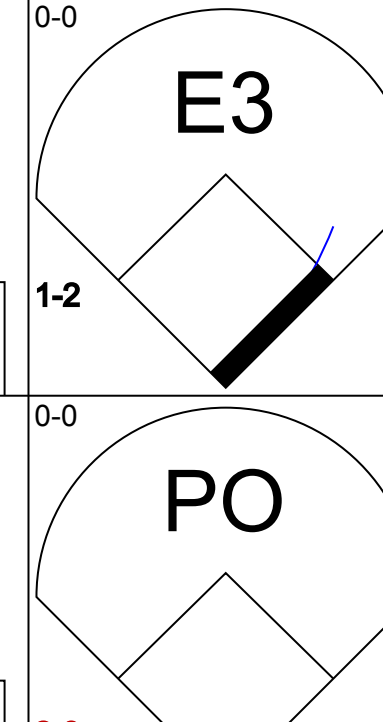
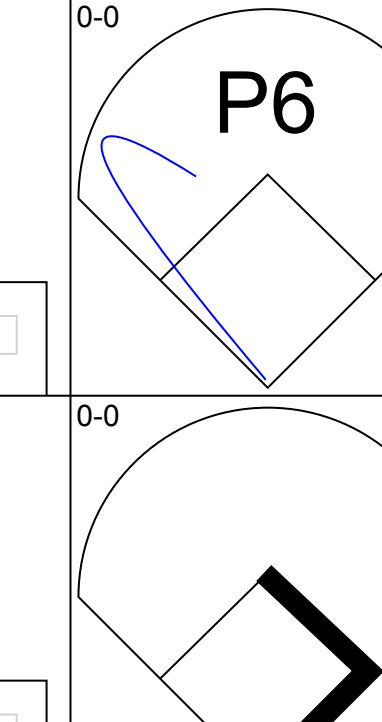
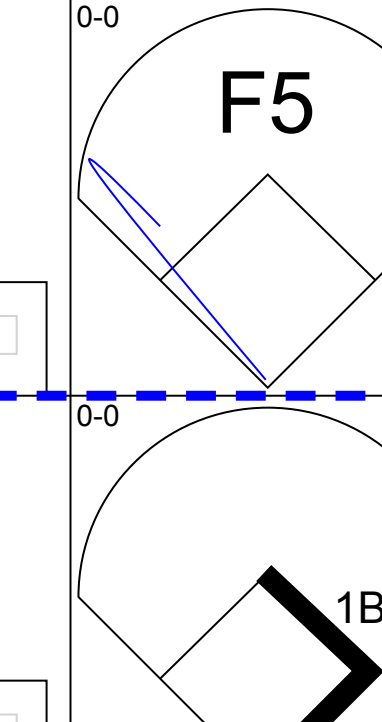
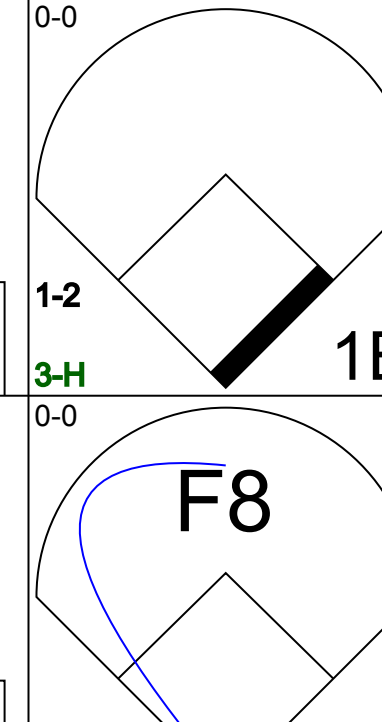

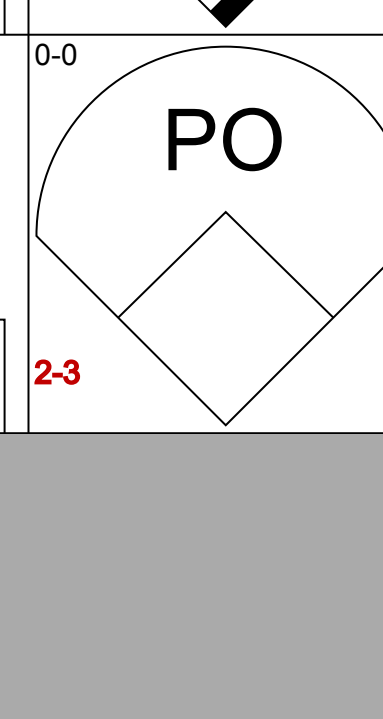
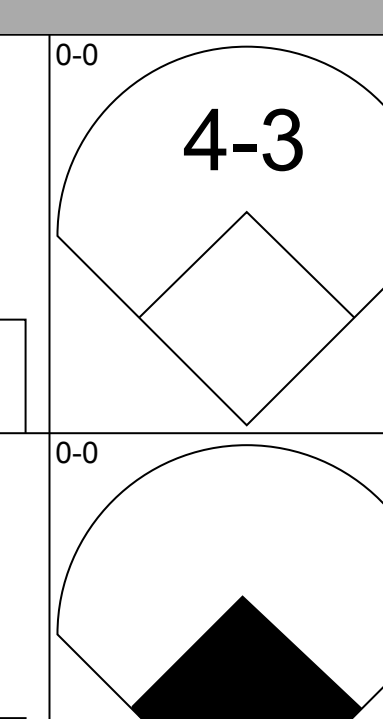
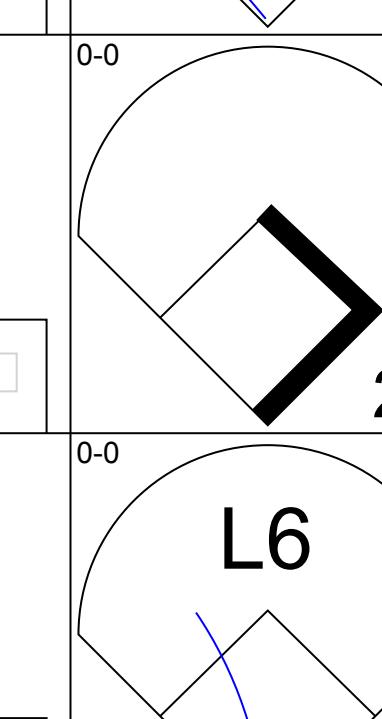
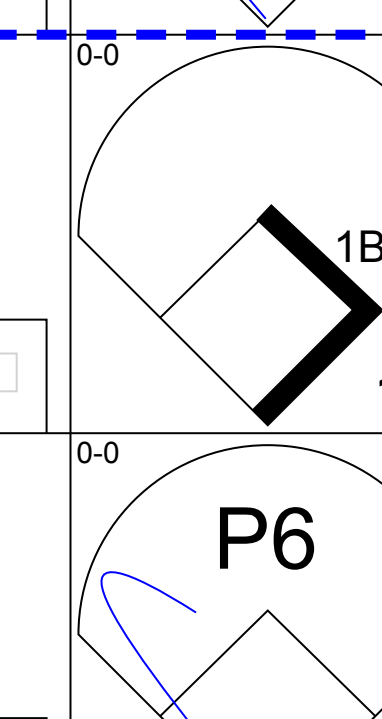
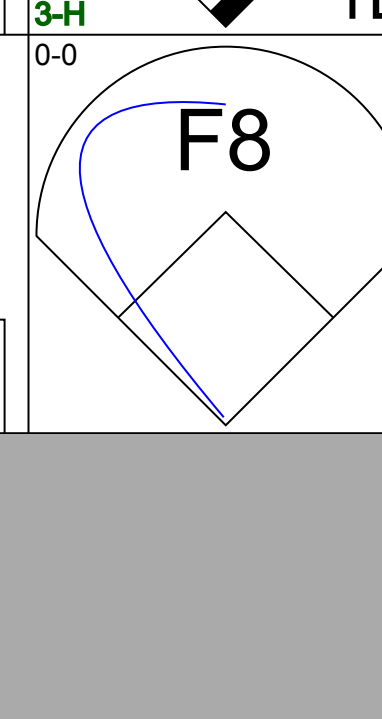
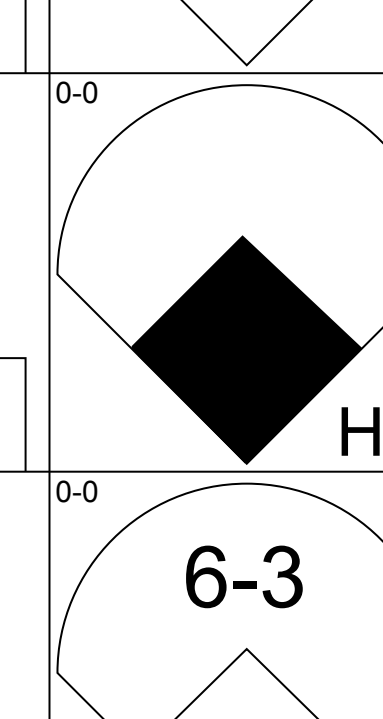
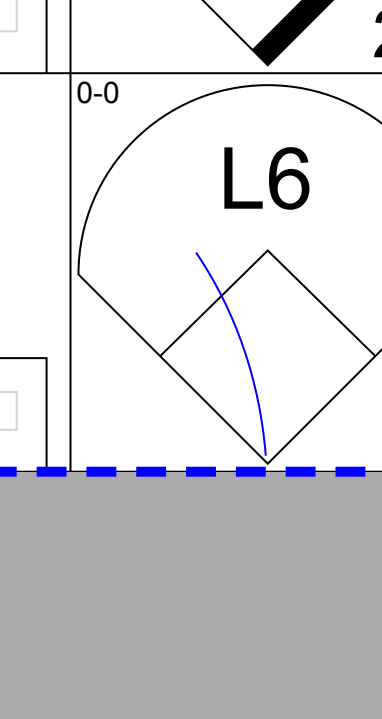
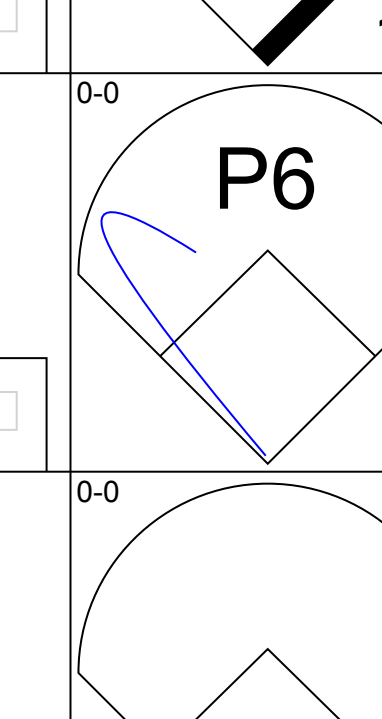
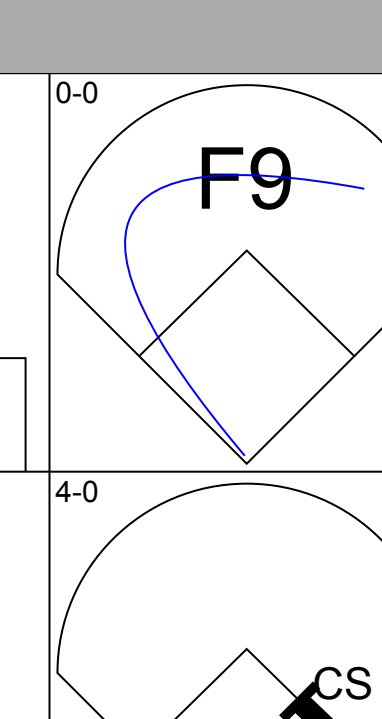
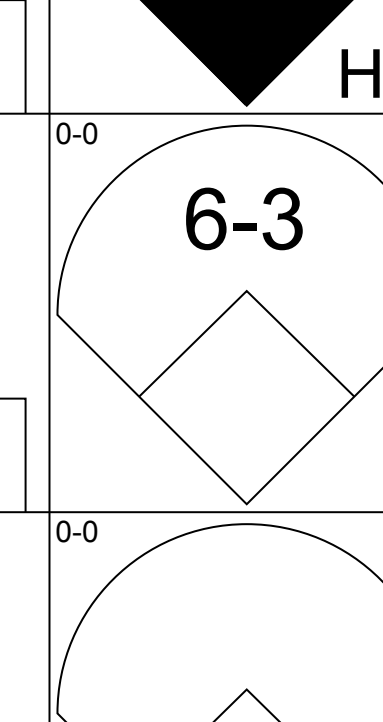
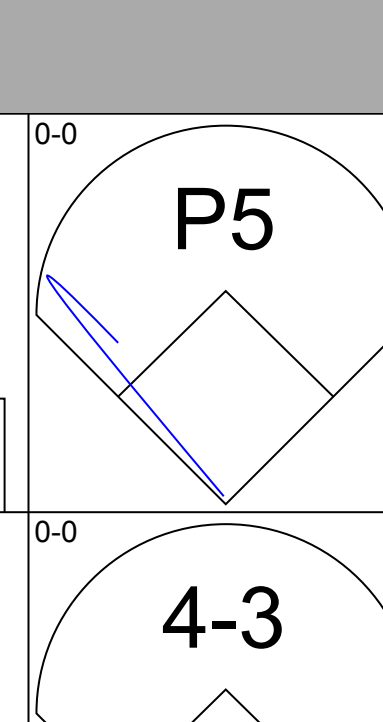
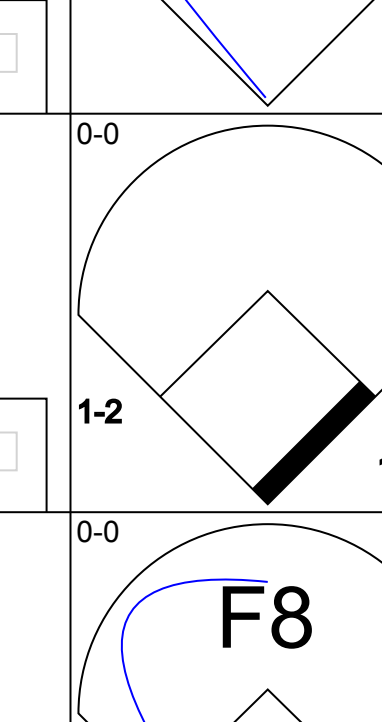
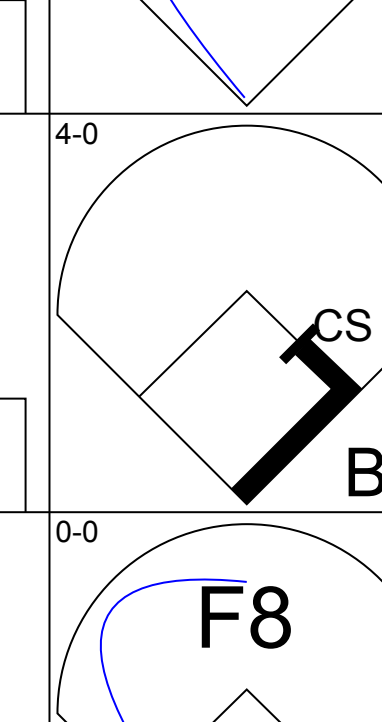

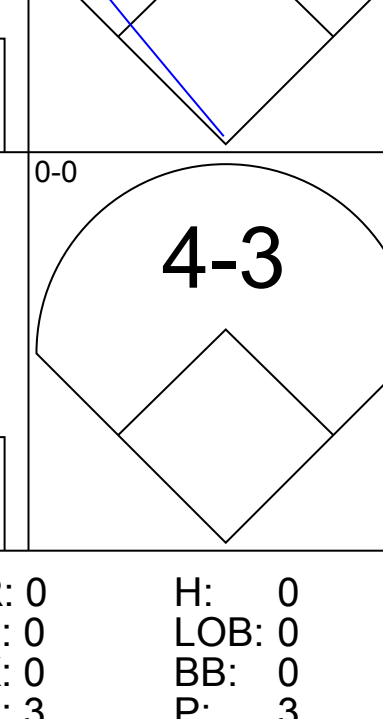
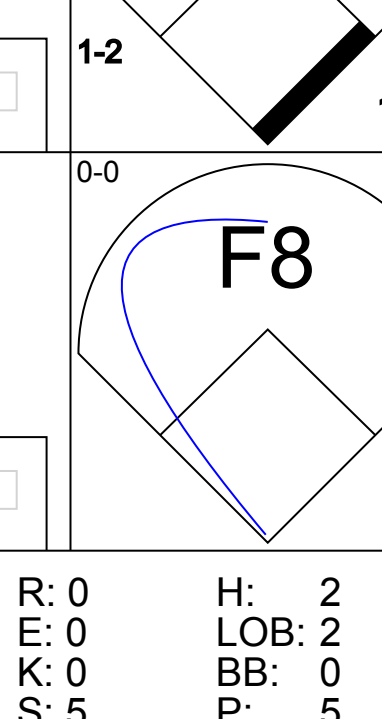
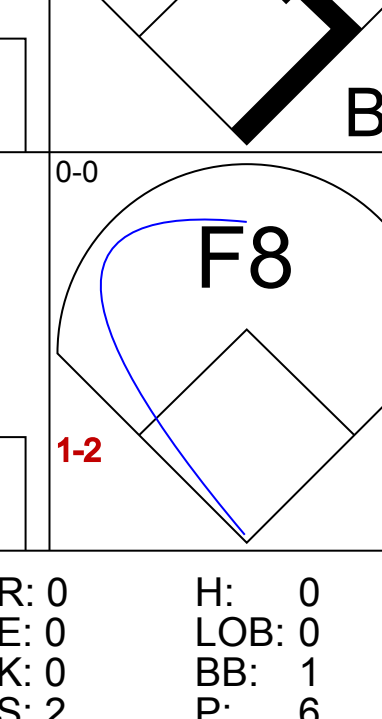
Batter	1	2	3	4	5	6	7	8	9	10	AB	R	H	RBI	BB	SO	LOB	TOP					
Andre Dawson, R OBP: 0.400, SLG: 0.250 (1, 8)	3-1		5-3				F3			3-1 E HBP	4	1	1	1	0	0	2	Montreal Expos @ Pittsburgh Pirates Three Rivers Stadium, Pittsburgh, PA Fri Apr 06 1979, 3:33 AM EST Att: 36,141 - Unknown AB 36 R 3 H 5 RBI 2 BB 4 SO 7 LOB 21					
Rodney Scott, S (1, 4)	G4-6-3 BB			6-3	5-3			G5-3 S BB		K	3	0	0	0	2	1	2						
Warren Cromartie, L (1, 7)	G4-6-3			F8			E6 E	K		3-1	5	0	0	0	0	1	3						
Ellis Valentine, R (1, 9)		F8					E9 1-2			E5 S	3	0	0	0	2	0	1						
Tony Perez, R (1, 3)		F8					5-3			BB	4	0	0	0	0	1	4						
Tom Hutton, L (10, PH)		F8					5-3			1-3	1	0	0	0	0	0	1						
Gary Carter, R OBP: 0.250, SLG: 1.000 (1, 2)		F8					HR			K	4	1	1	1	0	1	1						
Larry Parrish, R OBP: 0.500, SLG: 0.500 (1, 5)										E6	4	1	2	0	0	1	1						
Chris Speier, R (1, 6)				FC6-4 1B			4-1 1B			K	4	0	0	0	0	1	3						
Steve Rogers, R OBP: 0.333, SLG: 0.333 Tony Solaita, L (9, PH) Elias Sosa, R (9, 1)				K			L4			F7	3	0	1	0	0	1	2						
Inning Stats	R: 0 E: 0 K: 0 S: 2	H: 0 LOB: 0 BB: 1 P: 6	R: 0 E: 0 K: 0 S: 3	H: 0 LOB: 0 BB: 0 P: 3	R: 0 E: 0 K: 1 S: 6	H: 1 LOB: 1 BB: 0 P: 6	R: 0 E: 0 K: 1 S: 5	H: 0 LOB: 1 BB: 1 P: 9	R: 2 E: 0 K: 0 S: 6	H: 3 LOB: 1 BB: 0 P: 6	R: 0 E: 2 K: 1 S: 6	H: 0 LOB: 1 BB: 0 P: 6	R: 0 E: 0 K: 0 S: 4	H: 1 LOB: 1 BB: 0 P: 4	R: 0 E: 0 K: 2 S: 8	H: 0 LOB: 1 BB: 0 P: 8	R: 1 E: 2 K: 1 S: 6	H: 0 LOB: 1 BB: 0 P: 7	1B: 4 2B: 0 3B: 0 HR: 1	SF: 0 SAC: 0 DP: 2 HBP: 1	WP: 0 PB: 0 SB: 3 CS: 0	PA: 41	
PITCHER	IP	WLS	BF	H	R	ER	SO	BB	IBB	HBP	BLK	WP	HR	S	P	ERA	WHIP						
Bert Blyleven, R ERA: 2.57 (1, 1)	7.0		28	5	2	2	3	2	0	0	0	0	0	1	32	40	2.57	1.000					
Enrique Romo, R ERA: (8, 1)	1.0		4	0	0	0	1	2	0	0	0	0	0	4	12	0.00	2.000						
Kent Tekulve, R ERA: (9, 1)	2.0	L	9	0	1	0	3	0	0	1	0	0	0	14	15	0.00	0.000						

Batter	1	2	3	4	5	6	7	8	9	10	AB	R	H	RBI	BB	SO	LOB	BOTTOM						
Frank Taveras, R OBP: 0.667, SLG: 0.667 John Milner, L (8, PH) Kent Tekulve, R (9, 1) Lee Lacy, R (10, PH)	SH1 S 1B		G5-4-3				SH5-4 1B	4-3		K	3	0	2	0	0	0	1	Montreal Expos @ Pittsburgh Pirates Three Rivers Stadium, Pittsburgh, PA Fri Apr 06 1979, 3:33 AM EST Att: 36,141 - Unknown AB 34 R 2 H 10 RBI 2 BB 0 SO 9 LOB 11						
Omar Moreno, L OBP: 1.000, SLG: 1.000 (1, 8)	SH1 1-3					SH5-4 1B					2	0	2	1	0	0	0							
Dave Parker, L (1, 9)	K					F7 1B					4	0	0	0	0	2	4							
Wille Stargell, L OBP: 0.500, SLG: 0.500 (1, 3)	K					F5					4	0	2	0	0	1	2							
Bill Robinson, R (1, 7)		5-3				FC6-4 1B				L5	4	0	0	0	0	1	1							
Rennie Stennett, R (1, 4)		6-3				K				F9	4	0	0	0	0	1	0							
Ed Ott, L OBP: 0.667, SLG: 1.667 Matt Alexander, S (7, PR) Steve Nicosia, R (8, 2)		P4				HR				F8	3	1	2	1	0	0	0							
Phil Garner, R OBP: 0.250, SLG: 0.500 (1, 5) (9, 6)						K				K	4	1	1	0	0	2	0							
Bert Blyleven, R OBP: 0.500, SLG: 0.500 Enrique Romo, R (8, 1) Mike Easter, L (8, PH) Dale Berra, R (9, 5)						F9				3-1 1B 2B	2	0	1	0	0	1	0							
						K				3-1	0	0	0	0	0	0	0							
						K				CI	1	0	0	0	0	0	1							
						K					0	0	0	0	0	0	0							
Inning Stats	R: 0 E: 0 K: 2 S: 8	H: 1 LOB: 1 BB: 8 P: 8	R: 0 E: 0 K: 0 S: 3	H: 0 LOB: 0 BB: 0 P: 3	R: 0 E: 0 K: 1 S: 5	H: 1 LOB: 0 BB: 0 P: 5	R: 0 E: 0 K: 0 S: 4	H: 2 LOB: 1 BB: 0 P: 4	R: 1 E: 0 K: 2 S: 8	H: 1 LOB: 0 BB: 0 P: 8	R: 0 E: 0 K: 1 S: 6	H: 1 LOB: 1 BB: 0 P: 6	R: 0 E: 0 K: 1 S: 5	H: 1 LOB: 1 BB: 0 P: 5	R: 1 E: 0 K: 0 S: 5	H: 2 LOB: 1 BB: 0 P: 5	R: 0 E: 0 K: 0 S: 3	H: 1 LOB: 0 BB: 0 P: 3	R: 0 E: 1 K: 2 S: 8	H: 0 LOB: 1 BB: 0 P: 8	1B: 8 2B: 1 3B: 0 HR: 1	SF: 0 SAC: 2 DP: 1 HBP: 0	WP: 0 PB: 0 SB: 1 CS: 0	PA: 38
PITCHER	IP	WLS	BF	H	R	ER	SO	BB	IBB	HBP	BLK	WP	HR	S	P	ERA	WHIP							
Steve Rogers, R ERA: 2.25 (1, 1)	8.0		30	9	2	2	7	0	0	0	0	0	0	1	44	44	2.25	1.125						
Elias Sosa, R ERA: (9, 1)	2.0	W	7	1	0	0	2	0	0	0	0	0	0	11	11	0.00	0.500							

Batter	1	2	3	4	5	6	7	8	9	AB	R	H	RBI	BB	SO	LOB	TOP										
Andre Dawson, R OBP: 0.200, SLG: 0.111										5	1	0	1	0	1	3	Montreal Expos @ Pittsburgh Pirates Three Rivers Stadium, Pittsburgh, PA Sat Apr 07 1979, 3:33 AM EST Att: 8,700 - Unknown										
Rodney Scott, S OBP: 0.500, SLG: 0.429										4	0	2	2	1	0	0											
Warren Cromartie, L OBP: 0.100, SLG: 0.100										5	1	1	0	0	0	4											
Ellis Valentine, R OBP: 0.333, SLG: 0.143										4	0	1	0	0	1	2											
Tony Perez, R OBP: 0.143, SLG: 0.143 Tom Hutton, L (7, PR) (7, 3)										3	0	1	0	0	0	2											
Gary Carter, R OBP: 0.125, SLG: 0.500										4	0	0	0	0	0	5											
Larry Parrish, R OBP: 0.375, SLG: 0.286										3	1	0	0	0	1	3											
Chris Speier, R Tony Solaita, L Woodie Fryman, R Ken Macha, R Elias Sosa, R										2	0	0	0	0	0	0											
Ross Grimsley, L Stan Bahnsen, R Jerry White, S Dan Schatzeder, L Jim Mason, L										1	0	0	0	0	0	0											
Inning Stats	R: 0 E: 0 K: 1 S: 5	H: 1 LOB: 0 BB: 0 P: 5	R: 0 E: 0 K: 1 S: 5	H: 1 LOB: 0 BB: 0 P: 5	R: 0 E: 0 K: 0 S: 3	H: 0 LOB: 0 BB: 0 P: 3	R: 0 E: 0 K: 0 S: 3	H: 0 LOB: 1 BB: 1 P: 7	R: 0 E: 0 K: 1 S: 5	H: 0 LOB: 0 BB: 0 P: 5	R: 1 E: 1 K: 0 S: 4	H: 1 LOB: 0 BB: 0 P: 4	R: 1 E: 1 K: 1 S: 8	H: 2 LOB: 3 BB: 1 P: 12	R: 0 E: 1 K: 0 S: 4	H: 0 LOB: 1 BB: 0 P: 4		R: 4 E: 0 K: 0 S: 5	H: 2 LOB: 1 BB: 2 P: 14	1B: 5 2B: 1 3B: 1 HR: 0	SF: 0 SAC: 0 DP: 1 HBP: 1	WP: 2 PB: 0 SB: 0 CS: 1	PA: 39				
PITCHER	IP	WLS	BF	H	R	ER	SO	BB	IBB	HBP	BLK	WP	HR	S	P	ERA	WHIP										
Don Robinson, R ERA: 2.16	(1, 1)	8.1	34	5	4	2	4	3	0	1	0	1	0	38	51	2.16	0.960										
Kent Tekulve, R ERA: 7.71	(9, 1)	0.1	3	1	0	0	0	1	0	0	0	0	0	2	6	0.00	6.000										
Grant Jackson, L ERA:	(9, 1)	0.1	W	2	1	2	2	0	0	0	0	1	0	2	2	54.00	3.000										

AB	34
R	6
H	7
RBI	5
BB	4
SO	4
LOB	22



Batter	1	2	3	4	5	6	7	8	9	AB	R	H	RBI	BB	SO	LOB	BOTTOM										
Frank Taveras, R OBP: 0.500, SLG: 0.500										5	1	2	0	0	0	1	Montreal Expos @ Pittsburgh Pirates Three Rivers Stadium, Pittsburgh, PA Sat Apr 07 1979, 3:33 AM EST Att: 8,700 - Unknown										
Phil Garner, R OBP: 0.143, SLG: 0.286 Dale Berra, R										3	0	0	0	0	0	1											
John Milner, L OBP: 0.500, SLG: 0.500 Matt Alexander, S										1	0	1	0	0	0	0											
Dave Parker, L OBP: 0.333, SLG: 0.625										4	3	2	1	1	0	1											
Bill Robinson, R OBP: 0.333, SLG: 0.625										4	1	2	2	1	0	2											
Willie Stargell, L OBP: 0.333, SLG: 0.333										5	0	1	1	0	0	1											
Rennie Stennett, R OBP: 0.250, SLG: 0.375										4	0	2	0	0	0	2											
Steve Nicosia, R OBP: 0.200, SLG: 0.800										4	1	1	1	0	0	2											
Omar Moreno, L OBP: 0.667, SLG: 0.600										3	0	1	0	1	0	0											
Don Robinson, R OBP: 0.250, SLG: 0.250 Kent Tekulve, R Grant Jackson, S										4	0	1	0	0	0	3											
Inning Stats	R: 1 E: 1 K: 0 S: 5	H: 3 LOB: 1 BB: 0 P: 5	R: 1 E: 0 K: 0 S: 5	H: 2 LOB: 1 BB: 0 P: 5	R: 2 E: 0 K: 0 S: 6	H: 3 LOB: 1 BB: 0 P: 6	R: 0 E: 0 K: 0 S: 3	H: 0 LOB: 0 BB: 0 P: 3	R: 0 E: 0 K: 0 S: 5	H: 2 LOB: 2 BB: 0 P: 5	R: 1 E: 0 K: 0 S: 5	H: 2 LOB: 1 BB: 1 P: 9	R: 0 E: 0 K: 0 S: 2	H: 0 LOB: 0 BB: 1 P: 6	R: 2 E: 1 K: 0 S: 4	H: 1 LOB: 1 BB: 1 P: 8	1B: 9 2B: 1 3B: 0 HR: 3	SF: 0 SAC: 1 DP: 0 HBP: 0	WP: 0 PB: 0 SB: 0 CS: 2	PA: 42							
PITCHER	IP	WLS	BF	H	R	ER	SO	BB	IBB	HBP	BLK	WP	HR	S	P	ERA	WHIP										
Ross Grimsley, L ERA: 13.5 Stan Bahnsen, R ERA Dan Schatzeder, L ERA Woodie Fryman, L ERA: 4.5 Elias Sosa, R ERA	(1, 1)	2.2	15	8	4	4	0	0	0	0	0	0	0	7	7	0.00	0.000										
	(3, 1)	2.1	7	0	0	0	0	0	0	0	0	0	0	5	5	0.00	2.000										
	(6, 1)	1.0	5	2	0	0	0	0	0	0	0	0	0	7	15	4.50	2.000										
	(7, 1)	2.0	9	2	1	1	0	2	0	0	0	0	0	7	15	4.50	2.000										
	(9, 1)	0.2	L	5	1	2	0	0	0	0	0	0	0	4	8	0.00	3.000										




Batter	1	2	3	4	5	6	7	8	9	AB	R	H	RBI	BB	SO	LOB	TOP					
Frank Taveras, R (1, 6) OBP: 0.353, SLG: 0.412										4	0	0	0	0	2	2	Pittsburgh Pirates @ Philadelphia Phillies Veterans Stadium, Philadelphia, PA Tue Apr 10 1979, 6:05 PM EST Att: 48,235 - Unknown					
Omar Moreno, L (1, 8) OBP: 0.400, SLG: 0.357										4	0	1	0	0	0	2						
Dave Parker, L (1, 9) OBP: 0.353, SLG: 0.429										3	0	0	0	1	0	1						
Willie Stargell, L (1, 3) OBP: 0.353, SLG: 0.529										4	0	1	0	0	1	1						
Bill Robinson, R (1, 7) OBP: 0.235, SLG: 0.467										4	1	1	0	0	0	2						
Rennie Stennett, R (1, 4) OBP: 0.188, SLG: 0.200										4	0	0	0	0	0	1						
Ed Ott, L (1, 2) OBP: 0.455, SLG: 0.818										4	0	2	1	0	0	0						
Phil Garner, R (1, 5) OBP: 0.267, SLG: 0.533										4	1	1	0	0	0	2						
John Candelaria, L (1, 1) John Milner, L (7, PH) Enrique Romo, R (7, 1) Kent Tekulve, R (7, 1)										2	0	0	0	0	1	3						
Inning Stats	R: 0 E: 0 K: 2 S: 7	H: 0 LOB: 1 BB: 1 P: 11	R: 1 E: 0 K: 1 S: 7	H: 2 LOB: 1 BB: 0 P: 7	R: 0 E: 0 K: 0 S: 3	H: 0 LOB: 0 BB: 0 P: 3	R: 0 E: 0 K: 0 S: 3	H: 0 LOB: 0 BB: 0 P: 3	R: 0 E: 1 K: 0 S: 5	H: 1 LOB: 2 BB: 0 P: 5	R: 0 E: 0 K: 0 S: 3	H: 0 LOB: 0 BB: 0 P: 3	R: 2 E: 0 K: 1 S: 7	H: 2 LOB: 0 BB: 0 P: 7	R: 0 E: 0 K: 0 S: 4	H: 2 LOB: 1 BB: 0 P: 4		R: 0 E: 0 K: 0 S: 3	H: 0 LOB: 0 BB: 0 P: 3	1B: 5 2B: 1 3B: 1 HR: 0	SF: 0 SAC: 0 DP: 1 HBP: 0	WP: 1 PB: 0 SB: 0 CS: 0
PITCHER Dick Ruthven, R (1, 1) ERA: 3.0	IP: 9.0 WLS: W BF: 35 H: 7 R: 3 ER: 3 SO: 4 BB: 1 IBB: 0 HBP: 0 BLK: 0 WP: 1 HR: 0 S: 42 P: 46 ERA: 3.00 WHIP: 0.889															PITCHER	IP: WLS: BF: H: R: ER: SO: BB: IBB: HBP: BLK: WP: HR: S: P: ERA: WHIP:					


AB	34
R	3
H	7
RBI	2
BB	1
SO	4
LOB	14




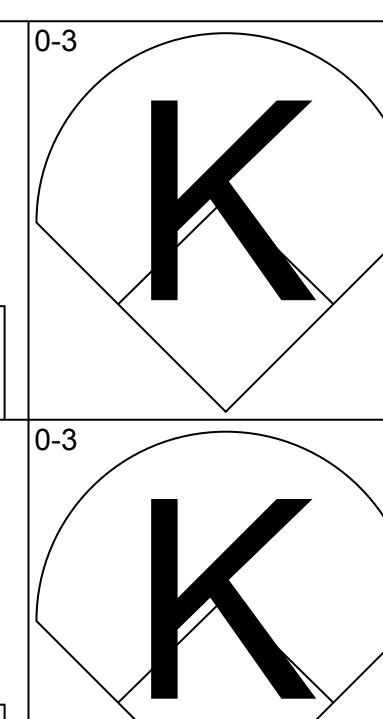
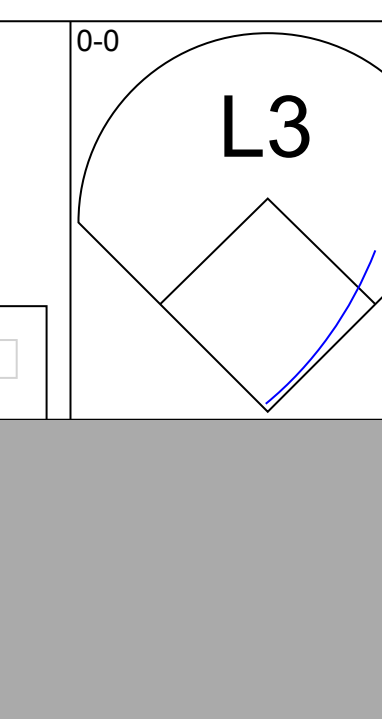
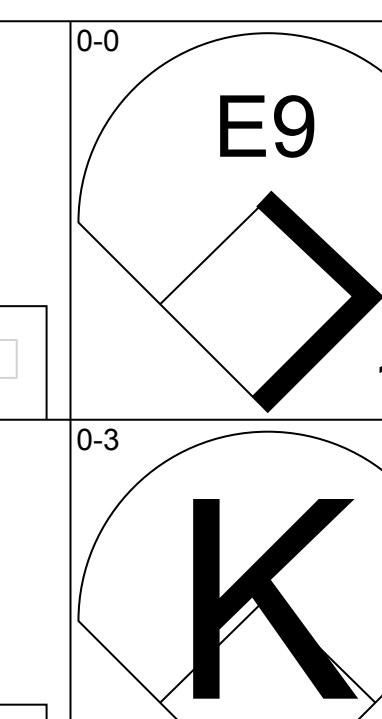
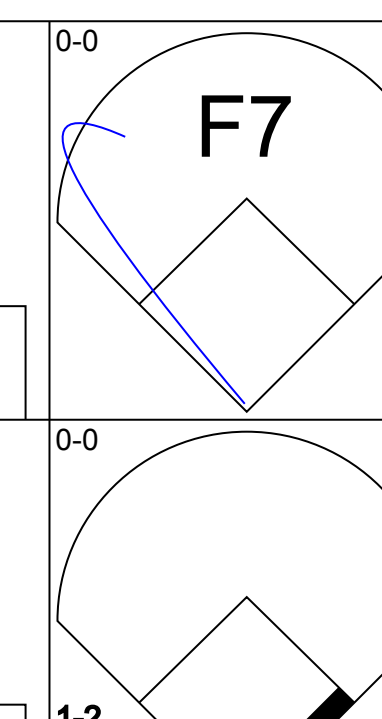
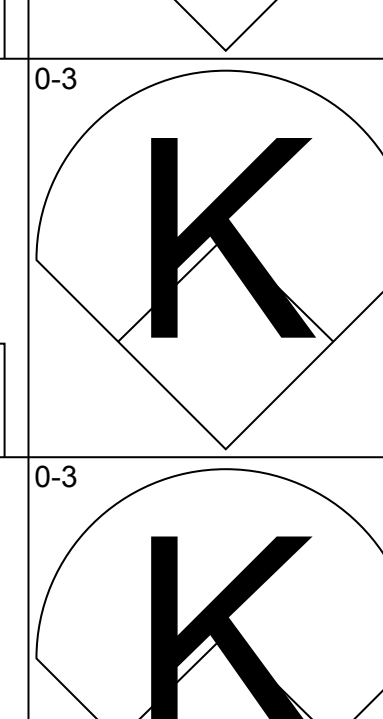
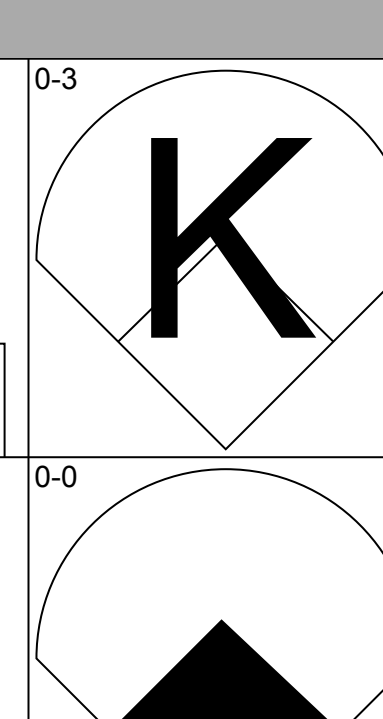
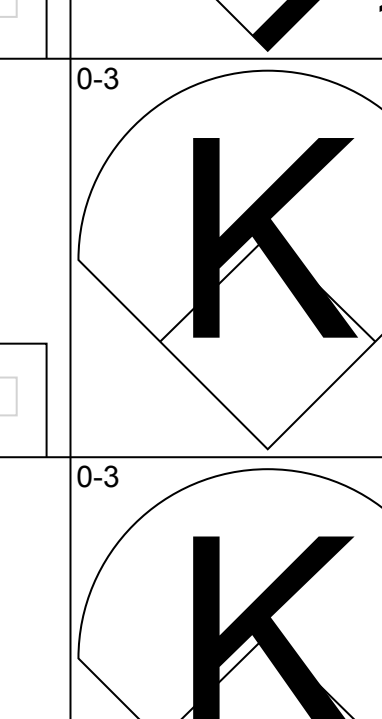
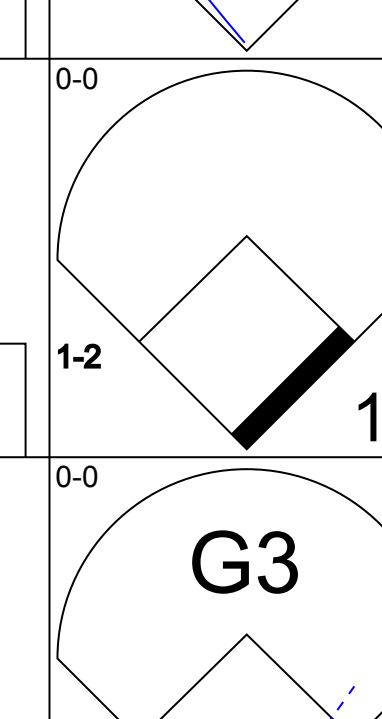
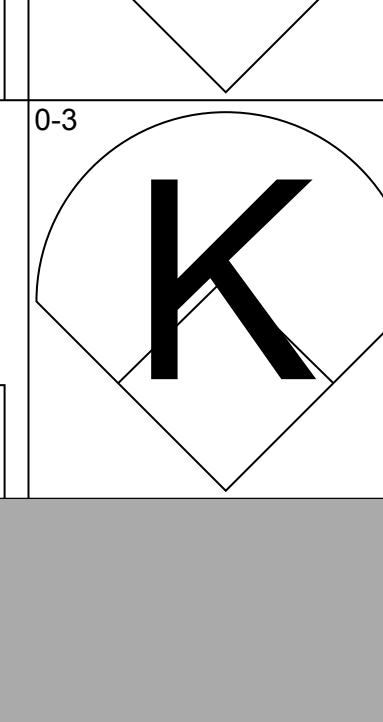
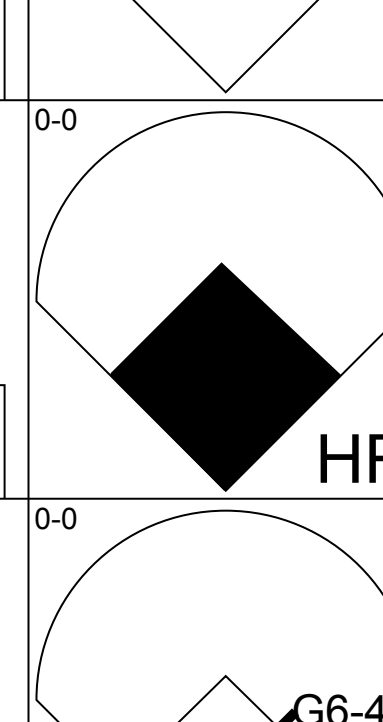
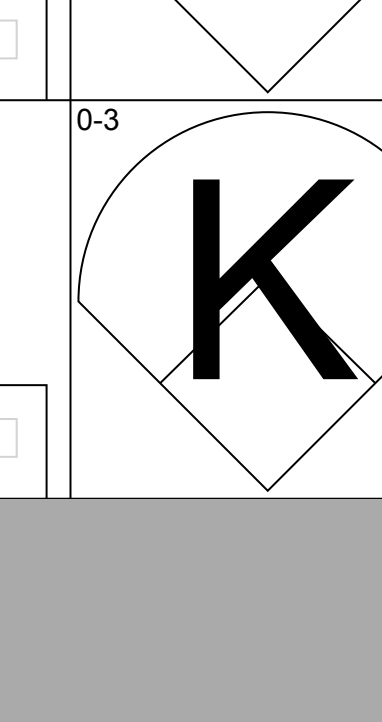
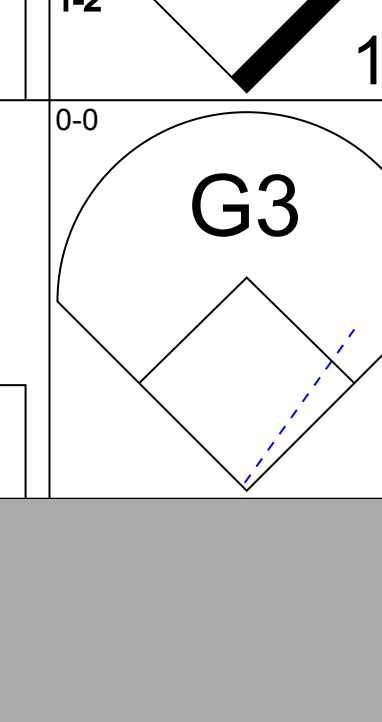
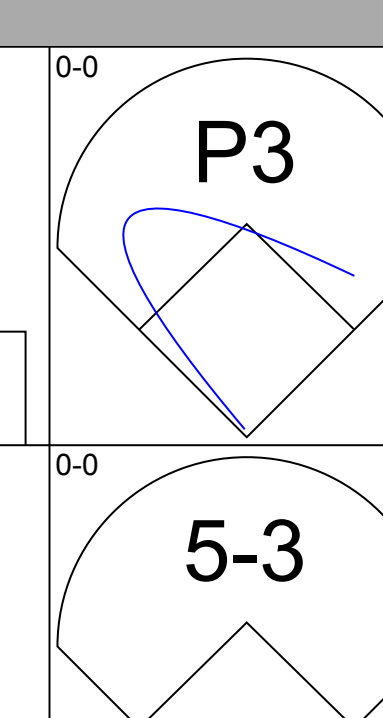
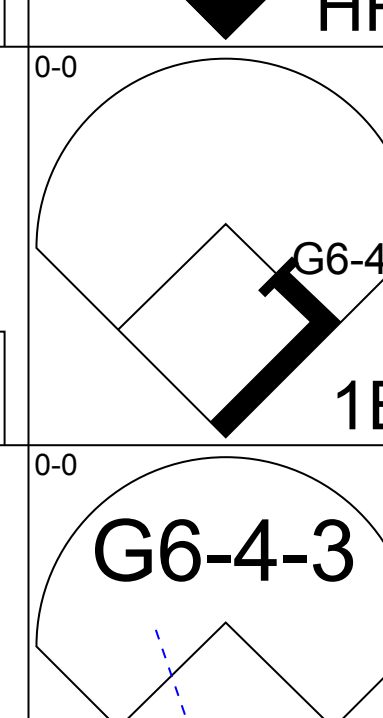
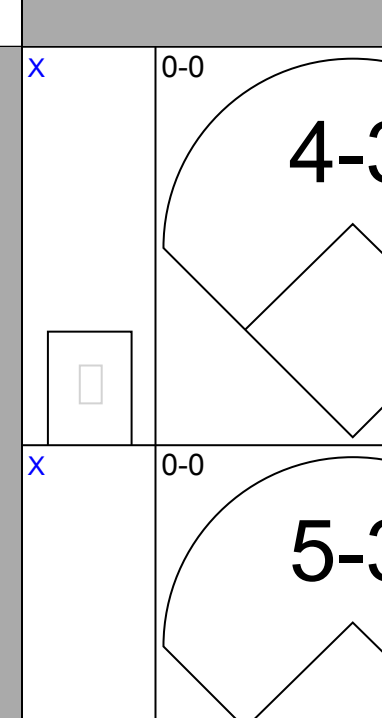
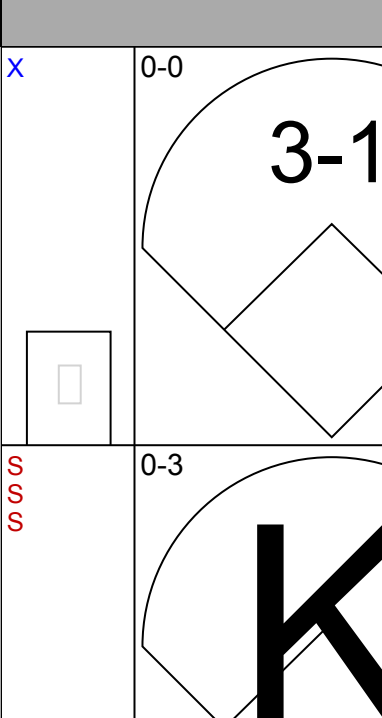
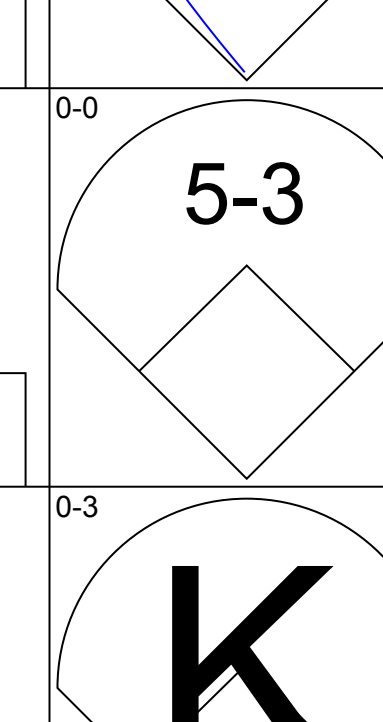
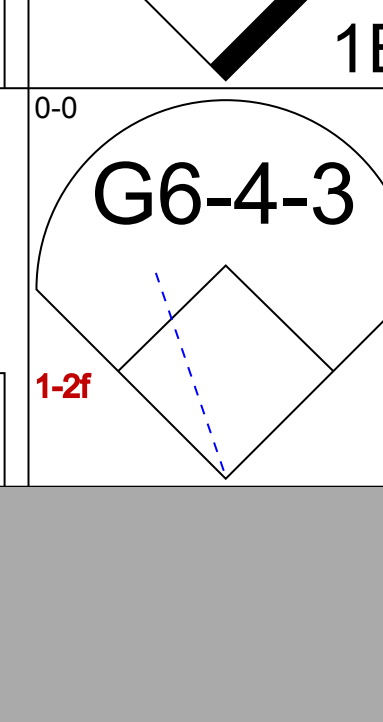
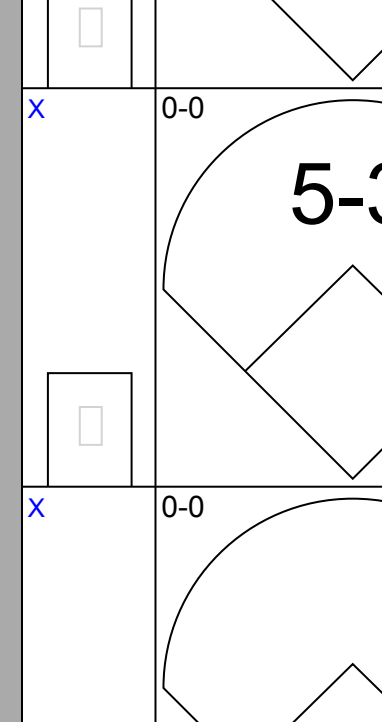
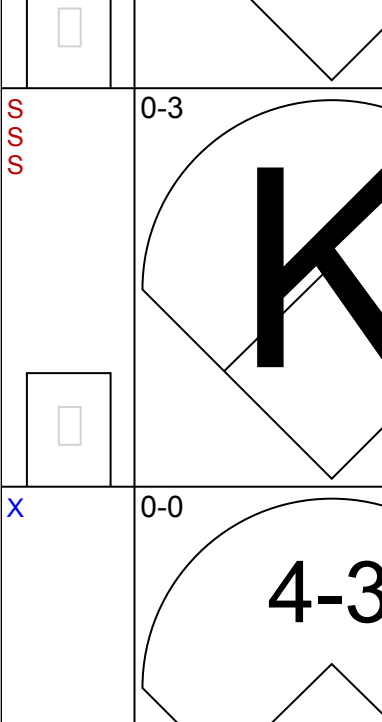
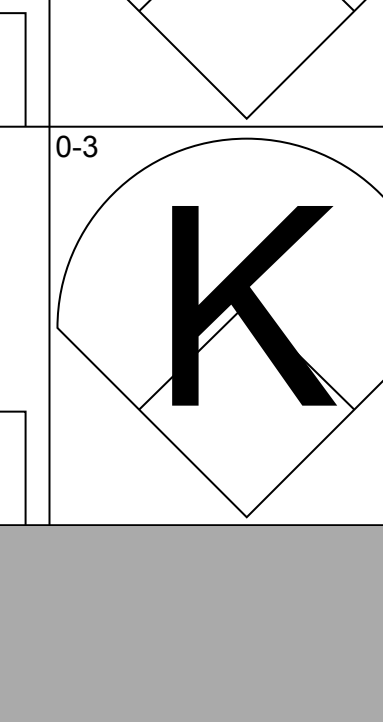
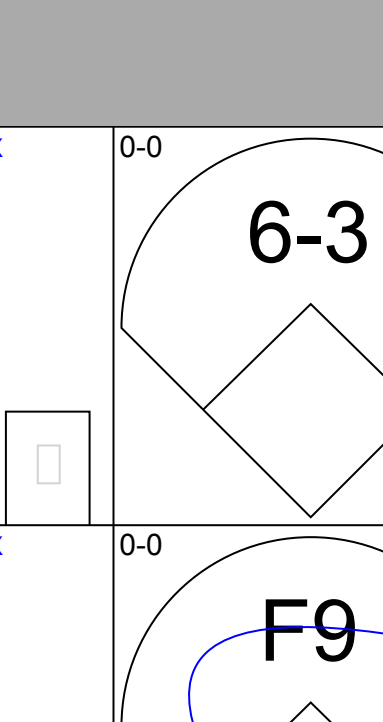
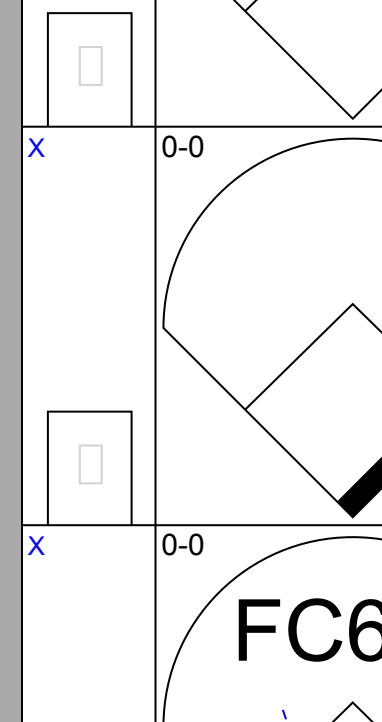
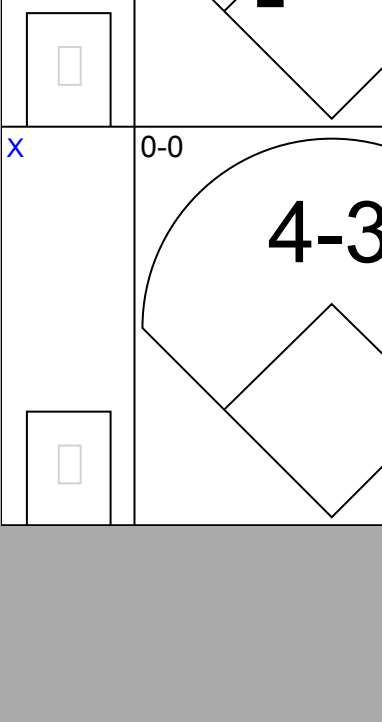
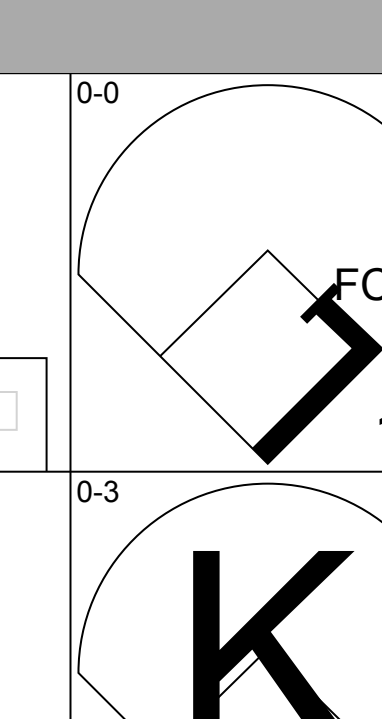
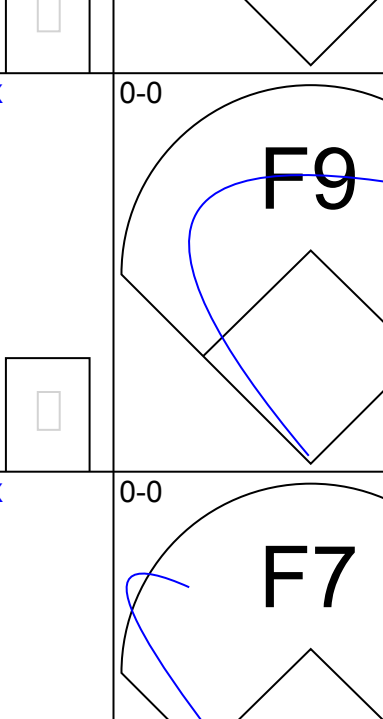
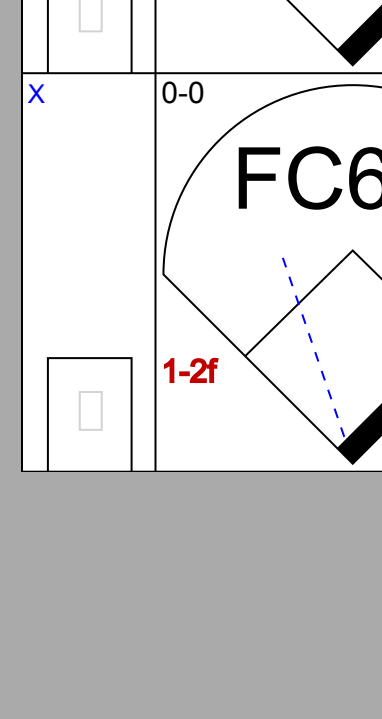
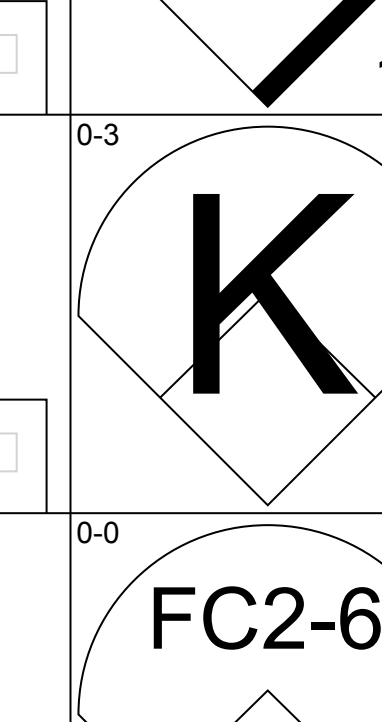
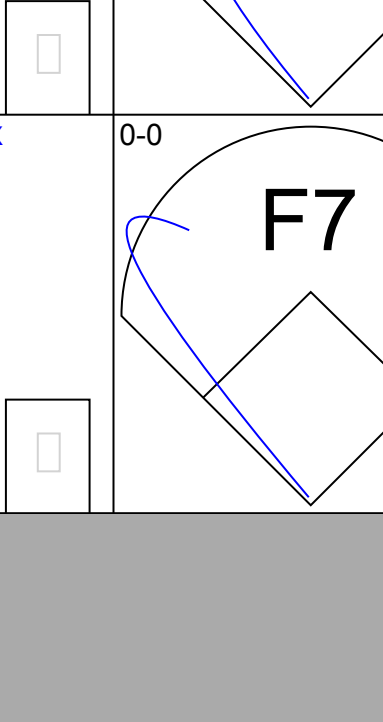
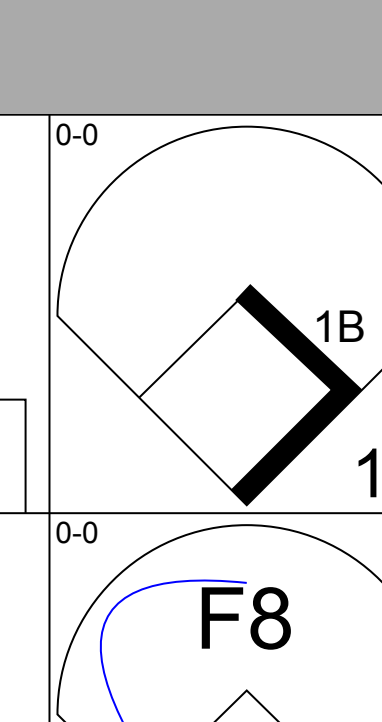
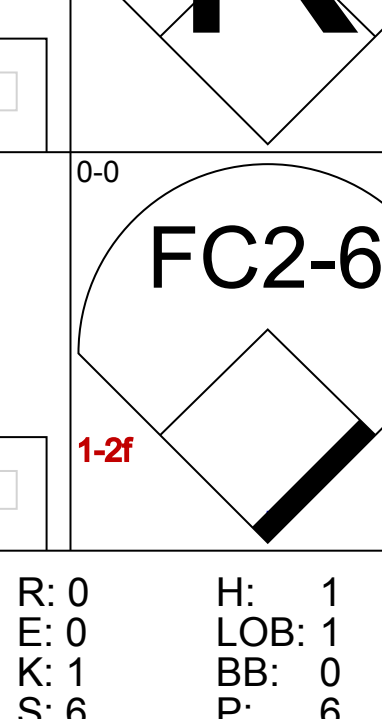

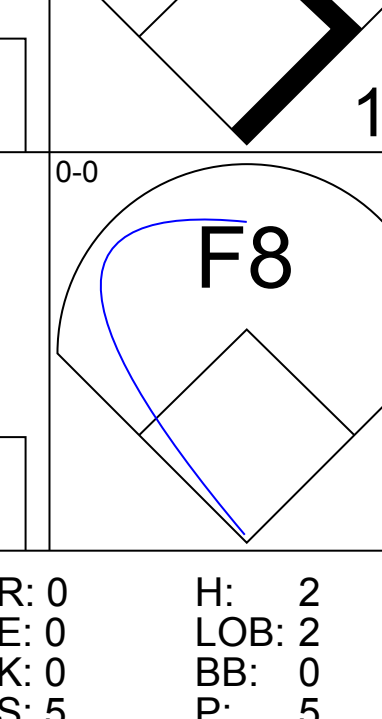
Batter	1	2	3	4	5	6	7	8	9	AB	R	H	RBI	BB	SO	LOB	BOTTOM			
Lonnie Smith, R (1, 9) Bake McBride, L (7, PH) (8, 9)										3	0	0	0	0	1	2	Pittsburgh Pirates @ Philadelphia Phillies Veterans Stadium, Philadelphia, PA Tue Apr 10 1979, 6:05 PM EST Att: 48,235 - Unknown			
Larry Bowa, S (1, 6)										5	1	0	0	0	1	4				
Pete Rose, S (1, 3) Del Unser, L (8, PR) (9, 3)										4	1	3	0	1	0	0				
Greg Luzinski, R (1, 7) Greg Gross, L (7, PR) (8, 7)										3	0	0	0	1	1	2				
Mike Schmidt, R (1, 5) OBP: 0.429, SLG: 0.636										4	1	2	2	0	0	0				
Gary Maddox, R (1, 8) OBP: 0.357, SLG: 0.769										4	3	3	1	0	0	2				
Manny Trillo, R (1, 4) OBP: 0.417, SLG: 0.500										4	0	2	3	0	0	2				
Bob Boone, R (1, 2) OBP: 0.333, SLG: 0.778										4	0	1	1	0	0	4				
Dick Ruthven, R (1, 1) OBP: 0.250, SLG: 0.250										4	0	1	0	0	2	2				
Inning Stats	R: 0 E: 0 K: 2 S: 8	H: 1 LOB: 1 BB: 0 P: 8	R: 2 E: 0 K: 1 S: 9	H: 4 LOB: 0 BB: 0 P: 9	R: 0 E: 0 K: 0 S: 3	H: 0 LOB: 0 BB: 0 P: 3	R: 0 E: 0 K: 1 S: 6	H: 1 LOB: 1 BB: 0 P: 6	R: 0 E: 0 K: 0 S: 4	H: 1 LOB: 1 BB: 0 P: 4	R: 1 E: 0 K: 1 S: 7	H: 2 LOB: 1 BB: 0 P: 7	R: 4 E: 0 K: 0 S: 6	H: 3 LOB: 2 BB: 2 P: 14	R: 0 E: 1 K: 0 S: 4	H: 0 LOB: 2 BB: 1 P: 8		1B: 6 2B: 5 3B: 1 HR: 0	SF: 0 SAC: 0 DP: 0 HBP: 0	WP: 0 PB: 0 SB: 1 CS: 0
PITCHER John Candelaria, L (1, 1) ERA: 4.5 Enrique Romo, R (7, 1) ERA: 16.2 Kent Tekulve, R (7, 1) ERA: 8.31	IP: 6.0 WLS: L BF: 3 H: 1 R: 2 ER: 2 SO: 0 BB: 1 IBB: 0 HBP: 0 BLK: 0 WP: 0 HR: 0 S: 27 P: 37 ERA: 4.50 WHIP: 1.500															PITCHER	IP: WLS: BF: H: R: ER: SO: BB: IBB: HBP: BLK: WP: HR: S: P: ERA: WHIP:			

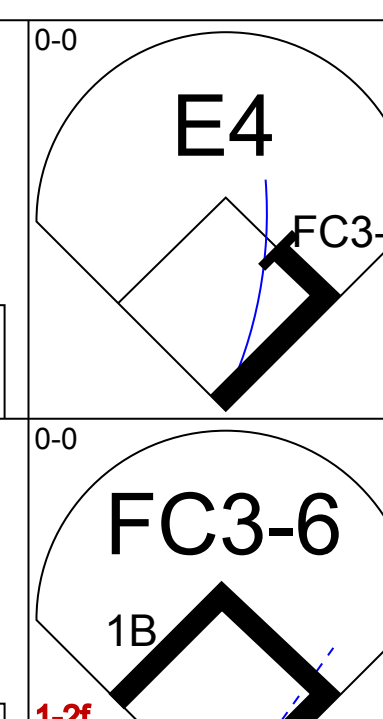
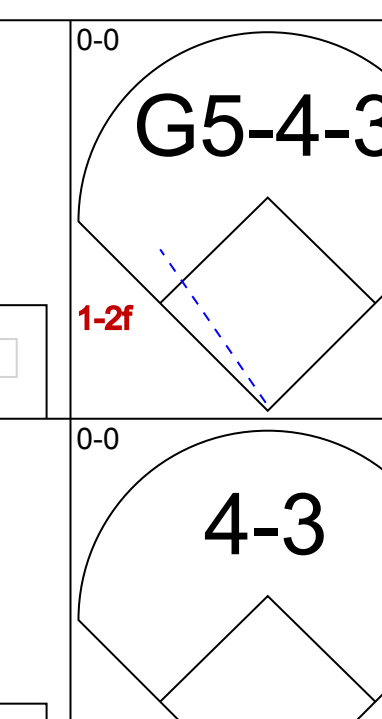
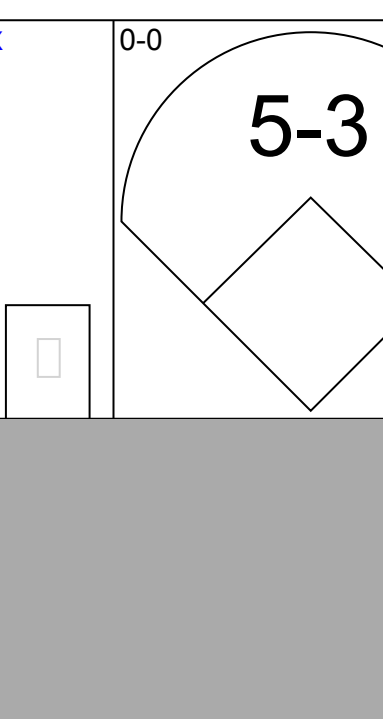
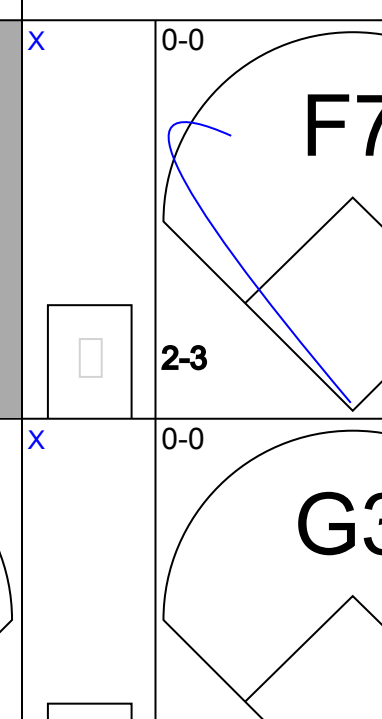
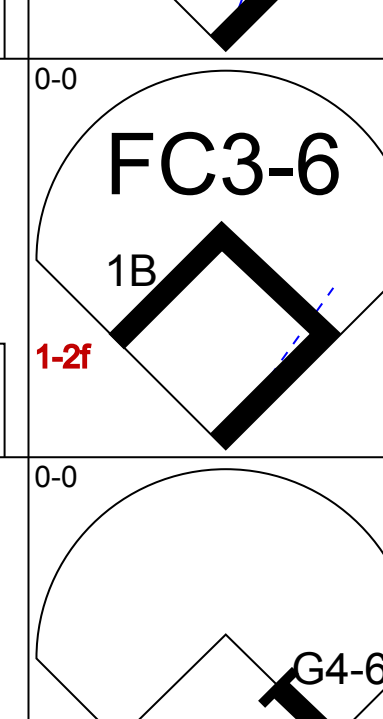
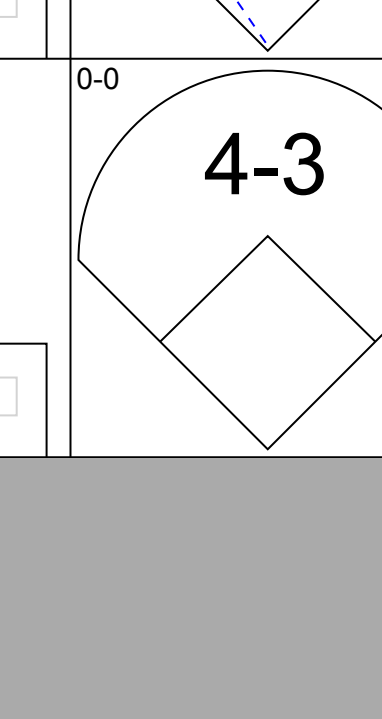
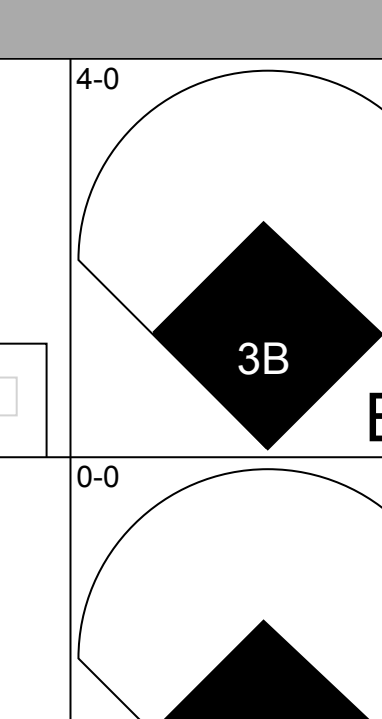
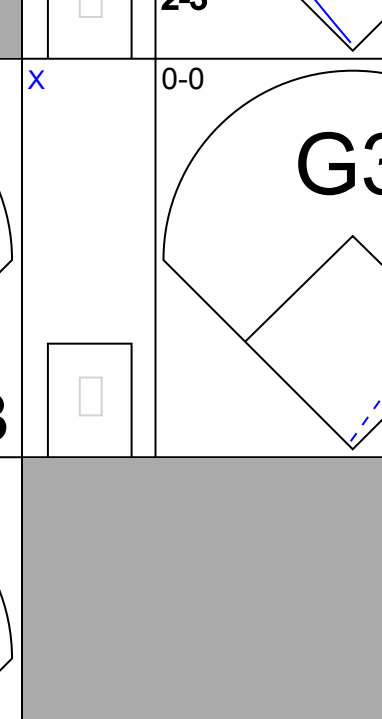
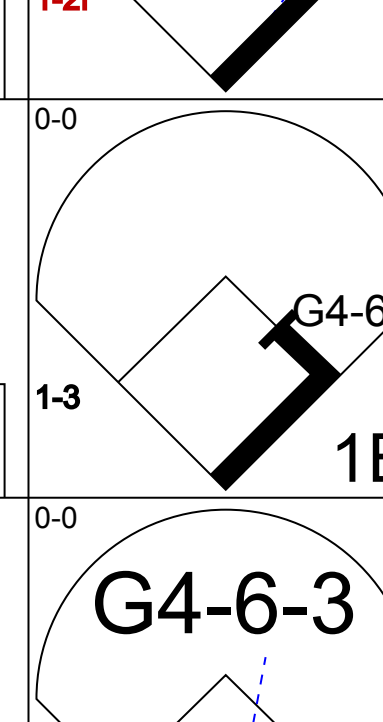
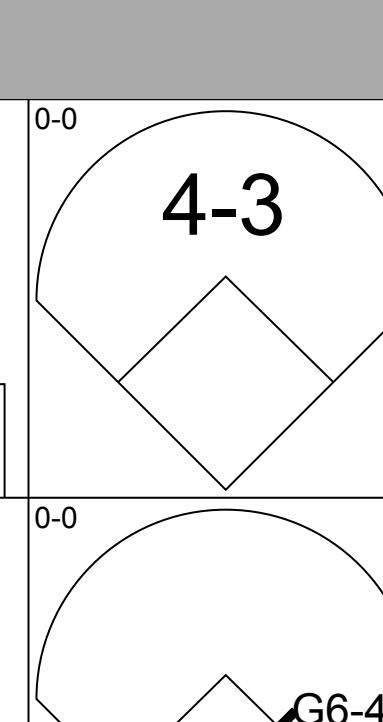
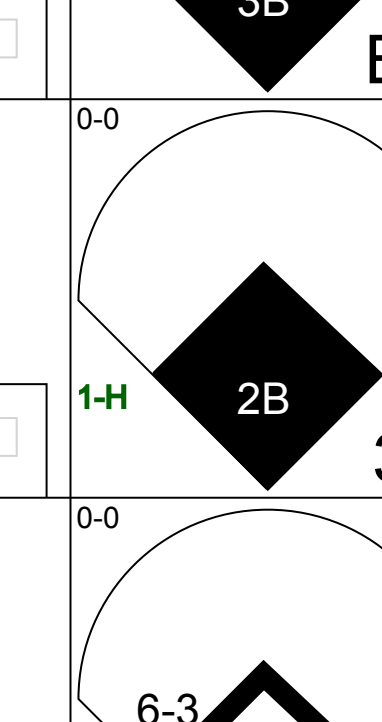
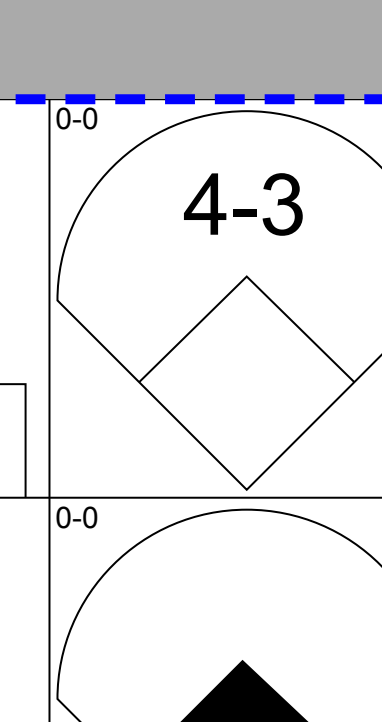
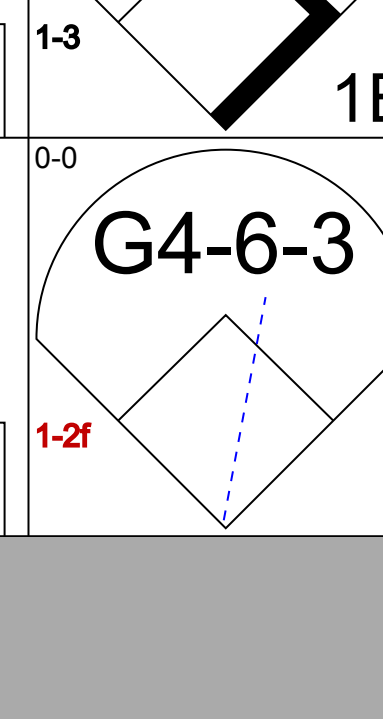
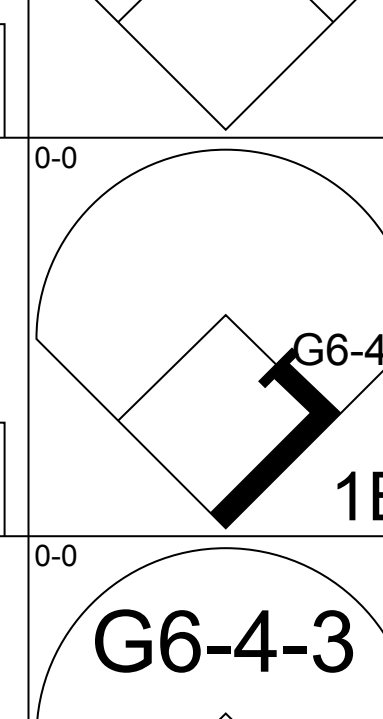
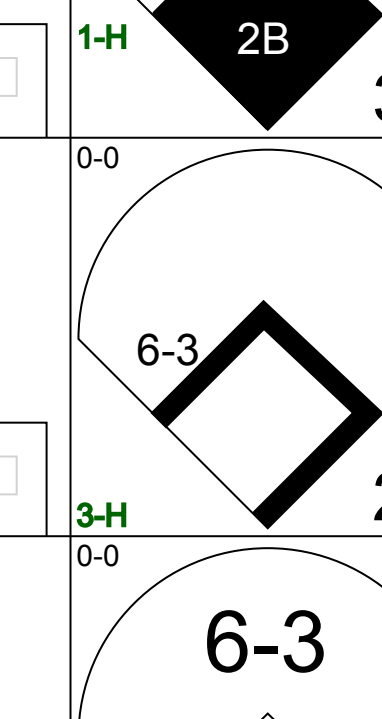

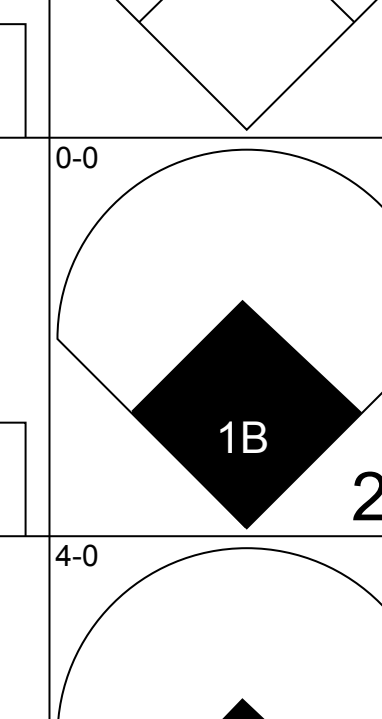
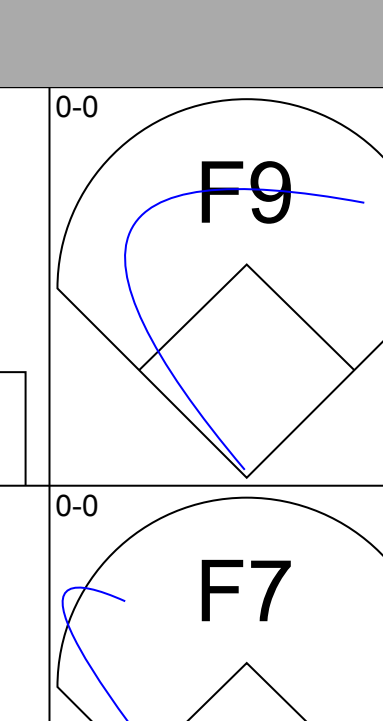
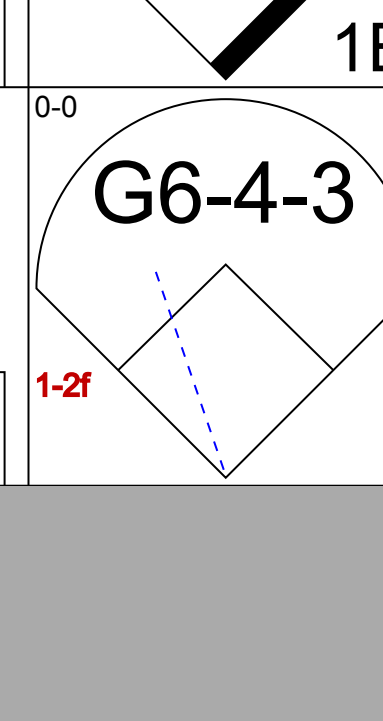
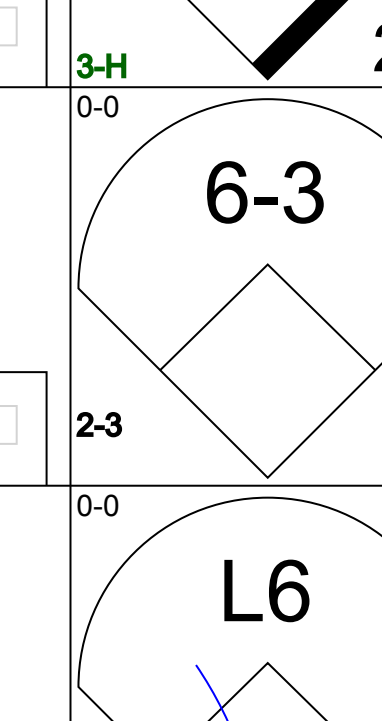
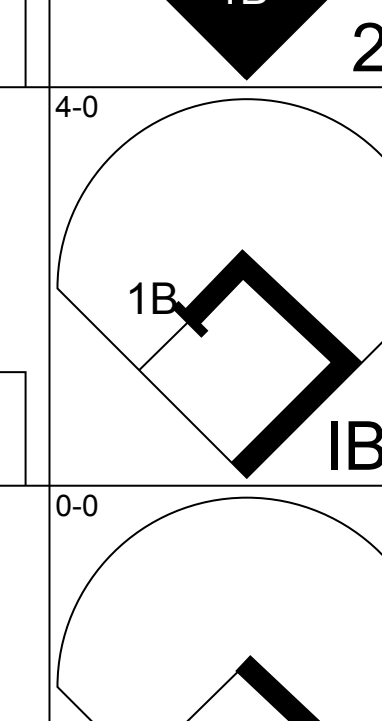
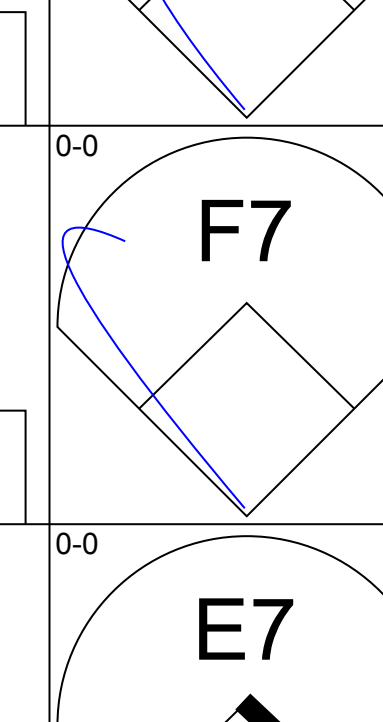
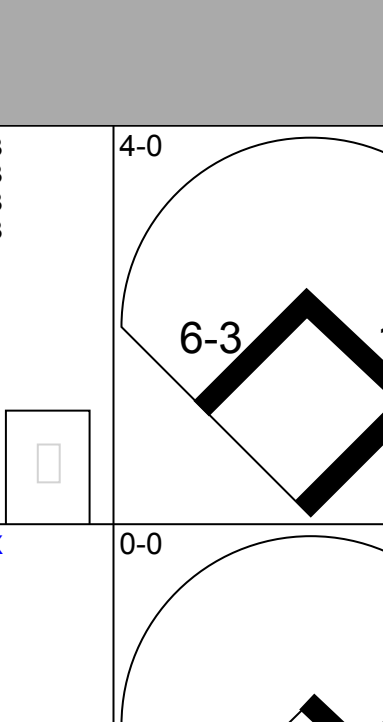
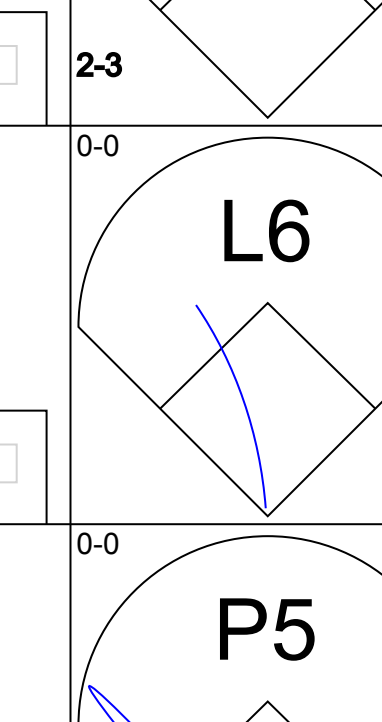
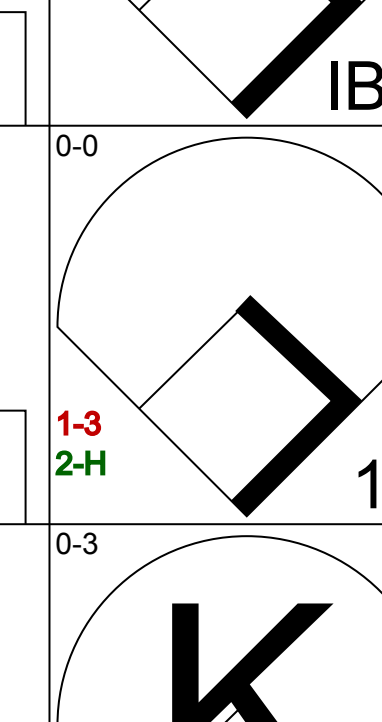
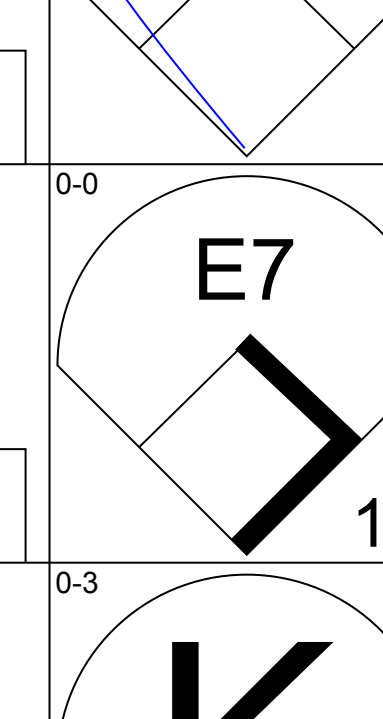
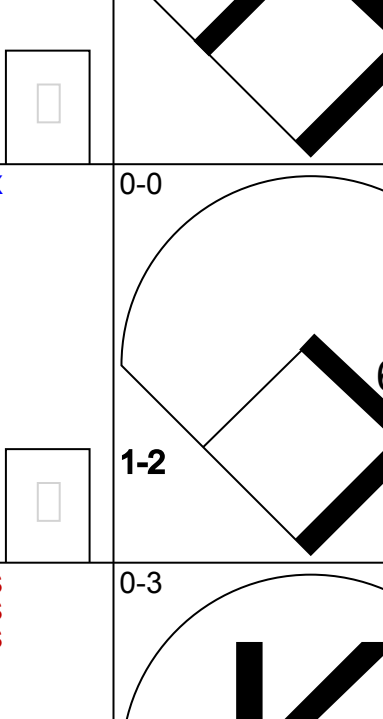
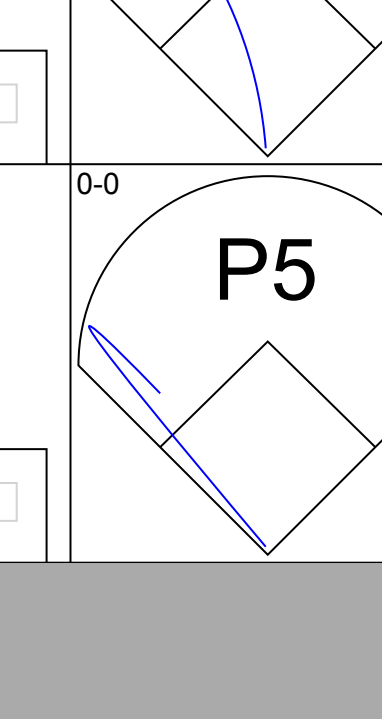
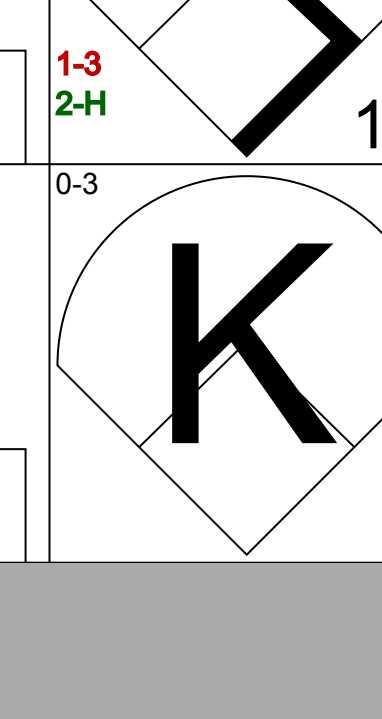
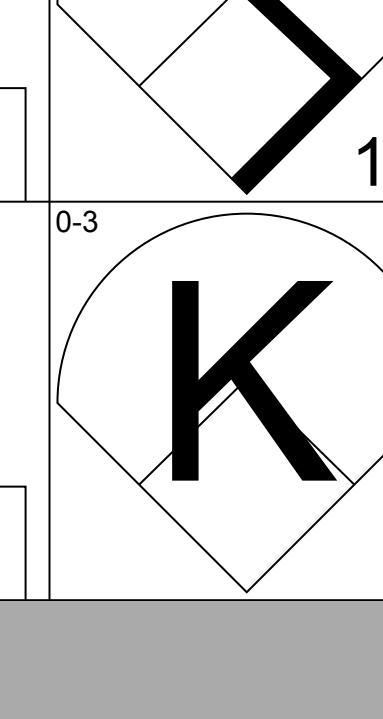
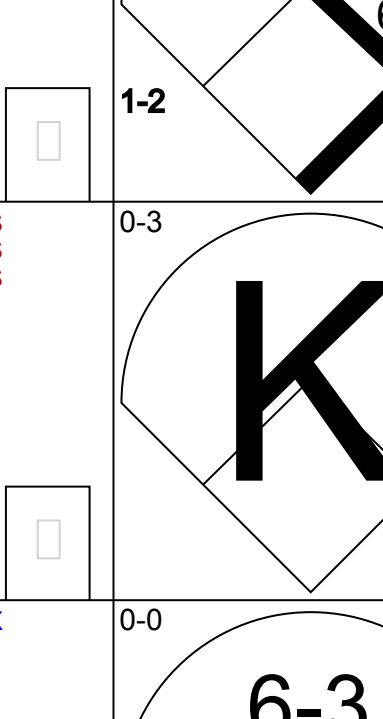
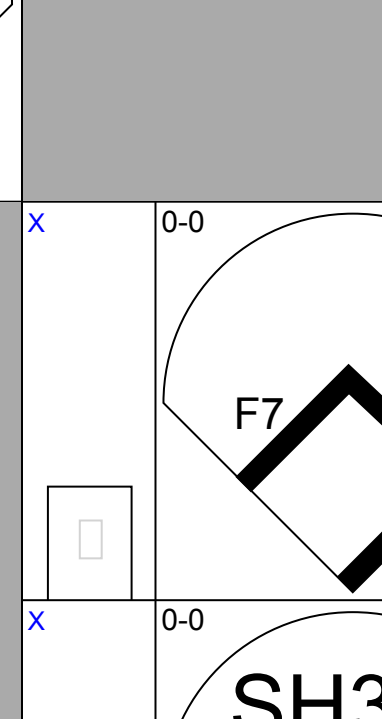
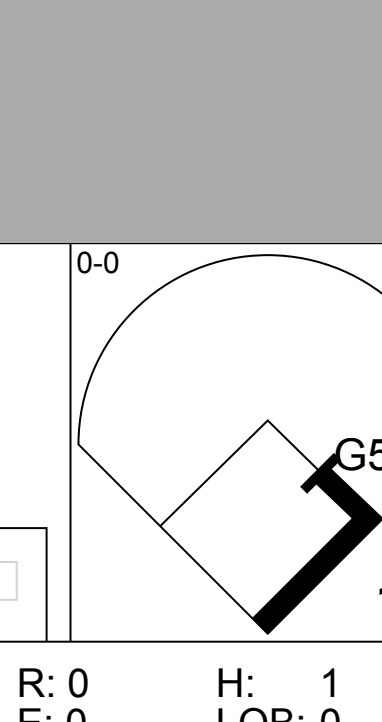
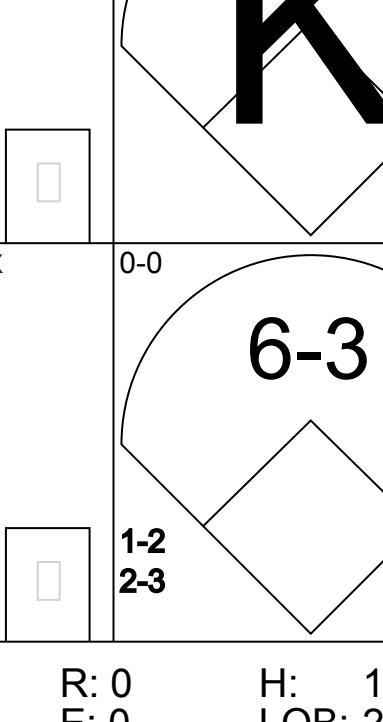
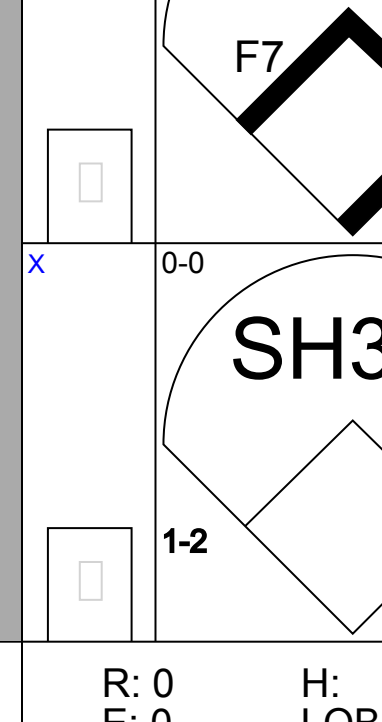
AB	37
R	7
H	12
RBI	7
BB	3
SO	5
LOB	21

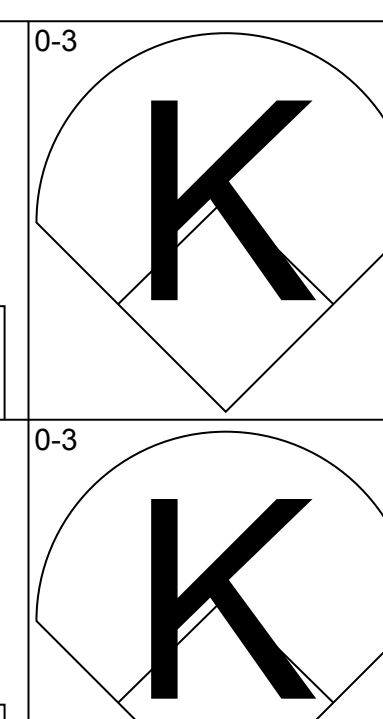
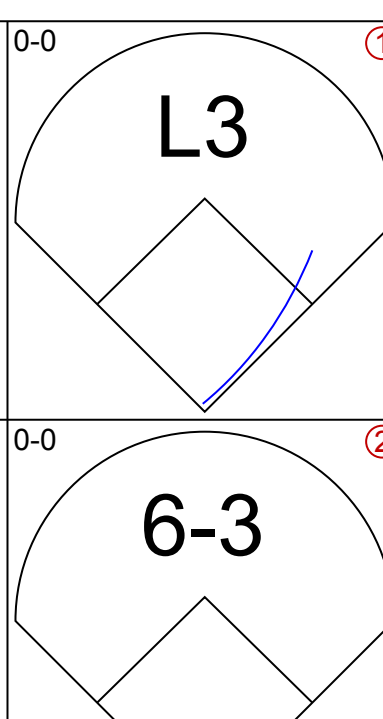
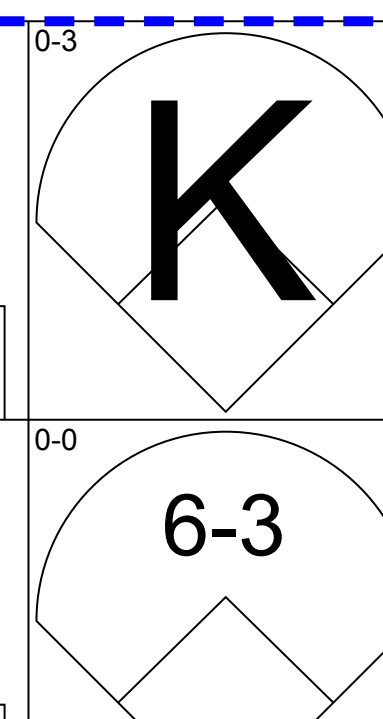
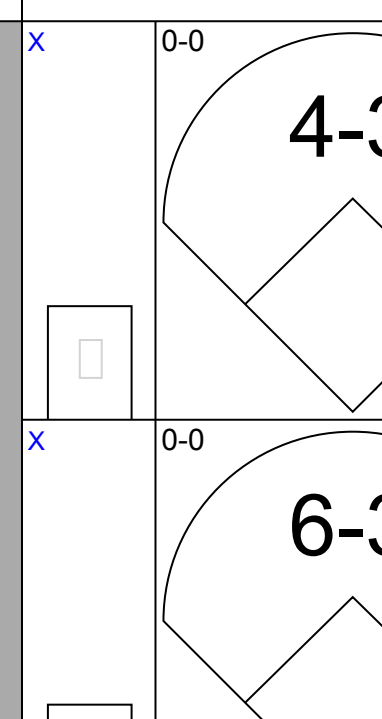
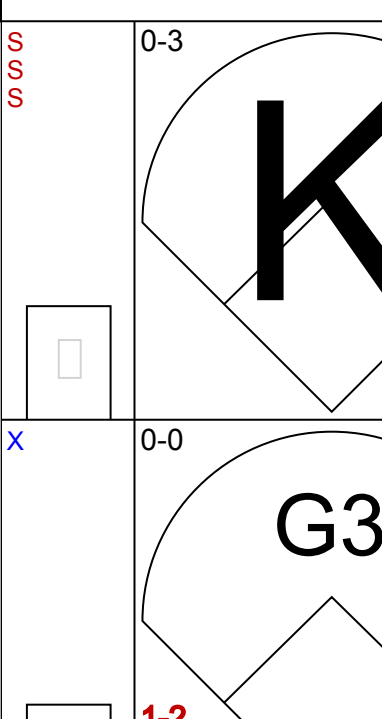
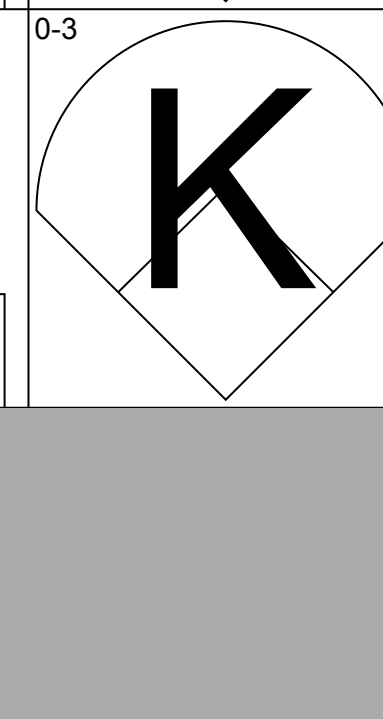
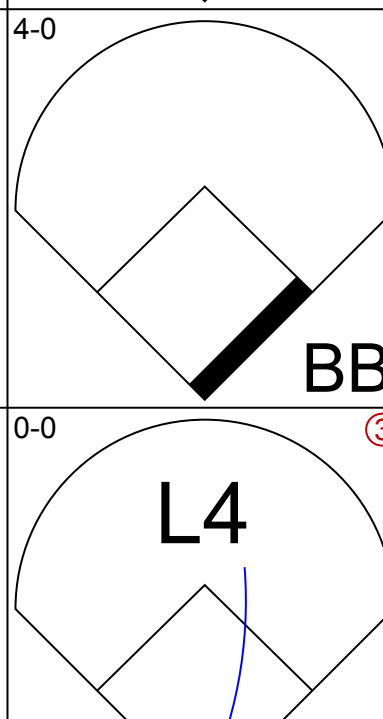





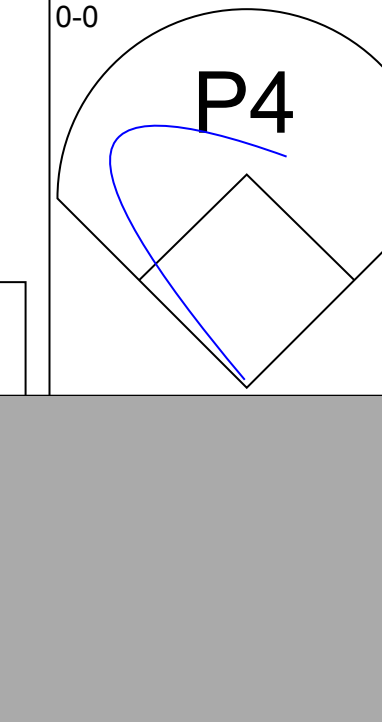
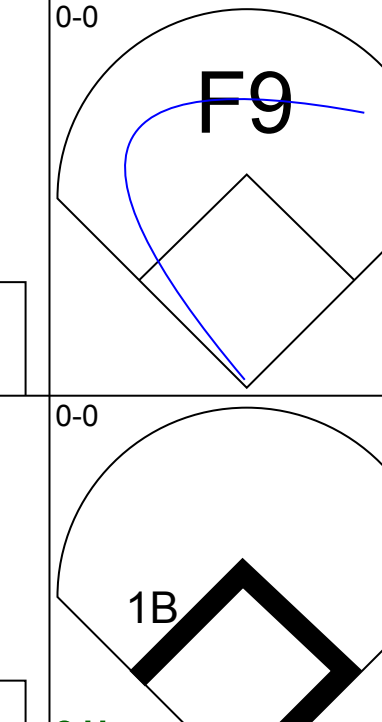
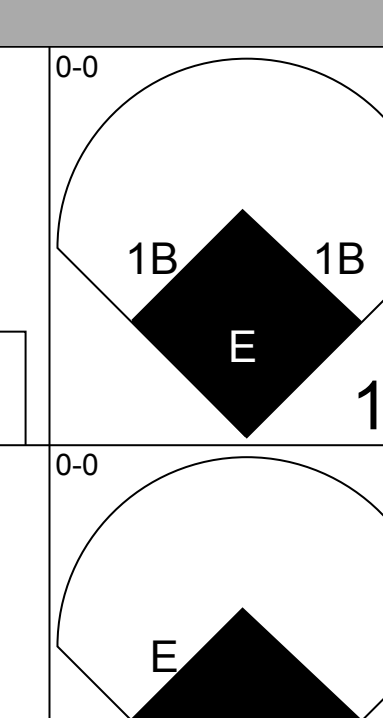
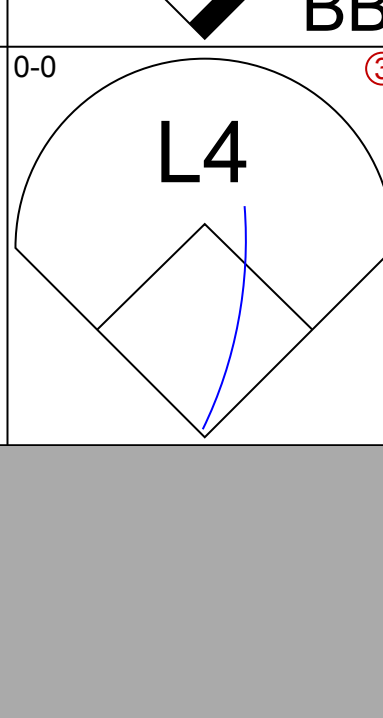
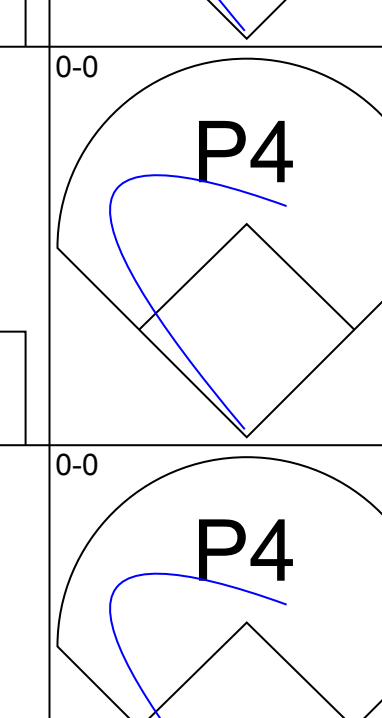
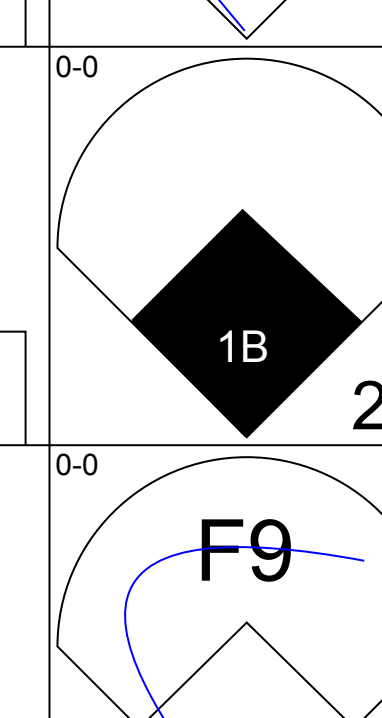
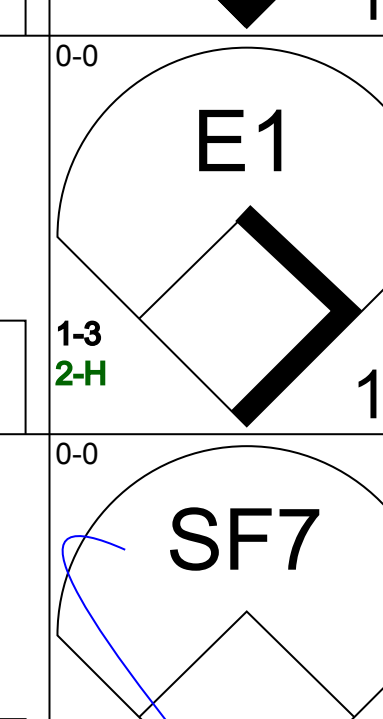
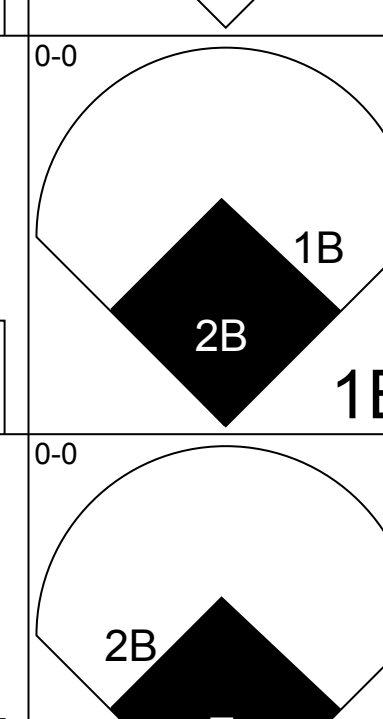

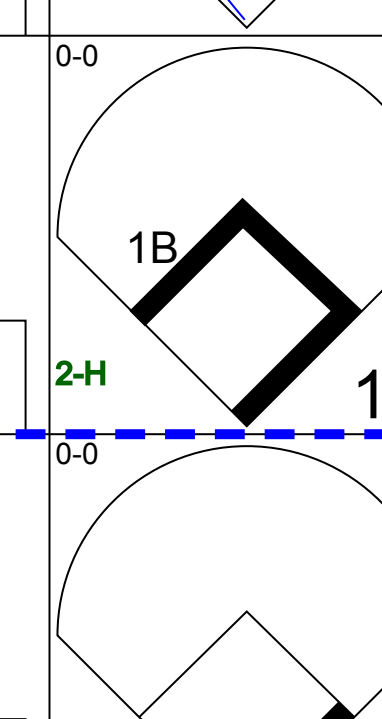
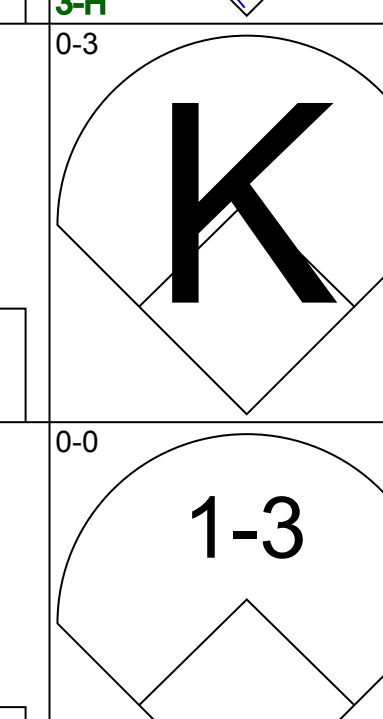
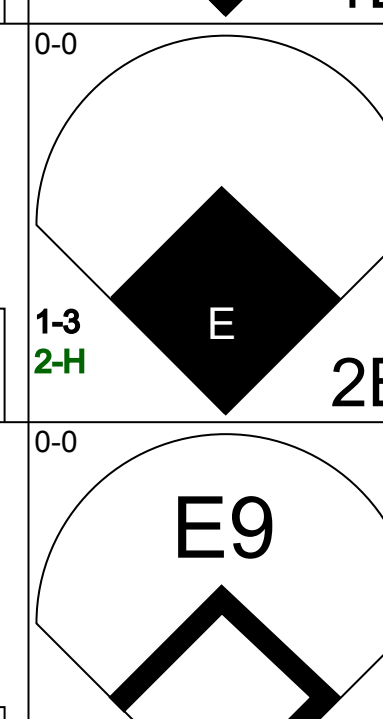
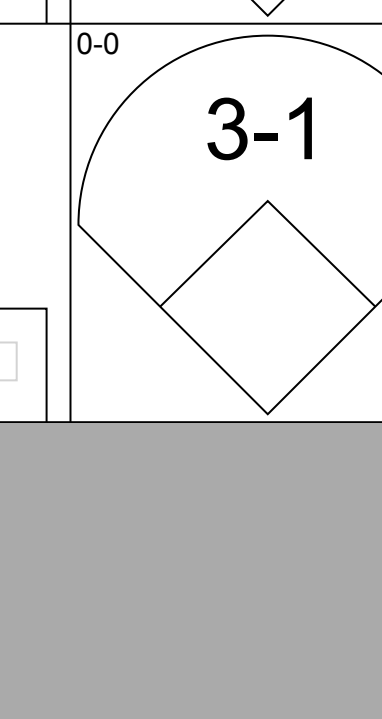
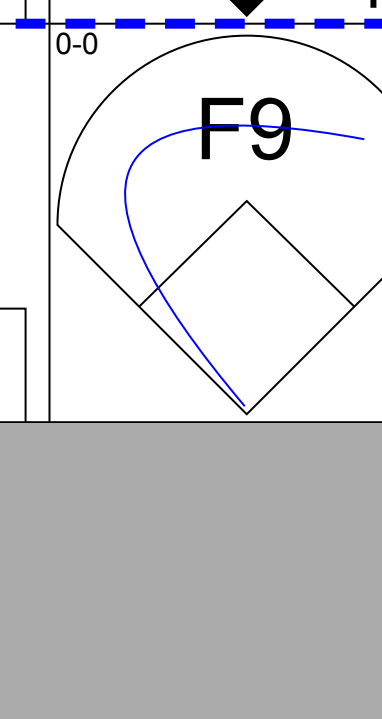
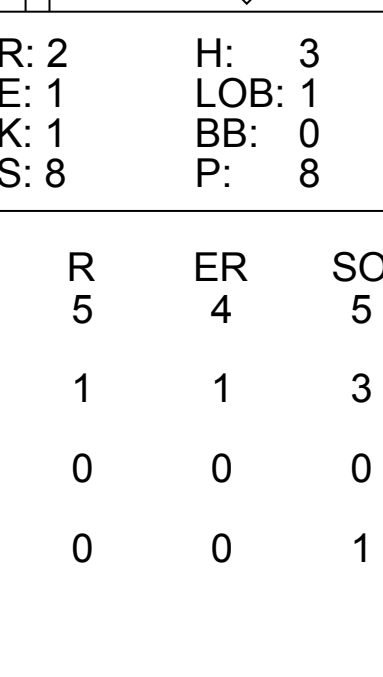
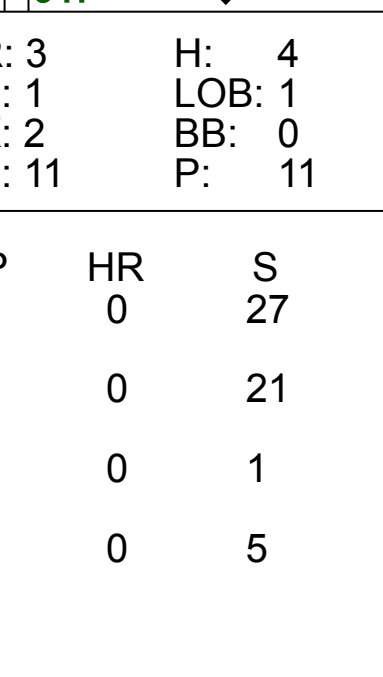
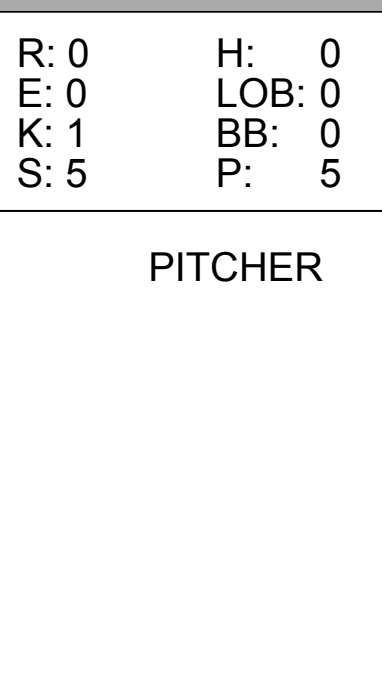
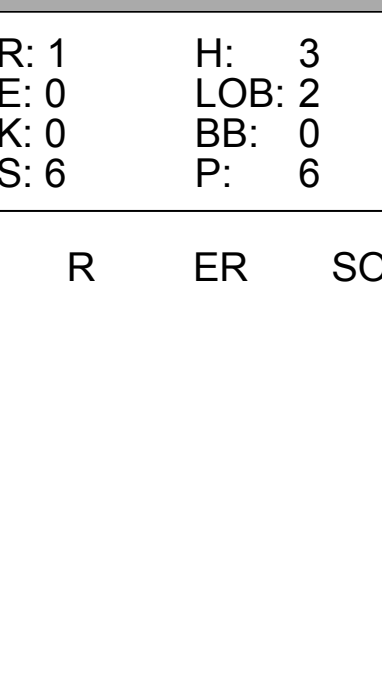


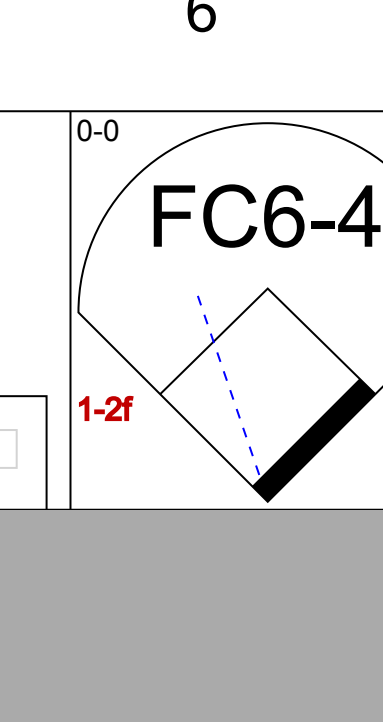

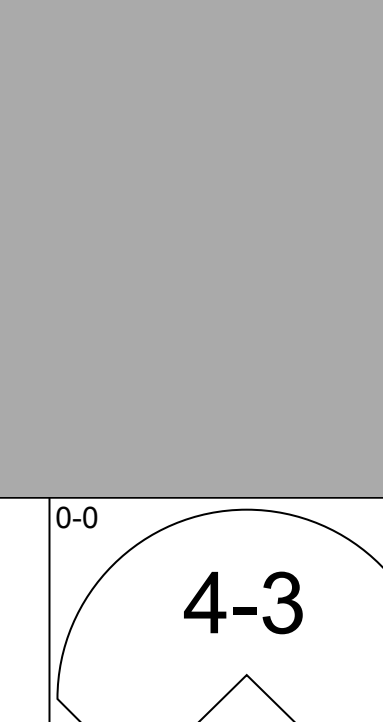

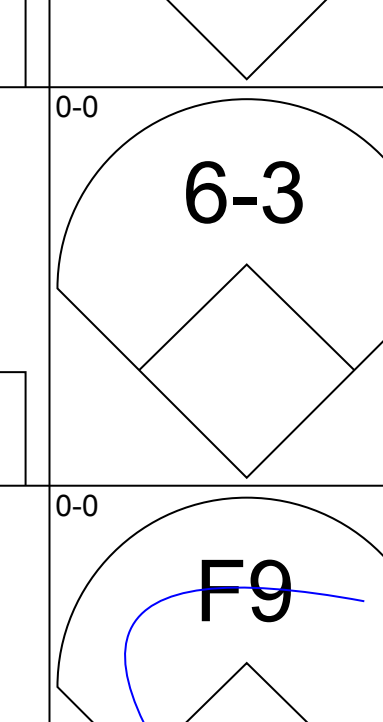
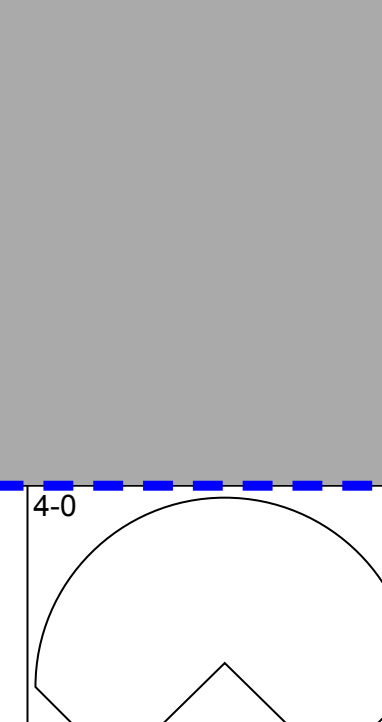

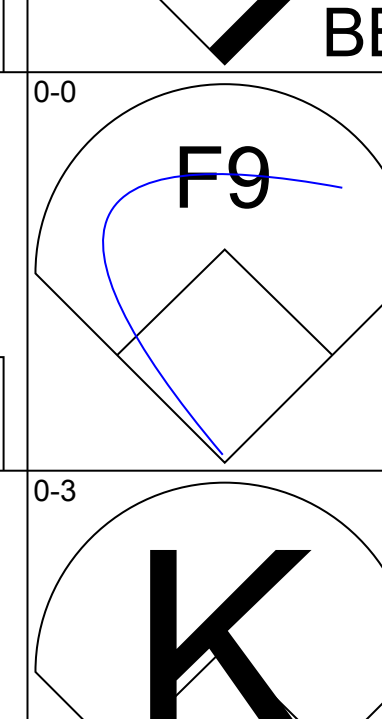
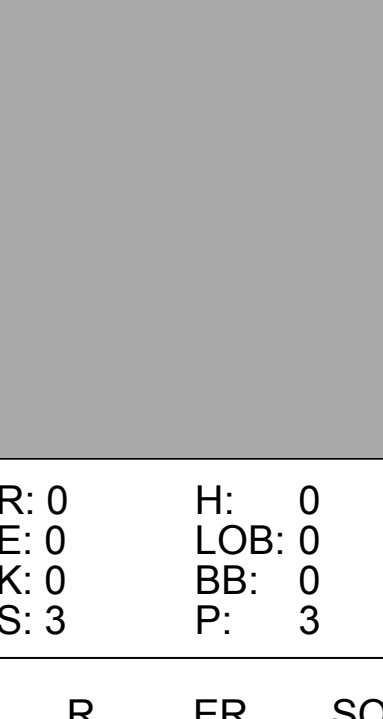
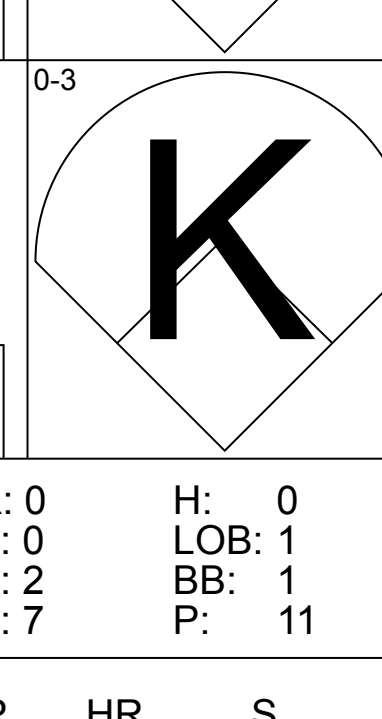
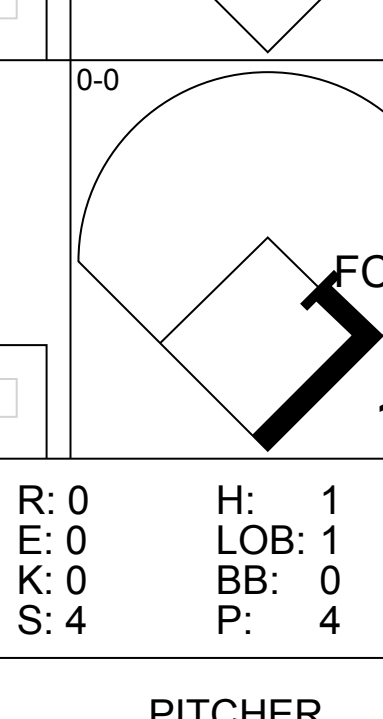





Batter	1	2	3	4	5	6	7	8	9	AB	R	H	RBI	BB	SO	LOB	TOP			
Frank Taveras, R (1.6) OBP: 0.318, SLG: 0.409	1-3		F8				F8		F8	5	1	1	0	0	0	0	Pittsburgh Pirates @ Philadelphia Phillies Veterans Stadium, Philadelphia, PA Wed Apr 11 1979, 6:05 PM EST Att: 26,281 - Unknown			
Phil Garner, R (1.5) OBP: 0.316, SLG: 0.684	6-3		4-3							4	1	2	2	0	0					
Dave Parker, L (1.9) OBP: 0.333, SLG: 0.353	K									3	1	0	0	0	1					
Bill Robinson, R (1.3) OBP: 0.286, SLG: 0.526										4	1	2	0	0	0					
Lee Lacy, R (1.7) OBP: 0.500, SLG: 0.400										3	0	2	1	0	0					
Rennie Stennett, R (1.4) OBP: 0.200, SLG: 0.211										4	0	1	0	0	0					
Steve Nicosia, R (1.2) OBP: 0.222, SLG: 0.556										4	0	1	1	0	0					
Omar Moreno, L (1.8) OBP: 0.316, SLG: 0.278										4	0	0	0	0	1					
Bert Blyleven, R (1.1) OBP: 0.200, SLG: 0.200 Manny Sanguillen, R (9. PH)										3	0	0	0	0	1	2				
										1	0	0	0	0	0	0				
Inning Stats	R: 0 E: 0 K: 1 S: 5	H: 0 LOB: 0 BB: 0 P: 5	R: 1 E: 0 K: 1 S: 7	H: 2 LOB: 1 BB: 0 P: 7	R: 0 E: 0 K: 0 S: 3	H: 0 LOB: 0 BB: 0 P: 3	R: 1 E: 0 K: 0 S: 5	H: 2 LOB: 2 BB: 0 P: 6	R: 2 E: 0 K: 1 S: 7	H: 2 LOB: 0 BB: 0 P: 7	R: 0 E: 0 K: 0 S: 5	H: 2 LOB: 1 BB: 0 P: 4	R: 0 E: 0 K: 0 S: 2	H: 0 LOB: 0 BB: 0 P: 3	R: 0 E: 0 K: 0 S: 3	H: 0 LOB: 0 BB: 0 P: 3	1B: 6 2B: 2 3B: 0 HR: 1	SF: 0 SAC: 0 DP: 1 HBP: 2	WP: 0 PB: 0 SB: 0 CS: 0	PA: 37
PITCHER Steve Carlton, L (1.1) ERA: 6.46	IP: 9.0 WLS: W BF: 37 H: 9 R: 4 ER: 4 SO: 3 BB: 0 IBB: 0 HBP: 2 BLK: 0 WP: 0 HR: 1 S: 41 P: 43 ERA: 4.00 WHIP: 1.000																			

Batter	1	2	3	4	5	6	7	8	9	AB	R	H	RBI	BB	SO	LOB	BOTTOM			
Bake McBride, L (1.9) OBP: 0.125, SLG: 0.067	5-3	4-3								4	1	1	0	0	1	1	Pittsburgh Pirates @ Philadelphia Phillies Veterans Stadium, Philadelphia, PA Wed Apr 11 1979, 6:05 PM EST Att: 26,281 - Unknown			
Larry Bowa, S (1.6) OBP: 0.105, SLG: 0.105										4	2	2	0	0	0					
Pete Rose, S (1.3) OBP: 0.400, SLG: 0.444										4	0	0	0	0	2	3				
Greg Luzinski, R (1.7) OBP: 0.333, SLG: 0.357										2	0	0	0	2	1	0				
Mike Schmidt, R (1.5) OBP: 0.444, SLG: 0.857										3	1	2	3	0	0	0				
Garry Maddox, R (1.8) OBP: 0.444, SLG: 0.765										4	1	3	1	0	1	0				
Manny Trillo, R (1.4) OBP: 0.375, SLG: 0.438										4	0	1	0	0	0	5				
Tim McCarver, L (1.2) OBP: 0.143, SLG: 0.333										3	0	1	1	0	0	0				
Steve Carlton, L (1.1)										3	0	0	0	0	1	1				
Inning Stats	R: 1 E: 0 K: 0 S: 6	H: 3 LOB: 3 BB: 1 P: 10	R: 0 E: 0 K: 0 S: 3	H: 0 LOB: 0 BB: 0 P: 3	R: 0 E: 0 K: 2 S: 7	H: 0 LOB: 0 BB: 0 P: 7	R: 1 E: 0 K: 0 S: 5	H: 2 LOB: 1 BB: 0 P: 5	R: 2 E: 0 K: 1 S: 8	H: 3 LOB: 2 BB: 1 P: 12	R: 0 E: 0 K: 1 S: 5	H: 0 LOB: 1 BB: 0 P: 6	R: 1 E: 0 K: 1 S: 6	H: 1 LOB: 0 BB: 0 P: 6	R: 0 E: 0 K: 1 S: 5	H: 1 LOB: 0 BB: 0 P: 5	1B: 8 2B: 1 3B: 0 HR: 1	SF: 2 SAC: 0 DP: 0 HBP: 1	WP: 0 PB: 0 SB: 2 CS: 0	PA: 36
PITCHER Bert Blyleven, R (1.1) ERA: 4.2	IP: 8.0 WLS: L BF: 36 H: 10 R: 5 ER: 5 SO: 6 BB: 2 IBB: 0 HBP: 1 BLK: 0 WP: 0 HR: 1 S: 45 P: 54 ERA: 5.62 WHIP: 1.500																			

Batter	1	2	3	4	5	6	7	8	9	AB	R	H	RBI	BB	SO	LOB	TOP					
Lou Brock, L (1,7) OBP: 0.333, SLG: 0.462 Buddy Schultz, R (8,1)										4	0	1	0	0	1	2	St. Louis Cardinals @ Pittsburgh Pirates Three Rivers Stadium, Pittsburgh, PA Thu Apr 12 1979, 6:05 PM EST Alt. 3,986 - Unknown - 68 F AB 33 R 1 H 7 RBI 1 BB 0 SO 9 LOB 11					
Gary Tomperton, S (1,6) OBP: 0.250, SLG: 0.263										4	0	1	0	0	3	1						
Keith Hernandez, L (1,3) OBP: 0.421, SLG: 0.944										4	1	1	1	0	2	3						
Ted Simmons, S (1,2) OBP: 0.316, SLG: 0.500										4	0	1	0	0	0	0						
George Hendrick, R (1,8) OBP: 0.333, SLG: 0.467										4	0	0	0	0	1	1						
Tony Scott, S (1,9) OBP: 0.500, SLG: 0.778										4	0	1	0	0	1	0						
Ken Reitz, R (1,5) OBP: 0.529, SLG: 0.733										3	0	1	0	0	0	1						
Mike Tyson, R (1,4) Ken Oberkfell, L (8,PH) OBP: 0.597, SLG: 0.500										2	0	0	0	0	1	1						
John Denny, R (1,1) Dane Iorg, L (8,PH)										2	0	0	0	0	0	1						
Inning Stats	R: 0 E: 0 K: 3 S: 9	H: 0 LOB: 0 BB: 0 P: 9	R: 0 E: 0 K: 1 S: 5	H: 0 LOB: 0 BB: 0 P: 5	R: 0 E: 0 K: 1 S: 6	H: 1 LOB: 1 BB: 0 P: 6	R: 1 E: 0 K: 1 S: 6	H: 2 LOB: 0 BB: 0 P: 6	R: 0 E: 0 K: 0 S: 3	H: 0 LOB: 0 BB: 0 P: 3	R: 0 E: 1 K: 2 S: 8	H: 1 LOB: 1 BB: 0 P: 8	R: 0 E: 0 K: 0 S: 4	H: 1 LOB: 1 BB: 0 P: 4	R: 0 E: 0 K: 0 S: 5	H: 2 LOB: 2 BB: 0 P: 5		R: 0 E: 0 K: 1 S: 5	H: 0 LOB: 0 BB: 0 P: 5	1B: 6 2B: 0 3B: 0 HR: 1	SF: 0 SAC: 0 DP: 1 HBP: 0	WP: 0 PB: 0 SB: 0 CS: 0
PITCHER Don Robinson, R (1,1) ERA: 1.56	IP: 9.0 WLS: W BF: 33 H: 7 R: 1 ER: 1 SO: 9 BB: 0 IBB: 0 HBP: 0 BLK: 0 WP: 0 HR: 1 S: 51 P: 51 ERA: 1.00 WHIP: 0.778															PITCHER						

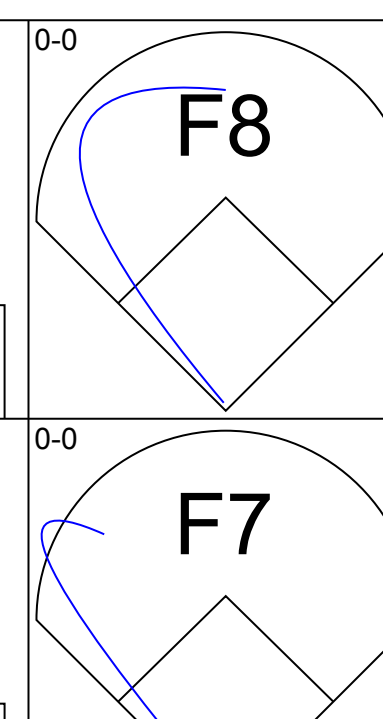
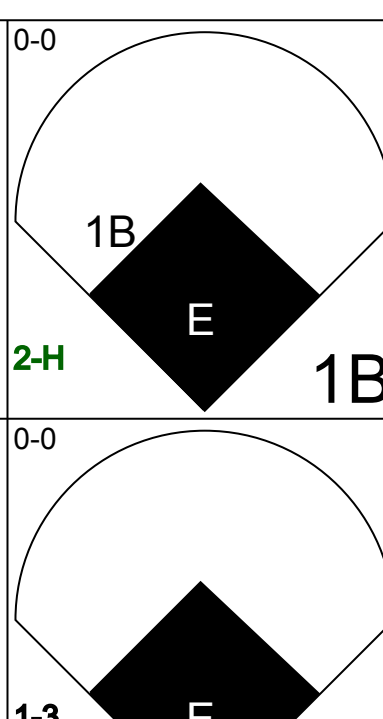
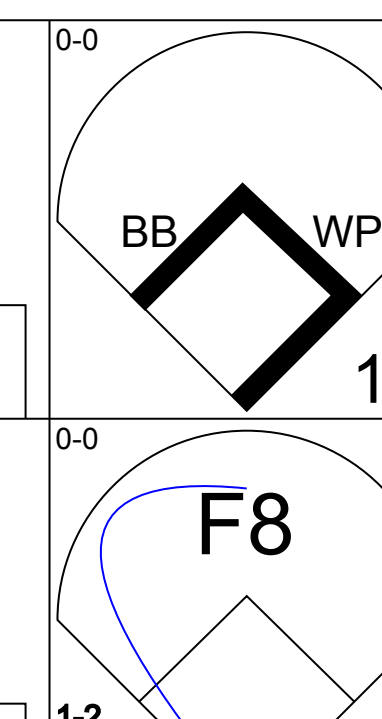
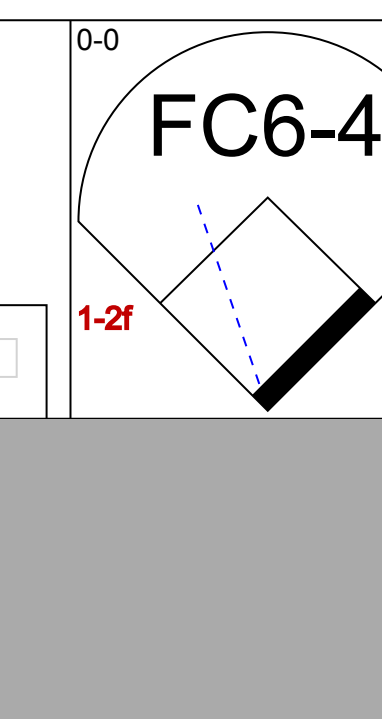
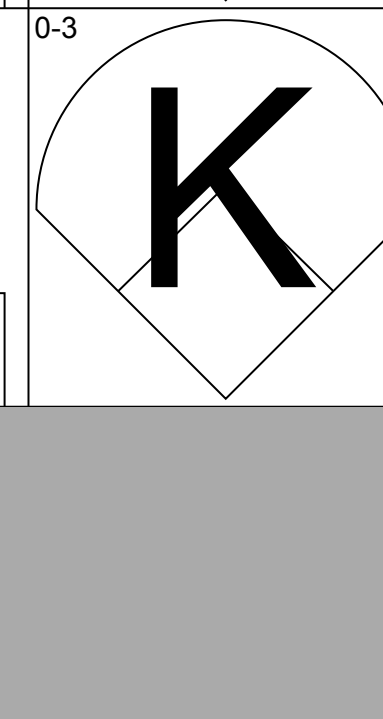
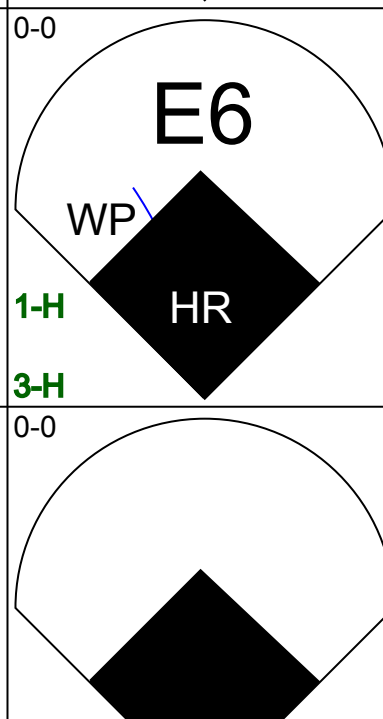
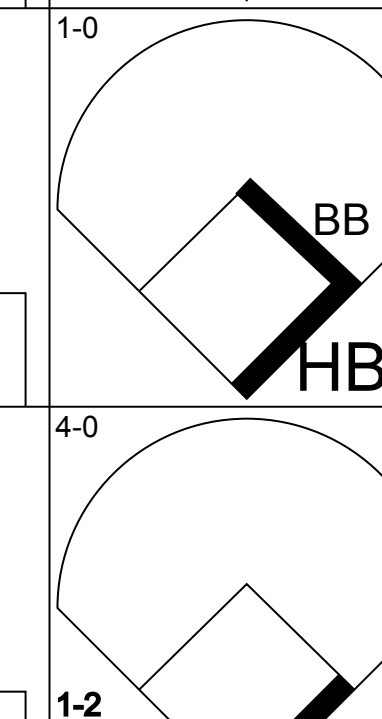
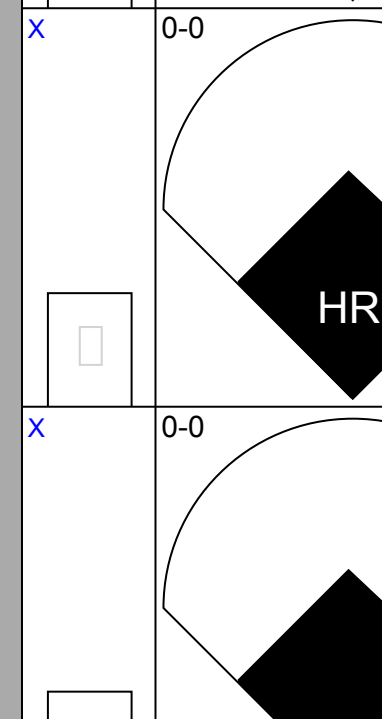


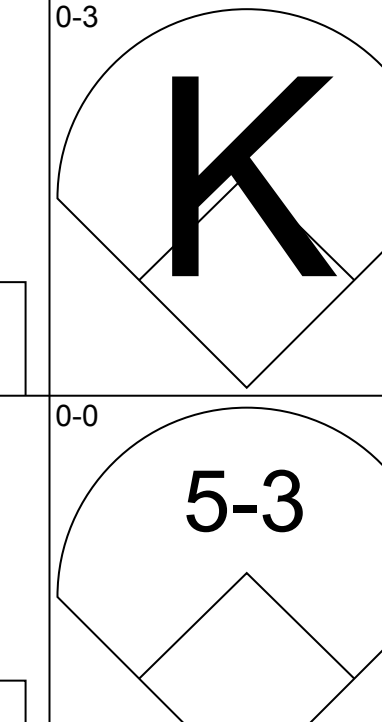
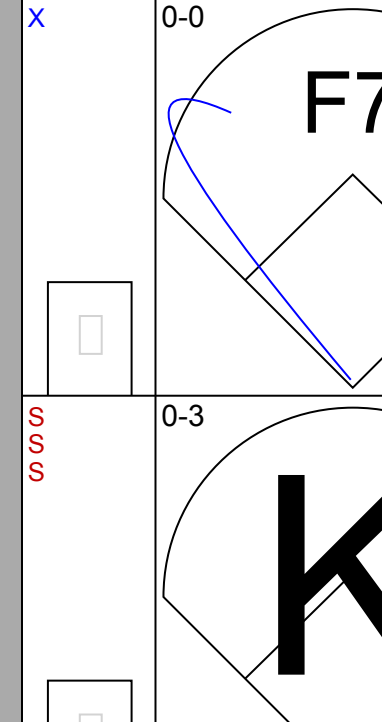
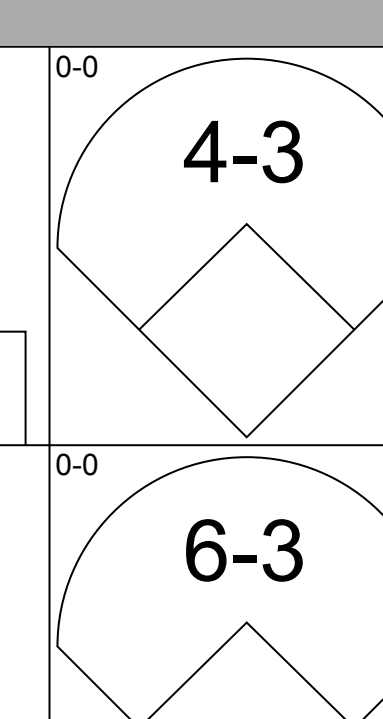
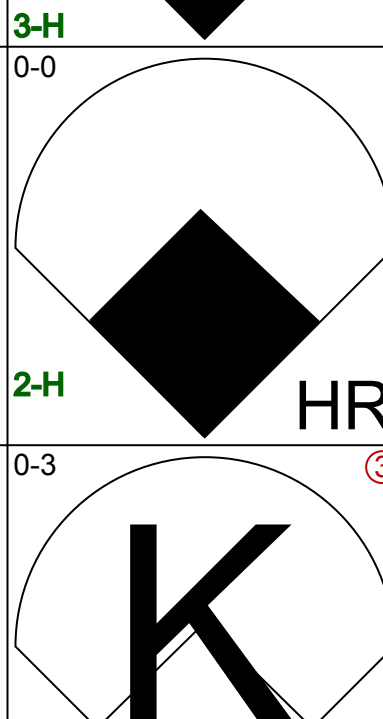
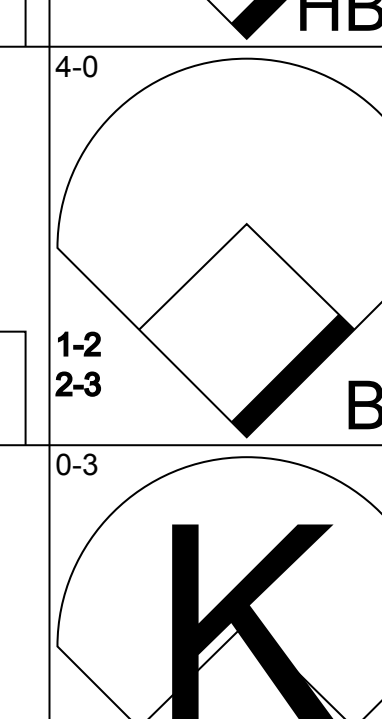
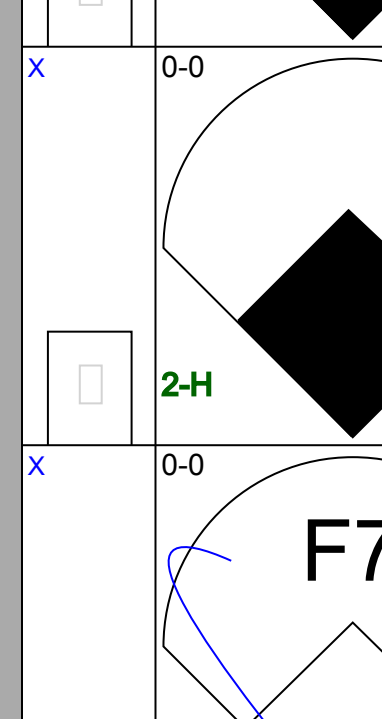
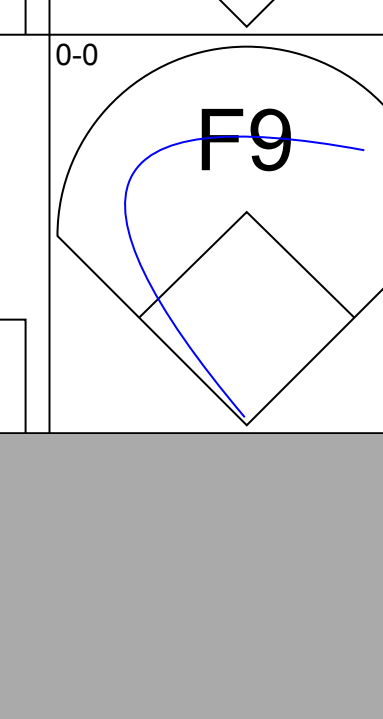
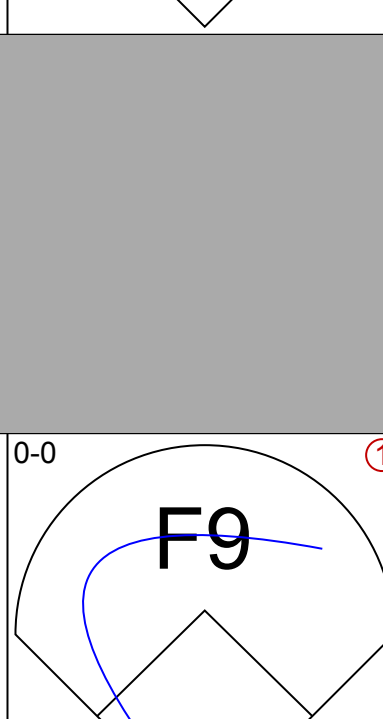

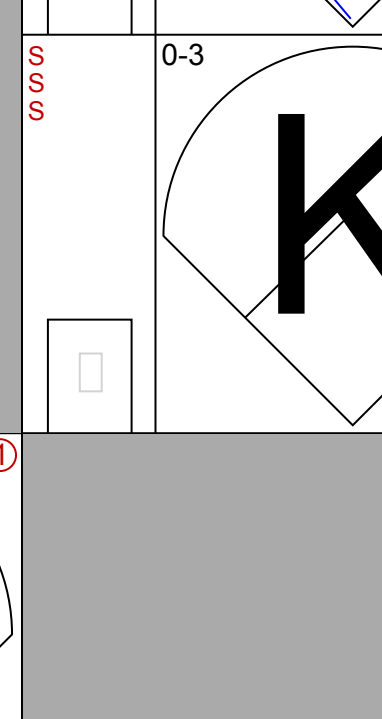

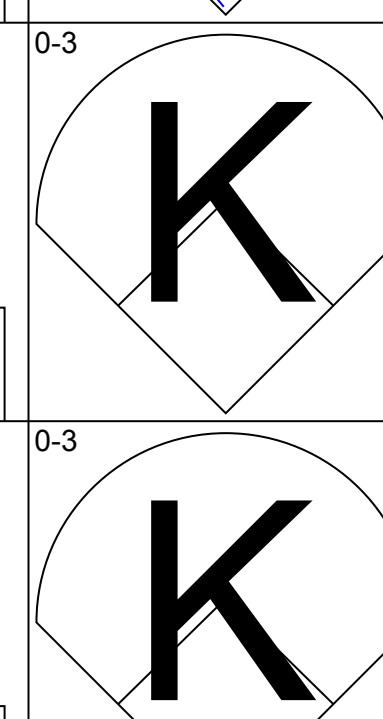


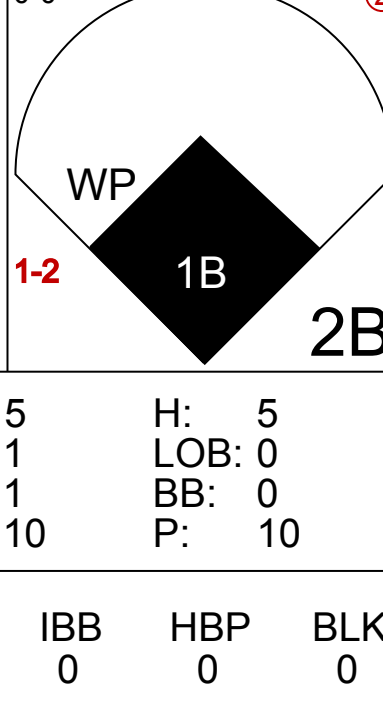
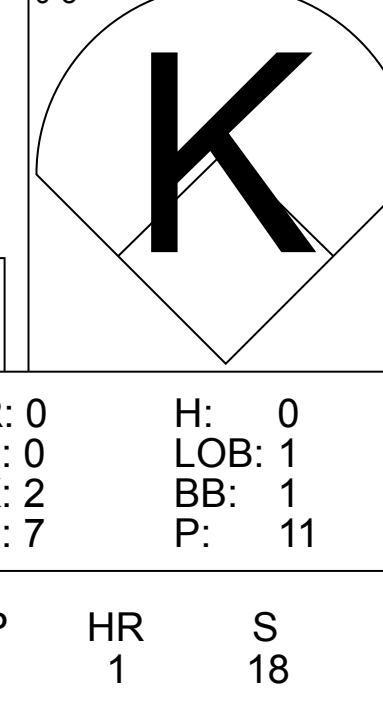
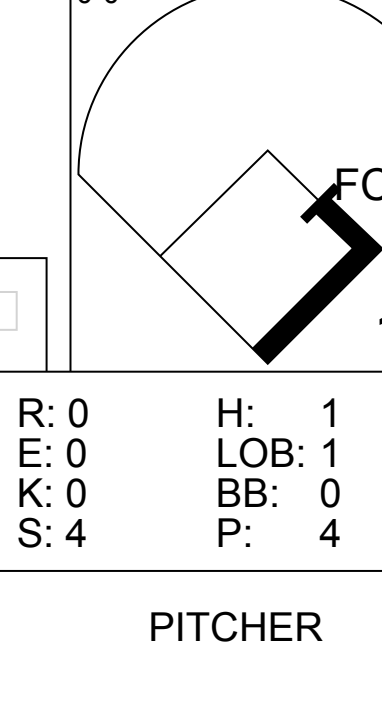
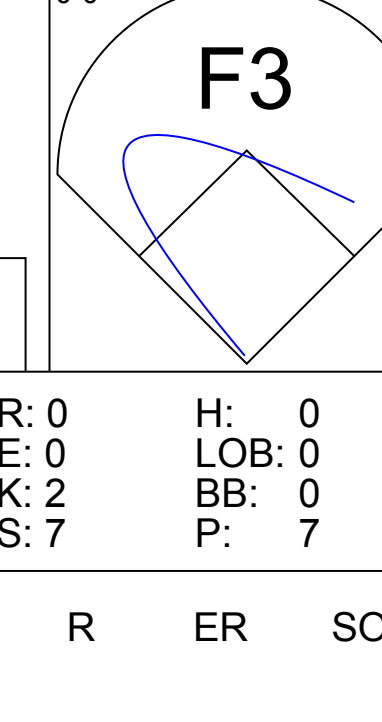




Batter	1	2	3	4	5	6	7	8	9	AB	R	H	RBI	BB	SO	LOB	BOTTOM			
Frank Taveras, R (1,6) OBP: 0.269, SLG: 0.346										4	0	0	0	0	0	4	St. Louis Cardinals @ Pittsburgh Pirates Three Rivers Stadium, Pittsburgh, PA Thu Apr 12 1979, 6:05 PM EST Alt. 3,986 - Unknown - 68 F AB 30 R 3 H 10 RBI 3 BB 3 SO 3 LOB 18			
Omar Moreno, L (1,8) OBP: 0.304, SLG: 0.238										3	1	0	0	1	0	2				
Dave Parker, L (1,9) OBP: 0.360, SLG: 0.476										4	1	2	1	0	0	0				
John Milner, L (1,3) OBP: 0.625, SLG: 1.125										4	1	3	1	0	0	2				
Bill Robinson, R (1,7) OBP: 0.280, SLG: 0.455										3	0	0	0	1	0	2				
Rennie Stennett, R (1,4) OBP: 0.250, SLG: 0.227										3	0	1	1	1	0	1				
Ed Ott, L (1,2) OBP: 0.467, SLG: 0.733										4	0	2	0	0	1	2				
Phil Garner, R (1,5) OBP: 0.318, SLG: 0.636										3	0	1	0	0	2	3				
Don Robinson, R (1,1) OBP: 0.333, SLG: 0.333										2	0	1	0	0	0	2				
Inning Stats	R: 0 E: 1 K: 0 S: 4	H: 1 LOB: 1 BB: 0 P: 4	R: 0 E: 1 K: 1 S: 6	H: 1 LOB: 1 BB: 0 P: 6	R: 0 E: 0 K: 0 S: 3	H: 1 LOB: 0 BB: 0 P: 3	R: 0 E: 0 K: 0 S: 3	H: 1 LOB: 0 BB: 0 P: 3	R: 2 E: 0 K: 0 S: 5	H: 2 LOB: 1 BB: 1 P: 9	R: 0 E: 0 K: 0 S: 4	H: 1 LOB: 1 BB: 0 P: 4	R: 1 E: 0 K: 1 S: 6	H: 2 LOB: 1 BB: 1 P: 10	R: 0 E: 0 K: 0 S: 5	H: 0 LOB: 0 BB: 0 P: 5		1B: 7 2B: 2 3B: 1 HR: 0	SF: 0 SAC: 1 DP: 3 HBP: 0	WP: 0 PB: 0 SB: 0 CS: 0
PITCHER John Denny, R (1,1) ERA: 1.69 Buddy Schultz, L (8,1) ERA: 9.0	IP: 7.0 WLS: L BF: 29 H: 8 R: 2 ER: 2 SO: 2 BB: 2 IBB: 0 HBP: 0 BLK: 0 WP: 0 HR: 0 S: 31 P: 39 ERA: 2.57 WHIP: 1.429															PITCHER				

Batter	1	2	3	4	5	6	7	8	9	AB	R	H	RBI	BB	SO	LOB	TOP					
Lou Brock, L OBP: 0.250, SLG: 0.333 (1, 7)										5	0	0	0	0	3	2						
Gary Tompston, S OBP: 0.200, SLG: 0.208 (1, 6)										5	0	0	0	0	1	2						
Keith Hernandez, L OBP: 0.391, SLG: 0.810 (1, 3)										3	0	0	0	1	1	0						
Ted Simmons, S OBP: 0.348, SLG: 0.545 (1, 2)										4	2	2	0	0	0	1						
George Hendrick, R OBP: 0.318, SLG: 0.421 (1, 8)										4	1	1	0	0	1	1						
Tony Scott, S OBP: 0.545, SLG: 0.773 (1, 9)										4	1	3	1	0	1	0						
Ken Reitz, R OBP: 0.524, SLG: 0.722 (1, 5)										3	1	2	1	0	0	0						
Mike Tyson, R OBP: 0.188, SLG: 0.154 (1, 4)										3	1	1	1	0	1	1						
Bernie Carbo, L (8, PH)										0	0	0	0	0	0	0						
Roger Freed, R (8, PH)										0	0	0	0	0	0	2						
Mike Phillips, L (8, 4)										0	0	0	0	0	0	0						
Pete Vuckovich, R (1, 1)										1	0	0	0	0	0	1						
Dane Iorg, L (4, PH)										1	0	1	2	0	0	0						
Tom Bruno, R (4, 1)										0	0	0	0	0	0	0						
Ken Oberkfell, L (7, PH)										1	0	0	0	0	0	0						
Buddy Schultz, R (7, 1)										0	0	0	0	0	0	0						
Buddy Schultz, R (7, 1)										0	0	0	0	0	0	0						
Tom Grieve, R (8, PH)										0	0	0	0	0	0	0						
Mike Dimmel, R (8, PH)										0	0	0	0	0	0	0						
Inning Stats	R: 0 E: 0 K: 3 S: 9	H: 0 LOB: 0 BB: 0 P: 9	R: 2 E: 1 K: 1 S: 8	H: 3 LOB: 1 BB: 0 P: 8	R: 0 E: 0 K: 0 S: 3	H: 0 LOB: 1 BB: 1 P: 7	R: 3 E: 1 K: 2 S: 11	H: 4 LOB: 1 BB: 0 P: 11	R: 0 E: 0 K: 0 S: 3	H: 0 LOB: 0 BB: 0 P: 3	R: 0 E: 0 K: 1 S: 5	H: 0 LOB: 0 BB: 0 P: 5	R: 0 E: 0 K: 1 S: 5	H: 0 LOB: 0 BB: 0 P: 5	R: 1 E: 0 K: 0 S: 6	H: 3 LOB: 2 BB: 0 P: 6	R: 0 E: 0 K: 1 S: 4	H: 0 LOB: 1 BB: 1 P: 8	1B: 7 2B: 3 3B: 0 HR: 0	SF: 1 SAC: 0 DP: 0 HBP: 0	WP: 0 PB: 0 SB: 0 CS: 1	PA: 38
PITCHER	IP	WLS	BF	H	R	ER	SO	BB	IBB	HBP	BLK	WP	HR	S	P	ERA	WHIP					
Bruce Kison, R ERA: 5.59 (1, 1)	3.1		18	7	5	4	5	1	0	0	0	0	0	27	31	10.80	2.400					
Jim Bibby, R ERA: 2.08 (4, 1)	4.1	W	15	2	1	1	3	0	0	0	0	0	0	21	21	2.08	0.462					
Kent Tekulve, R ERA: 8.31 (8, 1)	0.0		1	1	0	0	0	0	0	0	0	0	0	1	1	∞	∞					
Grant Jackson, L ERA: (8, 1)	1.1	S	4	0	0	0	1	1	0	0	0	0	0	5	9	0.00	0.750					

St. Louis Cardinals @ Pittsburgh Pirates
Three Rivers Stadium, Pittsburgh, PA
Fri Apr 13 1979, 6:05 PM EST
Att. 4,395 - Unknown - 49 F

AB	35
R	6
H	10
RBI	5
BB	2
SO	9
LOB	10



Batter	1	2	3	4	5	6	7	8	9	AB	R	H	RBI	BB	SO	LOB	BOTTOM				
Frank Taveras, R OBP: 0.300, SLG: 0.367 (1, 6)										4	1	2	1	0	0	1					
Omar Moreno, L OBP: 0.296, SLG: 0.240 (1, 8)										4	1	1	0	0	0	1					
Dave Parker, L OBP: 0.379, SLG: 0.500 (1, 9)										3	2	1	0	0	1	0					
John Milner, L OBP: 0.667, SLG: 1.545 (1, 3)										3	2	2	4	1	0	0					
Bill Robinson, R OBP: 0.241, SLG: 0.385 (1, 7)										4	0	0	0	0	2	3					
Rennie Stennett, R OBP: 0.250, SLG: 0.200 (1, 4)										3	0	0	0	1	1	3					
Ed Ott, L OBP: 0.368, SLG: 0.579 (1, 2)										4	0	0	0	0	1	1					
Phil Garner, R OBP: 0.308, SLG: 0.577 (1, 5)										4	0	1	0	0	2	1					
Bruce Kison, R OBP: 0.333, SLG: 0.667 (1, 1)										1	1	1	0	0	0	0					
Jim Bibby, R OBP: 0.500, SLG: 0.500 (4, 1)										2	0	1	0	0	1	1					
Kent Tekulve, R (8, 1)										0	0	0	0	0	0	0					
Grant Jackson, S (8, 1)										1	0	0	0	0	0	0					
Inning Stats	R: 0 E: 0 K: 1 S: 5	H: 0 LOB: 0 BB: 0 P: 5	R: 0 E: 0 K: 0 S: 3	H: 0 LOB: 0 BB: 0 P: 3	R: 5 E: 1 K: 1 S: 10	H: 5 LOB: 0 BB: 0 P: 10	R: 0 E: 0 K: 2 S: 7	H: 0 LOB: 1 BB: 1 P: 11	R: 0 E: 0 K: 1 S: 6	H: 1 LOB: 3 BB: 1 P: 11	R: 0 E: 0 K: 0 S: 4	H: 1 LOB: 0 BB: 0 P: 4	R: 2 E: 0 K: 1 S: 7	H: 2 LOB: 0 BB: 0 P: 7	R: 0 E: 0 K: 2 S: 7	H: 0 LOB: 0 BB: 0 P: 7	1B: 5 2B: 2 3B: 0 HR: 2	SF: 0 SAC: 0 DP: 0 HBP: 1	WP: 3 PB: 0 SB: 0 CS: 1	PA: 36	
PITCHER	IP	WLS	BF	H	R	ER	SO	BB	IBB	HBP	BLK	WP	HR	S	P	ERA	WHIP				
Pete Vuckovich, R ERA: 2.25 (1, 1)	3.0		14	5	5	1	2	0	0	0	0	1	0	18	18	3.00	1.667				
Tom Bruno, R ERA: (4, 1)	3.0		14	2	0	0	3	2	0	1	0	1	0	17	26	0.00	1.333				
Buddy Schultz, L ERA: 9.0 (7, 1)	2.0	L	8	2	2	2	3	0	0	0	0	0	1	14	14	9.00	1.000				


St. Louis Cardinals @ Pittsburgh Pirates
Three Rivers Stadium, Pittsburgh, PA
Fri Apr 13 1979, 6:05 PM EST
Att. 4,395 - Unknown - 49 F


AB	33
R	7
H	9
RBI	5
BB	2
SO	8
LOB	11



Batter	1	2	3	4	5	6	7	8	9	AB	R	H	RBI	BB	SO	LOB	TOP			
Garry Templeton, S OBP: 0.233, SLG: 0.222	4-0 BB		0-0 E 1B		0-0 FC4-6 1B		0-0 F9		0-0 SF8	3	1	1	1	1	0	1	St. Louis Cardinals @ Pittsburgh Pirates Three Rivers Stadium, Pittsburgh, PA Sat Apr 14 1979, 3:33 AM EST Att: 10,940 - Unknown livebaseballscorecards.com			
Tony Scott, S OBP: 0.444, SLG: 0.630	0-0 F5		0-0 E4 1-3		0-0 4-3		0-0 F7		0-0 FC6-4	5	0	0	0	0	0	5				
Keith Hernandez, L OBP: 0.370, SLG: 0.720	0-0 4-3		0-0 1-3		0-0 1B		0-0 F7			4	0	1	2	0	0	3				
Ted Simmons, S OBP: 0.333, SLG: 0.480	0-0 P6						0-0 6-3		0-0 4-1	3	0	0	0	1	0	1				
George Hendrick, R OBP: 0.308, SLG: 0.435		0-0 6-3	0-3 K				0-0 E 2B		0-0 F9	4	1	1	0	0	1	3				
Dane Iorg, L OBP: 0.290, SLG: 0.286 Mark Littell, L (8, 1)		0-0 5-3			0-0 F8		0-0 E3 FC5-4		0-3 K	4	0	0	0	0	1	0				
Ken Reitz, R OBP: 0.460, SLG: 0.619 Ken Oberkfell, L (9, PR)		0-0 6-3			0-0 5-3		0-0 FC5-4 1B		4-0 1B SF8 BB	3	0	0	0	1	0	1				
Mike Tyson, R OBP: 0.263, SLG: 0.250 Lou Brock, L (9, PH)					0-0 4-3		0-0 1B		0-0 FC6-4 1B	3	0	2	0	0	0	0				
Bob Forsch, R Darold Knowles, L Bernie Carbo, L Tom Grieve, R (9, PH)			0-0 FC1-6 1B		0-0 4-3		0-0 1B		0-0 F9	1	0	1	0	0	0	0				
Inning Stats	R: 0 E: 0 K: 0 S: 3	H: 0 LOB: 1 BB: 1 P: 7	R: 0 E: 0 K: 0 S: 3	H: 0 LOB: 0 BB: 0 P: 3	R: 1 E: 1 K: 1 S: 8	H: 2 LOB: 3 BB: 1 P: 12	R: 0 E: 0 K: 0 S: 3	H: 0 LOB: 0 BB: 0 P: 3	R: 1 E: 0 K: 0 S: 6	H: 2 LOB: 2 BB: 0 P: 6	R: 0 E: 0 K: 0 S: 3	H: 0 LOB: 0 BB: 0 P: 3	R: 0 E: 0 K: 1 S: 5	H: 0 LOB: 0 BB: 0 P: 5	R: 1 E: 0 K: 0 S: 4	H: 1 LOB: 1 BB: 1 P: 8		1B: 5 2B: 1 3B: 0 HR: 0	SF: 1 SAC: 0 DP: 0 HBP: 0	WP: 0 PB: 0 SB: 0 CS: 0
PITCHER	IP WLS BF H R ER SO	IP WLS BF H R ER SO	IP WLS BF H R ER SO	IP WLS BF H R ER SO	IP WLS BF H R ER SO	IP WLS BF H R ER SO	IP WLS BF H R ER SO	IP WLS BF H R ER SO	IP WLS BF H R ER SO	IP WLS BF H R ER SO	IP WLS BF H R ER SO	IP WLS BF H R ER SO	IP WLS BF H R ER SO	IP WLS BF H R ER SO	IP WLS BF H R ER SO	IP WLS BF H R ER SO	ERA WHIP	ERA WHIP		
Ed Whitson, R ERA: 2.7	(1, 1)	8.0	W	35	6	4	2	2	2	2	2	2	2	2	2	2	2.25	1.125		
Grant Jackson, L ERA:	(9, 1)	1.0	S	3	0	0	0	0	0	0	0	0	0	0	0	0	0.00	0.000		

Batter	1	2	3	4	5	6	7	8	9	AB	R	H	RBI	BB	SO	LOB	BOTTOM			
Frank Taveras, R OBP: 0.324, SLG: 0.412	0-0 1B		0-0 1B SF9 2B		0-0 5-3		0-0 P6			4	1	2	0	0	0	0	St. Louis Cardinals @ Pittsburgh Pirates Three Rivers Stadium, Pittsburgh, PA Sat Apr 14 1979, 3:33 AM EST Att: 10,940 - Unknown livebaseballscorecards.com			
Omar Moreno, L OBP: 0.355, SLG: 0.286	0-0 2B		0-0 SF9 FC1 1B		0-0 E6 CS		4-0 BB			3	1	2	0	1	0	0				
Dave Parker, L OBP: 0.394, SLG: 0.519	0-0 1B		1-0 FC1 HBP		0-0 F8		0-3 K			3	1	1	1	0	1	2				
John Milner, L OBP: 0.625, SLG: 1.357	0-0 FC6-4 1B		0-0 SF9				0-0 HR 1B		0-0 F8	3	1	2	2	0	0	0				
Bill Robinson, R OBP: 0.242, SLG: 0.367	0-0 FC6-4		0-0 FC1				0-3 K		0-0 1B 3B 1B	4	1	1	0	0	1	4				
Rennie Stennett, R OBP: 0.250, SLG: 0.207	0-0 F8		0-0 5-3				0-3 K		0-0 3B 1B	4	1	1	0	0	1	4				
Ed Ott, L OBP: 0.391, SLG: 0.783		0-0 4-3			0-3 K2-3		0-0 HR		0-0 1B 3B	4	1	2	4	0	1	0				
Phil Garner, R OBP: 0.267, SLG: 0.500		0-0 F9			0-0 F8		0-0 4-3		0-0 6-3	4	0	0	0	0	0	1				
Ed Whitson, R Grant Jackson, S		0-3 K			0-0 5-3		0-0 F7		0-0 6-3	4	0	0	0	0	0	0				
Inning Stats	R: 2 E: 0 K: 0 S: 6	H: 4 LOB: 1 BB: 0 P: 6	R: 0 E: 0 K: 1 S: 5	H: 0 LOB: 0 BB: 0 P: 5	R: 1 E: 0 K: 0 S: 5	H: 2 LOB: 0 BB: 0 P: 6	R: 0 E: 0 K: 1 S: 5	H: 0 LOB: 0 BB: 0 P: 5	R: 0 E: 0 K: 2 S: 9	H: 2 LOB: 0 BB: 0 P: 9	R: 0 E: 0 K: 1 S: 5	H: 0 LOB: 1 BB: 1 P: 9	R: 2 E: 0 K: 0 S: 6	H: 3 LOB: 1 BB: 0 P: 6	R: 2 E: 0 K: 0 S: 6	H: 7 LOB: 1 BB: 0 P: 6		1B: 7 2B: 2 3B: 1 HR: 1	SF: 1 SAC: 0 DP: 0 HBP: 1	WP: 0 PB: 0 SB: 2 CS: 1
PITCHER	IP WLS BF H R ER SO	IP WLS BF H R ER SO	IP WLS BF H R ER SO	IP WLS BF H R ER SO	IP WLS BF H R ER SO	IP WLS BF H R ER SO	IP WLS BF H R ER SO	IP WLS BF H R ER SO	IP WLS BF H R ER SO	IP WLS BF H R ER SO	IP WLS BF H R ER SO	IP WLS BF H R ER SO	IP WLS BF H R ER SO	IP WLS BF H R ER SO	IP WLS BF H R ER SO	IP WLS BF H R ER SO	ERA WHIP	ERA WHIP		
Bob Forsch, R ERA: 5.4	(1, 1)	6.2	L	29	8	5	5	4	4	4	6.75	1.350								
Darold Knowles, L ERA: 10.8	(7, 1)	0.2		5	3	2	2	1	1	0	0	0	0	0	0	0	27.00	4.500		
Mark Littell, R ERA:	(8, 1)	0.2		2	0	0	0	0	0	0	0	0	0	0	0	0	0.00	0.000		

Batter	1	2	3	4	5	6	7	8	9	10	AB	R	H	RBI	BB	SO	LOB	TOP				
Garry Templeton, S OBP: 0.278, SLG: 0.273 (1, 6)	F9		G4-6-3		L3		G4-3		FC4-6 1B	FC1-5 1B	6	2	3	0	0	0	2	St. Louis Cardinals @ Pittsburgh Pirates Three Rivers Stadium, Pittsburgh, PA Sun Apr 15 1979, 3:33 AM EST Att: 3,012 - Cloudy livebaseballscorecards.com AB 45 R 9 H 15 RBI 8 BB 3 SO 7 LOB 24 				
Tony Scott, S OBP: 0.424, SLG: 0.576 (1, 9)	F5		K				G4-3		FC1-5 1B	FC4-6 1B	6	1	2	1	0	1	4					
Keith Hernandez, L OBP: 0.333, SLG: 0.645 (1, 3)	K				K				FC4-6 1B	WP 2B	6	0	1	3	0	3	3					
Ted Simmons, S OBP: 0.354, SLG: 0.500 (1, 2)		F7							E5 1B	FC5-2-5 2B	5	1	2	1	1	0	1					
George Hendrick, R Mark Littell, L (1, 8) (9, 1)		F8			FC6-4 BB		F9		5-3	L6	5	1	1	0	0	0	4					
Ken Reitz, R OBP: 0.500, SLG: 0.640 (1, 5)		6-3			BB				1B		4	0	2	2	1	0	0					
Tom Crieve, R Dane Iorg, L Roger Freed, R Mike Dimmel, R (1, 7) (8, 7) (8, 7) (8, 7)			E6 HBP G4-6-3				K		6-3		1B	1	0	0	0	1	0					
Mike Tyson, R Ken Oberkfell, L (1, 4) (6, PH)					F4		K		1-3		2	0	1	0	0	0	3					
Steve Swisher, R Mike Phillips, L (8, PH) (8, 4)			G4-6-3 HBP				K			1B	1	0	0	0	0	0	1					
Bob Sykes, S Tom Bruno, R Lou Brock, L Buddy Schultz, R Bernie Carbo, L (1, 11) (8, 7) (7, PH) (7, 1) (8, PH)							K		F8	FC1-5 1B	1	0	0	0	0	0	0					
Inning Stats	R: 0 E: 0 K: 1 S: 5	H: 0 LOB: 0 BB: 0 P: 5	R: 0 E: 0 K: 0 S: 3	H: 0 LOB: 0 BB: 0 P: 3	R: 1 E: 1 K: 1 S: 6	H: 1 LOB: 1 BB: 0 P: 7	R: 0 E: 0 K: 1 S: 6	H: 1 LOB: 3 BB: 2 P: 14	R: 0 E: 0 K: 2 S: 8	H: 1 LOB: 2 BB: 1 P: 12	R: 0 E: 0 K: 0 S: 3	H: 1 LOB: 0 BB: 0 P: 3	R: 2 E: 1 K: 0 S: 6	H: 2 LOB: 1 BB: 0 P: 6	R: 1 E: 0 K: 0 S: 6	H: 3 LOB: 2 BB: 0 P: 6	R: 5 E: 1 K: 0 S: 9	H: 5 LOB: 1 BB: 0 P: 9	1B: 12 2B: 3 3B: 0 HR: 0	SF: 1 SAC: 0 DP: 2 HBP: 1	WP: 1 PB: 0 SB: 2 CS: 0	PA: 50
PITCHER	IP 5.0	WLS 21	BF 3	H 1	R 0	ER 0	SO 5	BB 2	IBB 0	HBP 1	BLK 0	WP 0	HR 0	S 28	P 37	ERA 0.00	WHIP 1.000					
John Candelaria, L ERA: 2.45 (1, 1)	IP 5.0	WLS 21	BF 3	H 1	R 0	ER 0	SO 5	BB 2	IBB 0	HBP 1	BLK 0	WP 0	HR 0	S 28	P 37	ERA 0.00	WHIP 1.000					
Enrique Romo, R ERA: 10.13 (6, 1)	IP 1.0	WLS 5	BF 1	H 0	R 0	ER 0	SO 2	BB 1	IBB 0	HBP 0	BLK 0	WP 0	HR 0	S 8	P 12	ERA 0.00	WHIP 2.000					
Grant Jackson, L ERA: 3.38 (7, 1)	IP 2.2	WLS 14	BF 6	H 3	R 2	ER 0	SO 0	BB 0	IBB 0	HBP 0	BLK 0	WP 0	HR 0	S 14	P 14	ERA 6.75	WHIP 2.250					
Kent Tekulve, R ERA: 12.71 (9, 1)	IP 1.1	WLS L	BF 10	H 5	R 5	ER 4	SO 0	BB 0	IBB 0	HBP 0	BLK 0	WP 1	HR 0	S 10	P 10	ERA 27.00	WHIP 3.750					

Batter	1	2	3	4	5	6	7	8	9	10	AB	R	H	RBI	BB	SO	LOB	BOTTOM						
Frank Taveras, R OBP: 0.306, SLG: 0.389 Dale Berra, R OBP: 0.333, SLG: 0.333 (1, 6) (4, 6)	L6	F4			F9	F8			F3 1B		2	0	0	0	0	0	1	St. Louis Cardinals @ Pittsburgh Pirates Three Rivers Stadium, Pittsburgh, PA Sun Apr 15 1979, 3:33 AM EST Att: 3,012 - Cloudy livebaseballscorecards.com AB 39 R 4 H 10 RBI 3 BB 4 SO 7 LOB 19 						
Phil Garner, R OBP: 0.314, SLG: 0.485 (1, 5)	1B WP BB						F8		K		3	1	1	0	2	1	1							
Dave Parker, L OBP: 0.368, SLG: 0.469 (1, 9)	1B WP 2B				F9		F6		F3		5	1	1	0	0	0	3							
Bill Robinson, R OBP: 0.263, SLG: 0.400 (1, 7)					F8				K		5	1	2	1	0	2	3							
John Milner, L OBP: 0.590, SLG: 1.118 Willie Stargell, L OBP: 0.333, SLG: 0.500 (1, 3) (10, 3)						E4 1B		1B CS			3	1	0	0	1	1	2							
Rennie Stennett, R OBP: 0.243, SLG: 0.206 (1, 4)	F9				K		F9		K		5	0	1	1	0	2	2							
Steve Nicosia, R OBP: 0.286, SLG: 0.571 (1, 2)		F5						CS			5	0	2	0	0	0	0							
Omar Moreno, L OBP: 0.400, SLG: 0.387 (1, 8)											3	0	2	1	1	0	0							
John Candelaria, L Enrique Romo, R Lee Lacy, R Grant Jackson, S Kent Tekulve, R (1, 1) (6, 1) (6, PH) (7, 1) (9, 1)		1-3									2	0	0	0	0	0	3							
Inning Stats	R: 2 E: 0 K: 1 S: 7	H: 2 LOB: 1 BB: 1 P: 11	R: 0 E: 0 K: 0 S: 4	H: 1 LOB: 1 BB: 0 P: 4	R: 0 E: 0 K: 0 S: 3	H: 0 LOB: 1 BB: 1 P: 7	R: 0 E: 0 K: 1 S: 5	H: 1 LOB: 1 BB: 1 P: 9	R: 0 E: 0 K: 1 S: 6	H: 1 LOB: 1 BB: 0 P: 6	R: 1 E: 1 K: 1 S: 8	H: 2 LOB: 2 BB: 0 P: 8	R: 1 E: 0 K: 0 S: 4	H: 2 LOB: 1 BB: 1 P: 8	R: 0 E: 0 K: 0 S: 3	H: 0 LOB: 0 BB: 0 P: 3	R: 0 E: 0 K: 2 S: 8		H: 1 LOB: 1 BB: 0 P: 8	R: 0 E: 0 K: 1 S: 5	H: 0 LOB: 0 BB: 0 P: 5	1B: 7 2B: 2 3B: 1 HR: 0	SF: 0 SAC: 0 DP: 1 HBP: 0	WP: 3 PB: 0 SB: 1 CS: 1
PITCHER	IP 5.1	WLS 26	BF 7	H 3	R 2	ER 3	SO 3	BB 3	IBB 0	HBP 0	BLK 0	WP 1	HR 0	S 29	P 41	ERA 3.38	WHIP 1.875							
Bob Sykes, L ERA: 1.59 (6, 1)	IP 0.2	WLS 2	BF 0	H 0	R 0	ER 0	SO 1	BB 0	IBB 0	HBP 0	BLK 0	WP 0	HR 0	S 4	P 4	ERA 0.00	WHIP 0.000							
Buddy Schultz, L ERA: 7.2 (7, 1)	IP 2.0	WLS 8	BF 2	H 1	R 1	ER 0	SO 1	BB 0	IBB 0	HBP 0	BLK 0	WP 1	HR 0	S 7	P 11	ERA 4.50	WHIP 1.500							
Mark Littell, R ERA: (9, 1)	IP 2.0	WLS W	BF 7	H 1	R 0	ER 0	SO 3	BB 0	IBB 0	HBP 0	BLK 0	WP 0	HR 0	S 13	P 13	ERA 0.00	WHIP 0.500							

Batter	1	2	3	4	5	6	7	8	9	AB	R	H	RBI	BB	SO	LOB	TOP					
Bake McBride, L (1, 9) OBP: 0.244, SLG: 0.450	F9		HR		F8		L4			4	1	1	1	0	0	0	Philadelphia Phillies @ Pittsburgh Pirates Three Rivers Stadium, Pittsburgh, PA Wed Apr 18 1979, 6:05 PM EST Att: 12,195 - Unknown					
Larry Bowa, S (1, 6) OBP: 0.325, SLG: 0.306 Pete Mackanin, R (8, 6)	1-6-3		BB		F5		F7			3	0	0	0	1	0	0						
Pete Rose, S (1, 3) OBP: 0.357, SLG: 0.333 Del Unser, L (8, 3) OBP: 0.500, SLG: 1.000	6-3		K			HR		FC5-4 BB		3	1	1	0	1	1	1						
Greg Luzinski, R (1, 7) OBP: 0.410, SLG: 0.594 Greg Gross, L (8, 7) OBP: 0.359, SLG: 0.656					F8			FC5-4 S		4	1	2	2	0	0	1						
Mike Schmidt, R (1, 5) OBP: 0.359, SLG: 0.656		K			F9		6-3	K		4	0	0	0	0	2	2						
Gary Maddox, R (1, 8) OBP: 0.462, SLG: 0.784	L3						F7	5-3		4	0	1	0	0	0	3						
Manny Trillo, R (1, 4) OBP: 0.378, SLG: 0.444			K						4-3	4	0	2	0	0	1	1						
Bob Boone, R (1, 2) OBP: 0.200, SLG: 0.360					F3		F8		F9	4	0	0	0	0	0	3						
Randy Lerch, L (1, 1)			K				1-3		4-3	4	0	0	0	0	1	0						
Inning Stats	R: 0 E: 0 K: 0 S: 3	H: 0 LOB: 0 BB: 0 P: 3	R: 0 E: 0 K: 2 S: 8	H: 1 LOB: 1 BB: 0 P: 8	R: 1 E: 0 K: 2 S: 8	H: 1 LOB: 1 BB: 1 P: 12	R: 0 E: 0 K: 0 S: 5	H: 2 LOB: 2 BB: 0 P: 5	R: 0 E: 0 K: 0 S: 3	H: 0 LOB: 0 BB: 0 P: 3	R: 2 E: 0 K: 0 S: 6	H: 3 LOB: 1 BB: 0 P: 6	R: 0 E: 0 K: 0 S: 3	H: 0 LOB: 0 BB: 0 P: 3	R: 0 E: 0 K: 1 S: 5	H: 0 LOB: 2 BB: 1 P: 9		R: 0 E: 0 K: 0 S: 3	H: 0 LOB: 0 BB: 0 P: 3	1B: 3 2B: 2 3B: 0 HR: 2	SF: 0 SAC: 0 DP: 0 HBP: 0	WP: 0 PB: 0 SB: 1 CS: 0
PITCHER	IP	WLS	BF	H	R	ER	SO	BB	IBB	HBP	BLK	WP	HR	S	P	ERA	WHIP					
Don Robinson, R (1, 1) ERA: 2.22	7.0	L	29	7	3	3	4	1	0	0	0	0	2	36	40	3.86	1.143					
Kent Tekulve, R (8, 1) ERA: 8.31	2.0		7	0	0	0	1	1	0	0	0	0	0	8	12	0.00	0.500					


Batter	1	2	3	4	5	6	7	8	9	AB	R	H	RBI	BB	SO	LOB	BOTTOM					
Frank Taveras, R (1, 6) OBP: 0.244, SLG: 0.311	F9	FC6			6-3		4-3			4	0	0	0	0	0	2	Philadelphia Phillies @ Pittsburgh Pirates Three Rivers Stadium, Pittsburgh, PA Wed Apr 18 1979, 6:05 PM EST Att: 12,195 - Unknown					
Phil Garner, R (1, 4) OBP: 0.341, SLG: 0.488			F9					FC6-4 1B		4	0	3	0	0	0	0						
Dave Parker, L (1, 9) OBP: 0.391, SLG: 0.475					F9			F8		4	0	2	0	0	0	2						
Bill Robinson, R (1, 7) OBP: 0.283, SLG: 0.465	FC5-2		K			1-3 1B		FC6-4 HR		4	1	1	0	0	1	4						
Willie Stargell, L (1, 3) OBP: 0.346, SLG: 0.615	1-3		G3			P6		HR		4	1	1	2	0	0	4						
Dale Berra, R (1, 5) OBP: 0.200, SLG: 0.200		FC6-4 6-3 1B			F8		1-3	1-3		4	0	1	0	0	0	1						
Steve Nicosia, R (1, 2) OBP: 0.227, SLG: 0.409			6-3		F9		F3		F7	4	0	0	0	0	0	2						
Omar Moreno, L (1, 8) OBP: 0.395, SLG: 0.368					F9			K		4	0	1	0	0	1	0						
Don Robinson, R (1, 1) OBP: 0.250, SLG: 0.250 Manny Sanguillen, R (7, PH) Kent Tekulve, R (8, 1) Lee Lacy, R (9, PH) OBP: 0.333, SLG: 0.250		FC6-4 FC6				5-3		4-3		2	0	0	0	0	0	2						
Inning Stats	R: 0 E: 0 K: 0 S: 5	H: 2 LOB: 2 BB: 0 P: 5	R: 0 E: 0 K: 0 S: 5	H: 2 LOB: 2 BB: 0 P: 5	R: 0 E: 0 K: 1 S: 6	H: 1 LOB: 1 BB: 0 P: 6	R: 0 E: 0 K: 0 S: 3	H: 0 LOB: 0 BB: 0 P: 3	R: 0 E: 0 K: 0 S: 4	H: 1 LOB: 1 BB: 0 P: 4	R: 0 E: 0 K: 0 S: 4	H: 1 LOB: 1 BB: 0 P: 4	R: 0 E: 0 K: 1 S: 5	H: 0 LOB: 0 BB: 0 P: 5	R: 2 E: 0 K: 0 S: 5	H: 2 LOB: 0 BB: 0 P: 5		R: 0 E: 0 K: 0 S: 3	H: 0 LOB: 0 BB: 0 P: 3	1B: 7 2B: 1 3B: 0 HR: 1	SF: 0 SAC: 0 DP: 0 HBP: 0	WP: 0 PB: 0 SB: 0 CS: 0
PITCHER	IP	WLS	BF	H	R	ER	SO	BB	IBB	HBP	BLK	WP	HR	S	P	ERA	WHIP					
Randy Lerch, L (1, 1) ERA: 2.74	9.0	W	36	9	2	2	2	0	0	0	0	0	1	40	40	2.00	1.000					

Batter	1	2	3	4	5	6	7	8	9	10	AB	R	H	RBI	BB	SO	LOB							
Omar Moreno, L OBP: 0.417, SLG: 0.429	G3		F8		E			WP SF8		CS	4	2	2	1	0	0	1							
Phil Garner, R OBP: 0.327, SLG: 0.478	K			G3 WP	E6			K		1-3	5	1	1	0	0	2	2							
Dave Parker, L OBP: 0.360, SLG: 0.442	4-3			G3	K			SF8			3	0	0	1	0	1	2							
Wille Stargell, L OBP: 0.300, SLG: 0.533		K		K				K			4	0	0	0	0	4	0							
John Milner, L OBP: 0.542, SLG: 1.000		K									2	0	0	0	2	1	0							
Matt Alexander, S OBP: 0.200, SLG: 0.200		K									0	0	0	0	0	0	0							
Dale Berra, R OBP: 0.200, SLG: 0.200		K									0	0	0	0	0	0	0							
Ed Ott, L OBP: 0.346, SLG: 0.692		4-3									3	0	0	0	0	2	1							
Rennie Stennett, R OBP: 0.262, SLG: 0.231											4	1	2	0	0	0	2							
Tim Foli, R OBP: 0.259, SLG: 0.580											3	0	0	0	0	0	2							
Lee Lacy, R OBP: 0.300, SLG: 0.222											1	0	0	0	0	1	2							
Enrique Romo, R OBP: 0.333, SLG: 0.333											0	0	0	0	0	0	0							
Jim Bibby, R OBP: 0.333, SLG: 0.333											0	0	0	0	0	0	0							
John Candelaria, L OBP: 0.277, SLG: 0.455											0	0	0	0	0	0	0							
Bruce Kison, R OBP: 0.259, SLG: 0.580											2	0	0	0	0	1	2							
Ed Whitson, R OBP: 0.197, SLG: 0.209											0	0	0	0	0	0	0							
Mike Easter, L OBP: 0.200, SLG: 0.200											0	0	0	0	0	0	0							
Grant Jackson, S OBP: 0.200, SLG: 0.200											0	0	0	0	0	0	0							
Kent Tekulve, R OBP: 0.200, SLG: 0.200											0	0	0	0	0	0	0							
Bill Robinson, R OBP: 0.200, SLG: 0.200											1	0	0	0	0	1	0							
Inning Stats	R: 0 E: 0 K: 1 S: 5	H: 0 LOB: 0 BB: 0 P: 5	R: 0 E: 0 K: 2 S: 7	H: 0 LOB: 0 BB: 0 P: 7	R: 0 E: 0 K: 1 S: 6	H: 1 LOB: 1 BB: 0 P: 6	R: 1 E: 0 K: 2 S: 8	H: 1 LOB: 1 BB: 1 P: 12	R: 2 E: 2 K: 1 S: 8	H: 2 LOB: 1 BB: 0 P: 8	R: 0 E: 0 K: 0 S: 3	H: 0 LOB: 0 BB: 0 P: 3	R: 1 E: 0 K: 2 S: 8	H: 1 LOB: 0 BB: 0 P: 8	R: 0 E: 0 K: 1 S: 5	H: 0 LOB: 2 BB: 1 P: 9	R: 0 E: 0 K: 1 S: 4	H: 0 LOB: 0 BB: 0 P: 5	1B: 3 2B: 1 3B: 1 HR: 0	SF: 1 SAC: 2 DP: 0 HBP: 1	WP: 3 PB: 0 SB: 2 CS: 1	PA: 38		
PITCHER	IP WLS BF H R ER SO ERA WHIP	IP WLS BF H R ER SO ERA WHIP	IP WLS BF H R ER SO ERA WHIP	IP WLS BF H R ER SO ERA WHIP	IP WLS BF H R ER SO ERA WHIP	IP WLS BF H R ER SO ERA WHIP	IP WLS BF H R ER SO ERA WHIP	IP WLS BF H R ER SO ERA WHIP	IP WLS BF H R ER SO ERA WHIP	IP WLS BF H R ER SO ERA WHIP	IP WLS BF H R ER SO ERA WHIP	IP WLS BF H R ER SO ERA WHIP	IP WLS BF H R ER SO ERA WHIP	IP WLS BF H R ER SO ERA WHIP	IP WLS BF H R ER SO ERA WHIP	IP WLS BF H R ER SO ERA WHIP	IP WLS BF H R ER SO ERA WHIP	IP WLS BF H R ER SO ERA WHIP	IP WLS BF H R ER SO ERA WHIP	IP WLS BF H R ER SO ERA WHIP	IP WLS BF H R ER SO ERA WHIP	IP WLS BF H R ER SO ERA WHIP	IP WLS BF H R ER SO ERA WHIP	
J.R. Richard, R ERA: 2.51	8.1	0.2	1.0	1.0	1.0	1.0	1.0	1.0	1.0	1.0	1.0	1.0	1.0	1.0	1.0	1.0	1.0	1.0	1.0	1.0	1.0	1.0	1.0	1.0
Joaquin Andujar, R ERA: 0.63	0.2	0.2	0.2	0.2	0.2	0.2	0.2	0.2	0.2	0.2	0.2	0.2	0.2	0.2	0.2	0.2	0.2	0.2	0.2	0.2	0.2	0.2	0.2	0.2
Joe Sambito, L ERA:	1.0	1.0	1.0	1.0	1.0	1.0	1.0	1.0	1.0	1.0	1.0	1.0	1.0	1.0	1.0	1.0	1.0	1.0	1.0	1.0	1.0	1.0	1.0	1.0

TOP

Pittsburgh Pirates @ Houston Astros
Astrodome, Houston, TX
Fri Apr 20 1979, 7:05 PM EST
Att. 19,834 - Dome

AB	33
R	4
H	5
RBI	2
BB	2
SO	13
LOB	14




Batter	1	2	3	4	5	6	7	8	9	10	AB	R	H	RBI	BB	SO	LOB							
Terry Puhl, L OBP: 0.397, SLG: 0.362	4-1 SF9						F7		F7		4	1	2	0	1	0	0							
Craig Reynolds, L OBP: 0.196, SLG: 0.268	4-1	4-3			F7					E5	5	1	1	0	0	0	4							
Cesar Cedeno, R OBP: 0.410, SLG: 0.657	SF9				F7						3	0	1	1	1	0	2							
Jose Cruz, L OBP: 0.393, SLG: 0.511					G6-3						3	0	0	0	2	1	3							
Enos Cabell, R OBP: 0.352, SLG: 0.340	6-3				4-3						3	1	1	0	1	0	1							
Bob Watson, R OBP: 0.255, SLG: 0.250											4	1	1	0	0	3	2							
Rafael Landestoy, S OBP: 0.197, SLG: 0.209											0	0	0	0	0	0	0							
Jeffrey Leonard, R OBP: 0.579, SLG: 0.727											0	0	0	1	0	0	0							
Art Howe, R OBP: 0.196, SLG: 0.234											3	1	1	1	0	1	1							
Alan Ashby, S OBP: 0.286, SLG: 0.316											4	0	1	1	0	2	1							
J.R. Richard, R OBP: 0.100, SLG: 0.100											3	0	1	1	0	0	1							
Joaquin Andujar, S OBP: 0.100, SLG: 0.100											0	0	0	0	0	0	0							
Jesus Alou, R OBP: 0.100, SLG: 0.100											1	0	0	0	0	1	0							
Joe Sambito, L OBP: 0.100, SLG: 0.100											0	0	0	0	0	0	0							
Inning Stats	R: 1 E: 0 K: 0 S: 4	H: 1 LOB: 1 BB: 1 P: 8	R: 1 E: 0 K: 1 S: 8	H: 3 LOB: 2 BB: 0 P: 8	R: 0 E: 0 K: 0 S: 3	H: 1 LOB: 1 BB: 0 P: 3	R: 0 E: 0 K: 2 S: 7	H: 0 LOB: 0 BB: 0 P: 7	R: 0 E: 0 K: 0 S: 3	H: 1 LOB: 0 BB: 0 P: 3	R: 0 E: 0 K: 1 S: 5	H: 0 LOB: 1 BB: 1 P: 9	R: 0 E: 0 K: 2 S: 7	H: 0 LOB: 0 BB: 0 P: 7	R: 1 E: 1 K: 1 S: 5	H: 0 LOB: 2 BB: 2 P: 13	1B: 7 2B: 2 3B: 0 HR: 0	SF: 2 SAC: 2 DP: 2 HBP: 0	WP: 0 PB: 0 SB: 4 CS: 0	PA: 42				
PITCHER	IP WLS BF H R ER SO ERA WHIP	IP WLS BF H R ER SO ERA WHIP	IP WLS BF H R ER SO ERA WHIP	IP WLS BF H R ER SO ERA WHIP	IP WLS BF H R ER SO ERA WHIP	IP WLS BF H R ER SO ERA WHIP	IP WLS BF H R ER SO ERA WHIP	IP WLS BF H R ER SO ERA WHIP	IP WLS BF H R ER SO ERA WHIP	IP WLS BF H R ER SO ERA WHIP	IP WLS BF H R ER SO ERA WHIP	IP WLS BF H R ER SO ERA WHIP	IP WLS BF H R ER SO ERA WHIP	IP WLS BF H R ER SO ERA WHIP	IP WLS BF H R ER SO ERA WHIP	IP WLS BF H R ER SO ERA WHIP	IP WLS BF H R ER SO ERA WHIP	IP WLS BF H R ER SO ERA WHIP	IP WLS BF H R ER SO ERA WHIP	IP WLS BF H R ER SO ERA WHIP	IP WLS BF H R ER SO ERA WHIP	IP WLS BF H R ER SO ERA WHIP	IP WLS BF H R ER SO ERA WHIP	
Bruce Kison, R ERA: 5.27	4.0	2.0	1.0	1.0	1.0	1.0	1.0	1.0	1.0	1.0	1.0	1.0	1.0	1.0	1.0	1.0	1.0	1.0	1.0	1.0	1.0	1.0	1.0	1.0
Ed Whitson, R ERA: 3.75	2.0	1.0	1.0	1.0	1.0	1.0	1.0	1.0	1.0	1.0	1.0	1.0	1.0	1.0	1.0	1.0	1.0	1.0	1.0	1.0	1.0	1.0	1.0	1.0
Grant Jackson, L ERA: 2.84	1.0	1.0	1.0	1.0	1.0	1.0	1.0	1.0	1.0	1.0	1.0	1.0	1.0	1.0	1.0	1.0	1.0	1.0	1.0	1.0	1.0	1.0	1.0	1.0
Kent Tekulve, R ERA: 7.45	1.0	1.0	1.0	1.0	1.0	1.0	1.0	1.0	1.0	1.0	1.0	1.0	1.0	1.0	1.0	1.0	1.0	1.0	1.0	1.0	1.0	1.0	1.0	1.0
Enrique Romo, R ERA: 5.14	0.2	0.2	0.2	0.2	0.2	0.2	0.2	0.2	0.2	0.2	0.2	0.2	0.2	0.2	0.2	0.2	0.2	0.2	0.2	0.2	0.2	0.2	0.2	0.2

BOTTOM

Pittsburgh Pirates @ Houston Astros
Astrodome, Houston, TX
Fri Apr 20 1979, 7:05 PM EST
Att. 19,834 - Dome

AB	33
R	5
H	9
RBI	5
BB	5
SO	8
LOB	15



Batter	1	2	3	4	5	6	7	8	9	10	AB	R	H	RBI	BB	SO	LOB	TOP					
Omar Moreno, L OBP: 0.396, SLG: 0.494	4-3		F8		K				FC3-6		5	0	1	0	0	1	2						
Phil Garner, R OBP: 0.315, SLG: 0.471	4-3			1B		F8	F8		F9		5	1	1	0	0	0	2						
Dave Parker, L OBP: 0.364, SLG: 0.438	4-3					F8				1-3	5	0	2	0	0	0	0						
Wille Stargell, L OBP: 0.314, SLG: 0.600		F8						K		F9	5	2	2	2	0	1	1						
John Milner, L OBP: 0.517, SLG: 1.000		F9						G3		F9	5	1	2	2	0	0	1						
Ed Ott, L OBP: 0.345, SLG: 0.655											3	0	1	0	0	0	0						
Lee Lacy, R OBP: 0.364, SLG: 0.222	1-6-3										0	0	0	0	1	0	0						
Steve Nicosia, R OBP: 0.227, SLG: 0.409											0	0	0	0	0	0	0						
Rennie Stennett, R OBP: 0.261, SLG: 0.233											4	0	1	0	0	1	4						
Kent Tekulve, R OBP: 0.273, SLG: 0.200											0	0	0	0	0	0	0						
Tim Foli, R OBP: 0.273, SLG: 0.200											4	0	0	0	0	0	1						
Bert Blyleven, R OBP: 0.250, SLG: 0.375											2	0	1	0	0	0	0						
Grant Jackson, S OBP: 0.273, SLG: 0.200											1	0	0	0	0	0	0						
Dale Berra, R OBP: 0.273, SLG: 0.200											0	0	0	0	1	0	0						
Inning Stats	R: 0 E: 0 K: 0 S: 3	H: 0 LOB: 0 BB: 0 P: 3	R: 0 E: 0 K: 0 S: 3	H: 0 LOB: 0 BB: 0 P: 3	R: 0 E: 0 K: 0 S: 4	H: 2 LOB: 1 BB: 0 P: 4	R: 3 E: 0 K: 0 S: 6	H: 4 LOB: 0 BB: 0 P: 6	R: 0 E: 0 K: 1 S: 5	H: 0 LOB: 0 BB: 0 P: 5	R: 1 E: 0 K: 0 S: 6	H: 3 LOB: 2 BB: 0 P: 6	R: 0 E: 0 K: 0 S: 4	H: 1 LOB: 1 BB: 0 P: 4	R: 0 E: 0 K: 2 S: 8	H: 1 LOB: 2 BB: 1 P: 12	R: 0 E: 0 K: 0 S: 3	H: 0 LOB: 1 BB: 1 P: 7	R: 0 E: 0 K: 0 S: 3	H: 0 LOB: 0 BB: 0 P: 3	1B: 7 2B: 2 3B: 0 HR: 2	SF: 0 SAC: 0 DP: 1 HBP: 0	WP: 0 PA: 41
PITCHER	IP WLS BF H R ER SO	IP WLS BF H R ER SO	IP WLS BF H R ER SO	IP WLS BF H R ER SO	IP WLS BF H R ER SO	IP WLS BF H R ER SO	IP WLS BF H R ER SO	IP WLS BF H R ER SO	IP WLS BF H R ER SO	IP WLS BF H R ER SO	IP WLS BF H R ER SO	IP WLS BF H R ER SO	IP WLS BF H R ER SO	IP WLS BF H R ER SO	IP WLS BF H R ER SO	IP WLS BF H R ER SO	IP WLS BF H R ER SO	IP WLS BF H R ER SO	IP WLS BF H R ER SO	IP WLS BF H R ER SO	ERA WHIP	ERA WHIP	
Ken Forsch, R ERA: 1.64	6.0	4	1	0	0	0	0	0	0	0	0	0	0	0	0	0	0	0	0	0	0	6.00	1.500
Joe Sambito, L ERA: 1.64	7.1	4	1	0	0	0	0	0	0	0	0	0	0	0	0	0	0	0	0	0	0.00	1.000	
Frank Riccielli, L ERA: 1.64	8.1	3	1	0	0	1	0	0	0	0	0	0	0	0	0	0	0	0	0	0	0.00	1.500	
Joaquin Andujar, R ERA: 0.54	8.1	2.1	W	9	0	0	1	2	0	0	0	0	0	0	0	0	0	0	0	0	0.00	0.857	

Pittsburgh Pirates @ Houston Astros
Astrodome, Houston, TX
Sat. Apr 21 1979, 7:05 PM EST
Att. 48,977 - Dome

AB	39
R	4
H	11
RBI	4
BB	2
SO	3
LOB	11



Batter	1	2	3	4	5	6	7	8	9	10	AB	R	H	RBI	BB	SO	LOB	BOTTOM					
Terry Puhl, L OBP: 0.406, SLG: 0.365	SH5-3 2B	S 3B		6-3				F9		E5 FC5-2 SH 1B	5	3	2	0	1	0	1						
Craig Reynolds, L OBP: 0.217, SLG: 0.317	SH5-3 1-2	1-H 3B		F8				F9		SH 1B FC5-2	4	0	2	2	0	0	0						
Cesar Cedeno, R OBP: 0.400, SLG: 0.625	K	K		5-3						FC5-2 1B	5	0	1	0	1	2	5						
Jose Cruz, L OBP: 0.419, SLG: 0.580	1B 2B			K				4-3		FC6-4 1B	5	1	3	2	1	1	3						
Enos Cabell, R OBP: 0.356, SLG: 0.345	1B 2B			4-3				6-3		FC6-4	5	0	2	0	0	0	3						
Bob Watson, R OBP: 0.288, SLG: 0.269				F2							4	0	2	1	1	0	0						
Rafael Landestoy, S OBP: 0.167, SLG: 0.200											0	0	0	0	0	0	0						
Art Howe, R OBP: 0.196, SLG: 0.216	F8			5-3				F3		1-3	4	0	0	0	1	0	4						
Alan Ashby, S OBP: 0.277, SLG: 0.286				4-3				F8		F8	4	0	0	0	1	0	2						
Ken Forsch, R ERA: 1.64	5.2	10	4	4	4	4	0	0	0	0	3	1	1	0	0	1	3						
Joe Sambito, L ERA: 1.64	7.1	9	2	0	0	0	1	0	0	0	0	0	0	0	0	0	0						
Jesus Alou, R ERA: 1.64	7.1	9	2	0	0	0	1	0	0	0	0	0	0	0	0	0	0						
Frank Riccielli, L ERA: 1.64	8.1	10	2	1	0	0	0	0	0	0	0	0	0	0	0	0	0						
Joaquin Andujar, S ERA: 0.54	8.1	10	2	1	0	0	0	0	0	0	0	0	0	0	0	0	0						
Denny Walling, L ERA: 2.50	10.0	10	2	1	0	0	0	0	0	0	0	0	0	0	0	0	0						
Inning Stats	R: 2 E: 0 K: 1 S: 9	H: 4 LOB: 2 BB: 0 P: 9	R: 1 E: 0 K: 1 S: 6	H: 1 LOB: 1 BB: 1 P: 10	R: 0 E: 0 K: 2 S: 8	H: 1 LOB: 3 BB: 2 P: 16	R: 0 E: 0 K: 0 S: 3	H: 0 LOB: 0 BB: 0 P: 3	R: 0 E: 0 K: 0 S: 3	H: 1 LOB: 0 BB: 0 P: 3	R: 1 E: 0 K: 0 S: 6	H: 3 LOB: 3 BB: 1 P: 10	R: 0 E: 0 K: 0 S: 4	H: 1 LOB: 1 BB: 1 P: 8	R: 0 E: 0 K: 0 S: 4	H: 1 LOB: 2 BB: 1 P: 8	R: 0 E: 0 K: 0 S: 3	H: 0 LOB: 0 BB: 0 P: 3	R: 1 E: 1 K: 0 S: 5	H: 2 LOB: 3 BB: 0 P: 5	1B: 10 2B: 2 3B: 2 HR: 0	SF: 0 SAC: 2 DP: 0 HBP: 0	WP: 0 PA: 49
PITCHER	IP WLS BF H R ER SO	IP WLS BF H R ER SO	IP WLS BF H R ER SO	IP WLS BF H R ER SO	IP WLS BF H R ER SO	IP WLS BF H R ER SO	IP WLS BF H R ER SO	IP WLS BF H R ER SO	IP WLS BF H R ER SO	IP WLS BF H R ER SO	IP WLS BF H R ER SO	IP WLS BF H R ER SO	IP WLS BF H R ER SO	IP WLS BF H R ER SO	IP WLS BF H R ER SO	IP WLS BF H R ER SO	IP WLS BF H R ER SO	IP WLS BF H R ER SO	IP WLS BF H R ER SO	IP WLS BF H R ER SO	ERA WHIP	ERA WHIP	
Bert Blyleven, R ERA: 6.94	5.2	10	4	4	4	4	0	0	0	0	3	1	1	0	0	1	3						
Grant Jackson, L ERA: 2.10	6.1	9	2	0	0	0	1	0	0	0	0	0	0	0	0	0	0						
Kent Tekulve, R ERA: 6.35	8.1	10	2	1	0	0	0	0	0	0	0	0	0	0	0	0	0						

Pittsburgh Pirates @ Houston Astros
Astrodome, Houston, TX
Sat. Apr 21 1979, 7:05 PM EST
Att. 48,977 - Dome

AB	41
R	5
H	14
RBI	5
BB	6
SO	4
LOB	23



Batter	1	2	3	4	5	6	7	8	9	AB	R	H	RBI	BB	SO	LOB	TOP				
Omar Moreno, L (1.8) OBP: 0.368, SLG: 0.373	F5		P1			4-3		K		4	0	0	0	0	1	0					
Phil Garner, R (1.5) OBP: 0.310, SLG: 0.473	K			4-3 PB		K		5-3		4	1	1	0	0	2	0					
Dave Parker, L (1.9) OBP: 0.356, SLG: 0.412	4-0 BB			F7		4-3			K	3	0	0	0	1	1	1					
Willie Stargell, L (1.3) Matt Alexander, S (9, PR)	L4			4-3			2B	5-3 2B		4	1	2	0	0	0	2					
John Milner, L (1.7) OBP: 0.545, SLG: 1.000		4-1			4-0 PB BB		G3 FC4-2 2B	5-3 BB		2	0	1	1	2	0	0					
Ed Ott, L (1.2) Lee Lacy, R (9, PH)	K			F8		G3		5-3		3	0	0	0	0	1	2					
Rennie Stennett, R (1.4) OBP: 0.240, SLG: 0.213		4-3				G3	FC4-2	L6		4	0	0	0	0	0	3					
Tim Foli, R (1.6)			6-3			F3		K2-3		3	0	0	0	0	1	1					
John Candelaria, L (1.1) Kent Tekulve, R (8.1)			K			F8		6-3		3	0	0	0	0	1	0					
Inning Stats	R: 0 E: 0 K: 1 S: 5	H: 0 LOB: 1 BB: 1 P: 9	R: 0 E: 0 K: 1 S: 5	H: 0 LOB: 0 BB: 0 P: 5	R: 0 E: 0 K: 1 S: 5	H: 0 LOB: 0 BB: 0 P: 5	R: 1 E: 0 K: 0 S: 4	H: 1 LOB: 1 BB: 1 P: 8	R: 0 E: 0 K: 1 S: 3	H: 0 LOB: 0 BB: 0 P: 3	R: 1 E: 0 K: 1 S: 7	H: 2 LOB: 1 BB: 0 P: 7	R: 0 E: 0 K: 1 S: 5	H: 0 LOB: 0 BB: 1 P: 5	R: 0 E: 0 K: 1 S: 6	H: 1 LOB: 2 BB: 1 P: 10	1B: 0 2B: 4 3B: 0 HR: 0	SF: 0 SAC: 0 DP: 0 HBP: 0	WP: 0 PB: 1 SB: 1 CS: 0	PA: 34	
PITCHER	IP	WLS	BF	H	R	ER	SO	BB	IBB	HBP	BLK	WP	HR	S	P	ERA	WHIP				
Joe Niekro, R (1.1) ERA: 3.38	7.0		26	3	2	1	5	2	0	0	0	0	0	34	42	1.29	0.714				
Joaquin Andujar, R (8.1) ERA: 0.5	1.1	W	5	1	0	0	2	0	0	0	0	0	0	9	9	0.00	0.750				
Joe Sambito, L (9.1) ERA:	0.2	S	3	0	0	0	0	1	0	0	0	0	0	2	6	0.00	1.500				

Pittsburgh Pirates @ Houston Astros
Astrodome, Houston, TX
Sun Apr 22 1979, 4:33 AM EST
Att: 22,403 - Dome

AB 31
R 2
H 4
RBI 1
BB 3
SO 7
LOB 11



Batter	1	2	3	4	5	6	7	8	9	AB	R	H	RBI	BB	SO	LOB	BOTTOM				
Terry Puhl, L (1.9) OBP: 0.397, SLG: 0.388	SF8 3B		F2			L8		4-3		4	1	1	0	0	0	0					
Craig Reynolds, L (1.6) OBP: 0.234, SLG: 0.359	K					K		E		4	1	2	0	0	2	1					
Cesar Cedeno, R (1.8) OBP: 0.408, SLG: 0.643	SF8 3H		P6			2B		E FC6-2 IBB		2	1	1	1	1	0	1					
Bob Watson, R (1.3) Rafael Landestoy, S (8, PR)	F9				5-3			E6		4	0	1	1	0	0	1					
Enos Cabell, R (1.5) OBP: 0.333, SLG: 0.322		P1				6-3		FC6-2		4	0	0	0	0	0	3					
Art Howe, R (1.4) OBP: 0.183, SLG: 0.200		1-3				F8		F9		4	0	0	0	0	0	3					
Jose Cruz, L (1.7) OBP: 0.431, SLG: 0.577					4-3			S 1B		2	0	1	0	1	0	0					
Bruce Bochy, R (1.2) OBP: 0.250, SLG: 0.182		F7				5-3		E5 G1-6-3		3	0	0	0	0	0	2					
Joe Niekro, R (1.1) Jesus Alou, R (7, PH)								G1-6-3		2	0	0	0	0	1	0					
Joaquin Andujar, S (8.1) Joe Sambito, L (9.1)						K		1-2		1	0	0	0	0	0	0					
Inning Stats	R: 1 E: 0 K: 1 S: 6	H: 1 LOB: 0 BB: 0 P: 6	R: 0 E: 0 K: 0 S: 3	H: 0 LOB: 1 BB: 1 P: 7	R: 0 E: 0 K: 0 S: 4	H: 1 LOB: 1 BB: 0 P: 4	R: 0 E: 0 K: 0 S: 3	H: 0 LOB: 0 BB: 0 P: 3	R: 0 E: 0 K: 1 S: 5	H: 0 LOB: 0 BB: 0 P: 5	R: 1 E: 0 K: 1 S: 7	H: 2 LOB: 1 BB: 0 P: 7	R: 0 E: 1 K: 0 S: 4	H: 1 LOB: 1 BB: 0 P: 4	R: 1 E: 2 K: 0 S: 5	H: 1 LOB: 3 BB: 1 P: 9	1B: 1 2B: 4 3B: 1 HR: 0	SF: 1 SAC: 0 DP: 1 HBP: 0	WP: 0 PB: 0 SB: 1 CS: 0	PA: 33	
PITCHER	IP	WLS	BF	H	R	ER	SO	BB	IBB	HBP	BLK	WP	HR	S	P	ERA	WHIP				
John Candelaria, L (1.1) ERA: 2.37	7.1	L	31	6	3	2	3	1	1	0	0	0	0	35	43	2.46	0.955				
Kent Tekulve, R (8.1) ERA: 6.0	0.2		2	0	0	0	0	0	0	0	0	0	0	2	2	0.00	0.000				

Pittsburgh Pirates @ Houston Astros
Astrodome, Houston, TX
Sun Apr 22 1979, 4:33 AM EST
Att: 22,403 - Dome

AB 30
R 3
H 6
RBI 2
BB 2
SO 3
LOB 13



Batter	1	2	3	4	5	6	7	8	9	AB	R	H	RBI	BB	SO	LOB	TOP					
Omar Moreno, L (1, 8) OBP: 0.371, SLG: 0.411										5	2	2	2	0	0	3	Pittsburgh Pirates @ Cincinnati Reds Riverfront Stadium, Cincinnati, OH Tue Apr 24 1979, 6:05 PM EST Att: 18,372 - Unknown					
Tim Foli, R (1, 6) OBP: 0.045, SLG: 0.045										5	0	1	1	0	0	3						
Dave Parker, L (1, 9) OBP: 0.375, SLG: 0.518										5	2	3	2	0	1	1						
Willie Stargell, L (1, 3) OBP: 0.341, SLG: 0.636										5	1	2	1	0	1	2						
John Milner, L (1, 7) OBP: 0.553, SLG: 1.065										5	1	3	2	0	1	0						
Phil Garner, R (1, 5) OBP: 0.286, SLG: 0.433										5	0	0	0	0	1	3						
Ed Ott, L (1, 2) OBP: 0.297, SLG: 0.541										5	1	1	0	0	0	3						
Rennie Stennett, R (1, 4) OBP: 0.278, SLG: 0.294										4	1	3	1	0	0	0						
Don Robinson, R (1, 1) OBP: 0.364, SLG: 0.364										3	1	2	0	0	0	1						
Inning Stats	R: 2 E: 0 K: 1 S: 9	H: 4 LOB: 2 BB: 0 P: 9	R: 0 E: 0 K: 0 S: 3	H: 1 LOB: 0 BB: 0 P: 3	R: 0 E: 0 K: 1 S: 5	H: 0 LOB: 0 BB: 0 P: 5	R: 4 E: 0 K: 1 S: 10	H: 5 LOB: 1 BB: 0 P: 10	R: 2 E: 0 K: 0 S: 5	H: 2 LOB: 2 BB: 0 P: 5	R: 0 E: 0 K: 0 S: 3	H: 0 LOB: 0 BB: 0 P: 3	R: 0 E: 0 K: 0 S: 4	H: 1 LOB: 1 BB: 0 P: 4	R: 1 E: 0 K: 1 S: 7	H: 2 LOB: 1 BB: 0 P: 7		1B: 9 2B: 4 3B: 2 HR: 2	SF: 0 SAC: 1 DP: 1 HBP: 0	WP: 1 PB: 0 SB: 1 CS: 0	PA: 43	
PITCHER	IP WLS BF H R ER SO BB IBB HBP BLK WP HR S P ERA WHIP	3.2 L 20 10 6 6 3 0 0 0 0 0 1 0 26 26 14.73 2.727	4.1 3.1 14 4 2 2 0 0 0 0 0 0 1 14 14 5.40 1.200	8.1 2.0 9 3 1 1 1 0 0 0 0 0 1 11 11 4.50 1.500																		

Batter	1	2	3	4	5	6	7	8	9	AB	R	H	RBI	BB	SO	LOB	BOTTOM					
Ken Griffey, L (1, 9) OBP: 0.392, SLG: 0.565										4	0	0	0	0	1	2	Pittsburgh Pirates @ Cincinnati Reds Riverfront Stadium, Cincinnati, OH Tue Apr 24 1979, 6:05 PM EST Att: 18,372 - Unknown					
Dave Concepcion, R (1, 6) OBP: 0.395, SLG: 0.452										4	0	0	0	0	0	1						
Joe Morgan, L (1, 4) OBP: 0.435, SLG: 0.583										3	1	2	1	0	0	1						
Junior Kennedy, R (8, 4) OBP: 0.333, SLG: 0.333										1	0	1	0	0	0	0						
George Foster, R (1, 7) OBP: 0.487, SLG: 0.621										2	0	1	0	2	0	1						
Dan Driessen, L (1, 3) OBP: 0.347, SLG: 0.475										4	0	1	0	0	0	4						
Ray Knight, R (1, 5) OBP: 0.415, SLG: 0.393										4	0	0	0	0	1	1						
Cesar Geronimo, L (1, 8) OBP: 0.261, SLG: 0.254										4	1	1	0	0	0	0						
Vic Correll, R (1, 2) OBP: 0.375, SLG: 0.429										4	0	2	1	0	0	0						
Frank Pastore, R (1, 1) OBP: 1.000, SLG: 1.000										1	0	0	0	0	0	1						
Dave Collins, S (7, PH) OBP: 0.286, SLG: 0.286										1	0	1	0	0	0	0						
Dave Tomlin, L (8, 1) OBP: 0.300, SLG: 0.400										0	0	0	0	0	0	0						
Inning Stats	R: 1 E: 0 K: 0 S: 4	H: 1 LOB: 1 BB: 1 P: 8	R: 0 E: 0 K: 1 S: 6	H: 1 LOB: 1 BB: 0 P: 6	R: 0 E: 0 K: 1 S: 6	H: 1 LOB: 2 BB: 1 P: 10	R: 0 E: 0 K: 0 S: 3	H: 0 LOB: 0 BB: 0 P: 3	R: 0 E: 0 K: 0 S: 4	H: 1 LOB: 1 BB: 0 P: 4	R: 0 E: 0 K: 0 S: 3	H: 1 LOB: 0 BB: 0 P: 3	R: 0 E: 0 K: 0 S: 4	H: 1 LOB: 0 BB: 0 P: 4	R: 0 E: 0 K: 0 S: 3	R: 1 E: 0 K: 0 S: 5	H: 3 LOB: 1 BB: 0 P: 5	1B: 7 2B: 2 3B: 0 HR: 1	SF: 0 SAC: 0 DP: 3 HBP: 0	WP: 0 PB: 0 SB: 1 CS: 0	PA: 36	
PITCHER	IP WLS BF H R ER SO BB IBB HBP BLK WP HR S P ERA WHIP	9.0 W 36 10 2 2 2 2 2 0 0 0 0 1 38 46 2.00 1.333																				



Batter	1	2	3	4	5	6	7	8	9	10	11	AB	R	H	RBI	BB	SO	LOB	TOP								
Omar Moreno, L OBP: 0.358, SLG: 0.393 (1, 8)	G3		F8			3-1				K		5	0	1	1	0	1	0									
Tim Foli, R OBP: 0.290, SLG: 0.040 Willie Stargell, L OBP: 0.333, SLG: 0.622 Enrique Romo, R (8, 1) Kent Tekulve, R (8, 1)	F7		4-3			F8				K		3	0	0	0	0	0	0									
Dave Parker, L OBP: 0.377, SLG: 0.525 (1, 9)	3-1					K						5	1	2	0	0	1	0									
Bill Robinson, R OBP: 0.255, SLG: 0.417 (1, 3)		6-3				6-3						4	0	0	0	0	1	1									
Lee Lacy, R OBP: 0.353, SLG: 0.385 (1, 7)	6-3					K						3	0	1	1	1	1	0									
Phil Garner, R OBP: 0.294, SLG: 0.438 (1, 5)												4	0	1	0	1	0	1									
Rennie Stennett, R OBP: 0.289, SLG: 0.273 (1, 4)												4	0	0	0	0	1	4									
Steve Nicosia, R OBP: 0.280, SLG: 0.542 Matt Alexander, S (8, PR) Ed Ott, L OBP: 0.289, SLG: 0.526 (8, 2)												2	1	1	1	1	0	0									
Bert Blyleven, R OBP: 0.290, SLG: 0.300 Grant Jackson, S (7, 1) Manny Sanguillen, R (8, PH) Dale Berra, R OBP: 0.250, SLG: 0.182 (8, 6)												2	0	0	0	0	0	0									
Inning Stats	R: 0 E: 0 K: 0 S: 3	H: 0 LOB: 0 BB: 0 P: 3	R: 0 E: 0 K: 0 S: 4	H: 1 LOB: 1 BB: 0 P: 4	R: 1 E: 0 K: 0 S: 4	H: 1 LOB: 0 BB: 0 P: 4	R: 0 E: 0 K: 2 S: 7	H: 0 LOB: 0 BB: 0 P: 7	R: 0 E: 0 K: 0 S: 3	H: 0 LOB: 0 BB: 0 P: 3	R: 0 E: 0 K: 1 S: 6	H: 1 LOB: 1 BB: 0 P: 6	R: 1 E: 0 K: 1 S: 6	H: 1 LOB: 2 BB: 1 P: 10	R: 0 E: 0 K: 2 S: 8	H: 1 LOB: 3 BB: 2 P: 16	R: 0 E: 0 K: 2 S: 7	H: 0 LOB: 0 BB: 0 P: 7	R: 1 E: 0 K: 0 S: 4	H: 1 LOB: 0 BB: 0 P: 4	1B: 2 2B: 2 3B: 1 HR: 1	SF: 1 SAC: 1 DP: 0 HBP: 0	WP: 0 PB: 0 SB: 2 CS: 0	PA: 42			
PITCHER	IP 7.2	WLS 28	BF 4	H 4	R 2	ER 2	SO 3	BB 1	IBB 0	HBP 0	BLK 0	WP 0	HR 1	S 33	P 27	ERA 2.35	WHIP 0.652										
Fred Norman, L ERA: 2.4 Doug Bair, R ERA: 3.0 Dave Tomlin, L ERA: 3.38 Pedro Borbon, R ERA: 3.38	(1, 1)	(8, 1)	(10, 1)	(11, 1)																							
Batter	1	2	3	4	5	6	7	8	9	10	11	AB	R	H	RBI	BB	SO	LOB	BOTTOM								
Ken Griffey, L OBP: 0.380, SLG: 0.541 (1, 9)	6-3											5	1	1	1	0	1	3									
Dave Concepcion, R OBP: 0.384, SLG: 0.438 (1, 6)	5-3											5	0	1	1	0	0	1									
Joe Morgan, L OBP: 0.405, SLG: 0.538 (1, 4)	L4											5	0	0	0	0	1	1									
George Foster, R OBP: 0.469, SLG: 0.586 (1, 7)												4	0	0	0	1	2	1									
Dan Driessen, L OBP: 0.338, SLG: 0.455 (1, 3)												5	0	1	0	0	1	0									
Ray Knight, R OBP: 0.414, SLG: 0.393 (1, 5)												5	0	2	0	0	0	2									
Cesar Geronimo, L OBP: 0.247, SLG: 0.239 (1, 8)												4	0	0	0	0	2	2									
Vic Correll, R OBP: 0.400, SLG: 0.412 (1, 2)												3	1	1	0	1	1	1									
Fred Norman, S OBP: 0.290, SLG: 0.143 Doug Bair, R (8, 1) Champ Summers, L OBP: 0.273, SLG: 0.364 Dave Tomlin, L (10, 1) Pedro Borbon, R (11, 1)												0	0	0	0	1	0	0									
Inning Stats	R: 0 E: 0 K: 0 S: 3	H: 0 LOB: 0 BB: 0 P: 3	R: 0 E: 0 K: 0 S: 4	H: 1 LOB: 1 BB: 0 P: 4	R: 2 E: 0 K: 1 S: 8	H: 3 LOB: 1 BB: 0 P: 8	R: 0 E: 0 K: 1 S: 5	H: 0 LOB: 0 BB: 0 P: 5	R: 0 E: 0 K: 1 S: 5	H: 0 LOB: 2 BB: 1 P: 12	R: 0 E: 0 K: 1 S: 6	H: 1 LOB: 2 BB: 1 P: 10	R: 0 E: 0 K: 0 S: 3	H: 0 LOB: 0 BB: 0 P: 3	R: 0 E: 0 K: 1 S: 5	H: 0 LOB: 0 BB: 0 P: 5	R: 0 E: 0 K: 1 S: 5	H: 0 LOB: 0 BB: 0 P: 5	1B: 6 2B: 0 3B: 0 HR: 0	SF: 0 SAC: 2 DP: 0 HBP: 0	WP: 0 PB: 0 SB: 1 CS: 0	PA: 42					
PITCHER	IP 6.2	WLS 1	BF 5	H 5	R 0	ER 0	SO 5	BB 2	IBB 0	HBP 0	BLK 0	WP 0	HR 0	S 35	P 43	ERA 2.70	WHIP 1.050										
Bert Blyleven, R ERA: 6.0 Grant Jackson, L ERA: 2.08 Enrique Romo, R ERA: 4.7 Kent Tekulve, R ERA: 4.7	(1, 1)	(7, 1)	(8, 1)	(8, 1)	(8, 1)																						

Pittsburgh Pirates @ Cincinnati Reds
Riverfront Stadium, Cincinnati, OH
Wed Apr 25 1979, 3:33 AM EST
Att: 20,155 - Unknown

AB 37
R 3
H 6
RBI 3
BB 3
SO 8
LOB 11



Pittsburgh Pirates @ Cincinnati Reds
Riverfront Stadium, Cincinnati, OH
Wed Apr 25 1979, 3:33 AM EST
Att: 20,155 - Unknown

AB 37
R 2
H 6
RBI 2
BB 3
SO 8
LOB 11



Batter	1	2	3	4	5	6	7	8	9	10	11	AB	R	H	RBI	BB	SO	LOB	TOP									
Terry Puhl, L OBP: 0.364, SLG: 0.346 (1, 9)	P3	K	L6			F7		P4		6-3		6	0	0	0	0	1	2										
Craig Reynolds, L OBP: 0.279, SLG: 0.392 (1, 6)	BB 1B	BB 1B		K		F9					SH1-4 1B	6	2	4	0	0	1	0										
Cesar Cedeno, R OBP: 0.403, SLG: 0.566 (8, PH)	BB 1B	BB 1B		F7				K			SH1-4	2	0	1	0	2	0	0										
Jeffrey Leonard, R OBP: 0.500, SLG: 0.571 (8, 8)	BB 1B	BB 1B										1	0	0	0	0	1	1										
Bob Watson, R OBP: 0.292, SLG: 0.284 (9, 4)	FC5-2 2B											5	2	1	1	0	3	4										
Rafael Lamontey, S OBP: 0.143, SLG: 0.167 (1, 3)	2B 1B	K		E6 2B		K						1	0	0	0	0	1	1										
Enos Cabell, R OBP: 0.338, SLG: 0.375 (9, 3)	FC5-2 2B			1B 2B				HR		1-3		5	3	3	2	1	0	2										
Art Howe, R OBP: 0.247, SLG: 0.313 (9, 5)				2B 1B				4-3			1B IBB	6	2	4	4	0	0	1										
Jose Cruz, L OBP: 0.387, SLG: 0.523 (1, 7)	4-3			2B 1B								6	0	1	1	0	2	3										
Bruce Bochy, R OBP: 0.235, SLG: 0.188 (1, 2)				6-3				F9				5	0	1	1	0	1	1										
Ken Forsch, R OBP: 0.118, SLG: 0.176 (7, 1)	SH3-4 1B			1-3								2	0	0	0	0	0	1										
Joaquin Andujar, S OBP: 0.200, SLG: 0.200 (10, PH)	SH3-4 1B			1-3								1	0	0	0	0	1	0										
Denny Walling, L OBP: 0.280, SLG: 0.200 (10, 1)	1-2			2-3								0	0	0	0	0	0	0										
Bo McLaughlin, R OBP: 0.387, SLG: 0.523 (10, 1)												0	0	0	0	0	0	0										
Frank Riccelli, L OBP: 0.387, SLG: 0.523 (10, 1)												0	0	0	0	0	0	0										
Inning Stats	R: 3 E: 0 K: 0 S: 6	H: 3 LOB: 1 BB: 1 P: 10	R: 0 E: 0 K: 2 S: 9	H: 2 LOB: 3 BB: 1 P: 13	R: 2 E: 0 K: 0 S: 6	H: 3 LOB: 1 BB: 0 P: 6	R: 1 E: 1 K: 1 S: 7	H: 1 LOB: 1 BB: 0 P: 7	R: 0 E: 0 K: 1 S: 5	H: 0 LOB: 0 BB: 0 P: 5	R: 0 E: 0 K: 1 S: 6	H: 1 LOB: 1 BB: 0 P: 6	R: 1 E: 0 K: 1 S: 6	H: 1 LOB: 0 BB: 0 P: 6	R: 0 E: 0 K: 2 S: 8	H: 1 LOB: 1 BB: 0 P: 8	R: 1 E: 0 K: 1 S: 6	H: 1 LOB: 0 BB: 0 P: 6	R: 0 E: 0 K: 1 S: 5	H: 0 LOB: 2 BB: 0 P: 5	R: 1 E: 0 K: 1 S: 7	H: 2 LOB: 2 BB: 1 P: 11	1B: 10 2B: 3 3B: 0 HR: 2	SF: 0 SAC: 2 DP: 0 HBP: 0	WP: 0 PB: 0 SB: 0 CS: 0	PA: 52		
PITCHER	IP 5.0	WLS 27	BF 8	H 2	R 1	ER 1	SO 4	BB 2	IBB 0	HBP 0	BLK 0	WP 0	HR 0	S 33	P 41	ERA 9.00	WHIP 2.200											
John Candelaria, L ERA: 3.75 (6, 1)	2.0	8	2	1	1	2	0	0	0	0	0	0	0	1	12	12	4.50	1.000										
Jim Bibby, R ERA: 6.48 (8, 1)	1.0	4	1	0	0	2	0	0	0	0	0	0	0	0	8	8	0.00	1.000										
Enrique Romo, R ERA: 4.15 (9, 1)	2.0	7	1	1	1	2	0	0	0	0	0	0	0	1	11	11	4.50	0.500										
Kent Tekulve, R ERA: 4.67 (11, 1)	1.0	L	6	2	1	1	1	0	1	0	0	0	0	0	7	11	9.00	2.000										
Ed Whitson, R ERA: 4.15 (11, 1)	1.0	L	6	2	1	1	1	0	1	0	0	0	0	0	7	11	9.00	2.000										
Batter	1	2	3	4	5	6	7	8	9	10	11	AB	R	H	RBI	BB	SO	LOB	BOTTOM									
Omar Moreno, L OBP: 0.384, SLG: 0.424 (1, 8)	5-3			4-3 2B 1B	1B BB			FC4-2				5	2	3	1	1	0	3										
Tim Lincecum, R OBP: 0.103, SLG: 0.071 (1, 6)	4-3			6-3				E 2B				3	1	1	2	1	0	1										
Bill Robinson, R OBP: 0.264, SLG: 0.420 (8, PH)	4-3			1-2				E G3 BB				2	0	1	0	0	0	3										
Dave Parker, L OBP: 0.373, SLG: 0.545 (1, 9)	F7			4-3				E3 G3				5	1	1	1	1	0	4										
Willie Stargell, L OBP: 0.333, SLG: 0.667 (1, 3)				4-3				3-1				6	1	2	3	0	1	4										
Lee Lacy, R OBP: 0.304, SLG: 0.421 (1, 7)				4-3				6-3				6	0	1	0	0	3	2										
Phil Garner, R OBP: 0.292, SLG: 0.418 (8, PR)				4-3				3B				3	0	0	0	1	1	1										
Matt Alexander, S OBP: 0.214, SLG: 0.154 (9, 6)				4-3				K				0	0	0	0	0	0	0										
Dale Berra, R OBP: 0.214, SLG: 0.154 (9, 6)				4-3				K				2	0	0	0	0	2	0										
Ed Ott, L OBP: 0.318, SLG: 0.523 (1, 2)				F2				P4				6	1	3	0	0	0	1										
Rennie Stennett, R OBP: 0.234, SLG: 0.246 (1, 4)				K				6-3 1B				6	0	0	0	0	2	4										
John Candelaria, L ERA: 3.75 (6, 1)	6.1	14	3	2	2	2	2	2	0	0	0	1	0	0	0	0	0	0	0									
Jim Bibby, R ERA: 6.48 (8, 1)	1.0	4	1	0	0	2	0	0	0	0	0	0	0	0	8	8	0.00	1.000										
Enrique Romo, R ERA: 4.15 (9, 1)	2.0	7	1	1	1	2	0	0	0	0	0	0	0	1	11	11	4.50	0.500										
Kent Tekulve, R ERA: 4.67 (11, 1)	1.0	L	6	2	1	1	1	0	1	0	0	0	0	0	7	11	9.00	2.000										
Ed Whitson, R ERA: 4.15 (11, 1)	1.0	L	6	2	1	1	1	0	1	0	0	0	0	0	7	11	9.00	2.000										
PITCHER	IP 6.1	WLS 29	BF 14	H 7	R 3	ER 4	SO 2	BB 3	IBB 0	HBP 0	BLK 0	WP 0	HR 0	S 32	P 44	ERA 5.68	WHIP 1.579											
Ken Forsch, R ERA: 2.28 (7, 1)	2.2	14	3	2	2	2	2	0	0	0	0	0	0	2	16	24	6.75	1.875										
Joaquin Andujar, R ERA: 1.31 (10, 1)	0.2	4	2	0	0	0	0	0	0	0	0	0	0	4	4	0.00	3.000											
Bo McLaughlin, R ERA: 1.31 (10, 1)	1.1	W	6	1	0	0	4	1	0	0	0	1	0	13	17	0.00	1.500											
Frank Riccelli, L ERA: 1.31 (10, 1)	1.1	W	6	1	0	0	4	1	0	0	0	1	0	13	17	0.00	1.500											
Inning Stats	R: 0 E: 0 K: 0 S: 3	H: 0 LOB: 0 BB: 0 P: 3	R: 0 E: 0 K: 1 S: 5	H: 0 LOB: 0 BB: 0 P: 5	R: 0 E: 0 K: 1 S: 5	H: 0 LOB: 0 BB: 0 P: 5	R: 1 E: 0 K: 0 S: 5	H: 2 LOB: 1 BB: 0 P: 5	R: 2 E: 0 K: 0 S: 5	H: 2 LOB: 2 BB: 2 P: 13	R: 0 E: 0 K: 1 S: 6	H: 1 LOB: 1 BB: 0 P: 6	R: 3 E: 1 K: 0 S: 6	H: 2 LOB: 1 BB: 1 P: 10	R: 0 E: 0 K: 0 S: 4	H: 1 LOB: 3 BB: 2 P: 12	R: 2 E: 0 K: 2 S: 9	H: 2 LOB: 0 BB: 0 P: 9	R: 0 E: 0 K: 1 S: 7	H: 2 LOB: 3 BB: 1 P: 11	R: 0 E: 0 K: 3 S: 10	H: 1 LOB: 1 BB: 0 P: 10	1B: 7 2B: 3 3B: 1 HR: 2	SF: 0 SAC: 0 DP: 0 HBP: 0	WP: 1 PB: 1 SB: 0 CS: 0	PA: 53		

Houston Astros @ Pittsburgh Pirates
Three Rivers Stadium, Pittsburgh, PA
Fri Apr 27 1979, 6:05 PM EST
Att. 5,767 - Unknown

AB	47
R	9
H	15
RBI	9
BB	3
SO	11
LOB	16



Houston Astros @ Pittsburgh Pirates
Three Rivers Stadium, Pittsburgh, PA
Fri Apr 27 1979, 6:05 PM EST
Att. 5,767 - Unknown

AB	47
R	8
H	13
RBI	7
BB	6
SO	9
LOB	23



Batter	1	2	3	4	5	6	7	8	9	AB	R	H	RBI	BB	SO	LOB	TOP		
Jerry Royster, R (1, 5) OBP: 0.444, SLG: 0.397	0-3 K		0-0 6-3			0-0 F9 SF7 2B		0-3 K		4	1	1	0	0	2	0	Atlanta Braves @ Pittsburgh Pirates Three Rivers Stadium, Pittsburgh, PA Tue May 01 1979, 7:05 PM EDT Att: 5,122 - Unknown		
Gary Matthews, R (1, 9) OBP: 0.337, SLG: 0.554	4-0 S BB		0-0 HR			0-0 F9 2-3		0-0 IHR		3	2	2	2	1	0	1			
Jeff Burroughs, R (1, 7) OBP: 0.426, SLG: 0.380 Rowland Office, L (9, PR) OBP: 0.278, SLG: 0.412 (9, 8)	4-0 BB		0-0 5-3			4-0 CS BB		0-0 1B SF9 1B		2	0	1	0	2	0	0			
Dale Murphy, R (1, 2) OBP: 0.391, SLG: 0.693	0-3 K				0-0 F7			0-0 CS 1B		3	0	1	1	0	1	2			
Mike Lum, L (1, 3) OBP: 0.289, SLG: 0.333	0-3 K				0-0 P3		0-0 3-1	0-0 SF9 1B		3	0	0	1	0	1	2			
Barry Bonnell, R (1, 8) OBP: 0.380, SLG: 0.608	0-3 K				0-0 F9		0-3 K2-3	0-0 S 1B		4	1	1	0	0	2	0			
Glenn Hubbard, R (1, 4) OBP: 0.309, SLG: 0.220	0-0 L7				0-0 F7		0-0 P4	0-0 1B		4	0	1	1	0	0	0			
Pepe Frias, R (1, 6) OBP: 0.299, SLG: 0.302	0-0 F8				0-0 F7			0-0 6-3 IBB		3	0	0	0	1	0	0			
Phil Niekro, R (1, 1) OBP: 0.100, SLG: 0.100			0-0 6-3		0-0 F8			0-0 6-3		4	0	0	0	0	0	2			
Inning Stats	R: 0 E: 0 K: 3 S: 9	H: 0 LOB: 2 BB: 2 P: 17	R: 0 E: 0 K: 1 S: 5	H: 0 LOB: 0 BB: 0 P: 5	R: 1 E: 0 K: 0 S: 4	H: 1 LOB: 0 BB: 0 P: 4	R: 0 E: 0 K: 0 S: 3	H: 0 LOB: 0 BB: 0 P: 3	R: 0 E: 0 K: 1 S: 5	H: 0 LOB: 0 BB: 1 P: 7	R: 0 E: 0 K: 1 S: 5	H: 0 LOB: 0 BB: 0 P: 5	R: 0 E: 0 K: 1 S: 5	H: 0 LOB: 0 BB: 0 P: 5	R: 3 E: 0 K: 0 S: 7	H: 5 LOB: 2 BB: 1 P: 11	1B: 4 2B: 1 3B: 0 HR: 2	SF: 2 SAC: 0 DP: 0 HBP: 0	WP: 0 PA: 37 PB: 0 SB: 2 CS: 2
PITCHER	IP WLS BF H R ER SO BB IBB HBP BLK WP HR S P ERA WHIP	8.0 L 3 3 3 0 6 3 0 0 0 0 1 37 49 2.25 0.625	0.0 L 1 0 0 0 0 0 0 0 0 0 0 3 3 ∞ ∞	0.1 L 1 0 0 0 0 0 0 0 0 0 0 1 1 0.00 0.000	0.2 L 2 0 0 0 0 0 1 0 0 0 0 3 7 0.00 3.000											PITCHER	IP WLS BF H R ER SO BB IBB HBP BLK WP HR S P ERA WHIP		

AB 30
R 5
H 7
RBI 5
BB 4
SO 6
LOB 7



Batter	1	2	3	4	5	6	7	8	9	AB	R	H	RBI	BB	SO	LOB	BOTTOM				
Omar Moreno, L (1, 8) OBP: 0.398, SLG: 0.440	0-0 6-3 2B		0-0 F9		0-3 K		0-0 L8		0-3 K	5	0	1	0	0	2	0	Atlanta Braves @ Pittsburgh Pirates Three Rivers Stadium, Pittsburgh, PA Tue May 01 1979, 7:05 PM EDT Att: 5,122 - Unknown				
Tim Foli, R (1, 6) OBP: 0.256, SLG: 0.297	0-0 6-3 2-3		0-0 1B PB 2B		0-0 E 2B		0-0 2B		4-0 BB	4	2	3	0	1	0	1					
Dave Parker, L (1, 9) OBP: 0.412, SLG: 0.568	0-0 P5		0-0 PB 1B		0-0 E3 1B		4-0 IBB		0-0 F9	4	0	2	1	1	0	2					
Willie Stargell, L (1, 3) OBP: 0.339, SLG: 0.625 John Milner, L (6, 3) OBP: 0.545, SLG: 0.971	4-0 BB		0-3 K		4-0 G6-4-3 IBB		0-0 G3		0-3 K	1	0	0	0	2	1	1					
Bill Robinson, R (1, 7) OBP: 0.254, SLG: 0.393	0-0 L8		0-0 P6		0-0 G6-4-3				0-0 F2	4	0	0	0	0	0	5					
Phil Garner, R (1, 5) OBP: 0.321, SLG: 0.417		1-0 G3 HBP		0-3 K		0-0 F7		4-0 S BB		2	0	0	0	1	1	0					
Ed Ott, L (1, 2) OBP: 0.302, SLG: 0.472	0-0 L9		0-0 1B		0-0 F3		0-0 F9		0-0 F9	4	0	1	0	0	0	2					
Rennie Stennett, R (1, 4) OBP: 0.260, SLG: 0.250	0-0 G3		0-0 F7		0-0 F9		4-0 IBB		0-0 IBB	3	0	0	0	1	0	2					
Bert Blyleven, R (1, 1) OBP: 0.154, SLG: 0.231 Mike Easter, L (8, PH) Kent Tekulve, R (9, 1) Grant Jackson, S (9, 1) Enrique Romo, R (9, 1)	0-0 F7		0-0 P4		0-0 P4		0-0 6-3		0-3 K	3	0	0	0	0	0	2					
Inning Stats	R: 0 E: 0 K: 0 S: 4	H: 1 LOB: 2 BB: 1 P: 8	R: 0 E: 0 K: 0 S: 3	H: 0 LOB: 0 BB: 0 P: 4	R: 1 E: 0 K: 1 S: 7	H: 2 LOB: 1 BB: 0 P: 7	R: 0 E: 0 K: 1 S: 6	H: 1 LOB: 0 BB: 0 P: 6	R: 1 E: 1 K: 1 S: 6	H: 2 LOB: 1 BB: 1 P: 10	R: 0 E: 0 K: 0 S: 3	H: 0 LOB: 0 BB: 0 P: 3	R: 0 E: 0 K: 0 S: 4	H: 1 LOB: 2 BB: 1 P: 8	R: 0 E: 0 K: 1 S: 5	H: 0 LOB: 2 BB: 2 P: 13	R: 0 E: 0 K: 2 S: 7	H: 0 LOB: 1 BB: 1 P: 11	1B: 3 2B: 4 3B: 0 HR: 0	SF: 0 SAC: 0 DP: 1 HBP: 1	WP: 0 PA: 40 PB: 1 SB: 1 CS: 0
PITCHER	IP WLS BF H R ER SO BB IBB HBP BLK WP HR S P ERA WHIP	9.0 W 40 7 2 1 6											PITCHER	IP WLS BF H R ER SO BB IBB HBP BLK WP HR S P ERA WHIP							

AB 33
R 2
H 7
RBI 1
BB 6
SO 6
LOB 20



Batter	1	2	3	4	5	6	7	8	9	AB	R	H	RBI	BB	SO	LOB	TOP		
Jerry Royster, R OBP: 0.447, SLG: 0.403										4	0	2	0	0	0	0	Atlanta Braves @ Pittsburgh Pirates Three Rivers Stadium, Pittsburgh, PA Wed May 02 1979, 7:05 PM EDT Att: 4,840 - Unknown		
Gary Matthews, R OBP: 0.333, SLG: 0.540										4	0	1	0	0	0	1			
Jeff Burroughs, R OBP: 0.413, SLG: 0.365										3	0	0	0	0	1	3			
Dale Murphy, R OBP: 0.385, SLG: 0.671										4	0	1	0	0	0	3			
Barry Bonnell, R OBP: 0.386, SLG: 0.603										4	0	2	0	0	0	1			
Glenn Hubbard, R OBP: 0.296, SLG: 0.209										4	1	0	0	0	0	3			
Bruce Benedict, R OBP: 0.417, SLG: 0.455										4	0	1	1	0	0	2			
Pepe Frias, R Adrian Devine, R Charlie Spikes, R Craig Skok, R Rick Mahler, R Mike Macha, R										2	1	1	1	0	1	1			
Mickey Mahler, S Frank LaCorte, R Darrel Chaney, S										1	0	0	0	0	1	1			
Inning Stats	R: 0 E: 0 K: 1 S: 6	H: 2 LOB: 1 BB: 0 P: 6	R: 1 E: 0 K: 2 S: 9	H: 2 LOB: 1 BB: 0 P: 9	R: 0 E: 0 K: 0 S: 4	H: 1 LOB: 0 BB: 0 P: 4	R: 0 E: 0 K: 0 S: 3	H: 0 LOB: 0 BB: 0 P: 3	R: 1 E: 0 K: 1 S: 6	H: 1 LOB: 0 BB: 0 P: 6	R: 0 E: 0 K: 0 S: 4	H: 0 LOB: 0 BB: 0 P: 5	R: 0 E: 0 K: 1 S: 5	H: 1 LOB: 1 BB: 0 P: 4	R: 0 E: 0 K: 1 S: 5	H: 0 LOB: 0 BB: 0 P: 5		1B: 6 2B: 2 3B: 0 HR: 1	SF: 0 SAC: 0 DP: 1 HBP: 1
PITCHER John Candelaria, L ERA: 3.27	IP: 9.0 WLS: W BF: 35 H: 8 R: 2 ER: 2 SO: 6 BB: 0 IBB: 0 HBP: 1 BLK: 0 WP: 0 HR: 1 S: 46 P: 47 ERA: 2.00 WHIP: 0.889															PITCHER			

Batter	1	2	3	4	5	6	7	8	9	AB	R	H	RBI	BB	SO	LOB	BOTTOM
Omar Moreno, L OBP: 0.375, SLG: 0.413										5	0	0	0	0	1	2	Atlanta Braves @ Pittsburgh Pirates Three Rivers Stadium, Pittsburgh, PA Wed May 02 1979, 7:05 PM EDT Att: 4,840 - Unknown
Tim Foli, R OBP: 0.295, SLG: 0.333										5	2	3	0	0	0	0	
Dave Parker, L Matt Alexander, S										3	3	2	0	0	0	1	
Bill Robinson, R OBP: 0.281, SLG: 0.508										5	3	3	4	0	0	2	
Lee Lacy, R OBP: 0.321, SLG: 0.409										3	0	1	1	1	0	1	
Phil Garner, R OBP: 0.318, SLG: 0.408										4	0	1	0	0	2	4	
Rennie Stennett, R OBP: 0.260, SLG: 0.264										4	1	1	2	0	0	2	
Steve Nicosia, R OBP: 0.300, SLG: 0.500										3	1	1	0	1	0	0	
John Candelaria, L OBP: 0.167, SLG: 0.182										3	0	1	2	1	1	1	
Inning Stats	R: 2 E: 0 K: 0 S: 6	H: 3 LOB: 2 BB: 1 P: 10	R: 0 E: 0 K: 1 S: 5	H: 0 LOB: 0 BB: 0 P: 5	R: 5 E: 0 K: 1 S: 10	H: 5 LOB: 1 BB: 1 P: 14	R: 2 E: 0 K: 1 S: 7	H: 2 LOB: 0 BB: 0 P: 7	R: 0 E: 0 K: 0 S: 3	H: 2 LOB: 2 BB: 0 P: 5	R: 0 E: 0 K: 0 S: 3	H: 1 LOB: 0 BB: 0 P: 3	R: 1 E: 0 K: 1 S: 7	H: 2 LOB: 1 BB: 0 P: 7	1B: 9 2B: 3 3B: 1 HR: 2	SF: 1 SAC: 0 DP: 1 HBP: 0	
PITCHER Mickey Mahler, L ERA: 7.5 Frank LaCorte, R ERA: 10.8 Adrian Devine, R ERA: 4.5 Craig Skok, L ERA: 1.76 Rick Mahler, R ERA: 7.71	IP: 2.2 WLS: L BF: 16 H: 7 R: 6 ER: 6 SO: 2 BB: 1 IBB: 0 HBP: 0 BLK: 0 WP: 0 HR: 1 S: 19 P: 23 ERA: 20.25 WHIP: 3.000															PITCHER	

AB	34
R	2
H	8
RBI	2
BB	0
SO	6
LOB	15



Batter	1	2	3	4	5	6	7	8	9	AB	R	H	RBI	BB	SO	LOB	TOP										
Omar Moreno, L (1, 8) OBP: 0.376, SLG: 0.405	4-3		K	CS 1B			6-3 BB		6-3	4	0	1	0	1	1	0											
Tim Foli, R (1, 6) OBP: 0.313, SLG: 0.333	8-6-3 BB		1B	CS 1B	F8		6-3			3	0	1	1	1	0	1											
Dave Parker, L (1, 9) OBP: 0.413, SLG: 0.568	8-6-3		1B		4-3		K			4	0	1	0	0	1	2											
Bill Robinson, R (1, 3) OBP: 0.279, SLG: 0.492		F2	K		FC5-4 1B		L7			4	0	1	0	0	1	3											
Lee Lacy, R (1, 7) OBP: 0.313, SLG: 0.360		S 1B BB	F9		FC5-4 1B			K		3	1	0	0	1	1	3											
Phil Garner, R (1, 5) OBP: 0.315, SLG: 0.400			K	S 1B		5-3		F9		4	1	1	0	0	1	1											
Rennie Stennett, R (1, 4) OBP: 0.272, SLG: 0.276		2B 1B		S 1B		4-3		6-3		4	0	2	1	0	0	0											
Steve Nicosia, R (1, 2) OBP: 0.324, SLG: 0.531				1B		P3			6-3	4	0	2	1	0	0	0											
Don Robinson, R (1, 1) OBP: 0.308, SLG: 0.308										2	0	0	0	0	0	3											
Manny Sanguillen, R (7, PH) OBP: 0.400, SLG: 0.800										1	1	1	0	0	0	0											
Ed Whitson, R (7, 1)										0	0	0	0	0	0	0											
John Milner, L (9, PH) OBP: 0.533, SLG: 0.943							WP 6-3 2B		F2	1	0	0	0	0	0	0											
Inning Stats	R: 0 E: 0 K: 0 S: 2	H: 0 LOB: 0 BB: 1 P: 6	R: 1 E: 0 K: 1 S: 7	H: 2 LOB: 2 BB: 1 P: 11	R: 0 E: 0 K: 2 S: 9	H: 2 LOB: 2 BB: 0 P: 9	R: 1 E: 0 K: 0 S: 5	H: 4 LOB: 1 BB: 0 P: 5	R: 0 E: 0 K: 0 S: 4	H: 0 LOB: 0 BB: 0 P: 3	R: 1 E: 0 K: 1 S: 6	H: 1 LOB: 1 BB: 1 P: 10	R: 0 E: 0 K: 1 S: 5	H: 0 LOB: 0 BB: 0 P: 5	R: 0 E: 0 K: 0 S: 3	H: 0 LOB: 0 BB: 0 P: 3	1B: 8 2B: 3 3B: 0 HR: 0	SF: 0 SAC: 0 DP: 1 HBP: 0	WP: 1 PB: 0 SB: 3 CS: 1	PA: 38							
PITCHER	IP	WLS	BF	H	R	ER	SO	BB	IBB	HBP	BLK	WP	HR	S	P	ERA	WHIP										
Bob Sykes, L (1, 1) ERA: 5.33	7.0	W	31	10	3	3	4	3	0	0	0	1	0	36	48	3.86	1.857										
Buddy Schultz, L (8, 1) ERA: 4.96	2.0	S	6	0	0	0	1	0	0	0	0	0	0	8	8	0.00	0.000										

Pittsburgh Pirates @ St. Louis Cardinals
 Busch Stadium, St. Louis, MO
 Fri May 04 1979, 7:05 PM CDT
 Att. 13,525 - Cloudy

AB	34
R	3
H	10
RBI	3
BB	3
SO	5
LOB	13



Batter	1	2	3	4	5	6	7	8	9	AB	R	H	RBI	BB	SO	LOB	BOTTOM										
Garry Templeton, S (1, 6) OBP: 0.294, SLG: 0.352	K	4-3		K4-3		F5		K		5	0	0	0	0	3	4											
Lou Brock, L (1, 7) OBP: 0.394, SLG: 0.444	5-3									4	1	3	0	0	0	0											
Jerry Mumphrey, S (9, 7) OBP: 0.250, SLG: 0.143			S 1B		1B					0	0	0	0	0	0	0											
Keith Hernandez, L (1, 3) OBP: 0.274, SLG: 0.402	K2-3			K		P3		5-3		4	0	0	0	0	2	3											
Ted Simmons, S (1, 2) OBP: 0.396, SLG: 0.494		1B BB		F8		F3		G1-6-3 BB		2	1	0	0	2	0	2											
George Hendrick, R (1, 9) OBP: 0.353, SLG: 0.400		1B 1B		5-3		E 1B		G1-6-3		4	1	2	0	0	0	2											
Tony Scott, S (1, 8) OBP: 0.343, SLG: 0.475		SH1-3 1B		WP SF7 1B		E9		F8		4	1	3	2	0	0	0											
Ken Reitz, R (1, 5) OBP: 0.358, SLG: 0.459		SH1-3 1B		SF7				F8		2	0	1	2	1	0	0											
Mike Tyson, R (1, 4) OBP: 0.306, SLG: 0.444		P3		L6		F7				4	0	1	0	0	0	5											
Bob Sykes, S (1, 1) OBP: 0.333, SLG: 0.143		SH1-3								1	0	0	0	1	0	0											
Buddy Schultz, R (8, 1) ERA: 3.6		1-2 2-3				6-3		K		1	0	0	0	0	1	1											
Inning Stats	R: 0 E: 0 K: 2 S: 7	H: 3 LOB: 2 BB: 1 P: 10	R: 0 E: 0 K: 1 S: 6	H: 1 LOB: 1 BB: 0 P: 6	R: 1 E: 0 K: 1 S: 6	H: 1 LOB: 1 BB: 1 P: 10	R: 1 E: 0 K: 0 S: 4	H: 3 LOB: 3 BB: 1 P: 4	R: 0 E: 0 K: 0 S: 2	H: 0 LOB: 0 BB: 1 P: 6	R: 0 E: 0 K: 2 S: 8	H: 1 LOB: 1 BB: 0 P: 8	R: 0 E: 0 K: 0 S: 3	H: 0 LOB: 0 BB: 0 P: 3	1B: 10 2B: 0 3B: 0 HR: 0	SF: 1 SAC: 1 DP: 1 HBP: 0	WP: 1 PB: 0 SB: 2 CS: 0	PA: 37									
PITCHER	IP	WLS	BF	H	R	ER	SO	BB	IBB	HBP	BLK	WP	HR	S	P	ERA	WHIP										
Don Robinson, R (1, 1) ERA: 2.97	6.0	L	30	9	4	4	4	2	1	0	0	0	0	35	47	6.00	1.833										
Ed Whitson, R (7, 1) ERA: 3.6	2.0		7	1	0	0	2	1	0	0	0	0	0	10	14	0.00	1.000										

Pittsburgh Pirates @ St. Louis Cardinals
 Busch Stadium, St. Louis, MO
 Fri May 04 1979, 7:05 PM CDT
 Att. 13,525 - Cloudy

AB	31
R	4
H	10
RBI	4
BB	4
SO	6
LOB	17



Batter	1	2	3	4	5	6	7	8	9	AB	R	H	RBI	BB	SO	LOB	TOP																									
Omar Moreno, L (1.8) OBP: 0.363, SLG: 0.374	P6		F8			1B BB			1B BB	2	2	0	0	2	0	1	Pittsburgh Pirates @ St. Louis Cardinals Busch Stadium, St. Louis, MO Sun May 06 1979, 3:33 AM CDT Att: 20,966 - Sunny																									
Tim Foli, R (1.6) OBP: 0.339, SLG: 0.358	F2			F9		1B			1B	4	0	2	2	0	0	0																										
Dave Parker, L (1.9) OBP: 0.426, SLG: 0.580	K			P6		1B			F7	4	0	1	0	0	1	1																										
John Milner, L (1.3) OBP: 0.481, SLG: 0.810		P6		G3					F9	4	0	0	0	0	0	1																										
Lee Lacy, R (1.7) OBP: 0.333, SLG: 0.357		6-3			F8					2	0	0	0	1	0	0																										
Matt Alexander, S (7. PR) OBP: 1.000, SLG: 2.000									1-3	0	0	0	0	0	0	0																										
Kent Tekulve, R (7.1) OBP: 0.333, SLG: 0.667										0	0	0	0	0	0	0																										
Manny Sanguillen, R (8. PH)										1	0	0	0	0	0	1																										
Ed Ott, L (1.2) OBP: 0.311, SLG: 0.450		4-3			F8					3	0	0	0	0	0	1																										
Phil Garner, R (1.5) OBP: 0.302, SLG: 0.379				5-3						3	0	1	0	0	0	0																										
Rennie Stennett, R (1.4) OBP: 0.284, SLG: 0.289									G6-3	3	0	2	0	0	0	1																										
Bruce Kison, R (1.1) OBP: 0.250, SLG: 0.286										2	0	0	0	0	1	2																										
Grant Jackson, S (7.1)										0	0	0	0	0	0	0																										
Bill Robinson, R (7.7) OBP: 0.260, SLG: 0.457				F7					5-3	1	0	0	0	0	0	0																										
Inning Stats	R: 0 E: 0 K: 1 S: 5	H: 0 LOB: 0 BB: 0 P: 5	R: 0 E: 0 K: 0 S: 3	H: 0 LOB: 0 BB: 0 P: 3	R: 0 E: 0 K: 0 S: 4	H: 1 LOB: 1 BB: 0 P: 4	R: 0 E: 0 K: 0 S: 3	H: 0 LOB: 0 BB: 0 P: 3	R: 0 E: 0 K: 0 S: 3	H: 0 LOB: 0 BB: 0 P: 3	R: 1 E: 0 K: 1 S: 6	H: 3 LOB: 2 BB: 1 P: 10	R: 0 E: 1 K: 0 S: 2	H: 0 LOB: 1 BB: 1 P: 6	R: 0 E: 0 K: 0 S: 3	H: 1 LOB: 0 BB: 0 P: 3	R: 1 E: 0 K: 0 S: 4	H: 1 LOB: 1 BB: 1 P: 8	1B: 6 2B: 1 3B: 0 HR: 0	SF: 0 SAC: 0 DP: 2 HBP: 0	WP: 0 PB: 0 SB: 2 CS: 1	PA: 32																				
PITCHER	IP	WLS	BF	H	R	ER	SO	BB	IBB	HBP	BLK	WP	HR	S	P	ERA	WHIP	PITCHER								IP	WLS	BF	H	R	ER	SO	BB	IBB	HBP	BLK	WP	HR	S	P	ERA	WHIP
Silvio Martinez, R (1.1) ERA: 2.22	8.0	W	29	6	2	2	2	3	0	0	0	0	0	30	42	2.25	1.125																									
Darold Knowles, L (9.1) ERA: 3.39	1.0	S	3	0	0	0	0	0	0	0	0	0	0	3	3	0.00	0.000																									

AB	29
R	2
H	6
RBI	2
BB	3
SO	2
LOB	8



Batter	1	2	3	4	5	6	7	8	9	AB	R	H	RBI	BB	SO	LOB	BOTTOM																											
Garry Templeton, S (1.6) OBP: 0.288, SLG: 0.342	F8		F9		4-3					4	1	1	1	0	0	0	Pittsburgh Pirates @ St. Louis Cardinals Busch Stadium, St. Louis, MO Sun May 06 1979, 3:33 AM CDT Att: 20,966 - Sunny																											
Lou Brock, L (1.7) OBP: 0.408, SLG: 0.485										4	1	3	0	0	0	2																												
Jerry Mumphrey, S (8.7) OBP: 0.250, SLG: 0.143	2B		1B							0	0	0	0	0	0	0																												
Keith Hernandez, L (1.3) OBP: 0.278, SLG: 0.406										4	0	3	1	0	0	1																												
Ted Simmons, S (1.2) OBP: 0.413, SLG: 0.580										2	1	1	2	1	0	2																												
George Hendrick, R (1.9) OBP: 0.355, SLG: 0.422										4	0	1	0	0	2	4																												
Tony Scott, S (1.8) OBP: 0.333, SLG: 0.455										4	0	0	0	0	0	6																												
Ken Reitz, R (1.5) OBP: 0.359, SLG: 0.457										4	0	0	0	0	1	0																												
Mike Tyson, R (1.4) OBP: 0.294, SLG: 0.433										4	1	1	0	0	2	0																												
Silvio Martinez, R (1.1) ERA: 4.67										3	0	0	0	0	1	0																												
Darold Knowles, L (9.1) ERA: 1.54										0	0	0	0	0	0	0																												
Inning Stats	R: 0 E: 0 K: 1 S: 7	H: 2 LOB: 3 BB: 1 P: 11	R: 0 E: 0 K: 2 S: 7	H: 0 LOB: 0 BB: 0 P: 7	R: 1 E: 0 K: 1 S: 7	H: 2 LOB: 1 BB: 0 P: 7	R: 0 E: 0 K: 1 S: 5	H: 0 LOB: 0 BB: 0 P: 5	R: 0 E: 0 K: 0 S: 4	H: 1 LOB: 1 BB: 0 P: 4	R: 1 E: 0 K: 1 S: 6	H: 1 LOB: 0 BB: 0 P: 6	R: 2 E: 1 K: 0 S: 8	H: 4 LOB: 3 BB: 0 P: 8	R: 0 E: 0 K: 0 S: 3	H: 0 LOB: 0 BB: 0 P: 3		R: 0 E: 0 K: 0 S: 3	H: 0 LOB: 0 BB: 0 P: 3	1B: 6 2B: 2 3B: 1 HR: 1	SF: 1 SAC: 1 DP: 0 HBP: 0	WP: 0 PB: 0 SB: 0 CS: 0	PA: 36																					
PITCHER	IP	WLS	BF	H	R	ER	SO	BB	IBB	HBP	BLK	WP	HR	S	P	ERA		WHIP	PITCHER								IP	WLS	BF	H	R	ER	SO	BB	IBB	HBP	BLK	WP	HR	S	P	ERA	WHIP	
Bruce Kison, R (7.1) ERA: 4.67	6.0	L	28	8	4	4	6	8	4	4	0	0	0	39	43	6.00	1.333																											
Grant Jackson, L (7.1) ERA: 1.54	0.2		3	1	0	0	0	0	0	0	0	0	0	3	3	0.00	1.500																											
Kent Tekulve, R (7.1) ERA: 5.21	1.1		5	1	0	0	0	0	0	0	0	0	0	5	5	0.00	0.750																											



Batter	1	2	3	4	5	6	7	8	9	AB	R	H	RBI	BB	SO	LOB	TOP								
Omar Moreno, L (1, 8) OBP: 0.383, SLG: 0.389	1-0 HBP	0-0 1B					0-0 CS		0-0 F8								4 1 3 1 0 0 0								
Tim Foli, R (1, 6) OBP: 0.344, SLG: 0.379	0-0 CS	0-0 F9					0-0 6-3		0-0 F8								5 0 2 1 0 0 3								
Dave Parker, L (1, 9) OBP: 0.434, SLG: 0.593	4-0 1-2 BB						0-0 P5										3 0 1 0 2 1 0								
Bill Robinson, R (1, 7) OBP: 0.269, SLG: 0.486	0-3 1-2 K						0-0 P4										4 1 1 1 1 1 3								
John Milner, L (1, 3) OBP: 0.475, SLG: 0.756							0-0 1-3 K										3 0 0 0 2 1 0								
Phil Garner, R (1, 4) OBP: 0.307, SLG: 0.385							4-0 G6-4-3 BB										4 1 1 0 1 0 5								
Dale Berra, R (1, 5) OBP: 0.222, SLG: 0.125							0-0 G6-4-3										3 1 0 0 1 0 1								
Steve Nicosia, R (1, 2) OBP: 0.342, SLG: 0.514							0-0 E6										3 0 1 0 1 0 1								
John Candelaria, L (1, 1) OBP: 0.133, SLG: 0.143							0-3 1-3 2-H										3 0 0 0 0 2 5								
Ed Whitson, R (7, 1)							0-0 F9										1 0 0 0 0 0 0								
Grant Jackson, S (9, 1)							0-0 K										0 0 0 0 0 0 0								
Kent Tekulve, R (9, 1)							0-0 F9										0 0 0 0 0 0 0								
Inning Stats	R: 0 E: 0 K: 1 S: 4	H: 1 LOB: 1 BB: 1 P: 9	R: 2 E: 1 K: 2 S: 10	H: 2 LOB: 2 BB: 1 P: 14	R: 0 E: 0 K: 1 S: 5	H: 0 LOB: 0 BB: 0 P: 5	R: 0 E: 0 K: 0 S: 3	H: 1 LOB: 1 BB: 1 P: 7	R: 0 E: 0 K: 0 S: 3	H: 1 LOB: 0 BB: 0 P: 3	R: 1 E: 1 K: 1 S: 7	H: 1 LOB: 2 BB: 1 P: 11	R: 0 E: 0 K: 0 S: 4	H: 1 LOB: 3 BB: 2 P: 12	R: 0 E: 0 K: 0 S: 3	H: 0 LOB: 0 BB: 0 P: 3	R: 1 E: 0 K: 0 S: 4	H: 2 LOB: 2 BB: 2 P: 12	1B: 5 2B: 2 3B: 1 HR: 1	SF: 0 SAC: 0 DP: 2 HBP: 1	WP: 0 PB: 0 SB: 2 CS: 2	PA: 42			
PITCHER	IP	WLS	BF	H	R	ER	SO	BB	IBB	HBP	BLK	WP	HR	S	P	ERA	WHIP								
Mickey Mahler, L (1, 1) ERA: 5.76	7.0	L	33	7	3	1	5	4	2	1	0	0	1	36	61	1.29	1.571								
Rick Mahler, R (8, 1) ERA: 6.14	2.0		9	2	1	1	0	0	2	0	0	0	0	7	15	4.50	1.000								

Pittsburgh Pirates @ Atlanta Braves
Atlanta-Fulton County Stadium, Atlanta, GA
Mon May 07 1979, 7:05 PM EDT
Att: 8,166 - Unknown

AB 33
R 4
H 9
RBI 3
BB 8
SO 5
LOB 18



Batter	1	2	3	4	5	6	7	8	9	AB	R	H	RBI	BB	SO	LOB	BOTTOM								
Jerry Royster, R (1, 5) OBP: 0.410, SLG: 0.371	0-0 F8						0-0 L8		0-0 F9								4 1 0 0 1 0 3								
Gary Matthews, R (1, 9) OBP: 0.330, SLG: 0.538	0-0 FC6-4 1B						0-0 P3		0-0 F3								5 1 2 2 0 0 3								
Jeff Burroughs, R (1, 7) OBP: 0.396, SLG: 0.345	0-0 FC6-4 1-2						0-0 F8										4 0 0 0 0 1 1								
Dale Murphy, R (1, 3) OBP: 0.370, SLG: 0.611	0-3 K						0-0 1B		0-0 F9								4 0 1 0 0 1 2								
Barry Bonnell, R (1, 8) OBP: 0.358, SLG: 0.556							0-0 F9		0-0 L4								4 0 1 0 0 0 2								
Glenn Hubbard, R (1, 4) OBP: 0.325, SLG: 0.307							0-0 F9		0-0 F7								4 0 1 0 0 1 3								
Bruce Benedict, R (1, 2) OBP: 0.400, SLG: 0.429							0-0 F8										3 0 1 0 0 0 2								
Joe Nolan, L (9, PH) OBP: 0.417, SLG: 0.500							0-0 F8		0-0 F8								0 0 0 0 1 0 0								
Darrel Chaney, S (1, 6) OBP: 0.325, SLG: 0.385							0-3 K		4-0 F7								3 0 0 0 1 2 2								
Mickey Mahler, S (1, 1) OBP: 0.143, SLG: 0.286							0-0 4-3										2 0 0 0 0 0 2								
Rowland Office, L (7, PH) OBP: 0.370, SLG: 0.542							0-0 6-3										0 0 0 0 1 0 0								
Rick Mahler, R (8, 1) OBP: 1.000, SLG: 1.000							0-0 F8										0 0 0 0 0 0 0								
Mike Lum, L (9, PH) OBP: 0.282, SLG: 0.321							0-0 F8										0 0 0 0 0 0 0								
Charlie Spikes, R (9, PH) OBP: 0.357, SLG: 0.385							0-0 F8										1 0 0 0 0 0 2								
Inning Stats	R: 0 E: 0 K: 1 S: 6	H: 1 LOB: 1 BB: 0 P: 6	R: 0 E: 0 K: 2 S: 9	H: 2 LOB: 2 BB: 0 P: 9	R: 0 E: 0 K: 0 S: 3	H: 0 LOB: 0 BB: 0 P: 3	R: 0 E: 0 K: 0 S: 4	H: 1 LOB: 1 BB: 0 P: 4	R: 2 E: 0 K: 1 S: 6	H: 1 LOB: 0 BB: 1 P: 10	R: 0 E: 0 K: 0 S: 4	H: 1 LOB: 1 BB: 0 P: 4	R: 0 E: 0 K: 1 S: 5	H: 0 LOB: 1 BB: 1 P: 9	R: 0 E: 1 K: 0 S: 4	H: 0 LOB: 1 BB: 0 P: 4	R: 0 E: 0 K: 0 S: 3	H: 0 LOB: 2 BB: 2 P: 11	1B: 4 2B: 1 3B: 0 HR: 1	SF: 0 SAC: 0 DP: 0 HBP: 0	WP: 0 PB: 0 SB: 0 CS: 0	PA: 38			
PITCHER	IP	WLS	BF	H	R	ER	SO	BB	IBB	HBP	BLK	WP	HR	S	P	ERA	WHIP								
John Candelaria, L (1, 1) ERA: 3.23	6.0	W	25	6	2	2	4	1	0	0	0	0	1	32	36	3.00	1.167								
Ed Whitson, R (7, 1) ERA: 3.0	2.0		10	0	0	0	1	3	0	0	0	0	0	9	21	0.00	1.500								
Grant Jackson, L (9, 1) ERA: 1.5	0.1		1	0	0	0	0	0	0	0	0	0	0	1	1	0.00	0.000								
Kent Tekulve, R (9, 1) ERA: 5.03	0.2	S	2	0	0	0	0	0	0	0	0	0	0	2	2	0.00	0.000								

Pittsburgh Pirates @ Atlanta Braves
Atlanta-Fulton County Stadium, Atlanta, GA
Mon May 07 1979, 7:05 PM EDT
Att: 8,166 - Unknown

AB 34
R 2
H 6
RBI 2
BB 4
SO 5
LOB 22



Batter	1	2	3	4	5	6	7	8	9	AB	R	H	RBI	BB	SO	LOB	TOP									
Omar Moreno, L (1,8) OBP: 0.387, SLG: 0.414										4	1	2	0	0	0	1	Pittsburgh Pirates @ Atlanta Braves Atlanta-Fulton County Stadium, Atlanta, GA Tue May 08 1979, 7:05 PM EDT Att: 5,741 - Unknown									
Tim Foli, R (1,6) OBP: 0.323, SLG: 0.361										3	0	0	1	0	0	1										
Dave Parker, L (1,9) OBP: 0.422, SLG: 0.574										3	0	0	0	0	0	0										
John Milner, L (1,3) OBP: 0.452, SLG: 0.708										3	0	0	0	0	0	0										
Bill Robinson, R (1,7) OBP: 0.259, SLG: 0.468										3	0	0	0	0	0	0										
Ed Ott, L (1,2) OBP: 0.297, SLG: 0.429										3	0	0	0	0	0	0										
Phil Garner, R (1,4) OBP: 0.298, SLG: 0.372										3	0	0	0	0	1	0										
Dale Berra, R (1,5) OBP: 0.190, SLG: 0.105										3	0	0	0	0	1	0										
Rick Rhoden, R (1,1) OBP: 1.000, SLG: 1.000 (6, PH)										1	0	1	0	0	0	0										
Matt Alexander, S (6, PH) OBP: 0.697, SLG: 1.333										1	0	0	0	0	0	0										
Jim Bibby, R (6, 1) OBP: 0.250, SLG: 0.250										0	0	0	0	0	0	0										
Grant Jackson, S (8, 1) OBP: 0.250, SLG: 0.250										0	0	0	0	0	0	0										
Mike Easter, L (9, PH) OBP: 0.250, SLG: 0.250										1	0	0	0	0	0	0										
Inning Stats	R: 1 E: 0 K: 0 S: 4	H: 1 LOB: 0 BB: 0 P: 4	R: 0 E: 1 K: 1 S: 5	H: 0 LOB: 0 BB: 0 P: 5	R: 0 E: 0 K: 1 S: 5	H: 1 LOB: 0 BB: 0 P: 5	R: 0 E: 0 K: 0 S: 3	H: 0 LOB: 0 BB: 0 P: 3	R: 0 E: 0 K: 0 S: 3	H: 1 LOB: 1 BB: 0 P: 4	R: 0 E: 0 K: 0 S: 3	H: 0 LOB: 0 BB: 0 P: 3	R: 0 E: 0 K: 0 S: 3	H: 0 LOB: 0 BB: 0 P: 3	R: 0 E: 0 K: 0 S: 3	H: 0 LOB: 0 BB: 0 P: 3	1B: 2 2B: 0 3B: 1 HR: 0	SF: 1 SAC: 0 DP: 1 HBP: 0	WP: 0 PA: 29 CS: 0							
PITCHER Eddie Solomon, R (1,1) ERA: 3.96	IP: 9.0 WLS: W BF: 29	H: 3 R: 1 ER: 1 SO: 2	BB: 0 IBB: 0 HBP: 0 BLK: 0	WP: 0 HR: 0 S: 33 P: 33	ERA: 1.00 WHIP: 0.333	PITCHER										ERA: 1.00 WHIP: 0.333	PITCHER									

AB 28
R 1
H 3
RBI 1
BB 0
SO 2
LOB 2




Batter	1	2	3	4	5	6	7	8	9	AB	R	H	RBI	BB	SO	LOB	BOTTOM									
Jerry Royster, R (1,5) OBP: 0.394, SLG: 0.355										4	0	0	0	0	0	1	Pittsburgh Pirates @ Atlanta Braves Atlanta-Fulton County Stadium, Atlanta, GA Tue May 08 1979, 7:05 PM EDT Att: 5,741 - Unknown									
Gary Matthews, R (1,9) OBP: 0.336, SLG: 0.546										4	1	2	0	0	0	0										
Jeff Burroughs, R (1,7) OBP: 0.382, SLG: 0.330										4	0	0	0	0	1	2										
Rowland Office, L (9, 8) OBP: 0.370, SLG: 0.542										0	0	0	0	0	0	0										
Dale Murphy, R (1,2) OBP: 0.393, SLG: 0.619										2	1	2	0	1	0	0										
Mike Lum, L (1,3) OBP: 0.281, SLG: 0.309										3	0	0	0	1	0	4										
Barry Bonnell, R (1,8) OBP: 0.347, SLG: 0.538										3	1	0	0	0	3											
Glenn Hubbard, R (1,4) OBP: 0.325, SLG: 0.308										3	1	1	1	0	1	0										
Darrel Chaney, S (1,6) OBP: 0.231, SLG: 0.182										2	0	1	2	1	1	0										
Eddie Solomon, R (1,1) ERA: 1.46										3	0	0	0	0	2	2										
Inning Stats	R: 0 E: 0 K: 0 S: 3	H: 0 LOB: 0 BB: 0 P: 3	R: 3 E: 0 K: 1 S: 8	H: 3 LOB: 1 BB: 1 P: 12	R: 1 E: 0 K: 0 S: 4	H: 2 LOB: 0 BB: 0 P: 4	R: 0 E: 0 K: 1 S: 5	H: 0 LOB: 1 BB: 1 P: 9	R: 0 E: 0 K: 0 S: 3	H: 0 LOB: 0 BB: 0 P: 3	R: 0 E: 0 K: 2 S: 7	H: 0 LOB: 0 BB: 0 P: 7	R: 0 E: 0 K: 1 S: 6	H: 1 LOB: 2 BB: 1 P: 10	1B: 4 2B: 2 3B: 0 HR: 0	SF: 0 SAC: 0 DP: 2 HBP: 1	WP: 0 PA: 32 CS: 0									
PITCHER Rick Rhoden, R (1,1) ERA: 7.2	IP: 5.0 WLS: L BF: 21	H: 5 R: 4 ER: 4 SO: 2	BB: 2 IBB: 0 HBP: 0 BLK: 0	WP: 0 HR: 0 S: 23 P: 31	ERA: 7.20 WHIP: 1.400	PITCHER										ERA: 7.20 WHIP: 1.400	PITCHER									
Jim Bibby, R (6, 1) ERA: 4.05	2.2 10	1 0 0 3	0 1 1 0	0 0 14 19	0.00 0.375	PITCHER										0.00 0.375	PITCHER									
Grant Jackson, L (8, 1) ERA: 1.46	0.1 1	0 0 0 0	0 0 0 0	0 0 1 1	0.00 0.000	PITCHER										0.00 0.000	PITCHER									


AB 28
R 4
H 6
RBI 3
BB 3
SO 5
LOB 12



Batter	1	2	3	4	5	6	7	8	9	AB	R	H	RBI	BB	SO	LOB	TOP								
Ken Griffey, L (1,9) OBP: 0.388, SLG: 0.448	1-3	F7			F9	1B	BB		2B	5	1	2	0	1	0	1	Cincinnati Reds @ Pittsburgh Pirates Three Rivers Stadium, Pittsburgh, PA Sun May 13 1979, 3:33 AM EDT Att: 10,253 - Unknown livebaseballscorecards.com								
Junior Kennedy, R (1,4) OBP: 0.370, SLG: 0.409	F7		6-3		E5	E	BB		4-3	5	2	3	1	1	0	1									
Dave Concepcion, R (1,6) OBP: 0.401, SLG: 0.521										5	0	1	0	0	2	6									
Rick Auerbach, R (7,6) OBP: 0.158, SLG: 0.211	BB		6-3		K	P4	K			0	0	0	0	0	0	0									
George Foster, R (1,7) OBP: 0.412, SLG: 0.523	F7		F3		E5				K	5	0	1	1	0	1	4									
Johnny Bench, R (1,2) OBP: 0.333, SLG: 0.295	1-2		5-3			F9			1-3	4	0	1	1	1	0	2									
Arturo DeFrias, R (1,3) OBP: 0.222, SLG: 0.353										3	0	0	0	0	2	5									
Dan Driessen, L (7,PH) OBP: 0.333, SLG: 0.473	K				P5					2	2	2	1	0	0	0									
Ray Knight, R (1,5) OBP: 0.382, SLG: 0.367		5-3		6-3		HR	BB		F9	5	1	2	0	0	0	0									
Paul Blair, R (1,8) OBP: 0.333, SLG: 0.625										2	1	1	2	1	0	0									
Cesar Geronimo, L (7,PH) OBP: 0.231, SLG: 0.246	P4					HR	P6		6-3	2	0	0	0	0	0	2									
Michael LaCoss, R (1,1) OBP: 0.188, SLG: 0.188										3	0	1	0	0	1	1									
Dave Tomlin, L (7,1)					B5-3		SH5-4		K	0	0	0	0	0	0	0									
Doug Bair, R (8,1)						K	SH5-4		K	1	0	0	0	0	1	0									
Inning Stats	R: 0 E: 0 K: 1 S: 7	H: 2 LOB: 3 BB: 1 P: 11	R: 0 E: 0 K: 0 S: 4	H: 1 LOB: 1 BB: 0 P: 4	R: 0 E: 0 K: 1 S: 4	H: 1 LOB: 1 BB: 0 P: 4	R: 0 E: 0 K: 1 S: 5	H: 0 LOB: 1 BB: 1 P: 9	R: 1 E: 2 K: 1 S: 8	H: 1 LOB: 2 BB: 0 P: 8	R: 4 E: 1 K: 1 S: 10	H: 5 LOB: 1 BB: 0 P: 10	R: 1 E: 0 K: 1 S: 7	H: 2 LOB: 2 BB: 2 P: 15	R: 1 E: 0 K: 1 S: 6	H: 1 LOB: 0 BB: 0 P: 6	R: 0 E: 0 K: 1 S: 6	H: 1 LOB: 1 BB: 0 P: 6	1B: 10 2B: 2 3B: 0 HR: 2	SF: 0 SAC: 1 DP: 0 HBP: 0	WP: 0 PB: 0 SB: 0 CS: 0	PA: 47			
PITCHER	IP	WLS	BF	H	R	ER	SO	BB	IBB	HBP	BLK	WP	HR	S	P	ERA	WHIP								
John Candelaria, L (1,1) ERA: 3.43	5.2	L	31	10	5	3	4	2	0	0	0	0	1	37	45	4.76	2.118								
Ed Whitson, R (6,1) ERA: 4.91	1.1		8	2	1	1	1	1	1	0	0	0	0	8	16	6.75	2.250								
Enrique Romo, R (8,1) ERA: 4.73	2.0		8	2	1	1	2	0	0	0	0	0	1	12	12	4.50	1.000								

Batter	1	2	3	4	5	6	7	8	9	AB	R	H	RBI	BB	SO	LOB	BOTTOM								
Omar Moreno, L (1,8) OBP: 0.382, SLG: 0.412	4-3		F7		L8		F9		F8	5	0	0	0	0	0	2	Cincinnati Reds @ Pittsburgh Pirates Three Rivers Stadium, Pittsburgh, PA Sun May 13 1979, 3:33 AM EDT Att: 10,253 - Unknown livebaseballscorecards.com								
Tim Foli, R (1,6) OBP: 0.369, SLG: 0.368	FC6-4		L6			L9	E		BB	3	0	1	1	2	0	0									
Dave Parker, L (1,9) OBP: 0.411, SLG: 0.559	FC6-4		6-3			1B	E6		F7	4	0	1	0	1	0	2									
John Milner, L (1,3) OBP: 0.408, SLG: 0.639	1-2		4-3				G3			3	0	1	0	1	0	2									
Bill Robinson, R (1,7) OBP: 0.283, SLG: 0.521	F9		F9			P4			K	4	0	0	0	0	1	4									
Ed Ott, L (1,2) OBP: 0.282, SLG: 0.416			P6			F7			F5	4	0	1	0	0	0	2									
Rennie Stennett, R (1,4) OBP: 0.282, SLG: 0.278			G1-6-3			F8			G1	4	0	1	0	0	0	1									
Phil Garner, R (1,5) OBP: 0.333, SLG: 0.410									F8	4	2	3	1	0	0	1									
John Candelaria, L (1,1) OBP: 0.118, SLG: 0.125			4-3						F8	2	0	0	0	0	1	1									
Ed Whitson, R (6,1)										0	0	0	0	0	0	0									
Mike Easler, L (7,PH) OBP: 0.333, SLG: 0.143										1	1	1	0	0	0	0									
Enrique Romo, R (8,1)										0	0	0	0	0	0	0									
Manny Sanguillen, R (9,PH) OBP: 0.201, SLG: 0.385										1	0	0	0	0	0	0									
Inning Stats	R: 0 E: 0 K: 0 S: 3	H: 0 LOB: 2 BB: 2 P: 11	R: 0 E: 0 K: 0 S: 4	H: 2 LOB: 1 BB: 0 P: 4	R: 0 E: 0 K: 0 S: 3	H: 0 LOB: 0 BB: 0 P: 3	R: 0 E: 0 K: 0 S: 3	H: 0 LOB: 0 BB: 0 P: 3	R: 1 E: 0 K: 1 S: 6	H: 1 LOB: 0 BB: 0 P: 6	R: 0 E: 0 K: 0 S: 4	H: 1 LOB: 2 BB: 1 P: 8	R: 2 E: 1 K: 0 S: 7	H: 4 LOB: 2 BB: 0 P: 7	R: 0 E: 0 K: 1 S: 6	H: 1 LOB: 1 BB: 0 P: 6	R: 0 E: 0 K: 0 S: 3	H: 0 LOB: 1 BB: 1 P: 7	1B: 8 2B: 0 3B: 0 HR: 1	SF: 0 SAC: 0 DP: 1 HBP: 0	WP: 0 PB: 0 SB: 0 CS: 0	PA: 39			
PITCHER	IP	WLS	BF	H	R	ER	SO	BB	IBB	HBP	BLK	WP	HR	S	P	ERA	WHIP								
Michael LaCoss, R (1,1) ERA: 2.6	6.2	W	29	7	3	2	1	3	0	0	0	0	1	28	40	2.70	1.500								
Dave Tomlin, L (7,1) ERA: 2.1	0.1		2	1	0	0	0	0	0	0	0	0	0	2	2	0.00	3.000								
Doug Bair, R (8,1) ERA: 2.7	2.0		8	1	0	0	1	1	0	0	0	0	0	9	13	0.00	1.000								

Batter	1	2	3	4	5	6	7	8	9	AB	R	H	RBI	BB	SO	LOB	TOP			
Frank Taveras, R (1, 6) OBP: 0.261, SLG: 0.256	4-0 F7 BB BB		0-3 K		0-0 FC3-6		0-0 5-3		0-0 1-6-3	4	0	0	0	1	1	1	<p>New York Mets @ Pittsburgh Pirates Three Rivers Stadium, Pittsburgh, PA Tue May 15 1979, 7:05 PM EDT Att: 6,097 - Unknown</p> <p>livebaseballscores.com</p> <p>AB 31 R 3 H 6 RBI 3 BB 10 SO 6 LOB 20</p> 			
Richie Hebner, L (1, 5) OBP: 0.394, SLG: 0.341	4-0 1-2 BB		4-0 BB		4-0 BB BB		0-0 L3		0-3 K	2	0	0	0	3	1	0				
Lee Mazzilli, S (1, 8) Elliott Maddox, R (9, PR) OBP: 0.321, SLG: 0.227	0-0 F7		0-0 F7		4-0 BB		0-0 1B		4-0 1B BB	3	1	1	0	2	0	3				
Willie Montanez, L (1, 3) OBP: 0.244, SLG: 0.262	0-0 F8				0-0 G3		0-0 1B		0-0 1-2 BB	4	0	2	1	1	0	2				
Steve Henderson, R (1, 7) OBP: 0.356, SLG: 0.365	0-3 K				0-3 K		0-0 4-3		0-0 P4	5	0	0	0	0	2	8				
John Stearns, R (1, 2) OBP: 0.299, SLG: 0.343					0-0 L8		0-0 FC5-4 1B		0-0 F9	3	1	1	0	1	0	0				
Joel Youngblood, R (1, 9) OBP: 0.404, SLG: 0.542					4-0 F4-6-3 BB		0-0 P4		0-0 S 1B	3	1	2	2	1	0	1				
Doug Flynn, R (1, 4) OBP: 0.239, SLG: 0.252					0-0 F4-6-3		0-0 FC5-4		0-3 K	4	0	0	0	0	1	3				
Craig Swan, R (1, 1) Skip Lockwood, R (9, 1)					0-3 K		4-0 FC3-6 BB		0-0 F8	3	0	0	0	1	1	2				
									0-0 F9	0	0	0	0	0	0	0				
Inning Stats	R: 0 E: 0 K: 1 S: 5	H: 0 LOB: 2 BB: 2 P: 13	R: 0 E: 0 K: 0 S: 2	H: 0 LOB: 0 BB: 1 P: 6	R: 0 E: 0 K: 2 S: 7	H: 0 LOB: 1 BB: 1 P: 11	R: 2 E: 0 K: 1 S: 6	H: 1 LOB: 0 BB: 1 P: 10	R: 0 E: 0 K: 0 S: 2	H: 0 LOB: 3 BB: 4 P: 18	R: 0 E: 0 K: 0 S: 4	H: 1 LOB: 1 BB: 0 P: 4	R: 1 E: 0 K: 0 S: 5	H: 2 LOB: 1 BB: 0 P: 5	R: 0 E: 0 K: 1 S: 6	H: 1 LOB: 2 BB: 1 P: 10	1B: 4 2B: 1 3B: 0 HR: 1	SF: 0 SAC: 0 DP: 1 HBP: 0	WP: 0 PB: 0 SB: 1 CS: 1	PA: 41
PITCHER	IP WLS BF H R ER SO BB IBB HBP BLK WP HR S P ERA WHIP																			
Don Robinson, R (1, 1) ERA: 3.58	7.0 L 32 4 3 3 4 9 0 0 0 0 0 1 31 67 3.86 1.857																			
Kent Tekulve, R (8, 1) ERA: 5.04	1.0 4 1 0 0 1 0 0 0 0 0 0 0 6 6 0.00 1.000																			
Grant Jackson, L (9, 1) ERA: 1.23	1.0 5 1 0 0 1 1 0 0 0 0 0 0 6 10 0.00 2.000																			

Batter	1	2	3	4	5	6	7	8	9	AB	R	H	RBI	BB	SO	LOB	BOTTOM			
Omar Moreno, L (1, 8) OBP: 0.370, SLG: 0.398	0-3 K				0-0 F4-3				0-0 P3	4	0	0	0	0	1	3	<p>New York Mets @ Pittsburgh Pirates Three Rivers Stadium, Pittsburgh, PA Tue May 15 1979, 7:05 PM EDT Att: 6,097 - Unknown</p> <p>livebaseballscores.com</p> <p>AB 32 R 0 H 6 RBI 0 BB 1 SO 6 LOB 16</p> 			
Tim Lincecum, R (1, 6) OBP: 0.364, SLG: 0.363	0-0 1B				0-0 F9				0-0 P6	4	0	1	0	0	0	1				
Dave Parker, L (1, 9) OBP: 0.406, SLG: 0.548	0-0 1-2 BB				0-0 3-1				0-0 F4-3	4	0	1	0	0	0	0				
Willie Stargell, L (1, 3) OBP: 0.354, SLG: 0.607	0-0 F8				0-0 G3				4-0 2B BB	3	0	0	0	1	1	2				
John Milner, L (1, 7) OBP: 0.400, SLG: 0.631	0-0 P6				0-0 F9				0-0 F7	4	0	1	0	0	0	2				
Ed Ott, L (1, 2) OBP: 0.280, SLG: 0.407					0-0 F7				0-0 F4	4	0	1	0	0	0	2				
Phil Garner, R (1, 5) OBP: 0.331, SLG: 0.404					0-3 K				0-3 K	4	0	1	0	0	3	2				
Rennie Stennett, R (1, 4) OBP: 0.283, SLG: 0.280					0-0 F4-3 SH3-4 1B				0-0 F4	3	0	1	0	0	1	2				
Don Robinson, R (1, 1) OBP: 0.267, SLG: 0.267					0-0 F7				0-0 F4	1	0	0	0	0	0	2				
Kent Tekulve, R (8, 1) OBP: 0.500, SLG: 0.500					0-0 SH3-4					0	0	0	0	0	0	0				
Manny Sanguillen, R (8, PH) OBP: 0.214, SLG: 0.357					1-2					0	0	0	0	0	0	0				
Grant Jackson, S (9, 1) ERA: 1.99										0	0	0	0	0	0	0				
Inning Stats	R: 0 E: 0 K: 1 S: 7	H: 2 LOB: 2 BB: 0 P: 7	R: 0 E: 0 K: 1 S: 7	H: 2 LOB: 0 BB: 0 P: 7	R: 0 E: 0 K: 0 S: 3	H: 0 LOB: 0 BB: 0 P: 3	R: 0 E: 0 K: 1 S: 5	H: 0 LOB: 0 BB: 0 P: 5	R: 0 E: 0 K: 0 S: 4	H: 1 LOB: 1 BB: 0 P: 4	R: 0 E: 0 K: 1 S: 5	H: 0 LOB: 0 BB: 0 P: 5	R: 0 E: 0 K: 0 S: 3	H: 0 LOB: 0 BB: 0 P: 3	R: 0 E: 0 K: 1 S: 6	H: 1 LOB: 2 BB: 1 P: 10	1B: 5 2B: 1 3B: 0 HR: 0	SF: 0 SAC: 1 DP: 0 HBP: 0	WP: 0 PB: 0 SB: 0 CS: 0	PA: 34
PITCHER	IP WLS BF H R ER SO BB IBB HBP BLK WP HR S P ERA WHIP																			
Craig Swan, R (1, 1) ERA: 3.21	8.1 W 32 6 0 0 5 1 0 0 0 0 0 0 41 45 0.00 0.840																			
Skip Lockwood, R (9, 1) ERA: 1.99	0.2 S 2 0 0 0 1 0 0 0 0 0 0 0 4 4 0.00 0.000																			

Batter	1	2	3	4	5	6	7	8	9	10	11	12	13	AB	R	H	RBI	BB	SO	LOB	TOP			
Frank Taveras, R OBP: 0.257, SLG: 0.252 (1, 6)	6-3		L4		6-3		P4		4-3		1B			6	0	1	0	0	0	2				
Richie Hebner, L OBP: 0.263, SLG: 0.326 (1, 5)	3-1		BB			2B 1B BB		K		K		G3		4	1	0	0	2	2	0				
Lee Mazzilli, S OBP: 0.389, SLG: 0.468 (1, 8)	F7		F8			F9		F8		1B 1B		4-3		6	0	1	0	0	0	2				
Willie Montanez, L OBP: 0.248, SLG: 0.274 (1, 3)		4-3	K			1B 2B		F7		1B		P4		6	0	2	0	0	1	1				
Steve Henderson, R OBP: 0.363, SLG: 0.367 (1, 7)		S 1B 1B		5-3		1B IBB				SH5-3 E SF8 1B		K		5	2	2	0	1	1	2				
John Stearns, R OBP: 0.293, SLG: 0.327 (1, 2)		1B 1B BB		F7		F9				E6 SH5-3		L3		5	0	0	0	1	1	6				
Joel Youngblood, R OBP: 0.404, SLG: 0.545 (1, 9)		F8		F9						SH5-3				5	0	2	1	0	0	2				
Doug Flynn, R OBP: 0.241, SLG: 0.255 Ed Kranevool, L OBP: 0.290, SLG: 0.346 (9, PH) Kelvin Chapman, R (9, PR) OBP: 0.226, SLG: 0.213 (9, 4)		FC6-4 1B		F5-3				F1-3				4-3		3	0	1	1	0	0	0				
Kevin Kobel, R OBP: 0.111, SLG: 0.111 (9, PH) Ron Flores, L OBP: 0.220, SLG: 0.290 (9, PH) Dale Murray, R OBP: 0.290, SLG: 0.389 (9, PH) Skip Lockwood, R OBP: 0.219, SLG: 0.299 (11, 1)		FC6-4 1B		F8				F8		SF8		1B 1B		3	0	0	0	0	0	2				
Inning Stats	R: 0 E: 0 K: 0 S: 3	H: 0 LOB: 0 BB: 0 P: 3	R: 1 E: 0 K: 0 S: 5	H: 2 LOB: 2 BB: 1 P: 9	R: 0 E: 0 K: 1 S: 5	H: 0 LOB: 0 BB: 0 P: 3	R: 0 E: 0 K: 0 S: 3	H: 0 LOB: 0 BB: 0 P: 3	R: 0 E: 0 K: 0 S: 3	H: 0 LOB: 0 BB: 0 P: 3	R: 1 E: 1 K: 0 S: 5	H: 1 LOB: 2 BB: 1 P: 9	R: 0 E: 0 K: 2 S: 9	H: 2 LOB: 2 BB: 0 P: 9	R: 0 E: 0 K: 0 S: 4	H: 2 LOB: 2 BB: 0 P: 4	R: 0 E: 0 K: 0 S: 3	H: 0 LOB: 0 BB: 0 P: 3	R: 0 E: 0 K: 1 S: 6	H: 1 LOB: 1 BB: 0 P: 6	1B: 8 2B: 2 3B: 0 HR: 0	SF: 1 SAC: 1 DP: 0 HBP: 0	WIP: 0 PB: 0 SB: 1 CS: 0	PA: 53
PITCHER	IP WLS BF H R ER SO BB IBB HBP BLK WP HR S P ERA WHIP	PITCHER											PITCHER											
Bert Blyleven, R ERA: 5.17 (1, 1)	8.0	33	5	3	2	2	3	1	0	0	0	0	0	0	1	5	0.00	0.000						
Kent Tekulve, R ERA: 4.97 (9, 1)	0.1	2	0	0	0	0	0	1	0	0	0	0	0	0	0	1	5	0.00	0.000					
Grant Jackson, L ERA: 1.15 (9, 1)	1.0	5	2	0	0	1	0	0	0	0	0	0	0	0	7	7	0.00	2.000						
Jim Bibby, R ERA: 3.71 (10, 1)	0.2	2	0	0	0	1	0	0	0	0	0	0	0	0	4	4	0.00	0.000						
Enrique Romo, R ERA: 3.86 (11, 1)	3.0	W 11	3	0	0	1	0	0	0	0	0	0	0	0	13	13	0.00	1.000						

New York Mets @ Pittsburgh Pirates
Three Rivers Stadium, Pittsburgh, PA
Wed May 16 1979, 7:05 PM EDT
Att: 7,621 - Unknown

AB 46
R 3
H 10
RBI 3
BB 5
SO 5
LOB 18



Batter	1	2	3	4	5	6	7	8	9	10	11	12	13	AB	R	H	RBI	BB	SO	LOB	BOTTOM		
Omar Moreno, L OBP: 0.386, SLG: 0.425 (1, 8)	FC6-5 S BB		E 3B			SH1-4 1B 1B		G3				1B		4	2	3	0	1	0	0			
Phil Garner, R OBP: 0.320, SLG: 0.389 (1, 5)	FC6-5		E5			SH1-4		F7		G3				4	0	0	0	0	0	2			
Dave Parker, L OBP: 0.399, SLG: 0.533 (1, 9)	F8		F4-3			F4-3 1B		K				F8		5	0	1	1	0	1	2			
Bill Robinson, R OBP: 0.289, SLG: 0.495 (1, 7)	K					F4-3 1B				1-3		K		5	0	0	0	0	2	2			
Willie Stargell, L OBP: 0.343, SLG: 0.621 (1, 3)		F4-3		K						K		K		5	1	1	1	0	3	0			
Steve Nicosia, R OBP: 0.318, SLG: 0.488 (9, PR) Matt Alexander, S OBP: 0.667, SLG: 1.333 (9, PR) Ed Ott, L OBP: 0.277, SLG: 0.402 (10, 2)		F4-3		F7				L6				G3		4	0	1	0	0	0	0			
Rennie Stennett, R OBP: 0.270, SLG: 0.267 (1, 4)		1-3				F9		F7		F3		6-3		5	0	0	0	0	0	1			
Dale Berra, R OBP: 0.148, SLG: 0.080 (1, 6)			L7			F9		E6				F9		5	0	0	0	0	0	0			
Bert Blyleven, R ERA: 5.17 (1, 1) Kent Tekulve, R ERA: 4.97 (9, 1) Grant Jackson, L ERA: 1.15 (9, 1) Jim Bibby, R ERA: 3.71 (10, 1) Enrique Romo, R ERA: 3.86 (11, 1) Mike Essig, L OBP: 0.402, SLG: 0.623 (11, 1)			K			K		F4				4-3		3	0	0	0	0	0	2			
Inning Stats	R: 0 E: 0 K: 1 S: 5	H: 0 LOB: 1 BB: 1 P: 9	R: 0 E: 0 K: 0 S: 3	H: 0 LOB: 0 BB: 0 P: 3	R: 1 E: 1 K: 1 S: 7	H: 1 LOB: 1 BB: 0 P: 7	R: 0 E: 0 K: 1 S: 5	H: 0 LOB: 0 BB: 0 P: 5	R: 0 E: 0 K: 1 S: 5	H: 0 LOB: 0 BB: 0 P: 5	R: 1 E: 1 K: 0 S: 4	H: 1 LOB: 1 BB: 0 P: 6	R: 0 E: 0 K: 2 S: 4	H: 1 LOB: 1 BB: 0 P: 4	R: 0 E: 0 K: 0 S: 3	H: 0 LOB: 0 BB: 0 P: 3	R: 1 E: 0 K: 0 S: 1	H: 1 LOB: 0 BB: 0 P: 1	1B: 3 2B: 1 3B: 1 HR: 2	SF: 0 SAC: 1 DP: 1 HBP: 0	WIP: 0 PB: 0 SB: 1 CS: 0	PA: 45	
PITCHER	IP WLS BF H R ER SO BB IBB HBP BLK WP HR S P ERA WHIP	PITCHER											PITCHER										
Kevin Kobel, L ERA: 1.63 (1, 1)	8.0	30	4	3	2	5	1	0	0	0	0	0	0	0	10	10	0.00	1.000					
Dale Murray, R ERA: 3.0 (9, 1)	2.0	8	2	0	0	1	0	0	0	0	0	0	0	10	10	0.00	1.000						
Skip Lockwood, R ERA: 2.19 (11, 1)	2.0	L 7	1	1	1	2	0	0	0	0	1	11	11	4.50	0.500								

New York Mets @ Pittsburgh Pirates
Three Rivers Stadium, Pittsburgh, PA
Wed May 16 1979, 7:05 PM EDT
Att: 7,621 - Unknown

AB 43
R 4
H 7
RBI 3
BB 1
SO 8
LOB 8



Batter	1	2	3	4	5	6	7	8	9	AB	R	H	RBI	BB	SO	LOB	TOP														
Omar Moreno, L OBP: 0.369, SLG: 0.404	F9		1-3	L8		F9		K		5	0	0	0	0	1	3															
Phil Garner, R OBP: 0.307, SLG: 0.377	L9		B1-3	5-3		F8		2B		5	0	1	2	0	0	1															
Dave Parker, L OBP: 0.401, SLG: 0.550	WP 1B		HR		2B 1B	4-3		5-3		5	2	3	1	0	0	1															
Bill Robinson, R OBP: 0.283, SLG: 0.509	WP BB		HR 3B		PB 1B 2B	4-3		F8		4	2	2	1	1	0	0															
Willie Stargell, L OBP: 0.367, SLG: 0.726	FC6-4 BB		HR		K	4-3		L6		4	1	1	2	1	1	1															
Steve Nicosia, R OBP: 0.321, SLG: 0.520	FC6-4		6-3		1-3 1B	5-3		HR		5	1	2	2	0	0	3															
Rennie Stennett, R OBP: 0.277, SLG: 0.301		6-3		1B 3B	1-3			L9		5	2	2	0	0	0	1															
Dale Berra, R OBP: 0.235, SLG: 0.200	K			SH5-4 1B				2B 1B		3	1	2	1	1	1	0															
John Candelaria, L OBP: 0.100, SLG: 0.105	K			SH5-4	F8			F9		3	0	0	0	0	1	4															
Inning Stats	R: 0 E: 0 K: 0 S: 4	H: 1 LOB: 3 BB: 2 P: 12	R: 0 E: 0 K: 0 S: 7	H: 0 LOB: 0 BB: 0 P: 7	R: 3 E: 0 K: 0 S: 6	H: 3 LOB: 1 BB: 0 P: 6	R: 1 E: 0 K: 0 S: 5	H: 2 LOB: 1 BB: 0 P: 5	R: 2 E: 0 K: 1 S: 8	H: 3 LOB: 2 BB: 1 P: 12	R: 0 E: 0 K: 0 S: 3	H: 0 LOB: 0 BB: 0 P: 3	R: 0 E: 0 K: 0 S: 3	H: 0 LOB: 0 BB: 0 P: 3	R: 2 E: 0 K: 1 S: 8	H: 3 LOB: 1 BB: 0 P: 8	R: 1 E: 0 K: 0 S: 4	H: 1 LOB: 0 BB: 0 P: 4	1B: 5 2B: 3 3B: 2 HR: 3	SF: 0 SAC: 1 DP: 0 HBP: 0	WP: 1 PB: 1 SB: 1 CS: 0	PA: 43									
PITCHER Ken Holtzman, L ERA: 4.14	IP: 9.0 WLS: L BF: 43	H: 13 R: 9 ER: 9 SO: 4	BB: 2 IBB: 1 HBP: 0 BLK: 0	WP: 1 HR: 3 S: 48 P: 60	ERA: 9.00 WHIP: 1.667											PITCHER	IP: 9.0 WLS: W BF: 35	H: 10 R: 5 ER: 5 SO: 2	BB: 1 IBB: 0 HBP: 0 BLK: 0	WP: 0 HR: 3 S: 38 P: 42	ERA: 5.00 WHIP: 1.222										

Pittsburgh Pirates @ Chicago Cubs
Wrigley Field, Chicago, IL
Fri May 18 1979, 3:33 AM CDT
Att. 12,578 - Sunny - 77 F

AB 39
R 9
H 13
RBI 9
BB 3
SO 4
LOB 14



Batter	1	2	3	4	5	6	7	8	9	AB	R	H	RBI	BB	SO	LOB	BOTTOM														
Ivan De Jesus, R OBP: 0.296, SLG: 0.351	K	G5-4-3			G6-4-3 1B		5-3			4	0	1	0	0	1	2															
Mike Vail, R OBP: 0.467, SLG: 0.731	HR 2B		1B BB		G6-4-3			6-3		3	1	1	0	1	0	1															
Bill Buckner, L OBP: 0.294, SLG: 0.473	4-3		L7		5-3			HR		4	1	1	1	0	0	2															
Dave Kingman, R OBP: 0.389, SLG: 0.637	HR		F7		L5			K		4	1	1	2	0	1	1															
Steve Ontiveros, S OBP: 0.382, SLG: 0.392	5-3		1B		FC5-4 1B			5-3		4	0	2	0	0	0	0															
Jerry Martin, R OBP: 0.306, SLG: 0.449		E 2B			F7		FC5-4	F3		4	1	1	0	0	0	1															
Barry Foote, R OBP: 0.229, SLG: 0.363		E7 FC6-4 1B			F8		P6	P6		4	0	1	0	0	0	1															
Ted Sizemore, R OBP: 0.354, SLG: 0.351		FC6-4 1B			HR		L5	B1-3		4	1	1	1	0	0	1															
Ken Holtzman, R OBP: 0.500, SLG: 0.500		G5-4-3 1B			5-3			6-3		3	0	1	0	0	0	0															
Inning Stats	R: 2 E: 0 K: 1 S: 7	H: 2 LOB: 0 BB: 0 P: 7	R: 1 E: 1 K: 0 S: 5	H: 3 LOB: 1 BB: 0 P: 5	R: 0 E: 0 K: 0 S: 3	H: 1 LOB: 2 BB: 1 P: 7	R: 1 E: 0 K: 0 S: 4	H: 1 LOB: 0 BB: 0 P: 4	R: 0 E: 0 K: 0 S: 3	H: 1 LOB: 1 BB: 0 P: 3	R: 0 E: 0 K: 0 S: 3	H: 0 LOB: 0 BB: 0 P: 3	R: 0 E: 0 K: 1 S: 6	H: 1 LOB: 0 BB: 0 P: 6	R: 0 E: 0 K: 0 S: 3	H: 0 LOB: 0 BB: 0 P: 3	1B: 5 2B: 2 3B: 0 HR: 3	SF: 0 SAC: 0 DP: 2 HBP: 0	WP: 0 PB: 0 SB: 0 CS: 0	PA: 35											
PITCHER John Candelaria, L ERA: 3.69	IP: 9.0 WLS: W BF: 35	H: 10 R: 5 ER: 5 SO: 2	BB: 1 IBB: 0 HBP: 0 BLK: 0	WP: 0 HR: 3 S: 38 P: 42	ERA: 5.00 WHIP: 1.222											PITCHER	IP: 9.0 WLS: W BF: 35	H: 10 R: 5 ER: 5 SO: 2	BB: 1 IBB: 0 HBP: 0 BLK: 0	WP: 0 HR: 3 S: 38 P: 42	ERA: 5.00 WHIP: 1.222										

Pittsburgh Pirates @ Chicago Cubs
Wrigley Field, Chicago, IL
Fri May 18 1979, 3:33 AM CDT
Att. 12,578 - Sunny - 77 F

AB 34
R 5
H 10
RBI 4
BB 1
SO 2
LOB 9



Batter	1	2	3	4	5	6	7	8	9	AB	R	H	RBI	BB	SO	LOB	TOP										
Omar Moreno, L (1, 8) OBP: 0.373, SLG: 0.403	F7		F8			F8		1B WP BB		3	1	1	0	1	0	0											
John Milner, L (1, 7) OBP: 0.388, SLG: 0.600 Matt Alexander, S (8, FR) OBP: 0.667, SLG: 1.333 Bill Robinson, R (8, 7) OBP: 0.283, SLG: 0.509	K		4-3			4-3		1-3 2-H 1B WP		4	0	1	1	0	2	1											
Dave Parker, L (1, 9) OBP: 0.397, SLG: 0.564	HR		G3			G3		1-3 2-H 1B		4	1	1	1	0	1	2											
Willie Stargell, L (1, 3) OBP: 0.373, SLG: 0.711	3-1		L8			L8		K		3	0	1	0	1	0	0											
Ed Ott, L (1, 2) OBP: 0.264, SLG: 0.384	6-3		WP 1B			WP 1B		F2		4	0	0	0	0	1	3											
Phil Garner, R (1, 5) OBP: 0.312, SLG: 0.389	K		K			K		F9		4	0	2	0	0	2	1											
Rennie Stennett, R (1, 4) OBP: 0.276, SLG: 0.293	BB		5-3			5-3		L4		3	0	0	0	1	0	2											
Dale Berra, R (1, 6) OBP: 0.263, SLG: 0.212	4-3		G1-6-3 1B			G1-6-3 1B		SH3-4 1B BB		3	1	1	0	1	0	2											
Jim Rooker, R (1, 1) Enrique Romo, R (9, 1) Grant Jackson, S (9, 1)	K		G1-6-3			G1-6-3		SH3-4 1B		3	0	0	0	0	2	2											
Inning Stats	R: 1 E: 0 K: 1 S: 6	H: 1 LOB: 0 BB: 0 P: 6	R: 0 E: 0 K: 1 S: 5	H: 0 LOB: 1 BB: 1 P: 9	R: 0 E: 0 K: 2 S: 7	H: 1 LOB: 0 BB: 0 P: 7	R: 0 E: 0 K: 2 S: 8	H: 1 LOB: 0 BB: 0 P: 8	R: 0 E: 0 K: 0 S: 3	H: 0 LOB: 0 BB: 0 P: 3	R: 0 E: 0 K: 0 S: 4	H: 1 LOB: 1 BB: 0 P: 4	R: 2 E: 0 K: 1 S: 6	H: 1 LOB: 2 BB: 3 P: 18	R: 0 E: 1 K: 1 S: 6	H: 1 LOB: 1 BB: 0 P: 6	1B: 5 2B: 1 3B: 0 HR: 1	SF: 0 SAC: 1 DP: 1 HBP: 0	WP: 2 PB: 0 SB: 0 CS: 2	PA: 36							
PITCHER	IP	WLS	BF	H	R	ER	SO	BB	IBB	HBP	BLK	WP	HR	S	P	ERA	WHIP										
Mike Krukow, R (1, 1) ERA: 3.88	7.1	L	29	6	3	3	6	3	0	0	0	1	1	38	50	3.68	1.227										
Willie Hernandez, L (8, 1) ERA: 4.64	0.2		3	0	0	0	1	1	0	0	0	1	0	4	8	0.00	1.500										
Ray Burris, R (9, 1) ERA: 6.23	1.0		4	1	0	0	1	0	0	0	0	0	0	6	6	0.00	1.000										

Pittsburgh Pirates @ Chicago Cubs
Wrigley Field, Chicago, IL
Sat May 19 1979, 3:33 AM CDT
Att: 29,460 - Overcast - 66 F

AB	31
R	3
H	7
RBI	2
BB	4
SO	8
LOB	13



Batter	1	2	3	4	5	6	7	8	9	AB	R	H	RBI	BB	SO	LOB	BOTTOM										
Ivan De Jesus, R (1, 6) OBP: 0.297, SLG: 0.351 Bobby Murcer, L (9, FH) OBP: 0.409, SLG: 0.468	CS 1B		F7			F7		L7		3	0	1	0	0	0	0											
Mike Vail, R (1, 9) OBP: 0.412, SLG: 0.633	P6		1-3			1-3		L8		4	0	0	0	0	0	4											
Bill Buckner, L (1, 3) OBP: 0.287, SLG: 0.460	G3		L7			L7		4-3		4	0	0	0	0	0	4											
Dave Kingman, R (1, 7) OBP: 0.395, SLG: 0.635	K		G5-4-3 BB			G5-4-3 BB		G5-4-3 1B		2	0	1	0	1	1	0											
Steve Ontiveros, S (1, 5) OBP: 0.374, SLG: 0.383	4-3		G5-4-3			G5-4-3		G5-4-3		3	0	0	0	0	0	2											
Jerry Martin, R (1, 8) OBP: 0.296, SLG: 0.438 Ray Burris, R (9, 1)	F9		F9			F9		6-3		3	0	0	0	0	0	0											
Barry Foote, R (1, 2) OBP: 0.222, SLG: 0.352	4-3		4-3			6-3		6-3		3	0	0	0	0	0	0											
Ted Sizemore, R (1, 4) OBP: 0.354, SLG: 0.351	L9		L8			L8		BB BB 1B		3	0	1	0	0	0	0											
Mike Krukow, R (1, 1) OBP: 0.250, SLG: 0.333 Willie Hernandez, L (8, 1) OBP: 0.500, SLG: 0.500 Sam Mejias, R (9, 8)	F8		5-3			5-3		1-2 BB		2	0	0	0	0	0	0											
Inning Stats	R: 0 E: 0 K: 0 S: 3	H: 1 LOB: 0 BB: 0 P: 3	R: 0 E: 0 K: 1 S: 5	H: 0 LOB: 0 BB: 0 P: 5	R: 0 E: 0 K: 0 S: 3	H: 0 LOB: 0 BB: 0 P: 3	R: 0 E: 0 K: 0 S: 3	H: 0 LOB: 0 BB: 0 P: 3	R: 0 E: 0 K: 0 S: 3	H: 0 LOB: 0 BB: 0 P: 3	R: 0 E: 0 K: 0 S: 3	H: 1 LOB: 3 BB: 2 P: 3	R: 0 E: 0 K: 0 S: 4	H: 1 LOB: 2 BB: 2 P: 12	1B: 3 2B: 0 3B: 0 HR: 0	SF: 0 SAC: 0 DP: 2 HBP: 0	WP: 0 PB: 0 SB: 0 CS: 1	PA: 30									
PITCHER	IP	WLS	BF	H	R	ER	SO	BB	IBB	HBP	BLK	WP	HR	S	P	ERA	WHIP										
Jim Rooker, L (1, 1) ERA: 3.78	8.1	W	27	3	0	0	1	2	0	0	0	0	0	27	35	0.00	0.600										
Enrique Romo, R (9, 1) ERA: 3.78	0.1		2	0	0	0	0	1	0	0	0	0	0	1	5	0.00	3.000										
Grant Jackson, L (9, 1) ERA: 1.13	0.1	S	1	0	0	0	0	0	0	0	0	0	0	1	1	0.00	0.000										

Pittsburgh Pirates @ Chicago Cubs
Wrigley Field, Chicago, IL
Sat May 19 1979, 3:33 AM CDT
Att: 29,460 - Overcast - 66 F

AB	27
R	0
H	3
RBI	0
BB	3
SO	1
LOB	10



Batter	1	2	3	4	5	6	7	8	9	AB	R	H	RBI	BB	SO	LOB	TOP					
Omar Moreno, L (1,8) OBP: 0.369, SLG: 0.420	F9		F7		L7		HR			4	1	1	2	0	0	0	Pittsburgh Pirates @ Chicago Cubs Wrigley Field, Chicago, IL Sun May 20 1979, 3:33 AM CDT Att: 30,998 - Sunny - 68 F					
John Milner, L (1,7) OBP: 0.386, SLG: 0.630 Bill Robinson, R (7, PH) OBP: 0.281, SLG: 0.505	HR		3-1		G3		K			3	1	1	1	0	0	0						
Dave Parker, L (1,9) OBP: 0.394, SLG: 0.555	L8			6-3		1B SF8		4-3		4	1	1	0	0	0	0						
Willie Stargell, L (1,3) OBP: 0.368, SLG: 0.688	K			K		1B		K		4	0	1	0	0	3	0						
Ed Ott, L (1,2) OBP: 0.253, SLG: 0.371		G3		3-1		SF8		K		3	0	0	1	0	1	0						
Phil Garner, R (1,5) OBP: 0.317, SLG: 0.388					HR HBP	F9		6-3		3	1	1	0	0	0	1						
Rennie Stennett, R (1,4) OBP: 0.283, SLG: 0.294					L9		4-3 WP HR	6-3		3	1	1	0	1	0	1						
Dale Berra, R (1,6) OBP: 0.262, SLG: 0.297					HR		L3	6-3		4	1	1	2	0	1	2						
Don Robinson, R (1,1) OBP: 0.235, SLG: 0.235 Jim Bibby, R (6,1) OBP: 0.200, SLG: 0.200 Enrique Romo, R (6,1) Grant Jackson, S (6,1) Kent Tekulve, R (7,1) OBP: 0.500, SLG: 0.500			F8		K		4-3			2	0	0	0	0	1	0						
Inning Stats	R: 1 E: 0 K: 1 S: 6	H: 1 LOB: 0 BB: 0 P: 6	R: 0 E: 0 K: 1 S: 5	H: 1 LOB: 1 BB: 1 P: 9	R: 0 E: 0 K: 0 S: 3	H: 0 LOB: 0 BB: 0 P: 3	R: 0 E: 0 K: 1 S: 5	H: 0 LOB: 0 BB: 0 P: 5	R: 2 E: 0 K: 1 S: 6	H: 1 LOB: 0 BB: 0 P: 7	R: 1 E: 0 K: 0 S: 5	H: 2 LOB: 1 BB: 0 P: 5	R: 2 E: 0 K: 1 S: 7	H: 2 LOB: 2 BB: 0 P: 7	R: 0 E: 0 K: 2 S: 7	H: 0 LOB: 0 BB: 0 P: 7		R: 0 E: 0 K: 0 S: 3	H: 0 LOB: 0 BB: 0 P: 3	1B: 4 2B: 0 3B: 0 HR: 3	SF: 1 SAC: 0 DP: 0 HBP: 1	WP: 1 PB: 0 SB: 0 CS: 1
PITCHER	IP WLS BF H R ER SO BB IBB HBP BLK WP HR S P ERA WHIP																					
Lynn McGlothen, R (1,1) ERA: 5.05	6.0 L 24 5 4 4 4 1 0 1 0 0 2 30 35 6.00 1.000																					
Donnie Moore, R (7,1) ERA: 7.71	0.1 2 1 1 1 0 0 0 0 0 0 1 0 2 2 27.00 3.000																					
Willie Hernandez, L (7,1) ERA: 4.7	1.2 6 1 1 1 3 0 0 0 0 0 0 1 12 12 5.40 0.600																					
Bruce Sutter, R (9,1) ERA: 1.35	1.0 3 0 0 0 0 0 0 0 0 0 0 0 3 3 0.00 0.000																					

Batter	1	2	3	4	5	6	7	8	9	AB	R	H	RBI	BB	SO	LOB	BOTTOM			
Ivan De Jesus, R (1,6) OBP: 0.315, SLG: 0.377	L4-3		SH1-3		1B		2B			4	2	4	0	0	0	0	Pittsburgh Pirates @ Chicago Cubs Wrigley Field, Chicago, IL Sun May 20 1979, 3:33 AM CDT Att: 30,998 - Sunny - 68 F			
Scot Thompson, L (1,9) OBP: 0.370, SLG: 0.444 Mike Vail, R (7, PH) OBP: 0.389, SLG: 0.594	1B				2B		K	5-3		3	0	2	1	0	0	1				
Bill Buckner, L (1,3) OBP: 0.284, SLG: 0.458	L4-3		F9		L9		1B			5	1	1	1	0	0	4				
Dave Kingman, R (1,7) OBP: 0.308, SLG: 0.641				P6		2B E	1B	FC6-4		5	1	4	1	0	0	0				
Steve Ontiveros, S (1,5) OBP: 0.375, SLG: 0.387		G6-4-3		G6-4-3		E7	FC6-4	F8		4	0	1	0	1	0	3				
Jerry Martin, R (1,8) OBP: 0.288, SLG: 0.421			K		G6-4-3		5-3	F8		5	0	0	0	0	1	4				
Barry Foote, R (1,2) OBP: 0.232, SLG: 0.361		FC6-4			1B G6-4-3		BB			3	1	1	0	1	0	1				
Ted Sizemore, R (1,4) OBP: 0.351, SLG: 0.347			P6		1B		P1	F9		4	0	1	0	0	0	2				
Lynn McGlothen, L (1,1) OBP: 0.235, SLG: 0.313 Bobby Murcer, L (5, PH) OBP: 0.405, SLG: 0.463 Donnie Moore, L (7,1) OBP: 0.200, SLG: 0.200 Willie Hernandez, L (7,1) OBP: 0.302, SLG: 0.536 Larry Bittner, L (8, PH) OBP: 0.302, SLG: 0.250 Bruce Sutter, R (9,1) ERA: 4.2			1B SH1-3		1B		G6-4-3	F2		2	0	1	0	0	0	1				
Inning Stats	R: 0 E: 0 K: 0 S: 3	H: 1 LOB: 0 BB: 0 P: 3	R: 0 E: 0 K: 1 S: 6	H: 1 LOB: 1 BB: 0 P: 6	R: 0 E: 0 K: 0 S: 2	H: 0 LOB: 0 BB: 1 P: 6	R: 2 E: 0 K: 0 S: 6	H: 4 LOB: 1 BB: 0 P: 6	R: 1 E: 1 K: 0 S: 5	H: 2 LOB: 2 BB: 1 P: 9	R: 2 E: 0 K: 1 S: 8	H: 3 LOB: 1 BB: 0 P: 8	R: 0 E: 0 K: 0 S: 4	H: 1 LOB: 2 BB: 1 P: 8	R: 0 E: 0 K: 0 S: 4	H: 1 LOB: 1 BB: 0 P: 4		1B: 11 2B: 5 3B: 0 HR: 0	SF: 0 SAC: 1 DP: 4 HBP: 0	WP: 1 PB: 0 SB: 0 CS: 0
PITCHER	IP WLS BF H R ER SO BB IBB HBP BLK WP HR S P ERA WHIP																			
Don Robinson, R (1,1) ERA: 3.58	5.0 W 21 8 2 2 2 1 0 22 26 3.60 1.800																			
Jim Bibby, R (6,1) ERA: 3.72	0.1 4 2 1 0 0 1 0 0 0 0 0 3 7 0.00 9.000																			
Enrique Romo, R (6,1) ERA: 3.71	0.1 1 0 0 0 0 0 0 0 0 0 0 1 1 0.00 0.000																			
Grant Jackson, L (6,1) ERA: 2.16	0.2 4 2 2 2 1 0 0 0 0 0 0 6 6 27.00 3.000																			
Kent Tekulve, R (7,1) ERA: 4.2	2.2 S 12 3 0 0 0 1 0 0 0 0 0 0 11 15 0.00 1.500																			

Batter	1	2	3	4	5	6	7	8	9	AB	R	H	RBI	BB	SO	LOB	TOP				
Omar Moreno, L OBP: 0.364, SLG: 0.432 (1, 8)										5	1	1	1	0	2	4					
Tim Foli, R OBP: 0.355, SLG: 0.365 (1, 6)										5	0	1	0	0	1	0					
Dave Parker, L OBP: 0.394, SLG: 0.553 (1, 9)										4	0	1	0	1	2	0					
Willie Stargell, L OBP: 0.374, SLG: 0.714 (1, 3)										4	1	2	1	0	2	3					
John Milner, L OBP: 0.385, SLG: 0.613 Bill Robinson, R OBP: 0.278, SLG: 0.500 (7, PH) (7, 7)										2	0	0	0	1	1	1					
Ed Ott, L OBP: 0.253, SLG: 0.398 (1, 2)										4	1	1	1	0	0	3					
Rennie Stennett, R Lee Lacy, R OBP: 0.351, SLG: 0.357 (8, 4)										4	1	3	0	0	0	0					
Dale Berra, R OBP: 0.283, SLG: 0.282 (1, 5)										2	0	0	0	2	0	2					
Bert Blyleven, R OBP: 0.136, SLG: 0.182 Kent Tekulve, R OBP: 0.500, SLG: 0.500 (9, 1)										4	0	1	1	0	1	4					
Inning Stats	R: 1 E: 0 K: 1 S: 6	H: 2 LOB: 2 BB: 2 P: 14	R: 0 E: 0 K: 1 S: 6	H: 1 LOB: 1 BB: 0 P: 6	R: 0 E: 0 K: 2 S: 8	H: 1 LOB: 1 BB: 0 P: 8	R: 1 E: 0 K: 1 S: 7	H: 2 LOB: 1 BB: 0 P: 7	R: 1 E: 0 K: 1 S: 6	H: 1 LOB: 0 BB: 1 P: 10	R: 0 E: 0 K: 1 S: 6	H: 1 LOB: 1 BB: 0 P: 6	R: 0 E: 0 K: 0 S: 3	H: 1 LOB: 0 BB: 1 P: 7	R: 1 E: 0 K: 0 S: 3	H: 1 LOB: 0 BB: 1 P: 1	1B: 4 2B: 4 3B: 0 HR: 3	SF: 0 SAC: 0 DP: 2 HBP: 0	WP: 0 PB: 0 SB: 0 CS: 0	PA: 39	
PITCHER	IP WLS BF H R ER SO BB IBB HBP BLK WP HR S P ERA WHIP	IP WLS BF H R ER SO BB IBB HBP BLK WP HR S P ERA WHIP	IP WLS BF H R ER SO BB IBB HBP BLK WP HR S P ERA WHIP	IP WLS BF H R ER SO BB IBB HBP BLK WP HR S P ERA WHIP	IP WLS BF H R ER SO BB IBB HBP BLK WP HR S P ERA WHIP	IP WLS BF H R ER SO BB IBB HBP BLK WP HR S P ERA WHIP	IP WLS BF H R ER SO BB IBB HBP BLK WP HR S P ERA WHIP	IP WLS BF H R ER SO BB IBB HBP BLK WP HR S P ERA WHIP	IP WLS BF H R ER SO BB IBB HBP BLK WP HR S P ERA WHIP	IP WLS BF H R ER SO BB IBB HBP BLK WP HR S P ERA WHIP	IP WLS BF H R ER SO BB IBB HBP BLK WP HR S P ERA WHIP	IP WLS BF H R ER SO BB IBB HBP BLK WP HR S P ERA WHIP	IP WLS BF H R ER SO BB IBB HBP BLK WP HR S P ERA WHIP	IP WLS BF H R ER SO BB IBB HBP BLK WP HR S P ERA WHIP	IP WLS BF H R ER SO BB IBB HBP BLK WP HR S P ERA WHIP	IP WLS BF H R ER SO BB IBB HBP BLK WP HR S P ERA WHIP	IP WLS BF H R ER SO BB IBB HBP BLK WP HR S P ERA WHIP	IP WLS BF H R ER SO BB IBB HBP BLK WP HR S P ERA WHIP	IP WLS BF H R ER SO BB IBB HBP BLK WP HR S P ERA WHIP	IP WLS BF H R ER SO BB IBB HBP BLK WP HR S P ERA WHIP	IP WLS BF H R ER SO BB IBB HBP BLK WP HR S P ERA WHIP

Pittsburgh Pirates @ Montreal Expos
Olympic Stadium, Montreal, QB
Mon May 21 1979, 3:33 AM EDT
Att: 25,154 - Unknown

AB 35
R 4
H 10
RBI 4
BB 4
SO 9
LOB 18



Batter	1	2	3	4	5	6	7	8	9	AB	R	H	RBI	BB	SO	LOB	BOTTOM					
Andre Dawson, R OBP: 0.323, SLG: 0.581 (1, 8)										4	0	0	0	0	1	1						
Rodney Scott, S OBP: 0.308, SLG: 0.270 (1, 4)										3	1	0	0	1	1	1						
Warren Cromartie, L OBP: 0.333, SLG: 0.494 (1, 7)										3	0	0	1	0	1	0						
Tony Perez, R OBP: 0.321, SLG: 0.422 (1, 3)										4	1	2	1	0	1	0						
Gary Carter, R OBP: 0.399, SLG: 0.597 (1, 2)										4	0	1	0	0	1	1						
Ellis Valentine, R OBP: 0.296, SLG: 0.355 (1, 9)										4	0	1	0	0	1	2						
Larry Parrish, R OBP: 0.360, SLG: 0.439 Jim Mason, L OBP: 0.273, SLG: 0.364 (4, PH) (5, 5)										1	0	1	0	0	0	0						
Chris Speier, R OBP: 0.372, SLG: 0.368 (1, 6)										2	0	1	0	1	0	0						
Scott Sanderson, R OBP: 0.200, SLG: 0.200 Tom Hutton, L OBP: 0.313, SLG: 0.286 Rudy May, L OBP: 0.300, SLG: 0.447 David Palmer, R OBP: 0.300, SLG: 0.447 (8, PH) (9, 1)										1	0	0	0	0	0	2						
Inning Stats	R: 1 E: 0 K: 0 S: 3	H: 0 LOB: 0 BB: 1 P: 7	R: 0 E: 0 K: 0 S: 4	H: 2 LOB: 2 BB: 1 P: 8	R: 0 E: 0 K: 1 S: 5	H: 0 LOB: 0 BB: 0 P: 5	R: 1 E: 0 K: 0 S: 4	H: 2 LOB: 0 BB: 0 P: 4	R: 0 E: 0 K: 1 S: 6	H: 1 LOB: 1 BB: 0 P: 6	R: 0 E: 0 K: 3 S: 9	H: 0 LOB: 0 BB: 0 P: 9	R: 0 E: 0 K: 1 S: 5	H: 0 LOB: 0 BB: 0 P: 5	R: 0 E: 0 K: 0 S: 3	H: 0 LOB: 0 BB: 0 P: 3	R: 0 E: 0 K: 1 S: 6	H: 1 LOB: 1 BB: 0 P: 6	1B: 4 2B: 1 3B: 0 HR: 1	SF: 1 SAC: 0 DP: 1 HBP: 0	WP: 0 PB: 0 SB: 1 CS: 1	PA: 33
PITCHER	IP WLS BF H R ER SO BB IBB HBP BLK WP HR S P ERA WHIP	IP WLS BF H R ER SO BB IBB HBP BLK WP HR S P ERA WHIP	IP WLS BF H R ER SO BB IBB HBP BLK WP HR S P ERA WHIP	IP WLS BF H R ER SO BB IBB HBP BLK WP HR S P ERA WHIP	IP WLS BF H R ER SO BB IBB HBP BLK WP HR S P ERA WHIP	IP WLS BF H R ER SO BB IBB HBP BLK WP HR S P ERA WHIP	IP WLS BF H R ER SO BB IBB HBP BLK WP HR S P ERA WHIP	IP WLS BF H R ER SO BB IBB HBP BLK WP HR S P ERA WHIP	IP WLS BF H R ER SO BB IBB HBP BLK WP HR S P ERA WHIP	IP WLS BF H R ER SO BB IBB HBP BLK WP HR S P ERA WHIP	IP WLS BF H R ER SO BB IBB HBP BLK WP HR S P ERA WHIP	IP WLS BF H R ER SO BB IBB HBP BLK WP HR S P ERA WHIP	IP WLS BF H R ER SO BB IBB HBP BLK WP HR S P ERA WHIP	IP WLS BF H R ER SO BB IBB HBP BLK WP HR S P ERA WHIP	IP WLS BF H R ER SO BB IBB HBP BLK WP HR S P ERA WHIP	IP WLS BF H R ER SO BB IBB HBP BLK WP HR S P ERA WHIP	IP WLS BF H R ER SO BB IBB HBP BLK WP HR S P ERA WHIP	IP WLS BF H R ER SO BB IBB HBP BLK WP HR S P ERA WHIP	IP WLS BF H R ER SO BB IBB HBP BLK WP HR S P ERA WHIP	IP WLS BF H R ER SO BB IBB HBP BLK WP HR S P ERA WHIP	IP WLS BF H R ER SO BB IBB HBP BLK WP HR S P ERA WHIP	

Pittsburgh Pirates @ Montreal Expos
Olympic Stadium, Montreal, QB
Mon May 21 1979, 3:33 AM EDT
Att: 25,154 - Unknown

AB 30
R 2
H 6
RBI 2
BB 2
SO 7
LOB 8



Batter	1	2	3	4	5	6	7	8	9	AB	R	H	RBI	BB	SO	LOB	TOP					
Omar Moreno, L (1, 8) OBP: 0.367, SLG: 0.434										4	0	2	0	0	1	0						
Tim Foli, R (1, 6) OBP: 0.344, SLG: 0.352										3	0	0	0	0	0	2						
Dave Parker, L (1, 9) OBP: 0.390, SLG: 0.552										4	1	1	0	0	1	1						
Bill Robinson, R (1, 7) OBP: 0.269, SLG: 0.482										4	0	0	1	0	1	0						
Willie Stargell, L (1, 3) OBP: 0.368, SLG: 0.693										4	0	1	0	0	2	0						
Lee Lacy, R (1, 4) OBP: 0.390, SLG: 0.419										3	0	2	0	1	0	0						
Steve Nicosia, R (1, 2) OBP: 0.316, SLG: 0.519										4	1	1	0	0	0	4						
Dale Berra, R (1, 5) OBP: 0.280, SLG: 0.279										4	1	1	0	0	1	2						
Ed Whitson, R (1, 1) Bruce Kison, R (3, 1) Mike Easter, L (7, PH) Enrique Romo, R (7, 1)										1	0	0	0	0	0	0						
Inning Stats	R: 0 E: 0 K: 1 S: 5	H: 0 LOB: 0 BB: 0 P: 5	R: 0 E: 0 K: 1 S: 7	H: 2 LOB: 2 BB: 0 P: 7	R: 0 E: 0 K: 1 S: 6	H: 1 LOB: 1 BB: 0 P: 6	R: 0 E: 0 K: 0 S: 4	H: 1 LOB: 1 BB: 0 P: 4	R: 0 E: 0 K: 0 S: 3	H: 1 LOB: 0 BB: 0 P: 3	R: 1 E: 0 K: 1 S: 6	H: 1 LOB: 0 BB: 0 P: 6	R: 2 E: 1 K: 0 S: 5	H: 2 LOB: 1 BB: 1 P: 9	R: 0 E: 0 K: 2 S: 7	H: 0 LOB: 0 BB: 0 P: 7	R: 0 E: 0 K: 0 S: 2	H: 0 LOB: 0 BB: 1 P: 6	1B: 5 2B: 3 3B: 0 HR: 0	SF: 0 SAC: 1 DP: 2 HBP: 0	WP: 1 PB: 0 SB: 0 CS: 1	PA: 35
PITCHER	IP WLS BF H R ER SO BB IBB HBP BLK WP HR S P ERA WHIP																					
Ross Grimsley, L (1, 1) ERA: 4.7	6.1 W 27 7 3 2 4 1 0 0 0 1 0 34 38 2.84 1.263																					
Woodie Fryman, L (7, 1) ERA: 2.06	2.2 S 8 1 0 0 2 1 0 0 0 0 0 0 11 15 0.00 0.750																					

Pittsburgh Pirates @ Montreal Expos
Olympic Stadium, Montreal, QB
Tue May 22 1979, 3:33 AM EDT
Att: 15,227 - Unknown

AB 32
R 3
H 8
RBI 1
BB 2
SO 6
LOB 10



Batter	1	2	3	4	5	6	7	8	9	AB	R	H	RBI	BB	SO	LOB	BOTTOM			
Andre Dawson, R (1, 8) OBP: 0.322, SLG: 0.579										4	1	1	0	0	1	1				
Rodney Scott, S (1, 4) OBP: 0.312, SLG: 0.272										3	2	1	0	1	0	1				
Warren Cromartie, L (1, 7) OBP: 0.326, SLG: 0.461										4	0	0	0	0	0	5				
Tony Perez, R (1, 3) OBP: 0.319, SLG: 0.424										4	1	1	2	0	1	1				
Ellis Valentine, R (1, 9) OBP: 0.302, SLG: 0.354										3	1	1	1	1	1	1				
Jim Mason, L (1, 5) OBP: 0.400, SLG: 0.500										3	0	2	1	1	0	0				
Chris Speier, R (1, 6) OBP: 0.362, SLG: 0.358										3	0	0	1	0	0	2				
Duffy Dyer, R (1, 2) OBP: 0.308, SLG: 0.333										4	0	1	0	0	1	3				
Ross Grimsley, L (1, 1) Woodie Fryman, R (7, 1)										3	1	1	0	0	0	1				
Inning Stats	R: 1 E: 1 K: 1 S: 6	H: 0 LOB: 1 BB: 1 P: 10	R: 0 E: 0 K: 0 S: 3	H: 0 LOB: 0 BB: 0 P: 3	R: 4 E: 1 K: 0 S: 8	H: 4 LOB: 2 BB: 1 P: 12	R: 0 E: 0 K: 1 S: 5	H: 0 LOB: 0 BB: 0 P: 5	R: 0 E: 0 K: 0 S: 3	H: 0 LOB: 0 BB: 0 P: 3	R: 0 E: 0 K: 1 S: 6	H: 1 LOB: 1 BB: 0 P: 6	R: 0 E: 0 K: 1 S: 6	H: 1 LOB: 1 BB: 0 P: 6	R: 1 E: 0 K: 1 S: 6	H: 2 LOB: 1 BB: 1 P: 10	1B: 4 2B: 4 3B: 0 HR: 0	SF: 1 SAC: 0 DP: 0 HBP: 0	WP: 1 PB: 0 SB: 1 CS: 1	PA: 36
PITCHER	IP WLS BF H R ER SO BB IBB HBP BLK WP HR S P ERA WHIP																			
Ed Whitson, R (1, 1) ERA: 5.52	2.1 L 15 4 5 2 1 2 0 0 0 0 0 0 15 23 7.71 2.571																			
Bruce Kison, R (3, 1) ERA: 3.53	3.2 12 1 0 0 2 0 0 0 0 0 0 0 16 16 0.00 0.273																			
Enrique Romo, R (7, 1) ERA: 3.79	2.0 9 3 1 1 2 1 0 0 0 1 1 0 12 16 4.50 2.000																			


Pittsburgh Pirates @ Montreal Expos
Olympic Stadium, Montreal, QB
Tue May 22 1979, 3:33 AM EDT
Att: 15,227 - Unknown

AB 32
R 6
H 8
RBI 5
BB 3
SO 5
LOB 16



Batter	1	2	3	4	5	6	7	8	9	AB	R	H	RBI	BB	SO	LOB	TOP			
Omar Moreno, L (1, 8) OBP: 0.376, SLG: 0.449	SH4-3 1B		F8			WP S 1B		SH1-4 2B		4	0	3	0	0	0	1	Pittsburgh Pirates @ Montreal Expos Olympic Stadium, Montreal, QB Wed May 23 1979, 7:05 PM EDT Att: 7,041 - Unknown			
Tim Foli, R (1, 6) OBP: 0.347, SLG: 0.348	SH4-3		6-3			4-0 1-3 BB		SH1-4		1	0	0	0	1	0	1				
Dave Parker, L (1, 9) OBP: 0.381, SLG: 0.537	F7			3-1		F6		1-3		4	0	0	0	0	0	4				
Willie Stargell, L (1, 3) OBP: 0.354, SLG: 0.663	F8			P6		K		4-3		4	0	0	0	0	1	4				
John Milner, L (1, 7) OBP: 0.389, SLG: 0.608		F2				F7			1B 1B	4	0	2	0	0	0	2				
Lee Lacy, R (1, 4) OBP: 0.378, SLG: 0.400	F9			1-3					F7	4	0	1	0	0	0	2				
Ed Ott, L (1, 2) OBP: 0.253, SLG: 0.392	F7					1-3		F7	1B G6-4-3	4	0	1	0	0	0	1				
Dale Berra, R (1, 5) OBP: 0.278, SLG: 0.298			F8 2B		P4			4-3	G6-4-3	4	0	1	0	0	0	3				
John Candelaria, L (1, 1) OBP: 0.091, SLG: 0.095			6-3							2	0	0	0	0	1	1				
Mike Easter, L (7, PH) OBP: 0.417, SLG: 0.556						K				1	0	0	0	0	0	1				
Kent Tekulve, R (7, 1) OBP: 0.500, SLG: 0.500							F7			0	0	0	0	0	0	0				
Inning Stats	R: 0 E: 0 K: 0 S: 4	H: 1 LOB: 1 BB: 0 P: 4	R: 0 E: 0 K: 0 S: 3	H: 0 LOB: 0 BB: 0 P: 3	R: 0 E: 0 K: 0 S: 4	H: 1 LOB: 1 BB: 0 P: 4	R: 0 E: 0 K: 0 S: 4	H: 1 LOB: 1 BB: 0 P: 4	R: 0 E: 0 K: 1 S: 6	H: 0 LOB: 0 BB: 0 P: 5	R: 0 E: 0 K: 1 S: 6	H: 1 LOB: 2 BB: 1 P: 10	R: 0 E: 0 K: 0 S: 4	H: 1 LOB: 1 BB: 0 P: 4	R: 0 E: 0 K: 0 S: 4	H: 2 LOB: 1 BB: 0 P: 4	1B: 6 2B: 2 3B: 0 HR: 0	SF: 0 SAC: 2 DP: 1 HBP: 0	WP: 1 PB: 0 SB: 1 CS: 0	PA: 35
PITCHER Steve Rogers, R (1, 1) ERA: 2.87	IP: 9.0 WLS: W BF: 35 H: 8 R: 0 ER: 0 SO: 2 BB: 1 IBB: 0 HBP: 0 BLK: 0 WP: 1 HR: 0 S: 38 P: 42 ERA: 0.00 WHIP: 1.000															PITCHER				


Batter	1	2	3	4	5	6	7	8	9	AB	R	H	RBI	BB	SO	LOB	BOTTOM			
Andre Dawson, R (1, 8) OBP: 0.320, SLG: 0.571	F7		F9		L6			S E 1B		4	1	1	0	0	0	1	Pittsburgh Pirates @ Montreal Expos Olympic Stadium, Montreal, QB Wed May 23 1979, 7:05 PM EDT Att: 7,041 - Unknown			
Rodney Scott, S (1, 4) OBP: 0.318, SLG: 0.277	5-3			3B 1B		F7		E1 S 1B		4	2	2	0	0	0	0				
Warren Cromartie, L (1, 7) OBP: 0.324, SLG: 0.476	6-3			K 1B		K		1B		4	0	1	1	0	2	1				
Tony Perez, R (1, 3) OBP: 0.324, SLG: 0.441		1B 1B		1B 3B		F9		F7		4	0	2	1	0	0	1				
Gary Carter, R (1, 2) OBP: 0.395, SLG: 0.594		P4		P4				K		4	0	1	0	0	1	3				
Ellis Valentine, R (1, 9) OBP: 0.301, SLG: 0.351				5-3				K	F8	4	0	1	0	0	1	3				
Chris Speier, R (1, 6) OBP: 0.361, SLG: 0.366		G5-4-3 1B				F8				3	0	1	0	0	0	3				
Ken Macha, R (1, 5) OBP: 0.200, SLG: 0.077			K							2	0	1	0	1	1	0				
Steve Rogers, R (1, 1) OBP: 0.308, SLG: 0.333				1-3						3	0	0	0	0	0	4				
Inning Stats	R: 0 E: 0 K: 0 S: 3	H: 0 LOB: 0 BB: 0 P: 3	R: 0 E: 0 K: 0 S: 4	H: 2 LOB: 1 BB: 0 P: 4	R: 0 E: 0 K: 1 S: 5	H: 0 LOB: 0 BB: 0 P: 5	R: 1 E: 0 K: 1 S: 7	H: 2 LOB: 1 BB: 0 P: 7	R: 0 E: 0 K: 0 S: 4	H: 2 LOB: 1 BB: 0 P: 4	R: 0 E: 0 K: 1 S: 5	H: 0 LOB: 0 BB: 0 P: 5	R: 0 E: 0 K: 1 S: 6	H: 1 LOB: 2 BB: 1 P: 10	R: 2 E: 1 K: 1 S: 8	H: 3 LOB: 1 BB: 0 P: 8		1B: 7 2B: 2 3B: 1 HR: 0	SF: 0 SAC: 0 DP: 2 HBP: 0	WP: 0 PB: 0 SB: 2 CS: 0
PITCHER John Candelaria, L (1, 1) ERA: 3.47	IP: 6.0 WLS: L BF: 22 H: 6 R: 1 ER: 1 SO: 3 BB: 0 IBB: 0 HBP: 0 BLK: 0 WP: 0 HR: 0 S: 28 P: 28 ERA: 1.50 WHIP: 1.000															PITCHER				
PITCHER Kent Tekulve, R (7, 1) ERA: 4.41	IP: 2.0 WLS: L BF: 11 H: 4 R: 2 ER: 2 SO: 2 BB: 0 IBB: 1 HBP: 0 BLK: 0 WP: 0 HR: 0 S: 14 P: 18 ERA: 9.00 WHIP: 2.000															PITCHER				



Batter	1	2	3	4	5	6	7	8	9	AB	R	H	RBI	BB	SO	LOB	TOP	
Omar Moreno, L (1,8) OBP: 0.368, SLG: 0.453										4	1	1	0	0	0	1		
Tim Foli, R (1,6) OBP: 0.321, SLG: 0.320										0	0	0	0	0	0	0		
Dave Parker, L (1,9) OBP: 0.388, SLG: 0.522										4	0	2	1	0	0	1		
Bill Robinson, R (1,3) OBP: 0.282, SLG: 0.513										3	1	2	1	0	1	1		
Lee Lacy, R (1,7) OBP: 0.358, SLG: 0.357										2	0	0	0	1	0	2		
John Milner, L (9, PH) OBP: 0.361, SLG: 0.563										1	0	0	0	0	1	0		
Steve Nicosia, R (1,2) OBP: 0.306, SLG: 0.492										4	0	1	0	0	0	2		
Dale Berra, R (1,5) OBP: 0.313, SLG: 0.316										4	0	0	0	0	1	1		
Phil Garner, R (1,4) OBP: 0.320, SLG: 0.383										3	0	1	0	0	0	0		
Jim Bibby, R (1,1) OBP: 0.167, SLG: 0.167										1	0	0	0	0	0	1		
Bruce Kison, R (4,1) OBP: 0.192, SLG: 0.200										2	0	0	0	0	1	0		
Enrique Romo, R (8,1)										0	0	0	0	0	0	0		
Grant Jackson, S (8,1)										0	0	0	0	0	0	0		
Inning Stats	R: 1 E: 0 K: 0 S: 5	H: 2 LOB: 2 BB: 1 P: 9	R: 0 E: 0 K: 0 S: 4	H: 1 LOB: 1 BB: 0 P: 4	R: 0 E: 0 K: 1 S: 6	H: 1 LOB: 0 BB: 0 P: 6	R: 0 E: 0 K: 0 S: 3	H: 1 LOB: 0 BB: 0 P: 3	R: 0 E: 0 K: 2 S: 7	H: 0 LOB: 0 BB: 0 P: 7	R: 0 E: 0 K: 0 S: 3	H: 0 LOB: 0 BB: 0 P: 3	R: 1 E: 0 K: 1 S: 6	H: 1 LOB: 0 BB: 0 P: 6	1B: 7 2B: 0 3B: 0 HR: 1	SF: 0 SAC: 1 DP: 1 HBP: 0	WP: 1 PB: 0 SB: 1 CS: 1	PA: 34
PITCHER	IP WLS BF H R ER SO BB IBB HBP BLK WP HR S P ERA WHIP																	
Kevin Kobel, L (1,1) ERA: 1.73	8.0		30	7	1	1	3	1	0	0	0	0	1	0	35	39	1.12	1.000
Dale Murray, R (9,1) ERA: 3.92	1.0	L	4	1	1	1	1	0	0	0	0	0	0	1	6	6	9.00	1.000

Pittsburgh Pirates @ New York Mets
Shea Stadium, Flushing, NY
Sun May 27 1979, 3:33 AM EDT
Att: 25,545 - Unknown


AB 28
R 2
H 7
RBI 2
BB 1
SO 4
LOB 9



Batter	1	2	3	4	5	6	7	8	9	AB	R	H	RBI	BB	SO	LOB	BOTTOM			
Joel Youngblood, R (1,9) OBP: 0.390, SLG: 0.567										4	0	0	0	0	2	3				
Frank Taveras, R (1,6) OBP: 0.283, SLG: 0.253										3	0	0	0	0	0	1				
Ed Kranepool, L (8, PH) OBP: 0.281, SLG: 0.333										0	0	0	0	0	0	0				
Elliott Maddox, R (8, PH) OBP: 0.343, SLG: 0.222										1	0	0	0	0	1	3				
Dale Murray, R (9,1)										0	0	0	0	0	0	0				
Lee Mazzilli, S (1,8) OBP: 0.411, SLG: 0.515										4	1	2	1	0	1	3				
Richie Hebner, L (1,5) OBP: 0.377, SLG: 0.407										4	0	0	0	0	0	1				
Willie Montanez, L (1,3) OBP: 0.273, SLG: 0.295										4	0	0	0	0	0	1				
John Stearns, R (1,2) OBP: 0.284, SLG: 0.321										4	0	1	0	0	1	0				
Steve Henderson, R (1,7) OBP: 0.372, SLG: 0.371										2	0	1	0	1	0	1				
Doug Flynn, R (1,4) OBP: 0.221, SLG: 0.232										2	0	0	0	0	0	1				
Kevin Kobel, R (1,1) ERA: 3.18	3.1		13	3	0	0	1	0	0	0	0	0	0	0	15	15	0.00	0.900		
Bruce Kison, R (4,1) ERA: 3.32	3.2		11	1	1	1	2	1	0	0	0	0	0	0	14	18	2.46	0.545		
Enrique Romo, R (8,1) ERA: 3.63	0.1		4	1	0	0	0	0	0	0	0	0	0	4	4	0.00	3.000			
Grant Jackson, L (8,1) ERA: 3.05	1.2	W	5	0	0	0	3	0	0	0	0	0	0	11	11	0.00	0.000			
Inning Stats	R: 0 E: 0 K: 0 S: 3	H: 0 LOB: 0 BB: 0 P: 3	R: 0 E: 0 K: 0 S: 4	H: 1 LOB: 1 BB: 0 P: 4	R: 0 E: 0 K: 1 S: 6	H: 1 LOB: 0 BB: 0 P: 6	R: 0 E: 0 K: 0 S: 3	H: 1 LOB: 0 BB: 0 P: 3	R: 0 E: 0 K: 2 S: 7	H: 0 LOB: 0 BB: 0 P: 7	R: 1 E: 0 K: 0 S: 4	H: 1 LOB: 0 BB: 0 P: 4	R: 0 E: 1 K: 2 S: 10	H: 1 LOB: 3 BB: 0 P: 10	R: 0 E: 0 K: 1 S: 5	H: 0 LOB: 0 BB: 0 P: 5	1B: 4 2B: 0 3B: 0 HR: 1	SF: 0 SAC: 1 DP: 2 HBP: 0	WP: 0 PB: 0 SB: 0 CS: 0	PA: 33
PITCHER	IP WLS BF H R ER SO BB IBB HBP BLK WP HR S P ERA WHIP																			

Pittsburgh Pirates @ New York Mets
Shea Stadium, Flushing, NY
Sun May 27 1979, 3:33 AM EDT
Att: 25,545 - Unknown

AB 31
R 1
H 5
RBI 1
BB 1
SO 6
LOB 16



Batter	1	2	3	4	5	6	7	8	9	AB	R	H	RBI	BB	SO	LOB	TOP
Ivan De Jesus, R OBP: 0.307, SLG: 0.335	F7		E5		FC6-4 WP			4-3		4	0	0	0	0	0	2	Chicago Cubs @ Pittsburgh Pirates Three Rivers Stadium, Pittsburgh, PA Wed May 30 1979, 7:05 PM EDT Att: 7,107 - Unknown
Ted Sizemore, R OBP: 0.329, SLG: 0.340	K		F8		K			4-3		4	0	0	0	0	2	3	
Bill Buckner, L OBP: 0.303, SLG: 0.469	P4			3-1		3-1			BB BB	3	0	0	0	1	0	0	
Dave Kingman, R OBP: 0.372, SLG: 0.588		F8		HR		K			K	4	1	1	1	0	2	1	
Jerry Martin, R OBP: 0.308, SLG: 0.434		1-3		F8		6-3			BB BB	3	0	0	0	1	0	0	
Bobby Murcer, L OBP: 0.394, SLG: 0.431		3-1		F9			F9		F9	4	0	0	0	0	0	2	
Barry Foote, R OBP: 0.233, SLG: 0.364			6-3		FC6-4 SH 1B		F9		F8	4	0	1	0	0	0	2	
Mick Kelleher, R OBP: 0.290, SLG: 0.333					P3					1	1	0	0	1	0	1	
Steve Ontiveros, S OBP: 0.394, SLG: 0.411			1-3 E BB				K			1	0	0	0	0	1	0	
Donnie Moore, L OBP: 0.200, SLG: 0.600										0	0	0	0	0	0	0	
Lynn McGlothen, L OBP: 0.190, SLG: 0.238			1-3		SH FC6-4			F8		1	0	0	0	0	0	1	
Willie Hernandez, L OBP: 0.500, SLG: 0.500										0	0	0	0	0	0	0	
Steve Dillard, R OBP: 0.364, SLG: 0.125										1	0	0	0	0	0	0	
Inning Stats	R: 0 E: 0 K: 1 S: 5	H: 0 LOB: 0 BB: 0 P: 5	R: 0 E: 0 K: 0 S: 3	H: 0 LOB: 0 BB: 0 P: 3	R: 1 E: 1 K: 0 S: 4	H: 0 LOB: 1 BB: 1 P: 8	R: 1 E: 0 K: 0 S: 4	H: 1 LOB: 0 BB: 0 P: 4	R: 0 E: 0 K: 1 S: 5	H: 0 LOB: 0 BB: 0 P: 5	R: 0 E: 0 K: 1 S: 5	H: 0 LOB: 0 BB: 0 P: 5	R: 0 E: 0 K: 0 S: 3	H: 0 LOB: 0 BB: 2 P: 13	1B: 1 2B: 0 3B: 0 HR: 1	SF: 0 SAC: 1 DP: 0 HBP: 0	WP: 1 PA: 34 CS: 0
PITCHER Jim Rooker, L ERA: 0.74	IP: 9.0 WLS: W BF: 34 H: 2 R: 2 ER: 1 SO: 5 BB: 3 IBB: 0 HBP: 0 BLK: 0 WP: 1 HR: 1 S: 41 P: 53 ERA: 1.00 WHIP: 0.556																

AB	30
R	2
H	2
RBI	1
BB	3
SO	5
LOB	12



Batter	1	2	3	4	5	6	7	8	9	AB	R	H	RBI	BB	SO	LOB	BOTTOM		
Omar Moreno, L OBP: 0.375, SLG: 0.454	6-3	P5								5	1	3	0	0	0	0	Chicago Cubs @ Pittsburgh Pirates Three Rivers Stadium, Pittsburgh, PA Wed May 30 1979, 7:05 PM EDT Att: 7,107 - Unknown		
Tim Lincecum, R OBP: 0.325, SLG: 0.342	SF7 3B	FC4-6 1B		P3		F9		L6		5	1	2	0	0	4				
Dave Parker, L OBP: 0.386, SLG: 0.552	SF7	FC4-6		K			1B 2B	K		4	1	1	1	0	2	4			
Willie Stargell, L OBP: 0.383, SLG: 0.670	1B 1B	F8						1B HR 1B	1B IBB	4	3	3	2	1	0	1			
John Milner, L OBP: 0.385, SLG: 0.556	1B 1B		3-1		L7					3	1	1	0	0	0	0			
Bill Robinson, R OBP: 0.319, SLG: 0.579	1B 1B						1B HR		1B	2	1	2	3	0	0	0			
Ed Ott, L OBP: 0.257, SLG: 0.396	1B 1B		K		F8			P5	4-3	5	1	1	1	0	1	2			
Dale Berra, R OBP: 0.291, SLG: 0.290	1B 1B		F7		K			6-3		4	0	1	1	0	1	0			
Phil Garner, R OBP: 0.333, SLG: 0.410				1B 1B		P3				4	0	3	1	0	0	0			
Jim Rooker, R	K			F9		K		K		4	0	0	0	0	3	4			
Inning Stats	R: 4 E: 0 K: 1 S: 11	H: 6 LOB: 2 BB: 0 P: 11	R: 0 E: 0 K: 0 S: 4	H: 1 LOB: 1 BB: 0 P: 4	R: 0 E: 0 K: 1 S: 5	H: 0 LOB: 0 BB: 0 P: 5	R: 0 E: 0 K: 1 S: 7	H: 2 LOB: 0 BB: 0 P: 7	R: 1 E: 0 K: 1 S: 6	H: 1 LOB: 0 BB: 0 P: 6	R: 0 E: 0 K: 1 S: 6	H: 1 LOB: 1 BB: 0 P: 6	R: 3 E: 0 K: 1 S: 9	H: 4 LOB: 1 BB: 0 P: 9	R: 1 E: 0 K: 1 S: 7	H: 2 LOB: 2 BB: 1 P: 11	1B: 13 2B: 1 3B: 1 HR: 2	SF: 1 SAC: 0 DP: 0 HBP: 0	WP: 0 PA: 42 CS: 0
PITCHER Lynn McGlothen, R ERA: 4.8	IP: 6.0 WLS: L BF: 30 H: 12 R: 6 ER: 6 SO: 5 BB: 0 IBB: 0 HBP: 0 BLK: 0 WP: 0 HR: 1 S: 40 P: 40 ERA: 18.00 WHIP: 3.000																		
PITCHER Willie Hernandez, L ERA: 5.65	IP: 1.0 WLS: L BF: 6 H: 3 R: 2 ER: 2 SO: 1 BB: 0 IBB: 0 HBP: 0 BLK: 0 WP: 0 HR: 1 S: 8 P: 8 ERA: 9.00 WHIP: 2.000																		
PITCHER Donnie Moore, R ERA: 7.27	IP: 1.0 WLS: L BF: 6 H: 2 R: 1 ER: 1 SO: 1 BB: 1 IBB: 0 HBP: 0 BLK: 0 WP: 0 HR: 0 S: 7 P: 11 ERA: 9.00 WHIP: 2.000																		



Batter	1	2	3	4	5	6	7	8	9	10	AB	R	H	RBI	BB	SO	LOB						
Ivan De Jesus, R OBP: 0.311, SLG: 0.339	0-0 1B		0-0 SH2-3		0-0 FC8-6 1B	0-0 F8		0-0 6-3			4	0	2	0	0	0	1						
Scott Thompson, L OBP: 0.364, SLG: 0.415	0-0 F7		0-3 K		0-0 F8		0-0 F8		4-0 FC4-6 BB		4	0	0	0	1	1	3						
Bill Buckner, L OBP: 0.296, SLG: 0.457	0-3 K		0-0 4-3		0-0 FC8-6 BB 1B		0-0 L1		0-0 FC4-6		5	0	0	0	0	1	4						
Bobby Murcer, L OBP: 0.365, SLG: 0.452	0-0 4-3			0-0 HR	0-0 BB 1B	0-0 F8		0-0 F8		0-0 1-3		5	1	2	1	0	2						
Larry Blittner, L OBP: 0.409, SLG: 0.474		0-0 HR		0-3 K	4-0 BB 1B	0-0 1B 1B		0-0 1B 1B		0-0 F8		4	2	2	1	1	0						
Steve Ontiveros, S OBP: 0.394, SLG: 0.407	0-3 K		4-0 BB		0-0 F8		0-0 F7		0-0 1B		4	0	1	0	1	1	4						
Barry Foote, R OBP: 0.240, SLG: 0.368	0-0 L7		0-0 BB		0-0 F7		0-0 SH3 1B		0-3 1B 8-2 1B		4	0	2	0	0	0	1						
Steve Dillard, R OBP: 0.333, SLG: 0.111	0-0 L7		0-0 BB		0-0 SH3		0-0 SH3		0-0 G3		1	0	0	0	0	1	1						
Mick Kelleher, R OBP: 0.303, SLG: 0.323	0-0 L7		0-0 BB		0-0 FC6-4 BB		0-0 1-3 2-H 1B		0-0 1B		1	0	0	0	1	0	0						
Mike Vail, R OBP: 0.351, SLG: 0.541											1	0	1	1	0	0	0						
Tim Blackwell, S OBP: 0.394, SLG: 0.261											1	0	0	0	0	0	1						
Dennis Lamp, R OBP: 0.176, SLG: 0.235											3	0	1	0	0	0	3						
Dave Kingman, R OBP: 0.370, SLG: 0.584											1	0	0	0	0	0	2						
Dick Tidrow, R											0	0	0	0	0	0	0						
Bruce Sutter, R											0	0	0	0	0	0	0						
Inning Stats	R: 0 E: 0 K: 1 S: 6	H: 1 LOB: 1 BB: 0 P: 6	R: 1 E: 0 K: 1 S: 6	H: 1 LOB: 0 BB: 0 P: 6	R: 0 E: 0 K: 1 S: 6	H: 1 LOB: 1 BB: 1 P: 6	R: 1 E: 0 K: 1 S: 6	H: 1 LOB: 2 BB: 2 P: 14	R: 0 E: 0 K: 0 S: 5	H: 2 LOB: 3 BB: 1 P: 9	R: 0 E: 0 K: 0 S: 4	H: 0 LOB: 0 BB: 0 P: 3	R: 1 E: 0 K: 0 S: 5	H: 3 LOB: 1 BB: 0 P: 5	R: 0 E: 0 K: 0 S: 3	H: 0 LOB: 1 BB: 1 P: 7	R: 0 E: 0 K: 1 S: 6	H: 1 LOB: 1 BB: 0 P: 6	1B: 8 2B: 2 3B: 0 HR: 2	SF: 0 SAC: 2 DP: 1 HBP: 0	WP: 0 PB: 0 SB: 1 CS: 0	PA: 44	
PITCHER	IP WLS BF H R ER SO ERA WHIP	IP WLS BF H R ER SO ERA WHIP	IP WLS BF H R ER SO ERA WHIP	IP WLS BF H R ER SO ERA WHIP	IP WLS BF H R ER SO ERA WHIP	IP WLS BF H R ER SO ERA WHIP	IP WLS BF H R ER SO ERA WHIP	IP WLS BF H R ER SO ERA WHIP	IP WLS BF H R ER SO ERA WHIP	IP WLS BF H R ER SO ERA WHIP	IP WLS BF H R ER SO ERA WHIP	IP WLS BF H R ER SO ERA WHIP	IP WLS BF H R ER SO ERA WHIP	IP WLS BF H R ER SO ERA WHIP	IP WLS BF H R ER SO ERA WHIP	IP WLS BF H R ER SO ERA WHIP	IP WLS BF H R ER SO ERA WHIP	IP WLS BF H R ER SO ERA WHIP	IP WLS BF H R ER SO ERA WHIP	IP WLS BF H R ER SO ERA WHIP	IP WLS BF H R ER SO ERA WHIP	IP WLS BF H R ER SO ERA WHIP	IP WLS BF H R ER SO ERA WHIP

TOP

Chicago Cubs @ Pittsburgh Pirates
Three Rivers Stadium, Pittsburgh, PA
Thu May 31 1979, 7:05 PM EDT
Att: 6,438 - Unknown

livebaseballscorecards.com

AB	38
R	3
H	11
RBI	3
BB	4
SO	5
LOB	22




Batter	1	2	3	4	5	6	7	8	9	10	AB	R	H	RBI	BB	SO	LOB						
Omar Moreno, L OBP: 0.371, SLG: 0.447	0-0 6-3	0-0 6-3			0-0 F7	0-0 FC5-4 1B			0-0 SH1-3	0-0 FC4-2 1B	5	0	1	1	0	0	5						
Tim Foli, R OBP: 0.326, SLG: 0.390	0-0 F9		0-0 1-3		0-0 2B	0-0 FC5-4 1-2r			0-0 5-3	0-0 1B	6	0	2	1	0	0	4						
Dave Parker, L OBP: 0.386, SLG: 0.545	0-0 4-3		0-0 1B		0-3 K			0-0 4-3	4-0 FC5 IBB		4	0	1	0	1	1	1						
Wille Stargell, L OBP: 0.392, SLG: 0.670		0-0 2B 2B		0-0 F7	4-0 IBB			0-0 F8	4-0 1-2 IBB		3	1	1	0	2	0	1						
John Milner, L OBP: 0.372, SLG: 0.532		0-3 K		0-0 1-3	0-0 F5			0-0 L4	0-0 FC5		4	0	0	0	0	1	4						
Bill Robinson, R OBP: 0.316, SLG: 0.575									2-3r		1	0	0	0	0	0	3						
Ed Ott, L OBP: 0.280, SLG: 0.417		0-0 1B 2B		0-0 L5-3 1B	4-0 SH1-3 1B BB			0-0 3-1		0-0 1B FC4-2 1B	4	2	3	1	1	0	0						
Dale Berra, R OBP: 0.277, SLG: 0.274		0-3 K		0-0 L5-3	0-0 SH1-3			0-3 K		0-3 K	4	0	0	0	0	3	3						
Phil Garner, R OBP: 0.341, SLG: 0.419		4-0 1B IBB		0-0 2B	0-0 6-3			0-0 P6		0-0 FC4-2 1B 1B	4	1	2	0	1	0	1						
Bert Blyleven, R OBP: 0.209, SLG: 0.240		0-0 1B 2B		0-3 K	0-0 K			0-0 1B BB		0-0 1B FC4-2 1B	2	0	1	1	0	1	1						
Mike Eassey, R OBP: 0.314, SLG: 0.900											0	0	0	0	0	0	0						
Enrique Romo, R											0	0	0	0	0	0	0						
Grant Jackson, S											0	0	0	0	0	0	0						
Lee Lacy, R OBP: 0.341, SLG: 0.370											1	0	1	0	0	0	0						
Matt Alexander, S OBP: 0.311, SLG: 0.333											0	0	0	0	0	0	0						
Grant Kison, R OBP: 0.182, SLG: 0.293											0	0	0	0	0	0	0						
Manny Sanguillen, R OBP: 0.222, SLG: 0.333											1	0	1	0	0	0	0						
Inning Stats	R: 0 E: 0 K: 0 S: 3	H: 0 LOB: 0 BB: 0 P: 3	R: 2 E: 0 K: 2 S: 10	H: 3 LOB: 3 BB: 1 P: 14	R: 0 E: 0 K: 0 S: 4	H: 1 LOB: 1 BB: 0 P: 4	R: 0 E: 0 K: 1 S: 6	H: 2 LOB: 1 BB: 0 P: 6	R: 0 E: 0 K: 1 S: 6	H: 1 LOB: 2 BB: 1 P: 10	R: 1 E: 0 K: 0 S: 4	H: 0 LOB: 0 BB: 0 P: 3	R: 0 E: 0 K: 1 S: 5	H: 0 LOB: 0 BB: 0 P: 5	R: 0 E: 0 K: 0 S: 4	H: 1 LOB: 3 BB: 2 P: 12	R: 1 E: 0 K: 1 S: 8	H: 4 LOB: 3 BB: 0 P: 8	1B: 8 2B: 6 3B: 0 HR: 0	SF: 0 SAC: 2 DP: 1 HBP: 0	WP: 0 PB: 0 SB: 0 CS: 0	PA: 47	
PITCHER	IP WLS BF H R ER SO ERA WHIP	IP WLS BF H R ER SO ERA WHIP	IP WLS BF H R ER SO ERA WHIP	IP WLS BF H R ER SO ERA WHIP	IP WLS BF H R ER SO ERA WHIP	IP WLS BF H R ER SO ERA WHIP	IP WLS BF H R ER SO ERA WHIP	IP WLS BF H R ER SO ERA WHIP	IP WLS BF H R ER SO ERA WHIP	IP WLS BF H R ER SO ERA WHIP	IP WLS BF H R ER SO ERA WHIP	IP WLS BF H R ER SO ERA WHIP	IP WLS BF H R ER SO ERA WHIP	IP WLS BF H R ER SO ERA WHIP	IP WLS BF H R ER SO ERA WHIP	IP WLS BF H R ER SO ERA WHIP	IP WLS BF H R ER SO ERA WHIP	IP WLS BF H R ER SO ERA WHIP	IP WLS BF H R ER SO ERA WHIP	IP WLS BF H R ER SO ERA WHIP	IP WLS BF H R ER SO ERA WHIP	IP WLS BF H R ER SO ERA WHIP	IP WLS BF H R ER SO ERA WHIP

BOTTOM

Chicago Cubs @ Pittsburgh Pirates
Three Rivers Stadium, Pittsburgh, PA
Thu May 31 1979, 7:05 PM EDT
Att: 6,438 - Unknown

livebaseballscorecards.com

AB	39
R	4
H	13
RBI	4
BB	6
SO	6
LOB	23



Batter	1	2	3	4	5	6	7	8	9	AB	R	H	RBI	BB	SO	LOB	TOP										
Gene Richards, L (1, 8) OBP: 0.355, SLG: 0.386	0-0 SH1-3 1B	4-0 1B E BB		0-0 CS 1B		0-0 SF9 3-H			0-0 4-3	3	1	2	1	1	0	0											
Ozzie Smith, S (1, 6) OBP: 0.249, SLG: 0.199	0-0 SH1-3 1-2	0-0 E9 1-H 2-H 3-H 1B		0-0 CS 1-2	0-0 G3	0-0 1-3			0-0 2B 1B	4	1	2	2	0	0	1											
Dave Winfield, R (1, 9) OBP: 0.424, SLG: 0.659	4-0 FC6-4 BB	4-3			0-0 HR				0-3 K	4	2	2	2	1	1	2											
Jerry Turner, L (1, 7) OBP: 0.322, SLG: 0.389	0-0 F5		0-0 F8		0-0 1B				0-0 4-3	5	1	2	1	0	0	2											
Barry Evans, R (9, 5) OBP: 0.225, SLG: 0.257									1-H 1B 2B	0	0	0	0	0	0	0											
Kurt Bevacqua, R (1, 5) OBP: 0.330, SLG: 0.287	0-0 FC6-4 1-2		4-0 FC3-6 BB		0-0 F4				0-0 1-3	4	0	1	1	1	0	3											
Dan Briggs, L (1, 3) OBP: 0.333, SLG: 0.424			0-0 L7		0-3 K				0-3 K	3	0	0	0	0	1	2											
John D'Acquisto, R (5, 1) OBP: 0.111, SLG: 0.222			0-0 FC3-6		0-0 K				0-3 K	2	0	0	0	0	2	1											
Bob Shirley, R (9, 1) OBP: 0.091, SLG: 0.091			1-2							0	0	0	0	0	0	0											
Rollie Fingers, R (9, 1) OBP: 0.111, SLG: 0.111										0	0	0	0	0	0	0											
Fernando Gonzalez, R (1, 4) OBP: 0.284, SLG: 0.403			0-3 K		0-3 K				0-0 4-3	4	0	0	0	0	3	1											
Fred Kendall, R (1, 2) OBP: 0.417, SLG: 0.333			0-0 E5 1B		0-0 F4				0-0 F7	3	1	1	0	0	0	0											
Bill Almon, R (6, PR) OBP: 0.292, SLG: 0.262			1B						1B SF9 1B	0	1	0	0	0	0	0											
Gene Tenace, R (6, 2) OBP: 0.392, SLG: 0.407										1	0	0	0	0	0	0											
Randy Jones, R (1, 1) OBP: 0.185, SLG: 0.222			0-0 1B BB		0-0 5-3				0-0 4-3	2	1	1	0	0	0	0											
Dennis Kinney, L (5, 1) OBP: 0.348, SLG: 0.311			1-3 1B 1B							0	0	0	0	0	0	0											
Inning Stats	R: 0 E: 0 K: 0 S: 4	H: 1 LOB: 2 BB: 1 P: 8	R: 3 E: 2 K: 1 S: 8	H: 2 LOB: 1 BB: 1 P: 12	R: 0 E: 0 K: 1 S: 5	H: 0 LOB: 1 BB: 1 P: 9	R: 0 E: 0 K: 0 S: 3	H: 1 LOB: 0 BB: 0 P: 3	R: 1 E: 0 K: 1 S: 7	H: 2 LOB: 1 BB: 0 P: 7	R: 1 E: 0 K: 1 S: 6	H: 1 LOB: 0 BB: 0 P: 6	R: 0 E: 0 K: 0 S: 3	H: 0 LOB: 0 BB: 0 P: 3	R: 2 E: 0 K: 2 S: 10	H: 3 LOB: 1 BB: 0 P: 10	1B: 9 2B: 1 3B: 0 HR: 2	SF: 1 SAC: 1 DP: 0 HBP: 0	WP: 0 PB: 0 SB: 0 CS: 1	PA: 43							
PITCHER	IP	WLS	BF	H	R	ER	SO	BB	IBB	HBP	BLK	WP	HR	S	P	ERA	WHIP										
Ed Whitson, R (1, 1) ERA: 5.14	5.1		26	7	5	2	4	3	0	0	0	0	1	31	43	3.38	1.875										
Enrique Romo, R (6, 1) ERA: 3.55	0.2		3	1	0	0	0	0	0	0	0	0	0	3	3	0.00	1.500										
Kent Tekulve, R (7, 1) ERA: 5.11	3.0	W	13	4	3	3	3	0	0	0	0	0	1	19	19	9.00	1.333										

San Diego Padres @ Pittsburgh Pirates
Three Rivers Stadium, Pittsburgh, PA
Fri Jun 01 1979, 7:05 PM EDT
Att: 12,928 - Unknown

AB	37
R	8
H	12
RBI	7
BB	3
SO	7
LOB	12



Batter	1	2	3	4	5	6	7	8	9	AB	R	H	RBI	BB	SO	LOB	BOTTOM										
Omar Moreno, L (1, 8) OBP: 0.376, SLG: 0.448	0-3 K		0-0 S E 1B		4-0 S 1B BB	0-0 FC4-6 1-2			0-0 1B HR 1B	4	3	2	0	1	1	1											
Tim Lincecum, R (1, 6) OBP: 0.336, SLG: 0.359	0-0 5-3		0-0 E7 3-1 1-H 1B		0-0 2B 1B			0-0 F8	0-0 HR 1B	5	2	3	2	0	0	0											
Dave Parker, L (1, 9) OBP: 0.382, SLG: 0.552	0-3 K		0-0 3-1 2-3		0-3 K			0-0 F6	0-0 HR 1B	5	1	1	3	0	2	2											
Bill Robinson, R (1, 7) OBP: 0.312, SLG: 0.568		0-0 5-3	0-0 F9		0-0 2B			0-0 4-3	0-0 P3	5	0	1	1	0	0	1											
Willie Stargell, L (1, 3) OBP: 0.385, SLG: 0.650		0-0 F7		0-0 F6	0-0 4-3			0-0 F7	0-0 2B BB 1B	5	1	1	0	0	0	1											
Phil Garner, R (1, 4) OBP: 0.355, SLG: 0.458		0-0 2B 3B		0-0 E 2B	0-0 L8			0-0 1B	0-0 BB 2B	5	2	4	0	0	0	1											
Steve Nicosia, R (1, 2) OBP: 0.315, SLG: 0.471		0-0		0-0 F9		4-0 FC1-6 BB		0-0 F7	0-0 IBB	2	0	1	1	1	0	0											
Matt Alexander, S (6, PR) OBP: 0.667, SLG: 1.333										0	0	0	0	0	0	0											
Ed Ott, L (7, 2) OBP: 0.283, SLG: 0.414		3-H 2B		2-H		0-0 FC1-6 BB		0-0 F7		1	0	0	0	1	0	1											
Dale Berra, R (1, 5) OBP: 0.276, SLG: 0.286		3-H 2B				0-0 FC1-6 FC4-6		0-0 F7		4	0	1	0	0	0	3											
Lee Lacy, R (9, PH) OBP: 0.362, SLG: 0.370		3-H 2B				1-2 2-3 3-H BB		0-0 F7		0	0	0	1	1	0	0											
Ed Whitson, R (1, 1) ERA: 4.68										2	0	0	0	0	2	1											
Enrique Romo, R (6, 1) ERA: 2.84										0	0	0	0	0	0	0											
Mike Easter, L (6, PH) OBP: 0.500, SLG: 0.818										1	0	0	0	0	0	1											
Kent Tekulve, R (7, 1) OBP: 0.500, SLG: 0.500										0	0	0	0	0	0	0											
John Milner, L (9, PH) OBP: 0.368, SLG: 0.526										1	0	0	0	0	0	0											
Inning Stats	R: 0 E: 0 K: 2 S: 7	H: 0 LOB: 0 BB: 0 P: 7	R: 1 E: 0 K: 0 S: 5	H: 2 LOB: 1 BB: 0 P: 5	R: 1 E: 1 K: 1 S: 7	H: 2 LOB: 1 BB: 0 P: 7	R: 1 E: 0 K: 1 S: 7	H: 2 LOB: 1 BB: 0 P: 7	R: 2 E: 0 K: 1 S: 7	H: 2 LOB: 1 BB: 1 P: 11	R: 0 E: 0 K: 0 S: 3	H: 0 LOB: 0 BB: 1 P: 7	R: 0 E: 0 K: 0 S: 4	H: 1 LOB: 1 BB: 0 P: 4	R: 4 E: 0 K: 0 S: 7	H: 5 LOB: 3 BB: 2 P: 15	1B: 7 2B: 5 3B: 1 HR: 1	SF: 0 SAC: 0 DP: 0 HBP: 0	WP: 0 PB: 0 SB: 2 CS: 0	PA: 44							
PITCHER	IP	WLS	BF	H	R	ER	SO	BB	IBB	HBP	BLK	WP	HR	S	P	ERA	WHIP										
Randy Jones, L (1, 1) ERA: 2.84	4.0		20	7	5	4	4	1	0	0	0	0	0	27	31	11.25	2.000										
Dennis Kinney, L (5, 1) ERA: 6.69	0.2		3	1	0	0	1	0	0	0	0	0	0	5	5	0.00	1.500										
John D'Acquisto, R (5, 1) ERA: 3.69	4.0		17	4	3	3	0	1	0	0	0	0	1	16	20	6.75	1.250										
Bob Shirley, L (9, 1) ERA: 2.91	0.0	L	1	1	0	0	0	0	0	0	0	0	0	1	1	∞	∞										
Rollie Fingers, R (9, 1) ERA: 2.91	0.0		3	1	1	1	0	1	1	0	0	0	0	1	9	∞	∞										

San Diego Padres @ Pittsburgh Pirates
Three Rivers Stadium, Pittsburgh, PA
Fri Jun 01 1979, 7:05 PM EDT
Att: 12,928 - Unknown

AB	40
R	9
H	14
RBI	8
BB	4
SO	5
LOB	12



Batter	1	2	3	4	5	6	7	8	9	AB	R	H	RBI	BB	SO	LOB	TOP					
Gene Richards, L (1.8) OBP: 0.349, SLG: 0.378	F3		4-3			P5		F8		4	0	0	0	0	0	0	San Diego Padres @ Pittsburgh Pirates Three Rivers Stadium, Pittsburgh, PA Sat Jun 02 1979, 7:05 PM EDT Att: 20,977 - Unknown					
Ozzie Smith, S (1.6) OBP: 0.244, SLG: 0.195	F8		F2			6-3		F9		4	0	0	0	0	0							
Dave Winfield, R (1.9) OBP: 0.421, SLG: 0.651	K				F4		HR		6-3	4	1	1	0	0	1							
Gene Tenace, R (1.3) OBP: 0.400, SLG: 0.442		F3		G4-6-3 BB			HR		FC4-6 2B	3	1	2	2	1	0							
Kurt Bevacqua, R (1.7) OBP: 0.330, SLG: 0.289										3	0	1	0	0	0	1						
Dan Briggs, L (7.7) OBP: 0.342, SLG: 0.424					G4-6-3 1-2				FC4-6 IBB	0	0	0	0	1	0	0						
Fernando Gonzalez, R (1.4) OBP: 0.293, SLG: 0.399						F7			FC4-6 FC4	4	0	1	0	0	0	2						
Barry Evans, R (1.5) OBP: 0.219, SLG: 0.250						F8			FC4	4	0	0	0	0	0	3						
Fred Kendall, R (1.2) OBP: 0.444, SLG: 0.478							F3			2	1	1	1	1	0	0						
Gaylord Perry, R (1.1) OBP: 0.148, SLG: 0.333							5-3		1-3	3	0	0	0	0	0	1						
Inning Stats	R: 0 E: 0 K: 1 S: 5	H: 0 LOB: 0 BB: 0 P: 5	R: 0 E: 0 K: 0 S: 4	H: 2 LOB: 1 BB: 0 P: 4	R: 1 E: 0 K: 0 S: 4	H: 1 LOB: 0 BB: 0 P: 4	R: 0 E: 0 K: 0 S: 2	H: 0 LOB: 0 BB: 1 P: 6	R: 0 E: 0 K: 0 S: 3	H: 0 LOB: 1 BB: 1 P: 7	R: 2 E: 0 K: 0 S: 5	H: 2 LOB: 0 BB: 0 P: 5	R: 0 E: 0 K: 0 S: 3	H: 0 LOB: 0 BB: 0 P: 3	R: 0 E: 0 K: 0 S: 3	H: 0 LOB: 0 BB: 0 P: 3	R: 0 E: 0 K: 0 S: 4	H: 1 LOB: 2 BB: 1 P: 8	1B: 3 2B: 1 3B: 0 HR: 2	SF: 0 SAC: 0 DP: 1 HBP: 0	WP: 0 PB: 0 SB: 0 CS: 1	PA: 34
PITCHER	IP	WLS	BF	H	R	ER	SO	BB	IBB	HBP	BLK	WP	HR	S	P	ERA	WHIP					
John Candelaria, L (1.1) ERA: 3.31	6.0	L	23	5	3	3	1	2	0	0	0	0	2	23	31	4.50	1.167					
Enrique Romo, R (7.1) ERA: 3.29	2.0		6	0	0	0	0	0	0	0	0	0	0	6	6	0.00	0.000					
Bruce Kison, R (9.1) ERA: 3.16	1.0		5	1	0	0	0	0	1	0	0	0	0	4	8	0.00	1.000					

AB	31
R	3
H	6
RBI	3
BB	3
SO	1
LOB	7



Batter	1	2	3	4	5	6	7	8	9	AB	R	H	RBI	BB	SO	LOB	BOTTOM					
Omar Moreno, L (1.8) OBP: 0.379, SLG: 0.449	F8 6-3 1B		G3			WP 1-2 1B		F9		4	0	2	0	0	0	0	San Diego Padres @ Pittsburgh Pirates Three Rivers Stadium, Pittsburgh, PA Sat Jun 02 1979, 7:05 PM EDT Att: 20,977 - Unknown					
Tim Foli, R (1.6) OBP: 0.326, SLG: 0.348	6-3 1-2				6-3				F7	4	0	0	1	0	0	2						
Dave Parker, L (1.9) OBP: 0.374, SLG: 0.540	F8 2-3				F7			L3 2-3		4	0	0	0	0	0	2						
Willie Stargell, L (1.3) OBP: 0.373, SLG: 0.628	F8				F7				F8	4	0	0	0	0	0	1						
John Milner, L (1.7) OBP: 0.399, SLG: 0.510									F5	3	0	0	0	0	0	0						
Ed Ott, L (1.2) OBP: 0.293, SLG: 0.424										2	0	1	0	1	0	0						
Phil Garner, R (1.4) OBP: 0.349, SLG: 0.449										3	0	0	0	0	1	2						
Dale Berra, R (1.5) OBP: 0.270, SLG: 0.278										2	0	0	0	0	0	0						
Bill Robinson, R (9. PH) OBP: 0.310, SLG: 0.564										1	0	0	0	0	0	0						
Bruce Kison, R (9.1) OBP: 0.182, SLG: 0.200										0	0	0	0	0	0	0						
John Candelaria, L (1.1) OBP: 0.115, SLG: 0.120										1	0	0	0	0	0	0						
Manny Sanguillen, R (9. PH) OBP: 0.253, SLG: 0.399										1	1	1	0	0	0	0						
Enrique Romo, R (7.1) OBP: 0.299, SLG: 0.312										0	0	0	0	0	0	0						
Rennie Stennett, R (9.4) OBP: 0.299, SLG: 0.312										1	0	0	0	0	0	0						
Inning Stats	R: 0 E: 0 K: 0 S: 4	H: 1 LOB: 1 BB: 0 P: 4	R: 0 E: 0 K: 1 S: 5	H: 0 LOB: 0 BB: 0 P: 5	R: 0 E: 0 K: 0 S: 3	H: 0 LOB: 0 BB: 0 P: 3	R: 0 E: 0 K: 0 S: 3	H: 0 LOB: 0 BB: 0 P: 3	R: 0 E: 0 K: 0 S: 2	H: 0 LOB: 0 BB: 1 P: 6	R: 1 E: 0 K: 0 S: 5	H: 2 LOB: 1 BB: 0 P: 5	R: 0 E: 0 K: 0 S: 4	H: 1 LOB: 1 BB: 0 P: 4	R: 0 E: 0 K: 0 S: 3	H: 0 LOB: 0 BB: 0 P: 3	R: 0 E: 0 K: 0 S: 3	H: 0 LOB: 0 BB: 0 P: 3	1B: 3 2B: 1 3B: 0 HR: 0	SF: 0 SAC: 0 DP: 0 HBP: 0	WP: 2 PB: 0 SB: 0 CS: 1	PA: 31
PITCHER	IP	WLS	BF	H	R	ER	SO	BB	IBB	HBP	BLK	WP	HR	S	P	ERA	WHIP					
Gaylord Perry, R (1.1) ERA: 2.32	9.0	W	31	4	1	1	1	1	0	0	0	2	0	32	36	1.00	0.556					

AB	30
R	1
H	4
RBI	1
BB	1
SO	1
LOB	7



Batter	1	2	3	4	5	6	7	8	9	AB	R	H	RBI	BB	SO	LOB	TOP						
Gene Richards, L (1,8) OBP: 0.342, SLG: 0.371	F8		G3			F3		F8		4	0	0	0	0	0	0							
Ozzie Smith, S (1,6) OBP: 0.241, SLG: 0.192	F9			G3		4-3		K		3	0	0	0	0	0	0							
Dennis Kinney, L (6,1)										0	0	0	0	0	0	0							
Jerry Turner, L (9,PH) OBP: 0.321, SLG: 0.387										1	0	0	0	0	1	0							
Dave Winfield, R (1,9) OBP: 0.418, SLG: 0.642	BB			K				5-3		3	0	0	0	1	1	0							
Dan Briggs, L (1,7) OBP: 0.329, SLG: 0.406	6-3			F5				F9		3	0	0	0	0	0	1							
Gene Tenace, R (1,2) OBP: 0.399, SLG: 0.436								5-3		2	0	0	0	1	1	0							
Broderick Perkins, L (1,3) OBP: 0.333, SLG: 0.297										3	0	0	0	0	1	1							
Fernando Gonzalez, R (1,4) OBP: 0.278, SLG: 0.391										3	0	0	0	0	1	1							
Barry Evans, R (1,5) OBP: 0.221, SLG: 0.259										3	0	1	0	0	1	1							
Bob Owchinko, L (1,1) OBP: 0.273, SLG: 0.111										1	0	0	0	0	0	0							
Bob Shirley, R (3,1) OBP: 0.091, SLG: 0.091										0	0	0	0	0	0	0							
Mike Hargrove, L (6,PH) OBP: 0.333, SLG: 0.240										1	0	0	0	0	0	0							
Bill Almon, R (6,6) OBP: 0.278, SLG: 0.258										1	0	0	0	0	0	1							
Inning Stats	R: 0 E: 0 K: 0 S: 3	H: 0 LOB: 1 BB: 1 P: 7	R: 0 E: 0 K: 3 S: 9	H: 0 LOB: 0 BB: 0 P: 9	R: 0 E: 0 K: 1 S: 3	H: 0 LOB: 0 BB: 0 P: 3	R: 0 E: 0 K: 1 S: 5	H: 0 LOB: 1 BB: 1 P: 9	R: 0 E: 0 K: 0 S: 3	H: 0 LOB: 0 BB: 0 P: 3	R: 0 E: 0 K: 0 S: 4	H: 1 LOB: 1 BB: 0 P: 4	R: 0 E: 0 K: 1 S: 5	H: 0 LOB: 0 BB: 0 P: 5	1B: 0 2B: 1 3B: 0 HR: 0	SF: 0 SAC: 0 DP: 0 HBP: 0	WP: 0 PB: 0 SB: 1 CS: 0	PA: 30					
PITCHER Bruce Kison, R (1,1) ERA: 2.61	IP: 9.0 WLS: W BF: 30 H: 1 R: 0 ER: 0 SO: 6 BB: 2 IBB: 0 HBP: 0 BLK: 0 WP: 0 HR: 0 S: 40 P: 48 ERA: 0.00 WHIP: 0.333											PITCHER	IP: 9.0 WLS: W BF: 30 H: 1 R: 0 ER: 0 SO: 6 BB: 2 IBB: 0 HBP: 0 BLK: 0 WP: 0 HR: 0 S: 40 P: 48 ERA: 0.00 WHIP: 0.333										

San Diego Padres @ Pittsburgh Pirates
Three Rivers Stadium, Pittsburgh, PA
Sun Jun 03 1979, 3:33 AM EDT
Att: 13,370 - Unknown

AB	28
R	0
H	1
RBI	0
BB	2
SO	6
LOB	5



Batter	1	2	3	4	5	6	7	8	9	AB	R	H	RBI	BB	SO	LOB	BOTTOM						
Omar Moreno, L (1,8) OBP: 0.376, SLG: 0.460	4-3			K				F9		4	1	1	1	0	1	1							
Tim Lincecum, R (1,6) OBP: 0.331, SLG: 0.353	1B									4	1	2	0	0	0	0							
Dave Parker, L (1,9) OBP: 0.377, SLG: 0.555	1B									4	2	2	1	0	1	1							
Bill Robinson, R (1,3) OBP: 0.315, SLG: 0.606	1B									4	2	2	4	0	0	1							
Lee Lacy, R (1,7) OBP: 0.355, SLG: 0.420	F9									4	1	1	1	0	0	0							
Phil Garner, R (1,5) OBP: 0.346, SLG: 0.440	6-3									3	0	0	0	1	0	0							
Rennie Stennett, R (1,4) OBP: 0.297, SLG: 0.310										4	0	1	0	0	0	1							
Steve Nicosia, R (1,2) OBP: 0.329, SLG: 0.471										2	0	1	0	1	0	1							
Bruce Kison, R (1,1) OBP: 0.154, SLG: 0.167										2	0	0	0	1	3								
Inning Stats	R: 3 E: 0 K: 0 S: 6	H: 3 LOB: 0 BB: 0 P: 6	R: 0 E: 0 K: 0 S: 3	H: 1 LOB: 0 BB: 0 P: 3	R: 3 E: 0 K: 1 S: 6	H: 3 LOB: 0 BB: 0 P: 6	R: 0 E: 0 K: 1 S: 6	H: 1 LOB: 1 BB: 0 P: 6	R: 0 E: 0 K: 1 S: 6	H: 1 LOB: 2 BB: 1 P: 10	R: 0 E: 0 K: 1 S: 6	H: 1 LOB: 1 BB: 0 P: 6	R: 0 E: 0 K: 0 S: 2	H: 0 LOB: 0 BB: 1 P: 6	1B: 5 2B: 1 3B: 0 HR: 5	SF: 0 SAC: 1 DP: 3 HBP: 0	WP: 0 PB: 0 SB: 0 CS: 2	PA: 34					
PITCHER Bob Owchinko, L (1,1) ERA: 4.84	IP: 2.1 WLS: L BF: 13 H: 7 R: 6 ER: 6 SO: 0 BB: 0 IBB: 0 HBP: 0 BLK: 0 WP: 0 HR: 4 S: 13 P: 13 ERA: 23.14 WHIP: 3.000											PITCHER	IP: 2.1 WLS: L BF: 13 H: 7 R: 6 ER: 6 SO: 0 BB: 0 IBB: 0 HBP: 0 BLK: 0 WP: 0 HR: 4 S: 13 P: 13 ERA: 23.14 WHIP: 3.000										
Bob Shirley, L (3,1) ERA: 3.49	2.2 9 1 0 0 1 0 0 0 0 0 0 11 11 0.00 0.375											PITCHER	IP: 2.2 WLS: L BF: 9 H: 1 R: 0 ER: 0 SO: 1 BB: 0 IBB: 0 HBP: 0 BLK: 0 WP: 0 HR: 1 S: 11 P: 11 ERA: 0.00 WHIP: 0.375										
Dennis Kinney, L (6,1) ERA: 2.87	3.0 12 2 1 1 2 2 0 0 0 0 0 1 14 22 3.00 1.333											PITCHER	IP: 3.0 WLS: L BF: 12 H: 2 R: 1 ER: 1 SO: 2 BB: 1 IBB: 0 HBP: 0 BLK: 0 WP: 1 HR: 14 S: 14 P: 22 ERA: 3.00 WHIP: 1.333										

San Diego Padres @ Pittsburgh Pirates
Three Rivers Stadium, Pittsburgh, PA
Sun Jun 03 1979, 3:33 AM EDT
Att: 13,370 - Unknown

AB	31
R	7
H	10
RBI	7
BB	2
SO	3
LOB	8



Batter	1	2	3	4	5	6	7	8	9	AB	R	H	RBI	BB	SO	LOB	TOP									
Davey Lopes, R OBP: 0.354, SLG: 0.535 (1, 4)										5	2	3	0	0	0	1	Los Angeles Dodgers @ Pittsburgh Pirates Three Rivers Stadium, Pittsburgh, PA Mon Jun 04 1979, 7:05 PM EDT Att: 14,727 - Unknown livebaseballscorecards.com									
Bill Russell, R OBP: 0.325, SLG: 0.410 (1, 6)										4	0	1	1	0	1	2										
Reggie Smith, S OBP: 0.364, SLG: 0.408 (1, 9)										4	0	1	0	0	1	2										
Steve Garvey, R OBP: 0.339, SLG: 0.493 (1, 3)										4	0	2	1	0	0	1										
Ron Cey, R OBP: 0.381, SLG: 0.507 Ted Martinez, R OBP: 0.364, SLG: 0.455 (8, 5)										4	0	0	0	0	1	2										
Dusty Baker Jr., R OBP: 0.375, SLG: 0.485 (1, 7)										2	1	0	0	2	0	1										
Joe Ferguson, R OBP: 0.340, SLG: 0.420 (1, 2)										4	1	1	2	0	0	1										
Derrel Thomas, S OBP: 0.379, SLG: 0.388 (1, 8)										2	0	0	0	2	0	0										
Rick Sutcliffe, L OBP: 0.125, SLG: 0.292 (1, 1)										4	0	0	0	0	2	3										
Inning Stats	R: 0 E: 0 K: 1 S: 5	H: 1 LOB: 0 BB: 0 P: 5	R: 2 E: 0 K: 1 S: 6	H: 1 LOB: 0 BB: 1 P: 10	R: 1 E: 0 K: 0 S: 5	H: 3 LOB: 2 BB: 0 P: 5	R: 0 E: 0 K: 0 S: 3	H: 0 LOB: 2 BB: 2 P: 11	R: 1 E: 0 K: 1 S: 7	H: 2 LOB: 1 BB: 0 P: 7	R: 0 E: 0 K: 0 S: 3	H: 0 LOB: 0 BB: 0 P: 3	R: 0 E: 0 K: 1 S: 5	H: 0 LOB: 0 BB: 0 P: 5	R: 0 E: 0 K: 0 S: 4	H: 1 LOB: 1 BB: 0 P: 4		R: 0 E: 0 K: 1 S: 5	H: 0 LOB: 1 BB: 1 P: 9	1B: 4 2B: 3 3B: 0 HR: 1	SF: 0 SAC: 0 DP: 0 HBP: 0	WP: 0 PB: 0 SB: 2 CS: 1	PA: 38			
PITCHER	IP	WLS	BF	H	R	ER	SO	BB	IBB	HBP	BLK	WP	HR	S	P	ERA	WHIP									
Jim Rooker, L ERA: 1.84 Enrique Romo, R ERA: 3.07 Kent Tekulve, R ERA: 4.85	(1, 1)	5.0	L	23	7	4	4	3	2	1	0	0	0	1	26	38	7.20	1.800								

Batter	1	2	3	4	5	6	7	8	9	AB	R	H	RBI	BB	SO	LOB	BOTTOM								
Omar Moreno, L OBP: 0.369, SLG: 0.451 (1, 8)										4	0	0	0	0	0	0	Los Angeles Dodgers @ Pittsburgh Pirates Three Rivers Stadium, Pittsburgh, PA Mon Jun 04 1979, 7:05 PM EDT Att: 14,727 - Unknown livebaseballscorecards.com								
Tim Lincecum, R OBP: 0.336, SLG: 0.353 (1, 6)										3	1	1	0	1	0	0									
Dave Parker, L OBP: 0.384, SLG: 0.570 (1, 9)										2	1	1	2	2	0	0									
Willie Stargell, L OBP: 0.370, SLG: 0.624 (1, 3)										4	0	1	0	0	0	3									
Bill Robinson, R OBP: 0.307, SLG: 0.589 (1, 7)										4	0	0	0	0	0	3									
Ed Ott, L OBP: 0.283, SLG: 0.410 (1, 2)											4	0	0	0	0	2									
Rennie Stennett, R OBP: 0.291, SLG: 0.303 (1, 4)										3	0	0	0	0	2										
Phil Garner, R OBP: 0.346, SLG: 0.438 (1, 5)										3	0	1	0	0	1	0									
Jim Rooker, R Mike Easler, L Enrique Romo, R John Milner, L Kent Tekulve, R (5, PH) (6, 1) (7, PH) (8, 1)	(1, 1)	(5, PH)	(6, 1)	(7, PH)	(8, 1)						1	0	0	0	1	0									
Inning Stats	R: 0 E: 0 K: 0 S: 3	H: 0 LOB: 1 BB: 1 P: 7	R: 0 E: 1 K: 0 S: 3	H: 0 LOB: 0 BB: 0 P: 3	R: 0 E: 0 K: 2 S: 7	H: 0 LOB: 0 BB: 0 P: 7	R: 2 E: 0 K: 0 S: 6	H: 3 LOB: 1 BB: 0 P: 6	R: 0 E: 0 K: 0 S: 3	H: 0 LOB: 0 BB: 0 P: 3	R: 0 E: 0 K: 0 S: 2	H: 0 LOB: 1 BB: 2 P: 10	R: 0 E: 1 K: 0 S: 4	H: 1 LOB: 1 BB: 0 P: 4	R: 0 E: 0 K: 0 S: 3	H: 0 LOB: 0 BB: 0 P: 3		R: 0 E: 0 K: 0 S: 3	H: 0 LOB: 0 BB: 0 P: 3	1B: 2 2B: 1 3B: 0 HR: 1	SF: 0 SAC: 0 DP: 1 HBP: 0	WP: 0 PB: 0 SB: 0 CS: 1	PA: 33		
PITCHER	IP	WLS	BF	H	R	ER	SO	BB	IBB	HBP	BLK	WP	HR	S	P	ERA	WHIP								
Rick Sutcliffe, R ERA: 3.79	(1, 1)	9.0	W	33	4	2	2	2	3	0	0	1	0	34	46	2.00	0.778								



Batter	1	2	3	4	5	6	7	8	9	AB	R	H	RBI	BB	SO	LOB	TOP			
Davey Lopes, R (1,4) OBP: 0.359, SLG: 0.535	4-0 S BB	0-0 G5-4-3 1B					0-0 S 1B		0-0 F8 1								4 0 2 0 1 0 1			
Bill Russell, R (1,6) OBP: 0.323, SLG: 0.406	0-0 4-3	0-0 G5-4-3 1-2					0-0 F7 1-2		0-0 1B								5 0 1 0 0 0 5			
Reggie Smith, S (1,9) OBP: 0.352, SLG: 0.392	0-3 K		0-0 3-1				0-3 K		0-3 K								4 0 0 0 0 3 3			
Steve Garvey, R (1,3) OBP: 0.337, SLG: 0.487	4-0 BB BB		0-0 6-3				0-0 6-3		0-0 F3								3 0 0 0 1 0 2			
Ron Cey, R (1,5) OBP: 0.383, SLG: 0.503	4-0 FC4-6 BB		0-0 F7				0-0 FC4-6 1B		0-0 5-3								3 0 1 0 1 0 0			
Ted Martinez, R (8,5) OBP: 0.364, SLG: 0.455	1-2 BB																0 0 0 0 0 0 0			
Dusty Baker Jr., R (1,7) OBP: 0.373, SLG: 0.478	0-0 FC4-6 1-2						0-0 F7		0-3 K								3 0 0 0 1 1 4			
Gary Thomasson, L (1,8) OBP: 0.372, SLG: 0.441		0-0 HR					0-0 4-3		0-0 FC4-6 1B								3 1 1 1 1 0 1			
Joe Ferguson, R (1,2) OBP: 0.343, SLG: 0.418		0-0 6-3					4-0 1B		0-0 1B								3 0 1 0 1 0 2			
Don Sutton, R (1,1) OBP: 0.143, SLG: 0.118		4-0 1B					0-3 K		0-0 4-3								1 0 0 0 1 1 1			
Vic Davallillo, L (6,PH) OBP: 0.188, SLG: 0.071																	1 0 0 0 0 0 2			
Lerrin LaGrow, R (6,1) OBP: 0.345, SLG: 0.600																	0 0 0 0 0 0 0			
Von Joshua, L (9,PH) OBP: 0.345, SLG: 0.600																	1 0 1 0 0 0 0			
Inning Stats	R: 0 E: 0 K: 1 S: 5	H: 0 LOB: 3 BB: 3 P: 17	R: 1 E: 0 K: 0 S: 4	H: 2 LOB: 1 BB: 1 P: 8	R: 0 E: 0 K: 0 S: 3	H: 0 LOB: 0 BB: 0 P: 3	R: 0 E: 0 K: 1 S: 5	H: 0 LOB: 1 BB: 1 P: 9	R: 0 E: 0 K: 1 S: 6	H: 1 LOB: 2 BB: 0 P: 7	R: 0 E: 0 K: 1 S: 6	H: 1 LOB: 1 BB: 2 P: 6	R: 0 E: 0 K: 0 S: 2	H: 0 LOB: 1 BB: 2 P: 10	R: 0 E: 0 K: 0 S: 3	H: 1 LOB: 0 BB: 0 P: 3	1B: 6 2B: 0 3B: 0 HR: 1	SF: 0 SAC: 0 DP: 3 HBP: 0	WP: 0 PB: 0 SB: 2 CS: 0	PA: 38
PITCHER	IP WLS BF H R ER SO BB IBB HBP BLK WP HR S P ERA WHIP																			
Bert Blyleven, R (1,1) ERA: 4.61	7.1 W 34 6 1 1 5 7 0 0 0 0 1 37 65 1.23 1.773																			
Kent Tekulve, R (8,1) ERA: 4.65	1.2 S 4 1 0 0 0 0 0 0 0 0 0 4 4 0.00 0.600																			

Los Angeles Dodgers @ Pittsburgh Pirates
 Three Rivers Stadium, Pittsburgh, PA
 Tue Jun 05 1979, 7:05 PM EDT
 Att: 11,088 - Unknown

livebaseballscores.com

AB 31
 R 1
 H 7
 RBI 1
 BB 7
 SO 5
 LOB 21



Batter	1	2	3	4	5	6	7	8	9	AB	R	H	RBI	BB	SO	LOB	BOTTOM	
Omar Moreno, L (1,8) OBP: 0.363, SLG: 0.443	0-0 P6		0-0 G3				0-3 K		0-0 4-3								4 0 0 0 0 1 0	
Tim Lincecum, R (1,6) OBP: 0.333, SLG: 0.350	0-0 HR 1B		0-0 1-3				0-0 L7		0-0 F8								4 1 1 0 0 0 0	
Dave Parker, L (1,9) OBP: 0.381, SLG: 0.579	0-0 1-H HR		0-3 K				0-0 F8		0-3 K								4 1 1 2 0 2 0	
Willie Stargell, L (1,3) OBP: 0.373, SLG: 0.617	0-0 F7						4-0 SH2-3 1B BB		0-0 F7								3 0 1 0 1 0 0	
Bill Robinson, R (1,7) OBP: 0.312, SLG: 0.593	0-0 2B						0-0 SH2-3 1B		0-0 F8								4 1 2 0 0 0 1	
Ed Ott, L (1,2) OBP: 0.292, SLG: 0.416	0-0 F3						0-0 SH2-3 1-2 2-3		0-0 1B								3 0 2 0 0 0 1	
Rennie Stennett, R (1,4) OBP: 0.290, SLG: 0.301			0-0 4-3				0-0 4-3		0-0 F8								4 0 1 1 0 0 4	
Phil Garner, R (1,5) OBP: 0.344, SLG: 0.430			0-0 F9				4-0 IBB		0-0 L7								3 0 0 0 1 0 4	
Bert Blyleven, R (1,1) OBP: 0.179, SLG: 0.214			0-3 K				0-3 K		0-0 F8								3 0 0 0 0 2 3	
Kent Tekulve, R (8,1) OBP: 0.500, SLG: 0.500																	0 0 0 0 0 0 0	
Inning Stats	R: 2 E: 0 K: 0 S: 6	H: 3 LOB: 1 BB: 0 P: 6	R: 0 E: 0 K: 1 S: 5	H: 0 LOB: 0 BB: 0 P: 5	R: 0 E: 0 K: 1 S: 5	H: 0 LOB: 0 BB: 0 P: 5	R: 0 E: 0 K: 1 S: 6	H: 1 LOB: 3 BB: 2 P: 14	R: 0 E: 0 K: 1 S: 5	H: 0 LOB: 2 BB: 0 P: 5	R: 0 E: 0 K: 0 S: 3	H: 2 LOB: 0 BB: 0 P: 3	R: 1 E: 1 K: 1 S: 8	H: 2 LOB: 2 BB: 0 P: 8	1B: 6 2B: 1 3B: 0 HR: 1	SF: 0 SAC: 1 DP: 0 HBP: 0	WP: 0 PB: 0 SB: 0 CS: 0	PA: 35
PITCHER	IP WLS BF H R ER SO BB IBB HBP BLK WP HR S P ERA WHIP																	
Don Sutton, R (1,1) ERA: 3.55	5.0 L 21 4 2 2 4 1 1 0 0 0 1 27 35 3.60 1.000																	
Lerrin LaGrow, R (6,1) ERA: 5.87	3.0 14 4 1 0 1 0 0 0 0 0 0 16 16 0.00 1.333																	

Los Angeles Dodgers @ Pittsburgh Pirates
 Three Rivers Stadium, Pittsburgh, PA
 Tue Jun 05 1979, 7:05 PM EDT
 Att: 11,088 - Unknown

livebaseballscores.com

AB 32
 R 3
 H 8
 RBI 3
 BB 2
 SO 5
 LOB 13



Batter	1	2	3	4	5	6	7	8	9	AB	R	H	RBI	BB	SO	LOB	TOP								
Davey Lopes, R OBP: 0.361, SLG: 0.545	4-0 FC6-4 BB		0-0 L6			0-0 F7		0-0 HR		3	1	2	1	0	0		Los Angeles Dodgers @ Pittsburgh Pirates Three Rivers Stadium, Pittsburgh, PA Wed Jun 06 1979, 7:05 PM EDT Att: 16,666 - Unknown								
Bill Russell, R OBP: 0.318, SLG: 0.399	0-0 FC6-4 L6-3 1-2			0-0 5-3		0-0 F8		0-0 4-3		4	0	0	0	0	1										
Reggie Smith, S OBP: 0.349, SLG: 0.415	0-0 L6-3 1-2			0-0 HR			0-0 P4	0-0 3-1		4	1	1	1	0	1										
Steve Garvey, R OBP: 0.336, SLG: 0.496		0-3 K		0-3 K			0-0 HR	0-3 K		4	1	1	1	0	3	0									
Ron Cey, R OBP: 0.383, SLG: 0.497	4-0 BB			0-3 K			0-0 P6		0-0 G4-6-3 1B	2	0	0	0	1	1	0									
Ted Martinez, R OBP: 0.364, SLG: 0.455										0	0	0	0	0	0	0									
Vic Davallo, L OBP: 0.235, SLG: 0.133										1	0	1	0	0	0	0									
Dusty Baker Jr., R OBP: 0.375, SLG: 0.476	0-0 F9				4-0 G4-6-3 BB		0-0 1B	0-0 1B	0-0 F3	3	0	1	0	1	0	2									
Gary Thomasson, L OBP: 0.371, SLG: 0.438					0-3 K				0-0 G4-6-3 1-2	3	0	1	0	0	1	2									
Derrel Thomas, S OBP: 0.379, SLG: 0.388	4-3									0	0	0	0	0	0	0									
Von Joshua, L OBP: 0.339, SLG: 0.589							1-2 1B			1	0	0	0	0	0	1									
Steve Yeager, R OBP: 0.245, SLG: 0.327			0-0 F8		0-0 G4-6-3 1-2		0-0 F9			3	0	0	0	0	0	3									
Jerry Reuss, L OBP: 0.125, SLG: 0.125			0-0 4-3			0-0 F7		0-0 HR		3	1	1	0	0	0	0									
Terry Forster, L OBP: 0.200, SLG: 0.111										0	0	0	0	0	0	0									
Inning Stats	R: 0 E: 0 K: 0 S: 2	H: 0 LOB: 0 BB: 1 P: 6	R: 0 E: 0 K: 1 S: 5	H: 0 LOB: 1 BB: 1 P: 9	R: 0 E: 0 K: 0 S: 3	H: 0 LOB: 0 BB: 0 P: 3	R: 1 E: 0 K: 2 S: 8	H: 1 LOB: 0 BB: 0 P: 8	R: 0 E: 0 K: 1 S: 4	H: 0 LOB: 0 BB: 1 P: 8	R: 0 E: 0 K: 0 S: 3	H: 0 LOB: 0 BB: 0 P: 3	R: 1 E: 0 K: 0 S: 6	H: 3 LOB: 2 BB: 0 P: 6	R: 2 E: 0 K: 1 S: 7	H: 2 LOB: 0 BB: 0 P: 7	R: 0 E: 0 K: 0 S: 3	H: 1 LOB: 0 BB: 0 P: 3	1B: 4 2B: 1 3B: 0 HR: 3	SF: 0 SAC: 0 DP: 3 HBP: 0	WP: 0 PB: 0 SB: 0 CS: 0	PA: 34			
PITCHER	IP	WLS	BF	H	R	ER	SO	BB	IBB	HBP	BLK	WP	HR	S	P	ERA	WHIP								
Ed Whitson, R ERA: 5.14	7.0		28	6	4	4	4	3	0	0	0	0	3	33	45	5.14	1.286								
Enrique Romo, R ERA: 2.97	1.0	W	3	0	0	0	1	0	0	0	0	0	0	5	5	0.00	0.000								
Kent Tekulve, R ERA: 4.54	1.0	S	3	1	0	0	0	0	0	0	0	0	0	3	3	0.00	1.000								

AB 31
R 4
H 7
RBI 4
BB 3
SO 5
LOB 10



Batter	1	2	3	4	5	6	7	8	9	AB	R	H	RBI	BB	SO	LOB	BOTTOM								
Omar Moreno, L OBP: 0.361, SLG: 0.439	0-0 1-3		0-3 K			0-0 1-3		0-0 HR 1-3 1B		4	1	1	0	0	1	1	Los Angeles Dodgers @ Pittsburgh Pirates Three Rivers Stadium, Pittsburgh, PA Wed Jun 06 1979, 7:05 PM EDT Att: 16,666 - Unknown								
Tim Foli, R OBP: 0.331, SLG: 0.347	0-0 G3			0-0 6-3		0-0 1B		0-0 1-3		4	0	1	1	0	0	2									
Dave Parker, L OBP: 0.374, SLG: 0.570	0-0 P5			0-0 F9		0-3 K		0-0 SF7 2-3 3-H		3	0	0	1	0	1	1									
Bill Robinson, R OBP: 0.316, SLG: 0.631		0-0 5-3		0-0 HR		0-0 6-3		0-0 HR		4	2	2	3	0	0	0									
Lee Lacy, R OBP: 0.338, SLG: 0.396		0-0 4-3		0-0 L8		0-0 F8		0-3 K		3	0	0	0	0	0	0									
John Milner, L OBP: 0.353, SLG: 0.500										1	0	0	0	0	1	0									
Phil Garner, R OBP: 0.344, SLG: 0.435	0-0 P4				0-0 6-3		0-0 2B			3	0	1	0	0	0	0									
Rennie Stennett, R OBP: 0.284, SLG: 0.295			0-0 5-3		0-0 6-3		0-0 F9			3	0	0	0	0	0	1									
Steve Nicosia, R OBP: 0.342, SLG: 0.479			0-0 SH1-4 1B		0-0 F8			0-0 1B E 1-3 1B		3	1	2	0	0	0	0									
Ed Whitson, R ERA: 3.34			0-0 SH1-4		0-3 K			0-0 E1 1-3 1B SF7		1	0	0	0	0	1	0									
Enrique Romo, R ERA: 2.97										0	0	0	0	0	0	0									
Manny Sanguillen, R OBP: 0.290, SLG: 0.350										1	1	0	0	0	0	1									
Kent Tekulve, R OBP: 0.500, SLG: 0.500			1-2							0	0	0	0	0	0	0									
Inning Stats	R: 0 E: 0 K: 0 S: 3	H: 0 LOB: 0 BB: 0 P: 3	R: 0 E: 0 K: 0 S: 3	H: 0 LOB: 0 BB: 0 P: 3	R: 0 E: 0 K: 1 S: 6	H: 1 LOB: 0 BB: 0 P: 6	R: 1 E: 0 K: 0 S: 4	H: 1 LOB: 0 BB: 0 P: 4	R: 0 E: 0 K: 2 S: 8	H: 1 LOB: 1 BB: 0 P: 8	R: 0 E: 0 K: 0 S: 4	H: 1 LOB: 1 BB: 0 P: 4	R: 4 E: 1 K: 1 S: 9	H: 3 LOB: 0 BB: 0 P: 9	R: 0 E: 0 K: 0 S: 3	H: 0 LOB: 0 BB: 0 P: 3	1B: 4 2B: 1 3B: 0 HR: 2	SF: 1 SAC: 1 DP: 0 HBP: 0	WP: 0 PB: 0 SB: 0 CS: 0	PA: 32					
PITCHER	IP	WLS	BF	H	R	ER	SO	BB	IBB	HBP	BLK	WP	HR	S	P	ERA	WHIP								
Jerry Reuss, L ERA: 3.34	7.0		27	5	3	2	3	5	0	0	0	0	1	33	33	2.57	0.714								
Terry Forster, L ERA: 3.28	0.2		3	1	0	0	0	0	0	0	0	0	0	3	3	0.00	1.500								
Bob Welch, R ERA: 3.28	0.1	L	2	1	2	0	1	0	0	0	0	0	1	4	4	0.00	3.000								



Batter	1	2	3	4	5	6	7	8	9	AB	R	H	RBI	BB	SO	LOB	TOP										
Bill North, S OBP: 0.394, SLG: 0.302 (1, 8)	F3		S 2B		L8		F9		G5-4-3	5	0	1	0	0	0	2											
Larry Hemdon, R OBP: 0.386, SLG: 0.544 (1, 7)	2B		L8		G3			SH1-3 2B		3	1	1	0	0	0	1											
Terry Whitfield, L OBP: 0.365, SLG: 0.430 (8, 7)	1B							1B		2	1	2	0	0	0	0											
Jack Clark, R OBP: 0.350, SLG: 0.444 (1, 9)	2B		F9		F4			SH1-3 1B		3	0	1	1	1	0	1											
Mike Ivie, R OBP: 0.295, SLG: 0.440 (1, 3)	F7				2B					5	0	1	0	0	1	4											
Bill Madlock, R OBP: 0.307, SLG: 0.403 (1, 4)	F7				HR			HR 2B		3	2	2	2	1	0	1											
Darrell Evans, L OBP: 0.338, SLG: 0.355 (1, 5)					K			HR IBB		3	1	0	0	1	2	2											
Johnnie LetMaster, R OBP: 0.370, SLG: 0.375 (1, 6)					K			IBB		3	0	0	0	0	1	0											
Willie McCovey, L OBP: 0.320, SLG: 0.504 (8, PH)	F8							HR		1	1	1	3	0	0	0											
Roger Metzger, S OBP: 0.262, SLG: 0.290 (8, 6)										0	0	0	0	0	0	0											
Marc Hill, R OBP: 0.263, SLG: 0.233 (1, 2)	F5									4	0	1	0	0	0	0											
Vida Blue, S OBP: 0.205, SLG: 0.167 (1, 1)			4-3		K					3	0	0	0	1	1	1											
Inning Stats	R: 1 E: 0 K: 0 S: 11	H: 2 LOB: 1 BB: 0 P: 15	R: 0 E: 0 K: 0 S: 4	H: 0 LOB: 0 BB: 0 P: 5	R: 0 E: 0 K: 0 S: 11	H: 1 LOB: 1 BB: 0 P: 18	R: 1 E: 0 K: 2 S: 9	H: 1 LOB: 0 BB: 0 P: 13	R: 0 E: 0 K: 1 S: 8	H: 1 LOB: 2 BB: 0 P: 20	R: 0 E: 0 K: 1 S: 6	H: 1 LOB: 1 BB: 0 P: 10	R: 4 E: 0 K: 1 S: 8	H: 3 LOB: 0 BB: 2 P: 12	R: 0 E: 0 K: 0 S: 3	H: 1 LOB: 2 BB: 2 P: 11	1B: 4 2B: 4 3B: 0 HR: 2	SF: 0 SAC: 1 DP: 1 HBP: 0	WP: 0 PB: 0 SB: 1 CS: 0	PA: 40							
PITCHER	IP	WLS	BF	H	R	ER	SO	BB	IBB	HBP	BLK	WP	HR	S	P	ERA	WHIP										
Jim Rooker, L ERA: 1.98 (1, 1)	7.0		28	6	2	2	4	0	1	0	0	0	1	60	94	2.57	0.857										
Bruce Kison, R ERA: 3.1 (8, 1)	0.2	L	5	2	3	3	1	0	1	0	0	0	0	6	10	40.50	3.000										
Grant Jackson, L ERA: 2.81 (8, 1)	1.0		6	2	1	1	0	2	0	0	0	0	1	4	12	9.00	4.000										
Kent Tekulve, R ERA: 4.5 (9, 1)	0.1		1	0	0	0	0	0	0	0	0	0	0	1	1	0.00	0.000										

San Francisco Giants @ Pittsburgh Pirates
Three Rivers Stadium, Pittsburgh, PA
Sat Jun 09 1979, 7:05 PM EDT
Att: 25,814 - Unknown

AB 35
R 6
H 10
RBI 6
BB 4
SO 5
LOB 12



Batter	1	2	3	4	5	6	7	8	9	AB	R	H	RBI	BB	SO	LOB	BOTTOM										
Omar Moreno, L OBP: 0.361, SLG: 0.437 (1, 8)	BB 2B 1B		F4		L3		FC6-4			4	1	1	0	0	0	3											
Phil Garner, R OBP: 0.337, SLG: 0.420 (1, 5)	2B BB		F3		K2-3			6-3		3	1	0	0	1	1	0											
Dave Parker, L OBP: 0.387, SLG: 0.590 (1, 9)	2B		F3							2	0	1	2	2	0	0											
Bill Robinson, R OBP: 0.307, SLG: 0.605 (1, 7)	5-3				K			K		4	0	0	0	0	3	3											
Willie Stargell, L OBP: 0.374, SLG: 0.629 (1, 3)	F9				FC6-4 BB			K		3	0	0	0	1	1	3											
Steve Nicosia, R OBP: 0.337, SLG: 0.449 (1, 2)	6-3				FC6-4			F8		3	0	0	0	1	0	2											
Rennie Stennett, R OBP: 0.277, SLG: 0.288 (1, 4)	5-3				F8			1B 1B		4	0	1	0	0	0	2											
Dale Berra, R OBP: 0.260, SLG: 0.267 (1, 6)	6-3				F8			G6-4-3		4	0	1	0	0	0	1											
Jim Rooker, R OBP: 0.083, SLG: 0.083 (1, 1)										2	0	1	0	0	1	0											
Lee Lacy, R OBP: 0.329, SLG: 0.379 (7, PH)										1	0	0	0	0	0	2											
Bruce Kison, R OBP: 0.154, SLG: 0.167 (8, 1)										0	0	0	0	0	0	0											
Grant Jackson, S OBP: 0.154, SLG: 0.167 (8, 1)										0	0	0	0	0	0	0											
Kent Tekulve, R OBP: 0.500, SLG: 0.500 (9, 1)										0	0	0	0	0	0	0											
Inning Stats	R: 2 E: 0 K: 0 S: 10	H: 2 LOB: 1 BB: 1 P: 23	R: 0 E: 0 K: 1 S: 5	H: 0 LOB: 0 BB: 0 P: 7	R: 0 E: 0 K: 1 S: 7	H: 0 LOB: 1 BB: 1 P: 12	R: 0 E: 0 K: 2 S: 9	H: 0 LOB: 1 BB: 1 P: 15	R: 0 E: 0 K: 0 S: 9	H: 2 LOB: 2 BB: 0 P: 15	R: 0 E: 0 K: 2 S: 9	H: 0 LOB: 1 BB: 1 P: 14	R: 0 E: 0 K: 0 S: 6	H: 0 LOB: 0 BB: 1 P: 14	1B: 4 2B: 2 3B: 0 HR: 0	SF: 0 SAC: 0 DP: 2 HBP: 0	WP: 0 PB: 0 SB: 0 CS: 0	PA: 35									
PITCHER	IP	WLS	BF	H	R	ER	SO	BB	IBB	HBP	BLK	WP	HR	S	P	ERA	WHIP										
Vida Blue, L ERA: 5.63 (1, 1)	9.0	W	35	5	2	2	6	5	0	0	0	0	0	69	117	2.00	1.111										

San Francisco Giants @ Pittsburgh Pirates
Three Rivers Stadium, Pittsburgh, PA
Sat Jun 09 1979, 7:05 PM EDT
Att: 25,814 - Unknown

AB 30
R 2
H 5
RBI 2
BB 5
SO 6
LOB 16



Batter	1	2	3	4	5	6	7	8	9	AB	R	H	RBI	BB	SO	LOB	TOP										
Bill North, S OBP: 0.398, SLG: 0.313 (1, 8)										4	1	2	0	1	0	3	San Francisco Giants @ Pittsburgh Pirates Three Rivers Stadium, Pittsburgh, PA Sun Jun 10 1979, 3:33 AM EDT Att: 25,536 - Unknown										
Terry Whitfield, L OBP: 0.361, SLG: 0.424 (1, 7)										5	0	1	0	0	1	5											
Jack Clark, R OBP: 0.355, SLG: 0.465 (1, 9)										5	2	3	2	0	1	1											
Willie McCovey, L OBP: 0.323, SLG: 0.492 (1, 3)										3	1	0	0	2	2	3											
Bill Madlock, R OBP: 0.309, SLG: 0.412 (1, 4)										5	2	2	1	0	1	3											
Darrell Evans, L OBP: 0.343, SLG: 0.366 (1, 5)										5	1	3	2	0	1	0											
John Tamargo, S OBP: 0.297, SLG: 0.350 (1, 2)										5	0	2	0	0	0	3											
Roger Metzger, S OBP: 0.257, SLG: 0.284 (1, 6)										3	0	0	1	0	0	4											
Philip Nastu, L Tom Griffin, R Mike Ivie, R Dave Roberts, L Larry Hemdon, R Gary Lavelle, S (1, 1) (5, 1) (6, PH) (6, 1) (7, PH) (7, 1)										2	0	0	0	0	1	1	GIANTS										
Inning Stats	R: 0 E: 0 K: 0 S: 10	H: 1 LOB: 1 BB: 1 P: 17	R: 0 E: 0 K: 0 S: 8	H: 1 LOB: 1 BB: 0 P: 12	R: 1 E: 0 K: 1 S: 11	H: 3 LOB: 2 BB: 1 P: 20	R: 0 E: 0 K: 1 S: 10	H: 1 LOB: 1 BB: 0 P: 12	R: 0 E: 0 K: 2 S: 10	H: 1 LOB: 1 BB: 0 P: 14	R: 0 E: 0 K: 0 S: 7	H: 3 LOB: 2 BB: 1 P: 14	R: 3 E: 1 K: 1 S: 8	H: 2 LOB: 1 BB: 1 P: 12	R: 1 E: 0 K: 2 S: 8	H: 1 LOB: 0 BB: 0 P: 8		R: 0 E: 0 K: 1 S: 5	H: 0 LOB: 0 BB: 0 P: 5	1B: 7 2B: 4 3B: 1 HR: 1	SF: 0 SAC: 1 DP: 2 HBP: 0	WP: 0 PB: 0 SB: 1 CS: 1	PA: 43				
PITCHER	IP	WLS	BF	H	R	ER	SO	BB	IBB	HBP	BLK	WP	HR	S	P	ERA	WHIP										
Bert Blyleven, R ERA: 4.55	(1, 1)	5.0	25	10	3	2	4	1	1	0	0	0	0	53	82	3.60	2.200										
Enrique Romo, R ERA: 2.97	(6, 1)	1.0	L	7	1	3	1	0	2	0	0	0	0	5	13	9.00	3.000										
Grant Jackson, L ERA: 2.83	(7, 1)	3.0		11	2	1	1	4	0	0	0	0	0	1	19	3.00	0.667										

Batter	1	2	3	4	5	6	7	8	9	AB	R	H	RBI	BB	SO	LOB	BOTTOM										
Omar Moreno, L OBP: 0.362, SLG: 0.436 (1, 8)										5	1	2	0	0	1	1	San Francisco Giants @ Pittsburgh Pirates Three Rivers Stadium, Pittsburgh, PA Sun Jun 10 1979, 3:33 AM EDT Att: 25,536 - Unknown										
Phil Garner, R OBP: 0.343, SLG: 0.427 (1, 5)										4	1	2	0	1	0	1											
Dave Parker, L OBP: 0.381, SLG: 0.579 (1, 9)										4	0	0	0	0	1	4											
Bill Robinson, R OBP: 0.312, SLG: 0.615 (7, 7)										4	0	2	2	0	0	1											
Lee Lacy, R OBP: 0.342, SLG: 0.410 John Milner, L OBP: 0.350, SLG: 0.495 (1, 7) (7, 3)										3	1	2	0	0	0	1											
Steve Nicosia, R OBP: 0.333, SLG: 0.439 (1, 2)										4	0	1	1	0	1	1											
Rennie Stennett, R OBP: 0.270, SLG: 0.280 (1, 4)										4	1	0	0	0	1	2											
Dale Berra, R OBP: 0.270, SLG: 0.281 (1, 6)										3	0	1	1	1	0	0											
Bert Blyleven, R OBP: 0.167, SLG: 0.200 Enrique Romo, R Grant Jackson, S Manny Sanguillen, R OBP: 0.227, SLG: 0.318 (1, 1) (6, 1) (7, 1) (8, PH)										2	0	0	0	0	2	2	P										
Inning Stats	R: 1 E: 0 K: 0 S: 9	H: 2 LOB: 1 BB: 0 P: 13	R: 0 E: 0 K: 1 S: 7	H: 0 LOB: 0 BB: 0 P: 11	R: 1 E: 0 K: 1 S: 11	H: 2 LOB: 1 BB: 1 P: 21	R: 0 E: 0 K: 1 S: 6	H: 1 LOB: 1 BB: 0 P: 10	R: 0 E: 0 K: 0 S: 6	H: 3 LOB: 1 BB: 0 P: 6	R: 0 E: 0 K: 1 S: 5	H: 0 LOB: 0 BB: 0 P: 5	R: 0 E: 0 K: 1 S: 5	H: 0 LOB: 0 BB: 0 P: 5	R: 0 E: 0 K: 0 S: 4	H: 1 LOB: 1 BB: 0 P: 4		1B: 6 2B: 3 3B: 1 HR: 0	SF: 0 SAC: 0 DP: 0 HBP: 0	WP: 0 PB: 0 SB: 2 CS: 1	PA: 39						
PITCHER	IP	WLS	BF	H	R	ER	SO	BB	IBB	HBP	BLK	WP	HR	S	P	ERA	WHIP										
Philip Nastu, L ERA: 3.62	(1, 1)	4.2		21	6	2	4	1	1	0	0	0	0	39	64	3.86	1.500										
Tom Griffin, R ERA: 4.54	(5, 1)	0.1		1	0	0	0	0	0	0	0	0	0	1	1	0.00	0.000										
Dave Roberts, L ERA: 3.0	(6, 1)	1.0		6	3	2	2	0	0	0	0	0	0	6	6	18.00	3.000										
Gary Lavelle, L ERA: 2.01	(7, 1)	3.0	W	10	1	0	0	2	0	0	0	0	0	14	14	0.00	0.333										

Batter	1	2	3	4	5	6	7	8	9	AB	R	H	RBI	BB	SO	LOB	TOP
Omar Moreno, L OBP: 0.363, SLG: 0.433	G3		G5-4-3 BB		FC6 1B		F8		F5	4	0	1	0	1	0	4	Pittsburgh Pirates @ San Diego Padres San Diego Stadium, San Diego, CA Tue Jun 12 1979, 10:05 PM EDT Att: 23,759 - Unknown
Tim Foli, R OBP: 0.327, SLG: 0.349	1B		G5-4-3		FC6		L1		F5	5	0	1	0	0	0	7	
Dave Parker, L OBP: 0.385, SLG: 0.593	2B		3-1						HR	5	1	3	3	0	1	1	
Willie Stargell, L OBP: 0.382, SLG: 0.635	K				FC6-4 1B				HR	5	0	3	0	0	2	3	
Bill Robinson, R OBP: 0.303, SLG: 0.596	K				F6		F4		2B	5	0	0	0	0	2	6	
Ed Ott, L OBP: 0.284, SLG: 0.403					K		4-3		E4	4	0	0	0	0	2	3	
Rennie Stennett, R OBP: 0.270, SLG: 0.279					FC6-4				F7	4	0	1	0	0	0	3	
Phil Garner, R OBP: 0.341, SLG: 0.423					L4		K		HR	4	1	1	0	0	2	1	
John Candelaria, L OBP: 0.115, SLG: 0.120										0	0	0	0	0	0	0	
Ed Whitson, R										0	0	0	0	0	1	0	
Mike Easter, L										1	0	0	0	0	0	1	
Jim Bibby, R										0	0	0	0	0	0	0	
Lee Lacy, R										0	0	0	0	0	1	0	
Enrique Romo, R										0	0	0	0	0	0	0	
John Milner, R										1	1	1	0	0	0	0	
Inning Stats	R: 0 E: 0 K: 2 S: 9	H: 2 LOB: 2 BB: 0 P: 9	R: 0 E: 0 K: 2 S: 7	H: 0 LOB: 2 BB: 0 P: 7	R: 0 E: 0 K: 0 S: 2	H: 0 LOB: 1 BB: 2 P: 10	R: 0 E: 0 K: 1 S: 6	H: 1 LOB: 1 BB: 0 P: 6	R: 0 E: 0 K: 1 S: 6	H: 1 LOB: 2 BB: 1 P: 10	R: 0 E: 1 K: 1 S: 7	H: 1 LOB: 2 BB: 0 P: 7	R: 3 E: 0 K: 1 S: 9	H: 4 LOB: 1 BB: 0 P: 9	1B: 8 2B: 2 3B: 0 HR: 1	SF: 0 SAC: 0 DP: 1 HBP: 0	WP: 0 PA: 41 PB: 0 SB: 0 CS: 0
PITCHER Gaylord Perry, R ERA: 2.46	IP: 9.0 WLS: W BF: 41 H: 11 R: 3 ER: 3 SO: 10 BB: 3 IBB: 0 HBP: 0 BLK: 0 WP: 0 HR: 1 S: 58 P: 70 ERA: 3.00 WHIP: 1.556																

Batter	1	2	3	4	5	6	7	8	9	AB	R	H	RBI	BB	SO	LOB	BOTTOM
Gene Richards, L OBP: 0.331, SLG: 0.350	HR	FC6-4 2B 1B	1-2 1B		4-3		P3			4	2	1	0	1	0	2	Pittsburgh Pirates @ San Diego Padres San Diego Stadium, San Diego, CA Tue Jun 12 1979, 10:05 PM EDT Att: 23,759 - Unknown
Ozzie Smith, S OBP: 0.247, SLG: 0.220	HR	1B	L4			G3		4-3		5	2	2	0	0	0	2	
Dave Winfield, R OBP: 0.419, SLG: 0.664	HR	1B	IBB		K	P3		5-3		4	1	1	3	1	1	0	
Gene Tenace, R OBP: 0.404, SLG: 0.445	1B	F3			F8	BB		K		3	1	0	0	2	1	3	
Jerry Turner, L OBP: 0.329, SLG: 0.395	F7		1B		S	BB		1B		2	0	1	2	2	0	1	
Fernando Gonzalez, R OBP: 0.281, SLG: 0.406	1B	F8			4-3			1B		4	0	2	1	0	0	3	
Fred Kendall, R OBP: 0.400, SLG: 0.419	1B		F8		6-3	F2				4	0	1	0	0	0	2	
Barry Evans, R OBP: 0.230, SLG: 0.259	G4-6-3		6-3		L8			F7		4	0	0	0	0	0	3	
Gaylord Perry, R OBP: 0.212, SLG: 0.344			FC6-4 1B		1B			6-3		3	0	2	0	1	0	0	
Inning Stats	R: 3 E: 0 K: 0 S: 6	H: 4 LOB: 2 BB: 2 P: 14	R: 2 E: 0 K: 0 S: 6	H: 3 LOB: 2 BB: 1 P: 10	R: 0 E: 0 K: 0 S: 4	H: 1 LOB: 2 BB: 1 P: 8	R: 0 E: 0 K: 1 S: 5	H: 0 LOB: 1 BB: 1 P: 9	R: 0 E: 0 K: 0 S: 4	H: 1 LOB: 2 BB: 0 P: 4	R: 1 E: 0 K: 0 S: 4	H: 1 LOB: 2 BB: 2 P: 12	R: 0 E: 0 K: 1 S: 5	H: 0 LOB: 0 BB: 0 P: 5	1B: 8 2B: 1 3B: 0 HR: 1	SF: 0 SAC: 0 DP: 1 HBP: 0	
PITCHER John Candelaria, L ERA: 3.84	IP: 1.2 WLS: L BF: 14 H: 7 R: 5 ER: 5 SO: 0 BB: 2 IBB: 0 HBP: 0 BLK: 0 WP: 0 HR: 1 S: 11 P: 23 ERA: 27.00 WHIP: 5.400																
Ed Whitson, R ERA: 4.87	2.1	10	1	0	0	1	2	0	0	0	0	10	18	0.00	1.286		
Jim Bibby, R ERA: 3.28	2.0	10	2	1	1	0	2	0	0	0	0	8	16	4.50	2.000		
Enrique Romo, R ERA: 2.8	2.0	6	0	0	0	1	0	0	0	0	0	8	8	0.00	0.000		

Batter	1	2	3	4	5	6	7	8	9	10	11	12	13	14	AB	R	H	RBI	BB	SO	LOB	TOP
Omar Moreno, L OBP: 0.357, SLG: 0.418															5	1	0	0	1	1	3	
Tim Foli, R OBP: 0.320, SLG: 0.335															5	0	0	0	1	1	0	
Dave Parker, L OBP: 0.386, SLG: 0.589															6	0	3	0	0	0	2	
Bill Robinson, R OBP: 0.288, SLG: 0.569															4	0	0	1	0	1	1	
Willie Stargell, L OBP: 0.365, SLG: 0.604															6	0	0	0	0	3	3	
Phil Garner, R OBP: 0.335, SLG: 0.422															6	0	2	0	0	1	3	
Rennie Stennett, R OBP: 0.279, SLG: 0.284															5	0	2	0	1	1	3	
Ed Ott, L OBP: 0.277, SLG: 0.385															5	0	0	0	1	3	4	
Jim Rooker, L ERA: 1.87																						
Inning Stats	R: 1 E: 0 K: 1 S: 5	H: 0 LOB: 1 BB: 2 P: 13	R: 0 E: 0 K: 1 S: 5	H: 0 LOB: 0 BB: 0 P: 5	R: 0 E: 0 K: 0 S: 3	H: 0 LOB: 0 BB: 0 P: 3	R: 0 E: 1 K: 0 S: 4	H: 0 LOB: 1 BB: 0 P: 4	R: 0 E: 0 K: 0 S: 3	H: 1 LOB: 1 BB: 1 P: 7	R: 0 E: 0 K: 1 S: 5	H: 0 LOB: 2 BB: 0 P: 7	R: 0 E: 0 K: 1 S: 5	H: 1 LOB: 3 BB: 2 P: 16	R: 0 E: 0 K: 1 S: 5	H: 0 LOB: 0 BB: 0 P: 5	R: 0 E: 0 K: 2 S: 8	H: 1 LOB: 1 BB: 0 P: 8	1B: 5 2B: 1 3B: 1 HR: 0	SF: 1 SAC: 1 DP: 1 HBP: 0	WP: 0 PB: 0 SB: 2 CS: 1	PA: 53
PITCHER	IP	WLS	BF	H	R	ER	SO	BB	IBB	HBP	BLK	WP	HR	S	P	ERA	WHIP					
Randy Jones, L ERA: 4.35	(1.1)	7.0	26	3	1	1	3	2	0	0	0	0	0	29	41	1.29	0.714					
Bob Shirley, L ERA: 3.96	(8.1)	3.0	11	1	0	0	3	0	0	0	0	0	0	17	17	0.00	0.333					
Rollie Fingers, R ERA: 2.92	(11.1)	3.0	12	2	0	0	4	1	1	0	0	0	0	18	26	0.00	1.000					
John D'Acquisto, R ERA: 6.0	(14.1)	1.0	W	4	1	0	2	0	0	0	0	0	0	8	8	0.00	1.000					

Pittsburgh Pirates @ San Diego Padres
San Diego Stadium, San Diego, CA
Thu Jun 14 1979, 10:05 PM EDT
Att: 15,444 - Unknown

AB: 46
R: 1
H: 7
RBI: 1
BB: 5
SO: 12
LOB: 19

Batter	1	2	3	4	5	6	7	8	9	10	11	12	13	14	AB	R	H	RBI	BB	SO	LOB	BOTTOM		
Gene Richards, L OBP: 0.328, SLG: 0.343															6	1	1	0	0	2	3			
Ozzie Smith, S OBP: 0.241, SLG: 0.215															6	1	1	0	0	0	2			
Dave Winfield, R OBP: 0.423, SLG: 0.653															4	0	1	1	3	1	1			
Gene Tenace, R OBP: 0.399, SLG: 0.435															4	0	0	0	1	2	4			
Rollie Fingers, R OBP: 0.100, SLG: 0.100															0	0	0	0	0	0				
Dan Briggs, L OBP: 0.327, SLG: 0.419															1	0	1	0	0	0				
John D'Acquisto, R OBP: 0.111, SLG: 0.222															1	0	1	1	0	0				
Barry Evans, R OBP: 0.237, SLG: 0.285															1	0	1	1	0	0				
Jerry Turner, L OBP: 0.324, SLG: 0.387															6	0	0	0	0	1	3			
Fernando Gonzalez, R OBP: 0.296, SLG: 0.433															4	0	1	0	0	0	0			
Bill Athton, R OBP: 0.289, SLG: 0.272															1	0	0	0	1	1	0			
Kurt Bevacqua, R OBP: 0.325, SLG: 0.283															6	0	2	0	0	0	3			
Fred Kendall, R OBP: 0.410, SLG: 0.394															2	0	0	0	2	0	1			
Bill Fahey, L OBP: 0.306, SLG: 0.357															1	0	0	0	1	0	2			
Randy Jones, R OBP: 0.188	(1.1)														2	0	0	0	0	2				
Don Reynolds, R OBP: 0.076, SLG: 0.407	(7. PH)														1	0	0	0	0	2				
Bob Shirley, R OBP: 0.189, SLG: 0.320	(8. 1)														0	0	0	0	0	0				
Broderick Perkins, L OBP: 0.320, SLG: 0.275	(10. PH)														2	0	0	0	1	1	2			
Inning Stats	R: 0 E: 0 K: 1 S: 5	H: 0 LOB: 1 BB: 1 P: 9	R: 0 E: 0 K: 0 S: 3	H: 0 LOB: 0 BB: 0 P: 3	R: 0 E: 1 K: 0 S: 2	H: 0 LOB: 1 BB: 1 P: 6	R: 0 E: 0 K: 0 S: 3	H: 0 LOB: 0 BB: 1 P: 7	R: 0 E: 0 K: 0 S: 5	H: 1 LOB: 2 BB: 1 P: 8	R: 0 E: 0 K: 0 S: 4	H: 1 LOB: 2 BB: 2 P: 13	R: 0 E: 0 K: 1 S: 6	H: 1 LOB: 0 BB: 1 P: 10	R: 0 E: 0 K: 0 S: 3	H: 1 LOB: 0 BB: 0 P: 3	R: 0 E: 0 K: 1 S: 6	H: 1 LOB: 2 BB: 1 P: 10	R: 1 E: 1 K: 1 S: 6	H: 1 LOB: 2 BB: 1 P: 10	1B: 8 2B: 0 3B: 0 HR: 0	SF: 0 SAC: 2 DP: 2 HBP: 0	WP: 1 PB: 0 SB: 0 CS: 0	PA: 58
PITCHER	IP	WLS	BF	H	R	ER	SO	BB	IBB	HBP	BLK	WP	HR	S	P	ERA	WHIP							
Jim Rooker, L ERA: 1.87	(1.1)	7.0	28	3	1	1	2	4	0	0	0	0	0	28	44	1.29	1.000							
Enrique Romo, R ERA: 2.65	(8.1)	2.0	7	1	0	0	2	0	0	0	0	0	0	11	11	0.00	0.500							
Grant Jackson, L ERA: 2.64	(10.1)	0.2	4	0	0	0	1	1	0	0	0	0	0	2	10	0.00	1.500							
Kent Tekulve, R ERA: 4.3	(10.1)	1.1	6	1	0	0	2	1	0	0	0	0	0	9	13	0.00	1.500							
Jim Bibby, R ERA: 3.08	(12.1)	1.2	7	2	0	0	1	1	0	0	0	1	0	8	12	0.00	1.800							

Pittsburgh Pirates @ San Diego Padres
San Diego Stadium, San Diego, CA
Thu Jun 14 1979, 10:05 PM EDT
Att: 15,444 - Unknown

AB: 47
R: 2
H: 8
RBI: 2
BB: 9
SO: 8
LOB: 25

Batter	1	2	3	4	5	6	7	8	9	AB	R	H	RBI	BB	SO	LOB	TOP					
Omar Moreno, L (1, 8) OBP: 0.354, SLG: 0.414			4-3					F7		5	1	2	2	0	2	1	Pittsburgh Pirates @ Los Angeles Dodgers Dodger Stadium, Los Angeles, CA Fri Jun 15 1979, 7:05 PM PDT Att: 50,299 - Unknown					
Tim Foli, R (1, 6) OBP: 0.328, SLG: 0.339							FC6-4	5-3		4	1	2	0	1	1	0						
Dave Parker, L (1, 9) OBP: 0.382, SLG: 0.581	F7						FC6-4	F9		5	0	1	2	0	1	2						
Willie Stargell, L (1, 3) OBP: 0.360, SLG: 0.591					P5					5	0	1	0	0	3	3						
John Milner, L (1, 7) OBP: 0.365, SLG: 0.490					P3					2	0	0	0	1	1	1						
Bill Robinson, R (7, 7) OBP: 0.292, SLG: 0.571										1	1	1	0	0	0	0						
Phil Garner, R (1, 5) OBP: 0.333, SLG: 0.418		4-3			F7					4	1	1	1	0	0	2						
Ed Ott, L (1, 2) OBP: 0.276, SLG: 0.377		4-3						F3		3	1	0	0	1	1	0						
Rennie Stennett, R (1, 4) OBP: 0.278, SLG: 0.283								4-3	F8	4	0	1	0	0	1	2						
Bert Blyleven, R (1, 1) OBP: 0.182, SLG: 0.212								5-3		3	0	1	0	0	1	1						
Kent Tekulve, R (8, 1) OBP: 0.667, SLG: 0.667		K2-3								1	1	1	0	0	0	0						
Inning Stats	R: 1 E: 0 K: 2 S: 9	H: 2 LOB: 1 BB: 0 P: 9	R: 0 E: 0 K: 1 S: 6	H: 1 LOB: 1 BB: 0 P: 6	R: 0 E: 0 K: 2 S: 7	H: 0 LOB: 0 BB: 0 P: 7	R: 0 E: 0 K: 0 S: 3	H: 0 LOB: 0 BB: 0 P: 3	R: 0 E: 0 K: 2 S: 8	H: 1 LOB: 2 BB: 1 P: 8	R: 0 E: 0 K: 1 S: 6	H: 0 LOB: 0 BB: 1 P: 10	R: 0 E: 0 K: 0 S: 5	H: 0 LOB: 0 BB: 0 P: 5	R: 0 E: 0 K: 0 S: 3	H: 0 LOB: 0 BB: 0 P: 3	R: 5 E: 0 K: 2 S: 12	H: 5 LOB: 2 BB: 2 P: 20	1B: 10 2B: 0 3B: 0 HR: 0	SF: 0 SAC: 0 DP: 0 HBP: 0	WP: 1 PB: 0 CS: 3 SB: 0	PA: 40
PITCHER	IP WLS BF H R ER SO BB IBB HBP BLK WP HR S P ERA WHIP																					
Don Sutton, R (1, 1) ERA: 3.68	7.0 L 27 5 1 1 9 1 0 0 0 0 1 0 44 48 1.29 0.857																					
Ken Brett, L (8, 1) ERA: 6.19	1.1 7 2 3 3 1 1 0 0 0 0 0 0 8 12 20.25 2.250																					
Dave Patterson, R (9, 1) ERA: 5.4	0.2 6 3 2 2 1 1 0 0 0 0 0 0 7 11 27.00 6.000																					

Batter	1	2	3	4	5	6	7	8	9	AB	R	H	RBI	BB	SO	LOB	BOTTOM					
Davey Lopes, R (1, 4) OBP: 0.370, SLG: 0.575	F8		F8		F8			P4		5	0	1	0	0	0	2	Pittsburgh Pirates @ Los Angeles Dodgers Dodger Stadium, Los Angeles, CA Fri Jun 15 1979, 7:05 PM PDT Att: 50,299 - Unknown					
Bill Russell, R (1, 6) OBP: 0.319, SLG: 0.396	6-3				F5				6-3	5	0	2	0	0	0	3						
Reggie Smith, S (1, 9) OBP: 0.385, SLG: 0.454	F8			F9						4	0	0	0	0	2	2						
Steve Garvey, R (1, 3) OBP: 0.352, SLG: 0.504		F8			F5					3	0	1	0	1	0	0						
Ron Cey, R (1, 5) OBP: 0.392, SLG: 0.522		6-3						F9	L6	4	0	0	0	0	1	4						
Dusty Baker Jr., R (1, 7) OBP: 0.388, SLG: 0.475					F9			P3	5-3	3	0	0	0	1	0	2						
Gary Thomasson, L (1, 8) OBP: 0.360, SLG: 0.499					L6			G3		3	1	0	0	1	1	1						
Joe Ferguson, R (1, 2) OBP: 0.365, SLG: 0.440										2	1	1	2	2	1	0						
Don Sutton, R (1, 1) OBP: 0.154, SLG: 0.132					5-3					2	0	1	0	0	0	0						
Von Joshua, L (7, PH) OBP: 0.317, SLG: 0.550									F7	1	0	0	0	0	1	1						
Ken Brett, L (8, 1) ERA: 6.19										0	0	0	0	0	0	0						
Dave Patterson, R (9, 1) ERA: 5.4										0	0	0	0	0	0	0						
Derrel Thomas, S (9, PH) OBP: 0.369, SLG: 0.380										1	0	0	0	0	0	0						
Inning Stats	R: 0 E: 0 K: 0 S: 3	H: 0 LOB: 0 BB: 0 P: 3	R: 0 E: 0 K: 1 S: 5	H: 0 LOB: 1 BB: 1 P: 9	R: 0 E: 0 K: 1 S: 5	H: 0 LOB: 0 BB: 0 P: 5	R: 0 E: 0 K: 1 S: 7	H: 2 LOB: 2 BB: 0 P: 7	R: 0 E: 0 K: 0 S: 4	H: 1 LOB: 2 BB: 1 P: 8	R: 0 E: 0 K: 1 S: 5	H: 0 LOB: 0 BB: 0 P: 5	R: 0 E: 0 K: 1 S: 5	H: 0 LOB: 1 BB: 1 P: 9	R: 0 E: 0 K: 1 S: 6	H: 1 LOB: 2 BB: 1 P: 10	R: 2 E: 0 K: 0 S: 5	H: 2 LOB: 1 BB: 1 P: 9	1B: 5 2B: 0 3B: 0 HR: 1	SF: 0 SAC: 0 DP: 0 HBP: 0	WP: 0 PB: 0 CS: 0	PA: 38
PITCHER	IP WLS BF H R ER SO BB IBB HBP BLK WP HR S P ERA WHIP																					
Bert Blyleven, R (1, 1) ERA: 4.18	7.2 W 31 4 0 0 6 3 1 0 0 0 0 1 39 55 0.00 0.913																					
Kent Tekulve, R (8, 1) ERA: 4.57	1.1 S 7 2 2 2 0 1 0 0 0 0 0 1 6 10 13.50 2.250																					

Batter	1	2	3	4	5	6	7	8	9	AB	R	H	RBI	BB	SO	LOB	TOP					
Matt Alexander, S OBP: 0.825, SLG: 0.875 (1, 8)	G3		8-2		2B 1B		1B		1B FC4-6	5	2	3	0	0	0	1	Pittsburgh Pirates @ Los Angeles Dodgers Dodger Stadium, Los Angeles, CA Sun Jun 17 1979, 3:33 AM PDT Att: 45,835 - Unknown livebaseballscorecards.com					
Tim Foli, R OBP: 0.332, SLG: 0.349 (1, 6)	F7			K	2B		4-3		FC4-6 1B	5	0	2	3	0	1	1						
Dave Parker, L OBP: 0.375, SLG: 0.565 (1, 9)	6-3			F9	6-3				WP 3B 1B FC4-6	5	1	1	1	0	0	2						
Bill Robinson, R OBP: 0.298, SLG: 0.580 (8, 7)		4-3		1B					1B K	5	0	2	1	0	1	1						
Lee Lacy, R OBP: 0.386, SLG: 0.493 John Milner, L OBP: 0.364, SLG: 0.486 (8, 3)	1B 2B			1B					P4	4	0	3	0	0	0	1						
Phil Garner, R OBP: 0.344, SLG: 0.421 (1, 5)				P4					G4-6-3 IBB	3	0	1	0	1	0	3						
Rennie Stennett, R OBP: 0.272, SLG: 0.272 (1, 4)	G4-6-3			1-3					G4-6-3	4	0	0	0	0	0	5						
Manny Sanguillen, R OBP: 0.276, SLG: 0.379 (1, 2)				SH1-4 8-2	2B				K	4	1	2	0	0	1	0						
Ed Whitson, R Kent Tekulve, R OBP: 0.750, SLG: 0.667 (8, 1)				SH1-4					1B BB	1	0	0	0	0	0	0						
Inning Stats	R: 0 E: 0 K: 0 S: 3	H: 0 LOB: 0 BB: 0 P: 3	R: 0 E: 0 K: 0 S: 4	H: 2 LOB: 1 BB: 0 P: 4	R: 0 E: 0 K: 0 S: 3	H: 1 LOB: 0 BB: 0 P: 3	R: 0 E: 0 K: 1 S: 7	H: 2 LOB: 2 BB: 0 P: 7	R: 2 E: 0 K: 0 S: 6	H: 3 LOB: 1 BB: 0 P: 6	R: 0 E: 0 K: 0 S: 4	H: 1 LOB: 1 BB: 0 P: 4	R: 0 E: 0 K: 0 S: 4	H: 1 LOB: 1 BB: 0 P: 4	R: 1 E: 0 K: 0 S: 4	H: 2 LOB: 1 BB: 1 P: 8		R: 2 E: 0 K: 2 S: 9	H: 2 LOB: 1 BB: 1 P: 13	1B: 10 2B: 4 3B: 1 HR: 0	SF: 0 SAC: 2 DP: 3 HBP: 0	WP: 1 PB: 0 CS: 0
PITCHER	IP	WLS	BF	H	R	ER	SO	BB	IBB	HBP	BLK	WP	HR	S	P	ERA	WHIP					
Jerry Reuss, L ERA: 4.26 (1, 1)	7.0	L	31	12	3	3	1	0	0	0	0	1	0	33	33	3.86	1.714					
Terry Forster, L ERA: 2.16 (8, 1)	2.0	S	9	2	2	2	2	1	1	0	0	0	0	11	19	9.00	1.500					

Batter	1	2	3	4	5	6	7	8	9	AB	R	H	RBI	BB	SO	LOB	BOTTOM					
Davey Lopes, R OBP: 0.367, SLG: 0.562 (1, 4)	F2		K							4	0	0	0	0	2	1	Pittsburgh Pirates @ Los Angeles Dodgers Dodger Stadium, Los Angeles, CA Sun Jun 17 1979, 3:33 AM PDT Att: 45,835 - Unknown livebaseballscorecards.com					
Bill Russell, R OBP: 0.321, SLG: 0.406 (1, 6)	E5 F8			HR					FC6-4	4	1	2	1	0	0	1						
Reggie Smith, S OBP: 0.366, SLG: 0.428 (1, 9)	F8			K					P6	4	0	0	0	0	1	2						
Steve Garvey, R OBP: 0.346, SLG: 0.493 (1, 3)	6-3			4-3					P6	4	0	0	0	0	0	1						
Ron Cey, R OBP: 0.391, SLG: 0.516 (1, 5)			K		F3				F8	4	0	0	0	0	2	0						
Dusty Baker Jr., R OBP: 0.382, SLG: 0.463 (1, 7)			F9		1-3				S BB	2	0	0	0	1	0	0						
Joe Ferguson, R OBP: 0.357, SLG: 0.446 (1, 2)			5-3		5-3				K	3	0	0	0	0	1	1						
Derrel Thomas, S OBP: 0.362, SLG: 0.371 (1, 8)			K		G3				F5	3	0	0	0	0	1	0						
Jerry Reuss, L OBP: 0.182, SLG: 0.100 Terry Forster, L OBP: 0.243, SLG: 0.314 (8, 2)			K		6-3				FC6-4 BB	2	0	0	0	0	1	0						
Inning Stats	R: 0 E: 1 K: 0 S: 4	H: 0 LOB: 1 BB: 0 P: 4	R: 0 E: 0 K: 1 S: 5	H: 0 LOB: 0 BB: 0 P: 5	R: 0 E: 0 K: 3 S: 9	H: 0 LOB: 0 BB: 0 P: 9	R: 1 E: 0 K: 1 S: 6	H: 1 LOB: 0 BB: 0 P: 6	R: 0 E: 0 K: 0 S: 3	H: 0 LOB: 0 BB: 0 P: 3	R: 0 E: 0 K: 0 S: 4	H: 1 LOB: 1 BB: 0 P: 4	R: 0 E: 0 K: 1 S: 5	H: 0 LOB: 1 BB: 1 P: 9	R: 0 E: 0 K: 1 S: 5	H: 0 LOB: 1 BB: 1 P: 9		R: 0 E: 0 K: 1 S: 5	H: 0 LOB: 0 BB: 0 P: 5	1B: 1 2B: 0 3B: 0 HR: 1	SF: 0 SAC: 0 DP: 0 HBP: 0	WP: 0 PB: 0 SB: 1 CS: 0
PITCHER	IP	WLS	BF	H	R	ER	SO	BB	IBB	HBP	BLK	WP	HR	S	P	ERA	WHIP					
Ed Whitson, R ERA: 4.35 (1, 1)	7.1	W	27	2	1	1	6	2	0	0	0	0	0	9	45	1.23	0.545					
Kent Tekulve, R ERA: 4.4 (8, 1)	1.2	S	5	0	0	0	2	0	0	0	0	0	0	9	9	0.00	0.000					



Batter	1	2	3	4	5	6	7	8	9	AB	R	H	RBI	BB	SO	LOB	TOP										
Omar Moreno, L (1, 8) OBP: 0.358, SLG: 0.425										5	0	2	0	1	1	3	Pittsburgh Pirates @ San Francisco Giants Candlestick Park, San Francisco, CA Tue Jun 19 1979, 10:05 PM EDT Att: 39,861 - Unknown										
Tim Foli, R (1, 6) OBP: 0.328, SLG: 0.341										4	0	0	0	1	0	3											
Dave Parker, L (1, 9) OBP: 0.372, SLG: 0.561										5	1	1	0	0	0	2											
Willie Stargell, L (1, 3) OBP: 0.364, SLG: 0.605										4	2	2	2	1	0	1											
Bill Robinson, R (1, 7) OBP: 0.296, SLG: 0.570										5	2	1	0	0	1	1											
Ed Ott, L (1, 2) OBP: 0.292, SLG: 0.401										5	2	3	3	0	0	0											
Phil Garner, R (1, 5) OBP: 0.358, SLG: 0.444									5	1	5	1	0	0	0												
Rennie Stennett, R (1, 4) OBP: 0.270, SLG: 0.267									3	1	0	1	1	2	4												
John Candelaria, L (1, 1) OBP: 0.138, SLG: 0.179										3	0	1	2	0	0	3											
Enrique Romo, R (7, 1)									1	0	0	0	0	1	0												
Inning Stats	R: 1 E: 0 K: 1 S: 12	H: 2 LOB: 1 BB: 0 P: 18	R: 0 E: 0 K: 1 S: 12	H: 2 LOB: 2 BB: 0 P: 19	R: 5 E: 1 K: 0 S: 18	H: 4 LOB: 3 BB: 3 P: 33	R: 0 E: 0 K: 0 S: 3	H: 0 LOB: 0 BB: 0 P: 3	R: 0 E: 0 K: 0 S: 4	H: 1 LOB: 0 BB: 0 P: 4	R: 0 E: 0 K: 0 S: 3	H: 1 LOB: 1 BB: 1 P: 7	R: 0 E: 0 K: 2 S: 8	H: 1 LOB: 1 BB: 0 P: 8	R: 0 E: 0 K: 1 S: 6	H: 1 LOB: 1 BB: 0 P: 6	R: 3 E: 1 K: 0 S: 7	H: 3 LOB: 1 BB: 0 P: 7	1B: 9 2B: 4 3B: 1 HR: 1	SF: 1 SAC: 1 DP: 0 HBP: 0	WP: 1 PB: 0 SB: 1 CS: 1	PA: 46					
PITCHER	IP	WLS	BF	H	R	ER	SO	BB	IBB	HBP	BLK	WP	HR	S	P	ERA	WHIP										
John Montefusco, R (1, 1) ERA: 4.46	2.2	L	18	8	6	6	2	1	1	0	0	0	0	41	65	20.25	3.375										
Dave Roberts, L (3, 1) ERA: 2.55	2.1		9	1	0	0	0	1	0	0	0	1	0	8	12	0.00	0.857										
Tom Griffin, R (6, 1) ERA: 3.94	2.0		8	2	0	0	2	1	0	0	0	0	0	11	15	0.00	1.500										
Randy Moffitt, R (8, 1) ERA: 7.26	1.0		7	3	3	2	1	0	0	0	0	0	1	9	9	18.00	3.000										
Greg Minton, R (9, 1) ERA: 5.4	1.0		4	1	0	0	0	0	0	0	0	0	0	4	4	0.00	1.000										

Batter	1	2	3	4	5	6	7	8	9	AB	R	H	RBI	BB	SO	LOB	BOTTOM										
Bill North, S (1, 8) OBP: 0.414, SLG: 0.362										4	1	2	2	0	1	1	Pittsburgh Pirates @ San Francisco Giants Candlestick Park, San Francisco, CA Tue Jun 19 1979, 10:05 PM EDT Att: 39,861 - Unknown										
Rob Andrews, R (1, 4) OBP: 0.311, SLG: 0.309										4	0	1	0	0	0	1											
Randy Moffitt, R (8, 1) ERA: 3.94										0	0	0	0	0	0	0											
Greg Minton, S (9, 1)										0	0	0	0	0	0	0											
Jack Clark, R (1, 9) OBP: 0.378, SLG: 0.512									4	1	1	1	0	0	1												
Willie McCovey, L (1, 3) OBP: 0.344, SLG: 0.545									4	0	0	0	0	1	1												
Larry Herndon, R (1, 7) OBP: 0.385, SLG: 0.557									4	1	2	1	0	1	1												
Darrell Evans, L (1, 5) OBP: 0.338, SLG: 0.358									4	0	2	0	0	0	0												
Johnnie LeMaster, R (1, 6) OBP: 0.340, SLG: 0.326									3	1	0	0	0	0	2												
Terry Whitfield, L (9, PH) OBP: 0.371, SLG: 0.447									1	0	0	0	0	0	1												
Marc Hill, R (1, 2) OBP: 0.290, SLG: 0.241									1	0	0	0	2	0	0												
Mike Sadek, R (7, PR) OBP: 0.217, SLG: 0.279									1	0	0	0	0	0	0												
John Montefusco, R (1, 1) ERA: 4.46									1	0	0	0	0	0	3												
Dave Roberts, L (3, 1) ERA: 2.55									0	0	0	0	0	0	0												
Hector Cruz, R (5, PH) OBP: 0.286, SLG: 0.136									1	0	0	0	0	0	0												
Tom Griffin, R (6, 1) ERA: 3.94									0	0	0	0	0	0	0												
Bill Madlock, R (7, PH) OBP: 0.304, SLG: 0.494									0	0	0	0	0	0	1												
Inning Stats	R: 1 E: 0 K: 0 S: 8	H: 1 LOB: 0 BB: 0 P: 12	R: 1 E: 0 K: 0 S: 14	H: 3 LOB: 2 BB: 1 P: 22	R: 0 E: 0 K: 0 S: 6	H: 1 LOB: 1 BB: 0 P: 9	R: 0 E: 0 K: 0 S: 3	H: 0 LOB: 0 BB: 0 P: 3	R: 0 E: 0 K: 1 S: 5	H: 0 LOB: 0 BB: 0 P: 5	R: 2 E: 0 K: 0 S: 5	H: 2 LOB: 0 BB: 0 P: 5	R: 0 E: 0 K: 1 S: 5	H: 0 LOB: 1 BB: 1 P: 9	R: 0 E: 0 K: 2 S: 7	H: 0 LOB: 0 BB: 0 P: 7	R: 0 E: 0 K: 0 S: 3	H: 1 LOB: 0 BB: 0 P: 3	1B: 4 2B: 1 3B: 0 HR: 3	SF: 0 SAC: 0 DP: 1 HBP: 0	WP: 0 PB: 0 SB: 0 CS: 0	PA: 35					
PITCHER	IP	WLS	BF	H	R	ER	SO	BB	IBB	HBP	BLK	WP	HR	S	P	ERA	WHIP										
John Candelaria, L (1, 1) ERA: 3.95	6.0	W	26	7	4	4	1	2	0	0	0	0	0	3	41	6.00	1.500										
Enrique Romo, R (7, 1) ERA: 2.45	3.0	S	9	1	0	0	3	0	0	0	0	0	0	15	15	0.00	0.333										



Batter	1	2	3	4	5	6	7	8	9	AB	R	H	RBI	BB	SO	LOB	TOP			
Omar Moreno, L OBP: 0.355, SLG: 0.421										5	1	1	0	0	1	1	Pittsburgh Pirates @ San Francisco Giants Candlestick Park, San Francisco, CA Wed Jun 20 1979, 6:33 AM EDT Att: 19,637 - Unknown			
Tim Foli, R OBP: 0.330, SLG: 0.342										5	2	2	0	0	0	1				
Dave Parker, L OBP: 0.369, SLG: 0.558										5	1	1	0	0	1	2				
Bill Robinson, R OBP: 0.308, SLG: 0.587										3	2	2	3	2	0	0				
Lee Lacy, R OBP: 0.386, SLG: 0.534 John Miner, L OBP: 0.364, SLG: 0.486										4	1	2	2	0	0	1				
Phil Garner, R OBP: 0.354, SLG: 0.439										5	0	1	0	0	0	3				
Rennie Stennett, R OBP: 0.278, SLG: 0.289										4	1	2	1	1	0	3				
Manny Sanguillen, R OBP: 0.303, SLG: 0.367 Ed Ott, L OBP: 0.290, SLG: 0.399										1	0	0	1	2	0	0				
Jim Rooker, R OBP: 0.118, SLG: 0.118 Enrique Romo, R Grant Jackson, S Steve Nicosia, R OBP: 0.326, SLG: 0.429 Kent Tekulve, R OBP: 0.150, SLG: 0.667										3	0	1	0	0	2	3				
Inning Stats	R: 4 E: 0 K: 0 S: 16	H: 5 LOB: 1 BB: 1 P: 31	R: 0 E: 0 K: 1 S: 6	H: 0 LOB: 0 BB: 0 P: 11	R: 1 E: 0 K: 1 S: 9	H: 3 LOB: 3 BB: 1 P: 14	R: 0 E: 0 K: 0 S: 3	H: 0 LOB: 0 BB: 0 P: 3	R: 0 E: 1 K: 0 S: 4	H: 1 LOB: 1 BB: 0 P: 4	R: 0 E: 0 K: 1 S: 5	H: 0 LOB: 1 BB: 1 P: 9	R: 1 E: 0 K: 1 S: 6	H: 1 LOB: 0 BB: 2 P: 6	R: 2 E: 0 K: 1 S: 7	H: 2 LOB: 2 BB: 2 P: 15		1B: 7 2B: 2 3B: 1 HR: 2	SF: 2 SAC: 0 DP: 0 HBP: 0	WP: 0 PB: 0 SB: 3 CS: 0
PITCHER	IP WLS BF H R ER SO BB IBB HBP BLK WP HR S P ERA WHIP																			
Vida Blue, L ERA: 5.8	(1, 1) 3.0 18 8 5 5 2 0 0 2 0 0 0 0 2 31 56 15.00 2.667																			
Greg Minton, R ERA: 3.95	(4, 1) 2.0 7 0 0 0 0 0 0 0 0 0 0 0 7 9 0.00 0.000																			
Dave Roberts, L ERA: 2.52	(6, 1) 2.0 8 1 0 0 1 1 0 0 0 0 0 0 9 13 0.00 1.000																			
Gary Lavelle, L ERA: 2.79	(8, 1) 2.0 L 11 3 3 3 2 0 2 0 0 1 0 0 13 21 13.50 1.500																			
Batter	1	2	3	4	5	6	7	8	9	AB	R	H	RBI	BB	SO	LOB	BOTTOM			
Bill North, S OBP: 0.416, SLG: 0.361										3	1	1	0	1	2	0	Pittsburgh Pirates @ San Francisco Giants Candlestick Park, San Francisco, CA Wed Jun 20 1979, 6:33 AM EDT Att: 19,637 - Unknown			
Larry Hemdon, R OBP: 0.375, SLG: 0.541 Terry Whitfield, L OBP: 0.369, SLG: 0.445										3	0	0	1	0	0	0				
Jack Clark, R OBP: 0.376, SLG: 0.508										4	1	1	0	0	2	0				
Mike Ivie, R OBP: 0.297, SLG: 0.462										4	2	2	0	0	0	0				
Bill Madlock, R OBP: 0.311, SLG: 0.409										4	1	3	2	0	1	0				
Darrell Evans, L OBP: 0.337, SLG: 0.354										3	0	0	0	1	1	2				
Johnnie LeMaster, R OBP: 0.327, SLG: 0.313										4	0	0	0	0	1	3				
Marc Hill, R OBP: 0.291, SLG: 0.243 Max Venable, L OBP: 0.429, SLG: 0.538 Gary Lavelle, S Roger Metzger, S OBP: 0.265, SLG: 0.300										3	0	1	0	0	0	2				
Vida Blue, S OBP: 0.209, SLG: 0.175 Hector Cruz, R OBP: 0.200, SLG: 0.130 Greg Minton, S Rob Andrews, R OBP: 0.306, SLG: 0.304 Dave Roberts, L Mike Sadek, R OBP: 0.213, SLG: 0.273										0	0	0	0	0	0	0				
Inning Stats	R: 1 E: 0 K: 0 S: 6	H: 0 LOB: 0 BB: 1 P: 12	R: 0 E: 0 K: 0 S: 8	H: 1 LOB: 1 BB: 0 P: 10	R: 0 E: 0 K: 1 S: 5	H: 0 LOB: 0 BB: 0 P: 6	R: 2 E: 0 K: 1 S: 8	H: 3 LOB: 1 BB: 0 P: 9	R: 0 E: 0 K: 1 S: 5	H: 0 LOB: 0 BB: 0 P: 5	R: 2 E: 1 K: 2 S: 9	H: 2 LOB: 2 BB: 0 P: 9	R: 0 E: 0 K: 2 S: 7	H: 0 LOB: 0 BB: 0 P: 7	R: 0 E: 0 K: 2 S: 7	H: 0 LOB: 1 BB: 1 P: 11		1B: 6 2B: 2 3B: 0 HR: 0	SF: 0 SAC: 1 DP: 0 HBP: 0	WP: 1 PB: 0 SB: 1 CS: 0
PITCHER	IP WLS BF H R ER SO BB IBB HBP BLK WP HR S P ERA WHIP																			
Jim Rooker, L ERA: 2.36	(1, 1) 6.1 27 7 5 4 4 1 0 0 0 0 0 0 1 43 5.68 1.263																			
Enrique Romo, R ERA: 2.43	(7, 1) 0.1 1 1 0 0 0 0 0 0 0 0 0 0 1 1 0.00 3.000																			
Grant Jackson, L ERA: 2.61	(7, 1) 0.1 W 1 0 0 0 0 0 0 0 0 0 0 0 1 1 0.00 0.000																			
Kent Tekulve, R ERA: 4.22	(8, 1) 2.0 S 7 0 0 0 4 1 0 0 0 0 0 0 14 18 0.00 0.500																			

Batter	1	2	3	4	5	6	7	8	9	AB	R	H	RBI	BB	SO	LOB	TOP			
Ivan De Jesus, R (1, 6) OBP: 0.343, SLG: 0.344	F9		F7			P6		G4-3 BB		3	0	0	0	1	0	0	Chicago Cubs @ Pittsburgh Pirates Three Rivers Stadium, Pittsburgh, PA Sat Jun 23 1979, 7:05 PM EDT Att: 18,513 - Unknown			
Bobby Murcer, L (1, 9) OBP: 0.376, SLG: 0.404	F7					4-3		F9		4	1	1	0	0	0	1				
Sam Mejias, R (8, 9) OBP: 0.222, SLG: 0.125	F7			HR				F9		0	0	0	0	0	0	0				
Bill Buckner, L (1, 3) OBP: 0.303, SLG: 0.453	F8			HR		4-3		G4-3		4	1	1	2	0	0	1				
Dave Kingman, R (1, 7) OBP: 0.370, SLG: 0.647		F8		6-3			K		6-3	4	0	0	0	0	1	0				
Scot Thompson, L (9, 7) OBP: 0.357, SLG: 0.412										0	0	0	0	0	0	0				
Jerry Martin, R (1, 8) OBP: 0.361, SLG: 0.487		4-3		6-3			E7 2B		5-3	4	1	1	0	0	0	0				
Steve Ontiveros, S (1, 5) OBP: 0.366, SLG: 0.377							2B			3	1	1	1	0	1	0				
Mick Kelleher, R (1, 4) OBP: 0.316, SLG: 0.327					4-3		F9		F7	4	0	0	0	0	0	3				
Tim Blackwell, S (1, 2) OBP: 0.353, SLG: 0.250			K							3	0	1	1	0	2	0				
Mike Krukow, R (1, 1) OBP: 0.280, SLG: 0.360										2	0	0	0	0	0	0				
Larry Bittner, L (7, PH) OBP: 0.323, SLG: 0.393			F8		6-3		F9			1	0	0	0	0	0	1				
Bruce Sutter, R (7, 1)										0	0	0	0	0	0	0				
Inning Stats	R: 0 E: 0 K: 0 S: 3	H: 0 LOB: 0 BB: 0 P: 3	R: 0 E: 1 K: 0 S: 4	H: 0 LOB: 1 BB: 0 P: 4	R: 0 E: 0 K: 1 S: 5	H: 0 LOB: 0 BB: 0 P: 5	R: 2 E: 0 K: 1 S: 7	H: 2 LOB: 0 BB: 0 P: 7	R: 0 E: 0 K: 0 S: 5	H: 0 LOB: 0 BB: 0 P: 5	R: 2 E: 1 K: 1 S: 8	H: 3 LOB: 1 BB: 0 P: 8	R: 0 E: 0 K: 0 S: 2	H: 0 LOB: 0 BB: 1 P: 6	R: 0 E: 0 K: 0 S: 3	H: 0 LOB: 1 BB: 0 P: 4	1B: 2 2B: 2 3B: 0 HR: 1	SF: 0 SAC: 0 DP: 1 HBP: 1	WP: 0 PB: 0 SB: 0 CS: 0	PA: 34
PITCHER	IP WLS BF H R ER SO BB IBB HBP BLK WP HR S P ERA WHIP																			
Don Robinson, R (1, 1) ERA: 3.16	7.0 L 27 5 4 4 4 0 0 0 0 0 1 35 35 5.14 0.714																			
Grant Jackson, L (8, 1) ERA: 2.43	2.0 7 0 0 0 0 1 0 1 0 0 0 5 10 0.00 0.500																			

AB	32
R	4
H	5
RBI	4
BB	1
SO	4
LOB	6



Batter	1	2	3	4	5	6	7	8	9	AB	R	H	RBI	BB	SO	LOB	BOTTOM			
Omar Moreno, L (1, 8) OBP: 0.356, SLG: 0.422	F8		E S 1B			G1			K	5	1	1	0	0	2	1	Chicago Cubs @ Pittsburgh Pirates Three Rivers Stadium, Pittsburgh, PA Sat Jun 23 1979, 7:05 PM EDT Att: 18,513 - Unknown			
Tim Foli, R (1, 6) OBP: 0.340, SLG: 0.353	F7 BB		L6						WP 1B BB	2	1	1	0	2	0	1				
Dave Parker, L (1, 9) OBP: 0.368, SLG: 0.550	F7					F7				4	0	2	3	0	0	2				
Willie Stargell, L (1, 3) OBP: 0.369, SLG: 0.596			G3							2	0	0	0	2	0	2				
Bill Robinson, R (1, 7) OBP: 0.319, SLG: 0.593										1	0	0	0	0	1	2				
Lee Lacy, R (2, 7) OBP: 0.383, SLG: 0.532	K									3	0	1	0	0	2	1				
Ed Ott, L (1, 2) OBP: 0.294, SLG: 0.408		6-3								4	0	2	0	0	0	0				
Phil Garner, R (1, 5) OBP: 0.355, SLG: 0.438			K							4	0	0	0	0	1	2				
Rennie Stennett, R (1, 4) OBP: 0.267, SLG: 0.277			F8							4	0	0	0	0	1	1				
Don Robinson, R (1, 1) OBP: 0.214, SLG: 0.214										2	0	0	0	0	1	0				
John Milner, L (7, PH) OBP: 0.366, SLG: 0.481										0	1	0	0	1	0	0				
Grant Jackson, S (8, 1)										0	0	0	0	0	0	0				
Mike Easler, L (8, PH) OBP: 0.476, SLG: 0.667										1	0	0	0	0	0	0				
Inning Stats	R: 0 E: 0 K: 1 S: 5	H: 0 LOB: 2 BB: 2 P: 13	R: 0 E: 0 K: 1 S: 5	H: 0 LOB: 0 BB: 0 P: 5	R: 1 E: 0 K: 1 S: 7	H: 2 LOB: 1 BB: 0 P: 7	R: 0 E: 0 K: 0 S: 4	H: 2 LOB: 1 BB: 0 P: 4	R: 0 E: 0 K: 0 S: 4	H: 1 LOB: 1 BB: 0 P: 4	R: 2 E: 0 K: 1 S: 6	H: 1 LOB: 1 BB: 2 P: 14	R: 0 E: 0 K: 1 S: 5	H: 0 LOB: 0 BB: 0 P: 5	R: 0 E: 0 K: 2 S: 7	H: 0 LOB: 0 BB: 0 P: 7	1B: 4 2B: 4 3B: 0 HR: 0	SF: 0 SAC: 0 DP: 1 HBP: 0	WP: 1 PB: 0 SB: 1 CS: 1	PA: 37
PITCHER	IP WLS BF H R ER SO BB IBB HBP BLK WP HR S P ERA WHIP																			
Mike Krukow, R (1, 1) ERA: 4.24	6.0 W 25 6 1 1 4 2 1 0 0 0 1 30 42 1.50 1.333																			
Bruce Sutter, R (7, 1) ERA: 1.5	3.0 S 12 1 2 2 4 2 0 0 0 0 1 0 18 26 6.00 1.000																			

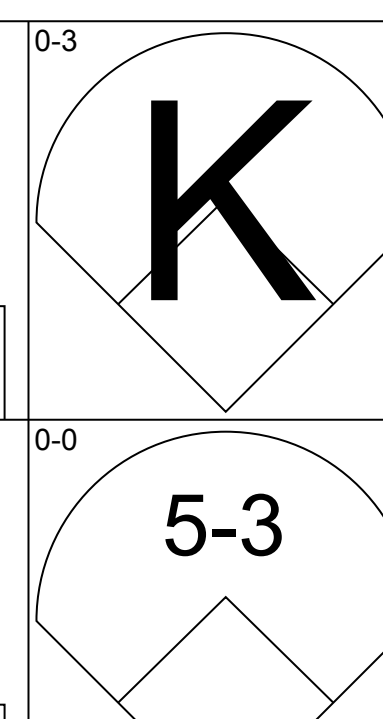
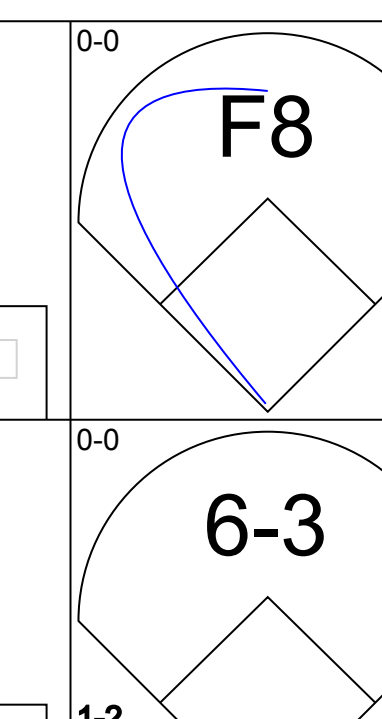
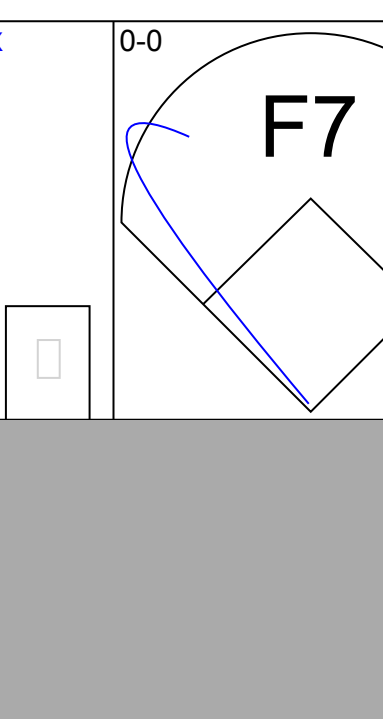
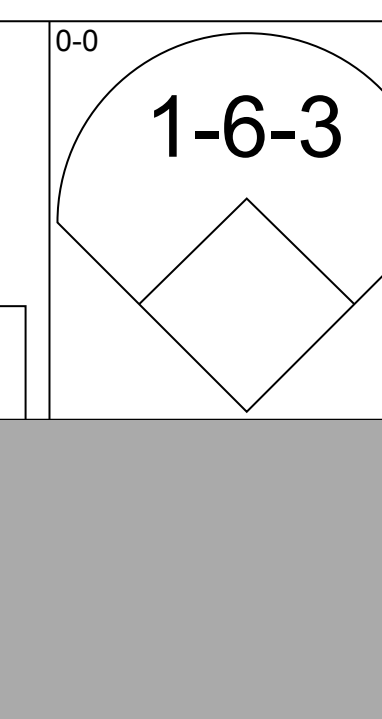
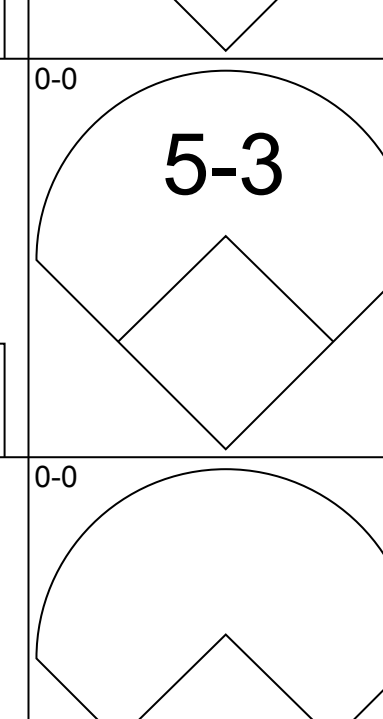
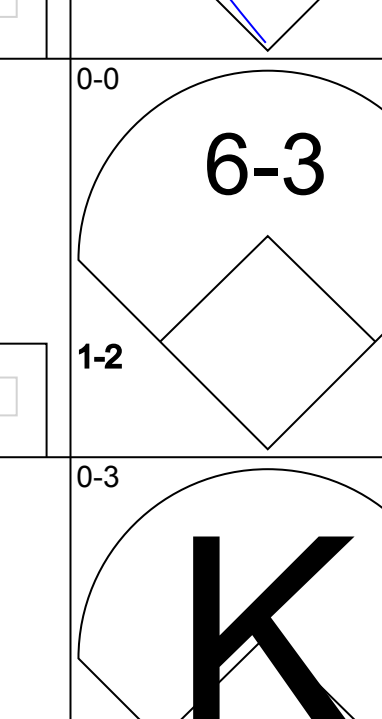
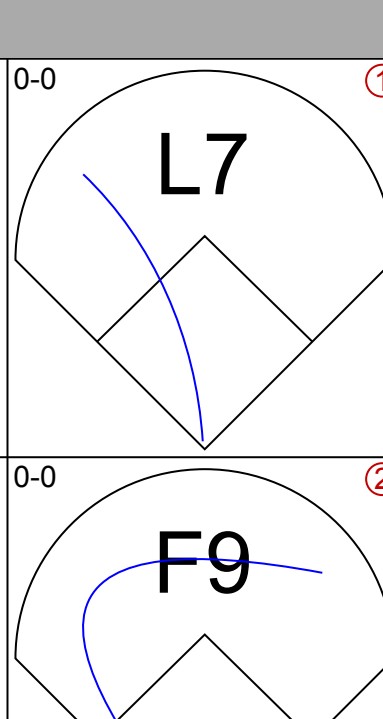
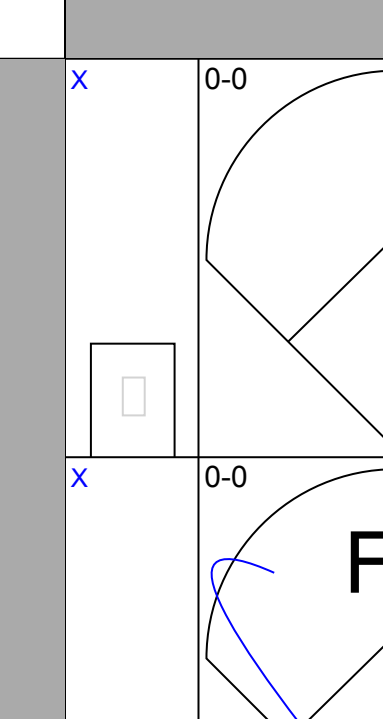
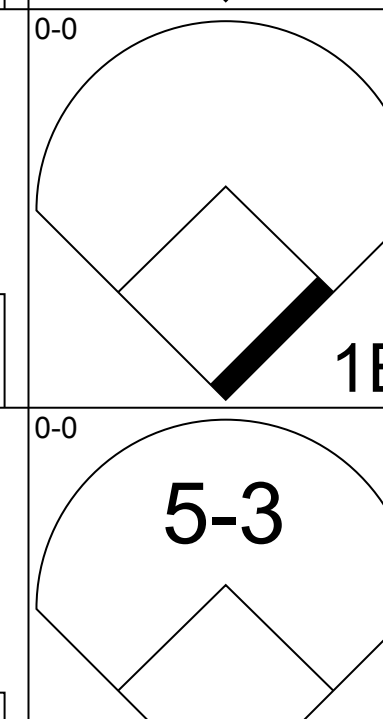
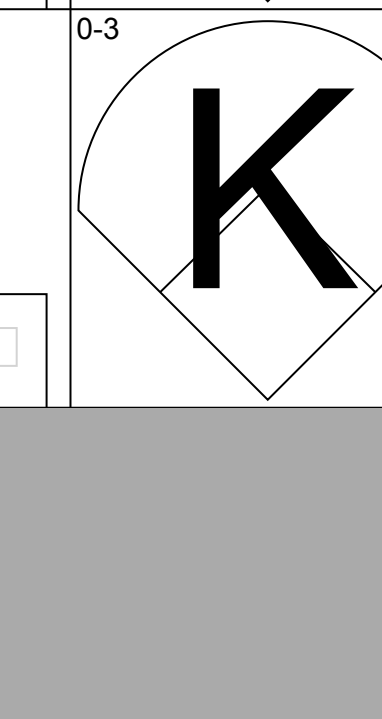
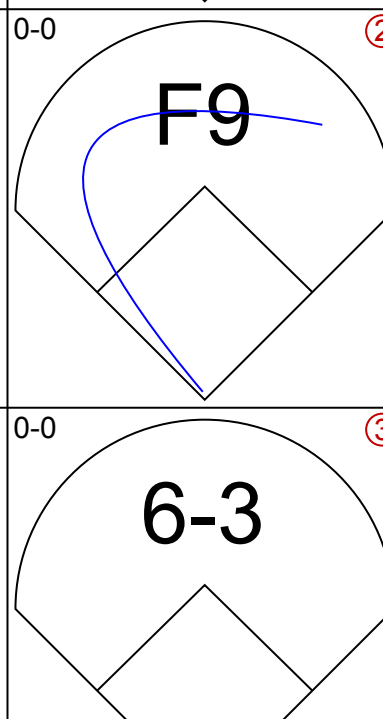
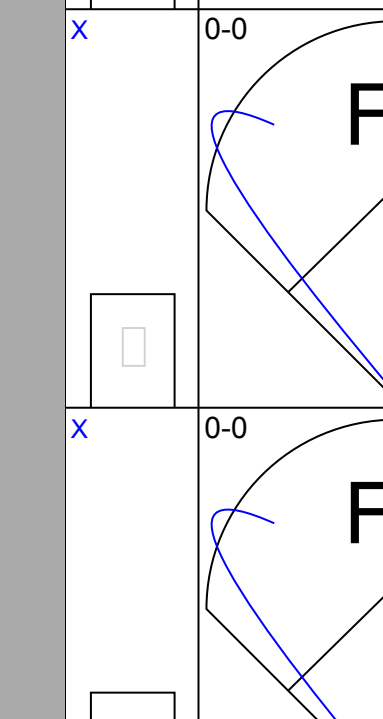
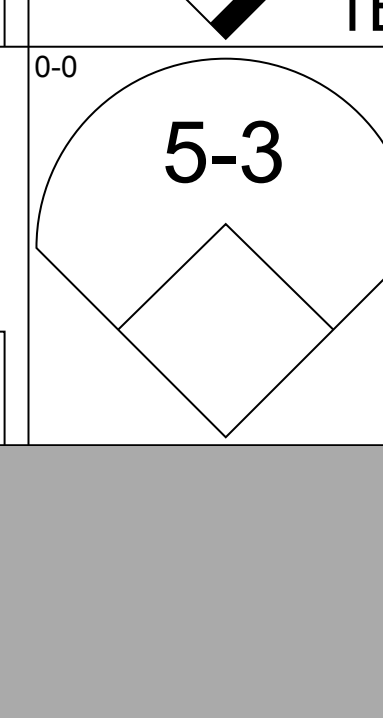
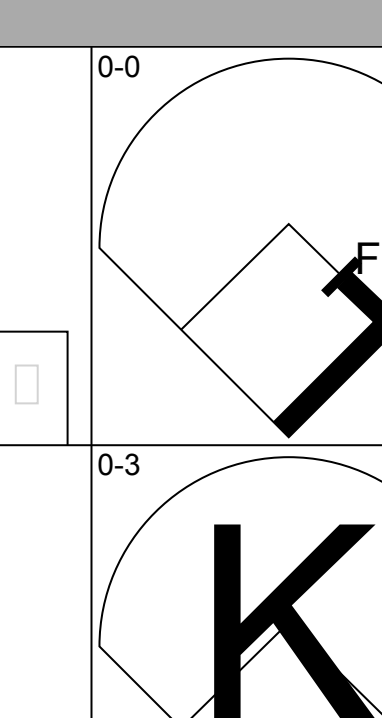
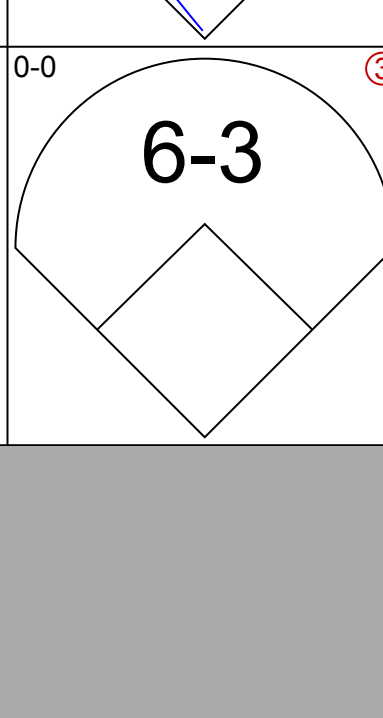
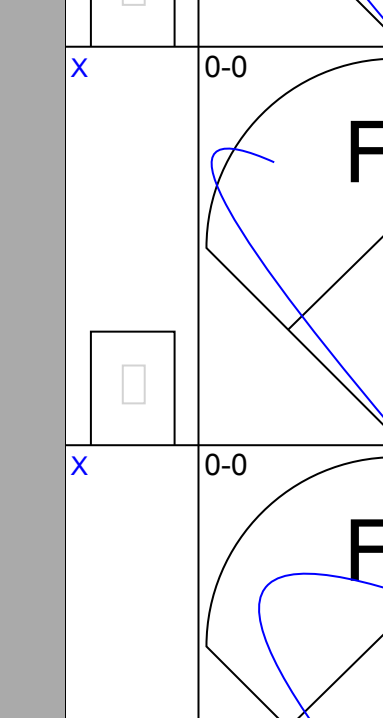
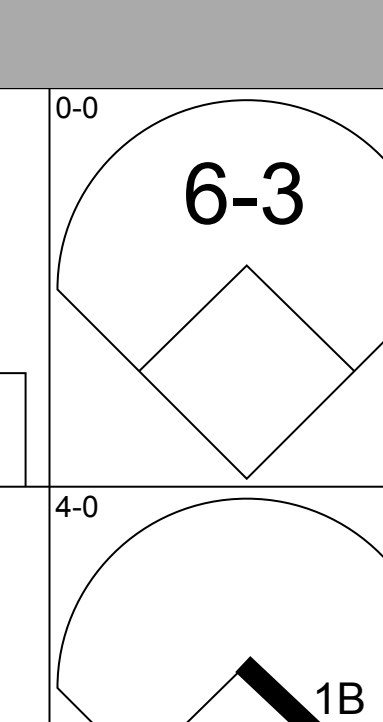
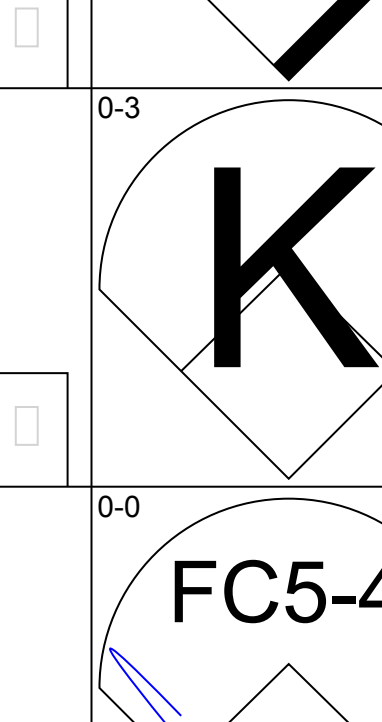
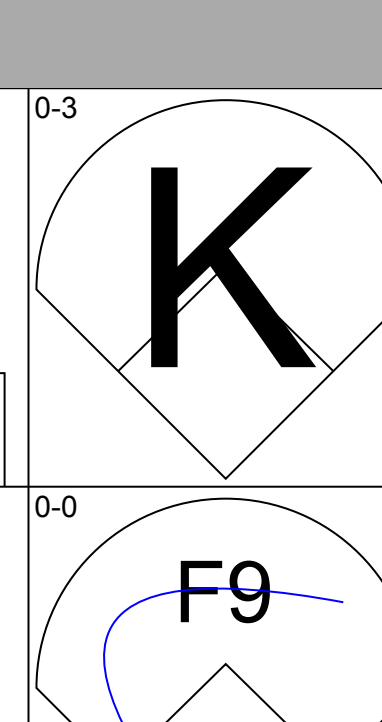
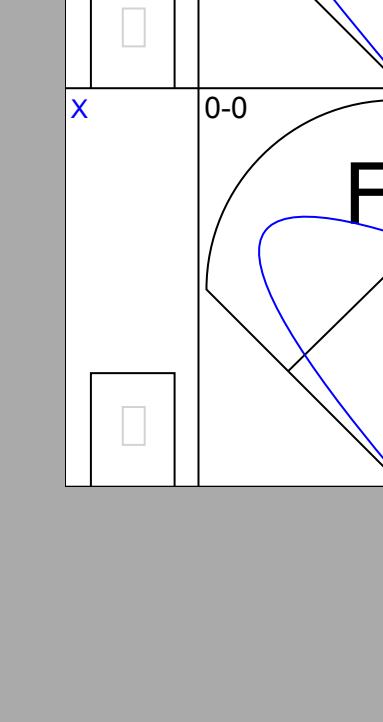
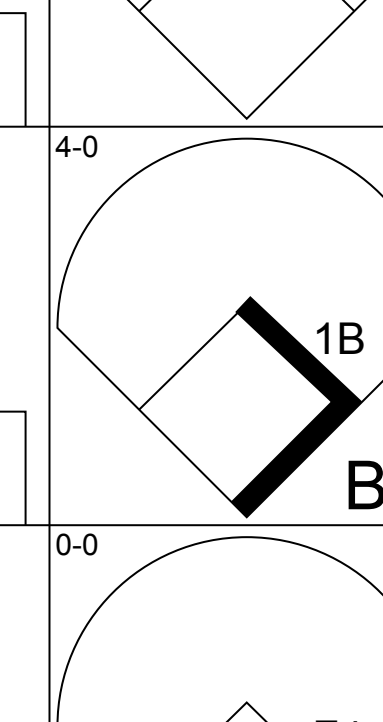
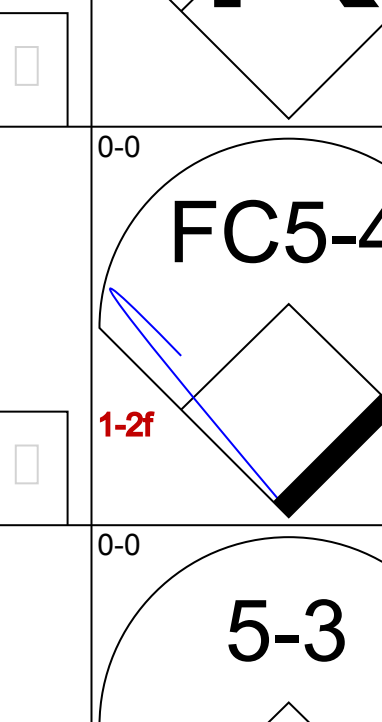
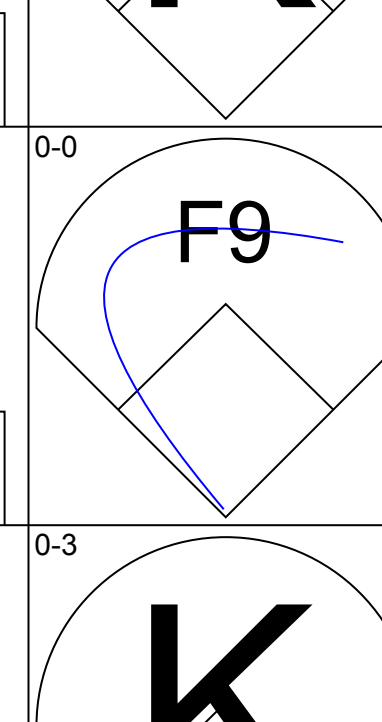
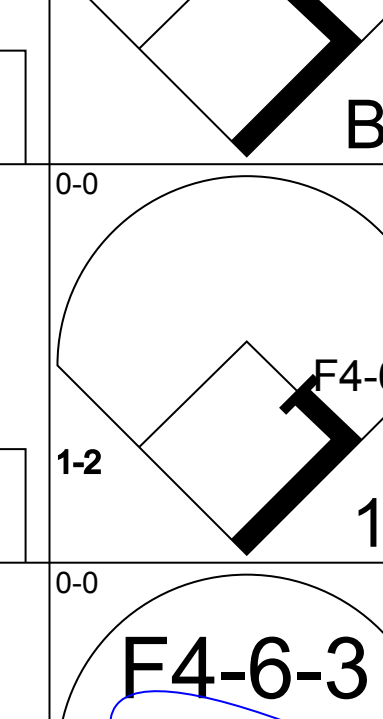
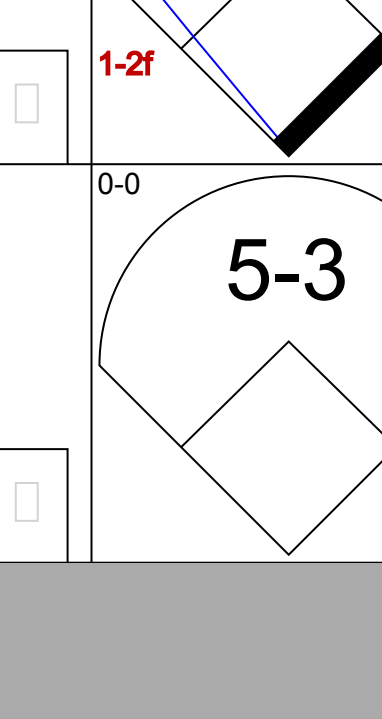
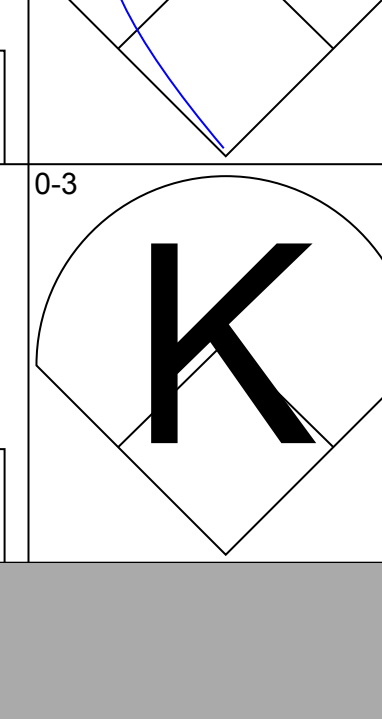
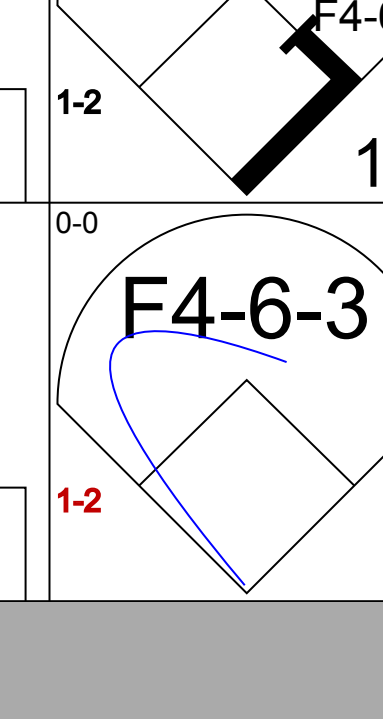
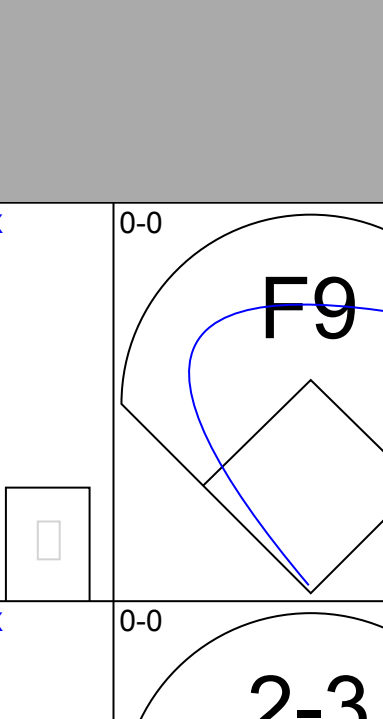
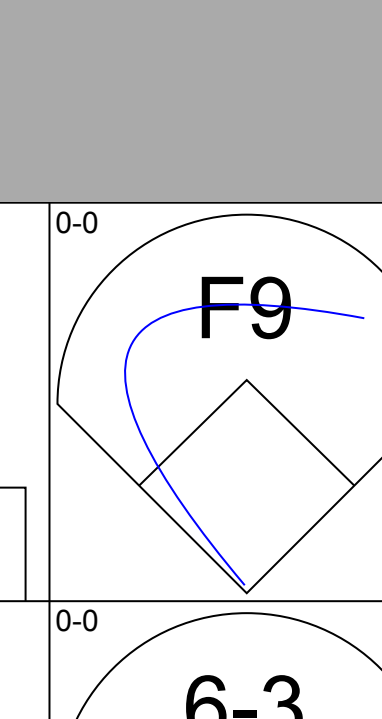
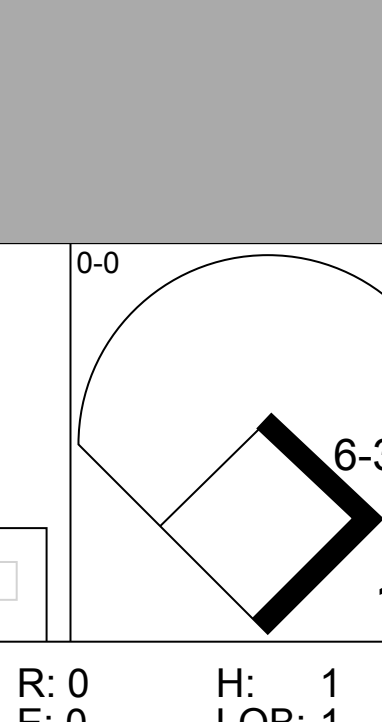
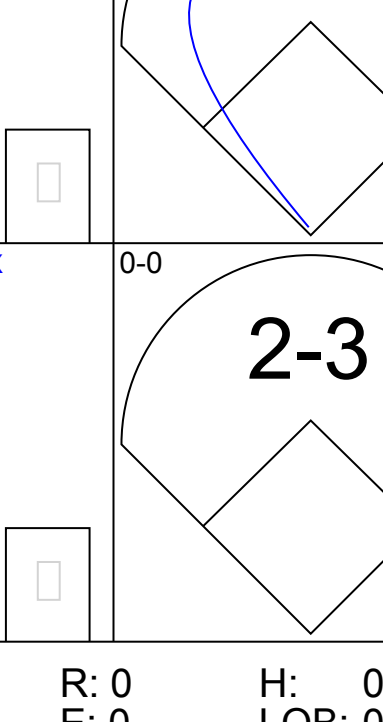
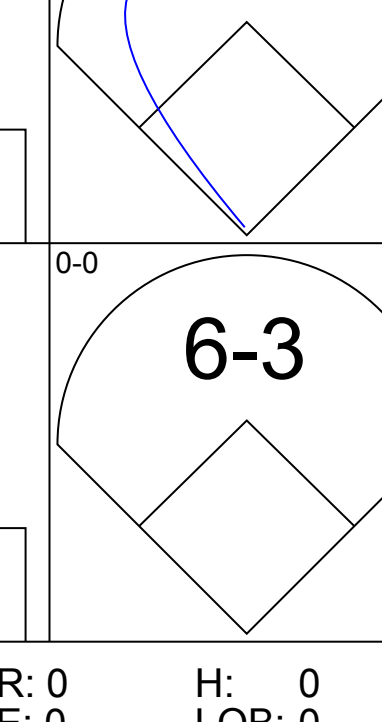

AB	32
R	3
H	7
RBI	3
BB	5
SO	8
LOB	12



Batter	1	2	3	4	5	6	7	8	9	AB	R	H	RBI	BB	SO	LOB	TOP									
Omar Moreno, L OBP: 0.348, SLG: 0.409	G3	F9		F4			F8	HBP BB IBB		4	0	0	0	1	0	3	Pittsburgh Pirates @ New York Mets Shea Stadium, Flushing, NY Mon Jun 25 1979, 7:05 PM EDT Unknown									
Tim Foli, R OBP: 0.335, SLG: 0.348			E6	F7			K			0	1	0	0	0	0	0										
Dave Parker, L OBP: 0.370, SLG: 0.543			F4-6-3		3-1					3	1	1	2	1	0	1										
John Milner, L OBP: 0.358, SLG: 0.465	P6		P6		K					5	1	1	0	0	1	4										
Mike Easter, L OBP: 0.480, SLG: 0.684 Bill Robinson, R OBP: 0.317, SLG: 0.590	K			1B 2B	K					4	2	2	1	0	2	1										
Ed Ott, L OBP: 0.280, SLG: 0.388		F8		F7		F9				5	0	0	0	0	2	3										
Phil Garner, R OBP: 0.368, SLG: 0.449				E 1B 2B		F4		SH1 1B IBB		3	2	2	1	2	0	0										
Rennie Stennett, R OBP: 0.276, SLG: 0.282		F4			6-3			WP SH1 IBB		4	1	2	2	1	0	1										
John Candelaria, L OBP: 0.152, SLG: 0.219				K			F7	SH1	3-1	4	0	1	1	0	1	4										
Inning Stats	R: 1 E: 0 K: 1 S: 7	H: 2 LOB: 1 BB: 0 P: 7	R: 1 E: 0 K: 0 S: 4	H: 1 LOB: 1 BB: 1 P: 8	R: 0 E: 1 K: 0 S: 3	H: 0 LOB: 0 BB: 0 P: 3	R: 1 E: 1 K: 1 S: 9	H: 3 LOB: 3 BB: 0 P: 9	R: 0 E: 0 K: 2 S: 7	H: 0 LOB: 0 BB: 0 P: 7	R: 0 E: 0 K: 0 S: 3	H: 0 LOB: 0 BB: 0 P: 3	R: 0 E: 0 K: 1 S: 5	H: 0 LOB: 0 BB: 0 P: 5	R: 5 E: 0 K: 1 S: 8	H: 3 LOB: 3 BB: 4 P: 25	R: 0 E: 0 K: 1 S: 6	H: 1 LOB: 2 BB: 1 P: 10	1B: 6 2B: 4 3B: 0 HR: 0	SF: 0 SAC: 1 DP: 1 HBP: 1	WP: 1 PB: 0 CS: 0	PA: 45				
PITCHER	IP	WLS	BF	H	R	ER	SO	BB	IBB	HBP	BLK	WP	HR	S	P	ERA	WHIP									
Craig Swan, R ERA: 3.15	(1, 1)	6.0	L	26	6	3	3	4	1	0	0	0	0	33	37	4.50	1.167									
Wayne Twitchell, R ERA: 4.66	(7, 1)	1.2		12	3	5	5	2	2	2	0	0	1	0	12	28	27.00	3.000								
Ed Glynn, L ERA: 0.82	(8, 1)	0.1		2	0	0	0	0	0	0	1	0	0	0	1	2	0.00	0.000								
Neil Allen, R ERA: 6.82	(9, 1)	1.0		5	1	0	0	1	0	1	0	0	0	6	10	0.00	1.000									

Batter	1	2	3	4	5	6	7	8	9	AB	R	H	RBI	BB	SO	LOB	BOTTOM								
Frank Taveras, R OBP: 0.296, SLG: 0.313	F8		F8			1B 1B		F2		4	0	1	0	0	0	1	Pittsburgh Pirates @ New York Mets Shea Stadium, Flushing, NY Mon Jun 25 1979, 7:05 PM EDT Unknown								
Elliott Maddox, R OBP: 0.303, SLG: 0.276	6-3			1-3		F8		6-3		4	0	0	0	0	2										
Joel Youngblood, R OBP: 0.345, SLG: 0.469	F9			K						4	0	1	1	0	1	0									
Richie Hebner, L OBP: 0.380, SLG: 0.407		4-3		4-3		F8				4	0	0	0	0	1	2									
John Stearns, R OBP: 0.321, SLG: 0.338		K			1-3					4	0	1	0	0	1	0									
Willie Montanez, L OBP: 0.256, SLG: 0.281		L3			G3					3	0	0	0	0	1	1									
Steve Henderson, R OBP: 0.364, SLG: 0.370				4-3 E 1B		F8		FC3-6 FC6-4		3	0	1	0	0	0	1									
Doug Flynn, R OBP: 0.259, SLG: 0.326 Ed Glynn, R Neil Allen, R				F4		F8		FC6-4		3	0	0	0	0	0	2									
Craig Swan, R OBP: 0.140, SLG: 0.100 Gil Flores, R OBP: 0.241, SLG: 0.222 Wayne Twitchell, R OBP: 0.400, SLG: 0.400 Alex Trevino, R OBP: 0.431, SLG: 0.500				4-3		1B 1B		5-3		1	0	0	0	0	0	1									
Inning Stats	R: 0 E: 0 K: 0 S: 3	H: 0 LOB: 0 BB: 0 P: 3	R: 0 E: 0 K: 1 S: 5	H: 0 LOB: 0 BB: 0 P: 5	R: 0 E: 1 K: 0 S: 4	H: 1 LOB: 1 BB: 0 P: 4	R: 0 E: 0 K: 1 S: 5	H: 0 LOB: 0 BB: 0 P: 5	R: 0 E: 0 K: 0 S: 3	H: 0 LOB: 0 BB: 0 P: 3	R: 1 E: 0 K: 0 S: 6	H: 3 LOB: 2 BB: 0 P: 6	R: 0 E: 0 K: 1 S: 6	H: 1 LOB: 1 BB: 0 P: 6	R: 0 E: 0 K: 0 S: 3	H: 0 LOB: 0 BB: 0 P: 3	R: 0 E: 0 K: 1 S: 5	H: 0 LOB: 0 BB: 0 P: 5	1B: 5 2B: 0 3B: 0 HR: 0	SF: 0 SAC: 0 DP: 0 HBP: 0	WP: 0 PB: 0 CS: 0	PA: 32			
PITCHER	IP	WLS	BF	H	R	ER	SO	BB	IBB	HBP	BLK	WP	HR	S	P	ERA	WHIP								
John Candelaria, L ERA: 3.66	(1, 1)	9.0	W	32	5	1	1	4	0	0	0	0	0	40	40	1.00	0.556								

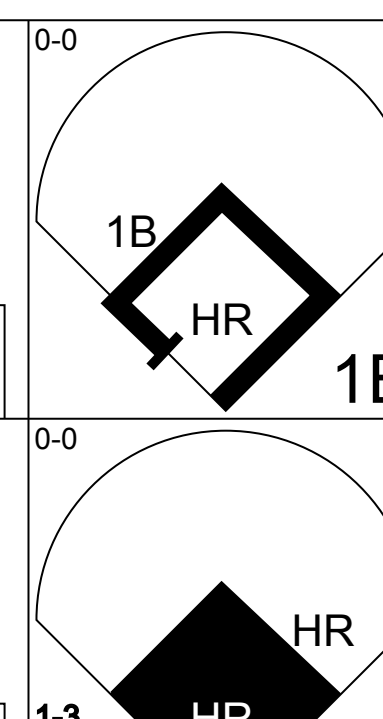
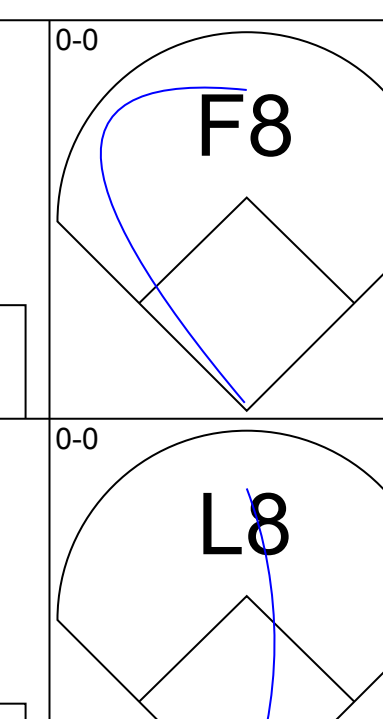
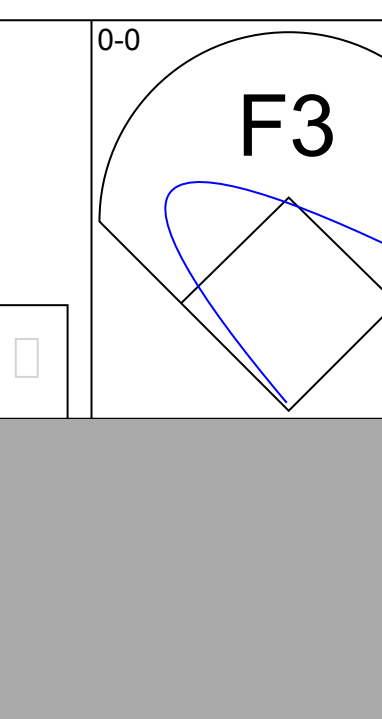

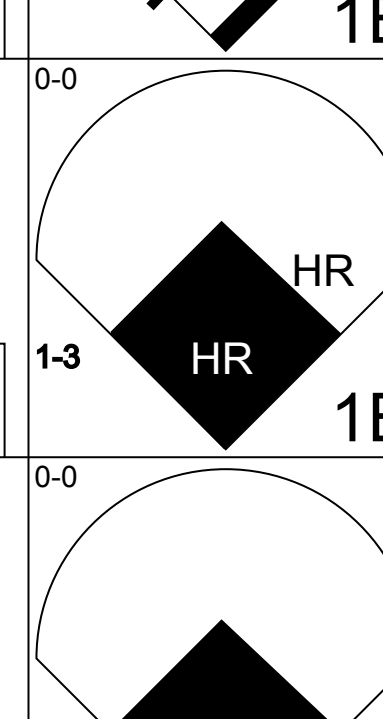
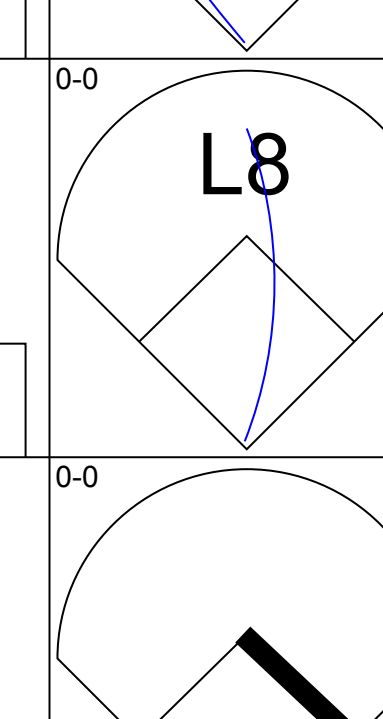
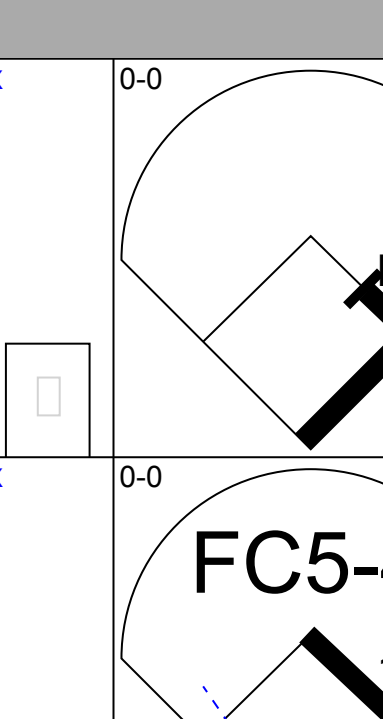
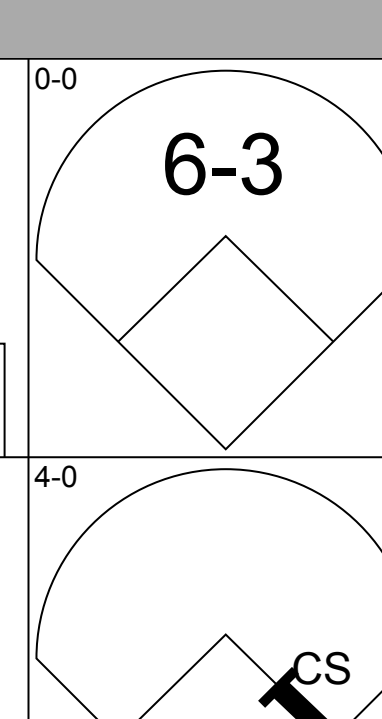
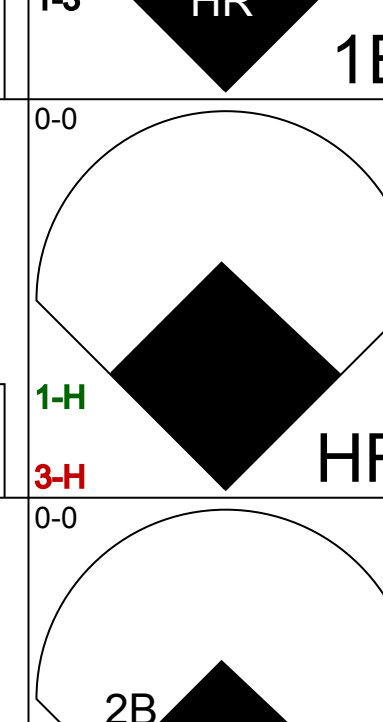
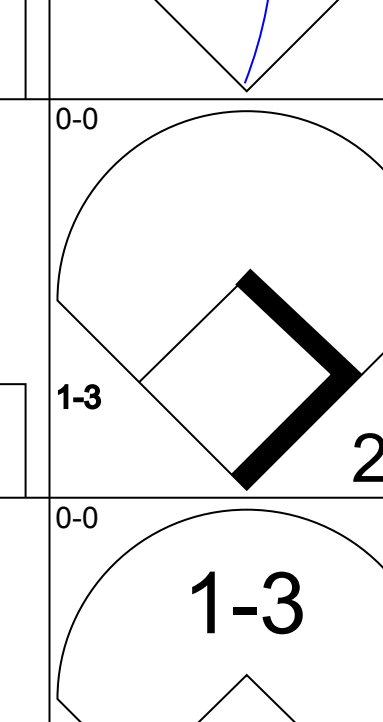
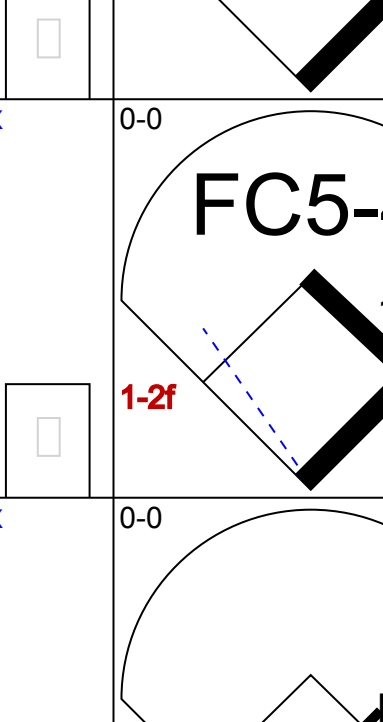
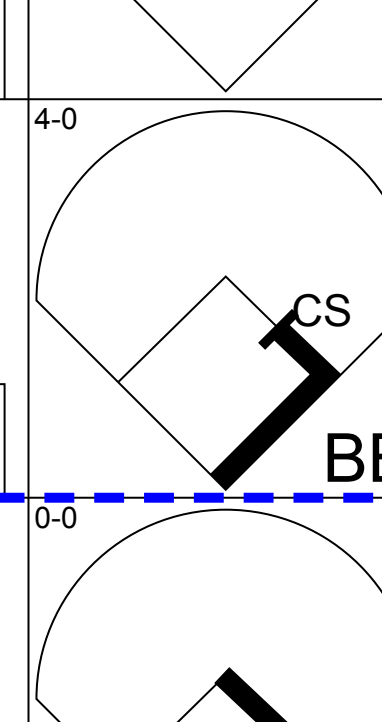
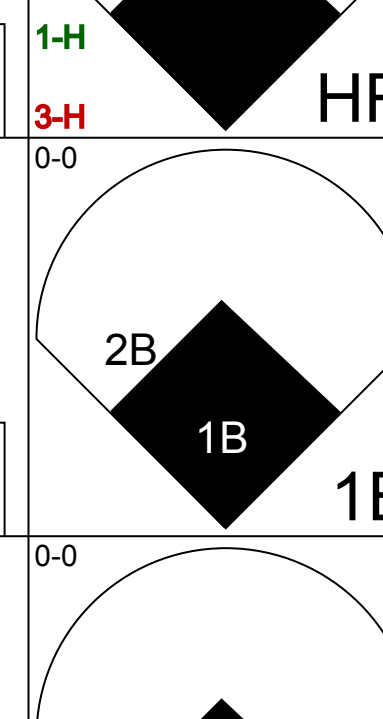
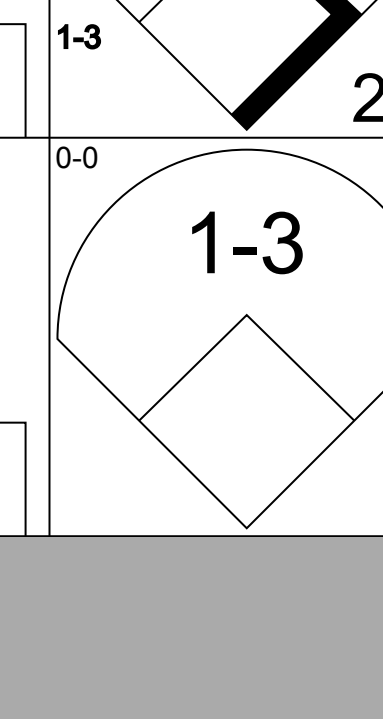
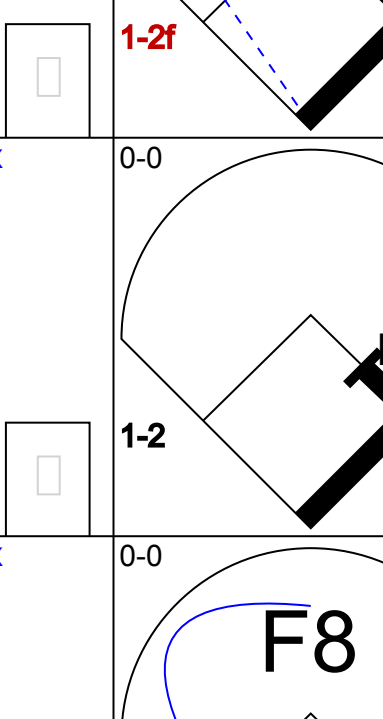
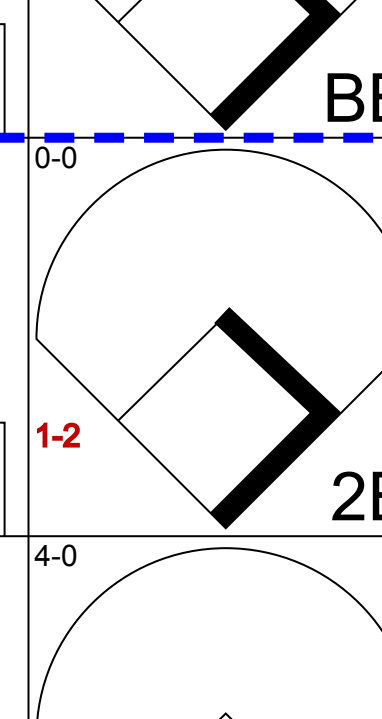
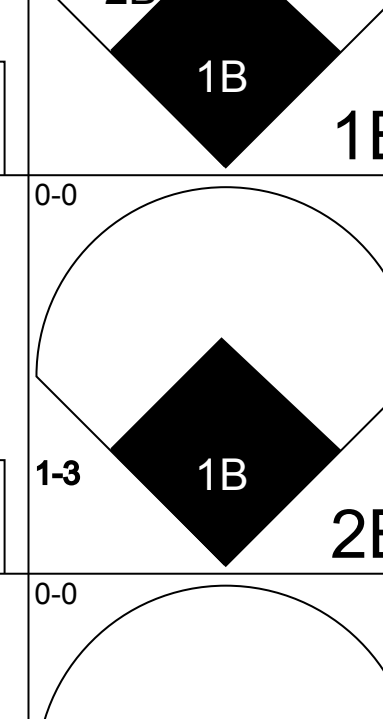
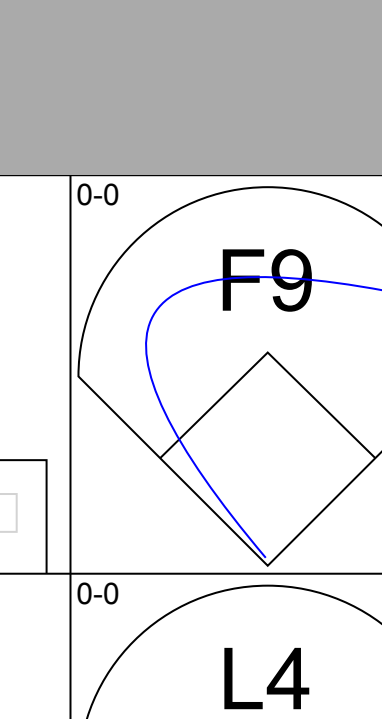
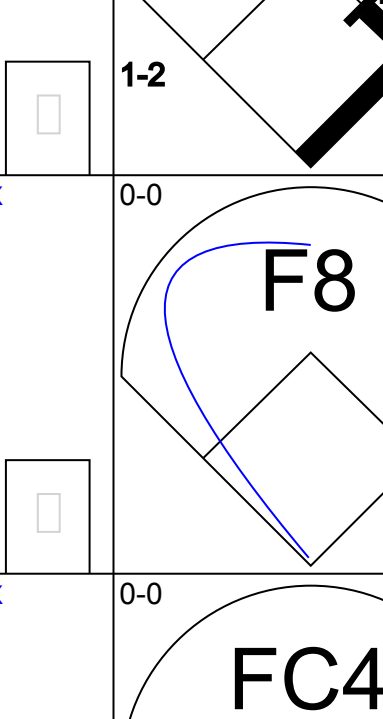
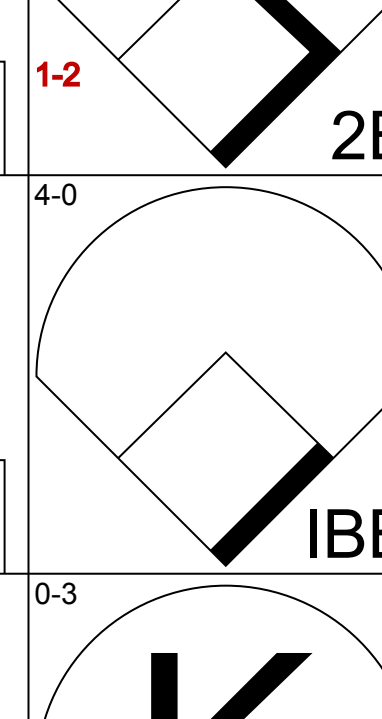
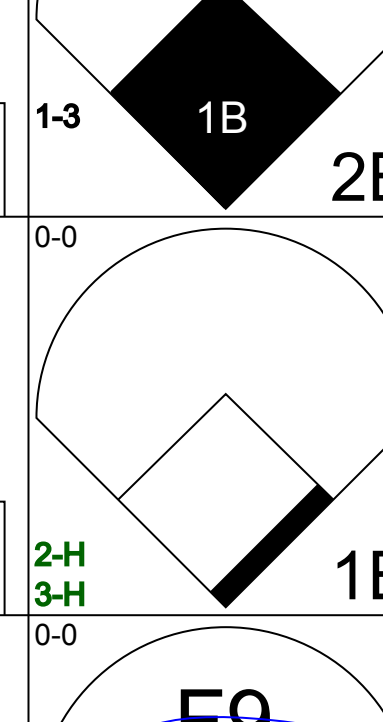
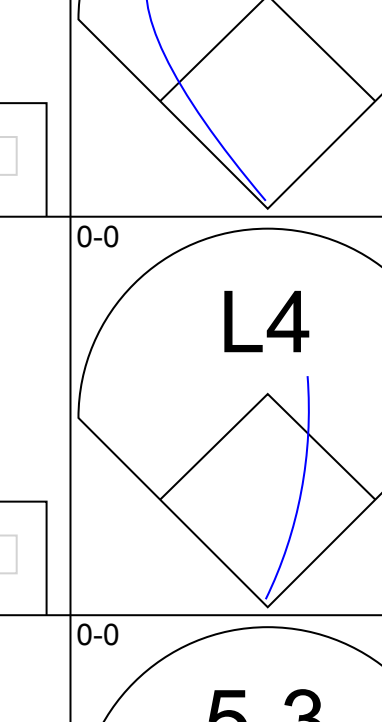
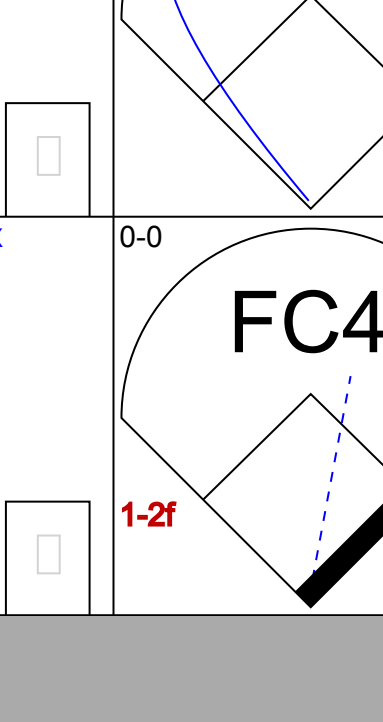
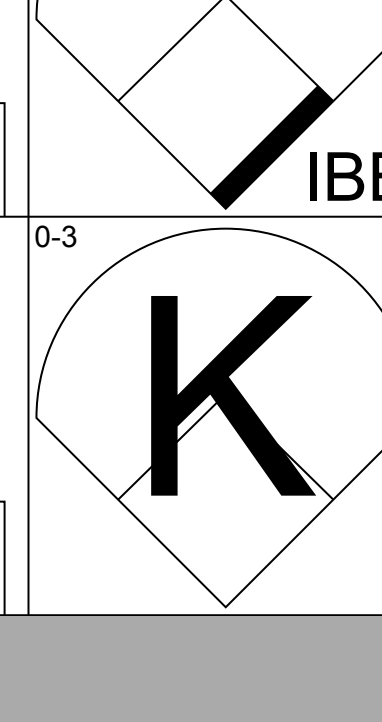
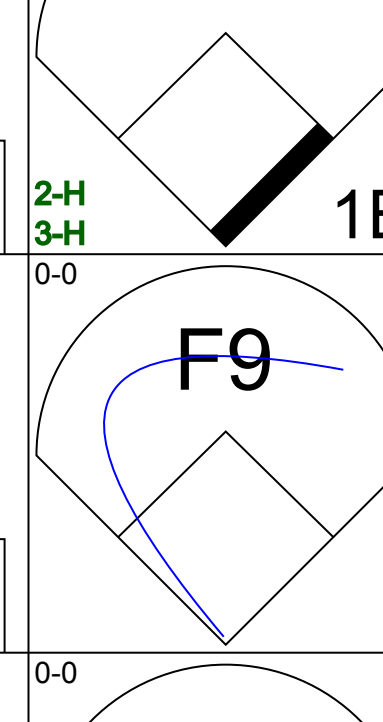
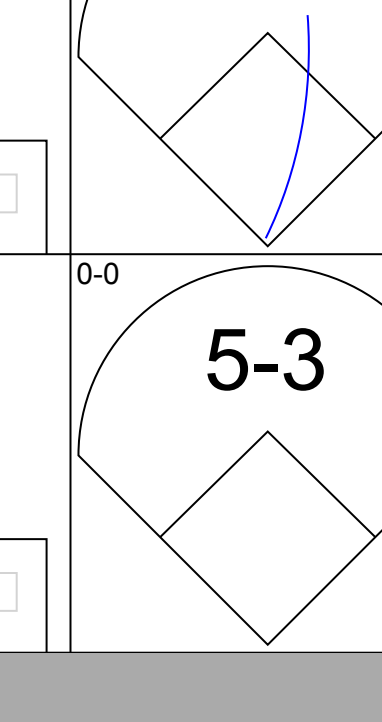
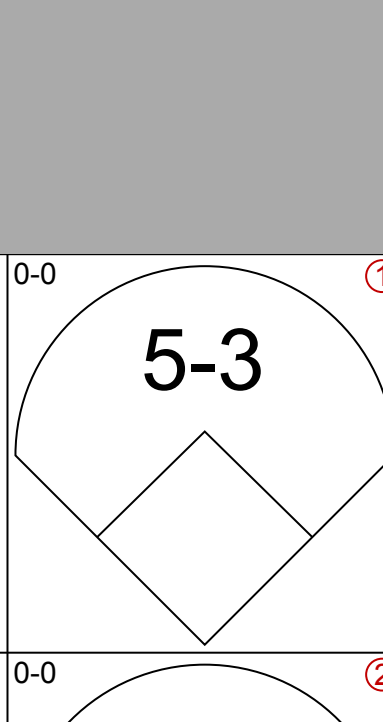
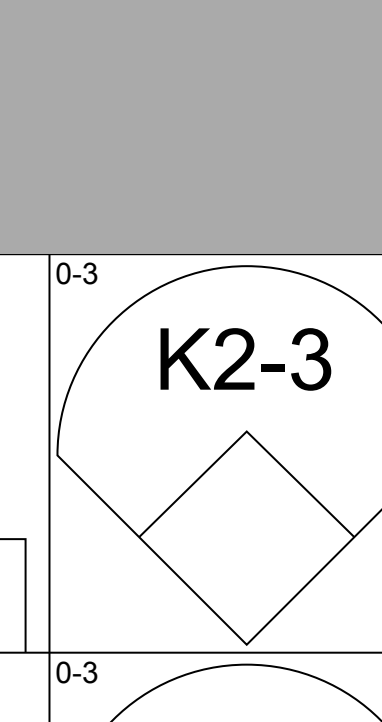
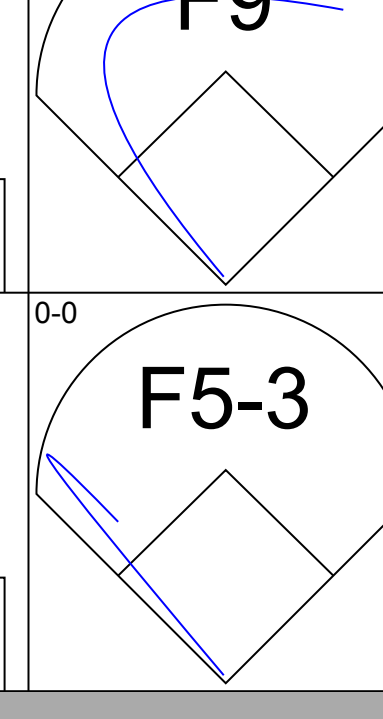
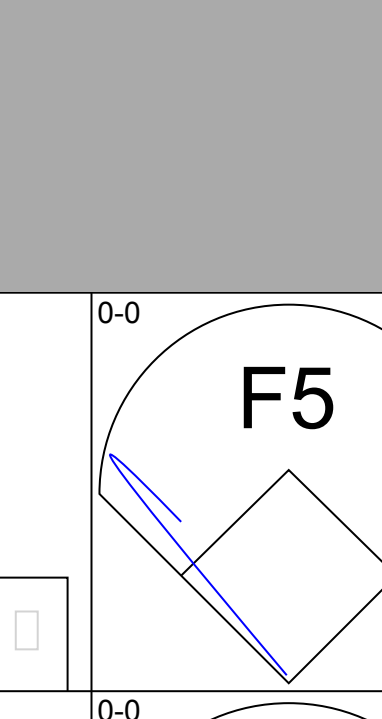
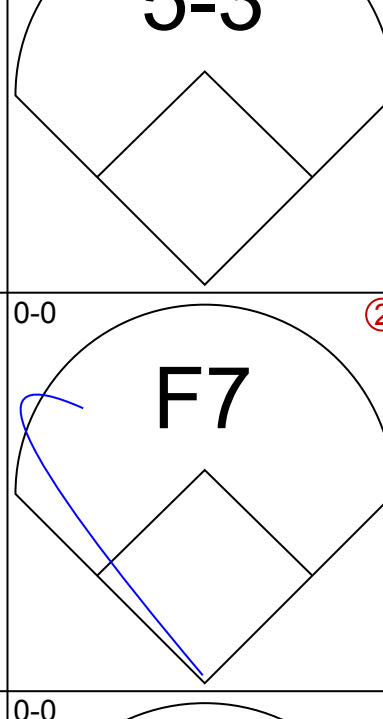
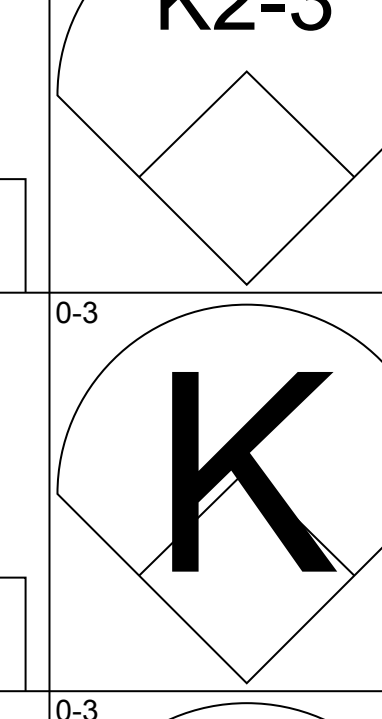
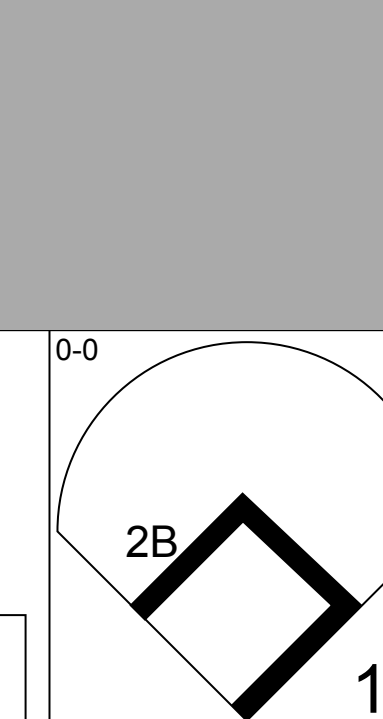
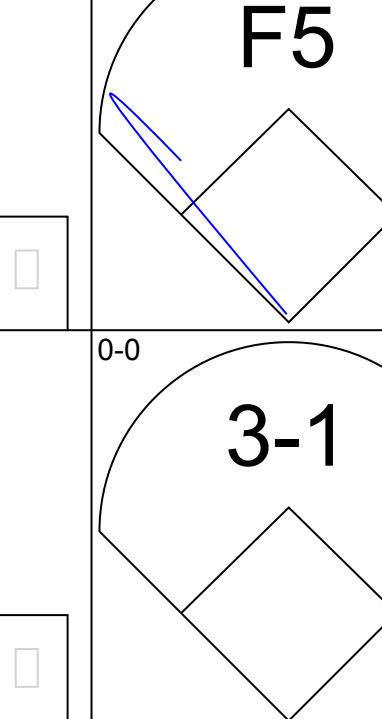
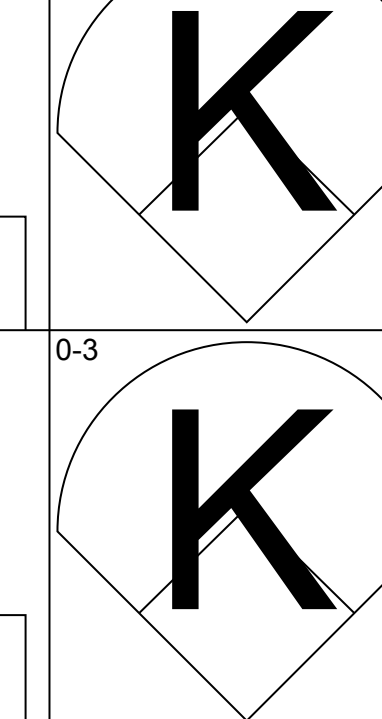



Batter	1	2	3	4	5	6	7	8	9	AB	R	H	RBI	BB	SO	LOB	TOP	
Omar Moreno, L OBP: 0.344, SLG: 0.404 (1, 8)										4	0	0	0	0	1	1		
Tim Foli, R OBP: 0.333, SLG: 0.347 (1, 6)										0	0	0	0	0	0	0		
Dave Parker, L OBP: 0.369, SLG: 0.539 (1, 9)										4	0	1	0	0	1	2		
Bill Robinson, R OBP: 0.316, SLG: 0.583 (1, 3)										4	0	1	0	0	0	2		
Lee Lacy, R OBP: 0.366, SLG: 0.494 (1, 7)										4	0	0	0	0	2	2		
Phil Garner, R OBP: 0.367, SLG: 0.445 (1, 4) (7, 5)										2	0	0	0	1	0	1		
Dale Berra, R OBP: 0.272, SLG: 0.283 Enrique Romo, R (7, 1)										3	0	1	0	0	1	1	AB 27	
Manny Sanguillen, R OBP: 0.308, SLG: 0.361 (1, 2)										3	0	0	0	0	0	2	R 0	
Jim Rooker, R OBP: 0.158, SLG: 0.158 Rennie Stennett, R OBP: 0.275, SLG: 0.281 (1, 1) (7, 4)										2	0	1	0	0	0	0	H 4	
										1	0	0	0	0	0	0	RBI 0	
																	BB 1	
																	SO 5	
																	LOB 11	
																		
Inning Stats	R: 0 E: 0 K: 1 S: 6	H: 1 LOB: 1 BB: 0 P: 6	R: 0 E: 0 K: 0 S: 3	H: 1 LOB: 1 BB: 1 P: 7	R: 0 E: 0 K: 1 S: 6	H: 1 LOB: 1 BB: 0 P: 6	R: 0 E: 0 K: 0 S: 3	H: 0 LOB: 0 BB: 0 P: 3	R: 0 E: 0 K: 0 S: 3	H: 0 LOB: 0 BB: 0 P: 7	R: 0 E: 0 K: 0 S: 3	H: 0 LOB: 0 BB: 0 P: 3	R: 0 E: 0 K: 0 S: 4	H: 1 LOB: 1 BB: 0 P: 4	1B: 5 2B: 0 3B: 0 HR: 0	SF: 0 SAC: 0 DP: 1 HBP: 0	WP: 0 PB: 0 SB: 0 CS: 0	PA: 32
PITCHER Pete Falcone, L ERA: 4.59 (1, 1)	IP: 9.0 WLS: W BF: 32 H: 5 R: 0 ER: 0 SO: 5 BB: 1 IBB: 0 HBP: 0 BLK: 0 WP: 0 HR: 0 S: 41 P: 45 ERA: 0.00 WHIP: 0.667															PITCHER Pete Falcone, L ERA: 4.59 (1, 1)	IP: 9.0 WLS: W BF: 32 H: 5 R: 0 ER: 0 SO: 5 BB: 1 IBB: 0 HBP: 0 BLK: 0 WP: 0 HR: 0 S: 41 P: 45 ERA: 0.00 WHIP: 0.667	

Pittsburgh Pirates @ New York Mets
Shea Stadium, Flushing, NY
Mon Jun 25 1979, 7:05 PM EDT
Att: 14,666 - Unknown

AB 27
R 0
H 4
RBI 0
BB 1
SO 5
LOB 11



Batter	1	2	3	4	5	6	7	8	9	AB	R	H	RBI	BB	SO	LOB	BOTTOM	
Joel Youngblood, R OBP: 0.344, SLG: 0.466 (1, 9) (8, 7)										4	0	1	0	0	1	2		
Frank Taveras, R OBP: 0.298, SLG: 0.316 (1, 6)										4	1	2	0	0	0	1		
Lee Mazzilli, S OBP: 0.425, SLG: 0.500 (1, 8)										3	1	2	2	1	0	1		
Richie Hebner, L OBP: 0.387, SLG: 0.419 (1, 5)										4	1	3	0	0	0	2		
John Stearns, R OBP: 0.322, SLG: 0.342 Willie Montanez, L OBP: 0.258, SLG: 0.281 (1, 3) (7, PH) (8, 3)										3	1	1	0	0	0	2		
Steve Henderson, R OBP: 0.382, SLG: 0.368 Elliott Maddox, R OBP: 0.303, SLG: 0.276 (1, 7) (8, 9)										0	0	0	0	1	0	0		
Alex Trevino, R OBP: 0.403, SLG: 0.464 (1, 2)										4	0	0	0	0	1	1	AB 34	
Doug Flynn, R OBP: 0.255, SLG: 0.321 (1, 4)										4	0	0	0	0	1	1	R 4	
Pete Falcone, L OBP: 0.280, SLG: 0.250 (1, 1)										4	0	2	0	0	1	0	H 12	
																	RBI 4	
																	BB 2	
																	SO 5	
																	LOB 14	
																		
Inning Stats	R: 4 E: 0 K: 0 S: 8	H: 6 LOB: 1 BB: 0 P: 8	R: 0 E: 0 K: 0 S: 5	H: 2 LOB: 2 BB: 0 P: 5	R: 0 E: 0 K: 0 S: 3	H: 0 LOB: 0 BB: 0 P: 3	R: 0 E: 0 K: 0 S: 3	H: 0 LOB: 0 BB: 0 P: 3	R: 0 E: 0 K: 1 S: 6	H: 1 LOB: 1 BB: 0 P: 6	R: 0 E: 0 K: 1 S: 5	H: 1 LOB: 2 BB: 2 P: 13	R: 0 E: 0 K: 3 S: 9	H: 0 LOB: 0 BB: 0 P: 9	1B: 8 2B: 3 3B: 0 HR: 1	SF: 0 SAC: 0 DP: 0 HBP: 0	WP: 0 PB: 0 SB: 0 CS: 1	PA: 36
PITCHER Jim Rooker, L ERA: 2.73 Enrique Romo, R ERA: 2.53 (1, 1) (7, 1)	IP: 6.1 WLS: L BF: 30 H: 11 R: 4 ER: 4 SO: 1 BB: 1 IBB: 0 HBP: 0 BLK: 0 WP: 1 HR: 1 S: 31 P: 35 ERA: 5.68 WHIP: 1.895															PITCHER Enrique Romo, R ERA: 2.53 (7, 1)	IP: 1.2 WLS: L BF: 6 H: 1 R: 0 ER: 0 SO: 4 BB: 0 IBB: 1 HBP: 0 BLK: 0 WP: 0 HR: 0 S: 13 P: 17 ERA: 0.00 WHIP: 0.600	

Pittsburgh Pirates @ New York Mets
Shea Stadium, Flushing, NY
Mon Jun 25 1979, 7:05 PM EDT
Att: 14,666 - Unknown

AB 34
R 4
H 12
RBI 4
BB 2
SO 5
LOB 14



Batter	1	2	3	4	5	6	7	8	9	AB	R	H	RBI	BB	SO	LOB	TOP										
Omar Moreno, L (1, 8) OBP: 0.343, SLG: 0.401										4	0	1	0	0	1	0	Pittsburgh Pirates @ New York Mets Shea Stadium, Flushing, NY Tue Jun 26 1979, 7:05 PM EDT Att: 11,903 - Unknown										
Tim Foli, R (1, 6) OBP: 0.336, SLG: 0.343										0	1	0	0	0	0	0											
Dave Parker, L (1, 9) OBP: 0.367, SLG: 0.533										3	0	0	0	1	0	2											
John Milner, L (1, 3) OBP: 0.355, SLG: 0.475										4	0	1	1	0	1	3											
Bill Robinson, R (1, 7) OBP: 0.315, SLG: 0.591										4	1	1	1	0	1	1											
Ed Ott, L (1, 2) OBP: 0.273, SLG: 0.378										4	0	0	0	0	0	0											
Phil Garner, R (1, 5) OBP: 0.362, SLG: 0.437										4	0	0	0	0	0	0											
Rennie Stennett, R (1, 4) OBP: 0.280, SLG: 0.286										3	0	2	0	0	0	0											
Bert Blyleven, R (1, 1) OBP: 0.162, SLG: 0.189 Grant Jackson, S (9, 1)										3	0	0	0	0	1	2											
										0	0	0	0	0	0	0											
Inning Stats	R: 1 E: 0 K: 2 S: 8	H: 1 LOB: 1 BB: 1 P: 12	R: 0 E: 0 K: 0 S: 4	H: 1 LOB: 1 BB: 0 P: 4	R: 0 E: 0 K: 1 S: 5	H: 0 LOB: 0 BB: 0 P: 5	R: 0 E: 0 K: 0 S: 3	H: 0 LOB: 0 BB: 0 P: 3	R: 0 E: 0 K: 1 S: 5	H: 0 LOB: 0 BB: 0 P: 5	R: 1 E: 0 K: 1 S: 6	H: 1 LOB: 0 BB: 0 P: 6	R: 0 E: 1 K: 0 S: 5	H: 2 LOB: 3 BB: 1 P: 9	R: 0 E: 0 K: 0 S: 3	H: 0 LOB: 0 BB: 0 P: 3	1B: 3 2B: 0 3B: 1 HR: 1	SF: 0 SAC: 0 DP: 1 HBP: 1	WP: 0 PB: 0 SB: 0 CS: 0	PA: 34							
PITCHER	IP	WLS	BF	H	R	ER	SO	BB	IBB	HBP	BLK	WP	HR	S	P	ERA	WHIP										
Tom Hausman, R (1, 1) ERA: 3.44	7.1	L	27	4	2	2	5	1	0	1	0	0	1	35	40	2.46	0.682										
Ed Glynn, L (8, 1) ERA: 0.77	0.2		4	1	0	0	0	0	1	0	0	0	0	3	7	0.00	1.500										
Dale Murray, R (9, 1) ERA: 2.96	1.0		3	0	0	0	0	0	0	0	0	0	0	3	3	0.00	0.000										

AB	29
R	2
H	5
RBI	2
BB	1
SO	4
LOB	8



Batter	1	2	3	4	5	6	7	8	9	AB	R	H	RBI	BB	SO	LOB	BOTTOM										
Joel Youngblood, R (1, 9) OBP: 0.338, SLG: 0.458										4	0	0	0	0	2	1	Pittsburgh Pirates @ New York Mets Shea Stadium, Flushing, NY Tue Jun 26 1979, 7:05 PM EDT Att: 11,903 - Unknown										
Frank Taveras, R (1, 6) OBP: 0.298, SLG: 0.315										4	0	1	0	0	0	0											
Lee Mazzilli, S (1, 8) OBP: 0.426, SLG: 0.496										2	0	0	0	2	1	1											
Richie Hebner, L (1, 5) OBP: 0.380, SLG: 0.411										4	0	0	0	0	1	2											
Willie Montanez, L (1, 3) OBP: 0.259, SLG: 0.282										3	1	1	0	0	1	0											
John Stearns, R (1, 2) OBP: 0.322, SLG: 0.347										3	0	1	1	0	0	0											
Steve Henderson, R (1, 7) OBP: 0.366, SLG: 0.369										2	0	1	0	0	1	1											
Doug Flynn, R (1, 4) OBP: 0.253, SLG: 0.318										2	0	0	0	0	1	2											
Tom Hausman, R (1, 1) OBP: 0.143, SLG: 0.143 Ed Glynn, R (8, 1) Elliott Maddox, R (8, PH) Dale Murray, R (9, 1)										2	0	0	0	0	1	1											
										0	0	0	0	0	0	0											
										1	0	0	0	0	0	2											
										0	0	0	0	0	0	0											
Inning Stats	R: 0 E: 0 K: 1 S: 5	H: 0 LOB: 1 BB: 1 P: 9	R: 1 E: 0 K: 3 S: 11	H: 2 LOB: 1 BB: 0 P: 11	R: 0 E: 0 K: 1 S: 5	H: 0 LOB: 0 BB: 0 P: 5	R: 0 E: 0 K: 0 S: 3	H: 0 LOB: 0 BB: 0 P: 3	R: 0 E: 0 K: 2 S: 7	H: 1 LOB: 0 BB: 0 P: 7	R: 0 E: 0 K: 1 S: 5	H: 0 LOB: 0 BB: 0 P: 5	R: 0 E: 0 K: 0 S: 4	H: 1 LOB: 1 BB: 0 P: 4	R: 0 E: 0 K: 0 S: 2	H: 0 LOB: 0 BB: 1 P: 6	1B: 3 2B: 1 3B: 0 HR: 0	SF: 0 SAC: 1 DP: 3 HBP: 1	WP: 1 PB: 0 SB: 0 CS: 1	PA: 31							
PITCHER	IP	WLS	BF	H	R	ER	SO	BB	IBB	HBP	BLK	WP	HR	S	P	ERA	WHIP										
Bert Blyleven, R (1, 1) ERA: 3.77	8.0	W	28	4	1	1	8	1	0	1	0	0	0	42	47	1.12	0.625										
Grant Jackson, L (9, 1) ERA: 2.6	1.0	S	3	0	0	0	0	1	0	0	0	0	0	2	6	0.00	1.000										

AB	27
R	1
H	4
RBI	1
BB	2
SO	8
LOB	10



Batter	1	2	3	4	5	6	7	8	9	AB	R	H	RBI	BB	SO	LOB	TOP					
Joel Youngblood, R OBP: 0.349, SLG: 0.469 (1, 9)										5	2	4	2	1	0	1						
Frank Taveras, R OBP: 0.295, SLG: 0.312 (1, 6)										3	0	0	0	0	1	3						
Ed Kraneppol, L OBP: 0.238, SLG: 0.270 (7, PH)										1	0	0	0	0	1	1						
Sergio Ferrer, S (7, 6)										0	0	0	0	0	0	0						
Elliott Maddox, R OBP: 0.304, SLG: 0.279 (8, PH)										2	1	1	1	0	1	3						
(8, 9)										5	1	2	1	1	0	3						
Lee Mazzilli, S OBP: 0.427, SLG: 0.494 (1, 8)										5	1	2	1	1	0	3						
Richie Hebner, L OBP: 0.387, SLG: 0.410 (1, 5)										3	1	1	2	3	0	1						
John Stearns, R OBP: 0.318, SLG: 0.351 (1, 2)										6	0	1	2	0	0	6						
Willie Montanez, L OBP: 0.282, SLG: 0.300 (1, 3)										5	2	2	1	0	0	1						
Steve Henderson, R OBP: 0.374, SLG: 0.386 (1, 7)										3	2	2	1	2	0	1						
Doug Flynn, R OBP: 0.256, SLG: 0.324 (1, 4)										5	2	2	0	0	1	3						
Dock Ellis, S OBP: 0.292, SLG: 0.326 (7, PH)										2	0	0	0	0	0	2						
Bruce Boisclair, L OBP: 0.256, SLG: 0.326 (7, 1)										0	0	0	0	0	0	0						
Ed Glynn, R OBP: 0.267, SLG: 0.297 (8, PH)										0	0	0	0	0	0	0						
Ron Hodges, L OBP: 0.241, SLG: 0.277 (8, PH)										0	1	0	0	0	0	0						
Dale Murray, R OBP: 0.241, SLG: 0.277 (8, PH)										0	0	0	0	0	0	0						
Gil Flores, R OBP: 0.241, SLG: 0.277 (8, PH)										0	0	0	0	0	0	0						
Wayne Twitchell, R OBP: 0.241, SLG: 0.277 (8, PH)										0	0	0	0	0	0	0						
Inning Stats	R: 2 E: 0 K: 1 S: 6	H: 2 LOB: 1 BB: 2 P: 14	R: 1 E: 0 K: 0 S: 5	H: 2 LOB: 1 BB: 5	R: 0 E: 0 K: 0 S: 3	H: 0 LOB: 0 BB: 0 P: 3	R: 0 E: 0 K: 1 S: 5	H: 0 LOB: 1 BB: 1 P: 9	R: 0 E: 0 K: 0 S: 4	H: 1 LOB: 1 BB: 0 P: 4	R: 0 E: 0 K: 0 S: 3	H: 0 LOB: 1 BB: 1 P: 7	R: 1 E: 1 K: 1 S: 6	H: 1 LOB: 2 BB: 2 P: 14	R: 3 E: 2 K: 1 S: 9	H: 4 LOB: 3 BB: 2 P: 17	R: 5 E: 0 K: 0 S: 8	H: 5 LOB: 1 BB: 1 P: 12	1B: 9 2B: 3 3B: 1 HR: 2	SF: 0 SAC: 1 DP: 0 HBP: 0	WP: 1 PB: 1 SB: 1 CS: 0	PA: 50
PITCHER	IP WLS BF H R ER SO BB IBB HBP BLK WP HR S P ERA WHIP	6.0 4.37	1.0 7 2 2 1 1 1 1 0 0 0 0 7 15 9.00 3.000	1.0 8 3 2 1 1 0 2 0 0 0 0 8 16 9.00 3.000	1.0 L 9 5 5 4 0 0 0 1 0 0 0 2 8 12 36.00 5.000											IP WLS BF H R ER SO BB IBB HBP BLK WP HR S P ERA WHIP						
Ed Whitson, R ERA: 4.37 (1, 1)											6.0 4.37											
Enrique Romo, R ERA: 2.68 (7, 1)											1.0 7 2 2 1 1 1 1 0 0 0 0 7 15 9.00 3.000											
Kent Tekulve, R ERA: 4.15 (8, 1)											1.0 8 3 2 1 1 0 2 0 0 0 0 8 16 9.00 3.000											
Grant Jackson, L ERA: 3.53 (9, 1)											1.0 L 9 5 5 4 0 0 0 1 0 0 0 2 8 12 36.00 5.000											

New York Mets @ Pittsburgh Pirates
 Three Rivers Stadium, Pittsburgh, PA
 Wed Jun 27 1979, 7:05 PM EDT
 Att: 13,168 - Unknown

livebaseballscores.com

AB 40
R 12
H 15
RBI 10
BB 9
SO 4
LOB 25

Batter	1	2	3	4	5	6	7	8	9	AB	R	H	RBI	BB	SO	LOB	BOTTOM					
Omar Moreno, L OBP: 0.349, SLG: 0.403 (1, 8)										4	1	2	1	2	0	0						
Tim Foli, R OBP: 0.336, SLG: 0.349 (1, 6)										5	0	2	2	0	0	3						
Dave Parker, L OBP: 0.368, SLG: 0.529 (1, 9)										4	0	1	0	1	1	2						
John Milner, L OBP: 0.356, SLG: 0.467 (1, 3)										4	2	1	0	1	1	2						
Mike Easter, L OBP: 0.517, SLG: 0.667 (1, 7)										2	1	1	1	2	0	1						
Bill Robinson, R OBP: 0.313, SLG: 0.588 (8, 7)										1	0	0	0	0	0	2						
Ed Ott, L OBP: 0.271, SLG: 0.391 (1, 2)										5	1	1	2	0	1	8						
Phil Garner, R OBP: 0.366, SLG: 0.441 (1, 5)										5	0	3	1	0	0	2						
Rennie Stennett, R OBP: 0.283, SLG: 0.289 (1, 4)										5	1	2	1	0	1	1						
Ed Whitson, R ERA: 5.37 (1, 1)											6.0 4.37											
Lee Lacy, R OBP: 0.303, SLG: 0.400 (5, PH)											1.0 5 1 2 2 1 1 0 0 0 0 0 6 10 18.00 2.000											
Enrique Romo, R ERA: 2.13 (7, 1)											1.0 9 3 4 2 0 1 2 0 0 0 0 6 18 18.00 4.000											
Kent Tekulve, R ERA: 3.23 (8, 1)											1.0 W 4 1 0 0 1 0 0 0 0 0 0 6 6 0.00 1.000											
Willie Stargel, L OBP: 0.256, SLG: 0.288 (8, PH)																						
Matt Alexander, S OBP: 0.256, SLG: 0.288 (8, PH)																						
Grant Jackson, S OBP: 0.256, SLG: 0.288 (8, PH)																						
Manny Sanguillen, R OBP: 0.256, SLG: 0.288 (8, PH)																						
Inning Stats	R: 0 E: 0 K: 0 S: 3	H: 0 LOB: 0 BB: 0 P: 3	R: 0 E: 0 K: 1 S: 4	H: 0 LOB: 0 BB: 1 P: 8	R: 1 E: 0 K: 0 S: 5	H: 2 LOB: 2 BB: 1 P: 9	R: 1 E: 1 K: 1 S: 8	H: 2 LOB: 2 BB: 0 P: 8	R: 1 E: 0 K: 1 S: 8	H: 3 LOB: 2 BB: 0 P: 8	R: 0 E: 0 K: 1 S: 6	H: 1 LOB: 2 BB: 1 P: 10	R: 2 E: 0 K: 1 S: 6	H: 1 LOB: 0 BB: 1 P: 10	R: 4 E: 1 K: 0 S: 6	H: 3 LOB: 2 BB: 3 P: 18	R: 0 E: 0 K: 1 S: 6	H: 1 LOB: 1 BB: 0 P: 6	1B: 11 2B: 1 3B: 0 HR: 1	SF: 1 SAC: 0 DP: 1 HBP: 0	WP: 0 PB: 0 SB: 4 CS: 0	PA: 47
PITCHER	IP WLS BF H R ER SO BB IBB HBP BLK WP HR S P ERA WHIP	6.0 5.37	1.0 5 1 2 2 1 1 0 0 0 0 0 6 10 18.00 2.000	1.0 9 3 4 2 0 1 2 0 0 0 0 6 18 18.00 4.000	1.0 W 4 1 0 0 1 0 0 0 0 0 0 6 6 0.00 1.000											IP WLS BF H R ER SO BB IBB HBP BLK WP HR S P ERA WHIP						
Dock Ellis, R ERA: 5.37 (1, 1)											6.0 5.37											
Ed Glynn, L ERA: 2.13 (7, 1)											1.0 5 1 2 2 1 1 0 0 0 0 0 6 10 18.00 2.000											
Dale Murray, R ERA: 3.23 (8, 1)											1.0 9 3 4 2 0 1 2 0 0 0 0 6 18 18.00 4.000											
Wayne Twitchell, R ERA: 4.54 (9, 1)											1.0 W 4 1 0 0 1 0 0 0 0 0 0 6 6 0.00 1.000											

New York Mets @ Pittsburgh Pirates
 Three Rivers Stadium, Pittsburgh, PA
 Wed Jun 27 1979, 7:05 PM EDT
 Att: 13,168 - Unknown

livebaseballscores.com

AB 39
R 7
H 13
RBI 8
BB 7
SO 6
LOB 26

Batter	1	2	3	4	5	6	7	8	9	AB	R	H	RBI	BB	SO	LOB	TOP		
Joel Youngblood, R OBP: 0.358, SLG: 0.469 (1, 9)										2	1	1	0	2	0	0			
Frank Taveras, R OBP: 0.293, SLG: 0.310 (1, 6)										5	1	1	0	0	1	6			
Lee Mazzilli, S OBP: 0.430, SLG: 0.492 (1, 8)										3	0	1	0	2	0	2			
Richie Hebner, L OBP: 0.391, SLG: 0.416 (1, 5)										4	0	2	1	1	0	2			
John Stearns, R OBP: 0.320, SLG: 0.364 (1, 2)										5	1	2	1	0	0	4			
Willie Montanez, L OBP: 0.282, SLG: 0.299 (1, 3)										4	0	1	0	0	1	4			
Steve Henderson, R Ed Glynn, R (1, 7)										4	0	1	0	0	0	1			
Doug Flynn, R OBP: 0.253, SLG: 0.320 (1, 4)										3	0	0	0	0	1	0			
Kevin Kobel, R Neil Allen, R Elliott Maddox, R (1, 1)										2	0	2	0	0	0	0			
Inning Stats	R: 2 E: 0 K: 1 S: 8	H: 3 LOB: 1 BB: 0 P: 8	R: 0 E: 0 K: 1 S: 6	H: 1 LOB: 2 BB: 0 P: 7	R: 0 E: 0 K: 0 S: 4	H: 2 LOB: 1 BB: 0 P: 4	R: 0 E: 0 K: 0 S: 4	H: 1 LOB: 2 BB: 1 P: 8	R: 0 E: 0 K: 2 S: 3	H: 0 LOB: 1 BB: 1 P: 7	R: 0 E: 0 K: 0 S: 3	H: 1 LOB: 0 BB: 0 P: 3	R: 0 E: 0 K: 0 S: 3	H: 1 LOB: 1 BB: 1 P: 7	1B: 9 2B: 2 3B: 0 HR: 1	SF: 0 SAC: 1 DP: 2 HBP: 1	WP: 1 PB: 0 SB: 1 CS: 1	PA: 41	
PITCHER	IP WLS BF H R ER SO BB IBB HBP BLK WP HR S P ERA WHIP	IP WLS BF H R ER SO BB IBB HBP BLK WP HR S P ERA WHIP	IP WLS BF H R ER SO BB IBB HBP BLK WP HR S P ERA WHIP	IP WLS BF H R ER SO BB IBB HBP BLK WP HR S P ERA WHIP	IP WLS BF H R ER SO BB IBB HBP BLK WP HR S P ERA WHIP	IP WLS BF H R ER SO BB IBB HBP BLK WP HR S P ERA WHIP	IP WLS BF H R ER SO BB IBB HBP BLK WP HR S P ERA WHIP	IP WLS BF H R ER SO BB IBB HBP BLK WP HR S P ERA WHIP	IP WLS BF H R ER SO BB IBB HBP BLK WP HR S P ERA WHIP	IP WLS BF H R ER SO BB IBB HBP BLK WP HR S P ERA WHIP	IP WLS BF H R ER SO BB IBB HBP BLK WP HR S P ERA WHIP	IP WLS BF H R ER SO BB IBB HBP BLK WP HR S P ERA WHIP	IP WLS BF H R ER SO BB IBB HBP BLK WP HR S P ERA WHIP	IP WLS BF H R ER SO BB IBB HBP BLK WP HR S P ERA WHIP	IP WLS BF H R ER SO BB IBB HBP BLK WP HR S P ERA WHIP	IP WLS BF H R ER SO BB IBB HBP BLK WP HR S P ERA WHIP	IP WLS BF H R ER SO BB IBB HBP BLK WP HR S P ERA WHIP	IP WLS BF H R ER SO BB IBB HBP BLK WP HR S P ERA WHIP	IP WLS BF H R ER SO BB IBB HBP BLK WP HR S P ERA WHIP
Jim Bibby, R ERA: 3.18 Enrique Romo, R ERA: 2.66 Kent Tekulve, R ERA: 4.0	IP WLS BF H R ER SO BB IBB HBP BLK WP HR S P ERA WHIP	IP WLS BF H R ER SO BB IBB HBP BLK WP HR S P ERA WHIP	IP WLS BF H R ER SO BB IBB HBP BLK WP HR S P ERA WHIP	IP WLS BF H R ER SO BB IBB HBP BLK WP HR S P ERA WHIP	IP WLS BF H R ER SO BB IBB HBP BLK WP HR S P ERA WHIP	IP WLS BF H R ER SO BB IBB HBP BLK WP HR S P ERA WHIP	IP WLS BF H R ER SO BB IBB HBP BLK WP HR S P ERA WHIP	IP WLS BF H R ER SO BB IBB HBP BLK WP HR S P ERA WHIP	IP WLS BF H R ER SO BB IBB HBP BLK WP HR S P ERA WHIP	IP WLS BF H R ER SO BB IBB HBP BLK WP HR S P ERA WHIP	IP WLS BF H R ER SO BB IBB HBP BLK WP HR S P ERA WHIP	IP WLS BF H R ER SO BB IBB HBP BLK WP HR S P ERA WHIP	IP WLS BF H R ER SO BB IBB HBP BLK WP HR S P ERA WHIP	IP WLS BF H R ER SO BB IBB HBP BLK WP HR S P ERA WHIP	IP WLS BF H R ER SO BB IBB HBP BLK WP HR S P ERA WHIP	IP WLS BF H R ER SO BB IBB HBP BLK WP HR S P ERA WHIP	IP WLS BF H R ER SO BB IBB HBP BLK WP HR S P ERA WHIP	IP WLS BF H R ER SO BB IBB HBP BLK WP HR S P ERA WHIP	IP WLS BF H R ER SO BB IBB HBP BLK WP HR S P ERA WHIP

New York Mets @ Pittsburgh Pirates
Three Rivers Stadium, Pittsburgh, PA
Thu Jun 28 1979, 7:05 PM EDT
Att: 10,137 - Unknown

AB 34
R 3
H 11
RBI 2
BB 5
SO 4
LOB 20



Batter	1	2	3	4	5	6	7	8	9	AB	R	H	RBI	BB	SO	LOB	BOTTOM					
Omar Moreno, L OBP: 0.345, SLG: 0.397 (1, 8)										4	0	0	0	0	0	2						
Tim Foli, R OBP: 0.343, SLG: 0.362 (1, 6)										4	0	3	0	0	0	0						
Dave Parker, L OBP: 0.366, SLG: 0.523 (1, 9)										3	0	0	0	1	1	2						
Bill Robinson, R OBP: 0.321, SLG: 0.606 (1, 3)										4	1	3	1	0	0	0						
Lee Lacy, R John Milner, L (1, 7)										2	0	0	0	0	1	2						
Phil Garner, R Matt Alexander, S (1, 5)										4	0	2	0	0	0	1						
Rennie Stennett, R OBP: 0.283, SLG: 0.288 (1, 4)										4	0	1	0	0	0	2						
Steve Nicosia, R Ed Ott, L (1, 2)										2	0	0	0	0	1	0						
Ed Ott, L (7, PH)										2	0	1	1	0	1	1						
Ed Ott, L (8, 2)										2	0	1	1	0	1	1						
Jim Bibby, R Enrique Romo, R (1, 1)										2	0	0	0	0	1	0						
Willie Stargell, L Kent Tekulve, R (7, PH)										0	0	0	0	0	0	0						
Willie Stargell, L Kent Tekulve, R (8, 1)										1	0	0	0	0	1	2						
Willie Stargell, L Kent Tekulve, R (8, 1)										0	0	0	0	0	0	0						
Inning Stats	R: 0 E: 0 K: 1 S: 7	H: 2 LOB: 2 BB: 0 P: 7	R: 0 E: 0 K: 0 S: 3	H: 0 LOB: 0 BB: 0 P: 3	R: 0 E: 0 K: 0 S: 3	H: 1 LOB: 1 BB: 1 P: 7	R: 1 E: 0 K: 0 S: 4	H: 2 LOB: 0 BB: 0 P: 4	R: 0 E: 0 K: 2 S: 7	H: 0 LOB: 0 BB: 0 P: 7	R: 0 E: 0 K: 1 S: 5	H: 2 LOB: 0 BB: 0 P: 5	R: 1 E: 0 K: 1 S: 7	H: 2 LOB: 2 BB: 1 P: 11	R: 0 E: 0 K: 0 S: 3	H: 0 LOB: 0 BB: 0 P: 3	R: 0 E: 0 K: 1 S: 6	H: 1 LOB: 1 BB: 0 P: 6	1B: 8 2B: 1 3B: 0 HR: 1	SF: 0 SAC: 0 DP: 0 HBP: 0	WP: 0 PB: 0 SB: 3 CS: 2	PA: 38
PITCHER	IP WLS BF H R ER SO BB IBB HBP BLK WP HR S P ERA WHIP	IP WLS BF H R ER SO BB IBB HBP BLK WP HR S P ERA WHIP	IP WLS BF H R ER SO BB IBB HBP BLK WP HR S P ERA WHIP	IP WLS BF H R ER SO BB IBB HBP BLK WP HR S P ERA WHIP	IP WLS BF H R ER SO BB IBB HBP BLK WP HR S P ERA WHIP	IP WLS BF H R ER SO BB IBB HBP BLK WP HR S P ERA WHIP	IP WLS BF H R ER SO BB IBB HBP BLK WP HR S P ERA WHIP	IP WLS BF H R ER SO BB IBB HBP BLK WP HR S P ERA WHIP	IP WLS BF H R ER SO BB IBB HBP BLK WP HR S P ERA WHIP	IP WLS BF H R ER SO BB IBB HBP BLK WP HR S P ERA WHIP	IP WLS BF H R ER SO BB IBB HBP BLK WP HR S P ERA WHIP	IP WLS BF H R ER SO BB IBB HBP BLK WP HR S P ERA WHIP	IP WLS BF H R ER SO BB IBB HBP BLK WP HR S P ERA WHIP	IP WLS BF H R ER SO BB IBB HBP BLK WP HR S P ERA WHIP	IP WLS BF H R ER SO BB IBB HBP BLK WP HR S P ERA WHIP	IP WLS BF H R ER SO BB IBB HBP BLK WP HR S P ERA WHIP	IP WLS BF H R ER SO BB IBB HBP BLK WP HR S P ERA WHIP	IP WLS BF H R ER SO BB IBB HBP BLK WP HR S P ERA WHIP	IP WLS BF H R ER SO BB IBB HBP BLK WP HR S P ERA WHIP			
Kevin Kobel, L ERA: 3.31 Neil Allen, R ERA: 6.48 Ed Glynn, L ERA: 1.76	IP WLS BF H R ER SO BB IBB HBP BLK WP HR S P ERA WHIP	IP WLS BF H R ER SO BB IBB HBP BLK WP HR S P ERA WHIP	IP WLS BF H R ER SO BB IBB HBP BLK WP HR S P ERA WHIP	IP WLS BF H R ER SO BB IBB HBP BLK WP HR S P ERA WHIP	IP WLS BF H R ER SO BB IBB HBP BLK WP HR S P ERA WHIP	IP WLS BF H R ER SO BB IBB HBP BLK WP HR S P ERA WHIP	IP WLS BF H R ER SO BB IBB HBP BLK WP HR S P ERA WHIP	IP WLS BF H R ER SO BB IBB HBP BLK WP HR S P ERA WHIP	IP WLS BF H R ER SO BB IBB HBP BLK WP HR S P ERA WHIP	IP WLS BF H R ER SO BB IBB HBP BLK WP HR S P ERA WHIP	IP WLS BF H R ER SO BB IBB HBP BLK WP HR S P ERA WHIP	IP WLS BF H R ER SO BB IBB HBP BLK WP HR S P ERA WHIP	IP WLS BF H R ER SO BB IBB HBP BLK WP HR S P ERA WHIP	IP WLS BF H R ER SO BB IBB HBP BLK WP HR S P ERA WHIP	IP WLS BF H R ER SO BB IBB HBP BLK WP HR S P ERA WHIP	IP WLS BF H R ER SO BB IBB HBP BLK WP HR S P ERA WHIP	IP WLS BF H R ER SO BB IBB HBP BLK WP HR S P ERA WHIP	IP WLS BF H R ER SO BB IBB HBP BLK WP HR S P ERA WHIP	IP WLS BF H R ER SO BB IBB HBP BLK WP HR S P ERA WHIP			

New York Mets @ Pittsburgh Pirates
Three Rivers Stadium, Pittsburgh, PA
Thu Jun 28 1979, 7:05 PM EDT
Att: 10,137 - Unknown

AB 33
R 2
H 10
RBI 2
BB 2
SO 6
LOB 12



Batter	1	2	3	4	5	6	7	8	9	AB	R	H	RBI	BB	SO	LOB	TOP					
Warren Cromartie, L OBP: 0.322, SLG: 0.434										5	0	0	0	0	2	4	Montreal Expos @ Pittsburgh Pirates Three Rivers Stadium, Pittsburgh, PA Fri Jun 29 1979, 7:05 PM EDT Att: 35,677 - Unknown					
Rodney Scott, S OBP: 0.315, SLG: 0.267 David Palmer, R (6, 1)										3	0	1	0	1	2	0						
Woodie Fryman, R (8, 1)										0	0	0	0	0	0	0						
Tony Solaita, L OBP: 0.457, SLG: 0.514										1	0	0	0	0	1	0						
Andre Dawson, R OBP: 0.294, SLG: 0.471										4	0	0	0	0	1	3						
Tony Perez, R OBP: 0.332, SLG: 0.457										4	0	1	0	0	1	3						
Gary Carter, R OBP: 0.354, SLG: 0.517										4	0	0	0	0	1	2						
Jerry White, S OBP: 0.309, SLG: 0.429										4	3	3	1	0	0	0						
Larry Parrish, R OBP: 0.354, SLG: 0.462										4	0	2	0	0	0	1						
Chris Speier, R OBP: 0.325, SLG: 0.335										4	1	2	0	0	0	1						
Bill Lee, L OBP: 0.206, SLG: 0.206										1	0	1	0	0	0	0						
Ellis Valentine, R OBP: 0.299, SLG: 0.413										1	0	0	0	0	1	2						
Stan Bahnsen, R (4, 1)										0	0	0	0	0	0	0						
Tom Hutton, L OBP: 0.385, SLG: 0.514										1	1	1	3	0	0	0						
Dave Cash, R OBP: 0.529, SLG: 0.533										1	0	1	0	0	0	0						
Inning Stats	R: 0 E: 0 K: 3 S: 9	H: 0 LOB: 0 BB: 0 P: 9	R: 1 E: 1 K: 2 S: 9	H: 2 LOB: 1 BB: 0 P: 9	R: 0 E: 0 K: 1 S: 7	H: 2 LOB: 2 BB: 0 P: 7	R: 1 E: 0 K: 1 S: 8	H: 3 LOB: 2 BB: 0 P: 8	R: 0 E: 0 K: 0 S: 3	H: 0 LOB: 1 BB: 1 P: 7	R: 3 E: 0 K: 1 S: 8	H: 3 LOB: 0 BB: 0 P: 8	R: 0 E: 0 K: 0 S: 3	H: 1 LOB: 0 BB: 0 P: 3	R: 0 E: 0 K: 0 S: 3	H: 0 LOB: 0 BB: 0 P: 3		R: 0 E: 0 K: 1 S: 5	H: 1 LOB: 0 BB: 0 P: 5	1B: 8 2B: 2 3B: 0 HR: 2	SF: 0 SAC: 0 DP: 2 HBP: 0	WP: 1 PB: 0 CS: 0
PITCHER	IP WLS BF H R ER SO BB IBB HBP BLK WP HR S P ERA WHIP																					
Bruce Kison, R ERA: 3.55	(1, 1) 5.1 W 27 10 5 4 7 1 0 0 0 0 1 2 40 44 6.75 2.062																					
Enrique Romo, R ERA: 2.5	(6, 1) 1.0 4 1 0 0 1 0 0 0 0 0 0 6 6 0.00 1.000																					
Kent Tekulve, R ERA: 3.81	(7, 1) 2.2 S 7 1 0 0 1 0 0 0 0 0 0 9 9 0.00 0.375																					

AB	37
R	5
H	12
RBI	4
BB	1
SO	9
LOB	16



Batter	1	2	3	4	5	6	7	8	9	AB	R	H	RBI	BB	SO	LOB	BOTTOM				
Omar Moreno, L OBP: 0.346, SLG: 0.397										5	2	2	1	0	1	1	Montreal Expos @ Pittsburgh Pirates Three Rivers Stadium, Pittsburgh, PA Fri Jun 29 1979, 7:05 PM EDT Att: 35,677 - Unknown				
Tim Lincecum, R OBP: 0.350, SLG: 0.366										3	0	2	1	1	0	0					
Dave Parker, L OBP: 0.368, SLG: 0.523										4	1	2	1	0	0	2					
Bill Robinson, R OBP: 0.320, SLG: 0.613										4	1	1	1	0	0	4					
Lee Lacy, R OBP: 0.355, SLG: 0.505										3	1	1	1	0	0	1					
John Milner, L OBP: 0.362, SLG: 0.463										0	0	0	0	1	0	0					
Phil Garner, R OBP: 0.370, SLG: 0.440										3	0	1	0	1	0	2					
Rennie Stennett, R OBP: 0.278, SLG: 0.283										4	0	0	0	0	0	2					
Steve Nicosia, R OBP: 0.327, SLG: 0.433										4	1	2	0	0	0	2					
Bruce Kison, R OBP: 0.111, SLG: 0.118										1	0	0	0	0	1	0					
Enrique Romo, R (6, 1)										1	0	0	0	0	0	0					
Kent Tekulve, R OBP: 0.600, SLG: 0.500										1	0	0	0	0	1	1					
Inning Stats	R: 3 E: 1 K: 0 S: 7	H: 4 LOB: 2 BB: 1 P: 11	R: 0 E: 0 K: 1 S: 5	H: 0 LOB: 0 BB: 0 P: 5	R: 1 E: 1 K: 0 S: 5	H: 2 LOB: 1 BB: 0 P: 5	R: 2 E: 0 K: 0 S: 5	H: 3 LOB: 1 BB: 1 P: 9	R: 0 E: 0 K: 0 S: 3	H: 0 LOB: 0 BB: 0 P: 3	R: 0 E: 0 K: 0 S: 3	H: 0 LOB: 0 BB: 0 P: 3	R: 0 E: 0 K: 2 S: 8	H: 1 LOB: 2 BB: 1 P: 8	R: 0 E: 0 K: 2 S: 8	H: 1 LOB: 1 BB: 0 P: 8		1B: 8 2B: 1 3B: 0 HR: 2	SF: 0 SAC: 1 DP: 2 HBP: 0	WP: 0 PB: 0 CS: 0	PA: 37
PITCHER	IP WLS BF H R ER SO BB IBB HBP BLK WP HR S P ERA WHIP																				
Bill Lee, L ERA: 3.86	(1, 1) 3.0 L 16 6 4 3 1 1 0 0 0 0 0 2 17 21 9.00 2.333																				
Stan Bahnsen, R ERA: 3.0	(4, 1) 2.0 9 3 2 2 0 1 0 0 0 0 0 8 12 9.00 2.000																				
David Palmer, R ERA: 3.58	(6, 1) 2.2 11 2 0 0 1 0 1 0 0 0 0 12 16 0.00 0.750																				
Woodie Fryman, L ERA: 1.26	(8, 1) 0.1 1 0 0 0 0 1 0 0 0 0 0 3 3 0.00 0.000																				

AB	33
R	6
H	11
RBI	5
BB	3
SO	3
LOB	15



Batter	1	2	3	4	5	6	7	8	9	AB	R	H	RBI	BB	SO	LOB	TOP										
Warren Cromartie, L (1, 7) OBP: 0.320, SLG: 0.430	F7		4-3		FC5-4 1B		F2		L8	5	0	1	0	0	0	1	Montreal Expos @ Pittsburgh Pirates Three Rivers Stadium, Pittsburgh, PA Sat Jun 30 1979, 3:33 AM EDT Att. 13,865 - Overcast										
Rodney Scott, S (1, 4) OBP: 0.313, SLG: 0.277	1-3		K		F8		HR		G3	5	1	1	2	0	1	1											
Andre Dawson, R (1, 8) OBP: 0.299, SLG: 0.484	1B				FC5-4 CS 1-2		1B		F8	5	1	3	1	0	0	1											
Tony Perez, R (1, 3) OBP: 0.336, SLG: 0.457										2	0	1	0	0	0	0											
Tony Solaita, L (6, 3) OBP: 0.447, SLG: 0.500	1B				CS		F4		K	1	0	0	0	0	1	1											
Gary Carter, R (1, 2) OBP: 0.352, SLG: 0.511		6-3			F9		K		IBB	3	0	0	0	1	1	1											
Jerry White, S (1, 9) OBP: 0.329, SLG: 0.443		4-3 WP BB					HR S BB		F7	2	1	1	0	2	0	2											
Larry Parrish, R (1, 5) OBP: 0.352, SLG: 0.472		4-3			F9		HR		F7	4	1	1	2	0	0	3											
Jim Mason, L (1, 6) OBP: 0.306, SLG: 0.313		4-3					K		5-3	3	0	0	0	1	1	1											
Scott Sanderson, R (1, 1) OBP: 0.129, SLG: 0.161									K	2	0	0	0	0	2	3											
Dave Cash, R (7, PH) OBP: 0.356, SLG: 0.625										1	1	1	0	0	0	0											
Elias Sosa, R (7, 1) OBP: 0.222, SLG: 0.333										1	0	0	0	0	1	0											
Woodie Fryman, R (9, 1) OBP: 0.222, SLG: 0.333										0	0	0	0	0	0	0											
Inning Stats	R: 0 E: 0 K: 0 S: 4	H: 2 LOB: 2 BB: 0 P: 4	R: 0 E: 0 K: 0 S: 3	H: 0 LOB: 1 BB: 1 P: 7	R: 0 E: 0 K: 2 S: 7	H: 0 LOB: 0 BB: 0 P: 7	R: 1 E: 0 K: 1 S: 7	H: 2 LOB: 3 BB: 1 P: 12	R: 0 E: 0 K: 0 S: 3	H: 1 LOB: 0 BB: 0 P: 3	R: 2 E: 0 K: 2 S: 8	H: 1 LOB: 0 BB: 1 P: 12	R: 2 E: 0 K: 1 S: 8	H: 3 LOB: 2 BB: 1 P: 12	R: 0 E: 0 K: 1 S: 5	H: 0 LOB: 0 BB: 0 P: 5	R: 0 E: 0 K: 0 S: 3	H: 0 LOB: 0 BB: 0 P: 3	1B: 4 2B: 2 3B: 0 HR: 3	SF: 0 SAC: 0 DP: 0 HBP: 1	WP: 1 PB: 0 SB: 2 CS: 1	PA: 40					
PITCHER	IP	WLS	BF	H	R	ER	SO	BB	IBB	HBP	BLK	WP	HR	S	P	ERA	WHIP										
Bert Blyleven, R (1, 1) ERA: 3.89	6.0	L	27	7	4	4	5	2	1	1	0	1	2	33	46	6.00	1.500										
Grant Jackson, L (7, 1) ERA: 3.89	1.0		6	2	1	1	1	0	1	0	0	0	1	7	11	9.00	2.000										
Dave Roberts, L (8, 1) ERA: 2.45	2.0		6	0	0	0	1	0	0	0	0	0	0	8	8	0.00	0.000										

AB 34
R 5
H 9
RBI 5
BB 4
SO 7
LOB 14



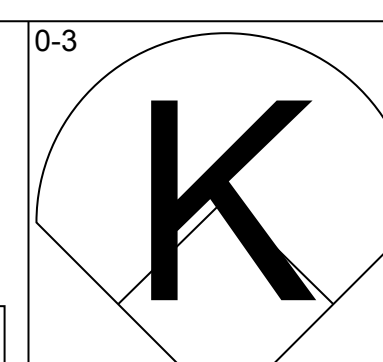
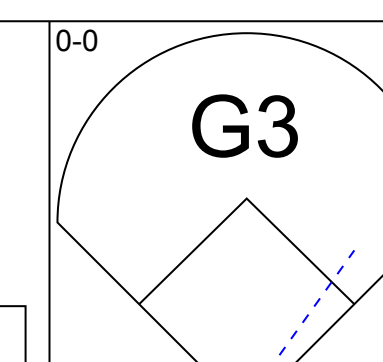
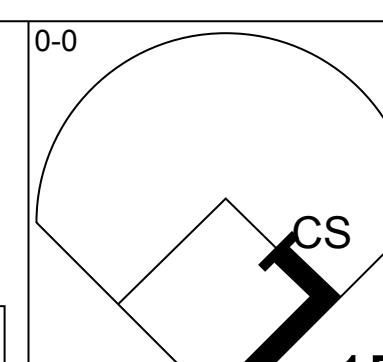
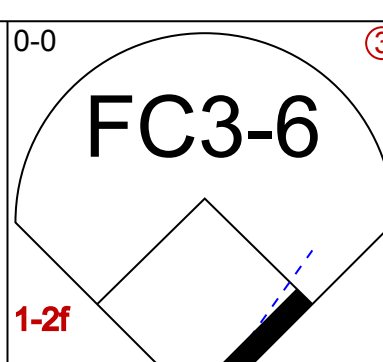
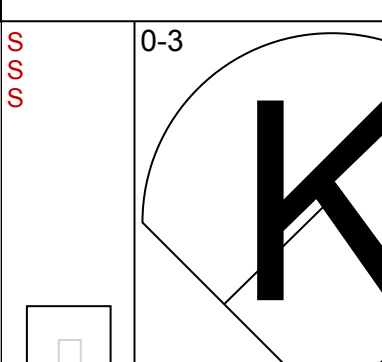
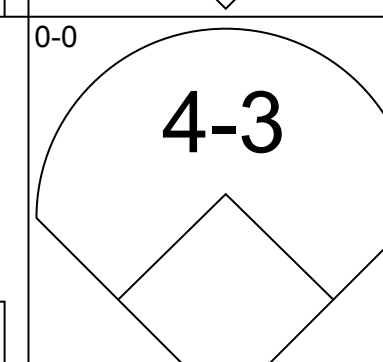
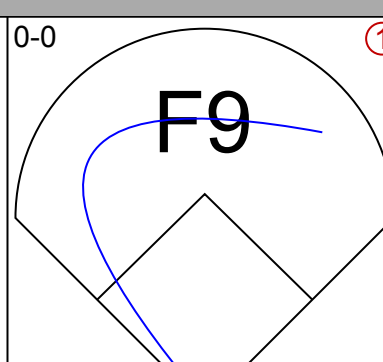
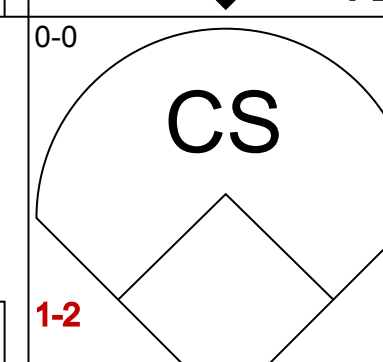
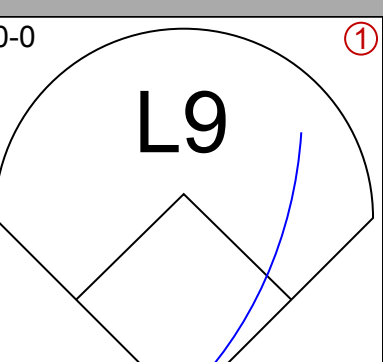
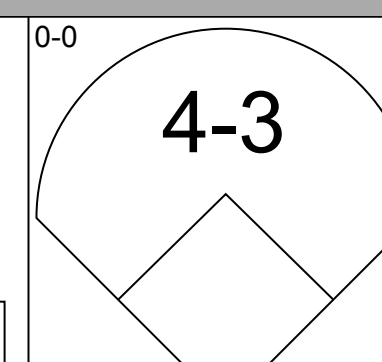
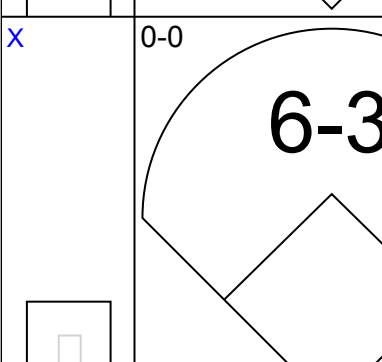
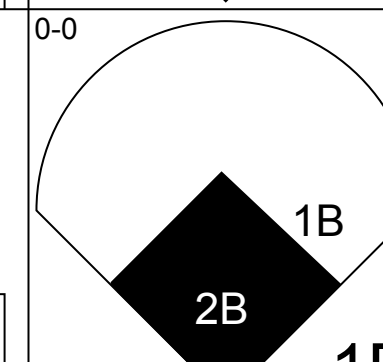
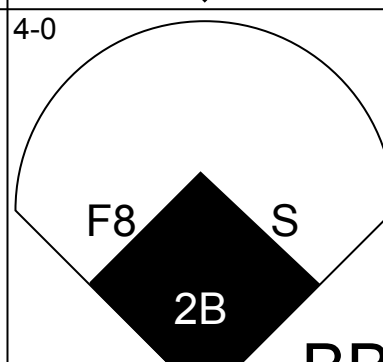
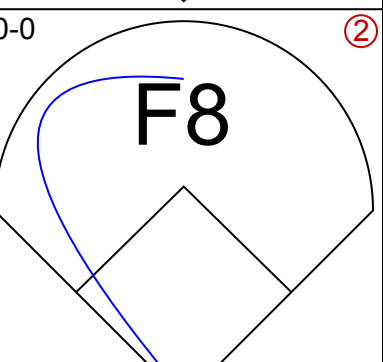
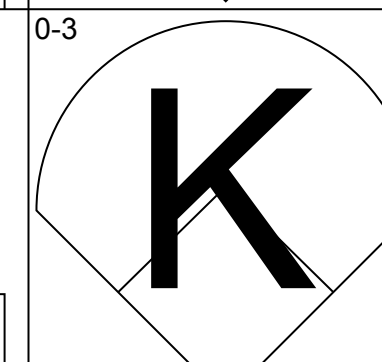
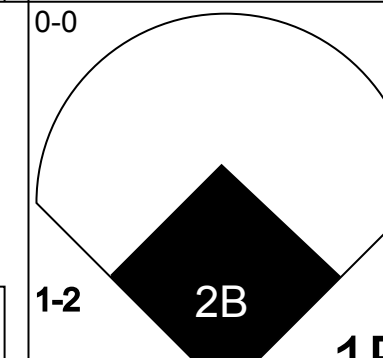
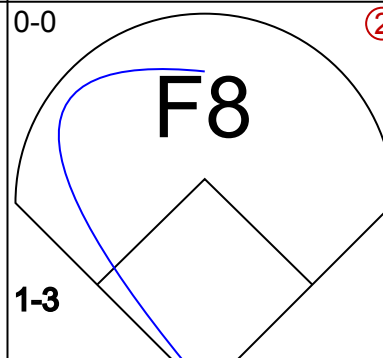
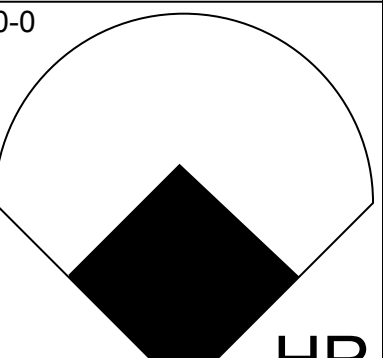
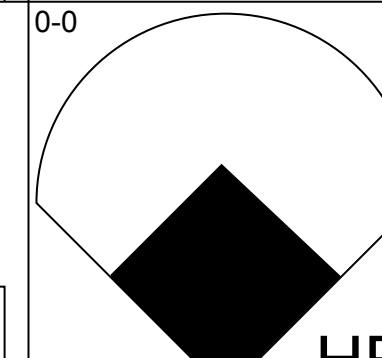
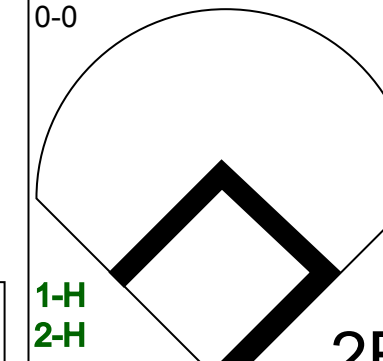
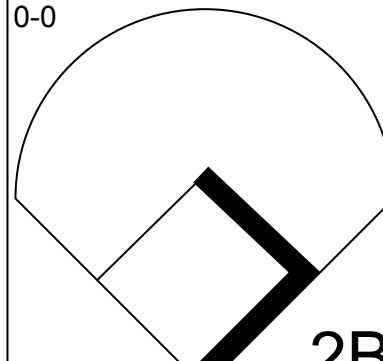
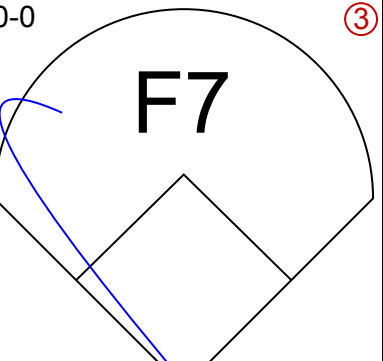
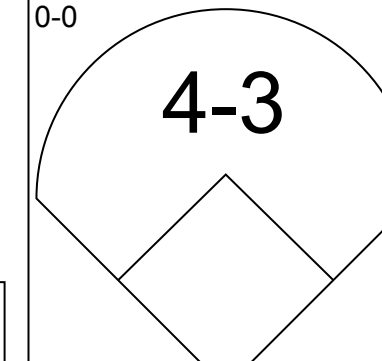
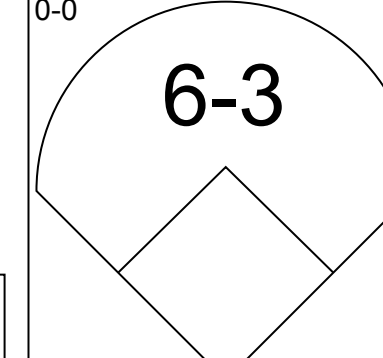
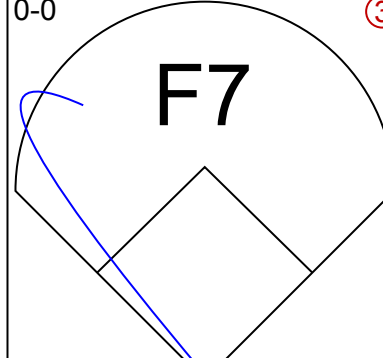
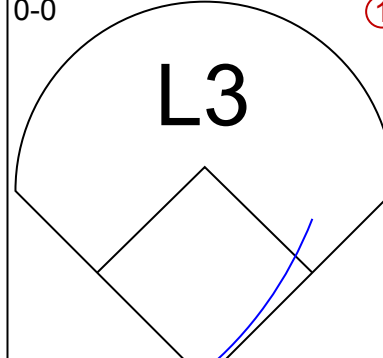

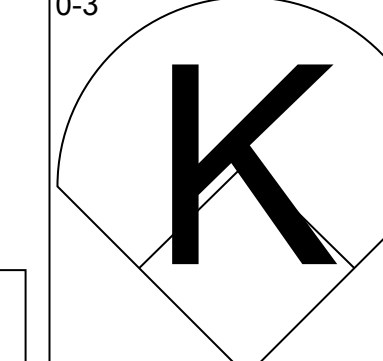
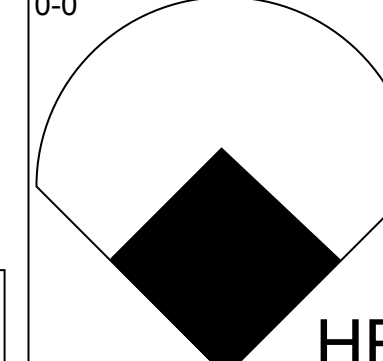
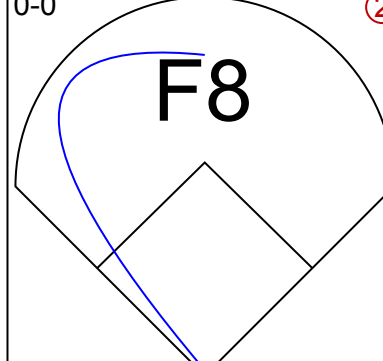
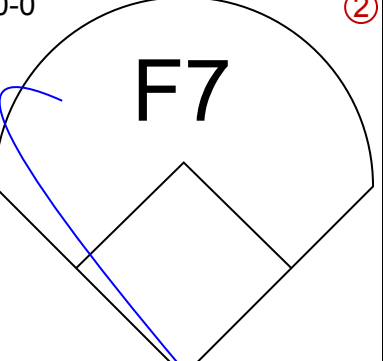
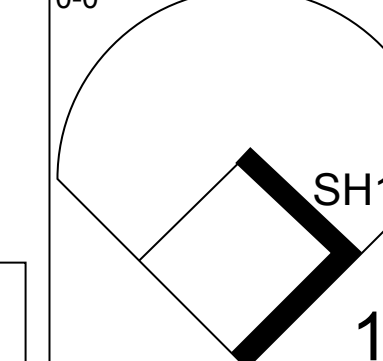
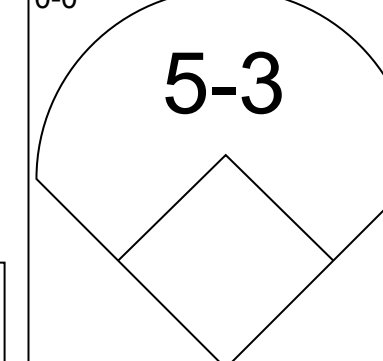
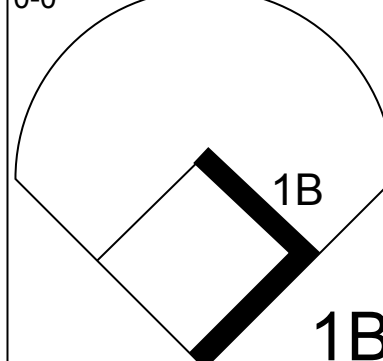
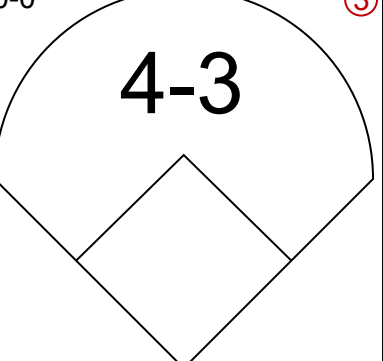
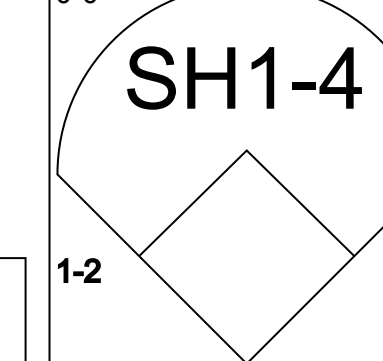
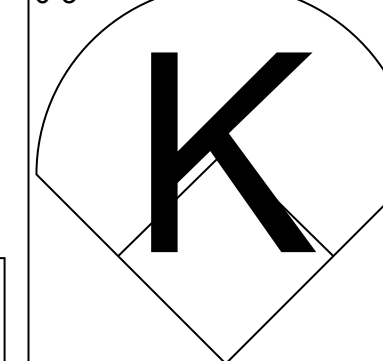
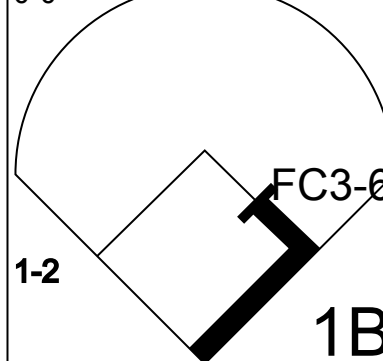
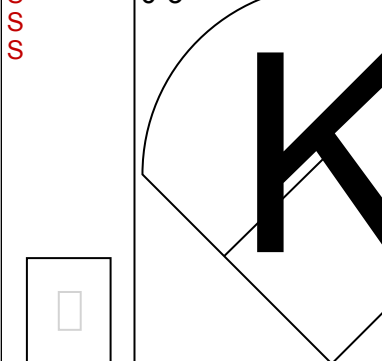
Batter	1	2	3	4	5	6	7	8	9	AB	R	H	RBI	BB	SO	LOB	BOTTOM										
Omar Moreno, L (1, 8) OBP: 0.353, SLG: 0.400	2B				S BB		4-3		1B	3	1	2	0	2	0	0	Montreal Expos @ Pittsburgh Pirates Three Rivers Stadium, Pittsburgh, PA Sat Jun 30 1979, 3:33 AM EDT Att. 13,865 - Overcast										
Tim Foli, R (1, 6) OBP: 0.351, SLG: 0.371	1B				BB				1B	5	1	2	2	0	0	4											
Matt Alexander, S (9, FR) OBP: 0.625, SLG: 0.875	4-3 1-H SF9				1-2		5-3		1B	0	0	0	0	0	0	0											
Dave Parker, L (1, 9) OBP: 0.362, SLG: 0.514	4-3				F5				4-3	5	0	0	0	0	2	4											
Willie Stargell, L (1, 3) OBP: 0.370, SLG: 0.589	SF9									2	0	1	1	1	0	0											
Bill Robinson, R (1, 7) OBP: 0.319, SLG: 0.606	5-3				F7				1B	4	0	1	0	0	1	3											
Ed Ott, L (1, 2) OBP: 0.273, SLG: 0.389									F6	4	0	1	0	0	1	2											
Phil Garner, R (1, 5) OBP: 0.368, SLG: 0.437					F4		5-3		1B	4	1	1	0	0	0	1											
Rennie Stennett, R (1, 4) OBP: 0.277, SLG: 0.279					6-3		F8		F9	3	0	0	0	1	0	1											
Bert Blyleven, R (1, 1) OBP: 0.158, SLG: 0.184										1	0	0	0	0	0	0											
Grant Jackson, S (7, 1) ERA: 3.25					6-3				F4	0	0	0	0	0	0	0											
Mike Easter, L (7, PH) OBP: 0.500, SLG: 0.636										1	0	0	0	0	0	0											
Dave Roberts, L (8, 1) ERA: 1.79										0	0	0	0	0	0	0											
John Milner, L (9, PH) OBP: 0.360, SLG: 0.460										1	0	0	0	0	0	1											
Inning Stats	R: 2 E: 0 K: 0 S: 5	H: 2 LOB: 0 BB: 0 P: 5	R: 0 E: 0 K: 0 S: 4	H: 1 LOB: 3 BB: 2 P: 12	R: 0 E: 0 K: 3 S: 10	H: 1 LOB: 1 BB: 0 P: 10	R: 0 E: 0 K: 0 S: 3	H: 0 LOB: 0 BB: 0 P: 3	R: 0 E: 0 K: 0 S: 3	H: 0 LOB: 2 BB: 2 P: 11	R: 0 E: 0 K: 0 S: 3	H: 0 LOB: 0 BB: 0 P: 3	R: 0 E: 0 K: 1 S: 6	H: 1 LOB: 1 BB: 0 P: 6	R: 0 E: 0 K: 0 S: 6	H: 3 LOB: 2 BB: 0 P: 6	R: 1 E: 0 K: 0 S: 6	H: 3 LOB: 2 BB: 0 P: 6	1B: 6 2B: 2 3B: 0 HR: 0	SF: 1 SAC: 1 DP: 0 HBP: 0	WP: 0 PB: 0 SB: 1 CS: 0	PA: 39					
PITCHER	IP	WLS	BF	H	R	ER	SO	BB	IBB	HBP	BLK	WP	HR	S	P	ERA	WHIP										
Scott Sanderson, R (1, 1) ERA: 3.25	6.0	W	26	4	2	2	3	3	1	0	0	0	0	28	44	3.00	1.167										
Elias Sosa, R (7, 1) ERA: 1.79	2.2		12	4	1	1	1	0	0	0	0	0	0	14	14	3.38	1.500										
Woodie Fryman, L (9, 1) ERA: 1.24	0.1	S	1	0	0	0	0	0	0	0	0	0	0	1	1	0.00	0.000										

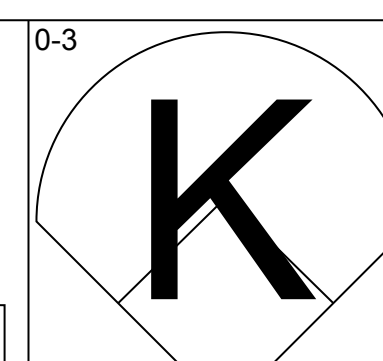
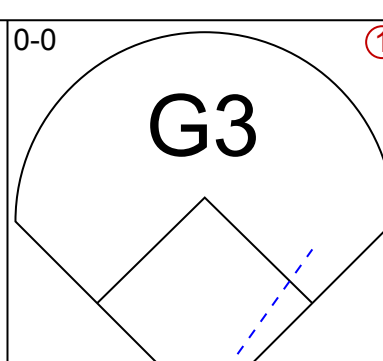
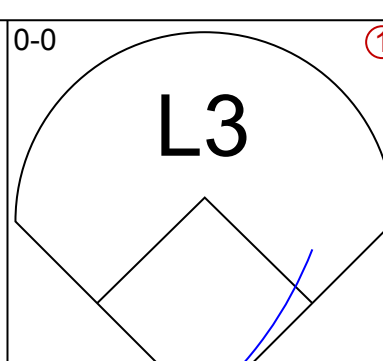
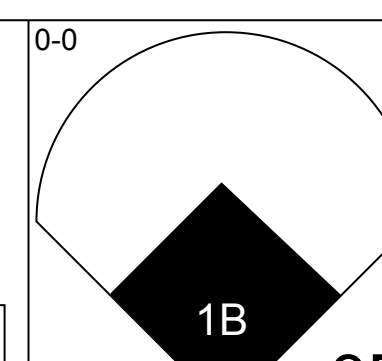
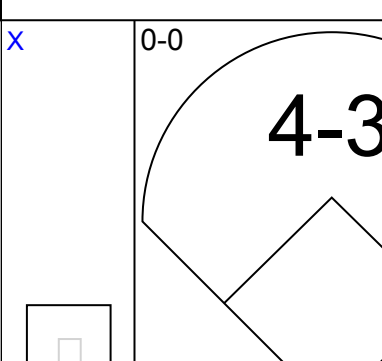
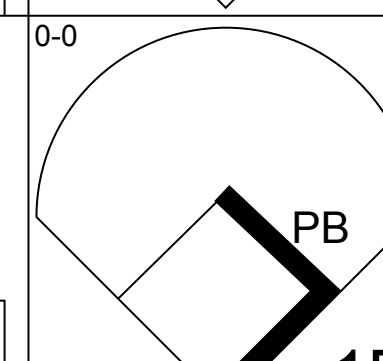
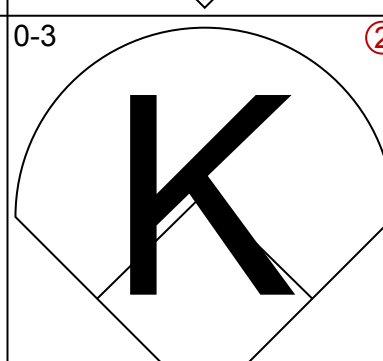
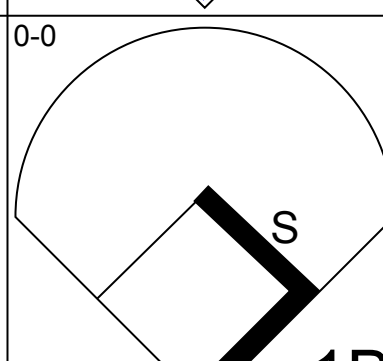
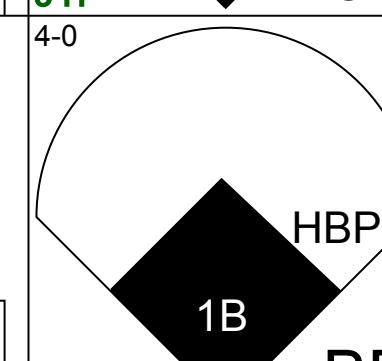
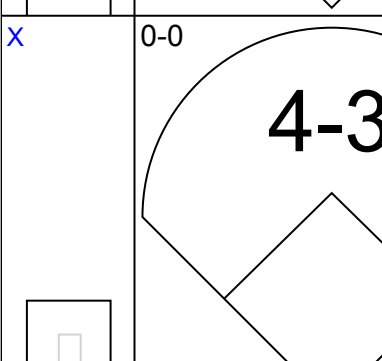
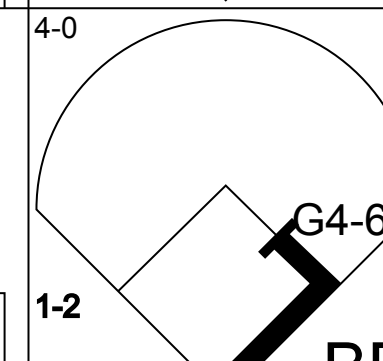
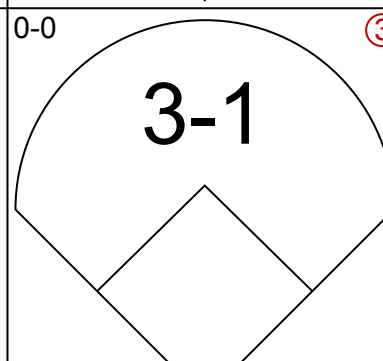
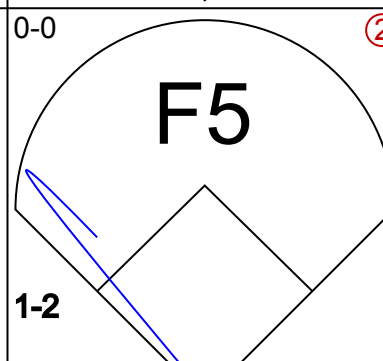
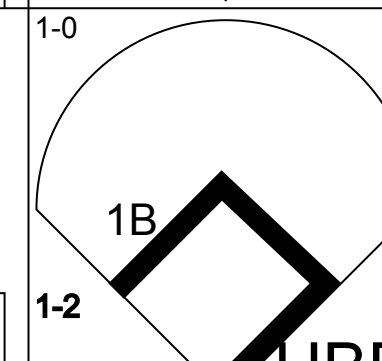
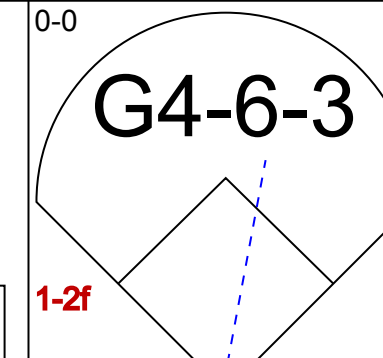
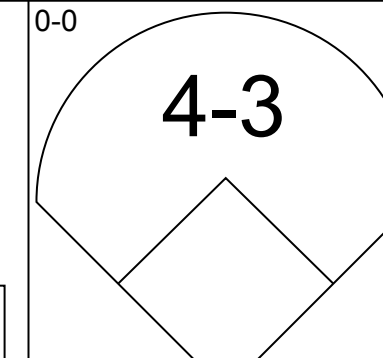
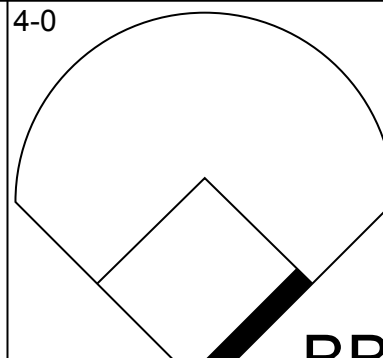
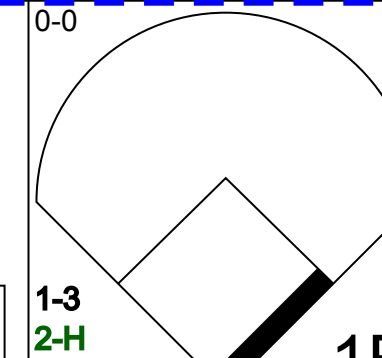
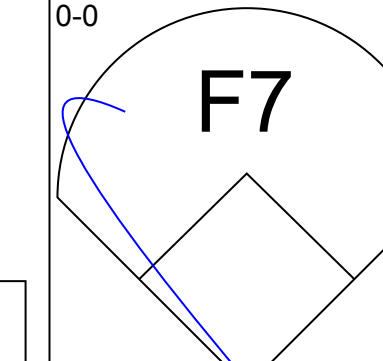
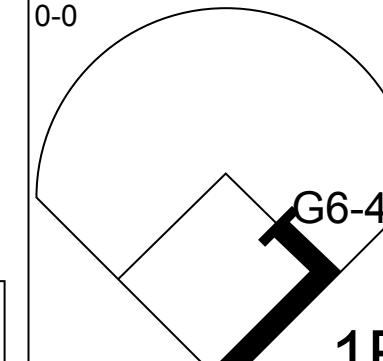
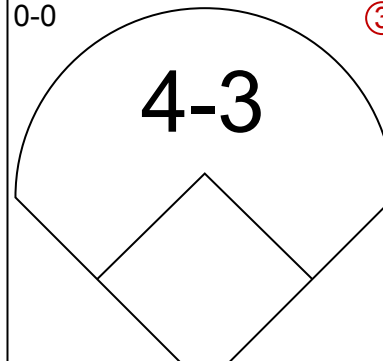
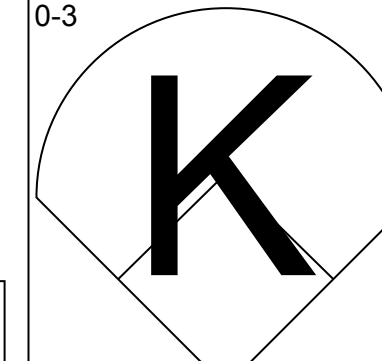
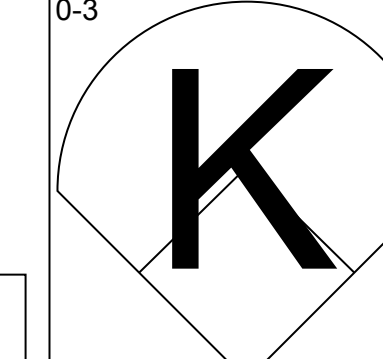
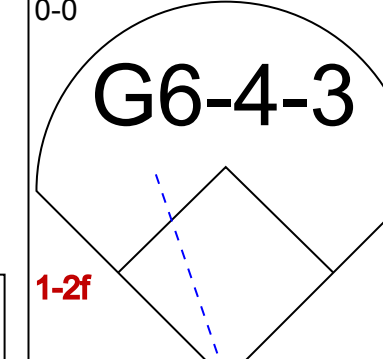

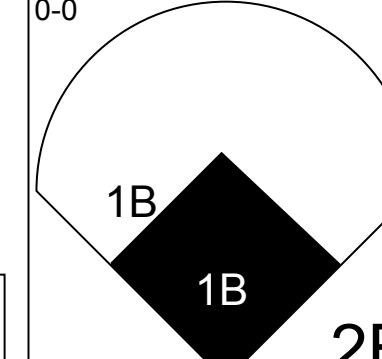

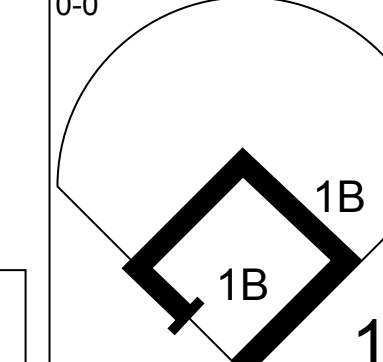
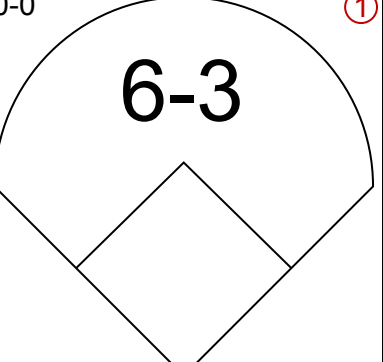
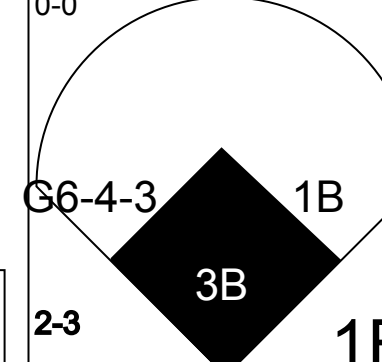

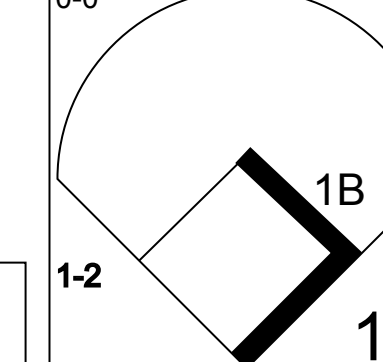
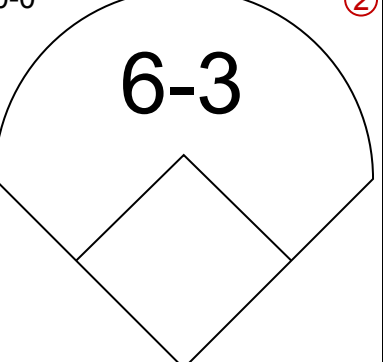
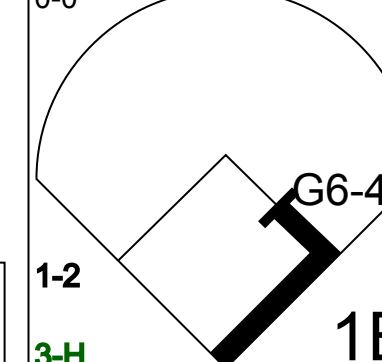

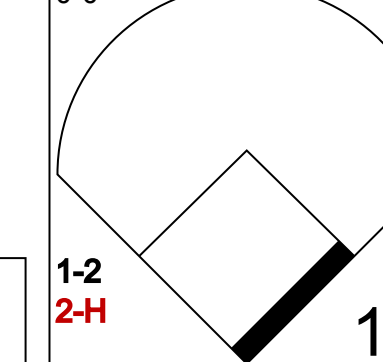
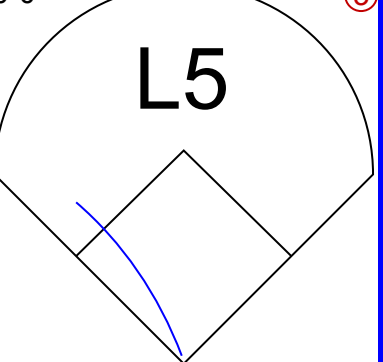
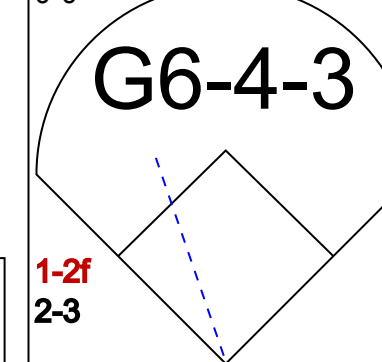
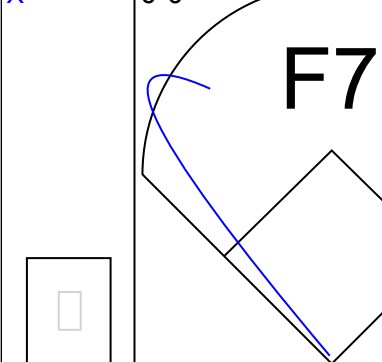
AB 33
R 3
H 8
RBI 3
BB 4
SO 4
LOB 16



Batter	1	2	3	4	5	6	7	8	9	AB	R	H	RBI	BB	SO	LOB	TOP										
Omar Moreno, L (1, 8) OBP: 0.349, SLG: 0.398	F8		K		6-3		P4			4	0	0	0	0	1	1	Pittsburgh Pirates @ St. Louis Cardinals Busch Stadium, St. Louis, MO Tue Jul 03 1979, 7:05 PM CDT Att: 17,130 - Unknown										
Tim Foli, R (1, 6) OBP: 0.351, SLG: 0.374 Rennie Stennett, R (7, 4) OBP: 0.277, SLG: 0.279	F9		5-3			2B	5-3			4	1	1	0	0	0	1											
Dave Parker, L (1, 9) OBP: 0.367, SLG: 0.532				HR		4-3	K			4	1	3	2	0	1	1											
John Milner, L (1, 3) OBP: 0.351, SLG: 0.445	L9		4-3			F7		F3		4	0	0	0	0	0	2											
Bill Robinson, R (1, 7) OBP: 0.312, SLG: 0.589		5-3			P4					4	0	0	0	0	0	1											
Bill Madlock, R (1, 5) OBP: 0.307, SLG: 0.393		6-3			F8					4	0	0	0	0	0	1											
Ed Ott, L (1, 2) OBP: 0.283, SLG: 0.390					3-1					3	1	1	0	1	0	0											
Phil Garner, R (1, 4) OBP: 0.365, SLG: 0.431						K				4	1	2	0	0	2	0											
John Candelaria, L (1, 1) OBP: 0.143, SLG: 0.206 Enrique Romo, R (6, 1) OBP: 0.167, SLG: 0.167						1-3				2	0	0	0	0	0	2	P										
										2	0	1	1	0	0	0											
Inning Stats	R: 0 E: 0 K: 0 S: 4	H: 1 LOB: 1 BB: 0 P: 4	R: 0 E: 0 K: 0 S: 4	H: 1 LOB: 2 BB: 1 P: 8	R: 1 E: 0 K: 1 S: 6	H: 1 LOB: 0 BB: 0 P: 6	R: 0 E: 0 K: 0 S: 3	H: 0 LOB: 0 BB: 0 P: 3	R: 0 E: 0 K: 1 S: 5	H: 0 LOB: 0 BB: 0 P: 5	R: 1 E: 0 K: 0 S: 5	H: 2 LOB: 1 BB: 0 P: 5	R: 2 E: 0 K: 1 S: 8	H: 3 LOB: 1 BB: 0 P: 8	R: 0 E: 0 K: 0 S: 3	H: 0 LOB: 0 BB: 0 P: 3	R: 0 E: 0 K: 1 S: 5	H: 0 LOB: 0 BB: 0 P: 5	1B: 6 2B: 1 3B: 0 HR: 1	SF: 0 SAC: 0 DP: 0 HBP: 0	WP: 1 PB: 0 SB: 0 CS: 0	PA: 36					
PITCHER	IP	WLS	BF	H	R	ER	SO	BB	IBB	HBP	BLK	WP	HR	S	P	ERA	WHIP										
Bob Forsch, R (1, 1) ERA: 4.91	6.0	L	27	8	4	4	2	1	0	0	0	0	1	30	34	6.00	1.500										
Darold Knowles, L (7, 1) ERA: 3.1	2.0		6	0	0	0	1	0	0	0	0	1	0	8	8	0.00	0.000										
George Frazier, R (9, 1) ERA: 6.23	1.0		3	0	0	0	1	0	0	0	0	0	0	5	5	0.00	0.000										

Batter	1	2	3	4	5	6	7	8	9	AB	R	H	RBI	BB	SO	LOB	BOTTOM										
Garry Templeton, S (1, 6) OBP: 0.348, SLG: 0.431	F3					5-3			F7	4	0	0	0	0	0	0	Pittsburgh Pirates @ St. Louis Cardinals Busch Stadium, St. Louis, MO Tue Jul 03 1979, 7:05 PM CDT Att: 17,130 - Unknown										
Jerry Mumphy, S (1, 7) OBP: 0.304, SLG: 0.324	F9				6-3				K	4	0	0	0	0	1	0											
Keith Hernandez, L (1, 3) OBP: 0.391, SLG: 0.510	F2				F5					4	0	1	0	0	1	0											
George Hendrick, R (1, 9) OBP: 0.394, SLG: 0.504						P6			F8	4	0	0	0	0	0	1											
Tony Scott, S (1, 8) OBP: 0.331, SLG: 0.427										3	1	1	1	0	0	0											
Ken Reitz, R (1, 5) OBP: 0.315, SLG: 0.405										3	0	1	0	0	0	0											
Steve Swisher, R (1, 2) OBP: 0.188, SLG: 0.186 Terry Kennedy, L (8, PH) OBP: 0.333, SLG: 0.522										2	0	1	0	0	0	0		AB 31 R 1 H 4 RBI 1 BB 0 SO 3 LOB 5									
Mike Tyson, R (1, 4) OBP: 0.271, SLG: 0.355 Ken Oberkell, L (8, PH) OBP: 0.358, SLG: 0.426										1	0	0	0	0	1	1											
Bob Forsch, R (1, 1) OBP: 0.225, SLG: 0.257 Darold Knowles, L (7, 1) OBP: 0.333, SLG: 0.522 Lou Brock, L (8, PH) OBP: 0.377, SLG: 0.457 George Frazier, R (9, 1) OBP: 0.167, SLG: 0.167										2	0	0	0	0	0	0	AB 31 R 1 H 4 RBI 1 BB 0 SO 3 LOB 5										
										1	0	0	0	0	1	1											
Inning Stats	R: 0 E: 0 K: 0 S: 3	H: 0 LOB: 0 BB: 0 P: 3	R: 0 E: 0 K: 0 S: 3	H: 0 LOB: 0 BB: 0 P: 3	R: 0 E: 0 K: 0 S: 3	H: 0 LOB: 0 BB: 0 P: 3	R: 0 E: 0 K: 0 S: 3	H: 0 LOB: 0 BB: 0 P: 3	R: 1 E: 0 K: 0 S: 5	H: 2 LOB: 1 BB: 0 P: 5	R: 0 E: 0 K: 1 S: 5	H: 0 LOB: 0 BB: 0 P: 5	R: 0 E: 0 K: 1 S: 6	H: 1 LOB: 1 BB: 0 P: 6	R: 0 E: 0 K: 1 S: 6	H: 1 LOB: 1 BB: 0 P: 6	1B: 3 2B: 0 3B: 0 HR: 1	SF: 0 SAC: 0 DP: 0 HBP: 0	WP: 0 PB: 0 SB: 0 CS: 0	PA: 31							
PITCHER	IP	WLS	BF	H	R	ER	SO	BB	IBB	HBP	BLK	WP	HR	S	P	ERA	WHIP										
John Candelaria, L (1, 1) ERA: 3.56	5.0	W	17	2	1	1	0	0	0	0	0	0	0	17	17	1.80	0.400										
Enrique Romo, R (6, 1) ERA: 2.36	4.0	S	14	2	0	0	3	0	0	0	0	0	0	20	20	0.00	0.500										

Batter	1	2	3	4	5	6	7	8	9	AB	R	H	RBI	BB	SO	LOB	TOP					
Omar Moreno, L (1, 8) OBP: 0.347, SLG: 0.395										5	0	1	0	0	2	3	Pittsburgh Pirates @ St. Louis Cardinals Busch Stadium, St. Louis, MO Wed Jul 04 1979, 3:33 AM CDT Att: 14,766 - Unknown					
John Milner, L (1, 7) OBP: 0.342, SLG: 0.432 Bill Robinson, R (7, 7) OBP: 0.311, SLG: 0.587										4	0	0	0	0	0	0						
Dave Parker, L (1, 9) OBP: 0.369, SLG: 0.530										3	2	1	0	1	1	0						
Willie Stargell, L (1, 3) OBP: 0.371, SLG: 0.617										4	3	3	2	0	0	1						
Bill Madlock, R (1, 5) OBP: 0.310, SLG: 0.402										4	0	2	3	0	0	0						
Phil Garner, R (1, 6) OBP: 0.360, SLG: 0.425										4	0	0	0	0	0	2						
Ed Ott, L (1, 2) OBP: 0.282, SLG: 0.403										4	1	1	1	0	1	0						
Rennie Stennett, R (1, 4) OBP: 0.281, SLG: 0.283										4	0	2	0	0	0	0						
Bert Blyleven, R (1, 1) OBP: 0.175, SLG: 0.200 Dave Roberts, L (7, 1) Grant Jackson, S (7, 1)										2	0	1	0	0	1	0						
Inning Stats	R: 2 E: 0 K: 1 S: 8	H: 3 LOB: 1 BB: 0 P: 8	R: 0 E: 0 K: 1 S: 6	H: 1 LOB: 1 BB: 0 P: 6	R: 1 E: 0 K: 0 S: 4	H: 1 LOB: 0 BB: 1 P: 8	R: 1 E: 0 K: 1 S: 6	H: 2 LOB: 0 BB: 0 P: 6	R: 1 E: 0 K: 0 S: 4	H: 1 LOB: 0 BB: 0 P: 4	R: 0 E: 0 K: 0 S: 5	H: 2 LOB: 2 BB: 0 P: 5	R: 1 E: 0 K: 0 S: 6	H: 1 LOB: 0 BB: 0 P: 6	R: 0 E: 0 K: 0 S: 3	H: 0 LOB: 0 BB: 0 P: 3		R: 0 E: 0 K: 2 S: 7	H: 0 LOB: 0 BB: 0 P: 7	1B: 6 2B: 2 3B: 0 HR: 3	SF: 0 SAC: 1 DP: 0 HBP: 0	WP: 0 PB: 0 SB: 1 CS: 1
PITCHER	IP WLS BF H R ER SO BB IBB HBP BLK WP HR S P ERA WHIP																					
Pete Vuckovich, R (1, 1) ERA: 3.32	5.0 L 23 8 5 5 3 1 0 0 0 0 0 2 28 32 9.00 1.800																					
Buddy Schultz, L (6, 1) ERA: 4.59	0.2 2 0 0 0 0 0 0 0 0 0 0 0 2 2 0.00 0.000																					
Darold Knowles, L (6, 1) ERA: 3.26	1.1 7 3 1 1 1 0 0 0 0 0 0 1 9 9 6.75 2.250																					
George Frazier, R (8, 1) ERA: 4.26	2.0 6 0 0 0 0 2 0 0 0 0 0 0 0 10 10 0.00 0.000																					

Batter	1	2	3	4	5	6	7	8	9	AB	R	H	RBI	BB	SO	LOB	BOTTOM					
Garry Templeton, S (1, 6) OBP: 0.346, SLG: 0.434										5	1	1	1	0	1	0	Pittsburgh Pirates @ St. Louis Cardinals Busch Stadium, St. Louis, MO Wed Jul 04 1979, 3:33 AM CDT Att: 14,766 - Unknown					
Lou Brock, L (1, 7) OBP: 0.382, SLG: 0.458										4	1	2	0	1	1	0						
Tony Scott, S (1, 8) OBP: 0.333, SLG: 0.424										2	0	0	0	1	0	1						
Keith Hernandez, L (1, 3) OBP: 0.392, SLG: 0.508										3	0	1	2	1	0	2						
Dane Iorg, L (1, 9) OBP: 0.320, SLG: 0.366 George Frazier, R (8, 1)										4	0	1	0	0	1	4						
Terry Kennedy, L (1, 2) OBP: 0.321, SLG: 0.519										4	1	1	0	0	1	1						
Ken Reitz, R (1, 5) OBP: 0.317, SLG: 0.406										4	1	2	0	0	0	0						
Ken Oberkfell, L (1, 4) OBP: 0.366, SLG: 0.432 Mike Tyson, R (8, PH) OBP: 0.299, SLG: 0.353										3	0	2	1	0	0	0						
Pete Vuckovich, R (1, 1) Jerry Montgomery, S (5, PH) Buddy Schultz, L (6, 1) Darold Knowles, L (8, 1) Bernie Carbo, L (7, PH) George Hendrick, R (7, PH) OBP: 0.302, SLG: 0.300										1	0	1	0	0	0	0						
Inning Stats	R: 0 E: 0 K: 1 S: 5	H: 1 LOB: 1 BB: 1 P: 9	R: 0 E: 0 K: 1 S: 7	H: 3 LOB: 0 BB: 0 P: 7	R: 0 E: 0 K: 1 S: 5	H: 0 LOB: 0 BB: 0 P: 5	R: 0 E: 0 K: 0 S: 3	H: 1 LOB: 0 BB: 0 P: 3	R: 0 E: 0 K: 0 S: 3	H: 0 LOB: 0 BB: 0 P: 3	R: 0 E: 0 K: 0 S: 4	H: 1 LOB: 2 BB: 1 P: 8	R: 1 E: 0 K: 1 S: 9	H: 5 LOB: 2 BB: 1 P: 14	R: 0 E: 0 K: 0 S: 3	H: 0 LOB: 0 BB: 0 P: 3		R: 0 E: 0 K: 0 S: 3	H: 0 LOB: 0 BB: 0 P: 3	1B: 9 2B: 1 3B: 1 HR: 0	SF: 0 SAC: 0 DP: 3 HBP: 1	WP: 0 PB: 1 SB: 1 CS: 0
PITCHER	IP WLS BF H R ER SO BB IBB HBP BLK WP HR S P ERA WHIP																					
Bert Blyleven, R (1, 1) ERA: 3.85	6.0 W 26 9 3 3 3 2 0 0 0 0 0 0 30 38 4.50 1.833																					
Dave Roberts, L (7, 1) ERA: 2.7	0.2 4 1 0 0 0 1 0 1 0 0 0 0 2 7 0.00 3.000																					
Grant Jackson, L (7, 1) ERA: 3.38	2.1 S 8 1 1 1 1 0 0 0 0 0 0 0 10 10 3.86 0.429																					



Batter	1	2	3	4	5	6	7	8	9	AB	R	H	RBI	BB	SO	LOB	TOP			
Omar Moreno, L (1,8) OBP: 0.346, SLG: 0.399	L8		4-3		3B		FC6-4			4	0	1	0	0	0	1				
Tim Foli, R (1,6) OBP: 0.345, SLG: 0.368	5-3		P6		F8			F7		4	0	0	0	0	0	1				
Dave Parker, L (1,9) OBP: 0.368, SLG: 0.530	2B			L9		K		F7		4	0	1	0	0	1	0				
Willie Stargell, L (1,3) OBP: 0.368, SLG: 0.607	K			1B	BB		4-3	F8		3	0	0	0	1	1	1				
Bill Robinson, R (1,7) OBP: 0.310, SLG: 0.581		E6		F7				5-3		4	0	1	0	0	0	1				
Bill Madlock, R (1,5) OBP: 0.316, SLG: 0.408		S		FC3-6	1B		K	2B		4	0	3	0	0	1	1				
Ed Ott, L (1,2) OBP: 0.286, SLG: 0.411	L4-6			FC3-6	1B			1B		4	0	2	0	0	0	4				
Matt Alexander, S (9, PR) OBP: 0.625, SLG: 0.875	2-3			1-2				2B		0	0	0	0	0	0	0				
Phil Garner, R (1,4) OBP: 0.358, SLG: 0.422	5-3			1-3-5	1B			K		4	0	1	0	0	1	4				
Jim Rooker, R (1,1) OBP: 0.143, SLG: 0.143				F9				L9		2	0	0	0	0	0	1				
Mike Easler, L (7, PH) OBP: 0.494, SLG: 0.609					1-3-5					1	0	0	0	0	0	1				
Enrique Romo, R (7, PH) OBP: 0.167, SLG: 0.167										0	0	0	0	0	0	0				
John Milner, L (9, PH) OBP: 0.340, SLG: 0.429					1-3					1	0	0	0	0	0	2				
Inning Stats	R: 0 E: 0 K: 1 S: 6	H: 1 LOB: 1 BB: 0 P: 6	R: 0 E: 1 K: 0 S: 4	H: 1 LOB: 1 BB: 0 P: 4	R: 0 E: 0 K: 0 S: 3	H: 0 LOB: 0 BB: 0 P: 3	R: 0 E: 0 K: 0 S: 4	H: 1 LOB: 2 BB: 0 P: 8	R: 0 E: 0 K: 2 S: 8	H: 1 LOB: 1 BB: 0 P: 8	R: 0 E: 0 K: 0 S: 4	H: 1 LOB: 1 BB: 0 P: 4	R: 0 E: 0 K: 0 S: 3	H: 0 LOB: 0 BB: 0 P: 3	R: 0 E: 0 K: 1 S: 7	H: 2 LOB: 2 BB: 0 P: 7	1B: 6 2B: 4 3B: 1 HR: 0	SF: 0 SAC: 0 DP: 2 HBP: 0	WP: 0 PB: 0 SB: 2 CS: 0	PA: 36
PITCHER John Fulgham, R (1,1) ERA: 2.73	IP: 9.0 WLS: W BF: 36 H: 9 R: 0 ER: 0 SO: 4 BB: 1 IBB: 0 HBP: 0 BLK: 0 WP: 0 HR: 0 S: 43 P: 47 ERA: 0.00 WHIP: 1.111																			

Pittsburgh Pirates @ St. Louis Cardinals
 Busch Stadium, St. Louis, MO
 Thu Jul 05 1979, 7:05 PM CDT
 Att: 16,626 - Unknown

AB	35
R	0
H	9
RBI	0
BB	1
SO	4
LOB	17



Batter	1	2	3	4	5	6	7	8	9	AB	R	H	RBI	BB	SO	LOB	BOTTOM			
Garry Templeton, S (1,6) OBP: 0.341, SLG: 0.429	F2	G6-4-3			P4			F5		4	0	0	0	0	0	1				
Lou Brock, L (1,7) OBP: 0.380, SLG: 0.454	2B			F6	G3			F8		4	1	1	0	0	0	0				
Keith Hernandez, L (1,3) OBP: 0.394, SLG: 0.512	1B			1-3			CS	BB		2	1	1	1	1	0	0				
George Hendrick, R (1,9) OBP: 0.391, SLG: 0.498	1B			1-3			5-3			3	0	1	1	0	0	1				
Tony Scott, S (1,8) OBP: 0.333, SLG: 0.423	F8				1B		6-3			3	0	1	0	0	0	1				
Ken Reitz, R (1,5) OBP: 0.317, SLG: 0.405	1B			P6			F2			3	0	1	0	0	0	1				
Steve Swisher, R (1,2) OBP: 0.176, SLG: 0.174	4-3			F8			F8			3	0	0	0	0	0	3				
Mike Tyson, R (1,4) OBP: 0.265, SLG: 0.346				4-3	L9		K			3	0	0	0	0	1	1				
John Fulgham, R (1,1) OBP: 0.375, SLG: 0.167				G6-4-3	BB		6-3			2	0	0	0	1	0	0				
Inning Stats	R: 2 E: 1 K: 0 S: 7	H: 4 LOB: 2 BB: 0 P: 7	R: 0 E: 0 K: 0 S: 2	H: 0 LOB: 0 BB: 1 P: 6	R: 0 E: 0 K: 0 S: 3	H: 0 LOB: 0 BB: 0 P: 3	R: 0 E: 0 K: 0 S: 4	H: 1 LOB: 1 BB: 0 P: 4	R: 0 E: 0 K: 0 S: 3	H: 0 LOB: 0 BB: 0 P: 3	R: 0 E: 0 K: 0 S: 2	H: 0 LOB: 1 BB: 1 P: 6	R: 0 E: 0 K: 1 S: 5	H: 0 LOB: 0 BB: 0 P: 5	R: 0 E: 0 K: 0 S: 3	H: 0 LOB: 0 BB: 0 P: 3	1B: 4 2B: 1 3B: 0 HR: 0	SF: 0 SAC: 0 DP: 1 HBP: 0	WP: 0 PB: 0 SB: 0 CS: 1	PA: 29
PITCHER Jim Rooker, L (1,1) ERA: 2.76	IP: 6.0 WLS: L BF: 23 H: 5 R: 2 ER: 2 SO: 2 BB: 2 IBB: 0 HBP: 0 BLK: 0 WP: 0 HR: 0 S: 21 P: 29 ERA: 3.00 WHIP: 1.167																			
Enrique Romo, R (7,1) ERA: 2.29	IP: 2.0 WLS: L BF: 6 H: 0 R: 0 ER: 0 SO: 1 BB: 0 IBB: 0 HBP: 0 BLK: 0 WP: 0 HR: 0 S: 8 P: 8 ERA: 0.00 WHIP: 0.000																			

Pittsburgh Pirates @ St. Louis Cardinals
 Busch Stadium, St. Louis, MO
 Thu Jul 05 1979, 7:05 PM CDT
 Att: 16,626 - Unknown

AB	27
R	2
H	5
RBI	2
BB	2
SO	1
LOB	8



Batter	1	2	3	4	5	6	7	8	9	AB	R	H	RBI	BB	SO	LOB	TOP								
Omar Moreno, L (1, 8) OBP: 0.349, SLG: 0.405	5-3			SH3-4 BLK FC1-5 1B		SH3-4 2B		SH3 1-2 2-3		3	0	2	0	0	0	0	Pittsburgh Pirates @ Cincinnati Reds Riverfront Stadium, Cincinnati, OH Fri Jul 06 1979, 7:05 PM EDT Att: 32,264 - Unknown								
Tim Foli, R (1, 6) OBP: 0.342, SLG: 0.364	F3			SH3-4 1-3		SH3-4 2-3		3-1 3-H 0-0		2	0	0	1	0	0	2									
Dave Parker, L (1, 9) OBP: 0.363, SLG: 0.523	F7			FC1-5 1B 3-H		G3		4-3		4	0	0	0	0	0	4									
Willie Stargell, L (1, 3) OBP: 0.366, SLG: 0.599		K				F5			K	4	0	1	0	0	2	1									
Bill Robinson, R (1, 7) OBP: 0.305, SLG: 0.571	F8								K	4	0	0	0	0	2	2									
Bill Madlock, R (1, 5) OBP: 0.322, SLG: 0.410	L9					4-3 S 1B		G4-6-3 1B		3	0	2	0	1	0	0									
Ed Ott, L (1, 2) OBP: 0.286, SLG: 0.404			F7			F8 1-2		G4-6-3 1-2		3	0	0	0	1	0	2									
Phil Garner, R (1, 4) OBP: 0.357, SLG: 0.419			5-3			4-3 2-3			F8	4	1	1	0	0	0	3									
Bruce Kison, R (1, 1) John Milner, (8, PH) Matt Alexander, (8, PH) Grant Jackson, S (8, 1) Kent Tekulve, R (9, 1) Steve Nicosia, R (9, 2) OBP: 0.100, SLG: 0.100 OBP: 0.344, SLG: 0.433 OBP: 0.342, SLG: 0.875	4-3					6-3				2	0	0	0	0	0	1									
Inning Stats	R: 0 E: 0 K: 0 S: 3	H: 0 LOB: 0 BB: 0 P: 3	R: 0 E: 0 K: 1 S: 5	H: 0 LOB: 0 BB: 0 P: 5	R: 0 E: 0 K: 0 S: 3	H: 0 LOB: 0 BB: 0 P: 3	R: 0 E: 0 K: 1 S: 7	H: 2 LOB: 2 BB: 0 P: 7	R: 0 E: 0 K: 0 S: 4	H: 1 LOB: 1 BB: 0 P: 4	R: 0 E: 0 K: 0 S: 4	H: 1 LOB: 0 BB: 0 P: 4	R: 0 E: 0 K: 0 S: 3	H: 1 LOB: 0 BB: 0 P: 3	R: 1 E: 0 K: 0 S: 5	H: 2 LOB: 2 BB: 0 P: 5		R: 0 E: 0 K: 2 S: 7	H: 0 LOB: 2 BB: 2 P: 15	1B: 6 2B: 1 3B: 0 HR: 0	SF: 0 SAC: 3 DP: 1 HBP: 0	WP: 0 PB: 0 SB: 1 CS: 0	PA: 35		
PITCHER	IP	WLS	BF	H	R	ER	SO	BB	IBB	HBP	BLK	WP	HR	S	P	ERA	WHIP								
Michael LaCoss, R (1, 1) ERA: 2.33	8.0		30	7	1	1	2	0	0	0	1	0	0	34	34	1.12	0.875								
Doug Bair, R (9, 1) ERA: 3.7	1.0	W	5	0	0	0	2	2	0	0	0	0	0	7	15	0.00	2.000								

AB	30
R	1
H	7
RBI	1
BB	2
SO	4
LOB	15

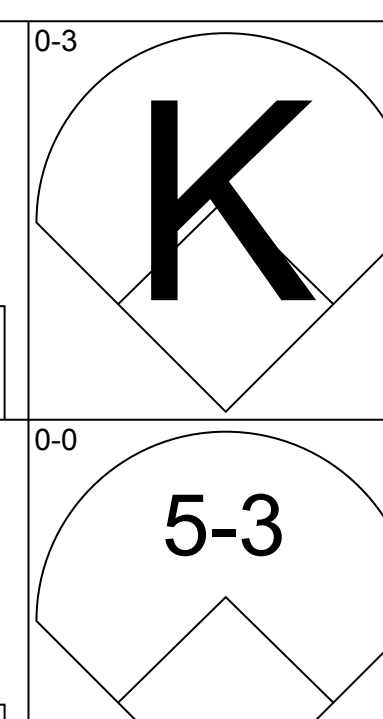
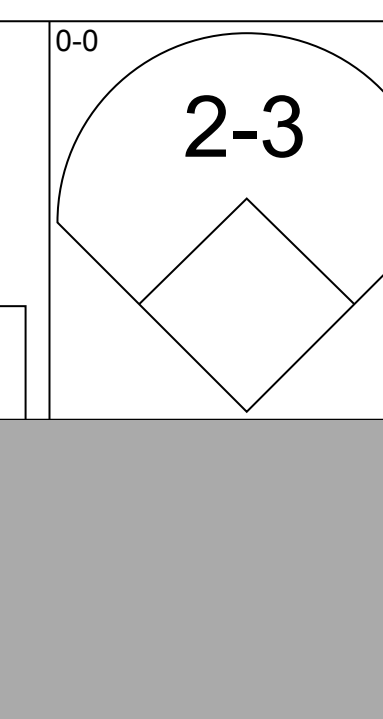
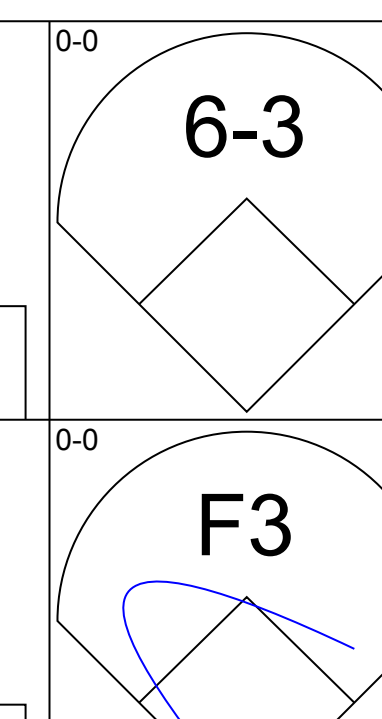
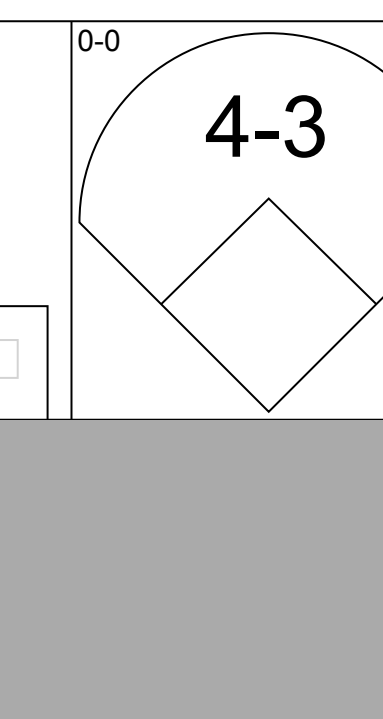
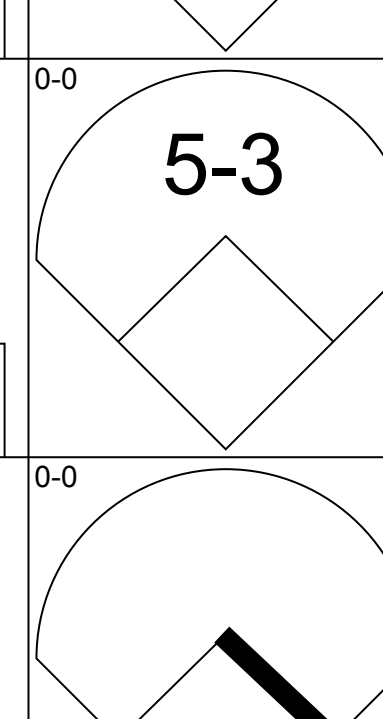
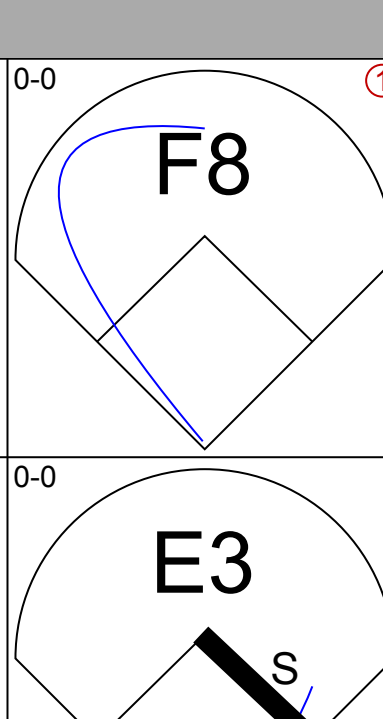
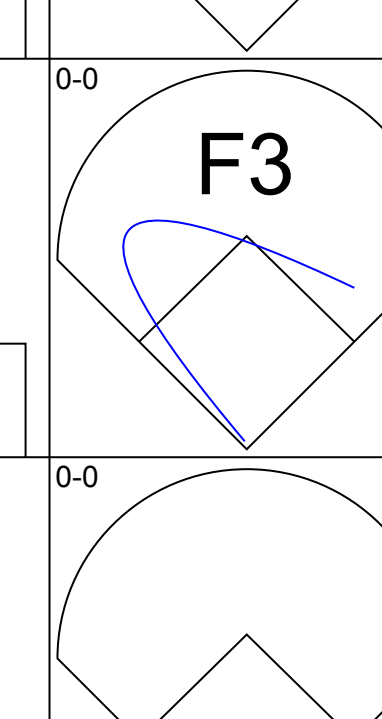
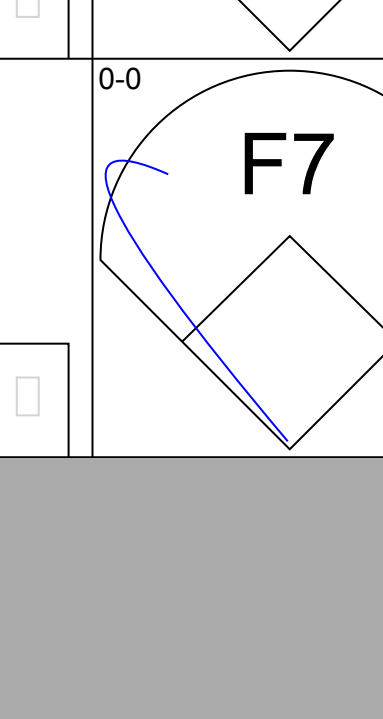
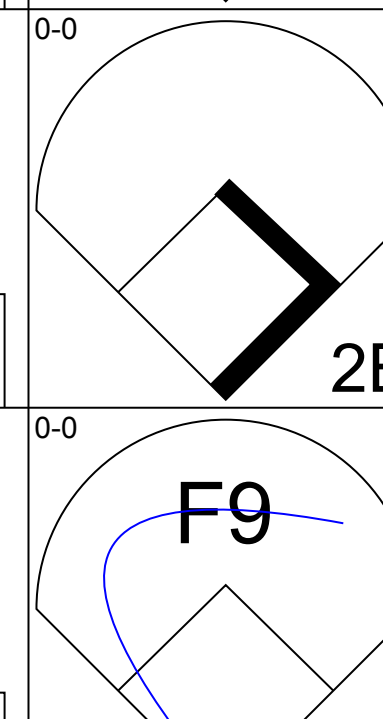
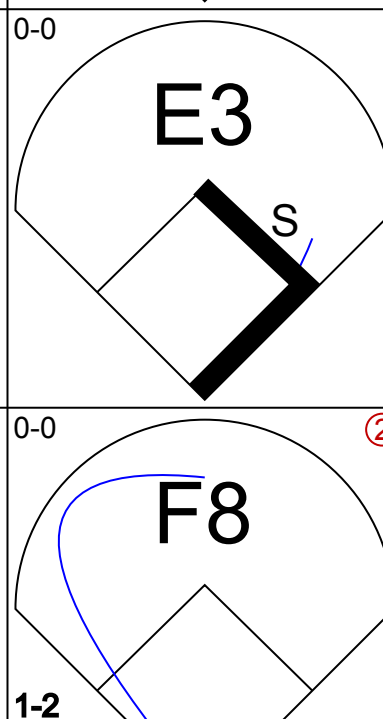
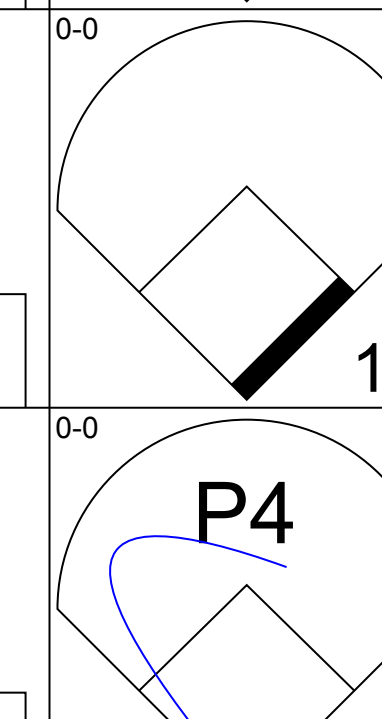
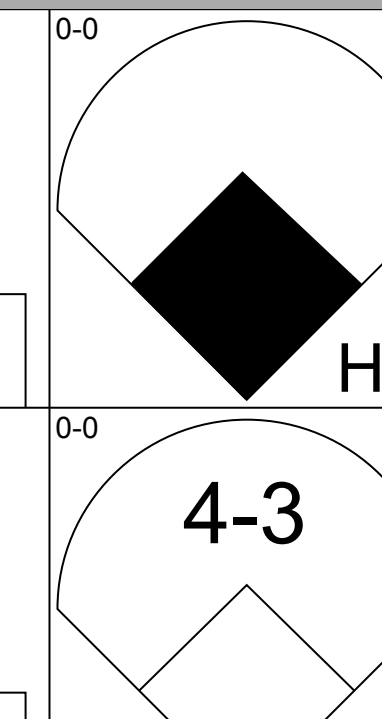
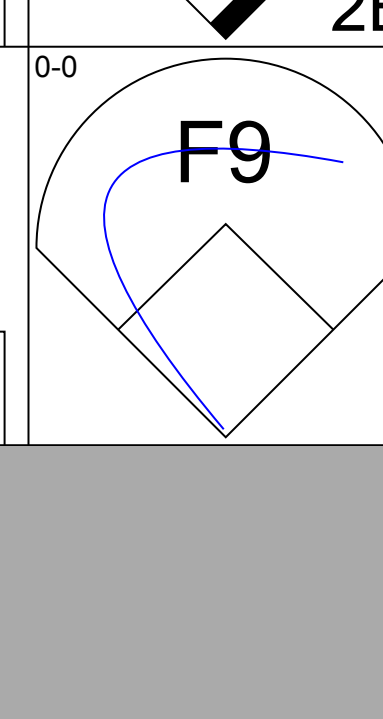
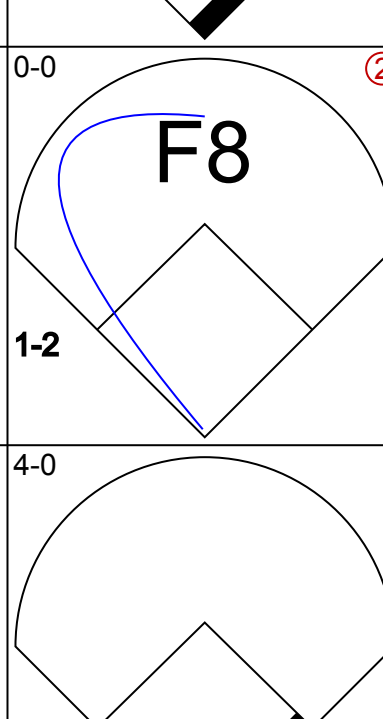
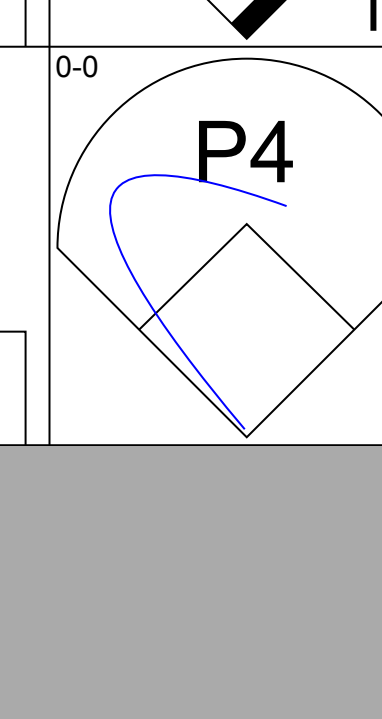
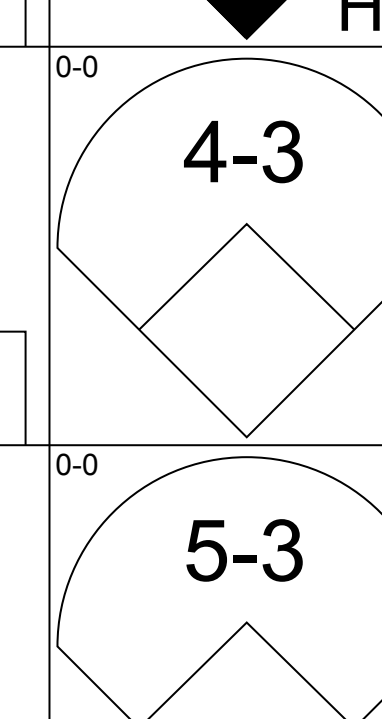
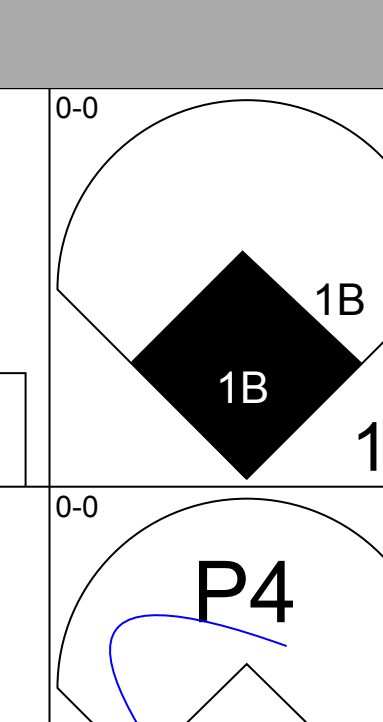
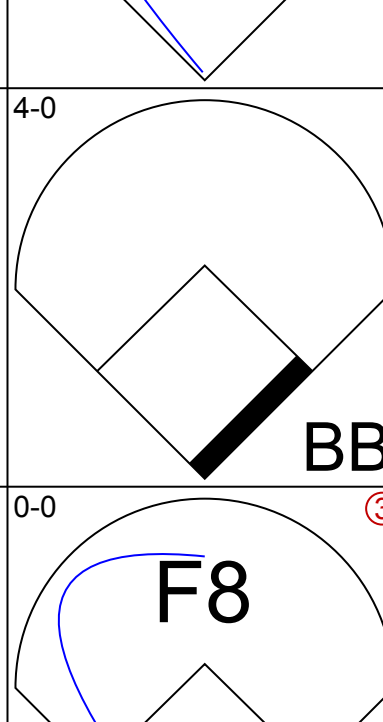
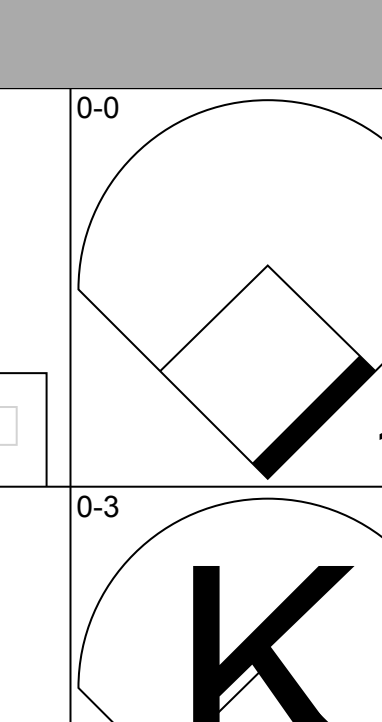
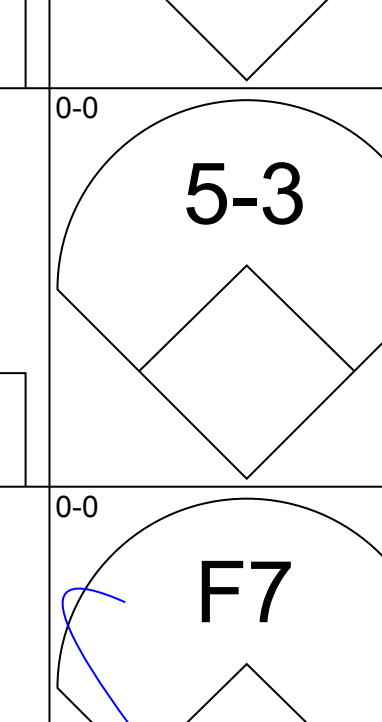
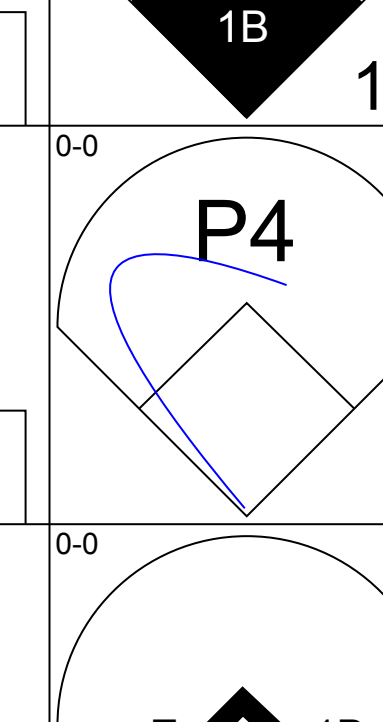
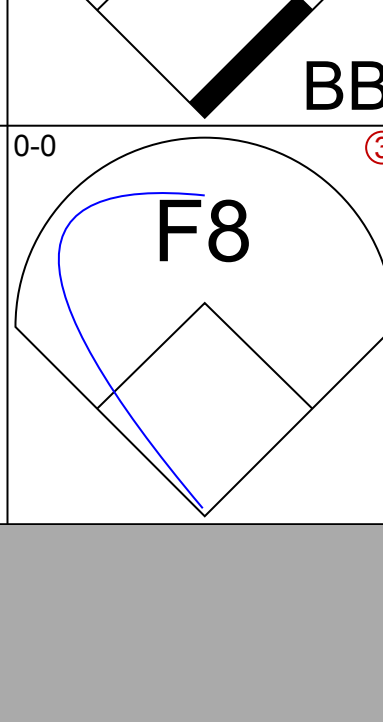
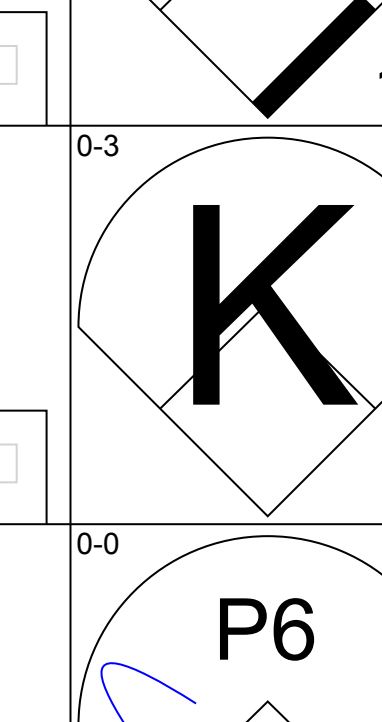
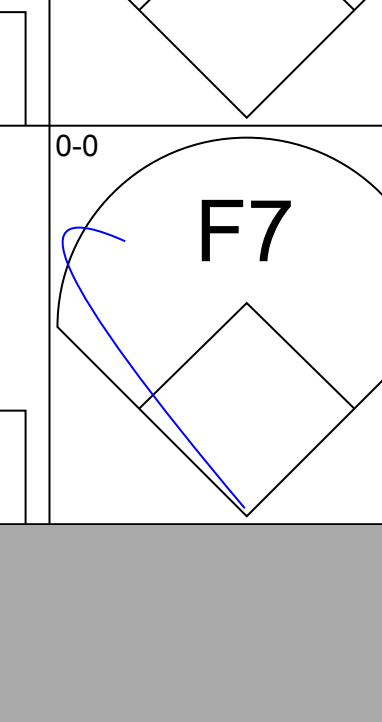
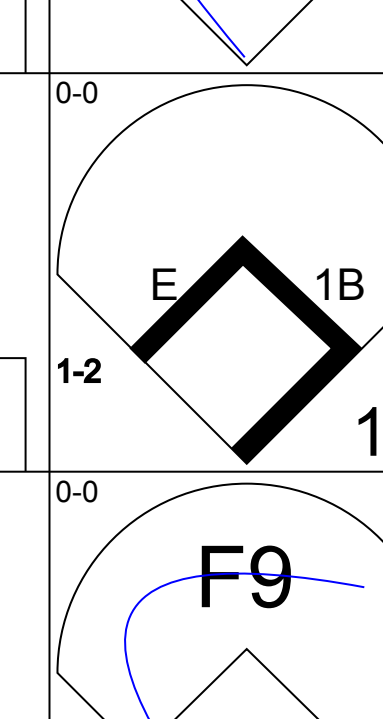
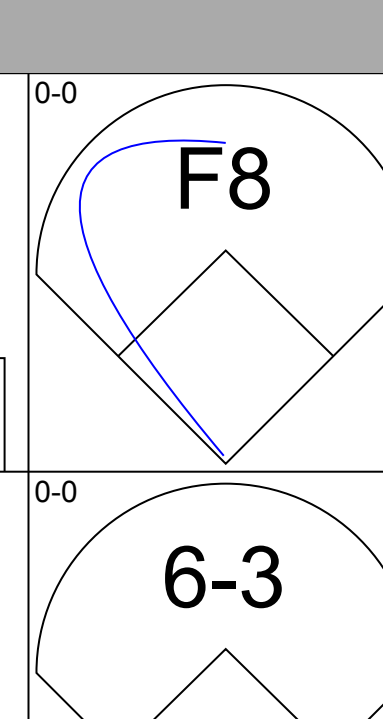
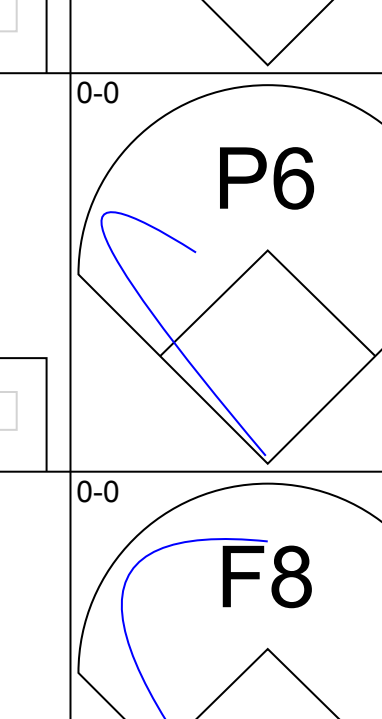
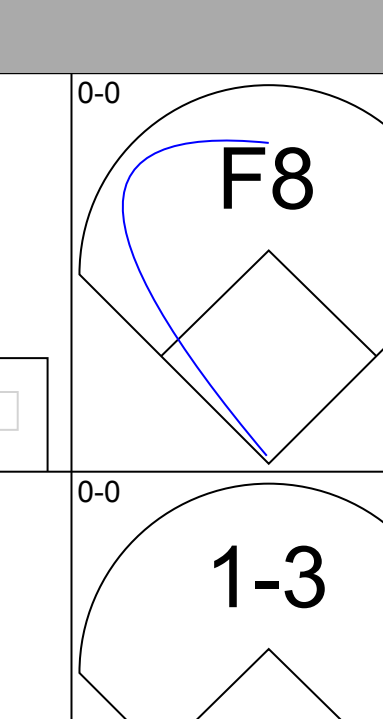
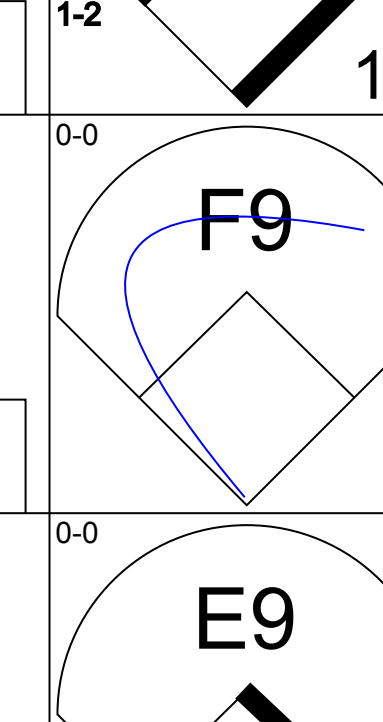
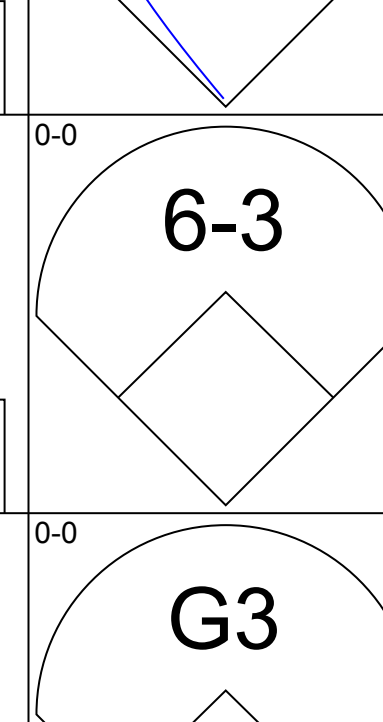
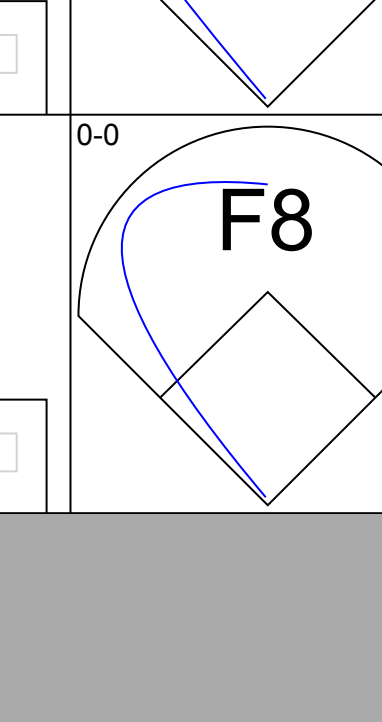
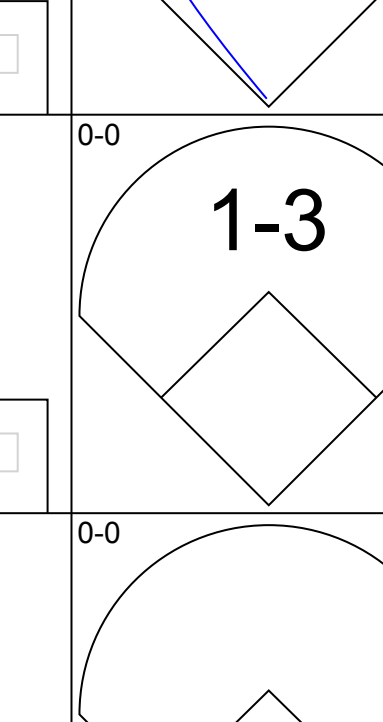
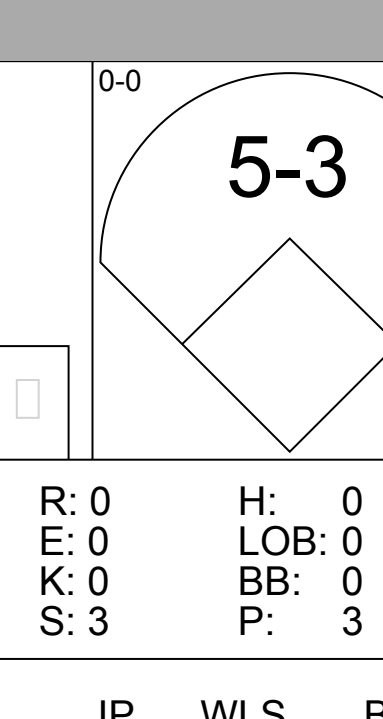
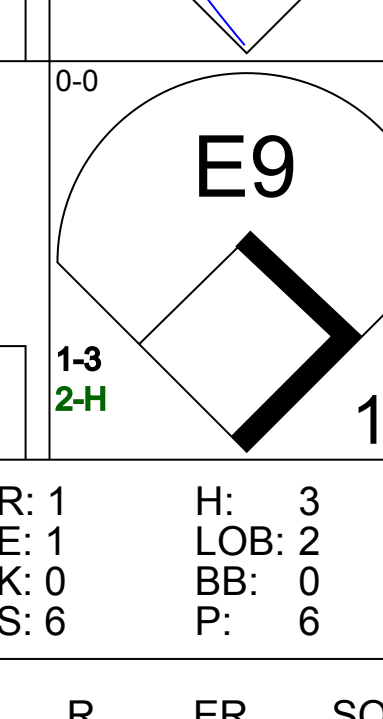
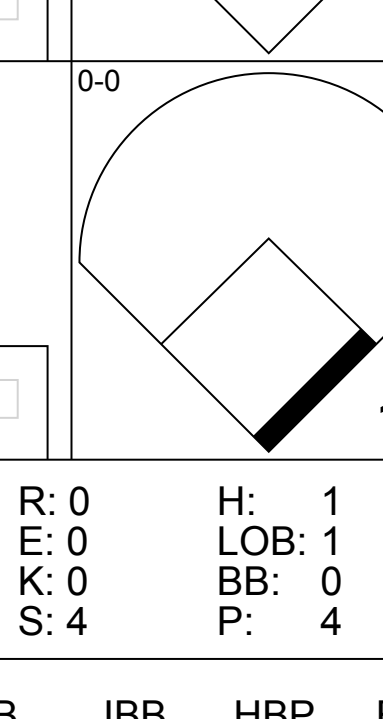


Batter	1	2	3	4	5	6	7	8	9	AB	R	H	RBI	BB	SO	LOB	BOTTOM								
Ken Griffey, L (1, 9) OBP: 0.360, SLG: 0.457	B1-3			1-3 1B				4-3		4	0	2	0	0	0	0	Pittsburgh Pirates @ Cincinnati Reds Riverfront Stadium, Cincinnati, OH Fri Jul 06 1979, 7:05 PM EDT Att: 32,264 - Unknown								
Cesar Geronimo, L (1, 8) OBP: 0.301, SLG: 0.356	4-3			1-3 1-2		G3		F8		4	0	0	0	0	0	2									
Joe Morgan, L (1, 4) OBP: 0.407, SLG: 0.443	F9			P4			HR		FC6-5 SH1 BB	3	1	1	1	1	0	1									
Johnny Bench, R (1, 2) OBP: 0.349, SLG: 0.370		K							SH1	3	0	0	0	0	3	1									
Dan Driessen, L (1, 3) OBP: 0.335, SLG: 0.442		K				F8		4-3		3	1	0	0	1	1	0									
Ray Knight, R (1, 5) OBP: 0.362, SLG: 0.385	F8					5-3			FC6-5 1B IBB	4	0	1	0	0	0	2									
Hector Cruz, R (1, 7) OBP: 0.200, SLG: 0.122						6-3				2	0	0	0	0	1	0									
Harry Spilman, L (7, PH) OBP: 0.538, SLG: 0.500										0	0	0	0	1	0	0									
Paul Blair, R (7, PR) OBP: 0.225, SLG: 0.313										0	0	0	0	0	0	0									
George Foster, R (8, PH) OBP: 0.401, SLG: 0.607										1	0	1	1	0	0	0									
Rick Auerbach, R (1, 6) OBP: 0.211, SLG: 0.254										3	0	0	0	0	1	2									
Michael LaCoss, R (1, 1) OBP: 0.095, SLG: 0.095										2	0	0	0	0	1	0									
Dave Collins, S (8, PH) OBP: 0.368, SLG: 0.426										1	0	0	0	0	0	0									
Doug Bair, R (9, 1) ERA: 3.77										0	0	0	0	0	0	0									
Inning Stats	R: 0 E: 0 K: 0 S: 3	H: 0 LOB: 0 BB: 0 P: 3	R: 0 E: 0 K: 2 S: 7	H: 0 LOB: 0 BB: 0 P: 7	R: 0 E: 0 K: 0 S: 3	H: 0 LOB: 0 BB: 0 P: 3	R: 0 E: 0 K: 1 S: 6	H: 1 LOB: 1 BB: 0 P: 6	R: 0 E: 0 K: 1 S: 5	H: 0 LOB: 0 BB: 0 P: 5	R: 0 E: 0 K: 2 S: 8	H: 1 LOB: 1 BB: 0 P: 8	R: 1 E: 0 K: 1 S: 7	H: 2 LOB: 2 BB: 1 P: 11	R: 0 E: 0 K: 0 S: 3	H: 0 LOB: 0 BB: 0 P: 3	R: 1 E: 0 K: 0 S: 3	H: 1 LOB: 2 BB: 2 P: 11	1B: 2 2B: 2 3B: 0 HR: 1	SF: 0 SAC: 1 DP: 0 HBP: 0	WP: 0 PB: 0 SB: 0 CS: 0	PA: 34			
PITCHER	IP	WLS	BF	H	R	ER	SO	BB	IBB	HBP	BLK	WP	HR	S	P	ERA	WHIP								
Bruce Kison, R (1, 1) ERA: 3.35	7.0		26	4	1	1	7	0	1	0	0	0	1	39	43	1.29	0.571								
Grant Jackson, L (8, 1) ERA: 3.51	1.0	L	4	0	1	1	0	1	0	0	0	0	0	3	7	9.00	1.000								
Kent Tekulve, R (9, 1) ERA: 3.77	0.2		4	1	0	0	0	0	1	0	0	0	0	3	7	0.00	1.500								



Batter	1	2	3	4	5	6	7	8	9	AB	R	H	RBI	BB	SO	LOB	TOP	
Omar Moreno, L (1.8) X OBP: 0.350, SLG: 0.415	0-0 5-3 1B		0-0 HR	0-3 K			0-3 K			4	1	2	1	0	2	1	Pittsburgh Pirates @ Cincinnati Reds Riverfront Stadium, Cincinnati, OH Sat Jul 07 1979, 7:05 PM EDT Att: 36,300 - Unknown livebaseballscorecards.com	
Tim Foli, R (1.6) X OBP: 0.337, SLG: 0.358	0-0 5-3 1-2		0-0 F3		0-0 L9		0-0 L7			4	0	0	0	0	0	1		
Dave Parker, L (1.9) X OBP: 0.362, SLG: 0.518	0-0 L7		4-0 WP BB		0-3 K			0-3 K		3	0	0	0	1	2	1		
Willie Stargell, L (1.3) X OBP: 0.364, SLG: 0.589	0-0 L3		0-3 K		0-0 F9			4-0 G5-4-3 BB		3	0	0	0	1	1	2		
Bill Robinson, R (1.7) X OBP: 0.304, SLG: 0.570		0-0 6-3	0-0 4-3			0-0 2B			0-0 G5-4-3 1-2	4	0	1	0	0	0	2		
Bill Madlock, R (1.5) X OBP: 0.317, SLG: 0.404		0-3 K		0-0 4-3		0-0 6-3			0-0 F9	4	0	0	0	0	1	1		
Ed Ott, L (1.2) X Enrique Romo, R (6.1) X John Milner, L (9. PH) X OBP: 0.291, SLG: 0.405 OBP: 0.167, SLG: 0.167 OBP: 0.348, SLG: 0.452		4-0 FC5 1B BB		0-0 3B 1B		0-3 K			0-0 3B	2	1	1	0	1	1	1		
Phil Garner, R (1.4) X Rennie Stennett, R (4.4) X OBP: 0.361, SLG: 0.431 OBP: 0.276, SLG: 0.281		0-0 FC5 1B		0-0 1-H FC6-2-5 3B		0-0 6-3			0-0 5-3	2	0	2	1	0	0	0		
Don Robinson, R (1.1) X Dave Roberts, L (2.1) X Mike Easter, L (4. PH) X Jim Bibby, R (4.1) X Steve Nicosia, R (6.2) X OBP: 0.194, SLG: 0.194 OBP: 0.348, SLG: 0.424		0-0 FC5		0-0 FC6-2-5		0-0 6-3			0-0 F2	1	0	0	0	0	0	2		
Inning Stats	R: 0 E: 0 K: 0 S: 4	H: 1 LOB: 1 BB: 0 P: 4	R: 0 E: 0 K: 1 S: 6	H: 1 LOB: 2 BB: 1 P: 10	R: 1 E: 0 K: 1 S: 6	H: 1 LOB: 1 BB: 1 P: 10	R: 0 E: 0 K: 1 S: 5	H: 0 LOB: 0 BB: 0 P: 6	R: 0 E: 0 K: 1 S: 5	H: 0 LOB: 0 BB: 0 P: 5	R: 0 E: 0 K: 1 S: 4	H: 1 LOB: 1 BB: 0 P: 8	R: 0 E: 0 K: 0 S: 4	H: 1 LOB: 1 BB: 0 P: 4	1B: 3 2B: 1 3B: 2 HR: 1	SF: 0 SAC: 0 DP: 1 HBP: 0		WP: 2 PA: 36 PB: 0 SB: 0 CS: 0
PITCHER Paul Moskau, R (1.1) X ERA: 3.39	IP: 9.0 WLS: W BF: 36 H: 7 R: 2 ER: 2 SO: 7 BB: 3 IBB: 0 HBP: 0 BLK: 0 WP: 1 HR: 1 S: 47 P: 59 ERA: 2.00 WHIP: 1.111											PITCHER	IP: 9.0 WLS: W BF: 36 H: 7 R: 2 ER: 2 SO: 7 BB: 3 IBB: 0 HBP: 0 BLK: 0 WP: 1 HR: 1 S: 47 P: 59 ERA: 2.00 WHIP: 1.111					

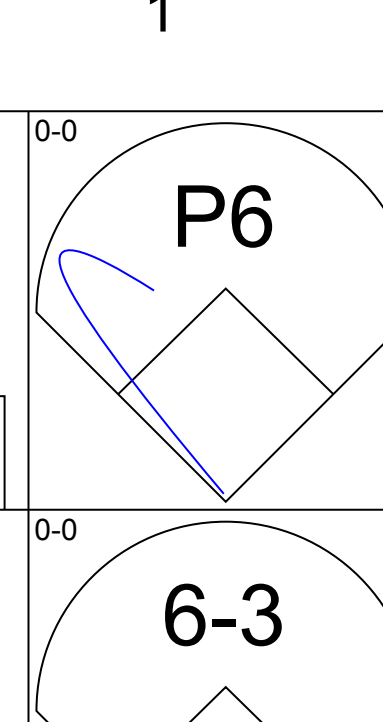
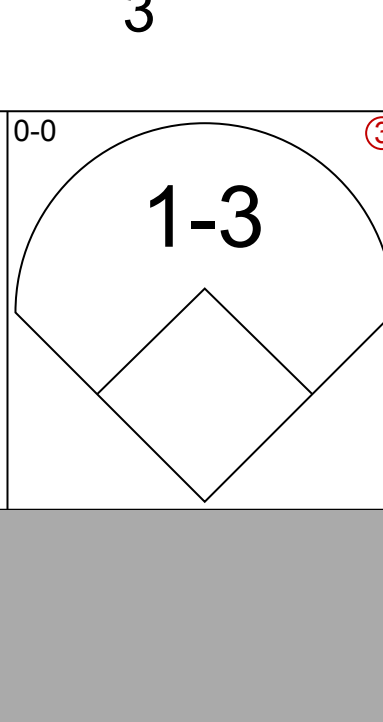
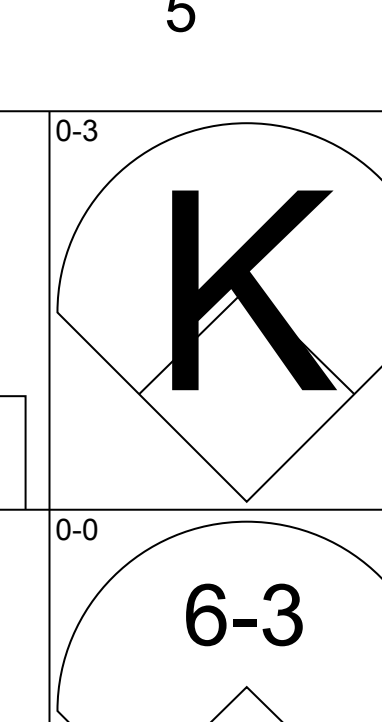
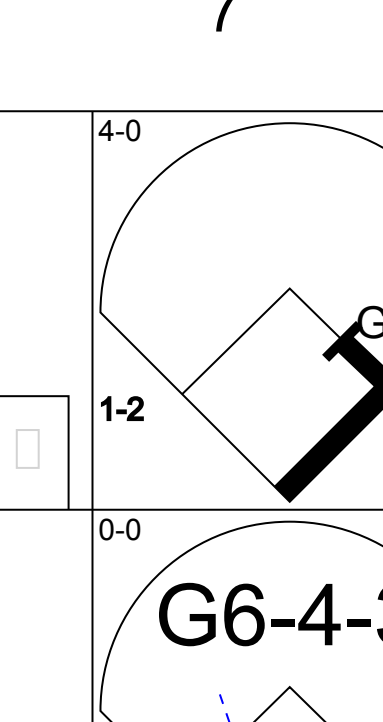
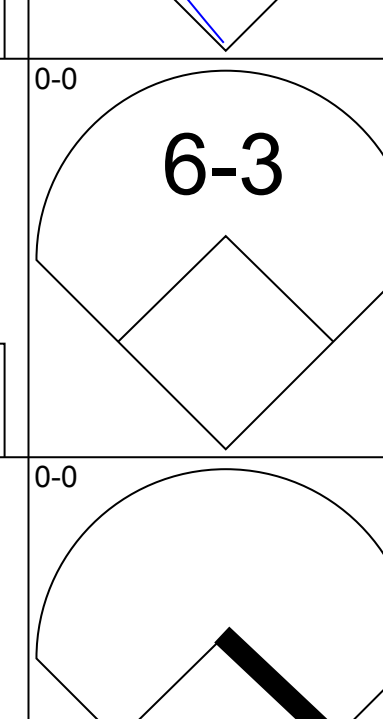
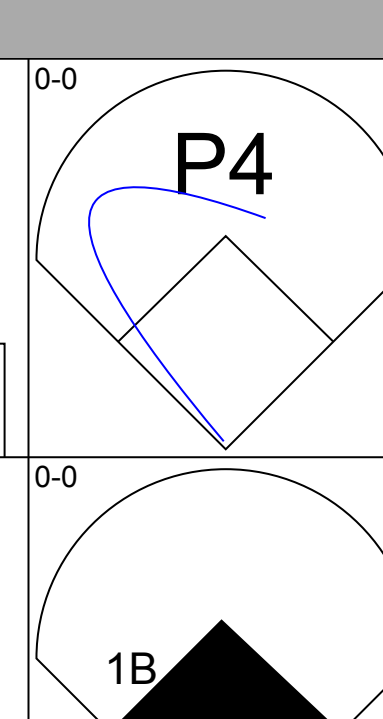
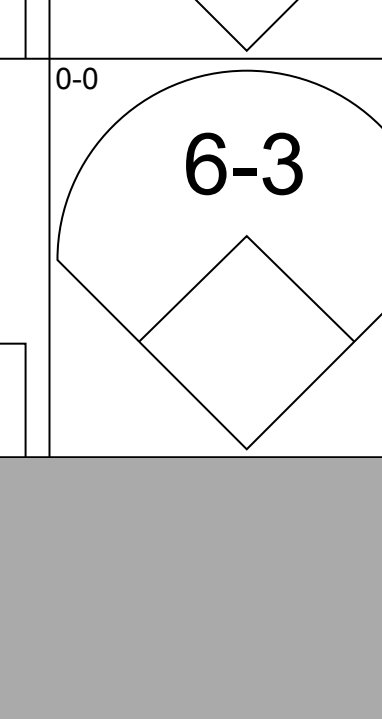
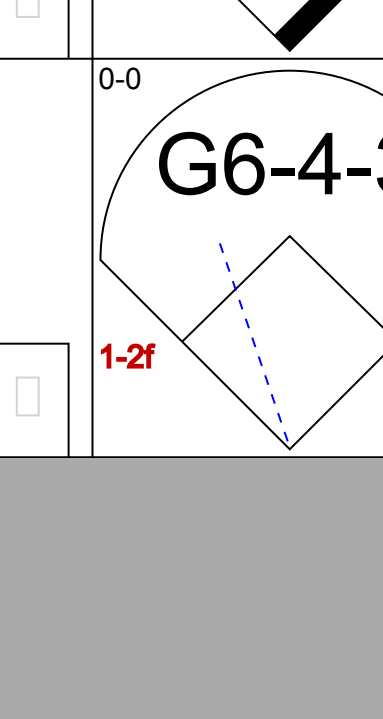
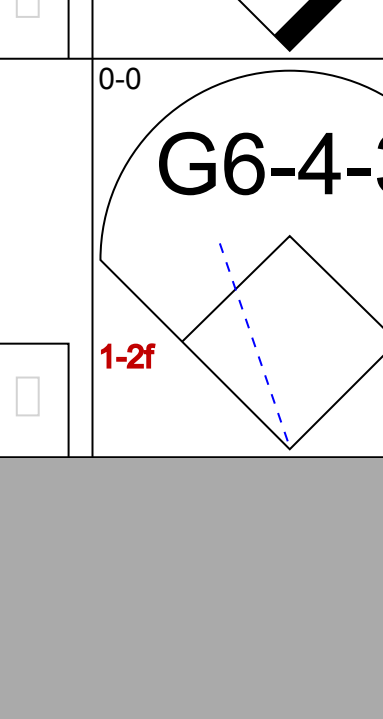
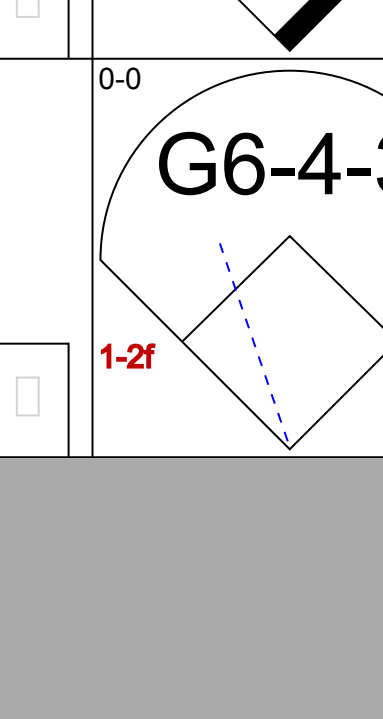
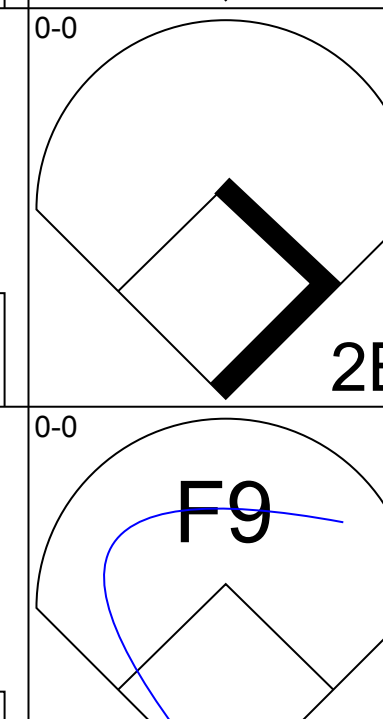
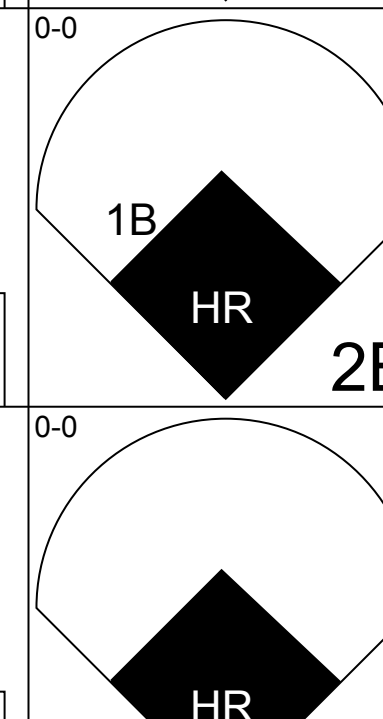
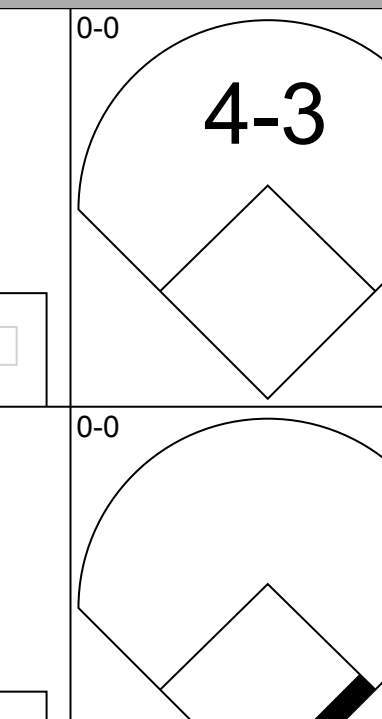
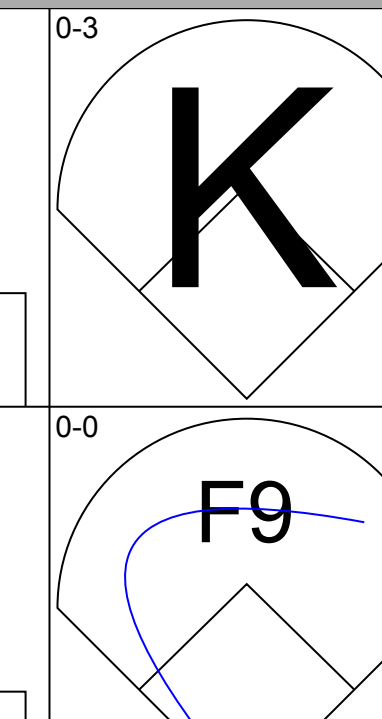
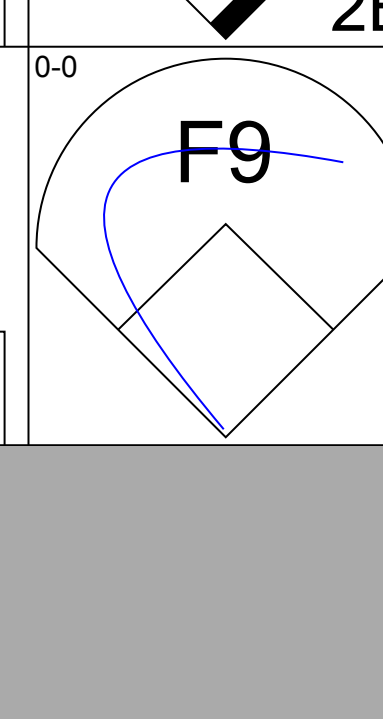
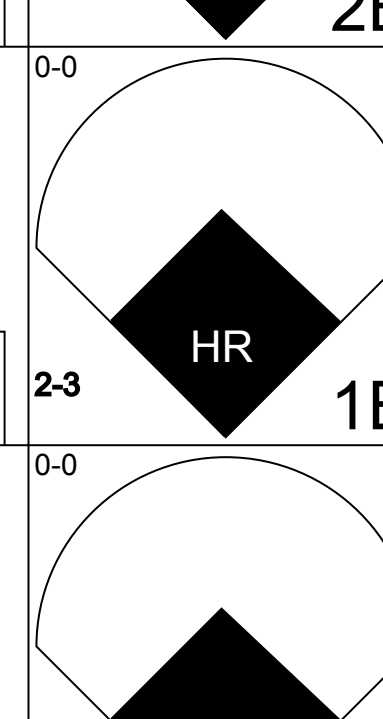
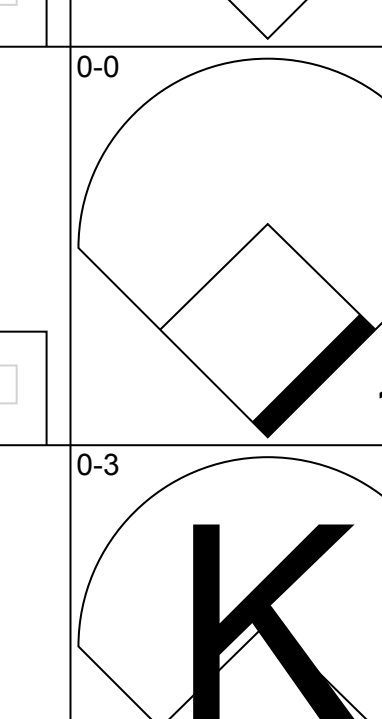
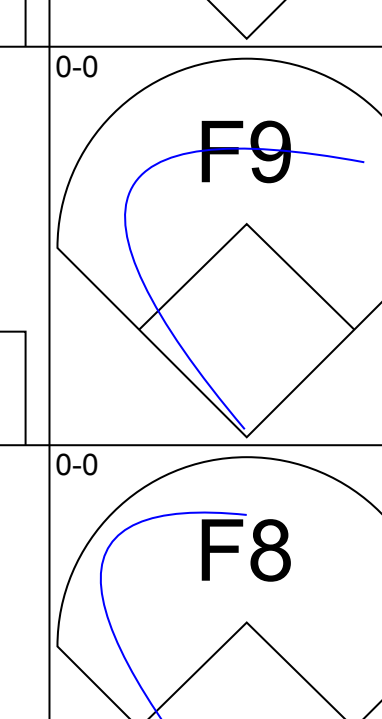
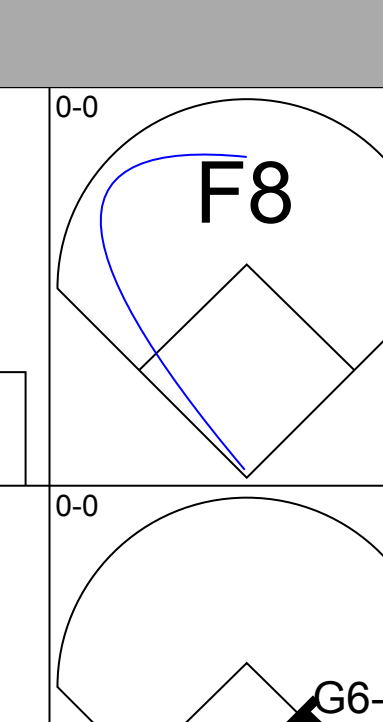
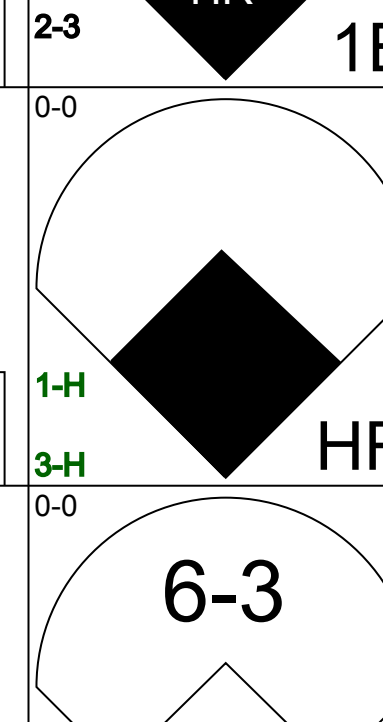
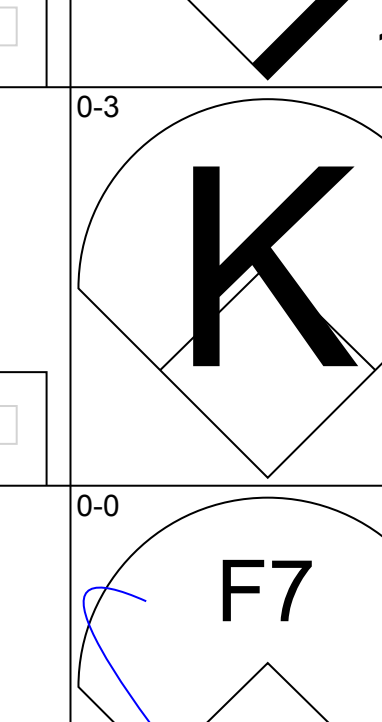
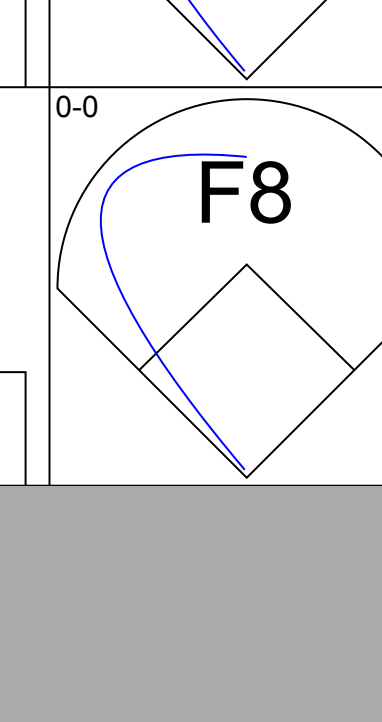
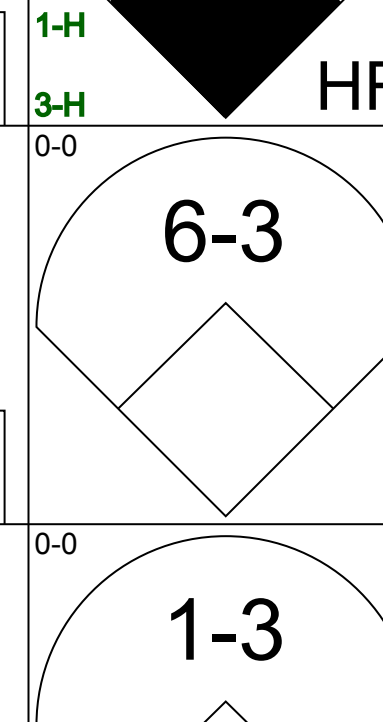
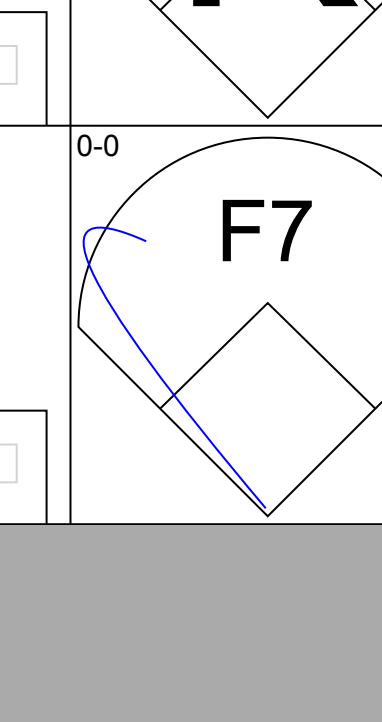
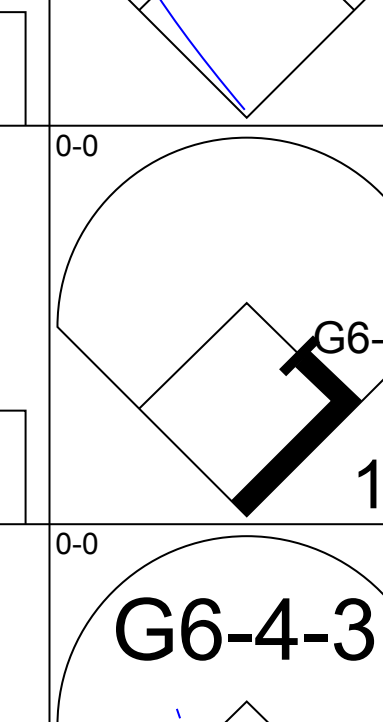
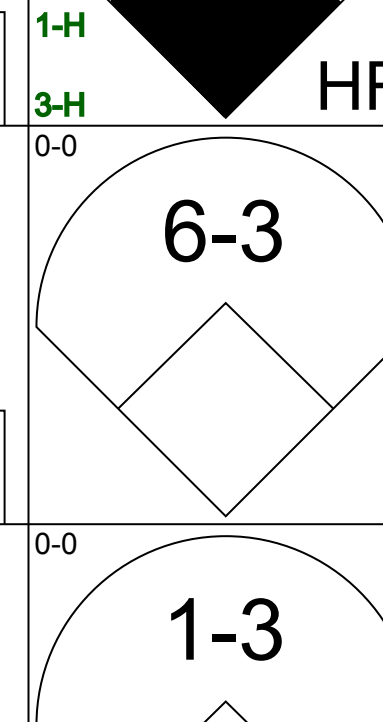
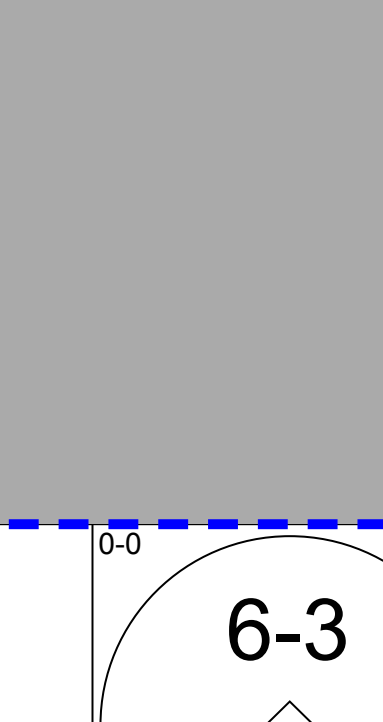
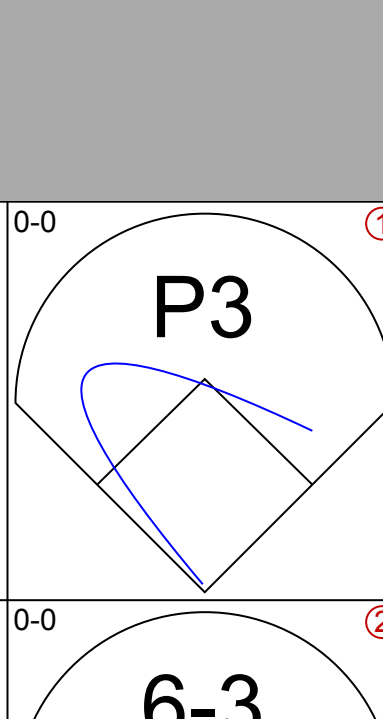
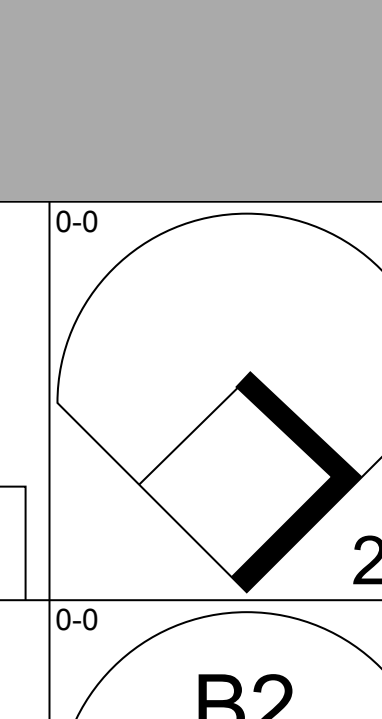
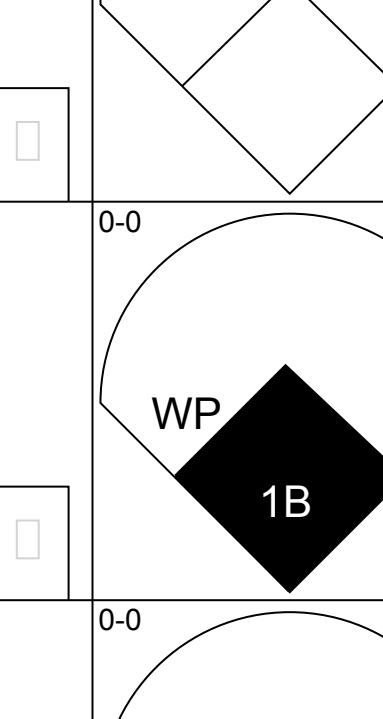
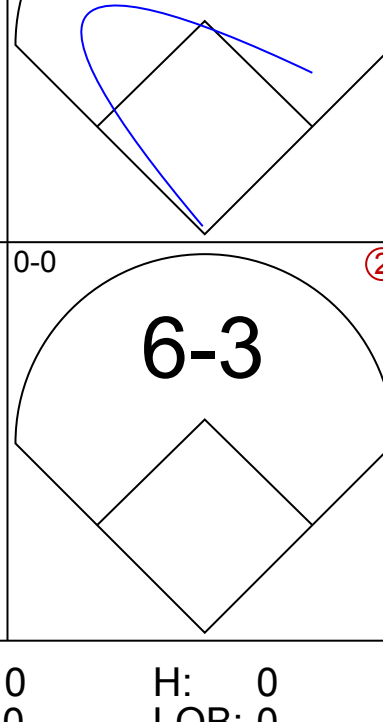
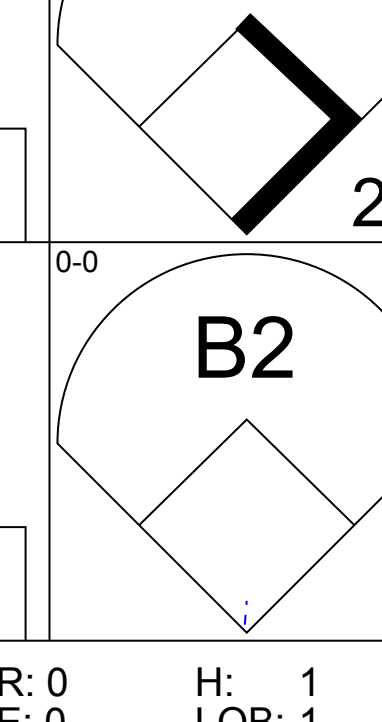
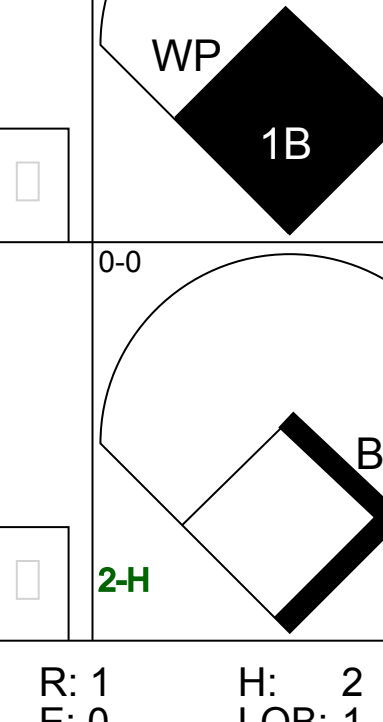
Batter	1	2	3	4	5	6	7	8	9	AB	R	H	RBI	BB	SO	LOB	BOTTOM			
Ken Griffey, L (1.9) X OBP: 0.361, SLG: 0.457	0-0 6-3	4-0 1B BB	0-0 4-3		0-0 G3			0-0 1B 2B		4	2	1	0	1	0	3	Pittsburgh Pirates @ Cincinnati Reds Riverfront Stadium, Cincinnati, OH Sat Jul 07 1979, 7:05 PM EDT Att: 36,300 - Unknown livebaseballscorecards.com			
Junior Kennedy, R (1.6) X OBP: 0.357, SLG: 0.317	0-0 F8	0-0 1B SF8 1B		0-0 P4		0-0 CS 1B		0-0 2H 1B		5	1	3	1	0	0	0				
Joe Morgan, L (1.4) X OBP: 0.411, SLG: 0.441	4-0 1B BB	0-0 SF8 1B		0-3 K		0-0 6-3 1-2		4-0 1B IBB		3	1	1	2	2	1	1				
Dan Driessen, L (1.3) X OBP: 0.336, SLG: 0.441	4-0 1B BB	0-0 SF8 1B		0-0 S 1B		0-0 F7		0-0 4-3		3	1	1	1	1	0	2				
Ray Knight, R (1.5) X OBP: 0.364, SLG: 0.385	0-0 1B 1B		0-0 5-3				0-3 K			3	0	1	1	1	1	1				
Cesar Geronimo, L (1.8) X Paul Blair, R (8.8) X OBP: 0.300, SLG: 0.355 OBP: 0.225, SLG: 0.313	0-0 1B		0-0 1-3		0-0 L5		0-3 K			4	0	1	1	0	1	2				
Hector Cruz, R (1.7) X OBP: 0.204, SLG: 0.133	0-0 P6		0-0 1B 1B		0-0 F8		0-3 K			4	0	1	0	0	1	2				
Vic Correll, R (1.2) X OBP: 0.351, SLG: 0.385		4-0 1B SH3-4 1B BB	0-0 SH1-4 1B		0-0 1B 1B			0-3 K		3	1	2	0	1	1	0				
Paul Moskau, R (1.1) X OBP: 0.091, SLG: 0.125		0-0 SH3-4 1-2	0-0 SH1-4 1-2		0-0 1B			0-0 5-3		2	0	1	0	0	0	0				
Inning Stats	R: 2 E: 0 K: 0 S: 5	H: 2 LOB: 2 BB: 2 P: 13	R: 3 E: 0 K: 0 S: 5	H: 2 LOB: 3 BB: 3 P: 17	R: 0 E: 0 K: 0 S: 4	H: 2 LOB: 1 BB: 0 P: 4	R: 0 E: 0 K: 1 S: 6	H: 1 LOB: 1 BB: 0 P: 6	R: 0 E: 0 K: 0 S: 5	H: 2 LOB: 2 BB: 0 P: 5	R: 0 E: 0 K: 0 S: 3	H: 1 LOB: 0 BB: 0 P: 3	R: 0 E: 0 K: 3 S: 9	H: 0 LOB: 0 BB: 0 P: 9	R: 1 E: 0 K: 1 S: 7	H: 2 LOB: 2 BB: 1 P: 11		1B: 11 2B: 1 3B: 0 HR: 0	SF: 1 SAC: 2 DP: 0 HBP: 0	WP: 0 PA: 40 PB: 0 SB: 1 CS: 1
PITCHER Don Robinson, R (1.1) X Dave Roberts, L (2.1) X Jim Bibby, R (4.1) X Enrique Romo, R (6.1) X ERA: 3.82 ERA: 2.91 ERA: 3.0 ERA: 2.3	IP: 1.1 WLS: L BF: 12 H: 4 R: 5 ER: 5 SO: 0 BB: 4 IBB: 0 HBP: 0 BLK: 0 WP: 0 HR: 0 S: 8 P: 24 ERA: 33.75 WHIP: 6.000											PITCHER	IP: 1.1 WLS: L BF: 12 H: 4 R: 5 ER: 5 SO: 0 BB: 4 IBB: 0 HBP: 0 BLK: 0 WP: 0 HR: 0 S: 8 P: 24 ERA: 33.75 WHIP: 6.000							

Batter	1	2	3	4	5	6	7	8	9	AB	R	H	RBI	BB	SO	LOB	TOP		
Omar Moreno, L (1.8) OBP: 0.346, SLG: 0.409										5	0	0	0	0	1	3			
Tim Foli, R (1.6) OBP: 0.332, SLG: 0.352										4	0	0	0	0	0	0			
Dave Parker, L (1.9) OBP: 0.366, SLG: 0.533										4	1	3	1	0	0	0			
Bill Robinson, R (1.3) OBP: 0.299, SLG: 0.560										4	0	0	0	0	0	3			
Lee Lacy, R (1.7) OBP: 0.375, SLG: 0.516										3	1	2	0	1	0	0			
Bill Madlock, R (1.5) OBP: 0.313, SLG: 0.399										4	0	0	0	0	1	4			
Rennie Stennett, R (1.4) OBP: 0.278, SLG: 0.280										4	0	1	0	0	0	1			
Steve Nicosia, R (1.2) OBP: 0.308, SLG: 0.406										4	0	0	0	0	0	3			
John Candelaria, L (1.1) OBP: 0.162, SLG: 0.222										2	0	1	1	0	0	0			
Manny Sanguillen, R (7. PH) OBP: 0.256, SLG: 0.333										0	0	0	0	0	0	0			
Kent Tekulve, R (7. PH) OBP: 0.600, SLG: 0.500										0	0	0	0	0	0	0			
Willie Stargell, L (9. PH) OBP: 0.387, SLG: 0.591										1	0	1	0	0	0	0			
Bruce Kison, R (9. PR) OBP: 0.100, SLG: 0.105										0	0	0	0	0	0	0			
Inning Stats	R: 0 E: 0 K: 1 S: 6	H: 1 LOB: 1 BB: 0 P: 6	R: 1 E: 1 K: 0 S: 6	H: 3 LOB: 2 BB: 0 P: 6	R: 0 E: 1 K: 0 S: 4	H: 0 LOB: 2 BB: 1 P: 8	R: 0 E: 0 K: 0 S: 3	H: 0 LOB: 0 BB: 0 P: 3	R: 0 E: 0 K: 1 S: 4	H: 1 LOB: 1 BB: 0 P: 4	R: 0 E: 0 K: 1 S: 6	H: 0 LOB: 0 BB: 0 P: 3	R: 1 E: 0 K: 0 S: 4	H: 1 LOB: 0 BB: 0 P: 4	R: 0 E: 0 K: 0 S: 4	H: 1 LOB: 1 BB: 0 P: 4	1B: 6 2B: 1 3B: 0 HR: 1	SF: 0 SAC: 0 DP: 0 HBP: 0	WP: 0 PA: 37 PB: 0 SB: 1 CS: 0
PITCHER Fred Norman, L (1.1) ERA: 3.17	IP: 9.0 WLS: W BF: 37 H: 8 R: 2 ER: 2 SO: 2 BB: 1 IBB: 0 HBP: 0 BLK: 0 WP: 0 HR: 1 S: 40 P: 44 ERA: 2.00 WHIP: 1.000															PITCHER			

Pittsburgh Pirates @ Cincinnati Reds
Riverfront Stadium, Cincinnati, OH
Sun Jul 08 1979, 3:33 AM EDT
Unknown

AB 36
R 2
H 8
RBI 2
BB 1
SO 2
LOB 14



Batter	1	2	3	4	5	6	7	8	9	AB	R	H	RBI	BB	SO	LOB	BOTTOM		
Ken Griffey, L (1.9) OBP: 0.360, SLG: 0.453										3	0	0	0	1	1	1			
Paul Blair, R (1.8) OBP: 0.217, SLG: 0.302										3	0	0	0	0	0	1			
Cesar Geronimo, L (7. PH) OBP: 0.299, SLG: 0.353										1	0	0	0	0	0	2			
Junior Kennedy, R (1.4) OBP: 0.361, SLG: 0.336										4	1	2	0	0	1	0			
Johnny Bench, R (1.2) OBP: 0.351, SLG: 0.372										4	1	2	0	0	0	1			
Dan Driessen, L (1.3) OBP: 0.335, SLG: 0.449										4	1	1	3	0	1	1			
Ray Knight, R (1.5) OBP: 0.384, SLG: 0.384										3	0	1	0	0	0	1			
Hector Cruz, R (1.7) OBP: 0.192, SLG: 0.125										3	0	0	0	0	0	1			
Rick Auerbach, R (1.6) OBP: 0.230, SLG: 0.300										3	1	2	0	0	0	0			
Fred Norman, S (1.1) OBP: 0.235, SLG: 0.133										3	0	1	1	0	0	1			
Inning Stats	R: 0 E: 0 K: 0 S: 4	H: 1 LOB: 1 BB: 0 P: 4	R: 0 E: 0 K: 0 S: 3	H: 1 LOB: 0 BB: 0 P: 3	R: 0 E: 0 K: 0 S: 3	H: 0 LOB: 0 BB: 0 P: 3	R: 3 E: 0 K: 0 S: 6	H: 3 LOB: 0 BB: 0 P: 6	R: 0 E: 0 K: 1 S: 6	H: 1 LOB: 1 BB: 0 P: 6	R: 0 E: 0 K: 1 S: 6	H: 1 LOB: 1 BB: 0 P: 6	R: 1 E: 0 K: 0 S: 4	H: 2 LOB: 1 BB: 1 P: 8	R: 0 E: 0 K: 1 S: 5	H: 0 LOB: 0 BB: 0 P: 5	1B: 4 2B: 4 3B: 0 HR: 1	SF: 0 SAC: 0 DP: 2 HBP: 0	WP: 1 PA: 32 PB: 0 SB: 0 CS: 0
PITCHER John Candelaria, L (1.1) ERA: 3.62	IP: 6.0 WLS: L BF: 24 H: 7 R: 3 ER: 3 SO: 2 BB: 0 IBB: 0 HBP: 0 BLK: 0 WP: 0 HR: 1 S: 28 P: 28 ERA: 4.50 WHIP: 1.167															PITCHER			
Kent Tekulve, R (7.1) ERA: 3.79	IP: 2.0 WLS: 8 BF: 8 H: 2 R: 1 ER: 1 SO: 1 BB: 1 IBB: 0 HBP: 0 BLK: 0 WP: 1 HR: 0 S: 9 P: 13 ERA: 4.50 WHIP: 1.500															PITCHER			

Pittsburgh Pirates @ Cincinnati Reds
Riverfront Stadium, Cincinnati, OH
Sun Jul 08 1979, 3:33 AM EDT
Unknown

AB 31
R 4
H 9
RBI 4
BB 1
SO 3
LOB 9



Batter	1	2	3	4	5	6	7	8	9	AB	R	H	RBI	BB	SO	LOB	TOP																			
Omar Moreno, L (1, 8) OBP: 0.344, SLG: 0.410	SH1 6-3 2B		F8		K			F9		4	1	1	0	0	1	2																				
Tim Foli, R (1, 6) OBP: 0.332, SLG: 0.352	SH1		FC4-6 1B			F9		6-3		3	0	1	0	0	0	1																				
Dave Parker, L (1, 9) OBP: 0.362, SLG: 0.527	6-3		FC4-6 1-2			F7			K	4	0	0	1	0	1	1																				
Willie Stargell, L (1, 3) OBP: 0.369, SLG: 0.605 Bill Robinson, R (9, 7) OBP: 0.299, SLG: 0.560	4-3			G4-6-3 1B		4-3			HR	4	1	2	1	0	0	0																				
John Milner, L (1, 7) OBP: 0.345, SLG: 0.446		1B		G4-6-3 1-2		F8			P6	4	0	1	0	0	0	1																				
Bill Madlock, R (1, 5) OBP: 0.309, SLG: 0.393	K			5-3		F7			5-3	4	0	0	0	0	1	1																				
Ed Ott, L (1, 2) OBP: 0.292, SLG: 0.404	F7				SH1-4 1B		K			3	0	1	0	0	1	1																				
Rennie Stennett, R (1, 4) OBP: 0.279, SLG: 0.281	F3				L6				SH3-4 1B	3	0	1	0	0	0	2																				
Bert Blyleven, R (1, 1) OBP: 0.171, SLG: 0.195 Manny Sanguillen, R (8, PH) OBP: 0.296, SLG: 0.333 Grant Jackson, S (8, 1) Kent Tekulve, R (9, 1) OBP: 0.600, SLG: 0.500			K			SH1-4		SH3-4		1	0	0	0	0	1	0																				
Inning Stats	R: 1 E: 0 K: 0 S: 4	H: 1 LOB: 0 BB: 0 P: 4	R: 0 E: 0 K: 1 S: 6	H: 1 LOB: 1 BB: 0 P: 6	R: 0 E: 0 K: 1 S: 6	H: 1 LOB: 0 BB: 0 P: 3	R: 0 E: 0 K: 1 S: 6	H: 1 LOB: 1 BB: 0 P: 6	R: 0 E: 0 K: 0 S: 3	H: 0 LOB: 0 BB: 0 P: 3	R: 0 E: 0 K: 1 S: 5	H: 0 LOB: 0 BB: 0 P: 5	R: 0 E: 0 K: 0 S: 4	H: 1 LOB: 1 BB: 0 P: 4	R: 1 E: 0 K: 1 S: 6	H: 1 LOB: 0 BB: 0 P: 6	1B: 5 2B: 1 3B: 0 HR: 1	SF: 0 SAC: 3 DP: 1 HBP: 0	WP: 0 PA: 33 PB: 0 SB: 0 CS: 0																	
PITCHER	IP	WLS	BF	H	R	ER	SO	BB	IBB	HBP	BLK	WP	HR	S	P	ERA	WHIP	PITCHER		IP	WLS	BF	H	R	ER	SO	BB	IBB	HBP	BLK	WP	HR	S	P	ERA	WHIP
Tom Hume, R (1, 1) ERA: 3.12	8.0		29	6	1	1	4	0	0	0	0	0	0	37	37	1.12	0.750																			
Dave Tomlin, L (9, 1) ERA: 2.31	1.0	L	4	1	1	1	1	0	0	0	0	0	1	6	6	9.00	1.000																			

Pittsburgh Pirates @ Cincinnati Reds
Riverfront Stadium, Cincinnati, OH
Sun Jul 08 1979, 3:38 AM EDT
Att: 43,099 - Unknown

AB 30
R 2
H 7
RBI 2
BB 0
SO 5
LOB 9



Batter	1	2	3	4	5	6	7	8	9	AB	R	H	RBI	BB	SO	LOB	BOTTOM																			
Ken Griffey, L (1, 9) OBP: 0.359, SLG: 0.454	K		F7			F9 SF8 2B		4-3		4	1	1	0	0	1	0																				
Junior Kennedy, R (1, 6) OBP: 0.352, SLG: 0.327	K		4-3			F9		P4		4	0	0	0	0	1	1																				
Joe Morgan, L (1, 4) OBP: 0.412, SLG: 0.442	1B		3-1			SF8			G4-6-3 BB	2	0	1	1	1	0	0																				
Dan Driessen, L (1, 3) OBP: 0.331, SLG: 0.443	K			F7		K			G4-6-3 1-2	4	0	0	0	0	2	2																				
Ray Knight, R (1, 5) OBP: 0.366, SLG: 0.386 Harry Spilman, L (3, 5) OBP: 0.467, SLG: 0.417 George Foster, R (8, PH) OBP: 0.403, SLG: 0.607 Rick Auerbach, R (8, FR) OBP: 0.230, SLG: 0.300		1B F9 1B		4-3			4-3		BB	1	0	1	0	0	0	0																				
Cesar Geronimo, L (1, 8) OBP: 0.302, SLG: 0.356		BB 1B		6-3			1B		4-3	4	0	2	0	0	0	1																				
Hector Cruz, R (1, 7) OBP: 0.200, SLG: 0.120		BB 1B			5-3		F8			2	0	0	0	1	0	1																				
Vic Correll, R (1, 2) OBP: 0.338, SLG: 0.368		F9					K			3	0	0	0	0	1	4																				
Tom Hume, R (1, 1) OBP: 0.229, SLG: 0.235 Dave Collins, S (8, PH) OBP: 0.364, SLG: 0.422 Dave Tomlin, L (9, 1) ERA: 3.77		3-H 4-3					F3		K	2	0	0	0	0	2																					
Inning Stats	R: 0 E: 0 K: 3 S: 10	H: 1 LOB: 1 BB: 0 P: 10	R: 0 E: 0 K: 0 S: 4	H: 2 LOB: 2 BB: 1 P: 8	R: 0 E: 0 K: 0 S: 3	H: 0 LOB: 0 BB: 0 P: 3	R: 0 E: 0 K: 0 S: 3	H: 0 LOB: 0 BB: 0 P: 3	R: 1 E: 0 K: 1 S: 6	H: 1 LOB: 0 BB: 0 P: 6	R: 0 E: 0 K: 1 S: 6	H: 1 LOB: 1 BB: 0 P: 6	R: 0 E: 0 K: 1 S: 5	H: 0 LOB: 0 BB: 0 P: 5	R: 0 E: 0 K: 0 S: 2	H: 0 LOB: 1 BB: 2 P: 10	1B: 4 2B: 1 3B: 0 HR: 0	SF: 1 SAC: 0 DP: 1 HBP: 0	WP: 0 PA: 33 PB: 0 SB: 0 CS: 0																	
PITCHER	IP	WLS	BF	H	R	ER	SO	BB	IBB	HBP	BLK	WP	HR	S	P	ERA	WHIP	PITCHER		IP	WLS	BF	H	R	ER	SO	BB	IBB	HBP	BLK	WP	HR	S	P	ERA	WHIP
Bert Blyleven, R (1, 1) ERA: 3.7	7.0		26	5	1	1	5	1	0	0	0	0	0	35	39	1.29	0.857																			
Grant Jackson, L (8, 1) ERA: 3.38	1.2	W	5	0	0	0	1	1	0	0	0	0	0	6	10	0.00	0.600																			
Kent Tekulve, R (9, 1) ERA: 3.77	0.1	S	2	0	0	0	0	1	0	0	0	0	0	1	5	0.00	3.000																			

Pittsburgh Pirates @ Cincinnati Reds
Riverfront Stadium, Cincinnati, OH
Sun Jul 08 1979, 3:38 AM EDT
Att: 43,099 - Unknown


AB 29
R 1
H 5
RBI 1
BB 3
SO 6
LOB 11



Batter	1	2	3	4	5	6	7	8	9	AB	R	H	RBI	BB	SO	LOB	TOP								
Omar Moreno, L (1.8) OBP: 0.344, SLG: 0.417										5	0	1	0	0	1	3									
Tim Foli, R (1.6) OBP: 0.326, SLG: 0.349										4	0	0	0	0	2	1									
Dave Parker, L (1.9) OBP: 0.362, SLG: 0.529										4	1	1	1	0	1	1									
Willie Stargell, L (1.3) OBP: 0.365, SLG: 0.606										3	1	1	1	0	1	0									
Bill Robinson, R (7.7) OBP: 0.302, SLG: 0.560										0	1	0	0	1	0	0									
John Milner, L (1.7) OBP: 0.353, SLG: 0.463										4	1	2	1	0	0	0									
Bill Madlock, R (1.5) OBP: 0.314, SLG: 0.399										4	1	2	1	0	1	1									
Ed Ott, L (1.2) OBP: 0.295, SLG: 0.408										4	0	2	0	0	0	1									
Rennie Stennett, R (1.4) OBP: 0.282, SLG: 0.286										4	0	1	1	0	1	2									
Bruce Kison, R (1.1) OBP: 0.125, SLG: 0.130										4	0	1	0	0	2	1									
Inning Stats	R: 0 E: 0 K: 0 S: 3	H: 1 LOB: 0 BB: 0 P: 3	R: 0 E: 0 K: 1 S: 6	H: 1 LOB: 1 BB: 0 P: 6	R: 0 E: 0 K: 3 S: 9	H: 0 LOB: 0 BB: 0 P: 9	R: 0 E: 0 K: 1 S: 5	H: 0 LOB: 0 BB: 0 P: 5	R: 0 E: 0 K: 0 S: 4	H: 1 LOB: 1 BB: 0 P: 4	R: 0 E: 0 K: 0 S: 3	H: 0 LOB: 0 BB: 0 P: 3	R: 4 E: 1 K: 0 S: 8	H: 6 LOB: 1 BB: 0 P: 8	R: 1 E: 0 K: 3 S: 10	H: 1 LOB: 1 BB: 1 P: 14	R: 0 E: 0 K: 1 S: 6	H: 1 LOB: 1 BB: 0 P: 6	1B: 6 2B: 3 3B: 1 HR: 2	SF: 0 SAC: 0 DP: 2 HBP: 0	WP: 1 PB: 1 SB: 1 CS: 1	PA: 37			
PITCHER	IP	WLS	BF	H	R	ER	SO	BB	IBB	HBP	BLK	WP	HR	S	P	ERA	WHIP								
J.R. Richard, R (1.1) ERA: 3.52	7.2	L	32	10	5	5	7	1	0	0	0	1	2	45	49	5.87	1.435								
George Throop, R (8.1) ERA: 6.75	0.1		1	0	0	0	1	0	0	0	0	0	0	3	3	0.00	0.000								
Bert Roberge, R (9.1) ERA: 1.1	1.0		4	1	0	0	1	0	0	0	0	0	0	6	6	0.00	1.000								

Pittsburgh Pirates @ Houston Astros
Astrodome, Houston, TX
Wed Jul 11 1979, 8:05 PM EDT
Att: 25,330 - Unknown


AB 36
R 5
H 11
RBI 5
BB 1
SO 9
LOB 10



Batter	1	2	3	4	5	6	7	8	9	AB	R	H	RBI	BB	SO	LOB	BOTTOM								
Terry Puhl, L (1.8) OBP: 0.354, SLG: 0.377										4	0	1	0	0	0	2									
Craig Reynolds, L (1.6) OBP: 0.294, SLG: 0.342										2	1	0	0	0	0	0									
Julio Gonzalez, R (7.6) OBP: 0.286, SLG: 0.247										1	0	0	0	0	0	1									
Cesar Cedeno, R (1.3) OBP: 0.378, SLG: 0.393										4	0	1	0	0	2	1									
Jose Cruz, L (1.7) OBP: 0.360, SLG: 0.421										4	0	1	0	0	0	2									
Enos Cabell, R (1.5) OBP: 0.293, SLG: 0.354										4	0	1	1	0	1	1									
Denny Walling, L (1.9) OBP: 0.407, SLG: 0.500										3	0	0	0	0	1	2									
Art Howe, R (1.4) OBP: 0.290, SLG: 0.352										3	0	1	0	0	0	0									
Alan Ashby, S (1.2) OBP: 0.281, SLG: 0.312										3	0	1	0	0	1	1									
J.R. Richard, R (1.1) OBP: 0.100, SLG: 0.146										1	0	0	0	0	0	1									
George Throop, R (8.1) OBP: 0.300, SLG: 0.247										0	0	0	0	0	0	0									
Rafael Landestoy, S (8. PH) OBP: 0.300, SLG: 0.247										1	0	0	0	0	0	0									
Bert Roberge, R (9.1)										0	0	0	0	0	0	0									
Inning Stats	R: 0 E: 0 K: 0 S: 3	H: 0 LOB: 0 BB: 0 P: 3	R: 0 E: 0 K: 0 S: 3	H: 1 LOB: 0 BB: 0 P: 3	R: 0 E: 0 K: 1 S: 6	H: 1 LOB: 1 BB: 0 P: 6	R: 1 E: 0 K: 2 S: 8	H: 1 LOB: 1 BB: 0 P: 9	R: 0 E: 0 K: 0 S: 4	H: 1 LOB: 1 BB: 0 P: 4	R: 0 E: 0 K: 0 S: 3	H: 1 LOB: 0 BB: 0 P: 3	R: 0 E: 0 K: 0 S: 3	H: 0 LOB: 0 BB: 0 P: 3	R: 0 E: 0 K: 0 S: 4	H: 1 LOB: 1 BB: 0 P: 4	R: 0 E: 0 K: 2 S: 7	H: 0 LOB: 0 BB: 0 P: 7	1B: 4 2B: 2 3B: 0 HR: 0	SF: 0 SAC: 1 DP: 1 HBP: 1	WP: 0 PB: 0 SB: 0 CS: 0	PA: 32			
PITCHER	IP	WLS	BF	H	R	ER	SO	BB	IBB	HBP	BLK	WP	HR	S	P	ERA	WHIP								
Bruce Kison, R (1.1) ERA: 3.1	9.0	W	32	6	1	1	5	0	0	1	0	0	0	41	42	1.00	0.667								

Pittsburgh Pirates @ Houston Astros
Astrodome, Houston, TX
Wed Jul 11 1979, 8:05 PM EDT
Att: 25,330 - Unknown

AB 30
R 1
H 6
RBI 1
BB 0
SO 5
LOB 11



Batter	1	2	3	4	5	6	7	8	9	AB	R	H	RBI	BB	SO	LOB	TOP					
Omar Moreno, L (1,8) OBP: 0.343, SLG: 0.415	4-3		1-3			4-3		1B		4	1	1	0	0	0	0						
Tim Foli, R (1,6) OBP: 0.325, SLG: 0.347	F9			1-3		F4		1B		4	1	1	1	0	0	0						
Dave Parker, L (1,9) OBP: 0.363, SLG: 0.529	F7			4-3		G4-6-3		1B		4	0	2	1	0	0	0						
Willie Stargell, L (1,3) OBP: 0.363, SLG: 0.614		G3		HR		G4-6-3		4-3		4	1	1	1	0	0	2						
John Milner, L (1,7) OBP: 0.352, SLG: 0.456	F4			4-3		HR		F4		2	1	0	0	1	0	0						
Bill Robinson, R (8,7) OBP: 0.301, SLG: 0.558						BB				1	0	0	0	0	0	0						
Bill Madlock, R (1,5) OBP: 0.319, SLG: 0.412	S					FC4-6		F4		3	1	2	2	1	0	0						
Ed Ott, L (1,2) OBP: 0.290, SLG: 0.400	F7					FC4-6		F4		4	0	0	0	0	1	2						
Rennie Stennett, R (1,4) OBP: 0.278, SLG: 0.283			6-3			G4-6-3		6-3		3	0	0	0	0	0	1						
Bert Blyleven, R (1,1) OBP: 0.163, SLG: 0.186								1-6-3		2	0	0	0	0	1	0						
Kent Tekulve, R (7,1) OBP: 0.500, SLG: 0.400			K					F9		1	0	0	0	0	0	0						
Inning Stats	R: 0 E: 0 K: 0 S: 3	H: 0 LOB: 0 BB: 0 P: 3	R: 0 E: 0 K: 0 S: 3	H: 0 LOB: 1 BB: 1 P: 7	R: 0 E: 0 K: 1 S: 5	H: 0 LOB: 0 BB: 0 P: 5	R: 1 E: 0 K: 0 S: 4	H: 1 LOB: 0 BB: 0 P: 4	R: 0 E: 0 K: 0 S: 3	H: 1 LOB: 0 BB: 0 P: 3	R: 0 E: 0 K: 0 S: 3	H: 0 LOB: 0 BB: 0 P: 3	R: 2 E: 0 K: 0 S: 4	H: 2 LOB: 0 BB: 1 P: 8	R: 2 E: 0 K: 1 S: 6	H: 3 LOB: 1 BB: 0 P: 6	R: 0 E: 0 K: 1 S: 5	H: 0 LOB: 0 BB: 0 P: 5	1B: 5 2B: 0 3B: 0 HR: 2	SF: 0 SAC: 0 DP: 2 HBP: 0	WP: 0 PB: 0 SB: 2 CS: 0	PA: 34
PITCHER	IP	WLS	BF	H	R	ER	SO	BB	IBB	HBP	BLK	WP	HR	S	P	ERA	WHIP					
Joe Niekro, R (1,1) ERA: 3.02	7.2	L	29	6	5	5	1	2	0	0	0	0	2	29	37	5.87	1.043					
Joe Sambito, L (8,1) ERA: 1.0	1.1	S	5	1	0	0	1	0	0	0	0	0	0	7	7	0.00	0.750					

Pittsburgh Pirates @ Houston Astros
Astrodome, Houston, TX
Thu Jul 12 1979, 8:05 PM EDT
Att: 22,956 - Unknown

AB	32
R	5
H	7
RBI	5
BB	2
SO	2
LOB	5



Batter	1	2	3	4	5	6	7	8	9	AB	R	H	RBI	BB	SO	LOB	BOTTOM					
Terry Puhl, L (1,8) OBP: 0.353, SLG: 0.375	K		SH3-4		F7		E		5-3	4	0	1	0	0	1	0						
Julio Gonzalez, R (1,6) OBP: 0.274, SLG: 0.236	4-1		4-3		K		E4			4	0	0	0	0	1	3						
Cesar Cedeno, R (1,3) OBP: 0.377, SLG: 0.391	S		F7		F7		G4-6-3			4	1	1	0	0	0	4						
Jose Cruz, L (1,7) OBP: 0.364, SLG: 0.424	1B			S		FC6-4		4-3		2	1	1	1	2	0	0						
Enos Cabell, R (1,5) OBP: 0.293, SLG: 0.352	F9			1B		FC6-4		5-3		4	0	1	1	0	0	2						
Denny Walling, L (1,9) OBP: 0.389, SLG: 0.476				4-3		4-3		4-3		4	0	0	0	0	1	2						
Art Howe, R (1,4) OBP: 0.290, SLG: 0.354	F6			K		4-3				4	1	1	0	0	1	2						
Alan Ashby, S (1,2) OBP: 0.281, SLG: 0.308	L8							4-3		3	0	0	0	1	0	1						
Joe Niekro, R (1,1) OBP: 0.132, SLG: 0.137										3	0	2	0	0	0	2						
Joe Sambito, L (8,1) OBP: 0.571, SLG: 0.500										0	0	0	0	0	0	0						
Jeffrey Leonard, R (9,PH) OBP: 0.340, SLG: 0.333			SH3-4		5-3		E			1	0	0	1	0	0	0						
Inning Stats	R: 1 E: 0 K: 1 S: 7	H: 2 LOB: 1 BB: 0 P: 7	R: 0 E: 0 K: 1 S: 5	H: 0 LOB: 0 BB: 0 P: 5	R: 0 E: 0 K: 0 S: 4	H: 1 LOB: 1 BB: 0 P: 4	R: 1 E: 0 K: 1 S: 6	H: 1 LOB: 2 BB: 2 P: 14	R: 0 E: 0 K: 0 S: 5	H: 0 LOB: 0 BB: 0 P: 5	R: 0 E: 1 K: 0 S: 5	H: 2 LOB: 2 BB: 0 P: 5	R: 0 E: 0 K: 0 S: 3	H: 0 LOB: 0 BB: 0 P: 3	R: 0 E: 0 K: 0 S: 4	H: 1 LOB: 0 BB: 0 P: 4	R: 1 E: 0 K: 0 S: 4	H: 1 LOB: 0 BB: 0 P: 4	1B: 5 2B: 2 3B: 0 HR: 0	SF: 0 SAC: 1 DP: 1 HBP: 0	WP: 0 PB: 0 SB: 2 CS: 0	PA: 37
PITCHER	IP	WLS	BF	H	R	ER	SO	BB	IBB	HBP	BLK	WP	HR	S	P	ERA	WHIP					
Bert Blyleven, R (1,1) ERA: 3.66	6.1	W	28	6	2	2	4	2	0	0	0	0	0	33	45	2.84	1.263					
Kent Tekulve, R (7,1) ERA: 3.73	2.2	S	9	1	1	1	0	0	0	0	0	0	0	9	9	3.38	0.375					

Pittsburgh Pirates @ Houston Astros
Astrodome, Houston, TX
Thu Jul 12 1979, 8:05 PM EDT
Att: 22,956 - Unknown

AB	33
R	3
H	7
RBI	3
BB	3
SO	4
LOB	16



Batter	1	2	3	4	5	6	7	8	9	AB	R	H	RBI	BB	SO	LOB	TOP							
Omar Moreno, L (1, 8) OBP: 0.345, SLG: 0.416										4	1	2	1	0	1	0	Pittsburgh Pirates @ Atlanta Braves Atlanta-Fulton County Stadium, Atlanta, GA Fri Jul 13 1979, 7:05 PM EDT Att: 17,018 - Unknown							
Tim Foli, R (1, 6) OBP: 0.324, SLG: 0.346 Matt Alexander, S (7, 6) OBP: 0.625, SLG: 0.875										4	1	1	2	0	0	1								
Dave Parker, L (1, 9) OBP: 0.360, SLG: 0.524 Mike Easter, L (7, 9) OBP: 0.455, SLG: 0.560										3	0	0	0	0	0	1								
Willie Stargell, L (1, 3) OBP: 0.361, SLG: 0.610										3	0	1	1	0	0	0								
Bill Robinson, R (1, 7) OBP: 0.296, SLG: 0.549										4	0	0	0	0	0	1								
Bill Madlock, R (1, 5) OBP: 0.325, SLG: 0.417										4	1	3	0	0	0	0								
Ed Ott, L (1, 2) OBP: 0.284, SLG: 0.393									4	0	0	0	0	1	3									
Rennie Stennett, R (1, 4) OBP: 0.278, SLG: 0.286										4	1	1	0	0	0	1								
Jim Rooker, R (1, 1) OBP: 0.136, SLG: 0.136 Manny Sanguillen, R (5, PH) OBP: 0.279, SLG: 0.355 Enrique Romo, R (5, 1) OBP: 0.143, SLG: 0.143										1	0	0	0	0	0	1								
										1	0	0	0	0	1	0								
										1	0	0	0	0	0	2								
Inning Stats	R: 2 E: 0 K: 0 S: 5	H: 2 LOB: 0 BB: 0 P: 5	R: 0 E: 0 K: 1 S: 6	H: 1 LOB: 1 BB: 0 P: 6	R: 0 E: 0 K: 1 S: 5	H: 0 LOB: 0 BB: 0 P: 5	R: 0 E: 0 K: 0 S: 4	H: 1 LOB: 1 BB: 0 P: 4	R: 0 E: 0 K: 1 S: 5	H: 0 LOB: 0 BB: 0 P: 5	R: 0 E: 0 K: 0 S: 4	H: 1 LOB: 1 BB: 0 P: 4	R: 2 E: 0 K: 0 S: 6	H: 3 LOB: 2 BB: 0 P: 6	R: 0 E: 0 K: 0 S: 3	H: 0 LOB: 0 BB: 0 P: 3	R: 0 E: 0 K: 0 S: 3	H: 0 LOB: 0 BB: 0 P: 3	1B: 7 2B: 1 3B: 0 HR: 0	SF: 1 SAC: 0 DP: 0 HBP: 0	WP: 0 PB: 0 SB: 3 CS: 0	PA: 35		
PITCHER Phil Niekro, R (1, 1) ERA: 3.89	IP: 9.0 WLS: W BF: 35	H: 8 R: 4 ER: 4 SO: 3	BB: 0 IBB: 0 HBP: 0 BLK: 0	WP: 0 HR: 0 S: 41 P: 41	ERA: 4.00 WHIP: 0.889	PITCHER														IP: 9.0 WLS: W BF: 35	H: 8 R: 4 ER: 4 SO: 3	BB: 0 IBB: 0 HBP: 0 BLK: 0	WP: 0 HR: 0 S: 41 P: 41	ERA: 4.00 WHIP: 0.889

Batter	1	2	3	4	5	6	7	8	9	AB	R	H	RBI	BB	SO	LOB	BOTTOM							
Jerry Royster, R (1, 5) OBP: 0.343, SLG: 0.328										4	1	0	0	1	0	2	Pittsburgh Pirates @ Atlanta Braves Atlanta-Fulton County Stadium, Atlanta, GA Fri Jul 13 1979, 7:05 PM EDT Att: 17,018 - Unknown							
Gary Matthews, R (1, 9) OBP: 0.385, SLG: 0.552										4	2	1	1	1	2	2								
Bob Homer, R (1, 3) OBP: 0.346, SLG: 0.580 Mike Lum, L (6, 3) OBP: 0.288, SLG: 0.327										2	3	2	3	1	0	0								
Jeff Burroughs, R (1, 7) OBP: 0.348, SLG: 0.361										3	1	1	4	1	1	0								
Barry Bonnell, R (1, 8) OBP: 0.301, SLG: 0.421										4	0	0	0	0	0	1								
Glenn Hubbard, R (1, 4) OBP: 0.286, SLG: 0.289										3	1	0	0	1	1	0								
Pepe Frias, R (1, 6) OBP: 0.332, SLG: 0.366										4	1	1	0	0	0	0								
Bruce Benedict, R (1, 2) OBP: 0.298, SLG: 0.248										4	1	1	1	0	0	0								
Phil Niekro, R (1, 1) OBP: 0.246, SLG: 0.273										4	2	1	1	0	1	1								
										1B: 3 2B: 1 3B: 0 HR: 4	SF: 0 SAC: 0 DP: 0 HBP: 0	WP: 0 PB: 0 SB: 0 CS: 0	PA: 38											
PITCHER Jim Rooker, L (1, 1) ERA: 3.95 Enrique Romo, R (5, 1) ERA: 2.99	IP: 4.0 WLS: L BF: 23	H: 6 R: 10 ER: 10 SO: 0	BB: 3 IBB: 0 HBP: 0 BLK: 0	WP: 0 HR: 3 S: 19 P: 35	ERA: 22.50 WHIP: 2.250	PITCHER														IP: 4.0 WLS: L BF: 15	H: 2 R: 3 ER: 3 SO: 5	BB: 1 IBB: 0 HBP: 0 BLK: 0	WP: 0 HR: 1 S: 24 P: 28	ERA: 6.75 WHIP: 0.750

Batter	1	2	3	4	5	6	7	8	9	AB	R	H	RBI	BB	SO	LOB	TOP								
Omar Moreno, L (1, 8) OBP: 0.348, SLG: 0.427										5	2	3	1	0	0	1									
Tim Foli, R (1, 6) OBP: 0.325, SLG: 0.351										5	1	2	0	0	0	3									
Dave Parker, L (1, 9) OBP: 0.361, SLG: 0.522										5	0	2	0	0	0	3									
John Milner, L (1, 3) OBP: 0.354, SLG: 0.451										4	0	1	0	1	0	3									
Bill Robinson, R (1, 7) OBP: 0.298, SLG: 0.544										4	1	1	1	1	2	3									
Bill Madlock, R (1, 5) OBP: 0.324, SLG: 0.415										4	1	1	0	0	0	4									
Ed Ott, L (1, 2) OBP: 0.288, SLG: 0.394										4	0	2	0	0	0	2									
Rennie Stennett, R (1, 4) OBP: 0.278, SLG: 0.286										4	0	1	0	0	0	4									
John Candelaria, L (1, 1) OBP: 0.171, SLG: 0.250										4	0	1	0	0	0	2									
Inning Stats	R: 0 E: 1 K: 0 S: 4	H: 1 LOB: 1 BB: 0 P: 4	R: 2 E: 1 K: 0 S: 7	H: 3 LOB: 2 BB: 0 P: 7	R: 0 E: 0 K: 1 S: 5	H: 1 LOB: 1 BB: 0 P: 5	R: 0 E: 0 K: 0 S: 4	H: 1 LOB: 1 BB: 0 P: 4	R: 1 E: 1 K: 0 S: 5	H: 2 LOB: 2 BB: 1 P: 9	R: 0 E: 0 K: 0 S: 3	H: 1 LOB: 0 BB: 0 P: 3	R: 2 E: 1 K: 0 S: 5	H: 2 LOB: 1 BB: 1 P: 9	R: 0 E: 0 K: 2 S: 7	H: 2 LOB: 1 BB: 0 P: 4	R: 0 E: 0 K: 1 S: 6	H: 1 LOB: 1 BB: 0 P: 6	1B: 11 2B: 3 3B: 0 HR: 1	SF: 0 SAC: 0 DP: 5 HBP: 0	WP: 0 PB: 0 SB: 1 CS: 1	PA: 41			
PITCHER	IP	WLS	BF	H	R	ER	SO	BB	IBB	HBP	BLK	WP	HR	S	P	ERA	WHIP								
Rick Matula, R (1, 1) ERA: 3.59	6.1	L	31	11	5	1	1	1	1	0	0	0	1	31	39	1.42	1.895								
Joey McLaughlin, R (7, 1) ERA: 1.42	1.2		6	2	0	0	0	0	0	0	0	0	0	6	6	0.00	1.200								
Craig Skok, L (9, 1) ERA: 3.19	1.0		4	1	0	0	1	0	0	0	0	0	0	6	6	0.00	1.000								

Pittsburgh Pirates @ Atlanta Braves
Atlanta-Fulton County Stadium, Atlanta, GA

Sat Jul 14 1979, 7:05 PM EDT
Att: 25,083 - Unknown - 85 F

AB	39
R	5
H	14
RBI	2
BB	2
SO	2
LOB	25



Batter	1	2	3	4	5	6	7	8	9	AB	R	H	RBI	BB	SO	LOB	BOTTOM								
Jerry Royster, R (1, 5) OBP: 0.339, SLG: 0.324										4	0	0	0	0	0	0									
Gary Matthews, R (1, 9) OBP: 0.394, SLG: 0.549										4	0	1	0	0	0	0									
Bob Homer, R (1, 3) OBP: 0.349, SLG: 0.591										3	1	1	1	0	0	1									
Jeff Burroughs, R (1, 7) OBP: 0.347, SLG: 0.360										4	0	1	0	0	0	2									
Barry Bonnell, R (1, 8) OBP: 0.302, SLG: 0.420										3	0	1	0	0	0	1									
Glenn Hubbard, R (1, 4) OBP: 0.283, SLG: 0.286										3	0	0	0	0	0	1									
Pepe Frias, R (1, 6) OBP: 0.332, SLG: 0.366										3	0	1	0	0	0	0									
Bruce Benedict, R (1, 2) OBP: 0.290, SLG: 0.241										3	0	0	0	0	1	1									
Rick Matula, R (1, 1) OBP: 0.063, SLG: 0.063										2	0	0	0	0	0	0									
Joey McLaughlin, R (7, 1) OBP: 0.697, SLG: 1.000										0	0	0	0	0	0	0									
Charlie Spikes, R (6, PH) OBP: 0.559, SLG: 0.596										1	0	0	0	0	1	0									
Craig Skok, R (9, 1)										0	0	0	0	0	0	0									
Inning Stats	R: 0 E: 0 K: 0 S: 3	H: 0 LOB: 0 BB: 0 P: 3	R: 0 E: 0 K: 0 S: 3	H: 1 LOB: 0 BB: 0 P: 3	R: 0 E: 0 K: 0 S: 3	H: 0 LOB: 0 BB: 0 P: 3	R: 0 E: 0 K: 0 S: 3	H: 0 LOB: 1 BB: 0 P: 4	R: 0 E: 0 K: 0 S: 4	H: 1 LOB: 1 BB: 0 P: 4	R: 0 E: 0 K: 0 S: 3	H: 0 LOB: 0 BB: 0 P: 3	R: 1 E: 0 K: 0 S: 4	H: 2 LOB: 0 BB: 0 P: 4	R: 0 E: 0 K: 2 S: 7	H: 0 LOB: 0 BB: 0 P: 7	R: 0 E: 0 K: 0 S: 4	H: 1 LOB: 1 BB: 0 P: 4	1B: 4 2B: 1 3B: 0 HR: 1	SF: 0 SAC: 0 DP: 2 HBP: 1	WP: 1 PB: 0 SB: 0 CS: 0	PA: 31			
PITCHER	IP	WLS	BF	H	R	ER	SO	BB	IBB	HBP	BLK	WP	HR	S	P	ERA	WHIP								
John Candelaria, L (1, 1) ERA: 3.41	9.0	W	31	5	1	1	2	0	0	1	0	1	1	34	35	1.00	0.556								

Pittsburgh Pirates @ Atlanta Braves
Atlanta-Fulton County Stadium, Atlanta, GA

Sat Jul 14 1979, 7:05 PM EDT
Att: 25,083 - Unknown - 85 F

AB	30
R	1
H	5
RBI	1
BB	0
SO	2
LOB	6



Batter	1	2	3	4	5	6	7	8	9	AB	R	H	RBI	BB	SO	LOB	TOP										
Rafael Landestoy S OBP: 0.295, SLG: 0.244 (1, 4)	K	FC3-6 CS		F7		F9 SH5-3 1B		E4 BB		5	0	1	0	0	1	3	Houston Astros @ Pittsburgh Pirates Three Rivers Stadium, Pittsburgh, PA Thu Jul 19 1979, 7:05 PM EDT Unknown										
Craig Reynolds L OBP: 0.296, SLG: 0.342 (1, 6)	3B	1B		FC4 1B		SH5-3		BB		3	1	3	1	1	0	0											
Terry Puhl L OBP: 0.353, SLG: 0.383 (1, 8)	1B	3B		FC4 1B		F9		F9		5	1	1	1	0	1	6											
Jose Cruz L OBP: 0.371, SLG: 0.431 (1, 7)	CS BB			F8	4-3	1-3		K		4	0	0	0	1	1	5											
Enos Cabell R OBP: 0.287, SLG: 0.342 (1, 3)	S 1B			4-3		G3		F9		5	1	1	1	0	0	0											
Jeffrey Leonard R OBP: 0.337, SLG: 0.322 (1, 9)	1B	BB		K		F8		L5		4	0	0	0	1	1	0											
Art Howe R OBP: 0.293, SLG: 0.364 (1, 5)	1B			HR		1B		1B		5	1	4	2	0	0	0											
Bruce Bochy R OBP: 0.250, SLG: 0.256 (1, 2)	K			1B BB		1B		4-3		3	1	1	0	1	1	3											
Ken Forsch R OBP: 0.179, SLG: 0.162 Randy Niemann L OBP: 0.200, SLG: 0.143 Denny Walling L OBP: 0.364, SLG: 0.436 Bert Roberge R OBP: 0.341, SLG: 0.400 (1, 1)		FC3-6 BB		FC4 1B		5-3		K		2	0	1	0	1	0	2											
										0	0	0	0	0	0	0											
										1	0	0	0	0	1	0											
										0	0	0	0	0	0	0											
Inning Stats	R: 3 E: 0 K: 2 S: 10	H: 4 LOB: 2 BB: 2 P: 18	R: 0 E: 0 K: 1 S: 5	H: 1 LOB: 1 BB: 1 P: 9	R: 0 E: 0 K: 1 S: 5	H: 0 LOB: 0 BB: 0 P: 5	R: 2 E: 0 K: 0 S: 6	H: 3 LOB: 2 BB: 1 P: 10	R: 0 E: 0 K: 0 S: 4	H: 1 LOB: 1 BB: 0 P: 4	R: 0 E: 0 K: 0 S: 4	H: 1 LOB: 0 BB: 0 P: 4	R: 0 E: 1 K: 2 S: 8	H: 0 LOB: 2 BB: 1 P: 12	R: 0 E: 0 K: 0 S: 3	H: 0 LOB: 0 BB: 0 P: 3	1B: 10 2B: 0 3B: 1 HR: 1	SF: 0 SAC: 1 DP: 0 HBP: 0	WP: 0 PB: 0 SB: 1 CS: 2	PA: 43							
PITCHER	IP	WLS	BF	H	R	ER	SO	BB	IBB	HBP	BLK	WP	HR	S	P	ERA	WHIP										
Bert Blyleven, R ERA: 3.9 (1, 1)	3.1		20	8	5	5	4	4	0	0	0	0	1	24	40	13.50	3.600										
Dave Roberts, L ERA: 2.47 (4, 1)	2.2	W	11	3	0	0	0	0	0	0	0	0	0	11	11	0.00	1.125										
Enrique Romo, R ERA: 2.48 (7, 1)	1.1		7	1	0	0	1	1	0	0	0	0	0	8	12	0.00	1.500										
Grant Jackson, L ERA: 3.48 (8, 1)	0.2		2	0	0	0	1	0	0	0	0	0	0	4	4	0.00	0.000										
Kent Tekulve, R ERA: 3.62 (9, 1)	1.0		3	0	0	0	0	0	0	0	0	0	0	3	3	0.00	0.000										
Omar Moreno L OBP: 0.348, SLG: 0.427 (1, 8)	4-3	4-3															4	1	1	0	0	0	1	Houston Astros @ Pittsburgh Pirates Three Rivers Stadium, Pittsburgh, PA Thu Jul 19 1979, 7:05 PM EDT Unknown			
Tim Foli R OBP: 0.315, SLG: 0.339 (1, 6)	L1			F8		5-3		FC CS		4	0	0	0	0	0	1											
Dave Parker L OBP: 0.361, SLG: 0.519 (1, 9)	6-3			HR BB		1B		SF8		2	1	1	1	1	0	0											
Willie Stargell L OBP: 0.361, SLG: 0.634 (1, 3)	1B 2B			1B HR		F9		K		4	2	2	2	0	1	2											
Bill Robinson R OBP: 0.308, SLG: 0.566 (1, 7)	E SF8			6-3		4-3		SF7		4	2	2	0	0	0	0											
Bill Madlock R OBP: 0.331, SLG: 0.416 Rennie Stennett R OBP: 0.277, SLG: 0.285 (1, 5)	E7 S			L7		HR BB		CS S		2	2	1	1	2	0	0											
Ed Ott L OBP: 0.287, SLG: 0.393 (1, 2)	SF8			P6		F8		SF7		2	0	0	2	0	0	1											
Phil Garner R OBP: 0.366, SLG: 0.445 (9, 5)	SH1-3 2H			4-3		HR		BB		3	1	2	3	1	0	0											
Bert Blyleven R OBP: 0.183, SLG: 0.186 Dave Roberts L OBP: 0.305, SLG: 0.448 John Milner L OBP: 0.342, SLG: 0.448 Enrique Romo R OBP: 0.143, SLG: 0.143 Grant Jackson S OBP: 0.341, SLG: 0.538 Mike Easter L OBP: 0.285, SLG: 0.400 (1, 1)		SH1-3		4-3		L9		K		0	0	0	0	0	0	0											
										1	0	0	0	0	0	0											
										0	0	0	0	0	0	0											
										1	0	0	0	0	1	2											
										0	0	0	0	0	0	0											
										1B: 4 2B: 4 3B: 1 HR: 2	SF: 3 SAC: 1 DP: 2 HBP: 0	WP: 0 PB: 0 SB: 2 CS: 2	PA: 36														
PITCHER	IP	WLS	BF	H	R	ER	SO	BB	IBB	HBP	BLK	WP	HR	S	P	ERA	WHIP										
Ken Forsch, R ERA: 3.35 (1, 1)	6.0	L	27	7	7	6	0	2	0	0	0	0	2	25	33	9.00	1.500										
Randy Niemann, L ERA: 3.04 (7, 1)	1.0		4	1	1	1	1	0	0	0	0	0	0	6	6	9.00	1.000										
Bert Roberge, R ERA: 1.47 (8, 1)	1.0		5	1	1	1	1	2	0	0	0	0	0	5	13	9.00	3.000										

Batter	1	2	3	4	5	6	7	8	9	AB	R	H	RBI	BB	SO	LOB	TOP										
Rafael Landestoy, S OBP: 0.294, SLG: 0.245 (1, 4)	F7		4-3			4-3			G6-4-3 1B	4	0	1	2	0	0	1											
Craig Reynolds, L OBP: 0.295, SLG: 0.339 Jesus Alou, R OBP: 0.231, SLG: 0.217 (1, 6)	K				F9		4-3		G6-4-3 1B	3	0	0	0	0	1	0											
Terry Puhl, L OBP: 0.350, SLG: 0.378 (1, 8)	F4			6-3			4-3		L4	4	0	0	0	0	0	0											
Jose Cruz, L OBP: 0.371, SLG: 0.430 (1, 7)		G5-4-3 1B			F9					3	0	1	0	0	0	0											
Enos Cabell, R OBP: 0.285, SLG: 0.339 (1, 3)	F8				K				F4	3	0	0	0	0	1	1											
Jeffrey Leonard, R OBP: 0.332, SLG: 0.317 (1, 9)	G5-4-3 1-2				5-3				K	3	0	0	0	0	1	1											
Art Howe, R OBP: 0.290, SLG: 0.360 (1, 5)			5-3		5-3				K	3	0	0	0	0	1	0											
Alan Ashby, S OBP: 0.279, SLG: 0.306 (1, 2)					6-3				2B 1B	3	1	2	0	0	0	0											
Joe Niekro, R OBP: 0.132, SLG: 0.137 Bert Roberge, R OBP: 0.250, SLG: 0.182 Jimmy Sexton, R OBP: 0.273, SLG: 0.211 Rick Williams, R OBP: 0.291, SLG: 0.256 Julio Gonzalez, R OBP: 0.291, SLG: 0.256 (1, 1)			SH1-4 1B						1-3 1B	0	0	0	0	0	0	0											
Inning Stats	R: 0 E: 0 K: 1 S: 5	H: 0 LOB: 0 BB: 0 P: 5	R: 0 E: 0 K: 0 S: 3	H: 1 LOB: 0 BB: 0 P: 3	R: 0 E: 0 K: 0 S: 4	H: 1 LOB: 1 BB: 0 P: 4	R: 0 E: 0 K: 0 S: 3	H: 0 LOB: 0 BB: 0 P: 3	R: 0 E: 0 K: 1 S: 5	H: 0 LOB: 0 BB: 0 P: 5	R: 0 E: 0 K: 0 S: 3	H: 0 LOB: 0 BB: 0 P: 3	R: 0 E: 0 K: 2 S: 7	H: 0 LOB: 0 BB: 0 P: 7	R: 2 E: 0 K: 0 S: 5	H: 3 LOB: 0 BB: 0 P: 5	1B: 4 2B: 1 3B: 0 HR: 0	SF: 0 SAC: 1 DP: 2 HBP: 0	WP: 0 PB: 0 SB: 0 CS: 0	PA: 30							
PITCHER	IP	WLS	BF	H	R	ER	SO	BB	IBB	HBP	BLK	WP	HR	S	P	ERA	WHIP										
Bruce Kison, R ERA: 3.03 Grant Jackson, L ERA: 3.4 (1, 1)	8.0	W	27	4	2	2	5	0	0	0	0	0	0	37	37	2.25	0.500										
(9, 1)	1.0	S	3	1	0	0	0	0	0	0	0	0	0	3	3	0.00	1.000										

Houston Astros @ Pittsburgh Pirates
Three Rivers Stadium, Pittsburgh, PA
Thu Jul 19 1979, 7:05 PM EDT
Att: 33,464 - Unknown

AB	29
R	2
H	5
RBI	2
BB	0
SO	5
LOB	4



Batter	1	2	3	4	5	6	7	8	9	AB	R	H	RBI	BB	SO	LOB	BOTTOM											
Omar Moreno, L OBP: 0.347, SLG: 0.425 (1, 8)	F5		4-3		SF7 1B		F8			4	0	1	0	0	0	0												
Tim Foli, R OBP: 0.318, SLG: 0.342 (1, 6)	HR 1B		F9		BB 1B		F4			4	1	2	0	0	0	0												
Dave Parker, L OBP: 0.360, SLG: 0.517 (1, 9)	L7			F9	SF7				G3-6-3 1B	3	0	1	1	0	0	1												
John Milner, L OBP: 0.364, SLG: 0.468 (1, 3)	HR			FC6-4 BB	BB				G3-6-3 1-2	2	1	1	2	2	0	1												
Lee Lacy, R OBP: 0.362, SLG: 0.495 Bill Robinson, R OBP: 0.308, SLG: 0.566 (1, 7)	F3			F8	F9				6-3	4	0	0	0	0	0	4												
Phil Garner, R OBP: 0.363, SLG: 0.440 (1, 5)		K		FC6-4 1-2			F8			3	0	0	0	0	1	1												
Rennie Stennett, R OBP: 0.278, SLG: 0.286 (1, 4)	F7				5-3 1B		F8			3	1	1	0	0	0	0												
Steve Nicosia, R OBP: 0.299, SLG: 0.394 (1, 2)	F5				5-3		F7			3	0	0	0	0	0	1												
Bruce Kison, R OBP: 0.148, SLG: 0.154 Grant Jackson, S (1, 1)			5-3		1B SF7 1B		F9			3	1	1	1	0	0	0												
Inning Stats	R: 2 E: 0 K: 0 S: 5	H: 2 LOB: 0 BB: 0 P: 5	R: 0 E: 0 K: 1 S: 5	H: 0 LOB: 0 BB: 0 P: 5	R: 0 E: 0 K: 0 S: 3	H: 0 LOB: 0 BB: 0 P: 3	R: 0 E: 0 K: 0 S: 3	H: 0 LOB: 1 BB: 1 P: 7	R: 2 E: 0 K: 0 S: 7	H: 4 LOB: 3 BB: 1 P: 11	R: 0 E: 0 K: 0 S: 3	H: 0 LOB: 0 BB: 0 P: 3	R: 0 E: 0 K: 0 S: 3	H: 0 LOB: 0 BB: 0 P: 3	R: 0 E: 0 K: 0 S: 3	H: 1 LOB: 0 BB: 0 P: 3	1B: 6 2B: 0 3B: 0 HR: 1	SF: 1 SAC: 0 DP: 1 HBP: 0	WP: 0 PB: 0 SB: 0 CS: 0	PA: 32								
PITCHER	IP	WLS	BF	H	R	ER	SO	BB	IBB	HBP	BLK	WP	HR	S	P	ERA	WHIP											
Joe Niekro, R ERA: 3.16 Bert Roberge, R ERA: 1.45 Rick Williams, R ERA: 2.77 (1, 1)	4.2	L	22	6	4	4	4	2	0	0	0	0	0	1	22	30	7.71	1.714										
(5, 1)	0.1		1	0	0	0	0	0	0	0	0	0	0	1	1	0.00	0.000											
(6, 1)	3.0		9	1	0	0	0	0	0	0	0	0	0	9	9	0.00	0.333											

Houston Astros @ Pittsburgh Pirates
Three Rivers Stadium, Pittsburgh, PA
Thu Jul 19 1979, 7:05 PM EDT
Att: 33,464 - Unknown

AB	29
R	4
H	7
RBI	4
BB	2
SO	1
LOB	8



Batter	1	2	3	4	5	6	7	8	9	AB	R	H	RBI	BB	SO	LOB	TOP								
Rafael Landestoy, S OBP: 0.281, SLG: 0.232 (1,4)	F2		FC4-6		1-3		K		F9	5	0	0	0	0	1	4									
Julio Gonzalez, R OBP: 0.297, SLG: 0.242 (1,6)	F8		F8		G3		K		4-3	5	0	0	0	0	1	4									
Terry Puhl, L OBP: 0.346, SLG: 0.374 (1,8)	G3			F6		4-3	F4			4	0	0	0	0	0	1									
Jeffrey Leonard, R OBP: 0.335, SLG: 0.321 (1,9)		4-3		5-3 E 1B		1B		F9		4	2	2	0	0	0	0									
Enos Cabell, R OBP: 0.287, SLG: 0.341 (1,3)		CS 1B		5-3		1B		5-3		4	0	2	1	0	0	1									
Jose Cruz, L OBP: 0.367, SLG: 0.425 (1,7)	4-3			E4		F3		F7		4	0	0	0	0	0	2									
Art Howe, R OBP: 0.300, SLG: 0.376 (1,5)			HR	BB		1B		4-3 1B BB		2	1	2	1	2	0	0									
Alan Ashby, S OBP: 0.280, SLG: 0.303 (1,2)				6-3		K		4-3 1B		2	0	0	0	1	1	4									
Jesus Alou, R OBP: 0.259, SLG: 0.250 (9, PH)			FC4-6 BB					1-2 1B		1	0	1	0	0	0	0									
J.R. Richard, R OBP: 0.111, SLG: 0.154 (1,1)			K		5-3			4-3		2	0	0	0	0	1	1									
Bert Roberge, R (6,1)										0	0	0	0	0	0	0									
Jimmy Sexton, R OBP: 0.280, SLG: 0.217 (7, PH)										1	0	1	0	0	0	0									
Frank LaCorte, R (7,1)										0	0	0	0	0	0	0									
Reggie Baldwin, R OBP: 0.231, SLG: 0.308 (9, PH)								1-2 2-3 1B		1	0	0	0	0	0	2									
Inning Stats	R: 0 E: 0 K: 0 S: 3	H: 0 LOB: 0 BB: 0 P: 3	R: 0 E: 0 K: 0 S: 3	H: 1 LOB: 0 BB: 0 P: 3	R: 1 E: 0 K: 1 S: 6	H: 1 LOB: 1 BB: 1 P: 10	R: 1 E: 1 K: 0 S: 5	H: 1 LOB: 2 BB: 0 P: 9	R: 0 E: 0 K: 0 S: 3	H: 0 LOB: 0 BB: 0 P: 3	R: 1 E: 0 K: 1 S: 8	H: 3 LOB: 2 BB: 0 P: 8	R: 0 E: 0 K: 2 S: 8	H: 1 LOB: 1 BB: 0 P: 8	R: 0 E: 0 K: 0 S: 3	H: 0 LOB: 0 BB: 0 P: 3	R: 0 E: 0 K: 0 S: 4	H: 1 LOB: 2 BB: 1 P: 8	1B: 7 2B: 0 3B: 0 HR: 1	SF: 0 SAC: 0 DP: 0 HBP: 0	WP: 0 PB: 0 SB: 1 CS: 1	PA: 38			
PITCHER	IP	WLS	BF	H	R	ER	SO	BB	IBB	HBP	BLK	WP	HR	S	P	ERA	WHIP								
John Candelaria, L ERA: 3.3 (1,1)	9.0	W	38	8	3	2	4	3	0	0	0	0	1	43	55	2.00	1.222								

Houston Astros @ Pittsburgh Pirates
Three Rivers Stadium, Pittsburgh, PA
Fri Jul 20 1979, 7:05 PM EDT
Att: 23,585 - Unknown

AB	35
R	3
H	8
RBI	2
BB	3
SO	4
LOB	19



Batter	1	2	3	4	5	6	7	8	9	AB	R	H	RBI	BB	SO	LOB	BOTTOM								
Omar Moreno, L OBP: 0.345, SLG: 0.422 (1,8)	F8	F7		4-3		1-4-3 S 2B 1B		F6		5	1	1	1	0	0	0									
Tim Foli, R OBP: 0.316, SLG: 0.339 (1,6)	1B FC6-5		F7	6-3		1-4-3		F7		5	1	1	0	0	0	1									
Dave Parker, L OBP: 0.363, SLG: 0.521 (1,9)	FC6-5		BB 1B	K		2B		K		5	1	3	1	0	2	0									
Willie Stargell, L OBP: 0.360, SLG: 0.627 (1,3)	FC6-5 2B		1-2 1B	BB 1B		K		4-3		4	2	1	1	0	1	2									
Bill Robinson, R OBP: 0.310, SLG: 0.563 (1,7)	2-3 3-H 2B		K			L3 BB		F5		3	1	1	0	1	1	2									
Ed Ott, L OBP: 0.290, SLG: 0.396 (1,2)	1-H 2-H 2B		1B	BB		L3		K 1-6-3 1B		3	1	1	2	1	1	1									
Phil Garner, R OBP: 0.365, SLG: 0.452 (1,5)	F4		1-3 2-H 3-H 1B			HR		1-6-3		4	1	2	3	0	0	2									
Rennie Stennett, R OBP: 0.285, SLG: 0.294 (1,4)		4-3				1B				3	1	2	1	1	0	0									
John Candelaria, L OBP: 0.156, SLG: 0.227 (1,1)			K	4-3		K		F7		4	0	0	0	0	2	5									
Inning Stats	R: 3 E: 0 K: 0 S: 7	H: 4 LOB: 1 BB: 0 P: 7	R: 0 E: 0 K: 1 S: 5	H: 0 LOB: 0 BB: 0 P: 5	R: 2 E: 0 K: 1 S: 8	H: 3 LOB: 3 BB: 2 P: 16	R: 0 E: 0 K: 1 S: 5	H: 0 LOB: 0 BB: 0 P: 5	R: 0 E: 0 K: 1 S: 4	H: 0 LOB: 0 BB: 1 P: 8	R: 3 E: 0 K: 1 S: 9	H: 4 LOB: 1 BB: 0 P: 9	R: 1 E: 0 K: 1 S: 7	H: 1 LOB: 1 BB: 0 P: 7	R: 0 E: 0 K: 1 S: 5	H: 0 LOB: 0 BB: 0 P: 5	1B: 8 2B: 4 3B: 0 HR: 1	SF: 0 SAC: 0 DP: 1 HBP: 0	WP: 1 PB: 0 SB: 2 CS: 0	PA: 39					
PITCHER	IP	WLS	BF	H	R	ER	SO	BB	IBB	HBP	BLK	WP	HR	S	P	ERA	WHIP								
J.R. Richard, R ERA: 3.84 (1,1)	5.1	L	28	10	8	8	5	3	0	0	0	0	0	35	47	13.50	2.438								
Bert Roberge, R ERA: 1.4 (6,1)	0.2		3	1	0	0	0	0	0	0	0	0	0	3	3	0.00	1.500								
Frank LaCorte, R ERA: 6.97 (7,1)	2.0		8	1	1	1	2	0	0	0	0	1	0	12	12	4.50	0.500								

Houston Astros @ Pittsburgh Pirates
Three Rivers Stadium, Pittsburgh, PA
Fri Jul 20 1979, 7:05 PM EDT
Att: 23,585 - Unknown

AB	36
R	9
H	12
RBI	9
BB	3
SO	7
LOB	13



Batter	1	2	3	4	5	6	7	8	9	AB	R	H	RBI	BB	SO	LOB	TOP					
Julio Gonzalez, R (1, 4) OBP: 0.283, SLG: 0.290										5	1	3	2	0	0	3						
Craig Reynolds, L (1, 6) OBP: 0.295, SLG: 0.338										4	0	1	1	0	2	3						
Jesus Alou, R (9, PH) OBP: 0.286, SLG: 0.280										1	0	1	0	0	0	0						
Jimmy Sexton, R (9, PR) OBP: 0.280, SLG: 0.217										0	0	0	0	0	0	0						
Terry Puhl, L (1, 8) OBP: 0.347, SLG: 0.375										5	0	2	0	0	0	2						
Jeffrey Leonard, R (1, 9) OBP: 0.327, SLG: 0.313										5	0	0	0	0	1	4						
Enos Cabell, R (1, 3) OBP: 0.289, SLG: 0.344										5	1	2	0	0	0	4						
Jose Cruz, L (1, 7) OBP: 0.371, SLG: 0.429										4	2	3	1	0	0	1						
Art Howe, R (1, 5) OBP: 0.306, SLG: 0.377										2	0	1	0	2	0	0						
Bruce Bochy, R (1, 2) OBP: 0.250, SLG: 0.268										4	1	1	0	0	2	6						
Joaquin Andujar, S (1, 1) OBP: 0.051, SLG: 0.027										3	0	0	0	0	2	5						
Denny Walling, L (8, PH) OBP: 0.370, SLG: 0.442										1	0	1	1	0	0	0						
Joe Sambito, L (8, 1) OBP: 0.571, SLG: 0.500										0	0	0	0	0	0	0						
Inning Stats	R: 1 E: 0 K: 0 S: 4	H: 2 LOB: 0 BB: 0 P: 4	R: 1 E: 1 K: 1 S: 8	H: 3 LOB: 2 BB: 0 P: 8	R: 0 E: 1 K: 1 S: 6	H: 0 LOB: 1 BB: 0 P: 6	R: 1 E: 0 K: 2 S: 9	H: 2 LOB: 2 BB: 1 P: 13	R: 0 E: 0 K: 0 S: 4	H: 1 LOB: 1 BB: 0 P: 4	R: 1 E: 0 K: 1 S: 7	H: 2 LOB: 1 BB: 0 P: 7	R: 0 E: 0 K: 0 S: 3	H: 2 LOB: 0 BB: 0 P: 3	R: 1 E: 0 K: 1 S: 6	H: 2 LOB: 1 BB: 1 P: 10	R: 0 E: 0 K: 1 S: 6	H: 1 LOB: 2 BB: 0 P: 6	1B: 11 2B: 3 3B: 1 HR: 0	SF: 0 SAC: 0 DP: 1 HBP: 0	WP: 1 PB: 0 SB: 2 CS: 2	PA: 42
PITCHER	IP	WLS	BF	H	R	ER	SO	BB	IBB	HBP	BLK	WP	HR	S	P	ERA	WHIP					
Dave Roberts, L (1, 1) ERA: 2.73	5.0		24	8	3	3	4	1	0	0	0	0	0	31	35	5.40	1.800					
Enrique Romo, R (6, 1) ERA: 2.54	3.0	W	13	6	2	2	2	1	0	0	1	1	0	16	20	6.00	2.333					
Grant Jackson, L (9, 1) ERA: 3.38	0.1		2	1	0	0	0	0	0	0	0	0	0	2	2	0.00	3.000					
Kent Tekulve, R (9, 1) ERA: 3.58	0.2	S	2	0	0	0	1	0	0	0	0	0	0	4	4	0.00	0.000					

Houston Astros @ Pittsburgh Pirates
Three Rivers Stadium, Pittsburgh, PA
Sat Jul 21 1979, 3:33 AM EDT
Att: 19,570 - Unknown

AB	39
R	5
H	15
RBI	5
BB	2
SO	7
LOB	28



Batter	1	2	3	4	5	6	7	8	9	AB	R	H	RBI	BB	SO	LOB	BOTTOM				
Omar Moreno, L (1, 8) OBP: 0.346, SLG: 0.422										5	2	2	0	0	0	1					
Tim Lincecum, R (1, 6) OBP: 0.322, SLG: 0.348										4	0	3	1	0	0	0					
Dave Parker, L (1, 9) OBP: 0.359, SLG: 0.515										4	1	0	1	0	0	3					
John Milner, L (1, 3) OBP: 0.366, SLG: 0.488										4	1	2	2	0	0	1					
Bill Robinson, R (1, 7) OBP: 0.310, SLG: 0.570										4	1	1	1	0	1	1					
Bill Madlock, R (1, 5) OBP: 0.336, SLG: 0.417										2	0	1	0	2	0	0					
Rennie Stennett, R (9, 4) OBP: 0.285, SLG: 0.294										0	0	0	0	0	0	0					
Ed Ott, L (1, 2) OBP: 0.290, SLG: 0.394										4	0	1	0	0	0	2					
Phil Garner, R (1, 4) OBP: 0.363, SLG: 0.459										4	1	1	1	0	0	2					
Dave Roberts, L (1, 1) ERA: 2.73										2	0	0	0	0	0	2					
Enrique Romo, R (6, 1) ERA: 2.54										1	0	0	0	0	0	0					
Lee Lacy, R (8, PH) OBP: 0.368, SLG: 0.500										1	0	1	0	0	0	0					
Grant Jackson, S (9, 1) ERA: 3.38										0	0	0	0	0	0	0					
Kent Tekulve, R (9, 1) ERA: 3.58										0	0	0	0	0	0	0					
Inning Stats	R: 0 E: 0 K: 0 S: 4	H: 1 LOB: 1 BB: 0 P: 4	R: 0 E: 0 K: 0 S: 4	H: 1 LOB: 2 BB: 1 P: 8	R: 3 E: 0 K: 0 S: 7	H: 4 LOB: 1 BB: 0 P: 7	R: 1 E: 0 K: 0 S: 5	H: 2 LOB: 1 BB: 0 P: 5	R: 0 E: 0 K: 0 S: 3	H: 0 LOB: 0 BB: 0 P: 3	R: 0 E: 0 K: 0 S: 3	H: 0 LOB: 0 BB: 0 P: 3	R: 2 E: 0 K: 0 S: 6	H: 3 LOB: 1 BB: 0 P: 6	R: 0 E: 0 K: 0 S: 6	H: 1 LOB: 1 BB: 0 P: 6	1B: 8 2B: 2 3B: 0 HR: 3	SF: 0 SAC: 0 DP: 1 HBP: 0	WP: 0 PB: 0 SB: 1 CS: 1	PA: 37	
PITCHER	IP	WLS	BF	H	R	ER	SO	BB	IBB	HBP	BLK	WP	HR	S	P	ERA	WHIP				
Joaquin Andujar, R (1, 1) ERA: 2.79	7.0		31	9	4	4	1	2	0	0	0	0	1	31	39	5.14	1.571				
Joe Sambito, L (8, 1) ERA: 1.24	1.0	L	6	3	2	2	0	0	0	0	0	0	2	6	6	18.00	3.000				

Houston Astros @ Pittsburgh Pirates
Three Rivers Stadium, Pittsburgh, PA
Sat Jul 21 1979, 3:33 AM EDT
Att: 19,570 - Unknown

AB	35
R	6
H	12
RBI	6
BB	2
SO	1
LOB	12



Batter	1	2	3	4	5	6	7	8	9	AB	R	H	RBI	BB	SO	LOB	TOP					
Jerry Royster, R OBP: 0.337, SLG: 0.331 (1, 4)	0-0 5-3		0-0 6-3		0-0 2B 1B		0-0 1B			4	1	2	0	0	0	0	Atlanta Braves @ Pittsburgh Pirates Three Rivers Stadium, Pittsburgh, PA Sun Jul 22 1979, 3:33 AM EDT Overcast					
Gary Matthews, R OBP: 0.370, SLG: 0.549 (1, 9)	0-0 1B		F8		1-2 2B		6-3			4	0	2	2	0	0	1						
Rowland Office, L OBP: 0.324, SLG: 0.374 (1, 8)	0-0 F8		4-3		3-1			6-3		4	0	0	0	0	0	1						
Bob Horner, R OBP: 0.352, SLG: 0.570 (1, 5)		0-0 L6		0-0 F2		0-0 1B		0-0 1B		4	0	2	0	0	0	0						
Jeff Burroughs, R OBP: 0.350, SLG: 0.364 Barry Bonnell, R OBP: 0.302, SLG: 0.420 (8, PR) (8, 7)		4-0 HR BB		0-0 F9		0-0 F9		0-0 1B		3	1	1	0	1	0	1						
Dale Murphy, R OBP: 0.414, SLG: 0.646 (1, 3)		0-0 HR		0-0 1B		0-0 L7		0-0 G4-6-3		4	1	2	2	0	0	3						
Joe Nolan, L OBP: 0.380, SLG: 0.458 (1, 2)		0-0 F7		0-0 F9		0-0 1-3		0-0 G4-6-3		4	0	1	0	0	0	2						
Pepe Frias, R OBP: 0.318, SLG: 0.349 (1, 6)		0-0 1B		0-0 6-3		0-3 K		0-0 G4-6-3		4	0	1	0	0	1	1						
Eddie Solomon, R OBP: 0.176, SLG: 0.182 Gene Garber, R OBP: 0.500, SLG: 0.375 Mike Lum, L OBP: 0.289, SLG: 0.345 Joey McLaughlin, R OBP: 0.667, SLG: 1.000 Charlie Spikes, R OBP: 0.345, SLG: 0.576 (1, 1) (6, 1) (7, PH) (7, 1) (9, PH)		0-3 K		0-0 1B		0-0 2B 1B		0-0 L6		2	1	1	0	0	1	1						
Inning Stats	R: 0 E: 0 K: 0 S: 3	H: 1 LOB: 0 BB: 0 P: 3	R: 2 E: 0 K: 1 S: 7	H: 2 LOB: 1 BB: 1 P: 11	R: 0 E: 0 K: 0 S: 3	H: 0 LOB: 0 BB: 0 P: 3	R: 0 E: 0 K: 0 S: 4	H: 1 LOB: 1 BB: 0 P: 4	R: 2 E: 0 K: 0 S: 5	H: 3 LOB: 0 BB: 0 P: 5	R: 0 E: 0 K: 0 S: 4	H: 1 LOB: 1 BB: 0 P: 4	R: 0 E: 0 K: 1 S: 6	H: 1 LOB: 1 BB: 0 P: 6	R: 0 E: 0 K: 0 S: 4	H: 2 LOB: 2 BB: 0 P: 4		R: 0 E: 0 K: 0 S: 3	H: 1 LOB: 0 BB: 0 P: 3	1B: 10 2B: 1 3B: 0 HR: 1	SF: 0 SAC: 0 DP: 2 HBP: 0	WP: 0 PB: 0 SB: 1 CS: 0
PITCHER	IP WLS BF H R ER SO BB IBB HBP BLK WP HR S P ERA WHIP	6.0 W 25 8 4 4 1 1 0 0 0 0 1 26 30 6.00 1.500	3.0 S 11 4 0 0 1 0 0 0 0 0 0 13 13 0.00 1.333	PITCHER	IP WLS BF H R ER SO BB IBB HBP BLK WP HR S P ERA WHIP	6.0 L 25 7 5 4 8 1 0 0 0 0 0 39 47 6.75 1.500																

AB 35
R 4
H 12
RBI 4
BB 1
SO 2
LOB 10



Batter	1	2	3	4	5	6	7	8	9	AB	R	H	RBI	BB	SO	LOB	BOTTOM	
Omar Moreno, L OBP: 0.342, SLG: 0.418 (1, 8)	0-0 F6		0-3 K		0-3 K		0-0 G3			4	0	0	0	0	2	3	Atlanta Braves @ Pittsburgh Pirates Three Rivers Stadium, Pittsburgh, PA Sun Jul 22 1979, 3:33 AM EDT Overcast	
Tim Foli, R OBP: 0.321, SLG: 0.350 (1, 6)	0-0 F9		0-0 F8		0-0 2B		0-0 F8			4	0	1	0	0	0	0		
Dave Parker, L OBP: 0.358, SLG: 0.511 (1, 9)	0-3 K		0-0 F8		0-3 K		4-0 BB			3	0	0	0	1	2	1		
Willie Stargell, L OBP: 0.358, SLG: 0.618 (1, 3)		4-0 1B 2B BB		0-0 F7		0-3 K		0-0 F6		3	1	0	0	1	1	1		
John Milner, L OBP: 0.365, SLG: 0.484 Bill Robinson, R OBP: 0.310, SLG: 0.567 (3, 7) (7, 5)		0-0 F4		0-3 K		0-0 1B 1B		0-3 K		1	0	0	0	0	0	1		
Phil Garner, R OBP: 0.368, SLG: 0.463 (7, 4)		0-0 2B 1B		0-0 1B		0-0 E5 1B 1B		0-0 6-3		3	1	1	0	0	0	1		
Ed Ott, L OBP: 0.293, SLG: 0.397 (1, 2)		0-0 1B 2B		0-0 F6		4-0 FC6-5 1B IBB		0-0 F9		3	1	1	1	1	0	1		
Rennie Stennett, R OBP: 0.283, SLG: 0.292 Mike Easter, L OBP: 0.457, SLG: 0.556 Kent Tekulve, R OBP: 0.429, SLG: 0.333 (6, PH) (6, PH) (7, 1)		0-3 K		0-0 F7		0-0 FC6-5 1B		0-3 K		2	0	0	0	0	1	3		
Don Robinson, R OBP: 0.212, SLG: 0.212 Lee Lacy, R OBP: 0.364, SLG: 0.495 (6, PH) (7, 7)		0-0 1B		0-0 K		0-3 FC6-5		0-0 K		2	0	1	2	0	1	0		
Inning Stats	R: 0 E: 0 K: 1 S: 5	H: 0 LOB: 0 BB: 0 P: 5	R: 3 E: 0 K: 2 S: 10	H: 3 LOB: 1 BB: 1 P: 14	R: 0 E: 0 K: 1 S: 6	H: 1 LOB: 0 BB: 0 P: 6	R: 0 E: 0 K: 3 S: 10	H: 1 LOB: 1 BB: 1 P: 10	R: 2 E: 1 K: 1 S: 8	H: 3 LOB: 2 BB: 1 P: 12	R: 0 E: 0 K: 1 S: 5	H: 0 LOB: 1 BB: 1 P: 9	R: 0 E: 0 K: 1 S: 5	H: 0 LOB: 0 BB: 0 P: 5	1B: 6 2B: 2 3B: 0 HR: 0	SF: 0 SAC: 0 DP: 0 HBP: 0		WP: 0 PB: 0 SB: 0 CS: 0
PITCHER	IP WLS BF H R ER SO BB IBB HBP BLK WP HR S P ERA WHIP	5.1 L 3 1 0 0 0 0 0 0 0 0 3 3 0.00 1.500	2.0 7 0 0 0 2 1 0 0 0 0 0 10 14 0.00 0.500	PITCHER	IP WLS BF H R ER SO BB IBB HBP BLK WP HR S P ERA WHIP	6.75 L 25 7 5 4 8 1 0 0 0 0 0 39 47 6.75 1.500												



Batter	1	2	3	4	5	6	7	8	9	AB	R	H	RBI	BB	SO	LOB	TOP			
Glenn Hubbard, R (1,4) OBP: 0.280, SLG: 0.279 Jerry Royster, R (8, PH) OBP: 0.336, SLG: 0.330 (8,4)	F9		5-3		F7			F4		3	0	0	0	0	0	1	Atlanta Braves @ Pittsburgh Pirates Three Rivers Stadium, Pittsburgh, PA Sun Jul 22 1979, 7:05 PM EDT Att: 29,533 - Unknown			
Gary Matthews, R (1,9) OBP: 0.371, SLG: 0.555	4-3		HR		F9			G6-4-3 BB		3	1	1	2	1	0	0				
Mike Lum, L (1,3) OBP: 0.283, SLG: 0.337	K		F7		F7			G6-4-3 1-2		4	0	0	0	0	1	1				
Bob Horner, R (1,5) OBP: 0.358, SLG: 0.573					F4			G6-4-3 1B		4	0	3	0	0	0	0				
Jeff Burroughs, R (1,7) OBP: 0.349, SLG: 0.360	F6				F6			G6-4-3 1-2		3	0	0	0	1	0	3				
Joe Nolan, L (1,2) OBP: 0.383, SLG: 0.459	F8				F9			1B		4	0	2	0	0	0	2				
Barry Bonnell, R (1,8) Dale Murphy, R (9, PH) OBP: 0.412, SLG: 0.642	F8				F6			6-3		3	0	0	0	0	0	3				
Darrel Chaney, S (1,6) OBP: 0.242, SLG: 0.170			SH1-3 HR		F7			L6		3	1	1	0	0	0	2				
Mickey Mahler, S (1,1) Rowland Office, L (7, PH) Bo McLaughlin, R (7,1)			SH1-3		K			F9		1	0	0	0	0	1	0				
			2-3							1	0	0	0	0	0	0				
Inning Stats	R: 0 E: 0 K: 1 S: 5	H: 0 LOB: 0 BB: 0 P: 5	R: 0 E: 0 K: 0 S: 4	H: 1 LOB: 1 BB: 0 P: 4	R: 2 E: 0 K: 0 S: 5	H: 2 LOB: 0 BB: 0 P: 5	R: 0 E: 0 K: 0 S: 5	H: 2 LOB: 0 BB: 0 P: 5	R: 0 E: 0 K: 1 S: 3	H: 0 LOB: 1 BB: 1 P: 7	R: 0 E: 0 K: 0 S: 3	H: 0 LOB: 0 BB: 0 P: 3	R: 0 E: 0 K: 0 S: 2	H: 0 LOB: 0 BB: 1 P: 6	R: 0 E: 0 K: 0 S: 4	H: 2 LOB: 1 BB: 0 P: 4	1B: 5 2B: 1 3B: 0 HR: 1	SF: 0 SAC: 1 DP: 2 HBP: 0	WP: 0 PB: 0 SB: 0 CS: 0	PA: 34
PITCHER	IP	WLS	BF	H	R	ER	SO	BB	IBB	HBP	BLK	WP	HR	S	P	ERA	WHIP			
Jim Bibby, R (1,1) ERA: 2.93	8.0	W	30	5	2	2	2	2	0	0	0	0	1	32	40	2.25	0.875			
Kent Tekulve, R (9,1) ERA: 3.39	1.0	S	4	2	0	0	0	0	0	0	0	0	0	4	4	0.00	2.000			

Batter	1	2	3	4	5	6	7	8	9	AB	R	H	RBI	BB	SO	LOB	BOTTOM			
Omar Moreno, L (1,8) OBP: 0.341, SLG: 0.416	6-3		1B 2B		K		F8			4	1	1	0	0	1	0	Atlanta Braves @ Pittsburgh Pirates Three Rivers Stadium, Pittsburgh, PA Sun Jul 22 1979, 7:05 PM EDT Att: 29,533 - Unknown			
Tim Foli, R (1,6) OBP: 0.323, SLG: 0.352	F9 HBP		2B		F7		1-3			4	0	2	0	0	0	0				
Dave Parker, L (1,9) OBP: 0.360, SLG: 0.512	1-2 HBP		1-3 3-H		F7		6-3			3	0	1	1	0	0	0				
Bill Robinson, R (1,3) OBP: 0.309, SLG: 0.561	F9		4-0		6-3			K		3	0	0	0	1	1	2				
Lee Lacy, R (1,7) OBP: 0.352, SLG: 0.476	K		K		F9			K		4	0	0	0	0	3	5				
Phil Garner, R (1,5) OBP: 0.366, SLG: 0.460			L8		F7		K			4	0	1	0	0	1	3				
Rennie Stennett, R (1,4) OBP: 0.282, SLG: 0.295	F9				4-3			P4		4	0	1	0	0	0	1				
Steve Nicosia, R (1,2) OBP: 0.300, SLG: 0.402	K				HR		F9			3	1	1	0	0	1	1				
Jim Bibby, R (1,1) ERA: 6.24					K		K			3	1	1	2	0	2	1				
Kent Tekulve, R (9,1) ERA: 4.22					HR		K			0	0	0	0	0	0	0				
Inning Stats	R: 0 E: 0 K: 1 S: 6	H: 1 LOB: 2 BB: 0 P: 7	R: 0 E: 0 K: 1 S: 5	H: 0 LOB: 0 BB: 0 P: 5	R: 1 E: 0 K: 2 S: 10	H: 3 LOB: 3 BB: 1 P: 14	R: 2 E: 0 K: 1 S: 7	H: 2 LOB: 0 BB: 0 P: 7	R: 0 E: 0 K: 0 S: 3	H: 0 LOB: 0 BB: 0 P: 3	R: 0 E: 0 K: 2 S: 8	H: 1 LOB: 1 BB: 0 P: 8	R: 0 E: 0 K: 0 S: 3	H: 0 LOB: 0 BB: 0 P: 3	R: 0 E: 0 K: 2 S: 8	H: 1 LOB: 1 BB: 0 P: 8	1B: 4 2B: 3 3B: 0 HR: 1	SF: 0 SAC: 0 DP: 0 HBP: 1	WP: 0 PB: 0 SB: 1 CS: 0	PA: 34
PITCHER	IP	WLS	BF	H	R	ER	SO	BB	IBB	HBP	BLK	WP	HR	S	P	ERA	WHIP			
Mickey Mahler, L (1,1) ERA: 6.24	6.0	L	27	7	3	3	7	0	1	1	0	0	1	39	44	4.50	1.167			
Bo McLaughlin, R (7,1) ERA: 4.22	2.0		7	1	0	0	2	0	0	0	0	0	0	11	11	0.00	0.500			

AB	31
R	2
H	7
RBI	2
BB	2
SO	2
LOB	13



Batter	1	2	3	4	5	6	7	8	9	AB	R	H	RBI	BB	SO	LOB	TOP					
Jerry Royster, R (1,4) OBP: 0.335, SLG: 0.329	0-0 6-3		0-0 1B		0-0 F9			0-0 F8		4	1	1	0	0	0	0						
Gary Matthews, R (1,9) OBP: 0.370, SLG: 0.552	0-0 F9		0-0 1B		0-0 F9			0-0 E3		4	0	1	1	0	0	0						
Rowland Office, L (1,8) OBP: 0.321, SLG: 0.366	0-3 K		4-0 BB		0-0 4-3			0-0 F8		3	0	0	0	1	1	1						
Bob Horner, R (1,5) OBP: 0.360, SLG: 0.572		0-0 FC5-4 1B	0-0 4-3		0-0 1-3			0-0 G6-4-3 1B		4	0	2	0	0	0	2						
Jeff Burroughs, R (1,7) OBP: 0.345, SLG: 0.356	0-0 F9		0-0 F9		0-0 F9		0-3 K	0-0 G6-4-3 1B		4	0	0	0	0	1	3						
Dale Murphy, R (1,3) OBP: 0.405, SLG: 0.630	0-0 FC5-4 1-2		0-0 F8		0-0 F2					3	0	0	0	0	0	1						
Joe Nolan, L (1,2) OBP: 0.375, SLG: 0.447	0-0 4-3		0-0 K		0-0 4-3					3	0	0	0	0	1	1						
Darrel Chaney, S (1,6) OBP: 0.231, SLG: 0.161		0-0 F7	0-0 K		0-3 K			0-0 F8		3	0	0	0	0	1	0						
Preston Hanna, R (1,1) Bo McLaughlin, R (5,1) Craig Skok, R (6,1) Mike Lum, L (8,PH) Joey McLaughlin, R (8,1) OBP: 0.281, SLG: 0.335 OBP: 0.697, SLG: 1.000			0-3 K		0-3 K			0-0 4-3		2	0	0	0	0	2	0						
Inning Stats	R: 0 E: 0 K: 1 S: 5	H: 0 LOB: 0 BB: 0 P: 5	R: 0 E: 0 K: 0 S: 4	H: 1 LOB: 1 BB: 0 P: 4	R: 1 E: 0 K: 1 S: 7	H: 2 LOB: 2 BB: 1 P: 11	R: 0 E: 0 K: 1 S: 5	H: 0 LOB: 0 BB: 0 P: 5	R: 0 E: 0 K: 2 S: 7	H: 0 LOB: 0 BB: 0 P: 7	R: 0 E: 0 K: 0 S: 3	H: 0 LOB: 0 BB: 0 P: 3	R: 0 E: 0 K: 1 S: 5	H: 0 LOB: 0 BB: 0 P: 5	R: 0 E: 0 K: 0 S: 3	H: 0 LOB: 0 BB: 0 P: 3	R: 0 E: 1 K: 0 S: 4	H: 1 LOB: 1 BB: 0 P: 4	1B: 4 2B: 0 3B: 0 HR: 0	SF: 0 SAC: 0 DP: 1 HBP: 0	WP: 0 PB: 0 SB: 1 CS: 0	PA: 32
PITCHER Bert Blyleven, R (1,1) ERA: 3.72	IP: 9.0 WLS: W BF: 32 H: 4 R: 1 ER: 1 SO: 6 BB: 1 IBB: 0 HBP: 0 BLK: 0 WP: 0 HR: 0 S: 43 P: 47 ERA: 1.00 WHIP: 0.556											PITCHER	IP: 9.0 WLS: W BF: 32 H: 4 R: 1 ER: 1 SO: 6 BB: 1 IBB: 0 HBP: 0 BLK: 0 WP: 0 HR: 0 S: 43 P: 47 ERA: 1.00 WHIP: 0.556									

Atlanta Braves @ Pittsburgh Pirates
Three Rivers Stadium, Pittsburgh, PA
Mon Jul 23 1979, 7:05 PM EDT
Unknown

AB 31
R 1
H 4
RBI 1
BB 1
SO 6
LOB 8



Batter	1	2	3	4	5	6	7	8	9	AB	R	H	RBI	BB	SO	LOB	BOTTOM			
Omar Moreno, L (1,8) OBP: 0.344, SLG: 0.415	0-0 5-3		4-0 1B E BB		0-0 FC4-6 1B	4-0 1B IBB		0-0 7-3 1B		3	2	1	0	2	0	1				
Tim Foli, R (1,6) OBP: 0.327, SLG: 0.356	0-0 L7		0-0 E9 WP 1B		0-0 1B	0-0 1B		0-0 7-3		5	0	3	4	0	0	1				
Dave Parker, L (1,9) OBP: 0.361, SLG: 0.511	0-3 K		4-0 BB		0-0 1B	0-0 L4				3	0	1	0	1	1	2				
John Milner, L (1,3) OBP: 0.362, SLG: 0.497		0-3 K	0-0 4-3		0-0 F5		0-0 HR			4	1	1	1	0	1	4				
Bill Robinson, R (1,7) OBP: 0.308, SLG: 0.556	0-0 G4-3 1B		0-3 K		0-0 E5 1B	0-3 K		0-0 K		4	1	1	0	0	2	0				
Phil Garner, R (1,5) OBP: 0.365, SLG: 0.461	0-0 G4-3		0-0 2B		0-0 K	0-0 6-3		0-0 4-3		4	0	1	0	0	0	2				
Ed Ott, L (1,2) OBP: 0.296, SLG: 0.399			0-0 L4		0-0 4-3	0-0 1B 1B		0-0 WP 1B		4	1	2	1	0	0	0				
Rennie Stennett, R (1,4) OBP: 0.289, SLG: 0.297			4-0 SH1-4 1B BB		4-0 FC4-6 BB	0-0 SH3 1B		0-3 K		2	2	1	0	2	1	1				
Bert Blyleven, R (1,1) OBP: 0.156, SLG: 0.178			0-0 SH1-4		0-3 K	0-0 SH3		0-0 6-3		2	0	0	0	0	1	1				
Inning Stats	R: 0 E: 0 K: 1 S: 5	H: 0 LOB: 0 BB: 0 P: 5	R: 0 E: 0 K: 1 S: 5	H: 1 LOB: 0 BB: 0 P: 5	R: 2 E: 1 K: 0 S: 4	H: 1 LOB: 2 BB: 3 P: 16	R: 0 E: 0 K: 1 S: 5	H: 1 LOB: 0 BB: 0 P: 5	R: 1 E: 0 K: 1 S: 7	H: 2 LOB: 2 BB: 1 P: 11	R: 3 E: 1 K: 0 S: 7	H: 3 LOB: 2 BB: 1 P: 11	R: 1 E: 0 K: 2 S: 9	H: 2 LOB: 1 BB: 0 P: 9	R: 0 E: 0 K: 0 S: 3	H: 1 LOB: 0 BB: 0 P: 3	1B: 9 2B: 2 3B: 0 HR: 1	SF: 0 SAC: 2 DP: 2 HBP: 0	WP: 2 PB: 0 SB: 1 CS: 0	PA: 38
PITCHER Preston Hanna, R (1,1) ERA: 4.76 Bo McLaughlin, R (5,1) ERA: 4.12 Craig Skok, L (6,1) ERA: 3.91 Joey McLaughlin, R (8,1) ERA: 1.78	IP: 4.2 WLS: L BF: 21 H: 5 R: 3 ER: 3 SO: 4 BB: 4 IBB: 0 HBP: 0 BLK: 0 WP: 1 HR: 0 S: 25 P: 41 ERA: 5.79 WHIP: 1.929											PITCHER	IP: 4.2 WLS: L BF: 21 H: 5 R: 3 ER: 3 SO: 4 BB: 4 IBB: 0 HBP: 0 BLK: 0 WP: 1 HR: 0 S: 25 P: 41 ERA: 5.79 WHIP: 1.929							

Atlanta Braves @ Pittsburgh Pirates
Three Rivers Stadium, Pittsburgh, PA
Mon Jul 23 1979, 7:05 PM EDT
Unknown

AB 31
R 7
H 11
RBI 6
BB 5
SO 6
LOB 12



Batter	1	2	3	4	5	6	7	8	9	AB	R	H	RBI	BB	SO	LOB	TOP				
Jerry Royster, R OBP: 0.333, SLG: 0.325	FC4-6 1B BB		F9		G2		F8	F9		4	1	0	0	1	0	3	Atlanta Braves @ Pittsburgh Pirates Three Rivers Stadium, Pittsburgh, PA Mon Jul 23 1979, 7:05 PM EDT Att: 27,148 - Unknown				
Gary Matthews, R OBP: 0.372, SLG: 0.552	FC4-6 1B		5-3		G6-3 1B			2B 1B	K	5	1	3	0	0	1	0					
Dale Murphy, R OBP: 0.405, SLG: 0.627 Mike Lum, L OBP: 0.281, SLG: 0.335	FC4-6 1B		F7		G6-3			1B 2B	E 1B BB	4	1	1	0	1	0	3					
Bob Horner, R OBP: 0.361, SLG: 0.567	1-2 3-H 1B				K		6-3	1B 1B IBB	E4 1B 5-3	4	2	1	1	1	1	1					
Charlie Spikes, R OBP: 0.371, SLG: 0.603 Rowland Office, L OBP: 0.325, SLG: 0.369	K				1B 2B 1B			1B 1B 1B	5-3 1B	4	1	3	1	0	1	2					
Barry Bonnell, R OBP: 0.292, SLG: 0.405	F9				F9		F8	K	5-3	5	0	0	1	0	1	8					
Pepe Frias, R OBP: 0.323, SLG: 0.357					F9		K	1B 1B	F8	5	1	3	2	0	1	3					
Bruce Benedict, R OBP: 0.318, SLG: 0.287					1-2 2-3 3-H 2B		F6	1-2 2-3 3-H 1B		3	0	2	2	1	0	0					
Phil Niekro, R OBP: 0.247, SLG: 0.270	G5-4-3 1B				L1		F9	F6		4	0	0	0	0	0	6					
Inning Stats	R: 1 E: 0 K: 1 S: 7	H: 2 LOB: 2 BB: 1 P: 11	R: 0 E: 0 K: 0 S: 2	H: 1 LOB: 0 BB: 1 P: 6	R: 0 E: 0 K: 0 S: 3	H: 0 LOB: 0 BB: 0 P: 3	R: 2 E: 0 K: 1 S: 8	H: 3 LOB: 1 BB: 0 P: 8	R: 0 E: 0 K: 0 S: 3	H: 1 LOB: 1 BB: 0 P: 6	R: 0 E: 0 K: 0 S: 3	H: 0 LOB: 0 BB: 0 P: 3	R: 3 E: 0 K: 1 S: 10	H: 5 LOB: 3 BB: 1 P: 14	R: 2 E: 1 K: 1 S: 7	H: 1 LOB: 2 BB: 1 P: 11		1B: 10 2B: 4 3B: 1 HR: 0	SF: 0 SAC: 0 DP: 1 HBP: 0	WP: 0 PB: 0 SB: 0 CS: 0	PA: 43
PITCHER	IP	WLS	BF	H	R	ER	SO	BB	IBB	HBP	BLK	WP	HR	S	P	ERA	WHIP				
Jim Rooker, L ERA: 4.0	6.0	L	25	8	3	3	3	2	0	0	0	0	0	29	37	4.50	1.667				
Enrique Romo, R ERA: 2.97	2.0		12	5	3	3	1	0	1	0	0	0	0	13	17	13.50	2.500				
Joe Coleman, R ERA:	1.0		6	1	2	0	1	1	0	0	0	0	0	7	11	0.00	2.000				

AB	39
R	8
H	14
RBI	8
BB	4
SO	5
LOB	26




Batter	1	2	3	4	5	6	7	8	9	AB	R	H	RBI	BB	SO	LOB	BOTTOM				
Omar Moreno, L OBP: 0.341, SLG: 0.411	F9		G3			F9			F7	4	0	0	0	0	0	0	Atlanta Braves @ Pittsburgh Pirates Three Rivers Stadium, Pittsburgh, PA Mon Jul 23 1979, 7:05 PM EDT Att: 27,148 - Unknown				
Tim Foli, R OBP: 0.323, SLG: 0.352	L4				K	1-3			6-3	4	0	0	0	0	1	0					
Dave Parker, L OBP: 0.360, SLG: 0.508	1B				4-3				6-3	4	0	1	0	0	1	0					
Willie Stargell, L OBP: 0.353, SLG: 0.610	K				K					3	0	0	0	0	2	1					
Lee Lacy, R OBP: 0.344, SLG: 0.463						F8	1-3			3	0	0	0	0	1	0					
Bill Madlock, R OBP: 0.336, SLG: 0.414						F9	FC6-4 BB		F9	2	0	0	0	1	0	0					
Phil Garner, R OBP: 0.362, SLG: 0.456						F7	FC6-4 1-2		K	3	0	0	0	0	1	1					
Steve Nicosia, R OBP: 0.301, SLG: 0.410						F4			F6	3	0	1	0	0	0	1					
Jim Rooker, R OBP: 0.130, SLG: 0.130 Manny Sanguillen, R OBP: 0.274, SLG: 0.317 Enrique Romo, R OBP: 0.125, SLG: 0.125 John Milner, L OBP: 0.360, SLG: 0.494 Joe Coleman, R OBP: 0.360, SLG: 0.494						K			F9	1	0	0	0	0	1	0					
Inning Stats	R: 0 E: 0 K: 1 S: 6	H: 1 LOB: 0 BB: 0 P: 6	R: 0 E: 0 K: 1 S: 5	H: 0 LOB: 0 BB: 0 P: 5	R: 0 E: 0 K: 1 S: 5	H: 0 LOB: 0 BB: 0 P: 5	R: 0 E: 0 K: 2 S: 7	H: 0 LOB: 0 BB: 0 P: 7	R: 0 E: 0 K: 0 S: 3	H: 0 LOB: 0 BB: 0 P: 3	R: 0 E: 0 K: 1 S: 5	H: 0 LOB: 0 BB: 0 P: 5	R: 0 E: 0 K: 1 S: 6	H: 1 LOB: 1 BB: 0 P: 6	R: 0 E: 0 K: 0 S: 3	H: 0 LOB: 0 BB: 0 P: 3		1B: 1 2B: 1 3B: 0 HR: 0	SF: 0 SAC: 0 DP: 0 HBP: 0	WP: 0 PB: 0 SB: 0 CS: 0	PA: 30
PITCHER	IP	WLS	BF	H	R	ER	SO	BB	IBB	HBP	BLK	WP	HR	S	P	ERA	WHIP				
Phil Niekro, R ERA: 3.63	9.0	W	30	2	0	0	7	1	0	0	0	0	0	43	47	0.00	0.333				



Batter	1	2	3	4	5	6	7	8	9	AB	R	H	RBI	BB	SO	LOB	TOP						
Dave Collins, S OBP: 0.382, SLG: 0.463 Hector Cruz, R OBP: 0.169, SLG: 0.100	0-0 1B 1B	0-0 1B 5-3 1B		0-0 3-1		0-0 B1-3		0-0 FC4-6 1B		5	1	3	0	0	0	0							
Joe Morgan, L OBP: 0.391, SLG: 0.391	0-3 K	0-0 5-3 1-2		0-0 F9			4-0 HR BB	0-0 P4		4	1	0	0	1	1	3							
Ken Griffey, L OBP: 0.362, SLG: 0.457	0-0 1B 1-3 1B	0-0		0-0 F8			0-0 HR	0-0 FC4-6 WP		5	2	3	2	0	0	1							
Dan Driessen, L OBP: 0.328, SLG: 0.420	0-0 1B 1-2 1B	0-0 F7					0-0 F9	0-0 F8		5	1	1	1	0	1	3							
Dave Concepcion, R OBP: 0.350, SLG: 0.434	0-0 1B 1-2 2-3 1B	0-3 K					0-0 1B		4-0 L4-3 BB	4	1	2	0	1	2	2							
Ray Knight, R OBP: 0.364, SLG: 0.410	0-0 WP 1B			0-0 F8		0-0 E5 BLK	0-0 1B	0-0 L4-3		5	0	2	2	0	0	1							
Johnny Bench, R OBP: 0.363, SLG: 0.381	0-0 1B			0-0 P4		0-3 K	4-0 1B	0-0 4-3		4	0	1	1	1	1	1							
Paul Blair, R OBP: 0.219, SLG: 0.286	0-3 K			0-0		0-0 F8	0-0 P4			4	0	1	0	0	1	5							
Fred Norman, S OBP: 0.233, SLG: 0.154 Doug Bair, R (8, 1)	0-3 K			0-0 G3		0-3 K	0-3 K			4	0	0	0	0	3	6							
										0	0	0	0	0	0	0							
Inning Stats	R: 4 E: 0 K: 3 S: 15	H: 6 LOB: 2 BB: 0 P: 15	R: 0 E: 0 K: 1 S: 7	H: 2 LOB: 2 BB: 0 P: 7	R: 0 E: 0 K: 0 S: 4	H: 1 LOB: 1 BB: 0 P: 4	R: 0 E: 0 K: 0 S: 3	H: 0 LOB: 0 BB: 0 P: 3	R: 0 E: 0 K: 3 S: 10	H: 0 LOB: 0 BB: 0 P: 10	R: 0 E: 0 K: 1 S: 5	H: 0 LOB: 0 BB: 0 P: 5	R: 2 E: 0 K: 1 S: 8	H: 3 LOB: 3 BB: 2 P: 16	R: 0 E: 0 K: 0 S: 4	H: 1 LOB: 1 BB: 0 P: 4	R: 0 E: 0 K: 0 S: 2	H: 0 LOB: 0 BB: 1 P: 6	1B: 12 2B: 1 3B: 0 HR: 1	SF: 0 SAC: 0 DP: 1 HBP: 0	WP: 2 PB: 0 SB: 0 CS: 0	PA: 43	
PITCHER	IP WLS BF H R ER SO BB IBB HBP BLK WP HR S P ERA WHIP	IP WLS BF H R ER SO BB IBB HBP BLK WP HR S P ERA WHIP																					
Bruce Kison, R ERA: 3.4	(1, 1) 0.1 L 7 6 4 4 1 0 0 0 0 0 0 9 9 108.00 18.000	(1, 1) 3.2 14 3 0 0 3 0 0 0 0 1 0 20 20 0.00 0.818	(5, 1) 3.0 15 3 2 2 5 1 1 0 1 0 1 23 31 6.00 1.333	(8, 1) 1.0 4 1 0 0 0 0 0 0 0 1 0 4 4 0.00 1.000	(9, 1) 1.0 3 0 0 0 0 1 0 0 0 0 0 2 6 0.00 1.000																		

Cincinnati Reds @ Pittsburgh Pirates
Three Rivers Stadium, Pittsburgh, PA
Tue Jul 24 1979, 7:05 PM EDT
Att: 19,517 - Unknown


AB 40
R 6
H 13
RBI 6
BB 3
SO 9
LOB 22





Batter	1	2	3	4	5	6	7	8	9	AB	R	H	RBI	BB	SO	LOB	BOTTOM					
Omar Moreno, L OBP: 0.342, SLG: 0.410	0-0 5-3		0-0 G3	4-0 BB					0-0 F7	4	0	1	0	1	0	1						
Tim Foli, R OBP: 0.318, SLG: 0.346	0-0 P3		0-0 5-3		0-0 P6		0-0 5-3		0-0 P4	5	0	0	0	0	0	2						
Dave Parker, L OBP: 0.363, SLG: 0.509	4-0 FC5-4 BB			0-0 4-3 1B 2B	0-0 L8			0-0 G3	4-0 BB	3	1	1	0	2	0	0						
Bill Robinson, R OBP: 0.306, SLG: 0.554	0-0 FC5-4			0-0 4-3	0-0 F8			0-0 1B 2B	0-3 K	5	1	1	0	0	1	3						
Willie Stargell, L OBP: 0.360, SLG: 0.612		0-3 K		0-0 HR 1B		0-0 FC5-4 1B		0-0 1B 1B		4	2	3	2	0	1	0						
Bill Madlock, R OBP: 0.335, SLG: 0.422		0-0 6-3		0-0 HR		0-0 FC5-4 G6-4-3		0-0 F9		4	1	1	2	0	0	2						
Phil Garner, R OBP: 0.363, SLG: 0.455		0-0 5-3		0-0 FC6-4 1B 1B		0-0 G6-4-3		4-0 1B BB		3	0	1	0	1	0	1						
Steve Nicosia, R OBP: 0.302, SLG: 0.407 John Milner, L OBP: 0.364, SLG: 0.497 Ed Ott, L OBP: 0.296, SLG: 0.399	(1, 2) (8, PH) (9, 2)		0-0 L8	0-0 FC6-4 1B		0-0 5-3		0-0 1B		3	0	1	0	0	0	0						
Bruce Kison, R OBP: 0.148, SLG: 0.154 Joe Coleman, R OBP: 1.000, SLG: 2.000 Lee Lacy, R OBP: 0.341, SLG: 0.459 Enrique Romo, R OBP: 0.292, SLG: 0.379 Manny Sanguillen, R OBP: 0.327, SLG: 0.370 Grant Jackson, S OBP: 0.244, SLG: 0.536 Mike Easter, L OBP: 0.269, SLG: 0.333	(1, 1) (1, 1) (4, PH) (5, 1) (7, PH) (8, 1) (9, 1)		0-0 G3 2B	0-0 FC6-4 BB		0-0 1-3		0-3 K		0	0	0	0	0	0	0						
Inning Stats	R: 0 E: 0 K: 0 S: 3	H: 0 LOB: 1 BB: 1 P: 7	R: 0 E: 0 K: 1 S: 5	H: 0 LOB: 0 BB: 0 P: 5	R: 0 E: 0 K: 0 S: 4	H: 1 LOB: 1 BB: 0 P: 4	R: 3 E: 0 K: 0 S: 7	H: 5 LOB: 2 BB: 1 P: 11	R: 0 E: 0 K: 0 S: 3	H: 0 LOB: 0 BB: 0 P: 3	R: 0 E: 0 K: 0 S: 3	H: 1 LOB: 1 BB: 0 P: 3	R: 0 E: 0 K: 0 S: 4	H: 1 LOB: 1 BB: 0 P: 4	R: 2 E: 0 K: 1 S: 8	H: 3 LOB: 2 BB: 1 P: 12	R: 0 E: 0 K: 1 S: 5	H: 0 LOB: 1 BB: 1 P: 9	1B: 7 2B: 3 3B: 0 HR: 1	SF: 0 SAC: 0 DP: 1 HBP: 0	WP: 0 PB: 0 SB: 0 CS: 0	PA: 40
PITCHER	IP WLS BF H R ER SO BB IBB HBP BLK WP HR S P ERA WHIP	IP WLS BF H R ER SO BB IBB HBP BLK WP HR S P ERA WHIP																				
Fred Norman, L ERA: 3.4	(1, 1) 7.1 W 32 10 5 5 1 2 0 0 0 0 0 32 40 0.00 1.636	(8, 1) 1.2 S 8 1 0 0 2 2 0 0 0 0 0 10 18 0.00 1.800																				

Cincinnati Reds @ Pittsburgh Pirates
Three Rivers Stadium, Pittsburgh, PA
Tue Jul 24 1979, 7:05 PM EDT
Att: 19,517 - Unknown

AB 36
R 5
H 11
RBI 5
BB 4
SO 3
LOB 13



Batter	1	2	3	4	5	6	7	8	9	10	AB	R	H	RBI	BB	SO	LOB	TOP			
Dave Collins, S OBP: 0.377, SLG: 0.461 (1, 7)	L9	K	L3				K			2B	5	1	1	0	0	2	1	Cincinnati Reds @ Pittsburgh Pirates Three Rivers Stadium, Pittsburgh, PA Wed Jul 25 1979, 7:05 PM EDT Att: 17,296 - Unknown AB 39 R 6 H 10 RBI 6 BB 2 SO 9 LOB 15 			
Hector Cruz, R OBP: 0.186, SLG: 0.138 (1, 9)	P6		F9 1B BB		F8		L6			2B	5	1	2	1	0	0	0				
Joe Morgan, L OBP: 0.392, SLG: 0.402 (1, 4)	HR		1B SF7 BB		6-3		1-3			FC6-4 IBB	3	2	1	1	2	0	0				
Johnny Bench, R OBP: 0.364, SLG: 0.403 (1, 2)	HR		F9		F8		HR			K	5	2	2	2	0	1	4				
Dave Concepcion, R OBP: 0.351, SLG: 0.454 (1, 6)	1B		1-3 3H 1B		P4		F2			K	5	0	2	1	0	1	2				
Ray Knight, R OBP: 0.362, SLG: 0.408 (1, 5)	K		SF7		F9					G3 1B	4	0	1	1	0	1	3				
Dan Driessen, L OBP: 0.325, SLG: 0.415 (1, 3)		G3	K				K			G3	4	0	0	0	0	2	2				
Paul Blair, R OBP: 0.220, SLG: 0.294 (1, 8)		2B			6-3		F9			K	4	0	1	0	0	1	1				
Tom Seaver, R OBP: 0.133, SLG: 0.289 Rick Auerbach, R OBP: 0.244, SLG: 0.301 Dave Tomlin, L OBP: 0.500, SLG: 0.500 Harry Spilman, L OBP: 0.400, SLG: 0.346 Doug Bair, R (9, 1)		K			F8		P3			F9	2	0	0	0	0	1	1				
Inning Stats	R: 2 E: 0 K: 1 S: 8	H: 3 LOB: 1 BB: 0 P: 8	R: 0 E: 0 K: 2 S: 8	H: 1 LOB: 1 BB: 0 P: 8	R: 2 E: 0 K: 1 S: 7	H: 2 LOB: 1 BB: 1 P: 11	R: 0 E: 0 K: 0 S: 3	H: 0 LOB: 0 BB: 0 P: 3	R: 0 E: 0 K: 1 S: 5	H: 0 LOB: 0 BB: 0 P: 5	R: 1 E: 0 K: 0 S: 4	H: 1 LOB: 0 BB: 0 P: 4	R: 0 E: 0 K: 1 S: 6	H: 1 LOB: 1 BB: 0 P: 6	R: 1 E: 0 K: 2 S: 9	H: 2 LOB: 2 BB: 1 P: 13	1B: 4 2B: 3 3B: 0 HR: 3		SF: 1 SAC: 0 DP: 0 HBP: 0	WP: 0 PB: 0 SB: 0 CS: 0	PA: 42
PITCHER	IP 8.0	WLS 32	BF 7	H 5	R 5	ER 5	SO 6	BB 1	IBB 0	HBP 0	BLK 0	WP 0	HR 3	S 43	P 47	ERA 5.62	WHIP 1.000				
John Candelaria, L ERA: 3.45 Kent Tekulve, R ERA: 3.36	(1, 1) (9, 1)	2.0 L	10 3	1 1	1 3	0 0	1 0	0 0	0 0	0 0	15 19	4.50 1.500									

Batter	1	2	3	4	5	6	7	8	9	10	AB	R	H	RBI	BB	SO	LOB	BOTTOM				
Omar Moreno, L OBP: 0.338, SLG: 0.404 (1, 8)	F7		G3		E4 HR	L8		FC6			5	1	0	0	0	0	1	Cincinnati Reds @ Pittsburgh Pirates Three Rivers Stadium, Pittsburgh, PA Wed Jul 25 1979, 7:05 PM EDT Att: 17,296 - Unknown AB 40 R 5 H 14 RBI 5 BB 3 SO 6 LOB 18 				
John Milner, L OBP: 0.371, SLG: 0.520 Bill Robinson, R OBP: 0.309, SLG: 0.555 (8, 7)	F9		1B		HR		FC6-4 1B			G4-6-3 1B	4	1	3	2	0	0	0					
Dave Parker, L OBP: 0.361, SLG: 0.505 (1, 9)	L8		F7		2B SF9-4-3 1B		FC6-4 2B			L8	5	1	1	0	0	0	3					
Wille Stargell, L OBP: 0.364, SLG: 0.621 (1, 3)		1B BB 1B	K		2B		1-3 2B			G4-6-3 1-2F	5	1	3	0	0	1	2					
Bill Madlock, R OBP: 0.336, SLG: 0.420 (1, 5)		BB 1B 1B			P6		K			F9	4	0	1	0	1	1	2					
Ed Ott, L OBP: 0.295, SLG: 0.393 (1, 2)		K			3-1		4-3			K	4	0	0	0	1	2	4					
Phil Garner, R OBP: 0.367, SLG: 0.462 (1, 6)		L6 BB 1B			E		SF9-3-4-3			B1	4	1	3	1	0	0	0					
Rennie Stennett, R OBP: 0.294, SLG: 0.300 (1, 4)		1-2 2-3 3H BB			E2		F9			5-3	4	0	2	2	1	0	1					
John Candelaria, L OBP: 0.146, SLG: 0.213 Lee Lacy, R ERA: 2.84 Kent Tekulve, R OBP: 0.429, SLG: 0.333 (9, 1)	L6		K		2B		F7			K	3	0	0	0	0	1	4					
Inning Stats	R: 0 E: 0 K: 0 S: 3	H: 0 LOB: 0 BB: 0 P: 3	R: 1 E: 0 K: 1 S: 7	H: 3 LOB: 2 BB: 1 P: 11	R: 0 E: 0 K: 1 S: 6	H: 1 LOB: 1 BB: 0 P: 6	R: 1 E: 1 K: 1 S: 7	H: 2 LOB: 1 BB: 0 P: 7	R: 3 E: 1 K: 1 S: 8	H: 3 LOB: 1 BB: 1 P: 12	R: 0 E: 0 K: 0 S: 4	H: 2 LOB: 2 BB: 1 P: 8	R: 0 E: 0 K: 1 S: 6	H: 1 LOB: 1 BB: 0 P: 6	R: 0 E: 0 K: 0 S: 3	H: 1 LOB: 0 BB: 0 P: 3	R: 0 E: 0 K: 1 S: 6		H: 1 LOB: 1 BB: 0 P: 6	1B: 10 2B: 5 3B: 0 HR: 1	SF: 1 SAC: 0 DP: 3 HBP: 0	WP: 0 PB: 0 SB: 0 CS: 0
PITCHER	IP 6.0	WLS 28	BF 9	H 5	R 5	ER 3	SO 4	BB 1	IBB 0	HBP 0	BLK 0	WP 0	HR 1	S 34	P 42	ERA 4.50	WHIP 1.667					
Tom Seaver, R ERA: 3.3 Dave Tomlin, L ERA: 2.84 Doug Bair, R ERA: 3.79	(1, 1) (7, 1) (9, 1)	2.0 W	7 2	0 0	0 1	0 0	1 1	0 0	0 0	0 0	0 0	0 0	9 9	0.00 1.000								

Batter	1	2	3	4	5	6	7	8	9	AB	R	H	RBI	BB	SO	LOB	TOP										
Omar Moreno, L OBP: 0.340, SLG: 0.405 (1, 8)										4	1	0	0	1	2	0											
Phil Garner, R OBP: 0.376, SLG: 0.489 (1, 6) (6, 5)										4	4	3	1	1	1	0											
Dave Parker, L OBP: 0.363, SLG: 0.497 (1, 9)										3	3	1	0	1	1	1											
John Milner, L OBP: 0.375, SLG: 0.534 (1, 3)										4	1	2	4	0	0	2											
Bill Robinson, R OBP: 0.310, SLG: 0.559 (1, 7)										3	0	1	2	1	0	0											
Bill Madlock, R OBP: 0.335, SLG: 0.416 Tim Foli, R OBP: 0.315, SLG: 0.343 (6, PR) (6, 6)										3	0	1	0	0	1	2											
Ed Ott, L OBP: 0.296, SLG: 0.386 (1, 2)										3	0	0	0	2	0	4											
Rennie Stennett, R OBP: 0.292, SLG: 0.294 (1, 4)										4	0	0	0	1	1	3											
Bert Blyleven, R OBP: 0.140, SLG: 0.160 (1, 1)										5	0	0	0	0	5	4											
Inning Stats	R: 2 E: 0 K: 1 S: 7	H: 2 LOB: 1 BB: 1 P: 11	R: 0 E: 0 K: 2 S: 7	H: 0 LOB: 0 BB: 0 P: 7	R: 3 E: 1 K: 1 S: 8	H: 2 LOB: 2 BB: 2 P: 16	R: 0 E: 0 K: 2 S: 7	H: 0 LOB: 0 BB: 0 P: 7	R: 0 E: 0 K: 0 S: 3	H: 1 LOB: 1 BB: 1 P: 9	R: 2 E: 0 K: 1 S: 7	H: 2 LOB: 2 BB: 1 P: 12	R: 0 E: 0 K: 0 S: 7	H: 0 LOB: 0 BB: 0 P: 7	R: 2 E: 0 K: 1 S: 7	H: 2 LOB: 3 BB: 2 P: 16	1B: 6 2B: 1 3B: 1 HR: 1	SF: 1 SAC: 0 DP: 0 HBP: 2	WP: 0 PB: 0 SB: 0 CS: 1	PA: 45							
PITCHER	IP	WLS	BF	H	R	ER	SO	BB	IBB	HBP	BLK	WP	HR	S	P	ERA	WHIP										
Scott Sanderson, R ERA: 3.72 (1, 1)	3.0	L	17	4	5	5	4	3	0	0	0	0	1	22	34	15.00	2.333										
Rudy May, L ERA: 3.0 (4, 1)	2.0		6	0	0	0	2	0	0	0	0	0	0	10	10	0.00	0.000										
Stan Bahnsen, R ERA: 3.52 (6, 1)	1.0		6	2	2	2	1	2	0	0	0	0	0	6	14	18.00	4.000										
David Palmer, R ERA: 3.14 (7, 1)	2.0		8	1	0	0	3	0	0	1	0	0	0	13	14	0.00	0.500										
Woodie Fryman, L ERA: 2.69 (9, 1)	1.0		8	2	2	2	1	0	2	1	0	0	0	7	16	18.00	2.000										

Pittsburgh Pirates @ Montreal Expos
Olympic Stadium, Montreal, QB
Fri Jul 27 1979, 7:05 PM EDT
Att: 59,260 - Unknown

AB 35
R 9
H 9
RBI 9
BB 7
SO 11
LOB 18



Batter	1	2	3	4	5	6	7	8	9	AB	R	H	RBI	BB	SO	LOB	BOTTOM										
Warren Cromartie, L OBP: 0.321, SLG: 0.423 (1, 7)										4	0	2	1	0	1	0											
Rodney Scott, S OBP: 0.321, SLG: 0.280 (1, 4)										4	0	0	0	0	2	2											
Rusty Staub, L OBP: 0.334, SLG: 0.400 (1, 3)										2	0	0	0	2	0	2											
Ellis Valentine, R OBP: 0.308, SLG: 0.465 (1, 9)										4	0	2	0	0	2	2											
Larry Parrish, R OBP: 0.344, SLG: 0.483 (1, 5)										4	0	0	0	0	1	4											
Andre Dawson, R OBP: 0.302, SLG: 0.474 (1, 8)										3	0	0	0	1	1	1											
Duffy Dyer, R OBP: 0.333, SLG: 0.351 (1, 2)										4	0	0	0	0	1	2											
Chris Speier, R OBP: 0.315, SLG: 0.317 (1, 6)										3	0	0	0	0	0	1											
Scott Sanderson, R ERA: 3.72 (1, 1)	9.0	W	34	5	1	1	9	3	0	0	0	0	0	0	0	0											
Jerry White, S ERA: 2.99, SLG: 0.222 (3, PR)																											
Rudy May, L ERA: 3.0 (4, 1)																											
Tony Bernazard, S ERA: 3.00, SLG: 0.250 (5, PR)																											
Stan Bahnsen, R ERA: 3.52 (6, 1)																											
David Palmer, R ERA: 3.14 (7, 1)																											
Dave Cash, R ERA: 2.60, SLG: 0.567 (8, PR)																											
Woodie Fryman, R ERA: 2.69 (9, 1)																											
Inning Stats	R: 0 E: 0 K: 1 S: 6	H: 1 LOB: 2 BB: 1 P: 10	R: 0 E: 0 K: 1 S: 5	H: 0 LOB: 0 BB: 0 P: 5	R: 1 E: 0 K: 2 S: 9	H: 2 LOB: 1 BB: 0 P: 9	R: 0 E: 0 K: 1 S: 5	H: 0 LOB: 1 BB: 1 P: 9	R: 0 E: 0 K: 2 S: 7	H: 0 LOB: 0 BB: 0 P: 7	R: 0 E: 0 K: 1 S: 4	H: 0 LOB: 0 BB: 1 P: 8	R: 0 E: 0 K: 0 S: 3	H: 0 LOB: 0 BB: 0 P: 3	R: 0 E: 0 K: 0 S: 4	H: 1 LOB: 1 BB: 0 P: 4	R: 0 E: 0 K: 1 S: 6	H: 1 LOB: 1 BB: 0 P: 6	1B: 0 2B: 5 3B: 0 HR: 0	SF: 0 SAC: 0 DP: 1 HBP: 0	WP: 0 PB: 0 SB: 0 CS: 0	PA: 34					
PITCHER	IP	WLS	BF	H	R	ER	SO	BB	IBB	HBP	BLK	WP	HR	S	P	ERA	WHIP										
Bert Blyleven, R ERA: 3.56 (1, 1)	9.0	W	34	5	1	1	9	3	0	0	0	0	0	49	61	1.00	0.889										

Pittsburgh Pirates @ Montreal Expos
Olympic Stadium, Montreal, QB
Fri Jul 27 1979, 7:05 PM EDT
Att: 59,260 - Unknown


AB 31
R 1
H 5
RBI 1
BB 3
SO 9
LOB 14



Batter	1	2	3	4	5	6	7	8	9	AB	R	H	RBI	BB	SO	LOB	TOP					
Omar Moreno, L OBP: 0.343, SLG: 0.406										4	1	2	1	1	1	0						
Tim Foli, R OBP: 0.313, SLG: 0.340										5	0	1	1	0	0	2						
Dave Parker, L OBP: 0.366, SLG: 0.508										4	2	2	2	1	0	0						
Bill Robinson, R OBP: 0.308, SLG: 0.553 John Milner, L OBP: 0.375, SLG: 0.534										5	0	1	0	0	1	4						
Lee Lacy, R OBP: 0.348, SLG: 0.470										4	0	3	0	0	0	2						
Bill Madlock, R OBP: 0.331, SLG: 0.412										3	0	0	1	0	1	4						
Phil Garner, R OBP: 0.372, SLG: 0.483										4	0	0	0	0	0	4						
Steve Nicosia, R OBP: 0.315, SLG: 0.404										3	2	1	0	1	1	1						
Jim Bibby, R OBP: 0.150, SLG: 0.263 Grant Jackson, S (7, 1)										2	0	0	0	0	2	1						
Mike Easter, L OBP: 0.421, SLG: 0.500 Kent Tekulve, R OBP: 0.375, SLG: 0.286										0	0	0	0	0	0	0						
										1	0	0	0	0	1	0						
										0	0	0	0	0	0	0						
Inning Stats	R: 2 E: 0 K: 0 S: 6	H: 3 LOB: 1 BB: 0 P: 6	R: 1 E: 0 K: 1 S: 6	H: 1 LOB: 3 BB: 3 P: 18	R: 0 E: 0 K: 0 S: 4	H: 1 LOB: 1 BB: 0 P: 4	R: 0 E: 0 K: 2 S: 7	H: 0 LOB: 0 BB: 0 P: 7	R: 1 E: 1 K: 0 S: 5	H: 1 LOB: 1 BB: 0 P: 5	R: 1 E: 0 K: 0 S: 4	H: 2 LOB: 0 BB: 0 P: 4	R: 0 E: 0 K: 2 S: 9	H: 2 LOB: 2 BB: 0 P: 9	R: 0 E: 0 K: 2 S: 7	H: 0 LOB: 0 BB: 0 P: 7	R: 0 E: 0 K: 0 S: 3	H: 0 LOB: 0 BB: 0 P: 3	1B: 7 2B: 2 3B: 0 HR: 1	SF: 1 SAC: 1 DP: 0 HBP: 0	WP: 1 PB: 0 SB: 0 CS: 1	PA: 40
PITCHER	IP WLS BF H R ER SO BB IBB HBP BLK WP HR S P ERA WHIP																					
Dan Schatzeder, L ERA: 3.3	(1, 1) 6.0 L 29 8 5 4 3 3 0 0 0 0 1 1 32 44 6.00 1.833																					
Stan Bahnsen, R ERA: 3.46	(7, 1) 1.0 5 2 0 0 2 0 0 0 0 0 0 9 9 0.00 2.000																					
Elias Sosa, R ERA: 1.89	(8, 1) 2.0 6 0 0 0 2 0 0 0 0 0 0 10 10 0.00 0.000																					

Pittsburgh Pirates @ Montreal Expos
Olympic Stadium, Montreal, QB
Sat Jul 28 1979, 7:05 PM EDT
Att: 38,661 - Unknown


AB 35
R 5
H 10
RBI 5
BB 3
SO 7
LOB 18



Batter	1	2	3	4	5	6	7	8	9	AB	R	H	RBI	BB	SO	LOB	BOTTOM					
Warren Cromartie, L OBP: 0.320, SLG: 0.424 Elias Sosa, R OBP: 0.275, SLG: 0.300										4	1	1	0	0	1	1						
Rodney Scott, S OBP: 0.318, SLG: 0.277 (8, 6)										4	0	0	0	0	1	1						
Andre Dawson, R OBP: 0.302, SLG: 0.472										4	0	1	1	0	0	0						
Tony Perez, R OBP: 0.330, SLG: 0.426										4	0	1	0	0	1	2						
Gary Carter, R OBP: 0.343, SLG: 0.481										3	1	1	0	1	0	1						
Ellis Valentine, R OBP: 0.304, SLG: 0.459										4	0	0	0	0	1	3						
Larry Parrish, R OBP: 0.346, SLG: 0.491										3	1	1	2	1	0	0						
Chris Speier, R OBP: 0.314, SLG: 0.316 Rusty Staub, L OBP: 0.333, SLG: 0.398 Jim Mason, L OBP: 0.246, SLG: 0.255 Dave Cash, R OBP: 0.500, SLG: 0.563										1	0	0	0	0	1	0						
Dan Schatzeder, L OBP: 0.294, SLG: 0.333 Tony Bernazard, S OBP: 0.509, SLG: 0.436 Stan Bahnsen, R Jerry White, S OBP: 0.349, SLG: 0.412										1	0	0	0	0	0	0						
										1	0	0	0	1	0	1						
Inning Stats	R: 0 E: 0 K: 2 S: 7	H: 0 LOB: 0 BB: 0 P: 7	R: 0 E: 0 K: 0 S: 3	H: 0 LOB: 0 BB: 0 P: 3	R: 0 E: 0 K: 1 S: 5	H: 0 LOB: 0 BB: 0 P: 5	R: 0 E: 0 K: 0 S: 3	H: 0 LOB: 0 BB: 0 P: 3	R: 0 E: 0 K: 1 S: 6	H: 2 LOB: 2 BB: 1 P: 10	R: 1 E: 0 K: 1 S: 7	H: 2 LOB: 1 BB: 0 P: 7	R: 2 E: 0 K: 1 S: 6	H: 1 LOB: 2 BB: 2 P: 14	R: 0 E: 1 K: 1 S: 6	H: 0 LOB: 1 BB: 0 P: 6	R: 0 E: 0 K: 0 S: 4	H: 1 LOB: 1 BB: 0 P: 4	1B: 4 2B: 1 3B: 0 HR: 1	SF: 0 SAC: 0 DP: 1 HBP: 0	WP: 1 PB: 0 SB: 0 CS: 0	PA: 36
PITCHER	IP WLS BF H R ER SO BB IBB HBP BLK WP HR S P ERA WHIP																					
Jim Bibby, R ERA: 3.06	(1, 1) 6.1 W 25 3 3 3 6 2 0 0 0 0 1 1 35 43 4.26 1.105																					
Grant Jackson, L ERA: 3.04	(7, 1) 0.2 3 0 0 0 0 1 0 0 0 0 1 0 2 6 0.00 1.500																					
Kent Tekulve, R ERA: 3.21	(8, 1) 2.0 S 8 1 0 0 1 0 0 0 0 0 0 0 10 10 0.00 0.500																					

Pittsburgh Pirates @ Montreal Expos
Olympic Stadium, Montreal, QB
Sat Jul 28 1979, 7:05 PM EDT
Att: 38,661 - Unknown

AB 33
R 3
H 6
RBI 3
BB 3
SO 7
LOB 11



Batter	1	2	3	4	5	6	7	8	9	AB	R	H	RBI	BB	SO	LOB	TOP			
Omar Moreno, L (1, 8) OBP: 0.344, SLG: 0.407	F7		E8					F7		4	0	2	1	0	0	0	Pittsburgh Pirates @ Montreal Expos Olympic Stadium, Montreal, QB Sun Jul 29 1979, 3:33 AM EDT Att: 35,245 - Unknown			
Tim Foli, R (1, 6) OBP: 0.310, SLG: 0.336	4-3		F6				F4	6-3		4	0	0	0	0	0	2				
Dave Parker, L (1, 9) OBP: 0.365, SLG: 0.505	K			2B	1B		4-3	6-3		4	1	1	0	0	1	0				
Willie Stargell, L (1, 3) OBP: 0.374, SLG: 0.645		K		1B	2B		3-4-1		HR	4	1	2	1	0	1	0				
John Milner, L (1, 7) OBP: 0.377, SLG: 0.531	K							F8		3	0	1	1	1	1	0				
Bill Madlock, R (1, 5) OBP: 0.331, SLG: 0.410	K			2-3	3-H		F4	L5		4	0	1	0	0	1	3				
Ed Ott, L (1, 2) OBP: 0.292, SLG: 0.379			F7		K			F7		4	0	0	0	0	1	3				
Phil Garner, R (1, 4) OBP: 0.370, SLG: 0.483					F4			6-3		4	1	1	0	0	0	3				
Bruce Kison, R (1, 1) OBP: 0.138, SLG: 0.143					6-3			F9		2	0	0	0	0	1	1				
Lee Lacy, R (7, PH) OBP: 0.346, SLG: 0.466										1	0	0	0	0	0	0				
Enrique Romo, R (7, 1) OBP: 0.125, SLG: 0.125										0	0	0	0	0	0	0				
Inning Stats	R: 0 E: 0 K: 1 S: 5	H: 0 LOB: 0 BB: 0 P: 5	R: 0 E: 0 K: 3 S: 9	H: 0 LOB: 0 BB: 0 P: 9	R: 1 E: 1 K: 0 S: 5	H: 2 LOB: 1 BB: 0 P: 5	R: 1 E: 0 K: 1 S: 8	H: 3 LOB: 2 BB: 0 P: 8	R: 0 E: 0 K: 0 S: 3	H: 0 LOB: 0 BB: 0 P: 7	R: 0 E: 0 K: 0 S: 3	H: 0 LOB: 0 BB: 0 P: 3	R: 0 E: 0 K: 0 S: 3	H: 0 LOB: 0 BB: 0 P: 3	R: 1 E: 0 K: 0 S: 5	H: 2 LOB: 1 BB: 0 P: 5	1B: 5 2B: 2 3B: 0 HR: 1	SF: 0 SAC: 0 DP: 0 HBP: 0	WP: 0 PB: 0 SB: 0 CS: 1	PA: 35
PITCHER Steve Rogers, R (1, 1) ERA: 2.45	IP: 9.0 WLS: W BF: 35 H: 8 R: 3 ER: 3 SO: 6 BB: 1 IBB: 0 HBP: 0 BLK: 0 WP: 0 HR: 1 S: 46 P: 50 ERA: 3.00 WHIP: 1.000																			

Batter	1	2	3	4	5	6	7	8	9	AB	R	H	RBI	BB	SO	LOB	BOTTOM			
Warren Cromartie, L (1, 7) OBP: 0.319, SLG: 0.424	SH1-3	L8			4-3		4-3			4	1	1	0	0	0	2	Pittsburgh Pirates @ Montreal Expos Olympic Stadium, Montreal, QB Sun Jul 29 1979, 3:33 AM EDT Att: 35,245 - Unknown			
Rodney Scott, S (1, 4) OBP: 0.321, SLG: 0.286	SH1-3							1-3		2	1	2	0	0	0	0				
Tony Bernazard, S (8, 4) OBP: 0.500, SLG: 0.425	SH1-3									1	0	0	0	0	0	0				
Rusty Staub, L (1, 3) OBP: 0.337, SLG: 0.402	2-3			G1-6-3						3	1	2	2	0	0	1				
Tom Hutton, L (7, 3) OBP: 0.407, SLG: 0.462	1B			F8				L7		1	0	0	0	0	0	0				
Ellis Valentine, R (1, 9) OBP: 0.304, SLG: 0.457	3-H			1B						4	1	1	0	0	0	2				
Gary Carter, R (1, 2) OBP: 0.343, SLG: 0.480	1-2			G1-6-3				P4		3	1	1	0	0	0	0				
Andre Dawson, R (1, 8) OBP: 0.305, SLG: 0.478	1-2			3B						3	0	2	3	0	0	0				
Larry Parrish, R (1, 5) OBP: 0.343, SLG: 0.486	1-H			CS				FC1-5		3	0	0	0	0	1	2				
Chris Speier, R (1, 6) OBP: 0.314, SLG: 0.313	2-H			1-3				K		2	0	0	0	1	0	0				
Steve Rogers, R (1, 1) OBP: 0.207, SLG: 0.200	3-H			G3				FC1-5		3	0	0	0	0	2	0				
Inning Stats	R: 4 E: 0 K: 0 S: 7	H: 5 LOB: 0 BB: 0 P: 7	R: 0 E: 0 K: 0 S: 3	H: 0 LOB: 0 BB: 0 P: 3	R: 0 E: 0 K: 0 S: 3	H: 1 LOB: 0 BB: 0 P: 3	R: 0 E: 0 K: 0 S: 3	H: 0 LOB: 0 BB: 0 P: 3	R: 0 E: 0 K: 0 S: 4	H: 2 LOB: 0 BB: 0 P: 4	R: 0 E: 0 K: 1 S: 6	H: 1 LOB: 2 BB: 1 P: 10	R: 0 E: 0 K: 0 S: 3	H: 0 LOB: 0 BB: 0 P: 3	R: 0 E: 0 K: 0 S: 3	H: 0 LOB: 0 BB: 0 P: 3	1B: 6 2B: 1 3B: 2 HR: 0	SF: 0 SAC: 1 DP: 2 HBP: 0	WP: 0 PB: 0 SB: 1 CS: 1	PA: 32
PITCHER Bruce Kison, R (1, 1) ERA: 3.64	IP: 6.0 WLS: L BF: 23 H: 8 R: 5 ER: 5 SO: 0 BB: 0 IBB: 0 HBP: 0 BLK: 0 WP: 0 HR: 0 S: 23 P: 23 ERA: 7.50 WHIP: 1.333																			
Enrique Romo, R (7, 1) ERA: 2.89	IP: 2.0 WLS: L BF: 8 H: 1 R: 0 ER: 0 SO: 1 BB: 1 IBB: 0 HBP: 0 BLK: 0 WP: 0 HR: 0 S: 9 P: 13 ERA: 0.00 WHIP: 1.000																			

Batter	1	2	3	4	5	6	7	8	9	AB	R	H	RBI	BB	SO	LOB	TOP										
Frank Taveras, R OBP: 0.291, SLG: 0.334 (1, 6)	0-0 6-3	0-0 1-2 1B		0-0 F4		0-3 K			0-0 5-3	5	0	1	0	0	1	1											
John Stearns, R OBP: 0.327, SLG: 0.384 (1, 2)	0-0 HR	0-0 F9		0-0 6-3		0-0 F9			0-3 K	5	1	1	1	0	1	3											
Lee Mazzilli, S OBP: 0.400, SLG: 0.468 (1, 8)	0-0 F9		0-0 5-3		0-0 F8	0-3 K			0-0 G3	5	0	0	0	0	1	1											
Richie Hebner, L OBP: 0.350, SLG: 0.380 (1, 5)	0-0 F7		0-0 1B E 1B		4-0 2B BB				0-0 F5	3	1	1	0	1	0	0											
Steve Henderson, R OBP: 0.379, SLG: 0.438 Joel Youngblood, R OBP: 0.362, SLG: 0.479 (3, PR) (3, 7)		0-0 3B 1B	0-0 E SF9 1B		0-0 1-3 2B				4-0 G6-4-3 BB	2	1	2	0	0	0	0											
Willie Montanez, L OBP: 0.274, SLG: 0.308 (1, 3)		0-0 F8	0-0 SF9 1-3 2-H 1B		0-0 F6				0-0 G6-4-3 1-2	4	0	1	1	0	0	4											
Dan Norman, R OBP: 0.357, SLG: 0.500 (1, 9)		0-0 1B 3B	0-0 SF9		4-0 IBB				0-3 K	2	1	1	2	1	1	0											
Doug Flynn, R OBP: 0.262, SLG: 0.313 (1, 4)		0-3 K	0-0 F1-3		0-0 F6-3				0-0 F3	4	0	0	0	0	1	6											
Craig Swan, R OBP: 0.177, SLG: 0.123 Gil Flores, R OBP: 0.233, SLG: 0.200 Dwight Bernard, R OBP: 0.233, SLG: 0.200 Andy Hassler, L OBP: 0.233, SLG: 0.200 (8, PH) (8, 1) (8, 1)	0-0 1B 3-H 1B		0-0 F8		0-0 F8				0-3 K	3	0	2	1	0	0	0											
Inning Stats	R: 1 E: 0 K: 0 S: 4	H: 1 LOB: 0 BB: 0 P: 4	R: 2 E: 0 K: 1 S: 9	H: 4 LOB: 2 BB: 0 P: 9	R: 2 E: 1 K: 0 S: 6	H: 3 LOB: 2 BB: 0 P: 6	R: 0 E: 0 K: 0 S: 3	H: 0 LOB: 0 BB: 0 P: 3	R: 0 E: 0 K: 0 S: 4	H: 1 LOB: 3 BB: 2 P: 12	R: 0 E: 0 K: 2 S: 8	H: 0 LOB: 1 BB: 0 P: 8	R: 0 E: 0 K: 0 S: 2	H: 0 LOB: 0 BB: 1 P: 6	R: 0 E: 0 K: 2 S: 7	H: 0 LOB: 0 BB: 0 P: 7	R: 0 E: 0 K: 1 S: 5	H: 0 LOB: 0 BB: 0 P: 5	1B: 7 2B: 1 3B: 1 HR: 1	SF: 1 SAC: 0 DP: 1 HBP: 0	WP: 0 PB: 0 SB: 0 CS: 0	PA: 39					
PITCHER	IP	WLS	BF	H	R	ER	SO	BB	IBB	HBP	BLK	WP	HR	S	P	ERA	WHIP										
John Candelaria, L ERA: 3.65 (1, 1)	5.0		26	9	5	5	1	1	1	0	0	0	1	26	34	9.00	2.000										
Enrique Romo, R ERA: 2.95 (6, 1)	1.0		4	1	0	0	2	0	0	0	0	0	0	8	8	0.00	1.000										
Grant Jackson, L ERA: 2.92 (7, 1)	2.0	W	6	0	0	0	2	1	0	0	0	0	0	9	13	0.00	0.500										
Kent Tekulve, R ERA: 3.17 (9, 1)	1.0	S	3	0	0	0	1	0	0	0	0	0	0	5	5	0.00	0.000										

New York Mets @ Pittsburgh Pirates
Three Rivers Stadium, Pittsburgh, PA
Mon Jul 30 1979, 7:05 PM EDT
Att: 11,837 - Unknown

AB 35
R 5
H 10
RBI 5
BB 3
SO 6
LOB 15



Batter	1	2	3	4	5	6	7	8	9	AB	R	H	RBI	BB	SO	LOB	BOTTOM										
Omar Moreno, L OBP: 0.345, SLG: 0.407 (1, 8)	0-0 1B 1B		0-0 F4-3		0-0 2B 1B				0-0 6-3 SF8	4	2	2	1	0	0	0											
Tim Foli, R OBP: 0.317, SLG: 0.346 (1, 6)	0-0 1-3 1B		0-0 F7		0-0 1-H 2B				0-0 1B 1B	5	0	4	2	0	0	0											
Dave Parker, L OBP: 0.365, SLG: 0.504 (1, 9)	0-0 G6-3 1-2 3-H 1B		0-3 K		0-0 2-H E 1B				0-0 F8 K	5	1	2	2	0	2	3											
Willie Stargell, L OBP: 0.372, SLG: 0.638 (1, 3)	0-0 1-2 2-H 1B		0-0 F7		0-0 F7				0-0 F7	4	0	1	1	0	0	2											
John Milner, L OBP: 0.380, SLG: 0.533 Kent Tekulve, R OBP: 0.375, SLG: 0.286 (9, 1)	0-0 G6-3		0-0 1B BB		0-0 E3				0-0 1B 2B	3	1	1	0	1	0	2											
Bill Madlock, R OBP: 0.332, SLG: 0.411 (1, 5)	0-0 F9		0-0 1B		0-0 F4				0-0 SH1-4 SF8 1B	4	1	2	0	0	0	2											
Ed Ott, L OBP: 0.295, SLG: 0.379 (1, 2)		4-0 B1-6-4 BB		0-3 K		0-0 F9			0-0 SF8 SH1-4 1B	3	1	1	1	1	1	2											
Rennie Stennett, R OBP: 0.289, SLG: 0.291 (1, 4)		0-0 F8		0-0 G3		0-0 6-3			0-0 SH1-4	3	0	0	0	0	0	3											
John Candelaria, L OBP: 0.142, SLG: 0.208 Lee Eick, R OBP: 0.243, SLG: 0.402 Enrique Romo, R OBP: 0.125, SLG: 0.178 Manny Sanguillen, R OBP: 0.260, SLG: 0.302 Grant Jackson, S OBP: 0.310, SLG: 0.553 (5, PH) (5, 1) (6, PH) (7, 1) (8, PH) (9, 7)	0-0 B1-6-4		0-0 F8		0-0 F8				4-0 1B IBB	1	0	0	0	0	0	1											
Inning Stats	R: 2 E: 0 K: 0 S: 6	H: 4 LOB: 1 BB: 0 P: 6	R: 0 E: 0 K: 0 S: 2	H: 0 LOB: 0 BB: 1 P: 6	R: 0 E: 0 K: 1 S: 5	H: 0 LOB: 0 BB: 0 P: 5	R: 0 E: 0 K: 1 S: 6	H: 1 LOB: 2 BB: 1 P: 10	R: 3 E: 1 K: 0 S: 7	H: 3 LOB: 1 BB: 0 P: 7	R: 0 E: 0 K: 0 S: 3	H: 0 LOB: 0 BB: 0 P: 3	R: 0 E: 0 K: 0 S: 4	H: 1 LOB: 1 BB: 0 P: 4	R: 3 E: 0 K: 1 S: 9	H: 4 LOB: 2 BB: 1 P: 13	1B: 11 2B: 2 3B: 0 HR: 0	SF: 1 SAC: 1 DP: 2 HBP: 0	WP: 0 PB: 0 SB: 0 CS: 0	PA: 39							
PITCHER	IP	WLS	BF	H	R	ER	SO	BB	IBB	HBP	BLK	WP	HR	S	P	ERA	WHIP										
Craig Swan, R ERA: 3.14 (1, 1)	7.0		31	9	5	4	2	2	0	0	0	0	0	33	41	5.14	1.571										
Dwight Bernard, R ERA: 5.85 (8, 1)	0.0	L	3	3	3	3	0	0	0	0	0	0	0	3	3	∞	∞										
Andy Hassler, L ERA: 4.31 (8, 1)	1.0		5	1	0	0	1	0	1	0	0	0	0	6	10	0.00	1.000										

New York Mets @ Pittsburgh Pirates
Three Rivers Stadium, Pittsburgh, PA
Mon Jul 30 1979, 7:05 PM EDT
Att: 11,837 - Unknown

AB 34
R 6
H 13
RBI 7
BB 3
SO 3
LOB 15



Batter	1	2	3	4	5	6	7	8	9	AB	R	H	RBI	BB	SO	LOB	TOP										
Frank Taveras, R OBP: 0.290, SLG: 0.331 (1, 6)	6-3		1B	4-3		6-3			F7	4	1	0	0	1	0	0											
Richie Hebner, L OBP: 0.352, SLG: 0.379 (1, 5)	G3		1B	4-3			F9			3	1	1	0	1	0	0											
Lee Mazzilli, S OBP: 0.406, SLG: 0.473 (1, 8)	1B		1B	6-3			G6-4-3			3	0	3	1	1	0	0											
Willie Montanez, L OBP: 0.274, SLG: 0.307 (1, 3)	1B		4-3			F3	G6-4-3			4	0	1	1	0	0	2											
John Stearns, R OBP: 0.324, SLG: 0.379 (1, 2)	L8		6-3			K			F8	4	0	0	0	0	1	3											
Ed KranePOOL, L OBP: 0.293, SLG: 0.265 (7, 9)		F8	BB	BB		1B			G3	2	0	1	0	1	0	0											
Joel Youngblood, R OBP: 0.363, SLG: 0.481 (7, 7)			2B	BB		4-3			F4	3	0	1	0	1	0	1											
Doug Flynn, R OBP: 0.259, SLG: 0.309 (1, 4)	F6-3		F3			F8			K	4	0	0	0	0	1	4											
Tom Hausman, R OBP: 0.158, SLG: 0.158 (3, 1)	K					K			K	1	0	0	0	0	1	1											
Wayne Twitchell, R OBP: 0.286, SLG: 0.286 (7, 1)						K			K	2	0	0	0	0	2	0											
Ed Glynn, R (7, 1)									K	1	0	0	0	0	1	0											
Inning Stats	R: 0 E: 0 K: 0 S: 5	H: 2 LOB: 2 BB: 0 P: 5	R: 0 E: 0 K: 1 S: 6	H: 1 LOB: 1 BB: 0 P: 6	R: 2 E: 0 K: 0 S: 5	H: 2 LOB: 3 BB: 3 P: 17	R: 0 E: 0 K: 1 S: 5	H: 1 LOB: 2 BB: 1 P: 9	R: 0 E: 0 K: 1 S: 6	H: 0 LOB: 0 BB: 0 P: 6	R: 0 E: 0 K: 0 S: 2	H: 0 LOB: 0 BB: 1 P: 6	R: 0 E: 0 K: 0 S: 3	H: 0 LOB: 0 BB: 0 P: 3	R: 0 E: 0 K: 2 S: 7	H: 0 LOB: 0 BB: 0 P: 7	1B: 6 2B: 1 3B: 0 HR: 0	SF: 0 SAC: 0 DP: 1 HBP: 0	WP: 0 PA: 37 PB: 0 SB: 0 CS: 0								
PITCHER	IP	WLS	BF	H	R	ER	SO	BB	IBB	HBP	BLK	WP	HR	S	P	ERA	WHIP										
Bert Blyleven, R ERA: 3.52 (1, 1)	7.0	L	31	7	2	2	4	5	0	0	0	0	0	34	54	2.57	1.714										
Enrique Romo, R ERA: 2.75 (8, 1)	2.0		6	0	0	0	2	0	0	0	0	0	0	10	10	0.00	0.000										

New York Mets @ Pittsburgh Pirates
Three Rivers Stadium, Pittsburgh, PA
Tue Jul 31 1979, 7:05 PM EDT
Att: 10,739 - Unknown

AB	32
R	2
H	7
RBI	2
BB	5
SO	6
LOB	11



Batter	1	2	3	4	5	6	7	8	9	AB	R	H	RBI	BB	SO	LOB	BOTTOM										
Omar Moreno, L OBP: 0.346, SLG: 0.407 (1, 8)	G3		G3		F4		F6-4			3	0	1	1	1	0	2											
Tim Foli, R OBP: 0.313, SLG: 0.342 (1, 6)	6-3				5-3		F6		F6-4	4	0	0	0	0	0	4											
Dave Parker, L OBP: 0.364, SLG: 0.504 (1, 9)	G3					F4-3			L8	4	0	1	0	0	0	1											
Willie Stargell, L OBP: 0.371, SLG: 0.631 (8, PR)	K					L8			L8	3	0	0	0	0	2	2											
Bruce Kison, R OBP: 0.136, SLG: 0.143 (9, 7)									FC3-6	0	0	0	0	0	0	0											
John Milner, L OBP: 0.377, SLG: 0.527 (9, 3)									FC3-6	4	0	1	0	0	1	2											
Bill Madlock, R OBP: 0.332, SLG: 0.409 (1, 5)									FC4-6	4	0	1	0	0	0	2											
Ed Ott, L OBP: 0.291, SLG: 0.375 (9, PH)									FC3-6	3	1	0	0	0	0	2											
Phil Garner, R OBP: 0.369, SLG: 0.482 (9, PH)									F7	1	0	0	0	0	0	0											
Rennie Stennett, R OBP: 0.291, SLG: 0.289 (1, 4)									L8	2	0	0	0	2	0	0											
Bert Blyleven, R OBP: 0.137, SLG: 0.157 (7, PH)									F4-3	1	0	0	0	0	0	0											
Lee Lacy, R OBP: 0.348, SLG: 0.462 (8, 1)									F4-3	0	0	0	0	1	0	0											
Enrique Romo, R OBP: 0.125, SLG: 0.125 (9, PH)									F4-3	0	0	0	0	0	0	0											
Manny Sanguillen, R OBP: 0.255, SLG: 0.295 (9, PH)									F4-3	1	0	0	0	0	0	0											
Inning Stats	R: 0 E: 0 K: 1 S: 6	H: 1 LOB: 1 BB: 0 P: 6	R: 0 E: 0 K: 0 S: 3	H: 0 LOB: 0 BB: 0 P: 3	R: 0 E: 0 K: 0 S: 3	H: 0 LOB: 0 BB: 0 P: 3	R: 0 E: 0 K: 2 S: 8	H: 1 LOB: 1 BB: 0 P: 8	R: 0 E: 0 K: 0 S: 4	H: 1 LOB: 2 BB: 1 P: 8	R: 0 E: 0 K: 0 S: 3	H: 0 LOB: 0 BB: 0 P: 3	R: 1 E: 0 K: 0 S: 4	H: 1 LOB: 3 BB: 3 P: 16	R: 0 E: 0 K: 0 S: 3	H: 0 LOB: 1 BB: 0 P: 4	R: 0 E: 0 K: 0 S: 3	H: 0 LOB: 0 BB: 0 P: 3	1B: 3 2B: 1 3B: 0 HR: 0	SF: 0 SAC: 1 DP: 0 HBP: 1	WP: 0 PA: 36 PB: 0 SB: 1 CS: 0						
PITCHER	IP	WLS	BF	H	R	ER	SO	BB	IBB	HBP	BLK	WP	HR	S	P	ERA	WHIP										
Tom Hausman, R ERA: 2.21 (1, 1)	2.0		7	1	0	0	1	0	0	0	1	0	0	9	9	0.00	0.500										
Wayne Twitchell, R ERA: 4.51 (3, 1)	4.2	W	20	3	1	1	2	3	0	0	1	0	0	21	33	1.93	1.286										
Ed Glynn, L ERA: 2.45 (7, 1)	2.1	S	9	0	0	0	0	1	0	1	0	0	0	7	12	0.00	0.429										

New York Mets @ Pittsburgh Pirates
Three Rivers Stadium, Pittsburgh, PA
Tue Jul 31 1979, 7:05 PM EDT
Att: 10,739 - Unknown

AB	30
R	1
H	4
RBI	1
BB	4
SO	3
LOB	15



Batter	1	2	3	4	5	6	7	8	9	AB	R	H	RBI	BB	SO	LOB	TOP			
Garry Templeton, S OBP: 0.346, SLG: 0.476 (1, 6)	F6		1B		4-3		F9		F9	5	1	2	1	0	0	0	St. Louis Cardinals @ Pittsburgh Pirates Three Rivers Stadium, Pittsburgh, PA Wed Aug 01 1979, 7:05 PM EDT Att: 16,124 - Unknown livebaseballscorecards.com			
Tony Scott, S OBP: 0.315, SLG: 0.384 (1, 8)	F7		CS				F8		F9	5	0	2	1	0	0	2				
Keith Hernandez, L OBP: 0.400, SLG: 0.503 (1, 3)	1B		K		F5				F8	4	0	1	0	0	1	2				
Ted Simmons, S OBP: 0.415, SLG: 0.618 (1, 2)	F6		F8				F9		FC6-4	4	0	1	0	0	0	1				
Dane Iorg, L OBP: 0.338, SLG: 0.387 (1, 7)		4-3			F9				L3	4	1	1	0	0	0	1				
Bernie Carbo, L OBP: 0.409, SLG: 0.394 (1, 9)		K								3	0	1	0	1	1	1				
Darold Knowles, L (8, 1)									FC6-4	0	0	0	0	0	0	0				
Mark Littell, L (8, 1)										0	0	0	0	0	0	0				
Ken Oberkfell, L OBP: 0.376, SLG: 0.418 (1, 5)										3	0	1	0	0	0	3				
Mike Tyson, R OBP: 0.259, SLG: 0.345 (9, PH)										1	0	0	0	0	0	0				
Mike Phillips, L OBP: 0.306, SLG: 0.342 (1, 4)										3	0	1	1	0	0	2				
Ken Reitz, R OBP: 0.302, SLG: 0.382 (9, PH)										1	0	0	0	0	0	0				
Bob Forsch, R OBP: 0.240, SLG: 0.279 (1, 1)										3	1	1	0	0	2	0				
Jerry Mumphrey, S OBP: 0.349, SLG: 0.391 (8, 9)										0	0	0	0	1	0	0				
Inning Stats	R: 0 E: 0 K: 0 S: 4	H: 1 LOB: 1 BB: 0 P: 4	R: 0 E: 0 K: 1 S: 6	H: 1 LOB: 1 BB: 0 P: 6	R: 2 E: 0 K: 1 S: 7	H: 3 LOB: 0 BB: 0 P: 7	R: 0 E: 0 K: 0 S: 4	H: 1 LOB: 1 BB: 0 P: 4	R: 0 E: 0 K: 1 S: 6	H: 1 LOB: 1 BB: 0 P: 6	R: 1 E: 0 K: 0 S: 4	H: 2 LOB: 2 BB: 1 P: 8	R: 0 E: 0 K: 1 S: 5	H: 0 LOB: 0 BB: 0 P: 5	R: 0 E: 0 K: 0 S: 4	H: 1 LOB: 1 BB: 1 P: 8	1B: 7 2B: 2 3B: 2 HR: 0	SF: 0 SAC: 0 DP: 0 HBP: 0	WP: 0 PB: 0 SB: 1 CS: 0	PA: 38
PITCHER	IP WLS BF H R ER SO BB IBB HBP BLK WP HR S P ERA WHIP																			
Don Robinson, R ERA: 4.0 (1, 1)	6.0	26	9	3	3	3	1	0	0	0	0	0	0	0	31	35	4.50	1.667		
Grant Jackson, L ERA: 2.97 (7, 1)	1.0	3	0	0	0	1	0	0	0	0	0	0	0	5	5	0.00	0.000			
Enrique Romo, R ERA: 2.75 (8, 1)	1.0	W	4	1	0	0	0	0	0	0	0	0	0	4	4	0.00	1.000			
Dave Roberts, L ERA: 3.22 (9, 1)	0.2	4	1	0	0	0	1	0	0	0	0	0	0	3	7	0.00	3.000			
Kent Tekulve, R ERA: 3.19 (9, 1)	0.1	S	1	0	0	0	0	0	0	0	0	0	0	1	1	0.00	0.000			

Batter	1	2	3	4	5	6	7	8	9	AB	R	H	RBI	BB	SO	LOB	BOTTOM			
Omar Moreno, L OBP: 0.348, SLG: 0.412 (1, 8)	4-3		K			SF7		6-3		4	2	2	1	0	1	1	St. Louis Cardinals @ Pittsburgh Pirates Three Rivers Stadium, Pittsburgh, PA Wed Aug 01 1979, 7:05 PM EDT Att: 16,124 - Unknown livebaseballscorecards.com			
Tim Foli, R OBP: 0.312, SLG: 0.339 (1, 6)	L4-3				2-3	P4		6-3		3	0	0	0	0	0	2				
Dave Parker, L OBP: 0.363, SLG: 0.505 (1, 9)	L4-3				3-1	SF7		G3		3	0	1	2	0	0	1				
John Milner, L OBP: 0.375, SLG: 0.519 (1, 3)		L4			L9	FC6-4		G3		3	0	0	0	1	0	1				
Bill Robinson, R OBP: 0.306, SLG: 0.545 (1, 7)		K			5-3	FC6-4		F4		4	0	0	0	0	1	2				
Bill Madlock, R OBP: 0.329, SLG: 0.406 (1, 5)					5-3			F9		3	0	0	0	0	0	0				
Ed Ott, L OBP: 0.295, SLG: 0.375 (1, 2)					F7					2	1	1	0	1	0	0				
Rennie Stennett, R OBP: 0.292, SLG: 0.289 (1, 4)										3	0	1	0	0	1	2				
Don Robinson, R OBP: 0.194, SLG: 0.192 (5, PH)										0	0	0	0	0	0	0				
Mandy Satriano, R OBP: 0.277, SLG: 0.306 (7, 1)										1	1	1	0	0	0	0				
Grant Jackson, S OBP: 0.277, SLG: 0.306 (7, 1)										0	0	0	0	0	0	0				
Mike Easter, L OBP: 0.194, SLG: 0.192 (7, PH)										1	0	1	1	0	0	0				
Enrique Romo, R OBP: 0.125, SLG: 0.125 (8, 1)										0	0	0	0	0	0	0				
Dave Roberts, L OBP: 0.125, SLG: 0.125 (8, 1)										0	0	0	0	0	0	0				
Kent Tekulve, R OBP: 0.275, SLG: 0.286 (9, 1)										0	0	0	0	0	0	0				
Inning Stats	R: 0 E: 0 K: 0 S: 2	H: 0 LOB: 0 BB: 0 P: 3	R: 0 E: 0 K: 1 S: 5	H: 0 LOB: 0 BB: 0 P: 5	R: 0 E: 0 K: 1 S: 6	H: 1 LOB: 1 BB: 0 P: 6	R: 0 E: 0 K: 0 S: 3	H: 0 LOB: 0 BB: 0 P: 3	R: 0 E: 0 K: 1 S: 5	H: 0 LOB: 1 BB: 1 P: 9	R: 2 E: 0 K: 0 S: 5	H: 2 LOB: 1 BB: 1 P: 9	R: 1 E: 0 K: 0 S: 4	H: 2 LOB: 1 BB: 0 P: 4	R: 1 E: 0 K: 0 S: 5	H: 2 LOB: 1 BB: 0 P: 5	1B: 3 2B: 2 3B: 3 HR: 0	SF: 1 SAC: 1 DP: 1 HBP: 1	WP: 0 PB: 0 SB: 1 CS: 0	PA: 32
PITCHER	IP WLS BF H R ER SO BB IBB HBP BLK WP HR S P ERA WHIP																			
Bob Forsch, R ERA: 4.73 (1, 1)	7.1	L	29	6	4	4	3	2	0	1	0	0	0	32	41	4.91	1.091			
Darold Knowles, L ERA: 4.02 (8, 1)	0.1	2	1	0	0	0	0	0	0	0	0	0	0	2	2	0.00	3.000			
Mark Littell, R ERA: 3.09 (8, 1)	0.1	1	0	0	0	0	0	0	0	0	0	0	0	1	1	0.00	0.000			



Batter	1	2	3	4	5	6	7	8	9	AB	R	H	RBI	BB	SO	LOB	TOP							
Garry Templeton, S OBP: 0.344, SLG: 0.472 (1, 6)	0-0 4-3	0-3 K				0-0 F8 1B	0-0 FC6-4	0-0 FC 1B		5	0	1	1	0	1	4								
Lou Brock, L OBP: 0.348, SLG: 0.432 (1, 7)	0-3 K		0-0 G3			0-3 K	0-0 6-3	0-0 F7		5	0	0	0	0	2	4								
Keith Hernandez, L OBP: 0.402, SLG: 0.504 (1, 3)	0-0 BB 1B		0-0 2B 1B			0-0 F8 1-2 2-3	0-0 4-3	0-0 1B 1-2 2-H		5	0	3	1	0	0	2								
Ted Simmons, S OBP: 0.414, SLG: 0.610 (1, 2)	4-0 1-2 BB		0-3 K			4-0 IBB	0-3 K	0-0 P6		3	0	0	0	2	2	3								
Tony Scott, S OBP: 0.315, SLG: 0.387 (1, 8)	0-3 K		0-0 2B			0-0 F8		0-0 F6	0-0 1B	3	0	1	0	0	1	5								
Bernie Carbo, L OBP: 0.413, SLG: 0.400 (5, 9)			1-H 2B						0-0 1B	2	0	1	0	0	0	0								
Ken Reitz, R OBP: 0.308, SLG: 0.393 (1, 5)		0-0 2B 1B		0-0 G2		0-0 2B		0-0 1B 2B	0-0 1B	5	2	4	0	0	0	0								
Jerry Mumphy, S OBP: 0.339, SLG: 0.378 (1, 9)		0-0 F8		0-0 6-3		0-0 6-3		0-0 E4 1B	0-3 K	5	1	0	0	0	1	5	AB 41							
Mike Tyson, R OBP: 0.258, SLG: 0.341 (1, 4)		0-0 F7		0-0 4-3		0-0 F9		0-0 1B FC 1B	0-0 F9	5	1	1	1	0	0	4	R 5							
John Fulgham, R OBP: 0.294, SLG: 0.214 (1, 1)		0-0 2B				4-0 F8 1B	4-0 FC6-4 BB	0-0 1B FC 1B	0-0 F7	1	0	1	1	1	0	0	H 13							
Ken Oberkfell, L OBP: 0.379, SLG: 0.418 (6, PH)								1-3 2-H		0	0	0	0	0	1	0	RBI 5							
George Frazier, R OBP: 0.344, SLG: 0.392 (6, PH)										0	0	0	0	0	0	0	BB 4							
Dane Iorg, L OBP: 0.344, SLG: 0.392 (8, PH)										1	1	1	1	0	0	0	SO 7							
Darold Knowles, L OBP: 0.344, SLG: 0.392 (8, 1)										1	0	0	0	0	0	2	LOB 29							
Inning Stats	R: 0 E: 0 K: 2 S: 8	H: 1 LOB: 2 BB: 1 P: 12	R: 1 E: 0 K: 1 S: 7	H: 2 LOB: 1 BB: 0 P: 7	R: 0 E: 0 K: 1 S: 6	H: 2 LOB: 2 BB: 0 P: 6	R: 0 E: 0 K: 0 S: 3	H: 0 LOB: 0 BB: 0 P: 3	R: 0 E: 0 K: 1 S: 6	H: 1 LOB: 2 BB: 2 P: 14	R: 0 E: 0 K: 0 S: 4	H: 1 LOB: 2 BB: 1 P: 8	R: 0 E: 0 K: 1 S: 5	H: 0 LOB: 0 BB: 0 P: 5	R: 4 E: 1 K: 0 S: 9	H: 4 LOB: 2 BB: 0 P: 9	R: 0 E: 0 K: 1 S: 7	H: 2 LOB: 2 BB: 0 P: 7	1B: 9 2B: 4 3B: 0 HR: 0	SF: 0 SAC: 0 DP: 0 HBP: 0	WP: 0 PB: 0 SB: 0 CS: 0	PA: 45		
PITCHER	IP	WLS	BF	H	R	ER	SO	BB	IBB	HBP	BLK	WP	HR	S	P	ERA	WHIP							
Jim Rooker, L ERA: 3.86 (1, 1)	7.1		34	8	3	3	6	3	1	0	0	0	0	42	58	3.68	1.500							
Grant Jackson, L ERA: 3.17 (8, 1)	0.2	L	7	4	2	1	0	0	0	0	0	0	0	7	7	13.50	6.000							
Kent Tekulve, R ERA: 3.12 (9, 1)	1.0		4	1	0	0	1	0	0	0	0	0	0	6	6	0.00	1.000							

St. Louis Cardinals @ Pittsburgh Pirates
Three Rivers Stadium, Pittsburgh, PA
Thu Aug 02 1979, 7:05 PM EDT
Att: 25,163 - Unknown

AB 41
R 5
H 13
RBI 5
BB 4
SO 7
LOB 29



Batter	1	2	3	4	5	6	7	8	9	AB	R	H	RBI	BB	SO	LOB	BOTTOM							
Omar Moreno, L OBP: 0.347, SLG: 0.411 (1, 8)	0-0 6-3 1B	0-0 G3			0-0 F8		0-0 4-3			4	1	1	0	0	0	2								
Tim Foli, R OBP: 0.312, SLG: 0.338 (1, 6)	0-0 6-3 1-2		0-0 PB 5-3 1B		0-0 6-3		0-0 5-3			4	0	1	0	0	0	2								
Dave Parker, L OBP: 0.364, SLG: 0.504 (1, 9)	0-0 L4-6 2-H WP 1B		0-0 5-3 1-2		4-0 S 1B BB		0-0 G3			3	1	1	1	1	0	1								
Willie Stargell, L OBP: 0.365, SLG: 0.621 (1, 3)	0-0 L4-6 1-3		0-0 F6 2-3		0-0 F7 1-2		0-0 P4			4	0	0	0	0	0	3								
Bill Robinson, R OBP: 0.309, SLG: 0.554 (1, 7)		0-0 HR	0-0 3-1		0-0 L6		0-0 1B			4	1	2	1	0	0	2								
Bill Madlock, R OBP: 0.328, SLG: 0.404 (1, 5)		0-0 F9		0-0 F9		0-0 2-H 1B		0-0 P6		4	0	1	1	0	0	1								
Ed Ott, L OBP: 0.296, SLG: 0.379 (1, 2)		0-0 2B		0-0 F7		0-0 4-3		0-0 6-3		3	1	1	0	0	0	1	AB 35							
Lee Lacy, R OBP: 0.346, SLG: 0.458 (9, PH)										1	0	0	0	0	0	0	R 4							
Rennie Stennett, R OBP: 0.294, SLG: 0.299 (1, 4)		0-0 4-3 2-H 2B		0-0 F8				0-0 4-3		4	0	2	1	0	0	0	H 9							
Jim Rooker, R OBP: 0.115, SLG: 0.115 (1, 1)		0-0 4-3			0-3 K			0-0 1-3		3	0	0	0	0	1	2	RBI 4							
Grant Jackson, S OBP: 0.375, SLG: 0.286 (8, 1)										0	0	0	0	0	0	0	BB 1							
Kent Tekulve, R OBP: 0.375, SLG: 0.286 (9, 1)										0	0	0	0	0	0	0	SO 1							
Phil Garner, R OBP: 0.368, SLG: 0.480 (9, 5)										1	0	0	0	0	0	0	LOB 14							
Inning Stats	R: 1 E: 0 K: 0 S: 4	H: 2 LOB: 0 BB: 0 P: 4	R: 2 E: 0 K: 0 S: 6	H: 3 LOB: 1 BB: 0 P: 6	R: 0 E: 0 K: 0 S: 4	H: 1 LOB: 1 BB: 0 P: 4	R: 0 E: 0 K: 0 S: 3	H: 0 LOB: 0 BB: 0 P: 3	R: 0 E: 0 K: 1 S: 5	H: 0 LOB: 0 BB: 0 P: 5	R: 1 E: 0 K: 0 S: 4	H: 1 LOB: 1 BB: 1 P: 8	R: 0 E: 0 K: 0 S: 4	H: 1 LOB: 1 BB: 0 P: 4	R: 0 E: 0 K: 0 S: 4	H: 1 LOB: 1 BB: 0 P: 4	R: 0 E: 0 K: 0 S: 3	H: 0 LOB: 0 BB: 0 P: 3	1B: 5 2B: 4 3B: 0 HR: 1	SF: 0 SAC: 0 DP: 1 HBP: 0	WP: 1 PB: 1 SB: 1 CS: 0	PA: 36		
PITCHER	IP	WLS	BF	H	R	ER	SO	BB	IBB	HBP	BLK	WP	HR	S	P	ERA	WHIP							
John Fulgham, R ERA: 3.28 (1, 1)	5.0		20	6	3	3	1	0	0	0	0	0	0	8	12	4.50	1.200							
George Frazier, R ERA: 4.29 (6, 1)	2.0	W	9	2	1	1	0	1	0	0	0	0	0	8	12	4.50	1.500							
Darold Knowles, L ERA: 3.83 (8, 1)	2.0	S	7	1	0	0	0	0	0	0	0	0	0	7	7	0.00	0.500							

St. Louis Cardinals @ Pittsburgh Pirates
Three Rivers Stadium, Pittsburgh, PA
Thu Aug 02 1979, 7:05 PM EDT
Att: 25,163 - Unknown

AB 35
R 4
H 9
RBI 4
BB 1
SO 1
LOB 14



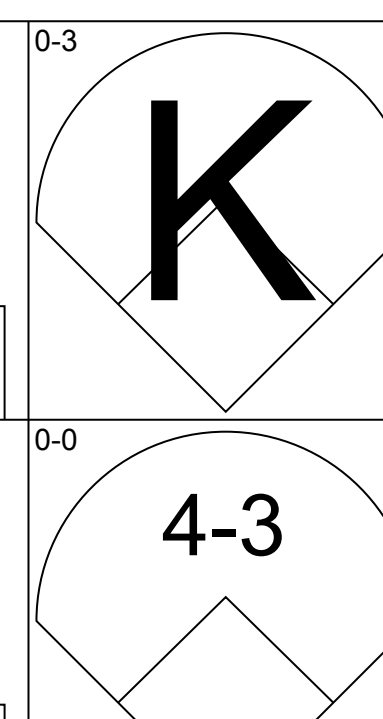
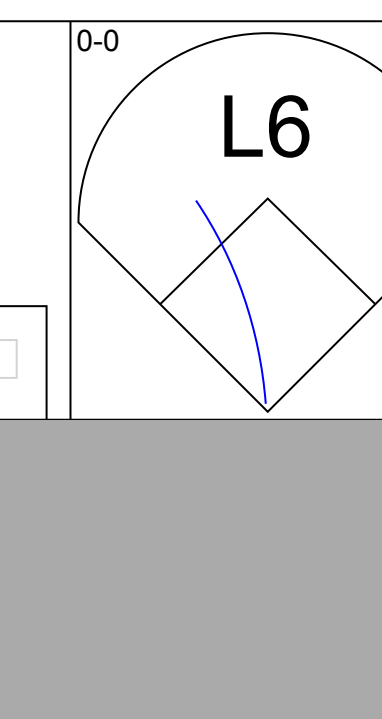
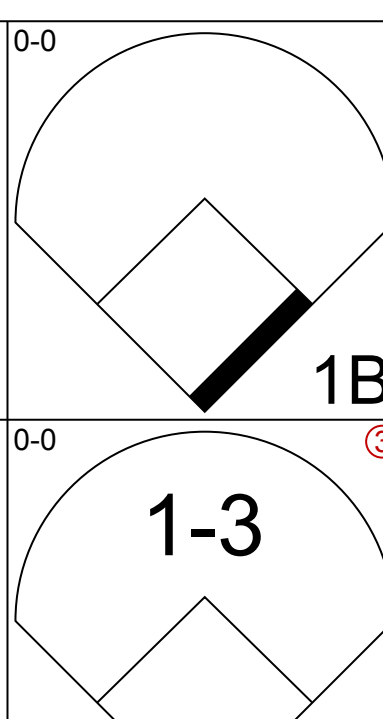
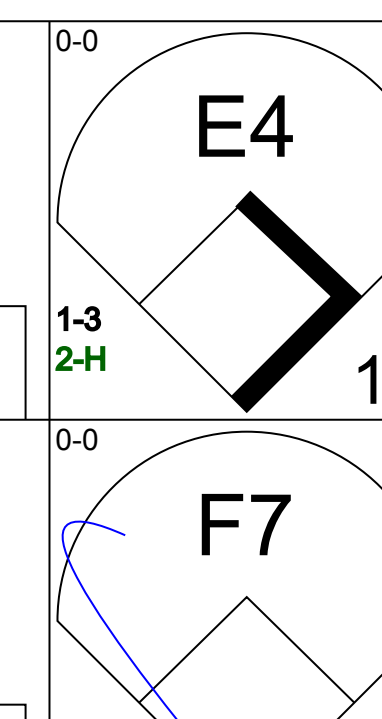
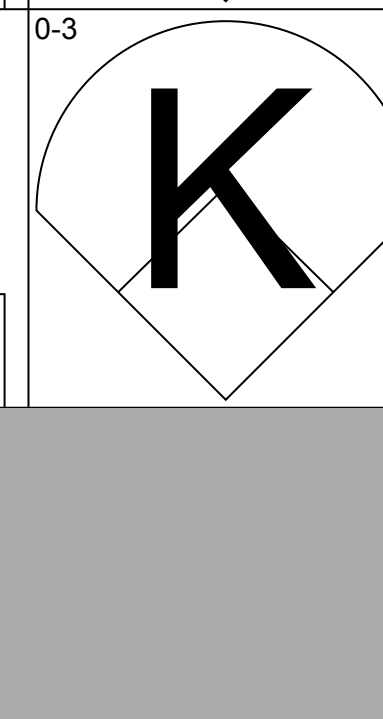
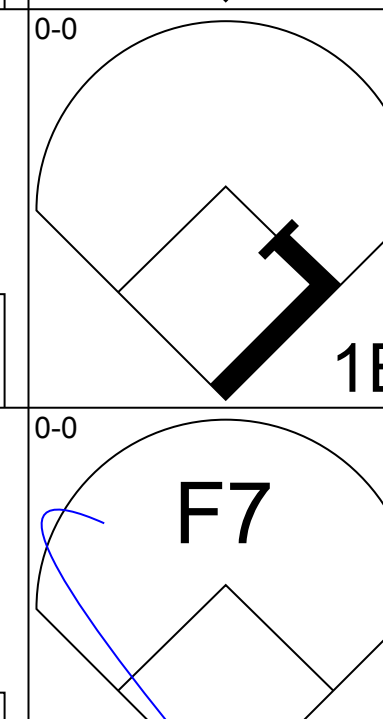




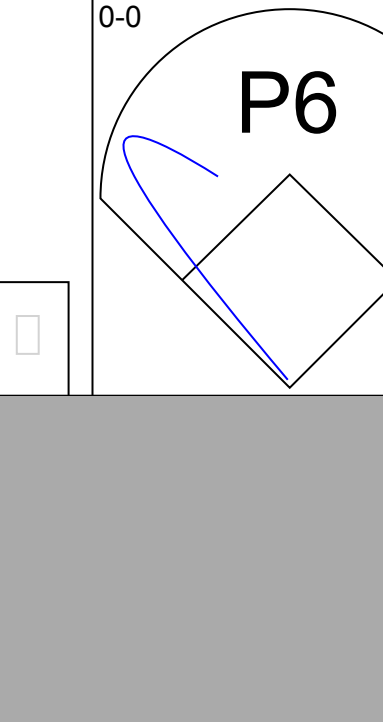
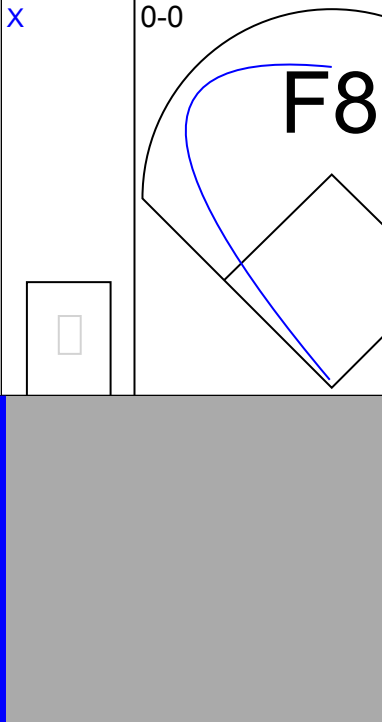
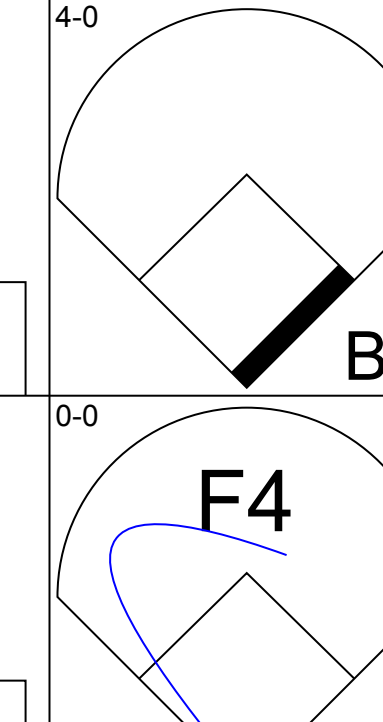

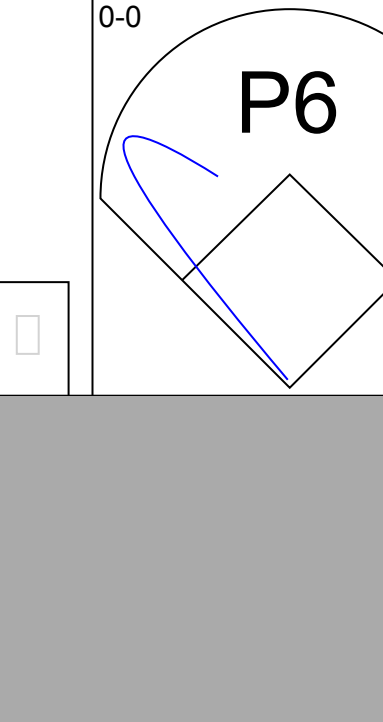
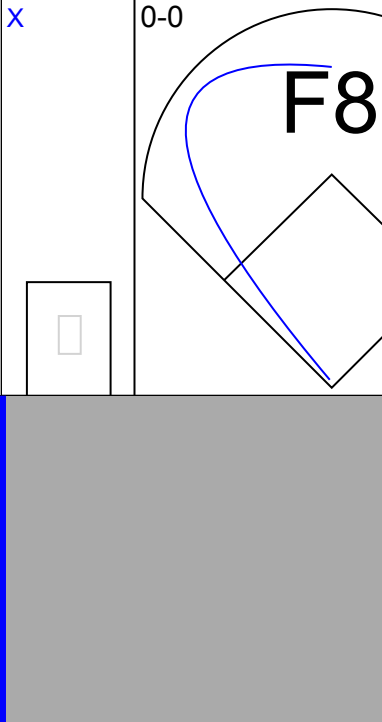
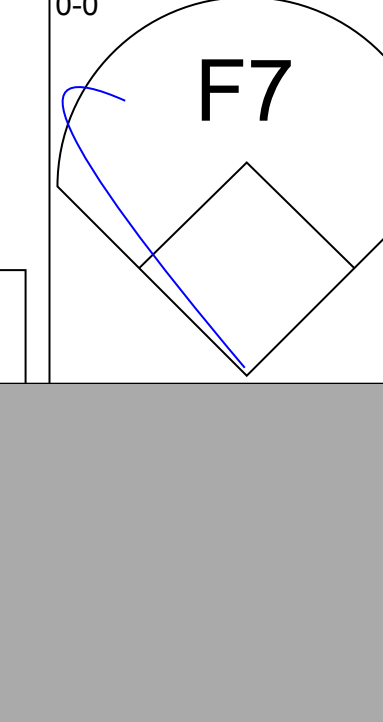
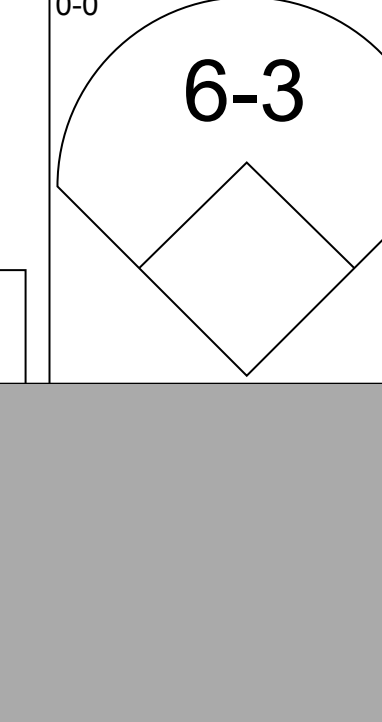


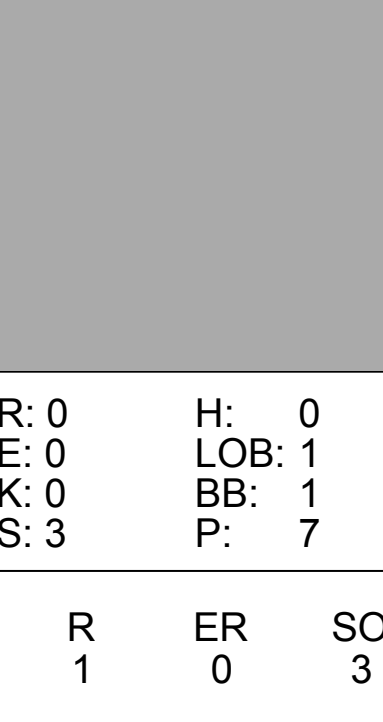

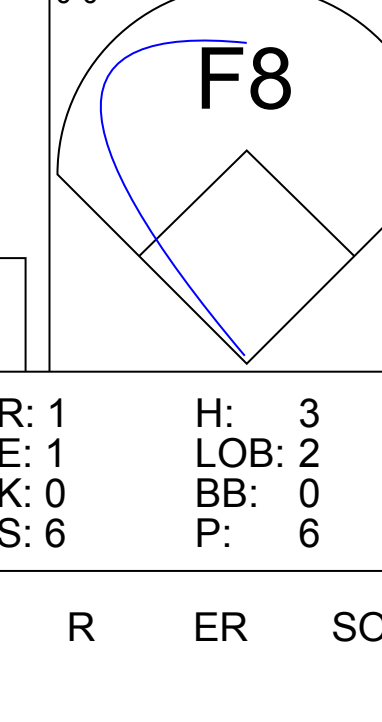
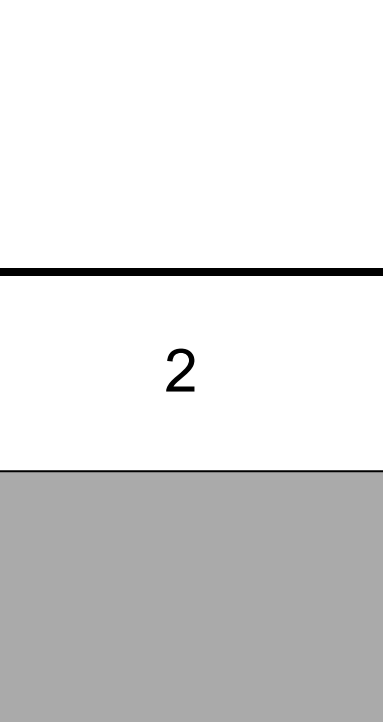
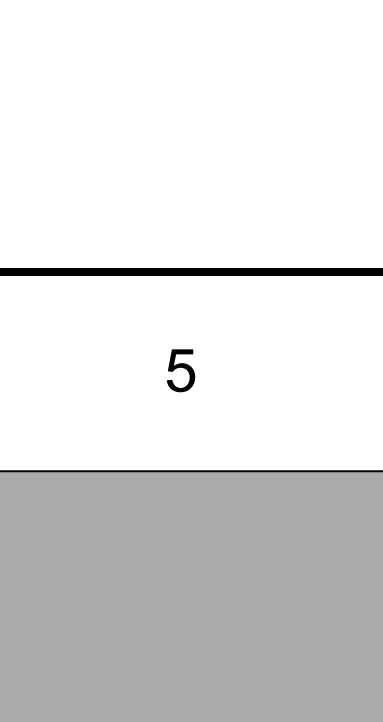
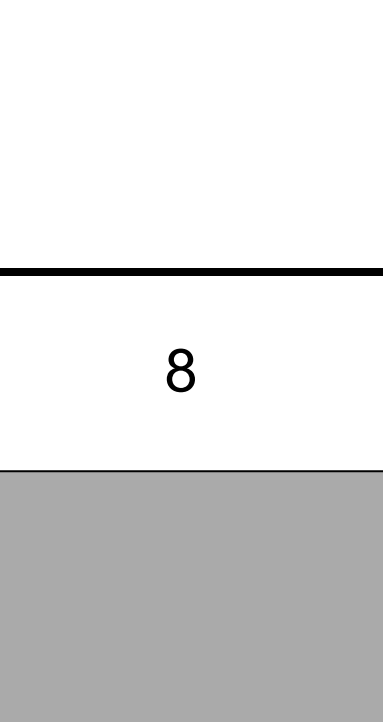

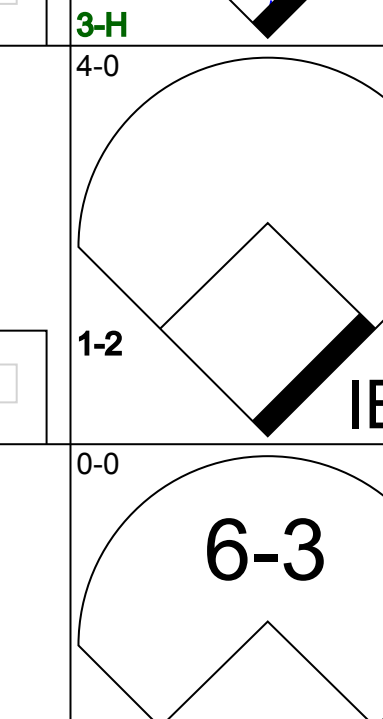




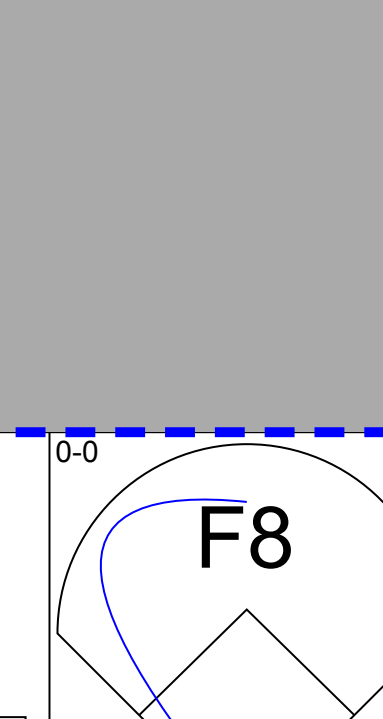
Batter	1	2	3	4	5	6	7	8	9	AB	R	H	RBI	BB	SO	LOB	TOP																			
Bake McBride, L OBP: 0.316, SLG: 0.409 (1, 9)										4	0	0	0	0	1	4	Philadelphia Phillies @ Pittsburgh Pirates Three Rivers Stadium, Pittsburgh, PA Fri Aug 03 1979, 7:05 PM EDT Unknown																			
Pete Rose, S OBP: 0.412, SLG: 0.436 (1, 3)										4	0	1	0	0	1	0																				
Mike Schmidt, R OBP: 0.401, SLG: 0.643 (1, 5)										4	1	1	1	0	0	1																				
Greg Luzinski, R OBP: 0.354, SLG: 0.459 (1, 7)										4	0	0	0	0	1	0																				
Bob Boone, R OBP: 0.393, SLG: 0.488 (1, 2)										4	0	0	0	0	3	0																				
Gary Maddox, R OBP: 0.304, SLG: 0.441 (1, 8)										4	1	2	0	0	0	0																				
Manny Trillo, R OBP: 0.300, SLG: 0.326 (1, 4)										4	1	1	1	0	0	1																				
Larry Bowa, S OBP: 0.326, SLG: 0.323 (1, 6)										3	0	2	1	0	0	0																				
Dick Ruthven, R OBP: 0.233, SLG: 0.154 (7, PH)										0	0	0	0	0	0	0																				
Del Unser, L OBP: 0.345, SLG: 0.485 (7, PH)										1	0	0	0	0	0	0																				
Tug McGraw, R OBP: 0.167, SLG: 0.167 (7, 1)										0	0	0	0	0	0	0																				
Inning Stats	R: 1 E: 0 K: 2 S: 8	H: 1 LOB: 0 BB: 0 P: 8	R: 1 E: 0 K: 2 S: 9	H: 2 LOB: 2 BB: 0 P: 10	R: 0 E: 0 K: 0 S: 3	H: 0 LOB: 0 BB: 0 P: 3	R: 1 E: 0 K: 0 S: 6	H: 3 LOB: 2 BB: 0 P: 6	R: 0 E: 0 K: 1 S: 5	H: 0 LOB: 0 BB: 0 P: 5	R: 0 E: 0 K: 0 S: 3	H: 0 LOB: 0 BB: 0 P: 3	R: 0 E: 0 K: 1 S: 5	H: 0 LOB: 0 BB: 0 P: 5	R: 0 E: 0 K: 1 S: 5	H: 0 LOB: 0 BB: 0 P: 5	1B: 6 2B: 0 3B: 0 HR: 1	SF: 0 SAC: 1 DP: 1 HBP: 1	WP: 0 PA: 34 CS: 0																	
PITCHER	IP	WLS	BF	H	R	ER	SO	BB	IBB	HBP	BLK	WP	HR	S	P	ERA	WHIP	PITCHER		IP	WLS	BF	H	R	ER	SO	BB	IBB	HBP	BLK	WP	HR	S	P	ERA	WHIP
Bruce Kison, R ERA: 3.69 (1, 1)	6.0		25	7	3	3	5	0	0	1	0	0	1	34	35	4.50	1.167																			
Enrique Romo, R ERA: 2.64 (7, 1)	3.0	W	9	0	0	0	1	0	0	0	0	0	0	11	11	0.00	0.000																			

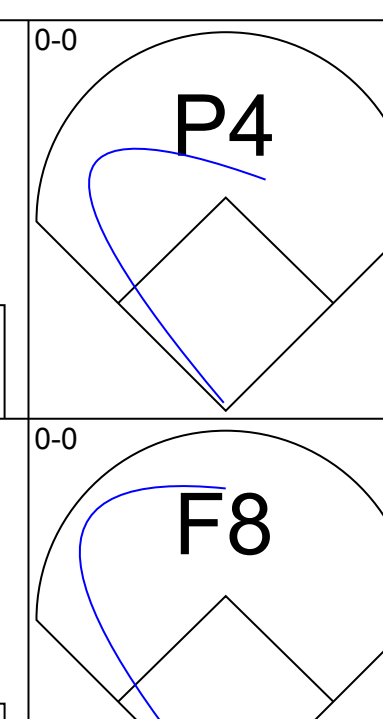
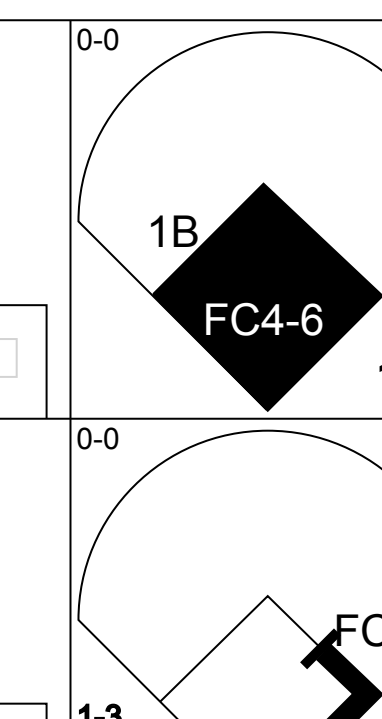
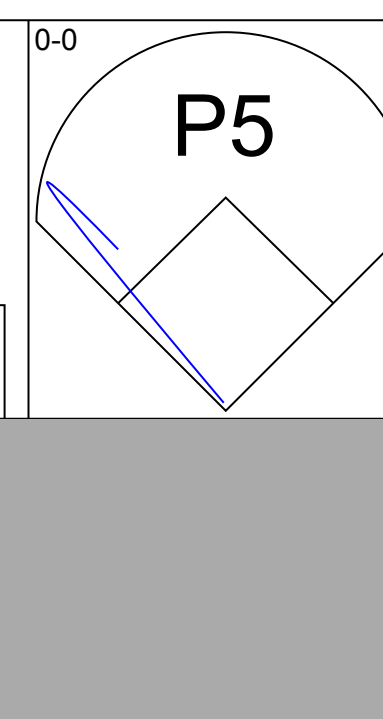
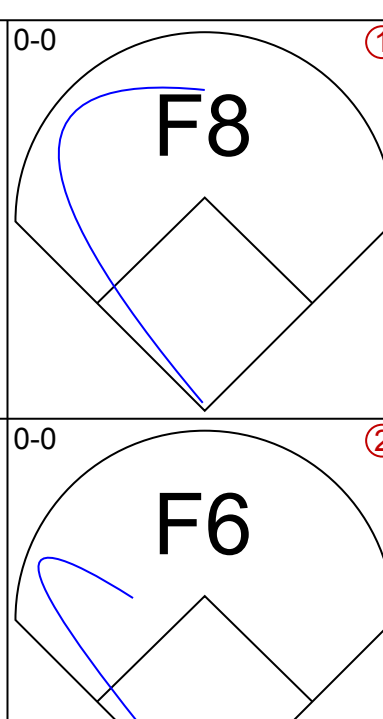
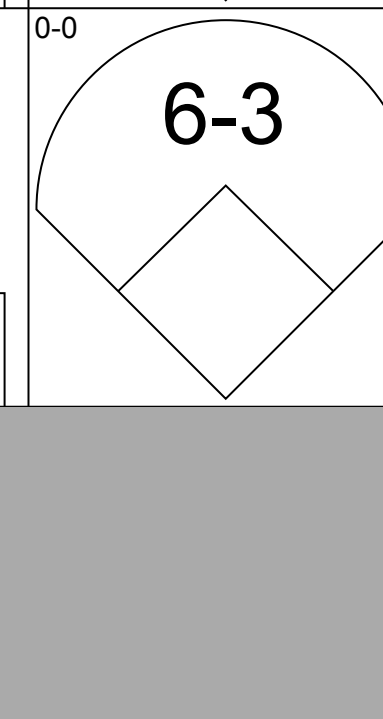
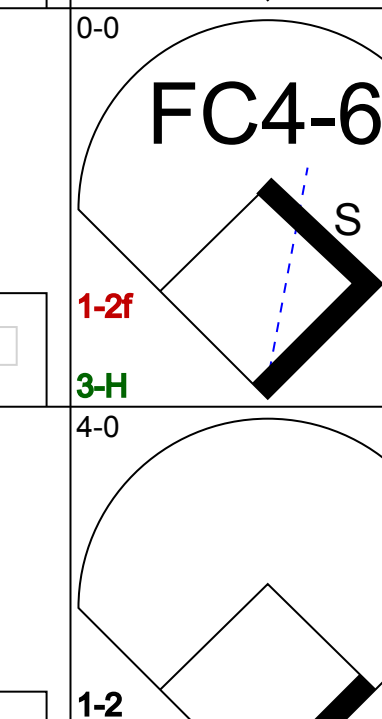
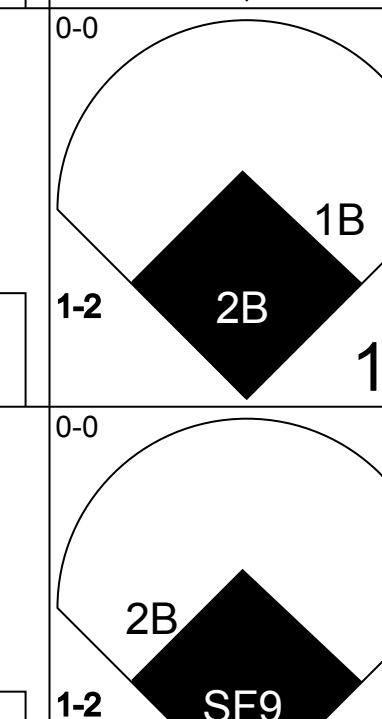
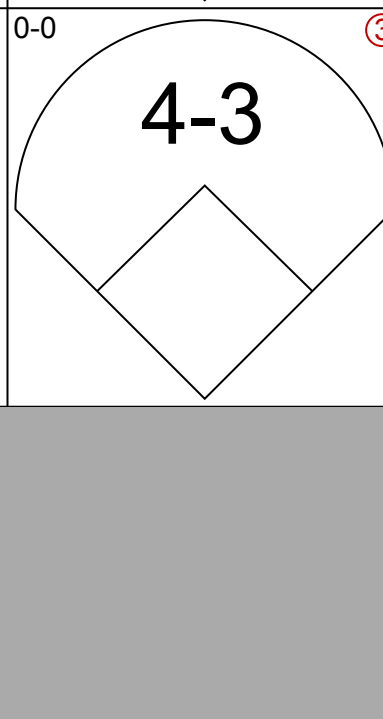

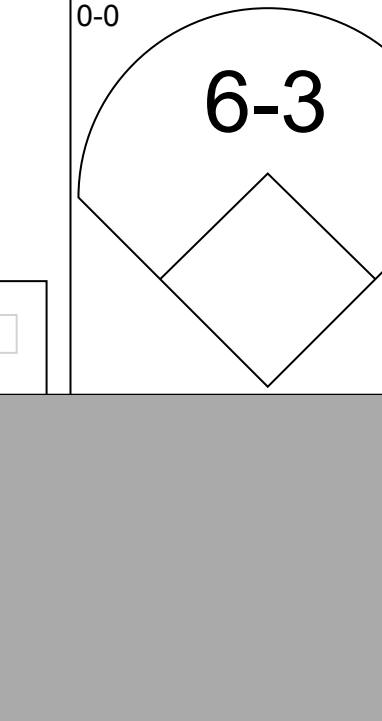
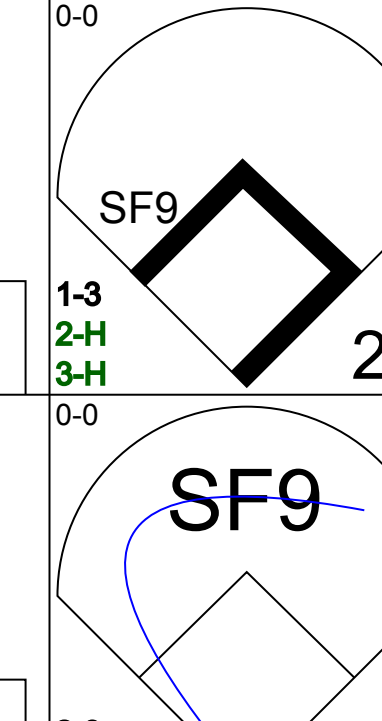

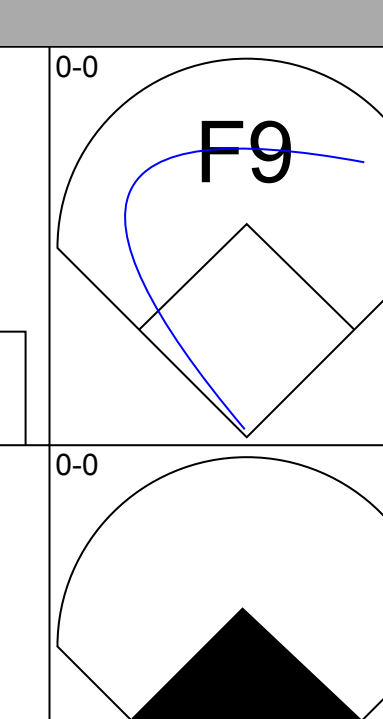
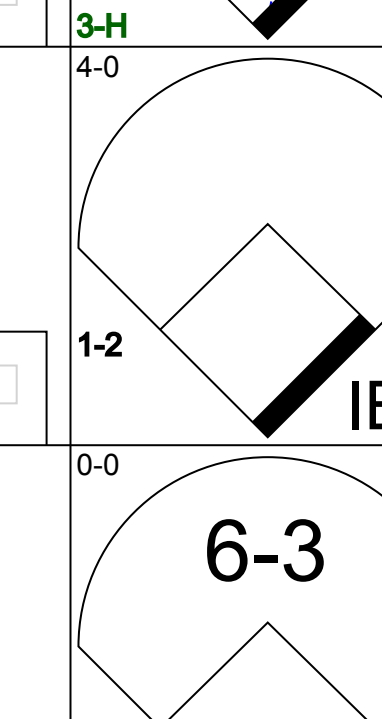
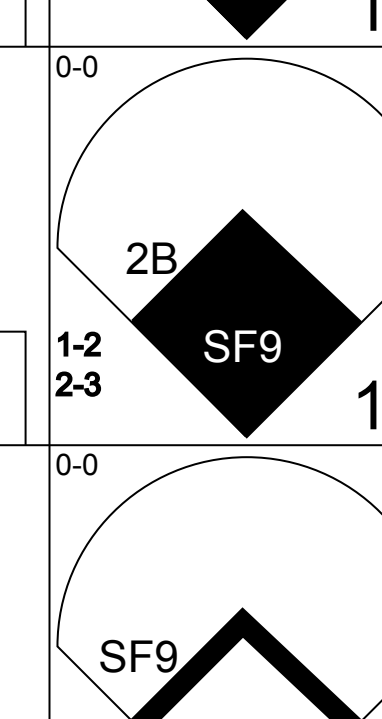
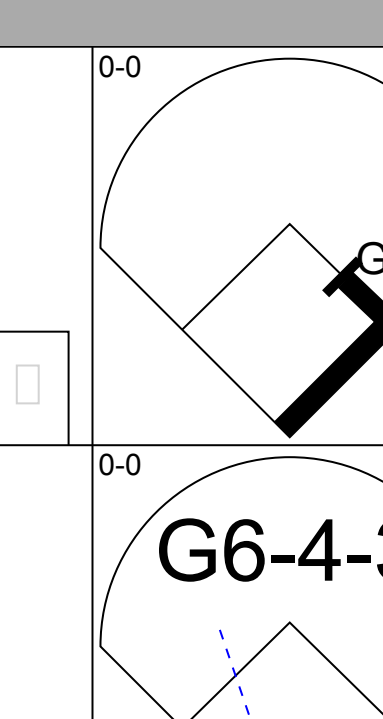
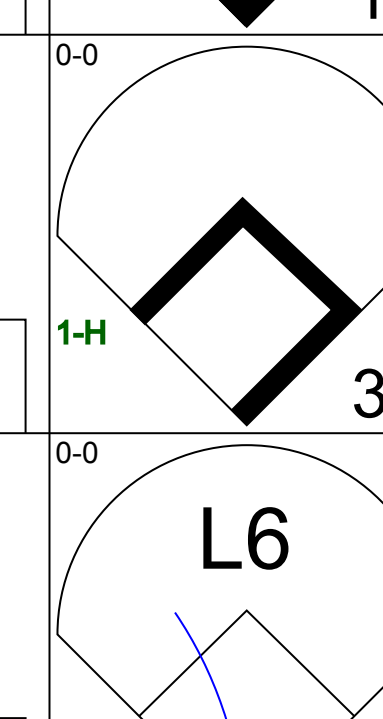

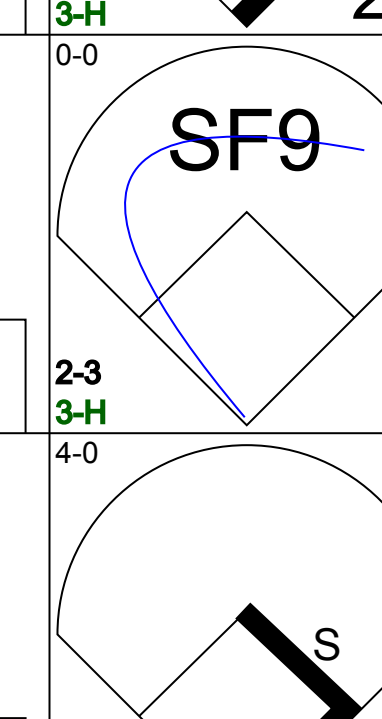
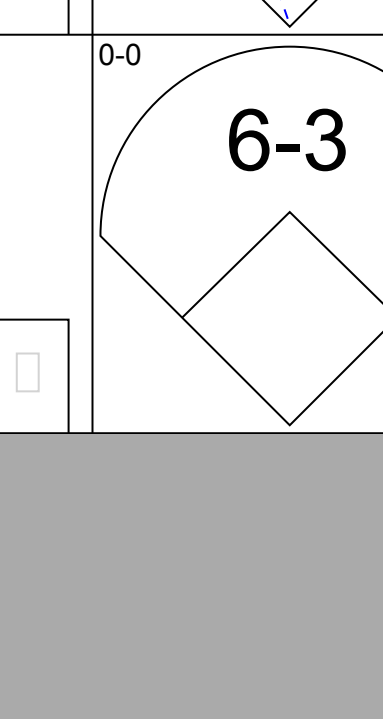
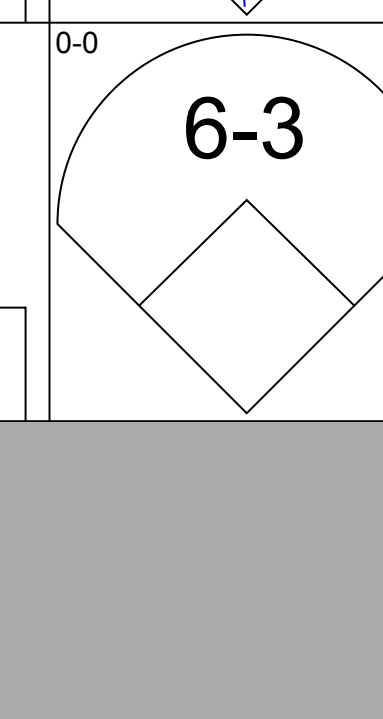
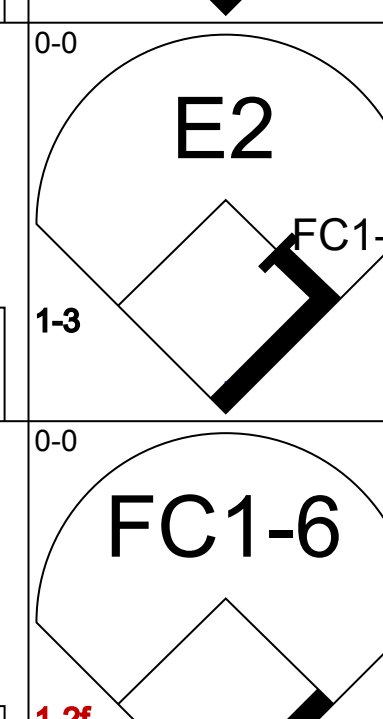
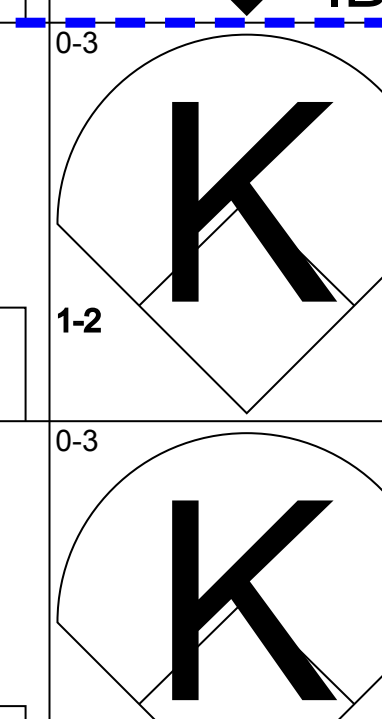

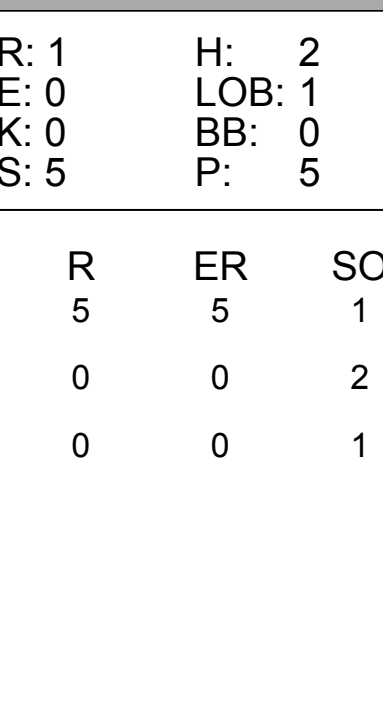
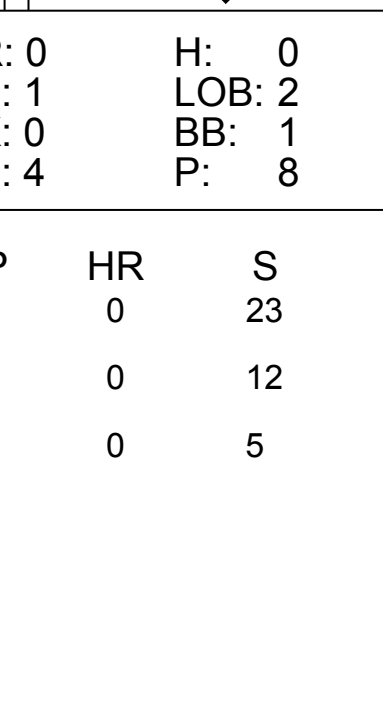
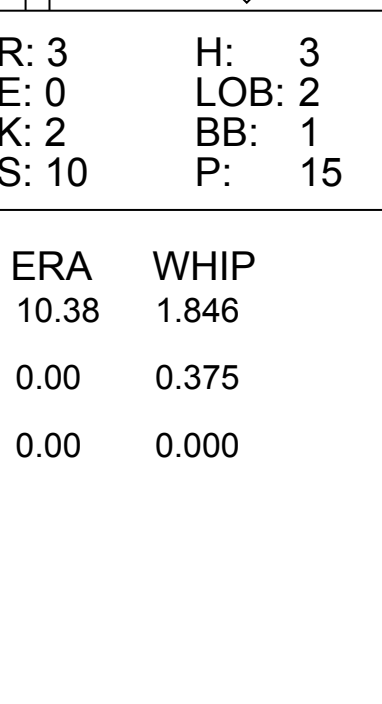
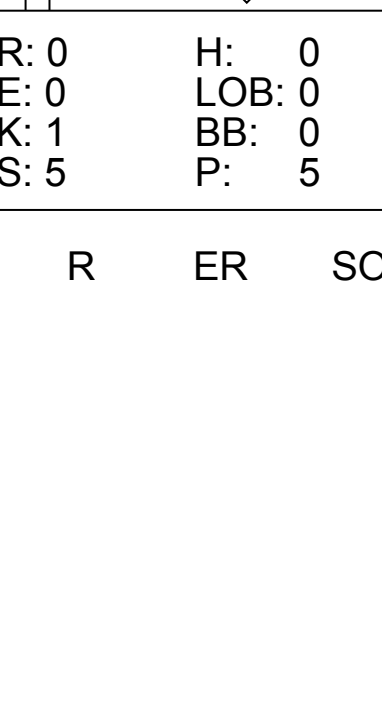
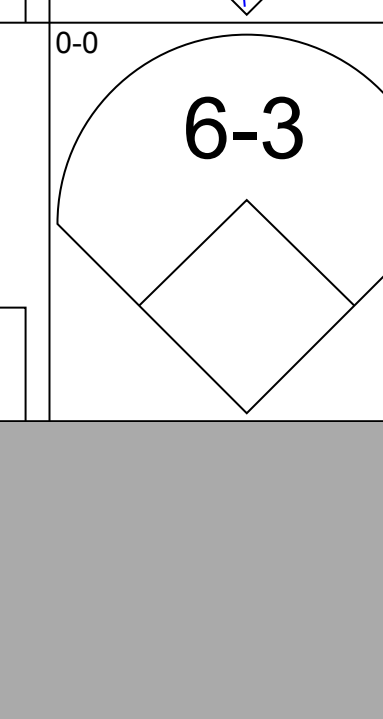
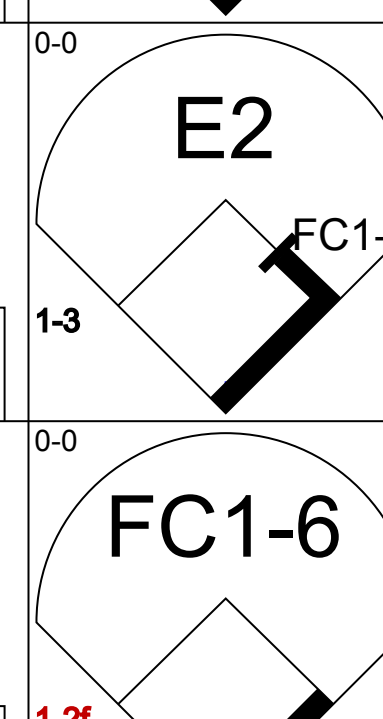
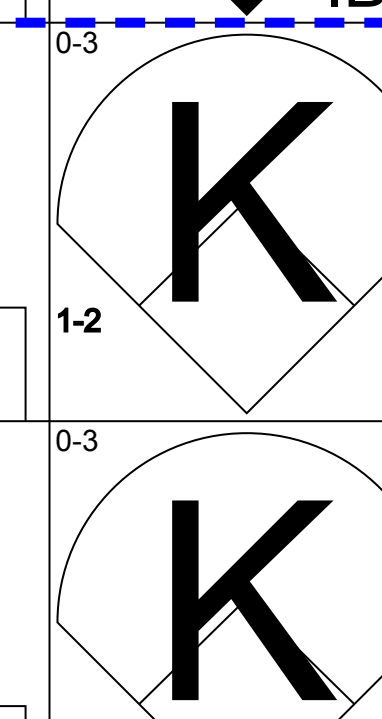
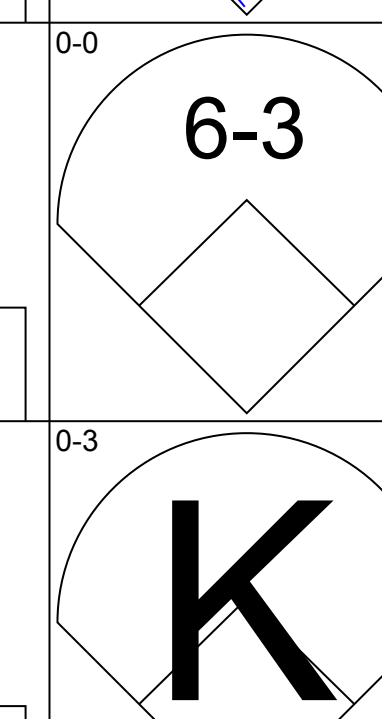
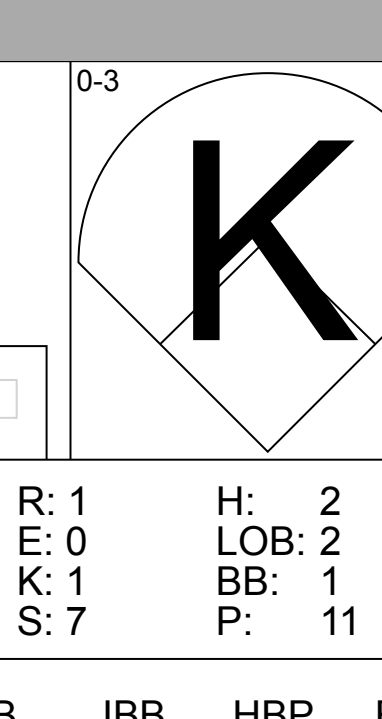
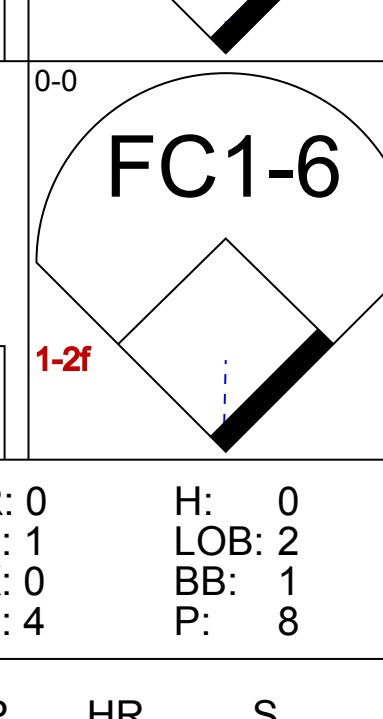
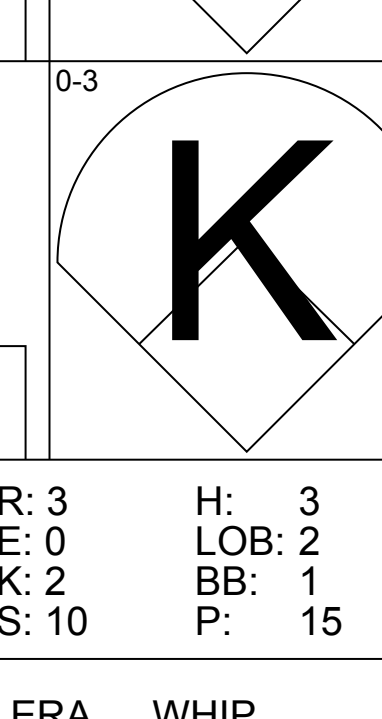
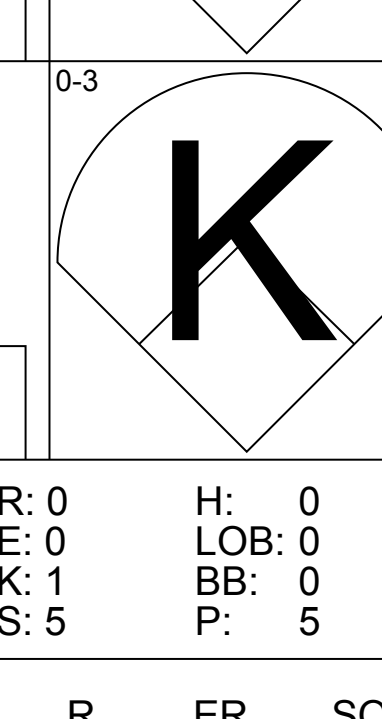
AB	32
R	3
H	7
RBI	3
BB	0
SO	6
LOB	6

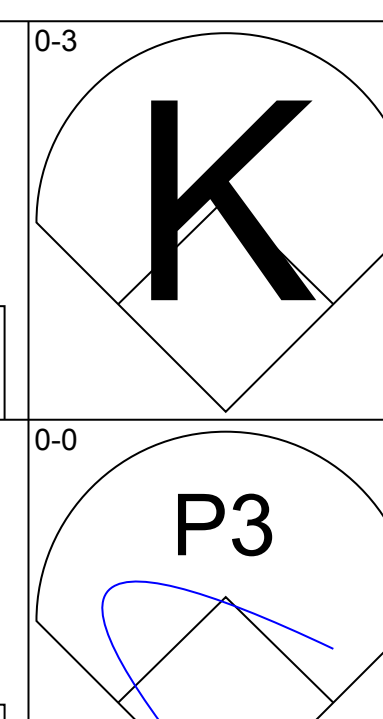
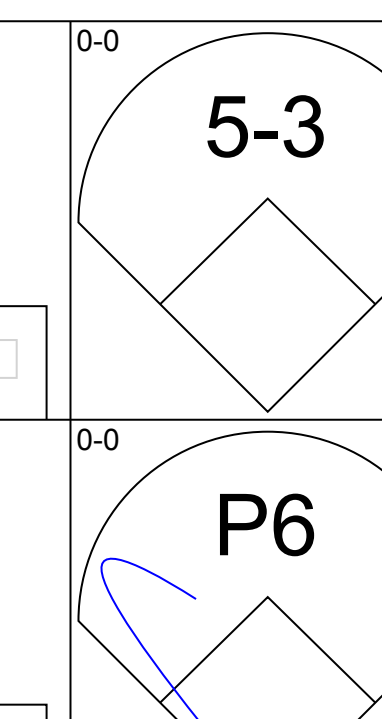
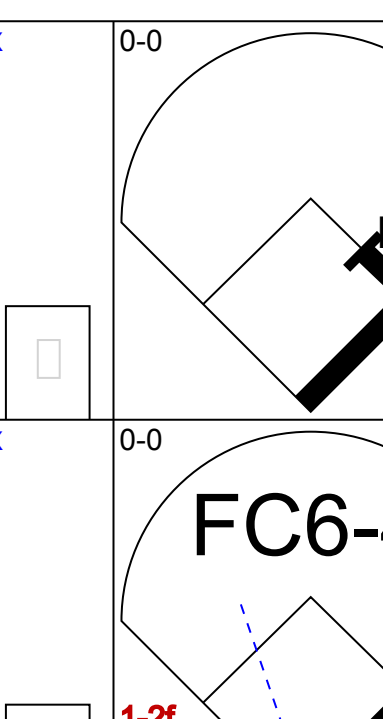
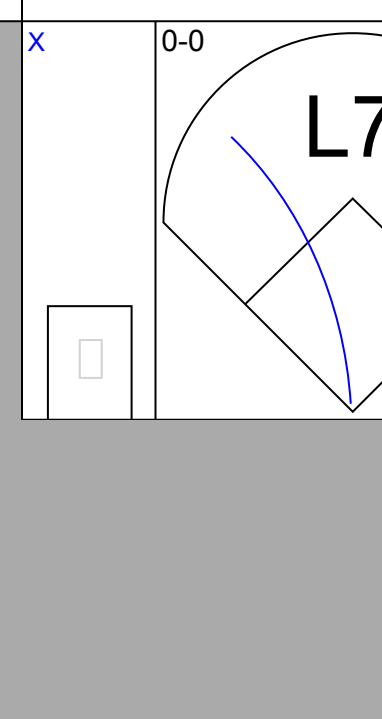
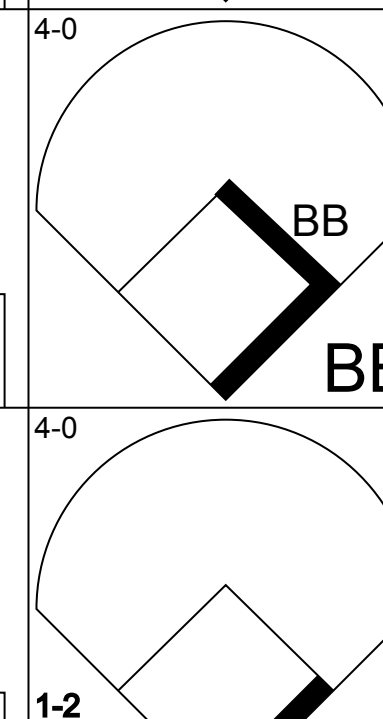


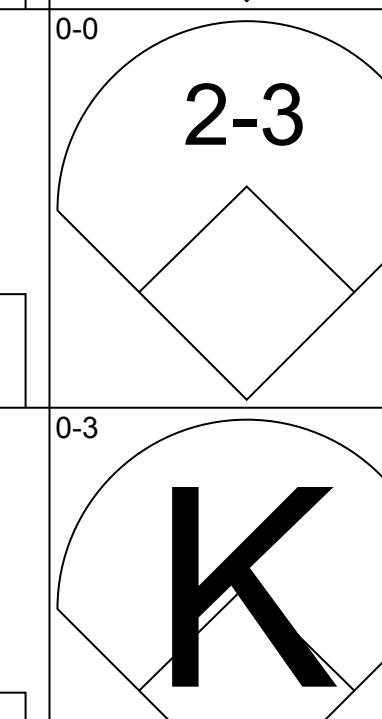
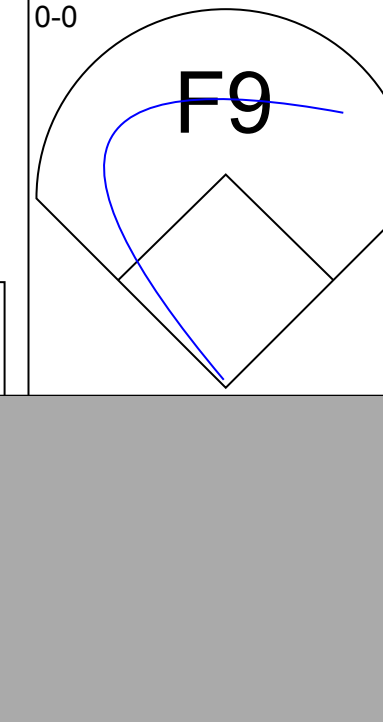
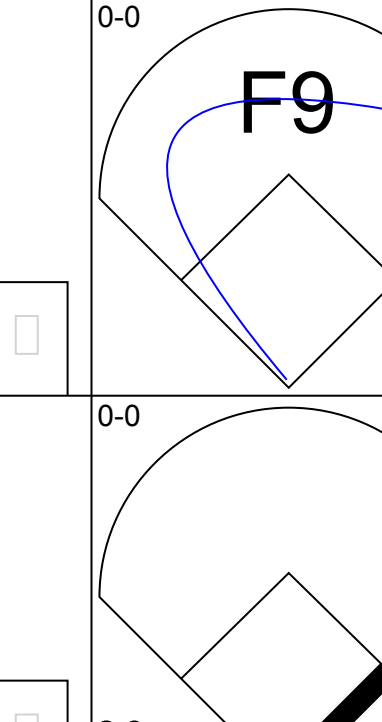
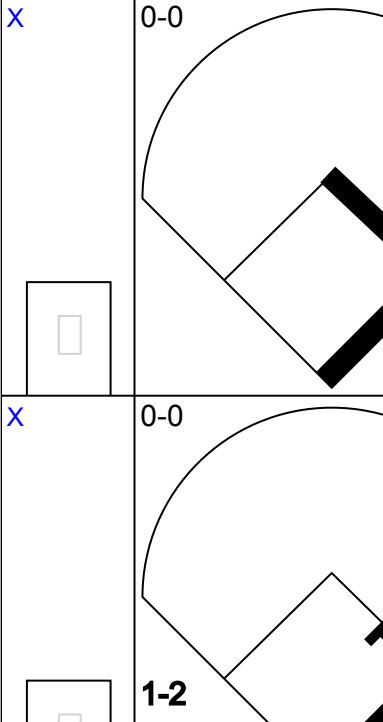



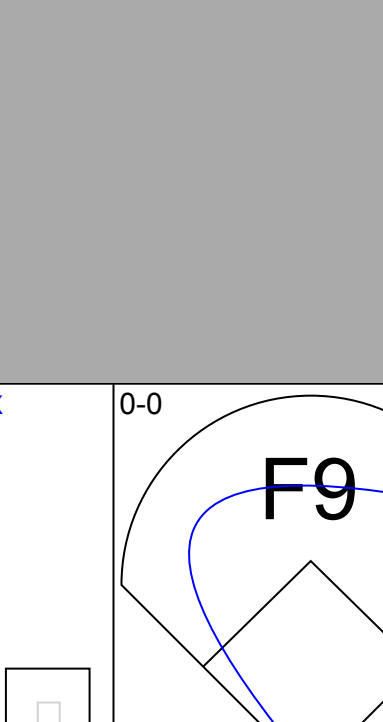
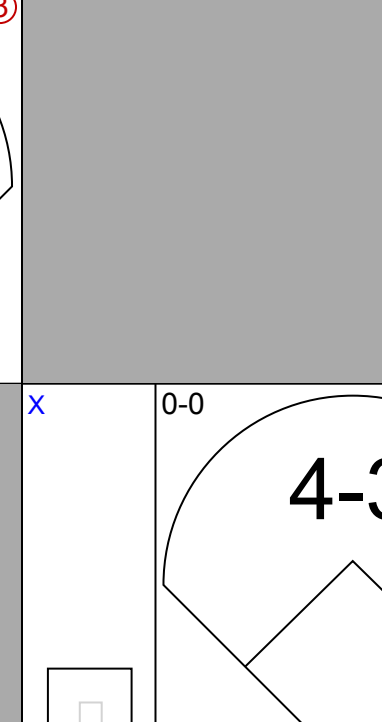

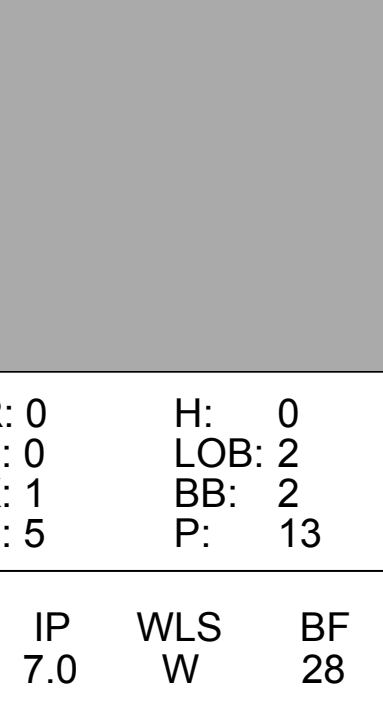
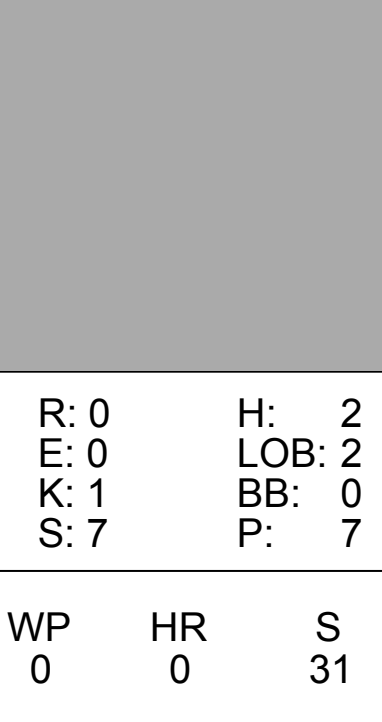
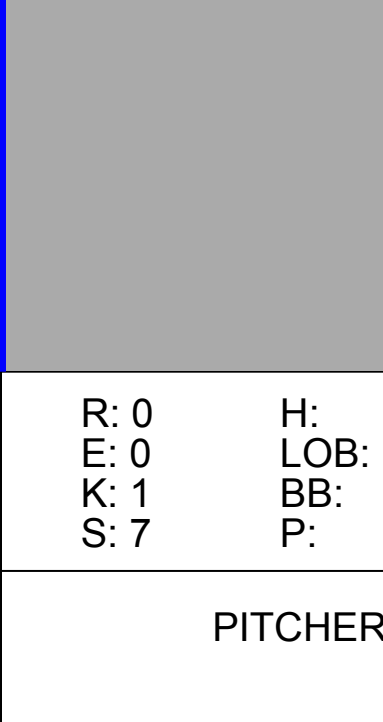

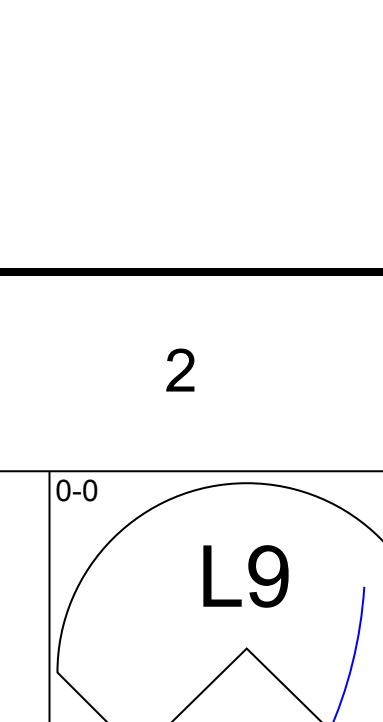
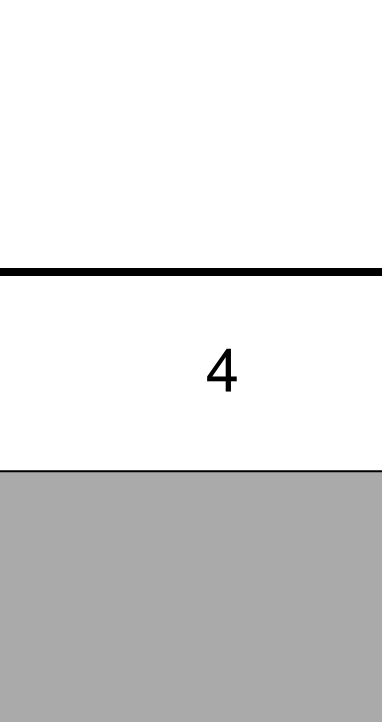
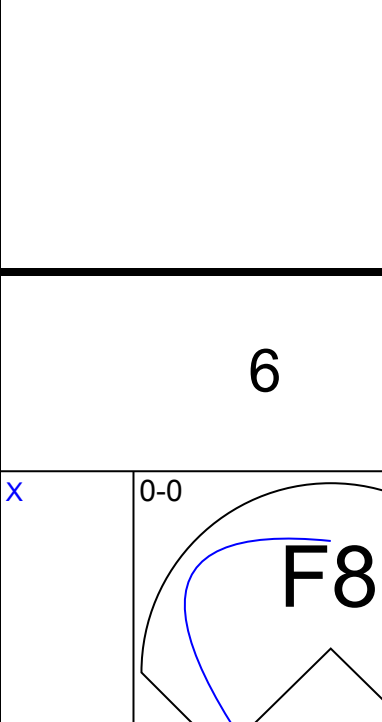
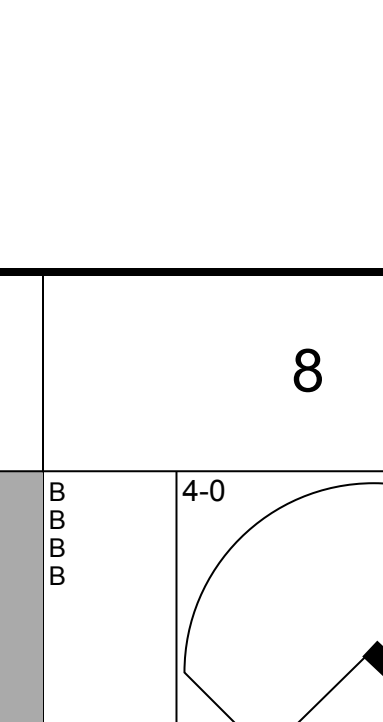


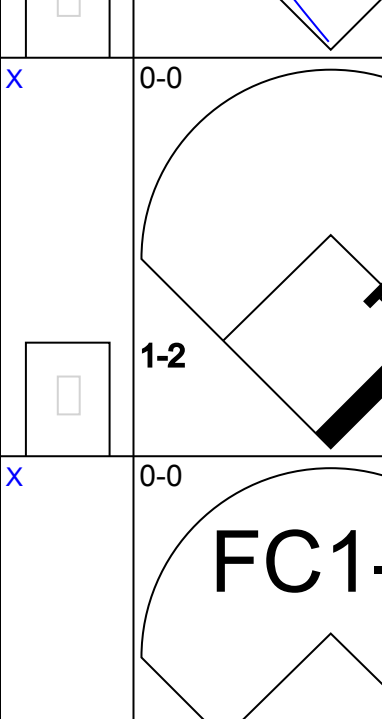
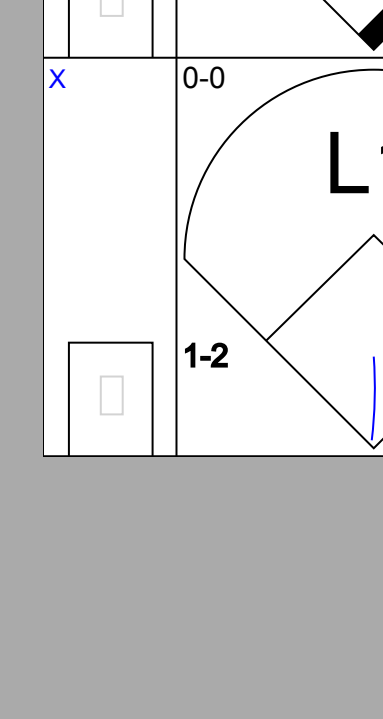

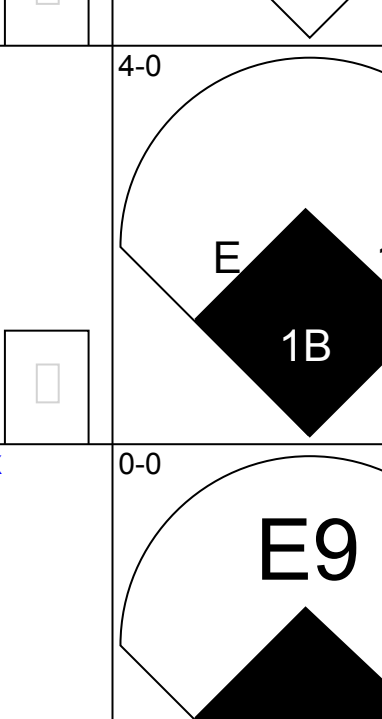
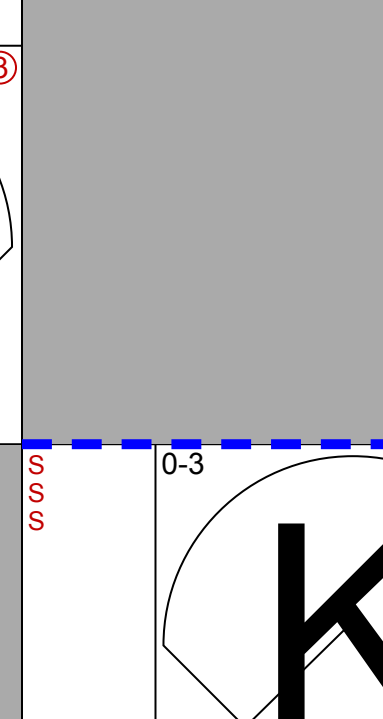

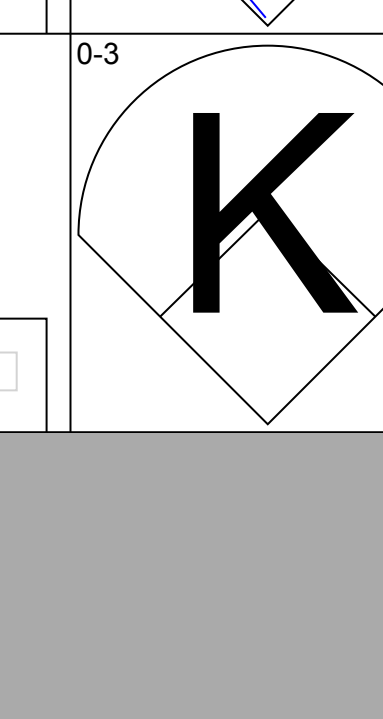
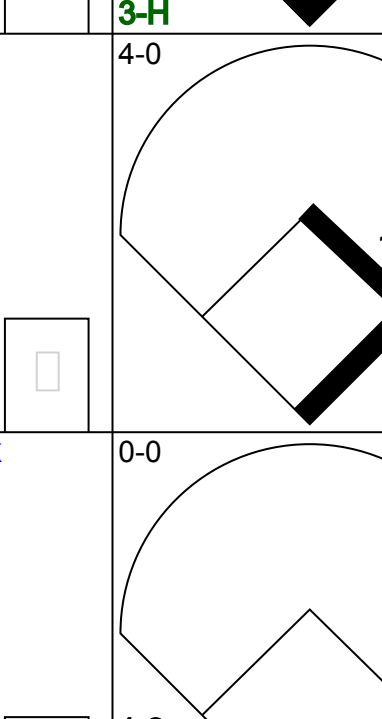
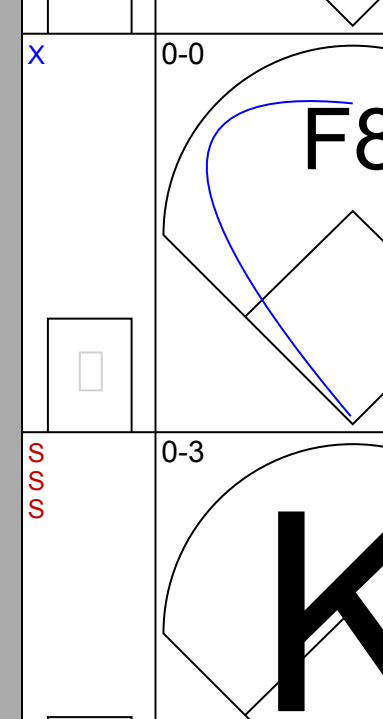


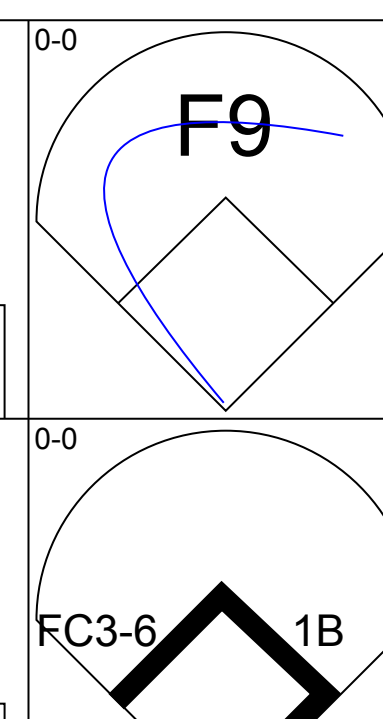
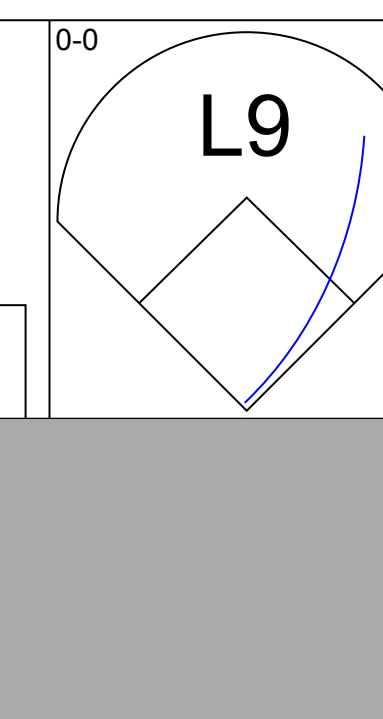
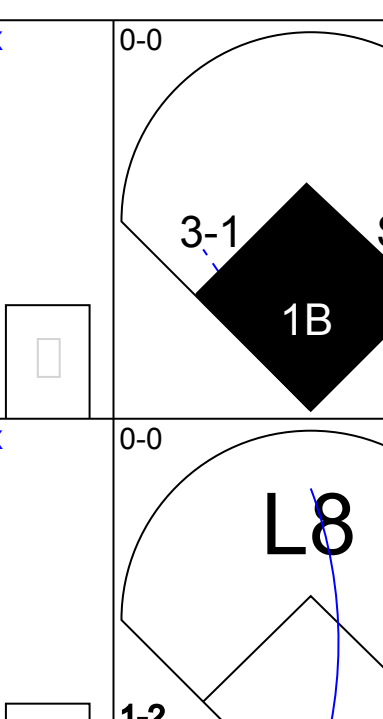
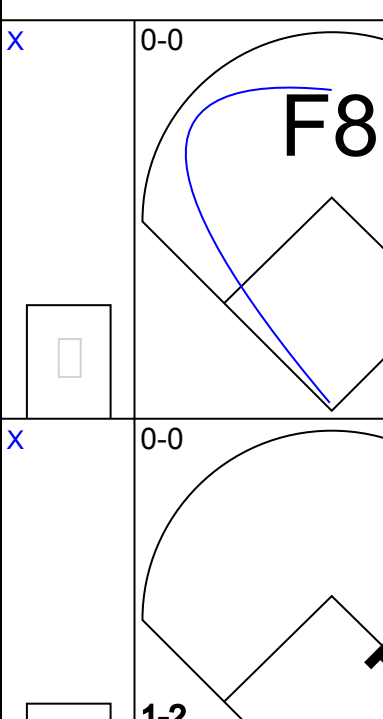
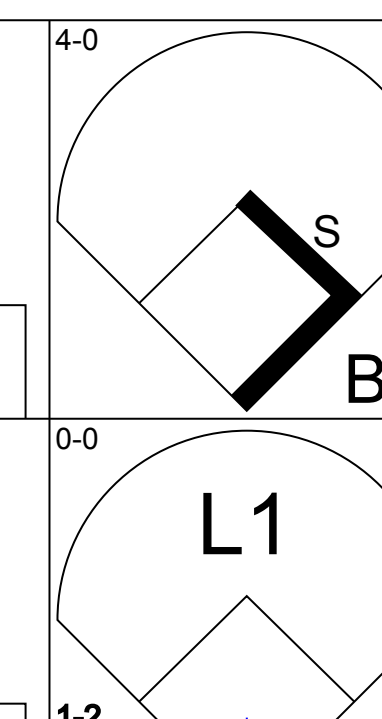
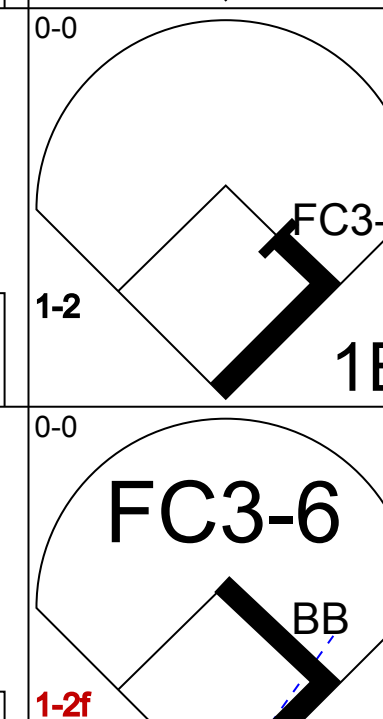
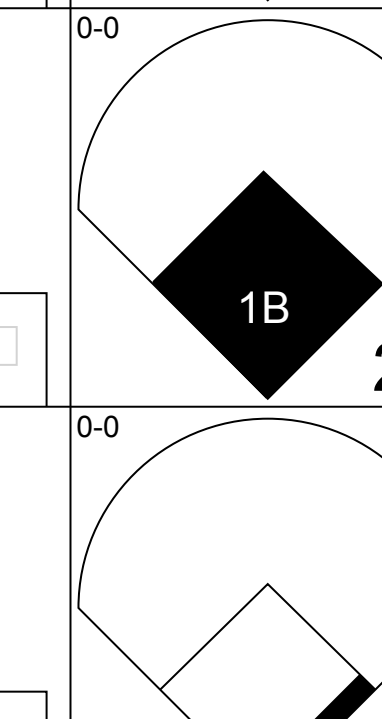
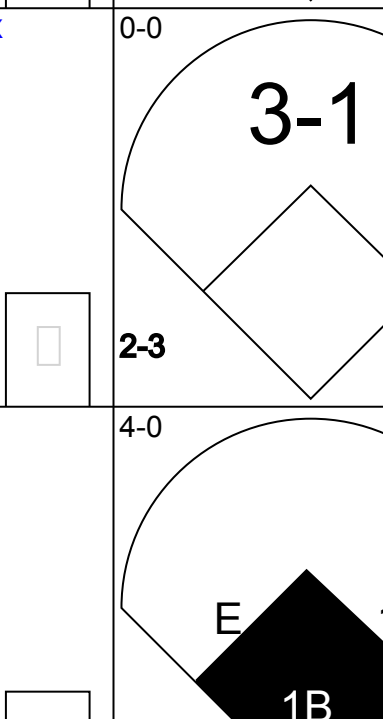
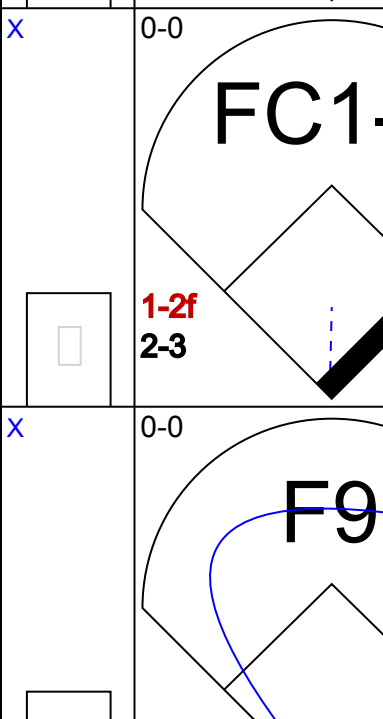

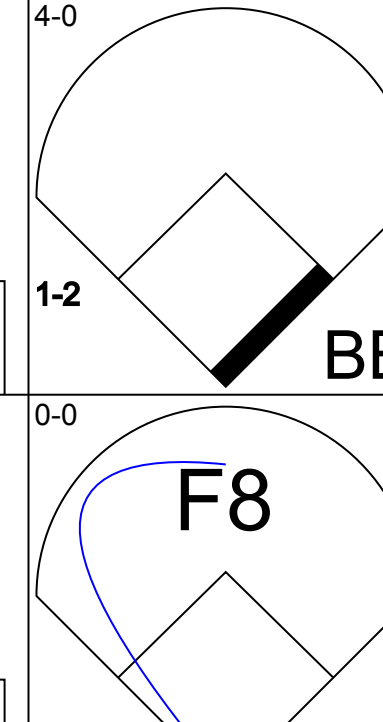
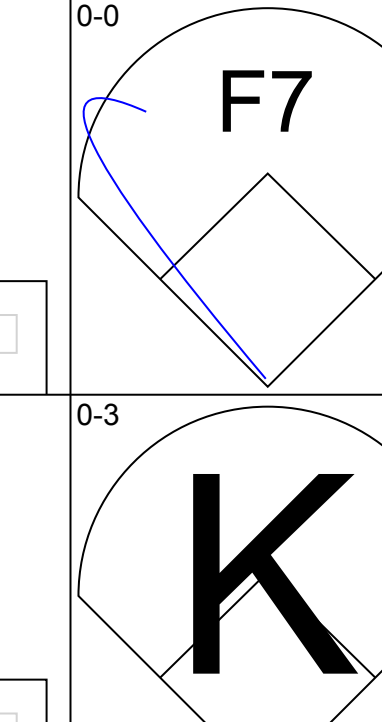
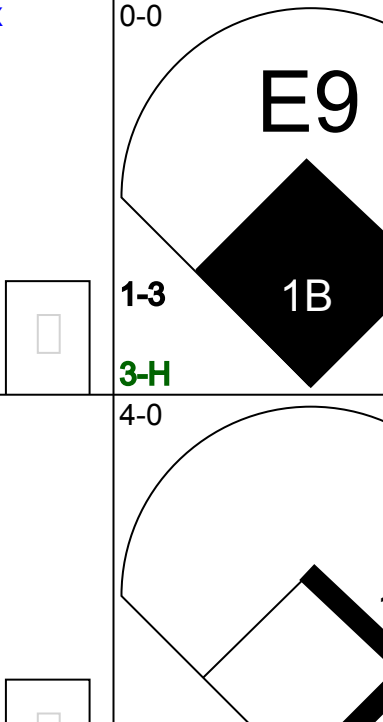



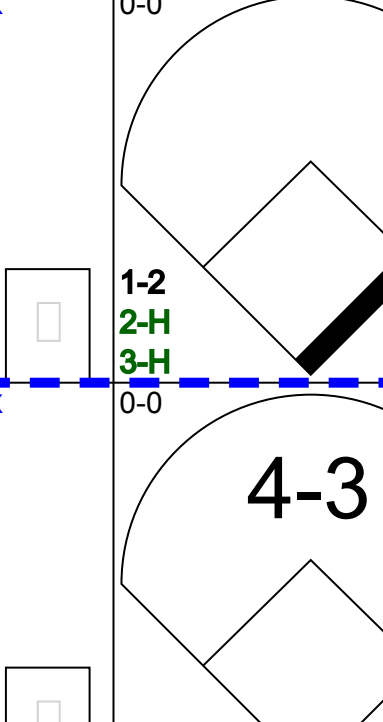


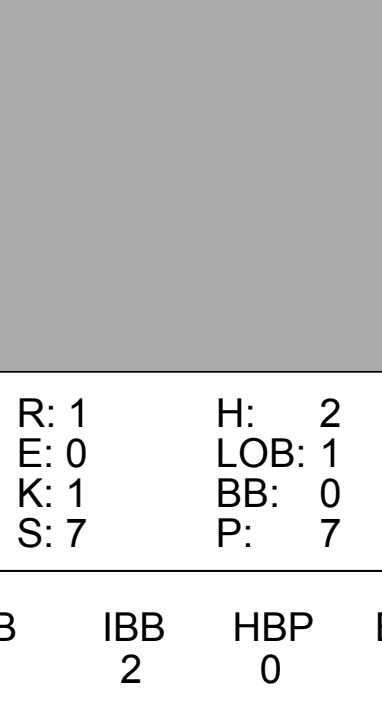
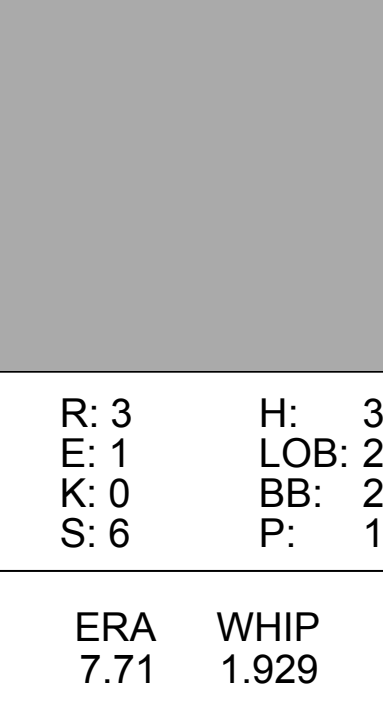
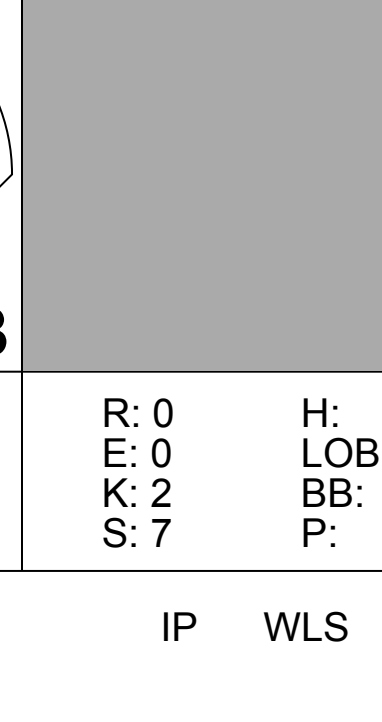




Batter	1	2	3	4	5	6	7	8	9	AB	R	H	RBI	BB	SO	LOB	BOTTOM																			
Omar Moreno, L OBP: 0.349, SLG: 0.418 (1, 8)										5	3	3	0	0	0	2	Philadelphia Phillies @ Pittsburgh Pirates Three Rivers Stadium, Pittsburgh, PA Fri Aug 03 1979, 7:05 PM EDT Unknown																			
Tim Foli, R OBP: 0.314, SLG: 0.340 (1, 6)										4	1	2	0	0	0	2																				
Dave Parker, L OBP: 0.368, SLG: 0.513 (1, 9)										4	1	3	4	0	1	1																				
Willie Stargell, L OBP: 0.364, SLG: 0.626 (1, 3)										4	1	1	2	0	0	4																				
John Milner, L OBP: 0.373, SLG: 0.510 (1, 7)										3	0	0	0	1	0	0																				
Bill Robinson, R OBP: 0.309, SLG: 0.554 (8, 7)										0	0	0	0	0	0	0																				
Bill Madlock, R OBP: 0.328, SLG: 0.403 (1, 5)										3	0	1	0	0	0	0																				
Rennie Stennett, R OBP: 0.294, SLG: 0.299 (8, 4)										0	0	0	0	0	0	0																				
Ed Ott, L OBP: 0.295, SLG: 0.375 (1, 2)										3	0	0	0	1	0	1																				
Phil Garner, R OBP: 0.367, SLG: 0.476 (1, 4) (8, 5)										3	0	0	0	1	0	2																				
Bruce Kison, R OBP: 0.161, SLG: 0.167 (1, 1)										2	0	1	0	0	1	0																				
Mike Easler, L OBP: 0.425, SLG: 0.563 (6, PH)										1	0	0	0	0	0	2																				
Enrique Romo, R OBP: 0.125, SLG: 0.125 (7, 1)										0	0	0	0	0	0	0																				
Inning Stats	R: 2 E: 0 K: 1 S: 7	H: 2 LOB: 0 BB: 0 P: 7	R: 0 E: 0 K: 0 S: 3	H: 0 LOB: 0 BB: 0 P: 3	R: 1 E: 0 K: 1 S: 7	H: 2 LOB: 1 BB: 0 P: 7	R: 0 E: 0 K: 0 S: 3	H: 1 LOB: 0 BB: 0 P: 3	R: 0 E: 0 K: 0 S: 6	H: 3 LOB: 3 BB: 0 P: 6	R: 0 E: 0 K: 0 S: 3	H: 0 LOB: 2 BB: 2 P: 11	R: 3 E: 0 K: 0 S: 6	H: 3 LOB: 0 BB: 0 P: 6	R: 0 E: 0 K: 0 S: 3	H: 0 LOB: 1 BB: 1 P: 7	1B: 8 2B: 0 3B: 1 HR: 2	SF: 0 SAC: 2 DP: 0 HBP: 0	WP: 0 PA: 37 CS: 1																	
PITCHER	IP	WLS	BF	H	R	ER	SO	BB	IBB	HBP	BLK	WP	HR	S	P	ERA	WHIP	PITCHER		IP	WLS	BF	H	R	ER	SO	BB	IBB	HBP	BLK	WP	HR	S	P	ERA	WHIP
Dick Ruthven, R ERA: 4.33 (1, 1)	6.0		27	8	3	3	2	1	1	0	0	0	1	29	37	4.50	1.500																			
Tug McGraw, L ERA: 4.35 (7, 1)	2.0	L	10	3	3	3	0	1	0	0	0	0	1	9	13	13.50	2.000																			



Batter	1	2	3	4	5	6	7	8	9	AB	R	H	RBI	BB	SO	LOB	TOP		
Bake McBride, L OBP: 0.318, SLG: 0.410 (1, 9)										4	0	2	0	0	1	0	Philadelphia Phillies @ Pittsburgh Pirates Three Rivers Stadium, Pittsburgh, PA Fri Aug 03 1979, 7:05 PM EDT Att: 45,309 - Unknown		
Pete Rose, S OBP: 0.406, SLG: 0.432 (1, 3) (8, 4)										4	0	0	0	0	0	3			
Mike Schmidt, R OBP: 0.400, SLG: 0.639 (1, 5)											4	0	1	0	0	1			
Greg Luzinski, R OBP: 0.350, SLG: 0.453 (1, 7)											4	0	0	0	0	0			
Bob Boone, R OBP: 0.393, SLG: 0.485 Dave Rader, L OBP: 0.250, SLG: 0.275 (1, 2) (7, 2)											2	0	0	0	1	0			
Garry Maddox, R OBP: 0.301, SLG: 0.437 Doug Bird, R (1, 8) (8, 1)										3	0	0	0	0	0	1			
Manny Trillo, R OBP: 0.298, SLG: 0.324 Rawly Eastwick, R (1, 4) (5, 1)										2	0	0	0	0	0	1			
Greg Gross, L OBP: 0.422, SLG: 0.449 (8, PH) (8, 8)										1	1	1	0	0	0	0			
Larry Bowa, S OBP: 0.326, SLG: 0.323 (1, 6)										3	0	1	0	0	0	0			
Larry Christenson, R OBP: 0.500, SLG: 0.850 Bud Harrelson, S OBP: 0.375, SLG: 0.296 Del Unser, L OBP: 0.342, SLG: 0.481 (1, 1) (5, 4) (8, PH) (8, 3)										1	0	0	0	0	1	0			
Inning Stats	R: 0 E: 0 K: 2 S: 7	H: 0 LOB: 0 BB: 0 P: 7	R: 0 E: 0 K: 0 S: 3	H: 0 LOB: 1 BB: 1 P: 7	R: 0 E: 0 K: 1 S: 5	H: 0 LOB: 0 BB: 0 P: 5	R: 0 E: 0 K: 0 S: 3	H: 1 LOB: 0 BB: 0 P: 3	R: 0 E: 0 K: 0 S: 3	H: 0 LOB: 0 BB: 0 P: 3	R: 0 E: 0 K: 0 S: 3	H: 0 LOB: 0 BB: 0 P: 3	R: 1 E: 1 K: 0 S: 6	H: 3 LOB: 2 BB: 0 P: 6	R: 0 E: 0 K: 0 S: 3	H: 0 LOB: 0 BB: 0 P: 3	1B: 5 2B: 0 3B: 0 HR: 0	SF: 0 SAC: 0 DP: 0 HBP: 0	WP: 0 PA: 32 PB: 0 SB: 0 CS: 0
PITCHER Jim Bibby, R ERA: 2.69 (1, 1)	IP: 9.0 WLS: W BF: 32 H: 5 R: 1 ER: 0 SO: 3 BB: 1 IBB: 0 HBP: 0 BLK: 0 WP: 0 HR: 0 S: 37 P: 41 ERA: 0.00 WHIP: 0.667															PITCHER IP: WLS: BF: H: R: ER: SO: BB: IBB: HBP: BLK: WP: HR: S: P: ERA: WHIP			

Batter	1	2	3	4	5	6	7	8	9	AB	R	H	RBI	BB	SO	LOB	BOTTOM		
Omar Moreno, L OBP: 0.349, SLG: 0.416 (1, 8)										4	1	1	0	0	0	2	Philadelphia Phillies @ Pittsburgh Pirates Three Rivers Stadium, Pittsburgh, PA Fri Aug 03 1979, 7:05 PM EDT Att: 45,309 - Unknown		
Tim Lincecum, R OBP: 0.316, SLG: 0.340 (1, 6)										3	1	1	0	0	0	0			
Dave Parker, L OBP: 0.367, SLG: 0.511 (1, 9)										4	1	1	1	0	0	1			
John Milner, L OBP: 0.379, SLG: 0.513 (1, 3) (6, 7)										3	1	2	0	1	0	0			
Bill Robinson, R OBP: 0.312, SLG: 0.559 Willie Stargell, L OBP: 0.362, SLG: 0.624 (1, 7) (6, 3)										3	1	2	2	0	0	2			
Bill Madlock, R OBP: 0.330, SLG: 0.410 Rennie Stennett, R OBP: 0.294, SLG: 0.299 (1, 5) (8, 4)										2	0	1	2	1	0	0			
Phil Garner, R OBP: 0.366, SLG: 0.471 (1, 4) (8, 5)										3	0	0	0	1	0	2			
Steve Nicosia, R OBP: 0.305, SLG: 0.390 (1, 2)										4	0	0	0	0	1	4			
Jim Bibby, R OBP: 0.125, SLG: 0.217 (1, 1)										4	0	0	0	0	3	4			
Inning Stats	R: 0 E: 0 K: 0 S: 3	H: 0 LOB: 0 BB: 0 P: 3	R: 1 E: 0 K: 0 S: 5	H: 2 LOB: 1 BB: 0 P: 5	R: 1 E: 0 K: 1 S: 7	H: 2 LOB: 2 BB: 1 P: 11	R: 0 E: 0 K: 0 S: 4	H: 0 LOB: 0 BB: 1 P: 8	R: 3 E: 0 K: 2 S: 10	H: 3 LOB: 2 BB: 1 P: 15	R: 0 E: 0 K: 0 S: 3	H: 0 LOB: 0 BB: 0 P: 3	R: 0 E: 0 K: 0 S: 3	H: 1 LOB: 0 BB: 0 P: 3	R: 0 E: 0 K: 1 S: 5	H: 0 LOB: 0 BB: 0 P: 5		1B: 6 2B: 1 3B: 1 HR: 0	SF: 1 SAC: 0 DP: 1 HBP: 1
PITCHER Larry Christenson, R ERA: 5.02 Rawly Eastwick, R ERA: 4.33 Doug Bird, R ERA: 5.31 (1, 1) (5, 1) (8, 1)	IP: 4.1 WLS: L BF: 25 H: 7 R: 5 ER: 5 SO: 1 BB: 1 IBB: 1 HBP: 0 BLK: 0 WP: 0 HR: 0 S: 23 P: 36 ERA: 10.38 WHIP: 1.846															PITCHER IP: WLS: BF: H: R: ER: SO: BB: IBB: HBP: BLK: WP: HR: S: P: ERA: WHIP			

Batter	1	2	3	4	5	6	7	8	9	AB	R	H	RBI	BB	SO	LOB	TOP				
Pete Rose, S OBP: 0.407, SLG: 0.430 (1, 3)										4	0	1	0	0	1	0	Philadelphia Phillies @ Pittsburgh Pirates Three Rivers Stadium, Pittsburgh, PA Sat Aug 04 1979, 3:33 AM EDT Att: 34,754 - Unknown				
Larry Bowa, S OBP: 0.323, SLG: 0.319 (1, 6)										4	0	0	0	0	1	1					
Mike Schmidt, R OBP: 0.401, SLG: 0.639 (1, 5) Bud Harrelson, S OBP: 0.375, SLG: 0.296 (8, 5)										3	0	1	0	1	0	0					
Greg Luzinski, R OBP: 0.349, SLG: 0.449 (1, 7)										3	0	0	0	1	3	1					
Bob Boone, R OBP: 0.391, SLG: 0.481 (1, 2)										4	0	1	0	0	0	3					
Gary Maddox, R OBP: 0.306, SLG: 0.441 (1, 8)										4	0	3	0	0	0	0					
Mike Anderson, R OBP: 0.357, SLG: 0.277 (1, 9) Tim McCarver, L OBP: 0.350, SLG: 0.314 (9, PH)										2	0	0	0	1	0	4					
Manny Trillo, R OBP: 0.293, SLG: 0.319 (1, 4)										4	0	0	0	0	0	2					
Nino Espinosa, R OBP: 0.218, SLG: 0.176 (1, 1) Randy Lerch, L OBP: 0.140, SLG: 0.208 (5, 1) Greg Gross, L OBP: 0.418, SLG: 0.443 (7, PH) Doug Bird, R OBP: 0.418, SLG: 0.443 (7, 1)										2	0	0	0	0	0	0					
Inning Stats	R: 0 E: 0 K: 1 S: 5	H: 0 LOB: 2 BB: 2 P: 13	R: 0 E: 0 K: 0 S: 2	H: 0 LOB: 0 BB: 1 P: 6	R: 0 E: 0 K: 0 S: 3	H: 0 LOB: 0 BB: 0 P: 3	R: 0 E: 0 K: 1 S: 7	H: 2 LOB: 2 BB: 0 P: 7	R: 0 E: 0 K: 0 S: 4	H: 1 LOB: 1 BB: 0 P: 4	R: 0 E: 0 K: 1 S: 7	H: 2 LOB: 2 BB: 0 P: 7	R: 0 E: 0 K: 0 S: 3	H: 0 LOB: 0 BB: 0 P: 3	R: 0 E: 0 K: 2 S: 7	H: 0 LOB: 0 BB: 0 P: 7		R: 0 E: 0 K: 0 S: 4	H: 1 LOB: 1 BB: 0 P: 4	1B: 5 2B: 1 3B: 0 HR: 0	SF: 0 SAC: 0 DP: 1 HBP: 0
PITCHER	IP	WLS	BF	H	R	ER	SO	BB	IBB	HBP	BLK	WP	HR	S	P	ERA	WHIP				
John Candelaria, L ERA: 3.47 (1, 1)	7.0	W	28	5	0	0	3	3	0	0	0	0	0	31	43	0.00	1.143				
Kent Tekulve, R ERA: 3.04 (8, 1)	2.0		7	1	0	0	2	0	0	0	0	0	0	11	11	0.00	0.500				

Batter	1	2	3	4	5	6	7	8	9	AB	R	H	RBI	BB	SO	LOB	BOTTOM				
Omar Moreno, L OBP: 0.349, SLG: 0.415 (1, 8)										4	1	1	0	1	0	2	Philadelphia Phillies @ Pittsburgh Pirates Three Rivers Stadium, Pittsburgh, PA Sat Aug 04 1979, 3:33 AM EDT Att: 34,754 - Unknown				
Tim Foli, R OBP: 0.317, SLG: 0.341 (1, 6)										5	0	2	0	0	0	2					
Dave Parker, L OBP: 0.368, SLG: 0.513 (1, 9)										4	1	2	0	0	0	3					
Willie Stargell, L OBP: 0.364, SLG: 0.621 (1, 3)										3	1	1	1	1	0	4					
John Milner, L OBP: 0.381, SLG: 0.510 (1, 7) Rennie Stennett, R OBP: 0.294, SLG: 0.299 (8, 4)										3	1	1	1	1	1	1					
Bill Madlock, R OBP: 0.329, SLG: 0.406 (1, 5) Kent Tekulve, R OBP: 0.375, SLG: 0.286 (8, 1)										3	0	0	0	1	1	4					
Ed Ott, L OBP: 0.295, SLG: 0.373 (1, 2)										4	0	1	2	0	2	0					
Phil Garner, R OBP: 0.365, SLG: 0.469 (1, 4) (8, 5)										4	0	1	0	0	1	2					
John Candelaria, L OBP: 0.154, SLG: 0.216 (1, 1) Bill Robinson, R OBP: 0.311, SLG: 0.557 (8, 7)										3	0	1	0	0	1	1					
Inning Stats	R: 0 E: 0 K: 0 S: 5	H: 2 LOB: 3 BB: 1 P: 9	R: 0 E: 0 K: 0 S: 4	H: 1 LOB: 1 BB: 0 P: 4	R: 1 E: 0 K: 1 S: 7	H: 2 LOB: 1 BB: 0 P: 7	R: 0 E: 0 K: 2 S: 7	H: 0 LOB: 0 BB: 0 P: 7	R: 3 E: 1 K: 0 S: 6	H: 3 LOB: 2 BB: 2 P: 14	R: 0 E: 0 K: 0 S: 5	H: 2 LOB: 0 BB: 0 P: 5	R: 0 E: 0 K: 2 S: 7	H: 0 LOB: 0 BB: 0 P: 7	R: 0 E: 0 K: 2 S: 7	H: 0 LOB: 1 BB: 1 P: 11		1B: 9 2B: 1 3B: 0 HR: 0	SF: 0 SAC: 0 DP: 0 HBP: 0	WP: 0 PA: 38 PB: 0 CS: 0	
PITCHER	IP	WLS	BF	H	R	ER	SO	BB	IBB	HBP	BLK	WP	HR	S	P	ERA	WHIP				
Nino Espinosa, R ERA: 3.67 (1, 1)	4.2	L	25	8	4	4	3	1	2	0	0	0	0	6	6	0.00	1.500				
Randy Lerch, L ERA: 4.4 (5, 1)	1.1		6	2	0	0	0	0	0	0	0	0	0	6	6	0.00	1.500				
Doug Bird, R ERA: 5.06 (7, 1)	2.0		7	0	0	0	4	1	0	0	0	0	0	14	18	0.00	0.500				

Batter	1	2	3	4	5	6	7	8	9	AB	R	H	RBI	BB	SO	LOB	TOP								
Bake McBride, L OBP: 0.319, SLG: 0.408 (1, 9)	4-3	F8				FC4-6			FC4	4	1	1	0	1	0	3	Philadelphia Phillies @ Pittsburgh Pirates Three Rivers Stadium, Pittsburgh, PA Sun Aug 05 1979, 3:33 AM EDT Unknown								
Larry Bowa, S OBP: 0.321, SLG: 0.316 (1, 6)	4-3		K			G3-6-3			FC4	4	1	0	0	1	1	2									
Pete Rose, S OBP: 0.405, SLG: 0.428 (1, 5)	F7		L5					F8	F7	5	1	1	1	0	0	1									
Greg Luzinski, R OBP: 0.351, SLG: 0.457 (7, 7)								F6	4-3	3	2	1	4	1	1	0									
Mike Anderson, R OBP: 0.337, SLG: 0.277 (9, PH)			K							0	0	0	0	0	0	0									
Greg Gross, L OBP: 0.413, SLG: 0.438 (9, 7)		1B								1	0	0	0	0	0	1									
Del Unser, L OBP: 0.347, SLG: 0.509 (1, 3)	L8									4	1	2	1	0	1	1									
Gary Maddox, R OBP: 0.308, SLG: 0.440 (1, 8)										3	1	1	0	1	0	1									
Tim McCarver, L OBP: 0.346, SLG: 0.311 (1, 2)										4	0	1	0	0	0	1									
Manny Trillo, R OBP: 0.289, SLG: 0.313 (1, 4)										4	0	0	0	0	1	3									
Steve Carlton, L OBP: 0.277, SLG: 0.279 (1, 1)										2	1	2	1	0	0	0									
Kevin Saucier, L OBP: 0.125, SLG: 0.125 (6, 1)										1	0	0	0	0	1	0									
Rawly Eastwick, R (9, 1)										0	0	0	0	0	0	0									
Tug McGraw, R OBP: 0.167, SLG: 0.167 (9, 1)										0	0	0	0	0	0	0									
Inning Stats	R: 0 E: 0 K: 0 S: 3	H: 0 LOB: 0 BB: 0 P: 3	R: 2 E: 1 K: 0 S: 6	H: 2 LOB: 2 BB: 1 P: 10	R: 0 E: 0 K: 2 S: 7	H: 0 LOB: 0 BB: 0 P: 7	R: 0 E: 0 K: 2 S: 7	H: 0 LOB: 1 BB: 1 P: 11	R: 6 E: 0 K: 0 S: 7	H: 4 LOB: 0 BB: 2 P: 15	R: 0 E: 0 K: 0 S: 3	H: 1 LOB: 1 BB: 0 P: 3	R: 0 E: 0 K: 0 S: 4	H: 1 LOB: 1 BB: 0 P: 4	R: 0 E: 0 K: 1 S: 5	H: 0 LOB: 0 BB: 0 P: 5	R: 0 E: 0 K: 0 S: 4	H: 1 LOB: 1 BB: 0 P: 4	1B: 7 2B: 0 3B: 0 HR: 2	SF: 1 SAC: 0 DP: 1 HBP: 0	WP: 0 PB: 0 SB: 1 CS: 0	PA: 40			
PITCHER	IP	WLS	BF	H	R	ER	SO	BB	IBB	HBP	BLK	WP	HR	S	P	ERA	WHIP								
Bert Blyleven, R ERA: 3.71 (1, 1)	4.0		22	5	7	5	4	4	0	0	0	0	1	26	42	11.25	2.250								
Joe Coleman, R ERA: 2.19 (5, 1)	2.0		7	2	1	1	0	0	0	0	0	0	1	7	7	4.50	1.000								
Enrique Romo, R ERA: 2.58 (7, 1)	2.0		7	1	0	0	1	0	0	0	0	0	0	9	9	0.00	0.500								
Kent Tekulve, R ERA: 3.0 (9, 1)	1.0	W	4	1	0	0	0	0	0	0	0	0	0	4	4	0.00	1.000								

Batter	1	2	3	4	5	6	7	8	9	AB	R	H	RBI	BB	SO	LOB	BOTTOM								
Omar Moreno, L OBP: 0.348, SLG: 0.412 (1, 8)	F7		E2	K		K			K	5	1	1	2	0	3	4	Philadelphia Phillies @ Pittsburgh Pirates Three Rivers Stadium, Pittsburgh, PA Sun Aug 05 1979, 3:33 AM EDT Unknown								
Tim Foli, R OBP: 0.323, SLG: 0.348 (1, 6)			L4							4	1	3	1	1	0	1									
Dave Parker, L OBP: 0.364, SLG: 0.507 (1, 9)			K							5	0	0	0	0	3	5									
Bill Robinson, R OBP: 0.312, SLG: 0.554 (1, 3)	L6		E7						4-3	5	1	2	2	0	0	4									
Lee Lacy, R OBP: 0.355, SLG: 0.484 (1, 7)			K							4	2	2	2	1	1	1									
Bill Madlock, R OBP: 0.330, SLG: 0.403 (1, 5)			L8							3	1	0	0	2	0	1									
Phil Garner, R OBP: 0.362, SLG: 0.463 (1, 4)			K							4	1	0	0	1	1	1									
Steve Nicosia, R OBP: 0.326, SLG: 0.451 (9, PH)										4	3	4	1	0	0	0									
John Milner, L OBP: 0.384, SLG: 0.528 (9, PH)										1	1	1	4	0	0	0									
Bert Blyleven, R OBP: 0.136, SLG: 0.154 (1, 1)										1	1	0	0	0	1	2									
Joe Coleman, R OBP: 0.000, SLG: 2.000 (5, PH)										0	0	0	0	0	0	0									
Manny Sanguanin, R OBP: 0.000, SLG: 0.000 (6, PH)										1	0	0	0	0	0	0									
Enrique Romo, R OBP: 0.000, SLG: 0.000 (7, 1)										0	0	0	0	0	0	0									
Willie Stargel, L OBP: 0.000, SLG: 0.000 (8, PH)										1	0	0	0	0	0	0									
Kent Tekulve, R OBP: 0.376, SLG: 0.296 (9, 1)										0	0	0	0	0	0	0									
Inning Stats	R: 0 E: 0 K: 1 S: 6	H: 1 LOB: 1 BB: 0 P: 6	R: 0 E: 0 K: 2 S: 7	H: 0 LOB: 0 BB: 0 P: 7	R: 3 E: 3 K: 1 S: 9	H: 3 LOB: 1 BB: 0 P: 9	R: 0 E: 0 K: 2 S: 8	H: 1 LOB: 2 BB: 1 P: 12	R: 3 E: 0 K: 1 S: 8	H: 3 LOB: 0 BB: 0 P: 8	R: 1 E: 1 K: 2 S: 9	H: 1 LOB: 2 BB: 1 P: 13	R: 0 E: 0 K: 0 S: 2	H: 0 LOB: 0 BB: 1 P: 6	R: 1 E: 0 K: 1 S: 6	H: 2 LOB: 1 BB: 0 P: 6	R: 4 E: 0 K: 0 S: 4	H: 2 LOB: 0 BB: 2 P: 12	1B: 7 2B: 3 3B: 0 HR: 3	SF: 0 SAC: 1 DP: 2 HBP: 0	WP: 2 PB: 0 SB: 2 CS: 0	PA: 44			
PITCHER	IP	WLS	BF	H	R	ER	SO	BB	IBB	HBP	BLK	WP	HR	S	P	ERA	WHIP								
Steve Carlton, L ERA: 3.87 (1, 1)	5.0		27	9	7	6	8	1	0	0	0	0	0	14	22	2.70	1.200								
Kevin Saucier, L ERA: 3.69 (6, 1)	3.1	L	12	2	1	1	2	2	0	0	0	0	0	2	10	0.00	6.000								
Rawly Eastwick, R ERA: 4.8 (9, 1)	0.1		4	1	0	0	0	1	1	0	0	0	0	1	1	∞	∞								
Tug McGraw, L ERA: 4.52 (9, 1)	0.0		1	1	4	4	0	0	0	0	0	0	1	1	1	∞	∞								



Batter	1	2	3	4	5	6	7	8	9	AB	R	H	RBI	BB	SO	LOB	TOP										
Bake McBride, L OBP: 0.320, SLG: 0.409 (1, 9)										4	1	2	0	0	0	0	Philadelphia Phillies @ Pittsburgh Pirates Three Rivers Stadium, Pittsburgh, PA Sun Aug 05 1979, 3:38 AM EDT Att: 46,006 - Unknown										
Larry Bowa, S OBP: 0.320, SLG: 0.315 (1, 6)										4	0	1	0	0	1	1											
Pete Rose, S OBP: 0.404, SLG: 0.426 (1, 5)										4	0	1	1	0	0	1											
Greg Luzinski, R OBP: 0.352, SLG: 0.456 (1, 7)										3	1	1	0	1	2	1											
Del Unser, L OBP: 0.344, SLG: 0.500 (1, 3)										4	0	1	0	0	0	4											
Gary Maddox, R OBP: 0.307, SLG: 0.436 (1, 8)										3	0	0	0	0	0	4											
Bob Boone, R OBP: 0.390, SLG: 0.478 (1, 2)										4	0	1	0	0	0	0											
Manny Trillo, R OBP: 0.293, SLG: 0.319 (1, 4)										2	0	2	1	0	0	0											
Dickie Noles, R OBP: 0.222, SLG: 0.125 (1, 1)										2	0	0	0	0	1	3											
Randy Lerch, L OBP: 0.140, SLG: 0.208 (4, 1)										0	0	0	0	0	0	0											
Tim McCarver, L OBP: 0.343, SLG: 0.308 (7, PH)										1	0	0	0	0	0	1											
Ron Reed, R OBP: 0.333, SLG: 0.375 (7, 1)										0	0	0	0	0	0	0											
Inning Stats	R: 1 E: 0 K: 0 S: 5	H: 3 LOB: 2 BB: 1 P: 9	R: 0 E: 0 K: 0 S: 5	H: 1 LOB: 0 BB: 0 P: 5	R: 0 E: 0 K: 0 S: 3	H: 0 LOB: 0 BB: 0 P: 3	R: 1 E: 0 K: 0 S: 5	H: 2 LOB: 2 BB: 0 P: 6	R: 0 E: 0 K: 1 S: 5	H: 0 LOB: 0 BB: 0 P: 5	R: 0 E: 0 K: 0 S: 3	H: 1 LOB: 0 BB: 0 P: 3	R: 0 E: 0 K: 1 S: 6	H: 1 LOB: 1 BB: 0 P: 6	R: 0 E: 0 K: 0 S: 3	H: 1 LOB: 0 BB: 0 P: 3	1B: 9 2B: 1 3B: 0 HR: 0	SF: 1 SAC: 0 DP: 3 HBP: 1	WP: 0 PA: 35 CS: 1								
PITCHER	IP	WLS	BF	H	R	ER	SO	BB	IBB	HBP	BLK	WP	HR	S	P	ERA	WHIP										
Don Robinson, R ERA: 4.0 (1, 1)	4.1		19	6	2	2	1	1	0	1	0	0	0	19	24	4.15	1.615										
Enrique Romo, R ERA: 2.47 (5, 1)	3.2	W	12	2	0	0	3	0	0	0	1	0	0	18	18	0.00	0.545										
Kent Tekulve, R ERA: 2.96 (9, 1)	1.0	S	3	1	0	0	0	0	0	0	0	0	0	3	3	0.00	1.000										

Batter	1	2	3	4	5	6	7	8	9	AB	R	H	RBI	BB	SO	LOB	BOTTOM										
Omar Moreno, L OBP: 0.347, SLG: 0.413 (1, 8)										4	1	1	2	0	0	0	Philadelphia Phillies @ Pittsburgh Pirates Three Rivers Stadium, Pittsburgh, PA Sun Aug 05 1979, 3:38 AM EDT Att: 46,006 - Unknown										
Phil Garner, R OBP: 0.361, SLG: 0.461 (1, 6) (9, 5)										4	0	1	2	0	0	0											
Dave Parker, L OBP: 0.363, SLG: 0.505 (1, 9)										4	1	1	0	0	0	1											
Willie Stargell, L OBP: 0.368, SLG: 0.616 (1, 3)										1	0	0	0	3	0	0											
John Milner, L OBP: 0.386, SLG: 0.525 (1, 7)										3	0	1	0	1	0	3											
Bill Madlock, R OBP: 0.332, SLG: 0.402 (1, 5)										3	1	1	1	1	0	1											
Tim Foli, R OBP: 0.323, SLG: 0.348 (9, 6)										0	0	0	0	0	0	0											
Ed Ott, L OBP: 0.294, SLG: 0.369 (1, 2)										3	1	0	0	1	1	4											
Rennie Stennett, R OBP: 0.291, SLG: 0.295 (1, 4)										4	0	0	0	0	0	3											
Don Robinson, R OBP: 0.211, SLG: 0.189 (1, 1)										1	1	0	0	1	0	0											
Enrique Romo, R OBP: 0.111, SLG: 0.111 (5, 1)										1	0	0	0	0	0	0											
Mike Easler, L OBP: 0.415, SLG: 0.545 (6, PH)										1	0	0	0	0	1	0											
Kent Tekulve, R OBP: 0.375, SLG: 0.286 (9, 1)										0	0	0	0	0	0	0											
Inning Stats	R: 1 E: 0 K: 1 S: 6	H: 1 LOB: 3 BB: 3 P: 18	R: 0 E: 0 K: 0 S: 3	H: 0 LOB: 0 BB: 0 P: 3	R: 0 E: 0 K: 0 S: 3	H: 0 LOB: 1 BB: 1 P: 7	R: 4 E: 1 K: 0 S: 6	H: 2 LOB: 2 BB: 3 P: 18	R: 0 E: 0 K: 0 S: 3	H: 0 LOB: 0 BB: 0 P: 3	R: 0 E: 0 K: 0 S: 4	H: 1 LOB: 1 BB: 0 P: 4	R: 0 E: 0 K: 1 S: 5	H: 0 LOB: 0 BB: 0 P: 5	R: 0 E: 0 K: 0 S: 3	H: 0 LOB: 0 BB: 0 P: 5	1B: 4 2B: 1 3B: 0 HR: 0	SF: 0 SAC: 0 DP: 0 HBP: 0	WP: 0 PA: 36 CS: 1								
PITCHER	IP	WLS	BF	H	R	ER	SO	BB	IBB	HBP	BLK	WP	HR	S	P	ERA	WHIP										
Dickie Noles, R ERA: 4.01 (1, 1)	3.1	L	20	3	5	4	1	6	0	0	0	0	0	16	40	10.80	2.700										
Randy Lerch, L ERA: 4.31 (4, 1)	2.2		9	1	0	0	0	1	0	0	0	0	0	8	12	0.00	0.750										
Ron Reed, R ERA: 4.15 (7, 1)	2.0		7	1	0	0	1	0	0	0	0	0	0	9	9	0.00	0.500										

Batter	1	2	3	4	5	6	7	8	9	AB	R	H	RBI	BB	SO	LOB	TOP			
Omar Moreno, L OBP: 0.345, SLG: 0.411 (1, 8)	L4		F7		4-3		4-3			5	0	1	0	0	0	0	Pittsburgh Pirates @ Chicago Cubs Wrigley Field, Chicago, IL Tue Aug 07 1979, 3:33 AM CDT Att: 34,641 - Unknown - 90 F			
Tim Foli, R OBP: 0.324, SLG: 0.349 (1, 6)	BB		3B		L7			4-3	1-3	5	1	2	0	0	0	2				
Dave Parker, L OBP: 0.366, SLG: 0.510 (1, 9)	1-2		1-H		FC5			E8		3	0	2	1	1	0	0				
Willie Stargell, L OBP: 0.363, SLG: 0.607 (1, 3)	K		K		L7			E7		4	0	0	0	0	2	5				
John Milner, L OBP: 0.388, SLG: 0.539 (1, 7)	3-1				FC5			K		4	1	2	1	0	1	4				
Bill Madlock, R OBP: 0.331, SLG: 0.399 (1, 5)		6-3		HR	G1-6-3			3-1		3	0	0	0	1	0	4				
Ed Ott, L OBP: 0.293, SLG: 0.367 (1, 2)		4-1		BB	4-3					4	0	1	0	0	0	3				
Phil Garner, R OBP: 0.358, SLG: 0.456 (1, 4)		4-3		4-3				6-3		4	0	0	0	0	1	1				
Jim Rooker, R OBP: 0.111, SLG: 0.111 (1, 1)			L9		K			K		1	0	0	0	0	0	0				
Joe Coleman, R OBP: 0.333, SLG: 0.667 (3, 1)										2	0	0	0	0	2	0				
Mike Easter, L OBP: 0.405, SLG: 0.529 (9, PH)										1	0	0	0	0	1	1				
Inning Stats	R: 0 E: 0 K: 1 S: 6	H: 1 LOB: 2 BB: 1 P: 10	R: 0 E: 0 K: 0 S: 3	H: 0 LOB: 0 BB: 0 P: 3	R: 1 E: 0 K: 1 S: 7	H: 2 LOB: 1 BB: 0 P: 7	R: 1 E: 0 K: 0 S: 3	H: 1 LOB: 0 BB: 1 P: 7	R: 0 E: 0 K: 1 S: 5	H: 0 LOB: 0 BB: 0 P: 5	R: 0 E: 0 K: 1 S: 5	H: 0 LOB: 0 BB: 0 P: 5	R: 0 E: 0 K: 1 S: 7	H: 0 LOB: 0 BB: 0 P: 7	R: 0 E: 0 K: 2 S: 9	H: 2 LOB: 2 BB: 0 P: 9	1B: 6 2B: 0 3B: 1 HR: 1	SF: 0 SAC: 0 DP: 1 HBP: 0	WP: 0 PB: 0 SB: 0 CS: 0	PA: 38
PITCHER Rick Reuschel, R ERA: 3.78 (1, 1)	IP: 9.0 WLS: W BF: 38 H: 8 R: 2 ER: 2 SO: 7 BB: 2 IBB: 0 HBP: 0 BLK: 0 WP: 0 HR: 1 S: 50 P: 58 ERA: 2.00 WHIP: 1.111															PITCHER Rick Reuschel, R ERA: 3.78 (1, 1)	IP: 9.0 WLS: W BF: 38 H: 8 R: 2 ER: 2 SO: 7 BB: 2 IBB: 0 HBP: 0 BLK: 0 WP: 0 HR: 1 S: 50 P: 58 ERA: 2.00 WHIP: 1.111			

Batter	1	2	3	4	5	6	7	8	9	AB	R	H	RBI	BB	SO	LOB	BOTTOM			
Ivan De Jesus, R OBP: 0.352, SLG: 0.376 (1, 6)	1B	P3	2B		E7			FC4-6		5	3	3	2	1	0	3	Pittsburgh Pirates @ Chicago Cubs Wrigley Field, Chicago, IL Tue Aug 07 1979, 3:33 AM CDT Att: 34,641 - Unknown - 90 F			
Mike Vail, R OBP: 0.379, SLG: 0.514 (1, 9)	2B		2B		1B			BB		4	2	1	1	1	0	3				
Scot Thompson, L OBP: 0.385, SLG: 0.451 (8, 9)	2B	F9	E6		2B		F9	K		1	0	0	0	0	1	2				
Bill Buckner, L OBP: 0.341, SLG: 0.445 (1, 3)	1B		4-3		2B			K		5	1	2	2	0	1	2				
Larry Bittner, L OBP: 0.344, SLG: 0.411 (8, 3)	1B		F9		1B			1B		0	1	0	0	1	0	0				
Dave Kingman, R OBP: 0.364, SLG: 0.661 (1, 7)	2B		P6		F8			F7		5	1	2	1	0	0	1				
Ken Henderson, S OBP: 0.449, SLG: 0.418 (8, 7)	2B		WP		1B			1B		1	0	1	2	0	0	0				
Jerry Martin, R OBP: 0.341, SLG: 0.483 (1, 8)	2B		HR		K			K		6	1	3	2	0	2	3				
Miguel Dilone, S OBP: 0.257, SLG: 0.284 (9, 8)	1B		HR		K			1B		0	0	0	0	0	0	0				
Steve Ontiveros, S OBP: 0.358, SLG: 0.365 (1, 5)	1B		BB		2B			1B		3	2	3	1	0	0	0				
Mick Kelleher, R OBP: 0.297, SLG: 0.296 (8, 5)	1B		1B		2B			FC6-4		1	0	0	0	0	0	2				
Barry Foote, R OBP: 0.298, SLG: 0.385 (1, 2)	K		1B		E9			6-3		4	1	1	1	1	1	4				
Steve Dillard, R OBP: 0.408, SLG: 0.407 (1, 4)		1-3	1B		2B			F4		4	2	2	1	1	0	0				
Rick Reuschel, R OBP: 0.222, SLG: 0.167 (1, 1)	BB		2B		4-3			F8		4	1	2	0	1	0	2				
Inning Stats	R: 3 E: 0 K: 1 S: 9	H: 5 LOB: 1 BB: 0 P: 9	R: 0 E: 0 K: 0 S: 3	H: 0 LOB: 1 BB: 1 P: 7	R: 5 E: 1 K: 0 S: 9	H: 5 LOB: 2 BB: 1 P: 13	R: 1 E: 1 K: 1 S: 7	H: 2 LOB: 2 BB: 1 P: 11	R: 2 E: 0 K: 1 S: 7	H: 3 LOB: 1 BB: 1 P: 12	R: 0 E: 0 K: 0 S: 3	H: 0 LOB: 1 BB: 1 P: 7	R: 1 E: 0 K: 1 S: 7	H: 1 LOB: 1 BB: 0 P: 7	R: 3 E: 0 K: 1 S: 9	H: 4 LOB: 2 BB: 1 P: 13	1B: 13 2B: 7 3B: 0 HR: 1	SF: 1 SAC: 0 DP: 1 HBP: 1	WP: 3 PB: 0 SB: 0 CS: 0	PA: 51
PITCHER Jim Rooker, L ERA: 4.39 (1, 1)	IP: 2.2 WLS: L BF: 16 H: 7 R: 6 ER: 6 SO: 1 BB: 2 IBB: 0 HBP: 0 BLK: 0 WP: 2 HR: 1 S: 16 P: 24 ERA: 20.25 WHIP: 3.375															PITCHER Joe Coleman, R ERA: 5.6 (3, 1)	IP: 5.1 WLS: L BF: 35 H: 13 R: 9 ER: 8 SO: 4 BB: 4 IBB: 0 HBP: 1 BLK: 0 WP: 1 HR: 0 S: 38 P: 55 ERA: 13.50 WHIP: 3.188			



Batter	1	2	3	4	5	6	7	8	9	10	AB	R	H	RBI	BB	SO	LOB	TOP							
Omar Moreno, L OBP: 0.342, SLG: 0.406 (1, 8)	K		K		3-1			L3		F8	5	0	0	0	0	2	1								
Tim Foli, R OBP: 0.325, SLG: 0.349 (1, 6)	1B		4-3				1-3	6-3		E6	5	0	2	0	2	0	0								
Dave Parker, L OBP: 0.364, SLG: 0.507 (1, 9)	1B				F8		4-3		4-3	1-3	5	0	1	0	0	0	1								
Willie Stargell, L OBP: 0.359, SLG: 0.598 (1, 3)	F7		K				L9		P4		4	0	0	0	0	1	2								
John Milner, L OBP: 0.391, SLG: 0.555 (1, 7)	G3										3	1	2	1	0	0	2								
Bill Robinson, R OBP: 0.311, SLG: 0.553 (7, 7)					CS			HR		K	1	0	0	0	0	1	0								
Bill Madlock, R OBP: 0.331, SLG: 0.407 (1, 5)		6-3			CS			F8			3	1	1	1	0	0	0								
Rennie Stennett, R OBP: 0.293, SLG: 0.298 (7, 4)					1-2					1B	1	1	1	0	0	0	0								
Ed Ott, L OBP: 0.293, SLG: 0.365 (1, 2)	K						3-1			1B	4	1	1	0	0	1	0								
Phil Garner, R OBP: 0.359, SLG: 0.465 (1, 4)										1B	4	1	2	3	0	0	0								
Phil Garner, R OBP: 0.359, SLG: 0.465 (7, 5)	F9				SH5-4			P6		HR	4	1	2	3	0	0	0								
Jim Bibby, R OBP: 0.115, SLG: 0.200 (1, 1)											2	0	0	0	0	2	0								
Enrique Romo, R OBP: 0.111, SLG: 0.111 (8, 1)			K							K	0	0	0	0	0	0	0								
Grant Jackson, S (8, 1)											0	0	0	0	0	0	0								
Kent Tekulve, R OBP: 0.333, SLG: 0.250 (9, 1)							1-2			K	1	0	0	0	0	1	0								
Inning Stats	R: 0 E: 0 K: 1 S: 7	H: 2 LOB: 2 BB: 0 P: 7	R: 0 E: 0 K: 1 S: 5	H: 0 LOB: 0 BB: 0 P: 5	R: 0 E: 0 K: 2 S: 7	H: 0 LOB: 0 BB: 0 P: 7	R: 0 E: 0 K: 1 S: 5	H: 1 LOB: 0 BB: 0 P: 5	R: 1 E: 0 K: 0 S: 5	H: 2 LOB: 1 BB: 0 P: 5	R: 0 E: 0 K: 0 S: 3	H: 0 LOB: 0 BB: 0 P: 3	R: 1 E: 0 K: 0 S: 4	H: 1 LOB: 0 BB: 0 P: 4	R: 0 E: 0 K: 1 S: 5	H: 0 LOB: 0 BB: 0 P: 5	R: 0 E: 0 K: 1 S: 5	H: 0 LOB: 0 BB: 0 P: 5	R: 3 E: 1 K: 1 S: 9	H: 4 LOB: 1 BB: 0 P: 9	1B: 7 2B: 0 3B: 0 HR: 3	SF: 0 SAC: 1 DP: 0 HBP: 0	WP: 0 PB: 0 SB: 0 CS: 1	PA: 40	
PITCHER	IP	WLS	BF	H	R	ER	SO	BB	IBB	HBP	BLK	WP	HR	S	P	ERA	WHIP								
Lynn McGlothen, R ERA: 4.31 (1, 1)	8.0		29	6	2	2	6	0	0	0	0	0	2	41	41	2.25	0.750								
Willie Hernandez, L ERA: 5.34 (9, 1)	1.0		3	0	0	0	1	0	0	0	0	0	0	5	5	0.00	0.000								
Dick Tidrow, R ERA: 4.04 (10, 1)	0.2	L	6	4	3	3	1	0	0	0	0	0	1	8	8	40.50	6.000								
Doug Capilla, L ERA: 8.1 (10, 1)	0.1		1	0	0	0	0	0	0	0	0	0	0	1	1	0.00	0.000								

Pittsburgh Pirates @ Chicago Cubs
Wrigley Field, Chicago, IL
Wed Aug 08 1979, 3:33 AM CDT
Alt. 34,255 - Sunny - 78 F


AB 38
R 5
H 10
RBI 5
BB 0
SO 8
LOB 6



Batter	1	2	3	4	5	6	7	8	9	10	AB	R	H	RBI	BB	SO	LOB	BOTTOM							
Ivan De Jesus, R OBP: 0.351, SLG: 0.382 (1, 6)	HR		4-3			K		SH1		FC6-4	4	1	1	1	0	1	3								
Scott Thompson, L OBP: 0.380, SLG: 0.445 (1, 9)	G3				K		FC5-4	F8		F8	5	0	1	0	0	1	2								
Bill Buckner, L OBP: 0.314, SLG: 0.442 (1, 3)	G6-4-3				F8			F8		P5	5	0	1	0	0	0	3								
Larry Blittner, L OBP: 0.344, SLG: 0.404 (1, 7)	G6-4-3										2	0	0	0	1	0	1								
Mike Vail, R OBP: 0.381, SLG: 0.514 (9, PH)	G6-4-3				F7						2	0	1	0	0	0	0								
Mike Vail, R OBP: 0.381, SLG: 0.514 (10, 7)											2	0	1	0	0	0	0								
Jerry Martin, R OBP: 0.341, SLG: 0.481 (1, 8)		K				6-3		FC5		1B	4	1	1	0	1	1	2								
Steve Ontiveros, S OBP: 0.358, SLG: 0.383 (1, 5)		4-3									4	0	1	0	1	0	2								
Barry Foote, R OBP: 0.297, SLG: 0.383 (1, 2)						FC5-4					4	0	1	1	0	1	1								
Steve Dillard, R OBP: 0.413, SLG: 0.403 (1, 4)					4-3						3	0	1	0	1	1	0								
Lynn McGlothen, L OBP: 0.196, SLG: 0.200 (8, PH)											2	0	0	0	0	0	2								
Ken Hernandez, S OBP: 0.147, SLG: 0.148 (8, PH)											0	0	0	0	1	0	0								
Miguel DiGeronimo, S OBP: 0.147, SLG: 0.148 (8, PH)											0	0	0	0	0	0	0								
Willie Hernandez, S OBP: 0.333, SLG: 0.333 (9, 1)											0	0	0	0	0	0	0								
Dave Kingman, R OBP: 0.296, SLG: 0.361 (9, PH)											0	0	0	0	1	0	0								
Dick Tidrow, R OBP: 0.296, SLG: 0.290 (10, 1)											0	0	0	0	0	0	0								
Doug Capilla, L OBP: 1.000, SLG: 1.000 (10, 1)											0	0	0	0	0	0	0								
Inning Stats	R: 1 E: 0 K: 0 S: 4	H: 2 LOB: 0 BB: 0 P: 4	R: 0 E: 0 K: 2 S: 7	H: 0 LOB: 0 BB: 0 P: 7	R: 0 E: 0 K: 0 S: 3	H: 0 LOB: 0 BB: 0 P: 3	R: 0 E: 0 K: 1 S: 5	H: 0 LOB: 0 BB: 0 P: 5	R: 0 E: 0 K: 0 S: 3	H: 0 LOB: 2 BB: 1 P: 10	R: 0 E: 0 K: 1 S: 6	H: 0 LOB: 0 BB: 0 P: 5	R: 0 E: 0 K: 0 S: 5	H: 0 LOB: 2 BB: 1 P: 7	R: 1 E: 0 K: 0 S: 5	H: 3 LOB: 3 BB: 2 P: 13	R: 0 E: 0 K: 0 S: 5	H: 2 LOB: 2 BB: 0 P: 5	1B: 7 2B: 0 3B: 0 HR: 1	SF: 0 SAC: 1 DP: 0 HBP: 0	WP: 0 PB: 0 SB: 2 CS: 0	PA: 42			
PITCHER	IP	WLS	BF	H	R	ER	SO	BB	IBB	HBP	BLK	WP	HR	S	P	ERA	WHIP								
Jim Bibby, R ERA: 2.57 (1, 1)	7.0		27	3	1	1	5	2	2	0	0	0	1	33	49	1.29	0.714								
Enrique Romo, R ERA: 2.45 (8, 1)	0.2		2	0	0	0	0	0	0	0	0	0	0	2	2	0.00	0.000								
Grant Jackson, L ERA: 3.15 (8, 1)	0.1		1	0	0	0	0	0	0	0	0	0	0	1	1	0.00	0.000								
Kent Tekulve, R ERA: 3.0 (9, 1)	2.0	W	12	5	1	1	0	1	1	0	0	0	0	10	18	4.50	3.000								

Pittsburgh Pirates @ Chicago Cubs
Wrigley Field, Chicago, IL
Wed Aug 08 1979, 3:33 AM CDT
Alt. 34,255 - Sunny - 78 F

AB 35
R 2
H 8
RBI 2
BB 6
SO 5
LOB 16



Batter	1	2	3	4	5	6	7	8	9	AB	R	H	RBI	BB	SO	LOB	TOP		
Omar Moreno, L (1,8) OBP: 0.339, SLG: 0.403	L8			4-3		4-3		6-3		4	0	0	0	0	0	1			
Tim Foli, R (1,6) OBP: 0.325, SLG: 0.349 Rennie Stennett, R (7,4) OBP: 0.292, SLG: 0.297	6-3			1B		F4			F2	3	0	1	0	0	0	0			
Dave Parker, L (1,9) OBP: 0.363, SLG: 0.509	5-3			F7			F5		3-1	4	1	1	0	0	0	1			
Willie Stargell, L (1,3) OBP: 0.357, SLG: 0.593		3-1		1-6-3			FC5-4		3-1	4	0	1	1	0	0	1			
John Milner, L (1,7) OBP: 0.393, SLG: 0.554				G6-4-3		K	K		HR	4	1	2	0	0	2	1			
Bill Madlock, R (1,5) OBP: 0.330, SLG: 0.413	G6-4-3			6-3			FC5-4		HR	4	1	1	2	0	0	2			
Ed Ott, L (1,2) OBP: 0.292, SLG: 0.364				6-3			FC4-6		3-1	4	0	1	0	0	0	0			
Phil Garner, R (1,4) OBP: 0.359, SLG: 0.469				K		FC4-6				3	0	1	0	0	1	1			
John Candelaria, L (1,1) OBP: 0.151, SLG: 0.212 Manny Sanguillen, R (6,PH) OBP: 0.259, SLG: 0.340 Dave Roberts, L (6,1) OBP: 0.310, SLG: 0.551 Bill Robinson, R (8,PH) OBP: 0.310, SLG: 0.551 Grant Jackson, S (8,1)				1-3			1-3		F4	1	0	0	0	0	0	0			
Inning Stats	R: 0 E: 0 K: 0 S: 3	H: 0 LOB: 0 BB: 0 P: 3	R: 0 E: 0 K: 0 S: 3	H: 1 LOB: 0 BB: 0 P: 3	R: 0 E: 0 K: 1 S: 5	H: 0 LOB: 0 BB: 0 P: 5	R: 0 E: 0 K: 0 S: 4	H: 1 LOB: 1 BB: 0 P: 4	R: 0 E: 0 K: 1 S: 6	H: 0 LOB: 0 BB: 0 P: 3	R: 0 E: 0 K: 1 S: 6	H: 1 LOB: 1 BB: 0 P: 6	R: 0 E: 0 K: 0 S: 4	H: 1 LOB: 1 BB: 0 P: 4	R: 3 E: 0 K: 0 S: 6	H: 3 LOB: 0 BB: 0 P: 6	1B: 5 2B: 2 3B: 2 HR: 1	SF: 0 SAC: 0 DP: 1 HBP: 0	WP: 0 PA: 34
PITCHER Dennis Lamp, R (1,1) ERA: 4.32	IP: 9.0 WLS: W BF: 34 H: 8 R: 3 ER: 3 SO: 3 BB: 0 IBB: 0 HBP: 0 BLK: 0 WP: 0 HR: 1 S: 40 P: 40 ERA: 3.00 WHIP: 0.889																		

Pittsburgh Pirates @ Chicago Cubs
Wrigley Field, Chicago, IL
Thu Aug 09 1979, 3:33 AM CDT
Att: 29,645 - Sunny - 72 F

AB	34
R	3
H	8
RBI	3
BB	0
SO	3
LOB	8



Batter	1	2	3	4	5	6	7	8	9	AB	R	H	RBI	BB	SO	LOB	BOTTOM		
Ivan De Jesus, R (1,6) OBP: 0.349, SLG: 0.384	F9	F4		F9		5-3		HR		5	1	1	1	0	0	1			
Mike Vail, R (1,9) OBP: 0.398, SLG: 0.554	4-3		2B	1B	2B	1B		HR		5	3	4	2	0	0	0			
Bill Buckner, L (1,3) OBP: 0.319, SLG: 0.451	1B		1B	1B	1H	2B		SF		5	2	4	1	0	0	1			
Dave Kingman, R (1,7) OBP: 0.366, SLG: 0.657	F4		K	K			FC4-6	E4		5	0	2	0	0	2	4			
Jerry Martin, R (1,8) OBP: 0.340, SLG: 0.477		L8	1B	SF8	1B	5-3		L7	SF	3	1	0	1	1	0	2			
Steve Ontiveros, S (1,5) OBP: 0.356, SLG: 0.361		F6	1B	1B		4-3		G6-4-3		5	0	1	1	0	0	3			
Barry Foote, R (1,2) OBP: 0.299, SLG: 0.383		HR	1B	1B		F9		6-3		3	1	1	1	1	0	1			
Steve Dillard, R (1,4) OBP: 0.430, SLG: 0.523		HR	SF8	HR				SH1		3	3	3	4	0	0	0			
Dennis Lamp, R (1,1) OBP: 0.231, SLG: 0.216		1B	F6			L8		SH1		3	0	1	0	0	0	2			
Inning Stats	R: 0 E: 0 K: 0 S: 4	H: 1 LOB: 1 BB: 0 P: 4	R: 2 E: 0 K: 0 S: 5	H: 2 LOB: 1 BB: 1 P: 9	R: 3 E: 0 K: 1 S: 9	H: 4 LOB: 2 BB: 1 P: 13	R: 1 E: 0 K: 1 S: 7	H: 2 LOB: 1 BB: 0 P: 7	R: 1 E: 0 K: 0 S: 4	H: 1 LOB: 0 BB: 0 P: 4	R: 0 E: 0 K: 0 S: 3	H: 1 LOB: 0 BB: 0 P: 3	R: 0 E: 0 K: 0 S: 4	H: 1 LOB: 1 BB: 0 P: 4	R: 4 E: 2 K: 0 S: 8	H: 5 LOB: 1 BB: 0 P: 8	1B: 11 2B: 2 3B: 1 HR: 3	SF: 2 SAC: 1 DP: 2 HBP: 0	WP: 0 PA: 42
PITCHER John Candelaria, L (1,1) ERA: 3.79 Dave Roberts, L (6,1) ERA: 3.12 Grant Jackson, L (8,1) ERA: 3.58	IP: 5.0 WLS: L BF: 27 H: 10 R: 7 ER: 7 SO: 2 BB: 1 IBB: 0 HBP: 0 BLK: 0 WP: 0 HR: 2 S: 29 P: 37 ERA: 12.60 WHIP: 2.200																		

Pittsburgh Pirates @ Chicago Cubs
Wrigley Field, Chicago, IL
Thu Aug 09 1979, 3:33 AM CDT
Att: 29,645 - Sunny - 72 F

AB	37
R	11
H	17
RBI	11
BB	2
SO	2
LOB	14



Batter	1	2	3	4	5	6	7	8	9	10	11	12	AB	R	H	RBI	BB	SO	LOB	TOP				
Omar Moreno, L (1.8) OBP: 0.336, SLG: 0.399	F8		F8		G3			K		G5-4-3			5	0	0	0	0	1	4					
Tim Foli, R (1.6) OBP: 0.321, SLG: 0.345	6-3		F7				F9	FC5-4 HR			3-1		5	1	0	0	0	0	2					
Dave Parker, L (1.9) OBP: 0.364, SLG: 0.513	G3				FC6-4 BB			K			K		4	1	1	2	1	2	0					
Bill Robinson, R (1.7) OBP: 0.312, SLG: 0.547					FC6-4 FC5-4								4	0	1	0	1	2	1					
Bill Madlock, R (1.5) OBP: 0.326, SLG: 0.407	4-3				L6								5	0	0	0	0	0	3					
Phil Garner, R (1.4) OBP: 0.357, SLG: 0.474					FC5-4								5	1	1	1	0	2	1					
Manny Sanguillen, R (1.3) OBP: 0.255, SLG: 0.327					L4								5	0	1	0	0	0	0					
Steve Nicosia, R (1.2) OBP: 0.321, SLG: 0.437					F9								4	0	0	0	1	0	1					
Bert Blyleven, R (1.1) Randy Stammers, R (8, PH) Enrique Romo, R (8, PH) Mike Espino, R (10, PH) Kent Tekulve, R (10, PH) Willie Stargell, L (12, PH) Grant Jackson, S (12, L)													1	0	1	0	0	0	0					
Inning Stats	R: 0 E: 0 K: 0 S: 3	H: 0 LOB: 0 BB: 3 P: 3	R: 1 E: 0 K: 1 S: 6	H: 1 LOB: 0 BB: 0 P: 6	R: 0 E: 0 K: 0 S: 4	H: 1 LOB: 1 BB: 0 P: 4	R: 0 E: 0 K: 0 S: 3	H: 0 LOB: 0 BB: 1 P: 7	R: 0 E: 0 K: 0 S: 6	H: 1 LOB: 1 BB: 0 P: 6	R: 0 E: 0 K: 1 S: 5	H: 0 LOB: 0 BB: 0 P: 5	R: 2 E: 0 K: 2 S: 9	H: 2 LOB: 0 BB: 0 P: 9	R: 0 E: 0 K: 1 S: 5	H: 0 LOB: 0 BB: 0 P: 5	R: 0 E: 0 K: 0 S: 3	H: 1 LOB: 1 BB: 1 P: 9	R: 0 E: 0 K: 0 S: 4	H: 1 LOB: 1 BB: 0 P: 4	1B: 5 2B: 0 3B: 0 HR: 2	SF: 0 SAC: 1 DP: 1 HBP: 0	WP: 0 PB: 0 SB: 0 CS: 0	PA: 45
PITCHER	IP WLS BF H R ER SO BB IBB HBP BLK WP HR S P ERA WHIP	Steve Carlton, L (1.1) ERA: 3.82	Kevin Saucier, L (10, 1) ERA: 3.51	Rawly Eastwick, R (12, 1) ERA: 4.89	PITCHER	IP WLS BF H R ER SO BB IBB HBP BLK WP HR S P ERA WHIP	Steve Carlton, L (1.1) ERA: 3.82	Kevin Saucier, L (10, 1) ERA: 3.51	Rawly Eastwick, R (12, 1) ERA: 4.89															

Pittsburgh Pirates @ Philadelphia Phillies
Veterans Stadium, Philadelphia, PA
Fri Aug 10 1979, 7:05 PM EDT
Unknown

AB 41
R 3
H 7
RBI 3
BB 3
SO 7
LOB 13



Batter	1	2	3	4	5	6	7	8	9	10	11	12	AB	R	H	RBI	BB	SO	LOB	BOTTOM						
Bake McBride, L (1.9) OBP: 0.320, SLG: 0.407	F5		L7		6-3								6	0	2	0	0	0	0							
Tim McCarver, L (1.2) OBP: 0.342, SLG: 0.309			F7										5	1	2	0	0	0	1							
Bob Boone, R (12, 2) OBP: 0.387, SLG: 0.475	4-3 1B									G4-6-3 1B			1	1	0	0	0	0	1							
Pete Rose, S (1.5) OBP: 0.402, SLG: 0.423	4-3 1-2				FC6-4 1B								6	1	2	1	0	0	2							
Greg Luzinski, R (1.7) OBP: 0.350, SLG: 0.443	6-3				FC6-4								4	0	0	0	2	1	2							
Del Unser, L (1.3) OBP: 0.354, SLG: 0.500													3	1	2	1	1	1	0							
Bud Harrelson, S (8, PR) OBP: 0.403, SLG: 0.309													1	0	1	1	1	0	0							
Gary Maddox, R (1.8) OBP: 0.300, SLG: 0.432													4	0	0	0	0	2	3							
Manny Trillo, R (1.4) OBP: 0.302, SLG: 0.352													4	0	1	0	0	1	2							
Larry Bowa, S (1.6) OBP: 0.329, SLG: 0.316													4	0	1	1	1	0	2							
Steve Carlton, L (1.1) OBP: 0.265, SLG: 0.266													3	0	0	0	0	0	5							
Greg Gross, L (9, PH) OBP: 0.394, SLG: 0.419													1	0	0	0	0	0	0							
Kevin Saucier, L (10, 1) OBP: 0.125, SLG: 0.125													0	0	0	0	0	0	0							
Mike Schmidt, R (11, PH) OBP: 0.403, SLG: 0.640													1	0	0	0	0	0	0							
Rawly Eastwick, R (12, 1)													0	0	0	0	0	0	0							
Inning Stats	R: 0 E: 0 K: 0 S: 4	H: 1 LOB: 1 BB: 0 P: 3	R: 1 E: 0 K: 0 S: 4	H: 2 LOB: 1 BB: 1 P: 8	R: 0 E: 0 K: 0 S: 5	H: 1 LOB: 1 BB: 0 P: 4	R: 0 E: 0 K: 0 S: 3	H: 0 LOB: 0 BB: 0 P: 6	R: 0 E: 0 K: 0 S: 6	H: 3 LOB: 3 BB: 1 P: 14	R: 2 E: 0 K: 0 S: 6	H: 0 LOB: 0 BB: 0 P: 5	R: 0 E: 0 K: 1 S: 6	H: 1 LOB: 2 BB: 0 P: 7	R: 0 E: 0 K: 0 S: 3	H: 1 LOB: 0 BB: 0 P: 3	R: 0 E: 0 K: 2 S: 7	H: 0 LOB: 1 BB: 1 P: 11	R: 0 E: 0 K: 1 S: 5	H: 0 LOB: 0 BB: 0 P: 5	R: 1 E: 0 K: 0 S: 4	H: 2 LOB: 2 BB: 1 P: 8	1B: 9 2B: 1 3B: 1 HR: 0	SF: 0 SAC: 1 DP: 1 HBP: 1	WP: 1 PB: 0 SB: 0 CS: 1	PA: 50
PITCHER	IP WLS BF H R ER SO BB IBB HBP BLK WP HR S P ERA WHIP	Bert Blyleven, R (1.1) ERA: 3.72	Enrique Romo, R (8, 1) ERA: 2.4	Kent Tekulve, R (10, 1) ERA: 2.93	Grant Jackson, L (12, 1) ERA: 3.7	PITCHER	IP WLS BF H R ER SO BB IBB HBP BLK WP HR S P ERA WHIP	Bert Blyleven, R (1.1) ERA: 3.72	Enrique Romo, R (8, 1) ERA: 2.4	Kent Tekulve, R (10, 1) ERA: 2.93	Grant Jackson, L (12, 1) ERA: 3.7															

Pittsburgh Pirates @ Philadelphia Phillies
Veterans Stadium, Philadelphia, PA
Fri Aug 10 1979, 7:05 PM EDT
Unknown

AB 43
R 4
H 11
RBI 4
BB 5
SO 5
LOB 18



Batter	1	2	3	4	5	6	7	8	9	AB	R	H	RBI	BB	SO	LOB	TOP			
Omar Moreno, L (1, 8) OBP: 0.335, SLG: 0.397										5	0	1	0	0	1	2				
Phil Garner, R (1, 6) OBP: 0.360, SLG: 0.474										4	1	2	0	1	1	1				
Dave Parker, L (1, 9) OBP: 0.366, SLG: 0.515										4	1	2	0	1	0	4				
Bill Robinson, R (1, 7) OBP: 0.311, SLG: 0.550										4	1	1	2	0	0	4				
Willie Stargell, L (1, 3) OBP: 0.395, SLG: 0.584										3	0	0	0	1	0	1				
Kent Tekulve, R (8, 1) OBP: 0.333, SLG: 0.250										0	0	0	0	0	0	0				
Bill Madlock, R (1, 5) OBP: 0.325, SLG: 0.408										4	0	1	1	0	0	2				
Tim Foli, R (8, 6) OBP: 0.321, SLG: 0.345										0	0	0	0	0	0	0				
Rennie Stennett, R (1, 4) OBP: 0.291, SLG: 0.295										4	0	0	0	0	0	1				
Steve Nicosia, R (1, 2) OBP: 0.319, SLG: 0.431										4	0	1	0	0	0	1				
Bruce Kison, R (1, 1) OBP: 0.147, SLG: 0.152										3	0	0	0	0	1	0				
Enrique Romo, R (8, 1) OBP: 0.111, SLG: 0.111										0	0	0	0	0	0	0				
John Milner, L (8, 3) OBP: 0.395, SLG: 0.554										0	0	0	0	1	0	0				
Inning Stats	R: 0 E: 0 K: 1 S: 6	H: 1 LOB: 1 BB: 0 P: 6	R: 0 E: 0 K: 0 S: 3	H: 0 LOB: 0 BB: 0 P: 3	R: 0 E: 0 K: 0 S: 3	H: 0 LOB: 0 BB: 0 P: 3	R: 3 E: 0 K: 0 S: 6	H: 3 LOB: 1 BB: 1 P: 10	R: 0 E: 0 K: 1 S: 7	H: 2 LOB: 2 BB: 0 P: 7	R: 0 E: 0 K: 0 S: 3	H: 0 LOB: 0 BB: 0 P: 3	R: 0 E: 0 K: 0 S: 4	H: 1 LOB: 2 BB: 1 P: 8	R: 0 E: 0 K: 1 S: 6	H: 1 LOB: 3 BB: 2 P: 14	1B: 5 2B: 2 3B: 1 HR: 0	SF: 0 SAC: 0 DP: 0 HBP: 0	WP: 0 PB: 0 SB: 1 CS: 0	PA: 39
PITCHER	IP	WLS	BF	H	R	ER	SO	BB	IBB	HBP	BLK	WP	HR	S	P	ERA	WHIP			
Randy Lerch, L (1, 1) ERA: 4.4	3.1	L	15	4	3	3	1	1	0	0	0	0	0	16	20	8.10	1.500			
Ron Reed, R (4, 1) ERA: 4.02	1.2		7	2	0	0	1	0	0	0	0	0	0	9	9	0.00	1.200			
Doug Bird, R (6, 1) ERA: 4.84	2.0		6	0	0	0	0	0	0	0	0	0	0	6	6	0.00	0.000			
Kevin Saucier, L (8, 1) ERA: 3.35	2.0		11	2	0	0	1	3	0	0	0	0	0	10	22	0.00	2.500			

Pittsburgh Pirates @ Philadelphia Phillies
Veterans Stadium, Philadelphia, PA
Fri Aug 10 1979, 7:05 PM EDT
Att: 63,346 - Unknown


AB 35
R 3
H 8
RBI 3
BB 4
SO 3
LOB 16



Batter	1	2	3	4	5	6	7	8	9	AB	R	H	RBI	BB	SO	LOB	BOTTOM					
Bake McBride, L (1, 9) OBP: 0.318, SLG: 0.409										5	1	1	1	0	0	2						
Greg Gross, L (1, 7) OBP: 0.408, SLG: 0.420										2	0	1	1	2	0	0						
Pete Rose, S (1, 5) OBP: 0.400, SLG: 0.422										4	0	1	0	0	0	2						
Del Unser, L (1, 3) OBP: 0.351, SLG: 0.487										3	0	0	0	1	2	3						
Bob Boone, R (1, 2) OBP: 0.385, SLG: 0.470										3	0	0	0	1	0	3						
Gary Maddox, R (1, 8) OBP: 0.300, SLG: 0.430										4	0	1	0	0	0	1						
Manny Trillo, R (1, 4) OBP: 0.302, SLG: 0.354										4	0	1	0	0	2	2						
Larry Bowa, S (1, 6) OBP: 0.329, SLG: 0.315										1	0	0	0	1	0	0						
Mike Schmidt, R (7, PH) OBP: 0.402, SLG: 0.638										1	0	0	0	0	1	2						
Kevin Saucier, L (8, 1) OBP: 0.125, SLG: 0.125										0	0	0	0	0	0	0						
Greg Luzinski, R (9, PH) OBP: 0.351, SLG: 0.445										1	0	1	0	0	0	0						
Nino Espinosa, R (8, PR) OBP: 0.211, SLG: 0.170										0	0	0	0	0	0	0						
Randy Lerch, L (1, 1) ERA: 4.13, SLG: 0.204										1	0	0	0	0	0	2						
Ron Reed, R (4, 1) OBP: 0.333, SLG: 0.375										0	0	0	0	0	0	0						
Steve Carlton, L (5, PH) OBP: 0.345, SLG: 0.262										1	0	0	0	0	1	0						
Doug Bird, R (6, 1) ERA: 4.84										0	0	0	0	0	0	0						
Bud Harrelson, S (8, PH) OBP: 0.402, SLG: 0.320										0	1	0	0	1	0	0						
Tim McCarver, L (8, PH) OBP: 0.348, SLG: 0.310										1	0	1	0	0	0	0						
Inning Stats	R: 0 E: 0 K: 1 S: 5	H: 0 LOB: 1 BB: 1 P: 9	R: 0 E: 0 K: 0 S: 3	H: 1 LOB: 2 BB: 2 P: 11	R: 0 E: 0 K: 0 S: 2	H: 0 LOB: 0 BB: 1 P: 6	R: 0 E: 0 K: 0 S: 3	H: 0 LOB: 0 BB: 0 P: 3	R: 0 E: 0 K: 1 S: 5	H: 0 LOB: 0 BB: 0 P: 5	R: 0 E: 0 K: 0 S: 3	H: 0 LOB: 0 BB: 0 P: 3	R: 0 E: 0 K: 2 S: 8	H: 1 LOB: 2 BB: 1 P: 12	R: 2 E: 0 K: 1 S: 7	H: 3 LOB: 1 BB: 1 P: 11	R: 0 E: 0 K: 1 S: 7	H: 2 LOB: 2 BB: 0 P: 7	1B: 5 2B: 3 3B: 1 HR: 0	SF: 0 SAC: 0 DP: 3 HBP: 0	WP: 0 PB: 0 SB: 1 CS: 0	PA: 37
PITCHER	IP	WLS	BF	H	R	ER	SO	BB	IBB	HBP	BLK	WP	HR	S	P	ERA	WHIP					
Bruce Kison, R (1, 1) ERA: 3.62	7.0	W	28	3	2	2	4	5	1	0	0	0	0	30	54	2.57	1.143					
Enrique Romo, R (8, 1) ERA: 2.39	0.1		3	2	0	0	1	0	0	0	0	0	0	5	5	0.00	6.000					
Kent Tekulve, R (8, 1) ERA: 2.87	1.2	S	6	2	0	0	1	0	0	0	0	0	0	8	8	0.00	1.200					

Pittsburgh Pirates @ Philadelphia Phillies
Veterans Stadium, Philadelphia, PA
Fri Aug 10 1979, 7:05 PM EDT
Att: 63,346 - Unknown

AB 31
R 2
H 7
RBI 2
BB 6
SO 6
LOB 17



Batter	1	2	3	4	5	6	7	8	9	AB	R	H	RBI	BB	SO	LOB	TOP										
Omar Moreno, L (1, 8) OBP: 0.337, SLG: 0.404	SH5-3 BLK 1B		G3			FC3-6 CS	F9		1B	6	2	3	1	0	0	2	Pittsburgh Pirates @ Philadelphia Phillies Veterans Stadium, Philadelphia, PA Sat Aug 11 1979, 3:33 AM EDT Att: 51,118 - Unknown										
Tim Foli, R (1, 6) OBP: 0.324, SLG: 0.351	SH5-3 1-3		2B		1B	1-3		F7	1B	5	1	3	0	0	0	1											
Dave Parker, L (1, 9) OBP: 0.368, SLG: 0.520	G4-6-3 BB		6-3		1B			4-3	K	4	2	1	1	2	1	3											
Willie Stargell, L (1, 3) OBP: 0.357, SLG: 0.582	G4-6-3 1-2				1B		G3	2B HR	1B	6	2	3	2	0	1	2											
John Milner, L (1, 7) OBP: 0.399, SLG: 0.560 Bill Robinson, R (8, 7) OBP: 0.310, SLG: 0.548	G5-4-3 1B		F9		1B		F9	1-3 HR	K2-3	5	2	3	1	0	0	0											
Bill Madlock, R (1, 5) OBP: 0.331, SLG: 0.415 Rennie Stennett, R (8, PR) OBP: 0.291, SLG: 0.295	G5-4-3 1-2		1B		1B		1B	HR		4	1	3	1	1	0	1											
Ed Ott, L (1, 2) OBP: 0.300, SLG: 0.381	FC6 1B		F7		1B		2B	1-3 HR		5	2	4	5	0	0	1											
Phil Garner, R (1, 4) OBP: 0.358, SLG: 0.473	FC6 1-2				K		1B	F9		5	1	1	2	0	1	4											
Jim Rooker, R (1, 1) Joe Coleman, R (3, 1) Manny Sanguinetti, R (6, PH) Enrique Romo, R (8, 1) Mike Eastler, R (7, PH) Kent Tekulve, R (7, 1)	F9		F9		K		FC3-6 1B		K	1	0	0	0	0	0	0											
Inning Stats	R: 0 E: 0 K: 0 S: 3	H: 1 LOB: 1 BB: 1 P: 7	R: 0 E: 0 K: 0 S: 4	H: 2 LOB: 1 BB: 0 P: 4	R: 0 E: 0 K: 1 S: 4	H: 1 LOB: 1 BB: 0 P: 4	R: 0 E: 0 K: 1 S: 6	H: 1 LOB: 1 BB: 0 P: 6	R: 5 E: 0 K: 2 S: 13	H: 6 LOB: 2 BB: 1 P: 17	R: 0 E: 0 K: 0 S: 3	H: 1 LOB: 0 BB: 0 P: 3	R: 4 E: 0 K: 0 S: 8	H: 5 LOB: 1 BB: 0 P: 8	R: 4 E: 0 K: 0 S: 6	H: 3 LOB: 1 BB: 1 P: 10		R: 1 E: 0 K: 3 S: 12	H: 3 LOB: 2 BB: 0 P: 12	1B: 16 2B: 4 3B: 0 HR: 3	SF: 0 SAC: 1 DP: 2 HBP: 0	WP: 0 PB: 0 SB: 0 CS: 1	PA: 50				
PITCHER	IP	WLS	BF	H	R	ER	SO	BB	IBB	HBP	BLK	WP	HR	S	P	ERA	WHIP										
Dickie Noles, R (1, 1) ERA: 4.33	4.2		22	8	4	4	2	2	0	0	1	0	1	24	32	7.71	2.143										
Kevin Saucier, L (5, 1) ERA: 3.59	0.0	3	3	1	1	0	0	0	0	0	0	0	0	3	3	∞	∞										
Rawly Eastwick, R (5, 1) ERA: 5.15	2.0	L	10	5	4	4	1	0	0	0	0	0	1	12	12	18.00	2.500										
Tug McGraw, L (7, 1) ERA: 5.0	1.1		9	4	4	4	0	0	1	0	0	0	1	8	12	27.00	3.000										
Ron Reed, R (9, 1) ERA: 4.08	1.0		6	3	1	1	3	0	0	0	0	0	0	12	12	9.00	3.000										

AB	46
R	14
H	23
RBI	14
BB	3
SO	6
LOB	16



Batter	1	2	3	4	5	6	7	8	9	AB	R	H	RBI	BB	SO	LOB	BOTTOM										
Pete Rose, S (1, 3) OBP: 0.402, SLG: 0.428	4-3		E9 1B		L8		5-3		BB 1-2	5	1	2	2	1	0	2	Pittsburgh Pirates @ Philadelphia Phillies Veterans Stadium, Philadelphia, PA Sat Aug 11 1979, 3:33 AM EDT Att: 51,118 - Unknown										
Manny Trillo, R (1, 4) OBP: 0.299, SLG: 0.350	6-3	3H 3B	3H 2B		F9			6-3	K	6	0	1	1	0	1	3											
Mike Schmidt, R (1, 5) OBP: 0.401, SLG: 0.632	1B BB		HR BB K				5-3	1-5-3	F8	4	1	0	0	2	1	3											
Greg Luzinski, R (1, 7) OBP: 0.353, SLG: 0.454 Tug McGraw, R (7, 1) OBP: 0.167, SLG: 0.167 Tim McCarver, L (8, PH) OBP: 0.345, SLG: 0.313 Ron Reed, R (9, 1) OBP: 0.333, SLG: 0.375					F8		F3	6-3		4	1	2	2	0	0	0											
Bob Boone, R (1, 2) OBP: 0.384, SLG: 0.467 Dave Rader, L (9, 2) OBP: 0.267, SLG: 0.293	F8		6-3		1B		F3		1B	4	0	1	0	0	0	2											
Gary Maddox, R (1, 8) OBP: 0.303, SLG: 0.437		2B SF7	E8 1B		K		F9 FC4-2		2B	5	3	3	0	0	1	1											
Mike Anderson, R (1, 9) OBP: 0.358, SLG: 0.351 Bake McBride, L (7, PH) OBP: 0.319, SLG: 0.412		SF7 3B	1B WP		1B		F9		G3 1B	2	2	2	0	1	0	0											
Larry Bowa, S (1, 6) OBP: 0.330, SLG: 0.315		SF7 2-3 3H	WP E		1B			S BB	G3	3	1	1	2	1	0	3											
Dickie Noles, R (1, 1) OBP: 0.200, SLG: 0.111 Kevin Saucier, L (5, 1) OBP: 0.125, SLG: 0.125 Rawly Eastwick, R (5, 1) OBP: 0.291, SLG: 0.295 Greg Gross, L (7, 7) OBP: 0.410, SLG: 0.422			K		K		FC4-2		BB	2	0	0	0	0	2	2											
Inning Stats	R: 0 E: 0 K: 0 S: 4	H: 1 LOB: 2 BB: 1 P: 8	R: 2 E: 0 K: 1 S: 8	H: 3 LOB: 0 BB: 0 P: 8	R: 6 E: 2 K: 2 S: 12	H: 4 LOB: 1 BB: 2 P: 20	R: 0 E: 0 K: 1 S: 7	H: 2 LOB: 0 BB: 0 P: 7	R: 0 E: 0 K: 0 S: 5	H: 0 LOB: 0 BB: 0 P: 5	R: 0 E: 0 K: 0 S: 3	H: 0 LOB: 0 BB: 0 P: 3	R: 0 E: 0 K: 0 S: 4	H: 1 LOB: 2 BB: 1 P: 8	R: 0 E: 0 K: 0 S: 3	H: 0 LOB: 0 BB: 0 P: 3		R: 3 E: 0 K: 1 S: 9	H: 4 LOB: 2 BB: 1 P: 13	1B: 8 2B: 5 3B: 1 HR: 1	SF: 1 SAC: 0 DP: 0 HBP: 0	WP: 1 PB: 0 SB: 1 CS: 0	PA: 48				
PITCHER	IP	WLS	BF	H	R	ER	SO	BB	IBB	HBP	BLK	WP	HR	S	P	ERA	WHIP										
Jim Rooker, L (1, 1) ERA: 4.8	2.1		17	6	7	6	1	3	0	0	0	1	0	16	28	23.14	3.857										
Joe Coleman, R (3, 1) ERA: 5.31	2.2		12	4	1	0	4	0	0	0	0	1	0	20	20	0.00	1.500										
Enrique Romo, R (6, 1) ERA: 2.36	1.0	W	3	0	0	0	0	0	0	0	0	0	0	3	3	0.00	0.000										
Kent Tekulve, R (7, 1) ERA: 3.08	3.0	S	16	5	3	3	1	2	0	0	0	0	0	16	24	9.00	2.333										

AB	42
R	11
H	15
RBI	10
BB	5
SO	6
LOB	19



Batter	1	2	3	4	5	6	7	8	9	AB	R	H	RBI	BB	SO	LOB	TOP								
Omar Moreno, L OBP: 0.335, SLG: 0.408 (1, 8)	0-0 HR	0-3 K		0-0 F8		0-0 4-3		0-3 K		5	1	1	1	0	2	2									
Tim Foli, R OBP: 0.325, SLG: 0.351 (1, 6)	0-0 6-3		0-0 BB HR	0-0 1B			0-0 F9		0-0 5-3	5	1	2	0	0	0	0									
Dave Parker, L OBP: 0.370, SLG: 0.517 (1, 9)	4-0 1B SF9		4-0 HR	0-3 K			0-0 6-3		4-0 2B 3B	2	3	0	0	3	1	1									
Willie Stargell, L OBP: 0.361, SLG: 0.586 (1, 3)	0-0 1B		0-0 F7		0-0 F8		0-0 1B		0-0 3B 2B	5	1	3	0	0	0	2									
John Milner, L OBP: 0.397, SLG: 0.570 Bill Robinson, R OBP: 0.312, SLG: 0.548 (1, 7) (7, 7)	0-0 SF9		0-0 HR		0-0 F8		0-0 4-3		4-0 3B	3	1	1	4	0	0	1									
Bill Madlock, R OBP: 0.332, SLG: 0.419 (1, 5)	0-0 1B		0-0 6-3		0-0 F4			0-0 F9	0-0 3B	5	0	2	3	0	0	0									
Ed Ott, L OBP: 0.302, SLG: 0.382 (1, 2)	0-0 L9		0-0 1B		0-0 3-1			0-0 6-3 2B	0-0 4-3	5	1	2	0	0	0	3									
Phil Garner, R OBP: 0.356, SLG: 0.473 (1, 4)		0-0 5-3	0-0 F4		0-0 2B			0-0 6-3	4-0 IBB	4	0	1	0	1	0	2									
Jim Bibby, R OBP: 0.133, SLG: 0.241 Kent Tekulve, R OBP: 0.273, SLG: 0.200 (1, 1) (8, 1)		0-0 3-1		0-3 K		0-0 L1		0-0 2B	0-0 L3	4	0	1	1	0	1	1									
Inning Stats	R: 2 E: 0 K: 0 S: 6	H: 3 LOB: 2 BB: 1 P: 10	R: 0 E: 0 K: 1 S: 5	H: 0 LOB: 0 BB: 0 P: 5	R: 3 E: 0 K: 0 S: 6	H: 3 LOB: 1 BB: 1 P: 10	R: 0 E: 0 K: 2 S: 8	H: 1 LOB: 1 BB: 0 P: 8	R: 0 E: 0 K: 0 S: 3	H: 0 LOB: 0 BB: 0 P: 3	R: 0 E: 0 K: 0 S: 4	H: 1 LOB: 1 BB: 0 P: 4	R: 0 E: 0 K: 0 S: 4	H: 1 LOB: 1 BB: 0 P: 4	R: 1 E: 0 K: 1 S: 7	H: 2 LOB: 1 BB: 0 P: 7	R: 3 E: 0 K: 0 S: 5	H: 2 LOB: 2 BB: 3 P: 17	1B: 7 2B: 3 3B: 1 HR: 2	SF: 1 SAC: 0 DP: 0 HBP: 0	WP: 0 PB: 0 SB: 1 CS: 0	PA: 45			
PITCHER	IP	WLS	BF	H	R	ER	SO	BB	IBB	HBP	BLK	WP	HR	S	P	ERA	WHIP								
Larry Christenson, R ERA: 4.83 Tug McGraw, L ERA: 4.85 Doug Bird, R ERA: 5.4	(1, 1) (6, 1) (8, 1)	5.0 2.0 2.0	L 8 13	24 2 4	7 0 4	5 0 4	3 0 1	2 0 1	0 0 2	0 0 0	0 0 0	0 0 0	2 0 0	28 8 12	36 8 24	9.00 0.00 18.00	1.800 1.000 2.500								

Pittsburgh Pirates @ Philadelphia Phillies
Veterans Stadium, Philadelphia, PA
Mon Aug 13 1979, 7:05 PM EDT
Att: 43,111 - Unknown

AB	39
R	9
H	13
RBI	9
BB	5
SO	4
LOB	14

Batter	1	2	3	4	5	6	7	8	9	AB	R	H	RBI	BB	SO	LOB	BOTTOM								
Bake McBride, L OBP: 0.321, SLG: 0.416 (1, 9)	4-0 6-3 1B		0-0 L7		0-0 G3			0-0 3B		3	1	1	0	1	0	0									
Larry Bowa, S OBP: 0.327, SLG: 0.312 (1, 6)	0-0 6-3		0-0 G3			0-0 F3		0-0 F7		4	0	0	0	0	0	2									
Pete Rose, S OBP: 0.406, SLG: 0.430 (1, 3)	0-0 S 1B		0-0 1B			4-0 BB BB		4-0 BB		2	0	2	1	2	0	0									
Mike Schmidt, R OBP: 0.398, SLG: 0.625 (1, 5)	0-3 K		0-0 F9			0-3 K		0-0 F9		4	0	0	0	0	2	5									
Greg Luzinski, R OBP: 0.354, SLG: 0.452 (1, 7)	0-3 K			1-0 G5-4-3 HBP		4-0 BB		0-0 F2		2	0	0	0	1	1	3									
Gary Maddox, R OBP: 0.301, SLG: 0.433 (1, 8)		0-0 F8		0-0 F6		0-0 FC1-4-6		0-0 4-3		4	0	0	0	0	0	3									
Bob Boone, R OBP: 0.382, SLG: 0.465 (1, 2)		0-0 1B		0-0 G5-4-3			0-0 F7		0-0 F4	4	0	1	0	0	0	1									
Manny Trillo, R OBP: 0.295, SLG: 0.345 (1, 4)		0-0 F8			0-0 F9		0-0 F9		0-0 6-3	4	0	0	0	0	0	1									
Larry Christenson, R OBP: 0.440, SLG: 0.739 Tim McCarver, L OBP: 0.342, SLG: 0.310 Tug McGraw, R OBP: 0.187, SLG: 0.167 Greg Gross, L OBP: 0.406, SLG: 0.418 Doug Bird, R (1, 1) (5, PH) (6, 1) (7, PH) (8, 1)		0-3 K		0-0 F7		0-0 4-3				1	0	0	0	0	1	1									
Inning Stats	R: 1 E: 0 K: 2 S: 8	H: 1 LOB: 1 BB: 1 P: 12	R: 0 E: 0 K: 1 S: 6	H: 1 LOB: 0 BB: 0 P: 6	R: 0 E: 0 K: 0 S: 4	H: 1 LOB: 0 BB: 0 P: 4	R: 0 E: 0 K: 0 S: 2	H: 0 LOB: 0 BB: 0 P: 3	R: 0 E: 0 K: 0 S: 3	H: 0 LOB: 0 BB: 0 P: 3	R: 0 E: 0 K: 1 S: 5	H: 0 LOB: 2 BB: 2 P: 13	R: 0 E: 0 K: 0 S: 3	H: 0 LOB: 0 BB: 0 P: 3	R: 0 E: 0 K: 0 S: 4	H: 1 LOB: 2 BB: 1 P: 8	R: 0 E: 0 K: 0 S: 3	H: 0 LOB: 0 BB: 0 P: 3	1B: 3 2B: 0 3B: 1 HR: 0	SF: 0 SAC: 0 DP: 1 HBP: 1	WP: 0 PB: 0 SB: 1 CS: 0	PA: 35			
PITCHER	IP	WLS	BF	H	R	ER	SO	BB	IBB	HBP	BLK	WP	HR	S	P	ERA	WHIP								
Jim Bibby, R ERA: 2.45 Kent Tekulve, R ERA: 3.02	(1, 1) (8, 1)	7.1 1.2	W 5	30 0	4 0	1 0	4 0	4 0	1 0	0 0	0 0	0 0	5 5	33 5	50 5	1.23 0.00	1.091 0.000								

Pittsburgh Pirates @ Philadelphia Phillies
Veterans Stadium, Philadelphia, PA
Mon Aug 13 1979, 7:05 PM EDT
Att: 43,111 - Unknown

AB	30
R	1
H	4
RBI	1
BB	4
SO	4
LOB	16

Batter	1	2	3	4	5	6	7	8	9	AB	R	H	RBI	BB	SO	LOB	TOP
Paul Dade, R OBP: 0.310, SLG: 0.362 (1,5)	SH1-4 2B		F7			6-3		G6-4-3		4	0	1	0	0	0	2	San Diego Padres @ Pittsburgh Pirates Three Rivers Stadium, Pittsburgh, PA Tue Aug 14 1979, 7:05 PM EDT Att: 23,210 - Unknown livebaseballscores.com
Ozzie Smith, S OBP: 0.265, SLG: 0.257 (1,6)	SH1-4		G4-6-3			F6		K		3	0	0	0	0	1		
Gene Tenace, R OBP: 0.411, SLG: 0.432 (1,2) (7,3)	K			F3		F7			2B	4	0	1	0	0	1		
Dave Winfield, R OBP: 0.409, SLG: 0.597 (1,9)	F9			6-3		F8			F2	4	0	0	0	0	2		
Kurt Bevacqua, R OBP: 0.336, SLG: 0.306 (1,3) (7,7)		F9		F9		2B	BB		F4	3	1	0	0	1	0	1	
Fernando Gonzalez, R OBP: 0.249, SLG: 0.364 (1,4)	F3				K				L7	1	0	0	0	0	0	0	
Jim Wilhelm, R OBP: 0.216, SLG: 0.257 (1,8)					F9					3	0	1	0	0	0	1	
Gene Richards, L OBP: 0.341, SLG: 0.341 Rollie Fingers, R OBP: 0.063, SLG: 0.083 (7,1) (7,1)	6-3					2B				2	0	0	0	1	0	2	
John D'Acquisto, R OBP: 0.369, SLG: 0.222 Mickey Lolich, S OBP: 0.239, SLG: 0.239 Steve Mura, R OBP: 0.291, SLG: 0.239 Bill Almon, R OBP: 0.239, SLG: 0.239 Fred Kendall, R OBP: 0.239, SLG: 0.239 (1,1) (2,1) (2,1) (2,4) (7,PH) (7,2)						FC6-4	BB			0	0	0	0	0	0	0	
						FC6-4				3	0	2	0	0	0	1	
										2	0	1	1	0	0	1	
Inning Stats	R: 0 E: 0 K: 1 S: 6	H: 1 LOB: 1 BB: 0 P: 6	R: 0 E: 0 K: 0 S: 4	H: 1 LOB: 1 BB: 0 P: 4	R: 0 E: 0 K: 0 S: 3	H: 0 LOB: 0 BB: 0 P: 3	R: 0 E: 0 K: 0 S: 3	H: 0 LOB: 0 BB: 0 P: 3	R: 1 E: 0 K: 0 S: 4	H: 1 LOB: 1 BB: 1 P: 8	R: 0 E: 0 K: 1 S: 5	H: 1 LOB: 0 BB: 0 P: 5	R: 0 E: 0 K: 0 S: 4	H: 1 LOB: 1 BB: 0 P: 4	1B: 2 2B: 3 3B: 1 HR: 0	SF: 0 SAC: 1 DP: 2 HBP: 0	WP: 0 PA: 33 CS: 0
PITCHER John Candelaria, L ERA: 3.62 (1,1)	IP: 9.0 WLS: W BF: 33 H: 6 R: 1 ER: 1 SO: 3 BB: 2 IBB: 0 HBP: 0 BLK: 0 WP: 0 HR: 0 S: 37 P: 45 ERA: 1.00 WHIP: 0.889											PITCHER	IP: 9.0 WLS: W BF: 33 H: 6 R: 1 ER: 1 SO: 3 BB: 2 IBB: 0 HBP: 0 BLK: 0 WP: 0 HR: 0 S: 37 P: 45 ERA: 1.00 WHIP: 0.889				

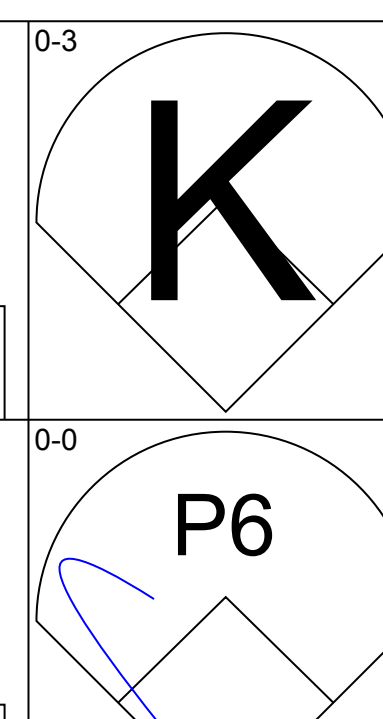
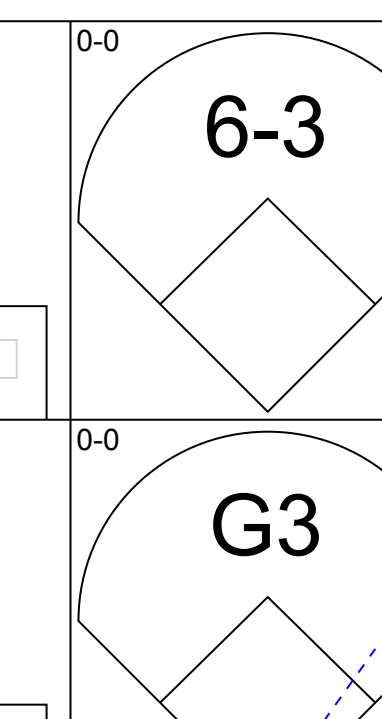
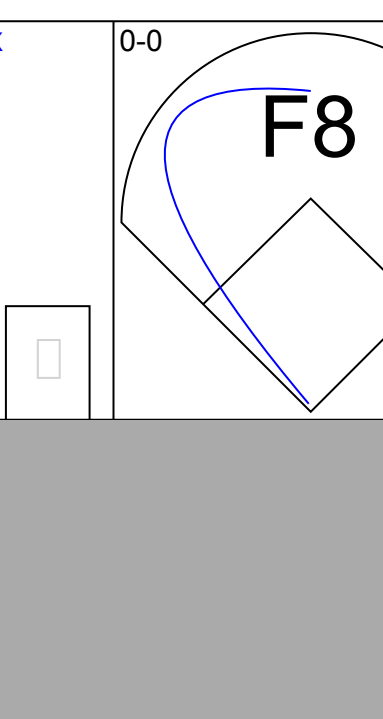
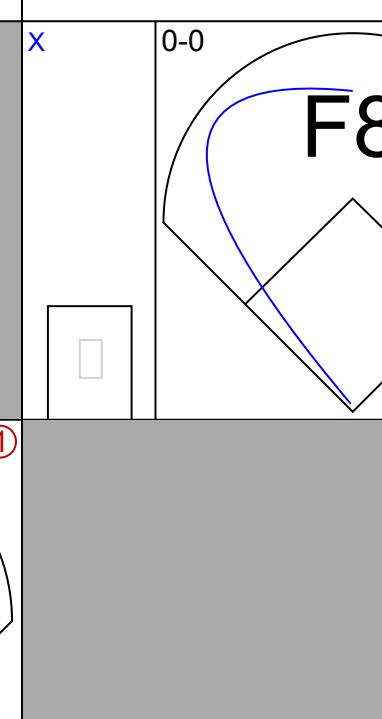
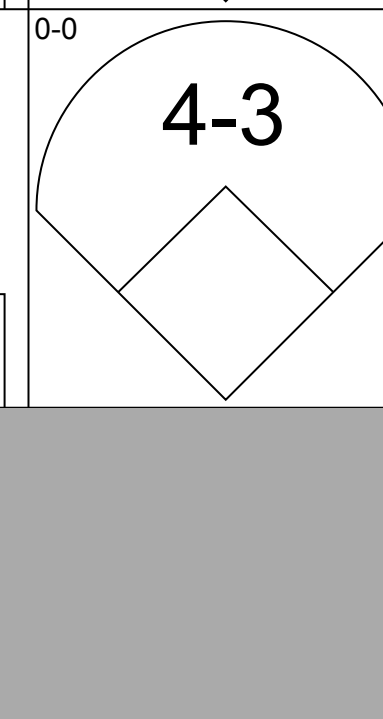

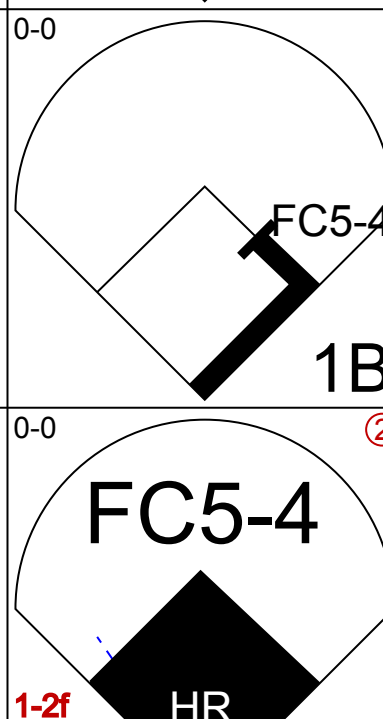
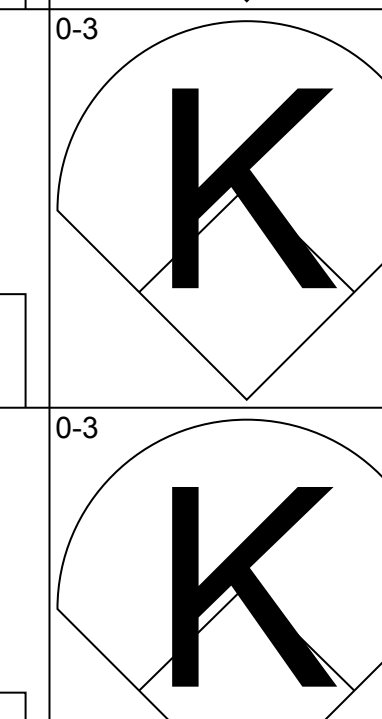

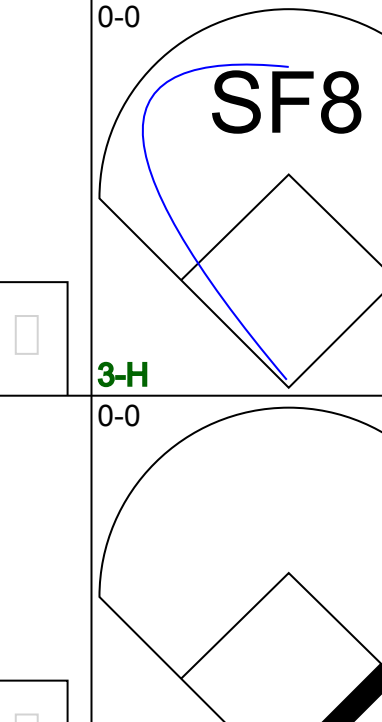
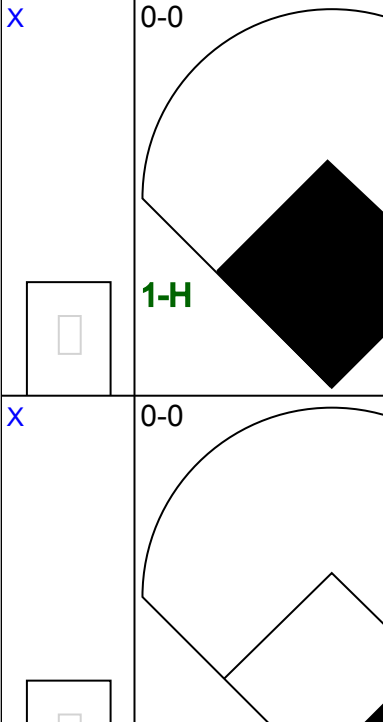

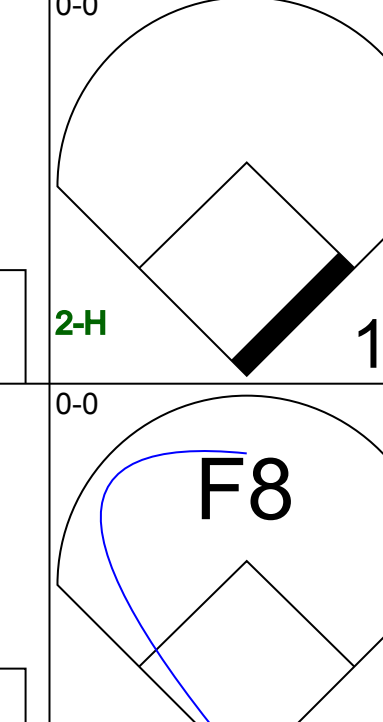
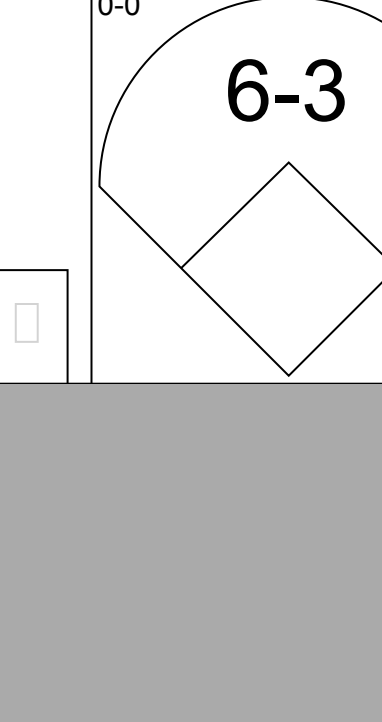
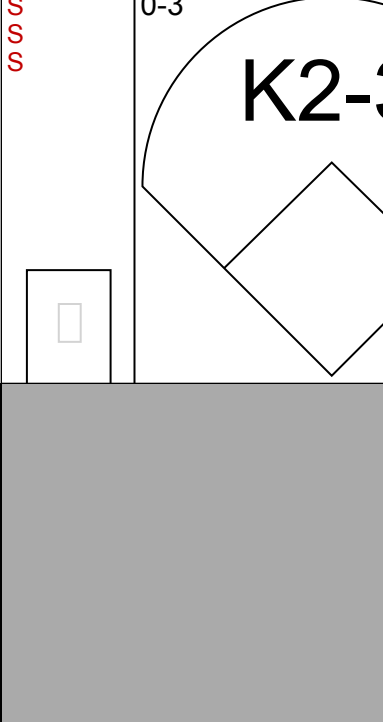
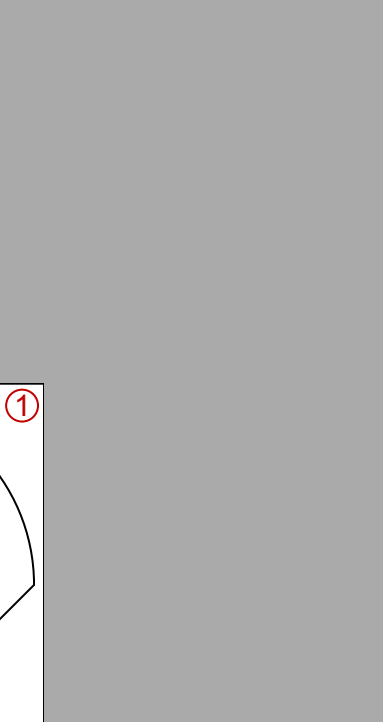

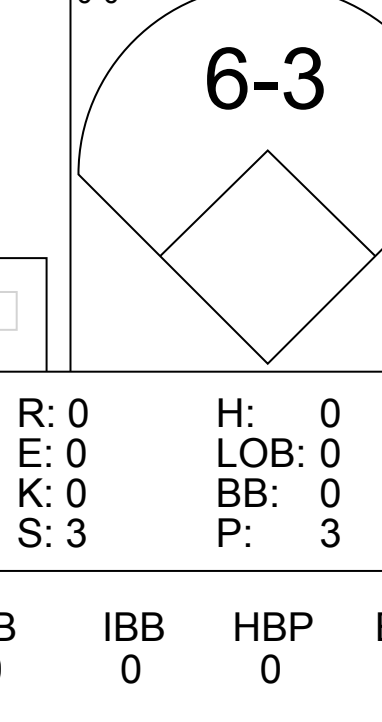
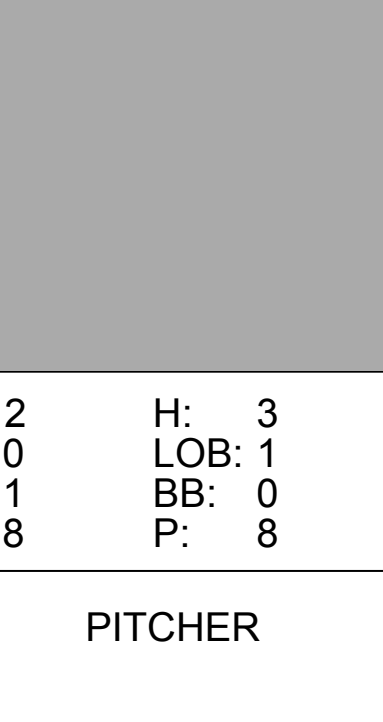

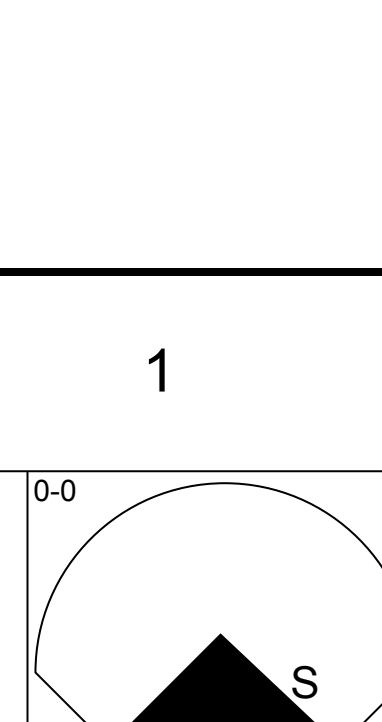
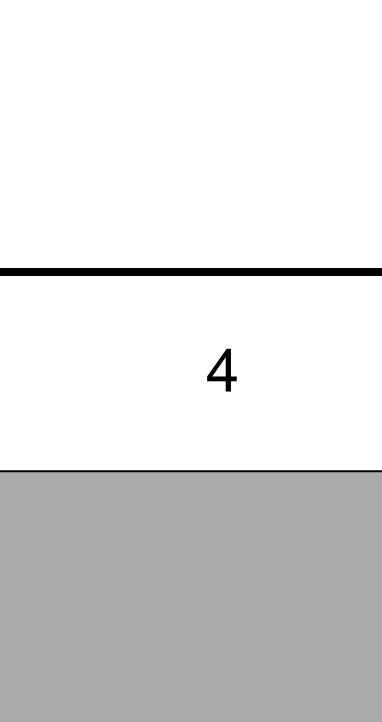
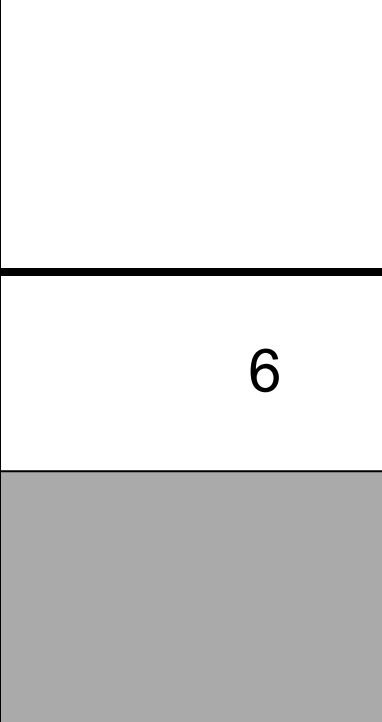
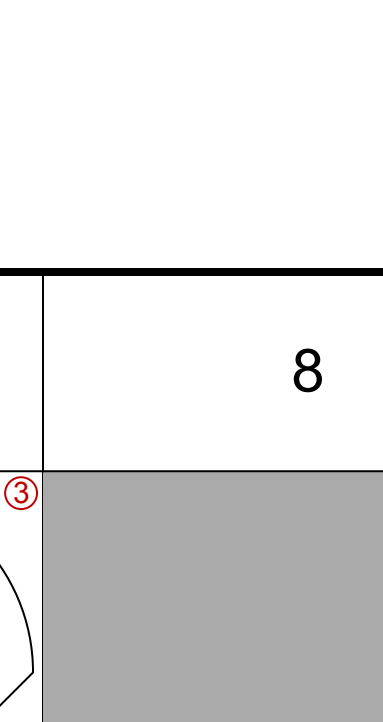
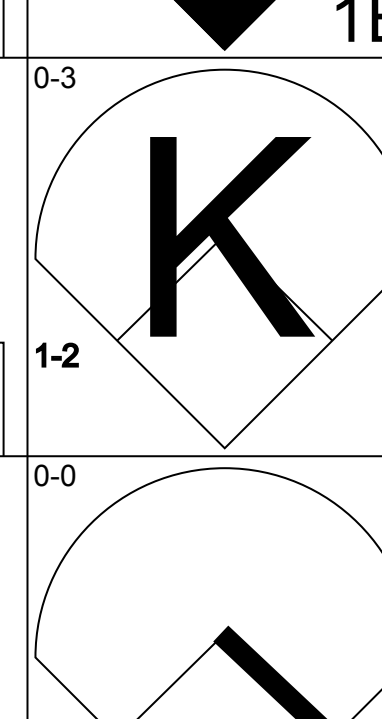

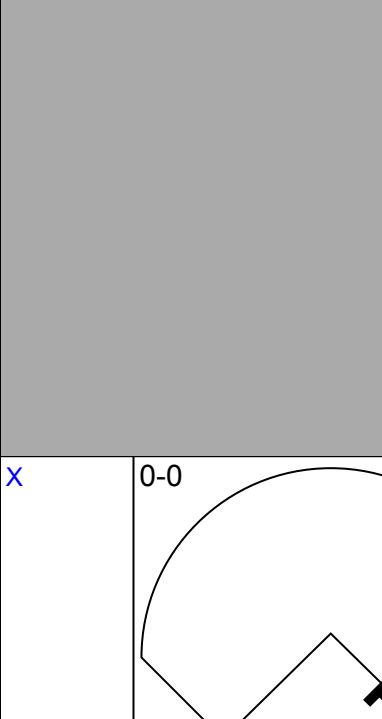
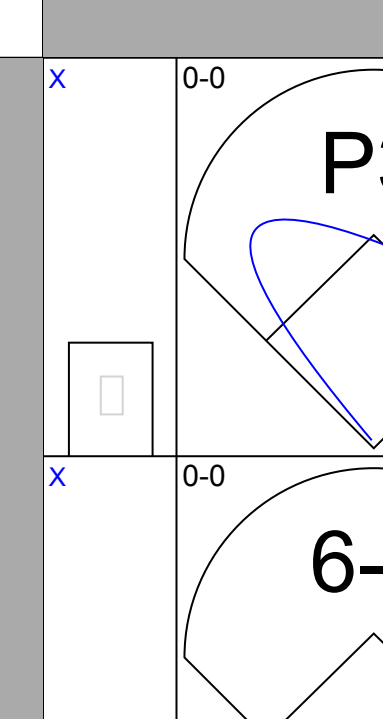
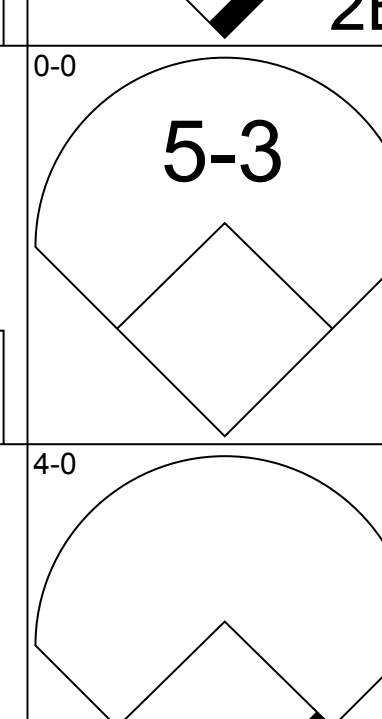


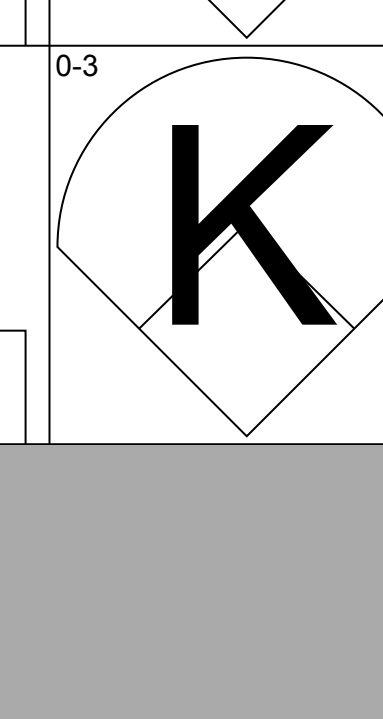


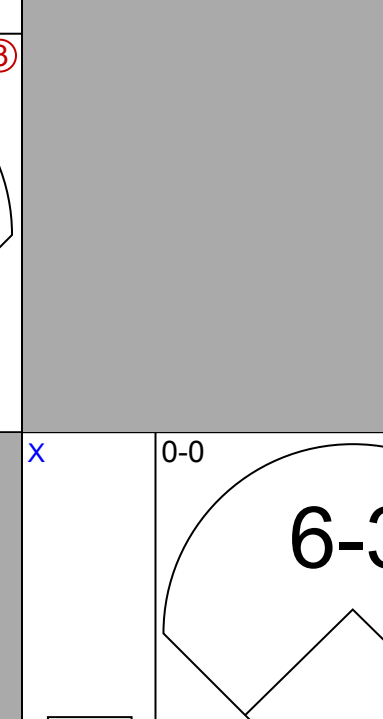
Batter	1	2	3	4	5	6	7	8	9	AB	R	H	RBI	BB	SO	LOB	BOTTOM
Omar Moreno, L OBP: 0.338, SLG: 0.408 (1,8)	1B 2B BB	S 2B 1B	K			S BB		K		3	2	1	0	2	2	2	San Diego Padres @ Pittsburgh Pirates Three Rivers Stadium, Pittsburgh, PA Tue Aug 14 1979, 7:05 PM EDT Att: 23,210 - Unknown livebaseballscores.com
Tim Foli, R OBP: 0.324, SLG: 0.349 (1,6)	2B 1B	F8	F7			5-3		1-6-3		5	1	1	0	0	0	4	
Dave Parker, L OBP: 0.369, SLG: 0.517 Bill Robinson, R OBP: 0.312, SLG: 0.548 (1,9) (7,9)	K	WP 1B 2B		6-3		F6				4	1	1	1	0	1	3	
Willie Stargell, L OBP: 0.363, SLG: 0.587 (1,3)	1B 2B	WP 1B BB		K		K		K		3	1	1	2	1	2	0	
John Milner, L OBP: 0.398, SLG: 0.569 (1,7)	G5-4-3 1B	1B WP 1B		3-1		F8		F8		4	0	2	1	0	0	0	
Bill Madlock, R OBP: 0.331, SLG: 0.416 (1,5)	G5-4-3	1B IBB			F7			4-3		3	0	0	0	1	0	2	
Ed Ott, L OBP: 0.307, SLG: 0.397 (1,2)		HR			K			SH5-4 BB 1B		4	1	3	2	0	1	0	
Phil Garner, R OBP: 0.360, SLG: 0.471 (1,4)		BB			F9			SH5-4 BB		2	1	0	0	2	0	3	
John Candelaria, L OBP: 0.145, SLG: 0.204 (1,1)		SH5-3		6-3		6-3		SH5-4		2	0	0	0	0	0	0	
										1B: 6 2B: 2 3B: 0 HR: 1	SF: 0 SAC: 2 DP: 1 HBP: 0	WP: 3 PA: 38 CS: 0					
Inning Stats	R: 2 E: 0 K: 1 S: 7	H: 3 LOB: 1 BB: 1 P: 11	R: 5 E: 0 K: 0 S: 8	H: 5 LOB: 3 BB: 3 P: 20	R: 0 E: 0 K: 1 S: 5	H: 0 LOB: 0 BB: 0 P: 5	R: 0 E: 0 K: 1 S: 5	H: 0 LOB: 0 BB: 0 P: 5	R: 0 E: 0 K: 0 S: 3	H: 0 LOB: 1 BB: 1 P: 7	R: 0 E: 0 K: 1 S: 5	H: 0 LOB: 0 BB: 0 P: 5	R: 0 E: 0 K: 1 S: 6	H: 1 LOB: 2 BB: 1 P: 10	1B: 6 2B: 2 3B: 0 HR: 1	SF: 0 SAC: 2 DP: 1 HBP: 0	WP: 3 PA: 38 CS: 0
PITCHER John D'Acquisto, R ERA: 4.87 Mickey Lolich, L ERA: 4.59 Steve Mura, R ERA: 2.91 Rollie Fingers, R ERA: 4.57 (1,1) (2,1) (2,1) (7,1)	IP: 1.2 WLS: L BF: 12 H: 6 R: 6 ER: 6 SO: 1 BB: 2 IBB: 0 HBP: 0 BLK: 0 WP: 1 HR: 1 S: 12 P: 20 ERA: 32.40 WHIP: 4.800											PITCHER	IP: 1.2 WLS: L BF: 12 H: 6 R: 6 ER: 6 SO: 1 BB: 2 IBB: 0 HBP: 0 BLK: 0 WP: 1 HR: 1 S: 12 P: 20 ERA: 32.40 WHIP: 4.800				

Batter	1	2	3	4	5	6	7	8	9	AB	R	H	RBI	BB	SO	LOB	TOP			
Ozzie Smith, S (1, 6) OBP: 0.265, SLG: 0.257	G3			K		G5-4-3 1B		K		4	0	1	0	0	2	0	San Diego Padres @ Pittsburgh Pirates Three Rivers Stadium, Pittsburgh, PA Wed Aug 15 1979, 7:05 PM EDT Att: 14,219 - Unknown livebaseballscorecards.com			
Paul Dade, R (1, 5) OBP: 0.312, SLG: 0.367	1B			2B		G5-4-3 1-2		K		4	0	2	0	0	1	1				
Gene Tenace, R (1, 2) OBP: 0.410, SLG: 0.429	F9			BB		K		P6		3	0	0	0	1	1	1				
Dave Winfield, R (1, 9) OBP: 0.406, SLG: 0.592	CS	4-3		FC5		F9		4-3		4	0	0	0	0	2	2				
Jay Johnstone, L (1, 7) OBP: 0.325, SLG: 0.339		F6		BB		2-3				2	0	0	0	1	0	0				
Jim Wilhelm, R (1, 8) OBP: 0.200, SLG: 0.237		F8		BB		5-3				3	0	0	0	0	3	3				
Dan Briggs, L (1, 3) OBP: 0.280, SLG: 0.366			F6		F8			F7		3	0	0	0	0	0	0				
Bill Almon, R (1, 4) OBP: 0.283, SLG: 0.254			6-3		4-3			HR		3	1	1	1	0	0	0				
Randy Jones, R (1, 1) OBP: 0.197, SLG: 0.227			F8		K			F8		2	0	0	0	0	1	0				
Jerry Turner, L (8, PH) OBP: 0.304, SLG: 0.384										1	0	0	0	0	0	0				
Eric Rasmussen, R (8, 1) OBP: 0.111, SLG: 0.040										0	0	0	0	0	0	0				
Inning Stats	R: 0 E: 0 K: 0 S: 3	H: 1 LOB: 0 BB: 0 P: 3	R: 0 E: 0 K: 0 S: 3	H: 0 LOB: 0 BB: 0 P: 3	R: 0 E: 0 K: 0 S: 3	H: 0 LOB: 0 BB: 0 P: 3	R: 0 E: 1 K: 1 S: 6	H: 1 LOB: 3 BB: 2 P: 14	R: 0 E: 0 K: 1 S: 5	H: 0 LOB: 0 BB: 0 P: 5	R: 0 E: 0 K: 0 S: 3	H: 0 LOB: 0 BB: 0 P: 3	R: 1 E: 0 K: 1 S: 6	H: 1 LOB: 0 BB: 0 P: 6	R: 0 E: 0 K: 1 S: 5	H: 0 LOB: 0 BB: 0 P: 5	1B: 2 2B: 1 3B: 0 HR: 1	SF: 0 SAC: 0 DP: 1 HBP: 0	WP: 0 PB: 0 SB: 0 CS: 1	PA: 32
PITCHER Bert Blyleven, R (1, 1) ERA: 3.58	IP: 9.0 WLS: W BF: 31 H: 4 R: 1 ER: 1 SO: 5 BB: 2 IBB: 0 HBP: 0 BLK: 0 WP: 0 HR: 1 S: 39 P: 47 ERA: 1.00 WHIP: 0.667																			

Batter	1	2	3	4	5	6	7	8	9	AB	R	H	RBI	BB	SO	LOB	BOTTOM			
Omar Moreno, L (1, 8) OBP: 0.337, SLG: 0.408	G3	K			K	2B				4	0	1	1	0	2	1	San Diego Padres @ Pittsburgh Pirates Three Rivers Stadium, Pittsburgh, PA Wed Aug 15 1979, 7:05 PM EDT Att: 14,219 - Unknown livebaseballscorecards.com			
Tim Foli, R (1, 6) OBP: 0.325, SLG: 0.349	HR		5-3		BB			F7		3	1	1	0	1	0	0				
Dave Parker, L (1, 9) OBP: 0.368, SLG: 0.521	HR		F6		FC1-6			1-3		4	1	1	2	0	0	1				
Bill Robinson, R (1, 7) OBP: 0.314, SLG: 0.560	2B		HR		F7			6-3		4	1	2	1	0	0	1				
Willie Stargell, L (1, 3) OBP: 0.358, SLG: 0.579	F7		4-3		F5			L9		4	0	0	0	0	0	1				
Phil Garner, R (1, 5) OBP: 0.356, SLG: 0.468	4-3			G6-3 1B		F7		F8		4	0	1	0	0	0	1				
Rennie Stennett, R (1, 4) OBP: 0.290, SLG: 0.294		F8		G6-3 1-2		1B		F4		4	1	1	0	0	0	1				
Steve Nicosia, R (1, 2) OBP: 0.333, SLG: 0.447					BB			1B		2	1	2	0	1	0	0				
Bert Blyleven, R (1, 1) OBP: 0.161, SLG: 0.179		K		K		2B		1B		3	0	1	1	0	2	2				
Inning Stats	R: 2 E: 0 K: 0 S: 6	H: 3 LOB: 1 BB: 0 P: 6	R: 0 E: 0 K: 2 S: 8	H: 1 LOB: 1 BB: 0 P: 8	R: 1 E: 0 K: 0 S: 4	H: 1 LOB: 0 BB: 0 P: 4	R: 0 E: 0 K: 1 S: 5	H: 1 LOB: 1 BB: 1 P: 9	R: 0 E: 0 K: 0 S: 6	H: 4 LOB: 2 BB: 0 P: 6	R: 0 E: 0 K: 0 S: 3	H: 0 LOB: 0 BB: 0 P: 3	R: 0 E: 0 K: 0 S: 3	H: 0 LOB: 0 BB: 0 P: 3	R: 0 E: 0 K: 0 S: 3	H: 0 LOB: 0 BB: 0 P: 3	1B: 5 2B: 3 3B: 0 HR: 2	SF: 0 SAC: 0 DP: 1 HBP: 0	WP: 0 PB: 0 SB: 0 CS: 0	PA: 34
PITCHER Randy Jones, L (1, 1) ERA: 3.83	IP: 7.0 WLS: L BF: 31 H: 10 R: 5 ER: 5 SO: 4 BB: 2 IBB: 0 HBP: 0 BLK: 0 WP: 0 HR: 2 S: 37 P: 45 ERA: 6.43 WHIP: 1.714																			
Eric Rasmussen, R (8, 1) ERA: 4.15	IP: 1.0 WLS: L BF: 3 H: 0 R: 0 ER: 0 SO: 0 BB: 0 IBB: 0 HBP: 0 BLK: 0 WP: 0 HR: 0 S: 3 P: 3 ERA: 0.00 WHIP: 0.000																			

Batter	1	2	3	4	5	6	7	8	9	AB	R	H	RBI	BB	SO	LOB	TOP										
Ozzie Smith, S OBP: 0.262, SLG: 0.254 (1, 6)	F9	5-3		F7		4-3		F6		5	0	0	0	0	0	4	San Diego Padres @ Pittsburgh Pirates Three Rivers Stadium, Pittsburgh, PA Thu Aug 16 1979, 7:05 PM EDT Att: 14,201 - Unknown livebaseballscorecards.com										
Paul Dade, R OBP: 0.314, SLG: 0.367 (1, 5)	HR		F9		1B		K2-3		5-3	5	1	2	0	0	1	0											
Gene Tenace, R OBP: 0.412, SLG: 0.437 (1, 3) (8, 2)	HR		1B		K		WP		6-3	3	2	1	2	1	1	1											
Dave Winfield, R OBP: 0.404, SLG: 0.587 (1, 9)	K		FC6-4		L6		K		K	5	0	1	0	0	3	2											
Jay Johnstone, L OBP: 0.328, SLG: 0.353 (1, 7)	1B		K		5-3					4	0	2	1	0	1	3											
Jim Wilhelm, R OBP: 0.205, SLG: 0.262 (1, 8)	L4		FC6-4				2B		4-3	4	1	1	0	0	0	4											
Bill Fahey, L OBP: 0.126, SLG: 0.357 Bobby Tolan, L OBP: 0.133, SLG: 0.267 (8, PR) (8, 3)	F9				2B		6-3		2B	4	0	2	0	0	0	1											
Bill Almon, R OBP: 0.282, SLG: 0.248 (1, 4)	SH1		5-3		5-3		F7		1-3	3	0	0	0	1	0	3											
Gaylord Perry, R OBP: 0.333, SLG: 0.344 Gene Richards, L OBP: 0.333, SLG: 0.353 Mark Lee, R OBP: 0.111, SLG: 0.265 Jerry Turner, R OBP: 0.111, SLG: 0.265 Eric Rasmussen, R OBP: 0.111, SLG: 0.265 Bob Ovwchinko, L OBP: 0.111, SLG: 0.265 (1, 1) (8, PR) (8, 1) (8, 1) (8, 1)	SH1		6-3		6-3		2B		F7	1	0	0	0	0	0	1											
Inning Stats	R: 2 E: 0 K: 1 S: 8	H: 3 LOB: 1 BB: 0 P: 8	R: 0 E: 0 K: 0 S: 3	H: 0 LOB: 1 BB: 1 P: 7	R: 0 E: 0 K: 1 S: 6	H: 1 LOB: 2 BB: 1 P: 10	R: 0 E: 0 K: 0 S: 4	H: 1 LOB: 1 BB: 0 P: 4	R: 0 E: 0 K: 1 S: 6	H: 1 LOB: 1 BB: 0 P: 6	R: 1 E: 0 K: 0 S: 5	H: 2 LOB: 1 BB: 0 P: 5	R: 1 E: 0 K: 2 S: 8	H: 1 LOB: 1 BB: 0 P: 9	R: 0 E: 0 K: 0 S: 4	H: 1 LOB: 1 BB: 0 P: 4		R: 0 E: 0 K: 1 S: 5	H: 0 LOB: 0 BB: 0 P: 5	1B: 4 2B: 4 3B: 1 HR: 1	SF: 0 SAC: 1 DP: 0 HBP: 1	WP: 1 PB: 0 SB: 1 CS: 0	PA: 40				
PITCHER	IP	WLS	BF	H	R	ER	SO	BB	IBB	HBP	BLK	WP	HR	S	P	ERA	WHIP										
Bruce Kison, R ERA: 3.68 (1, 1)	5.2	W	27	8	3	3	3	2	0	0	0	0	1	31	39	4.76	1.765										
Enrique Romo, R ERA: 2.39 (6, 1)	3.1	S	13	2	1	1	3	0	0	1	0	1	0	18	19	2.70	0.600										

Batter	1	2	3	4	5	6	7	8	9	AB	R	H	RBI	BB	SO	LOB	BOTTOM										
Omar Moreno, L OBP: 0.339, SLG: 0.409 (1, 8)	1-3		4-3		6-3					4	0	2	2	1	0	1	San Diego Padres @ Pittsburgh Pirates Three Rivers Stadium, Pittsburgh, PA Thu Aug 16 1979, 7:05 PM EDT Att: 14,201 - Unknown livebaseballscorecards.com										
Tim Foli, R OBP: 0.326, SLG: 0.351 (1, 6)	E		4-3		G1		F4			4	1	1	0	1	0	4											
Dave Parker, L OBP: 0.368, SLG: 0.519 (1, 9)	FC1-6		4-3		4-3		F7		K	4	1	1	0	1	1	4											
Willie Stargell, L OBP: 0.357, SLG: 0.575 (1, 3)	FC1-6				4-3		F8			4	1	1	0	0	0	2											
John Milner, L OBP: 0.400, SLG: 0.566 Bill Robinson, R OBP: 0.314, SLG: 0.560 (7, PR) (8, 7)	F3		F8		FC5-4		FC6-4		BB	3	0	1	1	1	0	2											
Bill Madlock, R OBP: 0.330, SLG: 0.415 (1, 5)	L5		1B		F8		FC6-4			4	1	1	0	0	0	2											
Ed Ott, L OBP: 0.307, SLG: 0.395 (1, 2)	F7		1B		FC5-4		4-3			4	1	1	1	0	0	1											
Phil Garner, R OBP: 0.362, SLG: 0.470 (1, 4)	F9		1B		1B		SH1-3		BB	3	0	2	0	1	0	0											
Bruce Kison, R OBP: 0.139, SLG: 0.143 Enrique Romo, R OBP: 0.111, SLG: 0.111 (1, 1) (6, 1)	5-3		F6		SH1-3		SH3-4			2	0	0	0	0	0	3											
Inning Stats	R: 1 E: 1 K: 0 S: 4	H: 1 LOB: 1 BB: 1 P: 8	R: 0 E: 0 K: 0 S: 3	H: 0 LOB: 0 BB: 0 P: 3	R: 0 E: 0 K: 0 S: 4	H: 1 LOB: 1 BB: 0 P: 4	R: 3 E: 0 K: 0 S: 7	H: 4 LOB: 2 BB: 1 P: 11	R: 1 E: 0 K: 0 S: 5	H: 2 LOB: 1 BB: 0 P: 5	R: 0 E: 0 K: 0 S: 4	H: 1 LOB: 1 BB: 0 P: 4	R: 0 E: 0 K: 0 S: 3	H: 0 LOB: 1 BB: 1 P: 7	R: 0 E: 0 K: 1 S: 6	H: 1 LOB: 3 BB: 2 P: 14		1B: 9 2B: 1 3B: 0 HR: 0	SF: 0 SAC: 2 DP: 0 HBP: 0	WP: 0 PB: 0 SB: 2 CS: 0	PA: 39						
PITCHER	IP	WLS	BF	H	R	ER	SO	BB	IBB	HBP	BLK	WP	HR	S	P	ERA	WHIP										
Gaylord Perry, R ERA: 3.12 (1, 1)	5.0	L	25	8	5	4	0	1	0	0	0	0	0	7	11	0.00	1.000										
Mark Lee, R ERA: 4.4 (8, 1)	2.0		8	1	0	0	0	1	0	0	0	0	0	3	11	0.00	3.000										
Eric Rasmussen, R ERA: 4.13 Bob Ovwchinko, L ERA: 4.1 (8, 1) (8, 1)	0.2		5	1	0	0	0	1	1	0	0	0	0	3	3	0.00	0.000										

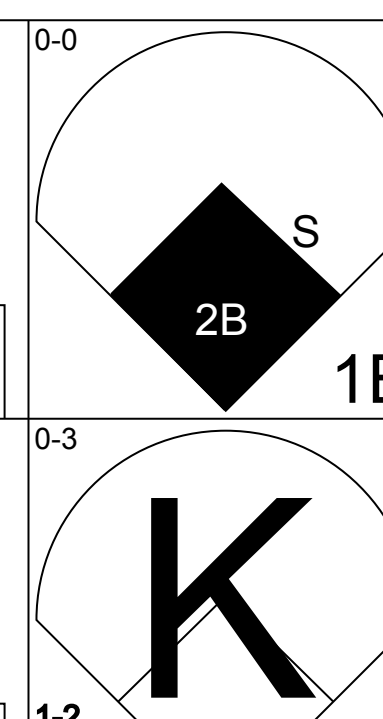
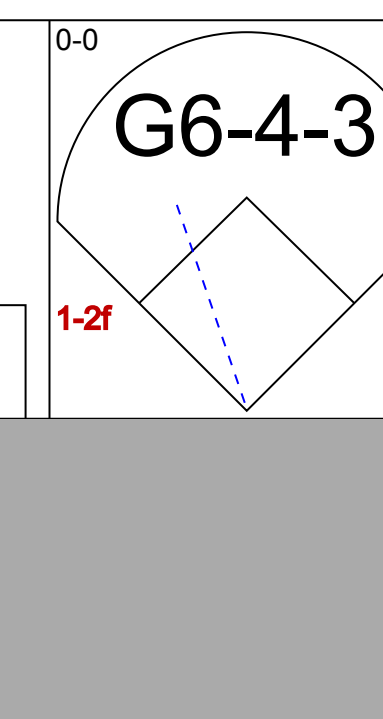
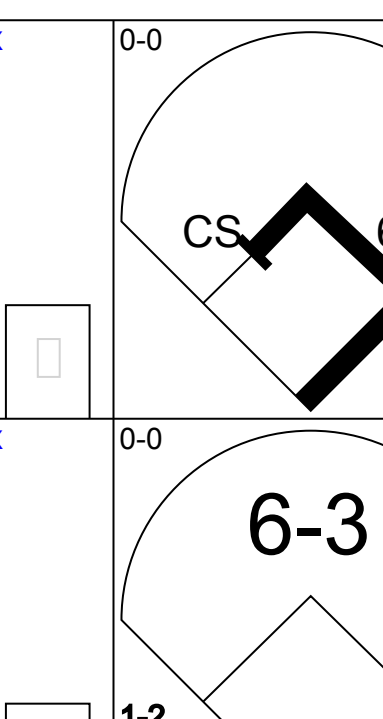
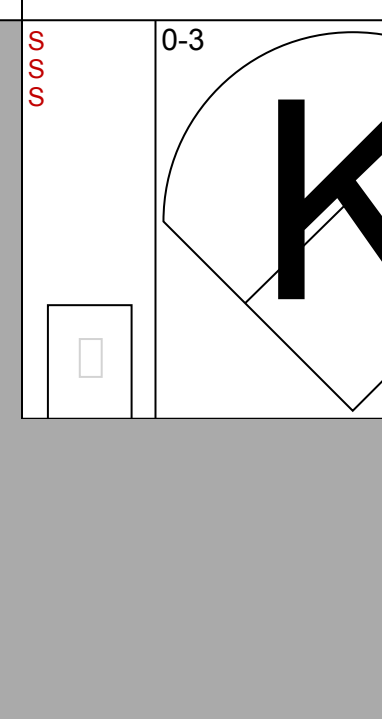
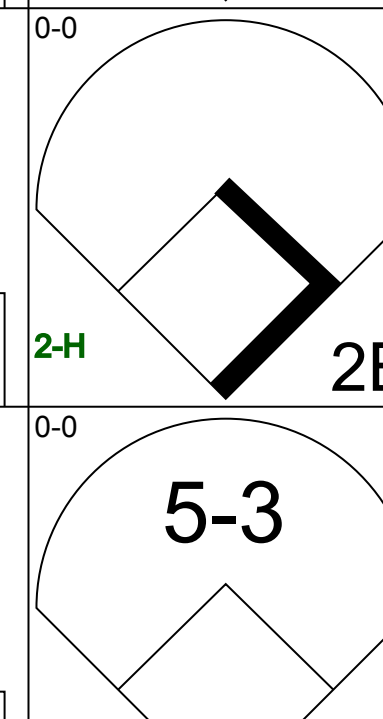
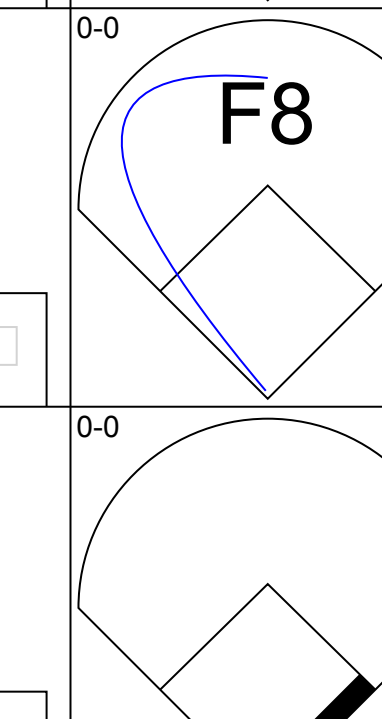
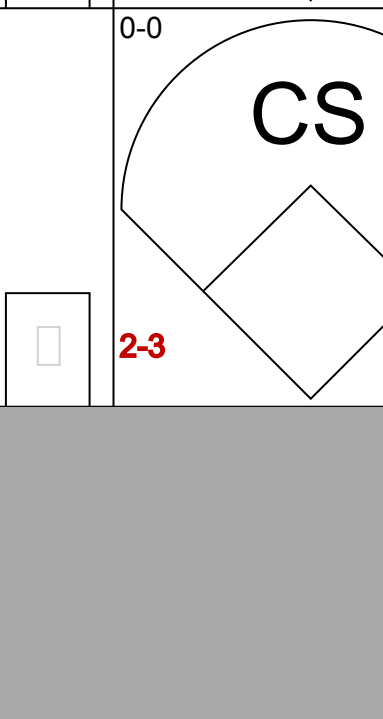
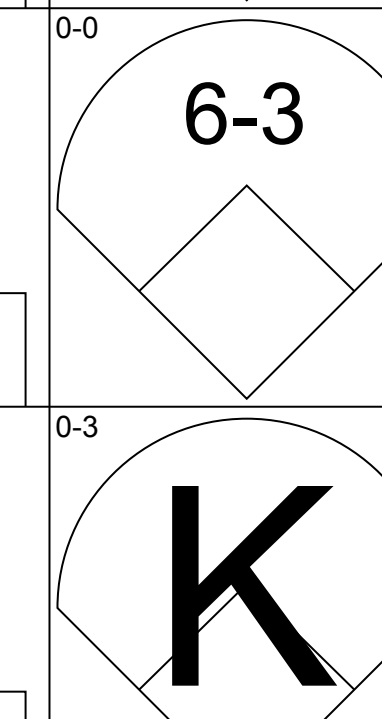
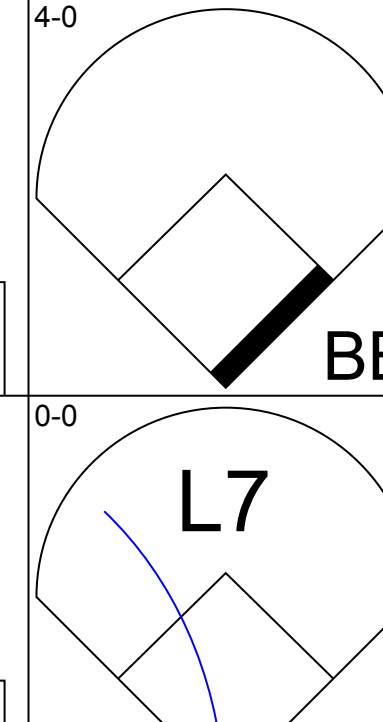
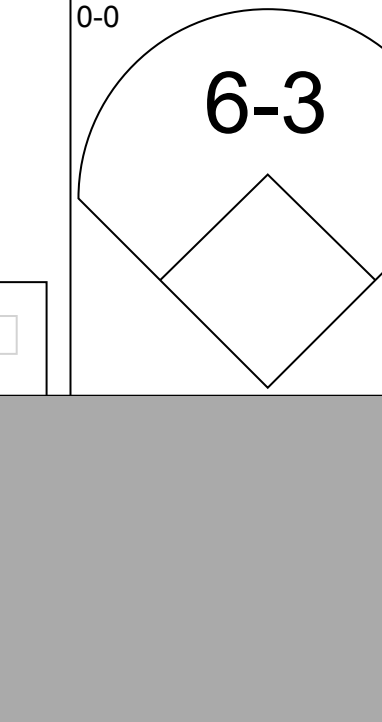

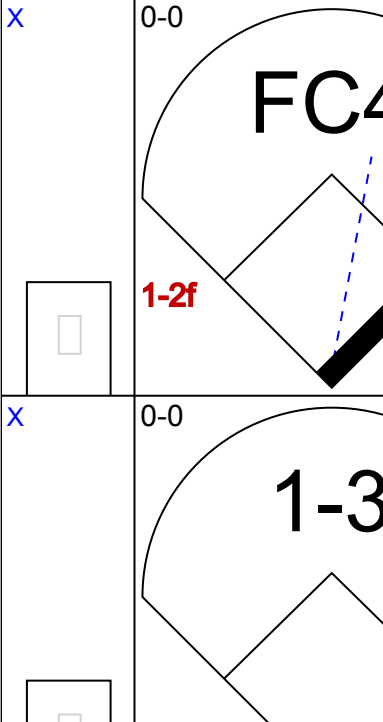


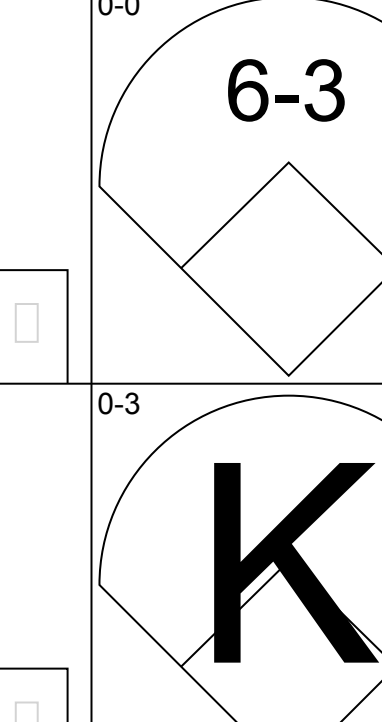

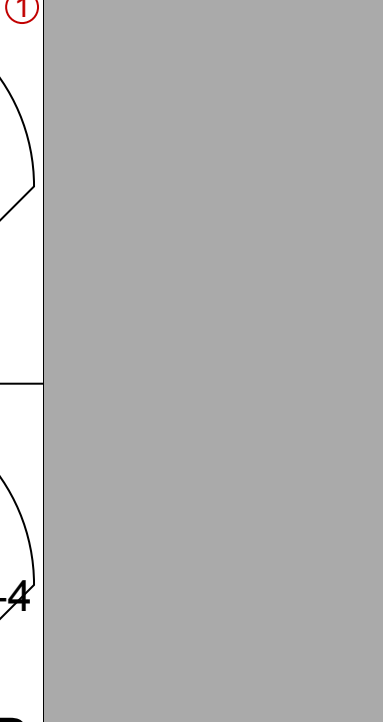
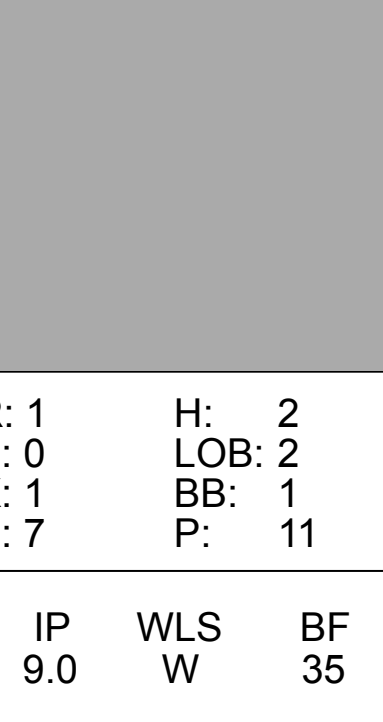
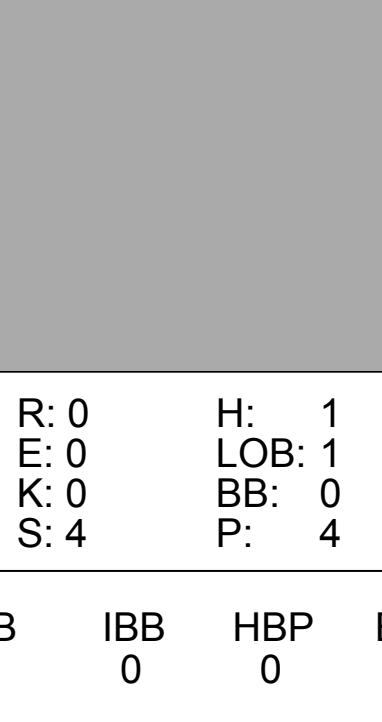
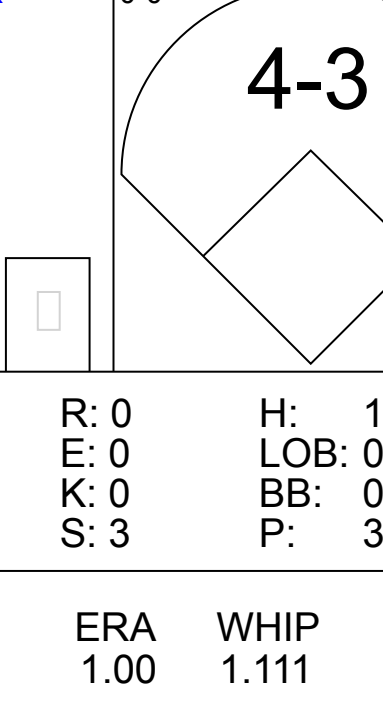






Batter	1	2	3	4	5	6	7	8	9	AB	R	H	RBI	BB	SO	LOB	TOP					
Davey Lopes, R OBP: 0.371, SLG: 0.483 (1, 4)										4	0	0	0	0	1	0						
Bill Russell, R OBP: 0.292, SLG: 0.358 (1, 6)										4	0	0	0	0	0	0						
Steve Garvey, R OBP: 0.352, SLG: 0.478 (1, 3)										4	1	2	0	0	1	0						
Ron Cey, R OBP: 0.388, SLG: 0.501 (1, 5)										4	2	1	0	0	1	2						
Dusty Baker Jr., R OBP: 0.347, SLG: 0.465 (1, 7)										3	1	1	3	0	2	1						
Joe Ferguson, R OBP: 0.381, SLG: 0.443 (1, 2)										4	0	2	0	0	0	1						
Gary Thomasson, L OBP: 0.350, SLG: 0.424 (1, 9)										4	1	2	2	0	1	2						
Derrel Thomas, S OBP: 0.350, SLG: 0.367 (1, 8)											4	0	0	0	0	1						
Jerry Reuss, L OBP: 0.148, SLG: 0.120 (1, 1)										3	0	0	0	0	2	0						
Inning Stats	R: 0 E: 0 K: 1 S: 5	H: 0 LOB: 0 BB: 0 P: 5	R: 1 E: 0 K: 1 S: 7	H: 2 LOB: 1 BB: 0 P: 7	R: 0 E: 0 K: 0 S: 3	H: 0 LOB: 0 BB: 0 P: 3	R: 1 E: 0 K: 0 S: 5	H: 2 LOB: 1 BB: 0 P: 5	R: 0 E: 0 K: 1 S: 5	H: 0 LOB: 0 BB: 0 P: 5	R: 2 E: 0 K: 1 S: 8	H: 3 LOB: 1 BB: 0 P: 8	R: 0 E: 0 K: 1 S: 5	H: 0 LOB: 0 BB: 0 P: 5	R: 0 E: 0 K: 2 S: 7	H: 0 LOB: 0 BB: 0 P: 7	R: 1 E: 0 K: 1 S: 6	H: 1 LOB: 0 BB: 0 P: 6	1B: 4 2B: 2 3B: 0 HR: 2	SF: 1 SAC: 0 DP: 0 HBP: 0	WP: 0 PB: 0 SB: 0 CS: 0	PA: 35
PITCHER	IP	WLS	BF	H	R	ER	SO	BB	IBB	HBP	BLK	WP	HR	S	P	ERA	WHIP					
Don Robinson, R ERA: 4.07 (1, 1)	7.0	L	28	7	4	4	5	0	0	0	0	0	1	38	38	5.14	1.000					
Enrique Romo, R ERA: 2.42 (8, 1)	2.0		7	1	1	1	3	0	0	0	0	0	1	13	13	4.50	0.500					

Los Angeles Dodgers @ Pittsburgh Pirates
Three Rivers Stadium, Pittsburgh, PA
Sat Aug 18 1979, 7:05 PM EDT
Att: 40,238 - Unknown

livebaseballscores.com

AB 34
R 5
H 8
RBI 5
BB 0
SO 8
LOB 7



Batter	1	2	3	4	5	6	7	8	9	AB	R	H	RBI	BB	SO	LOB	BOTTOM					
Omar Moreno, L OBP: 0.339, SLG: 0.408 (1, 8)										4	1	2	0	0	1	3						
Tim Foli, R OBP: 0.326, SLG: 0.347 (1, 6)										4	0	0	0	0	1	2						
Dave Parker, L OBP: 0.372, SLG: 0.525 (1, 9)										4	0	2	1	0	0	0						
Bill Robinson, R OBP: 0.312, SLG: 0.554 (1, 3)										4	0	1	0	0	1	2						
Lee Lacy, R OBP: 0.356, SLG: 0.484 (1, 7)										3	0	1	0	1	0	2						
Bill Madlock, R OBP: 0.330, SLG: 0.413 (1, 5)										4	0	0	0	0	1	4						
Phil Garner, R OBP: 0.357, SLG: 0.463 (1, 4)										4	0	0	0	0	1	1						
Steve Nicosia, R OBP: 0.338, SLG: 0.449 (1, 2)										4	0	2	0	0	1	1						
Don Robinson, R OBP: 0.225, SLG: 0.205 (1, 1)										2	0	1	0	0	0	0						
Manny Sanguillen, R OBP: 0.259, SLG: 0.357 (7, Ph)										1	0	0	0	0	0	1						
Enrique Romo, R OBP: 0.111, SLG: 0.111 (8, 1)										0	0	0	0	0	0	0						
Inning Stats	R: 1 E: 0 K: 1 S: 7	H: 2 LOB: 2 BB: 1 P: 11	R: 0 E: 0 K: 1 S: 6	H: 2 LOB: 1 BB: 0 P: 6	R: 0 E: 0 K: 0 S: 4	H: 1 LOB: 1 BB: 0 P: 4	R: 0 E: 0 K: 1 S: 5	H: 0 LOB: 0 BB: 0 P: 5	R: 0 E: 0 K: 0 S: 3	H: 1 LOB: 0 BB: 0 P: 3	R: 0 E: 0 K: 0 S: 4	H: 1 LOB: 1 BB: 0 P: 4	R: 0 E: 0 K: 1 S: 6	H: 1 LOB: 1 BB: 0 P: 6	R: 0 E: 0 K: 1 S: 5	H: 0 LOB: 0 BB: 0 P: 5	R: 0 E: 0 K: 1 S: 6	H: 1 LOB: 1 BB: 0 P: 6	1B: 7 2B: 2 3B: 0 HR: 0	SF: 0 SAC: 0 DP: 1 HBP: 0	WP: 0 PB: 0 SB: 1 CS: 1	PA: 36
PITCHER	IP	WLS	BF	H	R	ER	SO	BB	IBB	HBP	BLK	WP	HR	S	P	ERA	WHIP					
Jerry Reuss, L ERA: 4.35 (1, 1)	9.0	W	35	9	1	1	6	1	0	0	0	0	0	46	50	1.00	1.111					

Los Angeles Dodgers @ Pittsburgh Pirates
Three Rivers Stadium, Pittsburgh, PA
Sat Aug 18 1979, 7:05 PM EDT
Att: 40,238 - Unknown

livebaseballscores.com

AB 34
R 1
H 9
RBI 1
BB 1
SO 6
LOB 16



Batter	1	2	3	4	5	6	7	8	9	AB	R	H	RBI	BB	SO	LOB	TOP										
Davey Lopes, R OBP: 0.370, SLG: 0.481 (1, 4)	 1B		 L8			 5-3		 F7		4	0	1	0	0	0	0											
Bill Russell, R OBP: 0.292, SLG: 0.357 (1, 6)	 F8			 6-3 1B		 4-3			 P5	4	0	1	0	0	0	1											
Steve Carvey, R OBP: 0.349, SLG: 0.474 (1, 3)	 P4			 6-3 1-2		 6-3			 K	4	0	0	0	0	1	2											
Ron Cey, R OBP: 0.386, SLG: 0.497 Gary Thomsson, L OBP: 0.350, SLG: 0.424 (1, 5) (9, 9)	 4-3			 WP BB			 F9	 F8	3	0	0	0	1	0	1	0											
Dusty Baker Jr., R OBP: 0.347, SLG: 0.464 (1, 7)		 F8		 F8		 1-2 2-3		 1B		3	0	1	0	0	0	2											
Joe Ferguson, R OBP: 0.376, SLG: 0.438 (1, 2)	 F8			 F9			 F9			3	0	0	0	0	0	3											
Mickey Hatcher, R OBP: 0.515, SLG: 0.667 (9, 5)		 CS BB		 G5-4-3 1B			 5-3			2	0	1	0	1	0	1											
Derrel Thomas, S OBP: 0.347, SLG: 0.363 (1, 8)		 CS	 K		 G5-4-3			 K		3	0	0	0	0	2	1											
Burt Hooton, R OBP: 0.167, SLG: 0.197 (1, 1)			 F8		 F9			 F8		3	0	0	0	0	0	0											
Inning Stats	R: 0 E: 0 K: 0 S: 4	H: 1 LOB: 1 BB: 0 P: 4	R: 0 E: 0 K: 0 S: 2	H: 0 LOB: 0 BB: 1 P: 6	R: 0 E: 0 K: 1 S: 5	H: 0 LOB: 0 BB: 0 P: 5	R: 0 E: 0 K: 0 S: 4	H: 1 LOB: 2 BB: 1 P: 8	R: 0 E: 0 K: 0 S: 3	H: 1 LOB: 0 BB: 0 P: 3	R: 0 E: 0 K: 0 S: 4	H: 0 LOB: 1 BB: 0 P: 4	R: 0 E: 0 K: 1 S: 5	H: 0 LOB: 0 BB: 0 P: 5	R: 0 E: 0 K: 1 S: 5	H: 0 LOB: 0 BB: 0 P: 5	1B: 4 2B: 0 3B: 0 HR: 0	SF: 0 SAC: 0 DP: 1 HBP: 0	WP: 1 PB: 0 SB: 0 CS: 1	PA: 32							
PITCHER	IP	WLS	BF	H	R	ER	SO	BB	IBB	HBP	BLK	WP	HR	S	P	ERA	WHIP										
John Candelaria, L ERA: 3.44 Kent Tekulve, R ERA: 2.96	(1, 1) (9, 1)	8.0 1.0	28 3	4 0	0 0	0 0	2 1	2 0	0 0	0 0	0 0	1 0	0 0	30 5	38 5	0.00 0.00	0.750 0.000										

Los Angeles Dodgers @ Pittsburgh Pirates
Three Rivers Stadium, Pittsburgh, PA
Sun Aug 19 1979, 3:33 AM EDT
Att: 28,382 - Unknown

livebaseballscores.com

AB 29
R 0
H 4
RBI 0
BB 2
SO 3
LOB 11

Batter	1	2	3	4	5	6	7	8	9	AB	R	H	RBI	BB	SO	LOB	BOTTOM										
Omar Moreno, L OBP: 0.337, SLG: 0.405 (1, 8)	 P3		 P1-3			 1-3		 4-3		4	0	0	0	0	0	1											
Phil Garner, R OBP: 0.354, SLG: 0.458 (1, 6)	 F2		 6-3			 P6		 F7		4	0	0	0	0	0	0											
Dave Parker, L OBP: 0.372, SLG: 0.527 (1, 9)	 1B			 6-3		 2B			 L1	4	0	2	0	0	0	0											
John Milner, L OBP: 0.409, SLG: 0.567 (1, 3)	 F9			 G5-4-3 BB		 BB		 HR 2B		2	1	1	0	2	0	1											
Bill Robinson, R OBP: 0.309, SLG: 0.547 (1, 7)		 F3		 G5-4-3		 K		 K		4	0	0	0	0	2	4											
Bill Madlock, R OBP: 0.334, SLG: 0.423 (1, 5)		 1B			 1B		 1-3		 HR	4	1	3	2	0	0	0											
Ed Ott, L OBP: 0.311, SLG: 0.397 (1, 2)		 K			 P5		 P6			3	0	0	0	0	1	2											
Rennie Stennett, R OBP: 0.287, SLG: 0.291 (1, 4)		 4-3			 F5		 F8			3	0	0	0	0	0	2											
John Candelaria, L OBP: 0.158, SLG: 0.214 Mike Easter, L OBP: 0.413, SLG: 0.526 Kent Tekulve, R OBP: 0.273, SLG: 0.200 (1, 1) (8, PH) (9, 1)			 P1-3 1B		 1-3		 F9			2	0	1	0	0	0	1											
Inning Stats	R: 0 E: 0 K: 0 S: 4	H: 1 LOB: 1 BB: 0 P: 4	R: 0 E: 0 K: 1 S: 6	H: 1 LOB: 1 BB: 0 P: 6	R: 0 E: 0 K: 0 S: 3	H: 1 LOB: 0 BB: 0 P: 3	R: 0 E: 0 K: 0 S: 2	H: 0 LOB: 0 BB: 1 P: 6	R: 0 E: 0 K: 0 S: 4	H: 1 LOB: 1 BB: 0 P: 4	R: 0 E: 0 K: 1 S: 6	H: 0 LOB: 2 BB: 1 P: 10	R: 0 E: 0 K: 0 S: 3	H: 0 LOB: 0 BB: 0 P: 3	R: 0 E: 0 K: 0 S: 3	H: 0 LOB: 0 BB: 0 P: 3	R: 2 E: 0 K: 1 S: 6	H: 2 LOB: 0 BB: 0 P: 6	1B: 4 2B: 3 3B: 0 HR: 1	SF: 0 SAC: 0 DP: 2 HBP: 0	WP: 0 PB: 0 SB: 0 CS: 0	PA: 33					
PITCHER	IP	WLS	BF	H	R	ER	SO	BB	IBB	HBP	BLK	WP	HR	S	P	ERA	WHIP										
Burt Hooton, R ERA: 2.9	(1, 1)	8.2 L	33 33	7 2	2 2	2 2	3 3	2 2	0 0	0 0	0 0	0 0	1 1	37 37	45 45	2.08 2.08	1.038 1.038										

Los Angeles Dodgers @ Pittsburgh Pirates
Three Rivers Stadium, Pittsburgh, PA
Sun Aug 19 1979, 3:33 AM EDT
Att: 28,382 - Unknown

livebaseballscores.com

AB 31
R 2
H 7
RBI 2
BB 2
SO 3
LOB 11

Batter	1	2	3	4	5	6	7	8	9	AB	R	H	RBI	BB	SO	LOB	TOP									
Larry Herndon, R OBP: 0.300, SLG: 0.398 (1, 8)	F8	K		FC6-5				K		5	0	1	0	0	2	2	San Francisco Giants @ Pittsburgh Pirates Three Rivers Stadium, Pittsburgh, PA Mon Aug 20 1979, 7:05 PM EDT Att: 18,714 - Unknown livebaseballscorecards.com									
Joe Strain, R OBP: 0.321, SLG: 0.337 (1, 4)	5-3		1B	6-3		F3		F7		5	1	1	0	0	0	2										
Jack Clark, R OBP: 0.357, SLG: 0.485 (1, 9)	6-3		K					K		5	1	1	1	0	3	2										
Willie McCovey, L OBP: 0.289, SLG: 0.304 Vida Blue, S OBP: 0.203, SLG: 0.190 (9, PR)		6-3	1B	1B	6-3			BB		4	1	3	0	1	0	0										
Darrell Evans, L OBP: 0.358, SLG: 0.415 (1, 5)	K		1B			F7		BB		4	0	2	1	1	1	1										
Greg Johnston, L OBP: 0.250, SLG: 0.364 (1, 7)	6-3		K					BB		4	0	0	0	1	2	7										
Roger Metzger, S OBP: 0.274, SLG: 0.304 Bill North, S OBP: 0.393, SLG: 0.368 Mike Sadek, R OBP: 0.326, SLG: 0.306 (7, PH)		6-3	1B	F7		E4		BB		3	1	1	1	0	0	3										
Dennis Littlejohn, R OBP: 0.274, SLG: 0.235 Terry Whitfield, L OBP: 0.355, SLG: 0.390 Gary Lavelle, S OBP: 0.250, SLG: 0.250 (7, PH)		6-3	1B							3	1	2	0	0	1	2										
John Montefusco, R OBP: 0.176, SLG: 0.294 Tom Griffin, R OBP: 0.053, SLG: 0.083 Johnnie LeMaster, R OBP: 0.312, SLG: 0.322 (7, PH)		6-3	1B	FC6-5		K		K		3	0	1	2	0	2	1										
Inning Stats	R: 0 E: 0 K: 0 S: 3	H: 0 LOB: 0 BB: 0 P: 3	R: 3 E: 0 K: 2 S: 11	H: 4 LOB: 1 BB: 0 P: 11	R: 1 E: 0 K: 2 S: 10	H: 3 LOB: 2 BB: 0 P: 10	R: 0 E: 0 K: 1 S: 6	H: 1 LOB: 1 BB: 0 P: 6	R: 1 E: 1 K: 1 S: 7	H: 1 LOB: 2 BB: 1 P: 11	R: 0 E: 0 K: 2 S: 8	H: 1 LOB: 1 BB: 0 P: 8	R: 0 E: 0 K: 1 S: 6	H: 1 LOB: 3 BB: 2 P: 14	R: 0 E: 0 K: 2 S: 7	H: 0 LOB: 0 BB: 0 P: 7		R: 0 E: 0 K: 1 S: 5	H: 1 LOB: 2 BB: 1 P: 9	1B: 6 2B: 5 3B: 0 HR: 1	SF: 0 SAC: 0 DP: 1 HBP: 0	WP: 0 PB: 0 SB: 0 CS: 0	PA: 43			
PITCHER	IP	WLS	BF	H	R	ER	SO	BB	IBB	HBP	BLK	WP	HR	S	P	ERA		WHIP								
Bert Blyleven, R ERA: 3.71 Grant Jackson, L ERA: 3.49 Enrique Romo, R ERA: 2.38 Kent Tekulve, R ERA: 2.93	6.0		30	10	5	5	8	1	0	0	0	0	1	45	49	7.50		1.833								

Batter	1	2	3	4	5	6	7	8	9	AB	R	H	RBI	BB	SO	LOB	BOTTOM									
Omar Moreno, L OBP: 0.338, SLG: 0.405 (1, 8)	SH1-3			4-3			4-3			4	1	2	2	0	0	1	San Francisco Giants @ Pittsburgh Pirates Three Rivers Stadium, Pittsburgh, PA Mon Aug 20 1979, 7:05 PM EDT Att: 18,714 - Unknown livebaseballscorecards.com									
Tim Foli, R OBP: 0.327, SLG: 0.347 (1, 6)	SH1-3	F7			2B		4-3			3	1	1	0	0	0	1										
Dave Parker, L OBP: 0.372, SLG: 0.528 (1, 9)	SF7		6-3				F9			3	0	1	1	0	0	0										
Willie Stargell, L OBP: 0.363, SLG: 0.584 Alberto Lois, R OBP: 0.338, SLG: 0.449 (8, PR)								BB		2	1	2	1	2	0	0										
Steve Nicosia, R OBP: 0.338, SLG: 0.449 (9, 2)	BB		HR				SF8	1B		0	1	0	0	0	0	0										
John Milner, L OBP: 0.403, SLG: 0.559 (9, 3)	F7		4-1				SF8	1B		3	0	0	1	0	0	2										
Bill Madlock, R OBP: 0.333, SLG: 0.420 (1, 5)		5-3	5-3					BB		3	0	0	0	1	1	1										
Ed Ott, L OBP: 0.312, SLG: 0.397 Bill Robinson, R OBP: 0.308, SLG: 0.545 (6, PH)				3-1			F5			3	1	1	0	0	0	0										
Phil Garner, R OBP: 0.357, SLG: 0.460 (1, 4)								BB		3	1	2	0	1	1	0										
Bert Blyleven, R OBP: 0.186, SLG: 0.175 Manny Sanguillen, R OBP: 0.248, SLG: 0.321 Grant Jackson, S OBP: 0.350, SLG: 0.411 Enrique Romo, R OBP: 0.354, SLG: 0.440 Lee Lacy, R OBP: 0.275, SLG: 0.290 (9, 1)								BB		1	0	0	0	0	1	1										
Inning Stats	R: 1 E: 0 K: 0 S: 5	H: 1 LOB: 1 BB: 1 P: 16	R: 2 E: 0 K: 0 S: 13	H: 3 LOB: 1 BB: 0 P: 18	R: 1 E: 0 K: 0 S: 7	H: 1 LOB: 0 BB: 0 P: 13	R: 0 E: 0 K: 1 S: 9	H: 1 LOB: 1 BB: 0 P: 15	R: 1 E: 0 K: 1 S: 8	H: 2 LOB: 1 BB: 1 P: 18	R: 0 E: 0 K: 1 S: 5	H: 0 LOB: 0 BB: 0 P: 5	R: 0 E: 0 K: 0 S: 3	H: 0 LOB: 0 BB: 0 P: 3	R: 1 E: 0 K: 2 S: 8	H: 1 LOB: 3 BB: 2 P: 16		1B: 7 2B: 1 3B: 0 HR: 1	SF: 2 SAC: 2 DP: 0 HBP: 0	WP: 0 PB: 1 SB: 2 CS: 0	PA: 36					
PITCHER	IP	WLS	BF	H	R	ER	SO	BB	IBB	HBP	BLK	WP	HR	S	P	ERA		WHIP								
John Montefusco, R ERA: 4.04 Tom Griffin, R ERA: 3.59 Gary Lavelle, L ERA: 2.07	5.0		24	8	5	5	2	1	1	0	0	0	0	5	5	0.00		0.000								

Batter	1	2	3	4	5	6	7	8	9	AB	R	H	RBI	BB	SO	LOB	TOP
Bill North, S OBP: 0.393, SLG: 0.371 (1, 8)	0-0 4-3		0-0 FC4-6 CS			0-0 HR 2B	0-0 L5-3 1B		0-3 K	5	1	2	0	0	1	1	San Francisco Giants @ Pittsburgh Pirates Three Rivers Stadium, Pittsburgh, PA Tue Aug 21 1979, 7:05 PM EDT Att: 20,999 - Unknown livebaseballscorecards.com
Joe Strain, R OBP: 0.312, SLG: 0.328 (1, 4)	0-0 6-3		0-0 CS	0-0 4-3		0-0 HR 2B	0-0 L5-3 1B		0-0 6-3	5	1	0	0	0	0	2	
Jack Clark, R OBP: 0.357, SLG: 0.489 (1, 9)	0-0 F9			0-0 F9		0-0 HR 1H 2H			0-0 F3	4	1	1	3	0	0	0	
Willie McCovey, L OBP: 0.335, SLG: 0.431 Larry Herndon, R OBP: 0.300, SLG: 0.398 (1, 3) (8, 7)		0-0 F7		0-0 3-1		0-3 K			0-0 6-3	4	0	0	0	0	1	0	
Mike Ivie, R OBP: 0.389, SLG: 0.606 (1, 7) (8, 3)		0-0 2B			0-0 L6	0-0 1B BB 1B			4-0 BB	3	0	2	0	1	0	0	
Darrell Evans, L OBP: 0.357, SLG: 0.412 (1, 5)		0-0 F6			0-0 6-3	4-0 1B BB			0-0 F7	3	0	0	0	1	0	2	
Johnnie LetMaster, R OBP: 0.315, SLG: 0.329 (1, 6)					0-0 6-3	0-0 1B 1-2 2-3			0-0 HR 2B	4	1	2	0	0	1	1	
Dennis Littlejohn, R OBP: 0.273, SLG: 0.270 (1, 2)			0-0 5-3			0-0 K			0-0 HR 2H	4	1	1	2	0	1	3	
Bob Knepper, L OBP: 0.217, SLG: 0.322 (1, 1)			4-0 FC4-6 BB			0-0 2B E 1B	0-3 K		0-3 K	3	1	1	0	1	2	0	
Inning Stats	R: 0 E: 0 K: 0 S: 3	H: 0 LOB: 0 BB: 0 P: 3	R: 0 E: 0 K: 1 S: 6	H: 1 LOB: 1 BB: 0 P: 6	R: 0 E: 0 K: 0 S: 2	H: 0 LOB: 0 BB: 1 P: 6	R: 0 E: 0 K: 0 S: 3	H: 0 LOB: 0 BB: 0 P: 3	R: 0 E: 0 K: 1 S: 5	H: 1 LOB: 0 BB: 0 P: 5	R: 0 E: 0 K: 0 S: 3	H: 0 LOB: 1 BB: 1 P: 7	R: 2 E: 0 K: 2 S: 9	H: 2 LOB: 0 BB: 0 P: 9	1B: 4 2B: 4 3B: 0 HR: 2	SF: 0 SAC: 0 DP: 1 HBP: 0	WP: 0 PA: 39 PB: 0 SB: 0 CS: 1
PITCHER	IP WLS BF H R ER SO BB IBB HBP BLK WP HR S P ERA WHIP	5.2 L 24 5 4 3 3 2 0 0 0 0 1 28 36 4.76 1.235	2.1 9 2 0 0 1 1 0 0 0 0 0 0 10 14 0.00 1.286	1.0 5 2 2 2 2 0 0 0 0 0 0 1 9 9 18.00 2.000					PITCHER	IP WLS BF H R ER SO BB IBB HBP BLK WP HR S P ERA WHIP	9.0 W 33 6 1 1 2 3 0 0 0 0 0 58 95 1.00 1.000						

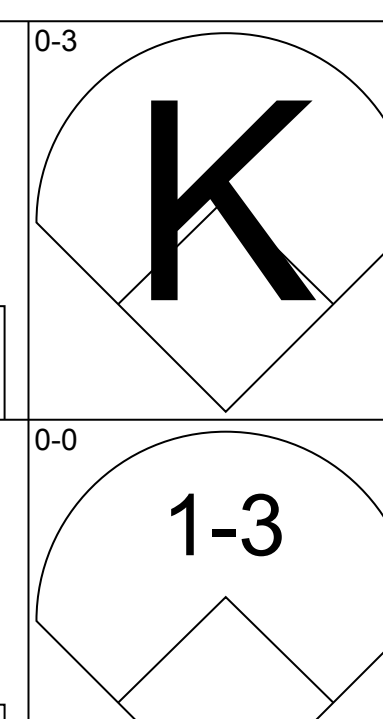
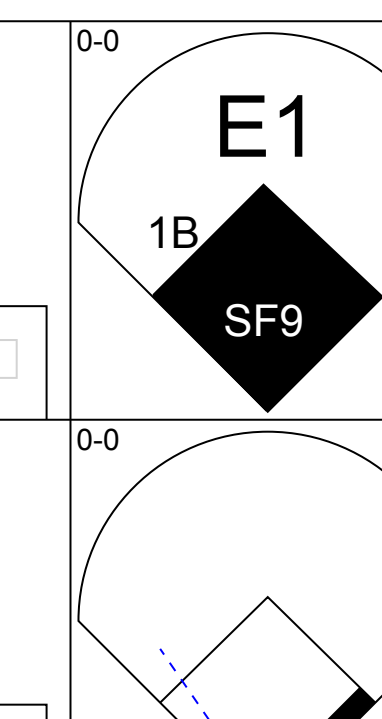
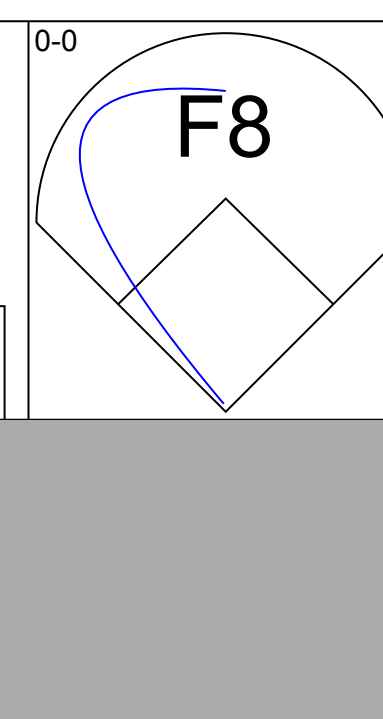
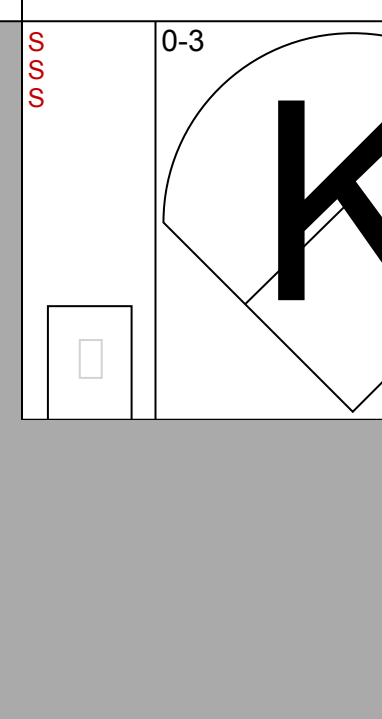
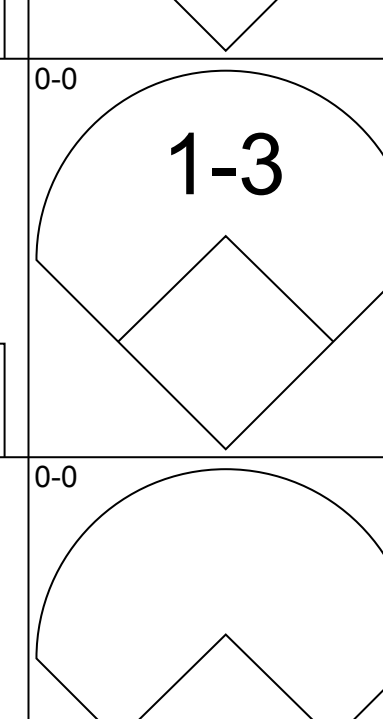
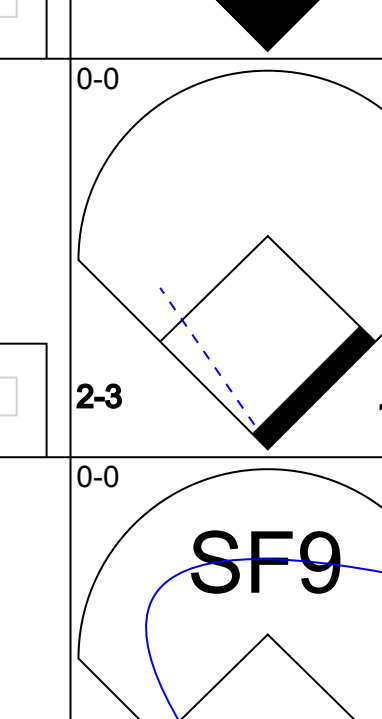
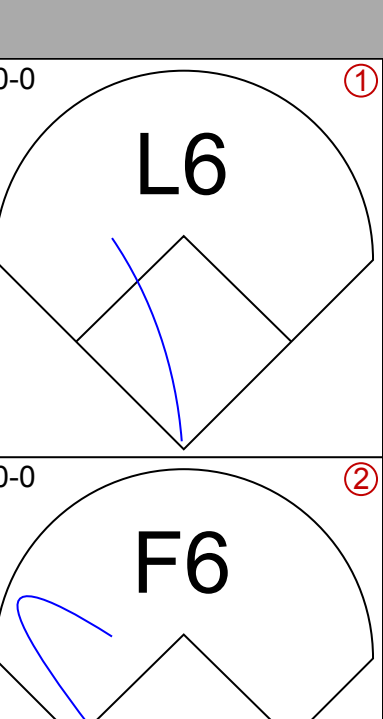
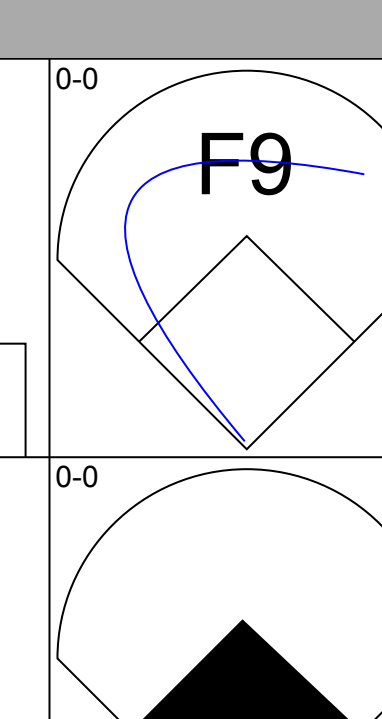
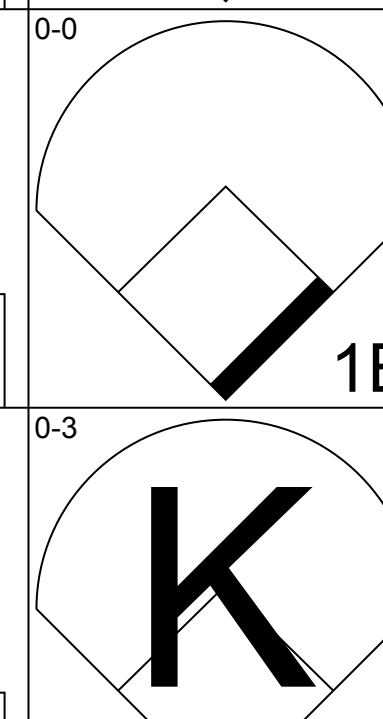
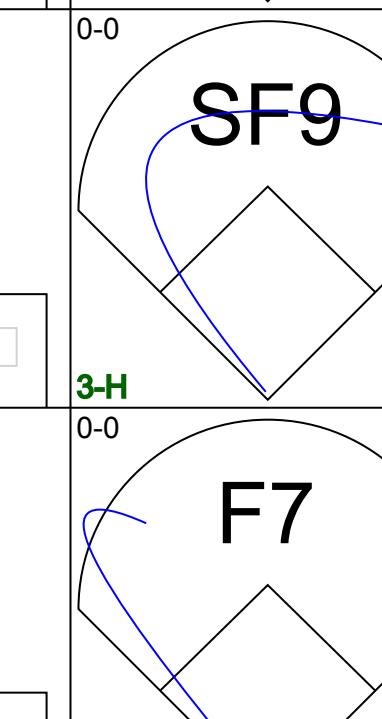
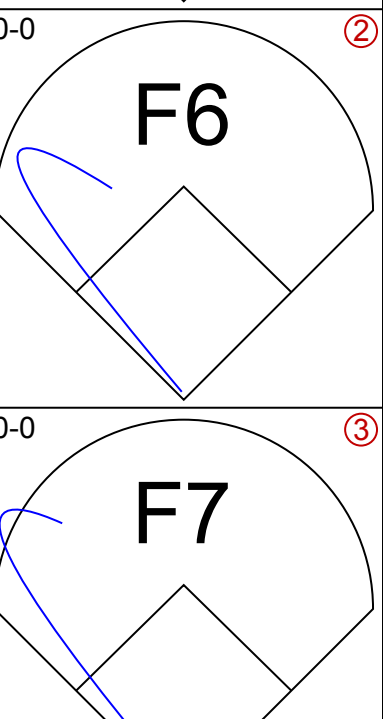
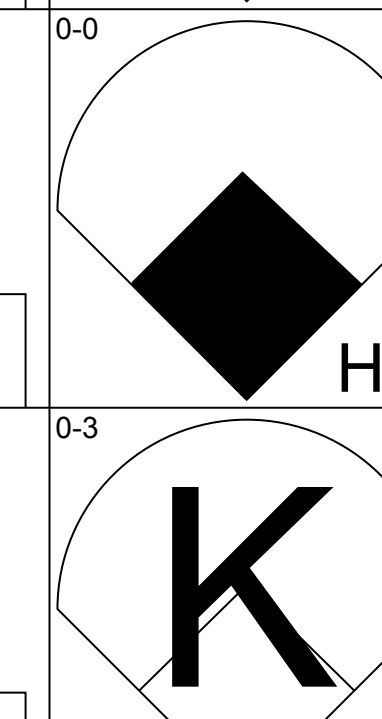
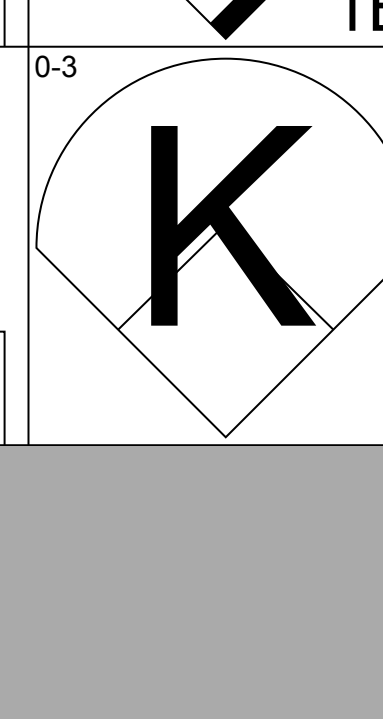
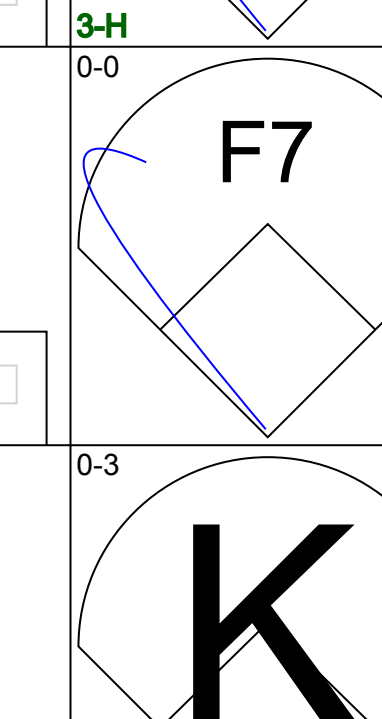
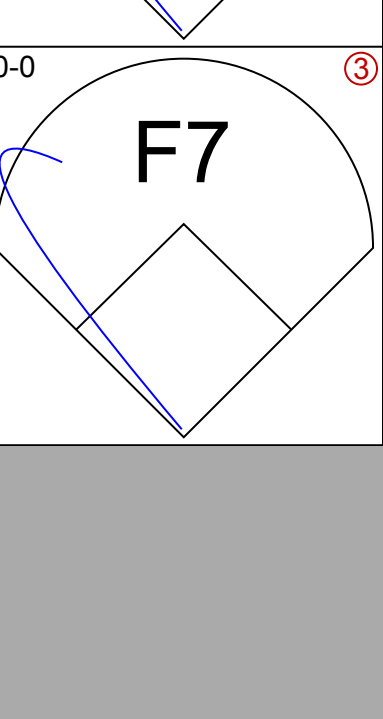
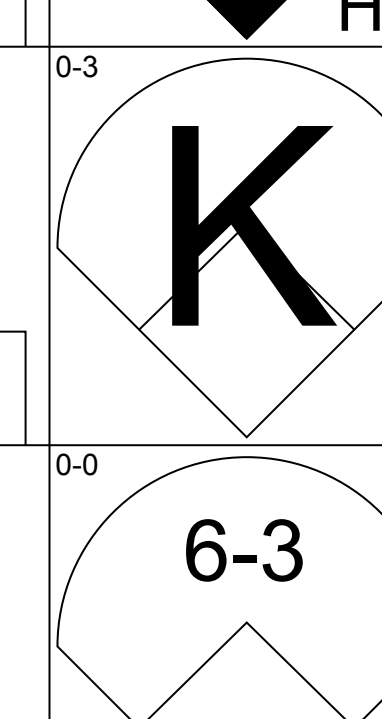

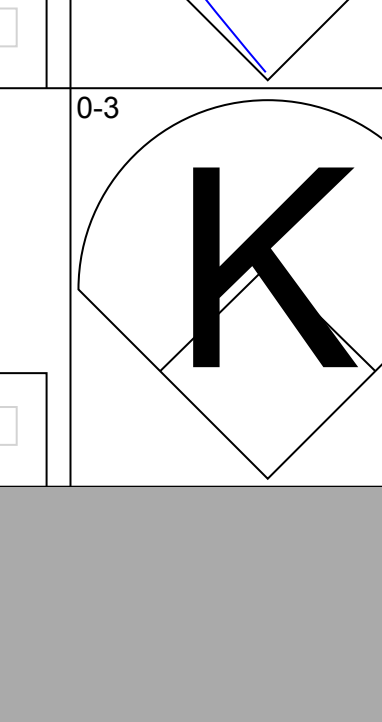
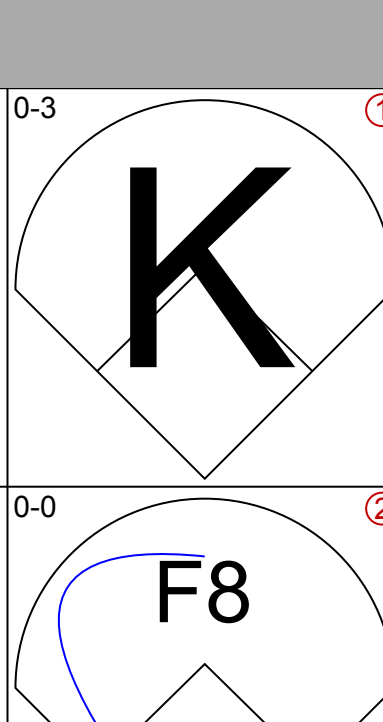
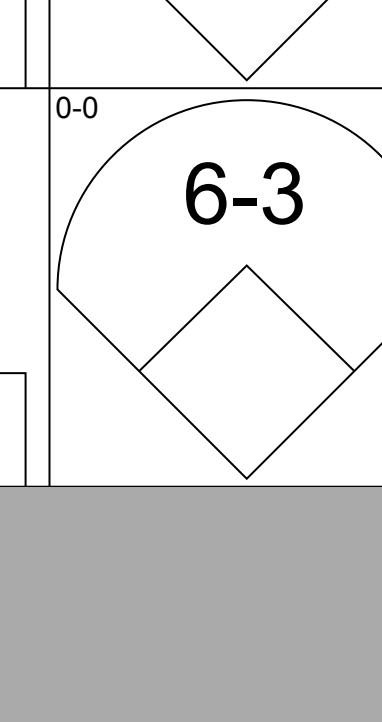

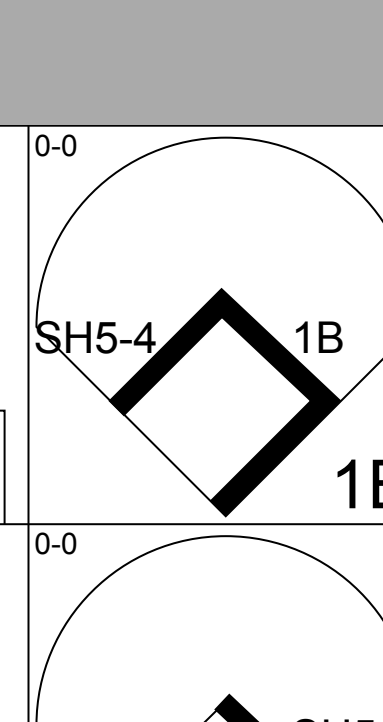
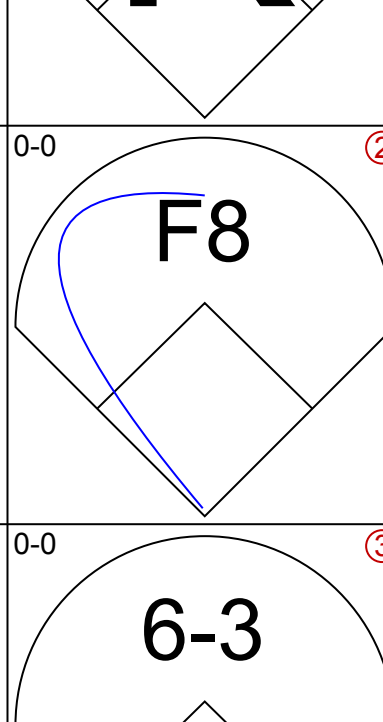
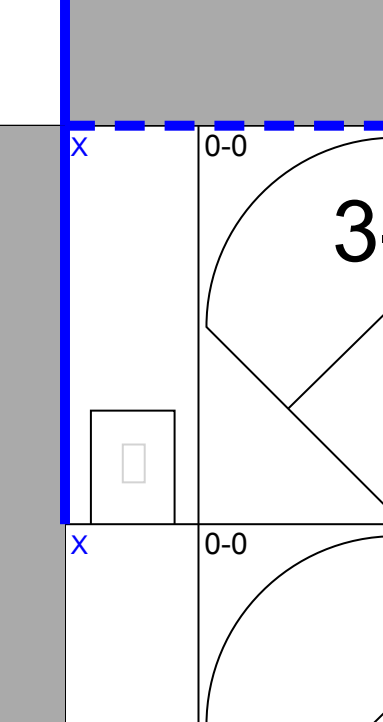

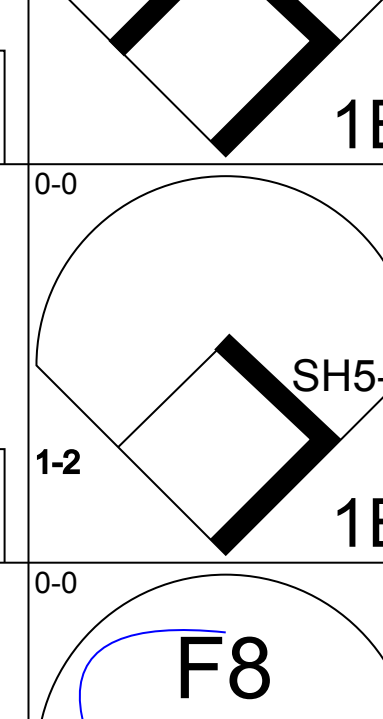
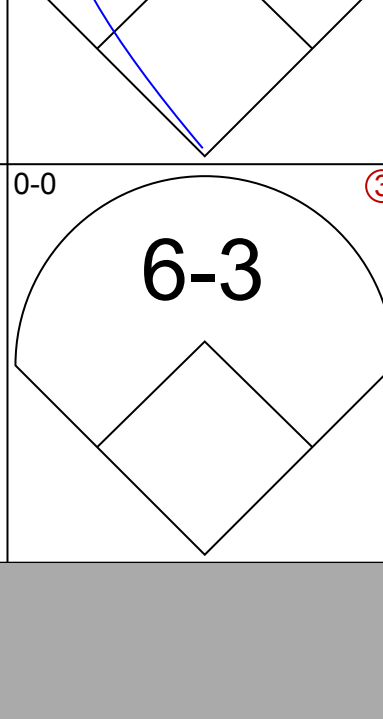
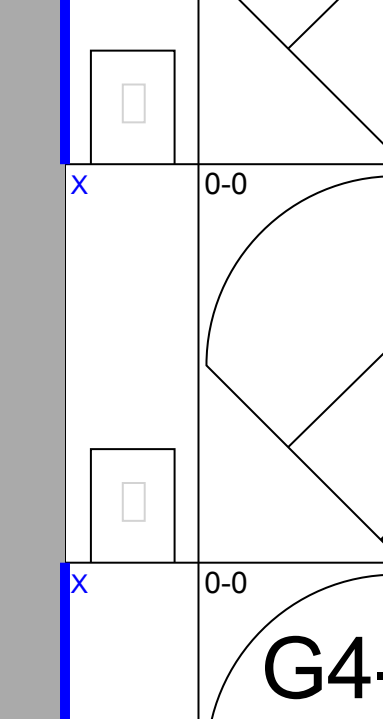

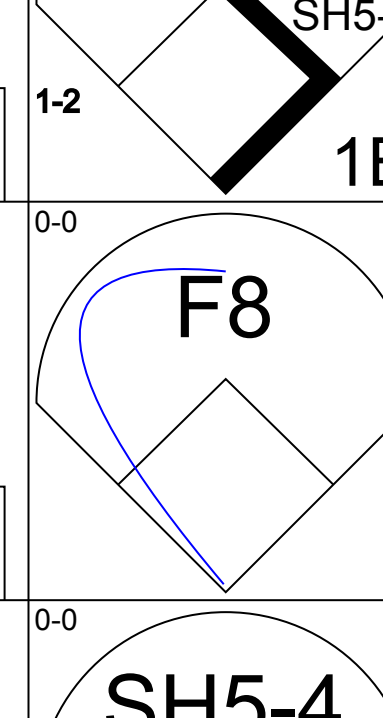
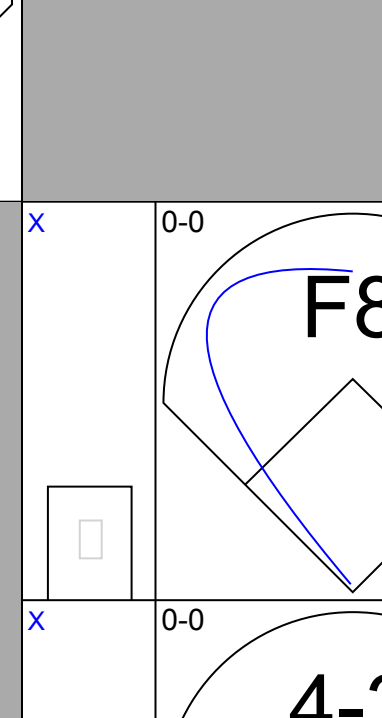
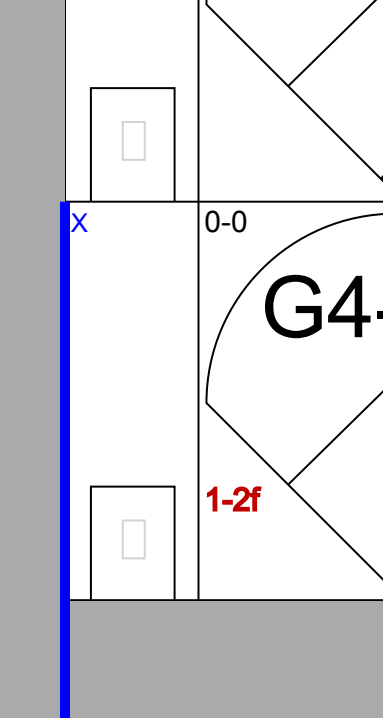

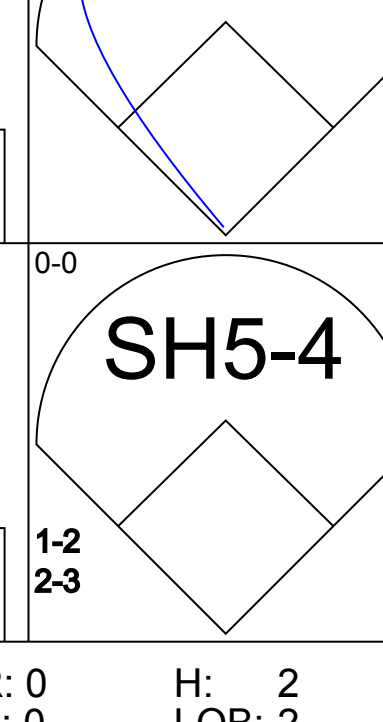
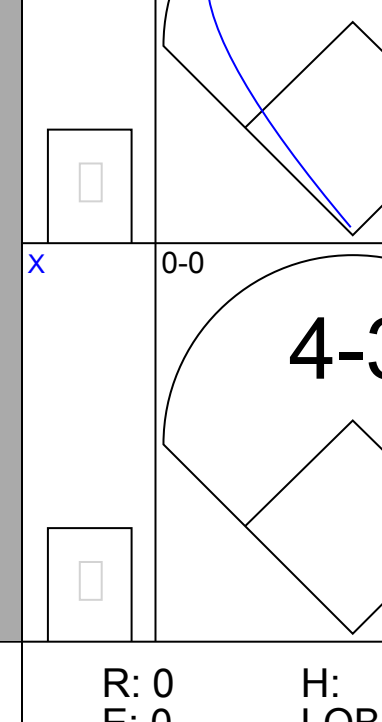
AB	35
R	6
H	9
RBI	5
BB	3
SO	6
LOB	9

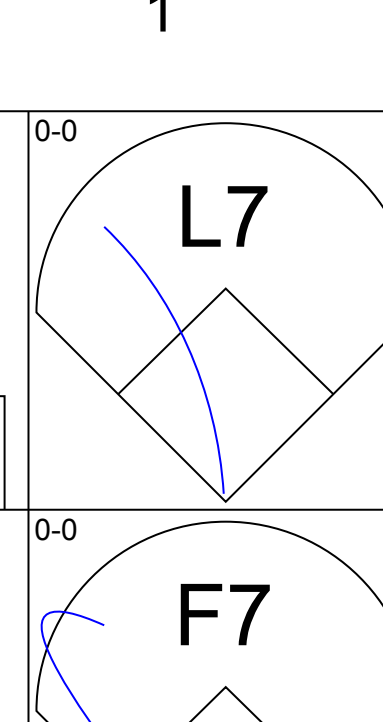
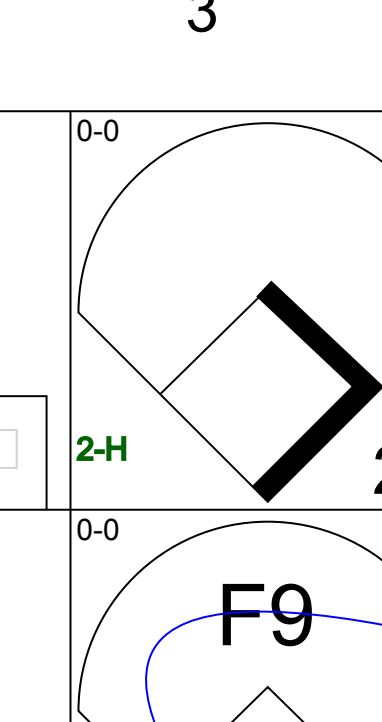
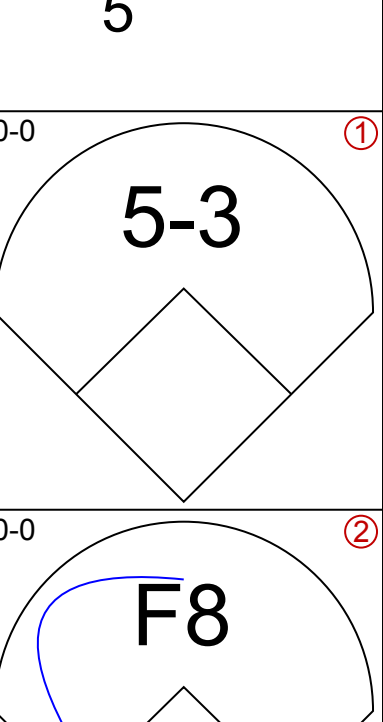
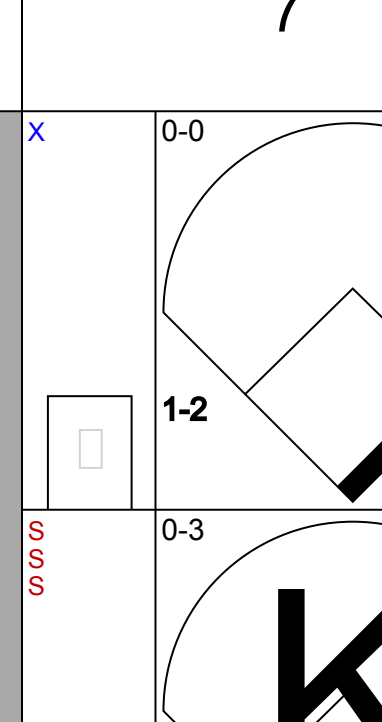
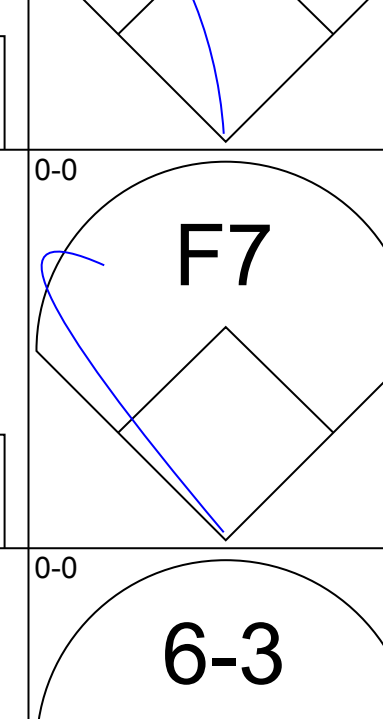
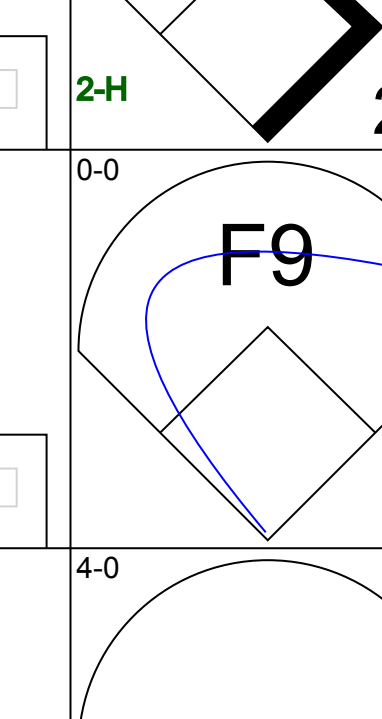
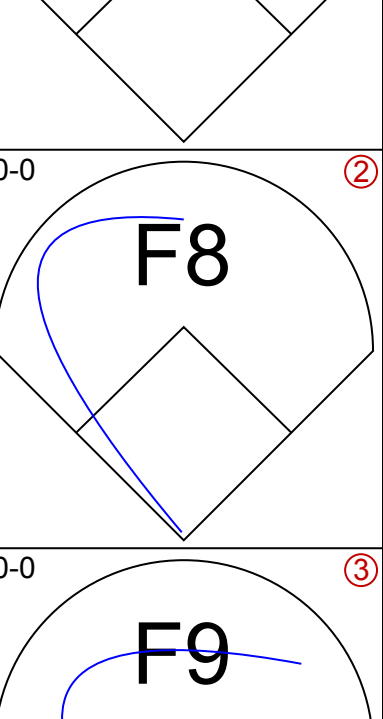
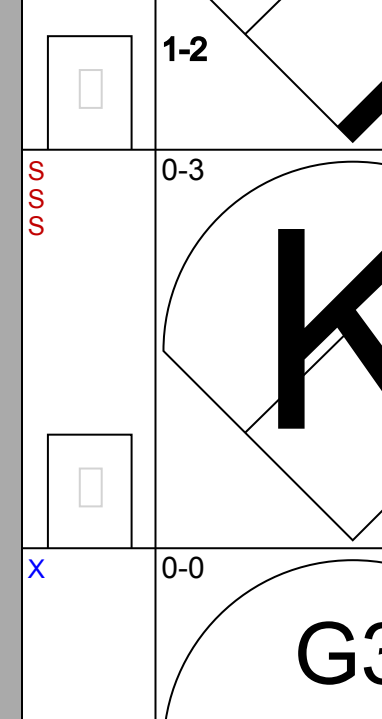
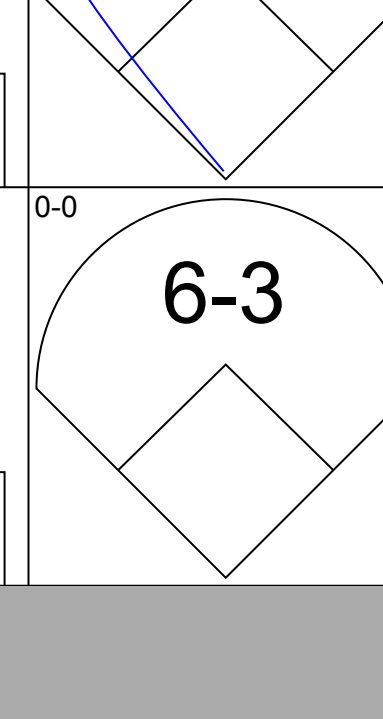
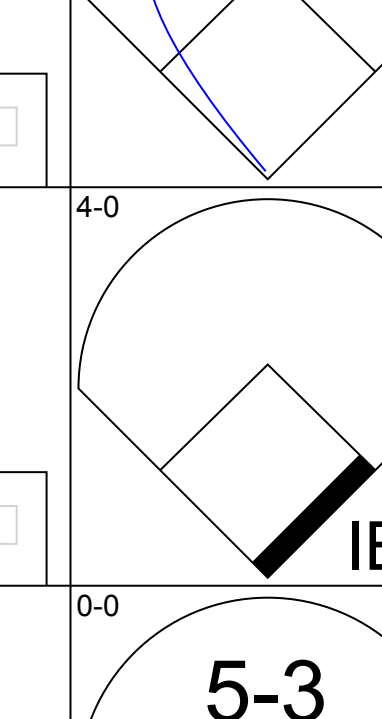
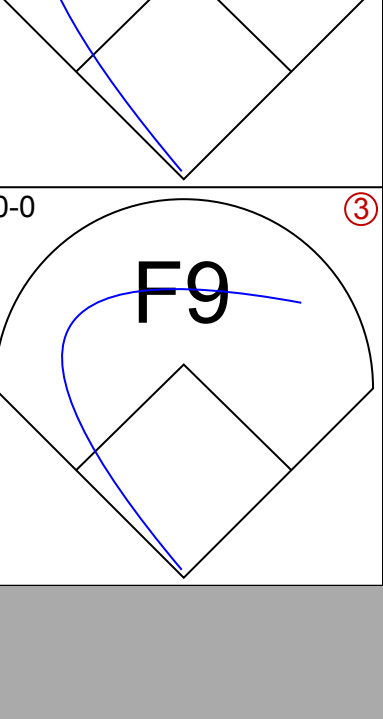
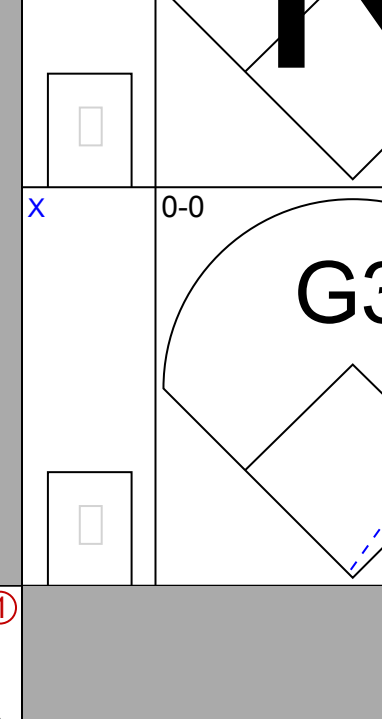
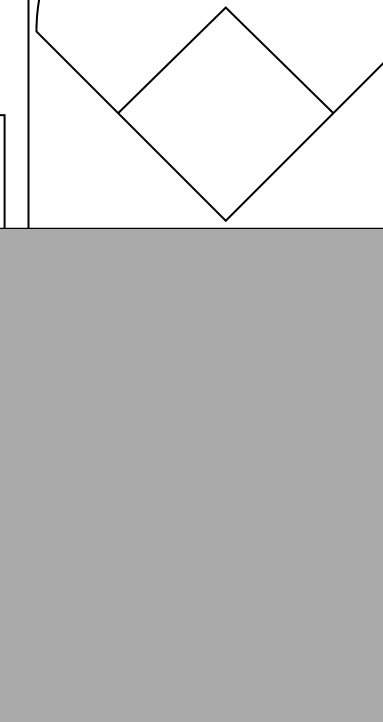
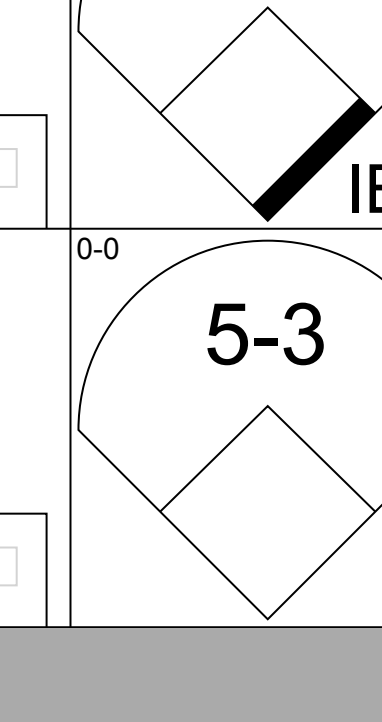
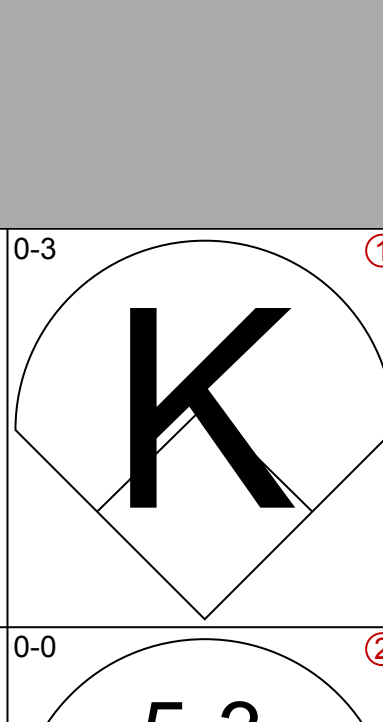
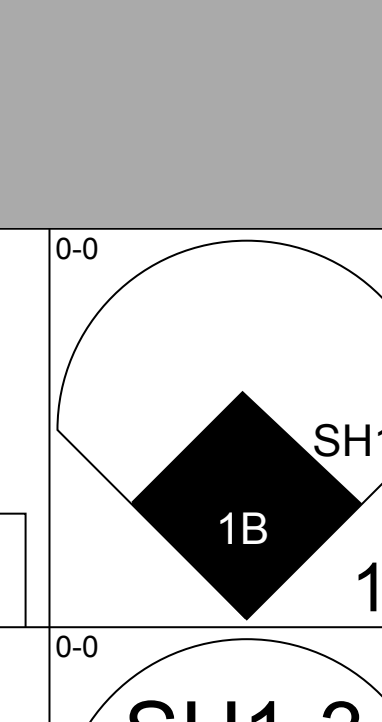

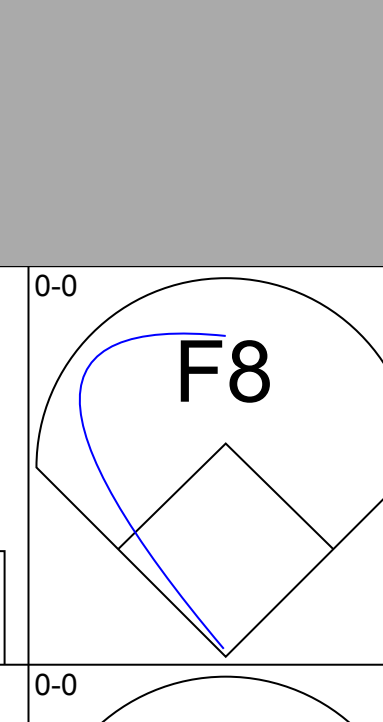
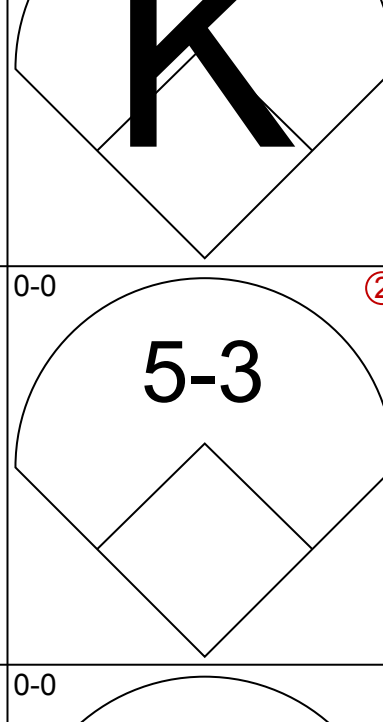
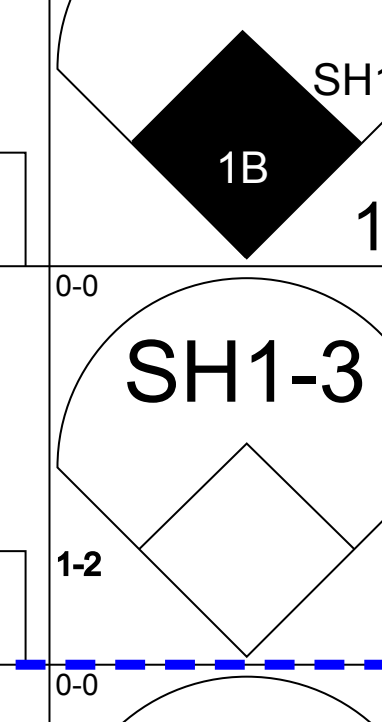

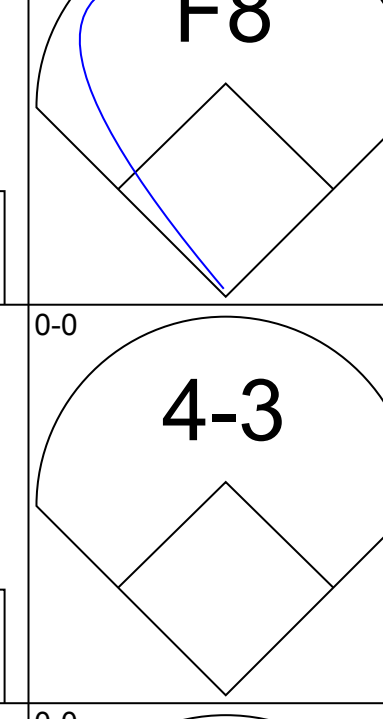
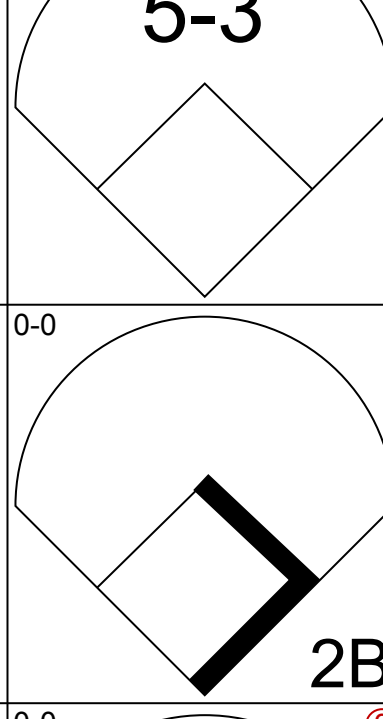
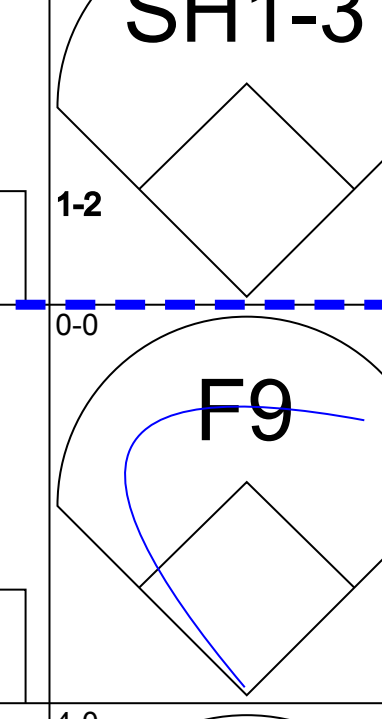

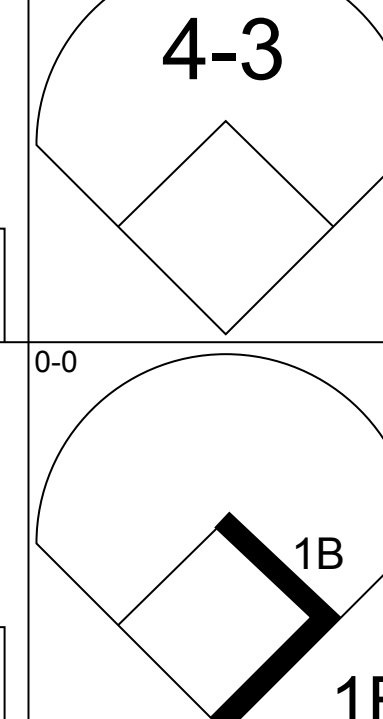
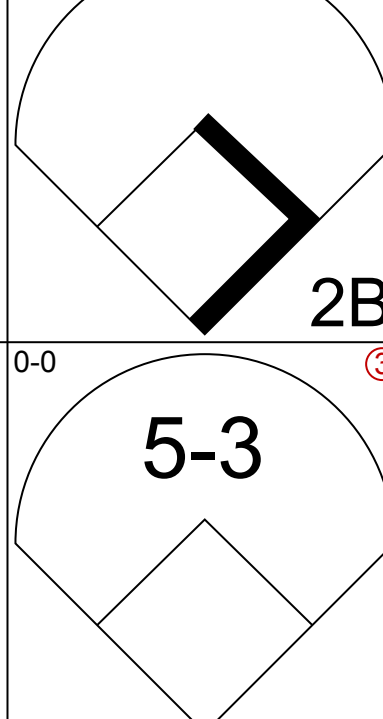
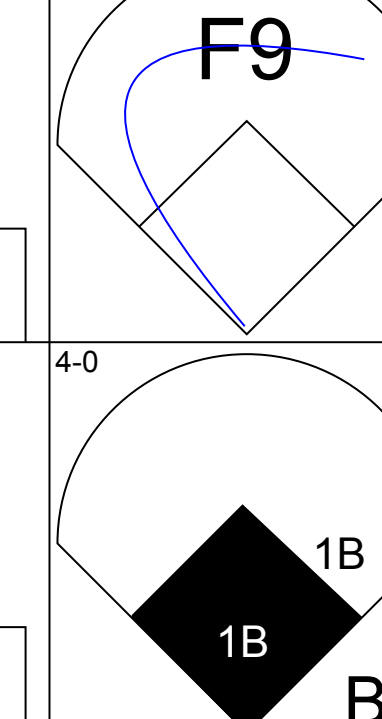
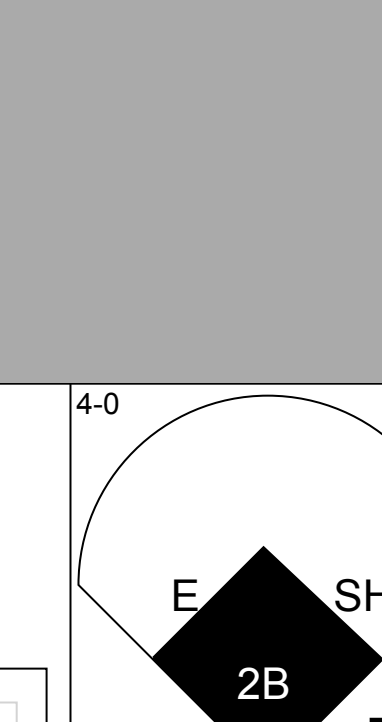
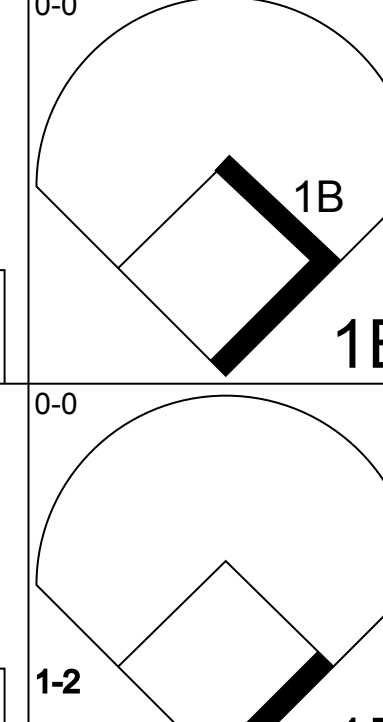
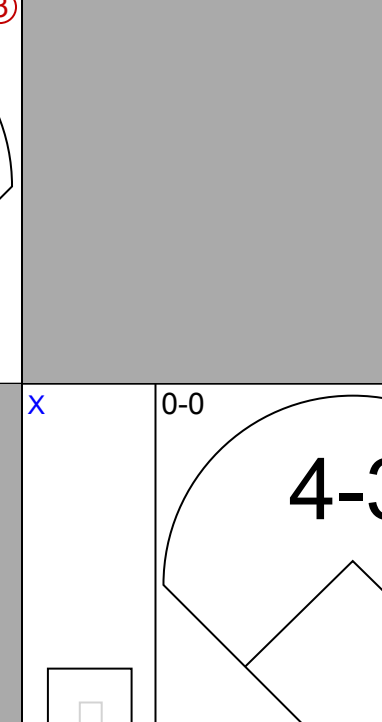
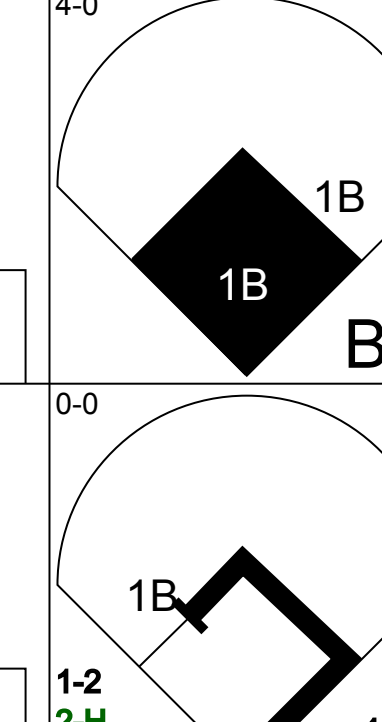
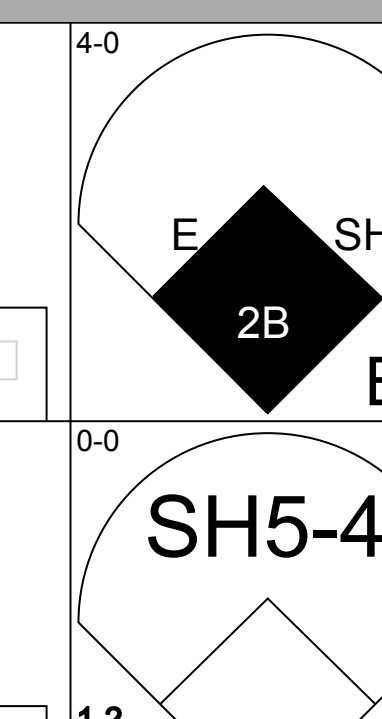
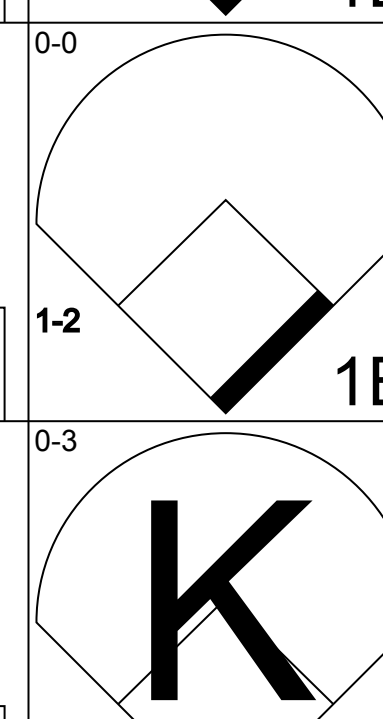
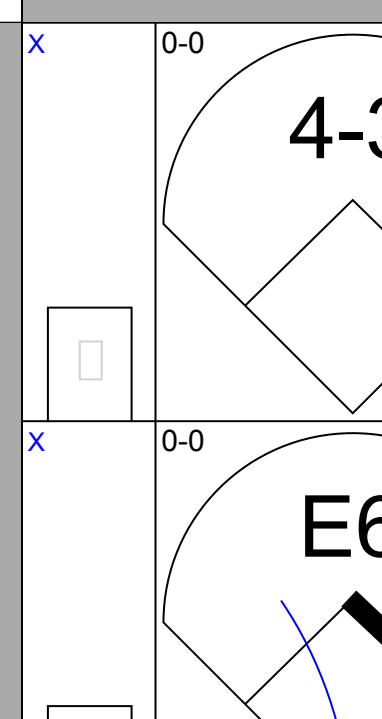
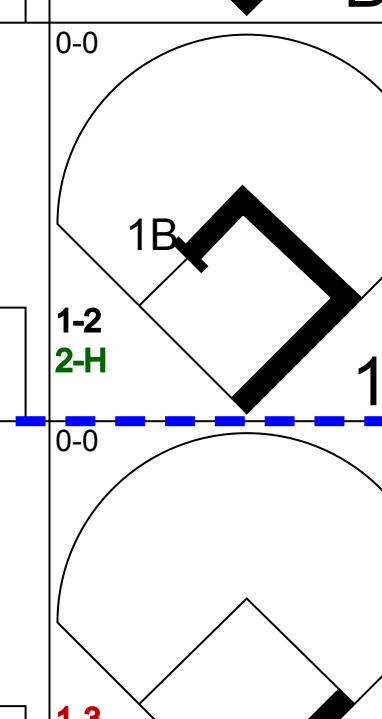


Batter	1	2	3	4	5	6	7	8	9	AB	R	H	RBI	BB	SO	LOB	BOTTOM		
Omar Moreno, L OBP: 0.339, SLG: 0.406 (1, 8)	0-0 4-3		0-3 SAFE K			2-2 K 1B			3-2 FC6-4 1B	4	0	2	0	0	1	1	San Francisco Giants @ Pittsburgh Pirates Three Rivers Stadium, Pittsburgh, PA Tue Aug 21 1979, 7:05 PM EDT Att: 20,999 - Unknown livebaseballscorecards.com		
Tim Foli, R OBP: 0.324, SLG: 0.344 (1, 6)	2-1 5-3		0-1 F8			0-1 L4			1-2 FC6-4 BB E 1-2	4	0	0	0	0	0	2			
Dave Parker, L OBP: 0.371, SLG: 0.532 (1, 9)	0-0 HR			1-0 F8		0-0 4-3			1-0 E3 BB 1-2	4	1	1	1	0	0	2			
Bill Robinson, R OBP: 0.310, SLG: 0.544 (1, 3)	4-2 BB			0-0 G5-4-3 1B		2-1 5-3			2-2 F2	3	0	1	0	1	0	2			
Lee Lacy, R OBP: 0.351, SLG: 0.469 (1, 7)	1-2 5-3			1-1 G5-4-3 1-2		0-0 6-3			4-1 BB 1-2 2-3	3	0	0	0	1	0	2			
Bill Madlock, R OBP: 0.330, SLG: 0.416 (1, 5)		0-0 F2			0-1 5-3		1-3 K		3-2 5-3	4	0	0	0	0	1	3			
Phil Garner, R OBP: 0.360, SLG: 0.460 (1, 4)		4-1 G6-4-3 BB			0-0 P6			0-0 G4-6-3 1B		2	0	1	0	1	0	0			
Steve Nicosia, R OBP: 0.333, SLG: 0.442 Enrique Romo, R OBP: 0.111, SLG: 0.111 Rennie Stennett, R OBP: 0.287, SLG: 0.290 Grant Jackson, S (1, 2) (6, 1) (8, PH) (9, 1)		1-0 G6-4-3			3-1 L7			0-0 G4-6-3	0-0 1-2	2	0	0	0	0	0	1			
Bruce Kison, R OBP: 0.162, SLG: 0.194 Manny Sanguillen, R OBP: 0.246, SLG: 0.310 (1, 1) (6, 2)			0-0 2B			0-1 P4		1-0 4-3		1	0	1	0	0	0	0			
Inning Stats	R: 1 E: 0 K: 0 S: 9	H: 1 LOB: 1 BB: 1 P: 16	R: 0 E: 0 K: 0 S: 3	H: 0 LOB: 0 BB: 1 P: 8	R: 0 E: 0 K: 1 S: 6	H: 1 LOB: 0 BB: 0 P: 6	R: 0 E: 0 K: 0 S: 4	H: 1 LOB: 0 BB: 0 P: 6	R: 0 E: 0 K: 0 S: 5	H: 0 LOB: 0 BB: 0 P: 8	R: 0 E: 0 K: 1 S: 6	H: 1 LOB: 1 BB: 0 P: 9	R: 0 E: 0 K: 0 S: 3	H: 1 LOB: 0 BB: 0 P: 4	R: 0 E: 1 K: 0 S: 14	H: 1 LOB: 3 BB: 1 P: 28	1B: 4 2B: 1 3B: 0 HR: 1	SF: 0 SAC: 0 DP: 3 HBP: 0	WP: 0 PA: 33 PB: 0 SB: 0 CS: 0
PITCHER	IP WLS BF H R ER SO BB IBB HBP BLK WP HR S P ERA WHIP	9.0 W 33 6 1 1 2 3 0 0 0 0 0 58 95 1.00 1.000						PITCHER	IP WLS BF H R ER SO BB IBB HBP BLK WP HR S P ERA WHIP										

AB	30
R	1
H	6
RBI	1
BB	3
SO	2
LOB	14



Batter	1	2	3	4	5	6	7	8	9	AB	R	H	RBI	BB	SO	LOB	TOP					
Omar Moreno, L (1, 8) OBP: 0.337, SLG: 0.404										4	1	0	0	0	2	2	Pittsburgh Pirates @ San Diego Padres San Diego Stadium, San Diego, CA Fri Aug 24, 1979, 10:05 PM EDT Att: 16,890 - Unknown					
Tim Foli, R (1, 6) OBP: 0.326, SLG: 0.344										4	0	1	0	0	0	0						
Dave Parker, L (1, 9) OBP: 0.373, SLG: 0.538										3	1	2	2	0	0	0						
Bill Robinson, R (1, 3) OBP: 0.308, SLG: 0.537										4	0	0	0	0	2	2						
Lee Lacy, R (1, 7) OBP: 0.340, SLG: 0.452 Rennie Stennett, R (8, 4) OBP: 0.287, SLG: 0.290										4	0	0	0	0	2	1						
Bill Madlock, R (1, 5) OBP: 0.336, SLG: 0.423 John Milner, L (8, 3) OBP: 0.396, SLG: 0.548										3	0	2	0	0	0	0						
Phil Garner, R (1, 4) OBP: 0.361, SLG: 0.458										4	0	2	0	0	0	1						
Steve Nicosia, R (1, 2) OBP: 0.333, SLG: 0.436 Willie Stargell, L (9, PH) OBP: 0.365, SLG: 0.579										2	0	0	0	1	0	2						
John Candelaria, L (1, 1) OBP: 0.153, SLG: 0.207 Enrique Romo, R (8, 1) OBP: 0.111, SLG: 0.111 Grant Jackson, S (8, 1)										2	0	0	0	0	0	2						
Inning Stats	R: 0 E: 0 K: 2 S: 8	H: 1 LOB: 1 BB: 0 P: 8	R: 0 E: 0 K: 0 S: 4	H: 1 LOB: 2 BB: 1 P: 8	R: 1 E: 1 K: 1 S: 7	H: 1 LOB: 1 BB: 0 P: 7	R: 0 E: 0 K: 0 S: 5	H: 2 LOB: 2 BB: 0 P: 5	R: 0 E: 0 K: 0 S: 3	H: 0 LOB: 0 BB: 0 P: 3	R: 0 E: 0 K: 1 S: 5	H: 0 LOB: 0 BB: 0 P: 5	R: 0 E: 0 K: 1 S: 5	H: 0 LOB: 0 BB: 0 P: 5	R: 1 E: 0 K: 1 S: 6	H: 1 LOB: 0 BB: 0 P: 6		R: 0 E: 0 K: 0 S: 3	H: 1 LOB: 0 BB: 0 P: 3	1B: 6 2B: 0 3B: 0 HR: 1	SF: 1 SAC: 1 DP: 1 HBP: 0	WP: 0 PB: 0 SB: 1 CS: 0
PITCHER	IP WLS BF H R ER SO BB IBB HBP BLK WP HR S P ERA WHIP																					
Randy Jones, L (1, 1) ERA: 3.62 Mark Lee, R (9, 1) ERA: 4.44	8.0 W 32 6 2 1 6 0 1 0 0 0 0 1 43 47 1.12 0.750																					
1.0 S 3 1 0 0 0 0 0 0 0 0 0 0 3 3 0.00 1.000																						

Batter	1	2	3	4	5	6	7	8	9	AB	R	H	RBI	BB	SO	LOB	BOTTOM					
Ozzie Smith, S (1, 6) OBP: 0.266, SLG: 0.266										4	0	2	1	0	0	0	Pittsburgh Pirates @ San Diego Padres San Diego Stadium, San Diego, CA Fri Aug 24, 1979, 10:05 PM EDT Att: 16,890 - Unknown					
Paul Dade, R (1, 5) OBP: 0.507, SLG: 0.362										4	0	0	0	0	1	3						
Dave Winfield, R (1, 9) OBP: 0.398, SLG: 0.569										3	0	0	0	1	0	2						
Gene Tenace, R (1, 3) OBP: 0.416, SLG: 0.444 Dan Briggs, L (8, PR) OBP: 0.339, SLG: 0.356										4	0	1	0	0	2	2						
Kurt Bevacqua, R (1, 7) OBP: 0.333, SLG: 0.314										3	0	0	0	0	0	0						
Jim Wilhelm, R (1, 8) OBP: 0.283, SLG: 0.379										4	0	2	0	0	0	2						
Fred Kendall, R (1, 2) OBP: 0.235, SLG: 0.235 Jerry Turner, L (8, PH) OBP: 0.298, SLG: 0.381 Bill Fahey, L (9, 2) OBP: 0.336, SLG: 0.366										3	0	1	0	0	0	2						
Bill Almon, R (1, 4) OBP: 0.295, SLG: 0.261 Jay Johnstone, L (8, PH) OBP: 0.319, SLG: 0.342										2	1	1	0	1	0	0						
Randy Jones, R (1, 1) OBP: 0.186, SLG: 0.214 Gene Richards, L (8, PH) OBP: 0.339, SLG: 0.343 Mark Lee, R (9, 1) OBP: 0.333, SLG: 0.333										2	0	0	0	0	1	2						
Inning Stats	R: 0 E: 0 K: 0 S: 3	H: 0 LOB: 0 BB: 0 P: 3	R: 0 E: 0 K: 1 S: 6	H: 1 LOB: 1 BB: 0 P: 6	R: 1 E: 1 K: 0 S: 4	H: 1 LOB: 2 BB: 2 P: 12	R: 0 E: 0 K: 1 S: 7	H: 2 LOB: 2 BB: 0 P: 7	R: 0 E: 0 K: 0 S: 3	H: 0 LOB: 0 BB: 0 P: 3	R: 0 E: 0 K: 1 S: 6	H: 1 LOB: 1 BB: 0 P: 6	R: 0 E: 1 K: 1 S: 7	H: 1 LOB: 2 BB: 0 P: 7	R: 2 E: 0 K: 0 S: 5	H: 3 LOB: 2 BB: 1 P: 9		R: 0 E: 0 K: 0 S: 3	H: 0 LOB: 0 BB: 1 P: 3	1B: 6 2B: 2 3B: 1 HR: 0	SF: 0 SAC: 2 DP: 0 HBP: 0	WP: 0 PB: 0 SB: 0 CS: 0
PITCHER	IP WLS BF H R ER SO BB IBB HBP BLK WP HR S P ERA WHIP																					
John Candelaria, L (1, 1) ERA: 3.35 Enrique Romo, R (8, 1) ERA: 2.47 Grant Jackson, L (8, 1) ERA: 3.71	7.1 L 3 1 0 0 0 1 0 0 0 0 0 0 2 6 0.00 6.000																					
0.1 1 1 0 0 0 0 0 0 0 0 0 0 1 1 0.00 3.000																						

Batter	1	2	3	4	5	6	7	8	9	AB	R	H	RBI	BB	SO	LOB	TOP								
Matt Alexander, S (1, 8) OBP: 0.538, SLG: 0.692	0-0 6-3	0-0 1B		0-0 1-3		0-0 4-3		0-0 1B		5	0	2	0	0	0	0	Pittsburgh Pirates @ San Diego Padres San Diego Stadium, San Diego, CA Sun Aug 26 1979, 6:33 AM EDT Att: 13,006 - Unknown								
Phil Garner, R (1, 6) OBP: 0.359, SLG: 0.453	0-0 4-3	0-0 1B		0-0 6-3		4-0 2B E BB		0-0 L7		4	1	1	0	1	0	1									
Dave Parker, L (1, 9) OBP: 0.368, SLG: 0.531 Omar Moreno, L (5, 8) OBP: 0.341, SLG: 0.404	0-3 K	0-3 K		0-0 6-3		0-0 E9 1-H 2B		0-0 F9		3	0	0	0	0	2	2									
Bill Robinson, R (1, 3) OBP: 0.308, SLG: 0.531								0-3 K		4	0	0	0	1	2	4									
Lee Lacy, R (1, 7) OBP: 0.346, SLG: 0.454		0-0 FC5-4 1B 1-2 1B		0-0 HR 1B		0-0 2B SF8 1B		0-0 K		5	3	3	0	0	1	2									
Bill Madlock, R (1, 5) OBP: 0.340, SLG: 0.434		0-0 1B 1B HR 1B		0-0 HR 1B		0-0 1-3 2B		0-0 FC4-6 1B		5	2	4	2	0	0	1									
Rennie Stennett, R (1, 4) OBP: 0.289, SLG: 0.294		0-0 HR 1B		0-0 G5-4-3 1B		0-0 SF8 2B		0-0 FC4-6 FC6-4 1-2 1B		4	1	2	2	0	0	2									
Steve Nicosia, R (1, 2) OBP: 0.340, SLG: 0.431		0-0 HR 1B		0-0 G5-4-3 1B		0-0 IBB		0-0 F9 1B		3	1	1	0	2	0	2									
Bruce Kison, R (1, 1) OBP: 0.171, SLG: 0.275 Enrique Romo, R (8, 1) OBP: 0.100, SLG: 0.100		0-0 HR 1B		0-3 K		0-0 F9 1B		0-0 FC6-4 1-2 1B		4	1	1	4	0	1	3									
Inning Stats	R: 0 E: 0 K: 1 S: 5	H: 0 LOB: 0 BB: 0 P: 5	R: 5 E: 0 K: 1 S: 11	H: 6 LOB: 2 BB: 1 P: 15	R: 2 E: 0 K: 1 S: 7	H: 3 LOB: 0 BB: 0 P: 7	R: 0 E: 0 K: 0 S: 3	H: 0 LOB: 0 BB: 0 P: 3	R: 1 E: 0 K: 0 S: 5	H: 2 LOB: 2 BB: 1 P: 9	R: 1 E: 1 K: 2 S: 8	H: 1 LOB: 1 BB: 1 P: 12	R: 0 E: 0 K: 0 S: 4	H: 1 LOB: 1 BB: 0 P: 4	R: 0 E: 0 K: 1 S: 6	H: 1 LOB: 1 BB: 0 P: 6	R: 0 E: 0 K: 0 S: 4	H: 1 LOB: 2 BB: 1 P: 8	1B: 11 2B: 2 3B: 0 HR: 2	SF: 1 SAC: 0 DP: 1 HBP: 0	WP: 0 PB: 0 SB: 0 CS: 0	PA: 45			
PITCHER	IP	WLS	BF	H	R	ER	SO	BB	IBB	HBP	BLK	WP	HR	S	P	ERA	WHIP								
Bob Shirley, L (1, 1) ERA: 3.38	2.0	L	15	8	7	7	2	1	0	0	0	0	2	18	22	31.50	4.500								
Eric Rasmussen, R (3, 1) ERA: 4.18	3.0		12	3	1	1	1	0	1	0	0	0	0	13	17	3.00	1.000								
Steve Mura, R (6, 1) ERA: 3.0	2.0		9	2	1	0	2	1	0	0	0	0	0	12	16	0.00	1.500								
Mickey Lolich, L (8, 1) ERA: 4.25	2.0		9	2	0	0	1	0	1	0	0	0	0	10	14	0.00	1.000								

Batter	1	2	3	4	5	6	7	8	9	AB	R	H	RBI	BB	SO	LOB	BOTTOM								
Ozzie Smith, S (1, 6) OBP: 0.267, SLG: 0.267	0-0 F7	0-0 FC5			0-0 F9		0-0 1B		0-0 P6	3	0	0	0	0	0	2	Pittsburgh Pirates @ San Diego Padres San Diego Stadium, San Diego, CA Sun Aug 26 1979, 6:33 AM EDT Att: 13,006 - Unknown								
Steve Mura, R (6, 1)										0	0	0	0	0	0	0									
Jerry Turner, L (7, PH) OBP: 0.297, SLG: 0.379 Mickey Lolich, S (8, 1)										1	0	1	1	0	0	0									
Gene Richards, L (9, PH) OBP: 0.339, SLG: 0.340										0	0	0	0	0	0	0									
Paul Dade, R (1, 5) OBP: 0.306, SLG: 0.362	0-0 F7		0-0 F9		0-0 F5		0-0 L5		0-0 2B	5	0	1	0	0	0	1									
Kurt Bevacqua, R (1, 7) OBP: 0.333, SLG: 0.314	0-0 1B		0-0 5-3		0-0 F9		0-0 1B		0-0 1-3	5	1	2	0	0	0	1									
Gene Tenace, R (1, 2) OBP: 0.417, SLG: 0.445	0-0 1B		0-0 F5		0-0 6-3		0-3 K		0-0 K	4	0	1	0	0	1	1									
Jay Johnstone, L (1, 9) OBP: 0.330, SLG: 0.349	0-0 F8			0-0 5-3 1B		0-0 1B		0-0 1B		4	0	3	0	0	0	2									
Jim Wilhelm, R (1, 8) OBP: 0.279, SLG: 0.385		0-0 F3		0-0 5-3 1-2		0-0 5-3		0-0 1B 1-2 2-3 BB		3	0	0	0	1	0	2									
Dan Briggs, L (1, 3) OBP: 0.274, SLG: 0.355		0-0 4-3		0-0 F7		0-0 FC5-4 1B		0-3 K		4	0	1	0	0	1	4									
Bill Almon, R (1, 4) OBP: 0.299, SLG: 0.262		0-0 FC5 BB 1B		0-0 F7		0-0 K		0-0 1-3 2-3 3-H 1B		4	0	2	1	0	1	2									
Bob Shirley, R (1, 1) OBP: 0.133, SLG: 0.095 Eric Rasmussen, R (3, 1) OBP: 0.111, SLG: 0.040 Bobby Tolan, L (5, PH) OBP: 0.118, SLG: 0.235 Fred Kendall, R (6, 2) OBP: 0.250, SLG: 0.222		0-0 1B		0-0 F8		0-0 FC5-4 1B		0-0 5-3		0	0	0	0	1	0	0									
Inning Stats	R: 0 E: 0 K: 0 S: 5	H: 2 LOB: 2 BB: 0 P: 5	R: 0 E: 0 K: 0 S: 4	H: 1 LOB: 2 BB: 1 P: 8	R: 0 E: 0 K: 0 S: 3	H: 0 LOB: 0 BB: 0 P: 3	R: 0 E: 0 K: 0 S: 4	H: 1 LOB: 1 BB: 0 P: 4	R: 0 E: 0 K: 0 S: 4	H: 1 LOB: 1 BB: 0 P: 4	R: 1 E: 1 K: 1 S: 7	H: 2 LOB: 1 BB: 0 P: 7	R: 1 E: 0 K: 2 S: 9	H: 3 LOB: 3 BB: 1 P: 13	R: 0 E: 0 K: 0 S: 4	H: 1 LOB: 1 BB: 0 P: 4	1B: 10 2B: 1 3B: 0 HR: 0	SF: 0 SAC: 0 DP: 0 HBP: 0	WP: 0 PB: 0 SB: 0 CS: 0	PA: 39					
PITCHER	IP	WLS	BF	H	R	ER	SO	BB	IBB	HBP	BLK	WP	HR	S	P	ERA	WHIP								
Bruce Kison, R (1, 1) ERA: 3.53	7.0	W	29	7	1	0	1	1	0	0	0	0	0	30	34	0.00	1.143								
Enrique Romo, R (8, 1) ERA: 2.49	2.0		10	4	1	1	2	1	0	0	0	0	0	13	17	4.50	2.500								

Batter	1	2	3	4	5	6	7	8	9	AB	R	H	RBI	BB	SO	LOB	TOP				
Omar Moreno, L (1.8) OBP: 0.339, SLG: 0.401	G3		G3			K		1-3		4	0	0	0	0	1	1					
Tim Foli, R (1.6) OBP: 0.326, SLG: 0.341	F9			F8		BB HBP		6-3		3	0	0	0	0	0	0					
Dave Parker, L (1.9) OBP: 0.367, SLG: 0.528	4-3			4-3		BB		5-3		3	0	0	0	1	0	0					
Willie Stargell, L (1.3) OBP: 0.359, SLG: 0.566		F7		F9		F8			L5	4	0	0	0	0	0	3					
John Milner, L (1.7) OBP: 0.397, SLG: 0.543 Bill Robinson, R (8.7) OBP: 0.307, SLG: 0.529	G3				F2		SH5-4 1B 1B		K	3	1	1	0	0	0	0					
Bill Madlock, R (1.5) OBP: 0.341, SLG: 0.435	F8				F8		BB SH5-4 CS 1B		1B	4	0	2	0	0	0	0					
Ed Ott, L (1.2) OBP: 0.313, SLG: 0.398			K		4-3		SH5-4		1-3	3	0	0	0	0	1	1					
Phil Garner, R (1.4) OBP: 0.359, SLG: 0.452			F9			K				3	0	1	1	0	1	0					
Jim Bibby, R (1.1) OBP: 0.182, SLG: 0.375 Kent Tekulve, R (7.1) OBP: 0.273, SLG: 0.200 Enrique Romo, R (9.1) OBP: 0.100, SLG: 0.100						BB HBP 1B	BB HBP 1B			3	1	2	1	0	1	2					
										0	0	0	0	0	0	0					
										0	0	0	0	0	0	0					
Inning Stats	R: 0 E: 0 K: 0 S: 3	H: 0 LOB: 0 BB: 0 P: 3	R: 0 E: 0 K: 0 S: 3	H: 0 LOB: 0 BB: 0 P: 3	R: 1 E: 0 K: 1 S: 6	H: 1 LOB: 0 BB: 0 P: 6	R: 0 E: 0 K: 0 S: 3	H: 0 LOB: 0 BB: 0 P: 3	R: 0 E: 0 K: 2 S: 8	H: 1 LOB: 3 BB: 1 P: 13	R: 1 E: 0 K: 1 S: 7	H: 3 LOB: 1 BB: 0 P: 7	R: 0 E: 0 K: 0 S: 3	H: 0 LOB: 0 BB: 0 P: 3	R: 0 E: 0 K: 1 S: 6	H: 1 LOB: 1 BB: 0 P: 6	1B: 5 2B: 0 3B: 0 HR: 1	SF: 0 SAC: 1 DP: 0 HBP: 1	WP: 0 PB: 0 SB: 0 CS: 1	PA: 34	
PITCHER	IP	WLS	BF	H	R	ER	SO	BB	IBB	HBP	BLK	WP	HR	S	P	ERA	WHIP				
Don Sutton, R (1.1) ERA: 3.9	7.0		27	5	2	2	4	1	0	1	0	0	1	33	38	2.57	0.857				
Ken Brett, L (8.1) ERA: 3.55	2.0	W	7	1	0	0	1	0	0	0	0	0	0	9	9	0.00	0.500				

Pittsburgh Pirates @ Los Angeles Dodgers
Dodger Stadium, Los Angeles, CA
Mon Aug 27 1979, 7:05 PM PDT
Att: 35,705 - Unknown

AB 31
R 2
H 6
RBI 2
BB 1
SO 5
LOB 7



Batter	1	2	3	4	5	6	7	8	9	AB	R	H	RBI	BB	SO	LOB	BOTTOM					
Davey Lopes, R (1.4) OBP: 0.369, SLG: 0.473	5-3			5-3				G6-4-3		4	0	1	1	0	0	3						
Bill Russell, R (1.6) OBP: 0.292, SLG: 0.353	5-3			1-3 1B		K			P6	4	0	1	0	0	1	1						
Steve Garvey, R (1.3) OBP: 0.355, SLG: 0.485	L7			1-3 1B			F3		F9	4	0	1	0	0	0	0						
Ron Cey, R (1.5) OBP: 0.378, SLG: 0.491		F9		1-3		6-3			L6	4	0	0	0	0	0	2						
Joe Ferguson, R (1.2) OBP: 0.378, SLG: 0.463		K		BB		P6			F7	3	0	0	0	1	1	0						
Gary Thomasson, L (1.9) OBP: 0.346, SLG: 0.419 Ted Martinez, R (9, FR) OBP: 0.333, SLG: 0.364	F9			L9		K			WP HR 1B	4	0	1	0	0	1	3						
Mickey Hatcher, R (1.7) OBP: 0.513, SLG: 0.636 Ken Brett, L (8.1) OBP: 0.300, SLG: 0.300 Von Joshua, L (9, PH) OBP: 0.313, SLG: 0.423			5-3		P3		BB 1B		HR 1B	3	0	1	0	0	0	0						
Derrel Thomas, S (1.8) OBP: 0.337, SLG: 0.346			4-3		SH1 2B 1B		BB 1B		L8	4	1	2	0	0	0	2						
Don Sutton, R (1.1) OBP: 0.169, SLG: 0.157 Dusty Baker Jr., R (7, PH) OBP: 0.346, SLG: 0.480	F8				SH1		G6-4-3 BB		HR	1	0	0	0	0	0	0						
										1	1	1	3	1	0	0						
Inning Stats	R: 0 E: 0 K: 0 S: 3	H: 0 LOB: 0 BB: 0 P: 3	R: 0 E: 0 K: 1 S: 5	H: 0 LOB: 0 BB: 0 P: 5	R: 0 E: 0 K: 0 S: 3	H: 0 LOB: 0 BB: 0 P: 3	R: 0 E: 0 K: 0 S: 5	H: 2 LOB: 3 BB: 1 P: 9	R: 1 E: 0 K: 1 S: 7	H: 2 LOB: 1 BB: 0 P: 7	R: 0 E: 0 K: 0 S: 3	H: 0 LOB: 0 BB: 0 P: 3	R: 0 E: 0 K: 1 S: 6	H: 2 LOB: 2 BB: 1 P: 10	R: 0 E: 0 K: 0 S: 3	H: 0 LOB: 0 BB: 0 P: 3	R: 3 E: 0 K: 0 S: 5	H: 3 LOB: 1 BB: 0 P: 5	1B: 7 2B: 1 3B: 0 HR: 1	SF: 0 SAC: 1 DP: 1 HBP: 0	WP: 1 PB: 0 SB: 0 CS: 0	PA: 36
PITCHER	IP	WLS	BF	H	R	ER	SO	BB	IBB	HBP	BLK	WP	HR	S	P	ERA	WHIP					
Jim Bibby, R (1.1) ERA: 2.84	6.1		26	6	1	1	3	1	0	0	0	0	0	31	35	1.42	1.105					
Kent Tekulve, R (7.1) ERA: 2.93	2.0	L	8	2	2	2	0	1	0	0	0	0	0	7	11	9.00	1.500					
Enrique Romo, R (9.1) ERA: 2.56	0.1		2	1	1	1	0	0	0	0	0	1	1	2	2	27.00	3.000					

Pittsburgh Pirates @ Los Angeles Dodgers
Dodger Stadium, Los Angeles, CA
Mon Aug 27 1979, 7:05 PM PDT
Att: 35,705 - Unknown

AB 33
R 4
H 9
RBI 4
BB 2
SO 3
LOB 11



Batter	1	2	3	4	5	6	7	8	9	AB	R	H	RBI	BB	SO	LOB	TOP										
Omar Moreno, L (1, 8) OBP: 0.338, SLG: 0.400	0-3 K	0-0 S			0-3 K		0-0 F9			4	0	1	1	0	2	0	Pittsburgh Pirates @ Los Angeles Dodgers Dodger Stadium, Los Angeles, CA Tue Aug 28 1979, 7:05 PM PDT Att: 31,587 - Unknown livebaseballscorecards.com										
Tim Foli, R (1, 6) OBP: 0.323, SLG: 0.338	0-0 G3	0-0 F9			0-0 F7		0-0 L3			4	0	0	0	0	0	2											
Dave Parker, L (1, 9) OBP: 0.368, SLG: 0.527	4-0 BB				0-0 F5		WP S HR 1B		0-0 4-3	3	1	1	0	1	0	0											
Willie Stargell, L (1, 3) OBP: 0.358, SLG: 0.571	0-3 K				0-0 K		1-H HR		0-3 K	4	1	1	2	0	3	1											
John Milner, L (1, 7) OBP: 0.395, SLG: 0.538 Bill Robinson, R (8, 7) OBP: 0.307, SLG: 0.529					0-0 F9		WP 1B		0-0 P4	4	0	1	0	0	0	0											
Bill Madlock, R (1, 5) OBP: 0.342, SLG: 0.434					0-0 S E FC6-4 1B				0-0 F8	3	1	1	0	1	0	1											
Ed Ott, L (1, 2) OBP: 0.310, SLG: 0.393					0-0 E4 FC6-4 1-2				0-0 1-3	4	0	0	0	0	0	2											
Phil Garner, R (1, 4) OBP: 0.356, SLG: 0.448					0-0 FC6-4 1B 1-2 2-H				0-0 P6	4	1	0	1	0	0	1											
John Candelaria, L (1, 1) OBP: 0.161, SLG: 0.213					0-0 1B 1-3 1B				0-3 K	3	0	1	0	0	1	0											
Inning Stats	R: 0 E: 0 K: 2 S: 7	H: 0 LOB: 1 BB: 1 P: 11	R: 2 E: 1 K: 0 S: 7	H: 3 LOB: 2 BB: 0 P: 7	R: 0 E: 0 K: 1 S: 6	H: 1 LOB: 1 BB: 0 P: 6	R: 0 E: 0 K: 0 S: 3	H: 0 LOB: 0 BB: 0 P: 3	R: 2 E: 0 K: 1 S: 7	H: 2 LOB: 0 BB: 0 P: 7	R: 0 E: 0 K: 0 S: 3	H: 0 LOB: 0 BB: 0 P: 3	R: 0 E: 0 K: 1 S: 5	H: 0 LOB: 0 BB: 0 P: 5	R: 0 E: 0 K: 0 S: 2	H: 0 LOB: 0 BB: 1 P: 6		1B: 5 2B: 0 3B: 0 HR: 1	SF: 0 SAC: 0 DP: 1 HBP: 0	WP: 2 PB: 0 SB: 3 CS: 0	PA: 35						
PITCHER	IP	WLS	BF	H	R	ER	SO	BB	IBB	HBP	BLK	WP	HR	S	P	ERA	WHIP										
Charlie Hough, R (1, 1) ERA: 5.11	6.0	L	26	6	4	2	4	1	0	0	0	2	1	33	37	3.00	1.167										
Joe Beckwith, R (7, 1) ERA: 5.03	2.0		6	0	0	0	2	0	0	0	0	0	0	10	10	0.00	0.000										
Lerrin LaGrow, R (9, 1) ERA: 6.54	1.0		3	0	0	0	0	1	0	0	0	0	0	2	6	0.00	1.000										

Batter	1	2	3	4	5	6	7	8	9	AB	R	H	RBI	BB	SO	LOB	BOTTOM										
Davey Lopes, R (1, 4) OBP: 0.370, SLG: 0.480	0-0 G4-6-3 1B				0-0 F9				0-0 5-3	4	1	2	1	0	0	0	Pittsburgh Pirates @ Los Angeles Dodgers Dodger Stadium, Los Angeles, CA Tue Aug 28 1979, 7:05 PM PDT Att: 31,587 - Unknown livebaseballscorecards.com										
Bill Russell, R (1, 6) OBP: 0.292, SLG: 0.352	0-0 G4-6-3 1-2				0-0 1B				0-0 F8	4	0	1	0	0	0	1											
Steve Garvey, R (1, 3) OBP: 0.353, SLG: 0.481	0-0 6-3				0-0 F3				0-0 1-3	4	0	0	0	0	0	2											
Ron Cey, R (1, 5) OBP: 0.378, SLG: 0.490					0-3 K				0-0 F7	3	0	1	0	0	1	1											
Dusty Baker Jr., R (1, 7) OBP: 0.344, SLG: 0.477					0-0 F3				0-0 L7	3	0	0	0	0	0	1											
Joe Ferguson, R (1, 2) OBP: 0.375, SLG: 0.458					0-0 L6-3				0-0 F5	3	0	0	0	0	1	1											
Mickey Hatcher, R (1, 9) OBP: 0.476, SLG: 0.583					0-0 4-3				0-0 F8	3	0	0	0	0	0	0											
Derrel Thomas, S (1, 8) OBP: 0.334, SLG: 0.343					0-0 6-3				0-0 F7	3	0	0	0	0	0	0											
Charlie Hough, R (1, 1) OBP: 0.174, SLG: 0.217 Ted Martinez, R (6, PH) OBP: 0.329, SLG: 0.358 Joe Beckwith, L (7, 1) Manny Mota, R (8, PH) OBP: 0.350, SLG: 0.316 Lerrin LaGrow, R (9, 1)					0-0 P4				0-0 F9	1	0	0	0	0	0	0											
Inning Stats	R: 0 E: 0 K: 0 S: 3	H: 1 LOB: 0 BB: 0 P: 3	R: 0 E: 0 K: 0 S: 3	H: 1 LOB: 0 BB: 0 P: 3	R: 0 E: 0 K: 0 S: 3	H: 0 LOB: 0 BB: 0 P: 3	R: 0 E: 0 K: 1 S: 6	H: 1 LOB: 1 BB: 0 P: 6	R: 0 E: 0 K: 0 S: 3	H: 0 LOB: 0 BB: 0 P: 3	R: 1 E: 1 K: 0 S: 5	H: 1 LOB: 1 BB: 0 P: 5	R: 0 E: 0 K: 1 S: 5	H: 0 LOB: 0 BB: 0 P: 5	R: 0 E: 0 K: 1 S: 3	H: 0 LOB: 0 BB: 0 P: 3		1B: 3 2B: 1 3B: 0 HR: 1	SF: 0 SAC: 0 DP: 2 HBP: 0	WP: 0 PB: 0 SB: 0 CS: 0	PA: 30						
PITCHER	IP	WLS	BF	H	R	ER	SO	BB	IBB	HBP	BLK	WP	HR	S	P	ERA	WHIP										
John Candelaria, L (1, 1) ERA: 3.23	9.0	W	30	4	1	1	3	0	0	0	0	0	1	36	36	1.00	0.444										

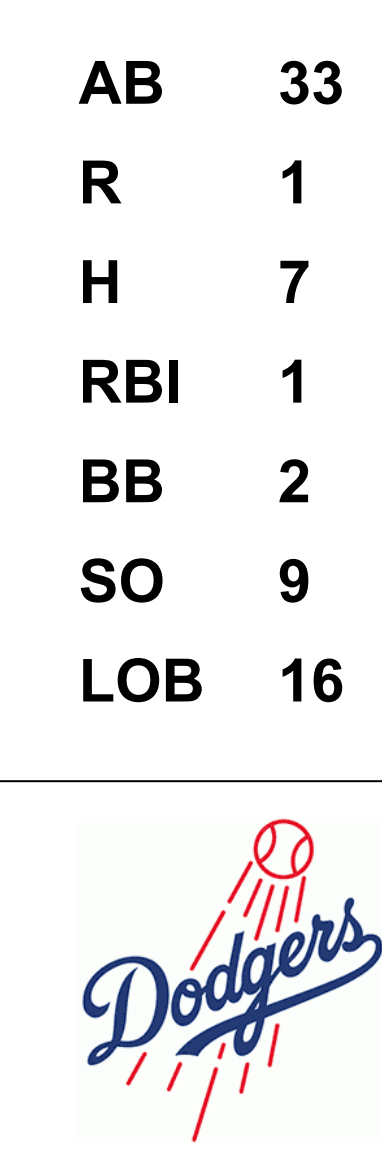


Batter	1	2	3	4	5	6	7	8	9	AB	R	H	RBI	BB	SO	LOB	TOP					
Omar Moreno, L (1, 8) OBP: 0.339, SLG: 0.400	4-3		K			FC4-6 1B		2B BB		3	1	0	1	1	1		Pittsburgh Pirates @ Los Angeles Dodgers Dodger Stadium, Los Angeles, CA Wed Aug 29 1979, 7:05 PM PDT Att: 32,816 - Unknown					
Phil Garner, R (1, 6) OBP: 0.359, SLG: 0.452	G1-6-3 1B			CS BB		FC4-6		1B 2B		3	1	2	2	1	0	2						
Dave Parker, L (1, 9) OBP: 0.366, SLG: 0.523	G1-6-3			L5		4-3		1-3		4	0	0	0	0	0	7						
Bill Robinson, R (1, 3) (8, 7) OBP: 0.307, SLG: 0.526		P6		F8		K		1B		4	0	1	1	0	1	0						
Lee Lacy, R (1, 7) OBP: 0.337, SLG: 0.441		L9				5-3		L5		4	0	0	0	0	0	2						
Enrique Romo, R (8, 1) OBP: 0.100, SLG: 0.100										0	0	0	0	0	0	0						
Kent Tekulve, R (8, 1) OBP: 0.273, SLG: 0.200										0	0	0	0	0	0	0						
Bill Madlock, R (1, 5) OBP: 0.342, SLG: 0.432		F9		E5		K				4	0	1	0	0	1	0						
Rennie Stennett, R (1, 4) OBP: 0.285, SLG: 0.290			3-1		G6-3			K	FC6-4 1B	4	0	0	0	0	1	2						
Steve Nicosia, R (1, 2) OBP: 0.352, SLG: 0.445										2	0	2	0	1	0	0						
Matt Alexander, S (8, PR) OBP: 0.539, SLG: 0.692						FC3-6 BB		3-1		0	1	0	0	0	0	0						
John Milner, L (8, 3) OBP: 0.393, SLG: 0.536			6-3 1B					1B 2B		1	0	0	0	0	0	1						
Bert Blyleven, R (1, 1) OBP: 0.148, SLG: 0.164										2	0	0	0	0	0	2						
Willie Stargell, L (8, PH) OBP: 0.360, SLG: 0.572			6-3			FC3-6 1B		5-3		1	0	1	1	0	0	0						
Ed Ott, L (8, PR) OBP: 0.309, SLG: 0.392						FC4-6 1B		2B 1B		1	1	0	0	0	0	1						
Inning Stats	R: 0 E: 0 K: 0 S: 3	H: 1 LOB: 0 BB: 0 P: 3	R: 0 E: 0 K: 0 S: 3	H: 0 LOB: 0 BB: 0 P: 3	R: 0 E: 0 K: 1 S: 6	H: 1 LOB: 1 BB: 0 P: 6	R: 0 E: 0 K: 0 S: 2	H: 0 LOB: 0 BB: 1 P: 6	R: 0 E: 1 K: 0 S: 3	H: 0 LOB: 0 BB: 0 P: 3	R: 0 E: 0 K: 0 S: 4	H: 1 LOB: 2 BB: 1 P: 8	R: 0 E: 0 K: 2 S: 7	H: 0 LOB: 0 BB: 0 P: 7	R: 4 E: 0 K: 1 S: 9	H: 4 LOB: 2 BB: 1 P: 13	R: 0 E: 0 K: 0 S: 4	H: 1 LOB: 1 BB: 0 P: 4	1B: 6 2B: 2 3B: 0 HR: 0	SF: 0 SAC: 0 DP: 2 HBP: 0	WP: 0 PB: 0 SB: 0 CS: 1	PA: 36
PITCHER	IP WLS BF H R ER SO BB IBB HBP BLK WP HR S P ERA WHIP																					
Jerry Reuss, L (1, 1) ERA: 4.4	7.1 L 29 6 4 4 4 3 0 0 0 0 0 0 34 46 4.91 1.227																					
Ken Brett, L (8, 1) ERA: 3.44	1.2 7 2 0 0 0 0 0 0 0 0 0 0 7 7 0.00 1.200																					

AB	33
R	4
H	8
RBI	4
BB	3
SO	4
LOB	18




Batter	1	2	3	4	5	6	7	8	9	AB	R	H	RBI	BB	SO	LOB	BOTTOM					
Davey Lopes, R (1, 4) OBP: 0.369, SLG: 0.478	S 1B		1-3		SH1-3		K		F8	4	0	1	0	0	1	0	Pittsburgh Pirates @ Los Angeles Dodgers Dodger Stadium, Los Angeles, CA Wed Aug 29 1979, 7:05 PM PDT Att: 32,816 - Unknown					
Bill Russell, R (1, 6) OBP: 0.292, SLG: 0.352	K		2-3				F9			4	0	1	0	0	1	1						
Steve Garvey, R (1, 3) OBP: 0.352, SLG: 0.485	P3		HR		K			F3		4	1	1	1	0	1	3						
Ron Cey, R (1, 5) OBP: 0.381, SLG: 0.494	BB				K					3	0	2	0	1	1	2						
Dusty Baker Jr., R (1, 7) OBP: 0.343, SLG: 0.474	F3		K				F2			3	0	0	0	1	1	3						
Joe Ferguson, R (1, 2) OBP: 0.371, SLG: 0.452		5-3		6-3		K		K		4	0	0	0	0	2	2						
Mickey Hatcher, R (1, 9) OBP: 0.469, SLG: 0.605										2	0	1	0	0	0	0						
Gary Thomasson, L (8, PH) OBP: 0.345, SLG: 0.417				P3				4-3		1	0	0	0	0	0	2						
Derrel Thomas, S (1, 8) OBP: 0.331, SLG: 0.339				F7				F8		4	0	0	0	0	0	2						
Jerry Reuss, L (1, 1) OBP: 0.156, SLG: 0.133										3	0	1	0	0	2	1						
Ken Brett, L (8, 1) OBP: 0.300, SLG: 0.300										0	0	0	0	0	0	0						
Von Joshua, L (8, PH) OBP: 0.310, SLG: 0.420					1B SH1-3 1B		K			1	0	0	0	0	0	0						
Inning Stats	R: 0 E: 0 K: 1 S: 6	H: 1 LOB: 2 BB: 1 P: 10	R: 0 E: 0 K: 1 S: 6	H: 1 LOB: 0 BB: 0 P: 6	R: 1 E: 0 K: 1 S: 7	H: 2 LOB: 1 BB: 0 P: 7	R: 0 E: 0 K: 0 S: 3	H: 0 LOB: 0 BB: 0 P: 3	R: 0 E: 0 K: 2 S: 9	H: 2 LOB: 2 BB: 0 P: 9	R: 0 E: 0 K: 1 S: 5	H: 0 LOB: 1 BB: 0 P: 6	R: 0 E: 0 K: 2 S: 7	H: 0 LOB: 0 BB: 0 P: 7	R: 0 E: 0 K: 1 S: 6	H: 1 LOB: 2 BB: 1 P: 10	R: 0 E: 0 K: 0 S: 3	H: 0 LOB: 0 BB: 0 P: 3	1B: 4 2B: 2 3B: 0 HR: 1	SF: 0 SAC: 1 DP: 0 HBP: 1	WP: 0 PB: 0 SB: 1 CS: 0	PA: 37
PITCHER	IP WLS BF H R ER SO BB IBB HBP BLK WP HR S P ERA WHIP																					
Bert Blyleven, R (1, 1) ERA: 3.54	7.0 W 29 6 1 0 0 1 0 0 0 0 0 0 43 48 1.29 1.000																					
Enrique Romo, R (8, 1) ERA: 2.56	0.1 3 1 0 0 0 1 0 0 0 0 0 0 2 6 0.00 6.000																					
Kent Tekulve, R (8, 1) ERA: 2.88	1.2 S 5 0 0 0 0 0 0 0 0 0 0 0 7 7 0.00 0.000																					



Batter	1	2	3	4	5	6	7	8	9	AB	R	H	RBI	BB	SO	LOB	TOP										
Omar Moreno, L OBP: 0.340, SLG: 0.399	1-3 K	1-2 L4-3 1B				4-0 S SH1-4 BB	0-3 K		0-0 FC6-4 6-3 BLK WP	4	1	1	2	1	2	2											
Tim Foli, R OBP: 0.322, SLG: 0.336 Rennie Stennett, R OBP: 0.287, SLG: 0.291	2-2 6-3	0-0 L4-3				0-0 SH1-4		0-0 CS BB 1B	0-0 6-3	2	0	0	0	0	0	2											
Lee Lacy, R OBP: 0.339, SLG: 0.432	0-1 F8					4-0 BB IBB		1-2 CS BB	1-0 1-3	3	0	0	0	2	1	0											
Bill Robinson, R OBP: 0.304, SLG: 0.522		1-0 F7	0-0 5-3			0-0 SF7		0-0 5-3		3	0	0	1	0	0	2											
Bill Madlock, R OBP: 0.343, SLG: 0.430		4-2 1B E BB	1-0 5-3			3-4 4-0 1-2 2-3 BB		0-3 K		2	1	0	0	2	1	1											
John Milner, L OBP: 0.391, SLG: 0.531		0-0 1B E 1B				3-2 3-1		0-3 K		4	1	1	0	0	1	3											
Phil Garner, R OBP: 0.358, SLG: 0.452		1-1 E3 1B 1B				0-0 6-3		0-0 2B		4	1	1	1	0	0	1											
Steve Nicosia, R OBP: 0.349, SLG: 0.440		3-4 1B 1B				0-3 K		0-3 K		4	1	1	1	0	2	1											
Don Robinson, R OBP: 0.256, SLG: 0.200 Enrique Romo, R OBP: 0.162, SLG: 0.162 Kent Tekulve, R OBP: 0.273, SLG: 0.200 Grant Jackson, S		4-1 1B BB				4-0 SH1-4 BB SF7 BB		0-3 K		1	1	0	0	2	1	1											
Inning Stats	R: 0 E: 0 K: 1 S: 10	H: 0 LOB: 0 BB: 13	R: 4 E: 1 K: 0 S: 14	H: 3 LOB: 1 BB: 26	R: 0 E: 0 K: 1 S: 5	H: 0 LOB: 0 BB: 9	R: 0 E: 0 K: 1 S: 7	H: 2 LOB: 0 BB: 10	R: 1 E: 0 K: 3 S: 5	H: 0 LOB: 3 BB: 4 P: 21	R: 0 E: 0 K: 3 S: 10	H: 1 LOB: 1 BB: 0 P: 10	R: 0 E: 0 K: 1 S: 5	H: 1 LOB: 1 BB: 1 P: 9	R: 0 E: 0 K: 0 S: 3	H: 0 LOB: 0 BB: 3	R: 1 E: 0 K: 0 S: 4	H: 1 LOB: 0 BB: 5	1B: 5 2B: 2 3B: 0 HR: 0	SF: 1 SAC: 1 DP: 1 HBP: 0	WP: 1 PB: 0 SB: 1 CS: 2	PA: 39					
PITCHER	IP	WLS	BF	H	R	ER	SO	BB	IBB	HBP	BLK	WP	HR	S	P	ERA	WHIP										
John Curtis, L ERA: 4.39	4.0	L	19	3	5	4	3	4	0	0	0	0	0	36	66	9.00	1.750										
Pedro Borbon, R ERA: 4.1	1.0		5	0	0	0	1	1	1	0	0	0	0	5	13	0.00	1.000										
Ed Halicki, R ERA: 4.52	1.0		4	1	0	0	3	0	0	0	0	0	0	10	10	0.00	1.000										
Greg Minton, R ERA: 2.05	3.0		11	2	1	1	1	1	0	0	1	1	0	12	17	3.00	1.000										

Pittsburgh Pirates @ San Francisco Giants
Candlestick Park, San Francisco, CA
Fri Aug 31 1979, 10:05 PM EDT
Att: 19,377 - Unknown


AB 30
R 6
H 6
RBI 5
BB 7
SO 8
LOB 14



Batter	1	2	3	4	5	6	7	8	9	AB	R	H	RBI	BB	SO	LOB	BOTTOM										
Bill North, S OBP: 0.389, SLG: 0.362	4-0 G4-3-6 BB		3-3 K			0-0 4-3		0-0 F9	0-0 4-1	2	0	0	0	1	1	2											
Ed Halicki, R OBP: 0.207, SLG: 0.214 Willie McCovey, L OBP: 0.331, SLG: 0.428 Greg Minton, S						2-3 F8			1-2 4-3	0	0	0	0	0	0	0											
Jack Clark, R OBP: 0.349, SLG: 0.479								0-0 CS 1B		1	0	0	0	0	0	1											
Joe Strain, R OBP: 0.297, SLG: 0.313	1-1 G4-3-6		1-0 F9			0-0 F8		0-0 CS 1B	0-0 4-3	5	0	1	0	0	0	4											
Mike Ivie, R OBP: 0.384, SLG: 0.599	2-2 3-1					0-0 1B 2B		0-0 F8	0-0 2B	5	1	3	2	0	0	1											
Darrell Evans, L OBP: 0.358, SLG: 0.414		0-1 F5				0-0 F4		4-0 1B 3B BB	0-3 K	3	1	0	0	2	1	2											
Terry Whitfield, L OBP: 0.354, SLG: 0.391		3-3 K				1-0 1B		0-0 F4	0-0 F8	5	1	2	0	0	1	2											
Larry Hemdon, R OBP: 0.303, SLG: 0.386		4-1 FC4-6 BB				4-2 BB		0-3 K		2	0	0	0	2	2	2											
Roger Metzger, S OBP: 0.298, SLG: 0.313		0-1 FC4-6				1-2 4-3		0-0 1B 3B		3	0	1	2	1	0	3											
Dennis Littlejohn, R OBP: 0.282, SLG: 0.295			4-2 SH1-4 BB			0-0 4-3 4-3		4-0 1B BB		2	0	1	0	2	1	1											
John Curtis, L OBP: 0.212, SLG: 0.194 Pedro Borbon, R OBP: 0.333, SLG: 0.333 Greg Johnston, L OBP: 0.229, SLG: 0.303			1-2 SH1-4			0-0 4-3		0-3 K		0	0	0	0	0	0	0											
Inning Stats	R: 0 E: 0 K: 0 S: 5	H: 0 LOB: 1 BB: 12	R: 0 E: 0 K: 1 S: 9	H: 0 LOB: 1 BB: 16	R: 0 E: 0 K: 1 S: 10	H: 2 LOB: 2 BB: 14	R: 0 E: 0 K: 0 S: 8	H: 2 LOB: 1 BB: 1	R: 0 E: 0 K: 2 S: 10	H: 3 LOB: 2 BB: 2 P: 18	R: 0 E: 0 K: 1 S: 5	H: 1 LOB: 1 BB: 0 P: 5	R: 0 E: 0 K: 2 S: 7	H: 0 LOB: 1 BB: 1 P: 11	R: 1 E: 0 K: 0 S: 5	H: 2 LOB: 2 BB: 1 P: 9	1B: 5 2B: 3 3B: 1 HR: 1	SF: 0 SAC: 1 DP: 2 HBP: 0	WP: 0 PB: 0 SB: 0 CS: 1	PA: 41							
PITCHER	IP	WLS	BF	H	R	ER	SO	BB	IBB	HBP	BLK	WP	HR	S	P	ERA	WHIP										
Don Robinson, R ERA: 4.12	5.1	W	25	6	3	3	3	5	0	0	0	0	0	42	75	5.06	2.062										
Enrique Romo, R ERA: 2.87	3.0		12	2	1	1	4	2	0	0	0	0	0	18	26	3.00	1.333										
Kent Tekulve, R ERA: 2.87	0.1	S	2	1	0	0	0	0	0	0	0	0	0	2	2	0.00	3.000										
Grant Jackson, L ERA: 3.52	0.1		2	0	0	0	0	1	0	0	0	0	0	1	5	0.00	3.000										

Pittsburgh Pirates @ San Francisco Giants
Candlestick Park, San Francisco, CA
Fri Aug 31 1979, 10:05 PM EDT
Att: 19,377 - Unknown

AB 32
R 4
H 9
RBI 4
BB 8
SO 7
LOB 23

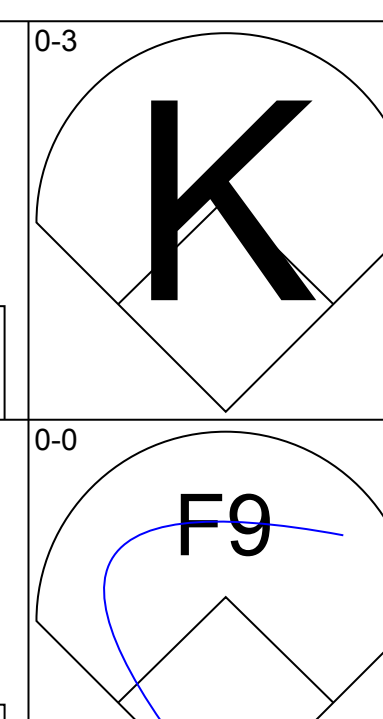
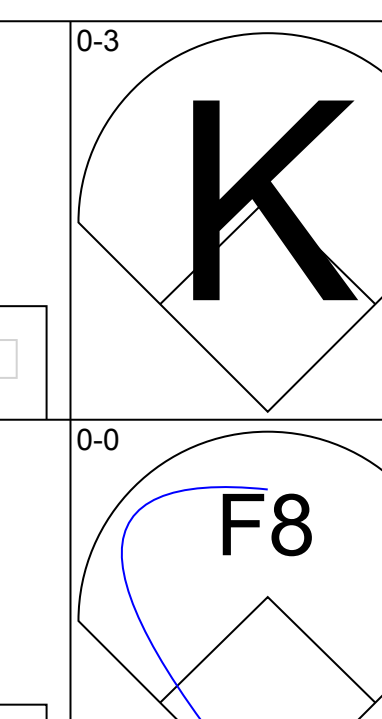
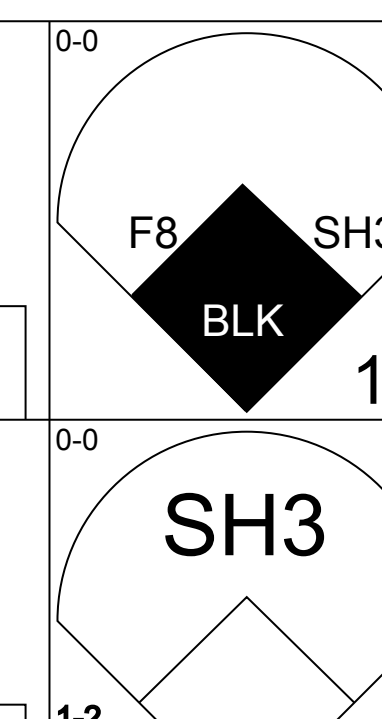
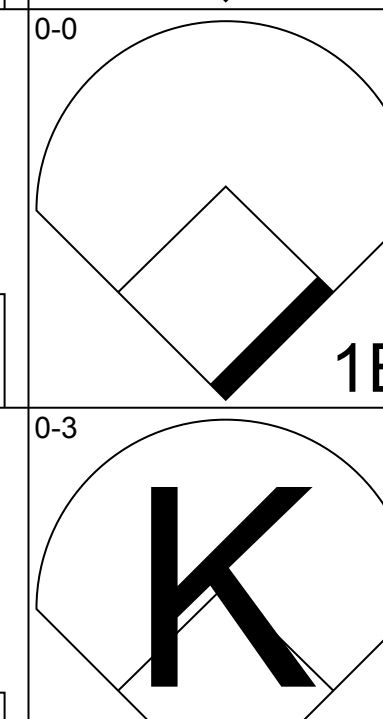

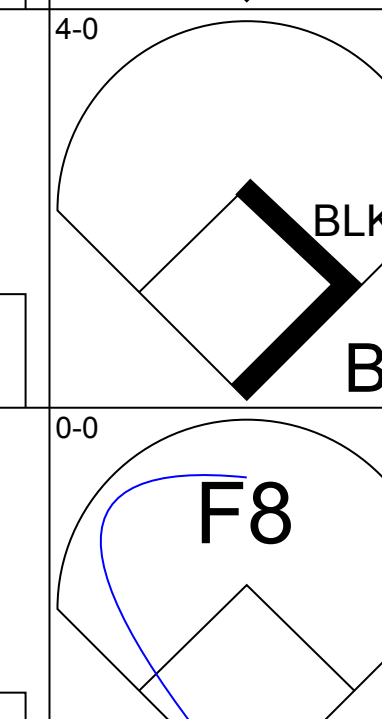

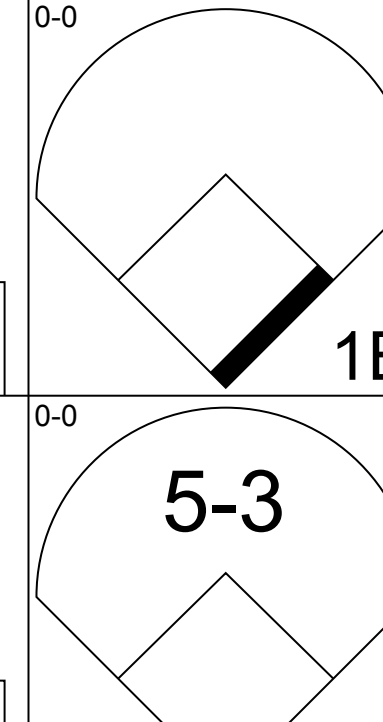
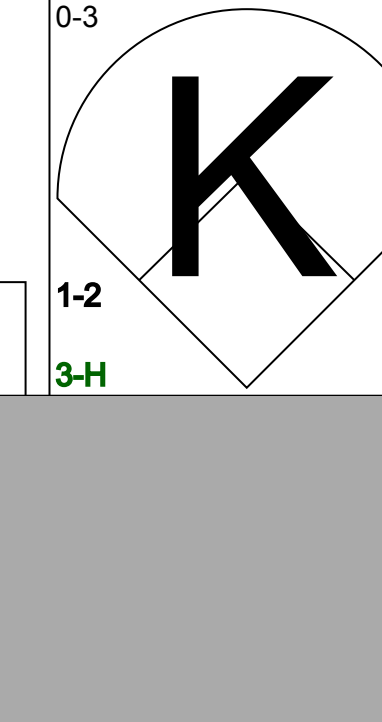



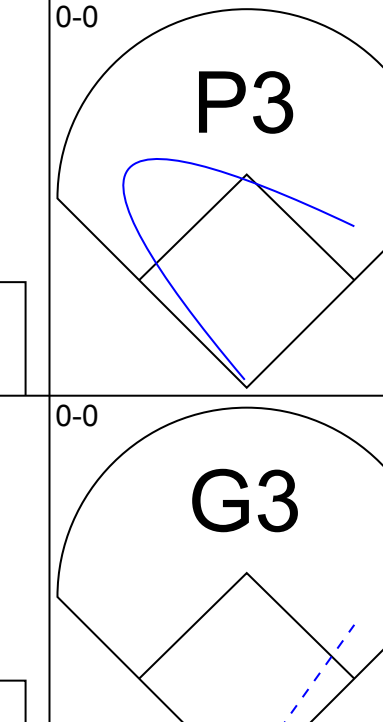
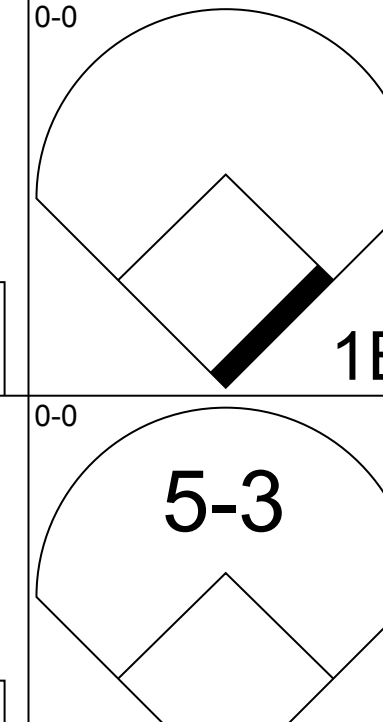
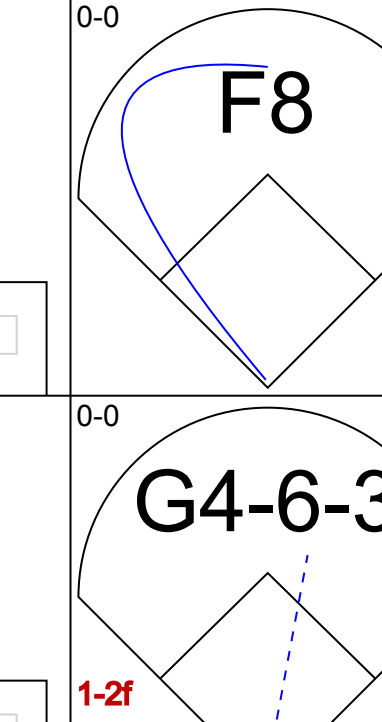
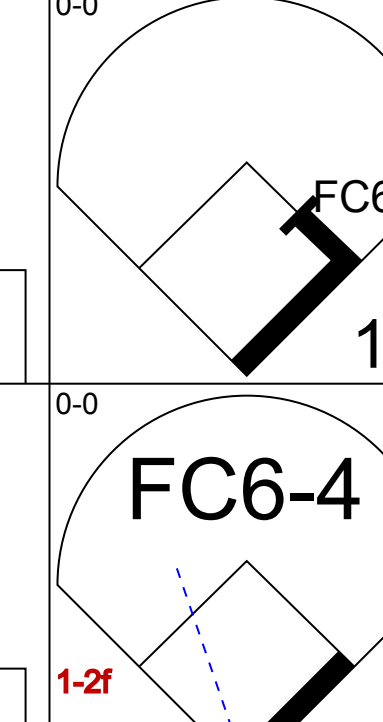


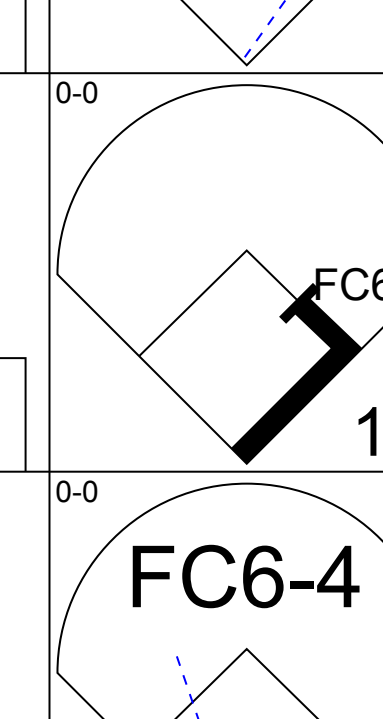
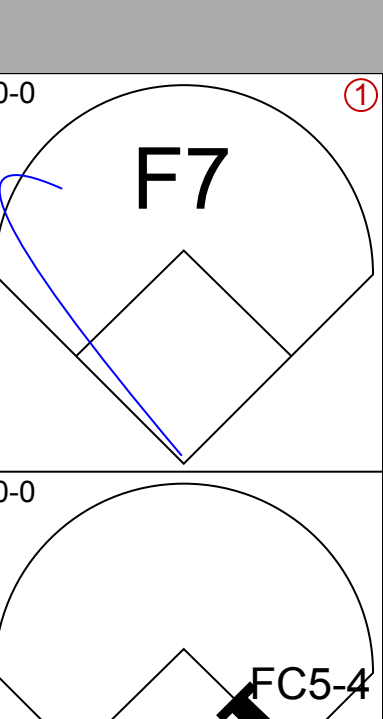
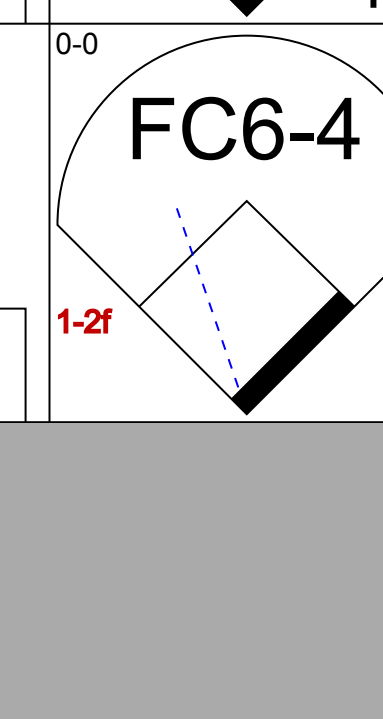
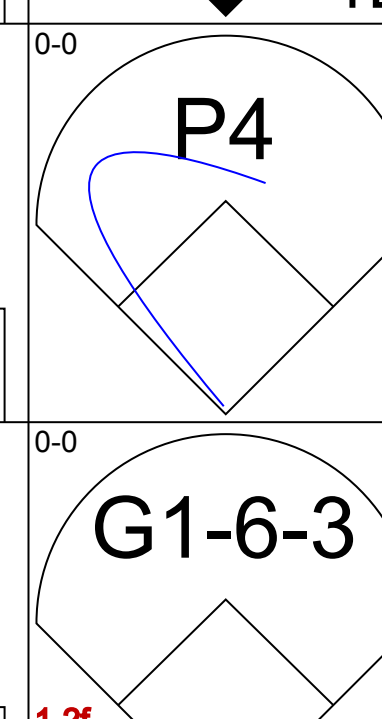
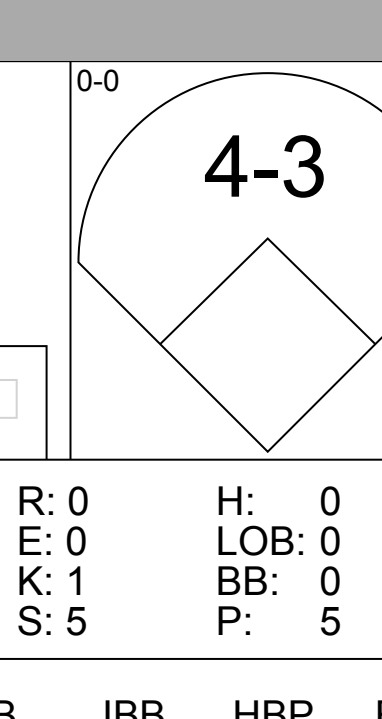
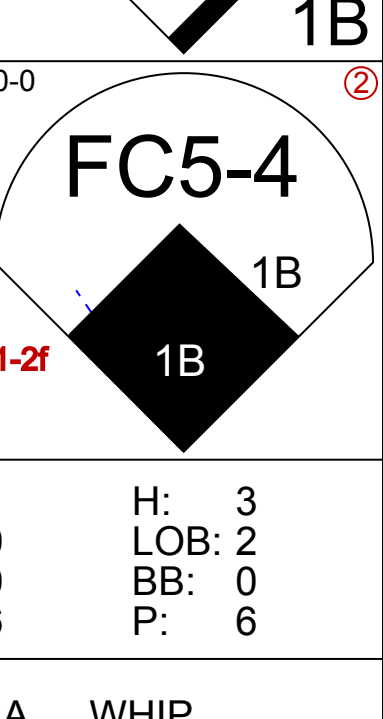


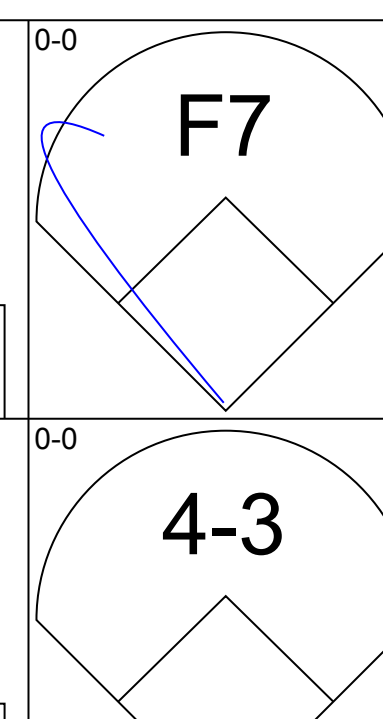
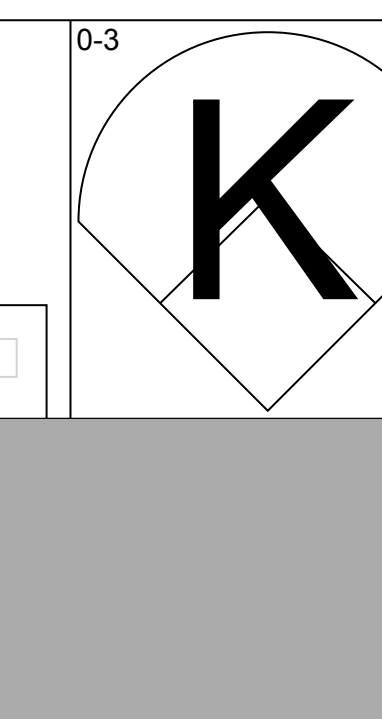
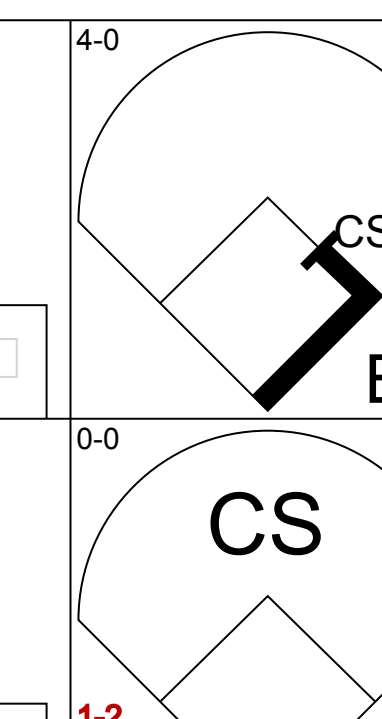
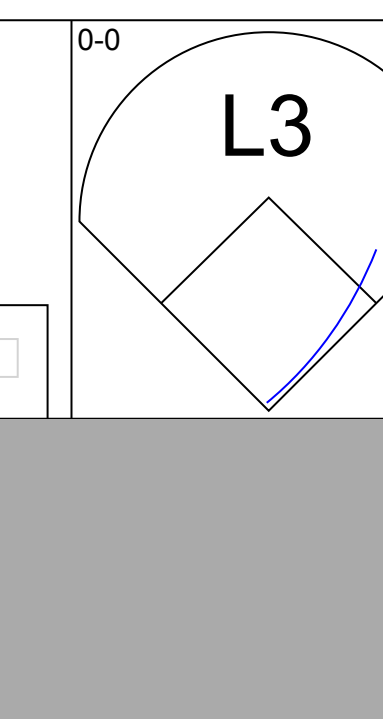
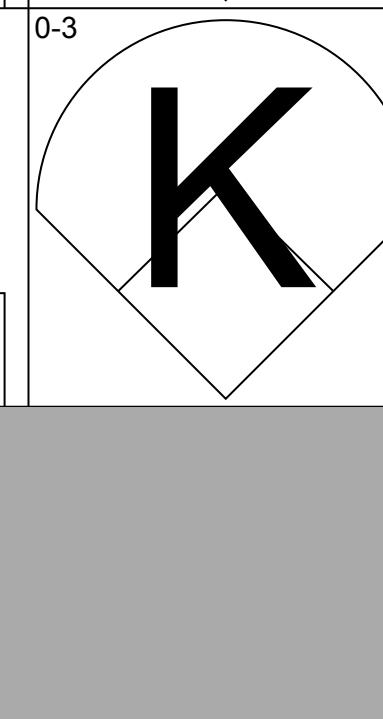
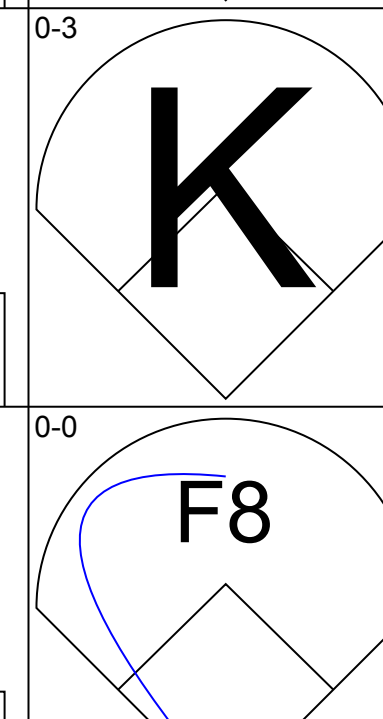




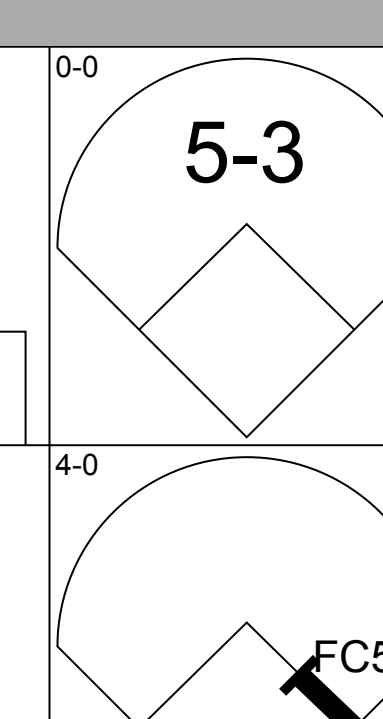
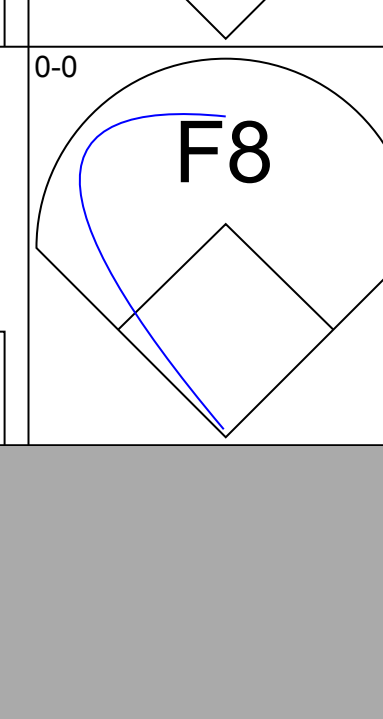
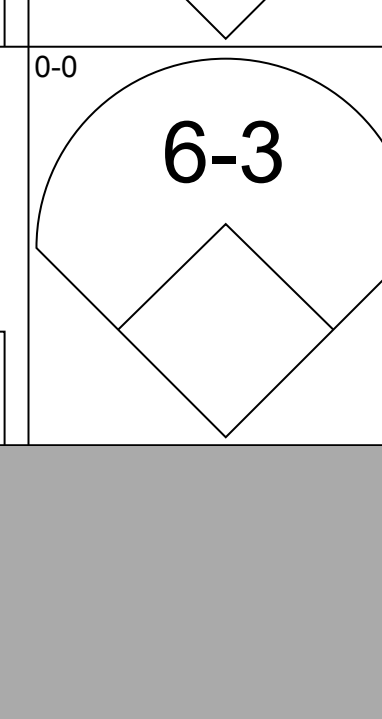
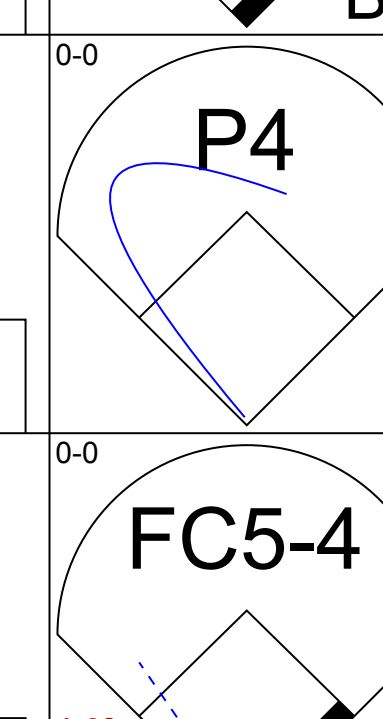
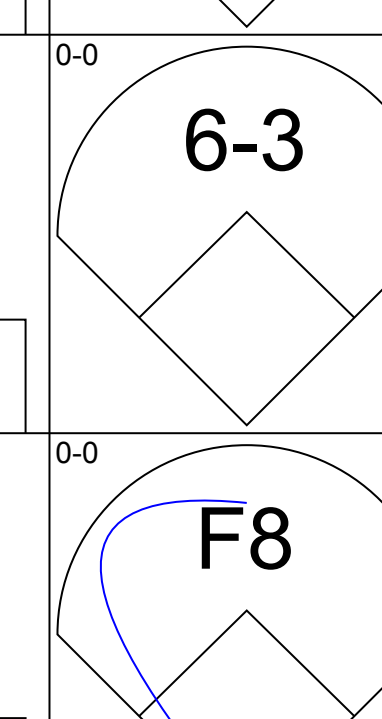
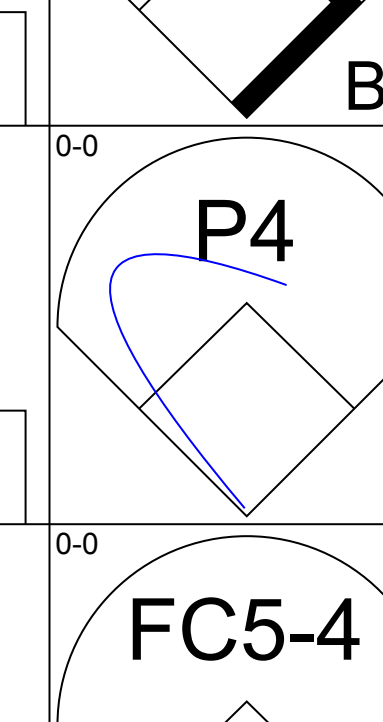
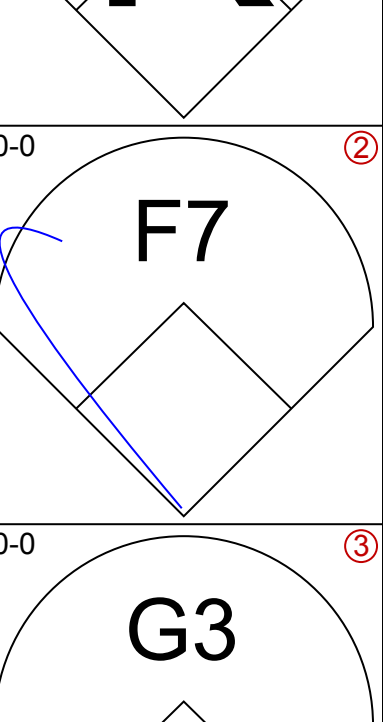
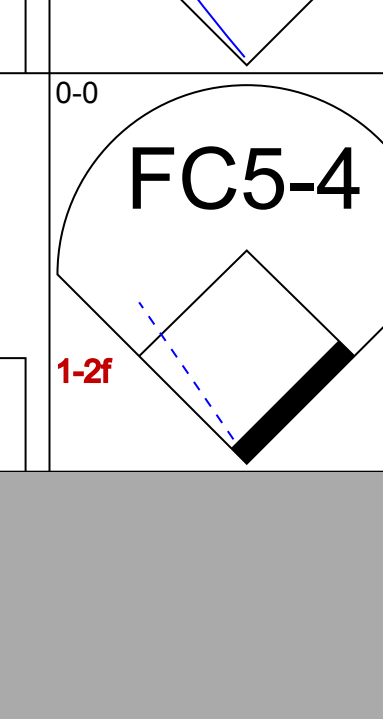
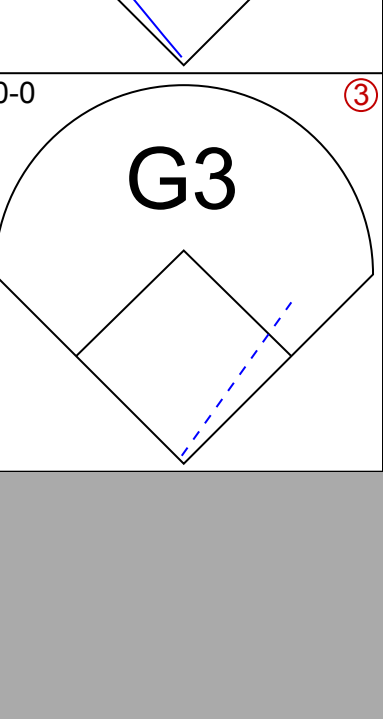
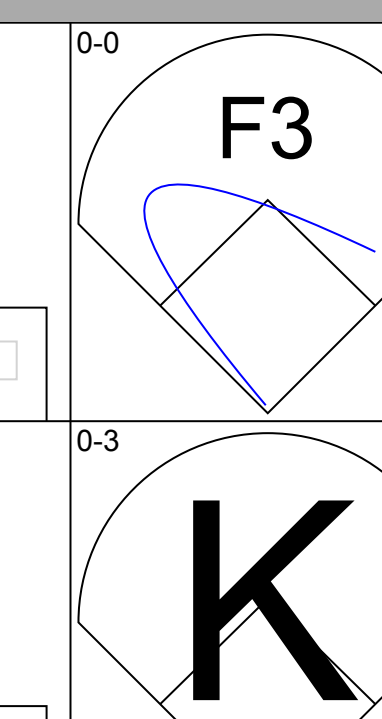
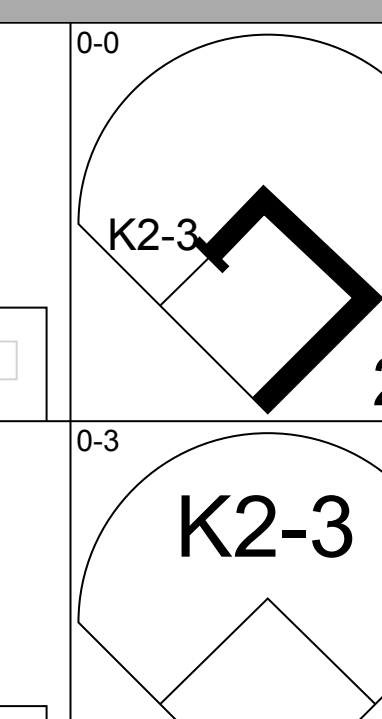
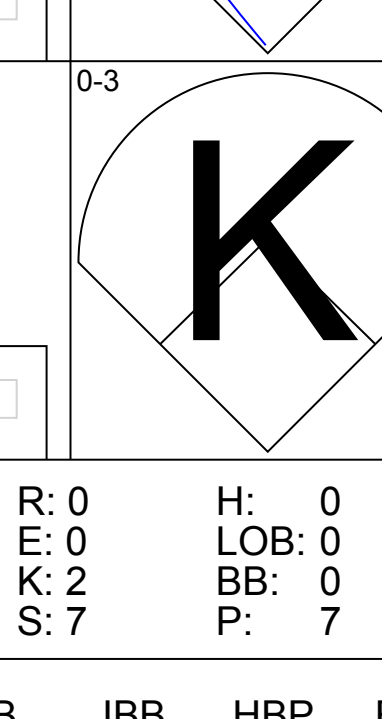
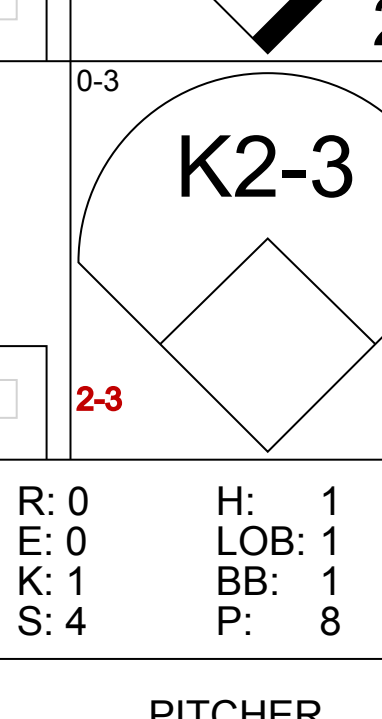
Batter	1	2	3	4	5	6	7	8	9	AB R H RBI BB SO LOB	TOP												
Omar Moreno, L (1, 8) OBP: 0.339, SLG: 0.400	1-3 K		2-1 9-2 3B		0-3 K		0-3 K		0-0 1B 2H	5 1 2 0 0 3 0	Pittsburgh Pirates @ San Francisco Giants Candlestick Park, San Francisco, CA Sat Sep 01 1979, 6:38 AM EDT Att: 27,382 - Unknown livebaseballscorecards.com												
Phil Garner, R (1, 4) OBP: 0.356, SLG: 0.448	1-0 F6		1-0 9-2		0-3 K		0-0 HR 1B		0-0 1B 2H	5 2 2 1 0 1 1													
Lee Lacy, R (1, 7) OBP: 0.347, SLG: 0.458	1-1 F3		3-H 5-3			0-0 1B FC5-4	0-0 HR 1B		0-0 1B 1-H	5 2 3 3 0 0 0													
Bill Robinson, R (1, 9) OBP: 0.304, SLG: 0.522		2-2 SH1-3 2B		2-3 K		0-0 1B FC5-4	0-0 6-3		0-0 F6	5 0 2 0 0 1 1													
Bill Madlock, R (1, 5) OBP: 0.341, SLG: 0.427		1-2 SH1-3 1B		0-0 WP 2B 1B		0-0 1B FC5-4		0-0 6-3		4 2 2 1 0 0 1													
Manny Sanguillen, R (1, 3) OBP: 0.292, SLG: 0.339		0-0 SH1-3		2-2 1B		0-0 G3		0-0 F5		2 0 1 1 0 0 1													
Willie Stargell, L (6, 3) OBP: 0.383, SLG: 0.591		1-2 2-3 2B		1-H 2B		1-3 G3				1 0 0 0 0 0 0													
Dale Berra, R (1, 6) OBP: 0.261, SLG: 0.303		1-3 K		2-2 4-3		0-0 E5		0-0 4-3		4 0 0 0 0 1 3													
Steve Nicosia, R (1, 2) OBP: 0.353, SLG: 0.438		4-0 IBB		1-0 F3		0-0 F9		0-0 SH1-4 1B		3 0 1 0 1 0 2													
Jim Bibby, R (1, 1) OBP: 0.167, SLG: 0.343		0-3 K		0-0 4-3		0-0 4-3		0-0 SH1-4		3 0 0 0 0 1 3													
Inning Stats	R: 0 E: 0 K: 1 S: 6	H: 0 LOB: 0 BB: 0 P: 9	R: 0 E: 0 K: 2 S: 17	H: 2 LOB: 3 BB: 1 P: 25	R: 0 E: 0 K: 0 S: 4	H: 1 LOB: 0 BB: 0 P: 8	R: 1 E: 0 K: 1 S: 15	H: 2 LOB: 1 BB: 0 P: 22	R: 0 E: 0 K: 2 S: 7	H: 0 LOB: 0 BB: 0 P: 7	R: 2 E: 1 K: 0 S: 6	H: 2 LOB: 1 BB: 0 P: 6	R: 2 E: 0 K: 1 S: 7	H: 2 LOB: 0 BB: 0 P: 7	R: 0 E: 0 K: 0 S: 3	H: 0 LOB: 0 BB: 0 P: 3	R: 2 E: 0 K: 0 S: 6	H: 4 LOB: 1 BB: 0 P: 6	1B: 9 2B: 3 3B: 1 HR: 1	SF: 0 SAC: 2 DP: 1 HBP: 0	WP: 2 PB: 1 SB: 2 CS: 0	PA: 40	
PITCHER	IP WLS BF H R ER SO BB IBB HBP BLK WP HR S P ERA WHIP											PITCHER	IP WLS BF H R ER SO BB IBB HBP BLK WP HR S P ERA WHIP										
Bob Knepper, L (1, 1) ERA: 4.31	8.0 L 34 9 5 4 7 0 0 0 0 0 2 1 65 87 4.50 1.125											Randy Moffitt, R (9, 1) ERA: 7.68	1.0 6 4 2 2 0 0 0 0 0 0 0 6 6 18.00 4.000										

Batter	1	2	3	4	5	6	7	8	9	AB R H RBI BB SO LOB	BOTTOM												
Larry Herndon, R (1, 8) OBP: 0.299, SLG: 0.380	0-3 K			0-0 6-3		0-3 K			0-0 F8	4 0 0 0 0 2 0	Pittsburgh Pirates @ San Francisco Giants Candlestick Park, San Francisco, CA Sat Sep 01 1979, 6:38 AM EDT Att: 27,382 - Unknown livebaseballscorecards.com												
Rob Andrews, R (1, 4) OBP: 0.277, SLG: 0.262	0-3 K			2B SF8 1B		0-0 4-3			0-0 F7	4 1 1 0 0 1 0													
Jack Clark, R (1, 9) OBP: 0.351, SLG: 0.480	0-0 6-3			SF8 2B		0-0 E6 1B			0-0 F5	4 1 2 0 0 0 0													
Darrell Evans, L (1, 5) OBP: 0.356, SLG: 0.411		0-0 G6-4-3 1B		SF8		0-0 F9				2 0 1 1 0 0 1													
Mike Ivie, R (1, 3) OBP: 0.382, SLG: 0.592		0-0 G6-4-3		2-3 3-H 5-3		0-0 1B				3 0 1 1 0 0 2													
Terry Whitfield, L (1, 7) OBP: 0.353, SLG: 0.392		0-3 K			0-0 4-3		0-0 4-3			3 0 0 0 0 1 0													
Johnnie LetMaster, R (1, 6) OBP: 0.313, SLG: 0.323			0-0 1-3		0-0 6-3			0-0 G3		3 0 0 0 0 0 0													
Mike Sadek, R (1, 2) OBP: 0.319, SLG: 0.298			0-3 K		0-3 K			0-0 G3		3 0 0 0 0 2 0													
Bob Knepper, L (1, 1) OBP: 0.203, SLG: 0.302			0-3 K			0-0 B1		0-3 K		2 0 0 0 0 1 0													
Greg Johnston, L (8, PH) OBP: 0.216, SLG: 0.286										1 0 0 0 0 1 0													
Randy Moffitt, R (9, 1) ERA: 7.68										0 0 0 0 0 0 0													
Inning Stats	R: 0 E: 0 K: 2 S: 7	H: 1 LOB: 0 BB: 0 P: 5	R: 0 E: 0 K: 2 S: 7	H: 0 LOB: 0 BB: 0 P: 7	R: 1 E: 0 K: 0 S: 5	H: 2 LOB: 1 BB: 0 P: 5	R: 0 E: 0 K: 1 S: 5	H: 0 LOB: 0 BB: 0 P: 5	R: 1 E: 1 K: 0 S: 4	H: 2 LOB: 0 BB: 0 P: 4	R: 0 E: 0 K: 1 S: 5	H: 0 LOB: 0 BB: 0 P: 5	R: 0 E: 0 K: 1 S: 3	H: 0 LOB: 0 BB: 0 P: 3	R: 0 E: 0 K: 0 S: 3	H: 0 LOB: 0 BB: 0 P: 3	1B: 4 2B: 1 3B: 0 HR: 0	SF: 1 SAC: 0 DP: 1 HBP: 0	WP: 0 PB: 0 SB: 0 CS: 0	PA: 30			
PITCHER	IP WLS BF H R ER SO BB IBB HBP BLK WP HR S P ERA WHIP											PITCHER	IP WLS BF H R ER SO BB IBB HBP BLK WP HR S P ERA WHIP										
Jim Bibby, R (1, 1) ERA: 2.69	9.0 W 30 5 2 1 8 0 0 0 0 0 0 0 46 46 1.00 0.556																						

Batter	1	2	3	4	5	6	7	8	9	AB	R	H	RBI	BB	SO	LOB	TOP					
Omar Moreno, L (1, 8) OBP: 0.340, SLG: 0.402	K		F8 1B		4-3		2B		K	5	1	2	1	0	2	2	Pittsburgh Pirates @ San Francisco Giants Candlestick Park, San Francisco, CA Sun Sep 02 1979, 6:33 AM EDT Att: 15,663 - Unknown livebaseballscorecards.com					
Phil Garner, R (1, 4) OBP: 0.354, SLG: 0.449	F8		F8		F5		1-3		3B	5	0	1	1	0	0	2						
Lee Lacy, R (1, 7) OBP: 0.343, SLG: 0.446	K		K		F7				K	4	0	0	0	1	3	3						
Bill Robinson, R (1, 9) OBP: 0.303, SLG: 0.519		5-3			F7				K	4	0	1	1	0	1	1						
Bill Madlock, R (1, 5) OBP: 0.343, SLG: 0.425		4-3 BB			K				F8	2	1	0	0	2	1	1						
Manny Sanguillen, R (1, 3) OBP: 0.250, SLG: 0.323 Willie Stargell, L (6, 3) OBP: 0.385, SLG: 0.591	4-3		F9		F3				IBB	3	0	0	0	0	0	3						
Dale Berra, R (1, 6) OBP: 0.270, SLG: 0.304							L3		K	3	1	1	0	1	1	2						
Steve Nicosia, R (1, 2) OBP: 0.362, SLG: 0.455 Matt Alexander, S (9, PR) OBP: 0.536, SLG: 0.692 Ed Ott, L (9, 2) OBP: 0.308, SLG: 0.390	E6		G6-4-3				SH1-4 2B BB		SH5-4 3B 2B	3	1	2	2	1	0	1						
John Candelaria, L (1, 1) OBP: 0.156, SLG: 0.206	6-3				K		SH1-4		SH5-4	2	0	0	0	0	1	1						
Inning Stats	R: 0 E: 0 K: 2 S: 8	H: 0 LOB: 0 BB: 0 P: 12	R: 2 E: 1 K: 0 S: 9	H: 1 LOB: 1 BB: 2 P: 18	R: 1 E: 0 K: 1 S: 10	H: 2 LOB: 2 BB: 1 P: 15	R: 0 E: 0 K: 1 S: 6	H: 1 LOB: 0 BB: 0 P: 6	R: 0 E: 0 K: 0 S: 4	H: 0 LOB: 0 BB: 0 P: 6	R: 0 E: 0 K: 1 S: 7	H: 0 LOB: 0 BB: 0 P: 7	R: 1 E: 0 K: 0 S: 7	H: 1 LOB: 1 BB: 1 P: 14	R: 0 E: 0 K: 2 S: 7	H: 0 LOB: 2 BB: 2 P: 15		R: 1 E: 0 K: 2 S: 9	H: 2 LOB: 2 BB: 0 P: 9	1B: 3 2B: 3 3B: 1 HR: 0	SF: 0 SAC: 2 DP: 1 HBP: 0	WP: 0 PB: 0 SB: 3 CS: 3
PITCHER	IP	WLS	BF	H	R	ER	SO	BB	IBB	HBP	BLK	WP	HR	S	P	ERA	WHIP					
Vida Blue, L (1, 1) ERA: 5.18	7.0	L	29	5	4	4	5	4	0	0	0	0	0	51	78	5.14	1.286					
Ed Halicki, R (8, 1) ERA: 4.5	1.1		7	1	1	1	2	1	1	0	0	0	0	9	17	6.75	1.500					
Gary Lavelle, L (9, 1) ERA: 2.2	0.2		3	1	0	0	2	0	0	0	0	0	0	7	7	0.00	1.500					

Batter	1	2	3	4	5	6	7	8	9	AB	R	H	RBI	BB	SO	LOB	BOTTOM					
Bill North, S (1, 8) OBP: 0.389, SLG: 0.359	K		F9		6-3		2B		1-3	5	0	1	1	0	1	1	Pittsburgh Pirates @ San Francisco Giants Candlestick Park, San Francisco, CA Sun Sep 02 1979, 6:33 AM EDT Att: 15,663 - Unknown livebaseballscorecards.com					
Joe Strain, R (1, 4) OBP: 0.288, SLG: 0.302	K				F9		F8			4	0	0	0	0	1	1						
Larry Hemdon, R (1, 9) OBP: 0.299, SLG: 0.389	K				HR		F9		F9	4	1	1	1	0	1	0						
Mike Ivie, R (1, 3) OBP: 0.381, SLG: 0.591		F7			F8				K	4	0	1	0	0	1	0						
Terry Whitfield, L (1, 7) OBP: 0.359, SLG: 0.402		SF8 3B			1B		2B		1B	3	1	3	0	1	0	0						
Rob Andrews, R (1, 5) OBP: 0.276, SLG: 0.264 Gary Lavelle, S (9, 1) OBP: 0.250, SLG: 0.250		SF8			1B		BB		1B	3	0	1	1	0	1	3						
Johnnie LeMaster, R (1, 6) OBP: 0.312, SLG: 0.326		P5			4-3				F2	4	1	1	0	0	0	2						
Dennis Littlejohn, R (1, 2) OBP: 0.280, SLG: 0.280			K				F7		K	4	0	0	0	0	2	1						
Vida Blue, S (1, 1) OBP: 0.200, SLG: 0.188 Mike Sadek, R (7, PH) OBP: 0.317, SLG: 0.296 Ed Halicki, R (8, 1) OBP: 0.207, SLG: 0.214 Darrell Evans, L (9, 5) OBP: 0.357, SLG: 0.412			K				K			2	0	0	0	0	2	0						
Inning Stats	R: 0 E: 0 K: 3 S: 9	H: 0 LOB: 0 BB: 0 P: 9	R: 1 E: 0 K: 0 S: 4	H: 1 LOB: 0 BB: 0 P: 4	R: 0 E: 0 K: 2 S: 7	H: 0 LOB: 0 BB: 0 P: 7	R: 1 E: 0 K: 0 S: 6	H: 3 LOB: 2 BB: 0 P: 6	R: 0 E: 0 K: 1 S: 5	H: 0 LOB: 0 BB: 0 P: 5	R: 0 E: 0 K: 0 S: 4	H: 1 LOB: 2 BB: 1 P: 8	R: 1 E: 0 K: 1 S: 7	H: 2 LOB: 1 BB: 0 P: 7	R: 0 E: 0 K: 2 S: 8	H: 1 LOB: 1 BB: 0 P: 8		R: 0 E: 0 K: 1 S: 6	H: 1 LOB: 1 BB: 0 P: 6	1B: 5 2B: 2 3B: 1 HR: 1	SF: 1 SAC: 0 DP: 0 HBP: 0	WP: 0 PB: 0 SB: 0 CS: 0
PITCHER	IP	WLS	BF	H	R	ER	SO	BB	IBB	HBP	BLK	WP	HR	S	P	ERA	WHIP					
John Candelaria, L (1, 1) ERA: 3.22	9.0	W	37	9	3	3	10	1	0	0	0	0	1	56	60	3.00	1.111					

Batter	1	2	3	4	5	6	7	8	9	AB	R	H	RBI	BB	SO	LOB	TOP								
Bake McBride, L OBP: 0.316, SLG: 0.401 (1, 9)										4	1	2	0	0	2	0	Philadelphia Phillies @ Pittsburgh Pirates Three Rivers Stadium, Pittsburgh, PA Mon Sep 03 1979, 3:33 AM EDT Unknown								
Manny Trillo, R OBP: 0.288, SLG: 0.340 (1, 4)										3	0	1	1	0	0	0									
Pete Rose, S OBP: 0.397, SLG: 0.410 (1, 3)										3	0	1	0	1	1	2									
Mike Schmidt, R OBP: 0.394, SLG: 0.604 (1, 5)										3	0	0	0	0	1	3									
Greg Luzinski, R OBP: 0.359, SLG: 0.449 Tug McGraw, R OBP: 0.167, SLG: 0.167 (8, 1)										4	0	1	0	0	1	2									
Tim McCarver, L OBP: 0.331, SLG: 0.295 Bob Boone, R OBP: 0.368, SLG: 0.432 (8, 2)										3	0	0	0	0	0	2									
Garry Maddox, R OBP: 0.295, SLG: 0.420 (1, 8)										4	0	2	0	0	0	0									
Larry Bowa, S OBP: 0.322, SLG: 0.315 (1, 6)										4	0	1	0	0	0	2									
Steve Carlton, L OBP: 0.241, SLG: 0.253 Mike Anderson, R OBP: 0.347, SLG: 0.344 (8, 7)										3	1	0	0	0	0	2									
Inning Stats	R: 0 E: 0 K: 2 S: 8	H: 1 LOB: 1 BB: 0 P: 8	R: 0 E: 0 K: 0 S: 4	H: 0 LOB: 0 BB: 0 P: 4	R: 0 E: 0 K: 1 S: 5	H: 0 LOB: 0 BB: 0 P: 5	R: 0 E: 0 K: 1 S: 6	H: 1 LOB: 1 BB: 0 P: 6	R: 1 E: 0 K: 0 S: 6	H: 3 LOB: 2 BB: 0 P: 6	R: 0 E: 0 K: 0 S: 2	H: 0 LOB: 0 BB: 0 P: 3	R: 0 E: 0 K: 0 S: 3	H: 1 LOB: 1 BB: 0 P: 3	R: 1 E: 0 K: 1 S: 6	H: 1 LOB: 1 BB: 1 P: 10		R: 0 E: 0 K: 0 S: 3	H: 0 LOB: 0 BB: 0 P: 3	1B: 8 2B: 0 3B: 0 HR: 0	SF: 0 SAC: 1 DP: 2 HBP: 1	WP: 0 PB: 0 SB: 0 CS: 0	PA: 35		
PITCHER	IP	WLS	BF	H	R	ER	SO	BB	IBB	HBP	BLK	WP	HR	S	P	ERA	WHIP								
Bert Blyleven, R ERA: 3.48 Enrique Romo, R ERA: 2.99	(1, 1)	6.0	L	24	6	1	1	4	0	0	1	0	0	31	32	1.50	1.000								
(7, 1)	3.0		11	2	1	1	1	1	0	0	0	1	0	12	16	3.00	1.000								

Batter	1	2	3	4	5	6	7	8	9	AB	R	H	RBI	BB	SO	LOB	BOTTOM								
Omar Moreno, L OBP: 0.339, SLG: 0.400 (1, 8)										3	0	0	0	1	1	0	Philadelphia Phillies @ Pittsburgh Pirates Three Rivers Stadium, Pittsburgh, PA Mon Sep 03 1979, 3:33 AM EDT Unknown								
Phil Garner, R OBP: 0.352, SLG: 0.446 (1, 4)										3	0	0	0	0	1	0									
Dave Parker, L OBP: 0.364, SLG: 0.520 (1, 9)										3	0	0	0	0	3	0									
Bill Robinson, R OBP: 0.301, SLG: 0.515 (1, 7)										3	0	0	0	0	0	0									
Willie Stargell, L OBP: 0.365, SLG: 0.587 (1, 3)										2	0	0	0	1	2	0									
Bill Madlock, R OBP: 0.341, SLG: 0.423 (1, 5)										3	0	0	0	0	0	1									
Dale Berra, R OBP: 0.283, SLG: 0.295 (1, 6)										3	0	0	0	0	0	1									
Steve Nicosia, R OBP: 0.364, SLG: 0.462 Matt Alexander, S OBP: 0.539, SLG: 0.692 Ed Ott, L OBP: 0.307, SLG: 0.389 (6, PR) (7, 2)										2	0	1	0	0	0	0									
Bert Blyleven, R OBP: 0.145, SLG: 0.161 Lee Lacy, R OBP: 0.341, SLG: 0.443 Enrique Romo, R OBP: 0.182, SLG: 0.182 Tim Foli, R OBP: 0.321, SLG: 0.336 (8, PH)										1	0	0	0	0	1	0									
Inning Stats	R: 0 E: 0 K: 1 S: 5	H: 0 LOB: 0 BB: 0 P: 5	R: 0 E: 0 K: 0 S: 3	H: 0 LOB: 1 BB: 1 P: 7	R: 0 E: 0 K: 2 S: 7	H: 0 LOB: 0 BB: 0 P: 7	R: 0 E: 0 K: 1 S: 5	H: 0 LOB: 0 BB: 0 P: 5	R: 0 E: 0 K: 1 S: 4	H: 1 LOB: 1 BB: 1 P: 8	R: 0 E: 0 K: 2 S: 7	H: 0 LOB: 0 BB: 0 P: 7	R: 0 E: 0 K: 1 S: 5	H: 0 LOB: 0 BB: 0 P: 5	R: 0 E: 0 K: 0 S: 3	H: 0 LOB: 0 BB: 0 P: 3		1B: 0 2B: 1 3B: 0 HR: 0	SF: 0 SAC: 0 DP: 0 HBP: 0	WP: 0 PB: 0 SB: 0 CS: 1	PA: 29				
PITCHER	IP	WLS	BF	H	R	ER	SO	BB	IBB	HBP	BLK	WP	HR	S	P	ERA	WHIP								
Steve Carlton, L ERA: 3.6 Tug McGraw, L ERA: 4.4	(1, 1)	7.0	W	22	1	0	0	1	2	0	0	0	0	36	44	0.00	0.429								
(8, 1)	2.0	S	6	0	0	0	1	0	0	0	0	0	0	8	8	0.00	0.000								



Batter	1	2	3	4	5	6	7	8	9	AB	R	H	RBI	BB	SO	LOB	TOP					
Pete Rose, S OBP: 0.397, SLG: 0.415 (1, 3)	0-0 6-3		0-0 HR		0-0 6-3		0-0 1B		0-0 L7	5	1	2	2	0	0	1	Philadelphia Phillies @ Pittsburgh Pirates Three Rivers Stadium, Pittsburgh, PA Mon Sep 03 1979, 3:38 AM EDT Att: 43,444 - Unknown					
Manny Trillo, R OBP: 0.289, SLG: 0.340 (1, 4)	0-0		0-0 4-3		0-0 F9		0-0 F6		0-0 F7	3	0	1	0	0	0	0						
Del Unser, L OBP: 0.348, SLG: 0.468 (7, PH)	F8 BB									1	0	0	0	0	0	2						
Bud Harrelson, S OBP: 0.412, SLG: 0.309 (7, 4)	F8 BB									0	0	0	0	0	0	1						
Tim McCarver, L OBP: 0.328, SLG: 0.292 (9, PH)	F8 1B									1	0	0	0	0	0	1						
Mike Schmidt, R OBP: 0.393, SLG: 0.600 (1, 5)	4-0 1-2 BB		0-3 K		0-0 F8		0-0 1-3			3	0	0	0	1	1	0						
Greg Luzinski, R OBP: 0.356, SLG: 0.444 (1, 7)	0-0 F8		0-0 5-3		0-3 K		0-0 L7			4	0	0	0	0	1	2						
Bob Boone, R OBP: 0.366, SLG: 0.430 (1, 2)	0-3 K			0-3 K		0-0 F9		0-0 1B		4	0	1	0	0	2	2						
Gary Maddox, R OBP: 0.294, SLG: 0.419 (1, 8)		0-0 G5-4-3 1B		0-0 P6		0-0 F7		0-0 L8		4	0	1	0	0	0	1						
Mike Anderson, R OBP: 0.359, SLG: 0.348 (1, 9)		0-0 G5-4-3		4-0 BB		0-0 1B		0-0 3-1		2	1	1	0	1	0	1						
Greg Gross, L OBP: 0.368, SLG: 0.385 (9, PH)		1-2		0-0 BB		0-0 1B				1	0	0	0	0	0	0						
Larry Bowa, S OBP: 0.325, SLG: 0.322 (1, 6)		4-0 BB		0-0 F8		0-0 1B		0-0 1B		3	1	2	0	1	0	1						
Randy Lerch, L OBP: 0.133, SLG: 0.190 (5, 1)		0-0 3-1				0-0 4-3		0-0 F7		2	0	0	0	0	0	1						
Rawly Eastwick, R OBP: 0.295, SLG: 0.187 (5, 1)										0	0	0	0	0	0	0						
Pete Mackanin, R OBP: 0.320, SLG: 0.333 (7, PH)										1	0	0	0	0	0	2						
Doug Bird, R OBP: 0.320, SLG: 0.333 (7, 1)										0	0	0	0	0	0	0						
Ron Reed, R OBP: 0.320, SLG: 0.333 (8, 1)										0	0	0	0	0	0	0						
Bake McBride, L OBP: 0.318, SLG: 0.402 (9, PH)								3-H 1B		1	0	1	1	0	0	0						
Inning Stats	R: 0 E: 0 K: 1 S: 6	H: 1 LOB: 2 BB: 1 P: 10	R: 0 E: 0 K: 0 S: 3	H: 1 LOB: 1 BB: 1 P: 7	R: 1 E: 0 K: 1 S: 6	H: 1 LOB: 0 BB: 0 P: 6	R: 0 E: 0 K: 1 S: 5	H: 0 LOB: 1 BB: 0 P: 9	R: 0 E: 0 K: 0 S: 3	H: 0 LOB: 0 BB: 0 P: 3	R: 0 E: 0 K: 1 S: 5	H: 0 LOB: 0 BB: 0 P: 5	R: 1 E: 0 K: 0 S: 6	H: 3 LOB: 2 BB: 0 P: 6	R: 0 E: 0 K: 0 S: 4	H: 1 LOB: 1 BB: 0 P: 4	R: 1 E: 0 K: 0 S: 5	H: 2 LOB: 1 BB: 0 P: 5	1B: 7 2B: 0 3B: 1 HR: 1	SF: 0 SAC: 0 DP: 1 HBP: 0	WP: 0 PB: 0 SB: 0 CS: 0	PA: 38
PITCHER	IP	WLS	BF	H	R	ER	SO	BB	IBB	HBP	BLK	WP	HR	S	P	ERA	WHIP					
Jim Rooker, L ERA: 4.65 (1, 1)	6.2	W	28	6	2	2	4	3	0	0	0	0	1	33	45	2.70	1.350					
Kent Tekulve, R ERA: 2.65 (7, 1)	2.1	S	10	3	1	1	0	0	0	0	0	0	0	10	10	3.86	1.286					

AB	35
R	3
H	9
RBI	3
BB	3
SO	4
LOB	14



Batter	1	2	3	4	5	6	7	8	9	AB	R	H	RBI	BB	SO	LOB	BOTTOM				
Omar Moreno, L OBP: 0.340, SLG: 0.401 (1, 8)	0-3 K		4-0 G6-4-3 BB		0-0 1B		0-0 FC1-2			3	1	1	1	1	1	1	Philadelphia Phillies @ Pittsburgh Pirates Three Rivers Stadium, Pittsburgh, PA Mon Sep 03 1979, 3:38 AM EDT Att: 43,444 - Unknown				
Phil Garner, R OBP: 0.351, SLG: 0.445 (1, 4)	0-3 K		0-0 G6-4-3		0-0 E		0-0 L8			4	0	1	2	0	1	3					
Lee Lacy, R OBP: 0.344, SLG: 0.438 (1, 7)	4-0 CS		0-3 K		0-0 5-3		4-0 BB			2	1	0	0	2	1	1					
Bill Robinson, R OBP: 0.306, SLG: 0.516 (1, 9)	0-0 CS		0-0 SH5-4 1B		0-0 F9		4-0 BB			3	1	2	0	1	0	1					
Bill Madlock, R OBP: 0.340, SLG: 0.421 (1, 5)		0-0 SH5-4 1B		0-0 G4-6-3		0-0 L9		0-0 FC6-4 BB		4	1	1	0	0	0	2					
Manny Sanguillen, R OBP: 0.246, SLG: 0.318 (1, 3)		0-0 SH5-4		0-0 F3		0-3 K		4-0 BB		1	0	0	0	0	0	0					
Willie Stargell, L OBP: 0.365, SLG: 0.586 (6, 3)		1-2 2-3		0-0 K		0-0 1B		1-2 BB		1	0	0	0	1	1	0					
Dale Berra, R OBP: 0.270, SLG: 0.330 (1, 6)		0-0 4-3		0-0 HR		0-0 F8		1-2 2-H 1B		4	1	2	3	0	0	1					
Steve Nicosia, R OBP: 0.367, SLG: 0.469 (1, 2)		3-H 5-3		0-0 SH		0-0 SH1-4		0-3 K		4	1	2	0	0	1	3					
Jim Rooker, R OBP: 0.138, SLG: 0.107 (1, 1)			4-0 SH		0-0 SH		0-0 SH1-4			0	1	0	0	1	0	0					
Kent Tekulve, R OBP: 0.231, SLG: 0.167 (7, 1)			0-0 SH		0-0 SH		0-0 SH1-4			1	0	0	0	0	1	2					
Inning Stats	R: 0 E: 0 K: 2 S: 6	H: 0 LOB: 0 BB: 1 P: 10	R: 1 E: 0 K: 0 S: 5	H: 2 LOB: 1 BB: 0 P: 5	R: 0 E: 0 K: 0 S: 1	H: 0 LOB: 0 BB: 2 P: 9	R: 0 E: 0 K: 1 S: 5	H: 1 LOB: 0 BB: 0 P: 5	R: 4 E: 0 K: 0 S: 8	H: 4 LOB: 1 BB: 0 P: 8	R: 0 E: 0 K: 1 S: 5	H: 0 LOB: 0 BB: 0 P: 5	R: 0 E: 0 K: 0 S: 4	H: 1 LOB: 1 BB: 0 P: 4	R: 2 E: 0 K: 2 S: 8	H: 1 LOB: 2 BB: 3 P: 20	1B: 6 2B: 2 3B: 0 HR: 1	SF: 0 SAC: 0 DP: 2 HBP: 0	WP: 0 PB: 0 SB: 3 CS: 1	PA: 37	
PITCHER	IP	WLS	BF	H	R	ER	SO	BB	IBB	HBP	BLK	WP	HR	S	P	ERA	WHIP				
Randy Lerch, L ERA: 4.31 (1, 1)	4.1	L	20	7	5	5	3	3	0	0	0	0	0	7	7	0.00	0.000				
Rawly Eastwick, R ERA: 4.61 (5, 1)	1.2		5	0	0	0	1	0	0	0	0	0	0	7	7	0.00	0.000				
Doug Bird, R ERA: 5.2 (7, 1)	1.1		8	1	2	2	0	3	0	0	0	0	0	5	17	13.50	3.000				
Ron Reed, R ERA: 3.96 (8, 1)	0.2		3	1	0	0	2	0	0	0	0	0	0	7	7	0.00	1.500				

AB	27
R	7
H	9
RBI	6
BB	6
SO	6
LOB	14



Batter	1	2	3	4	5	6	7	8	9	10	11	AB	R	H	RBI	BB	SO	LOB	TOP								
Omar Moreno, L OBP: 0.340, SLG: 0.402 (1, 8)	1-3		L9				4-3		K		1B E 2B	6	1	2	0	0	1	0									
Phil Garner, R OBP: 0.351, SLG: 0.450 (1, 4)	F3			HR	6-3			FC4-6 1B	K		F8	6	1	2	1	0	1	3									
Dave Parker, L OBP: 0.364, SLG: 0.519 (1, 9)	L9			K				FC4-6 1B SF8		L9	1B E IBB	5	2	1	0	1	1	1									
Willie Stargell, L OBP: 0.389, SLG: 0.595 Matt Alexander, S OBP: 0.538, SLG: 0.692 (8, PR) Bill Robinson, R OBP: 0.307, SLG: 0.516 (1, 3)		6-3			HR			SF8 S WP 1B	K		E S 1B	3	1	2	1	1	0	0									
John Minner, L OBP: 0.395, SLG: 0.527 (8, 3)		4-3 BB			K			WP 1B BB	E S 1B		F7	4	1	2	0	2	1	1									
Bill Madlock, R OBP: 0.340, SLG: 0.419 (1, 5)	4-3					G5-2-3		SF8			S BB	2	0	0	1	2	0	4									
Ed Ott, L OBP: 0.309, SLG: 0.387 (1, 2)				CS BB		G3	K2-3				FC5-4 IBB	4	0	1	1	1	2	3									
Dale Berra, R OBP: 0.262, SLG: 0.319 (1, 6)			5-3								FC5-4 IBB	4	0	0	0	0	0	4									
Don Robinson, R OBP: 0.344, SLG: 0.190 Lee Lacy, L OBP: 0.442, SLG: 0.435 Ernie Rojas, R OBP: 0.162, SLG: 0.192 Grant Jackson, S (8, PH) Mike Easter, L OBP: 0.142, SLG: 0.252 Dave Roberts, L (8, PH) Doe Boyland, L (11, PH) Kent Tekulve, R OBP: 0.293, SLG: 0.167 (11, 1)			K			FC3-6 1B					L5	2	0	0	0	0	1	1									
Inning Stats	R: 0 E: 0 K: 0 S: 3	H: 0 LOB: 0 BB: 0 P: 3	R: 0 E: 0 K: 1 S: 5	H: 0 LOB: 1 BB: 1 P: 9	R: 0 E: 0 K: 1 S: 5	H: 0 LOB: 0 BB: 0 P: 5	R: 2 E: 0 K: 2 S: 8	H: 2 LOB: 0 BB: 1 P: 12	R: 0 E: 0 K: 0 S: 5	H: 1 LOB: 2 BB: 0 P: 5	R: 0 E: 0 K: 0 S: 6	H: 0 LOB: 0 BB: 0 P: 3	R: 3 E: 0 K: 0 S: 6	H: 3 LOB: 1 BB: 0 P: 10	R: 0 E: 0 K: 2 S: 7	H: 0 LOB: 0 BB: 0 P: 7	R: 0 E: 0 K: 1 S: 6	H: 1 LOB: 3 BB: 2 P: 14	R: 2 E: 1 K: 0 S: 5	H: 2 LOB: 1 BB: 1 P: 9	1B: 7 2B: 2 3B: 0 HR: 2	SF: 1 SAC: 0 DP: 1 HBP: 0	WP: 1 PB: 0 SB: 3 CS: 1	PA: 51			
PITCHER	IP ERA WLS BF H R ER SO BB IBB HBP BLK WP HR S P ERA WHIP	John Denny, R ERA: 4.9 (1, 1)	Mark Littell, R ERA: 2.53 (8, 1)	Roy Thomas, R ERA: 2.65 (9, 1)	Darold Knowles, L ERA: 3.77 (11, 1)	PITCHER	IP ERA WLS BF H R ER SO BB IBB HBP BLK WP HR S P ERA WHIP	John Denny, R ERA: 4.9 (1, 1)	Mark Littell, R ERA: 2.53 (8, 1)	Roy Thomas, R ERA: 2.65 (9, 1)	Darold Knowles, L ERA: 3.77 (11, 1)																
Batter	1	2	3	4	5	6	7	8	9	10	11	AB	R	H	RBI	BB	SO	LOB	BOTTOM								
Garry Templeton, S OBP: 0.342, SLG: 0.469 (1, 6)	E6 S 1B		F3		G3		5-3	6-3			2B	6	0	2	0	0	0	1									
Lou Brock, L OBP: 0.352, SLG: 0.421 (1, 7)	E6 1B BB		WP 2B 2B		1B SF9 1B		E		K		G3	5	3	3	0	1	1	1									
Keith Hernandez, L OBP: 0.418, SLG: 0.515 (1, 3)	K		5-3		1B		E6		4-3			5	0	2	1	0	1	3									
Ted Simmons, S OBP: 0.380, SLG: 0.517 (1, 2)	F9		2B BB		SF9		FC1-6-2		K			3	1	0	1	1	1	3									
Tony Scott, S OBP: 0.307, SLG: 0.379 (1, 8)	E6 1-2 2-H		1B 2B		P6		F9			4-3		5	0	1	2	0	0	4									
Jerry Mumphrey, S OBP: 0.342, SLG: 0.380 (1, 9)		L5	4-3					4-3		K		5	0	1	0	0	1	1									
Ken Reitz, R OBP: 0.298, SLG: 0.368 (1, 5)		WP 1B		F5		K		F2		6-3		5	0	1	0	0	1	1									
Ken Oberkfell, L OBP: 0.387, SLG: 0.397 (1, 4)	F7			5-3		BB		2B BB			P6	3	1	0	0	2	0	1									
John Denny, R ERA: 4.14 (1, 1)	IP ERA WLS BF H R ER SO BB IBB HBP BLK WP HR S P ERA WHIP	Enrique Romo, R ERA: 2.7 (7, 1)	Grant Jackson, L ERA: 3.48 (8, 1)	Dave Roberts, L ERA: 3.06 (9, 1)	Kent Tekulve, R ERA: 2.82 (11, 1)	PITCHER	IP ERA WLS BF H R ER SO BB IBB HBP BLK WP HR S P ERA WHIP	John Denny, R ERA: 4.14 (1, 1)	Enrique Romo, R ERA: 2.7 (7, 1)	Grant Jackson, L ERA: 3.48 (8, 1)	Dave Roberts, L ERA: 3.06 (9, 1)	Kent Tekulve, R ERA: 2.82 (11, 1)															
Inning Stats	R: 1 E: 0 K: 1 S: 6	H: 1 LOB: 2 BB: 1 P: 10	R: 0 E: 0 K: 1 S: 6	H: 1 LOB: 1 BB: 0 P: 6	R: 2 E: 0 K: 0 S: 5	H: 2 LOB: 1 BB: 1 P: 9	R: 0 E: 0 K: 0 S: 3	H: 0 LOB: 0 BB: 0 P: 3	R: 1 E: 0 K: 0 S: 5	H: 2 LOB: 1 BB: 0 P: 5	R: 0 E: 0 K: 0 S: 4	H: 0 LOB: 0 BB: 0 P: 7	R: 0 E: 0 K: 1 S: 5	H: 0 LOB: 0 BB: 0 P: 5	R: 0 E: 0 K: 1 S: 5	H: 1 LOB: 1 BB: 0 P: 4	1B: 6 2B: 5 3B: 0 HR: 0	SF: 1 SAC: 0 DP: 0 HBP: 0	WP: 2 PB: 0 SB: 1 CS: 1	PA: 47							

Pittsburgh Pirates @ St. Louis Cardinals
 Busch Stadium, St. Louis, MO
 Wed Sep 05 1979, 7:05 PM CDT
 Att: 23,059 - Unknown

AB	41
R	7
H	11
RBI	4
BB	7
SO	8
LOB	17



Pittsburgh Pirates @ St. Louis Cardinals
 Busch Stadium, St. Louis, MO
 Wed Sep 05 1979, 7:05 PM CDT
 Att: 23,059 - Unknown


AB	42
R	5
H	11
RBI	5
BB	4
SO	6
LOB	17



Batter	1	2	3	4	5	6	7	8	9	AB	R	H	RBI	BB	SO	LOB	TOP				
Omar Moreno, L OBP: 0.341, SLG: 0.402 (1, 8)	L9	FC4-6				F9											5 0 2 0 0 0 2				
Phil Garner, R OBP: 0.348, SLG: 0.445 (1, 4)	6-3	F8				4-3											5 0 0 0 0 0 3				
Dave Parker, L OBP: 0.362, SLG: 0.515 (1, 9)																	4 1 0 0 1 0 1				
Willie Stargell, L OBP: 0.370, SLG: 0.591 (1, 3)	K																4 1 1 0 1 1 2				
John Milner, L OBP: 0.393, SLG: 0.523 (1, 7)																	2 1 0 1 1 0 1				
Bill Madlock, R OBP: 0.342, SLG: 0.422 (1, 5)																	4 2 2 0 0 0 1				
Ed Ott, L OBP: 0.309, SLG: 0.387 (8, PH)																	3 1 1 2 0 1 3				
Manny Sanguillen, R OBP: 0.243, SLG: 0.313 (8, 2)																	1 0 0 0 0 0 0				
Steve Nicosia, R OBP: 0.367, SLG: 0.469 (8, 2)																	0 0 0 0 0 0 0				
Dale Berra, R OBP: 0.262, SLG: 0.316 (1, 6)																	4 0 1 1 0 1 1				
Jim Bibby, R OBP: 0.189, SLG: 0.361 (3, 1)																	1 0 1 0 0 0 0				
Grant Jackson, S OBP: 0.250, SLG: 0.500 (4, 1)																	1 0 0 0 0 0 0				
Joe Coleman, R OBP: 0.243, SLG: 0.313 (5, PH)																	0 0 0 0 0 0 0				
Mike Easter, R OBP: 0.243, SLG: 0.313 (5, PH)																	1 0 0 0 0 0 0				
Dave Roberts, L OBP: 0.243, SLG: 0.313 (5, PH)																	1 0 0 0 0 0 0				
Bill Robinson, R OBP: 0.243, SLG: 0.313 (8, PH)																	1 0 0 0 0 0 0				
Enrique Romo, R OBP: 0.182, SLG: 0.182 (8, 1)																	0 0 0 0 0 0 0				
Inning Stats	R: 0 E: 0 K: 1 S: 5	H: 0 LOB: 1 BB: 1 P: 9	R: 3 E: 0 K: 1 S: 8	H: 3 LOB: 1 BB: 1 P: 12	R: 0 E: 1 K: 1 S: 6	H: 0 LOB: 2 BB: 1 P: 10	R: 0 E: 0 K: 0 S: 4	H: 1 LOB: 1 BB: 0 P: 4	R: 3 E: 1 K: 0 S: 7	H: 3 LOB: 1 BB: 0 P: 7	R: 0 E: 0 K: 0 S: 3	H: 0 LOB: 0 BB: 0 P: 3	R: 0 E: 0 K: 0 S: 3	H: 0 LOB: 0 BB: 0 P: 3	R: 0 E: 0 K: 0 S: 4	H: 1 LOB: 1 BB: 0 P: 4	1B: 7 2B: 1 3B: 0 HR: 0	SF: 1 SAC: 0 DP: 0 HBP: 0	WP: 0 PB: 1 SB: 3 CS: 0	PA: 40	
PITCHER	IP	WLS	BF	H	R	ER	SO	BB	IBB	HBP	BLK	WP	HR	S	P	ERA	WHIP				
Silvio Martinez, R ERA: 3.5 (1, 1)	5.0	W	27	7	6	3	3	3	0	0	1	0	0	30	42	5.40	2.000				
Willi McEnaney, L ERA: 2.91 (6, 1)	4.0	S	13	1	0	0	0	0	0	0	0	0	0	13	13	0.00	0.250				

Pittsburgh Pirates @ St. Louis Cardinals
 Busch Stadium, St. Louis, MO
 Thu Sep 06 1979, 7:05 PM CDT
 Att: 14,767 - Unknown


AB 36
 R 6
 H 8
 RBI 4
 BB 3
 SO 3
 LOB 15

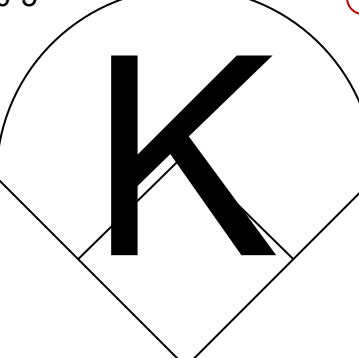
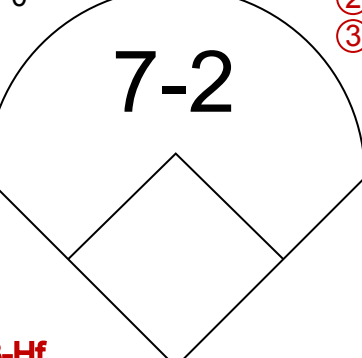
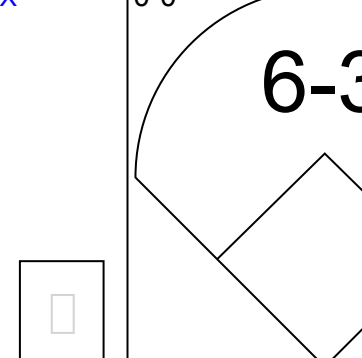
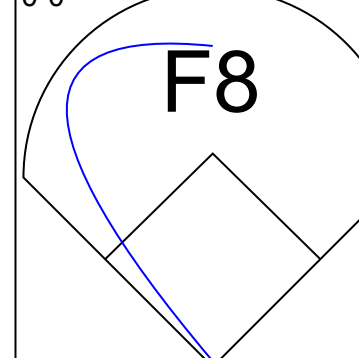
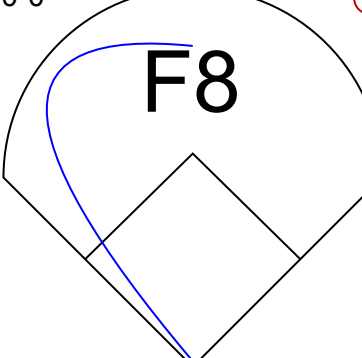
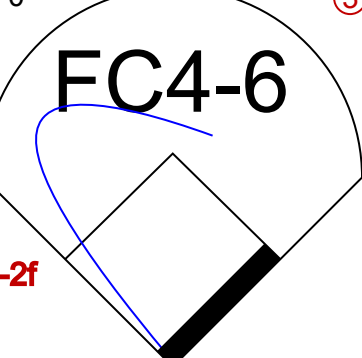
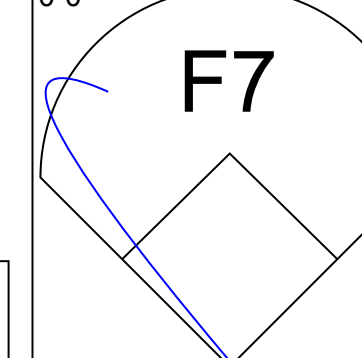
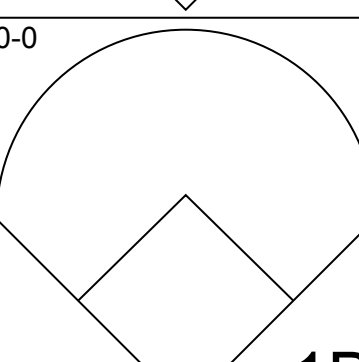
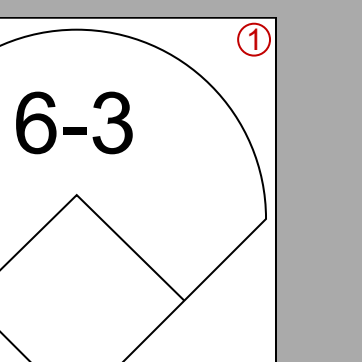
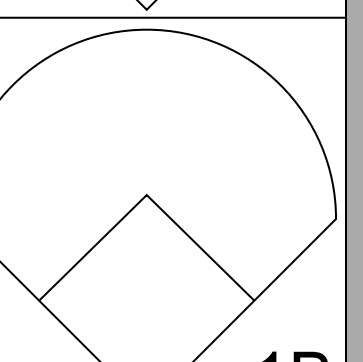
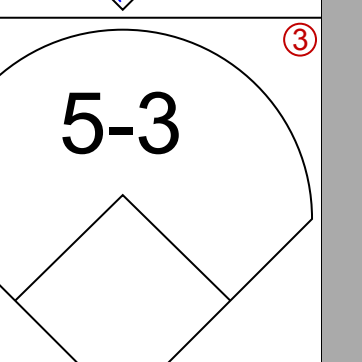
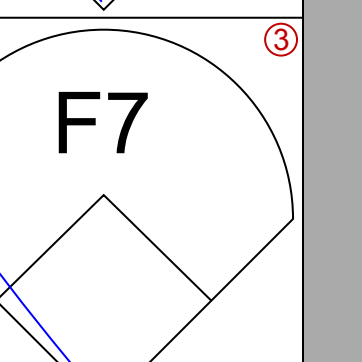
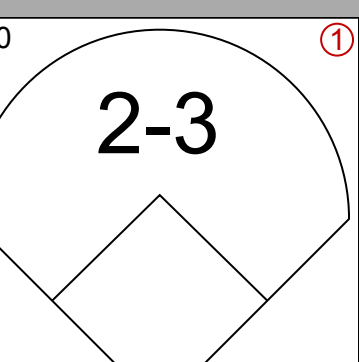
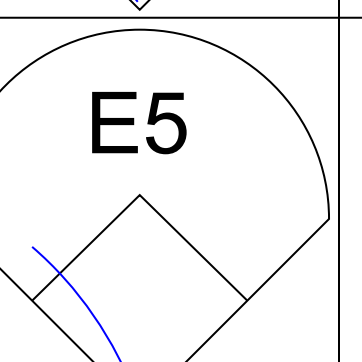
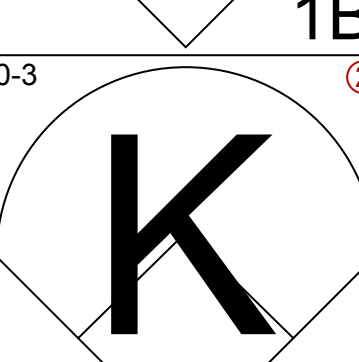
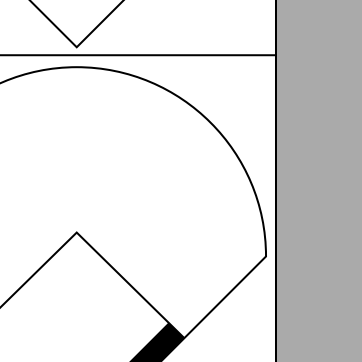
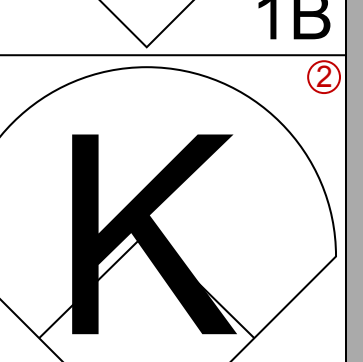
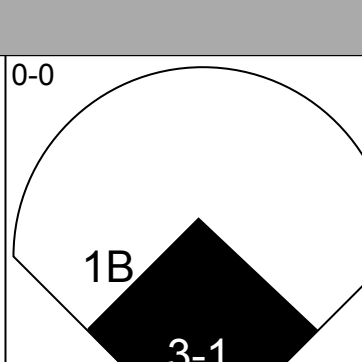
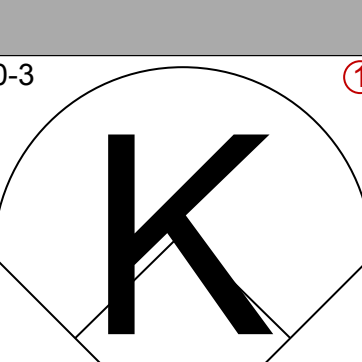
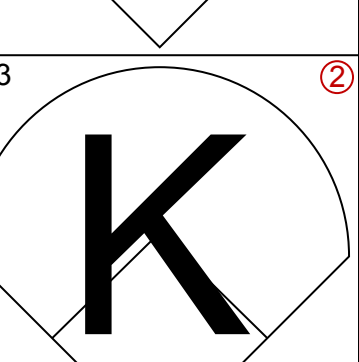
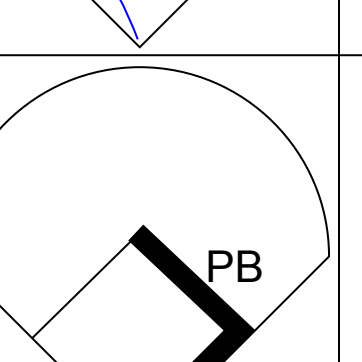
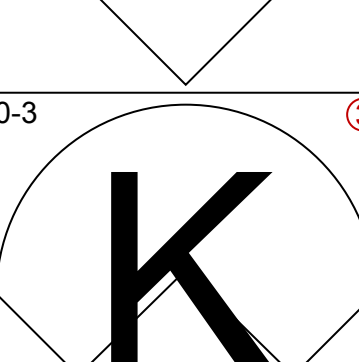
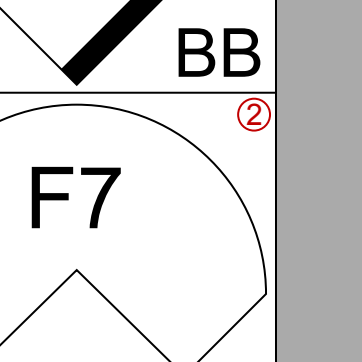
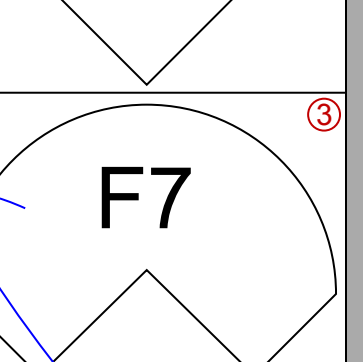
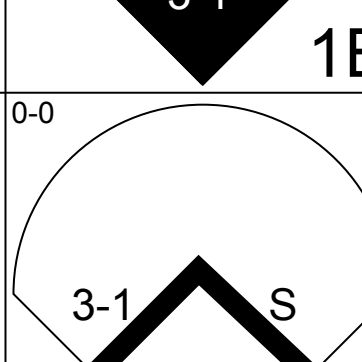
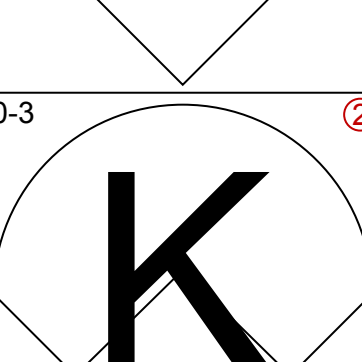
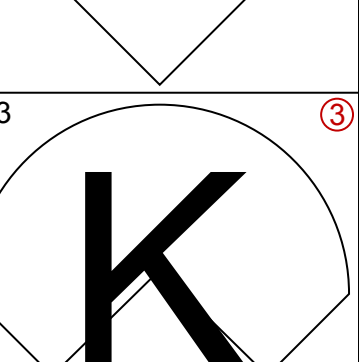
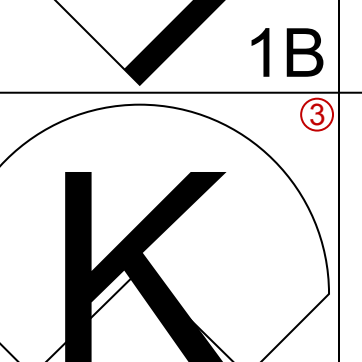
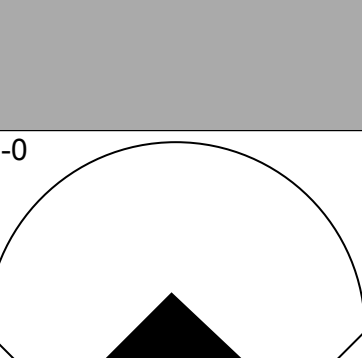
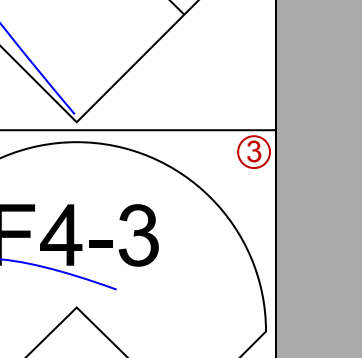
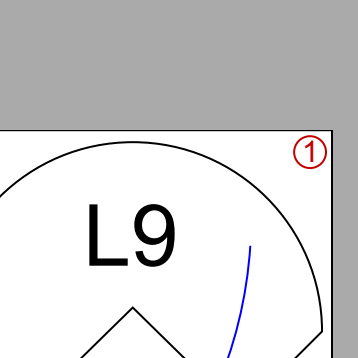
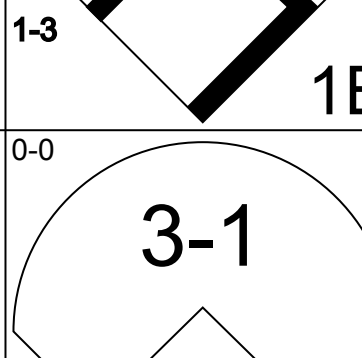
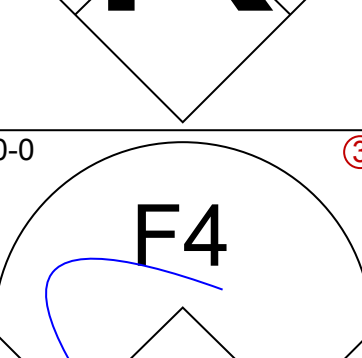
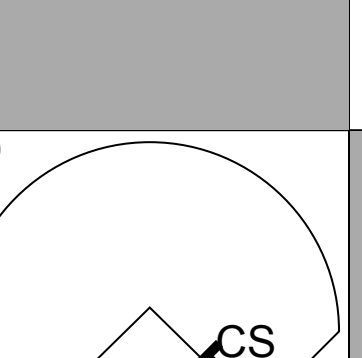
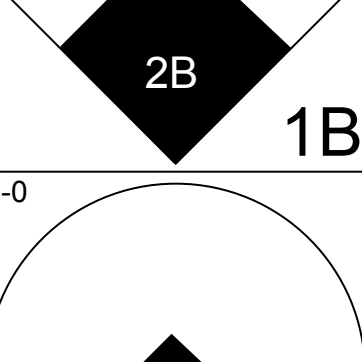
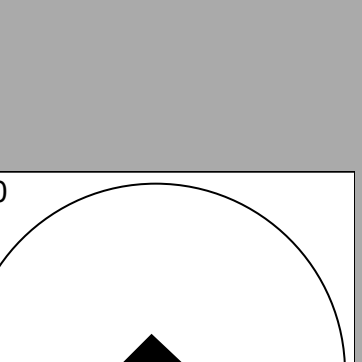
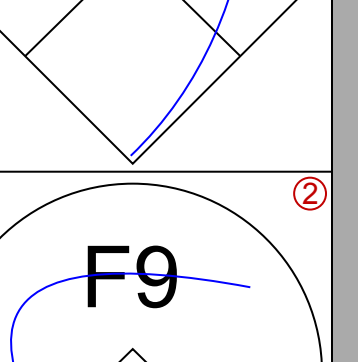
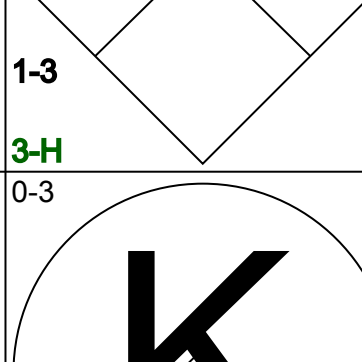
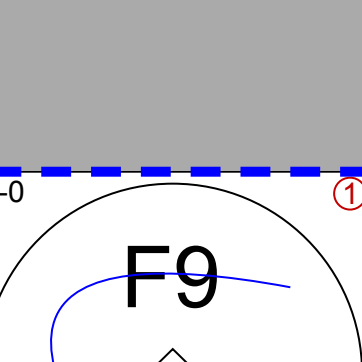
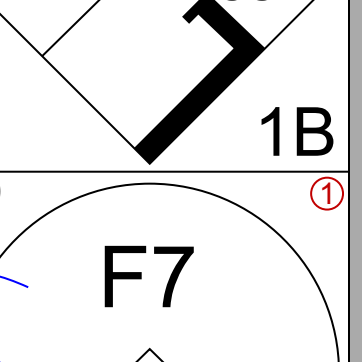
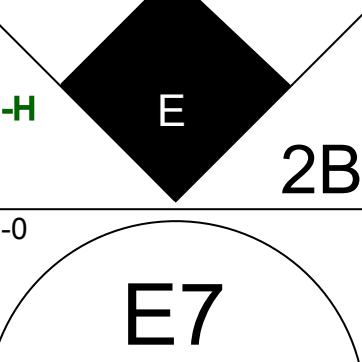
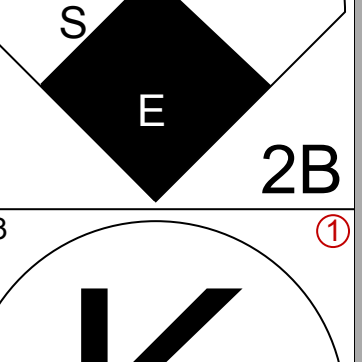
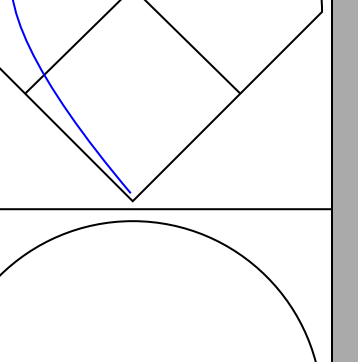
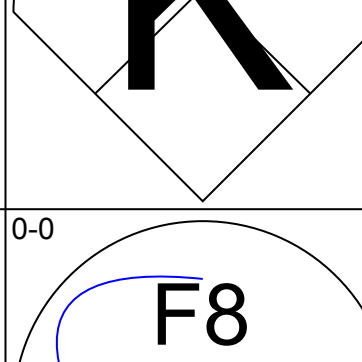
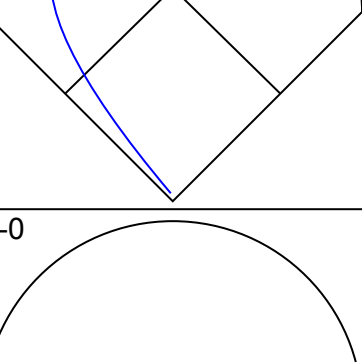

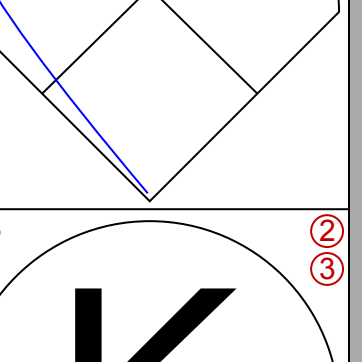

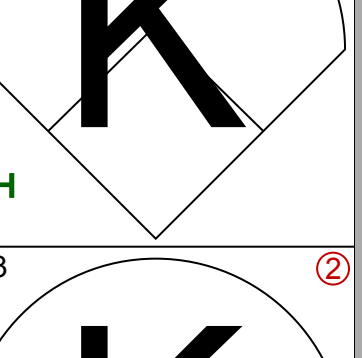
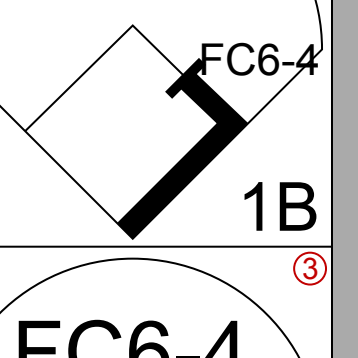

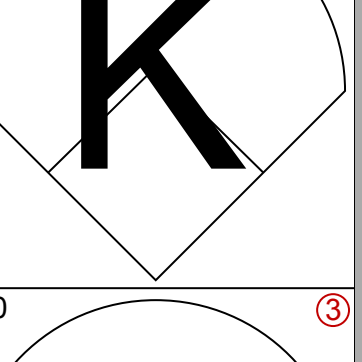
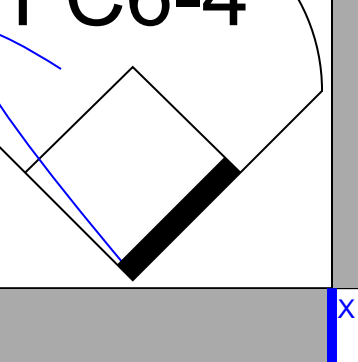

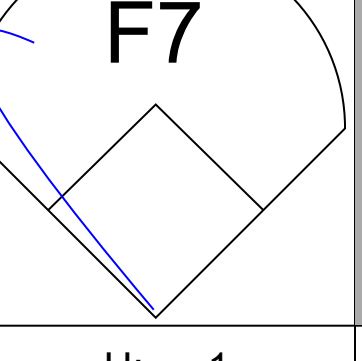

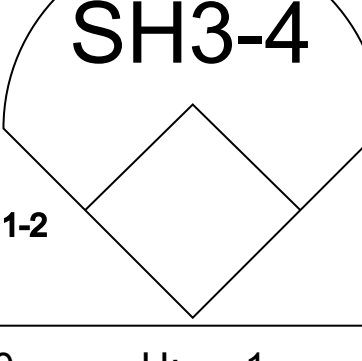
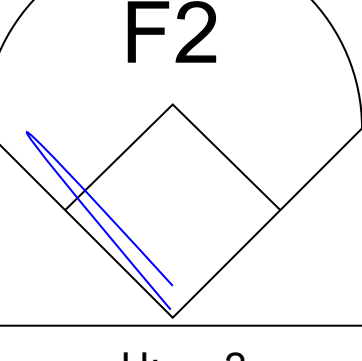

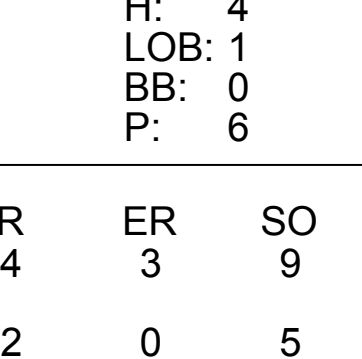
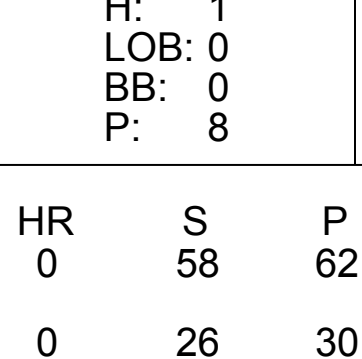
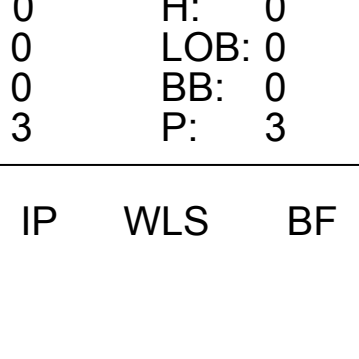
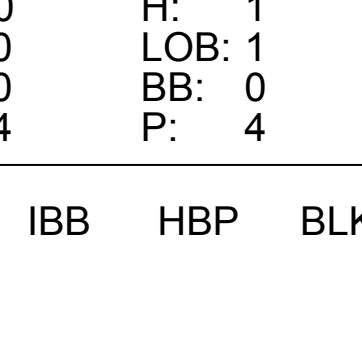
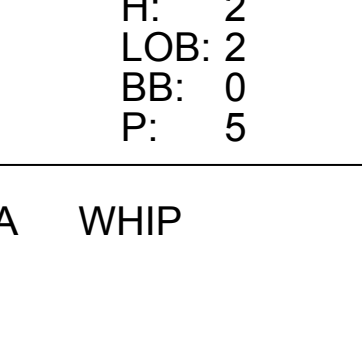






Batter	1	2	3	4	5	6	7	8	9	AB	R	H	RBI	BB	SO	LOB	BOTTOM				
Garry Templeton, S OBP: 0.341, SLG: 0.467 (1, 6)	4-3																5 0 1 1 0 0 2				
Lou Brock, L OBP: 0.350, SLG: 0.418 (1, 7)																	3 0 0 1 1 1 2				
Keith Hernandez, L OBP: 0.418, SLG: 0.514 (1, 3)																	5 2 2 0 0 1 2				
Ted Simmons, S OBP: 0.381, SLG: 0.516 (1, 2)																	3 2 1 0 0 0 1				
Tony Scott, S OBP: 0.307, SLG: 0.380 (1, 8)																	4 1 1 1 0 0 2				
Jerry Mumphrey, S OBP: 0.344, SLG: 0.379 (1, 9)																	3 1 1 0 1 0 0				
Ken Reitz, R OBP: 0.297, SLG: 0.369 (1, 5)																	3 1 1 2 0 2 1				
Ken Oberkfell, L OBP: 0.395, SLG: 0.401 (1, 4)																	2 1 2 1 2 0 0				
Silvio Martinez, R OBP: 0.161, SLG: 0.167 (1, 1)																	2 0 0 0 0 2 4				
Jim Lentine, R OBP: 1.000, SLG: 1.000 (5, PH)																	1 0 1 0 0 0 0				
Willi McEnaney, L ERA: 2.88 (6, 1)																	1 0 0 0 0 0 1				
Inning Stats	R: 0 E: 0 K: 1 S: 5	H: 0 LOB: 1 BB: 1 P: 9	R: 2 E: 0 K: 2 S: 10	H: 3 LOB: 2 BB: 1 P: 14	R: 2 E: 0 K: 1 S: 8	H: 3 LOB: 2 BB: 1 P: 12	R: 3 E: 1 K: 1 S: 8	H: 2 LOB: 1 BB: 0 P: 9	R: 1 E: 0 K: 0 S: 5	H: 2 LOB: 1 BB: 0 P: 5	R: 0 E: 0 K: 0 S: 3	H: 0 LOB: 0 BB: 0 P: 3	R: 0 E: 0 K: 1 S: 4	H: 0 LOB: 1 BB: 1 P: 8	R: 0 E: 0 K: 0 S: 3	H: 0 LOB: 0 BB: 0 P: 3	1B: 8 2B: 3 3B: 0 HR: 0	SF: 2 SAC: 0 DP: 1 HBP: 1	WP: 0 PB: 0 SB: 1 CS: 0	PA: 39	
PITCHER	IP	WLS	BF	H	R	ER	SO	BB	IBB	HBP	BLK	WP	HR	S	P	ERA	WHIP				
Jim Bibby, R ERA: 2.96 (1, 1)	2.0	L	13	5	4	4	3	2	0	0	0	0	0	11	16	5.40	2.400				
Grant Jackson, L ERA: 3.53 (3, 1)	1.2		3	3	3	1	1	1	0	1	0	0	0	3	3	0.00	0.000				
Joe Coleman, R ERA: 4.98 (4, 1)	0.1		1	0	0	0	1	0	0	0	0	0	0	3	3	0.00	0.000				
Dave Roberts, L ERA: 3.06 (5, 1)	3.0		11	2	1	1	1	1	0	0	0	0	0	12	16	3.00	1.000				
Enrique Romo, R ERA: 2.88 (8, 1)	1.0		3	0	0	0	0	0	0	0	0	0	0	3	3	0.00	0.000				

Pittsburgh Pirates @ St. Louis Cardinals
 Busch Stadium, St. Louis, MO
 Thu Sep 06 1979, 7:05 PM CDT
 Att: 14,767 - Unknown


AB 32
 R 8
 H 10
 RBI 6
 BB 4
 SO 6
 LOB 15

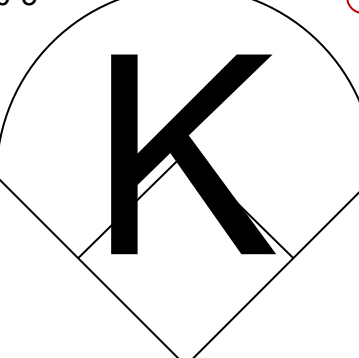
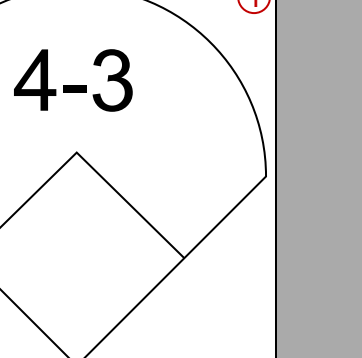
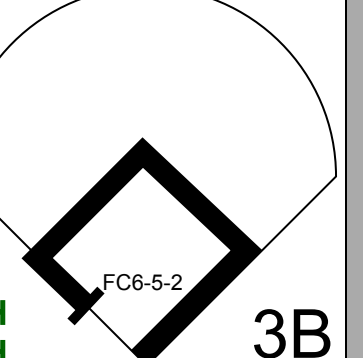
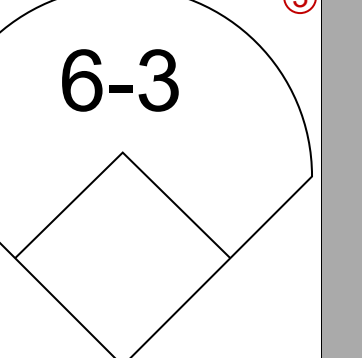
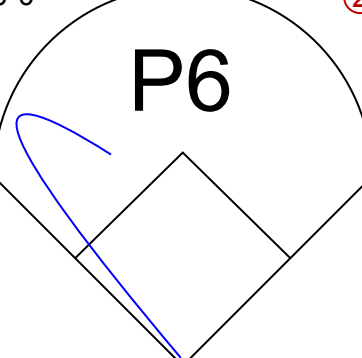
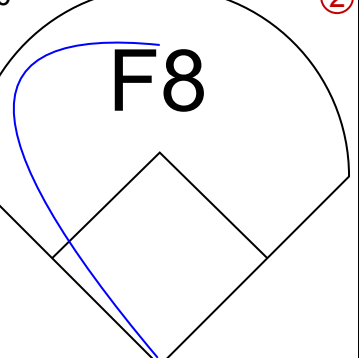
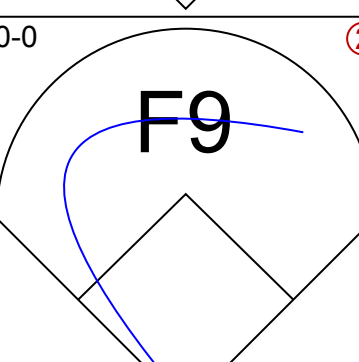
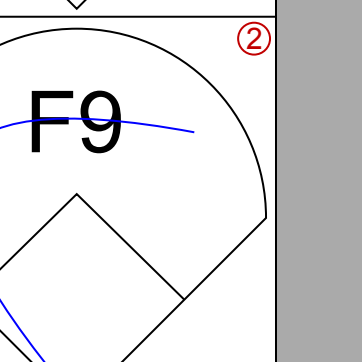
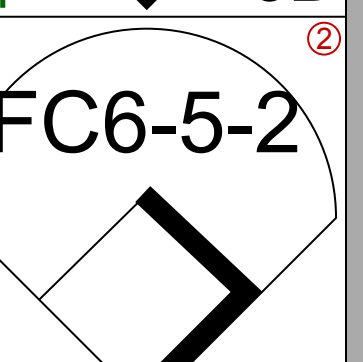
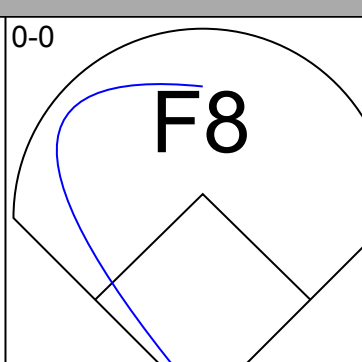
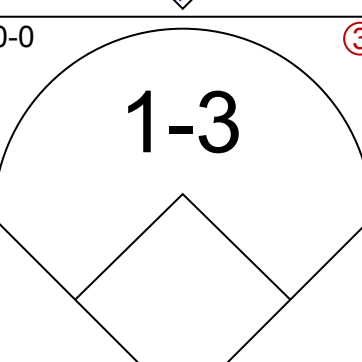
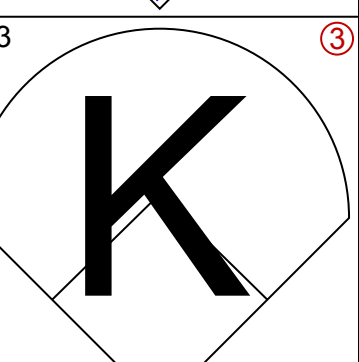
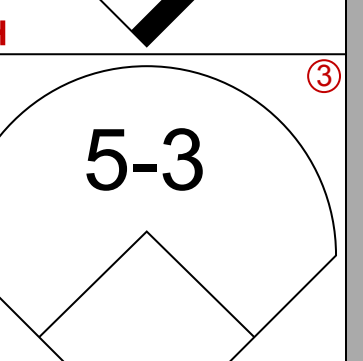
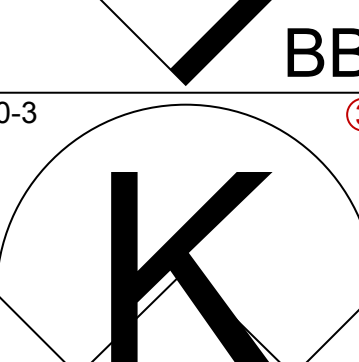
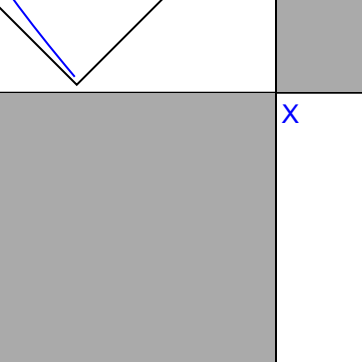
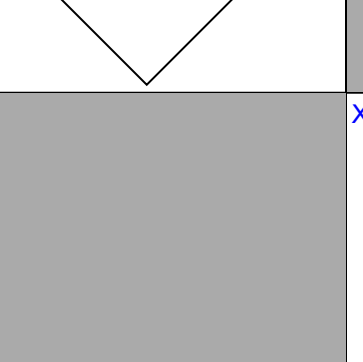
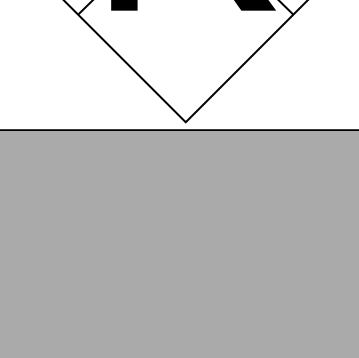
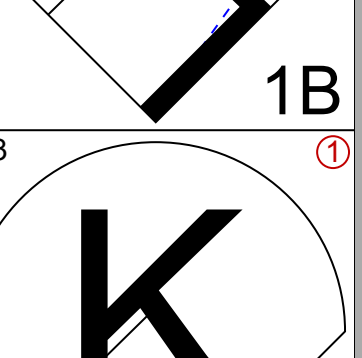
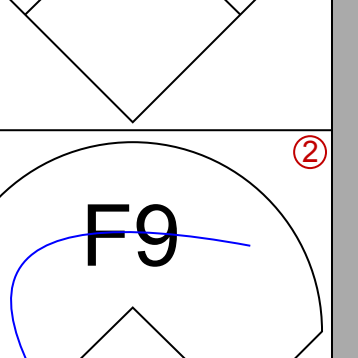
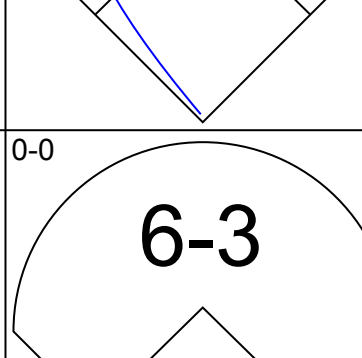

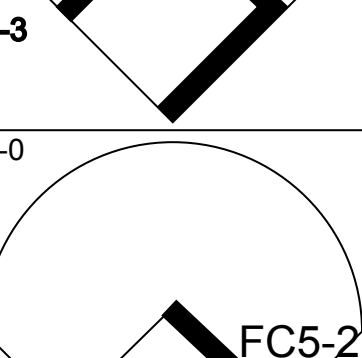

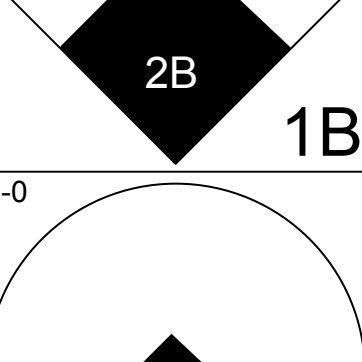
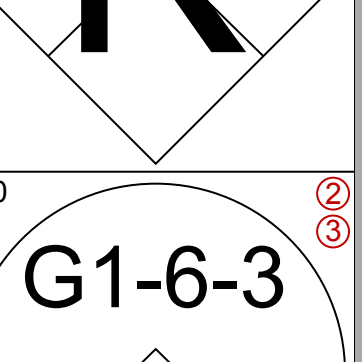
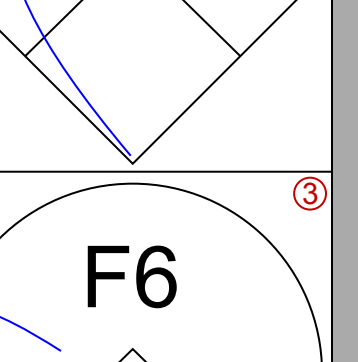
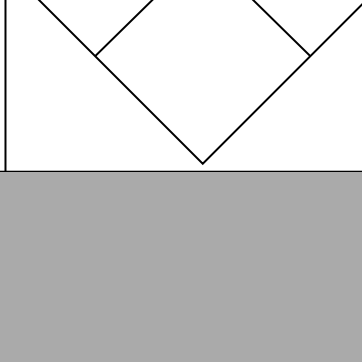
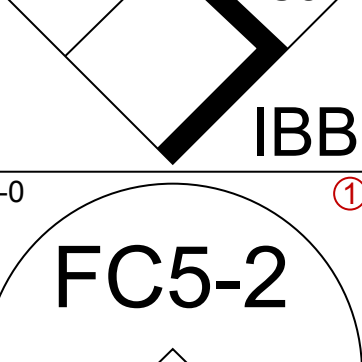

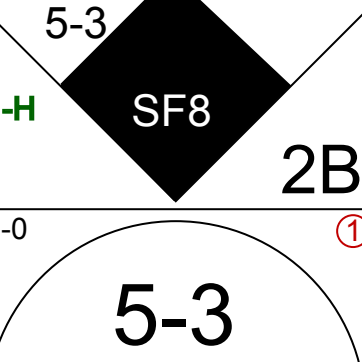
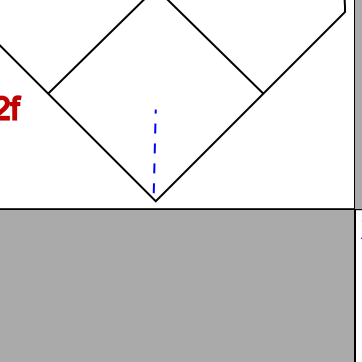
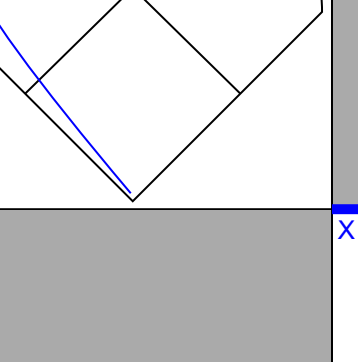
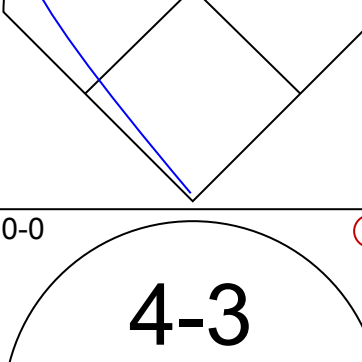
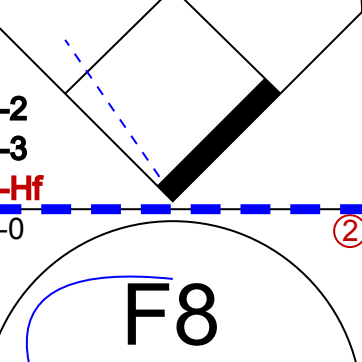
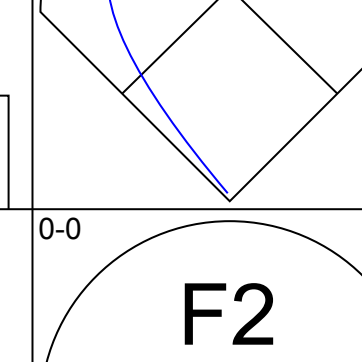
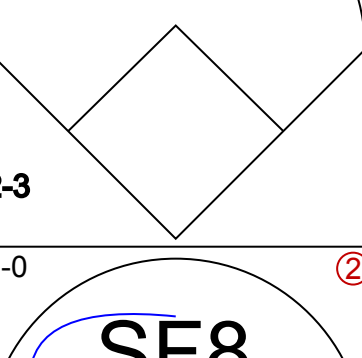


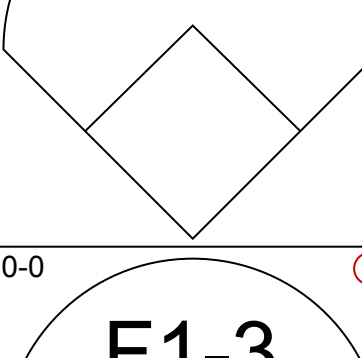
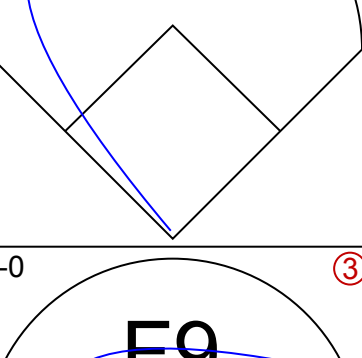
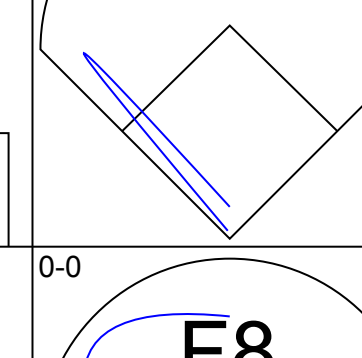
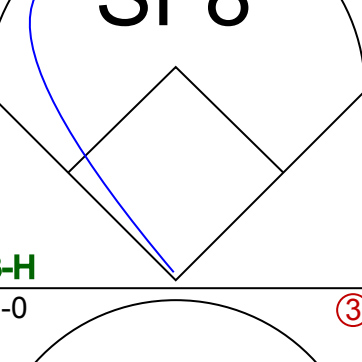


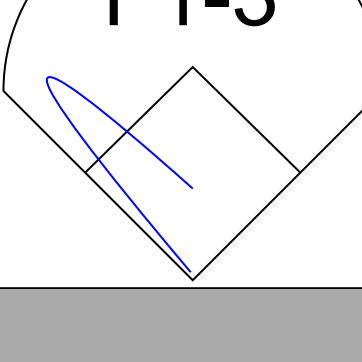
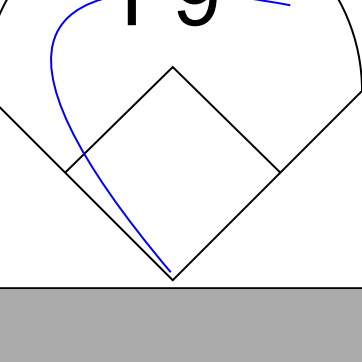
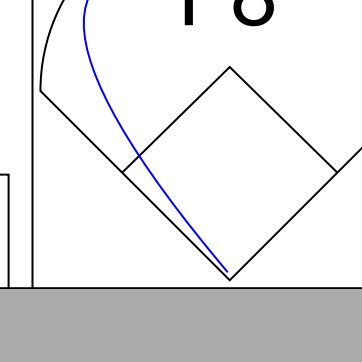
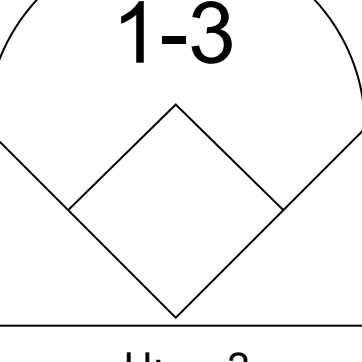





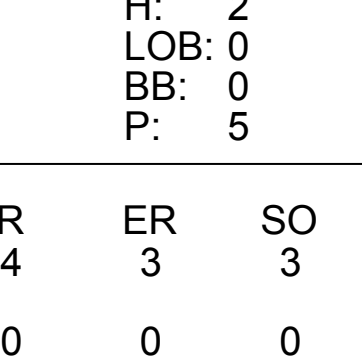
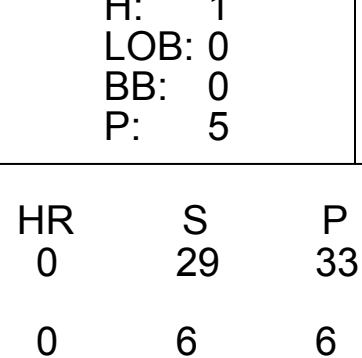
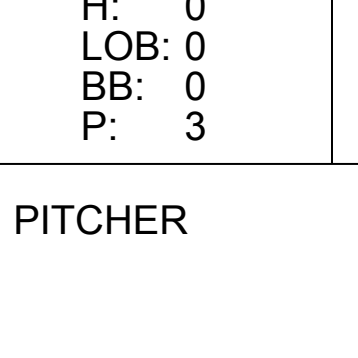
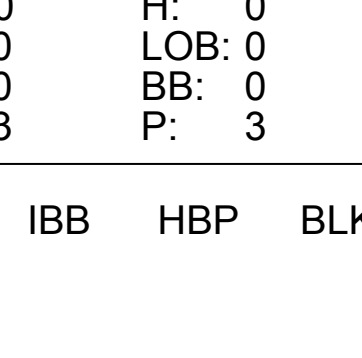
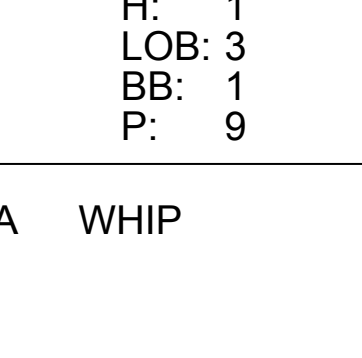








Batter	1	2	3	4	5	6	7	8	9	10	11	12	13	14	AB	R	H	RBI	BB	SO	LOB	TOP																										
Omar Moreno, L OBP: 0.337, SLG: 0.398 (1, 8)															7	0	0	0	0	1	6																											
Tim Foli, R OBP: 0.321, SLG: 0.335 (1, 6)															0	1	0	0	0	0	0																											
Dave Parker, L OBP: 0.363, SLG: 0.513 (1, 9)															6	1	2	1	1	4	2																											
Willie Stargell, L OBP: 0.369, SLG: 0.587 (1, 3)															4	0	1	0	0	1	3																											
John Milner, L OBP: 0.392, SLG: 0.518 (8, 3)															6	1	2	1	0	0	2																											
Bill Madlock, R OBP: 0.342, SLG: 0.425 (1, 5)															6	2	2	1	0	1	3																											
Ed Ott, L OBP: 0.311, SLG: 0.388 (8, 1)															4	0	2	1	0	1	2																											
Lee Lacy, R OBP: 0.346, SLG: 0.444 (11, PH)															0	0	0	0	0	0	0																											
Joe Coleman, R OBP: 0.290, SLG: 0.500 (11, 1)															0	0	0	0	0	0	0																											
Phil Garner, R OBP: 0.351, SLG: 0.447 (1, 4)															5	1	3	0	1	1	1																											
John Candelaria, L OBP: 0.154, SLG: 0.203 (7, PH)															1	0	0	0	0	0	0																											
Mike Easter, L OBP: 0.396, SLG: 0.489 (8, 2)															1	0	0	0	0	0	0																											
Steve Nicosia, R OBP: 0.363, SLG: 0.463 (8, 2)															1	0	0	0	0	0	0																											
Steve Nicosia, R OBP: 0.363, SLG: 0.463 (8, 2)															2	0	0	0	0	1	3																											
Inning Stats	R: 0 E: 0 K: 3 S: 10	H: 1 LOB: 1 BB: 0 P: 10	R: 2 E: 1 K: 0 S: 6	H: 4 LOB: 1 BB: 0 P: 6	R: 0 E: 0 K: 0 S: 3	H: 0 LOB: 1 BB: 1 P: 7	R: 1 E: 0 K: 1 S: 6	H: 1 LOB: 0 BB: 0 P: 8	R: 0 E: 0 K: 0 S: 4	H: 0 LOB: 0 BB: 0 P: 4	R: 0 E: 0 K: 0 S: 3	H: 0 LOB: 2 BB: 0 P: 7	R: 1 E: 0 K: 1 S: 7	H: 2 LOB: 1 BB: 0 P: 7	R: 0 E: 0 K: 0 S: 4	H: 1 LOB: 1 BB: 0 P: 4	R: 0 E: 0 K: 2 S: 7	H: 0 LOB: 0 BB: 0 P: 7	R: 0 E: 0 K: 1 S: 5	H: 1 LOB: 0 BB: 0 P: 5	R: 0 E: 0 K: 2 S: 7	H: 0 LOB: 0 BB: 0 P: 7	R: 0 E: 0 K: 1 S: 5	H: 1 LOB: 1 BB: 0 P: 5	R: 2 E: 1 K: 2 S: 9	H: 1 LOB: 1 BB: 1 P: 13	1B: 12 2B: 5 3B: 0 HR: 0	SF: 0 SAC: 2 DP: 2 HBP: 0	WP: 0 PB: 1 SB: 3 CS: 1	PA: 58																		
PITCHER	IP WLS BF	H R ER SO	BB IBB HBP BLK	WP HR S P	ERA WHIP	PITCHER										PITCHER										PITCHER																						
Craig Swan, R ERA: 3.16 Neil Allen, R ERA: 3.9	(1, 1) (11, 1)	10.0 4.0 L	WLS 17	BF 41	H 11	R 4	ER 2	SO 9	BB 1	IBB 0	HBP 0	BLK 0	WP 0	HR 0	S 26	P 30	ERA 0.00	WHIP 1.250																														

Pittsburgh Pirates @ New York Mets
Shea Stadium, Flushing, NY
Fri Sep 07 1979, 7:05 PM EDT
Att. 8,290 - Unknown


AB 47
R 6
H 13
RBI 4
BB 2
SO 14
LOB 24



Batter	1	2	3	4	5	6	7	8	9	10	11	12	13	14	AB	R	H	RBI	BB	SO	LOB	BOTTOM																										
Frank Taveras, R OBP: 0.295, SLG: 0.345 (1, 6)															6	0	1	2	0	1	1																											
Elliott Maddox, R OBP: 0.341, SLG: 0.320 (8, 9)															5	0	0	0	0	0	1																											
Neil Allen, R (10, 5)															1	0	0	0	0	1	0																											
Lee Mazzilli, S OBP: 0.403, SLG: 0.458 (1, 8)															5	0	2	0	1	0	1																											
John Stearns, R OBP: 0.312, SLG: 0.360 (1, 3)															5	0	2	0	0	1	2																											
Joel Youngblood, R OBP: 0.343, SLG: 0.455 (1, 7)															5	1	1	0	1	1	3																											
Alex Trevino, R OBP: 0.347, SLG: 0.351 (1, 2)															6	1	1	1	0	0	4																											
Dan Norman, R OBP: 0.278, SLG: 0.284 (8, 5)															3	1	2	0	0	0	1																											
Sergio Ferrer, S OBP: 0.178, SLG: 0.240 (10, 8)															1	0	0	0	0	0	0																											
Ed Kranepool, L OBP: 0.292, SLG: 0.291 (11, PH)															0	0	0	0	0	0	0																											
Gil Flores, R OBP: 0.292, SLG: 0.291 (12, 8)															2	0	0	0	0	0	3																											
Doug Flynn, R OBP: 0.271, SLG: 0.333 (1, 4)															5	1	0	1	0	0	5																											
Craig Swan, R OBP: 0.195, SLG: 0.155 (11, PH)															3	0	0	0	0	0	3																											
Richie Hebner, L OBP: 0.348, SLG: 0.358 (11, 5)															2	0	0	0	0	0	0																											
Inning Stats	R: 0 E: 0 K: 2 S: 7	H: 0 LOB: 1 BB: 1 P: 11	R: 2 E: 0 K: 0 S: 5	H: 2 LOB: 0 BB: 0 P: 5	R: 0 E: 0 K: 0 S: 3	H: 0 LOB: 0 BB: 0 P: 3	R: 0 E: 0 K: 1 S: 5	H: 1 LOB: 0 BB: 0 P: 5	R: 2 E: 1 K: 0 S: 6	H: 2 LOB: 1 BB: 0 P: 6	R: 0 E: 0 K: 0 S: 3	H: 0 LOB: 0 BB: 0 P: 3	R: 0 E: 0 K: 0 S: 4	H: 1 LOB: 1 BB: 0 P: 4	R: 0 E: 0 K: 0 S: 4	H: 1 LOB: 1 BB: 0 P: 4	R: 0 E: 0 K: 0 S: 3	H: 0 LOB: 0 BB: 0 P: 3	R: 0 E: 0 K: 1 S: 5	H: 1 LOB: 3 BB: 1 P: 9	R: 0 E: 0 K: 0 S: 5	H: 0 LOB: 0 BB: 0 P: 5	R: 0 E: 0 K: 1 S: 3	H: 1 LOB: 0 BB: 0 P: 3	R: 0 E: 0 K: 0 S: 3	H: 0 LOB: 0 BB: 0 P: 3	1B: 5 2B: 3 3B: 1 HR: 0	SF: 1 SAC: 1 DP: 1 HBP: 0	WP: 0 PB: 1 SB: 0 CS: 1	PA: 53																		
PITCHER	IP WLS BF	H R ER SO	BB IBB HBP BLK	WP HR S P	ERA WHIP	PITCHER										PITCHER										PITCHER																						
John Candelaria, L ERA: 3.26 Enrique Romo, R ERA: 2.95 Kent Tekulve, R ERA: 2.76 Joe Coleman, R ERA: 4.91 Grant Jackson, L ERA: 3.34	(1, 1) (7, 1) (8, 1) (11, 1) (11, 1)	6.0 2.2 0.1 3.2	WLS 17	BF 24	H 5	R 4	ER 3	SO 3	BB 1	IBB 0	HBP 0	BLK 0	WP 0	HR 0	S 29	P 33	ERA 4.50	WHIP 1.000																														

Pittsburgh Pirates @ New York Mets
Shea Stadium, Flushing, NY
Fri Sep 07 1979, 7:05 PM EDT
Att. 8,290 - Unknown

AB 49
R 9
H 9
RBI 4
BB 2
SO 4
LOB 24



Batter	1	2	3	4	5	6	7	8	9	AB	R	H	RBI	BB	SO	LOB	TOP						
Garry Templeton, S OBP: 0.342, SLG: 0.464 (1, 6)										5	0	2	0	0	1	1	St. Louis Cardinals @ Pittsburgh Pirates Three Rivers Stadium, Pittsburgh, PA Tue Sep 11 1979, 7:05 PM EDT Att: 15,757 - Unknown livebaseballscorecards.com						
Lou Brock, L OBP: 0.351, SLG: 0.413 (1, 7)										5	0	1	0	0	1	4							
Keith Hernandez, L OBP: 0.415, SLG: 0.513 (1, 3)										4	0	1	0	0	0	1							
Ted Simmons, S OBP: 0.379, SLG: 0.515 (1, 2)										4	1	1	0	0	0	2							
Tony Scott, S OBP: 0.307, SLG: 0.379 (1, 8)										4	1	1	0	0	1	2							
Jerry Mumphrey, S OBP: 0.346, SLG: 0.385 (1, 9)										3	1	2	1	1	0	1							
Ken Reitz, R OBP: 0.301, SLG: 0.374 (1, 5)										4	0	3	2	0	1	1							
Ken Oberkfell, L OBP: 0.399, SLG: 0.403 (1, 4)										3	0	1	0	1	0	3							
John Denny, R OBP: 0.147, SLG: 0.197 (1, 1)										3	0	0	0	0	1	4							
Darold Knowles, L (6, 1)										0	0	0	0	0	0	0							
Roy Thomas, R OBP: 0.077, SLG: 0.154 (7, 1)										0	0	0	0	0	0	0							
Will McEnaney, L (7, 1)										0	0	0	0	0	0	0							
Roger Freed, R (9, PH)										1	0	0	0	0	1	1							
Inning Stats	R: 0 E: 0 K: 0 S: 4	H: 1 LOB: 1 BB: 0 P: 4	R: 0 E: 0 K: 2 S: 7	H: 1 LOB: 0 BB: 0 P: 7	R: 0 E: 0 K: 1 S: 6	H: 1 LOB: 1 BB: 0 P: 6	R: 2 E: 0 K: 1 S: 8	H: 3 LOB: 2 BB: 1 P: 12	R: 0 E: 0 K: 1 S: 6	H: 1 LOB: 1 BB: 0 P: 6	R: 1 E: 0 K: 0 S: 4	H: 2 LOB: 1 BB: 1 P: 8	R: 0 E: 0 K: 0 S: 3	H: 1 LOB: 0 BB: 0 P: 3	R: 0 E: 1 K: 0 S: 3	H: 0 LOB: 0 BB: 0 P: 3		R: 0 E: 0 K: 1 S: 7	H: 2 LOB: 2 BB: 0 P: 7	1B: 9 2B: 3 3B: 0 HR: 0	SF: 0 SAC: 0 DP: 3 HBP: 0	WP: 0 PB: 0 SB: 1 CS: 1	PA: 39
PITCHER	IP WLS BF H R ER SO BB IBB HBP BLK WP HR S P ERA WHIP																						
Don Robinson, R ERA: 4.12 (1, 1)	5.0	22	7	2	2	5	0	1	0	1	0	0	0	0	31	35	3.60	1.400					
Enrique Romo, R ERA: 2.68 (6, 1)	0.0	3	2	1	1	0	1	0	0	0	0	0	0	2	6	∞	∞						
Dave Roberts, L ERA: 2.88 (6, 1)	4.0	W	13	3	0	0	1	0	0	0	0	0	0	15	15	0.00	0.750						

Batter	1	2	3	4	5	6	7	8	9	AB	R	H	RBI	BB	SO	LOB	BOTTOM					
Omar Moreno, L OBP: 0.339, SLG: 0.398 (1, 8)										4	0	0	0	0	0	3	St. Louis Cardinals @ Pittsburgh Pirates Three Rivers Stadium, Pittsburgh, PA Tue Sep 11 1979, 7:05 PM EDT Att: 15,757 - Unknown livebaseballscorecards.com					
Tim Foli, R OBP: 0.315, SLG: 0.328 (1, 6)										4	0	0	0	0	0	3						
Dave Parker, L OBP: 0.365, SLG: 0.515 (1, 9)										4	1	2	0	0	1	0						
Willie Stargell, L OBP: 0.372, SLG: 0.595 (1, 3)										3	1	1	2	1	0	1						
John Milner, L OBP: 0.390, SLG: 0.523 (1, 7)										3	2	1	0	1	0	1						
Bill Robinson, R OBP: 0.302, SLG: 0.506 (8, 7)										0	0	0	0	0	0	0						
Bill Madlock, R OBP: 0.341, SLG: 0.421 (1, 5)										3	2	1	0	0	0	1						
Ed Ott, L OBP: 0.313, SLG: 0.388 (1, 2)										3	1	1	1	0	0	0						
Phil Garner, R OBP: 0.352, SLG: 0.442 (1, 4)										3	0	1	2	1	0	0						
Don Robinson, R OBP: 0.239, SLG: 0.186 (1, 1)										1	0	0	0	0	0	0						
Mike Easler, L OBP: 0.400, SLG: 0.489 (5, PH)										1	0	1	1	0	0	0						
Alberto Lois, R (5, PR)										0	0	0	0	0	0	0						
Enrique Romo, R OBP: 0.182, SLG: 0.182 (6, 1)										0	0	0	0	0	0	0						
Dave Roberts, L (6, 1)										1	0	0	0	0	0	1						
Inning Stats	R: 0 E: 0 K: 1 S: 5	H: 0 LOB: 0 BB: 0 P: 5	R: 0 E: 0 K: 0 S: 2	H: 0 LOB: 0 BB: 1 P: 6	R: 0 E: 0 K: 0 S: 3	H: 0 LOB: 0 BB: 0 P: 3	R: 0 E: 0 K: 0 S: 4	H: 1 LOB: 1 BB: 0 P: 4	R: 2 E: 0 K: 0 S: 5	H: 2 LOB: 2 BB: 1 P: 10	R: 5 E: 0 K: 0 S: 8	H: 5 LOB: 1 BB: 1 P: 12	R: 0 E: 0 K: 0 S: 3	H: 0 LOB: 0 BB: 0 P: 3	R: 0 E: 0 K: 0 S: 3	H: 0 LOB: 0 BB: 0 P: 3		R: 0 E: 0 K: 0 S: 3	H: 0 LOB: 0 BB: 0 P: 3	1B: 4 2B: 3 3B: 0 HR: 1	SF: 0 SAC: 1 DP: 1 HBP: 1	WP: 1 PB: 0 SB: 0 CS: 0
PITCHER	IP WLS BF H R ER SO BB IBB HBP BLK WP HR S P ERA WHIP																					
John Denny, R ERA: 5.06 (1, 1)	5.0	L	24	6	6	6	1	3	0	1	0	0	0	0	22	35	10.80	1.800				
Darold Knowles, L ERA: 3.91 (6, 1)	0.0	1	1	0	0	0	0	0	0	0	0	0	0	1	1	∞	∞					
Roy Thomas, R ERA: 2.82 (6, 1)	1.0	4	1	1	1	0	0	0	0	0	0	0	0	4	4	9.00	1.000					
Will McEnaney, L ERA: 2.81 (7, 1)	2.0	6	0	0	0	0	0	0	0	0	0	0	0	6	6	0.00	0.000					

Batter	1	2	3	4	5	6	7	8	9	AB	R	H	RBI	BB	SO	LOB	TOP			
Garry Templeton, S (1,6) OBP: 0.339, SLG: 0.461										4	0	0	0	0	0	3				
Jerry Mumphrey, S (1,7) OBP: 0.346, SLG: 0.383										4	0	1	0	0	0	0				
Keith Hernandez, L (1,3) OBP: 0.414, SLG: 0.511										4	0	1	0	0	0	1				
Ted Simmons, S (1,2) OBP: 0.380, SLG: 0.518										4	0	2	0	0	0	1				
Tom Herr, S (9, PR) OBP: 0.375, SLG: 0.167										0	0	0	0	0	0	0				
George Hendrick, R (1,9) OBP: 0.351, SLG: 0.437										3	0	0	0	0	0	1				
Lou Brock, L (9, PH) OBP: 0.350, SLG: 0.412										1	0	0	0	0	1	2				
Tony Scott, S (1,8) OBP: 0.305, SLG: 0.376										4	0	0	0	0	1	2				
Ken Reitz, R (1,5) OBP: 0.300, SLG: 0.372										3	0	0	0	0	1	0				
Ken Oberkfell, L (1,4) OBP: 0.402, SLG: 0.404										2	0	1	0	1	0	0				
Bob Forsch, R (1,1) OBP: 0.181, SLG: 0.215										2	0	0	0	0	0	1				
Roger Freed, R (8, PH) OBP: 0.357, SLG: 0.542										1	0	1	0	0	0	0				
Keith Smith, R (8, PR) OBP: 0.357, SLG: 0.542										0	0	0	0	0	0	0				
Will McEnaney, L (8,1) OBP: 0.357, SLG: 0.542										0	0	0	0	0	0	0				
Inning Stats	R: 0 E: 0 K: 0 S: 3	H: 0 LOB: 0 BB: 0 P: 3	R: 0 E: 0 K: 0 S: 3	H: 0 LOB: 0 BB: 0 P: 3	R: 0 E: 0 K: 0 S: 3	H: 0 LOB: 1 BB: 1 P: 7	R: 0 E: 0 K: 0 S: 4	H: 1 LOB: 1 BB: 0 P: 4	R: 0 E: 0 K: 0 S: 3	H: 0 LOB: 0 BB: 0 P: 3	R: 0 E: 0 K: 0 S: 3	H: 1 LOB: 0 BB: 0 P: 3	R: 0 E: 0 K: 2 S: 9	H: 2 LOB: 2 BB: 0 P: 9	R: 0 E: 0 K: 1 S: 7	H: 2 LOB: 2 BB: 0 P: 7	1B: 5 2B: 1 3B: 0 HR: 0	SF: 0 SAC: 0 DP: 1 HBP: 0	WP: 0 PB: 0 SB: 0 CS: 0	PA: 33
PITCHER	IP	WLS	BF	H	R	ER	SO	BB	IBB	HBP	BLK	WP	HR	S	P	ERA	WHIP			
John Candelaria, L (1,1) ERA: 3.12	8.1	W	31	6	0	0	2	1	0	0	0	0	0	34	38	0.00	0.840			
Kent Tekulve, R (9,1) ERA: 2.65	0.2	S	2	0	0	0	1	0	0	0	0	0	0	4	4	0.00	0.000			

St. Louis Cardinals @ Pittsburgh Pirates
Three Rivers Stadium, Pittsburgh, PA
Wed Sep 12 1979, 7:05 PM EDT
Att: 17,669 - Cloudy - 72 F

AB	32
R	0
H	6
RBI	0
BB	1
SO	3
LOB	11



Batter	1	2	3	4	5	6	7	8	9	AB	R	H	RBI	BB	SO	LOB	BOTTOM			
Omar Moreno, L (1,8) OBP: 0.337, SLG: 0.395										4	0	0	0	0	0	1				
Tim Foli, R (1,6) OBP: 0.314, SLG: 0.328										4	0	1	0	0	0	0				
Dave Parker, L (1,9) OBP: 0.365, SLG: 0.514										3	0	1	0	0	0	0				
Willie Stargell, L (1,3) OBP: 0.369, SLG: 0.590										3	0	0	0	0	1	2				
John Milner, L (1,7) OBP: 0.386, SLG: 0.517										3	0	0	0	0	0	1				
Bill Robinson, R (9,7) OBP: 0.302, SLG: 0.506										0	0	0	0	0	0	0				
Bill Madlock, R (1,5) OBP: 0.341, SLG: 0.420										2	1	0	0	1	0	0				
Ed Ott, L (1,2) OBP: 0.316, SLG: 0.396										3	1	2	1	0	0	0				
Phil Garner, R (1,4) OBP: 0.351, SLG: 0.441										3	0	1	1	0	0	1				
John Candelaria, L (1,1) OBP: 0.147, SLG: 0.194										3	0	0	0	0	1	1				
Kent Tekulve, R (9,1) OBP: 0.231, SLG: 0.167										0	0	0	0	0	0	0				
Inning Stats	R: 0 E: 0 K: 0 S: 3	H: 1 LOB: 1 BB: 1 P: 10	R: 1 E: 0 K: 1 S: 6	H: 1 LOB: 1 BB: 1 P: 10	R: 0 E: 0 K: 0 S: 3	H: 0 LOB: 0 BB: 0 P: 3	R: 0 E: 0 K: 0 S: 3	H: 0 LOB: 0 BB: 0 P: 3	R: 1 E: 0 K: 1 S: 7	H: 2 LOB: 1 BB: 0 P: 7	R: 0 E: 0 K: 0 S: 4	H: 2 LOB: 1 BB: 0 P: 4	R: 0 E: 0 K: 0 S: 3	H: 0 LOB: 0 BB: 0 P: 3	R: 0 E: 0 K: 0 S: 3	H: 0 LOB: 0 BB: 0 P: 3	1B: 4 2B: 0 3B: 1 HR: 0	SF: 0 SAC: 0 DP: 1 HBP: 0	WP: 0 PB: 0 SB: 2 CS: 0	PA: 29
PITCHER	IP	WLS	BF	H	R	ER	SO	BB	IBB	HBP	BLK	WP	HR	S	P	ERA	WHIP			
Bob Forsch, R (1,1) ERA: 3.96	7.0	L	26	5	2	2	2	1	0	0	0	0	0	29	33	2.57	0.857			
Will McEnaney, L (8,1) ERA: 2.76	1.0		3	0	0	0	0	0	0	0	0	0	0	3	3	0.00	0.000			

St. Louis Cardinals @ Pittsburgh Pirates
Three Rivers Stadium, Pittsburgh, PA
Wed Sep 12 1979, 7:05 PM EDT
Att: 17,669 - Cloudy - 72 F

AB	28
R	2
H	5
RBI	2
BB	1
SO	2
LOB	6



Batter	1	2	3	4	5	6	7	8	9	AB	R	H	RBI	BB	SO	LOB	TOP			
Frank Taveras, R OBP: 0.298, SLG: 0.344										5	2	1	0	0	1	4	New York Mets @ Pittsburgh Pirates Three Rivers Stadium, Pittsburgh, PA Sat Sep 15 1979, 3:33 AM EDT Att: 18,060 - Unknown			
John Stearns, R OBP: 0.314, SLG: 0.362										5	0	0	0	0	2	6				
Lee Mazzilli, S OBP: 0.409, SLG: 0.465										4	1	2	2	0	1	0				
Richie Hebner, L OBP: 0.341, SLG: 0.352										4	0	1	1	0	0	2				
Joel Youngblood, R OBP: 0.348, SLG: 0.454										3	0	1	0	0	2	0				
Ed Kranevool, L OBP: 0.298, SLG: 0.311										3	0	0	1	0	0	1				
Bruce Boisclair, L OBP: 0.211, SLG: 0.286										4	0	1	0	0	2	2				
Doug Flynn, R OBP: 0.264, SLG: 0.322										4	0	1	0	0	0	1				
Kevin Kobel, R Roy Lee Jackson, R Ron Hodges, L Sergio Ferrer, S Ed Glynn, R Alex Trevino, R Kelvin Chapman, R										1	0	0	0	0	0	0		0		
Inning Stats	R: 2 E: 0 K: 2 S: 10	H: 3 LOB: 2 BB: 0 P: 11	R: 0 E: 0 K: 0 S: 4	H: 1 LOB: 1 BB: 0 P: 4	R: 0 E: 0 K: 0 S: 4	H: 1 LOB: 1 BB: 0 P: 4	R: 0 E: 0 K: 2 S: 7	H: 0 LOB: 0 BB: 0 P: 7	R: 0 E: 0 K: 1 S: 5	H: 0 LOB: 0 BB: 0 P: 5	R: 2 E: 0 K: 0 S: 6	H: 2 LOB: 2 BB: 1 P: 10	R: 0 E: 0 K: 1 S: 5	H: 0 LOB: 0 BB: 0 P: 5	R: 0 E: 0 K: 1 S: 6	H: 1 LOB: 2 BB: 0 P: 6		1B: 7 2B: 1 3B: 0 HR: 0	SF: 1 SAC: 1 DP: 0 HBP: 1	WP: 0 PB: 0 SB: 2 CS: 0
PITCHER	IP WLS BF H R ER SO BB IBB HBP BLK WP HR S P ERA WHIP																			
Bert Blyleven, R ERA: 3.51	(1, 1) 6.2 30 7 4 4 7 1 0 1 0 0 0 0 0 0 0 0 5.40 1.200																			
Dave Roberts, L ERA: 2.97	(7, 1) 0.1 W 1 0 0 0 0 0 0 0 0 0 0 1 1 0.00 0.000																			
Enrique Romo, R ERA: 2.65	(8, 1) 1.1 5 1 0 0 1 0 0 0 0 0 0 7 7 0.00 0.750																			
Kent Tekulve, R ERA: 2.64	(9, 1) 0.2 S 2 0 0 0 1 0 0 0 0 0 0 4 4 0.00 0.000																			

Batter	1	2	3	4	5	6	7	8	9	AB	R	H	RBI	BB	SO	LOB	BOTTOM			
Omar Moreno, L OBP: 0.340, SLG: 0.396										3	3	2	0	1	0	0	New York Mets @ Pittsburgh Pirates Three Rivers Stadium, Pittsburgh, PA Sat Sep 15 1979, 3:33 AM EDT Att: 18,060 - Unknown			
Tim Lincecum, R OBP: 0.319, SLG: 0.332										3	0	3	2	1	0	0				
Dave Parker, L OBP: 0.364, SLG: 0.513										2	0	0	1	1	0	3				
Bill Robinson, R OBP: 0.302, SLG: 0.504										4	0	1	2	0	1	3				
Willie Stargell, L OBP: 0.368, SLG: 0.585										3	0	0	0	0	2	3				
Bill Madlock, R OBP: 0.341, SLG: 0.418										4	0	1	0	0	0	1				
Phil Garner, R OBP: 0.349, SLG: 0.437										4	0	0	0	0	1	2				
Steve Nicosia, R OBP: 0.365, SLG: 0.459										4	1	1	0	0	0	1				
Bert Blyleven, R OBP: 0.141, SLG: 0.156	(1, 1) 4.1 20 7 4 4 2 0 0 1 0 0 1 0 0 8.31 1.615																			
Dave Roberts, L ERA: 3.5	(5, 1) 1.2 6 0 0 0 1 0 1 0 0 1 0 7 11 0.00 0.000																			
Lee Lacy, R OBP: 0.337, SLG: 0.429	(7, PH) 2.0 L 9 1 1 1 1 2 0 0 0 0 0 0 9 17 4.50 1.500																			
Enrique Romo, R OBP: 0.182, SLG: 0.182	(8, 1) 1-2																			
Kent Tekulve, R OBP: 0.231, SLG: 0.167	(9, 1) 1-2																			
Inning Stats	R: 0 E: 0 K: 0 S: 4	H: 1 LOB: 1 BB: 0 P: 4	R: 0 E: 0 K: 1 S: 5	H: 1 LOB: 0 BB: 0 P: 5	R: 2 E: 0 K: 1 S: 8	H: 3 LOB: 1 BB: 0 P: 8	R: 0 E: 0 K: 0 S: 3	H: 0 LOB: 1 BB: 0 P: 4	R: 2 E: 0 K: 0 S: 5	H: 2 LOB: 1 BB: 1 P: 9	R: 0 E: 0 K: 1 S: 5	H: 0 LOB: 0 BB: 0 P: 5	R: 1 E: 0 K: 1 S: 6	H: 1 LOB: 2 BB: 2 P: 14	R: 0 E: 0 K: 0 S: 3	H: 0 LOB: 0 BB: 0 P: 3	1B: 8 2B: 0 3B: 0 HR: 0	SF: 1 SAC: 1 DP: 0 HBP: 1	WP: 1 PB: 0 SB: 2 CS: 1	PA: 35
PITCHER	IP WLS BF H R ER SO BB IBB HBP BLK WP HR S P ERA WHIP																			
Kevin Kobel, L ERA: 3.5	(1, 1) 4.1 20 7 4 4 2 0 0 1 0 0 1 0 7 11 0.00 0.000																			
Roy Lee Jackson, R ERA: 3.31	(5, 1) 1.2 6 0 0 0 1 0 1 0 0 1 0 7 11 0.00 0.000																			
Ed Glynn, L ERA: 3.31	(7, 1) 2.0 L 9 1 1 1 1 2 0 0 0 0 0 0 9 17 4.50 1.500																			

AB 34
R 4
H 8
RBI 4
BB 1
SO 9
LOB 16



AB 29
R 4
H 8
RBI 5
BB 3
SO 4
LOB 13



Batter	1	2	3	4	5	6	7	8	9	AB	R	H	RBI	BB	SO	LOB	TOP				
Omar Moreno, L (1, 8) OBP: 0.340, SLG: 0.399	5-3		SH1-3 S 1B		P4		SH3-4 2B		2B	5	1	3	0	0	0	1	Pittsburgh Pirates @ Montreal Expos Olympic Stadium, Montreal, QB Mon Sep 17 1979, 7:05 PM EDT Att: 54,609 - Unknown				
Tim Foli, R (1, 6) OBP: 0.320, SLG: 0.332	F9		SH1-3		1B		SH3-4		4-3	3	0	1	0	0	0	1					
Dave Parker, L (1, 9) OBP: 0.364, SLG: 0.512	P6		8-3		1B		G3			4	0	2	2	0	0	1					
Willie Stargell, L (1, 3) OBP: 0.368, SLG: 0.581		SH5-3 1B	8-3		1B		K			3	0	1	0	1	1	2					
John Milner, L (1, 7) OBP: 0.384, SLG: 0.512		SH5-3 1B			F7		4-3		3-1	4	0	1	0	0	0	3					
Bill Robinson, R (8, 7) OBP: 0.304, SLG: 0.503		SH5-3 1B			K					0	0	0	0	0	0	0					
Bill Madlock, R (1, 5) OBP: 0.340, SLG: 0.415		SH5-3			K		F8		G4-6-3 1B	3	0	1	0	0	1	0					
Ed Ott, L (1, 2) OBP: 0.315, SLG: 0.394	P6				K				G4-6-3 1B	4	0	1	0	0	1	3					
Phil Garner, R (1, 4) OBP: 0.347, SLG: 0.435		IBB			5-3		F8		K	3	0	0	0	1	1	1					
Don Robinson, R (1, 1) OBP: 0.240, SLG: 0.191	6-3				1B		K		F3	4	1	1	0	0	1	4					
Inning Stats	R: 0 E: 0 K: 0 S: 3	H: 0 LOB: 0 BB: 0 P: 3	R: 0 E: 0 K: 0 S: 5	H: 2 LOB: 3 BB: 1 P: 9	R: 1 E: 0 K: 0 S: 4	H: 2 LOB: 0 BB: 0 P: 4	R: 0 E: 0 K: 2 S: 7	H: 0 LOB: 0 BB: 0 P: 7	R: 1 E: 0 K: 0 S: 6	H: 3 LOB: 3 BB: 1 P: 10	R: 0 E: 0 K: 1 S: 6	H: 1 LOB: 1 BB: 0 P: 6	R: 0 E: 0 K: 0 S: 3	H: 1 LOB: 0 BB: 0 P: 3	R: 0 E: 0 K: 1 S: 6	H: 1 LOB: 1 BB: 0 P: 6	1B: 9 2B: 3 3B: 0 HR: 0	SF: 0 SAC: 0 DP: 2 HBP: 0	WP: 0 PB: 0 SB: 0 CS: 1	PA: 38	
PITCHER	IP	WLS	BF	H	R	ER	SO	BB	IBB	HBP	BLK	WP	HR	S	P	ERA	WHIP				
Steve Rogers, R (1, 1) ERA: 2.8	7.0	L	31	9	2	2	4	0	2	0	0	0	0	37	45	2.57	1.286				
Woodie Fryman, L (8, 1) ERA: 2.95	2.0		7	2	0	0	1	0	0	0	0	0	0	9	9	0.00	1.000				

Batter	1	2	3	4	5	6	7	8	9	AB	R	H	RBI	BB	SO	LOB	BOTTOM					
Warren Cromartie, L (1, 7) OBP: 0.320, SLG: 0.407	F7		4-3		FC5-4 1B			K		4	0	1	0	0	1	0	Pittsburgh Pirates @ Montreal Expos Olympic Stadium, Montreal, QB Mon Sep 17 1979, 7:05 PM EDT Att: 54,609 - Unknown					
Dave Cash, R (1, 4) OBP: 0.383, SLG: 0.457	1B		5-3		F9		P4			4	0	1	0	0	0	2						
Andre Dawson, R (1, 8) OBP: 0.305, SLG: 0.468	K		F8		FC5-4		F8			4	0	0	0	0	1	3						
Tony Perez, R (1, 3) OBP: 0.325, SLG: 0.441	5-3				L4-3 BB		K		F9	3	0	0	0	1	1	1						
Gary Carter, R (1, 2) OBP: 0.329, SLG: 0.477		P2			L4-3		F8		6-3	4	0	0	0	0	0	1						
Ellis Valentine, R (1, 9) OBP: 0.303, SLG: 0.465		F8			F8		F9		F7	4	0	0	0	0	0	0						
Larry Parrish, R (1, 5) OBP: 0.361, SLG: 0.548		2B					F2			3	1	2	0	0	0	0						
Rodney Scott, S (1, 6) OBP: 0.313, SLG: 0.287		IBB			E8 FC3-5 2H 1B		CS 1B			2	0	2	0	1	0	0						
Steve Rogers, R (1, 1) OBP: 0.192, SLG: 0.176					FC3-5 F9 1B		K			2	0	0	0	0	0	3						
Tom Hutton, L (7, PH) OBP: 0.348, SLG: 0.354										1	0	0	0	0	1	1						
Woodie Fryman, R (8, 1) ERA: 2.95										0	0	0	0	0	0	0						
Inning Stats	R: 0 E: 0 K: 1 S: 6	H: 1 LOB: 1 BB: 0 P: 6	R: 0 E: 0 K: 0 S: 4	H: 1 LOB: 2 BB: 1 P: 8	R: 0 E: 0 K: 0 S: 3	H: 0 LOB: 0 BB: 0 P: 3	R: 0 E: 0 K: 0 S: 2	H: 0 LOB: 0 BB: 1 P: 6	R: 1 E: 1 K: 0 S: 6	H: 3 LOB: 2 BB: 0 P: 6	R: 0 E: 0 K: 1 S: 5	H: 0 LOB: 0 BB: 0 P: 5	R: 0 E: 0 K: 1 S: 5	H: 1 LOB: 0 BB: 0 P: 5	R: 0 E: 0 K: 1 S: 5	H: 0 LOB: 0 BB: 0 P: 5	R: 0 E: 0 K: 0 S: 3	H: 0 LOB: 0 BB: 0 P: 3	1B: 4 2B: 3 3B: 0 HR: 0	SF: 0 SAC: 0 DP: 1 HBP: 0	WP: 0 PB: 0 SB: 0 CS: 1	PA: 33
PITCHER	IP	WLS	BF	H	R	ER	SO	BB	IBB	HBP	BLK	WP	HR	S	P	ERA	WHIP					
Don Robinson, R (1, 1) ERA: 3.93	9.0	W	33	6	1	1	4	1	1	0	0	0	0	39	47	1.00	0.778					



Batter	1	2	3	4	5	6	7	8	9	10	11	AB	R	H	RBI	BB	SO	LOB	TOP					
Omar Moreno, L OBP: 0.340, SLG: 0.399 (1, 8)												5	1	2	0	0	2	0						
Tim Foli, R OBP: 0.320, SLG: 0.333 (1, 6)												5	0	2	0	0	0	1						
Dave Parker, L OBP: 0.361, SLG: 0.508 (1, 9)												5	1	0	0	0	1	3						
Bill Robinson, R Enrique Romo, R Lee Lacy, R Kent Tekulve, R Grant Jackson, S Mike Sester, L Alberto Lugo, R Dave Roberts, L (1, 7) (8, 1) (8, 1) (8, 1) (11, 1) (11, 1) (11, 1)												3	1	1	1	0	0	1						
Willie Stargell, L OBP: 0.366, SLG: 0.584 (1, 3)												5	1	1	2	0	1	1						
Bill Madlock, R OBP: 0.342, SLG: 0.419 (1, 5)												5	0	3	1	0	0	1						
Phil Garner, R OBP: 0.344, SLG: 0.431 (1, 4)												5	0	0	0	0	0	5						
Steve Nicosia, R Matt Alexander, S Ed Ott, L OBP: 0.362, SLG: 0.449 OBP: 0.538, SLG: 0.692 OBP: 0.315, SLG: 0.393 (1, 2) (9, P) (9, 2)												3	0	0	0	1	0	3						
Bruce Kison, R John Milner, L OBP: 0.167, SLG: 0.255 OBP: 0.382, SLG: 0.509 (1, 1) (6, 7)												2	0	0	0	0	0	1						
Inning Stats	R: 3 E: 2 K: 0 S: 8	H: 4 LOB: 2 BB: 0 P: 8	R: 0 E: 0 K: 0 S: 3	H: 0 LOB: 0 BB: 0 P: 3	R: 0 E: 0 K: 0 S: 3	H: 0 LOB: 0 BB: 0 P: 3	R: 0 E: 0 K: 2 S: 8	H: 1 LOB: 1 BB: 0 P: 4	R: 0 E: 0 K: 0 S: 3	H: 0 LOB: 0 BB: 0 P: 3	R: 0 E: 0 K: 1 S: 5	H: 1 LOB: 2 BB: 1 P: 7	R: 0 E: 0 K: 1 S: 5	H: 0 LOB: 0 BB: 0 P: 5	R: 0 E: 0 K: 0 S: 5	H: 2 LOB: 1 BB: 0 P: 5	R: 2 E: 0 K: 0 S: 5	H: 2 LOB: 1 BB: 0 P: 5	1B: 8 2B: 1 3B: 0 HR: 1	SF: 0 SAC: 0 DP: 0 HBP: 0	WP: 0 PB: 0 SB: 3 CS: 1	PA: 44		
PITCHER	IP: 7.0 WLS: 29 BF: 29 ERA: 3.07	WLS: 7 BF: 29 ERA: 2.87	R: 1 ER: 0 SO: 2	R: 0 ER: 2 SO: 2	BB: 1 IBB: 0 HBP: 0 BLK: 0	BB: 0 IBB: 0 HBP: 0 BLK: 0	WP: 0 HR: 0 S: 33 P: 33	HR: 0 S: 12 P: 12	HR: 1 S: 10 P: 10	ERA: 9.00 WHIP: 1.000														

Pittsburgh Pirates @ Montreal Expos
Olympic Stadium, Montreal, QB
Tue Sep 18 1979, 7:05 PM EDT
Att: 56,976 - Unknown

AB 43
R 5
H 10
RBI 4
BB 1
SO 4
LOB 18



Batter	1	2	3	4	5	6	7	8	9	10	11	AB	R	H	RBI	BB	SO	LOB	BOTTOM					
Warren Cromartie, L OBP: 0.318, SLG: 0.405 (1, 7)												4	0	0	1	0	0	5						
Dave Cash, R OBP: 0.370, SLG: 0.441 (1, 4)												5	0	0	0	0	0	4						
Andre Dawson, R OBP: 0.303, SLG: 0.464 (1, 8)												5	0	0	0	0	0	4						
Tony Perez, R OBP: 0.324, SLG: 0.439 (1, 3)												5	1	1	0	0	0	1						
Gary Carter, R OBP: 0.329, SLG: 0.475 (1, 2)												4	0	1	0	0	0	0						
Ellis Valentine, R OBP: 0.302, SLG: 0.462 (1, 9)												5	0	1	0	0	2	2						
Larry Parrish, R OBP: 0.399, SLG: 0.545 (1, 5)												5	0	1	1	0	0	1						
Rodney Scott, S OBP: 0.314, SLG: 0.289 (1, 6)												3	1	1	0	1	0	2						
Bill Lee, L Jerry Mumphrey, S Woodie Fryman, R Rusty Staub, L Tony Esposito, R Dale Murray, R OBP: 0.224, SLG: 0.239 OBP: 0.378, SLG: 0.402 OBP: 0.329, SLG: 0.425 OBP: 0.302, SLG: 0.425 OBP: 0.312, SLG: 0.407 OBP: 0.302, SLG: 0.425 OBP: 0.312, SLG: 0.407 (1, 1) (7, P) (8, 1) (8, 1) (8, 1) (10, 1)												2	1	2	1	0	0	0						
Inning Stats	R: 0 E: 1 K: 0 S: 4	H: 0 LOB: 1 BB: 0 P: 4	R: 0 E: 0 K: 0 S: 3	H: 1 LOB: 0 BB: 0 P: 3	R: 2 E: 1 K: 0 S: 5	H: 2 LOB: 0 BB: 0 P: 5	R: 0 E: 0 K: 1 S: 5	H: 0 LOB: 0 BB: 0 P: 5	R: 0 E: 0 K: 1 S: 7	H: 1 LOB: 1 BB: 0 P: 7	R: 0 E: 0 K: 0 S: 3	H: 2 LOB: 1 BB: 0 P: 7	R: 0 E: 0 K: 0 S: 3	H: 0 LOB: 0 BB: 0 P: 3	R: 0 E: 0 K: 0 S: 3	H: 0 LOB: 0 BB: 0 P: 3	R: 0 E: 0 K: 0 S: 3	H: 0 LOB: 0 BB: 0 P: 3	1B: 6 2B: 3 3B: 0 HR: 0	SF: 1 SAC: 1 DP: 2 HBP: 0	WP: 0 PB: 0 SB: 1 CS: 0	PA: 43		
PITCHER	IP: 5.0 WLS: 21 BF: 21 ERA: 3.46	WLS: 8 BF: 34 ERA: 2.68	R: 4 ER: 2 SO: 1	R: 1 ER: 1 SO: 1	BB: 0 IBB: 0 HBP: 0 BLK: 0	BB: 0 IBB: 0 HBP: 0 BLK: 0	WP: 0 HR: 0 S: 22 P: 22	HR: 0 S: 10 P: 10	HR: 6 S: 10 P: 10	ERA: 0.00 WHIP: 0.600														

Pittsburgh Pirates @ Montreal Expos
Olympic Stadium, Montreal, QB
Tue Sep 18 1979, 7:05 PM EDT
Att: 56,976 - Unknown

AB 39
R 3
H 8
RBI 3
BB 2
SO 2
LOB 19



Batter	1	2	3	4	5	6	7	8	9	AB	R	H	RBI	BB	SO	LOB	TOP					
Omar Moreno, L OBP: 0.339, SLG: 0.397 (1, 8)										6	0	1	2	0	0	1	Pittsburgh Pirates @ Philadelphia Phillies Veterans Stadium, Philadelphia, PA Wed Sep 19 1979, 7:05 PM EDT Unknown					
Tim Foli, R OBP: 0.319, SLG: 0.337 (1, 6)										6	1	1	1	0	0	2						
Dave Parker, L OBP: 0.366, SLG: 0.513 (1, 9)										2	1	2	0	3	0	0						
Willie Stargell, L OBP: 0.364, SLG: 0.579 (9, PH)										5	0	1	1	0	2	4						
Matt Alexander, S OBP: 0.536, SLG: 0.692 (9, 7)										0	1	0	0	0	0	0						
John Milner, L OBP: 0.395, SLG: 0.507 (9, 3)										3	1	1	0	2	1	2						
Bill Madlock, R OBP: 0.345, SLG: 0.423 (1, 5)										5	2	3	1	0	0	2						
Ed Ott, L OBP: 0.316, SLG: 0.391 (1, 2)										4	2	1	0	1	0	4						
Phil Garner, R OBP: 0.348, SLG: 0.434 (1, 4)										3	0	2	1	2	0	2						
Bert Blyleven, R OBP: 0.136, SLG: 0.152 (6, PH)										2	0	0	0	0	1	5						
Inning Stats	R: 0 E: 0 K: 1 S: 5	H: 0 LOB: 1 BB: 1 P: 9	R: 0 E: 1 K: 0 S: 3	H: 0 LOB: 2 BB: 2 P: 11	R: 0 E: 0 K: 0 S: 4	H: 1 LOB: 1 BB: 0 P: 4	R: 0 E: 0 K: 1 S: 5	H: 0 LOB: 2 BB: 2 P: 13	R: 1 E: 0 K: 1 S: 6	H: 1 LOB: 1 BB: 1 P: 10	R: 0 E: 0 K: 0 S: 4	H: 2 LOB: 1 BB: 0 P: 4	R: 0 E: 0 K: 1 S: 5	H: 0 LOB: 1 BB: 1 P: 9	R: 3 E: 1 K: 0 S: 7	H: 4 LOB: 1 BB: 0 P: 7	R: 5 E: 0 K: 0 S: 8	H: 5 LOB: 2 BB: 1 P: 12	1B: 7 2B: 5 3B: 1 HR: 1	SF: 0 SAC: 0 DP: 2 HBP: 0	WP: 0 PB: 0 SB: 4 CS: 0	PA: 47
PITCHER	IP WLS BF H R ER SO BB IBB HBP BLK WP HR S P ERA WHIP																					
Nino Espinosa, R ERA: 3.56	(1, 1) 6.2 30 4 0 1 0 3 6 1 0 0 0 0 1 29 57 1.35 1.500																					
Kevin Saucier, L ERA: 4.0	(7, 1) 0.1 1 0 0 0 1 0 0 0 0 0 0 0 0 3 3 0.00 0.000																					
Tug McGraw, L ERA: 5.02	(8, 1) 1.1 10 6 6 5 0 0 0 0 0 0 0 0 0 10 10 33.75 4.500																					
Rawly Eastwick, R ERA: 4.37	(9, 1) 0.2 L 6 3 2 2 0 0 1 0 0 0 0 0 5 9 27.00 4.500																					
Batter	1	2	3	4	5	6	7	8	9	AB	R	H	RBI	BB	SO	LOB	BOTTOM					
Pete Rose, S OBP: 0.422, SLG: 0.439 (1, 3)										3	3	2	0	2	0	2	Pittsburgh Pirates @ Philadelphia Phillies Veterans Stadium, Philadelphia, PA Wed Sep 19 1979, 7:05 PM EDT Unknown					
Manny Trillo, R OBP: 0.289, SLG: 0.345 (1, 4)										4	0	3	0	0	0	2						
Bake McBride, L OBP: 0.323, SLG: 0.401 (1, 9)										3	1	0	1	1	0	2						
Mike Schmidt, R OBP: 0.388, SLG: 0.577 (1, 5)										3	1	1	5	1	2	2						
Greg Luzinski, R OBP: 0.345, SLG: 0.431 (8, 1)										4	0	0	0	0	0	3						
Tug McGraw, R OBP: 0.167, SLG: 0.167 (9, 1)										0	0	0	0	0	0	0						
Rawly Eastwick, R OBP: 0.306, SLG: 0.430 (9, PH)										0	0	0	0	0	0	1						
Greg Gross, L OBP: 0.420, SLG: 0.414 (9, PH)										4	0	2	0	0	0	0						
Dave Rader, L OBP: 0.283, SLG: 0.315 (9, PH)										4	0	1	0	0	1	2						
Larry Bowa, S OBP: 0.317, SLG: 0.317 (1, 6)										4	0	1	0	0	1	3						
Nino Espinosa, R OBP: 0.237, SLG: 0.222 (7, 1)										2	0	1	0	0	1	1						
Kevin Saucier, L OBP: 0.111, SLG: 0.111 (7, PH)										0	0	0	0	0	0	0						
Del Unser, L OBP: 0.352, SLG: 0.462 (8, 7)										2	1	2	0	0	0	0						
Inning Stats	R: 1 E: 0 K: 0 S: 5	H: 2 LOB: 1 BB: 0 P: 5	R: 0 E: 0 K: 2 S: 8	H: 1 LOB: 0 BB: 0 P: 8	R: 1 E: 0 K: 1 S: 7	H: 2 LOB: 1 BB: 0 P: 7	R: 0 E: 0 K: 1 S: 7	H: 2 LOB: 2 BB: 0 P: 7	R: 0 E: 0 K: 0 S: 3	H: 1 LOB: 0 BB: 0 P: 3	R: 4 E: 0 K: 0 S: 5	H: 2 LOB: 0 BB: 2 P: 13	R: 0 E: 0 K: 0 S: 4	H: 2 LOB: 2 BB: 1 P: 8	R: 0 E: 0 K: 0 S: 3	H: 0 LOB: 2 BB: 2 P: 11	1B: 11 2B: 1 3B: 0 HR: 1	SF: 1 SAC: 2 DP: 1 HBP: 0	WP: 2 PB: 0 SB: 0 CS: 1	PA: 43		
PITCHER	IP WLS BF H R ER SO BB IBB HBP BLK WP HR S P ERA WHIP																					
Bert Blyleven, R ERA: 3.51	(1, 1) 5.0 23 8 2 2 2 5 0 0 0 0 0 1 8 16 18.00 2.000																					
Enrique Romo, R ERA: 2.93	(6, 1) 2.0 10 3 4 4 0 1 1 0 0 0 0 1 8 16 18.00 2.000																					
Dave Roberts, L ERA: 2.82	(8, 1) 0.1 3 2 0 0 0 0 0 0 0 0 0 0 3 3 0.00 6.000																					
Kent Tekulve, R ERA: 2.62	(8, 1) 0.2 W 2 0 0 0 0 0 0 1 0 0 1 0 1 5 0.00 0.000																					
Grant Jackson, L ERA: 3.11	(9, 1) 1.0 S 5 0 0 0 0 0 2 0 0 0 0 0 0 3 11 0.00 2.000																					

Batter	1	2	3	4	5	6	7	8	9	AB	R	H	RBI	BB	SO	LOB	TOP										
Omar Moreno, L OBP: 0.338, SLG: 0.395 (1, 8)	0-3 K	0-3 K		0-0 6-3 1B		0-0 F7			0-0 L6	5	0	1	1	0	2	0											
Tim Foli, R OBP: 0.320, SLG: 0.337 Matt Alexander, S OBP: 0.538, SLG: 0.692 Dale Berra, R OBP: 0.269, SLG: 0.322 (7, 6)	0-0 2B 1B	0-0 F9		0-0 6-3			4-0 4-3 S BB		0-0 4-3	3	1	1	0	1	0	1											
Dave Parker, L OBP: 0.367, SLG: 0.515 (1, 9)	0-0 1B 2B		0-0 4-3		0-0 PB BB 1B				0-0 4-3	4	2	2	1	0	0	1											
Willie Stargell, L OBP: 0.368, SLG: 0.578 (1, 3)	4-0 1B E BB		1-0 BB HBP		4-0 1B BB				0-0 5-3	1	1	0	0	2	0	2											
John Milner, L OBP: 0.386, SLG: 0.505 (1, 7)	0-0 E 1B		4-0 BB		0-0 F2 BB				0-0 4-3	3	0	1	1	1	0	4											
Bill Madlock, R OBP: 0.344, SLG: 0.421 (1, 5)	0-0 E4 1B		0-0 F5		0-0 G4-6-3 1B				0-0 6-3	4	0	1	2	0	0	3											
Ed Ott, L Steve Nicosia, R OBP: 0.313, SLG: 0.388 OBP: 0.360, SLG: 0.446 (8, PH) (8, 2)	0-3 K		0-0 1-3		0-0 G4-6-3 1B				0-0 6-3	3	0	0	0	0	1	6											
Kent Tekulve, R OBP: 0.231, SLG: 0.167 (8, 1)					1-2				0-0 6-3	0	0	0	0	0	0	0											
Phil Garner, R OBP: 0.348, SLG: 0.433 (1, 4)	0-0 F9			0-0 SH5-3 S 1B		0-0 6-3			0-0 4-3	4	1	1	0	0	0	2											
Jim Bibby, R OBP: 0.179, SLG: 0.342 Enrique Romo, R OBP: 0.182, SLG: 0.182 Grant Jackson, S Manny Sanguillen, R OBP: 0.243, SLG: 0.338 (8, 2)		0-0 F8		0-0 SH5-3		0-3 K			0-0 F7	2	0	0	0	0	1	0											
Inning Stats	R: 3 E: 1 K: 2 S: 11	H: 3 LOB: 2 BB: 1 P: 15	R: 0 E: 0 K: 1 S: 5	H: 0 LOB: 0 BB: 0 P: 5	R: 0 E: 0 K: 0 S: 3	H: 0 LOB: 2 BB: 1 P: 8	R: 1 E: 0 K: 0 S: 4	H: 2 LOB: 0 BB: 0 P: 4	R: 1 E: 0 K: 0 S: 4	H: 2 LOB: 1 BB: 1 P: 8	R: 0 E: 0 K: 1 S: 5	H: 0 LOB: 0 BB: 0 P: 5	R: 0 E: 0 K: 0 S: 3	H: 0 LOB: 0 BB: 0 P: 3	R: 0 E: 0 K: 0 S: 3	H: 0 LOB: 0 BB: 0 P: 3	1B: 6 2B: 1 3B: 0 HR: 0	SF: 0 SAC: 1 DP: 1 HBP: 1	WP: 0 PB: 1 SB: 2 CS: 0	PA: 38							
PITCHER	IP	WLS	BF	H	R	ER	SO	BB	IBB	HBP	BLK	WP	HR	S	P	ERA	WHIP										
Dan Larson, R ERA: 4.5 Jack Kucek, R ERA: 6.23 Kevin Saucier, L ERA: 3.79	(1, 1)	5.0	25	7	5	5	3	3	0	1	0	0	0	27	40	9.00	2.000										

Pittsburgh Pirates @ Philadelphia Phillies
Veterans Stadium, Philadelphia, PA
Wed Sep 19 1979, 7:05 PM EDT
Att: 30,566 - Unknown


AB 32
R 5
H 7
RBI 5
BB 4
SO 4
LOB 19



Batter	1	2	3	4	5	6	7	8	9	AB	R	H	RBI	BB	SO	LOB	BOTTOM										
Pete Rose, S OBP: 0.421, SLG: 0.437 (1, 3)	0-0 1-3			0-0 1B SF8 1B	0-0 4-3	0-0 F8		4-0 IBB		4	1	1	0	1	0	2											
Manny Trillo, R OBP: 0.286, SLG: 0.341 (1, 4)	0-0 F8			0-0 F9	0-3 K		0-0 P6	0-0 P2		5	0	0	0	0	1	4											
Bake McBride, L OBP: 0.326, SLG: 0.403 (1, 9)	0-3 K			0-0 1B 1B		4-0 2B 1B BB		0-0 1B		3	1	2	0	1	1	0											
Mike Schmidt, R OBP: 0.387, SLG: 0.574 (1, 5)		0-0 F7		0-0 1B		0-3 K		0-0 F8		4	0	1	0	0	1	2											
Greg Luzinski, R OBP: 0.344, SLG: 0.433 (1, 7)		0-0 F7		0-0 SF8		0-0 K		0-0 6-3		3	1	1	1	0	0	1											
Greg Gross, L OBP: 0.422, SLG: 0.416 (1, 8)		0-0 F7		0-0 P5		0-0 BB FC6-4 1B		0-0 FC6-4 1B		4	1	2	1	0	0	2											
Keith Moreland, R OBP: 0.476, SLG: 0.750 (1, 2)			0-0 F9		0-0 4-3 HR 2B	0-0 FC6-4 BB 1B		0-0 FC6-4 1B		4	1	3	1	0	0	0											
Larry Bowa, S OBP: 0.316, SLG: 0.315 (1, 6)			0-3 K		0-0 4-3	0-0 FC6-4 BB		0-0 FC6-4 S		3	0	0	0	1	1	3											
Dan Larson, R Del Unser, L Jack Kucek, R Tim McCarver, L Pete Mackanin, R Kevin Saucier, L OBP: 0.100, SLG: 0.100 (7, 1)	(1, 1)	5.1	23	6	5	5	4	1	0	0	0	0	0	0	0	0											
Inning Stats	R: 0 E: 0 K: 1 S: 5	H: 0 LOB: 0 BB: 0 P: 5	R: 0 E: 0 K: 0 S: 3	H: 0 LOB: 0 BB: 0 P: 3	R: 0 E: 0 K: 1 S: 5	H: 0 LOB: 0 BB: 0 P: 5	R: 1 E: 0 K: 0 S: 6	H: 3 LOB: 2 BB: 0 P: 6	R: 2 E: 0 K: 1 S: 7	H: 2 LOB: 0 BB: 0 P: 7	R: 3 E: 0 K: 1 S: 8	H: 3 LOB: 2 BB: 2 P: 16	R: 0 E: 0 K: 0 S: 4	H: 1 LOB: 1 BB: 0 P: 4	R: 0 E: 0 K: 1 S: 7	H: 2 LOB: 3 BB: 1 P: 11	1B: 8 2B: 2 3B: 0 HR: 1	SF: 1 SAC: 0 DP: 0 HBP: 0	WP: 0 PB: 0 SB: 1 CS: 0	PA: 38							
PITCHER	IP	WLS	BF	H	R	ER	SO	BB	IBB	HBP	BLK	WP	HR	S	P	ERA	WHIP										
Jim Bibby, R ERA: 3.16 Enrique Romo, R ERA: 3.0 Grant Jackson, L ERA: 3.01 Kent Tekulve, R ERA: 2.61	(1, 1)	5.1	23	6	5	5	4	1	0	0	0	0	0	2	6	8.44	1.312										

Pittsburgh Pirates @ Philadelphia Phillies
Veterans Stadium, Philadelphia, PA
Wed Sep 19 1979, 7:05 PM EDT
Att: 30,566 - Unknown

AB 34
R 6
H 11
RBI 6
BB 3
SO 5
LOB 18



Batter	1	2	3	4	5	6	7	8	9	AB	R	H	RBI	BB	SO	LOB	TOP					
Omar Moreno, L (1, 8) OBP: 0.336, SLG: 0.393										4	0	0	0	0	3	5	Pittsburgh Pirates @ Philadelphia Phillies Veterans Stadium, Philadelphia, PA Thu Sep 20 1979, 7:05 PM EDT Att: 16,299 - Unknown					
Tim Foli, R (1, 6) OBP: 0.321, SLG: 0.337										3	0	1	1	1	0	1						
Dave Parker, L (1, 9) OBP: 0.365, SLG: 0.511										4	0	0	0	0	2	4						
Lee Lacy, R (1, 7) OBP: 0.330, SLG: 0.417										4	0	1	0	0	1	1						
Willie Stargell, L (1, 3) OBP: 0.364, SLG: 0.571										4	0	0	0	0	3	1						
Bill Madlock, R (1, 5) OBP: 0.347, SLG: 0.426										4	1	3	0	0	0	0						
Phil Garner, R (1, 4) OBP: 0.347, SLG: 0.431										4	0	1	0	0	0	2						
Steve Nicosia, R (1, 2) OBP: 0.363, SLG: 0.444										3	0	1	0	1	0	2						
Alberto Lois, R (9, PR)										0	0	0	0	0	0	0						
Jim Rooker, R (1, 1) OBP: 0.161, SLG: 0.133										2	0	1	0	0	0	1						
Rennie Stennett, R (7, PH) OBP: 0.239, SLG: 0.293										1	0	1	0	0	0	0						
Matt Alexander, S (7, PR) OBP: 0.338, SLG: 0.692										0	0	0	0	0	0	0						
Kent Tekulve, R (7, 1) OBP: 0.231, SLG: 0.167										0	0	0	0	0	0	0						
Manny Sanguillen, R (9, PH) OBP: 0.240, SLG: 0.333										1	0	0	0	0	0	2						
Inning Stats	R: 0 E: 0 K: 2 S: 8	H: 1 LOB: 1 BB: 0 P: 8	R: 0 E: 0 K: 1 S: 5	H: 0 LOB: 0 BB: 0 P: 5	R: 0 E: 1 K: 1 S: 5	H: 0 LOB: 1 BB: 1 P: 9	R: 0 E: 0 K: 2 S: 7	H: 0 LOB: 0 BB: 0 P: 7	R: 1 E: 0 K: 2 S: 10	H: 3 LOB: 3 BB: 1 P: 14	R: 0 E: 0 K: 0 S: 4	H: 1 LOB: 1 BB: 0 P: 4	R: 0 E: 0 K: 1 S: 3	H: 1 LOB: 1 BB: 0 P: 3	R: 0 E: 0 K: 1 S: 6	H: 1 LOB: 1 BB: 0 P: 6	R: 0 E: 0 K: 0 S: 4	H: 2 LOB: 2 BB: 0 P: 4	1B: 8 2B: 1 3B: 0 HR: 0	SF: 0 SAC: 0 DP: 1 HBP: 0	WP: 0 PB: 0 SB: 2 CS: 0	PA: 36
PITCHER Randy Lerch, L (1, 1) ERA: 3.82	IP: 9.0 WLS: W BF: 36 H: 9 R: 1 ER: 1 SO: 9 BB: 2 IBB: 0 HBP: 0 BLK: 0 WP: 0 HR: 0 S: 52 P: 60 ERA: 1.00 WHIP: 1.222															PITCHER	IP: 9.0 WLS: W BF: 36 H: 9 R: 1 ER: 1 SO: 9 BB: 2 IBB: 0 HBP: 0 BLK: 0 WP: 0 HR: 0 S: 52 P: 60 ERA: 1.00 WHIP: 1.222					

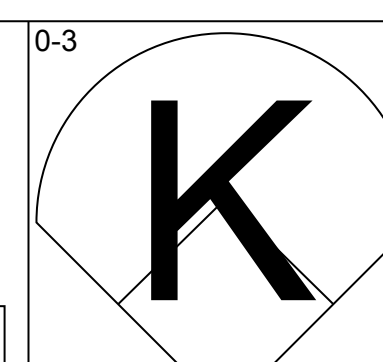
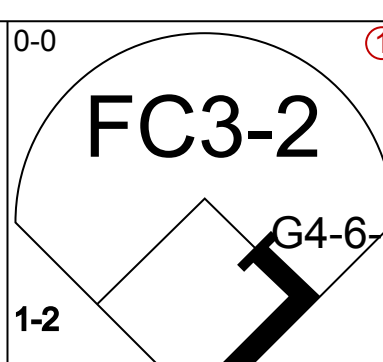
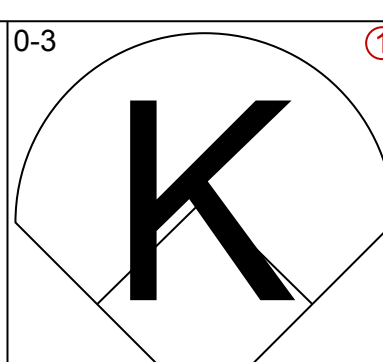
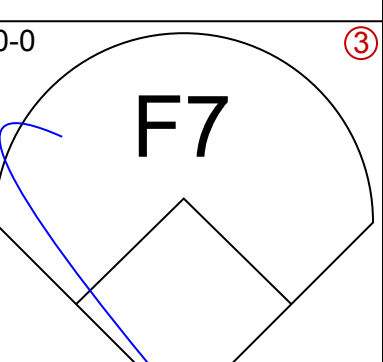
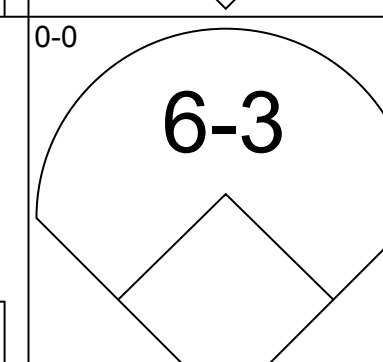
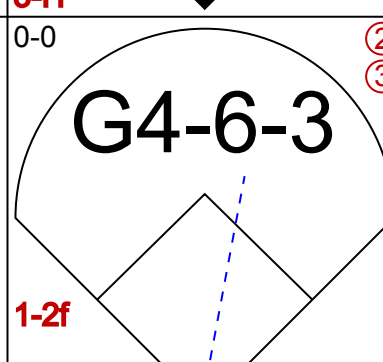
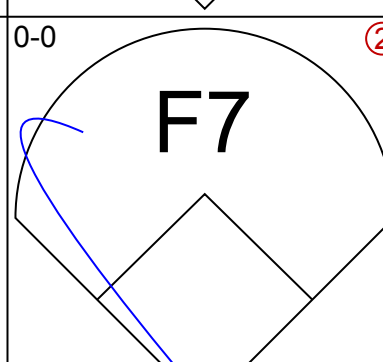
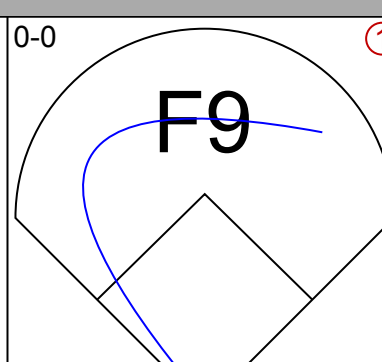
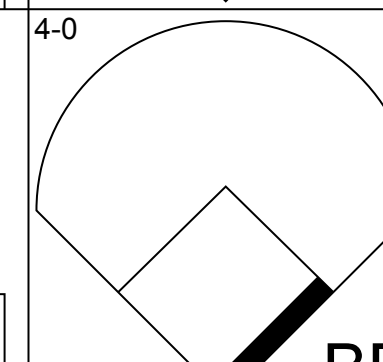
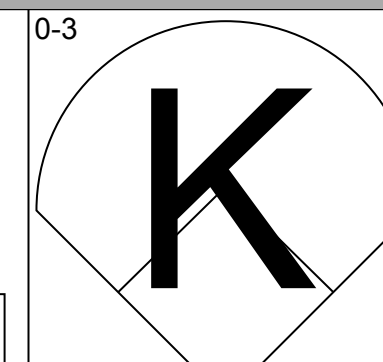
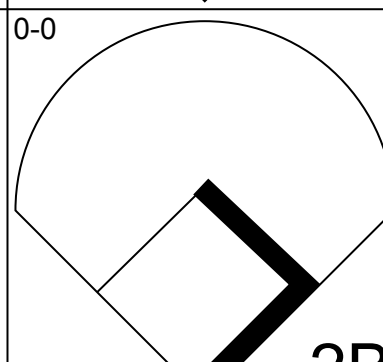
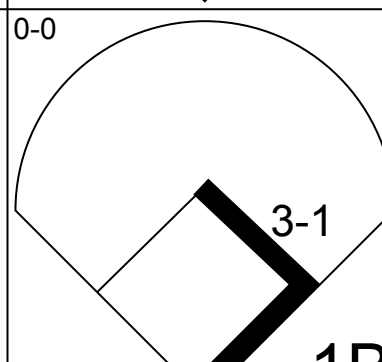
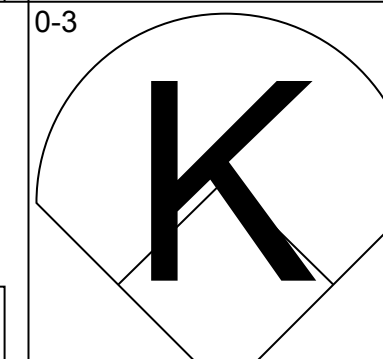
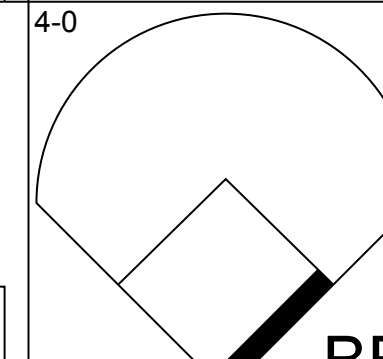
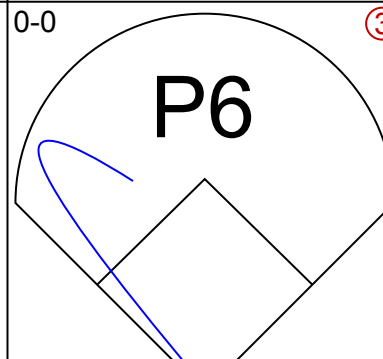
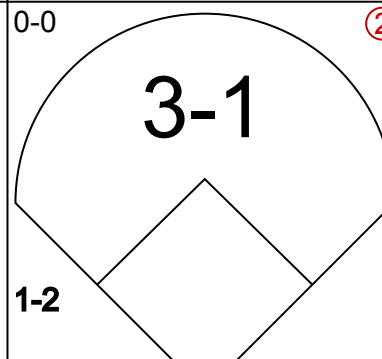
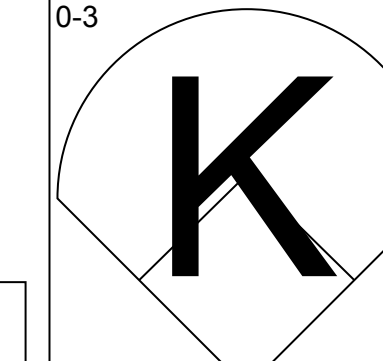
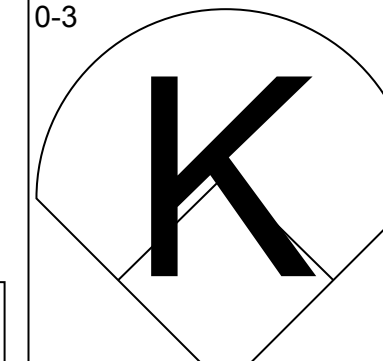
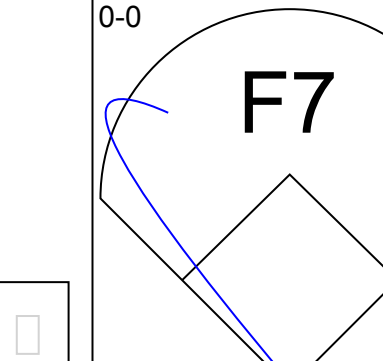
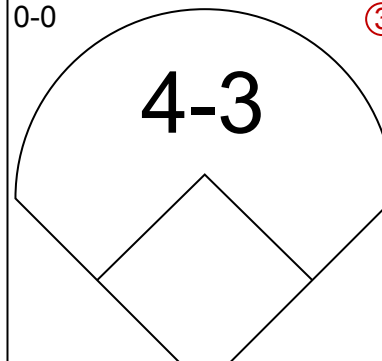
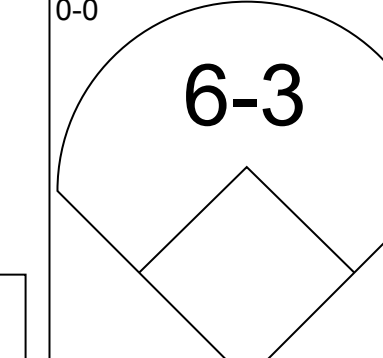
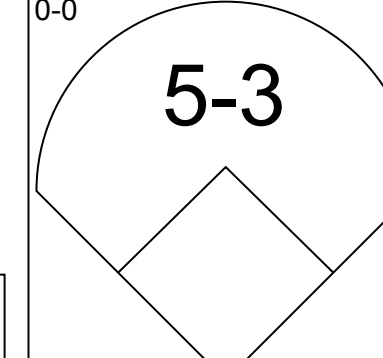
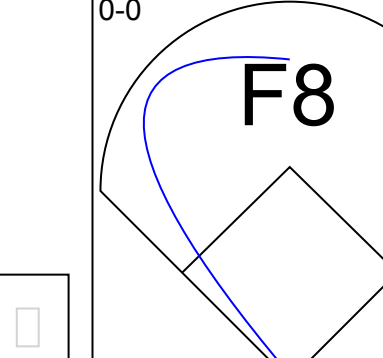
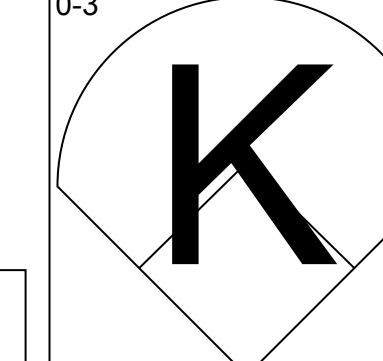
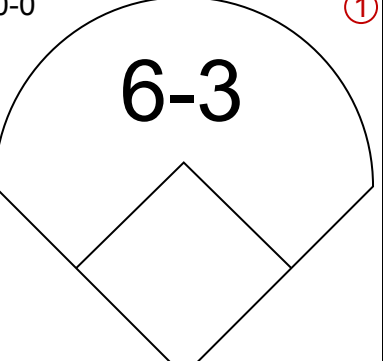
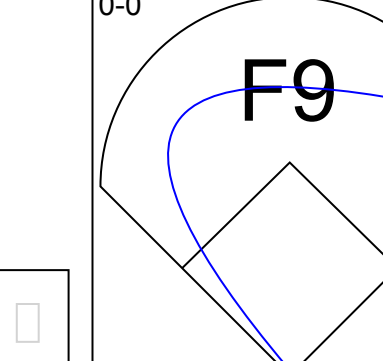
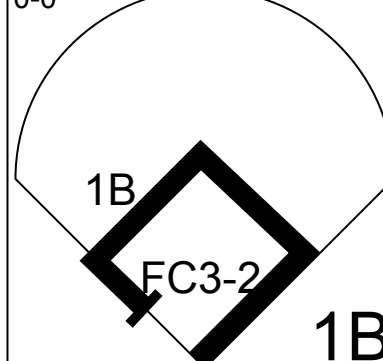
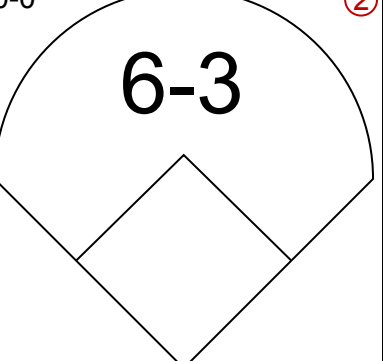
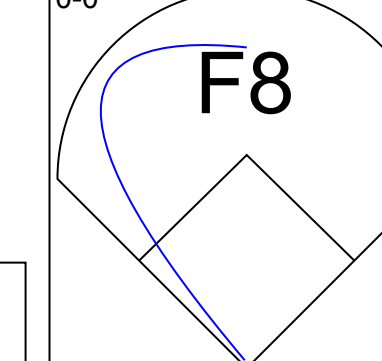
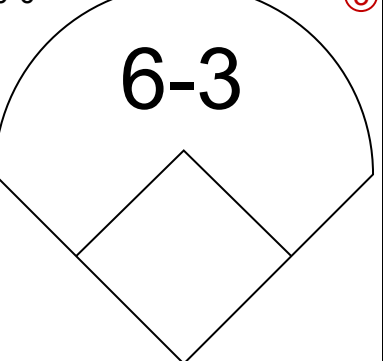
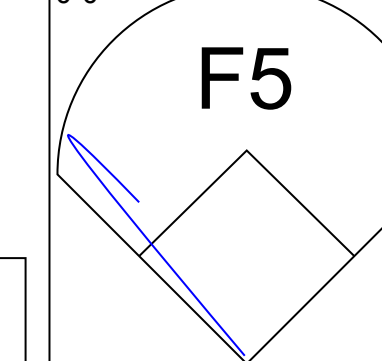
AB	34
R	1
H	9
RBI	1
BB	2
SO	9
LOB	19



Batter	1	2	3	4	5	6	7	8	9	AB	R	H	RBI	BB	SO	LOB	BOTTOM			
Pete Rose, S (1, 3) OBP: 0.423, SLG: 0.439										3	1	2	0	1	0	1	Pittsburgh Pirates @ Philadelphia Phillies Veterans Stadium, Philadelphia, PA Thu Sep 20 1979, 7:05 PM EDT Att: 16,299 - Unknown			
Manny Trillo, R (1, 4) OBP: 0.288, SLG: 0.342										4	0	2	1	0	1	2				
Mike Schmidt, R (1, 5) OBP: 0.388, SLG: 0.573										3	0	1	0	1	1	2				
Greg Luzinski, R (1, 7) OBP: 0.344, SLG: 0.431										2	0	0	1	1	0	3				
Keith Moreland, R (1, 2) OBP: 0.400, SLG: 0.625										4	0	0	0	0	2	3				
Lonnie Smith, R (1, 8) OBP: 0.111, SLG: 0.118										4	0	1	0	0	2	2				
Mike Anderson, R (1, 9) OBP: 0.337, SLG: 0.324										2	0	0	0	0	0	1				
Bake McBride, L (7, PH) OBP: 0.325, SLG: 0.401 (8, 9)										2	0	0	0	0	0	0				
Larry Bowa, S (1, 6) OBP: 0.318, SLG: 0.317										3	1	2	0	0	0	0				
Randy Lerch, L (1, 1) OBP: 0.171, SLG: 0.227										2	0	1	0	0	0	0				
Inning Stats	R: 1 E: 0 K: 0 S: 5	H: 2 LOB: 1 BB: 0 P: 5	R: 0 E: 0 K: 0 S: 3	H: 0 LOB: 0 BB: 0 P: 3	R: 0 E: 0 K: 2 S: 8	H: 1 LOB: 1 BB: 0 P: 8	R: 0 E: 0 K: 0 S: 4	H: 1 LOB: 1 BB: 0 P: 4	R: 0 E: 0 K: 0 S: 3	H: 2 LOB: 0 BB: 0 P: 3	R: 0 E: 0 K: 2 S: 8	H: 1 LOB: 2 BB: 1 P: 12	R: 1 E: 0 K: 0 S: 5	H: 2 LOB: 2 BB: 2 P: 13	R: 0 E: 0 K: 2 S: 7	H: 0 LOB: 0 BB: 0 P: 7	1B: 8 2B: 1 3B: 0 HR: 0	SF: 1 SAC: 1 DP: 1 HBP: 0	WP: 1 PB: 0 SB: 1 CS: 1	PA: 34
PITCHER Jim Rooker, L (1, 1) ERA: 4.47	IP: 6.0 WLS: L BF: 24 H: 7 R: 1 ER: 1 SO: 4 BB: 0 IBB: 1 HBP: 0 BLK: 0 WP: 0 HR: 0 S: 31 P: 35 ERA: 1.50 WHIP: 1.167															PITCHER	IP: 6.0 WLS: L BF: 24 H: 7 R: 1 ER: 1 SO: 4 BB: 0 IBB: 1 HBP: 0 BLK: 0 WP: 0 HR: 0 S: 31 P: 35 ERA: 1.50 WHIP: 1.167			
PITCHER Kent Tekulve, R (7, 1) ERA: 2.64	IP: 2.0 WLS: L BF: 10 H: 2 R: 1 ER: 1 SO: 2 BB: 0 IBB: 2 HBP: 0 BLK: 0 WP: 0 HR: 0 S: 12 P: 20 ERA: 4.50 WHIP: 1.000															PITCHER	IP: 2.0 WLS: L BF: 10 H: 2 R: 1 ER: 1 SO: 2 BB: 0 IBB: 2 HBP: 0 BLK: 0 WP: 0 HR: 0 S: 12 P: 20 ERA: 4.50 WHIP: 1.000			

AB	29
R	2
H	9
RBI	2
BB	3
SO	6
LOB	14

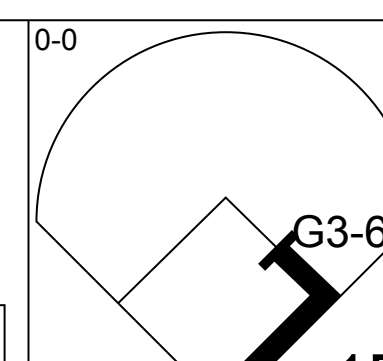
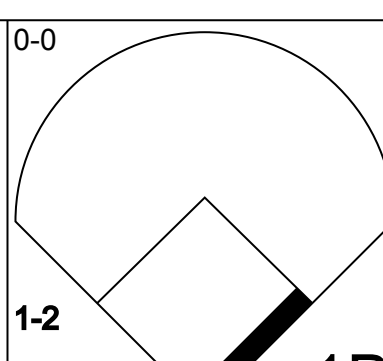
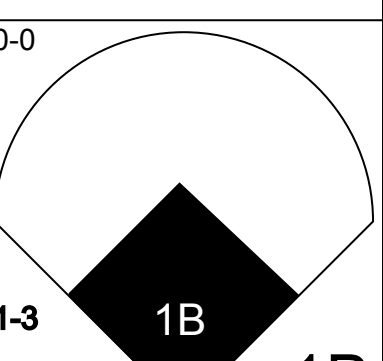
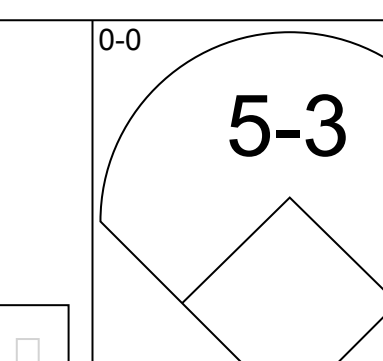
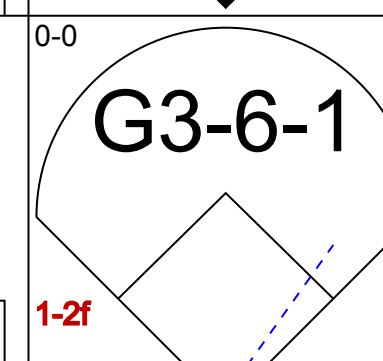
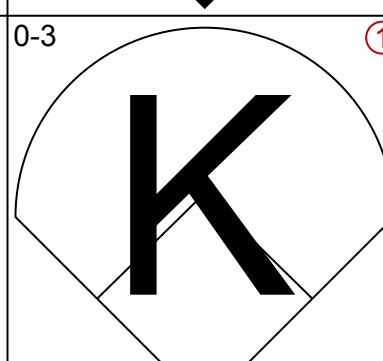
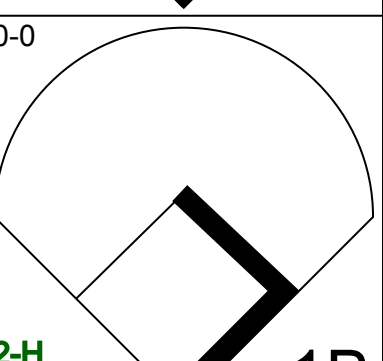
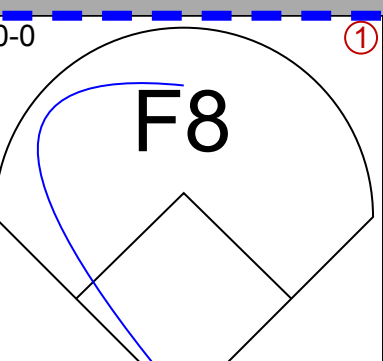
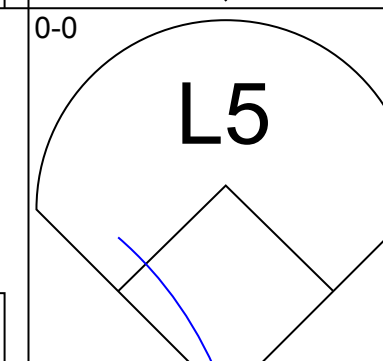
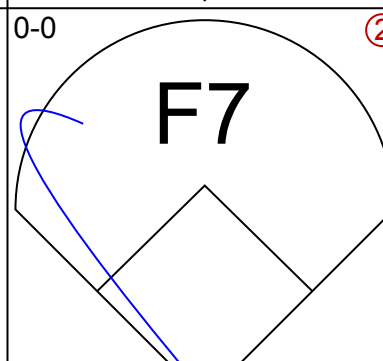
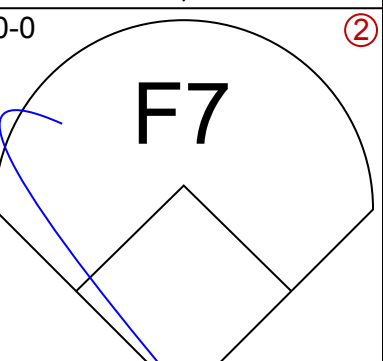
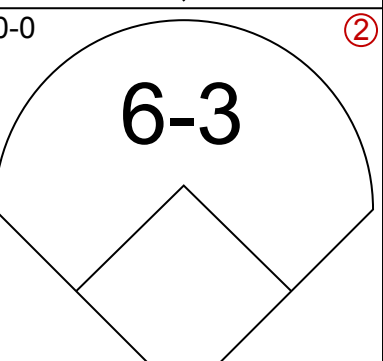
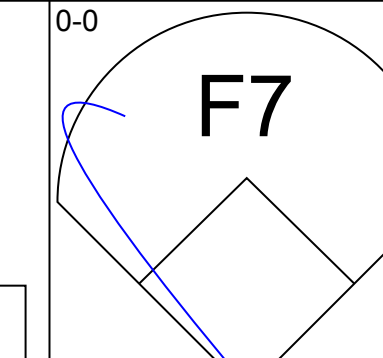
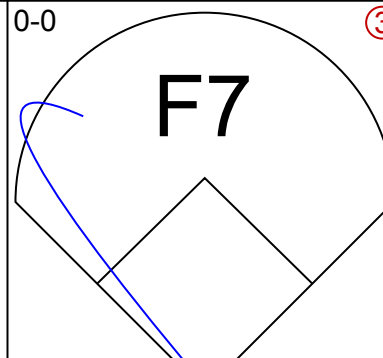
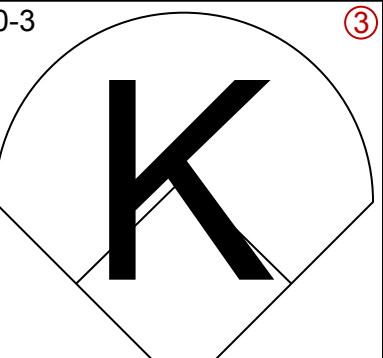
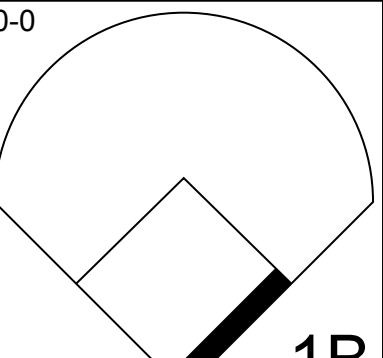
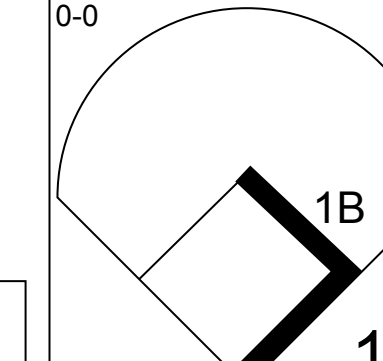
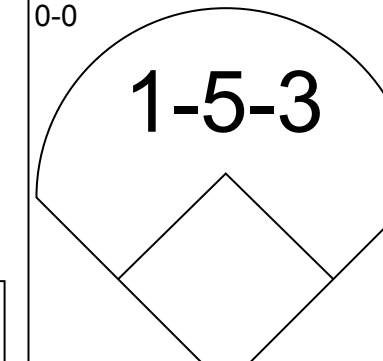
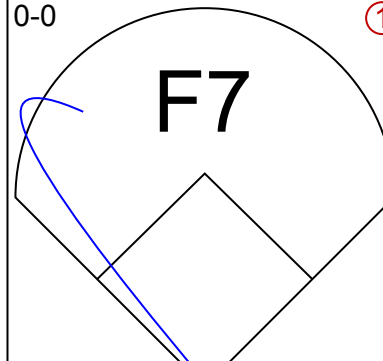
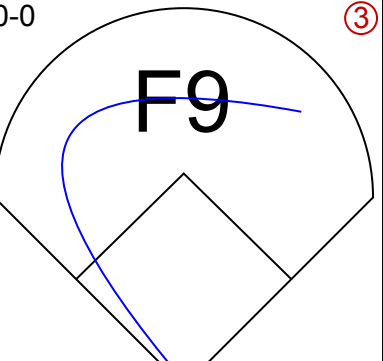
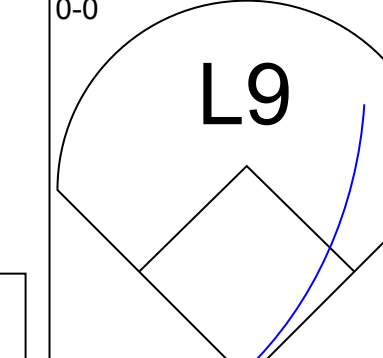
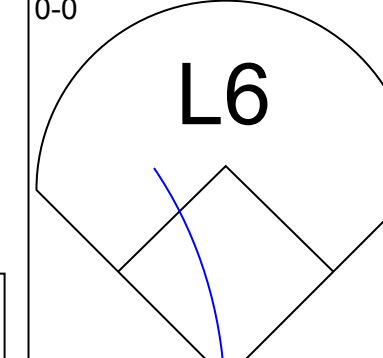
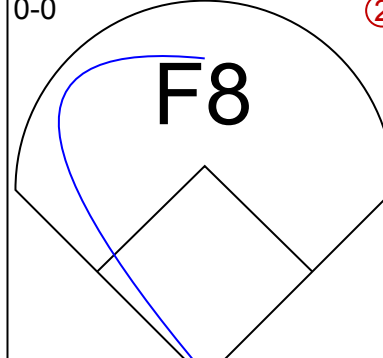
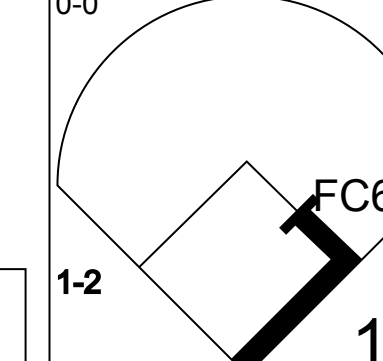
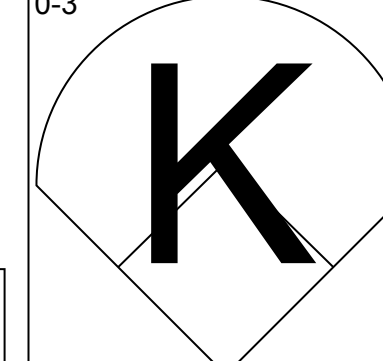
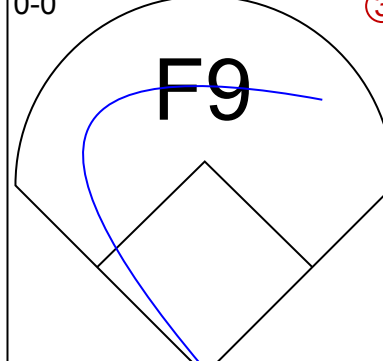
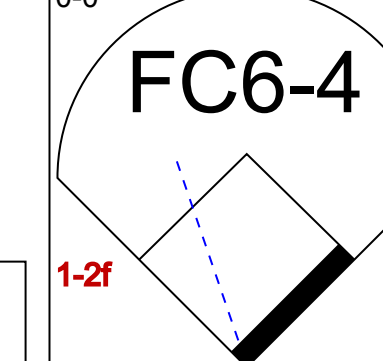
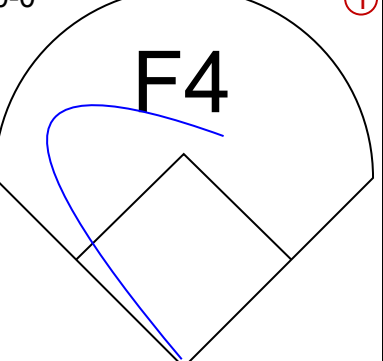
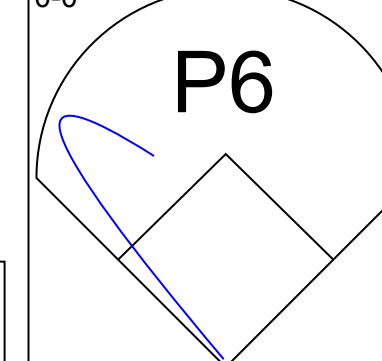
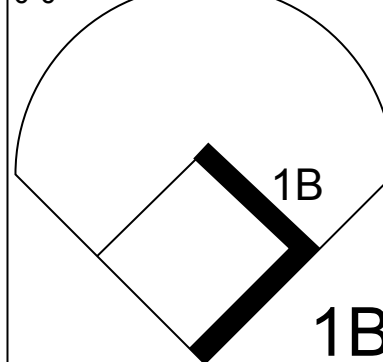
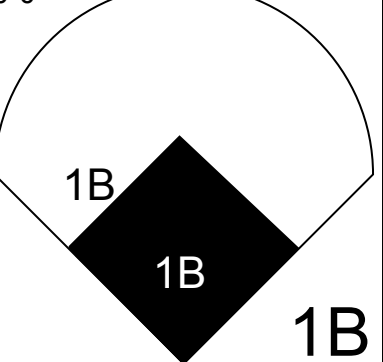
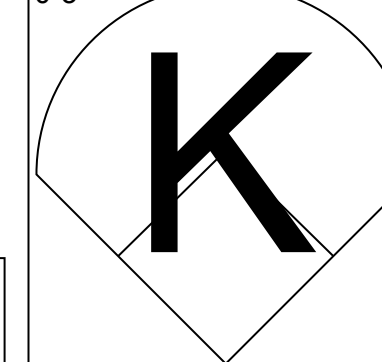


Batter	1	2	3	4	5	6	7	8	9	AB	R	H	RBI	BB	SO	LOB	TOP					
Omar Moreno, L (1, 8) OBP: 0.334, SLG: 0.390										4	0	0	0	0	2	2						
Tim Foli, R (1, 6) OBP: 0.319, SLG: 0.334										4	0	0	0	0	0	2						
Dave Parker, L (1, 9) OBP: 0.367, SLG: 0.514										3	0	2	0	1	1	0						
Willie Stargell, L (1, 3) OBP: 0.363, SLG: 0.567										3	0	0	0	1	1	3						
John Milner, L (1, 7) OBP: 0.382, SLG: 0.498										4	0	0	0	0	2	2						
Bill Madlock, R (1, 5) OBP: 0.345, SLG: 0.423										3	0	0	0	0	0	1						
Ed Ott, L (1, 2) OBP: 0.311, SLG: 0.385										3	0	0	0	0	1	0						
Phil Garner, R (1, 4) OBP: 0.347, SLG: 0.431										3	0	1	0	0	0	0						
Don Robinson, R (1, 1) OBP: 0.250, SLG: 0.204										2	0	1	0	0	0	0						
Grant Jackson, S (7, 1)										0	0	0	0	0	0	0						
Mike Easter, L (8, PH) OBP: 0.390, SLG: 0.471										1	0	0	0	0	0	0						
Dave Roberts, L (8, 1)										0	0	0	0	0	0	0						
Inning Stats	R: 0 E: 0 K: 2 S: 7	H: 0 LOB: 1 BB: 1 P: 11	R: 0 E: 0 K: 2 S: 7	H: 0 LOB: 0 BB: 0 P: 7	R: 0 E: 0 K: 0 S: 4	H: 2 LOB: 1 BB: 0 P: 4	R: 0 E: 0 K: 2 S: 7	H: 0 LOB: 1 BB: 1 P: 11	R: 0 E: 0 K: 0 S: 3	H: 0 LOB: 0 BB: 0 P: 3	R: 0 E: 0 K: 1 S: 6	H: 1 LOB: 1 BB: 0 P: 6	R: 0 E: 0 K: 0 S: 3	H: 0 LOB: 0 BB: 0 P: 3	R: 0 E: 0 K: 0 S: 4	H: 0 LOB: 0 BB: 0 P: 4	R: 0 E: 0 K: 0 S: 4	H: 1 LOB: 1 BB: 0 P: 4	1B: 3 2B: 1 3B: 0 HR: 0	SF: 0 SAC: 0 DP: 1 HBP: 0	WP: 0 PB: 0 SB: 0 CS: 0	PA: 32
PITCHER Lynn McGlothen, R (1, 1) ERA: 4.16	IP: 9.0 WLS: W BF: 32 H: 4 R: 0 ER: 0 SO: 7 BB: 2 IBB: 0 HBP: 0 BLK: 0 WP: 0 HR: 0 S: 44 P: 52 ERA: 0.00 WHIP: 0.667															PITCHER	IP: WLS: BF: H: R: ER: SO: BB: IBB: HBP: BLK: WP: HR: S: P: ERA: WHIP:					

Pittsburgh Pirates @ Chicago Cubs
Wrigley Field, Chicago, IL
Fri Sep 21 1979, 3:33 AM CDT
Att: 9,552 - Unknown


AB 30
R 0
H 4
RBI 0
BB 2
SO 7
LOB 10



Batter	1	2	3	4	5	6	7	8	9	AB	R	H	RBI	BB	SO	LOB	BOTTOM			
Ivan De Jesus, R (1, 6) OBP: 0.348, SLG: 0.385										4	1	3	0	0	0	0				
Scot Thompson, L (1, 8) OBP: 0.330, SLG: 0.389										4	0	1	2	0	1	3				
Larry Bittner, L (1, 9) OBP: 0.342, SLG: 0.407										4	0	0	0	0	0	3				
Dave Kingman, R (1, 7) OBP: 0.344, SLG: 0.621										4	0	1	0	0	1	3				
Bill Buckner, L (1, 3) OBP: 0.317, SLG: 0.438										4	0	1	0	0	0	1				
Steve Ontiveros, S (1, 5) OBP: 0.384, SLG: 0.367										3	0	0	0	0	0	1				
Barry Foote, R (1, 2) OBP: 0.321, SLG: 0.435										3	0	1	0	0	1	0				
Mick Kelleher, R (1, 4) OBP: 0.261, SLG: 0.265										3	0	0	0	0	0	2				
Lynn McGlothen, L (1, 1) OBP: 0.242, SLG: 0.277										3	1	2	0	0	1	0				
Inning Stats	R: 0 E: 0 K: 0 S: 3	H: 1 LOB: 0 BB: 0 P: 3	R: 0 E: 0 K: 0 S: 5	H: 2 LOB: 2 BB: 0 P: 5	R: 0 E: 0 K: 1 S: 5	H: 0 LOB: 0 BB: 0 P: 5	R: 2 E: 0 K: 0 S: 8	H: 3 LOB: 1 BB: 0 P: 8	R: 0 E: 0 K: 0 S: 3	H: 0 LOB: 0 BB: 0 P: 3	R: 0 E: 0 K: 1 S: 5	H: 0 LOB: 0 BB: 0 P: 5	R: 0 E: 0 K: 0 S: 4	H: 1 LOB: 1 BB: 0 P: 4	R: 0 E: 0 K: 0 S: 4	H: 0 LOB: 0 BB: 0 P: 4	1B: 9 2B: 0 3B: 0 HR: 0	SF: 0 SAC: 0 DP: 1 HBP: 0	WP: 0 PB: 0 SB: 0 CS: 0	PA: 32
PITCHER Don Robinson, R (1, 1) ERA: 3.9	IP: 6.0 WLS: L BF: 25 H: 8 R: 2 ER: 2 SO: 3 BB: 0 IBB: 0 HBP: 0 BLK: 0 WP: 0 HR: 0 S: 31 P: 31 ERA: 3.00 WHIP: 1.333															PITCHER	IP: WLS: BF: H: R: ER: SO: BB: IBB: HBP: BLK: WP: HR: S: P: ERA: WHIP:			
Grant Jackson, L (7, 1) ERA: 2.97	1.0 3 0 0 0 1 0 0 0 0 0 0 5 5 0.00 0.000																			
Dave Roberts, L (8, 1) ERA: 2.78	1.0 4 1 0 0 0 0 0 0 0 0 0 4 4 0.00 1.000																			

Pittsburgh Pirates @ Chicago Cubs
Wrigley Field, Chicago, IL
Fri Sep 21 1979, 3:33 AM CDT
Att: 9,552 - Unknown

AB 32
R 2
H 9
RBI 2
BB 0
SO 4
LOB 13



Batter	1	2	3	4	5	6	7	8	9	AB	R	H	RBI	BB	SO	LOB	TOP			
Omar Moreno, L (1.8) OBP: 0.335, SLG: 0.389	6-3	7-3															2 1 0 0 1 0 2			
Tim Foli, R (1.6) OBP: 0.320, SLG: 0.335	F8 HBP 1B		4-3														4 0 2 1 0 0 0			
Dave Parker, L (1.9) OBP: 0.367, SLG: 0.511			F8														3 0 0 0 0 0 1			
Bill Robinson, R (1.7) OBP: 0.301, SLG: 0.496	F8 2-3		F3														4 0 0 0 0 1 3			
Willie Stargell, L (1.3) OBP: 0.382, SLG: 0.564	K																4 0 1 0 0 1 2			
Bill Madlock, R (1.5) OBP: 0.346, SLG: 0.430																	4 2 2 1 0 0 1			
Steve Nicosia, R (1.2) OBP: 0.366, SLG: 0.443																	3 0 1 0 1 0 1			
Phil Garner, R (1.4) OBP: 0.348, SLG: 0.431																	4 1 2 1 0 1 1			
Bruce Kison, R (1.1) OBP: 0.160, SLG: 0.245																	2 0 0 0 0 0 2			
Kent Tekulve, R (7.1) OBP: 0.231, SLG: 0.167																	0 0 0 0 0 0 0			
Inning Stats	R: 0 E: 0 K: 1 S: 6	H: 1 LOB: 2 BB: 0 P: 7	R: 1 E: 0 K: 0 S: 5	H: 3 LOB: 1 BB: 0 P: 5	R: 0 E: 0 K: 0 S: 3	H: 0 LOB: 0 BB: 0 P: 3	R: 0 E: 0 K: 0 S: 3	H: 0 LOB: 3 BB: 0 P: 3	R: 2 E: 1 K: 0 S: 5	H: 2 LOB: 1 BB: 0 P: 6	R: 0 E: 0 K: 0 S: 2	H: 0 LOB: 0 BB: 1 P: 6	R: 0 E: 0 K: 1 S: 5	H: 0 LOB: 0 BB: 0 P: 5	R: 1 E: 0 K: 1 S: 5	H: 1 LOB: 1 BB: 1 P: 9	1B: 7 2B: 2 3B: 0 HR: 1	SF: 0 SAC: 1 DP: 3 HBP: 2	WP: 0 PB: 0 SB: 0 CS: 1	PA: 36
PITCHER	IP WLS BF H R ER SO BB IBB HBP BLK WP HR S P ERA WHIP																			
George Riley, L (1.1) ERA: 4.5	4.1 L 20 6 3 2 1 0 0 0 2 0 0 0 20 22 4.15 1.385																			
Dave Geisel, L (5.1) ERA	0.2 2 0 0 0 0 0 0 0 0 0 0 0 2 2 0.00 0.000																			
Donnie Moore, R (6.1) ERA: 4.83	2.0 6 1 0 0 0 1 0 0 0 0 0 0 5 9 0.00 1.000																			
Dick Tidrow, R (8.1) ERA: 3.52	2.0 7 1 1 1 2 1 0 0 0 0 0 1 10 14 4.50 1.000																			

Pittsburgh Pirates @ Chicago Cubs
Wrigley Field, Chicago, IL
Sat Sep 22 1979, 3:33 AM CDT
Att: 24,657 - Unknown


AB 30
R 4
H 8
RBI 3
BB 2
SO 3
LOB 13



Batter	1	2	3	4	5	6	7	8	9	AB	R	H	RBI	BB	SO	LOB	BOTTOM			
Ivan De Jesus, R (1.6) OBP: 0.346, SLG: 0.382	1-3		5-3														4 0 0 0 0 0 1			
Scot Thompson, L (1.8) OBP: 0.327, SLG: 0.384	3-1																4 0 0 0 0 0 0			
Larry Bittner, L (1.9) OBP: 0.341, SLG: 0.405	4-3																4 0 1 0 0 0 1			
Dave Kingman, R (1.7) OBP: 0.345, SLG: 0.618																	2 0 0 0 1 0 1			
Bill Buckner, L (1.3) OBP: 0.316, SLG: 0.442																	4 1 1 1 0 0 3			
Steve Ontiveros, S (1.5) OBP: 0.383, SLG: 0.365																	3 0 0 0 1 0 1			
Barry Foote, R (1.2) OBP: 0.318, SLG: 0.431																	4 0 0 0 0 1 3			
Mick Kelleher, R (1.4) OBP: 0.270, SLG: 0.284																	3 0 2 0 0 0 0			
George Riley, L (1.1) ERA: 4.5																	0 0 0 0 0 0 0			
Dave Geisel, L (5.1) ERA																	0 0 0 0 0 0 0			
Steve Macko, L (6.1) OBP: 0.296, SLG: 0.298																	1 0 0 0 0 0 0			
Donnie Moore, R (8.1) ERA: 4.83																	0 0 0 0 0 0 0			
Ken Henderson, S (7.1) OBP: 0.309, SLG: 0.345																	1 0 0 0 0 0 1			
Dick Tidrow, R (8.1) ERA: 3.52																	0 0 0 0 0 0 0			
Inning Stats	R: 0 E: 0 K: 0 S: 3	H: 0 LOB: 0 BB: 0 P: 3	R: 0 E: 0 K: 0 S: 2	H: 0 LOB: 0 BB: 1 P: 6	R: 0 E: 0 K: 0 S: 4	H: 1 LOB: 1 BB: 0 P: 4	R: 0 E: 0 K: 0 S: 4	H: 1 LOB: 3 BB: 1 P: 9	R: 0 E: 0 K: 0 S: 3	H: 0 LOB: 0 BB: 0 P: 3	R: 0 E: 0 K: 1 S: 7	H: 0 LOB: 1 BB: 0 P: 7	R: 0 E: 1 K: 0 S: 4	H: 0 LOB: 1 BB: 0 P: 4	R: 0 E: 0 K: 0 S: 3	H: 0 LOB: 0 BB: 0 P: 3	1B: 2 2B: 1 3B: 0 HR: 1	SF: 0 SAC: 1 DP: 1 HBP: 1	WP: 0 PB: 0 SB: 0 CS: 0	PA: 34
PITCHER	IP WLS BF H R ER SO BB IBB HBP BLK WP HR S P ERA WHIP																			
Bruce Kison, R (1.1) ERA: 3.38	6.2 W 26 4 1 1 1 0 0 0 0 0 0 0 25 34 1.35 0.900																			
Kent Tekulve, R (7.1) ERA: 2.99	2.1 S 8 0 0 0 0 0 0 0 0 0 0 0 8 8 0.00 0.000																			

Pittsburgh Pirates @ Chicago Cubs
Wrigley Field, Chicago, IL
Sat Sep 22 1979, 3:33 AM CDT
Att: 24,657 - Unknown

AB 30
R 1
H 4
RBI 1
BB 2
SO 1
LOB 11



Batter	1	2	3	4	5	6	7	8	9	AB	R	H	RBI	BB	SO	LOB	TOP				
Omar Moreno, L OBP: 0.332, SLG: 0.386 (1, 8)	0-0 6-3	0-0 FC 2B SF8	0-0 FC4-6 BB			0-0 F8		0-3 K		5	1	0	0	0	1	3					
Tim Foli, R OBP: 0.321, SLG: 0.334 (1, 6)	1-0 1B HBP	0-0 SF8	4-0 G6-4-3 BB			0-0 F8		0-0 6-3		2	1	0	1	1	0	0					
Dave Parker, L OBP: 0.368, SLG: 0.513 (1, 9)	0-0 1B	0-0 2B E	0-0 G6-4-3 BB			0-0 2B		0-0 6-3		4	1	2	0	1	0	2					
Willie Stargell, L OBP: 0.361, SLG: 0.562 (1, 3)	0-0 F7	0-0 E 2B		0-0 F9		0-0 3-1			0-0 F8	5	0	1	2	0	0	3					
John Milner, L OBP: 0.385, SLG: 0.497 Bill Robinson, R OBP: 0.301, SLG: 0.496 (1, 7) (9, 7)	0-0 FC6-4 1B	0-0 E IBB		0-0 P3			4-0 1B BB		0-0 4-3	3	0	1	1	2	0	0					
Bill Madlock, R OBP: 0.345, SLG: 0.427 (1, 5)	0-0 FC6-4 1B	0-0 E5		0-0 F7			0-3 K		0-0 1B	5	0	1	1	0	1	5					
Ed Ott, L OBP: 0.310, SLG: 0.383 (1, 2)		0-0 1B K			0-0 4-3			0-0 F9		5	1	1	0	0	1	5					
Phil Garner, R OBP: 0.349, SLG: 0.432 (1, 4)		0-0 1B F5			0-0 P3			0-0 1B		4	1	2	0	0	0	3					
Jim Bibby, R OBP: 0.209, SLG: 0.357 (1, 1)		0-0 SF8 FC 2B 1B		0-0 FC4-6 1B		0-3 K		0-3 K		4	1	2	1	0	2	2					
Inning Stats	R: 1 E: 0 K: 0 S: 5	H: 2 LOB: 2 BB: 0 P: 6	R: 5 E: 1 K: 1 S: 11	H: 4 LOB: 3 BB: 2 P: 19	R: 0 E: 0 K: 0 S: 3	H: 0 LOB: 0 BB: 0 P: 3	R: 0 E: 0 K: 0 S: 5	H: 0 LOB: 0 BB: 0 P: 5	R: 0 E: 0 K: 2 S: 4	H: 1 LOB: 2 BB: 1 P: 4	R: 0 E: 0 K: 2 S: 8	H: 1 LOB: 2 BB: 1 P: 12	R: 0 E: 0 K: 1 S: 5	H: 0 LOB: 0 BB: 0 P: 5	R: 0 E: 0 K: 0 S: 4	H: 1 LOB: 1 BB: 0 P: 4	1B: 8 2B: 2 3B: 0 HR: 0	SF: 1 SAC: 0 DP: 1 HBP: 1	WP: 0 PB: 0 SB: 0 CS: 0	PA: 43	
PITCHER	IP	WLS	BF	H	R	ER	SO	BB	IBB	HBP	BLK	WP	HR	S	P	ERA	WHIP				
Rick Reuschel, R ERA: 3.49 Dave Geisel, L ERA: Doug Capilla, L ERA: 4.82	(1, 1) (2, 1) (7, 1)	1.1 4.2 3.0	L 16 12	6 2 2	6 0 0	6 0 0	0 2 3	0 1 1	2 0 0	1 0 0	0 0 0	0 0 0	0 0 0	0 19 17	21 23 21	00.00 0.00 0.00	4.500 0.643 1.000				

Pittsburgh Pirates @ Chicago Cubs
Wrigley Field, Chicago, IL
Sun Sep 23 1979, 3:33 AM CDT
Att: 24,571 - Unknown

AB	37
R	6
H	10
RBI	6
BB	4
SO	5
LOB	23



Batter	1	2	3	4	5	6	7	8	9	AB	R	H	RBI	BB	SO	LOB	BOTTOM				
Ivan De Jesus, R OBP: 0.345, SLG: 0.383 (1, 6)	0-0 5-3		0-0 2B			0-0 FC6-4 7-6-3 BB			0-0 P3	4	0	1	0	0	0	1					
Scot Thompson, L OBP: 0.323, SLG: 0.380 (1, 8)	0-0 4-3		0-3 K			0-0 7-6-3			0-3 K	4	0	0	0	0	2	2					
Larry Bittner, L OBP: 0.341, SLG: 0.404 (1, 9)	0-0 1B			0-0 F9		0-0 F9			0-0 F9	3	0	1	0	0	0	0					
Dave Kingman, R OBP: 0.343, SLG: 0.615 (1, 7)	0-3 K			0-0 F7		0-0 F3			0-0 F3	3	0	0	0	0	1	1					
Bill Buckner, L OBP: 0.315, SLG: 0.439 (1, 3)		0-3 K		0-0 3-1		0-0 4-3			0-0 4-3	3	0	0	0	0	1	0					
Steve Ontiveros, S OBP: 0.363, SLG: 0.365 (1, 5)		0-0 1-3			0-3 K			0-0 G5-4-3 1B		3	0	1	0	0	1	0					
Barry Foote, R OBP: 0.316, SLG: 0.428 Tim Blackwell, S OBP: 0.343, SLG: 0.222 (1, 2) (9, 2)		0-0 F8			0-0 F9			0-0 G5-4-3 1B		3	0	0	0	0	0	1					
Mick Kelleher, R OBP: 0.266, SLG: 0.280 Ken Henderson, S OBP: 0.356, SLG: 0.341 Steve Davis, R (8, PH) (9, 4)			0-0 F7			0-0 5-3		0-3 K		2	0	0	0	0	0	0					
Rick Reuschel, R OBP: 0.235, SLG: 0.218 Dave Geisel, L (2, 1) Steve Macko, L OBP: 0.302, SLG: 0.256 Doug Capilla, L OBP: 1.000, SLG: 1.000 Jerry Martin, R OBP: 0.324, SLG: 0.455 (9, PH)				0-3 K		4-0 FC6-4 BB			0-0 P6	0	0	0	0	0	0	0					
Inning Stats	R: 0 E: 0 K: 1 S: 6	H: 1 LOB: 1 BB: 0 P: 6	R: 0 E: 0 K: 1 S: 5	H: 0 LOB: 0 BB: 0 P: 5	R: 0 E: 0 K: 2 S: 8	H: 1 LOB: 1 BB: 0 P: 8	R: 0 E: 0 K: 0 S: 3	H: 0 LOB: 0 BB: 0 P: 3	R: 0 E: 0 K: 0 S: 5	H: 0 LOB: 0 BB: 1 P: 6	R: 0 E: 0 K: 0 S: 3	H: 0 LOB: 0 BB: 0 P: 3	R: 0 E: 0 K: 1 S: 5	H: 1 LOB: 0 BB: 0 P: 5	R: 0 E: 0 K: 1 S: 5	H: 0 LOB: 0 BB: 0 P: 5	1B: 2 2B: 2 3B: 0 HR: 0	SF: 0 SAC: 0 DP: 2 HBP: 0	WP: 0 PB: 0 SB: 0 CS: 0	PA: 29	
PITCHER	IP	WLS	BF	H	R	ER	SO	BB	IBB	HBP	BLK	WP	HR	S	P	ERA	WHIP				
Jim Bibby, R ERA: 2.94 (1, 1)	9.0	W	29	3	0	0	7	1	0	0	0	0	0	42	46	0.00	0.444				

Pittsburgh Pirates @ Chicago Cubs
Wrigley Field, Chicago, IL
Sun Sep 23 1979, 3:33 AM CDT
Att: 24,571 - Unknown

AB	28
R	0
H	3
RBI	0
BB	1
SO	7
LOB	5



Batter	1	2	3	4	5	6	7	8	9	AB	R	H	RBI	BB	SO	LOB	TOP	
Warren Cromartie, L (1.7)	F9		F8		G4-6-3			G4-6-3		4	0	1	0	0	0	1	Montreal Expos @ Pittsburgh Pirates Three Rivers Stadium, Pittsburgh, PA Mon Sep 24 1979, 7:05 PM EDT Unknown	
Dave Cash, R (1.4)	1B				P6			G4-6-3		4	1	2	0	0	0	1		
Andre Dawson, R (1.8)	1B		K					4-3		4	1	1	0	0	1	1		
Tony Perez, R (1.3)	1B		P4					4-3		3	0	1	0	1	0	1		
Gary Carter, R (1.2)	1B				1-5-3			P6		4	0	1	2	0	0	1		
Ellis Valentine, R (1.9)	G6-4-3							G1		3	0	0	0	1	0	3		
Larry Parrish, R (1.5)			K							3	0	1	0	0	2	0		
Chris Speier, R (1.6)			K							3	0	0	0	0	1	2		
Dan Schatzeder, L (1.1)										2	0	1	0	0	1	0		
Stan Bahnsen, R (6.1)										0	0	0	0	0	0	0		
Tom Hutton, L (7. PH)										1	0	0	0	0	0	0		
Woodie Fryman, R (7.1)										0	0	0	0	0	0	0		
Bill Atkinson, L (8.1)										0	0	0	0	0	0	0		
Inning Stats	R: 2 E: 0 K: 0 S: 6	H: 4 LOB: 1 BB: 0 P: 6	R: 0 E: 0 K: 3 S: 9	H: 0 LOB: 0 BB: 0 P: 9	R: 0 E: 0 K: 1 S: 6	H: 1 LOB: 1 BB: 0 P: 6	R: 0 E: 0 K: 0 S: 3	H: 1 LOB: 0 BB: 1 P: 7	R: 0 E: 0 K: 1 S: 5	H: 0 LOB: 1 BB: 0 P: 5	R: 0 E: 0 K: 0 S: 3	H: 0 LOB: 0 BB: 0 P: 3	R: 0 E: 0 K: 0 S: 3	H: 0 LOB: 0 BB: 0 P: 3	1B: 8 2B: 0 3B: 0 HR: 0	SF: 0 SAC: 0 DP: 4 HBP: 0	WP: 0 PB: 0 SB: 1 CS: 0	PA: 33
PITCHER	IP WLS BF H R ER SO BB IBB HBP BLK WP HR S P ERA WHIP																	
Bert Blyleven, R (1.1)	6.0 W 24 7 2 2 4 2 0 0 0 0 0 30 38 3.00 1.500																	
Kent Tekulve, R (7.1)	3.0 S 9 1 0 0 1 0 0 0 0 0 0 0 11 11 0.00 0.333																	

AB	31
R	2
H	8
RBI	2
BB	2
SO	5
LOB	10



Batter	1	2	3	4	5	6	7	8	9	AB	R	H	RBI	BB	SO	LOB	BOTTOM			
Omar Moreno, L (1.8)	3-1	P6			P6			F8		5	0	0	0	0	0	4	Montreal Expos @ Pittsburgh Pirates Three Rivers Stadium, Pittsburgh, PA Mon Sep 24 1979, 7:05 PM EDT Unknown			
Tim Foli, R (1.6)	1B		F8				4-3	F8		5	0	1	0	0	0	2				
Dave Parker, L (1.9)	1B		F7				HR	3B		3	2	2	0	1	0	0				
Bill Robinson, R (1.7)	F3		P3				HR	3B		4	1	2	3	0	0	2				
Willie Stargell, L (1.3)	K				4-3			1-3		3	0	0	0	1	1	3				
Bill Madlock, R (1.5)					F7			1B		4	2	2	0	0	0	1				
Steve Nicosia, R (1.2)					F3			E1		3	0	1	0	1	0	0				
Phil Garner, R (1.4)					P4			E2		4	0	2	0	0	1	2				
Bert Blyleven, R (1.1)					K			FC5		2	0	0	0	0	2	2				
Mike Easter, L (6. PH)					K			FC5		1	0	0	0	0	1	2				
Kent Tekulve, R (7.1)					K			FC5		1	0	0	0	0	0	2				
Inning Stats	R: 0 E: 0 K: 1 S: 7	H: 2 LOB: 2 BB: 0 P: 7	R: 0 E: 0 K: 1 S: 6	H: 1 LOB: 1 BB: 1 P: 10	R: 0 E: 0 K: 0 S: 3	H: 0 LOB: 0 BB: 0 P: 3	R: 0 E: 0 K: 0 S: 3	H: 0 LOB: 0 BB: 0 P: 3	R: 0 E: 0 K: 2 S: 7	H: 0 LOB: 0 BB: 0 P: 7	R: 3 E: 1 K: 1 S: 8	H: 2 LOB: 2 BB: 2 P: 16	R: 1 E: 0 K: 0 S: 5	H: 2 LOB: 1 BB: 0 P: 5	R: 1 E: 1 K: 0 S: 6	H: 3 LOB: 2 BB: 0 P: 6	1B: 7 2B: 1 3B: 1 HR: 1	SF: 0 SAC: 0 DP: 0 HBP: 0	WP: 0 PB: 0 SB: 1 CS: 0	PA: 38
PITCHER	IP WLS BF H R ER SO BB IBB HBP BLK WP HR S P ERA WHIP																			
Dan Schatzeder, L (1.1)	5.1 L 23 4 3 2 4 3 0 0 0 0 0 1 28 40 3.38 1.312																			
Stan Bahnsen, R (6.1)	0.2 4 1 0 0 1 0 0 0 0 0 0 0 6 6 0.00 1.500																			
Woodie Fryman, L (7.1)	1.0 7 4 2 1 0 0 0 0 0 0 0 0 7 7 9.00 4.000																			
Bill Atkinson, R (8.1)	1.0 4 1 0 0 0 0 0 0 0 0 0 0 4 4 0.00 1.000																			

AB	35
R	5
H	10
RBI	3
BB	3
SO	5
LOB	20



Batter	1	2	3	4	5	6	7	8	9	AB	R	H	RBI	BB	SO	LOB	TOP					
Warren Cromartie, L OBP: 0.312, SLG: 0.395										5	1	1	0	0	0	4	Montreal Expos @ Pittsburgh Pirates Three Rivers Stadium, Pittsburgh, PA Mon Sep 24 1979, 7:05 PM EDT Att: 47,268 - Unknown					
Dave Cash, R OBP: 0.363, SLG: 0.430										5	0	2	0	0	1	2						
Andre Dawson, R OBP: 0.309, SLG: 0.473										5	1	1	1	0	1	2						
Rusty Staub, L OBP: 0.336, SLG: 0.403										1	2	0	0	4	0	1						
Gary Carter, R OBP: 0.338, SLG: 0.485										2	1	2	1	0	0	0						
Duffy Dyer, R OBP: 0.329, SLG: 0.382										2	0	2	1	1	0	0						
Ellis Valentine, R OBP: 0.305, SLG: 0.467										5	1	1	1	0	0	6						
Larry Parrish, R OBP: 0.362, SLG: 0.557										4	0	2	1	0	0	1						
Tim Raines, S OBP: 0.314, SLG: 0.321										0	1	0	0	0	0	0						
Chris Speier, R OBP: 0.314, SLG: 0.321										1	0	0	0	0	0	2						
Rodney Scott, S OBP: 0.317, SLG: 0.290										3	0	1	0	0	0	1						
John Tamargo, S OBP: 0.292, SLG: 0.406										1	0	1	2	0	0	0						
Tony Bernazard, S OBP: 0.500, SLG: 0.425										0	0	0	0	0	0	0						
Jim Mason, L OBP: 0.256, SLG: 0.282										0	0	0	0	0	0	0						
Rudy May, L OBP: 0.182, SLG: 0.143										1	0	0	0	0	0	1						
Stan Bahnsen, R OBP: 0.071, SLG: 0.286										0	0	0	0	0	0	0						
Tom Hutton, R OBP: 0.341, SLG: 0.348										0	0	0	0	0	0	1						
Dale Murray, R OBP: 0.341, SLG: 0.348										0	0	0	0	0	0	0						
Jerry White, S OBP: 0.306, SLG: 0.434										0	0	0	0	0	0	0						
Ross Grimsley, L OBP: 0.267, SLG: 0.236										0	0	0	0	0	0	0						
Elias Sosa, R OBP: 0.224, SLG: 0.231										0	0	0	0	0	0	0						
Inning Stats	R: 1 E: 0 K: 0 S: 5	H: 2 LOB: 2 BB: 1 P: 9	R: 0 E: 0 K: 0 S: 4	H: 1 LOB: 0 BB: 0 P: 4	R: 0 E: 0 K: 0 S: 3	H: 1 LOB: 0 BB: 0 P: 3	R: 1 E: 0 K: 0 S: 4	H: 1 LOB: 0 BB: 0 P: 4	R: 0 E: 0 K: 0 S: 7	H: 0 LOB: 0 BB: 0 P: 7	R: 1 E: 0 K: 0 S: 4	H: 2 LOB: 1 BB: 1 P: 8	R: 0 E: 0 K: 0 S: 4	H: 1 LOB: 1 BB: 0 P: 4	R: 3 E: 0 K: 0 S: 5	H: 2 LOB: 2 BB: 3 P: 17	R: 1 E: 0 K: 1 S: 7	H: 3 LOB: 2 BB: 1 P: 11	1B: 10 2B: 2 3B: 0 HR: 1	SF: 0 SAC: 1 DP: 2 HBP: 0	WP: 1 PB: 0 CS: 1	PA: 43
PITCHER	IP WLS BF H R ER SO BB IBB HBP BLK WP HR S P ERA WHIP																					
Dock Ellis, R ERA: 5.97	(1, 1) 4.0 0 17 5 2 2 0 0 1 0 0 0 0 1 1 16 20 4.50 1.500																					
Enrique Romo, R ERA: 2.98	(5, 1) 1.0 0 3 0 0 0 2 0 0 0 0 0 0 0 0 7 7 0.00 0.000																					
Dave Roberts, L ERA: 2.9	(6, 1) 0.0 0 3 2 1 1 0 1 0 0 0 0 0 0 0 2 6 ∞ ∞																					
Joe Coleman, R ERA: 5.18	(6, 1) 2.1 9 1 2 2 0 2 0 0 0 0 0 0 0 0 7 15 7.71 1.286																					
Kent Tekulve, R ERA: 2.59	(8, 1) 0.1 4 2 1 1 0 1 0 0 0 0 0 0 0 0 3 7 27.00 9.000																					

AB	36
R	7
H	13
RBI	7
BB	6
SO	3
LOB	20




Batter	1	2	3	4	5	6	7	8	9	AB	R	H	RBI	BB	SO	LOB	BOTTOM					
Omar Moreno, L OBP: 0.328, SLG: 0.381										4	0	0	1	0	0	3	Montreal Expos @ Pittsburgh Pirates Three Rivers Stadium, Pittsburgh, PA Mon Sep 24 1979, 7:05 PM EDT Att: 47,268 - Unknown					
Tim Foli, R OBP: 0.321, SLG: 0.334										4	1	2	3	0	0	1						
Dave Parker, L OBP: 0.371, SLG: 0.513										5	0	2	0	0	1	1						
Bill Robinson, R OBP: 0.303, SLG: 0.510										3	0	1	1	0	1	3						
Dave Roberts, L OBP: 0.200, SLG: 0.400										0	0	0	0	0	0	0						
Joe Coleman, R OBP: 0.336, SLG: 0.692										1	0	0	0	0	0	0						
Matt Alexander, S OBP: 0.291, SLG: 0.293										0	0	0	0	1	0	0						
Rennie Stennett, R OBP: 0.291, SLG: 0.293										0	0	0	0	1	0	0						
Willie Stargell, L OBP: 0.358, SLG: 0.553										5	1	1	0	0	2	4						
Bill Madlock, R OBP: 0.348, SLG: 0.429										3	1	1	0	2	0	0						
Steve Nicosia, R OBP: 0.366, SLG: 0.437										4	0	1	0	0	0	5						
Phil Garner, R OBP: 0.351, SLG: 0.432										3	1	1	0	1	0	3						
Derek Ellis, S OBP: 0.000, SLG: 0.000										1	0	0	0	0	0	1						
Manny Zangrillo, R OBP: 0.000, SLG: 0.000										0	0	0	0	0	0	0						
Alonso Loya, R OBP: 0.000, SLG: 0.000										0	0	0	0	0	0	0						
Enrique Romo, R OBP: 0.000, SLG: 0.000										0	0	0	0	0	0	0						
Lee Lacy, R OBP: 0.000, SLG: 0.000										0	0	0	0	0	0	0						
John Mendenhall, R OBP: 0.000, SLG: 0.000										0	0	0	0	0	0	0						
Kent Tekulve, R OBP: 0.000, SLG: 0.000										0	0	0	0	0	0	0						
Inning Stats	R: 1 E: 0 K: 1 S: 8	H: 3 LOB: 3 BB: 1 P: 12	R: 0 E: 0 K: 0 S: 4	H: 1 LOB: 1 BB: 0 P: 4	R: 0 E: 0 K: 2 S: 9	H: 1 LOB: 3 BB: 1 P: 13	R: 1 E: 0 K: 0 S: 5	H: 2 LOB: 2 BB: 0 P: 5	R: 4 E: 1 K: 0 S: 7	H: 3 LOB: 1 BB: 1 P: 11	R: 0 E: 0 K: 0 S: 3	H: 0 LOB: 0 BB: 0 P: 3	R: 0 E: 0 K: 1 S: 5	H: 0 LOB: 0 BB: 0 P: 5	R: 0 E: 0 K: 1 S: 5	H: 0 LOB: 0 BB: 0 P: 5	R: 0 E: 0 K: 0 S: 2	H: 0 LOB: 0 BB: 1 P: 6	1B: 8 2B: 2 3B: 0 HR: 0	SF: 1 SAC: 1 DP: 1 HBP: 0	WP: 0 PB: 0 CS: 0	PA: 42
PITCHER	IP WLS BF H R ER SO BB IBB HBP BLK WP HR S P ERA WHIP																					
Rudy May, L ERA: 2.31	(1, 1) 4.1 0 26 9 5 3 3 0 0 0 0 0 0 0 7 7 6.23 2.077																					
Stan Bahnsen, R ERA: 2.99	(5, 1) 1.2 7 1 1 0 0 0 0 0 0 0 0 0 0 7 7 0.00 0.600																					
Dale Murray, R ERA: 4.64	(7, 1) 1.0 3 0 0 0 1 0 0 0 0 0 0 0 0 5 5 0.00 0.000																					
Ross Grimsley, L ERA: 5.25	(8, 1) 1.2 W 5 0 0 0 1 1 0 0 0 0 0 0 0 6 10 0.00 0.600																					
Elias Sosa, R ERA: 1.91	(9, 1) 0.1 S 1 0 0 0 0 0 0 0 0 0 0 0 0 1 1 0.00 0.000																					



Batter	1	2	3	4	5	6	7	8	9	AB	R	H	RBI	BB	SO	LOB	TOP										
Warren Cromartie, L OBP: 0.313, SLG: 0.395	6-3		FC6-4 1B		4-3	1-2 1B		K		5	0	2	0	0	1	0											
Dave Cash, R OBP: 0.359, SLG: 0.424	1B		FC6-4 1B SF7		1-3	F8			F8	5	1	1	0	0	0	3											
Andre Dawson, R OBP: 0.310, SLG: 0.473	F9		1-3 1B		BB 1B	K			K	5	1	2	0	0	2	3											
Tony Perez, R OBP: 0.324, SLG: 0.433	4-3		SF7		1B 1-2 BB				K	3	0	0	1	1	2	1											
Ellis Valentine, R OBP: 0.311, SLG: 0.467		F8	P4		1-3 2-H 1B			FC6-4 1B		4	0	2	1	0	0	1											
Larry Parrish, R OBP: 0.381, SLG: 0.560	K			HR	L8			FC6-4 1-2		4	1	1	1	0	1	3											
Rodney Scott, S OBP: 0.318, SLG: 0.293	S 2B			F9		WP S 1B		K		4	1	2	0	0	1	1											
Duffy Dyer, R OBP: 0.338, SLG: 0.380	2-3 BB			4-3		1B 1-1 1B		K		3	0	1	1	1	1	0											
Scott Sanderson, R OBP: 0.180, SLG: 0.200				1-6-3		F8		4-3		2	0	0	0	0	0	1											
Bill Atkinson, L OBP: 0.246, SLG: 0.431										0	0	0	0	0	0	0											
Jerry White, S OBP: 0.246, SLG: 0.431										0	0	0	0	0	0	0											
Ross Grimsley, L OBP: 0.246, SLG: 0.431										0	0	0	0	0	0	0											
Dale Murray, R OBP: 0.246, SLG: 0.431										0	0	0	0	0	0	0											
Tom Hutton, R OBP: 0.246, SLG: 0.431										0	0	0	0	0	0	0											
Bob James, R OBP: 0.246, SLG: 0.431										0	0	0	0	0	0	0											
Inning Stats	R: 0 E: 0 K: 0 S: 4	H: 1 LOB: 1 BB: 0 P: 4	R: 0 E: 0 K: 2 S: 8	H: 1 LOB: 2 BB: 1 P: 12	R: 1 E: 0 K: 0 S: 5	H: 2 LOB: 1 BB: 0 P: 5	R: 1 E: 0 K: 0 S: 4	H: 1 LOB: 0 BB: 0 P: 4	R: 1 E: 0 K: 1 S: 5	H: 3 LOB: 2 BB: 0 P: 8	R: 0 E: 0 K: 2 S: 8	H: 1 LOB: 1 BB: 0 P: 8	R: 0 E: 0 K: 2 S: 7	H: 0 LOB: 0 BB: 0 P: 7	R: 0 E: 0 K: 2 S: 7	H: 0 LOB: 0 BB: 0 P: 7	1B: 9 2B: 1 3B: 0 HR: 1	SF: 1 SAC: 0 DP: 0 HBP: 0	WP: 1 PA: 40 CS: 0								
PITCHER	IP	WLS	BF	H	R	ER	SO	BB	IBB	HBP	BLK	WP	HR	S	P	ERA	WHIP										
Jim Rooker, L ERA: 4.6	5.0	W	26	9	4	4	2	2	0	0	0	1	1	28	36	7.20	2.200										
Enrique Romo, R ERA: 2.88	4.0	S	14	2	0	0	7	0	0	0	0	0	0	28	28	0.00	0.500										

Montreal Expos @ Pittsburgh Pirates
 Three Rivers Stadium, Pittsburgh, PA
 Tue Sep 25 1979, 7:05 PM EDT
 Att: 31,348 - Unknown


AB 37
 R 4
 H 11
 RBI 4
 BB 2
 SO 9
 LOB 15



Batter	1	2	3	4	5	6	7	8	9	AB	R	H	RBI	BB	SO	LOB	BOTTOM										
Omar Moreno, L OBP: 0.329, SLG: 0.381	P6		G3	6-3		1B 1B	G6-4-3 1B			5	1	2	0	0	0	3											
Tim Lincecum, R OBP: 0.321, SLG: 0.335	F8 HR 1B		4-3		F8	1B 1-2 E 1B	G6-4-3 1-2			5	2	2	0	0	0	1											
Dave Parker, L OBP: 0.370, SLG: 0.510	F8 1-2		L6		K	E 1-3 2-H SF8 1B	6-3			5	1	1	1	0	1	1											
Willie Stargell, L OBP: 0.360, SLG: 0.567	2-H HR			HR	BB 1B BB	K		K		4	3	2	3	1	2	2											
John Milner, L OBP: 0.381, SLG: 0.490				G3		E6 S 1B		5-3		4	1	1	1	0	1	1											
Alberto Lois, R OBP: 0.302, SLG: 0.508	K				1-2 1B 1B	1-3 3-H 1B				0	1	0	0	0	0	0											
Bill Madlock, R OBP: 0.348, SLG: 0.429		P6		WP E 1B	1-2 2-3 1B BB	SF8		F8		3	1	1	1	1	0	0											
Ed Ott, L OBP: 0.311, SLG: 0.384		F9		E4 WP 1B	1-2 2-H 3-H 1B					4	0	2	3	0	0	1											
Phil Garner, R OBP: 0.355, SLG: 0.436				1-2 2-3 IBB	1-3 2-H 1B		FC6-4 IBB			2	0	2	1	2	0	0											
Jim Rooker, R OBP: 0.147, SLG: 0.121				1-2 2-3 IBB	0-3 1B					3	0	0	0	0	1	6											
Enrique Romo, R OBP: 0.167, SLG: 0.167		L8		K	5-3	FC6-4 1-2				1	0	0	0	0	0	2											
Inning Stats	R: 2 E: 0 K: 1 S: 7	H: 2 LOB: 0 BB: 0 P: 7	R: 0 E: 0 K: 0 S: 4	H: 1 LOB: 1 BB: 0 P: 4	R: 0 E: 0 K: 0 S: 3	H: 0 LOB: 0 BB: 0 P: 3	R: 1 E: 1 K: 1 S: 8	H: 2 LOB: 3 BB: 1 P: 12	R: 3 E: 0 K: 1 S: 8	H: 3 LOB: 2 BB: 2 P: 16	R: 4 E: 1 K: 1 S: 10	H: 4 LOB: 2 BB: 1 P: 14	R: 0 E: 0 K: 1 S: 5	H: 0 LOB: 0 BB: 0 P: 5	R: 0 E: 0 K: 1 S: 5	H: 0 LOB: 0 BB: 0 P: 5	1B: 10 2B: 1 3B: 0 HR: 2	SF: 1 SAC: 0 DP: 1 HBP: 0	WP: 1 PA: 42 CS: 0								
PITCHER	IP	WLS	BF	H	R	ER	SO	BB	IBB	HBP	BLK	WP	HR	S	P	ERA	WHIP										
Scott Sanderson, R ERA: 3.43	4.2	L	25	7	6	6	3	2	1	0	0	0	0	2	2	0.00	3.000										
Bill Atkinson, R ERA: 0.66	0.1		2	1	0	0	0	0	0	0	0	0	0	2	2	0.00	3.000										
Ross Grimsley, L ERA: 5.35	0.1		5	3	4	2	1	0	0	0	0	0	0	7	7	54.00	9.000										
Dale Murray, R ERA: 4.57	1.2		7	2	0	0	0	0	1	0	0	0	0	6	10	0.00	1.200										
Bob James, R ERA: 0.00	1.0		3	0	0	0	1	0	0	0	0	0	0	5	5	0.00	0.000										

Montreal Expos @ Pittsburgh Pirates
 Three Rivers Stadium, Pittsburgh, PA
 Tue Sep 25 1979, 7:05 PM EDT
 Att: 31,348 - Unknown

AB 37
 R 10
 H 13
 RBI 10
 BB 4
 SO 5
 LOB 17



Batter	1	2	3	4	5	6	7	8	9	AB	R	H	RBI	BB	SO	LOB	TOP			
Warren Cromartie, L OBP: 0.313, SLG: 0.384	F7		4-3		1B		4-3			4	0	1	0	0	0	0				
Rodney Scott, S OBP: 0.319, SLG: 0.295	F7		FC5-4 1B		1B			4-1		4	0	2	0	0	0	0				
Andre Dawson, R OBP: 0.309, SLG: 0.471	1B		FC5-4 1-2		K			3-1		4	0	1	0	0	1	3				
Rusty Staub, L OBP: 0.340, SLG: 0.404	L7			E8 1B		G6-4-3 BB		BB		2	0	1	0	2	0	1				
Ellis Valentine, R OBP: 0.308, SLG: 0.464		6-3		5-3		G6-4-3 1-2		F8		4	0	0	0	0	0	3				
Larry Parrish, R OBP: 0.359, SLG: 0.556	P4			6-3		5-3			P3	4	0	0	0	0	0	1				
Chris Speier, R OBP: 0.316, SLG: 0.332				P6			HR		5-3	4	1	2	1	0	0	1				
Duffy Dyer, R OBP: 0.325, SLG: 0.365				K		K				3	0	0	0	0	2	1				
John Tamargo, S OBP: 0.291, SLG: 0.406					K		P4		BB	0	0	0	0	1	0	0				
Steve Rogers, R Tom Hutton, L Brian Baretz, R Bill Atkinson, L Woodie Fryman, R Jerry White, L Bob James, R Bill Gullickson, R Randy Bates, L			K		5-3		4-3		4-3	1	0	0	0	0	0	0				
Inning Stats	R: 0 E: 0 K: 0 S: 4	H: 1 LOB: 1 BB: 0 P: 4	R: 0 E: 0 K: 1 S: 6	H: 1 LOB: 1 BB: 0 P: 6	R: 0 E: 0 K: 1 S: 6	H: 1 LOB: 1 BB: 0 P: 6	R: 0 E: 1 K: 0 S: 4	H: 2 LOB: 2 BB: 0 P: 9	R: 0 E: 0 K: 0 S: 2	H: 0 LOB: 0 BB: 1 P: 6	R: 1 E: 0 K: 0 S: 4	H: 1 LOB: 0 BB: 0 P: 4	R: 0 E: 0 K: 0 S: 3	H: 0 LOB: 1 BB: 1 P: 7	R: 0 E: 0 K: 0 S: 3	H: 0 LOB: 1 BB: 1 P: 7	1B: 6 2B: 0 3B: 0 HR: 1	SF: 0 SAC: 0 DP: 1 HBP: 0	WP: 0 PB: 0 SB: 1 CS: 0	PA: 36
PITCHER Bruce Kison, R ERA: 3.25	IP: 9.0 WLS: W BF: 36 H: 7 R: 1 ER: 1 SO: 4 BB: 3 IBB: 0 HBP: 0 BLK: 0 WP: 0 HR: 1 S: 41 P: 53 ERA: 1.00 WHIP: 1.111															PITCHER				

Montreal Expos @ Pittsburgh Pirates
Three Rivers Stadium, Pittsburgh, PA
Wed Sep 26 1979, 7:05 PM EDT
Att: 42,043 - Unknown

AB	33
R	1
H	7
RBI	1
BB	3
SO	4
LOB	11



Batter	1	2	3	4	5	6	7	8	9	AB	R	H	RBI	BB	SO	LOB	BOTTOM			
Omar Moreno, L OBP: 0.331, SLG: 0.382	WP S 1B		K	1-3		FC4-2 SH1-4 1-2 3H 1B	1B	BB		4	1	2	1	1	1	0				
Tim Lincecum, R OBP: 0.323, SLG: 0.336	CS 1H 1B		4-3		6-3	SH1-4		1B		4	0	2	3	0	0	0				
Dave Parker, L OBP: 0.371, SLG: 0.512	CS 1-2 1B				BB	FC4-2		F7		4	0	2	0	1	0	5				
Willie Stargell, L OBP: 0.359, SLG: 0.562	K 1-2 2-3				K	P5		F8		4	0	0	0	1	2	5				
John Milner, L OBP: 0.381, SLG: 0.487	G3									2	0	0	0	1	0	3				
Matt Alexander, S OBP: 0.538, SLG: 0.692										0	1	0	0	0	0	0				
Bill Robinson, R OBP: 0.303, SLG: 0.508						S 2B BB		G3		2	0	1	0	0	0	0				
Bill Madlock, R OBP: 0.354, SLG: 0.434		G6-4-3 2B			HR 1B				7-4 1B 1B	3	3	3	0	2	0	0				
Ed Ott, L OBP: 0.313, SLG: 0.385					K				6-3 7-4	4	1	1	2	1	1	4				
Phil Garner, R OBP: 0.358, SLG: 0.445		G6-4-3				1H 2H 2B			6-3	3	3	2	3	1	0	2				
Bruce Kison, R OBP: 0.167, SLG: 0.245		F7			K	SH1-4 FC4-2 1B		1B		4	1	1	1	0	1	3				
Inning Stats	R: 1 E: 0 K: 1 S: 7	H: 3 LOB: 1 BB: 0 P: 7	R: 0 E: 0 K: 0 S: 3	H: 1 LOB: 1 BB: 1 P: 7	R: 0 E: 0 K: 1 S: 6	H: 1 LOB: 2 BB: 1 P: 10	R: 2 E: 0 K: 2 S: 9	H: 2 LOB: 0 BB: 0 P: 9	R: 0 E: 0 K: 1 S: 4	H: 0 LOB: 0 BB: 1 P: 8	R: 4 E: 0 K: 0 S: 7	H: 3 LOB: 2 BB: 2 P: 15	R: 3 E: 0 K: 0 S: 5	H: 2 LOB: 3 BB: 3 P: 17	R: 0 E: 0 K: 0 S: 4	H: 2 LOB: 1 BB: 0 P: 4	1B: 9 2B: 6 3B: 0 HR: 1	SF: 0 SAC: 1 DP: 3 HBP: 0	WP: 1 PB: 0 SB: 2 CS: 3	PA: 43
PITCHER Steve Rogers, R ERA: 3.03	IP: 4.0 WLS: L BF: 19 H: 7 R: 3 ER: 3 SO: 4 BB: 1 IBB: 0 HBP: 0 BLK: 0 WP: 0 HR: 1 S: 25 P: 33 ERA: 6.75 WHIP: 2.000															PITCHER Bill Gullickson, R ERA:				
Stan Bahnsen, R ERA: 3.15	IP: 1.0 WLS: 0 BF: 5 H: 0 R: 2 ER: 2 SO: 1 BB: 3 IBB: 0 HBP: 0 BLK: 0 WP: 0 HR: 0 S: 4 P: 16 ERA: 18.00 WHIP: 3.000																			
Bill Atkinson, R ERA: 1.98	IP: 0.0 WLS: 3 BF: 2 H: 1 R: 1 ER: 1 SO: 0 BB: 0 IBB: 0 HBP: 0 BLK: 0 WP: 0 HR: 0 S: 3 P: 3 ERA: ∞ WHIP: ∞																			
Woodie Fryman, L ERA: 2.84	IP: 1.0 WLS: 4 BF: 1 H: 1 R: 1 ER: 1 SO: 0 BB: 0 IBB: 0 HBP: 0 BLK: 0 WP: 0 HR: 0 S: 4 P: 4 ERA: 9.00 WHIP: 1.000																			
Bob James, R ERA: 13.5	IP: 1.0 WLS: 8 BF: 2 H: 3 R: 3 ER: 3 SO: 0 BB: 2 IBB: 1 HBP: 0 BLK: 0 WP: 0 HR: 0 S: 5 P: 17 ERA: 27.00 WHIP: 4.000																			

Montreal Expos @ Pittsburgh Pirates
Three Rivers Stadium, Pittsburgh, PA
Wed Sep 26 1979, 7:05 PM EDT
Att: 42,043 - Unknown

AB	34
R	10
H	14
RBI	10
BB	8
SO	5
LOB	22



Batter	1	2	3	4	5	6	7	8	9	AB	R	H	RBI	BB	SO	LOB	TOP																				
Garry Templeton, S OBP: 0.331, SLG: 0.458	G3		F9					1B		4	1	2	2	1	0	0	St. Louis Cardinals @ Pittsburgh Pirates Three Rivers Stadium, Pittsburgh, PA Thu Sep 27 1979, 3:33 AM EDT Att: 11,172 - Sunny - 72 F																				
Jerry Mumphrey, S OBP: 0.340, SLG: 0.365	4-3		2B	K				2B		5	1	2	1	0	1	3																					
Keith Hernandez, L OBP: 0.416, SLG: 0.512	K		E7					1B		4	0	2	0	1	1	0																					
Ted Simmons, S OBP: 0.369, SLG: 0.508		F9	1-3					1B		5	1	1	0	0	0	4																					
George Hendrick, R OBP: 0.359, SLG: 0.456		1B		1B				1B		5	3	5	2	0	0	0																					
Tony Scott, S OBP: 0.302, SLG: 0.362	E8		SF9	1B				1B		5	2	4	1	0	0	1																					
Ken Reitz, R OBP: 0.301, SLG: 0.380	SF9		F7					1B		4	0	0	1	0	0	3																					
Ken Oberkfell, L OBP: 0.400, SLG: 0.396	6-3			1B				1B		4	1	1	0	0	0	1																					
Bob Forsch, R OBP: 0.163, SLG: 0.192			6-3					K		2	0	0	0	0	1	2																					
Bernie Carbo, L OBP: 0.370, SLG: 0.393				K						1	0	0	0	0	1	0																					
Willi McEnaney, L OBP: 0.370, SLG: 0.393								K		0	0	0	0	0	0	0																					
Mark Littell, L OBP: 0.370, SLG: 0.393										2	0	0	0	0	1	2																					
Inning Stats	R: 0 E: 0 K: 1 S: 5	H: 0 LOB: 0 BB: 0 P: 5	R: 2 E: 1 K: 0 S: 5	H: 2 LOB: 0 BB: 0 P: 5	R: 1 E: 1 K: 0 S: 5	H: 2 LOB: 1 BB: 0 P: 5	R: 2 E: 0 K: 2 S: 11	H: 4 LOB: 2 BB: 0 P: 11	R: 1 E: 0 K: 0 S: 5	H: 2 LOB: 1 BB: 0 P: 5	R: 0 E: 0 K: 1 S: 5	H: 0 LOB: 1 BB: 1 P: 9	R: 0 E: 0 K: 0 S: 4	H: 3 LOB: 2 BB: 0 P: 4	R: 2 E: 0 K: 1 S: 7	H: 2 LOB: 2 BB: 1 P: 12	R: 1 E: 0 K: 0 S: 5	H: 2 LOB: 0 BB: 0 P: 5	1B: 12 2B: 4 3B: 0 HR: 1	SF: 1 SAC: 0 DP: 1 HBP: 1	WP: 2 PB: 0 SB: 2 CS: 0	PA: 45															
PITCHER	IP	WLS	BF	H	R	ER	SO	BB	IBB	HBP	BLK	WP	HR	S	P	ERA	WHIP	PITCHER		IP	WLS	BF	H	R	ER	SO	BB	IBB	HBP	BLK	WP	HR	S	P	ERA	WHIP	
Dave Roberts, L ERA: 2.9	3.0	L	13	4	3	1	1	0	0	0	0	0	0	15	15	3.00	1.333	Enrique Romo, R ERA: 2.93		1.0		5	2	1	1	0	0	0	0	0	0	0	1	5	5	9.00	2.000
John Candelaria, L ERA: 3.22	0.1		4	3	2	2	0	0	0	0	0	0	0	4	4	54.00	9.000																				
Don Robinson, R ERA: 3.91	1.2		8	3	1	1	2	0	0	0	0	1	0	12	12	5.40	1.800																				
Dock Ellis, R ERA: 5.88	2.0		8	3	0	0	1	1	0	0	0	0	0	9	13	0.00	2.000																				
Kent Tekulve, R ERA: 2.71	1.0		7	2	2	2	1	1	0	1	0	1	0	7	12	18.00	3.000																				

AB 41
R 9
H 17
RBI 7
BB 2
SO 5
LOB 16



Batter	1	2	3	4	5	6	7	8	9	AB	R	H	RBI	BB	SO	LOB	BOTTOM																			
Omar Moreno, L OBP: 0.332, SLG: 0.385	F8		4-3					1B		5	2	3	1	0	0	0	St. Louis Cardinals @ Pittsburgh Pirates Three Rivers Stadium, Pittsburgh, PA Thu Sep 27 1979, 3:33 AM EDT Att: 11,172 - Sunny - 72 F																			
Tim Foli, R OBP: 0.323, SLG: 0.337	L5		5-3					1B		5	1	2	2	0	0	1																				
Dave Parker, L OBP: 0.373, SLG: 0.516								1B		4	1	2	1	1	1	2																				
Willie Stargell, L OBP: 0.357, SLG: 0.557	K							1B		5	0	1	0	0	3	3																				
John Milner, L OBP: 0.380, SLG: 0.486								1B		3	0	1	0	0	1	1																				
Bill Robinson, R OBP: 0.302, SLG: 0.506								1B		2	0	0	0	0	0	4																				
Bill Madlock, R OBP: 0.383, SLG: 0.432								1B		4	0	1	0	0	0	2																				
Ed Ott, L OBP: 0.312, SLG: 0.384								1B		4	0	1	0	0	1	2																				
Phil Garner, R OBP: 0.359, SLG: 0.445								1B		4	1	2	0	0	0	2																				
Dave Roberts, L ERA: 2.9								1B		0	0	0	0	0	0	0																				
Manny Sanguen, R ERA: 2.93								1B		0	0	0	0	0	0	0																				
John Candelaria, L ERA: 3.22								1B		0	0	0	0	0	0	0																				
Don Robinson, R ERA: 3.91								1B		0	0	0	0	0	0	0																				
Lee Lacy, R ERA: 5.88								1B		0	0	0	0	0	0	0																				
Dave Ellis, R ERA: 5.88								1B		0	0	0	0	0	0	0																				
Ken Tekulve, R ERA: 2.71								1B		0	0	0	0	0	0	0																				
Enrique Romo, R ERA: 2.93								1B		0	0	0	0	0	0	0																				
Inning Stats	R: 0 E: 0 K: 1 S: 5	H: 0 LOB: 1 BB: 1 P: 9	R: 0 E: 0 K: 0 S: 4	H: 1 LOB: 0 BB: 0 P: 4	R: 0 E: 0 K: 1 S: 5	H: 0 LOB: 0 BB: 0 P: 5	R: 1 E: 0 K: 0 S: 4	H: 2 LOB: 0 BB: 0 P: 4	R: 2 E: 0 K: 1 S: 8	H: 3 LOB: 1 BB: 0 P: 8	R: 0 E: 0 K: 2 S: 8	H: 1 LOB: 1 BB: 0 P: 8	R: 2 E: 1 K: 0 S: 7	H: 4 LOB: 2 BB: 0 P: 7	R: 0 E: 0 K: 1 S: 6	H: 1 LOB: 2 BB: 0 P: 6	R: 0 E: 0 K: 1 S: 7	H: 1 LOB: 2 BB: 0 P: 7	1B: 11 2B: 1 3B: 0 HR: 1	SF: 0 SAC: 0 DP: 2 HBP: 0	WP: 1 PB: 0 SB: 2 CS: 0	PA: 41														
PITCHER	IP	WLS	BF	H	R	ER	SO	BB	IBB	HBP	BLK	WP	HR	S	P	ERA	WHIP	PITCHER		IP	WLS	BF	H	R	ER	SO	BB	IBB	HBP	BLK	WP	HR	S	P	ERA	WHIP
Bob Forsch, R ERA: 3.8	5.0	W	21	6	3	3	3	1	0	0	0	0	0	26	30	5.40	1.400	Enrique Romo, R ERA: 2.93		1.0		5	2	1	1	0	0	0	0	0	0	1	5	5	9.00	2.000
Willi McEnaney, L ERA: 2.95	1.2		10	5	2	1	2	0	0	0	0	0	0	14	14	5.40	3.000																			
Mark Littell, R ERA: 2.13	2.1	S	10	2	0	0	2	0	0	0	0	1	0	14	14	0.00	0.857																			

AB 40
R 5
H 13
RBI 4
BB 1
SO 7
LOB 20



Batter	1	2	3	4	5	6	7	8	9	AB	R	H	RBI	BB	SO	LOB	TOP	
Ivan De Jesus, R (1,6) OBP: 0.347, SLG: 0.382	0-0 5-3		0-0 P6		4-0 BB			4-0 2B WP BB		2	1	0	0	2	0	0	Chicago Cubs @ Pittsburgh Pirates Three Rivers Stadium, Pittsburgh, PA Fri Sep 28 1979, 7:05 PM EDT Att: 14,778 - Unknown	
Bill Buckner, L (1,3) OBP: 0.316, SLG: 0.435	0-0 F8		0-0 FC5-4 1B		0-3 K2-3			0-3 K		4	0	1	0	0	2	3		
Dave Kingman, R (1,7) OBP: 0.342, SLG: 0.609	0-0 F8		0-0 FC5-4 1-2			0-3 K		0-0 WP 1-3 2B		4	0	1	0	0	1	1		
Larry Bittner, L (1,9) OBP: 0.345, SLG: 0.402		0-0 2B		0-0 L5		0-0 L6		0-3 K		4	0	1	0	0	1	1		
Jerry Martin, R (1,8) OBP: 0.323, SLG: 0.457		0-0 F9		0-0 P6		0-0 4-3		0-0 6-3		4	0	0	0	0	0	2		
Steve Ontiveros, S (1,5) OBP: 0.381, SLG: 0.366		0-3 K		0-3 K			4-0 BB		0-0 4-3	3	0	0	0	1	2	1		
Tim Blackwell, S (1,2) OBP: 0.333, SLG: 0.210		4-0 FC6-4 BB			0-3 K		0-3 K		0-3 K	2	0	0	0	1	2	1		
Steve Dillard, R (9, PH) OBP: 0.358, SLG: 0.431										1	0	0	0	0	1	0		
Mick Kelleher, R (1,4) OBP: 0.275, SLG: 0.289		0-0 FC6-4 1-2			0-0 2B		0-0 L5		0-0 F8	4	0	1	0	0	0	3		
Rick Reuschel, R (1,1) OBP: 0.233, SLG: 0.215			0-3 K		0-3 K		0-0 4-3			1	0	0	0	0	1	0		
Scot Thompson, L (5, PH) OBP: 0.321, SLG: 0.376										1	0	0	0	0	1	1		
Doug Capilla, L (5,1) OBP: 1.000, SLG: 1.000										0	0	0	0	0	0	1		
Ken Henderson, S (7, PH) OBP: 0.343, SLG: 0.326										1	0	0	0	0	0	1		
Dave Geisel, L (7,1) OBP: 0.343, SLG: 0.326										0	0	0	0	0	0	0		
Inning Stats	R: 0 E: 0 K: 0 S: 3	H: 0 LOB: 0 BB: 0 P: 3	R: 0 E: 0 K: 1 S: 6	H: 1 LOB: 2 BB: 1 P: 10	R: 0 E: 0 K: 1 S: 6	H: 1 LOB: 1 BB: 0 P: 6	R: 0 E: 0 K: 1 S: 5	H: 0 LOB: 0 BB: 0 P: 5	R: 0 E: 0 K: 1 S: 5	H: 0 LOB: 1 BB: 1 P: 9	R: 1 E: 0 K: 2 S: 8	H: 1 LOB: 1 BB: 1 P: 12	R: 0 E: 0 K: 1 S: 5	H: 0 LOB: 0 BB: 0 P: 5	1B: 1 2B: 3 3B: 0 HR: 0	SF: 0 SAC: 0 DP: 0 HBP: 0	WP: 1 PB: 0 SB: 0 CS: 0	PA: 35
PITCHER Jim Bibby, R (1,1) ERA: 2.81	IP: 9.0 WLS: W BF: 35 H: 4 R: 1 ER: 1 SO: 11 BB: 4 IBB: 0 HBP: 0 BLK: 0 WP: 1 HR: 0 S: 53 P: 69 ERA: 1.00 WHIP: 0.889											PITCHER	IP: 9.0 WLS: W BF: 35 H: 4 R: 1 ER: 1 SO: 11 BB: 4 IBB: 0 HBP: 0 BLK: 0 WP: 1 HR: 0 S: 53 P: 69 ERA: 1.00 WHIP: 0.889					

AB	31
R	1
H	4
RBI	0
BB	4
SO	11
LOB	14



Batter	1	2	3	4	5	6	7	8	9	AB	R	H	RBI	BB	SO	LOB	BOTTOM	
Omar Moreno, L (1,8) OBP: 0.334, SLG: 0.385	0-0 SH3 1B	4-0 1B E BB		0-0 G3		0-3 K		0-0 FC6-4 1B		4	2	2	0	1	1	1	Chicago Cubs @ Pittsburgh Pirates Three Rivers Stadium, Pittsburgh, PA Fri Sep 28 1979, 7:05 PM EDT Att: 14,778 - Unknown	
Tim Foli, R (1,6) OBP: 0.326, SLG: 0.339	0-0 SH3	0-0 E7		0-0 FC6 1B		0-0 1B		0-0 FC6-4 1-2		2	1	2	1	0	0	0		
Dale Berra, R (4, FR) OBP: 0.272, SLG: 0.325	1-3	1-H 2-H 1B				0-0 1B		0-0 1B		2	0	1	1	0	0	1		
Dave Parker, L (1,9) OBP: 0.374, SLG: 0.521	0-0 E 1B	0-0 HR		0-3 K		0-0 F8				4	1	2	3	0	1	2		
Willie Stargell, L (1,3) OBP: 0.354, SLG: 0.552	0-3 K	0-0 G3		0-0 FC6 1-2		0-0 F8				4	0	0	0	0	1	2		
John Milner, L (1,7) OBP: 0.377, SLG: 0.481	0-0 E9 BB	0-0 6-3			0-0 5-3		0-3 K			3	0	0	0	0	0	1		
Bill Robinson, R (6,7) OBP: 0.301, SLG: 0.505	1-3									1	0	0	0	0	1	0		
Bill Madlock, R (1,5) OBP: 0.354, SLG: 0.434	4-0 1-2 BB		0-0 L7		0-0 1-3		0-0 2B			3	0	1	0	1	0	0		
Ed Ott, L (1,2) OBP: 0.311, SLG: 0.382	0-0 4-3		0-0 1B		0-0 5-3		0-0 F8			4	0	1	0	0	0	4		
Phil Garner, R (1,4) OBP: 0.360, SLG: 0.444		4-0 BB 1B BB		0-3 K		0-0 WP SH5-4 1B 1B		0-0 F9		3	2	1	0	1	1	1		
Jim Bibby, R (1,1) OBP: 0.196, SLG: 0.333		0-0 F2		0-3 K		0-0 SH5-4 1-2		0-0 L6		3	0	0	0	0	1	2		
Inning Stats	R: 1 E: 1 K: 1 S: 8	H: 2 LOB: 3 BB: 1 P: 12	R: 4 E: 1 K: 0 S: 5	H: 2 LOB: 0 BB: 2 P: 13	R: 0 E: 0 K: 2 S: 8	H: 1 LOB: 1 BB: 0 P: 8	R: 0 E: 0 K: 1 S: 6	H: 1 LOB: 1 BB: 0 P: 6	R: 0 E: 0 K: 1 S: 7	H: 2 LOB: 1 BB: 0 P: 7	R: 0 E: 0 K: 1 S: 6	H: 1 LOB: 1 BB: 0 P: 6	R: 0 E: 0 K: 0 S: 4	H: 1 LOB: 1 BB: 0 P: 4	1B: 8 2B: 1 3B: 0 HR: 1	SF: 0 SAC: 2 DP: 0 HBP: 0	WP: 1 PB: 0 SB: 1 CS: 0	PA: 38
PITCHER Rick Reuschel, R (1,1) ERA: 3.62	IP: 4.0 WLS: L BF: 22 H: 6 R: 5 ER: 5 SO: 4 BB: 3 IBB: 0 HBP: 0 BLK: 0 WP: 1 HR: 1 S: 27 P: 39 ERA: 11.25 WHIP: 2.250											PITCHER	IP: 4.0 WLS: L BF: 22 H: 6 R: 5 ER: 5 SO: 4 BB: 3 IBB: 0 HBP: 0 BLK: 0 WP: 1 HR: 1 S: 27 P: 39 ERA: 11.25 WHIP: 2.250					
PITCHER Doug Capilla, L (5,1) ERA: 4.37	IP: 2.0 WLS: L BF: 8 H: 2 R: 1 ER: 1 SO: 1 BB: 0 IBB: 0 HBP: 0 BLK: 0 WP: 0 HR: 0 S: 10 P: 10 ERA: 4.50 WHIP: 1.000											PITCHER	IP: 2.0 WLS: L BF: 8 H: 2 R: 1 ER: 1 SO: 1 BB: 0 IBB: 0 HBP: 0 BLK: 0 WP: 0 HR: 0 S: 10 P: 10 ERA: 4.50 WHIP: 1.000					
PITCHER Dave Geisel, L (7,1) ERA: 0.68	IP: 2.0 WLS: L BF: 8 H: 2 R: 0 ER: 0 SO: 1 BB: 0 IBB: 0 HBP: 0 BLK: 0 WP: 0 HR: 0 S: 10 P: 10 ERA: 0.00 WHIP: 1.000											PITCHER	IP: 2.0 WLS: L BF: 8 H: 2 R: 0 ER: 0 SO: 1 BB: 0 IBB: 0 HBP: 0 BLK: 0 WP: 0 HR: 0 S: 10 P: 10 ERA: 0.00 WHIP: 1.000					

AB	33
R	6
H	10
RBI	5
BB	3
SO	6
LOB	14



Batter	1	2	3	4	5	6	7	8	9	AB	R	H	RBI	BB	SO	LOB	TOP
Ivan De Jesus, R (1,6) OBP: 0.345, SLG: 0.379	0-0 1-3		0-0 1B		0-0 4-3		0-0 F9			4	0	1	0	0	0	1	
Scott Thompson, L (1,8) OBP: 0.322, SLG: 0.373	0-0 1B		0-0 1B		0-0 G4-6-3		0-0 G3		0-0 F7	4	0	2	0	0	0	0	
Bill Buckner, L (1,3) OBP: 0.319, SLG: 0.437	0-0 1B		0-0 G4-6-3		0-0 G4-6-3		0-0 5-3		0-0 G3	4	0	1	0	0	0	2	
Dave Kingman, R (1,7) OBP: 0.343, SLG: 0.613	0-0 G5-4-3				0-0 1B		0-0 HR		0-0 2B	4	2	3	1	0	0	2	
Larry Bittner, L (1,9) OBP: 0.339, SLG: 0.393			0-0 F7		0-0 F7		0-0 P6		0-0 1B	4	0	1	1	0	0	1	
Steve Dillard, R (1,4) OBP: 0.351, SLG: 0.422			0-0 1-6-3		0-0 G5-4-3				0-0 4-3	3	0	1	0	0	0	0	
Mike Vail, R (8, PH) OBP: 0.379, SLG: 0.520					0-0 1B				0-0 4-3	1	0	0	0	0	0	1	
Steve Davis, R (8,4)										0	0	0	0	0	0	0	
Mick Kelleher, R (1,5) OBP: 0.296, SLG: 0.296			0-0 BB		0-0 G5-4-3				0-0 4-3	2	1	0	0	2	0	2	
Tim Blackwell, S (1,2) OBP: 0.338, SLG: 0.205			0-0 4-3						0-0 F3	1	0	0	0	1	0	1	
Ken Henderson, S (7, PH) OBP: 0.345, SLG: 0.330									0-0 F3	1	0	1	0	0	0	0	
Kurt Seibert, S (7, PR)										0	0	0	0	0	0	0	
Dick Tidrow, R (7,1) OBP: 0.273, SLG: 0.200									0-0 F3	0	0	0	0	0	0	0	
Jerry Martin, R (9, PH) OBP: 0.321, SLG: 0.453									0-0 P5	1	0	0	0	0	0	0	
Lynn McGlothen, L (1,1) OBP: 0.236, SLG: 0.268			0-0 5-3							2	0	0	0	0	0	1	
Steve Ontiveros, S (7, PH) OBP: 0.362, SLG: 0.370										0	0	0	1	0	0	0	
Bruce Kimm, R (7,2) OBP: 0.091, SLG: 0.091										1	0	0	0	0	0	0	
Inning Stats	R: 0 E: 0 K: 0 S: 4	H: 2 LOB: 1 BB: 0 P: 4	R: 0 E: 0 K: 0 S: 3	H: 0 LOB: 1 BB: 1 P: 7	R: 0 E: 0 K: 0 S: 4	H: 2 LOB: 1 BB: 0 P: 4	R: 0 E: 0 K: 0 S: 4	H: 2 LOB: 0 BB: 1 P: 6	R: 1 E: 0 K: 0 S: 4	H: 1 LOB: 0 BB: 0 P: 4	R: 1 E: 0 K: 0 S: 5	H: 2 LOB: 1 BB: 0 P: 5	R: 0 E: 0 K: 0 S: 3	H: 0 LOB: 0 BB: 0 P: 3	1B: 8 2B: 1 3B: 0 HR: 1	SF: 1 SAC: 0 DP: 4 HBP: 0	WP: 0 PA: 36 PB: 0 SB: 0 CS: 0
PITCHER	IP WLS BF H R ER SO BB IBB HBP BLK WP HR S P ERA WHIP	IP WLS BF H R ER SO BB IBB HBP BLK WP HR S P ERA WHIP															
Bruce Kison, R (1,1) ERA: 3.19	6.0 W 23 7 1 1 0 2 0 0 0 0 1 21 29 1.50 1.500																
Kent Tekulve, R (7,1) ERA: 2.75	3.0 S 13 3 2 2 0 1 0 0 0 0 0 12 16 6.00 1.333																

Chicago Cubs @ Pittsburgh Pirates
Three Rivers Stadium, Pittsburgh, PA
Sun Sep 30 1979, 3:33 AM EDT
Att: 42,176 - Unknown

AB	32
R	3
H	10
RBI	3
BB	3
SO	0
LOB	11



Batter	1	2	3	4	5	6	7	8	9	AB	R	H	RBI	BB	SO	LOB	BOTTOM		
Omar Moreno, L (1,8) OBP: 0.333, SLG: 0.381	0-3 K		0-0 5-3		0-0 4-1					4	1	0	0	1	1	3			
Tim Foli, R (1,6) OBP: 0.330, SLG: 0.340	4-0 1B		0-0 1B		0-0 F7					2	2	1	0	1	0	0			
Dave Parker, L (1,9) OBP: 0.380, SLG: 0.526	0-0 1B		0-0 1B		0-0 CS					4	0	3	0	0	0	2			
Willie Stargell, L (1,3) OBP: 0.352, SLG: 0.552	0-0 SF8		0-0 F7		0-0 HR					2	1	1	2	1	0	2			
John Milner, L (1,7) OBP: 0.373, SLG: 0.475	0-3 K				0-0 K					3	1	1	0	0	2	1			
Bill Robinson, R (6,7) OBP: 0.302, SLG: 0.504					0-0 K					1	0	1	2	0	0	0			
Bill Madlock, R (1,5) OBP: 0.395, SLG: 0.438					0-0 1B					4	0	2	0	0	0	2			
Ed Ott, L (1,2) OBP: 0.314, SLG: 0.385			0-3 K		0-0 F5					4	0	1	0	0	1	3			
Phil Garner, R (1,4) OBP: 0.359, SLG: 0.441			0-0 6-3		0-0 1B					4	0	1	1	0	0	1			
Bruce Kison, R (1,1) OBP: 0.161, SLG: 0.236			0-0 F7							2	0	0	0	0	1	2			
Kent Tekulve, R (7,1) OBP: 0.188, SLG: 0.133					0-3 K					2	0	0	0	0	2	1			
Inning Stats	R: 1 E: 0 K: 2 S: 8	H: 1 LOB: 1 BB: 1 P: 12	R: 0 E: 0 K: 1 S: 5	H: 1 LOB: 0 BB: 0 P: 5	R: 0 E: 0 K: 0 S: 5	H: 2 LOB: 2 BB: 0 P: 5	R: 1 E: 0 K: 1 S: 8	H: 3 LOB: 2 BB: 0 P: 8	R: 1 E: 0 K: 0 S: 6	H: 2 LOB: 0 BB: 0 P: 6	R: 0 E: 0 K: 0 S: 3	H: 0 LOB: 0 BB: 0 P: 3	R: 2 E: 0 K: 1 S: 6	H: 1 LOB: 2 BB: 2 P: 15	R: 0 E: 0 K: 1 S: 6	H: 1 LOB: 1 BB: 0 P: 6	1B: 9 2B: 1 3B: 0 HR: 1	SF: 1 SAC: 0 DP: 0 HBP: 1	WP: 0 PA: 37 PB: 0 SB: 1 CS: 2
PITCHER	IP WLS BF H R ER SO BB IBB HBP BLK WP HR S P ERA WHIP	IP WLS BF H R ER SO BB IBB HBP BLK WP HR S P ERA WHIP																	
Lynn McGlothen, R (1,1) ERA: 4.12	6.0 L 26 9 3 3 5 1 0 0 0 0 0 35 39 4.50 1.667																		
Dick Tidrow, R (7,1) ERA: 3.66	2.0 11 2 2 2 2 1 1 1 0 0 0 12 21 9.00 1.500																		

Chicago Cubs @ Pittsburgh Pirates
Three Rivers Stadium, Pittsburgh, PA
Sun Sep 30 1979, 3:33 AM EDT
Att: 42,176 - Unknown

AB	32
R	5
H	11
RBI	5
BB	3
SO	7
LOB	17



Batter	1	2	3	4	5	6	7	8	9	10	11	AB	R	H	RBI	BB	SO	LOB	TOP					
Omar Moreno, L OBP: 0.200, SLG: 0.600	6-3		SF9		6-3			K		K		5	1	1	0	0	2	1						
Tim Foli, R Matt Alexander, S Bill Robinson, R	5-3		SF9		G6-4-3			6-3			HR	4	0	2	1	0	0	0						
Dave Parker, L OBP: 0.400, SLG: 0.250	F3		BB		G6-4-3			F9			HR	4	1	1	0	1	0	1						
Willie Stargell, L OBP: 0.400, SLG: 1.000	K		BB					P6		1-3	HR	4	1	1	3	1	1	0						
John Miner, L Rennie Stennett, R	P3		P4					F9		1-3	4-3	5	0	0	0	0	0	3						
Bill Madlock, R OBP: 0.400, SLG: 0.400	S		1B		F4			F7		F8	S	5	0	2	0	0	0	0						
Ed Ott, L OBP: 0.200, SLG: 0.200	K		1B					4-3		6-3	K	5	0	1	0	0	2	2						
Phil Garner, R OBP: 0.600, SLG: 1.250			HR		F8			4-3		1B	IBB	4	1	2	1	1	0	1						
John Candelaria, L Enrique Romo, R Kent Tekulve, R Mike Easter, L Grant Jackson, S Don Robinson, R			K		6-3			K		F7	F1	3	0	0	0	0	2	1						
Inning Stats	R: 0 E: 0 K: 0 S: 7	H: 0 LOB: 0 BB: 0 P: 9	R: 0 E: 0 K: 2 S: 10	H: 1 LOB: 1 BB: 0 P: 15	R: 2 E: 0 K: 1 S: 13	H: 2 LOB: 2 BB: 2 P: 25	R: 0 E: 0 K: 0 S: 7	H: 1 LOB: 1 BB: 0 P: 10	R: 0 E: 0 K: 0 S: 3	H: 0 LOB: 0 BB: 0 P: 5	R: 0 E: 0 K: 1 S: 5	H: 0 LOB: 0 BB: 0 P: 7	R: 0 E: 0 K: 1 S: 9	H: 0 LOB: 0 BB: 0 P: 14	R: 0 E: 0 K: 0 S: 4	H: 0 LOB: 0 BB: 0 P: 5	R: 0 E: 0 K: 1 S: 11	H: 1 LOB: 1 BB: 0 P: 17	R: 3 E: 0 K: 1 S: 17	H: 4 LOB: 2 BB: 1 P: 25	1B: 7 2B: 0 3B: 1 HR: 2	SF: 1 SAC: 0 DP: 1 HBP: 0	WP: 0 PB: 0 SB: 2 CS: 0	PA: 45
PITCHER	IP ERA WLS BF H R ER SO BB IBB HBP BLK WP HR S P ERA WHIP	8.0 2.25 L 12 5 3 3 1 0 0 0 0 0 1 25 34 11.57 2.143	0.2 3 0 0 0 1 0 1 0 0 0 0 0 0 7 13 0.00 0.000																					

Pittsburgh Pirates @ Cincinnati Reds
Riverfront Stadium, Cincinnati, OH
Tue Oct 02 1979, 7:05 PM EDT
Att: 55,006 - Unknown

AB 41
R 5
H 10
RBI 5
BB 3
SO 7
LOB 12



Batter	1	2	3	4	5	6	7	8	9	10	11	AB	R	H	RBI	BB	SO	LOB	BOTTOM			
Dave Collins, S OBP: 0.400, SLG: 0.400	F4		1B		F7			S			4-3	5	0	2	0	0	0	0				
Joe Morgan, L	F9		4-3					4-3		G5-4-3	F9	4	0	0	0	1	0	1				
Dave Concepcion, R OBP: 0.400, SLG: 0.400	5-3				HR			5-3		G5-4-3	BB	5	1	2	0	0	0	2				
George Foster, R OBP: 0.600, SLG: 1.333	6-3				HR			6-3			BB	3	1	1	2	2	0	0				
Johnny Bench, R OBP: 0.800, SLG: 1.333	3B				G4-6-3			4-3		CS	BB	3	0	2	0	2	0	1				
Ray Knight, R	K				G4-6-3			F9		1-6-3	K2-3	5	0	0	0	0	2	6				
Dan Driessen, L	K				F3			K		F3		4	0	0	0	0	2	1				
Hector Cruz, R	F9				5-3			6-3		K		4	0	0	0	0	1	0				
Tom Seaver, R Rick Auerbach, R Tom Hume, R Dave Tomlin, L	K				5-3			K		K		2	0	0	0	0	1	0				
Inning Stats	R: 0 E: 0 K: 0 S: 8	H: 0 LOB: 0 BB: 0 P: 14	R: 0 E: 0 K: 2 S: 12	H: 1 LOB: 1 BB: 0 P: 16	R: 0 E: 0 K: 1 S: 10	H: 1 LOB: 1 BB: 0 P: 12	R: 2 E: 0 K: 0 S: 13	H: 3 LOB: 0 BB: 0 P: 18	R: 0 E: 0 K: 0 S: 5	H: 0 LOB: 0 BB: 0 P: 9	R: 0 E: 0 K: 1 S: 6	H: 1 LOB: 1 BB: 1 P: 12	R: 0 E: 0 K: 0 S: 6	H: 0 LOB: 0 BB: 0 P: 11	R: 0 E: 0 K: 2 S: 11	H: 0 LOB: 0 BB: 0 P: 20	R: 0 E: 0 K: 1 S: 13	H: 1 LOB: 3 BB: 2 P: 26	1B: 5 2B: 0 3B: 1 HR: 1	SF: 0 SAC: 0 DP: 2 HBP: 0	WP: 0 PB: 0 SB: 1 CS: 1	PA: 42
PITCHER	IP ERA WLS BF H R ER SO BB IBB HBP BLK WP HR S P ERA WHIP	7.0 2.57 4 26 1 2 2 4 1 0 0 0 0 1 8 10 2.57 0.857	0.1 3 1 0 0 0 0 0 0 0 0 0 0 0 8 13 0.00 0.600	1.2 7 1 0 0 2 1 0 0 0 0 0 0 0 19 36 0.00 1.200	0.1 2 0 0 0 1 1 0 0 0 0 0 0 0 5 10 0.00 3.000																	

Pittsburgh Pirates @ Cincinnati Reds
Riverfront Stadium, Cincinnati, OH
Tue Oct 02 1979, 7:05 PM EDT
Att: 55,006 - Unknown


AB 37
R 2
H 7
RBI 2
BB 5
SO 8
LOB 11



Batter	1	2	3	4	5	6	7	8	9	10	AB	R	H	RBI	BB	SO	LOB	TOP			
Omar Moreno, L OBP: 0.300, SLG: 0.500	(1,8) 2-0 4-3		(1,0) 0-0 F7		(1,0) 0-1 F8		(1,8) 2-2 1B			(1,1) 1-1 SH1-4 1B	5	1	2	0	0	0	2				
Tim Foli, R OBP: 0.444, SLG: 0.625	(1,6) 1-2 F8			(1,0) 0-0 1B 6-3	(1,2) 1-2 2B			(1,2) 4-3		(1,0) 0-0 SH1-4	4	1	2	1	0	0	0				
Dave Parker, L OBP: 0.400, SLG: 0.333	(1,9) 1-3 K			(1,0) 0-0 1B 6-3	(1,0) 0-1 6-3			(1,2) K		(1,0) 2-1 1B	5	0	2	1	0	2	1				
Wille Stargell, L OBP: 0.600, SLG: 1.000	(1,3)			(1,0) 0-1 1B 1-2 2-3	(1,0) 0-0 4-3			(1,2) 2B		(1,0) 4-0 1B	3	0	2	0	2	0	0				
John Milner, L Bill Robinson, R	(1,7) 1-0 F7			(1,0) 4-0 1B 6-3	(1,0) 0-1 F6			(1,0) 6-3		(1,2) 0-2 F2	2	0	0	0	1	0	1				
Bill Madlock, R OBP: 0.200, SLG: 0.200	(1,5) 0-0 G6-4-3			(1,1) 6-3	(1,0) 1-1 F8					(1,0) 6-3	5	0	0	1	0	0	5				
Ed Ott, L OBP: 0.333, SLG: 0.333	(1,2)			(1,0) 4-3	(1,0) 6-3					(1,2) SH2-4 1B	4	0	2	0	0	0	2				
Phil Garner, R OBP: 0.444, SLG: 0.750	(1,4)			(1,0) 4-3						(1,0) 1-0 F7	4	1	1	0	0	0	2				
Jim Bibby, R Grant Jackson, S Enrique Romo, R Kent Tekulve, R Dave Roberts, L Don Robinson, R	(1,1) 0-0 BB			(1,0) 0-0 SH5-4 2B	(1,0) 0-0 SH5-4					(1,2) SH2-4	0	0	0	0	1	0	0				
Inning Stats	R: 0 E: 0 K: 1 S: 8	H: 0 LOB: 0 BB: 0 P: 12	R: 0 E: 0 K: 0 S: 5	H: 0 LOB: 0 BB: 1 P: 10	R: 0 E: 0 K: 0 S: 4	H: 0 LOB: 1 BB: 1 P: 8	R: 1 E: 0 K: 0 S: 8	H: 3 LOB: 2 BB: 1 P: 13	R: 1 E: 0 K: 0 S: 10	H: 2 LOB: 0 BB: 0 P: 11	R: 0 E: 0 K: 0 S: 4	H: 0 LOB: 0 BB: 0 P: 5	R: 0 E: 0 K: 1 S: 11	H: 1 LOB: 1 BB: 0 P: 15	R: 0 E: 0 K: 1 S: 11	H: 1 LOB: 1 BB: 0 P: 15	R: 1 E: 0 K: 0 S: 9	H: 2 LOB: 2 BB: 1 P: 17	1B: 9 2B: 2 3B: 0 HR: 0	SF: 0 SAC: 3 DP: 1 HBP: 0	WP: 0 PA: 42
PITCHER	IP 7.0	WLS 28	H 7	R 2	ER 2	SO 1	BB 2	IBB 1	HBP 0	BLK 0	WP 0	HR 0	S 45	P 68	ERA 2.57	WHIP 1.286					
Frank Pastore, R ERA: 2.57	(1,1)																				
Dave Tomlin, L ERA: 7.36	(8,1)	0.2	3	1	0	0	1	0	0	0	0	0	10	14	0.00	1.500					
Tom Hume, R ERA: 7.36	(8,1)	1.1	5	1	0	0	1	0	0	0	0	0	12	16	0.00	0.750					
Doug Bair, R ERA: 9.0	(10,1)	1.0	L	6	2	1	1	0	0	0	0	0	9	17	9.00	2.000					

Pittsburgh Pirates @ Cincinnati Reds
Riverfront Stadium, Cincinnati, OH
Wed Oct 03 1979, 3:33 AM EDT
Att: 55,000 - Unknown

AB 35
R 3
H 11
RBI 3
BB 4
SO 3
LOB 17



Batter	1	2	3	4	5	6	7	8	9	10	AB	R	H	RBI	BB	SO	LOB	BOTTOM					
Dave Collins, S OBP: 0.300, SLG: 0.400	(1,9) 0-0 F8				(1,0) 1-0 FC1-6						5	0	1	1	0	2	3						
Joe Morgan, L	(1,4) 4-2 BB			(1,2) 4-2 F6	(1,0) 0-0 F8			(1,2) 4-3		(1,0) 4-0 BB	3	0	0	0	2	0	1						
Dave Concepcion, R OBP: 0.400, SLG: 0.500	(1,6) 0-1 F9			(1,1) 1-1 CS	(1,0) 0-1 F9			(1,2) WP 1B		(1,0) 0-3 K	5	0	2	0	0	1	4						
George Foster, R OBP: 0.600, SLG: 0.833	(1,7) 4-0 BB			(1,2) 4-2 BB			(1,0) 0-1 WP 1B			(1,0) 0-0 4-3	3	0	1	0	2	1	2						
Johnny Bench, R OBP: 0.400, SLG: 0.500	(1,2) 0-2 F9			(1,1) 1-1 F3			(1,1) 6-3			(1,2) 1-3 K	5	0	0	0	0	2	6						
Dan Driessen, L OBP: 0.222, SLG: 0.125	(1,3)			(1,0) 0-2 4-3			(1,0) 3-2 F7			(1,2) 3-2 F7	4	1	1	0	1	0	0						
Ray Knight, R OBP: 0.200, SLG: 0.200	(1,5)			(1,0) 0-0 F3			(1,0) 0-2 SH3-4 1B			(1,0) 0-2 F9	5	0	2	0	0	0	3						
Cesar Geronimo, L	(1,8)			(1,0) 0-3 K			(1,0) 2-1 SH3-4			(1,0) 2-3 K	3	0	0	0	0	3	2						
Frank Pastore, R Harry Spilman, L Dave Tomlin, L Tom Hume, R Hector Cruz, R Doug Bair, R	(1,1) 1-2 SF8			(1,0) 4-2 FC1-6 BB			(1,0) 0-2 F7			(1,1) 1-1 2B	0	0	0	1	1	0	0						
Inning Stats	R: 0 E: 0 K: 0 S: 8	H: 0 LOB: 2 BB: 2 P: 16	R: 1 E: 0 K: 2 S: 12	H: 2 LOB: 1 BB: 0 P: 15	R: 0 E: 0 K: 0 S: 9	H: 1 LOB: 1 BB: 1 P: 16	R: 0 E: 0 K: 1 S: 7	H: 0 LOB: 0 BB: 0 P: 9	R: 0 E: 0 K: 0 S: 6	H: 0 LOB: 1 BB: 0 P: 11	R: 0 E: 0 K: 1 S: 8	H: 0 LOB: 0 BB: 0 P: 14	R: 0 E: 0 K: 1 S: 11	H: 1 LOB: 1 BB: 0 P: 14	R: 0 E: 0 K: 1 S: 15	H: 2 LOB: 3 BB: 1 P: 28	R: 1 E: 0 K: 2 S: 14	H: 2 LOB: 2 BB: 1 P: 22	R: 0 E: 0 K: 1 S: 10	H: 0 LOB: 0 BB: 0 P: 15	1B: 5 2B: 3 3B: 0 HR: 0	SF: 1 SAC: 1 DP: 0 HBP: 0	WP: 1 PA: 43
PITCHER	IP 7.0	WLS 28	H 4	R 1	ER 1	SO 5	BB 4	IBB 0	HBP 0	BLK 0	WP 0	HR 0	S 61	P 95	ERA 1.29	WHIP 1.143							
Don Robinson, R ERA: 1.29	(9,1)	0.1	1	0	0	0	0	0	0	0	0	0	3	6	0.00	0.000							
Enrique Romo, R ERA: 3.38	(8,1)	0.0	2	2	0	0	0	0	0	0	0	0	5	7	∞	∞							
Kent Tekulve, R ERA: 3.38	(8,1)	1.0	6	2	1	1	2	0	1	0	0	1	0	17	29	9.00	2.000						
Dave Roberts, L ERA: 9.0	(9,1)	0.0	1	0	0	0	0	1	0	0	0	0	0	4	∞	∞							

Pittsburgh Pirates @ Cincinnati Reds
Riverfront Stadium, Cincinnati, OH
Wed Oct 03 1979, 3:33 AM EDT
Att: 55,000 - Unknown

AB 35
R 2
H 8
RBI 2
BB 6
SO 9
LOB 22



Batter	1	2	3	4	5	6	7	8	9	AB	R	H	RBI	BB	SO	LOB	TOP
Dave Collins, S OBP: 0.357, SLG: 0.429	2-2 4-3		0-1 1B G3		2-2 1B		1-1 FC6-4			4	0	2	0	0	0	1	Cincinnati Reds @ Pittsburgh Pirates Three Rivers Stadium, Pittsburgh, PA Fri Oct 05 1979, 3:33 AM EDT Att: 42,240 - Unknown
Joe Morgan, L (1, 4)	1-2 F3		0-1 G3		1-3 K		1-0 G3			4	0	0	0	0	1	3	
Dave Concepcion, R OBP: 0.429, SLG: 0.500	2-2 FC6-4 1B		2-1 1B		1-3 K			1-3 K		4	0	2	0	0	2	1	
George Foster, R OBP: 0.429, SLG: 0.500	2-2 FC6-4 1-2		1-3 K			2-3 K		1-0 F3		4	0	0	0	0	2	3	
Johnny Bench, R OBP: 0.357, SLG: 0.667		2-1 F8		1-0 5-3		3-2 HR		0-0 P4		4	1	1	1	0	0	0	
Dan Driessen, L OBP: 0.154, SLG: 0.083		0-0 L4		1-3 K		1-1 1-3			2-1 3-1	4	0	0	0	0	1	0	
Ray Knight, R OBP: 0.286, SLG: 0.357		0-1 2B		0-0 1B		0-1 F9			1-2 5-3	4	0	2	0	0	0	0	
Cesar Geronimo, L OBP: 0.143, SLG: 0.143		3-0 F9		0-3 K			2-1 FC6-4 1B		2-3 K	4	0	1	0	0	2	2	
Michael LaCoss, R Fred Norman, S Charlie Leibrandt, R Rick Auerbach, R Mario Soto, R Harry Spliman, L Dave Tomlin, L Tom Hume, R			1-3 K		1-0 5-3		0-0 L9			0	0	0	0	0	0	0	
Inning Stats	R: 0 E: 0 K: 0 S: 12	H: 1 LOB: 1 BB: 0 P: 19	R: 0 E: 0 K: 0 S: 6	H: 1 LOB: 1 BB: 0 P: 11	R: 0 E: 0 K: 2 S: 13	H: 2 LOB: 2 BB: 0 P: 17	R: 0 E: 0 K: 2 S: 8	H: 1 LOB: 1 BB: 0 P: 10	R: 0 E: 0 K: 1 S: 11	H: 1 LOB: 0 BB: 0 P: 17	R: 0 E: 0 K: 1 S: 5	H: 0 LOB: 0 BB: 0 P: 7	R: 0 E: 0 K: 1 S: 9	H: 0 LOB: 0 BB: 0 P: 14	1B: 6 2B: 1 3B: 0 HR: 1	SF: 0 SAC: 0 DP: 0 HBP: 0	
PITCHER Bert Blyleven, R ERA: 1.0	IP: 9.0 WLS: W BF: 35 H: 8 R: 1 ER: 1 SO: 9 BB: 0 IBB: 0 HBP: 0 BLK: 0 WP: 0 HR: 1 S: 82 P: 122 ERA: 1.00 WHIP: 0.889											PITCHER	IP: 0.1 WLS: 2 BF: 2 H: 0 R: 0 ER: 0 SO: 0 BB: 0 IBB: 0 HBP: 0 BLK: 0 WP: 0 HR: 0 S: 3 P: 3 ERA: 0.00 WHIP: 0.000				

Batter	1	2	3	4	5	6	7	8	9	AB	R	H	RBI	BB	SO	LOB	BOTTOM
Omar Moreno, L OBP: 0.357, SLG: 0.417	4-2 FC6 SF7 BB	4-0 BB		1-1 SH2-4 1-2		0-0 F8		3-2 5-3		2	1	0	0	2	0	1	Cincinnati Reds @ Pittsburgh Pirates Three Rivers Stadium, Pittsburgh, PA Fri Oct 05 1979, 3:33 AM EDT Att: 42,240 - Unknown
Tim Foli, R OBP: 0.286, SLG: 0.417	1-1 FC6 BB 1-3	1-0 SF8		0-1 F9		2-1 F8		0-1 E8		4	0	0	1	0	0	2	
Dave Parker, L OBP: 0.400, SLG: 0.333	2-2 SF7 3-H	1-3 K		4-1 2B BB		1-1 S 1B		0-0 4-3		3	1	1	1	1	1	2	
Willie Stargell, L OBP: 0.571, SLG: 1.182	2-1 L8		1-2 HR	0-1 BLK 1-H 2-H 2B		3-3 K		1-2 K		4	1	2	3	0	1	2	
John Milner, L Bill Robinson, R	4-0 BB 1-2 BB		2-1 P2	0-2 F9		0-0 F2				2	0	0	0	1	0	1	
Bill Madlock, R OBP: 0.357, SLG: 0.500	4-0 BB 1-2 2-3 BB		0-0 HR		1-6 P4		4-0 IBB			2	1	1	1	2	0	0	
Ed Ott, L OBP: 0.231, SLG: 0.231	1-1 F9		2-2 F3		1-2 P6		0-0 5-3			4	0	0	0	0	0	5	
Phil Garner, R OBP: 0.462, SLG: 0.833		1-1 SF8 3B	0-1 L3		3-2 F8		0-0 SH1-4 E 1B			4	2	2	0	0	0	0	
Bert Blyleven, R OBP: 0.333, SLG: 0.333		0-0 1-3		0-0 SH2-4 2B 1B		2-3 K		1-2 SH1-4		3	1	1	0	0	1	1	
Inning Stats	R: 1 E: 0 K: 0 S: 14	H: 0 LOB: 3 BB: 3 P: 32	R: 1 E: 0 K: 1 S: 7	H: 1 LOB: 1 BB: 1 P: 16	R: 2 E: 0 K: 0 S: 11	H: 2 LOB: 0 BB: 1 P: 16	R: 0 E: 0 K: 1 S: 7	H: 0 LOB: 0 BB: 0 P: 11	R: 0 E: 0 K: 1 S: 8	H: 1 LOB: 2 BB: 1 P: 16	R: 1 E: 1 K: 0 S: 9	H: 1 LOB: 1 BB: 0 P: 12	1B: 3 2B: 1 3B: 1 HR: 2	SF: 2 SAC: 2 DP: 0 HBP: 0	WP: 0 PA: 39 PB: 0 SB: 0 CS: 0		
PITCHER Michael LaCoss, R ERA: 18.0 Fred Norman, L ERA: 18.0 Charlie Leibrandt, L ERA: 18.0 Mario Soto, R ERA: 18.0 Dave Tomlin, L ERA: 18.0	IP: 1.2 WLS: L BF: 11 H: 2 R: 2 ER: 2 SO: 0 BB: 4 IBB: 0 HBP: 0 BLK: 0 WP: 0 HR: 0 S: 18 P: 42 ERA: 10.80 WHIP: 3.000											PITCHER Tom Hume, R ERA: 6.75	IP: 0.1 WLS: 2 BF: 2 H: 0 R: 0 ER: 0 SO: 0 BB: 0 IBB: 0 HBP: 0 BLK: 0 WP: 0 HR: 0 S: 3 P: 3 ERA: 0.00 WHIP: 0.000				

AB	35
R	1
H	8
RBI	1
BB	0
SO	9
LOB	11



AB	29
R	7
H	7
RBI	6
BB	6
SO	3
LOB	15



Batter	1	2	3	4	5	6	7	8	9	AB	R	H	RBI	BB	SO	LOB	TOP					
Omar Moreno, L (1, 8) OBP: 0.263, SLG: 0.294	G4-3		F8		K	F8		K		5	0	0	0	0	2	6	Pittsburgh Pirates @ Baltimore Orioles Memorial Stadium, Baltimore, MD Wed Oct 10 1979, 7:05 PM EDT Att: 53,735 - Unknown - 41 F					
Tim Foli, R (1, 6) OBP: 0.263, SLG: 0.353	F7			G4-3	5-3		G6-3	G6-3	5	1	1	0	0	0	1							
Dave Parker, L (1, 9) OBP: 0.500, SLG: 0.529				G4-3	G5-3	E	G5-3	G4-3	5	1	4	0	0	0	0							
Bill Robinson, R (1, 7) OBP: 0.125, SLG: 0.125	K			G5-3	G5-3	E	F9	G4-3	5	1	1	0	0	1	4							
Willie Stargell, L (1, 3) OBP: 0.474, SLG: 1.063				G4-3	G4-3	K		HR	F6	5	1	1	2	0	2	4						
Bill Madlock, R (1, 5) OBP: 0.333, SLG: 0.400	G5-3			FC6-4	BB	F9		F8		3	0	0	0	1	0	2						
Steve Nicosia, R (1, 2)	G4-3			FC6-4		E5		K		4	0	0	0	0	1	4						
Phil Garner, R (1, 4) OBP: 0.529, SLG: 0.875				K		E		1B		4	0	3	2	0	1	0						
Bruce Kison, R (1, 1) Jim Rooker, R (1, 1) Manny Sanguillen, R (5, PH) Enrique Romo, R (5, 1) Lee Lacy, R (5, PH) Don Robinson, R (5, 1) Rennie Stennett, R (5, PH) Grant Jackson, S (5, 1)				B1-3		G6-3		E5		0	0	0	0	0	0	0						
Inning Stats	R: 0 E: 0 K: 1 S: 10	H: 1 LOB: 1 BB: 0 P: 15	R: 0 E: 0 K: 1 S: 7	H: 0 LOB: 0 BB: 0 P: 10	R: 0 E: 0 K: 1 S: 6	H: 0 LOB: 0 BB: 0 P: 8	R: 1 E: 0 K: 0 S: 15	H: 2 LOB: 2 BB: 1 P: 23	R: 0 E: 0 K: 1 S: 12	H: 1 LOB: 1 BB: 0 P: 16	R: 2 E: 2 K: 1 S: 23	H: 3 LOB: 3 BB: 0 P: 29	R: 0 E: 0 K: 0 S: 4	H: 0 LOB: 0 BB: 0 P: 4	R: 1 E: 0 K: 2 S: 16	H: 3 LOB: 2 BB: 0 P: 21		R: 0 E: 0 K: 0 S: 7	H: 1 LOB: 1 BB: 0 P: 11	1B: 8 2B: 2 3B: 0 HR: 1	SF: 0 SAC: 0 DP: 0 HBP: 0	WP: 0 PB: 0 SB: 0 CS: 1
PITCHER Mike Flanagan, L (1, 1) ERA: 3.38	IP: 9.0 WLS: W BF: 41 H: 11 R: 4 ER: 2 SO: 7 BB: 1 IBB: 0 HBP: 0 BLK: 0 WP: 0 HR: 1 S: 100 P: 137 ERA: 2.00 WHIP: 1.333															PITCHER						

Batter	1	2	3	4	5	6	7	8	9	AB	R	H	RBI	BB	SO	LOB	BOTTOM			
Al Bumby, L (1, 8) OBP: 0.375, SLG: 0.350	G1-3	G1-3		SH1-4		G6-3		FC6-4		4	1	1	0	0	0	1	Pittsburgh Pirates @ Baltimore Orioles Memorial Stadium, Baltimore, MD Wed Oct 10 1979, 7:05 PM EDT Att: 53,735 - Unknown - 41 F			
Mark Belanger, R (1, 6) OBP: 0.222, SLG: 0.125	G1-3			F8		G6-3				3	1	0	0	1	1					
Ken Singleton, S (1, 9) OBP: 0.409, SLG: 0.474	G1-3			F9				BB		3	0	1	0	1	0	3				
Eddie Murray, S (1, 3) OBP: 0.619, SLG: 0.643	E			WP		F8				2	1	1	0	2	0	1				
John Lowenstein, L (1, 7) OBP: 0.250, SLG: 0.400 Gary Roenicke, R (8, 7) OBP: 0.333, SLG: 0.200	E4			F8		F7				4	1	0	1	0	1	5				
Doug DeCinces, R (1, 5) OBP: 0.350, SLG: 0.563	HR			G5-4-3		F9		F9		3	1	1	2	1	0	2				
Billy Smith, S (1, 4) OBP: 0.286, SLG: 0.167 Rich Dauer, R (5, PH) OBP: 0.250, SLG: 0.250	HR			G5-4-3				FC6-4		2	0	1	0	1	0	1				
Rich Dauer, R (5, PH) OBP: 0.250, SLG: 0.250				G5-4-3				1B		1	0	1	0	0	0	0				
Rick Dempsey, R (1, 2) OBP: 0.333, SLG: 0.429	L6			G4-3		F7		F8		4	0	0	0	0	0	4				
Mike Flanagan, L (1, 1)	G2-3			E3		K		K		4	0	0	0	0	2	2				
Inning Stats	R: 5 E: 2 K: 0 S: 16	H: 3 LOB: 1 BB: 2 P: 34	R: 0 E: 0 K: 2 S: 12	H: 2 LOB: 2 BB: 0 P: 20	R: 0 E: 0 K: 0 S: 6	H: 0 LOB: 0 BB: 1 P: 13	R: 0 E: 1 K: 0 S: 8	H: 0 LOB: 1 BB: 0 P: 16	R: 0 E: 0 K: 0 S: 10	H: 0 LOB: 2 BB: 2 P: 24	R: 0 E: 0 K: 1 S: 8	H: 0 LOB: 0 BB: 0 P: 14	R: 0 E: 0 K: 0 S: 11	H: 0 LOB: 1 BB: 1 P: 20	R: 0 E: 0 K: 1 S: 9	H: 1 LOB: 1 BB: 0 P: 15	1B: 5 2B: 0 3B: 0 HR: 1	SF: 0 SAC: 1 DP: 1 HBP: 0	WP: 1 PB: 0 SB: 1 CS: 0	PA: 37
PITCHER Bruce Kison, R (1, 1) ERA: 108.0 Jim Rooker, L (1, 1) ERA: Enrique Romo, R (5, 1) ERA: Don Robinson, R (6, 1) ERA: Grant Jackson, L (8, 1) ERA:	IP: 0.1 WLS: L BF: 7 H: 3 R: 5 ER: 4 SO: 0 BB: 2 IBB: 0 HBP: 0 BLK: 0 WP: 1 HR: 1 S: 11 P: 27 ERA: 108.00 WHIP: 15.000															PITCHER				

Batter	1	2	3	4	5	6	7	8	9	AB	R	H	RBI	BB	SO	LOB	TOP								
Omar Moreno, L (1, 8) OBP: 0.250, SLG: 0.273	2-2 P3-1 1B		0-3 K			0-0 5-3	0-3 K		0-0 L4	5	0	1	0	0	2	5	Pittsburgh Pirates @ Baltimore Orioles Memorial Stadium, Baltimore, MD Thu Oct 11 1979, 7:05 PM EDT Att: 53,739 - Unknown								
Tim Foli, R (1, 6) OBP: 0.281, SLG: 0.333	2-0 P3-1 1-2		0-1 WP 1B			1-0 F8		1-1 F9		4	0	1	0	0	0	1									
Dave Parker, L (1, 9) OBP: 0.458, SLG: 0.476	2-1 5-3		1-2 5-3			1-2 1B		2-1 5-3		4	0	1	0	0	0	1									
Willie Stargell, L (1, 3) OBP: 0.435, SLG: 0.900		2-2 1B 1B		1-2 F7		2-2 5-3		1-3 K		4	1	1	0	0	1	1									
John Milner, L (1, 7) OBP: 0.214, SLG: 0.083 Bill Robinson, R (9, PH) OBP: 0.222, SLG: 0.222 Matt Alexander, S (9, PR) (9, 7)		0-1 1B SF8 1B		2-0 P3		1-0 F8		2-2 CS 1B		3	1	1	0	0	0	0									
Bill Madlock, R (1, 5) OBP: 0.394, SLG: 0.421		2-1 CS 1B		1-0 5-3		0-2 E5 BB 1B		1-2 F8		4	0	2	1	0	0	1									
Ed Ott, L (1, 2) OBP: 0.235, SLG: 0.250		1-1 SF8		0-1 B1-3		2-3 K		2-2 BB 1B		3	1	1	1	0	1	1									
Phil Garner, R (1, 4) OBP: 0.571, SLG: 0.833		2-2 6-3		0-0 B3-6-4 1B		4-0 BB IBB		4-0 1B BB		2	0	1	0	2	0	1									
Bert Blyleven, R (1, 1) OBP: 0.200, SLG: 0.200 Mike Easler, L (7, PH) Don Robinson, R (7, 1) Manny Sanguillen, R (9, PH) Kent Tekulve, R (9, 1)			1-1 L8		0-0 B3-6-4 1-2		4-2 BB		1-2 1-3 2-H 1B		2	0	0	0	0	0		1							
Inning Stats	R: 0 E: 0 K: 0 S: 7	H: 1 LOB: 0 BB: 0 P: 13	R: 2 E: 0 K: 0 S: 12	H: 3 LOB: 0 BB: 0 P: 19	R: 0 E: 0 K: 1 S: 10	H: 1 LOB: 1 BB: 0 P: 12	R: 0 E: 0 K: 0 S: 6	H: 0 LOB: 0 BB: 0 P: 10	R: 0 E: 0 K: 0 S: 4	H: 1 LOB: 1 BB: 0 P: 4	R: 0 E: 0 K: 0 S: 9	H: 1 LOB: 1 BB: 0 P: 13	R: 0 E: 0 K: 2 S: 14	H: 1 LOB: 3 BB: 2 P: 25	R: 0 E: 0 K: 1 S: 7	H: 0 LOB: 0 BB: 0 P: 11		R: 1 E: 0 K: 0 S: 15	H: 3 LOB: 2 BB: 1 P: 26	1B: 11 2B: 1 3B: 0 HR: 0	SF: 1 SAC: 0 DP: 2 HBP: 0	WP: 1 PB: 0 SB: 0 CS: 2	PA: 37		
PITCHER	IP	WLS	BF	H	R	ER	SO	BB	IBB	HBP	BLK	WP	HR	S	P	ERA	WHIP								
Jim Palmer, R (1, 1) ERA: 2.81	7.0		28	8	2	2	3	1	1	0	0	1	0	62	96	2.57	1.286								
Tippy Martinez, L (8, 1) ERA:	1.0		4	1	1	1	1	0	0	0	0	0	0	12	18	9.00	1.000								
Don Stanhouse, R (9, 1) ERA: 6.75	1.0	L	5	2	0	0	0	1	0	0	0	0	0	10	19	0.00	3.000								

Batter	1	2	3	4	5	6	7	8	9	AB	R	H	RBI	BB	SO	LOB	BOTTOM								
Al Bumbry, L (1, 8) OBP: 0.310, SLG: 0.280	1-2 4-3		0-1 F7		0-1 5-3		1-3 K		2-2 6-3	5	0	0	0	0	1	2	Pittsburgh Pirates @ Baltimore Orioles Memorial Stadium, Baltimore, MD Thu Oct 11 1979, 7:05 PM EDT Att: 53,739 - Unknown								
Mark Belanger, R (1, 6) OBP: 0.167, SLG: 0.091 Terry Crowley, L (7, PH) OBP: 0.667, SLG: 0.500 Tippy Martinez, L (8, 1) Don Stanhouse, R (9, 1)	3-1 F7		1-0 E9 4-3		2-0 F8		4-2 BB			3	0	0	0	0	0	0									
Ken Singleton, S (1, 9) OBP: 0.385, SLG: 0.435	1-2 4-3		0-1 4-3		0-2 2B 1B		0-3 K			4	1	1	0	0	1	4									
Eddie Murray, S (1, 3) OBP: 0.680, SLG: 0.941		1-1 HR	4-0 BB		0-0 6-3 1B		1-1 E 1B			3	1	3	2	1	0	0									
Doug DeCinces, R (1, 5) OBP: 0.292, SLG: 0.450		0-2 5-3	2-0 6-3		1-1 6-3		1-2 FC1			4	0	0	0	0	0	4									
John Lowenstein, L (1, 7) OBP: 0.313, SLG: 0.385		4-2 1B BB		1-1 G5-4-3 1B		0-2 L9-2		0-0 FC6-4-5-4		3	0	1	0	1	0	3									
Billy Smith, S (1, 4) OBP: 0.182, SLG: 0.100		1-2 L4		0-1 G5-4-3 1-2		0-1 P3		0-2 4-3		4	0	0	0	0	0	3									
Rick Dempsey, R (1, 2) OBP: 0.368, SLG: 0.412		2-1 1B		2-2 6-3		4-2 BB BB		0-3 K		3	0	1	0	1	1	0									
Jim Palmer, R (1, 1) Pat Kelly, L (7, PH) OBP: 0.636 Kiko Garcia, R (8, 6) OBP: 0.357, SLG: 0.250		0-3 K		2-2 F7		4-2 BB BB		1-3 K		2	0	0	0	0	1	2									
Inning Stats	R: 0 E: 0 K: 0 S: 11	H: 0 LOB: 0 BB: 0 P: 16	R: 1 E: 0 K: 1 S: 17	H: 2 LOB: 1 BB: 1 P: 25	R: 0 E: 1 K: 0 S: 6	H: 0 LOB: 2 BB: 1 P: 13	R: 0 E: 0 K: 0 S: 7	H: 1 LOB: 0 BB: 0 P: 10	R: 0 E: 0 K: 0 S: 6	H: 0 LOB: 0 BB: 0 P: 10	R: 1 E: 0 K: 0 S: 10	H: 2 LOB: 0 BB: 0 P: 11	R: 0 E: 0 K: 2 S: 18	H: 0 LOB: 3 BB: 3 P: 31	R: 0 E: 1 K: 0 S: 8	H: 1 LOB: 1 BB: 0 P: 9		R: 0 E: 0 K: 2 S: 10	H: 0 LOB: 0 BB: 0 P: 13	1B: 4 2B: 3 3B: 0 HR: 1	SF: 0 SAC: 0 DP: 3 HBP: 0	WP: 0 PB: 0 SB: 0 CS: 0	PA: 37		
PITCHER	IP	WLS	BF	H	R	ER	SO	BB	IBB	HBP	BLK	WP	HR	S	P	ERA	WHIP								
Bert Blyleven, R (1, 1) ERA: 1.8	6.0		24	5	2	2	1	2	0	0	0	0	0	57	85	3.00	1.167								
Don Robinson, R (7, 1) ERA:	2.0	W	10	1	0	0	2	3	0	0	0	0	0	26	40	0.00	2.000								
Kent Tekulve, R (9, 1) ERA: 2.45	1.0	S	3	0	0	0	2	0	0	0	0	0	0	10	13	0.00	0.000								



Batter	1	2	3	4	5	6	7	8	9	AB	R	H	RBI	BB	SO	LOB	TOP									
Kiko Garcia, R OBP: 0.526, SLG: 0.625 (1, 6)	0-1 1B 2B		4-2 HR BB	1-2 1B 3B	0-1 1B		1-1 E3 1B			4	2	4	4	1	0	0	Baltimore Orioles @ Pittsburgh Pirates Three Rivers Stadium, Pittsburgh, PA Fri Oct 12 1979, 7:05 PM EDT Att: 50,848 - Unknown									
Benny Ayala, R OBP: 1.000, SLG: 2.500 (1, 7)	2-2		3-2 HR	1-0 1B FC6-4 HBP	2-2 1B		1-1 F7			2	1	2	2	0	0	0										
Al Bumbry, L OBP: 0.344, SLG: 0.296 (4, FH) (4, 8)	2-3 1B		1-0 HR	1-0 FC6-4 HBP	1-2 1B					2	1	1	0	0	0	1										
Ken Singleton, S OBP: 0.387, SLG: 0.429 (1, 9)	0-3 K		0-1 1B 1B	1-0 FC6-4 1B	1-0 F8					5	0	2	1	0	1	5										
Eddie Murray, S OBP: 0.600, SLG: 0.762 (1, 3)	1-1 L4		4-2 1B BB	0-0 F9		0-2 F7				4	0	0	0	1	0	4										
Doug DeCinces, R OBP: 0.241, SLG: 0.360 (1, 5)	2-3 K		0-2 F7	2-1 FC6-4 WP		0-1 G1-3				5	0	0	1	0	1	5										
Gary Roenicke, R OBP: 0.273, SLG: 0.200 (1, 8) (4, 7)		0-1 6-3	0-1 1B	3-3 K		3-0 F7				5	0	1	0	0	2	1										
Rich Dauer, R OBP: 0.235, SLG: 0.294 (1, 4)		0-0 6-3		1-0 1B 3B 2B		1-3 K				5	1	1	0	0	1	0										
Rick Dempsey, R OBP: 0.375, SLG: 0.455 (1, 2)		1-2 6-3		2-2 E 3B 1B		1-3 K				5	2	2	0	0	1	0										
Scott McGregor, S (1, 1)			2-2 F3	1-0 E6 3B	4-2 1B 1B BB		3-3 K			3	1	0	0	1	1	3										
Inning Stats	R: 0 E: 0 K: 2 S: 14	H: 2 LOB: 2 BB: 0 P: 19	R: 0 E: 0 K: 0 S: 7	H: 0 LOB: 0 BB: 0 P: 8	R: 2 E: 0 K: 0 S: 20	H: 3 LOB: 2 BB: 2 P: 33	R: 5 E: 1 K: 1 S: 18	H: 4 LOB: 1 BB: 0 P: 30	R: 0 E: 0 K: 2 S: 15	H: 2 LOB: 3 BB: 1 P: 24	R: 1 E: 1 K: 1 S: 10	H: 2 LOB: 1 BB: 0 P: 16	R: 0 E: 0 K: 0 S: 5	H: 0 LOB: 0 BB: 0 P: 8	R: 0 E: 0 K: 1 S: 5	H: 0 LOB: 0 BB: 0 P: 5	1B: 8 2B: 3 3B: 1 HR: 1	SF: 0 SAC: 0 DP: 0 HBP: 1	WP: 1 PB: 0 SB: 0 CS: 0	PA: 44						
PITCHER	IP	WLS	BF	H	R	ER	SO	BB	IBB	HBP	BLK	WP	HR	S	P	ERA	WHIP									
John Candelaria, L ERA: 6.3 (1, 1)	3.0	L	19	8	6	5	2	2	0	0	0	0	1	0	38	62	4.91	1.636								
Enrique Romo, R ERA: 3.5 (4, 1)	3.2		18	5	2	2	4	1	0	1	0	1	0	38	62	4.91	1.636									
Grant Jackson, L ERA: (7, 1)	0.1		0	0	0	0	0	0	0	0	0	0	0	2	3	0.00	0.000									
Kent Tekulve, R ERA: 1.59 (8, 1)	2.0		6	0	0	0	1	0	0	0	0	0	0	10	13	0.00	0.000									

Batter	1	2	3	4	5	6	7	8	9	AB	R	H	RBI	BB	SO	LOB	BOTTOM								
Omar Moreno, L OBP: 0.286, SLG: 0.385 (1, 8)	2-1 BLK SF8 2B	0-2 4-3					1-3 K			4	1	2	0	0	1	1	Baltimore Orioles @ Pittsburgh Pirates Three Rivers Stadium, Pittsburgh, PA Fri Oct 12 1979, 7:05 PM EDT Att: 50,848 - Unknown								
Tim Lincecum, R OBP: 0.222, SLG: 0.280 (1, 6)	0-0 F2		0-1 F8		1-2 F7		0-0 F7			4	0	0	0	0	0	2									
Dave Parker, L OBP: 0.393, SLG: 0.417 (1, 9)	1-0 SF8		1-3 K		0-0 F9					3	0	0	1	0	1	1									
Bill Robinson, R OBP: 0.231, SLG: 0.231 (1, 7)	0-3 K		0-2 1B			1-3 K				4	0	1	0	0	2	0									
Willie Stargell, L OBP: 0.444, SLG: 0.875 (1, 3)		1-1 1B 2B 1B	1-0 SAFE K			0-0 1B 2B				4	2	2	0	0	1	1									
Bill Madlock, R OBP: 0.346, SLG: 0.391 (1, 5)		1-3 K		0-0 F9		0-0 2B 1B				4	0	1	1	0	1	1									
Steve Nicosia, R OBP: 0.125, SLG: 0.125 (1, 2)		0-2 2B 1B		0-0 F9		1-1 SAFE F8				4	1	1	0	0	0	1									
Phil Garner, R OBP: 0.520, SLG: 0.773 (1, 4)		0-2 2B		1-1 6-3		0-1 F7				4	0	1	2	0	0	1									
John Candelaria, L OBP: 0.250, SLG: 0.250 (1, 1)					0-1 F9		2-1 L4			1	0	1	0	0	0	0									
Enrique Romo, R (4, 1)										1	0	0	0	0	0	0									
Grant Jackson, S (7, 1)										0	0	0	0	0	0	0									
Lee Lacy, R (7, FH)										1	0	0	0	0	0	0									
Kent Tekulve, R (8, 1)										0	0	0	0	0	0	0									
Inning Stats	R: 1 E: 0 K: 1 S: 7	H: 1 LOB: 0 BB: 0 P: 10	R: 2 E: 0 K: 1 S: 18	H: 4 LOB: 1 BB: 0 P: 20	R: 0 E: 0 K: 2 S: 11	H: 1 LOB: 1 BB: 0 P: 12	R: 0 E: 0 K: 0 S: 4	H: 0 LOB: 0 BB: 0 P: 5	R: 0 E: 0 K: 0 S: 8	H: 1 LOB: 1 BB: 0 P: 9	R: 1 E: 0 K: 1 S: 9	H: 2 LOB: 1 BB: 0 P: 11	R: 0 E: 0 K: 1 S: 6	H: 0 LOB: 0 BB: 0 P: 9	R: 0 E: 0 K: 0 S: 10	H: 0 LOB: 0 BB: 0 P: 11	R: 0 E: 0 K: 0 S: 3	H: 0 LOB: 0 BB: 0 P: 3	1B: 5 2B: 4 3B: 0 HR: 0	SF: 1 SAC: 0 DP: 0 HBP: 0	WP: 0 PB: 0 SB: 0 CS: 0	PA: 35			
PITCHER	IP	WLS	BF	H	R	ER	SO	BB	IBB	HBP	BLK	WP	HR	S	P	ERA	WHIP								
Scott McGregor, L ERA: 2.0 (1, 1)	9.0	W	35	9	4	4	6	0	0	0	0	0	0	76	90	4.00	1.000								



Batter	1	2	3	4	5	6	7	8	9	AB	R	H	RBI	BB	SO	LOB	TOP				
Al Bumbry, L OBP: 0.324, SLG: 0.281 (1, 8)	3-2 4-3		2-2 2B 1B		2-2 F7		3-2 G6-4-3	1-1 FC6-4		5	1	1	1	0	0	3					
Kiko Garcia, R OBP: 0.500, SLG: 0.619 Mark Belanger, R OBP: 0.167, SLG: 0.091 (1, 6) (9, 6)	1-3 K		3-1 2B 2B		1-0 F8			3-H 1B K		5	2	2	2	0	2	2					
Ken Singleton, S OBP: 0.417, SLG: 0.485 (1, 9)	2-3 K		1-1 2B		0-0 G4-6-3 1B			2-1 FC6-4 1B	2-1 4-3	5	0	3	1	0	1	0					
Eddie Murray, S OBP: 0.514, SLG: 0.615 (1, 3)		2-3 K	1-3 K		0-0 G4-6-3 1B			1-2 FC6-4 2B	2-0 4-3	5	1	0	0	0	2	4					
Doug DeCinces, R OBP: 0.324, SLG: 0.346 (1, 5)		4-1 S BB	1-0 F7		4-0 BB			4-2 2B BB	4-0 BB	1	1	0	0	4	0	1					
Gary Roenicke, R OBP: 0.214, SLG: 0.154 John Lowenstein, L OBP: 0.333, SLG: 0.467 (1, 7) (8, PH) (8, 7)	3-3 K		1-0 F7	1-2 5-3		2-2 F9		2-2 2B	0-0 4-3	3	0	0	0	0	1	2					
Rich Dauer, R Billy Smith, S OBP: 0.250, SLG: 0.100 (8, PH) (8, 4)	1-2 P4		0-0 G6-4-3 1B		0-0 F8			1-3 2-H 3-H 4-0 2B 1B		3	0	1	0	0	0	1					
Dave Skaggs, R OBP: 0.143, SLG: 0.143 (8, PH) Terry Crowley, L OBP: 0.750, SLG: 1.000 Rick Dempsey, R OBP: 0.375, SLG: 0.455 (1, 2) (8, PH) (8, 2)			0-2 E5 2B	3-2 G6-4-3		3-2 1B		2-2 1B FC6-4 2B		3	1	1	0	0	0	1					
Dennis Martinez, R Sammy Stewart, R Lee May, R Steve Stone, R Pat Kelly, L Tim Stoddard, R OBP: 1.000, SLG: 1.000 (1, 1) (2, 1) (5, PH) (5, 1) (7, PH) (7, 1)			0-3 K		2-3 K			0-0 G6-4-3 1B		0	0	0	0	0	0	0					
Inning Stats	R: 0 E: 0 K: 2 S: 11	H: 0 LOB: 0 BB: 0 P: 17	R: 0 E: 0 K: 2 S: 11	H: 0 LOB: 1 BB: 1 P: 21	R: 3 E: 1 K: 2 S: 17	H: 3 LOB: 1 BB: 0 P: 25	R: 0 E: 0 K: 0 S: 8	H: 1 LOB: 0 BB: 0 P: 12	R: 0 E: 0 K: 0 S: 7	H: 1 LOB: 1 BB: 1 P: 13	R: 0 E: 0 K: 0 S: 10	H: 2 LOB: 1 BB: 0 P: 17	R: 6 E: 0 K: 1 S: 25	H: 5 LOB: 2 BB: 2 P: 42	R: 0 E: 0 K: 0 S: 4	H: 0 LOB: 1 BB: 1 P: 12	1B: 8 2B: 4 3B: 0 HR: 0	SF: 0 SAC: 0 DP: 3 HBP: 0	WP: 0 PB: 0 SB: 1 CS: 0	PA: 42	
PITCHER	IP	WLS	BF	H	R	ER	SO	BB	IBB	HBP	BLK	WP	HR	S	P	ERA	WHIP				
Jim Bibby, R ERA: 2.03 (1, 1)	6.1		27	7	3	2	7	2	0	0	0	0	0	68	111	2.84	1.421				
Grant Jackson, L ERA: (7, 1)	0.2		1	0	0	0	0	0	0	0	0	0	0	3	6	0.00	0.000				
Don Robinson, R ERA: 4.26 (8, 1)	0.1		4	2	3	3	0	1	0	0	0	0	0	12	20	81.00	9.000				
Kent Tekulve, R ERA: 4.91 (8, 1)	1.2	L	10	3	3	3	1	1	1	0	0	0	0	17	34	16.20	2.400				

Baltimore Orioles @ Pittsburgh Pirates
Three Rivers Stadium, Pittsburgh, PA
Sat Oct 13 1979, 3:33 AM EDT
Att: 50,863 - Unknown

AB 37
R 9
H 12
RBI 9
BB 5
SO 8
LOB 16



Batter	1	2	3	4	5	6	7	8	9	AB	R	H	RBI	BB	SO	LOB	BOTTOM					
Omar Moreno, L OBP: 0.303, SLG: 0.387 (1, 8)	2-2 6-3	2-1 PO 1B		2-0 FC6		3-2 4-3		2-2 1B		5	0	2	1	0	0	1						
Tim Foli, R OBP: 0.313, SLG: 0.345 (1, 6)	2-1 G1-6-3 1B	0-0 PO	1-2 2B 1B		4-2 1B 2B	2-1 2B 1B		0-1 6-3		4	2	3	0	1	0	1						
Dave Parker, L OBP: 0.394, SLG: 0.448 (1, 9)	0-0 G1-6-3		2-2 F8		0-0 2B 1B	3-2 1B		1-3 K		5	0	2	1	0	1	2						
Willie Stargell, L OBP: 0.469, SLG: 0.966 (1, 3)		2-2 HR	0-2 2B		1-0 P5	2-3 K		0-0 1B		5	1	3	1	0	1	3						
John Milner, L OBP: 0.333, SLG: 0.267 Don Robinson, R Kent Tekulve, R Mike Easter, L (1, 7) (8, 1) (8, 1) (8, PH)		3-1 2B 1B	4-0 G4-6-3 1B		2-1 2B	0-2 P6		0-0 F7		3	1	2	1	1	0	0						
Bill Madlock, R OBP: 0.419, SLG: 0.462 (1, 5)	1 SAFE G4-6-3	0-0 2B	0-1 G4-6-3		4-0 FC6-4 1B	4-1 CS BB		3-2 1B		3	1	2	0	2	0	3						
Ed Ott, L OBP: 0.227, SLG: 0.286 (1, 2)		2-1 1B 2B		3-2 L7	2-2 F7			1-2 1-3		5	0	1	2	0	1	6						
Phil Garner, R OBP: 0.517, SLG: 0.731 (1, 4)		0-0 2H 1B		1-2 FC1-6 1B	2-1 FC6-4			0-1 G1-3		4	1	2	0	0	0	3						
Jim Bibby, R Grant Jackson, S Bill Robinson, R OBP: 0.214, SLG: 0.214 (1, 1) (7, 1) (8, 7)		1-0 L1		0-0 FC1-6		0-3 K		1-3 K		3	0	0	0	0	1	2						
Inning Stats	R: 0 E: 0 K: 0 S: 6	H: 1 LOB: 0 BB: 0 P: 10	R: 4 E: 0 K: 0 S: 13	H: 6 LOB: 0 BB: 0 P: 23	R: 0 E: 0 K: 0 S: 11	H: 2 LOB: 1 BB: 1 P: 18	R: 0 E: 0 K: 0 S: 8	H: 1 LOB: 1 BB: 0 P: 14	R: 1 E: 0 K: 0 S: 11	H: 2 LOB: 3 BB: 2 P: 26	R: 1 E: 0 K: 2 S: 17	H: 2 LOB: 1 BB: 0 P: 27	R: 0 E: 0 K: 0 S: 10	H: 0 LOB: 0 BB: 1 P: 15	R: 0 E: 0 K: 1 S: 10	H: 1 LOB: 1 BB: 0 P: 13	R: 0 E: 0 K: 2 S: 13	H: 2 LOB: 2 BB: 0 P: 18	1B: 11 2B: 5 3B: 0 HR: 1	SF: 0 SAC: 0 DP: 2 HBP: 0	WP: 0 PB: 0 SB: 0 CS: 1	PA: 44
PITCHER	IP	WLS	BF	H	R	ER	SO	BB	IBB	HBP	BLK	WP	HR	S	P	ERA	WHIP					
Dennis Martinez, R ERA: 6.52 (2, 1)	2.2		11	4	0	0	0	0	1	0	0	0	0	22	38	0.00	1.500					
Steve Stone, R ERA: 9.0 (5, 1)	2.0		12	4	2	2	2	1	1	0	0	0	0	28	53	9.00	2.500					
Tim Stoddard, R ERA: (7, 1)	3.0	W	12	3	0	0	3	1	0	0	0	0	0	33	46	0.00	1.333					

Baltimore Orioles @ Pittsburgh Pirates
Three Rivers Stadium, Pittsburgh, PA
Sat Oct 13 1979, 3:33 AM EDT
Att: 50,863 - Unknown

AB 39
R 6
H 17
RBI 6
BB 4
SO 5
LOB 22



Batter	1	2	3	4	5	6	7	8	9	AB	R	H	RBI	BB	SO	LOB	TOP				
Kiko Garcia, R (1, 6) OBP: 0.429, SLG: 0.520	L1			6-3	FC6-4			6-3		4	0	0	0	0	0	2	Baltimore Orioles @ Pittsburgh Pirates Three Rivers Stadium, Pittsburgh, PA Sun Oct 14 1979, 3:33 AM EDT Att: 50,920 - Unknown				
Benny Ayala, R (1, 7) OBP: 0.750, SLG: 1.667 Al Bumbry, L (6, PH) OBP: 0.333, SLG: 0.273	6-3			BB		F7		BB		1	0	0	0	1	0	0					
Ken Singleton, S (1, 9) OBP: 0.375, SLG: 0.432	F8			BB		4-3		G1-4-6-3		4	0	0	0	0	1	2					
Eddie Murray, S (1, 3) OBP: 0.462, SLG: 0.533		F9		P4		E4			F8	4	0	0	0	0	1						
Gary Roenicke, R (1, 8) OBP: 0.222, SLG: 0.235		P3			1B	K			P6	4	1	1	0	0	1	1					
Doug DeCinces, R (1, 5) OBP: 0.342, SLG: 0.367							K			4	0	2	0	0	2	0					
Rich Dauer, R (1, 4) OBP: 0.217, SLG: 0.261 John Lowenstein, L (9, PH) OBP: 0.368, SLG: 0.500			P3		G4-6-3		6-3			3	0	0	0	0	0	1					
Rick Dempsey, R (1, 2) OBP: 0.407, SLG: 0.520 Terry Crowley, L (9, PH) OBP: 0.600, SLG: 0.750			5-3		BB				F7	3	0	2	0	0	0	0					
Mike Flanagan, L (1, 1) Pat Kelly, L (7, PH) Tim Stoddard, R (7, 1) Tippy Martinez, L (7, 1) Don Stanhouse, R (8, 1)			F8		FC6-4		K			1	0	0	0	1	0	0					
Inning Stats	R: 0 E: 0 K: 0 S: 11	H: 0 LOB: 0 BB: 0 P: 16	R: 0 E: 0 K: 1 S: 5	H: 0 LOB: 0 BB: 0 P: 9	R: 0 E: 0 K: 0 S: 5	H: 0 LOB: 0 BB: 0 P: 8	R: 0 E: 0 K: 1 S: 9	H: 0 LOB: 1 BB: 1 P: 15	R: 1 E: 0 K: 0 S: 13	H: 3 LOB: 2 BB: 1 P: 26	R: 0 E: 1 K: 1 S: 8	H: 0 LOB: 1 BB: 0 P: 12	R: 0 E: 0 K: 2 S: 12	H: 1 LOB: 1 BB: 0 P: 14	R: 0 E: 0 K: 0 S: 6	H: 0 LOB: 0 BB: 0 P: 13		R: 0 E: 0 K: 0 S: 11	H: 2 LOB: 2 BB: 0 P: 14	1B: 4 2B: 2 3B: 0 HR: 0	SF: 0 SAC: 0 DP: 2 HBP: 0
PITCHER	IP	WLS	BF	H	R	ER	SO	BB	IBB	HBP	BLK	WP	HR	S	P	ERA	WHIP				
Jim Rooker, L (1, 1) ERA: 1.04	5.0		19	3	1	1	2	2	0	0	0	0	0	43	74	1.80	1.000				
Bert Blyleven, R (6, 1) ERA: 1.42	4.0	W	16	3	0	0	3	1	0	0	0	0	0	37	53	0.00	1.000				

Batter	1	2	3	4	5	6	7	8	9	AB	R	H	RBI	BB	SO	LOB	BOTTOM				
Omar Moreno, L (1, 8) OBP: 0.289, SLG: 0.343	K		F6					FC6-4		4	1	0	0	1	2	3	Baltimore Orioles @ Pittsburgh Pirates Three Rivers Stadium, Pittsburgh, PA Sun Oct 14 1979, 3:33 AM EDT Att: 50,920 - Unknown				
Tim Foli, R (1, 6) OBP: 0.351, SLG: 0.424	F8			5-3		SH1-3	BB	BB		4	2	2	3	1	0	0					
Dave Parker, L (1, 9) OBP: 0.421, SLG: 0.485	K			K		SF8	SH1-3	BB		4	1	2	1	1	2	0					
Bill Robinson, R (1, 7) OBP: 0.222, SLG: 0.278		5-3				SH1-3		5-3		4	0	1	0	0	0	4					
Willie Stargell, L (1, 3) OBP: 0.444, SLG: 0.906		F8		4-3		SF8				3	1	1	1	0	0	1					
Bill Madlock, R (1, 5) OBP: 0.486, SLG: 0.533						1B		1B		4	1	4	1	0	0	0					
Steve Nicosia, R (1, 2) OBP: 0.083, SLG: 0.083						1B		1B		4	0	0	0	0	1	5					
Phil Garner, R (1, 4) OBP: 0.515, SLG: 0.700			B1-3			1B		1B		4	1	2	1	0	0	1					
Jim Rooker, R (1, 1) Lee Lacy, R (5, PH) Bert Blyleven, R (6, 1) OBP: 0.167, SLG: 0.167						1B		1B		1	0	0	0	0	1	0					
Inning Stats	R: 0 E: 0 K: 2 S: 10	H: 0 LOB: 0 BB: 0 P: 14	R: 0 E: 0 K: 0 S: 4	H: 1 LOB: 1 BB: 0 P: 5	R: 0 E: 0 K: 1 S: 6	H: 0 LOB: 0 BB: 0 P: 9	R: 0 E: 0 K: 1 S: 9	H: 1 LOB: 1 BB: 0 P: 12	R: 0 E: 0 K: 2 S: 13	H: 2 LOB: 2 BB: 0 P: 16	R: 2 E: 0 K: 0 S: 8	H: 2 LOB: 1 BB: 1 P: 16	R: 2 E: 1 K: 0 S: 14	H: 3 LOB: 1 BB: 0 P: 23	R: 3 E: 1 K: 0 S: 16	H: 4 LOB: 3 BB: 2 P: 31		1B: 10 2B: 2 3B: 1 HR: 0	SF: 1 SAC: 2 DP: 0 HBP: 0	WP: 0 PA: 40 PB: 0 SB: 0 CS: 0	
PITCHER	IP	WLS	BF	H	R	ER	SO	BB	IBB	HBP	BLK	WP	HR	S	P	ERA	WHIP				
Mike Flanagan, L (1, 1) ERA: 3.27	6.0	L	25	6	2	2	6	1	0	0	0	0	0	11	17	27.00	3.000				
Tim Stoddard, R (7, 1) ERA: 4.91	0.2		4	2	2	2	0	0	0	0	0	0	0	5	9	27.00	6.000				
Tippy Martinez, L (7, 1) ERA: 6.75	0.1		3	2	1	1	0	0	0	0	0	0	0	5	9	27.00	6.000				
Don Stanhouse, R (8, 1) ERA: 9.0	1.0		8	3	2	2	0	0	2	0	0	0	0	14	28	18.00	3.000				



Batter	1	2	3	4	5	6	7	8	9	AB	R	H	RBI	BB	SO	LOB	TOP		
Omar Moreno, L (1, 8) OBP: 0.326, SLG: 0.375	0-0 2B 1B		1-2 F8		0-1 L4		1-0 1B 1B	2-2 E8 1B		5	1	3	1	0	0	0			
Tim Foli, R (1, 6) OBP: 0.357, SLG: 0.447	0-0 1B 2B		0-1 5-3		0-1 F2		0-2 1B SF7 1B	1-1 F2		5	1	2	0	0	0	1			
Dave Parker, L (1, 9) OBP: 0.419, SLG: 0.459	0-0 5-3		1-3 K		4-2 BB		1-1 SF7 1B		0-0 F8	4	0	1	1	1	1	2			
Willie Stargell, L (1, 3) OBP: 0.390, SLG: 0.806	0-0 F5			1-2 F8		2-3 K		0-0 SF7	0-2 F7	4	0	0	1	0	1	3			
John Milner, L (1, 7) OBP: 0.318, SLG: 0.222 Kent Tekulve, R (7, 1)	2-1 G1			4-2 FC4-6 BB BB		0-0 6-3		2-0 F8	2-2 3-1	3	0	0	0	1	0	3			
Bill Madlock, R (1, 5) OBP: 0.482, SLG: 0.485		2-0 5-3		4-0 FC4-6 BB		1-0 F9		0-0 F8		3	0	0	0	1	0	0			
Ed Ott, L (1, 2) OBP: 0.269, SLG: 0.320		2-1 6-3		2-1 FC4-6 HBP		1-1 1B		0-0 2B SF7 1B		4	1	2	0	0	0	2			
Phil Garner, R (1, 4) OBP: 0.541, SLG: 0.727		3-2 1B		3-1 1-2 HBP		0-0 F8		1-2 E 2B		3	1	2	0	0	0	1			
John Candelaria, L (1, 1) OBP: 0.167, SLG: 0.167 Lee Lacy, R (7, PH) OBP: 0.250, SLG: 0.250 Bill Robinson, R (7, 7) OBP: 0.211, SLG: 0.278		0-3 K		0-3 K		2-3 K		0-0 SF7		2	0	0	0	0	2	4			
										1	0	0	0	0	1	0			
										0	0	0	1	0	0	0			
Inning Stats	R: 0 E: 0 K: 0 S: 6	H: 2 LOB: 2 BB: 0 P: 8	R: 0 E: 0 K: 1 S: 9	H: 1 LOB: 1 BB: 0 P: 16	R: 0 E: 0 K: 1 S: 9	H: 0 LOB: 0 BB: 0 P: 11	R: 0 E: 0 K: 1 S: 14	H: 0 LOB: 3 BB: 2 P: 27	R: 0 E: 0 K: 1 S: 12	H: 1 LOB: 1 BB: 1 P: 18	R: 2 E: 0 K: 1 S: 12	H: 3 LOB: 1 BB: 0 P: 18	R: 2 E: 1 K: 0 S: 11	H: 3 LOB: 1 BB: 0 P: 15	R: 0 E: 0 K: 0 S: 7	H: 0 LOB: 0 BB: 0 P: 9	1B: 8 2B: 2 3B: 0 HR: 0	SF: 2 SAC: 0 DP: 0 HBP: 1	WP: 0 PA: 41 PB: 0 SB: 0 CS: 0
PITCHER	IP WLS BF H R ER SO BB IBB HBP BLK WP HR S P ERA WHIP	IP WLS BF H R ER SO BB IBB HBP BLK WP HR S P ERA WHIP	IP WLS BF H R ER SO BB IBB HBP BLK WP HR S P ERA WHIP	IP WLS BF H R ER SO BB IBB HBP BLK WP HR S P ERA WHIP	IP WLS BF H R ER SO BB IBB HBP BLK WP HR S P ERA WHIP	IP WLS BF H R ER SO BB IBB HBP BLK WP HR S P ERA WHIP	IP WLS BF H R ER SO BB IBB HBP BLK WP HR S P ERA WHIP	IP WLS BF H R ER SO BB IBB HBP BLK WP HR S P ERA WHIP	IP WLS BF H R ER SO BB IBB HBP BLK WP HR S P ERA WHIP	IP WLS BF H R ER SO BB IBB HBP BLK WP HR S P ERA WHIP	IP WLS BF H R ER SO BB IBB HBP BLK WP HR S P ERA WHIP	IP WLS BF H R ER SO BB IBB HBP BLK WP HR S P ERA WHIP	IP WLS BF H R ER SO BB IBB HBP BLK WP HR S P ERA WHIP	IP WLS BF H R ER SO BB IBB HBP BLK WP HR S P ERA WHIP	IP WLS BF H R ER SO BB IBB HBP BLK WP HR S P ERA WHIP	IP WLS BF H R ER SO BB IBB HBP BLK WP HR S P ERA WHIP	IP WLS BF H R ER SO BB IBB HBP BLK WP HR S P ERA WHIP	IP WLS BF H R ER SO BB IBB HBP BLK WP HR S P ERA WHIP	
Jim Palmer, R (1, 1) ERA: 3.38	8.0 L	38 10 4 4 5	3 0 0 0	0 0 0 0	0 0 0 0	0 0 0 0	0 0 0 0	0 0 0 0	0 0 0 0	0 0 0 0	0 0 0 0	0 0 0 0	0 0 0 0	0 0 0 0	0 0 0 0	0 0 0 0	0 0 0 0	0 0 0 0	0 0 0 0
Tim Stoddard, R (9, 1) ERA: 3.95	1.0 3	0 0 0 0	0 0 0 0	0 0 0 0	0 0 0 0	0 0 0 0	0 0 0 0	0 0 0 0	0 0 0 0	0 0 0 0	0 0 0 0	0 0 0 0	0 0 0 0	0 0 0 0	0 0 0 0	0 0 0 0	0 0 0 0	0 0 0 0	0 0 0 0

Pittsburgh Pirates @ Baltimore Orioles
Memorial Stadium, Baltimore, MD
Tue Oct 16 1979, 7:05 PM EDT
Att: 53,739 - Unknown

AB 35
R 4
H 10
RBI 4
BB 3
SO 5
LOB 16



Batter	1	2	3	4	5	6	7	8	9	AB	R	H	RBI	BB	SO	LOB	BOTTOM				
Kiko Garcia, R (1, 6) OBP: 0.419, SLG: 0.500 Pat Kelly, L (8, PH) OBP: 0.438, SLG: 0.571 Mark Belanger, R (9, 6) OBP: 0.167, SLG: 0.091	0-1 G5-3 1B		1-2 F9		0-0 F8		0-1 F7			3	0	1	0	0	0	1					
Benny Ayala, R (1, 7) OBP: 0.428, SLG: 0.833 Terry Crowley, L (8, PH) OBP: 0.500, SLG: 0.600 Tim Stoddard, R (9, 1) OBP: 1.000, SLG: 1.000	2-2 F8		0-1 L4		1-1 6-3		1-2 4-3			3	0	0	0	0	0	2					
Ken Singleton, S (1, 9) OBP: 0.409, SLG: 0.463	2-2 1B			0-0 5-3 1B		1-2 FC6-4 1B		1-3 K		4	0	3	0	0	1	0					
Eddie Murray, S (1, 3) OBP: 0.419, SLG: 0.471	0-2 G5-3			0-0 5-3		1-2 FC6-4		1-0 F9		4	0	0	0	0	0	4					
Doug DeCinces, R (1, 5) OBP: 0.310, SLG: 0.324		0-1 B1-3		1-2 6-3		3-2 6-3		0-3 K		4	0	0	0	0	1	1					
Gary Roenicke, R (1, 8) OBP: 0.200, SLG: 0.211 Al Bumbry, L (7, PH) OBP: 0.325, SLG: 0.265		0-0 F8		2-2 P4		1-1 F9				2	0	0	0	0	0	1					
Rich Dauer, R (1, 4) OBP: 0.240, SLG: 0.280 Billy Smith, S (7, PH) OBP: 0.308, SLG: 0.182		1-0 F8			0-0 G6-4-3 1B		1-1 1B			2	0	1	0	0	0	0					
Rick Dempsey, R (1, 2) OBP: 0.400, SLG: 0.500			1-1 1B		2-0 G6-4-3		0-3 K			3	0	1	0	0	1	2					
Jim Palmer, R (1, 1) John Lowenstein, L (8, PH) OBP: 0.350, SLG: 0.471			1-3 K		1-3 K			0-3 K		2	0	0	0	0	2	1					
										1	0	0	0	0	1	0					
Inning Stats	R: 0 E: 0 K: 0 S: 11	H: 2 LOB: 1 BB: 0 P: 15	R: 0 E: 0 K: 0 S: 4	H: 0 LOB: 0 BB: 0 P: 5	R: 0 E: 0 K: 1 S: 10	H: 1 LOB: 1 BB: 0 P: 13	R: 0 E: 0 K: 0 S: 9	H: 1 LOB: 1 BB: 0 P: 12	R: 0 E: 0 K: 1 S: 5	H: 1 LOB: 0 BB: 0 P: 8	R: 0 E: 0 K: 0 S: 9	H: 1 LOB: 1 BB: 0 P: 12	R: 0 E: 0 K: 1 S: 11	H: 1 LOB: 1 BB: 0 P: 16	R: 0 E: 0 K: 1 S: 8	H: 0 LOB: 0 BB: 0 P: 9	R: 0 E: 0 K: 2 S: 7	H: 0 LOB: 0 BB: 0 P: 9	1B: 7 2B: 0 3B: 0 HR: 0	SF: 0 SAC: 0 DP: 2 HBP: 0	WP: 0 PA: 32 PB: 0 SB: 0 CS: 0
PITCHER	IP WLS BF H R ER SO BB IBB HBP BLK WP HR S P ERA WHIP	IP WLS BF H R ER SO BB IBB HBP BLK WP HR S P ERA WHIP	IP WLS BF H R ER SO BB IBB HBP BLK WP HR S P ERA WHIP	IP WLS BF H R ER SO BB IBB HBP BLK WP HR S P ERA WHIP	IP WLS BF H R ER SO BB IBB HBP BLK WP HR S P ERA WHIP	IP WLS BF H R ER SO BB IBB HBP BLK WP HR S P ERA WHIP	IP WLS BF H R ER SO BB IBB HBP BLK WP HR S P ERA WHIP	IP WLS BF H R ER SO BB IBB HBP BLK WP HR S P ERA WHIP	IP WLS BF H R ER SO BB IBB HBP BLK WP HR S P ERA WHIP	IP WLS BF H R ER SO BB IBB HBP BLK WP HR S P ERA WHIP	IP WLS BF H R ER SO BB IBB HBP BLK WP HR S P ERA WHIP	IP WLS BF H R ER SO BB IBB HBP BLK WP HR S P ERA WHIP	IP WLS BF H R ER SO BB IBB HBP BLK WP HR S P ERA WHIP	IP WLS BF H R ER SO BB IBB HBP BLK WP HR S P ERA WHIP	IP WLS BF H R ER SO BB IBB HBP BLK WP HR S P ERA WHIP	IP WLS BF H R ER SO BB IBB HBP BLK WP HR S P ERA WHIP	IP WLS BF H R ER SO BB IBB HBP BLK WP HR S P ERA WHIP	IP WLS BF H R ER SO BB IBB HBP BLK WP HR S P ERA WHIP			
John Candelaria, L (1, 1) ERA: 3.94	6.0 W	22 6 0 0	2 0 0	0 0 0	0 0 0	0 0 0	0 0 0	0 0 0	0 0 0	0 0 0	0 0 0	0 0 0	0 0 0	0 0 0	0 0 0	0 0 0	0 0 0	0 0 0	0 0 0	0 0 0	
Kent Tekulve, R (7, 1) ERA: 3.45	3.0 S	10 1 0 0	4 0 0	0 0 0	0 0 0	0 0 0	0 0 0	0 0 0	0 0 0	0 0 0	0 0 0	0 0 0	0 0 0	0 0 0	0 0 0	0 0 0	0 0 0	0 0 0	0 0 0	0 0 0	

Pittsburgh Pirates @ Baltimore Orioles
Memorial Stadium, Baltimore, MD
Tue Oct 16 1979, 7:05 PM EDT
Att: 53,739 - Unknown


AB 32
R 0
H 7
RBI 0
BB 0
SO 6
LOB 12



Batter	1	2	3	4	5	6	7	8	9	AB	R	H	RBI	BB	SO	LOB	TOP					
Omar Moreno, L (1,8) OBP: 0.354, SLG: 0.400	2-1 SH1-3 1B		1-1 L9		0-2 L7		0-0 FC5-4 1B	1-1 1B HBP	5	1	3	1	0	0	0							
Tim Foli, R (1,6) OBP: 0.348, SLG: 0.429	2-1 SH1-3 1-2		0-1 6-3		0-0 L7		2-2 FC5-4 1-2	1-2 HBP HBP	4	0	1	0	0	0	1							
Dave Parker, L (1,9) OBP: 0.396, SLG: 0.415	0-0 P5		1-3 K			0-1 4-3		3-3 K	4	0	0	0	0	2	1							
Bill Robinson, R (1,7) OBP: 0.250, SLG: 0.273	2-2 P5			1-2 F2		0-1 HR 1B		1-2 F7	4	1	1	1	0	0	1							
Willie Stargell, L (1,3) OBP: 0.435, SLG: 0.927		1-0 E7 1B		0-1 E 2B		0-0 HR 1-H		0-2 2B	5	1	4	2	0	0	3							
Bill Madlock, R (1,5) OBP: 0.442, SLG: 0.444		0-1 6-3		0-0 FC6		0-2 5-3		4-0 FC6-4 IBB	3	0	0	0	1	0	2							
Steve Nicosia, R (1,2) OBP: 0.063, SLG: 0.063		0-2 F5		1-0 L4		0-0 6-3		0-0 FC6-4 1-2	4	0	0	0	0	0	5							
Phil Garner, R (1,4) OBP: 0.537, SLG: 0.722		4-0 IBB		0-0 P3			0-0 5-3		3	1	1	0	1	0	2							
Jim Bibby, R (1,1)		1-2 4-1			0-2 G1-3			0-1 B1-4	1	0	0	0	0	0	2							
Manny Sanguillen, R (5, PH) OBP: 0.333, SLG: 0.333									1	0	0	0	0	0	0							
Don Robinson, R (5, 1)									0	0	0	0	0	0	0							
Grant Jackson, S (5, 1)									1	0	0	0	0	0	0							
Kent Tekulve, R (8, 1)									1	0	0	0	0	0	1							
Inning Stats	R: 0 E: 0 K: 0 S: 8	H: 1 LOB: 1 BB: 0 P: 14	R: 0 E: 1 K: 0 S: 9	H: 1 LOB: 2 BB: 1 P: 15	R: 0 E: 0 K: 1 S: 7	H: 0 LOB: 0 BB: 0 P: 9	R: 0 E: 1 K: 0 S: 8	H: 1 LOB: 0 BB: 0 P: 10	R: 0 E: 0 K: 0 S: 7	H: 0 LOB: 0 BB: 0 P: 7	R: 2 E: 0 K: 0 S: 9	H: 2 LOB: 0 BB: 0 P: 9	R: 0 E: 0 K: 0 S: 7	H: 1 LOB: 1 BB: 0 P: 9	R: 0 E: 0 K: 1 S: 14	H: 1 LOB: 2 BB: 0 P: 22	R: 2 E: 0 K: 0 S: 14	H: 3 LOB: 2 BB: 0 P: 18	1B: 6 2B: 3 3B: 0 HR: 1	SF: 0 SAC: 1 DP: 1 HBP: 2	WP: 0 PB: 0 SB: 0 CS: 0	PA: 41
PITCHER	IP WLS BF H R ER SO BB IBB HBP BLK WP HR S P ERA WHIP																					
Scott McGregor, L (1, 1) ERA: 2.08	8.0 L 34 7 2 2 2 0 0 2 0 0 0 1 69 95 2.25 0.875																					
Tim Stoddard, R (9, 1) ERA: 5.4	0.1 2 1 1 1 0 0 0 0 0 0 0 0 3 3 27.00 3.000																					
Mike Flanagan, L (9, 1) ERA: 3.68	0.0 1 1 0 0 0 0 0 0 0 0 0 0 2 3 8.00 3.000																					
Don Stanhouse, R (9, 1) ERA: 9.0	0.0 1 1 0 0 0 0 0 0 0 0 0 0 3 4 8.00 3.000																					
Tippy Martinez, L (9, 1) ERA: 6.75	0.0 1 0 0 0 0 0 0 0 1 0 0 0 2 3 8.00 3.000																					

Pittsburgh Pirates @ Baltimore Orioles
Memorial Stadium, Baltimore, MD
Wed Oct 17 1979, 7:05 PM EDT
Att: 53,733 - Unknown

AB 36
R 4
H 10
RBI 4
BB 2
SO 2
LOB 18



Batter	1	2	3	4	5	6	7	8	9	AB	R	H	RBI	BB	SO	LOB	BOTTOM					
Al Bumbry, L (1,8) OBP: 0.318, SLG: 0.243	0-2 G3		2-1 P6		2-2 F5			4-2 4-3 BB	3	0	0	0	1	0	2							
Kiko Garcia, R (1, 6) OBP: 0.412, SLG: 0.464	0-1 4-3		1-1 CS			0-2 P4		2-1 4-3 BB	3	0	1	0	0	0	0							
Terry Crowley, L (8, PH) OBP: 0.429, SLG: 0.833								1-2 2-3	0	0	0	0	0	0	0							
Tim Stoddard, R (9, 1) ERA: 5.4									0	0	0	0	0	0	0							
Mike Flanagan, L (9, 1) ERA: 3.68									0	0	0	0	0	0	0							
Don Stanhouse, R (9, 1) ERA: 9.0									0	0	0	0	0	0	0							
Tippy Martinez, L (9, 1) ERA: 6.75									0	0	0	0	0	0	0							
Ken Singleton, S (1,9) OBP: 0.396, SLG: 0.432	0-2 3-1		1-0 CS		0-1 F7		2-1 F8	4-0 IBB	3	0	0	0	1	0	0							
Eddie Murray, S (1,3) OBP: 0.383, SLG: 0.421		2-3 K		2-3 K		0-0 F3		2-2 F9	4	0	0	0	0	2	3							
John Lowenstein, L (1,7) OBP: 0.318, SLG: 0.421		0-3 K		1-1 F5			1-3 K		2	0	0	0	0	1	0							
Gary Roenicke, R (7, PH) OBP: 0.182, SLG: 0.190									2	0	0	0	0	2	0							
Doug DeCinces, R (1,5) OBP: 0.326, SLG: 0.342		0-0 1B			0-2 BB 1B		1-0 F8		4	0	2	0	0	1	0							
Rick Dempsey, R (1,2) OBP: 0.364, SLG: 0.452		1-0 5-3			2-2 F9		1-0 F7		3	0	0	0	0	0	2							
Pat Kelly, L (9, PH) OBP: 0.412, SLG: 0.533									1	0	0	0	0	0	0							
Rich Dauer, R (1,4) OBP: 0.250, SLG: 0.393				0-0 HR		0-0 F8		1-0 P6	3	1	1	1	0	0	1							
Scott McGregor, S (1,1) ERA: 2.08				1-1 6-3		4-2 BB		4-1 BB	1	0	0	0	1	0	0							
Lee May, R (8, PH) OBP: 0.300, SLG: 0.125									0	0	0	0	1	0	0							
Mark Belanger, R (8, PR) OBP: 0.167, SLG: 0.091									0	0	0	0	0	0	0							
Inning Stats	R: 0 E: 0 K: 0 S: 10	H: 0 LOB: 0 BB: 0 P: 10	R: 0 E: 2 K: 2 S: 9	H: 1 LOB: 1 BB: 0 P: 12	R: 1 E: 0 K: 0 S: 7	H: 2 LOB: 0 BB: 0 P: 12	R: 0 E: 0 K: 1 S: 7	H: 0 LOB: 0 BB: 0 P: 10	R: 0 E: 0 K: 0 S: 17	H: 1 LOB: 2 BB: 1 P: 25	R: 0 E: 0 K: 0 S: 6	H: 0 LOB: 0 BB: 0 P: 8	R: 0 E: 0 K: 1 S: 5	H: 0 LOB: 0 BB: 0 P: 8	R: 0 E: 0 K: 0 S: 12	H: 0 LOB: 3 BB: 3 P: 29	R: 0 E: 0 K: 2 S: 7	H: 0 LOB: 0 BB: 0 P: 8	1B: 3 2B: 0 3B: 0 HR: 1	SF: 0 SAC: 0 DP: 0 HBP: 0	WP: 0 PB: 0 SB: 0 CS: 1	PA: 35
PITCHER	IP WLS BF H R ER SO BB IBB HBP BLK WP HR S P ERA WHIP																					
Jim Bibby, R (1, 1) ERA: 2.08	4.0 14 3 1 1 3 0 0 0 0 0 0 14 20 0.00 3.000																					
Don Robinson, R (5, 1) ERA: 3.86	0.2 4 1 0 0 0 1 0 0 0 0 0 0 14 20 0.00 3.000																					
Grant Jackson, L (5, 1) ERA: 3.86	2.2 W 10 0 0 0 1 2 0 0 0 0 0 0 21 37 0.00 0.750																					
Kent Tekulve, R (8, 1) ERA: 3.0	1.2 S 6 0 0 0 2 0 1 0 0 0 0 0 12 21 0.00 0.000																					

Pittsburgh Pirates @ Baltimore Orioles
Memorial Stadium, Baltimore, MD
Wed Oct 17 1979, 7:05 PM EDT
Att: 53,733 - Unknown

AB 30
R 1
H 4
RBI 1
BB 4
SO 6
LOB 10

