Pittsburgh Pirates - 1980

Pittsburgh Pirates @ St. Louis Cardinals

Busch Stadium, St. Louis, MO

Thu Apr 10 1980, 3:33 AM CST
Att. 42,867 - Unknown

livebaseballscorecards.com

Batter	1	2	3	4	5	6	7	8	9	AB	R	H	RBI	BB	SO	LOB
Omar Moreno, L (1, 8)	P6			4-3			F9 S BB		WP BB	2	0	0	0	2	0	0
Tim Foli, R (1, 6)	G4-6-3 HBP			6-3			K		K	3	0	0	0	0	2	3
Dave Parker, L (1, 9)	G4-6-3 1-2f			4-3			F9 2-3		K	4	0	0	0	0	1	4
Willie Stargell, L (1, 3)		K			K		1-3		K	4	0	0	0	0	3	3
John Milner, L (1, 7)		F8			G3			G3		3	0	0	0	0	0	0
Bill Madlock, R (1, 5) OBP: 0.333, SLG: 0.333		6-3			K			FC4-6 1B		3	0	1	0	0	1	0
Ed Ott, L (1, 2)			K			G3		FC4-6 1-2f		3	0	0	0	0	1	1
Phil Garner, R (1, 4) OBP: 0.333, SLG: 0.333			5-3			G4-6-3 1B		F8		3	0	1	0	0	0	1
Bert Blyleven, R (1, 1)			K			G4-6-3 1-2f			WP BB 1B	1	0	0	0	0	1	0
Mike Easler, L (6, PH)										1	0	0	0	0	0	1
Enrique Romo, R (6, 1)										0	0	0	0	0	0	0
Lee Lacy, R (9, PH) OBP: 1.000, SLG: 1.000										1	0	1	0	0	0	0

Inning Stats	1	2	3	4	5	6	7	8	9		
	R: 0 H: 0	R: 0 H: 0	R: 0 H: 0	R: 0 H: 0	R: 0 H: 0	R: 0 H: 1	R: 0 H: 0	R: 0 H: 1	R: 0 H: 1	1B: 3 SF: 0	WP: 1 PA: 31
	E: 0 LOB: 0	E: 0 LOB: 0	E: 0 LOB: 0	E: 0 LOB: 0	E: 0 LOB: 0	E: 0 LOB: 0	E: 0 LOB: 1	E: 0 LOB: 1	E: 0 LOB: 2	2B: 0 SAC: 0	PB: 0
	K: 0 BB: 0	K: 1 BB: 0	K: 2 BB: 0	K: 0 BB: 0	K: 2 BB: 0	K: 0 BB: 0	K: 1 BB: 1	K: 0 BB: 0	K: 3 BB: 1	3B: 0 DP: 2	SB: 1
	S: 2 P: 3	S: 5 P: 5	S: 7 P: 7	S: 3 P: 3	S: 7 P: 7	S: 3 P: 3	S: 5 P: 9	S: 4 P: 4	S: 10 P: 14	HR: 0 HBP: 1	CS: 0

PITCHER	IP	WLS	BF	H	R	ER	SO	BB	IBB	HBP	BLK	WP	HR	S	P	ERA	WHIP
Pete Vuckovich, R (1, 1) ERA:	9.0	W	31	3	0	0	9	2	0	1	0	1	0	46	55	0.00	0.556

PITCHER	IP	WLS	BF	H	R	ER	SO	BB	IBB	HBP	BLK	WP	HR	S	P	ERA	WHIP

Batter	1	2	3	4	5	6	7	8	9	AB	R	H	RBI	BB	SO	LOB
Garry Templeton, S (1, 6)	1-3		F8			4-3				3	0	0	0	0	0	0
Ken Oberkfell, L (1, 4)	BB, G5-4-3			6-3		G3				2	0	0	0	1	0	0
Keith Hernandez, L (1, 3)	G5-4-3, 1-2f			4-3		3-1				3	0	0	0	0	0	1
Ted Simmons, S (1, 2)		4-3		BB			4-3			2	0	0	0	1	0	0
Bobby Bonds, R (1, 7)		BB, 2B		K			K			2	1	0	0	1	2	1
George Hendrick, R (1, 9) OBP: 0.333, SLG: 0.667		1-H, 1-3-2, 2B			P6		P3			3	0	1	1	0	0	0
Tony Scott, S (1, 8)		1-3-2, 3-Hf			L8			4-3		3	0	0	0	0	0	1
Ken Reitz, R (1, 5) OBP: 0.667, SLG: 0.667			F2		1B			L6-3, 1B		3	0	2	0	0	0	0
Pete Vuckovich, R (1, 1)			6-3		K			L6-3, 1-2		3	0	0	0	0	1	2
Inning Stats	R: 0 E: 0 K: 0 S: 2 H: 0 LOB: 0 BB: 1 P: 6	R: 1 E: 0 K: 0 S: 3 H: 1 LOB: 0 BB: 1 P: 7	R: 0 E: 0 K: 0 S: 3 H: 0 LOB: 0 BB: 0 P: 3	R: 0 E: 0 K: 1 S: 5 H: 0 LOB: 1 BB: 1 P: 9	R: 0 E: 0 K: 1 S: 6 H: 1 LOB: 1 BB: 0 P: 6	R: 0 E: 0 K: 0 S: 3 H: 0 LOB: 0 BB: 0 P: 3	R: 0 E: 0 K: 1 S: 5 H: 0 LOB: 0 BB: 0 P: 5	R: 0 E: 0 K: 0 S: 3 H: 1 LOB: 0 BB: 0 P: 3		1B: 2 2B: 3 3B: 0 HR: 0	SF: 0 SAC: 0 DP: 3 HBP: 0					

PITCHER		IP	WLS	BF	H	R	ER	SO	BB	IBB	HBP	BLK	WP	HR	S	P	ERA	WHIP
Bert Blyleven, R ERA: 1.8	(1, 1)	5.0	L	18	2	1	1	2	3	0	0	0	0	0	19	31	1.80	1.000
Enrique Romo, R ERA:	(6, 1)	3.0		9	1	0	0	1	0	0	0	0	0	0	11	11	0.00	0.333

PITCHER	IP	WLS	BF	H	R	ER	SO	BB	IBB	HBP	BLK	WP	HR	S	P	ERA	WHIP

BOTTOM

Pittsburgh Pirates @ St. Louis Cardinals

Busch Stadium, St. Louis, MO

Thu Apr 10 1980, 3:33 AM CST

Att. 42,867 - Unknown

livebaseballscorecards.com

AB	24
R	1
H	3
RBI	1
BB	3
SO	3
LOB	5

1B: 2 2B: 3 3B: 0 HR: 0 SF: 0 SAC: 0 DP: 3 HBP: 0

WP: 0 PB: 0 SB: 0 CS: 0 PA: 27

Pittsburgh Pirates @ St. Louis Cardinals

Busch Stadium, St. Louis, MO

Fri Apr 11 1980, 6:05 PM CST

Att. 16,998 - Unknown

TOP

livebaseballscorecards.com

Batter	1	2	3	4	5	6	7	8	9	AB	R	H	RBI	BB	SO	LOB
Omar Moreno, L (1, 8)	6-3		L6-5 3-H			B1		4-3		4	0	0	0	0	0	2
Tim Foli, R (1, 6)	F9			4-3		1-3		P6		4	0	0	0	0	0	0
Dave Parker, L (1, 9) OBP: 0.125, SLG: 0.125	4-3			F7			1B 1B 1B		E6 SH1-4 BB 1B	4	2	1	0	0	0	0
Willie Stargell, L (1, 3) OBP: 0.375, SLG: 0.286		G3		1B			G6-4-3 1B 2B 1-2 1B		BBBB SH1-4 1B 1-2 BB	3	1	2	0	1	0	0
Lee Lacy, R (9, PR) OBP: 1.000, SLG: 1.000 (9, 7)										0	1	0	0	0	0	0
John Milner, L (1, 7) OBP: 0.333, SLG: 0.200		BBBB G6-4-3 BB		1-3			G6-4-3 1B 1-2 2-H		SH1-4 1-2 2-3	2	0	1	1	1	0	1
Bill Robinson, R (9, PH)										0	0	0	0	0	0	0
(9, 3)																
Bill Madlock, R (1, 5) OBP: 0.143, SLG: 0.143		G6-4-3 1-2f			1-3		G6-4-3 1-2f 2-3		5-3	4	0	0	0	0	0	6
Ed Ott, L (1, 2) OBP: 0.286, SLG: 0.429			6-3		4-3		2B 3-H		1B 2-H 3-H	4	0	2	3	0	0	0
Phil Garner, R (1, 4) OBP: 0.429, SLG: 0.500			1B L6-5 2B		P4		1-3		IBB	3	0	1	0	1	0	1
John Candelaria, L (1, 1) OBP: 0.500, SLG: 0.500			2-3 1B			4-3		4-3	F8	2	0	1	0	0	0	0
Eddie Solomon, R (7, 1)										0	0	0	0	0	0	0
Mike Easler, L (8, PH)										1	0	0	0	0	0	0
Grant Jackson, S (8, 1)										1	0	0	0	0	0	2

	AB	32
	R	4
	H	8
	RBI	4
	BB	3
	SO	0
	LOB	12

Inning Stats										
	R: 0 E: 0 K: 0 S: 3	H: 0 LOB: 0 BB: 0 P: 3	R: 0 E: 0 K: 0 S: 2	H: 0 LOB: 0 BB: 1 P: 6	R: 0 E: 0 K: 0 S: 4	H: 2 LOB: 1 BB: 0 P: 4	R: 0 E: 0 K: 0 S: 4	H: 1 LOB: 1 BB: 0 P: 4	R: 0 E: 0 K: 0 S: 3	H: 0 LOB: 0 BB: 0 P: 3
	R: 0 E: 0 K: 0 S: 3	H: 0 LOB: 0 BB: 0 P: 3	R: 2 E: 0 K: 0 S: 6	H: 4 LOB: 1 BB: 0 P: 6	R: 0 E: 0 K: 0 S: 3	H: 0 LOB: 0 BB: 0 P: 3	R: 2 E: 1 K: 0 S: 5	H: 1 LOB: 2 BB: 2 P: 13	1B: 6 2B: 3 3B: 0 HR: 0	SF: 0 SAC: 1 DP: 3 HBP: 0

WP: 0 PB: 0 SB: 0 CS: 0 PA: 36

PITCHER		IP	WLS	BF	H	R	ER	SO	BB	IBB	HBP	BLK	WP	HR	S	P	ERA	WHIP
Bob Forsch, R	(1, 1)	8.0		29	7	2	2	0	1	0	0	0	0	0	28	32	2.25	1.000
ERA: 2.25																		
Don Hood, L	(9, 1)	0.0	L	2	0	2	0	0	1	0	0	0	0	0	1	5	∞	∞
ERA:																		
Mark Littell, R	(9, 1)	1.0		5	1	0	0	0	0	1	0	0	0	0	4	8	0.00	1.000
ERA:																		

PITCHER	IP	WLS	BF	H	R	ER	SO	BB	IBB	HBP	BLK	WP	HR	S	P	ERA	WHIP

Batter	1	2	3	4	5	6	7	8	9	AB	R	H	RBI	BB	SO	LOB
Garry Templeton, S (1, 6) OBP: 0.250, SLG: 0.143	F7		F2		E7 1-3 1B	IBB		4-3		4	0	1	0	1	0	0
Tony Scott, S (1, 8) OBP: 0.125, SLG: 0.125	BLK 1B		6-3		P5	P3			P4	5	0	1	0	0	0	5
Keith Hernandez, L (1, 3) OBP: 0.375, SLG: 0.571	G1-4-3 1-2 BB			3B		1B E 1B	F8		1-3	4	1	2	0	1	0	0
Ted Simmons, S (1, 2)	G1-4-3 1-2f			F5		F9	4-3		5-3	5	0	0	0	0	0	4
Bobby Bonds, R (1, 7) OBP: 0.429, SLG: 0.333		2-3		1-3		E 1-2 1B 1B	1B 1B			4	1	2	0	0	0	1
George Hendrick, R (1, 9) OBP: 0.429, SLG: 0.500		BB 1B		6-3		E6 1-3 2-H 1B 1B	1-2 1B			3	1	1	0	1	0	2
Ken Reitz, R (1, 5) OBP: 0.571, SLG: 0.571		G4-6-3 1-3 1B			4-3	1B 1-2 3-H 1B	4-3			4	0	2	1	0	0	2
Ken Oberkfell, L (1, 4) OBP: 0.286, SLG: 0.167		G4-6-3 1-2f			4-3	1-3 2-H 1B		F8		4	0	1	1	0	0	2
Bob Forsch, R (1, 1) OBP: 0.333, SLG: 0.333			F7		E 1B	P6		K		3	0	1	0	0	0	2
Jim Lentine, R (8, PH)										1	0	0	0	0	1	0
Don Hood, L (9, 1)										0	0	0	0	0	0	0
Mark Littell, L (9, 1)										0	0	0	0	0	0	0
Inning Stats	R: 0 E: 0 K: 0 S: 3 H: 1 LOB: 1 BB: 1 P: 7	R: 0 E: 0 K: 0 S: 3 H: 1 LOB: 1 BB: 1 P: 7	R: 0 E: 0 K: 0 S: 3 H: 0 LOB: 0 BB: 0 P: 3	R: 0 E: 0 K: 0 S: 4 H: 1 LOB: 1 BB: 0 P: 4	R: 0 E: 1 K: 0 S: 5 H: 2 LOB: 2 BB: 0 P: 5	R: 3 E: 1 K: 0 S: 8 H: 4 LOB: 3 BB: 1 P: 12	R: 0 E: 0 K: 0 S: 5 H: 2 LOB: 2 BB: 0 P: 5	R: 0 E: 0 K: 1 S: 5 H: 0 LOB: 0 BB: 0 P: 5	R: 0 E: 0 K: 0 S: 3 H: 0 LOB: 0 BB: 0 P: 3	1B: 10 2B: 0 3B: 1 HR: 0	SF: 0 SAC: 0 DP: 2 HBP: 0					

PITCHER	IP	WLS	BF	H	R	ER	SO	BB	IBB	HBP	BLK	WP	HR	S	P	ERA	WHIP
John Candelaria, L (1, 1) ERA: 3.0	6.0		29	9	3	2	0	2	1	0	1	0	0	26	38	3.00	1.833
Eddie Solomon, R (7, 1) ERA:	1.0		5	2	0	0	0	0	0	0	0	0	0	5	5	0.00	2.000
Grant Jackson, L (8, 1) ERA:	2.0	W	6	0	0	0	1	0	0	0	0	0	0	8	8	0.00	0.000

PITCHER	IP	WLS	BF	H	R	ER	SO	BB	IBB	HBP	BLK	WP	HR	S	P	ERA	WHIP

BOTTOM

Pittsburgh Pirates @ St. Louis Cardinals

Busch Stadium, St. Louis, MO

Fri Apr 11 1980, 6:05 PM CST
Att. 16,998 - Unknown

livebaseballscorecards.com

AB	37
R	3
H	11
RBI	2
BB	3
SO	1
LOB	18

WP: 0	PA: 40		
PB: 0			
SB: 0			
CS: 0			

Batter	1	2	3	4	5	6	7	8	9	AB	R	H	RBI	BB	SO	LOB
Omar Moreno, L (1, 8) OBP: 0.462, SLG: 0.455	E7 PB 1B	2-H 3-H 2B		1-3		SH S 1B	1-2 1B			5	1	4	2	0	0	0
Tim Foli, R (1, 6) OBP: 0.167, SLG: 0.182	1-3 2-3	L8		2B		SH 1-H 1B	L5-4 2-3			4	1	1	0	0	0	4
Dave Parker, L (1, 9) OBP: 0.250, SLG: 0.333	K	1B BLK 2B		F5		FC3-6 S 2-H 1B		F9		4	1	2	1	0	1	2
Bill Robinson, R (6, 9)										1	0	0	0	0	0	0
Willie Stargell, L (1, 3) OBP: 0.385, SLG: 0.200	BB	2-3		6-3		FC3-6 1-2 BB		K		3	0	0	0	2	1	2
John Milner, L (1, 7) OBP: 0.273, SLG: 0.111	K	BLK 1B 1B BB			4-3	L9		P6		4	1	0	0	1	1	4
Bill Madlock, R (1, 5) OBP: 0.250, SLG: 0.250		F8 1B 2B 1B	1-2 2-3 BLK 1B 1B		6-3	FC3-6 1-2f 2-3			F8	5	2	2	0	0	0	2
Ed Ott, L (1, 2) OBP: 0.417, SLG: 0.545		F8 1-2 2B 1B	1B 1-2 2-3 3-H IBB		2B	4-3			K	4	1	2	0	1	1	2
Phil Garner, R (1, 4) OBP: 0.500, SLG: 0.500		F8 1-2 2-3	G6-4-3 1-2 2-H 3-H 1B		IBB		6-3		1B	4	0	2	2	1	0	2
Jim Bibby, R (1, 1) OBP: 0.200, SLG: 0.200		K	G6-4-3 1-2f		4-3		L5-4 1B 1B		K	5	0	1	0	0	2	7
Inning Stats	R: 0 H: 1 E: 1 LOB: 2 K: 2 BB: 1 S: 8 P: 12	R: 2 H: 3 E: 0 LOB: 1 K: 1 BB: 0 S: 8 P: 8	R: 3 H: 3 E: 0 LOB: 1 K: 0 BB: 2 S: 5 P: 13	R: 0 H: 1 E: 0 LOB: 1 K: 0 BB: 0 S: 4 P: 4	R: 0 H: 1 E: 0 LOB: 2 K: 0 BB: 1 S: 4 P: 8	R: 2 H: 2 E: 1 LOB: 2 K: 0 BB: 1 S: 6 P: 10	R: 0 H: 2 E: 0 LOB: 1 K: 0 BB: 0 S: 4 P: 4	R: 0 H: 0 E: 0 LOB: 0 K: 1 BB: 0 S: 5 P: 5	R: 0 H: 1 E: 0 LOB: 1 K: 2 BB: 0 S: 8 P: 8	1B: 10 SF: 0 2B: 5 SAC: 1 3B: 0 DP: 2 HR: 0 HBP: 0						

TOP

Pittsburgh Pirates @ St. Louis Cardinals

Busch Stadium, St. Louis, MO

Sat Apr 12 1980, 3:33 AM CST
Att. 15,662 - Unknown

livebaseballscorecards.com

AB	39
R	7
H	14
RBI	5
BB	5
SO	6
LOB	25

PITCHER		IP	WLS	BF	H	R	ER	SO	BB	IBB	HBP	BLK	WP	HR	S	P	ERA	WHIP
John Fulgham, R ERA: 15.0	(1, 1)	3.0	L	18	7	5	5	3	2	1	0	1	0	0	21	33	15.00	3.000
Bob Sykes, L ERA:	(4, 1)	2.0		9	2	0	0	0	0	1	0	0	0	0	8	12	0.00	1.000
Donnie Moore, R ERA: 9.0	(6, 1)	2.0		11	4	2	2	0	1	0	0	0	0	0	10	14	9.00	2.500
Darold Knowles, L ERA:	(8, 1)	1.0		3	0	0	0	1	0	0	0	0	0	0	5	5	0.00	0.000
Roy Thomas, R ERA:	(9, 1)	1.0		4	1	0	0	2	0	0	0	0	0	0	8	8	0.00	1.000

PITCHER	IP	WLS	BF	H	R	ER	SO	BB	IBB	HBP	BLK	WP	HR	S	P	ERA	WHIP

Pittsburgh Pirates @ St. Louis Cardinals

Busch Stadium, St. Louis, MO

Sat Apr 12 1980, 3:33 AM CST

Att. 15,662 - Unknown

livebaseballscorecards.com

BOTTOM

Batter	1	2	3	4	5	6	7	8	9	AB	R	H	RBI	BB	SO	LOB
Garry Templeton, S (1, 6) OBP: 0.250, SLG: 0.273	K		G4-6-3 2B		F8			F8		4	0	1	0	0	1	0
Ken Oberkfell, L (1, 4) OBP: 0.455, SLG: 0.250	2B BB		G4-6-3 BB			4-3		1B		2	1	1	0	2	0	0
Keith Hernandez, L (1, 3) OBP: 0.333, SLG: 0.545	1-H 2B 2B		G4-6-3 1-2f 2-3			F9		L8		4	1	1	1	0	0	3
Ted Simmons, S (1, 2) OBP: 0.250, SLG: 0.273	4-3 2-H 2B		4-3			FC5-4 1B		F8		4	0	2	1	0	0	2
Bobby Bonds, R (1, 7) OBP: 0.273, SLG: 0.200	4-3 2-3			5-3		FC5-4 1-2f			5-3	4	0	0	0	0	0	2
George Hendrick, R (1, 9) OBP: 0.273, SLG: 0.300	K			P4			6-3		P4	4	0	0	0	0	1	1
Tony Scott, S (1, 8) OBP: 0.083, SLG: 0.083		K		F8			F8		F8	4	0	0	0	0	1	0
Ken Reitz, R (1, 5) OBP: 0.500, SLG: 0.500		P6			5-3		1B			3	0	1	0	0	0	0
John Fulgham, R (1, 1)		K			1-4-3		K			1	0	0	0	0	1	0
Bob Sykes, S (4, 1)										0	0	0	0	0	0	0
Bernie Carbo, L (5, PH)										1	0	0	0	0	0	0
Donnie Moore, L (6, 1)										0	0	0	0	0	0	0
Dane Iorg, L (7, PH)										1	0	0	0	0	1	1
Darold Knowles, L (8, 1)										0	0	0	0	0	0	0
Roy Thomas, R (9, 1)										0	0	0	0	0	0	0
Inning Stats	R: 2 E: 0 K: 2 S: 9 H: 2 LOB: 1 BB: 1 P: 13	R: 0 E: 0 K: 2 S: 7 H: 0 LOB: 0 BB: 0 P: 7	R: 0 E: 0 K: 0 S: 3 H: 1 LOB: 1 BB: 1 P: 7	R: 0 E: 0 K: 0 S: 3 H: 0 LOB: 0 BB: 0 P: 3	R: 0 E: 0 K: 0 S: 3 H: 0 LOB: 0 BB: 0 P: 3	R: 0 E: 0 K: 0 S: 4 H: 1 LOB: 1 BB: 0 P: 4	R: 0 E: 0 K: 1 S: 6 H: 1 LOB: 1 BB: 0 P: 6	R: 0 E: 0 K: 0 S: 4 H: 1 LOB: 1 BB: 0 P: 4	R: 0 E: 0 K: 0 S: 3 H: 0 LOB: 0 BB: 0 P: 3	1B: 3 2B: 3 3B: 0 HR: 0	SF: 0 SAC: 0 DP: 1 HBP: 0						

	AB	32
	R	2
	H	6
	RBI	2
	BB	2
	SO	5
	LOB	9

WP: 0 PB: 0 SB: 0 CS: 0 PA: 34

PITCHER	IP	WLS	BF	H	R	ER	SO	BB	IBB	HBP	BLK	WP	HR	S	P	ERA	WHIP
Jim Bibby, R (1, 1) ERA: 2.0	9.0	W	34	6	2	2	5	2	0	0	0	0	0	42	50	2.00	0.889

PITCHER	IP	WLS	BF	H	R	ER	SO	BB	IBB	HBP	BLK	WP	HR	S	P	ERA	WHIP

Batter	1	2	3	4	5	6	7	8	9	AB	R	H	RBI	BB	SO	LOB
Omar Moreno, L (1, 8) OBP: 0.353, SLG: 0.333	4-3		G3		E6 S 2-H		G3			4	0	0	0	0	0	0
Tim Foli, R (1, 6) OBP: 0.125, SLG: 0.133	6-3			F7	L7 1-2		6-3			4	0	0	0	0	0	1
Dave Parker, L (1, 9) OBP: 0.250, SLG: 0.313	P6			4-3		F9 6-3 1B		3-1		4	0	1	0	0	0	0
Willie Stargell, L (1, 3) OBP: 0.353, SLG: 0.154		F2		BB BB BB BB		6-3 1-2		5-3		3	0	0	0	1	0	1
John Milner, L (1, 7) OBP: 0.357, SLG: 0.100		BB BB BB BB		BB BB BB BB 1-2		F9 2-3		1-3		1	0	0	0	2	0	1
Bill Robinson, R (7, 7)										1	0	0	0	0	0	0
Bill Madlock, R (1, 5) OBP: 0.250, SLG: 0.250		P6		G1		4-3			FC5-4 1B	4	0	1	0	0	0	4
Ed Ott, L (1, 2) OBP: 0.438, SLG: 0.600		2-3			E 2B		BB 1B		FC5-4 G6-3 1-2f	4	1	2	0	0	0	2
Phil Garner, R (1, 4) OBP: 0.438, SLG: 0.385			F9		P4		BB BB BB BB 1-2 HR BB		G6-3 1-2f	3	1	0	0	1	0	2
Jim Rooker, R (1, 1) OBP: 0.333, SLG: 1.333			5-3		SSS K		1-H HR			3	1	1	2	0	1	1
Enrique Romo, R (7, 1)										0	0	0	0	0	0	0
Grant Jackson, S (9, 1)										0	0	0	0	0	0	0
Inning Stats	R: 0 E: 0 K: 0 S: 3 H: 0 LOB: 0 BB: 0 P: 3	R: 0 E: 0 K: 0 S: 3 H: 0 LOB: 1 BB: 1 P: 7	R: 0 E: 0 K: 0 S: 3 H: 0 LOB: 0 BB: 0 P: 3	R: 0 E: 0 K: 0 S: 3 H: 0 LOB: 2 BB: 2 P: 11	R: 1 E: 1 K: 1 S: 7 H: 1 LOB: 1 BB: 0 P: 7	R: 0 E: 0 K: 0 S: 4 H: 1 LOB: 1 BB: 0 P: 4	R: 2 E: 0 K: 0 S: 4 H: 2 LOB: 0 BB: 1 P: 8	R: 0 E: 0 K: 0 S: 3 H: 0 LOB: 0 BB: 0 P: 3	R: 0 E: 0 K: 0 S: 3 H: 1 LOB: 0 BB: 0 P: 3	1B: 3 2B: 1 3B: 0 HR: 1 SF: 0 SAC: 0 DP: 1 HBP: 0						

TOP

Pittsburgh Pirates @ St. Louis Cardinals

Busch Stadium, St. Louis, MO

Sun Apr 13 1980, 3:33 AM CST

Att. 16,301 - Unknown

livebaseballscorecards.com

AB	31
R	3
H	5
RBI	2
BB	4
SO	1
LOB	12

PITCHER		IP	WLS	BF	H	R	ER	SO	BB	IBB	HBP	BLK	WP	HR	S	P	ERA	WHIP
Silvio Martinez, R ERA: 2.57	(1, 1)	7.0	L	29	4	3	2	1	4	0	0	0	0	1	27	43	2.57	1.143
Don Hood, L ERA:	(8, 1)	2.0		6	1	0	0	0	0	0	0	0	0	0	6	6	0.00	0.500

PITCHER	IP	WLS	BF	H	R	ER	SO	BB	IBB	HBP	BLK	WP	HR	S	P	ERA	WHIP

Batter	1	2	3	4	5	6	7	8	9	AB	R	H	RBI	BB	SO	LOB
Garry Templeton, S (1, 6) OBP: 0.250, SLG: 0.333	2B		5-3		G4-6-3 1-2f		F7			4	0	1	0	0	0	3
Tony Scott, S (1, 8) OBP: 0.063, SLG: 0.063	K		6-3			1-3		G3		4	0	0	0	0	1	1
Keith Hernandez, L (1, 3) OBP: 0.375, SLG: 0.500	G6-3 BB			3-1		1B		K		3	0	1	0	1	1	0
Ted Simmons, S (1, 2) OBP: 0.250, SLG: 0.214	G6-3 1-2f			1B BB		K		G3		3	0	0	0	1	1	3
Bobby Bonds, R (1, 7) OBP: 0.267, SLG: 0.214		F9		K		K			BB 1B	4	0	1	0	0	2	2
George Hendrick, R (1, 9) OBP: 0.267, SLG: 0.286		K		1-2 1B			F2		F2	4	0	1	0	0	1	1
Ken Reitz, R (1, 5) OBP: 0.500, SLG: 0.462		BB		1-3			2B 1B		F8	3	0	1	0	1	0	3
Ken Oberkfell, L (1, 4) OBP: 0.467, SLG: 0.364		5-3			4-3		1-3 2B		1-2 BB	3	0	1	0	1	0	1
Silvio Martinez, R (1, 1) Jim Lentine, R (7, PH) Dane Iorg, L (7, PH) Don Hood, L (8, 1) Bernie Carbo, L (9, PH)			K		G4-6-3 BB		F7		F2	1 0 1 0 1	0 0 0 0 0	0 0 0 0 0	0 0 0 0 0	1 0 0 0 0	1 0 0 0 0	0 0 2 0 2
Inning Stats	R: 0 E: 0 K: 1 S: 5 H: 1 LOB: 1 BB: 1 P: 9	R: 0 E: 0 K: 1 S: 5 H: 0 LOB: 1 BB: 1 P: 9	R: 0 E: 0 K: 1 S: 5 H: 0 LOB: 0 BB: 0 P: 5	R: 0 E: 0 K: 1 S: 6 H: 1 LOB: 2 BB: 1 P: 10	R: 0 E: 0 K: 0 S: 2 H: 0 LOB: 0 BB: 1 P: 6	R: 0 E: 0 K: 2 S: 8 H: 1 LOB: 1 BB: 0 P: 8	R: 0 E: 0 K: 0 S: 5 H: 2 LOB: 2 BB: 0 P: 5	R: 0 E: 0 K: 1 S: 5 H: 0 LOB: 0 BB: 0 P: 5	R: 0 E: 0 K: 0 S: 4 H: 1 LOB: 2 BB: 1 P: 8	1B: 4 2B: 2 3B: 0 HR: 0	SF: 0 SAC: 0 DP: 2 HBP: 0			WP: 0 PB: 0 SB: 0 CS: 0	PA: 36		

PITCHER		IP	WLS	BF	H	R	ER	SO	BB	IBB	HBP	BLK	WP	HR	S	P	ERA	WHIP
Jim Rooker, L	(1, 1)	6.1	W	26	5	0	0	6	4	0	0	0	0	0	34	50	0.00	1.421
ERA:																		
Enrique Romo, R	(7, 1)	2.1		9	1	0	0	1	1	0	0	0	0	0	10	14	0.00	0.857
ERA:																		
Grant Jackson, L	(9, 1)	0.1	S	1	0	0	0	0	0	0	0	0	0	0	1	1	0.00	0.000
ERA:																		

PITCHER	IP	WLS	BF	H	R	ER	SO	BB	IBB	HBP	BLK	WP	HR	S	P	ERA	WHIP

BOTTOM

Pittsburgh Pirates @ St. Louis Cardinals

Busch Stadium, St. Louis, MO

Sun Apr 13 1980, 3:33 AM CST
Att. 16,301 - Unknown

livebaseballscorecards.com

AB	31
R	0
H	6
RBI	0
BB	5
SO	7
LOB	18

Batter	1	2	3	4	5	6	7	8	9	10	AB	R	H	RBI	BB	SO	LOB
Lenny Randle, S (1, 4) (9, 5) OBP: 0.091, SLG: 0.227	4-3		1-3			K		P4		4-3	5	0	0	0	0	1	1
Ivan De Jesus, R (1, 6) OBP: 0.238, SLG: 0.167	F9		F9			F8			F8	FC1-6 1B	3	0	0	0	0	0	1
Larry Biittner, L (9, PH) (9, 9) OBP: 0.400, SLG: 0.250											2	0	1	0	0	0	0
Bill Buckner, L (1, 3) OBP: 0.522, SLG: 0.682	1B			2-3		HR			1B 1B 1B	FC1-6	5	2	3	2	0	0	1
Dave Kingman, R (1, 7) OBP: 0.348, SLG: 0.762	P6			F8		6-3			F9 1B 2B 1B	K	5	1	1	0	0	1	2
Ken Henderson, S (1, 9) OBP: 0.278, SLG: 0.250		P3		K			4-1				4	0	1	1	0	1	0
Mick Kelleher, R (9, PR) (9, 6)									2B 1B		0	0	0	0	0	0	0
Jerry Martin, R (1, 8) OBP: 0.421, SLG: 0.813		BB			3-1		G1		F9		3	0	0	0	1	0	2
Steve Ontiveros, S (1, 5) OBP: 0.286, SLG: 0.167		K			4-3		1-3				3	0	0	0	0	1	1
Mike Vail, R (9, PH) OBP: 0.571, SLG: 0.714										2B	1	0	1	1	0	0	0
Mike Tyson, R (9, 4)											0	0	0	0	0	0	0
Tim Blackwell, S (1, 2) OBP: 0.286, SLG: 0.167		1-3			K			F8		IBB	3	0	0	0	1	1	1
Rick Reuschel, R (1, 1)			K			HR			F7		1	0	0	0	0	1	0
Scot Thompson, L (6, PH) OBP: 0.667, SLG: 0.500											0	1	0	0	1	0	0
Bill Caudill, R (6, 1)											0	0	0	0	0	0	0
Carlos Lezcano, R (8, PH)											1	0	0	0	0	1	0
Dick Tidrow, R (8, 1)											0	0	0	0	0	0	0
Barry Foote, R (9, PH) OBP: 0.231, SLG: 0.417											1	0	0	0	0	0	3
Bruce Sutter, R (9, 1)											0	0	0	0	0	0	0
Inning Stats	R: 0 E: 0 K: 0 S: 4 / H: 1 LOB: 1 BB: 0 P: 4	R: 0 E: 0 K: 1 S: 5 / H: 0 LOB: 1 BB: 1 P: 9	R: 0 E: 0 K: 1 S: 5 / H: 0 LOB: 0 BB: 0 P: 5	R: 0 E: 0 K: 1 S: 5 / H: 0 LOB: 0 BB: 0 P: 5	R: 0 E: 0 K: 1 S: 5 / H: 0 LOB: 0 BB: 0 P: 5	R: 2 E: 0 K: 1 S: 6 / H: 1 LOB: 0 BB: 1 P: 10	R: 0 E: 0 K: 0 S: 3 / H: 0 LOB: 0 BB: 0 P: 3	R: 0 E: 0 K: 1 S: 5 / H: 0 LOB: 0 BB: 0 P: 5	R: 2 E: 0 K: 0 S: 7 / H: 4 LOB: 3 BB: 1 P: 11	R: 0 E: 0 K: 1 S: 6 / H: 1 LOB: 1 BB: 0 P: 6	1B: 5 2B: 1 3B: 0 HR: 1 / SF: 0 SAC: 0 DP: 0 HBP: 0						

PITCHER	IP	WLS	BF	H	R	ER	SO	BB	IBB	HBP	BLK	WP	HR	S	P	ERA	WHIP
Bert Blyleven, R (1, 1) ERA: 2.25	7.0		25	2	2	2	5	2	0	0	0	0	1	33	41	2.57	0.571
Grant Jackson, L (8, 1) ERA:	1.0		3	0	0	0	1	0	0	0	0	0	0	5	5	0.00	0.000
Kent Tekulve, R (9, 1) ERA: 9.0	2.0	W	12	5	2	2	1	0	1	0	0	0	0	13	17	9.00	2.500

PITCHER	IP	WLS	BF	H	R	ER	SO	BB	IBB	HBP	BLK	WP	HR	S	P	ERA	WHIP

TOP

Chicago Cubs @ Pittsburgh Pirates

Three Rivers Stadium, Pittsburgh, PA

Mon Apr 14 1980, 3:33 AM EST

Att. 44,088 - Unknown

livebaseballscorecards.com

AB	37
R	4
H	7
RBI	4
BB	3
SO	7
LOB	12

PA: 40

WP: 0
PB: 0
SB: 0
CS: 0

Chicago Cubs @ Pittsburgh Pirates

Three Rivers Stadium, Pittsburgh, PA

Mon Apr 14 1980, 3:33 AM EST

Att. 44,088 - Unknown

livebaseballscorecards.com

Batter	1	2	3	4	5	6	7	8	9	10	AB	R	H	RBI	BB	SO	LOB
Omar Moreno, L (1, 8) OBP: 0.364, SLG: 0.350	S 2B 1B		4-3		F8		F8		G6-4-3 1B		5	1	2	0	0	0	0
Tim Foli, R (1, 6) OBP: 0.190, SLG: 0.250	G3 FC4-6 1-H 2B		4-3		F8		FC6-4 1B		G6-4-3 1-2f		5	1	2	1	0	0	1
Dave Parker, L (1, 9) OBP: 0.286, SLG: 0.300	G3 2-3		2B HBP		1B		FC6-4 1B HBP 1-2f		K		4	1	1	0	0	1	2
Willie Stargell, L (1, 3) OBP: 0.409, SLG: 0.250	FC4-6 BB		1-H 2B		K		1B 1-2 HBP			K	3	0	1	1	1	2	1
John Milner, L (1, 7) OBP: 0.294, SLG: 0.077 Bill Robinson, R (7, 7) OBP: 0.500, SLG: 1.250	FC4-6 FC6-4 1-2f 3-H		F8			K	1B 1-2 2-3			HR	3 2	0 1	0 2	1 1	0 0	1 0	2 0
Bill Madlock, R (1, 5) OBP: 0.200, SLG: 0.200	FC6-4 1-2f			6-3		5-3	F7				4	0	0	0	0	0	4
Ed Ott, L (1, 2) OBP: 0.400, SLG: 0.500		F9		F7		BB		4-3			3	0	0	0	1	0	0
Phil Garner, R (1, 4) OBP: 0.400, SLG: 0.353		F4		1B		F8		F8			4	0	1	0	0	0	1
Bert Blyleven, R (1, 1)		4-3		K			HR	K			2	0	0	0	0	1	1
Mike Easler, L (7, PH) OBP: 0.333, SLG: 1.333											1	1	1	1	0	0	0
Grant Jackson, S (8, 1)											0	0	0	0	0	0	0
Lee Lacy, R (8, PH) OBP: 0.500, SLG: 0.500											1	0	0	0	0	1	0
Kent Tekulve, R (9, 1)											0	0	0	0	0	0	0
Inning Stats	R: 2 H: 2 E: 0 LOB: 1 K: 0 BB: 1 S: 5 P: 9	R: 0 H: 0 E: 0 LOB: 0 K: 0 BB: 0 S: 3 P: 3	R: 1 H: 1 E: 0 LOB: 1 K: 0 BB: 0 S: 4 P: 5	R: 0 H: 1 E: 0 LOB: 1 K: 1 BB: 0 S: 6 P: 6	R: 0 H: 1 E: 0 LOB: 1 K: 1 BB: 0 S: 6 P: 6	R: 0 H: 0 E: 0 LOB: 1 K: 1 BB: 1 S: 5 P: 9	R: 1 H: 3 E: 0 LOB: 3 K: 0 BB: 0 S: 6 P: 7	R: 0 H: 0 E: 0 LOB: 0 K: 1 BB: 0 S: 5 P: 5	R: 0 H: 1 E: 0 LOB: 0 K: 1 BB: 0 S: 5 P: 5	R: 1 H: 1 E: 0 LOB: 0 K: 1 BB: 0 S: 4 P: 4	1B: 6 2B: 2 3B: 0 HR: 2	SF: 0 SAC: 0 DP: 1 HBP: 2						

BOTTOM

AB	37
R	5
H	10
RBI	5
BB	2
SO	6
LOB	12

WP: 0 PA: 41
PB: 0
SB: 1
CS: 0

PITCHER		IP	WLS	BF	H	R	ER	SO	BB	IBB	HBP	BLK	WP	HR	S	P	ERA	WHIP
Rick Reuschel, R ERA: 6.1	(1, 1)	5.0		22	5	3	3	2	1	0	1	0	0	0	24	29	5.40	1.200
Bill Caudill, R ERA: 3.86	(6, 1)	2.0		11	3	1	1	1	1	0	1	0	0	1	11	16	4.50	2.000
Dick Tidrow, R ERA:	(8, 1)	1.0		3	0	0	0	1	0	0	0	0	0	0	5	5	0.00	0.000
Bruce Sutter, R ERA: 4.15	(9, 1)	1.1	L	5	2	1	1	2	0	0	0	0	0	1	9	9	6.75	1.500

PITCHER		IP	WLS	BF	H	R	ER	SO	BB	IBB	HBP	BLK	WP	HR	S	P	ERA	WHIP

Batter	1	2	3	4	5	6	7	8	9	AB	R	H	RBI	BB	SO	LOB
Garry Templeton, S (1, 6) OBP: 0.355, SLG: 0.448	1B S 1B 1B	S 1B 1B	FC5-4 G6-4-3 1-2f			CS 2B	1B		6-3	6	2	4	0	0	0	1
Ken Oberkfell, L (1, 4) OBP: 0.379, SLG: 0.318	BBBB 1B 1B 1B 1-2 BB	F7	G6-4-3 1-2f			BBBB HBP CS 1B BB	F8		6-3	4	2	0	0	2	0	3
Keith Hernandez, L (1, 3) OBP: 0.414, SLG: 0.577	SSS K	1B 2B 1-H 1B		F8		SSS K 1-2 2-3	F8			5	1	1	1	0	2	5
Ted Simmons, S (1, 2) OBP: 0.345, SLG: 0.308	1B 1B 1-2 2-3 1B	2B 1-3 1B		F8		HBP 1B IBB		F5		4	3	2	0	1	0	0
Bobby Bonds, R (1, 7) Jim Lentine, R (6, PR) (6, 7) OBP: 0.370, SLG: 0.417	1B E 1B 1-2 2-3 3-H	1B 1-H 3-H 2B		F9		1B 1B 1-2 2-3 HBP		6-3		3 1	2 1	2 0	3 0	0 0	0 0	0 0
George Hendrick, R (1, 9) OBP: 0.393, SLG: 0.538	E4 1-H 2-H 3-H 1B	2-H 1B			4-3	1B 1-3 2-H 3-H 1B		HR		5	1	4	6	0	0	0
Ken Reitz, R (1, 5) OBP: 0.500, SLG: 0.542	F2	F9			F7	1B 1-2 3-H 1B		1B		5	0	2	1	0	0	2
Tony Scott, S (1, 8) OBP: 0.143, SLG: 0.111	BBBB BB	P4			1B	SSS K		5-3		4	0	1	0	1	1	4
Bob Sykes, S (1, 1) OBP: 0.250, SLG: 0.250 Mark Littell, L (8, 1)	SSS K		FC5-4 1B		1-3		SSS K		F8	4 1	0 0	1 0	0 0	0 0	2 0	3 0
Inning Stats	R: 4 E: 1 K: 2 S: 11 H: 4 LOB: 2 BB: 2 P: 19	R: 4 E: 0 K: 0 S: 8 H: 5 LOB: 1 BB: 0 P: 8	R: 0 E: 0 K: 0 S: 3 H: 1 LOB: 0 BB: 0 P: 3	R: 0 E: 0 K: 0 S: 3 H: 0 LOB: 0 BB: 0 P: 3	R: 0 E: 0 K: 0 S: 4 H: 1 LOB: 1 BB: 0 P: 4	R: 3 E: 0 K: 2 S: 9 H: 3 LOB: 2 BB: 2 P: 18	R: 0 E: 0 K: 1 S: 6 H: 1 LOB: 1 BB: 0 P: 6	R: 1 E: 0 K: 0 S: 5 H: 2 LOB: 1 BB: 0 P: 5	R: 0 E: 0 K: 0 S: 3 H: 0 LOB: 0 BB: 0 P: 3	1B: 14 2B: 3 3B: 0 HR: 1 SF: 0 SAC: 0 DP: 2 HBP: 1						

St. Louis Cardinals @ Pittsburgh Pirates

Three Rivers Stadium, Pittsburgh, PA

Thu Apr 17 1980, 3:33 AM EST

Att. 5,233 - Unknown

TOP

livebaseballscorecards.com

AB	42
R	12
H	17
RBI	11
BB	4
SO	5
LOB	18

WP: 0 PB: 0 SB: 2 CS: 2 PA: 47

PITCHER		IP	WLS	BF	H	R	ER	SO	BB	IBB	HBP	BLK	WP	HR	S	P	ERA	WHIP
John Candelaria, L ERA: 10.13	(1, 1)	2.0	L	17	9	8	7	2	2	0	0	0	0	0	19	27	31.50	5.500
Dave Roberts, L ERA:	(3, 1)	2.0		6	1	0	0	0	0	0	0	0	0	0	6	6	0.00	0.500
Eddie Solomon, R ERA: 10.13	(5, 1)	1.2		9	2	3	3	1	1	1	1	0	0	0	8	17	16.20	1.800
Enrique Romo, R ERA:	(6, 1)	0.1		3	2	0	0	1	0	0	0	0	0	0	5	5	0.00	6.000
Rod Scurry, L ERA: 4.5	(7, 1)	2.0		9	3	1	1	1	0	0	0	0	0	1	11	11	4.50	1.500

PITCHER		IP	WLS	BF	H	R	ER	SO	BB	IBB	HBP	BLK	WP	HR	S	P	ERA	WHIP
Kent Tekulve, R ERA: 6.0	(9, 1)	1.0		3	0	0	0	0	0	0	0	0	0	0	3	3	0.00	0.000

Batter	1	2	3	4	5	6	7	8	9	AB	R	H	RBI	BB	SO	LOB
Omar Moreno, L (1, 8) OBP: 0.370, SLG: 0.360	S 1B	F7		F9		SSS 0-3 K		S 2B 1B		5	1	2	0	0	1	4
Tim Foli, R (1, 6) OBP: 0.308, SLG: 0.375	1-3 1-2	1-3 2-H 3-H 2B		1B			4-3 G3 1B 1B	BBBB 1-2 2B BB		4	2	3	2	1	0	1
Dave Parker, L (1, 9) OBP: 0.269, SLG: 0.320	F8	P2		G3			G3 1-2	1-H 2-H 2B		5	0	1	2	0	0	6
Bill Robinson, R (1, 3) OBP: 0.444, SLG: 1.125 Kent Tekulve, R (9, 1)	BBBB 4-0 BB		HR		5-3		4-3 2-3	F7		4 0	1 0	1 0	1 0	1 0	0 0	2 0
Bill Madlock, R (1, 5) OBP: 0.240, SLG: 0.240 (9, 3)	4-3		F9		6-3		S 1B 3-H 1B		2B 1B	5	2	2	1	0	0	2
Lee Lacy, R (1, 7) OBP: 0.714, SLG: 0.857		2B 2B 1B	SSS 0-3 K		FC6-4 1B		1-H 1B		1B G6-4-3 1-H 2B	5	2	4	2	0	1	0
Phil Garner, R (1, 4) OBP: 0.400, SLG: 0.409		1-3 2B 2B	6-3		FC6-4 1-2f		F9		G6-4-3 2-3 1B	5	1	2	0	0	0	2
Steve Nicosia, R (1, 2)		P3		5-3		F9		F8	G6-4-3 1-2f 3-H	5	0	0	0	0	0	3
John Candelaria, L (1, 1) OBP: 0.000, SLG: 0.000 Mike Easler, L (2, PH) OBP: 0.800, SLG: 1.333 Dave Roberts, L (3, 1) Manny Sanguillen, R (4, PH) OBP: 0.400, SLG: 1.000 Eddie Solomon, R (5, 1) Enrique Romo, R (6, 1) John Milner, L (6, PH) OBP: 0.273, SLG: 0.571 Rod Scurry, L (7, 1) Dale Berra, R (8, PH) (9, 5)	BBBB 4-0 2B BB			x 0-0 2B		x 0-0 1-3		x 0-0 P4	SSS 0-3 K	0 0 0 1 0 0 0 1 0 2	0 0 0 0 0 0 0 0 0 0	0 0 0 1 0 0 0 0 0 0	0 0 0 0 0 0 0 0 0 0	0 1 0 0 0 0 0 0 0 0	0 0 0 0 0 0 0 0 0 1	0 0 0 0 0 0 0 0 0 0
Inning Stats	R: 0 E: 0 K: 0 S: 4 H: 1 LOB: 2 BB: 1 P: 8	R: 2 E: 0 K: 0 S: 6 H: 3 LOB: 2 BB: 1 P: 10	R: 1 E: 0 K: 1 S: 6 H: 1 LOB: 0 BB: 0 P: 6	R: 0 E: 0 K: 0 S: 5 H: 2 LOB: 2 BB: 0 P: 5	R: 0 E: 0 K: 0 S: 4 H: 1 LOB: 1 BB: 0 P: 4	R: 0 E: 0 K: 1 S: 5 H: 0 LOB: 0 BB: 0 P: 5	R: 2 E: 0 K: 0 S: 6 H: 3 LOB: 1 BB: 0 P: 6	R: 2 E: 0 K: 0 S: 5 H: 2 LOB: 1 BB: 0 P: 9	R: 2 E: 0 K: 1 S: 7 H: 3 LOB: 0 BB: 0 P: 7	1B: 10 2B: 5 3B: 0 HR: 1 SF: 0 SAC: 0 DP: 1 HBP: 0						

PITCHER		IP	WLS	BF	H	R	ER	SO	BB	IBB	HBP	BLK	WP	HR	S	P	ERA	WHIP
Bob Sykes, L ERA: 6.52	(1, 1)	7.2	W	39	13	7	7	2	3	0	0	0	0	1	40	52	8.22	2.087
Mark Littell, R ERA: 7.71	(8, 1)	1.1		6	3	2	2	1	0	0	0	0	0	0	8	8	13.50	2.250

PITCHER	IP	WLS	BF	H	R	ER	SO	BB	IBB	HBP	BLK	WP	HR	S	P	ERA	WHIP

BOTTOM

St. Louis Cardinals @ Pittsburgh Pirates

Three Rivers Stadium, Pittsburgh, PA

Thu Apr 17 1980, 3:33 AM EST

Att. 5,233 - Unknown

livebaseballscorecards.com

AB	42
R	9
H	16
RBI	8
BB	3
SO	3
LOB	20

WP: 0	PA: 45		
PB: 0			
SB: 3			
CS: 0			

St. Louis Cardinals @ Pittsburgh Pirates

Three Rivers Stadium, Pittsburgh, PA

Fri Apr 18 1980, 6:05 PM EST

Att. 10,196 - Unknown

TOP

livebaseballscorecards.com

Batter	1	2	3	4	5	6	7	8	9	AB	R	H	RBI	BB	SO	LOB
Garry Templeton, S (1, 6) OBP: 0.361, SLG: 0.424	5-3		1B WP 1B 1-2	6-3		IBB			P4	4	1	1	0	1	0	1
Ken Oberkfell, L (1, 4) OBP: 0.353, SLG: 0.296	K		F7	4-3	5-3				FC3-6 1B	5	0	1	0	0	1	4
Keith Hernandez, L (1, 3) OBP: 0.382, SLG: 0.516	6-3		PO WP 1B 1-3 2-H	6-3			L3		FC3-6 WP HR 1-2f	5	1	1	1	0	0	1
Dane Iorg, L (1, 7) OBP: 0.333, SLG: 1.333 Roy Thomas, R (7, 1) Ted Simmons, S (9, PH) OBP: 0.367, SLG: 0.444		HR	PO 1-3 3-H	HR	G3		4-3		HR 1-H	4 0 1	2 0 1	2 0 1	2 0 2	0 0 0	0 0 0	0 0 0
Terry Kennedy, L (1, 2) OBP: 0.400, SLG: 0.400 Bobby Bonds, R (9, PR) OBP: 0.370, SLG: 0.417		4-3		3B 1B		K	4-3		1B	5 0	1 0	2 0	0 0	0 0	1 0	0 0
George Hendrick, R (1, 9) OBP: 0.394, SLG: 0.581		F8		SF8 3B 1-H		HR 1B		5-3	4-3	5	2	2	1	0	0	1
Ken Reitz, R (1, 5) OBP: 0.467, SLG: 0.630		5-3		SF8 3-H		HR 1-H		4-3		3	1	1	3	0	0	0
Tony Scott, S (1, 8) OBP: 0.219, SLG: 0.200			F8	BB SH1		SH1-4 1B		2B		3	0	2	0	1	0	0
Silvio Martinez, R (1, 1) Donnie Moore, L (1, 1) OBP: 1.000, SLG: 1.000 Darold Knowles, L (6, 1) Jim Lentine, R (7, 7)			1B 1B 1B	SH1 1-2		SH1-4 1-2			F9	0 1 0 1	0 1 0 0	0 1 0 0	0 0 0 0	0 0 0 0	0 0 0 0	0 0 0 1

	AB	37
	R	10
	H	14
	RBI	9
	BB	2
	SO	2
	LOB	8

Inning Stats	1	2	3	4	5	6	7	8	9	1B: 8 SF: 1	WP: 2 PA: 43
R:	0	1	2	3	0	2	0	0	2	2B: 1 SAC: 2	PB: 0
E:	0	0	0	0	0	0	0	0	0	3B: 1 DP: 0	SB: 0
K:	1	0	0	0	0	1	0	0	0	HR: 4 HBP: 0	CS: 0
S:	5	4	5	6	3	8	3	4	6		
H:	0	1	3	3	0	3	0	1	3		
LOB:	0	0	0	1	0	2	0	1	0		
BB:	0	0	0	1	0	1	0	0	0		
P:	5	4	5	10	3	12	3	4	6		

PITCHER		IP	WLS	BF	H	R	ER	SO	BB	IBB	HBP	BLK	WP	HR	S	P	ERA	WHIP
Jim Bibby, R ERA: 6.0	(1, 1)	3.0		15	7	6	6	1	0	0	0	0	1	2	17	17	18.00	2.333
Andy Hassler, L ERA: 6.75	(4, 1)	2.2		12	3	2	2	1	1	0	0	0	0	1	13	17	6.75	1.500
Grant Jackson, L ERA: 2.84	(6, 1)	3.0	W	14	4	2	2	0	0	1	0	0	1	1	13	17	6.00	1.333
Kent Tekulve, R ERA: 5.4	(9, 1)	0.1	S	1	0	0	0	0	0	0	0	0	0	0	1	1	0.00	0.000

PITCHER		IP	WLS	BF	H	R	ER	SO	BB	IBB	HBP	BLK	WP	HR	S	P	ERA	WHIP

Batter	1	2	3	4	5	6	7	8	9	AB	R	H	RBI	BB	SO	LOB
Omar Moreno, L (1, 8) OBP: 0.313, SLG: 0.310	6-3 F3			3-1		4-3	SF7 3-H			4	0	0	1	0	0	1
Tim Foli, R (1, 6) OBP: 0.355, SLG: 0.448	E 1B 2B	5-3		1B 1B 1B		HR 1B	F8			5	3	3	0	0	0	0
Dave Parker, L (1, 9) OBP: 0.323, SLG: 0.467	E1 1B 1B 2-3	G3		1B 1-3 1B		1-H HR		2B 1B		5	3	3	2	0	0	1
Bill Robinson, R (1, 7) OBP: 0.500, SLG: 1.000	1B 1B 1-2 3-H 1B	F2		1-2 3-H 1B		S FC 2B		F8 1-H 2B		5	2	3	2	0	0	1
John Milner, L (1, 3) OBP: 0.304, SLG: 0.211	G3 1B 2B 1-3 2-H 1B		F2	F9		FC 2-H		1-H 2B		5	1	2	3	0	0	2
Bill Madlock, R (1, 5) OBP: 0.300, SLG: 0.300	G3 2B 1-2 3-H 1B		1B 1B	P6		1B		P6		5	1	3	1	0	0	3
Ed Ott, L (1, 2) OBP: 0.360, SLG: 0.435	G3 1-2 2-3		FC6-4 1-2 1B		F7	G3		3-1		5	0	1	0	0	0	4
Phil Garner, R (1, 4) OBP: 0.414, SLG: 0.375	2B IBB		K		P4		F8 S SF7 BB			2	2	0	0	2	1	2
Jim Bibby, R (1, 1) OBP: 0.286, SLG: 0.429 Andy Hassler, L (4, 1) Grant Jackson, S (6, 1) Kent Tekulve, R (9, 1)	1-H 2-H 3-H 2B		FC6-4 1-2f		K		F8 1-3			2 1 1 0	0 0 0 0	1 0 0 0	3 0 0 0	0 1 0 0	0 0 0 0	2 0 1 0
Inning Stats	R: 6 E: 1 K: 0 S: 9 H: 5 LOB: 1 BB: 1 P: 13	R: 0 E: 0 K: 0 S: 3 H: 0 LOB: 0 BB: 0 P: 3	R: 0 E: 0 K: 1 S: 7 H: 2 LOB: 2 BB: 0 P: 7	R: 1 E: 0 K: 0 S: 6 H: 3 LOB: 2 BB: 0 P: 6	R: 0 E: 0 K: 1 S: 5 H: 0 LOB: 0 BB: 0 P: 5	R: 3 E: 0 K: 0 S: 7 H: 4 LOB: 1 BB: 0 P: 7	R: 1 E: 0 K: 0 S: 3 H: 0 LOB: 0 BB: 1 P: 7	R: 1 E: 0 K: 0 S: 5 H: 2 LOB: 1 BB: 0 P: 5		1B: 11 2B: 4 3B: 0 HR: 1	SF: 1 SAC: 0 DP: 0 HBP: 0			WP: 0 PB: 0 SB: 2 CS: 0	PA: 43	

PITCHER		IP	WLS	BF	H	R	ER	SO	BB	IBB	HBP	BLK	WP	HR	S	P	ERA	WHIP
Silvio Martinez, R ERA: 4.7	(1, 1)	0.2		9	5	6	2	0	0	1	0	0	0	0	8	12	27.00	7.500
Donnie Moore, R ERA: 5.4	(1, 1)	4.2		20	6	2	2	2	0	0	0	0	0	0	24	24	3.86	1.286
Darold Knowles, L ERA: 10.8	(6, 1)	0.2	L	5	3	2	2	0	0	0	0	0	0	1	5	5	27.00	4.500
Roy Thomas, R ERA: 13.5	(7, 1)	2.0		9	2	2	2	0	1	0	0	0	0	0	8	12	9.00	1.500

PITCHER	IP	WLS	BF	H	R	ER	SO	BB	IBB	HBP	BLK	WP	HR	S	P	ERA	WHIP

BOTTOM

St. Louis Cardinals @ Pittsburgh Pirates

Three Rivers Stadium, Pittsburgh, PA

Fri Apr 18 1980, 6:05 PM EST

Att. 10,196 - Unknown

livebaseballscorecards.com

AB	40
R	12
H	16
RBI	12
BB	2
SO	2
LOB	17

Batter	1	2	3	4	5	6	7	8	9	AB	R	H	RBI	BB	SO	LOB
Garry Templeton, S (1, 6) OBP: 0.341, SLG: 0.395	S S S 0-3 ① K	S S S 0-3 ③ K			x 0-0 ① F8		x 0-0 E3		x 0-0 SH1-3 1B	5	0	1	0	0	2	2
Ken Oberkfell, L (1, 4) OBP: 0.342, SLG: 0.267	B B B B 4-0 1B BB		S S S 0-3 ① K		S S S 0-3 ② K		x 0-0 ③ F9		x 0-0 ① SH1-3 1-2	3	0	0	0	1	2	1
Keith Hernandez, L (1, 3) OBP: 0.421, SLG: 0.618 Bobby Bonds, R (8, PR) OBP: 0.370, SLG: 0.417 (8, 7) Bernie Carbo, L (9, PH) Jim Lentine, R (9, PH) (9, 7)	x 0-0 1-2 1B		x 0-0 HR		x 0-0 ③ 6-3			B B B B 4-0 1B 1B BB	x 0-0 ② F9	3 0 0 1	1 1 0 0	2 0 0 0	1 0 0 0	1 0 0 0	0 0 0 0	0 0 0 1
Ted Simmons, S (1, 2) OBP: 0.400, SLG: 0.433	S S S 0-3 ② K		S S S 0-3 ② K			B B B B 4-0 BB		x 0-0 1-2 1B	4-0 IBB	3	0	1	0	2	2	2
Dane Iorg, L (1, 7) OBP: 0.182, SLG: 0.727 (8, 3)	x 0-0 ③ F8		x 0-0 ③ F8			S S S 0-3 ① K		S S S 0-3 ① K	x 0-0 ③ F7	5	0	0	0	0	2	7
George Hendrick, R (1, 9) OBP: 0.405, SLG: 0.571		x 0-0 SH1-4 1B		x 0-0 ① 4-3		S S S 0-3 ② K		x 0-0 1-3 2-H BB 1B		4	0	2	1	0	1	1
Ken Reitz, R (1, 5) OBP: 0.441, SLG: 0.581		x 0-0 1-2 SH1-4 1B		x 0-0 ② F8		S S S 0-3 ③ K		x 0-0 ② P4		4	0	1	0	0	1	3
Tony Scott, S (1, 8) OBP: 0.222, SLG: 0.182		S S S 0-3 ① K		x 0-0 E6			x 0-0 ① F3	B B B B 4-0 1-2 BB		3	0	0	0	1	1	2
John Fulgham, R (1, 1)		x 0-0 ② SH1-4 1-2 2-3		S S S 0-3 ③ K			S S S 0-3 ② K	S S S 0-3 ③ K		3	0	0	0	0	3	4
Inning Stats	R: 0 E: 0 K: 2 S: 8 H: 1 LOB: 2 BB: 1 P: 12	R: 0 E: 0 K: 2 S: 9 H: 2 LOB: 2 BB: 0 P: 9	R: 1 E: 0 K: 2 S: 8 H: 1 LOB: 0 BB: 0 P: 8	R: 0 E: 1 K: 1 S: 6 H: 0 LOB: 1 BB: 0 P: 6	R: 0 E: 0 K: 1 S: 5 H: 0 LOB: 0 BB: 0 P: 5	R: 0 E: 0 K: 3 S: 9 H: 0 LOB: 1 BB: 1 P: 13	R: 0 E: 1 K: 1 S: 6 H: 0 LOB: 1 BB: 0 P: 6	R: 1 E: 0 K: 2 S: 9 H: 2 LOB: 3 BB: 2 P: 17	R: 0 E: 0 K: 0 S: 4 H: 1 LOB: 2 BB: 1 P: 8	1B: 6 2B: 0 3B: 0 HR: 1	SF: 0 SAC: 2 DP: 0 HBP: 0					

PITCHER		IP	WLS	BF	H	R	ER	SO	BB	IBB	HBP	BLK	WP	HR	S	P	ERA	WHIP
Bert Blyleven, R ERA: 1.89	(1, 1)	7.0		29	4	1	1	12	2	0	0	0	0	1	51	59	1.29	0.857
Dave Roberts, L ERA: 3.86	(8, 1)	0.1	L	3	1	1	1	1	1	0	0	0	0	0	4	8	27.00	6.000
Enrique Romo, R ERA:	(8, 1)	1.0		6	2	0	0	1	1	0	0	0	0	0	7	11	0.00	3.000
Grant Jackson, L ERA: 2.57	(9, 1)	0.2		3	0	0	0	0	0	1	0	0	0	0	2	6	0.00	0.000

PITCHER	IP	WLS	BF	H	R	ER	SO	BB	IBB	HBP	BLK	WP	HR	S	P	ERA	WHIP

TOP

St. Louis Cardinals @ Pittsburgh Pirates

Three Rivers Stadium, Pittsburgh, PA

Sat Apr 19 1980, 3:33 AM EST
Att. 12,642 - Sunny - 78 F

livebaseballscorecards.com

AB	34
R	2
H	7
RBI	2
BB	5
SO	14
LOB	23

WP: 0	PB: 0	SB: 0	CS: 0	PA: 41		

Cardinals @ Pittsburgh Pirates

Three Rivers Stadium, Pittsburgh, PA

Sat Apr 19 1980, 3:33 AM EST

Att. 12,642 - Sunny - 78 F

livebaseballscorecards.com

BOTTOM

Batter	1	2	3	4	5	6	7	8	9	AB	R	H	RBI	BB	SO	LOB
Omar Moreno, L (1, 8) OBP: 0.306, SLG: 0.333	S S S 0-3 ① K	x 0-0 1-3 ② 2B			x 0-0 ② 4-3			x 0-0 ① 4-3		4	0	1	0	0	1	0
Tim Foli, R (1, 6) OBP: 0.314, SLG: 0.394	x 0-0 ② F8	x 0-0 ③ F2			x 0-0 ③ F7			x 0-0 ② 1-3		4	0	0	0	0	0	2
Dave Parker, L (1, 9) OBP: 0.314, SLG: 0.441	x 0-0 ① S 1B		S S S 0-3 ① K			x 0-0 ① 1-3		x 0-0 ③ F9		4	0	1	0	0	1	0
Bill Robinson, R (1, 7) OBP: 0.444, SLG: 0.813	B B B 4-0 1-2 BB		x 0-0 ② F8			x 0-0 ② F8			x 0-0 ① F5	3	0	0	0	1	0	0
John Milner, L (1, 3) OBP: 0.259, SLG: 0.174	x 0-0 ③ F9		x 0-0 ③ F3			x 0-0 ③ 3-1			x 0-0 ② 4-3	4	0	0	0	0	0	2
Bill Madlock, R (1, 5) OBP: 0.294, SLG: 0.324		x 0-0 4-3 SF9 2B		x 0-0 ① F7			x 0-0 ① P2		x 0-0 ③ 6-3	4	1	1	0	0	0	0
Ed Ott, L (1, 2) OBP: 0.357, SLG: 0.400 Lee Lacy, R (7, PR) OBP: 0.714, SLG: 0.857 Steve Nicosia, R (8, 2)		x 0-0 ① 4-3 2-3		x 0-0 ② 5-3			B B B B 4-0 BB			2 0 0	0 0 0	0 0 0	0 0 0	1 0 0	0 0 0	1 0 0
Phil Garner, R (1, 4) OBP: 0.375, SLG: 0.346		x 0-0 ② SF9 3-H		S S S 0-3 ③ K			x 0-0 ② F9			2	0	0	1	0	1	1
Bert Blyleven, R (1, 1) OBP: 0.200, SLG: 0.200 Mike Easler, L (7, PH) OBP: 0.400, SLG: 1.000 Dave Roberts, L (8, 1) Enrique Romo, R (8, 1) Grant Jackson, S (9, 1)		x 0-0 2B 1B			S S S 0-3 ① K		x 0-0 ③ F9			2 1 0 0 0	0 0 0 0 0	1 0 0 0 0	0 0 0 0 0	0 0 0 0 0	1 0 0 0 0	0 1 0 0 0
Inning Stats	R: 0 E: 0 K: 1 S: 6 H: 1 LOB: 2 BB: 1 P: 10	R: 1 E: 0 K: 0 S: 6 H: 3 LOB: 2 BB: 0 P: 6	R: 0 E: 0 K: 1 S: 5 H: 0 LOB: 0 BB: 0 P: 5	R: 0 E: 0 K: 1 S: 5 H: 0 LOB: 0 BB: 0 P: 5	R: 0 E: 0 K: 1 S: 5 H: 0 LOB: 0 BB: 0 P: 5	R: 0 E: 0 K: 0 S: 3 H: 0 LOB: 0 BB: 0 P: 3	R: 0 E: 0 K: 0 S: 3 H: 0 LOB: 1 BB: 1 P: 7	R: 0 E: 0 K: 0 S: 3 H: 0 LOB: 0 BB: 0 P: 3	R: 0 E: 0 K: 0 S: 3 H: 0 LOB: 0 BB: 0 P: 3	1B: 2 2B: 2 3B: 0 HR: 0 SF: 1 SAC: 0 DP: 0 HBP: 0						

	AB	30
	R	1
	H	4
	RBI	1
	BB	2
	SO	4
	LOB	7

WP: 0 PB: 0 SB: 1 CS: 0 PA: 33

PITCHER		IP	WLS	BF	H	R	ER	SO	BB	IBB	HBP	BLK	WP	HR	S	P	ERA	WHIP
John Fulgham, R ERA: 4.5	(1, 1)	9.0	W	33	4	1	1	4	2	0	0	0	0	0	39	47	1.00	0.667

PITCHER	IP	WLS	BF	H	R	ER	SO	BB	IBB	HBP	BLK	WP	HR	S	P	ERA	WHIP

Batter	1	2	3	4	5	6	7	8	9	AB	R	H	RBI	BB	SO	LOB
Garry Templeton, S (1, 6) OBP: 0.370, SLG: 0.390	E6 G4-6-3 1B		BBBB 4-0 FC6-4 BB		F9			1B 2B 1-2 1B	BBBB 4-0 1-2 2-3 BB	3	1	1	0	2	0	1
Tom Herr, S (1, 4) OBP: 0.333, SLG: 0.333	0-0 G4-6-3 1-2 1B		0-0 FC6-4 1-2f			4-3		2B 1-2 2-3 1B	SSS 0-3 K	5	0	2	0	0	1	4
Keith Hernandez, L (1, 3) OBP: 0.395, SLG: 0.590	G4-6-3 1-2f 2-3			1-3		F9		1-3 2-H 3-H 2B	F6	5	0	1	2	0	0	5
Ted Simmons, S (1, 2) OBP: 0.385, SLG: 0.412	SSS K			P3		1B		F9		4	0	1	0	0	1	3
George Hendrick, R (1, 9) OBP: 0.390, SLG: 0.538		G5-4-3 1B		F8		SSS K		1-3		4	0	1	0	0	1	3
Bobby Bonds, R (1, 7) OBP: 0.355, SLG: 0.464 Mark Littell, L (8, 1)		P4			1B 3B		SSS K	5-3		4 0	1 0	1 0	0 0	0 0	1 0	3 0
Ken Reitz, R (1, 5) OBP: 0.447, SLG: 0.559		G5-4-3 1-2f	BBBB 4-0 G6-4-3 1B BB				CS 1B		F8	3	0	1	0	1	0	1
Jim Lentine, R (1, 8) (8, 7) OBP: 0.125, SLG: 0.125 Dane Iorg, L (9, PH) OBP: 0.250, SLG: 0.727			6-3		G6-4-3 1-2 3-H 1B		F7		BBBB 4-0 BB HBP BB	3 0	0 0	1 0	1 0	0 1	0 0	1 0
Pete Vuckovich, R (1, 1) OBP: 0.125, SLG: 0.250 Steve Swisher, R (5, PH) Don Hood, L (5, 1) Roy Thomas, R (6, 1) Ken Oberkfell, L (7, PH) OBP: 0.342, SLG: 0.267 Bob Sykes, S (7, 1) OBP: 0.250, SLG: 0.250 Tony Scott, S (8, PH) OBP: 0.263, SLG: 0.206 (8, 8)		F8			G6-4-3 1-2f 2-3		CS 1-2	1B 1B 2B 1B	H 1-0 BB HBP 1-2	1 1 0 0 0 0 1	0 0 0 0 0 0 1	0 0 0 0 0 0 1	0 0 0 0 0 0 1	0 2 0 0 0 0 0	0 0 0 0 0 0 0	0 0 0 0 0 0 0
Inning Stats	R: 0 H: 1 E: 1 LOB: 1 K: 1 BB: 0 S: 6 P: 6	R: 0 H: 1 E: 0 LOB: 0 K: 0 BB: 0 S: 3 P: 3	R: 0 H: 0 E: 0 LOB: 1 K: 0 BB: 1 S: 3 P: 7	R: 0 H: 0 E: 0 LOB: 0 K: 0 BB: 0 S: 3 P: 3	R: 1 H: 2 E: 0 LOB: 1 K: 0 BB: 1 S: 4 P: 8	R: 0 H: 1 E: 0 LOB: 1 K: 1 BB: 0 S: 6 P: 6	R: 0 H: 1 E: 0 LOB: 0 K: 1 BB: 0 S: 5 P: 5	R: 2 H: 4 E: 0 LOB: 2 K: 0 BB: 0 S: 7 P: 7	R: 0 H: 0 E: 0 LOB: 3 K: 1 BB: 2 S: 5 P: 14	1B: 8 SF: 0 2B: 1 SAC: 0 3B: 1 DP: 3 HR: 0 HBP: 1						

PITCHER		IP	WLS	BF	H	R	ER	SO	BB	IBB	HBP	BLK	WP	HR	S	P	ERA	WHIP
Jim Rooker, L ERA: 0.79	(1, 1)	5.0	W	19	4	1	1	1	2	0	0	0	0	0	19	27	1.80	1.200
Enrique Romo, R ERA: 2.08	(6, 1)	2.0		9	4	2	2	2	0	0	0	0	0	0	13	13	9.00	2.000
Grant Jackson, L ERA: 2.45	(8, 1)	0.1		3	2	0	0	0	0	0	0	0	0	0	3	3	0.00	6.000
Kent Tekulve, R ERA: 3.6	(8, 1)	1.2	S	8	0	0	0	1	2	0	1	0	0	0	7	16	0.00	1.200

PITCHER	IP	WLS	BF	H	R	ER	SO	BB	IBB	HBP	BLK	WP	HR	S	P	ERA	WHIP

TOP

St. Louis Cardinals @ Pittsburgh Pirates

Three Rivers Stadium, Pittsburgh, PA

Sun Apr 20 1980, 3:33 AM EST
Att. 35,567 - Unknown

livebaseballscorecards.com

AB	34
R	3
H	10
RBI	3
BB	4
SO	4
LOB	23

1B: 8	SF: 0	WP: 0	PA: 40
2B: 1	SAC: 0	PB: 0	
3B: 1	DP: 3	SB: 0	
HR: 0	HBP: 1	CS: 1	

Batter	1	2	3	4	5	6	7	8	9	AB	R	H	RBI	BB	SO	LOB
Omar Moreno, L (1, 8) OBP: 0.268, SLG: 0.289	F9	FC3-6 1B HR 1-2f 2-3		1-3		FC1-6 CS 1-2f		K		5	1	0	0	0	1	4
Tim Foli, R (1, 6) OBP: 0.375, SLG: 0.417	2B BB	HR 1-2 3-H 1B			1B WP G3 BB	1B 1-2		L9		3	2	2	1	2	0	1
Dave Parker, L (1, 9) OBP: 0.359, SLG: 0.579	1-3 2B	1-H 2-H HR			K 1-2	1B 1-2				4	1	3	3	0	1	1
Bill Robinson, R (1, 7) OBP: 0.409, SLG: 0.700	K	5-3			BB G3 2-3 1B	F9				4	0	1	0	0	1	4
John Milner, L (1, 3) OBP: 0.258, SLG: 0.185	F8		CS 1B		G3 1-2 3-H		P6			4	0	1	1	0	0	3
Bill Madlock, R (1, 5) OBP: 0.316, SLG: 0.324		BB 1B 1B	5-3 1-2		BB IBB		6-3			3	1	1	0	1	0	1
Ed Ott, L (1, 2) OBP: 0.375, SLG: 0.370		FC1-5 1B 1-2 BB	F9		1-2 2-3 BB		4-3			2	0	0	0	2	0	0
Phil Garner, R (1, 4) OBP: 0.361, SLG: 0.333		FC3-6 FC1-5 1B 1-2 2-H 1B		F9	K			4-3		4	1	1	1	0	1	3
Jim Rooker, R (1, 1) OBP: 0.200, SLG: 0.800 Enrique Romo, R (6, 1) OBP: 1.000, SLG: 1.000 Grant Jackson, S (8, 1) Kent Tekulve, R (8, 1)		FC1-5 FC3-6 1-2 2-3f		6-3		FC1-6 1B		BB		2 1 0 0	0 0 0 0	0 1 0 0	0 0 0 0	0 0 0 1	0 0 0 0	2 0 0 0
Inning Stats	R: 0 E: 0 K: 1 S: 6 H: 1 LOB: 2 BB: 1 P: 10	R: 5 E: 0 K: 0 S: 7 H: 4 LOB: 0 BB: 1 P: 11	R: 0 E: 0 K: 0 S: 3 H: 1 LOB: 0 BB: 0 P: 3	R: 0 E: 0 K: 0 S: 3 H: 0 LOB: 0 BB: 0 P: 3	R: 1 E: 0 K: 2 S: 8 H: 1 LOB: 3 BB: 3 P: 20	R: 0 E: 0 K: 0 S: 5 H: 3 LOB: 2 BB: 0 P: 5	R: 0 E: 0 K: 0 S: 3 H: 0 LOB: 0 BB: 0 P: 3	R: 0 E: 0 K: 1 S: 5 H: 0 LOB: 1 BB: 1 P: 9		1B: 8 2B: 1 3B: 0 HR: 1 SF: 0 SAC: 0 DP: 0 HBP: 0						

PITCHER		IP	WLS	BF	H	R	ER	SO	BB	IBB	HBP	BLK	WP	HR	S	P	ERA	WHIP
Pete Vuckovich, R ERA: 2.86	(1, 1)	4.0	L	19	6	5	5	1	2	0	0	0	0	1	19	27	11.25	2.000
Don Hood, L ERA: 2.08	(5, 1)	1.2		11	4	1	1	2	2	1	0	0	1	0	12	24	5.40	3.600
Roy Thomas, R ERA: 12.27	(6, 1)	0.1		1	0	0	0	0	0	0	0	0	0	0	1	1	0.00	0.000
Bob Sykes, L ERA: 5.91	(7, 1)	1.0		3	0	0	0	0	0	0	0	0	0	0	3	3	0.00	0.000
Mark Littell, R ERA: 5.4	(8, 1)	1.0		4	0	0	0	1	1	0	0	0	0	0	5	9	0.00	1.000

PITCHER	IP	WLS	BF	H	R	ER	SO	BB	IBB	HBP	BLK	WP	HR	S	P	ERA	WHIP

BOTTOM

St. Louis Cardinals @ Pittsburgh Pirates

Three Rivers Stadium, Pittsburgh, PA

Sun Apr 20 1980, 3:33 AM EST

Att. 35,567 - Unknown

livebaseballscorecards.com

AB	32
R	6
H	10
RBI	6
BB	6
SO	4
LOB	19

WP: 1 PA: 38
PB: 0
SB: 0
CS: 2

Batter	1	2	3	4	5	6	7	8	9	AB	R	H	RBI	BB	SO	LOB
Omar Moreno, L (1, 8) OBP: 0.283, SLG: 0.286	G3	2-3			FC5 1-2 1B		BBB 4-0 1B 3B BB	FC1-6 1-2f		4	1	1	0	1	0	3
Tim Foli, R (1, 6) OBP: 0.378, SLG: 0.415	HBP 1B		L5		FC5 1-3 2-3f		0-0 1-2 3B 1B	4-3		5	1	2	0	0	0	3
Dave Parker, L (1, 9) OBP: 0.386, SLG: 0.619	H 1-0 G6-4-3 1-2 HBP		P5		P6		0-0 1-H 2-H 1B 3B		FC5-4 1B	4	1	2	2	0	0	2
Bill Robinson, R (1, 3) OBP: 0.370, SLG: 0.583	G6-4-3 1-2f		F7			BBB 4-0 1B 2B BB	SSS 0-3 K		SSS 0-3 K	4	1	0	0	1	2	4
Bill Madlock, R (1, 5) OBP: 0.302, SLG: 0.310		5-3		F7		0-0 2B 1-2 SF8 1B	0-0 F9		FC5-4 1B 1-2f	5	1	1	0	0	0	2
Lee Lacy, R (1, 7) OBP: 0.667, SLG: 0.833		E3 1B SF7		F8		0-0 SF8 1-3 2-H SF8 2B	0-0 3-H 1B		0-0 1-2 1B	5	2	3	2	0	0	0
Phil Garner, R (1, 4) OBP: 0.341, SLG: 0.324		SF7 1-3 1B		5-3		0-0 SF8 2-3 3-H	F8		4-3	4	0	1	1	0	0	3
Steve Nicosia, R (1, 2)		IIII 4-0 SF7 IBB			1-3	SF8 3-H		SSS 0-3 K		2	0	0	1	1	1	0
John Candelaria, L (1, 1) OBP: 0.500, SLG: 0.600		SF7 1-2 2-3 3-H			FC5 1B 1B	4-3		FC1-6 1B		3	0	2	1	0	0	0
Inning Stats	R: 0 E: 0 K: 0 S: 3 H: 1 LOB: 1 BB: 0 P: 4	R: 1 E: 1 K: 0 S: 5 H: 1 LOB: 2 BB: 1 P: 9	R: 0 E: 0 K: 0 S: 3 H: 0 LOB: 0 BB: 0 P: 3	R: 0 E: 0 K: 0 S: 3 H: 0 LOB: 0 BB: 0 P: 3	R: 0 E: 0 K: 0 S: 5 H: 2 LOB: 2 BB: 0 P: 5	R: 3 E: 0 K: 0 S: 5 H: 2 LOB: 0 BB: 1 P: 9	R: 3 E: 0 K: 1 S: 8 H: 3 LOB: 1 BB: 1 P: 12	R: 0 E: 0 K: 1 S: 6 H: 1 LOB: 1 BB: 0 P: 6	R: 0 E: 0 K: 1 S: 7 H: 2 LOB: 2 BB: 0 P: 7	1B: 10 2B: 1 3B: 1 HR: 0 SF: 3 SAC: 0 DP: 1 HBP: 1						

TOP

Pittsburgh Pirates @ Montreal Expos

Olympic Stadium, Montreal, QB

Mon Apr 21 1980, 3:33 AM EST

Att. 10,327 - Unknown

livebaseballscorecards.com

AB	36
R	7
H	12
RBI	7
BB	3
SO	3
LOB	17

WP: 0 PB: 0 SB: 0 CS: 0 PA: 43

PITCHER		IP	WLS	BF	H	R	ER	SO	BB	IBB	HBP	BLK	WP	HR	S	P	ERA	WHIP
Ross Grimsley, L ERA: 4.5	(1, 1)	6.0	L	27	6	4	3	0	1	1	1	0	0	0	24	33	4.50	1.167
Fred Norman, L ERA: 7.27	(7, 1)	2.0		11	4	3	3	2	1	0	0	0	0	0	14	18	13.50	2.500
Dale Murray, R ERA: 6.14	(9, 1)	1.0		5	2	0	0	1	0	0	0	0	0	0	7	7	0.00	2.000

PITCHER	IP	WLS	BF	H	R	ER	SO	BB	IBB	HBP	BLK	WP	HR	S	P	ERA	WHIP

Batter	1	2	3	4	5	6	7	8	9	AB	R	H	RBI	BB	SO	LOB
Ron LeFlore, R (1, 7) OBP: 0.395, SLG: 0.412	E5 6-3 5-3		K ②			FC6-4 1B 1B		E3 1B		4	0	1	0	0	1	1
Rodney Scott, S (1, 4) OBP: 0.270, SLG: 0.161	5-3 ① 1-2		4-3 ③			FC6-4 1-2 1B		F9 ②		4	0	1	0	0	0	3
Andre Dawson, R (1, 8) OBP: 0.366, SLG: 0.600	6-3 ② 2-3			5-3 ①		FC6-4 ② 1-2f 2-3 FC4		1-3 FC5-4 1B		4	0	1	0	0	0	3
Rowland Office, L (8, PR) (9, 8) OBP: 0.600, SLG: 1.000										0	0	0	0	0	0	0
Ellis Valentine, R (1, 9) OBP: 0.275, SLG: 0.474	K ③			F5 ②		FC4 ③ 1-2f		FC5-4 ③ 1-2f		4	0	0	0	0	1	5
Larry Parrish, R (1, 5) OBP: 0.342, SLG: 0.394		K ①		L5 ③			F9 ①		BB F9 1B SF9	3	1	0	0	1	1	0
Gary Carter, R (1, 2) OBP: 0.308, SLG: 0.472		F9 ②			F9 ①		K ②		FC6 1-2 1B	4	0	1	0	0	1	0
Warren Cromartie, L (1, 3) OBP: 0.472, SLG: 0.829		K ③			4-3 ②		2B		F9 ① 2-3	4	0	1	0	0	1	2
Chris Speier, R (1, 6) OBP: 0.280, SLG: 0.364			2B		6-3 ③		5-3 ③		SF9 ② 3-H	3	0	1	1	0	0	1
Ross Grimsley, L (1, 1) Bill Almon, R (6, PH) OBP: 0.333, SLG: 0.545 Fred Norman, S (7, 1) Jerry White, S (8, PH) Dale Murray, R (9, 1) John Tamargo, S (9, PH)			K ①			K ①		F3 ①	FC6 ③ 1-2f	1 1 0 1 0 1	0 0 0 0 0 0	0 0 0 0 0 0	0 0 0 0 0 0	0 0 0 0 0 0	1 0 0 0 0 0	1 0 0 0 0 1
Inning Stats	R: 0 E: 1 K: 1 S: 6 H: 0 LOB: 1 BB: 0 P: 6	R: 0 E: 0 K: 2 S: 7 H: 0 LOB: 0 BB: 0 P: 7	R: 0 E: 0 K: 2 S: 8 H: 1 LOB: 1 BB: 0 P: 8	R: 0 E: 0 K: 0 S: 3 H: 0 LOB: 0 BB: 0 P: 3	R: 0 E: 0 K: 0 S: 3 H: 0 LOB: 0 BB: 0 P: 3	R: 0 E: 0 K: 1 S: 7 H: 2 LOB: 2 BB: 0 P: 7	R: 0 E: 0 K: 1 S: 6 H: 1 LOB: 1 BB: 0 P: 6	R: 0 E: 1 K: 0 S: 5 H: 1 LOB: 2 BB: 0 P: 5	R: 1 E: 0 K: 0 S: 4 H: 1 LOB: 1 BB: 1 P: 8	1B: 4 2B: 2 3B: 0 HR: 0	SF: 1 SAC: 0 DP: 0 HBP: 0						

PITCHER	IP	WLS	BF	H	R	ER	SO	BB	IBB	HBP	BLK	WP	HR	S	P	ERA	WHIP
John Candelaria, L (1, 1) ERA: 5.29	9.0	W	36	6	1	1	7	1	0	0	0	0	0	49	53	1.00	0.778

PITCHER	IP	WLS	BF	H	R	ER	SO	BB	IBB	HBP	BLK	WP	HR	S	P	ERA	WHIP

BOTTOM

Pittsburgh Pirates @ Montreal Expos

Olympic Stadium, Montreal, QB

Mon Apr 21 1980, 3:33 AM EST

Att. 10,327 - Unknown

livebaseballscorecards.com

AB	34
R	1
H	6
RBI	1
BB	1
SO	7
LOB	17

1B: 4	SF: 1	WP: 0	PA: 36
2B: 2	SAC: 0	PB: 0	
3B: 0	DP: 0	SB: 0	
HR: 0	HBP: 0	CS: 0	

Batter	1	2	3	4	5	6	7	8	9	AB	R	H	RBI	BB	SO	LOB
Omar Moreno, L (1, 8) OBP: 0.275, SLG: 0.319	0-0 1B 3B	0-0 4-3		0-0 F8			0-0 4-3		0-0 G3	5	1	1	0	0	0	2
Tim Foli, R (1, 6) OBP: 0.388, SLG: 0.422	0-0 1B HR 1B 3-H	0-0 S 1B			0-0 5-3		0-0 1-3			4	1	2	1	0	0	0
Dave Parker, L (1, 9) OBP: 0.375, SLG: 0.587	0-0 HR 1B 1-2	0-0 4-3 1-2			0-0 4-3		S S S 0-3 K			4	1	1	0	0	1	1
Mike Easler, L (1, 7) OBP: 0.444, SLG: 1.500 Bill Robinson, R (8, 7) OBP: 0.370, SLG: 0.583	0-0 HR 1-H 2-H		0-0 F7		0-0 HR			0-0 F8		4 0	2 0	2 0	4 0	0 0	0 0	0 0
John Milner, L (1, 3) OBP: 0.229, SLG: 0.161	0-0 F8		0-0 F8		0-0 F7			0-0 F8		4	0	0	0	0	0	0
Bill Madlock, R (1, 5) OBP: 0.277, SLG: 0.283	0-0 F7		0-0 F7			0-0 5-3		0-0 6-3		4	0	0	0	0	0	0
Ed Ott, L (1, 2) OBP: 0.417, SLG: 0.433	B B B B 4-0 BB			0-0 CS 1B		S S S 0-3 K			0-0 2B	3	0	2	0	1	1	0
Phil Garner, R (1, 4) OBP: 0.333, SLG: 0.316	0-0 F7			0-0 F8 1-2		0-0 1B			0-0 5-3	4	0	1	0	0	0	3
Jim Bibby, R (1, 1) OBP: 0.300, SLG: 0.333 Grant Jackson, S (7, 1) Kent Tekulve, R (7, 1)		0-0 P4		B B B B 4-0 BB		0-0 F9			S S S 0-3 K	2 0 1	0 0 0	0 0 0	0 0 0	1 0 1	0 0 1	1 0 1
Inning Stats	R: 4 E: 0 K: 0 S: 7 H: 4 LOB: 1 BB: 1 P: 11	R: 0 E: 0 K: 0 S: 4 H: 1 LOB: 1 BB: 0 P: 4	R: 0 E: 0 K: 0 S: 3 H: 0 LOB: 0 BB: 0 P: 3	R: 0 E: 0 K: 0 S: 3 H: 1 LOB: 1 BB: 1 P: 7	R: 1 E: 0 K: 0 S: 4 H: 1 LOB: 0 BB: 0 P: 4	R: 0 E: 0 K: 1 S: 6 H: 1 LOB: 1 BB: 0 P: 6	R: 0 E: 0 K: 1 S: 5 H: 0 LOB: 0 BB: 0 P: 5	R: 0 E: 0 K: 0 S: 3 H: 0 LOB: 0 BB: 0 P: 3	R: 0 E: 0 K: 1 S: 6 H: 1 LOB: 1 BB: 0 P: 6	1B: 5 2B: 1 3B: 1 HR: 2	SF: 0 SAC: 0 DP: 0 HBP: 0						

TOP

Pittsburgh Pirates @ Montreal Expos

Olympic Stadium, Montreal, QB

Tue Apr 22 1980, 3:33 AM EST

Att. 7,373 - Unknown

livebaseballscorecards.com

AB	35
R	5
H	9
RBI	5
BB	2
SO	3
LOB	8

WP: 0 PB: 0 SB: 1 CS: 1 PA: 37

PITCHER		IP	WLS	BF	H	R	ER	SO	BB	IBB	HBP	BLK	WP	HR	S	P	ERA	WHIP
Scott Sanderson, R ERA: 6.0	(1, 1)	6.0	L	27	8	5	5	1	2	0	0	0	0	2	27	35	7.50	1.667
David Palmer, R ERA:	(7, 1)	1.0		3	0	0	0	1	0	0	0	0	0	0	5	5	0.00	0.000
Elias Sosa, R ERA:	(8, 1)	2.0		7	1	0	0	1	0	0	0	0	0	0	9	9	0.00	0.500

PITCHER	IP	WLS	BF	H	R	ER	SO	BB	IBB	HBP	BLK	WP	HR	S	P	ERA	WHIP

Batter	1	2	3	4	5	6	7	8	9	AB	R	H	RBI	BB	SO	LOB
Ron LeFlore, R (1, 7) OBP: 0.405, SLG: 0.405	BLK 1B		BB CS			K2-3		1-3		3	0	1	0	1	1	0
Rodney Scott, S (1, 4) OBP: 0.268, SLG: 0.147	F7 1-2		CS 1-2	K			F7	BB S		3	0	0	0	1	1	1
Rowland Office, L (1, 8) OBP: 0.556, SLG: 0.600	K			BB G5-4-3			1B 2B 1B	1B F8 1-3		3	1	1	0	1	1	2
Ellis Valentine, R (1, 9) OBP: 0.273, SLG: 0.452	4-3			G5-4-3 1-2f			2B 1B 1-2 1B	5-3		4	1	1	0	0	0	3
Larry Parrish, R (1, 5) OBP: 0.357, SLG: 0.432		1-3			G6-4-3 1B		1B 1-3 2-H 2B		F3	4	1	2	1	0	0	0
Gary Carter, R (1, 2) OBP: 0.302, SLG: 0.450		G4-6-3 1B			G6-4-3 1-2f		K		4-3	4	0	1	0	0	1	3
Warren Cromartie, L (1, 3) OBP: 0.450, SLG: 0.769		G4-6-3 1-2f			P7		BB 1B 2-H 3-H		4-3	4	0	1	2	0	0	1
Chris Speier, R (1, 6) OBP: 0.286, SLG: 0.333			F7			F9	BB 1-2			2	0	0	0	1	0	0
Scott Sanderson, R (1, 1) OBP: 0.250, SLG: 0.500			K			F5	K			1	0	0	0	0	1	0
Tom Hutton, L (6, PH) OBP: 0.167, SLG: 0.167										1	0	0	0	0	0	0
David Palmer, R (7, 1)										0	0	0	0	0	0	0
Andre Dawson, R (7, PH) OBP: 0.357, SLG: 0.583										1	0	0	0	0	1	2
Elias Sosa, R (8, 1)										0	0	0	0	0	0	0
Inning Stats	R: 0 E: 0 K: 1 S: 6 H: 1 LOB: 1 BB: 0 P: 6	R: 0 E: 0 K: 0 S: 3 H: 1 LOB: 0 BB: 0 P: 3	R: 0 E: 0 K: 1 S: 4 H: 0 LOB: 0 BB: 1 P: 8	R: 0 E: 0 K: 1 S: 4 H: 0 LOB: 0 BB: 1 P: 8	R: 0 E: 0 K: 0 S: 3 H: 1 LOB: 0 BB: 0 P: 3	R: 0 E: 0 K: 1 S: 5 H: 0 LOB: 0 BB: 0 P: 5	R: 3 E: 0 K: 2 S: 11 H: 4 LOB: 2 BB: 1 P: 15	R: 0 E: 0 K: 0 S: 3 H: 0 LOB: 1 BB: 1 P: 7	R: 0 E: 0 K: 0 S: 3 H: 0 LOB: 0 BB: 0 P: 3	1B: 6 2B: 1 3B: 0 HR: 0	SF: 0 SAC: 0 DP: 3 HBP: 0			WP: 0 PB: 0 SB: 2 CS: 1	PA: 35		

PITCHER		IP	WLS	BF	H	R	ER	SO	BB	IBB	HBP	BLK	WP	HR	S	P	ERA	WHIP
Jim Bibby, R ERA: 5.3	(1, 1)	6.2	W	25	7	3	3	5	2	0	0	1	0	0	33	41	4.05	1.350
Grant Jackson, L ERA: 2.45	(7, 1)	0.0		1	0	0	0	0	1	0	0	0	0	0	0	4	∞	∞
Kent Tekulve, R ERA: 2.45	(7, 1)	2.1	S	8	0	0	0	1	1	0	0	0	0	0	9	13	0.00	0.429

PITCHER	IP	WLS	BF	H	R	ER	SO	BB	IBB	HBP	BLK	WP	HR	S	P	ERA	WHIP

BOTTOM

Pittsburgh Pirates @ Montreal Expos

Olympic Stadium, Montreal, QB

Tue Apr 22 1980, 3:33 AM EST

Att. 7,373 - Unknown

livebaseballscorecards.com

AB	30
R	3
H	7
RBI	3
BB	4
SO	6
LOB	12

Batter	1	2	3	4	5	6	7	8	9	AB	R	H	RBI	BB	SO	LOB
Omar Moreno, L (1, 8) OBP: 0.255, SLG: 0.294	1-3		G3			3-1			F8	4	0	0	0	0	0	1
Tim Foli, R (1, 6) OBP: 0.358, SLG: 0.388	6-3			6-3		F7			K	4	0	0	0	0	1	0
Dave Parker, L (1, 9) OBP: 0.365, SLG: 0.620	K			G3		F7			HR	4	1	1	1	0	1	0
Mike Easler, L (1, 7) OBP: 0.385, SLG: 1.083		K		2B E 1B			6-3		F9	4	1	1	0	0	1	0
Bill Madlock, R (1, 5) OBP: 0.300, SLG: 0.327		F8		E7 E 1-H 2B			CS 1B			3	0	2	0	0	0	0
Bill Robinson, R (1, 3) OBP: 0.333, SLG: 0.519		K		F2 2-3			P3 1-2			3	0	0	0	0	1	2
Ed Ott, L (1, 2) OBP: 0.410, SLG: 0.424			1B	K				F8		3	0	1	0	0	1	0
Phil Garner, R (1, 4) OBP: 0.313, SLG: 0.293			F8	P4				F9		3	0	0	0	0	0	1
Bert Blyleven, R (1, 1) OBP: 0.143, SLG: 0.143			K	1-3				K		2	0	0	0	0	1	1
John Milner, L (8, PH) OBP: 0.222, SLG: 0.156										1	0	0	0	0	1	0
Enrique Romo, R (8, 1) OBP: 1.000, SLG: 1.000										0	0	0	0	0	0	0
Inning Stats	R: 0 E: 0 K: 1 S: 5 H: 0 LOB: 0 BB: 0 P: 5	R: 0 E: 0 K: 2 S: 7 H: 0 LOB: 0 BB: 0 P: 7	R: 0 E: 0 K: 1 S: 6 H: 1 LOB: 1 BB: 0 P: 6	R: 1 E: 2 K: 0 S: 5 H: 2 LOB: 1 BB: 0 P: 5	R: 0 E: 0 K: 1 S: 5 H: 0 LOB: 0 BB: 0 P: 5	R: 0 E: 0 K: 0 S: 3 H: 0 LOB: 0 BB: 0 P: 3	R: 0 E: 0 K: 0 S: 3 H: 1 LOB: 0 BB: 0 P: 3	R: 0 E: 0 K: 1 S: 5 H: 0 LOB: 0 BB: 0 P: 5	R: 1 E: 0 K: 1 S: 6 H: 1 LOB: 0 BB: 0 P: 6	1B: 3 2B: 1 3B: 0 HR: 1 SF: 0 SAC: 0 DP: 0 HBP: 0						

PITCHER	IP	WLS	BF	H	R	ER	SO	BB	IBB	HBP	BLK	WP	HR	S	P	ERA	WHIP
Steve Rogers, R (1, 1) ERA: 4.68	9.0	W	31	5	2	1	7	0	0	0	0	0	1	45	45	1.00	0.556

PITCHER	IP	WLS	BF	H	R	ER	SO	BB	IBB	HBP	BLK	WP	HR	S	P	ERA	WHIP

TOP

Pittsburgh Pirates @ Montreal Expos

Olympic Stadium, Montreal, QB

Wed Apr 23 1980, 3:33 AM EST

Att. 8,161 - Unknown

livebaseballscorecards.com

AB	31
R	2
H	5
RBI	1
BB	0
SO	7
LOB	5

WP: 0	PA: 31
PB: 0	
SB: 0	
CS: 1	

Batter	1	2	3	4	5	6	7	8	9	AB	R	H	RBI	BB	SO	LOB
Ron LeFlore, R (1, 7)	K		F9			1-3		FC9-6 1-2f		3	0	0	0	0	1	1
Jerry White, S (7, 7)										1	0	0	0	0	0	1
Tony Bernazard, S (1, 4)	K			HR		K		4-3		4	1	1	1	0	2	1
Rowland Office, L (1, 8)	G3			6-3 3B		4-3				3	1	1	0	0	0	0
Ellis Valentine, R (1, 9)		6-3		6-3 3-H			K			3	0	0	1	0	1	0
Larry Parrish, R (1, 5)		F7		1-3			HR			3	1	1	1	0	0	0
Gary Carter, R (1, 2)		5-3		P4			1B			3	0	1	0	0	0	0
Warren Cromartie, L (1, 3)			F7		K		1B CS 1-3			3	0	1	0	0	1	0
Chris Speier, R (1, 6)			F8		K		CS 1-2	F8		3	0	0	0	0	1	0
Steve Rogers, R (1, 1)			1B		K			FC9-6 BB		2	0	1	0	1	1	0
Inning Stats	R: 0 E: 0 K: 2 S: 7 H: 0 LOB: 0 BB: 0 P: 7	R: 0 E: 0 K: 0 S: 3 H: 0 LOB: 0 BB: 0 P: 3	R: 0 E: 0 K: 0 S: 4 H: 1 LOB: 1 BB: 0 P: 4	R: 2 E: 0 K: 0 S: 5 H: 2 LOB: 0 BB: 0 P: 5	R: 0 E: 0 K: 3 S: 9 H: 0 LOB: 0 BB: 0 P: 9	R: 0 E: 0 K: 1 S: 5 H: 0 LOB: 0 BB: 0 P: 5	R: 1 E: 0 K: 1 S: 6 H: 3 LOB: 0 BB: 0 P: 6	R: 0 E: 0 K: 0 S: 3 H: 0 LOB: 1 BB: 1 P: 7		1B: 3 2B: 0 3B: 1 HR: 2	SF: 0 SAC: 0 DP: 0 HBP: 0						

PITCHER	IP	WLS	BF	H	R	ER	SO	BB	IBB	HBP	BLK	WP	HR	S	P	ERA	WHIP
Bert Blyleven, R (1, 1) ERA: 2.42	7.0	L	25	6	3	3	7	0	0	0	0	0	2	39	39	3.86	0.857
Enrique Romo, R (8, 1) ERA: 1.86	1.0		4	0	0	0	0	1	0	0	0	0	0	3	7	0.00	1.000

PITCHER	IP	WLS	BF	H	R	ER	SO	BB	IBB	HBP	BLK	WP	HR	S	P	ERA	WHIP

BOTTOM

Pittsburgh Pirates @ Montreal Expos

Olympic Stadium, Montreal, QB

Wed Apr 23 1980, 3:33 AM EST

Att. 8,161 - Unknown

livebaseballscorecards.com

AB	28
R	3
H	6
RBI	3
BB	1
SO	7
LOB	3

Batter	1	2	3	4	5	6	7	8	9	AB	R	H	RBI	BB	SO	LOB
Omar Moreno, L (1, 8) OBP: 0.271, SLG: 0.309	G4-3 1B		F9			SH S 1B		4-3		4	1	2	0	0	0	1
Tim Foli, R (1, 6) OBP: 0.339, SLG: 0.365	G4-3 1-2f		4-3			SH G1 1-3 1B		F7		3	1	0	0	0	0	2
Dave Parker, L (1, 9) OBP: 0.357, SLG: 0.593	F8			L4-3 1B		G1 1-2		4-3		4	0	1	0	0	0	2
Willie Stargell, L (1, 3) OBP: 0.423, SLG: 0.316		2B		L4-3 1-2		1B IBB			F4	3	0	1	0	1	0	1
Mike Easler, L (1, 7) OBP: 0.375, SLG: 0.933 Bill Robinson, R (6, 7) OBP: 0.355, SLG: 0.536	SSS K			F7		G4-6-3 1-2 2-H 3-H 1B			BLK 5-3 1B	3 1	0 1	1 1	2 0	0 0	1 0	1 0
Bill Madlock, R (1, 5) OBP: 0.296, SLG: 0.308	BBB BB	G6-4-3 BB			F7	G4-6-3 1-2f			5-3 1-H	3	0	0	1	1	0	2
Ed Ott, L (1, 2) OBP: 0.372, SLG: 0.378		G6-4-3 1-2f			3-1		F2		4-3	4	0	0	0	0	0	2
Phil Garner, R (1, 4) OBP: 0.333, SLG: 0.341			SH2-4 1B		2B		SSS K			3	0	2	0	0	1	0
Jim Rooker, R (1, 1) OBP: 0.143, SLG: 0.571 Enrique Romo, R (7, 1) OBP: 1.000, SLG: 1.000 Kent Tekulve, R (8, 1)			SH2-4 1-2		SSS K		F3			2 0 0	0 0 0	0 0 0	0 0 0	0 0 0	1 0 0	1 0 0
Inning Stats	R: 0 H: 1 E: 0 LOB: 0 K: 0 BB: 0 S: 3 P: 3	R: 0 H: 1 E: 0 LOB: 1 K: 1 BB: 1 S: 5 P: 9	R: 0 H: 1 E: 0 LOB: 1 K: 0 BB: 0 S: 4 P: 4	R: 0 H: 1 E: 0 LOB: 0 K: 0 BB: 0 S: 3 P: 3	R: 0 H: 1 E: 0 LOB: 1 K: 1 BB: 0 S: 6 P: 6	R: 2 H: 2 E: 0 LOB: 1 K: 0 BB: 1 S: 5 P: 9	R: 0 H: 0 E: 0 LOB: 0 K: 1 BB: 0 S: 5 P: 5	R: 0 H: 0 E: 0 LOB: 0 K: 0 BB: 0 S: 3 P: 3	R: 1 H: 1 E: 0 LOB: 0 K: 0 BB: 0 S: 4 P: 4	1B: 6 SF: 0 2B: 3 SAC: 2 3B: 0 DP: 4 HR: 0 HBP: 0						

TOP

Pittsburgh Pirates @ Chicago Cubs

Wrigley Field, Chicago, IL

Fri Apr 25 1980, 3:33 AM CST

Att. 7,714 - Unknown - 40 F

livebaseballscorecards.com

AB	30
R	3
H	8
RBI	3
BB	2
SO	3
LOB	12

WP: 0 PA: 34
PB: 0
SB: 1
CS: 0

PITCHER		IP	WLS	BF	H	R	ER	SO	BB	IBB	HBP	BLK	WP	HR	S	P	ERA	WHIP
Rick Reuschel, R ERA: 3.7	(1, 1)	7.0	W	27	7	2	2	3	1	1	0	0	0	0	31	39	2.57	1.143
Bruce Sutter, R ERA: 2.79	(8, 1)	2.0	S	7	1	1	1	0	0	0	0	1	0	0	7	7	4.50	0.500

PITCHER		IP	WLS	BF	H	R	ER	SO	BB	IBB	HBP	BLK	WP	HR	S	P	ERA	WHIP

Batter	1	2	3	4	5	6	7	8	9	AB	R	H	RBI	BB	SO	LOB
Lenny Randle, S (1, 5) OBP: 0.171, SLG: 0.188	BBBB 4-0 G6-4-3 BB		BBBB 4-0 1B BB		x 0-0 ③ F7		x 0-0 ② 2-H 1B			2	0	1	1	2	0	1
Ivan De Jesus, R (1, 6) OBP: 0.354, SLG: 0.556	x 0-0 ①② G6-4-3 1-2f		x 0-0 ② 1-2 1B			x 0-0 ① F8	x 0-0 ③ F7			4	0	1	0	0	0	1
Bill Buckner, L (1, 3) OBP: 0.440, SLG: 0.489	x 0-0 BB 1B		x 0-0 ③ 4-3			x 0-0 ② F3		x 0-0 ① F7		4	0	1	0	0	0	1
Dave Kingman, R (1, 7) OBP: 0.476, SLG: 0.944	BBBB 4-0 1-2 BB			x 0-0 ① F9		x 0-0 ③ F3		x 0-0 HR		3	1	1	1	1	0	0
Jerry Martin, R (1, 9) OBP: 0.413, SLG: 0.667	x 0-0 ③ F6			x 0-0 ② F6			x 0-0 2B SF9 1B	x 0-0 BLK 1B		4	1	2	0	0	0	2
Barry Foote, R (1, 2) OBP: 0.308, SLG: 0.595		x 0-0 ① F7		x 0-0 ③ F9			x 0-0 1-3 1B 2B	SSS 0-3 ② 1-2 K		4	1	1	0	0	1	1
Carlos Lezcano, R (1, 8) OBP: 0.455, SLG: 0.765		x 0-0 G3-6 1B			BBBB 4-0 SH2-4 BB		x 0-0 ① SF9 3-H	BBBB 4-0 BB		1	0	1	1	2	0	0
Mike Tyson, R (1, 4) OBP: 0.200, SLG: 0.333 Mick Kelleher, R (2, PH) OBP: 0.333, SLG: 0.333 (3, 4)		x 0-0 ②③ G3-6 1-2f			x 0-0 ① F8		x 0-0 2-H 2B 1B	x 0-0 ③ 4-3		0 4	0 1	0 1	0 1	0 0	0 0	0 4
Rick Reuschel, R (1, 1) OBP: 0.167, SLG: 0.167 Steve Dillard, R (7, PH) OBP: 0.667, SLG: 1.000 Bruce Sutter, R (8, 1)			x 0-0 ① 5-3		x 0-0 ② SH2-4 1-2		x 0-0 1-H 1B 2B			1 1 0	0 1 0	0 1 0	0 1 0	0 0 0	0 0 0	0 0 0
Inning Stats	R: 0 E: 0 K: 0 S: 3 H: 1 LOB: 2 BB: 2 P: 11	R: 0 E: 0 K: 0 S: 3 H: 1 LOB: 0 BB: 0 P: 3	R: 0 E: 0 K: 0 S: 3 H: 1 LOB: 1 BB: 1 P: 7	R: 0 E: 0 K: 0 S: 3 H: 0 LOB: 0 BB: 0 P: 3	R: 0 E: 0 K: 0 S: 3 H: 0 LOB: 1 BB: 1 P: 7	R: 0 E: 0 K: 0 S: 3 H: 0 LOB: 0 BB: 0 P: 3	R: 4 E: 0 K: 0 S: 7 H: 5 LOB: 0 BB: 0 P: 7	R: 1 E: 0 K: 1 S: 7 H: 2 LOB: 2 BB: 1 P: 11		1B: 7 2B: 2 3B: 0 HR: 1	SF: 1 SAC: 1 DP: 2 HBP: 0						

PITCHER		IP	WLS	BF	H	R	ER	SO	BB	IBB	HBP	BLK	WP	HR	S	P	ERA	WHIP
Jim Rooker, L ERA: 2.55	(1, 1)	6.1	L	27	7	4	4	0	4	0	0	0	0	0	23	39	5.68	1.737
Enrique Romo, R ERA: 2.45	(7, 1)	1.1		7	3	1	1	1	1	0	0	1	0	1	8	12	6.75	3.000
Kent Tekulve, R ERA: 2.35	(8, 1)	0.1		1	0	0	0	0	0	0	0	0	0	0	1	1	0.00	0.000

PITCHER	IP	WLS	BF	H	R	ER	SO	BB	IBB	HBP	BLK	WP	HR	S	P	ERA	WHIP

BOTTOM

Pittsburgh Pirates @ Chicago Cubs

Wrigley Field, Chicago, IL

Fri Apr 25 1980, 3:33 AM CST

Att. 7,714 - Unknown - 40 F

livebaseballscorecards.com

AB	28
R	5
H	10
RBI	5
BB	5
SO	1
LOB	10

WP: 0	PB: 0	SB: 0	CS: 0
PA: 35			

Pittsburgh Pirates @ Chicago Cubs

Wrigley Field, Chicago, IL

Sat Apr 26 1980, 3:33 AM CST

Att. 32,992 - Unknown

TOP

livebaseballscorecards.com

Batter	1	2	3	4	5	6	7	8	9	AB	R	H	RBI	BB	SO	LOB
Omar Moreno, L (1, 8) OBP: 0.292, SLG: 0.305	0-0 S 1B; 1B; 0-3 K		BBBB 4-0 1B BB		x 0-0 4-3 ①	BBBB 4-0 1-2 2-3 BB		SSS 0-3 K ③		4	1	1	0	2	2	2
Tim Foli, R (1, 6) OBP: 0.339, SLG: 0.362	x 0-0 1B 1-H FC4-6 1B	x 0-0 F7 ①	x 0-0 1-2 2-3 1B		SSS 0-3 K ②	x 0-0 F4 ③			SSS 0-3 K ①	6	1	2	1	0	2	3
Dave Parker, L (1, 9) OBP: 0.371, SLG: 0.583	x 0-0 1-3 FC4-6 1B	x 0-0 F5 ②	x 0-0 4-3 ③		x 0-0 HR 1B		x 0-0 G3 S 1B 1B		x 0-0 4-3 ②	6	2	3	0	0	0	3
Willie Stargell, L (1, 3) OBP: 0.406, SLG: 0.440	x 0-0 FC4-6 2B 1-2f 3-H 1B ①	x 0-0 E4 1B		x 0-0 1B 1B 1B 1B	x 0-0 1-H HR		x 0-0 G3 1-3 ①		SSS 0-3 K ③	6	3	2	3	0	1	2
Mike Easler, L (1, 7) Bill Robinson, R (5, 7) OBP: 0.450, SLG: 0.947 OBP: 0.375, SLG: 0.552	x 0-0 1-3 1B 2B	x 0-0 1-2 1B		x 0-0 1-2 1B 1B 1B	x 0-0 4-3 ③		x 0-0 FC6-4 3-H 1B			4 1	1 0	3 1	0 1	0 0	0 0	0 0
Bill Madlock, R (1, 5) OBP: 0.288, SLG: 0.298	x 0-0 F4 ②	x 0-0 F7 ③		x 0-0 1-2 2-3 1B		x 0-0 6-3 ①	x 0-0 F5 ②			5	0	1	0	0	0	5
Ed Ott, L (1, 2) OBP: 0.375, SLG: 0.381	x 0-0 1B 1B 2-H 3-H 1B		x 0-0 F7 ①	x 0-0 1-2 2-H 3-H 1B ①	SSS 0-3 K ②	x 0-0 FC6-4 1-2f ③				5	1	2	3	0	1	1
Phil Garner, R (1, 4) OBP: 0.357, SLG: 0.340	x 0-0 1B 1-2 1B		BBBB 4-0 1B SH2-4 BB	x 0-0 F9 ②		BBBB 4-0 BB BB BB		SSS 0-3 K ①		3	0	1	0	2	1	2
John Candelaria, L (1, 1) OBP: 0.500, SLG: 0.500	x 0-0 1-2 2-H 1B		x 0-0 SH2-4 ② 1-2	x 0-0 F3 ③		BBBB 4-0 BB 1-2 BB		x 0-0 4-3 ②		3	0	1	1	1	0	2
Inning Stats	R: 5 H: 7 E: 0 LOB: 2 K: 1 BB: 0 S: 12 P: 12	R: 0 H: 1 E: 1 LOB: 2 K: 0 BB: 0 S: 5 P: 5	R: 0 H: 1 E: 0 LOB: 3 K: 0 BB: 2 S: 4 P: 12	R: 1 H: 4 E: 0 LOB: 2 K: 0 BB: 0 S: 6 P: 6	R: 2 H: 2 E: 0 LOB: 0 K: 1 BB: 0 S: 7 P: 7	R: 0 H: 0 E: 0 LOB: 3 K: 1 BB: 3 S: 5 P: 17	R: 1 H: 2 E: 0 LOB: 1 K: 0 BB: 0 S: 5 P: 5	R: 0 H: 0 E: 0 LOB: 0 K: 2 BB: 0 S: 7 P: 7	R: 0 H: 0 E: 0 LOB: 0 K: 2 BB: 0 S: 7 P: 7	1B: 15 SF: 0 2B: 1 SAC: 1 3B: 0 DP: 0 HR: 1 HBP: 0						

	AB	43
	R	9
	H	17
	RBI	9
	BB	5
	SO	7
	LOB	20

	WP: 0	PA: 49
	PB: 0	
	SB: 2	
	CS: 0	

PITCHER		IP	WLS	BF	H	R	ER	SO	BB	IBB	HBP	BLK	WP	HR	S	P	ERA	WHIP
Dennis Lamp, R ERA: 7.13	(1, 1)	0.2	L	8	6	5	5	0	0	0	0	0	0	0	8	8	67.50	9.000
Lynn McGlothen, R ERA: 10.38	(1, 1)	4.1		24	9	3	3	2	2	0	0	0	0	1	26	34	6.23	2.538
Doug Capilla, L ERA: 4.15	(6, 1)	2.0		11	2	1	1	1	3	0	0	0	0	0	10	22	4.50	2.500
Bill Caudill, R ERA: 3.72	(8, 1)	1.0		3	0	0	0	2	0	0	0	0	0	0	7	7	0.00	0.000
Willie Hernandez, L ERA: 3.38	(9, 1)	1.0		3	0	0	0	2	0	0	0	0	0	0	7	7	0.00	0.000

PITCHER	IP	WLS	BF	H	R	ER	SO	BB	IBB	HBP	BLK	WP	HR	S	P	ERA	WHIP

BOTTOM

Pittsburgh Pirates @ Chicago Cubs

Wrigley Field, Chicago, IL

Sat Apr 26 1980, 3:33 AM CST

Att. 32,992 - Unknown

livebaseballscorecards.com

Batter	1	2	3	4	5	6	7	8	9	AB	R	H	RBI	BB	SO	LOB
Lenny Randle, S (1, 5) OBP: 0.179, SLG: 0.171	H 1-0 FC5-4 HBP		x 0-0 ② 6-3		SSS 0-3 ③ K		x 0-0 ③ F8			3	0	0	0	0	1	0
Ivan De Jesus, R (1, 6) OBP: 0.346, SLG: 0.551	x 0-0 ① FC5-4 2B 5-3 1-2f		x 0-0 ③ 5-3			x 0-0 ① 6-3		x 0-0 ① 2B		4	1	1	0	0	0	1
Bill Buckner, L (1, 3) OBP: 0.426, SLG: 0.490	x 0-0 1-3 2B			x 0-0 ① F7		x 0-0 ② 1-3		x 0-0 ② F9		4	0	1	0	0	0	0
Dave Kingman, R (1, 7) OBP: 0.478, SLG: 0.897	x 0-0 ② 5-3 3-H			BBBB 4-0 1B 1B G1-2-3 BB		x 0-0 1B 1B		x 0-0 ③ F8		3	1	1	1	1	0	1
Jerry Martin, R (1, 9) OBP: 0.420, SLG: 0.652	x 0-0 ③ F8			x 0-0 1B 1-2 1B		x 0-0 1B 1-2 1B			x 0-0 ① F7	4	0	2	0	0	0	1
Barry Foote, R (1, 2) OBP: 0.349, SLG: 0.610		x 0-0 ① F9		x 0-0 1-2 2-3 1B		x 0-0 FC4-6 1-3 2-H 1B			x 0-0 G5-4-3 1B	4	0	3	1	0	0	0
Carlos Lezcano, R (1, 8) OBP: 0.385, SLG: 0.619		x 0-0 ② 5-3		x 0-0 ② ③ G1-2-3 3-Hf		x 0-0 ③ FC4-6 1-2f			x 0-0 ② ③ G5-4-3 1-2f	4	0	0	0	0	0	6
Mick Kelleher, R (1, 4) OBP: 0.222, SLG: 0.222		x 0-0 ③ 4-3			x 0-0 ① 4-3		x 0-0 ① 4-3			3	0	0	0	0	0	0
Dennis Lamp, R (1, 1) OBP: 0.333, SLG: 0.200			SSS 0-3 ① K		x 0-0 ② F3		x 0-0 ② F8			0	0	0	0	0	0	0
Lynn McGlothen, L (1, 1)										1	0	0	0	0	1	0
Steve Ontiveros, S (5, PH) OBP: 0.333, SLG: 0.348										1	0	0	0	0	0	0
Doug Capilla, L (6, 1)										0	0	0	0	0	0	0
Steve Dillard, R (7, PH) OBP: 0.500, SLG: 0.750										1	0	0	0	0	0	0
Bill Caudill, R (8, 1)										0	0	0	0	0	0	0
Willie Hernandez, L (9, 1)										0	0	0	0	0	0	0
Inning Stats	R: 1 H: 1 E: 0 LOB: 1 K: 0 BB: 0 S: 4 P: 5	R: 0 H: 0 E: 0 LOB: 0 K: 0 BB: 0 S: 3 P: 3	R: 0 H: 0 E: 0 LOB: 0 K: 1 BB: 0 S: 5 P: 5	R: 0 H: 2 E: 0 LOB: 2 K: 0 BB: 1 S: 4 P: 8	R: 0 H: 0 E: 0 LOB: 0 K: 1 BB: 0 S: 5 P: 5	R: 1 H: 3 E: 0 LOB: 2 K: 0 BB: 0 S: 6 P: 6	R: 0 H: 0 E: 0 LOB: 0 K: 0 BB: 0 S: 3 P: 3	R: 0 H: 1 E: 0 LOB: 0 K: 0 BB: 0 S: 3 P: 3	R: 0 H: 1 E: 0 LOB: 0 K: 0 BB: 0 S: 3 P: 3	1B: 6 2B: 2 3B: 0 HR: 0	SF: 0 SAC: 0 DP: 2 HBP: 1						

	AB	32
	R	2
	H	8
	RBI	2
	BB	1
	SO	2
	LOB	9

WP: 0 PB: 0 SB: 0 CS: 0 PA: 34

PITCHER	IP	WLS	BF	H	R	ER	SO	BB	IBB	HBP	BLK	WP	HR	S	P	ERA	WHIP
John Candelaria, L (1, 1) ERA: 4.15	9.0	W	34	8	2	2	2	1	0	1	0	0	0	36	41	2.00	1.000

PITCHER	IP	WLS	BF	H	R	ER	SO	BB	IBB	HBP	BLK	WP	HR	S	P	ERA	WHIP

Montreal Expos @ Pittsburgh Pirates

Three Rivers Stadium, Pittsburgh, PA

Tue Apr 29 1980, 7:05 PM EDT

Att. 8,498 - Unknown

livebaseballscorecards.com

TOP

Batter	1	2	3	4	5	6	7	8	9	10	AB	R	H	RBI	BB	SO	LOB
Ron LeFlore, R (1, 7) OBP: 0.391, SLG: 0.364	BBBB 4-0 1B G4-6-3 BB		x 0-0 1-3 2B		BBBB 4-0 CS BB		x 0-0 S 1B		BBBB 4-0 S BB		2	1	2	0	3	0	0
Tony Bernazard, S (1, 4) OBP: 0.308, SLG: 0.375	x 0-0 G4-6-3 1-3 1B		x 0-0 ② 6-3		0-0 ③ CS 1-2	x 0-0 E6 1B 5-3 1B	BBBB 4-0 1-2 BB		x 0-0 ③ L6 1-2		4	1	2	0	1	0	3
Andre Dawson, R (1, 8) OBP: 0.350, SLG: 0.531	x 0-0 ①② G4-6-3 1-2f 3-H		x 0-0 ③ P4			x 0-0 ① SSS F9	0-3 ② K			BBBB 4-0 E BB	4	0	0	0	1	1	6
Ellis Valentine, R (1, 9) OBP: 0.262, SLG: 0.444	x 0-0 ③ 6-3			x 0-0 ① 4-3		x 0-0 SSS 5-3 2-3 1B	0-3 ③ K			x 0-0 ① F9 1-2	5	1	1	0	0	1	3
Larry Parrish, R (1, 5) OBP: 0.349, SLG: 0.621		x 0-0 ① F8		SSS 0-3 ② K		x 0-0 ② 5-3 1-2 3-H		x 0-0 ① 6-3		x 0-0 ② 4-3	5	0	0	1	0	1	2
Gary Carter, R (1, 2) OBP: 0.250, SLG: 0.344		x 0-0 ② F3		x 0-0 ③ 5-3		x 0-0 BB 2-H 1B		SSS 0-3 ② K		x 0-0 ③ 3-1	5	0	1	1	0	1	1
Warren Cromartie, L (1, 3) OBP: 0.390, SLG: 0.643		x 0-0 ③ F7			x 0-0 HR	BBBB 4-0 1-2 BB		x 0-0 ③ 6-3			3	1	1	1	1	0	0
Chris Speier, R (1, 6) OBP: 0.238, SLG: 0.342 Bill Almon, R (1, 6) OBP: 0.250, SLG: 0.400			x 0-0 ① F8		x 0-0 ① P4	x 0-0 ③ F8			x 0-0 ① F9		0 4	0 0	0 0	0 0	0 0	0 0	0 2
Steve Rogers, R (1, 1) OBP: 0.417, SLG: 0.222 Elias Sosa, R (10, 1)			BBBB 4-0 2B BB		SSS 0-3 ② K		SSS 0-3 ① K		SSS 0-3 ② K		3 0	0 0	0 0	0 0	1 0	3 0	0 0
Inning Stats	R: 1 H: 1 E: 0 LOB: 0 K: 0 BB: 1 S: 3 P: 7	R: 0 H: 0 E: 0 LOB: 0 K: 0 BB: 0 S: 3 P: 3	R: 0 H: 1 E: 0 LOB: 2 K: 0 BB: 1 S: 4 P: 8	R: 0 H: 0 E: 0 LOB: 0 K: 1 BB: 0 S: 5 P: 5	R: 1 H: 1 E: 0 LOB: 0 K: 1 BB: 1 S: 5 P: 9	R: 2 H: 3 E: 1 LOB: 2 K: 0 BB: 1 S: 6 P: 10	R: 0 H: 1 E: 0 LOB: 2 K: 3 BB: 1 S: 10 P: 14	R: 0 H: 0 E: 0 LOB: 0 K: 1 BB: 0 S: 5 P: 5	R: 0 H: 0 E: 0 LOB: 1 K: 1 BB: 1 S: 5 P: 9	R: 0 H: 0 E: 1 LOB: 1 K: 0 BB: 1 S: 3 P: 7	1B: 5 SF: 0 2B: 1 SAC: 0 3B: 0 DP: 1 HR: 1 HBP: 0						

WP: 0 PA: 43
PB: 0
SB: 2
CS: 1

	AB	35
	R	4
	H	7
	RBI	3
	BB	7
	SO	7
	LOB	17

PITCHER		IP	WLS	BF	H	R	ER	SO	BB	IBB	HBP	BLK	WP	HR	S	P	ERA	WHIP
Bert Blyleven, R ERA: 3.13	(1, 1)	5.2		25	6	4	4	2	4	0	0	0	0	1	25	41	6.35	1.765
Enrique Romo, R ERA: 2.38	(6, 1)	0.1		1	0	0	0	0	0	0	0	0	0	0	1	1	0.00	0.000
Kent Tekulve, R ERA: 1.86	(7, 1)	2.0		8	1	0	0	4	1	0	0	0	0	0	15	19	0.00	1.000
Eddie Solomon, R ERA: 5.79	(9, 1)	2.0	W	8	0	0	0	1	2	0	0	0	0	0	8	16	0.00	1.000

PITCHER		IP	WLS	BF	H	R	ER	SO	BB	IBB	HBP	BLK	WP	HR	S	P	ERA	WHIP

Montreal Expos @ Pittsburgh Pirates

Three Rivers Stadium, Pittsburgh, PA

Tue Apr 29 1980, 7:05 PM EDT

Att. 8,498 - Unknown

livebaseballscorecards.com

Batter	1	2	3	4	5	6	7	8	9	10	AB	R	H	RBI	BB	SO	LOB
Omar Moreno, L (1, 8) OBP: 0.286, SLG: 0.297	HR 1B	6-3		F7		G4-6-3 1-2f			K		5	1	1	0	0	1	3
Tim Foli, R (1, 6) OBP: 0.343, SLG: 0.355	E6 1-3 HR		S G3 1B		FC4-6 1B BB		K		6-3		4	2	1	0	1	1	1
Dave Parker, L (1, 9) OBP: 0.373, SLG: 0.615	1-H 3-H HR		G3 1-2		FC4-6 1-2 1B		F4		P6		5	1	2	3	0	0	1
Willie Stargell, L (1, 3) OBP: 0.405, SLG: 0.433 Matt Alexander, S (10, PR)	K		K 2-3		L6		1B			2B 1B	5 0	0 1	2 0	0 0	0 0	2 0	3 0
Mike Easler, L (1, 7) OBP: 0.435, SLG: 0.864 Bill Robinson, R (6, 7) OBP: 0.353, SLG: 0.516	4-3		3-H 1B		FC4-6 1-2f 2-3		L6			K	3 2	0 0	1 0	1 0	0 0	0 1	2 2
Bill Madlock, R (1, 5) OBP: 0.281, SLG: 0.306	E6	F9		F8				5-3		1-H 2B	5	0	1	1	0	0	3
Ed Ott, L (1, 2) OBP: 0.365, SLG: 0.370	G3			SH2-4 1B		F8		P4			4	0	1	0	0	0	1
Phil Garner, R (1, 4) OBP: 0.367, SLG: 0.340		6-3		F2		1B 1B		BB			3	0	1	0	1	0	1
Bert Blyleven, R (1, 1) OBP: 0.125, SLG: 0.125 Enrique Romo, R (6, 1) OBP: 1.000, SLG: 1.000 John Milner, L (6, PH) OBP: 0.243, SLG: 0.182 Kent Tekulve, R (7, 1) Lee Lacy, R (8, PH) OBP: 0.615, SLG: 0.769 Eddie Solomon, R (9, 1)		K		SH2-4 1-2		G4-6-3 1-2 1B		4-3			1 0 1 0 1 0	0 0 0 0 0 0	0 0 1 0 0 0	0 0 0 0 0 0	1 0 0 0 0 0	0 0 0 0 1 0	0 0 0 0 1 0

Inning Stats										
	R: 3 H: 2 E: 2 LOB: 1 K: 1 BB: 0 S: 9 P: 9	R: 0 H: 0 E: 0 LOB: 0 K: 1 BB: 0 S: 5 P: 5	R: 1 H: 2 E: 0 LOB: 1 K: 1 BB: 0 S: 7 P: 7	R: 0 H: 1 E: 0 LOB: 1 K: 0 BB: 0 S: 4 P: 4	R: 0 H: 1 E: 0 LOB: 2 K: 0 BB: 1 S: 4 P: 8	R: 0 H: 2 E: 0 LOB: 1 K: 0 BB: 0 S: 4 P: 4	R: 0 H: 1 E: 0 LOB: 1 K: 1 BB: 0 S: 6 P: 6	R: 0 H: 0 E: 0 LOB: 1 K: 0 BB: 1 S: 3 P: 7	R: 0 H: 0 E: 0 LOB: 0 K: 1 BB: 0 S: 5 P: 5	R: 1 H: 2 E: 0 LOB: 2 K: 1 BB: 0 S: 5 P: 5

	AB	39
	R	5
	H	11
	RBI	5
	BB	2
	SO	6
	LOB	18

1B: 9 SF: 0
2B: 1 SAC: 1
3B: 0 DP: 1
HR: 1 HBP: 0

WP: 0 PA: 42
PB: 0
SB: 2
CS: 0

PITCHER		IP	WLS	BF	H	R	ER	SO	BB	IBB	HBP	BLK	WP	HR	S	P	ERA	WHIP
Steve Rogers, R ERA: 4.24	(1, 1)	9.0		39	9	4	3	5	2	0	0	0	0	1	47	55	3.00	1.222
Elias Sosa, R ERA: 1.5	(10, 1)	0.1	L	3	2	1	1	1	0	0	0	0	0	0	5	5	27.00	6.000

PITCHER	IP	WLS	BF	H	R	ER	SO	BB	IBB	HBP	BLK	WP	HR	S	P	ERA	WHIP

Montreal Expos @ Pittsburgh Pirates

Three Rivers Stadium, Pittsburgh, PA

Wed Apr 30 1980, 7:05 PM EDT

Att. 8,545 - Unknown

TOP

livebaseballscorecards.com

Batter	1	2	3	4	5	6	7	8	9	AB	R	H	RBI	BB	SO	LOB
Ron LeFlore, R (1, 7) OBP: 0.368, SLG: 0.339	P3		K			F8		F9		4	0	0	0	0	1	2
Tony Bernazard, S (1, 4) OBP: 0.333, SLG: 0.393	K			F7		1-3 1B		1B		4	0	2	0	0	1	0
Andre Dawson, R (1, 8) OBP: 0.328, SLG: 0.491	4-3			F8		P4		L5		4	0	0	0	0	0	3
Ellis Valentine, R (1, 9) OBP: 0.258, SLG: 0.438		F8		BB		P6		L3		1	0	0	0	0	0	0
Rowland Office, L (4, PH) OBP: 0.467, SLG: 0.600 (4, 9)										2	0	0	0	1	0	3
Larry Parrish, R (1, 5) OBP: 0.343, SLG: 0.597		L5		P2			F8		E 1B	4	0	1	0	0	0	1
Gary Carter, R (1, 2) OBP: 0.250, SLG: 0.354		K			F7		F8 2B		E9 1-3	4	0	1	0	0	1	1
Warren Cromartie, L (1, 3) OBP: 0.381, SLG: 0.633			1-3 2B		G3		F8 2-3		6-3	4	0	1	0	0	0	2
Bill Almon, R (1, 6) OBP: 0.250, SLG: 0.333			1-3 2-3		F8		BB		P4	3	0	0	0	1	0	2
Bill Lee, L (1, 1) OBP: 0.143, SLG: 0.143			4-3			1B 1B				0	0	0	0	0	0	0
Tom Hutton, L (3, PH) OBP: 0.125, SLG: 0.125										1	0	0	0	0	0	1
Dale Murray, R (3, 1)										0	0	0	0	0	0	0
Rodney Scott, S (6, PH) OBP: 0.286, SLG: 0.171										1	0	1	0	0	0	0
Fred Norman, S (6, 1)										0	0	0	0	0	0	0
Jerry White, S (7, PH) OBP: 0.200, SLG: 0.222										1	0	0	0	0	0	2
Stan Bahnsen, R (7, 1)							F8			0	0	0	0	0	0	0
Inning Stats	R: 0 E: 0 K: 1 S: 5 H: 0 LOB: 0 BB: 0 P: 5	R: 0 E: 0 K: 1 S: 5 H: 0 LOB: 0 BB: 0 P: 5	R: 0 E: 0 K: 1 S: 6 H: 1 LOB: 1 BB: 0 P: 6	R: 0 E: 0 K: 0 S: 3 H: 0 LOB: 1 BB: 1 P: 7	R: 0 E: 0 K: 0 S: 3 H: 0 LOB: 0 BB: 0 P: 3	R: 0 E: 0 K: 0 S: 5 H: 2 LOB: 2 BB: 0 P: 5	R: 0 E: 0 K: 0 S: 4 H: 1 LOB: 2 BB: 1 P: 8	R: 0 E: 0 K: 0 S: 4 H: 1 LOB: 1 BB: 0 P: 4	R: 0 E: 1 K: 0 S: 4 H: 1 LOB: 1 BB: 0 P: 4	1B: 4 2B: 2 3B: 0 HR: 0	SF: 0 SAC: 0 DP: 0 HBP: 0						

PITCHER	IP	WLS	BF	H	R	ER	SO	BB	IBB	HBP	BLK	WP	HR	S	P	ERA	WHIP
Jim Bibby, R (1, 1) ERA: 3.58	9.0	W	35	6	0	0	3	2	0	0	0	0	0	39	47	0.00	0.889

PITCHER	IP	WLS	BF	H	R	ER	SO	BB	IBB	HBP	BLK	WP	HR	S	P	ERA	WHIP

AB	33
R	0
H	6
RBI	0
BB	2
SO	3
LOB	17

WP: 0 PB: 0 SB: 0 CS: 0 PA: 35

Batter	1	2	3	4	5	6	7	8	9	AB	R	H	RBI	BB	SO	LOB
Omar Moreno, L (1, 8) OBP: 0.297, SLG: 0.338	SF7 3B	3-1			CS 1B		F7			4	1	2	0	0	0	0
Tim Foli, R (1, 6) OBP: 0.338, SLG: 0.344	SF7 3-H		P6		BBBB 1-2 BB		F7			2	0	0	1	1	0	0
Dave Parker, L (1, 9) OBP: 0.352, SLG: 0.580	F8		F7		F8		F8			4	0	0	0	0	0	1
Bill Robinson, R (1, 3) OBP: 0.368, SLG: 0.600	1B		HR		5-3			6-3		4	1	2	1	0	0	1
Bill Madlock, R (1, 5) OBP: 0.279, SLG: 0.292	K		BBBB BB			F8		F8		3	0	0	0	1	1	1
Lee Lacy, R (1, 7) OBP: 0.588, SLG: 0.750		HR 2B	6-3			F8		BBBB BB		3	1	1	0	1	0	1
Phil Garner, R (1, 4) OBP: 0.375, SLG: 0.463		2-H HR		F7		HR		F9		4	2	2	3	0	0	1
Steve Nicosia, R (1, 2) OBP: 0.167, SLG: 0.100		F9		F9		1B				3	0	1	0	0	0	0
Jim Bibby, R (1, 1) OBP: 0.231, SLG: 0.250		SSS K		5-3		1-3				3	0	0	0	0	1	1
Inning Stats	R: 1 H: 2 E: 0 LOB: 1 K: 1 BB: 0 S: 7 P: 7	R: 2 H: 2 E: 0 LOB: 0 K: 1 BB: 0 S: 7 P: 7	R: 1 H: 1 E: 0 LOB: 1 K: 0 BB: 1 S: 4 P: 8	R: 0 H: 0 E: 0 LOB: 0 K: 0 BB: 0 S: 3 P: 3	R: 0 H: 1 E: 0 LOB: 1 K: 0 BB: 1 S: 3 P: 7	R: 1 H: 2 E: 0 LOB: 1 K: 0 BB: 0 S: 5 P: 5	R: 0 H: 0 E: 0 LOB: 0 K: 0 BB: 0 S: 3 P: 3	R: 0 H: 0 E: 0 LOB: 1 K: 0 BB: 1 S: 3 P: 7		1B: 3 SF: 1 2B: 1 SAC: 0 3B: 1 DP: 0 HR: 3 HBP: 0				WP: 0 PA: 34 PB: 0 SB: 0 CS: 1		

PITCHER		IP	WLS	BF	H	R	ER	SO	BB	IBB	HBP	BLK	WP	HR	S	P	ERA	WHIP
Bill Lee, L ERA: 5.96	(1, 1)	2.0	L	10	4	3	3	2	0	0	0	0	0	1	14	14	13.50	2.000
Dale Murray, R ERA: 4.76	(3, 1)	3.0		12	2	1	1	0	2	0	0	0	0	1	10	18	3.00	1.333
Fred Norman, L ERA: 7.11	(6, 1)	1.0		5	2	1	1	0	0	0	0	0	0	1	5	5	9.00	2.000
Stan Bahnsen, R ERA: 0.59	(7, 1)	2.0		7	0	0	0	0	1	0	0	0	0	0	6	10	0.00	0.500

PITCHER	IP	WLS	BF	H	R	ER	SO	BB	IBB	HBP	BLK	WP	HR	S	P	ERA	WHIP

BOTTOM

Montreal Expos @ Pittsburgh Pirates

Three Rivers Stadium, Pittsburgh, PA

Wed Apr 30 1980, 7:05 PM EDT

Att. 8,545 - Unknown

livebaseballscorecards.com

AB	30
R	5
H	8
RBI	5
BB	3
SO	2
LOB	6

Batter	1	2	3	4	5	6	7	8	9	10	AB	R	H	RBI	BB	SO	LOB
Ron LeFlore, R (1, 7) OBP: 0.370, SLG: 0.344	F8		1B		FC6-4 1-2f			P2		1B 1-2 2-3	5	0	2	0	0	0	1
Tony Bernazard, S (1, 4) OBP: 0.314, SLG: 0.344	K		F8			FC6-4 BB		P4		G3	4	0	0	0	1	1	4
Andre Dawson, R (1, 8) OBP: 0.324, SLG: 0.474	1B			F7		FC6-4 FC6-4 1-2f			5-3		4	0	1	0	0	0	1
Larry Parrish, R (1, 5) OBP: 0.324, SLG: 0.561	F9			L1		FC6-4 1-2f			F7		4	0	0	0	0	0	2
Gary Carter, R (1, 2) OBP: 0.236, SLG: 0.333		F9		F7		K			4-3		4	0	0	0	0	1	1
Warren Cromartie, L (1, 3) OBP: 0.358, SLG: 0.594		K			G3		F8			4-3	4	0	0	0	0	1	0
Jerry White, S (1, 9) OBP: 0.429, SLG: 0.500		BB CS			6-3 1B		G6-4-3 1B			1B 1B	3	1	3	0	1	0	0
Bill Almon, R (1, 6) OBP: 0.250, SLG: 0.318		CS 1-2	F9		6-3 2-3		G6-4-3 1-2f			1B 1-2	4	0	1	0	0	0	2
David Palmer, R (1, 1) OBP: 0.400, SLG: 0.250 Fred Norman, S (6, 1) Rodney Scott, S (8, PH) OBP: 0.279, SLG: 0.167 Elias Sosa, R (8, 1) Ken Macha, R (10, PH) OBP: 0.333, SLG: 0.200 Woodie Fryman, R (10, 1)			K		FC6-4 3-H			F9		F8	2 0 1 0 1 0	0 0 0 0 0 0	1 0 0 0 0 0	1 0 0 0 0 0	0 0 0 0 0 0	1 0 0 0 0 0	0 0 0 0 2 0
Inning Stats	R: 0 E: 0 K: 1 S: 6 / H: 1 LOB: 1 BB: 0 P: 6	R: 0 E: 0 K: 1 S: 4 / H: 0 LOB: 0 BB: 1 P: 8	R: 0 E: 0 K: 1 S: 6 / H: 1 LOB: 1 BB: 0 P: 6	R: 0 E: 0 K: 0 S: 3 / H: 0 LOB: 0 BB: 0 P: 3	R: 1 E: 0 K: 0 S: 5 / H: 2 LOB: 1 BB: 0 P: 5	R: 0 E: 0 K: 1 S: 5 / H: 0 LOB: 1 BB: 1 P: 9	R: 0 E: 0 K: 0 S: 3 / H: 1 LOB: 0 BB: 0 P: 3	R: 0 E: 0 K: 0 S: 3 / H: 0 LOB: 0 BB: 0 P: 3	R: 0 E: 0 K: 0 S: 3 / H: 0 LOB: 0 BB: 0 P: 3	R: 0 E: 0 K: 0 S: 6 / H: 3 LOB: 3 BB: 0 P: 6	1B: 7 2B: 1 3B: 0 HR: 0	SF: 0 SAC: 0 DP: 1 HBP: 0					

PITCHER	IP	WLS	BF	H	R	ER	SO	BB	IBB	HBP	BLK	WP	HR	S	P	ERA	WHIP
John Candelaria, L (1, 1) ERA: 3.34	9.0		32	5	1	1	4	2	0	0	0	0	0	38	46	1.00	0.778
Grant Jackson, L (10, 1) ERA: 2.25	0.2		4	2	0	0	0	0	0	0	0	0	0	4	4	0.00	3.000
Kent Tekulve, R (10, 1) ERA: 1.8	0.1	W	2	1	0	0	0	0	0	0	0	0	0	2	2	0.00	3.000

PITCHER	IP	WLS	BF	H	R	ER	SO	BB	IBB	HBP	BLK	WP	HR	S	P	ERA	WHIP

TOP

Montreal Expos @ Pittsburgh Pirates

Three Rivers Stadium, Pittsburgh, PA

Thu May 01 1980, 3:33 AM EDT

Att. 8,426 - Unknown

livebaseballscorecards.com

AB	36
R	1
H	8
RBI	1
BB	2
SO	4
LOB	13

WP: 0	PA: 39
PB: 0	
SB: 0	
CS: 1	

Montreal Expos @ Pittsburgh Pirates

Three Rivers Stadium, Pittsburgh, PA

Thu May 01 1980, 3:33 AM EDT

Att. 8,426 - Unknown

livebaseballscorecards.com

Batter	1	2	3	4	5	6	7	8	9	10	AB	R	H	RBI	BB	SO	LOB
Omar Moreno, L (1, 8) OBP: 0.316, SLG: 0.375	0-0 3B		0-0 S 1B		4-0 S 1B BB	0-0 ③ FC4-6 1-2f			0-0 ② F8		4	1	2	0	1	0	2
Tim Foli, R (1, 6) OBP: 0.329, SLG: 0.324	0-0 ① 5-3		1-0 L3 HBP 1-2		0-0 ② L6 1-2		0-0 ① F8		0-0 ③ L7		4	0	0	0	0	0	3
Dave Parker, L (1, 9) OBP: 0.347, SLG: 0.562 Lee Lacy, R (10, PH) OBP: 0.556, SLG: 0.706	0-3 ② K		0-0 ②③ L3 1-2		0-0 2B 1B 2-H		0-3 ② K			0-0 ① F8	4 1	0 0	1 0	1 0	0 0	2 0	3 0
Willie Stargell, L (1, 3) OBP: 0.405, SLG: 0.457 Matt Alexander, S (10, PR)	0-0 ③ F8			0-0 ① P6	0-0 2B 1-3		0-3 ③ K			0-0 2B 1B	5 0	0 1	2 0	0 0	0 0	1 0	1 0
Mike Easler, L (1, 7) OBP: 0.462, SLG: 0.833 Bill Robinson, R (8, 7) OBP: 0.375, SLG: 0.622		0-0 ① 6-3		0-0 1B 1B	4-0 IBB			0-3 ① K		0-0 1-H 2B	2 2	0 0	1 1	0 1	1 1	0 0	0 0
Bill Madlock, R (1, 5) OBP: 0.282, SLG: 0.294 Dale Berra, R (6, 5)		0-0 1B		0-0 ② F9	0-3 ③ K			0-3 ② K			3 1	0 0	1 0	0 0	0 0	1 1	4 0
Ed Ott, L (1, 2) OBP: 0.357, SLG: 0.360	0-0 ② F9			0-0 1-3 1B		0-3 ① K		0-0 ③ P6			4	0	1	0	0	1	1
Phil Garner, R (1, 4) OBP: 0.368, SLG: 0.448	0-3 ③ K			0-0 ③ F8		0-0 ② 5-3			0-0 SH1-4 1B		4	0	1	0	0	1	3
John Candelaria, L (1, 1) OBP: 0.385, SLG: 0.364 Manny Sanguillen, R (9, PH) OBP: 1.000, SLG: 2.000 Grant Jackson, S (10, 1) Kent Tekulve, R (10, 1)			0-0 ① 6-3		0-0 ① 2-3	0-0 E6 FC4-6			0-0 ① SH1-4 1-2		3 0 0 0	0 0 0 0	0 0 0 0	0 0 0 0	0 0 0 0	0 0 0 0	0 0 0 0
Inning Stats	R: 0 H: 1 E: 0 LOB: 1 K: 1 BB: 0 S: 6 P: 6	R: 0 H: 1 E: 0 LOB: 1 K: 1 BB: 0 S: 6 P: 6	R: 0 H: 1 E: 0 LOB: 1 K: 0 BB: 0 S: 3 P: 4	R: 0 H: 2 E: 0 LOB: 2 K: 0 BB: 0 S: 5 P: 5	R: 1 H: 2 E: 0 LOB: 3 K: 1 BB: 2 S: 7 P: 15	R: 0 H: 0 E: 1 LOB: 1 K: 1 BB: 0 S: 6 P: 6	R: 0 H: 0 E: 0 LOB: 0 K: 2 BB: 0 S: 7 P: 7	R: 0 H: 0 E: 0 LOB: 0 K: 2 BB: 0 S: 7 P: 7	R: 0 H: 1 E: 0 LOB: 1 K: 0 BB: 0 S: 4 P: 4	R: 1 H: 2 E: 0 LOB: 2 K: 0 BB: 0 S: 3 P: 3	1B: 7 2B: 3 3B: 1 HR: 0	SF: 0 SAC: 1 DP: 1 HBP: 1					

	AB	37
	R	2
	H	10
	RBI	2
	BB	2
	SO	8
	LOB	17

PITCHER		IP	WLS	BF	H	R	ER	SO	BB	IBB	HBP	BLK	WP	HR	S	P	ERA	WHIP
David Palmer, R ERA: 1.84	(1, 1)	5.0		24	7	1	1	3	1	1	1	0	0	0	27	36	1.80	1.600
Fred Norman, L ERA: 6.14	(6, 1)	2.0		7	0	0	0	3	0	0	0	0	0	0	13	13	0.00	0.000
Elias Sosa, R ERA: 1.13	(8, 1)	2.0		7	1	0	0	2	0	0	0	0	0	0	11	11	0.00	0.500
Woodie Fryman, L ERA: 2.7	(10, 1)	0.1	L	3	2	1	1	0	0	0	0	0	0	0	3	3	27.00	6.000

PITCHER	IP	WLS	BF	H	R	ER	SO	BB	IBB	HBP	BLK	WP	HR	S	P	ERA	WHIP

1B: 7	SF: 0	WP: 0	PA: 41
2B: 3	SAC: 1	PB: 0	
3B: 1	DP: 1	SB: 2	
HR: 0	HBP: 1	CS: 0	

Batter	1	2	3	4	5	6	7	8	9	AB	R	H	RBI	BB	SO	LOB
Jerry Royster, R (1, 4) OBP: 0.353, SLG: 0.351	BBBB 4-0 E SF7 S BB		SSS 0-3 ① K	x 0-0 S 1B 1B			BBBB 4-0 G6-3 BB			2	2	1	0	2	1	0
Larvell Blanks, R (1, 5) OBP: 0.224, SLG: 0.277	SSS 0-3 ① K 1-3		x 0-0 E3 BB 1B	x 0-0 1-H 1B			x 0-0 ①② G6-3 1-2f			4	1	1	1	0	1	2
Dale Murphy, R (1, 9) OBP: 0.377, SLG: 0.439	BBBB 4-0 1B 1B BB		BBBB 4-0 E 1B SF8 1-2 BB	SSS 0-3 ③ K			x 0-0 ③ 6-3			2	2	0	0	2	1	1
Chris Chambliss, L (1, 3) OBP: 0.321, SLG: 0.500	x 0-0 ② SF7 3-H		x 0-0 E8 1B 1-3 2-H 1B		x 0-0 ① F9			x 0-0 ① F5		3	1	1	2	0	0	0
Jeff Burroughs, R (1, 7) OBP: 0.325, SLG: 0.395	x 0-0 ③ 1-H 1B		x 0-0 ② SF8 3-H		x 0-0 ② 6-3			x 0-0 ② F8		3	0	1	2	0	0	0
Brian Asselstine, L (1, 8) OBP: 0.293, SLG: 0.333		x 0-0 E4 CS	x 0-0 2-H 1B		SSS 0-3 ③ K			x 0-0 ③ 1-3		4	0	1	1	0	1	0
Bruce Benedict, R (1, 2) OBP: 0.320, SLG: 0.333		x 0-0 ①② P4 1-2	x 0-0 ③ P6			x 0-0 ① 6-3			x 0-0 ① F8	4	0	0	0	0	0	2
Luis Gomez, R (1, 6) OBP: 0.294, SLG: 0.265		x 0-0 FC6-4 1B		x 0-0 ① F7		x 0-0 ② 6-3			x 0-0 G6-3 1B	4	0	2	0	0	0	0
Phil Niekro, R (1, 1) OBP: 0.167, SLG: 0.250		x 0-0 ③ FC6-4 1-2f		SSS 0-3 ② K		x 0-0 ③ P4			x 0-0 ②③ G6-3 1-2f	4	0	0	0	0	1	2
Inning Stats	R: 2 H: 1 E: 0 LOB: 1 K: 1 BB: 2 S: 5 P: 13	R: 0 H: 1 E: 1 LOB: 1 K: 0 BB: 0 S: 4 P: 4	R: 3 H: 2 E: 2 LOB: 1 K: 1 BB: 1 S: 8 P: 12	R: 1 H: 2 E: 0 LOB: 1 K: 2 BB: 0 S: 9 P: 9	R: 0 H: 0 E: 0 LOB: 0 K: 1 BB: 0 S: 5 P: 5	R: 0 H: 0 E: 0 LOB: 0 K: 0 BB: 0 S: 3 P: 3	R: 0 H: 0 E: 0 LOB: 0 K: 0 BB: 1 S: 2 P: 6	R: 0 H: 0 E: 0 LOB: 0 K: 0 BB: 0 S: 3 P: 3	R: 0 H: 1 E: 0 LOB: 0 K: 0 BB: 0 S: 3 P: 3	1B: 7 SF: 2 2B: 0 SAC: 0 3B: 0 DP: 2 HR: 0 HBP: 0						

PITCHER		IP	WLS	BF	H	R	ER	SO	BB	IBB	HBP	BLK	WP	HR	S	P	ERA	WHIP
Jim Rooker, L ERA: 3.5	(1, 1)	0.1	L	3	0	2	2	1	2	0	0	0	0	0	3	11	54.00	6.000
Eddie Solomon, R ERA: 3.86	(1, 1)	2.1		12	4	3	0	1	1	0	0	0	0	0	13	17	0.00	2.143
Rod Scurry, L ERA: 2.84	(3, 1)	4.1		15	2	1	1	3	1	0	0	0	0	0	20	24	2.08	0.692
Andy Hassler, L ERA: 3.86	(8, 1)	2.0		6	1	0	0	0	0	0	0	0	0	0	6	6	0.00	0.500

PITCHER	IP	WLS	BF	H	R	ER	SO	BB	IBB	HBP	BLK	WP	HR	S	P	ERA	WHIP

TOP

Atlanta Braves @ Pittsburgh Pirates

Three Rivers Stadium, Pittsburgh, PA

Fri May 02 1980, 7:05 PM EDT

Att. 11,476 - Unknown

livebaseballscorecards.com

AB	30
R	6
H	7
RBI	6
BB	4
SO	5
LOB	7

WP: 0	PA: 36					
PB: 0						
SB: 2						
CS: 1						

Batter	1	2	3	4	5	6	7	8	9	AB	R	H	RBI	BB	SO	LOB
Omar Moreno, L (1, 8) OBP: 0.313, SLG: 0.368	F9	K			FC4 1B		F9			4	0	1	0	0	1	3
Tim Foli, R (1, 6) OBP: 0.325, SLG: 0.319	F8		5-3		F5		1B			4	0	1	0	0	0	2
Dave Parker, L (1, 9) OBP: 0.342, SLG: 0.545	S 1B		F7		FC4		4-3			4	0	1	0	0	0	4
Willie Stargell, L (1, 3) OBP: 0.370, SLG: 0.410	F3		F2			G3		6-3		4	0	0	0	0	0	1
Mike Easler, L (1, 7) OBP: 0.433, SLG: 0.741		BB 1B BB		G3		F9		F7		3	1	0	0	1	0	0
Bill Madlock, R (1, 5) OBP: 0.280, SLG: 0.292		F2		6-3		S 1B		F8		4	0	1	0	0	0	1
Ed Ott, L (1, 2) OBP: 0.350, SLG: 0.340		SH1-4 1B BB		6-3		K			6-3	3	0	0	0	1	1	1
Phil Garner, R (1, 4) OBP: 0.375, SLG: 0.452		SH1-4 1B			1B		K		6-3	4	0	2	1	0	1	0
Jim Rooker, R (1, 1) OBP: 0.143, SLG: 0.571 Eddie Solomon, R (1, 1) Rod Scurry, L (3, 1) Lee Lacy, R (7, PH) OBP: 0.579, SLG: 0.722 Andy Hassler, L (8, 1) John Milner, L (9, PH) OBP: 0.237, SLG: 0.176		SH1-4			K		1B		P4	0 0 1 1 0 1	0 0 0 0 0 0	0 0 0 1 0 0	0 0 0 0 0 0	0 0 0 0 0 0	0 0 1 0 0 0	0 0 1 1 0 0
Inning Stats	R: 0 E: 0 K: 0 S: 4 H: 1 LOB: 1 BB: 0 P: 4	R: 1 E: 0 K: 1 S: 6 H: 1 LOB: 2 BB: 2 P: 14	R: 0 E: 0 K: 0 S: 3 H: 0 LOB: 0 BB: 0 P: 3	R: 0 E: 0 K: 0 S: 3 H: 0 LOB: 0 BB: 0 P: 3	R: 0 E: 0 K: 1 S: 7 H: 2 LOB: 2 BB: 0 P: 7	R: 0 E: 0 K: 1 S: 6 H: 1 LOB: 1 BB: 0 P: 6	R: 0 E: 0 K: 1 S: 7 H: 2 LOB: 2 BB: 0 P: 7	R: 0 E: 0 K: 0 S: 3 H: 0 LOB: 0 BB: 0 P: 3	R: 0 E: 0 K: 0 S: 3 H: 0 LOB: 0 BB: 0 P: 3	1B: 7 2B: 0 3B: 0 HR: 0	SF: 0 SAC: 1 DP: 0 HBP: 0						

PITCHER	IP	WLS	BF	H	R	ER	SO	BB	IBB	HBP	BLK	WP	HR	S	P	ERA	WHIP
Phil Niekro, R (1, 1) ERA: 4.35	9.0	W	36	7	1	1	4	2	0	0	0	0	0	42	50	1.00	1.000

PITCHER	IP	WLS	BF	H	R	ER	SO	BB	IBB	HBP	BLK	WP	HR	S	P	ERA	WHIP

BOTTOM

Atlanta Braves @ Pittsburgh Pirates

Three Rivers Stadium, Pittsburgh, PA

Fri May 02 1980, 7:05 PM EDT

Att. 11,476 - Unknown

livebaseballscorecards.com

AB	33
R	1
H	7
RBI	1
BB	2
SO	4
LOB	13

WP: 0 PB: 0 SB: 2 CS: 0 PA: 36

Batter	1	2	3	4	5	6	7	8	9	10	AB	R	H	RBI	BB	SO	LOB
Jerry Royster, R (1, 4) OBP: 0.356, SLG: 0.354	6-3		FC5-4 1B 1-2		F8			F8		SF9 WP 1B 1-2 2-3	5	0	2	0	0	0	1
Larvell Blanks, R (1, 5) (10, 6) OBP: 0.204, SLG: 0.255	P6		FC5-4 1-2f		F3			F7		SF9 1-3 2-H 3-H	4	0	0	1	0	0	3
Dale Murphy, R (1, 9) OBP: 0.366, SLG: 0.423	5-3			G6-3 1B 1B		P4			K	F9	5	1	1	0	0	1	1
Chris Chambliss, L (1, 3) OBP: 0.317, SLG: 0.487		K		G6-3 1-2		6-3			G3		4	0	1	0	0	1	0
Jeff Burroughs, R (1, 7) OBP: 0.318, SLG: 0.381	P6			G6-3 1-2f 2-3		K			FC6-4 1B		4	0	1	0	0	1	2
Al Hrabosky, R (9, 1)											0	0	0	0	0	0	0
Brian Asselstine, L (1, 8) OBP: 0.290, SLG: 0.328	F9			1B 3-H			G3		FC6-4 1-2f		4	0	1	1	0	0	1
Bruce Benedict, R (1, 2) OBP: 0.276, SLG: 0.286			K	6-3			F7			P6	4	0	0	0	0	1	1
Luis Gomez, R (1, 6) OBP: 0.278, SLG: 0.250			5-3		F7		F9			1B BB WP 1B	3	0	0	0	0	0	0
Charlie Spikes, R (10, PH) OBP: 0.429, SLG: 0.429											1	1	1	0	0	0	0
Chico Ruiz, R (10, 5) OBP: 0.333, SLG: 0.500											0	0	0	0	0	0	0
Larry McWilliams, L (1, 1) OBP: 0.571, SLG: 0.571			1B		1B			K		WP 1B SF9 1-2 BB	3	0	2	0	0	1	0
Rick Camp, R (9, 1)											0	0	0	0	0	0	0
Gary Matthews, R (9, 7) OBP: 0.244, SLG: 0.293											0	1	0	0	1	0	0
Inning Stats	R: 0 H: 0 E: 0 LOB: 0 K: 0 BB: 0 S: 3 P: 3	R: 0 H: 0 E: 0 LOB: 0 K: 1 BB: 0 S: 5 P: 5	R: 0 H: 2 E: 0 LOB: 2 K: 1 BB: 0 S: 7 P: 7	R: 1 H: 3 E: 0 LOB: 1 K: 0 BB: 0 S: 5 P: 5	R: 0 H: 1 E: 0 LOB: 1 K: 0 BB: 0 S: 4 P: 4	R: 0 H: 0 E: 0 LOB: 0 K: 1 BB: 0 S: 5 P: 5	R: 0 H: 0 E: 0 LOB: 0 K: 0 BB: 0 S: 3 P: 3	R: 0 H: 0 E: 0 LOB: 0 K: 1 BB: 0 S: 5 P: 5	R: 0 H: 1 E: 0 LOB: 1 K: 1 BB: 0 S: 6 P: 6	R: 2 H: 2 E: 0 LOB: 1 K: 0 BB: 1 S: 5 P: 9	1B: 9 SF: 1 2B: 0 SAC: 0 3B: 0 DP: 1 HR: 0 HBP: 0						

PITCHER	IP	WLS	BF	H	R	ER	SO	BB	IBB	HBP	BLK	WP	HR	S	P	ERA	WHIP
Don Robinson, R (1, 1) ERA: 1.8	5.0		20	6	1	1	2	0	0	0	0	0	0	24	24	1.80	1.200
Enrique Romo, R (6, 1) ERA: 1.88	3.0		9	0	0	0	2	0	0	0	0	0	0	13	13	0.00	0.000
Kent Tekulve, R (9, 1) ERA: 1.64	1.0		4	1	0	0	1	0	0	0	0	0	0	6	6	0.00	1.000
Grant Jackson, L (10, 1) ERA: 4.0	1.0	L	6	2	2	2	0	1	0	0	0	1	0	5	9	18.00	3.000

PITCHER	IP	WLS	BF	H	R	ER	SO	BB	IBB	HBP	BLK	WP	HR	S	P	ERA	WHIP

TOP

Atlanta Braves @ Pittsburgh Pirates

Three Rivers Stadium, Pittsburgh, PA

Sat May 03 1980, 7:05 PM EDT

Att. 34,104 - Unknown

livebaseballscorecards.com

AB	37
R	3
H	9
RBI	2
BB	1
SO	5
LOB	9

WP: 1 PA: 39
PB: 0
SB: 0
CS: 0

Batter	1	2	3	4	5	6	7	8	9	10	AB	R	H	RBI	BB	SO	LOB
Omar Moreno, L (1, 8) OBP: 0.307, SLG: 0.358	4-3		S 1B			K		F7		E4 1-2	5	0	1	0	0	1	2
Tim Foli, R (1, 6) OBP: 0.306, SLG: 0.299	5-3		F7 1-2			F8			5-3	F5	5	0	0	0	0	0	3
Dave Parker, L (1, 9) OBP: 0.333, SLG: 0.537	F5			F8			F9		1B 2B	F7	5	0	1	0	0	0	2
Bill Robinson, R (1, 3) OBP: 0.349, SLG: 0.575 John Milner, L (9, PH) OBP: 0.256, SLG: 0.176 (10, 3)		6-3		5-3			F9		1B IBB		3 0	0 0	0 0	0 0	0 1	0 0	0 0
Bill Madlock, R (1, 5) OBP: 0.278, SLG: 0.289		F1		F7			1B		F4		4	0	1	0	0	0	2
Lee Lacy, R (1, 7) OBP: 0.565, SLG: 0.682		1B	6-3				F8		1-2 2-3 1B		4	0	2	0	0	0	1
Phil Garner, R (1, 4) OBP: 0.387, SLG: 0.462 Matt Alexander, S (8, PR) Kent Tekulve, R (9, 1) Mike Easler, L (9, PH) OBP: 0.419, SLG: 0.714 Grant Jackson, S (10, 1)		K	G5-4-3 1B					1B E G4-6-3 1B	F8		3 0 0 1 0	0 1 0 0 0	2 0 0 0 0	0 0 0 0 0	1 0 0 0 0	1 0 0 0 0	1 0 0 3 0
Steve Nicosia, R (1, 2) OBP: 0.143, SLG: 0.083 Enrique Romo, R (6, 1) OBP: 1.000, SLG: 1.000 Willie Stargell, L (8, PH) OBP: 0.383, SLG: 0.425 Dale Berra, R (8, PR) (9, 4)			F5		G5-4-3 1-2f			G4-6-3 1-3 1B		F9	2 0 1 1	0 0 0 0	0 0 1 0	0 0 0 0	0 0 0 0	0 0 0 0	1 0 0 0
Don Robinson, R (1, 1) Ed Ott, L (6, 2) OBP: 0.349, SLG: 0.339			K			F8		G4-6-3 1-2f 3-H		E 1B	1 3	0 0	0 1	0 0	0 0	1 0	0 1

Inning Stats	1	2	3	4	5	6	7	8	9	10
	R: 0 H: 0 E: 0 LOB: 0 K: 0 BB: 0 S: 3 P: 3	R: 0 H: 1 E: 0 LOB: 1 K: 1 BB: 0 S: 6 P: 6	R: 0 H: 1 E: 0 LOB: 1 K: 1 BB: 0 S: 6 P: 6	R: 0 H: 0 E: 0 LOB: 0 K: 0 BB: 0 S: 3 P: 3	R: 0 H: 1 E: 0 LOB: 0 K: 0 BB: 0 S: 3 P: 3	R: 0 H: 0 E: 0 LOB: 0 K: 1 BB: 0 S: 5 P: 5	R: 0 H: 1 E: 0 LOB: 1 K: 0 BB: 0 S: 4 P: 4	R: 1 H: 2 E: 1 LOB: 1 K: 0 BB: 0 S: 4 P: 4	R: 0 H: 2 E: 0 LOB: 3 K: 0 BB: 1 S: 5 P: 9	R: 0 H: 1 E: 1 LOB: 2 K: 0 BB: 0 S: 5 P: 5

PITCHER	IP	WLS	BF	H	R	ER	SO	BB	IBB	HBP	BLK	WP	HR	S	P	ERA	WHIP
Larry McWilliams, L (1, 1) ERA: 5.09	8.1		30	7	1	0	3	0	0	0	0	0	0	36	36	0.00	0.840
Rick Camp, R (9, 1) ERA: 2.7	0.1		3	1	0	0	0	0	1	0	0	0	0	2	6	0.00	3.000
Al Hrabosky, L (9, 1) ERA: 3.27	1.1	W	6	1	0	0	0	0	0	0	0	0	0	6	6	0.00	0.750

PITCHER	IP	WLS	BF	H	R	ER	SO	BB	IBB	HBP	BLK	WP	HR	S	P	ERA	WHIP

BOTTOM

Atlanta Braves @ Pittsburgh Pirates

Three Rivers Stadium, Pittsburgh, PA

Sat May 03 1980, 7:05 PM EDT
Att. 34,104 - Unknown

livebaseballscorecards.com

AB	38
R	1
H	9
RBI	0
BB	1
SO	3
LOB	16

1B: 8	SF: 0	WP: 0	PA: 39
2B: 1	SAC: 0	PB: 0	
3B: 0	DP: 2	SB: 1	
HR: 0	HBP: 0	CS: 0	

Atlanta Braves @ Pittsburgh Pirates

Three Rivers Stadium, Pittsburgh, PA

Sun May 04 1980, 3:33 AM EDT

Att. 14,358 - Unknown

TOP

livebaseballscorecards.com

Batter	1	2	3	4	5	6	7	8	9	AB	R	H	RBI	BB	SO	LOB
Jerry Royster, R (1, 4) OBP: 0.358, SLG: 0.349	B B B B 4-0 FC1-5 1B BB		S S S 0-3 ① K		x 0-0 BB 1B		x 0-0 ① F8		x 0-0 ② 4-3	4	0	1	0	1	1	0
Larvell Blanks, R (1, 5) OBP: 0.203, SLG: 0.250	x 0-0 BB FC1-5 1-2 1B 1B		x 0-0 ② F7		x 0-0 ① F9		x 0-0 ② F8		x 0-0 ③ P6	5	1	1	0	0	0	1
Dale Murphy, R (1, 9) OBP: 0.360, SLG: 0.405	x 0-0 ① FC1-5 BB 1-2 2-3f 1B		H 1-0 HBP		S S S 0-3 ② K		x 0-0 ③ 1-3			3	1	0	0	0	1	3
Chris Chambliss, L (1, 3) OBP: 0.326, SLG: 0.474	B B B B 4-0 1B 1-2 2-3 BB		x 0-0 ③ 4-3		B B B B 4-0 1-2 BB			x 0-0 E1 G6-4-3		2	0	0	0	2	0	1
Jeff Burroughs, R (1, 7) OBP: 0.333, SLG: 0.413	x 0-0 ② 1-3 2-H 3-H 1B			x 0-0 F8 1B 2B	x 0-0 ③ P5			x 0-0 ① ② G6-4-3 1-2f		4	1	2	2	0	0	3
Brian Asselstine, L (1, 8) OBP: 0.303, SLG: 0.339	x 0-0 ③ 5-3			x 0-0 ① F8 2-3		x 0-0 1B		x 0-0 2B 1B		4	1	2	0	0	0	2
Joe Nolan, L (1, 2) OBP: 0.467, SLG: 0.462		x 0-0 ① G3		x 0-0 ② F3		x 0-0 ① F7		x 0-0 1-H 2B		4	0	1	1	0	0	2
Luis Gomez, R (1, 6) OBP: 0.276, SLG: 0.250		x 0-0 ② 5-3		x 0-0 3-H 1B		x 0-0 ② F9		x 0-0 ③ F4		4	0	1	1	0	0	2
Tommy Boggs, R (1, 1) OBP: 0.167, SLG: 0.200 Larry Bradford, R (3, 1) Mike Lum, L (4, PH) OBP: 0.083, SLG: 0.167 Preston Hanna, R (4, 1) Gene Garber, R (4, 1) Gary Matthews, R (6, PH) OBP: 0.239, SLG: 0.286 Rick Camp, R (6, 1) Chico Ruiz, R (9, PH) OBP: 0.286, SLG: 0.429		S S S 0-3 ③ K		x 0-0 ③ 4-3		S S S 0-3 ③ K			S S S 0-3 ① K	1 0 1 0 0 1 0 1	0 0 0 0 0 0 0 0	0 0 0 0 0 0 0 0	0 0 0 0 0 1 0 1	0 0 0 0 0 1 0 0	1 0 1 0 0 0 1 0	0 0 1 0 0 1 0 0
Inning Stats	R: 2 E: 0 K: 0 S: 4 H: 2 LOB: 1 BB: 2 P: 12	R: 0 E: 0 K: 1 S: 5 H: 0 LOB: 0 BB: 0 P: 5	R: 0 E: 0 K: 1 S: 5 H: 0 LOB: 1 BB: 0 P: 6	R: 1 E: 0 K: 0 S: 5 H: 2 LOB: 1 BB: 0 P: 5	R: 0 E: 0 K: 1 S: 6 H: 1 LOB: 2 BB: 1 P: 10	R: 0 E: 0 K: 1 S: 6 H: 1 LOB: 1 BB: 0 P: 6	R: 0 E: 0 K: 0 S: 3 H: 0 LOB: 0 BB: 0 P: 3	R: 1 E: 1 K: 0 S: 5 H: 2 LOB: 1 BB: 0 P: 5	R: 0 E: 0 K: 1 S: 5 H: 0 LOB: 0 BB: 0 P: 5	1B: 6 2B: 2 3B: 0 HR: 0	SF: 0 SAC: 0 DP: 1 HBP: 1			WP: 0 PB: 0 SB: 0 CS: 0	PA: 38		

PITCHER		IP	WLS	BF	H	R	ER	SO	BB	IBB	HBP	BLK	WP	HR	S	P	ERA	WHIP
Jim Bibby, R ERA: 3.68	(1, 1)	9.0	W	38	8	4	4	5	3	0	1	0	0	0	44	57	4.00	1.222

PITCHER	IP	WLS	BF	H	R	ER	SO	BB	IBB	HBP	BLK	WP	HR	S	P	ERA	WHIP

AB	34
R	4
H	8
RBI	4
BB	3
SO	5
LOB	16

Batter	1	2	3	4	5	6	7	8	9	AB	R	H	RBI	BB	SO	LOB
Omar Moreno, L (1, 8) OBP: 0.319, SLG: 0.365	6-3		BLK, S, E, 1B	S, HBP, BB	1B, S, 1B	G3		SF7		4	2	2	2	1	0	0
Tim Foli, R (1, 6) Dale Berra, R (5, PR) (6, 6) OBP: 0.326, SLG: 0.304	2B, HBP		6-3	WP, HBP	F9, 1B		E5, 1B	K		2	1	1	1	0	0	1
										2	0	0	0	0	1	1
Dave Parker, L (1, 9) OBP: 0.326, SLG: 0.523	F8		E3, BLK, HR	SF7			F5			4	1	1	3	0	0	2
Willie Stargell, L (1, 3) OBP: 0.423, SLG: 0.545	2B		HR	G6-4-3, IBB	F9		FC5-4, 1B			4	1	3	3	1	0	2
Mike Easler, L (1, 7) Bill Robinson, R (3, PH) (4, 7) OBP: 0.438, SLG: 0.714 OBP: 0.340, SLG: 0.568	BB		2B	G6-4-3	3-1		P3			0	0	0	0	1	0	0
										4	0	1	0	0	0	7
Bill Madlock, R (1, 5) OBP: 0.274, SLG: 0.321	F3		F9		E5, S, 1B	HR	FC5-4			5	2	1	1	0	0	5
Ed Ott, L (1, 2) OBP: 0.382, SLG: 0.383		G6-4-3, 1B	K		1B, 1B, BB	G3, SF7, 2B		SH1-3, 1B, SF7, 1B		4	3	3	0	1	1	1
Phil Garner, R (1, 4) OBP: 0.400, SLG: 0.514		G6-4-3		HR	1B, 1B, 1B	G3		SH1-3, 1B		5	2	3	2	0	0	2
Jim Bibby, R (1, 1) OBP: 0.235, SLG: 0.214		K		HBP, BB, SF7, BB	F2	SF7		SH1-3		2	1	0	1	1	1	2
Inning Stats	R: 1 H: 1 E: 0 LOB: 2 K: 0 BB: 1 S: 4 P: 9	R: 0 H: 1 E: 0 LOB: 0 K: 1 BB: 0 S: 5 P: 5	R: 3 H: 3 E: 1 LOB: 1 K: 1 BB: 0 S: 9 P: 9	R: 2 H: 1 E: 0 LOB: 2 K: 0 BB: 3 S: 3 P: 16	R: 4 H: 4 E: 1 LOB: 2 K: 0 BB: 1 S: 8 P: 12	R: 2 H: 2 E: 0 LOB: 0 K: 0 BB: 0 S: 5 P: 5	R: 0 H: 1 E: 1 LOB: 2 K: 0 BB: 0 S: 5 P: 5	R: 1 H: 2 E: 0 LOB: 1 K: 1 BB: 0 S: 7 P: 7		1B: 9 SF: 3 2B: 3 SAC: 1 3B: 0 DP: 2 HR: 3 HBP: 2						

PITCHER		IP	WLS	BF	H	R	ER	SO	BB	IBB	HBP	BLK	WP	HR	S	P	ERA	WHIP
Tommy Boggs, R ERA: 4.91	(1, 1)	2.1	L	12	3	3	3	1	1	0	1	1	0	0	12	17	11.57	1.714
Larry Bradford, L ERA: 1.69	(3, 1)	0.2		4	2	1	1	1	0	0	0	1	0	1	6	6	13.50	3.000
Preston Hanna, R ERA: 6.23	(4, 1)	0.1		6	1	2	2	0	2	1	1	0	1	1	2	15	54.00	9.000
Gene Garber, R ERA: 10.0	(4, 1)	1.2		10	4	4	3	0	1	0	0	0	0	0	9	13	16.20	3.000
Rick Camp, R ERA: 3.86	(6, 1)	3.0		15	5	3	3	1	0	0	0	0	0	1	17	17	9.00	1.667

PITCHER	IP	WLS	BF	H	R	ER	SO	BB	IBB	HBP	BLK	WP	HR	S	P	ERA	WHIP

BOTTOM

Atlanta Braves @ Pittsburgh Pirates

Three Rivers Stadium, Pittsburgh, PA

Sun May 04 1980, 3:33 AM EDT

Att. 14,358 - Unknown

livebaseballscorecards.com

AB	36
R	13
H	15
RBI	13
BB	5
SO	3
LOB	23

Los Angeles Dodgers @ Pittsburgh Pirates

Three Rivers Stadium, Pittsburgh, PA

Tue May 06 1980, 7:05 PM EDT

Att. 9,817 - Unknown

livebaseballscorecards.com

TOP

Batter	1	2	3	4	5	6	7	8	9	AB	R	H	RBI	BB	SO	LOB
Davey Lopes, R (1, 4) OBP: 0.376, SLG: 0.438	E4 FC4-6		1-3			FC5-4 1B		SH3-4 1-2		3	0	1	0	0	0	0
Rudy Law, L (1, 8) OBP: 0.337, SLG: 0.341	K		G6-4-3 1B			FC5-4 BLK 1-2f 1B		6-3		4	1	1	0	0	1	3
Reggie Smith, S (1, 9) OBP: 0.413, SLG: 0.573	L6		G6-4-3 1-2f			1B 1-2 BB		K		3	0	0	0	1	1	3
Steve Garvey, R (1, 3) OBP: 0.262, SLG: 0.363	FC4-6 1-2f			5-3		G5-4-3 1-3 2-H 1B			1-3	4	0	1	1	0	0	1
Dusty Baker Jr., R (1, 7) OBP: 0.310, SLG: 0.565		F9		F9		G5-4-3 1-2f			G5-4-3 1B	4	0	1	0	0	0	2
Ron Cey, R (1, 5) OBP: 0.379, SLG: 0.432		1B 1B		5-3			F9		G5-4-3 1-2f	4	0	1	0	0	0	1
Bill Russell, R (1, 6) OBP: 0.279, SLG: 0.284		F8			6-3		6-3			3	0	0	0	0	0	1
Steve Yeager, R (1, 2) OBP: 0.400, SLG: 0.280		1-2 1B			G6-4-3 BB		F9			2	0	1	0	1	0	0
Don Sutton, R (1, 1) OBP: 0.083, SLG: 0.083		1-3			G6-4-3 1-2f			SH3-4 1B		2	0	0	0	0	0	3
Mickey Hatcher, R (8, PH) OBP: 0.500, SLG: 0.600										1	0	1	0	0	0	0
Steve Howe, L (8, 1)										0	0	0	0	0	0	0
Joe Beckwith, L (9, 1)										0	0	0	0	0	0	0
Inning Stats	R: 0 E: 1 K: 1 S: 6 H: 0 LOB: 1 BB: 0 P: 6	R: 0 E: 0 K: 0 S: 5 H: 2 LOB: 2 BB: 0 P: 5	R: 0 E: 0 K: 0 S: 3 H: 1 LOB: 0 BB: 0 P: 3	R: 0 E: 0 K: 0 S: 3 H: 0 LOB: 0 BB: 0 P: 3	R: 0 E: 0 K: 0 S: 2 H: 0 LOB: 0 BB: 1 P: 6	R: 1 E: 0 K: 0 S: 4 H: 2 LOB: 1 BB: 1 P: 8	R: 0 E: 0 K: 0 S: 3 H: 0 LOB: 0 BB: 0 P: 3	R: 0 E: 0 K: 1 S: 6 H: 1 LOB: 1 BB: 0 P: 6	R: 0 E: 0 K: 0 S: 3 H: 1 LOB: 0 BB: 0 P: 3	1B: 7 2B: 0 3B: 0 HR: 0 SF: 0 SAC: 1 DP: 4 HBP: 0						

	AB	30
	R	1
	H	7
	RBI	1
	BB	2
	SO	2
	LOB	14

WP: 0 PB: 0 SB: 0 CS: 0 PA: 33

PITCHER		IP	WLS	BF	H	R	ER	SO	BB	IBB	HBP	BLK	WP	HR	S	P	ERA	WHIP
John Candelaria, L ERA: 2.93	(1, 1)	8.0		30	6	1	1	2	2	0	0	1	0	0	32	40	1.12	1.000
Kent Tekulve, R ERA: 1.5	(9, 1)	1.0	W	3	1	0	0	0	0	0	0	0	0	0	3	3	0.00	1.000

PITCHER		IP	WLS	BF	H	R	ER	SO	BB	IBB	HBP	BLK	WP	HR	S	P	ERA	WHIP

Los Angeles Dodgers @ Pittsburgh Pirates

Three Rivers Stadium, Pittsburgh, PA

Tue May 06 1980, 7:05 PM EDT

Att. 9,817 - Unknown

livebaseballscorecards.com

BOTTOM

Batter	1	2	3	4	5	6	7	8	9	AB	R	H	RBI	BB	SO	LOB
Omar Moreno, L (1, 8) OBP: 0.316, SLG: 0.360	1B BLK 1B 1B		G3		F2			1-3		4	1	1	0	0	0	0
Tim Foli, R (1, 6) Matt Alexander, S (8, PR) Kent Tekulve, R (9, 1) OBP: 0.344, SLG: 0.337	1B 1-3 9-2 1B		8-4 1B 1B		6-3			4-3 2B		4 0 0	0 0 0	3 0 0	0 0 0	0 0 0	0 0 0	0 0 0
Dave Parker, L (1, 9) OBP: 0.323, SLG: 0.511	P4		1-2 1B		4-3			4-3 2-3		4	0	1	0	0	0	3
Willie Stargell, L (1, 3) OBP: 0.411, SLG: 0.521	BB 1-3 3-H 1B		8-4 2-3f			F9		S S S K		4	0	1	1	0	1	4
Mike Easler, L (1, 7) Bill Robinson, R (9, 7) OBP: 0.429, SLG: 0.667 OBP: 0.354, SLG: 0.578	B B B B 1-2 BB			4-3		F8			1B 1B 1B	2 1	0 1	0 1	0 1	1 0	0 0	0 0
Bill Madlock, R (1, 5) OBP: 0.273, SLG: 0.318	9-2 3-Hf			F8		F8			1B IBB 1-3 1B	4	0	1	0	0	0	3
Ed Ott, L (1, 2) Lee Lacy, R (9, PH) OBP: 0.380, SLG: 0.381 OBP: 0.583, SLG: 0.682		P5		BB 1B			4-3		1B 1-2 IBB	3 0	0 0	1 0	0 0	0 1	0 0	0 0
Phil Garner, R (1, 4) OBP: 0.405, SLG: 0.507		5-3	B B B B 1-2 BB				P6		1-2 2-3 3-H 1B	3	0	1	1	1	0	0
John Candelaria, L (1, 1) Dale Berra, R (9, 6) OBP: 0.313, SLG: 0.286		4-3	F7				5-3			3 0	0 0	0 0	0 0	0 0	0 0	2 0
Inning Stats	R: 1 H: 3 E: 0 LOB: 2 K: 0 BB: 1 S: 5 P: 9	R: 0 H: 0 E: 0 LOB: 0 K: 0 BB: 0 S: 3 P: 3	R: 0 H: 2 E: 0 LOB: 1 K: 0 BB: 0 S: 4 P: 4	R: 0 H: 1 E: 0 LOB: 2 K: 0 BB: 1 S: 4 P: 8	R: 0 H: 0 E: 0 LOB: 0 K: 0 BB: 0 S: 3 P: 3	R: 0 H: 0 E: 0 LOB: 0 K: 0 BB: 0 S: 3 P: 3	R: 0 H: 0 E: 0 LOB: 0 K: 0 BB: 0 S: 3 P: 3	R: 0 H: 1 E: 0 LOB: 2 K: 1 BB: 0 S: 6 P: 6	R: 1 H: 3 E: 0 LOB: 3 K: 0 BB: 1 S: 3 P: 7							

	AB	32
	R	2
	H	10
	RBI	2
	BB	3
	SO	1
	LOB	12

	1B: 9	SF: 0	WP: 0	PA: 35
	2B: 3	SAC: 0	PB: 0	
	3B: 0	DP: 2	SB: 0	
	HR: 0	HBP: 0	CS: 0	

PITCHER		IP	WLS	BF	H	R	ER	SO	BB	IBB	HBP	BLK	WP	HR	S	P	ERA	WHIP
Don Sutton, R ERA: 2.38	(1, 1)	7.0		27	6	1	1	0	2	0	0	1	0	0	25	33	1.29	1.143
Steve Howe, L ERA: 4.15	(8, 1)	1.0	L	7	3	1	1	1	0	1	0	0	0	0	8	12	9.00	3.000
Joe Beckwith, R ERA:	(9, 1)	0.0		1	1	0	0	0	0	0	0	0	0	0	1	1	∞	∞

PITCHER		IP	WLS	BF	H	R	ER	SO	BB	IBB	HBP	BLK	WP	HR	S	P	ERA	WHIP

Batter	1	2	3	4	5	6	7	8	9	AB	R	H	RBI	BB	SO	LOB
Davey Lopes, R (1, 4) OBP: 0.377, SLG: 0.430	F8			1B		F8	E 1B 1-2 2-3 3-H BB		4-3	4	1	1	1	1	0	1
Rudy Law, L (1, 8) OBP: 0.337, SLG: 0.341	4-3			F8		1B SF7 1-2 1B	K		1B	3	1	1	0	0	0	1
Mickey Hatcher, R (7, PH) OBP: 0.455, SLG: 0.545										1	0	0	0	0	1	3
Charlie Hough, R (7, 1)										0	0	0	0	0	0	0
Steve Howe, L (7, 1)										0	0	0	0	0	0	0
Gary Thomasson, L (9, PH) OBP: 0.538, SLG: 0.400										1	0	1	0	0	0	0
Reggie Smith, S (1, 9) OBP: 0.413, SLG: 0.564	L6			G6-4-3 1-2 1B		1-3 2-H 1B	E5 1-3 2-H 3-H 1B		F8	5	0	2	1	0	0	2
Steve Garvey, R (1, 3) OBP: 0.270, SLG: 0.371		CS 1B		G6-4-3 1-2f		SF7 3-H	FC5-4 1-2 3-H 1B			3	0	2	2	0	0	2
Dusty Baker Jr., R (1, 7) OBP: 0.308, SLG: 0.547		F8 1-2			HBP	6-3	FC5-4 1-2f			3	0	0	0	0	0	4
Ron Cey, R (1, 5) OBP: 0.374, SLG: 0.417		K			K		1B 1B BB BB		6-3	3	1	0	0	1	2	1
Bill Russell, R (1, 6) OBP: 0.278, SLG: 0.282			F8		P3		BB 1B 1-2 E 1B		4-3	4	1	1	0	0	0	1
Steve Yeager, R (1, 2) OBP: 0.412, SLG: 0.310			CS 1B		K		BB 1-2 2-3 E 1B		L4	4	1	2	0	0	1	1
Bob Welch, R (1, 1) OBP: 0.100, SLG: 0.100			K 1-2			1B 1B	K		4-3	1	0	0	0	0	1	1
Jay Johnstone, L (6, PH) OBP: 0.286, SLG: 0.286										1	1	1	0	0	0	0
Bobby Castillo, R (6, 1)										0	0	0	0	0	0	0
Rick Monday, L (7, PH) OBP: 0.273, SLG: 0.300										1	0	0	0	0	1	3
Derrel Thomas, S (7, 8) OBP: 0.388, SLG: 0.465										1	0	0	0	0	0	0
Inning Stats	R: 0 E: 0 K: 0 S: 3 H: 0 LOB: 0 BB: 0 P: 3	R: 0 E: 0 K: 1 S: 5 H: 1 LOB: 0 BB: 0 P: 5	R: 0 E: 0 K: 1 S: 5 H: 1 LOB: 0 BB: 0 P: 5	R: 0 E: 0 K: 0 S: 4 H: 2 LOB: 1 BB: 0 P: 4	R: 0 E: 0 K: 2 S: 7 H: 0 LOB: 1 BB: 0 P: 8	R: 2 E: 0 K: 0 S: 6 H: 3 LOB: 1 BB: 0 P: 6	R: 4 E: 1 K: 2 S: 11 H: 3 LOB: 2 BB: 2 P: 19	R: 0 E: 0 K: 0 S: 3 H: 0 LOB: 0 BB: 0 P: 3	R: 0 E: 0 K: 0 S: 4 H: 1 LOB: 1 BB: 0 P: 4	1B: 11 2B: 0 3B: 0 HR: 0 SF: 1 SAC: 0 DP: 1 HBP: 1						

PITCHER		IP	WLS	BF	H	R	ER	SO	BB	IBB	HBP	BLK	WP	HR	S	P	ERA	WHIP
Pascual Perez, R ERA: 4.5	(1, 1)	6.0		24	7	3	3	4	1	0	1	0	0	0	30	35	4.50	1.333
Enrique Romo, R ERA: 1.84	(7, 1)	0.1		4	2	0	0	1	1	0	0	0	0	0	5	9	0.00	9.000
Grant Jackson, L ERA: 3.86	(7, 1)	0.1		2	0	2	0	1	0	0	0	0	0	0	4	4	0.00	0.000
Kent Tekulve, R ERA: 1.26	(7, 1)	2.1	W	9	2	1	0	0	0	0	0	0	0	0	9	9	0.00	0.857

PITCHER	IP	WLS	BF	H	R	ER	SO	BB	IBB	HBP	BLK	WP	HR	S	P	ERA	WHIP

TOP

Los Angeles Dodgers @ Pittsburgh Pirates

Three Rivers Stadium, Pittsburgh, PA

Wed May 07 1980, 7:05 PM EDT

Att. 11,404 - Unknown

livebaseballscorecards.com

AB	35
R	6
H	11
RBI	4
BB	2
SO	6
LOB	20

Batter	1	2	3	4	5	6	7	8	9	AB	R	H	RBI	BB	SO	LOB
Omar Moreno, L (1, 8) OBP: 0.330, SLG: 0.383	6-3		2B		SH3 HR 1B 1-2		K S 1B	K		5	1	3	0	0	1	0
Tim Foli, R (1, 6) OBP: 0.333, SLG: 0.326	4-3		P3		SH3 1-2 2-3		K 1-3			3	0	0	0	0	1	2
Dave Parker, L (1, 9) OBP: 0.330, SLG: 0.543	1B		4-3		P4		HR			4	1	2	1	0	0	3
Willie Stargell, L (1, 3) OBP: 0.417, SLG: 0.577	F9			P3	HR 2-H 3-H		BB BB 1B			4	1	2	3	0	0	1
Mike Easler, L (1, 7) OBP: 0.421, SLG: 0.636 Bill Robinson, R (6, 7) OBP: 0.367, SLG: 0.578		F8		HR 1B	F9		BB 1-2	BB		3 0	1 0	1 0	0 0	0 1	0 0	0 0
Bill Madlock, R (1, 5) OBP: 0.283, SLG: 0.352 Dale Berra, R (7, PR) (8, 5)		F8		HR 1-H	5-3		BB 1-2 2-3			3 0	1 0	1 0	2 0	1 0	0 0	0 0
Ed Ott, L (1, 2) OBP: 0.373, SLG: 0.418	HR		K		F9		G3			4	1	1	1	0	1	3
Phil Garner, R (1, 4) OBP: 0.398, SLG: 0.494		F7		F8	1B			4-3		4	0	1	0	0	0	0
Pascual Perez, R (1, 1) OBP: 0.333, SLG: 0.333 Enrique Romo, R (7, 1) OBP: 1.000, SLG: 1.000 Grant Jackson, S (7, 1) Kent Tekulve, R (7, 1)			K		SH3 1B HR 1B		K	K		3 0 0 1	1 0 0 0	1 0 0 0	0 0 0 0	0 0 0 1	2 0 0 0	1 0 0 0
Inning Stats	R: 0 E: 0 K: 0 S: 4 H: 1 LOB: 1 BB: 0 P: 4	R: 1 E: 0 K: 0 S: 4 H: 1 LOB: 0 BB: 0 P: 4	R: 0 E: 0 K: 1 S: 6 H: 1 LOB: 1 BB: 0 P: 6	R: 2 E: 0 K: 1 S: 7 H: 2 LOB: 0 BB: 0 P: 7	R: 3 E: 0 K: 0 S: 6 H: 3 LOB: 0 BB: 0 P: 6	R: 0 E: 0 K: 1 S: 6 H: 1 LOB: 1 BB: 0 P: 6	R: 1 E: 0 K: 1 S: 7 H: 3 LOB: 3 BB: 2 P: 15	R: 0 E: 0 K: 2 S: 7 H: 0 LOB: 0 BB: 0 P: 7		1B: 7 2B: 1 3B: 0 HR: 4	SF: 0 SAC: 1 DP: 0 HBP: 0						

PITCHER		IP	WLS	BF	H	R	ER	SO	BB	IBB	HBP	BLK	WP	HR	S	P	ERA	WHIP
Bob Welch, R ERA: 3.34	(1, 1)	5.0		23	8	6	6	2	0	0	0	0	0	3	27	27	10.80	1.600
Bobby Castillo, R ERA: 2.92	(6, 1)	1.0		4	1	0	0	1	0	0	0	0	0	0	6	6	0.00	1.000
Charlie Hough, R ERA: 4.05	(7, 1)	0.2	L	6	3	1	1	1	2	0	0	0	0	1	6	14	13.50	7.500
Steve Howe, L ERA: 3.77	(7, 1)	1.1		4	0	0	0	2	0	0	0	0	0	0	8	8	0.00	0.000

PITCHER	IP	WLS	BF	H	R	ER	SO	BB	IBB	HBP	BLK	WP	HR	S	P	ERA	WHIP

BOTTOM

Los Angeles Dodgers @ Pittsburgh Pirates

Three Rivers Stadium, Pittsburgh, PA

Wed May 07 1980, 7:05 PM EDT

Att. 11,404 - Unknown

livebaseballscorecards.com

AB	34
R	7
H	12
RBI	7
BB	2
SO	6
LOB	10

WP: 0 PB: 0 SB: 1 CS: 0 PA: 37

Pittsburgh Pirates @ San Diego Padres

San Diego Stadium, San Diego, CA

Fri May 09 1980, 10:05 PM EDT

Att. 34,078 - Unknown

TOP

livebaseballscorecards.com

Batter	1	2	3	4	5	6	7	8	9	AB	R	H	RBI	BB	SO	LOB
Omar Moreno, L (1, 8) OBP: 0.333, SLG: 0.404	G3		1B 2B 1-3	K			3-1		SH5 SF8 2B	5	1	2	0	0	1	1
Phil Garner, R (1, 4) OBP: 0.391, SLG: 0.481	5-3		1B 2-3 3-H		4-3		F9		SH5 2-3	4	0	1	1	0	0	0
Dave Parker, L (1, 9) OBP: 0.333, SLG: 0.531	6-3		L9		F7		1B		IBB	4	0	1	0	1	0	2
Bill Robinson, R (1, 3) OBP: 0.377, SLG: 0.633 Willie Stargell, L (9, PH) OBP: 0.426, SLG: 0.577 (9, 3)		F9	F4		HR		CS 1-2		IBB 1-2	4 0	1 0	2 0	1 0	0 1	0 0	2 0
Bill Madlock, R (1, 5) OBP: 0.289, SLG: 0.385		6-3	FC5-4 IBB		L5		CS 1-2	HR	SF8 3-H	3	1	1	2	1	0	0
Lee Lacy, R (1, 7) OBP: 0.536, SLG: 0.615 John Milner, L (9, PH) OBP: 0.250, SLG: 0.171 (9, 7)		S 1B	FC5-4 1-2f			K		L8	4-3	4 1	0 0	1 0	0 0	0 0	1 0	3 2
Steve Nicosia, R (1, 2) OBP: 0.167, SLG: 0.067	BBBB 4-0 FC6-4 BB 1-2		F9			5-3		F7		3	0	0	0	1	0	0
Dale Berra, R (1, 6) OBP: 0.300, SLG: 0.300	FC6-4 1-2f			SH1-4 1B		1B		1B		4	0	3	0	0	0	2
Jim Bibby, R (1, 1) OBP: 0.263, SLG: 0.250 Grant Jackson, S (7, 1) Tim Foli, R (8, PH) OBP: 0.330, SLG: 0.322 Kent Tekulve, R (8, 1)			2B 1B 1B	SH1-4 1-2		K		F7		2 0 1 0	1 0 0 0	1 0 0 0	0 0 0 0	0 0 0 0	1 0 0 0	1 0 1 0
Inning Stats	R: 0 E: 0 K: 0 S: 3 H: 0 LOB: 0 BB: 0 P: 3	R: 0 E: 0 K: 0 S: 4 H: 1 LOB: 2 BB: 1 P: 8	R: 1 E: 0 K: 0 S: 6 H: 3 LOB: 3 BB: 1 P: 10	R: 0 E: 0 K: 1 S: 6 H: 1 LOB: 1 BB: 0 P: 6	R: 1 E: 0 K: 0 S: 4 H: 1 LOB: 0 BB: 0 P: 4	R: 0 E: 0 K: 2 S: 8 H: 1 LOB: 1 BB: 0 P: 8	R: 0 E: 0 K: 0 S: 4 H: 2 LOB: 1 BB: 0 P: 4	R: 1 E: 0 K: 0 S: 5 H: 2 LOB: 1 BB: 0 P: 5	R: 1 E: 0 K: 0 S: 4 H: 1 LOB: 2 BB: 2 P: 12	1B: 8 2B: 2 3B: 0 HR: 2 SF: 1 SAC: 2 DP: 0 HBP: 0						

	AB	35
	R	4
	H	12
	RBI	4
	BB	4
	SO	3
	LOB	14

WP: 0 PB: 0 SB: 1 CS: 1 PA: 43

PITCHER		IP	WLS	BF	H	R	ER	SO	BB	IBB	HBP	BLK	WP	HR	S	P	ERA	WHIP
John Curtis, L ERA: 3.57	(1, 1)	6.0		27	7	2	2	3	1	1	0	0	0	1	31	39	3.00	1.333
Bob Shirley, L ERA: 2.08	(7, 1)	2.0		9	4	1	1	0	0	0	0	0	0	1	9	9	4.50	2.000
Rollie Fingers, R ERA: 3.21	(9, 1)	1.0	L	6	1	1	1	0	0	2	0	0	0	0	4	12	9.00	1.000

PITCHER	IP	WLS	BF	H	R	ER	SO	BB	IBB	HBP	BLK	WP	HR	S	P	ERA	WHIP

Batter	1	2	3	4	5	6	7	8	9	AB	R	H	RBI	BB	SO	LOB
Ozzie Smith, S (1, 6) OBP: 0.322, SLG: 0.253	1-3			4-3		K		4-3		4	0	0	0	0	1	0
Gene Richards, L (1, 7) OBP: 0.313, SLG: 0.344	4-3			6-3			HR 1B		4-3	4	1	1	0	0	0	0
Gene Tenace, R (1, 2) OBP: 0.346, SLG: 0.406	K			BB			1-H HR		6-3	3	1	1	2	1	1	0
Dave Winfield, R (1, 9) OBP: 0.398, SLG: 0.436		4-3		1-3			E4 SF8 1B		4-3	4	1	1	0	0	0	1
Willie Montanez, L (1, 3) OBP: 0.258, SLG: 0.321		CS BB			F4		SF8 3-H			1	0	0	1	1	0	0
Jerry Mumphrey, S (1, 8) OBP: 0.279, SLG: 0.253		K 1-2			G1		6-3			3	0	0	0	0	1	1
Dave Cash, R (1, 4) OBP: 0.291, SLG: 0.260			K		1B		F9			3	0	1	0	0	1	0
Aurelio Rodriguez, R (1, 5) OBP: 0.283, SLG: 0.409			K			L8		F7		1	0	0	0	0	1	0
Von Joshua, L (6, PH) OBP: 0.286, SLG: 0.211										1	0	0	0	0	0	0
Bob Shirley, R (7, 1)										0	0	0	0	0	0	0
Jerry Turner, L (8, PH) OBP: 0.306, SLG: 0.313										1	0	0	0	0	0	0
Rollie Fingers, R (9, 1)										0	0	0	0	0	0	0
John Curtis, L (1, 1) OBP: 0.167, SLG: 0.091			6-3			F5		4-3		1	0	0	0	0	0	0
Barry Evans, R (6, PH) OBP: 0.419, SLG: 0.292										2	0	0	0	0	0	0
(7, 5)																
Inning Stats	R: 0 E: 0 K: 1 S: 5 H: 0 LOB: 0 BB: 0 P: 5	R: 0 E: 0 K: 1 S: 4 H: 0 LOB: 0 BB: 1 P: 8	R: 0 E: 0 K: 2 S: 7 H: 0 LOB: 0 BB: 0 P: 7	R: 0 E: 0 K: 0 S: 3 H: 0 LOB: 1 BB: 1 P: 7	R: 0 E: 0 K: 0 S: 3 H: 1 LOB: 1 BB: 0 P: 3	R: 0 E: 0 K: 1 S: 5 H: 0 LOB: 0 BB: 0 P: 5	R: 3 E: 1 K: 0 S: 6 H: 3 LOB: 0 BB: 0 P: 6	R: 0 E: 0 K: 0 S: 3 H: 0 LOB: 0 BB: 0 P: 3	R: 0 E: 0 K: 0 S: 3 H: 0 LOB: 0 BB: 0 P: 3	1B: 3 2B: 0 3B: 0 HR: 1	SF: 1 SAC: 0 DP: 0 HBP: 0						

PITCHER		IP	WLS	BF	H	R	ER	SO	BB	IBB	HBP	BLK	WP	HR	S	P	ERA	WHIP
Jim Bibby, R ERA: 3.59	(1, 1)	6.0		22	4	3	2	5	2	0	0	0	0	1	30	38	3.00	1.000
Grant Jackson, L ERA: 3.48	(7, 1)	1.0		3	0	0	0	0	0	0	0	0	0	0	3	3	0.00	0.000
Kent Tekulve, R ERA: 1.1	(8, 1)	2.0	W	6	0	0	0	0	0	0	0	0	0	0	6	6	0.00	0.000

PITCHER	IP	WLS	BF	H	R	ER	SO	BB	IBB	HBP	BLK	WP	HR	S	P	ERA	WHIP

BOTTOM

Pittsburgh Pirates @ San Diego Padres

San Diego Stadium, San Diego, CA

Fri May 09 1980, 10:05 PM EDT

Att. 34,078 - Unknown

livebaseballscorecards.com

AB	28
R	3
H	4
RBI	3
BB	2
SO	5
LOB	2

1B: 3 SF: 1
2B: 0 SAC: 0
3B: 0 DP: 0
HR: 1 HBP: 0

WP: 0 PA: 31
PB: 0
SB: 0
CS: 1

Pittsburgh Pirates @ San Diego Padres

San Diego Stadium, San Diego, CA

Sat May 10 1980, 10:05 PM EDT

Att. 18,168 - Unknown

TOP

livebaseballscorecards.com

Batter	1	2	3	4	5	6	7	8	9	AB	R	H	RBI	BB	SO	LOB
Omar Moreno, L (1, 8) OBP: 0.327, SLG: 0.404	F8	FC4-6 1-2f		F5 1-2		F7		SF9 1-3 SF7 2B		5	1	1	0	0	0	5
Phil Garner, R (1, 4) OBP: 0.402, SLG: 0.488	L7		3-1 S 1B	BBBB BB			S HR 1B	SF9 2-3 3-H		3	1	2	1	1	0	0
Dave Parker, L (1, 9) OBP: 0.327, SLG: 0.549	HR		3-1 1-3	SSS K			SSS K 1-2	SF7 3-H		4	1	1	2	0	2	4
Willie Stargell, L (1, 3) OBP: 0.424, SLG: 0.554	3-1		SSS K		1-3		BBBB HR BB	1B 1B		4	1	1	0	1	1	1
Mike Easler, L (1, 7) OBP: 0.400, SLG: 0.600 Bill Robinson, R (5, PH) OBP: 0.393, SLG: 0.692 (5, 7)		F8	4-3		F4		1-H 2-H HR	1-2 1B		2 3	0 1	0 2	0 3	0 0	0 0	1 0
Bill Madlock, R (1, 5) OBP: 0.304, SLG: 0.394		4-3 1B 2B		BBBB 1B 1B BB	6-3		BBBB BB	SSS K		3	2	1	0	2	1	2
Ed Ott, L (1, 2) OBP: 0.363, SLG: 0.403		4-3 2-3		1B 1-2 1B 1B		1-4-3	F8		L3	5	1	1	0	0	0	2
Dale Berra, R (1, 6) OBP: 0.333, SLG: 0.286		BBBB 1B BB		1B 1-3 2-H 1B		SSS K	SSS K		3-1	4	0	1	1	1	2	1
Don Robinson, R (1, 1) OBP: 0.750, SLG: 0.750 Grant Jackson, S (6, 1) Enrique Romo, R (7, 1) OBP: 0.667, SLG: 0.667		FC4-6 1-2 3-H 1B		CS 1-3 3-H 1B		1B		2B SF9 1B	SSS K	3 0 2	0 0 1	3 0 1	2 0 0	0 0 1	0 0 0	0 0 0
Inning Stats	R: 1 E: 0 K: 0 S: 4 H: 1 LOB: 0 BB: 0 P: 4	R: 1 E: 0 K: 0 S: 5 H: 2 LOB: 2 BB: 1 P: 9	R: 0 E: 0 K: 1 S: 6 H: 1 LOB: 1 BB: 0 P: 6	R: 2 E: 0 K: 1 S: 7 H: 3 LOB: 2 BB: 2 P: 15	R: 0 E: 0 K: 0 S: 3 H: 0 LOB: 0 BB: 0 P: 3	R: 0 E: 0 K: 1 S: 6 H: 1 LOB: 1 BB: 0 P: 6	R: 3 E: 0 K: 2 S: 9 H: 2 LOB: 1 BB: 2 P: 17	R: 2 E: 0 K: 1 S: 9 H: 4 LOB: 2 BB: 0 P: 9	R: 0 E: 0 K: 1 S: 5 H: 0 LOB: 0 BB: 0 P: 5	1B: 10 2B: 2 3B: 0 HR: 2 SF: 2 SAC: 0 DP: 0 HBP: 0						

	AB	38
	R	9
	H	14
	RBI	9
	BB	5
	SO	7
	LOB	16

WP: 0 PB: 0 SB: 2 CS: 1 PA: 45

PITCHER		IP	WLS	BF	H	R	ER	SO	BB	IBB	HBP	BLK	WP	HR	S	P	ERA	WHIP
Eric Rasmussen, R ERA: 4.99	(1, 1)	3.0	L	18	7	4	4	1	2	0	0	0	0	1	18	26	12.00	3.000
Dennis Kinney, L ERA: 7.04	(4, 1)	2.0		6	0	0	0	1	1	0	0	0	0	0	7	11	0.00	0.500
John D'Acquisto, R ERA: 3.14	(6, 1)	1.0		4	1	0	0	1	0	0	0	0	0	0	6	6	0.00	1.000
Steve Mura, R ERA: 5.71	(7, 1)	1.1		10	4	5	5	2	2	0	0	0	0	1	12	20	33.75	4.500
Bob Shirley, L ERA: 1.89	(8, 1)	1.2		7	2	0	0	2	0	0	0	0	0	0	11	11	0.00	1.200

PITCHER	IP	WLS	BF	H	R	ER	SO	BB	IBB	HBP	BLK	WP	HR	S	P	ERA	WHIP

BOTTOM

Pittsburgh Pirates @ San Diego Padres

San Diego Stadium, San Diego, CA

Sat May 10 1980, 10:05 PM EDT

Att. 18,168 - Unknown

livebaseballscorecards.com

Batter	1	2	3	4	5	6	7	8	9	AB	R	H	RBI	BB	SO	LOB
Dave Cash, R (1, 4) OBP: 0.287, SLG: 0.257	G3		4-3		1-3		6-3	2-H 1B		5	0	1	1	0	0	0
Barry Evans, R (1, 5) OBP: 0.424, SLG: 0.346	G3 2B		F3			BBBB 4-0 1B 1B BB	SSS 0-3 K	F8		2	0	1	0	0	0	0
Gene Tenace, R (6, PH) OBP: 0.354, SLG: 0.406										0	1	0	0	1	0	0
Aurelio Rodriguez, R (7, 5) OBP: 0.277, SLG: 0.400										1	0	0	0	0	1	0
Paul Dade, R (8, PH) OBP: 0.333, SLG: 0.217										1	0	0	0	0	0	1
Gene Richards, L (1, 7) OBP: 0.317, SLG: 0.340	G3 2-3		4-1			1B SF9 1-2 1B	BBBB 4-0 BB BB		F7	4	1	1	0	1	0	1
Dave Winfield, R (1, 9) OBP: 0.398, SLG: 0.429	F8			SSS 0-3 K		BBBB 0-0 2B 1-3 1B 2-H	4-0 BB 1-2 BB		F9	4	1	1	1	1	1	1
(7, 8)																
Willie Montanez, L (1, 3) OBP: 0.268, SLG: 0.333		FC5-4 1B		S 1B		SF9 3-H	4-3		K	3	0	2	1	0	0	2
Bob Shirley, R (8, 1)										0	0	0	0	0	0	0
Rick Wise, R (9, PH) OBP: 0.167, SLG: 0.182										1	0	0	0	0	1	0
Jerry Mumphrey, S (1, 8) OBP: 0.273, SLG: 0.247		FC5-4 1-2f 1B		SSS 0-3 K 1-2		4-3 2-H 2B		FC6-4 1B		2	0	0	0	0	1	2
Kurt Bevacqua, R (6, PH) OBP: 0.438, SLG: 0.643										1	0	1	1	0	0	0
Steve Mura, R (7, 1) OBP: 0.500, SLG: 1.000										0	0	0	0	0	0	0
Fred Kendall, R (8, 3) OBP: 0.500, SLG: 0.500										1	0	1	0	0	0	0
Bill Fahey, L (1, 2) OBP: 0.275, SLG: 0.292		F9	3-1			4-3 2-3		F5		4	0	0	0	0	0	4
Ozzie Smith, S (1, 6) OBP: 0.328, SLG: 0.255	1-2 1B				F8	BBBB 4-0 BB		FC6-4 1-2f 2B		3	1	1	0	1	0	1
Eric Rasmussen, R (1, 1) OBP: 0.143, SLG: 0.286		4-3			F6	F9		1-H 1B 2B		1	0	0	0	0	0	2
Dennis Kinney, L (4, 1)										0	0	0	0	0	0	0
Von Joshua, L (5, PH) OBP: 0.273, SLG: 0.200										1	0	0	0	0	0	0
John D'Acquisto, R (6, 1)										0	0	0	0	0	0	0
Jerry Turner, L (6, PH) OBP: 0.316, SLG: 0.353										2	1	1	1	0	0	2
(7, 9)																
Inning Stats	R: 0 E: 0 K: 0 S: 4 H: 1 LOB: 1 BB: 0 P: 4	R: 0 E: 0 K: 0 S: 5 H: 2 LOB: 2 BB: 0 P: 5	R: 0 E: 0 K: 0 S: 3 H: 0 LOB: 0 BB: 0 P: 3	R: 0 E: 0 K: 2 S: 8 H: 1 LOB: 1 BB: 0 P: 8	R: 0 E: 0 K: 0 S: 3 H: 0 LOB: 0 BB: 0 P: 3	R: 3 E: 0 K: 0 S: 6 H: 3 LOB: 2 BB: 2 P: 14	R: 0 E: 0 K: 1 S: 5 H: 0 LOB: 2 BB: 2 P: 13	R: 2 E: 0 K: 0 S: 6 H: 3 LOB: 1 BB: 0 P: 6	R: 0 E: 0 K: 1 S: 5 H: 0 LOB: 0 BB: 0 P: 5	1B: 7 2B: 3 3B: 0 HR: 0	SF: 1 SAC: 0 DP: 0 HBP: 0			WP: 0 PB: 0 SB: 1 CS: 0	PA: 41		

	AB	36
	R	5
	H	10
	RBI	5
	BB	4
	SO	4
	LOB	16

PITCHER		IP	WLS	BF	H	R	ER	SO	BB	IBB	HBP	BLK	WP	HR	S	P	ERA	WHIP
Don Robinson, R ERA: 3.6	(1, 1)	5.0	W	22	6	3	3	2	1	0	0	0	0	0	25	29	5.40	1.400
Grant Jackson, L ERA: 3.18	(6, 1)	1.0		5	1	0	0	0	1	0	0	0	0	0	4	8	0.00	2.000
Enrique Romo, R ERA: 2.55	(7, 1)	3.0	S	14	3	2	2	2	2	0	0	0	0	0	16	24	6.00	1.667

PITCHER	IP	WLS	BF	H	R	ER	SO	BB	IBB	HBP	BLK	WP	HR	S	P	ERA	WHIP

Batter	1	2	3	4	5	6	7	8	9	AB	R	H	RBI	BB	SO	LOB
Omar Moreno, L (1, 8) OBP: 0.316, SLG: 0.389	5-3		4-3			6-3		G4-6-3 1-2f		4	0	0	0	0	0	2
Tim Foli, R (1, 6) OBP: 0.317, SLG: 0.308	K			F9		6-3			6-3	4	0	0	0	0	1	0
Dave Parker, L (1, 9) OBP: 0.315, SLG: 0.528	K			F4			L3		F6	4	0	0	0	0	1	0
Bill Robinson, R (1, 3) OBP: 0.383, SLG: 0.661		6-3		1B			6-3		5-3	4	0	1	0	0	0	0
Bill Madlock, R (1, 5) OBP: 0.305, SLG: 0.392		5-3		5-6-3			1B 1B			3	0	1	0	0	0	1
Lee Lacy, R (1, 7) OBP: 0.548, SLG: 0.621		4-3			G5-4-3 1B		1-2 1B			3	0	2	0	0	0	0
Phil Garner, R (1, 4) OBP: 0.390, SLG: 0.471			4-3		G5-4-3 1-2f		F9			3	0	0	0	0	0	3
Steve Nicosia, R (1, 2) OBP: 0.190, SLG: 0.111			SH1-4 1B		6-3			1-3		3	0	1	0	0	0	0
John Candelaria, L (1, 1) OBP: 0.294, SLG: 0.267			SH1-4 1-2			4-3		G4-6-3 1B		1	0	0	0	0	0	0
Manny Sanguillen, R (8, PH) OBP: 1.000, SLG: 1.500										1	0	1	0	0	0	0
Kent Tekulve, R (8, 1)										0	0	0	0	0	0	0
Inning Stats	R: 0 E: 0 K: 2 S: 7 H: 0 LOB: 0 BB: 0 P: 7	R: 0 E: 0 K: 0 S: 3 H: 0 LOB: 0 BB: 0 P: 3	R: 0 E: 0 K: 0 S: 4 H: 1 LOB: 1 BB: 0 P: 4	R: 0 E: 0 K: 0 S: 4 H: 1 LOB: 1 BB: 0 P: 4	R: 0 E: 0 K: 0 S: 3 H: 1 LOB: 0 BB: 0 P: 3	R: 0 E: 0 K: 0 S: 3 H: 0 LOB: 0 BB: 0 P: 3	R: 0 E: 0 K: 0 S: 5 H: 2 LOB: 2 BB: 0 P: 5	R: 0 E: 0 K: 0 S: 3 H: 1 LOB: 0 BB: 0 P: 3	R: 0 E: 0 K: 0 S: 3 H: 0 LOB: 0 BB: 0 P: 3	1B: 6 2B: 0 3B: 0 HR: 0 SF: 0 SAC: 1 DP: 2 HBP: 0						

PITCHER	IP	WLS	BF	H	R	ER	SO	BB	IBB	HBP	BLK	WP	HR	S	P	ERA	WHIP
Randy Jones, L (1, 1) ERA: 2.15	9.0	W	31	6	0	0	2	0	0	0	0	0	0	35	35	0.00	0.667

PITCHER	IP	WLS	BF	H	R	ER	SO	BB	IBB	HBP	BLK	WP	HR	S	P	ERA	WHIP

TOP

Pittsburgh Pirates @ San Diego Padres

San Diego Stadium, San Diego, CA

Sun May 11 1980, 6:33 AM EDT

Att. 22,522 - Unknown

livebaseballscorecards.com

AB	30
R	0
H	6
RBI	0
BB	0
SO	2
LOB	6

WP: 0 PA: 31
PB: 0
SB: 0
CS: 0

Pittsburgh Pirates @ San Diego Padres

San Diego Stadium, San Diego, CA

Sun May 11 1980, 6:33 AM EDT

Att. 22,522 - Unknown

livebaseballscorecards.com

BOTTOM

Batter	1	2	3	4	5	6	7	8	9	AB	R	H	RBI	BB	SO	LOB
Dave Cash, R (1, 4) OBP: 0.294, SLG: 0.267	E 1B 1B 1B	1-3			1-3		CS 1B			4	1	2	0	0	0	0
Gene Richards, L (1, 7) OBP: 0.315, SLG: 0.337	K	4-3			G3		CS 1-2	G3 S 1B 1B		4	1	1	0	0	1	1
Gene Tenace, R (1, 2) OBP: 0.349, SLG: 0.397	E6 G3 1B 1-3 1B 1B		F9			3-1		F9 1-2		4	1	1	0	0	0	1
Dave Winfield, R (1, 9) OBP: 0.402, SLG: 0.426	G3 1-2 1B 3-H 1B		B5-3			4-3		BBBB G3 1B BB		3	2	1	1	1	0	0
Willie Montanez, L (1, 3) OBP: 0.267, SLG: 0.330	G3 1-2 2-3		G1			1B 1B		G3 1-2 2-3		4	0	1	0	0	0	4
Jerry Mumphrey, S (1, 8) OBP: 0.293, SLG: 0.262	BB 2-H 3-H 1B		SSS K			1-2 1B		1B 1B IBB		3	0	2	2	1	1	0
Aurelio Rodriguez, R (1, 5) OBP: 0.280, SLG: 0.383 Von Joshua, L (8, PH) OBP: 0.304, SLG: 0.238 Barry Evans, R (9, 5) OBP: 0.424, SLG: 0.346	BBBB 1-2 BB		F7			F8		1-H 2-H 3-H 1B		2 1 0	0 0 0	0 1 0	0 2 0	1 0 0	0 0 0	2 0 0
Ozzie Smith, S (1, 6) OBP: 0.320, SLG: 0.248	L6		5-3				F9			3	0	0	0	0	0	2
Randy Jones, R (1, 1)		SSS K			F7		F7			3	0	0	0	0	1	0
Inning Stats	R: 3 H: 4 E: 1 LOB: 2 K: 1 BB: 1 S: 9 P: 13	R: 0 H: 0 E: 0 LOB: 0 K: 1 BB: 0 S: 5 P: 5	R: 0 H: 0 E: 0 LOB: 0 K: 0 BB: 0 S: 3 P: 3	R: 0 H: 0 E: 0 LOB: 0 K: 1 BB: 0 S: 5 P: 5	R: 0 H: 0 E: 0 LOB: 0 K: 0 BB: 0 S: 3 P: 3	R: 0 H: 2 E: 0 LOB: 2 K: 0 BB: 0 S: 5 P: 5	R: 0 H: 1 E: 0 LOB: 0 K: 0 BB: 0 S: 3 P: 3	R: 2 H: 2 E: 0 LOB: 2 K: 0 BB: 2 S: 4 P: 12		1B: 9 SF: 0 2B: 0 SAC: 0 3B: 0 DP: 0 HR: 0 HBP: 0						

AB	31
R	5
H	9
RBI	5
BB	3
SO	3
LOB	10

WP: 0 PA: 35
PB: 0
SB: 1
CS: 1

PITCHER		IP	WLS	BF	H	R	ER	SO	BB	IBB	HBP	BLK	WP	HR	S	P	ERA	WHIP
John Candelaria, L ERA: 3.06	(1, 1)	7.0	L	28	7	3	3	3	1	0	0	0	0	0	33	37	3.86	1.143
Kent Tekulve, R ERA: 2.08	(8, 1)	1.0		6	2	2	2	0	1	1	0	0	0	0	4	12	18.00	3.000

PITCHER	IP	WLS	BF	H	R	ER	SO	BB	IBB	HBP	BLK	WP	HR	S	P	ERA	WHIP

Pittsburgh Pirates @ San Francisco Giants

Candlestick Park, San Francisco, CA

Tue May 13 1980, 10:05 PM EDT

Att. 13,798 - Unknown

livebaseballscorecards.com

Batter	1	2	3	4	5	6	7	8	9	AB	R	H	RBI	BB	SO	LOB
Omar Moreno, L (1, 8) OBP: 0.306, SLG: 0.375	1-3			K		K			K	4	0	0	0	0	3	2
Tim Foli, R (1, 6) OBP: 0.305, SLG: 0.295	6-3			G3		F3			F4	4	0	0	0	0	0	2
Dave Parker, L (1, 9) OBP: 0.304, SLG: 0.509	K			F8			4-3		K	4	0	0	0	0	2	1
Bill Robinson, R (1, 3) OBP: 0.365, SLG: 0.627		F9			K		K			3	0	0	0	0	2	0
Bill Madlock, R (1, 5) OBP: 0.315, SLG: 0.400		CS 1B			FC6-4 1B		F7			3	0	2	0	0	0	0
Lee Lacy, R (1, 7) OBP: 0.529, SLG: 0.594		F8			F8			G4-6-3 1B		3	0	1	0	0	0	2
Phil Garner, R (1, 4) OBP: 0.379, SLG: 0.456		CS 1-2	F9		FC6-4 1-2f			F9		3	0	0	0	0	0	2
Steve Nicosia, R (1, 2) OBP: 0.208, SLG: 0.100			G3			BB		G4-6-3 1-2f		2	0	0	0	1	0	1
Bert Blyleven, R (1, 1) OBP: 0.100, SLG: 0.100			K			K			2B	2	0	0	0	0	2	1
Manny Sanguillen, R (9, PH) OBP: 1.000, SLG: 1.667										1	0	1	0	0	0	0

Inning Stats	R	E	K	S	H	LOB	BB	P
	0	0	1	5	0	0	0	5
	0	0	0	3	1	0	0	3
	0	0	1	5	0	0	0	5
	0	0	1	5	0	0	0	5
	0	0	1	6	1	1	0	6
	0	0	1	7	0	1	1	11
	0	0	1	5	0	0	0	5
	0	0	1	3	0	0	0	3
	0	0	2	8	1	1	0	8

PITCHER	IP	WLS	BF	H	R	ER	SO	BB	IBB	HBP	BLK	WP	HR	S	P	ERA	WHIP
Vida Blue, L (1, 1) ERA: 3.58	9.0	W	30	4	0	0	9	1	0	0	0	0	0	47	51	0.00	0.556

PITCHER	IP	WLS	BF	H	R	ER	SO	BB	IBB	HBP	BLK	WP	HR	S	P	ERA	WHIP

AB	29
R	0
H	4
RBI	0
BB	1
SO	9
LOB	11

1B: 3	SF: 0	WP: 0	PA: 31
2B: 1	SAC: 0	PB: 0	
3B: 0	DP: 1	SB: 0	
HR: 0	HBP: 0	CS: 1	

Batter	1	2	3	4	5	6	7	8	9	AB	R	H	RBI	BB	SO	LOB
Bill North, S (1, 8) OBP: 0.372, SLG: 0.333	K		K			6-3		4-3 1B 2B (2-H)		4	1	1	1	0	2	0
Jim Wohlford, R (1, 7) OBP: 0.250, SLG: 0.352	1-3		F7			F9		4-3 (2-3)		4	0	0	0	0	0	1
Jack Clark, R (1, 9) OBP: 0.375, SLG: 0.452	F8		F8			HR		FC6-4 1B (3-H)		4	1	2	2	0	0	0
Darrell Evans, L (1, 5) OBP: 0.366, SLG: 0.396		F8		F6		F4		FC6-4 (1-2f)		4	0	0	0	0	0	1
Mike Ivie, R (1, 3) OBP: 0.269, SLG: 0.328		1B 4-3 2B		L3			F6			3	1	1	0	0	0	0
Milt May, L (1, 2) OBP: 0.341, SLG: 0.427		4-3 2B 1B (2-3)		K			F6			3	1	1	0	0	1	0
Rennie Stennett, R (1, 4) OBP: 0.266, SLG: 0.336		4-3 (1-2, 3-H)			5-3		F7			3	0	0	1	0	0	1
Johnnie LeMaster, R (1, 6) OBP: 0.281, SLG: 0.449		2B (2-H)			5-3			E9 2B		3	1	1	1	0	0	0
Vida Blue, S (1, 1) OBP: 0.158, SLG: 0.059		K			K			K		3	0	0	0	0	3	2
Inning Stats	R: 0 E: 0 K: 1 S: 5 H: 0 LOB: 0 BB: 0 P: 5	R: 2 E: 0 K: 1 S: 8 H: 3 LOB: 1 BB: 0 P: 8	R: 0 E: 0 K: 1 S: 5 H: 0 LOB: 0 BB: 0 P: 5	R: 0 E: 0 K: 1 S: 5 H: 0 LOB: 0 BB: 0 P: 5	R: 0 E: 0 K: 1 S: 5 H: 0 LOB: 0 BB: 0 P: 5	R: 1 E: 0 K: 0 S: 4 H: 1 LOB: 0 BB: 0 P: 4	R: 0 E: 0 K: 0 S: 3 H: 0 LOB: 0 BB: 0 P: 3	R: 2 E: 1 K: 1 S: 8 H: 2 LOB: 1 BB: 0 P: 8		1B: 2 2B: 3 3B: 0 HR: 1 SF: 0 SAC: 0 DP: 0 HBP: 0						

PITCHER	IP	WLS	BF	H	R	ER	SO	BB	IBB	HBP	BLK	WP	HR	S	P	ERA	WHIP
Bert Blyleven, R (1, 1) ERA: 3.18	8.0	L	31	6	5	3	6	0	0	0	0	0	1	43	43	3.38	0.750

PITCHER	IP	WLS	BF	H	R	ER	SO	BB	IBB	HBP	BLK	WP	HR	S	P	ERA	WHIP

BOTTOM

Pittsburgh Pirates @ San Francisco Giants

Candlestick Park, San Francisco, CA

Tue May 13 1980, 10:05 PM EDT

Att. 13,798 - Unknown

livebaseballscorecards.com

AB	31
R	5
H	6
RBI	5
BB	0
SO	6
LOB	5

1B: 2	SF: 0	WP: 0	PA: 31
2B: 3	SAC: 0	PB: 0	
3B: 0	DP: 0	SB: 0	
HR: 1	HBP: 0	CS: 0	

Batter	1	2	3	4	5	6	7	8	9	AB	R	H	RBI	BB	SO	LOB
Omar Moreno, L (1, 8) OBP: 0.302, SLG: 0.368	K	K			K		K		1B	5	0	1	0	0	4	2
Tim Foli, R (1, 6) OBP: 0.318, SLG: 0.320	E SF7 1B	F2			S 1B			1B 2B	F8	5	2	3	0	0	0	4
Dave Parker, L (1, 9) OBP: 0.303, SLG: 0.500	E8 S	F9			F5			CS 1B		4	0	1	1	0	0	4
Bill Robinson, R (1, 3) (8, 7) OBP: 0.343, SLG: 0.597	SF7		F8		K			K		3	0	0	1	0	2	2
Bill Madlock, R (1, 5) OBP: 0.321, SLG: 0.392	BB		F4			6-3		FC6-4 BB		2	0	0	0	2	0	0
Lee Lacy, R (1, 7) OBP: 0.474, SLG: 0.528	6-3		K			5-3		FC6-4		4	0	0	0	0	1	3
John Milner, L (8, 3) OBP: 0.250, SLG: 0.171										0	0	0	0	0	0	0
Phil Garner, R (1, 4) OBP: 0.374, SLG: 0.457		1B E 2B		F9		5-3			6-3	4	1	1	0	0	0	0
Steve Nicosia, R (1, 2) OBP: 0.286, SLG: 0.136		E HBP		5-3				CS BB	1B	2	0	1	0	1	0	0
Jim Bibby, R (1, 1) OBP: 0.273, SLG: 0.263		E1		1-3					K	3	0	1	0	0	0	1
Kent Tekulve, R (8, 1)							F7			1	0	0	0	0	1	1
Inning Stats	R: 1 E: 1 K: 1 S: 7 / H: 1 LOB: 2 BB: 1 P: 11	R: 1 E: 1 K: 1 S: 7 / H: 2 LOB: 2 BB: 0 P: 8	R: 0 E: 0 K: 1 S: 5 / H: 0 LOB: 0 BB: 0 P: 5	R: 0 E: 0 K: 0 S: 3 / H: 0 LOB: 0 BB: 0 P: 3	R: 0 E: 0 K: 2 S: 8 / H: 1 LOB: 1 BB: 0 P: 8	R: 0 E: 0 K: 0 S: 3 / H: 0 LOB: 0 BB: 0 P: 3	R: 0 E: 0 K: 1 S: 4 / H: 0 LOB: 0 BB: 1 P: 8	R: 1 E: 0 K: 1 S: 6 / H: 2 LOB: 1 BB: 1 P: 10	R: 0 E: 0 K: 1 S: 7 / H: 2 LOB: 2 BB: 0 P: 7	1B: 6 2B: 2 3B: 0 HR: 0 / SF: 1 SAC: 0 DP: 0 HBP: 1							

TOP

Pittsburgh Pirates @ San Francisco Giants

Candlestick Park, San Francisco, CA

Wed May 14 1980, 6:33 AM EDT

Att. 8,734 - Unknown

livebaseballscorecards.com

AB	33
R	3
H	8
RBI	2
BB	3
SO	8
LOB	17

WP: 0 PB: 0 SB: 2 CS: 2 / PA: 38

PITCHER		IP	WLS	BF	H	R	ER	SO	BB	IBB	HBP	BLK	WP	HR	S	P	ERA	WHIP
Bob Knepper, L ERA: 5.12	(1, 1)	7.0	L	28	4	2	0	6	2	0	1	0	0	0	37	46	0.00	0.857
Gary Lavelle, L ERA: 4.5	(8, 1)	2.0		10	4	1	1	2	1	0	0	0	0	0	13	17	4.50	2.500

PITCHER	IP	WLS	BF	H	R	ER	SO	BB	IBB	HBP	BLK	WP	HR	S	P	ERA	WHIP

Batter	1	2	3	4	5	6	7	8	9	AB	R	H	RBI	BB	SO	LOB
Bill North, S (1, 8) OBP: 0.367, SLG: 0.341	F7	1-3 1-2			4-3			F9 G3 2B		4	1	1	0	0	0	1
Jim Wohlford, R (1, 7) OBP: 0.233, SLG: 0.328	L6	F3			1-3			F9 2-3		4	0	0	0	0	0	2
Jack Clark, R (1, 9) OBP: 0.379, SLG: 0.442	1B 1B BB		5-3			F8		G3 BB		2	1	0	0	2	0	0
Darrell Evans, L (1, 5) OBP: 0.363, SLG: 0.391	BB 1B 1-3 1B		F2			L3		G3 1-2 3-H		4	0	1	1	0	0	1
Mike Ivie, R (1, 3) OBP: 0.268, SLG: 0.324	BB 1-2 3-H 1B		5-3			F4		F8		4	0	1	1	0	0	1
Milt May, L (1, 2) OBP: 0.352, SLG: 0.429				F4			WP 1B		F8	2	0	1	0	1	0	0
Mike Sadek, R (7, PR) OBP: 0.333, SLG: 0.333 (8, 2)										0	0	0	0	0	0	0
Terry Whitfield, L (9, PH) OBP: 0.271, SLG: 0.292	1-2 2-3 BB									1	0	0	0	0	0	0
Rennie Stennett, R (1, 4) OBP: 0.257, SLG: 0.324	F3			F8			F9 1-2		5-3	4	0	0	0	0	0	4
Johnnie LeMaster, R (1, 6) OBP: 0.273, SLG: 0.435		F6		K			K		1-3	3	0	0	0	0	2	2
Larry Herndon, R (9, PH) OBP: 0.271, SLG: 0.375										1	0	0	0	0	0	0
Bob Knepper, L (1, 1) OBP: 0.300, SLG: 0.350					K					2	0	1	0	0	1	0
Willie McCovey, L (7, PH) OBP: 0.247, SLG: 0.262		1-3 1B					F8			1	0	0	0	0	0	2
Gary Lavelle, S (8, 1)										0	0	0	0	0	0	0
Inning Stats	R: 1 E: 0 K: 0 S: 5 H: 2 LOB: 3 BB: 2 P: 13	R: 0 E: 0 K: 0 S: 4 H: 1 LOB: 1 BB: 0 P: 4	R: 0 E: 0 K: 0 S: 3 H: 0 LOB: 0 BB: 0 P: 3	R: 0 E: 0 K: 1 S: 5 H: 0 LOB: 0 BB: 0 P: 5	R: 0 E: 0 K: 1 S: 5 H: 0 LOB: 0 BB: 0 P: 5	R: 0 E: 0 K: 0 S: 3 H: 0 LOB: 0 BB: 0 P: 3	R: 0 E: 0 K: 1 S: 6 H: 1 LOB: 2 BB: 0 P: 6	R: 1 E: 0 K: 0 S: 4 H: 1 LOB: 1 BB: 1 P: 8	R: 0 E: 0 K: 0 S: 3 H: 0 LOB: 0 BB: 0 P: 3	1B: 4 2B: 1 3B: 0 HR: 0	SF: 0 SAC: 0 DP: 0 HBP: 0						WP: 1 PB: 0 SB: 0 CS: 0	PA: 35

PITCHER		IP	WLS	BF	H	R	ER	SO	BB	IBB	HBP	BLK	WP	HR	S	P	ERA	WHIP
Jim Bibby, R ERA: 3.44	(1, 1)	7.0	W	28	5	2	2	3	2	0	0	0	1	0	32	40	2.57	1.000
Kent Tekulve, R ERA: 1.86	(8, 1)	2.0	S	7	0	0	0	0	1	0	0	0	0	0	6	10	0.00	0.500

PITCHER	IP	WLS	BF	H	R	ER	SO	BB	IBB	HBP	BLK	WP	HR	S	P	ERA	WHIP

BOTTOM

Pittsburgh Pirates @ San Francisco Giants

Candlestick Park, San Francisco, CA

Wed May 14 1980, 6:33 AM EDT

Att. 8,734 - Unknown

livebaseballscorecards.com

AB	32
R	2
H	5
RBI	2
BB	3
SO	3
LOB	13

Batter	1	2	3	4	5	6	7	8	9	10	11	12	AB	R	H	RBI	BB	SO	LOB
Omar Moreno, L (1, 8) OBP: 0.295, SLG: 0.358	K		1B		7-4 2-3f		F8			6-3		G6-4-3 1-2f	6	0	1	0	0	1	6
Tim Foli, R (1, 6) OBP: 0.325, SLG: 0.320 Matt Alexander, S (8, PR) Kent Tekulve, R (8, 1) Grant Jackson, S (8, 1) Lee Lacy, R (10, PH) Enrique Romo, R (10, 1) OBP: 0.462, SLG: 0.514 OBP: 0.667, SLG: 0.667	1B		6-3	4-3				1B SF9 BB		K			3 0 0 0 0 1 0	0 1 0 0 0 0 0	1 0 0 0 0 0 0	0 0 0 0 0 0 0	1 0 0 0 0 1 0	0 0 0 0 0 0 0	1 0 0 0 0 0 0
Dave Parker, L (1, 9) OBP: 0.298, SLG: 0.487	K			K		F7		1-3 S 1B		F7			5	0	1	0	0	2	1
Willie Stargell, L (1, 3) OBP: 0.394, SLG: 0.508	4-3			1-3		F5		1-2 K			4-3		5	0	0	0	0	1	3
Mike Easler, L (1, 7) OBP: 0.395, SLG: 0.568 Bill Robinson, R (7, 7) OBP: 0.333, SLG: 0.587		CS BB		F6			4-3	SF9 3-H			6-3		2 1	0 0	0 0	0 1	1 0	0 0	0 0
Phil Garner, R (1, 4) OBP: 0.366, SLG: 0.439	K 1-2				E S 1B BB		5-3	F4			6-3		4	1	0	0	1	1	3
Ed Ott, L (1, 2) OBP: 0.365, SLG: 0.416	F8		G3 1-3				E 2B		4-3			SH1-4 1B	5	1	2	0	0	0	1
Dale Berra, R (1, 5) OBP: 0.368, SLG: 0.294 (8, 6)		K	7-4 1B 3-H				E IBB		4-3			SH1-4 1-2	3	0	1	1	1	1	0
Don Robinson, R (1, 1) OBP: 0.571, SLG: 0.571 Bill Madlock, R (8, 5) OBP: 0.325, SLG: 0.394		1-3	1-2				E5 1-2 2-3		F9			G6-4-3 2-H	3 2	0 0	1 1	0 1	0 0	0 0	2 0
Inning Stats	R: 0 E: 0 K: 2 S: 8 H: 1 LOB: 1 BB: 0 P: 8	R: 0 E: 0 K: 1 S: 4 H: 0 LOB: 0 BB: 1 P: 8	R: 0 E: 0 K: 1 S: 6 H: 1 LOB: 1 BB: 0 P: 6	R: 0 E: 0 K: 1 S: 5 H: 0 LOB: 0 BB: 0 P: 5	R: 1 E: 0 K: 0 S: 4 H: 2 LOB: 1 BB: 1 P: 8	R: 0 E: 0 K: 0 S: 3 H: 0 LOB: 0 BB: 0 P: 3	R: 0 E: 1 K: 0 S: 5 H: 1 LOB: 3 BB: 1 P: 9	R: 1 E: 0 K: 1 S: 6 H: 1 LOB: 2 BB: 1 P: 10	R: 0 E: 0 K: 0 S: 3 H: 0 LOB: 0 BB: 0 P: 3	R: 0 E: 0 K: 1 S: 5 H: 0 LOB: 0 BB: 0 P: 5	R: 0 E: 0 K: 0 S: 3 H: 0 LOB: 0 BB: 0 P: 3	R: 1 E: 0 K: 0 S: 4 H: 2 LOB: 0 BB: 0 P: 4	1B: 7 2B: 2 3B: 0 HR: 0 SF: 1 SAC: 1 DP: 2 HBP: 0	WP: 0 PB: 0 SB: 2 CS: 1 PA: 46					

TOP

Pittsburgh Pirates @ San Francisco Giants

Candlestick Park, San Francisco, CA

Thu May 15 1980, 6:33 AM EDT

Att. 7,781 - Unknown

livebaseballscorecards.com

AB	40
R	3
H	8
RBI	3
BB	4
SO	7
LOB	17

PITCHER		IP	WLS	BF	H	R	ER	SO	BB	IBB	HBP	BLK	WP	HR	S	P	ERA	WHIP
Ed Whitson, R ERA: 3.88	(1, 1)	7.0		29	5	2	2	5	3	1	0	0	0	0	35	51	2.57	1.143
Al Holland, L ERA: 1.42	(8, 1)	1.0		4	1	0	0	1	0	0	0	0	0	0	6	6	0.00	1.000
Gary Lavelle, L ERA: 3.71	(9, 1)	3.0		9	0	0	0	1	0	0	0	0	0	0	11	11	0.00	0.000
Tom Griffin, R ERA: 7.24	(12, 1)	1.0	L	4	2	1	1	0	0	0	0	0	0	0	4	4	9.00	2.000

PITCHER	IP	WLS	BF	H	R	ER	SO	BB	IBB	HBP	BLK	WP	HR	S	P	ERA	WHIP

Batter	1	2	3	4	5	6	7	8	9	10	11	12	AB	R	H	RBI	BB	SO	LOB
Bill North, S (1, 8) OBP: 0.379, SLG: 0.349	L4			4-3			3-1 S HR 1B	BBBB 4-0 1-2 2-3 BB			S 1B 1B		4	1	2	0	1	0	0
Darrell Evans, L (1, 5) OBP: 0.357, SLG: 0.383	F9			F8			3-1 1-3	F4			S 1-2 1B		5	0	1	0	0	0	4
Jack Clark, R (1, 9) OBP: 0.380, SLG: 0.465	SSS K			F8			HR 3-H		F9		4-0 1-2 2-3 IBB		4	1	1	2	1	1	0
Willie McCovey, L (1, 3) OBP: 0.244, SLG: 0.271		1-3			2B		F7		3-1		F7		5	0	1	0	0	0	3
Larry Herndon, R (1, 7) OBP: 0.267, SLG: 0.365		6-3			CS 1B		6-3		F8		F1		5	0	1	0	0	0	3
Rennie Stennett, R (1, 4) OBP: 0.254, SLG: 0.319		G3			F3 1-2			BB SH1-4 1B		F2		F7	5	0	1	0	0	0	1
Marc Hill, R (1, 2) OBP: 0.167, SLG: 0.194	SSS K					F3		SH1-4 1-2	SSS K			F8	4	0	0	0	0	2	0
Johnnie LeMaster, R (1, 6) OBP: 0.262, SLG: 0.417 Mike Ivie, R (12, PH) OBP: 0.264, SLG: 0.319		L6				L5		SSS K		F4		SSS K	4 1	0 0	0 0	0 0	0 0	1 1	1 0
Ed Whitson, R (1, 1) OBP: 0.095, SLG: 0.059 Al Holland, R (8, 1) Terry Whitfield, L (8, PH) OBP: 0.282, SLG: 0.292 Gary Lavelle, S (9, 1) Milt May, L (11, PH) OBP: 0.348, SLG: 0.423 Tom Griffin, R (12, 1)		F9				SSS K		SSS 4-0 BB IBB			3-1		2 0 0 0 0 1 0	0 0 0 0 0 0 0	0 0 0 0 0 0 0	0 0 0 0 1 0 0	0 0 0 0 0 0 0	1 0 0 0 0 0 0	0 0 0 0 0 0 0
Inning Stats	R: 0 H: 0 E: 0 LOB: 0 K: 1 BB: 0 S: 5 P: 5	R: 0 H: 0 E: 0 LOB: 0 K: 0 BB: 0 S: 3 P: 3	R: 0 H: 0 E: 0 LOB: 0 K: 1 BB: 0 S: 5 P: 5	R: 0 H: 0 E: 0 LOB: 0 K: 0 BB: 0 S: 3 P: 3	R: 0 H: 2 E: 0 LOB: 0 K: 0 BB: 0 S: 3 P: 3	R: 0 H: 0 E: 0 LOB: 0 K: 1 BB: 0 S: 5 P: 5	R: 2 H: 2 E: 0 LOB: 0 K: 0 BB: 0 S: 5 P: 5	R: 0 H: 1 E: 0 LOB: 3 K: 1 BB: 2 S: 6 P: 14	R: 0 H: 0 E: 0 LOB: 0 K: 0 BB: 0 S: 3 P: 3	R: 0 H: 0 E: 0 LOB: 0 K: 1 BB: 0 S: 5 P: 5	R: 0 H: 2 E: 0 LOB: 3 K: 0 BB: 1 S: 5 P: 9	R: 0 H: 0 E: 0 LOB: 0 K: 1 BB: 0 S: 5 P: 5	1B: 5 2B: 1 3B: 0 HR: 1	SF: 0 SAC: 1 DP: 0 HBP: 0		WP: 0 PB: 0 SB: 3 CS: 1		PA: 44	

PITCHER		IP	WLS	BF	H	R	ER	SO	BB	IBB	HBP	BLK	WP	HR	S	P	ERA	WHIP
Don Robinson, R ERA: 3.18	(1, 1)	7.0		23	4	2	2	3	0	0	0	0	0	1	29	29	2.57	0.571
Kent Tekulve, R ERA: 1.8	(8, 1)	0.2		5	1	0	0	1	1	1	0	0	0	0	5	13	0.00	3.000
Grant Jackson, L ERA: 2.84	(8, 1)	1.1		4	0	0	0	0	0	0	0	0	0	0	4	4	0.00	0.000
Enrique Romo, R ERA: 2.18	(10, 1)	3.0	W	12	2	0	0	2	0	1	0	0	0	0	15	19	0.00	0.667

PITCHER	IP	WLS	BF	H	R	ER	SO	BB	IBB	HBP	BLK	WP	HR	S	P	ERA	WHIP

BOTTOM

Pittsburgh Pirates @ San Francisco Giants

Candlestick Park, San Francisco, CA

Thu May 15 1980, 6:33 AM EDT

Att. 7,781 - Unknown

livebaseballscorecards.com

AB	40
R	2
H	7
RBI	2
BB	3
SO	6
LOB	12

Pittsburgh Pirates @ Los Angeles Dodgers

Dodger Stadium, Los Angeles, CA

Fri May 16 1980, 7:05 PM PDT

Att. 47,929 - Unknown

TOP

livebaseballscorecards.com

Batter	1	2	3	4	5	6	7	8	9	AB	R	H	RBI	BB	SO	LOB
Omar Moreno, L (1, 8) OBP: 0.299, SLG: 0.362	4-3	SF7 3-H		F7			L1-3 1B		4-3 S 1B	4	0	2	1	0	0	0
Tim Foli, R (1, 6) OBP: 0.319, SLG: 0.315	5-3	1-2 1B			6-3		L1-3 1-2		F8 1-2	5	0	1	0	0	0	2
Dave Parker, L (1, 9) OBP: 0.302, SLG: 0.492	HR 1B	4-3			G3			1B 2B	4-3 2-3	5	2	2	0	0	0	3
Bill Robinson, R (1, 3) OBP: 0.324, SLG: 0.603	1-H HR		5-3		5-3			F8	P3	5	1	1	2	0	0	2
Bill Madlock, R (1, 5) OBP: 0.322, SLG: 0.389	4-3		E5 1B			FC5-4 1B		F8		4	0	1	0	0	0	1
Lee Lacy, R (1, 7) OBP: 0.488, SLG: 0.537		S 1B 1B	G6-4-3 1-2 1B			FC5-4 FC4-6 1-2f		E S 1B 2-H 1B		4	2	3	1	0	0	1
Phil Garner, R (1, 4) OBP: 0.371, SLG: 0.430		BBBB 1B SF7 1-2 BB	G6-4-3 1-2f			FC4-6 1-2f		BBBB 1B 1-3 BB		2	1	0	0	2	0	3
Steve Nicosia, R (1, 2) OBP: 0.290, SLG: 0.160		FC1-6 1-3 2-H 1B		F9		F9		S 1-3 3-H 1B		3	0	1	1	0	0	1
John Milner, L (8, PH) OBP: 0.268, SLG: 0.194										1	0	1	1	0	0	0
Matt Alexander, S (8, PR)										0	0	0	0	0	0	0
Enrique Romo, R (8, 1) OBP: 0.667, SLG: 0.667										0	0	0	0	0	0	0
John Candelaria, L (1, 1) OBP: 0.250, SLG: 0.222		FC1-6 1-2f		5-3			SSS K	4-3 1-2		3	0	0	0	0	1	2
Kent Tekulve, R (7, 1)										0	0	0	0	0	0	0
Grant Jackson, S (7, 1)										0	0	0	0	0	0	0
Ed Ott, L (8, PH) OBP: 0.360, SLG: 0.410										1	0	0	0	0	0	2
(8, 2)																

Inning Stats										
	R: 2 E: 0 K: 0 S: 5	H: 2 LOB: 0 BB: 0 P: 5	R: 2 E: 0 K: 0 S: 6	H: 3 LOB: 2 BB: 1 P: 10	R: 0 E: 1 K: 0 S: 4	H: 1 LOB: 1 BB: 0 P: 4	R: 0 E: 0 K: 0 S: 3	H: 0 LOB: 0 BB: 0 P: 3	R: 0 E: 0 K: 0 S: 3	H: 0 LOB: 0 BB: 0 P: 3
	R: 0 E: 0 K: 0 S: 4	H: 1 LOB: 1 BB: 0 P: 4	R: 0 E: 0 K: 1 S: 5	H: 1 LOB: 0 BB: 0 P: 5	R: 2 E: 0 K: 0 S: 6	H: 3 LOB: 3 BB: 1 P: 10	R: 0 E: 0 K: 0 S: 4	H: 1 LOB: 1 BB: 0 P: 4	1B: 10 2B: 2 3B: 0 HR: 1	SF: 1 SAC: 0 DP: 2 HBP: 0
									WP: 0 PB: 0 SB: 4 CS: 0	PA: 40

PITCHER	IP	WLS	BF	H	R	ER	SO	BB	IBB	HBP	BLK	WP	HR	S	P	ERA	WHIP
Jerry Reuss, L (1, 1) ERA: 2.39	7.0	W	29	8	4	4	1	1	0	0	0	0	1	30	34	5.14	1.286
Bobby Castillo, R (8, 1) ERA: 4.58	0.2		5	2	2	2	0	1	0	0	0	0	0	4	8	27.00	4.500
Steve Howe, L (8, 1) ERA: 2.89	1.0		5	2	0	0	0	0	0	0	0	0	0	5	5	0.00	2.000
Rick Sutcliffe, R (9, 1) ERA: 7.94	0.1	S	1	0	0	0	0	0	0	0	0	0	0	1	1	0.00	0.000

PITCHER	IP	WLS	BF	H	R	ER	SO	BB	IBB	HBP	BLK	WP	HR	S	P	ERA	WHIP

AB	37
R	6
H	12
RBI	6
BB	2
SO	1
LOB	17

Pittsburgh Pirates @ Los Angeles Dodgers

Dodger Stadium, Los Angeles, CA

Fri May 16 1980, 7:05 PM PDT

Att. 47,929 - Unknown

livebaseballscorecards.com

BOTTOM

Batter	1	2	3	4	5	6	7	8	9	AB	R	H	RBI	BB	SO	LOB
Davey Lopes, R (1, 4) OBP: 0.360, SLG: 0.392	F7		G3			6-3	1B 1B BB			3	1	0	0	1	0	0
Rudy Law, L (1, 8) OBP: 0.333, SLG: 0.350	6-3		1-3			G3	1B 1-3 2-H 3-H			4	0	1	2	0	0	0
Reggie Smith, S (1, 9) OBP: 0.393, SLG: 0.534	4-3			1B 1B		L6	1-3 3-H 1B			4	0	2	1	0	0	0
Steve Garvey, R (1, 3) OBP: 0.271, SLG: 0.371		6-3		F8			F2 K			4	0	0	0	0	1	2
Dusty Baker Jr., R (1, 7) OBP: 0.315, SLG: 0.556		HR 1B		F8			1B 1B 2B	P6		4	2	2	0	0	0	1
Ron Cey, R (1, 5) OBP: 0.381, SLG: 0.422		P4		1-3 1B			1B BB 2B 2-3 1B	F3		4	1	2	0	0	0	1
Bill Russell, R (1, 6) OBP: 0.327, SLG: 0.371		1-H HR		4-3			BB 1B 2B 1-2 BB	BB 1B		3	2	2	2	1	0	0
Joe Ferguson, R (1, 2) OBP: 0.222, SLG: 0.125		1-3		1-3			2B 1B 1-2 2-3 3-H 1B	1-2 BB		3	1	1	1	1	0	0
Jerry Reuss, L (1, 1) Gary Thomasson, L (7, PH) OBP: 0.441, SLG: 0.414 Bobby Castillo, R (8, 1) OBP: 0.333, SLG: 0.333 Steve Howe, L (8, 1) Rick Sutcliffe, L (9, 1) OBP: 0.182, SLG: 0.182			L7	F8			1-3 2-H 3-H 1B 2B	3-1		2 1 0 1 0	0 1 0 0 0	0 1 0 0 0	0 2 0 0 0	0 0 0 0 0	0 0 0 0 0	0 0 0 2 0
Inning Stats	R: 0 E: 0 K: 0 S: 3 H: 0 LOB: 0 BB: 0 P: 3	R: 2 E: 0 K: 0 S: 5 H: 2 LOB: 0 BB: 0 P: 5	R: 0 E: 0 K: 0 S: 3 H: 0 LOB: 0 BB: 0 P: 3	R: 0 E: 0 K: 0 S: 4 H: 2 LOB: 2 BB: 0 P: 4	R: 0 E: 0 K: 0 S: 3 H: 0 LOB: 0 BB: 0 P: 3	R: 0 E: 0 K: 0 S: 3 H: 0 LOB: 0 BB: 0 P: 3	R: 6 E: 0 K: 1 S: 10 H: 6 LOB: 1 BB: 2 P: 18	R: 0 E: 0 K: 0 S: 4 H: 1 LOB: 2 BB: 1 P: 8		1B: 8 2B: 2 3B: 0 HR: 1 SF: 0 SAC: 0 DP: 0 HBP: 0				WP: 0 PB: 0 SB: 0 CS: 0 PA: 36		

	AB	33
	R	8
	H	11
	RBI	8
	BB	3
	SO	1
	LOB	6

PITCHER		IP	WLS	BF	H	R	ER	SO	BB	IBB	HBP	BLK	WP	HR	S	P	ERA	WHIP
John Candelaria, L ERA: 2.88	(1, 1)	6.1		23	5	3	1	0	0	0	0	0	0	1	23	23	1.42	0.789
Kent Tekulve, R ERA: 4.05	(7, 1)	0.0	L	5	3	2	2	0	2	0	0	0	0	0	3	11	∞	∞
Grant Jackson, L ERA: 2.7	(7, 1)	0.2		3	2	3	3	1	0	0	0	0	0	0	5	5	40.50	3.000
Enrique Romo, R ERA: 2.08	(8, 1)	1.0		5	1	0	0	0	1	0	0	0	0	0	4	8	0.00	2.000

PITCHER		IP	WLS	BF	H	R	ER	SO	BB	IBB	HBP	BLK	WP	HR	S	P	ERA	WHIP

Batter	1	2	3	4	5	6	7	8	9	AB	R	H	RBI	BB	SO	LOB
Omar Moreno, L (1, 8) OBP: 0.291, SLG: 0.351	E4 1B		K			K			4-3	4	0	0	0	0	2	1
Tim Foli, R (1, 6) OBP: 0.317, SLG: 0.313	1-2 1B		F8			F4			6-3	4	0	1	0	0	0	1
Dave Parker, L (1, 9) OBP: 0.293, SLG: 0.477	K			F9			5-3		1-3	4	0	0	0	0	1	1
John Milner, L (1, 3) OBP: 0.250, SLG: 0.179	4-3			G3			F9			3	0	0	0	0	0	1
Mike Easler, L (1, 7) OBP: 0.370, SLG: 0.525		4-3		K			4-3			3	0	0	0	0	1	0
Bill Madlock, R (1, 5) OBP: 0.322, SLG: 0.414		F8			L5			HR		3	1	1	1	0	0	0
Ed Ott, L (1, 2) OBP: 0.348, SLG: 0.395		P6			G3			F9		3	0	0	0	0	0	0
Phil Garner, R (1, 4) OBP: 0.370, SLG: 0.427			SH3-4 1B		K			F8		3	0	1	0	0	1	0
Bert Blyleven, R (1, 1) OBP: 0.091, SLG: 0.091			SH3-4 1-2			K		F2		1	0	0	0	0	1	0
Willie Stargell, L (8, PH) OBP: 0.389, SLG: 0.500										1	0	0	0	0	0	0
Kent Tekulve, R (8, 1)										0	0	0	0	0	0	0
Inning Stats	R: 0 E: 1 K: 1 S: 6 / H: 1 LOB: 1 BB: 0 P: 6	R: 0 E: 0 K: 0 S: 3 / H: 0 LOB: 0 BB: 0 P: 3	R: 0 E: 0 K: 1 S: 6 / H: 1 LOB: 1 BB: 0 P: 6	R: 0 E: 0 K: 1 S: 5 / H: 0 LOB: 0 BB: 0 P: 5	R: 0 E: 0 K: 1 S: 5 / H: 0 LOB: 0 BB: 0 P: 5	R: 0 E: 0 K: 2 S: 7 / H: 0 LOB: 0 BB: 0 P: 7	R: 0 E: 0 K: 0 S: 3 / H: 0 LOB: 0 BB: 0 P: 3	R: 1 E: 0 K: 0 S: 4 / H: 1 LOB: 0 BB: 0 P: 4	R: 0 E: 0 K: 0 S: 3 / H: 0 LOB: 0 BB: 0 P: 3	1B: 2 2B: 0 3B: 0 HR: 1	SF: 0 SAC: 1 DP: 0 HBP: 0						

TOP

Pittsburgh Pirates @ Los Angeles Dodgers

Dodger Stadium, Los Angeles, CA

Sat May 17 1980, 7:05 PM PDT

Att. 50,082 - Unknown

livebaseballscorecards.com

AB	29
R	1
H	3
RBI	1
BB	0
SO	6
LOB	4

PITCHER		IP	WLS	BF	H	R	ER	SO	BB	IBB	HBP	BLK	WP	HR	S	P	ERA	WHIP
Don Sutton, R ERA: 2.06	(1, 1)	8.0	W	27	3	1	1	6	0	0	0	0	0	1	39	39	1.12	0.375
Steve Howe, L ERA: 2.75	(9, 1)	1.0	S	3	0	0	0	0	0	0	0	0	0	0	3	3	0.00	0.000

PITCHER	IP	WLS	BF	H	R	ER	SO	BB	IBB	HBP	BLK	WP	HR	S	P	ERA	WHIP

Batter	1	2	3	4	5	6	7	8	9	AB	R	H	RBI	BB	SO	LOB
Davey Lopes, R (1, 4) OBP: 0.355, SLG: 0.379	BBBB 4-0 1B 1B BB	x 0-0 ① F7		S S S 0-3 ② K		x 0-0 ② FC6-4 2-3		x 0-0 ③ F8		4	1	0	0	1	1	3
Rudy Law, L (1, 8) OBP: 0.331, SLG: 0.347	x 0-0 1B 1-2 FC6-4 1B	x 0-0 ② 6-3		x 0-0 ③ 1-3		x 0-0 ③ F9				4	1	1	0	0	0	1
Reggie Smith, S (1, 9) OBP: 0.403, SLG: 0.538 Derrel Thomas, S (8, 9) OBP: 0.411, SLG: 0.458	x 0-0 FC6-4 1-3 2-H 1B	BBBB 4-0 BB			x 0-0 1B 1B 1B		x 0-0 ① F8			3 0	0 0	2 0	1 0	1 0	0 0	0 0
Steve Garvey, R (1, 3) OBP: 0.271, SLG: 0.368	x 0-0 ① FC6-4 1B 1-2f 3-H 1B	x 0-0 ③ P4			x 0-0 P6 1B 1-2 1B		S S S 0-3 ② K			4	1	1	1	0	1	2
Dusty Baker Jr., R (1, 7) OBP: 0.321, SLG: 0.553	x 0-0 1B 1-2 1B		S S S 0-3 ① K		x 0-0 FC6-4 1-2 2-3 1B		x 0-0 ③ 4-3			4	0	2	0	0	1	0
Ron Cey, R (1, 5) OBP: 0.369, SLG: 0.407	S S S 0-3 ② K		x 0-0 ② P6		x 0-0 ①② P6 2-3			x 0-0 ① 6-3		4	0	0	0	0	1	5
Bill Russell, R (1, 6) OBP: 0.333, SLG: 0.376	x 0-0 1-3 2-H 1B		x 0-0 S 1B		x 0-0 ③ FC6-4 1-2f			x 0-0 ② 4-3		4	0	2	1	0	0	2
Joe Ferguson, R (1, 2) OBP: 0.318, SLG: 0.167 Pedro Guerrero, R (8, PR) OBP: 0.556, SLG: 0.714 Steve Yeager, R (9, 2) OBP: 0.321, SLG: 0.224	I I I I 4-0 IBB		S S S 0-3 ③ K 1-2			BBBB 4-0 FC6-4 SH3-4 BB		x 0-0 BB 1B		2 0 0	0 0 0	1 0 0	0 0 0	2 0 0	1 0 0	1 0 0
Don Sutton, R (1, 1) OBP: 0.067, SLG: 0.067 Gary Thomasson, L (8, PH) OBP: 0.457, SLG: 0.414 Steve Howe, L (9, 1)	x 0-0 ③ 4-3			x 0-0 ① F8		x 0-0 ① SH3-4 1-2		BBBB 4-0 1-2 BB		2 0 0	0 0 0	0 0 0	0 0 0	0 1 0	0 0 0	3 0 0
Inning Stats	R: 3 E: 0 K: 1 S: 9 H: 4 LOB: 3 BB: 2 P: 17	R: 0 E: 0 K: 0 S: 3 H: 0 LOB: 1 BB: 1 P: 7	R: 0 E: 0 K: 2 S: 8 H: 1 LOB: 1 BB: 0 P: 8	R: 0 E: 0 K: 1 S: 5 H: 0 LOB: 0 BB: 0 P: 5	R: 0 E: 0 K: 0 S: 5 H: 3 LOB: 2 BB: 0 P: 5	R: 0 E: 0 K: 0 S: 3 H: 0 LOB: 1 BB: 1 P: 7	R: 0 E: 0 K: 1 S: 5 H: 0 LOB: 0 BB: 0 P: 5	R: 0 E: 0 K: 0 S: 4 H: 1 LOB: 2 BB: 1 P: 8		1B: 9 2B: 0 3B: 0 HR: 0 SF: 0 SAC: 1 DP: 0 HBP: 0						

PITCHER		IP	WLS	BF	H	R	ER	SO	BB	IBB	HBP	BLK	WP	HR	S	P	ERA	WHIP
Bert Blyleven, R ERA: 3.28	(1, 1)	7.0	L	32	8	3	3	5	3	1	0	0	0	0	38	54	3.86	1.571
Kent Tekulve, R ERA: 3.86	(8, 1)	1.0		5	1	0	0	0	1	0	0	0	0	0	4	8	0.00	2.000

PITCHER	IP	WLS	BF	H	R	ER	SO	BB	IBB	HBP	BLK	WP	HR	S	P	ERA	WHIP

BOTTOM

Pittsburgh Pirates @ Los Angeles Dodgers

Dodger Stadium, Los Angeles, CA

Sat May 17 1980, 7:05 PM PDT

Att. 50,082 - Unknown

livebaseballscorecards.com

AB	31
R	3
H	9
RBI	3
BB	5
SO	5
LOB	17

Pittsburgh Pirates @ Los Angeles Dodgers

Dodger Stadium, Los Angeles, CA

Sun May 18 1980, 7:05 PM PDT

Att. 49,867 - Unknown

livebaseballscorecards.com

TOP

Batter	1	2	3	4	5	6	7	8	9	AB	R	H	RBI	BB	SO	LOB
Omar Moreno, L (1, 8) OBP: 0.283, SLG: 0.341	F7		K			E3 L4-3			F8	4	0	0	0	0	1	2
Tim Foli, R (1, 6) OBP: 0.315, SLG: 0.310	G4-6-3 1B		F7			L4-3 1-2			F8	4	0	1	0	0	0	3
Dave Parker, L (1, 9) OBP: 0.292, SLG: 0.470	G4-6-3 1-2f			P5			F8		1B	4	0	1	0	0	0	1
Willie Stargell, L (1, 3) OBP: 0.368, SLG: 0.470		K		4-3			F2		G2	4	0	0	0	0	1	1
Mike Easler, L (1, 7) OBP: 0.367, SLG: 0.512		F8		4-3			1B			3	0	1	0	0	0	0
Bill Madlock, R (1, 5) OBP: 0.315, SLG: 0.404		F9			F7		F7			3	0	0	0	0	0	1
Ed Ott, L (1, 2) OBP: 0.348, SLG: 0.386			BBBB E BB		F8			F7		2	0	0	0	1	0	0
Phil Garner, R (1, 4) OBP: 0.361, SLG: 0.415			E6 SH1-4 1-3		F4			F9		3	0	0	0	0	0	1
Jim Bibby, R (1, 1) OBP: 0.261, SLG: 0.250			SH1-4 1-2			F8		4-3		1	0	0	0	0	0	0
Grant Jackson, S (7, 1)										0	0	0	0	0	0	0
John Milner, L (8, PH) OBP: 0.244, SLG: 0.175										1	0	0	0	0	0	0
Kent Tekulve, R (8, 1)										0	0	0	0	0	0	0
Inning Stats	R: 0 E: 0 K: 0 S: 3 H: 1 LOB: 0 BB: 0 P: 3	R: 0 E: 0 K: 1 S: 5 H: 0 LOB: 0 BB: 0 P: 5	R: 0 E: 1 K: 1 S: 6 H: 0 LOB: 2 BB: 1 P: 10	R: 0 E: 0 K: 0 S: 3 H: 0 LOB: 0 BB: 0 P: 3	R: 0 E: 0 K: 0 S: 3 H: 0 LOB: 0 BB: 0 P: 3	R: 0 E: 1 K: 0 S: 3 H: 0 LOB: 0 BB: 0 P: 3	R: 0 E: 0 K: 0 S: 4 H: 1 LOB: 1 BB: 0 P: 4	R: 0 E: 0 K: 0 S: 3 H: 0 LOB: 0 BB: 0 P: 3	R: 0 E: 0 K: 0 S: 4 H: 1 LOB: 1 BB: 0 P: 4	1B: 3 2B: 1 3B: 0 HR: 0 SF: 0 SAC: 1 DP: 2 HBP: 0							

AB	29
R	0
H	3
RBI	0
BB	1
SO	2
LOB	9

WP: 0 PB: 0 SB: 0 CS: 0 PA: 31

PITCHER		IP	WLS	BF	H	R	ER	SO	BB	IBB	HBP	BLK	WP	HR	S	P	ERA	WHIP
Bob Welch, R ERA: 2.56	(1, 1)	8.2	W	30	3	0	0	2	1	0	0	0	0	0	33	37	0.00	0.462
Steve Howe, L ERA: 2.7	(9, 1)	0.1	S	1	0	0	0	0	0	0	0	0	0	0	1	1	0.00	0.000

PITCHER	IP	WLS	BF	H	R	ER	SO	BB	IBB	HBP	BLK	WP	HR	S	P	ERA	WHIP

Batter	1	2	3	4	5	6	7	8	9	AB	R	H	RBI	BB	SO	LOB
Davey Lopes, R (1, 4) OBP: 0.359, SLG: 0.373	S S S 0-3 K ①		x 0-0 F9 ②		B B B 4-0 1B BB		B B B 4-0 FC4-6 BB			2	0	0	0	2	1	0
Rudy Law, L (1, 8) OBP: 0.328, SLG: 0.344	x 0-0 F7 ②		x 0-0 F7 ③		x 0-0 1-2 2-H 1B ③		x 0-0 1-2f FC4-6 ③			4	0	1	0	0	0	2
Dusty Baker Jr., R (1, 7) OBP: 0.319, SLG: 0.542	x 0-0 CS 1B			S S S 0-3 K ①		x 0-0 6-3 ①		x 0-0 F9 ①		4	0	1	0	0	1	0
Steve Garvey, R (1, 3) OBP: 0.284, SLG: 0.396	0-0 CS 1-2 ③	B B B B 4-0 1B BB		x 0-0 1B		x 0-0 HR		x 0-0 F8 ②		3	1	2	1	1	0	0
Ron Cey, R (1, 5) OBP: 0.373, SLG: 0.410		x 0-0 1-2 1B		x 0-0 F8 ②		x 0-0 F8 ②		x 0-0 E 1B 1B 1B		4	1	2	0	0	0	1
Gary Thomasson, L (1, 9) OBP: 0.436, SLG: 0.394 Derrel Thomas, S (8, PR) OBP: 0.411, SLG: 0.458 (9, 9)		S S S 0-3 K ①		S S S 0-3 K ③		S S S 0-3 K ③		x 0-0 E8 1B 1-3 1B		4 0	0 0	1 0	0 0	0 0	3 0	3 0
Bill Russell, R (1, 6) OBP: 0.331, SLG: 0.372		x 0-0 F7 ②			x 0-0 F7 ①		x 0-0 F9 ①	x 0-0 1-2 3-H 1B		4	0	1	1	0	0	2
Joe Ferguson, R (1, 2) OBP: 0.320, SLG: 0.150 Pedro Guerrero, R (7, PR) OBP: 0.556, SLG: 0.714 Steve Yeager, R (8, 2) OBP: 0.316, SLG: 0.220		x 0-0 4-3 ③			B B B B 4-0 S 1B BB		x 0-0 E4 SH1-4 S S S	0-3 K ③		2 0 1	0 0 0	0 0 0	0 0 0	1 0 0	0 0 1	2 0 2
Bob Welch, R (1, 1) OBP: 0.125, SLG: 0.125 Steve Howe, L (9, 1)			x 0-0 P1 ①		x 0-0 1-2 6-3 ②		x 0-0 1-2 SH1-4 ②			2 0	0 0	0 0	0 0	0 0	0 0	1 0
Inning Stats	R: 0 E: 0 K: 1 S: 5 H: 1 LOB: 0 BB: 0 P: 5	R: 0 E: 0 K: 1 S: 6 H: 1 LOB: 2 BB: 1 P: 10	R: 0 E: 0 K: 0 S: 3 H: 0 LOB: 0 BB: 0 P: 3	R: 0 E: 0 K: 2 S: 8 H: 1 LOB: 1 BB: 0 P: 8	R: 0 E: 0 K: 0 S: 3 H: 1 LOB: 2 BB: 2 P: 11	R: 1 E: 0 K: 1 S: 6 H: 1 LOB: 0 BB: 0 P: 6	R: 0 E: 1 K: 0 S: 4 H: 0 LOB: 2 BB: 1 P: 8	R: 1 E: 1 K: 1 S: 8 H: 3 LOB: 2 BB: 0 P: 8		1B: 7 2B: 0 3B: 0 HR: 1	SF: 0 SAC: 1 DP: 0 HBP: 0					

PITCHER		IP	WLS	BF	H	R	ER	SO	BB	IBB	HBP	BLK	WP	HR	S	P	ERA	WHIP
Jim Bibby, R ERA: 3.2	(1, 1)	6.2	L	28	5	1	1	5	4	0	0	0	0	1	34	50	1.35	1.350
Grant Jackson, L ERA: 2.63	(7, 1)	0.1		1	0	0	0	0	0	0	0	0	0	0	1	1	0.00	0.000
Kent Tekulve, R ERA: 3.68	(8, 1)	1.0		6	3	1	0	1	0	0	0	0	0	0	8	8	0.00	3.000

PITCHER	IP	WLS	BF	H	R	ER	SO	BB	IBB	HBP	BLK	WP	HR	S	P	ERA	WHIP

BOTTOM

Pittsburgh Pirates @ Los Angeles Dodgers

Dodger Stadium, Los Angeles, CA

Sun May 18 1980, 7:05 PM PDT

Att. 49,867 - Unknown

livebaseballscorecards.com

AB	30
R	2
H	8
RBI	2
BB	4
SO	6
LOB	13

San Diego Padres @ Pittsburgh Pirates

Three Rivers Stadium, Pittsburgh, PA

Wed May 21 1980, 7:05 PM EDT

Unknown

TOP

livebaseballscorecards.com

Batter	1	2	3	4	5	6	7	8	9	AB	R	H	RBI	BB	SO	LOB
Ozzie Smith, S (1, 6) OBP: 0.310, SLG: 0.262	G3 2B		SH BB 2B	G6-4-3 1-2f			F9		F7	5	1	2	0	0	0	2
Gene Richards, L (1, 7) OBP: 0.333, SLG: 0.352	G3 HBP		SH BB 1B 1B 2-3		K		F5			2	1	0	0	0	1	0
Jerry Mumphrey, S (1, 8) OBP: 0.308, SLG: 0.274	G3 1-2 2-3		BB 1B 1-2 1B		4-3		F7			4	1	1	0	0	0	2
Dave Winfield, R (1, 9) OBP: 0.388, SLG: 0.423	1-3		1B 4-3-2 1-2 2-3 3-H BB		E5			F9		3	0	0	1	1	0	2
Gene Tenace, R (1, 2) OBP: 0.333, SLG: 0.345	IBB		F7		F8			F8		3	0	0	0	1	0	4
Willie Montanez, L (1, 3) OBP: 0.281, SLG: 0.328	6-3		4-3-2 1-2 2-H 3-H 1B			F7		L5		4	0	1	2	0	0	3
Dave Cash, R (1, 4) OBP: 0.274, SLG: 0.254		L4	4-3-2 1-2 2-Hf			BB			F6	3	0	0	0	1	0	2
Aurelio Rodriguez, R (1, 5) OBP: 0.281, SLG: 0.377		5-3		FC2-5-6 2B		L5			F9	4	0	1	0	0	0	1
Randy Jones, R (1, 1)		F6		FC2-5-6 G6-4-3 2-3		F8			2B	3	0	0	0	0	0	2
John D'Acquisto, R (6, 1)										0	0	0	0	0	0	0
Dennis Kinney, L (6, 1)										0	0	0	0	0	0	0
Rollie Fingers, R (7, 1) OBP: 0.250, SLG: 0.500										1	0	1	0	0	0	0

	AB	32
	R	3
	H	6
	RBI	3
	BB	3
	SO	1
	LOB	18

Inning Stats																								
	R: 0	H: 1	R: 0	H: 0	R: 3	H: 3	R: 0	H: 1	R: 0	H: 0	R: 0	H: 0	R: 0	H: 0	R: 0	H: 0	R: 0	H: 1	1B: 2	SF: 0	WP: 0	PA: 37		
	E: 0	LOB: 3	E: 0	LOB: 0	E: 1	LOB: 1	E: 0	LOB: 0	E: 1	LOB: 1	E: 0	LOB: 1	E: 0	LOB: 0	E: 0	LOB: 0	E: 0	LOB: 1	2B: 5	SAC: 1	PB: 0			
	K: 0	BB: 1	K: 0	BB: 0	K: 0	BB: 1	K: 0	BB: 0	K: 1	BB: 0	K: 0	BB: 0	K: 0	BB: 0	K: 0	BB: 0	K: 0	BB: 0	3B: 0	DP: 2	SB: 0			
	S: 4	P: 9	S: 3	P: 3	S: 6	P: 10	S: 3	P: 3	S: 6	P: 6	S: 3	P: 7	S: 3	P: 3	S: 3	P: 3	S: 4	P: 4	HR: 0	HBP: 1	CS: 0			

PITCHER		IP	WLS	BF	H	R	ER	SO	BB	IBB	HBP	BLK	WP	HR	S	P	ERA	WHIP
John Candelaria, L	(1, 1)	6.0		27	5	3	2	1	2	1	1	0	0	0	25	38	3.00	1.167
ERA: 2.89																		
Enrique Romo, R	(7, 1)	3.0	W	10	1	0	0	0	0	0	0	0	0	0	10	10	0.00	0.333
ERA: 1.82																		

PITCHER	IP	WLS	BF	H	R	ER	SO	BB	IBB	HBP	BLK	WP	HR	S	P	ERA	WHIP

Batter	1	2	3	4	5	6	7	8	9	AB	R	H	RBI	BB	SO	LOB
Omar Moreno, L (1, 8) OBP: 0.293, SLG: 0.345	G3		S 1B		BBB S BB	G3			SH1-3 1B 1B	4	1	2	0	1	0	3
Tim Foli, R (1, 6) OBP: 0.305, SLG: 0.300	L6		5-3 1-2		F3 1-2		1-3		SH1-3 1-2	4	0	0	0	0	0	3
Dave Parker, L (1, 9) OBP: 0.296, SLG: 0.471	K			1B 2B	1-3		K		1B IBB	4	1	1	0	1	2	2
Bill Robinson, R (1, 3) OBP: 0.354, SLG: 0.616		F4		G6-4-3 2-H 1B		1B 1B	1B		1-2 2-H 1B	5	1	4	2	0	0	0
Bill Madlock, R (1, 5) OBP: 0.305, SLG: 0.390		6-3		G6-4-3 1-2f		F8	6-3			4	0	0	0	0	0	3
Lee Lacy, R (1, 7) OBP: 0.511, SLG: 0.556		FC6 1B		S 1B		IBB 1B 1-2 1B		4-3		4	0	3	0	0	0	0
Phil Garner, R (1, 4) OBP: 0.357, SLG: 0.409		FC6 1-2f		6-3 1-2		IBB 1-2 2-H 1B		4-3		4	0	1	1	0	0	2
Steve Nicosia, R (1, 2) OBP: 0.303, SLG: 0.222			6-3		SH5-4 2B	F5		4-3	F7	2	0	1	0	0	0	0
John Milner, L (6, PH) OBP: 0.239, SLG: 0.171										1	0	0	0	0	0	2
Ed Ott, L (7, 2) OBP: 0.344, SLG: 0.381										1	0	0	0	0	0	0
John Candelaria, L (1, 1) OBP: 0.238, SLG: 0.211			1-3		SH5-4 2-3	IBB 1-2 2-3			HR	1	0	0	0	0	0	0
Willie Stargell, L (6, PH) OBP: 0.377, SLG: 0.470										0	0	0	0	1	0	0
Enrique Romo, R (7, 1) OBP: 0.667, SLG: 0.667										0	0	0	0	0	0	0
Mike Easler, L (9, PH) OBP: 0.380, SLG: 0.591										1	1	1	1	0	0	0
Inning Stats	R: 0 E: 0 K: 1 S: 5 H: 0 LOB: 0 BB: 0 P: 5	R: 0 E: 0 K: 0 S: 4 H: 1 LOB: 1 BB: 0 P: 4	R: 0 E: 0 K: 0 S: 4 H: 1 LOB: 1 BB: 0 P: 4	R: 1 E: 0 K: 0 S: 5 H: 3 LOB: 1 BB: 0 P: 5	R: 0 E: 0 K: 0 S: 4 H: 1 LOB: 2 BB: 1 P: 8	R: 1 E: 0 K: 0 S: 6 H: 3 LOB: 3 BB: 1 P: 10	R: 0 E: 0 K: 1 S: 6 H: 1 LOB: 1 BB: 0 P: 6	R: 0 E: 0 K: 0 S: 3 H: 0 LOB: 0 BB: 0 P: 3	R: 2 E: 0 K: 0 S: 4 H: 3 LOB: 2 BB: 1 P: 8	1B: 10 2B: 2 3B: 0 HR: 1	SF: 0 SAC: 2 DP: 1 HBP: 0					

PITCHER		IP	WLS	BF	H	R	ER	SO	BB	IBB	HBP	BLK	WP	HR	S	P	ERA	WHIP
Randy Jones, L ERA: 1.95	(1, 1)	5.1		24	8	2	2	1	1	0	0	0	0	0	25	29	3.38	1.688
John D'Acquisto, R ERA: 3.14	(6, 1)	0.0		1	1	0	0	0	0	0	0	0	0	0	1	1	∞	∞
Dennis Kinney, L ERA: 5.79	(6, 1)	1.1		6	1	0	0	1	0	1	0	0	0	0	7	11	0.00	0.750
Rollie Fingers, R ERA: 2.91	(7, 1)	1.2	L	9	3	2	2	0	0	1	0	0	0	1	8	12	10.80	1.800

PITCHER	IP	WLS	BF	H	R	ER	SO	BB	IBB	HBP	BLK	WP	HR	S	P	ERA	WHIP

BOTTOM

San Diego Padres @ Pittsburgh Pirates

Three Rivers Stadium, Pittsburgh, PA

Wed May 21 1980, 7:05 PM EDT

Unknown

livebaseballscorecards.com

AB	35
R	4
H	13
RBI	4
BB	3
SO	2
LOB	15

1B: 10	SF: 0	WP: 0	PA: 40
2B: 2	SAC: 2	PB: 0	
3B: 0	DP: 1	SB: 3	
HR: 1	HBP: 0	CS: 0	

San Diego Padres @ Pittsburgh Pirates

Three Rivers Stadium, Pittsburgh, PA

Wed May 21 1980, 7:05 PM EDT

Att. 17,301 - Unknown

livebaseballscorecards.com

TOP

Batter	1	2	3	4	5	6	7	8	9	AB	R	H	RBI	BB	SO	LOB
Ozzie Smith, S (1, 6) OBP: 0.308, SLG: 0.256	F6		BBBB 4-0 1B 4-3 BB		6-3		F7		SH1 1-2	3	1	0	0	1	0	0
Von Joshua, L (1, 8) OBP: 0.344, SLG: 0.414	SSS 0-3 K		0-0 4-3 1-3 1B		0-0 HR		6-3		0-0 4-3 2-3	4	1	2	1	0	1	0
Dave Winfield, R (9, PH) OBP: 0.385, SLG: 0.419										1	0	0	0	0	0	2
Gene Richards, L (1, 7) OBP: 0.336, SLG: 0.364	0-0 3B		0-0 4-3 1-2 3-H		BBBB 4-0 BB		0-0 4-3		0-0 L6	4	0	1	1	1	0	3
Jerry Turner, L (1, 9) OBP: 0.347, SLG: 0.357	BBBB 4-0 BB		0-0 F7		0-0 F9			0-0 4-3		3	0	0	0	1	0	2
Willie Montanez, L (1, 3) OBP: 0.273, SLG: 0.317	0-0 4-3			0-0 F7		0-0 F7		0-0 G3		4	0	0	0	0	0	2
Kurt Bevacqua, R (1, 5) OBP: 0.480, SLG: 0.652		SSS 0-3 K		0-0 F8		0-0 CI 1B		0-0 BB 1B		4	0	2	0	0	1	0
Paul Dade, R (8, PR) OBP: 0.321, SLG: 0.208										0	0	0	0	0	0	0
(8, 5)																
Bill Fahey, L (1, 2) OBP: 0.279, SLG: 0.310		SSS 0-3 K		X 0-0 2B	S 0-1 CI 1-2			BBBB 4-0 1-2 BB		2	0	1	0	0	1	0
Gene Tenace, R (8, PH) OBP: 0.340, SLG: 0.345										0	0	0	0	1	0	0
(8, 2)																
Dave Cash, R (1, 4) OBP: 0.267, SLG: 0.246		X 0-0 4-3		X 0-0 1-4-3		X 0-0 F5		X 0-0 F8		4	0	0	0	0	0	5
John Curtis, L (1, 1) OBP: 0.118, SLG: 0.063			SSS 0-3 K		SSS 0-3 K	SSS 0-3 K			X 0-0 4-3 SH1 1B	3	0	0	0	0	3	2
Bob Shirley, R (8, 1)										0	0	0	0	0	0	0
Aurelio Rodriguez, R (8, 5) OBP: 0.292, SLG: 0.387										1	0	1	0	0	0	0
Jerry Mumphrey, S (9, PR) OBP: 0.308, SLG: 0.274										0	0	0	0	0	0	0

Inning Stats	1	2	3	4	5	6	7	8	9
	R: 0 E: 0 K: 1 S: 6	R: 0 E: 0 K: 2 S: 7	R: 1 E: 0 K: 1 S: 6	R: 0 E: 0 K: 0 S: 4	R: 1 E: 0 K: 1 S: 6	R: 0 E: 1 K: 1 S: 7	R: 0 E: 0 K: 0 S: 3	R: 0 E: 0 K: 0 S: 4	R: 0 E: 0 K: 0 S: 4
	H: 1 LOB: 2 BB: 1 P: 10	H: 0 LOB: 0 BB: 0 P: 7	H: 1 LOB: 1 BB: 1 P: 10	H: 1 LOB: 1 BB: 0 P: 4	H: 1 LOB: 1 BB: 1 P: 10	H: 1 LOB: 2 BB: 0 P: 7	H: 0 LOB: 0 BB: 0 P: 3	H: 1 LOB: 2 BB: 1 P: 8	H: 1 LOB: 2 BB: 0 P: 4

	AB	R	H	RBI	BB	SO	LOB
AB	33						
R	2						
H	7						
RBI	2						
BB	4						
SO	6						
LOB	16						

	1B	SF	WP	PA	39
	2B: 1	SAC: 1	PB: 0		
	3B: 1	DP: 0	SB: 0		
	HR: 1	HBP: 0	CS: 0		

PITCHER		IP	WLS	BF	H	R	ER	SO	BB	IBB	HBP	BLK	WP	HR	S	P	ERA	WHIP
Don Robinson, R ERA: 3.13	(1, 1)	6.0		27	5	2	2	6	3	0	0	0	0	1	36	48	3.00	1.333
Grant Jackson, L ERA: 2.25	(7, 1)	2.1	W	10	2	0	0	0	1	0	0	0	0	0	9	13	0.00	1.286
Kent Tekulve, R ERA: 3.57	(9, 1)	0.2	S	2	0	0	0	0	0	0	0	0	0	0	2	2	0.00	0.000

PITCHER	IP	WLS	BF	H	R	ER	SO	BB	IBB	HBP	BLK	WP	HR	S	P	ERA	WHIP

Batter	1	2	3	4	5	6	7	8	9	AB	R	H	RBI	BB	SO	LOB
Omar Moreno, L (1, 8) OBP: 0.299, SLG: 0.364	4-3		WP 3B		G6-4-3 1B		F8			4	1	2	0	0	0	0
Tim Foli, R (1, 6) OBP: 0.311, SLG: 0.331	FC4-6 1B		5-3		G6-4-3 1-2f		HR			4	1	2	1	0	0	2
Dave Parker, L (1, 9) OBP: 0.288, SLG: 0.457	FC4-6 FC6-4 1-2f		K G5-4-3 3-H		4-3		4-3			4	0	0	0	0	1	1
John Milner, L (8, 3) OBP: 0.239, SLG: 0.171										0	0	0	0	0	0	0
Bill Robinson, R (1, 3) OBP: 0.337, SLG: 0.584	FC6-4 1-2f		G5-4-3 1-2f			5-3	5-3			4	0	0	0	0	0	2
(8, 9)																
Bill Madlock, R (1, 5) OBP: 0.311, SLG: 0.402		F6		F4		2B 1B		SH5-3 1-3 2B		4	0	2	0	0	0	0
Matt Alexander, S (8, PR)										0	1	0	0	0	0	0
Dale Berra, R (9, 5) OBP: 0.368, SLG: 0.294										0	0	0	0	0	0	0
Lee Lacy, R (1, 7) OBP: 0.520, SLG: 0.604		2B		F8		1-3 2B		SH5-3 2-3		3	0	2	0	0	0	0
Phil Garner, R (1, 4) OBP: 0.362, SLG: 0.407		K		E 1B 1B		F6		1-3 IBB		3	0	1	0	1	1	3
Steve Nicosia, R (1, 2) OBP: 0.351, SLG: 0.241		FC5-4 IBB		E7 1-3 1B		IBB		1-3 1-2 3-H		2	0	1	1	2	0	2
Don Robinson, R (1, 1) OBP: 0.444, SLG: 0.444		FC5-4 1-2f		5-3		F7		K		2	0	0	0	0	0	4
Manny Sanguillen, R (6, PH) OBP: 0.750, SLG: 1.250										1	0	0	0	0	0	3
Grant Jackson, S (7, 1)										1	0	0	0	0	1	1
Kent Tekulve, R (9, 1)										0	0	0	0	0	0	0
Inning Stats	R: 0 E: 0 K: 0 S: 4 H: 1 LOB: 1 BB: 0 P: 4	R: 0 E: 0 K: 1 S: 6 H: 1 LOB: 2 BB: 1 P: 10	R: 1 E: 0 K: 1 S: 6 H: 1 LOB: 0 BB: 0 P: 6	R: 0 E: 1 K: 0 S: 5 H: 2 LOB: 2 BB: 0 P: 5	R: 0 E: 0 K: 0 S: 3 H: 1 LOB: 0 BB: 0 P: 3	R: 0 E: 0 K: 0 S: 5 H: 2 LOB: 3 BB: 1 P: 9	R: 1 E: 0 K: 0 S: 4 H: 1 LOB: 0 BB: 0 P: 4	R: 1 E: 0 K: 1 S: 6 H: 1 LOB: 1 BB: 1 P: 10		1B: 5 2B: 3 3B: 1 HR: 1		SF: 0 SAC: 1 DP: 2 HBP: 0		WP: 1 PB: 0 SB: 0 CS: 0	PA: 36		

PITCHER		IP	WLS	BF	H	R	ER	SO	BB	IBB	HBP	BLK	WP	HR	S	P	ERA	WHIP
John Curtis, L ERA: 3.31	(1, 1)	7.0	L	32	10	3	3	2	0	2	0	0	1	1	34	42	3.86	1.429
Bob Shirley, L ERA: 1.57	(8, 1)	1.0		4	0	0	0	1	0	1	0	0	0	0	5	9	0.00	0.000

PITCHER	IP	WLS	BF	H	R	ER	SO	BB	IBB	HBP	BLK	WP	HR	S	P	ERA	WHIP

BOTTOM

San Diego Padres @ Pittsburgh Pirates

Three Rivers Stadium, Pittsburgh, PA

Wed May 21 1980, 7:05 PM EDT

Att. 17,301 - Unknown

livebaseballscorecards.com

AB	32
R	3
H	10
RBI	2
BB	3
SO	3
LOB	18

San Diego Padres @ Pittsburgh Pirates

Three Rivers Stadium, Pittsburgh, PA

Thu May 22 1980, 7:05 PM EDT

Att. 12,496 - Unknown

TOP

livebaseballscorecards.com

Batter	1	2	3	4	5	6	7	8	9	AB	R	H	RBI	BB	SO	LOB
Ozzie Smith, S (1, 6) OBP: 0.305, SLG: 0.254	S S S 0-3 ① K		S S S 0-3 ③ K			S S S 0-3 ① K	x 0-0 ③ 4-3		x 0-0 S 1B 1B	5	1	1	0	0	3	0
Jerry Mumphrey, S (1, 8) OBP: 0.311, SLG: 0.279	S S S 0-3 ② K			x 0-0 ① 4-3		x 0-0 1B BLK 1B		x 0-0 ① F7	x 0-0 1-H E 1B	5	2	2	1	0	1	0
Gene Richards, L (1, 7) OBP: 0.338, SLG: 0.373	x 0-0 S 1B			x 0-0 ② 5-3		S S S 0-3 ② K		x 0-0 1B 1B 2B	x 0-0 ② 4-3	5	1	2	0	0	1	2
Jerry Turner, L (1, 9) OBP: 0.352, SLG: 0.362 Rollie Fingers, R (9, 1) OBP: 0.250, SLG: 0.500	x 0-0 ③ 6-3 1-2			S S S 0-3 ③ K		x 0-0 BLK 1-3 1B 1B		x 0-0 ② F8	x 0-0 E4 WP 2-H 1B	5 0	1 0	2 0	1 0	0 0	1 0	2 0
Willie Montanez, L (1, 3) OBP: 0.277, SLG: 0.320		x 0-0 ① F8			S S S 0-3 ① K	x 0-0 1B 2-H 3-H 1B		x 0-0 1B 2-3 1B	S S S 0-3 ③ K 2-3	5	0	2	1	0	2	1
Bill Fahey, L (1, 2) OBP: 0.292, SLG: 0.323		x 0-0 ② F8			x 0-0 ② 4-3	x 0-0 1-2 1B		x 0-0 1-3 3-H 1B		4	0	2	1	0	0	0
Aurelio Rodriguez, R (1, 5) OBP: 0.294, SLG: 0.385 Kurt Bevacqua, R (8, PH) OBP: 0.462, SLG: 0.625 (8, 5)		x 0-0 ③ F7			x 0-0 1B 1B	S S S 0-3 ③ K		x 0-0 ③ 4-3		3 1	0 0	1 0	0 0	0 0	1 0	2 2
Dave Cash, R (1, 4) OBP: 0.266, SLG: 0.246			x 0-0 ① 4-3		x 0-0 1-2 1B		x 0-0 ① 4-3		x 0-0 ① F7	4	0	1	0	0	0	0
Gary Lucas, L (1, 1) OBP: 0.167, SLG: 0.167 Steve Mura, R (3, 1) OBP: 0.500, SLG: 1.000 Paul Dade, R (5, PH) OBP: 0.310, SLG: 0.200 John D'Acquisto, R (5, 1) Gene Tenace, R (7, PH) OBP: 0.337, SLG: 0.341 Bob Shirley, R (7, 1) Dave Winfield, R (9, PH) OBP: 0.389, SLG: 0.448 (9, 9)			S S S 0-3 ② K		x 0-0 ③ 4-3		x 0-0 ② F7		x 0-0 HR	1 0 1 0 1 0 1	0 0 0 0 0 0 1	0 0 0 0 0 0 1	0 0 0 0 0 0 1	1 0 0 0 0 0 0	0 0 0 0 0 0 0	0 0 2 0 0 0 0
Inning Stats	R: 0 E: 0 K: 2 S: 8 H: 1 LOB: 1 BB: 0 P: 8	R: 0 E: 0 K: 0 S: 3 H: 0 LOB: 0 BB: 0 P: 3	R: 0 E: 0 K: 2 S: 7 H: 0 LOB: 0 BB: 0 P: 7	R: 0 E: 0 K: 1 S: 5 H: 0 LOB: 0 BB: 0 P: 5	R: 0 E: 0 K: 1 S: 7 H: 2 LOB: 2 BB: 0 P: 7	R: 2 E: 0 K: 3 S: 13 H: 4 LOB: 2 BB: 0 P: 13	R: 0 E: 0 K: 0 S: 3 H: 0 LOB: 0 BB: 0 P: 3	R: 1 E: 0 K: 0 S: 6 H: 3 LOB: 2 BB: 0 P: 6	R: 3 E: 1 K: 1 S: 9 H: 4 LOB: 1 BB: 0 P: 9	1B: 12 2B: 1 3B: 0 HR: 1 SF: 0 SAC: 0 DP: 0 HBP: 0						

	AB	41
	R	6
	H	14
	RBI	5
	BB	0
	SO	10
	LOB	11

WP: 1 PA: 41
PB: 0
SB: 2
CS: 0

PITCHER		IP	WLS	BF	H	R	ER	SO	BB	IBB	HBP	BLK	WP	HR	S	P	ERA	WHIP
Bert Blyleven, R ERA: 3.27	(1, 1)	5.2		24	7	2	2	8	0	0	0	1	0	0	40	40	3.18	1.235
Enrique Romo, R ERA: 2.03	(6, 1)	2.0		9	3	1	1	1	0	0	0	0	0	0	11	11	4.50	1.500
Kent Tekulve, R ERA: 4.63	(8, 1)	0.2	L	5	3	3	3	0	0	0	0	0	0	1	5	5	40.50	4.500
Grant Jackson, L ERA: 2.16	(9, 1)	0.2		3	1	0	0	1	0	0	0	0	1	0	5	5	0.00	1.500

PITCHER	IP	WLS	BF	H	R	ER	SO	BB	IBB	HBP	BLK	WP	HR	S	P	ERA	WHIP

San Diego Padres @ Pittsburgh Pirates

Three Rivers Stadium, Pittsburgh, PA

Thu May 22 1980, 7:05 PM EDT

Att. 12,496 - Unknown

livebaseballscorecards.com

BOTTOM

Batter	1	2	3	4	5	6	7	8	9	AB	R	H	RBI	BB	SO	LOB
Omar Moreno, L (1, 8) OBP: 0.296, SLG: 0.354	G3		BB CS	F7			4-3		F8 1-2	4	0	0	0	1	0	1
Tim Foli, R (1, 6) OBP: 0.309, SLG: 0.328	1B S		F7 1-2		6-3		6-3			4	0	1	0	0	0	1
Lee Lacy, R (1, 7) OBP: 0.500, SLG: 0.635	F7 1-2		HR		F2		F8			4	1	1	1	0	0	1
Bill Robinson, R (1, 9) OBP: 0.345, SLG: 0.593	K		2B		1B 2B			4-3		4	0	2	0	0	1	1
Willie Stargell, L (1, 3) OBP: 0.383, SLG: 0.478		F2	BB		2B 1-3			4-3		3	0	1	0	1	0	0
Bill Madlock, R (1, 5) OBP: 0.301, SLG: 0.389		5-3	F8		F9			6-3		4	0	0	0	0	0	4
Phil Garner, R (1, 4) OBP: 0.366, SLG: 0.422		BB HR S	3B SF7		F9				K	3	2	1	0	1	1	0
Steve Nicosia, R (1, 2) OBP: 0.350, SLG: 0.355		HR 1-H	SF7 3-H		F8				F9	2	1	1	3	0	0	0
John Milner, L (9, PH) OBP: 0.234, SLG: 0.167										1	0	0	0	0	0	0
Bert Blyleven, R (1, 1) OBP: 0.077, SLG: 0.077										2	0	0	0	0	0	0
Enrique Romo, R (6, 1) OBP: 0.500, SLG: 0.500										1	0	0	0	0	0	0
Kent Tekulve, R (8, 1)										0	0	0	0	0	0	0
Grant Jackson, S (9, 1)										0	0	0	0	0	0	0
Dave Parker, L (9, PH) OBP: 0.263, SLG: 0.461										1	0	1	0	0	0	0
Don Robinson, R (9, PR) OBP: 0.444, SLG: 0.444									PB	0	0	0	0	0	0	0
Inning Stats	R: 0 E: 0 K: 1 S: 6 H: 1 LOB: 1 BB: 0 P: 6	R: 2 E: 0 K: 0 S: 4 H: 1 LOB: 0 BB: 1 P: 8	R: 1 E: 0 K: 0 S: 4 H: 2 LOB: 2 BB: 2 P: 12	R: 1 E: 0 K: 0 S: 4 H: 1 LOB: 0 BB: 0 P: 4	R: 0 E: 0 K: 0 S: 5 H: 2 LOB: 2 BB: 0 P: 5	R: 0 E: 0 K: 0 S: 3 H: 0 LOB: 0 BB: 0 P: 3	R: 0 E: 0 K: 0 S: 3 H: 0 LOB: 0 BB: 0 P: 3	R: 0 E: 0 K: 0 S: 3 H: 0 LOB: 0 BB: 0 P: 3	R: 0 E: 0 K: 1 S: 6 H: 1 LOB: 2 BB: 0 P: 6	1B: 3 2B: 2 3B: 1 HR: 2 SF: 1 SAC: 0 DP: 0 HBP: 0						

	AB	33
	R	4
	H	8
	RBI	4
	BB	3
	SO	2
	LOB	8

WP: 0 PB: 1 SB: 2 CS: 1 PA: 37

PITCHER		IP	WLS	BF	H	R	ER	SO	BB	IBB	HBP	BLK	WP	HR	S	P	ERA	WHIP
Gary Lucas, L ERA: 3.2	(1, 1)	2.2		14	4	3	3	1	3	0	0	0	0	2	13	25	10.12	2.625
Steve Mura, R ERA: 5.23	(3, 1)	1.1		5	1	1	1	0	0	0	0	0	0	0	5	5	6.75	0.750
John D'Acquisto, R ERA: 2.76	(5, 1)	2.0		8	2	0	0	0	0	0	0	0	0	0	8	8	0.00	1.000
Bob Shirley, L ERA: 1.44	(7, 1)	2.0	W	6	0	0	0	0	0	0	0	0	0	0	6	6	0.00	0.000
Rollie Fingers, R ERA: 2.78	(9, 1)	1.0	S	4	1	0	0	1	0	0	0	0	0	0	6	6	0.00	1.000

PITCHER	IP	WLS	BF	H	R	ER	SO	BB	IBB	HBP	BLK	WP	HR	S	P	ERA	WHIP

Batter	1	2	3	4	5	6	7	8	9	10	11	12	13	AB	R	H	RBI	BB	SO	LOB
Larry Herndon, R (1, 8) OBP: 0.284, SLG: 0.370	K		BB		BLK		K		1B		6-3			5	2	2	0	1	2	1
Joe Strain, R (1, 4) OBP: 0.412, SLG: 0.406	4-3		BB		L5		6-3		F7			CS		5	0	1	0	1	0	2
Jack Clark, R (1, 9) OBP: 0.384, SLG: 0.484	3-1		1B		2B			1B SH1-4		FC6-4		F9		6	1	4	3	0	0	1
Darrell Evans, L (1, 5) OBP: 0.348, SLG: 0.379		F8	K		1-3			SH1-4		K		K		5	0	0	0	0	3	4
Mike Ivie, R (1, 3) OBP: 0.267, SLG: 0.314		F8		F9	F8					F8			5-3	6	0	1	0	0	0	1
Terry Whitfield, L (1, 7) OBP: 0.267, SLG: 0.301 Jim Wohlford, R (8, PH) OBP: 0.234, SLG: 0.323 (8, 7)		K		K	E S			FC1-5-4		FC6-4			F8	3 3	0 0	1 0	0 1	0 0	2 0	0 2
Milt May, L (1, 2) OBP: 0.336, SLG: 0.400 Ed Halicki, R (13, 1) OBP: 0.167, SLG: 0.167			K	FC5-4	F8			K			F9		4-3	6 0	0 0	1 0	0 0	0 0	2 0	2 0
Johnnie LeMaster, R (1, 6) OBP: 0.262, SLG: 0.381			BB SH1-4	FC5-4	K				F4		SH3-4			5	1	2	0	0	1	2
Bob Knepper, L (1, 1) OBP: 0.550, SLG: 0.304 Greg Minton, S (6, 1) Bill North, S (7, PH) OBP: 0.385, SLG: 0.352 Gary Lavelle, S (7, 1) Rennie Stennett, R (9, PH) OBP: 0.250, SLG: 0.315 Al Holland, R (9, 1) Marc Hill, R (13, 2) OBP: 0.179, SLG: 0.184		SH1-4	K		K			5-3		2-3		SH3-4		1 0 1 0 1 0 0	0 0 0 0 0 0 0	0 0 0 0 0 0 0	0 0 0 0 0 0 0	1 0 0 0 0 0 0	0 0 0 0 0 0 0	0 0 0 0 0 0 0
Inning Stats	R: 0 E: 0 K: 1 S: 5 H: 0 LOB: 0 BB: 0 P: 5	R: 0 E: 0 K: 1 S: 5 H: 0 LOB: 0 BB: 0 P: 5	R: 2 E: 0 K: 2 S: 9 H: 2 LOB: 2 BB: 2 P: 17	R: 0 E: 0 K: 1 S: 6 H: 1 LOB: 1 BB: 0 P: 6	R: 1 E: 0 K: 1 S: 7 H: 2 LOB: 1 BB: 0 P: 7	R: 0 E: 0 K: 1 S: 6 H: 1 LOB: 1 BB: 0 P: 6	R: 0 E: 0 K: 1 S: 5 H: 0 LOB: 0 BB: 0 P: 5	R: 1 E: 0 K: 1 S: 7 H: 2 LOB: 1 BB: 0 P: 7	R: 0 E: 0 K: 0 S: 4 H: 1 LOB: 1 BB: 0 P: 4	R: 0 E: 0 K: 1 S: 6 H: 1 LOB: 1 BB: 0 P: 6	R: 0 E: 0 K: 0 S: 4 H: 1 LOB: 1 BB: 0 P: 4	R: 0 E: 0 K: 1 S: 5 H: 1 LOB: 0 BB: 0 P: 5	R: 0 E: 0 K: 0 S: 3 H: 0 LOB: 0 BB: 0 P: 3	1B: 11 2B: 1 3B: 0 HR: 0 SF: 0 SAC: 3 DP: 0 HBP: 0						

PITCHER		IP	WLS	BF	H	R	ER	SO	BB	IBB	HBP	BLK	WP	HR	S	P	ERA	WHIP
Jim Bibby, R ERA: 3.38	(1, 1)	5.0		22	5	3	3	6	2	0	0	1	0	0	32	40	5.40	1.400
Rod Scurry, L ERA: 2.61	(6, 1)	4.0		16	4	1	1	3	0	0	0	0	0	0	22	22	2.25	1.000
Enrique Romo, R ERA: 1.88	(10, 1)	2.0		8	2	0	0	1	0	0	0	0	0	0	10	10	0.00	1.000
Grant Jackson, L ERA: 1.93	(12, 1)	2.0	W	6	1	0	0	1	0	0	0	0	0	0	8	8	0.00	0.500

PITCHER	IP	WLS	BF	H	R	ER	SO	BB	IBB	HBP	BLK	WP	HR	S	P	ERA	WHIP

TOP

San Francisco Giants @ Pittsburgh Pirates

Three Rivers Stadium, Pittsburgh, PA

Fri May 23 1980, 7:05 PM EDT

Att. 9,619 - Unknown

livebaseballscorecards.com

AB	47
R	4
H	12
RBI	4
BB	2
SO	11
LOB	15

PA: 52

WP: 0
PB: 0
SB: 1
CS: 1

San Francisco Giants @ Pittsburgh Pirates

Three Rivers Stadium, Pittsburgh, PA

Fri May 23 1980, 7:05 PM EDT

Att. 9,619 - Unknown

livebaseballscorecards.com

BOTTOM

Batter	1	2	3	4	5	6	7	8	9	10	11	12	13	AB	R	H	RBI	BB	SO	LOB
Omar Moreno, L (1, 8) OBP: 0.289, SLG: 0.340	x 0-0 ① G3		S S S 0-3 ③ K			x 0-0 ① F2	S S S 0-3 ① K		S S S 0-3 ② K		x 0-0 ③ F5		4-0 1-2 IBB	6	0	0	0	1	3	0
Tim Foli, R (1, 6) OBP: 0.308, SLG: 0.328	x 0-0 ② 1-3			x 0-0 ① 4-3		x 0-0 1B 2B 1B	x 0-0 ② L5		x 0-0 S 1B			x 0-0 ① L6	x 0-0 ② SF8 3-H	6	1	2	1	0	0	0
Lee Lacy, R (1, 7) OBP: 0.500, SLG: 0.632	S S S 0-3 ③ K			x 0-0 S 1B		x 0-0 ② F9	x 0-0 ③ F9		B B B B 4-0 1-2 BB			x 0-0 FC4-6 2B		5	0	2	0	1	1	1
Bill Robinson, R (1, 9) OBP: 0.344, SLG: 0.570 (9, 3)		x 0-0 ① 1-3		x 0-0 ② F2 1-2		x 0-0 1-2 2B 1B		x 0-0 ① 6-3	x 0-0 ③ 6-3			4-0 FC4-6 IBB		5	1	1	0	1	0	3
Willie Stargell, L (1, 3) OBP: 0.400, SLG: 0.507 Matt Alexander, S (8, PR) Dave Parker, L (9, 9) OBP: 0.289, SLG: 0.455		x 0-0 1B 1B		S S S 0-3 ③ K		x 0-0 1-H 2-H 1B 2B		x 0-0 BLK 1B		S S S 0-3 ① K		x 0-0 ② FC4-6 1-2f 2-3		4 0 2	1 0 0	3 0 0	2 0 0	0 0 1	1 0 2
Phil Garner, R (1, 4) OBP: 0.371, SLG: 0.421		x 0-0 1-2 G1-6-3 1B			x 0-0 ① 6-3	x 0-0 2-H 2B 1B		4-0 1-2 IBB		S S S 0-3 ② K		x 0-0 ③ F7		5	1	2	1	1	1	2
Steve Nicosia, R (1, 2) OBP: 0.348, SLG: 0.378		x 0-0 ② ③ G1-6-3 1-2f			x 0-0 ② F9	x 0-0 1-H 2B	S S S 0-3 ② K			x 0-0 ③ 6-3			x 0-0 FC5-4 SH SF8 1B	6	1	2	1	0	1	4
Dale Berra, R (1, 5) OBP: 0.348, SLG: 0.286			S S S 0-3 ① K		x 0-0 FC4-6 1B	S 0-1 CI		x 0-0 ③ F9			S S S 0-3 ① K		x 0-0 SH 1-2 FC5-4	4	0	1	0	0	2	2
Jim Bibby, R (1, 1) OBP: 0.200, SLG: 0.238 Manny Sanguillen, R (5, PH) OBP: 0.600, SLG: 1.000 Rod Scurry, L (6, 1) Bill Madlock, R (9, PH) OBP: 0.299, SLG: 0.386 Enrique Romo, R (10, 1) OBP: 0.000, SLG: 0.500 Mike Easler, R (11, PH) OBP: 0.273, SLG: 0.578 Grant Jackson, S (12, 1) John Milner, L (12, PH) OBP: 0.229, SLG: 0.163			x 0-0 ② G3		x 0-0 ③ FC4-6 1-2f	x 0-0 ③ 4-3			x 0-0 ① F5		x 0-0 ② 4-3		x 0-0 ① FC5-4 IBB 1-2f 2-3	1 1 1 1 0 1 0 1	0 0 0 0 0 0 0 0	0 0 0 0 0 0 0 0	0 0 0 0 0 0 0 0	0 0 0 0 0 0 0 0	0 1 2 0 0 0 0 2	0 1 1 0 0 0 0 0
Inning Stats	R: 0 E: 0 K: 1 S: 5 H: 0 LOB: 0 BB: 0 P: 5	R: 0 E: 0 K: 0 S: 4 H: 2 LOB: 1 BB: 0 P: 4	R: 0 E: 0 K: 2 S: 7 H: 0 LOB: 0 BB: 0 P: 7	R: 0 E: 0 K: 1 S: 6 H: 1 LOB: 1 BB: 0 P: 6	R: 0 E: 0 K: 0 S: 4 H: 1 LOB: 1 BB: 0 P: 4	R: 4 E: 1 K: 0 S: 9 H: 5 LOB: 2 BB: 0 P: 9	R: 0 E: 0 K: 1 S: 5 H: 0 LOB: 0 BB: 0 P: 5	R: 0 E: 0 K: 1 S: 6 H: 1 LOB: 2 BB: 1 P: 10	R: 0 E: 0 K: 1 S: 6 H: 1 LOB: 2 BB: 1 P: 10	R: 0 E: 0 K: 2 S: 7 H: 0 LOB: 0 BB: 0 P: 7	R: 0 E: 0 K: 1 S: 5 H: 0 LOB: 0 BB: 0 P: 5	R: 0 E: 0 K: 0 S: 4 H: 1 LOB: 2 BB: 1 P: 8	R: 1 E: 1 K: 0 S: 4 H: 1 LOB: 2 BB: 1 P: 8	1B: 10 2B: 3 3B: 0 HR: 0	SF: 1 SAC: 1 DP: 1 HBP: 0	WP: 0 PB: 0 SB: 2 CS: 0	PA: 56		

	AB	49
	R	5
	H	13
	RBI	5
	BB	4
	SO	10
	LOB	20

PITCHER		IP	WLS	BF	H	R	ER	SO	BB	IBB	HBP	BLK	WP	HR	S	P	ERA	WHIP
Bob Knepper, L ERA: 5.07	(1, 1)	5.2		25	9	4	4	4	0	0	0	0	0	0	33	33	6.35	1.588
Greg Minton, R ERA: 2.76	(6, 1)	0.1		2	0	0	0	0	0	0	0	0	0	0	2	2	0.00	0.000
Gary Lavelle, L ERA: 3.2	(7, 1)	2.0		8	1	0	0	2	0	1	0	1	0	0	11	15	0.00	0.500
Al Holland, L ERA: 0.92	(9, 1)	4.1	L	19	3	1	0	4	1	1	0	0	0	0	25	33	0.00	0.923
Ed Halicki, R ERA: 6.52	(13, 1)	0.1		2	0	0	0	0	0	1	0	0	0	0	1	5	0.00	0.000

PITCHER	IP	WLS	BF	H	R	ER	SO	BB	IBB	HBP	BLK	WP	HR	S	P	ERA	WHIP

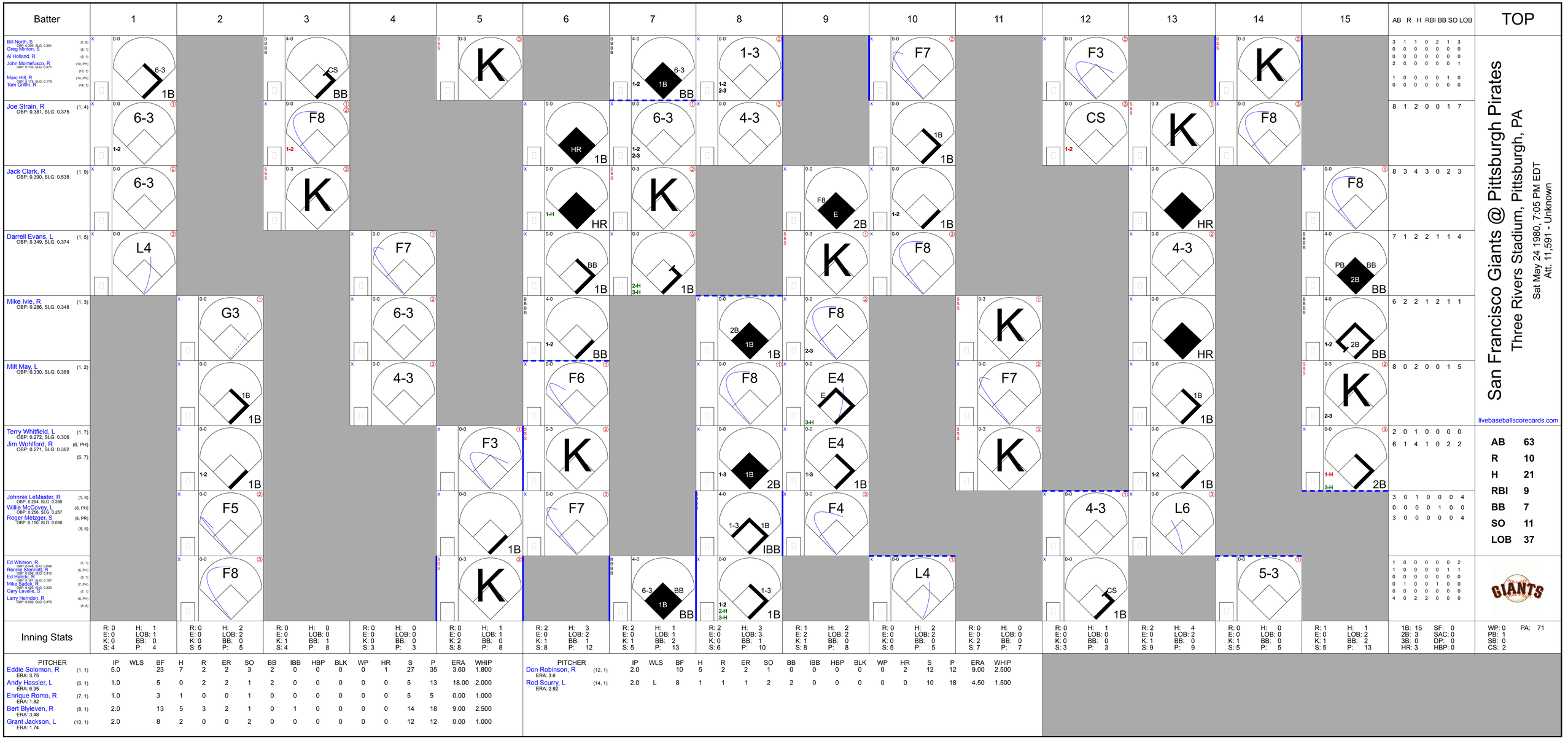
Batter
1
2
3
4
5
6
7
8
9
10
11
12
13
14
15
AB R H RBI BB SO LOB
TOP
Bill North, S
OBP: 0.366, SLG: 0.351
Greg Minton, S
Al Holland, R
John Montefusco, R
OBP: 0.133, SLG: 0.071
Marc Hill, R
OBP: 0.179, SLG: 0.179
Tom Griffin, R
Joe Strain, R
OBP: 0.381, SLG: 0.375
Jack Clark, R
OBP: 0.390, SLG: 0.538
Darrell Evans, L
OBP: 0.349, SLG: 0.374
Mike Ivie, R
OBP: 0.286, SLG: 0.348
Milt May, L
OBP: 0.330, SLG: 0.388
Terry Whitfield, L
OBP: 0.272, SLG: 0.306
Jim Wohlford, R
OBP: 0.271, SLG: 0.382
Johnnie LeMaster, R
OBP: 0.264, SLG: 0.380
Willie McCovey, L
OBP: 0.256, SLG: 0.267
Roger Metzger, S
OBP: 0.150, SLG: 0.056
Ed Whitson, R
OBP: 0.048, SLG: 0.048
Rennie Stennett, R
OBP: 0.256, SLG: 0.312
Ed Halicki, R
OBP: 0.167, SLG: 0.167
Mike Sadek, R
OBP: 0.429, SLG: 0.333
Gary Lavelle, S
Larry Herndon, R
OBP: 0.292, SLG: 0.375
San Francisco Giants @ Pittsburgh Pirates
Three Rivers Stadium, Pittsburgh, PA
Sat May 24 1980, 7:05 PM EDT
Att. 11,591 - Unknown
livebaseballscorecards.com
AB 63
R 10
H 21
RBI 9
BB 7
SO 11
LOB 37
Inning Stats
PITCHER
IP WLS BF H R ER SO BB IBB HBP BLK WP HR S P ERA WHIP
Eddie Solomon, R (1, 1) ERA: 3.75 5.0 23 7 2 2 3 2 0 0 0 0 1 27 35 3.60 1.800
Andy Hassler, L (6, 1) ERA: 6.35 1.0 5 0 2 2 1 2 0 0 0 0 0 5 13 18.00 2.000
Enrique Romo, R (7, 1) ERA: 1.82 1.0 3 1 0 0 1 0 0 0 0 0 0 5 5 0.00 1.000
Bert Blyleven, R (8, 1) ERA: 3.48 2.0 13 5 3 2 1 0 1 0 0 0 0 14 18 9.00 2.500
Grant Jackson, L (10, 1) ERA: 1.74 2.0 8 2 0 0 2 0 0 0 0 0 0 12 12 0.00 1.000
PITCHER
IP WLS BF H R ER SO BB IBB HBP BLK WP HR S P ERA WHIP
Don Robinson, R (12, 1) ERA: 3.6 2.0 10 5 2 2 1 0 0 0 0 0 0 2 12 9.00 2.500
Rod Scurry, L (14, 1) ERA: 2.92 2.0 L 8 1 1 1 2 2 0 0 0 0 0 0 10 18 4.50 1.500
1B: 15 SF: 0
2B: 3 SAC: 0
3B: 0 DP: 0
HR: 3 HBP: 0
WP: 0 PA: 71
PB: 1
SB: 0
CS: 2

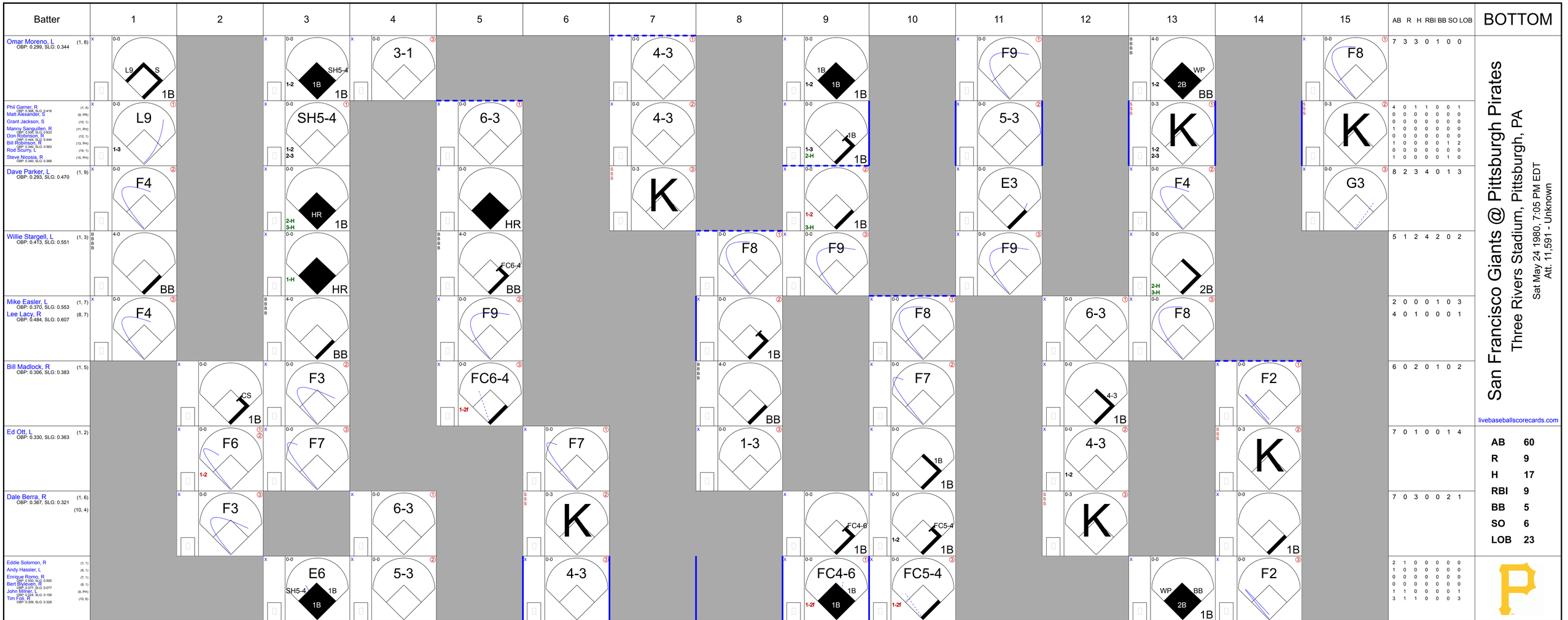
Batter
1
2
3
4
5
6
7
8
9
10
11
12
13
14
15
AB R H RBI BB SO LOB
BOTTOM
Omar Moreno, L (1, 8) OBP: 0.299, SLG: 0.344
Phil Garner, R (1, 4) OBP: 0.368, SLG: 0.416
Matt Alexander, S (9, PR)
Grant Jackson, S (10, 1)
Manny Sanguillen, R (11, PH) OBP: 0.938, SLG: 0.833
Don Robinson, R (12, 1) OBP: 0.444, SLG: 0.444
Bill Robinson, R (13, PH) OBP: 0.340, SLG: 0.563
Rod Scurry, L (14, 1)
Steve Nicosia, R (15, PH) OBP: 0.340, SLG: 0.368
Dave Parker, L (1, 9) OBP: 0.293, SLG: 0.470
Willie Stargell, L (1, 3) OBP: 0.413, SLG: 0.551
Mike Easler, L (1, 7) OBP: 0.370, SLG: 0.553
Lee Lacy, R (8, 7) OBP: 0.484, SLG: 0.607
Bill Madlock, R (1, 5) OBP: 0.306, SLG: 0.383
Ed Ott, L (1, 2) OBP: 0.330, SLG: 0.363
Dale Berra, R (1, 6) (10, 4) OBP: 0.367, SLG: 0.321
Eddie Solomon, R (1, 1)
Andy Hassler, L (6, 1)
Enrique Romo, R (7, 1) OBP: 0.000, SLG: 0.000
Bert Blyleven, R (8, 1) OBP: 0.077, SLG: 0.077
John Lerher, L (9, PH) OBP: 0.224, SLG: 0.159
Tim Foli, R (10, 6) OBP: 0.309, SLG: 0.328
Omar Moreno, L: 7 3 3 0 1 0 0
Phil Garner, R / Matt Alexander, S / Grant Jackson, S / Manny Sanguillen, R / Don Robinson, R / Bill Robinson, R / Rod Scurry, L / Steve Nicosia, R: 4 0 1 1 0 0 1 / 0 0 0 0 0 0 0 / 0 0 0 0 0 0 0 / 1 0 0 0 0 0 0 / 0 0 0 0 0 1 2 / 0 0 0 0 0 0 0 / 1 0 0 0 0 1 0
Dave Parker, L: 8 2 3 4 0 1 3
Willie Stargell, L: 5 1 2 4 2 0 2
Mike Easler, L: 2 0 0 0 1 0 3
Lee Lacy, R: 4 0 1 0 0 0 1
Bill Madlock, R: 6 0 2 0 1 0 2
Ed Ott, L: 7 0 1 0 0 1 4
Dale Berra, R: 7 0 3 0 0 2 1
Eddie Solomon, R / Andy Hassler, L / Enrique Romo, R / Bert Blyleven, R / John Lerher, L / Tim Foli, R: 2 1 0 0 0 0 0 / 1 0 0 0 0 0 0 / 0 0 0 0 0 0 0 / 0 0 0 0 0 0 0 / 1 1 0 0 0 0 1 / 3 1 1 0 0 0 3
San Francisco Giants @ Pittsburgh Pirates
Three Rivers Stadium, Pittsburgh, PA
Sat May 24 1980, 7:05 PM EDT
Att. 11,591 - Unknown
livebaseballscorecards.com
AB 60
R 9
H 17
RBI 9
BB 5
SO 6
LOB 23
Inning Stats
1: R: 0 E: 0 K: 0 S: 4 | H: 1 LOB: 2 BB: 1 P: 8
2: R: 0 E: 0 K: 0 S: 3 | H: 1 LOB: 0 BB: 0 P: 3
3: R: 4 E: 1 K: 0 S: 7 | H: 3 LOB: 1 BB: 1 P: 11
4: R: 0 E: 0 K: 0 S: 3 | H: 0 LOB: 0 BB: 0 P: 3
5: R: 1 E: 0 K: 0 S: 4 | H: 1 LOB: 1 BB: 1 P: 8
6: R: 0 E: 0 K: 1 S: 5 | H: 0 LOB: 0 BB: 0 P: 5
7: R: 0 E: 0 K: 1 S: 5 | H: 0 LOB: 0 BB: 0 P: 5
8: R: 0 E: 0 K: 0 S: 3 | H: 1 LOB: 1 BB: 0 P: 7
9: R: 2 E: 0 K: 0 S: 6 | H: 4 LOB: 1 BB: 0 P: 6
10: R: 0 E: 0 K: 0 S: 5 | H: 2 LOB: 2 BB: 0 P: 5
11: R: 0 E: 1 K: 0 S: 4 | H: 0 LOB: 1 BB: 0 P: 4
12: R: 0 E: 0 K: 1 S: 6 | H: 1 LOB: 1 BB: 0 P: 6
13: R: 2 E: 0 K: 1 S: 7 | H: 2 LOB: 1 BB: 1 P: 11
14: R: 0 E: 0 K: 1 S: 6 | H: 1 LOB: 1 BB: 0 P: 6
15: R: 0 E: 0 K: 1 S: 5 | H: 0 LOB: 0 BB: 0 P: 5
1B: 14 2B: 1 3B: 0 HR: 2
SF: 0 SAC: 1 DP: 0 HBP: 0
WP: 1 PB: 0 SB: 1 CS: 1
PA: 66
PITCHER IP WLS BF H R ER SO BB IBB HBP BLK WP HR S P ERA WHIP
Ed Whitson, R (1, 1) ERA: 3.53 4.0 19 5 4 3 0 2 0 0 0 0 1 17 25 6.75 1.750
Ed Halicki, R (5, 1) ERA: 6.33 2.0 8 1 1 1 1 1 0 0 0 0 1 9 13 4.50 1.000
Gary Lavelle, L (7, 1) ERA: 3.05 1.0 3 0 0 0 1 0 0 0 0 0 0 5 5 0.00 0.000
Greg Minton, R (8, 1) ERA: 3.57 1.1 8 4 2 2 0 1 0 0 0 0 0 7 11 13.50 3.750
Al Holland, L (9, 1) ERA: 0.89 0.2 2 1 0 0 0 0 0 0 0 0 0 2 2 0.00 1.500
PITCHER IP WLS BF H R ER SO BB IBB HBP BLK WP HR S P ERA WHIP
John Montefusco, R (10, 1) ERA: 4.03 4.0 19 5 2 2 2 1 0 0 0 0 1 0 22 26 4.50 1.500
Tom Griffin, R (14, 1) ERA: 6.32 2.0 W 7 1 0 0 2 0 0 0 0 0 0 11 11 0.00 0.500

Batter	1	2	3	4	5	6	7	8	9	AB	R	H	RBI	BB	SO	LOB
Bill North, S (1, 8) OBP: 0.398, SLG: 0.357	4-3	5-3			F8		CS			4	1	2	0	0	0	0
Joe Strain, R (1, 4) OBP: 0.391, SLG: 0.386	4-3	F8			HR		G6-4-3			4	1	2	0	0	0	1
Jack Clark, R (1, 9) OBP: 0.392, SLG: 0.541	BB		6-3		F8		G6-4-3			3	1	1	0	1	0	2
Darrell Evans, L (1, 5) OBP: 0.358, SLG: 0.404			6-3		HR			G3-6-3		4	2	3	3	0	0	1
Mike Ivie, R (1, 3) OBP: 0.286, SLG: 0.348			BB		4-3			F7		0	0	0	0	0	0	0
Willie McCovey, L (1, PH) (1, 3) OBP: 0.267, SLG: 0.269	FC5-2									3	0	1	1	1	0	1
Larry Herndon, R (1, 7) OBP: 0.290, SLG: 0.371	FC5 FC5-2		G6-4-3			F9		G3-6-3		4	0	1	1	0	0	3
Johnnie LeMaster, R (1, 6) OBP: 0.256, SLG: 0.368	FC5-2			5-3		F8			5-3	4	0	0	0	0	0	2
Mike Sadek, R (1, 2) OBP: 0.364, SLG: 0.300	FC5			F8					K	4	0	1	0	0	1	2
Vida Blue, S (1, 1) OBP: 0.207, SLG: 0.148		F8		G3		K			F9	4	0	0	0	0	1	1
Inning Stats	R: 3 E: 0 K: 0 S: 7 H: 4 LOB: 2 BB: 1 P: 11	R: 0 E: 0 K: 0 S: 3 H: 0 LOB: 0 BB: 0 P: 3	R: 0 E: 0 K: 0 S: 3 H: 1 LOB: 1 BB: 1 P: 7	R: 0 E: 0 K: 0 S: 3 H: 0 LOB: 0 BB: 0 P: 3	R: 2 E: 0 K: 0 S: 5 H: 2 LOB: 0 BB: 0 P: 5	R: 0 E: 0 K: 1 S: 6 H: 1 LOB: 1 BB: 0 P: 6	R: 0 E: 0 K: 0 S: 3 H: 2 LOB: 0 BB: 0 P: 3	R: 0 E: 0 K: 0 S: 3 H: 1 LOB: 0 BB: 0 P: 3	R: 0 E: 0 K: 1 S: 5 H: 0 LOB: 0 BB: 0 P: 5	1B: 9 2B: 1 3B: 0 HR: 1 SF: 0 SAC: 0 DP: 3 HBP: 0	WP: 0 PB: 0 SB: 0 CS: 1 PA: 36					

PITCHER		IP	WLS	BF	H	R	ER	SO	BB	IBB	HBP	BLK	WP	HR	S	P	ERA	WHIP
John Candelaria, L ERA: 3.34	(1, 1)	5.0	L	23	7	5	5	0	2	0	0	0	0	1	21	29	9.00	1.800
Andy Hassler, L ERA: 4.15	(6, 1)	3.0		10	4	0	0	1	0	0	0	0	0	0	12	12	0.00	1.333
Enrique Romo, R ERA: 1.76	(9, 1)	1.0		3	0	0	0	1	0	0	0	0	0	0	5	5	0.00	0.000

PITCHER	IP	WLS	BF	H	R	ER	SO	BB	IBB	HBP	BLK	WP	HR	S	P	ERA	WHIP

TOP

San Francisco Giants @ Pittsburgh Pirates

Three Rivers Stadium, Pittsburgh, PA

Sun May 25 1980, 3:33 AM EDT

Att. 42,626 - Unknown

livebaseballscorecards.com

AB	34
R	5
H	11
RBI	5
BB	2
SO	2
LOB	13

San Francisco Giants @ Pittsburgh Pirates

Three Rivers Stadium, Pittsburgh, PA

Sun May 25 1980, 3:33 AM EDT

Att. 42,626 - Unknown

livebaseballscorecards.com

Batter	1	2	3	4	5	6	7	8	9	AB	R	H	RBI	BB	SO	LOB
Omar Moreno, L (1, 8) OBP: 0.298, SLG: 0.341	3-1		4-3			1B / 1B / 1B		F7		4	1	1	0	0	0	1
Tim Foli, R (1, 6) OBP: 0.307, SLG: 0.326	5-3			F4		G6-4-3 1B; 1-2 / 1B		G1-6-3; 1-2f		4	0	1	0	0	0	1
Lee Lacy, R (1, 7) OBP: 0.471, SLG: 0.585	F3			5-3		G6-4-3; 1-2 / 2-H / 1B			6-3	4	0	1	1	0	0	0
Bill Robinson, R (1, 9) OBP: 0.337, SLG: 0.560		2B		K; S S S		G6-4-3; 1-2f / 2-3			F4	4	0	1	0	0	1	2
Bill Madlock, R (1, 3) OBP: 0.304, SLG: 0.394		F9			2B / 3B	F3			F4	4	1	1	0	0	0	2
Phil Garner, R (1, 4) OBP: 0.367, SLG: 0.422		6-3			3-H; 2B		6-3			3	0	1	1	0	0	1
Steve Nicosia, R (1, 2) OBP: 0.320, SLG: 0.341		K; S S S			6-3		F8			3	0	0	0	0	1	2
Dale Berra, R (1, 5) OBP: 0.333, SLG: 0.290			6-3		F4		4-3			3	0	0	0	0	0	1
John Candelaria, L (1, 1) OBP: 0.227, SLG: 0.200			F7		6-3			G1-6-3 1B		1	0	0	0	0	0	0
Manny Sanguillen, R (5, PH) OBP: 0.429, SLG: 0.714										1	0	0	0	0	0	1
Andy Hassler, L (6, 1)										0	0	0	0	0	0	0
John Milner, L (8, PH) OBP: 0.240, SLG: 0.178										1	0	1	0	0	0	0
Enrique Romo, R (9, 1) OBP: 0.500, SLG: 0.500										0	0	0	0	0	0	0
Inning Stats	R: 0 H: 0 E: 0 LOB: 0 K: 0 BB: 0 S: 3 P: 3	R: 0 H: 1 E: 0 LOB: 1 K: 1 BB: 0 S: 6 P: 6	R: 0 H: 0 E: 0 LOB: 0 K: 0 BB: 0 S: 3 P: 3	R: 0 H: 0 E: 0 LOB: 0 K: 1 BB: 0 S: 5 P: 5	R: 1 H: 2 E: 0 LOB: 1 K: 0 BB: 0 S: 5 P: 5	R: 1 H: 3 E: 0 LOB: 1 K: 0 BB: 0 S: 5 P: 5	R: 0 H: 0 E: 0 LOB: 0 K: 0 BB: 0 S: 3 P: 3	R: 0 H: 1 E: 0 LOB: 0 K: 0 BB: 0 S: 3 P: 3	R: 0 H: 0 E: 0 LOB: 0 K: 0 BB: 0 S: 3 P: 3	1B: 4 SF: 0 2B: 2 SAC: 0 3B: 1 DP: 2 HR: 0 HBP: 0						WP: 0 PA: 32 PB: 0 SB: 0 CS: 0	

PITCHER	IP	WLS	BF	H	R	ER	SO	BB	IBB	HBP	BLK	WP	HR	S	P	ERA	WHIP
Vida Blue, L (1, 1) ERA: 2.99	9.0	W	32	7	2	2	2	0	0	0	0	0	0	36	36	2.00	0.778

PITCHER	IP	WLS	BF	H	R	ER	SO	BB	IBB	HBP	BLK	WP	HR	S	P	ERA	WHIP

AB	32
R	2
H	7
RBI	2
BB	0
SO	2
LOB	11

Batter	1	2	3	4	5	6	7	8	9	AB	R	H	RBI	BB	SO	LOB
Omar Moreno, L (1, 8) OBP: 0.295, SLG: 0.333	3-1		BBB SH S E BB	F8		FC6-4 1-2f			F8	4	1	0	0	1	0	1
Tim Foli, R (1, 6) OBP: 0.306, SLG: 0.324	K		SH BB E 1B 1-3	6-3			1B SF8 1B		F7	4	2	1	0	0	1	0
Dave Parker, L (1, 9) OBP: 0.296, SLG: 0.465	BBBB HR BB		L3 1-2 3-H		4-3		CS 1-3 1B		F8	4	1	1	0	1	0	1
Willie Stargell, L (1, 3) OBP: 0.427, SLG: 0.595	1-H HR		IIII BB 1B IBB		H FC5-4 HBP		SF8 3-H			1	2	1	3	1	0	0
Bill Robinson, R (1, 7) OBP: 0.324, SLG: 0.537	F8		F8		SSS K		SSS K			4	0	0	0	0	2	4
Bill Madlock, R (1, 5) OBP: 0.309, SLG: 0.388		BBBB BLK BB	BBBB 1B 1-2 2-3 BB		FC5-4 1-2f		CS 1-2	F8		2	0	0	0	2	0	1
Ed Ott, L (1, 2) OBP: 0.337, SLG: 0.368		SSS K	FC6-4 1-3 2-H 3-H 1B			F9		1B		4	0	2	2	0	1	1
Phil Garner, R (1, 4) OBP: 0.358, SLG: 0.409		SSS K 1-2	FC6-4 1-2f			4-3		SSS K		4	0	0	0	0	2	4
Bert Blyleven, R (1, 1) OBP: 0.118, SLG: 0.063		SSS K		4-3		H FC6-4 HBP		SSS K		3	0	0	0	0	2	2
Grant Jackson, S (8, 1)										0	0	0	0	0	0	0
Kent Tekulve, R (9, 1)										0	0	0	0	0	0	0
Inning Stats	R: 2 H: 1 E: 0 LOB: 0 K: 1 BB: 1 S: 6 P: 10	R: 0 H: 0 E: 0 LOB: 1 K: 3 BB: 1 S: 9 P: 13	R: 3 H: 1 E: 1 LOB: 2 K: 0 BB: 3 S: 5 P: 17	R: 0 H: 0 E: 0 LOB: 0 K: 0 BB: 0 S: 3 P: 3	R: 0 H: 0 E: 0 LOB: 1 K: 1 BB: 0 S: 5 P: 6	R: 0 H: 0 E: 0 LOB: 1 K: 0 BB: 0 S: 3 P: 4	R: 1 H: 2 E: 0 LOB: 0 K: 1 BB: 0 S: 6 P: 6	R: 0 H: 1 E: 0 LOB: 1 K: 2 BB: 0 S: 8 P: 8	R: 0 H: 0 E: 0 LOB: 0 K: 0 BB: 0 S: 3 P: 3	1B: 4 SF: 1 2B: 0 SAC: 1 3B: 0 DP: 0 HR: 1 HBP: 2						

TOP

Pittsburgh Pirates @ Philadelphia Phillies
Veterans Stadium, Philadelphia, PA
Mon May 26 1980, 7:05 PM EDT
Att. 45,394 - Unknown

livebaseballscorecards.com

AB	30
R	6
H	5
RBI	5
BB	5
SO	8
LOB	14

WP: 0 PA: 40
PB: 0
SB: 1
CS: 1

PITCHER		IP	WLS	BF	H	R	ER	SO	BB	IBB	HBP	BLK	WP	HR	S	P	ERA	WHIP
Bob Walk, R ERA: 16.88	(1, 1)	2.2		16	2	5	5	4	4	1	0	1	0	1	19	39	16.88	2.250
Lerrin LaGrow, R ERA: 3.21	(3, 1)	1.1		4	0	0	0	0	0	0	0	0	0	0	4	4	0.00	0.000
Kevin Saucier, L ERA: 2.65	(5, 1)	2.0		8	0	0	0	1	0	0	2	0	0	0	8	10	0.00	0.000
Tug McGraw, L ERA: 3.1	(7, 1)	2.0		8	3	1	1	3	0	0	0	0	0	0	14	14	4.50	1.500
Ron Reed, R ERA: 3.0	(9, 1)	1.0	W	3	0	0	0	0	0	0	0	0	0	0	3	3	0.00	0.000

PITCHER	IP	WLS	BF	H	R	ER	SO	BB	IBB	HBP	BLK	WP	HR	S	P	ERA	WHIP

Batter	1	2	3	4	5	6	7	8	9	AB	R	H	RBI	BB	SO	LOB
Pete Rose, S (1, 3) OBP: 0.368, SLG: 0.360	G3	BB		2B			4-3 2B 1B	1-2 1B		4	1	3	0	1	0	0
Bake McBride, L (1, 9) OBP: 0.303, SLG: 0.450	G3	4-3		K			4-3 1-2	F8		5	0	0	0	0	1	6
Mike Schmidt, R (1, 5) OBP: 0.372, SLG: 0.664	BB		1-3 HR BB		1-3		F7		2B	3	2	1	0	2	0	1
Greg Luzinski, R (1, 7) OBP: 0.400, SLG: 0.651 Lonnie Smith, R (9, PR) OBP: 0.375, SLG: 0.500	1-2 BB		1-3 1-2		K		2-H 2B		2B 1B 1B	4 0	0 1	2 0	1 0	1 0	1 0	1 0
Bob Boone, R (1, 2) OBP: 0.268, SLG: 0.323	F6		G3		BB		5-3		1B 1-3 2-H 2B	4	0	1	1	1	0	4
Garry Maddox, R (1, 8) OBP: 0.300, SLG: 0.438		2B 2B	2-H HR		F7			G3 S 1B 1B	1B IBB	4	3	3	2	1	0	1
Larry Bowa, S (1, 6) OBP: 0.256, SLG: 0.336		3-1 2-H 2B	G3			K		G3 1-3	1-2 2-3 3-H 1B	5	0	2	2	0	1	1
Manny Trillo, R (1, 4) OBP: 0.400, SLG: 0.507		3-1 2-3		6-3		G3		1B 3-H 1B		4	0	1	1	0	0	1
Bob Walk, R (1, 1) Lerrin LaGrow, R (3, 1) George Vukovich, L (4, PH) OBP: 0.667, SLG: 0.667 Kevin Saucier, L (6, 1) Greg Gross, L (8, PH) OBP: 0.000, SLG: 0.000 Tug McGraw, R (7, 1) OBP: 0.500, SLG: 0.500 Del Unser, L (8, PH) OBP: 0.000, SLG: 0.214 Keith Moreland, R (8, PH) OBP: 0.000, SLG: 0.667 Ron Reed, R (9, 1)	K			K		4-3		F7		1 0 1 0 1 0 0 0 1	0 0 0 0 0 0 0 0 0	0 0 0 0 0 0 0 0 0	0 0 0 0 0 0 0 0 0	0 0 1 0 0 0 0 0 0	1 0 0 0 0 0 0 0 1	1 0 0 0 0 0 0 0 0
Inning Stats	R: 0 H: 0 E: 0 LOB: 2 K: 0 BB: 2 S: 3 P: 11	R: 1 H: 2 E: 0 LOB: 2 K: 1 BB: 1 S: 7 P: 11	R: 2 H: 1 E: 0 LOB: 0 K: 0 BB: 1 S: 4 P: 8	R: 0 H: 1 E: 0 LOB: 1 K: 2 BB: 0 S: 8 P: 8	R: 0 H: 0 E: 0 LOB: 1 K: 1 BB: 1 S: 5 P: 9	R: 0 H: 0 E: 0 LOB: 0 K: 1 BB: 0 S: 5 P: 5	R: 1 H: 2 E: 0 LOB: 1 K: 0 BB: 0 S: 5 P: 5	R: 1 H: 3 E: 0 LOB: 2 K: 0 BB: 0 S: 6 P: 6	R: 2 H: 4 E: 0 LOB: 3 K: 0 BB: 1 S: 4 P: 8	1B: 6 2B: 6 3B: 0 HR: 1	SF: 0 SAC: 0 DP: 0 HBP: 0	WP: 0 PB: 0 SB: 1 CS: 0	PA: 43			

PITCHER		IP	WLS	BF	H	R	ER	SO	BB	IBB	HBP	BLK	WP	HR	S	P	ERA	WHIP
Bert Blyleven, R ERA: 3.79	(1, 1)	7.1		35	8	5	5	5	5	0	0	0	0	1	40	60	6.14	1.773
Grant Jackson, L ERA: 1.69	(8, 1)	0.2		3	1	0	0	0	0	0	0	0	0	0	3	3	0.00	1.500
Kent Tekulve, R ERA: 5.4	(9, 1)	0.0	L	5	4	2	2	0	0	1	0	0	0	0	4	8	∞	∞

PITCHER	IP	WLS	BF	H	R	ER	SO	BB	IBB	HBP	BLK	WP	HR	S	P	ERA	WHIP

BOTTOM

Pittsburgh Pirates @ Philadelphia Phillies
Veterans Stadium, Philadelphia, PA
Mon May 26 1980, 7:05 PM EDT
Att. 45,394 - Unknown

livebaseballscorecards.com

AB	37
R	7
H	13
RBI	7
BB	6
SO	5
LOB	17

Batter	1	2	3	4	5	6	7	8	9	10	11	12	13	AB	R	H	RBI	BB	SO	LOB
Omar Moreno, L (1, 8) OBP: 0.300, SLG: 0.351	K	K			3B		K		FC3-6 1-2f			6-3 2B	1-2 2-3 IBB	6	0	2	0	1	3	2
Tim Foli, R (1, 6) OBP: 0.299, SLG: 0.316	E6 S 1B	5-3	6-3		4-3 WP 1B		4-3 1-3		4-3			6-3 2-3	1-3	7	1	1	0	0	0	6
Dave Parker, L (1, 9) OBP: 0.292, SLG: 0.450	F4	K	K		4-3 1-3		F7			4-3		IBB		5	0	0	0	1	2	3
Bill Robinson, R (1, 3) OBP: 0.318, SLG: 0.515 Willie Stargell, L (12, PH) OBP: 0.423, SLG: 0.588 (12, 3)	1B 1-2 BB	K	5-3			K		K		K		K		4 1	0 0	0 0	0 0	1 0	2 1	2 2
Bill Madlock, R (1, 5) OBP: 0.310, SLG: 0.386	1-2 2-H 1B			K		K		K		1-3			SH5-4 1B	6	1	2	1	0	3	0
Lee Lacy, R (1, 7) OBP: 0.466, SLG: 0.600	F8			FC5-4 3B		1-3 1B		K			F8		SH5-4 1-2	5	1	2	0	0	1	2
Phil Garner, R (1, 4) OBP: 0.350, SLG: 0.394		F9		FC5-4 IBB		1-3 1-2		F4			5-3		K	5	0	0	0	1	1	2
Steve Nicosia, R (1, 2) OBP: 0.309, SLG: 0.311 Ed Ott, L (13, PH) OBP: 0.343, SLG: 0.368 (13, 2)		F9		FC5-4 1-2f 3-H		IBB			5-3 FC3-6		F9		IBB 1B IBB	4 0	0 0	0 0	1 0	1 1	0 0	1 0
Jim Bibby, R (1, 1) OBP: 0.286, SLG: 0.250 John Milner, L (12, PH) OBP: 0.235, SLG: 0.174 Enrique Romo, R (12, 1) OBP: 0.500, SLG: 0.500 Mike Easler, L (13, PH) OBP: 0.382, SLG: 0.563 Kent Tekulve, R (13, 1)	BB			6-3		K						F8	1-2 2-H 1B	3 1 0 1 0	0 0 0 0 0	1 0 0 1 0	0 0 0 1 0	1 0 0 0 0	1 0 0 0 0	3 0 0 0 0
Inning Stats	R: 1 E: 1 K: 1 S: 7 H: 1 LOB: 2 BB: 1 P: 11	R: 0 E: 0 K: 1 S: 5 H: 0 LOB: 1 BB: 1 P: 9	R: 0 E: 0 K: 2 S: 7 H: 0 LOB: 0 BB: 0 P: 7	R: 1 E: 1 K: 1 S: 6 H: 1 LOB: 1 BB: 1 P: 10	R: 0 E: 0 K: 1 S: 6 H: 1 LOB: 1 BB: 0 P: 6	R: 0 E: 0 K: 2 S: 8 H: 1 LOB: 2 BB: 1 P: 12	R: 0 E: 0 K: 1 S: 6 H: 1 LOB: 1 BB: 0 P: 6	R: 0 E: 0 K: 2 S: 7 H: 0 LOB: 0 BB: 0 P: 7	R: 0 E: 0 K: 0 S: 4 H: 1 LOB: 1 BB: 0 P: 4	R: 0 E: 0 K: 1 S: 5 H: 0 LOB: 0 BB: 0 P: 5	R: 0 E: 0 K: 0 S: 3 H: 0 LOB: 0 BB: 0 P: 3	R: 0 E: 0 K: 1 S: 6 H: 1 LOB: 2 BB: 1 P: 10	R: 1 E: 0 K: 1 S: 7 H: 2 LOB: 3 BB: 2 P: 15	1B: 6 2B: 1 3B: 2 HR: 0 SF: 0 SAC: 1 DP: 0 HBP: 0						

PITCHER		IP	WLS	BF	H	R	ER	SO	BB	IBB	HBP	BLK	WP	HR	S	P	ERA	WHIP
Steve Carlton, L ERA: 1.99	(1, 1)	8.0		34	5	2	1	11	2	2	0	0	1	0	52	68	1.12	0.875
Tug McGraw, L ERA: 2.7	(9, 1)	3.0		10	1	0	0	1	0	0	0	0	0	0	12	12	0.00	0.333
Dickie Noles, R ERA: 2.25	(12, 1)	2.0	L	12	3	1	1	2	0	3	0	0	0	0	13	25	4.50	1.500

PITCHER		IP	WLS	BF	H	R	ER	SO	BB	IBB	HBP	BLK	WP	HR	S	P	ERA	WHIP

TOP

Pittsburgh Pirates @ Philadelphia Phillies

Veterans Stadium, Philadelphia, PA

Tue May 27 1980, 7:05 PM EDT

Att. 35,989 - Unknown

livebaseballscorecards.com

AB	48
R	3
H	9
RBI	3
BB	7
SO	14
LOB	23

WP: 1 PB: 0 SB: 2 CS: 0 PA: 56

Batter	1	2	3	4	5	6	7	8	9	10	11	12	13	AB	R	H	RBI	BB	SO	LOB
Pete Rose, S (1, 3) OBP: 0.363, SLG: 0.354	4-3		K			G4-6-3 1B			4-3		G6-4-3 1-2f			5	0	1	0	0	1	2
Bake McBride, L (1, 9) OBP: 0.306, SLG: 0.451	K			2B		G4-6-3 1-2f			HR BB		F7			4	1	1	0	1	1	1
Dickie Noles, R (12, 1) OBP: 0.667, SLG: 0.667														0	0	0	0	0	0	0
Mike Schmidt, R (1, 5) OBP: 0.366, SLG: 0.669	K			5-3			5-3		HR 1-H			K		5	1	1	2	0	2	1
Greg Luzinski, R (1, 7) OBP: 0.387, SLG: 0.627		K		F3			F8		F4			K		5	0	0	0	0	2	1
Bob Boone, R (1, 2) OBP: 0.259, SLG: 0.312		K		F7			5-3		F9			4-3		5	0	0	0	0	1	1
Garry Maddox, R (1, 8) OBP: 0.296, SLG: 0.429		F4			L4-6 S 1B			4-3		5-3			4-3	5	0	1	0	0	0	0
Larry Bowa, S (1, 6) OBP: 0.254, SLG: 0.331			K		K 1-2			S 1B		F8			1-3	5	0	1	0	0	2	1
Manny Trillo, R (1, 4) OBP: 0.388, SLG: 0.480		4-3			L4-6 2-3			G4-6-3 1-2 BB		F9			4-3	4	0	0	0	1	0	1
Steve Carlton, L (1, 1) OBP: 0.179, SLG: 0.185		1B				6-3		G4-6-3 1-2f			G6-4-3 1B			2	0	1	0	0	0	0
Del Unser, L (8, PH) OBP: 0.440, SLG: 0.682														1	0	0	0	0	0	2
Tug McGraw, R (9, 1) OBP: 0.500, SLG: 0.500														0	0	0	0	0	0	0
George Vukovich, L (11, PH) OBP: 0.400, SLG: 0.500 (12, 9)														1	0	1	0	0	0	0
Inning Stats	R: 0 E: 0 K: 2 S: 7 H: 0 LOB: 0 BB: 0 P: 7	R: 0 E: 0 K: 2 S: 7 H: 0 LOB: 0 BB: 0 P: 7	R: 0 E: 0 K: 2 S: 8 H: 1 LOB: 1 BB: 0 P: 8	R: 0 E: 0 K: 0 S: 4 H: 1 LOB: 1 BB: 0 P: 4	R: 0 E: 0 K: 1 S: 5 H: 1 LOB: 0 BB: 0 P: 5	R: 0 E: 0 K: 0 S: 3 H: 1 LOB: 0 BB: 0 P: 3	R: 0 E: 0 K: 0 S: 3 H: 0 LOB: 0 BB: 0 P: 3	R: 0 E: 0 K: 0 S: 3 H: 1 LOB: 1 BB: 1 P: 7	R: 2 E: 0 K: 0 S: 4 H: 1 LOB: 0 BB: 1 P: 8	R: 0 E: 0 K: 0 S: 3 H: 0 LOB: 0 BB: 0 P: 3	R: 0 E: 0 K: 0 S: 3 H: 1 LOB: 0 BB: 0 P: 3	R: 0 E: 0 K: 2 S: 7 H: 0 LOB: 0 BB: 0 P: 7	R: 0 E: 0 K: 0 S: 3 H: 0 LOB: 0 BB: 0 P: 3	1B: 5 2B: 2 3B: 0 HR: 1	SF: 0 SAC: 0 DP: 4 HBP: 0		WP: 0 PB: 0 SB: 2 CS: 0	PA: 44		

PITCHER		IP	WLS	BF	H	R	ER	SO	BB	IBB	HBP	BLK	WP	HR	S	P	ERA	WHIP
Jim Bibby, R ERA: 3.11	(1, 1)	11.0		38	7	2	2	7	2	0	0	0	0	1	50	58	1.64	0.818
Enrique Romo, R ERA: 1.71	(12, 1)	1.0	W	3	0	0	0	2	0	0	0	0	0	0	7	7	0.00	0.000
Kent Tekulve, R ERA: 5.18	(13, 1)	1.0	S	3	0	0	0	0	0	0	0	0	0	0	3	3	0.00	0.000

PITCHER	IP	WLS	BF	H	R	ER	SO	BB	IBB	HBP	BLK	WP	HR	S	P	ERA	WHIP

BOTTOM

Pittsburgh Pirates @ Philadelphia Phillies
Veterans Stadium, Philadelphia, PA

Tue May 27 1980, 7:05 PM EDT
Att. 35,989 - Unknown

livebaseballscorecards.com

AB	42
R	2
H	7
RBI	2
BB	2
SO	9
LOB	10

Batter	1	2	3	4	5	6	7	8	9	AB	R	H	RBI	BB	SO	LOB
Omar Moreno, L (1, 8) OBP: 0.297, SLG: 0.352	K		FC3-6 BLK 1-2f		F8			1-3 2B	K	5	0	1	0	0	2	3
Tim Foli, R (1, 6) OBP: 0.292, SLG: 0.308	K		4-3 1-2			5-3		5-3		4	0	0	0	0	1	3
Dave Parker, L (1, 9) OBP: 0.291, SLG: 0.445	1-3			G4-3 1B		F9		1-3		4	0	1	0	0	0	2
Bill Robinson, R (1, 3) OBP: 0.306, SLG: 0.495		P4		G4-3 1-2f		F7		K		4	0	0	0	0	1	3
Bill Madlock, R (1, 5) OBP: 0.321, SLG: 0.403		6-3		S 1B			FC6 1B		HR 2B	4	1	3	0	0	0	0
Lee Lacy, R (1, 7) OBP: 0.468, SLG: 0.676		HR		4-3 1-2			F8		2-H HR	4	2	2	3	0	0	2
Phil Garner, R (1, 4) OBP: 0.342, SLG: 0.383		F2			4-3		F2		3-1	4	0	0	0	0	0	1
Steve Nicosia, R (1, 2) OBP: 0.293, SLG: 0.292			F8		5-3		FC6 1-2f		3-1	3	0	0	0	0	0	1
Ed Ott, L (9, PH) OBP: 0.340, SLG: 0.365										1	0	0	0	0	0	0
Don Robinson, R (1, 1) OBP: 0.545, SLG: 0.545										2	0	2	0	0	0	0
Rod Scurry, L (5, 1)										0	0	0	0	0	0	0
Manny Sanguillen, R (8, PH) OBP: 0.500, SLG: 0.750										1	0	1	0	0	0	0
Andy Hassler, L (8, 1)										0	0	0	0	0	0	0
Mike Easler, L (9, PH) OBP: 0.393, SLG: 0.563			FC3-6 1B		1B			2B 1B	BB	0	0	0	0	1	0	0
Inning Stats	R: 0 E: 0 K: 2 S: 7 H: 0 LOB: 0 BB: 0 P: 7	R: 1 E: 0 K: 0 S: 4 H: 1 LOB: 0 BB: 0 P: 4	R: 0 E: 0 K: 0 S: 4 H: 1 LOB: 1 BB: 0 P: 4	R: 0 E: 0 K: 0 S: 4 H: 2 LOB: 1 BB: 0 P: 4	R: 0 E: 0 K: 0 S: 4 H: 1 LOB: 1 BB: 0 P: 4	R: 0 E: 0 K: 0 S: 3 H: 0 LOB: 0 BB: 0 P: 3	R: 0 E: 0 K: 0 S: 4 H: 1 LOB: 1 BB: 0 P: 4	R: 0 E: 0 K: 1 S: 7 H: 2 LOB: 2 BB: 0 P: 7	R: 2 E: 0 K: 1 S: 7 H: 2 LOB: 1 BB: 1 P: 11	1B: 6 2B: 2 3B: 0 HR: 2 SF: 0 SAC: 0 DP: 1 HBP: 0	WP: 0 PB: 0 SB: 1 CS: 0 PA: 37					

PITCHER		IP	WLS	BF	H	R	ER	SO	BB	IBB	HBP	BLK	WP	HR	S	P	ERA	WHIP
Randy Lerch, L ERA: 4.92	(1, 1)	8.0	W	33	10	3	3	3	0	0	0	1	0	2	39	39	3.38	1.250
Ron Reed, R ERA: 2.88	(9, 1)	1.0	S	4	0	0	0	1	1	0	0	0	0	0	5	9	0.00	1.000

PITCHER		IP	WLS	BF	H	R	ER	SO	BB	IBB	HBP	BLK	WP	HR	S	P	ERA	WHIP

TOP

Pittsburgh Pirates @ Philadelphia Phillies
Veterans Stadium, Philadelphia, PA
Wed May 28 1980, 7:05 PM EDT
Att. 30,209 - Unknown

livebaseballscorecards.com

AB	36
R	3
H	10
RBI	3
BB	1
SO	4
LOB	15

Batter	1	2	3	4	5	6	7	8	9	AB	R	H	RBI	BB	SO	LOB
Pete Rose, S (1, 3) OBP: 0.370, SLG: 0.376	0-0 1B 2B	0-0 S 1B		0-0 1-H 2B 2B		0-0 ③ FC6-4 1-2f		0-0 ③ 6-3		5	2	3	1	0	0	2
Bake McBride, L (1, 9) OBP: 0.311, SLG: 0.459	0-0 HR 2-H 1B	0-0 ③ F7 1-2		0-0 2-H 2B			0-0 ① G3			4	1	2	2	0	0	1
Mike Schmidt, R (1, 5) OBP: 0.370, SLG: 0.683	0-0 1-H HR		0-0 ① F8	S S S 0-3 ③ K			B B B B 4-0 BB			3	1	1	2	1	1	1
Greg Luzinski, R (1, 7) OBP: 0.377, SLG: 0.609 Greg Gross, L (8, 7) OBP: 0.182, SLG: 0.195	S S S 0-3 ① K		0-0 ② 4-3		0-0 ① F8		S S S 0-3 ② K			4 0	0 0	0 0	0 0	0 0	2 0	1 0
Keith Moreland, R (1, 2) OBP: 0.263, SLG: 0.474	0-0 ② F2		0-0 1B		0-0 G6-3 1B		0-0 ③ F8			4	0	2	0	0	0	1
Garry Maddox, R (1, 8) OBP: 0.295, SLG: 0.431	0-0 2B		0-0 ③ F9		0-0 ② ③ G6-3 1-2f			0-0 ① 4-3		4	0	1	0	0	0	2
Larry Bowa, S (1, 6) OBP: 0.254, SLG: 0.323	S S S 0-3 ③ K			0-0 ① F6		0-0 ① F9		B B B B 4-0 E SH1-3 BB		3	1	0	0	1	1	1
Manny Trillo, R (1, 4) OBP: 0.381, SLG: 0.468		0-0 ① 6-3		0-0 FC1-6 1B		0-0 ② 6-3		0-0 E4 SH1-3 1-3		4	0	1	0	0	0	1
Randy Lerch, L (1, 1) OBP: 0.500, SLG: 0.467 Ron Reed, R (9, 1)		0-0 ② F7		0-0 ② FC1-6 1-2f 2B		B B B B 4-0 FC6-4 BB		0-0 ② SH1-3 1-2 3-H		2 0	1 0	0 0	1 0	1 0	0 0	1 0
Inning Stats	R: 3 E: 0 K: 2 S: 11 H: 4 LOB: 1 BB: 0 P: 11	R: 0 E: 0 K: 0 S: 4 H: 1 LOB: 1 BB: 0 P: 4	R: 0 E: 0 K: 0 S: 4 H: 1 LOB: 1 BB: 0 P: 4	R: 2 E: 0 K: 1 S: 8 H: 3 LOB: 1 BB: 0 P: 8	R: 0 E: 0 K: 0 S: 3 H: 1 LOB: 0 BB: 0 P: 3	R: 0 E: 0 K: 0 S: 3 H: 0 LOB: 1 BB: 1 P: 7	R: 0 E: 0 K: 1 S: 5 H: 0 LOB: 1 BB: 1 P: 9	R: 1 E: 1 K: 0 S: 4 H: 0 LOB: 1 BB: 1 P: 8		1B: 5 2B: 4 3B: 0 HR: 1	SF: 0 SAC: 1 DP: 1 HBP: 0					

PITCHER		IP	WLS	BF	H	R	ER	SO	BB	IBB	HBP	BLK	WP	HR	S	P	ERA	WHIP
Don Robinson, R ERA: 4.66	(1, 1)	4.0	L	21	9	5	5	3	0	0	0	0	0	1	27	27	11.25	2.250
Rod Scurry, L ERA: 2.35	(5, 1)	3.0		11	1	0	0	1	2	0	0	0	0	0	11	19	0.00	1.000
Andy Hassler, L ERA: 3.72	(8, 1)	1.0		5	0	1	0	0	1	0	0	0	0	0	4	8	0.00	1.000

PITCHER	IP	WLS	BF	H	R	ER	SO	BB	IBB	HBP	BLK	WP	HR	S	P	ERA	WHIP

BOTTOM

Pittsburgh Pirates @ Philadelphia Phillies
Veterans Stadium, Philadelphia, PA
Wed May 28 1980, 7:05 PM EDT
Att. 30,209 - Unknown

livebaseballscorecards.com

AB	33
R	6
H	10
RBI	6
BB	3
SO	4
LOB	11

WP: 0	PA: 37					
PB: 0						
SB: 1						
CS: 0						

Batter	1	2	3	4	5	6	7	8	9	AB	R	H	RBI	BB	SO	LOB
Omar Moreno, L (1, 8) OBP: 0.290, SLG: 0.342	F7	F1		3-1	F8			F7		5	0	0	0	0	0	2
Phil Garner, R (1, 4) OBP: 0.343, SLG: 0.384	1B S 1B 1B	F8		2B 1B		6-3		F7		5	1	2	0	0	0	1
Dave Parker, L (1, 9) OBP: 0.299, SLG: 0.456	1B 1B 1B 1-3	1B		1-3 2B		F8			F5	5	1	3	0	0	0	0
Willie Stargell, L (1, 3) OBP: 0.412, SLG: 0.565	1B BB 1B 1-3 3-H	F8		S S S K		S S S K			S S S K	5	1	1	1	0	3	3
Mike Easler, L (1, 7) OBP: 0.417, SLG: 0.577	BB IBB 1B 2-3 3-H		5-3 1B		4-3		CS 1B		1B	4	0	3	1	0	0	0
Lee Lacy, R (7, PR) (7, 7) OBP: 0.474, SLG: 0.680										1	0	1	0	0	0	0
Bill Madlock, R (1, 5) OBP: 0.317, SLG: 0.396	F4		5-3 1-2		2B 1B		5-3 1-2		F7	5	1	1	0	0	0	5
Ed Ott, L (1, 2) OBP: 0.345, SLG: 0.374	BB IBB 1-2		F5		1-H 1B 2B		4-3			3	1	1	1	1	0	2
Dale Berra, R (1, 6) OBP: 0.378, SLG: 0.324	BB 1-2 2-3 3-H		S S S K		6-3 2-H 1B			1B		3	0	2	2	1	1	1
Eddie Solomon, R (1, 1)	F9			5-3	6-3 2-3			S S S K		3	0	0	0	0	0	4
John Milner, L (8, PH) OBP: 0.231, SLG: 0.170										1	0	0	0	0	1	1
Enrique Romo, R (8, 1) OBP: 0.500, SLG: 0.500										0	0	0	0	0	0	0
Inning Stats	R: 3 E: 0 K: 0 S: 7 H: 4 LOB: 3 BB: 2 P: 15	R: 0 E: 0 K: 0 S: 4 H: 1 LOB: 1 BB: 0 P: 4	R: 0 E: 0 K: 1 S: 6 H: 1 LOB: 1 BB: 0 P: 6	R: 0 E: 0 K: 1 S: 7 H: 2 LOB: 2 BB: 0 P: 7	R: 2 E: 0 K: 0 S: 6 H: 3 LOB: 1 BB: 0 P: 6	R: 0 E: 0 K: 1 S: 5 H: 0 LOB: 0 BB: 0 P: 5	R: 0 E: 0 K: 0 S: 3 H: 1 LOB: 1 BB: 0 P: 3	R: 0 E: 0 K: 1 S: 6 H: 1 LOB: 1 BB: 0 P: 6	R: 0 E: 0 K: 1 S: 6 H: 1 LOB: 1 BB: 0 P: 6	1B: 12 2B: 2 3B: 0 HR: 0 SF: 0 SAC: 0 DP: 0 HBP: 0	WP: 0 PB: 0 SB: 1 CS: 1 PA: 42					

TOP

Pittsburgh Pirates @ Philadelphia Phillies
Veterans Stadium, Philadelphia, PA
Thu May 29 1980, 3:33 AM EDT
Att. 30,630 - Unknown

livebaseballscorecards.com

AB	40
R	5
H	14
RBI	5
BB	2
SO	5
LOB	19

PITCHER		IP	WLS	BF	H	R	ER	SO	BB	IBB	HBP	BLK	WP	HR	S	P	ERA	WHIP
Dick Ruthven, R ERA: 4.71	(1, 1)	5.0	L	28	11	5	5	2	1	1	0	0	0	0	30	38	9.00	2.400
Kevin Saucier, L ERA: 2.5	(6, 1)	1.0		3	0	0	0	1	0	0	0	0	0	0	5	5	0.00	0.000
Lerrin LaGrow, R ERA: 2.81	(7, 1)	2.0		7	2	0	0	1	0	0	0	0	0	0	9	9	0.00	1.000
Tug McGraw, L ERA: 2.59	(9, 1)	1.0		4	1	0	0	1	0	0	0	0	0	0	6	6	0.00	1.000

PITCHER	IP	WLS	BF	H	R	ER	SO	BB	IBB	HBP	BLK	WP	HR	S	P	ERA	WHIP

Batter	1	2	3	4	5	6	7	8	9	AB	R	H	RBI	BB	SO	LOB
Pete Rose, S (1, 3) OBP: 0.365, SLG: 0.370	E6 1B BB FC6	BLK 1B		F8			E1 4-3 SF9		G3	5	2	1	0	0	0	1
Greg Gross, L (1, 8) OBP: 0.208, SLG: 0.227	FC6 1B 1-2 2B BB	F8 1-2			1B 2B		4-3 2-3			3	1	1	0	1	0	2
Mike Schmidt, R (1, 5) OBP: 0.361, SLG: 0.669	F9		6-3		F5		SF9 3-H			3	0	0	1	0	0	3
Greg Luzinski, R (1, 7) OBP: 0.387, SLG: 0.610	FC6 1-2 2-3 1B		HBP		G4-6-3 2-3 1B		F8			3	0	2	0	0	0	0
George Vukovich, L (1, 9) OBP: 0.316, SLG: 0.389	FC6 1-2f 2-3 3-H 2B		K		G4-6-3 1-2f			K		4	1	0	1	0	2	5
Bob Boone, R (1, 2) OBP: 0.265, SLG: 0.331	1-H 3-H 2B		F5			1B FC4-2 2B		F7		4	0	2	2	0	0	1
Larry Bowa, S (1, 6) OBP: 0.261, SLG: 0.328	P5			F9 S 1B		FC4-2 2-3 1B		4-3		4	0	2	0	0	0	1
Manny Trillo, R (1, 4) OBP: 0.364, SLG: 0.446		6-3		F9 1-3		FC4-2 G6-4-3 1-2 3-H			F9	4	0	0	0	0	0	3
Dick Ruthven, R (1, 1) Kevin Saucier, L (6, 1) Bake McBride, L (6, PH) OBP: 0.309, SLG: 0.456 Lerrin LaGrow, R (7, 1) Tug McGraw, R (9, 1) OBP: 0.500, SLG: 0.500 Del Unser, L (9, PH) OBP: 0.423, SLG: 0.652		5-3		6-3		G6-4-3 1-2f			F7	2 0 1 0 0 1	0 0 0 0 0 0	0 0 0 0 0 0	0 0 0 0 0 0	0 0 0 0 0 0	0 0 0 0 0 0	1 0 2 0 0 0
Inning Stats	R: 3 H: 2 E: 1 LOB: 1 K: 0 BB: 1 S: 6 P: 10	R: 0 H: 1 E: 0 LOB: 1 K: 0 BB: 0 S: 4 P: 4	R: 0 H: 0 E: 0 LOB: 1 K: 1 BB: 0 S: 5 P: 6	R: 0 H: 1 E: 0 LOB: 1 K: 0 BB: 0 S: 4 P: 4	R: 0 H: 2 E: 0 LOB: 1 K: 0 BB: 0 S: 4 P: 4	R: 0 H: 2 E: 0 LOB: 1 K: 0 BB: 0 S: 4 P: 4	R: 1 H: 0 E: 1 LOB: 0 K: 0 BB: 0 S: 4 P: 4	R: 0 H: 0 E: 0 LOB: 0 K: 1 BB: 0 S: 5 P: 5	R: 0 H: 0 E: 0 LOB: 0 K: 0 BB: 0 S: 3 P: 3	1B: 5 SF: 1 2B: 3 SAC: 0 3B: 0 DP: 2 HR: 0 HBP: 1						WP: 0 PA: 37 PB: 0 SB: 1 CS: 0

PITCHER	IP	WLS	BF	H	R	ER	SO	BB	IBB	HBP	BLK	WP	HR	S	P	ERA	WHIP
Eddie Solomon, R (1, 1) ERA: 2.37	7.0	W	31	8	4	0	1	1	0	1	0	0	0	31	36	0.00	1.286
Enrique Romo, R (8, 1) ERA: 1.6	2.0	S	6	0	0	0	1	0	0	0	0	0	0	8	8	0.00	0.000

PITCHER	IP	WLS	BF	H	R	ER	SO	BB	IBB	HBP	BLK	WP	HR	S	P	ERA	WHIP

BOTTOM

Pittsburgh Pirates @ Philadelphia Phillies
Veterans Stadium, Philadelphia, PA
Thu May 29 1980, 3:33 AM EDT
Att. 30,630 - Unknown

livebaseballscorecards.com

AB	34
R	4
H	8
RBI	4
BB	1
SO	2
LOB	19

Batter	1	2	3	4	5	6	7	8	9	AB	R	H	RBI	BB	SO	LOB
Lee Mazzilli, S (1, 3) OBP: 0.381, SLG: 0.352	0-0 SH5-3 2B 2B	BBB 4-0 1B 2B BB		x 0-0 ③ 5-3						2	2	1	0	1	0	0
Frank Taveras, R (1, 6) OBP: 0.361, SLG: 0.371	x 0-0 ① SH5-3 2-3	x 0-0 1-3 2-H 2B 1B			x 0-0 ① F7					2	1	1	1	0	0	0
Steve Henderson, R (1, 7) OBP: 0.382, SLG: 0.431	x 0-0 2B 3-H 2B	x 0-0 2-H 3-H 2B			BBBB 4-0 G5-4-3 BB					2	1	2	3	1	0	0
John Stearns, R (1, 2) OBP: 0.366, SLG: 0.438	x 0-0 2-H 2B	x 0-0 ③ F9			x 0-0 ② ③ G5-4-3 1-2f					3	0	1	1	0	0	2
Joel Youngblood, R (1, 8) OBP: 0.316, SLG: 0.379	x 0-0 ② F8		x 0-0 L4-3 1B			x 0-0 ① 6-3				3	0	1	0	0	0	1
Dan Norman, R (1, 9) OBP: 0.216, SLG: 0.351	x 0-0 ③ F6		x 0-0 ① ② L4-3 1-2			x 0-0 ② 6-3				3	0	0	0	0	0	2
Elliott Maddox, R (1, 5) OBP: 0.400, SLG: 0.296		x 0-0 ① F8	x 0-0 ③ 6-3			x 0-0 ③ 6-3				3	0	0	0	0	0	0
Doug Flynn, R (1, 4) OBP: 0.260, SLG: 0.260		x 0-0 SH1-4 1B 1B		x 0-0 ① F5-3						2	1	1	0	0	0	0
Pat Zachry, R (1, 1)		x 0-0 ② SH1-4 1-2		SSS 0-3 ② K						1	0	0	0	0	1	0
Inning Stats	R: 2 E: 0 K: 0 S: 6 H: 3 LOB: 1 BB: 0 P: 6	R: 3 E: 0 K: 0 S: 6 H: 3 LOB: 1 BB: 1 P: 10	R: 0 E: 0 K: 0 S: 3 H: 1 LOB: 0 BB: 0 P: 3	R: 0 E: 0 K: 1 S: 5 H: 0 LOB: 0 BB: 0 P: 5	R: 0 E: 0 K: 0 S: 2 H: 0 LOB: 0 BB: 1 P: 6	R: 0 E: 0 K: 0 S: 3 H: 0 LOB: 0 BB: 0 P: 3				1B: 3 2B: 5 3B: 0 HR: 0	SF: 0 SAC: 2 DP: 2 HBP: 0						

PITCHER	IP	WLS	BF	H	R	ER	SO	BB	IBB	HBP	BLK	WP	HR	S	P	ERA	WHIP
John Candelaria, L (1, 1) ERA: 3.68	6.0	L	25	7	5	5	1	2	0	0	0	0	0	25	33	7.50	1.500

PITCHER	IP	WLS	BF	H	R	ER	SO	BB	IBB	HBP	BLK	WP	HR	S	P	ERA	WHIP

TOP

New York Mets @ Pittsburgh Pirates

Three Rivers Stadium, Pittsburgh, PA

Fri May 30 1980, 7:05 PM EDT

Att. 17,101 - Unknown

livebaseballscorecards.com

AB	21
R	5
H	7
RBI	5
BB	2
SO	1
LOB	5

WP: 0 PA: 25
PB: 0
SB: 0
CS: 0

Batter	1	2	3	4	5	6	7	8	9	AB	R	H	RBI	BB	SO	LOB
Omar Moreno, L (1, 8) OBP: 0.292, SLG: 0.344	CS S 1B		F7							2	0	1	0	0	0	1
Phil Garner, R (1, 4) OBP: 0.339, SLG: 0.378	K 1-2			F9						2	0	0	0	0	1	1
Dave Parker, L (1, 9) OBP: 0.296, SLG: 0.450	K 2-3			F8						2	0	0	0	0	1	1
Willie Stargell, L (1, 3) OBP: 0.413, SLG: 0.558		BB F5-4-3		F8						1	0	0	0	1	0	0
Mike Easler, L (1, 7) OBP: 0.419, SLG: 0.630		K			HR					2	1	1	1	0	1	1
Bill Madlock, R (1, 5) OBP: 0.314, SLG: 0.391		F5-4-3 1-2			F7					2	0	0	0	0	0	1
Ed Ott, L (1, 2) OBP: 0.339, SLG: 0.366			F4		F4-3					2	0	0	0	0	0	0
Dale Berra, R (1, 6) OBP: 0.359, SLG: 0.306			F8		F7					2	0	0	0	0	0	0
John Candelaria, L (1, 1) OBP: 0.261, SLG: 0.238			1B							1	0	1	0	0	0	0
Manny Sanguillen, R (6, PH) OBP: 0.500, SLG: 0.750										1	0	0	0	0	0	0
Inning Stats	R: 0 E: 0 K: 2 S: 7 H: 1 LOB: 1 BB: 0 P: 7	R: 0 E: 0 K: 1 S: 4 H: 0 LOB: 0 BB: 1 P: 8	R: 0 E: 0 K: 0 S: 4 H: 1 LOB: 1 BB: 0 P: 4	R: 0 E: 0 K: 0 S: 3 H: 0 LOB: 0 BB: 0 P: 3	R: 1 E: 0 K: 0 S: 4 H: 1 LOB: 0 BB: 0 P: 4	R: 0 E: 0 K: 0 S: 0 H: 0 LOB: 0 BB: 0 P: 0				1B: 2 2B: 1 3B: 0 HR: 1	SF: 0 SAC: 0 DP: 2 HBP: 0						

PITCHER	IP	WLS	BF	H	R	ER	SO	BB	IBB	HBP	BLK	WP	HR	S	P	ERA	WHIP
Pat Zachry, R (1, 1) ERA: 3.15	5.0	W	18	3	1	1	3	1	0	0	0	0	1	22	26	1.80	0.800

PITCHER	IP	WLS	BF	H	R	ER	SO	BB	IBB	HBP	BLK	WP	HR	S	P	ERA	WHIP

BOTTOM

New York Mets @ Pittsburgh Pirates

Three Rivers Stadium, Pittsburgh, PA

Fri May 30 1980, 7:05 PM EDT

Att. 17,101 - Unknown

livebaseballscorecards.com

AB	17
R	1
H	3
RBI	1
BB	1
SO	3
LOB	5

WP: 0 PA: 18
PB: 0
SB: 1
CS: 1

New York Mets @ Pittsburgh Pirates

Three Rivers Stadium, Pittsburgh, PA

Sat May 31 1980, 7:05 PM EDT

Att. 13,901 - Unknown

TOP

livebaseballscorecards.com

Batter	1	2	3	4	5	6	7	8	9	AB	R	H	RBI	BB	SO	LOB
Joel Youngblood, R (1, 8) OBP: 0.309, SLG: 0.368	F9		FC5-4 1-2f		FC6-4 1-2f			6-3		4	0	0	0	0	0	2
Frank Taveras, R (1, 6) OBP: 0.353, SLG: 0.363	4-3		4-3			P6		4-3		4	0	0	0	0	0	1
Lee Mazzilli, S (1, 3) OBP: 0.378, SLG: 0.349	F8			K		1B		L6		4	0	1	0	0	1	0
Mike Jorgensen, L (1, 9) OBP: 0.351, SLG: 0.402		6-3		K		F8			G1-4-3 1B	4	0	1	0	0	1	1
Steve Henderson, R (1, 7) OBP: 0.378, SLG: 0.425		6-3		FC6-4 1B		1-3			G1-4-3 1-2f	4	0	1	0	0	0	2
John Stearns, R (1, 2) OBP: 0.370, SLG: 0.435		BB		FC6-4 1-2f			G6-4-3 1B		K	3	0	1	0	1	1	1
Elliott Maddox, R (1, 5) OBP: 0.392, SLG: 0.288		K			K		G6-4-3 1-2f			3	0	0	0	0	2	2
Doug Flynn, R (1, 4) OBP: 0.261, SLG: 0.262			K		F5-3		1B			3	0	1	0	0	1	0
Craig Swan, R (1, 1) OBP: 0.381, SLG: 0.235			FC5-4 1B		FC6-4 1B		4-3			2	0	2	0	0	0	0
Ron Hodges, L (7, PH) OBP: 0.333, SLG: 0.261										1	0	0	0	0	0	1
Jeff Reardon, R (7, 1)										0	0	0	0	0	0	0

	AB	32
	R	0
	H	7
	RBI	0
	BB	1
	SO	6
	LOB	10

Inning Stats	1	2	3	4	5	6	7	8	9	1B: 7	SF: 0	WP: 0	PA: 33
	R: 0 E: 0 K: 0 S: 3 H: 0 LOB: 0 BB: 0 P: 3	R: 0 E: 0 K: 1 S: 5 H: 0 LOB: 1 BB: 1 P: 9	R: 0 E: 0 K: 1 S: 6 H: 1 LOB: 1 BB: 0 P: 6	R: 0 E: 0 K: 2 S: 8 H: 1 LOB: 1 BB: 0 P: 8	R: 0 E: 0 K: 1 S: 6 H: 1 LOB: 1 BB: 0 P: 6	R: 0 E: 0 K: 0 S: 4 H: 1 LOB: 1 BB: 0 P: 4	R: 0 E: 0 K: 0 S: 4 H: 2 LOB: 1 BB: 0 P: 4	R: 0 E: 0 K: 0 S: 3 H: 0 LOB: 0 BB: 0 P: 3	R: 0 E: 0 K: 1 S: 5 H: 1 LOB: 0 BB: 0 P: 5	2B: 0 3B: 0 HR: 0	SAC: 0 DP: 2 HBP: 0	PB: 0 SB: 0 CS: 0	

PITCHER	IP	WLS	BF	H	R	ER	SO	BB	IBB	HBP	BLK	WP	HR	S	P	ERA	WHIP
Bert Blyleven, R (1, 1) ERA: 3.31	9.0	W	33	7	0	0	6	1	0	0	0	0	0	44	48	0.00	0.889

PITCHER	IP	WLS	BF	H	R	ER	SO	BB	IBB	HBP	BLK	WP	HR	S	P	ERA	WHIP

BOTTOM

New York Mets @ Pittsburgh Pirates

Three Rivers Stadium, Pittsburgh, PA

Sat May 31 1980, 7:05 PM EDT

Att. 13,901 - Unknown

Batter	1	2	3	4	5	6	7	8	9	AB	R	H	RBI	BB	SO	LOB
Omar Moreno, L (1, 8) OBP: 0.306, SLG: 0.367	BBBB 4-0 L6 BB		x 0-0 CS 1B			x 0-0 HR		I I I I 4-0 S 2B IBB		2	2	2	1	2	0	0
Phil Garner, R (1, 4) OBP: 0.331, SLG: 0.371	x 0-0 ①② L6 1-2		0-0 ③ CS 1-2	x 0-0 ① F8		x 0-0 ② F9		x 0-0 ② SF9 2-3 3-H		3	0	0	1	0	0	1
Dave Parker, L (1, 9) OBP: 0.301, SLG: 0.474	x 0-0 ③ F4-3			x 0-0 HR		x 0-0 ③ F4-3		x 0-0 1-H 3-H 2B		4	1	2	3	0	0	0
Willie Stargell, L (1, 3) OBP: 0.398, SLG: 0.533		x 0-0 ① 6-3		SSS 0-3 ② K			x 0-0 ① F6	x 0-0 ③ F3		4	0	0	0	0	1	1
Mike Easler, L (1, 7) OBP: 0.415, SLG: 0.607 Lee Lacy, R (8, 7) OBP: 0.474, SLG: 0.680		BBBB 4-0 BB		x 0-0 ③ 6-3			x 0-0 ② F4-3			2 0	0 0	0 0	0 0	1 0	0 0	0 0
Bill Madlock, R (1, 5) OBP: 0.308, SLG: 0.384		x 0-0 ② F8			x 0-0 ① F8		x 0-0 ③ F6			3	0	0	0	0	0	1
Ed Ott, L (1, 2) OBP: 0.339, SLG: 0.365		x 0-0 ③ F8			x 0-0 ② F4-3			x 0-0 1B SF9 1B		3	1	1	0	0	0	1
Dale Berra, R (1, 6) OBP: 0.357, SLG: 0.308			x 0-0 ① 6-3		SSS 0-3 ③ K			x 0-0 SF9 SH1-4 1-3 2B 1B		3	1	1	0	0	1	0
Bert Blyleven, R (1, 1) OBP: 0.105, SLG: 0.056			SSS 0-3 ② K			x 0-0 ① P3		x 0-0 ① SH1-4 1-2		2	0	0	0	0	1	0
Inning Stats	R: 0 E: 0 K: 0 S: 2 H: 0 LOB: 0 BB: 1 P: 6	R: 0 E: 0 K: 0 S: 3 H: 0 LOB: 1 BB: 1 P: 7	R: 0 E: 0 K: 1 S: 5 H: 1 LOB: 0 BB: 0 P: 5	R: 1 E: 0 K: 1 S: 6 H: 1 LOB: 0 BB: 0 P: 6	R: 0 E: 0 K: 1 S: 5 H: 0 LOB: 0 BB: 0 P: 5	R: 1 E: 0 K: 0 S: 4 H: 1 LOB: 0 BB: 0 P: 4	R: 0 E: 0 K: 0 S: 3 H: 0 LOB: 0 BB: 0 P: 3	R: 3 E: 0 K: 0 S: 6 H: 3 LOB: 1 BB: 1 P: 10		1B: 3 2B: 1 3B: 0 HR: 2	SF: 1 SAC: 1 DP: 0 HBP: 0					

livebaseballscorecards.com

AB	26
R	5
H	6
RBI	5
BB	3
SO	3
LOB	4

WP: 0 PB: 0 SB: 1 CS: 1 PA: 32

PITCHER		IP	WLS	BF	H	R	ER	SO	BB	IBB	HBP	BLK	WP	HR	S	P	ERA	WHIP
Craig Swan, R ERA: 2.44	(1, 1)	6.0	L	21	3	2	2	3	2	0	0	0	0	2	25	33	3.00	0.833
Jeff Reardon, R ERA: 3.96	(7, 1)	2.0		10	3	3	3	0	0	1	0	0	0	0	9	13	13.50	1.500

PITCHER	IP	WLS	BF	H	R	ER	SO	BB	IBB	HBP	BLK	WP	HR	S	P	ERA	WHIP

New York Mets @ Pittsburgh Pirates

Three Rivers Stadium, Pittsburgh, PA

Sun Jun 01 1980, 3:33 AM EDT

Att. 49,626 - Unknown

TOP

livebaseballscorecards.com

Batter	1	2	3	4	5	6	7	8	9	AB	R	H	RBI	BB	SO	LOB
Joel Youngblood, R (1, 8) OBP: 0.309, SLG: 0.367	K		F8		E FC4-6 1B		P4			3	0	1	0	0	1	0
Jerry Morales, R (5, PR) OBP: 0.262, SLG: 0.264 (5, 8)					1B					1	1	0	0	0	0	0
Frank Taveras, R (1, 6) OBP: 0.362, SLG: 0.377	S 1B		2B		E6 FC4-6 1B 1-3		F6			4	0	3	0	0	0	0
Lee Mazzilli, S (1, 3) OBP: 0.375, SLG: 0.342	F8 1-2		K		FC4-6 1-2f 3-H			BB G6-4-3		3	0	0	1	1	1	3
John Stearns, R (1, 2) OBP: 0.367, SLG: 0.427	F8		G3		BB			G6-4-3 1-2f		3	0	0	0	1	0	3
Ed Glynn, R (8, 1)										0	0	0	0	0	0	0
Mike Jorgensen, L (1, 9) OBP: 0.347, SLG: 0.425		4-3		4-3	K			HR		4	1	1	1	0	1	3
Steve Henderson, R (1, 7) OBP: 0.384, SLG: 0.439		2B		E 1B		L3		K		3	1	2	0	0	0	0
Dan Norman, R (7, 7) OBP: 0.211, SLG: 0.342				1B						1	0	0	0	0	1	0
Elliott Maddox, R (1, 5) OBP: 0.395, SLG: 0.289		BB		1-H 1B		5-3			5-3	3	0	1	1	1	0	0
Doug Flynn, R (1, 4) OBP: 0.256, SLG: 0.257		F7		F8		F1			4-3	3	0	0	0	0	0	2
Tom Hausman, R (6, 1)										0	0	0	0	0	0	0
Alex Trevino, R (8, 2) OBP: 0.412, SLG: 0.400										1	0	0	0	0	0	0
Pete Falcone, L (1, 1) OBP: 0.133, SLG: 0.133		G3			F8		4-3		K	2	0	0	0	0	0	2
John Pacella, R (5, 1) OBP: 0.500, SLG: 0.500										0	0	0	0	0	0	0
Mark Bomback, R (5, 1) OBP: 0.357, SLG: 0.364										0	0	0	0	0	0	0
Jose Moreno, S (6, 4) OBP: 0.167, SLG: 0.167										2	0	0	0	0	1	0
Inning Stats	R: 0 E: 0 K: 1 S: 6 H: 1 LOB: 1 BB: 0 P: 6	R: 0 E: 0 K: 0 S: 4 H: 1 LOB: 2 BB: 1 P: 8	R: 0 E: 0 K: 1 S: 6 H: 1 LOB: 1 BB: 0 P: 6	R: 1 E: 1 K: 0 S: 4 H: 2 LOB: 0 BB: 0 P: 4	R: 1 E: 2 K: 1 S: 7 H: 2 LOB: 3 BB: 1 P: 11	R: 0 E: 0 K: 0 S: 3 H: 0 LOB: 0 BB: 0 P: 3	R: 0 E: 0 K: 0 S: 3 H: 0 LOB: 0 BB: 0 P: 3	R: 1 E: 0 K: 1 S: 5 H: 1 LOB: 0 BB: 1 P: 9	R: 0 E: 0 K: 1 S: 5 H: 0 LOB: 0 BB: 0 P: 5	1B: 5 2B: 2 3B: 0 HR: 1 SF: 0 SAC: 0 DP: 1 HBP: 0	WP: 0 PB: 0 SB: 1 CS: 0 PA: 36					

	AB	33
	R	3
	H	8
	RBI	3
	BB	3
	SO	5
	LOB	13

PITCHER	IP	WLS	BF	H	R	ER	SO	BB	IBB	HBP	BLK	WP	HR	S	P	ERA	WHIP
Jim Bibby, R (1, 1) ERA: 2.88	9.0	W	36	8	3	1	5	3	0	0	0	0	1	43	55	1.00	1.222

PITCHER	IP	WLS	BF	H	R	ER	SO	BB	IBB	HBP	BLK	WP	HR	S	P	ERA	WHIP

BOTTOM

New York Mets @ Pittsburgh Pirates

Three Rivers Stadium, Pittsburgh, PA

Sun Jun 01 1980, 3:33 AM EDT

Att. 49,626 - Unknown

Batter	1	2	3	4	5	6	7	8	9	AB	R	H	RBI	BB	SO	LOB
Omar Moreno, L (1, 8) OBP: 0.303, SLG: 0.359	G3		F4-3		BBB 4-0 E 1B BB	G3	SSS 0-3 K			4	1	0	0	1	1	2
Vance Law, R (1, 4) OBP: 0.200, SLG: 0.400	F9		E6 3-H		F8	1B 2B	5-3			5	1	1	0	0	0	2
Dave Parker, L (1, 9) OBP: 0.299, SLG: 0.466	BBBB 4-0 BB		F8		E6 1B 1-2 1B	F9	SSS 0-3 K			3	1	0	0	1	0	3
Mike Easler, L (7, 7) OBP: 0.409, SLG: 0.596										1	0	0	0	0	1	1
Bill Robinson, R (1, 3) (6, 7) (7, 9) OBP: 0.310, SLG: 0.491	F8			F7	1B BB 1-2 2-H 1B	2-H 1B		F8		5	1	2	2	0	0	1
Bill Madlock, R (1, 5) OBP: 0.311, SLG: 0.390		5-3		1B 2B	BB HBP HR 1-3 2-H 1B	F7		E6 8-4 1B		5	2	2	1	0	0	1
Lee Lacy, R (1, 7) OBP: 0.481, SLG: 0.675		0-0	SSS 0-3 K	H 1-0 BB HR 1-2 HBP		SSS 0-0 BB 1B		0-0 1-2 1B		2	0	1	0	0	1	1
John Milner, L (5, PR) (6, 3) OBP: 0.259, SLG: 0.204	CS 1B									2	2	2	0	0	0	0
Steve Nicosia, R (1, 2) OBP: 0.317, SLG: 0.294	5-3 1-2			2-H 1B	BBBB 4-0 HR 1-2 2-3 3-H BB	BBBB 4-0 1B 1B 1-2 BB		8-4 2-3f		3	2	1	2	2	0	3
Dale Berra, R (1, 6) OBP: 0.391, SLG: 0.442			SH1-3 E 2B	F8	HR 1-H 2-H 3-H	E 1B 1-2 2-H 1B				4	3	3	5	0	0	1
Jim Bibby, R (1, 1) OBP: 0.290, SLG: 0.259			SH1-3 2-3		6-3 K	E8 1B 1-H 2-H 1B				3	0	1	1	0	1	1
Inning Stats	R: 0 E: 0 K: 0 S: 3 H: 0 LOB: 1 BB: 1 P: 7	R: 0 E: 0 K: 0 S: 3 H: 1 LOB: 0 BB: 0 P: 3	R: 1 E: 1 K: 0 S: 5 H: 1 LOB: 1 BB: 0 P: 5	R: 1 E: 0 K: 1 S: 7 H: 2 LOB: 1 BB: 0 P: 7	R: 7 E: 1 K: 1 S: 9 H: 3 LOB: 1 BB: 2 P: 18	R: 1 E: 0 K: 0 S: 5 H: 2 LOB: 1 BB: 0 P: 5	R: 3 E: 1 K: 2 S: 10 H: 3 LOB: 1 BB: 1 P: 14	R: 0 E: 1 K: 0 S: 4 H: 1 LOB: 1 BB: 0 P: 4		1B: 9 2B: 4 3B: 0 HR: 1 SF: 0 SAC: 1 DP: 1 HBP: 1						

	AB	37
	R	13
	H	13
	RBI	11
	BB	4
	SO	4
	LOB	16

WP: 0 PB: 0 SB: 0 CS: 1 PA: 43

livebaseballscorecards.com

PITCHER		IP	WLS	BF	H	R	ER	SO	BB	IBB	HBP	BLK	WP	HR	S	P	ERA	WHIP
Pete Falcone, L ERA: 4.63	(1, 1)	4.2	L	23	6	6	3	1	2	0	0	0	0	0	23	31	5.79	1.714
John Pacella, R ERA: 4.32	(5, 1)	0.0		2	0	0	0	0	1	0	1	0	0	0	0	5	∞	∞
Mark Bomback, R ERA: 4.81	(5, 1)	0.1		2	1	3	1	1	0	0	0	0	0	1	4	4	27.00	3.000
Tom Hausman, R ERA: 5.27	(6, 1)	2.0		12	5	4	3	2	1	0	0	0	0	0	15	19	13.50	3.000
Ed Glynn, L ERA: 3.94	(8, 1)	1.0		4	1	0	0	0	0	0	0	0	0	0	4	4	0.00	1.000

PITCHER	IP	WLS	BF	H	R	ER	SO	BB	IBB	HBP	BLK	WP	HR	S	P	ERA	WHIP

Batter	1	2	3	4	5	6	7	8	9	AB	R	H	RBI	BB	SO	LOB
Pete Rose, S (1, 3) OBP: 0.371, SLG: 0.374	0-0 ② WP 2B 1B	0-0 ② F8 2-3		0-0 ② 6-3			0-0 ② F7		0-0 ② F8	5	1	1	0	0	0	5
Bake McBride, L (1, 9) OBP: 0.313, SLG: 0.472	0-3 ① K 1-2	0-0 1-2 3-H 1B		0-0 ③ G3			0-0 2B		0-0 ③ F7	5	0	2	1	0	1	4
Mike Schmidt, R (1, 5) OBP: 0.371, SLG: 0.704	4-0 2B BB	0-3 ③ K			0-3 ① K		0-0 ③ P6			3	1	0	0	1	2	3
Greg Luzinski, R (1, 7) OBP: 0.365, SLG: 0.570	0-0 ② F8		0-0 ① 6-3		0-0 ② L4			0-3 ① K		4	0	0	0	0	1	2
Bob Boone, R (1, 2) OBP: 0.280, SLG: 0.353	0-0 1-H 2-H 2B		0-0 ② P6		0-0 ③ 5-3			0-0 ② F3		4	0	1	2	0	0	0
Garry Maddox, R (1, 8) OBP: 0.282, SLG: 0.411	0-3 ③ K		0-0 WP 2B			0-0 ① 1-3		0-0 ③ 6-3		4	0	1	0	0	1	1
Larry Bowa, S (1, 6) OBP: 0.266, SLG: 0.333		0-0 CS 1B	0-0 ③ L8 2-3			0-0 ② F8			0-0 E6 BB	4	0	1	0	0	0	1
Manny Trillo, R (1, 4) OBP: 0.365, SLG: 0.417		0-0 ① F8 1B 1B 1-2 1B		4-0 SH3 BB		0-0 ③ F9			4-0 1-2 BB	2	1	1	0	2	0	0
Randy Lerch, L (1, 1) OBP: 0.524, SLG: 0.500		0-0 1B 1-2 1B		0-0 ① SH3 1-2			0-0 ① F8		0-0 ① P6	1	0	1	0	0	0	0
Lerrin LaGrow, R (5, 1)										0	0	0	0	0	0	0
Kevin Saucier, L (6, 1)										0	0	0	0	0	0	0
Greg Gross, L (7, PH) OBP: 0.216, SLG: 0.217										1	0	0	0	0	0	0
Dan Larson, R (7, 1)										0	0	0	0	0	0	0
Del Unser, L (9, PH) OBP: 0.400, SLG: 0.593										1	0	0	0	0	0	2
Inning Stats	R: 2 E: 0 K: 2 S: 9 H: 2 LOB: 1 BB: 1 P: 13	R: 1 E: 0 K: 1 S: 8 H: 4 LOB: 2 BB: 0 P: 8	R: 0 E: 0 K: 0 S: 4 H: 1 LOB: 1 BB: 0 P: 4	R: 0 E: 0 K: 0 S: 3 H: 0 LOB: 1 BB: 1 P: 7	R: 0 E: 0 K: 1 S: 5 H: 0 LOB: 0 BB: 0 P: 5	R: 0 E: 0 K: 0 S: 3 H: 0 LOB: 0 BB: 0 P: 3	R: 0 E: 0 K: 0 S: 4 H: 1 LOB: 1 BB: 0 P: 4	R: 0 E: 0 K: 1 S: 5 H: 0 LOB: 0 BB: 0 P: 5	R: 0 E: 1 K: 0 S: 4 H: 0 LOB: 2 BB: 1 P: 8	1B: 5 2B: 3 3B: 0 HR: 0	SF: 0 SAC: 1 DP: 0 HBP: 0					

TOP

Philadelphia Phillies @ Pittsburgh Pirates
Three Rivers Stadium, Pittsburgh, PA
Mon Jun 02 1980, 7:05 PM EDT
Att. 19,990 - Unknown

livebaseballscorecards.com

AB	34
R	3
H	8
RBI	3
BB	3
SO	5
LOB	18

PITCHER	IP	WLS	BF	H	R	ER	SO	BB	IBB	HBP	BLK	WP	HR	S	P	ERA	WHIP
Don Robinson, R (1, 1) ERA: 4.26	9.0	W	38	8	3	3	5	3	0	0	0	2	0	45	57	3.00	1.222

PITCHER	IP	WLS	BF	H	R	ER	SO	BB	IBB	HBP	BLK	WP	HR	S	P	ERA	WHIP

PA: 38
WP: 2
PB: 0
SB: 0
CS: 1

Batter	1	2	3	4	5	6	7	8	9	AB	R	H	RBI	BB	SO	LOB
Omar Moreno, L (1, 8) OBP: 0.306, SLG: 0.360	0-0 S 3B 1B		0-3 K		0-0 1B S 1B 1-3 2-H 1B	0-0 FC1-6 S 1-2f		0-0 F8		5	2	2	0	0	1	1
Vance Law, R (1, 4) OBP: 0.400, SLG: 0.667	0-0 4-3 1-H 3B		0-0 6-3		0-0 E 1B E 1-3 3-H 1B	4-0 1-3 BB		0-3 K		4	2	2	2	1	1	0
Dave Parker, L (1, 9) OBP: 0.298, SLG: 0.462	0-0 4-3 3-H			0-0 3-1	0-0 E9 E 1-3 3-H 1B	0-0 F8				4	1	1	2	0	0	2
Bill Robinson, R (1, 3) OBP: 0.317, SLG: 0.491 John Milner, L (8, 3) OBP: 0.259, SLG: 0.204	0-0 F3			0-0 G5-4-3 1B	0-0 E5 2-H 3-H		0-0 2B 1B			4 0	0 0	2 0	0 0	0 0	0 0	0 0
Bill Madlock, R (1, 5) OBP: 0.309, SLG: 0.393	0-0 5-3			0-0 G5-4-3 1-2f	0-3 K		0-0 F9 1-H 2B			4	0	1	0	0	1	2
Lee Lacy, R (1, 7) OBP: 0.506, SLG: 0.696		4-0 G1-3-5 BB			0-0 WP E 2B	0-0 SH1-3 S 1B 1B	4-0 FC5-4 IBB			2	2	2	0	2	0	0
Steve Nicosia, R (1, 2) OBP: 0.313, SLG: 0.278		0-0 G1-3-5 1-2f			0-0 L4 2-3	4-0 SH1-3 1-2 1B BB	0-0 F9 2-3			3	1	0	0	1	0	4
Dale Berra, R (1, 6) OBP: 0.388, SLG: 0.422		0-0 5-3			4-0 E 1B BB	0-0 SH1-3 1-2 2-3	0-0 FC5-4 1-2f			2	0	0	0	1	0	2
Don Robinson, R (1, 1) OBP: 0.467, SLG: 0.467			0-3 K		0-0 E5 1B 1B 1-2 3-H	0-0 FC1-6 2-H 3-H 1B		0-0 5-3		4	1	1	2	0	1	1
Inning Stats	R: 2 E: 0 K: 0 S: 5 H: 2 LOB: 0 BB: 0 P: 5	R: 0 E: 0 K: 0 S: 2 H: 0 LOB: 0 BB: 1 P: 6	R: 0 E: 0 K: 2 S: 7 H: 0 LOB: 0 BB: 0 P: 7	R: 0 E: 0 K: 0 S: 3 H: 1 LOB: 0 BB: 0 P: 3	R: 5 E: 3 K: 1 S: 10 H: 4 LOB: 1 BB: 1 P: 14	R: 2 E: 0 K: 0 S: 5 H: 2 LOB: 2 BB: 2 P: 13	R: 0 E: 0 K: 0 S: 4 H: 2 LOB: 2 BB: 1 P: 8	R: 0 E: 0 K: 1 S: 5 H: 0 LOB: 0 BB: 0 P: 5		1B: 8 2B: 2 3B: 1 HR: 0 SF: 0 SAC: 1 DP: 2 HBP: 0						

PITCHER		IP	WLS	BF	H	R	ER	SO	BB	IBB	HBP	BLK	WP	HR	S	P	ERA	WHIP
Randy Lerch, L ERA: 4.84	(1, 1)	4.2	L	21	7	7	2	2	2	0	0	0	1	0	23	31	3.86	1.929
Lerrin LaGrow, R ERA: 4.43	(5, 1)	1.0		8	2	2	2	1	2	0	0	0	0	0	8	16	18.00	4.000
Kevin Saucier, L ERA: 2.21	(6, 1)	0.1		1	0	0	0	0	0	0	0	0	0	0	1	1	0.00	0.000
Dan Larson, R ERA: 4.32	(7, 1)	2.0		8	2	0	0	1	0	1	0	0	0	0	9	13	0.00	1.000

PITCHER	IP	WLS	BF	H	R	ER	SO	BB	IBB	HBP	BLK	WP	HR	S	P	ERA	WHIP

BOTTOM

Philadelphia Phillies @ Pittsburgh Pirates
Three Rivers Stadium, Pittsburgh, PA
Mon Jun 02 1980, 7:05 PM EDT
Att. 19,990 - Unknown

livebaseballscorecards.com

AB	32
R	9
H	11
RBI	6
BB	5
SO	4
LOB	12

WP: 1 PB: 0 SB: 5 CS: 0
PA: 38

Philadelphia Phillies @ Pittsburgh Pirates

Three Rivers Stadium, Pittsburgh, PA

Tue Jun 03 1980, 7:05 PM EDT

Att. 22,141 - Unknown

TOP

Batter	1	2	3	4	5	6	7	8	9	AB	R	H	RBI	BB	SO	LOB
Pete Rose, S (1, 3) OBP: 0.363, SLG: 0.366	L5		3-1		6-3		6-3			4	0	0	0	0	0	2
Bake McBride, L (1, 9) OBP: 0.312, SLG: 0.473	HR 2B		G3		F7			L7		4	1	1	0	0	0	0
Mike Schmidt, R (1, 5) OBP: 0.374, SLG: 0.715	2-H HR		BBBB 3B BB			SSS K		P6		3	2	1	2	1	1	0
Greg Luzinski, R (1, 7) OBP: 0.368, SLG: 0.578	BBBB FC6-4 BB		1-H 3B			6-3		SSS K		3	0	1	1	1	1	0
Bob Boone, R (1, 2) OBP: 0.273, SLG: 0.344	L6		6-3			L7			F8	4	0	0	0	0	0	2
Garry Maddox, R (1, 8) OBP: 0.288, SLG: 0.413	1-2f FC6-4			F6			FC4-6 1B		CS 1B	4	0	2	0	0	0	1
Larry Bowa, S (1, 6) OBP: 0.259, SLG: 0.325		F9		P6			1-2f FC4-6 1B		1-2 1-3	4	0	0	0	0	0	2
Manny Trillo, R (1, 4) OBP: 0.364, SLG: 0.414		F9		6-3			1-3 SH1-3 1B			3	0	1	0	0	0	0
Dick Ruthven, R (1, 1) OBP: 0.250, SLG: 0.263		6-3			P4		1-2 SH1-3			2	0	0	0	0	0	0
Tug McGraw, R (6, 1) OBP: 0.500, SLG: 0.500										0	0	0	0	0	0	0
Inning Stats	R: 2 E: 0 K: 0 S: 5 H: 2 LOB: 1 BB: 1 P: 9	R: 0 E: 0 K: 0 S: 3 H: 0 LOB: 0 BB: 0 P: 3	R: 1 E: 0 K: 0 S: 4 H: 1 LOB: 1 BB: 1 P: 8	R: 0 E: 0 K: 0 S: 3 H: 0 LOB: 0 BB: 0 P: 3	R: 0 E: 0 K: 0 S: 3 H: 0 LOB: 0 BB: 0 P: 3	R: 0 E: 0 K: 1 S: 5 H: 0 LOB: 0 BB: 0 P: 5	R: 0 E: 0 K: 0 S: 5 H: 2 LOB: 0 BB: 0 P: 5	R: 0 E: 0 K: 1 S: 5 H: 0 LOB: 0 BB: 0 P: 5	R: 0 E: 0 K: 0 S: 3 H: 1 LOB: 0 BB: 0 P: 3	1B: 3 2B: 1 3B: 1 HR: 1 SF: 0 SAC: 1 DP: 0 HBP: 0							

PITCHER	IP	WLS	BF	H	R	ER	SO	BB	IBB	HBP	BLK	WP	HR	S	P	ERA	WHIP
Eddie Solomon, R (1, 1) ERA: 3.0	5.0		20	3	3	3	0	2	0	0	0	0	1	18	26	5.40	1.000
Enrique Romo, R (6, 1) ERA: 1.51	2.0		8	2	0	0	1	0	0	0	0	0	0	10	10	0.00	1.000
Kent Tekulve, R (8, 1) ERA: 4.97	1.0		3	0	0	0	1	0	0	0	0	0	0	5	5	0.00	0.000
Grant Jackson, L (9, 1) ERA: 1.61	1.0	W	3	1	0	0	0	0	0	0	0	0	0	3	3	0.00	1.000

PITCHER	IP	WLS	BF	H	R	ER	SO	BB	IBB	HBP	BLK	WP	HR	S	P	ERA	WHIP

AB	31
R	3
H	6
RBI	3
BB	2
SO	2
LOB	7

WP: 0 PB: 0 SB: 0 CS: 1 PA: 34

livebaseballscorecards.com

BOTTOM

Batter	1	2	3	4	5	6	7	8	9	AB	R	H	RBI	BB	SO	LOB
Omar Moreno, L (1, 8) OBP: 0.308, SLG: 0.371	3-1		G6-4-3 1-2 1B		L5		3B	K		5	0	2	0	0	1	5
Vance Law, R (1, 4) OBP: 0.400, SLG: 0.571	K		G6-4-3 1-2f			2B 1B 1B	P4		G3 4-3 1B	5	2	2	0	0	1	3
Dave Parker, L (1, 9) OBP: 0.296, SLG: 0.460	1-3			K		1B 2B 1-3 2B	K		4-3 1-2	5	1	1	0	0	2	2
Willie Stargell, L (1, 3) OBP: 0.416, SLG: 0.570		HBP BB		F8		2B 2-3 3-H 1B		HR	1B G3 IBB	3	1	2	2	2	0	0
Mike Easler, L (1, 7) Matt Alexander, S (8, PR) (9, 7) John Milner, L (9, PH) OBP: 0.414, SLG: 0.623 OBP: 0.255, SLG: 0.200		F7		F7		1-3 3-H 2B		SH1-4 2B	G3 1-2 2-3	4 0 1	0 0 0	2 0 0	1 0 0	0 0 0	0 0 0	1 0 2
Bill Madlock, R (1, 5) OBP: 0.317, SLG: 0.388	G1-6-3 1-2 HBP				L8	L5		SH1-4 IBB	1B IBB	2	0	0	0	2	0	2
Ed Ott, L (1, 2) OBP: 0.336, SLG: 0.361	G1-6-3 1-2f				F5	P5		SH1-4 1-2 2-3	1B 1-2 2-3 3-H	4	0	1	1	0	0	4
Dale Berra, R (1, 6) OBP: 0.396, SLG: 0.417			K		1B	K		IBB		3	0	1	0	1	2	2
Eddie Solomon, R (1, 1) OBP: 0.167, SLG: 0.167 Manny Sanguillen, R (5, PH) OBP: 0.556, SLG: 0.778 Enrique Romo, R (6, 1) OBP: 0.500, SLG: 0.500 Lee Lacy, R (7, PH) OBP: 0.500, SLG: 0.688 Kent Tekulve, R (8, 1) Bill Robinson, R (8, PH) OBP: 0.314, SLG: 0.487 Grant Jackson, S (9, 1)			1B		1B 1-2		F5	P3		1 1 0 1 0 1 0	0 0 0 0 0 0 0	1 1 0 0 0 0 0	0 0 0 0 0 0 0	0 0 0 0 0 0 0	0 0 0 0 0 0 0	0 0 0 0 0 0 3
Inning Stats	R: 0 E: 0 K: 1 S: 5 H: 0 LOB: 0 BB: 0 P: 5	R: 0 E: 0 K: 0 S: 2 H: 0 LOB: 1 BB: 1 P: 7	R: 0 E: 0 K: 1 S: 6 H: 2 LOB: 1 BB: 0 P: 6	R: 0 E: 0 K: 1 S: 5 H: 0 LOB: 0 BB: 0 P: 5	R: 0 E: 0 K: 0 S: 5 H: 2 LOB: 2 BB: 0 P: 5	R: 2 E: 0 K: 1 S: 9 H: 4 LOB: 2 BB: 0 P: 9	R: 0 E: 0 K: 1 S: 6 H: 1 LOB: 1 BB: 0 P: 6	R: 1 E: 0 K: 1 S: 7 H: 2 LOB: 3 BB: 2 P: 15	R: 1 E: 0 K: 0 S: 4 H: 2 LOB: 3 BB: 2 P: 12	1B: 8 2B: 3 3B: 1 HR: 1 SF: 0 SAC: 1 DP: 2 HBP: 1						

PITCHER		IP	WLS	BF	H	R	ER	SO	BB	IBB	HBP	BLK	WP	HR	S	P	ERA	WHIP
Dick Ruthven, R ERA: 4.63	(1, 1)	5.0		23	8	2	2	3	1	0	1	0	0	0	27	32	3.60	1.800
Tug McGraw, L ERA: 2.89	(6, 1)	3.2	L	20	5	2	2	3	0	4	0	0	0	1	22	38	4.91	1.364

PITCHER	IP	WLS	BF	H	R	ER	SO	BB	IBB	HBP	BLK	WP	HR	S	P	ERA	WHIP

Philadelphia Phillies @ Pittsburgh Pirates
Three Rivers Stadium, Pittsburgh, PA
Tue Jun 03 1980, 7:05 PM EDT
Att. 22,141 - Unknown

livebaseballscorecards.com

AB	36
R	4
H	13
RBI	4
BB	5
SO	6
LOB	24

WP: 0 PA: 43
PB: 0
SB: 0
CS: 0

Batter	1	2	3	4	5	6	7	8	9	AB	R	H	RBI	BB	SO	LOB
Lonnie Smith, R (1, 9) OBP: 0.412, SLG: 0.500	F7		6-3		1B 1B 1B 2-3 3-H		6-3			4	1	1	1	0	0	0
Greg Gross, L (8, 9) OBP: 0.216, SLG: 0.217										0	0	0	0	0	0	0
Pete Rose, S (1, 3) OBP: 0.366, SLG: 0.369	1B		5-3		1-H 3-H 1B			F7		4	0	2	2	0	0	0
Mike Schmidt, R (1, 5) OBP: 0.366, SLG: 0.698	K		6-3		F8			5-3		4	0	0	0	0	1	2
Greg Luzinski, R (1, 7) OBP: 0.360, SLG: 0.564	K			P4	K			F8		4	0	0	0	0	2	2
George Vukovich, L (8, 7) OBP: 0.300, SLG: 0.368										0	0	0	0	0	0	0
Bob Boone, R (1, 2) OBP: 0.278, SLG: 0.348		1B 1B G4-6-3 1B		F8		6-3			1B	4	1	2	0	0	0	0
Garry Maddox, R (1, 8) OBP: 0.287, SLG: 0.409		G4-6-3 1B 1-2 1B		5-3		F7			P6	4	0	1	0	0	0	1
Larry Bowa, S (1, 6) OBP: 0.265, SLG: 0.329		G4-6-3 1-2 2-3 1B			SH2-4 1B 1B	5-3			F8	4	1	2	0	0	0	1
Manny Trillo, R (1, 4) OBP: 0.360, SLG: 0.408		G4-6-3 1-2f 2-3 3-H			1B SH2-4 1-2 1B		4-3		F9	4	1	1	0	0	0	3
Steve Carlton, L (1, 1) OBP: 0.156, SLG: 0.161		1-3			SH2-4 1-2 2-3		K2-3			2	0	0	0	0	1	1
Inning Stats	R: 0 E: 0 K: 2 S: 8 H: 1 LOB: 1 BB: 0 P: 8	R: 1 E: 0 K: 0 S: 5 H: 3 LOB: 1 BB: 0 P: 5	R: 0 E: 0 K: 0 S: 3 H: 0 LOB: 0 BB: 0 P: 3	R: 0 E: 0 K: 0 S: 3 H: 0 LOB: 0 BB: 0 P: 3	R: 3 E: 0 K: 1 S: 9 H: 4 LOB: 1 BB: 0 P: 9	R: 0 E: 0 K: 0 S: 3 H: 0 LOB: 0 BB: 0 P: 3	R: 0 E: 0 K: 1 S: 5 H: 0 LOB: 0 BB: 0 P: 5	R: 0 E: 0 K: 0 S: 3 H: 0 LOB: 0 BB: 0 P: 3	R: 0 E: 0 K: 0 S: 4 H: 1 LOB: 1 BB: 0 P: 4	1B: 9 2B: 0 3B: 0 HR: 0 SF: 0 SAC: 1 DP: 1 HBP: 0						

TOP

Philadelphia Phillies @ Pittsburgh Pirates
Three Rivers Stadium, Pittsburgh, PA
Wed Jun 04 1980, 7:05 PM EDT
Att. 31,075 - Unknown

livebaseballscorecards.com

AB	34
R	4
H	9
RBI	3
BB	0
SO	4
LOB	10

PITCHER	IP	WLS	BF	H	R	ER	SO	BB	IBB	HBP	BLK	WP	HR	S	P	ERA	WHIP
John Candelaria, L (1, 1) ERA: 3.81	7.0	L	28	8	4	4	4	0	0	0	0	0	0	36	36	5.14	1.143
Enrique Romo, R (8, 1) ERA: 1.43	2.0		7	1	0	0	0	0	0	0	0	0	0	7	7	0.00	0.500

PITCHER	IP	WLS	BF	H	R	ER	SO	BB	IBB	HBP	BLK	WP	HR	S	P	ERA	WHIP

Batter	1	2	3	4	5	6	7	8	9	AB	R	H	RBI	BB	SO	LOB
Omar Moreno, L (1, 8) OBP: 0.302, SLG: 0.364	S S S 0-3 K ①	x 0-0 4-3 ③			x 0-0 L1 ②			S S S 0-3 K ①		4	0	0	0	0	2	1
Phil Garner, R (1, 4) OBP: 0.324, SLG: 0.361	x 0-0 F8 ②		x 0-0 F8 ①		x 0-0 L4 ③			x 0-0 6-3 ②		4	0	0	0	0	0	0
Dave Parker, L (1, 9) OBP: 0.305, SLG: 0.460	B B B B 4-0 2B BB		x 0-0 4-3 ②			B B B B 4-0 BB		x 0-0 E8 1B		2	1	1	0	2	0	0
Bill Robinson, R (1, 3) OBP: 0.312, SLG: 0.487	x 0-0 1-H 2B		x 0-0 F9 ③			x 0-0 F8 ①		S S S 0-3 K ③		4	0	1	1	0	1	2
Bill Madlock, R (1, 5) OBP: 0.316, SLG: 0.391	x 0-0 F3 ③			x 0-0 6-3 1B 2B		x 0-0 P4 ②			x 0-0 F7 ①	4	1	1	0	0	0	2
Lee Lacy, R (1, 7) OBP: 0.500, SLG: 0.702		x 0-0 1B 2B		x 0-0 6-3 ① 2-3		S S S 0-3 K ③			x 0-0 2B	4	1	2	0	0	1	2
Steve Nicosia, R (1, 2) OBP: 0.310, SLG: 0.276		x 0-0 6-3 ①		x 0-0 G4-6-3 1B 3-H			x 0-0 6-3 ①		x 0-0 F8 ②	4	0	1	1	0	0	2
Dale Berra, R (1, 6) OBP: 0.368, SLG: 0.385		x 0-0 F8 ②		x 0-0 G4-6-3 ② ③ 1-2f			x 0-0 F9 ②		x 0-0 L9 ③	4	0	0	0	0	0	3
John Candelaria, L (1, 1) OBP: 0.280, SLG: 0.261 Manny Sanguillen, R (7, PH) OBP: 0.500, SLG: 0.700 Enrique Romo, R (8, 1) OBP: 0.500, SLG: 0.500		x 0-0 2-H 1B			x 0-0 4-3 ①		x 0-0 L8 ③			2 1 0	0 0 0	1 0 0	1 0 0	0 0 0	0 0 0	0 0 0
Inning Stats	R: 1 E: 0 K: 1 S: 6 H: 1 LOB: 1 BB: 1 P: 10	R: 1 E: 0 K: 0 S: 5 H: 2 LOB: 1 BB: 0 P: 5	R: 0 E: 0 K: 0 S: 3 H: 0 LOB: 0 BB: 0 P: 3	R: 1 E: 0 K: 0 S: 4 H: 2 LOB: 0 BB: 0 P: 4	R: 0 E: 0 K: 0 S: 3 H: 0 LOB: 0 BB: 0 P: 3	R: 0 E: 0 K: 1 S: 5 H: 0 LOB: 1 BB: 1 P: 9	R: 0 E: 0 K: 0 S: 3 H: 0 LOB: 0 BB: 0 P: 3	R: 0 E: 1 K: 2 S: 8 H: 1 LOB: 1 BB: 0 P: 8	R: 0 E: 0 K: 0 S: 4 H: 1 LOB: 1 BB: 0 P: 4	1B: 3 2B: 4 3B: 0 HR: 0	SF: 0 SAC: 0 DP: 1 HBP: 0						

PITCHER	IP	WLS	BF	H	R	ER	SO	BB	IBB	HBP	BLK	WP	HR	S	P	ERA	WHIP
Steve Carlton, L (1, 1) ERA: 1.94	9.0	W	35	7	3	3	4	2	0	0	0	0	0	41	49	3.00	1.000

PITCHER	IP	WLS	BF	H	R	ER	SO	BB	IBB	HBP	BLK	WP	HR	S	P	ERA	WHIP

BOTTOM

Philadelphia Phillies @ Pittsburgh Pirates
Three Rivers Stadium, Pittsburgh, PA
Wed Jun 04 1980, 7:05 PM EDT
Att. 31,075 - Unknown

livebaseballscorecards.com

AB	33
R	3
H	7
RBI	3
BB	2
SO	4
LOB	12

1B: 3	SF: 0	WP: 0	PA: 35
2B: 4	SAC: 0	PB: 0	
3B: 0	DP: 1	SB: 0	
HR: 0	HBP: 0	CS: 0	

Batter	1	2	3	4	5	6	7	8	9	AB	R	H	RBI	BB	SO	LOB
Omar Moreno, L (1, 8) OBP: 0.309, SLG: 0.370	E S SF8 1B		G3 1-2		S HR 1B		FC4-6 1B 1-2f 2-3		1B	5	2	3	0	0	0	3
Phil Garner, R (1, 4) OBP: 0.331, SLG: 0.388	E9 WP 1-3 1B		6-3 2-3		1-H HR		F4-3 1-2 1B		6-3	5	1	3	2	0	0	2
Dave Parker, L (1, 9) OBP: 0.304, SLG: 0.458	SF8 3-H		5-3		F1-4-3 1B		F4-3 1-2			3	0	1	1	0	0	4
Bill Robinson, R (1, 3) OBP: 0.310, SLG: 0.504	S S S K 2-3			HR	F1-4-3 1-2			F5		4	1	1	1	0	1	2
Lee Lacy, R (1, 7) OBP: 0.500, SLG: 0.690	F7			1B		6-3		B B B B BB		3	0	1	0	1	0	1
Dale Berra, R (1, 5) OBP: 0.344, SLG: 0.357		S S S K		F8		F9		F8		4	0	0	0	0	1	2
Steve Nicosia, R (1, 2) OBP: 0.293, SLG: 0.258		F9		F4		1-3		F5		4	0	0	0	0	0	2
Vance Law, R (1, 6) OBP: 0.368, SLG: 0.500		P3		F4			FC4-6 1B		F3	4	0	1	0	0	0	1
Bert Blyleven, R (1, 1) OBP: 0.105, SLG: 0.056			6-3 G3 1B		F4-3		FC4-6 1B 1-2		F8	0	0	0	0	0	0	0
Rod Scurry, L (2, 1) OBP: 0.333, SLG: 0.333										1	0	1	0	0	0	0
Manny Sanguillen, R (5, PH) OBP: 0.455, SLG: 0.636										1	0	0	0	0	0	0
Andy Hassler, L (5, 1)										0	0	0	0	0	0	0
John Milner, L (7, PH) OBP: 0.268, SLG: 0.216										1	0	1	0	0	0	0
Enrique Romo, R (7, 1) OBP: 0.500, SLG: 0.500										0	0	0	0	0	0	0
Mike Easler, L (9, PH) OBP: 0.408, SLG: 0.613										1	0	0	0	0	0	0
Inning Stats	R: 1 E: 1 K: 1 S: 7 H: 2 LOB: 1 BB: 0 P: 7	R: 0 E: 0 K: 1 S: 5 H: 0 LOB: 0 BB: 0 P: 5	R: 0 E: 0 K: 0 S: 4 H: 1 LOB: 1 BB: 0 P: 4	R: 1 E: 0 K: 0 S: 5 H: 2 LOB: 1 BB: 0 P: 5	R: 2 E: 0 K: 0 S: 5 H: 3 LOB: 0 BB: 0 P: 5	R: 0 E: 0 K: 0 S: 3 H: 0 LOB: 0 BB: 0 P: 3	R: 0 E: 0 K: 0 S: 5 H: 3 LOB: 2 BB: 0 P: 5	R: 0 E: 0 K: 0 S: 3 H: 0 LOB: 1 BB: 1 P: 7	R: 0 E: 0 K: 0 S: 4 H: 1 LOB: 1 BB: 0 P: 4	1B: 10 2B: 0 3B: 0 HR: 2	SF: 1 SAC: 0 DP: 2 HBP: 0					

PITCHER		IP	WLS	BF	H	R	ER	SO	BB	IBB	HBP	BLK	WP	HR	S	P	ERA	WHIP
Pete Falcone, L ERA: 4.94	(1, 1)	4.1		21	8	4	4	2	0	0	0	0	1	2	25	25	8.31	1.846
Tom Hausman, R ERA: 4.73	(5, 1)	4.2	W	17	4	0	0	0	1	0	0	0	0	0	16	20	0.00	1.071

PITCHER	IP	WLS	BF	H	R	ER	SO	BB	IBB	HBP	BLK	WP	HR	S	P	ERA	WHIP

TOP

Pittsburgh Pirates @ New York Mets

Shea Stadium, Flushing, NY

Fri Jun 06 1980, 7:05 PM EDT

Att. 18,352 - Unknown

livebaseballscorecards.com

AB	36
R	4
H	12
RBI	4
BB	1
SO	2
LOB	17

WP: 1 PB: 0 SB: 2 CS: 0 PA: 38

Batter	1	2	3	4	5	6	7	8	9	AB	R	H	RBI	BB	SO	LOB
Lee Mazzilli, S (1, 8) OBP: 0.375, SLG: 0.352	4-3	1B 1B 1-2 2-H 3-H 1B	G4-6-3 1-2f			HR				4	2	2	3	0	0	1
Frank Taveras, R (1, 6) OBP: 0.337, SLG: 0.349	G3	1B 1B 1-2 2-3 1B		F7		K				4	1	1	0	0	1	0
Steve Henderson, R (1, 7) OBP: 0.383, SLG: 0.428	6-3	S 1B 1-3 2-H 3-H 1B		K			4-3			4	1	1	2	0	1	0
Mike Jorgensen, L (1, 3) OBP: 0.346, SLG: 0.412		FB 1B 1B BB	L3 1-2	K			3-1			3	1	0	0	1	1	2
Joel Youngblood, R (1, 9) OBP: 0.326, SLG: 0.365		1B S 1-2 BB 1B	1B BB		5-3		6-3			3	1	1	0	1	0	0
John Stearns, R (1, 2) OBP: 0.359, SLG: 0.421		F9 2-3	1B 1-3 2-H 3-H		F9			5-3		4	0	1	2	0	0	2
Elliott Maddox, R (1, 5) OBP: 0.387, SLG: 0.311		BB 1B 1-2 1B BB	K		L1			5-3		3	1	0	0	1	1	2
Doug Flynn, R (1, 4) OBP: 0.259, SLG: 0.255		BB 1B 1-2 2-3 3-H 1B	F6-3			F4-3		F4-3		4	1	1	1	0	0	0
Pete Falcone, L (1, 1) OBP: 0.176, SLG: 0.125 Tom Hausman, R (5, 1)		1B 1B 1B 1-2 2-3 3-H BB	E6 G4-6-3			6-3				1 1	1 0	0 0	1 0	1 0	0 0	0 0
Inning Stats	R: 0 E: 0 K: 0 S: 3 H: 0 LOB: 0 BB: 0 P: 3	R: 8 E: 0 K: 1 S: 11 H: 6 LOB: 2 BB: 4 P: 27	R: 0 E: 1 K: 0 S: 3 H: 0 LOB: 0 BB: 0 P: 3	R: 0 E: 0 K: 2 S: 7 H: 0 LOB: 0 BB: 0 P: 7	R: 0 E: 0 K: 0 S: 3 H: 0 LOB: 0 BB: 0 P: 3	R: 1 E: 0 K: 1 S: 6 H: 1 LOB: 0 BB: 0 P: 6	R: 0 E: 0 K: 0 S: 3 H: 0 LOB: 0 BB: 0 P: 3	R: 0 E: 0 K: 0 S: 3 H: 0 LOB: 0 BB: 0 P: 3		1B: 6 2B: 0 3B: 0 HR: 1 SF: 0 SAC: 0 DP: 1 HBP: 0						

PITCHER		IP	WLS	BF	H	R	ER	SO	BB	IBB	HBP	BLK	WP	HR	S	P	ERA	WHIP
Bert Blyleven, R ERA: 4.25	(1, 1)	1.1	L	12	5	8	8	0	3	0	0	0	0	0	9	21	54.00	6.000
Rod Scurry, L ERA: 2.0	(2, 1)	2.2		10	1	0	0	3	1	0	0	0	0	0	15	19	0.00	0.750
Andy Hassler, L ERA: 3.86	(5, 1)	2.0		7	1	1	1	1	0	0	0	0	0	1	9	9	4.50	0.500
Enrique Romo, R ERA: 1.36	(7, 1)	2.0		6	0	0	0	0	0	0	0	0	0	0	6	6	0.00	0.000

PITCHER	IP	WLS	BF	H	R	ER	SO	BB	IBB	HBP	BLK	WP	HR	S	P	ERA	WHIP

BOTTOM

Pittsburgh Pirates @ New York Mets

Shea Stadium, Flushing, NY

Fri Jun 06 1980, 7:05 PM EDT

Att. 18,352 - Unknown

livebaseballscorecards.com

AB	31
R	9
H	7
RBI	9
BB	4
SO	4
LOB	7

WP: 0 PA: 35
PB: 0
SB: 2
CS: 0

Batter	1	2	3	4	5	6	7	8	9	10	11	AB	R	H	RBI	BB	SO	LOB
Omar Moreno, L (1, 8) OBP: 0.322, SLG: 0.371	FC6-4 1B		6-3 1B BB		S 2B BB		F8		BB		1B IBB	2	2	1	0	4	0	0
Phil Garner, R (1, 4) OBP: 0.337, SLG: 0.394	FC6-4 FC4 1-2f		6-3 1-2		1B 2B 1-H		F4-3 BB		F7		FC4-6 1B 1-3 2-H	5	1	2	2	1	0	3
Dave Parker, L (1, 9) OBP: 0.300, SLG: 0.449	FC4 1-2f		1B 2-H		F7		F4-3 1-2		L6		FC4-6 1-2f	6	0	1	1	0	0	6
Willie Stargell, L (1, 3) OBP: 0.415, SLG: 0.557	K		K		1B 2-H		IBB			F7		4	0	1	1	1	2	2
Mike Easler, L (1, 7) OBP: 0.425, SLG: 0.619 Lee Lacy, R (5, PH) (5, 7) OBP: 0.485, SLG: 0.667		CS BB		1B CI 1B F4-3	F5		F8			F3		1 3	1 0	1 0	0 0	1 0	0 0	0 3
Dale Berra, R (1, 5) OBP: 0.323, SLG: 0.333		L6 1-2		CI 1B F4-3 1-2	F9			F8		K		4	0	0	0	0	1	2
Ed Ott, L (1, 2) OBP: 0.347, SLG: 0.366		1B		F4-3 1B 1-2 2-3		F8		F4-3			SH1-4 1B BB	4	1	2	0	1	0	0
Vance Law, R (1, 6) OBP: 0.304, SLG: 0.409		F4-3		F4-3 1-2 2-3 3-H		F7		6-3			SH1-4 1-2	4	0	0	0	0	0	3
Jim Bibby, R (1, 1) OBP: 0.265, SLG: 0.233 Enrique Romo, R (7, 1) OBP: 0.500, SLG: 0.500 John Millner, L (9, PH) OBP: 0.263, SLG: 0.212 Kent Tekulve, R (9, 1) Manny Sanguillen, R (11, PH) OBP: 0.417, SLG: 0.583 Grant Jackson, S (11, 1) Bert Blyleven, R (11, 1) OBP: 0.105, SLG: 0.056			K	K			F4-3		F8		F8	3 0 1 0 1 0 0 0	0 0 0 0 0 0 0 0	1 0 0 0 0 0 0 0	0 0 0 0 0 0 0 0	2 0 0 0 0 0 0 0	1 0 0 0 1 0 0 0	6 0 0 0 0 1 0 0
Inning Stats	R: 0 E: 0 K: 1 S: 6 H: 1 LOB: 1 BB: 0 P: 6	R: 0 E: 0 K: 0 S: 3 H: 1 LOB: 1 BB: 1 P: 7	R: 1 E: 0 K: 2 S: 8 H: 1 LOB: 1 BB: 1 P: 12	R: 1 E: 1 K: 1 S: 7 H: 2 LOB: 1 BB: 0 P: 7	R: 2 E: 0 K: 0 S: 5 H: 2 LOB: 1 BB: 1 P: 9	R: 0 E: 0 K: 0 S: 3 H: 0 LOB: 0 BB: 0 P: 3	R: 0 E: 0 K: 0 S: 3 H: 0 LOB: 2 BB: 2 P: 11	R: 0 E: 0 K: 0 S: 3 H: 0 LOB: 0 BB: 0 P: 3	R: 0 E: 0 K: 0 S: 3 H: 0 LOB: 1 BB: 1 P: 7	R: 0 E: 0 K: 1 S: 5 H: 0 LOB: 0 BB: 0 P: 5	R: 1 E: 0 K: 0 S: 4 H: 1 LOB: 2 BB: 2 P: 12	1B: 7 2B: 1 3B: 0 HR: 0 SF: 0 SAC: 1 DP: 1 HBP: 0						

PITCHER		IP	WLS	BF	H	R	ER	SO	BB	IBB	HBP	BLK	WP	HR	S	P	ERA	WHIP
John Pacella, R ERA: 3.8	(1, 1)	4.0		19	5	3	2	4	3	0	0	0	0	0	24	36	4.50	2.000
Kevin Kobel, L ERA: 7.03	(5, 1)	2.0		8	2	1	1	0	0	0	0	0	0	0	8	8	4.50	1.000
Jeff Reardon, R ERA: 3.67	(7, 1)	2.0		8	0	0	0	0	1	1	0	0	0	0	6	14	0.00	0.500
Neil Allen, R ERA: 4.42	(9, 1)	3.0	W	13	1	1	1	1	2	1	0	0	0	0	12	24	3.00	1.000

PITCHER	IP	WLS	BF	H	R	ER	SO	BB	IBB	HBP	BLK	WP	HR	S	P	ERA	WHIP

Pittsburgh Pirates @ New York Mets

Shea Stadium, Flushing, NY

Sat Jun 07 1980, 3:33 AM EDT

Att. 13,509 - Unknown

TOP

livebaseballscorecards.com

AB	38
R	5
H	8
RBI	4
BB	8
SO	5
LOB	21

WP: 0 PB: 0 SB: 1 CS: 1 PA: 48

Pittsburgh Pirates @ New York Mets

Shea Stadium, Flushing, NY

Sat Jun 07 1980, 3:33 AM EDT

Att. 13,509 - Unknown

livebaseballscorecards.com

BOTTOM

Batter	1	2	3	4	5	6	7	8	9	10	11	AB	R	H	RBI	BB	SO	LOB
Lee Mazzilli, S (1, 8) OBP: 0.371, SLG: 0.347	K			2B 1B		K		F7		6-3		5	1	1	0	0	2	1
Frank Taveras, R (1, 6) OBP: 0.338, SLG: 0.355	F4			S CS 2B			2B BB 1B	F6		4-3		5	1	2	1	0	0	1
Steve Henderson, R (1, 7) OBP: 0.390, SLG: 0.426	CS HBP			5-3			2B SF8 BB	CS 1B			6-3	3	1	1	1	1	0	1
Mike Jorgensen, L (1, 3) OBP: 0.344, SLG: 0.407 Alex Trevino, R (9, PR) OBP: 0.429, SLG: 0.421 (10, 2)	CS	K		K			K	CS	1B		BB 2B	4 1	0 1	1 1	0 0	0 0	3 0	2 0
John Stearns, R (1, 2) OBP: 0.370, SLG: 0.435 (10, 3)		5-3-4 1B			F7		1B 2B		S 1B		2B 1B BB	4	1	3	1	1	0	0
Joel Youngblood, R (1, 9) OBP: 0.333, SLG: 0.370		5-3-4			CS BB		1B BB		F3		1B 2B	3	0	1	1	2	0	2
Elliott Maddox, R (1, 5) OBP: 0.387, SLG: 0.307			F9		F8		SF8		BB		1B IBB	2	0	0	1	2	0	1
Doug Flynn, R (1, 4) OBP: 0.258, SLG: 0.254 Ron Hodges, L (11, PH) OBP: 0.355, SLG: 0.292			F1-3			F5-3			F7			4 1	0 0	1 1	0 1	0 0	0 0	2 0
John Pacella, R (1, 1) OBP: 0.333, SLG: 0.333 Kevin Kobel, R (5, 1) Jerry Morales, R (6, PH) OBP: 0.257, SLG: 0.258 Jeff Reardon, R (7, 1) Jose Moreno, S (8, PH) OBP: 0.250, SLG: 0.143 Neil Allen, R (9, 1)			K			F7		S 1B BB			K	1 0 1 0 0 1	0 0 0 0 1 0	0 0 0 0 0 0	0 0 0 0 1 1	1 0 0 0 0 0	0 0 0 0 0 1	0 0 0 0 0 0
Inning Stats	R: 0 H: 0 E: 0 LOB: 0 K: 1 BB: 0 S: 4 P: 5	R: 0 H: 1 E: 0 LOB: 0 K: 1 BB: 0 S: 5 P: 5	R: 0 H: 0 E: 0 LOB: 0 K: 1 BB: 0 S: 5 P: 5	R: 1 H: 2 E: 0 LOB: 0 K: 1 BB: 0 S: 6 P: 6	R: 0 H: 0 E: 0 LOB: 0 K: 0 BB: 1 S: 2 P: 6	R: 0 H: 0 E: 0 LOB: 0 K: 1 BB: 0 S: 5 P: 5	R: 2 H: 3 E: 0 LOB: 2 K: 1 BB: 2 S: 7 P: 15	R: 1 H: 1 E: 0 LOB: 0 K: 0 BB: 1 S: 3 P: 7	R: 0 H: 2 E: 0 LOB: 2 K: 0 BB: 1 S: 4 P: 8	R: 0 H: 0 E: 0 LOB: 0 K: 1 BB: 0 S: 5 P: 5	R: 2 H: 3 E: 0 LOB: 3 K: 0 BB: 2 S: 4 P: 12	1B: 9 SF: 1 2B: 4 SAC: 0 3B: 0 DP: 1 HR: 0 HBP: 1						

PITCHER		IP	WLS	BF	H	R	ER	SO	BB	IBB	HBP	BLK	WP	HR	S	P	ERA	WHIP
Jim Bibby, R ERA: 2.98	(1, 1)	6.1		23	5	3	3	6	2	0	1	0	0	0	32	41	4.26	1.105
Enrique Romo, R ERA: 1.52	(7, 1)	1.2		7	2	1	1	0	2	0	0	0	0	0	5	13	5.40	2.400
Kent Tekulve, R ERA: 4.61	(9, 1)	2.0		8	2	0	0	1	1	0	0	0	0	0	9	13	0.00	1.500
Grant Jackson, L ERA: 2.38	(11, 1)	0.1	L	3	1	2	2	0	1	0	0	0	0	0	2	6	54.00	6.000
Bert Blyleven, R ERA: 4.25	(11, 1)	0.0		3	2	0	0	0	0	1	0	0	0	0	2	6	∞	∞

PITCHER	IP	WLS	BF	H	R	ER	SO	BB	IBB	HBP	BLK	WP	HR	S	P	ERA	WHIP

AB	35
R	6
H	12
RBI	6
BB	7
SO	7
LOB	10

WP: 0 PA: 46
PB: 0
SB: 3
CS: 4

Batter	1	2	3	4	5	6	7	8	9	AB	R	H	RBI	BB	SO	LOB
Omar Moreno, L (1, 8) OBP: 0.324, SLG: 0.372	F4-3		F7			K S 1B	1-2 1B		FC4-6 1-2f	5	0	2	0	0	0	1
Phil Garner, R (1, 4) OBP: 0.335, SLG: 0.391	S 1B			F8		SSS 0-3 K 1-3	F8			4	0	1	0	0	1	3
Dave Parker, L (1, 9) OBP: 0.304, SLG: 0.453	F4-3 1-2			6-3		BBBB 4-0 HR 1B BB		F4-3 2B		3	1	1	0	1	0	1
Willie Stargell, L (1, 3) OBP: 0.410, SLG: 0.545	F9			SSS 0-3 K2-3		1-2 HR 1B		F4-3 2-3		4	1	1	0	0	1	2
Mike Easler, L (1, 7) OBP: 0.434, SLG: 0.712		F9			HR	1-H 2-H HR		F4		3	2	2	4	0	0	0
Lee Lacy, R (7, 7) OBP: 0.480, SLG: 0.659										1	0	0	0	0	0	1
Dale Berra, R (1, 5) OBP: 0.304, SLG: 0.313		F9			F9	6-3		F7		4	0	0	0	0	0	1
Ed Ott, L (1, 2) OBP: 0.344, SLG: 0.362		6-3			1B		L6		F4-3	4	0	1	0	0	0	0
Vance Law, R (1, 6) OBP: 0.269, SLG: 0.360			F9		SSS 0-3 K		L5		F7	3	0	0	0	0	1	1
Manny Sanguillen, R (9, PH) OBP: 0.385, SLG: 0.538										1	0	0	0	0	0	0
Don Robinson, R (1, 1) OBP: 0.412, SLG: 0.412			F9		SSS 0-3 K		BBBB 4-0 1B BB		FC4-6 1B	2	0	0	0	0	1	1
Enrique Romo, R (6, 1) OBP: 0.600, SLG: 0.500										0	0	0	0	1	0	0
Kent Tekulve, R (7, 1)										0	0	0	0	0	0	0
Bill Robinson, R (9, PH) OBP: 0.315, SLG: 0.508										1	0	1	0	0	0	0
Inning Stats	R: 0 E: 0 K: 0 S: 4 H: 1 LOB: 1 BB: 0 P: 4	R: 0 E: 0 K: 0 S: 3 H: 0 LOB: 0 BB: 0 P: 3	R: 0 E: 0 K: 0 S: 3 H: 0 LOB: 0 BB: 0 P: 3	R: 0 E: 0 K: 1 S: 5 H: 0 LOB: 0 BB: 0 P: 5	R: 1 E: 0 K: 2 S: 9 H: 2 LOB: 1 BB: 0 P: 9	R: 3 E: 0 K: 1 S: 7 H: 3 LOB: 0 BB: 1 P: 11	R: 0 E: 0 K: 0 S: 4 H: 1 LOB: 2 BB: 1 P: 8	R: 0 E: 0 K: 0 S: 4 H: 1 LOB: 1 BB: 0 P: 4	R: 0 E: 0 K: 0 S: 4 H: 1 LOB: 1 BB: 0 P: 4	1B: 6 2B: 1 3B: 0 HR: 2	SF: 0 SAC: 0 DP: 0 HBP: 0						

TOP

Pittsburgh Pirates @ New York Mets

Shea Stadium, Flushing, NY

Sun Jun 08 1980, 3:33 AM EDT

Unknown

livebaseballscorecards.com

AB	35
R	4
H	9
RBI	4
BB	2
SO	4
LOB	11

PITCHER		IP	WLS	BF	H	R	ER	SO	BB	IBB	HBP	BLK	WP	HR	S	P	ERA	WHIP
Ray Burris, R ERA: 2.94	(1, 1)	7.0	W	29	7	4	4	4	2	0	0	0	0	2	35	43	5.14	1.286
Ed Glynn, L ERA: 3.32	(8, 1)	2.0	S	8	2	0	0	0	0	0	0	0	0	0	8	8	0.00	1.000

PITCHER	IP	WLS	BF	H	R	ER	SO	BB	IBB	HBP	BLK	WP	HR	S	P	ERA	WHIP

Batter	1	2	3	4	5	6	7	8	9	AB	R	H	RBI	BB	SO	LOB
Lee Mazzilli, S (1, 8) OBP: 0.376, SLG: 0.351	4-3		F9		CS 1B		1B S 1B 1B 2-3	FC6-4 IBB		4	1	2	0	1	0	0
Frank Taveras, R (1, 6) OBP: 0.340, SLG: 0.353	K		BLK 1B BB		P4		S 1B 1B 1-3 3-H	FC6-4 1-2f		4	2	1	1	1	1	4
Steve Henderson, R (1, 7) OBP: 0.405, SLG: 0.441	2B 1B		1-H 1B		CS 1-2	1B 1B 1B	S 1B 1-H 3-H			4	2	4	3	0	0	0
Mike Jorgensen, L (1, 3) OBP: 0.348, SLG: 0.418	1-H 2B		F8			G3-4-6-1 1B 1B 1-3	F7 1-2			4	0	2	1	0	0	2
Joel Youngblood, R (1, 9) OBP: 0.332, SLG: 0.367	F8		K			1-2 3-H	K			4	0	1	1	0	2	3
Ron Hodges, L (1, 2) OBP: 0.371, SLG: 0.321		FC5-4 1B		G3		G3-4-6-1 1-2f 2-3		SH1-3 S 1B		4	0	2	0	0	0	2
Elliott Maddox, R (1, 5) OBP: 0.384, SLG: 0.305	FC5-4 1-2f		F7			F8		SH1-3 1-2		4	0	1	0	0	0	2
Doug Flynn, R (1, 4) OBP: 0.258, SLG: 0.254	F8		F3				1B SH3 1B 1B	F9		4	1	1	0	0	0	3
Ray Burris, R (1, 1) OBP: 0.095, SLG: 0.095 Jose Moreno, S (7, PH) OBP: 0.250, SLG: 0.143 Ed Glynn, R (8, 1)	6-3				K		SH3 1-2	SH1-3 1-2 2-3		2 0 0	0 0 0	0 0 0	0 0 0	0 0 0	1 0 0	1 0 0
Inning Stats	R: 1 H: 2 E: 0 LOB: 1 K: 1 BB: 0 S: 7 P: 7	R: 0 H: 1 E: 0 LOB: 1 K: 0 BB: 0 S: 4 P: 4	R: 1 H: 1 E: 0 LOB: 1 K: 1 BB: 1 S: 6 P: 10	R: 0 H: 0 E: 0 LOB: 0 K: 0 BB: 0 S: 3 P: 3	R: 0 H: 1 E: 0 LOB: 0 K: 1 BB: 0 S: 5 P: 5	R: 1 H: 3 E: 0 LOB: 1 K: 0 BB: 0 S: 5 P: 5	R: 3 H: 4 E: 0 LOB: 1 K: 1 BB: 0 S: 9 P: 9	R: 0 H: 2 E: 0 LOB: 3 K: 0 BB: 1 S: 5 P: 9		1B: 13 SF: 0 2B: 1 SAC: 2 3B: 0 DP: 1 HR: 0 HBP: 0						

BOTTOM

Pittsburgh Pirates @ New York Mets

Shea Stadium, Flushing, NY

Sun Jun 08 1980, 3:33 AM EDT

Unknown

livebaseballscorecards.com

AB	34
R	6
H	14
RBI	6
BB	2
SO	4
LOB	17

WP: 0 PB: 0 SB: 4 CS: 1 PA: 39

PITCHER		IP	WLS	BF	H	R	ER	SO	BB	IBB	HBP	BLK	WP	HR	S	P	ERA	WHIP
Don Robinson, R ERA: 4.4	(1, 1)	5.0		23	8	3	3	3	1	0	0	1	0	0	28	32	5.40	1.800
Enrique Romo, R ERA: 2.11	(6, 1)	1.1	L	6	3	3	3	0	0	0	0	0	0	0	6	6	20.25	2.250
Kent Tekulve, R ERA: 4.34	(7, 1)	1.2		9	3	0	0	1	0	1	0	0	0	0	10	14	0.00	1.800

PITCHER	IP	WLS	BF	H	R	ER	SO	BB	IBB	HBP	BLK	WP	HR	S	P	ERA	WHIP

Batter	1	2	3	4	5	6	7	8	9	AB	R	H	RBI	BB	SO	LOB
Omar Moreno, L (1, 8) OBP: 0.331, SLG: 0.378	FC3-6 1B		G6-3 1-2f		1B			8-5 SH5-3 1B		4	0	3	1	0	0	1
Lee Lacy, R (8, 8) OBP: 0.480, SLG: 0.659					2-H					0	0	0	0	0	0	0
Phil Garner, R (1, 4) OBP: 0.330, SLG: 0.384	FC3-6 F4-3 1B 1-2f		P5		F7			SH5-3 1-2		3	1	0	0	0	0	2
Dave Parker, L (1, 9) OBP: 0.307, SLG: 0.456	F4-3 1-2			F4-3 2B		L6		IBB		3	0	1	0	1	0	1
John Milner, L (1, 3) OBP: 0.262, SLG: 0.214	1B 2-H			F8		K		8-5 2-3f		4	0	1	1	0	1	3
Mike Easler, L (1, 7) OBP: 0.425, SLG: 0.729	F4-3			F4-3 2-3		3-1			HR	4	1	1	1	0	0	2
Dale Berra, R (1, 5) OBP: 0.288, SLG: 0.294		K		F4-3			K		F3	4	0	0	0	0	2	1
Ed Ott, L (1, 2) OBP: 0.341, SLG: 0.358		K			F4-3		1B		K	4	0	1	0	0	2	0
Vance Law, R (1, 6) OBP: 0.267, SLG: 0.345		1-3			SH2-3 1B 1B		F9		F7	4	1	1	0	0	0	1
Eddie Solomon, R (1, 1) OBP: 0.250, SLG: 0.250										2	0	1	0	0	0	1
Kent Tekulve, R (7, 1)			G6-3 1B		SH2-3 1-2		F9			0	0	0	0	0	0	0
Inning Stats	R: 1 H: 2 E: 0 LOB: 1 K: 0 BB: 0 S: 5 P: 5	R: 0 H: 0 E: 0 LOB: 0 K: 2 BB: 0 S: 7 P: 7	R: 0 H: 1 E: 0 LOB: 0 K: 0 BB: 0 S: 3 P: 3	R: 0 H: 1 E: 0 LOB: 1 K: 0 BB: 0 S: 4 P: 4	R: 1 H: 2 E: 0 LOB: 1 K: 0 BB: 0 S: 5 P: 5	R: 0 H: 0 E: 0 LOB: 0 K: 1 BB: 0 S: 5 P: 5	R: 0 H: 1 E: 0 LOB: 1 K: 1 BB: 0 S: 6 P: 6	R: 0 H: 1 E: 0 LOB: 1 K: 0 BB: 1 S: 3 P: 7	R: 1 H: 1 E: 0 LOB: 0 K: 1 BB: 0 S: 6 P: 6	1B: 7 SF: 0 2B: 2 SAC: 2 3B: 0 DP: 2 HR: 1 HBP: 0						

TOP

Pittsburgh Pirates @ New York Mets

Shea Stadium, Flushing, NY

Sun Jun 08 1980, 3:38 AM EDT

Att. 29,329 - Unknown

livebaseballscorecards.com

AB	32
R	3
H	9
RBI	3
BB	1
SO	5
LOB	12

WP: 0 PA: 35
PB: 0
SB: 0
CS: 0

PITCHER		IP	WLS	BF	H	R	ER	SO	BB	IBB	HBP	BLK	WP	HR	S	P	ERA	WHIP
Mark Bomback, R ERA: 4.57	(1, 1)	6.0	L	23	6	2	2	3	0	0	0	0	0	0	29	29	3.00	1.000
Jeff Reardon, R ERA: 3.41	(7, 1)	2.0		8	2	0	0	1	0	1	0	0	0	0	9	13	0.00	1.000
Pete Falcone, L ERA: 5.02	(9, 1)	1.0		4	1	1	1	1	0	0	0	0	0	1	6	6	9.00	1.000

PITCHER	IP	WLS	BF	H	R	ER	SO	BB	IBB	HBP	BLK	WP	HR	S	P	ERA	WHIP

Pittsburgh Pirates @ New York Mets

Shea Stadium, Flushing, NY

Sun Jun 08 1980, 3:38 AM EDT

Att. 29,329 - Unknown

BOTTOM

livebaseballscorecards.com

Batter	1	2	3	4	5	6	7	8	9	AB	R	H	RBI	BB	SO	LOB
Lee Mazzilli, S (1, 8) OBP: 0.374, SLG: 0.345	K			1-3		BB			E4 G4-6-3	3	0	0	0	1	1	0
Frank Taveras, R (1, 6) OBP: 0.338, SLG: 0.351	CS 1B			1-3		G5-4-3			G4-6-3	4	0	1	0	0	0	4
Steve Henderson, R (1, 7) OBP: 0.407, SLG: 0.443	K			L8			G5-4-3 1B			4	0	2	0	0	1	1
Mike Jorgensen, L (1, 3) OBP: 0.345, SLG: 0.413		F8			F8		G5-4-3		F8	4	0	1	0	0	0	1
John Stearns, R (1, 2) OBP: 0.365, SLG: 0.427		F8			4-3		G5-4-3			3	0	0	0	0	0	2
Joel Youngblood, R (1, 9) OBP: 0.326, SLG: 0.361		F6			6-3		5-3			3	0	0	0	0	0	1
Alex Trevino, R (1, 5) OBP: 0.422, SLG: 0.415			5-3			1B		5-3		3	0	1	0	0	0	0
Doug Flynn, R (1, 4) OBP: 0.259, SLG: 0.256			F6-3			BB		K		3	0	1	0	0	1	0
Mark Bomback, R (1, 1) OBP: 0.333, SLG: 0.333			4-3			K		4-3		1	0	0	0	0	0	0
Jerry Morales, R (6, PH) OBP: 0.255, SLG: 0.255										1	0	0	0	0	1	2
Jeff Reardon, R (7, 1)										0	0	0	0	0	0	0
Dan Norman, R (8, PH) OBP: 0.200, SLG: 0.325										1	0	0	0	0	0	0
Pete Falcone, L (9, 1) OBP: 0.176, SLG: 0.125										0	0	0	0	0	0	0

	AB	30
	R	0
	H	6
	RBI	0
	BB	1
	SO	4
	LOB	11

Inning Stats	1	2	3	4	5	6	7	8	9	1B: 6	SF: 0	WP: 0	PA: 31
	R: 0 E: 0 K: 2 S: 7	R: 0 E: 0 K: 0 S: 3	R: 0 E: 0 K: 0 S: 3	R: 0 E: 0 K: 0 S: 3	R: 0 E: 0 K: 0 S: 3	R: 0 E: 0 K: 1 S: 6	R: 0 E: 0 K: 0 S: 4	R: 0 E: 0 K: 1 S: 5	R: 0 E: 1 K: 0 S: 4	2B: 0	SAC: 0	PB: 0	
	H: 1 LOB: 0 BB: 0 P: 7	H: 0 LOB: 0 BB: 0 P: 3	H: 0 LOB: 0 BB: 0 P: 3	H: 0 LOB: 0 BB: 0 P: 3	H: 0 LOB: 0 BB: 0 P: 3	H: 2 LOB: 2 BB: 1 P: 10	H: 2 LOB: 1 BB: 0 P: 4	H: 0 LOB: 0 BB: 0 P: 5	H: 1 LOB: 1 BB: 0 P: 4	3B: 0 HR: 0	DP: 3 HBP: 0	SB: 0 CS: 1	

PITCHER		IP	WLS	BF	H	R	ER	SO	BB	IBB	HBP	BLK	WP	HR	S	P	ERA	WHIP
Eddie Solomon, R ERA: 2.4	(1, 1)	6.0	W	22	5	0	0	3	1	0	0	0	0	0	27	31	0.00	1.000
Kent Tekulve, R ERA: 3.94	(7, 1)	3.0	S	9	1	0	0	1	0	0	0	0	0	0	11	11	0.00	0.333

PITCHER	IP	WLS	BF	H	R	ER	SO	BB	IBB	HBP	BLK	WP	HR	S	P	ERA	WHIP

Batter	1	2	3	4	5	6	7	8	9	AB	R	H	RBI	BB	SO	LOB
Omar Moreno, L (1, 8) OBP: 0.325, SLG: 0.372	4-3		K		F8		6-3			4	0	0	0	0	1	0
Vance Law, R (1, 6) OBP: 0.235, SLG: 0.303	K			4-3		P6	P6			4	0	0	0	0	1	0
Dave Parker, L (1, 9) OBP: 0.315, SLG: 0.459	1B			3B 1B		HR BB		F8		3	2	2	0	1	0	0
Willie Stargell, L (1, 3) OBP: 0.405, SLG: 0.562	K			K		1-H HR		6-3		4	1	1	2	0	2	2
Mike Easler, L (1, 7) OBP: 0.440, SLG: 0.797 Lee Lacy, R (8, 7) OBP: 0.480, SLG: 0.659		K	1B 3B	1-H	FC4-6 1B			HR		4 0	2 0	3 0	2 0	0 0	1 0	0 0
Phil Garner, R (1, 4) OBP: 0.328, SLG: 0.381		P4	S 1B	3-H	FC4-6 S	1-2f		F8		4	0	1	1	0	0	1
Ed Ott, L (1, 2) OBP: 0.338, SLG: 0.350		4-3	6-3	1-2		BB			1-3	3	0	0	0	1	0	1
Dale Berra, R (1, 5) OBP: 0.286, SLG: 0.292			P4	P4	F8				B5-6-4 1B	4	0	1	0	0	0	2
John Candelaria, L (1, 1) OBP: 0.241, SLG: 0.222 Kent Tekulve, R (9, 1)			K	K			K		B5-6-4 1-2f	4 0	0 0	0 0	0 0	0 0	3 0	1 0
Inning Stats	R: 0 E: 0 K: 2 S: 8 H: 1 LOB: 1 BB: 0 P: 8	R: 0 E: 0 K: 1 S: 5 H: 0 LOB: 0 BB: 0 P: 5	R: 0 E: 0 K: 2 S: 7 H: 0 LOB: 0 BB: 0 P: 7	R: 2 E: 0 K: 1 S: 8 H: 3 LOB: 1 BB: 0 P: 8	R: 0 E: 0 K: 1 S: 5 H: 0 LOB: 0 BB: 0 P: 5	R: 2 E: 0 K: 0 S: 5 H: 2 LOB: 2 BB: 2 P: 13	R: 0 E: 0 K: 1 S: 5 H: 0 LOB: 0 BB: 0 P: 5	R: 1 E: 0 K: 0 S: 4 H: 1 LOB: 0 BB: 0 P: 4	R: 0 E: 0 K: 0 S: 3 H: 1 LOB: 0 BB: 0 P: 3	1B: 5 2B: 0 3B: 1 HR: 2 SF: 0 SAC: 0 DP: 1 HBP: 0						

PITCHER		IP	WLS	BF	H	R	ER	SO	BB	IBB	HBP	BLK	WP	HR	S	P	ERA	WHIP
Mario Soto, R ERA: 4.04	(1, 1)	8.0	L	33	7	5	5	8	2	0	0	0	0	2	47	55	5.62	1.125
Sheldon Burnside, L ERA: 2.7	(9, 1)	1.0		3	1	0	0	0	0	0	0	0	0	0	3	3	0.00	1.000

PITCHER	IP	WLS	BF	H	R	ER	SO	BB	IBB	HBP	BLK	WP	HR	S	P	ERA	WHIP

TOP

Pittsburgh Pirates @ Cincinnati Reds

Riverfront Stadium, Cincinnati, OH

Tue Jun 10 1980, 7:05 PM EDT

Att. 26,648 - Unknown

livebaseballscorecards.com

AB	34
R	5
H	8
RBI	5
BB	2
SO	8
LOB	7

Batter	1	2	3	4	5	6	7	8	9	AB	R	H	RBI	BB	SO	LOB
Dave Collins, S (1, 8) OBP: 0.333, SLG: 0.365	S 1B SF8 1B	6-3			E4 1B			6-3		4	1	2	0	0	0	1
Sheldon Burnside, R (9, 1)										0	0	0	0	0	0	0
Dave Concepcion, R (1, 6) OBP: 0.268, SLG: 0.311	1B E 1B 1-2		6-3		6-3			F8		4	1	1	0	0	0	1
Ken Griffey, L (1, 9) OBP: 0.375, SLG: 0.437	F7 2-3		K			4-3			HR	4	1	1	1	0	1	2
George Foster, R (1, 7) OBP: 0.311, SLG: 0.384	SF8 3-H		K			4-3			K	3	0	0	1	0	2	0
Ray Knight, R (1, 5) OBP: 0.330, SLG: 0.493	E5 1B 1-H			G5-4-3 1B		F8			6-3	4	0	2	0	0	0	0
Johnny Bench, R (1, 2) OBP: 0.318, SLG: 0.425	5-3			G5-4-3 1-2f			K		P4	4	0	0	0	0	1	2
Dan Driessen, L (1, 3) OBP: 0.381, SLG: 0.438		FC5-4 BB		K			B1-3			2	0	0	0	1	1	0
Junior Kennedy, R (1, 4) OBP: 0.358, SLG: 0.410		FC5-4 SH1-4 1-2f			6-3		K			3	0	0	0	0	1	1
Mario Soto, R (1, 1)		SH1-4 1-2			1-3			6-3		1	0	0	0	0	0	0
Rick Auerbach, R (8, PH) OBP: 0.414, SLG: 0.462										1	0	0	0	0	0	0
Cesar Geronimo, L (9, 8) OBP: 0.315, SLG: 0.333										0	0	0	0	0	0	0
Inning Stats	R: 2 H: 3 E: 1 LOB: 1 K: 0 BB: 0 S: 6 P: 6	R: 0 H: 0 E: 0 LOB: 1 K: 0 BB: 1 S: 3 P: 7	R: 0 H: 0 E: 0 LOB: 0 K: 2 BB: 0 S: 7 P: 7	R: 0 H: 1 E: 0 LOB: 0 K: 1 BB: 0 S: 5 P: 5	R: 0 H: 1 E: 1 LOB: 1 K: 0 BB: 0 S: 4 P: 4	R: 0 H: 0 E: 0 LOB: 0 K: 0 BB: 0 S: 3 P: 3	R: 0 H: 0 E: 0 LOB: 0 K: 2 BB: 0 S: 7 P: 7	R: 0 H: 0 E: 0 LOB: 0 K: 0 BB: 0 S: 3 P: 3	R: 1 H: 1 E: 0 LOB: 0 K: 1 BB: 0 S: 6 P: 6	1B: 5 SF: 1 2B: 0 SAC: 1 3B: 0 DP: 1 HR: 1 HBP: 0						

PITCHER	IP	WLS	BF	H	R	ER	SO	BB	IBB	HBP	BLK	WP	HR	S	P	ERA	WHIP
John Candelaria, L (1, 1) ERA: 3.67	8.0	W	30	6	3	2	5	1	0	0	0	0	1	39	43	2.25	0.875
Kent Tekulve, R (9, 1) ERA: 3.82	1.0	S	3	0	0	0	1	0	0	0	0	0	0	5	5	0.00	0.000

PITCHER	IP	WLS	BF	H	R	ER	SO	BB	IBB	HBP	BLK	WP	HR	S	P	ERA	WHIP

BOTTOM

Pittsburgh Pirates @ Cincinnati Reds

Riverfront Stadium, Cincinnati, OH

Tue Jun 10 1980, 7:05 PM EDT

Att. 26,648 - Unknown

livebaseballscorecards.com

AB	30
R	3
H	6
RBI	2
BB	1
SO	6
LOB	7

1B: 5	SF: 1	WP: 0	PA: 33
2B: 0	SAC: 1	PB: 0	
3B: 0	DP: 1	SB: 1	
HR: 1	HBP: 0	CS: 0	

Batter	1	2	3	4	5	6	7	8	9	AB	R	H	RBI	BB	SO	LOB
Omar Moreno, L (1, 8) OBP: 0.320, SLG: 0.365	x 0-0 ① F7		x 0-0 ① 4-3		x 0-0 ③ F7			x 0-0 ② F7		4	0	0	0	0	0	0
Vance Law, R (1, 6) OBP: 0.243, SLG: 0.306	S S S 0-3 ② K		x 0-0 G4-6-3 1B			x 0-0 ① F7		S S S 0-3 ③ K		3	0	1	0	0	1	0
Lee Lacy, R (8, PH) OBP: 0.475, SLG: 0.652 (8, 5)										1	0	0	0	0	1	0
Dave Parker, L (1, 9) OBP: 0.314, SLG: 0.455	x 0-0 ③ 6-3		x 0-0 ② ③ G4-6-3 1-2f			x 0-0 ② 4-3			x 0-0 F7 1B	4	0	1	0	0	0	1
Matt Alexander, S (9, PR)										0	0	0	0	0	0	0
Willie Stargell, L (1, 3) OBP: 0.392, SLG: 0.541		S S S 0-3 ① K		S S S 0-3 ① K		x 0-0 ③ F7			S S S 0-3 ① K	4	0	0	0	0	3	1
Mike Easler, L (1, 7) OBP: 0.432, SLG: 0.769		S S S 0-3 ② K		x 0-0 1B			S S S 0-3 ① K		x 0-0 ② F7 1-2	4	0	1	0	0	2	1
Phil Garner, R (1, 4) OBP: 0.332, SLG: 0.400		x 0-0 HR		x 0-0 ② F7			x 0-0 S 1B		S S S 0-3 ③ K	4	1	2	1	0	1	3
Ed Ott, L (1, 2) OBP: 0.338, SLG: 0.349		x 0-0 3B 1B		x 0-0 ③ L6			x 0-0 ② F2 1-2			3	1	1	0	0	0	2
Dale Berra, R (1, 5) OBP: 0.288, SLG: 0.320 (8, 6)		x 0-0 1-H 3B			x 0-0 ① 1-3		x 0-0 ③ F9			3	0	1	1	0	0	1
Bert Blyleven, R (1, 1) OBP: 0.095, SLG: 0.050		S S S 0-3 ③ K			S S S 0-3 ② K			x 0-0 ① 4-3		2	0	0	0	0	2	1
John Milner, L (8, PH) OBP: 0.258, SLG: 0.211										1	0	0	0	0	0	0
Enrique Romo, R (8, 1) OBP: 0.600, SLG: 0.500										0	0	0	0	0	0	0
Inning Stats	R: 0 E: 0 K: 1 S: 5 H: 0 LOB: 0 BB: 0 P: 5	R: 2 E: 0 K: 3 S: 12 H: 3 LOB: 1 BB: 0 P: 12	R: 0 E: 0 K: 0 S: 3 H: 1 LOB: 0 BB: 0 P: 3	R: 0 E: 0 K: 1 S: 6 H: 1 LOB: 1 BB: 0 P: 6	R: 0 E: 0 K: 1 S: 5 H: 0 LOB: 0 BB: 0 P: 5	R: 0 E: 0 K: 0 S: 3 H: 0 LOB: 0 BB: 0 P: 3	R: 0 E: 0 K: 1 S: 6 H: 1 LOB: 1 BB: 0 P: 6	R: 0 E: 0 K: 1 S: 5 H: 0 LOB: 0 BB: 0 P: 5	R: 0 E: 0 K: 2 S: 8 H: 1 LOB: 2 BB: 0 P: 8	1B: 5 2B: 0 3B: 1 HR: 1	SF: 0 SAC: 0 DP: 1 HBP: 0						

TOP

Pittsburgh Pirates @ Cincinnati Reds

Riverfront Stadium, Cincinnati, OH

Wed Jun 11 1980, 7:05 PM EDT

Att. 29,211 - Unknown

livebaseballscorecards.com

AB	33
R	2
H	7
RBI	2
BB	0
SO	10
LOB	10

PITCHER		IP	WLS	BF	H	R	ER	SO	BB	IBB	HBP	BLK	WP	HR	S	P	ERA	WHIP
Frank Pastore, R ERA: 2.73	(1, 1)	9.0	W	33	7	2	2	10	0	0	0	0	0	1	53	53	2.00	0.778

PITCHER	IP	WLS	BF	H	R	ER	SO	BB	IBB	HBP	BLK	WP	HR	S	P	ERA	WHIP

Batter	1	2	3	4	5	6	7	8	9	AB	R	H	RBI	BB	SO	LOB
Dave Collins, S (1, 8) OBP: 0.332, SLG: 0.359	SSS 0-3 ① K		x 0-0 ② FC6-4 1B S E 1-2f		SSS 0-3 ① K	0-3 ① 1B IBB				3	1	0	0	1	2	1
Cesar Geronimo, L (7, 8) OBP: 0.315, SLG: 0.333										0	0	0	0	0	0	0
Dave Concepcion, R (1, 6) OBP: 0.276, SLG: 0.316	SSS 0-3 ② K		x 0-0 E 1-3 1B		BBBB 4-0 1B 1B BB	x 0-0 ③ 1-2 2-H 1B				3	1	2	0	1	1	0
Ken Griffey, L (1, 9) OBP: 0.373, SLG: 0.433	SSS 0-3 ③ K		x 0-0 E3 1-2 3-H		x 0-0 G3 1B 1-2 1B		x 0-0 ① F8			4	0	1	0	0	1	1
George Foster, R (1, 7) OBP: 0.310, SLG: 0.380		x 0-0 ① 5-3	SSS 0-3 ③ K		x 0-0 G3 1-2 2-H 1B		x 0-0 ② F9			4	0	1	1	0	1	2
Dan Driessen, L (1, 3) OBP: 0.379, SLG: 0.430		BBBB 4-0 BB		x 0-0 ① F8	x 0-0 ② G3 1-2 2-3		x 0-0 ③ 4-3			3	0	0	0	1	0	2
Ray Knight, R (1, 5) OBP: 0.324, SLG: 0.483		x 0-0 ② L9		x 0-0 ② 5-3	x 0-0 ③ 6-3			x 0-0 ① 5-3		4	0	0	0	0	0	3
Johnny Bench, R (1, 2) OBP: 0.323, SLG: 0.449		x 0-0 ③ L5		x 0-0 HR		x 0-0 SH3-4 1B 1B		x 0-0 ② F7		4	1	2	1	0	0	1
Junior Kennedy, R (1, 4) OBP: 0.356, SLG: 0.402			x 0-0 ① F7	BBBB 4-0 BB		x 0-0 ① F9		x 0-0 ③ F7		3	0	0	0	1	0	1
Frank Pastore, R (1, 1) OBP: 0.167, SLG: 0.107			BBBB 4-0 FC6-4 BB	SSS 0-3 ③ K		x 0-0 ② SH3-4 1-2				1	0	0	0	1	1	1
Inning Stats	R: 0 H: 0 E: 0 LOB: 0 K: 3 BB: 0 S: 9 P: 9	R: 0 H: 0 E: 0 LOB: 1 K: 0 BB: 1 S: 3 P: 7	R: 1 H: 1 E: 1 LOB: 2 K: 1 BB: 1 S: 7 P: 11	R: 1 H: 1 E: 0 LOB: 1 K: 1 BB: 1 S: 6 P: 10	R: 1 H: 2 E: 0 LOB: 2 K: 1 BB: 1 S: 7 P: 11	R: 0 H: 2 E: 0 LOB: 2 K: 0 BB: 1 S: 4 P: 8	R: 0 H: 0 E: 0 LOB: 0 K: 0 BB: 0 S: 3 P: 3	R: 0 H: 0 E: 0 LOB: 0 K: 0 BB: 0 S: 3 P: 3		1B: 5 SF: 0 2B: 0 SAC: 1 3B: 0 DP: 0 HR: 1 HBP: 0				WP: 0 PA: 35 PB: 0 SB: 1 CS: 0		

PITCHER		IP	WLS	BF	H	R	ER	SO	BB	IBB	HBP	BLK	WP	HR	S	P	ERA	WHIP
Bert Blyleven, R ERA: 4.1	(1, 1)	7.0	L	32	6	3	2	6	4	1	0	0	0	1	39	59	2.57	1.429
Enrique Romo, R ERA: 2.06	(8, 1)	1.0		3	0	0	0	0	0	0	0	0	0	0	3	3	0.00	0.000

PITCHER	IP	WLS	BF	H	R	ER	SO	BB	IBB	HBP	BLK	WP	HR	S	P	ERA	WHIP

BOTTOM

Pittsburgh Pirates @ Cincinnati Reds

Riverfront Stadium, Cincinnati, OH

Wed Jun 11 1980, 7:05 PM EDT

Att. 29,211 - Unknown

livebaseballscorecards.com

AB	29
R	3
H	6
RBI	2
BB	5
SO	6
LOB	12

Batter	1	2	3	4	5	6	7	8	9	AB	R	H	RBI	BB	SO	LOB
Omar Moreno, L (1, 8) OBP: 0.318, SLG: 0.362	4-3	CS S 1B	1-3			F8 1-2			P6	5	0	1	0	0	0	1
Vance Law, R (1, 6) OBP: 0.262, SLG: 0.300	6-3	BB 1-3		6-3			8-3 1B		F8	4	0	1	0	1	0	0
Dave Parker, L (1, 9) OBP: 0.316, SLG: 0.456	BB S 1B	4-3		4-3			8-3 1-2f		PB 2B	4	1	1	0	1	0	2
John Milner, L (1, 3) OBP: 0.269, SLG: 0.274	3B 1-H 1B		F8	P4			HR		K 2-3	5	2	2	2	0	1	1
Mike Easler, L (1, 7) OBP: 0.457, SLG: 0.854 Bill Robinson, R (7, 7) OBP: 0.315, SLG: 0.508	2B 1-H 3B	2B 2B			FC5-4 1B		HR			4 0	3 0	4 0	2 0	0 0	0 0	0 0
Phil Garner, R (1, 4) OBP: 0.335, SLG: 0.413	2B 3-H 2B	HR 2-H 2B			FC5-4 G4-6-3 1-2f		F7			4	2	2	2	0	0	1
Ed Ott, L (1, 2) OBP: 0.350, SLG: 0.364	2B 2-H 2B	HR IBB			G4-6-3 1-2f			G6-4-3 1B		3	1	2	1	1	0	1
Dale Berra, R (1, 5) OBP: 0.286, SLG: 0.354	5-3	1-H 2-H HR				5-3		G6-4-3 1-2f		4	1	1	3	0	0	2
Jim Bibby, R (1, 1) OBP: 0.250, SLG: 0.219 Manny Sanguillen, R (6, PH) OBP: 0.429, SLG: 0.571 Enrique Romo, R (6, 1) OBP: 0.500, SLG: 0.400		G3	B2-3			CS 1B		F8		2 1 1	0 0 0	0 1 0	0 0 0	0 0 0	0 0 0	0 0 0
Inning Stats	R: 4 H: 4 E: 0 LOB: 1 K: 0 BB: 1 S: 7 P: 11	R: 0 H: 1 E: 0 LOB: 1 K: 0 BB: 1 S: 3 P: 7	R: 4 H: 3 E: 0 LOB: 0 K: 0 BB: 1 S: 6 P: 10	R: 0 H: 0 E: 0 LOB: 0 K: 0 BB: 0 S: 3 P: 3	R: 0 H: 1 E: 0 LOB: 0 K: 0 BB: 0 S: 3 P: 3	R: 0 H: 1 E: 0 LOB: 0 K: 0 BB: 0 S: 3 P: 3	R: 2 H: 3 E: 0 LOB: 0 K: 0 BB: 0 S: 5 P: 5	R: 0 H: 1 E: 0 LOB: 0 K: 0 BB: 0 S: 3 P: 3	R: 0 H: 1 E: 0 LOB: 1 K: 1 BB: 0 S: 6 P: 6	1B: 6 SF: 0 2B: 6 SAC: 0 3B: 1 DP: 3 HR: 3 HBP: 0						

PITCHER		IP	WLS	BF	H	R	ER	SO	BB	IBB	HBP	BLK	WP	HR	S	P	ERA	WHIP
Michael LaCoss, R ERA: 5.42	(1, 1)	3.0	L	19	8	8	8	0	2	1	0	0	0	1	16	28	24.00	3.333
Dave Tomlin, L ERA: 4.96	(4, 1)	3.0		9	2	0	0	0	0	0	0	0	0	0	9	9	0.00	0.667
Doug Bair, R ERA: 4.84	(7, 1)	2.0		8	4	2	2	0	0	0	0	0	0	2	8	8	9.00	2.000
Sheldon Burnside, L ERA: 2.08	(9, 1)	1.0		4	1	0	0	1	0	0	0	0	0	0	6	6	0.00	1.000

PITCHER	IP	WLS	BF	H	R	ER	SO	BB	IBB	HBP	BLK	WP	HR	S	P	ERA	WHIP

TOP

Pittsburgh Pirates @ Cincinnati Reds

Riverfront Stadium, Cincinnati, OH

Thu Jun 12 1980, 3:33 AM EDT

Att. 31,557 - Unknown

livebaseballscorecards.com

AB	37
R	10
H	15
RBI	10
BB	3
SO	1
LOB	8

WP: 0	PA: 40		
PB: 1			
SB: 2			
CS: 2			

Batter	1	2	3	4	5	6	7	8	9	AB	R	H	RBI	BB	SO	LOB
Dave Collins, S (1, 8) OBP: 0.338, SLG: 0.372	S S S 0-3 ① K	B B B 4-0 BLK S BB		x 0-0 ② F5		x 0-0 1-H FC1-5-2-6-1 3B		x 0-0 1B		4	0	2	1	1	1	1
Dave Concepcion, R (1, 6) OBP: 0.279, SLG: 0.323	x 0-0 2B 2B	x 0-0 BLK 1-2 1B		x 0-0 ③ P4		x 0-0 ① FC1-5-2-6-1 PB 3-H		x 0-0 ③ 1-3		5	1	2	0	0	0	3
Ken Griffey, L (1, 9) OBP: 0.373, SLG: 0.453	x 0-0 HBP BB 2-H 2B	S S S 0-3 ② K 1-2 2-3			S S S 0-3 ① K	x 0-0 ② F9 2-3			x 0-0 HR	5	2	2	2	0	2	3
George Foster, R (1, 7) OBP: 0.307, SLG: 0.371	S S S 0-3 ② K	x 0-0 ③ F3			B B B 4-0 2B BB	S S S 0-3 ③ K			S S S 0-3 ① K	4	1	0	0	1	3	4
Dan Driessen, L (1, 3) OBP: 0.379, SLG: 0.432	B B B B 4-0 BB HBP BB		x 0-0 ① F8		x 0-0 1-H 2B 2B		x 0-0 ① L4		S S S 0-3 ② K	4	1	1	1	1	1	0
Ray Knight, R (1, 5) OBP: 0.327, SLG: 0.483 Harry Spilman, L (3, 5) OBP: 0.327, SLG: 0.469	H 1-0 BB 1-2 2-3 HBP		S S S 0-3 ② K		x 0-0 2-H 2B		x 0-0 ② G3		x 0-0 1B	0 4	0 0	0 2	0 1	0 0	0 1	0 0
Junior Kennedy, R (1, 4) OBP: 0.352, SLG: 0.393	B B B B 4-0 1-2 2-3 3-H BB		x 0-0 ③ F8		x 0-0 ② 6-3		x 0-0 ③ F3		x 0-0 ③ F8	4	0	0	1	1	0	2
Don Werner, R (1, 2) OBP: 0.260, SLG: 0.203	S S S 0-3 ③ K			x 0-0 ① F7	x 0-0 ③ F7			x 0-0 ① G3		4	0	0	0	0	1	4
Michael LaCoss, R (1, 1) OBP: 0.143, SLG: 0.148 Dave Tomlin, L (4, 1) Cesar Geronimo, L (6, PH) OBP: 0.324, SLG: 0.343 Doug Bair, R (7, 1) Ron Oester, S (8, PH) OBP: 0.321, SLG: 0.370 Sheldon Burnside, R (9, 1)		S S S 0-3 ① K		B B B 4-0 BB		x 0-0 3B 1B		x 0-0 ② F7		1 0 1 0 1 0 0	0 0 1 0 0 0 0	0 0 1 0 0 0 0	0 0 0 0 0 0 0	0 1 0 0 0 0 0	1 0 0 0 0 0 0	0 0 0 0 0 0 0
Inning Stats	R: 2 H: 2 E: 0 LOB: 3 K: 3 BB: 2 S: 11 P: 20	R: 0 H: 1 E: 0 LOB: 2 K: 2 BB: 1 S: 8 P: 12	R: 0 H: 0 E: 0 LOB: 0 K: 1 BB: 0 S: 5 P: 5	R: 0 H: 0 E: 0 LOB: 1 K: 0 BB: 1 S: 3 P: 7	R: 2 H: 2 E: 0 LOB: 1 K: 1 BB: 1 S: 7 P: 11	R: 1 H: 2 E: 0 LOB: 1 K: 1 BB: 0 S: 7 P: 7	R: 0 H: 0 E: 0 LOB: 0 K: 0 BB: 0 S: 3 P: 3	R: 0 H: 1 E: 0 LOB: 1 K: 0 BB: 0 S: 4 P: 4	R: 1 H: 2 E: 0 LOB: 1 K: 2 BB: 0 S: 9 P: 9	1B: 4 SF: 0 2B: 4 SAC: 0 3B: 1 DP: 0 HR: 1 HBP: 1						

PITCHER		IP	WLS	BF	H	R	ER	SO	BB	IBB	HBP	BLK	WP	HR	S	P	ERA	WHIP
Jim Bibby, R ERA: 3.21	(1, 1)	5.0	W	26	5	4	4	7	5	0	1	1	0	0	34	55	7.20	2.000
Enrique Romo, R ERA: 2.27	(6, 1)	4.0	S	17	5	2	2	3	0	0	0	0	0	1	23	23	4.50	1.250

PITCHER	IP	WLS	BF	H	R	ER	SO	BB	IBB	HBP	BLK	WP	HR	S	P	ERA	WHIP

Pittsburgh Pirates @ Cincinnati Reds

Riverfront Stadium, Cincinnati, OH

Thu Jun 12 1980, 3:33 AM EDT

Att. 31,557 - Unknown

BOTTOM

livebaseballscorecards.com

AB	37
R	6
H	10
RBI	6
BB	5
SO	10
LOB	17

Houston Astros @ Pittsburgh Pirates

Three Rivers Stadium, Pittsburgh, PA

Fri Jun 13 1980, 7:05 PM EDT

Att. 31,854 - Unknown

TOP

livebaseballscorecards.com

Batter	1	2	3	4	5	6	7	8	9	AB	R	H	RBI	BB	SO	LOB
Rafael Landestoy, S (1, 6) OBP: 0.293, SLG: 0.343	F2			6-3		BB, 1B		L4		3	1	0	0	1	0	0
Terry Puhl, L (1, 9) OBP: 0.364, SLG: 0.452	P2-3, BB			G3		F7		F3		3	0	0	0	1	0	1
Joe Morgan, L (1, 4) OBP: 0.332, SLG: 0.363	P2-3 1-2f			F3		1B, BB 1-2			F3	3	0	0	0	1	0	1
Jose Cruz, L (1, 7) OBP: 0.393, SLG: 0.438		K			F8	1B 1-2 2-H			3B, 1B	4	1	2	1	0	1	0
Denny Walling, L (1, 3) OBP: 0.400, SLG: 0.419		5-3			2B, 1B	4-3			1-H, 3B	4	1	2	1	0	0	2
Enos Cabell, R (1, 5) OBP: 0.309, SLG: 0.356		5-3			1-H, 2B		3-1		F7	4	0	1	1	0	0	1
Cesar Cedeno, R (1, 8) OBP: 0.381, SLG: 0.463			F4		F7		6-3		K	4	0	0	0	0	1	2
Alan Ashby, S (1, 2) OBP: 0.341, SLG: 0.380			K		3-1		4-3			3	0	0	0	0	1	1
Joe Niekro, R (1, 1) OBP: 0.258, SLG: 0.333 Joaquin Andujar, S (5, 1) OBP: 0.333, SLG: 0.333 Julio Gonzalez, R (6, PH) OBP: 0.088, SLG: 0.118 Randy Niemann, L (6, 1) Dave Bergman, L (8, PH) OBP: 0.194, SLG: 0.107 Dave Smith, R (8, 1)			F8			4-3		F8		1 0 1 0 1 0	0 0 0 0 0 0	0 0 0 0 0 0	0 0 0 0 0 0	0 0 0 0 0 0	0 0 0 0 0 0	0 0 0 0 0 0

Inning Stats	1	2	3	4	5	6	7	8	9
R	0	0	0	0	1	1	0	0	1
E	0	0	0	0	0	0	0	0	0
K	0	1	1	0	0	0	0	0	1
S	2	5	5	3	5	4	3	3	7
H	0	0	0	0	2	1	0	0	2
LOB	0	0	0	0	1	2	0	1	0
BB	1	0	0	0	0	2	0	0	0
P	6	5	5	3	5	12	3	3	7

1B	3
2B	2
3B	1
HR	0
SF	0
SAC	0
DP	1
HBP	0
WP	0
PB	0
SB	0
CS	0
PA	34

AB	31
R	3
H	5
RBI	3
BB	3
SO	3
LOB	8

PITCHER		IP	WLS	BF	H	R	ER	SO	BB	IBB	HBP	BLK	WP	HR	S	P	ERA	WHIP
Eddie Solomon, R ERA: 2.58	(1, 1)	8.1	W	32	5	3	3	2	3	0	0	0	0	0	33	45	3.24	0.960
Kent Tekulve, R ERA: 3.74	(9, 1)	0.2	S	2	0	0	0	1	0	0	0	0	0	0	4	4	0.00	0.000

PITCHER	IP	WLS	BF	H	R	ER	SO	BB	IBB	HBP	BLK	WP	HR	S	P	ERA	WHIP

Batter	1	2	3	4	5	6	7	8	9	AB	R	H	RBI	BB	SO	LOB
Omar Moreno, L (1, 8) OBP: 0.316, SLG: 0.358	FC1-5 S 1B		F8 ①	FC4-6 ③ 1-2f		K ① S S S		K ① S S S		5	0	1	0	0	2	1
Tim Foli, R (1, 6) OBP: 0.295, SLG: 0.317	FC1-5 ① 4-3 HR 1-3		PB 1B 1B		HR 2B	F6 ②		6-3 ②		5	3	2	0	0	0	1
Dave Parker, L (1, 9) OBP: 0.314, SLG: 0.447	4-3 ② 1-2		6-3 ② 1-2		3-1 ① B B B B	2B BB		L9 ③		4	0	0	0	1	0	3
Willie Stargell, L (1, 3) OBP: 0.410, SLG: 0.619	HR 2-H		1B 2-H 1B		HR 2-H	1-3 2B				4	2	4	5	0	0	0
Mike Easler, L (1, 7) OBP: 0.474, SLG: 0.857 Bill Robinson, R (6, 7) OBP: 0.313, SLG: 0.504	PB 1B		FC6-4 1-3 1B		B B B B G3 1B BB	F5 ③				2 1	0 0	2 0	0 0	1 0	0 0	0 2
Phil Garner, R (1, 4) OBP: 0.333, SLG: 0.410	4-3 ③ 1-2		FC6-4 ③ 1-2f		G3 1-2 1B		5-3 ①			4	0	1	0	0	0	3
Ed Ott, L (1, 2) OBP: 0.340, SLG: 0.353		F8 ① S S S		4-3 ① S S S	G3 ② 1-2 2-3	3-1 ②				4	0	0	0	0	0	2
Dale Berra, R (1, 5) OBP: 0.295, SLG: 0.354		K ② S S S		6-3 ② S S S	IBB	E7 1B				3	0	1	0	1	1	0
Eddie Solomon, R (1, 1) OBP: 0.250, SLG: 0.250 Kent Tekulve, R (9, 1)		F9 ③		FC4-6 1B	K ③	K ③				4 0	0 0	1 0	0 0	0 0	2 0	4 0
Inning Stats	R: 2 E: 0 K: 0 S: 6 H: 3 LOB: 1 BB: 0 P: 6		R: 0 E: 0 K: 1 S: 5 H: 0 LOB: 0 BB: 0 P: 5	R: 1 E: 0 K: 0 S: 6 H: 3 LOB: 2 BB: 0 P: 6	R: 0 E: 0 K: 0 S: 4 H: 1 LOB: 1 BB: 0 P: 4	R: 2 E: 0 K: 1 S: 8 H: 3 LOB: 3 BB: 2 P: 16	R: 0 E: 0 K: 1 S: 6 H: 1 LOB: 2 BB: 1 P: 10	R: 0 E: 1 K: 1 S: 6 H: 1 LOB: 1 BB: 0 P: 6	R: 0 E: 0 K: 1 S: 5 H: 0 LOB: 0 BB: 0 P: 5							

PITCHER		IP	WLS	BF	H	R	ER	SO	BB	IBB	HBP	BLK	WP	HR	S	P	ERA	WHIP
Joe Niekro, R ERA: 3.67	(1, 1)	4.1	L	23	9	5	5	1	1	0	0	0	0	2	24	28	10.38	2.308
Joaquin Andujar, R ERA: 3.13	(5, 1)	0.2		4	1	0	0	1	0	1	0	0	0	0	5	9	0.00	1.500
Randy Niemann, L ERA: 3.48	(6, 1)	2.0		9	2	0	0	2	1	0	0	0	0	0	12	16	0.00	1.500
Dave Smith, R ERA: 2.42	(8, 1)	1.0		3	0	0	0	1	0	0	0	0	0	0	5	5	0.00	0.000

PITCHER	IP	WLS	BF	H	R	ER	SO	BB	IBB	HBP	BLK	WP	HR	S	P	ERA	WHIP

BOTTOM

Houston Astros @ Pittsburgh Pirates

Three Rivers Stadium, Pittsburgh, PA

Fri Jun 13 1980, 7:05 PM EDT

Att. 31,854 - Unknown

livebaseballscorecards.com

AB	36
R	5
H	12
RBI	5
BB	3
SO	5
LOB	16

1B: 8	SF: 0	WP: 0	PA: 39
2B: 2	SAC: 0	PB: 2	
3B: 0	DP: 0	SB: 1	
HR: 2	HBP: 0	CS: 0	

Houston Astros @ Pittsburgh Pirates

Three Rivers Stadium, Pittsburgh, PA

Sat Jun 14 1980, 7:05 PM EDT

Att. 33,922 - Unknown

TOP

livebaseballscorecards.com

Batter	1	2	3	4	5	6	7	8	9	AB	R	H	RBI	BB	SO	LOB
Rafael Landestoy, S (1, 6) (9, 4) OBP: 0.295, SLG: 0.373	E6	SF8 3-H		4-3		F8	L7		1-3	5	2	2	1	0	0	1
Terry Puhl, L (1, 9) OBP: 0.365, SLG: 0.462	4-3	F9		4-3 3-H		1B		SF9		5	1	2	1	0	0	1
Joe Morgan, L (1, 4) OBP: 0.344, SLG: 0.373	BB S 1B	1B 1-2		1B		S 1-3 1B		4-3		4	0	3	0	1	0	1
Craig Reynolds, L (9, 6) OBP: 0.226, SLG: 0.295										0	0	0	0	0	0	0
Jose Cruz, L (1, 7) OBP: 0.389, SLG: 0.431	BB 1B 1-2	F8		4-3		K 1-2		SF9 3-H		3	0	0	1	1	1	5
Denny Walling, L (1, 3) OBP: 0.407, SLG: 0.421	1B 1-2 2-H	F8			E9 5-3 1B	BB		F8		4	0	2	0	1	0	0
Dave Bergman, L (9, 3) OBP: 0.194, SLG: 0.107										0	0	0	0	0	0	0
Enos Cabell, R (1, 5) OBP: 0.306, SLG: 0.353	4-3	5-3			K	F9			HR 1B	5	1	1	0	0	1	6
Cesar Cedeno, R (1, 8) OBP: 0.394, SLG: 0.493		1B 1B 1B	1B		5-3 IBB		F6		1-H HR	4	2	3	2	1	0	0
Alan Ashby, S (1, 2) OBP: 0.336, SLG: 0.372		1B 1-2 SF8	G3		5-3 1-2 2-3	L5	L5		K	5	1	1	0	0	1	3
Nolan Ryan, R (1, 1) OBP: 0.212, SLG: 0.207		1B 1-3 2-H		6-3	K		1B		L5	4	0	2	1	0	1	2
Joaquin Andujar, S (7, 1) OBP: 0.333, SLG: 0.333										0	0	0	0	0	0	0
Joe Sambito, L (8, 1)										0	0	0	0	0	0	0
Frank LaCorte, R (8, 1) OBP: 0.250, SLG: 0.250										1	0	0	0	0	0	0
Inning Stats	R: 1 E: 1 K: 0 S: 4 H: 2 LOB: 2 BB: 2 P: 12	R: 2 E: 0 K: 0 S: 7 H: 4 LOB: 2 BB: 0 P: 7	R: 0 E: 0 K: 0 S: 4 H: 1 LOB: 1 BB: 0 P: 4	R: 1 E: 0 K: 0 S: 5 H: 2 LOB: 1 BB: 0 P: 5	R: 0 E: 1 K: 2 S: 8 H: 1 LOB: 2 BB: 1 P: 12	R: 0 E: 0 K: 1 S: 7 H: 2 LOB: 3 BB: 1 P: 11	R: 0 E: 0 K: 0 S: 4 H: 1 LOB: 1 BB: 0 P: 4	R: 1 E: 0 K: 0 S: 4 H: 1 LOB: 0 BB: 0 P: 4	R: 2 E: 0 K: 1 S: 7 H: 2 LOB: 0 BB: 0 P: 7	1B: 12 2B: 1 3B: 2 HR: 1 SF: 2 SAC: 0 DP: 0 HBP: 0	WP: 0 PB: 0 SB: 2 CS: 0 PA: 46					

	AB	40
	R	7
	H	16
	RBI	6
	BB	4
	SO	4
	LOB	19

PITCHER		IP	WLS	BF	H	R	ER	SO	BB	IBB	HBP	BLK	WP	HR	S	P	ERA	WHIP
Don Robinson, R ERA: 4.82	(1, 1)	3.2	L	21	9	4	4	0	2	0	0	0	0	0	19	27	9.82	3.000
Rod Scurry, L ERA: 1.86	(4, 1)	1.1		6	1	0	0	2	0	1	0	0	0	0	9	13	0.00	0.750
Grant Jackson, L ERA: 2.19	(6, 1)	2.0		10	3	0	0	1	1	0	0	0	0	0	11	15	0.00	2.000
Enrique Romo, R ERA: 2.72	(8, 1)	2.0		9	3	3	3	1	0	0	0	0	0	1	11	11	13.50	1.500

PITCHER	IP	WLS	BF	H	R	ER	SO	BB	IBB	HBP	BLK	WP	HR	S	P	ERA	WHIP

BOTTOM

Houston Astros @ Pittsburgh Pirates

Three Rivers Stadium, Pittsburgh, PA

Sat Jun 14 1980, 7:05 PM EDT

Att. 33,922 - Unknown

Batter	1	2	3	4	5	6	7	8	9	AB	R	H	RBI	BB	SO	LOB
Omar Moreno, L (1, 8) OBP: 0.317, SLG: 0.361	F9 2B		G6-4-3 1-2f		K			4-3 S E BB	4-3	4	1	1	0	1	1	2
Tim Foli, R (1, 6) OBP: 0.288, SLG: 0.309	F9 2-3			E5 BB 1B	1-3			4-3 1-3		4	1	0	0	0	0	3
Dave Parker, L (1, 9) OBP: 0.317, SLG: 0.446	F7			1B 1-2 BB		E4 1B		E8 3-1 1B 3-H		3	1	1	1	1	0	1
Willie Stargell, L (1, 3) OBP: 0.399, SLG: 0.598	F7			F9		L8		3-1 3-H		4	0	0	1	0	0	4
Mike Easler, L (1, 7) OBP: 0.485, SLG: 0.851		K 1B		1-2 2-H 1B		G6-3 1-3 1B		2B BB		3	0	2	1	1	1	0
Phil Garner, R (1, 4) OBP: 0.336, SLG: 0.417		CS 1B		F3		G6-3 1-2f		1-3 2B		4	0	2	0	0	0	4
Ed Ott, L (1, 2) OBP: 0.340, SLG: 0.348 Bill Robinson, R (8, PH) OBP: 0.311, SLG: 0.500 Steve Nicosia, R (9, 2) OBP: 0.293, SLG: 0.258		6-3 1-2		K			G4-6-3 BB	K		2 1 0	0 0 0	0 0 0	0 0 0	1 0 0	1 1 0	3 2 0
Dale Berra, R (1, 5) OBP: 0.283, SLG: 0.337			E6 G6-4-3		F9		F8		F3	4	0	0	0	0	0	1
Don Robinson, R (1, 1) OBP: 0.389, SLG: 0.389 Rod Scurry, L (4, 1) OBP: 0.333, SLG: 0.333 Manny Sanguillen, R (5, PH) OBP: 0.467, SLG: 0.600 Grant Jackson, S (6, 1) John Milner, L (7, PH) OBP: 0.265, SLG: 0.270 Enrique Romo, R (8, 1) OBP: 0.500, SLG: 0.400 Lee Lacy, R (9, PH) OBP: 0.470, SLG: 0.645			L7		E6 1B		G4-6-3 1-2f		6-3	1 0 1 0 1 0 1	0 0 0 0 0 0 0	0 0 1 0 0 0 0	0 0 0 0 0 0 0	0 0 0 0 0 0 0	0 0 0 0 0 0 0	1 0 0 0 1 0 0
Inning Stats	R: 0 H: 1 E: 0 LOB: 1 K: 0 BB: 0 S: 4 P: 4	R: 0 H: 1 E: 0 LOB: 0 K: 1 BB: 0 S: 5 P: 5	R: 0 H: 0 E: 1 LOB: 0 K: 0 BB: 0 S: 3 P: 3	R: 1 H: 1 E: 1 LOB: 2 K: 1 BB: 1 S: 7 P: 11	R: 0 H: 1 E: 1 LOB: 1 K: 1 BB: 0 S: 6 P: 6	R: 0 H: 1 E: 1 LOB: 1 K: 0 BB: 0 S: 4 P: 4	R: 0 H: 0 E: 0 LOB: 0 K: 0 BB: 1 S: 2 P: 6	R: 2 H: 2 E: 1 LOB: 2 K: 1 BB: 2 S: 7 P: 15	R: 0 H: 0 E: 0 LOB: 0 K: 0 BB: 0 S: 3 P: 3	1B: 5 2B: 2 3B: 0 HR: 0	SF: 0 SAC: 0 DP: 3 HBP: 0					

livebaseballscorecards.com

AB	33
R	3
H	7
RBI	3
BB	4
SO	4
LOB	22

WP: 0 PA: 37
PB: 0
SB: 1
CS: 1

PITCHER		IP	WLS	BF	H	R	ER	SO	BB	IBB	HBP	BLK	WP	HR	S	P	ERA	WHIP
Nolan Ryan, R ERA: 2.81	(1, 1)	6.0	W	25	5	1	0	3	2	0	0	0	0	0	29	37	0.00	1.167
Joaquin Andujar, R ERA: 3.7	(7, 1)	1.1		5	1	2	2	0	1	0	0	0	0	0	4	8	13.50	1.500
Joe Sambito, L ERA: 3.2	(8, 1)	0.1		3	1	0	0	0	1	0	0	0	0	0	2	6	0.00	6.000
Frank LaCorte, R ERA: 0.63	(8, 1)	1.1	S	4	0	0	0	1	0	0	0	0	0	0	6	6	0.00	0.000

PITCHER	IP	WLS	BF	H	R	ER	SO	BB	IBB	HBP	BLK	WP	HR	S	P	ERA	WHIP

Houston Astros @ Pittsburgh Pirates

Three Rivers Stadium, Pittsburgh, PA

Sun Jun 15 1980, 3:33 AM EDT

Att. 49,541 - Unknown

TOP

livebaseballscorecards.com

Batter	1	2	3	4	5	6	7	8	9	AB	R	H	RBI	BB	SO	LOB
Rafael Landestoy, S (1, 4) OBP: 0.294, SLG: 0.368	0-0 1B 2B 1B	0-0 4-3			0-0 4-3		0-0 FC1-6-5 1-2 2-3			4	1	1	0	0	0	3
Terry Puhl, L (1, 9) OBP: 0.357, SLG: 0.452	0-0 F9		0-0 5-3		0-0 F8			S S S 0-3 K		4	0	0	0	0	1	2
Jose Cruz, L (1, 7) OBP: 0.391, SLG: 0.433	0-0 2B 1-2 1B		0-0 G5-4-3 1B			0-0 4-3		0-0 G3		4	0	2	0	0	0	0
Cesar Cedeno, R (1, 8) OBP: 0.402, SLG: 0.504	0-0 1-3 2-H 2B		0-0 G5-4-3 1-2f			B B B B 4-0 S BB		0-0 1B 1B		3	0	2	1	1	0	1
Enos Cabell, R (1, 5) OBP: 0.305, SLG: 0.351	0-0 L4			S S S 0-3 K		0-0 F9 1-2		0-0 1-2 1B		4	0	1	0	0	1	3
Art Howe, R (1, 3) OBP: 0.314, SLG: 0.372 Dave Smith, R (8, 1)	B B B B 4-0 BB			0-0 L8		0-0 4-3		0-0 F7		3	0	0	0	1	0	3
										0	0	0	0	0	0	0
Julio Gonzalez, R (1, 6) OBP: 0.105, SLG: 0.132	0-0 5-3			0-0 F5			0-0 FC1-6-5 1B 1B		0-0 F8	4	0	1	0	0	0	3
Luis Pujols, R (1, 2) OBP: 0.250, SLG: 0.244		S S S 0-3 K			B B B B 4-0 SH1-3 BB		0-0 FC1-6-5 1-2 1B		0-0 F2	3	0	1	0	1	1	0
Ken Forsch, R (1, 1) OBP: 0.265, SLG: 0.294 Bruce Bochy, R (7, PH) OBP: 0.500, SLG: 0.200 Joaquin Andujar, S (7, 1) OBP: 0.333, SLG: 0.333 Jeffrey Leonard, R (8, 3) OBP: 0.274, SLG: 0.290		0-0 1-3			0-0 SH1-3 1-2		0-0 F7		0-0 F8	1	0	0	0	0	0	0
										1	0	0	0	0	0	2
										0	0	0	0	0	0	0
										1	0	0	0	0	0	0
Inning Stats	R: 1 E: 0 K: 0 S: 6 H: 3 LOB: 3 BB: 1 P: 10	R: 0 E: 0 K: 1 S: 5 H: 0 LOB: 0 BB: 0 P: 5	R: 0 E: 0 K: 0 S: 3 H: 1 LOB: 0 BB: 0 P: 3	R: 0 E: 0 K: 1 S: 5 H: 0 LOB: 0 BB: 0 P: 5	R: 0 E: 0 K: 0 S: 3 H: 0 LOB: 1 BB: 1 P: 7	R: 0 E: 0 K: 0 S: 3 H: 0 LOB: 1 BB: 1 P: 7	R: 0 E: 0 K: 0 S: 4 H: 2 LOB: 1 BB: 0 P: 4	R: 0 E: 0 K: 1 S: 7 H: 2 LOB: 2 BB: 0 P: 7	R: 0 E: 0 K: 0 S: 3 H: 0 LOB: 0 BB: 0 P: 3	1B: 7 2B: 2 3B: 0 HR: 0	SF: 0 SAC: 1 DP: 2 HBP: 0						

	AB	32
	R	1
	H	8
	RBI	1
	BB	3
	SO	3
	LOB	17

WP: 0 PB: 0 SB: 1 CS: 0 PA: 36

PITCHER	IP	WLS	BF	H	R	ER	SO	BB	IBB	HBP	BLK	WP	HR	S	P	ERA	WHIP
John Candelaria, L (1, 1) ERA: 3.42	9.0	W	36	8	1	1	3	3	0	0	0	0	0	39	51	1.00	1.222

PITCHER	IP	WLS	BF	H	R	ER	SO	BB	IBB	HBP	BLK	WP	HR	S	P	ERA	WHIP

Batter	1	2	3	4	5	6	7	8	9	AB	R	H	RBI	BB	SO	LOB
Omar Moreno, L (1, 8) OBP: 0.316, SLG: 0.359	F7			6-3		S 1B 1B		L3		4	1	1	0	0	0	0
Tim Foli, R (1, 6) OBP: 0.287, SLG: 0.314	F3			6-3		1-3 1-2		4-3 2B		4	0	1	0	0	0	1
Mike Easler, L (1, 7) OBP: 0.476, SLG: 0.824	F7			4-3		2-H 1B		4-3 2-3		4	0	1	1	0	0	1
Bill Robinson, R (1, 9) OBP: 0.309, SLG: 0.492		G3-6-3 1B			F7	F8		F8		4	0	1	0	0	0	2
John Milner, L (1, 3) OBP: 0.268, SLG: 0.273		G3-6-3 1-2f			1B 1B	S S S K				3	1	1	0	0	1	2
Phil Garner, R (1, 4) OBP: 0.336, SLG: 0.415		5-3			1B 1-2 6-3 1B		5-3			3	1	1	0	0	0	0
Ed Ott, L (1, 2) OBP: 0.353, SLG: 0.384			CS 1B		6-3 1-3 2-H 1B		HR			3	1	3	2	0	0	0
Dale Berra, R (1, 5) OBP: 0.274, SLG: 0.326			S S S K 1-2		6-3 1-2 3-H		S S S K			3	0	0	1	0	2	2
John Candelaria, L (1, 1) OBP: 0.219, SLG: 0.200			G3		1-3		F7			3	0	0	0	0	0	1
Inning Stats	R: 0 H: 0 E: 0 LOB: 0 K: 0 BB: 0 S: 3 P: 3	R: 0 H: 1 E: 0 LOB: 0 K: 0 BB: 0 S: 3 P: 3	R: 0 H: 1 E: 0 LOB: 0 K: 1 BB: 0 S: 5 P: 5	R: 0 H: 0 E: 0 LOB: 0 K: 0 BB: 0 S: 3 P: 3	R: 2 H: 3 E: 0 LOB: 1 K: 0 BB: 0 S: 6 P: 6	R: 1 H: 2 E: 0 LOB: 1 K: 1 BB: 0 S: 7 P: 7	R: 1 H: 1 E: 0 LOB: 0 K: 1 BB: 0 S: 6 P: 6	R: 0 H: 1 E: 0 LOB: 1 K: 0 BB: 0 S: 4 P: 4		1B: 7 SF: 0 2B: 2 SAC: 0 3B: 0 DP: 2 HR: 1 HBP: 0						

PITCHER		IP	WLS	BF	H	R	ER	SO	BB	IBB	HBP	BLK	WP	HR	S	P	ERA	WHIP
Ken Forsch, R ERA: 3.23	(1, 1)	6.0	L	23	7	3	3	2	0	0	0	0	0	0	27	27	4.50	1.167
Joaquin Andujar, R ERA: 3.91	(7, 1)	1.0		4	1	1	1	1	0	0	0	0	0	1	6	6	9.00	1.000
Dave Smith, R ERA: 2.31	(8, 1)	1.0		4	1	0	0	0	0	0	0	0	0	0	4	4	0.00	1.000

PITCHER	IP	WLS	BF	H	R	ER	SO	BB	IBB	HBP	BLK	WP	HR	S	P	ERA	WHIP

BOTTOM

Houston Astros @ Pittsburgh Pirates

Three Rivers Stadium, Pittsburgh, PA

Sun Jun 15 1980, 3:33 AM EDT

Att. 49,541 - Unknown

livebaseballscorecards.com

AB	31
R	4
H	9
RBI	4
BB	0
SO	3
LOB	9

Batter	1	2	3	4	5	6	7	8	9	AB	R	H	RBI	BB	SO	LOB
Dave Collins, S (1, 8) OBP: 0.336, SLG: 0.373	S S S 0-3 ① K		x 0-0 ① SH1-4 1-2		x 0-0 ③ 4-3		x 0-0 ③ F7		x 0-0 ① 6-3	4	0	0	0	0	1	2
Dave Concepcion, R (1, 6) OBP: 0.272, SLG: 0.308	x 0-0 ② 6-3		x 0-0 ② 4-3 2-3			S S S 0-3 ① K		x 0-0 1B 1B 1B	x 0-0 ② 6-3	5	1	1	0	0	1	1
Ken Griffey, L (1, 9) OBP: 0.372, SLG: 0.444	S S S 0-3 ③ K		x 0-0 ③ 4-3			x 0-0 ② F8		x 0-0 1B 1B 1-2 1B	x 0-0 ③ F7	5	1	1	0	0	1	1
George Foster, R (1, 7) OBP: 0.316, SLG: 0.380		x 0-0 ① 4-3		x 0-0 ① 4-3		x 0-0 FC3-6 1B		S S S 0-3 ① K		4	0	1	0	0	1	2
Dan Driessen, L (1, 3) OBP: 0.403, SLG: 0.458		x 0-0 2B 2B		x 0-0 4-3 1B		x 0-0 ③ FC3-6 1-2f		x 0-0 E 1B 1-2 2-H 1B		4	1	3	1	0	0	1
Johnny Bench, R (1, 2) OBP: 0.335, SLG: 0.467		S S S 0-3 ② K		x 0-0 ② 4-3 1-2			B B B B 4-0 G3 1B BB	x 0-0 E 1-2 2-H 1B		3	0	1	1	1	1	2
Ray Knight, R (1, 5) OBP: 0.321, SLG: 0.465		x 0-0 2-H 2B		x 0-0 ③ 4-3			x 0-0 G3 1-2 1B	x 0-0 E1 1-2 2-3		4	0	2	1	0	0	3
Junior Kennedy, R (1, 4) OBP: 0.360, SLG: 0.390		x 0-0 ③ 6-3			x 0-0 ① 1-3		S S S 0-3 ① K	x 0-0 ② L1		4	0	0	0	0	1	6
Frank Pastore, R (1, 1) OBP: 0.188, SLG: 0.136 Dave Tomlin, L (4, 1) Hector Cruz, R (5, PH) OBP: 0.000, SLG: 0.289 Mario Soto, R (6, 1) Harry Spilman, L (7, PH) OBP: 0.333, SLG: 0.400 Doug Bair, R (7, 1) Cesar Geronimo, L (8, PH) OBP: 0.308, SLG: 0.346 Rick Auerbach, R (8, PH) OBP: 0.438, SLG: 0.588 Tom Hume, R (8, 1)			x 0-0 4-3 SH1-4 1B		x 0-0 ② 6-3		x 0-0 ② G3 1-2 2-3	x 0-0 ③ P6		1 0 1 0 0 0 0 0 0 0 0 0 0 0 1 0 0 0 0 0 0 0 0 0 0 0 0 0 1 0 0 0 0 0 2 0 0 0 0 0 0 0 0 0 0 0 0 0 0 1 0 0 0 0 0 3 0 0 0 0 0 0 0							
Inning Stats	R: 0 E: 0 K: 2 S: 7 H: 0 LOB: 0 BB: 0 P: 7	R: 1 E: 0 K: 1 S: 7 H: 2 LOB: 1 BB: 0 P: 7	R: 0 E: 0 K: 0 S: 4 H: 1 LOB: 1 BB: 0 P: 4	R: 0 E: 0 K: 0 S: 4 H: 1 LOB: 1 BB: 0 P: 4	R: 0 E: 0 K: 0 S: 3 H: 0 LOB: 0 BB: 0 P: 3	R: 0 E: 0 K: 1 S: 6 H: 1 LOB: 1 BB: 0 P: 6	R: 0 E: 0 K: 1 S: 6 H: 1 LOB: 2 BB: 1 P: 10	R: 2 E: 1 K: 1 S: 10 H: 4 LOB: 3 BB: 0 P: 10	R: 0 E: 0 K: 0 S: 3 H: 0 LOB: 0 BB: 0 P: 3	1B: 8 2B: 2 3B: 0 HR: 0 SF: 0 SAC: 1 DP: 0 HBP: 0						

TOP

Cincinnati Reds @ Pittsburgh Pirates

Three Rivers Stadium, Pittsburgh, PA

Mon Jun 16 1980, 7:05 PM EDT

Att. 19,940 - Unknown

livebaseballscorecards.com

AB	37
R	3
H	10
RBI	3
BB	1
SO	6
LOB	23

WP: 0 PB: 0 SB: 0 CS: 0 PA: 39

PITCHER		IP	WLS	BF	H	R	ER	SO	BB	IBB	HBP	BLK	WP	HR	S	P	ERA	WHIP
Bert Blyleven, R ERA: 4.07	(1, 1)	7.1	W	32	9	3	3	6	1	0	0	0	0	0	43	47	3.68	1.364
Kent Tekulve, R ERA: 3.71	(8, 1)	0.1		3	1	0	0	0	0	0	0	0	0	0	3	3	0.00	3.000
Grant Jackson, L ERA: 2.08	(8, 1)	1.1	S	4	0	0	0	0	0	0	0	0	0	0	4	4	0.00	0.000

PITCHER	IP	WLS	BF	H	R	ER	SO	BB	IBB	HBP	BLK	WP	HR	S	P	ERA	WHIP

Batter	1	2	3	4	5	6	7	8	9	AB	R	H	RBI	BB	SO	LOB
Omar Moreno, L (1, 8) OBP: 0.319, SLG: 0.363	L8	IBB		2B		K				3	1	1	0	1	1	0
Tim Foli, R (1, 6) OBP: 0.286, SLG: 0.320	P5	SF7 3-H		6-3 2-H 3-H 2B			5-3			3	0	1	3	0	0	0
Dave Parker, L (1, 9) OBP: 0.320, SLG: 0.447	1B	4-3		6-3 2-3			FC5-4 1B			4	0	2	0	0	0	3
Willie Stargell, L (1, 3) OBP: 0.387, SLG: 0.579	F7		F8	L7			P4			4	0	0	0	0	0	3
Mike Easler, L (1, 7) OBP: 0.462, SLG: 0.798 Bill Robinson, R (6, 7) OBP: 0.307, SLG: 0.488		E4 BB 1B	G3		1-3		FC5-4 1-2f			3 1	1 0	0 0	0 0	0 0	0 0	0 1
Phil Garner, R (1, 4) OBP: 0.339, SLG: 0.411		1B 1-2 1B BB	S BB		K			4-3		2	1	0	0	2	1	0
Ed Ott, L (1, 2) OBP: 0.350, SLG: 0.380		E 1B SF7 1-3 2-H 1B	K 1-2		G3			4-3		4	1	1	1	0	1	1
Dale Berra, R (1, 5) OBP: 0.293, SLG: 0.355		E9 1-3 3-H 1B		2B 2B 1B		K		2B		4	1	3	1	0	1	0
Bert Blyleven, R (1, 1) OBP: 0.083, SLG: 0.043 Kent Tekulve, R (8, 1) Grant Jackson, S (8, 1)		K		K		3-1		K		3 0 1	0 0 0	0 0 0	0 0 0	0 0 0	2 0 1	3 0 1
Inning Stats	R: 0 E: 0 K: 0 S: 4 H: 1 LOB: 1 BB: 0 P: 4	R: 3 E: 2 K: 1 S: 8 H: 2 LOB: 2 BB: 2 P: 16	R: 0 E: 0 K: 1 S: 5 H: 0 LOB: 1 BB: 1 P: 9	R: 2 E: 0 K: 1 S: 8 H: 3 LOB: 1 BB: 0 P: 8	R: 0 E: 0 K: 1 S: 5 H: 0 LOB: 0 BB: 0 P: 5	R: 0 E: 0 K: 2 S: 7 H: 0 LOB: 0 BB: 0 P: 7	R: 0 E: 0 K: 0 S: 4 H: 1 LOB: 1 BB: 0 P: 4	R: 0 E: 0 K: 1 S: 6 H: 1 LOB: 1 BB: 0 P: 6		1B: 5 2B: 3 3B: 0 HR: 0 SF: 1 SAC: 0 DP: 0 HBP: 0					

PITCHER	IP	WLS	BF	H	R	ER	SO	BB	IBB	HBP	BLK	WP	HR	S	P	ERA	WHIP
Frank Pastore, R (1, 1) ERA: 2.92	3.1	L	20	6	5	3	3	2	1	0	0	0	0	23	35	8.10	2.400
Dave Tomlin, L (4, 1) ERA: 4.67	0.2		2	0	0	0	0	0	0	0	0	0	0	2	2	0.00	0.000
Mario Soto, R (5, 1) ERA: 4.05	2.0		6	0	0	0	3	0	0	0	0	0	0	12	12	0.00	0.000
Doug Bair, R (7, 1) ERA: 5.35	1.0		4	1	0	0	0	0	0	0	0	0	0	4	4	0.00	1.000
Tom Hume, R (8, 1) ERA: 3.1	1.0		4	1	0	0	1	0	0	0	0	0	0	6	6	0.00	1.000

PITCHER	IP	WLS	BF	H	R	ER	SO	BB	IBB	HBP	BLK	WP	HR	S	P	ERA	WHIP

BOTTOM

Cincinnati Reds @ Pittsburgh Pirates

Three Rivers Stadium, Pittsburgh, PA

Mon Jun 16 1980, 7:05 PM EDT

Att. 19,940 - Unknown

livebaseballscorecards.com

AB	32
R	5
H	8
RBI	5
BB	3
SO	7
LOB	12

Batter	1	2	3	4	5	6	7	8	9	AB	R	H	RBI	BB	SO	LOB
Cesar Geronimo, L (1, 8) OBP: 0.309, SLG: 0.324	F2		4-3		4-3		F8		1-2-3 1-2	5	0	0	0	0	0	1
Dave Concepcion, R (1, 6) OBP: 0.274, SLG: 0.310	FC6-4 1B		S 1B		5-3			F8	F8	5	0	2	0	0	0	1
Ken Griffey, L (1, 9) OBP: 0.366, SLG: 0.436	F8		F8 1-2		F7			F7		4	0	0	0	0	0	2
George Foster, R (1, 7) OBP: 0.319, SLG: 0.383 Sam Mejias, R (8, PR) OBP: 0.333, SLG: 0.388 (8, 7)	FC6-4 1-2f			1B 2B 1B		6-3			1B	4 0	1 0	2 0	0 0	0 0	0 0	1 0
Dan Driessen, L (1, 3) OBP: 0.396, SLG: 0.448		K		K		6-3		G3		4	0	0	0	0	2	2
Johnny Bench, R (1, 2) OBP: 0.350, SLG: 0.500		FC5-4 1B		2B SF9 1-2 1B		1B			HR	4	2	4	1	0	0	0
Ray Knight, R (1, 5) OBP: 0.324, SLG: 0.483		F7		SF9 1-3 2-H 2B		F7			HR	4	1	2	2	0	0	2
Junior Kennedy, R (1, 4) OBP: 0.353, SLG: 0.384		FC5-4 1-2f		SF9 2-3 3-H			F8		4-3	3	0	0	1	0	0	1
Michael LaCoss, R (1, 1) OBP: 0.133, SLG: 0.138 Dave Collins, S (7, PH) OBP: 0.335, SLG: 0.371 Paul Moskau, R (7, 1) OBP: 0.133, SLG: 0.200			6-3	F9			K		1-2-3 1B	2 1 1	0 0 0	0 0 1	0 0 0	0 1 0	0 0 0	1 0 0
Inning Stats	R: 0 H: 1 E: 0 LOB: 1 K: 0 BB: 0 S: 4 P: 4	R: 0 H: 1 E: 0 LOB: 1 K: 1 BB: 0 S: 6 P: 6	R: 0 H: 1 E: 0 LOB: 1 K: 0 BB: 0 S: 4 P: 4	R: 2 H: 3 E: 0 LOB: 1 K: 1 BB: 0 S: 8 P: 8	R: 0 H: 0 E: 0 LOB: 0 K: 0 BB: 0 S: 3 P: 3	R: 0 H: 1 E: 0 LOB: 1 K: 0 BB: 0 S: 4 P: 4	R: 0 H: 0 E: 0 LOB: 0 K: 1 BB: 0 S: 5 P: 5	R: 0 H: 1 E: 0 LOB: 1 K: 0 BB: 0 S: 4 P: 4	R: 2 H: 3 E: 0 LOB: 1 K: 0 BB: 0 S: 6 P: 6	1B: 8 SF: 1 2B: 1 SAC: 0 3B: 0 DP: 0 HR: 2 HBP: 0						

PITCHER		IP	WLS	BF	H	R	ER	SO	BB	IBB	HBP	BLK	WP	HR	S	P	ERA	WHIP
Jim Bibby, R ERA: 3.16	(1, 1)	7.0		28	7	2	2	3	0	0	0	0	0	0	34	34	2.57	1.000
Enrique Romo, R ERA: 3.0	(8, 1)	1.1	L	8	4	2	2	0	0	0	0	0	0	2	8	8	13.50	3.000
Grant Jackson, L ERA: 2.03	(9, 1)	0.2		2	0	0	0	0	0	0	0	0	0	0	2	2	0.00	0.000

PITCHER	IP	WLS	BF	H	R	ER	SO	BB	IBB	HBP	BLK	WP	HR	S	P	ERA	WHIP

Cincinnati Reds @ Pittsburgh Pirates

Three Rivers Stadium, Pittsburgh, PA

Tue Jun 17 1980, 7:05 PM EDT

Att. 25,565 - Unknown

TOP

livebaseballscorecards.com

AB	37
R	4
H	11
RBI	4
BB	0
SO	3
LOB	11

WP: 0 PA: 38
PB: 0
SB: 1
CS: 0

Batter	1	2	3	4	5	6	7	8	9	AB	R	H	RBI	BB	SO	LOB
Omar Moreno, L (1, 8) OBP: 0.327, SLG: 0.373	1B 2B		CS 1B	S 1B		IBB			F5	4	1	3	0	1	0	0
Tim Foli, R (1, 6) John Milner, L (9, PH) OBP: 0.264, SLG: 0.269	P6		FC4-6 1B 1-2	5-3 1-3		5-3			4-3	4 1	0 0	1 0	0 0	0 0	0 0	4 0
Dave Parker, L (1, 9) OBP: 0.319, SLG: 0.443	1B 2-H		FC4-6 2B 1-2f		4-3		4-3			4	1	1	1	0	0	1
Willie Stargell, L (1, 3) OBP: 0.384, SLG: 0.576	F5		WP E 2B 1-H		5-3		3-1			4	1	1	1	0	0	1
Mike Easler, L (1, 7) Enrique Romo, R (8, 1) Grant Jackson, S (9, 1) OBP: 0.464, SLG: 0.784 OBP: 0.500, SLG: 0.400	F7		E WP IBB		1B		K			3 0 0	0 0 0	1 0 0	0 0 0	1 0 0	1 0 0	1 0 0
Phil Garner, R (1, 4) OBP: 0.338, SLG: 0.408		4-3 1B	E6 FC4-6 1-3 2-H		1-3			F2		4	0	1	0	0	0	2
Ed Ott, L (1, 2) OBP: 0.342, SLG: 0.370		4-3 1-2	FC4-6 1-2f			F7		6-3		4	0	0	0	0	0	3
Dale Berra, R (1, 5) OBP: 0.291, SLG: 0.344		6-3		6-3		SH1-4 BB		K		3	0	0	0	1	1	1
Jim Bibby, R (1, 1) Bill Robinson, R (8, 7) OBP: 0.237, SLG: 0.206 OBP: 0.304, SLG: 0.485		K		K		SH1-4 1-2			F8	2 1	0 0	0 0	0 0	0 0	2 0	1 0
Inning Stats	R: 1 H: 2 E: 0 LOB: 1 K: 0 BB: 0 S: 5 P: 5	R: 0 H: 1 E: 0 LOB: 1 K: 1 BB: 0 S: 6 P: 6	R: 2 H: 3 E: 1 LOB: 2 K: 0 BB: 1 S: 6 P: 10	R: 0 H: 1 E: 0 LOB: 1 K: 1 BB: 0 S: 6 P: 6	R: 0 H: 1 E: 0 LOB: 1 K: 0 BB: 0 S: 4 P: 4	R: 0 H: 0 E: 0 LOB: 2 K: 0 BB: 2 S: 3 P: 11	R: 0 H: 0 E: 0 LOB: 0 K: 1 BB: 0 S: 5 P: 5	R: 0 H: 0 E: 0 LOB: 0 K: 1 BB: 0 S: 5 P: 5	R: 0 H: 0 E: 0 LOB: 0 K: 0 BB: 0 S: 3 P: 3	1B: 6 SF: 0 2B: 2 SAC: 1 3B: 0 DP: 0 HR: 0 HBP: 0						

PITCHER		IP	WLS	BF	H	R	ER	SO	BB	IBB	HBP	BLK	WP	HR	S	P	ERA	WHIP
Michael LaCoss, R ERA: 5.24	(1, 1)	6.0		29	8	3	2	2	1	2	0	0	1	0	30	42	3.00	1.500
Paul Moskau, R ERA: 3.62	(7, 1)	3.0	W	9	0	0	0	2	0	0	0	0	0	0	13	13	0.00	0.000

PITCHER	IP	WLS	BF	H	R	ER	SO	BB	IBB	HBP	BLK	WP	HR	S	P	ERA	WHIP

BOTTOM

Cincinnati Reds @ Pittsburgh Pirates

Three Rivers Stadium, Pittsburgh, PA

Tue Jun 17 1980, 7:05 PM EDT

Att. 25,565 - Unknown

livebaseballscorecards.com

AB	34
R	3
H	8
RBI	2
BB	3
SO	4
LOB	14

1B: 6	SF: 0	WP: 1	PA: 38
2B: 2	SAC: 1	PB: 0	
3B: 0	DP: 0	SB: 2	
HR: 0	HBP: 0	CS: 1	

Batter	1	2	3	4	5	6	7	8	9	AB	R	H	RBI	BB	SO	LOB
Omar Moreno, L (1, 8) OBP: 0.325, SLG: 0.373	F8		K	K			4-3		CS 2B	5	0	1	0	0	2	2
Tim Foli, R (1, 6) OBP: 0.295, SLG: 0.333	E7 G3 1B		1B		E3 4-3		2B		CS 2-3	4	0	3	0	0	0	0
Dave Parker, L (1, 9) OBP: 0.313, SLG: 0.436	G3 2-3		F9		4-3 1-2		4-3			4	0	0	0	0	0	4
Bill Robinson, R (1, 3) OBP: 0.296, SLG: 0.470	P6		K		K			F9		4	0	0	0	0	2	3
Lee Lacy, R (1, 7) OBP: 0.462, SLG: 0.629		E1 1B 1B		FC5-4 1B	F8			F8		4	1	1	0	0	0	1
Phil Garner, R (1, 4) OBP: 0.341, SLG: 0.410		S 1-H 1B		FC5-4 1B 1-2f 2B		5-3		S 1B		4	1	2	1	0	0	1
Steve Nicosia, R (1, 2) OBP: 0.304, SLG: 0.262		BBBB G4-6-3 1-2 BB		2B 1-3 1B		F3		4-3 1-2		3	0	1	0	1	0	1
Dale Berra, R (1, 5) OBP: 0.290, SLG: 0.350		K		1-3 3-H 2B		F1			K	4	0	1	1	0	2	2
Eddie Solomon, R (1, 1) OBP: 0.188, SLG: 0.188 Kent Tekulve, R (9, 1)		G4-6-3 1-2f		K			6-3		K	4 0	0 0	0 0	0 0	0 0	2 0	4 0
Inning Stats	R: 0 E: 1 K: 0 S: 4 H: 1 LOB: 1 BB: 0 P: 4	R: 1 E: 1 K: 1 S: 6 H: 1 LOB: 1 BB: 1 P: 10	R: 0 E: 0 K: 2 S: 8 H: 1 LOB: 1 BB: 0 P: 8	R: 1 E: 0 K: 2 S: 10 H: 3 LOB: 2 BB: 0 P: 10	R: 0 E: 1 K: 1 S: 6 H: 0 LOB: 1 BB: 0 P: 6	R: 0 E: 0 K: 0 S: 3 H: 0 LOB: 0 BB: 0 P: 3	R: 0 E: 0 K: 0 S: 4 H: 1 LOB: 1 BB: 0 P: 4	R: 0 E: 0 K: 0 S: 4 H: 1 LOB: 1 BB: 0 P: 4	R: 0 E: 0 K: 2 S: 7 H: 1 LOB: 0 BB: 0 P: 7	1B: 6 2B: 3 3B: 0 HR: 0	SF: 0 SAC: 0 DP: 1 HBP: 0						

PITCHER		IP	WLS	BF	H	R	ER	SO	BB	IBB	HBP	BLK	WP	HR	S	P	ERA	WHIP
Larry McWilliams, L ERA: 5.04	(1, 1)	8.0		34	8	2	1	6	1	0	0	0	0	0	45	49	1.12	1.125
Gene Garber, R ERA: 4.74	(9, 1)	1.0	W	3	1	0	0	2	0	0	0	0	0	0	7	7	0.00	1.000

PITCHER	IP	WLS	BF	H	R	ER	SO	BB	IBB	HBP	BLK	WP	HR	S	P	ERA	WHIP

TOP

Pittsburgh Pirates @ Atlanta Braves

Atlanta-Fulton County Stadium, Atlanta, GA

Wed Jun 18 1980, 7:05 PM EDT

Unknown

livebaseballscorecards.com

AB	36
R	2
H	9
RBI	2
BB	1
SO	8
LOB	18

WP: 0 PB: 0 SB: 2 CS: 1 PA: 38

Pittsburgh Pirates @ Atlanta Braves

Atlanta-Fulton County Stadium, Atlanta, GA

Wed Jun 18 1980, 7:05 PM EDT

Unknown

livebaseballscorecards.com

BOTTOM

Batter	1	2	3	4	5	6	7	8	9	AB	R	H	RBI	BB	SO	LOB
Glenn Hubbard, R (1, 4) OBP: 0.306, SLG: 0.485	F8		F7			1B		P5		4	0	1	0	0	0	0
Dale Murphy, R (1, 8) OBP: 0.346, SLG: 0.471	1-3			P4		K			E 2B E 1B	4	1	1	0	0	1	1
Chris Chambliss, L (1, 3) OBP: 0.343, SLG: 0.479	F7			1B		F7			E3 E 1-2 2B	4	1	1	0	0	0	2
Gary Matthews, R (1, 9) OBP: 0.305, SLG: 0.424		E9 1B		F4			5-3		E6 1-2 2-3 2B	4	1	1	0	0	0	3
Brian Asselstine, L (1, 7) OBP: 0.290, SLG: 0.358		1-3		F8			4-3		F8	4	0	0	0	0	0	5
Bill Nahorodny, R (1, 2) OBP: 0.304, SLG: 0.500		F7			F8		2B		1-H 2-H 3-H 2B	4	0	2	3	0	0	1
Larvell Blanks, R (1, 5) (9, 6) OBP: 0.250, SLG: 0.267		P6			G6-4-3 1B		6-3			3	0	1	0	0	0	2
Luis Gomez, R (1, 6) OBP: 0.269, SLG: 0.199			F8		G6-4-3 1-2f			6-3		2	0	0	0	0	0	1
Biff Pocoroba, S (8, PH) OBP: 0.395, SLG: 0.364										1	0	0	0	0	0	0
Jerry Royster, R (9, 5) OBP: 0.300, SLG: 0.292										0	0	0	0	0	0	0
Larry McWilliams, L (1, 1) OBP: 0.286, SLG: 0.250			4-3			K		F9		2	0	0	0	0	1	0
Mike Lum, L (8, PH) OBP: 0.241, SLG: 0.200										1	0	0	0	0	0	0
Gene Garber, R (9, 1)										0	0	0	0	0	0	0
Inning Stats	R: 0 E: 0 K: 0 S: 3 H: 0 LOB: 0 BB: 0 P: 3	R: 0 E: 1 K: 0 S: 4 H: 1 LOB: 1 BB: 0 P: 4	R: 0 E: 0 K: 0 S: 3 H: 0 LOB: 0 BB: 0 P: 3	R: 0 E: 0 K: 0 S: 4 H: 1 LOB: 1 BB: 0 P: 4	R: 0 E: 0 K: 0 S: 3 H: 1 LOB: 0 BB: 0 P: 3	R: 0 E: 0 K: 2 S: 8 H: 1 LOB: 1 BB: 0 P: 8	R: 0 E: 0 K: 0 S: 4 H: 1 LOB: 1 BB: 0 P: 4	R: 0 E: 0 K: 0 S: 3 H: 0 LOB: 0 BB: 0 P: 3	R: 3 E: 2 K: 0 S: 5 H: 2 LOB: 1 BB: 0 P: 5	1B: 5 2B: 2 3B: 0 HR: 0	SF: 0 SAC: 0 DP: 1 HBP: 0						

	AB	33
	R	3
	H	7
	RBI	3
	BB	0
	SO	2
	LOB	15

WP: 0 PB: 0 SB: 0 CS: 0 PA: 33

PITCHER		IP	WLS	BF	H	R	ER	SO	BB	IBB	HBP	BLK	WP	HR	S	P	ERA	WHIP
Eddie Solomon, R ERA: 2.14	(1, 1)	8.0		30	6	2	0	2	0	0	0	0	0	0	34	34	0.00	0.750
Kent Tekulve, R ERA: 3.67	(9, 1)	0.1	L	3	1	1	0	0	0	0	0	0	0	0	3	3	0.00	3.000

PITCHER	IP	WLS	BF	H	R	ER	SO	BB	IBB	HBP	BLK	WP	HR	S	P	ERA	WHIP

Batter	1	2	3	4	5	6	7	8	9	AB	R	H	RBI	BB	SO	LOB
Omar Moreno, L (1, 8) OBP: 0.324, SLG: 0.371	4-3 S 1B 1B		F7		3-1		F5			4	1	1	0	0	0	2
Tim Foli, R (1, 6) OBP: 0.299, SLG: 0.333	4-3 1-3		CS 1B			F3		BBBB S BB		3	0	1	0	1	0	1
Matt Alexander, S (8, PR) (8, 4)										0	0	0	0	0	0	0
Mike Easler, L (1, 9) OBP: 0.456, SLG: 0.762	3-H 1B		CS 1-2	2-3		6-3		SSS K 1-2		4	0	1	1	0	1	1
Willie Stargell, L (1, 3) OBP: 0.373, SLG: 0.558	SSS K			SSS K		4-3		SSS K		4	0	0	0	0	3	3
John Milner, L (1, 7) OBP: 0.263, SLG: 0.257	5-3			3-1			BBBB PB 1B BB	F9		3	1	0	0	1	0	3
Phil Garner, R (1, 4) OBP: 0.335, SLG: 0.402		G3			F8		SSS K 1-2		6-3	4	0	0	0	0	1	1
(8, 6)																
Ed Ott, L (1, 2) OBP: 0.352, SLG: 0.380		3-1			FC5-4 1B		2-H HR 1B		FC5-4 1B	4	1	3	1	0	0	0
Dale Berra, R (1, 5) OBP: 0.288, SLG: 0.375		6-3			FC5-4 1-2f 1B		1-H HR		FC5-4 1-2f	4	1	1	2	0	0	2
Rick Rhoden, R (1, 1) OBP: 0.500, SLG: 0.500			SSS K		1-2 1B		F8		1-3	2	0	1	0	0	1	0
Lee Lacy, R (7, PH) OBP: 0.457, SLG: 0.622										1	0	0	0	0	0	0
Enrique Romo, R (7, 1) OBP: 0.500, SLG: 0.400										0	0	0	0	0	0	0
Bill Robinson, R (9, PH) OBP: 0.294, SLG: 0.467										1	0	0	0	0	0	1
Inning Stats	R: 1 H: 2 E: 0 LOB: 1 K: 1 BB: 0 S: 7 P: 7	R: 0 H: 0 E: 0 LOB: 0 K: 0 BB: 0 S: 3 P: 3	R: 0 H: 1 E: 0 LOB: 0 K: 1 BB: 0 S: 5 P: 5	R: 0 H: 0 E: 0 LOB: 0 K: 1 BB: 0 S: 5 P: 5	R: 0 H: 2 E: 0 LOB: 2 K: 0 BB: 0 S: 5 P: 5	R: 0 H: 0 E: 0 LOB: 0 K: 0 BB: 0 S: 3 P: 3	R: 3 H: 2 E: 0 LOB: 0 K: 1 BB: 1 S: 7 P: 11	R: 0 H: 0 E: 0 LOB: 2 K: 2 BB: 1 S: 7 P: 11	R: 0 H: 1 E: 0 LOB: 1 K: 0 BB: 0 S: 4 P: 4	1B: 7 SF: 0 2B: 0 SAC: 0 3B: 0 DP: 0 HR: 1 HBP: 0						

PITCHER		IP	WLS	BF	H	R	ER	SO	BB	IBB	HBP	BLK	WP	HR	S	P	ERA	WHIP
Phil Niekro, R ERA: 4.21	(1, 1)	6.1		26	7	4	4	4	1	0	0	0	0	1	33	37	5.68	1.263
Rick Camp, R ERA: 2.29	(7, 1)	0.2	W	2	0	0	0	0	0	0	0	0	0	0	2	2	0.00	0.000
Larry Bradford, L ERA: 2.42	(8, 1)	1.1		6	1	0	0	2	1	0	0	0	0	0	9	13	0.00	1.500
Gene Garber, R ERA: 4.62	(9, 1)	0.2	S	2	0	0	0	0	0	0	0	0	0	0	2	2	0.00	0.000

PITCHER	IP	WLS	BF	H	R	ER	SO	BB	IBB	HBP	BLK	WP	HR	S	P	ERA	WHIP

TOP

Pittsburgh Pirates @ Atlanta Braves

Atlanta-Fulton County Stadium, Atlanta, GA

Wed Jun 18 1980, 7:05 PM EDT

Att. 17,154 - Unknown

livebaseballscorecards.com

AB	34
R	4
H	8
RBI	4
BB	2
SO	6
LOB	14

WP: 0 PA: 37
PB: 1
SB: 2
CS: 1

Pittsburgh Pirates @ Atlanta Braves

Atlanta-Fulton County Stadium, Atlanta, GA

Wed Jun 18 1980, 7:05 PM EDT

Att. 17,154 - Unknown

livebaseballscorecards.com

Batter		1	2	3	4	5	6	7	8	9	AB	R	H	RBI	BB	SO	LOB
Jerry Royster, R OBP: 0.303, SLG: 0.291	(1, 5)	P5		CI 1B 1B		6-3 S WP BB	F8		6-3		4	2	1	0	1	0	1
Dale Murphy, R OBP: 0.350, SLG: 0.471	(1, 8)	4-3		CI 1B 1-2		WP 6-3 1-2 BB		SH1-3 E 1B			2	1	1	0	1	0	0
Chris Chambliss, L OBP: 0.341, SLG: 0.477	(1, 3)	K		F7		6-3 1-2 2-3		SH1-3 1-2			1	0	0	0	0	1	0
Mike Lum, L OBP: 0.226, SLG: 0.185	(2, 3)										2	0	0	0	0	0	4
Gary Matthews, R OBP: 0.314, SLG: 0.428	(1, 9)		HR 1B	1-3 2-H 1B		WP IBB		E5 2-H			3	1	2	1	1	0	0
Jeff Burroughs, R OBP: 0.339, SLG: 0.324	(1, 7)		F9	F8		K 1-2 2-3 3-H		K			4	0	0	0	0	2	6
Glenn Hubbard, R OBP: 0.316, SLG: 0.521	(1, 4)		1-H HR		K	FC5-4 IBB		K			3	1	1	2	1	2	1
Larvell Blanks, R OBP: 0.250, SLG: 0.263	(1, 6)		G6-4-3 BB		F8	FC5-4 1-2f			F7		3	0	0	0	1	0	3
Bruce Benedict, R OBP: 0.299, SLG: 0.331	(1, 2)		G6-4-3 1-2f		FC4-6 1B		6-3		BB		3	0	1	0	1	0	1
Phil Niekro, R OBP: 0.079, SLG: 0.105	(1, 1)			4-3	FC4-6 1-2f		F8		K		3	0	0	0	0	0	1
Rick Camp, R	(7, 1)										0	0	0	0	0	0	0
Larry Bradford, R	(8, 1)										1	0	0	0	0	1	1
Gene Garber, R	(9, 1)										0	0	0	0	0	0	0

Inning Stats	1	2	3	4	5	6	7	8	9						
	R: 0 H: 0 E: 0 LOB: 0 K: 1 BB: 0 S: 5 P: 5	R: 2 H: 2 E: 0 LOB: 0 K: 0 BB: 1 S: 4 P: 8	R: 1 H: 2 E: 1 LOB: 2 K: 0 BB: 0 S: 6 P: 6	R: 0 H: 1 E: 0 LOB: 1 K: 1 BB: 0 S: 6 P: 6	R: 1 H: 0 E: 0 LOB: 3 K: 1 BB: 4 S: 5 P: 21	R: 0 H: 0 E: 0 LOB: 0 K: 0 BB: 0 S: 3 P: 3	R: 1 H: 1 E: 1 LOB: 1 K: 2 BB: 0 S: 9 P: 9	R: 0 H: 0 E: 0 LOB: 1 K: 1 BB: 1 S: 5 P: 9		1B: 5 SF: 0 2B: 0 SAC: 1 3B: 0 DP: 1 HR: 1 HBP: 0	WP: 1 PA: 37 PB: 0 SB: 1 CS: 0					

PITCHER		IP	WLS	BF	H	R	ER	SO	BB	IBB	HBP	BLK	WP	HR	S	P	ERA	WHIP
Rick Rhoden, R ERA: 4.5	(1, 1)	6.0		28	5	4	3	3	3	2	0	0	1	1	29	49	4.50	1.333
Enrique Romo, R ERA: 2.89	(7, 1)	2.0	L	9	1	1	0	3	1	0	0	0	0	0	14	18	0.00	1.000

PITCHER	IP	WLS	BF	H	R	ER	SO	BB	IBB	HBP	BLK	WP	HR	S	P	ERA	WHIP

AB	29
R	5
H	6
RBI	3
BB	6
SO	6
LOB	18

Pittsburgh Pirates @ Atlanta Braves

Atlanta-Fulton County Stadium, Atlanta, GA

Thu Jun 19 1980, 7:05 PM EDT

Att. 10,585 - Unknown

TOP

livebaseballscorecards.com

Batter	1	2	3	4	5	6	7	8	9	AB	R	H	RBI	BB	SO	LOB
Omar Moreno, L (1, 8) OBP: 0.320, SLG: 0.366	6-3		G3 1-2	K			K			4	0	0	0	0	2	3
Phil Garner, R (1, 4) OBP: 0.338, SLG: 0.401	F8		BB	F4				G6-3 1B 1B		3	0	1	0	1	0	0
Mike Easler, L (1, 9) OBP: 0.449, SLG: 0.743	F9		K	F7				G6-3 1-2 1B		4	0	1	0	0	1	2
Willie Stargell, L (1, 3) OBP: 0.370, SLG: 0.545 Kent Tekulve, R (8, 1)		4-3		1B FC5-4 BB	4-3			G6-3 1-2f 2-3		3 0	1 0	0 0	0 0	1 0	0 0	2 0
John Milner, L (1, 7) OBP: 0.263, SLG: 0.257 (8, 3)		3-1		FC5-4 1-3 1B		F8		K		4	0	1	0	0	1	1
Lee Lacy, R (1, 5) OBP: 0.450, SLG: 0.608		5-3		FC5-4 1B SF7 1-2f 3-H		F9			CS 1B	4	1	1	1	0	0	1
Ed Ott, L (1, 2) OBP: 0.349, SLG: 0.377			6-3	1B 1-3 1B		4-3			F4 1-2	4	0	1	0	0	0	1
Dale Berra, R (1, 6) OBP: 0.287, SLG: 0.383			1B 2B	SF7 3-H			F8		F7	3	1	1	1	0	0	0
Don Robinson, R (1, 1) OBP: 0.450, SLG: 0.450			G3 2-H 1B	1-2 1B			6-3			2	0	2	1	0	0	0
Enrique Romo, R (6, 1) OBP: 0.500, SLG: 0.400										0	0	0	0	0	0	0
Manny Sanguillen, R (7, PH) OBP: 0.438, SLG: 0.563										1	0	0	0	0	0	0
Rod Scurry, L (7, 1) OBP: 0.333, SLG: 0.333										0	0	0	0	0	0	0
Bill Robinson, R (8, 7) OBP: 0.294, SLG: 0.467										0	0	0	0	0	0	0

Inning Stats	1	2	3	4	5	6	7	8	9
R	0	0	1	2	0	0	0	0	0
E	0	0	0	0	0	0	0	0	0
K	0	0	1	1	0	0	1	1	0
S	3	3	7	8	3	3	5	6	3
H	0	0	2	3	0	0	0	2	1
LOB	0	0	2	2	0	0	0	1	0
BB	0	0	1	1	0	0	0	0	0
P	3	3	11	12	3	3	5	6	3

1B	7
2B	1
3B	0
HR	0
SF	1
SAC	0
DP	1
HBP	0
WP	0
PB	0
SB	0
CS	1
PA	35

AB	32
R	3
H	8
RBI	3
BB	2
SO	4
LOB	10

PITCHER		IP	WLS	BF	H	R	ER	SO	BB	IBB	HBP	BLK	WP	HR	S	P	ERA	WHIP
Rick Matula, R ERA: 2.92	(1, 1)	7.0	W	30	7	3	3	3	2	0	0	0	0	0	34	42	3.86	1.286
Larry Bradford, L ERA: 2.25	(8, 1)	2.0	S	5	1	0	0	1	0	0	0	0	0	0	7	7	0.00	0.500

PITCHER		IP	WLS	BF	H	R	ER	SO	BB	IBB	HBP	BLK	WP	HR	S	P	ERA	WHIP

Batter	1	2	3	4	5	6	7	8	9	AB	R	H	RBI	BB	SO	LOB
Jerry Royster, R (1, 5) OBP: 0.307, SLG: 0.307	5-3		2B		F7		FC6-5 2B			4	0	2	0	0	0	0
Larvell Blanks, R (8, 5) OBP: 0.250, SLG: 0.263										0	0	0	0	0	0	0
Dale Murphy, R (1, 8) OBP: 0.345, SLG: 0.462	K		F9		5-3		FC6-5 2-3			4	0	0	0	0	1	2
Chris Chambliss, L (1, 3) OBP: 0.344, SLG: 0.477	1B			HR 1B	K		P4			4	1	2	0	0	1	1
Gary Matthews, R (1, 9) OBP: 0.313, SLG: 0.421	F8			F3		BBB 1B 2B BB		6-3		3	1	0	0	1	0	2
Jeff Burroughs, R (1, 7) OBP: 0.344, SLG: 0.366		6-3		1-H HR		F5		2B		4	1	2	2	0	0	1
Bill Nahorodny, R (1, 2) OBP: 0.300, SLG: 0.479		F8		F8		2B 1-3 CS 1B		F8		4	0	1	0	0	0	1
Glenn Hubbard, R (1, 4) OBP: 0.325, SLG: 0.533		K		2B		1-3 3-H 2B		K		4	1	2	1	0	2	1
Luis Gomez, R (1, 6) OBP: 0.270, SLG: 0.208			5-3	1-H 2B		K				3	0	1	1	0	1	2
Rick Matula, R (1, 1) OBP: 0.036, SLG: 0.036			4-3	6-3		CS 3-H				3	0	0	0	0	0	1
Larry Bradford, R (8, 1)							P3			0	0	0	0	0	0	0
Inning Stats	R: 0 E: 0 K: 1 S: 6 H: 1 LOB: 1 BB: 0 P: 6	R: 0 E: 0 K: 1 S: 5 H: 0 LOB: 0 BB: 0 P: 5	R: 0 E: 0 K: 0 S: 4 H: 1 LOB: 1 BB: 0 P: 4	R: 3 E: 0 K: 0 S: 7 H: 4 LOB: 1 BB: 0 P: 7	R: 0 E: 0 K: 1 S: 5 H: 0 LOB: 0 BB: 0 P: 5	R: 1 E: 0 K: 1 S: 6 H: 2 LOB: 1 BB: 1 P: 10	R: 0 E: 0 K: 0 S: 4 H: 1 LOB: 1 BB: 0 P: 4	R: 0 E: 0 K: 1 S: 6 H: 1 LOB: 1 BB: 0 P: 6		1B: 4 2B: 5 3B: 0 HR: 1	SF: 0 SAC: 0 DP: 0 HBP: 0						

PITCHER	IP	WLS	BF	H	R	ER	SO	BB	IBB	HBP	BLK	WP	HR	S	P	ERA	WHIP
Don Robinson, R (1, 1) ERA: 5.02	5.1	L	24	7	4	4	3	1	0	0	0	0	1	29	33	6.75	1.500
Enrique Romo, R (6, 1) ERA: 2.85	0.2		2	1	0	0	1	0	0	0	0	0	0	4	4	0.00	1.500
Rod Scurry, L (7, 1) ERA: 1.77	1.0		4	1	0	0	0	0	0	0	0	0	0	4	4	0.00	1.000
Kent Tekulve, R (8, 1) ERA: 3.57	1.0		4	1	0	0	1	0	0	0	0	0	0	6	6	0.00	1.000

PITCHER	IP	WLS	BF	H	R	ER	SO	BB	IBB	HBP	BLK	WP	HR	S	P	ERA	WHIP

BOTTOM

Pittsburgh Pirates @ Atlanta Braves

Atlanta-Fulton County Stadium, Atlanta, GA

Thu Jun 19 1980, 7:05 PM EDT

Att. 10,585 - Unknown

livebaseballscorecards.com

AB	33
R	4
H	10
RBI	4
BB	1
SO	5
LOB	11

Pittsburgh Pirates @ Houston Astros

Astrodome, Houston, TX

Fri Jun 20 1980, 8:05 PM EDT

Att. 35,955 - Unknown

TOP

livebaseballscorecards.com

Batter	1	2	3	4	5	6	7	8	9	AB	R	H	RBI	BB	SO	LOB
Omar Moreno, L (1, 8) OBP: 0.319, SLG: 0.364	F7		1B		3-1			F2	F6	4	1	1	0	0	0	0
Dale Berra, R (9, PH) OBP: 0.284, SLG: 0.380										1	0	0	0	0	0	2
Tim Foli, R (1, 6) OBP: 0.308, SLG: 0.335	E 1B		F8 1-2			BBBB G4-6-3 BB		H 1-0 HBP		2	0	1	0	1	0	1
Mike Easler, L (1, 7) OBP: 0.443, SLG: 0.752	SSS K 1-2		2-H HR			G4-6-3 1-2f		SSS K2-3		4	1	1	2	0	2	3
Bill Robinson, R (1, 9) OBP: 0.286, SLG: 0.453	F7		SSS K			5-3			F7	4	0	0	0	0	1	1
John Milner, L (1, 3) OBP: 0.286, SLG: 0.295		2B		F7			1-3 1B		BB BB 1B 1B	4	1	3	0	0	0	0
Bill Madlock, R (1, 5) OBP: 0.314, SLG: 0.384		L7		4-3			1-3 1-2		BBBB 4-0 BB 1-2 1B BB	3	1	0	0	1	0	2
Ed Ott, L (1, 2) OBP: 0.343, SLG: 0.369		F4		L7			F8		BBBB 4-0 1B BB 1-2 2-3	3	0	0	0	0	0	2
Lee Lacy, R (9, PH) OBP: 0.455, SLG: 0.608										0	0	0	0	1	0	0
Phil Garner, R (1, 4) OBP: 0.332, SLG: 0.394		L8			6-3		6-3		L7	4	0	0	0	0	0	5
John Candelaria, L (1, 1) OBP: 0.206, SLG: 0.188			L7		SSS K			F9	1-3 2-H 3-H 1B	2	0	0	0	0	1	0
Manny Sanguillen, R (8, PH) OBP: 0.412, SLG: 0.529										1	0	0	0	0	0	0
Rod Scurry, L (8, 1) OBP: 0.333, SLG: 0.333										0	0	0	0	0	0	0
Dave Parker, L (9, PH) OBP: 0.316, SLG: 0.438										1	0	1	2	0	0	0
Matt Alexander, S (9, PR)										0	0	0	0	0	0	0

	AB	33
	R	4
	H	7
	RBI	4
	BB	3
	SO	4
	LOB	16

Inning Stats	1	2	3	4	5	6	7	8	9
	R: 0 E: 1 K: 1 S: 6	R: 0 E: 0 K: 0 S: 4	R: 2 E: 0 K: 1 S: 7	R: 0 E: 0 K: 0 S: 3	R: 0 E: 0 K: 1 S: 5	R: 0 E: 0 K: 0 S: 2	R: 0 E: 0 K: 0 S: 4	R: 0 E: 0 K: 1 S: 5	R: 2 E: 0 K: 0 S: 5
	H: 1 LOB: 1 BB: 0 P: 6	H: 1 LOB: 1 BB: 0 P: 4	H: 2 LOB: 0 BB: 0 P: 7	H: 0 LOB: 0 BB: 0 P: 3	H: 0 LOB: 0 BB: 0 P: 5	H: 0 LOB: 0 BB: 1 P: 6	H: 1 LOB: 1 BB: 0 P: 4	H: 0 LOB: 1 BB: 0 P: 6	H: 2 LOB: 2 BB: 2 P: 13

1B: 5 2B: 1 3B: 0 HR: 1 SF: 0 SAC: 0 DP: 1 HBP: 1

WP: 0 PB: 0 SB: 1 CS: 0 PA: 37

PITCHER		IP	WLS	BF	H	R	ER	SO	BB	IBB	HBP	BLK	WP	HR	S	P	ERA	WHIP
Ken Forsch, R ERA: 3.32	(1, 1)	8.1	W	33	6	4	4	4	2	0	1	0	0	1	38	47	4.32	0.960
Joe Sambito, L ERA: 2.89	(9, 1)	0.2	S	4	1	0	0	0	1	0	0	0	0	0	3	7	0.00	3.000

PITCHER	IP	WLS	BF	H	R	ER	SO	BB	IBB	HBP	BLK	WP	HR	S	P	ERA	WHIP

Batter	1	2	3	4	5	6	7	8	9	AB	R	H	RBI	BB	SO	LOB
Rafael Landestoy, S (1, 6) (9, 4) OBP: 0.307, SLG: 0.397	F7	1B 3B 1-H 2-H 3-H		6-3		6-3		K		5	1	1	3	0	1	3
Terry Puhl, L (1, 9) (8, 8) OBP: 0.370, SLG: 0.453	6-3	1B SF7 1B 3-H		F4			4-3			4	1	1	1	0	0	0
Jose Cruz, L (1, 7) OBP: 0.382, SLG: 0.429	1B 1B BB B B B	1B 1-3			4-3		L8			3	1	1	0	1	0	0
Cesar Cedeno, R (1, 8) OBP: 0.378, SLG: 0.469 Denny Walling, L (8, 9) OBP: 0.405, SLG: 0.419	1B 1B 1-2	SF7 3-H			L9		1B 2B			3 0	0 0	2 0	1 0	0 0	0 0	0 0
Art Howe, R (1, 5) OBP: 0.325, SLG: 0.387	1B 1-3 2-H	F7			2B		1B 2-H			4	0	3	1	0	0	1
Joe Morgan, L (1, 4) OBP: 0.341, SLG: 0.358 Craig Reynolds, L (9, 6) OBP: 0.224, SLG: 0.286	S S S K S S K	S S S K			4-3			B B B BB		3 0	0 0	0 0	0 0	1 0	2 0	1 0
Jeffrey Leonard, R (1, 3) OBP: 0.279, SLG: 0.295 Dave Bergman, L (9, 3) OBP: 0.219, SLG: 0.107	1B 1B 3B 1B	6-3				G5-4-3 1B		S S S K		4 0	1 0	2 0	0 0	0 0	1 0	1 0
Alan Ashby, S (1, 2) OBP: 0.331, SLG: 0.357	1B 3B 1B 1-2	5-3				G5-4-3 1-2f		B B B B BB 1-2		3	1	1	0	1	0	1
Ken Forsch, R (1, 1) OBP: 0.289, SLG: 0.342 Joe Sambito, L (9, 1)	3B 1B 1-2 2-3			S S S K		2B		S S S K		4 0	1 0	2 0	0 0	0 0	2 0	2 0
Inning Stats	R: 1 E: 0 K: 0 S: 4 H: 2 LOB: 2 BB: 1 P: 8	R: 5 E: 0 K: 1 S: 11 H: 6 LOB: 1 BB: 0 P: 11	R: 0 E: 0 K: 1 S: 5 H: 0 LOB: 0 BB: 0 P: 5	R: 0 E: 0 K: 1 S: 5 H: 0 LOB: 0 BB: 0 P: 5	R: 0 E: 0 K: 0 S: 4 H: 1 LOB: 1 BB: 0 P: 4	R: 0 E: 0 K: 0 S: 4 H: 2 LOB: 1 BB: 0 P: 4	R: 0 E: 0 K: 0 S: 4 H: 2 LOB: 2 BB: 0 P: 4	R: 0 E: 0 K: 3 S: 9 H: 0 LOB: 2 BB: 2 P: 17		1B: 9 2B: 3 3B: 1 HR: 0	SF: 1 SAC: 0 DP: 1 HBP: 0					

PITCHER		IP	WLS	BF	H	R	ER	SO	BB	IBB	HBP	BLK	WP	HR	S	P	ERA	WHIP
John Candelaria, L ERA: 3.71	(1, 1)	7.0	L	32	13	6	6	3	1	0	0	0	0	0	37	41	7.71	2.000
Rod Scurry, L ERA: 1.69	(8, 1)	1.0		5	0	0	0	3	2	0	0	0	0	0	9	17	0.00	2.000

PITCHER	IP	WLS	BF	H	R	ER	SO	BB	IBB	HBP	BLK	WP	HR	S	P	ERA	WHIP

BOTTOM

Pittsburgh Pirates @ Houston Astros

Astrodome, Houston, TX

Fri Jun 20 1980, 8:05 PM EDT

Att. 35,955 - Unknown

livebaseballscorecards.com

AB	33
R	6
H	13
RBI	6
BB	3
SO	6
LOB	9

1B: 9	SF: 1	WP: 0	PA: 37
2B: 3	SAC: 0	PB: 0	
3B: 1	DP: 1	SB: 0	
HR: 0	HBP: 0	CS: 0	

Pittsburgh Pirates @ Houston Astros

Astrodome, Houston, TX

Sat Jun 21 1980, 8:05 PM EDT

Att. 45,867 - Unknown

TOP

livebaseballscorecards.com

Batter	1	2	3	4	5	6	7	8	9	AB	R	H	RBI	BB	SO	LOB
Omar Moreno, L (1, 8) OBP: 0.325, SLG: 0.384	IHR		2B		1B		4-3		FC6-4	4	2	3	1	0	0	1
Lee Lacy, R (9, PH) OBP: 0.450, SLG: 0.602										1	0	0	0	0	0	2
Tim Foli, R (1, 6) OBP: 0.312, SLG: 0.339	1B		SH1-3		1B		6-3		F6	4	0	2	0	0	0	3
Mike Easler, L (1, 7) OBP: 0.429, SLG: 0.732	F8		5-3		SF7			1-3		3	0	0	1	0	0	2
Bill Robinson, R (1, 9) OBP: 0.291, SLG: 0.455	G4-6-3		K		K			BB		4	0	2	0	0	2	2
John Milner, L (1, 3) OBP: 0.284, SLG: 0.284	G4-6-3			3-1		K		G6-4-3		3	0	0	0	1	1	2
Bill Madlock, R (1, 5) OBP: 0.313, SLG: 0.387		G5-4-3		F3		F8		G6-4-3		4	0	1	0	0	0	2
Ed Ott, L (1, 2) OBP: 0.352, SLG: 0.375		G5-4-3				4-3			FC6-4 BB	3	0	2	0	1	0	0
Phil Garner, R (1, 4) OBP: 0.335, SLG: 0.393		G5-4-3		6-3			4-3		FC6-4	3	0	1	0	1	0	3
Bert Blyleven, R (1, 1) OBP: 0.077, SLG: 0.040		5-3				F6				2	0	0	0	0	0	1
Dave Parker, L (7, PH) OBP: 0.315, SLG: 0.436										1	0	0	0	0	1	1
Enrique Romo, R (7, 1) OBP: 0.500, SLG: 0.400										0	0	0	0	0	0	0
Grant Jackson, S (7, 1)										0	0	0	0	0	0	0
Willie Stargell, L (9, PH) OBP: 0.368, SLG: 0.541							K		K	1	0	0	0	0	1	2
Inning Stats	R: 1 E: 0 K: 0 S: 5 H: 3 LOB: 1 BB: 0 P: 5	R: 0 E: 0 K: 0 S: 4 H: 2 LOB: 1 BB: 0 P: 4	R: 0 E: 0 K: 1 S: 6 H: 1 LOB: 1 BB: 0 P: 6	R: 0 E: 0 K: 0 S: 4 H: 1 LOB: 1 BB: 0 P: 4	R: 1 E: 0 K: 1 S: 7 H: 2 LOB: 1 BB: 0 P: 7	R: 0 E: 0 K: 1 S: 5 H: 0 LOB: 0 BB: 0 P: 5	R: 0 E: 0 K: 1 S: 6 H: 1 LOB: 1 BB: 0 P: 6	R: 0 E: 0 K: 0 S: 3 H: 1 LOB: 1 BB: 1 P: 7	R: 0 E: 0 K: 1 S: 5 H: 0 LOB: 2 BB: 2 P: 13	1B: 8 2B: 2 3B: 0 HR: 1 SF: 1 SAC: 1 DP: 3 HBP: 0	WP: 0 PB: 0 SB: 0 CS: 0 PA: 38					

	AB	33
	R	2
	H	11
	RBI	2
	BB	3
	SO	5
	LOB	21

PITCHER		IP	WLS	BF	H	R	ER	SO	BB	IBB	HBP	BLK	WP	HR	S	P	ERA	WHIP
Vern Ruhle, R ERA: 2.47	(1, 1)	7.1	W	32	11	2	2	4	1	0	0	0	0	0	39	43	2.46	1.636
Frank LaCorte, R ERA: 0.61	(8, 1)	0.2		3	0	0	0	0	2	0	0	0	0	0	1	9	0.00	3.000
Joe Sambito, L ERA: 2.79	(9, 1)	1.0	S	3	0	0	0	1	0	0	0	0	0	0	5	5	0.00	0.000

PITCHER	IP	WLS	BF	H	R	ER	SO	BB	IBB	HBP	BLK	WP	HR	S	P	ERA	WHIP

Batter	1	2	3	4	5	6	7	8	9	AB	R	H	RBI	BB	SO	LOB
Rafael Landestoy, S (1, 6) (9, 4) OBP: 0.306, SLG: 0.388	S S S 0-3 ① K		B B B B 4-0 CS BB		x 0-0 ② 6-3		x 0-0 ② FC5-4 1-2f 2-3			3	0	0	0	1	1	2
Terry Puhl, L (1, 8) OBP: 0.368, SLG: 0.449	x 0-0 ② 4-3		x 0-0 ① CS 1B 1-2		x 0-0 ③ F8		x 0-0 ③ F7			4	0	1	0	0	0	2
Joe Morgan, L (1, 4) OBP: 0.340, SLG: 0.356	x 0-0 1B 1B 1B		x 0-0 ② ③ 4-3 1-2			x 0-0 ① F9		x 0-0 ① F8		4	1	1	0	0	0	1
Craig Reynolds, L (9, 6) OBP: 0.224, SLG: 0.286										0	0	0	0	0	0	0
Jose Cruz, L (1, 7) OBP: 0.380, SLG: 0.426	x 0-0 1B 1B 1-2 1B			x 0-0 ① 4-3		x 0-0 ② 6-3		S S S 0-3 ② K		4	0	1	0	0	1	0
Denny Walling, L (1, 9) OBP: 0.408, SLG: 0.429	x 0-0 1-2 2-H 1B			x 0-0 HR 2B		x 0-0 ③ 4-3		x 0-0 ③ F4		4	1	2	1	0	0	0
Art Howe, R (1, 5) OBP: 0.325, SLG: 0.413	x 0-0 ③ F7			x 0-0 2-H HR			x 0-0 ① F9			3	1	1	2	0	0	2
Dave Bergman, L (1, 3) OBP: 0.229, SLG: 0.161		x 0-0 ① F6		x 0-0 ② 4-3			x 0-0 1B 1B 2B			3	1	1	0	0	0	0
Alan Ashby, S (1, 2) OBP: 0.331, SLG: 0.357		x 0-0 ② F7		x 0-0 ③ F8			x 0-0 FC5-4 1B 2-3 1B			3	0	1	0	0	0	0
Vern Ruhle, R (1, 1) OBP: 0.333, SLG: 0.357		S S S 0-3 ③ K			S S S 0-3 ① K		x 0-0 FC5-4 1-2 3-H 1B			3	0	1	1	0	2	0
Frank LaCorte, R (8, 1) OBP: 0.250, SLG: 0.250										0	0	0	0	0	0	0
Joe Sambito, L (9, 1)										0	0	0	0	0	0	0
Inning Stats	R: 1 E: 0 K: 1 S: 8 H: 3 LOB: 2 BB: 0 P: 8	R: 0 E: 0 K: 1 S: 5 H: 0 LOB: 0 BB: 0 P: 5	R: 0 E: 0 K: 0 S: 2 H: 1 LOB: 0 BB: 1 P: 6	R: 2 E: 0 K: 0 S: 5 H: 2 LOB: 0 BB: 0 P: 5	R: 0 E: 0 K: 1 S: 5 H: 0 LOB: 0 BB: 0 P: 5	R: 0 E: 0 K: 0 S: 3 H: 0 LOB: 0 BB: 0 P: 3	R: 1 E: 0 K: 0 S: 6 H: 3 LOB: 2 BB: 0 P: 6	R: 0 E: 0 K: 1 S: 5 H: 0 LOB: 0 BB: 0 P: 5		1B: 6 2B: 2 3B: 0 HR: 1	SF: 0 SAC: 0 DP: 0 HBP: 0					

BOTTOM

Pittsburgh Pirates @ Houston Astros

Astrodome, Houston, TX

Sat Jun 21 1980, 8:05 PM EDT

Att. 45,867 - Unknown

livebaseballscorecards.com

AB	31
R	4
H	9
RBI	4
BB	1
SO	4
LOB	7

WP: 0 PB: 0 SB: 0 CS: 2 PA: 32

PITCHER		IP	WLS	BF	H	R	ER	SO	BB	IBB	HBP	BLK	WP	HR	S	P	ERA	WHIP
Bert Blyleven, R ERA: 4.09	(1, 1)	6.0	L	23	6	3	3	3	1	0	0	0	0	1	28	32	4.50	1.167
Enrique Romo, R ERA: 2.98	(7, 1)	0.2		5	3	1	1	0	0	0	0	0	0	0	5	5	13.50	4.500
Grant Jackson, L ERA: 1.93	(7, 1)	1.1		4	0	0	0	1	0	0	0	0	0	0	6	6	0.00	0.000

PITCHER	IP	WLS	BF	H	R	ER	SO	BB	IBB	HBP	BLK	WP	HR	S	P	ERA	WHIP

Batter	1	2	3	4	5	6	7	8	9	AB	R	H	RBI	BB	SO	LOB
Omar Moreno, L (1, 8) OBP: 0.329, SLG: 0.386	SH1-3 S 1B 1B	5-3			CS 1B		IBB		F7	4	1	2	0	1	0	0
Phil Garner, R (1, 4) OBP: 0.331, SLG: 0.387	SH1-3 1-3		K		K 1-2		F3			3	0	0	0	0	2	3
Dave Parker, L (1, 9) OBP: 0.318, SLG: 0.438	F3		G3-6-3 1B			CS 1B	F9			4	0	2	0	0	0	3
John Milner, L (1, 3) OBP: 0.304, SLG: 0.325	1B BB BB		G3-6-3 1-2f			1-2 HR		BB		2	1	1	1	2	0	1
Mike Easler, L (1, 7) OBP: 0.434, SLG: 0.728 Bill Robinson, R (6, 7) OBP: 0.289, SLG: 0.451	1B 1-2 BB			WP 1B		K2-3		F9		2 1	0 0	1 0	0 0	1 0	1 0	0 1
Bill Madlock, R (1, 5) OBP: 0.317, SLG: 0.389	1-2 2-3 3-H 1B			5-3 1-2				F8		4	0	2	1	0	0	2
Ed Ott, L (1, 2) OBP: 0.344, SLG: 0.366	4-3			F7		F8		F7		4	0	0	0	0	0	6
Dale Berra, R (1, 6) OBP: 0.283, SLG: 0.369		L5		F8			SH2-4 BB		6-3	3	0	0	0	1	0	1
Jim Bibby, R (1, 1) OBP: 0.225, SLG: 0.194 Willie Stargell, L (9, PH) OBP: 0.365, SLG: 0.537 Grant Jackson, S (9, 1)		K			K		SH2-4 1-2		K	2 1 0	0 0 0	0 0 0	0 0 0	0 1 0	2 0 0	0 0 0
Inning Stats	R: 1 E: 0 K: 0 S: 5 H: 2 LOB: 3 BB: 2 P: 13	R: 0 E: 0 K: 1 S: 5 H: 0 LOB: 0 BB: 0 P: 5	R: 0 E: 0 K: 1 S: 5 H: 1 LOB: 0 BB: 0 P: 5	R: 0 E: 0 K: 0 S: 4 H: 1 LOB: 1 BB: 0 P: 4	R: 0 E: 0 K: 2 S: 7 H: 1 LOB: 0 BB: 0 P: 7	R: 1 E: 0 K: 1 S: 7 H: 3 LOB: 1 BB: 0 P: 7	R: 0 E: 0 K: 0 S: 3 H: 0 LOB: 2 BB: 2 P: 11	R: 0 E: 0 K: 0 S: 3 H: 0 LOB: 1 BB: 1 P: 7	R: 0 E: 0 K: 1 S: 5 H: 0 LOB: 0 BB: 0 P: 5	1B: 7 2B: 0 3B: 0 HR: 1	SF: 0 SAC: 2 DP: 1 HBP: 0						

TOP

Pittsburgh Pirates @ Houston Astros

Astrodome, Houston, TX

Sun Jun 22 1980, 8:05 PM EDT

Att. 46,213 - Unknown

livebaseballscorecards.com

AB	30
R	2
H	8
RBI	2
BB	5
SO	6
LOB	17

WP: 1 PA: 37
PB: 0
SB: 1
CS: 2

PITCHER		IP	WLS	BF	H	R	ER	SO	BB	IBB	HBP	BLK	WP	HR	S	P	ERA	WHIP
Joe Niekro, R ERA: 3.25	(1, 1)	8.0	L	34	8	2	2	5	4	1	0	0	1	1	39	59	2.25	1.500
Dave Smith, R ERA: 1.98	(9, 1)	1.0		3	0	0	0	1	0	0	0	0	0	0	5	5	0.00	0.000

PITCHER	IP	WLS	BF	H	R	ER	SO	BB	IBB	HBP	BLK	WP	HR	S	P	ERA	WHIP

BOTTOM

Pittsburgh Pirates @ Houston Astros

Astrodome, Houston, TX

Sun Jun 22 1980, 8:05 PM EDT

Att. 46,213 - Unknown

Batter	1	2	3	4	5	6	7	8	9	AB	R	H	RBI	BB	SO	LOB
Rafael Landestoy, S (1, 6) OBP: 0.304, SLG: 0.383	F8		1B			F7		F9		4	0	1	0	0	0	0
Terry Puhl, L (1, 8) OBP: 0.370, SLG: 0.464	K		1-2 1B			HR			4-3	4	1	2	1	0	1	0
Joe Morgan, L (1, 4) OBP: 0.333, SLG: 0.348	F5		F7			F9			F7	4	0	0	0	0	0	2
Jose Cruz, L (1, 7) OBP: 0.374, SLG: 0.419		K		4-3		F7			6-3	4	0	0	0	0	1	0
Denny Walling, L (1, 9) OBP: 0.400, SLG: 0.419		F7		K			F8			3	0	0	0	0	1	0
Art Howe, R (1, 5) OBP: 0.325, SLG: 0.420		2B		F6			6-3			3	0	1	0	0	0	0
Dave Bergman, L (1, 3) OBP: 0.211, SLG: 0.147		5-3			6-3		K			3	0	0	0	0	1	1
Luis Pujols, R (1, 2) OBP: 0.256, SLG: 0.241			F6		F4			K		2	0	0	0	0	0	0
Alan Ashby, S (7, 2) OBP: 0.329, SLG: 0.354										1	0	0	0	0	1	0
Joe Niekro, R (1, 1) OBP: 0.229, SLG: 0.294			F5		F7			F9		2	0	0	0	0	0	0
Craig Reynolds, L (8, PH) OBP: 0.222, SLG: 0.284										1	0	0	0	0	0	0
Dave Smith, R (9, 1)										0	0	0	0	0	0	0
Inning Stats	R: 0 E: 0 K: 1 S: 5 H: 0 LOB: 0 BB: 0 P: 5	R: 0 E: 0 K: 1 S: 6 H: 1 LOB: 1 BB: 0 P: 6	R: 0 E: 0 K: 0 S: 5 H: 2 LOB: 2 BB: 0 P: 5	R: 0 E: 0 K: 1 S: 5 H: 0 LOB: 0 BB: 0 P: 5	R: 0 E: 0 K: 0 S: 3 H: 0 LOB: 0 BB: 0 P: 3	R: 1 E: 0 K: 0 S: 4 H: 1 LOB: 0 BB: 0 P: 4	R: 0 E: 0 K: 1 S: 5 H: 0 LOB: 0 BB: 0 P: 5	R: 0 E: 0 K: 1 S: 5 H: 0 LOB: 0 BB: 0 P: 5	R: 0 E: 0 K: 0 S: 3 H: 0 LOB: 0 BB: 0 P: 3	1B: 2 2B: 1 3B: 0 HR: 1 SF: 0 SAC: 0 DP: 0 HBP: 0						

livebaseballscorecards.com

AB	31
R	1
H	4
RBI	1
BB	0
SO	5
LOB	3

PITCHER		IP	WLS	BF	H	R	ER	SO	BB	IBB	HBP	BLK	WP	HR	S	P	ERA	WHIP
Jim Bibby, R ERA: 3.01	(1, 1)	8.0	W	28	4	1	1	5	0	0	0	0	0	1	38	38	1.12	0.500
Grant Jackson, L ERA: 1.86	(9, 1)	1.0	S	3	0	0	0	0	0	0	0	0	0	0	3	3	0.00	0.000

PITCHER	IP	WLS	BF	H	R	ER	SO	BB	IBB	HBP	BLK	WP	HR	S	P	ERA	WHIP

Batter	1	2	3	4	5	6	7	8	9	AB	R	H	RBI	BB	SO	LOB
Omar Moreno, L (1, 8) OBP: 0.331, SLG: 0.387	4-3		4-3		FC6-4 1B 1-2			CS 1B		4	0	2	0	0	0	0
Phil Garner, R (1, 4) OBP: 0.329, SLG: 0.385	K S S S		FC4-6 1B		FC6-4 1-2f			F7 1-2		4	0	1	0	0	1	3
Dave Parker, L (1, 9) OBP: 0.317, SLG: 0.434	E4		FC4-6 1-2f			G5-4-3 1B		1-3		4	0	1	0	0	0	1
Bill Robinson, R (1, 3) OBP: 0.282, SLG: 0.439	F3			F9		G5-4-3 1-2f			K S S S	4	0	0	0	0	1	2
Bill Madlock, R (1, 5) OBP: 0.316, SLG: 0.386		F9 S 6-3 1B		5-3		F8			F9	4	1	1	0	0	0	0
Lee Lacy, R (1, 7) OBP: 0.435, SLG: 0.579		F9 1-3		F9			F8		F8	4	0	0	0	0	0	1
Steve Nicosia, R (1, 2) OBP: 0.293, SLG: 0.250		6-3 3-H			F9		F8			3	0	0	1	0	0	0
Dale Berra, R (1, 6) OBP: 0.285, SLG: 0.368		F7			F7		1B			3	0	1	0	0	0	0
Eddie Solomon, R (1, 1) OBP: 0.222, SLG: 0.222 Rod Scurry, L (6, 1) OBP: 0.333, SLG: 0.333 Don Robinson, R (6, 1) OBP: 0.450, SLG: 0.450 Manny Sanguillen, R (7, PH) OBP: 0.389, SLG: 0.500 Enrique Romo, R (7, 1) OBP: 0.500, SLG: 0.400			K S S S		1B 1B		1-3			2 0 0 1 0	0 0 0 0 0	1 0 0 0 0	0 0 0 0 0	0 0 0 0 0	1 0 0 0 0	0 0 0 1 0
Inning Stats	R: 0 E: 1 K: 1 S: 6 H: 0 LOB: 1 BB: 0 P: 6	R: 1 E: 0 K: 0 S: 4 H: 1 LOB: 0 BB: 0 P: 4	R: 0 E: 0 K: 1 S: 6 H: 1 LOB: 1 BB: 0 P: 6	R: 0 E: 0 K: 0 S: 3 H: 0 LOB: 0 BB: 0 P: 3	R: 0 E: 0 K: 0 S: 5 H: 2 LOB: 2 BB: 0 P: 5	R: 0 E: 0 K: 0 S: 3 H: 1 LOB: 0 BB: 0 P: 3	R: 0 E: 0 K: 0 S: 4 H: 1 LOB: 1 BB: 0 P: 4	R: 0 E: 0 K: 0 S: 3 H: 1 LOB: 0 BB: 0 P: 3	R: 0 E: 0 K: 1 S: 5 H: 0 LOB: 0 BB: 0 P: 5	1B: 7 2B: 0 3B: 0 HR: 0	SF: 0 SAC: 0 DP: 1 HBP: 0						

PITCHER	IP	WLS	BF	H	R	ER	SO	BB	IBB	HBP	BLK	WP	HR	S	P	ERA	WHIP
Jim Kaat, L (1, 1) ERA: 3.96	9.0	W	33	7	1	1	3	0	0	0	0	0	0	39	39	1.00	0.778

PITCHER	IP	WLS	BF	H	R	ER	SO	BB	IBB	HBP	BLK	WP	HR	S	P	ERA	WHIP

TOP

Pittsburgh Pirates @ St. Louis Cardinals

Busch Stadium, St. Louis, MO

Mon Jun 23 1980, 7:05 PM CDT

Att. 20,422 - Unknown

livebaseballscorecards.com

AB	33
R	1
H	7
RBI	1
BB	0
SO	3
LOB	8

PA: 33

WP: 0 PB: 0 SB: 1 CS: 1

Batter	1	2	3	4	5	6	7	8	9	AB	R	H	RBI	BB	SO	LOB
Bobby Bonds, R (1, 9) (7, 7) OBP: 0.308, SLG: 0.298	F9		FC6-2-5 3-H			1B S SF7 BB	K 1-2			3	1	0	0	1	1	3
Garry Templeton, S (1, 6) OBP: 0.333, SLG: 0.381	F7		G3			S E 1-3 1B	K			4	1	1	0	0	1	3
Keith Hernandez, L (1, 3) OBP: 0.422, SLG: 0.518	K			1-3		SF7 1-H 3-H		1B HR 1B		3	1	1	1	0	1	0
Ted Simmons, S (1, 2) OBP: 0.384, SLG: 0.515		F8		HR		1B 1B		1B 1-3 HR 1B		4	2	3	1	0	0	0
George Hendrick, R (1, 8) (7, 9) OBP: 0.351, SLG: 0.556		G3		P6		FC5-4 1-2 1B		1-H 3-H HR		4	1	2	3	0	0	0
Terry Kennedy, L (1, 7) OBP: 0.386, SLG: 0.517		G3		K		F9		G3		3	0	0	0	0	1	2
Tony Scott, S (7, 8) OBP: 0.312, SLG: 0.289										1	0	0	0	0	0	0
Ken Reitz, R (1, 5) OBP: 0.340, SLG: 0.424			SH1-4 1B FC6-2-5 1B		F2	FC5-4 1-2f				4	0	2	0	0	0	2
Ken Oberkfell, L (1, 4) OBP: 0.413, SLG: 0.400			SH1-4 1-2 1B		6-3		FC1-6 1B	F7		4	0	2	0	0	0	1
Jim Kaat, L (1, 1)			SH1-4 1-2 2-3		F9		FC1-6 S 1-2f	K		3	0	0	0	0	1	2
Inning Stats	R: 0 E: 0 K: 1 S: 5 H: 0 LOB: 0 BB: 0 P: 5	R: 0 E: 0 K: 0 S: 3 H: 0 LOB: 0 BB: 0 P: 3	R: 0 E: 0 K: 0 S: 5 H: 2 LOB: 2 BB: 0 P: 5	R: 1 E: 0 K: 1 S: 6 H: 1 LOB: 0 BB: 0 P: 6	R: 0 E: 0 K: 0 S: 3 H: 0 LOB: 0 BB: 0 P: 3	R: 2 E: 1 K: 0 S: 6 H: 3 LOB: 2 BB: 1 P: 10	R: 0 E: 0 K: 2 S: 8 H: 1 LOB: 1 BB: 0 P: 8	R: 3 E: 0 K: 1 S: 9 H: 4 LOB: 1 BB: 0 P: 9		1B: 9 2B: 0 3B: 0 HR: 2	SF: 1 SAC: 1 DP: 0 HBP: 0						

PITCHER		IP	WLS	BF	H	R	ER	SO	BB	IBB	HBP	BLK	WP	HR	S	P	ERA	WHIP
Eddie Solomon, R ERA: 2.44	(1, 1)	5.1	L	23	6	3	3	2	1	0	0	0	0	1	26	30	5.06	1.312
Rod Scurry, L ERA: 1.66	(6, 1)	0.1		1	0	0	0	0	0	0	0	0	0	0	1	1	0.00	0.000
Don Robinson, R ERA: 4.99	(6, 1)	0.1		1	0	0	0	0	0	0	0	0	0	0	1	1	0.00	0.000
Enrique Romo, R ERA: 3.36	(7, 1)	2.0		11	5	3	3	3	0	0	0	0	0	1	17	17	13.50	2.500

PITCHER	IP	WLS	BF	H	R	ER	SO	BB	IBB	HBP	BLK	WP	HR	S	P	ERA	WHIP

BOTTOM

Pittsburgh Pirates @ St. Louis Cardinals

Busch Stadium, St. Louis, MO

Mon Jun 23 1980, 7:05 PM CDT

Att. 20,422 - Unknown

livebaseballscorecards.com

AB	33
R	6
H	11
RBI	5
BB	1
SO	5
LOB	13

1B: 9	SF: 1	WP: 0	PA: 36
2B: 0	SAC: 1	PB: 0	
3B: 0	DP: 0	SB: 3	
HR: 2	HBP: 0	CS: 0	

Batter	1	2	3	4	5	6	7	8	9	AB	R	H	RBI	BB	SO	LOB
Omar Moreno, L (1, 8) OBP: 0.330, SLG: 0.383	5-3		F7		5-3 BB 1-2		K			3	0	0	0	1	1	1
Tim Foli, R (1, 6) OBP: 0.316, SLG: 0.352	HR 2B		2B		5-3 1-2 2-3			F9		4	1	2	0	0	0	2
Dave Parker, L (1, 9) OBP: 0.316, SLG: 0.431	F8		K		F7			1B		4	0	1	0	0	1	4
Bill Robinson, R (1, 3) OBP: 0.288, SLG: 0.461	2-H HR			9-5 1B 1B		5-3		L8		4	1	2	2	0	0	1
Bill Madlock, R (1, 5) OBP: 0.314, SLG: 0.383	6-3			S 1-2 1B		F9		5-3		4	0	1	0	0	0	1
Lee Lacy, R (1, 7) OBP: 0.420, SLG: 0.559		F3		9-5 2-3f		F3			F9	4	0	0	0	0	0	2
Phil Garner, R (1, 4) OBP: 0.328, SLG: 0.383 Matt Alexander, S (9, PR)		K		6-3 1-2			5-3		E S 1B	4 0	0 0	1 0	0 0	0 0	1 0	1 0
Steve Nicosia, R (1, 2) OBP: 0.279, SLG: 0.236		F9			F8		5-3		6-3 1-3	4	0	0	0	0	0	1
Rick Rhoden, R (1, 1) OBP: 0.500, SLG: 0.500 Manny Sanguillen, R (7, PH) OBP: 0.421, SLG: 0.526 Grant Jackson, S (7, 1) Willie Stargell, L (9, PH) OBP: 0.363, SLG: 0.533			F9		5-3 BB 1B		1B		F7	2 1 0 1	0 0 0 0	1 1 0 0	0 0 0 0	0 0 0 0	0 0 0 0	0 0 0 2
Inning Stats	R: 2 E: 0 K: 0 S: 5 H: 2 LOB: 0 BB: 0 P: 5	R: 0 E: 0 K: 1 S: 5 H: 0 LOB: 0 BB: 0 P: 5	R: 0 E: 0 K: 1 S: 6 H: 1 LOB: 1 BB: 0 P: 6	R: 0 E: 0 K: 0 S: 4 H: 2 LOB: 1 BB: 0 P: 4	R: 0 E: 0 K: 0 S: 4 H: 1 LOB: 2 BB: 1 P: 8	R: 0 E: 0 K: 0 S: 3 H: 0 LOB: 0 BB: 0 P: 3	R: 0 E: 0 K: 1 S: 6 H: 1 LOB: 1 BB: 0 P: 6	R: 0 E: 0 K: 0 S: 4 H: 1 LOB: 1 BB: 0 P: 4	R: 0 E: 0 K: 0 S: 4 H: 1 LOB: 2 BB: 0 P: 4	1B: 6 2B: 3 3B: 0 HR: 1 SF: 0 SAC: 0 DP: 1 HBP: 0						

PITCHER	IP	WLS	BF	H	R	ER	SO	BB	IBB	HBP	BLK	WP	HR	S	P	ERA	WHIP
Bob Sykes, L (1, 1) ERA: 5.31	9.0	W	36	9	2	2	3	1	0	0	0	0	1	41	45	2.00	1.111

PITCHER	IP	WLS	BF	H	R	ER	SO	BB	IBB	HBP	BLK	WP	HR	S	P	ERA	WHIP

TOP

Pittsburgh Pirates @ St. Louis Cardinals

Busch Stadium, St. Louis, MO

Tue Jun 24 1980, 7:05 PM CDT

Att. 21,858 - Unknown

livebaseballscorecards.com

AB	35
R	2
H	9
RBI	2
BB	1
SO	3
LOB	15

WP: 0 PB: 0 SB: 2 CS: 0 PA: 36

Pittsburgh Pirates @ St. Louis Cardinals

Busch Stadium, St. Louis, MO

Tue Jun 24 1980, 7:05 PM CDT

Att. 21,858 - Unknown

livebaseballscorecards.com

BOTTOM

Batter	1	2	3	4	5	6	7	8	9	AB	R	H	RBI	BB	SO	LOB
Bobby Bonds, R (1, 9) (9, 7) OBP: 0.312, SLG: 0.331	1B 2B		HR		K		K			4	2	2	1	0	2	0
Garry Templeton, S (1, 6) OBP: 0.339, SLG: 0.386	6-3 S 1B 2-H 1B		6-3 1B		4-3		BB 1B			4	1	3	1	0	0	0
Keith Hernandez, L (1, 3) OBP: 0.423, SLG: 0.516	6-3 1-3		6-3 1-2		1B		BB 1-2			3	0	1	0	1	0	2
Ted Simmons, S (1, 2) OBP: 0.382, SLG: 0.510	BB 3-H 1B		F2		F8		F7			4	0	1	1	0	0	4
George Hendrick, R (1, 8) (9, 9) OBP: 0.353, SLG: 0.553	G6-4-3 1-2 BB		K			6-3		SH1 1B		3	0	1	0	1	1	1
Terry Kennedy, L (1, 7) OBP: 0.394, SLG: 0.527 Tony Scott, S (9, 8) OBP: 0.312, SLG: 0.289	G6-4-3 1-2f			FC5 2B		FC6-4 BB		SH1 1-2		2 0	0 0	1 0	0 0	1 0	0 0	2 0
Ken Reitz, R (1, 5) OBP: 0.338, SLG: 0.419		L7		5-3		F7		G4-6-3 IBB		3	0	0	0	1	0	2
Ken Oberkfell, L (1, 4) OBP: 0.398, SLG: 0.382		4-3		FC5 2-3		FC6-4 1-2f		G4-6-3 1-2f		4	0	0	0	0	0	4
Bob Sykes, S (1, 1) OBP: 0.158, SLG: 0.111		L7		4-3			K			3	0	0	0	0	1	1
Inning Stats	R: 2 H: 3 E: 0 LOB: 1 K: 0 BB: 1 S: 5 P: 9	R: 0 H: 0 E: 0 LOB: 0 K: 0 BB: 0 S: 3 P: 3	R: 1 H: 2 E: 0 LOB: 1 K: 1 BB: 0 S: 7 P: 7	R: 0 H: 1 E: 0 LOB: 1 K: 0 BB: 1 S: 4 P: 4	R: 0 H: 1 E: 0 LOB: 1 K: 1 BB: 0 S: 6 P: 6	R: 0 H: 0 E: 0 LOB: 1 K: 0 BB: 1 S: 3 P: 7	R: 0 H: 1 E: 0 LOB: 2 K: 2 BB: 1 S: 8 P: 12	R: 0 H: 1 E: 0 LOB: 1 K: 0 BB: 1 S: 3 P: 7		1B: 6 SF: 0 2B: 2 SAC: 1 3B: 0 DP: 2 HR: 1 HBP: 0						WP: 0 PA: 35 PB: 0 SB: 1 CS: 0

PITCHER	IP	WLS	BF	H	R	ER	SO	BB	IBB	HBP	BLK	WP	HR	S	P	ERA	WHIP
Rick Rhoden, R (1, 1) ERA: 4.5	6.0	L	26	7	3	3	2	2	0	0	0	0	1	28	36	4.50	1.500
Grant Jackson, L (7, 1) ERA: 1.74	2.0		9	2	0	0	2	1	1	0	0	0	0	11	19	0.00	1.500

PITCHER	IP	WLS	BF	H	R	ER	SO	BB	IBB	HBP	BLK	WP	HR	S	P	ERA	WHIP

Pittsburgh Pirates @ St. Louis Cardinals

Busch Stadium, St. Louis, MO

Wed Jun 25 1980, 7:05 PM CDT

Att. 26,102 - Unknown

TOP

livebaseballscorecards.com

Batter	1	2	3	4	5	6	7	8	9	AB	R	H	RBI	BB	SO	LOB
Omar Moreno, L (1, 8) OBP: 0.326, SLG: 0.378	0-0 ① 6-3		0-3 ③ K			0-0 ① 4-3		0-0 ① L4		4	0	0	0	0	1	0
Tim Foli, R (1, 6) OBP: 0.315, SLG: 0.350	0-0 ② F3			0-0 ① 6-3		0-0 ② 6-3		0-0 G4-6-3 1B		4	0	1	0	0	0	0
Dave Parker, L (1, 9) OBP: 0.319, SLG: 0.437	0-0 ③ 4-3			0-0 1B		0-0 2B		0-0 ②③ G4-6-3 1-2f		4	0	2	0	0	0	1
Bill Robinson, R (1, 3) OBP: 0.280, SLG: 0.449		0-0 ① 6-3		0-3 ② K		0-0 ③ L6			0-0 ① P4	4	0	0	0	0	1	2
Bill Madlock, R (1, 5) OBP: 0.313, SLG: 0.381		0-0 6-3 1B		0-0 ③ F9			0-0 ① F8		0-0 ② 5-3	4	0	1	0	0	0	1
Lee Lacy, R (1, 7) OBP: 0.415, SLG: 0.548		0-0 ② 6-3 1-2			0-0 ① F8		0-0 1B 1B		0-0 ③ P6	4	0	1	0	0	0	1
Phil Garner, R (1, 4) OBP: 0.328, SLG: 0.391		0-0 ③ 4-3			0-0 6-3 3B		0-0 ② F9			3	1	1	0	0	0	2
Steve Nicosia, R (1, 2) OBP: 0.281, SLG: 0.240			0-0 ① F9		0-0 ② 6-3 3-H		0-0 1-3 1B			3	0	1	1	0	0	0
John Candelaria, L (1, 1) OBP: 0.194, SLG: 0.176			0-3 ② K		0-0 ③ 6-3		0-3 ③ K			2	0	0	0	0	1	0
Willie Stargell, L (7, PH) OBP: 0.361, SLG: 0.529										1	0	0	0	0	1	2
Grant Jackson, S (7, 1)										0	0	0	0	0	0	0
Kent Tekulve, R (7, 1)										0	0	0	0	0	0	0
Inning Stats	R: 0 E: 0 K: 0 S: 3 — H: 0 LOB: 0 BB: 0 P: 3	R: 0 E: 0 K: 0 S: 4 — H: 1 LOB: 1 BB: 0 P: 4	R: 0 E: 0 K: 2 S: 7 — H: 0 LOB: 0 BB: 0 P: 7	R: 0 E: 0 K: 1 S: 6 — H: 1 LOB: 1 BB: 0 P: 6	R: 1 E: 0 K: 0 S: 4 — H: 1 LOB: 0 BB: 0 P: 4	R: 0 E: 0 K: 0 S: 4 — H: 1 LOB: 1 BB: 0 P: 4	R: 0 E: 0 K: 1 S: 7 — H: 2 LOB: 2 BB: 0 P: 7	R: 0 E: 0 K: 0 S: 3 — H: 1 LOB: 0 BB: 0 P: 3	R: 0 E: 0 K: 0 S: 3 — H: 0 LOB: 0 BB: 0 P: 3	1B: 5 2B: 1 3B: 1 HR: 0 — SF: 0 SAC: 0 DP: 1 HBP: 0						

	AB	33
	R	1
	H	7
	RBI	1
	BB	0
	SO	4
	LOB	9

PITCHER		IP	WLS	BF	H	R	ER	SO	BB	IBB	HBP	BLK	WP	HR	S	P	ERA	WHIP
Don Hood, L ERA: 2.27	(1, 1)	7.0	W	27	6	1	1	4	0	0	0	0	0	0	35	35	1.29	0.857
Kim Seaman, L ERA: 4.7	(8, 1)	2.0	S	6	1	0	0	0	0	0	0	0	0	0	6	6	0.00	0.500

PITCHER		IP	WLS	BF	H	R	ER	SO	BB	IBB	HBP	BLK	WP	HR	S	P	ERA	WHIP

Batter	1	2	3	4	5	6	7	8	9	AB	R	H	RBI	BB	SO	LOB
Bobby Bonds, R (1, 7) OBP: 0.307, SLG: 0.324	5-3		K		SH1-3 1-2 2-3		5-3			3	0	0	0	0	1	0
Garry Templeton, S (1, 6) OBP: 0.341, SLG: 0.395	E4 CS		2B		SF7 3-H		1B 2B			3	1	2	1	0	0	0
Keith Hernandez, L (1, 3) OBP: 0.424, SLG: 0.514	K 1-2		6-3		E2 2-H 1B		BB 1B 1B			3	1	1	1	1	1	2
Ted Simmons, S (1, 2) OBP: 0.388, SLG: 0.510		6-3		BB G6-4-3	BB		1B 1-H 2-H			2	0	1	1	2	0	0
George Hendrick, R (1, 9) OBP: 0.352, SLG: 0.552		2B		G6-4-3 1-2f	F8		F3			4	0	1	0	0	0	4
Ken Reitz, R (1, 5) OBP: 0.337, SLG: 0.416		F9		1B	F9		F9			4	0	1	0	0	0	1
Tony Scott, S (1, 8) OBP: 0.311, SLG: 0.285		IBB		F9	1-3		6-3			3	0	0	0	1	0	1
Ken Oberkfell, L (1, 4) OBP: 0.402, SLG: 0.387		F9			SH1-3 SH SF7 1B		F7			4	1	2	0	0	0	2
Don Hood, L (1, 1) OBP: 0.111, SLG: 0.111			K		SH SH1-3 E 1-2		4-3			1	1	0	0	0	1	0
Mike Ramsey, S (7, PH) OBP: 0.294, SLG: 0.403										1	0	0	0	0	0	0
Kim Seaman, L (8, 1)										1	0	0	0	0	1	1
Inning Stats	R: 0 E: 1 K: 1 S: 5 H: 0 LOB: 0 BB: 0 P: 5	R: 0 E: 0 K: 0 S: 4 H: 1 LOB: 2 BB: 1 P: 8	R: 0 E: 0 K: 2 S: 8 H: 1 LOB: 1 BB: 0 P: 8	R: 0 E: 0 K: 0 S: 3 H: 1 LOB: 1 BB: 1 P: 7	R: 2 E: 1 K: 0 S: 6 H: 2 LOB: 2 BB: 1 P: 10	R: 0 E: 0 K: 0 S: 3 H: 0 LOB: 0 BB: 0 P: 3	R: 2 E: 0 K: 0 S: 5 H: 2 LOB: 1 BB: 1 P: 9	R: 0 E: 0 K: 1 S: 6 H: 1 LOB: 1 BB: 0 P: 6		1B: 5 2B: 3 3B: 0 HR: 0	SF: 1 SAC: 2 DP: 1 HBP: 0					

BOTTOM

Pittsburgh Pirates @ St. Louis Cardinals

Busch Stadium, St. Louis, MO

Wed Jun 25 1980, 7:05 PM CDT

Att. 26,102 - Unknown

livebaseballscorecards.com

AB	29
R	4
H	8
RBI	3
BB	4
SO	4
LOB	11

PITCHER		IP	WLS	BF	H	R	ER	SO	BB	IBB	HBP	BLK	WP	HR	S	P	ERA	WHIP
John Candelaria, L ERA: 3.67	(1, 1)	6.0	L	26	5	2	2	3	2	1	0	0	0	0	29	41	3.00	1.167
Grant Jackson, L ERA: 2.27	(7, 1)	0.2		5	2	2	2	0	1	0	0	0	0	0	4	8	27.00	4.500
Kent Tekulve, R ERA: 3.44	(7, 1)	1.1		5	1	0	0	1	0	0	0	0	0	0	7	7	0.00	0.750

PITCHER		IP	WLS	BF	H	R	ER	SO	BB	IBB	HBP	BLK	WP	HR	S	P	ERA	WHIP

Batter	1	2	3	4	5	6	7	8	9	AB	R	H	RBI	BB	SO	LOB
Omar Moreno, L (1, 8) OBP: 0.330, SLG: 0.380	4-3		6-3 S 1B; 1B		BBB 4-0 6-3 BB	E6 1-H 1B			4-3	4	1	2	0	1	0	0
Tim Foli, R (1, 6) OBP: 0.307, SLG: 0.342	F8		6-3 1-3		0-0 6-3 1-2	F9			F9	5	0	0	0	0	3	
Dave Parker, L (1, 9) OBP: 0.318, SLG: 0.434	1B		4-3		4-3		SSS 0-3 K			4	0	1	0	0	1	2
Willie Stargell, L (1, 3) OBP: 0.364, SLG: 0.525 Bill Robinson, R (7, 3) OBP: 0.280, SLG: 0.449	SSS 0-3 K		3-H 1B			BBB 4-0 FC4-6 BB	5-3			3 0	0 0	1 0	1 0	1 0	1 0	1 0
Mike Easler, L (1, 7) OBP: 0.421, SLG: 0.703 Lee Lacy, R (9, 7) OBP: 0.415, SLG: 0.548		1-3	3-1			FC4-6 1B WP; 1-2f WP	SSS K			4 0	1 0	0 0	0 0	0 0	1 0	2 0
Bill Madlock, R (1, 5) OBP: 0.312, SLG: 0.378		5-4-3 2B; 1B		4-3		F8 1-2		F8		4	1	1	0	0	0	1
Ed Ott, L (1, 2) OBP: 0.344, SLG: 0.366 Steve Nicosia, R (1, 2) OBP: 0.280, SLG: 0.231	5-4-3 1-2			6-3		BBB 4-0 WP 1B; 1B BB		6-3		0 3	0 1	0 0	0 0	0 1	0 0	0 1
Phil Garner, R (1, 4) OBP: 0.331, SLG: 0.397	2-H 2B			4-3		0-0 WP 1B; 1-2 2-3 1B		F8		4	1	2	1	0	0	0
Bert Blyleven, R (1, 1) OBP: 0.071, SLG: 0.037 Rod Scurry, L (5, 1) OBP: 0.333, SLG: 0.333 Enrique Romo, R (5, 1) OBP: 0.500, SLG: 0.400 John Milner, L (6, PH) OBP: 0.312, SLG: 0.333 Don Robinson, R (6, 1) OBP: 0.429, SLG: 0.429	SSS 0-3 K				4-3	1B E; 1-H 2-H 3-H 1B		SSS 0-3 K		2 0 0 1 1	0 0 0 1 0	0 0 0 1 0	0 0 0 2 0	1 0 0 0 0	1 0 0 0 1	1 0 0 0 0
Inning Stats	R: 0 E: 0 K: 1 S: 6 H: 1 LOB: 1 BB: 0 P: 6	R: 1 E: 0 K: 1 S: 7 H: 2 LOB: 1 BB: 0 P: 7	R: 1 E: 0 K: 0 S: 5 H: 2 LOB: 0 BB: 0 P: 5	R: 0 E: 0 K: 0 S: 3 H: 0 LOB: 0 BB: 0 P: 3	R: 0 E: 0 K: 0 S: 3 H: 0 LOB: 1 BB: 1 P: 7	R: 4 E: 1 K: 0 S: 6 H: 3 LOB: 1 BB: 2 P: 14	R: 0 E: 0 K: 2 S: 7 H: 0 LOB: 0 BB: 0 P: 7	R: 0 E: 0 K: 0 S: 3 H: 0 LOB: 0 BB: 0 P: 3	R: 0 E: 0 K: 1 S: 5 H: 0 LOB: 0 BB: 0 P: 5	1B: 7 2B: 1 3B: 0 HR: 0	SF: 0 SAC: 0 DP: 0 HBP: 0						

PITCHER	IP	WLS	BF	H	R	ER	SO	BB	IBB	HBP	BLK	WP	HR	S	P	ERA	WHIP
Steve Rogers, R (1, 1) ERA: 3.08	6.0	L	29	8	6	5	2	3	0	0	0	2	0	30	42	7.50	1.833
Woodie Fryman, L (7, 1) ERA: 1.66	3.0		9	0	0	0	3	0	0	0	0	0	0	15	15	0.00	0.000

PITCHER	IP	WLS	BF	H	R	ER	SO	BB	IBB	HBP	BLK	WP	HR	S	P	ERA	WHIP

TOP

Pittsburgh Pirates @ Montreal Expos

Olympic Stadium, Montreal, QB

Fri Jun 27 1980, 7:05 PM EDT

Att. 44,232 - Unknown

livebaseballscorecards.com

AB	35
R	6
H	8
RBI	4
BB	3
SO	5
LOB	11

WP: 2 PB: 0 SB: 1 CS: 0 PA: 38

Batter	1	2	3	4	5	6	7	8	9	AB	R	H	RBI	BB	SO	LOB
Ron LeFlore, R (1, 7) OBP: 0.333, SLG: 0.356	0-0 S 1B 1B	0-0 FC4-6 1-2 1B			0-0 E S CS 1B	0-3 ① K			0-0 ① P4	5	1	3	0	0	1	3
Rodney Scott, S (1, 4) OBP: 0.307, SLG: 0.297	0-0 ① F7 1-2	0-0 ③ FC4-6 1-2f			4-0 CS 2B 1-3 BB	0-0 ②③ G6-4-3 1-2f			0-0 ②③ G1-6-3 1-2f	4	1	0	0	1	0	6
Andre Dawson, R (1, 8) OBP: 0.372, SLG: 0.505	0-0 2B 2-H 1B		0-0 ① F8		0-0 ①② F3 1-3 3-H		0-0 ① F7			4	1	1	1	0	0	2
Gary Carter, R (1, 2) OBP: 0.316, SLG: 0.458	0-0 1-H 2B		0-0 ② P6		0-0 BB 3-H 2B		0-0 ② F9			4	0	2	2	0	0	0
Warren Cromartie, L (1, 3) OBP: 0.354, SLG: 0.434	0-3 ② K		0-0 ③ 4-3		4-0 BB BB		0-0 ③ 4-3			3	0	0	0	1	1	1
Brad Mills, L (1, 5) OBP: 0.360, SLG: 0.326	0-3 ③ K			0-0 ① P4	4-0 1-2 2-3 BB			0-3 ① K		3	0	0	0	1	2	1
Rowland Office, L (1, 9) OBP: 0.313, SLG: 0.357 Bob Pate, R (5, PH) OBP: 0.320, SLG: 0.409 Jerry White, S (5, PH) OBP: 0.338, SLG: 0.492 (6, 9)		0-0 ① F9		0-0 HR	0-0 ③ F8			0-3 ② K		2 0 2	1 0 0	1 0 0	1 0 0	0 0 1	0 0 3	0 0 0
Chris Speier, R (1, 6) OBP: 0.358, SLG: 0.354		0-0 1B 1B		0-0 ② F3		0-0 BB 1B		0-0 ③ 6-3		4	0	2	0	0	0	0
Steve Rogers, R (1, 1) OBP: 0.262, SLG: 0.176 Tony Bernazard, S (6, PH) OBP: 0.298, SLG: 0.327 Woodie Fryman, R (7, 1) Tom Hutton, L (9, PH) OBP: 0.242, SLG: 0.200		0-0 ② P2		0-3 ③ K		4-0 G6-4-3 1-2 BB			0-0 G1-6-3 1B	2 0 0 1	0 0 0 0	0 0 0 1	0 0 0 0	1 1 0 0	1 0 0 0	1 0 0 0
Inning Stats	R: 2 E: 0 K: 2 S: 10 H: 3 LOB: 1 BB: 0 P: 10	R: 0 E: 0 K: 0 S: 5 H: 2 LOB: 2 BB: 0 P: 5	R: 0 E: 0 K: 0 S: 3 H: 0 LOB: 0 BB: 0 P: 3	R: 1 E: 0 K: 1 S: 6 H: 1 LOB: 0 BB: 0 P: 6	R: 1 E: 1 K: 0 S: 4 H: 2 LOB: 3 BB: 3 P: 16	R: 0 E: 0 K: 1 S: 5 H: 1 LOB: 1 BB: 1 P: 9	R: 0 E: 0 K: 0 S: 3 H: 0 LOB: 0 BB: 0 P: 3	R: 0 E: 0 K: 2 S: 7 H: 0 LOB: 0 BB: 0 P: 7	R: 0 E: 0 K: 0 S: 3 H: 1 LOB: 0 BB: 0 P: 3	1B: 7 2B: 2 3B: 0 HR: 1	SF: 0 SAC: 0 DP: 2 HBP: 0						

PITCHER	IP	WLS	BF	H	R	ER	SO	BB	IBB	HBP	BLK	WP	HR	S	P	ERA	WHIP
Bert Blyleven, R (1, 1) ERA: 4.27	4.2		22	8	4	4	3	1	0	0	0	0	1	27	31	7.71	1.929
Rod Scurry, L (5, 1) ERA: 1.66	0.0		2	0	0	0	0	2	0	0	0	0	0	0	8	∞	∞
Enrique Romo, R (5, 1) ERA: 3.34	0.1	W	1	0	0	0	0	0	0	0	0	0	0	1	1	0.00	0.000
Don Robinson, R (6, 1) ERA: 4.63	4.0	S	13	2	0	0	3	1	0	0	0	0	0	18	22	0.00	0.750

PITCHER	IP	WLS	BF	H	R	ER	SO	BB	IBB	HBP	BLK	WP	HR	S	P	ERA	WHIP

BOTTOM

Pittsburgh Pirates @ Montreal Expos

Olympic Stadium, Montreal, QB

Fri Jun 27 1980, 7:05 PM EDT

Att. 44,232 - Unknown

livebaseballscorecards.com

AB	34
R	4
H	10
RBI	4
BB	4
SO	6
LOB	17

WP: 0	PB: 0	SB: 2	CS: 2
PA: 38			

Batter	1	2	3	4	5	6	7	8	9	AB	R	H	RBI	BB	SO	LOB
Omar Moreno, L (1, 8) OBP: 0.331, SLG: 0.376	4-3			SH3 S HR BB		1B S BB		3-1	3-1	3	2	0	0	2	0	3
Tim Foli, R (1, 6) OBP: 0.308, SLG: 0.341	6-3			SH3 1-3		F7 1-2		1B 1B 1B		3	0	1	0	0	0	1
Dave Parker, L (1, 9) OBP: 0.324, SLG: 0.450	P5			HR 3-H		WP 2-H 1B		E7 1-H 1B		4	1	3	3	0	0	0
Willie Stargell, L (1, 3) OBP: 0.358, SLG: 0.514 John Milner, L (6, 3) OBP: 0.319, SLG: 0.333		K		F5		K 1-2			1B 1B BB	3 0	0 1	0 0	0 0	0 1	2 0	1 0
Mike Easler, L (1, 7) OBP: 0.419, SLG: 0.702 Bill Robinson, R (7, PR) OBP: 0.279, SLG: 0.446 (7, 7)		K2-3		K			2B		K	3 1	0 0	1 0	0 0	0 0	2 1	0 1
Bill Madlock, R (1, 5) OBP: 0.311, SLG: 0.376		F8			6-3		F8		HBP 1-3 1B	4	0	1	0	0	0	1
Ed Ott, L (1, 2) OBP: 0.342, SLG: 0.363			F8		3-1		K		HBP 1-2 3-H 1B	4	0	1	1	0	1	1
Phil Garner, R (1, 4) OBP: 0.330, SLG: 0.392			6-3		F8		K		1-2 2-3 HBP	3	0	0	0	0	1	1
Jim Bibby, R (1, 1) OBP: 0.214, SLG: 0.184 Kent Tekulve, R (7, 1) Grant Jackson, S (8, 1) Enrique Romo, R (9, 1) OBP: 0.500, SLG: 0.400			4-3			6-3		K	K	2 1 1 0	0 0 0 0	0 0 0 0	0 0 0 0	0 1 1 0	0 0 3 0	0 0 0 0
Inning Stats	R: 0 E: 0 K: 0 S: 3 H: 0 LOB: 0 BB: 0 P: 3	R: 0 E: 0 K: 2 S: 7 H: 0 LOB: 0 BB: 0 P: 7	R: 0 E: 0 K: 0 S: 3 H: 0 LOB: 0 BB: 0 P: 3	R: 2 E: 0 K: 1 S: 6 H: 1 LOB: 0 BB: 1 P: 10	R: 0 E: 0 K: 0 S: 3 H: 0 LOB: 0 BB: 0 P: 3	R: 1 E: 0 K: 1 S: 6 H: 1 LOB: 1 BB: 1 P: 10	R: 0 E: 0 K: 2 S: 8 H: 1 LOB: 1 BB: 0 P: 8	R: 0 E: 1 K: 1 S: 6 H: 2 LOB: 2 BB: 0 P: 6	R: 1 E: 0 K: 2 S: 9 H: 2 LOB: 3 BB: 1 P: 14	1B: 5 2B: 1 3B: 0 HR: 1 SF: 0 SAC: 1 DP: 0 HBP: 1						

PITCHER		IP	WLS	BF	H	R	ER	SO	BB	IBB	HBP	BLK	WP	HR	S	P	ERA	WHIP
Charlie Lea, R ERA: 2.79	(1, 1)	6.1	L	24	3	3	3	4	2	0	0	0	1	1	30	38	4.26	0.789
Fred Norman, L ERA: 6.53	(7, 1)	0.1		1	0	0	0	1	0	0	0	0	0	0	3	3	0.00	0.000
Stan Bahnsen, R ERA: 2.38	(7, 1)	0.1		1	0	0	0	1	0	0	0	0	0	0	3	3	0.00	0.000
Elias Sosa, R ERA: 3.67	(8, 1)	1.1		7	3	1	1	2	1	0	0	0	0	0	10	14	6.75	3.000
Woodie Fryman, L ERA: 1.63	(9, 1)	0.2		4	1	0	0	1	0	0	1	0	0	0	5	6	0.00	1.500

PITCHER	IP	WLS	BF	H	R	ER	SO	BB	IBB	HBP	BLK	WP	HR	S	P	ERA	WHIP

TOP

Pittsburgh Pirates @ Montreal Expos

Olympic Stadium, Montreal, QB

Sat Jun 28 1980, 7:05 PM EDT

Att. 38,065 - Unknown

livebaseballscorecards.com

AB	32
R	4
H	7
RBI	4
BB	3
SO	9
LOB	12

WP: 1	PA: 37
PB: 0	
SB: 2	
CS: 0	

Batter	1	2	3	4	5	6	7	8	9	AB	R	H	RBI	BB	SO	LOB
Ron LeFlore, R (1, 7) OBP: 0.331, SLG: 0.353	F9		K		F8		1B 1-2 2-H		5-3 1-2	5	0	1	1	0	1	2
Rodney Scott, S (1, 4) OBP: 0.310, SLG: 0.298	BB CS		K2-3			E9 S 1B	L5-4 2-3			3	0	1	0	1	1	2
Andre Dawson, R (1, 8) OBP: 0.375, SLG: 0.505	1B E S 1-2		3-1			L4 2-3		G4-6-3 1B		4	0	2	0	0	0	1
Gary Carter, R (1, 2) OBP: 0.315, SLG: 0.452	K 1-3			P6		HBP		F9		3	0	0	0	0	1	2
Warren Cromartie, L (1, 3) OBP: 0.356, SLG: 0.433		1B 2B		BB		K		G4-6-3 1-2f		3	1	1	0	1	1	3
Brad Mills, L (1, 5) OBP: 0.358, SLG: 0.347		2B 1-H		F7		5-3			1B BB FC3-6 BB	3	0	1	1	0	0	3
Ken Macha, R (9, PH) OBP: 0.376, SLG: 0.405										0	1	0	0	1	0	0
Rowland Office, L (1, 9) OBP: 0.313, SLG: 0.350		K	K				1B 1B BB		FC3-6 1B 1-2 BB	2	1	0	0	1	2	2
Bob Pate, R (9, PH) OBP: 0.346, SLG: 0.409										0	0	0	0	1	0	0
Tony Bernazard, S (1, 6) OBP: 0.297, SLG: 0.325		K			1-3		F8		FC3-6 1-2 2-3 1B	4	0	1	0	0	1	2
Charlie Lea, R (1, 1)		6-3			K		L5-4 1B 1-2 1B		FC3-6 5-3 1-2f 2-3 3-H	2	0	0	0	0	1	1
Fred Norman, S (7, 1)										0	0	0	0	0	0	0
Stan Bahnsen, R (7, 1)										0	0	0	0	0	0	0
John Tamargo, S (7, PH) OBP: 0.292, SLG: 0.292										1	0	1	0	0	0	0
Bill Almon, R (7, PR) OBP: 0.275, SLG: 0.342										0	0	0	0	0	0	0
Elias Sosa, R (8, 1) OBP: 0.250, SLG: 0.250										0	0	0	0	0	0	0
Woodie Fryman, R (9, 1)										0	0	0	0	0	0	0
Tom Hutton, L (9, PH) OBP: 0.235, SLG: 0.194										1	0	0	1	0	0	2
Inning Stats	R: 0 E: 0 K: 1 S: 5 H: 1 LOB: 1 BB: 1 P: 9	R: 1 E: 0 K: 2 S: 9 H: 2 LOB: 1 BB: 0 P: 9	R: 0 E: 0 K: 2 S: 7 H: 0 LOB: 0 BB: 0 P: 7	R: 0 E: 0 K: 1 S: 5 H: 0 LOB: 1 BB: 1 P: 9	R: 0 E: 0 K: 1 S: 5 H: 0 LOB: 0 BB: 0 P: 5	R: 0 E: 1 K: 1 S: 6 H: 1 LOB: 2 BB: 0 P: 7	R: 1 E: 0 K: 0 S: 4 H: 2 LOB: 1 BB: 1 P: 8	R: 0 E: 0 K: 0 S: 3 H: 1 LOB: 0 BB: 0 P: 3	R: 1 E: 0 K: 0 S: 3 H: 1 LOB: 2 BB: 2 P: 11	1B: 7 2B: 2 3B: 0 HR: 0 SF: 0 SAC: 0 DP: 2 HBP: 1						

PITCHER		IP	WLS	BF	H	R	ER	SO	BB	IBB	HBP	BLK	WP	HR	S	P	ERA	WHIP
Jim Bibby, R ERA: 3.0	(1, 1)	6.1	W	28	6	2	2	8	3	0	1	0	0	0	40	53	2.84	1.421
Kent Tekulve, R ERA: 3.35	(7, 1)	1.0		3	1	0	0	0	0	0	0	0	0	0	3	3	0.00	1.000
Grant Jackson, L ERA: 2.51	(8, 1)	0.2		3	0	1	1	0	2	0	0	0	0	0	1	9	13.50	3.000
Enrique Romo, R ERA: 3.28	(9, 1)	1.0	S	3	1	0	0	0	0	0	0	0	0	0	3	3	0.00	1.000

PITCHER	IP	WLS	BF	H	R	ER	SO	BB	IBB	HBP	BLK	WP	HR	S	P	ERA	WHIP

BOTTOM

Pittsburgh Pirates @ Montreal Expos

Olympic Stadium, Montreal, QB

Sat Jun 28 1980, 7:05 PM EDT

Att. 38,065 - Unknown

livebaseballscorecards.com

AB	31
R	3
H	8
RBI	3
BB	5
SO	8
LOB	20

WP: 0	PB: 0	SB: 2	CS: 1
PA: 37			

Batter	1	2	3	4	5	6	7	8	9	AB	R	H	RBI	BB	SO	LOB
Omar Moreno, L (1, 8) OBP: 0.330, SLG: 0.374	S, 1B, 1B		S S S 0-3 ② K			x 0-0 ② 6-3			S S S 0-3 ① K	4	1	1	0	0	2	0
Phil Garner, R (1, 4) OBP: 0.325, SLG: 0.385	x 0-0 ① F8 1-2		x 0-0 ③ F7			x 0-0 ③ 6-3			x 0-0 ② 5-3	4	0	0	0	0	0	1
Dave Parker, L (1, 9) OBP: 0.326, SLG: 0.451	x 0-0 E, G3, 1B 2-H			S S S 0-3 ① K			x 0-0 FC6-4-2, 1B		x 0-0 ③ G3	4	0	2	1	0	1	0
Willie Stargell, L (1, 3) OBP: 0.351, SLG: 0.503	x 0-0 ② G3 1-3			S S S 0-3 ② K			x 0-0 ① F7			3	0	0	0	0	1	2
Mike Easler, L (1, 7) OBP: 0.417, SLG: 0.694	x 0-0 ③ 4-3			x 0-0 ③ P6			x 0-0 FC6-4-2, 1B 1-2			3	0	1	0	0	0	1
Bill Madlock, R (1, 5) OBP: 0.307, SLG: 0.370		x 0-0 ① 6-3			S S S 0-3 ① K		x 0-0 ② ③ FC6-4-2 1-2 2-3			3	0	0	0	0	1	2
Ed Ott, L (1, 2) OBP: 0.342, SLG: 0.363		x 0-0 ② F5			x 0-0 ② F7			x 0-0 G5-4-3, 1B		3	0	1	0	0	0	0
Dale Berra, R (1, 6) OBP: 0.278, SLG: 0.359		S S S 0-3 ③ K			x 0-0 ③ 4-3			x 0-0 ① ② G5-4-3 1-2f		3	0	0	0	0	1	1
Eddie Solomon, R (1, 1) OBP: 0.222, SLG: 0.222			x 0-0 ① 1-3			x 0-0 ① 6-3		x 0-0 ③ 6-3		0	0	0	0	0	0	0
Don Robinson, R (2, 1) OBP: 0.409, SLG: 0.409										1	0	0	0	0	0	0
Manny Sanguillen, R (6, PH) OBP: 0.400, SLG: 0.500										1	0	0	0	0	0	0
Rod Scurry, L (6, 1) OBP: 0.333, SLG: 0.333										0	0	0	0	0	0	0
Bill Robinson, R (8, PH) OBP: 0.277, SLG: 0.443										1	0	0	0	0	0	0
Kent Tekulve, R (8, 1)										0	0	0	0	0	0	0
Inning Stats	R: 1 E: 1 K: 0 S: 5 / H: 2 LOB: 1 BB: 0 P: 5	R: 0 E: 0 K: 1 S: 5 / H: 0 LOB: 0 BB: 0 P: 5	R: 0 E: 0 K: 1 S: 5 / H: 0 LOB: 0 BB: 0 P: 5	R: 0 E: 0 K: 2 S: 7 / H: 0 LOB: 0 BB: 0 P: 7	R: 0 E: 0 K: 1 S: 5 / H: 0 LOB: 0 BB: 0 P: 5	R: 0 E: 0 K: 0 S: 3 / H: 0 LOB: 0 BB: 0 P: 3	R: 0 E: 0 K: 0 S: 4 / H: 2 LOB: 1 BB: 0 P: 4	R: 0 E: 0 K: 0 S: 3 / H: 1 LOB: 0 BB: 0 P: 3	R: 0 E: 0 K: 1 S: 5 / H: 0 LOB: 0 BB: 0 P: 5	1B: 5 2B: 1 3B: 0 HR: 0	SF: 0 SAC: 0 DP: 2 HBP: 0						

TOP

Pittsburgh Pirates @ Montreal Expos

Olympic Stadium, Montreal, QB

Sun Jun 29 1980, 3:33 AM EDT

Att. 46,186 - Unknown

livebaseballscorecards.com

AB	30
R	1
H	5
RBI	1
BB	0
SO	6
LOB	7

PITCHER		IP	WLS	BF	H	R	ER	SO	BB	IBB	HBP	BLK	WP	HR	S	P	ERA	WHIP
David Palmer, R ERA: 2.25	(1, 1)	8.0	W	27	5	1	1	5	0	0	0	0	0	0	37	37	1.12	0.625
Fred Norman, L ERA: 6.32	(9, 1)	1.0	S	3	0	0	0	1	0	0	0	0	0	0	5	5	0.00	0.000

PITCHER	IP	WLS	BF	H	R	ER	SO	BB	IBB	HBP	BLK	WP	HR	S	P	ERA	WHIP

Batter	1	2	3	4	5	6	7	8	9	AB	R	H	RBI	BB	SO	LOB
Ron LeFlore, R (1, 7) OBP: 0.336, SLG: 0.356	G4-3 S 1B 1B	K		WP S 1B 1B		K 4-3 BLK		CS S BB		4	2	2	0	1	2	2
Rodney Scott, S (1, 4) OBP: 0.319, SLG: 0.300	G4-3 1-2 BB	1-2 2-3 BB		2B 1-H 1B		K 1-2		1-2 BB		2	1	1	1	3	1	1
Andre Dawson, R (1, 8) OBP: 0.369, SLG: 0.495	G4-3 1-2f 2-3	F8		F8		4-3 2-3		CS 2-3		4	0	0	0	0	0	7
John Tamargo, S (1, 2) OBP: 0.323, SLG: 0.357 Gary Carter, R (8, 2) OBP: 0.315, SLG: 0.452	1B 3-H 1B	3-1		2B 1-H 2B		F7				4 0	0 0	2 0	2 0	0 0	0 0	4 0
Warren Cromartie, L (1, 3) OBP: 0.361, SLG: 0.436	FC4-6 1-2 1B		5-4-3 1B	IBB			L7			3	0	2	0	1	0	0
Brad Mills, L (1, 5) OBP: 0.333, SLG: 0.321	FC4-6 1-2f		5-4-3 1-2	F7			6-3			4	0	0	0	0	0	5
Rowland Office, L (1, 9) OBP: 0.312, SLG: 0.347		1B S 1B 1B	K		P6		F8			4	1	1	0	0	1	1
Chris Speier, R (1, 6) OBP: 0.355, SLG: 0.351		BB 1B 1-3 1B	4-3		K			P4		4	0	1	0	0	1	1
David Palmer, R (1, 1) OBP: 0.300, SLG: 0.286 Tony Bernazard, S (8, PH) OBP: 0.295, SLG: 0.322 Fred Norman, S (9, 1)		BB 1-2 3-H 1B		K	K			4-3		3 1 0	0 0 0	1 0 0	1 0 0	0 0 0	2 0 0	0 0 0
Inning Stats	R: 1 E: 0 K: 0 S: 5 H: 3 LOB: 2 BB: 1 P: 9	R: 1 E: 0 K: 1 S: 8 H: 3 LOB: 3 BB: 1 P: 12	R: 0 E: 0 K: 1 S: 6 H: 1 LOB: 1 BB: 0 P: 6	R: 2 E: 0 K: 1 S: 8 H: 3 LOB: 2 BB: 1 P: 12	R: 0 E: 0 K: 2 S: 7 H: 0 LOB: 0 BB: 0 P: 7	R: 0 E: 0 K: 2 S: 8 H: 0 LOB: 1 BB: 0 P: 8	R: 0 E: 0 K: 0 S: 3 H: 0 LOB: 0 BB: 0 P: 3	R: 0 E: 0 K: 0 S: 2 H: 0 LOB: 1 BB: 2 P: 10		1B: 9 2B: 1 3B: 0 HR: 0 SF: 0 SAC: 0 DP: 1 HBP: 0						

PITCHER		IP	WLS	BF	H	R	ER	SO	BB	IBB	HBP	BLK	WP	HR	S	P	ERA	WHIP
Eddie Solomon, R ERA: 2.73	(1, 1)	1.0	L	8	5	2	2	0	1	0	0	0	0	0	7	11	18.00	6.000
Don Robinson, R ERA: 4.62	(2, 1)	4.0		19	5	2	2	5	1	1	0	0	1	0	27	35	4.50	1.500
Rod Scurry, L ERA: 1.52	(6, 1)	2.0		7	0	0	0	2	0	0	0	1	1	0	11	11	0.00	0.000
Kent Tekulve, R ERA: 3.26	(8, 1)	1.0		4	0	0	0	0	2	0	0	0	0	0	2	10	0.00	2.000

PITCHER	IP	WLS	BF	H	R	ER	SO	BB	IBB	HBP	BLK	WP	HR	S	P	ERA	WHIP

BOTTOM

Pittsburgh Pirates @ Montreal Expos

Olympic Stadium, Montreal, QB

Sun Jun 29 1980, 3:33 AM EDT

Att. 46,186 - Unknown

livebaseballscorecards.com

AB	33
R	4
H	10
RBI	4
BB	5
SO	7
LOB	21

WP: 2 PB: 0 SB: 4 CS: 1 PA: 39

Batter	1	2	3	4	5	6	7	8	9	AB	R	H	RBI	BB	SO	LOB
Bobby Bonds, R (1, 7) OBP: 0.299, SLG: 0.323	F9			1B SF8 1B	FC5-4 1B (2-H)		G3 (1-2)			4	1	2	1	0	0	1
Garry Templeton, S (1, 6) OBP: 0.351, SLG: 0.407	F9			S 1B (1-3)	FC5-4 (1-2f)		1B (2-H)			4	0	2	1	0	0	1
Ted Simmons, S (1, 2) OBP: 0.395, SLG: 0.527	6-3			SF8 (3-H)		1B 2B		5-3		3	1	1	1	0	0	0
George Hendrick, R (1, 9) OBP: 0.354, SLG: 0.549		K		BB (1-2)		FC6-4 1B (2-H)		F2		3	0	1	1	1	1	0
Ken Reitz, R (1, 5) OBP: 0.328, SLG: 0.404		F9		F9		F7		4-3		4	0	0	0	0	0	3
Leon Durham, L (1, 3) OBP: 0.288, SLG: 0.345		1-3		K		F9			L4	4	0	0	0	0	1	3
Tony Scott, S (1, 8) OBP: 0.306, SLG: 0.280			P4		1B SH1-6-3 1B	FC6-4 (1-2f)			K	4	1	1	0	0	1	1
Ken Oberkfell, L (1, 4) OBP: 0.388, SLG: 0.366			F7		P5		6-3		F7	4	0	0	0	0	0	1
Bob Sykes, S (1, 1) OBP: 0.150, SLG: 0.105			K		SH1-6-3 (1-2)		1B G3			1	0	0	0	0	1	0
Keith Smith, R (7, PH) OBP: 0.500, SLG: 0.500										1	1	1	0	0	0	0
Don Hood, L (7, 1) OBP: 0.111, SLG: 0.111										0	0	0	0	0	0	0
Inning Stats	R: 0 E: 0 K: 0 S: 3 H: 0 LOB: 0 BB: 0 P: 3	R: 0 E: 0 K: 1 S: 5 H: 0 LOB: 0 BB: 0 P: 5	R: 0 E: 0 K: 1 S: 5 H: 0 LOB: 0 BB: 0 P: 5	R: 1 E: 0 K: 1 S: 7 H: 2 LOB: 2 BB: 1 P: 11	R: 1 E: 0 K: 0 S: 5 H: 2 LOB: 1 BB: 0 P: 5	R: 1 E: 0 K: 0 S: 5 H: 2 LOB: 1 BB: 0 P: 5	R: 1 E: 0 K: 0 S: 4 H: 2 LOB: 1 BB: 0 P: 4	R: 0 E: 0 K: 0 S: 3 H: 0 LOB: 0 BB: 0 P: 3	R: 0 E: 0 K: 1 S: 5 H: 0 LOB: 0 BB: 0 P: 5	1B: 7 2B: 1 3B: 0 HR: 0 SF: 1 SAC: 1 DP: 0 HBP: 0	WP: 0 PB: 0 SB: 1 CS: 0 PA: 35					

PITCHER	IP	WLS	BF	H	R	ER	SO	BB	IBB	HBP	BLK	WP	HR	S	P	ERA	WHIP
John Candelaria, L (1, 1) ERA: 3.76	7.0		29	8	4	4	3	1	0	0	0	0	0	34	38	5.14	1.286
Enrique Romo, R (8, 1) ERA: 3.17	2.0	W	6	0	0	0	1	0	0	0	0	0	0	8	8	0.00	0.000

PITCHER	IP	WLS	BF	H	R	ER	SO	BB	IBB	HBP	BLK	WP	HR	S	P	ERA	WHIP

TOP

St. Louis Cardinals @ Pittsburgh Pirates

Three Rivers Stadium, Pittsburgh, PA

Mon Jun 30 1980, 7:05 PM EDT

Att. 16,591 - Unknown

livebaseballscorecards.com

AB	32
R	4
H	8
RBI	4
BB	1
SO	4
LOB	10

Batter	1	2	3	4	5	6	7	8	9	AB	R	H	RBI	BB	SO	LOB
Omar Moreno, L (1, 8) OBP: 0.331, SLG: 0.375	F7 S SF9 1B		K		2B 1B		F7		4-3 2-3	5	1	2	0	0	1	2
Tim Foli, R (1, 6) OBP: 0.314, SLG: 0.349	BBBB F7 1-2 BB		L9		1B 1-2 2B		P3		1B 3-H	4	1	2	1	1	0	0
Dave Parker, L (1, 9) OBP: 0.329, SLG: 0.451	F7 1-2 2-3		G3		1B 2-H			FC5 SH3-4 1B		4	0	2	1	0	0	2
Bill Robinson, R (1, 3) OBP: 0.278, SLG: 0.444	SF9 3-H			1B	5-3			SH3-4 1-2		2	0	1	1	0	0	1
Bill Madlock, R (1, 5) OBP: 0.306, SLG: 0.365	4-3			1-4-3	5-3			FC5 IBB		3	0	0	0	1	0	1
Lee Lacy, R (1, 7) OBP: 0.425, SLG: 0.563		E S 4-3 1B		2B 2B	BB S 1B			FC5 1-2 2-3f		4	2	3	0	0	0	2
Phil Garner, R (1, 4) OBP: 0.327, SLG: 0.389		4-3 1-H		2B 2-H	BBBB 1-3 BB			P4		3	0	1	2	1	0	2
Steve Nicosia, R (1, 2) OBP: 0.278, SLG: 0.232 Matt Alexander, S (9, PR)		F9		K	4-3				4-3 SH3-4 1B 1B	4 0	0 1	1 0	0 0	1 0	2 0	2 0
John Candelaria, L (1, 1) OBP: 0.184, SLG: 0.167 Manny Sanguillen, R (7, PH) OBP: 0.381, SLG: 0.476 Enrique Romo, R (8, 1) OBP: 0.500, SLG: 0.400		4-3			5-3		5-3		SH3-4 1-2	2 1 0	0 0 0	0 0 0	0 0 0	0 0 0	0 0 0	0 0 0
Inning Stats	R: 1 H: 1 E: 0 LOB: 1 K: 0 BB: 1 S: 4 P: 8	R: 1 H: 1 E: 0 LOB: 0 K: 0 BB: 0 S: 4 P: 4	R: 0 H: 0 E: 0 LOB: 0 K: 1 BB: 0 S: 5 P: 5	R: 1 H: 3 E: 0 LOB: 1 K: 1 BB: 0 S: 7 P: 7	R: 1 H: 3 E: 0 LOB: 1 K: 0 BB: 0 S: 5 P: 5	R: 0 H: 1 E: 0 LOB: 1 K: 0 BB: 1 S: 3 P: 7	R: 0 H: 0 E: 0 LOB: 0 K: 0 BB: 0 S: 3 P: 3	R: 0 H: 1 E: 0 LOB: 2 K: 0 BB: 1 S: 4 P: 8	R: 1 H: 2 E: 0 LOB: 1 K: 0 BB: 0 S: 4 P: 4	1B: 9 2B: 3 3B: 0 HR: 0	SF: 1 SAC: 2 DP: 0 HBP: 0						

PITCHER		IP	WLS	BF	H	R	ER	SO	BB	IBB	HBP	BLK	WP	HR	S	P	ERA	WHIP
Bob Sykes, L ERA: 5.37	(1, 1)	6.0		26	9	4	4	2	2	0	0	0	0	0	28	36	6.00	1.833
Don Hood, L ERA: 2.33	(7, 1)	2.2	L	12	3	1	1	0	0	1	0	0	0	0	11	15	3.38	1.125

PITCHER	IP	WLS	BF	H	R	ER	SO	BB	IBB	HBP	BLK	WP	HR	S	P	ERA	WHIP

BOTTOM

St. Louis Cardinals @ Pittsburgh Pirates

Three Rivers Stadium, Pittsburgh, PA

Mon Jun 30 1980, 7:05 PM EDT

Att. 16,591 - Unknown

livebaseballscorecards.com

AB	32
R	5
H	12
RBI	5
BB	3
SO	2
LOB	12

PA: 38
WP: 0
PB: 0
SB: 3
CS: 0

Batter	1	2	3	4	5	6	7	8	9	10	AB	R	H	RBI	BB	SO	LOB
Garry Templeton, S (1, 6) OBP: 0.352, SLG: 0.410	4-3	K			1B		1B 2B 1-H		4-3 2-3		5	1	2	0	0	1	3
Leon Durham, L (1, 9) OBP: 0.300, SLG: 0.371	2B		K		4-3		S 1B 3-H		K		4	0	2	1	0	1	1
Bobby Bonds, R (9, PH) OBP: 0.298, SLG: 0.321 (9, 9)											1	0	0	0	0	1	1
Keith Hernandez, L (1, 3) OBP: 0.415, SLG: 0.500	G4-6-3 BB	K	K			F7	K 1-2			4-3	4	0	0	0	1	2	1
Ted Simmons, S (1, 2) OBP: 0.387, SLG: 0.515	G4-6-3 1-2f		G3			F8		F9		5-3	5	0	0	0	0	0	2
George Hendrick, R (1, 8) OBP: 0.358, SLG: 0.558		2B 2B		6-3		1B 2B		1B		F9	5	1	3	0	0	0	0
Terry Kennedy, L (1, 7) OBP: 0.363, SLG: 0.468		K		G3		2-3 1B		F7			4	0	1	0	0	1	2
Ken Reitz, R (1, 5) OBP: 0.326, SLG: 0.405		1B 2B 2-H		F7		2-3		F9			4	0	1	1	0	0	3
Ken Oberkfell, L (1, 4) OBP: 0.399, SLG: 0.379		SH1-3 1B 2-3			6-3		FC5-6 1B		4-3 SH1-3 1B		4	0	3	0	0	0	0
Jim Kaat, L (1, 1)		SH1-3 1-2			F9		FC5-6 2B 1-2f		SH1-3 1-2		2	0	0	0	0	0	1
Inning Stats	R: 0 E: 0 K: 0 S: 3 H: 1 LOB: 1 BB: 1 P: 7	R: 1 E: 0 K: 2 S: 10 H: 3 LOB: 2 BB: 0 P: 10	R: 0 E: 0 K: 2 S: 7 H: 0 LOB: 0 BB: 0 P: 7	R: 0 E: 0 K: 0 S: 3 H: 0 LOB: 0 BB: 0 P: 3	R: 0 E: 0 K: 0 S: 4 H: 1 LOB: 1 BB: 0 P: 4	R: 0 E: 0 K: 0 S: 5 H: 2 LOB: 2 BB: 0 P: 5	R: 1 E: 0 K: 1 S: 7 H: 3 LOB: 1 BB: 0 P: 7	R: 0 E: 0 K: 0 S: 4 H: 1 LOB: 1 BB: 0 P: 4	R: 0 E: 0 K: 1 S: 6 H: 1 LOB: 1 BB: 0 P: 6	R: 0 E: 0 K: 0 S: 3 H: 0 LOB: 0 BB: 0 P: 3	1B: 7 2B: 5 3B: 0 HR: 0	SF: 0 SAC: 2 DP: 1 HBP: 0	WP: 0 PB: 0 SB: 1 CS: 0	PA: 41				

PITCHER		IP	WLS	BF	H	R	ER	SO	BB	IBB	HBP	BLK	WP	HR	S	P	ERA	WHIP
Bert Blyleven, R ERA: 4.11	(1, 1)	8.0		34	11	2	2	5	1	0	0	0	0	0	43	47	2.25	1.500
Grant Jackson, L ERA: 2.36	(9, 1)	2.0	W	7	1	0	0	1	0	0	0	0	0	0	9	9	0.00	0.500

PITCHER	IP	WLS	BF	H	R	ER	SO	BB	IBB	HBP	BLK	WP	HR	S	P	ERA	WHIP

TOP

St. Louis Cardinals @ Pittsburgh Pirates

Three Rivers Stadium, Pittsburgh, PA

Tue Jul 01 1980, 7:05 PM EDT

Att. 17,006 - Unknown

livebaseballscorecards.com

AB	38
R	2
H	12
RBI	2
BB	1
SO	6
LOB	14

Batter	1	2	3	4	5	6	7	8	9	10	AB	R	H	RBI	BB	SO	LOB
Omar Moreno, L (1, 8) OBP: 0.330, SLG: 0.373	4-3		FC5-4 1B		6-3			4-3			4	0	1	0	0	0	1
Tim Foli, R (1, 6) OBP: 0.309, SLG: 0.343	6-3		FC5-4 1-2f			4-3		L4			4	0	0	0	0	0	1
Dave Parker, L (1, 9) OBP: 0.324, SLG: 0.445	4-3		F3			4-3			G3		4	0	0	0	0	0	1
Bill Robinson, R (1, 3) OBP: 0.283, SLG: 0.445 Matt Alexander, S (9, PR) John Milner, L (10, 3) OBP: 0.319, SLG: 0.333		FC5-4 1B		F2		F9			CS 1B		4 0 0	0 0 0	2 0 0	0 0 0	0 0 0	0 0 0	0 0 0
Bill Madlock, R (1, 5) OBP: 0.300, SLG: 0.358		FC5-4 FC6-4 1-2f		6-3			E6 1B		F8		4	0	0	0	0	0	2
Lee Lacy, R (1, 7) OBP: 0.420, SLG: 0.553		FC6-4 2B 1-2f		F9			G6-4-3 1-2 1B		CS 1-2	5-3	4	1	1	0	0	0	1
Phil Garner, R (1, 4) OBP: 0.333, SLG: 0.398		1B 2B 1-H			SH1-4 1B		F9			1B FC6-4 1B	4	2	3	1	0	0	2
Steve Nicosia, R (1, 2) OBP: 0.287, SLG: 0.244		1B 2-H			F9		G6-4-3 1-2f			FC6-4 1-3 1B	4	0	2	1	0	0	3
Bert Blyleven, R (1, 1) OBP: 0.069, SLG: 0.036 Manny Sanguillen, R (8, PH) OBP: 0.364, SLG: 0.455 Grant Jackson, S (9, 1) Mike Easler, L (10, PH) OBP: 0.414, SLG: 0.688			G3		SH1-4 1-2			4-3		FC6-4 1-2f 3-H	1 1 0 1	0 0 0 0	0 0 0 1	0 0 0 0	0 0 0 0	0 0 0 0	0 0 0 1
Inning Stats	R: 0 E: 0 K: 0 S: 3 H: 0 LOB: 0 BB: 0 P: 3	R: 2 E: 0 K: 0 S: 5 H: 3 LOB: 1 BB: 0 P: 5	R: 0 E: 0 K: 0 S: 4 H: 1 LOB: 1 BB: 0 P: 4	R: 0 E: 0 K: 0 S: 3 H: 0 LOB: 0 BB: 0 P: 3	R: 0 E: 0 K: 0 S: 4 H: 1 LOB: 1 BB: 0 P: 4	R: 0 E: 0 K: 0 S: 3 H: 0 LOB: 0 BB: 0 P: 3	R: 0 E: 1 K: 0 S: 4 H: 1 LOB: 1 BB: 0 P: 4	R: 0 E: 0 K: 0 S: 3 H: 0 LOB: 0 BB: 0 P: 3	R: 0 E: 0 K: 0 S: 3 H: 1 LOB: 1 BB: 0 P: 3	R: 1 E: 0 K: 0 S: 4 H: 2 LOB: 2 BB: 0 P: 4	1B: 8 2B: 1 3B: 0 HR: 0 SF: 0 SAC: 1 DP: 1 HBP: 0	WP: 0 PB: 0 SB: 0 CS: 1 PA: 37					

PITCHER	IP	WLS	BF	H	R	ER	SO	BB	IBB	HBP	BLK	WP	HR	S	P	ERA	WHIP
Jim Kaat, L (1, 1) ERA: 3.7	9.2	L	36	9	3	3	0	0	0	0	0	0	0	36	36	2.79	0.931

PITCHER	IP	WLS	BF	H	R	ER	SO	BB	IBB	HBP	BLK	WP	HR	S	P	ERA	WHIP

BOTTOM

St. Louis Cardinals @ Pittsburgh Pirates

Three Rivers Stadium, Pittsburgh, PA

Tue Jul 01 1980, 7:05 PM EDT

Att. 17,006 - Unknown

livebaseballscorecards.com

AB	35
R	3
H	9
RBI	3
BB	0
SO	0
LOB	12

Batter	1	2	3	4	5	6	7	8	9	10	11	AB	R	H	RBI	BB	SO	LOB
Bobby Bonds, R (1, 9) (8, 7) OBP: 0.299, SLG: 0.318	F9		F9 2-3			G4-3 BB	K		1B		K	5	0	1	0	1	2	4
Garry Templeton, S (1, 6) OBP: 0.355, SLG: 0.421	E S FC1-5 1B		HR 3-H			G4-3 1-2f		2B 1B	G3		4-3	6	2	3	2	0	0	3
Keith Hernandez, L (1, 3) OBP: 0.415, SLG: 0.500	FC1-5 CS 1-H		F7			1B BB		1B 1-H 2B		3-1		4	1	1	1	1	0	1
Ted Simmons, S (1, 2) OBP: 0.388, SLG: 0.513	CS 1-2	6-3		F9		1B 1-2		2B 2-H 1B		6-3		5	0	2	1	0	0	0
George Hendrick, R (1, 8) OBP: 0.355, SLG: 0.555 John Urrea, R (10, 1)		K		5-3			1-3	2B 1-H		1-3		5 0	0 0	1 0	0 0	0 0	1 0	0 0
Terry Kennedy, L (1, 7) OBP: 0.370, SLG: 0.477 Keith Smith, R (8, PH) OBP: 0.500, SLG: 0.500 Leon Durham, L (8, PH) OBP: 0.306, SLG: 0.375 (8, 9)		BB		1-3			2B	K			SH2-4 1B	2 0 2	1 0 1	1 0 1	0 0 0	1 0 0	0 0 1	0 0 1
Ken Reitz, R (1, 5) OBP: 0.325, SLG: 0.401	F8				F9		HBP 2B	F7			SH2-4 1-2	3	0	0	0	0	0	2
Ken Oberkfell, L (1, 4) OBP: 0.406, SLG: 0.397			F9 6-3 HR 1B		6-3		1-3 2-H 2B		4-3		2-H 2B 1B	5	2	3	2	0	0	0
Pete Vuckovich, R (1, 1) OBP: 0.125, SLG: 0.179 Dane Iorg, L (7, PH) OBP: 0.363, SLG: 0.438 Don Hood, L (7, 1) OBP: 0.111, SLG: 0.111 John Littlefield, R (8, 1) Kim Seaman, L (10, 1) Tony Scott, S (10, 8) OBP: 0.309, SLG: 0.288			6-3 1-2		4-1		K		F8		2B 2-H	2 1 0 1 0 1	0 0 0 0 0 0	0 0 0 0 0 1	0 0 0 0 0 1	0 1 0 0 0 0	0 0 0 0 0 0	1 2 0 0 0 0
Inning Stats	R: 0 E: 0 K: 0 S: 3 H: 1 LOB: 0 BB: 0 P: 3	R: 0 E: 0 K: 1 S: 5 H: 0 LOB: 1 BB: 1 P: 9	R: 2 E: 0 K: 0 S: 5 H: 2 LOB: 0 BB: 0 P: 5	R: 0 E: 0 K: 0 S: 3 H: 0 LOB: 0 BB: 0 P: 3	R: 0 E: 0 K: 0 S: 3 H: 0 LOB: 0 BB: 0 P: 3	R: 0 E: 0 K: 0 S: 2 H: 1 LOB: 1 BB: 2 P: 10	R: 1 E: 0 K: 2 S: 9 H: 2 LOB: 2 BB: 0 P: 10	R: 2 E: 0 K: 1 S: 8 H: 4 LOB: 1 BB: 0 P: 8	R: 0 E: 0 K: 0 S: 4 H: 1 LOB: 1 BB: 0 P: 4	R: 0 E: 0 K: 0 S: 3 H: 0 LOB: 0 BB: 0 P: 3	R: 2 E: 0 K: 1 S: 8 H: 3 LOB: 1 BB: 0 P: 8	1B: 8 2B: 5 3B: 0 HR: 1 SF: 0 SAC: 1 DP: 1 HBP: 1						

PITCHER		IP	WLS	BF	H	R	ER	SO	BB	IBB	HBP	BLK	WP	HR	S	P	ERA	WHIP
Rick Rhoden, R ERA: 4.74	(1, 1)	7.0		29	7	4	4	3	3	0	1	0	0	1	31	44	5.14	1.429
Grant Jackson, L ERA: 2.6	(8, 1)	0.1		3	3	1	1	0	0	0	0	0	0	0	3	3	27.00	9.000
Don Robinson, R ERA: 4.5	(8, 1)	1.2		6	1	0	0	1	0	0	0	0	0	0	8	8	0.00	0.600
Rod Scurry, L ERA: 2.1	(10, 1)	2.0	L	9	3	2	2	1	0	0	0	0	0	0	11	11	9.00	1.500

PITCHER	IP	WLS	BF	H	R	ER	SO	BB	IBB	HBP	BLK	WP	HR	S	P	ERA	WHIP

TOP

St. Louis Cardinals @ Pittsburgh Pirates

Three Rivers Stadium, Pittsburgh, PA

Wed Jul 02 1980, 7:05 PM EDT

Att. 15,250 - Unknown

livebaseballscorecards.com

AB	42
R	7
H	14
RBI	7
BB	3
SO	5
LOB	14

WP: 0	PB: 0	SB: 1	CS: 1	PA:	48

Batter	1	2	3	4	5	6	7	8	9	10	11	AB	R	H	RBI	BB	SO	LOB
Omar Moreno, L (1, 8) OBP: 0.326, SLG: 0.368	K2-3		5-3		SF9		FC4-6		P6-3			4	0	0	1	0	1	4
Tim Foli, R (1, 6) OBP: 0.306, SLG: 0.339	5-3			1-3	K		P4			1B		5	0	1	0	0	1	1
Dave Parker, L (1, 9) OBP: 0.325, SLG: 0.444	6-3			2B 1B		F8		4-3 SH1-3 1B		F7		5	1	2	0	0	0	1
John Milner, L (1, 3) OBP: 0.306, SLG: 0.318		F9		F8		3-1		SH1-3 1-2		F5		4	0	0	0	0	0	2
Mike Easler, L (1, 7) OBP: 0.420, SLG: 0.695		K		1-H 1B 2B		S 1B 1B		4-3 2-3		L6		3	2	2	1	0	1	0
Bill Robinson, R (8, PH) OBP: 0.280, SLG: 0.440 (9, 7)												2	0	0	0	0	0	2
Bill Madlock, R (1, 5) OBP: 0.303, SLG: 0.359		F8		2-H 1B		1-H 1B 1B		5-3			6-3	5	1	2	2	0	0	1
Ed Ott, L (1, 2) OBP: 0.339, SLG: 0.358			B4	4-3		FC6-4 2-H 1B			F8		6-3	5	0	1	1	0	0	1
Phil Garner, R (1, 4) OBP: 0.338, SLG: 0.400			SH1 1B		SH1-4 S SF9 BB		FC6-4 1-2f		S 1B		5-3	4	1	2	0	1	0	1
Rick Rhoden, R (1, 1) OBP: 0.600, SLG: 0.500												0	0	0	0	1	0	0
Grant Jackson, S (8, 1)												0	0	0	0	0	0	0
Don Robinson, R (8, 1) OBP: 0.409, SLG: 0.409												0	0	0	0	0	0	0
Willie Stargell, L (9, PH) OBP: 0.355, SLG: 0.503												0	0	0	0	1	0	0
Matt Alexander, S (9, PR)												0	0	0	0	0	0	0
Rod Scurry, L (10, 1) OBP: 0.333, SLG: 0.333			SH1 1-2		SH1-4 1-3		FC4-6 BB		P6-3 1-2 IBB			0	0	0	0	0	0	0
Inning Stats	R: 0 E: 0 K: 1 S: 5 H: 0 LOB: 0 BB: 0 P: 5	R: 0 E: 0 K: 1 S: 5 H: 0 LOB: 0 BB: 0 P: 5	R: 0 E: 0 K: 0 S: 4 H: 1 LOB: 1 BB: 0 P: 4	R: 2 E: 0 K: 0 S: 6 H: 3 LOB: 1 BB: 0 P: 6	R: 1 E: 0 K: 1 S: 5 H: 0 LOB: 0 BB: 1 P: 9	R: 2 E: 0 K: 0 S: 6 H: 3 LOB: 1 BB: 0 P: 6	R: 0 E: 0 K: 0 S: 2 H: 0 LOB: 0 BB: 1 P: 6	R: 0 E: 0 K: 0 S: 4 H: 1 LOB: 1 BB: 0 P: 4	R: 0 E: 0 K: 0 S: 3 H: 1 LOB: 2 BB: 1 P: 7	R: 0 E: 0 K: 0 S: 4 H: 1 LOB: 1 BB: 0 P: 4	R: 0 E: 0 K: 0 S: 3 H: 0 LOB: 0 BB: 0 P: 3	1B: 9 2B: 2 3B: 0 HR: 0	SF: 1 SAC: 3 DP: 1 HBP: 0					

PITCHER		IP	WLS	BF	H	R	ER	SO	BB	IBB	HBP	BLK	WP	HR	S	P	ERA	WHIP
Pete Vuckovich, R ERA: 2.91	(1, 1)	6.0		26	7	5	5	3	1	0	0	0	0	0	31	35	7.50	1.333
Don Hood, L ERA: 2.27	(7, 1)	1.1		5	1	0	0	0	1	0	0	0	0	0	4	8	0.00	1.500
John Littlefield, R ERA: 2.41	(8, 1)	1.2		7	2	0	0	0	0	1	0	0	0	0	6	10	0.00	1.200
Kim Seaman, L ERA: 3.38	(10, 1)	0.2		2	0	0	0	0	0	0	0	0	0	0	2	2	0.00	0.000
John Urrea, R ERA: 6.75	(10, 1)	1.1	W	4	0	0	0	0	0	0	0	0	0	0	4	4	0.00	0.000

PITCHER	IP	WLS	BF	H	R	ER	SO	BB	IBB	HBP	BLK	WP	HR	S	P	ERA	WHIP

BOTTOM

St. Louis Cardinals @ Pittsburgh Pirates

Three Rivers Stadium, Pittsburgh, PA

Wed Jul 02 1980, 7:05 PM EDT

Att. 15,250 - Unknown

livebaseballscorecards.com

AB	37
R	5
H	10
RBI	5
BB	3
SO	3
LOB	13

WP: 0 PA: 44
PB: 0
SB: 3
CS: 1

Batter	1	2	3	4	5	6	7	8	9	AB	R	H	RBI	BB	SO	LOB
Ivan De Jesus, R (1, 6) OBP: 0.345, SLG: 0.386	S S S 0-3 ① K		x 0-0 ② F9			x 0-0 2B		x 0-0 FC6 1B 1-2		4	0	2	0	0	1	0
Lenny Randle, S (1, 5) OBP: 0.363, SLG: 0.386	x 0-0 2B		S S S 0-3 ③ K			x 0-0 ① L4		x 0-0 ① F8 2-3		4	0	1	0	0	1	3
Bill Buckner, L (1, 3) OBP: 0.331, SLG: 0.410	x 0-0 ② 3-1			x 0-0 ① 3-1		x 0-0 ② F7		x 0-0 ② FC6 1-2f 3-H		4	0	0	1	0	0	3
Cliff Johnson, R (1, 7) OBP: 0.320, SLG: 0.367 George Riley, L (8, 1)	B B B 4-0 BB			x 0-0 ② F9		x 0-0 ③ F7		x 0-0 ③ 4-3		3 0	0 0	0 0	0 0	1 0	0 0	2 0
Jerry Martin, R (1, 8) OBP: 0.301, SLG: 0.496	x 0-0 ③ F8			x 0-0 1B			S S S 0-3 ① K		x 0-0 HR	4	1	2	1	0	1	2
Barry Foote, R (1, 2) OBP: 0.308, SLG: 0.466		x 0-0 ① 1-3		x 0-0 ③ F8			x 0-0 ② L5		x 0-0 ① 5-3	4	0	0	0	0	0	1
Scot Thompson, L (1, 9) OBP: 0.300, SLG: 0.331		x 0-0 ② L6			x 0-0 ① F8		x 0-0 2B		x 0-0 HR	4	1	2	1	0	0	0
Mike Tyson, R (1, 4) OBP: 0.301, SLG: 0.366 Larry Biittner, L (9, PH) OBP: 0.338, SLG: 0.365 Mike Vail, R (9, PH) OBP: 0.354, SLG: 0.429		x 0-0 ③ 6-3			x 0-0 ② 4-3		x 0-0 ③ F8		x 0-0 ② L4	3 0 1	0 0 0	0 0 0	0 0 0	0 0 0	0 0 0	1 0 0
Mike Krukow, R (1, 1) OBP: 0.184, SLG: 0.162 Willie Hernandez, L (7, 1) OBP: 0.300, SLG: 0.400 Ken Henderson, S (8, PH) OBP: 0.353, SLG: 0.352 (8, 7)			S S S 0-3 ① K		x 0-0 ③ F9			x 0-0 F8 1B FC6 1B	S S S 0-3 ③ K	2 0 2	0 0 1	0 0 1	0 0 1	0 0 0	1 0 0	0 0 0
Inning Stats	R: 0 E: 0 K: 1 S: 6 H: 1 LOB: 2 BB: 1 P: 10	R: 0 E: 0 K: 0 S: 3 H: 0 LOB: 0 BB: 0 P: 3	R: 0 E: 0 K: 2 S: 7 H: 0 LOB: 0 BB: 0 P: 7	R: 0 E: 0 K: 0 S: 4 H: 1 LOB: 1 BB: 0 P: 4	R: 0 E: 0 K: 0 S: 3 H: 0 LOB: 0 BB: 0 P: 3	R: 0 E: 0 K: 0 S: 4 H: 1 LOB: 1 BB: 0 P: 4	R: 0 E: 0 K: 1 S: 6 H: 1 LOB: 1 BB: 0 P: 6	R: 1 E: 1 K: 0 S: 5 H: 2 LOB: 1 BB: 0 P: 5	R: 2 E: 0 K: 1 S: 7 H: 2 LOB: 0 BB: 0 P: 7	1B: 3 2B: 3 3B: 0 HR: 2 SF: 0 SAC: 0 DP: 0 HBP: 0						

PITCHER		IP	WLS	BF	H	R	ER	SO	BB	IBB	HBP	BLK	WP	HR	S	P	ERA	WHIP
Jim Bibby, R ERA: 3.02	(1, 1)	8.1	W	34	8	3	3	4	1	0	0	0	0	2	41	45	3.24	1.080
Grant Jackson, L ERA: 2.55	(9, 1)	0.2	S	2	0	0	0	1	0	0	0	0	0	0	4	4	0.00	0.000

PITCHER	IP	WLS	BF	H	R	ER	SO	BB	IBB	HBP	BLK	WP	HR	S	P	ERA	WHIP

TOP

Chicago Cubs @ Pittsburgh Pirates

Three Rivers Stadium, Pittsburgh, PA

Thu Jul 03 1980, 7:05 PM EDT

Att. 14,062 - Unknown

livebaseballscorecards.com

AB	35
R	3
H	8
RBI	3
BB	1
SO	5
LOB	12

WP: 0 PB: 0 SB: 0 CS: 0 PA: 36

Batter	1	2	3	4	5	6	7	8	9	AB	R	H	RBI	BB	SO	LOB
Omar Moreno, L (1, 8) OBP: 0.322, SLG: 0.364	S S S 0-3 ① K	x 0-0 ③ P6		x 0-0 ③ F8		x 0-0 ② 4-3 2-3				4	0	0	0	0	1	2
Phil Garner, R (1, 4) OBP: 0.337, SLG: 0.398	x 0-0 ② F9		x 0-0 ① 6-3		x 0-0 ① 5-3	x 0-0 PO 1B 3-H				4	0	1	1	0	0	0
Dave Parker, L (1, 9) OBP: 0.322, SLG: 0.439 Bill Robinson, R (6, 9) OBP: 0.284, SLG: 0.443	x 0-0 E5 S		x 0-0 ② 5-3		x 0-0 ② 4-3	0-0 ③ PO 1-2	x 0-0 CS 1B			3 1	0 0	0 1	0 0	0 0	0 0	0 0
John Milner, L (1, 3) OBP: 0.324, SLG: 0.315	B B B B 4-0 1-2 BB	B B B B 4-0 2B BB			B B B B 4-0 S E BB		S S S 0-3 ① ② K 1-2			1	2	0	0	3	1	1
Mike Easler, L (1, 7) OBP: 0.422, SLG: 0.695	x 0-0 ③ F7		x 0-0 1-H 1B 2B		B B B B 4-0 E 1-2 BB		S S S 0-3 ③ K			3	1	1	1	1	1	2
Bill Madlock, R (1, 5) OBP: 0.302, SLG: 0.357		x 0-0 ① L5	x 0-0 S 1B 3-H		x 0-0 E5 1-2 2-H			x 0-0 ① 5-3		4	0	1	1	0	0	1
Ed Ott, L (1, 2) OBP: 0.337, SLG: 0.356		x 0-0 2B 1B	x 0-0 ③ 3-1 1-2		x 0-0 ③ P6			x 0-0 ② 4-3		4	1	1	0	0	0	3
Dale Berra, R (1, 6) OBP: 0.285, SLG: 0.367 Grant Jackson, S (9, 1)		x 0-0 1-H 2B		x 0-0 ① 5-3		H 1-0 4-3 SH1-4 1B HBP		x 0-0 ③ 5-3		3 0	1 0	1 0	1 0	0 0	0 0	0 0
Jim Bibby, R (1, 1) OBP: 0.205, SLG: 0.175 Tim Foli, R (9, 6) OBP: 0.306, SLG: 0.339		S S S 0-3 ② K		S S S 0-3 ② K		x 0-0 ① SH1-4 1-2				2 0	0 0	0 0	0 0	0 0	2 0	1 0
Inning Stats	R: 0 E: 1 K: 1 S: 6 H: 0 LOB: 2 BB: 1 P: 10	R: 1 E: 0 K: 1 S: 7 H: 2 LOB: 1 BB: 0 P: 7	R: 2 E: 0 K: 0 S: 5 H: 2 LOB: 1 BB: 1 P: 9	R: 0 E: 0 K: 1 S: 5 H: 0 LOB: 0 BB: 0 P: 5	R: 1 E: 1 K: 0 S: 4 H: 0 LOB: 2 BB: 2 P: 12	R: 1 E: 0 K: 0 S: 3 H: 1 LOB: 0 BB: 0 P: 4	R: 0 E: 0 K: 2 S: 7 H: 1 LOB: 0 BB: 0 P: 7	R: 0 E: 0 K: 0 S: 3 H: 0 LOB: 0 BB: 0 P: 3		1B: 4 2B: 3 3B: 0 HR: 0 SF: 0 SAC: 1 DP: 1 HBP: 1						

PITCHER		IP	WLS	BF	H	R	ER	SO	BB	IBB	HBP	BLK	WP	HR	S	P	ERA	WHIP
Mike Krukow, R ERA: 3.74	(1, 1)	6.0	L	30	6	5	4	3	4	0	1	0	0	0	31	48	6.00	1.667
Willie Hernandez, L ERA: 5.1	(7, 1)	1.0		2	0	0	0	2	0	0	0	0	0	0	6	6	0.00	0.000
George Riley, L ERA: 2.0	(8, 1)	1.0		3	0	0	0	0	0	0	0	0	0	0	3	3	0.00	0.000

PITCHER	IP	WLS	BF	H	R	ER	SO	BB	IBB	HBP	BLK	WP	HR	S	P	ERA	WHIP

BOTTOM

Chicago Cubs @ Pittsburgh Pirates

Three Rivers Stadium, Pittsburgh, PA

Thu Jul 03 1980, 7:05 PM EDT

Att. 14,062 - Unknown

livebaseballscorecards.com

AB	29
R	5
H	6
RBI	4
BB	4
SO	5
LOB	10

Batter	1	2	3	4	5	6	7	8	9	AB	R	H	RBI	BB	SO	LOB
Ivan De Jesus, R (1, 6) OBP: 0.343, SLG: 0.383	5-3		G1-6-3 1B		FC6-2 E6 1-2 3-H		F8		F8	5	0	1	0	0	0	2
Lenny Randle, S (1, 5) OBP: 0.365, SLG: 0.392	HR 2B		G1-6-3 1-2f		E6 2B 1-3 2-H		1B			4	1	2	0	0	0	2
Mick Kelleher, R (7, 5) OBP: 0.205, SLG: 0.146										0	0	0	0	0	0	0
Larry Biittner, L (1, 7) OBP: 0.338, SLG: 0.372	K		F9		2B 1-3		F8			3	0	1	0	0	1	1
Ken Henderson, S (6, 7) OBP: 0.349, SLG: 0.347										1	0	0	0	0	0	1
Cliff Johnson, R (1, 3) OBP: 0.328, SLG: 0.386	HR 2-H			G6-4-3 1B	IBB		F8			3	1	2	2	1	0	1
Jerry Martin, R (1, 8) OBP: 0.297, SLG: 0.488	5-3			G6-4-3 1-2f	1-3			K		4	0	0	0	0	1	4
Scot Thompson, L (1, 9) OBP: 0.305, SLG: 0.326		G3		HBP CS		BB 1-3		F8		2	0	0	0	1	0	0
Tim Blackwell, S (1, 2) OBP: 0.287, SLG: 0.325		K		CS 1-2	2B E SH	1-2 1-3		F8		4	1	1	0	0	1	1
Mike Tyson, R (1, 4) OBP: 0.299, SLG: 0.357		HBP			E3 SH FC6-2 2-3	K			F9	3	0	0	0	0	1	2
Lynn McGlothen, L (1, 1) OBP: 0.292, SLG: 0.391		L4			SH FC6-2 E 1-3 3-H	4-3			K	2	1	0	0	0	0	2
Bruce Sutter, R (8, 1)										1	0	0	0	0	1	0
Inning Stats	R: 2 H: 2 E: 0 LOB: 0 K: 1 BB: 0 S: 7 P: 7	R: 0 H: 0 E: 0 LOB: 1 K: 1 BB: 0 S: 5 P: 6	R: 0 H: 1 E: 0 LOB: 0 K: 0 BB: 0 S: 3 P: 3	R: 0 H: 1 E: 0 LOB: 0 K: 0 BB: 0 S: 2 P: 3	R: 2 H: 2 E: 3 LOB: 3 K: 0 BB: 1 S: 7 P: 11	R: 0 H: 0 E: 0 LOB: 1 K: 1 BB: 1 S: 5 P: 9	R: 0 H: 1 E: 0 LOB: 1 K: 0 BB: 0 S: 4 P: 4	R: 0 H: 0 E: 0 LOB: 0 K: 1 BB: 0 S: 5 P: 5	R: 0 H: 0 E: 0 LOB: 0 K: 1 BB: 0 S: 5 P: 5	1B: 3 SF: 0 2B: 3 SAC: 1 3B: 0 DP: 2 HR: 1 HBP: 2						

TOP

Chicago Cubs @ Pittsburgh Pirates

Three Rivers Stadium, Pittsburgh, PA

Fri Jul 04 1980, 3:33 AM EDT

Unknown

livebaseballscorecards.com

AB	32
R	4
H	7
RBI	2
BB	2
SO	5
LOB	16

WP: 0 PA: 38
PB: 0
SB: 0
CS: 1

PITCHER		IP	WLS	BF	H	R	ER	SO	BB	IBB	HBP	BLK	WP	HR	S	P	ERA	WHIP
Eddie Solomon, R ERA: 2.81	(1, 1)	5.0	L	23	6	4	2	2	0	1	2	0	0	1	24	30	3.60	1.200
Rod Scurry, L ERA: 1.95	(6, 1)	2.0		8	1	0	0	1	1	0	0	0	0	0	9	13	0.00	1.000
Enrique Romo, R ERA: 3.06	(8, 1)	2.0		6	0	0	0	2	0	0	0	0	0	0	10	10	0.00	0.000

PITCHER	IP	WLS	BF	H	R	ER	SO	BB	IBB	HBP	BLK	WP	HR	S	P	ERA	WHIP

Chicago Cubs @ Pittsburgh Pirates

Three Rivers Stadium, Pittsburgh, PA

Fri Jul 04 1980, 3:33 AM EDT

Unknown

BOTTOM

Batter	1	2	3	4	5	6	7	8	9	AB	R	H	RBI	BB	SO	LOB
Omar Moreno, L (1, 8) OBP: 0.320, SLG: 0.361	F7		G3		F7		G3		S, 1B (3-H)	5	0	1	1	0	0	2
Tim Foli, R (1, 6) OBP: 0.314, SLG: 0.347	1B, 7-2, 1B		F9			1-3, 1B		1B, 1B (SBSBSB)	BB (1-2)	4	0	3	0	0	0	0
Dave Parker, L (9, PH) OBP: 0.324, SLG: 0.439										0	0	0	0	1	0	0
Matt Alexander, S (9, PR)										0	0	0	0	0	0	0
Mike Easler, L (1, 7) OBP: 0.428, SLG: 0.691	1-3, 1B			1-3		1-3, 1B		FC6-4, 1B	L4	5	0	3	0	0	0	2
John Milner, L (1, 3) OBP: 0.311, SLG: 0.301	7-2 (3-Hf)			F9		L3		K		4	0	0	0	0	1	6
Bill Madlock, R (1, 5) OBP: 0.297, SLG: 0.351		5-3		F7		1-3		P4		4	0	0	0	0	0	4
Bill Robinson, R (1, 9) OBP: 0.278, SLG: 0.433		P3			6-3	P3		FC6-4 (1-2f)		4	0	0	0	0	0	4
Ed Ott, L (1, 2) OBP: 0.340, SLG: 0.375		1B			HR		P6		K2-3	4	1	2	1	0	1	0
Phil Garner, R (1, 4) OBP: 0.336, SLG: 0.399		P2			6-3		F8		G3, 1B, 2B	4	1	1	0	0	0	1
Eddie Solomon, R (1, 1) OBP: 0.211, SLG: 0.211			6-3		2B		1B		G3	1	0	0	0	0	0	0
Manny Sanguillen, R (5, PH) OBP: 0.391, SLG: 0.522										1	0	1	0	0	0	0
Rod Scurry, L (6, 1) OBP: 0.333, SLG: 0.333										0	0	0	0	0	0	0
Lee Lacy, R (7, PH) OBP: 0.424, SLG: 0.556										1	0	1	0	0	0	0
Enrique Romo, R (8, 1) OBP: 0.500, SLG: 0.400										0	0	0	0	0	0	0
Willie Stargell, L (9, PH) OBP: 0.353, SLG: 0.500										1	0	0	0	0	0	1
Inning Stats	R: 0 E: 0 K: 0 S: 4 H: 2 LOB: 1 BB: 0 P: 4	R: 0 E: 0 K: 0 S: 4 H: 1 LOB: 1 BB: 0 P: 4	R: 0 E: 0 K: 0 S: 3 H: 0 LOB: 0 BB: 0 P: 3	R: 0 E: 0 K: 0 S: 3 H: 0 LOB: 0 BB: 0 P: 3	R: 1 E: 0 K: 0 S: 5 H: 2 LOB: 1 BB: 0 P: 5	R: 0 E: 0 K: 0 S: 5 H: 2 LOB: 2 BB: 0 P: 5	R: 0 E: 0 K: 0 S: 4 H: 1 LOB: 1 BB: 0 P: 4	R: 0 E: 0 K: 1 S: 7 H: 2 LOB: 2 BB: 0 P: 7	R: 1 E: 0 K: 1 S: 7 H: 2 LOB: 2 BB: 1 P: 11							

AB	38
R	2
H	12
RBI	2
BB	1
SO	2
LOB	20

PITCHER		IP	WLS	BF	H	R	ER	SO	BB	IBB	HBP	BLK	WP	HR	S	P	ERA	WHIP	PITCHER	IP	WLS	BF	H	R	ER	SO	BB	IBB	HBP	BLK	WP	HR	S	P	ERA	WHIP
Lynn McGlothen, R	(1, 1)	7.0	W	29	9	1	1	0	0	0	0	0	0	1	29	29	1.29	1.286																	
ERA: 5.51																																			
Bruce Sutter, R	(8, 1)	2.0	S	10	3	1	1	2	1	0	0	0	0	0	13	17	4.50	2.000																	
ERA: 3.14																																			

1B: 9	SF: 0	WP: 0	PA: 39
2B: 3	SAC: 0	PB: 0	
3B: 0	DP: 1	SB: 1	
HR: 1	HBP: 0	CS: 0	

livebaseballscorecards.com

Batter	1	2	3	4	5	6	7	8	9	AB	R	H	RBI	BB	SO	LOB
Steve Dillard, R (1, 4) OBP: 0.316, SLG: 0.338	F8			6-3	G3 2-3		F8			4	0	0	0	0	0	1
Lenny Randle, S (1, 5) OBP: 0.367, SLG: 0.395	K			E WP 2B	BB			4-1		3	1	1	0	1	1	0
Bill Buckner, L (1, 3) OBP: 0.333, SLG: 0.412	F8			1B 2-H 1B	P6			1B		4	0	2	0	0	0	2
Dave Kingman, R (1, 7) OBP: 0.333, SLG: 0.517 Bill Caudill, R (8, 1) George Riley, L (8, 1) Dick Tidrow, R (9, 1)		5-3		K		F8		F8		4 0 0 0	0 0 0 0	0 0 0 0	0 0 0 0	0 0 0 0	1 0 0 0	2 0 0 0
Mike Vail, R (1, 9) (8, 7) OBP: 0.357, SLG: 0.436		E5 G4-3-6		1B 1-2		F8 2B		K		4	0	2	0	0	1	1
Barry Foote, R (1, 2) OBP: 0.300, SLG: 0.453		G4-3-6 1-2f		6-3		F8 2-3			5-3	4	0	0	0	0	0	4
Scot Thompson, L (1, 8) (8, 9) OBP: 0.304, SLG: 0.319			5-3		5-3 1B BB	L6			3-1	3	1	0	0	1	0	1
Mick Kelleher, R (1, 6) OBP: 0.188, SLG: 0.133			K		5-3 1-2		F9		5-3	4	0	0	0	0	1	1
Doug Capilla, L (1, 1) OBP: 0.167, SLG: 0.167 Jerry Martin, R (8, 8) OBP: 0.297, SLG: 0.488			K		G3 2-H 1B		K			3 0	0 0	1 0	1 0	0 0	2 0	0 0
Inning Stats	R: 0 E: 0 K: 1 S: 5 H: 0 LOB: 0 BB: 0 P: 5	R: 0 E: 1 K: 0 S: 3 H: 0 LOB: 0 BB: 0 P: 3	R: 0 E: 0 K: 2 S: 7 H: 0 LOB: 0 BB: 0 P: 7	R: 1 E: 1 K: 1 S: 8 H: 3 LOB: 2 BB: 0 P: 8	R: 1 E: 0 K: 0 S: 4 H: 1 LOB: 2 BB: 2 P: 12	R: 0 E: 0 K: 0 S: 4 H: 1 LOB: 1 BB: 0 P: 4	R: 0 E: 0 K: 1 S: 5 H: 0 LOB: 0 BB: 0 P: 5	R: 0 E: 0 K: 1 S: 6 H: 1 LOB: 1 BB: 0 P: 6	R: 0 E: 0 K: 0 S: 3 H: 0 LOB: 0 BB: 0 P: 3	1B: 4 2B: 2 3B: 0 HR: 0 SF: 0 SAC: 0 DP: 1 HBP: 0						

TOP

Chicago Cubs @ Pittsburgh Pirates

Three Rivers Stadium, Pittsburgh, PA

Fri Jul 04 1980, 3:38 AM EDT

Att. 24,668 - Unknown

livebaseballscorecards.com

AB	33
R	2
H	6
RBI	1
BB	2
SO	6
LOB	12

WP: 1	PA: 35
PB: 0	
SB: 0	
CS: 0	

PITCHER		IP	WLS	BF	H	R	ER	SO	BB	IBB	HBP	BLK	WP	HR	S	P	ERA	WHIP
Don Robinson, R ERA: 4.24	(1, 1)	8.0	L	32	6	2	2	6	2	0	0	0	1	0	42	50	2.25	1.000
Kent Tekulve, R ERA: 3.18	(9, 1)	1.0		3	0	0	0	0	0	0	0	0	0	0	3	3	0.00	0.000

PITCHER	IP	WLS	BF	H	R	ER	SO	BB	IBB	HBP	BLK	WP	HR	S	P	ERA	WHIP

BOTTOM

Chicago Cubs @ Pittsburgh Pirates

Three Rivers Stadium, Pittsburgh, PA

Fri Jul 04 1980, 3:38 AM EDT

Att. 24,668 - Unknown

Batter	1	2	3	4	5	6	7	8	9	AB	R	H	RBI	BB	SO	LOB
Omar Moreno, L (1, 8) OBP: 0.319, SLG: 0.360	1-3		FC1-6 S 1-2f			1-3		1-2 1B		4	0	1	0	0	0	1
Tim Foli, R (1, 6) OBP: 0.310, SLG: 0.342	G3		F8 1-2			P3		4-3		3	0	0	0	0	0	1
Dave Parker, L (8, PH) OBP: 0.323, SLG: 0.438										1	0	0	0	0	0	2
Kent Tekulve, R (9, 1)										0	0	0	0	0	0	0
Lee Lacy, R (1, 7) OBP: 0.412, SLG: 0.539	5-3		F9			F8			G3	4	0	0	0	0	0	1
Bill Robinson, R (1, 3) OBP: 0.288, SLG: 0.430		BBBB 1B SF7 BB		6-3			BBB CS BB		BBB BB BB	1	1	0	0	3	0	0
Bill Madlock, R (1, 5) OBP: 0.296, SLG: 0.349		S 1-3 1B		5-3			SSS K 1-2		F9	4	0	1	0	0	1	2
Mike Easler, L (1, 9) OBP: 0.423, SLG: 0.681		SF7 1-2 3-H		K			3-1		BBB 1-2 BB	2	0	0	1	1	1	0
Phil Garner, R (1, 4) OBP: 0.331, SLG: 0.393		F9			F9			P3	SSS K	4	0	0	0	0	1	3
Steve Nicosia, R (1, 2) OBP: 0.282, SLG: 0.239		L6			F9			4-3		2	0	0	0	0	0	1
Ed Ott, L (8, PH) OBP: 0.338, SLG: 0.373										1	0	0	0	0	0	0
(9, 2)																
Don Robinson, R (1, 1) OBP: 0.417, SLG: 0.417			FC1-6 1B		F7			1B 1B		2	0	1	0	0	0	0
Willie Stargell, L (8, PH) OBP: 0.357, SLG: 0.503										1	0	1	0	0	0	0
Matt Alexander, S (8, PR)										0	0	0	0	0	0	0
Dale Berra, R (9, 6) OBP: 0.285, SLG: 0.367										0	0	0	0	0	0	0
Inning Stats	R: 0 H: 0 E: 0 LOB: 0 K: 0 BB: 0 S: 3 P: 3	R: 1 H: 1 E: 0 LOB: 1 K: 0 BB: 1 S: 4 P: 8	R: 0 H: 1 E: 0 LOB: 1 K: 0 BB: 0 S: 4 P: 4	R: 0 H: 0 E: 0 LOB: 0 K: 1 BB: 0 S: 5 P: 5	R: 0 H: 0 E: 0 LOB: 0 K: 0 BB: 0 S: 3 P: 3	R: 0 H: 0 E: 0 LOB: 0 K: 0 BB: 0 S: 3 P: 3	R: 0 H: 0 E: 0 LOB: 0 K: 1 BB: 1 S: 4 P: 8	R: 0 H: 2 E: 0 LOB: 2 K: 0 BB: 0 S: 5 P: 5	R: 0 H: 0 E: 0 LOB: 2 K: 1 BB: 2 S: 5 P: 13	1B: 4 SF: 1 2B: 1 SAC: 0 3B: 0 DP: 1 HR: 0 HBP: 0						

livebaseballscorecards.com

AB	29
R	1
H	4
RBI	1
BB	4
SO	3
LOB	11

PITCHER		IP	WLS	BF	H	R	ER	SO	BB	IBB	HBP	BLK	WP	HR	S	P	ERA	WHIP
Doug Capilla, L ERA: 1.53	(1, 1)	7.0	W	24	2	1	1	2	2	0	0	0	0	0	26	34	1.29	0.571
Bill Caudill, R ERA: 1.97	(8, 1)	0.2		4	2	0	0	0	0	0	0	0	0	0	4	4	0.00	3.000
George Riley, L ERA: 1.93	(8, 1)	0.1		1	0	0	0	0	0	0	0	0	0	0	1	1	0.00	0.000
Dick Tidrow, R ERA: 2.24	(9, 1)	1.0	S	5	0	0	0	1	2	0	0	0	0	0	5	13	0.00	2.000

PITCHER		IP	WLS	BF	H	R	ER	SO	BB	IBB	HBP	BLK	WP	HR	S	P	ERA	WHIP

WP: 0 PA: 34
PB: 0
SB: 2
CS: 1

Chicago Cubs @ Pittsburgh Pirates

Three Rivers Stadium, Pittsburgh, PA

Sat Jul 05 1980, 7:05 PM EDT

Att. 46,372 - Unknown

TOP

livebaseballscorecards.com

Batter	1	2	3	4	5	6	7	8	9	AB	R	H	RBI	BB	SO	LOB
Ivan De Jesus, R (1, 6) OBP: 0.339, SLG: 0.377	S S S 0-3 ① K		x 0-0 ③ 5-3		x 0-0 ② P6		x 0-0 ② F8			4	0	0	0	0	1	1
Lenny Randle, S (1, 5)	B B B B 4-0 FC6-4 BB			x 0-0 2B 3B	x 0-0 ③ F8		S S S 0-3 ③ K			3	1	1	0	1	1	1
Bill Buckner, L (1, 3)	x 0-0 ② FC6-4 FC5-4 1-2f			x 0-0 1B 2B 2B 3-H		x 0-0 BB 1B		x 0-0 G6-4-3 1B		4	1	3	1	0	0	1
Dave Kingman, R (1, 7)	x 0-0 ③ FC5-4 1-2f			x 0-0 ① F8		B B B B 4-0 1-2 BB		x 0-0 ① ② G6-4-3 1-2f		3	0	0	0	1	0	3
Jerry Martin, R (1, 8) OBP: 0.296, SLG: 0.485		x 0-0 ① F8		x 0-0 2B 1B 2-3 1B		S S S 0-3 ① K		S S S 0-3 ③ K		4	1	1	0	0	2	2
Mike Vail, R (1, 9) OBP: 0.360, SLG: 0.443		x 0-0 ② 6-3		x 0-0 1B 1-3 3-H 2B		S S S 0-3 ② K			x 0-0 FC5-4 1B	4	1	2	1	0	1	2
Barry Foote, R (1, 2) OBP: 0.299, SLG: 0.448		x 0-0 ③ F7		x 0-0 ② 2-H 3-H 1B		x 0-0 ③ P3			x 0-0 ① P4	4	0	1	2	0	0	3
Mike Tyson, R (1, 4) OBP: 0.295, SLG: 0.350 Scot Thompson, L (7, PH) OBP: 0.308, SLG: 0.324 Doug Capilla, L (7, PR) OBP: 0.167, SLG: 0.167 George Riley, L (7, 1) Bill Caudill, R (7, 1) Cliff Johnson, R (9, PH) OBP: 0.328, SLG: 0.384 Steve Dillard, R (9, PR) OBP: 0.316, SLG: 0.338			x 0-0 ① 6-3	x 0-0 ③ F8			x 0-0 1B		x 0-0 ② FC5-4 1-2f	2 1 0 0 0 1 0	0 0 0 0 0 0 0	0 1 0 0 0 0 0	0 0 0 0 0 0 1	0 0 0 0 0 0 0	0 0 0 0 0 0 0	0 0 0 0 0 1 0
Dennis Lamp, R (1, 1) OBP: 0.205, SLG: 0.139 Willie Hernandez, L (2, 1) OBP: 0.250, SLG: 0.333 Mick Kelleher, R (7, PH) OBP: 0.184, SLG: 0.130 (7, 4) Ken Henderson, S (9, PH) OBP: 0.345, SLG: 0.342			x 0-0 ② 6-3		S S S 0-3 ① K		x 0-0 ① P5 1-2		S S S 0-3 ③ K	0 2 1 1	0 0 0 0	0 0 0 0	0 0 0 1	0 0 0 1	0 1 0 1	0 0 1 1
Inning Stats	R: 0 E: 0 K: 1 S: 5 H: 0 LOB: 1 BB: 1 P: 9	R: 0 E: 0 K: 0 S: 3 H: 0 LOB: 0 BB: 0 P: 3	R: 0 E: 0 K: 0 S: 3 H: 0 LOB: 0 BB: 0 P: 3	R: 4 E: 0 K: 0 S: 7 H: 5 LOB: 0 BB: 0 P: 7	R: 0 E: 0 K: 1 S: 5 H: 0 LOB: 0 BB: 0 P: 5	R: 0 E: 0 K: 2 S: 8 H: 1 LOB: 2 BB: 1 P: 12	R: 0 E: 0 K: 1 S: 6 H: 1 LOB: 1 BB: 0 P: 6	R: 0 E: 0 K: 1 S: 5 H: 1 LOB: 0 BB: 0 P: 5	R: 0 E: 0 K: 1 S: 6 H: 1 LOB: 1 BB: 0 P: 6	1B: 6 2B: 2 3B: 1 HR: 0 SF: 0 SAC: 0 DP: 1 HBP: 0						

	AB	34
	R	4
	H	9
	RBI	4
	BB	2
	SO	7
	LOB	16

WP: 0 PB: 0 SB: 1 CS: 0 PA: 36

PITCHER		IP	WLS	BF	H	R	ER	SO	BB	IBB	HBP	BLK	WP	HR	S	P	ERA	WHIP
John Candelaria, L ERA: 3.9	(1, 1)	5.0	W	22	6	4	4	2	2	0	0	0	0	0	24	32	7.20	1.600
Enrique Romo, R ERA: 2.88	(6, 1)	4.0	S	14	3	0	0	5	0	0	0	0	0	0	24	24	0.00	0.750

PITCHER	IP	WLS	BF	H	R	ER	SO	BB	IBB	HBP	BLK	WP	HR	S	P	ERA	WHIP

Chicago Cubs @ Pittsburgh Pirates

Three Rivers Stadium, Pittsburgh, PA

Sat Jul 05 1980, 7:05 PM EDT

Att. 46,372 - Unknown

livebaseballscorecards.com

BOTTOM

Batter	1	2	3	4	5	6	7	8	9	AB	R	H	RBI	BB	SO	LOB
Omar Moreno, L (1, 8) OBP: 0.323, SLG: 0.361	0-0 SH S 1B 1B	0-0 1B 1-2 1B 1B		BBBB 4-0 CS BB		0-0 ③ 3-1		0-0 ③ L8		4	2	2	0	1	0	2
Tim Foli, R (1, 6) OBP: 0.314, SLG: 0.346	0-0 SH 1-3 1B 1-3	0-0 E 1B 1-2 2-3 1B		0-0 ③ CS 1-2	0-0 1B SF9 1B		0-0 ① F8			3	2	2	0	0	0	0
Mike Easler, L (1, 7) OBP: 0.425, SLG: 0.674	0-0 ① 1-3 1-2	0-0 E7 1-3 2-H 3-H 1B			SSS 0-3 ① K		BBBB 4-0 1B BB			3	0	1	2	1	1	3
John Milner, L (1, 3) OBP: 0.327, SLG: 0.320	0-0 FC5-4 2-H 3-H 1B	0-0 ③ 4-3			0-0 FC6-4 1-3 1B		0-0 1-3 1B			4	0	3	2	0	0	2
Bill Robinson, R (1, 9) OBP: 0.282, SLG: 0.423	0-0 ② FC5-4 1-2f		0-0 ① F9		0-0 ② SF9 3-H		0-0 ② L5			3	0	0	1	0	0	3
Phil Garner, R (1, 4) OBP: 0.327, SLG: 0.387	0-0 ③ F8		0-0 ② 4-3		0-0 ③ FC6-4 1-2f		0-0 ③ 4-3			4	0	0	0	0	0	4
Ed Ott, L (1, 2) OBP: 0.341, SLG: 0.376		0-0 CS 1B	SSS 0-3 ③ K			0-0 S 1B		0-0 ① L4		4	0	2	0	0	1	0
Dale Berra, R (1, 5) OBP: 0.284, SLG: 0.363		SSS 0-3 ① ② K 1-2		0-0 1-4 1B		SSS 0-3 ① K 1-2		0-0 ② L3		4	0	1	0	0	2	2
John Candelaria, L (1, 1) OBP: 0.200, SLG: 0.184 Enrique Romo, R (6, 1) OBP: 0.500, SLG: 0.429		0-0 1B 1B 1B 1B		0-0 ① ② 1-4 1-2f		SSS 0-3 ② K		0-0 1B		2 2	1 0	1 1	0 0	0 1	0 1	1 1
Inning Stats	R: 2 E: 0 K: 0 S: 6 H: 2 LOB: 1 BB: 0 P: 6	R: 2 E: 1 K: 1 S: 9 H: 5 LOB: 2 BB: 0 P: 9	R: 0 E: 0 K: 1 S: 5 H: 0 LOB: 0 BB: 0 P: 5	R: 0 E: 0 K: 0 S: 2 H: 1 LOB: 0 BB: 1 P: 6	R: 1 E: 0 K: 1 S: 7 H: 2 LOB: 1 BB: 0 P: 7	R: 0 E: 0 K: 2 S: 8 H: 1 LOB: 1 BB: 0 P: 8	R: 0 E: 0 K: 0 S: 4 H: 1 LOB: 2 BB: 1 P: 8	R: 0 E: 0 K: 0 S: 4 H: 1 LOB: 1 BB: 0 P: 4		1B: 13 2B: 1 3B: 0 HR: 0	SF: 1 SAC: 1 DP: 1 HBP: 0			WP: 0 PB: 0 SB: 2 CS: 2	PA: 38	

	AB	33
	R	5
	H	13
	RBI	5
	BB	2
	SO	5
	LOB	18

PITCHER		IP	WLS	BF	H	R	ER	SO	BB	IBB	HBP	BLK	WP	HR	S	P	ERA	WHIP
Dennis Lamp, R ERA: 4.74	(1, 1)	1.2		12	7	4	4	1	0	0	0	0	0	0	14	14	21.60	4.200
Willie Hernandez, L ERA: 4.88	(2, 1)	4.1	L	16	4	1	1	4	1	0	0	0	0	0	23	27	2.08	1.154
George Riley, L ERA: 1.86	(7, 1)	0.1		3	1	0	0	0	1	0	0	0	0	0	2	6	0.00	6.000
Bill Caudill, R ERA: 1.9	(7, 1)	1.2		6	1	0	0	0	0	0	0	0	0	0	6	6	0.00	0.600

PITCHER	IP	WLS	BF	H	R	ER	SO	BB	IBB	HBP	BLK	WP	HR	S	P	ERA	WHIP

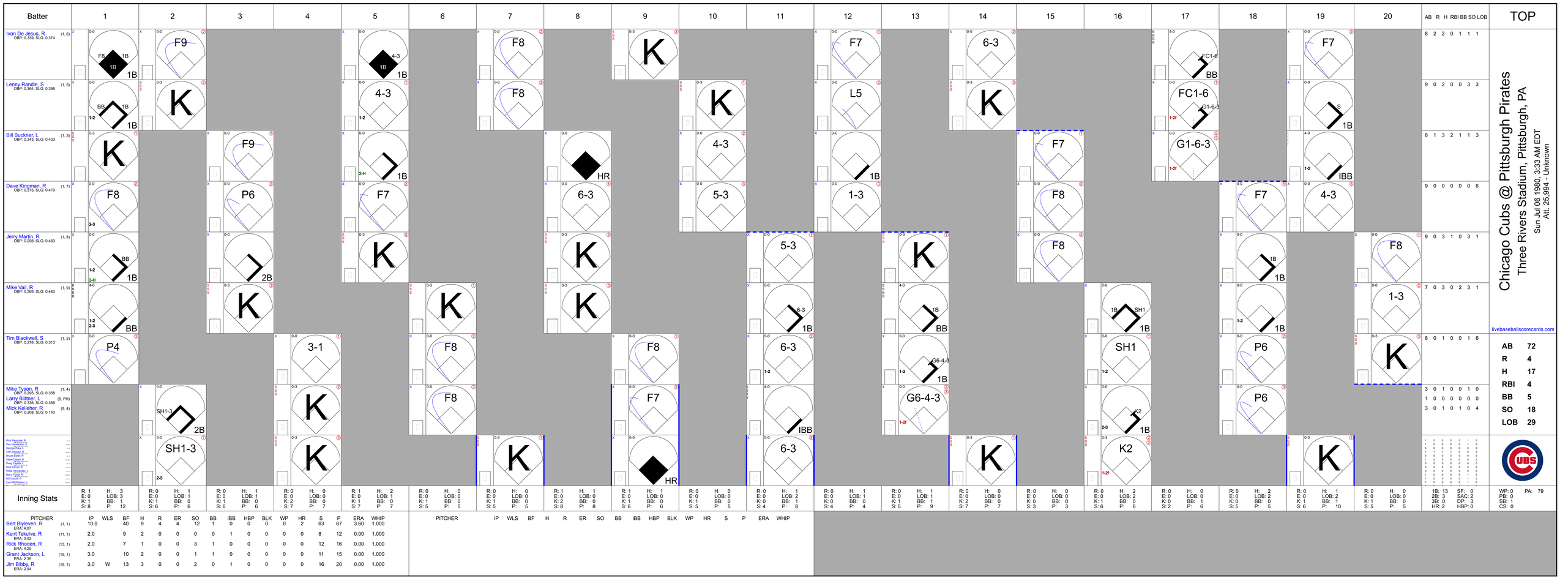

Chicago Cubs @ Pittsburgh Pirates

Three Rivers Stadium, Pittsburgh, PA

Sun Jul 06 1980, 3:33 AM EDT
Att. 25,994 - Unknown

livebaseballscorecards.com

Batter	1	2	3	4	5	6	7	8	9	10	11	12	13	14	15	16	17	18	19	20	AB	R	H	RBI	BB	SO	LOB
Ivan De Jesus, R (1, 6) OBP: 0.339, SLG: 0.374	F8 1B 1B 1B	F9			4-3 1B 1B		F8		K			F7		6-3			FC1-6 BB		F7		8	2	2	0	1	1	1
Lenny Randle, S (1, 5) OBP: 0.364, SLG: 0.396	BB 1B 1-2 1B	K			4-3 1-2		F8			K		L5		K			FC1-6 G1-6-3 1-2f		S 1B		9	0	2	0	0	3	3
Bill Buckner, L (1, 3) OBP: 0.343, SLG: 0.433	K		F9		2-H 1B			HR		4-3		1B			F7		G1-6-3 1-2f		1-2 IBB		8	1	3	2	1	1	3
Dave Kingman, R (1, 7) OBP: 0.315, SLG: 0.479	F8 2-3		P6		F7			6-3		5-3		1-3			F8			F7	4-3		9	0	0	0	0	0	6
Jerry Martin, R (1, 8) OBP: 0.298, SLG: 0.483	BB 1-2 3-H 1B		2B		K			K			5-3		K		F8			1B 1B		F8	9	0	3	1	0	3	1
Mike Vail, R (1, 9) OBP: 0.369, SLG: 0.443	BB 1-2 2-3		K			K		K			6-3 1B		1B BB			1B SH1 1B		1-2 1B		1-3	7	0	3	0	2	3	1
Tim Blackwell, S (1, 2) OBP: 0.278, SLG: 0.313	P4			3-1		F8			F8		6-3 1-2		G6-4-3 1-2 1B			SH1 1-2		P6		K	8	0	1	0	0	1	6
Mike Tyson, R (1, 4) OBP: 0.295, SLG: 0.358		SH1-3 2B		K		F8			F7		IBB		G6-4-3 1-2f			K2 2-3 1B		P6			3	0	1	0	0	1	0
Larry Blittner, L (9, PH) OBP: 0.336, SLG: 0.369																					1	0	0	0	0	0	0
Mick Kelleher, R (9, 4) OBP: 0.208, SLG: 0.143																					3	0	1	0	1	0	4
Rick Reuschel, R																											
Ken Henderson, S																											
George Riley, L																											
Cliff Johnson, L																											
Bruce Bochy, R																											
Steve Ontiveros, R																											
Doug Capilla, L																											
Dick Tidrow, R																											
Willie Hernandez, L																											
Barry Foote, R																											
Bill Caudill, R																											
Lynn McGlothen, L																											

Inning Stats	1	2	3	4	5	6	7	8	9	10	11	12	13	14	15	16	17	18	19	20	AB	R	H	RBI	BB	SO	LOB
	R: 1 E: 0 K: 1 S: 8	H: 3 LOB: 3 BB: 1 P: 12	R: 0 E: 0 K: 1 S: 6	H: 1 LOB: 1 BB: 0 P: 6	R: 0 E: 0 K: 1 S: 6	H: 1 LOB: 1 BB: 0 P: 6	R: 0 E: 0 K: 2 S: 7	H: 0 LOB: 0 BB: 0 P: 7	R: 1 E: 0 K: 1 S: 7	H: 2 LOB: 1 BB: 0 P: 7	R: 0 E: 0 K: 1 S: 5	H: 0 LOB: 0 BB: 0 P: 5	R: 0 E: 0 K: 1 S: 5	H: 0 LOB: 0 BB: 0 P: 5	R: 1 E: 0 K: 2 S: 8	H: 1 LOB: 0 BB: 0 P: 8	R: 1 E: 0 K: 1 S: 6	H: 1 LOB: 0 BB: 0 P: 6	R: 0 E: 0 K: 1 S: 5	H: 0 LOB: 0 BB: 0 P: 5	R: 0 E: 0 K: 0 S: 4	H: 1 LOB: 2 BB: 1 P: 8	R: 0 E: 0 K: 0 S: 4	H: 1 LOB: 1 BB: 0 P: 4	R: 0 E: 0 K: 1 S: 5	H: 1 LOB: 1 BB: 1 P: 9	R: 0 E: 0 K: 2 S: 7	H: 0 LOB: 0 BB: 0 P: 7	R: 0 E: 0 K: 0 S: 3	H: 0 LOB: 0 BB: 0 P: 3	R: 0 E: 0 K: 1 S: 6	H: 2 LOB: 2 BB: 0 P: 6	R: 0 E: 0 K: 0 S: 2	H: 0 LOB: 0 BB: 1 P: 6	R: 0 E: 0 K: 0 S: 5	H: 2 LOB: 2 BB: 0 P: 5	R: 0 E: 0 K: 1 S: 6	H: 1 LOB: 2 BB: 1 P: 10	R: 0 E: 0 K: 1 S: 5	H: 0 LOB: 0 BB: 0 P: 5	1B: 13 2B: 3 3B: 0 HR: 2	SF: 0 SAC: 2 DP: 3 HBP: 0	WP: 0 PB: 0 SB: 1 CS: 0	PA: 79

PITCHER		IP	WLS	BF	H	R	ER	SO	BB	IBB	HBP	BLK	WP	HR	S	P	ERA	WHIP
Bert Blyleven, R ERA: 4.07	(1, 1)	10.0		40	9	4	4	12	1	0	0	0	0	2	63	67	3.60	1.000
Kent Tekulve, R ERA: 3.02	(11, 1)	2.0		9	2	0	0	0	0	1	0	0	0	0	8	12	0.00	1.000
Rick Rhoden, R ERA: 4.29	(13, 1)	2.0		7	1	0	0	3	1	0	0	0	0	0	12	16	0.00	1.000
Grant Jackson, L ERA: 2.35	(15, 1)	3.0		10	2	0	0	1	1	0	0	0	0	0	11	15	0.00	1.000
Jim Bibby, R ERA: 2.94	(18, 1)	3.0	W	13	3	0	0	2	0	1	0	0	0	0	16	20	0.00	1.000

PITCHER	IP	WLS	BF	H	R	ER	SO	BB	IBB	HBP	BLK	WP	HR	S	P	ERA	WHIP

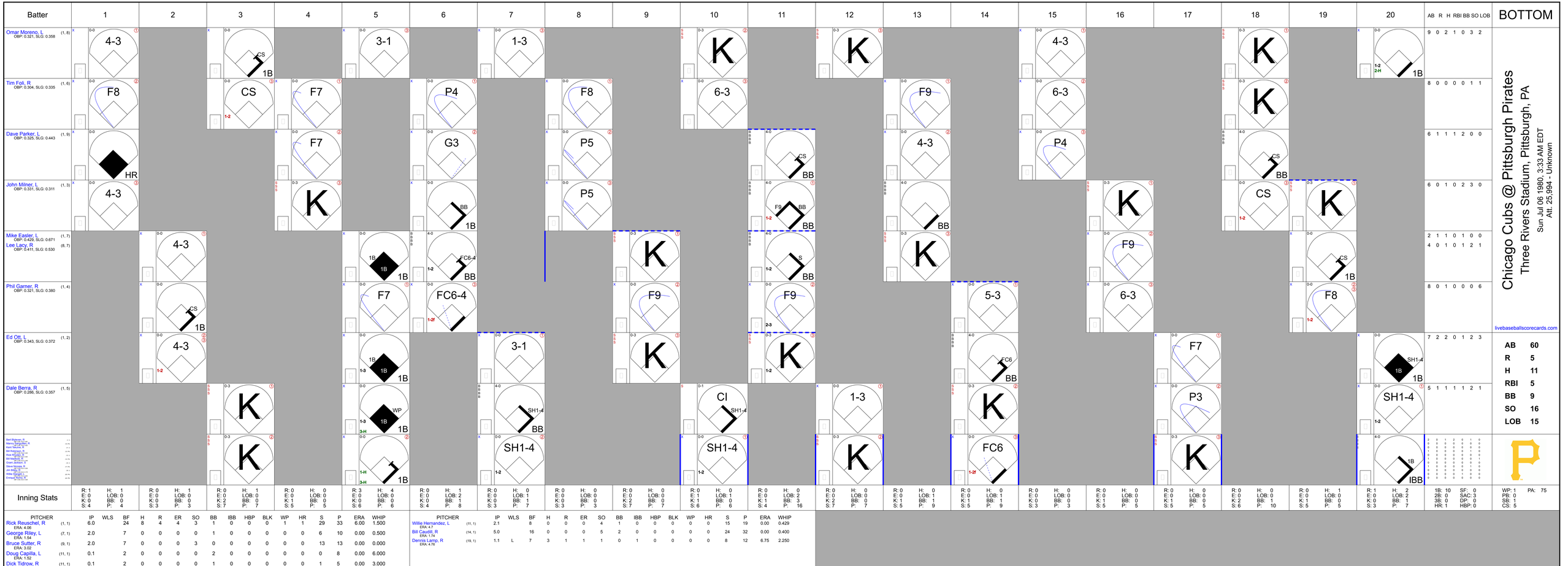
Batter
1
2
3
4
5
6
7
8
9
10
11
12
13
14
15
16
17
18
19
20
AB R H RBI BB SO LOB
BOTTOM
Omar Moreno, L (1, 8) OBP: 0.321, SLG: 0.358
4-3
CS 1B
3-1
1-3
K
K
4-3
F9
4-3
P4
K
K
CS BB
CS
1-2
1-2
1B
9 0 2 1 0 3 2
Tim Foli, R (1, 6) OBP: 0.304, SLG: 0.335
F8
CS
F7
P4
F8
6-3
6-3
F9
6-3
K
F9
8 0 0 0 0 1 1
1-2
Dave Parker, L (1, 9) OBP: 0.325, SLG: 0.443
F8
F7
G3
P5
CS BB
4-3
P4
K
CS
6 1 1 1 2 0 0
HR
John Milner, L (1, 3) OBP: 0.331, SLG: 0.311
4-3
K
BB 1B
P5
F8 BB BB
4-3
K
K
CS
K
6 0 1 0 2 3 0
Mike Easler, L (1, 7) OBP: 0.429, SLG: 0.671
Lee Lacy, R (8, 7) OBP: 0.411, SLG: 0.530
4-3
1B 1B 1B
FC6-4 BB
K
S BB
F9
CS 1B
2 1 1 0 1 0 0
4 0 1 0 1 2 1
Phil Garner, R (1, 4) OBP: 0.321, SLG: 0.380
CS 1B
F7
FC6-4
F9
F9
6-3
F9
F8
8 0 1 0 0 0 6
Ed Ott, L (1, 2) OBP: 0.343, SLG: 0.372
4-3
1-2
1B 1B 1B
3-1
K
K
5-3
FC6 BB
F7
SH1-4 1B
7 2 2 0 1 2 3
Dale Berra, R (1, 5) OBP: 0.286, SLG: 0.357
K
WP 1B 1B
SH1-4 BB
CI SH1-4
1-3
K
K
P3
SH1-4
5 1 1 1 1 2 1
Bert Blyleven, R
Manny Sarmiento, R
Kent Tekulve, R
Bill Robinson, R
Rick Rhoden, R
Bill Madlock, R
Grant Jackson, R
Steve Kinney, R
Jim Bibby, R
Willie Randolph, R
Enrique Romo, R
SH1-4
FC6
1B IBB
AB 60
R 5
H 11
RBI 5
BB 9
SO 16
LOB 15
Inning Stats
R: 1 E: 0 K: 0 S: 4
H: 1 LOB: 0 BB: 0 P: 4
R: 0 E: 0 K: 0 S: 3
H: 1 LOB: 0 BB: 0 P: 3
R: 0 E: 0 K: 2 S: 7
H: 1 LOB: 0 BB: 0 P: 7
R: 0 E: 0 K: 1 S: 5
H: 0 LOB: 0 BB: 0 P: 5
R: 3 E: 0 K: 0 S: 6
H: 4 LOB: 0 BB: 0 P: 6
R: 0 E: 0 K: 0 S: 4
H: 1 LOB: 2 BB: 1 P: 8
R: 0 E: 0 K: 0 S: 3
H: 0 LOB: 1 BB: 1 P: 7
R: 0 E: 0 K: 0 S: 3
H: 0 LOB: 0 BB: 0 P: 3
R: 0 E: 0 K: 0 S: 7
H: 0 LOB: 0 BB: 0 P: 7
R: 0 E: 1 K: 1 S: 6
H: 0 LOB: 1 BB: 0 P: 6
R: 0 E: 0 K: 1 S: 4
H: 0 LOB: 2 BB: 3 P: 16
R: 0 E: 0 K: 2 S: 7
H: 0 LOB: 0 BB: 0 P: 7
R: 0 E: 0 K: 1 S: 5
H: 0 LOB: 1 BB: 1 P: 9
R: 0 E: 0 K: 1 S: 5
H: 0 LOB: 1 BB: 1 P: 9
R: 0 E: 0 K: 0 S: 3
H: 0 LOB: 0 BB: 0 P: 3
R: 0 E: 0 K: 1 S: 5
H: 0 LOB: 0 BB: 0 P: 5
R: 0 E: 0 K: 2 S: 6
H: 0 LOB: 0 BB: 1 P: 10
R: 0 E: 0 K: 1 S: 5
H: 1 LOB: 0 BB: 0 P: 5
R: 1 E: 0 K: 0 S: 3
H: 2 LOB: 2 BB: 1 P: 7
1B: 10 2B: 0 3B: 0 HR: 1
SF: 0 SAC: 3 DP: 0 HBP: 0
WP: 1 PB: 0 SB: 1 CS: 5
PA: 75
Chicago Cubs @ Pittsburgh Pirates
Three Rivers Stadium, Pittsburgh, PA
Sun Jul 06 1980, 3:33 AM EDT
Att. 25,994 - Unknown
livebaseballscorecards.com
PITCHER IP WLS BF H R ER SO BB IBB HBP BLK WP HR S P ERA WHIP
Rick Reuschel, R (1, 1) ERA: 4.06 6.0 24 8 4 4 3 1 0 0 0 1 1 29 33 6.00 1.500
George Riley, L (7, 1) ERA: 1.54 2.0 7 0 0 0 0 1 0 0 0 0 0 6 10 0.00 0.500
Bruce Sutter, R (9, 1) ERA: 3.02 2.0 7 0 0 0 3 0 0 0 0 0 0 13 13 0.00 0.000
Doug Capilla, L (11, 1) ERA: 1.52 0.1 2 0 0 0 0 0 0 0 0 0 0 0 8 0.00 6.000
Dick Tidrow, R (11, 1) ERA: 2.22 0.1 2 0 0 0 0 1 0 0 0 0 0 1 5 0.00 3.000
PITCHER IP WLS BF H R ER SO BB IBB HBP BLK WP HR S P ERA WHIP
Willie Hernandez, L (11, 1) ERA: 4.7 2.1 8 0 0 0 0 4 1 0 0 0 0 0 15 19 0.00 0.429
Bill Caudill, R (14, 1) ERA: 1.74 5.0 16 0 0 0 5 2 0 0 0 0 0 0 24 32 0.00 0.400
Dennis Lamp, R (19, 1) ERA: 4.76 1.1 L 7 3 1 1 1 0 1 0 0 0 0 0 8 12 6.75 2.250

Pittsburgh Pirates @ New York Mets

Shea Stadium, Flushing, NY

Thu Jul 10 1980, 3:33 AM EDT

Att. 21,540 - Unknown

livebaseballscorecards.com

Batter	1	2	3	4	5	6	7	8	9	AB	R	H	RBI	BB	SO	LOB
Omar Moreno, L (1, 8) OBP: 0.317, SLG: 0.354	G3		F5			K		FC4-6 1-2f		4	0	0	0	0	1	1
Tim Foli, R (1, 6) OBP: 0.307, SLG: 0.335	CS 1B			2B BB		5-3		K		3	0	1	0	1	1	1
Dave Parker, L (1, 9) OBP: 0.321, SLG: 0.436	F8 1-2			F7		L7			G3	4	0	0	0	0	0	2
John Milner, L (1, 3) OBP: 0.336, SLG: 0.321		K		L3-6 1-3 2B			G3		FC5-4 BB	3	0	1	0	1	1	0
Mike Easler, L (1, 7) OBP: 0.437, SLG: 0.676		6-3 2B		BB			FC5-4 BB		F9	2	0	1	0	2	0	1
Phil Garner, R (1, 4) OBP: 0.317, SLG: 0.375		6-3 2-3		L3-6 2-3			FC5-4 1-2f		FC5-4 1-2f	4	0	0	0	0	0	6
Ed Ott, L (1, 2) OBP: 0.338, SLG: 0.367		F8			F4-3		K			3	0	0	0	0	1	2
Dale Berra, R (1, 5) OBP: 0.287, SLG: 0.351			F4-3		6-3			FC4-6 BB		2	0	0	0	1	0	0
John Candelaria, L (1, 1) OBP: 0.190, SLG: 0.175			K		F8			F7		2	0	0	0	0	1	0
Manny Sanguillen, R (8, PH) OBP: 0.375, SLG: 0.500										1	0	0	0	0	0	1
Enrique Romo, R (8, 1) OBP: 0.500, SLG: 0.429										0	0	0	0	0	0	0

Inning Stats	1	2	3	4	5	6	7	8	9		
	R: 0 H: 1	R: 0 H: 1	R: 0 H: 0	R: 0 H: 1	R: 0 H: 0	R: 0 H: 0	R: 0 H: 0	R: 0 H: 0	R: 0 H: 0	1B: 1 SF: 0	WP: 0 PA: 33
	E: 0 LOB: 0	E: 0 LOB: 1	E: 0 LOB: 0	E: 0 LOB: 2	E: 0 LOB: 0	E: 0 LOB: 0	E: 0 LOB: 1	E: 0 LOB: 1	E: 0 LOB: 1	2B: 3 SAC: 0	PB: 0
	K: 0 BB: 0	K: 1 BB: 0	K: 1 BB: 0	K: 0 BB: 2	K: 0 BB: 0	K: 1 BB: 0	K: 1 BB: 1	K: 1 BB: 1	K: 0 BB: 1	3B: 0 DP: 1	SB: 0
	S: 3 P: 3	S: 6 P: 6	S: 5 P: 5	S: 3 P: 11	S: 3 P: 3	S: 5 P: 5	S: 5 P: 9	S: 5 P: 9	S: 3 P: 7	HR: 0 HBP: 0	CS: 1

PITCHER	IP	WLS	BF	H	R	ER	SO	BB	IBB	HBP	BLK	WP	HR	S	P	ERA	WHIP
Pat Zachry, R (1, 1) ERA: 2.95	9.0	W	33	3	0	0	5	5	0	0	0	0	0	38	58	0.00	0.889

PITCHER	IP	WLS	BF	H	R	ER	SO	BB	IBB	HBP	BLK	WP	HR	S	P	ERA	WHIP

BOTTOM

Pittsburgh Pirates @ New York Mets

Shea Stadium, Flushing, NY

Thu Jul 10 1980, 3:33 AM EDT

Att. 21,540 - Unknown

livebaseballscorecards.com

Batter	1	2	3	4	5	6	7	8	9	AB	R	H	RBI	BB	SO	LOB
Lee Mazzilli, S (1, 8) OBP: 0.377, SLG: 0.421	F8		HR		K		F3			4	1	1	1	0	1	1
Frank Taveras, R (1, 6) OBP: 0.318, SLG: 0.326	FC6-4, BB, 1B		E, SF8, 1B		CS, 1B			L7		4	1	3	0	0	0	0
Steve Henderson, R (1, 7) OBP: 0.377, SLG: 0.402	FC6-4, BB 1-2		E4, SF8 1-3		CS 1-2	4-3		K		3	0	0	0	1	1	1
John Stearns, R (1, 3) OBP: 0.350, SLG: 0.373 Mike Jorgensen, L (9, 3) OBP: 0.367, SLG: 0.437	FC6-4 1-2f 2-3		SF8 2-3 3-H			F8		4-3		3 0	0 0	0 0	1 0	0 0	0 0	2 0
Joel Youngblood, R (1, 9) OBP: 0.352, SLG: 0.418	4-3		F6			FC6-4, HBP				2	0	0	0	0	0	3
Alex Trevino, R (1, 2) OBP: 0.344, SLG: 0.314		5-3		F9		FC6-4 1-2f				3	0	0	0	0	0	1
Elliott Maddox, R (1, 5) OBP: 0.384, SLG: 0.362		L8		F4-6-3, BB			F8			2	0	0	0	1	0	0
Doug Flynn, R (1, 4) OBP: 0.284, SLG: 0.279		F3		F4-6-3 1-2				3B		3	0	1	0	0	0	1
Pat Zachry, R (1, 1) OBP: 0.095, SLG: 0.053			K		G3			4-3		3	0	0	0	0	1	1
Inning Stats	R: 0 E: 0 K: 0 S: 4 H: 1 LOB: 2 BB: 1 P: 8	R: 0 E: 0 K: 0 S: 3 H: 0 LOB: 0 BB: 0 P: 3	R: 2 E: 1 K: 1 S: 8 H: 2 LOB: 1 BB: 0 P: 8	R: 0 E: 0 K: 0 S: 2 H: 0 LOB: 0 BB: 1 P: 6	R: 0 E: 0 K: 1 S: 5 H: 1 LOB: 0 BB: 0 P: 5	R: 0 E: 0 K: 0 S: 3 H: 0 LOB: 1 BB: 0 P: 4	R: 0 E: 0 K: 0 S: 4 H: 1 LOB: 1 BB: 0 P: 4	R: 0 E: 0 K: 1 S: 5 H: 0 LOB: 0 BB: 0 P: 5		1B: 3 2B: 0 3B: 1 HR: 1 SF: 1 SAC: 0 DP: 1 HBP: 1				WP: 0 PB: 0 SB: 0 CS: 1 PA: 32		

	AB	27
	R	2
	H	5
	RBI	2
	BB	2
	SO	3
	LOB	10

PITCHER		IP	WLS	BF	H	R	ER	SO	BB	IBB	HBP	BLK	WP	HR	S	P	ERA	WHIP
John Candelaria, L ERA: 3.76	(1, 1)	7.0	L	28	5	2	1	2	2	0	1	0	0	1	29	38	1.29	1.000
Enrique Romo, R ERA: 2.84	(8, 1)	1.0		3	0	0	0	1	0	0	0	0	0	0	5	5	0.00	0.000

PITCHER	IP	WLS	BF	H	R	ER	SO	BB	IBB	HBP	BLK	WP	HR	S	P	ERA	WHIP

Batter	1	2	3	4	5	6	7	8	9	AB	R	H	RBI	BB	SO	LOB
Omar Moreno, L (1, 8) OBP: 0.316, SLG: 0.351	F8	F4-3		G3			1-3		FC6-4, 1B	5	0	1	0	0	0	2
Tim Foli, R (1, 6) OBP: 0.309, SLG: 0.340	1B		F8	F9			2B		FC6-4, 1-2f	5	0	2	0	0	0	1
Dave Parker, L (1, 9) OBP: 0.323, SLG: 0.439	F8		HR, 2B		F9		IBB			3	1	1	0	1	0	1
John Milner, L (1, 3) OBP: 0.341, SLG: 0.321	F4-3		BBB, HR, BB		CS, 1B		F8			3	1	1	0	1	0	3
Mike Easler, L (1, 7) OBP: 0.441, SLG: 0.703		1B, 2B	1-H, 2-H, HR		SSS, K, 1-2			SSS, K		3	2	2	3	0	1	1
Bill Robinson, R (7, 7) OBP: 0.279, SLG: 0.418										1	0	0	0	0	1	0
Bill Madlock, R (1, 5) OBP: 0.290, SLG: 0.342		F8	F8			F2		SSS, K		4	0	0	0	0	1	1
Dale Berra, R (8, 5) OBP: 0.287, SLG: 0.351										0	0	0	0	0	0	0
Ed Ott, L (1, 2) OBP: 0.345, SLG: 0.371		2B, 2-H, 1B	BBB, BB			2-3, 1B		1-3		3	0	2	1	1	0	0
Phil Garner, R (1, 4) OBP: 0.316, SLG: 0.376		1-3, 2B	F8			2-3, 1-2f			SSS, K	4	0	1	0	0	1	2
Bert Blyleven, R (1, 1) OBP: 0.088, SLG: 0.061		F6		SSS, K			1-3		SSS, K	3	0	0	0	0	1	2
Grant Jackson, S (8, 1)										0	0	0	0	0	0	0
Kent Tekulve, R (8, 1)										1	0	0	0	0	1	0
Inning Stats	R: 0 E: 0 K: 0 S: 4 H: 1 LOB: 1 BB: 0 P: 4	R: 1 E: 0 K: 0 S: 6 H: 3 LOB: 2 BB: 0 P: 6	R: 3 E: 0 K: 0 S: 5 H: 2 LOB: 1 BB: 2 P: 13	R: 0 E: 0 K: 1 S: 5 H: 0 LOB: 0 BB: 0 P: 5	R: 0 E: 0 K: 1 S: 5 H: 1 LOB: 0 BB: 0 P: 5	R: 0 E: 0 K: 0 S: 3 H: 1 LOB: 0 BB: 0 P: 3	R: 0 E: 0 K: 0 S: 4 H: 1 LOB: 2 BB: 1 P: 8	R: 0 E: 0 K: 2 S: 7 H: 0 LOB: 0 BB: 0 P: 7	R: 0 E: 0 K: 2 S: 8 H: 1 LOB: 1 BB: 0 P: 8	1B: 5 2B: 5 3B: 0 HR: 1 SF: 0 SAC: 0 DP: 1 HBP: 0							

TOP

Pittsburgh Pirates @ New York Mets

Shea Stadium, Flushing, NY

Fri Jul 11 1980, 7:05 PM EDT

Att. 30,907 - Unknown

livebaseballscorecards.com

AB	35
R	4
H	10
RBI	4
BB	3
SO	6
LOB	13

WP: 0 PB: 0 SB: 0 CS: 1 PA: 38

PITCHER		IP	WLS	BF	H	R	ER	SO	BB	IBB	HBP	BLK	WP	HR	S	P	ERA	WHIP
Craig Swan, R ERA: 2.93	(1, 1)	5.0	L	23	7	4	4	2	2	0	0	0	0	1	25	33	7.20	1.800
Tom Hausman, R ERA: 3.16	(6, 1)	2.0		8	2	0	0	0	0	1	0	0	0	0	7	11	0.00	1.000
Ed Glynn, L ERA: 2.91	(8, 1)	2.0		7	1	0	0	4	0	0	0	0	0	0	15	15	0.00	0.500

PITCHER	IP	WLS	BF	H	R	ER	SO	BB	IBB	HBP	BLK	WP	HR	S	P	ERA	WHIP

Batter	1	2	3	4	5	6	7	8	9	AB	R	H	RBI	BB	SO	LOB
Lee Mazzilli, S (1, 8) (9, 3) OBP: 0.372, SLG: 0.414	F7		4-3		F9 2-3		F9		F8	5	0	0	0	0	0	4
Frank Taveras, R (1, 6) OBP: 0.316, SLG: 0.324	K		1B		FC1-4 1-2f 3-H			6-3	FC6-4 1-2f	5	0	1	1	0	1	3
Claudell Washington, L (1, 7) (9, 9) OBP: 0.325, SLG: 0.458	1B		F9		K			HR		4	1	2	1	0	1	2
Joel Youngblood, R (1, 9) (9, 8) OBP: 0.354, SLG: 0.420	4-3		5-3			1B		FC4 1B		4	0	2	0	0	0	2
Mike Jorgensen, L (1, 3) OBP: 0.367, SLG: 0.432 Steve Henderson, R (8, PH) (9, 7) OBP: 0.375, SLG: 0.401		4-3		G6-4-3 BB		F8		K		2 1	0 0	0 0	0 0	1 0	0 1	1 1
John Stearns, R (1, 2) OBP: 0.348, SLG: 0.371		FC6-4 1B		G6-4-3 1-2f		F7		FC4 1-2f		4	0	1	0	0	0	3
Elliott Maddox, R (1, 5) OBP: 0.382, SLG: 0.360		FC6-4 1-2		K		F6			K	4	0	1	0	0	2	1
Doug Flynn, R (1, 4) OBP: 0.287, SLG: 0.280		FC6-4 1-2f 2-3			F9 BB FC1-4 1B		F8		1B BB	3	1	1	0	1	0	2
Craig Swan, R (1, 1) OBP: 0.314, SLG: 0.226 Jerry Morales, R (5, PH) OBP: 0.279, SLG: 0.284 Tom Hausman, R (6, 1) OBP: 0.083, SLG: 0.083 Dan Norman, R (7, PH) OBP: 0.180, SLG: 0.280 Ed Glynn, R (8, 1) Alex Trevino, R (9, PH) OBP: 0.351, SLG: 0.322 Bill Almon, R (9, PR) OBP: 0.275, SLG: 0.342	K				FC1-4 1-2 BB		F8		FC6-4 1-2 1B	1 0 0 1 0 1 0	0 0 0 0 0 0 0	0 0 0 0 0 1 0	0 0 0 0 0 0 0	0 1 0 0 0 0 0	1 0 0 0 0 0 0	2 0 0 0 0 0 0
Inning Stats	R: 0 E: 0 K: 1 S: 6 H: 1 LOB: 1 BB: 0 P: 6	R: 0 E: 0 K: 1 S: 7 H: 2 LOB: 2 BB: 0 P: 7	R: 0 E: 0 K: 0 S: 4 H: 1 LOB: 1 BB: 0 P: 4	R: 0 E: 0 K: 1 S: 4 H: 0 LOB: 0 BB: 1 P: 8	R: 1 E: 0 K: 1 S: 6 H: 1 LOB: 1 BB: 1 P: 10	R: 0 E: 0 K: 0 S: 4 H: 1 LOB: 1 BB: 0 P: 4	R: 0 E: 0 K: 0 S: 3 H: 0 LOB: 0 BB: 0 P: 3	R: 1 E: 0 K: 1 S: 7 H: 2 LOB: 1 BB: 0 P: 7	R: 0 E: 0 K: 1 S: 6 H: 1 LOB: 2 BB: 1 P: 10	1B: 8 2B: 0 3B: 0 HR: 1	SF: 0 SAC: 0 DP: 1 HBP: 0					

PITCHER		IP	WLS	BF	H	R	ER	SO	BB	IBB	HBP	BLK	WP	HR	S	P	ERA	WHIP
Bert Blyleven, R ERA: 3.97	(1, 1)	7.1	W	31	8	2	2	4	2	0	0	0	0	1	37	45	2.46	1.364
Grant Jackson, L ERA: 2.33	(8, 1)	0.1		1	0	0	0	1	0	0	0	0	0	0	3	3	0.00	0.000
Kent Tekulve, R ERA: 2.93	(8, 1)	1.1	S	6	1	0	0	1	1	0	0	0	0	0	7	11	0.00	1.500

PITCHER	IP	WLS	BF	H	R	ER	SO	BB	IBB	HBP	BLK	WP	HR	S	P	ERA	WHIP

BOTTOM

Pittsburgh Pirates @ New York Mets

Shea Stadium, Flushing, NY

Fri Jul 11 1980, 7:05 PM EDT

Att. 30,907 - Unknown

livebaseballscorecards.com

AB	35
R	2
H	9
RBI	2
BB	3
SO	6
LOB	21

WP: 0 PA: 38
PB: 0
SB: 0
CS: 0

Batter	1	2	3	4	5	6	7	8	9	AB	R	H	RBI	BB	SO	LOB
Omar Moreno, L (1, 8) OBP: 0.312, SLG: 0.346	S S S 0-3 ① K		x 0-0 ③ F8		x 0-0 ① FC3-6 CS 1-2f		x 0-0 ② F7		S S S 0-3 ③ K	5	0	0	0	0	2	3
Tim Foli, R (1, 6) OBP: 0.308, SLG: 0.339	x 0-0 ② F9			x 0-0 S E 1B	x 0-0 ②③ F7 1-2		x 0-0 ③ 6-3			4	1	1	0	0	0	2
Dave Parker, L (1, 9) OBP: 0.322, SLG: 0.436	S S S 0-3 ③ K			x 0-0 E8 G3 1-H 1B		x 0-0 ① 4-3		x 0-0 ① 6-3		4	1	1	1	0	1	0
Bill Robinson, R (1, 3) OBP: 0.284, SLG: 0.425		x 0-0 2B		x 0-0 ① F8		x 0-0 FC6-4 1B		x 0-0 ② 2-3		4	0	2	0	0	0	1
Bill Madlock, R (1, 5) OBP: 0.290, SLG: 0.338		x 0-0 ① F3		B B B B 4-0 G3 BB		x 0-0 ② FC6-4 2B 1-2f		x 0-0 ③ F3		3	1	0	0	1	0	2
Lee Lacy, R (1, 7) OBP: 0.414, SLG: 0.533		x 0-0 ② 5-3		x 0-0 ② G3 1-2 2-3		x 0-0 2B 1-H			H 1-0 BB 1B G4-6-3 HBP	3	1	1	1	0	0	3
Phil Garner, R (1, 4) OBP: 0.319, SLG: 0.378		x 0-0 ③ 6-3		x 0-0 1B 3-H		x 0-0 ③ F9			x 0-0 G4-6-3 BB 1-2 1B	4	0	2	1	0	0	2
Steve Nicosia, R (1, 2) OBP: 0.280, SLG: 0.250 John Milner, L (9, PH) OBP: 0.346, SLG: 0.321 Ed Ott, L (9, 2) OBP: 0.345, SLG: 0.371			S S S 0-3 ① K	x 0-0 ③ F8			x 0-0 SH5-4 2B		B B B B 4-0 G4-6-3 1-2 2-3 BB	3	0	1	0	0	1	2
										0	0	0	0	1	0	0
										0	0	0	0	0	0	0
Jim Bibby, R (1, 1) OBP: 0.196, SLG: 0.167 Grant Jackson, S (8, 1) Enrique Romo, R (8, 1) OBP: 0.500, SLG: 0.429 Manny Sanguillen, R (9, PH) OBP: 0.360, SLG: 0.480 Kent Tekulve, R (9, 1)			S S S 0-3 ② K		S S S 0-3 K FC3-6		x 0-0 ① SH5-4 2-3		x 0-0 ①② G4-6-3 1-2f 2-3 3-H	2	0	0	0	0	2	0
										0	0	0	0	0	0	0
										0	0	0	0	0	0	0
										1	0	0	0	0	0	2
										0	0	0	0	0	0	0
Inning Stats	R: 0 E: 0 K: 2 S: 7 H: 0 LOB: 0 BB: 0 P: 7	R: 0 E: 0 K: 0 S: 4 H: 1 LOB: 1 BB: 0 P: 4	R: 0 E: 0 K: 2 S: 7 H: 0 LOB: 0 BB: 0 P: 7	R: 2 E: 1 K: 0 S: 6 H: 3 LOB: 2 BB: 1 P: 10	R: 0 E: 0 K: 1 S: 5 H: 0 LOB: 0 BB: 0 P: 5	R: 1 E: 0 K: 0 S: 5 H: 2 LOB: 1 BB: 0 P: 5	R: 0 E: 0 K: 0 S: 4 H: 1 LOB: 1 BB: 0 P: 4	R: 0 E: 0 K: 0 S: 3 H: 0 LOB: 0 BB: 0 P: 3	R: 1 E: 0 K: 1 S: 5 H: 1 LOB: 1 BB: 1 P: 10	1B: 5 2B: 3 3B: 0 HR: 0	SF: 0 SAC: 1 DP: 1 HBP: 1						

TOP

Pittsburgh Pirates @ Philadelphia Phillies
Veterans Stadium, Philadelphia, PA
Sat Jul 12 1980, 7:05 PM EDT
Att. 53,254 - Unknown

livebaseballscorecards.com

AB	33
R	4
H	8
RBI	3
BB	2
SO	6
LOB	17

PITCHER		IP	WLS	BF	H	R	ER	SO	BB	IBB	HBP	BLK	WP	HR	S	P	ERA	WHIP
Steve Carlton, L ERA: 2.2	(1, 1)	8.0		32	7	3	3	5	1	0	0	0	1	0	41	45	3.38	1.000
Dickie Noles, R ERA: 3.65	(9, 1)	0.0		2	1	1	1	0	0	0	1	0	0	0	1	2	∞	∞
Kevin Saucier, L ERA: 2.7	(9, 1)	1.0	W	3	0	0	0	1	1	0	0	0	0	0	4	8	0.00	1.000

PITCHER		IP	WLS	BF	H	R	ER	SO	BB	IBB	HBP	BLK	WP	HR	S	P	ERA	WHIP

BOTTOM

Batter	1	2	3	4	5	6	7	8	9	AB	R	H	RBI	BB	SO	LOB
Lonnie Smith, R (1, 7) OBP: 0.432, SLG: 0.553	1-3		5-3		CS 1B			1-2 2B 1B		4	1	2	0	0	0	0
Dickie Noles, R (9, 1) OBP: 0.375, SLG: 0.375										0	0	0	0	0	0	0
Kevin Saucier, L (9, 1)										0	0	0	0	0	0	0
Pete Rose, S (1, 3) OBP: 0.374, SLG: 0.394	G4-6-3 1B		F3		CS 1-2	6-3		1-H 2-H 2B		4	0	2	2	0	0	0
Bake McBride, L (1, 9) OBP: 0.324, SLG: 0.457	G4-6-3 1-2f			S 1B 1B		6-3		S S S K		4	1	1	0	0	1	2
Mike Schmidt, R (1, 5) OBP: 0.365, SLG: 0.626		HR		6-3 1-2		S S S K		S S S K		4	1	1	1	0	2	2
Garry Maddox, R (1, 8) OBP: 0.292, SLG: 0.406		F6		1-3			F6		SH1-4 1B 1B	4	1	1	0	0	0	1
Manny Trillo, R (1, 4) OBP: 0.377, SLG: 0.411		1B		2-H 1B			F7		1B SH1-4 1-2 1B	4	0	3	1	0	0	0
Larry Bowa, S (1, 6) OBP: 0.275, SLG: 0.319		F7		F5			1-3		SH1-4 1-2 2-3	3	0	0	0	0	0	2
Bob Boone, R (1, 2) OBP: 0.290, SLG: 0.347		F8			F8			F5	2-3 3-H 1B	4	0	1	1	0	0	1
Steve Carlton, L (1, 1) OBP: 0.109, SLG: 0.130			6-3		S S S K			1B 2B 1B		2	0	0	0	0	1	0
Greg Gross, L (8, PH) OBP: 0.333, SLG: 0.312 (9, 7)										1	1	1	0	0	0	0
Inning Stats	R: 0 E: 0 K: 0 S: 3 H: 1 LOB: 0 BB: 0 P: 3	R: 1 E: 0 K: 0 S: 5 H: 2 LOB: 1 BB: 0 P: 5	R: 0 E: 0 K: 0 S: 3 H: 0 LOB: 0 BB: 0 P: 3	R: 1 E: 0 K: 0 S: 5 H: 2 LOB: 1 BB: 0 P: 5	R: 0 E: 0 K: 1 S: 5 H: 1 LOB: 0 BB: 0 P: 5	R: 0 E: 0 K: 1 S: 5 H: 0 LOB: 0 BB: 0 P: 5	R: 0 E: 0 K: 0 S: 3 H: 0 LOB: 0 BB: 0 P: 3	R: 2 E: 0 K: 2 S: 10 H: 3 LOB: 1 BB: 0 P: 10	R: 1 E: 0 K: 0 S: 4 H: 3 LOB: 2 BB: 0 P: 4	1B: 10 2B: 1 3B: 0 HR: 1	SF: 0 SAC: 1 DP: 1 HBP: 0						

PITCHER	IP	WLS	BF	H	R	ER	SO	BB	IBB	HBP	BLK	WP	HR	S	P	ERA	WHIP
Jim Bibby, R (1, 1) ERA: 3.05	7.1		28	8	4	4	2	0	0	0	0	0	1	32	32	4.91	1.091
Grant Jackson, L (8, 1) ERA: 2.31	0.1		2	1	0	0	1	0	0	0	0	0	0	4	4	0.00	3.000
Enrique Romo, R (8, 1) ERA: 2.82	0.1		1	0	0	0	1	0	0	0	0	0	0	3	3	0.00	0.000
Kent Tekulve, R (9, 1) ERA: 3.12	0.1	L	4	3	1	1	0	0	0	0	0	0	0	4	4	27.00	9.000

PITCHER	IP	WLS	BF	H	R	ER	SO	BB	IBB	HBP	BLK	WP	HR	S	P	ERA	WHIP

Pittsburgh Pirates @ Philadelphia Phillies
Veterans Stadium, Philadelphia, PA
Sat Jul 12 1980, 7:05 PM EDT
Att. 53,254 - Unknown

livebaseballscorecards.com

AB	34
R	5
H	12
RBI	5
BB	0
SO	4
LOB	8

WP: 0	PA: 36		
PB: 0			
SB: 1			
CS: 1			

Batter	1	2	3	4	5	6	7	8	9	AB	R	H	RBI	BB	SO	LOB
Omar Moreno, L (1, 8) OBP: 0.310, SLG: 0.344	F7	F2			CS 1B		3-1		5-3	5	0	1	0	0	0	0
Tim Foli, R (1, 6) OBP: 0.306, SLG: 0.348	4-3		F8		5-3 1-2		HR		4-3	5	1	1	1	0	0	1
Dave Parker, L (1, 9) OBP: 0.320, SLG: 0.436	K S S S		2B		F5		F7		6-3	5	0	1	0	0	1	0
John Milner, L (1, 3) OBP: 0.351, SLG: 0.348		BBBB 1B E BB	F8			HR		F5		3	2	1	1	1	0	1
Mike Easler, L (1, 7) OBP: 0.445, SLG: 0.702 Lee Lacy, R (6, 7) OBP: 0.411, SLG: 0.529	E8 1-H 1B 1B		4-3			FC6-4 1B		4-3		3 1	1 0	2 0	0 0	0 0	0 0	1 0
Bill Madlock, R (1, 5) OBP: 0.289, SLG: 0.336 Dale Berra, R (8, 5) OBP: 0.287, SLG: 0.351	6-3			5-3		F9		E 1B 1B		4 0	1 0	1 0	0 0	0 0	0 0	2 0
Ed Ott, L (1, 2) OBP: 0.348, SLG: 0.374	HR 3-H 1B			F9		FC6-4 1-2f FC6-4		E5 1-3 1B		4	1	2	1	0	0	1
Phil Garner, R (1, 4) OBP: 0.321, SLG: 0.380	F4			S 1B		FC6-4 1-2f		1-2 3-H 1B		4	0	2	1	0	0	2
Don Robinson, R (1, 1) OBP: 0.393, SLG: 0.500 Kent Tekulve, R (9, 1)	HR 1-H			L4 1-2			4-3	F8		4 0	1 0	1 0	2 0	0 0	0 0	3 0
Inning Stats	R: 0 E: 0 K: 1 S: 5 H: 0 LOB: 0 BB: 0 P: 5	R: 4 E: 1 K: 0 S: 6 H: 3 LOB: 0 BB: 1 P: 10	R: 0 E: 0 K: 0 S: 4 H: 1 LOB: 1 BB: 0 P: 4	R: 0 E: 0 K: 0 S: 4 H: 1 LOB: 1 BB: 0 P: 4	R: 0 E: 0 K: 0 S: 3 H: 1 LOB: 0 BB: 0 P: 3	R: 1 E: 0 K: 0 S: 5 H: 2 LOB: 1 BB: 0 P: 5	R: 1 E: 0 K: 0 S: 4 H: 1 LOB: 0 BB: 0 P: 4	R: 1 E: 1 K: 0 S: 6 H: 3 LOB: 2 BB: 0 P: 6	R: 0 E: 0 K: 0 S: 3 H: 0 LOB: 0 BB: 0 P: 3	1B: 8 2B: 1 3B: 0 HR: 3 SF: 0 SAC: 0 DP: 0 HBP: 0						

TOP

Pittsburgh Pirates @ Philadelphia Phillies
Veterans Stadium, Philadelphia, PA
Sun Jul 13 1980, 3:33 AM EDT
Att. 48,132 - Unknown

livebaseballscorecards.com

AB	38
R	7
H	12
RBI	6
BB	1
SO	1
LOB	11

PITCHER	IP	WLS	BF	H	R	ER	SO	BB	IBB	HBP	BLK	WP	HR	S	P	ERA	WHIP
Nino Espinosa, R (1, 1) ERA: 3.6	7.0	L	30	9	6	6	1	1	0	0	0	0	3	31	35	7.71	1.429
Warren Brusstar, R (8, 1) ERA: 4.5	2.0		9	3	1	1	0	0	0	0	0	0	0	9	9	4.50	1.500

PITCHER	IP	WLS	BF	H	R	ER	SO	BB	IBB	HBP	BLK	WP	HR	S	P	ERA	WHIP

Batter	1	2	3	4	5	6	7	8	9	AB	R	H	RBI	BB	SO	LOB
Lonnie Smith, R (1, 7) OBP: 0.412, SLG: 0.525 Warren Brusstar, R (8, 1)	K		K		4-3		F9			4	0	0	0	0	2	0
										0	0	0	0	0	0	0
Pete Rose, S (1, 3) OBP: 0.376, SLG: 0.399	2B		3-1			FC4-6 1B		1-3		4	1	2	0	0	0	0
Bake McBride, L (1, 9) OBP: 0.322, SLG: 0.458	2-H 2B		6-3			FC4-6 1B 1-2f		F8		4	0	1	1	0	0	1
Mike Schmidt, R (1, 5) OBP: 0.360, SLG: 0.617	F8			F7		F2		K		4	0	0	0	0	1	2
Garry Maddox, R (1, 8) OBP: 0.295, SLG: 0.418	6-3			HR		1-2 1B			E7 2-3 1B	4	1	2	1	0	0	1
Manny Trillo, R (1, 4) OBP: 0.375, SLG: 0.409		L4		6-3		4-3			1-2 2-3 1B	4	0	1	0	0	0	2
Larry Bowa, S (1, 6) OBP: 0.275, SLG: 0.315		BB		F8			K		1-2 2-3	3	0	0	0	1	1	2
Bob Boone, R (1, 2) OBP: 0.290, SLG: 0.343		F3			F2		BB 3B		1-3	3	1	0	0	1	0	3
Nino Espinosa, R (1, 1)		F8			K		1-H 3B		4-3	2	0	0	0	0	1	1
Greg Gross, L (7, PH) (8, 7) OBP: 0.337, SLG: 0.342										2	0	1	1	0	0	2
Inning Stats	R: 1 H: 2 E: 0 LOB: 1 K: 1 BB: 0 S: 7 P: 7	R: 0 H: 0 E: 0 LOB: 1 K: 0 BB: 1 S: 3 P: 7	R: 0 H: 0 E: 0 LOB: 0 K: 1 BB: 0 S: 5 P: 5	R: 1 H: 1 E: 0 LOB: 0 K: 0 BB: 0 S: 4 P: 4	R: 0 H: 0 E: 0 LOB: 0 K: 1 BB: 0 S: 5 P: 5	R: 0 H: 2 E: 0 LOB: 2 K: 0 BB: 0 S: 5 P: 5	R: 1 H: 1 E: 0 LOB: 0 K: 1 BB: 1 S: 5 P: 9	R: 0 H: 0 E: 0 LOB: 0 K: 1 BB: 0 S: 5 P: 5	R: 0 H: 1 E: 1 LOB: 2 K: 0 BB: 0 S: 5 P: 5	1B: 3 SF: 0 2B: 2 SAC: 0 3B: 1 DP: 0 HR: 1 HBP: 0						

PITCHER	IP	WLS	BF	H	R	ER	SO	BB	IBB	HBP	BLK	WP	HR	S	P	ERA	WHIP
Don Robinson, R (1, 1) ERA: 4.14	8.1	W	34	7	3	3	5	2	0	0	0	0	1	42	50	3.24	1.080
Kent Tekulve, R (9, 1) ERA: 3.07	0.2	S	2	0	0	0	0	0	0	0	0	0	0	2	2	0.00	0.000

PITCHER	IP	WLS	BF	H	R	ER	SO	BB	IBB	HBP	BLK	WP	HR	S	P	ERA	WHIP

BOTTOM

Pittsburgh Pirates @ Philadelphia Phillies
Veterans Stadium, Philadelphia, PA
Sun Jul 13 1980, 3:33 AM EDT
Att. 48,132 - Unknown

livebaseballscorecards.com

AB	34
R	3
H	7
RBI	3
BB	2
SO	5
LOB	14

WP: 0 PA: 36
PB: 0
SB: 0
CS: 0

Batter	1	2	3	4	5	6	7	8	9	AB	R	H	RBI	BB	SO	LOB
Omar Moreno, L (1, 8) OBP: 0.312, SLG: 0.344	BBBB 4-0 2B E BB	0-0 ③ 4-3	0-0 ③ F8		0-0 CS 2-H 1B		4-0 1B IBB	SSS 0-3 ③ K		3	1	1	1	1	0	3
Mike Easler, L (5, 7) OBP: 0.446, SLG: 0.697										1	0	0	0	1	1	2
Tim Foli, R (1, 6) OBP: 0.314, SLG: 0.359	0-0 E7 S 1-H E 2B		0-0 HR 1B	0-0 ① 5-3	0-0 ③ CS 1-2	0-0 ① F7	0-0 1-2 2-H 1B		0-0 HR 1B	6	3	4	1	0	0	0
Dave Parker, L (1, 9) OBP: 0.323, SLG: 0.456	SSS 0-3 ① K 2-H		0-0 1-H HR	0-0 ② 1-3		0-0 1B 1B 1B	SSS 0-3 ② K		0-0 1-H HR	6	3	3	4	0	2	2
Bill Robinson, R (1, 3) OBP: 0.295, SLG: 0.439	0-0 G6-4-3 1B		0-0 WP 1B 2B	0-0 1B 1B		0-0 1B 1-3 1B	0-0 ③ F9		SSS 0-3 ① K	6	1	4	0	0	1	2
Bill Madlock, R (1, 5) OBP: 0.290, SLG: 0.336	0-0 ② ③ G6-4-3 1-2f		0-0 ① 6-3	0-0 FC5-4 1-2 1B		0-0 1-2 3-H 1B		SSS 0-3 ① K	0-0 E5 S	6	0	2	1	0	1	2
Lee Lacy, R (1, 7) OBP: 0.408, SLG: 0.528 (5, 8)		0-0 1B 2B	0-0 ② F8	0-0 ③ FC5-4 1-2f		SSS 0-3 ② K		0-0 FC5-4 1B	SSS 0-3 ② K 1-2	6	1	2	0	0	2	6
Phil Garner, R (1, 4) OBP: 0.324, SLG: 0.380	0-0 5-3 G3 2-H 1B	BBBB 4-0 BB 1B 2-3 BB		0-0 CS 1B	0-0 ③ 3-1			0-0 ② FC5-4 BB 1-2f 1B	0-0 ③ 3-1	5	2	2	1	1	0	4
Steve Nicosia, R (1, 2) OBP: 0.297, SLG: 0.255 John Milner, L (8, PH) OBP: 0.356, SLG: 0.348 Matt Alexander, S (8, PR) Grant Jackson, S (8, 1)	0-0 ① G3 1-2	BBBB 4-0 1B 1-2 BB		0-0 ① SH5-4 1-2 1B 1B		BBBB 4-0 SH3-4 1B BB	BBBB 4-0 1B 1-2 BB			2	2	1	0	2	0	1
										0	0	0	0	1	0	0
										0	0	0	0	0	0	0
										0	0	0	0	0	0	0
Rick Rhoden, R (1, 1) OBP: 0.571, SLG: 0.500 Eddie Solomon, R (4, 1) OBP: 0.211, SLG: 0.211 Enrique Romo, R (6, 1) OBP: 0.500, SLG: 0.429 Kent Tekulve, R (7, 1) Ed Ott, L (8, PH) OBP: 0.351, SLG: 0.377 (8, 2)	0-0 ② 5-3 2-3	0-0 1-2 2-H 3-H 1B		0-0 ② SH5-4 1-2		0-0 ① SH3-4 1-2	0-0 1-2 2-H 1B			2	0	1	2	0	0	1
										0	0	0	0	0	0	0
										0	0	0	0	0	0	0
										0	0	0	0	0	0	0
										1	0	1	1	0	0	0
Inning Stats	R: 2 E: 1 K: 1 S: 6 H: 2 LOB: 0 BB: 1 P: 10	R: 1 E: 0 K: 0 S: 5 H: 2 LOB: 1 BB: 0 P: 5	R: 4 E: 0 K: 0 S: 7 H: 4 LOB: 2 BB: 2 P: 15	R: 0 E: 0 K: 0 S: 5 H: 2 LOB: 2 BB: 0 P: 5	R: 1 E: 0 K: 0 S: 4 H: 3 LOB: 0 BB: 0 P: 4	R: 1 E: 0 K: 1 S: 8 H: 3 LOB: 2 BB: 0 P: 8	R: 1 E: 0 K: 1 S: 6 H: 1 LOB: 2 BB: 2 P: 14	R: 1 E: 0 K: 2 S: 9 H: 2 LOB: 2 BB: 1 P: 13	R: 2 E: 1 K: 2 S: 10 H: 2 LOB: 1 BB: 0 P: 10	1B: 16 2B: 3 3B: 0 HR: 2 SF: 0 SAC: 2 DP: 1 HBP: 0						

TOP

Pittsburgh Pirates @ Philadelphia Phillies
Veterans Stadium, Philadelphia, PA
Mon Jul 14 1980, 7:05 PM EDT
Att. 44,245 - Unknown

livebaseballscorecards.com

AB	44
R	13
H	21
RBI	11
BB	6
SO	7
LOB	23

PITCHER		IP	WLS	BF	H	R	ER	SO	BB	IBB	HBP	BLK	WP	HR	S	P	ERA	WHIP
Randy Lerch, L ERA: 4.73	(1, 1)	2.0		12	6	5	5	1	1	0	0	0	0	1	13	17	22.50	3.500
Lerrin LaGrow, R ERA: 4.15	(3, 1)	1.0		7	2	2	2	0	2	0	0	0	1	0	5	13	18.00	4.000
Dan Larson, R ERA: 3.8	(4, 1)	2.1		13	8	2	2	0	0	0	0	0	0	0	13	13	7.71	3.429
Dickie Noles, R ERA: 3.72	(6, 1)	1.2		8	1	1	1	2	1	1	0	0	0	0	10	18	5.40	1.200
Ron Reed, R ERA: 3.79	(8, 1)	2.0	L	12	4	3	3	4	1	0	0	0	0	1	19	23	13.50	2.500

PITCHER	IP	WLS	BF	H	R	ER	SO	BB	IBB	HBP	BLK	WP	HR	S	P	ERA	WHIP

Batter	1	2	3	4	5	6	7	8	9	AB	R	H	RBI	BB	SO	LOB
Lonnie Smith, R (1, 7) OBP: 0.440, SLG: 0.547	S 2B 1B	F9		E 3-4-1 1B		2B FC5-4 1B	1-2 2-3 1B		1-3 1B	6	3	5	0	0	0	1
Pete Rose, S (1, 3) OBP: 0.378, SLG: 0.402	BBBB 2B 6-3 BB 1-2	F2		3-4-1 1-H		FC5-4 SF6 2B 1-3	1-2 2-H 3-H 1B		6-3	5	2	2	3	1	0	2
Bake McBride, L (1, 9) OBP: 0.324, SLG: 0.459 Ron Reed, R (8, 1) OBP: 0.250, SLG: 0.250	6-3 FC 2B 1-3 2-H	4-3		F9		H FC5-4 HBP	4-3			4 0	1 0	1 0	1 0	0 0	0 0	3 0
Mike Schmidt, R (1, 5) OBP: 0.358, SLG: 0.607 John Vukovich, R (9, 5) OBP: 0.222, SLG: 0.256	6-3 2-3 3-H		F7	BBBB S BB		FC5-4 CS 1-2f 2-3 3-H		6-3		4 0	0 0	0 0	2 0	1 0	0 0	3 0
Garry Maddox, R (1, 8) OBP: 0.293, SLG: 0.419	FC 2B 3-H		HR 2B	L9 1-2		SF6 3-H		F9		4	2	1	2	0	0	1
Manny Trillo, R (1, 4) OBP: 0.379, SLG: 0.438	2B 1-H		HR 2-H		F9	CS 1-2	F8	3B		5	1	3	3	0	0	0
Larry Bowa, S (1, 6) OBP: 0.274, SLG: 0.317	5-3		6-3		FC6-5 2B		F3	F7		5	0	1	0	0	0	2
Bob Boone, R (1, 2) OBP: 0.293, SLG: 0.343 Nino Espinosa, R (7, PR) Keith Moreland, R (8, 2) OBP: 0.300, SLG: 0.518	F5		FC6-4 1B		FC6-5 2-3		BBBB 1B BB 1B BB		5-3	3 0 1	0 1 0	1 0 0	0 0 0	1 0 0	0 0 0	2 0 0
Randy Lerch, L (1, 1) OBP: 0.421, SLG: 0.394 Lerrin LaGrow, R (3, 1) OBP: 0.250, SLG: 0.250 George Vukovich, L (3, PH) OBP: 0.273, SLG: 0.267 Dan Larson, R (4, 1) OBP: 0.250, SLG: 0.143 Dickie Noles, R (6, 1) OBP: 0.375, SLG: 0.375 Greg Gross, L (7, PH) OBP: 0.351, SLG: 0.342 (8, 9)		1B	FC6-4 1-2f		6-3		BBBB 1B 1B BB 1-2		BBBB 1B BB	1 0 1 1 0 0	0 0 0 0 0 1	1 0 0 0 0 0	0 0 0 0 0 2	0 0 0 0 0 0	0 0 1 1 0 0	0 0 1 1 0 0
Inning Stats	R: 4 H: 3 E: 0 LOB: 1 K: 0 BB: 1 S: 7 P: 11	R: 0 H: 1 E: 0 LOB: 1 K: 0 BB: 0 S: 4 P: 4	R: 2 H: 3 E: 0 LOB: 1 K: 0 BB: 0 S: 6 P: 6	R: 1 H: 1 E: 1 LOB: 1 K: 0 BB: 1 S: 4 P: 8	R: 0 H: 1 E: 0 LOB: 1 K: 0 BB: 0 S: 4 P: 4	R: 2 H: 2 E: 0 LOB: 0 K: 0 BB: 0 S: 4 P: 5	R: 2 H: 2 E: 0 LOB: 2 K: 0 BB: 2 S: 5 P: 13	R: 0 H: 1 E: 0 LOB: 1 K: 0 BB: 0 S: 4 P: 4	R: 0 H: 1 E: 0 LOB: 1 K: 0 BB: 1 S: 3 P: 7	1B: 8 2B: 5 3B: 1 HR: 1	SF: 1 SAC: 0 DP: 0 HBP: 1					

PITCHER		IP	WLS	BF	H	R	ER	SO	BB	IBB	HBP	BLK	WP	HR	S	P	ERA	WHIP
Rick Rhoden, R ERA: 6.0	(1, 1)	3.0		18	7	6	6	0	1	0	0	0	0	1	17	21	18.00	2.667
Eddie Solomon, R ERA: 2.72	(4, 1)	2.0		9	2	1	0	0	1	0	0	0	0	0	8	12	0.00	1.500
Enrique Romo, R ERA: 3.28	(6, 1)	1.2		9	2	4	4	0	2	0	1	0	0	0	6	15	21.60	2.400
Kent Tekulve, R ERA: 3.05	(7, 1)	0.1		3	2	0	0	0	0	0	0	0	0	0	3	3	0.00	6.000
Grant Jackson, L ERA: 2.2	(8, 1)	2.0	W	8	2	0	0	0	1	0	0	0	0	0	7	11	0.00	1.500

PITCHER	IP	WLS	BF	H	R	ER	SO	BB	IBB	HBP	BLK	WP	HR	S	P	ERA	WHIP

BOTTOM

Pittsburgh Pirates @ Philadelphia Phillies
Veterans Stadium, Philadelphia, PA
Mon Jul 14 1980, 7:05 PM EDT
Att. 44,245 - Unknown

livebaseballscorecards.com

AB	40
R	11
H	15
RBI	11
BB	5
SO	0
LOB	16

WP: 0 PA: 48
PB: 0
SB: 2
CS: 1

San Francisco Giants @ Pittsburgh Pirates

Three Rivers Stadium, Pittsburgh, PA

Tue Jul 15 1980, 7:05 PM EDT

Att. 17,114 - Unknown

TOP

livebaseballscorecards.com

Batter	1	2	3	4	5	6	7	8	9	AB	R	H	RBI	BB	SO	LOB
Joe Pettini, R (1, 5) OBP: 0.241, SLG: 0.185	5-3	K			K		K			4	0	0	0	0	3	0
Darrell Evans, L (1, 3) OBP: 0.343, SLG: 0.390	F7		G6-4-3 BB		F8			F8		3	0	0	0	1	0	0
Jack Clark, R (1, 9) OBP: 0.396, SLG: 0.569	2B 1B 1B		G6-4-3 1-2f		1B			F9		4	1	2	0	0	0	1
Larry Herndon, R (1, 8) OBP: 0.278, SLG: 0.352	1B 1-3 2B		1B 1B		L7			1B		4	0	3	0	0	0	1
Rennie Stennett, R (1, 4) OBP: 0.293, SLG: 0.346	2-3 3-H 1B		1-2 1B			5-3		F4		4	0	2	1	0	0	1
Johnnie LeMaster, R (1, 6) OBP: 0.251, SLG: 0.338	F8		F9			CS 1B			FC5-4 1B	4	0	2	0	0	0	4
Mike Sadek, R (1, 2) OBP: 0.383, SLG: 0.362		4-3 3B		F8		F3 1-2			FC5-4 G2-6-3 1-2f	3	1	1	0	0	0	1
Milt May, L (9, PH) OBP: 0.341, SLG: 0.420										1	0	0	0	0	0	1
Max Venable, L (1, 7) OBP: 0.325, SLG: 0.333		4-3 3-H		K			F2		G2-6-3 1-2f	4	0	0	1	0	1	1
Bob Knepper, L (1, 1) OBP: 0.180, SLG: 0.208		1-3		6-3			K			3	0	0	0	0	1	0

AB	34
R	2
H	10
RBI	2
BB	1
SO	5
LOB	10

Inning Stats	1	2	3	4	5	6	7	8	9
	R: 1 E: 0 K: 0 S: 6	H: 3 LOB: 2 BB: 0 P: 6	R: 1 E: 0 K: 1 S: 6	H: 1 LOB: 0 BB: 0 P: 6	R: 0 E: 0 K: 0 S: 4	H: 2 LOB: 2 BB: 1 P: 8	R: 0 E: 0 K: 1 S: 5	H: 0 LOB: 0 BB: 0 P: 5	R: 0 E: 0 K: 1 S: 6	H: 1 LOB: 1 BB: 0 P: 6	R: 0 E: 0 K: 0 S: 3	H: 1 LOB: 0 BB: 0 P: 3	R: 0 E: 0 K: 2 S: 7	H: 0 LOB: 0 BB: 0 P: 7	R: 0 E: 0 K: 0 S: 4	H: 1 LOB: 1 BB: 0 P: 4	R: 0 E: 0 K: 0 S: 3	H: 1 LOB: 0 BB: 0 P: 3

	1B: 8	SF: 0
	2B: 1	SAC: 0
	3B: 1	DP: 2
	HR: 0	HBP: 0

	WP: 0	PA: 35
	PB: 0	
	SB: 0	
	CS: 1	

PITCHER		IP	WLS	BF	H	R	ER	SO	BB	IBB	HBP	BLK	WP	HR	S	P	ERA	WHIP
John Candelaria, L ERA: 3.67	(1, 1)	8.0	W	32	9	2	2	5	1	0	0	0	0	0	41	45	2.25	1.250
Kent Tekulve, R ERA: 2.98	(9, 1)	1.0	S	3	1	0	0	0	0	0	0	0	0	0	3	3	0.00	1.000

PITCHER	IP	WLS	BF	H	R	ER	SO	BB	IBB	HBP	BLK	WP	HR	S	P	ERA	WHIP

BOTTOM

San Francisco Giants @ Pittsburgh Pirates

Three Rivers Stadium, Pittsburgh, PA

Tue Jul 15 1980, 7:05 PM EDT

Att. 17,114 - Unknown

livebaseballscorecards.com

Batter	1	2	3	4	5	6	7	8	9	AB	R	H	RBI	BB	SO	LOB
Lee Lacy, R (1, 8) OBP: 0.397, SLG: 0.514	F3		G6-4-3 1-2f			F8		E6 FC5-2 1B 1-2 2-3 3-H		4	1	0	1	0	0	3
Omar Moreno, L (9, 8) OBP: 0.312, SLG: 0.344										0	0	0	0	0	0	0
Tim Foli, R (1, 6) OBP: 0.313, SLG: 0.357	5-3		F9			CS 1B		FC5-2 1B 1-2 2-3 3-Hf		4	0	1	0	0	0	3
Dave Parker, L (1, 9) OBP: 0.328, SLG: 0.462	HR 2B			BBBB CS BB		CS 1-2	1-3	1-3 2-H 3-H 1B		3	1	2	2	1	0	0
Bill Robinson, R (1, 3) OBP: 0.296, SLG: 0.453	2-H HR			F3 1-2			F8			3	1	1	2	0	0	1
Mike Easler, L (1, 7) OBP: 0.438, SLG: 0.684	K			F8			4-3			3	0	0	0	0	1	0
Phil Garner, R (1, 4) OBP: 0.324, SLG: 0.380		6-3			F7			SH E 1B		3	1	1	0	0	0	0
Steve Nicosia, R (1, 2) OBP: 0.292, SLG: 0.250		6-3			1-3			SH E 1-3 FC5-2		2	0	0	0	0	0	0
Dale Berra, R (1, 5) OBP: 0.281, SLG: 0.343		4-3			F8			5-3		3	0	0	0	0	0	2
John Candelaria, L (1, 1) OBP: 0.205, SLG: 0.190			G6-4-3 1B			1-3		FC5-2 E 1B IBB		2	0	1	0	0	0	0
Manny Sanguillen, R (8, PH) OBP: 0.385, SLG: 0.480										0	1	0	0	1	0	0
Kent Tekulve, R (9, 1)										0	0	0	0	0	0	0
Inning Stats	R: 2 E: 0 K: 1 S: 7 H: 2 LOB: 0 BB: 0 P: 7	R: 0 E: 0 K: 0 S: 3 H: 0 LOB: 0 BB: 0 P: 3	R: 0 E: 0 K: 0 S: 3 H: 1 LOB: 0 BB: 0 P: 3	R: 0 E: 0 K: 0 S: 2 H: 0 LOB: 0 BB: 1 P: 6	R: 0 E: 0 K: 0 S: 3 H: 0 LOB: 0 BB: 0 P: 3	R: 0 E: 0 K: 0 S: 3 H: 1 LOB: 0 BB: 0 P: 3	R: 0 E: 0 K: 0 S: 3 H: 0 LOB: 0 BB: 0 P: 3	R: 3 E: 2 K: 0 S: 6 H: 2 LOB: 2 BB: 1 P: 10		1B: 4 2B: 1 3B: 0 HR: 1	SF: 0 SAC: 1 DP: 1 HBP: 0						

	AB	27
	R	5
	H	6
	RBI	5
	BB	2
	SO	1
	LOB	9

WP: 0 PA: 31
PB: 0
SB: 0
CS: 2

PITCHER	IP	WLS	BF	H	R	ER	SO	BB	IBB	HBP	BLK	WP	HR	S	P	ERA	WHIP
Bob Knepper, L (1, 1) ERA: 4.02	8.0	L	30	6	5	3	1	1	1	0	0	0	1	30	38	3.38	0.875

PITCHER	IP	WLS	BF	H	R	ER	SO	BB	IBB	HBP	BLK	WP	HR	S	P	ERA	WHIP

Batter	1	2	3	4	5	6	7	8	9	AB	R	H	RBI	BB	SO	LOB
Larry Herndon, R (1, 8) OBP: 0.278, SLG: 0.351	0-0 4-3 3-1 1B		0-0 F9		0-0 F8		0-3 K			4	0	1	0	0	1	1
Terry Whitfield, L (1, 7) OBP: 0.301, SLG: 0.327	0-0 3-1 1-2		0-0 6-3		0-0 4-3		0-0 FC3-6 1-2f			4	0	0	0	0	0	2
Al Holland, R (7, 1)										0	0	0	0	0	0	0
Jack Clark, R (1, 9) OBP: 0.391, SLG: 0.562	0-0 4-3 2-3			0-0 5-3		0-0 6-3		0-0 F6		4	0	0	0	0	0	1
Darrell Evans, L (1, 3) OBP: 0.342, SLG: 0.386	4-0 BB			0-0 6-3		0-0 F7		0-0 F7		3	0	0	0	1	0	0
Milt May, L (1, 2) OBP: 0.343, SLG: 0.421	0-0 G3			0-0 1B 1B 1B		0-0 1B 1B		0-0 4-3		4	1	2	0	0	0	2
Rennie Stennett, R (1, 4) OBP: 0.297, SLG: 0.348		0-0 F9		0-0 1B 1-3 1B		0-0 1B 1-2 1B			0-0 F4	4	0	2	0	0	0	0
Johnnie LeMaster, R (1, 6) OBP: 0.254, SLG: 0.340		0-0 F9		0-0 1B 1-3 3-H 1B		0-0 L4			0-0 1B	4	0	2	1	0	0	2
Joe Pettini, R (1, 5) OBP: 0.250, SLG: 0.200		0-0 4-3		0-0 F8			0-0 1B FC3-6		0-0 F7	3	0	1	0	0	0	2
Joe Strain, R (9, PH) OBP: 0.338, SLG: 0.331										1	0	0	0	0	0	1
Ed Whitson, R (1, 1) OBP: 0.111, SLG: 0.091			0-0 F9		0-0 6-3		0-3 K		0-0 F3	2	0	0	0	0	0	0
Max Venable, L (7, PH) OBP: 0.317, SLG: 0.325										1	0	0	0	0	1	1
(7, 7)																
Dennis Littlejohn, R (9, PH)										1	0	0	0	0	0	1
Inning Stats	R: 0 E: 0 K: 0 S: 4 H: 1 LOB: 2 BB: 1 P: 8	R: 0 E: 0 K: 0 S: 3 H: 0 LOB: 0 BB: 0 P: 3	R: 0 E: 0 K: 0 S: 3 H: 0 LOB: 0 BB: 0 P: 3	R: 1 E: 0 K: 0 S: 6 H: 3 LOB: 2 BB: 0 P: 6	R: 0 E: 0 K: 0 S: 3 H: 0 LOB: 0 BB: 0 P: 3	R: 0 E: 0 K: 0 S: 5 H: 2 LOB: 2 BB: 0 P: 5	R: 0 E: 0 K: 2 S: 8 H: 1 LOB: 1 BB: 0 P: 8	R: 0 E: 0 K: 0 S: 3 H: 0 LOB: 0 BB: 0 P: 3	R: 0 E: 0 K: 0 S: 4 H: 1 LOB: 1 BB: 0 P: 4	1B: 8 2B: 0 3B: 0 HR: 0 SF: 0 SAC: 0 DP: 0 HBP: 0							

TOP

San Francisco Giants @ Pittsburgh Pirates

Three Rivers Stadium, Pittsburgh, PA

Wed Jul 16 1980, 7:05 PM EDT

Att. 18,226 - Unknown

livebaseballscorecards.com

AB	35
R	1
H	8
RBI	1
BB	1
SO	2
LOB	13

PITCHER		IP	WLS	BF	H	R	ER	SO	BB	IBB	HBP	BLK	WP	HR	S	P	ERA	WHIP
Bert Blyleven, R ERA: 3.83	(1, 1)	7.0	W	29	7	1	1	2	1	0	0	0	0	0	32	36	1.29	1.143
Grant Jackson, L ERA: 2.09	(8, 1)	2.0	S	7	1	0	0	0	0	0	0	0	0	0	7	7	0.00	0.500

PITCHER		IP	WLS	BF	H	R	ER	SO	BB	IBB	HBP	BLK	WP	HR	S	P	ERA	WHIP

PA: 36

Batter	1	2	3	4	5	6	7	8	9	AB	R	H	RBI	BB	SO	LOB
Omar Moreno, L (1, 8) OBP: 0.314, SLG: 0.346	G3 S 1B 1B	4-3			S 1B		K 1-2			4	1	2	0	0	1	2
Phil Garner, R (1, 4) OBP: 0.326, SLG: 0.379	BBBB G3 1B 1-2 BB		G6-3 1B		5-3 1-2		F8			3	1	1	0	1	0	1
Dave Parker, L (1, 9) OBP: 0.324, SLG: 0.456	G3 1-2 2-3		G6-3 1-2f			4-3		K		4	0	0	0	0	1	3
John Milner, L (1, 3) OBP: 0.360, SLG: 0.353	FC4-6 2-H 3-H 1B		4-3			1B SF8 1B		F8		4	1	2	2	0	0	0
Mike Easler, L (1, 7) OBP: 0.440, SLG: 0.679	FC4-6 1-2f			CS 1B		E 1-3 1B		K		4	0	2	0	0	1	1
Bill Madlock, R (1, 5) OBP: 0.287, SLG: 0.333	4-3			F4 1-2		SF8 3-H				2	0	0	1	0	0	2
Ed Ott, L (1, 2) OBP: 0.351, SLG: 0.381		2B		F7		E4 1-2				3	0	1	0	0	0	1
Dale Berra, R (1, 6) OBP: 0.275, SLG: 0.336		K			F7	F8				3	0	0	0	0	1	3
Bert Blyleven, R (1, 1) OBP: 0.083, SLG: 0.057 Lee Lacy, R (7, PH) OBP: 0.401, SLG: 0.517 Grant Jackson, S (8, 1)		K			F1		CS 1B			2 1 0	0 0 0	0 1 0	0 0 0	0 0 0	1 0 0	1 0 0
Inning Stats	R: 2 H: 2 E: 0 LOB: 1 K: 0 BB: 1 S: 5 P: 9	R: 0 H: 1 E: 0 LOB: 1 K: 2 BB: 0 S: 8 P: 8	R: 0 H: 1 E: 0 LOB: 0 K: 0 BB: 0 S: 3 P: 3	R: 0 H: 1 E: 0 LOB: 0 K: 0 BB: 0 S: 3 P: 3	R: 0 H: 1 E: 0 LOB: 1 K: 0 BB: 0 S: 4 P: 4	R: 1 H: 2 E: 1 LOB: 2 K: 0 BB: 0 S: 6 P: 6	R: 0 H: 1 E: 0 LOB: 0 K: 1 BB: 0 S: 5 P: 5	R: 0 H: 0 E: 0 LOB: 0 K: 2 BB: 0 S: 7 P: 7		1B: 8 SF: 1 2B: 1 SAC: 0 3B: 0 DP: 1 HR: 0 HBP: 0				WP: 0 PA: 32 PB: 0 SB: 2 CS: 2		

PITCHER		IP	WLS	BF	H	R	ER	SO	BB	IBB	HBP	BLK	WP	HR	S	P	ERA	WHIP
Ed Whitson, R ERA: 3.19	(1, 1)	6.0	L	26	8	3	3	2	1	0	0	0	0	0	29	33	4.50	1.500
Al Holland, L ERA: 1.17	(7, 1)	2.0		6	1	0	0	3	0	0	0	0	0	0	12	12	0.00	0.500

PITCHER	IP	WLS	BF	H	R	ER	SO	BB	IBB	HBP	BLK	WP	HR	S	P	ERA	WHIP

BOTTOM

San Francisco Giants @ Pittsburgh Pirates

Three Rivers Stadium, Pittsburgh, PA

Wed Jul 16 1980, 7:05 PM EDT

Att. 18,226 - Unknown

livebaseballscorecards.com

AB	30
R	3
H	9
RBI	3
BB	1
SO	5
LOB	14

San Francisco Giants @ Pittsburgh Pirates

Three Rivers Stadium, Pittsburgh, PA

Thu Jul 17 1980, 7:05 PM EDT

Att. 25,508 - Unknown

TOP

livebaseballscorecards.com

Batter	1	2	3	4	5	6	7	8	9	AB	R	H	RBI	BB	SO	LOB
Bill North, S (1, 8) OBP: 0.366, SLG: 0.286	S S S 0-3 ① K		x 0-0 ② 6-3			x 0-0 ① 4-3		S S S 0-3 ③ K		4	0	0	0	0	2	1
Larry Herndon, R (1, 7) OBP: 0.281, SLG: 0.353	S S S 0-3 ② K		x 0-0 1B			x 0-0 ② 6-3			x 0-0 HR 1B	4	1	2	0	0	1	0
Jack Clark, R (1, 9) OBP: 0.390, SLG: 0.556	B B B B 4-0 BB BB		x 0-0 ③ F4			x 0-0 ③ F8			x 0-0 ① F2	3	0	0	0	1	0	2
Darrell Evans, L (1, 5) OBP: 0.346, SLG: 0.398	B B B B 4-0 1-2 BB			S S S 0-3 ① K			x 0-0 G3-6-3-5 1B		x 0-0 1-H HR	3	1	2	2	1	1	0
Milt May, L (1, 2) OBP: 0.342, SLG: 0.418	x 0-0 ③ F9			x 0-0 ② 4-3			x 0-0 ① ② G3-6-3-5 1-2f		x 0-0 5-3 1B	4	0	1	0	0	0	3
Mike Ivie, R (1, 3) OBP: 0.267, SLG: 0.315		x 0-0 ① 5-3		x 0-0 ③ F8			x 0-0 ③ 6-3		x 0-0 ② 5-3 1-2	4	0	0	0	0	0	1
Rennie Stennett, R (1, 4) OBP: 0.296, SLG: 0.344		x 0-0 ② F4			x 0-0 ① F9			x 0-0 ① F8	4-0 FC4-6 IBB	3	0	0	0	1	0	0
Al Holland, R (9, 1)										0	0	0	0	0	0	0
Johnnie LeMaster, R (1, 6) OBP: 0.252, SLG: 0.338		x 0-0 ③ 5-3			S S S 0-3 ② K			B B B B 4-0 1B BB	x 0-0 ③ FC4-6 1-2f	2	0	0	0	0	1	0
Max Venable, L (8, PH) OBP: 0.333, SLG: 0.325										0	0	0	0	1	0	0
Greg Minton, S (8, 1)										0	0	0	0	0	0	0
Joe Strain, R (9, PH) OBP: 0.335, SLG: 0.329										1	0	0	0	0	0	2
Bill Bordley, R (1, 1) OBP: 0.400, SLG: 0.250			x 0-0 ① G3		x 0-0 ③ 4-3			x 0-0 ② 1-3 1B		2	0	0	0	0	0	0
Terry Whitfield, L (8, PH) OBP: 0.305, SLG: 0.331										1	0	1	0	0	0	0
Joe Pettini, R (8, 6) OBP: 0.250, SLG: 0.200										0	0	0	0	0	0	0

	AB	31
	R	2
	H	6
	RBI	2
	BB	4
	SO	5
	LOB	9

Inning Stats										
	R: 0 E: 0 K: 2 S: 7	H: 0 LOB: 2 BB: 2 P: 15	R: 0 E: 0 K: 0 S: 3	H: 0 LOB: 0 BB: 0 P: 3	R: 0 E: 0 K: 0 S: 4	H: 1 LOB: 1 BB: 0 P: 4	R: 0 E: 0 K: 1 S: 5	H: 0 LOB: 0 BB: 0 P: 5	R: 0 E: 0 K: 1 S: 5	H: 0 LOB: 0 BB: 0 P: 5
	R: 0 E: 0 K: 0 S: 3	H: 0 LOB: 0 BB: 0 P: 3	R: 0 E: 0 K: 0 S: 3	H: 1 LOB: 0 BB: 0 P: 3	R: 0 E: 0 K: 1 S: 5	H: 1 LOB: 1 BB: 1 P: 9	R: 2 E: 0 K: 0 S: 6	H: 3 LOB: 2 BB: 1 P: 10	1B: 5 2B: 0 3B: 0 HR: 1	SF: 0 SAC: 0 DP: 1 HBP: 0
	WP: 0 PB: 0 SB: 0 CS: 0	PA: 35								

PITCHER		IP	WLS	BF	H	R	ER	SO	BB	IBB	HBP	BLK	WP	HR	S	P	ERA	WHIP
Jim Bibby, R ERA: 3.0	(1, 1)	8.1		32	6	2	2	5	3	0	0	0	0	1	39	51	2.16	1.080
Kent Tekulve, R ERA: 2.93	(9, 1)	0.2	W	3	0	0	0	0	0	1	0	0	0	0	2	6	0.00	0.000

PITCHER	IP	WLS	BF	H	R	ER	SO	BB	IBB	HBP	BLK	WP	HR	S	P	ERA	WHIP

Batter	1	2	3	4	5	6	7	8	9	AB	R	H	RBI	BB	SO	LOB
Omar Moreno, L (1, 8) OBP: 0.320, SLG: 0.350	CS 1B	F8			BB F7		1B		1B 1-2 3-H	4	0	3	1	1	0	2
Tim Foli, R (1, 6) OBP: 0.312, SLG: 0.360	F9 1-2		2B		F7 1-2		F9			4	0	1	0	0	0	3
Dave Parker, L (1, 9) OBP: 0.327, SLG: 0.458	BB		F6		1B 2B		F7			3	1	1	0	1	0	2
Bill Robinson, R (1, 3) OBP: 0.295, SLG: 0.448	F7		4-3		FC6-4 2-H 1B			F9		4	0	1	1	0	0	2
Bill Madlock, R (1, 5) OBP: 0.283, SLG: 0.328		F8	L5		FC6-4 1-2f			K		4	0	0	0	0	1	2
Lee Lacy, R (1, 7) OBP: 0.398, SLG: 0.510		E6 1B		5-3		F8		CS 1B		4	1	1	0	0	0	0
Kent Tekulve, R (9, 1)										0	0	0	0	0	0	0
Phil Garner, R (1, 4) OBP: 0.328, SLG: 0.377		BB 1B		6-3		F3		CS 1-2	BB 4-3 BLK 1B	2	1	0	0	2	0	0
Steve Nicosia, R (1, 2) OBP: 0.299, SLG: 0.270		SH1-4 1-3 2-H 1B		2B		6-3			4-3 1-3	4	0	2	1	0	0	1
Jim Bibby, R (1, 1) OBP: 0.188, SLG: 0.159		SH1-4 1-2		4-3			K		IBB 1B	2	0	0	0	0	1	1
Mike Easler, L (9, 7) OBP: 0.443, SLG: 0.679										0	0	0	0	1	0	0
Inning Stats	R: 0 H: 1 E: 0 LOB: 1 K: 0 BB: 1 S: 3 P: 7	R: 1 H: 1 E: 1 LOB: 2 K: 0 BB: 1 S: 5 P: 9	R: 0 H: 1 E: 0 LOB: 1 K: 0 BB: 0 S: 4 P: 4	R: 0 H: 1 E: 0 LOB: 1 K: 0 BB: 0 S: 4 P: 4	R: 1 H: 2 E: 0 LOB: 1 K: 0 BB: 1 S: 4 P: 8	R: 0 H: 0 E: 0 LOB: 0 K: 0 BB: 0 S: 3 P: 3	R: 0 H: 1 E: 0 LOB: 1 K: 1 BB: 0 S: 6 P: 6	R: 0 H: 1 E: 0 LOB: 0 K: 1 BB: 0 S: 5 P: 5	R: 1 H: 1 E: 0 LOB: 2 K: 0 BB: 2 S: 2 P: 10	1B: 6 SF: 0 2B: 3 SAC: 1 3B: 0 DP: 0 HR: 0 HBP: 0						

PITCHER		IP	WLS	BF	H	R	ER	SO	BB	IBB	HBP	BLK	WP	HR	S	P	ERA	WHIP
Bill Bordley, L ERA: 3.5	(1, 1)	7.0		30	7	2	1	1	3	0	0	0	0	0	29	41	1.29	1.429
Greg Minton, R ERA: 3.07	(8, 1)	1.0		3	1	0	0	1	0	0	0	0	0	0	5	5	0.00	1.000
Al Holland, L ERA: 1.4	(9, 1)	0.1	L	4	1	1	1	0	1	1	0	1	0	0	2	10	27.00	6.000

PITCHER	IP	WLS	BF	H	R	ER	SO	BB	IBB	HBP	BLK	WP	HR	S	P	ERA	WHIP

BOTTOM

San Francisco Giants @ Pittsburgh Pirates

Three Rivers Stadium, Pittsburgh, PA

Thu Jul 17 1980, 7:05 PM EDT

Att. 25,508 - Unknown

livebaseballscorecards.com

AB	31
R	3
H	9
RBI	3
BB	5
SO	2
LOB	13

Los Angeles Dodgers @ Pittsburgh Pirates

Three Rivers Stadium, Pittsburgh, PA

Fri Jul 18 1980, 7:05 PM EDT

Att. 30,131 - Unknown

livebaseballscorecards.com

Batter	1	2	3	4	5	6	7	8	9	AB	R	H	RBI	BB	SO	LOB
Davey Lopes, R (1, 4) OBP: 0.330, SLG: 0.344	F9	1B		BB		K			4-3	4	0	1	0	1	1	1
Rudy Law, L (1, 8) OBP: 0.316, SLG: 0.313	6-3	4-3		4-3			6-3		6-3	5	0	0	0	0	0	4
Reggie Smith, S (1, 9) OBP: 0.397, SLG: 0.533	K		F8		E 1B		1B			4	0	2	0	0	1	0
Steve Garvey, R (1, 3) OBP: 0.328, SLG: 0.480		1B 1B HBP	2-3		E6 G6-3		K			3	1	0	0	0	1	2
Dusty Baker Jr., R (1, 7) OBP: 0.335, SLG: 0.532		1B 1B 1B	S 1B BB		F8		5-3			3	2	1	0	1	0	3
Ron Cey, R (1, 5) OBP: 0.351, SLG: 0.420		1B SF8 1B	1B		G6-3			F8		4	1	2	2	0	0	2
Bill Russell, R (1, 6) OBP: 0.309, SLG: 0.378		FC1-6 1B		6-3		G5-4-3 1B		P5		4	0	2	1	0	0	0
Joe Ferguson, R (1, 2) OBP: 0.357, SLG: 0.360		SF8		S 1B		G5-4-3		P5		3	0	1	1	0	0	1
Bob Welch, R (1, 1) OBP: 0.262, SLG: 0.317		FC1-6 1B		K		1B			F8	3	0	1	0	0	1	2
Joe Beckwith, L (6, 1)										0	0	0	0	0	0	0
Gary Thomasson, L (9, PH) OBP: 0.350, SLG: 0.254										1	0	0	0	0	0	0

Inning Stats	1	2	3	4	5	6	7	8	9		
	R: 0 H: 0	R: 3 H: 4	R: 1 H: 1	R: 0 H: 1	R: 0 H: 1	R: 0 H: 2	R: 0 H: 1	R: 0 H: 0	R: 0 H: 0	1B: 10 SF: 1	WP: 0 PA: 38
	E: 0 LOB: 0	E: 0 LOB: 2	E: 0 LOB: 1	E: 0 LOB: 2	E: 1 LOB: 1	E: 0 LOB: 1	E: 0 LOB: 1	E: 0 LOB: 0	E: 0 LOB: 0	2B: 0 SAC: 0	PB: 0
	K: 1 BB: 0	K: 0 BB: 0	K: 0 BB: 1	K: 1 BB: 1	K: 0 BB: 0	K: 1 BB: 0	K: 1 BB: 0	K: 0 BB: 0	K: 0 BB: 0	3B: 0 DP: 2	SB: 2
	S: 5 P: 5	S: 7 P: 8	S: 3 P: 7	S: 6 P: 10	S: 4 P: 4	S: 6 P: 6	S: 6 P: 6	S: 3 P: 3	S: 3 P: 3	HR: 0 HBP: 1	CS: 0

PITCHER		IP	WLS	BF	H	R	ER	SO	BB	IBB	HBP	BLK	WP	HR	S	P	ERA	WHIP
Rick Rhoden, R ERA: 6.0	(1, 1)	6.0	W	28	9	4	4	3	2	0	1	0	0	0	31	40	6.00	1.833
Enrique Romo, R ERA: 3.14	(7, 1)	3.0	S	10	1	0	0	1	0	0	0	0	0	0	12	12	0.00	0.333

PITCHER	IP	WLS	BF	H	R	ER	SO	BB	IBB	HBP	BLK	WP	HR	S	P	ERA	WHIP

AB	34
R	4
H	10
RBI	4
BB	2
SO	4
LOB	15

BOTTOM

Batter	1	2	3	4	5	6	7	8	9	AB	R	H	RBI	BB	SO	LOB
Omar Moreno, L (1, 8) OBP: 0.319, SLG: 0.348	x 0-0 SH1-3 S 6-3 1B	x 0-0 ③ 6-3			x 0-0 ③ G3		x 0-0 ① P6	x 0-0 ③ FC4-6 1-2f		5	1	1	0	0	0	3
Tim Foli, R (1, 6) OBP: 0.313, SLG: 0.359	x 0-0 ① SH1-3 1-3		S S S 0-3 ① K			x 0-0 ① 4-3	x 0-0 1B 1B			3	0	1	0	0	1	0
Dave Parker, L (1, 9) OBP: 0.323, SLG: 0.452	x 0-0 ② 6-3 3-H		x 0-0 ② F8			x 0-0 ② F5	x 0-0 ② F8			4	0	0	1	0	0	1
John Milner, L (1, 3) OBP: 0.364, SLG: 0.383	x 0-0 ③ F8		x 0-0 ③ 6-3			x 0-0 HR	x 0-0 1-3 1B			4	1	2	1	0	0	0
Mike Easler, L (1, 7) OBP: 0.444, SLG: 0.675		x 0-0 1B 2B 1B		x 0-0 ① F8		x 0-0 E WP 1B 1B	x 0-0 ③ 1-3			4	2	2	0	0	0	2
Bill Madlock, R (1, 5) OBP: 0.286, SLG: 0.328		x 0-0 2B 4-3 1-2 1B		x 0-0 ② F9		B B B B 4-0 E 1B 1-2 BB		S S S 0-3 ① K		3	2	1	0	1	1	0
Ed Ott, L (1, 2) OBP: 0.349, SLG: 0.383		x 0-0 4-3 1-3 2-H 2B		x 0-0 ③ 6-3		x 0-0 E3 1B 1-2 2-3		x 0-0 ② 4-3		4	0	1	1	0	0	2
Phil Garner, R (1, 4) OBP: 0.330, SLG: 0.376		S S S 0-3 ① K			x 0-0 ① F8	x 0-0 1-3 2-H 3-H 1B		B B B B 4-0 1B BB		3	0	1	2	1	1	2
Rick Rhoden, R (1, 1) OBP: 0.444, SLG: 0.375		x 0-0 ② 4-3 2-3 3-H			x 0-0 ② L6	S S S 0-3 ③ K		x 0-0 FC4-6 1-2 1B		2	0	0	1	0	0	1
Bill Robinson, R (6, PH) OBP: 0.293, SLG: 0.446										1	0	0	0	0	1	2
Enrique Romo, R (7, 1) OBP: 0.556, SLG: 0.500										1	0	1	0	0	0	0
Inning Stats	R: 1 H: 1 E: 0 LOB: 0 K: 0 BB: 0 S: 4 P: 4	R: 2 H: 3 E: 0 LOB: 1 K: 1 BB: 0 S: 8 P: 8	R: 0 H: 0 E: 0 LOB: 0 K: 1 BB: 0 S: 5 P: 5	R: 0 H: 0 E: 0 LOB: 0 K: 0 BB: 0 S: 3 P: 3	R: 0 H: 0 E: 0 LOB: 0 K: 0 BB: 0 S: 3 P: 3	R: 3 H: 3 E: 1 LOB: 2 K: 1 BB: 1 S: 9 P: 13	R: 0 H: 2 E: 0 LOB: 2 K: 0 BB: 0 S: 5 P: 5	R: 0 H: 1 E: 0 LOB: 2 K: 1 BB: 1 S: 6 P: 10		1B: 8 SF: 0 2B: 1 SAC: 1 3B: 0 DP: 0 HR: 1 HBP: 0						WP: 1 PA: 37 PB: 0 SB: 1 CS: 0

PITCHER		IP	WLS	BF	H	R	ER	SO	BB	IBB	HBP	BLK	WP	HR	S	P	ERA	WHIP
Bob Welch, R ERA: 2.57	(1, 1)	5.2	L	26	7	6	4	2	1	0	0	0	1	1	29	33	6.35	1.412
Joe Beckwith, R ERA: 2.21	(6, 1)	2.1		11	3	0	0	2	1	0	0	0	0	0	14	18	0.00	1.714

PITCHER	IP	WLS	BF	H	R	ER	SO	BB	IBB	HBP	BLK	WP	HR	S	P	ERA	WHIP

Los Angeles Dodgers @ Pittsburgh Pirates

Three Rivers Stadium, Pittsburgh, PA

Fri Jul 18 1980, 7:05 PM EDT

Att. 30,131 - Unknown

livebaseballscorecards.com

AB	34
R	6
H	10
RBI	6
BB	2
SO	4
LOB	13

Batter	1	2	3	4	5	6	7	8	9	AB	R	H	RBI	BB	SO	LOB
Davey Lopes, R (1, 4) OBP: 0.332, SLG: 0.347	F8	FC5-4 BB			G4-6-3 2B		5-3		P4	3	0	1	0	1	0	0
Pedro Guerrero, R (7, 4) OBP: 0.444, SLG: 0.564										1	0	0	0	0	0	0
Bill Russell, R (1, 6) OBP: 0.311, SLG: 0.377	1B FC 1B	FC5-4 1-2f			G4-6-3 BB		F7		P2	3	1	1	0	1	0	2
Derrel Thomas, S (7, 6) OBP: 0.292, SLG: 0.323										1	0	0	0	0	0	0
Reggie Smith, S (1, 9) OBP: 0.398, SLG: 0.531	HBP FC 1B 1-3		K		G4-6-3 1-2f 2-3		HR BB			3	0	1	0	1	1	2
Rudy Law, L (7, PR) OBP: 0.316, SLG: 0.313 (7, 8)										0	1	0	0	0	0	0
Steve Garvey, R (1, 3) OBP: 0.330, SLG: 0.488	FC HBP 1-2 3-H		FC3-4 1B		5-3		1-H HR			4	1	2	3	0	0	2
Dusty Baker Jr., R (1, 7) OBP: 0.334, SLG: 0.527	G5-4-3 HBP 1-2 2-3		FC3-4 FC6-4 1-2f			F8	P4			3	0	0	0	0	0	2
Ron Cey, R (1, 5) OBP: 0.347, SLG: 0.415	G5-4-3 1-2f		FC6-4 1-2f			5-3		5-3		4	0	0	0	0	0	4
Gary Thomasson, L (1, 8) OBP: 0.345, SLG: 0.268 (7, 9)		3-1	K			2B		F7		4	0	1	0	0	1	0
Joe Ferguson, R (1, 2) OBP: 0.365, SLG: 0.356		SH3-4 BB	F8			BB		4-3		1	0	0	0	2	0	0
Mike Scioscia, L (6, 2) OBP: 0.322, SLG: 0.375										1	0	0	0	0	0	0
Bobby Castillo, R (8, 1) OBP: 0.200, SLG: 0.200										0	0	0	0	0	0	0
Rick Sutcliffe, L (1, 1) OBP: 0.227, SLG: 0.150		SH3-4 1-2	3-1			K			F8	1	0	0	0	0	0	0
Joe Beckwith, L (4, 1)										0	0	0	0	0	0	0
Rick Monday, L (6, PH) OBP: 0.311, SLG: 0.289										1	0	0	0	0	1	2
Terry Forster, L (6, 1)										0	0	0	0	0	0	0
Steve Yeager, R (8, 2) OBP: 0.274, SLG: 0.236										1	0	0	0	0	0	0
Inning Stats	R: 1 E: 0 K: 0 S: 5 H: 2 LOB: 2 BB: 0 P: 6	R: 0 E: 0 K: 0 S: 3 H: 0 LOB: 2 BB: 2 P: 11	R: 0 E: 0 K: 1 S: 6 H: 1 LOB: 1 BB: 0 P: 6	R: 0 E: 0 K: 1 S: 5 H: 0 LOB: 0 BB: 0 P: 5	R: 0 E: 0 K: 0 S: 3 H: 1 LOB: 1 BB: 1 P: 7	R: 0 E: 0 K: 1 S: 6 H: 1 LOB: 2 BB: 1 P: 10	R: 2 E: 0 K: 0 S: 4 H: 1 LOB: 1 BB: 1 P: 8	R: 0 E: 0 K: 0 S: 3 H: 0 LOB: 0 BB: 0 P: 3	R: 0 E: 0 K: 0 S: 3 H: 0 LOB: 0 BB: 0 P: 3	1B: 3 2B: 2 3B: 0 HR: 1	SF: 0 SAC: 1 DP: 2 HBP: 1						

PITCHER		IP	WLS	BF	H	R	ER	SO	BB	IBB	HBP	BLK	WP	HR	S	P	ERA	WHIP
Don Robinson, R ERA: 4.2	(1, 1)	1.0		6	2	1	1	0	0	0	0	0	0	0	5	6	9.00	2.000
Eddie Solomon, R ERA: 2.74	(2, 1)	6.0	W	26	4	2	2	3	5	0	0	0	0	1	27	47	3.00	1.500
Grant Jackson, L ERA: 2.0	(8, 1)	2.0		6	0	0	0	0	0	0	0	0	0	0	6	6	0.00	0.000

PITCHER	IP	WLS	BF	H	R	ER	SO	BB	IBB	HBP	BLK	WP	HR	S	P	ERA	WHIP

TOP

Los Angeles Dodgers @ Pittsburgh Pirates

Three Rivers Stadium, Pittsburgh, PA

Sat Jul 19 1980, 3:33 AM EDT

Att. 28,731 - Unknown

livebaseballscorecards.com

AB	31
R	3
H	6
RBI	3
BB	5
SO	3
LOB	14

WP: 0	PA: 38		
PB: 0			
SB: 0			
CS: 0			

Batter	1	2	3	4	5	6	7	8	9	AB	R	H	RBI	BB	SO	LOB
Omar Moreno, L (1, 8) OBP: 0.320, SLG: 0.347	BBBB 4-0 F9 BLK 2B BB		x 0-0 ① F8	BBBB 4-0 1B 1B BB		x 0-0 ① 6-3				2	2	0	0	2	0	0
Tim Foli, R (1, 6) OBP: 0.315, SLG: 0.361	SSS 0-3 ① K 1-2		x 0-0 ② 1B	x 0-0 1B 1-2 3-H 1B		x 0-0 ② 6-3				4	0	2	1	0	1	1
Dave Parker, L (1, 9) OBP: 0.328, SLG: 0.457	BBBB 4-0 2B BB		x 0-0 HR 2B	x 0-0 1-3 2-H 1B		x 0-0 ③ P5				3	2	2	1	1	0	0
John Milner, L (1, 3) OBP: 0.361, SLG: 0.403	x 0-0 ② F9 2-3		x 0-0 2-H HR	x 0-0 ③ 3-1			x 0-0 ① G3			4	1	1	2	0	0	4
Mike Easler, L (1, 7) OBP: 0.450, SLG: 0.683	x 0-0 1-H 3-H 2B		x 0-0 S 1B 1B		x 0-0 FC4 1B		x 0-0 ② 6-3			4	1	3	2	0	0	0
Bill Madlock, R (1, 5) OBP: 0.285, SLG: 0.327	x 0-0 ③ F7		x 0-0 ③ 1-H 1B		x 0-0 ① FC4 1-2f 1B		x 0-0 ③ 5-3			4	0	1	1	0	0	2
Ed Ott, L (1, 2) OBP: 0.352, SLG: 0.382		BBBB 4-0 CS BB		x 0-0 ① 4-3	x 0-0 1-2 1B			x 0-0 ① L4		3	0	1	0	1	0	0
Phil Garner, R (1, 4) OBP: 0.330, SLG: 0.378		x 0-0 ① ② F9 1-2		x 0-0 F9 1B 2B	x 0-0 ② F8			x 0-0 ② 5-3		4	1	1	0	0	0	3
Don Robinson, R (1, 1) OBP: 0.393, SLG: 0.500		SSS 0-3 ③ K		x 0-0 ② F9 2-3	SSS 0-3 ③ K			SSS 0-3 ③ K		0	0	0	0	0	0	0
Eddie Solomon, R (2, 1) OBP: 0.182, SLG: 0.182										3	0	0	0	0	2	3
Grant Jackson, S (8, 1)										1	0	0	0	0	1	0
Inning Stats	R: 2 E: 0 K: 1 S: 6 H: 1 LOB: 1 BB: 2 P: 14	R: 0 E: 0 K: 1 S: 4 H: 0 LOB: 0 BB: 1 P: 8	R: 3 E: 0 K: 0 S: 6 H: 5 LOB: 1 BB: 0 P: 6	R: 2 E: 0 K: 0 S: 6 H: 3 LOB: 2 BB: 1 P: 10	R: 0 E: 0 K: 1 S: 7 H: 2 LOB: 2 BB: 0 P: 7	R: 0 E: 0 K: 0 S: 3 H: 0 LOB: 0 BB: 0 P: 3	R: 0 E: 0 K: 0 S: 3 H: 0 LOB: 0 BB: 0 P: 3	R: 0 E: 0 K: 1 S: 5 H: 0 LOB: 0 BB: 0 P: 5		1B: 7 2B: 3 3B: 0 HR: 1	SF: 0 SAC: 0 DP: 0 HBP: 0					

PITCHER		IP	WLS	BF	H	R	ER	SO	BB	IBB	HBP	BLK	WP	HR	S	P	ERA	WHIP
Rick Sutcliffe, R ERA: 6.35	(1, 1)	3.2	L	20	8	7	7	2	4	0	0	1	0	1	20	36	17.18	3.273
Joe Beckwith, R ERA: 2.13	(4, 1)	1.1		7	3	0	0	1	0	0	0	0	0	0	9	9	0.00	2.250
Terry Forster, L ERA:	(6, 1)	2.0		6	0	0	0	0	0	0	0	0	0	0	6	6	0.00	0.000
Bobby Castillo, R ERA: 2.87	(8, 1)	1.0		3	0	0	0	1	0	0	0	0	0	0	5	5	0.00	0.000

PITCHER	IP	WLS	BF	H	R	ER	SO	BB	IBB	HBP	BLK	WP	HR	S	P	ERA	WHIP

BOTTOM

Los Angeles Dodgers @ Pittsburgh Pirates

Three Rivers Stadium, Pittsburgh, PA

Sat Jul 19 1980, 3:33 AM EDT

Att. 28,731 - Unknown

livebaseballscorecards.com

AB	32
R	7
H	11
RBI	7
BB	4
SO	4
LOB	13

WP: 0 PB: 0 SB: 1 CS: 1 PA: 36

Batter	1	2	3	4	5	6	7	8	9	AB	R	H	RBI	BB	SO	LOB
Davey Lopes, R (1, 4) OBP: 0.331, SLG: 0.348	SH5-3 1B 2B		F7		F8		F8			4	1	1	0	0	0	0
Bill Russell, R (1, 6) OBP: 0.315, SLG: 0.378	SH5-3 2-3		1B			G5-4-3 1B BB BBBB		4-3		2	1	1	0	1	0	0
Reggie Smith, S (1, 8) (7, 9) OBP: 0.399, SLG: 0.529	CS 1B 3-H		P4			G5-4-3 1-2 BBBB		F7		3	0	1	1	1	0	1
Steve Garvey, R (1, 3) OBP: 0.329, SLG: 0.488	F9 1-2			F9		G5-4-3 1-2f 2-3		3B 2B		4	1	1	0	0	0	3
Dusty Baker Jr., R (1, 7) OBP: 0.339, SLG: 0.536		6-3		FC5-4 1B		FC6-4 1B 3-H		2-H 3B		4	0	3	2	0	0	0
Ron Cey, R (1, 5) OBP: 0.346, SLG: 0.411		BB BBBB		FC5-4 FC4-6 1-2f		FC6-4 1-2f		6-3		3	0	0	0	1	0	3
Pedro Guerrero, R (1, 9) OBP: 0.424, SLG: 0.534		F8		FC4-6 1-2f			6-3		E5 FC4	3	0	0	0	0	0	2
Derrel Thomas, S (7, 8) OBP: 0.290, SLG: 0.321										1	0	0	0	0	0	0
Steve Yeager, R (1, 2) OBP: 0.273, SLG: 0.263		F8			F3		HR		FC4 CS 1-2f	4	1	1	1	0	0	2
Burt Hooton, R (1, 1) OBP: 0.053, SLG: 0.027			F8		6-3		6-3		P5 1-2	3	0	0	0	0	0	0
Steve Howe, L (8, 1) OBP: 0.125, SLG: 0.125										1	0	0	0	0	0	1

Inning Stats	1	2	3	4	5	6	7	8	9
	R: 1 E: 0 K: 0 S: 4	R: 0 E: 0 K: 0 S: 3	R: 0 E: 0 K: 0 S: 4	R: 0 E: 0 K: 0 S: 4	R: 0 E: 0 K: 0 S: 3	R: 1 E: 0 K: 0 S: 3	R: 1 E: 0 K: 0 S: 4	R: 1 E: 0 K: 0 S: 5	R: 0 E: 1 K: 0 S: 3
	H: 2 LOB: 0 BB: 0 P: 4	H: 0 LOB: 1 BB: 1 P: 7	H: 1 LOB: 1 BB: 0 P: 4	H: 1 LOB: 1 BB: 0 P: 4	H: 0 LOB: 0 BB: 0 P: 3	H: 1 LOB: 1 BB: 2 P: 11	H: 1 LOB: 0 BB: 0 P: 4	H: 2 LOB: 1 BB: 0 P: 5	H: 0 LOB: 0 BB: 0 P: 3

PITCHER		IP	WLS	BF	H	R	ER	SO	BB	IBB	HBP	BLK	WP	HR	S	P	ERA	WHIP
John Candelaria, L ERA: 3.68	(1, 1)	7.0	L	28	6	3	3	0	3	0	0	0	0	1	25	37	3.86	1.286
Kent Tekulve, R ERA: 3.0	(8, 1)	2.0		8	2	1	1	0	0	0	0	0	0	0	8	8	4.50	1.000

PITCHER	IP	WLS	BF	H	R	ER	SO	BB	IBB	HBP	BLK	WP	HR	S	P	ERA	WHIP

TOP

Los Angeles Dodgers @ Pittsburgh Pirates

Three Rivers Stadium, Pittsburgh, PA

Sun Jul 20 1980, 3:33 AM EDT

Unknown

livebaseballscorecards.com

AB	32
R	4
H	8
RBI	4
BB	3
SO	0
LOB	12

1B: 4	SF: 0	WP: 0	PA: 36
2B: 2	SAC: 1	PB: 0	
3B: 1	DP: 1	SB: 0	
HR: 1	HBP: 0	CS: 2	

Batter	1	2	3	4	5	6	7	8	9	AB	R	H	RBI	BB	SO	LOB
Omar Moreno, L (1, 8) OBP: 0.317, SLG: 0.343	K		L7		K			F7		4	0	0	0	0	2	1
Tim Foli, R (1, 6) OBP: 0.314, SLG: 0.360	P4		F8		F2			3-1 1B		4	0	1	0	0	0	1
Dave Parker, L (1, 9) OBP: 0.328, SLG: 0.459	F7			F8		8-4 2B		1-2 3-1 1B		3	0	1	0	0	0	0
Lee Lacy, R (8, 7) OBP: 0.401, SLG: 0.513										1	0	1	0	0	0	0
John Milner, L (1, 3) OBP: 0.358, SLG: 0.394		G3		BBBB HR BB		8-4 2-3f		1-2 2-3 3-1		3	1	0	0	1	0	3
Mike Easler, L (1, 7) (8, 9) OBP: 0.451, SLG: 0.696		5-3 1B		1-H HR		F7		6-3		4	1	2	2	0	0	2
Bill Madlock, R (1, 5) OBP: 0.285, SLG: 0.326		5-3 1-2		F9				SH5-3 1B	F7	4	0	1	0	0	0	1
Ed Ott, L (1, 2) OBP: 0.351, SLG: 0.382		P5		1B				SH5-3 1-2	K	3	0	1	0	0	1	1
Phil Garner, R (1, 4) OBP: 0.326, SLG: 0.373			1-3	P4				F7	5-3	4	0	0	0	0	0	2
John Candelaria, L (1, 1) OBP: 0.217, SLG: 0.186			BBBB BB		F7			6-3		1	0	0	0	1	0	0
Manny Sanguillen, R (7, PH) OBP: 0.370, SLG: 0.462										1	0	0	0	0	0	1
Kent Tekulve, R (8, 1)										0	0	0	0	0	0	0
Inning Stats	R: 0 E: 0 K: 1 S: 5 H: 0 LOB: 0 BB: 0 P: 5	R: 0 E: 0 K: 0 S: 4 H: 1 LOB: 1 BB: 0 P: 4	R: 0 E: 0 K: 0 S: 3 H: 0 LOB: 1 BB: 1 P: 7	R: 2 E: 0 K: 0 S: 5 H: 2 LOB: 1 BB: 1 P: 9	R: 0 E: 0 K: 1 S: 5 H: 0 LOB: 0 BB: 0 P: 5	R: 0 E: 0 K: 0 S: 3 H: 1 LOB: 0 BB: 0 P: 3	R: 0 E: 0 K: 0 S: 4 H: 1 LOB: 1 BB: 0 P: 4	R: 0 E: 0 K: 0 S: 5 H: 2 LOB: 2 BB: 0 P: 5	R: 0 E: 0 K: 1 S: 5 H: 0 LOB: 0 BB: 0 P: 5	1B: 5 2B: 2 3B: 0 HR: 1	SF: 0 SAC: 1 DP: 1 HBP: 0						

PITCHER	IP	WLS	BF	H	R	ER	SO	BB	IBB	HBP	BLK	WP	HR	S	P	ERA	WHIP
Burt Hooton, R (1, 1) ERA: 3.12	7.1	W	30	7	2	2	2	2	0	0	0	0	1	32	40	2.46	1.227
Steve Howe, L (8, 1) ERA: 1.77	1.2	S	5	0	0	0	1	0	0	0	0	0	0	7	7	0.00	0.000

PITCHER	IP	WLS	BF	H	R	ER	SO	BB	IBB	HBP	BLK	WP	HR	S	P	ERA	WHIP

BOTTOM

Los Angeles Dodgers @ Pittsburgh Pirates

Three Rivers Stadium, Pittsburgh, PA

Sun Jul 20 1980, 3:33 AM EDT

Unknown

livebaseballscorecards.com

AB	32
R	2
H	7
RBI	2
BB	2
SO	3
LOB	12

Los Angeles Dodgers @ Pittsburgh Pirates

Three Rivers Stadium, Pittsburgh, PA

Sun Jul 20 1980, 3:38 AM EDT

Att. 41,932 - Unknown

livebaseballscorecards.com

Batter	1	2	3	4	5	6	7	8	9	AB	R	H	RBI	BB	SO	LOB
Davey Lopes, R (1, 4) OBP: 0.327, SLG: 0.344	1-3		FC5-4 1-2f			E3 5-3 4-3	F7			4	1	0	0	0	0	1
Derrel Thomas, S (1, 6) OBP: 0.282, SLG: 0.312	L6			L8		5-3 1-3		K		4	0	0	0	0	1	1
Bill Russell, R (9, 6) OBP: 0.315, SLG: 0.378										0	0	0	0	0	0	0
Jay Johnstone, L (1, 7) OBP: 0.376, SLG: 0.365	K			G3		4-3 3-H		F9		4	0	0	1	0	1	0
Rudy Law, L (9, 8) OBP: 0.316, SLG: 0.313										0	0	0	0	0	0	0
Steve Garvey, R (1, 3) OBP: 0.328, SLG: 0.486		K		G3		L5		1B		4	0	1	0	0	1	0
Gary Thomasson, L (1, 9) OBP: 0.352, SLG: 0.311		K			HR		BB 2B	K		3	2	1	1	1	2	1
Rick Monday, L (1, 8) OBP: 0.333, SLG: 0.415		K			HR		HR 2B 1-H		P4	3	2	2	2	0	1	0
Dusty Baker Jr., R (9, PH) OBP: 0.338, SLG: 0.534										1	0	0	0	0	0	0
(9, 7)																
Pedro Guerrero, R (1, 5) OBP: 0.429, SLG: 0.613			K		K		HR 2B 2-H		SF8 3B	4	2	2	2	0	2	0
Mike Scioscia, L (1, 2) OBP: 0.312, SLG: 0.361			5-3		P3		1-3		SF8 3-H	3	0	0	0	0	0	0
Joe Ferguson, R (9, PH) OBP: 0.362, SLG: 0.356										0	0	0	1	0	0	0
Steve Yeager, R (9, 2) OBP: 0.273, SLG: 0.263										0	0	0	0	0	0	0
Jerry Reuss, L (1, 1) OBP: 0.146, SLG: 0.105			BB FC5-4		K		F7		6-3	2	0	0	0	1	1	0
Bobby Castillo, R (7, 1) OBP: 0.167, SLG: 0.167										1	0	0	0	0	0	0
Steve Howe, L (9, 1) OBP: 0.125, SLG: 0.125										0	0	0	0	0	0	0
Inning Stats	R: 0 E: 0 K: 1 S: 5 H: 0 LOB: 0 BB: 0 P: 5	R: 0 E: 0 K: 3 S: 9 H: 0 LOB: 0 BB: 0 P: 9	R: 0 E: 0 K: 1 S: 5 H: 0 LOB: 1 BB: 1 P: 9	R: 0 E: 0 K: 0 S: 3 H: 0 LOB: 0 BB: 0 P: 3	R: 2 E: 0 K: 2 S: 9 H: 2 LOB: 0 BB: 0 P: 9	R: 1 E: 1 K: 0 S: 4 H: 0 LOB: 0 BB: 0 P: 4	R: 3 E: 0 K: 0 S: 5 H: 2 LOB: 0 BB: 1 P: 9	R: 0 E: 0 K: 2 S: 8 H: 1 LOB: 1 BB: 0 P: 8	R: 1 E: 0 K: 0 S: 4 H: 1 LOB: 0 BB: 0 P: 4	1B: 1 2B: 1 3B: 1 HR: 3 SF: 1 SAC: 0 DP: 0 HBP: 0	WP: 0 PB: 0 SB: 0 CS: 0 PA: 36					

PITCHER		IP	WLS	BF	H	R	ER	SO	BB	IBB	HBP	BLK	WP	HR	S	P	ERA	WHIP
Bert Blyleven, R ERA: 3.92	(1, 1)	6.0		24	3	5	4	7	2	0	0	0	0	2	36	44	6.00	0.833
Enrique Romo, R ERA: 3.18	(7, 1)	2.0		8	2	1	1	2	0	0	0	0	0	1	12	12	4.50	1.000
Grant Jackson, L ERA: 2.15	(9, 1)	1.0	W	4	1	1	1	0	0	0	0	0	0	0	4	4	9.00	1.000

PITCHER	IP	WLS	BF	H	R	ER	SO	BB	IBB	HBP	BLK	WP	HR	S	P	ERA	WHIP

AB	33
R	7
H	6
RBI	7
BB	2
SO	9
LOB	3

Batter	1	2	3	4	5	6	7	8	9	AB	R	H	RBI	BB	SO	LOB
Omar Moreno, L (1, 8) OBP: 0.321, SLG: 0.351	S 2B 1B	6-3		2-H 3B		CS 1B		K		5	1	3	1	0	1	0
Phil Garner, R (1, 4) OBP: 0.327, SLG: 0.370	1-2 2B BB		6-3	F9		CS 1-2	5-3		SH3-4 1B BB BB	3	2	0	0	2	0	1
Lee Lacy, R (1, 7) OBP: 0.419, SLG: 0.548	1-H 2-H HR 2B		1B 1B		FC5-4 3B		BB S 1B		BB SH3-4 1-2 1B 1B	5	3	5	2	0	0	0
Bill Robinson, R (1, 9) (9, 3) OBP: 0.297, SLG: 0.462	2-H HR		1-2 FC5-4 1B		P6		K 1-2		SH3-4 1-2 2-3	4	1	2	2	0	1	2
Bill Madlock, R (1, 5) OBP: 0.290, SLG: 0.323	F8		K		FC5-4 IBB		BB IBB		1B BB IBB	2	0	0	0	3	1	2
Manny Sanguillen, R (1, 3) OBP: 0.333, SLG: 0.414 John Milner, L (7, PH) OBP: 0.367, SLG: 0.394 (8, 3) (9, 9)	3-1		FC5-4 1-2f		FC5-4 1-2f 3-H		1-2 2-3 BB		1B 1-2 2-3 3-H BB	3 0	0 0	0 0	1 1	0 2	0 0	3 0
Steve Nicosia, R (1, 2) OBP: 0.292, SLG: 0.262 Ed Ott, L (7, PH) OBP: 0.353, SLG: 0.383 (8, 2)	F8			5-3	F8		F9		1-2 2-3 3-H 1B	3 2	0 0	0 1	0 1	0 0	0 0	1 3
Dale Berra, R (1, 6) OBP: 0.275, SLG: 0.333		F8		SH3-4 3B 1B		L5		1-3		4	1	1	0	0	0	0
Bert Blyleven, R (1, 1) OBP: 0.079, SLG: 0.054 Enrique Romo, R (7, 1) OBP: 0.556, SLG: 0.500 Dave Parker, L (8, PH) OBP: 0.327, SLG: 0.458 Grant Jackson, S (9, 1)		K		SH3-4 1-2		L5		K		2 0 1 0	0 0 0 0	0 0 0 0	0 0 0 0	0 0 0 0	1 0 1 0	0 0 0 0
Inning Stats	R: 4 E: 0 K: 0 S: 6 H: 3 LOB: 0 BB: 1 P: 10	R: 0 E: 0 K: 1 S: 5 H: 0 LOB: 0 BB: 0 P: 5	R: 0 E: 0 K: 1 S: 7 H: 2 LOB: 2 BB: 0 P: 7	R: 1 E: 0 K: 0 S: 5 H: 2 LOB: 1 BB: 0 P: 5	R: 1 E: 0 K: 0 S: 4 H: 1 LOB: 1 BB: 1 P: 8	R: 0 E: 0 K: 0 S: 3 H: 1 LOB: 0 BB: 0 P: 3	R: 0 E: 0 K: 1 S: 6 H: 1 LOB: 3 BB: 2 P: 14	R: 0 E: 0 K: 2 S: 7 H: 0 LOB: 0 BB: 0 P: 7	R: 2 E: 0 K: 0 S: 3 H: 2 LOB: 3 BB: 3 P: 15	1B: 8 2B: 1 3B: 2 HR: 1 SF: 0 SAC: 2 DP: 0 HBP: 0						

PITCHER		IP	WLS	BF	H	R	ER	SO	BB	IBB	HBP	BLK	WP	HR	S	P	ERA	WHIP
Jerry Reuss, L ERA: 2.15	(1, 1)	6.2		33	10	6	6	3	2	2	0	0	0	1	35	51	8.10	1.800
Bobby Castillo, R ERA: 3.11	(7, 1)	1.2	L	8	1	2	2	2	1	1	0	0	0	0	10	18	10.80	1.200
Steve Howe, L ERA: 1.77	(9, 1)	0.0		2	1	0	0	0	1	0	0	0	0	0	1	5	∞	∞

PITCHER	IP	WLS	BF	H	R	ER	SO	BB	IBB	HBP	BLK	WP	HR	S	P	ERA	WHIP

BOTTOM

Los Angeles Dodgers @ Pittsburgh Pirates

Three Rivers Stadium, Pittsburgh, PA

Sun Jul 20 1980, 3:38 AM EDT

Att. 41,932 - Unknown

livebaseballscorecards.com

AB	34
R	8
H	12
RBI	8
BB	7
SO	5
LOB	12

WP: 0	PA: 44		
PB: 0			
SB: 2			
CS: 1			

Batter	1	2	3	4	5	6	7	8	9	AB	R	H	RBI	BB	SO	LOB
Omar Moreno, L (1, 8) OBP: 0.319, SLG: 0.352	F8		K		G3-6-1 1-2f			SH1-4 WP 2B	FC6 1-2f	5	1	1	0	0	1	4
Tim Foli, R (1, 6) OBP: 0.314, SLG: 0.359	CS 1B		F2			L5		SH1-4 2-3		3	0	1	0	0	0	1
Dave Parker, L (1, 9) OBP: 0.326, SLG: 0.455	F7 1-2			K		G6-4-3 1B		K 3-H		4	0	1	0	0	2	1
Bill Robinson, R (1, 3) Vance Law, R (8, PR) OBP: 0.262, SLG: 0.300 Enrique Romo, R (8, 1) OBP: 0.556, SLG: 0.500 Grant Jackson, S (9, 1) Ed Ott, L (9, 2) OBP: 0.353, SLG: 0.383		FC6-4 1B		4-3		G6-4-3 1-2f		2B 1B		4 0 0 0 0	0 1 0 0 0	2 0 0 0 0	0 0 0 0 0	0 0 0 0 0	0 0 0 0 0	1 0 0 0 0
Bill Madlock, R (1, 5) OBP: 0.293, SLG: 0.333		F7		F5			FC6-4 FC5-4 2B	1-H 2B		4	1	2	1	0	0	1
Lee Lacy, R (1, 7) OBP: 0.421, SLG: 0.550		F3			SH 1B 2B		BBB FC6-4 BB		F9	3	1	1	0	1	0	3
Phil Garner, R (1, 4) OBP: 0.324, SLG: 0.366		FC6-4 1-2f			SH 1B 2-3		FC6-4 FC5-4 1-2f 2-3		5-3	3	0	0	0	0	0	3
Steve Nicosia, R (1, 2) OBP: 0.298, SLG: 0.280 Kent Tekulve, R (9, 1)			SH1-4 2B		G3-6-1 1-2 3-H 1B		FC5-4 1-2f 3-H		5-3	4 0	0 0	2 0	2 0	0 0	0 0	1 0
Jim Bibby, R (1, 1) OBP: 0.180, SLG: 0.152 John Milner, L (8, 3) OBP: 0.371, SLG: 0.394			SH1-4 2-3		K		5-3		BBB FC6 BB	2 0	0 0	0 0	0 0	0 1	1 0	3 0
Inning Stats	R: 0 E: 0 K: 0 S: 3 H: 1 LOB: 0 BB: 0 P: 3	R: 0 E: 0 K: 0 S: 4 H: 1 LOB: 1 BB: 0 P: 4	R: 0 E: 0 K: 1 S: 6 H: 1 LOB: 1 BB: 0 P: 6	R: 0 E: 0 K: 1 S: 5 H: 0 LOB: 0 BB: 0 P: 5	R: 1 E: 1 K: 1 S: 7 H: 2 LOB: 1 BB: 0 P: 7	R: 0 E: 0 K: 0 S: 3 H: 1 LOB: 0 BB: 0 P: 3	R: 1 E: 0 K: 0 S: 4 H: 1 LOB: 1 BB: 1 P: 8	R: 2 E: 0 K: 1 S: 8 H: 3 LOB: 2 BB: 0 P: 8	R: 0 E: 0 K: 0 S: 3 H: 0 LOB: 1 BB: 1 P: 7	1B: 5 2B: 5 3B: 0 HR: 0 SF: 0 SAC: 3 DP: 2 HBP: 0						

PITCHER		IP	WLS	BF	H	R	ER	SO	BB	IBB	HBP	BLK	WP	HR	S	P	ERA	WHIP
Gary Lucas, L ERA: 3.73	(1, 1)	7.2	L	32	10	4	4	4	1	0	0	0	1	0	39	43	4.70	1.435
John D'Acquisto, R ERA: 3.26	(8, 1)	1.1		5	0	0	0	0	1	0	0	0	0	0	4	8	0.00	0.750

PITCHER	IP	WLS	BF	H	R	ER	SO	BB	IBB	HBP	BLK	WP	HR	S	P	ERA	WHIP

TOP

Pittsburgh Pirates @ San Diego Padres

San Diego Stadium, San Diego, CA

Tue Jul 22 1980, 10:05 PM EDT

Att. 17,504 - Unknown

livebaseballscorecards.com

AB	32
R	4
H	10
RBI	3
BB	2
SO	4
LOB	18

WP: 1 PA: 37
PB: 0
SB: 0
CS: 1

BOTTOM

Pittsburgh Pirates @ San Diego Padres

San Diego Stadium, San Diego, CA

Tue Jul 22 1980, 10:05 PM EDT

Att. 17,504 - Unknown

livebaseballscorecards.com

Batter	1	2	3	4	5	6	7	8	9	AB	R	H	RBI	BB	SO	LOB
Gene Richards, L (1, 7) OBP: 0.374, SLG: 0.391	F9	F7		L4			F7		CS 1-3 1B	5	0	1	0	0	0	3
Ozzie Smith, S (1, 6) OBP: 0.333, SLG: 0.282	F4		4-3		G3		BBBB G6-4-3 BB		SH1-3 1-2 3-H 1B	4	0	1	1	1	0	0
Jerry Mumphrey, S (1, 8) OBP: 0.329, SLG: 0.337	1B		1B S 1B		F7		G6-4-3 1-2f		SH1-3 1-2	4	0	2	0	0	0	1
John D'Acquisto, R (8, 1)										0	0	0	0	0	0	0
Kurt Bevacqua, R (9, PH) OBP: 0.343, SLG: 0.422										0	0	0	0	0	0	0
Dave Winfield, R (1, 9) (8, 8) OBP: 0.371, SLG: 0.443	6-3		F5 1-2		S 1B			HR	F8	5	1	2	1	0	0	3
Willie Montanez, L (1, 3) OBP: 0.309, SLG: 0.338		BBBB SH1-4 BB BB	BB 2-3 1B		6-3 1-2			F5		3	0	1	0	1	0	1
Gene Tenace, R (1, 2) OBP: 0.385, SLG: 0.376		BBBB SH1-4 1-2 BB	BBBB 1-2 BB			1B		6-3		2	0	1	0	2	0	0
Tim Flannery, L (1, 5) OBP: 0.319, SLG: 0.321		SH1-4 1-2 2-3	SSS K			F7		4-3		3	0	0	0	0	1	4
Dave Cash, R (1, 4) OBP: 0.280, SLG: 0.273		BBBB BB		F4		F7			1B 3B	3	1	1	0	1	0	1
Gary Lucas, L (1, 1) OBP: 0.207, SLG: 0.179		SSS K		SSS K		F5			1B 1B 3-H 1B	3	0	0	0	0	2	4
Jerry Turner, L (8, 9) OBP: 0.313, SLG: 0.374										1	1	1	1	0	0	0
Inning Stats	R: 0 E: 0 K: 0 S: 4 H: 1 LOB: 1 BB: 0 P: 4	R: 0 E: 0 K: 1 S: 5 H: 0 LOB: 3 BB: 3 P: 17	R: 0 E: 0 K: 1 S: 7 H: 2 LOB: 3 BB: 1 P: 11	R: 0 E: 0 K: 1 S: 5 H: 0 LOB: 0 BB: 0 P: 5	R: 0 E: 0 K: 0 S: 4 H: 1 LOB: 1 BB: 0 P: 4	R: 0 E: 0 K: 0 S: 4 H: 1 LOB: 1 BB: 0 P: 4	R: 0 E: 0 K: 0 S: 2 H: 0 LOB: 0 BB: 1 P: 6	R: 1 E: 0 K: 0 S: 4 H: 1 LOB: 0 BB: 0 P: 4	R: 2 E: 0 K: 0 S: 6 H: 4 LOB: 1 BB: 0 P: 6	1B: 8 2B: 0 3B: 1 HR: 1 SF: 0 SAC: 2 DP: 1 HBP: 0							

AB	33
R	3
H	10
RBI	3
BB	5
SO	3
LOB	17

WP: 0 PB: 0 SB: 2 CS: 1 PA: 40

PITCHER	IP	WLS	BF	H	R	ER	SO	BB	IBB	HBP	BLK	WP	HR	S	P	ERA	WHIP
Jim Bibby, R (1, 1) ERA: 2.86	7.0	W	30	5	0	0	3	5	0	0	0	0	0	31	51	0.00	1.429
Enrique Romo, R (8, 1) ERA: 3.5	1.0		6	3	3	3	0	0	0	0	0	0	1	6	6	27.00	3.000
Grant Jackson, L (9, 1) ERA: 2.14	0.1		2	2	0	0	0	0	0	0	0	0	0	2	2	0.00	6.000
Kent Tekulve, R (9, 1) ERA: 2.96	0.2	S	2	0	0	0	0	0	0	0	0	0	0	2	2	0.00	0.000

PITCHER	IP	WLS	BF	H	R	ER	SO	BB	IBB	HBP	BLK	WP	HR	S	P	ERA	WHIP

Batter	1	2	3	4	5	6	7	8	9	AB	R	H	RBI	BB	SO	LOB
Omar Moreno, L (1, 8) OBP: 0.318, SLG: 0.348	F8		4-3		K		IBB		FC3-5-6	4	0	0	0	1	1	2
Tim Foli, R (1, 6) OBP: 0.316, SLG: 0.360	1B		E 1B		6-3		F3		L5	5	1	2	0	0	0	3
Dave Parker, L (1, 9) OBP: 0.325, SLG: 0.453	L6		L7			G3		S 1B		4	0	1	0	0	0	2
John Milner, L (1, 3) OBP: 0.368, SLG: 0.389	F5		E5			F3		F6		4	0	1	0	0	0	2
Mike Easler, L (1, 7) OBP: 0.447, SLG: 0.684		6-3	4-3			K		BB		3	0	0	0	1	1	1
Bill Madlock, R (1, 5) OBP: 0.292, SLG: 0.332		FC6-4 1B		F8			5-3	K		4	0	1	0	0	1	2
Ed Ott, L (1, 2) OBP: 0.355, SLG: 0.389		FC6-4		K			1B 2B	1-3		4	1	2	0	0	1	2
Phil Garner, R (1, 4) OBP: 0.323, SLG: 0.363		FC6-4 S		4-3			5-3		FC3-5-6 1B	3	0	0	0	1	0	3
Rick Rhoden, R (1, 1) OBP: 0.364, SLG: 0.300 Manny Sanguillen, R (7, PH) OBP: 0.355, SLG: 0.433 Enrique Romo, R (7, 1) OBP: 0.556, SLG: 0.500 Lee Lacy, R (9, PH) OBP: 0.424, SLG: 0.553		F8			F9		S 1B		FC3-5-6 1B	2 1 0 1	0 0 0 0	0 1 0 1	0 1 0 0	0 0 0 0	0 0 0 0	2 0 0 0
Inning Stats	R: 0 E: 0 K: 0 S: 4 H: 1 LOB: 1 BB: 0 P: 4	R: 0 E: 0 K: 0 S: 5 H: 2 LOB: 2 BB: 0 P: 5	R: 1 E: 1 K: 0 S: 5 H: 2 LOB: 1 BB: 0 P: 5	R: 0 E: 0 K: 1 S: 5 H: 0 LOB: 0 BB: 0 P: 5	R: 0 E: 0 K: 1 S: 5 H: 0 LOB: 0 BB: 0 P: 5	R: 0 E: 0 K: 1 S: 5 H: 0 LOB: 0 BB: 0 P: 5	R: 1 E: 0 K: 0 S: 5 H: 2 LOB: 2 BB: 1 P: 9	R: 0 E: 0 K: 1 S: 6 H: 1 LOB: 2 BB: 1 P: 10	R: 0 E: 0 K: 0 S: 3 H: 1 LOB: 1 BB: 1 P: 7	1B: 8 2B: 1 3B: 0 HR: 0 SF: 0 SAC: 0 DP: 1 HBP: 0						

PITCHER		IP	WLS	BF	H	R	ER	SO	BB	IBB	HBP	BLK	WP	HR	S	P	ERA	WHIP
Rick Wise, R ERA: 3.71	(1, 1)	7.1		32	8	2	1	3	1	1	0	0	0	0	36	44	1.23	1.227
Rollie Fingers, R ERA: 2.7	(8, 1)	1.2	W	6	1	0	0	1	1	0	0	0	0	0	7	11	0.00	1.200

PITCHER	IP	WLS	BF	H	R	ER	SO	BB	IBB	HBP	BLK	WP	HR	S	P	ERA	WHIP

TOP

Pittsburgh Pirates @ San Diego Padres

San Diego Stadium, San Diego, CA

Wed Jul 23 1980, 10:05 PM EDT

Att. 14,608 - Unknown

livebaseballscorecards.com

AB	35
R	2
H	9
RBI	1
BB	3
SO	4
LOB	19

BOTTOM

Pittsburgh Pirates @ San Diego Padres

San Diego Stadium, San Diego, CA

Wed Jul 23 1980, 10:05 PM EDT

Att. 14,608 - Unknown

livebaseballscorecards.com

Batter	1	2	3	4	5	6	7	8	9	AB	R	H	RBI	BB	SO	LOB
Gene Richards, L (1, 7) OBP: 0.376, SLG: 0.393	4-3 S 1-3 1B	K			4-3			SH1-3 1B 1B		4	2	2	0	0	1	1
Ozzie Smith, S (1, 6) OBP: 0.331, SLG: 0.280	4-3 1-3	6-3			4-3			SH1-3 1-2		3	0	0	0	0	0	2
Jerry Mumphrey, S (1, 8) OBP: 0.328, SLG: 0.336	1-3 3-H		F8		F8			S 2-H 1B		4	0	1	2	0	0	0
Dave Winfield, R (1, 9) OBP: 0.372, SLG: 0.442	BBBB E S 1B BB		5-3			CS 1B		F2 1-2		3	1	1	0	1	0	1
Willie Montanez, L (1, 3) OBP: 0.311, SLG: 0.338	BB 1-H 1B		F8			F8 1-2		IBB		3	0	1	1	1	0	1
Gene Tenace, R (1, 2) OBP: 0.383, SLG: 0.370	BBBB FC6-4 1-2 BB			K		F8		K		3	0	0	0	1	2	2
Tim Flannery, L (1, 5) OBP: 0.319, SLG: 0.321 Paul Dade, R (7, PR) OBP: 0.333, SLG: 0.209 Aurelio Rodriguez, R (8, 5) OBP: 0.220, SLG: 0.296	FC6-4 1-2f			6-3			CS 1B			3 0 0	0 0 0	1 0 0	0 0 0	0 0 0	0 0 0	2 0 0
Dave Cash, R (1, 4) OBP: 0.283, SLG: 0.274		SH2-4 1B		BBBB BB			F7 1-2			2	0	1	0	1	0	1
Rick Wise, R (1, 1) OBP: 0.161, SLG: 0.200 Rollie Fingers, R (8, 1) OBP: 0.250, SLG: 0.417		SH2-4 1-2		K			5-3			2 0	0 0	0 0	0 0	0 0	1 0	2 0
Inning Stats	R: 2 H: 2 E: 0 LOB: 2 K: 0 BB: 2 S: 5 P: 13	R: 0 H: 1 E: 0 LOB: 1 K: 1 BB: 0 S: 6 P: 6	R: 0 H: 0 E: 0 LOB: 0 K: 0 BB: 0 S: 3 P: 3	R: 0 H: 0 E: 0 LOB: 1 K: 2 BB: 1 S: 7 P: 11	R: 0 H: 0 E: 0 LOB: 0 K: 0 BB: 0 S: 3 P: 3	R: 0 H: 1 E: 0 LOB: 0 K: 0 BB: 0 S: 3 P: 3	R: 0 H: 1 E: 0 LOB: 1 K: 0 BB: 0 S: 3 P: 3	R: 1 H: 2 E: 0 LOB: 2 K: 1 BB: 1 S: 7 P: 11		1B: 7 SF: 0 2B: 0 SAC: 2 3B: 0 DP: 0 HR: 0 HBP: 0						WP: 0 PA: 33 PB: 0 SB: 3 CS: 2

	AB	27
	R	3
	H	7
	RBI	3
	BB	4
	SO	4
	LOB	12

PITCHER		IP	WLS	BF	H	R	ER	SO	BB	IBB	HBP	BLK	WP	HR	S	P	ERA	WHIP
Rick Rhoden, R ERA: 5.5	(1, 1)	6.0		24	4	2	2	3	3	0	0	0	0	0	27	39	3.00	1.167
Enrique Romo, R ERA: 3.52	(7, 1)	2.0	L	9	3	1	1	1	0	1	0	0	0	0	10	14	4.50	1.500

PITCHER	IP	WLS	BF	H	R	ER	SO	BB	IBB	HBP	BLK	WP	HR	S	P	ERA	WHIP

Batter	1	2	3	4	5	6	7	8	9	AB	R	H	RBI	BB	SO	LOB
Omar Moreno, L (1, 8) OBP: 0.319, SLG: 0.349	4-3	S, 1B		6-3		4-3		CS, 2-H		5	1	2	1	0	0	1
Tim Foli, R (1, 6) OBP: 0.324, SLG: 0.368	1B, FC6-4, 1B	1-H, HR, 1B		FC4-6, 1B		4-3		CS, 1-2	E, 1B, 1B	5	3	4	1	0	0	1
Dave Parker, L (1, 9) OBP: 0.327, SLG: 0.462	FC6-4, 1-3, 1B	1-H, HR		FC4-6, 1-2f			F8		E6, F8, 1B, 1-2	4	1	2	2	0	0	1
Mike Easler, L (7, 9) OBP: 0.445, SLG: 0.680										1	0	0	0	0	0	1
Bill Madlock, R (1, 3) OBP: 0.294, SLG: 0.337	FC6-4, 1B, 2B, 1-2f, 3-H	2B			5-3		F7		G6-4-3, 1-2, 2-H, 1B	5	1	2	2	0	0	1
Lee Lacy, R (1, 7) OBP: 0.429, SLG: 0.552	2B, 1-2, 1B	G3			6-3, 1B		B, B, B, B, 4-0, S, BB		F8, 2-3	4	0	2	0	1	0	3
Phil Garner, R (1, 4) OBP: 0.322, SLG: 0.363	1-3, 2-H, 2B		1-3		6-3, 1-2		6-3, 1-2		G6-4-3, 1-2f	5	0	1	1	0	0	4
Steve Nicosia, R (1, 2) OBP: 0.297, SLG: 0.279	F9	F9	F9	5-3				SH1-4, 1B, 1B		4	1	1	0	0	0	3
Dale Berra, R (1, 5) OBP: 0.280, SLG: 0.352		F9	PO, 2B			SH1-4, 2B		S, S, S, K		4	0	2	0	0	1	1
Bert Blyleven, R (1, 1) OBP: 0.075, SLG: 0.051		F4	PO, 2-3	6-3		SH1-4, 2-3		SH1-4, 1-2		2	0	0	0	0	0	0
Inning Stats	R: 2 E: 0 K: 0 S: 7 H: 4 LOB: 2 BB: 0 P: 7	R: 3 E: 0 K: 0 S: 7 H: 4 LOB: 1 BB: 0 P: 7	R: 0 E: 0 K: 0 S: 3 H: 1 LOB: 0 BB: 0 P: 3	R: 0 E: 0 K: 0 S: 4 H: 1 LOB: 1 BB: 0 P: 4	R: 0 E: 0 K: 0 S: 4 H: 1 LOB: 1 BB: 0 P: 4	R: 0 E: 0 K: 0 S: 4 H: 1 LOB: 1 BB: 0 P: 4	R: 0 E: 0 K: 0 S: 3 H: 0 LOB: 1 BB: 1 P: 7	R: 1 E: 0 K: 1 S: 6 H: 2 LOB: 0 BB: 0 P: 6	R: 1 E: 1 K: 0 S: 5 H: 2 LOB: 1 BB: 0 P: 5	1B: 11 2B: 4 3B: 0 HR: 1 SF: 0 SAC: 2 DP: 1 HBP: 0						

TOP

Pittsburgh Pirates @ San Diego Padres

San Diego Stadium, San Diego, CA

Thu Jul 24 1980, 10:05 PM EDT

Att. 15,746 - Unknown

livebaseballscorecards.com

AB	39
R	7
H	16
RBI	7
BB	1
SO	1
LOB	16

PITCHER		IP	WLS	BF	H	R	ER	SO	BB	IBB	HBP	BLK	WP	HR	S	P	ERA	WHIP
Bob Shirley, L ERA: 3.38	(1, 1)	2.0	L	14	8	5	5	0	0	0	0	0	0	1	14	14	22.50	4.000
John Curtis, L ERA: 4.47	(3, 1)	4.0		15	4	0	0	0	0	0	0	0	0	0	15	15	0.00	1.000
Eric Rasmussen, R ERA: 5.15	(7, 1)	2.0		8	2	1	1	1	1	0	0	0	0	0	9	13	4.50	1.500
Dennis Kinney, L ERA: 3.14	(9, 1)	1.0		5	2	1	0	0	0	0	0	0	0	0	5	5	0.00	2.000

PITCHER	IP	WLS	BF	H	R	ER	SO	BB	IBB	HBP	BLK	WP	HR	S	P	ERA	WHIP

BOTTOM

Pittsburgh Pirates @ San Diego Padres

San Diego Stadium, San Diego, CA

Thu Jul 24 1980, 10:05 PM EDT

Att. 15,746 - Unknown

livebaseballscorecards.com

Batter	1	2	3	4	5	6	7	8	9	AB	R	H	RBI	BB	SO	LOB
Gene Richards, L (1, 7) OBP: 0.372, SLG: 0.388	G3		4-3			K		5-3		4	0	0	0	0	1	3
Dennis Kinney, L (9, 1) OBP: 0.250, SLG: 0.143										0	0	0	0	0	0	0
Ozzie Smith, S (1, 6) OBP: 0.328, SLG: 0.277	K			6-3			6-3		G3	4	0	0	0	0	1	0
Jerry Mumphrey, S (1, 8) OBP: 0.324, SLG: 0.331	F8			F8			K		K	4	0	0	0	0	2	0
Dave Winfield, R (1, 9) OBP: 0.371, SLG: 0.448		4-3		K			K		HR	4	1	1	1	0	2	0
Willie Montanez, L (1, 3) OBP: 0.315, SLG: 0.341		1B			F5			G4-6-3 1B	BB	3	0	2	0	1	0	0
Gene Tenace, R (1, 2) OBP: 0.379, SLG: 0.366		F8			K			G4-6-3 1-2f	K	2	0	0	0	0	1	1
Bill Fahey, L (8, PH) OBP: 0.312, SLG: 0.277 (9, 2)										2	0	0	0	0	1	2
Aurelio Rodriguez, R (1, 5) OBP: 0.217, SLG: 0.292		K			K			1B 1B 1B		2	0	0	0	0	2	1
Tim Flannery, L (8, PH) OBP: 0.325, SLG: 0.327 (9, 4)										1	0	1	0	0	0	0
Dave Cash, R (1, 4) OBP: 0.282, SLG: 0.272			6-3			G3		1B 1-2 1B		2	0	0	0	0	0	0
Jerry Turner, L (8, PH) OBP: 0.319, SLG: 0.379 (9, 7)										1	0	1	0	0	0	0
Bob Shirley, R (1, 1)			K			F9		1B 1-2 2-3		0	0	0	0	0	0	0
John Curtis, L (3, 1) OBP: 0.182, SLG: 0.161										1	0	0	0	1	0	
Kurt Bevacqua, R (6, PH) OBP: 0.338, SLG: 0.415										1	0	0	0	0	0	
Eric Rasmussen, R (7, 1) OBP: 0.125, SLG: 0.250										0	0	0	0	0	0	
Von Joshua, L (8, PH) OBP: 0.310, SLG: 0.426										1	0	1	0	0	0	
Paul Dade, R (9, 5) OBP: 0.333, SLG: 0.209										0	0	0	0	0	0	

Inning Stats	1	2	3	4	5	6	7	8	9
R	0	0	0	0	0	0	0	0	1
H	0	1	0	0	0	0	0	4	1
E	0	0	0	0	0	0	0	0	0
LOB	0	1	0	0	0	0	0	3	1
K	1	1	0	1	0	1	0	0	2
BB	0	0	0	0	0	0	0	0	1
S	5	6	5	5	7	5	7	6	8
P	5	6	5	5	7	5	7	6	12

1B	5
2B	0
3B	0
HR	1
SF	0
SAC	0
DP	1
HBP	0
WP	0
PB	0
SB	0
CS	0
PA	33

PITCHER	IP	WLS	BF	H	R	ER	SO	BB	IBB	HBP	BLK	WP	HR	S	P	ERA	WHIP
Bert Blyleven, R (1, 1) ERA: 3.74	9.0	W	33	6	1	1	11	1	0	0	0	0	1	54	58	1.00	0.778

PITCHER	IP	WLS	BF	H	R	ER	SO	BB	IBB	HBP	BLK	WP	HR	S	P	ERA	WHIP

Batter	1	2	3	4	5	6	7	8	9	AB	R	H	RBI	BB	SO	LOB
Omar Moreno, L (1, 8) OBP: 0.318, SLG: 0.347	0-0 S 1B 1B	0-0 4-3 ①	0-0 F7 ②		0-0 F5 ③			0-0 G3 ②		5	1	1	0	0	0	4
Tim Foli, R (1, 6) OBP: 0.325, SLG: 0.366	B B B B 4-0 1B 1B 1-2 BB	0-0 S 1B 1B ①	S S S 0-3 K ③			0-0 5-3 ①		0-0 F3 ③		4	2	1	0	1	1	2
Dave Parker, L (1, 9) OBP: 0.328, SLG: 0.462 Mike Easler, L (3, 9) OBP: 0.438, SLG: 0.669	0-0 1B 1B 1B 1-2 2-H	S S S 0-3 K ② 1-2		S S S 0-3 K ①		S S S 0-3 K ②			0-0 G3 ①	2 3	1 0	1 0	1 0	0 0	1 2	1 0
Bill Madlock, R (1, 3) OBP: 0.293, SLG: 0.334	0-0 F8 ①	0-0 1B 1B 2-H		S S S 0-3 K ②		0-0 F9 ③			0-0 5-3 ②	5	0	1	1	0	1	2
Lee Lacy, R (1, 7) OBP: 0.429, SLG: 0.565	0-0 F9 ②	0-0 1B 1-3		0-0 6-3 ③			0-0 HR		0-0 F8 ③	5	1	2	1	0	0	2
Phil Garner, R (1, 4) OBP: 0.321, SLG: 0.362	0-0 1B 1B 1-2 2-H	0-0 F8 ③			S S S 0-3 K ①		0-0 6-3 ①			4	0	1	1	0	1	2
Steve Nicosia, R (1, 2) OBP: 0.311, SLG: 0.296	0-0 1B 1B 1-3 2-H		0-0 1B 1B		0-0 WP 1B		0-0 4-3 ②			4	0	3	1	0	0	0
Dale Berra, R (1, 5) OBP: 0.280, SLG: 0.345	I I I I 4-0 IBB	0-0 P3 ①			S S S 0-3 K ② 1-2		0-0 F7 ③			3	0	0	0	1	1	2
John Candelaria, L (1, 1) OBP: 0.240, SLG: 0.196	0-0 4-3 ③		0-0 1B 1-2 1B		B B B B 4-0 BB			S S S 0-3 K ①		3	0	1	0	1	1	3
Inning Stats	R: 3 E: 0 K: 0 S: 7 H: 4 LOB: 3 BB: 2 P: 15	R: 1 E: 0 K: 1 S: 8 H: 3 LOB: 2 BB: 0 P: 8	R: 0 E: 0 K: 1 S: 7 H: 2 LOB: 2 BB: 0 P: 7	R: 0 E: 0 K: 2 S: 7 H: 0 LOB: 0 BB: 0 P: 7	R: 0 E: 0 K: 2 S: 8 H: 1 LOB: 2 BB: 1 P: 12	R: 0 E: 0 K: 1 S: 5 H: 0 LOB: 0 BB: 0 P: 5	R: 1 E: 0 K: 0 S: 4 H: 1 LOB: 0 BB: 0 P: 4	R: 0 E: 0 K: 1 S: 5 H: 0 LOB: 0 BB: 0 P: 5	R: 0 E: 0 K: 0 S: 3 H: 0 LOB: 0 BB: 0 P: 3	1B: 10 2B: 0 3B: 0 HR: 1 SF: 0 SAC: 0 DP: 0 HBP: 0						

TOP

Pittsburgh Pirates @ San Francisco Giants

Candlestick Park, San Francisco, CA

Fri Jul 25 1980, 10:05 PM EDT

Att. 22,830 - Unknown

livebaseballscorecards.com

AB	38
R	5
H	11
RBI	5
BB	3
SO	8
LOB	18

WP: 1 PB: 0 SB: 2 CS: 0 PA: 41

PITCHER		IP	WLS	BF	H	R	ER	SO	BB	IBB	HBP	BLK	WP	HR	S	P	ERA	WHIP
Bob Knepper, L ERA: 4.12	(1, 1)	2.1	L	18	9	4	4	1	1	1	0	0	0	0	18	26	15.43	4.286
Tom Griffin, R ERA: 3.68	(3, 1)	2.2		10	1	0	0	5	1	0	0	0	1	0	19	23	0.00	0.750
Gary Lavelle, L ERA: 3.13	(6, 1)	2.0		7	1	1	1	1	0	0	0	0	0	1	9	9	4.50	0.500
Mike Rowland, R ERA:	(8, 1)	2.0		6	0	0	0	1	0	0	0	0	0	0	8	8	0.00	0.000

PITCHER	IP	WLS	BF	H	R	ER	SO	BB	IBB	HBP	BLK	WP	HR	S	P	ERA	WHIP

Batter	1	2	3	4	5	6	7	8	9	AB	R	H	RBI	BB	SO	LOB
Bill North, S (1, 8) OBP: 0.367, SLG: 0.291	5-3 1B		G5-4-3 1-2f		F9			F8		4	0	1	0	0	0	3
Darrell Evans, L (1, 5) OBP: 0.342, SLG: 0.384	5-3 1-2			P2		K		F9		4	0	0	0	0	1	1
Jack Clark, R (1, 9) OBP: 0.378, SLG: 0.547	K			6-3		6-3		1B		4	0	1	0	0	1	1
Larry Herndon, R (1, 7) OBP: 0.292, SLG: 0.405	6-3			HR		3B		1-3		4	1	2	1	0	0	2
Mike Ivie, R (1, 3) OBP: 0.279, SLG: 0.328		P3		F7		F4			F8	4	0	0	0	0	0	1
Milt May, L (1, 2) OBP: 0.339, SLG: 0.434		4-3			K		3-1		G3	4	0	0	0	0	1	0
Rennie Stennett, R (1, 4) OBP: 0.294, SLG: 0.339 Joe Strain, R (5, 4) OBP: 0.322, SLG: 0.317		G3			1B		K		6-3	1 3	0 0	0 1	0 0	0 0	0 1	0 0
Johnnie LeMaster, R (1, 6) OBP: 0.256, SLG: 0.332			6-3		F8		FC5-4 1B			3	0	1	0	0	0	1
Bob Knepper, L (1, 1) OBP: 0.170, SLG: 0.196 Tom Griffin, R (3, 1) OBP: 0.153, SLG: 0.333 Max Venable, L (5, PH) OBP: 0.319, SLG: 0.318 Gary Lavelle, S (6, 1) Joe Pettini, R (7, PH) OBP: 0.310, SLG: 0.333 Mike Rowland, R (8, 1)			G5-4-3 1B		1-2 1B		FC5-4 1-2f			0 1 1 0 1 0	0 0 0 0 0 0	0 0 1 0 0 0	0 0 0 0 0 0	0 0 0 0 0 0	0 0 0 0 0 0	0 0 0 0 1 0
Inning Stats	R: 0 E: 0 K: 1 S: 6 H: 1 LOB: 1 BB: 0 P: 6	R: 0 E: 0 K: 0 S: 3 H: 0 LOB: 0 BB: 0 P: 3	R: 0 E: 0 K: 0 S: 3 H: 1 LOB: 0 BB: 0 P: 3	R: 1 E: 0 K: 0 S: 4 H: 1 LOB: 0 BB: 0 P: 4	R: 0 E: 0 K: 1 S: 7 H: 2 LOB: 2 BB: 0 P: 7	R: 0 E: 0 K: 1 S: 6 H: 1 LOB: 1 BB: 0 P: 6	R: 0 E: 0 K: 1 S: 6 H: 1 LOB: 1 BB: 0 P: 6	R: 0 E: 0 K: 0 S: 4 H: 1 LOB: 1 BB: 0 P: 4	R: 0 E: 0 K: 0 S: 3 H: 0 LOB: 0 BB: 0 P: 3	1B: 6 2B: 0 3B: 1 HR: 1	SF: 0 SAC: 0 DP: 1 HBP: 0					

PITCHER	IP	WLS	BF	H	R	ER	SO	BB	IBB	HBP	BLK	WP	HR	S	P	ERA	WHIP
John Candelaria, L (1, 1) ERA: 3.52	9.0	W	34	8	1	1	4	0	0	0	0	0	1	42	42	1.00	0.889

PITCHER	IP	WLS	BF	H	R	ER	SO	BB	IBB	HBP	BLK	WP	HR	S	P	ERA	WHIP

BOTTOM

Pittsburgh Pirates @ San Francisco Giants

Candlestick Park, San Francisco, CA

Fri Jul 25 1980, 10:05 PM EDT

Att. 22,830 - Unknown

livebaseballscorecards.com

AB	34
R	1
H	8
RBI	1
BB	0
SO	4
LOB	10

Batter	1	2	3	4	5	6	7	8	9	10	AB	R	H	RBI	BB	SO	LOB
Omar Moreno, L (1, 8) OBP: 0.316, SLG: 0.345	6-3		4-3		P2			CS 1B		L6	5	0	1	0	0	0	2
Tim Foli, R (1, 6) OBP: 0.324, SLG: 0.365	5-3			F7		F8		CS 1-2	E E 1B	K	4	0	1	0	0	0	0
Matt Alexander, S (9, PR)											0	1	0	0	0	0	0
Dale Berra, R (9, 6) OBP: 0.278, SLG: 0.342											1	0	0	0	0	1	1
Mike Easler, L (1, 9) OBP: 0.435, SLG: 0.657	BB CS BB			4-3		K			E6 S 1-H		3	0	0	0	1	1	0
John Milner, L (1, 3) OBP: 0.365, SLG: 0.381	CS 1-2	G3		BB 2B BB		F3			K 1-2		3	1	0	0	1	1	1
Bill Madlock, R (1, 5) OBP: 0.295, SLG: 0.332		1-3		1-2 2B BB			F7		BB		2	1	0	0	2	0	0
Lee Lacy, R (1, 7) OBP: 0.430, SLG: 0.566		BB CS BB		1-H 2-H 2B			6-3		K		3	0	1	2	1	1	2
Ed Ott, L (1, 2) OBP: 0.349, SLG: 0.383		CS 1-2	K	G3			4-3		6-3		4	0	0	0	0	1	3
Phil Garner, R (1, 4) OBP: 0.320, SLG: 0.367			F8		K			K		3B	4	0	1	0	0	2	0
Eddie Solomon, R (1, 1) OBP: 0.208, SLG: 0.208			1B		K			G3		6-3	2	0	1	0	0	1	0
Enrique Romo, R (7, 1)											0	0	0	0	0	0	0
Dave Parker, L (8, PH) OBP: 0.327, SLG: 0.461											1	0	0	0	0	0	0
Kent Tekulve, R (8, 1)											0	0	0	0	0	0	0
Manny Sanguillen, R (10, PH) OBP: 0.344, SLG: 0.419											1	0	0	0	0	0	1
Grant Jackson, S (10, 1)											0	0	0	0	0	0	0
Inning Stats	R: 0 E: 0 K: 0 S: 2 / H: 0 LOB: 0 BB: 1 P: 6	R: 0 E: 0 K: 0 S: 2 / H: 0 LOB: 0 BB: 1 P: 6	R: 0 E: 0 K: 1 S: 6 / H: 1 LOB: 1 BB: 0 P: 6	R: 2 E: 0 K: 0 S: 4 / H: 1 LOB: 1 BB: 2 P: 12	R: 0 E: 0 K: 2 S: 7 / H: 0 LOB: 0 BB: 0 P: 7	R: 0 E: 0 K: 1 S: 5 / H: 0 LOB: 0 BB: 0 P: 5	R: 0 E: 0 K: 0 S: 3 / H: 0 LOB: 0 BB: 0 P: 3	R: 0 E: 0 K: 1 S: 5 / H: 1 LOB: 0 BB: 0 P: 5	R: 1 E: 2 K: 2 S: 9 / H: 1 LOB: 2 BB: 1 P: 13	R: 0 E: 0 K: 1 S: 6 / H: 1 LOB: 1 BB: 0 P: 6	1B: 3 2B: 1 3B: 1 HR: 0 / SF: 0 SAC: 0 DP: 0 HBP: 0						

PITCHER		IP	WLS	BF	H	R	ER	SO	BB	IBB	HBP	BLK	WP	HR	S	P	ERA	WHIP
Alan Hargesheimer, R ERA: 3.2	(1, 1)	8.0		29	4	3	2	5	4	0	0	0	0	0	35	51	2.25	1.000
Al Holland, L ERA: 1.21	(9, 1)	0.1		2	0	0	0	1	0	0	0	0	0	0	4	4	0.00	0.000
Greg Minton, R ERA: 2.81	(9, 1)	1.2	W	7	1	0	0	2	1	0	0	0	0	0	10	14	0.00	1.200

PITCHER	IP	WLS	BF	H	R	ER	SO	BB	IBB	HBP	BLK	WP	HR	S	P	ERA	WHIP

TOP

Pittsburgh Pirates @ San Francisco Giants

Candlestick Park, San Francisco, CA

Sat Jul 26 1980, 6:33 AM EDT

Att. 28,566 - Unknown

AB	33
R	3
H	5
RBI	2
BB	5
SO	8
LOB	10

WP: 0 PB: 0 SB: 1 CS: 3 PA: 41

livebaseballscorecards.com

Batter	1	2	3	4	5	6	7	8	9	10	AB	R	H	RBI	BB	SO	LOB
Bill North, S (1, 8) OBP: 0.367, SLG: 0.290	4-3		BBBB 4-0 G4-6-3 BB		4-3		2-3 1B			F7	4	0	1	0	1	0	0
Joe Strain, R (1, 4) OBP: 0.324, SLG: 0.320	1-3 1B		G4-6-3 1-2f		L6		6-3			3B 1B	5	1	2	0	0	0	2
Jack Clark, R (1, 9) OBP: 0.379, SLG: 0.551	1-3 1-2			1B BB 2B 1B	F3			SSS K		1-H 3B	5	1	2	1	0	1	1
Darrell Evans, L (1, 5) OBP: 0.343, SLG: 0.392 Joe Pettini, R (9, 5) OBP: 0.310, SLG: 0.333	F7			BBBB 4-0 1B 1-2 2B BB		HR		SSS 0-3 K			3 0	2 0	1 0	1 0	1 0	1 0	1 0
Larry Herndon, R (1, 7) OBP: 0.295, SLG: 0.404 Greg Minton, S (9, 1)		SSS 0-3 K		2B 1-2 2-3 1B		BBBB 4-0 G6-4-3 BB		F7			3 0	0 0	1 0	0 0	1 0	1 0	0 0
Mike Ivie, R (1, 3) OBP: 0.278, SLG: 0.333		5-3		1-3 2-H 3-H 2B		G6-4-3 1-2f			SSS 0-3 K		4	0	1	2	0	1	1
Dennis Littlejohn, R (1, 2) OBP: 0.400, SLG: 0.364		FC5-4 1B		K		F8			1-3		4	0	1	0	0	1	2
Johnnie LeMaster, R (1, 6) OBP: 0.262, SLG: 0.337		FC5-4 1-2f		IIII 4-0 G4-6-3 IBB			1B 2B		BBBB 4-0 FC6-4 BB		2	0	1	0	2	0	1
Alan Hargesheimer, R (1, 1) OBP: 0.500, SLG: 0.571 Al Holland, R (9, 1) Terry Whitfield, L (9, 7) OBP: 0.304, SLG: 0.326			SSS 0-3 K	G4-6-3 1-2f			F2		FC6-4 1-2f		3 0 1	0 0 0	0 0 0	0 0 0	0 0 0	1 0 0	4 0 1
Inning Stats	R: 0 H: 1 E: 0 LOB: 1 K: 0 BB: 0 S: 4 P: 4	R: 0 H: 1 E: 0 LOB: 1 K: 1 BB: 0 S: 6 P: 6	R: 0 H: 0 E: 0 LOB: 0 K: 1 BB: 1 S: 4 P: 8	R: 2 H: 3 E: 0 LOB: 2 K: 1 BB: 2 S: 7 P: 15	R: 0 H: 0 E: 0 LOB: 0 K: 0 BB: 0 S: 3 P: 3	R: 1 H: 1 E: 0 LOB: 0 K: 0 BB: 1 S: 3 P: 7	R: 0 H: 2 E: 0 LOB: 1 K: 0 BB: 0 S: 4 P: 4	R: 0 H: 0 E: 0 LOB: 0 K: 2 BB: 0 S: 7 P: 7	R: 0 H: 0 E: 0 LOB: 1 K: 1 BB: 1 S: 5 P: 9	R: 1 H: 2 E: 0 LOB: 1 K: 0 BB: 0 S: 3 P: 3	1B: 6 SF: 0 2B: 2 SAC: 0 3B: 1 DP: 3 HR: 1 HBP: 0						

PITCHER		IP	WLS	BF	H	R	ER	SO	BB	IBB	HBP	BLK	WP	HR	S	P	ERA	WHIP
Eddie Solomon, R ERA: 2.89	(1, 1)	6.0		26	7	3	3	3	3	1	0	0	0	1	28	44	4.50	1.667
Enrique Romo, R ERA: 3.48	(7, 1)	1.0		3	1	0	0	0	0	0	0	0	0	0	3	3	0.00	1.000
Kent Tekulve, R ERA: 2.84	(8, 1)	2.0		7	0	0	0	3	1	0	0	0	0	0	12	16	0.00	0.500
Grant Jackson, L ERA: 2.31	(10, 1)	0.1	L	3	2	1	1	0	0	0	0	0	0	0	3	3	27.00	6.000

PITCHER	IP	WLS	BF	H	R	ER	SO	BB	IBB	HBP	BLK	WP	HR	S	P	ERA	WHIP

BOTTOM

Pittsburgh Pirates @ San Francisco Giants

Candlestick Park, San Francisco, CA

Sat Jul 26 1980, 6:33 AM EDT
Att. 28,566 - Unknown

livebaseballscorecards.com

AB	34
R	4
H	10
RBI	4
BB	5
SO	6
LOB	13

WP: 0 PA: 39
PB: 0
SB: 0
CS: 0

Batter	1	2	3	4	5	6	7	8	9	AB	R	H	RBI	BB	SO	LOB
Omar Moreno, L (1, 8) OBP: 0.315, SLG: 0.344	F9	E7 CS 1-3		K 1-2 2-3	F8			S 1B		5	0	1	0	0	1	5
Tim Foli, R (1, 6) OBP: 0.325, SLG: 0.363	F7	BB 1-2		E 2-H 3-H 1B		F7		F8 1-2		4	0	1	2	1	0	1
Lee Lacy, R (1, 7) OBP: 0.429, SLG: 0.559	BB 1B 1B	F8		E8 1-3 1B		F8		F9		4	1	1	0	1	0	3
Bill Madlock, R (1, 3) OBP: 0.294, SLG: 0.330	1B 1-2 1B 1B		F8	5-3		L1			F5	5	1	1	0	0	0	2
Mike Easler, L (1, 9) OBP: 0.434, SLG: 0.651	1B 1-3 2-H 1B		F8		1B 1B 1B		F7		4-3	5	2	2	1	0	0	0
Phil Garner, R (1, 4) OBP: 0.324, SLG: 0.371	2-H 3-H 1B		K		F8		4-3 2B		BB S	4	0	2	2	1	1	1
Steve Nicosia, R (1, 2) OBP: 0.299, SLG: 0.283	G3			F9	K		4-3 2-3		F8 1-2	5	0	0	0	0	1	4
Dale Berra, R (1, 5) OBP: 0.289, SLG: 0.366		3B		WP HBP 1B 1B	1B 1-2 1B		F3			4	1	3	0	0	0	1
Jim Bibby, R (1, 1) OBP: 0.222, SLG: 0.167 Kent Tekulve, R (8, 1)		E WP BB		WP 1-2 1B HBP	1-2 2-H 1B			K		2 0	1 0	1 0	1 0	1 0	1 0	0 0
Inning Stats	R: 3 E: 0 K: 0 S: 6 H: 3 LOB: 1 BB: 1 P: 10	R: 0 E: 1 K: 0 S: 3 H: 1 LOB: 2 BB: 2 P: 11	R: 0 E: 0 K: 1 S: 5 H: 0 LOB: 0 BB: 0 P: 5	R: 2 E: 1 K: 1 S: 8 H: 3 LOB: 2 BB: 0 P: 9	R: 1 E: 0 K: 1 S: 8 H: 3 LOB: 2 BB: 0 P: 8	R: 0 E: 0 K: 0 S: 3 H: 0 LOB: 0 BB: 0 P: 3	R: 0 E: 0 K: 0 S: 4 H: 1 LOB: 1 BB: 0 P: 4	R: 0 E: 0 K: 1 S: 6 H: 1 LOB: 1 BB: 0 P: 6	R: 0 E: 0 K: 0 S: 3 H: 0 LOB: 1 BB: 1 P: 7	1B: 10 2B: 1 3B: 1 HR: 0 SF: 0 SAC: 0 DP: 0 HBP: 1						

PITCHER		IP	WLS	BF	H	R	ER	SO	BB	IBB	HBP	BLK	WP	HR	S	P	ERA	WHIP
Bill Bordley, L ERA: 4.18	(1, 1)	1.1	L	9	4	3	3	0	2	0	0	0	0	0	7	15	20.25	4.500
Tom Griffin, R ERA: 3.89	(2, 1)	2.2		13	3	2	2	2	1	0	1	0	2	0	15	20	6.75	1.500
Mike Rowland, R ERA: 1.8	(5, 1)	3.0		13	4	1	1	1	0	0	0	0	0	0	15	15	3.00	1.333
Al Holland, L ERA: 1.18	(8, 1)	1.0		4	1	0	0	1	0	0	0	0	0	0	6	6	0.00	1.000
Greg Minton, R ERA: 2.76	(9, 1)	1.0		4	0	0	0	0	1	0	0	0	0	0	3	7	0.00	1.000

PITCHER	IP	WLS	BF	H	R	ER	SO	BB	IBB	HBP	BLK	WP	HR	S	P	ERA	WHIP

TOP

Pittsburgh Pirates @ San Francisco Giants

Candlestick Park, San Francisco, CA

Sun Jul 27 1980, 6:33 AM EDT
Att. 31,186 - Unknown

livebaseballscorecards.com

AB	38
R	6
H	12
RBI	6
BB	4
SO	4
LOB	17

WP: 2 PA: 43
PB: 0
SB: 2
CS: 1

Pittsburgh Pirates @ San Francisco Giants

Candlestick Park, San Francisco, CA

Sun Jul 27 1980, 6:33 AM EDT

Att. 31,186 - Unknown

livebaseballscorecards.com

BOTTOM

Batter	1	2	3	4	5	6	7	8	9	AB	R	H	RBI	BB	SO	LOB
Bill North, S (1, 8) OBP: 0.370, SLG: 0.289 Mike Rowland, R (5, 1) Joe Strain, R (7, PH) OBP: 0.328, SLG: 0.329 Al Holland, R (8, 1) Jim Wohlford, R (8, PH) OBP: 0.273, SLG: 0.322 Greg Minton, S (9, 1)	BBBB 4-0 S BB		BBBB 4-0 FC6-4 BB	x 0-0 ③ FC6 1-2f			x 0-0 1B 2B	x 0-0 ③ 4-3		1 0 0 0 2 0 2 0 0 0 0 0 0 0 1 1 1 0 0 0 0 0 0 0 0 0 0 0 1 0 0 0 0 0 2 0 0 0 0 0 0 0						
Joe Pettini, R (1, 4) OBP: 0.298, SLG: 0.318	x 0-0 ① F7 1-2		x 0-0 ② FC6-4 1B 1-2f		x 0-0 2B SF9 1B		SSS 0-3 ① K		x 0-0 ① F6	5 1 1 0 0 1 3						
Jack Clark, R (1, 9) OBP: 0.381, SLG: 0.555	SSS 0-3 ② K		x 0-0 BB 1-3 1B		x 0-0 SF9 SF7 1-3 2B		x 0-0 ② F9		x 0-0 E BB E 1B	5 2 3 0 0 1 2						
Darrell Evans, L (1, 5) OBP: 0.349, SLG: 0.394	BBBB 4-0 FC6-4 BB		BBBB 4-0 1-2 BB		x 0-0 ① SF9 2-3 3-H		x 0-0 2-H 1B		BBBB 4-0 E E 1-2 BB	1 0 1 2 3 0 0						
Larry Herndon, R (1, 7) OBP: 0.290, SLG: 0.399 (5, 8)	x 0-0 ③ FC6-4 1-2f		x 0-0 ③ F8		x 0-0 ② SF7 3-H		x 0-0 ③ 1-3		x 0-0 E9 E 1-2 2-3	4 0 0 1 0 0 8						
Mike Ivie, R (1, 3) OBP: 0.269, SLG: 0.322		x 0-0 ① 4-3		x 0-0 ① F8	x 0-0 ③ F5			x 0-0 ① 4-3	x 0-0 E5 1-2 2-3 3-H	5 0 0 1 0 0 2						
Dennis Littlejohn, R (1, 2) OBP: 0.350, SLG: 0.313		SSS 0-3 ② K		x 0-0 ② F6		SSS 0-3 ① K		x 0-0 BB 1B	SSS 0-3 ② K	5 0 1 0 0 3 3						
Johnnie LeMaster, R (1, 6) OBP: 0.261, SLG: 0.334		SSS 0-3 ③ K		x 0-0 1B 1B		x 0-0 ② 5-3		SSS 0-3 ② K	x 0-0 ③ F4	5 0 1 0 0 2 4						
Bill Bordley, R (1, 1) OBP: 0.333, SLG: 0.200 Tom Griffin, R (2, 1) OBP: 0.250, SLG: 0.250 Roger Metzger, S (4, PH) OBP: 0.154, SLG: 0.083 Terry Whitfield, L (5, 7) OBP: 0.306, SLG: 0.324			SSS 0-3 ① K	x 0-0 FC6 1-2 1B		x 0-0 ③ F7		BBBB 4-0 1-2 BB		0 0 0 0 0 0 0 1 0 0 0 0 1 0 1 0 1 0 0 0 0 1 0 0 0 1 0 0						
Inning Stats	R: 0 E: 0 K: 1 S: 5 H: 0 LOB: 2 BB: 2 P: 13	R: 0 E: 0 K: 2 S: 7 H: 0 LOB: 0 BB: 0 P: 7	R: 0 E: 0 K: 1 S: 6 H: 1 LOB: 3 BB: 2 P: 14	R: 0 E: 0 K: 0 S: 5 H: 2 LOB: 2 BB: 0 P: 5	R: 2 E: 0 K: 0 S: 5 H: 2 LOB: 0 BB: 0 P: 5	R: 0 E: 0 K: 1 S: 5 H: 0 LOB: 0 BB: 0 P: 5	R: 1 E: 0 K: 1 S: 7 H: 2 LOB: 1 BB: 0 P: 7	R: 0 E: 0 K: 1 S: 6 H: 1 LOB: 2 BB: 1 P: 10	R: 1 E: 2 K: 1 S: 8 H: 1 LOB: 3 BB: 1 P: 12	1B: 7 2B: 2 3B: 0 HR: 0 SF: 2 SAC: 0 DP: 0 HBP: 0						

	AB	36
	R	4
	H	9
	RBI	4
	BB	6
	SO	8
	LOB	26

PITCHER		IP	WLS	BF	H	R	ER	SO	BB	IBB	HBP	BLK	WP	HR	S	P	ERA	WHIP
Jim Bibby, R ERA: 2.89	(1, 1)	7.2	W	36	8	3	3	7	5	0	0	0	0	0	45	65	3.52	1.696
Kent Tekulve, R ERA: 2.77	(8, 1)	1.1	S	8	1	1	0	1	1	0	0	0	0	0	9	13	0.00	1.500

PITCHER	IP	WLS	BF	H	R	ER	SO	BB	IBB	HBP	BLK	WP	HR	S	P	ERA	WHIP

TOP

Pittsburgh Pirates @ Los Angeles Dodgers

Dodger Stadium, Los Angeles, CA

Mon Jul 28 1980, 7:05 PM PDT

Att. 46,973 - Unknown

livebaseballscorecards.com

Batter	1	2	3	4	5	6	7	8	9	AB	R	H	RBI	BB	SO	LOB
Omar Moreno, L (1, 8) OBP: 0.316, SLG: 0.344	F3 S 6-3 1B		BLK 1B		4-3 3-H		F8		G3	5	1	2	1	0	0	1
Tim Foli, R (1, 6) OBP: 0.324, SLG: 0.362	F3 1-3		F8 1-2		1B		F8			4	0	1	0	0	0	3
Dave Parker, L (1, 9) OBP: 0.324, SLG: 0.456	6-3 3-H		K		K		K			4	0	0	1	0	3	3
Lee Lacy, R (8, 7) OBP: 0.429, SLG: 0.559										0	0	0	0	0	0	0
John Milner, L (1, 3) OBP: 0.356, SLG: 0.370	P5		5-3			F9		F9		4	0	0	0	0	0	1
Mike Easler, L (1, 7) (8, 9) OBP: 0.435, SLG: 0.658		3-1 3B		F7		HR 1B		G3		4	2	2	0	0	0	0
Bill Madlock, R (1, 5) OBP: 0.293, SLG: 0.327		3-1 3-H		F9		F8		BB		3	0	0	1	1	0	1
Ed Ott, L (1, 2) OBP: 0.352, SLG: 0.410		HR		K		1-H HR		F7		4	2	2	3	0	1	1
Phil Garner, R (1, 4) OBP: 0.323, SLG: 0.370		F9			SH1 WP 4-3 1B	5-3			K	4	1	1	0	0	1	0
Rick Rhoden, R (1, 1) OBP: 0.385, SLG: 0.333		6-3			SH1 1-3		1B		K	2	0	1	0	0	0	0
Kent Tekulve, R (8, 1)										1	0	0	0	0	1	0
Inning Stats	R: 1 E: 0 K: 0 S: 4 H: 1 LOB: 0 BB: 0 P: 4	R: 2 E: 0 K: 0 S: 5 H: 2 LOB: 0 BB: 0 P: 5	R: 0 E: 0 K: 1 S: 6 H: 1 LOB: 1 BB: 0 P: 6	R: 0 E: 0 K: 1 S: 5 H: 0 LOB: 0 BB: 0 P: 5	R: 1 E: 0 K: 1 S: 7 H: 2 LOB: 1 BB: 0 P: 7	R: 2 E: 0 K: 0 S: 5 H: 2 LOB: 0 BB: 0 P: 5	R: 0 E: 0 K: 1 S: 6 H: 1 LOB: 1 BB: 0 P: 6	R: 0 E: 0 K: 0 S: 3 H: 0 LOB: 1 BB: 1 P: 7	R: 0 E: 0 K: 2 S: 7 H: 0 LOB: 0 BB: 0 P: 7	1B: 6 2B: 0 3B: 1 HR: 2	SF: 0 SAC: 1 DP: 0 HBP: 0						

	AB	35
	R	6
	H	9
	RBI	6
	BB	1
	SO	6
	LOB	10

WP: 1 PB: 0 SB: 1 CS: 0 PA: 37

PITCHER		IP	WLS	BF	H	R	ER	SO	BB	IBB	HBP	BLK	WP	HR	S	P	ERA	WHIP
Bob Welch, R ERA: 3.22	(1, 1)	7.0	L	30	9	6	6	4	0	0	0	1	1	2	38	38	7.71	1.286
Rick Sutcliffe, R ERA: 5.9	(8, 1)	2.0		7	0	0	0	2	1	0	0	0	0	0	10	14	0.00	0.500

PITCHER	IP	WLS	BF	H	R	ER	SO	BB	IBB	HBP	BLK	WP	HR	S	P	ERA	WHIP

Batter	1	2	3	4	5	6	7	8	9	AB	R	H	RBI	BB	SO	LOB
Rudy Law, L (1, 8) OBP: 0.321, SLG: 0.311	6-3		S, 1B		4-3			F9	1-3, 1-2	5	1	1	0	0	0	1
Bill Russell, R (1, 6) OBP: 0.309, SLG: 0.368	WP, 1B, BB		K, 1-2		F8			6-3	K	4	1	0	0	1	2	3
Jay Johnstone, L (1, 9) OBP: 0.394, SLG: 0.379	K, 1-2		4-3, 1B, 2-H			E9, 1B		E, 1B		4	1	3	1	0	1	1
Steve Garvey, R (1, 3) OBP: 0.344, SLG: 0.494	2-H, 1B		4-3, 2-3			B5		E, 1-2, 1B		4	0	2	1	0	0	2
Dusty Baker Jr., R (1, 7) OBP: 0.328, SLG: 0.511	F9		CS, 3-H, 1B			1B		E6, 1-2, 2-3		4	0	2	1	0	0	3
Ron Cey, R (1, 5) OBP: 0.345, SLG: 0.416	K	CS, 1-2	6-3			F9		4-3		4	0	0	0	0	1	5
Pedro Guerrero, R (1, 4) OBP: 0.385, SLG: 0.545	P4	F7				F9			HR	4	1	1	1	0	0	0
Joe Ferguson, R (1, 2) OBP: 0.370, SLG: 0.359	FC6-4, 1B	5-3				6-3			K	4	0	1	0	0	1	0
Bob Welch, R (1, 1) OBP: 0.239, SLG: 0.289	FC6-4, 1-2f				1-3		K		1-3, BB	2	0	0	0	0	0	1
Gary Thomasson, L (7, PH) OBP: 0.337, SLG: 0.288										1	0	0	0	0	1	0
Rick Sutcliffe, L (8, 1) OBP: 0.227, SLG: 0.150										0	0	0	0	0	0	0
Rick Monday, L (9, PH) OBP: 0.348, SLG: 0.446										0	0	0	0	1	0	0
Davey Lopes, R (9, PR) OBP: 0.326, SLG: 0.341										0	0	0	0	0	0	0
Inning Stats	R: 1 H: 1 E: 0 LOB: 1 K: 1 BB: 1 S: 6 P: 10	R: 0 H: 1 E: 0 LOB: 1 K: 1 BB: 0 S: 6 P: 6	R: 2 H: 3 E: 0 LOB: 0 K: 1 BB: 0 S: 7 P: 7	R: 0 H: 0 E: 0 LOB: 0 K: 0 BB: 0 S: 3 P: 3	R: 0 H: 0 E: 0 LOB: 0 K: 0 BB: 0 S: 3 P: 3	R: 0 H: 2 E: 1 LOB: 2 K: 0 BB: 0 S: 4 P: 4	R: 0 H: 0 E: 0 LOB: 0 K: 1 BB: 0 S: 5 P: 5	R: 0 H: 2 E: 1 LOB: 3 K: 0 BB: 0 S: 6 P: 6	R: 1 H: 1 E: 0 LOB: 2 K: 2 BB: 1 S: 8 P: 12	1B: 9 SF: 0 2B: 0 SAC: 0 3B: 0 DP: 0 HR: 1 HBP: 0						

PITCHER	IP	WLS	BF	H	R	ER	SO	BB	IBB	HBP	BLK	WP	HR	S	P	ERA	WHIP
Rick Rhoden, R (1, 1) ERA: 5.15	7.2	W	31	9	3	3	4	1	0	0	0	1	0	38	42	3.52	1.304
Kent Tekulve, R (8, 1) ERA: 2.87	1.1	S	7	1	1	1	2	1	0	0	0	0	1	10	14	6.75	1.500

PITCHER	IP	WLS	BF	H	R	ER	SO	BB	IBB	HBP	BLK	WP	HR	S	P	ERA	WHIP

BOTTOM

Pittsburgh Pirates @ Los Angeles Dodgers

Dodger Stadium, Los Angeles, CA

Mon Jul 28 1980, 7:05 PM PDT

Att. 46,973 - Unknown

livebaseballscorecards.com

AB	36
R	4
H	10
RBI	4
BB	2
SO	6
LOB	16

WP: 1	PA: 39																
PB: 0																	
SB: 1																	
CS: 1																	

Batter	1	2	3	4	5	6	7	8	9	AB	R	H	RBI	BB	SO	LOB
Omar Moreno, L (1, 8) OBP: 0.313, SLG: 0.340	F6		G4-6-3 1-2f			K 1-2 2-3 3-H	3-1		F8	5	0	0	1	0	1	5
Tim Foli, R (1, 6) OBP: 0.323, SLG: 0.360 Rod Scurry, L (7, 1) OBP: 0.333, SLG: 0.333	1-3 1B			6-3		5-3	F2			4 0	0 0	1 0	0 0	0 0	0 0	2 0
Mike Easler, L (1, 9) OBP: 0.427, SLG: 0.644	1-3 1-2			1-3		K BB		K		4	0	0	0	0	2	1
John Milner, L (1, 3) OBP: 0.353, SLG: 0.362	F9			G3		4-0 1-2 BB		4-3		3	0	0	0	1	0	1
Bill Madlock, R (1, 5) OBP: 0.290, SLG: 0.322		K			6-3	K		6-3		4	0	0	0	0	2	2
Lee Lacy, R (1, 7) OBP: 0.426, SLG: 0.550		P3			4-0 1B FC4 BB		K		F9	3	1	0	0	1	1	0
Ed Ott, L (1, 2) OBP: 0.358, SLG: 0.420		L3			0-0 FC4 1-3 1B		BB 3-1 2B		FC4-6 1B	4	1	3	0	0	0	0
Phil Garner, R (1, 4) OBP: 0.327, SLG: 0.374			G4-6-3 1B		FC4 1-2f 3-H		3-1 BB 1B		FC4-6 1-2 1B	4	0	3	1	0	0	1
Bert Blyleven, R (1, 1) OBP: 0.071, SLG: 0.049 Vance Law, R (7, PH) OBP: 0.273, SLG: 0.293 (7, 6)			K		K		4-0 3-1 1-2 2-3 BB		FC4-6 1-2f 2-3	2 1	0 0	0 0	0 0	0 1	2 0	2 2
Inning Stats	R: 0 E: 0 K: 0 S: 4 H: 1 LOB: 1 BB: 0 P: 4	R: 0 E: 0 K: 1 S: 5 H: 0 LOB: 0 BB: 0 P: 5	R: 0 E: 0 K: 1 S: 5 H: 1 LOB: 0 BB: 0 P: 5	R: 0 E: 0 K: 0 S: 3 H: 0 LOB: 0 BB: 0 P: 3	R: 1 E: 0 K: 1 S: 6 H: 1 LOB: 1 BB: 1 P: 10	R: 0 E: 0 K: 3 S: 10 H: 0 LOB: 2 BB: 1 P: 14	R: 1 E: 0 K: 1 S: 7 H: 2 LOB: 2 BB: 1 P: 11	R: 0 E: 0 K: 1 S: 5 H: 0 LOB: 0 BB: 0 P: 5	R: 0 E: 0 K: 0 S: 5 H: 2 LOB: 2 BB: 0 P: 5	1B: 6 2B: 1 3B: 0 HR: 0 SF: 0 SAC: 0 DP: 1 HBP: 0						

PITCHER	IP	WLS	BF	H	R	ER	SO	BB	IBB	HBP	BLK	WP	HR	S	P	ERA	WHIP
Burt Hooton, R (1, 1) ERA: 3.2	9.0	W	37	7	2	2	8	3	0	0	0	1	0	50	62	2.00	1.111

PITCHER	IP	WLS	BF	H	R	ER	SO	BB	IBB	HBP	BLK	WP	HR	S	P	ERA	WHIP

TOP

Pittsburgh Pirates @ Los Angeles Dodgers

Dodger Stadium, Los Angeles, CA

Tue Jul 29 1980, 7:05 PM PDT

Att. 47,013 - Unknown

livebaseballscorecards.com

AB	34
R	2
H	7
RBI	2
BB	3
SO	8
LOB	16

WP: 1 PB: 0 SB: 0 CS: 0 PA: 37

Batter	1	2	3	4	5	6	7	8	9	AB	R	H	RBI	BB	SO	LOB
Rudy Law, L (1, 8) OBP: 0.322, SLG: 0.311	4-3	CS 1B 3-H		4-3		4-3		HBP		4	0	1	1	0	0	2
Bill Russell, R (1, 6) OBP: 0.310, SLG: 0.368	2B 1B 1B	CS 1-2	2B 1B		6-3		K	F9		5	2	2	0	0	1	1
Jay Johnstone, L (1, 9) OBP: 0.402, SLG: 0.411	1B 2B 1-3		3-1 1-H 2B		4-3		5-3			3	1	2	1	0	0	0
Mickey Hatcher, R (7, PH) (8, 9) OBP: 0.280, SLG: 0.320										1	0	0	0	0	0	0
Steve Garvey, R (1, 3) OBP: 0.343, SLG: 0.491	CS 1B 2-H 3-H		3-1 2-3		6-3		F2			4	0	1	2	0	0	1
Dusty Baker Jr., R (1, 7) OBP: 0.325, SLG: 0.506	K 1-2		1-3			F8		5-3		4	0	0	0	0	1	2
Ron Cey, R (1, 5) OBP: 0.349, SLG: 0.435		2B 2B	K			HR		HR 2B		4	3	3	1	0	1	1
Pedro Guerrero, R (1, 4) OBP: 0.400, SLG: 0.560		6-3 1B 2B 2-H		S BB		2B SH2-4 1B		P4		3	2	2	1	1	0	1
Steve Yeager, R (1, 2) OBP: 0.275, SLG: 0.262		5-3		F8 1-2		SH2-4 2B 1-3		HR IBB		3	1	1	0	1	0	2
Burt Hooton, R (1, 1) OBP: 0.070, SLG: 0.119		6-3 2-3		K		SH2-4 2-3 3-H		HR 1-H 2-H		3	1	1	4	0	1	2
Inning Stats	R: 2 E: 0 K: 1 S: 7 H: 3 LOB: 1 BB: 0 P: 7	R: 2 E: 0 K: 0 S: 5 H: 3 LOB: 0 BB: 0 P: 5	R: 1 E: 0 K: 1 S: 7 H: 2 LOB: 1 BB: 0 P: 7	R: 0 E: 0 K: 1 S: 5 H: 0 LOB: 1 BB: 1 P: 9	R: 0 E: 0 K: 0 S: 3 H: 0 LOB: 0 BB: 0 P: 3	R: 2 E: 0 K: 0 S: 6 H: 3 LOB: 1 BB: 0 P: 6	R: 0 E: 0 K: 1 S: 5 H: 0 LOB: 0 BB: 0 P: 5	R: 3 E: 0 K: 0 S: 5 H: 2 LOB: 1 BB: 1 P: 10		1B: 5 2B: 7 3B: 0 HR: 2	SF: 0 SAC: 1 DP: 1 HBP: 1						

PITCHER		IP	WLS	BF	H	R	ER	SO	BB	IBB	HBP	BLK	WP	HR	S	P	ERA	WHIP
Bert Blyleven, R ERA: 4.01	(1, 1)	6.0	L	28	11	7	7	3	1	0	0	0	0	1	33	37	10.50	2.000
Rod Scurry, L ERA: 2.73	(7, 1)	2.0		10	2	3	3	1	0	1	1	0	0	1	10	15	13.50	1.000

PITCHER	IP	WLS	BF	H	R	ER	SO	BB	IBB	HBP	BLK	WP	HR	S	P	ERA	WHIP

BOTTOM

Pittsburgh Pirates @ Los Angeles Dodgers

Dodger Stadium, Los Angeles, CA

Tue Jul 29 1980, 7:05 PM PDT

Att. 47,013 - Unknown

livebaseballscorecards.com

AB	34
R	10
H	13
RBI	10
BB	2
SO	4
LOB	12

Batter	1	2	3	4	5	6	7	8	9	AB	R	H	RBI	BB	SO	LOB
Omar Moreno, L (1, 8) OBP: 0.314, SLG: 0.340	F7		FC6-4 1-2 1B			1-3			B B B B S BB	3	0	1	0	1	0	0
Tim Foli, R (1, 6) OBP: 0.319, SLG: 0.356	G3		FC6-4 1-2f			5-3			S S S K 1-2	4	0	0	0	0	1	3
Lee Lacy, R (1, 7) OBP: 0.422, SLG: 0.543	L3			G5-4-3 1B			5-3		5-3	4	0	1	0	0	0	1
Bill Madlock, R (1, 3) OBP: 0.290, SLG: 0.322		S S S K		G5-4-3 1-2f			G6-4-3 1B			3	0	1	0	0	1	1
Mike Easler, L (1, 9) OBP: 0.422, SLG: 0.635		S S S K		P4			G6-4-3 1-2f			3	0	0	0	0	1	1
Phil Garner, R (1, 4) OBP: 0.325, SLG: 0.371		5-3			2-3			F7		3	0	0	0	0	0	0
Steve Nicosia, R (1, 2) OBP: 0.300, SLG: 0.285			1B 1B		6-3			5-3		3	0	1	0	0	0	0
Dale Berra, R (1, 5) OBP: 0.284, SLG: 0.359			F8		6-3			F7		3	0	0	0	0	0	1
John Candelaria, L (1, 1) OBP: 0.231, SLG: 0.188 Manny Sanguillen, R (9, PH) OBP: 0.333, SLG: 0.406			S S S K			6-3			L4	2 1	0 0	0 0	0 0	0 0	1 0	1 0
Inning Stats	R: 0 E: 0 K: 0 S: 3 H: 0 LOB: 0 BB: 0 P: 3	R: 0 E: 0 K: 2 S: 7 H: 0 LOB: 0 BB: 0 P: 7	R: 0 E: 0 K: 1 S: 7 H: 2 LOB: 2 BB: 0 P: 7	R: 0 E: 0 K: 0 S: 3 H: 1 LOB: 0 BB: 0 P: 3	R: 0 E: 0 K: 0 S: 3 H: 0 LOB: 0 BB: 0 P: 3	R: 0 E: 0 K: 0 S: 3 H: 0 LOB: 0 BB: 0 P: 3	R: 0 E: 0 K: 0 S: 3 H: 1 LOB: 0 BB: 0 P: 3	R: 0 E: 0 K: 0 S: 3 H: 0 LOB: 0 BB: 0 P: 3	R: 0 E: 0 K: 1 S: 5 H: 0 LOB: 1 BB: 1 P: 9	1B: 4 2B: 0 3B: 0 HR: 0 SF: 0 SAC: 0 DP: 2 HBP: 0						

PITCHER	IP	WLS	BF	H	R	ER	SO	BB	IBB	HBP	BLK	WP	HR	S	P	ERA	WHIP
Jerry Reuss, L (1, 1) ERA: 2.07	9.0	W	30	4	0	0	4	1	0	0	0	0	0	37	41	0.00	0.556

PITCHER	IP	WLS	BF	H	R	ER	SO	BB	IBB	HBP	BLK	WP	HR	S	P	ERA	WHIP

TOP

Pittsburgh Pirates @ Los Angeles Dodgers

Dodger Stadium, Los Angeles, CA

Wed Jul 30 1980, 7:05 PM PDT

Att. 50,308 - Unknown

livebaseballscorecards.com

AB	29
R	0
H	4
RBI	0
BB	1
SO	4
LOB	8

WP: 0 PA: 30
PB: 0
SB: 1
CS: 0

Batter	1	2	3	4	5	6	7	8	9	AB	R	H	RBI	BB	SO	LOB
Davey Lopes, R (1, 4) OBP: 0.328, SLG: 0.343	SH1-3 S E 1B	G6-4-3 2-3 3-H 1B		6-3		FC6-4 1-2f				4	1	2	1	0	0	1
Bill Russell, R (1, 6) OBP: 0.308, SLG: 0.365	SH1-3 1-3	G6-4-3 1-2f			1-3		F3			3	0	0	0	0	0	2
Dusty Baker Jr., R (1, 7) OBP: 0.326, SLG: 0.506	E6 1B 3-H		1B 1B		1B 1B		6-3			4	0	2	1	0	0	0
Steve Garvey, R (1, 3) OBP: 0.345, SLG: 0.492	F8		1-2 1B		1-2 1B		5-3			4	0	2	0	0	0	1
Ron Cey, R (1, 5) OBP: 0.348, SLG: 0.433	1-2 1B		F7		L8			F8		4	0	1	0	0	0	4
Pedro Guerrero, R (1, 8) OBP: 0.394, SLG: 0.579	K		F7		L5			HR		4	1	1	1	0	1	6
Mickey Hatcher, R (1, 9) OBP: 0.276, SLG: 0.310		2B 1B 1B	F9			F8		F7		4	1	1	0	0	0	2
Steve Yeager, R (1, 2) OBP: 0.275, SLG: 0.270		1B 1-3 2B		F9		1-3		F7		4	0	1	0	0	0	0
Jerry Reuss, L (1, 1) OBP: 0.156, SLG: 0.119		F9		K		FC6-4 1B				3	0	1	0	0	1	2
Inning Stats	R: 1 E: 1 K: 1 S: 8 H: 2 LOB: 2 BB: 0 P: 8	R: 1 E: 0 K: 0 S: 5 H: 3 LOB: 1 BB: 0 P: 5	R: 0 E: 0 K: 0 S: 5 H: 2 LOB: 2 BB: 0 P: 5	R: 0 E: 0 K: 1 S: 5 H: 0 LOB: 0 BB: 0 P: 5	R: 0 E: 0 K: 0 S: 5 H: 2 LOB: 2 BB: 0 P: 5	R: 0 E: 0 K: 0 S: 4 H: 1 LOB: 1 BB: 0 P: 4	R: 0 E: 0 K: 0 S: 3 H: 0 LOB: 0 BB: 0 P: 3	R: 1 E: 0 K: 0 S: 4 H: 1 LOB: 0 BB: 0 P: 4		1B: 9 2B: 1 3B: 0 HR: 1 SF: 0 SAC: 1 DP: 1 HBP: 0						

PITCHER	IP	WLS	BF	H	R	ER	SO	BB	IBB	HBP	BLK	WP	HR	S	P	ERA	WHIP
John Candelaria, L (1, 1) ERA: 3.51	8.0	L	35	11	3	3	2	0	0	0	0	0	1	39	39	3.38	1.375

PITCHER	IP	WLS	BF	H	R	ER	SO	BB	IBB	HBP	BLK	WP	HR	S	P	ERA	WHIP

BOTTOM

Pittsburgh Pirates @ Los Angeles Dodgers

Dodger Stadium, Los Angeles, CA

Wed Jul 30 1980, 7:05 PM PDT

Att. 50,308 - Unknown

livebaseballscorecards.com

AB	34
R	3
H	11
RBI	3
BB	0
SO	2
LOB	18

San Diego Padres @ Pittsburgh Pirates

Three Rivers Stadium, Pittsburgh, PA

Fri Aug 01 1980, 7:05 PM EDT

Att. 22,304 - Unknown

TOP

livebaseballscorecards.com

Batter	1	2	3	4	5	6	7	8	9	AB	R	H	RBI	BB	SO	LOB
Gene Richards, L (1, 7) OBP: 0.363, SLG: 0.377	F6	F8				S SH1-3 E 1B		6-3		4	1	1	0	0	0	0
Ozzie Smith, S (1, 6) OBP: 0.327, SLG: 0.273	S 1B	4-3				SH1-3 1-2		F4		3	0	1	0	0	0	0
Jerry Mumphrey, S (1, 8) OBP: 0.328, SLG: 0.343	K 1-2	5-3				F8 S BB 2-H			1B FC4-2 1B	3	0	1	0	1	1	1
Dave Winfield, R (1, 9) OBP: 0.371, SLG: 0.443	5-3		6-3			F8 1-3			FC4-2 S 1B 1-3	4	0	1	0	0	0	2
Willie Montanez, L (1, 3) OBP: 0.317, SLG: 0.351		F6	6-3			4-3			FC4-2 IBB 1-2	3	0	0	0	1	0	1
Gene Tenace, R (1, 2) OBP: 0.377, SLG: 0.379		BB BB	F7				G6-4-3 1B		FC4-2 1-2 2-3 3-Hf	3	0	1	0	1	0	3
Tim Flannery, L (1, 5) OBP: 0.321, SLG: 0.308		BB 1-2	K				F5		K	2	0	0	0	1	1	1
Aurelio Rodriguez, R (7, 5) OBP: 0.222, SLG: 0.294										0	0	0	0	0	0	0
Jerry Turner, L (9, PH) OBP: 0.342, SLG: 0.396										1	0	0	0	0	1	3
Kurt Bevacqua, R (9, 5) OBP: 0.338, SLG: 0.403										0	0	0	0	0	0	0
Dave Cash, R (1, 4) OBP: 0.275, SLG: 0.265		F9			F9		G6-4-3 1-2f		F8	4	0	0	0	0	0	6
Steve Mura, R (1, 1) OBP: 0.231, SLG: 0.208		K			K			K		3	0	0	0	0	3	2
Bob Shirley, R (9, 1)										0	0	0	0	0	0	0
Rollie Fingers, R (9, 1) OBP: 0.250, SLG: 0.417										0	0	0	0	0	0	0

	AB	30
	R	1
	H	5
	RBI	0
	BB	4
	SO	6
	LOB	19

Inning Stats	1	2	3	4	5	6	7	8	9
	R: 0 E: 0 K: 1 S: 6	R: 0 E: 0 K: 1 S: 5	R: 0 E: 0 K: 0 S: 3	R: 0 E: 0 K: 0 S: 3	R: 0 E: 0 K: 2 S: 7	R: 1 E: 0 K: 0 S: 4	R: 0 E: 0 K: 0 S: 3	R: 0 E: 0 K: 1 S: 5	R: 0 E: 0 K: 1 S: 7
	H: 1 LOB: 1 BB: 0 P: 6	H: 0 LOB: 2 BB: 2 P: 13	H: 0 LOB: 0 BB: 0 P: 3	H: 0 LOB: 0 BB: 0 P: 3	H: 0 LOB: 0 BB: 0 P: 7	H: 1 LOB: 1 BB: 1 P: 8	H: 1 LOB: 0 BB: 0 P: 3	H: 0 LOB: 0 BB: 0 P: 5	H: 2 LOB: 3 BB: 1 P: 11

	1B: 5	SF: 0	WP: 0	PA: 35
	2B: 0	SAC: 1	PB: 0	
	3B: 0	DP: 1	SB: 4	
	HR: 0	HBP: 0	CS: 0	

PITCHER	IP	WLS	BF	H	R	ER	SO	BB	IBB	HBP	BLK	WP	HR	S	P	ERA	WHIP
Jim Bibby, R (1, 1) ERA: 2.8	8.0	L	29	3	1	1	5	3	0	0	0	0	0	36	48	1.12	0.750
Kent Tekulve, R (9, 1) ERA: 2.85	0.1		4	2	0	0	0	0	1	0	0	0	0	3	7	0.00	6.000
Grant Jackson, L (9, 1) ERA: 2.3	0.1		1	0	0	0	1	0	0	0	0	0	0	3	3	0.00	0.000
Enrique Romo, R (9, 1) ERA: 3.46	0.1		1	0	0	0	0	0	0	0	0	0	0	1	1	0.00	0.000

PITCHER	IP	WLS	BF	H	R	ER	SO	BB	IBB	HBP	BLK	WP	HR	S	P	ERA	WHIP

BOTTOM

Batter	1	2	3	4	5	6	7	8	9	AB	R	H	RBI	BB	SO	LOB
Omar Moreno, L (1, 8) OBP: 0.316, SLG: 0.340	F8		F8			BB		1B		3	0	1	0	1	0	0
Tim Foli, R (1, 6) OBP: 0.316, SLG: 0.351	F7		F6			F7		1-3		4	0	0	0	0	0	2
Mike Easler, L (1, 9) OBP: 0.419, SLG: 0.627	1-3			K		K			CS 1B	4	0	1	0	0	2	1
Matt Alexander, S (9, PR)										0	0	0	0	0	0	0
Willie Stargell, L (1, 3) OBP: 0.352, SLG: 0.490		K		F8		F8			5-3 1-2	4	0	0	0	0	1	2
Bill Madlock, R (1, 5) OBP: 0.293, SLG: 0.325		WP S 1B		F3			6-3		1B	4	0	2	0	0	0	0
Lee Lacy, R (1, 7) OBP: 0.419, SLG: 0.535		WP BB 1-2			F8		K		4-3	3	0	0	0	1	1	1
Ed Ott, L (1, 2) OBP: 0.358, SLG: 0.419		K 1-2 2-3			1B		F8			3	0	1	0	0	1	2
Phil Garner, R (1, 4) OBP: 0.322, SLG: 0.368		K			K			6-3		3	0	0	0	0	2	3
Jim Bibby, R (1, 1) OBP: 0.214, SLG: 0.160			F8		6-3			4-3		2	0	0	0	0	0	1
John Milner, L (8, PH) OBP: 0.351, SLG: 0.359										1	0	0	0	0	0	0
Kent Tekulve, R (9, 1)										0	0	0	0	0	0	0
Grant Jackson, S (9, 1)										0	0	0	0	0	0	0
Enrique Romo, R (9, 1) OBP: 0.556, SLG: 0.500										0	0	0	0	0	0	0
Inning Stats	R: 0 E: 0 K: 0 S: 3 H: 0 LOB: 0 BB: 0 P: 3	R: 0 E: 0 K: 3 S: 10 H: 1 LOB: 2 BB: 1 P: 14	R: 0 E: 0 K: 0 S: 3 H: 0 LOB: 0 BB: 0 P: 3	R: 0 E: 0 K: 1 S: 5 H: 0 LOB: 0 BB: 0 P: 5	R: 0 E: 0 K: 1 S: 6 H: 1 LOB: 1 BB: 0 P: 6	R: 0 E: 0 K: 1 S: 5 H: 0 LOB: 1 BB: 1 P: 9	R: 0 E: 0 K: 1 S: 5 H: 0 LOB: 0 BB: 0 P: 5	R: 0 E: 0 K: 0 S: 4 H: 1 LOB: 1 BB: 0 P: 4	R: 0 E: 0 K: 0 S: 4 H: 2 LOB: 1 BB: 0 P: 4	1B: 5 2B: 0 3B: 0 HR: 0	SF: 0 SAC: 0 DP: 0 HBP: 0						

PITCHER	IP	WLS	BF	H	R	ER	SO	BB	IBB	HBP	BLK	WP	HR	S	P	ERA	WHIP
Steve Mura, R (1, 1) ERA: 3.99	8.0	W	30	4	0	0	7	2	0	0	0	2	0	42	50	0.00	0.750
Bob Shirley, L (9, 1) ERA: 3.25	0.2		1	0	0	0	0	0	0	0	0	0	0	1	1	0.00	0.000
Rollie Fingers, R (9, 1) ERA: 2.51	0.1	S	2	1	0	0	0	0	0	0	0	0	0	2	2	0.00	3.000

PITCHER	IP	WLS	BF	H	R	ER	SO	BB	IBB	HBP	BLK	WP	HR	S	P	ERA	WHIP

San Diego Padres @ Pittsburgh Pirates

Three Rivers Stadium, Pittsburgh, PA

Fri Aug 01 1980, 7:05 PM EDT

Att. 22,304 - Unknown

livebaseballscorecards.com

AB	31
R	0
H	5
RBI	0
BB	2
SO	7
LOB	12

WP: 2 PB: 0 SB: 2 CS: 1 PA: 33

San Diego Padres @ Pittsburgh Pirates

Three Rivers Stadium, Pittsburgh, PA

Sun Aug 03 1980, 3:33 AM EDT

Unknown

TOP

livebaseballscorecards.com

Batter	1	2	3	4	5	6	7	8	9	AB	R	H	RBI	BB	SO	LOB
Gene Richards, L (1, 7) OBP: 0.361, SLG: 0.380	0-0 3B		0-0 G4-6-3 1-2f		0-3 K	0-0 4-3			0-0 4-3	5	1	1	0	0	1	1
Ozzie Smith, S (1, 6) OBP: 0.332, SLG: 0.282	0-0 3-H 3B		0-0 L3		0-0 1-3 S 2B 1B		4-0 SH1-3 WP E BB		4-0 S BB	3	2	2	1	2	0	0
Jerry Mumphrey, S (1, 8) OBP: 0.324, SLG: 0.339	0-0 L5			0-0 F7	0-0 1-3 1-3		0-0 SH1-3 1-3		0-3 K 1-2	4	0	0	0	0	1	3
Dave Winfield, R (1, 9) OBP: 0.372, SLG: 0.444	0-3 K			4-0 BB 1B 1B BB	0-0 1B 3-H 2B		0-0 E5 L4-3 3-H		0-0 F8	4	2	1	1	1	1	2
Willie Montanez, L (1, 3) OBP: 0.319, SLG: 0.353	0-0 1-3			0-0 1B BB 1-2 1B	0-0 BB 2-H 1B		0-0 L4-3 1-2			4	0	2	1	0	0	2
Gene Tenace, R (1, 2) OBP: 0.379, SLG: 0.375		0-0 L9		4-0 1B 1-2 2-3 BB	4-0 1-2 BB			0-0 F9		2	0	0	0	2	0	0
Tim Flannery, L (1, 4) OBP: 0.319, SLG: 0.306 Dave Cash, R (8, 4) OBP: 0.275, SLG: 0.265		0-0 F7		0-0 1-2 2-3 3-H 1B	0-0 F8			0-0 3-1		4 0	0 0	1 0	1 0	0 0	0 0	2 0
Aurelio Rodriguez, R (1, 5) OBP: 0.222, SLG: 0.293		0-0 5-3		0-0 F6		0-0 F2		0-0 1B		4	0	1	0	0	0	3
John Curtis, L (1, 1) OBP: 0.184, SLG: 0.167			0-0 G4-6-3 1B	0-3 K		0-3 K		0-3 K		4	0	1	0	0	3	4

Inning Stats																		
	R: 1	H: 2	R: 0	H: 0	R: 0	H: 1	R: 1	H: 2	R: 2	H: 3	R: 0	H: 0	R: 1	H: 0	R: 0	H: 1	R: 0	H: 0
	E: 0	LOB: 1	E: 0	LOB: 0	E: 0	LOB: 0	E: 0	LOB: 3	E: 0	LOB: 2	E: 0	LOB: 0	E: 1	LOB: 0	E: 0	LOB: 1	E: 0	LOB: 1
	K: 1	BB: 0	K: 0	BB: 0	K: 0	BB: 0	K: 1	BB: 2	K: 1	BB: 1	K: 1	BB: 1	K: 0	BB: 1	K: 1	BB: 0	K: 1	BB: 1
	S: 7	P: 7	S: 3	P: 3	S: 3	P: 3	S: 7	P: 15	S: 8	P: 12	S: 5	P: 5	S: 3	P: 7	S: 6	P: 6	S: 5	P: 9

1B: 6	SF: 0	WP: 1	PA: 40
2B: 2	SAC: 1	PB: 0	
3B: 2	DP: 2	SB: 2	
HR: 0	HBP: 0	CS: 0	

PITCHER		IP	WLS	BF	H	R	ER	SO	BB	IBB	HBP	BLK	WP	HR	S	P	ERA	WHIP
Rick Rhoden, R ERA: 5.36	(1, 1)	5.0	L	25	8	4	4	3	3	0	0	0	0	0	28	40	7.20	2.200
Rod Scurry, L ERA: 2.56	(6, 1)	2.0		7	0	1	0	1	1	0	0	0	1	0	8	12	0.00	0.500
Enrique Romo, R ERA: 3.38	(8, 1)	2.0		8	1	0	0	2	1	0	0	0	0	0	11	15	0.00	1.000

PITCHER	IP	WLS	BF	H	R	ER	SO	BB	IBB	HBP	BLK	WP	HR	S	P	ERA	WHIP

AB	34
R	5
H	9
RBI	4
BB	5
SO	6
LOB	17

Batter	1	2	3	4	5	6	7	8	9	AB	R	H	RBI	BB	SO	LOB
Omar Moreno, L (1, 8) OBP: 0.313, SLG: 0.337	6-3		F7		F5		F7 1-2			4	0	0	0	0	0	1
Tim Foli, R (1, 6) OBP: 0.318, SLG: 0.354	E BB		BLK 6-3 2B		F7			F7		3	2	1	0	1	0	0
Lee Lacy, R (1, 7) OBP: 0.411, SLG: 0.524	K		6-3 2-H			5-3		F5		4	0	0	1	0	1	1
Willie Stargell, L (1, 3) OBP: 0.350, SLG: 0.484	E5 1-H		K			1B 1B		F4		4	0	1	0	0	1	0
Bill Madlock, R (1, 5) OBP: 0.295, SLG: 0.325	L8			F9		G6-3 1-2 1B			G5-4-3 BB	3	0	1	0	1	0	1
Phil Garner, R (1, 4) OBP: 0.319, SLG: 0.364		5-3		6-3		G6-3 1-2f			F7	4	0	0	0	0	0	3
Mike Easler, L (1, 9) OBP: 0.420, SLG: 0.624		FC5-4 1B		1B			G3		G5-4-3 1-2f	4	0	2	0	0	0	1
Steve Nicosia, R (1, 2) OBP: 0.301, SLG: 0.280		FC5-4 FC5-4 1-2f		4-3			FC1-6 BB			2	0	0	0	1	0	2
Rick Rhoden, R (1, 1) OBP: 0.357, SLG: 0.308 Vance Law, R (5, PH) OBP: 0.267, SLG: 0.286 Rod Scurry, L (6, 1) OBP: 0.333, SLG: 0.333 Manny Sanguillen, R (7, PH) OBP: 0.324, SLG: 0.394 Enrique Romo, R (8, 1) OBP: 0.556, SLG: 0.500		FC5-4 1-2f			6-3		FC1-6 S 1-2f			1 1 0 1 0	0 0 0 0 0	0 0 0 0 0	0 0 0 0 0	0 0 0 0 0	0 0 0 0 0	1 0 0 1 0
Inning Stats	R: 1 E: 1 K: 1 S: 6 H: 0 LOB: 1 BB: 1 P: 10	R: 0 E: 0 K: 0 S: 4 H: 1 LOB: 1 BB: 0 P: 4	R: 1 E: 0 K: 1 S: 6 H: 1 LOB: 0 BB: 0 P: 6	R: 0 E: 0 K: 0 S: 4 H: 1 LOB: 1 BB: 0 P: 4	R: 0 E: 0 K: 0 S: 3 H: 0 LOB: 0 BB: 0 P: 3	R: 0 E: 0 K: 0 S: 4 H: 2 LOB: 1 BB: 0 P: 4	R: 0 E: 0 K: 0 S: 3 H: 0 LOB: 1 BB: 1 P: 7	R: 0 E: 0 K: 0 S: 3 H: 0 LOB: 0 BB: 0 P: 3	R: 0 E: 0 K: 0 S: 2 H: 0 LOB: 0 BB: 1 P: 6	1B: 4 2B: 1 3B: 0 HR: 0 SF: 0 SAC: 0 DP: 2 HBP: 0				WP: 0 PB: 0 SB: 1 CS: 0	PA: 34	

PITCHER	IP	WLS	BF	H	R	ER	SO	BB	IBB	HBP	BLK	WP	HR	S	P	ERA	WHIP
John Curtis, L (1, 1) ERA: 3.97	9.0	W	34	5	2	1	2	3	0	0	1	0	0	35	47	1.00	0.889

PITCHER	IP	WLS	BF	H	R	ER	SO	BB	IBB	HBP	BLK	WP	HR	S	P	ERA	WHIP

BOTTOM

San Diego Padres @ Pittsburgh Pirates

Three Rivers Stadium, Pittsburgh, PA

Sun Aug 03 1980, 3:33 AM EDT

Unknown

livebaseballscorecards.com

AB	31
R	2
H	5
RBI	1
BB	3
SO	2
LOB	11

San Diego Padres @ Pittsburgh Pirates

Three Rivers Stadium, Pittsburgh, PA

Sun Aug 03 1980, 3:38 AM EDT

Att. 20,517 - Unknown

TOP

livebaseballscorecards.com

Batter	1	2	3	4	5	6	7	8	9	AB	R	H	RBI	BB	SO	LOB
Gene Richards, L (1, 7) OBP: 0.361, SLG: 0.380	1-3		4-3		L4-3 1B	FC6-4 1B			F7	5	0	2	1	0	0	0
Ozzie Smith, S (1, 6) OBP: 0.330, SLG: 0.286	L1			F7	L4-3	FC6-4			1B 3B	5	1	1	0	0	0	5
Von Joshua, L (1, 8) OBP: 0.302, SLG: 0.397	K			E PB BB	4-3	K			3-H 1B	2	0	0	0	1	1	0
Dave Winfield, R (7, PH) (7, 8) (9, 9) OBP: 0.372, SLG: 0.444										2	0	1	1	0	1	0
Jerry Turner, L (1, 9) OBP: 0.338, SLG: 0.388		F9		F7	1B 1B	K			F7	5	1	1	0	0	1	2
Jerry Mumphrey, S (9, 8) OBP: 0.324, SLG: 0.339										0	0	0	0	0	0	0
Willie Montanez, L (1, 3) OBP: 0.320, SLG: 0.355		1B		K E	4-3 1B BB 1B	F7				4	1	2	0	0	1	1
Bill Fahey, L (1, 2) OBP: 0.309, SLG: 0.276		K		E3	BB 4-3 1B			F8		4	1	1	1	0	1	3
Tim Flannery, L (1, 5) OBP: 0.313, SLG: 0.299		F7		K	4-3			L4-3 1B		3	0	0	0	0	1	6
Aurelio Rodriguez, R (6, 5) OBP: 0.227, SLG: 0.297										1	0	1	0	0	0	0
Dave Cash, R (1, 4) OBP: 0.274, SLG: 0.263			F8		F7	1B BB IBB		L4-3		3	0	0	0	1	0	1
Bob Shirley, R (1, 1)									K	1	0	0	1	2	1	0
Rollie Fingers, R (8, 1) OBP: 0.250, SLG: 0.417										0	0	0	0	0	0	0
Gene Tenace, R (8, 2) OBP: 0.377, SLG: 0.373					1B BB	1B BB				1	0	0	0	0	1	0

	AB	36
	R	4
	H	9
	RBI	4
	BB	4
	SO	8
	LOB	18

Inning Stats	1	2	3	4	5	6	7	8	9
	R: 0 E: 0 K: 1 S: 5	H: 0 LOB: 0 BB: 0 P: 5	R: 0 E: 0 K: 1 S: 6	H: 1 LOB: 1 BB: 0 P: 6	R: 0 E: 0 K: 1 S: 5	H: 0 LOB: 0 BB: 0 P: 5	R: 0 E: 1 K: 2 S: 9	H: 0 LOB: 3 BB: 1 P: 13	R: 0 E: 0 K: 0 S: 3	H: 1 LOB: 1 BB: 1 P: 7	R: 3 E: 0 K: 0 S: 7	H: 4 LOB: 3 BB: 2 P: 15	R: 0 E: 0 K: 2 S: 7	H: 0 LOB: 0 BB: 0 P: 7	R: 0 E: 0 K: 0 S: 3	H: 1 LOB: 0 BB: 0 P: 3	R: 1 E: 0 K: 1 S: 7	H: 2 LOB: 1 BB: 0 P: 7

1B: 8	SF: 0	WP: 0	PA: 40
2B: 2	SAC: 0	PB: 1	
3B: 1	DP: 2	SB: 0	
HR: 0	HBP: 0	CS: 0	

PITCHER		IP	WLS	BF	H	R	ER	SO	BB	IBB	HBP	BLK	WP	HR	S	P	ERA	WHIP
Don Robinson, R ERA: 4.24	(1, 1)	5.2	L	27	5	3	3	5	3	1	0	0	0	0	33	49	4.76	1.412
Grant Jackson, L ERA: 2.19	(6, 1)	2.1		8	2	0	0	2	0	0	0	0	0	0	12	12	0.00	0.857
Enrique Romo, R ERA: 3.44	(9, 1)	1.0		5	2	1	1	1	0	0	0	0	0	0	7	7	9.00	2.000

PITCHER		IP	WLS	BF	H	R	ER	SO	BB	IBB	HBP	BLK	WP	HR	S	P	ERA	WHIP

Batter	1	2	3	4	5	6	7	8	9	AB	R	H	RBI	BB	SO	LOB
Omar Moreno, L (1, 8) OBP: 0.313, SLG: 0.336	6-3		FC6-5 S BLK 2-3		6-3			SH1-4 1-2 1B		4	0	1	0	0	0	1
Phil Garner, R (1, 4) OBP: 0.317, SLG: 0.361	6-3		K 1-3		F8			SH1-4 1-2 2-3		3	0	0	0	0	1	1
Lee Lacy, R (1, 7) OBP: 0.410, SLG: 0.518 John Milner, L (8, PH) OBP: 0.349, SLG: 0.357 Matt Alexander, S (9, 7)	E1 BB		F4			F4		K		2 1 0	0 0 0	0 0 0	0 0 0	1 0 0	0 1 0	1 2 0
Willie Stargell, L (1, 3) OBP: 0.348, SLG: 0.484	E1 1-3			2B 2B		E5 G6-4-3		K		4	1	1	0	0	1	3
Bill Madlock, R (1, 5) OBP: 0.294, SLG: 0.327		F5		F9 2-H 2B		G6-4-3 1-2f			F4	4	0	1	1	0	0	1
Mike Easler, L (1, 9) OBP: 0.417, SLG: 0.615		5-3 BB		K			K		K	3	0	0	0	1	3	1
Dale Berra, R (1, 6) OBP: 0.277, SLG: 0.350		5-3 1-2		F9 2-3			K		K	4	0	0	0	0	2	2
Ed Ott, L (1, 2) OBP: 0.354, SLG: 0.414		L4		1-3			K			3	0	0	0	0	1	2
Don Robinson, R (1, 1) OBP: 0.400, SLG: 0.533 Grant Jackson, S (6, 1) Tim Foli, R (8, PH) OBP: 0.320, SLG: 0.354 Enrique Romo, R (9, 1) OBP: 0.556, SLG: 0.500			FC6-5 2B		K			SH1-4 1B BB		2 0 0 0	0 0 0 0	1 0 0 0	0 0 0 0	0 0 1 0	1 0 0 0	0 0 0 0
Inning Stats	R: 0 E: 1 K: 0 S: 3 H: 0 LOB: 1 BB: 1 P: 7	R: 0 E: 0 K: 0 S: 3 H: 0 LOB: 1 BB: 1 P: 7	R: 0 E: 0 K: 1 S: 6 H: 1 LOB: 1 BB: 0 P: 6	R: 1 E: 0 K: 1 S: 7 H: 2 LOB: 1 BB: 0 P: 7	R: 0 E: 0 K: 1 S: 5 H: 0 LOB: 0 BB: 0 P: 5	R: 0 E: 1 K: 0 S: 3 H: 0 LOB: 0 BB: 0 P: 3	R: 0 E: 0 K: 3 S: 9 H: 0 LOB: 0 BB: 0 P: 9	R: 0 E: 0 K: 2 S: 8 H: 1 LOB: 2 BB: 1 P: 12	R: 0 E: 0 K: 2 S: 7 H: 0 LOB: 0 BB: 0 P: 7	1B: 1 2B: 3 3B: 0 HR: 0	SF: 0 SAC: 1 DP: 1 HBP: 0					

PITCHER	IP	WLS	BF	H	R	ER	SO	BB	IBB	HBP	BLK	WP	HR	S	P	ERA	WHIP
Bob Shirley, L (1, 1) ERA: 3.07	7.0	W	28	4	1	1	6	3	0	0	1	0	0	37	49	1.29	1.000
Rollie Fingers, R (8, 1) ERA: 2.44	2.0	S	6	0	0	0	4	0	0	0	0	0	0	14	14	0.00	0.000

PITCHER	IP	WLS	BF	H	R	ER	SO	BB	IBB	HBP	BLK	WP	HR	S	P	ERA	WHIP

BOTTOM

San Diego Padres @ Pittsburgh Pirates

Three Rivers Stadium, Pittsburgh, PA

Sun Aug 03 1980, 3:38 AM EDT

Att. 20,517 - Unknown

livebaseballscorecards.com

AB	30
R	1
H	4
RBI	1
BB	3
SO	10
LOB	14

WP: 0	PA: 34			
PB: 0				
SB: 1				
CS: 0				

Pittsburgh Pirates @ Chicago Cubs

Wrigley Field, Chicago, IL

Tue Aug 05 1980, 3:33 AM CDT

Att. 22,939 - Unknown

TOP

Batter	1	2	3	4	5	6	7	8	9	AB	R	H	RBI	BB	SO	LOB
Omar Moreno, L (1, 8) OBP: 0.313, SLG: 0.337	5-3		4-3		6-3		L6-3 1B		1-3 1B	5	0	2	0	0	0	0
Tim Foli, R (1, 6) OBP: 0.316, SLG: 0.350	1-3		F8		5-3		L6-3 1-2			4	0	0	0	0	0	1
Dave Parker, L (1, 9) OBP: 0.325, SLG: 0.455	BB		F7		1B		4-3			3	0	1	0	1	0	0
Willie Stargell, L (1, 3) OBP: 0.346, SLG: 0.479	F7			1B BB SF7 1B	K			4-3		4	1	1	0	0	1	2
Mike Easler, L (1, 7) OBP: 0.423, SLG: 0.616		FC6-4 5-3 1B		1B 1B 1-2 BB		BB 1B 1B		4-1		3	2	2	0	1	0	0
Bill Madlock, R (1, 5) OBP: 0.297, SLG: 0.327		5-3 1-2		1B 1-2 2-3 1B		1B 1-2 BB		6-3		3	0	1	0	1	0	1
Ed Ott, L (1, 2) OBP: 0.356, SLG: 0.415		FC6-4 BB		SF7 3-H		G4-6-3 1-2 2-H 1B			G3	2	0	1	2	1	0	0
Phil Garner, R (1, 4) OBP: 0.316, SLG: 0.359		FC6-4 FC6-4 1-2f 2-3		CS 1B 1-3 2-H		K			4-3	4	0	1	1	0	1	4
John Candelaria, L (1, 1) OBP: 0.222, SLG: 0.180		FC6-4 1-2f		6-3 1-2		G4-6-3 1-2f			1B BB	2	0	0	0	0	0	4
John Milner, L (6, PH) OBP: 0.347, SLG: 0.354										1	0	0	0	0	0	2
Rod Scurry, L (6, 1) OBP: 0.333, SLG: 0.333										0	0	0	0	0	0	0
Enrique Romo, R (7, 1) OBP: 0.556, SLG: 0.500										0	0	0	0	0	0	0
Kurt Bevacqua, R (9, PH) OBP: 0.329, SLG: 0.380										0	0	0	0	1	0	0
Inning Stats	R: 0 E: 0 K: 0 S: 3 H: 0 LOB: 1 BB: 1 P: 7	R: 0 E: 0 K: 0 S: 4 H: 1 LOB: 2 BB: 1 P: 8	R: 0 E: 0 K: 0 S: 3 H: 0 LOB: 0 BB: 0 P: 3	R: 2 E: 0 K: 0 S: 5 H: 3 LOB: 1 BB: 1 P: 9	R: 0 E: 0 K: 1 S: 6 H: 1 LOB: 1 BB: 0 P: 6	R: 1 E: 0 K: 1 S: 6 H: 2 LOB: 1 BB: 1 P: 10	R: 0 E: 0 K: 0 S: 3 H: 1 LOB: 0 BB: 0 P: 3	R: 0 E: 0 K: 0 S: 3 H: 0 LOB: 0 BB: 0 P: 3	R: 0 E: 0 K: 0 S: 3 H: 1 LOB: 2 BB: 1 P: 7	1B: 9 2B: 1 3B: 0 HR: 0 SF: 1 SAC: 0 DP: 2 HBP: 0						

livebaseballscorecards.com

AB	31
R	3
H	9
RBI	3
BB	5
SO	2
LOB	14

PITCHER		IP	WLS	BF	H	R	ER	SO	BB	IBB	HBP	BLK	WP	HR	S	P	ERA	WHIP
Rick Reuschel, R ERA: 3.67	(1, 1)	9.0	W	37	9	3	3	2	5	0	0	0	0	0	36	56	3.00	1.556

PITCHER	IP	WLS	BF	H	R	ER	SO	BB	IBB	HBP	BLK	WP	HR	S	P	ERA	WHIP

Pittsburgh Pirates @ Chicago Cubs

Wrigley Field, Chicago, IL

Tue Aug 05 1980, 3:33 AM CDT

Att. 22,939 - Unknown

livebaseballscorecards.com

Batter	1	2	3	4	5	6	7	8	9	AB	R	H	RBI	BB	SO	LOB
Jesus Figueroa, L (1, 8) OBP: 0.307, SLG: 0.298	K	K		3-1			F9 K			5	0	0	0	0	3	4
Mike Tyson, R (1, 4) OBP: 0.296, SLG: 0.355	K		K		F8		BB, E, 2B	F8		5	1	1	0	0	2	0
Bill Buckner, L (1, 7) OBP: 0.358, SLG: 0.457	1B, 1B		1B, HR, 1B		4-3		P4	HR		5	2	3	1	0	0	1
Cliff Johnson, R (1, 3) OBP: 0.353, SLG: 0.436 Larry Biittner, L (8, 3) OBP: 0.332, SLG: 0.347	1-2: 1B		1-2: HR, 1B		HR		E, BB, 1B, IBB	K		3 1	3 0	3 0	1 0	1 0	0 1	0 0
Jerry Martin, R (1, 9) OBP: 0.306, SLG: 0.460	1-3		1-H, 2-H: HR		HR		E, 1-2, 2-3: BB	1B		4	3	3	4	1	0	2
Steve Dillard, R (1, 5) OBP: 0.276, SLG: 0.352		K BB, CS			K		E5, 1B, 1-2, 2-3, 3-H	4-3		4	1	0	0	1	2	3
Tim Blackwell, S (1, 2) OBP: 0.322, SLG: 0.380		1B, 1B	1-2: 5-3				P6 1B, 1B, 1-3, 2-H, 3-H			4	1	2	2	0	0	1
Steve Macko, L (1, 6) OBP: 0.235, SLG: 0.294		K		K			6-3 1B, 1-2, 3-H			4	0	1	1	0	2	1
Rick Reuschel, R (1, 1) OBP: 0.185, SLG: 0.259		1-2: 1B		L3			6-3 1-2, 2-H			4	0	2	1	0	0	0
Inning Stats	R: 0 E: 0 K: 2 S: 9 H: 2 LOB: 2 BB: 0 P: 9	R: 0 E: 0 K: 3 S: 11 H: 2 LOB: 2 BB: 0 P: 11	R: 3 E: 0 K: 1 S: 7 H: 3 LOB: 0 BB: 1 P: 11	R: 0 E: 0 K: 1 S: 5 H: 0 LOB: 0 BB: 0 P: 5	R: 2 E: 0 K: 1 S: 7 H: 2 LOB: 0 BB: 0 P: 7	R: 0 E: 0 K: 0 S: 3 H: 0 LOB: 0 BB: 0 P: 3	R: 5 E: 1 K: 1 S: 10 H: 4 LOB: 2 BB: 2 P: 18	R: 1 E: 0 K: 1 S: 7 H: 2 LOB: 1 BB: 0 P: 7		1B: 10 2B: 1 3B: 0 HR: 4 SF: 0 SAC: 0 DP: 0 HBP: 0						

PITCHER		IP	WLS	BF	H	R	ER	SO	BB	IBB	HBP	BLK	WP	HR	S	P	ERA	WHIP
John Candelaria, L ERA: 3.68	(1, 1)	5.0	L	24	9	5	5	8	1	0	0	0	0	3	39	43	9.00	2.000
Rod Scurry, L ERA: 2.43	(6, 1)	1.2		7	1	2	0	0	0	1	0	0	0	0	6	10	0.00	0.600
Enrique Romo, R ERA: 3.5	(7, 1)	1.1		11	5	4	1	2	1	0	0	0	0	1	14	18	6.75	4.500

PITCHER	IP	WLS	BF	H	R	ER	SO	BB	IBB	HBP	BLK	WP	HR	S	P	ERA	WHIP

AB	39
R	11
H	15
RBI	10
BB	3
SO	10
LOB	12

WP: 0 PA: 42
PB: 0
SB: 0
CS: 1

Batter	1	2	3	4	5	6	7	8	9	AB	R	H	RBI	BB	SO	LOB
Omar Moreno, L (1, 8) OBP: 0.316, SLG: 0.338	F9		1B		2B BB		SF8 1-H		S E 1-2 IBB	2	2	1	1	2	0	0
Tim Foli, R (1, 6) OBP: 0.314, SLG: 0.352	5-3		F7		1B 1-H 2-H 2B		6-3		SF8 3-H	4	1	1	3	0	0	2
Dave Parker, L (1, 9) OBP: 0.329, SLG: 0.457	1B		1-H 1B		2-H 1B			5-3	K 1-H 2-H	5	0	3	1	0	1	0
Willie Stargell, L (1, 3) OBP: 0.342, SLG: 0.488	4-3			4-3	4-3			HR	K	5	1	1	1	0	1	2
Mike Easler, L (1, 7) OBP: 0.424, SLG: 0.628		HR		4-3		4-3		1B		4	1	2	1	0	0	0
Bill Madlock, R (1, 5) OBP: 0.299, SLG: 0.329 Dale Berra, R (8, 5) OBP: 0.277, SLG: 0.350		G5-4-3 1B		5-3		G4-6-3 1B		P5		4 0	0 0	2 0	0 0	0 0	0 0	1 0
Ed Ott, L (1, 2) OBP: 0.351, SLG: 0.408		F7			F7	G4-6-3 1-2f		K		4	0	0	0	0	1	3
Phil Garner, R (1, 4) OBP: 0.318, SLG: 0.361		G5-4-3 1-2f			S 2B 1B		5-3		1B SF8 1B	4	2	2	0	0	0	1
Jim Bibby, R (1, 1) OBP: 0.207, SLG: 0.154 John Milner, L (7, PH) OBP: 0.351, SLG: 0.354 Matt Alexander, S (7, PR) Grant Jackson, S (7, 1) Kent Tekulve, R (8, 1) Manny Sanguillen, R (9, PH) OBP: 0.343, SLG: 0.412 Enrique Romo, R (9, 1) OBP: 0.556, SLG: 0.500			1-5-3		5-3 1-2			E S SF8 BB	S WP E 1-3 1B	2 0 0 0 0 0 1 0	0 0 1 0 0 0 1 0	0 0 0 0 0 0 1 0	0 1 0 0 0 0 1 0	0 0 0 0 0 0 0 0	1 0 0 0 0 0 0 0	0 0 0 0 0 0 0 0
Inning Stats	R: 0 E: 0 K: 0 S: 4 H: 1 LOB: 1 BB: 0 P: 4	R: 1 E: 0 K: 0 S: 4 H: 2 LOB: 0 BB: 0 P: 4	R: 0 E: 0 K: 0 S: 4 H: 2 LOB: 2 BB: 0 P: 4	R: 0 E: 0 K: 0 S: 3 H: 0 LOB: 0 BB: 0 P: 3	R: 3 E: 0 K: 0 S: 6 H: 3 LOB: 1 BB: 1 P: 10	R: 0 E: 0 K: 0 S: 3 H: 1 LOB: 0 BB: 0 P: 3	R: 1 E: 0 K: 0 S: 3 H: 0 LOB: 1 BB: 1 P: 7	R: 1 E: 0 K: 1 S: 7 H: 2 LOB: 1 BB: 0 P: 7	R: 3 E: 1 K: 2 S: 9 H: 2 LOB: 0 BB: 1 P: 13	1B: 10 2B: 1 3B: 0 HR: 2	SF: 2 SAC: 0 DP: 2 HBP: 0					

TOP

Pittsburgh Pirates @ Chicago Cubs

Wrigley Field, Chicago, IL

Wed Aug 06 1980, 3:33 AM CDT

Unknown

livebaseballscorecards.com

AB	35
R	9
H	13
RBI	7
BB	3
SO	3
LOB	10

PITCHER		IP	WLS	BF	H	R	ER	SO	BB	IBB	HBP	BLK	WP	HR	S	P	ERA	WHIP
Dennis Lamp, R ERA: 4.75	(1, 1)	6.1		27	9	5	4	0	2	0	0	0	0	1	25	33	5.68	1.737
Bruce Sutter, R ERA: 2.53	(7, 1)	1.2		7	2	1	1	1	0	0	0	0	0	1	9	9	5.40	1.200
Dick Tidrow, R ERA: 2.51	(9, 1)	1.0	L	6	2	3	1	2	0	1	0	0	1	0	9	13	9.00	2.000

PITCHER		IP	WLS	BF	H	R	ER	SO	BB	IBB	HBP	BLK	WP	HR	S	P	ERA	WHIP

BOTTOM

Pittsburgh Pirates @ Chicago Cubs

Wrigley Field, Chicago, IL

Wed Aug 06 1980, 3:33 AM CDT

Unknown

Batter	1	2	3	4	5	6	7	8	9	AB	R	H	RBI	BB	SO	LOB
Jesus Figueroa, L (1, 8) OBP: 0.302, SLG: 0.293	S S S 0-3 K ①		x 0-0 F8 ①		x 0-0 G6-4-3 1B		x 0-0 L7 ②		x 0-0 4-3 ①	5	0	1	0	0	1	1
Lenny Randle, S (1, 5) OBP: 0.343, SLG: 0.358	x 0-0 F9 ②		x 0-0 G3-6-3 ② ③ 1-2f		x 0-0 F5 ①		x 0-0 L5 ③		x 0-0 2B SF7 1B	5	1	1	0	0	0	2
Bill Buckner, L (1, 7) OBP: 0.361, SLG: 0.465	x 0-0 HR 1B			x 0-0 4-3 ①	x 0-0 G6-4-3 ② ③ 1-2f			x 0-0 1B 2B	x 0-0 1-3 2B	5	2	3	0	0	0	1
Cliff Johnson, R (1, 3) OBP: 0.358, SLG: 0.449 Steve Dillard, R (9, 4) OBP: 0.274, SLG: 0.352	x 0-0 1-H HR			B B B B 4-0 HR BB		S S S 0-3 K ①		x 0-0 IBB IBB FC9-2 2-H 1B	x 0-0 SF7 ② 3-H	3 0	2 0	2 0	3 1	1 0	1 0	0 0
Jerry Martin, R (1, 9) OBP: 0.307, SLG: 0.466	x 0-0 F9 ③			x 0-0 1-H HR		B B B B 4-0 S 2B BB		x 0-0 F9 ①	S S S 0-3 K ③	4	2	1	2	1	1	2
Barry Foote, R (1, 2) OBP: 0.290, SLG: 0.406 Bruce Sutter, R (7, 1) OBP: 0.200, SLG: 0.200 Larry Biittner, L (8, PH) OBP: 0.335, SLG: 0.347 (9, 3)		x 0-0 L6-3 1B		x 0-0 F7 ②		x 0-0 F5 ② 1-2		x 4-0 FC9-2 IBB 1-2 IBB		3 0 0	0 0 0	1 0 0	0 0 0	0 0 1	0 0 0	1 0 0
Steve Macko, L (1, 6) OBP: 0.300, SLG: 0.400 Rick Reuschel, R (6, PR) OBP: 0.185, SLG: 0.259 Ivan De Jesus, R (7, 6) OBP: 0.345, SLG: 0.355		x 0-0 F7 ①		x 0-0 1B 1B		x 0-0 2-H 2B		x 4-0 FC9-2 1-2 2-3 IBB		3 0 0	0 0 0	2 0 0	1 0 0	0 0 1	0 0 0	1 0 0
Mike Tyson, R (1, 4) OBP: 0.297, SLG: 0.354 Mike Vail, R (8, PH) OBP: 0.332, SLG: 0.407 Dick Tidrow, R (9, 1)		x 0-0 L6-3 ② ③ 1-2		x 0-0 1-2 1B		x 0-0 5-3 ③		x 0-0 FC9-2 ② 1-2 2-3 3-Hf		3 1 0	0 0 0	1 0 0	0 0 0	0 0 0	0 0 0	2 3 0
Dennis Lamp, R (1, 1) OBP: 0.196, SLG: 0.128 Tim Blackwell, S (7, 2) OBP: 0.319, SLG: 0.376			x 0-0 E5 G3-6-3	S S S 0-3 K ③			x 0-0 F7 ①	x 0-0 G3 ③		2 2	0 0	0 0	0 0	0 0	1 0	2 3
Inning Stats	R: 2 E: 0 K: 1 S: 7 H: 2 LOB: 0 BB: 0 P: 7	R: 0 E: 0 K: 0 S: 3 H: 1 LOB: 0 BB: 0 P: 3	R: 0 E: 1 K: 0 S: 3 H: 0 LOB: 0 BB: 0 P: 3	R: 2 E: 0 K: 1 S: 8 H: 3 LOB: 2 BB: 1 P: 12	R: 0 E: 0 K: 0 S: 3 H: 1 LOB: 0 BB: 0 P: 3	R: 1 E: 0 K: 1 S: 6 H: 1 LOB: 1 BB: 1 P: 10	R: 0 E: 0 K: 0 S: 3 H: 0 LOB: 0 BB: 0 P: 3	R: 1 E: 0 K: 0 S: 5 H: 2 LOB: 3 BB: 2 P: 13	R: 1 E: 0 K: 1 S: 7 H: 2 LOB: 1 BB: 0 P: 7	1B: 7 2B: 4 3B: 0 HR: 2 SF: 1 SAC: 0 DP: 3 HBP: 0						WP: 0 PB: 0 SB: 1 CS: 0 PA: 41	

livebaseballscorecards.com

	AB	36
	R	7
	H	12
	RBI	7
	BB	4
	SO	4
	LOB	18

PITCHER		IP	WLS	BF	H	R	ER	SO	BB	IBB	HBP	BLK	WP	HR	S	P	ERA	WHIP
Jim Bibby, R ERA: 2.97	(1, 1)	6.0		26	8	5	5	3	2	0	0	0	0	2	30	38	7.50	1.667
Grant Jackson, L ERA: 2.32	(7, 1)	1.0		4	1	1	1	0	0	0	0	0	0	0	4	4	9.00	1.000
Kent Tekulve, R ERA: 2.8	(8, 1)	1.0	W	6	1	0	0	0	0	2	0	0	0	0	4	12	0.00	1.000
Enrique Romo, R ERA: 3.56	(9, 1)	1.0	S	5	2	1	1	1	0	0	0	0	0	0	7	7	9.00	2.000

PITCHER	IP	WLS	BF	H	R	ER	SO	BB	IBB	HBP	BLK	WP	HR	S	P	ERA	WHIP

Batter	1	2	3	4	5	6	7	8	9	AB	R	H	RBI	BB	SO	LOB
Omar Moreno, L (1, 8) OBP: 0.318, SLG: 0.341	x 0-0 S 1B		x 0-0 1B 2B		S S S 0-3 ② K			x 0-0 ① 4-3		4	0	2	0	0	1	0
Phil Garner, R (1, 4) OBP: 0.317, SLG: 0.360	S S S 0-3 ① K 1-2		x 0-0 ② 2-H 1B		x 0-0 ③ F8			x 0-0 ② F9		4	0	1	0	0	1	1
Dave Parker, L (1, 9) OBP: 0.326, SLG: 0.452	S S S 0-3 ② K		S S S 0-3 ③ K			S S S 0-3 ① K		x 0-0 ③ 4-3		4	0	0	0	0	3	2
Kurt Bevacqua, R (1, 5) OBP: 0.325, SLG: 0.365	H 1-0 HBP			x 0-0 ① 5-3		x 0-0 ② 6-3			x 0-0 ① F7	3	0	0	0	0	0	0
Lee Lacy, R (1, 7) OBP: 0.402, SLG: 0.508	x 0-0 ③ P2			x 0-0 ② P3		S S S 0-3 ③ K			S S S 0-3 ② K	4	0	0	0	0	2	2
Manny Sanguillen, R (1, 3) OBP: 0.324, SLG: 0.389 John Milner, L (6, 3) OBP: 0.358, SLG: 0.354		x 0-0 ① F7		x 0-0 ③ 5-3			B B B B 4-0 BB		B B B B 4-0 BB	2 0	0 0	0 0	0 0	0 2	0 0	0 0
Steve Nicosia, R (1, 2) OBP: 0.299, SLG: 0.287		x 0-0 ② 6-3			x 0-0 HR 2B		S S S 0-3 ① K		S S S 0-3 ③ K	4	1	1	0	0	2	2
Dale Berra, R (1, 6) OBP: 0.278, SLG: 0.368		S S S 0-3 ③ K			x 0-0 2-H HR		x 0-0 ② L6			3	1	1	2	0	1	1
Bert Blyleven, R (1, 1) OBP: 0.068, SLG: 0.047 Willie Stargell, L (7, PH) OBP: 0.340, SLG: 0.485 Grant Jackson, S (7, 1)			x 0-0 ① G3		x 0-0 ① 9-3		x 0-0 ③ G3			2 1 0	0 0 0	0 0 0	0 0 0	0 0 0	0 0 0	0 1 0
Inning Stats	R: 0 E: 0 K: 2 S: 8 H: 1 LOB: 2 BB: 0 P: 9	R: 0 E: 0 K: 1 S: 5 H: 0 LOB: 0 BB: 0 P: 5	R: 0 E: 0 K: 1 S: 6 H: 2 LOB: 1 BB: 0 P: 6	R: 0 E: 0 K: 0 S: 3 H: 0 LOB: 0 BB: 0 P: 3	R: 2 E: 0 K: 1 S: 7 H: 2 LOB: 0 BB: 0 P: 7	R: 0 E: 0 K: 2 S: 7 H: 0 LOB: 0 BB: 0 P: 7	R: 0 E: 0 K: 1 S: 5 H: 0 LOB: 1 BB: 1 P: 9	R: 0 E: 0 K: 0 S: 3 H: 0 LOB: 0 BB: 0 P: 3	R: 0 E: 0 K: 2 S: 7 H: 0 LOB: 1 BB: 1 P: 11	1B: 2 2B: 2 3B: 0 HR: 1 SF: 0 SAC: 0 DP: 0 HBP: 1							

TOP

Pittsburgh Pirates @ Chicago Cubs

Wrigley Field, Chicago, IL

Wed Aug 06 1980, 3:38 AM CDT

Att. 24,305 - Unknown

livebaseballscorecards.com

AB	31
R	2
H	5
RBI	2
BB	2
SO	10
LOB	9

WP: 0 PB: 0 SB: 1 CS: 0 PA: 34

PITCHER		IP	WLS	BF	H	R	ER	SO	BB	IBB	HBP	BLK	WP	HR	S	P	ERA	WHIP
Doug Capilla, L ERA: 2.89	(1, 1)	5.0	L	20	5	2	2	5	0	0	1	0	0	1	29	30	3.60	1.000
Bill Caudill, R ERA: 2.08	(6, 1)	2.0		7	0	0	0	3	1	0	0	0	0	0	12	16	0.00	0.500
Dick Tidrow, R ERA: 2.44	(8, 1)	2.0		7	0	0	0	2	1	0	0	0	0	0	10	14	0.00	0.500

PITCHER	IP	WLS	BF	H	R	ER	SO	BB	IBB	HBP	BLK	WP	HR	S	P	ERA	WHIP

Batter	1	2	3	4	5	6	7	8	9	AB	R	H	RBI	BB	SO	LOB
Lenny Randle, S (1, 5) OBP: 0.347, SLG: 0.363	L4-3 1B		6-3			FC4-6 1B		FC5-4 1B		4	0	3	0	0	0	1
Mike Tyson, R (1, 4) OBP: 0.291, SLG: 0.347	L4-3 1-2		F8			F7		FC5-4 1-2f		4	0	0	0	0	0	4
Bill Buckner, L (1, 7) OBP: 0.357, SLG: 0.460	4-3			G3		FC4-6 1-2f		F8		4	0	0	0	0	0	2
Jerry Martin, R (1, 8) OBP: 0.309, SLG: 0.470		3B		5-3		K			4-3 BB	3	0	1	0	1	1	1
Larry Biittner, L (1, 3) OBP: 0.328, SLG: 0.339		F9		4-3			P3		4-3 1-2	4	0	0	0	0	0	2
Mike Vail, R (1, 9) OBP: 0.327, SLG: 0.401		3-4			K		K		K	4	0	0	0	0	3	2
Tim Blackwell, S (1, 2) OBP: 0.322, SLG: 0.383		G3			1B 1B		2B		6-3	4	0	2	0	0	0	2
Steve Dillard, R (1, 6) OBP: 0.283, SLG: 0.354			SH5-3 BB		G4-6-3 1-2 1B		F8			2	0	1	0	1	0	1
Dick Tidrow, R (8, 1)										0	0	0	0	0	0	0
Doug Capilla, L (1, 1) OBP: 0.273, SLG: 0.455			SH5-3 1-2		G4-6-3 1-2f			F9		0	0	0	0	0	0	0
Scot Thompson, L (5, PH) OBP: 0.306, SLG: 0.322										1	0	0	0	0	0	2
Bill Caudill, R (6, 1) OBP: 0.200, SLG: 0.200										0	0	0	0	0	0	0
Ivan De Jesus, R (8, 6) OBP: 0.344, SLG: 0.354										1	0	0	0	0	0	0
Inning Stats	R: 0 E: 0 K: 0 S: 3 H: 1 LOB: 0 BB: 0 P: 3	R: 0 E: 0 K: 0 S: 4 H: 1 LOB: 1 BB: 0 P: 4	R: 0 E: 0 K: 0 S: 3 H: 0 LOB: 1 BB: 1 P: 7	R: 0 E: 0 K: 0 S: 3 H: 0 LOB: 0 BB: 0 P: 3	R: 0 E: 0 K: 1 S: 6 H: 2 LOB: 1 BB: 0 P: 6	R: 0 E: 0 K: 1 S: 6 H: 1 LOB: 1 BB: 0 P: 6	R: 0 E: 0 K: 1 S: 6 H: 1 LOB: 1 BB: 0 P: 6	R: 0 E: 0 K: 0 S: 4 H: 1 LOB: 1 BB: 0 P: 4	R: 0 E: 0 K: 1 S: 5 H: 0 LOB: 1 BB: 1 P: 9	1B: 5 2B: 2 3B: 1 HR: 0	SF: 0 SAC: 1 DP: 2 HBP: 0						

PITCHER		IP	WLS	BF	H	R	ER	SO	BB	IBB	HBP	BLK	WP	HR	S	P	ERA	WHIP
Bert Blyleven, R ERA: 3.86	(1, 1)	6.0	W	22	5	0	0	2	1	0	0	0	0	0	25	29	0.00	1.000
Grant Jackson, L ERA: 2.19	(7, 1)	3.0	S	12	2	0	0	2	1	0	0	0	0	0	15	19	0.00	1.000

PITCHER	IP	WLS	BF	H	R	ER	SO	BB	IBB	HBP	BLK	WP	HR	S	P	ERA	WHIP

BOTTOM

Pittsburgh Pirates @ Chicago Cubs

Wrigley Field, Chicago, IL

Wed Aug 06 1980, 3:38 AM CDT

Att. 24,305 - Unknown

livebaseballscorecards.com

AB	31
R	0
H	7
RBI	0
BB	2
SO	4
LOB	17

Pittsburgh Pirates @ Chicago Cubs

Wrigley Field, Chicago, IL

Thu Aug 07 1980, 3:33 AM CDT

Att. 28,364 - Unknown

TOP

livebaseballscorecards.com

Batter	1	2	3	4	5	6	7	8	9	AB	R	H	RBI	BB	SO	LOB
Omar Moreno, L (1, 8) OBP: 0.318, SLG: 0.344	F8		K	K		E4 2B 2-3	E 2B 2-H		HBP 1B	6	2	2	1	0	2	3
Tim Foli, R (1, 6) OBP: 0.320, SLG: 0.358	F8		F9		CS 1B	1-H 3-H 2B	E9 1B 2-H		1-2 HBP	5	1	3	3	0	0	0
Dave Parker, L (1, 9) OBP: 0.329, SLG: 0.455	K		1B 2B		HR BB 1-2	F5	2-H 1B		F3	4	2	2	1	1	1	1
Mike Easler, L (7, PR) OBP: 0.422, SLG: 0.625 (7, 9)										1	0	0	0	0	0	2
Willie Stargell, L (1, 3) OBP: 0.347, SLG: 0.486		1B 1B WP 1B	2-H 1B		K	BB	F6			4	1	2	1	1	1	2
Bill Madlock, R (1, 5) OBP: 0.301, SLG: 0.340		1B 1-2 1B	F8		HR 1-H	F7		F4		4	1	2	2	0	0	3
Dale Berra, R (6, 5) OBP: 0.277, SLG: 0.366										1	0	0	0	0	0	0
Lee Lacy, R (1, 7) OBP: 0.406, SLG: 0.507		3B 1-3 2-3 1B		FC1-6 E BB	1B		F7	F9		4	1	2	0	1	0	0
Phil Garner, R (1, 4) OBP: 0.318, SLG: 0.364		1-H 3-H 3B	F8	F8	F8		1-3 2B HBP	F9		4	1	1	1	0	0	2
Steve Nicosia, R (1, 2) OBP: 0.289, SLG: 0.276		K	E5 FC1-6 1-2			5-3	1-3 1-2		3-1	5	0	0	0	0	1	3
Eddie Solomon, R (1, 1) OBP: 0.241, SLG: 0.310		F8	FC1-6 1-2f 2-3			E 2B	2B 2-H		F3	5	2	2	1	0	0	3

	AB	43
	R	11
	H	16
	RBI	10
	BB	3
	SO	5
	LOB	19

Inning Stats										
	R: 0	H: 0	R: 2	H: 4	R: 1	H: 2	R: 0	H: 0	R: 2	H: 3
	E: 0	LOB: 0	E: 0	LOB: 1	E: 0	LOB: 1	E: 1	LOB: 2	E: 0	LOB: 1
	K: 1	BB: 0	K: 1	BB: 0	K: 1	BB: 0	K: 1	BB: 1	K: 1	BB: 1
	S: 5	P: 5	S: 8	P: 8	S: 7	P: 7	S: 6	P: 10	S: 7	P: 11

Inning Stats										
	R: 2	H: 2	R: 4	H: 4	R: 0	H: 0	R: 0	H: 1	1B: 9	SF: 0
	E: 1	LOB: 2	E: 1	LOB: 1	E: 0	LOB: 0	E: 0	LOB: 2	2B: 5	SAC: 0
	K: 0	BB: 1	K: 0	BB: 0	K: 0	BB: 0	K: 0	BB: 0	3B: 1	DP: 0
	S: 6	P: 10	S: 7	P: 8	S: 3	P: 3	S: 4	P: 5	HR: 1	HBP: 2

	WP: 1	PA: 48
	PB: 0	
	SB: 0	
	CS: 1	

PITCHER		IP	WLS	BF	H	R	ER	SO	BB	IBB	HBP	BLK	WP	HR	S	P	ERA	WHIP
Willie Hernandez, L ERA: 5.08	(1, 1)	5.1	L	28	10	7	6	5	2	0	0	0	1	1	36	44	10.12	2.250
George Riley, L ERA: 3.38	(6, 1)	2.2		15	5	4	3	0	1	0	1	0	0	0	13	18	10.12	2.250
Dick Tidrow, R ERA: 2.41	(9, 1)	1.0		5	1	0	0	0	0	0	1	0	0	0	4	5	0.00	1.000

PITCHER		IP	WLS	BF	H	R	ER	SO	BB	IBB	HBP	BLK	WP	HR	S	P	ERA	WHIP

Batter	1	2	3	4	5	6	7	8	9	AB	R	H	RBI	BB	SO	LOB
Ivan De Jesus, R (1, 6) OBP: 0.341, SLG: 0.351	F7		4-3		F9		F5		1B	4	0	0	0	0	0	0
Mick Kelleher, R (8, 6) OBP: 0.254, SLG: 0.220										1	0	1	0	0	0	0
Mike Tyson, R (1, 4) OBP: 0.289, SLG: 0.359	HR		K		E5		F8		F8	5	1	1	1	0	1	1
Bill Buckner, L (1, 7) OBP: 0.354, SLG: 0.455	3-1		F7		E4		G3			4	0	0	0	0	0	1
Jerry Martin, R (1, 9) OBP: 0.306, SLG: 0.465	6-3			6-3	F7			5-3		4	0	0	0	0	0	2
Larry Biittner, L (1, 3) OBP: 0.328, SLG: 0.344		F7		1B 2B	K			L3		3	1	1	0	0	1	2
George Riley, L (6, 1)										0	0	0	0	0	0	0
Jim Tracy, L (8, PH) OBP: 0.214, SLG: 0.357										1	0	0	0	0	0	0
Dick Tidrow, R (9, 1)										0	0	0	0	0	0	0
Lenny Randle, S (1, 5) OBP: 0.351, SLG: 0.371		1-3		1B BB		F8 2B		2B		3	0	2	0	1	0	0
Jesus Figueroa, L (1, 8) OBP: 0.309, SLG: 0.330		HR		1-3 2-H 1B		F8 2-3		5-3		4	1	2	2	0	0	2
Tim Blackwell, S (1, 2) OBP: 0.330, SLG: 0.385		BB	K			G6-4-3 BB			L1-3 1B	2	0	1	0	2	1	2
Willie Hernandez, L (1, 1) OBP: 0.188, SLG: 0.250		F8	F9			G6-4-3 1-2f			L1-3 1-2	2	0	0	0	0	0	3
Scot Thompson, L (6, 3) OBP: 0.302, SLG: 0.317										2	0	0	0	0	0	3

Inning Stats	1	2	3	4	5	6	7	8	9
R	1	1	0	1	0	0	0	0	0
H	1	1	0	2	0	1	0	1	2
E	0	0	0	0	2	0	0	0	0
LOB	0	1	0	2	2	1	0	1	1
K	0	0	1	1	1	0	0	0	0
BB	0	1	0	1	0	1	0	0	0
S	4	4	5	7	7	3	3	4	4
P	4	8	5	11	7	7	3	4	4

PITCHER	IP	WLS	BF	H	R	ER	SO	BB	IBB	HBP	BLK	WP	HR	S	P	ERA	WHIP
Eddie Solomon, R (1, 1) ERA: 2.9	9.0	W	38	8	3	3	3	3	0	0	0	0	2	41	53	3.00	1.222

PITCHER	IP	WLS	BF	H	R	ER	SO	BB	IBB	HBP	BLK	WP	HR	S	P	ERA	WHIP

BOTTOM

Pittsburgh Pirates @ Chicago Cubs

Wrigley Field, Chicago, IL

Thu Aug 07 1980, 3:33 AM CDT

Att. 28,364 - Unknown

livebaseballscorecards.com

AB	35
R	3
H	8
RBI	3
BB	3
SO	3
LOB	16

1B: 3	SF: 0	WP: 0	PA: 38
2B: 4	SAC: 0	PB: 0	
3B: 0	DP: 2	SB: 0	
HR: 2	HBP: 0	CS: 0	

Batter	1	2	3	4	5	6	7	8	9	AB	R	H	RBI	BB	SO	LOB
Lonnie Smith, R (1, 7) OBP: 0.378, SLG: 0.452	S S S 0-3 ① K			x 0-0 ① 6-3		x 0-0 E5 2B 3-H		B B B B 4-0 1B G4-6-3 BB		3	2	0	1	1	1	0
Pete Rose, S (1, 3) OBP: 0.369, SLG: 0.382	x 0-0 ② 1-3			x 0-0 1B		x 0-0 1B 3-H 2B		x 0-0 G4-6-3 1-3 1B		4	0	3	1	0	0	0
Bake McBride, L (1, 9) OBP: 0.340, SLG: 0.457	x 0-0 ③ L8			x 0-0 ② F7		x 0-0 ② 2-H 1B		x 0-0 ① ② G4-6-3 1-2f 3-H		4	0	1	0	0	0	2
Mike Schmidt, R (1, 5) OBP: 0.349, SLG: 0.574		x 0-0 ① F8		x 0-0 ③ P5		x 0-0 ③ F8		x 0-0 1B		4	0	1	0	0	0	2
Garry Maddox, R (1, 8) OBP: 0.269, SLG: 0.386		x 0-0 ② 6-3			x 0-0 ① F7		x 0-0 HR	x 0-0 ③ P3		4	1	1	1	0	0	1
Manny Trillo, R (1, 4) OBP: 0.372, SLG: 0.438		S S S 0-3 ③ K			x 0-0 ② L7		x 0-0 HR		x 0-0 ① F8	4	1	1	1	0	1	0
Larry Bowa, S (1, 6) OBP: 0.271, SLG: 0.312			x 0-0 ① L5		x 0-0 ③ 4-1		x 0-0 ① 5-3		S S S 0-3 ② K	4	0	0	0	0	1	0
Bob Boone, R (1, 2) OBP: 0.292, SLG: 0.344 Randy Lerch, L (9, PR) OBP: 0.390, SLG: 0.361			S S S 0-3 ② K			x 0-0 E7 E 2B	x 0-0 ② F8		x 0-0 1B	4 0	1 0	2 0	0 0	0 0	1 0	0 0
Dick Ruthven, R (1, 1) OBP: 0.182, SLG: 0.209 George Vukovich, L (6, PH) OBP: 0.289, SLG: 0.242 Kevin Saucier, L (6, 1) Dickie Noles, R (6, 1) OBP: 0.300, SLG: 0.300 Greg Gross, L (7, PH) OBP: 0.349, SLG: 0.343 Tug McGraw, R (7, 1) OBP: 0.500, SLG: 0.500 Del Unser, L (9, PH) OBP: 0.301, SLG: 0.343			x 0-0 ③ 6-3			x 0-0 ① F7	S S S 0-3 ③ K		x 0-0 ③ F7	1 1 0 0 1 0 0 1	0 0 0 0 0 0 0 0	0 0 0 0 0 1 0 1	0 0 0 0 0 0 0 0	0 1 0 0 0 0 0 0	0 0 0 0 0 0 0 0	0 1 0 0 0 0 0 1
Inning Stats	R: 0 E: 0 K: 1 S: 5 H: 0 LOB: 0 BB: 0 P: 5	R: 0 E: 0 K: 1 S: 5 H: 0 LOB: 0 BB: 0 P: 5	R: 0 E: 0 K: 1 S: 5 H: 0 LOB: 0 BB: 0 P: 5	R: 0 E: 0 K: 0 S: 4 H: 1 LOB: 1 BB: 0 P: 4	R: 0 E: 0 K: 0 S: 3 H: 0 LOB: 0 BB: 0 P: 3	R: 2 E: 2 K: 0 S: 6 H: 3 LOB: 1 BB: 0 P: 6	R: 2 E: 0 K: 1 S: 7 H: 2 LOB: 0 BB: 0 P: 7	R: 1 E: 0 K: 0 S: 4 H: 2 LOB: 1 BB: 1 P: 8	R: 0 E: 0 K: 1 S: 6 H: 1 LOB: 1 BB: 0 P: 6	1B: 5 2B: 2 3B: 0 HR: 2 SF: 0 SAC: 0 DP: 1 HBP: 0				WP: 0 PB: 0 SB: 0 CS: 0		PA: 36

PITCHER	IP	WLS	BF	H	R	ER	SO	BB	IBB	HBP	BLK	WP	HR	S	P	ERA	WHIP
Rick Rhoden, R (1, 1) ERA: 5.17	7.0		27	6	4	3	4	0	0	0	0	0	2	35	35	3.86	0.857
Kent Tekulve, R (8, 1) ERA: 2.91	1.0	W	5	2	1	1	0	1	0	0	0	0	0	4	8	9.00	3.000
Enrique Romo, R (9, 1) ERA: 3.52	1.0	S	4	1	0	0	1	0	0	0	0	0	0	6	6	0.00	1.000

PITCHER	IP	WLS	BF	H	R	ER	SO	BB	IBB	HBP	BLK	WP	HR	S	P	ERA	WHIP

TOP

Philadelphia Phillies @ Pittsburgh Pirates
Three Rivers Stadium, Pittsburgh, PA

Fri Aug 08 1980, 7:05 PM EDT
Att. 30,354 - Unknown

livebaseballscorecards.com

AB	35
R	5
H	9
RBI	4
BB	1
SO	5
LOB	7

BOTTOM

Batter	1	2	3	4	5	6	7	8	9	AB	R	H	RBI	BB	SO	LOB
Omar Moreno, L (1, 8) OBP: 0.317, SLG: 0.342	x 0-0 ① L9		x 0-0 E S 1B		x 0-0 ① FC6 S 2-3	x 0-0 ③ G3		x 0-0 ③ 4-3		5	0	1	0	0	0	5
Tim Foli, R (1, 6) OBP: 0.317, SLG: 0.354	x 0-0 ② 3-1		x 0-0 ③ 5-3 1-3		x 0-0 ② 5-3 1-2		x 0-0 ① F8			4	0	0	0	0	0	2
Dave Parker, L (1, 9) OBP: 0.331, SLG: 0.454	B B B B 4-0 BB			x 0-0 HR 1B	x 0-0 ③ 6-3		x 0-0 ② F7			3	1	1	0	1	0	1
Willie Stargell, L (1, 3) OBP: 0.350, SLG: 0.500	x 0-0 ③ 4-3			x 0-0 1-H HR		B B B B 4-0 PB 4-3 1B BB	S S S 0-3 ③ K			3	2	1	2	1	1	1
Mike Easler, L (1, 7) OBP: 0.427, SLG: 0.635 Matt Alexander, S (8, PR) Dale Berra, R (9, 5) OBP: 0.277, SLG: 0.366		B B B B 4-0 CS BB		x 0-0 2B 2B		x 0-0 ① 4-3 1-2		x 0-0 SH5-4 SF8 2B		3 0 0	1 1 0	2 0 0	0 0 0	1 0 0	0 0 0	1 0 0
Bill Madlock, R (1, 5) OBP: 0.306, SLG: 0.345 Enrique Romo, R (9, 1) OBP: 0.556, SLG: 0.500		x 0-0 ① ② 6-3 1-2		x 0-0 ① 2-H 2B		4-0 1B 1B 2-3 IBB		4-0 SF8 SH5-4 IBB		2 0	1 0	1 0	1 0	2 0	0 0	1 0
Ed Ott, L (1, 2) OBP: 0.350, SLG: 0.407		x 0-0 ③ L4		x 0-0 ② F7		x 0-0 CS 1-3 3-H 1B		x 0-0 ① SH5-4 1-2 2-3		3	0	1	1	0	0	0
Phil Garner, R (1, 4) OBP: 0.322, SLG: 0.365			x 0-0 ① 5-3	x 0-0 PO 1B		4-0 ② 1B 1-2 IBB		4-0 SF8 IBB		2	0	1	0	2	0	0
Rick Rhoden, R (1, 1) OBP: 0.412, SLG: 0.438 Kent Tekulve, R (8, 1) Lee Lacy, R (8, PH) (9, 7) OBP: 0.405, SLG: 0.507			x 0-0 ② 5-3	0-0 ③ PO 1-2	x 0-0 FC6 2B	x 0-0 1-2 3-H 1B		x 0-0 ② SF8 1-2 2-3 3-H		3 0 0	0 0 0	2 0 0	1 0 1	0 0 0	0 0 0	0 0 0
Inning Stats	R: 0 H: 0 E: 0 LOB: 1 K: 0 BB: 1 S: 3 P: 7	R: 0 H: 0 E: 0 LOB: 0 K: 0 BB: 1 S: 2 P: 6	R: 0 H: 1 E: 0 LOB: 1 K: 0 BB: 0 S: 4 P: 4	R: 3 H: 5 E: 0 LOB: 0 K: 0 BB: 0 S: 6 P: 6	R: 0 H: 1 E: 0 LOB: 1 K: 0 BB: 0 S: 4 P: 4	R: 2 H: 2 E: 0 LOB: 2 K: 0 BB: 3 S: 4 P: 16	R: 0 H: 0 E: 0 LOB: 0 K: 1 BB: 0 S: 5 P: 5	R: 1 H: 1 E: 0 LOB: 2 K: 0 BB: 2 S: 4 P: 12		1B: 5 SF: 1 2B: 4 SAC: 1 3B: 0 DP: 0 HR: 1 HBP: 0				WP: 0 PA: 38 PB: 1 SB: 2 CS: 2		

PITCHER		IP	WLS	BF	H	R	ER	SO	BB	IBB	HBP	BLK	WP	HR	S	P	ERA	WHIP
Dick Ruthven, R ERA: 3.83	(1, 1)	5.0		21	7	3	3	0	2	0	0	0	0	1	19	27	5.40	1.800
Kevin Saucier, L ERA: 3.71	(6, 1)	0.1		4	1	2	2	0	1	1	0	0	0	0	2	10	54.00	6.000
Dickie Noles, R ERA: 3.97	(6, 1)	0.2		3	1	0	0	0	0	1	0	0	0	0	2	6	0.00	1.500
Tug McGraw, L ERA: 2.25	(7, 1)	2.0	L	9	1	1	1	1	0	2	0	0	0	0	9	17	4.50	0.500

PITCHER	IP	WLS	BF	H	R	ER	SO	BB	IBB	HBP	BLK	WP	HR	S	P	ERA	WHIP

Philadelphia Phillies @ Pittsburgh Pirates
Three Rivers Stadium, Pittsburgh, PA
Fri Aug 08 1980, 7:05 PM EDT
Att. 30,354 - Unknown

livebaseballscorecards.com

AB	28
R	6
H	10
RBI	6
BB	7
SO	1
LOB	11

Batter	1	2	3	4	5	6	7	8	9	AB	R	H	RBI	BB	SO	LOB
Lonnie Smith, R (1, 7) OBP: 0.380, SLG: 0.450	BBBB 4-0 1B SF7 BB		x 0-0 ① 6-3		x 0-0 BB 1B 1B		x 0-0 ② F7			3	1	1	0	1	0	0
Pete Rose, S (1, 3) OBP: 0.370, SLG: 0.383	x 0-0 1B SF7 1-3 1B		x 0-0 1B		x 0-0 ② F9		x 0-0 ③ 6-3			4	0	2	0	0	0	1
Mike Schmidt, R (1, 5) OBP: 0.351, SLG: 0.573	x 0-0 ① SF7 1-2 3-H		x 0-0 ② F3		BBBB 4-0 1B 1-2 BB			BBBB 4-0 FC6-4 1B BB		1	0	0	1	2	0	1
Keith Moreland, R (1, 9) OBP: 0.356, SLG: 0.505	x 0-0 2-3 1B		x 0-0 ③ F9		x 0-0 ③ 1-2 2-H 1B			x 0-0 FC6-4 1-2 1B		4	0	3	0	0	0	1
Garry Maddox, R (1, 8) OBP: 0.269, SLG: 0.384	SSS 0-3 ② K			x 0-0 ① F7		x 0-0 SH1-3 1B		x 0-0 ① FC6-4 G6-4-3 1-2f 2-3		4	0	1	0	0	1	4
Manny Trillo, R (1, 4) OBP: 0.372, SLG: 0.437	x 0-0 ③ 4-3			x 0-0 1B	x 0-0 ① SH1-3 1-2			x 0-0 ②③ G6-4-3 1-2f		3	0	1	0	0	0	4
Larry Bowa, S (1, 6) OBP: 0.268, SLG: 0.308		x 0-0 ① 4-3		x 0-0 ② L6	x 0-0 ② F8				x 0-0 ① G3	4	0	0	0	0	0	2
Bob Boone, R (1, 2) OBP: 0.289, SLG: 0.339		x 0-0 ② F8		x 0-0 ③ F5	x 0-0 ③ F9				x 0-0 ② 4-3	4	0	0	0	0	0	2
Nino Espinosa, R (1, 1) Kevin Saucier, L (7, 1) Dickie Noles, R (8, 1) OBP: 0.300, SLG: 0.300 Greg Gross, L (9, PH) OBP: 0.346, SLG: 0.339		x 0-0 ③ F9			x 0-0 ① F8		x 0-0 ① F4		x 0-0 ③ F7	3 0 0 1	0 0 0 0	0 0 0 0	0 0 0 0	0 0 0 0	0 0 0 0	0 0 0 0
Inning Stats	R: 1 E: 0 K: 1 S: 7 H: 2 LOB: 2 BB: 1 P: 11	R: 0 E: 0 K: 0 S: 3 H: 0 LOB: 0 BB: 0 P: 3	R: 0 E: 0 K: 0 S: 4 H: 1 LOB: 1 BB: 0 P: 4	R: 0 E: 0 K: 0 S: 4 H: 1 LOB: 1 BB: 0 P: 4	R: 0 E: 0 K: 0 S: 4 H: 2 LOB: 2 BB: 1 P: 8	R: 0 E: 0 K: 0 S: 4 H: 1 LOB: 1 BB: 0 P: 4	R: 0 E: 0 K: 0 S: 3 H: 0 LOB: 0 BB: 0 P: 3	R: 0 E: 0 K: 0 S: 3 H: 1 LOB: 1 BB: 1 P: 7	R: 0 E: 0 K: 0 S: 3 H: 0 LOB: 0 BB: 0 P: 3	1B: 8 2B: 0 3B: 0 HR: 0 SF: 1 SAC: 1 DP: 1 HBP: 0						

PITCHER		IP	WLS	BF	H	R	ER	SO	BB	IBB	HBP	BLK	WP	HR	S	P	ERA	WHIP
John Candelaria, L ERA: 3.58	(1, 1)	7.0	W	31	8	1	1	1	3	0	0	0	0	0	30	42	1.29	1.571
Kent Tekulve, R ERA: 2.81	(8, 1)	2.0	S	5	0	0	0	0	0	0	0	0	0	0	5	5	0.00	0.000

PITCHER		IP	WLS	BF	H	R	ER	SO	BB	IBB	HBP	BLK	WP	HR	S	P	ERA	WHIP

TOP

Philadelphia Phillies @ Pittsburgh Pirates

Three Rivers Stadium, Pittsburgh, PA

Sat Aug 09 1980, 3:33 AM EDT

Att. 39,984 - Unknown

livebaseballscorecards.com

AB	31
R	1
H	8
RBI	1
BB	3
SO	1
LOB	15

WP: 0 PA: 36
PB: 0
SB: 0
CS: 0

Batter	1	2	3	4	5	6	7	8	9	AB	R	H	RBI	BB	SO	LOB
Omar Moreno, L (1, 8) OBP: 0.314, SLG: 0.339	4-3		F7	SF9 2-3 3-H		4-3		K		4	0	0	1	0	1	2
Tim Foli, R (1, 6) OBP: 0.321, SLG: 0.358	6-3		1B	F9			1B BB SF7	G4-6-3		5	1	3	0	0	0	2
Dave Parker, L (1, 9) OBP: 0.333, SLG: 0.456 Lee Lacy, R (6, 7) OBP: 0.405, SLG: 0.505	1B		1-2 1B		F7		B B B B IBB 1B 1-2 6-3	G4-6-3 1-2f		3 1	0 1	2 1	0 0	0 1	0 0	0 1
Willie Stargell, L (1, 3) OBP: 0.353, SLG: 0.500	1-3		F8	F8	F8		6-3 IBB 1-2 2-3			4	0	2	0	0	0	2
Mike Easler, L (1, 7) (6, 9) OBP: 0.421, SLG: 0.626	F8		G3		1-3		SF7 3-H			3	0	0	1	0	0	4
Bill Madlock, R (1, 5) OBP: 0.309, SLG: 0.350 Dale Berra, R (8, 5) OBP: 0.277, SLG: 0.366		6-3		SF9 3B		6-3	6-3 1-2 2-3 IBB			3 0	1 0	1 0	0 0	1 0	0 0	0 0
Ed Ott, L (1, 2) OBP: 0.353, SLG: 0.420		HR	5-3			FC6-4 1B	6-3 1-2 2-3 3-H			4	1	2	2	0	0	3
Phil Garner, R (1, 4) OBP: 0.326, SLG: 0.365		G6-4-3 1B		SF9 BB IBB		FC6-4 1B 1-2f	IBB			2	0	1	0	2	0	1
John Candelaria, L (1, 1) OBP: 0.241, SLG: 0.189 Kent Tekulve, R (8, 1)		G6-4-3 1-2f		B B B 1-2 BB		1-2 1B	6-3			3 0	0 0	1 0	0 0	1 0	0 0	4 0
Inning Stats	R: 0 E: 0 K: 0 S: 5 H: 2 LOB: 2 BB: 0 P: 5	R: 1 E: 0 K: 0 S: 4 H: 2 LOB: 0 BB: 0 P: 4	R: 0 E: 0 K: 0 S: 5 H: 2 LOB: 2 BB: 0 P: 5	R: 1 E: 0 K: 0 S: 4 H: 1 LOB: 2 BB: 2 P: 12	R: 0 E: 0 K: 0 S: 3 H: 0 LOB: 0 BB: 0 P: 3	R: 0 E: 0 K: 0 S: 5 H: 2 LOB: 2 BB: 0 P: 5	R: 2 E: 0 K: 0 S: 5 H: 2 LOB: 3 BB: 3 P: 17	R: 0 E: 0 K: 1 S: 5 H: 1 LOB: 0 BB: 0 P: 5		1B: 10 2B: 0 3B: 1 HR: 1	SF: 2 SAC: 0 DP: 2 HBP: 0					

PITCHER		IP	WLS	BF	H	R	ER	SO	BB	IBB	HBP	BLK	WP	HR	S	P	ERA	WHIP
Nino Espinosa, R ERA: 3.88	(1, 1)	6.0	L	31	11	4	4	0	2	1	0	0	0	1	28	40	6.00	2.167
Kevin Saucier, L ERA: 3.6	(7, 1)	1.0		5	0	0	0	0	0	2	0	0	0	0	3	11	0.00	0.000
Dickie Noles, R ERA: 3.9	(8, 1)	1.0		3	1	0	0	1	0	0	0	0	0	0	5	5	0.00	1.000

PITCHER	IP	WLS	BF	H	R	ER	SO	BB	IBB	HBP	BLK	WP	HR	S	P	ERA	WHIP

BOTTOM

Philadelphia Phillies @ Pittsburgh Pirates
Three Rivers Stadium, Pittsburgh, PA
Sat Aug 09 1980, 3:33 AM EDT
Att. 39,984 - Unknown

livebaseballscorecards.com

AB	32
R	4
H	12
RBI	4
BB	5
SO	1
LOB	19

WP: 0 PB: 0 SB: 0 CS: 0 PA: 39

Batter	1	2	3	4	5	6	7	8	9	AB	R	H	RBI	BB	SO	LOB
Lonnie Smith, R (1, 7) OBP: 0.376, SLG: 0.449	S S S 0-3 ① K		x 0-0 ③ 2B		x 0-0 ③ 6-3		x 0-0 ③ 6-3		x 0-0 ③ F9	5	0	1	0	0	1	2
Manny Trillo, R (1, 4) OBP: 0.368, SLG: 0.431	x 0-0 ② 6-3		x 0-0 ③ F8			x 0-0 ① F9		x 0-0 ① F7		4	0	0	0	0	0	1
Pete Rose, S (1, 3) OBP: 0.369, SLG: 0.382	x 0-0 ③ 4-3			x 0-0 ① 6-3		x 0-0 BB 1B 1B		x 0-0 ② F7		4	1	1	0	0	0	0
Mike Schmidt, R (1, 5) OBP: 0.355, SLG: 0.571		x 0-0 ① 1-5-3		B B B B 4-0 BB		B B B B 4-0 1B 1-2 BB		B B B B 4-0 1B BB		1	0	0	0	3	0	0
Bake McBride, L (1, 9) OBP: 0.339, SLG: 0.455		S S S 0-3 ② K		S S S 0-3 ② K		x 0-0 ② F9		x 0-0 1-3 1B		4	0	1	0	0	2	3
Keith Moreland, R (1, 2) OBP: 0.362, SLG: 0.505		x 0-0 WP 1B		x 0-0 ③ F6		x 0-0 1-2 2-H 1B		x 0-0 ③ F7		4	0	2	1	0	0	3
Greg Gross, L (1, 8) OBP: 0.351, SLG: 0.345		x 0-0 ③ 6-3 1-2			x 0-0 1B	x 0-0 ③ F7			x 0-0 1B	4	0	2	0	0	0	3
Larry Bowa, S (1, 6) OBP: 0.268, SLG: 0.307			x 0-0 G1-6-3 1B		x 0-0 ① F2		x 0-0 ① F5		x 0-0 ① F8	4	0	1	0	0	0	2
Randy Lerch, L (1, 1) OBP: 0.372, SLG: 0.342			x 0-0 ① ② G1-6-3 1-2f		S S S 0-3 ② K		S S S 0-3 ② K		x 0-0 ② F5	2	0	0	0	0	1	2
Dickie Noles, R (6, 1) OBP: 0.300, SLG: 0.300										0	0	0	0	0	0	0
George Vukovich, L (7, PH) OBP: 0.282, SLG: 0.235										1	0	0	0	0	1	0
Warren Brusstar, R (7, 1)										0	0	0	0	0	0	0
Del Unser, L (9, PH) OBP: 0.297, SLG: 0.338										1	0	0	0	0	0	1
Inning Stats	R: 0 E: 0 K: 1 S: 5 H: 0 LOB: 0 BB: 0 P: 5	R: 0 E: 0 K: 1 S: 6 H: 1 LOB: 1 BB: 0 P: 6	R: 0 E: 0 K: 0 S: 4 H: 2 LOB: 1 BB: 0 P: 4	R: 0 E: 0 K: 1 S: 5 H: 0 LOB: 1 BB: 1 P: 9	R: 0 E: 0 K: 1 S: 6 H: 1 LOB: 1 BB: 0 P: 6	R: 1 E: 0 K: 0 S: 5 H: 2 LOB: 2 BB: 1 P: 9	R: 0 E: 0 K: 1 S: 5 H: 0 LOB: 0 BB: 0 P: 5	R: 0 E: 0 K: 0 S: 4 H: 1 LOB: 2 BB: 1 P: 8	R: 0 E: 0 K: 0 S: 4 H: 1 LOB: 1 BB: 0 P: 4	1B: 7 2B: 1 3B: 0 HR: 0	SF: 0 SAC: 0 DP: 1 HBP: 0						

TOP

Philadelphia Phillies @ Pittsburgh Pirates
Three Rivers Stadium, Pittsburgh, PA
Sun Aug 10 1980, 3:33 AM EDT
Unknown

livebaseballscorecards.com

AB	34
R	1
H	8
RBI	1
BB	3
SO	5
LOB	17

WP: 1 PB: 0 SB: 0 CS: 0 PA: 37

PITCHER	IP	W	L	S	BF	H	R	ER	SO	BB	IBB	HBP	BLK	WP	HR	P	ERA	WHIP
Jim Bibby, R (1, 1) ERA: 2.87	9.0	W			37	8	1	1	5	3	0	0	0	1	0	56	1.00	1.222

PITCHER	IP	W	L	S	BF	H	R	ER	SO	BB	IBB	HBP	BLK	WP	HR	P	ERA	WHIP

Batter	1	2	3	4	5	6	7	8	9	AB	R	H	RBI	BB	SO	LOB
Omar Moreno, L (1, 8) OBP: 0.317, SLG: 0.340	4-3		WP 1B 1-2		E S 1B 1B	2B IBB 4-0		6-3		4	2	2	0	1	0	0
Tim Foli, R (1, 6) OBP: 0.322, SLG: 0.359	5-3		F4 1-2 2-3		1B IBB 4-0 1-3	2B 0-0 1-H 2-H 3-H		6-3		4	0	1	3	1	0	2
Lee Lacy, R (1, 7) OBP: 0.407, SLG: 0.502	F4		G4-6-3 BB B B B 4-0		1B 0-0 1-3 3-H	K S S S 0-3				3	0	1	1	1	1	1
Willie Stargell, L (1, 3) OBP: 0.352, SLG: 0.508 John Milner, L (7, 3) OBP: 0.356, SLG: 0.352		1B 3B 0-0	G4-6-3 1-2f 0-0		F8 0-0		F7 0-0			3 1	1 0	1 0	0 0	0 0	0 0	5 0
Bill Madlock, R (1, 5) OBP: 0.309, SLG: 0.350 Dale Berra, R (7, PH) OBP: 0.281, SLG: 0.370 (8, 5)		S SF9 1B 0-0 3-H	F7 0-0		F3 0-0		E S E 1B 0-0			3 1	1 1	1 1	1 0	0 0	0 0	2 0
Mike Easler, L (1, 9) OBP: 0.418, SLG: 0.619		K S S S 0-3 1-3	CS 1B 0-0		F9 0-0		K S S S 0-3 1-3			4	0	1	0	0	2	2
Phil Garner, R (1, 4) OBP: 0.330, SLG: 0.375		SF9 0-0 3-H	1-2 1B 0-0		BLK 2B 2B 0-0		E8 0-0 3-H			3	1	3	2	0	0	0
Steve Nicosia, R (1, 2) OBP: 0.288, SLG: 0.270		5-3 0-0	F3 0-0		BLK 2B BB B B B B 4-0		K S S S 0-3			3	1	0	0	1	1	2
Jim Bibby, R (1, 1) OBP: 0.210, SLG: 0.145			WP 1B BB B B B B 4-0		F9 0-0	K S S S 0-3 1-2 2-3		1-3 0-0		3	0	0	0	1	1	2
Inning Stats	R: 0 H: 0 E: 0 LOB: 0 K: 0 BB: 0 S: 3 P: 3	R: 2 H: 2 E: 0 LOB: 0 K: 1 BB: 0 S: 7 P: 7	R: 0 H: 1 E: 0 LOB: 2 K: 0 BB: 2 S: 3 P: 11	R: 0 H: 2 E: 0 LOB: 1 K: 0 BB: 0 S: 4 P: 4	R: 1 H: 2 E: 0 LOB: 2 K: 0 BB: 1 S: 5 P: 9	R: 3 H: 2 E: 0 LOB: 1 K: 2 BB: 2 S: 9 P: 17	R: 1 H: 2 E: 1 LOB: 1 K: 2 BB: 0 S: 9 P: 9	R: 0 H: 0 E: 0 LOB: 0 K: 0 BB: 0 S: 3 P: 3		1B: 7 SF: 1 2B: 3 SAC: 0 3B: 1 DP: 1 HR: 0 HBP: 0						

PITCHER		IP	WLS	BF	H	R	ER	SO	BB	IBB	HBP	BLK	WP	HR	S	P	ERA	WHIP
Randy Lerch, L ERA: 5.17	(1, 1)	5.1	L	26	8	5	5	1	3	1	0	0	1	0	24	40	8.44	2.062
Dickie Noles, R ERA: 4.01	(6, 1)	0.2		4	1	1	1	2	0	1	0	1	0	0	7	11	13.50	1.500
Warren Brusstar, R ERA: 4.26	(7, 1)	2.0		8	2	1	1	2	0	0	0	0	0	0	12	12	4.50	1.000

PITCHER	IP	WLS	BF	H	R	ER	SO	BB	IBB	HBP	BLK	WP	HR	S	P	ERA	WHIP

BOTTOM

Philadelphia Phillies @ Pittsburgh Pirates
Three Rivers Stadium, Pittsburgh, PA
Sun Aug 10 1980, 3:33 AM EDT
Unknown

livebaseballscorecards.com

AB	32
R	7
H	11
RBI	7
BB	5
SO	5
LOB	16

WP: 1	PA: 38		
PB: 0			
SB: 4			
CS: 1			

Batter	1	2	3	4	5	6	7	8	9	AB	R	H	RBI	BB	SO	LOB
Pete Rose, S (1, 3) OBP: 0.368, SLG: 0.381	4-3		1-3			G6-4-3 1B			5-3	4	0	1	0	0	0	0
Manny Trillo, R (1, 4) OBP: 0.372, SLG: 0.438	BB 1B			CS 1B		G6-4-3 1-2f			1B 2B	4	0	3	0	0	0	2
Mike Schmidt, R (1, 5) OBP: 0.354, SLG: 0.566	BBB L4-3 BB 1-2			SSS K 1-2			F7		5-3	3	0	0	0	1	1	2
Bake McBride, L (1, 9) OBP: 0.340, SLG: 0.464	L4-3 1-2			F6			HR		2-3 1B	4	1	2	1	0	0	2
Greg Gross, L (1, 7) OBP: 0.351, SLG: 0.339 Keith Moreland, R (9, PH) OBP: 0.362, SLG: 0.505 Del Unser, L (9, PH) OBP: 0.293, SLG: 0.333		4-3			BBBB G4-6-3 BB		6-3		F8	2 0 1	0 0 0	0 0 0	0 0 0	1 0 0	0 0 0	0 0 2
Garry Maddox, R (1, 8) OBP: 0.267, SLG: 0.381		F8			F8		F4			3	0	0	0	0	0	1
Larry Bowa, S (1, 6) OBP: 0.266, SLG: 0.305		5-3			G4-6-3 1-2f			6-3		3	0	0	0	0	0	1
Bob Boone, R (1, 2) OBP: 0.287, SLG: 0.336			F3			F8		5-3		3	0	0	0	0	0	0
Dan Larson, R (1, 1) OBP: 0.214, SLG: 0.231 George Vukovich, L (6, PH) OBP: 0.275, SLG: 0.229 Ron Reed, R (6, 1) OBP: 0.333, SLG: 0.500 Lonnie Smith, R (8, PH) OBP: 0.374, SLG: 0.446 Tug McGraw, R (8, 1) OBP: 0.500, SLG: 0.500			3-1			E8		F8		1 1 0 1 0	0 0 0 0 0	0 0 0 0 0	0 0 0 0 0	0 0 0 0 0	0 0 0 0 0	0 0 0 0 0
Inning Stats	R: 0 E: 0 K: 0 S: 3 H: 1 LOB: 1 BB: 1 P: 7	R: 0 E: 0 K: 0 S: 3 H: 0 LOB: 0 BB: 0 P: 3	R: 0 E: 0 K: 0 S: 3 H: 0 LOB: 0 BB: 0 P: 3	R: 0 E: 0 K: 1 S: 5 H: 1 LOB: 0 BB: 0 P: 5	R: 0 E: 0 K: 0 S: 2 H: 0 LOB: 0 BB: 1 P: 6	R: 0 E: 1 K: 0 S: 4 H: 1 LOB: 1 BB: 0 P: 4	R: 1 E: 0 K: 0 S: 4 H: 1 LOB: 0 BB: 0 P: 4	R: 0 E: 0 K: 0 S: 3 H: 0 LOB: 0 BB: 0 P: 3	R: 0 E: 0 K: 0 S: 5 H: 2 LOB: 2 BB: 0 P: 5	1B: 4 2B: 2 3B: 0 HR: 1	SF: 0 SAC: 0 DP: 3 HBP: 0						

TOP

Philadelphia Phillies @ Pittsburgh Pirates
Three Rivers Stadium, Pittsburgh, PA
Sun Aug 10 1980, 3:38 AM EDT
Att. 37,323 - Unknown

livebaseballscorecards.com

AB	30
R	1
H	6
RBI	1
BB	2
SO	1
LOB	10

PITCHER		IP	WLS	BF	H	R	ER	SO	BB	IBB	HBP	BLK	WP	HR	S	P	ERA	WHIP
Don Robinson, R ERA: 4.01	(1, 1)	7.0	W	24	4	1	1	1	2	0	0	0	0	1	24	32	1.29	0.857
Grant Jackson, L ERA: 2.13	(8, 1)	1.2		7	2	0	0	0	0	0	0	0	0	0	7	7	0.00	1.200
Kent Tekulve, R ERA: 2.79	(9, 1)	0.1	S	1	0	0	0	0	0	0	0	0	0	0	1	1	0.00	0.000

PITCHER	IP	WLS	BF	H	R	ER	SO	BB	IBB	HBP	BLK	WP	HR	S	P	ERA	WHIP

WP: 0 PB: 0 SB: 0 CS: 1 PA: 32

Batter	1	2	3	4	5	6	7	8	9	AB	R	H	RBI	BB	SO	LOB
Omar Moreno, L (1, 8) OBP: 0.318, SLG: 0.340	F4		BB, E	F7			FC4-6, 1B			3	0	1	0	1	0	2
Phil Garner, R (1, 4) OBP: 0.327, SLG: 0.372	F9		E4, 1-2, 2-3		F8		FC4-6, WP, 1-2f, 2B			4	1	0	0	0	0	3
Mike Easler, L (1, 9) OBP: 0.419, SLG: 0.629	3-1		SF7, 3-H		2B		1-H, 2B			3	0	2	2	0	0	0
Willie Stargell, L (1, 3) OBP: 0.350, SLG: 0.500		F9	1-3		4-3		G4-6-3, IBB			3	0	0	0	1	0	3
Bill Madlock, R (1, 5) OBP: 0.308, SLG: 0.347		BB, S		1-3	F8		G4-6-3, 1-2f			3	0	0	0	1	0	3
Lee Lacy, R (1, 7) OBP: 0.413, SLG: 0.517		BB, G5-4-3, 1-2		BB, S, 1B		F9		HR		2	2	1	1	2	0	0
Ed Ott, L (1, 2) OBP: 0.348, SLG: 0.414		G5-4-3, 1-2f		F6, 1-2		G3		F7		4	0	0	0	0	0	3
Dale Berra, R (1, 6) OBP: 0.286, SLG: 0.369			3-1	E, 2-H, 1B		BB		F8		3	0	1	1	1	0	0
Don Robinson, R (1, 1) OBP: 0.394, SLG: 0.545 Grant Jackson, S (8, 1) Kent Tekulve, R (9, 1)			E, SF7, 2B	E6, 2-3		K		K		3 1 0	1 0 0	1 0 0	0 0 0	0 0 0	1 1 0	2 0 0
Inning Stats	R: 0 E: 0 K: 0 S: 3 H: 0 LOB: 0 BB: 0 P: 3	R: 0 E: 0 K: 0 S: 2 H: 0 LOB: 1 BB: 2 P: 10	R: 1 E: 1 K: 0 S: 5 H: 1 LOB: 2 BB: 1 P: 9	R: 1 E: 1 K: 0 S: 5 H: 1 LOB: 2 BB: 1 P: 9	R: 0 E: 0 K: 0 S: 4 H: 1 LOB: 1 BB: 0 P: 4	R: 0 E: 0 K: 1 S: 5 H: 0 LOB: 1 BB: 1 P: 9	R: 1 E: 0 K: 0 S: 4 H: 2 LOB: 1 BB: 1 P: 8	R: 1 E: 0 K: 1 S: 6 H: 1 LOB: 0 BB: 0 P: 6		1B: 2 2B: 3 3B: 0 HR: 1 SF: 1 SAC: 0 DP: 2 HBP: 0						

PITCHER		IP	WLS	BF	H	R	ER	SO	BB	IBB	HBP	BLK	WP	HR	S	P	ERA	WHIP
Dan Larson, R ERA: 3.3	(1, 1)	5.0	L	23	3	2	1	0	4	0	0	0	0	0	19	35	1.80	1.400
Ron Reed, R ERA: 3.73	(6, 1)	2.0		9	2	1	1	1	1	1	0	0	1	0	9	17	4.50	1.500
Tug McGraw, L ERA: 2.38	(8, 1)	1.0		4	1	1	1	1	0	0	0	0	0	1	6	6	9.00	1.000

PITCHER	IP	WLS	BF	H	R	ER	SO	BB	IBB	HBP	BLK	WP	HR	S	P	ERA	WHIP

BOTTOM

Philadelphia Phillies @ Pittsburgh Pirates
Three Rivers Stadium, Pittsburgh, PA
Sun Aug 10 1980, 3:38 AM EDT
Att. 37,323 - Unknown

livebaseballscorecards.com

AB	29
R	4
H	6
RBI	4
BB	6
SO	2
LOB	16

WP: 1	PA: 36		
PB: 0			
SB: 2			
CS: 0			

New York Mets @ Pittsburgh Pirates

Three Rivers Stadium, Pittsburgh, PA

Mon Aug 11 1980, 7:05 PM EDT

Att. 13,790 - Unknown

TOP

livebaseballscorecards.com

Batter	1	2	3	4	5	6	7	8	9	AB	R	H	RBI	BB	SO	LOB
Frank Taveras, R (1, 6) OBP: 0.321, SLG: 0.340	L6		4-3 2B		5-3					3	0	1	0	0	0	0
Elliott Maddox, R (1, 5) OBP: 0.353, SLG: 0.343	1B 1B		4-3 2-3		F4					3	0	1	0	0	0	1
Lee Mazzilli, S (1, 3) OBP: 0.376, SLG: 0.469	FC6-4 1-2 1B		K			F7 1B 1B				3	0	2	0	0	1	1
Claudell Washington, L (1, 9) OBP: 0.326, SLG: 0.464	K			F8		FC4-6 1-2 1B				3	0	1	0	0	1	2
Steve Henderson, R (1, 7) OBP: 0.371, SLG: 0.423	FC6-4 1-2f			S E BB		F9				2	1	0	0	1	0	4
Joel Youngblood, R (1, 8) OBP: 0.352, SLG: 0.406		F8		E4 1-H 1B		F7 2-3				3	0	1	0	0	0	2
Alex Trevino, R (1, 2) OBP: 0.309, SLG: 0.304		5-3		5-3		FC4-6 1-2f				3	0	0	0	0	0	3
Doug Flynn, R (1, 4) OBP: 0.298, SLG: 0.320		F7		F9						2	0	0	0	0	0	1
Roy Lee Jackson, R (1, 1) OBP: 0.200, SLG: 0.400			5-3		K					1	0	0	0	0	0	0
Mike Jorgensen, L (5, PH) OBP: 0.362, SLG: 0.392										1	0	0	0	0	1	0
Dyar Miller, R (5, 1)										0	0	0	0	0	0	0

	AB	24
	R	1
	H	6
	RBI	0
	BB	1
	SO	3
	LOB	14

Inning Stats										
	R: 0 E: 0 K: 1 S: 7	H: 2 LOB: 2 BB: 0 P: 7	R: 0 E: 0 K: 0 S: 3	H: 0 LOB: 0 BB: 0 P: 3	R: 0 E: 0 K: 1 S: 6	H: 1 LOB: 1 BB: 0 P: 6	R: 1 E: 1 K: 0 S: 4	H: 1 LOB: 1 BB: 1 P: 8	R: 0 E: 0 K: 1 S: 5	H: 0 LOB: 0 BB: 0 P: 5	R: 0 E: 0 K: 0 S: 5	H: 2 LOB: 2 BB: 0 P: 5

	1B: 5	SF: 0	WP: 0	PA: 25
	2B: 1	SAC: 0	PB: 0	
	3B: 0	DP: 0	SB: 1	
	HR: 0	HBP: 0	CS: 0	

PITCHER	IP	WLS	BF	H	R	ER	SO	BB	IBB	HBP	BLK	WP	HR	S	P	ERA	WHIP
Eddie Solomon, R (1, 1) ERA: 2.8	6.0	W	25	6	1	1	3	1	0	0	0	0	0	30	34	1.50	1.167

PITCHER	IP	WLS	BF	H	R	ER	SO	BB	IBB	HBP	BLK	WP	HR	S	P	ERA	WHIP

Batter	1	2	3	4	5	6	7	8	9	AB	R	H	RBI	BB	SO	LOB
Omar Moreno, L (1, 8) OBP: 0.318, SLG: 0.339	SSS 0-3 ① K		BBBB 4-0 CS BB		x 0-0 ③ F7					2	0	0	0	1	1	0
Tim Foli, R (1, 6) OBP: 0.322, SLG: 0.359	x 0-0 ② 6-3		x 0-0 ② 2B 1-2 1B			x 0-0 ① F8				3	0	1	0	0	0	0
Mike Easler, L (1, 9) OBP: 0.422, SLG: 0.632	x 0-0 ③ F9		x 0-0 1-3 2B			BBBB 4-0 BB				2	0	1	0	1	0	0
Willie Stargell, L (1, 3) OBP: 0.352, SLG: 0.500		x 0-0 2B SF9 1B	SSS 0-3 ③ K							2	1	1	0	0	1	2
Bill Madlock, R (1, 5) OBP: 0.309, SLG: 0.351		x 0-0 SF9 1-3 F4-3 2B		x 0-0 ① F8						2	1	1	0	0	0	0
Lee Lacy, R (1, 7) OBP: 0.409, SLG: 0.514		x 0-0 ① SF9 2-3 3-H		x 0-0 ② 3-1						1	0	0	1	0	0	0
Ed Ott, L (1, 2) OBP: 0.345, SLG: 0.411		x 0-0 ② F4-3 3-H		x 0-0 ③ G3						2	0	0	1	0	0	0
Phil Garner, R (1, 4) OBP: 0.326, SLG: 0.370		x 0-0 ③ F4-3			x 0-0 ① F8					2	0	0	0	0	0	0
Eddie Solomon, R (1, 1) OBP: 0.226, SLG: 0.290			SSS 0-3 ① K		SSS 0-3 ② K					2	0	0	0	0	2	0
Inning Stats	R: 0 E: 0 K: 1 S: 5 H: 0 LOB: 0 BB: 0 P: 5	R: 2 E: 0 K: 0 S: 5 H: 2 LOB: 0 BB: 0 P: 5	R: 0 E: 0 K: 2 S: 8 H: 2 LOB: 2 BB: 1 P: 12	R: 0 E: 0 K: 0 S: 3 H: 0 LOB: 0 BB: 0 P: 3	R: 0 E: 0 K: 1 S: 5 H: 0 LOB: 0 BB: 0 P: 5	R: 0 E: 0 K: 0 S: 1 H: 0 LOB: 1 BB: 1 P: 5				1B: 2 2B: 2 3B: 0 HR: 0	SF: 1 SAC: 0 DP: 0 HBP: 0						

PITCHER		IP	WLS	BF	H	R	ER	SO	BB	IBB	HBP	BLK	WP	HR	S	P	ERA	WHIP
Roy Lee Jackson, R ERA: 4.4	(1, 1)	4.0	L	16	4	2	2	3	1	0	0	0	0	0	21	25	4.50	1.250
Dyar Miller, R ERA: 0.5	(5, 1)	1.1		5	0	0	0	1	1	0	0	0	0	0	6	10	0.00	0.750

PITCHER	IP	WLS	BF	H	R	ER	SO	BB	IBB	HBP	BLK	WP	HR	S	P	ERA	WHIP

BOTTOM

New York Mets @ Pittsburgh Pirates

Three Rivers Stadium, Pittsburgh, PA

Mon Aug 11 1980, 7:05 PM EDT

Att. 13,790 - Unknown

livebaseballscorecards.com

AB	18
R	2
H	4
RBI	2
BB	2
SO	4
LOB	2

1B: 2 SF: 1
2B: 2 SAC: 0
3B: 0 DP: 0
HR: 0 HBP: 0

WP: 0 PA: 21
PB: 0
SB: 0
CS: 1

New York Mets @ Pittsburgh Pirates

Three Rivers Stadium, Pittsburgh, PA

Tue Aug 12 1980, 7:05 PM EDT

Att. 18,754 - Unknown

livebaseballscorecards.com

Batter	1	2	3	4	5	6	7	8	9	AB	R	H	RBI	BB	SO	LOB
Frank Taveras, R (1, 6) OBP: 0.318, SLG: 0.337	K		G3-6 1-2f			1-3		K		4	0	0	0	0	2	1
Elliott Maddox, R (1, 5) OBP: 0.349, SLG: 0.339 Bill Almon, R (8, 5) OBP: 0.297, SLG: 0.383	4-3			6-3		1-3		6-3		4 0	0 0	0 0	0 0	0 0	0 0	0 0
Lee Mazzilli, S (1, 3) (9, 8) OBP: 0.375, SLG: 0.467	4-3			1-3			SH5-3 1B 1B	K		4	1	1	0	0	1	0
Claudell Washington, L (1, 9) (9, 7) OBP: 0.332, SLG: 0.472		G3		WP 2B			1-2 SH5-3 1B		CS 1B	4	1	3	0	0	0	0
Steve Henderson, R (1, 7) OBP: 0.370, SLG: 0.431 Mike Jorgensen, L (9, 3) OBP: 0.362, SLG: 0.392		K		F8 2-3			SH5-3 1-2 2-3		1-2 HR	3 0	1 0	1 0	1 0	0 0	1 0	1 0
Joel Youngblood, R (1, 8) (9, 9) OBP: 0.359, SLG: 0.409		FC5-4 1B			F1-6-3 1B		1B CS IBB		E S BB	2	0	2	0	2	0	0
Alex Trevino, R (1, 2) OBP: 0.308, SLG: 0.302		FC5-4 1-2f			F6		1-3 2-H 3-H 1B		1-3 K	4	0	1	2	0	1	3
Doug Flynn, R (1, 4) OBP: 0.300, SLG: 0.318			F4-3		F1-6-3 1-2		3-H IBB		IBB	2	0	0	0	2	0	1
Ray Burris, R (1, 1) OBP: 0.114, SLG: 0.114 Neil Allen, R (9, 1) OBP: 0.143, SLG: 0.143			G3-6 1B			4-3		K	K	4 0	0 0	1 0	0 0	0 0	2 0	4 0
Inning Stats	R: 0 E: 0 K: 1 S: 5 H: 0 LOB: 0 BB: 0 P: 5	R: 0 E: 0 K: 1 S: 6 H: 1 LOB: 1 BB: 0 P: 6	R: 0 E: 0 K: 0 S: 3 H: 1 LOB: 0 BB: 0 P: 3	R: 0 E: 0 K: 0 S: 4 H: 1 LOB: 1 BB: 0 P: 4	R: 0 E: 0 K: 0 S: 3 H: 1 LOB: 0 BB: 0 P: 3	R: 0 E: 0 K: 0 S: 3 H: 0 LOB: 0 BB: 0 P: 3	R: 2 E: 0 K: 1 S: 7 H: 3 LOB: 2 BB: 2 P: 15	R: 0 E: 0 K: 2 S: 7 H: 0 LOB: 0 BB: 0 P: 7	R: 1 E: 0 K: 2 S: 8 H: 2 LOB: 2 BB: 2 P: 16	1B: 7 2B: 1 3B: 0 HR: 1 SF: 0 SAC: 1 DP: 2 HBP: 0						

	AB	31
	R	3
	H	9
	RBI	3
	BB	4
	SO	7
	LOB	10

	WP: 1	PA: 36
	PB: 0	
	SB: 1	
	CS: 2	

PITCHER		IP	WLS	BF	H	R	ER	SO	BB	IBB	HBP	BLK	WP	HR	S	P	ERA	WHIP
Rick Rhoden, R ERA: 4.81	(1, 1)	8.0	L	30	7	2	2	5	0	2	0	0	1	0	38	46	2.25	0.875
Kent Tekulve, R ERA: 2.9	(9, 1)	1.0		6	2	1	1	2	1	1	0	0	0	1	8	16	9.00	3.000

PITCHER	IP	WLS	BF	H	R	ER	SO	BB	IBB	HBP	BLK	WP	HR	S	P	ERA	WHIP

New York Mets @ Pittsburgh Pirates

Three Rivers Stadium, Pittsburgh, PA

Tue Aug 12 1980, 7:05 PM EDT

Att. 18,754 - Unknown

BOTTOM

Batter	1	2	3	4	5	6	7	8	9	AB	R	H	RBI	BB	SO	LOB
Omar Moreno, L (1, 8) OBP: 0.316, SLG: 0.336	K		F7		F8			F4-3		4	0	0	0	0	1	1
Tim Foli, R (1, 6) OBP: 0.318, SLG: 0.355	6-3		F3		F7			F7		4	0	0	0	0	0	1
Mike Easler, L (1, 9) OBP: 0.419, SLG: 0.638	K		F7			3-1			HR	4	1	1	1	0	1	0
Willie Stargell, L (1, 3) OBP: 0.350, SLG: 0.495		2B 1B		F2		F7			K	4	0	1	0	0	1	0
Bill Madlock, R (1, 5) OBP: 0.311, SLG: 0.354		1-3 2B		F8		F9			6-3 BB	3	0	1	0	1	0	0
Lee Lacy, R (1, 7) OBP: 0.407, SLG: 0.509		K		S 1B			K		6-3 1-2	4	0	1	0	0	2	3
Ed Ott, L (1, 2) OBP: 0.340, SLG: 0.404		F2		F4 1-2			F8		K	4	0	0	0	0	1	4
Phil Garner, R (1, 4) OBP: 0.326, SLG: 0.368		IBB			6-3		F7			2	0	0	0	1	0	0
Rick Rhoden, R (1, 1) OBP: 0.421, SLG: 0.444		F8			1B			F7		2	0	1	0	0	0	3
John Milner, L (8, PH) OBP: 0.354, SLG: 0.349										1	0	0	0	0	0	0
Kent Tekulve, R (9, 1)										0	0	0	0	0	0	0
Inning Stats	R: 0 E: 0 K: 2 S: 7 H: 0 LOB: 0 BB: 0 P: 7	R: 0 E: 0 K: 1 S: 7 H: 2 LOB: 3 BB: 1 P: 11	R: 0 E: 0 K: 0 S: 3 H: 0 LOB: 0 BB: 0 P: 3	R: 0 E: 0 K: 0 S: 4 H: 1 LOB: 1 BB: 0 P: 4	R: 0 E: 0 K: 0 S: 4 H: 1 LOB: 1 BB: 0 P: 4	R: 0 E: 0 K: 0 S: 3 H: 0 LOB: 0 BB: 0 P: 3	R: 0 E: 0 K: 1 S: 5 H: 0 LOB: 0 BB: 0 P: 5	R: 0 E: 0 K: 0 S: 3 H: 0 LOB: 0 BB: 0 P: 3	R: 1 E: 0 K: 2 S: 8 H: 1 LOB: 1 BB: 1 P: 12	1B: 3 2B: 1 3B: 0 HR: 1	SF: 0 SAC: 0 DP: 0 HBP: 0						

livebaseballscorecards.com

AB	32
R	1
H	5
RBI	1
BB	2
SO	6
LOB	12

WP: 0 PB: 0 SB: 1 CS: 0 PA: 34

PITCHER		IP	WLS	BF	H	R	ER	SO	BB	IBB	HBP	BLK	WP	HR	S	P	ERA	WHIP
Ray Burris, R ERA: 3.07	(1, 1)	8.0	W	30	5	1	1	4	0	1	0	0	0	1	37	41	1.12	0.625
Neil Allen, R ERA: 3.67	(9, 1)	1.0	S	4	0	0	0	2	1	0	0	0	0	0	7	11	0.00	1.000

PITCHER	IP	WLS	BF	H	R	ER	SO	BB	IBB	HBP	BLK	WP	HR	S	P	ERA	WHIP

Batter	1	2	3	4	5	6	7	8	9	AB	R	H	RBI	BB	SO	LOB
Joel Youngblood, R (1, 5) (8, 9) OBP: 0.360, SLG: 0.408	BBBB 4-0 2B 1B BB		x 0-0 ① 6-3			x 0-0 2B E 1B	x 0-0 ③ F3			3	2	1	0	1	0	0
Frank Taveras, R (1, 6) OBP: 0.320, SLG: 0.341	x 0-0 1-2 2B 1B		x 0-0 ② F9			x 0-0 E 1-3 FC6 2B		x 0-0 ① F9		4	2	2	0	0	0	0
Lee Mazzilli, S (1, 3) OBP: 0.376, SLG: 0.470 Mike Jorgensen, L (5, 3) OBP: 0.360, SLG: 0.389	x 0-0 4-3 1-H 2-H SF7 2B		x 0-0 ③ 4-3			SSS 0-3 ① K		SSS 0-3 ② K		2 2	1 0	1 0	2 0	0 0	0 2	0 2
Steve Henderson, R (1, 7) OBP: 0.369, SLG: 0.427	x 0-0 ① 4-3 2-3			x 0-0 ① 4-3		4-0 FC6 E IBB		x 0-0 ③ F9		3	0	0	0	1	0	1
Jerry Morales, R (1, 8) OBP: 0.299, SLG: 0.353	x 0-0 ② SF7 3-H			x 0-0 ② 6-3		x 0-0 E6 FC6 1-2 2-3 3-H			SSS 0-3 ① K	3	0	0	2	0	1	2
Dan Norman, R (1, 9) OBP: 0.182, SLG: 0.246 Bill Almon, R (8, 5) OBP: 0.292, SLG: 0.377	x 0-0 ③ 4-3			x 0-0 ③ 6-3		x 0-0 ② FC6 S 1-2f 2-3 3-H			x 0-0 ② 5-3	3 1	0 0	0 0	1 0	0 0	0 0	2 0
Alex Trevino, R (1, 2) OBP: 0.302, SLG: 0.295		x 0-0 ① F7			x 0-0 ① F8	x 0-0 ③ F9 1-2			x 0-0 ③ 1-3	4	0	0	0	0	0	2
Doug Flynn, R (1, 4) OBP: 0.298, SLG: 0.316		x 0-0 ② F9			x 0-0 ② F9		x 0-0 ① F8			3	0	0	0	0	0	0
Pete Falcone, L (1, 1) OBP: 0.161, SLG: 0.133 Jose Moreno, S (5, PH) OBP: 0.238, SLG: 0.500 Tom Hausman, R (5, 1) OBP: 0.063, SLG: 0.063 Jeff Reardon, R (8, 1)		SSS 0-3 ③ K			x 0-0 ③ F8		x 0-0 ② 6-3			1 1 1 0	0 0 0 0	0 0 0 0	0 0 0 0	1 0 0 0	0 0 0 0	0 0 0 0
Inning Stats	R: 3 E: 0 K: 0 S: 5 H: 2 LOB: 0 BB: 1 P: 9	R: 0 E: 0 K: 1 S: 5 H: 0 LOB: 0 BB: 0 P: 5	R: 0 E: 0 K: 0 S: 3 H: 0 LOB: 0 BB: 0 P: 3	R: 0 E: 0 K: 0 S: 3 H: 0 LOB: 0 BB: 0 P: 3	R: 0 E: 0 K: 0 S: 3 H: 0 LOB: 0 BB: 0 P: 3	R: 2 E: 1 K: 1 S: 8 H: 2 LOB: 2 BB: 1 P: 12	R: 0 E: 0 K: 0 S: 3 H: 0 LOB: 0 BB: 0 P: 3	R: 0 E: 0 K: 1 S: 5 H: 0 LOB: 0 BB: 0 P: 5	R: 0 E: 0 K: 1 S: 5 H: 0 LOB: 0 BB: 0 P: 5	1B: 2 2B: 2 3B: 0 HR: 0	SF: 1 SAC: 0 DP: 0 HBP: 0						

New York Mets @ Pittsburgh Pirates

Three Rivers Stadium, Pittsburgh, PA

Wed Aug 13 1980, 7:05 PM EDT

Att. 19,514 - Unknown

TOP

livebaseballscorecards.com

AB	31
R	5
H	4
RBI	5
BB	2
SO	4
LOB	9

PITCHER	IP	WLS	BF	H	R	ER	SO	BB	IBB	HBP	BLK	WP	HR	S	P	ERA	WHIP
John Candelaria, L (1, 1) ERA: 3.66	6.0	L	25	4	5	4	2	1	1	0	0	0	0	27	35	6.00	0.833
Enrique Romo, R (7, 1) ERA: 3.44	2.0		6	0	0	0	1	0	0	0	0	0	0	8	8	0.00	0.000
Kent Tekulve, R (9, 1) ERA: 2.85	1.0		3	0	0	0	1	0	0	0	0	0	0	5	5	0.00	0.000

PITCHER	IP	WLS	BF	H	R	ER	SO	BB	IBB	HBP	BLK	WP	HR	S	P	ERA	WHIP

WP: 0 PB: 0 SB: 1 CS: 0 PA: 34

New York Mets @ Pittsburgh Pirates

Three Rivers Stadium, Pittsburgh, PA

Wed Aug 13 1980, 7:05 PM EDT

Att. 19,514 - Unknown

livebaseballscorecards.com

BOTTOM

Batter	1	2	3	4	5	6	7	8	9	AB	R	H	RBI	BB	SO	LOB
Omar Moreno, L (1, 8) OBP: 0.315, SLG: 0.335	F4-3	F7		CS 1B		K			F7	5	0	1	0	0	1	2
Phil Garner, R (1, 4) OBP: 0.327, SLG: 0.368	1-3	1B		CS 1-2	6-3		S 1B		K	5	0	2	0	0	1	0
Lee Lacy, R (1, 7) OBP: 0.402, SLG: 0.502	HR 1B	F8			1-3		F4 1-2		6-3	5	1	1	0	0	0	2
Bill Madlock, R (1, 3) OBP: 0.313, SLG: 0.364 (7, 5)	1-H HR		F7		S 1B		K			4	1	2	2	0	1	1
Mike Easler, L (1, 9) OBP: 0.417, SLG: 0.632	1B 1B 1B		K		F7 1-2		F6			4	1	1	0	0	1	2
Kurt Bevacqua, R (1, 5) OBP: 0.337, SLG: 0.377 Ed Ott, L (7, 2) OBP: 0.339, SLG: 0.403	1B 1B 1-2		1B			E1 1B		K		3 1	0 0	2 0	0 0	0 0	0 1	0 0
Dale Berra, R (1, 6) OBP: 0.285, SLG: 0.366	FC6-4 1B 1-2 2-H		K			K		F4		4	0	1	1	0	2	2
Steve Nicosia, R (1, 2) OBP: 0.283, SLG: 0.264 Enrique Romo, R (7, 1) OBP: 0.556, SLG: 0.500 Willie Stargell, L (8, PH) OBP: 0.353, SLG: 0.497 Eddie Solomon, R (8, PR) OBP: 0.226, SLG: 0.290 Kent Tekulve, R (9, 1)	FC6-4 1-2f			5-3		F2		1B		3 0 1 0 0	0 0 0 0 0	0 0 1 0 0	0 0 0 0 0	0 0 0 0 0	0 0 0 0 0	3 0 0 0 0
John Candelaria, L (1, 1) OBP: 0.233, SLG: 0.182 John Milner, L (6, PH) OBP: 0.356, SLG: 0.351 (7, 3)		F4-3		6-3		1-3 1B		K		2 2	0 0	0 1	0 0	0 1	0 1	0 1

Inning Stats	1	2	3	4	5	6	7	8	9
	R: 3 E: 0 K: 0 S: 8	H: 5 LOB: 2 BB: 0 P: 8	R: 0 E: 0 K: 0 S: 4	H: 1 LOB: 1 BB: 0 P: 4	R: 0 E: 0 K: 2 S: 8	H: 1 LOB: 1 BB: 0 P: 8	R: 0 E: 0 K: 0 S: 3	H: 1 LOB: 0 BB: 0 P: 3	R: 0 E: 0 K: 0 S: 4	H: 1 LOB: 1 BB: 0 P: 4
	R: 0 E: 1 K: 2 S: 9	H: 1 LOB: 2 BB: 0 P: 9	R: 0 E: 0 K: 1 S: 6	H: 1 LOB: 1 BB: 0 P: 6	R: 0 E: 0 K: 2 S: 8	H: 1 LOB: 1 BB: 0 P: 8	R: 0 E: 0 K: 1 S: 5	H: 0 LOB: 0 BB: 0 P: 5		

1B: 11	SF: 0	WP: 0
2B: 0	SAC: 0	PB: 0
3B: 0	DP: 0	SB: 2
HR: 1	HBP: 0	CS: 1
		PA: 40

AB	39
R	3
H	12
RBI	3
BB	0
SO	8
LOB	13

PITCHER	IP	WLS	BF	H	R	ER	SO	BB	IBB	HBP	BLK	WP	HR	S	P	ERA	WHIP
Pete Falcone, L (1, 1) ERA: 5.25	4.0		19	8	3	3	2	0	0	0	0	0	1	23	23	6.75	2.000
Tom Hausman, R (5, 1) ERA: 3.32	3.0	W	13	3	0	0	3	0	0	0	0	0	0	19	19	0.00	1.000
Jeff Reardon, R (8, 1) ERA: 2.78	2.0	S	7	1	0	0	3	0	0	0	0	0	0	13	13	0.00	0.500

PITCHER	IP	WLS	BF	H	R	ER	SO	BB	IBB	HBP	BLK	WP	HR	S	P	ERA	WHIP

Batter	1	2	3	4	5	6	7	8	9	AB	R	H	RBI	BB	SO	LOB
Ron LeFlore, R (1, 7) OBP: 0.343, SLG: 0.364	0-0 E S FC5-2-6 1B		0-0 S 1B	0-0 FC1-2 1B 1-2 2-H		0-0 ② F8		S S S 0-3 ② K		5	0	3	1	0	1	0
Rodney Scott, S (1, 4) OBP: 0.318, SLG: 0.309 Woodie Fryman, R (8, 1) OBP: 0.200, SLG: 0.200	B B B B 4-0 BB FC5-2-6 BB 1-3		0-0 ① F7 1-3	0-0 FC1-2 1B 1-2 2-3		0-0 3B		0-0 ③ 2-3		4 0	0 0	2 0	0 0	1 0	0 0	1 0
Andre Dawson, R (1, 8) OBP: 0.360, SLG: 0.461 Tony Bernazard, S (8, 4) OBP: 0.283, SLG: 0.353	0-0 ① FC5-2-6 BB 1-2 3-H		S S S 0-3 ② K	0-0 ③ FC1-2 1-2 2-3 3-Hf		0-0 ③ 4-3			S S S 0-3 ① K	4 1	0 0	0 0	0 0	0 0	1 1	7 0
Ellis Valentine, R (1, 9) OBP: 0.362, SLG: 0.522 Stan Bahnsen, R (7, 1) OBP: 0.364, SLG: 0.250 Jerry White, S (8, 8) OBP: 0.358, SLG: 0.477	B B B B 4-0 BB 1-2 2-3		B B B 4-0 BB		0-0 2B		0-0 E5 2B 4-3		0-0 ② 4-3	2 0 1	1 0 0	1 0 0	0 0 0	2 0 0	0 0 0	0 0 0
Warren Cromartie, L (1, 3) OBP: 0.353, SLG: 0.438	S S S 0-3 ② K		0-0 ③ G3		0-0 ① F7		0-0 4-3 4-3 1-3 2B		0-0 1B	5	1	2	0	0	1	6
Gary Carter, R (1, 2) OBP: 0.317, SLG: 0.471	S S S 0-3 ③ K			0-0 ① 4-3	0-0 ② P4		0-0 ① 4-3 2-3 3-H		0-0 ③ F8	5	0	0	1	0	1	6
Larry Parrish, R (1, 5) OBP: 0.338, SLG: 0.493		0-0 ① F8	0-0 ② 4-3	H 1-0 HBP		0-0 ② 4-3 3-H				3	0	0	1	0	0	0
Chris Speier, R (1, 6) OBP: 0.325, SLG: 0.298		0-0 ② F3	0-0 BB 1B 1B	0-0 ③ 4-3		0-0 ③ 5-3				4	1	1	0	0	0	2
Steve Rogers, R (1, 1) OBP: 0.277, SLG: 0.175 Tom Hutton, L (6, PH) OBP: 0.235, SLG: 0.234 John D'Acquisto, R (6, 1) Rowland Office, L (7, 9) OBP: 0.341, SLG: 0.441		0-0 ③ 4-3	B B B 4-0 1B 1B FC1-2 BB 1-2			0-0 ① 3-1		0-0 ① F8		1 1 0 1	0 0 0 0	0 0 0 0	0 0 0 0	1 0 0 0	0 0 0 0	0 0 0 0

TOP

Montreal Expos @ Pittsburgh Pirates

Three Rivers Stadium, Pittsburgh, PA

Fri Aug 15 1980, 7:05 PM EDT

Att. 29,721 - Unknown

livebaseballscorecards.com

AB	37
R	3
H	9
RBI	3
BB	4
SO	5
LOB	22

Inning Stats	1	2	3	4	5	6	7	8	9
	R: 0 E: 0 K: 2 S: 8	H: 1 LOB: 3 BB: 2 P: 16	R: 0 E: 0 K: 0 S: 3	H: 0 LOB: 0 BB: 0 P: 3	R: 0 E: 0 K: 1 S: 6	H: 1 LOB: 2 BB: 1 P: 10	R: 1 E: 0 K: 0 S: 6	H: 3 LOB: 3 BB: 1 P: 10	R: 0 E: 0 K: 0 S: 4	H: 1 LOB: 2 BB: 0 P: 5
	R: 0 E: 0 K: 0 S: 4	H: 1 LOB: 0 BB: 0 P: 4	R: 2 E: 1 K: 0 S: 5	H: 1 LOB: 0 BB: 0 P: 5	R: 0 E: 0 K: 1 S: 5	H: 0 LOB: 0 BB: 0 P: 5	R: 0 E: 0 K: 1 S: 6	H: 1 LOB: 1 BB: 0 P: 6		

| | | | |

Batter	1	2	3	4	5	6	7	8	9	AB	R	H	RBI	BB	SO	LOB
Omar Moreno, L (1, 8) OBP: 0.312, SLG: 0.332	F9	P3		FC6-4 S 1-2f 2-3		F8				4	0	0	0	0	0	3
Phil Garner, R (1, 4) OBP: 0.324, SLG: 0.365	K		5-3	4-3 1-2			F9			4	0	0	0	0	1	2
Dave Parker, L (1, 9) OBP: 0.333, SLG: 0.457	2B		4-3		F8					3	0	1	0	0	0	0
Lee Lacy, R (7, 7) OBP: 0.401, SLG: 0.500							F9			1	0	0	0	0	0	0
Willie Stargell, L (1, 3) OBP: 0.348, SLG: 0.490	K		F7		K		K			3	0	0	0	0	2	1
John Milner, L (6, 3) OBP: 0.354, SLG: 0.349										1	0	0	0	0	1	0
Mike Easler, L (1, 7) OBP: 0.422, SLG: 0.645		HR		1B FC BB	K			BB 2B 1B		3	3	2	1	1	1	0
(7, 9)																
Bill Madlock, R (1, 5) OBP: 0.318, SLG: 0.365	1-3			FC 1B 1-3 1B		2B WP BB		2B CS BB 1-2		2	2	1	0	2	0	0
Ed Ott, L (1, 2) OBP: 0.339, SLG: 0.406	4-3			FC FC6-4 1B 1-2 3-H		WP 1-3 2B		1-3 2-H 2B		3	1	1	1	0	0	1
Steve Nicosia, R (8, 2) OBP: 0.288, SLG: 0.277										1	0	1	1	0	0	0
Dale Berra, R (1, 6) OBP: 0.289, SLG: 0.386	HR			FC6-4 1-2 2-H 1B		K 2-H 3-H		K 3-H		4	1	2	2	0	2	2
Jim Bibby, R (1, 1) OBP: 0.215, SLG: 0.172										3	0	1	0	0	1	2
Kent Tekulve, R (7, 1)	2B			F9		K		K		1	0	0	0	0	1	1
Inning Stats	R: 0 E: 0 K: 2 S: 8 H: 1 LOB: 1 BB: 0 P: 8	R: 2 E: 0 K: 0 S: 6 H: 3 LOB: 1 BB: 0 P: 6	R: 0 E: 0 K: 0 S: 3 H: 0 LOB: 0 BB: 0 P: 3	R: 2 E: 0 K: 0 S: 6 H: 2 LOB: 2 BB: 1 P: 10	R: 0 E: 0 K: 2 S: 7 H: 0 LOB: 0 BB: 0 P: 7	R: 2 E: 0 K: 2 S: 8 H: 1 LOB: 0 BB: 1 P: 12	R: 0 E: 0 K: 1 S: 5 H: 0 LOB: 0 BB: 0 P: 5	R: 1 E: 0 K: 2 S: 8 H: 2 LOB: 1 BB: 1 P: 12		1B: 3 2B: 4 3B: 0 HR: 2	SF: 0 SAC: 0 DP: 0 HBP: 0					

PITCHER		IP	WLS	BF	H	R	ER	SO	BB	IBB	HBP	BLK	WP	HR	S	P	ERA	WHIP
Steve Rogers, R ERA: 3.17	(1, 1)	5.0	L	23	6	4	4	4	1	0	0	0	0	2	30	34	7.20	1.400
John D'Acquisto, R ERA: 3.84	(6, 1)	1.0		5	1	2	2	2	1	0	0	0	1	0	8	12	18.00	2.000
Stan Bahnsen, R ERA: 3.26	(7, 1)	1.0		3	0	0	0	1	0	0	0	0	0	0	5	5	0.00	0.000
Woodie Fryman, L ERA: 1.99	(8, 1)	1.0		5	2	1	1	2	1	0	0	0	0	0	8	12	9.00	3.000

PITCHER	IP	WLS	BF	H	R	ER	SO	BB	IBB	HBP	BLK	WP	HR	S	P	ERA	WHIP

BOTTOM

Montreal Expos @ Pittsburgh Pirates

Three Rivers Stadium, Pittsburgh, PA

Fri Aug 15 1980, 7:05 PM EDT

Att. 29,721 - Unknown

livebaseballscorecards.com

AB	33
R	7
H	9
RBI	5
BB	3
SO	9
LOB	12

Montreal Expos @ Pittsburgh Pirates

Three Rivers Stadium, Pittsburgh, PA

Sat Aug 16 1980, 7:05 PM EDT

Att. 32,390 - Unknown

TOP

livebaseballscorecards.com

Batter	1	2	3	4	5	6	7	8	9	AB	R	H	RBI	BB	SO	LOB
Ron LeFlore, R (1, 7) OBP: 0.340, SLG: 0.360	S S S 0-3 ① K			S S S 0-3 ① K			S S S 0-3 ① K		X 0-0 ② F8	4	0	0	0	0	3	1
Rodney Scott, S (1, 4) OBP: 0.317, SLG: 0.309	S S S 0-3 ② K			X 0-0 ② 4-3			X 0-0 ② 1-3		X 0-0 ② 1-2 1B	4	0	1	0	0	1	0
Andre Dawson, R (1, 8) OBP: 0.359, SLG: 0.460 Rowland Office, L (2, 8) OBP: 0.341, SLG: 0.439	X 0-0 ③ F8			X 0-0 ③ F8			X 0-0 FC5-4 1B		S S S 0-3 ③ K	1 3	0 0	0 1	0 0	0 0	0 1	0 2
Gary Carter, R (1, 2) OBP: 0.314, SLG: 0.467		X 0-0 ① F7			X 0-0 ① L6		X 0-0 ③ FC5-4 1-2f			3	0	0	0	0	0	1
Warren Cromartie, L (1, 3) OBP: 0.351, SLG: 0.435		X 0-0 ② 4-3			S S S 0-3 ② K			X 0-0 ① 4-3		3	0	0	0	0	1	0
Larry Parrish, R (1, 5) OBP: 0.335, SLG: 0.488		X 0-0 ③ 6-3			X 0-0 ③ 4-3			X 0-0 ② P4		3	0	0	0	0	0	0
Jerry White, S (1, 9) OBP: 0.349, SLG: 0.464			S S S 0-3 ① K			X 0-0 ① F9		X 0-0 ③ F8		3	0	0	0	0	1	0
Chris Speier, R (1, 6) OBP: 0.323, SLG: 0.296 Tony Bernazard, S (9, PH) OBP: 0.282, SLG: 0.351			S S S 0-3 ② K			S S S 0-3 ② K			S S S 0-3 ① K	2 1	0 0	0 0	0 0	0 0	2 1	0 0
Scott Sanderson, R (1, 1) OBP: 0.087, SLG: 0.133 Stan Bahnsen, R (8, 1) OBP: 0.364, SLG: 0.250 Tom Hutton, L (9, PH) OBP: 0.250, SLG: 0.234			S S S 0-3 ③ K			S S S 0-3 ③ K			B B B B 4-0 1B BB	2 0 0	0 0 0	0 0 0	0 0 0	0 0 1	2 0 0	0 0 0
Inning Stats	R: 0 E: 0 K: 2 S: 7 H: 0 LOB: 0 BB: 0 P: 7	R: 0 E: 0 K: 0 S: 3 H: 0 LOB: 0 BB: 0 P: 3	R: 0 E: 0 K: 3 S: 9 H: 0 LOB: 0 BB: 0 P: 9	R: 0 E: 0 K: 1 S: 5 H: 0 LOB: 0 BB: 0 P: 5	R: 0 E: 0 K: 1 S: 5 H: 0 LOB: 0 BB: 0 P: 5	R: 0 E: 0 K: 2 S: 7 H: 0 LOB: 0 BB: 0 P: 7	R: 0 E: 0 K: 1 S: 6 H: 1 LOB: 1 BB: 0 P: 6	R: 0 E: 0 K: 0 S: 3 H: 0 LOB: 0 BB: 0 P: 3	R: 0 E: 0 K: 2 S: 8 H: 1 LOB: 2 BB: 1 P: 12	1B: 2 2B: 0 3B: 0 HR: 0	SF: 0 SAC: 0 DP: 0 HBP: 0						

AB	29
R	0
H	2
RBI	0
BB	1
SO	12
LOB	4

WP: 0 PB: 0 SB: 0 CS: 0 PA: 30

PITCHER		IP	WLS	BF	H	R	ER	SO	BB	IBB	HBP	BLK	WP	HR	S	P	ERA	WHIP
Bert Blyleven, R ERA: 3.65	(1, 1)	9.0	W	30	2	0	0	12	1	0	0	0	0	0	53	57	0.00	0.333

PITCHER	IP	WLS	BF	H	R	ER	SO	BB	IBB	HBP	BLK	WP	HR	S	P	ERA	WHIP

Montreal Expos @ Pittsburgh Pirates

Three Rivers Stadium, Pittsburgh, PA

Sat Aug 16 1980, 7:05 PM EDT

Att. 32,390 - Unknown

BOTTOM

Batter	1	2	3	4	5	6	7	8	9	AB	R	H	RBI	BB	SO	LOB
Omar Moreno, L (1, 8) OBP: 0.312, SLG: 0.335	6-3 3B	E8			4-3		F7			4	1	1	0	0	0	0
Tim Foli, R (1, 6) OBP: 0.318, SLG: 0.362	6-3 3-H	5-3			5-3			HR		4	1	1	2	0	0	1
Dave Parker, L (1, 9) OBP: 0.336, SLG: 0.459	1B 2B 1B		FC1-6 1B		K			5-3		3	1	2	0	0	1	0
Lee Lacy, R (6, 7) OBP: 0.399, SLG: 0.498										1	0	0	0	0	0	0
Willie Stargell, L (1, 3) OBP: 0.348, SLG: 0.487	2B 1B 1B 1-2		P5			K		BB 1B		3	1	1	0	0	1	1
John Milner, L (7, 3) OBP: 0.358, SLG: 0.349										0	0	0	0	1	0	0
Mike Easler, L (1, 7) (6, 9) OBP: 0.423, SLG: 0.646	1B 2B 1-3 2-H		FC1-6 CS 1-2f			F8		G5-4-3 1B 1-2		4	1	2	1	0	0	1
Bill Madlock, R (1, 5) OBP: 0.320, SLG: 0.366	CS 1B 2-H 3-H		CS 1-2	5-3		BB		G5-4-3 1-2f		2	0	1	2	1	0	0
Dale Berra, R (8, PH) (9, 5) OBP: 0.288, SLG: 0.384										1	0	0	0	0	0	2
Ed Ott, L (1, 2) OBP: 0.336, SLG: 0.401	F8			6-3		K				3	0	0	0	0	1	2
Phil Garner, R (1, 4) OBP: 0.324, SLG: 0.364	CS 1-2	F8		1B			6-3			3	0	1	0	0	0	0
Bert Blyleven, R (1, 1) OBP: 0.064, SLG: 0.043		4-3		K			6-3			3	0	0	0	0	1	1
Inning Stats	R: 4 H: 5 E: 0 LOB: 0 K: 0 BB: 0 S: 7 P: 7	R: 0 H: 0 E: 1 LOB: 1 K: 0 BB: 0 S: 4 P: 4	R: 0 H: 1 E: 0 LOB: 0 K: 0 BB: 0 S: 3 P: 3	R: 0 H: 1 E: 0 LOB: 1 K: 1 BB: 0 S: 6 P: 6	R: 0 H: 0 E: 0 LOB: 0 K: 1 BB: 0 S: 5 P: 5	R: 0 H: 0 E: 0 LOB: 1 K: 2 BB: 1 S: 7 P: 11	R: 0 H: 0 E: 0 LOB: 0 K: 0 BB: 0 S: 3 P: 3	R: 1 H: 2 E: 0 LOB: 1 K: 0 BB: 1 S: 4 P: 8		1B: 6 SF: 0 2B: 1 SAC: 0 3B: 1 DP: 1 HR: 1 HBP: 0						

livebaseballscorecards.com

AB	31
R	5
H	9
RBI	5
BB	2
SO	4
LOB	8

PITCHER		IP	WLS	BF	H	R	ER	SO	BB	IBB	HBP	BLK	WP	HR	S	P	ERA	WHIP
Scott Sanderson, R ERA: 3.27	(1, 1)	7.1	L	32	9	5	5	4	2	0	0	0	0	1	38	46	6.14	1.500
Stan Bahnsen, R ERA: 3.22	(8, 1)	0.2		1	0	0	0	0	0	0	0	0	0	0	1	1	0.00	0.000

PITCHER	IP	WLS	BF	H	R	ER	SO	BB	IBB	HBP	BLK	WP	HR	S	P	ERA	WHIP

Batter	1	2	3	4	5	6	7	8	9	AB	R	H	RBI	BB	SO	LOB
Ron LeFlore, R (1, 7) OBP: 0.337, SLG: 0.357	0-0 ① 5-3		0-3 ③ K			0-3 ① K			0-0 ① F9	4	0	0	0	0	2	0
Rodney Scott, S (1, 4) OBP: 0.316, SLG: 0.311	0-0 ② 5-3			0-0 ① 6-3		0-0 ② 1-3			0-0 ② FC3-6 1B 2B	4	1	1	0	0	0	0
Rowland Office, L (1, 8) OBP: 0.344, SLG: 0.440	0-3 ③ K			0-0 FC6-4 1B		0-0 ③ 4-3			0-0 FC3-6 2-3 1B	4	0	2	0	0	1	0
Ellis Valentine, R (1, 9) OBP: 0.360, SLG: 0.519		0-0 FC5-4 1B		0-0 ② FC6-4 WP 1B 1-2f			0-0 ① 1-3		0-0 ② FC3-6 1-2f 3-H	4	0	1	1	0	0	2
Warren Cromartie, L (1, 3) OBP: 0.350, SLG: 0.433		0-0 ① F7		0-0 WP 1-2 1B			0-0 ② 6-3		0-0 ③ 5-3	4	0	1	0	0	0	2
Gary Carter, R (1, 2) OBP: 0.312, SLG: 0.464		0-0 ② F7		0-3 ③ K 1-2 2-3			0-0 ③ F7			3	0	0	0	0	1	3
Larry Parrish, R (1, 5) OBP: 0.335, SLG: 0.487		0-0 ③ FC5-4 1-2f			0-0 G4-6-3 1B			0-0 ① 6-3		3	0	1	0	0	0	1
Chris Speier, R (1, 6) OBP: 0.319, SLG: 0.292			0-0 ① F9		0-0 ① ② G4-6-3 1-2f			0-3 ② K		3	0	0	0	0	1	1
Fred Norman, S (1, 1)			0-0 ② L4		0-0 ③ 1B			0-0 ③ 3-1		1	0	0	0	0	0	0
Tom Hutton, L (5, PH) OBP: 0.264, SLG: 0.250										1	0	1	0	0	0	0
John D'Acquisto, R (5, 1)										0	0	0	0	0	0	0
Jerry White, S (8, PH) OBP: 0.346, SLG: 0.460										1	0	0	0	0	0	0
Hal Dues, R (8, 1)										0	0	0	0	0	0	0
Inning Stats	R: 0 E: 0 K: 1 S: 5 H: 0 LOB: 0 BB: 0 P: 5	R: 0 E: 0 K: 0 S: 4 H: 1 LOB: 1 BB: 0 P: 4	R: 0 E: 0 K: 1 S: 5 H: 0 LOB: 0 BB: 0 P: 5	R: 0 E: 0 K: 1 S: 7 H: 2 LOB: 2 BB: 0 P: 7	R: 0 E: 0 K: 0 S: 3 H: 2 LOB: 1 BB: 0 P: 3	R: 0 E: 0 K: 1 S: 5 H: 0 LOB: 0 BB: 0 P: 5	R: 0 E: 0 K: 0 S: 3 H: 0 LOB: 0 BB: 0 P: 3	R: 0 E: 0 K: 1 S: 5 H: 0 LOB: 0 BB: 0 P: 5	R: 1 E: 0 K: 0 S: 5 H: 2 LOB: 1 BB: 0 P: 5	1B: 6 2B: 1 3B: 0 HR: 0	SF: 0 SAC: 0 DP: 1 HBP: 0						

Montreal Expos @ Pittsburgh Pirates

Three Rivers Stadium, Pittsburgh, PA

Sun Aug 17 1980, 7:05 PM EDT

Unknown

TOP

livebaseballscorecards.com

AB	32
R	1
H	7
RBI	1
BB	0
SO	5
LOB	9

PITCHER	IP	WLS	BF	H	R	ER	SO	BB	IBB	HBP	BLK	WP	HR	S	P	ERA	WHIP
Rick Rhoden, R (1, 1) ERA: 4.33	9.0	W	32	7	1	1	5	0	0	0	0	1	0	42	42	1.00	0.778

PITCHER	IP	WLS	BF	H	R	ER	SO	BB	IBB	HBP	BLK	WP	HR	S	P	ERA	WHIP

WP: 1	PA: 32
PB: 0	
SB: 0	
CS: 0	

Montreal Expos @ Pittsburgh Pirates

Three Rivers Stadium, Pittsburgh, PA

Sun Aug 17 1980, 7:05 PM EDT

Unknown

BOTTOM

Batter	1	2	3	4	5	6	7	8	9	AB	R	H	RBI	BB	SO	LOB
Omar Moreno, L (1, 8) OBP: 0.317, SLG: 0.345	0-0 SH1-3 S 1B 1B	0-0 CS 1B			0-0 SF9 3B		0-0 CS 1B			4	2	4	0	0	0	0
Tim Foli, R (1, 6) OBP: 0.315, SLG: 0.360	0-0 ① SH1-3 1-3	0-0 ③ CS 1-2	0-0 ① 6-3		0-0 ① SF9 3-H		0-0 ①② 6-3 1-2			2	0	0	1	0	0	1
Dave Parker, L (1, 9) OBP: 0.335, SLG: 0.457	0-0 HR 3-H 1B		0-0 ② 4-3		0-3 ② K		0-0 ③ G3			4	1	1	1	0	1	0
Bill Madlock, R (1, 3) John Milner, L (6, 3) OBP: 0.323, SLG: 0.368 OBP: 0.361, SLG: 0.349	0-3 ② K		0-0 BB 2B 1B		0-0 BB 1B			BBBB 4-0 1B BB		3 0	1 0	2 0	0 0	0 1	1 0	1 0
Lee Lacy, R (1, 7) OBP: 0.405, SLG: 0.511	0-0 1-H HR		BBBB 4-0 1-2 2B BB		BBBB 4-0 1-2 BB			0-0 ① P4		2	1	1	2	2	0	1
Phil Garner, R (1, 4) OBP: 0.328, SLG: 0.370	0-0 1B		0-0 ③ 1-H 2-H 2B		0-0 ③ F8			0-0 S 1-3 1B		4	0	3	1	0	0	2
Steve Nicosia, R (1, 2) OBP: 0.280, SLG: 0.269	0-3 ③ K			0-0 ① 6-3		0-0 ① F9		0-0 ② P3 1-2		4	0	0	0	0	1	3
Dale Berra, R (1, 5) OBP: 0.282, SLG: 0.376		0-3 ① K		0-0 ② 6-3		0-0 ② F9		0-3 ③ K		4	0	0	0	0	2	2
Rick Rhoden, R (1, 1) OBP: 0.364, SLG: 0.381		0-0 ② 5-3		0-0 ③ L7		0-0 ③ 4-3				3	0	0	0	0	0	0
Inning Stats	R: 3 H: 4 E: 0 LOB: 1 K: 2 BB: 0 S: 11 P: 11	R: 0 H: 1 E: 0 LOB: 0 K: 1 BB: 0 S: 5 P: 5	R: 1 H: 2 E: 0 LOB: 2 K: 0 BB: 1 S: 4 P: 8	R: 0 H: 0 E: 0 LOB: 0 K: 0 BB: 0 S: 3 P: 3	R: 1 H: 2 E: 0 LOB: 2 K: 1 BB: 1 S: 7 P: 11	R: 0 H: 0 E: 0 LOB: 0 K: 0 BB: 0 S: 3 P: 3	R: 0 H: 1 E: 0 LOB: 0 K: 0 BB: 0 S: 3 P: 3	R: 0 H: 1 E: 0 LOB: 2 K: 1 BB: 1 S: 6 P: 10		1B: 8 SF: 1 2B: 1 SAC: 1 3B: 1 DP: 0 HR: 1 HBP: 0						

livebaseballscorecards.com

AB	30
R	5
H	11
RBI	5
BB	3
SO	5
LOB	10

WP: 0 PA: 36
PB: 0
SB: 2
CS: 2

PITCHER		IP	WLS	BF	H	R	ER	SO	BB	IBB	HBP	BLK	WP	HR	S	P	ERA	WHIP
Fred Norman, L ERA: 4.13	(1, 1)	4.0	L	18	7	4	4	3	1	0	0	0	0	1	23	27	9.00	2.000
John D'Acquisto, R ERA: 3.8	(5, 1)	3.0		12	3	1	1	1	1	0	0	0	0	0	13	17	3.00	1.333
Hal Dues, R ERA: 7.11	(8, 1)	1.0		5	1	0	0	1	1	0	0	0	0	0	6	10	0.00	2.000

PITCHER	IP	WLS	BF	H	R	ER	SO	BB	IBB	HBP	BLK	WP	HR	S	P	ERA	WHIP

Montreal Expos @ Pittsburgh Pirates

Three Rivers Stadium, Pittsburgh, PA

Sun Aug 17 1980, 7:05 PM EDT

Att. 49,412 - Unknown

TOP

Batter	1	2	3	4	5	6	7	8	9	AB	R	H	RBI	BB	SO	LOB
Ron LeFlore, R (1, 7) OBP: 0.336, SLG: 0.355	F9		K		S 1B		6-3		FC5-2 1B 1-2 2-3 3-Hf	5	0	1	0	0	1	4
Rodney Scott, S (1, 4) OBP: 0.315, SLG: 0.309	L6		F8		K 1-2		F9		1-3 2-H 3-H 1B	5	0	1	2	0	1	2
Rowland Office, L (1, 8) OBP: 0.335, SLG: 0.427	6-3			E4 1B 1B	F2			F3	4-3	5	1	0	0	0	0	3
Ellis Valentine, R (1, 9) OBP: 0.361, SLG: 0.519 Jerry White, S (4, PR) OBP: 0.349, SLG: 0.461 (4, 9)		F3		1B 1-3 SH1-3 1B		F8		CS 1B		2 2	0 1	1 1	0 0	0 0	0 0	0 0
Warren Cromartie, L (1, 3) OBP: 0.351, SLG: 0.434		1B		SH1-3 1-3 3-H 1B		F7		4-3 1-2		4	0	2	1	0	0	1
Larry Parrish, R (1, 5) OBP: 0.337, SLG: 0.485 Ken Macha, R (9, 5) OBP: 0.375, SLG: 0.395		P3		F5		4-0 1B BB			1B SH1-4 FC5-2 1B	3 0	0 0	1 0	0 0	1 0	0 0	3 0
Chris Speier, R (1, 6) OBP: 0.321, SLG: 0.294		F8		SH1-3 1-2 3-H		1-3 1B			SH1-4 1-2	2	0	1	1	0	0	1
Bobby Ramos, R (1, 2) OBP: 0.214, SLG: 0.125 Gary Carter, R (9, PH) OBP: 0.314, SLG: 0.464 (9, 2)			SH3-4 BB	2-3		K			FC5-2 1B 1B IBB	2 0	0 1	0 0	0 0	1 1	1 0	4 0
Bill Gullickson, R (1, 1) OBP: 0.190, SLG: 0.150 Andre Dawson, R (9, PH) OBP: 0.361, SLG: 0.461 Steve Rogers, R (9, PR) OBP: 0.277, SLG: 0.175 Woodie Fryman, R (9, 1) OBP: 0.200, SLG: 0.200			SH3-4 1-2		P4		4-3		FC5-2 1-2 2-3 1B	2 1 0 0	0 0 1 0	0 1 0 0	0 0 0 0	0 0 0 0	0 0 0 0	0 0 0 0

Inning Stats	1	2	3	4	5	6	7	8	9	1B	SF	WP	PA
R	0	0	0	2	0	0	0	0	2	9	0	0	39
H	0	1	0	2	1	1	0	1	3	2B 0	SAC 3	PB 0	
E	0	0	0	1	0	0	0	0	0	3B 0	DP 0	SB 1	
LOB	0	1	1	0	1	2	0	0	2	HR 0	HBP 0	CS 1	
K	0	0	1	6	6	6	3	3	6				
BB	0	1	1	0	0	1	0	0	1				
S	3	4	5	6	6	6	3	3	6				
P	3	4	9	6	6	10	3	3	10				

	AB	R	H	RBI	BB	SO	LOB
	33	4	9	4	3	3	18

livebaseballscorecards.com

PITCHER		IP	WLS	BF	H	R	ER	SO	BB	IBB	HBP	BLK	WP	HR	S	P	ERA	WHIP
Don Robinson, R ERA: 3.86	(1, 1)	8.1	L	35	7	4	2	3	2	1	0	0	0	0	38	50	2.16	1.080
Kent Tekulve, R ERA: 2.7	(9, 1)	0.1		3	2	0	0	0	0	0	0	0	0	0	3	3	0.00	6.000
Grant Jackson, L ERA: 2.11	(9, 1)	0.1		1	0	0	0	0	0	0	0	0	0	0	1	1	0.00	0.000

PITCHER		IP	WLS	BF	H	R	ER	SO	BB	IBB	HBP	BLK	WP	HR	S	P	ERA	WHIP

Batter	1	2	3	4	5	6	7	8	9	AB	R	H	RBI	BB	SO	LOB
Omar Moreno, L (1, 8) OBP: 0.316, SLG: 0.342	BBBB 4-0 1-3 S BB	x 0-0 ③ FC4-6 1-2f		x 0-0 ③ 4-3		x 0-0 ③ F9			x 0-0 ② 4-3	4	0	0	0	1	0	5
Phil Garner, R (1, 4) OBP: 0.324, SLG: 0.366	SSS 0-3 ① K 1-2		x 0-0 E4 E S 2B		x 0-0 ① F2		x 0-0 ① P6		x 0-0 ③ F8	5	1	0	0	0	1	1
Dave Parker, L (1, 9) OBP: 0.334, SLG: 0.455	x 0-0 ② 1-3 2-3		SSS 0-3 ① K 1-3		x 0-0 L8-4-6 BB 1B		x 0-0 ② F7			4	0	1	0	0	1	2
Willie Stargell, L (1, 3) OBP: 0.351, SLG: 0.485 John Milner, L (7, PR) OBP: 0.361, SLG: 0.349 (8, 3)	SSS 0-3 ③ K		SSS 0-3 ② K		BBBB 4-0 1-2 BB		x 0-0 1B			3 0	0 0	1 0	0 0	1 0	2 0	2 0
Mike Easler, L (1, 7) OBP: 0.424, SLG: 0.647		BBBB 4-0 1B 1B BB	x 0-0 2B 3-H		x 0-0 ② ③ L8-4-6 2-3		x 0-0 ③ F7			3	1	1	1	1	0	3
Bill Madlock, R (1, 5) OBP: 0.322, SLG: 0.367		x 0-0 1B 1-2 1B	x 0-0 ③ F8			x 0-0 ① 1-3		SSS 0-3 ① K		4	0	1	0	0	1	1
Ed Ott, L (1, 2) OBP: 0.331, SLG: 0.396		SSS 0-3 ① K		x 0-0 ① 4-3		x 0-0 ② 3-1		x 0-0 ② 5-3		4	0	0	0	0	1	2
Dale Berra, R (1, 6) OBP: 0.286, SLG: 0.378 Kent Tekulve, R (9, 1) Grant Jackson, S (9, 1)		SSS 0-3 ② K		x 0-0 E9 1B		x 0-0 2B 1B		x 0-0 ③ F7		4 0 0	0 0 0	2 0 0	0 0 0	0 0 0	1 0 0	2 0 0
Don Robinson, R (1, 1) OBP: 0.417, SLG: 0.583 Tim Foli, R (9, 6) OBP: 0.314, SLG: 0.359		x 0-0 FC4-6 1-2 2-H 1B		SSS 0-3 ② K		x 0-0 1-3 2B			x 0-0 ① F7	3 1	0 0	2 0	1 0	0 0	1 0	1 0
Inning Stats	R: 0 H: 0 E: 0 LOB: 1 K: 2 BB: 1 S: 7 P: 11	R: 1 H: 2 E: 0 LOB: 2 K: 2 BB: 1 S: 9 P: 13	R: 1 H: 1 E: 1 LOB: 1 K: 2 BB: 0 S: 9 P: 9	R: 0 H: 1 E: 1 LOB: 1 K: 1 BB: 0 S: 6 P: 6	R: 0 H: 1 E: 0 LOB: 1 K: 0 BB: 1 S: 3 P: 7	R: 0 H: 2 E: 0 LOB: 2 K: 0 BB: 0 S: 5 P: 5	R: 0 H: 1 E: 0 LOB: 1 K: 0 BB: 0 S: 4 P: 4	R: 0 H: 0 E: 0 LOB: 0 K: 1 BB: 0 S: 5 P: 5	R: 0 H: 0 E: 0 LOB: 0 K: 0 BB: 0 S: 3 P: 3	1B: 6 2B: 3 3B: 0 HR: 0	SF: 0 SAC: 0 DP: 1 HBP: 0					

PITCHER		IP	WLS	BF	H	R	ER	SO	BB	IBB	HBP	BLK	WP	HR	S	P	ERA	WHIP
Bill Gullickson, R ERA: 3.83	(1, 1)	8.0	W	35	8	2	1	8	3	0	0	0	0	0	48	60	1.12	1.375
Woodie Fryman, L ERA: 1.96	(9, 1)	1.0	S	3	0	0	0	0	0	0	0	0	0	0	3	3	0.00	0.000

PITCHER	IP	WLS	BF	H	R	ER	SO	BB	IBB	HBP	BLK	WP	HR	S	P	ERA	WHIP

BOTTOM

Montreal Expos @ Pittsburgh Pirates

Three Rivers Stadium, Pittsburgh, PA

Sun Aug 17 1980, 7:05 PM EDT

Att. 49,412 - Unknown

livebaseballscorecards.com

AB	35
R	2
H	8
RBI	2
BB	3
SO	8
LOB	19

Batter	1	2	3	4	5	6	7	8	9	AB	R	H	RBI	BB	SO	LOB
Omar Moreno, L (1, 8) OBP: 0.313, SLG: 0.339	F6	F6			4-3			K		4	0	0	0	0	1	2
Tim Foli, R (1, 6) OBP: 0.316, SLG: 0.363	BB, 1B, 1B / 1B		F7		F7			2B		4	1	2	0	0	0	1
Dave Parker, L (1, 9) OBP: 0.333, SLG: 0.452	BB, 1B / 1-2 / 1B		6-3			K		6-3		4	1	1	0	0	1	1
John Milner, L (1, 3) OBP: 0.359, SLG: 0.342	1B / 1-2, 2-3 / BB		F6			F5			F1	3	0	0	0	1	0	0
Mike Easler, L (1, 7) OBP: 0.418, SLG: 0.636	K			6-3		G3			F7	4	0	0	0	0	1	3
Bill Madlock, R (1, 5) OBP: 0.327, SLG: 0.371	1B / 1-3, 2-H, 3-H			G6-3 / 1B			K		1B	4	0	3	2	0	1	0
Ed Ott, L (1, 2) OBP: 0.327, SLG: 0.390		K		G6-3 / 1-2f			K		K	4	0	0	0	0	3	2
Phil Garner, R (1, 4) OBP: 0.326, SLG: 0.368		1B			1-4, S / 1B		6-3			3	0	2	0	0	0	0
John Candelaria, L (1, 1) OBP: 0.226, SLG: 0.175		K			1-4 / 1-3			6-3		2	0	0	0	0	1	2
Kurt Bevacqua, R (8, PH) OBP: 0.333, SLG: 0.372										1	0	0	0	0	0	0
Enrique Romo, R (8, 1) OBP: 0.556, SLG: 0.500										0	0	0	0	0	0	0
Inning Stats	R: 2 E: 0 K: 1 S: 7 H: 3 LOB: 2 BB: 1 P: 11	R: 0 E: 0 K: 2 S: 8 H: 1 LOB: 1 BB: 0 P: 8	R: 0 E: 0 K: 0 S: 3 H: 0 LOB: 0 BB: 0 P: 3	R: 0 E: 0 K: 0 S: 3 H: 1 LOB: 0 BB: 0 P: 3	R: 0 E: 0 K: 0 S: 4 H: 1 LOB: 1 BB: 0 P: 4	R: 0 E: 0 K: 1 S: 5 H: 0 LOB: 0 BB: 0 P: 5	R: 0 E: 0 K: 2 S: 7 H: 0 LOB: 0 BB: 0 P: 7	R: 0 E: 0 K: 1 S: 6 H: 1 LOB: 1 BB: 0 P: 6	R: 0 E: 0 K: 1 S: 6 H: 1 LOB: 1 BB: 0 P: 6	1B: 7 2B: 1 3B: 0 HR: 0 SF: 0 SAC: 0 DP: 1 HBP: 0						

PITCHER		IP	WLS	BF	H	R	ER	SO	BB	IBB	HBP	BLK	WP	HR	S	P	ERA	WHIP
Nolan Ryan, R ERA: 3.22	(1, 1)	7.2	W	29	7	2	2	7	1	0	0	0	0	0	42	46	2.35	1.043
Joe Sambito, L ERA: 2.4	(8, 1)	1.1	S	5	1	0	0	1	0	0	0	0	0	0	7	7	0.00	0.750

PITCHER	IP	WLS	BF	H	R	ER	SO	BB	IBB	HBP	BLK	WP	HR	S	P	ERA	WHIP

TOP

Pittsburgh Pirates @ Houston Astros

Astrodome, Houston, TX

Tue Aug 19 1980, 8:05 PM EDT

Att. 39,415 - Unknown

livebaseballscorecards.com

AB	33
R	2
H	8
RBI	2
BB	1
SO	8
LOB	11

WP: 0 PA: 34
PB: 0
SB: 1
CS: 0

Batter	1	2	3	4	5	6	7	8	9	AB	R	H	RBI	BB	SO	LOB
Joe Morgan, L (1, 4) OBP: 0.347, SLG: 0.342	BBBB 4-0 1B 2B BB	SSS 0-3 ③ K			x 0-0 ③ F8			BBBB 4-0 S BB		2	1	0	0	2	1	1
Enos Cabell, R (1, 5) OBP: 0.299, SLG: 0.345	x 0-0 2B 4-3 1-2 1B		x 0-0 G4-6-3 1B			x 0-0 ① 6-3		SSS 0-3 ① K 1-2		4	1	2	0	0	1	1
Jose Cruz, L (1, 7) OBP: 0.374, SLG: 0.432	x 0-0 4-3 1B 1-3 2-H 2B		x 0-0 ① ② G4-6-3 1-2f			BBBB 4-0 3B BB		x 0-0 ② F7		3	2	1	1	1	0	2
Cesar Cedeno, R (1, 8) OBP: 0.387, SLG: 0.488	x 0-0 ① 4-3 2-3 3-H		x 0-0 ③ 5-3			x 0-0 SF8 1-H 3B		IIII 4-0 IBB		3	1	1	2	1	0	1
Art Howe, R (1, 3) OBP: 0.337, SLG: 0.394	x 0-0 G4-6-3 1B 3-H			x 0-0 G5-4-3 1B		x 0-0 ② SF8 3-H		x 0-0 ③ F5		3	0	2	2	0	0	2
Jeffrey Leonard, R (1, 9) OBP: 0.275, SLG: 0.337	x 0-0 ② ③ G4-6-3 1-2f			x 0-0 ① F9		x 0-0 ③ F8				3	0	0	0	0	0	2
Luis Pujols, R (1, 2) OBP: 0.265, SLG: 0.251		x 0-0 ① 6-3		x 0-0 ② ③ G5-4-3 1-2f			x 0-0 ① F8			3	0	0	0	0	0	1
Rafael Landestoy, S (1, 6) OBP: 0.317, SLG: 0.356		x 0-0 4-3 2B			x 0-0 ① F9		x 0-0 ② 1-3			3	0	1	0	0	0	0
Nolan Ryan, R (1, 1) OBP: 0.177, SLG: 0.143 Joe Sambito, L (8, 1)		x 0-0 ② 4-3 2-3			SSS 0-3 ② K		SSS 0-3 ③ K			3 0	0 0	0 0	0 0	0 0	2 0	1 0
Inning Stats	R: 3 H: 3 E: 0 LOB: 0 K: 0 BB: 1 S: 5 P: 9	R: 0 H: 1 E: 0 LOB: 1 K: 1 BB: 0 S: 6 P: 6	R: 0 H: 1 E: 0 LOB: 0 K: 0 BB: 0 S: 3 P: 3	R: 0 H: 1 E: 0 LOB: 0 K: 0 BB: 0 S: 3 P: 3	R: 0 H: 0 E: 0 LOB: 0 K: 1 BB: 0 S: 5 P: 5	R: 2 H: 1 E: 0 LOB: 0 K: 0 BB: 1 S: 4 P: 8	R: 0 H: 0 E: 0 LOB: 0 K: 1 BB: 0 S: 5 P: 5	R: 0 H: 0 E: 0 LOB: 2 K: 1 BB: 2 S: 5 P: 13		1B: 4 SF: 1 2B: 2 SAC: 0 3B: 1 DP: 3 HR: 0 HBP: 0						

PITCHER		IP	WLS	BF	H	R	ER	SO	BB	IBB	HBP	BLK	WP	HR	S	P	ERA	WHIP
John Candelaria, L ERA: 3.77	(1, 1)	7.0	L	27	7	5	5	3	2	0	0	0	0	0	31	39	6.43	1.286
Enrique Romo, R ERA: 3.4	(8, 1)	1.0		5	0	0	0	1	1	1	0	0	0	0	5	13	0.00	1.000

PITCHER	IP	WLS	BF	H	R	ER	SO	BB	IBB	HBP	BLK	WP	HR	S	P	ERA	WHIP

BOTTOM

Pittsburgh Pirates @ Houston Astros

Astrodome, Houston, TX

Tue Aug 19 1980, 8:05 PM EDT

Att. 39,415 - Unknown

livebaseballscorecards.com

AB	27
R	5
H	7
RBI	5
BB	4
SO	4
LOB	11

WP: 0 PA: 32
PB: 0
SB: 1
CS: 0

Batter	1	2	3	4	5	6	7	8	9	AB	R	H	RBI	BB	SO	LOB
Omar Moreno, L (1, 8) OBP: 0.313, SLG: 0.339	S 1B 1B	G3			F5		K			4	1	1	0	0	1	5
Tim Foli, R (1, 6) OBP: 0.313, SLG: 0.359	6-3 1-2		6-3		F9			1-3		4	0	0	0	0	0	2
Dave Parker, L (1, 9) OBP: 0.333, SLG: 0.450	2-H 1B		L6			F4		F7		4	0	1	1	0	0	0
John Milner, L (1, 3) OBP: 0.356, SLG: 0.346	F2		G3			G3		2B		4	0	1	0	0	0	1
Mike Easler, L (1, 7) OBP: 0.416, SLG: 0.630	G3			L5-3 1B		F9		4-3		4	0	1	0	0	0	2
Bill Madlock, R (1, 5) OBP: 0.326, SLG: 0.370		FC2-5 1B 1B		L5-3 1-2			5-3		5-3	4	0	1	0	0	0	1
Ed Ott, L (1, 2) OBP: 0.329, SLG: 0.392		FC2-5 1-2 1B		F7			4-3		5-3 1B	4	0	2	0	0	0	0
Phil Garner, R (1, 4) OBP: 0.328, SLG: 0.374		F8			2B		2B		5-3 1-2	4	0	2	0	0	0	3
Jim Bibby, R (1, 1) OBP: 0.209, SLG: 0.167 Grant Jackson, S (6, 1) Kurt Bevacqua, R (7, PH) OBP: 0.341, SLG: 0.372 Enrique Romo, R (7, 1) OBP: 0.556, SLG: 0.500 Manny Sanguillen, R (9, PH) OBP: 0.316, SLG: 0.378		FC2-5 1-2 2-3f			K		BB		F9	2 0 0 0 1	0 0 0 0 0	0 0 0 0 1	0 0 0 0 0	0 0 0 0 0	1 0 0 0 0	3 0 0 0 1

TOP

Pittsburgh Pirates @ Houston Astros

Astrodome, Houston, TX

Wed Aug 20 1980, 8:05 PM EDT

Att. 32,112 - Unknown

livebaseballscorecards.com

AB	35
R	1
H	9
RBI	1
BB	1
SO	2
LOB	18

Inning Stats	1	2	3	4	5	6	7	8	9
	R: 1 E: 0 K: 0 S: 5	R: 0 E: 0 K: 0 S: 5	R: 0 E: 0 K: 0 S: 3	R: 0 E: 0 K: 0 S: 3	R: 0 E: 0 K: 1 S: 6	R: 0 E: 0 K: 0 S: 3	R: 0 E: 0 K: 1 S: 6	R: 0 E: 0 K: 0 S: 4	R: 0 E: 0 K: 0 S: 4
	H: 2 LOB: 1 BB: 0 P: 5	H: 2 LOB: 2 BB: 0 P: 5	H: 0 LOB: 0 BB: 0 P: 3	H: 1 LOB: 0 BB: 0 P: 3	H: 1 LOB: 1 BB: 0 P: 6	H: 0 LOB: 0 BB: 0 P: 3	H: 1 LOB: 2 BB: 1 P: 10	H: 1 LOB: 1 BB: 0 P: 4	H: 1 LOB: 1 BB: 0 P: 4

| | | |

Batter	1	2	3	4	5	6	7	8	9	AB	R	H	RBI	BB	SO	LOB
Joe Morgan, L (1, 4) OBP: 0.352, SLG: 0.341	BBBB 4-0 BB		BBBB 4-0 BB S BB	x 0-0 ③ G3		BBBB 4-0 1B BB 1-2 2-3 3-H		BBBB 4-0 BB BB		1	0	0	1	4	0	2
Enos Cabell, R (1, 5) OBP: 0.303, SLG: 0.345	x 0-0 ① F8		BBBB 4-0 1-2 BB BB		SSS 0-3 ① K	x 0-0 ②③ 1B 1-3 2-H 3-H		BBBB 4-0 1-2 BB 2-3 3-H		3	0	1	3	2	1	1
Terry Puhl, L (1, 9) OBP: 0.351, SLG: 0.424	x 0-0 ② F8		BBBB 4-0 1-2 BB 2-3		x 0-0 ② F8		x 0-0 CS 1B	x 0-0 ③ F8		4	0	1	0	1	0	4
Jose Cruz, L (1, 7) OBP: 0.373, SLG: 0.430	x 0-0 ③ F5		x 0-0 ② F6		x 0-0 ③ 5-3		x 0-0 ① G4-6-3 1B 1-2			4	0	1	0	0	0	4
Cesar Cedeno, R (1, 8) OBP: 0.386, SLG: 0.485		x 0-0 S 1B	x 0-0 ③ F4			x 0-0 ① F7	x 0-0 ②③ G4-6-3 1-2f			4	0	1	0	0	0	4
Danny Heep, L (1, 3) OBP: 0.297, SLG: 0.309 Craig Reynolds, L (6, PR) OBP: 0.253, SLG: 0.312 (7, 6)		x 0-0 ① F7 1-2		x 0-0 FC4-6 1B		x 0-0 2B BB 1B		x 0-0 ① 5-3		3 1	0 1	2 0	0 0	0 0	0 0	1 0
Alan Ashby, S (1, 2) OBP: 0.316, SLG: 0.332		x 0-0 ② F8		x 0-0 ① F7		x 0-0 BB BB 2B 1-3		x 0-0 SH1-4 1B BB 1B		4	2	2	0	0	0	2
Rafael Landestoy, S (1, 6) OBP: 0.315, SLG: 0.354 Dave Bergman, L (6, PH) OBP: 0.266, SLG: 0.246 (7, 3)		x 0-0 ③ 5-3		x 0-0 ② FC4-6 E 1B 1-2f		4-0 BB BB 1B IBB		x 0-0 BB SH1-4 1-2 1B		2 1	0 1	0 1	0 1	0 0	1 0	2 0
Vern Ruhl, R (1, 1) OBP: 0.313, SLG: 0.355 Denny Walling, L (6, PH) OBP: 0.390, SLG: 0.415 Dave Smith, R (7, 1)			x 0-0 ① 5-3	x 0-0 E3 1B 1-3		BBBB 4-0 BB 1B BB 1-2 2-3 3-H		x 0-0 ② SH1-4 1-2 2-3		2 0 0	0 1 0	1 0 0	0 1 0	0 1 0	0 0 0	0 0 0
Inning Stats	R: 0 H: 0 E: 0 LOB: 1 K: 0 BB: 1 S: 3 P: 7	R: 0 H: 1 E: 0 LOB: 1 K: 0 BB: 0 S: 4 P: 4	R: 0 H: 0 E: 0 LOB: 3 K: 0 BB: 3 S: 3 P: 15	R: 0 H: 2 E: 1 LOB: 2 K: 0 BB: 0 S: 5 P: 5	R: 0 H: 0 E: 0 LOB: 0 K: 1 BB: 0 S: 5 P: 5	R: 4 H: 3 E: 0 LOB: 2 K: 0 BB: 3 S: 4 P: 16	R: 0 H: 2 E: 0 LOB: 0 K: 0 BB: 0 S: 3 P: 3	R: 1 H: 2 E: 0 LOB: 3 K: 0 BB: 2 S: 5 P: 13		1B: 9 SF: 0 2B: 1 SAC: 1 3B: 0 DP: 1 HR: 0 HBP: 0				WP: 0 PA: 39 PB: 0 SB: 2 CS: 1		

BOTTOM

Pittsburgh Pirates @ Houston Astros

Astrodome, Houston, TX

Wed Aug 20 1980, 8:05 PM EDT

Att. 32,112 - Unknown

livebaseballscorecards.com

AB	29
R	5
H	10
RBI	5
BB	9
SO	1
LOB	20

PITCHER		IP	WLS	BF	H	R	ER	SO	BB	IBB	HBP	BLK	WP	HR	S	P	ERA	WHIP
Jim Bibby, R ERA: 2.94	(1, 1)	5.1	L	27	5	4	4	1	5	1	0	0	0	0	23	47	6.75	1.875
Grant Jackson, L ERA: 2.09	(6, 1)	0.2		2	1	0	0	0	1	0	0	0	0	0	1	5	0.00	3.000
Enrique Romo, R ERA: 3.43	(7, 1)	2.0		10	4	1	1	0	2	0	0	0	0	0	8	16	4.50	3.000

PITCHER	IP	WLS	BF	H	R	ER	SO	BB	IBB	HBP	BLK	WP	HR	S	P	ERA	WHIP

Pittsburgh Pirates @ Houston Astros

Astrodome, Houston, TX

Thu Aug 21 1980, 8:05 PM EDT

Att. 33,884 - Unknown

TOP

livebaseballscorecards.com

Batter	1	2	3	4	5	6	7	8	9	AB	R	H	RBI	BB	SO	LOB
Omar Moreno, L (1, 8) OBP: 0.314, SLG: 0.339 Matt Alexander, S (7, 8)	S S S 0-3 ① K	x 0-0 1B 1-2 1B		x 0-0 ② F8	x 0-0 1-2 3-H 1B		x 0-0 ③ F8			5 0 2 1 0 1 0 0 0 0 0 0 0 0						
Tim Foli, R (1, 6) OBP: 0.318, SLG: 0.364 Dale Berra, R (7, 6) OBP: 0.285, SLG: 0.376	x 0-0 3-1 WP WP 1B	x 0-0 1-2 2-3 1B		x 0-0 S 2B 1B	x 0-0 ③ 4-3			x 0-0 ① F8		4 2 3 0 0 0 2 1 0 0 0 0 0 0						
Dave Parker, L (1, 9) OBP: 0.332, SLG: 0.451 Bill Robinson, R (7, 3) OBP: 0.300, SLG: 0.461	x 0-0 ② 3-1 1-3	x 0-0 ③ L9		x 0-0 1-H 2B 2B		S S S 0-3 ① K		x 0-0 ② 6-3		4 1 1 1 0 1 4 1 0 0 0 0 0 0						
Mike Easler, L (1, 7) OBP: 0.419, SLG: 0.634 (7, 9)	x 0-0 E6 1B 3-H		x 0-0 E 5-3 PB 1B	x 0-0 2-H 2B		x 0-0 1B 1B		S S S 0-3 ③ K		5 1 3 1 0 1 0						
Bill Madlock, R (1, 5) OBP: 0.325, SLG: 0.369 Lee Lacy, R (7, 5) OBP: 0.403, SLG: 0.509	x 0-0 FC4-6 1-3 1B		x 0-0 ① 5-3 1-2	x 0-0 ③ F7		x 0-0 ② F3			x 0-0 ① 1-3	4 0 1 0 0 0 3 1 0 0 0 0 0 0						
John Milner, L (1, 3) OBP: 0.363, SLG: 0.350 (7, 7)	x 0-0 ③ FC4-6 1-2f		x 0-0 2-H 1B		B B B 4-0 FC4-6 1B 1B BB	x 0-0 1-3 1B			x 0-0 ② 4-3	4 1 2 0 1 0 2						
Ed Ott, L (1, 2) OBP: 0.327, SLG: 0.388		x 0-0 ① 4-3	x 0-0 ② F8		x 0-0 FC4-6 1-2 1B	S S S 0-3 ③ K			S S S 0-3 ③ K	5 0 1 0 0 2 3						
Phil Garner, R (1, 4) OBP: 0.325, SLG: 0.371		x 0-0 ② 6-3	x 0-0 ③ 6-3		x 0-0 ① F6		x 0-0 ① 1-3			4 0 0 0 0 0 3						
Bert Blyleven, R (1, 1) OBP: 0.083, SLG: 0.064 Manny Sanguillen, R (4, PH) OBP: 0.308, SLG: 0.368 Eddie Solomon, R (4, 1) OBP: 0.226, SLG: 0.290 Kurt Bevacqua, R (5, PH) OBP: 0.337, SLG: 0.367 Grant Jackson, S (5, 1) Kent Tekulve, R (8, 1)		x 0-0 1B 1B 1B		x 0-0 ① 6-3	x 0-0 ② FC4-6 1-2f 2-3 1B		x 0-0 ② F8			1 0 1 0 0 0 0 1 0 0 0 0 0 0 0 0 0 0 0 0 0 1 0 0 0 0 0 2 1 0 0 0 0 0 0 0 0 0 0 0 0 0						

Inning Stats									
	R: 1 E: 1 K: 1 S: 8	H: 2 LOB: 2 BB: 0 P: 8	R: 0 E: 0 K: 0 S: 6	H: 3 LOB: 3 BB: 0 P: 6	R: 1 E: 1 K: 0 S: 5	H: 2 LOB: 1 BB: 0 P: 5	R: 2 E: 0 K: 0 S: 6	H: 3 LOB: 1 BB: 0 P: 6	R: 1 E: 0 K: 0 S: 5	H: 2 LOB: 2 BB: 1 P: 9
	R: 0 E: 0 K: 2 S: 9	H: 2 LOB: 2 BB: 0 P: 9	R: 0 E: 0 K: 0 S: 3	H: 0 LOB: 0 BB: 0 P: 3	R: 0 E: 0 K: 1 S: 5	H: 0 LOB: 0 BB: 0 P: 5	R: 0 E: 0 K: 1 S: 5	H: 0 LOB: 0 BB: 0 P: 5	1B: 12 2B: 2 3B: 0 HR: 0	SF: 0 SAC: 0 DP: 0 HBP: 0

	AB	42
	R	5
	H	14
	RBI	3
	BB	1
	SO	5
	LOB	19

WP: 2 PB: 1 SB: 1 CS: 0 PA: 43

PITCHER		IP	WLS	BF	H	R	ER	SO	BB	IBB	HBP	BLK	WP	HR	S	P	ERA	WHIP
Joe Niekro, R ERA: 4.01	(1, 1)	4.0		25	11	5	4	1	1	0	0	0	2	0	26	30	9.00	3.000
Bert Roberge, R ERA: 5.28	(5, 1)	1.2		8	3	0	0	1	0	0	0	0	0	0	10	10	0.00	1.800
Joe Sambito, L ERA: 2.27	(6, 1)	3.1	W	10	0	0	0	3	0	0	0	0	0	0	16	16	0.00	0.000

PITCHER	IP	WLS	BF	H	R	ER	SO	BB	IBB	HBP	BLK	WP	HR	S	P	ERA	WHIP

Batter	1	2	3	4	5	6	7	8	9	AB	R	H	RBI	BB	SO	LOB
Joe Morgan, L (1, 4) OBP: 0.351, SLG: 0.340	WP S 1B 1B	6-3		F7	4-3		L6			4	1	1	0	0	0	2
Rafael Landestoy, S (7, 4) OBP: 0.314, SLG: 0.352										1	0	0	0	0	0	0
Enos Cabell, R (1, 5) OBP: 0.307, SLG: 0.348	1B 1-3 BB		2B 2B 1B	S 1B 1B		F8	F6			3	2	2	0	1	0	0
Art Howe, R (7, PH) OBP: 0.336, SLG: 0.392										1	0	0	0	0	0	0
(8, 5)																
Terry Puhl, L (1, 9) OBP: 0.356, SLG: 0.431	1-3 3-H 2B 1B		1-3 2B 2B	1-H 2B 1B		1B S 2B 1B		K		5	4	4	2	0	1	0
Jose Cruz, L (1, 7) OBP: 0.376, SLG: 0.436	PB 1-H 2B		K	1-H 2B		2B 1-3 SF8 1B		4-3		5	1	3	2	0	1	2
Cesar Cedeno, R (1, 8) OBP: 0.387, SLG: 0.491	K 2-3		2-H 3-H 2B 2B	4-3		1-3 3-H E 2B		BB 1B BB		4	2	2	3	0	1	2
Jeffrey Leonard, R (8, 8) OBP: 0.278, SLG: 0.337										0	0	0	0	1	0	0
Danny Heep, L (1, 3) OBP: 0.295, SLG: 0.324	K		6-3 2-H 1B 2B	G3		SF8 3-H		FC3-6 1-3 1B		3	1	1	2	0	1	2
Dave Bergman, L (7, 3) OBP: 0.297, SLG: 0.259										1	0	1	0	0	0	0
Alan Ashby, S (1, 2) OBP: 0.318, SLG: 0.333		K	6-3 2-3		SH1 1B	E8 2-H 1B		FC3-6 1-2f		5	1	2	1	0	1	3
Craig Reynolds, L (1, 6) OBP: 0.256, SLG: 0.315		SH2-4 1B	FC6-4 3-H 1B		F8	5-3				4	0	2	1	0	0	1
Joe Niekro, R (1, 1) OBP: 0.286, SLG: 0.317		SH2-4 1-2	FC6-4 1-2f		SH1 1-2		K			1	0	0	0	0	0	1
Bert Roberge, R (5, 1)										0	0	0	0	0	0	0
Joe Sambito, L (6, 1)										1	0	0	0	0	1	0
Inning Stats	R: 2 E: 0 K: 2 S: 9 H: 3 LOB: 1 BB: 1 P: 13	R: 0 E: 0 K: 1 S: 6 H: 1 LOB: 1 BB: 0 P: 6	R: 4 E: 0 K: 1 S: 10 H: 5 LOB: 1 BB: 0 P: 10	R: 2 E: 0 K: 0 S: 6 H: 3 LOB: 1 BB: 0 P: 6	R: 0 E: 0 K: 0 S: 4 H: 1 LOB: 1 BB: 0 P: 4	R: 4 E: 1 K: 0 S: 7 H: 4 LOB: 0 BB: 0 P: 7	R: 0 E: 0 K: 1 S: 5 H: 0 LOB: 0 BB: 0 P: 5	R: 0 E: 0 K: 1 S: 6 H: 1 LOB: 2 BB: 1 P: 10		1B: 12 2B: 6 3B: 0 HR: 0 SF: 1 SAC: 2 DP: 0 HBP: 0						

PITCHER		IP	WLS	BF	H	R	ER	SO	BB	IBB	HBP	BLK	WP	HR	S	P	ERA	WHIP
Bert Blyleven, R ERA: 3.9	(1, 1)	3.0	L	18	9	6	6	4	1	0	0	0	1	0	25	29	18.00	3.333
Eddie Solomon, R ERA: 2.98	(4, 1)	1.0		6	3	2	2	0	0	0	0	0	0	0	6	6	18.00	3.000
Grant Jackson, L ERA: 2.44	(5, 1)	3.0		14	5	4	3	1	0	0	0	0	0	0	16	16	9.00	1.667
Kent Tekulve, R ERA: 2.66	(8, 1)	1.0		5	1	0	0	1	1	0	0	0	0	0	6	10	0.00	2.000

PITCHER	IP	WLS	BF	H	R	ER	SO	BB	IBB	HBP	BLK	WP	HR	S	P	ERA	WHIP

BOTTOM

Pittsburgh Pirates @ Houston Astros

Astrodome, Houston, TX

Thu Aug 21 1980, 8:05 PM EDT

Att. 33,884 - Unknown

livebaseballscorecards.com

AB	38
R	12
H	18
RBI	11
BB	2
SO	6
LOB	13

1B: 12 SF: 1 WP: 1 PA: 43
2B: 6 SAC: 2 PB: 1
3B: 0 DP: 0 SB: 3
HR: 0 HBP: 0 CS: 0

Pittsburgh Pirates @ Cincinnati Reds

Riverfront Stadium, Cincinnati, OH

Fri Aug 22 1980, 7:05 PM EDT

Att. 37,936 - Unknown

TOP

livebaseballscorecards.com

Batter	1	2	3	4	5	6	7	8	9	AB	R	H	RBI	BB	SO	LOB
Omar Moreno, L (1, 8) OBP: 0.311, SLG: 0.336	F8	K			1-3	F9			1-3	5	0	0	0	0	1	3
Tim Foli, R (1, 6) OBP: 0.319, SLG: 0.365	FC4-6 1B		6-3		1B		1-3			4	0	2	0	0	0	0
Dave Parker, L (1, 9) OBP: 0.331, SLG: 0.449	FC4-6 1-2f		6-3		F9		1B			4	0	1	0	0	0	2
Mike Easler, L (1, 7) OBP: 0.417, SLG: 0.628	4-3		K		1-2 1B		G3			4	0	1	0	0	1	1
Bill Madlock, R (1, 5) OBP: 0.327, SLG: 0.368		S 2B HBP		HR 1B	K			K		3	2	1	0	0	2	2
Dale Berra, R (8, 5) OBP: 0.285, SLG: 0.376										0	0	0	0	0	0	0
John Milner, L (1, 3) OBP: 0.371, SLG: 0.380		SH1-3 1-H 2B		1-H HR		1B E BB		1-3		3	2	2	3	1	0	0
Ed Ott, L (1, 2) OBP: 0.326, SLG: 0.384		SH1-3 BB		4-3		B5		6-3		3	0	0	0	1	0	1
Phil Garner, R (1, 4) OBP: 0.325, SLG: 0.370		SH1-3 1-2 2-3		F9		E3 1-H 1B			4-3	3	0	1	0	0	0	0
Don Robinson, R (1, 1) OBP: 0.385, SLG: 0.538		K		6-3		F2			G3	3	0	0	0	0	1	3
Kent Tekulve, R (8, 1)										1	0	0	0	0	0	0
Inning Stats	R: 0 E: 0 K: 0 S: 4 H: 1 LOB: 1 BB: 0 P: 4	R: 1 E: 0 K: 2 S: 8 H: 1 LOB: 2 BB: 1 P: 13	R: 0 E: 0 K: 1 S: 5 H: 0 LOB: 0 BB: 0 P: 5	R: 2 E: 0 K: 0 S: 5 H: 2 LOB: 0 BB: 0 P: 5	R: 0 E: 0 K: 1 S: 7 H: 2 LOB: 2 BB: 0 P: 7	R: 1 E: 1 K: 0 S: 4 H: 1 LOB: 1 BB: 1 P: 8	R: 0 E: 0 K: 0 S: 3 H: 1 LOB: 0 BB: 0 P: 3	R: 0 E: 0 K: 1 S: 5 H: 0 LOB: 0 BB: 0 P: 5	R: 0 E: 0 K: 0 S: 3 H: 0 LOB: 0 BB: 0 P: 3	1B: 6 2B: 1 3B: 0 HR: 1 SF: 0 SAC: 1 DP: 0 HBP: 1						

	AB	33
	R	4
	H	8
	RBI	3
	BB	2
	SO	5
	LOB	12

WP: 0 PB: 0 SB: 1 CS: 0 PA: 37

PITCHER		IP	WLS	BF	H	R	ER	SO	BB	IBB	HBP	BLK	WP	HR	S	P	ERA	WHIP
Paul Moskau, R ERA: 3.71	(1, 1)	5.0	L	24	6	4	3	4	2	0	1	0	0	1	29	38	5.40	1.600
Charlie Leibrandt, L ERA: 4.14	(6, 1)	3.0		10	2	0	0	1	0	0	0	0	0	0	12	12	0.00	0.667
Doug Bair, R ERA: 4.59	(9, 1)	1.0		3	0	0	0	0	0	0	0	0	0	0	3	3	0.00	0.000

PITCHER		IP	WLS	BF	H	R	ER	SO	BB	IBB	HBP	BLK	WP	HR	S	P	ERA	WHIP

BOTTOM

Pittsburgh Pirates @ Cincinnati Reds

Riverfront Stadium, Cincinnati, OH

Fri Aug 22 1980, 7:05 PM EDT

Att. 37,936 - Unknown

livebaseballscorecards.com

Batter	1	2	3	4	5	6	7	8	9	AB	R	H	RBI	BB	SO	LOB
Dave Collins, S (1, 8) OBP: 0.365, SLG: 0.372 Doug Bair, R (9, 1)	SSS 0-3 ① K		x 0-0 ② F8			x 0-0 ① F7		x 0-0 S HR 1B		4	1	1	0	0	1	0
										0	0	0	0	0	0	0
Ken Griffey, L (1, 9) OBP: 0.376, SLG: 0.441	BBBB 4-0 4-6-3 BB		x 0-0 ③ F7			x 0-0 4-3 2B		x 0-0 1-H HR		3	1	2	2	1	0	0
Ray Knight, R (1, 5) OBP: 0.316, SLG: 0.439	x 0-0 ② 4-6-3 1-2			x 0-0 ① 6-3		x 0-0 ② 4-3 2-3		x 0-0 ③ 5-3		4	0	0	0	0	0	2
George Foster, R (1, 7) OBP: 0.351, SLG: 0.445	x 0-0 ③ 1-3			SSS 0-3 ② K2-3		x 0-0 ③ 6-3			x 0-0 G4-6-3 1B	4	0	1	0	0	1	2
Harry Spilman, L (1, 3) OBP: 0.315, SLG: 0.407		SSS 0-3 ① K		SSS 0-3 ③ K			x 0-0 ① 3-4-1		x 0-0 ①② G4-6-3 1-2f	4	0	0	0	0	2	1
Joe Nolan, L (1, 2) OBP: 0.380, SLG: 0.454		x 0-0 2B			x 0-0 ① F9		x 0-0 ② 4-3		x 0-0 ③ 3-1	4	0	1	0	0	0	0
Dave Concepcion, R (1, 6) OBP: 0.301, SLG: 0.355		SSS 0-3 ② K			x 0-0 1B		x 0-0 ③ F9			3	0	1	0	0	1	1
Ron Oester, S (1, 4) OBP: 0.331, SLG: 0.415		x 0-0 ③ 4-3			x 0-0 ② F8			x 0-0 ① 4-3		3	0	0	0	0	0	2
Paul Moskau, R (1, 1) OBP: 0.135, SLG: 0.139 Charlie Leibrandt, R (6, 1) OBP: 0.250, SLG: 0.250 Cesar Geronimo, L (8, PH) OBP: 0.324, SLG: 0.325 (9, 8)			x 0-0 ① 5-3		x 0-0 ③ P3			x 0-0 ② P6		2	0	0	0	0	0	1
										0	0	0	0	0	0	0
										1	0	0	0	0	0	0

Inning Stats									
	R: 0 H: 0 E: 0 LOB: 1 K: 1 BB: 1 S: 5 P: 9	R: 0 H: 1 E: 0 LOB: 1 K: 2 BB: 0 S: 8 P: 8	R: 0 H: 0 E: 0 LOB: 0 K: 0 BB: 0 S: 3 P: 3	R: 0 H: 0 E: 0 LOB: 0 K: 2 BB: 0 S: 7 P: 7	R: 0 H: 1 E: 0 LOB: 1 K: 0 BB: 0 S: 4 P: 4	R: 0 H: 1 E: 0 LOB: 1 K: 0 BB: 0 S: 4 P: 4	R: 0 H: 0 E: 0 LOB: 0 K: 0 BB: 0 S: 3 P: 3	R: 2 H: 2 E: 0 LOB: 0 K: 0 BB: 0 S: 5 P: 5	R: 0 H: 1 E: 0 LOB: 0 K: 0 BB: 0 S: 3 P: 3

1B: 3	SF: 0	WP: 0 PA: 33
2B: 2	SAC: 0	PB: 0
3B: 0	DP: 1	SB: 1
HR: 1	HBP: 0	CS: 0

PITCHER		IP	WLS	BF	H	R	ER	SO	BB	IBB	HBP	BLK	WP	HR	S	P	ERA	WHIP
Don Robinson, R ERA: 3.75	(1, 1)	7.2	W	29	5	2	2	5	1	0	0	0	0	1	38	42	2.35	0.783
Kent Tekulve, R ERA: 2.6	(8, 1)	1.1	S	4	1	0	0	0	0	0	0	0	0	0	4	4	0.00	0.750

PITCHER	IP	WLS	BF	H	R	ER	SO	BB	IBB	HBP	BLK	WP	HR	S	P	ERA	WHIP

Batter	1	2	3	4	5	6	7	8	9	AB	R	H	RBI	BB	SO	LOB
Omar Moreno, L (1, 8) OBP: 0.312, SLG: 0.336	G3 S 1B 1B	P4			BBB 4-0 S E BB		0-0 3-1			3	2	1	0	1	0	2
Tim Foli, R (1, 6) OBP: 0.321, SLG: 0.366	0-0 G3 1-3		0-0 F8		0-0 E2 1-H 1B			G5-4-3 1B 1B		4	0	2	1	0	0	1
Dave Parker, L (1, 9) OBP: 0.335, SLG: 0.452	0-0 3-H 1B		0-0 FC5-4 1B		0-0 6-3			0-0 G5-4-3 1-2 1B		4	0	3	1	0	0	1
Mike Easler, L (1, 7) OBP: 0.411, SLG: 0.619	SSS 0-3 K		0-0 FC5-4 CS 1-2f			0-0 F9		0-0 G5-4-3 1-2f 2-3		4	0	0	0	0	1	4
Bill Madlock, R (1, 5) OBP: 0.329, SLG: 0.370	0-0 F9		0-0 CS 1-2	0-0 CS 1B		0-0 1B 1B		0-0 F9		4	0	2	0	0	0	2
John Milner, L (1, 3) OBP: 0.368, SLG: 0.377		0-0 P5		SSS 0-3 K 1-2		0-0 G6-4-3 1-3 1B			0-0 1-3	4	0	1	0	0	1	1
Ed Ott, L (1, 2) OBP: 0.325, SLG: 0.380		BBBB 4-0 1B BB		0-0 F8		0-0 G6-4-3 1-2f			0-0 G3	3	0	0	0	1	0	2
Phil Garner, R (1, 4) OBP: 0.322, SLG: 0.367		0-0 F8			0-0 4-3		SSS 0-3 K		0-0 4-3	4	0	0	0	0	1	1
Rick Rhoden, R (1, 1) OBP: 0.360, SLG: 0.375		0-0 1-2 1B			0-0 5-3		0-0 5-3			3	0	1	0	0	0	0
Kent Tekulve, R (9, 1)										0	0	0	0	0	0	0
Grant Jackson, S (9, 1)										0	0	0	0	0	0	0

TOP

Pittsburgh Pirates @ Cincinnati Reds

Riverfront Stadium, Cincinnati, OH

Sat Aug 23 1980, 7:05 PM EDT

Att. 43,482 - Unknown

livebaseballscorecards.com

AB	33
R	2
H	10
RBI	2
BB	2
SO	3
LOB	14

Inning Stats	1	2	3	4	5	6	7	8	9
R	1	0	0	0	1	0	0	0	0
H	2	1	1	1	1	2	0	2	0
E	0	0	0	0	1	0	0	0	0
LOB	1	2	0	1	0	1	0	1	0
K	1	0	0	1	0	0	1	0	0
BB	0	1	0	0	1	0	0	0	0
S	7	4	3	5	4	4	5	4	3
P	7	8	3	5	8	4	5	4	3

PITCHER		IP	WLS	BF	H	R	ER	SO	BB	IBB	HBP	BLK	WP	HR	S	P	ERA	WHIP	PITCHER	IP	WLS	BF	H	R	ER	SO	BB	IBB	HBP	BLK	WP	HR	S	P	ERA	WHIP
Frank Pastore, R ERA: 3.2	(1, 1)	5.1	L	24	8	2	2	2	2	0	0	0	0	0	26	34	3.38	1.875																	
Joe Price, L ERA: 3.73	(6, 1)	0.2		1	0	0	0	0	0	0	0	0	0	0	1	1	0.00	0.000																	
Tom Hume, R ERA: 2.52	(7, 1)	3.0		10	2	0	0	1	0	0	0	0	0	0	12	12	0.00	0.667																	

1B:	10
2B:	1
3B:	0
HR:	0
SF:	0
SAC:	0
DP:	3
HBP:	0

WP:	0
PB:	0
SB:	2
CS:	2
PA:	36

Pittsburgh Pirates @ Cincinnati Reds

Riverfront Stadium, Cincinnati, OH

Sat Aug 23 1980, 7:05 PM EDT

Att. 43,482 - Unknown

livebaseballscorecards.com

BOTTOM

Batter	1	2	3	4	5	6	7	8	9	AB	R	H	RBI	BB	SO	LOB
Dave Collins, S (1, 8) OBP: 0.366, SLG: 0.374	BBBB 4-0 4-3 S BB		x 0-0 ③ 4-3			x 0-0 ② 4-3			x 0-0 1B 2B	3	1	1	0	1	0	0
Ken Griffey, L (1, 9)	x 0-0 ① 4-3 1-3			x 0-0 S 1B		x 0-0 ③ 6-3			x 0-0 2-H 1B 1B	4	0	2	1	0	0	1
Ray Knight, R (1, 5) OBP: 0.316, SLG: 0.436	SSS 0-3 ② K2-3			SSS 0-3 ① K 1-2			BBBB 4-0 G5-4-3 BB		x 0-0 ② F9	3	0	0	0	1	2	3
George Foster, R (1, 7) OBP: 0.350, SLG: 0.443	SSS 0-3 ③ K			x 0-0 ② L6			x 0-0 ①② G5-4-3 1-2f		x 0-0 1-2 1B	4	0	1	0	0	1	3
Dan Driessen, L (1, 3) OBP: 0.386, SLG: 0.440		x 0-0 ① 1-3		x 0-0 ③ 1-3			x 0-0 ③ F8		x 0-0 ③ F9	4	0	0	0	0	0	3
Joe Nolan, L (1, 2) OBP: 0.379, SLG: 0.451		x 0-0 ② 4-3			x 0-0 ① 4-3			x 0-0 G6-3 1B		3	0	1	0	0	0	0
Dave Concepcion, R (1, 6) OBP: 0.299, SLG: 0.353		SSS 0-3 ③ K			x 0-0 ② 6-3			x 0-0 ① F9		3	0	0	0	0	1	1
Ron Oester, S (1, 4) OBP: 0.326, SLG: 0.407			x 0-0 ① 4-3		SSS 0-3 ③ K			x 0-0 ②③ G6-3 1-2f		3	0	0	0	0	1	1
Frank Pastore, R (1, 1) OBP: 0.184, SLG: 0.130			x 0-0 ② 6-3			x 0-0 ① P6			x 0-0 ① 5-3	1	0	0	0	0	0	0
Joe Price, R (6, 1) OBP: 0.130, SLG: 0.130										0	0	0	0	0	0	0
Cesar Geronimo, L (6, PH) OBP: 0.321, SLG: 0.323										1	0	0	0	0	0	0
Tom Hume, R (7, 1) OBP: 0.154, SLG: 0.231										0	0	0	0	0	0	0
Harry Spilman, L (9, PH) OBP: 0.311, SLG: 0.402										1	0	0	0	0	0	0
Inning Stats	R: 0 E: 0 K: 2 S: 7 H: 0 LOB: 1 BB: 1 P: 11	R: 0 E: 0 K: 1 S: 5 H: 0 LOB: 0 BB: 0 P: 5	R: 0 E: 0 K: 0 S: 3 H: 0 LOB: 0 BB: 0 P: 3	R: 0 E: 0 K: 1 S: 6 H: 1 LOB: 1 BB: 0 P: 6	R: 0 E: 0 K: 1 S: 5 H: 0 LOB: 0 BB: 0 P: 5	R: 0 E: 0 K: 0 S: 3 H: 0 LOB: 0 BB: 0 P: 3	R: 0 E: 0 K: 0 S: 2 H: 0 LOB: 0 BB: 1 P: 6	R: 0 E: 0 K: 0 S: 3 H: 1 LOB: 0 BB: 0 P: 3	R: 1 E: 0 K: 0 S: 6 H: 3 LOB: 2 BB: 0 P: 6	1B: 4 2B: 1 3B: 0 HR: 0	SF: 0 SAC: 0 DP: 2 HBP: 0						

AB	30
R	1
H	5
RBI	1
BB	2
SO	5
LOB	12

WP: 0 PB: 0 SB: 2 CS: 0 PA: 32

PITCHER		IP	WLS	BF	H	R	ER	SO	BB	IBB	HBP	BLK	WP	HR	S	P	ERA	WHIP
Rick Rhoden, R ERA: 4.0	(1, 1)	8.1	W	29	4	1	1	5	2	0	0	0	0	0	37	45	1.08	0.720
Kent Tekulve, R ERA: 2.59	(9, 1)	0.1		2	1	0	0	0	0	0	0	0	0	0	2	2	0.00	3.000
Grant Jackson, L ERA: 2.43	(9, 1)	0.1	S	1	0	0	0	0	0	0	0	0	0	0	1	1	0.00	0.000

PITCHER	IP	WLS	BF	H	R	ER	SO	BB	IBB	HBP	BLK	WP	HR	S	P	ERA	WHIP

Pittsburgh Pirates @ Cincinnati Reds

Riverfront Stadium, Cincinnati, OH

Sun Aug 24 1980, 3:33 AM EDT

Att. 37,072 - Unknown

TOP

livebaseballscorecards.com

Batter	1	2	3	4	5	6	7	8	9	AB	R	H	RBI	BB	SO	LOB
Omar Moreno, L (1, 8) OBP: 0.311, SLG: 0.335	4-3	4-3			F7	F2			S 2B 1B	5	1	1	0	0	0	1
Tim Foli, R (1, 6) OBP: 0.320, SLG: 0.363	CS BB		F7		F9		P6		F9 1-2	4	0	0	0	1	0	1
Dave Parker, L (1, 9) OBP: 0.335, SLG: 0.451	K 1-2		F8		2B 1B		4-3 S 1B		2-H 2B	3	1	1	0	0	1	1
Lee Lacy, R (5, 7) OBP: 0.408, SLG: 0.518										2	0	2	1	0	0	0
Mike Easler, L (1, 7) (5, 9) OBP: 0.408, SLG: 0.615		4-3	K		BB 1-H 2B		4-3 1-3		6-3	5	0	1	1	0	1	2
Bill Madlock, R (1, 5) OBP: 0.333, SLG: 0.370		FC5 BB BB		CS 1B	BB IBB		K			2	0	1	0	2	1	1
John Milner, L (1, 3) OBP: 0.376, SLG: 0.379		FC5 2B 1-2 BB		FC5-4 1-2 1B	1-2 2-3 BB			K		2	1	1	0	2	1	0
Phil Garner, R (1, 4) OBP: 0.320, SLG: 0.364		FC5 2B 1-2 2-3f		FC5-4 S 1-2f	F9			L1		4	1	0	0	0	0	6
Steve Nicosia, R (1, 2) OBP: 0.286, SLG: 0.277		E 2B 1-H 2-H		BB 1-2		F7		F2		3	1	1	2	1	0	0
John Candelaria, L (1, 1) OBP: 0.212, SLG: 0.164		E5 2-H		F9		F8			K	4	0	0	0	0	1	2
Inning Stats	R: 0 E: 0 K: 1 S: 4 H: 0 LOB: 1 BB: 1 P: 8	R: 3 E: 1 K: 0 S: 5 H: 1 LOB: 1 BB: 2 P: 13	R: 0 E: 0 K: 1 S: 5 H: 0 LOB: 0 BB: 0 P: 5	R: 0 E: 0 K: 0 S: 4 H: 2 LOB: 2 BB: 1 P: 8	R: 1 E: 0 K: 0 S: 5 H: 2 LOB: 3 BB: 2 P: 13	R: 0 E: 0 K: 0 S: 3 H: 0 LOB: 0 BB: 0 P: 3	R: 0 E: 0 K: 1 S: 6 H: 1 LOB: 1 BB: 0 P: 6	R: 0 E: 0 K: 1 S: 5 H: 0 LOB: 0 BB: 0 P: 5	R: 1 E: 0 K: 1 S: 7 H: 2 LOB: 1 BB: 0 P: 7	1B: 5 2B: 4 3B: 0 HR: 0 SF: 0 SAC: 0 DP: 1 HBP: 0							

	AB	34
	R	5
	H	8
	RBI	4
	BB	6
	SO	5
	LOB	14

WP: 0 PB: 0 SB: 3 CS: 2 PA: 40

PITCHER		IP	WLS	BF	H	R	ER	SO	BB	IBB	HBP	BLK	WP	HR	S	P	ERA	WHIP
Michael LaCoss, R ERA: 4.73	(1, 1)	4.0	L	18	3	3	2	2	4	0	0	0	0	0	18	34	4.50	1.750
Charlie Leibrandt, L ERA: 4.18	(5, 1)	0.2		6	2	1	1	0	1	1	0	0	0	0	4	12	13.50	4.500
Jay Howell, R ERA: 27.0	(5, 1)	0.1		1	0	0	0	0	0	0	0	0	0	0	1	1	0.00	0.000
Mario Soto, R ERA: 3.78	(6, 1)	3.0		10	1	0	0	2	0	0	0	0	0	0	14	14	0.00	0.333
Doug Bair, R ERA: 4.65	(9, 1)	1.0		5	2	1	1	1	0	0	0	0	0	0	7	7	9.00	2.000

PITCHER	IP	WLS	BF	H	R	ER	SO	BB	IBB	HBP	BLK	WP	HR	S	P	ERA	WHIP

BOTTOM

Pittsburgh Pirates @ Cincinnati Reds

Riverfront Stadium, Cincinnati, OH

Sun Aug 24 1980, 3:33 AM EDT

Att. 37,072 - Unknown

Batter	1	2	3	4	5	6	7	8	9	AB	R	H	RBI	BB	SO	LOB
Dave Collins, S (1, 8) OBP: 0.365, SLG: 0.376	6-3		F8			F9		S 2B		4	0	1	0	0	0	0
Cesar Geronimo, L (9, 8) OBP: 0.321, SLG: 0.323										0	0	0	0	0	0	0
Junior Kennedy, R (1, 4) OBP: 0.328, SLG: 0.341	1B			F8		6-3		F9 2-3		4	0	1	0	0	0	1
Doug Bair, R (9, 1)										0	0	0	0	0	0	0
Ken Griffey, L (1, 9) OBP: 0.374, SLG: 0.437	F7			K		F7			K	4	0	0	0	0	2	1
George Foster, R (1, 7) OBP: 0.349, SLG: 0.440	1-3			P4			BB		5-3	3	0	0	0	1	0	1
Johnny Bench, R (1, 2) OBP: 0.340, SLG: 0.512		F8			K		K		HR	4	1	1	1	0	2	1
Dan Driessen, L (1, 3) OBP: 0.385, SLG: 0.441		P5			3B 2B		F9		6-3	4	1	1	0	0	0	1
Dave Concepcion, R (1, 6) OBP: 0.297, SLG: 0.351		F8			6-3		F9			3	0	0	0	0	0	2
Ron Oester, S (1, 5) OBP: 0.326, SLG: 0.418 (9, 4)			F8		2-H 3B			K		3	0	1	1	0	1	0
Michael LaCoss, R (1, 1) OBP: 0.120, SLG: 0.104 Charlie Leibrandt, R (5, 1) OBP: 0.250, SLG: 0.250 Jay Howell, R (5, 1) Hector Cruz, R (5, PH) OBP: 0.291, SLG: 0.347 Mario Soto, R (6, 1) Ray Knight, R (8, PH) OBP: 0.315, SLG: 0.435 (9, 5)			K		P6			K		1 0 0 1 0 0 1	0 0 0 0 0 0 0	0 0 0 0 0 0 0	0 0 0 0 0 0 0	0 0 0 0 0 0 0	1 0 0 0 0 0 1	0 0 0 1 0 0 0
Inning Stats	R: 0 E: 0 K: 0 S: 4 H: 1 LOB: 1 BB: 0 P: 4	R: 0 E: 0 K: 0 S: 3 H: 0 LOB: 0 BB: 0 P: 3	R: 0 E: 0 K: 1 S: 5 H: 0 LOB: 0 BB: 0 P: 5	R: 0 E: 0 K: 1 S: 5 H: 0 LOB: 0 BB: 0 P: 5	R: 1 E: 0 K: 1 S: 7 H: 2 LOB: 1 BB: 0 P: 7	R: 0 E: 0 K: 0 S: 3 H: 0 LOB: 0 BB: 0 P: 3	R: 0 E: 0 K: 1 S: 5 H: 0 LOB: 1 BB: 1 P: 9	R: 0 E: 0 K: 2 S: 8 H: 1 LOB: 1 BB: 0 P: 8	R: 1 E: 0 K: 1 S: 6 H: 1 LOB: 0 BB: 0 P: 6	1B: 1 2B: 2 3B: 1 HR: 1	SF: 0 SAC: 0 DP: 0 HBP: 0			WP: 0 PB: 0 SB: 1 CS: 0	PA: 33		

PITCHER		IP	WLS	BF	H	R	ER	SO	BB	IBB	HBP	BLK	WP	HR	S	P	ERA	WHIP
John Candelaria, L ERA: 3.69	(1, 1)	9.0	W	33	5	2	2	7	1	0	0	0	0	1	46	50	2.00	0.667

PITCHER	IP	WLS	BF	H	R	ER	SO	BB	IBB	HBP	BLK	WP	HR	S	P	ERA	WHIP

AB	32
R	2
H	5
RBI	2
BB	1
SO	7
LOB	8

livebaseballscorecards.com

Batter	1	2	3	4	5	6	7	8	9	AB	R	H	RBI	BB	SO	LOB
Jerry Royster, R (1, 7) (7, 5) OBP: 0.304, SLG: 0.292	6-3		F7			4-3	E7 2B		F7	5	1	0	0	0	0	0
Rafael Ramirez, R (1, 6) OBP: 0.297, SLG: 0.452	1B 2B 2B		5-3			P4	5-3		K	5	1	1	0	0	1	1
Gary Matthews, R (1, 9) OBP: 0.315, SLG: 0.410	S 2B 1B 2-3		5-3			S 1B 1B	3-H 2B		K	5	2	3	1	0	1	0
Bob Horner, R (1, 5) OBP: 0.304, SLG: 0.539	K 1-2			F9		1-H HR 1B	5-3			4	1	1	1	0	1	3
Gary Cooper, S (7, 7)										0	0	0	0	0	0	0
Chris Chambliss, L (1, 3) OBP: 0.338, SLG: 0.430	2B BB			K		1-H HR		4-3		3	2	1	2	1	1	0
Dale Murphy, R (1, 8) OBP: 0.358, SLG: 0.509	1-H 2-H 3-H 2B			P5		HR		K		4	1	2	4	0	1	0
Glenn Hubbard, R (1, 4) OBP: 0.324, SLG: 0.424		F2			K	1B		1B BB		3	0	1	0	1	1	0
Bill Nahorodny, R (1, 2) OBP: 0.305, SLG: 0.444		F7			K	F7		1-3 FC6-4 1B		3	0	0	0	0	1	1
Bruce Benedict, R (6, 2) OBP: 0.319, SLG: 0.335										1	0	1	0	0	0	0
Larry McWilliams, L (1, 1) OBP: 0.224, SLG: 0.156		K			F7		K	1-2f FC6-4		1	0	0	0	0	1	0
Preston Hanna, R (4, 1) OBP: 0.167, SLG: 0.333										3	0	0	0	0	1	2
Larry Bradford, R (9, 1)										0	0	0	0	0	0	0
Inning Stats	R: 3 H: 3 E: 0 LOB: 1 K: 1 BB: 1 S: 7 P: 11	R: 0 H: 0 E: 0 LOB: 0 K: 1 BB: 0 S: 5 P: 5	R: 0 H: 0 E: 0 LOB: 0 K: 0 BB: 0 S: 3 P: 3	R: 0 H: 0 E: 0 LOB: 0 K: 1 BB: 0 S: 5 P: 5	R: 0 H: 0 E: 0 LOB: 0 K: 2 BB: 0 S: 7 P: 7	R: 4 H: 5 E: 0 LOB: 1 K: 0 BB: 0 S: 8 P: 8	R: 1 H: 1 E: 1 LOB: 1 K: 1 BB: 0 S: 7 P: 7	R: 0 H: 1 E: 0 LOB: 2 K: 1 BB: 1 S: 6 P: 10	R: 0 H: 0 E: 0 LOB: 0 K: 2 BB: 0 S: 7 P: 7	1B: 5 SF: 0 2B: 3 SAC: 0 3B: 0 DP: 0 HR: 2 HBP: 0						

PITCHER	IP	WLS	BF	H	R	ER	SO	BB	IBB	HBP	BLK	WP	HR	S	P	ERA	WHIP
Jim Bibby, R (1, 1) ERA: 3.17	5.2	L	25	8	7	7	5	1	0	0	0	0	2	34	38	11.12	1.588
Eddie Solomon, R (6, 1) ERA: 2.93	1.1		6	1	1	0	1	0	0	0	0	0	0	8	8	0.00	0.750
Enrique Romo, R (8, 1) ERA: 3.35	2.0		8	1	0	0	3	1	0	0	0	0	0	13	17	0.00	1.000

PITCHER	IP	WLS	BF	H	R	ER	SO	BB	IBB	HBP	BLK	WP	HR	S	P	ERA	WHIP

TOP

Atlanta Braves @ Pittsburgh Pirates

Three Rivers Stadium, Pittsburgh, PA

Mon Aug 25 1980, 7:05 PM EDT

Att. 15,657 - Unknown

livebaseballscorecards.com

AB	37
R	8
H	10
RBI	8
BB	2
SO	9
LOB	7

PA: 39

WP: 0
PB: 0
SB: 2
CS: 0

BOTTOM

Atlanta Braves @ Pittsburgh Pirates

Three Rivers Stadium, Pittsburgh, PA

Mon Aug 25 1980, 7:05 PM EDT

Att. 15,657 - Unknown

livebaseballscorecards.com

Batter	1	2	3	4	5	6	7	8	9	AB	R	H	RBI	BB	SO	LOB
Omar Moreno, L (1, 8) OBP: 0.310, SLG: 0.333	1-3		1-3		4-3		G4-6-3 1-2f		2-H 1B	5	0	1	1	0	0	1
Tim Foli, R (1, 6) OBP: 0.319, SLG: 0.362	F7		F3		CS 1B			G3		4	0	1	0	0	0	0
Dave Parker, L (1, 9) OBP: 0.334, SLG: 0.456	F2			HR	F2 1-2			F5		4	1	1	1	0	0	1
Bill Robinson, R (1, 3) OBP: 0.308, SLG: 0.469		1-3 SF9 2B		BB 1B 1B		5-3		BBBB BB		3	2	2	0	1	0	0
Bill Madlock, R (1, 5) OBP: 0.333, SLG: 0.369 Dale Berra, R (6, 5) OBP: 0.282, SLG: 0.372		1-3 2-3		BBBB WP 1B 1-2 FC6-2 BB		F8		SSS K		1 2	0 0	0 0	0 0	1 0	0 1	1 1
Lee Lacy, R (1, 7) OBP: 0.413, SLG: 0.529		SF9 3-H		BB WP 1-2 2-H 1B		2B			S 2B 1B	3	1	3	2	0	0	0
Phil Garner, R (1, 4) OBP: 0.317, SLG: 0.360		F9		FC6-2 BB 1-2 2-H		1-3			SSS K 1-2	4	0	0	0	0	1	4
Steve Nicosia, R (1, 2) OBP: 0.287, SLG: 0.273 Ed Ott, L (9, PH) OBP: 0.324, SLG: 0.379			SSS K	BBBB 1-2 2-3 BB			6-3		F7	2 1	0 0	0 0	0 0	1 0	1 0	0 1
Jim Bibby, R (1, 1) OBP: 0.217, SLG: 0.226 Eddie Solomon, R (6, 1) OBP: 0.226, SLG: 0.290 John Milner, L (7, PH) OBP: 0.379, SLG: 0.379 Enrique Romo, R (8, 1) OBP: 0.556, SLG: 0.500 Mike Easler, L (9, PH) OBP: 0.410, SLG: 0.620			HR	SSS K			BBBB G4-6-3 BB		2-H 1B 2B	2 0 0 0 1	1 0 0 0 1	1 0 0 0 1	1 0 0 0 1	0 0 1 0 0	1 0 0 0 0	2 0 0 0 0
Inning Stats	R: 0 E: 0 K: 0 S: 3 H: 0 LOB: 0 BB: 0 P: 3	R: 1 E: 0 K: 0 S: 4 H: 1 LOB: 0 BB: 0 P: 4	R: 1 E: 0 K: 1 S: 6 H: 1 LOB: 0 BB: 0 P: 6	R: 2 E: 0 K: 1 S: 7 H: 3 LOB: 2 BB: 2 P: 15	R: 0 E: 0 K: 0 S: 3 H: 1 LOB: 0 BB: 0 P: 3	R: 0 E: 0 K: 0 S: 4 H: 1 LOB: 1 BB: 0 P: 4	R: 0 E: 0 K: 0 S: 2 H: 0 LOB: 0 BB: 1 P: 6	R: 0 E: 0 K: 1 S: 5 H: 0 LOB: 1 BB: 1 P: 9	R: 2 E: 0 K: 1 S: 7 H: 3 LOB: 1 BB: 0 P: 7	1B: 5 2B: 3 3B: 0 HR: 2 SF: 1 SAC: 0 DP: 1 HBP: 0	WP: 1 PB: 0 SB: 1 CS: 1 PA: 37					

PITCHER		IP	WLS	BF	H	R	ER	SO	BB	IBB	HBP	BLK	WP	HR	S	P	ERA	WHIP
Larry McWilliams, L ERA: 4.75	(1, 1)	3.0		15	5	4	4	1	1	0	0	0	0	2	16	20	12.00	2.000
Preston Hanna, R ERA: 3.62	(4, 1)	5.2	W	21	4	2	2	3	3	0	0	0	1	0	24	36	3.18	1.235
Larry Bradford, L ERA: 3.07	(9, 1)	0.1	S	1	1	0	0	0	0	0	0	0	0	0	1	1	0.00	3.000

PITCHER	IP	WLS	BF	H	R	ER	SO	BB	IBB	HBP	BLK	WP	HR	S	P	ERA	WHIP

Batter	1	2	3	4	5	6	7	8	9	10	AB	R	H	RBI	BB	SO	LOB
Jerry Royster, R (1, 7) (10, 5) OBP: 0.303, SLG: 0.291	G3		CS 1B		K		6-3			6-3	5	0	1	0	0	1	0
Rafael Ramirez, R (1, 6) OBP: 0.304, SLG: 0.449	F9		1-3 1-2		F8		S 1B			HR 1B	5	1	2	0	0	0	1
Gary Matthews, R (1, 9) OBP: 0.320, SLG: 0.427	1B		HR		1B		5-3 1-2			1-H HR	5	2	4	3	0	0	1
Bob Horner, R (1, 5) OBP: 0.300, SLG: 0.531	5-3		F9		F9			4-3		1-3	5	0	0	0	0	0	2
Gary Cooper, S (10, 7)											0	0	0	0	0	0	0
Chris Chambliss, L (1, 3) OBP: 0.337, SLG: 0.427		F9		FC5-4 1B		P5		F1		K	5	0	1	0	0	1	0
Dale Murphy, R (1, 8) OBP: 0.355, SLG: 0.505		F7		FC5-4 E S 1-2f		6-3		F9			4	0	0	0	0	0	1
Glenn Hubbard, R (1, 4) OBP: 0.327, SLG: 0.425		3B 1B		F9 1-3		FC5-4 1B				F8	4	1	2	0	0	0	1
Bruce Benedict, R (1, 2) OBP: 0.321, SLG: 0.343		1-H 3B		B B B B BB		FC5-4 1-2f				F8	3	0	1	1	1	0	1
Phil Niekro, R (1, 1) OBP: 0.141, SLG: 0.171		4-3		F2			F8			F9	3	0	0	0	0	0	3
Rick Camp, R (7, 1) OBP: 0.200, SLG: 0.400											0	0	0	0	0	0	0
Larry Bradford, R (8, 1)											0	0	0	0	0	0	0
Biff Pocoroba, S (9, PH) OBP: 0.392, SLG: 0.387											1	0	0	0	0	0	0
Gene Garber, R (9, 1) OBP: 1.000, SLG: 1.000											0	0	0	0	0	0	0
Inning Stats	R: 0 E: 0 K: 0 S: 4 H: 1 LOB: 1 BB: 0 P: 4	R: 1 E: 0 K: 0 S: 5 H: 2 LOB: 1 BB: 0 P: 5	R: 1 E: 0 K: 0 S: 4 H: 2 LOB: 0 BB: 0 P: 4	R: 0 E: 0 K: 0 S: 4 H: 1 LOB: 2 BB: 1 P: 8	R: 0 E: 0 K: 1 S: 6 H: 1 LOB: 1 BB: 0 P: 6	R: 0 E: 0 K: 0 S: 4 H: 1 LOB: 1 BB: 0 P: 4	R: 0 E: 0 K: 0 S: 4 H: 1 LOB: 1 BB: 0 P: 4	R: 0 E: 0 K: 0 S: 3 H: 0 LOB: 0 BB: 0 P: 3	R: 0 E: 0 K: 0 S: 3 H: 0 LOB: 0 BB: 0 P: 3	R: 2 E: 0 K: 1 S: 7 H: 2 LOB: 0 BB: 0 P: 7	1B: 8 2B: 0 3B: 1 HR: 2	SF: 0 SAC: 0 DP: 0 HBP: 0						

PITCHER	IP	WLS	BF	H	R	ER	SO	BB	IBB	HBP	BLK	WP	HR	S	P	ERA	WHIP
Bert Blyleven, R (1, 1) ERA: 3.83	8.0		33	9	2	2	1	1	0	0	0	0	1	34	38	2.25	1.250
Kent Tekulve, R (9, 1) ERA: 2.78	2.0	L	8	2	2	2	1	0	0	0	0	0	1	10	10	9.00	1.000

PITCHER	IP	WLS	BF	H	R	ER	SO	BB	IBB	HBP	BLK	WP	HR	S	P	ERA	WHIP

TOP

Atlanta Braves @ Pittsburgh Pirates

Three Rivers Stadium, Pittsburgh, PA

Tue Aug 26 1980, 7:05 PM EDT

Att. 14,695 - Unknown

livebaseballscorecards.com

AB	40
R	4
H	11
RBI	4
BB	1
SO	2
LOB	10

WP: 0 PB: 0 SB: 2 CS: 1 PA: 41

Atlanta Braves @ Pittsburgh Pirates

Three Rivers Stadium, Pittsburgh, PA

Tue Aug 26 1980, 7:05 PM EDT

Att. 14,695 - Unknown

BOTTOM

livebaseballscorecards.com

Batter	1	2	3	4	5	6	7	8	9	10	AB	R	H	RBI	BB	SO	LOB
Omar Moreno, L (1, 8) OBP: 0.309, SLG: 0.332	SH5-3 S SF8 1B		F8			4-3		FC1-6 S 1-2f		6-3	5	1	1	0	0	0	1
Tim Foli, R (1, 6) OBP: 0.316, SLG: 0.358	SH5-3 1-3			K		F7		F8 1-2		F9	4	0	0	0	0	1	1
Dave Parker, L (1, 9) OBP: 0.333, SLG: 0.455	SF8 3-H			1B 1B		G3		4-3			3	0	1	1	0	0	1
Mike Easler, L (1, 7) OBP: 0.408, SLG: 0.614	4-3			1-2 1B			5-3		F7		4	0	1	0	0	0	0
Bill Madlock, R (1, 5) OBP: 0.333, SLG: 0.366 (10, 3)		5-3		K			4-0 1B 1B BB		F7		3	1	0	0	1	1	2
John Milner, L (1, 3) OBP: 0.376, SLG: 0.376 Matt Alexander, S (9, PR) Dale Berra, R (10, 5) OBP: 0.282, SLG: 0.372		K		K			1B 1-2 1B		E3 S		4 0 0	0 0 0	1 0 0	0 0 0	0 0 0	2 0 0	2 0 0
Ed Ott, L (1, 2) OBP: 0.326, SLG: 0.379		G3			K		1 1-3 2-H 1B		IBB 1-2		3	0	1	1	1	1	0
Phil Garner, R (1, 4) OBP: 0.314, SLG: 0.357			5-3		6-3		F7		5-3		4	0	0	0	0	0	3
Bert Blyleven, R (1, 1) OBP: 0.080, SLG: 0.061 Lee Lacy, R (8, PH) OBP: 0.416, SLG: 0.529 Kent Tekulve, R (9, 1) Manny Sanguillen, R (10, PH) OBP: 0.300, SLG: 0.359			K		K			FC1-6 BB		1-3	2 0 0 1	0 0 0 0	0 0 0 0	0 1 0 0	0 0 0 0	2 0 0 0	0 0 0 0
Inning Stats	R: 1 H: 1 E: 0 LOB: 0 K: 0 BB: 0 S: 4 P: 4	R: 0 H: 0 E: 0 LOB: 0 K: 1 BB: 0 S: 5 P: 5	R: 0 H: 0 E: 0 LOB: 0 K: 1 BB: 0 S: 5 P: 5	R: 0 H: 2 E: 0 LOB: 2 K: 3 BB: 0 S: 11 P: 11	R: 0 H: 0 E: 0 LOB: 0 K: 2 BB: 0 S: 7 P: 7	R: 0 H: 0 E: 0 LOB: 0 K: 0 BB: 0 S: 3 P: 3	R: 1 H: 2 E: 0 LOB: 1 K: 0 BB: 1 S: 4 P: 8	R: 0 H: 0 E: 0 LOB: 1 K: 0 BB: 1 S: 3 P: 7	R: 0 H: 0 E: 1 LOB: 2 K: 0 BB: 1 S: 4 P: 8	R: 0 H: 0 E: 0 LOB: 0 K: 0 BB: 0 S: 3 P: 3	1B: 5 SF: 1 2B: 0 SAC: 1 3B: 0 DP: 0 HR: 0 HBP: 0						

	AB	33
	R	2
	H	5
	RBI	2
	BB	3
	SO	7
	LOB	10

WP: 0 PA: 38
PB: 0
SB: 3
CS: 0

PITCHER		IP	WLS	BF	H	R	ER	SO	BB	IBB	HBP	BLK	WP	HR	S	P	ERA	WHIP
Phil Niekro, R ERA: 3.89	(1, 1)	6.2		25	5	2	2	7	1	0	0	0	0	0	38	42	2.70	0.900
Rick Camp, R ERA: 2.11	(7, 1)	1.0		4	0	0	0	0	1	0	0	0	0	0	3	7	0.00	1.000
Larry Bradford, L ERA: 3.05	(8, 1)	0.1		1	0	0	0	0	0	0	0	0	0	0	1	1	0.00	0.000
Gene Garber, R ERA: 4.01	(9, 1)	2.0	W	8	0	0	0	0	0	1	0	0	0	0	7	11	0.00	0.000

PITCHER	IP	WLS	BF	H	R	ER	SO	BB	IBB	HBP	BLK	WP	HR	S	P	ERA	WHIP

Atlanta Braves @ Pittsburgh Pirates

Three Rivers Stadium, Pittsburgh, PA

Wed Aug 27 1980, 7:05 PM EDT

Att. 12,363 - Unknown

TOP

Batter	1	2	3	4	5	6	7	8	9	AB	R	H	RBI	BB	SO	LOB
Jerry Royster, R (1, 7) (7, 5) OBP: 0.302, SLG: 0.290	P3		F9		SH1-4 1-2		FC1-6 1B	6-3		4	0	1	0	0	0	1
Rafael Ramirez, R (1, 6) OBP: 0.317, SLG: 0.450	F9		1B 3-H		FC5 HR HBP		FC1-6 1B 2B 1-2f		FC6-4 1B	2	1	1	1	0	0	0
Luis Gomez, R (5, 6) OBP: 0.246, SLG: 0.220										2	1	1	0	0	0	1
Gary Matthews, R (1, 9) OBP: 0.321, SLG: 0.426	BB		P4		FC5 HR 1-2 2-3f		2B 1B 1-3		FC6-4 FC4-6 1-2f	4	2	1	0	1	0	4
Bob Horner, R (1, 5) OBP: 0.305, SLG: 0.544	K			1B BB	HR 1-H 2-H		2B 1-H 3-H		FC4-6 CS 1-2f	3	2	2	5	1	1	1
Gary Cooper, S (7, PR) (7, 7)										1	0	0	0	0	0	1
Chris Chambliss, L (1, 3) OBP: 0.334, SLG: 0.424		3-1		F9	F8		F7		CS 1-2	4	0	0	0	0	0	2
Dale Murphy, R (1, 8) OBP: 0.356, SLG: 0.503		K		1B 1-3		6-3	IBB			3	0	1	0	1	1	0
Glenn Hubbard, R (1, 4) OBP: 0.329, SLG: 0.424		F9		G1-6-3 1B 1-2 3-H		BB	F9			3	0	1	1	1	0	2
Bruce Benedict, R (1, 2) OBP: 0.320, SLG: 0.345		WP 1B 2B		G1-6-3 1-2f		P6		F7		4	1	1	0	0	0	3
Rick Matula, R (1, 1) OBP: 0.140, SLG: 0.122		K 2-3			FC5 SH1-4 BB	6-3		K		3	0	0	0	1	2	2
Larry Bradford, R (8, 1)										0	0	0	0	0	0	0
Rick Camp, R (8, 1) OBP: 0.200, SLG: 0.400										0	0	0	0	0	0	0
Al Hrabosky, R (9, 1)										0	0	0	0	0	0	0
Inning Stats	R: 0 E: 0 K: 1 S: 5 H: 0 LOB: 1 BB: 1 P: 9	R: 0 E: 0 K: 1 S: 5 H: 0 LOB: 0 BB: 0 P: 5	R: 1 E: 0 K: 1 S: 7 H: 2 LOB: 1 BB: 0 P: 7	R: 1 E: 0 K: 0 S: 4 H: 2 LOB: 1 BB: 1 P: 8	R: 3 E: 0 K: 0 S: 4 H: 1 LOB: 0 BB: 1 P: 9	R: 0 E: 0 K: 0 S: 3 H: 0 LOB: 1 BB: 1 P: 7	R: 2 E: 0 K: 0 S: 6 H: 3 LOB: 2 BB: 1 P: 10	R: 0 E: 0 K: 1 S: 5 H: 0 LOB: 0 BB: 0 P: 5	R: 0 E: 0 K: 0 S: 3 H: 1 LOB: 0 BB: 0 P: 3	1B: 6 2B: 2 3B: 0 HR: 1 SF: 0 SAC: 1 DP: 1 HBP: 1						

	AB	33
	R	7
	H	9
	RBI	7
	BB	5
	SO	4
	LOB	17

WP: 1 PB: 0 SB: 0 CS: 1 PA: 41

livebaseballscorecards.com

PITCHER	IP	WLS	BF	H	R	ER	SO	BB	IBB	HBP	BLK	WP	HR	S	P	ERA	WHIP
Don Robinson, R (1, 1) ERA: 4.07	7.0	L	34	8	7	7	3	4	1	1	0	1	1	34	55	9.00	1.714
Eddie Solomon, R (8, 1) ERA: 2.9	1.0		3	0	0	0	1	0	0	0	0	0	0	5	5	0.00	0.000
Kent Tekulve, R (9, 1) ERA: 2.74	1.0		3	1	0	0	0	0	0	0	0	0	0	3	3	0.00	1.000

PITCHER	IP	WLS	BF	H	R	ER	SO	BB	IBB	HBP	BLK	WP	HR	S	P	ERA	WHIP

Atlanta Braves @ Pittsburgh Pirates

Three Rivers Stadium, Pittsburgh, PA

Wed Aug 27 1980, 7:05 PM EDT

Att. 12,363 - Unknown

BOTTOM

Batter	1	2	3	4	5	6	7	8	9	AB	R	H	RBI	BB	SO	LOB
Omar Moreno, L (1, 8) OBP: 0.310, SLG: 0.333	4-3		4-3 1-2 2-3			4-3		HR 1-H 2B	BB 1-2	4	1	1	1	1	0	2
Tim Foli, R (1, 6) OBP: 0.314, SLG: 0.355 Dale Berra, R (8, 6) OBP: 0.286, SLG: 0.392 Dave Parker, L (9, PH) OBP: 0.333, SLG: 0.454	5-3		K			5-3		HR 2-H	F7	3 1 1	0 1 0	0 1 0	0 2 0	0 0 0	1 0 0	2 0 2
Mike Easler, L (1, 9) OBP: 0.403, SLG: 0.606	F8			K		1-3		F1		4	0	0	0	0	1	0
Bill Madlock, R (1, 5) OBP: 0.333, SLG: 0.369 Eddie Solomon, R (8, 1) OBP: 0.226, SLG: 0.290 Bill Robinson, R (8, PH) OBP: 0.311, SLG: 0.471 Bert Blyleven, R (8, PR) OBP: 0.080, SLG: 0.061 Kent Tekulve, R (9, 1)		F6		FC6-4 1B 2B			6-3	1B		3 0 1 0 0	1 0 0 0 0	1 0 1 0 0	0 0 0 0 0	0 0 0 0 0	0 0 0 0 0	0 0 0 0 0
John Milner, L (1, 3) OBP: 0.379, SLG: 0.379		3-1		FC6-4 2-3 1B			4-3	1-3 1B		4	0	2	0	0	0	0
Lee Lacy, R (1, 7) OBP: 0.413, SLG: 0.524		F8		FC6-4 CS 1-2f 3-H			1B	6-3		4	0	1	1	0	0	3
Ed Ott, L (1, 2) OBP: 0.325, SLG: 0.375			4-3 BB BB	CS 1-2	F5		3-1		5-3	3	0	0	0	1	0	1
Phil Garner, R (1, 4) OBP: 0.316, SLG: 0.357			4-3 1-2 BB		5-3			FC5-4 1B	6-3	3	0	1	0	1	0	0
Don Robinson, R (1, 1) OBP: 0.366, SLG: 0.512 Kurt Bevacqua, R (8, 5) OBP: 0.341, SLG: 0.363			K		K			FC5-4 1-2f 2B	PB BB	2 1	0 1	0 0	0 0	0 1	2 0	2 1
Inning Stats	R: 0 E: 0 K: 0 S: 3 H: 0 LOB: 0 BB: 0 P: 3	R: 0 E: 0 K: 0 S: 3 H: 0 LOB: 0 BB: 0 P: 3	R: 0 E: 0 K: 2 S: 7 H: 0 LOB: 2 BB: 2 P: 15	R: 1 E: 0 K: 1 S: 6 H: 2 LOB: 0 BB: 0 P: 6	R: 0 E: 0 K: 1 S: 5 H: 0 LOB: 0 BB: 0 P: 5	R: 0 E: 0 K: 0 S: 3 H: 0 LOB: 0 BB: 0 P: 3	R: 0 E: 0 K: 0 S: 4 H: 1 LOB: 1 BB: 0 P: 4	R: 3 E: 0 K: 0 S: 8 H: 5 LOB: 2 BB: 0 P: 8	R: 0 E: 0 K: 0 S: 3 H: 0 LOB: 2 BB: 2 P: 11	1B: 5 2B: 2 3B: 0 HR: 1 SF: 0 SAC: 0 DP: 0 HBP: 0						

livebaseballscorecards.com

AB	34
R	4
H	8
RBI	4
BB	4
SO	4
LOB	13

WP: 0 PB: 1 SB: 0 CS: 1 PA: 39

PITCHER		IP	WLS	BF	H	R	ER	SO	BB	IBB	HBP	BLK	WP	HR	S	P	ERA	WHIP
Rick Matula, R ERA: 4.83	(1, 1)	7.1	W	29	6	4	4	4	2	0	0	0	0	1	35	43	4.91	1.091
Larry Bradford, L ERA: 3.02	(8, 1)	0.1		3	2	0	0	0	0	0	0	0	0	0	3	3	0.00	6.000
Rick Camp, R ERA: 2.09	(8, 1)	1.0		5	0	0	0	0	2	0	0	0	0	0	3	11	0.00	2.000
Al Hrabosky, L ERA: 3.95	(9, 1)	0.1	S	1	0	0	0	0	0	0	0	0	0	0	1	1	0.00	0.000

PITCHER	IP	WLS	BF	H	R	ER	SO	BB	IBB	HBP	BLK	WP	HR	S	P	ERA	WHIP

Batter	1	2	3	4	5	6	7	8	9	AB	R	H	RBI	BB	SO	LOB
Ken Griffey, L (1, 9) OBP: 0.376, SLG: 0.439	4-3	BB		S 1B		G3 2B			K	4	0	2	0	1	1	0
Ron Oester, S (1, 4) OBP: 0.330, SLG: 0.409	G3	F7		1-2 BB		G3 2-3			1B 1B 1B	4	1	1	0	1	0	3
Dave Concepcion, R (1, 6) OBP: 0.300, SLG: 0.356	BB 1B 1B		5-3 S 1B 1B	K		F9			1B 1-3 1B	5	1	3	0	0	1	3
George Foster, R (1, 7) OBP: 0.348, SLG: 0.437	BB 1-2 1B		5-3 1-3	K			F3		G4-6-3 1-2 3-H 1B	5	0	2	1	0	1	3
Dan Driessen, L (1, 3) OBP: 0.388, SLG: 0.444	1-2 2-3 BB		HR 3-H 1B		4-3 2B		3-1		G4-6-3 1-2f	4	1	2	1	1	0	2
Johnny Bench, R (1, 2) OBP: 0.334, SLG: 0.512	F9		HR 1-H		4-3 2-3		K			4	1	1	2	0	1	4
Ray Knight, R (1, 5) OBP: 0.312, SLG: 0.432		P6	4-3		F7			4-3		4	0	0	0	0	0	1
Cesar Geronimo, L (1, 8) OBP: 0.322, SLG: 0.336		SH1-4 1B	6-3		1-3			4-3		4	0	1	0	0	0	1
Paul Moskau, R (1, 1) OBP: 0.125, SLG: 0.128		SH1-4 1-2		6-3		F9		K		3	0	0	0	0	1	0
Inning Stats	R: 0 E: 0 K: 0 S: 5 H: 2 LOB: 3 BB: 1 P: 9	R: 0 E: 0 K: 0 S: 4 H: 1 LOB: 2 BB: 1 P: 8	R: 3 E: 0 K: 0 S: 6 H: 3 LOB: 0 BB: 0 P: 6	R: 0 E: 0 K: 2 S: 8 H: 1 LOB: 2 BB: 1 P: 12	R: 0 E: 0 K: 0 S: 4 H: 1 LOB: 1 BB: 0 P: 4	R: 0 E: 0 K: 0 S: 4 H: 1 LOB: 1 BB: 0 P: 4	R: 0 E: 0 K: 1 S: 5 H: 0 LOB: 0 BB: 0 P: 5	R: 0 E: 0 K: 1 S: 5 H: 0 LOB: 0 BB: 0 P: 5	R: 1 E: 0 K: 1 S: 7 H: 3 LOB: 1 BB: 0 P: 7	1B: 9 2B: 2 3B: 0 HR: 1	SF: 0 SAC: 1 DP: 1 HBP: 0						

Cincinnati Reds @ Pittsburgh Pirates

Three Rivers Stadium, Pittsburgh, PA

Thu Aug 28 1980, 7:05 PM EDT

Att. 17,406 - Unknown

TOP

livebaseballscorecards.com

AB	37
R	4
H	12
RBI	4
BB	3
SO	5
LOB	17

PITCHER		IP	WLS	BF	H	R	ER	SO	BB	IBB	HBP	BLK	WP	HR	S	P	ERA	WHIP
Rick Rhoden, R ERA: 4.08	(1, 1)	5.0	L	26	8	3	3	2	3	0	0	0	0	1	27	39	5.40	2.200
Enrique Romo, R ERA: 3.24	(6, 1)	3.0		10	1	0	0	2	0	0	0	0	0	0	14	14	0.00	0.333
Grant Jackson, L ERA: 2.54	(9, 1)	1.0		5	3	1	1	1	0	0	0	0	0	0	7	7	9.00	3.000

PITCHER	IP	WLS	BF	H	R	ER	SO	BB	IBB	HBP	BLK	WP	HR	S	P	ERA	WHIP

BOTTOM

Cincinnati Reds @ Pittsburgh Pirates

Three Rivers Stadium, Pittsburgh, PA

Thu Aug 28 1980, 7:05 PM EDT

Att. 17,406 - Unknown

livebaseballscorecards.com

Batter	1	2	3	4	5	6	7	8	9	AB	R	H	RBI	BB	SO	LOB
Omar Moreno, L (1, 8) OBP: 0.308, SLG: 0.331	6-3		FC4-6 S 1-2f		F8			G3 1-2		4	0	0	0	0	0	3
Tim Foli, R (1, 6) OBP: 0.311, SLG: 0.352	L3		F9 1-2			6-3		5-3		4	0	0	0	0	0	3
Mike Easler, L (1, 9) OBP: 0.401, SLG: 0.601	F8			G3		G4-6-3 1B		5-3		4	0	1	0	0	0	2
Bill Madlock, R (1, 5) OBP: 0.332, SLG: 0.370		SSS K		WP 2B		G4-6-3 1-2f			F7	4	0	1	0	0	1	1
John Milner, L (1, 3) OBP: 0.381, SLG: 0.381		4-3 1B		F9 2-3			FC6 1B		F9	4	0	2	0	0	0	1
Lee Lacy, R (1, 7) OBP: 0.411, SLG: 0.519		4-3 1-2		SSS K			SSS K		FC6-4 1B	4	0	1	0	0	2	3
Ed Ott, L (1, 2) OBP: 0.324, SLG: 0.371		SSS K		BBB BB			SSS K		FC6-4 1-2f	3	0	0	0	1	2	3
Phil Garner, R (1, 4) OBP: 0.314, SLG: 0.355			F9		F8		FC6 1-2f			3	0	0	0	0	0	2
Rick Rhoden, R (1, 1) OBP: 0.385, SLG: 0.400 Manny Sanguillen, R (5, PH) OBP: 0.288, SLG: 0.350 Enrique Romo, R (6, 1) OBP: 0.556, SLG: 0.500 Bill Robinson, R (8, PH) OBP: 0.314, SLG: 0.474 Bert Blyleven, R (8, PR) OBP: 0.080, SLG: 0.061 Grant Jackson, S (9, 1)			FC4-6 1B		SSS K			G3 1B		1 1 0 1 0 0	0 0 0 0 0 0	1 0 0 1 0 0	0 0 0 0 0 0	0 0 0 0 0 0	0 1 0 0 0 0	0 1 0 0 0 0
Inning Stats	R: 0 H: 0 E: 0 LOB: 0 K: 0 BB: 0 S: 3 P: 3	R: 0 H: 1 E: 0 LOB: 1 K: 2 BB: 0 S: 8 P: 8	R: 0 H: 1 E: 0 LOB: 1 K: 0 BB: 0 S: 4 P: 4	R: 0 H: 1 E: 0 LOB: 1 K: 1 BB: 0 S: 6 P: 6	R: 0 H: 0 E: 0 LOB: 1 K: 1 BB: 1 S: 5 P: 9	R: 0 H: 1 E: 0 LOB: 0 K: 0 BB: 0 S: 3 P: 3	R: 0 H: 1 E: 0 LOB: 1 K: 2 BB: 0 S: 8 P: 8	R: 0 H: 1 E: 0 LOB: 2 K: 0 BB: 0 S: 4 P: 4	R: 0 H: 1 E: 0 LOB: 1 K: 0 BB: 0 S: 4 P: 4	1B: 6 2B: 1 3B: 0 HR: 0	SF: 0 SAC: 0 DP: 1 HBP: 0			WP: 1 PB: 0 SB: 1 CS: 0	PA: 34		

PITCHER	IP	WLS	BF	H	R	ER	SO	BB	IBB	HBP	BLK	WP	HR	S	P	ERA	WHIP
Paul Moskau, R (1, 1) ERA: 3.46	9.0	W	34	7	0	0	6	1	0	0	0	1	0	45	49	0.00	0.889

PITCHER	IP	WLS	BF	H	R	ER	SO	BB	IBB	HBP	BLK	WP	HR	S	P	ERA	WHIP

Cincinnati Reds @ Pittsburgh Pirates

Three Rivers Stadium, Pittsburgh, PA

Fri Aug 29 1980, 7:05 PM EDT

Att. 41,494 - Unknown

TOP

livebaseballscorecards.com

Batter	1	2	3	4	5	6	7	8	9	AB	R	H	RBI	BB	SO	LOB
Dave Collins, S (1, 8) OBP: 0.364, SLG: 0.374	0-0 5-3 G3 1B		0-0 ③ 5-3		0-0 ② 3-1	0-0 ③ F7		0-0 ③ 4-3		4	0	1	0	0	0	1
Cesar Geronimo, L (7, 8) OBP: 0.320, SLG: 0.333										1	0	0	0	0	0	0
Ken Griffey, L (1, 9) OBP: 0.378, SLG: 0.443	0-0 ① G3 1-2			0-0 1B 2B 2B	0-0 1B HR 1B		0-0 E9 2B 1B		0-0 E3 FC	5	4	3	0	0	0	1
Dave Concepcion, R (1, 6) OBP: 0.302, SLG: 0.360	0-0 ②③ 5-3 2-3			0-0 2B 2B 1B 2-3	0-0 HR 1B 1-3		0-0 4-3 2B 3-H	S S S	0-3 ① K	5	2	3	1	0	1	2
George Foster, R (1, 7) OBP: 0.349, SLG: 0.446		0-0 ① 6-3		0-0 F9 2B 1-H 3-H	0-0 HR 1-H 3-H		S S S 0-3 ① K		0-0 FC 3-H	5	1	2	6	0	1	1
Johnny Bench, R (1, 2) OBP: 0.332, SLG: 0.510		0-0 2B		0-0 ① 6-3	0-0 ③ L7		0-0 ② 4-3 2-3		0-0 ② P6	5	0	1	0	0	0	3
Dan Driessen, L (1, 3) OBP: 0.392, SLG: 0.447		S S S 0-3 ② K		B B B 4-0 FC6-4 BB		0-0 1B 2B	I I I 4-0 IBB		4-0 IBB	2	1	1	0	3	1	1
Ray Knight, R (1, 5) OBP: 0.309, SLG: 0.427		0-0 ③ 1-6-3		0-0 ② F9 2-3		0-0 ① F9	0-0 ③ 4-3		S S S 0-3 ③ K	5	0	0	0	0	1	8
Ron Oester, S (1, 4) OBP: 0.328, SLG: 0.406			0-0 ① 5-3	0-0 ③ FC6-4 1-2f		0-0 S 1B 2-H		0-0 ① 4-3		4	0	1	1	0	0	2
Frank Pastore, R (1, 1) OBP: 0.180, SLG: 0.128			S S S 0-3 ② K		0-0 ① 4-3	0-0 ② P3 1-2		S S S 0-3 ② K		1	0	0	0	0	1	0
Charlie Leibrandt, R (3, 1) OBP: 0.246, SLG: 0.245										1	0	0	0	0	0	0
Paul Householder, S (6, PH) OBP: 0.400, SLG: 0.400										1	0	0	0	0	0	1
Mario Soto, R (6, 1)										1	0	0	0	0	1	0
Tom Hume, R (9, 1) OBP: 0.154, SLG: 0.231										0	0	0	0	0	0	0

Inning Stats	1	2	3	4	5	6	7	8	9
R:	0	0	0	2	3	1	1	0	1
E:	0	0	0	0	0	0	1	0	2
K:	0	1	1	0	0	0	1	1	2
S:	3	6	5	6	6	5	7	5	9
H:	1	1	0	3	3	2	2	0	0
LOB:	0	1	0	2	0	1	2	2	2
BB:	0	0	0	1	0	0	1	1	1
P:	3	6	5	10	6	5	11	5	13

1B:	6
2B:	5
3B:	0
HR:	1
SF:	0
SAC:	0
DP:	0
HBP:	0
WP:	0
PB:	0
SB:	1
CS:	0
PA:	43

AB	40
R	8
H	12
RBI	8
BB	3
SO	6
LOB	20

PITCHER		IP	WLS	BF	H	R	ER	SO	BB	IBB	HBP	BLK	WP	HR	S	P	ERA	WHIP
John Candelaria, L ERA: 3.82	(1, 1)	5.0		23	8	5	5	2	1	0	0	0	0	1	26	30	9.00	1.800
Enrique Romo, R ERA: 3.3	(6, 1)	1.0		5	2	1	1	0	0	0	0	0	0	0	5	5	9.00	2.000
Kent Tekulve, R ERA: 2.75	(7, 1)	3.0	L	15	2	2	1	4	0	2	0	0	0	0	21	29	3.00	0.667

PITCHER	IP	WLS	BF	H	R	ER	SO	BB	IBB	HBP	BLK	WP	HR	S	P	ERA	WHIP

Cincinnati Reds @ Pittsburgh Pirates

Three Rivers Stadium, Pittsburgh, PA

Fri Aug 29 1980, 7:05 PM EDT

Att. 41,494 - Unknown

BOTTOM

livebaseballscorecards.com

Batter	1	2	3	4	5	6	7	8	9	AB	R	H	RBI	BB	SO	LOB
Phil Garner, R (1, 4) OBP: 0.313, SLG: 0.353	E6		1B SH1-4 1-2 1B 1B		F8 ①	FC5-4 ③ 1-2f			K ①	5	2	1	0	0	1	2
Ed Ott, L (1, 2) OBP: 0.326, SLG: 0.376	1B 1-H G6-3 2B		SH1-4 ① 1-2 2-3		4-3 ②		K ①		G6-3 1-3 1B	4	1	2	1	0	1	0
Bill Madlock, R (1, 5) (9, 3) OBP: 0.335, SLG: 0.373	G6-3 2-3 1B		FC3-6 1B 1B 2-3 3-H 1B		2B 1B		6-3 ②		G6-3 ②③ 1-2f	5	2	3	1	0	0	2
Dave Parker, L (1, 9) OBP: 0.334, SLG: 0.457	G6-3 ①② 1-2f 3-H		FC3-6 1-2 3-H 1B		1-H 2B		4-3 ③			4	0	2	2	0	0	1
John Milner, L (1, 3) Matt Alexander, S (8, PR) Dale Berra, R (9, 5) OBP: 0.286, SLG: 0.392	F8 ③		FC3-6 ② 1B 1-2f 2-3		BBBB 4-0 BB			BBBB 4-0 E 6-3-2 BB		2 0 0	0 0 0	0 0 0	0 0 0	2 0 0	0 0 0	2 0 0
Mike Easler, L (1, 7) OBP: 0.399, SLG: 0.596		G3 ① 1-3 3-H 1B	0-0 ③		F8 ③			4-3 ① 1-3		4	0	1	1	0	0	3
Tim Foli, R (1, 6) OBP: 0.308, SLG: 0.348		F8 ②	F8 ①			6-3 ①		6-3-2 ②③ 3-Hf		4	0	0	0	0	0	2
Omar Moreno, L (1, 8) OBP: 0.309, SLG: 0.332		CS 1B	6-3 ②			5-3 ②			S 1B 1B	4	1	2	0	0	0	0
John Candelaria, L (1, 1) Enrique Romo, R (6, 1) Bill Robinson, R (6, PH) Bert Blyleven, R (6, PR) Kent Tekulve, R (7, 1) Kurt Bevacqua, R (9, PH) OBP: 0.348, SLG: 0.370		CS ③ 1-2	SH1-4 1B 1B 1B	SSS 3-0 K ③		BBBB 4-0 FC5-4 BB			1B 1-H 1B	2 0 0 0 0 1	1 0 0 0 0 0	1 0 0 0 0 1	0 0 0 0 0 0	0 0 0 0 0 0	1 0 0 0 0 0	0 0 0 0 0 0
Inning Stats	R: 2 E: 1 K: 0 S: 5 H: 2 LOB: 0 BB: 0 P: 5	R: 0 E: 0 K: 0 S: 3 H: 1 LOB: 0 BB: 0 P: 3	R: 3 E: 0 K: 0 S: 7 H: 5 LOB: 2 BB: 0 P: 7	R: 0 E: 0 K: 1 S: 5 H: 0 LOB: 0 BB: 0 P: 5	R: 1 E: 0 K: 0 S: 5 H: 2 LOB: 2 BB: 1 P: 9	R: 0 E: 0 K: 0 S: 3 H: 0 LOB: 1 BB: 1 P: 7	R: 0 E: 0 K: 1 S: 5 H: 0 LOB: 0 BB: 0 P: 5	R: 0 E: 1 K: 0 S: 2 H: 0 LOB: 1 BB: 1 P: 6	R: 1 E: 0 K: 1 S: 7 H: 3 LOB: 1 BB: 0 P: 7	1B: 11 2B: 3 3B: 0 HR: 0	SF: 0 SAC: 1 DP: 3 HBP: 0					

PITCHER		IP	WLS	BF	H	R	ER	SO	BB	IBB	HBP	BLK	WP	HR	S	P	ERA	WHIP
Frank Pastore, R ERA: 3.34	(1, 1)	2.1		12	6	5	3	0	0	0	0	0	0	0	12	12	11.57	2.571
Charlie Leibrandt, L ERA: 4.16	(3, 1)	2.2		12	4	1	1	1	1	0	0	0	0	0	13	17	3.38	1.875
Mario Soto, R ERA: 3.69	(6, 1)	3.0	W	12	2	1	1	1	2	0	0	0	0	0	12	20	3.00	1.333
Tom Hume, R ERA: 2.61	(9, 1)	1.0	S	3	1	0	0	1	0	0	0	0	0	0	5	5	0.00	1.000

PITCHER	IP	WLS	BF	H	R	ER	SO	BB	IBB	HBP	BLK	WP	HR	S	P	ERA	WHIP

AB	35
R	7
H	13
RBI	6
BB	3
SO	3
LOB	12

WP: 0 PB: 0 SB: 1 CS: 1 PA: 40

Cincinnati Reds @ Pittsburgh Pirates

Three Rivers Stadium, Pittsburgh, PA

Sat Aug 30 1980, 3:33 AM EDT

Att. 24,493 - Unknown

TOP

livebaseballscorecards.com

Batter	1	2	3	4	5	6	7	8	9	AB	R	H	RBI	BB	SO	LOB
Dave Collins, S (1, 8) OBP: 0.361, SLG: 0.371	1-3		F7	6-3		K		1B		4	0	0	0	0	1	4
Cesar Geronimo, L (6, 8) OBP: 0.325, SLG: 0.338										1	0	1	0	0	0	0
Ken Griffey, L (1, 9) OBP: 0.377, SLG: 0.442	F7		P6		4-3	4-3		K		1	0	0	0	0	0	0
Paul Householder, S (2, 9) OBP: 0.222, SLG: 0.222										4	0	0	0	0	1	5
Dave Concepcion, R (1, 6) OBP: 0.303, SLG: 0.361	2B 1B		P4		1B		6-3		F9	5	1	2	0	0	0	0
George Foster, R (1, 7) OBP: 0.351, SLG: 0.460	1-H 1B 2B			HR	F7		2B		F9	5	2	3	2	0	0	1
Dan Driessen, L (1, 3) OBP: 0.392, SLG: 0.447	2-H S 1B			G6-4-3 2B 1B	F9		F8		4-3	5	1	2	1	0	0	2
Joe Nolan, L (1, 2) OBP: 0.381, SLG: 0.450	1-2 F2			1-2 G6-4-3 1B		BB 1B	4-1			4	0	2	0	0	0	2
Ray Knight, R (1, 5) OBP: 0.309, SLG: 0.426		F9		1-2f 2-3 G6-4-3		1-2 BB 1B		F8		4	0	1	0	0	0	2
Ron Oester, S (1, 4) OBP: 0.332, SLG: 0.401		F7		2B IBB		1-2 2-3 BB		K		2	1	0	0	2	1	0
Tom Seaver, R (1, 1) OBP: 0.243, SLG: 0.161		6-3		1-H 3-H 2B		K		1B		4	0	2	2	0	1	3
Inning Stats	R: 2 E: 0 K: 0 S: 6 H: 3 LOB: 1 BB: 0 P: 6	R: 0 E: 0 K: 0 S: 3 H: 0 LOB: 0 BB: 0 P: 3	R: 0 E: 0 K: 0 S: 3 H: 0 LOB: 0 BB: 0 P: 3	R: 3 E: 0 K: 0 S: 6 H: 4 LOB: 1 BB: 1 P: 10	R: 0 E: 0 K: 0 S: 4 H: 1 LOB: 1 BB: 0 P: 4	R: 0 E: 0 K: 2 S: 9 H: 2 LOB: 3 BB: 1 P: 13	R: 0 E: 0 K: 0 S: 4 H: 1 LOB: 1 BB: 0 P: 4	R: 0 E: 0 K: 2 S: 9 H: 2 LOB: 2 BB: 0 P: 9	R: 0 E: 0 K: 0 S: 3 H: 0 LOB: 0 BB: 0 P: 3	1B: 9 2B: 3 3B: 0 HR: 1 SF: 0 SAC: 0 DP: 1 HBP: 0						

	AB	39
	R	5
	H	13
	RBI	5
	BB	2
	SO	4
	LOB	19

WP: 0 PB: 0 SB: 1 CS: 0 PA: 41

PITCHER		IP	WLS	BF	H	R	ER	SO	BB	IBB	HBP	BLK	WP	HR	S	P	ERA	WHIP
Jim Bibby, R ERA: 3.34	(1, 1)	3.2	L	18	7	5	5	0	0	1	0	0	0	1	17	21	12.27	1.909
Eddie Solomon, R ERA: 2.83	(4, 1)	2.1		11	3	0	0	2	1	0	0	0	0	0	14	18	0.00	1.714
Enrique Romo, R ERA: 3.2	(7, 1)	3.0		12	3	0	0	2	0	0	0	0	0	0	16	16	0.00	1.000

PITCHER	IP	WLS	BF	H	R	ER	SO	BB	IBB	HBP	BLK	WP	HR	S	P	ERA	WHIP

Cincinnati Reds @ Pittsburgh Pirates

Three Rivers Stadium, Pittsburgh, PA

Sat Aug 30 1980, 3:33 AM EDT

Att. 24,493 - Unknown

BOTTOM

Batter	1	2	3	4	5	6	7	8	9	AB	R	H	RBI	BB	SO	LOB
Omar Moreno, L (1, 8) OBP: 0.312, SLG: 0.342	1B 3B	2B			F7 ②		F8 2B		F7 ③	5	1	3	0	0	0	0
Tim Foli, R (1, 6) OBP: 0.310, SLG: 0.350	2B SF8 1B 3-H	6-3 ③			FC6-4 1B		5-3 ①			4	1	2	1	0	0	2
Bill Madlock, R (1, 5) OBP: 0.334, SLG: 0.374	1-3 2B		5-3 ①		FC6-4 ③ 1-2f		F8 ② 2-3			4	0	1	0	0	0	2
Dave Parker, L (1, 9) OBP: 0.333, SLG: 0.458	F7 ①		F8 ②			1-3 1B 2B S S S	0-3 K ③			4	1	1	0	0	1	3
Mike Easler, L (1, 7) OBP: 0.394, SLG: 0.590	SF8 ② 3-H		S S S 0-3 K ③			1-3 ① 2-3		1-3 ①		3	0	0	1	0	1	1
John Milner, L (1, 3) OBP: 0.381, SLG: 0.371	B B B 4-0 BB 3-H			F9 ①		1-3 ②		S S S 0-3 K ②		3	0	0	0	1	1	1
Ed Ott, L (1, 2) OBP: 0.326, SLG: 0.375	F7 ③			F8 ②		1B 1B 3-H		S S S 0-3 K ③		4	0	1	1	0	1	2
Phil Garner, R (1, 4) OBP: 0.312, SLG: 0.352		6-3 ①		F7 ③		S 1B 1-3			F8 ①	4	0	1	0	0	0	0
Jim Bibby, R (1, 1) OBP: 0.214, SLG: 0.222 Eddie Solomon, R (4, 1) OBP: 0.219, SLG: 0.281 Bill Robinson, R (6, PH) OBP: 0.316, SLG: 0.471 Enrique Romo, R (7, 1) OBP: 0.556, SLG: 0.500 Kurt Bevacqua, R (9, PH) OBP: 0.344, SLG: 0.366		4-3 ②			S S S 0-3 K ①	S S S 0-3 K ③ 1-2			0-0 F9 ②	1 1 1 0 1	0 0 0 0 0	0 0 0 0 0	0 0 0 0 0	0 1 1 0 0	0 0 1 0 0	0 0 2 0 0
Inning Stats	R: 2 E: 0 K: 0 S: 6 H: 3 LOB: 2 BB: 1 P: 10	R: 0 E: 0 K: 0 S: 4 H: 1 LOB: 1 BB: 0 P: 4	R: 0 E: 0 K: 1 S: 5 H: 0 LOB: 0 BB: 0 P: 5	R: 0 E: 0 K: 0 S: 3 H: 0 LOB: 0 BB: 0 P: 3	R: 0 E: 0 K: 1 S: 6 H: 1 LOB: 1 BB: 0 P: 6	R: 1 E: 0 K: 1 S: 8 H: 3 LOB: 2 BB: 0 P: 8	R: 0 E: 0 K: 1 S: 6 H: 1 LOB: 1 BB: 0 P: 6	R: 0 E: 0 K: 2 S: 7 H: 0 LOB: 0 BB: 0 P: 7	R: 0 E: 0 K: 0 S: 3 H: 0 LOB: 0 BB: 0 P: 3	1B: 4 2B: 4 3B: 1 HR: 0	SF: 1 SAC: 0 DP: 0 HBP: 0						

livebaseballscorecards.com

AB	35
R	3
H	9
RBI	3
BB	1
SO	6
LOB	13

WP: 0 PB: 0 SB: 1 CS: 0 PA: 37

PITCHER	IP	WLS	BF	H	R	ER	SO	BB	IBB	HBP	BLK	WP	HR	S	P	ERA	WHIP
Tom Seaver, R (1, 1) ERA: 4.53	9.0	W	37	9	3	3	6	1	0	0	0	0	0	48	52	3.00	1.111

PITCHER	IP	WLS	BF	H	R	ER	SO	BB	IBB	HBP	BLK	WP	HR	S	P	ERA	WHIP

Cincinnati Reds @ Pittsburgh Pirates

Three Rivers Stadium, Pittsburgh, PA

Sun Aug 31 1980, 3:33 AM EDT

Att. 21,774 - Unknown

TOP

livebaseballscorecards.com

Batter	1	2	3	4	5	6	7	8	9	AB	R	H	RBI	BB	SO	LOB
Dave Collins, S (1, 8) OBP: 0.360, SLG: 0.368	S S S 0-3 ① K		x 0-0 ② 6-3		B B B B 4-0 1B BB	x 0-0 ② FC6-4 1B 1-2f 3-H		x 0-0 ③ P6		3	0	0	1	1	1	1
Mario Soto, R (6, 1)										1	0	0	0	0	0	0
Ron Oester, S (1, 4) OBP: 0.333, SLG: 0.401	S S S 0-3 ② K		x 0-0 ③ 4-3		x 0-0 1-3 1B	x 0-0 1-3 1B			S S S 0-3 ① K	5	0	2	0	0	2	0
Dave Concepcion, R (1, 6) OBP: 0.301, SLG: 0.357	S S S 0-3 ③ K			x 0-0 ① 6-3	x 0-0 ③ F9	x 0-0 ③ 4-3			x 0-0 ② P4	5	0	0	0	0	1	4
George Foster, R (1, 7) OBP: 0.356, SLG: 0.475		x 0-0 SF9 3B		x 0-0 FC6-4 1B 1B		x 0-0 HR	x 0-0 ① F9		B B B B 4-0 FC5-4 BB	4	2	3	1	1	0	0
Dan Driessen, L (1, 3) OBP: 0.392, SLG: 0.445		x 0-0 ① 1-3		x 0-0 FC6-4 1-2 1B		B B B B 4-0 E 1B BB	x 0-0 ② F8		x 0-0 ③ FC5-4 1-2f	4	1	1	0	1	0	2
Johnny Bench, R (1, 2) OBP: 0.331, SLG: 0.508		x 0-0 ② SF9 3-H		x 0-0 ② FC6-4 1-2f 2-3		S S S 0-3 ① K	x 0-0 1B			3	0	1	1	0	1	3
Ray Knight, R (1, 5) OBP: 0.308, SLG: 0.424		x 0-0 E4 1B		x 0-0 ③ F9		x 0-0 E9 1B 1-3 1B	S S S 0-3 ③ K			4	1	1	0	0	1	4
Paul Householder, S (1, 9) OBP: 0.231, SLG: 0.231		x 0-0 ③ F8			x 0-0 ① 6-3	x 0-0 1B FC6-4 2-3 3-H 1B		S S S 0-3 ① K		4	1	1	1	0	1	1
Michael LaCoss, R (1, 1) OBP: 0.115, SLG: 0.100			x 0-0 ① 6-3		S S S 0-3 ② K	x 0-0 FC6-4 1-3 3-H 1B		x 0-0 ② G3		2	0	0	0	0	1	0
Harry Spilman, L (6, PH) OBP: 0.319, SLG: 0.410										1	0	1	1	0	0	0
Cesar Geronimo, L (6, 8) OBP: 0.322, SLG: 0.336										1	0	0	0	0	0	0
Inning Stats	R: 0 E: 0 K: 3 S: 9 H: 0 LOB: 0 BB: 0 P: 9	R: 1 E: 1 K: 0 S: 5 H: 2 LOB: 1 BB: 0 P: 5	R: 0 E: 0 K: 0 S: 3 H: 0 LOB: 0 BB: 0 P: 3	R: 0 E: 0 K: 0 S: 5 H: 2 LOB: 2 BB: 0 P: 5	R: 0 E: 0 K: 1 S: 6 H: 1 LOB: 2 BB: 1 P: 10	R: 4 E: 1 K: 1 S: 10 H: 4 LOB: 2 BB: 1 P: 14	R: 0 E: 0 K: 1 S: 6 H: 1 LOB: 1 BB: 0 P: 6	R: 0 E: 0 K: 1 S: 5 H: 0 LOB: 0 BB: 0 P: 5	R: 0 E: 0 K: 1 S: 5 H: 0 LOB: 1 BB: 1 P: 9	1B: 8 2B: 0 3B: 1 HR: 1	SF: 1 SAC: 0 DP: 0 HBP: 0						

	AB	37
	R	5
	H	10
	RBI	5
	BB	3
	SO	8
	LOB	15

WP: 0 PB: 0 SB: 0 CS: 0 PA: 41

PITCHER		IP	WLS	BF	H	R	ER	SO	BB	IBB	HBP	BLK	WP	HR	S	P	ERA	WHIP
Bert Blyleven, R ERA: 3.85	(1, 1)	6.0	L	30	9	5	3	5	2	0	0	0	0	1	38	46	4.50	1.833
Kent Tekulve, R ERA: 2.64	(7, 1)	3.0		11	1	0	0	3	1	0	0	0	0	0	16	20	0.00	0.667

PITCHER	IP	WLS	BF	H	R	ER	SO	BB	IBB	HBP	BLK	WP	HR	S	P	ERA	WHIP

Batter	1	2	3	4	5	6	7	8	9	AB	R	H	RBI	BB	SO	LOB
Omar Moreno, L (1, 8) OBP: 0.314, SLG: 0.341	BBBB 4-0 S 1B BB	BBBB 4-0 BB		BBBB 4-0 SF9 S BB		x 0-0 ③ F7			x 0-0 ③ 4-3	2	1	0	0	3	0	0
Tim Foli, R (1, 6) OBP: 0.310, SLG: 0.350	x 0-0 FC4-6 1B FC6-4 1B 1-2	0-0 ③ CS 3-H	x 0-0 ① P6	x 0-0 ② ~~SF9~~ 1-3 3-H			x 0-0 ① 6-3			2	1	1	1	0	0	0
Dale Berra, R (6, 6) OBP: 0.284, SLG: 0.389										1	0	0	0	0	0	0
Bill Madlock, R (1, 5) OBP: 0.336, SLG: 0.376	x 0-0 FC4-6 1-2 2-H 1B		x 0-0 BB 1B SF8 1B	x 0-0 ③ F8			x 0-0 ② F8			4	1	2	1	0	0	1
Dave Parker, L (1, 9) OBP: 0.333, SLG: 0.456	x 0-0 ① FC4-6 FC6-4 1-2f 2-3		x 0-0 BB 1-2 1B		x 0-0 ① 4-3		x 0-0 ③ P6			4	0	1	0	0	0	2
Mike Easler, L (1, 7) OBP: 0.392, SLG: 0.584	x 0-0 ② FC6-4 1-2f 3-H		BBBB 4-0 1-2 2-3 BB		x 0-0 ② F7			x 0-0 ① 3-1		3	0	0	1	1	0	1
John Milner, L (1, 3) OBP: 0.378, SLG: 0.367	SSS 0-3 ③ K		x 0-0 ② SF8 3-H		BBBB 4-0 S BB			SSS 0-3 ② K		2	0	0	1	1	2	1
Ed Ott, L (1, 2) OBP: 0.322, SLG: 0.370		x 0-0 ① F9	x 0-0 ③ 5-3		x 0-0 ③ L5 1-2			x 0-0 ③ F8		4	0	0	0	0	0	3
Phil Garner, R (1, 4) OBP: 0.312, SLG: 0.355		x 0-0 E5 4-3 S CS		x 0-0 SF9 3B		SSS 0-3 ① K			x 0-0 ① F8	4	1	1	0	0	1	0
Bert Blyleven, R (1, 1) OBP: 0.077, SLG: 0.059		x 0-0 ② 4-3 1-3		SSS 0-3 ① K		SSS 0-3 ② K			SSS 0-3 ② K	2	0	0	0	0	1	2
Bill Robinson, R (6, PH) OBP: 0.314, SLG: 0.469										1	0	0	0	0	1	0
Kent Tekulve, R (7, 1)										0	0	0	0	0	0	0
Kurt Bevacqua, R (9, PH) OBP: 0.340, SLG: 0.361										1	0	0	0	0	1	0
Inning Stats	R: 2 E: 0 K: 1 S: 7 H: 2 LOB: 1 BB: 1 P: 11	R: 0 E: 1 K: 0 S: 3 H: 0 LOB: 1 BB: 1 P: 7	R: 1 E: 0 K: 0 S: 5 H: 2 LOB: 2 BB: 1 P: 9	R: 1 E: 0 K: 1 S: 6 H: 1 LOB: 1 BB: 1 P: 10	R: 0 E: 0 K: 0 S: 3 H: 0 LOB: 1 BB: 1 P: 7	R: 0 E: 0 K: 2 S: 7 H: 0 LOB: 0 BB: 0 P: 7	R: 0 E: 0 K: 0 S: 3 H: 0 LOB: 0 BB: 0 P: 3	R: 0 E: 0 K: 1 S: 5 H: 0 LOB: 0 BB: 0 P: 5	R: 0 E: 0 K: 1 S: 5 H: 0 LOB: 0 BB: 0 P: 5							

PITCHER		IP	WLS	BF	H	R	ER	SO	BB	IBB	HBP	BLK	WP	HR	S	P	ERA	WHIP
Michael LaCoss, R ERA: 4.82	(1, 1)	5.0	W	25	5	4	4	2	5	0	0	0	0	0	24	44	7.20	2.000
Mario Soto, R ERA: 3.59	(6, 1)	4.0	S	12	0	0	0	4	0	0	0	0	0	0	20	20	0.00	0.000

PITCHER	IP	WLS	BF	H	R	ER	SO	BB	IBB	HBP	BLK	WP	HR	S	P	ERA	WHIP

BOTTOM

Cincinnati Reds @ Pittsburgh Pirates

Three Rivers Stadium, Pittsburgh, PA

Sun Aug 31 1980, 3:33 AM EDT

Att. 21,774 - Unknown

livebaseballscorecards.com

AB	30
R	4
H	5
RBI	4
BB	5
SO	6
LOB	10

1B: 4	SF: 2	WP: 0	PA: 38
2B: 0	SAC: 0	PB: 0	
3B: 1	DP: 0	SB: 4	
HR: 0	HBP: 0	CS: 1	

Houston Astros @ Pittsburgh Pirates

Three Rivers Stadium, Pittsburgh, PA

Mon Sep 01 1980, 3:33 AM EDT

Unknown

TOP

livebaseballscorecards.com

Batter	1	2	3	4	5	6	7	8	9	AB	R	H	RBI	BB	SO	LOB
Joe Morgan, L (1, 4) OBP: 0.358, SLG: 0.348	HR	BB		F9	BB 1B IBB		G4-3 1-2 BB		F8	2	2	1	1	3	0	0
Julio Gonzalez, R (7, 6) OBP: 0.114, SLG: 0.116										1	0	0	0	0	0	1
Enos Cabell, R (1, 5) OBP: 0.312, SLG: 0.355	2B BLK 1B	K		2B	1B 1-2 2-3 3-H BB		G4-3 1-2f 2-3 3-H			4	1	2	1	1	1	3
Art Howe, R (7, 5) OBP: 0.331, SLG: 0.388										0	0	0	0	0	0	0
Terry Puhl, L (1, 9) OBP: 0.361, SLG: 0.426	BLK 1-3 1B 2B	K		BB	1B 1-2 2-H 3-H		G3			4	1	2	2	1	1	2
Scott Loucks, R (9, 9)										0	0	0	0	0	0	0
Jose Cruz, L (1, 7) OBP: 0.376, SLG: 0.440	F2 2-3 3-H	F4		F4	5-3			1-3		5	0	0	0	0	0	6
Gary Woods, R (8, 7)										0	0	0	0	0	0	0
Cesar Cedeno, R (1, 8) OBP: 0.379, SLG: 0.482	BB 2B 1B 3-H		G3 2B		S 3B BB	F7		6-3		2	2	2	1	1	0	0
Jeffrey Leonard, R (5, 8) OBP: 0.269, SLG: 0.320										2	0	0	0	0	0	0
Denny Walling, L (1, 3) OBP: 0.388, SLG: 0.418	F8		G3 2-3		BB 3B 1-H	F9		3-1		5	1	1	1	0	0	2
Alan Ashby, S (1, 2) OBP: 0.313, SLG: 0.324	2B 1-2 BB		5-3		BB G3 1B BB	4-3			1B	3	2	1	0	2	0	1
Rafael Landestoy, S (1, 6) OBP: 0.305, SLG: 0.337	2B 1-H 2-H		6-3		G3 1-2		E E G4-3 1B		F8	5	1	2	2	0	0	4
Ken Forsch, R (1, 1) OBP: 0.258, SLG: 0.292	K			5-3	F7		E2 G4-3 BB 1-3		K	1	0	0	0	0	1	1
Randy Niemann, L (3, 1) OBP: 0.333, SLG: 0.333										1	0	0	0	0	0	0
Danny Heep, L (5, PH) OBP: 0.315, SLG: 0.346										1	0	0	0	0	0	2
Dave Smith, R (5, 1)										2	0	0	0	0	1	2

Inning Stats										
	R: 5 E: 0 K: 1 S: 10	H: 5 LOB: 1 BB: 1 P: 14	R: 0 E: 0 K: 2 S: 7	H: 0 LOB: 1 BB: 1 P: 11	R: 0 E: 0 K: 0 S: 4	H: 1 LOB: 1 BB: 0 P: 4	R: 0 E: 0 K: 0 S: 4	H: 1 LOB: 2 BB: 1 P: 8	R: 4 E: 0 K: 0 S: 5	H: 2 LOB: 2 BB: 4 P: 21
	R: 0 E: 0 K: 0 S: 3	H: 0 LOB: 0 BB: 0 P: 3	R: 1 E: 2 K: 0 S: 4	H: 1 LOB: 1 BB: 1 P: 8	R: 0 E: 0 K: 0 S: 3	H: 0 LOB: 0 BB: 0 P: 3	R: 0 E: 0 K: 1 S: 6	H: 1 LOB: 1 BB: 0 P: 6	1B: 5 2B: 4 3B: 1 HR: 1	SF: 0 SAC: 0 DP: 1 HBP: 0

	WP: 0	PA: 46
	PB: 0	
	SB: 1	
	CS: 0	

	AB	38
	R	10
	H	11
	RBI	8
	BB	8
	SO	4
	LOB	24

PITCHER		IP	WLS	BF	H	R	ER	SO	BB	IBB	HBP	BLK	WP	HR	S	P	ERA	WHIP
Don Robinson, R ERA: 4.44	(1, 1)	0.2	L	8	5	5	5	0	1	0	0	1	0	1	7	11	67.50	9.000
Rod Scurry, L ERA: 2.21	(1, 1)	3.1		14	2	0	0	3	2	0	0	0	0	0	18	26	0.00	1.200
Mickey Mahler, L ERA:	(5, 1)	0.0		3	1	3	3	0	2	0	0	0	0	0	1	9	∞	∞
Eddie Solomon, R ERA: 2.83	(5, 1)	3.0		14	2	2	1	0	2	1	0	0	0	0	11	23	3.00	1.333
Mark Lee, R ERA:	(8, 1)	2.0		7	1	0	0	1	0	0	0	0	0	0	9	9	0.00	0.500

PITCHER	IP	WLS	BF	H	R	ER	SO	BB	IBB	HBP	BLK	WP	HR	S	P	ERA	WHIP

BOTTOM

Houston Astros @ Pittsburgh Pirates

Three Rivers Stadium, Pittsburgh, PA

Mon Sep 01 1980, 3:33 AM EDT

Unknown

livebaseballscorecards.com

Batter	1	2	3	4	5	6	7	8	9	AB	R	H	RBI	BB	SO	LOB
Omar Moreno, L (1, 8) OBP: 0.315, SLG: 0.339	BBBB 4-0 S HR BB	x 0-0 ③ F7		SSS 0-3 ③ K			x 0-0 ② F7		H 1-0 1-2 2-3 HBP	3	1	0	0	1	1	1
Tim Foli, R (1, 6) OBP: 0.309, SLG: 0.349	x 0-0 ① F7 1-2	x 0-0 ① F3	x 0-0 E4 1B				x 0-0 F8 ③		x 0-0 ③ 1-3	5	0	1	0	0	0	4
Bill Madlock, R (1, 5) OBP: 0.337, SLG: 0.392	x 0-0 2-H HR	x 0-0 HR	x 0-0 ① F7					SSS 0-3 ① K		4	2	2	3	0	1	1
Dave Parker, L (1, 9) OBP: 0.334, SLG: 0.458	x 0-0 2B	x 0-0 1B	x 0-0 ② 4-3					x 0-0 ② F5		4	0	2	0	0	0	1
Mike Easler, L (1, 7) OBP: 0.388, SLG: 0.576	x 0-0 ② L6	SSS 0-3 ② K	SSS 0-3 ③ K					x 0-0 ③ F8		4	0	0	0	0	2	3
John Milner, L (1, 3) OBP: 0.372, SLG: 0.359	SSS 0-3 ③ K	x 0-0 ③ L9				x 0-0 ① F3			x 0-0 ① F8	4	0	0	0	0	1	2
Ed Ott, L (1, 2) OBP: 0.327, SLG: 0.382		x 0-0 HR		x 0-0 1B		BBBB 4-0 G6-3 BB			x 0-0 ② F5	3	1	2	1	1	0	0
Phil Garner, R (1, 4) OBP: 0.311, SLG: 0.355		x 0-0 ① F4		x 0-0 ① F8		x 0-0 ② ③ G6-3 1-2f			x 0-0 HBP BB 1B	4	0	1	0	0	0	2
Don Robinson, R (1, 1) OBP: 0.366, SLG: 0.512 Rod Scurry, L (1, 1) OBP: 0.250, SLG: 0.250 Tony Pena, R (4, PH) Mickey Mahler, S (5, 1) Eddie Solomon, R (5, 1) OBP: 0.219, SLG: 0.281 Bob Beall, S (7, PH) Mark Lee, R (8, 1) Bernie Carbo, L (9, PH) OBP: 0.308, SLG: 0.182		x 0-0 ② 6-3		SSS 0-3 ② K			SSS 0-3 ① K		BBBB 4-0 1-2 HBP BB	0 1 1 0 0 0 1 0 0	0 0 0 0 0 0 0 0 0	0 0 0 0 0 0 0 0 0	0 0 0 0 0 0 0 0 0	0 0 1 0 0 0 1 0 0	0 0 1 0 0 0 0 0 0	0 0 1 0 0 0 0 0 0
Inning Stats	R: 2 H: 2 E: 0 LOB: 1 K: 1 BB: 1 S: 7 P: 11	R: 1 H: 1 E: 0 LOB: 0 K: 0 BB: 0 S: 4 P: 4	R: 1 H: 2 E: 0 LOB: 1 K: 1 BB: 0 S: 7 P: 7	R: 0 H: 1 E: 0 LOB: 1 K: 2 BB: 0 S: 8 P: 8	R: 0 H: 1 E: 1 LOB: 1 K: 1 BB: 0 S: 6 P: 6	R: 0 H: 0 E: 0 LOB: 0 K: 0 BB: 1 S: 2 P: 6	R: 0 H: 0 E: 0 LOB: 0 K: 1 BB: 0 S: 5 P: 5	R: 0 H: 0 E: 0 LOB: 0 K: 1 BB: 0 S: 5 P: 5	R: 0 H: 1 E: 0 LOB: 3 K: 0 BB: 1 S: 4 P: 9	1B: 4 SF: 0 2B: 1 SAC: 0 3B: 0 DP: 1 HR: 3 HBP: 1						WP: 0 PA: 38 PB: 0 SB: 1 CS: 0

PITCHER		IP	WLS	BF	H	R	ER	SO	BB	IBB	HBP	BLK	WP	HR	S	P	ERA	WHIP
Ken Forsch, R ERA: 3.28	(1, 1)	2.1		13	5	4	4	1	1	0	0	0	0	3	14	18	15.43	2.571
Randy Niemann, L ERA: 5.32	(3, 1)	1.2		6	1	0	0	3	0	0	0	0	0	0	12	12	0.00	0.600
Dave Smith, R ERA: 1.94	(5, 1)	5.0	W	19	2	0	0	3	2	0	1	0	0	0	22	31	0.00	0.800

PITCHER	IP	WLS	BF	H	R	ER	SO	BB	IBB	HBP	BLK	WP	HR	S	P	ERA	WHIP

Batter	1	2	3	4	5	6	7	8	9	AB	R	H	RBI	BB	SO	LOB
Joe Morgan, L (1, 4) OBP: 0.359, SLG: 0.354	G3	BBBB FC6-4 1-2 2-3 BB			SF9 3B		F9 1-2		F5	3	1	1	0	1	0	1
Julio Gonzalez, R (8, 6) OBP: 0.111, SLG: 0.114										1	0	0	0	0	0	0
Enos Cabell, R (1, 5) OBP: 0.311, SLG: 0.354	K	FC6-4 1-2f			SF9 3-H		BB 2-H 1B		F3	4	0	1	2	0	1	3
Terry Puhl, L (1, 8) OBP: 0.359, SLG: 0.422	3-1		F8		G3		BBBB 4-0 1-2 BB		F4	4	0	0	0	1	0	0
Jose Cruz, L (1, 7) OBP: 0.375, SLG: 0.440		1B 2B	F7		F8		F8			4	1	1	0	0	0	2
Denny Walling, L (1, 9) OBP: 0.386, SLG: 0.415		1B 1B 2-H 1B	F8			4-3		G3		4	1	1	1	0	0	0
Danny Heep, L (1, 3) OBP: 0.337, SLG: 0.361		FC5-6 1B 1-2 1B		PB G3 1B		BBBB 4-0 G4-6-3 BB		0-0 2B		2	0	2	0	1	0	0
Frank LaCorte, R (6, 1) OBP: 0.286, SLG: 0.167										0	0	0	0	0	0	0
Gary Woods, R (8, PH) OBP: 1.000, SLG: 2.000										1	0	1	0	0	0	0
Joe Sambito, L (8, 1)										0	0	0	0	0	0	0
Alan Ashby, S (1, 2) OBP: 0.313, SLG: 0.324		BB FC5-6 1-2 2-H 1B		F8		G4-6-3 1-2f		SSS K		3	0	1	1	0	0	2
Luis Pujols, R (8, PH) OBP: 0.269, SLG: 0.254										1	0	0	0	0	1	1
(8, 2)																
Rafael Landestoy, S (1, 6) OBP: 0.302, SLG: 0.333		SSS K		G3 1-2			SSS K	F9		4	0	0	0	0	2	4
(8, 4)																
Gordie Pladson, R (1, 1)		FC5-6 BB 1-2 2-3f		SSS K 2-3			WP 1B 1B		HR	2	0	0	0	0	1	3
Dave Bergman, L (6, 3) OBP: 0.333, SLG: 0.295										1	1	1	0	0	0	0
Art Howe, R (9, PH) OBP: 0.333, SLG: 0.402										1	1	1	1	0	0	0
Inning Stats	R: 0 E: 0 K: 1 S: 5 H: 0 LOB: 0 BB: 0 P: 5	R: 2 E: 0 K: 1 S: 9 H: 4 LOB: 3 BB: 1 P: 13	R: 0 E: 0 K: 0 S: 3 H: 0 LOB: 0 BB: 0 P: 3	R: 0 E: 0 K: 1 S: 6 H: 1 LOB: 1 BB: 0 P: 6	R: 1 E: 0 K: 0 S: 4 H: 1 LOB: 0 BB: 0 P: 4	R: 0 E: 0 K: 0 S: 2 H: 0 LOB: 0 BB: 1 P: 6	R: 1 E: 0 K: 1 S: 7 H: 2 LOB: 2 BB: 1 P: 11	R: 0 E: 0 K: 1 S: 6 H: 1 LOB: 1 BB: 0 P: 6	R: 1 E: 0 K: 0 S: 4 H: 1 LOB: 0 BB: 0 P: 4	1B: 6 2B: 2 3B: 1 HR: 1 SF: 1 SAC: 0 DP: 1 HBP: 0						

PITCHER	IP	WLS	BF	H	R	ER	SO	BB	IBB	HBP	BLK	WP	HR	S	P	ERA	WHIP
Rick Rhoden, R (1, 1) ERA: 4.18	6.2	W	29	8	4	4	4	2	0	0	0	1	0	35	43	5.40	1.500
Grant Jackson, L (7, 1) ERA: 2.59	2.1	S	10	2	1	1	1	1	0	0	0	0	1	11	15	3.86	1.286

PITCHER	IP	WLS	BF	H	R	ER	SO	BB	IBB	HBP	BLK	WP	HR	S	P	ERA	WHIP

TOP

Houston Astros @ Pittsburgh Pirates

Three Rivers Stadium, Pittsburgh, PA

Mon Sep 01 1980, 3:38 AM EDT

Att. 26,374 - Unknown

livebaseballscorecards.com

AB	35
R	5
H	10
RBI	5
BB	3
SO	5
LOB	16

WP: 1 PB: 1 SB: 0 CS: 0 PA: 39

Batter	1	2	3	4	5	6	7	8	9	AB	R	H	RBI	BB	SO	LOB
Lee Lacy, R (1, 7) OBP: 0.410, SLG: 0.515	F5		BB 2B	F8		BB S 1B		6-3		4	1	1	0	1	0	1
Phil Garner, R (1, 4) OBP: 0.312, SLG: 0.356	6-3		FC4-6 1-H 2-H 2B		G3	BB 1-2 BB		SSS K		4	0	1	2	1	1	0
Bill Madlock, R (1, 5) OBP: 0.340, SLG: 0.391	1B		BBBB FC4-6 BB		6-3	BBBB 1-2 2-3 BB		F8		3	0	1	0	2	0	0
Mike Easler, L (1, 9) OBP: 0.386, SLG: 0.582	F7		FC4-6 1-2f 2-3		HR	G3				4	1	1	1	0	0	6
Bill Robinson, R (1, 3) OBP: 0.309, SLG: 0.460		F7	1-3		F4		5-3			4	0	0	0	0	0	2
Ed Ott, L (1, 2) OBP: 0.326, SLG: 0.378		4-3		4-3		F4 BBBB 1B SF8 BB				3	1	0	0	1	0	0
Dale Berra, R (1, 6) OBP: 0.288, SLG: 0.389		SSS K		6-3		BBBB HR 1-3 BB	1-3 1B			3	1	1	0	1	1	0
Matt Alexander, S (1, 8) OBP: 0.333, SLG: 0.667			4-3	2B		1-3 1-2	SF8 3-H			3	1	1	0	0	0	1
Dave Parker, L (7, PH) OBP: 0.333, SLG: 0.458										0	0	0	1	0	0	0
Omar Moreno, L (8, 8) OBP: 0.315, SLG: 0.339										0	0	0	0	0	0	0
Rick Rhoden, R (1, 1) OBP: 0.448, SLG: 0.643			2B	2-H 2B		2-H HR	SSS K			3	2	3	3	0	0	0
Grant Jackson, S (7, 1)										1	0	0	0	0	1	1
Inning Stats	R: 0 E: 0 K: 0 S: 4 H: 1 LOB: 1 BB: 0 P: 4	R: 0 E: 0 K: 1 S: 5 H: 0 LOB: 0 BB: 0 P: 5	R: 2 E: 0 K: 0 S: 5 H: 2 LOB: 2 BB: 2 P: 13	R: 1 E: 0 K: 0 S: 5 H: 2 LOB: 1 BB: 0 P: 5	R: 1 E: 0 K: 0 S: 4 H: 1 LOB: 0 BB: 0 P: 4	R: 2 E: 0 K: 0 S: 5 H: 2 LOB: 3 BB: 3 P: 17	R: 1 E: 0 K: 1 S: 6 H: 1 LOB: 1 BB: 1 P: 10	R: 0 E: 0 K: 1 S: 5 H: 0 LOB: 0 BB: 0 P: 5		1B: 3 2B: 4 3B: 0 HR: 2 SF: 1 SAC: 0 DP: 0 HBP: 0				WP: 0 PB: 0 SB: 1 CS: 0 PA: 39		

BOTTOM

Houston Astros @ Pittsburgh Pirates

Three Rivers Stadium, Pittsburgh, PA

Mon Sep 01 1980, 3:38 AM EDT

Att. 26,374 - Unknown

livebaseballscorecards.com

AB	32
R	7
H	9
RBI	7
BB	6
SO	3
LOB	11

PITCHER		IP	WLS	BF	H	R	ER	SO	BB	IBB	HBP	BLK	WP	HR	S	P	ERA	WHIP
Gordie Pladson, R ERA: 4.5	(1, 1)	5.2	L	29	8	6	6	1	4	0	0	0	0	2	27	43	9.53	2.118
Frank LaCorte, R ERA: 2.63	(6, 1)	1.1		7	1	1	1	1	2	0	0	0	0	0	7	15	6.75	2.250
Joe Sambito, L ERA: 2.25	(8, 1)	1.0		3	0	0	0	1	0	0	0	0	0	0	5	5	0.00	0.000

PITCHER	IP	WLS	BF	H	R	ER	SO	BB	IBB	HBP	BLK	WP	HR	S	P	ERA	WHIP

Houston Astros @ Pittsburgh Pirates

Three Rivers Stadium, Pittsburgh, PA

Wed Sep 03 1980, 7:05 PM EDT

Att. 18,502 - Unknown

TOP

livebaseballscorecards.com

Batter	1	2	3	4	5	6	7	8	9	AB	R	H	RBI	BB	SO	LOB
Rafael Landestoy, S (1, 4) OBP: 0.300, SLG: 0.331	4-3		F8		SF9 1-3 2-H 1B		K		F8	5	0	1	1	0	1	2
Enos Cabell, R (1, 5) OBP: 0.308, SLG: 0.351	F1		FC6-4 1-2f		SF9 1-2 3-H		F4		F2	4	0	0	1	0	0	2
Gary Woods, R (1, 7) OBP: 0.400, SLG: 0.800	5-3			PB 2B 2B	6-3		K			4	1	1	0	0	1	1
Cesar Cedeno, R (1, 8) OBP: 0.375, SLG: 0.477		5-3		F4 2-3	F9			K		4	0	0	0	0	1	2
Art Howe, R (1, 3) OBP: 0.343, SLG: 0.428		HR		2B 3-H		1B 1B		1B		4	1	4	2	0	0	0
Jeffrey Leonard, R (1, 9) OBP: 0.271, SLG: 0.322 Terry Puhl, L (6, PH) OBP: 0.358, SLG: 0.420 (6, 9)		8-3 1B		F8		F7		F7		2 2	0 0	1 0	0 0	0 0	0 0	1 2
Luis Pujols, R (1, 2) OBP: 0.265, SLG: 0.250 Danny Heep, L (8, PH) OBP: 0.333, SLG: 0.357 Frank LaCorte, R (8, 1) OBP: 0.286, SLG: 0.167	8-3 1-2f			4-1		F9		G3		3 1 0	0 0 0	0 0 0	0 0 0	0 0 0	0 0 0	3 1 0
Julio Gonzalez, R (1, 6) OBP: 0.146, SLG: 0.149 Denny Walling, L (9, PH) OBP: 0.388, SLG: 0.418			F9		1B 1B	1-3			F8	3 1	1 0	2 1	0 0	0 0	0 0	0 0
Joaquin Andujar, S (1, 1) OBP: 0.286, SLG: 0.500 Scott Loucks, R (5, PH) OBP: 1.000, SLG: 1.000 Randy Niemann, L (5, 1) OBP: 0.333, SLG: 0.333 Jose Cruz, L (6, PH) OBP: 0.375, SLG: 0.439 Joe Sambito, L (6, 1) OBP: 0.312, SLG: 0.323 Alan Ashby, S (8, 2)			FC6-4		1B 1-2 SF9	F8			F8	1 1 0 1 0 1	0 1 0 0 0 0	1 1 0 0 0 0	0 0 0 0 0 0	0 0 0 0 0 0	0 0 0 2 0 1	0 0 0 0 0 1

| Inning Stats | | |

BOTTOM

Houston Astros @ Pittsburgh Pirates

Three Rivers Stadium, Pittsburgh, PA

Wed Sep 03 1980, 7:05 PM EDT

Att. 18,502 - Unknown

livebaseballscorecards.com

Batter	1	2	3	4	5	6	7	8	9	AB	R	H	RBI	BB	SO	LOB
Omar Moreno, L (1, 8) OBP: 0.314, SLG: 0.337	F8	4-3		S 1B		F8		F6		5	0	1	1	0	0	4
Tim Foli, R (1, 6) OBP: 0.310, SLG: 0.349	E1 1B		F7	F7			5-3	1-3 2-H 3-H 1B		5	1	2	2	0	0	1
Bill Madlock, R (1, 5) OBP: 0.342, SLG: 0.392 Dale Berra, R (6, 5) OBP: 0.287, SLG: 0.387	F9		BBB HR BB		HR 1B		SSS K			2 1	2 0	1 0	0 0	1 0	0 1	1 0
Dave Parker, L (1, 9) OBP: 0.339, SLG: 0.477 Lee Lacy, R (7, PR) (8, 7) OBP: 0.410, SLG: 0.515	2-H HR 1B		1-H HR		1-H HR		1B			4 0	3 0	4 0	5 0	0 0	0 0	0 0
Mike Easler, L (1, 7) (8, 9) OBP: 0.384, SLG: 0.587	1-H HR		SSS K		G3		SSS K			4	1	1	2	0	2	1
John Milner, L (1, 3) OBP: 0.370, SLG: 0.354	4-3		F9		L3			BBB BB 1B 1B BB		3	1	0	0	1	0	0
Ed Ott, L (1, 2) OBP: 0.328, SLG: 0.380		1B 1B		CS 1B	F6			F6		4	0	2	0	0	0	1
Phil Garner, R (1, 4) OBP: 0.316, SLG: 0.363		1-3 1B		1-2 1B 3B		F4		1-2 BB 1B 1B		4	2	3	0	0	0	0
John Candelaria, L (1, 1) OBP: 0.214, SLG: 0.169 Enrique Romo, R (6, 1) OBP: 0.545, SLG: 0.444		SSS K		1-3		5-3		1B 1-2 2-3 BB		2 1	0 0	0 0	0 0	0 1	1 0	2 0
Inning Stats	R: 3 E: 1 K: 0 S: 6 H: 3 LOB: 0 BB: 0 P: 6	R: 0 E: 0 K: 1 S: 6 H: 2 LOB: 1 BB: 0 P: 6	R: 2 E: 0 K: 1 S: 6 H: 1 LOB: 0 BB: 1 P: 10	R: 1 E: 0 K: 0 S: 5 H: 3 LOB: 1 BB: 0 P: 5	R: 2 E: 0 K: 0 S: 5 H: 2 LOB: 0 BB: 0 P: 5	R: 0 E: 0 K: 0 S: 3 H: 0 LOB: 0 BB: 0 P: 3	R: 0 E: 0 K: 2 S: 8 H: 1 LOB: 1 BB: 0 P: 8	R: 2 E: 0 K: 0 S: 4 H: 2 LOB: 2 BB: 2 P: 12		1B: 10 2B: 0 3B: 1 HR: 3 SF: 0 SAC: 0 DP: 0 HBP: 0						

	AB	35
	R	10
	H	14
	RBI	10
	BB	3
	SO	4
	LOB	10

WP: 0 PB: 0 SB: 1 CS: 1 PA: 38

PITCHER		IP	WLS	BF	H	R	ER	SO	BB	IBB	HBP	BLK	WP	HR	S	P	ERA	WHIP
Joaquin Andujar, R ERA: 3.62	(1, 1)	4.0	L	20	9	6	6	2	1	0	0	0	0	2	23	27	13.50	2.500
Randy Niemann, L ERA: 5.87	(5, 1)	1.0		5	2	2	2	0	0	0	0	0	0	1	5	5	18.00	2.000
Joe Sambito, L ERA: 2.19	(6, 1)	2.0		7	1	0	0	2	0	0	0	0	0	0	11	11	0.00	0.500
Frank LaCorte, R ERA: 2.83	(8, 1)	1.0		6	2	2	2	0	2	0	0	0	0	0	4	12	18.00	4.000

PITCHER	IP	WLS	BF	H	R	ER	SO	BB	IBB	HBP	BLK	WP	HR	S	P	ERA	WHIP

Pittsburgh Pirates @ Atlanta Braves

Atlanta-Fulton County Stadium, Atlanta, GA

Fri Sep 05 1980, 7:05 PM EDT

Att. 29,610 - Unknown

TOP

livebaseballscorecards.com

Batter	1	2	3	4	5	6	7	8	9	AB	R	H	RBI	BB	SO	LOB
Omar Moreno, L (1, 8) OBP: 0.312, SLG: 0.336	1-3		K			4-3		SH5-3 1-3		3	0	0	0	0	1	0
Tim Foli, R (1, 6) OBP: 0.309, SLG: 0.348	F9			HR 1B		F8		6-3		4	1	1	0	0	0	2
Bill Madlock, R (1, 5) OBP: 0.341, SLG: 0.390	6-3			F6		P4		1B 3-H 1B		4	0	1	1	0	0	1
Dave Parker, L (1, 9) OBP: 0.340, SLG: 0.477		6-3		F7			G3 1B 6-3 1B	1-2 1B		4	1	2	0	0	0	1
Bill Robinson, R (1, 3) OBP: 0.312, SLG: 0.475		K		1-H HR			6-3 G3 1-2 1B	6-3		4	1	2	2	0	1	2
Lee Lacy, R (1, 7) OBP: 0.411, SLG: 0.513		E6	BBBB 4-0 CS BB				G3 1-2 2-3		F8	1	0	0	0	1	0	0
Mike Easler, L (7, PH) OBP: 0.382, SLG: 0.583 (7, 7)										2	0	0	0	0	0	2
Phil Garner, R (1, 4) OBP: 0.313, SLG: 0.360		F3	CS 1-2		F7		6-3 2-3 3-H		F5	4	0	0	1	0	0	2
Steve Nicosia, R (1, 2) OBP: 0.289, SLG: 0.276			1B		4-3		4-3		5-3	2	0	1	0	0	0	0
John Milner, L (7, PH) OBP: 0.368, SLG: 0.352										1	0	0	0	0	0	1
Kent Tekulve, R (7, 1)										0	0	0	0	0	0	0
Grant Jackson, S (8, 1)										0	0	0	0	0	0	0
Bernie Carbo, L (9, PH) OBP: 0.286, SLG: 0.167										1	0	0	0	0	0	0
Jim Bibby, R (1, 1) OBP: 0.208, SLG: 0.215			K		F2			SH5-3 S 1B 1B		2	0	0	0	0	1	0
Ed Ott, L (7, 2) OBP: 0.330, SLG: 0.382										1	0	1	0	0	0	0
Matt Alexander, S (8, PR) OBP: 0.333, SLG: 0.667										0	1	0	0	0	0	0
Tony Peña, R (8, 2)										0	0	0	0	0	0	0
Inning Stats	R: 0 E: 0 K: 0 S: 3 H: 0 LOB: 0 BB: 0 P: 3	R: 0 E: 1 K: 1 S: 6 H: 0 LOB: 1 BB: 0 P: 6	R: 0 E: 0 K: 2 S: 7 H: 1 LOB: 0 BB: 0 P: 7	R: 2 E: 0 K: 0 S: 4 H: 2 LOB: 0 BB: 1 P: 8	R: 0 E: 0 K: 0 S: 3 H: 0 LOB: 0 BB: 0 P: 3	R: 0 E: 0 K: 0 S: 3 H: 0 LOB: 0 BB: 0 P: 3	R: 1 E: 0 K: 0 S: 5 H: 2 LOB: 1 BB: 0 P: 5	R: 1 E: 0 K: 0 S: 6 H: 3 LOB: 2 BB: 0 P: 6	R: 0 E: 0 K: 0 S: 3 H: 0 LOB: 0 BB: 0 P: 3	1B: 7 2B: 0 3B: 0 HR: 1 SF: 0 SAC: 1 DP: 0 HBP: 0						

	AB	33
	R	4
	H	8
	RBI	4
	BB	1
	SO	3
	LOB	11

WP: 0 PB: 0 SB: 1 CS: 1 PA: 36

PITCHER		IP	WLS	BF	H	R	ER	SO	BB	IBB	HBP	BLK	WP	HR	S	P	ERA	WHIP
Larry McWilliams, L ERA: 4.86	(1, 1)	6.0		23	5	3	3	3	1	0	0	0	0	1	28	32	4.50	1.000
Rick Camp, R ERA: 2.14	(7, 1)	3.0	W	12	3	1	1	0	0	0	0	0	0	0	12	12	3.00	1.000

PITCHER		IP	WLS	BF	H	R	ER	SO	BB	IBB	HBP	BLK	WP	HR	S	P	ERA	WHIP

BOTTOM

Pittsburgh Pirates @ Atlanta Braves

Atlanta-Fulton County Stadium, Atlanta, GA

Fri Sep 05 1980, 7:05 PM EDT

Att. 29,610 - Unknown

Batter	1	2	3	4	5	6	7	8	9	AB	R	H	RBI	BB	SO	LOB
Jerry Royster, R (1, 7) (9, 5) OBP: 0.302, SLG: 0.316	SH 2B		P6 ①		F9 ②		P4 ③			4	1	1	0	0	0	0
Rafael Ramirez, R (1, 6) OBP: 0.291, SLG: 0.387 Biff Pocoroba, S (8, PH) OBP: 0.416, SLG: 0.462 Gary Cooper, S (8, PR) (9, 7)	SH 1B 6-3-5 2-H		F5 ②		6-3 ③			1B HR 1B		2 1 0	1 0 1	0 1 0	0 0 0	0 0 0	0 0 0	0 0 0
Gary Matthews, R (1, 9) OBP: 0.328, SLG: 0.442	6-3-5 1B 2-3		5-3 ③			6-3 ①		FC6-4 1B 1-3		4	0	2	0	0	0	0
Bob Horner, R (1, 5) OBP: 0.304, SLG: 0.525 Mike Lum, L (9, 3) OBP: 0.348, SLG: 0.239	6-3-5 ① ② 1-3f 3-H			S S S K ①		HR 1B		FC6-4 ① 1-2f HR		4 0	2 0	1 0	1 0	0 0	1 0	3 0
Chris Chambliss, L (1, 3) OBP: 0.337, SLG: 0.427 Jeff Burroughs, R (8, PH) OBP: 0.344, SLG: 0.457 Luis Gomez, R (9, 6) OBP: 0.243, SLG: 0.217	F9 ③			B B B B 4-0 BB S 7-2 BB		F7 ②		1-H HR 3-H		2 1 0	0 1 0	0 1 0	0 3 0	1 0 0	0 0 0	1 0 0
Dale Murphy, R (1, 8) OBP: 0.359, SLG: 0.519		F7 ①		B B B 4-0 BB 1-2 BB		1-H HR		B B B 4-0 FC6-4 BB		2	1	1	2	2	0	0
Glenn Hubbard, R (1, 4) OBP: 0.324, SLG: 0.409		B B B 4-0 5-4-3 BB		B B B 4-0 1-2 2-3 BB		P4 ③		F8 ②		2	0	0	0	2	0	1
Bruce Benedict, R (1, 2) OBP: 0.307, SLG: 0.325		5-4-3 ② 1-2		7-2 ② ③ 3-Hf			P4 ①	FC6-4 ③ 1-2f		4	0	0	0	0	0	5
Larry McWilliams, L (1, 1) OBP: 0.212, SLG: 0.146 Rick Camp, R (7, 1) OBP: 0.167, SLG: 0.333		4-3 ③			6-3 ①		S S S K ②			2 1	0 0	0 0	0 0	0 1	0 0	1 0
Inning Stats	R: 2 H: 2 E: 1 LOB: 0 K: 0 BB: 0 S: 5 P: 5	R: 0 H: 0 E: 0 LOB: 1 K: 0 BB: 1 S: 3 P: 7	R: 0 H: 0 E: 0 LOB: 0 K: 0 BB: 0 S: 3 P: 3	R: 0 H: 0 E: 0 LOB: 2 K: 1 BB: 3 S: 4 P: 16	R: 0 H: 0 E: 0 LOB: 0 K: 0 BB: 0 S: 3 P: 3	R: 2 H: 2 E: 0 LOB: 0 K: 0 BB: 0 S: 5 P: 5	R: 0 H: 0 E: 0 LOB: 0 K: 1 BB: 0 S: 5 P: 5	R: 3 H: 3 E: 0 LOB: 1 K: 0 BB: 1 S: 6 P: 10		1B: 4 SF: 0 2B: 3 SAC: 1 3B: 0 DP: 2 HR: 2 HBP: 0						

	AB	29
	R	7
	H	7
	RBI	6
	BB	5
	SO	2
	LOB	11

WP: 0 PA: 35
PB: 0
SB: 1
CS: 0

PITCHER		IP	WLS	BF	H	R	ER	SO	BB	IBB	HBP	BLK	WP	HR	S	P	ERA	WHIP
Jim Bibby, R ERA: 3.38	(1, 1)	6.0		25	4	4	3	1	4	0	0	0	0	1	23	39	4.50	1.333
Kent Tekulve, R ERA: 2.83	(7, 1)	1.1	L	6	2	2	2	1	0	0	0	0	0	0	8	8	13.50	1.500
Grant Jackson, L ERA: 2.7	(8, 1)	0.2		4	1	1	1	0	1	0	0	0	0	1	3	7	13.50	3.000

PITCHER	IP	WLS	BF	H	R	ER	SO	BB	IBB	HBP	BLK	WP	HR	S	P	ERA	WHIP

livebaseballscorecards.com

Pittsburgh Pirates @ Atlanta Braves

Atlanta-Fulton County Stadium, Atlanta, GA

Sat Sep 06 1980, 3:33 AM EDT

Att. 17,821 - Unknown

TOP

livebaseballscorecards.com

Batter	1	2	3	4	5	6	7	8	9	AB	R	H	RBI	BB	SO	LOB
Omar Moreno, L (1, 8) OBP: 0.312, SLG: 0.334	F9		F8			3-1		IBB		3	0	0	0	1	0	0
Tim Foli, R (1, 6) OBP: 0.306, SLG: 0.345	K			K			F9	F3		4	0	0	0	0	2	3
Bill Madlock, R (1, 5) (8, 3) OBP: 0.338, SLG: 0.387	F8			K			6-3		6-3	4	0	0	0	0	1	0
Dave Parker, L (1, 9) OBP: 0.338, SLG: 0.473		K		K			4-3		4-3	4	0	0	0	0	2	0
Mike Easler, L (1, 7) OBP: 0.381, SLG: 0.579		F8			F3			FC1-6 BB E 1B	6-3	4	1	1	0	0	0	0
John Milner, L (1, 3) Matt Alexander, S (8, PR) OBP: 0.333, SLG: 0.667 Dale Berra, R (8, 5) OBP: 0.287, SLG: 0.387	HR				F3			FC1-6 1-2 BB		2 0 0	1 0 0	1 0 0	1 0 0	1 0 0	0 0 0	0 0 0
Ed Ott, L (1, 2) OBP: 0.327, SLG: 0.378	4-3				5-3			FC1-6 4-3 E 1-2f 2-3		3	0	0	0	0	0	2
Phil Garner, R (1, 4) OBP: 0.311, SLG: 0.358			4-3			E6 G1-6-4		E6 4-3 1-2 3-H		3	0	0	0	0	0	1
Bert Blyleven, R (1, 1) OBP: 0.074, SLG: 0.057 Bob Beall, S (8, PH) Enrique Romo, R (8, 1) OBP: 0.545, SLG: 0.444			P5			G1-6-4 1-2f		4-3 1-2 2-3		2 1 0	0 0 0	0 0 0	0 0 0	0 0 0	0 0 0	1 2 0

	AB	30
	R	2
	H	2
	RBI	1
	BB	2
	SO	5
	LOB	9

Inning Stats																		
	R: 0	H: 0	R: 1	H: 1	R: 0	H: 0	R: 0	H: 0	R: 0	H: 0	R: 0	H: 0	R: 1	H: 1	R: 0	H: 0	1B: 1	SF: 0
	E: 0	LOB: 0	E: 0	LOB: 0	E: 0	LOB: 0	K: 0	LOB: 0	E: 0	LOB: 0	E: 1	LOB: 0	E: 1	LOB: 3	E: 0	LOB: 0	2B: 0	SAC: 0
	K: 1	BB: 0	K: 1	BB: 0	K: 0	BB: 0	K: 0	BB: 0	K: 0	BB: 0	K: 0	BB: 0	K: 0	BB: 2	K: 0	BB: 0	3B: 0	DP: 1
	S: 5	P: 5	S: 6	P: 6	S: 3	P: 3	S: 9	P: 9	S: 3	P: 3	S: 3	P: 3	S: 5	P: 13	S: 3	P: 3	HR: 1	HBP: 0

	WP: 0	PA: 32
	PB: 0	
	SB: 0	
	CS: 0	

PITCHER		IP	WLS	BF	H	R	ER	SO	BB	IBB	HBP	BLK	WP	HR	S	P	ERA	WHIP
Phil Niekro, R ERA: 3.74	(1, 1)	7.0	W	24	2	2	1	5	1	0	0	0	0	1	33	37	1.29	0.429
Gene Garber, R ERA: 3.97	(8, 1)	2.0	S	8	0	0	0	0	0	1	0	0	0	0	7	11	0.00	0.000

PITCHER	IP	WLS	BF	H	R	ER	SO	BB	IBB	HBP	BLK	WP	HR	S	P	ERA	WHIP

Pittsburgh Pirates @ Atlanta Braves

Atlanta-Fulton County Stadium, Atlanta, GA

Sat Sep 06 1980, 3:33 AM EDT

Att. 17,821 - Unknown

livebaseballscorecards.com

Batter	1	2	3	4	5	6	7	8	9	AB	R	H	RBI	BB	SO	LOB
Jerry Royster, R (1, 7) OBP: 0.304, SLG: 0.319	BBBB 4-0 1B S F9 BB		x 0-0 6-3 ③			x 0-0 E9 1B 2B		x 0-0 P3 ②		3	1	1	0	1	0	0
Rafael Ramirez, R (1, 6) OBP: 0.298, SLG: 0.391	x 0-0 1-3 1B			x 0-0 F8 ①		x 0-0 HR 3-H 1B		x 0-0 5-3 ③		4	1	2	1	0	0	0
Gary Matthews, R (1, 9) OBP: 0.326, SLG: 0.439	x 0-0 F9 ①② 3-H			x 0-0 4-3 ②		SSS 0-3 K ②				3	0	0	0	0	1	3
Bob Horner, R (1, 5) OBP: 0.307, SLG: 0.534	x 0-0 6-3 ③			x 0-0 1B		x 0-0 1-H HR				3	1	2	2	0	0	1
Chris Chambliss, L (1, 3) OBP: 0.335, SLG: 0.424		SSS 0-3 K ①		x 0-0 F7 ③		x 0-0 3-1 ③				3	0	0	0	0	1	1
Dale Murphy, R (1, 8) OBP: 0.357, SLG: 0.516		SSS 0-3 K ②			SSS 0-3 K ①		SSS 0-3 K ①			3	0	0	0	0	3	0
Glenn Hubbard, R (1, 4) OBP: 0.321, SLG: 0.405		x 0-0 6-3 ③			SSS 0-3 K ②		x 0-0 4-3 ②			3	0	0	0	0	1	0
Bruce Benedict, R (1, 2) OBP: 0.304, SLG: 0.322			x 0-0 5-3 ①		x 0-0 5-3 ③		SSS 0-3 K ③			3	0	0	0	0	1	0
Phil Niekro, R (1, 1) OBP: 0.156, SLG: 0.211			SSS 0-3 K ②			x 0-0 F2 ①		SSS 0-3 K ①		2	0	0	0	0	1	0
Gene Garber, R (8, 1) OBP: 0.500, SLG: 0.500										1	0	0	0	0	1	0

Inning Stats	1	2	3	4	5	6	7	8	9
	R: 0 E: 0 K: 0 S: 3 H: 1 LOB: 1 BB: 1 P: 7	R: 0 E: 0 K: 2 S: 7 H: 0 LOB: 0 BB: 0 P: 7	R: 0 E: 0 K: 1 S: 5 H: 0 LOB: 0 BB: 0 P: 5	R: 0 E: 0 K: 0 S: 4 H: 1 LOB: 1 BB: 0 P: 4	R: 0 E: 0 K: 2 S: 7 H: 0 LOB: 0 BB: 0 P: 7	R: 3 E: 1 K: 1 S: 8 H: 3 LOB: 0 BB: 0 P: 8	R: 0 E: 0 K: 2 S: 7 H: 0 LOB: 0 BB: 0 P: 7	R: 0 E: 0 K: 1 S: 5 H: 0 LOB: 0 BB: 0 P: 5	

1B: 3	SF: 0	WP: 0
2B: 1	SAC: 0	PB: 0
3B: 0	DP: 0	SB: 1
HR: 1	HBP: 0	CS: 0
		PA: 29

AB	28
R	3
H	5
RBI	3
BB	1
SO	9
LOB	5

PITCHER		IP	WLS	BF	H	R	ER	SO	BB	IBB	HBP	BLK	WP	HR	S	P	ERA	WHIP
Bert Blyleven, R	(1, 1)	7.0	L	26	5	3	3	8	1	0	0	0	0	1	41	45	3.86	0.857
ERA: 3.85																		
Enrique Romo, R	(8, 1)	1.0		3	0	0	0	1	0	0	0	0	0	0	5	5	0.00	0.000
ERA: 3.05																		

PITCHER	IP	WLS	BF	H	R	ER	SO	BB	IBB	HBP	BLK	WP	HR	S	P	ERA	WHIP

Batter	1	2	3	4	5	6	7	8	9	AB	R	H	RBI	BB	SO	LOB
Omar Moreno, L (1, 8) OBP: 0.316, SLG: 0.337	FC5 S SF9 1B	S 2-3 3-H 1B		BBBB 4-0 BB		0-0 G5-4-3 1-2 1B			0-0 6-3	4	1	3	1	1	0	0
Tim Foli, R (1, 6) OBP: 0.303, SLG: 0.342	0-0 F2 1-2	0-0 SF7 1-2 3-H		0-0 F4		0-0 G5-4-3 1-2f			0-0 F8	4	0	0	1	0	0	5
Bill Madlock, R (1, 5) OBP: 0.338, SLG: 0.384	BBBB 4-0 SF9 E BB	0-0 6-3			0-0 6-3		0-0 5-3			3	0	0	0	1	0	1
Dave Parker, L (1, 9) OBP: 0.335, SLG: 0.469	0-0 FC5 1-2 2-3		0-0 F7		0-0 E4 CS		0-0 1-3			4	0	0	0	0	0	2
Mike Easler, L (1, 7) OBP: 0.376, SLG: 0.574	0-0 SF9 2-3 3-H		SSS 0-3 K		0-0 F7 1-2		0-0 F8			3	0	0	1	0	1	1
John Milner, L (1, 3) OBP: 0.370, SLG: 0.363	0-0 F3		0-0 G3			BBBB 4-0 1B 1B BB		0-0 F8		3	1	0	0	1	0	2
Ed Ott, L (1, 2) OBP: 0.326, SLG: 0.377		0-0 SH5-4 1B 1B 1B		0-0 F9		0-0 F8		0-0 4-3		4	1	1	0	0	0	1
Phil Garner, R (1, 4) OBP: 0.315, SLG: 0.361		0-0 1B SH5-4 1-2 SF7 1B		0-0 S 1B		0-0 1-3 1B 1B		0-0 F7		4	2	3	0	0	0	0
Rick Rhoden, R (1, 1) OBP: 0.452, SLG: 0.633 Lee Lacy, R (7, 7) OBP: 0.410, SLG: 0.510 Kent Tekulve, R (7, 1)		0-0 SH5-4 1-2 2-3		0-0 P3 1-2		0-0 1B 2-H 3-H 1B			0-0 P4	2 1 0	0 0 0	1 0 0	2 0 0	0 0 0	0 0 0	1 0 0
Inning Stats	R: 1 E: 1 K: 0 S: 5 H: 1 LOB: 2 BB: 1 P: 9	R: 2 E: 0 K: 0 S: 6 H: 3 LOB: 1 BB: 0 P: 6	R: 0 E: 0 K: 1 S: 5 H: 0 LOB: 0 BB: 0 P: 5	R: 0 E: 0 K: 0 S: 4 H: 1 LOB: 2 BB: 1 P: 8	R: 0 E: 0 K: 0 S: 3 H: 0 LOB: 0 BB: 0 P: 0	R: 2 E: 0 K: 0 S: 5 H: 3 LOB: 1 BB: 1 P: 9	R: 0 E: 0 K: 0 S: 3 H: 0 LOB: 0 BB: 0 P: 3	R: 0 E: 0 K: 0 S: 3 H: 0 LOB: 0 BB: 0 P: 3	R: 0 E: 0 K: 0 S: 3 H: 0 LOB: 0 BB: 0 P: 3	1B: 8 2B: 0 3B: 0 HR: 0	SF: 2 SAC: 1 DP: 1 HBP: 0						

TOP

Pittsburgh Pirates @ Atlanta Braves

Atlanta-Fulton County Stadium, Atlanta, GA

Sun Sep 07 1980, 3:33 AM EDT

Att. 19,762 - Unknown

livebaseballscorecards.com

AB	32
R	5
H	8
RBI	5
BB	3
SO	1
LOB	13

WP: 0 PB: 0 SB: 3 CS: 1 PA: 38

PITCHER		IP	WLS	BF	H	R	ER	SO	BB	IBB	HBP	BLK	WP	HR	S	P	ERA	WHIP
Rick Matula, R ERA: 4.74	(1, 1)	2.0		12	4	3	2	0	1	0	0	0	0	0	11	15	9.00	2.500
Al Hrabosky, L ERA: 4.14	(3, 1)	3.0		11	1	0	0	1	1	0	0	0	0	0	12	16	0.00	0.667
Gene Garber, R ERA: 4.11	(6, 1)	2.0		9	3	2	2	0	1	0	0	0	0	0	8	12	9.00	2.000
Larry Bradford, L ERA: 2.76	(8, 1)	1.0	W	3	0	0	0	0	0	0	0	0	0	0	3	3	0.00	0.000
Rick Camp, R ERA: 2.12	(9, 1)	1.0	S	3	0	0	0	0	0	0	0	0	0	0	3	3	0.00	0.000

PITCHER	IP	WLS	BF	H	R	ER	SO	BB	IBB	HBP	BLK	WP	HR	S	P	ERA	WHIP

BOTTOM

Pittsburgh Pirates @ Atlanta Braves

Atlanta-Fulton County Stadium, Atlanta, GA

Sun Sep 07 1980, 3:33 AM EDT

Att. 19,762 - Unknown

Batter	1	2	3	4	5	6	7	8	9	AB	R	H	RBI	BB	SO	LOB
Jerry Royster, R (1, 7) (9, 5) OBP: 0.301, SLG: 0.315	6-3		5-3		F9		G5-4-3 1-2f			4	0	0	0	0	0	1
Rafael Ramirez, R (1, 6) OBP: 0.305, SLG: 0.389	6-3		6-3		HBP			1B G6-4-3 1B		3	1	1	0	0	0	0
Gary Matthews, R (1, 9) OBP: 0.326, SLG: 0.438	5-3		6-3		F3			G6-4-3 1-3 1B		4	0	1	0	0	0	1
Bob Horner, R (1, 5) OBP: 0.309, SLG: 0.550 Rick Camp, R (9, 1) OBP: 0.167, SLG: 0.333		K		HR		HR		G6-4-3 1-2f 3-H		4 0	2 0	2 0	2 0	0 0	1 0	1 0
Chris Chambliss, L (1, 3) OBP: 0.336, SLG: 0.424		1B E 1B		4-3		F5		HR BB		3	2	1	0	1	0	0
Dale Murphy, R (1, 8) OBP: 0.358, SLG: 0.522		FC6-4 E 1-2 1B		K		5-3		1-H HR		4	1	2	2	0	1	0
Glenn Hubbard, R (1, 4) OBP: 0.320, SLG: 0.402		E5 FC6-4 1-2 2-H		BB		6-3		6-3		3	0	0	0	1	0	1
Bruce Benedict, R (1, 2) OBP: 0.304, SLG: 0.322		FC6-4 1-2f 2-3		F9			G5-4-3 1B			3	0	1	0	0	0	3
Rick Matula, R (1, 1) OBP: 0.151, SLG: 0.118 Mike Lum, L (2, PH) OBP: 0.344, SLG: 0.236 Al Hrabosky, R (3, 1) Biff Pocoroba, S (5, PH) OBP: 0.410, SLG: 0.455 Gene Garber, R (6, 1) OBP: 0.500, SLG: 0.500 Jeff Burroughs, R (7, PH) OBP: 0.333, SLG: 0.456 Larry Bradford, R (8, 1) Gary Cooper, S (9, 7)		K			4-3		F8			0 1 0 1 0 0 1 0 0	0 0 0 0 0 0 0 0 0	0 0 0 0 0 0 0 0 0	0 1 0 0 0 0 1 0 0	0 0 0 1 0 0 0 0 0	0 1 0 0 0 0 0 0 0	0 2 0 0 0 0 1 0 0
Inning Stats	R: 0 E: 0 K: 0 S: 3 H: 0 LOB: 0 BB: 0 P: 3	R: 1 E: 1 K: 2 S: 10 H: 2 LOB: 2 BB: 0 P: 10	R: 0 E: 0 K: 0 S: 3 H: 0 LOB: 0 BB: 0 P: 3	R: 1 E: 0 K: 1 S: 6 H: 1 LOB: 1 BB: 1 P: 10	R: 0 E: 0 K: 0 S: 3 H: 0 LOB: 1 BB: 0 P: 4	R: 1 E: 0 K: 0 S: 4 H: 1 LOB: 0 BB: 0 P: 4	R: 0 E: 0 K: 0 S: 3 H: 1 LOB: 0 BB: 0 P: 3	R: 3 E: 0 K: 0 S: 5 H: 3 LOB: 0 BB: 1 P: 9		1B: 5 2B: 0 3B: 0 HR: 3 SF: 0 SAC: 0 DP: 2 HBP: 1						

livebaseballscorecards.com

AB	31
R	6
H	8
RBI	4
BB	2
SO	3
LOB	10

WP: 0 PB: 0 SB: 0 CS: 0 PA: 34

PITCHER		IP	WLS	BF	H	R	ER	SO	BB	IBB	HBP	BLK	WP	HR	S	P	ERA	WHIP
Rick Rhoden, R ERA: 4.1	(1, 1)	6.0		26	5	3	2	3	1	0	1	0	0	2	30	35	3.00	1.000
Kent Tekulve, R ERA: 3.1	(7, 1)	2.0	L	8	3	3	3	0	1	0	0	0	0	1	7	11	13.50	2.000

PITCHER	IP	WLS	BF	H	R	ER	SO	BB	IBB	HBP	BLK	WP	HR	S	P	ERA	WHIP

Batter	1	2	3	4	5	6	7	8	9	AB	R	H	RBI	BB	SO	LOB
Omar Moreno, L (1, 8) OBP: 0.314, SLG: 0.334	F7		4-3			2-3		4-3		4	0	0	0	0	0	1
Tim Foli, R (1, 6) OBP: 0.300, SLG: 0.339	F4			F4		F4		F6		4	0	0	0	0	0	0
Bill Madlock, R (1, 5) OBP: 0.335, SLG: 0.380	F8			5-3			F7		F4	4	0	0	0	0	0	0
Dave Parker, L (1, 9) OBP: 0.336, SLG: 0.471		4-3		F8			2B		FC4-6 1B	4	1	2	0	0	0	0
Mike Easler, L (1, 7) OBP: 0.375, SLG: 0.573		3-1			F7		2-H 2B		FC4-6 1B BB 1-2f	4	0	1	1	0	0	1
John Milner, L (1, 3) OBP: 0.376, SLG: 0.379		SSS K			HR		BBBB FC6-4 BB		BBBB 1B 1-2 BB	2	1	1	1	2	1	0
Ed Ott, L (1, 2) OBP: 0.328, SLG: 0.376			6-3		BBBB G6-4-3 BB	F8			1-2 2-3 1B	3	0	1	0	1	0	2
Phil Garner, R (1, 4) OBP: 0.314, SLG: 0.360			S 1B		G6-4-3 1-2f		FC6-4 1-2f		SSS K	4	0	1	0	0	1	6
Don Robinson, R (1, 1) OBP: 0.349, SLG: 0.488			4-3 1-2			F8		F9		2	0	0	0	0	0	1
Kurt Bevacqua, R (8, PH) OBP: 0.337, SLG: 0.357										1	0	0	0	0	0	0
Enrique Romo, R (8, 1) OBP: 0.545, SLG: 0.444										0	0	0	0	0	0	0
Kent Tekulve, R (8, 1)										0	0	0	0	0	0	0
Inning Stats	R: 0 E: 0 K: 0 S: 3 H: 0 LOB: 0 BB: 0 P: 3	R: 0 E: 0 K: 1 S: 5 H: 0 LOB: 0 BB: 0 P: 5	R: 0 E: 0 K: 0 S: 4 H: 1 LOB: 1 BB: 0 P: 4	R: 0 E: 0 K: 0 S: 3 H: 0 LOB: 0 BB: 0 P: 3	R: 1 E: 0 K: 0 S: 3 H: 1 LOB: 0 BB: 1 P: 7	R: 0 E: 0 K: 0 S: 3 H: 0 LOB: 0 BB: 0 P: 3	R: 1 E: 0 K: 0 S: 5 H: 2 LOB: 2 BB: 1 P: 9	R: 0 E: 0 K: 0 S: 3 H: 0 LOB: 0 BB: 0 P: 3	R: 0 E: 0 K: 1 S: 7 H: 2 LOB: 3 BB: 1 P: 11	1B: 3 2B: 2 3B: 0 HR: 1 SF: 0 SAC: 0 DP: 1 HBP: 0						

PITCHER		IP	WLS	BF	H	R	ER	SO	BB	IBB	HBP	BLK	WP	HR	S	P	ERA	WHIP
Bob Walk, R ERA: 4.66	(1, 1)	6.1		23	4	2	2	1	1	0	0	0	0	1	24	28	2.84	0.789
Tug McGraw, L ERA: 1.9	(7, 1)	2.2	W	12	2	0	0	1	2	0	0	0	0	0	12	20	0.00	1.500

PITCHER	IP	WLS	BF	H	R	ER	SO	BB	IBB	HBP	BLK	WP	HR	S	P	ERA	WHIP

TOP

Pittsburgh Pirates @ Philadelphia Phillies
Veterans Stadium, Philadelphia, PA
Mon Sep 08 1980, 7:05 PM EDT
Att. 40,576 - Unknown

livebaseballscorecards.com

AB	32
R	2
H	6
RBI	2
BB	3
SO	2
LOB	11

WP: 0	PA: 35		
PB: 0			
SB: 1			
CS: 0			

Batter	1	2	3	4	5	6	7	8	9	AB	R	H	RBI	BB	SO	LOB
Pete Rose, S (1, 3) OBP: 0.360, SLG: 0.365	K		F8		5-3		F7			4	0	0	0	0	1	0
Bake McBride, L (1, 9) OBP: 0.333, SLG: 0.454	F8 2B		1B			CS 1B		1B 1B		4	1	4	0	0	0	0
Mike Schmidt, R (1, 5) OBP: 0.383, SLG: 0.600	F8 2-3		F3			1-2 HR		SH3 1B 2B 1-3 1B		4	2	2	1	0	0	2
Greg Luzinski, R (1, 7) OBP: 0.365, SLG: 0.473 Jay Loviglio, R (8, PR) Greg Gross, L (9, 7) OBP: 0.338, SLG: 0.312	FC6-4 BB		K			K		SH3 1-2 2B 1B 3-H		3 0 0	0 1 0	1 0 0	1 0 0	1 0 0	2 0 0	1 0 0
Manny Trillo, R (1, 4) OBP: 0.353, SLG: 0.438	FC6-4 1-2f			F9		1B 2B		SH3 1-2 2-3		3	1	1	0	0	0	2
Garry Maddox, R (1, 8) OBP: 0.273, SLG: 0.382		K		F4		2-H 1B		2B IBB SH2-4-1		3	1	1	1	1	1	0
Larry Bowa, S (1, 6) OBP: 0.287, SLG: 0.322		S 1B		K		F8		1-3 2B 2-H 3-H SH2-4-1		4	0	2	2	0	1	1
Bob Boone, R (1, 2) OBP: 0.302, SLG: 0.345		F3 1-2			F9		F8	IBB SH2-4-1		3	0	0	0	1	0	1
Bob Walk, R (1, 1) OBP: 0.240, SLG: 0.178 Tug McGraw, R (7, 1) OBP: 0.333, SLG: 0.333		K			K		K	SH2-4-1 1-2 2-Hf 3-H		2 1	0 0	0 0	0 1	0 0	2 1	1 0
Inning Stats	R: 0 H: 1 E: 0 LOB: 2 K: 1 BB: 1 S: 6 P: 10	R: 0 H: 1 E: 0 LOB: 1 K: 2 BB: 0 S: 8 P: 8	R: 0 H: 1 E: 0 LOB: 1 K: 1 BB: 0 S: 6 P: 6	R: 0 H: 0 E: 0 LOB: 0 K: 1 BB: 0 S: 5 P: 5	R: 0 H: 0 E: 0 LOB: 0 K: 1 BB: 0 S: 5 P: 5	R: 2 H: 4 E: 0 LOB: 1 K: 1 BB: 0 S: 8 P: 8	R: 0 H: 0 E: 0 LOB: 0 K: 1 BB: 0 S: 5 P: 5	R: 4 H: 4 E: 0 LOB: 2 K: 0 BB: 2 S: 6 P: 14		1B: 7 SF: 0 2B: 4 SAC: 2 3B: 0 DP: 1 HR: 1 HBP: 0						WP: 0 PA: 36 PB: 0 SB: 1 CS: 1

PITCHER		IP	WLS	BF	H	R	ER	SO	BB	IBB	HBP	BLK	WP	HR	S	P	ERA	WHIP
Don Robinson, R ERA: 4.33	(1, 1)	7.0		28	7	2	2	8	1	0	0	0	0	1	43	47	2.57	1.143
Enrique Romo, R ERA: 3.3	(8, 1)	0.1	L	4	3	4	4	0	0	0	0	0	0	0	4	4	108.00	9.000
Kent Tekulve, R ERA: 3.19	(8, 1)	0.2		4	1	0	0	0	0	2	0	0	0	0	2	10	0.00	1.500

PITCHER	IP	WLS	BF	H	R	ER	SO	BB	IBB	HBP	BLK	WP	HR	S	P	ERA	WHIP

BOTTOM

Pittsburgh Pirates @ Philadelphia Phillies
Veterans Stadium, Philadelphia, PA
Mon Sep 08 1980, 7:05 PM EDT
Att. 40,576 - Unknown

livebaseballscorecards.com

AB	31
R	6
H	11
RBI	6
BB	3
SO	8
LOB	8

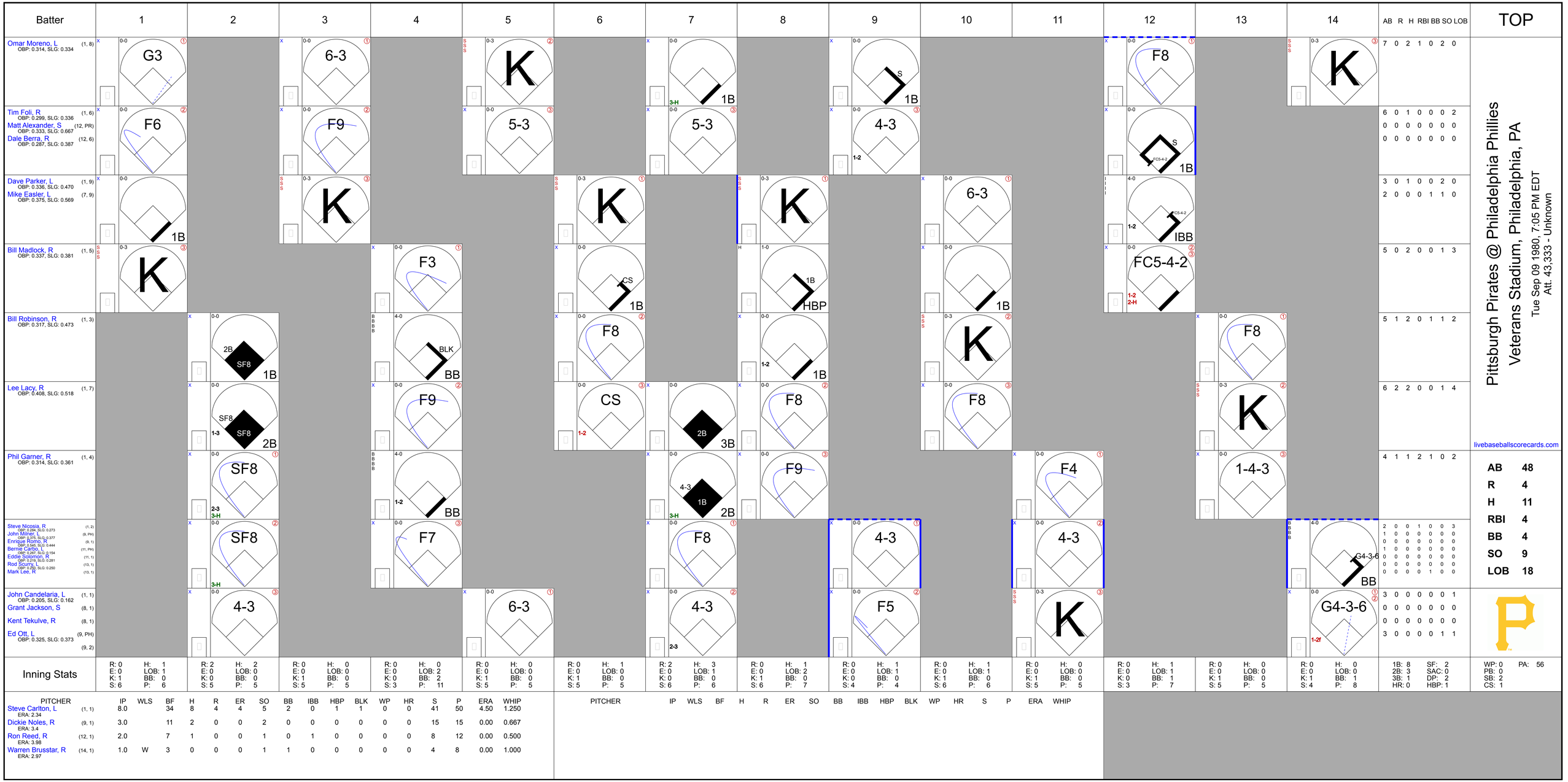
Batter
1
2
3
4
5
6
7
8
9
10
11
12
13
14
AB R H RBI BB SO LOB
TOP
Omar Moreno, L (1, 8) OBP: 0.314, SLG: 0.334
G3
6-3
K
1B
F8
S
Tim Foli, R (1, 6) OBP: 0.299, SLG: 0.336
Matt Alexander, S (12, PR) OBP: 0.333, SLG: 0.667
Dale Berra, R (12, 6) OBP: 0.287, SLG: 0.387
F6
F9
5-3
4-3
FC5-4-2
Dave Parker, L (1, 9) OBP: 0.336, SLG: 0.470
Mike Easler, L (7, 9) OBP: 0.375, SLG: 0.569
IBB
HBP
Bill Madlock, R (1, 5) OBP: 0.337, SLG: 0.381
F3
CS
FC5-4-2
Bill Robinson, R (1, 3) OBP: 0.317, SLG: 0.473
2B
SF8
BLK
BB
Lee Lacy, R (1, 7) OBP: 0.408, SLG: 0.518
F7
Phil Garner, R (1, 4) OBP: 0.314, SLG: 0.361
F4
1-4-3
Steve Nicosia, R (1, 2) OBP: 0.284, SLG: 0.273
John Milner, L (9, PH) OBP: 0.375, SLG: 0.377
Enrique Romo, R (9, 1) OBP: 0.545, SLG: 0.444
Bernie Carbo (11, PH) OBP: 0.154, SLG: 0.154
Eddie Solomon, R (11, 1) OBP: 0.219, SLG: 0.281
Rod Scurry, L (13, 1) OBP: 0.250, SLG: 0.250
Mark Lee, R (13, 1)
G4-3-6
John Candelaria, L (1, 1) OBP: 0.205, SLG: 0.162
Grant Jackson, S (8, 1)
Kent Tekulve, R (8, 1)
Ed Ott, L (9, PH) OBP: 0.325, SLG: 0.373
(9, 2)
Inning Stats
PITCHER
IP WLS BF H R ER SO BB IBB HBP BLK WP HR S P ERA WHIP
Steve Carlton, L (1, 1) ERA: 2.34
Dickie Noles, R (9, 1) ERA: 3.4
Ron Reed, R (12, 1) ERA: 3.98
Warren Brusstar, R (14, 1) ERA: 2.97
Pittsburgh Pirates @ Philadelphia Phillies
Veterans Stadium, Philadelphia, PA
Tue Sep 09 1980, 7:05 PM EDT
Att. 43,333 - Unknown
livebaseballscorecards.com
AB 48
R 4
H 11
RBI 4
BB 4
SO 9
LOB 18
WP: 0 PB: 0 SB: 2 CS: 1
PA: 56

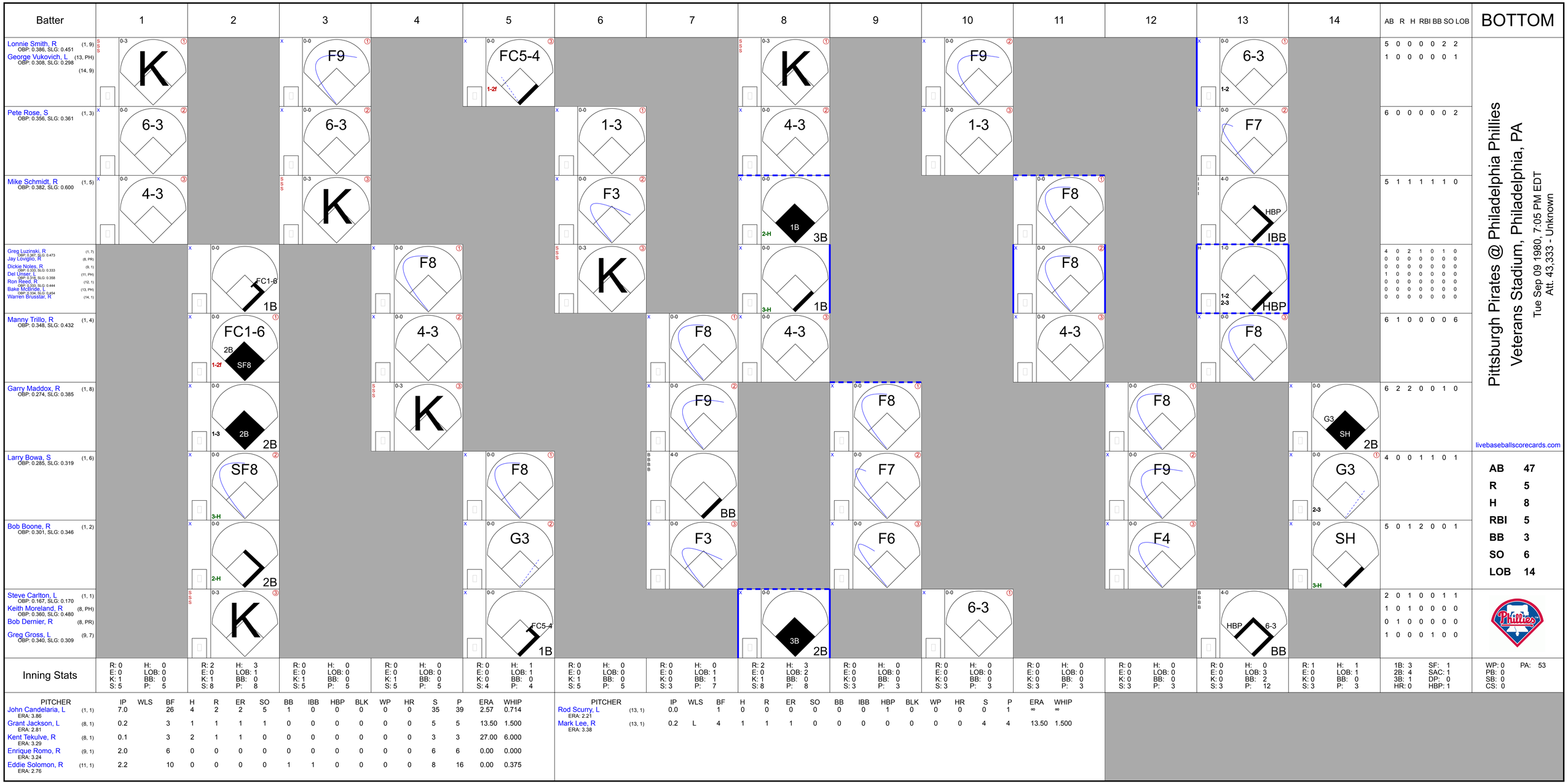
Batter
1
2
3
4
5
6
7
8
9
10
11
12
13
14
AB R H RBI BB SO LOB
BOTTOM
Lonnie Smith, R (1, 9) OBP: 0.386, SLG: 0.451
George Vukovich, L (13, PH) OBP: 0.308, SLG: 0.298 (14, 9)
Pete Rose, S (1, 3) OBP: 0.356, SLG: 0.361
Mike Schmidt, R (1, 5) OBP: 0.382, SLG: 0.600
Greg Luzinski, R (1, 7) OBP: 0.367, SLG: 0.473
Jay Lovglio, R (8, PR)
Dickie Noles, R (9, 1) OBP: 0.333, SLG: 0.333
Del Unser, L (11, PH) OBP: 0.316, SLG: 0.358
Ron Reed, R (12, 1) OBP: 0.333, SLG: 0.444
Bake McBride, L (13, PH) OBP: 0.334, SLG: 0.454
Warren Brusstar, R (14, 1)
Manny Trillo, R (1, 4) OBP: 0.348, SLG: 0.432
Garry Maddox, R (1, 8) OBP: 0.274, SLG: 0.385
Larry Bowa, S (1, 6) OBP: 0.285, SLG: 0.319
Bob Boone, R (1, 2) OBP: 0.301, SLG: 0.346
Steve Carlton, L (1, 1) OBP: 0.167, SLG: 0.170
Keith Moreland, R (8, PH) OBP: 0.360, SLG: 0.480
Bob Dernier, R (8, PR)
Greg Gross, L (9, 7) OBP: 0.340, SLG: 0.309
Pittsburgh Pirates @ Philadelphia Phillies
Veterans Stadium, Philadelphia, PA
Tue Sep 09 1980, 7:05 PM EDT
Att. 43,333 - Unknown
livebaseballscorecards.com
AB 47
R 5
H 8
RBI 5
BB 3
SO 6
LOB 14
Inning Stats
PITCHER IP WLS BF H R ER SO BB IBB HBP BLK WP HR S P ERA WHIP
John Candelaria, L (1, 1) ERA: 3.86
Grant Jackson, L (8, 1) ERA: 2.81
Kent Tekulve, R (8, 1) ERA: 3.29
Enrique Romo, R (9, 1) ERA: 3.24
Eddie Solomon, R (11, 1) ERA: 2.76
Rod Scurry, L (13, 1) ERA: 2.21
Mark Lee, R (13, 1) ERA: 3.38
1B: 3 SF: 1
2B: 4 SAC: 1
3B: 1 DP: 0
HR: 0 HBP: 1
WP: 0 PA: 53
PB: 0
SB: 0
CS: 0

Batter	1	2	3	4	5	6	7	8	9	AB	R	H	RBI	BB	SO	LOB
Omar Moreno, L (1, 8) OBP: 0.313, SLG: 0.333	0-0 1B S 2B 1B	0-0 P4 ②	0-3 K ③			0-0 F8 ①		0-0 1-3 ②		5	1	1	0	0	1	2
Tim Foli, R (1, 6) OBP: 0.302, SLG: 0.342	0-0 1-3 2B 1B	0-0 1-3 2B		0-0 1B G1-6-3 1B		0-0 P4 ②		0-0 P4 ③		5	2	3	0	0	0	0
Dave Parker, L (1, 9) OBP: 0.338, SLG: 0.474 Mike Easler, L (6, PH) OBP: 0.375, SLG: 0.569 (6, 9)	0-0 1-H 3-H 1B 2B	0-3 K ③		0-0 G1-6-3 1-3 1B		0-0 L4 ③			0-0 L6-4 S 1B	3 2	0 0	2 1	2 0	0 0	1 0	2 0
Bill Madlock, R (1, 5) OBP: 0.340, SLG: 0.382	B B B B 4-0 1B BB		0-0 1B 3B 1B	0-0 G1-6-3 ① ② 1-2f 3-H			0-0 G6-4-3 1B 1B 1B		0-0 5-3 ① 1-2	4	2	2	0	1	0	2
Bill Robinson, R (1, 3) OBP: 0.324, SLG: 0.476 John Milner, L (7, PR) OBP: 0.377, SLG: 0.377 (7, 3)	S S S 0-3 K ①		0-0 1-2 3B 1B	B B B B 4-0 BB			0-0 G6-4-3 1-2 1B		4-0 IBB	3 0	1 0	2 0	0 0	1 1	1 0	2 0
Lee Lacy, R (1, 7) OBP: 0.408, SLG: 0.524	0-0 1-3 2-H 1B ②		0-0 1-H 2-H 1B 3B	S S S 0-3 K ③			0-0 G6-4-3 ① ② 1-2f 2-3		0-0 L6-4 ② ③ 2-3	5	1	2	2	0	1	5
Phil Garner, R (1, 4) OBP: 0.316, SLG: 0.363	S S S 0-3 K ③		0-0 PB S 3-H 1B		0-0 6-3 ①		0-0 3-H 1B			4	0	2	2	0	1	2
Steve Nicosia, R (1, 2) OBP: 0.278, SLG: 0.266		0-0 6-3 ①	0-3 K ① 1-3		0-0 6-3 ②		0-0 1-3 ③			4	0	0	0	0	1	2
Jim Bibby, R (1, 1) OBP: 0.213, SLG: 0.209 Grant Jackson, S (7, 1) Enrique Romo, R (7, 1) OBP: 0.500, SLG: 0.400		B B B B 4-0 2B BB	S S S 0-3 K ②		S S S 0-3 K ③			0-0 F8 ①		2 0 1	0 0 0	0 0 0	0 0 0	1 0 0	2 0 0	1 0 0
Inning Stats	R: 2 E: 0 K: 2 S: 10 H: 4 LOB: 2 BB: 1 P: 14	R: 0 E: 0 K: 1 S: 6 H: 1 LOB: 2 BB: 1 P: 10	R: 3 E: 0 K: 3 S: 13 H: 4 LOB: 1 BB: 0 P: 13	R: 1 E: 0 K: 1 S: 6 H: 2 LOB: 1 BB: 1 P: 10	R: 0 E: 0 K: 1 S: 5 H: 0 LOB: 0 BB: 0 P: 5	R: 0 E: 0 K: 0 S: 3 H: 0 LOB: 0 BB: 0 P: 3	R: 1 E: 0 K: 0 S: 5 H: 3 LOB: 1 BB: 0 P: 5	R: 0 E: 0 K: 0 S: 3 H: 0 LOB: 0 BB: 0 P: 3	R: 0 E: 0 K: 0 S: 3 H: 1 LOB: 1 BB: 1 P: 7	1B: 12 2B: 3 3B: 1 HR: 0	SF: 0 SAC: 0 DP: 3 HBP: 0						

TOP

Pittsburgh Pirates @ St. Louis Cardinals

Busch Stadium, St. Louis, MO

Wed Sep 10 1980, 7:05 PM CDT

Att. 10,300 - Unknown

livebaseballscorecards.com

AB	38
R	7
H	15
RBI	6
BB	4
SO	8
LOB	18

WP: 0 PB: 1 SB: 3 CS: 0 PA: 42

PITCHER		IP	WLS	BF	H	R	ER	SO	BB	IBB	HBP	BLK	WP	HR	S	P	ERA	WHIP
Don Hood, L ERA: 3.39	(1, 1)	2.0	L	15	8	5	5	3	2	0	0	0	0	0	19	27	22.50	5.000
Jim Otten, R ERA: 5.96	(3, 1)	3.0		12	3	1	1	5	1	0	0	0	0	0	21	25	3.00	1.333
George Frazier, R ERA: 3.78	(6, 1)	1.0		3	0	0	0	0	0	0	0	0	0	0	3	3	0.00	0.000
Jeff Little, L ERA: 2.08	(7, 1)	1.0		5	3	1	1	0	0	0	0	0	0	0	5	5	9.00	3.000
John Littlefield, R ERA: 2.68	(8, 1)	2.0		7	1	0	0	0	0	1	0	0	0	0	6	10	0.00	0.500

PITCHER	IP	WLS	BF	H	R	ER	SO	BB	IBB	HBP	BLK	WP	HR	S	P	ERA	WHIP

Batter	1	2	3	4	5	6	7	8	9	AB	R	H	RBI	BB	SO	LOB
Ken Oberkfell, L (1, 4) OBP: 0.392, SLG: 0.429	0-0 1B 2B 1B	0-0 ② F8			0-0 FC6-4 1B		BBBB 4-0 1B HR BB	0-0 FC2-5 1B 1B		4	2	3	0	1	0	2
Tony Scott, S (1, 8) OBP: 0.310, SLG: 0.307	0-0 ① F7	0-0 ③ FC3-6 1-2f			0-0 ② FC6-4 BB 1-2f		0-0 1-3 HR 1B	0-0 F9 FC2-5 1-2 1B		2	0	0	0	0	0	3
Dane Iorg, L (4, 9) OBP: 0.363, SLG: 0.463										3	1	2	0	0	0	1
Keith Hernandez, L (1, 3) OBP: 0.399, SLG: 0.487	SSS 0-3 ② K	SSS 0-3 ① K			BBBB 4-0 FC6-4 1-2 BB		0-0 1-H 3-H HR	0-0 ① FC2-5 FC6 1-2 2-3f		4	1	1	3	1	2	3
Ted Simmons, S (1, 2) OBP: 0.379, SLG: 0.517	0-0 2B 1B 1-3	0-0 ② 4-3			0-0 ③ FC6-4 1-2f		SSS 0-3 ① K	0-0 ② F9 2-3		2	1	1	0	0	0	0
Terry Kennedy, L (4, 2) OBP: 0.304, SLG: 0.370										3	0	0	0	0	1	4
George Hendrick, R (1, 9) OBP: 0.350, SLG: 0.516 (4, 8)	0-0 2B 1-H 3-H	0-0 ③ F9				0-0 ① 6-3	0-0 ② F9	0-0 ③ FC6 1-2f		5	0	1	2	0	0	2
Leon Durham, L (1, 7) OBP: 0.318, SLG: 0.441	SSS 0-3 ③ K			0-0 ① F8		0-0 2B	0-0 1B 1B		BBBB 4-0 FC1-6 BB	4	1	2	0	1	1	1
Tom Herr, S (1, 6) OBP: 0.256, SLG: 0.327		BBBB 4-0 FC9-6 BB		0-0 ② G3		0-0 ② F8	0-0 1B 1-2 1B		0-0 ① FC1-6 E 1-2f	4	0	1	0	1	0	2
Ken Reitz, R (1, 5) OBP: 0.300, SLG: 0.386		0-0 ① FC9-6 1B 1-2f		0-0 ③ 6-3		BBBB 4-0 BB	0-0 1-3 2-H 1B		0-0 E4 G4-6-3 1-2	3	0	1	1	1	0	1
Garry Templeton, S (7, PR) OBP: 0.347, SLG: 0.419										0	0	0	0	0	0	0
John Littlefield, R (8, 1)										0	0	0	0	0	0	0
Bobby Bonds, R (9, PH) OBP: 0.307, SLG: 0.319										1	0	0	0	0	0	1
Don Hood, L (1, 1) OBP: 0.200, SLG: 0.200		0-0 FC3-6 1-2 1B			SSS 0-3 ① K	SSS 0-3 ③ K	0-0 4-3	0-0 ② ③ G4-6-3 1-2f		1	0	1	0	0	0	0
Jim Otten, R (3, 1) OBP: 0.200, SLG: 0.200										0	0	0	0	0	0	0
Joseph DeSa, L (5, PH)										1	0	0	0	0	1	0
George Frazier, R (6, 1)										0	0	0	0	0	0	0
Tito Landrum, R (6, PH) OBP: 0.382, SLG: 0.414										1	0	0	0	1	2	
Jeff Little, R (7, 1)										0	0	0	0	0	0	0
Mike Ramsey, S (7, PH) OBP: 0.283, SLG: 0.351										2	0	0	0	0	0	4
(8, 5)																
Inning Stats	R: 2 E: 0 K: 2 S: 10 H: 3 LOB: 1 BB: 0 P: 10	R: 0 E: 0 K: 0 S: 4 H: 1 LOB: 2 BB: 1 P: 8	R: 0 E: 0 K: 1 S: 5 H: 0 LOB: 0 BB: 0 P: 5	R: 0 E: 0 K: 0 S: 3 H: 0 LOB: 0 BB: 0 P: 3	R: 0 E: 1 K: 1 S: 6 H: 1 LOB: 2 BB: 1 P: 10	R: 0 E: 0 K: 1 S: 6 H: 1 LOB: 2 BB: 1 P: 10	R: 4 E: 0 K: 1 S: 10 H: 5 LOB: 2 BB: 1 P: 14	R: 0 E: 0 K: 0 S: 5 H: 2 LOB: 2 BB: 0 P: 5	R: 0 E: 1 K: 0 S: 3 H: 0 LOB: 1 BB: 1 P: 7	1B: 10 2B: 2 3B: 0 HR: 1	SF: 0 SAC: 0 DP: 1 HBP: 0						

PITCHER		IP	WLS	BF	H	R	ER	SO	BB	IBB	HBP	BLK	WP	HR	S	P	ERA	WHIP
Jim Bibby, R ERA: 3.49	(1, 1)	6.0	W	30	8	5	5	5	4	0	0	0	0	1	36	52	7.50	2.000
Grant Jackson, L ERA: 2.92	(7, 1)	0.2		5	3	1	1	1	0	0	0	0	0	0	7	7	13.50	4.500
Enrique Romo, R ERA: 3.17	(7, 1)	2.1	S	10	2	0	0	0	1	0	0	0	0	0	9	13	0.00	1.286

PITCHER	IP	WLS	BF	H	R	ER	SO	BB	IBB	HBP	BLK	WP	HR	S	P	ERA	WHIP

BOTTOM

Pittsburgh Pirates @ St. Louis Cardinals

Busch Stadium, St. Louis, MO

Wed Sep 10 1980, 7:05 PM CDT

Att. 10,300 - Unknown

livebaseballscorecards.com

AB	40
R	6
H	13
RBI	6
BB	5
SO	6
LOB	26

1B: 10	SF: 0	WP: 0	PA: 45
2B: 2	SAC: 0	PB: 0	
3B: 0	DP: 1	SB: 0	
HR: 1	HBP: 0	CS: 0	

Batter	1	2	3	4	5	6	7	8	9	AB	R	H	RBI	BB	SO	LOB
Omar Moreno, L (1, 8) OBP: 0.312, SLG: 0.336	F3		SF7 3B 1-H		G3		P3			4	1	1	1	0	0	2
Tim Foli, R (1, 6) OBP: 0.304, SLG: 0.341	F7		S BB BBB		1B		F8			3	0	1	0	1	0	2
Bill Madlock, R (1, 5) OBP: 0.337, SLG: 0.379	F8		SF7 1-2 3-H		F8			6-3		3	0	0	1	0	0	1
Bill Robinson, R (1, 3) OBP: 0.319, SLG: 0.468		F9 SSS	K			F7		6-3		4	0	0	0	0	1	1
Lee Lacy, R (1, 7) OBP: 0.409, SLG: 0.522		WP E BB BBBB		G5-4-3 1B		F9		F8		3	0	1	0	1	0	0
Mike Easler, L (1, 9) OBP: 0.374, SLG: 0.565		6-3 1-2		G5-4-3 1-2 1B		K SSS			4-3	4	0	1	0	0	1	1
Phil Garner, R (1, 4) OBP: 0.315, SLG: 0.364		F8 2-3		G5-4-3 1-2f 2-3			1B 2B		4-3	4	0	1	0	0	0	3
Steve Nicosia, R (1, 2) OBP: 0.277, SLG: 0.265			3B 1B	1-3			K SSS		4-3	4	1	1	0	0	1	2
Bert Blyleven, R (1, 1) OBP: 0.088, SLG: 0.071			K SSS		5-3		1B 2-3			3	0	1	0	0	1	1
Inning Stats	R: 0 E: 0 K: 0 S: 3 H: 0 LOB: 0 BB: 0 P: 3	R: 0 E: 1 K: 0 S: 3 H: 0 LOB: 1 BB: 1 P: 7	R: 2 E: 0 K: 2 S: 9 H: 2 LOB: 1 BB: 1 P: 13	R: 0 E: 0 K: 0 S: 4 H: 2 LOB: 1 BB: 0 P: 4	R: 0 E: 0 K: 0 S: 4 H: 1 LOB: 1 BB: 0 P: 4	R: 0 E: 0 K: 1 S: 5 H: 0 LOB: 0 BB: 0 P: 5	R: 0 E: 0 K: 1 S: 7 H: 2 LOB: 2 BB: 0 P: 7	R: 0 E: 0 K: 0 S: 3 H: 0 LOB: 0 BB: 0 P: 3	R: 0 E: 0 K: 0 S: 3 H: 0 LOB: 0 BB: 0 P: 3	1B: 5 2B: 1 3B: 1 HR: 0 SF: 1 SAC: 0 DP: 1 HBP: 0	WP: 1 PB: 0 SB: 1 CS: 0 PA: 35					

PITCHER	IP	WLS	BF	H	R	ER	SO	BB	IBB	HBP	BLK	WP	HR	S	P	ERA	WHIP
John Martin, L (1, 1) ERA: 3.38	8.0	L	32	7	2	2	4	2	0	0	0	1	0	38	46	2.25	1.125
Jim Kaat, L (9, 1) ERA: 4.18	1.0		3	0	0	0	0	0	0	0	0	0	0	3	3	0.00	0.000

PITCHER	IP	WLS	BF	H	R	ER	SO	BB	IBB	HBP	BLK	WP	HR	S	P	ERA	WHIP

TOP

Pittsburgh Pirates @ St. Louis Cardinals

Busch Stadium, St. Louis, MO

Thu Sep 11 1980, 7:05 PM CDT

Att. 7,521 - Unknown

livebaseballscorecards.com

AB	32
R	2
H	7
RBI	2
BB	2
SO	4
LOB	13

BOTTOM

Pittsburgh Pirates @ St. Louis Cardinals

Busch Stadium, St. Louis, MO

Thu Sep 11 1980, 7:05 PM CDT

Att. 7,521 - Unknown

livebaseballscorecards.com

Batter	1	2	3	4	5	6	7	8	9	AB	R	H	RBI	BB	SO	LOB
Ken Oberkfell, L (1, 4) OBP: 0.388, SLG: 0.424	1-3		K			F7		G4-3 1-2f		4	0	0	0	0	1	3
Tom Herr, S (1, 6) OBP: 0.256, SLG: 0.325	F8			G3 S WP 1B		4-3 1-2			F7	4	1	1	0	0	0	1
Keith Hernandez, L (1, 3) OBP: 0.398, SLG: 0.484	K			G3 1-3		FC6-4 BB			G3	3	0	0	0	1	1	1
Ted Simmons, S (1, 2) OBP: 0.378, SLG: 0.515		G4-6-3 1B		P4 3-H		FC6-4 1-2f			K	4	0	1	0	0	1	2
George Hendrick, R (1, 8) OBP: 0.348, SLG: 0.513		F7		F8			F9			3	0	0	0	0	0	1
Leon Durham, L (1, 7) OBP: 0.314, SLG: 0.435		G4-6-3 1-2f			P6		K			3	0	0	0	0	1	1
Dane Iorg, L (1, 9) OBP: 0.358, SLG: 0.457			K		F7		F9			3	0	0	0	0	1	0
Ken Reitz, R (1, 5) OBP: 0.301, SLG: 0.386			1B		F7			K		3	0	1	0	0	1	0
John Martin, S (1, 1) OBP: 0.500, SLG: 0.400			K			4-3 1B		G4-3 1B		2	0	1	0	0	1	1
Tony Scott, S (8, PH) OBP: 0.312, SLG: 0.309										1	0	1	0	0	0	0
Jim Kaat, L (9, 1) OBP: 0.182, SLG: 0.258										0	0	0	0	0	0	0

	AB	30
	R	1
	H	5
	RBI	0
	BB	1
	SO	7
	LOB	10

Inning Stats	1	2	3	4	5	6	7	8	9
	R: 0 E: 0 K: 1 S: 5 H: 0 LOB: 0 BB: 0 P: 5	R: 0 E: 0 K: 0 S: 3 H: 1 LOB: 0 BB: 0 P: 3	R: 0 E: 0 K: 3 S: 10 H: 1 LOB: 1 BB: 0 P: 10	R: 1 E: 0 K: 0 S: 4 H: 1 LOB: 0 BB: 0 P: 4	R: 0 E: 0 K: 0 S: 3 H: 0 LOB: 0 BB: 0 P: 3	R: 0 E: 0 K: 0 S: 4 H: 1 LOB: 2 BB: 1 P: 8	R: 0 E: 0 K: 1 S: 5 H: 0 LOB: 0 BB: 0 P: 5	R: 0 E: 0 K: 1 S: 5 H: 1 LOB: 0 BB: 0 P: 5	R: 0 E: 0 K: 1 S: 5 H: 0 LOB: 0 BB: 0 P: 5

	1B: 5	SF: 0	WP: 1	PA: 31
	2B: 0	SAC: 0	PB: 0	
	3B: 0	DP: 2	SB: 1	
	HR: 0	HBP: 0	CS: 0	

PITCHER	IP	WLS	BF	H	R	ER	SO	BB	IBB	HBP	BLK	WP	HR	S	P	ERA	WHIP
Bert Blyleven, R (1, 1) ERA: 3.72	9.0	W	31	5	1	1	7	1	0	0	0	1	0	44	48	1.00	0.667

PITCHER	IP	WLS	BF	H	R	ER	SO	BB	IBB	HBP	BLK	WP	HR	S	P	ERA	WHIP

Batter	1	2	3	4	5	6	7	8	9	AB	R	H	RBI	BB	SO	LOB
Omar Moreno, L (1, 8) OBP: 0.312, SLG: 0.338	x 0-0 ① P1		x 0-0 3B			SSS 0-3 ① K		x 0-0 ③ F8		4	0	1	0	0	1	0
Tim Foli, R (1, 6) OBP: 0.303, SLG: 0.339	BBBB 4-0 BB		x 0-0 ② 6-3			x 0-0 ② 6-3			x 0-0 ① F8	3	0	0	0	1	0	1
Dave Parker, L (1, 9) OBP: 0.337, SLG: 0.472	x 0-0 ② F9		x 0-0 ③ F8			SSS 0-3 ③ K			x 0-0 1B 1B	4	0	1	0	0	1	2
Mike Easler, L (1, 7) OBP: 0.373, SLG: 0.564	x 0-0 ③ F7			SSS 0-3 ① K			x 0-0 6-3 2B		x 0-0 ② P6	4	0	1	0	0	1	2
Bill Madlock, R (1, 5) OBP: 0.336, SLG: 0.378		x 0-0 ① F9		x 0-0 ② F9			x 0-0 ① 6-3 2-3		x 0-0 1-2 1B	4	0	1	0	0	0	1
John Milner, L (1, 3) OBP: 0.371, SLG: 0.370		x 0-0 ② F8		x 0-0 ③ F3			x 0-0 ② F7		x 0-0 ③ F9	4	0	0	0	0	0	3
Ed Ott, L (1, 2) OBP: 0.325, SLG: 0.373		x 0-0 1B			x 0-0 ① P6		x 0-0 ③ 3-1			3	0	1	0	0	0	1
Phil Garner, R (1, 4) OBP: 0.314, SLG: 0.361		x 0-0 ③ F8			x 0-0 ② 6-3			x 0-0 ① F8		3	0	0	0	0	0	1
Rick Rhoden, R (1, 1) OBP: 0.424, SLG: 0.594			x 0-0 ① 6-3		x 0-0 ③ 6-3			SSS 0-3 ② K		2	0	0	0	0	0	0
Bernie Carbo, L (8, PH) OBP: 0.250, SLG: 0.143										1	0	0	0	0	1	0
Enrique Romo, R (8, 1) OBP: 0.500, SLG: 0.400										0	0	0	0	0	0	0
Inning Stats	R: 0 E: 0 K: 0 S: 3 H: 0 LOB: 1 BB: 1 P: 7	R: 0 E: 0 K: 0 S: 4 H: 1 LOB: 1 BB: 0 P: 4	R: 0 E: 0 K: 0 S: 4 H: 1 LOB: 1 BB: 0 P: 4	R: 0 E: 0 K: 1 S: 5 H: 0 LOB: 0 BB: 0 P: 5	R: 0 E: 0 K: 0 S: 3 H: 0 LOB: 0 BB: 0 P: 3	R: 0 E: 0 K: 2 S: 7 H: 0 LOB: 0 BB: 0 P: 7	R: 0 E: 0 K: 0 S: 4 H: 1 LOB: 1 BB: 0 P: 4	R: 0 E: 0 K: 1 S: 5 H: 0 LOB: 0 BB: 0 P: 5	R: 0 E: 0 K: 0 S: 5 H: 2 LOB: 2 BB: 0 P: 5	1B: 3 2B: 1 3B: 1 HR: 0	SF: 0 SAC: 0 DP: 0 HBP: 0						

TOP

Pittsburgh Pirates @ Montreal Expos

Olympic Stadium, Montreal, QB

Fri Sep 12 1980, 7:05 PM EDT

Att. 36,992 - Unknown

livebaseballscorecards.com

AB	32
R	0
H	5
RBI	0
BB	1
SO	4
LOB	11

PITCHER		IP	W/L/S	BF	H	R	ER	SO	BB	IBB	HBP	BLK	WP	HR	S	P	ERA	WHIP
Scott Sanderson, R ERA: 2.96	(1, 1)	9.0	W	33	5	0	0	4	1	0	0	0	0	0	40	44	0.00	0.667

PITCHER	IP	W/L/S	BF	H	R	ER	SO	BB	IBB	HBP	BLK	WP	HR	S	P	ERA	WHIP

Batter	1	2	3	4	5	6	7	8	9	AB	R	H	RBI	BB	SO	LOB
Rodney Scott, S (1, 4) OBP: 0.323, SLG: 0.302	L5		5-3		G3			F8		4	0	0	0	0	0	0
Rowland Office, L (1, 9) OBP: 0.365, SLG: 0.439	5-3		K			F8		K		4	0	0	0	0	2	0
Andre Dawson, R (1, 8) OBP: 0.355, SLG: 0.468	K			2B		P5		F9		4	0	1	0	0	1	0
Willie Montanez, L (1, 3) OBP: 0.322, SLG: 0.348		P5		F7		1B				3	0	1	0	0	0	1
Gary Carter, R (1, 2) OBP: 0.318, SLG: 0.457		BB		BB		1B				1	1	1	0	2	0	0
Warren Cromartie, L (1, 7) OBP: 0.354, SLG: 0.461		1B		F9		F8				3	0	1	0	0	0	4
Larry Parrish, R (1, 5) OBP: 0.317, SLG: 0.439		G4-6-3		K			L6			3	0	1	1	0	1	2
Chris Speier, R (1, 6) OBP: 0.324, SLG: 0.294		G4-6-3			F7		F2			3	0	0	0	0	0	2
Scott Sanderson, R (1, 1) OBP: 0.086, SLG: 0.107			K		P6		K			3	0	0	0	0	2	0
Inning Stats	R: 0 E: 0 K: 1 S: 5 H: 0 LOB: 0 BB: 0 P: 5	R: 1 E: 0 K: 0 S: 4 H: 2 LOB: 1 BB: 1 P: 8	R: 0 E: 0 K: 2 S: 7 H: 0 LOB: 0 BB: 0 P: 7	R: 0 E: 0 K: 1 S: 6 H: 1 LOB: 2 BB: 1 P: 10	R: 0 E: 0 K: 0 S: 3 H: 0 LOB: 0 BB: 0 P: 3	R: 0 E: 0 K: 0 S: 5 H: 2 LOB: 2 BB: 0 P: 5	R: 0 E: 0 K: 1 S: 5 H: 0 LOB: 0 BB: 0 P: 5	R: 0 E: 0 K: 1 S: 5 H: 0 LOB: 0 BB: 0 P: 5		1B: 4 2B: 1 3B: 0 HR: 0 SF: 0 SAC: 0 DP: 1 HBP: 0						

PITCHER		IP	WLS	BF	H	R	ER	SO	BB	IBB	HBP	BLK	WP	HR	S	P	ERA	WHIP
Rick Rhoden, R ERA: 3.92	(1, 1)	7.0	L	27	5	1	1	5	2	0	0	0	0	0	35	43	1.29	1.000
Enrique Romo, R ERA: 3.14	(8, 1)	1.0		3	0	0	0	1	0	0	0	0	0	0	5	5	0.00	0.000

PITCHER	IP	WLS	BF	H	R	ER	SO	BB	IBB	HBP	BLK	WP	HR	S	P	ERA	WHIP

BOTTOM

Pittsburgh Pirates @ Montreal Expos

Olympic Stadium, Montreal, QB

Fri Sep 12 1980, 7:05 PM EDT

Att. 36,992 - Unknown

livebaseballscorecards.com

AB	28
R	1
H	5
RBI	1
BB	2
SO	6
LOB	9

Pittsburgh Pirates @ Montreal Expos

Olympic Stadium, Montreal, QB

Sat Sep 13 1980, 3:33 AM EDT

Att. 51,305 - Unknown

TOP

livebaseballscorecards.com

Batter	1	2	3	4	5	6	7	8	9	AB	R	H	RBI	BB	SO	LOB
Omar Moreno, L (1, 8) OBP: 0.312, SLG: 0.337	P6		6-3			K		HBP		3	0	0	0	0	1	0
Tim Foli, R (1, 6) OBP: 0.301, SLG: 0.336	4-3			F8		F8		F8 1-2		4	0	0	0	0	0	1
Dave Parker, L (1, 9) OBP: 0.337, SLG: 0.472	F8			3-1			F8		1B 1B 2B	4	1	1	0	0	0	0
Mike Easler, L (1, 7) OBP: 0.377, SLG: 0.574		HR		4-3			BBBB S 1B BB		1B 1-3 FC1-6 2-3 1B	3	3	2	1	1	0	0
Bill Madlock, R (1, 5) OBP: 0.335, SLG: 0.377		1-3			1B 1B		F8 1-2		1-3 1-2	4	0	1	0	0	0	3
John Milner, L (1, 3) OBP: 0.377, SLG: 0.377		6-3			1-2 1B		2-H 1B		FC1-6 2-3 3-H 1B	4	0	3	2	0	0	0
Ed Ott, L (1, 2) OBP: 0.322, SLG: 0.369		F8			F9		4-3		FC1-6 1B 1-2f 3-H	4	0	0	1	0	0	3
Phil Garner, R (1, 4) OBP: 0.313, SLG: 0.361			F9		F8			P6	1-2 1B	4	0	1	0	0	0	1
Don Robinson, R (1, 1) OBP: 0.319, SLG: 0.447			L6			6-3		6-3	1-3	4	0	0	0	0	0	2

AB	34
R	4
H	8
RBI	4
BB	1
SO	1
LOB	10

Inning Stats	1	2	3	4	5	6	7	8	9
	R: 0 E: 0 K: 0 S: 3	H: 0 LOB: 0 BB: 0 P: 3	R: 1 E: 0 K: 0 S: 4	H: 1 LOB: 0 BB: 0 P: 4	R: 0 E: 0 K: 0 S: 3	H: 0 LOB: 0 BB: 0 P: 3	R: 0 E: 0 K: 0 S: 3	H: 0 LOB: 0 BB: 0 P: 3	R: 0 E: 0 K: 0 S: 4	H: 2 LOB: 1 BB: 0 P: 4	R: 0 E: 0 K: 1 S: 5	H: 0 LOB: 0 BB: 0 P: 5	R: 1 E: 0 K: 0 S: 4	H: 1 LOB: 1 BB: 1 P: 8	R: 0 E: 0 K: 0 S: 3	H: 0 LOB: 1 BB: 0 P: 4	R: 2 E: 0 K: 0 S: 7	H: 4 LOB: 2 BB: 0 P: 7

PITCHER		IP	WLS	BF	H	R	ER	SO	BB	IBB	HBP	BLK	WP	HR	S	P	ERA	WHIP	PITCHER	IP	WLS	BF	H	R	ER	SO	BB	IBB	HBP	BLK	WP	HR	S	P	ERA	WHIP
Steve Rogers, R ERA: 2.88	(1, 1)	8.0	L	29	4	2	2	1	1	0	1	0	0	1	29	34	2.25	0.625																		
Woodie Fryman, L ERA: 2.33	(9, 1)	1.0		7	4	2	2	0	0	0	0	0	0	0	7	7	18.00	4.000																		

1B: 6	SF: 0	WP: 0	PA: 36
2B: 1	SAC: 0	PB: 0	
3B: 0	DP: 0	SB: 2	
HR: 1	HBP: 1	CS: 0	

Batter	1	2	3	4	5	6	7	8	9	AB	R	H	RBI	BB	SO	LOB
Rodney Scott, S (1, 4) OBP: 0.320, SLG: 0.299	F8			1-3		FC6-4 1-2f		F7		4	0	0	0	0	0	2
Rowland Office, L (1, 9) OBP: 0.363, SLG: 0.436	1-3			6-3 1B		F5			P3	4	0	1	0	0	0	1
Andre Dawson, R (1, 8) OBP: 0.352, SLG: 0.465	F8			6-3 1-2			K		5-3	4	0	0	0	0	1	1
Willie Montanez, L (1, 3) OBP: 0.322, SLG: 0.347		K		K			1B 1B		F5	4	0	1	0	0	2	1
Gary Carter, R (1, 2) OBP: 0.316, SLG: 0.454		P5			F8		L6			3	0	0	0	0	0	1
Warren Cromartie, L (1, 7) OBP: 0.354, SLG: 0.460		K			F7		1-2 1B			3	0	1	0	0	1	0
Larry Parrish, R (1, 5) OBP: 0.314, SLG: 0.436			K		6-3		K			3	0	0	0	0	2	2
Chris Speier, R (1, 6) OBP: 0.327, SLG: 0.295			L6			FC6-4 1B		BB F5		2	0	1	0	1	0	0
Tim Raines, S (8, PR) OBP: 0.304, SLG: 0.059										0	0	0	0	0	0	0
Jerry Manuel, S (9, 6)										0	0	0	0	0	0	0
Steve Rogers, R (1, 1) OBP: 0.266, SLG: 0.171			K			K		F5 1-2		2	0	0	0	0	2	1
John Tamargo, S (8, PH) OBP: 0.260, SLG: 0.298										1	0	0	0	0	0	1
Woodie Fryman, R (9, 1) OBP: 0.167, SLG: 0.167										0	0	0	0	0	0	0
Inning Stats	R: 0 E: 0 K: 0 S: 3 H: 0 LOB: 0 BB: 0 P: 3	R: 0 E: 0 K: 2 S: 7 H: 0 LOB: 0 BB: 0 P: 7	R: 0 E: 0 K: 2 S: 7 H: 0 LOB: 0 BB: 0 P: 7	R: 0 E: 0 K: 1 S: 6 H: 1 LOB: 1 BB: 0 P: 6	R: 0 E: 0 K: 0 S: 3 H: 0 LOB: 0 BB: 0 P: 3	R: 0 E: 0 K: 1 S: 6 H: 1 LOB: 1 BB: 0 P: 6	R: 0 E: 0 K: 2 S: 9 H: 2 LOB: 2 BB: 0 P: 9	R: 0 E: 0 K: 0 S: 2 H: 0 LOB: 1 BB: 1 P: 6	R: 0 E: 0 K: 0 S: 3 H: 0 LOB: 0 BB: 0 P: 3	1B: 4 2B: 0 3B: 0 HR: 0	SF: 0 SAC: 0 DP: 0 HBP: 0						

PITCHER	IP	WLS	BF	H	R	ER	SO	BB	IBB	HBP	BLK	WP	HR	S	P	ERA	WHIP
Don Robinson, R (1, 1) ERA: 4.03	9.0	W	31	4	0	0	8	1	0	0	0	0	0	46	50	0.00	0.556

PITCHER	IP	WLS	BF	H	R	ER	SO	BB	IBB	HBP	BLK	WP	HR	S	P	ERA	WHIP

BOTTOM

Pittsburgh Pirates @ Montreal Expos

Olympic Stadium, Montreal, QB

Sat Sep 13 1980, 3:33 AM EDT

Att. 51,305 - Unknown

livebaseballscorecards.com

AB	30
R	0
H	4
RBI	0
BB	1
SO	8
LOB	10

PA: 31

WP: 0 PB: 0 SB: 0 CS: 0

Batter	1	2	3	4	5	6	7	8	9	AB	R	H	RBI	BB	SO	LOB
Omar Moreno, L (1, 8) OBP: 0.310, SLG: 0.334	P6		3-1			P6		F9		4	0	0	0	0	0	0
Tim Foli, R (1, 6) OBP: 0.298, SLG: 0.333	P4			F8		F9		F8		4	0	0	0	0	0	0
Dave Parker, L (1, 9) OBP: 0.336, SLG: 0.470	K			F9		1B			K	4	0	1	0	0	2	0
Mike Easler, L (1, 7) OBP: 0.375, SLG: 0.570		F7		BB 1B		F8			F8	4	0	1	0	0	0	1
Bill Madlock, R (1, 5) OBP: 0.335, SLG: 0.374		F7		1-2 BB			F8		5-3	3	0	0	0	1	0	0
John Milner, L (1, 3) OBP: 0.380, SLG: 0.379		BB		F8			FC3-6 1B			2	0	1	0	1	0	2
Ed Ott, L (1, 2) OBP: 0.319, SLG: 0.365		F8			G3		FC3-6 1-2f			3	0	0	0	0	0	2
Phil Garner, R (1, 4) OBP: 0.312, SLG: 0.359			G3		F9		F3			3	0	0	0	0	0	1
John Candelaria, L (1, 1) OBP: 0.200, SLG: 0.157			K		1-3			F5		2	0	0	0	0	1	0
Enrique Romo, R (7, 1) OBP: 0.500, SLG: 0.400										0	0	0	0	0	0	0
Grant Jackson, S (7, 1)										0	0	0	0	0	0	0
Bernie Carbo, L (8, PH) OBP: 0.235, SLG: 0.133										1	0	0	0	0	0	0
Kent Tekulve, R (8, 1)										0	0	0	0	0	0	0
Inning Stats	R: 0 E: 0 K: 1 S: 5 H: 0 LOB: 0 BB: 0 P: 5	R: 0 E: 0 K: 0 S: 3 H: 0 LOB: 1 BB: 1 P: 7	R: 0 E: 0 K: 1 S: 5 H: 0 LOB: 0 BB: 0 P: 5	R: 0 E: 0 K: 0 S: 4 H: 1 LOB: 2 BB: 1 P: 8	R: 0 E: 0 K: 0 S: 3 H: 0 LOB: 0 BB: 0 P: 3	R: 0 E: 0 K: 0 S: 4 H: 1 LOB: 1 BB: 0 P: 4	R: 0 E: 0 K: 0 S: 4 H: 1 LOB: 1 BB: 0 P: 4	R: 0 E: 0 K: 0 S: 3 H: 0 LOB: 0 BB: 0 P: 3	R: 0 E: 0 K: 1 S: 5 H: 0 LOB: 0 BB: 0 P: 5	1B: 3 2B: 0 3B: 0 HR: 0 SF: 0 SAC: 0 DP: 0 HBP: 0						

PITCHER		IP	WLS	BF	H	R	ER	SO	BB	IBB	HBP	BLK	WP	HR	S	P	ERA	WHIP
Bill Gullickson, R ERA: 2.98	(1, 1)	9.0	W	32	3	0	0	3	2	0	0	0	0	0	36	44	0.00	0.556

PITCHER	IP	WLS	BF	H	R	ER	SO	BB	IBB	HBP	BLK	WP	HR	S	P	ERA	WHIP

TOP

Pittsburgh Pirates @ Montreal Expos

Olympic Stadium, Montreal, QB

Sun Sep 14 1980, 3:33 AM EDT

Att. 56,137 - Unknown

livebaseballscorecards.com

AB	30
R	0
H	3
RBI	0
BB	2
SO	3
LOB	6

Batter	1	2	3	4	5	6	7	8	9	AB	R	H	RBI	BB	SO	LOB
Jerry White, S (1, 7) OBP: 0.340, SLG: 0.404	3B 1B	FC4 1B		K			SH FC6-4			3	1	2	0	0	1	0
Rodney Scott, S (1, 4) OBP: 0.320, SLG: 0.303	1B 3B	P4		F2			F9			4	1	1	1	0	0	4
Andre Dawson, R (1, 8) OBP: 0.351, SLG: 0.463	1B 1B	FC4			F9		FC6-4			4	1	1	1	0	0	4
Ellis Valentine, R (1, 9) OBP: 0.366, SLG: 0.521	G3 5-3 1B		P4		5-3		PO BB			3	0	1	0	1	0	0
Gary Carter, R (1, 2) OBP: 0.315, SLG: 0.451	5-3	5-3			P4		BB			3	0	0	2	1	0	1
Warren Cromartie, L (1, 3) OBP: 0.355, SLG: 0.460	G3	BB 1B			K		PO	CS 1B		4	0	2	0	0	1	1
Larry Parrish, R (1, 5) OBP: 0.314, SLG: 0.432	1-3		FC6 BB		F8			P3		3	0	0	0	1	0	2
Chris Speier, R (1, 6) OBP: 0.329, SLG: 0.298		1B 1B	FC6		4-3			1B		4	0	2	0	0	0	2
Bill Gullickson, R (1, 1) OBP: 0.189, SLG: 0.194		K		F9			FC6-4 SH BB 1B	4-3		4	1	1	0	0	1	3
Inning Stats	R: 3 E: 0 K: 0 S: 7 H: 4 LOB: 1 BB: 0 P: 7	R: 0 E: 0 K: 1 S: 7 H: 2 LOB: 2 BB: 0 P: 7	R: 0 E: 0 K: 0 S: 4 H: 1 LOB: 2 BB: 1 P: 8	R: 0 E: 0 K: 1 S: 5 H: 0 LOB: 0 BB: 0 P: 5	R: 0 E: 0 K: 0 S: 3 H: 0 LOB: 0 BB: 0 P: 3	R: 0 E: 0 K: 1 S: 5 H: 0 LOB: 0 BB: 0 P: 5	R: 1 E: 1 K: 0 S: 4 H: 1 LOB: 2 BB: 2 P: 12	R: 0 E: 0 K: 0 S: 4 H: 2 LOB: 1 BB: 0 P: 4		1B: 9 2B: 0 3B: 1 HR: 0	SF: 0 SAC: 1 DP: 0 HBP: 0					

PITCHER		IP	WLS	BF	H	R	ER	SO	BB	IBB	HBP	BLK	WP	HR	S	P	ERA	WHIP
John Candelaria, L ERA: 3.86	(1, 1)	6.2	L	31	8	4	3	3	2	0	0	0	0	0	35	43	4.05	1.500
Enrique Romo, R ERA: 3.14	(7, 1)	0.0		1	0	0	0	0	1	0	0	0	0	0	0	4	∞	∞
Grant Jackson, L ERA: 2.91	(7, 1)	0.1		0	0	0	0	0	0	0	0	0	0	0	0	0	0.00	0.000
Kent Tekulve, R ERA: 3.25	(8, 1)	1.0		4	2	0	0	0	0	0	0	0	0	0	4	4	0.00	2.000

PITCHER	IP	WLS	BF	H	R	ER	SO	BB	IBB	HBP	BLK	WP	HR	S	P	ERA	WHIP

BOTTOM

Pittsburgh Pirates @ Montreal Expos

Olympic Stadium, Montreal, QB

Sun Sep 14 1980, 3:33 AM EDT

Att. 56,137 - Unknown

livebaseballscorecards.com

AB	32
R	4
H	10
RBI	4
BB	3
SO	3
LOB	17

1B: 9	SF: 0	WP: 0	PA: 37
2B: 0	SAC: 1	PB: 0	
3B: 1	DP: 0	SB: 0	
HR: 0	HBP: 0	CS: 1	

Batter	1	2	3	4	5	6	7	8	9	AB	R	H	RBI	BB	SO	LOB
Pete Rose, S (1, 3) OBP: 0.355, SLG: 0.359	4-3		L9		L8			P6		4	0	0	0	0	0	1
Bake McBride, L (1, 9) OBP: 0.342, SLG: 0.465	F8			1-3	4-3			P6		4	0	0	0	0	0	0
Mike Schmidt, R (1, 5) OBP: 0.382, SLG: 0.596	K			HBP 1B BB		K			HR	3	2	1	1	1	2	0
Greg Luzinski, R (1, 7) OBP: 0.361, SLG: 0.456		L4		1-2 BB 1B HBP		6-3			SH1-4 BB BB	2	0	0	0	1	0	0
Jay Loviglio, R (9, PR)										0	0	0	0	0	0	0
Manny Trillo, R (1, 4) OBP: 0.337, SLG: 0.413		F2		F9		F9			1-2 SH1-4 BB	3	0	0	0	0	0	2
Del Unser, L (9, PH) OBP: 0.326, SLG: 0.369										0	0	0	0	1	0	0
Bob Dernier, R (9, PR) OBP: 1.000, SLG: 1.000										0	0	0	0	0	0	0
Garry Maddox, R (1, 8) OBP: 0.276, SLG: 0.386		P6		1-2 2-H BB 1B			F8		1-2 2-3 SH1-4	3	0	1	1	0	0	0
Larry Bowa, S (1, 6) OBP: 0.289, SLG: 0.317			SH1-6-3 1B	1-2 2-3 BB			K	F8		3	0	1	0	1	1	3
Bob Boone, R (1, 2) OBP: 0.303, SLG: 0.344			F2	L9			F8		P4	4	0	0	0	0	0	7
Dick Ruthven, R (1, 1) OBP: 0.238, SLG: 0.328			SH1-6-3 1-2		F8			K		1	0	0	0	0	0	0
Greg Gross, L (8, PH) OBP: 0.341, SLG: 0.313										1	0	0	0	0	1	0
Sparky Lyle, L (8, 1)										0	0	0	0	0	0	0
Inning Stats	R: 0 E: 0 K: 1 S: 5 H: 0 LOB: 0 BB: 0 P: 5	R: 0 E: 0 K: 0 S: 3 H: 0 LOB: 0 BB: 0 P: 3	R: 0 E: 0 K: 0 S: 4 H: 1 LOB: 1 BB: 0 P: 4	R: 1 E: 0 K: 0 S: 4 H: 1 LOB: 3 BB: 2 P: 13	R: 0 E: 0 K: 0 S: 3 H: 0 LOB: 0 BB: 0 P: 3	R: 0 E: 0 K: 1 S: 5 H: 0 LOB: 0 BB: 0 P: 5	R: 0 E: 0 K: 1 S: 5 H: 0 LOB: 0 BB: 0 P: 5	R: 0 E: 0 K: 1 S: 5 H: 0 LOB: 0 BB: 0 P: 5	R: 1 E: 0 K: 0 S: 4 H: 1 LOB: 3 BB: 2 P: 12	1B: 2 2B: 0 3B: 0 HR: 1	SF: 0 SAC: 2 DP: 0 HBP: 1						

PITCHER	IP	WLS	BF	H	R	ER	SO	BB	IBB	HBP	BLK	WP	HR	S	P	ERA	WHIP
Jim Bibby, R (1, 1) ERA: 3.45	8.0	W	32	3	2	2	4	4	0	1	0	0	1	35	52	2.25	0.875
Kent Tekulve, R (9, 1) ERA: 3.21	1.0	S	3	0	0	0	0	0	0	0	0	0	0	3	3	0.00	0.000

PITCHER	IP	WLS	BF	H	R	ER	SO	BB	IBB	HBP	BLK	WP	HR	S	P	ERA	WHIP

TOP

Philadelphia Phillies @ Pittsburgh Pirates

Three Rivers Stadium, Pittsburgh, PA

Tue Sep 16 1980, 7:05 PM EDT

Att. 22,239 - Unknown

livebaseballscorecards.com

AB	28
R	2
H	3
RBI	2
BB	4
SO	4
LOB	13

WP: 0 PB: 0 SB: 0 CS: 0 PA: 35

Batter	1	2	3	4	5	6	7	8	9	AB	R	H	RBI	BB	SO	LOB
Omar Moreno, L (1, 8) OBP: 0.309, SLG: 0.333	3-1		F8	F8			BB			3	0	0	0	1	0	0
Tim Foli, R (1, 6) OBP: 0.298, SLG: 0.333	6-3		1B 1B 1B		5-3		1-3			4	1	1	0	0	0	1
Dave Parker, L (1, 9) OBP: 0.337, SLG: 0.470	F7		1B 1B 1B 1-2		6-3		1B			4	1	2	0	0	0	0
Mike Easler, L (1, 7) OBP: 0.379, SLG: 0.574		2B 2B	1B 1B 1-2 2-H		BB		4-3			3	1	2	1	1	0	1
Bill Madlock, R (1, 5) OBP: 0.336, SLG: 0.377		PB 2B 2-H	P4		CS 1-2	FC5-4 4-3 1B		L7		4	0	2	1	0	0	2
John Milner, L (1, 3) OBP: 0.378, SLG: 0.376		4-3 2-3	1B 1-3 2-H			4-3 1-2		5-3		4	0	1	1	0	0	2
Ed Ott, L (1, 2) OBP: 0.321, SLG: 0.365		4-3	F7			FC5-4 IBB		1B		3	0	1	0	1	0	3
Phil Garner, R (1, 4) OBP: 0.311, SLG: 0.356		IBB	P4			FC5-4 S 1-2f 2-3		F8		3	0	0	0	1	0	3
Jim Bibby, R (1, 1) OBP: 0.205, SLG: 0.200 Kent Tekulve, R (9, 1)		K	K			K 1-2				3 0	0 0	0 0	0 0	0 0	3 0	4 0
Inning Stats	R: 0 H: 0 E: 0 LOB: 0 K: 0 BB: 0 S: 3 P: 3	R: 1 H: 2 E: 0 LOB: 2 K: 1 BB: 1 S: 7 P: 11	R: 2 H: 4 E: 0 LOB: 2 K: 0 BB: 0 S: 7 P: 7	R: 0 H: 0 E: 0 LOB: 0 K: 1 BB: 0 S: 5 P: 5	R: 0 H: 0 E: 0 LOB: 0 K: 0 BB: 1 S: 2 P: 6	R: 0 H: 1 E: 0 LOB: 2 K: 1 BB: 1 S: 6 P: 10	R: 0 H: 1 E: 0 LOB: 1 K: 0 BB: 1 S: 3 P: 7	R: 0 H: 1 E: 0 LOB: 1 K: 0 BB: 0 S: 4 P: 4		1B: 7 SF: 0 2B: 2 SAC: 0 3B: 0 DP: 0 HR: 0 HBP: 0						

PITCHER		IP	WLS	BF	H	R	ER	SO	BB	IBB	HBP	BLK	WP	HR	S	P	ERA	WHIP
Dick Ruthven, R ERA: 3.64	(1, 1)	7.0	L	31	8	3	3	3	2	2	0	0	0	0	33	49	3.86	1.429
Sparky Lyle, L ERA: 4.73	(8, 1)	1.0		4	1	0	0	0	0	0	0	0	0	0	4	4	0.00	1.000

PITCHER	IP	WLS	BF	H	R	ER	SO	BB	IBB	HBP	BLK	WP	HR	S	P	ERA	WHIP

BOTTOM

Philadelphia Phillies @ Pittsburgh Pirates
Three Rivers Stadium, Pittsburgh, PA
Tue Sep 16 1980, 7:05 PM EDT
Att. 22,239 - Unknown

livebaseballscorecards.com

AB	31
R	3
H	9
RBI	3
BB	4
SO	3
LOB	16

Batter	1	2	3	4	5	6	7	8	9	10	11	AB	R	H	RBI	BB	SO	LOB
Pete Rose, S (1, 3) OBP: 0.355, SLG: 0.359	6-3		F7		BB 1B 2B BB	4-3			2B		6-3 1-2	5	1	1	0	1	0	2
Bake McBride, L (1, 9) OBP: 0.343, SLG: 0.466	6-3		2B		BB 2B 1B 1-2 2-3		L8		F8			5	1	2	0	0	0	1
Mike Schmidt, R (1, 5) OBP: 0.383, SLG: 0.593	1B		P4		2B BB 1-2 2-3 3-H		K			F3		4	0	1	1	1	1	1
Greg Luzinski, R (1, 7) OBP: 0.360, SLG: 0.457 Luis Aguayo, R (7, 6) OBP: 0.302, SLG: 0.475	K			5-3	2B 1-3 2-H 3-H		F8			6-3		4 1	0 0	1 0	2 0	0 0	1 0	1 0
Manny Trillo, R (1, 4) OBP: 0.336, SLG: 0.411		1B		4-3	F8			K		K		5	0	1	0	0	2	2
Garry Maddox, R (1, 8) OBP: 0.277, SLG: 0.386		K		F8		1B SF8		F7			S 1B	5	2	2	0	0	1	1
Larry Bowa, S (1, 6) OBP: 0.293, SLG: 0.321 Greg Gross, L (7, 7) OBP: 0.337, SLG: 0.308	G6-4-3 1-2				1B SH5-3 BB	FC5-2-6-1 1-3		F8			1-3	3 2	1 0	3 0	0 0	0 0	0 0	0 1
Bob Boone, R (1, 2) OBP: 0.300, SLG: 0.341	G6-4-3 1-2f				SH5-3 1-2	FC5-2-6-1 1-3			P6		K	4	0	0	0	0	1	5
Steve Carlton, L (1, 1) OBP: 0.167, SLG: 0.172 George Vukovich, L (9, PH) OBP: 0.304, SLG: 0.294 Tug McGraw, R (9, 1) OBP: 0.333, SLG: 0.333 Del Unser, L (11, PH) OBP: 0.333, SLG: 0.376 Jay Loviglio, R (11, PR) Sparky Lyle, L (11, 1)			4-3		2-3	SF8 3-H			1-3		S 3-H	2 1 0 1 0 0	0 0 0 0 0 0	0 0 0 1 0 0	1 0 0 1 0 0	0 0 0 0 0 0	0 0 0 0 0 0	1 0 0 0 0 0
Inning Stats	R: 0 E: 0 K: 1 S: 6 H: 1 LOB: 1 BB: 0 P: 6	R: 0 E: 0 K: 1 S: 6 H: 2 LOB: 1 BB: 0 P: 6	R: 0 E: 0 K: 0 S: 4 H: 1 LOB: 1 BB: 0 P: 4	R: 0 E: 0 K: 0 S: 3 H: 0 LOB: 0 BB: 0 P: 3	R: 3 E: 0 K: 0 S: 6 H: 3 LOB: 2 BB: 2 P: 14	R: 1 E: 0 K: 0 S: 5 H: 2 LOB: 1 BB: 0 P: 5	R: 0 E: 0 K: 1 S: 5 H: 0 LOB: 0 BB: 0 P: 5	R: 0 E: 0 K: 1 S: 5 H: 0 LOB: 0 BB: 0 P: 5	R: 0 E: 0 K: 0 S: 4 H: 1 LOB: 1 BB: 0 P: 4	R: 0 E: 0 K: 1 S: 5 H: 0 LOB: 0 BB: 0 P: 5	R: 1 E: 0 K: 1 S: 7 H: 2 LOB: 2 BB: 0 P: 7	1B: 9 2B: 3 3B: 0 HR: 0	SF: 1 SAC: 1 DP: 1 HBP: 0			WP: 0 PB: 0 SB: 3 CS: 0	PA: 46	

TOP

Philadelphia Phillies @ Pittsburgh Pirates
Three Rivers Stadium, Pittsburgh, PA

Wed Sep 17 1980, 7:05 PM EDT
Att. 23,650 - Unknown

livebaseballscorecards.com

AB	42
R	5
H	12
RBI	5
BB	2
SO	6
LOB	15

PITCHER		IP	WLS	BF	H	R	ER	SO	BB	IBB	HBP	BLK	WP	HR	S	P	ERA	WHIP
Bert Blyleven, R ERA: 3.77	(1, 1)	7.0		31	9	4	4	3	2	0	0	0	0	0	35	43	5.14	1.571
Enrique Romo, R ERA: 3.05	(8, 1)	3.0		10	1	0	0	2	0	0	0	0	0	0	14	14	0.00	0.333
Kent Tekulve, R ERA: 3.28	(11, 1)	1.0	L	5	2	1	1	1	0	0	0	0	0	0	7	7	9.00	2.000

PITCHER	IP	WLS	BF	H	R	ER	SO	BB	IBB	HBP	BLK	WP	HR	S	P	ERA	WHIP

Batter	1	2	3	4	5	6	7	8	9	10	11	AB	R	H	RBI	BB	SO	LOB
Omar Moreno, L (1, 8) OBP: 0.308, SLG: 0.332	F9		S BLK 1B			K	K			F9 1-2		5	0	1	0	0	2	2
Tim Foli, R (1, 6) OBP: 0.297, SLG: 0.331	WP 1B		P6 1-3			1-3		P6		5-3		5	0	1	0	0	0	3
Dave Parker, L (1, 9) OBP: 0.334, SLG: 0.466	K 1-2			K		G3		K			4-3	5	0	0	0	0	3	1
Bill Robinson, R (1, 3) OBP: 0.320, SLG: 0.477	F8			F7			HR	6-3			FC6-4 BB	4	1	1	1	1	0	1
Bill Madlock, R (1, 5) OBP: 0.335, SLG: 0.376		F8		CS 1B			4-3		6-3		L9	5	0	1	0	0	0	1
Lee Lacy, R (1, 7) OBP: 0.405, SLG: 0.527		5-3		CS 1-2	HR		F7		K		FC6-4 1-2f	5	1	1	1	0	1	1
Phil Garner, R (1, 4) OBP: 0.311, SLG: 0.356		K			5-3		1B 2B 1B		6-3			4	1	1	0	0	1	0
Steve Nicosia, R (1, 2) OBP: 0.277, SLG: 0.265			5-3		F9		1-3 2B 1B			F7		4	1	1	0	0	0	0
Bert Blyleven, R (1, 1) OBP: 0.085, SLG: 0.069 Kurt Bevacqua, R (7, PH) OBP: 0.344, SLG: 0.376 Enrique Romo, R (8, 1) OBP: 0.500, SLG: 0.400 John Milner, L (10, PH) OBP: 0.381, SLG: 0.379 Vance Law, R (10, PR) OBP: 0.267, SLG: 0.286 Kent Tekulve, R (11, 1)			5-3		F9		1-H 3-H 2B			S 1B		2	0	0	0	0	0	0
												1	0	1	2	0	0	0
												0	0	0	0	0	0	0
												1	0	1	0	0	0	0
												0	0	0	0	0	0	0
												0	0	0	0	0	0	0
Inning Stats	R: 0 E: 0 K: 1 S: 6 H: 1 LOB: 1 BB: 0 P: 6	R: 0 E: 0 K: 1 S: 5 H: 0 LOB: 0 BB: 0 P: 5	R: 0 E: 0 K: 0 S: 4 H: 1 LOB: 1 BB: 0 P: 4	R: 0 E: 0 K: 1 S: 5 H: 1 LOB: 0 BB: 0 P: 5	R: 1 E: 0 K: 0 S: 4 H: 1 LOB: 0 BB: 0 P: 4	R: 0 E: 0 K: 1 S: 5 H: 0 LOB: 0 BB: 0 P: 5	R: 3 E: 0 K: 1 S: 9 H: 4 LOB: 1 BB: 0 P: 9	R: 0 E: 0 K: 1 S: 5 H: 0 LOB: 0 BB: 0 P: 5	R: 0 E: 0 K: 1 S: 5 H: 0 LOB: 0 BB: 0 P: 5	R: 0 E: 0 K: 0 S: 4 H: 1 LOB: 2 BB: 0 P: 4	R: 0 E: 0 K: 0 S: 3 H: 0 LOB: 1 BB: 1 P: 7	1B: 6 2B: 1 3B: 0 HR: 2	SF: 0 SAC: 0 DP: 0 HBP: 0	WP: 1 PB: 0 SB: 2 CS: 1	PA: 43			

PITCHER		IP	WLS	BF	H	R	ER	SO	BB	IBB	HBP	BLK	WP	HR	S	P	ERA	WHIP
Steve Carlton, L ERA: 2.35	(1, 1)	8.0		31	8	4	4	6	0	0	0	1	1	2	43	43	4.50	1.000
Tug McGraw, L ERA: 1.75	(9, 1)	2.0	W	7	1	0	0	1	0	0	0	0	0	0	9	9	0.00	0.500
Sparky Lyle, L ERA: 4.68	(11, 1)	1.0	S	4	0	0	0	0	1	0	0	0	0	0	3	7	0.00	1.000

PITCHER	IP	WLS	BF	H	R	ER	SO	BB	IBB	HBP	BLK	WP	HR	S	P	ERA	WHIP

BOTTOM

Philadelphia Phillies @ Pittsburgh Pirates
Three Rivers Stadium, Pittsburgh, PA
Wed Sep 17 1980, 7:05 PM EDT
Att. 23,650 - Unknown

livebaseballscorecards.com

AB	41
R	4
H	9
RBI	4
BB	1
SO	7
LOB	9

Batter	1	2	3	4	5	6	7	8	9	AB	R	H	RBI	BB	SO	LOB
Mookie Wilson, S (1, 8) OBP: 0.356, SLG: 0.409	5-3 1B		FC6-5 1B 1-2 2-3 3-H 1B		3-1		F8		F7	5	1	2	1	0	0	0
Wally Backman, S (1, 6) OBP: 0.403, SLG: 0.340	5-3 1-2		FC6-5 1B 1-2 2-3f 3-H		E 1B		6-3			4	0	1	1	0	0	3
Lee Mazzilli, S (1, 3) OBP: 0.364, SLG: 0.438	F8		1-3 2-H 1B		B B B B FC6-4 1-2 BB			1B 1-3 FC5-2-5 1B		3	0	2	1	1	0	0
Joel Youngblood, R (1, 9) OBP: 0.346, SLG: 0.375 Jerry Morales, R (7, 9) OBP: 0.298, SLG: 0.356		6-3	S S S K		S S S K			1-3 1-2		3 1	0 0	0 0	0 0	0 0	2 0	4 1
Steve Henderson, R (1, 7) OBP: 0.366, SLG: 0.402		F9	S S S K		FC6-4 1-2f			FC5 FC5-2-5 2-3 1B		4	0	1	0	0	1	4
Alex Trevino, R (1, 2) OBP: 0.292, SLG: 0.299		4-3		F9		S S S K		FC5-2-5 1-2 3-H		4	0	0	0	0	1	2
Hubie Brooks, R (1, 5) OBP: 0.282, SLG: 0.222			1B 1B 1B 1B	F1-3 1B	S S S K			FC5 2-3f		4	1	2	0	0	1	2
Doug Flynn, R (1, 4) OBP: 0.296, SLG: 0.318 Mike Jorgensen, L (9, PH) OBP: 0.349, SLG: 0.358			1B 1B 1-2 FC6-5 1B	F1-3 1-2		F6-3			F7	3 1	1 0	1 0	0 0	0 0	0 0	1 0
Ed Lynch, R (1, 1) OBP: 0.500, SLG: 0.500 Dyar Miller, R (5, 1) Claudell Washington, L (7, PH) OBP: 0.330, SLG: 0.466 Roy Lee Jackson, R (7, 1) OBP: 0.200, SLG: 0.333 Jose Moreno, S (9, PH) OBP: 0.273, SLG: 0.475			FC6-5 1B 1-2 2-3 1B	6-3		S S S K			S S S K	2 0 1 0 1	0 0 0 0 0	1 0 0 0 0	0 0 0 0 0	0 0 1 0 1	0 0 0 0 1	1 0 0 0 0

Inning Stats									
	R: 0 E: 0 K: 0 S: 3	H: 1 LOB: 0 BB: 0 P: 3	R: 0 E: 0 K: 0 S: 3	H: 0 LOB: 0 BB: 0 P: 3	R: 3 E: 0 K: 2 S: 12	H: 5 LOB: 2 BB: 0 P: 12	R: 0 E: 0 K: 0 S: 4	H: 1 LOB: 1 BB: 0 P: 4	R: 0 E: 1 K: 1 S: 6	H: 1 LOB: 2 BB: 1 P: 10
	R: 0 E: 0 K: 2 S: 7	H: 0 LOB: 0 BB: 0 P: 7	R: 0 E: 0 K: 1 S: 5	H: 0 LOB: 0 BB: 0 P: 5	R: 0 E: 0 K: 0 S: 5	H: 2 LOB: 2 BB: 0 P: 5	R: 0 E: 0 K: 1 S: 5	H: 0 LOB: 0 BB: 0 P: 5	1B: 10 2B: 0 3B: 0 HR: 0	SF: 0 SAC: 0 DP: 0 HBP: 0

PITCHER	IP	WLS	BF	H	R	ER	SO	BB	IBB	HBP	BLK	WP	HR	S	P	ERA	WHIP
Rick Rhoden, R (1, 1) ERA: 3.85	9.0	W	37	10	3	3	7	1	0	0	0	0	0	50	54	3.00	1.222

PITCHER	IP	WLS	BF	H	R	ER	SO	BB	IBB	HBP	BLK	WP	HR	S	P	ERA	WHIP

TOP

New York Mets @ Pittsburgh Pirates

Three Rivers Stadium, Pittsburgh, PA

Fri Sep 19 1980, 7:05 PM EDT

Att. 17,593 - Unknown

livebaseballscorecards.com

AB	36
R	3
H	10
RBI	3
BB	1
SO	7
LOB	18

WP: 0 PA: 37
PB: 0
SB: 0
CS: 0

New York Mets @ Pittsburgh Pirates

Three Rivers Stadium, Pittsburgh, PA

Fri Sep 19 1980, 7:05 PM EDT

Att. 17,593 - Unknown

livebaseballscorecards.com

BOTTOM

Batter	1	2	3	4	5	6	7	8	9	AB	R	H	RBI	BB	SO	LOB
Omar Moreno, L (1, 8) OBP: 0.307, SLG: 0.330	F4-3	F8		F9		F4-3 1-2				4	0	0	0	0	0	4
Tim Foli, R (1, 6) OBP: 0.298, SLG: 0.333	2B SF7 1B	1-2 2-3 1B			1-3	6-3				4	1	2	0	0	0	1
Dave Parker, L (1, 9) OBP: 0.333, SLG: 0.466	1-3 3B 2B	3-1			3-1		F8			4	1	1	0	0	0	3
Mike Easler, L (1, 7) OBP: 0.380, SLG: 0.576	SF7 3-H		F9		2B 2B		B B B B 4-0 F6-4-3 BB			2	1	1	1	1	0	0
Bill Madlock, R (1, 5) OBP: 0.336, SLG: 0.380	2-H 3B		F6		B B B B 4-0 2B BB		1-2 F6-4-3 2 3			3	1	1	1	1	0	1
John Milner, L (1, 3) OBP: 0.379, SLG: 0.381	F9		F8		1-H 2-H 2B			F4-3 1		4	0	1	2	0	0	1
Ed Ott, L (1, 2) OBP: 0.321, SLG: 0.364		1B 1B 1B		F7 1	G3 3			F4-3 2		4	0	1	0	0	0	1
Phil Garner, R (1, 4) OBP: 0.310, SLG: 0.355		L8 1		1B		S S S K 1		S S S K 3		4	0	1	0	0	2	1
Rick Rhoden, R (1, 1) OBP: 0.417, SLG: 0.571		1-2 1B 1B		F7 2		E3 F4-3				3	0	1	0	0	0	1
Inning Stats	R: 2 E: 0 K: 0 S: 6 H: 3 LOB: 1 BB: 0 P: 6	R: 0 E: 0 K: 0 S: 6 H: 3 LOB: 3 BB: 0 P: 6	R: 0 E: 0 K: 0 S: 3 H: 0 LOB: 0 BB: 0 P: 3	R: 0 E: 0 K: 0 S: 4 H: 1 LOB: 1 BB: 0 P: 4	R: 2 E: 0 K: 0 S: 5 H: 2 LOB: 1 BB: 1 P: 9	R: 0 E: 1 K: 1 S: 6 H: 0 LOB: 1 BB: 0 P: 6	R: 0 E: 0 K: 0 S: 2 H: 0 LOB: 0 BB: 1 P: 6	R: 0 E: 0 K: 1 S: 5 H: 0 LOB: 0 BB: 0 P: 5		1B: 5 2B: 3 3B: 1 HR: 0 SF: 1 SAC: 0 DP: 1 HBP: 0						

	AB	32
	R	4
	H	9
	RBI	4
	BB	2
	SO	2
	LOB	13

WP: 0 PB: 0 SB: 0 CS: 0 PA: 35

PITCHER		IP	WLS	BF	H	R	ER	SO	BB	IBB	HBP	BLK	WP	HR	S	P	ERA	WHIP
Ed Lynch, R (1, 1) ERA: 6.75		4.2	L	24	9	4	4	0	1	0	0	0	0	0	23	27	7.71	2.143
Dyar Miller, R (5, 1) ERA: 1.93		1.1		5	0	0	0	1	0	0	0	0	0	0	7	7	0.00	0.000
Roy Lee Jackson, R (7, 1) ERA: 3.86		2.0		6	0	0	0	1	1	0	0	0	0	0	7	11	0.00	0.500

PITCHER	IP	WLS	BF	H	R	ER	SO	BB	IBB	HBP	BLK	WP	HR	S	P	ERA	WHIP

Batter	1	2	3	4	5	6	7	8	9	10	11	AB	R	H	RBI	BB	SO	LOB
Mookie Wilson, S (1, 8) OBP: 0.367, SLG: 0.437	BBBB 4-0 CS BB	x 0-0 ③ 3-1	x 0-0 ② 4-3 2-3		x 0-0 E SH3 1B 1B	x 0-0 ③ F3		x 0-0 1B 3B	5	2	2	0	1	0	2
Wally Backman, S (1, 6) (11, 4) OBP: 0.433, SLG: 0.357	x 0-0 ① CS 1-2 1B	H 1-0 6-3 HBP	x 0-0 CS 3-H 1B		x 0-0 ① SH3 1-2		x 0-0 ① G3	BBBB 4-0 IBB 1B BB	3	1	2	1	1	0	0
Lee Mazzilli, S (1, 3) OBP: 0.364, SLG: 0.435	x 0-0 ②③ F8 1-2	SSS 0-3 ① K	0-0 ③ CS 1-2	x 0-0 ① F7	III 4-0 1B E 1B IBB		x 0-0 ② F7	III 4-0 1B 1B 1-2 IBB	4	2	0	0	2	1	2
Mike Jorgensen, L (1, 9) OBP: 0.351, SLG: 0.358 Bill Almon, R (7, PR) OBP: 0.242, SLG: 0.252 Elliott Maddox, R (7, 9) OBP: 0.341, SLG: 0.326	x 0-0 ① F7	x 0-0 ② 6-3 1-2	x 0-0 ② 6-3 1-2	BBBB 4-0 3-1 1B 1B BB	x 0-0 FC5-4 1B 1-3 2-H 1B		x 0-0 ③ F9	x 0-0 1B 1-3 2-H 3-H 1B	3 0 2	1 0 0	1 0 1	1 0 2	1 0 0	0 0 0	1 0 0
Steve Henderson, R (1, 7) OBP: 0.371, SLG: 0.405	BBBB 4-0 CS BB	BBBB 4-0 BB	x 0-0 3-1 1-2 1B	x 0-0 FC5-4 1-2 3-H 1B			x 0-0 ① 5-3	x 0-0 1-2 3-H 1B	4	1	3	2	2	0	0
Alex Trevino, R (1, 2) OBP: 0.287, SLG: 0.293	x 0-0 ②③ F7 1-2	SSS 0-3 ③ K	x 0-0 ② 3-1 1-2 2-3	x 0-0 ② FC5-4 1-2 2-3			SSS 0-3 ② K	SSS 0-3 ③ K	6	0	0	0	0	3	9
Hubie Brooks, R (1, 5) OBP: 0.295, SLG: 0.225		SSS 0-3 ① K	x 0-0 2B SF7 1B	H 1-0 1B HBP	x 0-0 ③ 4-3		x 0-0 ③ 3-1		4	1	1	0	0	1	2
Doug Flynn, R (1, 4) OBP: 0.299, SLG: 0.324 Frank Taveras, R (11, PR) OBP: 0.310, SLG: 0.328 (11, 6)	x 0-0 F3 SH1-4	x 0-0 4-3 1-3 1B 2B	x 0-0 1-2 2-H 3-H 1B	x 0-0 ① F9			x 0-0 4-3 S 1-3 1B	5 0	1 0	3 0	2 0	0 0	0 0	0 0
Pat Zachry, R (1, 1) OBP: 0.083, SLG: 0.044 Jerry Morales, R (5, PH) OBP: 0.297, SLG: 0.356 Scott Holman, R (5, 1) Dan Norman, R (6, PH) OBP: 0.198, SLG: 0.221 Jeff Reardon, R (6, 1) Neil Allen, R (9, 1) OBP: 0.200, SLG: 0.143 Jose Moreno, S (11, PH) OBP: 0.267, SLG: 0.463 Dyar Miller, R (11, 1)	x 0-0 ② SH1-4 1-2	x 0-0 ① SF7 3-H	x 0-0 ③ 4-3	SSS 0-3 ② K	x 0-0 ③ 4-3 1-3	0 0 0 1 1 0 0 1 0	0 0 0 0 0 0 0 0 0
Inning Stats	R: 0 E: 0 K: 0 S: 2 H: 1 LOB: 0 BB: 1 P: 6	R: 0 E: 0 K: 0 S: 2 H: 0 LOB: 0 BB: 1 P: 6	R: 0 E: 1 K: 1 S: 6 H: 0 LOB: 1 BB: 0 P: 6	R: 0 E: 0 K: 2 S: 7 H: 0 LOB: 2 BB: 1 P: 12	R: 2 E: 0 K: 0 S: 5 H: 3 LOB: 0 BB: 0 P: 5	R: 2 E: 0 K: 0 S: 5 H: 2 LOB: 2 BB: 1 P: 10	R: 2 E: 1 K: 0 S: 6 H: 3 LOB: 2 BB: 1 P: 10	R: 0 E: 0 K: 1 S: 5 H: 0 LOB: 0 BB: 0 P: 5	R: 0 E: 0 K: 0 S: 3 H: 0 LOB: 0 BB: 0 P: 3	R: 0 E: 0 K: 1 S: 5 H: 0 LOB: 0 BB: 0 P: 5	R: 3 E: 0 K: 1 S: 8 H: 4 LOB: 2 BB: 2 P: 16	1B: 11 2B: 1 3B: 1 HR: 0	SF: 1 SAC: 2 DP: 0 HBP: 2		WP: 0 PB: 0 SB: 1 CS: 4		PA: 52	

PITCHER		IP	WLS	BF	H	R	ER	SO	BB	IBB	HBP	BLK	WP	HR	S	P	ERA	WHIP
Don Robinson, R ERA: 4.13	(1, 1)	5.2		26	6	4	4	3	4	0	2	0	0	0	26	44	6.35	1.765
Enrique Romo, R ERA: 3.18	(6, 1)	1.1		8	3	2	2	0	0	1	0	0	0	0	7	11	13.50	2.250
Grant Jackson, L ERA: 2.82	(8, 1)	2.0		6	0	0	0	1	0	0	0	0	0	0	8	8	0.00	0.000
Kent Tekulve, R ERA: 3.52	(10, 1)	2.0	L	11	4	3	3	2	1	1	0	0	0	0	13	21	13.50	2.500

PITCHER	IP	WLS	BF	H	R	ER	SO	BB	IBB	HBP	BLK	WP	HR	S	P	ERA	WHIP

New York Mets @ Pittsburgh Pirates

Three Rivers Stadium, Pittsburgh, PA

Sat Sep 20 1980, 7:05 PM EDT

Att. 22,084 - Unknown

TOP

livebaseballscorecards.com

AB	39
R	9
H	13
RBI	9
BB	7
SO	6
LOB	19

New York Mets @ Pittsburgh Pirates

Three Rivers Stadium, Pittsburgh, PA

Sat Sep 20 1980, 7:05 PM EDT

Att. 22,084 - Unknown

livebaseballscorecards.com

BOTTOM

Batter	1	2	3	4	5	6	7	8	9	10	11	AB	R	H	RBI	BB	SO	LOB
Omar Moreno, L (1, 8) OBP: 0.307, SLG: 0.329	F4-3			BB	K		G3		CS 1B			4	1	1	1	1	1	0
Tim Foli, R (1, 6) OBP: 0.298, SLG: 0.332	F4-3			F4		F9 1B 1B		5-3	CS	1-3		1	0	0	0	0	0	0
Dale Berra, R (3, 6) OBP: 0.286, SLG: 0.384												4	1	1	0	0	0	1
Dave Parker, L (1, 9) OBP: 0.332, SLG: 0.464	F8			K		F9		F9		6-3		2	0	0	0	0	1	1
Lee Lacy, R (5, 7) OBP: 0.401, SLG: 0.521												3	0	0	0	0	0	1
Mike Easler, L (1, 7) OBP: 0.383, SLG: 0.580		G3		2B		1B 1B		HR 1B		K		5	2	3	1	0	1	0
(5, 9)																		
Bill Madlock, R (1, 5) OBP: 0.337, SLG: 0.388		5-3		2B		F9		HR			6-3	5	1	2	3	0	0	2
John Milner, L (1, 3) OBP: 0.379, SLG: 0.379		F4-3		BB		FC5-4 1B		F2			F9	4	0	1	1	1	0	0
Ed Ott, L (1, 2) OBP: 0.316, SLG: 0.359		G3		K		FC5-4			F4-3		3-4	5	0	0	0	0	1	4
Phil Garner, R (1, 4) OBP: 0.312, SLG: 0.355				BB	G3		F8		CS 1B			3	0	1	0	1	0	0
Don Robinson, R (1, 1) OBP: 0.306, SLG: 0.429												2	0	0	0	0	0	1
Enrique Romo, R (6, 1) OBP: 0.500, SLG: 0.400												0	0	0	0	0	0	0
Kurt Bevacqua, R (7, PH) OBP: 0.340, SLG: 0.372												1	0	0	0	0	0	0
Grant Jackson, S (8, 1)												0	0	0	0	0	0	0
Bill Robinson, R (9, PH) OBP: 0.320, SLG: 0.479												1	0	1	0	0	0	0
Matt Alexander, S (9, PR) OBP: 0.333, SLG: 0.667												0	1	0	0	0	0	0
Kent Tekulve, R (10, 1)		6-3			F3		F4-3		1B 1B			0	0	0	0	0	0	0

Inning Stats	1	2	3	4	5	6	7	8	9	10	11
	R: 0 E: 0 K: 0 S: 3	H: 0 LOB: 0 BB: 0 P: 3	R: 0 E: 0 K: 0 S: 3	H: 0 LOB: 0 BB: 0 P: 3	R: 0 E: 0 K: 0 S: 2	H: 0 LOB: 0 BB: 1 P: 6	R: 2 E: 0 K: 2 S: 9	H: 2 LOB: 2 BB: 2 P: 17	R: 0 E: 0 K: 1 S: 5	H: 0 LOB: 0 BB: 0 P: 5	R: 1 E: 0 K: 0 S: 6	H: 3 LOB: 2 BB: 0 P: 6	R: 0 E: 0 K: 0 S: 3	H: 0 LOB: 0 BB: 0 P: 3	R: 2 E: 0 K: 0 S: 5	H: 2 LOB: 0 BB: 0 P: 5	R: 1 E: 0 K: 0 S: 4	H: 3 LOB: 1 BB: 0 P: 4	R: 0 E: 0 K: 1 S: 5	H: 0 LOB: 0 BB: 0 P: 5	R: 0 E: 0 K: 0 S: 3	H: 0 LOB: 0 BB: 0 P: 3

1B: 7 SF: 0
2B: 2 SAC: 0
3B: 0 DP: 0
HR: 1 HBP: 0

WP: 0 PA: 44
PB: 0
SB: 2
CS: 3

	AB	40
	R	6
	H	10
	RBI	6
	BB	3
	SO	4
	LOB	10

PITCHER		IP	WLS	BF	H	R	ER	SO	BB	IBB	HBP	BLK	WP	HR	S	P	ERA	WHIP
Pat Zachry, R ERA: 3.04	(1, 1)	4.0		16	2	2	2	2	3	0	0	0	0	0	17	29	4.50	1.250
Scott Holman, R ERA:	(5, 1)	1.0		3	0	0	0	1	0	0	0	0	0	0	5	5	0.00	0.000
Jeff Reardon, R ERA: 2.85	(6, 1)	3.1		16	6	4	4	0	0	0	0	0	0	1	16	16	10.80	1.800
Neil Allen, R ERA: 3.36	(9, 1)	1.2	W	5	2	0	0	1	0	0	0	0	0	0	7	7	0.00	1.200
Dyar Miller, R ERA: 1.88	(11, 1)	1.0	S	3	0	0	0	0	0	0	0	0	0	0	3	3	0.00	0.000

PITCHER	IP	WLS	BF	H	R	ER	SO	BB	IBB	HBP	BLK	WP	HR	S	P	ERA	WHIP

New York Mets @ Pittsburgh Pirates

Three Rivers Stadium, Pittsburgh, PA

Sun Sep 21 1980, 3:33 AM EDT

Att. 20,320 - Unknown

livebaseballscorecards.com

Batter	1	2	3	4	5	6	7	8	9	AB	R	H	RBI	BB	SO	LOB
Frank Taveras, R (1, 6) OBP: 0.310, SLG: 0.330	0-0 1B 1B 2B		0-0 4-3 ①		0-0 F8 ③			0-0 P3 ①		4	1	1	0	0	0	0
Elliott Maddox, R (1, 8) OBP: 0.341, SLG: 0.325	0-0 E 1B 2-3 1B		0-0 6-3 ②			0-0 F7 ①		0-0 F9 ②		4	1	1	0	0	0	0
Lee Mazzilli, S (1, 3) OBP: 0.363, SLG: 0.434	0-0 FC4-6 1-2 3-H 1B		S S S 0-3 K ③			0-0 F6 ②		S S S 0-3 K ③		4	0	1	1	0	2	0
Steve Henderson, R (1, 7) OBP: 0.369, SLG: 0.402	0-0 FC4-6 ① 1-2f 2-H			0-0 F8 ①		0-0 E4			0-0 6-3 ①	4	0	0	0	0	0	1
Jerry Morales, R (1, 9) OBP: 0.296, SLG: 0.351	S S S 0-3 K ②			0-0 P4 ②		0-0 F7 ③			B B B B 4-0 2B BLK BB	3	1	0	0	1	1	2
Alex Trevino, R (1, 2) OBP: 0.289, SLG: 0.299	0-0 F7 ③			0-0 E1 1B			0-0 5-3 ①		0-0 BLK 1-3 2B	4	0	2	0	0	0	1
Hubie Brooks, R (1, 5) OBP: 0.298, SLG: 0.233 Mookie Wilson, S (9, PH) OBP: 0.363, SLG: 0.431		0-0 F4-6-3 1B		0-0 F9 ③			0-0 L8 ②		0-0 F7 ② 2-3 3-H	3 1	0 0	1 0	0 0	0 0	0 0	1 1
Doug Flynn, R (1, 4) OBP: 0.297, SLG: 0.322 Claudell Washington, L (9, PH) OBP: 0.329, SLG: 0.465		0-0 F4-6-3 ① ② 1-2			0-0 F4 ①		0-0 F1-3 ③		S S S 0-3 K ③	3 1	0 0	0 0	0 0	0 1	0 1	1 1
Ray Burris, R (1, 1) OBP: 0.122, SLG: 0.104 Pete Falcone, L (5, 1) OBP: 0.211, SLG: 0.167 Dan Norman, R (8, PH) OBP: 0.207, SLG: 0.269 Juan Berenguer, R (8, 1)		S S S 0-3 K ③			0-0 G3 ②			0-0 HR		2 0 1 0	0 0 1 0	0 0 1 0	0 0 1 0	1 0 0 0	0 0 0 0	0 0 0 0
Inning Stats	R: 2 E: 1 K: 1 S: 8 H: 3 LOB: 1 BB: 0 P: 8	R: 0 E: 0 K: 1 S: 5 H: 1 LOB: 0 BB: 0 P: 5	R: 0 E: 0 K: 1 S: 5 H: 0 LOB: 0 BB: 0 P: 5	R: 0 E: 1 K: 0 S: 4 H: 1 LOB: 1 BB: 0 P: 4	R: 0 E: 0 K: 0 S: 3 H: 0 LOB: 0 BB: 0 P: 3	R: 0 E: 1 K: 0 S: 4 H: 0 LOB: 1 BB: 0 P: 4	R: 0 E: 0 K: 0 S: 3 H: 0 LOB: 0 BB: 0 P: 3	R: 1 E: 0 K: 1 S: 6 H: 1 LOB: 0 BB: 0 P: 6	R: 1 E: 0 K: 1 S: 6 H: 1 LOB: 1 BB: 1 P: 10	1B: 4 2B: 2 3B: 0 HR: 1 SF: 0 SAC: 0 DP: 1 HBP: 0							

	AB	34
	R	4
	H	7
	RBI	2
	BB	1
	SO	5
	LOB	8

WP: 0 PB: 0 SB: 0 CS: 0 PA: 35

PITCHER		IP	WLS	BF	H	R	ER	SO	BB	IBB	HBP	BLK	WP	HR	S	P	ERA	WHIP
John Candelaria, L ERA: 3.84	(1, 1)	8.1	W	33	7	4	3	4	1	0	0	0	0	1	40	44	3.24	0.960
Enrique Romo, R ERA: 3.16	(9, 1)	0.2		2	0	0	0	1	0	0	0	1	0	0	4	4	0.00	0.000

PITCHER	IP	WLS	BF	H	R	ER	SO	BB	IBB	HBP	BLK	WP	HR	S	P	ERA	WHIP

New York Mets @ Pittsburgh Pirates

Three Rivers Stadium, Pittsburgh, PA

Sun Sep 21 1980, 3:33 AM EDT

Att. 20,320 - Unknown

livebaseballscorecards.com

BOTTOM

Batter	1	2	3	4	5	6	7	8	9	AB	R	H	RBI	BB	SO	LOB
Omar Moreno, L (1, 8) OBP: 0.308, SLG: 0.331	F3		K		CS 2-H 1B	K		1B 1-3 2-H 2B		5	1	2	2	0	2	2
Phil Garner, R (1, 4) OBP: 0.314, SLG: 0.356	F4-3			SF7 1B BB	S HR 1-2 1B		F4	1B 2-H 3-H 1B		4	2	2	2	1	0	0
Bill Madlock, R (1, 5) Vance Law, R (8, PH) (9, 5) OBP: 0.338, SLG: 0.396 OBP: 0.261, SLG: 0.279	6-3			1B 1-3	HR 1-H		L5	F4-3		4 1	1 0	2 0	2 0	0 0	0 0	0 1
Mike Easler, L (1, 9) OBP: 0.384, SLG: 0.579		FC5-4 BB		SF7 3-H	5-3		1B			2	0	1	1	1	0	0
Bill Robinson, R (1, 3) OBP: 0.322, SLG: 0.483		FC5-4 G3 1-2f		F9		SF8 3B	L5			4	1	1	0	0	0	3
John Milner, L (1, 7) Lee Lacy, R (6, PH) (7, 7) OBP: 0.376, SLG: 0.376 OBP: 0.399, SLG: 0.519		G3 1-2		F4-3		SF8 3-H		K		2 1	0 0	0 0	0 1	0 0	0 1	2 0
Ed Ott, L (1, 2) OBP: 0.321, SLG: 0.368		F4-3			HR	2B BB		E 2B BB		2	2	1	1	2	0	1
Dale Berra, R (1, 6) OBP: 0.281, SLG: 0.376			6-3		F4-3	K		F9		4	0	0	0	0	1	2
John Candelaria, L (1, 1) Enrique Romo, R (9, 1) OBP: 0.215, SLG: 0.203 OBP: 0.500, SLG: 0.400			F4-3		1B 2B	1B 1-3 2B		E5 2B 1B 1-2		4 0	2 0	2 0	0 0	0 0	0 0	1 0
Inning Stats	R: 0 H: 0 E: 0 LOB: 0 K: 0 BB: 0 S: 3 P: 3	R: 0 H: 0 E: 0 LOB: 1 K: 0 BB: 1 S: 3 P: 7	R: 0 H: 0 E: 0 LOB: 0 K: 1 BB: 0 S: 5 P: 5	R: 1 H: 1 E: 0 LOB: 1 K: 0 BB: 1 S: 4 P: 8	R: 4 H: 5 E: 0 LOB: 0 K: 0 BB: 0 S: 7 P: 7	R: 1 H: 2 E: 0 LOB: 2 K: 2 BB: 1 S: 9 P: 13	R: 0 H: 1 E: 0 LOB: 1 K: 0 BB: 0 S: 4 P: 4	R: 3 H: 2 E: 1 LOB: 1 K: 1 BB: 1 S: 8 P: 12		1B: 5 SF: 2 2B: 3 SAC: 0 3B: 1 DP: 0 HR: 2 HBP: 0				WP: 0 PA: 39 PB: 0 SB: 1 CS: 1		

	AB	33
	R	9
	H	11
	RBI	9
	BB	4
	SO	4
	LOB	12

PITCHER		IP	WLS	BF	H	R	ER	SO	BB	IBB	HBP	BLK	WP	HR	S	P	ERA	WHIP
Ray Burris, R ERA: 4.02	(1, 1)	4.2	L	21	6	5	5	1	2	0	0	0	0	2	21	29	9.64	1.714
Pete Falcone, L ERA: 4.74	(5, 1)	2.1		11	3	1	1	2	1	0	0	0	0	0	14	18	3.86	1.714
Juan Berenguer, R ERA: 8.44	(8, 1)	1.0		7	2	3	0	1	1	0	0	0	0	0	8	12	0.00	3.000

PITCHER	IP	WLS	BF	H	R	ER	SO	BB	IBB	HBP	BLK	WP	HR	S	P	ERA	WHIP

Batter	1	2	3	4	5	6	7	8	9	AB	R	H	RBI	BB	SO	LOB
Jerry White, S (1, 7) OBP: 0.339, SLG: 0.406	B B B B 4-0 S BB		x 0-0 1B		x 0-0 ③ G3			B B B B 4-0 1B BB 1-2 BB	x 0-0 ③ 4-3	3	0	1	0	2	0	4
Rodney Scott, S (1, 4) OBP: 0.310, SLG: 0.294 Willie Montanez, L (8, PH) OBP: 0.323, SLG: 0.346 Tim Raines, S (8, PR) OBP: 0.304, SLG: 0.059 Bob Pate, R (8, 9) OBP: 0.316, SLG: 0.333	x 0-0 ① F7 1-2		x 0-0 ③ 4-3			x 0-0 ① F8		B B B B 4-0 1B 1-2 2-3 BB		3 0 0 0	0 0 0 0	0 0 0 0	0 0 0 0	0 1 0 0	0 0 0 0	2 0 0 0
Rowland Office, L (1, 9) OBP: 0.366, SLG: 0.433 John Tamargo, S (8, PH) OBP: 0.283, SLG: 0.306 Bill Lee, L (8, 1) OBP: 0.205, SLG: 0.231	x 0-0 ② P6			x 0-0 ① F9		x 0-0 ② F7		x 0-0 ① F8		3 1 0	0 0 0	0 0 0	0 0 0	0 0 0	0 0 0	1 3 0
Andre Dawson, R (1, 8) OBP: 0.350, SLG: 0.461	S S S 0-3 ③ K			x 0-0 ② F8		x 0-0 ③ 5-3		x 0-0 G6-4-3 1-2 2-3 3-H 1B		4	0	1	1	0	1	1
Gary Carter, R (1, 2) OBP: 0.323, SLG: 0.467		x 0-0 ① F2		x 0-0 ③ F7			x 0-0 SF9 3B	x 0-0 ②③ G6-4-3 1-2f		4	1	1	0	0	0	3
Warren Cromartie, L (1, 3) OBP: 0.353, SLG: 0.452		x 0-0 ② 4-3			x 0-0 G6-4-3 1B		x 0-0 ① SF9 3-H		x 0-0 ① G3	3	0	1	1	0	0	0
Larry Parrish, R (1, 5) OBP: 0.313, SLG: 0.429		x 0-0 ③ P6			x 0-0 ①② G6-4-3 1-2f		x 0-0 ② 1-3		x 0-0 ② 6-3	4	0	0	0	0	0	1
Chris Speier, R (1, 6) OBP: 0.331, SLG: 0.306			x 0-0 ① 5-3		x 0-0 1B 1B		S S S 0-3 ③ K		x 0-0 E3 1B	4	0	1	0	0	1	0
Scott Sanderson, R (1, 1) OBP: 0.113, SLG: 0.133 Tom Hutton, L (8, PH) OBP: 0.259, SLG: 0.245 Tony Bernazard, S (8, PR) OBP: 0.281, SLG: 0.352 (8, 4)			x 0-0 ② 5-3		x 0-0 1B 1-2 1B			x 0-0 BB BB 1B 1B	x 0-0 1B 1-2 1B	2 1 1	0 0 1	1 1 1	0 0 0	0 0 0	0 0 0	0 0 0
Inning Stats	R: 0 H: 0 E: 0 LOB: 1 K: 1 BB: 1 S: 5 P: 9	R: 0 H: 0 E: 0 LOB: 0 K: 0 BB: 0 S: 3 P: 3	R: 0 H: 1 E: 0 LOB: 1 K: 0 BB: 0 S: 4 P: 4	R: 0 H: 0 E: 0 LOB: 0 K: 0 BB: 0 S: 3 P: 3	R: 0 H: 3 E: 0 LOB: 2 K: 0 BB: 0 S: 5 P: 5	R: 0 H: 0 E: 0 LOB: 0 K: 0 BB: 0 S: 3 P: 3	R: 1 H: 1 E: 0 LOB: 0 K: 1 BB: 0 S: 6 P: 6	R: 1 H: 2 E: 0 LOB: 3 K: 0 BB: 2 S: 4 P: 12	R: 0 H: 1 E: 1 LOB: 2 K: 0 BB: 0 S: 5 P: 5	1B: 7 SF: 1 2B: 0 SAC: 0 3B: 1 DP: 2 HR: 0 HBP: 0						WP: 0 PA: 37 PB: 0 SB: 1 CS: 0	

PITCHER		IP	WLS	BF	H	R	ER	SO	BB	IBB	HBP	BLK	WP	HR	S	P	ERA	WHIP
Jim Bibby, R ERA: 3.36	(1, 1)	6.0	W	22	4	0	0	1	1	0	0	0	0	0	23	27	0.00	0.833
Enrique Romo, R ERA: 3.29	(7, 1)	1.0		6	2	2	2	1	1	0	0	0	0	0	7	11	18.00	3.000
Grant Jackson, L ERA: 2.81	(8, 1)	0.1		2	0	0	0	0	1	0	0	0	0	0	1	5	0.00	3.000
Kent Tekulve, R ERA: 3.45	(8, 1)	1.2	S	7	2	0	0	0	0	0	0	0	0	0	7	7	0.00	1.200

PITCHER	IP	WLS	BF	H	R	ER	SO	BB	IBB	HBP	BLK	WP	HR	S	P	ERA	WHIP

TOP

Montreal Expos @ Pittsburgh Pirates

Three Rivers Stadium, Pittsburgh, PA

Mon Sep 22 1980, 7:05 PM EDT

Att. 18,416 - Unknown

livebaseballscorecards.com

AB	33
R	2
H	8
RBI	2
BB	3
SO	2
LOB	15

Batter	1	2	3	4	5	6	7	8	9	AB	R	H	RBI	BB	SO	LOB
Omar Moreno, L (1, 8) OBP: 0.306, SLG: 0.329	F8		K		F2		L4	FC6-4 (1-2f)		5	0	0	0	0	1	3
Phil Garner, R (1, 4) OBP: 0.317, SLG: 0.359	BB (WP)		2B (2-3) 1B		2B		F2			3	1	2	0	1	0	0
Dave Parker, L (1, 9) OBP: 0.333, SLG: 0.468	F8 (1-2)		2B (1-H, 3-H)		F2		HR			4	1	2	2	0	0	2
Lee Lacy, R (8, 7) OBP: 0.399, SLG: 0.519							2B			0	0	0	0	0	0	0
Mike Easler, L (1, 7) OBP: 0.383, SLG: 0.584	4-3		F8		4-3		HR (2-H)			4	1	1	2	0	0	3
(8, 9)																
Bill Madlock, R (1, 5) OBP: 0.335, SLG: 0.392		L8	L9			6-3	6-3			4	0	0	0	0	0	1
John Milner, L (1, 3) OBP: 0.382, SLG: 0.377		BB		F2		BB	1B	FC1-5 1B		2	0	1	0	2	0	0
Ed Ott, L (1, 2) OBP: 0.323, SLG: 0.369		F8		F8		1B (1-2)		FC1-5 1B (1-2)		4	0	2	0	0	0	1
Dale Berra, R (1, 6) OBP: 0.281, SLG: 0.374		K		1B		F7		L5		4	0	1	0	0	1	5
Jim Bibby, R (1, 1) OBP: 0.213, SLG: 0.222			2B (1B) 2B	K		5-3		FC1-5 (FC6-4) (1-2, 2-3f)		2	1	1	0	0	1	1
Bill Robinson, R (6, PH) OBP: 0.320, SLG: 0.481										1	0	0	0	0	0	2
Enrique Romo, R (7, 1) OBP: 0.500, SLG: 0.400										0	0	0	0	0	0	0
Grant Jackson, S (8, 1)										0	0	0	0	0	0	0
Kent Tekulve, R (8, 1)										1	0	0	0	0	0	2
Inning Stats	R: 0 E: 0 K: 0 S: 3 H: 0 LOB: 1 BB: 1 P: 7	R: 0 E: 0 K: 1 S: 5 H: 0 LOB: 1 BB: 1 P: 9	R: 2 E: 0 K: 1 S: 8 H: 3 LOB: 1 BB: 0 P: 8	R: 0 E: 0 K: 1 S: 6 H: 1 LOB: 1 BB: 0 P: 6	R: 0 E: 0 K: 0 S: 4 H: 1 LOB: 1 BB: 0 P: 4	R: 0 E: 0 K: 0 S: 4 H: 1 LOB: 2 BB: 1 P: 8	R: 2 E: 0 K: 0 S: 5 H: 2 LOB: 0 BB: 0 P: 5	R: 0 E: 0 K: 0 S: 5 H: 2 LOB: 2 BB: 0 P: 5		1B: 5 2B: 4 3B: 0 HR: 1	SF: 0 SAC: 0 DP: 0 HBP: 0					

PITCHER	IP	WLS	BF	H	R	ER	SO	BB	IBB	HBP	BLK	WP	HR	S	P	ERA	WHIP
Scott Sanderson, R (1, 1) ERA: 3.13	7.0	L	32	8	4	4	3	3	0	0	0	1	1	35	47	5.14	1.571
Bill Lee, L (8, 1) ERA: 5.19	1.0		5	2	0	0	0	0	0	0	0	0	0	5	5	0.00	2.000

PITCHER	IP	WLS	BF	H	R	ER	SO	BB	IBB	HBP	BLK	WP	HR	S	P	ERA	WHIP

BOTTOM

Montreal Expos @ Pittsburgh Pirates

Three Rivers Stadium, Pittsburgh, PA

Mon Sep 22 1980, 7:05 PM EDT

Att. 18,416 - Unknown

livebaseballscorecards.com

AB	34
R	4
H	10
RBI	4
BB	3
SO	3
LOB	20

Montreal Expos @ Pittsburgh Pirates

Three Rivers Stadium, Pittsburgh, PA

Tue Sep 23 1980, 7:05 PM EDT

Att. 26,729 - Unknown

TOP

livebaseballscorecards.com

Batter	1	2	3	4	5	6	7	8	9	AB	R	H	RBI	BB	SO	LOB
Jerry White, S (1, 7) OBP: 0.340, SLG: 0.406	FC5-4 1B		F8		F9	FC6-4 1B 1-2 3-H		F7		5	0	2	1	0	0	1
Rodney Scott, S (1, 4) OBP: 0.311, SLG: 0.294	FC5-4 1-2f		1B			4-3 E BB FC6-4 1-2f 2-3			6-3	4	1	1	0	1	0	3
Rowland Office, L (1, 9) OBP: 0.363, SLG: 0.426	BB 1-2		P5			4-3 1-2 F8			F9	4	0	0	0	1	0	4
Andre Dawson, R (1, 8) OBP: 0.349, SLG: 0.459	P6 1-2 2-3			2B 1B		E5 2B 1B 2-H	F9		K	5	2	1	0	0	1	2
Gary Carter, R (1, 2) OBP: 0.325, SLG: 0.471	F7			L4-6 2B 1-H		1B 2B 2-3	5-3			4	1	2	1	0	0	2
Warren Cromartie, L (1, 3) OBP: 0.354, SLG: 0.452		G4-6-3 1B	K			BB 1B E IBB	F9			3	1	1	0	1	1	1
Larry Parrish, R (1, 5) OBP: 0.312, SLG: 0.427		K	L4-6 2-3			BB E 1B 1-2 2-H 3-H		F8		4	1	1	2	0	1	2
Chris Speier, R (1, 6) OBP: 0.333, SLG: 0.306		G4-6-3 1-2f			F9	E 1B BB 1-2 2-3		WP 1B		3	1	1	0	1	0	1
Steve Rogers, R (1, 1) OBP: 0.244, SLG: 0.156			K		1-3	E4 FC6-4 1B 1-3 2-H 3-H		K 1-2		4	0	0	1	0	2	2
Inning Stats	R: 0 H: 1 E: 0 LOB: 2 K: 0 BB: 1 S: 4 P: 8	R: 0 H: 1 E: 0 LOB: 0 K: 1 BB: 0 S: 5 P: 5	R: 0 H: 1 E: 0 LOB: 1 K: 1 BB: 0 S: 6 P: 6	R: 1 H: 2 E: 0 LOB: 0 K: 1 BB: 0 S: 6 P: 6	R: 0 H: 0 E: 0 LOB: 0 K: 0 BB: 0 S: 3 P: 3	R: 6 H: 3 E: 2 LOB: 2 K: 0 BB: 3 S: 8 P: 20	R: 0 H: 0 E: 0 LOB: 0 K: 0 BB: 0 S: 3 P: 3	R: 0 H: 1 E: 0 LOB: 1 K: 1 BB: 0 S: 6 P: 6	R: 0 H: 0 E: 0 LOB: 0 K: 1 BB: 0 S: 5 P: 5	1B: 7 SF: 0 2B: 3 SAC: 0 3B: 0 DP: 2 HR: 0 HBP: 0							WP: 1 PA: 40 PB: 0 SB: 3 CS: 0

	AB	36
	R	7
	H	9
	RBI	5
	BB	4
	SO	5
	LOB	18

PITCHER		IP	WLS	BF	H	R	ER	SO	BB	IBB	HBP	BLK	WP	HR	S	P	ERA	WHIP
Bert Blyleven, R ERA: 3.8	(1, 1)	5.1	L	25	7	6	3	3	2	1	0	0	0	0	28	40	5.06	1.688
Enrique Romo, R ERA: 3.27	(6, 1)	0.2		5	1	1	0	0	1	0	0	0	0	0	4	8	0.00	3.000
Eddie Solomon, R ERA: 2.7	(7, 1)	2.0		7	1	0	0	1	0	0	0	0	1	0	9	9	0.00	0.500
Kent Tekulve, R ERA: 3.41	(9, 1)	1.0		3	0	0	0	1	0	0	0	0	0	0	5	5	0.00	0.000

PITCHER	IP	WLS	BF	H	R	ER	SO	BB	IBB	HBP	BLK	WP	HR	S	P	ERA	WHIP

Montreal Expos @ Pittsburgh Pirates

Three Rivers Stadium, Pittsburgh, PA

Tue Sep 23 1980, 7:05 PM EDT

Att. 26,729 - Unknown

BOTTOM

Batter	1	2	3	4	5	6	7	8	9	AB	R	H	RBI	BB	SO	LOB
Omar Moreno, L (1, 8) OBP: 0.308, SLG: 0.329	BBBB 4-0 CS BB		SSS 0-3 ③ K			BBBB 4-0 F8 S 1B BB		X 0-0 S 1B		2	1	1	0	2	1	0
Tim Foli, R (1, 6) OBP: 0.297, SLG: 0.331	X 0-0 ①② F8 1-2			X 0-0 ① 4-3		X 0-0 ① 5-3 1-2		BBBB 4-0 G1-6-3 1-2 BB		2	0	0	0	0	0	1
Bob Beall, S (6, PH)										1	0	0	0	0	0	1
Eddie Solomon, R (7, 1) OBP: 0.219, SLG: 0.281										0	0	0	0	0	0	0
Manny Sanguillen, R (8, PH) OBP: 0.310, SLG: 0.350										0	0	0	0	1	0	0
Kent Tekulve, R (9, 1)										0	0	0	0	0	0	0
Dave Parker, L (1, 9) OBP: 0.331, SLG: 0.465	X 0-0 ③ F7			SSS 0-3 ② K		X 0-0 ② F8 2-3		X 0-0 ②③ G1-6-3 1-2f		4	0	0	0	0	1	3
Mike Easler, L (1, 7) OBP: 0.384, SLG: 0.582		X 0-0 ① 4-3		BBBB 4-0 FC6-4 BB		X 0-0 ① 6-3 3-H 1B			X 0-0 ① 6-3	3	0	1	1	1	0	0
Bill Madlock, R (1, 5) OBP: 0.333, SLG: 0.389		X 0-0 ② 6-3		X 0-0 ③ FC6-4 1-2f		X 0-0 ③ 5-3			X 0-0 E6	4	0	0	0	0	0	2
Vance Law, R (9, PR) OBP: 0.261, SLG: 0.279										0	0	0	0	0	0	0
John Milner, L (1, 3) OBP: 0.380, SLG: 0.372		BBBB 4-0 BB			X 0-0 ① F8		SSS 0-3 ① K		X 0-0 ② F9	3	0	0	0	1	1	1
Ed Ott, L (1, 2) OBP: 0.319, SLG: 0.365		X 0-0 ③ 1-3			X 0-0 ② P6		X 0-0 ② 1-3		X 0-0 ③ 5-3	4	0	0	0	0	0	2
Phil Garner, R (1, 4) OBP: 0.317, SLG: 0.359			X 0-0 ① F9		X 0-0 FC6-4 1B		X 0-0 ③ L5			3	0	1	0	0	0	0
Bert Blyleven, R (1, 1) OBP: 0.082, SLG: 0.067			X 0-0 ② 6-3		X 0-0 ③ FC6-4 1-2f			X 0-0 ① 5-3		2	0	0	0	0	0	1
Enrique Romo, R (6, 1) OBP: 0.500, SLG: 0.400										0	0	0	0	0	0	0
Dale Berra, R (7, 6) OBP: 0.279, SLG: 0.372										1	0	0	0	0	0	0
Inning Stats	R: 0 E: 0 K: 0 S: 2 H: 0 LOB: 0 BB: 1 P: 6	R: 0 E: 0 K: 0 S: 3 H: 0 LOB: 1 BB: 1 P: 7	R: 0 E: 0 K: 1 S: 5 H: 0 LOB: 0 BB: 0 P: 5	R: 0 E: 0 K: 1 S: 5 H: 0 LOB: 1 BB: 1 P: 9	R: 0 E: 0 K: 0 S: 4 H: 1 LOB: 1 BB: 0 P: 4	R: 1 E: 0 K: 0 S: 4 H: 1 LOB: 1 BB: 1 P: 8	R: 0 E: 0 K: 1 S: 5 H: 0 LOB: 0 BB: 0 P: 5	R: 0 E: 0 K: 0 S: 3 H: 1 LOB: 1 BB: 1 P: 7	R: 0 E: 1 K: 0 S: 4 H: 0 LOB: 1 BB: 0 P: 4	1B: 3 2B: 0 3B: 0 HR: 0	SF: 0 SAC: 0 DP: 1 HBP: 0						

livebaseballscorecards.com

AB	29
R	1
H	3
RBI	1
BB	5
SO	3
LOB	11

WP: 0 PB: 0 SB: 2 CS: 1 PA: 34

PITCHER		IP	WLS	BF	H	R	ER	SO	BB	IBB	HBP	BLK	WP	HR	S	P	ERA	WHIP
Steve Rogers, R ERA: 2.95	(1, 1)	9.0	W	34	3	1	1	3	5	0	0	0	0	0	35	55	1.00	0.889

PITCHER	IP	WLS	BF	H	R	ER	SO	BB	IBB	HBP	BLK	WP	HR	S	P	ERA	WHIP

St. Louis Cardinals @ Pittsburgh Pirates

Three Rivers Stadium, Pittsburgh, PA

Wed Sep 24 1980, 7:05 PM EDT

Att. 4,297 - Unknown

TOP

livebaseballscorecards.com

Batter	1	2	3	4	5	6	7	8	9	AB	R	H	RBI	BB	SO	LOB
Ken Oberkfell, L (1, 5) OBP: 0.390, SLG: 0.430	G6-3 1B	L7			G3	F3			1-3 1B	5	0	2	0	0	0	2
Garry Templeton, S (1, 6) OBP: 0.348, SLG: 0.420	G6-3 1-2f	F8			1B 1B	6-3			1-3 1-2	1	0	0	0	0	0	1
Mike Phillips, L (2, 6) OBP: 0.285, SLG: 0.276										3	1	1	0	0	0	0
Tito Landrum, R (9, PH) OBP: 0.317, SLG: 0.352										1	0	0	0	0	0	1
Keith Hernandez, L (1, 3) OBP: 0.409, SLG: 0.492	E 1B	5-3			1B 1B 1-2		SSS K		L7	5	1	2	0	0	1	0
Ted Simmons, S (1, 2) OBP: 0.374, SLG: 0.499	E3 1-2	4-3			1B SF9 1-3 2-H		F7			4	1	1	1	0	0	1
George Hendrick, R (1, 8) OBP: 0.347, SLG: 0.503	SSS K		F7		BB 2-3 3-H		F7			4	0	1	1	0	1	2
Leon Durham, L (1, 7) OBP: 0.315, SLG: 0.440		F7	CS 1B		SF9 3-H			4-3		3	0	1	1	0	0	0
Dane Iorg, L (1, 9) OBP: 0.350, SLG: 0.439		F8	BB 1-2	BBB FC6 1-2				SSS K		3	0	1	0	1	1	0
Tom Herr, S (1, 4) OBP: 0.275, SLG: 0.333		1B 1B	BBB BB 1-2	FC6 1-2f				1B		3	0	2	0	1	0	2
John Martin, S (1, 1) OBP: 0.400, SLG: 0.375										2	0	1	0	0	0	2
George Frazier, R (4, 1)										0	0	0	0	0	0	0
Tony Scott, S (6, PH) OBP: 0.304, SLG: 0.304										1	0	0	0	0	0	0
John Urrea, R (6, 1) OBP: 0.250, SLG: 0.250										0	0	0	0	0	0	0
Ken Reitz, R (8, PH) OBP: 0.301, SLG: 0.382										1	0	0	0	0	0	1
Jim Otten, R (8, 1) OBP: 0.200, SLG: 0.200		1-2 1B		F8		4-3		F5		0	0	0	0	0	0	0
Inning Stats	R: 0 E: 1 K: 1 S: 7 H: 2 LOB: 2 BB: 0 P: 7	R: 0 E: 0 K: 0 S: 5 H: 2 LOB: 2 BB: 0 P: 5	R: 0 E: 0 K: 0 S: 3 H: 0 LOB: 0 BB: 0 P: 3	R: 0 E: 0 K: 0 S: 4 H: 2 LOB: 2 BB: 1 P: 8	R: 3 E: 0 K: 0 S: 7 H: 4 LOB: 2 BB: 1 P: 11	R: 0 E: 0 K: 0 S: 3 H: 0 LOB: 0 BB: 0 P: 3	R: 0 E: 0 K: 1 S: 5 H: 0 LOB: 0 BB: 0 P: 5	R: 0 E: 0 K: 1 S: 6 H: 1 LOB: 1 BB: 0 P: 6	R: 0 E: 0 K: 0 S: 3 H: 1 LOB: 0 BB: 0 P: 3	1B: 12 2B: 0 3B: 0 HR: 0 SF: 1 SAC: 0 DP: 1 HBP: 0						

	AB	36
	R	3
	H	12
	RBI	3
	BB	2
	SO	3
	LOB	12

WP: 0 PB: 0 SB: 0 CS: 1 PA: 39

PITCHER		IP	WLS	BF	H	R	ER	SO	BB	IBB	HBP	BLK	WP	HR	S	P	ERA	WHIP
Rick Rhoden, R ERA: 3.88	(1, 1)	6.0	W	29	10	3	3	1	2	0	0	0	0	0	29	37	4.50	2.000
Grant Jackson, L ERA: 2.69	(7, 1)	3.0	S	10	2	0	0	2	0	0	0	0	0	0	14	14	0.00	0.667

PITCHER	IP	WLS	BF	H	R	ER	SO	BB	IBB	HBP	BLK	WP	HR	S	P	ERA	WHIP

Batter	1	2	3	4	5	6	7	8	9	AB	R	H	RBI	BB	SO	LOB
Omar Moreno, L (1, 8) OBP: 0.308, SLG: 0.332	F9		K	3B 1-H 3-H			K			4	0	1	2	0	2	1
Phil Garner, R (1, 4) OBP: 0.317, SLG: 0.360	5-3			4-3 1B 2B K			6-3			4	1	1	0	0	1	1
Dave Parker, L (1, 9) OBP: 0.328, SLG: 0.461	G3			4-3 2-3	4-3		K			4	0	0	0	0	1	1
Bill Robinson, R (1, 3) OBP: 0.319, SLG: 0.478		P6		1B SF7 3-H 1B	K			L8		4	1	1	1	0	1	0
Bill Madlock, R (1, 5) OBP: 0.336, SLG: 0.392		P6		1B 1B 1-3 1B	1B			1B 1B		4	1	3	0	0	0	0
Lee Lacy, R (1, 7) OBP: 0.400, SLG: 0.517		5-3		1B 1B IBB	F3			S 1-3 1B		3	1	1	0	1	0	1
Dale Berra, R (1, 6) OBP: 0.274, SLG: 0.367			K	SF7 3-H	6-3			P6 1-2		3	0	0	1	0	1	2
Steve Nicosia, R (1, 2) OBP: 0.286, SLG: 0.272			FC3-6 1B	1B 3B 1-2 2-3 1B	F9			IBB		3	1	2	0	1	0	0
Rick Rhoden, R (1, 1) OBP: 0.421, SLG: 0.568 John Milner, L (6, PH) OBP: 0.378, SLG: 0.370 Grant Jackson, S (7, 1)			FC3-6 1-2f	1B 3B 1-3 2-H 3-H 1B	4-3			K		2 1 1	1 0 0	1 0 0	2 0 0	0 0 0	0 0 1	1 0 3
Inning Stats	R: 0 E: 0 K: 0 S: 3 H: 0 LOB: 0 BB: 0 P: 3	R: 0 E: 0 K: 0 S: 3 H: 0 LOB: 0 BB: 0 P: 3	R: 0 E: 0 K: 2 S: 8 H: 1 LOB: 1 BB: 0 P: 8	R: 6 E: 0 K: 1 S: 11 H: 6 LOB: 1 BB: 1 P: 15	R: 0 E: 0 K: 1 S: 6 H: 1 LOB: 1 BB: 0 P: 6	R: 0 E: 0 K: 0 S: 3 H: 0 LOB: 0 BB: 0 P: 3	R: 0 E: 0 K: 2 S: 7 H: 0 LOB: 0 BB: 0 P: 7	R: 0 E: 0 K: 1 S: 7 H: 2 LOB: 3 BB: 1 P: 11		1B: 8 2B: 1 3B: 1 HR: 0 SF: 1 SAC: 0 DP: 0 HBP: 0						

PITCHER		IP	WLS	BF	H	R	ER	SO	BB	IBB	HBP	BLK	WP	HR	S	P	ERA	WHIP
John Martin, L ERA: 4.96	(1, 1)	3.2	L	19	7	6	6	2	0	1	0	0	0	0	22	26	14.73	1.909
George Frazier, R ERA: 3.26	(4, 1)	1.1		5	1	0	0	2	0	0	0	0	0	0	9	9	0.00	0.750
John Urrea, R ERA: 3.43	(6, 1)	2.0		6	0	0	0	2	0	0	0	0	0	0	10	10	0.00	0.000
Jim Otten, R ERA: 5.61	(8, 1)	1.0		6	2	0	0	1	0	1	0	0	0	0	7	11	0.00	2.000

PITCHER	IP	WLS	BF	H	R	ER	SO	BB	IBB	HBP	BLK	WP	HR	S	P	ERA	WHIP

BOTTOM

St. Louis Cardinals @ Pittsburgh Pirates

Three Rivers Stadium, Pittsburgh, PA

Wed Sep 24 1980, 7:05 PM EDT

Att. 4,297 - Unknown

livebaseballscorecards.com

AB	33
R	6
H	10
RBI	6
BB	2
SO	7
LOB	10

WP: 0 PA: 36
PB: 0
SB: 1
CS: 0

St. Louis Cardinals @ Pittsburgh Pirates

Three Rivers Stadium, Pittsburgh, PA

Thu Sep 25 1980, 7:05 PM EDT

Att. 6,805 - Unknown

TOP

livebaseballscorecards.com

Batter	1	2	3	4	5	6	7	8	9	AB	R	H	RBI	BB	SO	LOB
Ken Oberkfell, L (1, 5) OBP: 0.387, SLG: 0.425	4-3	F8			F9		SH1-4 1-2 2-3		L5	4	0	0	0	0	0	2
Garry Templeton, S (1, 6) OBP: 0.346, SLG: 0.420	4-3		F7		F7		6-3		1B 2B	5	1	1	0	0	0	2
Mike Phillips, L (9, 6) OBP: 0.285, SLG: 0.276										0	0	0	0	0	0	0
Keith Hernandez, L (1, 3) OBP: 0.410, SLG: 0.490	F7		BBBB WP BB		SSS K		IIII HR IBB		BBBB 1B HR BB	2	2	0	0	3	1	0
Ted Simmons, S (1, 2) OBP: 0.378, SLG: 0.513		HR	F8			BBBB 4-3 BB	1-H 2-H 3-H HR		1-2 2-H HR 1B	4	3	3	6	1	0	1
George Hendrick, R (1, 9) OBP: 0.346, SLG: 0.505		SSS K2-3	6-3 1-2			SSS K	P3		1-H 2-H HR	5	1	1	3	0	2	2
Leon Durham, L (1, 7) OBP: 0.314, SLG: 0.437		2B 1B 1B		SSS K		4-3 1-2		SSS K	K	4	1	1	0	0	2	1
Tito Landrum, R (8, 7) OBP: 0.311, SLG: 0.345										1	0	0	0	0	1	0
Tony Scott, S (1, 8) OBP: 0.304, SLG: 0.306		1B 1-3 2B		F8		4-3		F3		4	0	1	0	0	0	1
Tom Herr, S (1, 4) OBP: 0.284, SLG: 0.338		2-3 3-H 1B		HBP			SH1-4 1B HR 1B	F9		3	1	2	1	0	0	0
Jim Kaat, L (1, 1) OBP: 0.189, SLG: 0.257		B3		4-3			1-2 SH1-4 HR 1B		F2	4	1	1	0	0	0	3

	AB	36
	R	10
	H	10
	RBI	10
	BB	4
	SO	6
	LOB	12

Inning Stats																																		
	R: 0	H: 0		R: 2	H: 4		R: 0	H: 0		R: 0	H: 0		R: 0	H: 0		R: 0	H: 0		R: 4	H: 3		R: 0	H: 0		R: 4	H: 3		1B: 5	SF: 0		WP: 1	PA: 42			
	E: 0	LOB: 0		E: 0	LOB: 2		E: 0	LOB: 1		E: 0	LOB: 1		E: 0	LOB: 0		E: 0	LOB: 1		E: 0	LOB: 0		E: 0	LOB: 0		E: 0	LOB: 0		2B: 2	SAC: 1		PB: 0				
	K: 0	BB: 0		K: 1	BB: 0		K: 0	BB: 0		K: 0	BB: 1		K: 1	BB: 0		K: 1	BB: 1		K: 0	BB: 1		K: 1	BB: 0		K: 1	BB: 1		3B: 0	DP: 0		SB: 0				
	S: 3	P: 3		S: 9	P: 9		S: 3	P: 7		S: 5	P: 6		S: 5	P: 5		S: 5	P: 9		S: 6	P: 10		S: 5	P: 5		S: 8	P: 12		HR: 3	HBP: 1		CS: 0				

PITCHER		IP	WLS	BF	H	R	ER	SO	BB	IBB	HBP	BLK	WP	HR	S	P	ERA	WHIP
Don Robinson, R ERA: 4.3	(1, 1)	7.0	L	32	7	6	6	4	2	1	1	0	1	2	36	49	7.71	1.286
Rod Scurry, L ERA: 2.15	(8, 1)	1.0		3	0	0	0	1	0	0	0	0	0	0	5	5	0.00	0.000
Mickey Mahler, L ERA: 63.0	(9, 1)	1.0		7	3	4	4	1	1	0	0	0	0	1	8	12	36.00	4.000

PITCHER	IP	WLS	BF	H	R	ER	SO	BB	IBB	HBP	BLK	WP	HR	S	P	ERA	WHIP

Batter	1	2	3	4	5	6	7	8	9	AB	R	H	RBI	BB	SO	LOB
Omar Moreno, L (1, 8) OBP: 0.306, SLG: 0.329	3-1		F8		K			G3 2-3	G3	5	0	0	0	0	1	7
Phil Garner, R (1, 4) OBP: 0.314, SLG: 0.358	6-3		P6		F8			SF9 3-H		3	0	0	1	0	0	3
Bill Madlock, R (1, 5) OBP: 0.335, SLG: 0.395	3B			P4		6-3		F9		4	0	1	0	0	0	0
Bill Robinson, R (1, 3) OBP: 0.315, SLG: 0.470	6-3			F9		5-3			K	4	0	0	0	0	1	1
Lee Lacy, R (1, 7) OBP: 0.401, SLG: 0.524		5-3		2B		6-3			1B 2B	4	1	2	0	0	0	0
Mike Easler, L (1, 9) OBP: 0.385, SLG: 0.581		K		K			G6-4-3 1B		1B 1B 2-H	4	0	2	1	0	2	1
Dale Berra, R (1, 6) OBP: 0.274, SLG: 0.364		P4			P6		G6-4-3 1-2f		1B 1-2	4	0	1	0	0	0	1
Steve Nicosia, R (1, 2) OBP: 0.291, SLG: 0.277			6-3		1B		F9		1-2 2-3 1B	4	0	2	0	0	0	0
Don Robinson, R (1, 1) OBP: 0.333, SLG: 0.451 Rod Scurry, L (8, 1) OBP: 0.250, SLG: 0.250 Vance Law, R (8, PH) OBP: 0.277, SLG: 0.318 Mickey Mahler, S (9, 1) Kurt Bevacqua, R (9, PH) OBP: 0.337, SLG: 0.368			1B		1-2 1B			G3 SF9 2B	F8	2 0 1 0 1	0 0 1 0 0	2 0 1 0 3	0 0 1 0 0	0 0 0 0 0	0 0 0 0 0	0 0 0 0 0
Inning Stats	R: 0 E: 0 K: 0 S: 4 H: 1 LOB: 1 BB: 0 P: 4	R: 0 E: 0 K: 1 S: 5 H: 0 LOB: 0 BB: 0 P: 5	R: 0 E: 0 K: 0 S: 4 H: 1 LOB: 1 BB: 0 P: 4	R: 0 E: 0 K: 1 S: 6 H: 1 LOB: 1 BB: 0 P: 6	R: 0 E: 0 K: 1 S: 7 H: 2 LOB: 2 BB: 0 P: 7	R: 0 E: 0 K: 0 S: 3 H: 0 LOB: 0 BB: 0 P: 3	R: 0 E: 0 K: 0 S: 3 H: 1 LOB: 0 BB: 0 P: 3	R: 1 E: 0 K: 0 S: 4 H: 1 LOB: 0 BB: 0 P: 4	R: 1 E: 0 K: 1 S: 9 H: 4 LOB: 3 BB: 0 P: 9	1B: 7 2B: 3 3B: 1 HR: 0 SF: 1 SAC: 0 DP: 1 HBP: 0				WP: 0 PB: 0 SB: 0 CS: 0	PA: 37	

PITCHER	IP	WLS	BF	H	R	ER	SO	BB	IBB	HBP	BLK	WP	HR	S	P	ERA	WHIP
Jim Kaat, L (1, 1) ERA: 3.94	9.0	W	37	11	2	2	4	0	0	0	0	0	0	45	45	2.00	1.222

PITCHER	IP	WLS	BF	H	R	ER	SO	BB	IBB	HBP	BLK	WP	HR	S	P	ERA	WHIP

BOTTOM

St. Louis Cardinals @ Pittsburgh Pirates

Three Rivers Stadium, Pittsburgh, PA

Thu Sep 25 1980, 7:05 PM EDT

Att. 6,805 - Unknown

livebaseballscorecards.com

AB	36
R	2
H	11
RBI	2
BB	0
SO	4
LOB	16

Batter	1	2	3	4	5	6	7	8	9	AB	R	H	RBI	BB	SO	LOB
Omar Moreno, L (1, 8) OBP: 0.308, SLG: 0.331	CS 1B	K		S 2-H 1B		4-3		1B 1-H 1B		5	0	3	2	0	1	2
Tim Foli, R (1, 6) OBP: 0.296, SLG: 0.329	4-3 1-2		F9	6-3 1-2		K		1-3 1B		5	0	1	0	0	1	2
Dave Parker, L (1, 9) OBP: 0.330, SLG: 0.461	F8		G4-6-3 BB		2B 1B 1B	F8		K		2	1	1	0	1	0	0
Lee Lacy, R (6, PH) OBP: 0.399, SLG: 0.520 (6, 7)										2	0	0	0	0	1	2
Mike Easler, L (1, 7) OBP: 0.386, SLG: 0.580 (6, 9)		6-3 WP 1B BB	G4-6-3 1-2f		1-3 1B 2B		K	K		4	2	1	0	1	2	3
Bill Madlock, R (1, 3) OBP: 0.338, SLG: 0.397		6-3 1-3		4-3 6-3 2B 1B	FC5-4 S 2-H 3-H 1B		E5 FC6-4		CS 1B	5	1	3	2	0	0	1
Phil Garner, R (1, 4) OBP: 0.315, SLG: 0.358		S 1B BB		6-3 1-2	K 1-2		FC6-4 1-2f		K 1-2	1	1	0	0	1	0	1
Kurt Bevacqua, R (4, 5) OBP: 0.327, SLG: 0.356										3	0	0	0	0	2	3
Ed Ott, L (1, 2) OBP: 0.318, SLG: 0.361		K 1-2		4-3 2-3	FC5-4 IBB		F8		K	4	0	0	0	1	2	4
Dale Berra, R (1, 5) OBP: 0.278, SLG: 0.361 (4, 4)		1B IBB		2B BB	FC5-4 1-2f 2-3			4-3		2	1	0	0	2	0	2
John Candelaria, L (1, 1) OBP: 0.235, SLG: 0.237		1-2 2-H 3-H 1B		1-H 3-H 2B	1-3			S 1B 1B		2	1	2	4	0	0	0
Eddie Solomon, R (4, 1) OBP: 0.219, SLG: 0.281										0	0	0	0	0	0	0
John Milner, L (5, PH) OBP: 0.378, SLG: 0.370										0	0	0	0	0	0	0
Manny Sanguillen, R (5, PH) OBP: 0.302, SLG: 0.341										1	0	0	0	0	0	2
Enrique Romo, R (5, 1) OBP: 0.500, SLG: 0.400										0	0	0	0	0	0	0
Tony Peña, R (8, PH) OBP: 0.500, SLG: 0.500										1	0	1	0	0	0	0
Matt Alexander, S (8, PR) OBP: 0.333, SLG: 0.667										0	1	0	0	0	0	0
Kent Tekulve, R (8, 1)										0	0	0	0	0	0	0
Inning Stats	R: 0 E: 0 K: 0 S: 3 H: 1 LOB: 0 BB: 0 P: 3	R: 2 E: 0 K: 2 S: 8 H: 1 LOB: 2 BB: 3 P: 20	R: 0 E: 0 K: 0 S: 2 H: 0 LOB: 0 BB: 1 P: 6	R: 3 E: 0 K: 0 S: 6 H: 3 LOB: 1 BB: 1 P: 10	R: 2 E: 0 K: 1 S: 8 H: 3 LOB: 2 BB: 1 P: 12	R: 0 E: 0 K: 1 S: 5 H: 0 LOB: 0 BB: 0 P: 5	R: 0 E: 1 K: 1 S: 6 H: 0 LOB: 1 BB: 0 P: 6	R: 1 E: 0 K: 2 S: 10 H: 3 LOB: 2 BB: 0 P: 10	R: 0 E: 0 K: 2 S: 7 H: 1 LOB: 0 BB: 0 P: 7	1B: 10 2B: 2 3B: 0 HR: 0 SF: 0 SAC: 0 DP: 1 HBP: 0							

TOP

Pittsburgh Pirates @ Chicago Cubs

Wrigley Field, Chicago, IL

Fri Sep 26 1980, 3:33 AM CDT

Att. 3,941 - Unknown

livebaseballscorecards.com

AB	37
R	8
H	12
RBI	8
BB	6
SO	9
LOB	22

WP: 1 PB: 0 SB: 4 CS: 2 PA: 43

PITCHER		IP	WLS	BF	H	R	ER	SO	BB	IBB	HBP	BLK	WP	HR	S	P	ERA	WHIP
Dennis Lamp, R ERA: 5.12	(1, 1)	4.0		20	5	5	5	2	4	1	0	0	1	0	19	39	11.25	2.250
Lee Smith, R ERA: 3.18	(5, 1)	0.2		6	3	2	2	1	0	1	0	0	0	0	7	11	27.00	4.500
Doug Capilla, L ERA: 3.81	(5, 1)	2.2		11	2	1	1	2	0	0	0	0	0	0	15	15	3.38	0.750
Bill Caudill, R ERA: 2.17	(8, 1)	1.2	W	6	2	0	0	4	0	0	0	0	0	0	14	14	0.00	1.200

PITCHER	IP	WLS	BF	H	R	ER	SO	BB	IBB	HBP	BLK	WP	HR	S	P	ERA	WHIP

Batter	1	2	3	4	5	6	7	8	9	AB	R	H	RBI	BB	SO	LOB
Ivan De Jesus, R (1, 6) OBP: 0.334, SLG: 0.336	5-3		5-3	1B 1B 1-2 3-H		F7		1B 3-H		5	1	2	2	0	0	0
Mike Tyson, R (1, 4) OBP: 0.272, SLG: 0.336	6-3		P4	E 1-H 2-H		1-3		5-3		3	0	1	2	0	0	0
Doug Capilla, L (5, 1) OBP: 0.211, SLG: 0.316										1	0	0	0	0	0	0
Bill Caudill, R (8, 1) OBP: 0.222, SLG: 0.333										1	0	0	0	0	0	1
Bill Buckner, L (1, 3) OBP: 0.352, SLG: 0.457	2B		F9	E3 1-2		6-3				4	0	1	0	0	0	1
Jerry Martin, R (1, 9) OBP: 0.286, SLG: 0.426	4-3			F7 4-3			K			4	0	0	0	0	1	3
Mike Vail, R (1, 7) OBP: 0.327, SLG: 0.415		3B 2B		F7 1B 2B	K		K			4	2	2	0	0	2	0
Jesus Figueroa, L (8, 7) OBP: 0.316, SLG: 0.304										0	0	0	0	0	0	0
Carlos Lezcano, R (1, 8) OBP: 0.288, SLG: 0.414		SF8 3B 2-H		F7 2-3	P4		P2			4	1	1	1	0	0	1
Steve Dillard, R (1, 5) OBP: 0.312, SLG: 0.355		5-3		1B 1B 3-H	2B 1B			5-3 1B 2B		4	3	3	1	0	0	1
Mike O'Berry, R (1, 2) OBP: 0.281, SLG: 0.286		SF8 3-H		E 1B 1B 1-2	1-H 2B			K		3	1	2	2	0	1	1
Dennis Lamp, R (1, 1) OBP: 0.159, SLG: 0.102		5-3		E7 1B 1B 1-3 2-H	K			5-3 2-3		1	0	0	0	0	0	0
Dave Kingman, R (4, PH) OBP: 0.332, SLG: 0.534										1	0	1	1	0	0	0
Rick Reuschel, R (4, PR) OBP: 0.177, SLG: 0.231										0	1	0	0	0	0	0
Lee Smith, R (5, 1)										0	0	0	0	0	0	0
Mick Kelleher, R (5, 4) OBP: 0.230, SLG: 0.165										2	0	0	0	0	1	2
Inning Stats	R: 0 E: 0 K: 0 S: 4 H: 1 LOB: 1 BB: 0 P: 4	R: 2 E: 0 K: 0 S: 5 H: 2 LOB: 0 BB: 0 P: 5	R: 0 E: 0 K: 0 S: 3 H: 0 LOB: 0 BB: 0 P: 3	R: 5 E: 2 K: 0 S: 10 H: 6 LOB: 2 BB: 0 P: 10	R: 1 E: 0 K: 2 S: 9 H: 2 LOB: 1 BB: 0 P: 9	R: 0 E: 0 K: 0 S: 3 H: 0 LOB: 0 BB: 0 P: 3	R: 0 E: 0 K: 2 S: 7 H: 0 LOB: 0 BB: 0 P: 7	R: 1 E: 0 K: 1 S: 7 H: 2 LOB: 1 BB: 0 P: 7		1B: 7 2B: 5 3B: 1 HR: 0	SF: 1 SAC: 0 DP: 0 HBP: 0			WP: 0 PB: 0 SB: 0 CS: 0	PA: 38		

PITCHER		IP	WLS	BF	H	R	ER	SO	BB	IBB	HBP	BLK	WP	HR	S	P	ERA	WHIP
John Candelaria, L ERA: 4.05	(1, 1)	3.2		21	9	7	7	0	0	0	0	0	0	0	21	21	17.18	2.455
Eddie Solomon, R ERA: 2.69	(4, 1)	0.1		1	0	0	0	0	0	0	0	0	0	0	1	1	0.00	0.000
Enrique Romo, R ERA: 3.26	(5, 1)	3.0		11	2	1	1	4	0	0	0	0	0	0	19	19	3.00	0.667
Kent Tekulve, R ERA: 3.48	(8, 1)	1.0	L	5	2	1	1	1	0	0	0	0	0	0	7	7	9.00	2.000

PITCHER	IP	WLS	BF	H	R	ER	SO	BB	IBB	HBP	BLK	WP	HR	S	P	ERA	WHIP

BOTTOM

Pittsburgh Pirates @ Chicago Cubs

Wrigley Field, Chicago, IL

Fri Sep 26 1980, 3:33 AM CDT

Att. 3,941 - Unknown

livebaseballscorecards.com

AB	37
R	9
H	13
RBI	9
BB	0
SO	5
LOB	10

Batter	1	2	3	4	5	6	7	8	9	AB	R	H	RBI	BB	SO	LOB
Omar Moreno, L (1, 8) OBP: 0.309, SLG: 0.331	BBBB 4-0 9-6 S BB		x 0-0 F8 ③			x 0-0 3-1 ②		x 0-0 1-2 1B		3	0	1	0	1	0	0
Tim Foli, R (1, 6) OBP: 0.293, SLG: 0.326	SSS 0-3 K 1-2 ①			x 0-0 6-3 ①		x 0-0 L5 ③		x 0-0 F8 ③		4	0	0	0	0	1	3
Dave Parker, L (1, 9) OBP: 0.328, SLG: 0.457	x 0-0 9-6 ②③ 2-3f			x 0-0 4-3 ②			x 0-0 6-3 ①		x 0-0 5-3 ①	4	0	0	0	0	0	1
Mike Easler, L (1, 7) OBP: 0.389, SLG: 0.581		x 0-0 4-3 ①		x 0-0 FC4 1B			BBBB 4-0 BB		x 0-0 1B	3	0	2	0	1	0	0
Kurt Bevacqua, R (1, 3) OBP: 0.314, SLG: 0.340		x 0-0 3-1 ②		x 0-0 FC4 ③ 1-2f			SSS 0-3 K ②		x 0-0 F9 ②	4	0	0	0	0	1	3
Ed Ott, L (1, 2) OBP: 0.317, SLG: 0.360		x 0-0 FC6 1B			x 0-0 3-1 ①		x 0-0 F7 ③		x 0-0 F9 ③	4	0	1	0	0	0	2
Dale Berra, R (1, 5) OBP: 0.274, SLG: 0.356		x 0-0 FC6 ③ 1-2f			x 0-0 F8 ②			x 0-0 P6 ①		3	0	0	0	0	0	1
Vance Law, R (1, 4) OBP: 0.260, SLG: 0.298			x 0-0 6-3 ①		x 0-0 F8 ③			SSS 0-3 K ②		3	0	0	0	0	1	0
Jim Bibby, R (1, 1) OBP: 0.217, SLG: 0.227			x 0-0 4-3 ②			x 0-0 5-3 ①		x 0-0 1B 1B		3	0	1	0	0	0	0

TOP

Pittsburgh Pirates @ Chicago Cubs

Wrigley Field, Chicago, IL

Sat Sep 27 1980, 3:33 AM CDT

Att. 15,565 - Unknown

livebaseballscorecards.com

AB	31
R	0
H	5
RBI	0
BB	2
SO	3
LOB	10

Inning Stats	1	2	3	4	5	6	7	8	9
	R: 0 E: 0 K: 1 S: 4	H: 0 LOB: 0 BB: 1 P: 8	R: 0 E: 0 K: 0 S: 4	H: 1 LOB: 1 BB: 0 P: 4	R: 0 E: 0 K: 0 S: 3	H: 0 LOB: 0 BB: 0 P: 3	R: 0 E: 0 K: 0 S: 4	H: 1 LOB: 1 BB: 0 P: 4	R: 0 E: 0 K: 0 S: 3	H: 0 LOB: 0 BB: 0 P: 3	R: 0 E: 0 K: 0 S: 3	H: 0 LOB: 0 BB: 0 P: 3	R: 0 E: 0 K: 1 S: 5	H: 0 LOB: 1 BB: 1 P: 9	R: 0 E: 0 K: 1 S: 7	H: 2 LOB: 2 BB: 0 P: 7	R: 0 E: 0 K: 0 S: 4	H: 1 LOB: 1 BB: 0 P: 4

| | | |

Batter	1	2	3	4	5	6	7	8	9	AB	R	H	RBI	BB	SO	LOB
Ivan De Jesus, R (1, 6) OBP: 0.333, SLG: 0.334	B B B B 4-0 CS BB		x 0-0 ② F3		x 0-0 ③ F7			x 0-0 ① 6-3		3	0	0	0	1	0	0
Steve Dillard, R (1, 5) OBP: 0.306, SLG: 0.349	S S S 0-3 ① ② K 1-2		x 0-0 ③ F8			x 0-0 ① F8		x 0-0 ② 6-3		4	0	0	0	0	1	1
Bill Buckner, L (1, 3) OBP: 0.353, SLG: 0.456	B B B B 4-0 BB			x 0-0 ① 4-3		x 0-0 WP 1B		x 0-0 ③ F9		3	0	1	0	1	0	0
Larry Biittner, L (1, 9) OBP: 0.293, SLG: 0.319	x 0-0 ③ F8			x 0-0 ② 4-3		x 0-0 ② F6 1-2				3	0	0	0	0	0	2
Jerry Martin, R (1, 8) OBP: 0.286, SLG: 0.425		S S S 0-3 ① K		x 0-0 ③ P6		B B B B 4-0 BB				2	0	0	0	1	1	0
Jim Tracy, L (1, 7) OBP: 0.314, SLG: 0.406		S S S 0-3 ② K			x 0-0 HR	S S S 0-3 ③ K				3	1	1	1	0	2	2
Mike O'Berry, R (1, 2) OBP: 0.314, SLG: 0.300		B B B B 4-0 BB			x 0-0 E8 SF7 1B		x 0-0 ① F8			2	1	1	0	1	0	0
Mick Kelleher, R (1, 4) OBP: 0.222, SLG: 0.160		x 0-0 ③ F7			x 0-0 ① SF7 3-H		x 0-0 ② 5-3			2	0	0	1	0	0	1
Randy Martz, L (1, 1) OBP: 0.143, SLG: 0.143 Dick Tidrow, R (7, 1)			x 0-0 ① 1-3		x 0-0 ② 5-3		x 0-0 ③ F8			2 1	0 0	0 0	0 0	0 0	0 0	0 0
Inning Stats	R: 0 H: 0 E: 0 LOB: 1 K: 1 BB: 2 S: 4 P: 12	R: 0 H: 0 E: 0 LOB: 1 K: 2 BB: 1 S: 7 P: 11	R: 0 H: 0 E: 0 LOB: 0 K: 0 BB: 0 S: 3 P: 3	R: 0 H: 0 E: 0 LOB: 0 K: 0 BB: 0 S: 3 P: 3	R: 2 H: 2 E: 1 LOB: 0 K: 0 BB: 0 S: 5 P: 5	R: 0 H: 1 E: 0 LOB: 2 K: 1 BB: 1 S: 6 P: 10	R: 0 H: 0 E: 0 LOB: 0 K: 0 BB: 0 S: 3 P: 3	R: 0 H: 0 E: 0 LOB: 0 K: 0 BB: 0 S: 3 P: 3		1B: 2 SF: 1 2B: 0 SAC: 0 3B: 0 DP: 0 HR: 1 HBP: 0						

PITCHER	IP	WLS	BF	H	R	ER	SO	BB	IBB	HBP	BLK	WP	HR	S	P	ERA	WHIP
Jim Bibby, R (1, 1) ERA: 3.28	8.0	L	30	3	2	1	4	4	0	0	0	1	1	34	50	1.12	0.875

PITCHER	IP	WLS	BF	H	R	ER	SO	BB	IBB	HBP	BLK	WP	HR	S	P	ERA	WHIP

BOTTOM

Pittsburgh Pirates @ Chicago Cubs

Wrigley Field, Chicago, IL

Sat Sep 27 1980, 3:33 AM CDT

Att. 15,565 - Unknown

livebaseballscorecards.com

AB	25
R	2
H	3
RBI	2
BB	4
SO	4
LOB	6

WP: 1 PA: 30
PB: 0
SB: 0
CS: 1

Batter	1	2	3	4	5	6	7	8	9	AB	R	H	RBI	BB	SO	LOB
Omar Moreno, L (1, 8) OBP: 0.308, SLG: 0.329	4-3		FC4-6 S; 1-2f 2-3		6-3		BBB 4-0 1-2 BB		F7	4	0	0	0	1	0	5
Tim Foli, R (1, 6) OBP: 0.293, SLG: 0.325	F3		F6 1-2			SH3 1B	F8		FC6-4 1-2f	5	0	1	0	0	0	6
Lee Lacy, R (1, 7) OBP: 0.396, SLG: 0.516	K			K		SH3 1-2		F8		2	0	0	0	0	2	0
Steve Nicosia, R (5, 2) OBP: 0.289, SLG: 0.276										1	0	0	0	0	0	0
Mike Easler, L (1, 9) OBP: 0.392, SLG: 0.589		G1-6-3 1B		HR		FC4-6 IBB		F8		3	1	2	1	1	0	0
Kurt Bevacqua, R (1, 3) OBP: 0.303, SLG: 0.327		G1-6-3 1-2f		6-3		K		K		4	0	0	0	0	2	3
Ed Ott, L (1, 2) (5, 7) OBP: 0.317, SLG: 0.359		F7		K		FC4-6 1-2f			1B 1B	4	1	1	0	0	1	2
Dale Berra, R (1, 5) OBP: 0.270, SLG: 0.350			5-3		F8		F8		F9	4	0	0	0	0	0	1
Vance Law, R (1, 4) OBP: 0.278, SLG: 0.314			FC4-6 SH 1B		K		5-3		1B 1-3	4	0	2	0	0	1	0
Bert Blyleven, R (1, 1) OBP: 0.097, SLG: 0.098			SH FC4-6 1-2		2B		BB 1B		FC6-4 1-2 3-H	1	0	1	0	0	0	0
Bernie Carbo, L (7, PH) OBP: 0.278, SLG: 0.188										1	0	1	0	0	0	0
Kent Tekulve, R (7, 1)										0	0	0	0	0	0	0
Bill Madlock, R (9, PH) OBP: 0.339, SLG: 0.398										1	0	1	1	0	0	0
Matt Alexander, S (9, PR) OBP: 0.333, SLG: 0.667										0	0	0	0	0	0	0
Inning Stats	R: 0 E: 0 K: 1 S: 5 H: 0 LOB: 0 BB: 0 P: 5	R: 0 E: 0 K: 0 S: 3 H: 1 LOB: 0 BB: 0 P: 3	R: 0 E: 0 K: 0 S: 5 H: 1 LOB: 2 BB: 0 P: 5	R: 1 E: 0 K: 2 S: 8 H: 1 LOB: 0 BB: 0 P: 8	R: 0 E: 0 K: 1 S: 6 H: 1 LOB: 1 BB: 0 P: 6	R: 0 E: 0 K: 1 S: 6 H: 1 LOB: 2 BB: 1 P: 10	R: 0 E: 0 K: 0 S: 4 H: 1 LOB: 2 BB: 1 P: 8	R: 0 E: 0 K: 1 S: 5 H: 0 LOB: 0 BB: 0 P: 5	R: 1 E: 0 K: 0 S: 6 H: 3 LOB: 2 BB: 0 P: 6	1B: 7 2B: 1 3B: 0 HR: 1 SF: 0 SAC: 2 DP: 1 HBP: 0							

TOP

Pittsburgh Pirates @ Chicago Cubs

Wrigley Field, Chicago, IL

Sun Sep 28 1980, 3:33 AM CDT

Att. 10,305 - Unknown

livebaseballscorecards.com

AB	34
R	2
H	9
RBI	2
BB	2
SO	6
LOB	17

PITCHER	IP	WLS	BF	H	R	ER	SO	BB	IBB	HBP	BLK	WP	HR	S	P	ERA	WHIP
Mike Krukow, R (1, 1) ERA: 4.43	6.0	W	24	5	1	1	5	0	1	0	0	0	1	33	37	1.50	0.833
Bill Caudill, R (7, 1) ERA: 2.19	3.0	S	14	4	1	1	1	1	0	0	0	0	0	15	19	3.00	1.667

PITCHER	IP	WLS	BF	H	R	ER	SO	BB	IBB	HBP	BLK	WP	HR	S	P	ERA	WHIP

WP: 0 PB: 0 SB: 1 CS: 0 PA: 38

Batter	1	2	3	4	5	6	7	8	9	AB	R	H	RBI	BB	SO	LOB
Ivan De Jesus, R (1, 6) OBP: 0.333, SLG: 0.332	F8		1-3 1-2		BBBB 4-0 FC4-6 1-2 BB	F3				3	0	0	0	1	0	2
Steve Dillard, R (1, 5) OBP: 0.301, SLG: 0.342	K		4-3		F9	6-3				4	0	0	0	0	1	3
Bill Buckner, L (1, 3) OBP: 0.353, SLG: 0.454	1-3			6-3	FC4-6 1-2f 2-3		1B			4	0	1	0	0	0	2
Larry Biittner, L (1, 9) OBP: 0.293, SLG: 0.318 Scot Thompson, L (8, 9) OBP: 0.298, SLG: 0.291		4-3		BB 1B E 1B	F7		F8			4 0	1 0	1 0	0 0	0 0	0 0	3 0
Jerry Martin, R (1, 8) OBP: 0.286, SLG: 0.423		F5		F8 BB 1-2 1B		F3	F6			4	0	1	0	0	0	1
Jim Tracy, L (1, 7) OBP: 0.330, SLG: 0.414		FC6-4 1B		BBBB 4-0 1-2 2-3 BB		BB 3B 1B		6-3		3	1	2	0	1	0	0
Mike O'Berry, R (1, 2) OBP: 0.308, SLG: 0.273		FC6-4 1-2f		F8 1-1 2-3 3-H		BBBB 4-0 1-2 3B BB		4-3		3	1	0	0	1	0	3
Mick Kelleher, R (1, 4) OBP: 0.223, SLG: 0.188			4-3	F8		1-H 2-H 3B		6-3		4	0	1	2	0	0	2
Mike Krukow, R (1, 1) OBP: 0.269, SLG: 0.292 Jesus Figueroa, L (6, PH) OBP: 0.314, SLG: 0.302 Bill Caudill, R (7, 1) OBP: 0.222, SLG: 0.333			1-3 1B		FC4-6 BB 1B	SSSS K				2 1 0	0 0 0	2 0 0	0 0 0	0 1 0	0 1 0	0 1 0
Inning Stats	R: 0 E: 0 K: 1 S: 5 H: 0 LOB: 0 BB: 0 P: 5	R: 0 E: 0 K: 0 S: 4 H: 1 LOB: 1 BB: 0 P: 4	R: 0 E: 0 K: 0 S: 4 H: 1 LOB: 1 BB: 0 P: 4	R: 1 E: 1 K: 0 S: 5 H: 2 LOB: 2 BB: 1 P: 9	R: 0 E: 0 K: 0 S: 4 H: 1 LOB: 2 BB: 1 P: 8	R: 2 E: 0 K: 1 S: 7 H: 2 LOB: 1 BB: 1 P: 11	R: 0 E: 0 K: 0 S: 4 H: 1 LOB: 1 BB: 0 P: 4	R: 0 E: 0 K: 0 S: 3 H: 0 LOB: 0 BB: 0 P: 3		1B: 7 2B: 0 3B: 1 HR: 0 SF: 0 SAC: 0 DP: 0 HBP: 0						

PITCHER		IP	WLS	BF	H	R	ER	SO	BB	IBB	HBP	BLK	WP	HR	S	P	ERA	WHIP
Bert Blyleven, R ERA: 3.82	(1, 1)	6.0	L	28	7	3	3	2	3	0	0	0	0	0	29	41	4.50	1.667
Kent Tekulve, R ERA: 3.4	(7, 1)	2.0		7	1	0	0	0	0	0	0	0	0	0	7	7	0.00	0.500

PITCHER	IP	WLS	BF	H	R	ER	SO	BB	IBB	HBP	BLK	WP	HR	S	P	ERA	WHIP

BOTTOM

Pittsburgh Pirates @ Chicago Cubs

Wrigley Field, Chicago, IL

Sun Sep 28 1980, 3:33 AM CDT

Att. 10,305 - Unknown

livebaseballscorecards.com

AB	32
R	3
H	8
RBI	2
BB	3
SO	2
LOB	17

WP: 0 PB: 0 SB: 0 CS: 0 PA: 35

Batter	1	2	3	4	5	6	7	8	9	10	AB	R	H	RBI	BB	SO	LOB
Omar Moreno, L (1, 8) OBP: 0.306, SLG: 0.326	K	K			F8	FC6-4		G3		L6	6	0	0	0	0	2	7
Vance Law, R (1, 4) OBP: 0.300, SLG: 0.333	1B		G6-4-3		F4		F2		1B	F9	6	1	3	0	0	0	2
Dave Parker, L (1, 9) OBP: 0.328, SLG: 0.457	1B		G6-4-3		4-3		F5		F8	F7	5	1	2	0	0	0	1
Ed Ott, L (9, 7) OBP: 0.316, SLG: 0.358											1	0	0	0	0	0	2
Mike Easler, L (1, 7) OBP: 0.395, SLG: 0.589 (9, 9)	1B		G6-4-3			1B	F8		1B		5	1	3	1	0	0	2
Bill Robinson, R (1, 3) OBP: 0.314, SLG: 0.466	K		4-3			F8		1B S	IBB		4	0	1	0	0	1	4
Matt Alexander, S (8, PR) OBP: 0.333, SLG: 0.667											0	0	0	0	0	0	0
Manny Sanguillen, R (8, 3) OBP: 0.318, SLG: 0.341											0	0	0	0	1	0	0
Tony Peña, R (1, 2) OBP: 0.429, SLG: 0.429	FC6-4			4-3		BLK		K	K		5	0	2	1	0	2	4
Kurt Bevacqua, R (1, 5) OBP: 0.316, SLG: 0.333	FC6-4			FC6-4		BLK		1B	F3		4	0	2	1	1	0	5
Dale Berra, R (1, 6) OBP: 0.268, SLG: 0.344		5-3		FC6-4		FC6-4 IBB		P6		E8	4	1	0	0	1	0	3
Rick Rhoden, R (1, 1) OBP: 0.390, SLG: 0.525		F4		F7		K				F9 S	3	0	0	0	0	1	4
Enrique Romo, R (7, 1) OBP: 0.500, SLG: 0.400											0	0	0	0	0	0	0
John Milner, L (8, PH) OBP: 0.381, SLG: 0.373											1	0	1	0	0	0	0
Kent Tekulve, R (8, PR) (8, 1)											0	0	0	0	0	0	0
Bernie Carbo, L (10, PH) OBP: 0.316, SLG: 0.235											1	0	1	1	0	0	0
Lee Lacy, R (10, PR) OBP: 0.390, SLG: 0.516											0	0	0	0	0	0	0
Grant Jackson, S (10, 1)											0	0	0	0	0	0	0
Inning Stats	R: 2 E: 0 K: 2 S: 11 H: 4 LOB: 2 BB: 0 P: 11	R: 0 E: 0 K: 1 S: 5 H: 0 LOB: 0 BB: 0 P: 5	R: 0 E: 0 K: 0 S: 4 H: 2 LOB: 1 BB: 0 P: 4	R: 0 E: 0 K: 0 S: 4 H: 1 LOB: 1 BB: 0 P: 4	R: 0 E: 0 K: 0 S: 3 H: 0 LOB: 0 BB: 0 P: 3	R: 1 E: 0 K: 1 S: 8 H: 3 LOB: 3 BB: 1 P: 12	R: 0 E: 0 K: 0 S: 3 H: 0 LOB: 0 BB: 0 P: 3	R: 0 E: 0 K: 1 S: 7 H: 2 LOB: 3 BB: 1 P: 11	R: 0 E: 0 K: 1 S: 7 H: 2 LOB: 3 BB: 1 P: 11	R: 1 E: 1 K: 0 S: 5 H: 1 LOB: 2 BB: 0 P: 5	1B: 15 2B: 0 3B: 0 HR: 0	SF: 0 SAC: 0 DP: 1 HBP: 0					

PITCHER		IP	WLS	BF	H	R	ER	SO	BB	IBB	HBP	BLK	WP	HR	S	P	ERA	WHIP
Ed Lynch, R ERA: 5.12	(1, 1)	0.1		4	3	2	2	1	0	0	0	0	0	0	6	6	54.00	9.000
Roy Lee Jackson, R ERA: 3.65	(1, 1)	4.2		17	4	0	0	2	0	0	0	0	0	0	21	21	0.00	0.857
Scott Holman, R ERA: 1.8	(6, 1)	1.0		7	3	1	1	1	0	1	0	1	0	0	8	12	9.00	3.000
Jeff Reardon, R ERA: 2.64	(7, 1)	4.0	W	20	5	1	0	2	1	1	0	0	0	0	22	30	0.00	1.500

PITCHER	IP	WLS	BF	H	R	ER	SO	BB	IBB	HBP	BLK	WP	HR	S	P	ERA	WHIP

TOP

Pittsburgh Pirates @ New York Mets

Shea Stadium, Flushing, NY

Mon Sep 29 1980, 3:33 AM EDT

Att. 1,787 - Unknown

livebaseballscorecards.com

AB	45
R	4
H	15
RBI	4
BB	3
SO	6
LOB	34

WP: 0 PA: 48
PB: 0
SB: 2
CS: 0

Pittsburgh Pirates @ New York Mets

Shea Stadium, Flushing, NY

Mon Sep 29 1980, 3:33 AM EDT

Att. 1,787 - Unknown

BOTTOM

Batter	1	2	3	4	5	6	7	8	9	10	AB	R	H	RBI	BB	SO	LOB
Joel Youngblood, R (1, 8) OBP: 0.346, SLG: 0.388	K		FC5-4 1B		P4		BB 1B FC8-5 1B	K		2-H HR	6	2	3	2	0	2	2
Wally Backman, S (1, 4) OBP: 0.381, SLG: 0.315	4-3		FC5-4 1-2f		G3		FC8-5 BB 1B	4-3			5	0	1	0	0	0	3
Lee Mazzilli, S (1, 3) OBP: 0.367, SLG: 0.430	F8		G3			WP S 1B	BB 1B		F8		4	0	1	1	1	0	1
Steve Henderson, R (1, 7) OBP: 0.369, SLG: 0.397		4-3		S E 1B		WP BB	K		5-3		4	1	1	0	1	1	3
Claudell Washington, L (1, 9) OBP: 0.323, SLG: 0.443		4-3		FC5-4 E BB		K	FC8-5		E3 S		4	0	0	1	1	1	4
Alex Trevino, R (1, 2) OBP: 0.279, SLG: 0.287		1B 1B		E4 FC5-4		K	K		K		5	0	1	0	0	3	6
Hubie Brooks, R (1, 5) OBP: 0.362, SLG: 0.339		FC6-4 1B		FC5-4		BB		5-3		SH5-4 HR 1B	4	1	2	0	1	0	2
Bill Almon, R (1, 6) OBP: 0.254, SLG: 0.278		FC6-4		F4		K		2B		SH5-4	2	0	0	0	0	0	3
Mike Jorgensen, L (6, PH) OBP: 0.349, SLG: 0.355											1	0	0	0	0	1	3
Jeff Reardon, R (7, 1)											0	0	0	0	1	0	0
Elliott Maddox, R (10, PH) OBP: 0.338, SLG: 0.320											0	0	0	0	0	0	0
Ed Lynch, R (1, 1) OBP: 0.333, SLG: 0.333			K		F4		BB 1B 1B BB	2B		K	0	0	0	0	0	0	0
Roy Lee Jackson, R (1, 1) OBP: 0.188, SLG: 0.313											1	0	0	0	0	1	0
Phil Mankowski, L (5, PH) OBP: 0.308, SLG: 0.273											1	0	0	0	0	0	0
Scott Holman, R (6, 1)											0	0	0	0	0	0	0
Frank Taveras, R (7, 6) OBP: 0.308, SLG: 0.327											2	1	1	0	1	1	1

Inning Stats	1	2	3	4	5	6	7	8	9	10
R:	0	0	0	1	0	0	2	0	0	2
E:	0	0	0	1	0	0	0	0	1	0
K:	1	0	1	0	0	3	2	1	1	1
S:	5	5	6	4	3	10	9	6	6	6
H:	0	2	1	1	0	1	2	1	0	2
LOB:	0	2	1	1	0	3	2	2	1	0
BB:	0	0	0	1	0	2	2	1	0	0
P:	5	5	6	8	3	18	17	10	6	6

1B:	8
2B:	1
3B:	0
HR:	1
SF:	0
SAC:	1
DP:	1
HBP:	0
WP:	1
PB:	0
SB:	3
CS:	0
PA:	46

PITCHER		IP	WLS	BF	H	R	ER	SO	BB	IBB	HBP	BLK	WP	HR	S	P	ERA	WHIP
Rick Rhoden, R ERA: 3.84	(1, 1)	6.0		28	6	3	2	5	4	0	0	0	1	0	34	50	3.00	1.667
Enrique Romo, R ERA: 3.23	(7, 1)	1.0		5	1	0	0	2	1	0	0	0	0	0	8	12	0.00	2.000
Kent Tekulve, R ERA: 3.33	(8, 1)	2.0		9	1	0	0	2	1	0	0	0	0	0	12	16	0.00	1.000
Grant Jackson, L ERA: 2.92	(10, 1)	0.2	L	4	2	2	2	1	0	0	0	0	0	1	6	6	27.00	3.000

PITCHER	IP	WLS	BF	H	R	ER	SO	BB	IBB	HBP	BLK	WP	HR	S	P	ERA	WHIP

livebaseballscorecards.com

Batter	1	2	3	4	5	6	7	8	9	AB	R	H	RBI	BB	SO	LOB
Omar Moreno, L (1, 8) OBP: 0.307, SLG: 0.326	S S S 0-3 ① K		B B B B 4-0 CS BB			x 0-0 4-3 S SF7 2-3 1B		S S S 0-3 ② ③ K 1-2		3	1	1	0	1	2	1
Vance Law, R (1, 4) OBP: 0.281, SLG: 0.311	x 0-0 ② F9		x 0-0 ② ③ L8 1-2			x 0-0 ① 4-3 1-3 3-H			x 0-0 ① F9	4	0	0	1	0	0	2
Mike Easler, L (1, 9) OBP: 0.391, SLG: 0.585	S S S 0-3 ③ K			x 0-0 ① F7		x 0-0 ② SF7 3-H			x 0-0 ② 4-3	3	0	0	1	0	1	0
Bill Robinson, R (1, 7) OBP: 0.313, SLG: 0.463		x 0-0 ① L6		x 0-0 ② F3		x 0-0 ③ 5-3			x 0-0 1B 1B	4	0	1	0	0	0	0
Tony Peña, R (1, 2) OBP: 0.455, SLG: 0.455		x 0-0 BB 1B		x 0-0 ③ F5			x 0-0 ① 4-3		x 0-0 1-3 1B	4	0	2	0	0	0	0
Kurt Bevacqua, R (1, 5) OBP: 0.322, SLG: 0.333		B B B B 4-0 1-2 BB			x 0-0 ① 1-3		x 0-0 FC6 1B		x 0-0 ③ F9	3	0	1	0	1	0	2
Manny Sanguillen, R (1, 3) OBP: 0.298, SLG: 0.318		x 0-0 ② F9			x 0-0 ② F8		x 0-0 ② FC6 CS 1-2f			3	0	0	0	0	0	3
Dale Berra, R (1, 6) OBP: 0.265, SLG: 0.339		x 0-0 ③ F3			x 0-0 ③ F9		x 0-0 ③ CS 1-2	x 0-0 ① F6		3	0	0	0	0	0	2
Don Robinson, R (1, 1) OBP: 0.352, SLG: 0.481 Matt Alexander, S (8, PR) OBP: 0.333, SLG: 0.667 Mark Lee, R (8, 1)			x 0-0 ① F9			x 0-0 1B 4-3 2B		x 0-0 CS 1B		3 0 0	1 0 0	2 0 0	0 0 0	0 0 0	0 0 0	0 0 0
Inning Stats	R: 0 E: 0 K: 2 S: 7 H: 0 LOB: 0 BB: 0 P: 7	R: 0 E: 0 K: 0 S: 4 H: 1 LOB: 2 BB: 1 P: 8	R: 0 E: 0 K: 0 S: 2 H: 0 LOB: 0 BB: 1 P: 6	R: 0 E: 0 K: 0 S: 3 H: 0 LOB: 0 BB: 0 P: 3	R: 0 E: 0 K: 0 S: 3 H: 0 LOB: 0 BB: 0 P: 3	R: 2 E: 0 K: 0 S: 5 H: 2 LOB: 0 BB: 0 P: 5	R: 0 E: 0 K: 0 S: 3 H: 1 LOB: 0 BB: 0 P: 3	R: 0 E: 0 K: 1 S: 5 H: 1 LOB: 1 BB: 0 P: 5	R: 0 E: 0 K: 0 S: 5 H: 2 LOB: 2 BB: 0 P: 5	1B: 6 2B: 1 3B: 0 HR: 0	SF: 1 SAC: 0 DP: 0 HBP: 0					

PITCHER	IP	WLS	BF	H	R	ER	SO	BB	IBB	HBP	BLK	WP	HR	S	P	ERA	WHIP
Pete Falcone, L (1, 1) ERA: 4.52	9.0	W	33	7	2	2	3	2	0	0	0	0	0	37	45	2.00	1.000

PITCHER	IP	WLS	BF	H	R	ER	SO	BB	IBB	HBP	BLK	WP	HR	S	P	ERA	WHIP

TOP

Pittsburgh Pirates @ New York Mets

Shea Stadium, Flushing, NY

Tue Sep 30 1980, 3:33 AM EDT

Att. 1,754 - Unknown

livebaseballscorecards.com

AB	30
R	2
H	7
RBI	2
BB	2
SO	3
LOB	10

1B: 6 SF: 1 PA: 34
2B: 1 SAC: 0
3B: 0 DP: 0
HR: 0 HBP: 0

WP: 0
PB: 0
SB: 1
CS: 3

Batter	1	2	3	4	5	6	7	8	9	AB	R	H	RBI	BB	SO	LOB
Mookie Wilson, S (1, 8) OBP: 0.340, SLG: 0.394	6-3			4-3		CS 1B		6-3 BB		3	0	1	0	1	0	0
Wally Backman, S (1, 4) OBP: 0.375, SLG: 0.303	K			1-3		1-2 BB		1-2 6-3		3	0	0	0	1	1	1
Joel Youngblood, R (1, 9) OBP: 0.344, SLG: 0.385	F7			F8		K		6-3		4	0	0	0	0	1	2
Steve Henderson, R (1, 7) OBP: 0.371, SLG: 0.401		5-3			E1 4-3 2B 1B		E 2B			3	2	2	0	0	0	0
Mike Jorgensen, L (1, 3) OBP: 0.349, SLG: 0.355		K			K		E7 SH5-3 SF9 2-H 1B			3	1	1	1	0	2	1
Hubie Brooks, R (1, 5) OBP: 0.352, SLG: 0.328		5-3			4-3 2-3		SH5-3 2-3			2	0	0	0	0	0	1
Alex Trevino, R (1, 2) OBP: 0.279, SLG: 0.292			L7		WP 3-H 2B		SF9 3-H			2	0	1	2	0	0	0
Bill Almon, R (1, 6) OBP: 0.248, SLG: 0.272			K		K 2-3		K			3	0	0	0	0	3	1
Pete Falcone, L (1, 1) OBP: 0.195, SLG: 0.154			K			1-3		3-1		3	0	0	0	0	1	0
Inning Stats	R: 0 E: 0 K: 1 S: 5 H: 0 LOB: 0 BB: 0 P: 5	R: 0 E: 0 K: 1 S: 5 H: 0 LOB: 0 BB: 0 P: 5	R: 0 E: 0 K: 2 S: 7 H: 0 LOB: 0 BB: 0 P: 7	R: 0 E: 0 K: 0 S: 3 H: 0 LOB: 0 BB: 0 P: 3	R: 1 E: 1 K: 2 S: 9 H: 2 LOB: 1 BB: 0 P: 9	R: 0 E: 0 K: 1 S: 5 H: 1 LOB: 1 BB: 1 P: 9	R: 2 E: 1 K: 1 S: 7 H: 2 LOB: 0 BB: 0 P: 7	R: 0 E: 0 K: 0 S: 3 H: 0 LOB: 1 BB: 1 P: 7		1B: 3 2B: 2 3B: 0 HR: 0 SF: 1 SAC: 1 DP: 0 HBP: 0						

BOTTOM

Pittsburgh Pirates @ New York Mets

Shea Stadium, Flushing, NY

Tue Sep 30 1980, 3:33 AM EDT

Att. 1,754 - Unknown

livebaseballscorecards.com

AB	26
R	3
H	5
RBI	3
BB	2
SO	8
LOB	6

WP: 1 PB: 0 SB: 0 CS: 1 PA: 30

PITCHER		IP	WLS	BF	H	R	ER	SO	BB	IBB	HBP	BLK	WP	HR	S	P	ERA	WHIP
Don Robinson, R ERA: 4.22	(1, 1)	7.0	L	26	5	3	2	8	1	0	0	0	1	0	41	45	2.57	0.857
Mark Lee, R ERA: 2.45	(8, 1)	1.0		4	0	0	0	0	1	0	0	0	0	0	3	7	0.00	1.000

PITCHER	IP	WLS	BF	H	R	ER	SO	BB	IBB	HBP	BLK	WP	HR	S	P	ERA	WHIP

Batter	1	2	3	4	5	6	7	8	9	AB	R	H	RBI	BB	SO	LOB
Omar Moreno, L (1, 8) OBP: 0.309, SLG: 0.329	SH1-3 E HR 1B		F9		SH5-4 1-2	S 1B		1B 1-2 HR 1B		4	2	3	0	0	0	0
Tim Foli, R (1, 6) OBP: 0.296, SLG: 0.327	SH1-3 1-3		P4		FC6-4 2-3 1B	BBB 4-0 1-2 BB		HR 1-2 2-3 1B		3	1	2	0	1	0	0
Dave Parker, L (1, 9) OBP: 0.328, SLG: 0.461 Enrique Romo, R (6, 1) OBP: 0.538, SLG: 0.727	HR 3-H			F6	FC6-4 2B 1-2f 3-H	4-3		HR 1-H 2-H 3-H		4 1	1 1	1 1	3 4	0 0	0 0	3 0
Mike Easler, L (1, 7) OBP: 0.391, SLG: 0.584 (6, 9)	SSS K			BBB 1B 1B BB	2B 1-3		6-3	1-3		4	1	1	0	1	1	0
Bill Madlock, R (1, 5) OBP: 0.341, SLG: 0.399 Vance Law, R (6, 4) OBP: 0.273, SLG: 0.302	SSS K			1B 1B 1B 1-3	H HBP		2-3	6-3		2 2	1 0	1 0	0 0	0 0	1 0	0 0
Bill Robinson, R (1, 3) OBP: 0.318, SLG: 0.469		F9		1B 1-2 3-H 1B	F8		2B	1B		5	0	3	1	0	0	3
Ed Ott, L (1, 2) OBP: 0.317, SLG: 0.357 (6, 7)		F4		G6-4-3 1-3 2-H 1B	F9		FC5-4 IBB		3-1	4	0	1	1	1	0	0
Dale Berra, R (1, 4) OBP: 0.264, SLG: 0.336 (6, 5)		6-3		G6-4-3 1-2f	E 1B		FC5-4 1-2f		K	5	1	1	0	0	1	4
Jim Bibby, R (1, 1) OBP: 0.224, SLG: 0.234 John Milner, L (6, PH) OBP: 0.379, SLG: 0.371 Steve Nicosia, R (6, 2) OBP: 0.291, SLG: 0.278			SSS K	1B SH5-4 FC6-4 1B		3-6-1 1-H		1B 1B HR 1B	6-3	2 1 2	1 0 1	1 0 1	0 0 0	0 0 0	1 0 0	0 0 0
Inning Stats	R: 2 H: 2 E: 1 LOB: 0 K: 2 BB: 0 S: 9 P: 9	R: 0 H: 0 E: 0 LOB: 0 K: 0 BB: 0 S: 3 P: 3	R: 0 H: 0 E: 0 LOB: 0 K: 1 BB: 0 S: 5 P: 5	R: 2 H: 3 E: 0 LOB: 1 K: 0 BB: 1 S: 5 P: 9	R: 1 H: 3 E: 0 LOB: 3 K: 0 BB: 0 S: 6 P: 7	R: 1 H: 2 E: 1 LOB: 2 K: 0 BB: 1 S: 5 P: 9	R: 0 H: 1 E: 0 LOB: 2 K: 0 BB: 1 S: 4 P: 8	R: 4 H: 5 E: 0 LOB: 1 K: 0 BB: 0 S: 7 P: 7	R: 0 H: 0 E: 0 LOB: 0 K: 1 BB: 0 S: 5 P: 5	1B: 12 SF: 0 2B: 2 SAC: 2 3B: 0 DP: 1 HR: 2 HBP: 1						

PITCHER		IP	WLS	BF	H	R	ER	SO	BB	IBB	HBP	BLK	WP	HR	S	P	ERA	WHIP
Ray Burris, R ERA: 4.02	(1, 1)	5.2	L	29	10	6	5	3	2	0	1	0	0	1	32	41	7.94	2.118
Ed Glynn, L ERA: 4.21	(6, 1)	0.1		1	0	0	0	0	0	0	0	0	0	0	1	1	0.00	0.000
Roy Lee Jackson, R ERA: 4.06	(7, 1)	2.0		12	6	4	4	0	0	1	0	0	0	1	11	15	18.00	3.000
John Pacella, R ERA: 5.14	(9, 1)	1.0		3	0	0	0	1	0	0	0	0	0	0	5	5	0.00	0.000

PITCHER	IP	WLS	BF	H	R	ER	SO	BB	IBB	HBP	BLK	WP	HR	S	P	ERA	WHIP

TOP

Pittsburgh Pirates @ New York Mets

Shea Stadium, Flushing, NY

Wed Oct 01 1980, 3:33 AM EDT

Att. 2,392 - Unknown

livebaseballscorecards.com

AB	39
R	10
H	16
RBI	9
BB	3
SO	4
LOB	10

WP: 0 PA: 45
PB: 0
SB: 1
CS: 0

BOTTOM

Pittsburgh Pirates @ New York Mets

Shea Stadium, Flushing, NY

Wed Oct 01 1980, 3:33 AM EDT

Att. 2,392 - Unknown

Batter	1	2	3	4	5	6	7	8	9	AB	R	H	RBI	BB	SO	LOB
Wally Backman, S (1, 4) OBP: 0.398, SLG: 0.333	BB, 1B, 1B / 1B	S / 1B		1B / 1B		F5 ③			HR / 1B	5	2	4	0	0	0	0
Elliott Maddox, R (1, 3) OBP: 0.336, SLG: 0.319	K ①	K ③ 1-2		FC6-4 1-2 2-3 / 1B			E4		F4 ①	5	0	1	0	0	2	3
Claudell Washington, L (1, 9) OBP: 0.327, SLG: 0.453	BB 1-2 / 1B		WP, S / 1B	K ②			F7 ①		1-H HR	5	3	3	2	0	1	4
Joel Youngblood, R (1, 8) OBP: 0.343, SLG: 0.385	K ②		F9 ① 1-3	FC6-4 ③ 1-2f			F7 ②		2B	5	0	1	0	0	1	7
Steve Henderson, R (1, 7) OBP: 0.370, SLG: 0.398	1B 1-2 2-3 / BB		K ②		F9 ①		6-3 ③		K ②	4	0	0	0	1	2	3
Hubie Brooks, R (1, 5) OBP: 0.355, SLG: 0.333	FC5-4 1-3 2-H 3-H / 1B		FC6-4 3-H / 1B		F6 ②			F4 ①	4-3 ③	5	0	2	3	0	0	1
Alex Trevino, R (1, 2) OBP: 0.276, SLG: 0.288	FC5-4 ③ 1-2f		FC6-4 ③ 1-2f		F7 ③			F9 ②		4	0	0	0	0	0	3
Bill Almon, R (1, 6) OBP: 0.242, SLG: 0.264		5-3 ①		F7 ①		K ①		E6		4	0	0	0	0	1	0
Ray Burris, R (1, 1) OBP: 0.133, SLG: 0.098		F3 ②		1B, 1B / BB		K ②		K ③		1	0	0	0	1	0	0
Ed Glynn, R (6, 1)										0	0	0	0	0	0	0
Phil Mankowski, L (6, PH) OBP: 0.286, SLG: 0.250										1	0	0	0	0	1	0
Roy Lee Jackson, R (7, 1) OBP: 0.188, SLG: 0.313										0	0	0	0	0	0	0
Jose Moreno, S (8, PH) OBP: 0.245, SLG: 0.422										1	0	0	0	0	1	1
John Pacella, R (9, 1) OBP: 0.100, SLG: 0.150										0	0	0	0	0	0	0
Inning Stats	R: 2 E: 0 K: 2 S: 10 H: 3 LOB: 2 BB: 1 P: 14	R: 0 E: 0 K: 1 S: 6 H: 1 LOB: 1 BB: 0 P: 6	R: 1 E: 0 K: 1 S: 7 H: 2 LOB: 1 BB: 0 P: 7	R: 0 E: 0 K: 1 S: 7 H: 2 LOB: 3 BB: 1 P: 11	R: 0 E: 0 K: 0 S: 3 H: 0 LOB: 0 BB: 0 P: 3	R: 0 E: 0 K: 2 S: 7 H: 0 LOB: 0 BB: 0 P: 7	R: 0 E: 1 K: 0 S: 4 H: 0 LOB: 1 BB: 0 P: 4	R: 0 E: 1 K: 1 S: 6 H: 0 LOB: 1 BB: 0 P: 6	R: 2 E: 0 K: 1 S: 8 H: 3 LOB: 1 BB: 0 P: 8	1B: 9 2B: 1 3B: 0 HR: 1	SF: 0 SAC: 0 DP: 0 HBP: 0						

PITCHER	IP	WLS	BF	H	R	ER	SO	BB	IBB	HBP	BLK	WP	HR	S	P	ERA	WHIP
Jim Bibby, R (1, 1) ERA: 3.32	5.0	W	25	8	3	3	5	2	0	0	0	1	0	33	41	5.40	2.000
Enrique Romo, R (6, 1) ERA: 3.27	4.0	S	17	3	2	2	4	0	0	0	0	0	1	25	25	4.50	0.750

PITCHER	IP	WLS	BF	H	R	ER	SO	BB	IBB	HBP	BLK	WP	HR	S	P	ERA	WHIP

AB	40
R	5
H	11
RBI	5
BB	2
SO	9
LOB	22

WP: 1 PA: 42
PB: 0
SB: 2
CS: 0

livebaseballscorecards.com

Batter	1	2	3	4	5	6	7	8	9	AB	R	H	RBI	BB	SO	LOB
Ivan De Jesus, R (1, 6) OBP: 0.327, SLG: 0.325	F8			K			BB, 1B	K		4	0	1	0	0	2	0
Scot Thompson, L (1, 9) OBP: 0.301, SLG: 0.292	F8			K			WP, 1B, 1B, 1-2, BB		1B	3	1	1	0	1	1	0
Bill Buckner, L (1, 3) OBP: 0.354, SLG: 0.453	F8			G3			1B, WP, 1-2, 1B		K	4	0	1	0	0	1	1
Jim Tracy, L (1, 7) OBP: 0.310, SLG: 0.391 Jerry Martin, R (9, PH) OBP: 0.281, SLG: 0.419		3-1			F7		K, 1-2, 2-3		F8	3 1	0 0	0 0	0 0	0 0	1 0	2 1
Carlos Lezcano, R (1, 8) OBP: 0.290, SLG: 0.388		5-3			K		1B, BB		K	3	0	0	0	1	2	1
Steve Dillard, R (1, 5) OBP: 0.293, SLG: 0.325 Larry Biittner, L (7, PH) OBP: 0.294, SLG: 0.318 Bill Hayes, R (7, 2)		5-3			6-3		1B, 1-2, 2-3, 3-H			2 1 0	0 0 0	0 1 0	0 1 0	0 0 0	0 0 0	0 0 0
Mike O'Berry, R (1, 2) OBP: 0.273, SLG: 0.229 Jesus Figueroa, L (7, PH) OBP: 0.314, SLG: 0.299 Mike Vail, R (7, PH) OBP: 0.330, SLG: 0.423 Mike Tyson, R (7, 4) OBP: 0.268, SLG: 0.333			P4			G6-4-3, 1B	K			2 0 1 0	0 0 0 0	1 0 0 0	0 0 0 0	0 0 0 0	0 0 1 0	0 0 3 0
Mick Kelleher, R (1, 4) (7, 5) OBP: 0.212, SLG: 0.178			F9			G6-4-3, 1-2f		F7		3	0	0	0	0	0	1
Rick Reuschel, R (1, 1) OBP: 0.169, SLG: 0.220 Dave Kingman, R (8, PH) OBP: 0.329, SLG: 0.522 Lee Smith, R (8, 1)			6-3			P5		F8		2 1 0	0 0 0	0 0 0	0 0 0	0 0 0	0 0 0	0 0 0
Inning Stats	R: 0 E: 0 K: 0 S: 3 H: 0 LOB: 0 BB: 0 P: 3	R: 0 E: 0 K: 0 S: 3 H: 0 LOB: 0 BB: 0 P: 3	R: 0 E: 0 K: 0 S: 3 H: 0 LOB: 0 BB: 0 P: 3	R: 0 E: 0 K: 2 S: 7 H: 0 LOB: 0 BB: 0 P: 7	R: 0 E: 0 K: 1 S: 5 H: 0 LOB: 0 BB: 0 P: 5	R: 0 E: 0 K: 0 S: 3 H: 1 LOB: 0 BB: 0 P: 3	R: 1 E: 0 K: 2 S: 9 H: 3 LOB: 3 BB: 2 P: 17	R: 0 E: 0 K: 1 S: 5 H: 0 LOB: 0 BB: 0 P: 5	R: 0 E: 0 K: 2 S: 8 H: 1 LOB: 1 BB: 0 P: 8	1B: 5 2B: 0 3B: 0 HR: 0	SF: 0 SAC: 0 DP: 1 HBP: 0						

TOP

Chicago Cubs @ Pittsburgh Pirates

Three Rivers Stadium, Pittsburgh, PA

Fri Oct 03 1980, 7:05 PM EDT

Att. 5,270 - Unknown

livebaseballscorecards.com

AB	30
R	1
H	5
RBI	1
BB	2
SO	8
LOB	9

WP: 1 PB: 0 SB: 0 CS: 0 PA: 32

1B: 5 2B: 0 3B: 0 HR: 0 SF: 0 SAC: 0 DP: 1 HBP: 0

PITCHER		IP	WLS	BF	H	R	ER	SO	BB	IBB	HBP	BLK	WP	HR	S	P	ERA	WHIP
Jesse Jefferson, R ERA: 5.26	(1, 1)	6.2	W	23	3	1	1	4	2	0	0	0	1	0	29	37	1.35	0.750
Kent Tekulve, R ERA: 3.33	(7, 1)	0.0		1	1	0	0	0	0	0	0	0	0	0	1	1	∞	∞
John Candelaria, L ERA: 4.01	(7, 1)	2.1	S	8	1	0	0	4	0	0	0	0	0	0	16	16	0.00	0.429

PITCHER	IP	WLS	BF	H	R	ER	SO	BB	IBB	HBP	BLK	WP	HR	S	P	ERA	WHIP

Chicago Cubs @ Pittsburgh Pirates

Three Rivers Stadium, Pittsburgh, PA

Fri Oct 03 1980, 7:05 PM EDT

Att. 5,270 - Unknown

livebaseballscorecards.com

BOTTOM

Batter	1	2	3	4	5	6	7	8	9	AB	R	H	RBI	BB	SO	LOB
Omar Moreno, L (1, 8) OBP: 0.307, SLG: 0.327	S S S 0-3 ① K		x 0-0 ③ G3		x 0-0 ② 4-3 2-3		x 0-0 ② SF8 3-H			3	0	0	1	0	1	1
Vance Law, R (1, 4) OBP: 0.271, SLG: 0.299	x 0-0 E5 3-1			x 0-0 E5 1B 1B	x 0-0 ③ 5-3		x 0-0 S 1B			4	1	1	0	0	0	1
Dave Parker, L (1, 9) OBP: 0.328, SLG: 0.460 Lee Lacy, R (7, 7) OBP: 0.395, SLG: 0.514	x 0-0 ② 3-1 1-2			x 0-0 1B 1-3 1B		x 0-0 ① F7 S S S	0-3 ③ K 1-2			3 1	0 0	1 0	0 0	0 0	0 1	1 1
Mike Easler, L (1, 7) OBP: 0.395, SLG: 0.585 (7, 9)	x 0-0 ③ L6			x 0-0 ① 1B 2-H 3-H 1B		x 0-0 1B 1B	B B B B 4-0 BB 1B BB			3	1	2	1	1	0	1
Bill Robinson, R (1, 3) OBP: 0.320, SLG: 0.468		x 0-0 ① 5-3		4-0 G5-3 1B IBB		S S S 0-3 ② K	x 0-0 1-2 BB 1B			3	0	1	0	1	1	1
Dale Berra, R (1, 6) OBP: 0.267, SLG: 0.339		x 0-0 ② 6-3		x 0-0 1-2 2-H 1B		x 0-0 FC6-4 1-2 1B	S S S 0-3 ① K			4	0	2	1	0	1	2
Kurt Bevacqua, R (1, 5) OBP: 0.320, SLG: 0.324		x 0-0 ③ 1-3		x 0-0 ② ③ G5-3 2-3f		x 0-0 ③ FC6-4 1-2f	B B B B 4-0 G6-3 1-2 2-3 BB			3	0	0	0	1	0	4
Tony Peña, R (1, 2) OBP: 0.467, SLG: 0.600			x 0-0 ① F9		x 0-0 4-3 SH2-4 1B		x 0-0 SF8 3B	x 0-0 ② ③ G6-3 1-2f		4	1	2	0	0	0	3
Jesse Jefferson, R (1, 1) Kent Tekulve, R (7, 1) John Candelaria, L (7, 1) OBP: 0.232, SLG: 0.234			S S S 0-3 ② K		x 0-0 ① SH2-4 1-2		x 0-0 ① 6-3			1 0 1	0 0 0	0 0 0	0 0 0	0 0 0	1 0 0	0 0 1
Inning Stats	R: 0 H: 0 E: 1 LOB: 1 K: 1 BB: 0 S: 6 P: 6	R: 0 H: 0 E: 0 LOB: 0 K: 0 BB: 0 S: 3 P: 3	R: 0 H: 0 E: 0 LOB: 0 K: 1 BB: 0 S: 5 P: 5	R: 2 H: 3 E: 1 LOB: 1 K: 0 BB: 1 S: 5 P: 9	R: 0 H: 1 E: 0 LOB: 1 K: 0 BB: 0 S: 4 P: 4	R: 0 H: 2 E: 0 LOB: 2 K: 1 BB: 0 S: 7 P: 7	R: 1 H: 2 E: 0 LOB: 1 K: 1 BB: 0 S: 7 P: 7	R: 0 H: 1 E: 0 LOB: 2 K: 1 BB: 2 S: 5 P: 13		1B: 8 SF: 1 2B: 0 SAC: 1 3B: 1 DP: 2 HR: 0 HBP: 0						

	AB	30
	R	3
	H	9
	RBI	3
	BB	3
	SO	5
	LOB	16

WP: 0 PA: 35
PB: 0
SB: 1
CS: 0

PITCHER		IP	WLS	BF	H	R	ER	SO	BB	IBB	HBP	BLK	WP	HR	S	P	ERA	WHIP
Rick Reuschel, R ERA: 3.4	(1, 1)	7.0	L	30	8	3	2	4	0	1	0	0	0	0	37	41	2.57	1.143
Lee Smith, R ERA: 2.91	(8, 1)	1.0		5	1	0	0	1	2	0	0	0	0	0	5	13	0.00	3.000

PITCHER	IP	WLS	BF	H	R	ER	SO	BB	IBB	HBP	BLK	WP	HR	S	P	ERA	WHIP

Chicago Cubs @ Pittsburgh Pirates

Three Rivers Stadium, Pittsburgh, PA

Sat Oct 04 1980, 3:33 AM EDT

Att. 2,717 - Unknown

TOP

livebaseballscorecards.com

Batter	1	2	3	4	5	6	7	8	9	AB	R	H	RBI	BB	SO	LOB
Carlos Lezcano, R (1, 8) OBP: 0.306, SLG: 0.393	F7		S 1B		H 1B E 1B HBP		6-3	FC5-4 1B 1-2 2-H 3-H		4	1	2	2	0	0	0
Steve Dillard, R (1, 5) OBP: 0.288, SLG: 0.320	P5		K 1-2		SF8 2-3 3-H		5-3	FC5-4 1-2f		4	0	0	1	0	1	3
Bill Buckner, L (1, 3) OBP: 0.356, SLG: 0.460	4-3		F8		E 1B 1-2 3-H		WP 1B		HR	5	1	3	2	0	0	1
Larry Biittner, L (1, 9) OBP: 0.292, SLG: 0.316		4-3		1-3	E5 1B 1-3 2-H		4-3 1-2		3-1	5	0	1	0	0	0	1
Jim Tracy, L (1, 7) OBP: 0.313, SLG: 0.387		BBBB 1B BB		6-3	K			E S FC1-2 1B	F8	4	0	1	0	1	1	2
Bill Hayes, R (1, 2) OBP: 0.333, SLG: 0.500		F9		K		8-4 1B		K 1B 1-3	2B	5	0	2	0	0	2	2
Mike Tyson, R (1, 4) OBP: 0.272, SLG: 0.337		1-3 1B			SH5-4 1B SF8 1B	1-2 1B		FC1-2 BB BB 1B 3-H	F7	5	2	3	0	0	0	2
Mick Kelleher, R (1, 6) OBP: 0.223, SLG: 0.183		P3			SF8 SH5-4 1B 1-2	8-4 2-3f		BBBB 4-0 BB 1B 1-2 BB		3	2	1	0	1	0	4
Lynn McGlothen, L (1, 1) OBP: 0.255, SLG: 0.275			3-1		SH5-4 1-2 2-3	F7		BBBB 4-0 1B BB 1-2 2-3		2	0	0	0	1	0	1

	AB	37
	R	6
	H	13
	RBI	5
	BB	3
	SO	4
	LOB	16

Inning Stats																																
1	R: 0	H: 0	E: 0	LOB: 0	K: 0	BB: 0	S: 3	P: 3
2	R: 0	H: 1	E: 0	LOB: 2	K: 0	BB: 1	S: 4	P: 8
3	R: 0	H: 1	E: 0	LOB: 1	K: 1	BB: 0	S: 6	P: 6
4	R: 0	H: 0	E: 0	LOB: 0	K: 1	BB: 0	S: 5	P: 5
5	R: 3	H: 4	E: 1	LOB: 2	K: 1	BB: 0	S: 9	P: 10
6	R: 0	H: 2	E: 0	LOB: 1	K: 0	BB: 0	S: 4	P: 4
7	R: 0	H: 1	E: 0	LOB: 1	K: 0	BB: 0	S: 4	P: 4
8	R: 2	H: 2	E: 0	LOB: 2	K: 1	BB: 2	S: 7	P: 15
9	R: 1	H: 2	E: 0	LOB: 1	K: 0	BB: 0	S: 5	P: 5

1B: 11	SF: 1	2B: 2	SAC: 1	3B: 0	DP: 1	HR: 1	HBP: 1
WP: 1	PA: 43	PB: 0	SB: 2	CS: 0

PITCHER		IP	WLS	BF	H	R	ER	SO	BB	IBB	HBP	BLK	WP	HR	S	P	ERA	WHIP
Pascual Perez, R ERA: 3.75	(1, 1)	6.0	L	27	8	3	2	3	1	0	1	0	0	0	31	36	3.00	1.500
Mark Lee, R ERA: 4.76	(7, 1)	2.0		11	3	2	2	1	2	0	0	0	1	0	11	19	9.00	2.500
Kent Tekulve, R ERA: 3.39	(9, 1)	1.0		5	2	1	1	0	0	0	0	0	0	1	5	5	9.00	2.000

PITCHER	IP	WLS	BF	H	R	ER	SO	BB	IBB	HBP	BLK	WP	HR	S	P	ERA	WHIP

Batter	1	2	3	4	5	6	7	8	9	AB	R	H	RBI	BB	SO	LOB
Omar Moreno, L (1, 8) OBP: 0.306, SLG: 0.326	6-3		1-3			SH5-3 (1-2)		K		3	0	0	0	0	1	0
Vance Law, R (1, 4) OBP: 0.257, SLG: 0.282	6-3			6-3		4-3 (2-3)			4-3	4	0	0	0	0	0	1
Dave Parker, L (1, 9) OBP: 0.327, SLG: 0.458	4-3			WP, S, BB		4-3			6-3	3	0	0	0	1	0	1
Mike Easler, L (1, 7) OBP: 0.396, SLG: 0.583		6-3		G5-4-3 (1-3), BB			F8		1B	3	0	1	0	1	0	0
Bill Robinson, R (1, 3) OBP: 0.316, SLG: 0.461		K1-3		G5-4-3 (1-2f)			P5		F8	4	0	0	0	0	1	3
Dale Berra, R (1, 6) OBP: 0.272, SLG: 0.347		S, 1B			F9		2B			3	0	2	0	0	0	0
Kurt Bevacqua, R (1, 5) OBP: 0.312, SLG: 0.315		F7 (1-2)			K		F8			3	0	0	0	0	1	2
Tony Peña, R (1, 2) OBP: 0.389, SLG: 0.500			K		F9			L4		3	0	0	0	0	1	0
Pascual Perez, R (1, 1) OBP: 0.250, SLG: 0.250			6-3			4-3, SH5-3, 1B		P4		1	0	0	0	0	0	0
Manny Sanguillen, R (6, PH) OBP: 0.313, SLG: 0.333										1	0	1	0	0	0	0
Mark Lee, R (7, 1)										0	0	0	0	0	0	0
John Milner, L (8, PH) OBP: 0.378, SLG: 0.370										1	0	0	0	0	0	0
Kent Tekulve, R (9, 1)										0	0	0	0	0	0	0
Inning Stats	R: 0, E: 0, K: 0, S: 3 — H: 0, LOB: 0, BB: 0, P: 3	R: 0, E: 0, K: 1, S: 6 — H: 1, LOB: 1, BB: 0, P: 6	R: 0, E: 0, K: 1, S: 5 — H: 0, LOB: 0, BB: 0, P: 5	R: 0, E: 0, K: 0, S: 2 — H: 0, LOB: 1, BB: 2, P: 10	R: 0, E: 0, K: 1, S: 5 — H: 0, LOB: 0, BB: 0, P: 5	R: 0, E: 0, K: 0, S: 4 — H: 1, LOB: 1, BB: 0, P: 4	R: 0, E: 0, K: 0, S: 4 — H: 1, LOB: 1, BB: 0, P: 4	R: 0, E: 0, K: 1, S: 5 — H: 0, LOB: 0, BB: 0, P: 5	R: 0, E: 0, K: 0, S: 4 — H: 1, LOB: 1, BB: 0, P: 4	1B: 3, 2B: 1, 3B: 0, HR: 0	SF: 0, SAC: 1, DP: 1, HBP: 0					

PITCHER	IP	WLS	BF	H	R	ER	SO	BB	IBB	HBP	BLK	WP	HR	S	P	ERA	WHIP
Lynn McGlothen, R (1, 1) ERA: 4.79	9.0	W	32	4	0	0	4	2	0	0	0	1	0	38	46	0.00	0.667

PITCHER	IP	WLS	BF	H	R	ER	SO	BB	IBB	HBP	BLK	WP	HR	S	P	ERA	WHIP

BOTTOM

Chicago Cubs @ Pittsburgh Pirates

Three Rivers Stadium, Pittsburgh, PA

Sat Oct 04 1980, 3:33 AM EDT

Att. 2,717 - Unknown

livebaseballscorecards.com

AB	29
R	0
H	4
RBI	0
BB	2
SO	4
LOB	7

1B: 3, 2B: 1, 3B: 0, HR: 0 — SF: 0, SAC: 1, DP: 1, HBP: 0

WP: 1, PB: 0, SB: 2, CS: 0 — PA: 32

Batter	1	2	3	4	5	6	7	8	9	AB	R	H	RBI	BB	SO	LOB
Carlos Lezcano, R (1, 8) OBP: 0.294, SLG: 0.375	L3		F8			K		K		4	0	0	0	0	2	1
Jesus Figueroa, L (1, 7) OBP: 0.308, SLG: 0.293	F7		K			4-3			1-3	4	0	0	0	0	1	0
Bill Buckner, L (1, 3) OBP: 0.353, SLG: 0.457	E6 2B			F9		F7			5-3	4	0	0	0	0	0	0
Jim Tracy, L (1, 9) OBP: 0.326, SLG: 0.402	1-3 2B			BBBB 4-0 E S BB			CS 1B		4-3	3	0	2	0	1	0	0
Bill Hayes, R (1, 2) OBP: 0.222, SLG: 0.333	6-3			SSS K 1-3			F7 1-2			3	0	0	0	0	1	4
Mike Tyson, R (1, 4) OBP: 0.273, SLG: 0.337		G4-6-3 1B		3-1			G3			3	0	1	0	0	0	1
Steve Dillard, R (1, 5) OBP: 0.285, SLG: 0.316		K			K			G3		3	0	0	0	0	2	1
Mick Kelleher, R (1, 6) OBP: 0.217, SLG: 0.177		G4-6-3 1-2f			4-3			F8		3	0	0	0	0	0	1
Doug Capilla, L (1, 1) OBP: 0.190, SLG: 0.286			K		1-3			1B		2	0	0	0	0	1	0
Larry Biittner, L (8, PH) OBP: 0.294, SLG: 0.319										1	0	1	0	0	0	0
Dick Tidrow, R (8, 1)										0	0	0	0	0	0	0
Inning Stats	R: 0 E: 1 K: 0 S: 5 H: 1 LOB: 2 BB: 0 P: 5	R: 0 E: 0 K: 1 S: 5 H: 1 LOB: 0 BB: 0 P: 5	R: 0 E: 0 K: 2 S: 7 H: 0 LOB: 0 BB: 0 P: 7	R: 0 E: 0 K: 1 S: 5 H: 0 LOB: 1 BB: 1 P: 9	R: 0 E: 0 K: 1 S: 5 H: 0 LOB: 0 BB: 0 P: 5	R: 0 E: 0 K: 1 S: 5 H: 0 LOB: 0 BB: 0 P: 5	R: 0 E: 0 K: 0 S: 3 H: 1 LOB: 0 BB: 0 P: 3	R: 0 E: 0 K: 1 S: 6 H: 1 LOB: 1 BB: 0 P: 6	R: 0 E: 0 K: 0 S: 3 H: 0 LOB: 0 BB: 0 P: 3	1B: 3 2B: 1 3B: 0 HR: 0 SF: 0 SAC: 0 DP: 1 HBP: 0						

PITCHER	IP	WLS	BF	H	R	ER	SO	BB	IBB	HBP	BLK	WP	HR	S	P	ERA	WHIP
Don Robinson, R (1, 1) ERA: 3.99	9.0	W	31	4	0	0	7	1	0	0	0	0	0	44	48	0.00	0.556

PITCHER	IP	WLS	BF	H	R	ER	SO	BB	IBB	HBP	BLK	WP	HR	S	P	ERA	WHIP

TOP

Chicago Cubs @ Pittsburgh Pirates

Three Rivers Stadium, Pittsburgh, PA

Sun Oct 05 1980, 3:33 AM EDT

Att. 20,588 - Unknown

livebaseballscorecards.com

AB	30
R	0
H	4
RBI	0
BB	1
SO	7
LOB	8

PA: 31

WP: 0
PB: 0
SB: 1
CS: 1

Chicago Cubs @ Pittsburgh Pirates

Three Rivers Stadium, Pittsburgh, PA

Sun Oct 05 1980, 3:33 AM EDT

Att. 20,588 - Unknown

livebaseballscorecards.com

BOTTOM

Batter	1	2	3	4	5	6	7	8	9	AB	R	H	RBI	BB	SO	LOB
Omar Moreno, L (1, 8) OBP: 0.306, SLG: 0.325	S S S 0-3 ① K			S S S 0-3 ① K		x 0-0 CS 1B		x 0-0 ③ F7		4	0	1	0	0	2	0
Vance Law, R (1, 4) OBP: 0.260, SLG: 0.311	x 0-0 ② F9			x 0-0 1B 3B		x 0-0 ①② 5-3 1-2				3	1	1	0	0	0	1
Lee Lacy, R (1, 7) OBP: 0.394, SLG: 0.511	x 0-0 ③ F9			B B B 4-0 F9 1B BB		x 0-0 ③ 4-3				2	0	0	0	1	0	0
Bill Robinson, R (1, 9) OBP: 0.320, SLG: 0.463		x 0-0 ① F8		x 0-0 1-2 3-H 1B			x 0-0 CS 1B			3	0	2	1	0	0	0
Tony Peña, R (1, 2) OBP: 0.429, SLG: 0.571		x 0-0 CS 1B		x 0-0 ② F9 2-3			x 0-0 ① 1-2 2B			3	0	2	0	0	0	2
Dale Berra, R (1, 6) OBP: 0.269, SLG: 0.343		x 0-0 ②③ 6-3 1-2		x 0-0 ③ P6			x 0-0 ② F7			3	0	0	0	0	0	4
Kurt Bevacqua, R (1, 5) OBP: 0.305, SLG: 0.307			x 0-0 ① L4		x 0-0 ① 6-3		x 0-0 ③ 6-3			3	0	0	0	0	0	1
Manny Sanguillen, R (1, 3) OBP: 0.294, SLG: 0.313			x 0-0 ② F9		x 0-0 ② 6-3			x 0-0 ① 5-3		3	0	0	0	0	0	0
Don Robinson, R (1, 1) OBP: 0.333, SLG: 0.456			S S S 0-3 ③ K		S S S 0-3 ③ K			x 0-0 ② 5-3		3	0	0	0	0	2	0
Inning Stats	R: 0 E: 0 K: 1 S: 5 H: 0 LOB: 0 BB: 0 P: 5	R: 0 E: 0 K: 0 S: 3 H: 1 LOB: 0 BB: 0 P: 3	R: 0 E: 0 K: 1 S: 5 H: 0 LOB: 0 BB: 0 P: 5	R: 1 E: 0 K: 1 S: 7 H: 2 LOB: 2 BB: 1 P: 11	R: 0 E: 0 K: 1 S: 5 H: 0 LOB: 0 BB: 0 P: 5	R: 0 E: 0 K: 0 S: 3 H: 1 LOB: 0 BB: 0 P: 3	R: 0 E: 0 K: 0 S: 4 H: 2 LOB: 1 BB: 0 P: 4	R: 0 E: 0 K: 0 S: 3 H: 0 LOB: 0 BB: 0 P: 3		1B: 4 2B: 1 3B: 1 HR: 0	SF: 0 SAC: 0 DP: 0 HBP: 0					

	AB	27
	R	1
	H	6
	RBI	1
	BB	1
	SO	4
	LOB	8

WP: 0 PB: 0 SB: 0 CS: 3 PA: 28

PITCHER		IP	WLS	BF	H	R	ER	SO	BB	IBB	HBP	BLK	WP	HR	S	P	ERA	WHIP
Doug Capilla, L ERA: 4.12	(1, 1)	7.0	L	25	6	1	1	4	1	0	0	0	0	0	32	36	1.29	1.000
Dick Tidrow, R ERA: 2.72	(8, 1)	1.0		3	0	0	0	0	0	0	0	0	0	0	3	3	0.00	0.000

PITCHER	IP	WLS	BF	H	R	ER	SO	BB	IBB	HBP	BLK	WP	HR	S	P	ERA	WHIP