

Pittsburgh Pirates - 1980

Batter	1	2	3	4	5	6	7	8	9	AB	R	H	RBI	BB	SO	LOB	TOP
Omar Moreno, L (1,8)										2	0	0	0	2	0	0	Pittsburgh Pirates @ St. Louis Cardinals Busch Stadium, St. Louis, MO Thu Apr 10 1980, 3:33 AM CST Att: 42,867 - Unknown
Tim Foli, R (1,6)										3	0	0	0	0	2	3	
Dave Parker, L (1,9)										4	0	0	0	0	1	4	
Willie Stargell, L (1,3)										4	0	0	0	0	3	3	
John Milner, L (1,7)										3	0	0	0	0	0	0	
Bill Madlock, R (1,5) OBP: 0.333, SLG: 0.333										3	0	1	0	0	1	0	
Ed Ott, L (1,2)										3	0	0	0	0	1	1	
Phil Garner, R (1,4) OBP: 0.333, SLG: 0.333										3	0	1	0	0	0	1	
Bert Blyleven, R (1,1)										1	0	0	0	0	1	0	
Mike Easter, L (6, PH)										1	0	0	0	0	0	1	
Enrique Romo, R (6, PH)										0	0	0	0	0	0	0	
Lee Lacy, R (9, PH) OBP: 1.000, SLG: 1.000										1	0	1	0	0	0	0	
Inning Stats	R: 0 E: 0 K: 0 S: 2	H: 0 LOB: 0 BB: 0 P: 3	R: 0 E: 0 K: 1 S: 5	H: 0 LOB: 0 BB: 0 P: 5	R: 0 E: 0 K: 2 S: 7	H: 0 LOB: 0 BB: 0 P: 7	R: 0 E: 0 K: 0 S: 3	H: 1 LOB: 1 BB: 0 P: 3	R: 0 E: 0 K: 1 S: 5	H: 0 LOB: 1 BB: 1 P: 9	R: 0 E: 0 K: 0 S: 4	H: 1 LOB: 1 BB: 0 P: 4	R: 0 E: 0 K: 3 S: 10	H: 1 LOB: 2 BB: 1 P: 14	1B: 3 2B: 0 3B: 0 HR: 0	SF: 0 SAC: 0 DP: 2 HBP: 1	WP: 1 PA: 31 PB: 0 CS: 1
PITCHER Pete Vuckovich, R (1,1) ERA:	IP: 9.0 WLS: W BF: 31 H: 3 R: 0 ER: 0 SO: 9 BB: 2 IBB: 0 HBP: 1 BLK: 0 WP: 1 HR: 0 S: 46 P: 55 ERA: 0.00 WHIP: 0.556																

AB 28
R 0
H 3
RBI 0
BB 2
SO 9
LOB 13



Batter	1	2	3	4	5	6	7	8	9	AB	R	H	RBI	BB	SO	LOB	BOTTOM
Garry Templeton, S (1,6)										3	0	0	0	0	0	0	Pittsburgh Pirates @ St. Louis Cardinals Busch Stadium, St. Louis, MO Thu Apr 10 1980, 3:33 AM CST Att: 42,867 - Unknown
Ken Oberkell, L (1,4)										2	0	0	0	1	0	0	
Keith Hernandez, L (1,3)										3	0	0	0	0	0	1	
Ted Simmons, S (1,2)										2	0	0	0	1	0	0	
Bobby Bonds, R (1,7)										2	1	0	0	1	2	1	
George Hendrick, R (1,9) OBP: 0.333, SLG: 0.667										3	0	1	1	0	0	0	
Tony Scott, S (1,8)										3	0	0	0	0	0	1	
Ken Reitz, R (1,5) OBP: 0.667, SLG: 0.667										3	0	2	0	0	0	0	
Pete Vuckovich, R (1,1)										3	0	0	0	0	1	2	
Inning Stats	R: 0 E: 0 K: 0 S: 2	H: 0 LOB: 1 BB: 1 P: 6	R: 1 E: 0 K: 0 S: 3	H: 1 LOB: 1 BB: 1 P: 7	R: 0 E: 0 K: 0 S: 3	H: 0 LOB: 0 BB: 0 P: 3	R: 0 E: 0 K: 1 S: 5	H: 0 LOB: 1 BB: 1 P: 9	R: 0 E: 0 K: 1 S: 6	H: 1 LOB: 0 BB: 0 P: 6	R: 0 E: 0 K: 0 S: 3	H: 0 LOB: 0 BB: 0 P: 3	R: 0 E: 0 K: 0 S: 3	H: 1 LOB: 0 BB: 0 P: 3	1B: 2 2B: 3 3B: 0 HR: 0	SF: 0 SAC: 0 DP: 3 HBP: 0	
PITCHER Bert Blyleven, R (1,1) ERA: 1.8 Enrique Romo, R (6,1) ERA:	IP: 5.0 WLS: L BF: 18 H: 2 R: 1 ER: 1 SO: 2 BB: 3 IBB: 0 HBP: 0 BLK: 0 WP: 0 HR: 0 S: 19 P: 31 ERA: 1.80 WHIP: 1.000																

AB 24
R 1
H 3
RBI 1
BB 3
SO 3
LOB 5



Batter	1	2	3	4	5	6	7	8	9	AB	R	H	RBI	BB	SO	LOB	TOP				
Omar Moreno, L (1.8)	6-3		L6-5			B1		4-3		4	0	0	0	0	0	2	Pittsburgh Pirates @ St. Louis Cardinals Busch Stadium, St. Louis, MO Fri Apr 11 1980, 6:05 PM CST Att: 16,998 - Unknown				
Tim Foll, R (1.6)	F9			4-3		1-3		P6		4	0	0	0	0	0						
Dave Parker, L (1.9) OBP: 0.125, SLG: 0.125	4-3			F7			1B	1B	E6 SH1-4 BB	4	2	1	0	0	0						
Willie Stargell, L (1.3) Lee Lacy, R (9, PR) OBP: 0.375, SLG: 0.286 OBP: 1.000, SLG: 1.000	G3									3	1	2	0	1	0	0					
John Milner, L (1.7) Bill Robinson, R (9, PH)				1B						0	1	0	0	0	0	0					
Bill Madlock, R (1.5) OBP: 0.143, SLG: 0.143	G6-4-3			1-3						2	0	1	1	1	0	1					
Ed Ott, L (1.2) OBP: 0.286, SLG: 0.429	G6-4-3									0	0	0	0	0	0	0					
Phil Garner, R (1.4) OBP: 0.429, SLG: 0.500										4	0	2	3	0	0	0					
John Candelaria, L (1.1) Eddie Solomon, R (7, 1) Mike Easter, L (8, PH) Grant Jackson, S (8, 1)				1B						3	0	1	0	1	0	1					
										2	0	1	0	0	0	0					
										0	0	0	0	0	0	0					
										1	0	0	0	0	0	0					
										1	0	0	0	0	0	2					
Inning Stats	R: 0 E: 0 K: 0 S: 3	H: 0 LOB: 0 BB: 0 P: 3	R: 0 E: 0 K: 0 S: 2	H: 0 LOB: 0 BB: 1 P: 6	R: 0 E: 0 K: 0 S: 4	H: 2 LOB: 1 BB: 0 P: 4	R: 0 E: 0 K: 0 S: 4	H: 1 LOB: 1 BB: 0 P: 4	R: 0 E: 0 K: 0 S: 3	H: 0 LOB: 0 BB: 0 P: 3	R: 0 E: 0 K: 0 S: 6	H: 4 LOB: 1 BB: 0 P: 6	R: 0 E: 0 K: 0 S: 3	H: 0 LOB: 0 BB: 0 P: 3	R: 2 E: 1 K: 0 S: 5	H: 1 LOB: 2 BB: 2 P: 13	1B: 6 2B: 3 3B: 0 HR: 0	SF: 0 SAC: 1 DP: 3 HBP: 0	WP: 0 PB: 0 SB: 0 CS: 0	PA: 36	
PITCHER	IP	WLS	BF	H	R	ER	SO	BB	IBB	HBP	BLK	WP	HR	S	P	ERA	WHIP				
Bob Forsch, R (1.1) ERA: 2.25	8.0		29	7	2	2	0	1	0	0	0	0	0	28	32	2.25	1.000				
Don Hood, L (9, 1) ERA:	0.0	L	2	0	2	0	0	1	0	0	0	0	0	1	5	∞	∞				
Mark Littell, R (9, 1) ERA:	1.0		5	1	0	0	0	0	1	0	0	0	0	4	8	0.00	1.000				

Batter	1	2	3	4	5	6	7	8	9	AB	R	H	RBI	BB	SO	LOB	BOTTOM				
Garry Templeton, S (1.6) OBP: 0.250, SLG: 0.143	F7		F2			E7		4-3		4	0	1	0	1	0	0	Pittsburgh Pirates @ St. Louis Cardinals Busch Stadium, St. Louis, MO Fri Apr 11 1980, 6:05 PM CST Att: 16,998 - Unknown				
Tony Scott, S (1.8) OBP: 0.125, SLG: 0.125				6-3		P5		P4		5	0	1	0	0	0	5					
Keith Hernandez, L (1.3) OBP: 0.375, SLG: 0.571										4	1	2	0	1	0	0					
Ted Simmons, S (1.2)										5	0	0	0	0	0	4					
Bobby Bonds, R (1.7) OBP: 0.429, SLG: 0.333										4	1	2	0	0	0	1					
George Hendrick, R (1.9) OBP: 0.429, SLG: 0.500										3	1	1	0	1	0	2					
Ken Reitz, R (1.5) OBP: 0.571, SLG: 0.571										4	0	2	1	0	0	2					
Ken Oberkfell, L (1.4) OBP: 0.286, SLG: 0.167										4	0	1	1	0	0	2					
Bob Forsch, R (1.1) Eddie Solomon, R (8, PH) Don Hood, L (9, 1) Mark Littell, L (9, 1)										3	0	1	0	0	0	2					
										1	0	0	0	0	1	0					
										0	0	0	0	0	0	0					
										0	0	0	0	0	0	0					
Inning Stats	R: 0 E: 0 K: 0 S: 3	H: 1 LOB: 1 BB: 1 P: 7	R: 0 E: 0 K: 0 S: 3	H: 1 LOB: 1 BB: 1 P: 7	R: 0 E: 0 K: 0 S: 3	H: 0 LOB: 0 BB: 0 P: 3	R: 0 E: 0 K: 0 S: 4	H: 1 LOB: 1 BB: 0 P: 4	R: 0 E: 0 K: 0 S: 5	H: 2 LOB: 2 BB: 0 P: 5	R: 3 E: 1 K: 0 S: 8	H: 4 LOB: 3 BB: 1 P: 12	R: 0 E: 0 K: 1 S: 5	H: 0 LOB: 0 BB: 0 P: 5	R: 0 E: 0 K: 0 S: 3	H: 0 LOB: 0 BB: 0 P: 3	1B: 10 2B: 0 3B: 1 HR: 0	SF: 0 SAC: 0 DP: 2 HBP: 0	WP: 0 PB: 0 SB: 0 CS: 0	PA: 40	
PITCHER	IP	WLS	BF	H	R	ER	SO	BB	IBB	HBP	BLK	WP	HR	S	P	ERA	WHIP				
John Candelaria, L (1.1) ERA: 3.0	6.0		29	9	3	2	0	2	1	0	1	0	0	26	38	3.00	1.833				
Eddie Solomon, R (7, 1) ERA:	1.0		5	2	0	0	0	0	0	0	0	0	0	5	5	0.00	2.000				
Grant Jackson, L (8, 1) ERA:	2.0	W	6	0	0	0	1	0	0	0	0	0	0	8	8	0.00	0.000				

Batter	1	2	3	4	5	6	7	8	9	AB	R	H	RBI	BB	SO	LOB	TOP											
Omar Moreno, L OBP: 0.462, SLG: 0.455 (1, 8)	E7 PB 1B			1-3		SH 1B				5	1	4	2	0	0	0	Pittsburgh Pirates @ St. Louis Cardinals Busch Stadium, St. Louis, MO Sat Apr 12 1980, 3:33 AM CST Att: 15,662 - Unknown											
Tim Foli, R OBP: 0.167, SLG: 0.182 (1, 6)	1-3	L8				SH 1B	L5-4			4	1	1	0	0	0	4												
Dave Parker, L OBP: 0.250, SLG: 0.333 Bill Robinson, R (6, 9)	K			F5		FC3-6 S 1B		F9		4	1	2	1	0	1	2												
Willie Stargell, L OBP: 0.385, SLG: 0.200 (1, 3)				2-3		FC3-6 BB		K		3	0	0	0	2	1	2												
John Milner, L OBP: 0.273, SLG: 0.111 (1, 7)	K			4-3		L9		P6		4	1	0	0	1	1	4												
Bill Madlock, R OBP: 0.250, SLG: 0.250 (1, 5)				6-3		FC3-6		F8		5	2	2	0	0	0	2												
Ed Ott, L OBP: 0.417, SLG: 0.545 (1, 2)				4-3		4-3		K		4	1	2	0	1	1	2												
Phil Garner, R OBP: 0.500, SLG: 0.500 (1, 4)				6-3		6-3		1B		4	0	2	2	1	0	2												
Jim Bibby, R OBP: 0.200, SLG: 0.200 (1, 1)	K			4-3		4-3		K		5	0	1	0	0	2	7												
Inning Stats	R: 0 E: 1 K: 2 S: 8	H: 1 LOB: 2 BB: 1 P: 12	R: 2 E: 0 K: 1 S: 8	H: 3 LOB: 1 BB: 0 P: 8	R: 3 E: 0 K: 0 S: 5	H: 3 LOB: 1 BB: 2 P: 13	R: 0 E: 0 K: 0 S: 4	H: 1 LOB: 1 BB: 0 P: 4	R: 0 E: 0 K: 0 S: 4	H: 1 LOB: 2 BB: 1 P: 8	R: 2 E: 1 K: 0 S: 6	H: 2 LOB: 2 BB: 1 P: 10	R: 0 E: 0 K: 1 S: 5	H: 0 LOB: 0 BB: 0 P: 5	R: 0 E: 0 K: 2 S: 8	H: 1 LOB: 1 BB: 0 P: 8		1B: 10 2B: 5 3B: 0 HR: 0	SF: 0 SAC: 1 DP: 2 HBP: 0	WP: 0 PB: 1 SB: 2 CS: 0	PA: 45							
PITCHER	IP	WLS	BF	H	R	ER	SO	BB	IBB	HBP	BLK	WP	HR	S	P	ERA	WHIP											
John Fulgham, R ERA: 15.0 (1, 1)	3.0	L	18	7	5	5	3	2	1	0	1	0	0	0	8	12	15.00	3.000										
Bob Sykes, L ERA: (4, 1)	2.0		9	2	0	0	0	0	1	0	0	0	0	0	8	12	0.00	1.000										
Donnie Moore, R ERA: 9.0 (6, 1)	2.0		11	4	2	2	0	1	0	0	0	0	0	10	14	9.00	2.500											
Darold Knowles, L ERA: (8, 1)	1.0		3	0	0	0	1	0	0	0	0	0	0	5	5	0.00	0.000											
Roy Thomas, R ERA: (9, 1)	1.0		4	1	0	0	2	0	0	0	0	0	0	8	8	0.00	1.000											
Batter	1	2	3	4	5	6	7	8	9	AB	R	H	RBI	BB	SO	LOB	BOTTOM											
Garry Templeton, S OBP: 0.273, SLG: 0.273 (1, 6)	K				F8			F8		4	0	1	0	0	1	0	Pittsburgh Pirates @ St. Louis Cardinals Busch Stadium, St. Louis, MO Sat Apr 12 1980, 3:33 AM CST Att: 15,662 - Unknown											
Ken Oberkfell, L OBP: 0.455, SLG: 0.250 (1, 4)	2B					4-3		1B		2	1	1	0	2	0	0												
Keith Hernandez, L OBP: 0.333, SLG: 0.545 (1, 3)	2B				G4-6-3	F9		L8		4	1	1	1	0	0	3												
Ted Simmons, S OBP: 0.250, SLG: 0.273 (1, 2)	2B				4-3	FC5-4 1B		F8		4	0	2	1	0	0	2												
Bobby Bonds, R OBP: 0.273, SLG: 0.200 (1, 7)	4-3				5-3	FC5-4		5-3		4	0	0	0	0	0	2												
George Hendrick, R OBP: 0.273, SLG: 0.300 (1, 9)	K				P4	6-3		P4		4	0	0	0	0	1	1												
Tony Scott, S OBP: 0.083, SLG: 0.083 (1, 8)					F8	F8		F8		4	0	0	0	0	1	0												
Ken Reitz, R OBP: 0.500, SLG: 0.500 (1, 5)					5-3	1B				3	0	1	0	0	0	0												
John Fulgham, R Bob Sykes, S Bernie Carbo, L Donnie Moore, L Dane Iorg, L Darold Knowles, L Roy Thomas, R (1, 1)					1-4-3	K				1	0	0	0	0	1	0												
Inning Stats	R: 2 E: 0 K: 2 S: 9	H: 2 LOB: 1 BB: 1 P: 13	R: 0 E: 0 K: 2 S: 7	H: 0 LOB: 0 BB: 0 P: 7	R: 0 E: 0 K: 0 S: 3	H: 1 LOB: 1 BB: 1 P: 7	R: 0 E: 0 K: 0 S: 3	H: 0 LOB: 0 BB: 0 P: 3	R: 0 E: 0 K: 0 S: 4	H: 1 LOB: 1 BB: 0 P: 4	R: 0 E: 0 K: 1 S: 6	H: 1 LOB: 1 BB: 0 P: 6	R: 0 E: 0 K: 0 S: 4	H: 1 LOB: 0 BB: 0 P: 4	R: 0 E: 0 K: 0 S: 3	H: 0 LOB: 0 BB: 0 P: 3		1B: 3 2B: 3 3B: 0 HR: 0	SF: 0 SAC: 0 DP: 1 HBP: 0	WP: 0 PB: 0 SB: 0 CS: 0	PA: 34							
PITCHER	IP	WLS	BF	H	R	ER	SO	BB	IBB	HBP	BLK	WP	HR	S	P	ERA	WHIP											
Jim Bibby, R ERA: 2.0 (1, 1)	9.0	W	34	6	2	2	5	2	0	0	0	0	0	42	50	2.00	0.889											

Batter	1	2	3	4	5	6	7	8	9	AB	R	H	RBI	BB	SO	LOB	TOP							
Omar Moreno, L (1, 8) OBP: 0.353, SLG: 0.333	4-3		G3		E6		G3			4	0	0	0	0	0	0								
Tim Foli, R (1, 6) OBP: 0.125, SLG: 0.133	6-3			F7	L7		6-3			4	0	0	0	0	0	1								
Dave Parker, L (1, 9) OBP: 0.250, SLG: 0.313	P6			4-3		F9 6-3 1B		3-1		4	0	1	0	0	0	0								
Willie Stargell, L (1, 3) OBP: 0.353, SLG: 0.154		F2		BB		6-3		5-3		3	0	0	0	1	0	1								
John Milner, L (1, 7) OBP: 0.357, SLG: 0.100 Bill Robinson, R (7, 7)				BB		F9		1-3		1	0	0	0	2	0	1								
Bill Madlock, R (1, 5) OBP: 0.250, SLG: 0.250		BB		BB		2-3				1	0	0	0	0	0	0								
Ed Ott, L (1, 2) OBP: 0.438, SLG: 0.600		P6		G1		4-3				4	0	1	0	0	0	4								
Phil Garner, R (1, 4) OBP: 0.438, SLG: 0.385					E			FC5-4 1B		4	1	2	0	0	0	2								
Jim Rooker, R (1, 1) OBP: 0.333, SLG: 1.333 Enrique Romo, R (7, 1) Grant Jackson, S (9, 1)			F9		P4		HR	G6-3		3	1	0	0	1	0	2								
			5-3		K		HR			3	1	1	2	0	1	1								
										0	0	0	0	0	0	0								
										0	0	0	0	0	0	0								
Inning Stats	R: 0 E: 0 K: 0 S: 3	H: 0 LOB: 0 BB: 0 P: 3	R: 0 E: 0 K: 0 S: 3	H: 0 LOB: 1 BB: 1 P: 7	R: 0 E: 0 K: 0 S: 3	H: 0 LOB: 0 BB: 0 P: 3	R: 0 E: 0 K: 0 S: 3	H: 0 LOB: 2 BB: 2 P: 11	R: 1 E: 1 K: 1 S: 7	H: 1 LOB: 1 BB: 0 P: 7	R: 0 E: 0 K: 0 S: 4	H: 1 LOB: 1 BB: 0 P: 4	R: 2 E: 0 K: 0 S: 4	H: 2 LOB: 0 BB: 1 P: 8	R: 0 E: 0 K: 0 S: 3	H: 0 LOB: 0 BB: 0 P: 3	R: 0 E: 0 K: 0 S: 3	H: 1 LOB: 0 BB: 0 P: 3	1B: 3 2B: 1 3B: 0 HR: 1	SF: 0 SAC: 0 DP: 1 HBP: 0	WP: 0 PB: 0 SB: 1 CS: 0	PA: 35		
PITCHER	IP	WLS	BF	H	R	ER	SO	BB	IBB	HBP	BLK	WP	HR	S	P	ERA	WHIP							
Silvio Martinez, R (1, 1) ERA: 2.57	7.0	L	29	4	3	2	1	4	0	0	0	0	1	27	43	2.57	1.143							
Don Hood, L (8, 1) ERA:	2.0		6	1	0	0	0	0	0	0	0	0	0	6	6	0.00	0.500							

Pittsburgh Pirates @ St. Louis Cardinals
 Busch Stadium, St. Louis, MO
 Sun Apr 13 1980, 3:33 AM CST
 Att: 16,301 - Unknown

AB	31
R	3
H	5
RBI	2
BB	4
SO	1
LOB	12



Batter	1	2	3	4	5	6	7	8	9	AB	R	H	RBI	BB	SO	LOB	BOTTOM							
Garry Templeton, S (1, 6) OBP: 0.333, SLG: 0.333			5-3		G4-6-3		F7			4	0	1	0	0	0	3								
Tony Scott, S (1, 8) OBP: 0.063, SLG: 0.063			6-3				1-3		G3	4	0	0	0	0	1	1								
Keith Hernandez, L (1, 3) OBP: 0.375, SLG: 0.500				3-1					K	3	0	1	0	1	1	0								
Ted Simmons, S (1, 2) OBP: 0.250, SLG: 0.214			G6-3		1B		K		G3	3	0	0	0	1	1	3								
Bobby Bonds, R (1, 7) OBP: 0.267, SLG: 0.214			F9		K		K		BB	4	0	1	0	0	2	2								
George Hendrick, R (1, 9) OBP: 0.287, SLG: 0.286			K		1B		F2		F2	4	0	1	0	0	1	1								
Ken Reitz, R (1, 5) OBP: 0.500, SLG: 0.462					1-3		2B		F8	3	0	1	0	1	0	3								
Ken Oberkfell, L (1, 4) OBP: 0.467, SLG: 0.364			5-3		4-3		2B		BB	3	0	1	0	1	0	1								
Silvio Martinez, R (1, 1) Jim Lentine, R (7, PH) Dane Iorg, L (7, PH) Don Hood, L (8, 1) Bernie Carbo, L (9, PH)					K		F7		F2	1	0	0	0	1	1	0								
										0	0	0	0	0	0	0								
										1	0	0	0	0	0	2								
										0	0	0	0	0	0	0								
										1	0	0	0	0	2									
Inning Stats	R: 0 E: 0 K: 1 S: 5	H: 1 LOB: 1 BB: 1 P: 9	R: 0 E: 0 K: 1 S: 5	H: 0 LOB: 1 BB: 1 P: 9	R: 0 E: 0 K: 1 S: 5	H: 0 LOB: 0 BB: 0 P: 5	R: 0 E: 0 K: 1 S: 6	H: 1 LOB: 2 BB: 1 P: 10	R: 0 E: 0 K: 0 S: 2	H: 0 LOB: 0 BB: 1 P: 6	R: 0 E: 0 K: 2 S: 8	H: 1 LOB: 1 BB: 0 P: 8	R: 0 E: 0 K: 0 S: 5	H: 2 LOB: 2 BB: 0 P: 5	R: 0 E: 0 K: 1 S: 5	H: 0 LOB: 0 BB: 0 P: 5	R: 0 E: 0 K: 0 S: 4	H: 1 LOB: 2 BB: 1 P: 8	1B: 4 2B: 2 3B: 0 HR: 0	SF: 0 SAC: 0 DP: 2 HBP: 0	WP: 0 PB: 0 SB: 0 CS: 0	PA: 36		
PITCHER	IP	WLS	BF	H	R	ER	SO	BB	IBB	HBP	BLK	WP	HR	S	P	ERA	WHIP							
Jim Rooker, L (1, 1) ERA:	6.1		26	5	0	0	6	4	0	0	0	0	0	34	50	0.00	1.421							
Enrique Romo, R (7, 1) ERA:	2.1		9	1	0	0	1	1	0	0	0	0	0	10	14	0.00	0.857							
Grant Jackson, L (9, 1) ERA:	0.1	S	1	0	0	0	0	0	0	0	0	0	0	1	1	0.00	0.000							

Pittsburgh Pirates @ St. Louis Cardinals
 Busch Stadium, St. Louis, MO
 Sun Apr 13 1980, 3:33 AM CST
 Att: 16,301 - Unknown

AB	31
R	0
H	6
RBI	0
BB	5
SO	7
LOB	18



Batter	1	2	3	4	5	6	7	8	9	10	AB	R	H	RBI	BB	SO	LOB	TOP	
Lenny Randle, S (1.4) OBP: 0.091, SLG: 0.227 (9, 5)	4-3		1-3			K		P4		4-3	5	0	0	0	0	1	1		
Ivan De Jesus, R (1.6) OBP: 0.238, SLG: 0.167 Larry Biltner, L (9, PH) OBP: 0.400, SLG: 0.250 (9, 9)	F9		F9			F8		F8	F8	FC1-6 1B	3	0	0	0	0	0	1		
Bill Buckner, L (1.3) OBP: 0.522, SLG: 0.682	1B			2-3		HR		1B	1B	FC1-6 1-2	5	2	3	2	0	0	1		
Dave Kingman, R (1.7) OBP: 0.348, SLG: 0.762	P6			F8		6-3		F9	1B	K	5	1	1	0	0	1	2		
Ken Henderson, S (1.9) OBP: 0.278, SLG: 0.250 Mick Kelleher, R (9, PR) (9, 6)		P3		K		4-1			2B	1B	4	0	1	1	0	1	0		
Jerry Martin, R (1.8) OBP: 0.421, SLG: 0.813		BB				3-1			F9		3	0	0	0	1	0	2		
Steve Ontiveros, S (1.5) OBP: 0.286, SLG: 0.167 Mike Vail, R (9, PH) OBP: 0.571, SLG: 0.714 Mike Tyson, R (9, 4)		BB		K		4-3			2-3		3	0	0	0	0	1	1		
Tim Blackwell, S (1.2) OBP: 0.286, SLG: 0.167				1-3		K			1-3	2B	3	0	0	0	1	1	1		
Rick Reuschel, R (1.1) OBP: 0.364, SLG: 0.350 Scott Thompson, L (6, PH) OBP: 0.190, SLG: 0.250 Bill Caudill, R (6, PH) OBP: 0.286, SLG: 0.300 Carlos Lezcano, R (6, PH) OBP: 0.200, SLG: 0.200 Dick Tidrow, R (8, PH) OBP: 0.400, SLG: 0.500 Barry Foye, R (9, PH) OBP: 0.500, SLG: 1.250 Bruce Sutter, R (9, 1)				K		HR		K		F7	1	0	0	0	0	1	0		
Inning Stats	R: 0 E: 0 K: 0 S: 4	H: 1 LOB: 1 BB: 0 P: 4	R: 0 E: 0 K: 1 S: 5	H: 0 LOB: 1 BB: 1 P: 9	R: 0 E: 0 K: 1 S: 5	H: 0 LOB: 0 BB: 0 P: 5	R: 0 E: 0 K: 1 S: 5	H: 0 LOB: 0 BB: 1 P: 5	R: 0 E: 0 K: 1 S: 5	H: 0 LOB: 0 BB: 0 P: 3	R: 0 E: 0 K: 1 S: 5	H: 0 LOB: 3 BB: 1 P: 5	R: 2 E: 0 K: 1 S: 6	H: 4 LOB: 3 BB: 1 P: 11	R: 0 E: 0 K: 1 S: 6	H: 1 LOB: 1 BB: 0 P: 6	1B: 5 2B: 1 3B: 0 HR: 1	SF: 0 SAC: 0 DP: 0 HBP: 0	WP: 0 PA: 40
PITCHER	IP WLS BF H R ER SO BB IBB HBP BLK WP HR S P ERA WHIP																		
Bert Blyleven, R (1.1) ERA: 2.25	7.0	25	2	2	2	5	2	0	0	0	0	0	0	1	33	41	2.57	0.571	
Grant Jackson, L (8.1) ERA:	1.0	3	0	0	0	1	0	0	0	0	0	0	0	5	5	0.00	0.000		
Kent Tekulve, R (9.1) ERA: 9.0	2.0	12	5	2	2	1	0	1	0	0	0	0	0	13	17	9.00	2.500		

Chicago Cubs @ Pittsburgh Pirates
Three Rivers Stadium, Pittsburgh, PA
Mon Apr 14, 1980, 3:33 AM EST
Att: 44,088 - Unknown

AB	37
R	4
H	7
RBI	4
BB	3
SO	7
LOB	12



Batter	1	2	3	4	5	6	7	8	9	10	AB	R	H	RBI	BB	SO	LOB	BOTTOM	
Omar Moreno, L (1.8) OBP: 0.364, SLG: 0.350	2B		4-3			F8		F8		G6-4-3 1B	5	1	2	0	0	0	0		
Tim Foli, R (1.6) OBP: 0.190, SLG: 0.250	G3 FC4-6 2B		4-3			F8		FC6-4 1B		G6-4-3 1-2	5	1	2	1	0	0	1		
Dave Parker, L (1.9) OBP: 0.286, SLG: 0.300	G3		2B	HBP		1B		FC6-4 1B HBP		K	4	1	1	0	0	1	2		
Wille Stargell, L (1.3) OBP: 0.400, SLG: 0.250	FC4-6 BB		2B			K		1B HBP		K	3	0	1	1	1	2	1		
John Milner, L (1.7) OBP: 0.294, SLG: 0.077 Bill Robinson, R (7.7) OBP: 0.500, SLG: 1.250	FC4-6 FC6-4		2B			K		1-2 2-3 1B		HR	3	0	0	1	0	1	2		
Bill Madlock, R (1.5) OBP: 0.200, SLG: 0.200	FC6-4			6-3		5-3		F7			4	0	0	0	0	0	4		
Ed Ott, L (1.2) OBP: 0.400, SLG: 0.500		F9		F7		BB		4-3			3	0	0	0	1	0	0		
Phil Garner, R (1.4) OBP: 0.400, SLG: 0.353		F4				F8		F8			4	0	1	0	0	0	1		
Bert Blyleven, R (1.1)											2	0	0	0	0	1	1		
Mike Easter, L (7, PH) OBP: 0.353, SLG: 1.333 Grant Jackson, S (8.1) ERA:		4-3		K				K			1	1	1	1	0	0	0		
Lee Lacy, R (8, PH) OBP: 0.500, SLG: 0.500 Kent Tekulve, R (9.1)						HR		K			1	0	0	0	0	1	0		
Inning Stats	R: 2 E: 0 K: 0 S: 5	H: 2 LOB: 1 BB: 1 P: 9	R: 0 E: 0 K: 0 S: 3	H: 0 LOB: 0 BB: 0 P: 3	R: 1 E: 0 K: 0 S: 4	H: 1 LOB: 1 BB: 0 P: 5	R: 0 E: 0 K: 1 S: 6	H: 0 LOB: 1 BB: 1 P: 9	R: 0 E: 0 K: 1 S: 5	H: 3 LOB: 3 BB: 0 P: 7	R: 0 E: 0 K: 1 S: 5	H: 0 LOB: 0 BB: 0 P: 5	R: 1 E: 0 K: 1 S: 4	H: 1 LOB: 0 BB: 0 P: 4	R: 1 E: 0 K: 1 S: 4	H: 1 LOB: 0 BB: 0 P: 4	1B: 6 2B: 2 3B: 0 HR: 2	SF: 0 SAC: 0 DP: 1 HBP: 2	WP: 0 PA: 41
PITCHER	IP WLS BF H R ER SO BB IBB HBP BLK WP HR S P ERA WHIP																		
Rick Reuschel, R (1.1) ERA: 6.1	5.0	22	5	3	3	2	1	0	0	0	0	0	0	24	29	6.75	1.200		
Bill Caudill, R (6.1) ERA: 3.86	2.0	11	3	1	1	1	1	0	1	0	0	0	0	11	16	4.50	2.000		
Dick Tidrow, R (8.1) ERA:	1.0	3	0	0	0	1	0	0	0	0	0	0	0	5	5	0.00	0.000		
Bruce Sutter, R (9.1) ERA: 4.15	1.1	L	5	2	1	1	2	0	0	0	0	0	0	9	9	6.75	1.500		

Chicago Cubs @ Pittsburgh Pirates
Three Rivers Stadium, Pittsburgh, PA
Mon Apr 14, 1980, 3:33 AM EST
Att: 44,088 - Unknown

AB	37
R	5
H	10
RBI	5
BB	2
SO	6
LOB	12



Batter	1	2	3	4	5	6	7	8	9	AB	R	H	RBI	BB	SO	LOB	TOP					
Garry Templeton, S OBP: 0.361, SLG: 0.424	5-3		1B WP	6-3		IBB			P4	4	1	1	0	1	0	1						
Ken Oberkfell, L OBP: 0.353, SLG: 0.296	K		F7		4-3	5-3			FC3-6 1B	5	0	1	0	0	1	4						
Keith Hernandez, L OBP: 0.382, SLG: 0.516	6-3		PO WP 1-3 2-H 1B		6-3				FC3-6 WP HR	5	1	1	1	1	0	0						
Dane Iorg, L OBP: 0.333, SLG: 1.333 Roy Thomas, R (7, 1)			PO		G3				4-3	4	2	2	2	0	0	0						
Ted Simmons, S OBP: 0.367, SLG: 0.444			1-3 3-H		HR				HR	0	0	0	0	0	0	0						
Terry Kennedy, L OBP: 0.400, SLG: 0.400 Bobby Bonds, R OBP: 0.370, SLG: 0.417	4-3				3B 1B				K	5	1	2	0	0	1	0						
George Hendrick, R OBP: 0.394, SLG: 0.581	F8				1-H SF8 3B				HR	0	0	0	0	0	0	0						
Ken Reitz, R OBP: 0.467, SLG: 0.630	5-3				SF8				HR	5	2	2	1	0	0	1						
Tony Scott, S OBP: 0.219, SLG: 0.200			F8		SH1 BB				SH1-4 1B	3	1	1	3	0	0	0						
Silvio Martinez, R Donnie Moore, L OBP: 1.000, SLG: 1.000 Darold Knowles, L Jim Lentine, R					SH1 1B 1B				SH1-4 1-2	0	0	0	0	0	0	0						
									F9	1	1	1	0	0	0	0						
										1	0	0	0	0	0	0						
										1	0	0	0	0	0	1						
Inning Stats	R: 0 E: 0 K: 1 S: 5	H: 0 LOB: 0 BB: 0 P: 5	R: 1 E: 0 K: 0 S: 4	H: 1 LOB: 0 BB: 0 P: 4	R: 2 E: 0 K: 0 S: 5	H: 3 LOB: 0 BB: 0 P: 5	R: 3 E: 0 K: 0 S: 6	H: 3 LOB: 1 BB: 1 P: 10	R: 0 E: 0 K: 0 S: 3	H: 0 LOB: 0 BB: 0 P: 3	R: 2 E: 0 K: 1 S: 8	H: 3 LOB: 2 BB: 1 P: 12	R: 0 E: 0 K: 0 S: 3	H: 0 LOB: 0 BB: 0 P: 3	R: 0 E: 0 K: 0 S: 4	H: 1 LOB: 1 BB: 0 P: 4	R: 2 E: 0 K: 0 S: 6	H: 3 LOB: 1 BB: 0 P: 6	1B: 8 2B: 1 3B: 1 HR: 4	SF: 1 SAC: 2 DP: 0 HBP: 0	WP: 2 PB: 0 SB: 0 CS: 0	PA: 43
PITCHER	IP	WLS	BF	H	R	ER	SO	BB	IBB	HBP	BLK	WP	HR	S	P	ERA	WHIP					
Jim Bibby, R ERA: 6.0	3.0		15	7	6	6	1	0	0	0	0	1	2	17	17	18.00	2.333					
Andy Hassler, L ERA: 8.75	2.2		12	3	2	2	1	1	0	0	0	0	1	13	17	6.75	1.500					
Grant Jackson, L ERA: 2.84	3.0	W	14	4	2	2	0	0	1	0	0	1	1	13	17	6.00	1.333					
Kent Tekulve, R ERA: 5.4	0.1	S	1	0	0	0	0	0	0	0	0	0	0	1	1	0.00	0.000					

St. Louis Cardinals @ Pittsburgh Pirates
Three Rivers Stadium, Pittsburgh, PA
Fri Apr 18 1980, 6:05 PM EST
Att: 10,196 - Unknown

AB 37
R 10
H 14
RBI 9
BB 2
SO 2
LOB 8



Batter	1	2	3	4	5	6	7	8	9	AB	R	H	RBI	BB	SO	LOB	BOTTOM					
Omar Moreno, L OBP: 0.313, SLG: 0.310	6-3			3-1		4-3	SF7			4	0	0	1	0	0	1						
Tim Foli, R OBP: 0.355, SLG: 0.448	F3			1B		HR	F8			5	3	3	0	0	0	0						
Dave Parker, L OBP: 0.323, SLG: 0.467	E1 1B			1B		HR				5	3	3	2	0	0	1						
Bill Robinson, R OBP: 0.500, SLG: 1.000	1B			1B		S FC	F8			5	2	3	2	0	0	1						
John Milner, L OBP: 0.304, SLG: 0.211	G3 2B			F2		FC				5	1	2	3	0	0	2						
Bill Madlock, R OBP: 0.300, SLG: 0.300	G3 2B			P6						5	1	3	1	0	0	3						
Ed Ott, L OBP: 0.360, SLG: 0.435	G3			1B		F7	G3			5	0	1	0	0	0	4						
Phil Garner, R OBP: 0.414, SLG: 0.375				K		P4				2	2	0	0	2	1	2						
Jim Bibby, R OBP: 0.286, SLG: 0.429 Andy Hassler, L				FC6-4		K				2	0	1	3	0	0	2						
Grant Jackson, S Kent Tekulve, R				1-2 2-H		K				1	0	0	0	0	1	0						
										0	0	0	0	0	0	0						
Inning Stats	R: 6 E: 1 K: 0 S: 9	H: 5 LOB: 1 BB: 1 P: 13	R: 0 E: 0 K: 0 S: 3	H: 0 LOB: 0 BB: 0 P: 3	R: 0 E: 0 K: 1 S: 7	H: 2 LOB: 2 BB: 0 P: 7	R: 1 E: 0 K: 0 S: 6	H: 3 LOB: 0 BB: 0 P: 6	R: 0 E: 0 K: 1 S: 5	H: 0 LOB: 0 BB: 0 P: 5	R: 3 E: 0 K: 0 S: 7	H: 4 LOB: 1 BB: 0 P: 7	R: 1 E: 0 K: 0 S: 3	H: 0 LOB: 0 BB: 1 P: 7	R: 1 E: 0 K: 0 S: 5	H: 2 LOB: 1 BB: 0 P: 5	1B: 11 2B: 4 3B: 0 HR: 1	SF: 1 SAC: 0 DP: 0 HBP: 0	WP: 0 PB: 0 SB: 2 CS: 0	PA: 43		
PITCHER	IP	WLS	BF	H	R	ER	SO	BB	IBB	HBP	BLK	WP	HR	S	P	ERA	WHIP					
Silvio Martinez, R ERA: 4.7	0.2		5	6	2	2	0	0	0	0	0	0	0	8	12	27.00	7.500					
Donnie Moore, R ERA: 5.4	4.2		20	6	2	2	2	0	0	0	0	0	0	24	24	3.86	1.286					
Darold Knowles, L ERA: 10.8	0.2	L	5	3	2	2	0	0	0	0	0	0	1	5	5	27.00	4.500					
Roy Thomas, R ERA: 13.5	2.0		9	2	2	2	0	1	0	0	0	0	0	8	12	9.00	1.500					

St. Louis Cardinals @ Pittsburgh Pirates
Three Rivers Stadium, Pittsburgh, PA
Fri Apr 18 1980, 6:05 PM EST
Att: 10,196 - Unknown

AB 40
R 12
H 16
RBI 12
BB 2
SO 2
LOB 17



Batter	1	2	3	4	5	6	7	8	9	AB	R	H	RBI	BB	SO	LOB	TOP										
Garry Templeton, S (1, 6) OBP: 0.341, SLG: 0.395	0-3 K	0-3 K			0-0 F8		0-0 E3		0-0 SH1-3 1B	5	0	1	0	0	2	2	St. Louis Cardinals @ Pittsburgh Pirates Three Rivers Stadium, Pittsburgh, PA Sat Apr 19 1980, 3:33 AM EST Att: 12,642 - Sunny - 78 F										
Ken Oberkfell, L (1, 4) OBP: 0.342, SLG: 0.267	4-0 1B BB		0-3 K		0-3 K		0-0 F9		0-0 SH1-3 1-2	3	0	0	0	1	2	1											
Keith Hernandez, L Bobby Bonds, R (5, PR) (8, 7) OBP: 0.329, SLG: 0.417	0-0		0-0		0-0 6-3			4-0 1B BB	0-0 F9	3	1	2	1	1	0	0											
Bernie Carbo, L Jim Lentine, R (6, PH) (8, 7)	1-2 1B							1-2 1B BB		0	1	0	0	0	0	0											
Ted Simmons, S (1, 2) OBP: 0.400, SLG: 0.433	0-3 K		0-3 K			4-0 BB		0-0 1B 1-2 1B	4-0 1B	3	0	1	0	2	2	2											
Dane Iorg, L (1, 7) OBP: 0.182, SLG: 0.727	0-0 F8		0-0 F8			0-3 K		0-3 K	0-0 F7	5	0	0	0	0	2	7											
George Hendrick, R (1, 9) OBP: 0.405, SLG: 0.571		0-0 SH1-4 1B		0-0 4-3		0-3 K		0-0 BB 1-3 2-H 1B		4	0	2	1	0	1	1											
Ken Reitz, R (1, 5) OBP: 0.441, SLG: 0.581		0-0 SH1-4 1B		0-0 F8		0-3 K		0-0 P4		4	0	1	0	0	1	3											
Tony Scott, S (1, 8) OBP: 0.222, SLG: 0.182	0-3 K		0-0 E6				0-0 F3	4-0 1-2 BB		3	0	0	0	1	1	2											
John Fulgham, R (1, 1)	0-0 SH1-4		0-3 K				0-3 K	0-3 K		3	0	0	0	0	3	4											
Inning Stats	R: 0 E: 0 K: 2 S: 8	H: 1 LOB: 2 BB: 1 P: 12	R: 0 E: 0 K: 2 S: 9	H: 2 LOB: 2 BB: 0 P: 9	R: 1 E: 0 K: 2 S: 8	H: 1 LOB: 0 BB: 0 P: 8	R: 0 E: 1 K: 1 S: 6	H: 0 LOB: 1 BB: 0 P: 6	R: 0 E: 0 K: 3 S: 9	H: 0 LOB: 1 BB: 1 P: 13	R: 0 E: 1 K: 1 S: 6	H: 0 LOB: 1 BB: 0 P: 6	R: 1 E: 0 K: 2 S: 9	H: 2 LOB: 2 BB: 2 P: 17	R: 0 E: 0 K: 0 S: 4	H: 1 LOB: 2 BB: 1 P: 8	1B: 6 2B: 0 3B: 0 HR: 1	SF: 0 SAC: 2 DP: 0 HBP: 0	WP: 0 PB: 0 SB: 0 CS: 0	PA: 41							
PITCHER	IP	WLS	BF	H	R	ER	SO	BB	IBB	HBP	BLK	WP	HR	S	P	ERA	WHIP										
Bert Blyleven, R (1, 1) ERA: 1.89	7.0		29	4	1	1	12	2	0	0	0	0	1	51	59	1.29	0.857										
Dave Roberts, L (8, 1) ERA: 3.95	0.1	L	3	1	1	1	1	1	0	0	0	0	0	4	8	27.00	6.000										
Enrique Romo, R (8, 1) ERA:	1.0		6	2	0	0	1	1	0	0	0	0	0	7	11	0.00	3.000										
Grant Jackson, L (9, 1) ERA: 2.57	0.2		3	0	0	0	0	0	1	0	0	0	0	2	6	0.00	0.000										

Batter	1	2	3	4	5	6	7	8	9	AB	R	H	RBI	BB	SO	LOB	BOTTOM										
Omar Moreno, L (1, 8) OBP: 0.306, SLG: 0.333	0-3 K	0-0 1-3 2B			0-0 4-3			0-0 4-3		4	0	1	0	0	1	0	St. Louis Cardinals @ Pittsburgh Pirates Three Rivers Stadium, Pittsburgh, PA Sat Apr 19 1980, 3:33 AM EST Att: 12,642 - Sunny - 78 F										
Tim Lincecum, R (1, 6) OBP: 0.314, SLG: 0.394	0-0 F8	0-0 F2			0-0 F7			0-0 1-3		4	0	0	0	0	2												
Dave Parker, L (1, 9) OBP: 0.314, SLG: 0.441	0-0 S 1B		0-3 K		0-0 1-3			0-0 F9		4	0	1	0	0	1	0											
Bill Robinson, R (1, 7) OBP: 0.444, SLG: 0.813	4-0 1-2 BB		0-0 F8		0-0 F8			0-0 F5		3	0	0	0	1	0	0											
John Milner, L (1, 3) OBP: 0.259, SLG: 0.174	0-0 F9		0-0 F3		0-0 3-1			0-0 4-3		4	0	0	0	0	2												
Bill Madlock, R (1, 5) OBP: 0.294, SLG: 0.324		0-0 4-3 SF9 2B		0-0 F7		0-0 P2		0-0 6-3		4	1	1	0	0	0	0											
Ed Ott, L (1, 2) OBP: 0.357, SLG: 0.490		0-0 4-3		0-0 5-3		4-0 BB				2	0	0	0	1	0	1											
Lee Lacy, R Steve Nicosia, R (7, PR) (8, 2)		0-0 2-3		0-0 K						0	0	0	0	0	0	0											
Phil Garner, R (1, 4) OBP: 0.375, SLG: 0.346		0-0 SF9		0-3 K				0-0 F9		2	0	0	1	0	1	1											
Bert Blyleven, R (1, 1) OBP: 0.200, SLG: 0.200		0-0 3-H		0-3 K				0-0 F9		2	0	1	0	0	1	0											
Mike Easler, L Dave Roberts, L (7, PH) (8, 1)		0-0 2B								1	0	0	0	0	0	1											
Enrique Romo, R (8, 1)		0-0 1B								0	0	0	0	0	0	0											
Grant Jackson, S (9, 1)										0	0	0	0	0	0	0											
Inning Stats	R: 0 E: 0 K: 1 S: 6	H: 1 LOB: 2 BB: 1 P: 10	R: 1 E: 0 K: 0 S: 6	H: 3 LOB: 0 BB: 0 P: 6	R: 0 E: 0 K: 1 S: 5	H: 0 LOB: 0 BB: 0 P: 5	R: 0 E: 0 K: 1 S: 5	H: 0 LOB: 0 BB: 0 P: 5	R: 0 E: 0 K: 0 S: 3	H: 0 LOB: 0 BB: 0 P: 3	R: 0 E: 0 K: 0 S: 3	H: 0 LOB: 0 BB: 1 P: 7	R: 0 E: 0 K: 0 S: 3	H: 0 LOB: 0 BB: 0 P: 3	R: 0 E: 0 K: 0 S: 3	H: 0 LOB: 0 BB: 0 P: 3	1B: 2 2B: 2 3B: 0 HR: 0	SF: 1 SAC: 0 DP: 0 HBP: 0	WP: 0 PB: 0 SB: 1 CS: 0	PA: 33							
PITCHER	IP	WLS	BF	H	R	ER	SO	BB	IBB	HBP	BLK	WP	HR	S	P	ERA	WHIP										
John Fulgham, R (1, 1) ERA: 4.5	9.0	W	33	4	1	1	4	2	0	0	0	0	0	39	47	1.00	0.667										

AB	34
R	2
H	7
RBI	2
BB	5
SO	14
LOB	23



Batter	1	2	3	4	5	6	7	8	9	AB	R	H	RBI	BB	SO	LOB	TOP								
Garry Templeton, S OBP: 0.370, SLG: 0.390 (1, 6)										3	1	1	0	2	0	1	St. Louis Cardinals @ Pittsburgh Pirates Three Rivers Stadium, Pittsburgh, PA Sun Apr 20 1980, 3:33 AM EST Att: 35,567 - Unknown								
Tom Herr, S OBP: 0.333, SLG: 0.333 (1, 4)										5	0	2	0	0	1	4									
Keith Hernandez, L OBP: 0.395, SLG: 0.590 (1, 3)										5	0	1	2	0	0	5									
Ted Simmons, S OBP: 0.385, SLG: 0.412 (1, 2)										4	0	1	0	0	1	3									
George Hendrick, R OBP: 0.390, SLG: 0.538 (1, 9)										4	0	1	0	0	1	3									
Bobby Bonds, R OBP: 0.385, SLG: 0.464 Mark Littell, L (8, 1)										4	1	1	0	0	1	3									
Ken Reitz, R OBP: 0.447, SLG: 0.559 (1, 5)										3	0	1	0	1	0	1									
Jim Lentine, R OBP: 0.125, SLG: 0.125 (8, 7)										3	0	1	1	0	0	1									
Dane Iorg, L OBP: 0.250, SLG: 0.727 (9, PH)										0	0	0	0	1	0	0									
Pete Vuckovich, R OBP: 0.125, SLG: 0.250 Steve Swisher, R (5, PH) Don Hood, L (5, 1) Roy Thomas, R (6, 1) Ken Oberkfell, L OBP: 0.241, SLG: 0.267 Bob Sykes, S OBP: 0.220, SLG: 0.220 Tony Scott, S OBP: 0.203, SLG: 0.206 (8, 8)										1	0	0	0	0	0	0									
Inning Stats	R: 0 E: 1 K: 1 S: 6	H: 1 LOB: 1 BB: 0 P: 6	R: 0 E: 0 K: 0 S: 3	H: 1 LOB: 0 BB: 0 P: 3	R: 0 E: 0 K: 0 S: 3	H: 0 LOB: 1 BB: 1 P: 7	R: 0 E: 0 K: 0 S: 3	H: 0 LOB: 0 BB: 0 P: 3	R: 1 E: 0 K: 0 S: 4	H: 2 LOB: 1 BB: 1 P: 8	R: 0 E: 0 K: 1 S: 6	H: 1 LOB: 0 BB: 0 P: 6	R: 0 E: 0 K: 1 S: 5	H: 1 LOB: 0 BB: 0 P: 5	R: 2 E: 0 K: 0 S: 7	H: 4 LOB: 2 BB: 0 P: 7	R: 0 E: 0 K: 1 S: 5	H: 0 LOB: 3 BB: 2 P: 14	1B: 8 2B: 1 3B: 1 HR: 0	SF: 0 SAC: 0 DP: 3 HBP: 1	WP: 0 PB: 0 SB: 0 CS: 1	PA: 40			
PITCHER	IP	WLS	BF	H	R	ER	SO	BB	IBB	HBP	BLK	WP	HR	S	P	ERA	WHIP								
Jim Rooker, L ERA: 0.79 (1, 1)	5.0	W	19	4	1	1	1	2	0	0	0	0	0	19	27	1.80	1.200								
Enrique Romo, R ERA: 2.09 (6, 1)	2.0		9	4	2	2	2	0	0	0	0	0	0	13	13	9.00	2.000								
Grant Jackson, L ERA: 2.45 (8, 1)	0.1		3	2	0	0	0	0	0	0	0	0	0	3	3	0.00	6.000								
Kent Tekulve, R ERA: 3.6 (8, 1)	1.2	S	8	0	0	0	1	2	0	1	0	0	0	7	16	0.00	1.200								

Batter	1	2	3	4	5	6	7	8	9	AB	R	H	RBI	BB	SO	LOB	BOTTOM									
Omar Moreno, L OBP: 0.268, SLG: 0.289 (1, 8)										5	1	0	0	0	1	4	St. Louis Cardinals @ Pittsburgh Pirates Three Rivers Stadium, Pittsburgh, PA Sun Apr 20 1980, 3:33 AM EST Att: 35,567 - Unknown									
Tim Foli, R OBP: 0.375, SLG: 0.417 (1, 6)										3	2	2	1	2	0	1										
Dave Parker, L OBP: 0.359, SLG: 0.579 (1, 9)										4	1	3	3	0	1	1										
Bill Robinson, R OBP: 0.409, SLG: 0.700 (1, 7)										4	0	1	0	0	1	4										
John Milner, L OBP: 0.258, SLG: 0.185 (1, 3)										4	0	1	1	0	0	3										
Bill Madlock, R OBP: 0.316, SLG: 0.324 (1, 5)										3	1	1	0	1	0	1										
Ed Ott, L OBP: 0.375, SLG: 0.370 (1, 2)										2	0	0	0	2	0	0										
Phil Garner, R OBP: 0.361, SLG: 0.333 (1, 4)										4	1	1	1	0	1	3										
Jim Rooker, R OBP: 0.200, SLG: 0.800 Enrique Romo, R OBP: 1.000, SLG: 1.000 Grant Jackson, S Kent Tekulve, R (8, 1)										2	0	0	0	0	0	2										
Inning Stats	R: 0 E: 0 K: 1 S: 6	H: 1 LOB: 2 BB: 1 P: 10	R: 5 E: 0 K: 0 S: 7	H: 4 LOB: 0 BB: 1 P: 11	R: 0 E: 0 K: 0 S: 3	H: 1 LOB: 0 BB: 0 P: 3	R: 0 E: 0 K: 0 S: 3	H: 0 LOB: 0 BB: 0 P: 3	R: 1 E: 0 K: 2 S: 8	H: 1 LOB: 3 BB: 3 P: 20	R: 0 E: 0 K: 0 S: 5	H: 3 LOB: 0 BB: 0 P: 5	R: 0 E: 0 K: 0 S: 3	H: 0 LOB: 0 BB: 0 P: 3	R: 0 E: 0 K: 1 S: 5	H: 0 LOB: 1 BB: 1 P: 9		1B: 8 2B: 1 3B: 0 HR: 1	SF: 0 SAC: 0 DP: 0 HBP: 0	WP: 1 PB: 0 SB: 0 CS: 2	PA: 38					
PITCHER	IP	WLS	BF	H	R	ER	SO	BB	IBB	HBP	BLK	WP	HR	S	P	ERA	WHIP									
Pete Vuckovich, R ERA: 2.86 (1, 1)	4.0	L	19	6	5	5	1	2	2	1	0	0	1	0	12	24	5.40	3.600								
Don Hood, L ERA: 2.09 (5, 1)	1.2		11	4	1	1	2	2	1	0	0	0	0	1	1	0.00	0.000									
Roy Thomas, R ERA: 12.27 (6, 1)	0.1		1	0	0	0	0	0	0	0	0	0	0	1	1	0.00	0.000									
Bob Sykes, L ERA: 5.91 (7, 1)	1.0		3	0	0	0	0	0	0	0	0	0	0	3	3	0.00	0.000									
Mark Littell, R ERA: 5.4 (8, 1)	1.0		4	0	0	0	1	1	0	0	0	0	0	5	9	0.00	1.000									

Batter	1	2	3	4	5	6	7	8	9	AB	R	H	RBI	BB	SO	LOB	TOP					
Omar Moreno, L OBP: 0.283, SLG: 0.286 (1, 8)	G3	2-3						FC1-6		4	1	1	0	1	0	3	Pittsburgh Pirates @ Montreal Expos Olympic Stadium, Montreal, QB Mon Apr 21 1980, 3:33 AM EST Att: 10,327 - Unknown					
Tim Foli, R OBP: 0.378, SLG: 0.415 (1, 6)	HBP 1B		L5			FC5		4-3		5	1	2	0	0	0	3						
Dave Parker, L OBP: 0.386, SLG: 0.619 (1, 9)	G6-4-3 HBP		P5			P6				4	1	2	2	0	0	2						
Bill Robinson, R OBP: 0.370, SLG: 0.583 (1, 3)	G6-4-3 1-2		F7							4	1	0	0	1	2	4						
Bill Madlock, R OBP: 0.302, SLG: 0.310 (1, 5)		5-3								5	1	1	0	0	0	2						
Lee Lacy, R OBP: 0.667, SLG: 0.833 (1, 7)	E3 1B SF7									5	2	3	2	0	0	0						
Phil Garner, R OBP: 0.341, SLG: 0.324 (1, 4)	SF7 1B		5-3							4	0	1	1	0	0	3						
Steve Nicosia, R (1, 2)										2	0	0	1	1	1	0						
John Candelaria, L OBP: 0.500, SLG: 0.600 (1, 1)	SF7 1-2 2-3 3-H									3	0	2	1	0	0	0						
Inning Stats	R: 0 E: 0 K: 0 S: 3	H: 1 LOB: 1 BB: 0 P: 4	R: 1 E: 1 K: 0 S: 5	H: 1 LOB: 2 BB: 1 P: 9	R: 0 E: 0 K: 0 S: 3	H: 0 LOB: 0 BB: 0 P: 3	R: 0 E: 0 K: 0 S: 3	H: 0 LOB: 0 BB: 0 P: 3	R: 0 E: 0 K: 0 S: 5	H: 2 LOB: 2 BB: 0 P: 5	R: 3 E: 0 K: 0 S: 5	H: 2 LOB: 0 BB: 1 P: 9	R: 3 E: 0 K: 1 S: 8	H: 3 LOB: 1 BB: 1 P: 12	R: 0 E: 0 K: 1 S: 6	H: 1 LOB: 2 BB: 0 P: 6		R: 0 E: 0 K: 1 S: 7	H: 2 LOB: 2 BB: 0 P: 7	1B: 10 2B: 1 3B: 1 HR: 0	SF: 3 SAC: 0 DP: 1 HBP: 1	WP: 0 PB: 0 SB: 0 CS: 0
PITCHER	IP	WLS	BF	H	R	ER	SO	BB	IBB	HBP	BLK	WP	HR	S	P	ERA	WHIP					
Ross Grimsley, L ERA: 4.5 (1, 1)	6.0	L	27	6	4	3	0	1	1	1	0	0	0	24	33	4.50	1.167					
Fred Norman, L ERA: 7.27 (7, 1)	2.0		11	4	3	3	2	1	0	0	0	0	0	14	18	13.50	2.500					
Dale Murray, R ERA: 6.14 (9, 1)	1.0		5	2	0	0	1	0	0	0	0	0	0	7	7	0.00	2.000					

Batter	1	2	3	4	5	6	7	8	9	AB	R	H	RBI	BB	SO	LOB	BOTTOM					
Ron LeFlore, R OBP: 0.395, SLG: 0.412 (1, 7)	E5 6-3 5-3		K					E3 1B		4	0	1	0	0	1	1	Pittsburgh Pirates @ Montreal Expos Olympic Stadium, Montreal, QB Mon Apr 21 1980, 3:33 AM EST Att: 10,327 - Unknown					
Rodney Scott, S OBP: 0.270, SLG: 0.161 (1, 4)	5-3 1-2		4-3					F9		4	0	1	0	0	0	3						
Andre Dawson, R OBP: 0.366, SLG: 0.600 (1, 8)	6-3									4	0	1	0	0	0	3						
Rowland Office, L OBP: 0.600, SLG: 1.000 (6, PR) (9, 8)	2-3							FC5-4 1B		0	0	0	0	0	0	0						
Ellis Valentine, R OBP: 0.275, SLG: 0.474 (1, 9)	K							FC5-4		4	0	0	0	0	1	5						
Larry Parrish, R OBP: 0.342, SLG: 0.394 (1, 5)										3	1	0	0	1	1	0						
Gary Carter, R OBP: 0.308, SLG: 0.472 (1, 2)										4	0	1	0	0	1	0						
Warren Cromartie, L OBP: 0.472, SLG: 0.829 (1, 3)										4	0	1	0	0	1	2						
Chris Speier, R OBP: 0.280, SLG: 0.364 (1, 6)										3	0	1	1	0	0	1						
Ross Grimsley, L (1, 1) Bill Almon, R (6, PR) Fred Norman, S (7, 1) Jerry White, S (8, PR) Dale Murray, R (9, 1) John Tamargo, S (9, PR)										1	0	0	0	0	1	1						
Inning Stats	R: 0 E: 1 K: 1 S: 6	H: 0 LOB: 1 BB: 0 P: 6	R: 0 E: 0 K: 2 S: 7	H: 0 LOB: 0 BB: 0 P: 7	R: 0 E: 0 K: 2 S: 8	H: 1 LOB: 1 BB: 0 P: 8	R: 0 E: 0 K: 0 S: 3	H: 0 LOB: 0 BB: 0 P: 3	R: 0 E: 0 K: 1 S: 7	H: 2 LOB: 2 BB: 0 P: 7	R: 0 E: 0 K: 1 S: 6	H: 1 LOB: 1 BB: 0 P: 6	R: 0 E: 1 K: 0 S: 5	H: 1 LOB: 2 BB: 0 P: 5	R: 0 E: 0 K: 0 S: 4	H: 1 LOB: 1 BB: 1 P: 8	1B: 4 2B: 2 3B: 0 HR: 0	SF: 1 SAC: 0 DP: 0 HBP: 0	WP: 0 PB: 0 SB: 0 CS: 0	PA: 36		
PITCHER	IP	WLS	BF	H	R	ER	SO	BB	IBB	HBP	BLK	WP	HR	S	P	ERA	WHIP					
John Candelaria, L ERA: 5.29 (1, 1)	9.0	W	36	6	1	1	7	1	0	0	0	0	0	49	53	1.00	0.778					



Batter	1	2	3	4	5	6	7	8	9	AB	R	H	RBI	BB	SO	LOB	TOP					
Omar Moreno, L (1.8) OBP: 0.275, SLG: 0.319										5	1	1	0	0	0	2						
Tim Foli, R (1.6) OBP: 0.388, SLG: 0.422										4	1	2	1	0	0	0						
Dave Parker, L (1.9) OBP: 0.375, SLG: 0.587										4	1	1	0	0	1	1						
Mike Easter, L (1.7) OBP: 0.444, SLG: 1.500										4	2	2	4	0	0	0						
Bill Robinson, R (8.7) OBP: 0.370, SLG: 0.583										0	0	0	0	0	0	0						
John Milner, L (1.3) OBP: 0.229, SLG: 0.161										4	0	0	0	0	0	0						
Bill Madlock, R (1.5) OBP: 0.277, SLG: 0.283										4	0	0	0	0	0	0						
Ed Ott, L (1.2) OBP: 0.417, SLG: 0.433										3	0	2	0	1	1	0						
Phil Garner, R (1.4) OBP: 0.333, SLG: 0.316										4	0	1	0	0	0	3						
Jim Bibby, R (1.1) OBP: 0.300, SLG: 0.333										2	0	0	0	1	0	1						
Grant Jackson, S (7.1)										0	0	0	0	0	0	0						
Kent Tekulve, R (7.1)										1	0	0	0	0	1	1						
Inning Stats	R: 4 E: 0 K: 0 S: 7	H: 4 LOB: 1 BB: 1 P: 11	R: 0 E: 0 K: 0 S: 4	H: 1 LOB: 1 BB: 0 P: 4	R: 0 E: 0 K: 0 S: 3	H: 0 LOB: 0 BB: 0 P: 3	R: 0 E: 0 K: 0 S: 3	H: 1 LOB: 1 BB: 1 P: 7	R: 1 E: 0 K: 0 S: 4	H: 1 LOB: 0 BB: 0 P: 4	R: 0 E: 0 K: 1 S: 6	H: 1 LOB: 1 BB: 0 P: 6	R: 0 E: 0 K: 1 S: 5	H: 0 LOB: 0 BB: 0 P: 5	R: 0 E: 0 K: 0 S: 3	H: 0 LOB: 0 BB: 0 P: 3	R: 0 E: 0 K: 1 S: 6	H: 1 LOB: 1 BB: 0 P: 6	1B: 5 2B: 1 3B: 1 HR: 2	SF: 0 SAC: 0 DP: 0 HBP: 0	WP: 0 PB: 0 SB: 1 CS: 1	PA: 37
PITCHER	IP WLS BF H R ER SO BB IBB HBP BLK WP HR S P ERA WHIP																					
Scott Sanderson, R (1.1) ERA: 6.0	6.0 L 27 8 5 5 1 2 0 0 0 0 2 27 35 7.50 1.667																					
David Palmer, R (7.1) ERA:	1.0 3 0 0 0 1 0 0 0 0 0 0 5 5 0.00 0.000																					
Elias Sosa, R (8.1) ERA:	2.0 7 1 0 0 1 0 0 0 0 0 0 9 9 0.00 0.500																					

Pittsburgh Pirates @ Montreal Expos
Olympic Stadium, Montreal, QB
Tue Apr 22 1980, 3:33 AM EST
Att: 7,373 - Unknown

AB 35
R 5
H 9
RBI 5
BB 2
SO 3
LOB 8



Batter	1	2	3	4	5	6	7	8	9	AB	R	H	RBI	BB	SO	LOB	BOTTOM					
Ron LeFlore, R (1.7) OBP: 0.405, SLG: 0.405										3	0	1	0	1	1	0						
Rodney Scott, S (1.4) OBP: 0.288, SLG: 0.147										3	0	0	0	1	1	1						
Rowland Office, L (1.8) OBP: 0.556, SLG: 0.600										3	1	1	0	1	1	2						
Ellis Valentine, R (1.9) OBP: 0.273, SLG: 0.452										4	1	1	0	0	0	3						
Larry Parrish, R (1.5) OBP: 0.357, SLG: 0.432										4	1	2	1	0	0	0						
Gary Carter, R (1.2) OBP: 0.302, SLG: 0.450										4	0	1	0	0	1	3						
Warren Cromartie, L (1.3) OBP: 0.450, SLG: 0.769										4	0	1	2	0	0	1						
Chris Speier, R (1.6) OBP: 0.286, SLG: 0.333										2	0	0	0	1	0	0						
Scott Sanderson, R (1.1) OBP: 0.250, SLG: 0.500										1	0	0	0	0	1	0						
Tom Hutton, L (6, PH) OBP: 0.167, SLG: 0.167										1	0	0	0	0	0	0						
David Palmer, R (7.1) ERA: 2.45										0	0	0	0	0	0	0						
Andre Dawson, R (7, PH) OBP: 0.357, SLG: 0.583										1	0	0	0	0	1	2						
Elias Sosa, R (8.1) ERA: 2.45										0	0	0	0	0	0	0						
Inning Stats	R: 0 E: 0 K: 1 S: 6	H: 1 LOB: 0 BB: 0 P: 6	R: 0 E: 0 K: 0 S: 3	H: 1 LOB: 0 BB: 0 P: 3	R: 0 E: 0 K: 1 S: 4	H: 0 LOB: 0 BB: 1 P: 8	R: 0 E: 0 K: 1 S: 4	H: 0 LOB: 0 BB: 1 P: 8	R: 0 E: 0 K: 0 S: 3	H: 1 LOB: 0 BB: 0 P: 3	R: 0 E: 0 K: 1 S: 5	H: 0 LOB: 0 BB: 0 P: 5	R: 3 E: 0 K: 2 S: 11	H: 4 LOB: 2 BB: 1 P: 15	R: 0 E: 0 K: 0 S: 3	H: 0 LOB: 1 BB: 1 P: 7	R: 0 E: 0 K: 0 S: 3	H: 0 LOB: 0 BB: 0 P: 3	1B: 6 2B: 1 3B: 0 HR: 0	SF: 0 SAC: 0 DP: 3 HBP: 0	WP: 0 PB: 0 SB: 2 CS: 1	PA: 35
PITCHER	IP WLS BF H R ER SO BB IBB HBP BLK WP HR S P ERA WHIP																					
Jim Bibby, R (1.1) ERA: 5.3	6.2 W 25 8 3 3 5 2 0 0 0 1 0 33 41 4.05 1.350																					
Grant Jackson, L (7.1) ERA: 2.45	0.0 1 0 0 0 0 1 0 0 0 0 0 0 4 0.00 0.000																					
Kent Tekulve, R (7.1) ERA: 2.45	2.1 S 8 0 0 0 1 1 0 0 0 0 0 9 13 0.00 0.429																					

Pittsburgh Pirates @ Montreal Expos
Olympic Stadium, Montreal, QB
Tue Apr 22 1980, 3:33 AM EST
Att: 7,373 - Unknown

AB 30
R 3
H 7
RBI 3
BB 4
SO 6
LOB 12



Batter	1	2	3	4	5	6	7	8	9	AB	R	H	RBI	BB	SO	LOB	TOP			
Omar Moreno, L (1, 8) OBP: 0.255, SLG: 0.294	1-3		G3			3-1			F8	4	0	0	0	0	0	1				
Tim Foli, R (1, 6) OBP: 0.358, SLG: 0.388	6-3			6-3		F7			K	4	0	0	0	0	1	0				
Dave Parker, L (1, 9) OBP: 0.365, SLG: 0.620	K			G3		F7			HR	4	1	1	1	0	1	0				
Mike Easter, L (1, 7) OBP: 0.385, SLG: 1.083		K			2B E	6-3			F9	4	1	1	0	0	1	0				
Bill Madlock, R (1, 5) OBP: 0.300, SLG: 0.327		F8			E7 E					3	0	2	0	0	0	0				
Bill Robinson, R (1, 3) OBP: 0.333, SLG: 0.519		K			1-H 2B					3	0	0	0	0	1	2				
Ed Ott, L (1, 2) OBP: 0.410, SLG: 0.424									F8	3	0	1	0	0	1	0				
Phil Garner, R (1, 4) OBP: 0.313, SLG: 0.293				F8		P4			F9	3	0	0	0	0	0	1				
Bert Blyleven, R (1, 1) OBP: 0.143, SLG: 0.143 (8, PH)										2	0	0	0	0	1	1				
John Milner, L (8, PH) OBP: 0.222, SLG: 0.156										1	0	0	0	0	1	0				
Enrique Romo, R (8, 1) OBP: 1.000, SLG: 1.000				K		1-3			K	0	0	0	0	0	0	0				
Inning Stats	R: 0 E: 0 K: 1 S: 5	H: 0 LOB: 0 BB: 0 P: 5	R: 0 E: 0 K: 2 S: 7	H: 0 LOB: 0 BB: 0 P: 7	R: 0 E: 0 K: 1 S: 6	H: 1 LOB: 1 BB: 0 P: 6	R: 1 E: 2 K: 0 S: 5	H: 2 LOB: 1 BB: 0 P: 5	R: 0 E: 0 K: 1 S: 3	H: 0 LOB: 0 BB: 0 P: 3	R: 0 E: 0 K: 0 S: 3	H: 1 LOB: 0 BB: 0 P: 3	R: 0 E: 0 K: 1 S: 5	H: 0 LOB: 0 BB: 0 P: 5	R: 1 E: 0 K: 1 S: 6	H: 1 LOB: 0 BB: 0 P: 6	1B: 3 2B: 1 3B: 0 HR: 1	SF: 0 SAC: 0 DP: 0 HBP: 0	WP: 0 PB: 0 SB: 0 CS: 1	PA: 31
PITCHER Steve Rogers, R (1, 1) ERA: 4.68	IP: 9.0 WLS: W BF: 31 H: 5 R: 2 ER: 1 SO: 7 BB: 0 IBB: 0 HBP: 0 BLK: 0 WP: 0 HR: 1 S: 45 P: 45 ERA: 1.00 WHIP: 0.556															PITCHER				

Pittsburgh Pirates @ Montreal Expos
Olympic Stadium, Montreal, QB
Wed Apr 23 1980, 3:33 AM EST
Att: 8,161 - Unknown

AB 31
R 2
H 5
RBI 1
BB 0
SO 7
LOB 5



Batter	1	2	3	4	5	6	7	8	9	AB	R	H	RBI	BB	SO	LOB	BOTTOM			
Ron LeFlore, R (1, 7) OBP: 0.378, SLG: 0.375	K					1-3				3	0	0	0	0	1	1				
Jerry White, S (7, 7)			F9							1	0	0	0	0	0	1				
Tony Bemazzard, S (1, 4) OBP: 0.286, SLG: 0.714	K					K				4	1	1	1	0	2	1				
Rowland Office, L (1, 8) OBP: 0.500, SLG: 0.750						HR				3	1	1	0	0	0	0				
Ellis Valentine, R (1, 9) OBP: 0.255, SLG: 0.422										3	0	0	1	0	1	0				
Larry Parrish, R (1, 5) OBP: 0.356, SLG: 0.500										3	1	1	1	0	0	0				
Gary Carter, R (1, 2) OBP: 0.304, SLG: 0.442										3	0	1	0	0	0	0				
Warren Cromartie, L (1, 3) OBP: 0.442, SLG: 0.735										3	0	1	0	0	1	0				
Chris Speier, R (1, 6) OBP: 0.258, SLG: 0.296										3	0	0	0	0	1	0				
Steve Rogers, R (1, 1) OBP: 0.500, SLG: 0.333										2	0	1	0	1	1	0				
Inning Stats	R: 0 E: 0 K: 2 S: 7	H: 0 LOB: 0 BB: 0 P: 7	R: 0 E: 0 K: 0 S: 3	H: 0 LOB: 0 BB: 0 P: 3	R: 0 E: 0 K: 0 S: 4	H: 1 LOB: 1 BB: 0 P: 4	R: 2 E: 0 K: 0 S: 5	H: 2 LOB: 0 BB: 0 P: 5	R: 0 E: 0 K: 3 S: 9	H: 0 LOB: 0 BB: 0 P: 9	R: 0 E: 0 K: 1 S: 5	H: 0 LOB: 0 BB: 0 P: 5	R: 1 E: 0 K: 1 S: 6	H: 3 LOB: 0 BB: 0 P: 6	R: 0 E: 0 K: 0 S: 3	H: 0 LOB: 1 BB: 1 P: 7	1B: 3 2B: 0 3B: 1 HR: 2	SF: 0 SAC: 0 DP: 0 HBP: 0	WP: 0 PB: 0 SB: 0 CS: 1	PA: 30
PITCHER Bert Blyleven, R (1, 1) ERA: 2.42	IP: 7.0 WLS: L BF: 25 H: 6 R: 3 ER: 3 SO: 7 BB: 0 IBB: 0 HBP: 0 BLK: 0 WP: 0 HR: 2 S: 39 P: 39 ERA: 3.86 WHIP: 0.857															PITCHER				
Enrique Romo, R (8, 1) ERA: 1.95	IP: 1.0 WLS: L BF: 4 H: 0 R: 0 ER: 0 SO: 0 BB: 1 IBB: 0 HBP: 0 BLK: 0 WP: 0 HR: 0 S: 3 P: 7 ERA: 0.00 WHIP: 1.000															PITCHER				

Pittsburgh Pirates @ Montreal Expos
Olympic Stadium, Montreal, QB
Wed Apr 23 1980, 3:33 AM EST
Att: 8,161 - Unknown


AB 28
R 3
H 6
RBI 3
BB 1
SO 7
LOB 3



Batter	1	2	3	4	5	6	7	8	9	AB	R	H	RBI	BB	SO	LOB	TOP										
Omar Moreno, L (1, 8) OBP: 0.271, SLG: 0.309	0-0 G4-3 1B		0-0 F9			0-0 SH 1B		0-0 4-3		4	1	2	0	0	0	1											
Tim Foli, R (1, 6) OBP: 0.339, SLG: 0.365	0-0 G4-3 1-2		0-0 4-3			0-0 SH 1B		0-0 F7		3	1	0	0	0	0	2											
Dave Parker, L (1, 9) OBP: 0.357, SLG: 0.593	0-0 F8			0-0 L4-3 1B		0-0 G1		0-0 4-3		4	0	1	0	0	0	2											
Willie Stargell, L (1, 3) OBP: 0.423, SLG: 0.316		0-0 2B		0-0 L4-3 1-2		4-0 1B IBB		0-0 F4		3	0	1	0	1	0	1											
Mike Easter, L (1, 7) OBP: 0.375, SLG: 0.933		0-3 K		0-0 F7		0-0 G4-6-3 1B		0-0 BLK 5-3 1B		3	0	1	2	0	1	1											
Bill Robinson, R (6, 7) OBP: 0.355, SLG: 0.536										1	1	1	0	0	0	0											
Bill Madlock, R (1, 5) OBP: 0.296, SLG: 0.308		4-0 BB				0-0 F7		0-0 G4-6-3 1-2		3	0	0	1	1	0	2											
Ed Ott, L (1, 2) OBP: 0.372, SLG: 0.378		0-0 G6-4-3 1-2				0-0 3-1		0-0 F2		4	0	0	0	0	0	2											
Phil Garner, R (1, 4) OBP: 0.333, SLG: 0.341				0-0 SH2-4 1B		0-0 2B		0-3 K		3	0	2	0	0	1	0											
Jim Rooker, R (1, 1) OBP: 0.143, SLG: 0.571				0-0 SH2-4		0-3 K		0-0 F3		2	0	0	0	0	1	1											
Enrique Romo, R (7, 1) OBP: 1.000, SLG: 1.000				1-2						0	0	0	0	0	0	0											
Kent Tekulve, R (8, 1)										0	0	0	0	0	0	0											
Inning Stats	R: 0 E: 0 K: 0 S: 3	H: 1 LOB: 0 BB: 0 P: 3	R: 0 E: 0 K: 1 S: 5	H: 1 LOB: 1 BB: 1 P: 9	R: 0 E: 0 K: 0 S: 4	H: 1 LOB: 0 BB: 0 P: 4	R: 0 E: 0 K: 0 S: 3	H: 1 LOB: 0 BB: 0 P: 3	R: 0 E: 0 K: 1 S: 6	H: 1 LOB: 1 BB: 0 P: 6	R: 2 E: 0 K: 0 S: 5	H: 2 LOB: 1 BB: 1 P: 9	R: 0 E: 0 K: 1 S: 5	H: 0 LOB: 0 BB: 0 P: 5	R: 0 E: 0 K: 0 S: 3	H: 0 LOB: 0 BB: 0 P: 3	R: 1 E: 0 K: 0 S: 4	H: 1 LOB: 0 BB: 0 P: 4	1B: 6 2B: 3 3B: 0 HR: 0	SF: 0 SAC: 2 DP: 4 HBP: 0	WP: 0 PB: 0 SB: 1 CS: 0	PA: 34					
PITCHER	IP	WLS	BF	H	R	ER	SO	BB	IBB	HBP	BLK	WP	HR	S	P	ERA	WHIP										
Rick Reuschel, R (1, 1) ERA: 3.7	7.0	W	27	7	2	2	3	1	1	0	0	0	0	31	39	2.57	1.143										
Bruce Sutter, R (8, 1) ERA: 2.73	2.0	S	7	1	1	1	0	0	0	0	1	0	0	7	7	4.50	0.500										

Pittsburgh Pirates @ Chicago Cubs
Wrigley Field, Chicago, IL
Fri Apr 25 1980, 3:33 AM CST
Att: 7,714 - Unknown - 40 F


AB 30
R 3
H 8
RBI 3
BB 2
SO 3
LOB 12



Batter	1	2	3	4	5	6	7	8	9	AB	R	H	RBI	BB	SO	LOB	BOTTOM										
Lenny Randle, S (1, 5) OBP: 0.171, SLG: 0.188	4-0 G6-4-3 BB		4-0 1B		0-0 F7		0-0 2H 1B			2	0	1	1	2	0	1											
Ivan De Jesus, R (1, 6) OBP: 0.354, SLG: 0.556	0-0 G6-4-3 1-2		0-0 1B			0-0 F8		0-0 F7		4	0	1	0	0	0	1											
Bill Buckner, L (1, 3) OBP: 0.440, SLG: 0.489	0-0 BB 1B		0-0 4-3			0-0 F3		0-0 F7		4	0	1	0	0	0	1											
Dave Kingman, R (1, 7) OBP: 0.376, SLG: 0.944	4-0 1-2 BB		0-0 F9		0-0 F3		0-0 F3		0-0 HR	3	1	1	1	1	0	0											
Jerry Martin, R (1, 9) OBP: 0.413, SLG: 0.667	0-0 F6		0-0 F6			0-0 2B SF9 1B		0-0 BLK 1B		4	1	2	0	0	0	2											
Barry Foote, R (1, 2) OBP: 0.308, SLG: 0.595		0-0 F7		0-0 F9		0-0 1B 2B		0-3 K		4	1	1	0	0	1	1											
Carlos Lezcano, R (1, 8) OBP: 0.455, SLG: 0.765		0-0 G3-6 1B			4-0 SH2-4 BB		0-0 SF9 1B 2B		4-0 BB BB	1	0	1	1	2	0	0											
Mike Tyson, R (1, 4) OBP: 0.200, SLG: 0.333		0-0 G3-6			0-0 F8		0-0 3H 2B 1B		0-0 4-3	0	0	0	0	0	0	0											
Mick Kelleher, R (2, PH) OBP: 0.333, SLG: 0.333		1-2								4	1	1	1	0	0	4											
Rick Reuschel, R (1, 1) OBP: 0.167, SLG: 0.167				0-0 5-3		0-0 SH2-4		0-0 1B 2B		1	0	0	0	0	0	0											
Steve Dillard, R (7, PH) OBP: 0.667, SLG: 1.000										1	1	1	1	0	0	0											
Bruce Sutter, R (8, 1) ERA: 2.35										0	0	0	0	0	0	0											
Inning Stats	R: 0 E: 0 K: 0 S: 3	H: 1 LOB: 2 BB: 2 P: 11	R: 0 E: 0 K: 0 S: 3	H: 1 LOB: 0 BB: 0 P: 3	R: 0 E: 0 K: 0 S: 3	H: 1 LOB: 1 BB: 1 P: 7	R: 0 E: 0 K: 0 S: 3	H: 0 LOB: 0 BB: 0 P: 3	R: 0 E: 0 K: 0 S: 3	H: 0 LOB: 1 BB: 1 P: 7	R: 0 E: 0 K: 0 S: 3	H: 0 LOB: 0 BB: 0 P: 3	R: 4 E: 0 K: 0 S: 7	H: 5 LOB: 0 BB: 0 P: 7	R: 1 E: 0 K: 1 S: 7	H: 2 LOB: 2 BB: 1 P: 11	1B: 7 2B: 2 3B: 0 HR: 1	SF: 1 SAC: 1 DP: 2 HBP: 0	WP: 0 PB: 0 SB: 0 CS: 0	PA: 35							
PITCHER	IP	WLS	BF	H	R	ER	SO	BB	IBB	HBP	BLK	WP	HR	S	P	ERA	WHIP										
Jim Rooker, L (1, 1) ERA: 2.55	6.1	L	27	7	4	4	0	4	0	0	0	0	0	23	39	5.68	1.737										
Enrique Romo, R (7, 1) ERA: 2.45	1.1		7	3	1	1	1	1	0	0	1	0	1	8	12	6.75	3.000										
Kent Tekulve, R (8, 1) ERA: 2.35	0.1		1	0	0	0	0	0	0	0	0	0	0	1	1	0.00	0.000										

Pittsburgh Pirates @ Chicago Cubs
Wrigley Field, Chicago, IL
Fri Apr 25 1980, 3:33 AM CST
Att: 7,714 - Unknown - 40 F

AB 28
R 5
H 10
RBI 5
BB 5
SO 1
LOB 10




Batter	1	2	3	4	5	6	7	8	9	10	AB	R	H	RBI	BB	SO	LOB					
Ron LeFlore, R OBP: 0.391, SLG: 0.364 (1, 7)	4-0 1B G4-6-3 BB		0-0 2B		4-0 CS BB		0-0 1B		4-0 S BB		2	1	2	0	3	0	0					
Tony Bernazard, S OBP: 0.308, SLG: 0.375 (1, 4)	0-0 1B G4-6-3		0-0 6-3		0-0 CS	0-0 E6 1B 5-3 1B	4-0 BB	0-0 BB	0-0 L6		4	1	2	0	1	0	3					
Andre Dawson, R OBP: 0.350, SLG: 0.531 (1, 8)	0-0 1B G4-6-3		0-0 P4		0-0 F9	0-0 F9	0-3 BB			4-0 E BB	4	0	0	0	1	1	6					
Ellis Valentine, R OBP: 0.262, SLG: 0.444 (1, 9)	0-0 6-3			0-0 4-3		0-0 5-3 1B		0-3 K		0-0 F9	5	1	1	0	0	1	3					
Larry Parrish, R OBP: 0.349, SLG: 0.621 (1, 5)		0-0 F8		0-3 K		0-0 5-3		0-0 6-3		0-0 4-3	5	0	0	1	0	1	2					
Gary Carter, R OBP: 0.250, SLG: 0.344 (1, 2)		0-0 F3		0-0 5-3		0-0 BB 1B		0-3 K		0-0 3-1	5	0	1	1	0	1	1					
Warren Cromartie, L OBP: 0.390, SLG: 0.643 (1, 3)		0-0 F7			0-0 HR	4-0 BB		0-0 6-3			3	1	1	1	1	0	0					
Chris Speier, R OBP: 0.238, SLG: 0.342 (1, 6)			0-0 F8		0-0 P4	0-0 F8		0-0 F9			0	0	0	0	0	0	0					
Bill Almon, R OBP: 0.250, SLG: 0.400 (1, 6)					0-0 P4	0-0 F8					4	0	0	0	0	0	2					
Steve Rogers, R OBP: 0.417, SLG: 0.222 (1, 1)			4-0 2B BB		0-3 K			0-3 K			3	0	0	0	1	3	0					
Elias Sosa, R (10, 1)											0	0	0	0	0	0	0					
Inning Stats	R: 1 E: 0 K: 0 S: 3	H: 1 LOB: 0 BB: 1 P: 7	R: 0 E: 0 K: 0 S: 3	H: 0 LOB: 0 BB: 0 P: 3	R: 0 E: 0 K: 1 S: 5	H: 1 LOB: 2 BB: 1 P: 8	R: 0 E: 0 K: 1 S: 5	H: 0 LOB: 0 BB: 0 P: 5	R: 1 E: 0 K: 1 S: 5	H: 1 LOB: 0 BB: 1 P: 9	R: 2 E: 1 K: 0 S: 6	H: 3 LOB: 2 BB: 1 P: 10	R: 0 E: 0 K: 1 S: 5	H: 0 LOB: 0 BB: 0 P: 5	R: 0 E: 0 K: 1 S: 5	H: 0 LOB: 1 BB: 1 P: 9	R: 0 E: 1 K: 0 S: 3	H: 0 LOB: 1 BB: 1 P: 7	1B: 5 2B: 1 3B: 0 HR: 1	SF: 0 SAC: 0 DP: 1 HBP: 0	WP: 0 PB: 0 SB: 2 CS: 1	PA: 43
PITCHER	IP 5.2	WLS 25	BF 6	H 4	R 4	ER 4	SO 2	BB 4	IBB 0	HBP 0	BLK 0	WP 0	HR 1	S 25	P 41	ERA 6.35	WHIP 1.765					
Bert Blyleven, R ERA: 3.13 (1, 1)	0.1	1	0	0	0	0	0	0	0	0	0	0	0	1	1	0.00	0.000					
Enrique Romo, R ERA: 2.38 (6, 1)	2.0	8	1	0	0	4	1	0	0	0	0	0	0	15	19	0.00	1.000					
Kent Tekulve, R ERA: 1.88 (7, 1)	2.0	W	8	0	0	0	1	2	0	0	0	0	0	8	16	0.00	1.000					
Eddie Solomon, R ERA: 5.79 (9, 1)																						

TOP

Montreal Expos @ Pittsburgh Pirates
Three Rivers Stadium, Pittsburgh, PA
Tue Apr 29 1980, 7:05 PM EDT
Att: 8,498 - Unknown

AB 35
R 4
H 7
RBI 3
BB 7
SO 7
LOB 17




Batter	1	2	3	4	5	6	7	8	9	10	AB	R	H	RBI	BB	SO	LOB							
Omar Moreno, L OBP: 0.286, SLG: 0.297 (1, 8)	0-0 E S HR 1B	0-0 6-3		0-0 F7		0-0 G4-6-3			0-3 K		5	1	1	0	0	1	3							
Tim Foli, R OBP: 0.343, SLG: 0.395 (1, 6)	0-0 E6 HR		0-0 S G3 1B		4-0 FC4-6 1B BB		0-3 K		0-0 6-3		4	2	1	0	1	1	1							
Dave Parker, L OBP: 0.373, SLG: 0.615 (1, 9)	0-0 1H 3H HR		0-0 G3		0-0 FC4-6 1B		0-0 F4		0-0 P6		5	1	2	3	0	0	1							
Wille Stargell, L OBP: 0.405, SLG: 0.433 (1, 3)	0-3 K		0-3 K		0-0 L6		0-0 1B			0-0 2B 1B	5	0	2	0	0	2	3							
Matt Alexander, S (10, PR)			2-3 K		0-0 L6		0-0 1B				0	1	0	0	0	0	0							
Mike Easler, L OBP: 0.435, SLG: 0.864 (1, 7)	0-0 4-3				0-0 FC4-6		0-0 L6			0-3 K	3	0	1	1	0	0	2							
Bill Robinson, R OBP: 0.353, SLG: 0.516 (6, 7)			3H 1B		1-2 2-3 1B						2	0	0	0	0	1	2							
Bill Madlock, R OBP: 0.281, SLG: 0.306 (1, 5)	0-0 E6		0-0 F9		0-0 F8		0-0 5-3			0-0 2B	5	0	1	1	0	0	3							
Ed Ott, L OBP: 0.365, SLG: 0.370 (1, 2)	0-0 G3			0-0 SH2-4 1B		0-0 F8		0-0 P4			4	0	1	0	0	0	1							
Phil Garner, R OBP: 0.367, SLG: 0.340 (1, 4)		0-0 6-3		0-0 F2		0-0 1B		4-0 1B BB			3	0	1	0	1	0	1							
Bert Blyleven, R OBP: 0.128, SLG: 0.125 (1, 1)		0-3 K		0-0 SH2-4		0-0 G4-6-3 1B		0-0 4-3			1	0	0	0	0	0	0							
Enrique Romo, R OBP: 0.207, SLG: 1.000 (6, PR)											0	0	0	0	0	0	0							
John Miller, R OBP: 0.164, SLG: 0.182 (7, 1)											0	0	0	0	0	0	0							
Kent Tekulve, R (7, 1)											0	0	0	0	0	0	0							
Lee Lacy, R OBP: 0.196, SLG: 0.769 (8, PR)											0	0	0	0	0	0	1							
Eddie Solomon, R (9, 1)											0	0	0	0	0	0	0							
Inning Stats	R: 3 E: 2 K: 1 S: 9	H: 2 LOB: 1 BB: 0 P: 9	R: 0 E: 0 K: 1 S: 5	H: 0 LOB: 0 BB: 0 P: 5	R: 1 E: 0 K: 1 S: 7	H: 2 LOB: 1 BB: 0 P: 7	R: 0 E: 0 K: 0 S: 4	H: 1 LOB: 1 BB: 0 P: 4	R: 0 E: 0 K: 0 S: 4	H: 1 LOB: 2 BB: 0 P: 8	R: 0 E: 0 K: 0 S: 4	H: 1 LOB: 1 BB: 0 P: 4	R: 0 E: 0 K: 1 S: 6	H: 1 LOB: 1 BB: 0 P: 6	R: 0 E: 0 K: 0 S: 3	H: 0 LOB: 1 BB: 1 P: 7	R: 0 E: 0 K: 1 S: 5	H: 0 LOB: 0 BB: 0 P: 5	R: 1 E: 0 K: 1 S: 5	H: 2 LOB: 2 BB: 0 P: 5	1B: 9 2B: 1 3B: 0 HR: 1	SF: 0 SAC: 1 DP: 1 HBP: 0	WP: 0 PB: 0 SB: 2 CS: 0	PA: 42
PITCHER	IP 9.0	WLS 39	BF 9	H 4	R 4	ER 3	SO 5	BB 2	IBB 0	HBP 0	BLK 0	WP 0	HR 1	S 47	P 55	ERA 3.00	WHIP 1.222							
Steve Rogers, R ERA: 4.24 (1, 1)	0.1	L	3	2	1	1	1	0	0	0	0	0	0	5	5	27.00	6.000							
Elias Sosa, R ERA: 1.5 (10, 1)																								

BOTTOM

Montreal Expos @ Pittsburgh Pirates
Three Rivers Stadium, Pittsburgh, PA
Tue Apr 29 1980, 7:05 PM EDT
Att: 8,498 - Unknown

AB 39
R 5
H 11
RBI 5
BB 2
SO 6
LOB 18



Batter	1	2	3	4	5	6	7	8	9	AB	R	H	RBI	BB	SO	LOB	TOP					
Ron LeFlore, R OBP: 0.368, SLG: 0.339 (1, 7)										4	0	0	0	0	1	2						
Tony Bernazard, S OBP: 0.333, SLG: 0.393 (1, 4)										4	0	2	0	0	1	0						
Andre Dawson, R OBP: 0.328, SLG: 0.491 (1, 8)										4	0	0	0	0	0	3						
Ellis Valentine, R OBP: 0.258, SLG: 0.438 Rowland Office, L OBP: 0.467, SLG: 0.600 (4, PH) (4, 9)										1	0	0	0	0	0	0						
Larry Parrish, R OBP: 0.343, SLG: 0.597 (1, 5)										4	0	1	0	0	0	1						
Gary Carter, R OBP: 0.250, SLG: 0.354 (1, 2)										4	0	1	0	0	1	1						
Warren Cromartie, L OBP: 0.381, SLG: 0.633 (1, 3)										4	0	1	0	0	0	2						
Bill Almon, R OBP: 0.250, SLG: 0.333 (1, 6)										3	0	0	0	1	0	2						
Bill Lee, L Tom Flattory, L Dale Murray, R Rodney Scott, S Fred Norman, S Jerry White, S Stan Bahnsen, R (1, 1) (3, PH) (3, 1) (6, PH) (6, 1) (7, PH) (7, 1)										0	0	0	0	0	0	0						
Inning Stats	R: 0 E: 0 K: 1 S: 5	H: 0 LOB: 0 BB: 0 P: 5	R: 0 E: 0 K: 1 S: 5	H: 0 LOB: 0 BB: 0 P: 5	R: 0 E: 0 K: 1 S: 6	H: 1 LOB: 1 BB: 0 P: 6	R: 0 E: 0 K: 0 S: 3	H: 0 LOB: 1 BB: 1 P: 7	R: 0 E: 0 K: 0 S: 3	H: 0 LOB: 0 BB: 0 P: 3	R: 0 E: 0 K: 0 S: 5	H: 2 LOB: 2 BB: 0 P: 5	R: 0 E: 0 K: 0 S: 4	H: 1 LOB: 2 BB: 1 P: 8	R: 0 E: 0 K: 0 S: 4	H: 1 LOB: 1 BB: 0 P: 4	R: 0 E: 1 K: 0 S: 4	H: 1 LOB: 1 BB: 0 P: 4	1B: 4 2B: 2 3B: 0 HR: 0	SF: 0 SAC: 0 DP: 0 HBP: 0	WP: 0 PB: 0 CS: 0	PA: 35
PITCHER Jim Bibby, R ERA: 3.58 (1, 1)	IP: 9.0 WLS: W BF: 35 H: 6 R: 0 ER: 0 SO: 3 BB: 2 IBB: 0 HBP: 0 BLK: 0 WP: 0 HR: 0 S: 39 P: 47 ERA: 0.00 WHIP: 0.889											PITCHER	IP: 9.0 WLS: W BF: 35 H: 6 R: 0 ER: 0 SO: 3 BB: 2 IBB: 0 HBP: 0 BLK: 0 WP: 0 HR: 0 S: 39 P: 47 ERA: 0.00 WHIP: 0.889									

Montreal Expos @ Pittsburgh Pirates
Three Rivers Stadium, Pittsburgh, PA
Wed Apr 30 1980, 7:05 PM EDT
Att: 8,545 - Unknown

AB	33
R	0
H	6
RBI	0
BB	2
SO	3
LOB	17



Batter	1	2	3	4	5	6	7	8	9	AB	R	H	RBI	BB	SO	LOB	BOTTOM			
Omar Moreno, L OBP: 0.297, SLG: 0.338 (1, 8)										4	1	2	0	0	0	0				
Tim Foli, R OBP: 0.338, SLG: 0.344 (1, 6)										2	0	0	1	1	0	0				
Dave Parker, L OBP: 0.352, SLG: 0.580 (1, 9)										4	0	0	0	0	0	1				
Bill Robinson, R OBP: 0.368, SLG: 0.600 (1, 3)										4	1	2	1	0	0	1				
Bill Madlock, R OBP: 0.279, SLG: 0.292 (1, 5)										3	0	0	0	1	1	1				
Lee Lacy, R OBP: 0.588, SLG: 0.750 (1, 7)										3	1	1	0	1	0	1				
Phil Garner, R OBP: 0.375, SLG: 0.463 (1, 4)										4	2	2	3	0	0	1				
Steve Nicosia, R OBP: 0.167, SLG: 0.100 (1, 2)										3	0	1	0	0	0	0				
Jim Bibby, R OBP: 0.231, SLG: 0.250 (1, 1)										3	0	0	0	0	1	1				
Inning Stats	R: 1 E: 0 K: 1 S: 7	H: 2 LOB: 1 BB: 0 P: 7	R: 2 E: 0 K: 1 S: 7	H: 2 LOB: 0 BB: 0 P: 7	R: 1 E: 0 K: 0 S: 4	H: 1 LOB: 1 BB: 1 P: 8	R: 0 E: 0 K: 0 S: 3	H: 0 LOB: 0 BB: 0 P: 3	R: 0 E: 0 K: 0 S: 5	H: 1 LOB: 1 BB: 1 P: 7	R: 1 E: 0 K: 0 S: 3	H: 2 LOB: 0 BB: 0 P: 5	R: 0 E: 0 K: 0 S: 3	H: 0 LOB: 0 BB: 0 P: 3	R: 0 E: 0 K: 0 S: 3	H: 0 LOB: 1 BB: 1 P: 7	1B: 3 2B: 1 3B: 1 HR: 3	SF: 1 SAC: 0 DP: 0 HBP: 0	WP: 0 PB: 0 CS: 1	PA: 34
PITCHER Bill Lee, L ERA: 5.96 Dale Murray, R ERA: 4.75 Fred Norman, L ERA: 7.11 Stan Bahnsen, R ERA: 0.59 (1, 1) (3, 1) (6, 1) (7, 1)	IP: 2.0 WLS: L BF: 10 H: 4 R: 3 ER: 3 SO: 2 BB: 0 IBB: 0 HBP: 0 BLK: 0 WP: 0 HR: 1 S: 14 P: 14 ERA: 13.50 WHIP: 2.000											PITCHER	IP: 2.0 WLS: L BF: 10 H: 4 R: 3 ER: 3 SO: 2 BB: 0 IBB: 0 HBP: 0 BLK: 0 WP: 0 HR: 1 S: 14 P: 14 ERA: 13.50 WHIP: 2.000							

Montreal Expos @ Pittsburgh Pirates
Three Rivers Stadium, Pittsburgh, PA
Wed Apr 30 1980, 7:05 PM EDT
Att: 8,545 - Unknown

AB	30
R	5
H	8
RBI	5
BB	3
SO	2
LOB	6



Batter	1	2	3	4	5	6	7	8	9	10	AB	R	H	RBI	BB	SO	LOB	TOP		
Ron LeFlore, R OBP: 0.370, SLG: 0.344 (1, 7)	F8		1B		FC6-4 1-2f			P2		1B	5	0	2	0	0	0	1			
Tony Bernazard, S OBP: 0.314, SLG: 0.344 (1, 4)	K		F8			FC6-4 BB		P4		G3	4	0	0	0	1	1	4			
Andre Dawson, R OBP: 0.324, SLG: 0.474 (1, 8)	1B			F7		FC6-4 FC6-4 1-2f			5-3		4	0	1	0	0	0	1			
Larry Parrish, R OBP: 0.324, SLG: 0.561 (1, 5)	F9			L1		FC6-4 1-2f			F7		4	0	0	0	0	0	2			
Gary Carter, R OBP: 0.236, SLG: 0.333 (1, 2)		F9		F7		K			4-3		4	0	0	0	0	1	1			
Warren Cromartie, L OBP: 0.356, SLG: 0.594 (1, 3)		K			G3			F8		4-3	4	0	0	0	0	1	0			
Jerry White, S OBP: 0.429, SLG: 0.500 (1, 9)			CS BB		6-3 1B 2B			G6-4-3 1B		1B 1B	3	1	3	0	1	0	0			
Bill Almon, R OBP: 0.250, SLG: 0.318 (1, 6)			CS 1-2	F9		6-3 2-3		G6-4-3 1-2f		1B 1B	4	0	1	0	0	0	2			
David Palmer, R OBP: 0.268, SLG: 0.250 (8, 1) Fred Norman, S (8, PH) Rodney Scott, S OBP: 0.270, SLG: 0.187 (8, 1) Elias Sosa, R (10, PH) Ken Macha, R OBP: 0.303, SLG: 0.200 Woodie Fryman, R (10, 1)				K		FC6-4 1B 3-H		F9		F8	2	0	1	1	0	1	0			
Inning Stats	R: 0 E: 0 K: 1 S: 6	H: 1 LOB: 1 BB: 0 P: 6	R: 0 E: 0 K: 1 S: 4	H: 0 LOB: 0 BB: 1 P: 8	R: 0 E: 0 K: 1 S: 6	H: 1 LOB: 1 BB: 0 P: 6	R: 0 E: 0 K: 0 S: 3	H: 0 LOB: 0 BB: 0 P: 3	R: 0 E: 0 K: 1 S: 5	H: 0 LOB: 1 BB: 1 P: 9	R: 0 E: 0 K: 0 S: 3	H: 1 LOB: 0 BB: 0 P: 3	R: 0 E: 0 K: 0 S: 3	H: 0 LOB: 0 BB: 0 P: 3	R: 0 E: 0 K: 0 S: 6	H: 3 LOB: 3 BB: 0 P: 6	1B: 7 2B: 1 3B: 0 HR: 0	SF: 0 SAC: 0 DP: 1 HBP: 0	WP: 0 PA: 39 PB: 0 SB: 0 CS: 1	
PITCHER	IP WLS BF H R ER SO	IP WLS BF H R ER SO	IP WLS BF H R ER SO	IP WLS BF H R ER SO	IP WLS BF H R ER SO	IP WLS BF H R ER SO	IP WLS BF H R ER SO	IP WLS BF H R ER SO	IP WLS BF H R ER SO	IP WLS BF H R ER SO	IP WLS BF H R ER SO	IP WLS BF H R ER SO	IP WLS BF H R ER SO	IP WLS BF H R ER SO	IP WLS BF H R ER SO	IP WLS BF H R ER SO	IP WLS BF H R ER SO	ERA WHIP	ERA WHIP	
John Candelaria, L ERA: 3.34 (1, 1)	9.0	0.2	4	2	0	0	0	0	0	0	0	0	0	0	0	0	0	0	1.00	0.778
Grant Jackson, L ERA: 2.25 (10, 1)	0.2																		0.00	3.000
Kent Tekulve, R ERA: 1.8 (10, 1)	0.1	W	2	1	0	0	0	0	0	0	0	0	0	0	0	0	0	0	0.00	3.000

Montreal Expos @ Pittsburgh Pirates
 Three Rivers Stadium, Pittsburgh, PA
 Thu May 01 1980, 3:33 AM EDT
 Att: 8,426 - Unknown

AB	36
R	1
H	8
RBI	1
BB	2
SO	4
LOB	13



Batter	1	2	3	4	5	6	7	8	9	10	AB	R	H	RBI	BB	SO	LOB	BOTTOM		
Omar Moreno, L OBP: 0.316, SLG: 0.375 (1, 8)	3B		1B		1B BB	FC4-6 1-2f			F8		4	1	2	0	1	0	2			
Tim Foli, R OBP: 0.329, SLG: 0.324 (1, 6)	5-3		HBP		L6			F8		L7	4	0	0	0	0	0	3			
Dave Parker, L OBP: 0.347, SLG: 0.562 (1, 9) Lee Lacy, R OBP: 0.556, SLG: 0.706 (10, PH)	K		L3		2B 1B			K		F8	4	0	1	1	0	2	3			
Wille Stargell, L OBP: 0.405, SLG: 0.457 (1, 3) Matt Alexander, S (10, PR)	F8			P6	2B			K		2B 1B	5	0	2	0	0	1	1			
Mike Easler, L OBP: 0.492, SLG: 0.833 (1, 7) Bill Robinson, R OBP: 0.375, SLG: 0.622 (8, 7)		6-3		1B 1B	1B IBB			K		2B 1B	2	0	1	0	1	0	0			
Bill Madlock, R OBP: 0.282, SLG: 0.294 (1, 5) Dale Berra, R (6, 5)				F9	K			K			3	0	1	0	0	1	4			
Ed Ott, L OBP: 0.357, SLG: 0.360 (1, 2)	F9			1B				P6			4	0	1	0	0	1	1			
Phil Garner, R OBP: 0.368, SLG: 0.448 (1, 4)	K			F8				5-3		SH1-4 1B	4	0	1	0	0	1	3			
John Candelaria, L OBP: 0.385, SLG: 0.364 (1, 1) Manny Sanquell, R OBP: 1.000, SLG: 2.000 (9, PH) Grant Jackson, S (10, 1) Kent Tekulve, R (10, 1)		6-3			2-3	E6 FC4-6			SH1-4		3	0	0	0	0	0	0			
Inning Stats	R: 0 E: 0 K: 1 S: 6	H: 1 LOB: 1 BB: 0 P: 6	R: 0 E: 0 K: 1 S: 6	H: 1 LOB: 1 BB: 0 P: 6	R: 0 E: 0 K: 0 S: 3	H: 2 LOB: 2 BB: 0 P: 5	R: 1 E: 1 K: 1 S: 7	H: 0 LOB: 0 BB: 0 P: 7	R: 0 E: 0 K: 2 S: 7	H: 0 LOB: 0 BB: 0 P: 7	R: 0 E: 0 K: 0 S: 4	H: 1 LOB: 1 BB: 0 P: 4	R: 1 E: 0 K: 0 S: 3	H: 2 LOB: 2 BB: 0 P: 3	1B: 7 2B: 3 3B: 1 HR: 0	SF: 0 SAC: 1 DP: 1 HBP: 1	WP: 0 PA: 41 PB: 0 SB: 2 CS: 0			
PITCHER	IP WLS BF H R ER SO	IP WLS BF H R ER SO	IP WLS BF H R ER SO	IP WLS BF H R ER SO	IP WLS BF H R ER SO	IP WLS BF H R ER SO	IP WLS BF H R ER SO	IP WLS BF H R ER SO	IP WLS BF H R ER SO	IP WLS BF H R ER SO	IP WLS BF H R ER SO	IP WLS BF H R ER SO	IP WLS BF H R ER SO	IP WLS BF H R ER SO	IP WLS BF H R ER SO	IP WLS BF H R ER SO	IP WLS BF H R ER SO	ERA WHIP	ERA WHIP	
David Palmer, R ERA: 1.84 (1, 1)	5.0	2.0	7	0	0	0	0	0	0	0	0	0	0	0	0	0	0	0	1.84	1.600
Fred Norman, L ERA: 0.14 (6, 1)	2.0																		0.00	0.000
Elias Sosa, R ERA: 1.13 (8, 1)	2.0		7	1	0	0	2	0	0	0	0	0	0	0	0	0	0	0	0.00	0.500
Woodie Fryman, L ERA: 2.7 (10, 1)	0.1	L	3	2	1	1	0	0	0	0	0	0	0	0	0	0	0	0	27.00	6.000

Montreal Expos @ Pittsburgh Pirates
 Three Rivers Stadium, Pittsburgh, PA
 Thu May 01 1980, 3:33 AM EDT
 Att: 8,426 - Unknown

AB	37
R	2
H	10
RBI	2
BB	2
SO	8
LOB	17



Batter	1	2	3	4	5	6	7	8	9	10	AB	R	H	RBI	BB	SO	LOB	TOP	
Jerry Royster, R OBP: 0.356, SLG: 0.354 (1, 4)	6-3		FC5-4 1B		F8			F8		SF9 WP 1B	5	0	2	0	0	0	1		
Larvell Blanks, R OBP: 0.204, SLG: 0.255 (10, 6)	P6		FC5-4		F3			F7		SF9	4	0	0	1	0	0	3		
Dale Murphy, R OBP: 0.366, SLG: 0.423 (1, 9)	5-3			G6-3 1B		P4			K	F9	5	1	1	0	0	1	1		
Chris Chambliss, L OBP: 0.317, SLG: 0.487 (1, 3)		K		G6-3 1B		6-3			G3		4	0	1	0	0	1	0		
Jeff Burroughs, R OBP: 0.318, SLG: 0.381 Al Hrabosky, R (9, 1)	P6		G6-3		K				FC6-4 1B		4	0	1	0	0	1	2		
Brian Asselstine, L OBP: 0.290, SLG: 0.328 (1, 8)	F9					G3			FC6-4 1B		4	0	1	1	0	0	1		
Bruce Benedict, R OBP: 0.276, SLG: 0.286 (1, 2)				K	6-3			F7		P6	4	0	0	0	0	1	1		
Luis Gomez, R OBP: 0.278, SLG: 0.250 Charlie Spikes, R OBP: 0.429, SLG: 0.429 Chico Ruiz, R OBP: 0.333, SLG: 0.500 (10, PH)			5-3		F7			F9			3	0	0	0	0	0	0		
Larry McWilliams, L OBP: 0.571, SLG: 0.571 Rick Camp, R OBP: 0.244, SLG: 0.293 Gary Matthews, R OBP: 0.244, SLG: 0.293 (9, 7)										1B WP 1B BB	3	0	2	0	0	1	0		
Inning Stats	R: 0 E: 0 K: 0 S: 3	H: 0 LOB: 0 BB: 0 P: 3	R: 0 E: 0 K: 1 S: 5	H: 0 LOB: 0 BB: 0 P: 5	R: 0 E: 0 K: 1 S: 7	H: 2 LOB: 2 BB: 0 P: 7	R: 1 E: 0 K: 0 S: 5	H: 3 LOB: 1 BB: 0 P: 5	R: 0 E: 0 K: 1 S: 4	H: 0 LOB: 0 BB: 0 P: 3	R: 0 E: 0 K: 1 S: 5	H: 0 LOB: 0 BB: 0 P: 5	R: 0 E: 0 K: 1 S: 6	H: 1 LOB: 1 BB: 0 P: 6	R: 2 E: 0 K: 0 S: 5	H: 2 LOB: 1 BB: 1 P: 9	1B: 9 2B: 0 3B: 0 HR: 0	SF: 1 SAC: 0 DP: 1 HBP: 0	WP: 1 PA: 39
PITCHER	IP WLS BF H R ER SO ERA WHIP	IP WLS BF H R ER SO ERA WHIP	IP WLS BF H R ER SO ERA WHIP	IP WLS BF H R ER SO ERA WHIP	IP WLS BF H R ER SO ERA WHIP	IP WLS BF H R ER SO ERA WHIP	IP WLS BF H R ER SO ERA WHIP	IP WLS BF H R ER SO ERA WHIP	IP WLS BF H R ER SO ERA WHIP	IP WLS BF H R ER SO ERA WHIP	IP WLS BF H R ER SO ERA WHIP	IP WLS BF H R ER SO ERA WHIP	IP WLS BF H R ER SO ERA WHIP	IP WLS BF H R ER SO ERA WHIP	IP WLS BF H R ER SO ERA WHIP	IP WLS BF H R ER SO ERA WHIP	IP WLS BF H R ER SO ERA WHIP	IP WLS BF H R ER SO ERA WHIP	
Don Robinson, R ERA: 1.8 (1, 1)	5.0	20	6	1	1	2	0	0	0	0	0	0	0	0	0	0	0	0	0
Enrique Romo, R ERA: 1.88 (6, 1)	3.0	9	0	0	0	2	0	0	0	0	0	0	0	0	0	0	0	0	0
Kent Tekulve, R ERA: 1.64 (9, 1)	1.0	4	1	0	0	1	0	0	0	0	0	0	0	0	0	0	0	0	0
Grant Jackson, L ERA: 4.0 (10, 1)	1.0	L	6	2	2	2	0	1	0	0	0	0	0	0	0	0	0	0	0

Atlanta Braves @ Pittsburgh Pirates
Three Rivers Stadium, Pittsburgh, PA
Sat May 03 1980, 7:05 PM EDT
Att: 34,104 - Unknown

AB 37
R 3
H 9
RBI 2
BB 1
SO 5
LOB 9



Batter	1	2	3	4	5	6	7	8	9	10	AB	R	H	RBI	BB	SO	LOB	BOTTOM	
Omar Moreno, L OBP: 0.307, SLG: 0.358 (1, 8)	4-3		S 1B			K		F7		E4	5	0	1	0	0	1	2		
Tim Foli, R OBP: 0.306, SLG: 0.299 (1, 6)	5-3		F7			F8			5-3	F5	5	0	0	0	0	0	3		
Dave Parker, L OBP: 0.333, SLG: 0.537 (1, 9)	F5					F8		F9		F7	5	0	1	0	0	0	2		
Bill Robinson, R OBP: 0.349, SLG: 0.575 John Milner, R OBP: 0.256, SLG: 0.176 (9, PH)		6-3		5-3				F9			3	0	0	0	0	0	0		
Bill Madlock, R OBP: 0.278, SLG: 0.289 (1, 5)		F1		F7					1B IBB		4	0	1	0	0	0	2		
Lee Lacy, R OBP: 0.565, SLG: 0.682 (1, 7)						6-3		F8			4	0	2	0	0	0	1		
Phil Garner, R OBP: 0.387, SLG: 0.462 Matt Alexander, S (8, PR)											3	0	2	0	0	1	1		
Kent Tekulve, R (9, 1)											0	1	0	0	0	0	0		
Mike Easter, L OBP: 0.419, SLG: 0.714 Grant Jackson, S (10, 1)											0	0	0	0	0	0	0		
Steve Nicosia, R OBP: 0.143, SLG: 0.083 Enrique Romo, R OBP: 1.000, SLG: 1.000 Willie Stargell, L OBP: 0.383, SLG: 0.425 Dale Berra, R (8, PR)											2	0	0	0	0	0	1		
Don Robinson, R (1, 1)											0	0	0	0	0	0	1		
Ed Ott, L OBP: 0.349, SLG: 0.339 (6, 2)											3	0	1	0	0	0	1		
Inning Stats	R: 0 E: 0 K: 0 S: 3	H: 0 LOB: 0 BB: 0 P: 3	R: 0 E: 0 K: 1 S: 6	H: 1 LOB: 1 BB: 0 P: 6	R: 0 E: 0 K: 1 S: 6	H: 1 LOB: 1 BB: 0 P: 6	R: 0 E: 0 K: 0 S: 3	H: 0 LOB: 0 BB: 0 P: 3	R: 0 E: 0 K: 0 S: 3	H: 1 LOB: 1 BB: 0 P: 4	R: 1 E: 1 K: 0 S: 4	H: 2 LOB: 3 BB: 1 P: 9	R: 0 E: 0 K: 0 S: 5	H: 2 LOB: 1 BB: 0 P: 5	R: 0 E: 1 K: 0 S: 5	H: 1 LOB: 2 BB: 0 P: 5	1B: 8 2B: 1 3B: 0 HR: 0	SF: 0 SAC: 0 DP: 2 HBP: 0	WP: 0 PA: 39
PITCHER	IP WLS BF H R ER SO ERA WHIP	IP WLS BF H R ER SO ERA WHIP	IP WLS BF H R ER SO ERA WHIP	IP WLS BF H R ER SO ERA WHIP	IP WLS BF H R ER SO ERA WHIP	IP WLS BF H R ER SO ERA WHIP	IP WLS BF H R ER SO ERA WHIP	IP WLS BF H R ER SO ERA WHIP	IP WLS BF H R ER SO ERA WHIP	IP WLS BF H R ER SO ERA WHIP	IP WLS BF H R ER SO ERA WHIP	IP WLS BF H R ER SO ERA WHIP	IP WLS BF H R ER SO ERA WHIP	IP WLS BF H R ER SO ERA WHIP	IP WLS BF H R ER SO ERA WHIP	IP WLS BF H R ER SO ERA WHIP	IP WLS BF H R ER SO ERA WHIP	IP WLS BF H R ER SO ERA WHIP	
Larry McWilliams, L ERA: 5.09 (1, 1)	8.1	30	7	1	0	3	0	0	0	0	0	0	0	0	0	0	0	0	
Rick Camp, R ERA: 3.7 (9, 1)	0.1	3	1	0	0	0	0	0	0	2	6	0	0	0	0	0	0	0	
Al Hrabosky, L ERA: 3.27 (9, 1)	1.1	W	6	1	0	0	0	0	0	6	6	0	0	0	0	0	0	0	

Atlanta Braves @ Pittsburgh Pirates
Three Rivers Stadium, Pittsburgh, PA
Sat May 03 1980, 7:05 PM EDT
Att: 34,104 - Unknown

AB 38
R 1
H 9
RBI 0
BB 1
SO 3
LOB 16



Batter	1	2	3	4	5	6	7	8	9	AB	R	H	RBI	BB	SO	LOB	TOP		
Jerry Royster, R OBP: 0.358, SLG: 0.349	4-0 FC1-5 1B BB		0-3 K		0-0 BB 1B		0-0 F8		0-0 4-3	4	0	1	0	1	1	0			
Larvell Blanks, R OBP: 0.203, SLG: 0.250	0-0 BB FC1-5 1B 1B		0-0 F7		0-0 F9		0-0 F8		0-0 P6	5	1	1	0	0	0	1			
Dale Murphy, R OBP: 0.360, SLG: 0.405	0-0 FC1-5 BB 1B 1-2 2-3*		1-0 HBP		0-3 K		0-0 1-3			3	1	0	0	0	1	3			
Chris Chambliss, L OBP: 0.326, SLG: 0.474	4-0 1B 1-2 2-3 BB		0-0 4-3		4-0 1-2 BB		0-0 E1 G6-4-3			2	0	0	0	2	0	1			
Jeff Burroughs, R OBP: 0.333, SLG: 0.413	0-0 1-3 2-H 3-H 1B		0-0 4-3		0-0 F8 1B 2B		0-0 P5		0-0 G6-4-3 1-2*	4	1	2	2	0	0	3			
Brian Asselstine, L OBP: 0.303, SLG: 0.339	0-0 5-3		0-0 4-3		0-0 F8 2-3		0-0 1B		0-0 2B 1B	4	1	2	0	0	0	2			
Joe Nolan, L OBP: 0.467, SLG: 0.462		0-0 G3		0-0 F3		0-0 F7		0-0 2B 1B		4	0	1	1	0	0	2			
Luis Gomez, R OBP: 0.276, SLG: 0.250		0-0 5-3		0-0 1B		0-0 F9		0-0 F4		4	0	1	1	0	0	2			
Tommy Boggs, R OBP: 0.367, SLG: 0.200		0-3 K		0-0 4-3		0-3 K		0-3 K		1	0	0	0	0	0	1			
Larry Bradford, R OBP: 0.169, SLG: 0.167										0	0	0	0	0	0	0			
Mike Lum, L OBP: 0.363, SLG: 0.157										0	0	0	0	0	0	1			
Preston Hanna, R OBP: 0.229, SLG: 0.226										0	0	0	0	0	0	0			
Gene Garber, R OBP: 0.229, SLG: 0.226										0	0	0	0	0	0	0			
Gary Matthews, R OBP: 0.229, SLG: 0.226										0	0	0	0	0	0	1			
Rick Camp, R OBP: 0.229, SLG: 0.226										0	0	0	0	0	0	0			
Chico Ruiz, R OBP: 0.229, SLG: 0.429										0	0	0	0	0	1	0			
Inning Stats	R: 2 E: 0 K: 0 S: 4	H: 2 LOB: 1 BB: 2 P: 12	R: 0 E: 0 K: 1 S: 5	H: 0 LOB: 0 BB: 0 P: 5	R: 0 E: 0 K: 1 S: 5	H: 0 LOB: 1 BB: 0 P: 6	R: 1 E: 0 K: 0 S: 6	H: 2 LOB: 1 BB: 1 P: 10	R: 0 E: 0 K: 1 S: 6	H: 1 LOB: 1 BB: 0 P: 6	R: 0 E: 0 K: 0 S: 3	H: 0 LOB: 0 BB: 0 P: 3	R: 1 E: 1 K: 0 S: 5	H: 2 LOB: 1 BB: 0 P: 5	R: 0 E: 0 K: 1 S: 5	H: 0 LOB: 0 BB: 0 P: 5	1B: 6 2B: 2 3B: 0 HR: 0	SF: 0 SAC: 0 DP: 1 HBP: 1	WP: 0 PA: 38 ERA: 3.68
PITCHER Jim Bibby, R ERA: 3.68	IP: 9.0 WLS: W BF: 38 H: 8 R: 4 ER: 4 SO: 5 BB: 3 IBB: 0 HBP: 1 BLK: 0 WP: 0 HR: 0 S: 44 P: 57 ERA: 4.00 WHIP: 1.222																		

Atlanta Braves @ Pittsburgh Pirates
Three Rivers Stadium, Pittsburgh, PA
Sun May 04 1980, 3:33 AM EDT
Att: 14,358 - Unknown

AB 34
R 4
H 8
RBI 4
BB 3
SO 5
LOB 16



Batter	1	2	3	4	5	6	7	8	9	AB	R	H	RBI	BB	SO	LOB	BOTTOM		
Omar Moreno, L OBP: 0.319, SLG: 0.365	0-0 6-3		0-0 BLK S E 1B	4-0 S HBP BB	0-0 1B S 1B	0-0 G3		0-0 SF7		4	2	2	2	1	0	0			
Tim Foli, R OBP: 0.326, SLG: 0.304	1-0 2B HBP		0-0 6-3	1-0 WP HBP	0-0 F9 1B		0-0 E5 1B	0-3 K		2	1	1	1	0	0	1			
Dale Berra, R			1-3 2-3	1-2 2-3 HBP	1-3 3-H 1B		0-0 F5			2	0	0	0	0	1	1			
Dave Parker, L OBP: 0.326, SLG: 0.523	0-0 F8		0-0 E3 BLK HR	0-0 SF7	0-0 1B		0-0 F5			4	1	1	3	0	0	2			
Willie Stargell, L OBP: 0.423, SLG: 0.545	0-0 1-H 2B		0-0 3-H HR	0-0 3-H 4-0 IBB	0-0 F9		0-0 F9		0-0 FC5-4 1B	4	1	3	3	1	0	2			
Mike Easter, L OBP: 0.438, SLG: 0.714	4-0 BB		0-0 2H HR	0-0 G6-4-3 IBB	0-0 3-1		0-0 P3			0	0	0	0	1	0	0			
Bill Robinson, R OBP: 0.340, SLG: 0.568			0-0 2B	0-0 G6-4-3 1-2*	0-0 3-1		0-0 P3			4	0	1	0	0	0	7			
Bill Madlock, R OBP: 0.274, SLG: 0.321	0-0 F3		0-0 F9		0-0 E5 1B	0-0 HR		0-0 FC5-4 1-2*		5	2	1	1	0	0	5			
Ed Ott, L OBP: 0.382, SLG: 0.383		0-0 G6-4-3 1B	0-3 K		4-0 1B 1B BB	0-0 G3 SF7 2B		0-0 SH1-3 1B SF7 1B		4	3	3	0	1	1	1			
Phil Garner, R OBP: 0.400, SLG: 0.514		0-0 G6-4-3 1-2*		0-0 HR	0-0 1B 1B 1B	0-0 G3		0-0 SH1-3 1B		5	2	3	2	0	0	2			
Jim Bibby, R OBP: 0.235, SLG: 0.214	0-3 K		0-0 HBP BB SF7 BB	4-0 HBP BB SF7 BB	0-0 F2	0-0 SF7		0-0 SH1-3		2	1	0	1	1	1	2			
Inning Stats	R: 1 E: 0 K: 0 S: 4	H: 1 LOB: 2 BB: 1 P: 9	R: 0 E: 0 K: 1 S: 5	H: 1 LOB: 0 BB: 0 P: 5	R: 3 E: 1 K: 1 S: 9	H: 3 LOB: 1 BB: 0 P: 9	R: 2 E: 0 K: 0 S: 3	H: 1 LOB: 2 BB: 3 P: 16	R: 4 E: 0 K: 0 S: 8	H: 4 LOB: 2 BB: 1 P: 12	R: 2 E: 0 K: 0 S: 5	H: 2 LOB: 0 BB: 0 P: 5	R: 0 E: 1 K: 0 S: 7	H: 1 LOB: 1 BB: 0 P: 7	R: 1 E: 0 K: 1 S: 7	H: 2 LOB: 1 BB: 0 P: 7	1B: 9 2B: 3 3B: 0 HR: 3	SF: 3 SAC: 1 DP: 2 HBP: 2	WP: 1 PA: 47 ERA: 3.68
PITCHER Tommy Boggs, R ERA: 4.91 Larry Bradford, L ERA: 1.69 Preston Hanna, R ERA: 6.23 Gene Garber, R ERA: 10.0 Rick Camp, R ERA: 3.66	IP: 2.1 WLS: L BF: 12 H: 3 R: 3 ER: 3 SO: 3 BB: 1 IBB: 0 HBP: 0 BLK: 1 WP: 0 HR: 0 S: 12 P: 17 ERA: 11.57 WHIP: 3.000																		

Atlanta Braves @ Pittsburgh Pirates
Three Rivers Stadium, Pittsburgh, PA
Sun May 04 1980, 3:33 AM EDT
Att: 14,358 - Unknown

AB 36
R 13
H 15
RBI 13
BB 5
SO 3
LOB 23



Batter	1	2	3	4	5	6	7	8	9	AB	R	H	RBI	BB	SO	LOB	TOP										
Davey Lopes, R OBP: 0.376, SLG: 0.438 (1, 4)	E4 FC4-6		1-3			FC5-4 1B		SH3-4		3	0	1	0	0	0	0	Los Angeles Dodgers @ Pittsburgh Pirates Three Rivers Stadium, Pittsburgh, PA Tue May 06 1980, 7:05 PM EDT Att: 9,817 - Unknown livebaseballscorecards.com										
Rudy Law, L OBP: 0.337, SLG: 0.341 (1, 8)	K					FC5-4 1B BLK		6-3		4	1	1	0	0	1	3											
Reggie Smith, S OBP: 0.413, SLG: 0.573 (1, 9)	L6		G6-4-3			1B 1-2		K		3	0	0	0	1	1	3											
Steve Garvey, R OBP: 0.262, SLG: 0.363 (1, 3)	FC4-6			5-3		1B 1-2			1-3 2H	4	0	1	1	0	0	1											
Dusty Baker Jr., R OBP: 0.310, SLG: 0.565 (1, 7)		F9		F9		G5-4-3 1B			G5-4-3 1B	4	0	1	0	0	0	2											
Ron Cey, R OBP: 0.379, SLG: 0.432 (1, 5)		1B		5-3				F9	G5-4-3	4	0	1	0	0	0	1											
Bill Russell, R OBP: 0.279, SLG: 0.284 (1, 6)		1B			6-3			6-3		3	0	0	0	0	0	1											
Steve Yeager, R OBP: 0.400, SLG: 0.280 (1, 2)						G6-4-3 BB		F9		2	0	1	0	1	0	0											
Don Sutton, R OBP: 0.083, SLG: 0.083 (1, 1)						G6-4-3				2	0	0	0	0	0	3											
Mickey Hatcher, R OBP: 0.500, SLG: 0.600 (8, PH)	1-3									1	0	1	0	0	0	0											
Steve Howe, L (8, 1)										0	0	0	0	0	0	0											
Joe Beckwith, L (9, 1)								SH3-4 1B		0	0	0	0	0	0	0											
Inning Stats	R: 0 E: 1 K: 1 S: 6	H: 0 LOB: 1 BB: 0 P: 6	R: 0 E: 0 K: 0 S: 5	H: 2 LOB: 2 BB: 0 P: 5	R: 0 E: 0 K: 0 S: 3	H: 1 LOB: 0 BB: 0 P: 3	R: 0 E: 0 K: 0 S: 3	H: 0 LOB: 0 BB: 0 P: 3	R: 0 E: 0 K: 0 S: 2	H: 0 LOB: 0 BB: 1 P: 6	R: 1 E: 0 K: 0 S: 4	H: 2 LOB: 1 BB: 1 P: 8	R: 0 E: 0 K: 0 S: 3	H: 0 LOB: 0 BB: 0 P: 3	R: 0 E: 0 K: 1 S: 6	H: 1 LOB: 1 BB: 0 P: 6	R: 0 E: 0 K: 0 S: 3	H: 1 LOB: 0 BB: 0 P: 3	1B: 7 2B: 0 3B: 0 HR: 0	SF: 0 SAC: 1 DP: 4 HBP: 0	WP: 0 PB: 0 SB: 0 CS: 0	PA: 33					
PITCHER	IP	WLS	BF	H	R	ER	SO	BB	IBB	HBP	BLK	WP	HR	S	P	ERA	WHIP										
John Candelaria, L ERA: 2.93 (1, 1)	8.0		30	6	1	1	2	2	0	0	1	0	0	32	40	1.12	1.000										
Kent Tekulve, R ERA: 1.5 (9, 1)	1.0	W	3	1	0	0	0	0	0	0	0	0	0	3	3	0.00	1.000										

Batter	1	2	3	4	5	6	7	8	9	AB	R	H	RBI	BB	SO	LOB	BOTTOM										
Omar Moreno, L OBP: 0.316, SLG: 0.360 (1, 8)	1B BLK 1B		G3		F2			1-3		4	1	1	0	0	0	0	Los Angeles Dodgers @ Pittsburgh Pirates Three Rivers Stadium, Pittsburgh, PA Tue May 06 1980, 7:05 PM EDT Att: 9,817 - Unknown livebaseballscorecards.com										
Tim Foli, R OBP: 0.344, SLG: 0.337 (1, 6)					6-3					4	0	3	0	0	0	0											
Matt Alexander, S (8, FR)	1B		8-4 1B					4-3 2B		0	0	0	0	0	0	0											
Kent Tekulve, R (9, 1)	1B									0	0	0	0	0	0	0											
Dave Parker, L OBP: 0.323, SLG: 0.511 (1, 9)	P4				4-3			4-3		4	0	1	0	0	0	3											
Willie Stargell, L OBP: 0.411, SLG: 0.521 (1, 3)			1-2 1B					2-3		4	0	1	1	0	1	4											
Mike Easter, L OBP: 0.429, SLG: 0.667 (1, 7)										2	0	0	0	1	0	0											
Bill Robinson, R OBP: 0.354, SLG: 0.578 (9, 7)					4-3			F8		1	1	1	0	0	0	0											
Bill Madlock, R OBP: 0.273, SLG: 0.318 (1, 5)	9-2							F8		4	0	1	0	0	0	3											
Ed Ott, L OBP: 0.380, SLG: 0.381 (1, 2)										3	0	1	0	0	0	0											
Lee Lacy, R OBP: 0.583, SLG: 0.682 (9, PH)										0	0	0	0	1	0	0											
Phil Garner, R OBP: 0.405, SLG: 0.507 (1, 4)										3	0	1	1	1	0	0											
John Candelaria, L OBP: 0.313, SLG: 0.286 (1, 1)										3	0	0	0	0	0	2											
Dale Berra, R (9, 6)										0	0	0	0	0	0	0											
Inning Stats	R: 1 E: 0 K: 0 S: 5	H: 3 LOB: 2 BB: 1 P: 9	R: 0 E: 0 K: 0 S: 3	H: 0 LOB: 0 BB: 0 P: 3	R: 0 E: 0 K: 0 S: 4	H: 2 LOB: 1 BB: 0 P: 4	R: 0 E: 0 K: 0 S: 4	H: 1 LOB: 2 BB: 1 P: 8	R: 0 E: 0 K: 0 S: 3	H: 0 LOB: 0 BB: 0 P: 3	R: 0 E: 0 K: 0 S: 3	H: 0 LOB: 0 BB: 0 P: 3	R: 0 E: 0 K: 0 S: 6	H: 1 LOB: 2 BB: 0 P: 6	R: 1 E: 0 K: 0 S: 3	H: 3 LOB: 3 BB: 1 P: 7	1B: 9 2B: 3 3B: 0 HR: 0	SF: 0 SAC: 0 DP: 2 HBP: 0	WP: 0 PB: 0 SB: 0 CS: 0	PA: 35							
PITCHER	IP	WLS	BF	H	R	ER	SO	BB	IBB	HBP	BLK	WP	HR	S	P	ERA	WHIP										
Don Sutton, R ERA: 2.38 (1, 1)	7.0		27	6	1	1	0	2	0	0	1	0	0	25	33	1.29	1.143										
Steve Howe, L ERA: 4.15 (8, 1)	1.0	L	7	3	1	1	1	0	1	0	0	0	0	8	12	9.00	3.000										
Joe Beckwith, R ERA: (9, 1)	0.0		1	1	0	0	0	0	0	0	0	0	0	1	1	∞	∞										

Batter	1	2	3	4	5	6	7	8	9	AB	R	H	RBI	BB	SO	LOB	TOP								
Davey Lopes, R (1,4) OBP: 0.377, SLG: 0.430	F8			1B		F8	1B BB		4-3	4	1	1	1	1	0	1									
Rudy Law, L (1,8) OBP: 0.337, SLG: 0.341	4-3			F8		1B	BB			3	1	1	0	0	0	1									
Mickey Hatcher, R (7,PH) OBP: 0.455, SLG: 0.545	4-3			F8		1B	BB			1	0	0	0	0	1	3									
Charlie Hough, R (7,1)						SF7	1B			0	0	0	0	0	0	0									
Steve Howe, L (7,1)										0	0	0	0	0	0	0									
Gary Thomasson, L (9,PH) OBP: 0.538, SLG: 0.400				G6-4-3		1B	1B		1B	1	0	1	0	0	0	0									
Reggie Smith, S (1,9) OBP: 0.413, SLG: 0.564	L6			1B		1B	1B		F8	5	0	2	1	0	0	2									
Steve Garvey, R (1,3) OBP: 0.270, SLG: 0.371				CS		SF7	1B			3	0	2	2	0	0	2									
Dusty Baker Jr., R (1,7) OBP: 0.308, SLG: 0.547				F8		HBP			6-3	3	0	0	0	0	0	4									
Ron Cey, R (1,5) OBP: 0.374, SLG: 0.417				K		K			6-3	3	1	0	0	1	2	1									
Bill Russell, R (1,6) OBP: 0.278, SLG: 0.282				F8		P3			4-3	4	1	1	0	0	0	1									
Steve Yeager, R (1,2) OBP: 0.412, SLG: 0.310				CS		K			L4	4	1	2	0	0	1	1									
Bob Welch, R (1,1) OBP: 0.100, SLG: 0.100				K					4-3	1	0	0	0	0	1	1									
Jay Johnstone, L (6,PH) OBP: 0.288, SLG: 0.286				K						1	1	1	0	0	0	0									
Bobby Castillo, R (6,1)										0	0	0	0	0	0	0									
Rick Monday, L (7,PH) OBP: 0.273, SLG: 0.300										1	0	0	0	0	1	3									
Derrel Thomas, S (7,8) OBP: 0.388, SLG: 0.465										1	0	0	0	0	0	0									
Inning Stats	R: 0 E: 0 K: 0 S: 3	H: 0 LOB: 0 BB: 0 P: 3	R: 0 E: 0 K: 1 S: 5	H: 1 LOB: 0 BB: 0 P: 5	R: 0 E: 0 K: 1 S: 5	H: 1 LOB: 0 BB: 0 P: 5	R: 0 E: 0 K: 0 S: 4	H: 2 LOB: 1 BB: 0 P: 4	R: 0 E: 0 K: 2 S: 7	H: 0 LOB: 1 BB: 0 P: 8	R: 2 E: 0 K: 0 S: 6	H: 3 LOB: 1 BB: 0 P: 6	R: 4 E: 1 K: 2 S: 11	H: 3 LOB: 2 BB: 2 P: 19	R: 0 E: 0 K: 0 S: 3	H: 0 LOB: 0 BB: 0 P: 3	R: 0 E: 0 K: 0 S: 4	H: 1 LOB: 1 BB: 0 P: 4	1B: 11 2B: 0 3B: 0 HR: 0	SF: 1 SAC: 0 DP: 1 HBP: 1	WP: 0 PB: 0 SB: 0 CS: 2	PA: 39			
PITCHER	IP	WLS	BF	H	R	ER	SO	BB	IBB	HBP	BLK	WP	HR	S	P	ERA	WHIP								
Pascual Perez, R (1,1) ERA: 4.5	6.0		24	7	3	3	4	1	0	1	0	0	0	30	35	4.50	1.333								
Enrique Romo, R (7,1) ERA: 1.94	0.1		4	2	0	0	1	1	0	0	0	0	0	5	9	0.00	9.000								
Grant Jackson, L (7,1) ERA: 3.86	0.1		2	0	2	0	1	0	0	0	0	0	0	4	4	0.00	0.000								
Kent Tekulve, R (7,1) ERA: 1.26	2.1	W	9	2	1	0	0	0	0	0	0	0	0	9	9	0.00	0.857								

Los Angeles Dodgers @ Pittsburgh Pirates
 Three Rivers Stadium, Pittsburgh, PA
 Wed May 07 1980, 7:05 PM EDT
 Att: 11,404 - Unknown

AB 35
 R 6
 H 11
 RBI 4
 BB 2
 SO 6
 LOB 20



Batter	1	2	3	4	5	6	7	8	9	AB	R	H	RBI	BB	SO	LOB	BOTTOM								
Omar Moreno, L (1,8) OBP: 0.330, SLG: 0.383	6-3			2B		SH3	HR		K	5	1	3	0	0	1	0									
Tim Lincecum, R (1,6) OBP: 0.333, SLG: 0.326	4-3			P3		SH3			K	3	0	0	0	0	1	2									
Dave Parker, L (1,9) OBP: 0.330, SLG: 0.543				4-3		P4			HR	4	1	2	1	0	0	3									
Willie Stargell, L (1,3) OBP: 0.417, SLG: 0.577	F9			P3		HR			BB	4	1	2	3	0	0	1									
Mike Easter, L (1,7) OBP: 0.421, SLG: 0.636				F8		F9			BB	3	1	1	0	0	0	0									
Bill Robinson, R (6,7) OBP: 0.367, SLG: 0.578				HR		F9			BB	0	0	0	0	1	0	0									
Bill Madlock, R (1,5) OBP: 0.283, SLG: 0.352				F8		5-3			BB	3	1	1	2	1	0	0									
Dale Berra, R (7,FR) (8,5)				HR		BB			BB	0	0	0	0	0	0	0									
Ed Ott, L (1,2) OBP: 0.373, SLG: 0.418				HR		F9			G3	4	1	1	1	0	1	3									
Phil Garner, R (1,4) OBP: 0.398, SLG: 0.494				F7		F8			4-3	4	0	1	0	0	0	0									
Pascual Perez, R (1,1) OBP: 0.333, SLG: 0.333				K		SH3			K	3	1	1	0	0	2	1									
Enrique Romo, R (7,1) OBP: 1.000, SLG: 1.000						HR				0	0	0	0	0	0	0									
Grant Jackson, S (7,1)										0	0	0	0	0	0	0									
Kent Tekulve, R (7,1)										1	0	0	0	0	1	0									
Inning Stats	R: 0 E: 0 K: 0 S: 4	H: 1 LOB: 1 BB: 0 P: 4	R: 1 E: 0 K: 0 S: 4	H: 1 LOB: 0 BB: 0 P: 4	R: 0 E: 0 K: 1 S: 6	H: 1 LOB: 1 BB: 0 P: 6	R: 2 E: 0 K: 1 S: 7	H: 2 LOB: 0 BB: 0 P: 7	R: 3 E: 0 K: 0 S: 6	H: 3 LOB: 0 BB: 0 P: 6	R: 0 E: 0 K: 1 S: 6	H: 1 LOB: 1 BB: 0 P: 6	R: 1 E: 0 K: 1 S: 7	H: 3 LOB: 3 BB: 2 P: 15	R: 0 E: 0 K: 2 S: 7	H: 0 LOB: 0 BB: 0 P: 7	1B: 7 2B: 1 3B: 0 HR: 4	SF: 0 SAC: 1 DP: 0 HBP: 0	WP: 0 PB: 0 SB: 1 CS: 0	PA: 37					
PITCHER	IP	WLS	BF	H	R	ER	SO	BB	IBB	HBP	BLK	WP	HR	S	P	ERA	WHIP								
Bob Welch, R (1,1) ERA: 3.34	5.0		23	8	6	6	2	0	0	0	0	0	0	3	27	2.70	1.600								
Bobby Castillo, R (6,1) ERA: 2.92	1.0		4	1	0	0	1	0	0	0	0	0	0	6	6	0.00	1.000								
Charlie Hough, R (7,1) ERA: 4.05	0.2	L	6	3	1	1	1	2	0	0	0	0	1	6	14	13.50	7.500								
Steve Howe, L (7,1) ERA: 3.77	1.1		4	0	0	0	2	0	0	0	0	0	0	8	8	0.00	0.000								

Los Angeles Dodgers @ Pittsburgh Pirates
 Three Rivers Stadium, Pittsburgh, PA
 Wed May 07 1980, 7:05 PM EDT
 Att: 11,404 - Unknown

AB 34
 R 7
 H 12
 RBI 7
 BB 2
 SO 6
 LOB 10



Batter	1	2	3	4	5	6	7	8	9	AB	R	H	RBI	BB	SO	LOB	TOP								
Omar Moreno, L (1, 8) OBP: 0.333, SLG: 0.404	G3		1B 1-3 2B	K			3-1		SH5 SF8 2B	5	1	2	0	0	1	1	Pittsburgh Pirates @ San Diego Padres San Diego Stadium, San Diego, CA Fri May 09 1980, 10:05 PM EDT Att: 34,078 - Unknown livebaseballscores.com								
Phil Garner, R (1, 4) OBP: 0.391, SLG: 0.481	5-3		2-3 3-H 1B		4-3		F9		SH5	4	0	1	1	1	0	0									
Dave Parker, L (1, 9) OBP: 0.333, SLG: 0.531	6-3		L9		F7		1B 1B		IBB IBB	4	0	1	0	1	0	2									
Bill Robinson, R (1, 3) Wille Stargell, L (9, PH) OBP: 0.377, SLG: 0.633 OBP: 0.426, SLG: 0.577		F9	F4		HR		CS 1B		IBB IBB	4	1	2	1	0	0	2									
Bill Madlock, R (1, 5) OBP: 0.289, SLG: 0.385	6-3		FC5-4 IBB		L5		CS		SF8	3	1	1	2	1	0	0									
Lee Lacy, R (1, 7) John Milner, L (9, PH) OBP: 0.536, SLG: 0.615 OBP: 0.250, SLG: 0.171			FC5-4			K		L8	4-3	4	0	1	0	0	1	3									
Steve Nicosia, R (1, 2) OBP: 0.167, SLG: 0.067			1B							1	0	0	0	0	2										
Dale Berra, R (1, 6) OBP: 0.300, SLG: 0.300			FC6-4 1-2							3	0	0	0	1	0	0									
Jim Bibby, R (1, 1) Grant Jackson, S (7, 1) Tim Foli, R (8, PH) Kent Tekulve, R (8, 1)			1B							2	1	1	0	0	1	1									
			2B 1B 1B							0	0	0	0	0	0	0									
			1B							0	0	0	0	0	0	0									
Inning Stats	R: 0 E: 0 K: 0 S: 3	H: 0 LOB: 0 BB: 0 P: 3	R: 0 E: 0 K: 0 S: 4	H: 1 LOB: 2 BB: 1 P: 8	R: 1 E: 0 K: 0 S: 6	H: 3 LOB: 3 BB: 1 P: 10	R: 0 E: 0 K: 1 S: 6	H: 1 LOB: 1 BB: 0 P: 6	R: 1 E: 0 K: 0 S: 4	H: 1 LOB: 0 BB: 0 P: 4	R: 0 E: 0 K: 2 S: 8	H: 1 LOB: 1 BB: 0 P: 8	R: 0 E: 0 K: 0 S: 4	H: 2 LOB: 1 BB: 0 P: 4	R: 1 E: 0 K: 0 S: 5	H: 2 LOB: 1 BB: 0 P: 5	R: 1 E: 0 K: 0 S: 4	H: 1 LOB: 2 BB: 2 P: 12	1B: 8 2B: 2 3B: 0 HR: 2	SF: 1 SAC: 2 DP: 0 HBP: 0	WP: 0 PB: 0 SB: 1 CS: 1	PA: 43			
PITCHER	IP	WLS	BF	H	R	ER	SO	BB	IBB	HBP	BLK	WP	HR	S	P	ERA	WHIP								
John Curtis, L (1, 1) ERA: 3.57	6.0		27	7	2	2	3	1	1	0	0	0	1	31	39	3.00	1.333								
Bob Shirley, L (7, 1) ERA: 2.08	2.0		9	4	1	1	0	0	0	0	0	0	1	9	9	4.50	2.000								
Rollie Fingers, R (9, 1) ERA: 3.21	1.0	L	6	1	1	1	0	0	2	0	0	0	0	4	12	9.00	1.000								

Batter	1	2	3	4	5	6	7	8	9	AB	R	H	RBI	BB	SO	LOB	BOTTOM								
Ozzie Smith, S (1, 6) OBP: 0.322, SLG: 0.253	1-3			4-3		K		4-3		4	0	0	0	0	1	0	Pittsburgh Pirates @ San Diego Padres San Diego Stadium, San Diego, CA Fri May 09 1980, 10:05 PM EDT Att: 34,078 - Unknown livebaseballscores.com								
Gene Richards, L (1, 7) OBP: 0.313, SLG: 0.344	4-3			6-3		HR 1B			4-3	4	1	1	0	0	0	0									
Gene Tenace, R (1, 2) OBP: 0.346, SLG: 0.406	K			BB		HR			6-3	3	1	1	2	1	1	0									
Dave Winfield, R (1, 9) OBP: 0.398, SLG: 0.436		4-3		1-3		E4 SF8 1B			4-3	4	1	1	0	0	0	1									
Willie Montanez, L (1, 3) OBP: 0.258, SLG: 0.321					F4		SF8			1	0	0	1	1	0	0									
Jerry Mumphrey, S (1, 8) OBP: 0.279, SLG: 0.253			K		G1		6-3			3	0	0	0	0	1	1									
Dave Cash, R (1, 4) OBP: 0.291, SLG: 0.260				K			F9			3	0	1	0	0	1	0									
Aurelio Rodriguez, R (1, 5) Von Joshua, L (6, PH) Bob Shirley, R (7, 1) Jerry Turner, L (8, PH) Rollie Fingers, R (9, 1)						L8		F7		1	0	0	0	0	1	0									
John Curtis, L (1, 1) Barry Evans, R (6, PH)						F5		4-3		1	0	0	0	0	0	0									
										2	0	0	0	0	0	0									
Inning Stats	R: 0 E: 0 K: 1 S: 5	H: 0 LOB: 0 BB: 0 P: 5	R: 0 E: 0 K: 1 S: 4	H: 0 LOB: 0 BB: 1 P: 8	R: 0 E: 0 K: 2 S: 7	H: 0 LOB: 0 BB: 0 P: 7	R: 0 E: 0 K: 0 S: 3	H: 0 LOB: 1 BB: 1 P: 7	R: 0 E: 0 K: 1 S: 5	H: 0 LOB: 0 BB: 0 P: 5	R: 3 E: 1 K: 0 S: 6	H: 3 LOB: 0 BB: 0 P: 6	R: 0 E: 0 K: 0 S: 3	H: 0 LOB: 0 BB: 0 P: 3	R: 0 E: 0 K: 0 S: 3	H: 0 LOB: 0 BB: 0 P: 3	1B: 3 2B: 0 3B: 0 HR: 1	SF: 1 SAC: 0 DP: 0 HBP: 0	WP: 0 PB: 0 SB: 0 CS: 1	PA: 31					
PITCHER	IP	WLS	BF	H	R	ER	SO	BB	IBB	HBP	BLK	WP	HR	S	P	ERA	WHIP								
Jim Bibby, R (1, 1) ERA: 3.59	6.0		22	4	3	2	5	2	0	0	0	0	0	30	38	3.00	1.000								
Grant Jackson, L (7, 1) ERA: 3.48	1.0		3	0	0	0	0	0	0	0	0	0	0	3	3	0.00	0.000								
Kent Tekulve, R (8, 1) ERA: 1.1	2.0	W	6	0	0	0	0	0	0	0	0	0	0	6	6	0.00	0.000								

Batter	1	2	3	4	5	6	7	8	9	AB	R	H	RBI	BB	SO	LOB	TOP								
Omar Moreno, L OBP: 0.327, SLG: 0.404 (1, 8)	F8	FC4-6		F5		F7		SF9 SF7 2B		5	1	1	0	0	0	5	Pittsburgh Pirates @ San Diego Padres San Diego Stadium, San Diego, CA Sat May 10 1980, 10:05 PM EDT Att: 18,168 - Unknown								
Phil Garner, R OBP: 0.402, SLG: 0.488 (1, 4)	L7		3-1 S 1B				HR 1B	SF9 2-3 3H		3	1	2	1	1	0	0									
Dave Parker, L OBP: 0.327, SLG: 0.549 (1, 9)	HR		3-1 1-3				K	SF7 3H		4	1	1	2	0	2	4									
Willie Stargell, L OBP: 0.424, SLG: 0.554 (1, 3)	3-1		K				HR BB	1B 1B		4	1	1	0	1	1	1									
Mike Easter, L OBP: 0.400, SLG: 0.600 Bill Robinson, R OBP: 0.393, SLG: 0.692 (5, PH) (5, 7)		F8	4-3			F4		1B 1B		2	0	0	0	0	0	1									
Bill Madlock, R OBP: 0.304, SLG: 0.394 (1, 5)		4-3 1B 2B		1B BB		6-3		HR 1B BB		3	2	1	0	2	1	2									
Ed Ott, L OBP: 0.363, SLG: 0.403 (1, 2)		4-3 2-3		1B 1B 1B		1-4-3		F8		5	1	1	0	0	0	2									
Dale Berra, R OBP: 0.333, SLG: 0.286 (1, 6)		1B BB		1B 1B 1B 2H		K		K		4	0	1	1	1	2	1									
Don Robinson, R OBP: 0.750, SLG: 0.750 Grant Jackson, S (6, 1)										3	0	3	2	0	0	0									
Enrique Romo, R OBP: 0.667, SLG: 0.667 (7, 1)		FC4-6 1-2 3H 1B		1-3 3H 1B				2B SF9 1B		2	1	1	0	0	1	0									
Inning Stats	R: 1 E: 0 K: 0 S: 4	H: 1 LOB: 0 BB: 0 P: 4	R: 1 E: 0 K: 0 S: 5	H: 2 LOB: 2 BB: 1 P: 9	R: 0 E: 0 K: 1 S: 6	H: 1 LOB: 1 BB: 0 P: 6	R: 2 E: 0 K: 1 S: 7	H: 3 LOB: 2 BB: 2 P: 15	R: 0 E: 0 K: 0 S: 3	H: 0 LOB: 0 BB: 0 P: 3	R: 0 E: 0 K: 1 S: 6	H: 1 LOB: 1 BB: 0 P: 6	R: 3 E: 0 K: 2 S: 9	H: 2 LOB: 1 BB: 2 P: 17	R: 2 E: 0 K: 1 S: 9	H: 4 LOB: 2 BB: 0 P: 9	R: 0 E: 0 K: 1 S: 5	H: 0 LOB: 0 BB: 0 P: 5	1B: 10 2B: 2 3B: 0 HR: 2	SF: 2 SAC: 0 DP: 0 HBP: 0	WP: 0 PB: 0 SB: 2 CS: 1	PA: 45			
PITCHER	IP	WLS	BF	H	R	ER	SO	BB	IBB	HBP	BLK	WP	HR	S	P	ERA	WHIP								
Eric Rasmussen, R ERA: 4.99 (1, 1)	3.0	L	18	7	4	4	1	2	0	0	0	0	1	18	26	12.00	3.000								
Dennis Kinney, L ERA: 7.94 (4, 1)	2.0		6	0	0	0	1	1	0	0	0	0	0	7	11	0.00	0.500								
John D'Acquisto, L ERA: 3.14 (6, 1)	1.0		4	1	0	0	1	0	0	0	0	0	0	6	6	0.00	1.000								
Steve Mura, R ERA: 5.71 (7, 1)	1.1		10	4	5	5	2	2	0	0	0	0	1	12	20	33.75	4.500								
Bob Shirley, L ERA: 1.69 (8, 1)	1.2		7	2	0	0	2	0	0	0	0	0	0	11	11	0.00	1.200								

Batter	1	2	3	4	5	6	7	8	9	AB	R	H	RBI	BB	SO	LOB	BOTTOM								
Dave Cash, R OBP: 0.287, SLG: 0.257 (1, 4)	G3		4-3			1-3				5	0	1	1	0	0	0	Pittsburgh Pirates @ San Diego Padres San Diego Stadium, San Diego, CA Sat May 10 1980, 10:05 PM EDT Att: 18,168 - Unknown								
Barry Evans, R OBP: 0.434, SLG: 0.346 (1, 5)								2H 1B		2	0	1	0	0	0	0									
Gene Tenace, R OBP: 0.354, SLG: 0.406 (6, PH)			F3					F8		0	1	0	0	1	0	0									
Aurelio Rodriguez, R OBP: 0.277, SLG: 0.400 Paul Dade, R OBP: 0.333, SLG: 0.217 (7, 5) (8, PH) (9, 5)	G3 2B					1B BB				1	0	0	0	0	1	0									
Gene Richards, L OBP: 0.317, SLG: 0.340 (1, 7)	G3 2-3		4-1			1B SF9 1B		BB BB		4	1	1	0	1	0	1									
Dave Winfield, R OBP: 0.398, SLG: 0.429 (1, 9) (7, 8)	F8					K				4	1	1	1	1	1	1									
Willie Montanez, L OBP: 0.268, SLG: 0.333 Bob Shirley, R (8, 1)										3	0	2	1	0	0	2									
Rick Wise, R OBP: 0.167, SLG: 0.182 (9, PH)		FC5-4 1B				S 1B				0	0	0	0	0	0	0									
Jerry Mumphrey, S OBP: 0.273, SLG: 0.247 Kurt Bevacqua, R OBP: 0.438, SLG: 0.643 (6, PH)		FC5-4 1B				K				1	0	1	1	0	0	0									
Steve Mura, R OBP: 0.500, SLG: 1.000 Fred Kendall, R OBP: 0.500, SLG: 0.500 (7, 1) (8, 3)		1-2 1B				1-2 1B				0	0	0	0	0	0	0									
Bill Fahey, L OBP: 0.275, SLG: 0.292 (1, 2)	F9					3-1				4	0	0	0	0	0	4									
Ozzie Smith, S OBP: 0.328, SLG: 0.255 (1, 6)										3	1	1	0	1	0	1									
Eric Rasmussen, R OBP: 0.143, SLG: 0.286 (1, 1) Dennis Kinney, L (4, 1) Von Joshua, L OBP: 0.275, SLG: 0.290 John D'Acquisto, R (8, 1) Jerry Turner, L OBP: 0.316, SLG: 0.353 (7, 9)			4-3							1	0	0	0	0	0	2									
Inning Stats	R: 0 E: 0 K: 0 S: 4	H: 1 LOB: 1 BB: 0 P: 4	R: 0 E: 0 K: 0 S: 5	H: 2 LOB: 2 BB: 0 P: 5	R: 0 E: 0 K: 2 S: 3	H: 0 LOB: 0 BB: 0 P: 3	R: 0 E: 0 K: 2 S: 8	H: 1 LOB: 1 BB: 0 P: 8	R: 0 E: 0 K: 0 S: 3	H: 0 LOB: 0 BB: 0 P: 3	R: 3 E: 0 K: 0 S: 6	H: 3 LOB: 2 BB: 2 P: 14	R: 0 E: 0 K: 1 S: 5	H: 0 LOB: 2 BB: 2 P: 13	R: 2 E: 0 K: 0 S: 6	H: 3 LOB: 1 BB: 0 P: 6	R: 0 E: 0 K: 1 S: 5	H: 0 LOB: 0 BB: 0 P: 5	1B: 7 2B: 3 3B: 0 HR: 0	SF: 1 SAC: 0 DP: 0 HBP: 0	WP: 0 PB: 0 SB: 1 CS: 0	PA: 41			
PITCHER	IP	WLS	BF	H	R	ER	SO	BB	IBB	HBP	BLK	WP	HR	S	P	ERA	WHIP								
Don Robinson, R ERA: 3.6 (1, 1)	5.0	W	22	6	3	3	2	1	0	0	0	0	0	25	29	5.40	1.400								
Grant Jackson, L ERA: 3.18 (6, 1)	1.0		5	1	0	0	0	1	0	0	0	0	0	4	8	0.00	2.000								
Enrique Romo, R ERA: 2.55 (7, 1)	3.0	S	14	3	2	2	2	2	0	0	0	0	0	16	24	6.00	1.667								

Batter	1	2	3	4	5	6	7	8	9	AB	R	H	RBI	BB	SO	LOB	TOP			
Omar Moreno, L (1.8)	5-3		4-3			6-3		G4-6-3		4	0	0	0	0	0	2				
Tim Foli, R (1.6)	K			F9		6-3			6-3	4	0	0	0	0	1	0				
Dave Parker, L (1.9)	K			F4			L3		F6	4	0	0	0	0	1	0				
Bill Robinson, R (1.3)		6-3				6-3			5-3	4	0	1	0	0	0	0				
Bill Madlock, R (1.5)		5-3		5-6-3			1B			3	0	1	0	0	0	1				
Lee Lacy, R (1.7)		4-3					1B			3	0	2	0	0	0	0				
Phil Garner, R (1.4)			4-3		G5-4-3		F9			3	0	0	0	0	0	3				
Steve Nicosia, R (1.2)					6-3			1-3		3	0	1	0	0	0	0				
John Candelaria, L (1.1)										1	0	0	0	0	0	0				
Manny Sanguillen, R (8. PH)			SH1-4							1	0	1	0	0	0	0				
Kent Tekulve, R (8.1)										0	0	0	0	0	0	0				
Inning Stats	R: 0 E: 0 K: 2 S: 7	H: 0 LOB: 0 BB: 0 P: 7	R: 0 E: 0 K: 0 S: 3	H: 0 LOB: 0 BB: 0 P: 3	R: 0 E: 0 K: 0 S: 4	H: 1 LOB: 1 BB: 0 P: 4	R: 0 E: 0 K: 0 S: 4	H: 1 LOB: 1 BB: 0 P: 4	R: 0 E: 0 K: 0 S: 3	H: 1 LOB: 0 BB: 0 P: 3	R: 0 E: 0 K: 0 S: 5	H: 2 LOB: 2 BB: 0 P: 5	R: 0 E: 0 K: 0 S: 3	H: 1 LOB: 0 BB: 0 P: 3	R: 0 E: 0 K: 0 S: 3	H: 0 LOB: 0 BB: 0 P: 3	1B: 6 2B: 0 3B: 0 HR: 0	SF: 0 SAC: 1 DP: 2 HBP: 0	WP: 0 PB: 0 SB: 0 CS: 0	PA: 31
PITCHER	IP	WLS	BF	H	R	ER	SO	BB	IBB	HBP	BLK	WP	HR	S	P	ERA	WHIP			
Randy Jones, L (1.1)	9.0	W	31	6	0	0	2	0	0	0	0	0	0	35	35	0.00	0.667			

Pittsburgh Pirates @ San Diego Padres
San Diego Stadium, San Diego, CA
Sun May 11 1980, 6:33 AM EDT
Att: 22,522 - Unknown

AB 30
R 0
H 6
RBI 0
BB 0
SO 2
LOB 6



Batter	1	2	3	4	5	6	7	8	9	AB	R	H	RBI	BB	SO	LOB	BOTTOM			
Dave Cash, R (1.4)	E 1B	1-3			1-3					4	1	2	0	0	0	0				
Gene Richards, L (1.7)	K	4-3			G3		CS			4	1	1	0	0	1	1				
Gene Tenace, R (1.2)	E6				F9					4	1	1	0	0	0	1				
Dave Winfield, R (1.9)	G3			B5-3		4-3				3	2	1	1	1	0	0				
Willie Montanez, L (1.3)	G3			G1						4	0	1	0	0	0	4				
Jerry Mumphrey, S (1.8)										3	0	2	2	1	1	0				
Aurelio Rodriguez, R (1.5)										2	0	0	0	1	0	2				
Von Joshua, L (8. PH)										1	0	1	2	0	0	0				
Barry Evans, R (9.5)										0	0	0	0	0	0	0				
Ozzie Smith, S (1.6)	L6									3	0	0	0	0	0	2				
Randy Jones, R (1.1)										3	0	0	0	0	1	0				
Inning Stats	R: 3 E: 1 K: 1 S: 9	H: 4 LOB: 2 BB: 1 P: 13	R: 0 E: 0 K: 1 S: 5	H: 0 LOB: 0 BB: 0 P: 5	R: 0 E: 0 K: 0 S: 3	H: 0 LOB: 0 BB: 0 P: 3	R: 0 E: 0 K: 1 S: 5	H: 0 LOB: 0 BB: 0 P: 5	R: 0 E: 0 K: 0 S: 3	H: 2 LOB: 2 BB: 0 P: 5	R: 0 E: 0 K: 0 S: 3	H: 1 LOB: 0 BB: 0 P: 3	R: 2 E: 0 K: 0 S: 4	H: 2 LOB: 2 BB: 2 P: 12	R: 0 E: 0 K: 0 S: 4	H: 0 LOB: 0 BB: 0 P: 12	1B: 9 2B: 0 3B: 0 HR: 0	SF: 0 SAC: 0 DP: 0 HBP: 0	WP: 0 PB: 0 SB: 1 CS: 1	PA: 35
PITCHER	IP	WLS	BF	H	R	ER	SO	BB	IBB	HBP	BLK	WP	HR	S	P	ERA	WHIP			
John Candelaria, L (1.1)	7.0	L	28	7	3	3	3	1	0	0	0	0	0	33	37	3.86	1.143			
Kent Tekulve, R (8.1)	1.0		6	2	2	2	0	1	1	0	0	0	0	4	12	18.00	3.000			

Pittsburgh Pirates @ San Diego Padres
San Diego Stadium, San Diego, CA
Sun May 11 1980, 6:33 AM EDT
Att: 22,522 - Unknown

AB 31
R 5
H 9
RBI 5
BB 3
SO 3
LOB 10



Batter	1	2	3	4	5	6	7	8	9	AB	R	H	RBI	BB	SO	LOB	TOP		
Omar Moreno, L (1, 8) OBP: 0.379, SLG: 0.375	0-0 1-3			0-3 K		0-3 K		0-3 K	0-3 K	4	0	0	0	0	3	2	Pittsburgh Pirates @ San Francisco Giants Candlestick Park, San Francisco, CA Tue May 13 1980, 10:05 PM EDT Att: 13,798 - Unknown livebaseballscorecards.com		
Tim Foli, R (1, 6) OBP: 0.305, SLG: 0.295	0-0 6-3			0-0 G3		0-0 F3		0-0 F4	0-0 F4	4	0	0	0	0	2				
Dave Parker, L (1, 9) OBP: 0.304, SLG: 0.509	0-3 K			0-0 F8			0-0 4-3		0-3 K	4	0	0	0	2	1				
Bill Robinson, R (1, 3)		0-0 F9			0-3 K		0-3 K			3	0	0	0	2	0				
Bill Madlock, R (1, 5) OBP: 0.315, SLG: 0.400		0-0 CS 1B			0-0 FC6-4 1B		0-0 F7			3	0	2	0	0	0				
Lee Lacy, R (1, 7) OBP: 0.529, SLG: 0.594		0-0 F8			0-0 F8			0-0 G4-6-3 1B		3	0	1	0	0	2				
Phil Garner, R (1, 4) OBP: 0.379, SLG: 0.456		0-0 CS 1-2	0-0 F9		0-0 FC6-4 1-2			0-0 F9		3	0	0	0	0	2				
Steve Nicosia, R (1, 2) OBP: 0.208, SLG: 0.100			0-0 G3			4-0 BB		0-0 G4-6-3 1-2		2	0	0	0	1	0	1			
Bert Blyleven, R (1, 1) OBP: 0.100, SLG: 0.100 Manny Sanguillen, R (9, PH) OBP: 1.000, SLG: 1.000			0-3 K			0-3 K		0-0 2B		2	0	0	0	0	2	1	P		
Inning Stats	R: 0 E: 0 K: 1 S: 5	H: 0 LOB: 0 BB: 0 P: 5	R: 0 E: 0 K: 0 S: 3	H: 1 LOB: 0 BB: 0 P: 3	R: 0 E: 0 K: 1 S: 5	H: 0 LOB: 0 BB: 0 P: 5	R: 0 E: 0 K: 1 S: 5	H: 0 LOB: 0 BB: 0 P: 5	R: 0 E: 0 K: 2 S: 7	H: 0 LOB: 1 BB: 1 P: 11	R: 0 E: 0 K: 1 S: 5	H: 0 LOB: 0 BB: 0 P: 5	R: 0 E: 0 K: 0 S: 3	H: 1 LOB: 0 BB: 0 P: 3	R: 0 E: 0 K: 2 S: 8	H: 1 LOB: 1 BB: 0 P: 8	1B: 3 2B: 1 3B: 0 HR: 0	SF: 0 SAC: 0 DP: 1 HBP: 0	WP: 0 PA: 31 PB: 0 SB: 0 CS: 1
PITCHER Vida Blue, L (1, 1) ERA: 3.58	IP: 9.0 WLS: W BF: 30 H: 4 R: 0 ER: 0 SO: 9 BB: 1 IBB: 0 HBP: 0 BLK: 0 WP: 0 HR: 0 S: 47 P: 51 ERA: 0.00 WHIP: 0.556																		

Batter	1	2	3	4	5	6	7	8	9	AB	R	H	RBI	BB	SO	LOB	BOTTOM		
Bill North, S (1, 8) OBP: 0.372, SLG: 0.333	0-3 K		0-3 K			0-0 6-3		0-0 4-3 1B 2B		4	1	1	1	0	2	0	Pittsburgh Pirates @ San Francisco Giants Candlestick Park, San Francisco, CA Tue May 13 1980, 10:05 PM EDT Att: 13,798 - Unknown livebaseballscorecards.com		
Jim Wehford, R (1, 7) OBP: 0.250, SLG: 0.352	0-0 1-3		0-0 F7			0-0 F9		0-0 4-3		4	0	0	0	0	1				
Jack Clark, R (1, 9) OBP: 0.375, SLG: 0.452	0-0 F8		0-0 F8			0-0 HR		0-0 FC6-4 1B		4	1	2	2	0	0				
Darrell Evans, L (1, 5) OBP: 0.366, SLG: 0.396		0-0 F8		0-0 F6		0-0 F4		0-0 FC6-4 1-2		4	0	0	0	0	1				
Mike Ivie, R (1, 3) OBP: 0.269, SLG: 0.328		0-0 1B 4-3 2B		0-0 L3			0-0 F6			3	1	1	0	0	0				
Milt May, L (1, 2) OBP: 0.341, SLG: 0.427		0-0 2-3 2B 1B	0-0 4-3 2B 1B		0-3 K		0-0 F6			3	1	1	0	0	1				
Rennie Stennett, R (1, 4) OBP: 0.266, SLG: 0.336		0-0 4-3			0-0 5-3		0-0 F7			3	0	0	1	0	1				
Johnnie LeMaster, R (1, 6) OBP: 0.281, SLG: 0.449		0-0 2-3 3-H 2B		0-0 2B		0-0 5-3		0-0 E9 2B		3	1	1	1	0	0				
Vida Blue, S (1, 1) OBP: 0.158, SLG: 0.059	0-3 K		0-3 K			0-3 K		0-3 K		3	0	0	0	3	2				
Inning Stats	R: 0 E: 0 K: 1 S: 5	H: 0 LOB: 0 BB: 0 P: 5	R: 2 E: 0 K: 1 S: 8	H: 3 LOB: 1 BB: 0 P: 8	R: 0 E: 0 K: 1 S: 5	H: 0 LOB: 0 BB: 0 P: 5	R: 0 E: 0 K: 1 S: 5	H: 0 LOB: 0 BB: 0 P: 5	R: 1 E: 0 K: 0 S: 4	H: 1 LOB: 0 BB: 0 P: 4	R: 0 E: 0 K: 0 S: 3	H: 0 LOB: 0 BB: 0 P: 3	R: 2 E: 1 K: 1 S: 8	H: 2 LOB: 1 BB: 0 P: 8	R: 2 E: 0 K: 1 S: 8	H: 2 LOB: 1 BB: 0 P: 8	1B: 2 2B: 3 3B: 0 HR: 1	SF: 0 SAC: 0 DP: 0 HBP: 0	WP: 0 PA: 31 PB: 0 SB: 0 CS: 0
PITCHER Bert Blyleven, R (1, 1) ERA: 3.18	IP: 8.0 WLS: L BF: 31 H: 6 R: 5 ER: 3 SO: 6 BB: 0 IBB: 0 HBP: 0 BLK: 0 WP: 0 HR: 1 S: 43 P: 43 ERA: 3.38 WHIP: 0.750																		

Batter	1	2	3	4	5	6	7	8	9	AB	R	H	RBI	BB	SO	LOB	TOP								
Omar Moreno, L (1,8) OBP: 0.302, SLG: 0.368	0-3 K	0-3 K			0-3 K		0-3 K		0-0	5	0	1	0	0	4	2									
Tim Foli, R (1,6) OBP: 0.318, SLG: 0.320	0-0 F	0-0 F2			0-0 S		0-0	0-0	0-0	5	2	3	0	0	0	4									
Dave Parker, L (1,9) OBP: 0.303, SLG: 0.500	0-0 E8	0-0 F9			0-0 F5		0-0	0-0	0-0	4	0	1	1	0	0	4									
Bill Robinson, R (1,3) OBP: 0.343, SLG: 0.597	0-0 SF7		0-0		0-3 K		0-3	0-3	0-0	3	0	0	1	0	2	2									
Bill Madlock, R (1,5) OBP: 0.321, SLG: 0.392	4-0		0-0		0-0 F4		0-0	4-0	0-0	2	0	0	0	2	0	0									
Lee Lacy, R (1,7) OBP: 0.474, SLG: 0.528	0-0		0-3		0-0		0-0	0-0	0-0	4	0	0	0	0	1	3									
John Milner, L (8,3) OBP: 0.250, SLG: 0.171	6-3		0-3		0-0		0-0	0-0	0-0	0	0	0	0	0	0	0									
Phil Garner, R (1,4) OBP: 0.374, SLG: 0.457		0-0			0-0		0-0	0-0	0-0	4	1	1	0	0	0	0									
Steve Nicosia, R (1,2) OBP: 0.286, SLG: 0.136		1-0			0-0		4-0	0-0	0-0	2	0	1	0	1	0	0									
Jim Bibby, R (1,1) OBP: 0.273, SLG: 0.263		0-0			0-0		0-0	0-0	0-3	3	0	1	0	0	0	1									
Kent Tekulve, R (8,1)	1-3				1-3		1-2		0-3	1	0	0	0	0	1	1									
Inning Stats	R: 1 E: 1 K: 1 S: 7	H: 1 LOB: 2 BB: 1 P: 11	R: 1 E: 1 K: 1 S: 7	H: 2 LOB: 2 BB: 0 P: 8	R: 0 E: 0 K: 1 S: 5	H: 0 LOB: 0 BB: 0 P: 5	R: 0 E: 0 K: 0 S: 3	H: 0 LOB: 0 BB: 0 P: 3	R: 0 E: 0 K: 2 S: 8	H: 1 LOB: 1 BB: 0 P: 8	R: 0 E: 0 K: 0 S: 3	H: 0 LOB: 0 BB: 0 P: 3	R: 0 E: 0 K: 1 S: 4	H: 0 LOB: 0 BB: 1 P: 8	R: 1 E: 0 K: 0 S: 6	H: 2 LOB: 1 BB: 1 P: 10	R: 0 E: 0 K: 1 S: 7	H: 2 LOB: 2 BB: 0 P: 7	1B: 6 2B: 2 3B: 0 HR: 0	SF: 1 SAC: 0 DP: 0 HBP: 1	WP: 0 PB: 0 SB: 2 CS: 2	PA: 38			
PITCHER	IP	WLS	BF	H	R	ER	SO	BB	IBB	HBP	BLK	WP	HR	S	P	ERA	WHIP								
Bob Knepper, L (1,1) ERA: 5.12	7.0	L	28	4	2	0	6	2	0	1	0	0	0	37	46	0.00	0.857								
Gary Lavelle, L (8,1) ERA: 4.5	2.0		10	4	1	1	2	1	0	0	0	0	0	13	17	4.50	2.500								

Pittsburgh Pirates @ San Francisco Giants
Candlestick Park, San Francisco, CA
Wed May 14, 1980, 6:33 AM EDT
Att: 8,734 - Unknown

AB 33
R 3
H 8
RBI 2
BB 3
SO 8
LOB 17



Batter	1	2	3	4	5	6	7	8	9	AB	R	H	RBI	BB	SO	LOB	BOTTOM								
Bill North, S (1,8) OBP: 0.367, SLG: 0.341	0-0 F7	0-0			0-0		0-0	0-0	0-0	4	1	1	0	0	0	1									
Jim Wehford, R (1,7) OBP: 0.233, SLG: 0.328	0-0 L6	0-0			0-0		0-0	0-0	0-0	4	0	0	0	0	0	2									
Jack Clark, R (1,9) OBP: 0.379, SLG: 0.442	4-0		0-0		0-0		0-0	4-0	0-0	2	1	0	0	2	0	0									
Darrell Evans, L (1,5) OBP: 0.363, SLG: 0.391	0-0		0-0		0-0		0-0	0-0	0-0	4	0	1	1	0	0	1									
Mike Ivie, R (1,3) OBP: 0.268, SLG: 0.324	0-0		0-0		0-0		0-0	0-0	0-0	4	0	1	1	0	0	1									
Milt May, L (1,2) OBP: 0.352, SLG: 0.429	4-0				0-0		0-0	4-0	0-0	2	0	1	0	1	0	0									
Mike Sadek, R (7, PR) OBP: 0.333, SLG: 0.333					0-0		0-0		0-0	0	0	0	0	0	0	0									
Terry Whitfield, L (9, PH) OBP: 0.271, SLG: 0.292	1-2							1-2		1	0	0	0	0	0	0									
Rennie Stennett, R (1,4) OBP: 0.257, SLG: 0.324	0-0				0-0		0-0	0-0	0-0	4	0	0	0	0	0	4									
Johnnie LeMaster, R (1,6) OBP: 0.273, SLG: 0.435			0-0		0-3		0-3		0-0	3	0	0	0	0	2	2									
Larry Hemson, R (9, PH) OBP: 0.271, SLG: 0.375					0-0		0-0		0-0	1	0	0	0	0	0	0									
Bob Knepper, L (1,1) OBP: 0.300, SLG: 0.350					0-3		0-0		0-0	2	0	1	0	0	1	0									
Willie McCovey, L (7, PH) OBP: 0.247, SLG: 0.262					0-0		0-0		0-0	1	0	0	0	0	0	2									
Gary Lavelle, S (8,1)					1-3				0-0	0	0	0	0	0	0	0									
Inning Stats	R: 1 E: 0 K: 0 S: 5	H: 2 LOB: 3 BB: 2 P: 13	R: 0 E: 0 K: 0 S: 4	H: 1 LOB: 1 BB: 0 P: 4	R: 0 E: 0 K: 0 S: 3	H: 0 LOB: 0 BB: 0 P: 3	R: 0 E: 0 K: 1 S: 5	H: 0 LOB: 0 BB: 0 P: 5	R: 0 E: 0 K: 0 S: 3	H: 0 LOB: 0 BB: 0 P: 3	R: 0 E: 0 K: 1 S: 6	H: 1 LOB: 2 BB: 0 P: 6	R: 1 E: 0 K: 0 S: 4	H: 1 LOB: 1 BB: 1 P: 8	R: 0 E: 0 K: 0 S: 3	H: 0 LOB: 0 BB: 0 P: 3	1B: 4 2B: 1 3B: 0 HR: 0	SF: 0 SAC: 0 DP: 0 HBP: 0	WP: 1 PB: 0 SB: 0 CS: 0	PA: 35					
PITCHER	IP	WLS	BF	H	R	ER	SO	BB	IBB	HBP	BLK	WP	HR	S	P	ERA	WHIP								
Jim Bibby, R (1,1) ERA: 3.44	7.0	W	28	5	2	2	3	2	0	0	0	1	0	32	40	0.00	1.000								
Kent Tekulve, R (8,1) ERA: 1.66	2.0	S	7	0	0	0	0	1	0	0	0	0	0	6	10	0.00	0.500								

Pittsburgh Pirates @ San Francisco Giants
Candlestick Park, San Francisco, CA
Wed May 14, 1980, 6:33 AM EDT
Att: 8,734 - Unknown

AB 32
R 2
H 5
RBI 2
BB 3
SO 3
LOB 13



Batter	1	2	3	4	5	6	7	8	9	10	11	12	AB	R	H	RBI	BB	SO	LOB	TOP		
Omar Moreno, L OBP: 0.295, SLG: 0.358 (1.8)	K				7-4		F8			6-3		G6-4-3		6	0	1	0	0	1	6		
Tin Foli, R OBP: 0.336, SLG: 0.320 Matt Alexander, R OBP: 0.311, SLG: 0.311 Grant Jackson, S OBP: 0.302, SLG: 0.292 Enrique Romo, R OBP: 0.287, SLG: 0.287 (10.1)	1B		6-3			4-3		1B SF9 BB		K			3	0	1	0	1	0	1			
Dave Parker, L OBP: 0.298, SLG: 0.487 (1.9)	K			K		F7		1B S		F7			5	0	1	0	0	2	1			
Wille Stargell, L OBP: 0.384, SLG: 0.508 (1.3)	4-3			1-3		F5		K				4-3	5	0	0	0	0	1	3			
Mike Easler, L OBP: 0.365, SLG: 0.568 Bill Robinson, R OBP: 0.333, SLG: 0.587 (7.7)					F6		4-3		SF9		6-3		2	0	0	0	1	0	0			
Phil Carter, R OBP: 0.366, SLG: 0.439 (1.4)							5-3		F4		6-3		4	1	0	0	1	1	3			
Ed Ott, L OBP: 0.365, SLG: 0.416 (1.2)					F8		G3			4-3			5	1	2	0	0	0	1			
Dale Berra, R OBP: 0.368, SLG: 0.294 (8.6)				K			7-4 1B			4-3			3	0	1	1	1	1	0			
Don Robinson, R OBP: 0.571, SLG: 0.571 Bill Madlock, R OBP: 0.325, SLG: 0.394 (8.5)				1-3			7-4 1B		E IBB				3	0	1	0	0	0	2			
Inning Stats	R: 0 E: 0 K: 2 S: 8	H: 1 LOB: 1 BB: 8	R: 0 E: 0 K: 1 S: 4	H: 0 LOB: 0 BB: 1 P: 8	R: 0 E: 0 K: 1 S: 6	H: 1 LOB: 1 BB: 0 P: 6	R: 0 E: 0 K: 1 S: 5	H: 0 LOB: 0 BB: 1 P: 6	R: 1 E: 0 K: 0 S: 4	H: 2 LOB: 1 BB: 1 P: 6	R: 0 E: 0 K: 0 S: 3	H: 0 LOB: 0 BB: 0 P: 3	R: 0 E: 0 K: 0 S: 3	H: 0 LOB: 0 BB: 0 P: 3	R: 0 E: 0 K: 0 S: 3	H: 0 LOB: 0 BB: 0 P: 3	R: 1 E: 0 K: 0 S: 4	H: 2 LOB: 0 BB: 0 P: 4	1B: 7 2B: 2 3B: 0 HR: 0	SF: 1 SAC: 1 DP: 2 HBP: 0	WP: 0 PB: 0 SB: 2 CS: 1	PA: 46
PITCHER	IP	WLS	BF	H	R	ER	SO	BB	IBB	HBP	BLK	WP	HR	S	P	ERA	WHIP					
Ed Whitson, R ERA: 3.28 Al Holland, L ERA: 1.42 Gary Lavelle, L ERA: 3.71 Tom Griffin, R ERA: 7.24 (12.1)	7.0	1.0	29	5	2	2	5	3	1	0	0	0	0	6	6	0.00	1.000					
	3.0	9	0	0	0	1	0	0	0	0	0	0	0	11	11	0.00	0.000					
	1.0	L	4	2	1	1	0	0	0	0	0	0	0	4	4	9.00	2.000					

Pittsburgh Pirates @ San Francisco Giants
Candlestick Park, San Francisco, CA
Thu May 15 1980, 6:33 AM EDT
Att. 7,781 - Unknown


AB 40
R 3
H 8
RBI 3
BB 4
SO 7
LOB 17



Batter	1	2	3	4	5	6	7	8	9	10	11	12	AB	R	H	RBI	BB	SO	LOB	BOTTOM		
Bill North, S OBP: 0.379, SLG: 0.349 (1.8)	L4			4-3			3-1 HR						4	1	2	0	1	0	0			
Darrell Evans, L OBP: 0.357, SLG: 0.383 (1.5)	F9			F8			3-1		F4				5	0	1	0	0	0	4			
Jack Clark, R OBP: 0.380, SLG: 0.465 (1.9)	K			F8						F9			4	1	1	2	1	1	0			
Wille McCovey, L OBP: 0.244, SLG: 0.271 (1.3)			1-3				3-1 HR			3-1		F7	5	0	1	0	0	0	3			
Larry Herndon, R OBP: 0.267, SLG: 0.365 (1.7)			6-3				6-3		F8		F1		5	0	1	0	0	0	3			
Rennie Stennett, R OBP: 0.254, SLG: 0.319 (1.4)			G3									F7	5	0	1	0	0	0	1			
Marc Hill, R OBP: 0.167, SLG: 0.194 (1.2)			K				F3			SH1-4		F8	4	0	0	0	0	2	0			
Johnnie LeMaster, R OBP: 0.262, SLG: 0.417 Mike Ivie, R OBP: 0.264, SLG: 0.319 (12.1)			L6				L5			K		K	4	0	0	0	0	1	1			
Ed Whitson, R ERA: 3.18 Al Holland, L ERA: 1.8 Grant Jackson, L ERA: 2.92 Gary Lavelle, S ERA: 3.71 Mill May, L ERA: 2.94 Tom Griffin, R ERA: 7.24 (12.1)	7.0	0.2	5	1	0	0	1	1	0	0	0	0	0	0	0	0	0	0	0			
	1.1	4	0	0	0	0	0	0	0	4	4	0.00	0.000									
	3.0	W	12	2	0	0	2	0	1	0	0	0	0	0	0	0	0	0	0			
Inning Stats	R: 0 E: 0 K: 1 S: 5	H: 0 LOB: 0 BB: 0	R: 0 E: 0 K: 0 S: 3	H: 0 LOB: 0 BB: 0 P: 3	R: 0 E: 0 K: 1 S: 6	H: 0 LOB: 0 BB: 0 P: 5	R: 0 E: 0 K: 0 S: 3	H: 0 LOB: 0 BB: 0 P: 3	R: 0 E: 0 K: 1 S: 5	H: 2 LOB: 3 BB: 2 P: 14	R: 0 E: 0 K: 0 S: 3	H: 0 LOB: 0 BB: 0 P: 3	R: 0 E: 0 K: 0 S: 5	H: 0 LOB: 0 BB: 0 P: 5	R: 0 E: 0 K: 0 S: 5	H: 2 LOB: 3 BB: 0 P: 9	R: 0 E: 0 K: 1 S: 5	H: 0 LOB: 0 BB: 0 P: 6	1B: 5 2B: 1 3B: 0 HR: 1	SF: 0 SAC: 1 DP: 0 HBP: 0	WP: 0 PB: 0 SB: 3 CS: 1	PA: 44
PITCHER	IP	WLS	BF	H	R	ER	SO	BB	IBB	HBP	BLK	WP	HR	S	P	ERA	WHIP					
Don Robinson, R ERA: 3.18 Kent Tekulve, R ERA: 1.8 Grant Jackson, L ERA: 2.92 Enrique Romo, R ERA: 2.18 (10.1)	7.0	0.2	5	1	0	0	1	1	0	0	0	0	0	0	0	0.00	3.000					
	1.1	4	0	0	0	0	0	0	0	4	4	0.00	0.000									
	3.0	W	12	2	0	0	2	0	1	0	0	0	0	0	0	0.00	0.667					

Pittsburgh Pirates @ San Francisco Giants
Candlestick Park, San Francisco, CA
Thu May 15 1980, 6:33 AM EDT
Att. 7,781 - Unknown

AB 40
R 2
H 7
RBI 2
BB 3
SO 6
LOB 12



Batter	1	2	3	4	5	6	7	8	9	AB	R	H	RBI	BB	SO	LOB	TOP			
Omar Moreno, L (1, 8) OBP: 0.299, SLG: 0.362	4-3	SF7		F7			L1-3 1B		4-3 1B	4	0	2	1	0	0	0	Pittsburgh Pirates @ Los Angeles Dodgers Dodger Stadium, Los Angeles, CA Fri May 16 1980, 7:05 PM PDT Att: 47,929 - Unknown			
Tim Foli, R (1, 6) OBP: 0.319, SLG: 0.315	5-3				6-3		L1-3 1-2		F8	5	0	1	0	0	0	2				
Dave Parker, L (1, 9) OBP: 0.302, SLG: 0.492	HR 1B	4-3			G3				4-3 1B 2B	5	2	2	0	0	0	3				
Bill Robinson, R (1, 3) OBP: 0.324, SLG: 0.603	HR 1B			5-3		5-3			F8 P3	5	1	1	2	0	0	2				
Bill Madlock, R (1, 5) OBP: 0.322, SLG: 0.389	4-3			E5 1B			FC5-4 1B		F8	4	0	1	0	0	0	1				
Lee Lacy, R (1, 7) OBP: 0.488, SLG: 0.537				S 1B	G6-4-3 1B		FC5-4 FC4-6 1-2		E S 1B	4	2	3	1	0	0	1				
Phil Garner, R (1, 4) OBP: 0.371, SLG: 0.430				1B SF7 BB	G6-4-3 1-2		FC4-6 1-2		1B BB	2	1	0	0	0	0	3				
Steve Nicosia, R (1, 2) OBP: 0.290, SLG: 0.160 (8, PH)							F9			3	0	1	1	0	0	1				
John Milner, L (8, PH) OBP: 0.268, SLG: 0.194 (8, PR)							F9			1	0	1	1	0	0	0				
Matt Alexander, S (8, PR)										0	0	0	0	0	0	0				
Enrique Romo, R (8, 1) OBP: 0.667, SLG: 0.667										0	0	0	0	0	0	0				
John Candelaria, L (1, 1) OBP: 0.250, SLG: 0.222 (8, PH)										3	0	0	0	0	1	2				
Kent Tekulve, R (7, 1)										0	0	0	0	0	0	0				
Grant Jackson, S (7, 1)										0	0	0	0	0	0	0				
Ed Ott, L (8, PH) OBP: 0.360, SLG: 0.410 (8, 2)										1	0	0	0	0	0	2				
Inning Stats	R: 2 E: 0 K: 0 S: 5	H: 2 LOB: 0 BB: 0 P: 5	R: 2 E: 0 K: 0 S: 6	H: 3 LOB: 2 BB: 1 P: 10	R: 0 E: 1 K: 0 S: 4	H: 1 LOB: 1 BB: 0 P: 4	R: 0 E: 0 K: 0 S: 3	H: 0 LOB: 0 BB: 0 P: 3	R: 0 E: 0 K: 0 S: 4	H: 1 LOB: 1 BB: 0 P: 4	R: 0 E: 0 K: 1 S: 5	H: 1 LOB: 0 BB: 0 P: 5	R: 2 E: 0 K: 0 S: 6	H: 3 LOB: 3 BB: 1 P: 10	R: 0 E: 0 K: 0 S: 4	H: 1 LOB: 1 BB: 0 P: 4	1B: 10 2B: 2 3B: 0 HR: 1	SF: 1 SAC: 0 DP: 2 HBP: 0	WP: 0 PB: 0 SB: 4 CS: 0	PA: 40
PITCHER	IP WLS BF H R ER SO BB IBB HBP BLK WP HR S P ERA WHIP																			
Jerry Reuss, L (1, 1) ERA: 2.39	7.0 W 29 8 4 4 1 1 0 0 0 0 0 1 30 34 5.14 1.286																			
Bobby Castillo, R (8, 1) ERA: 4.59	0.2 5 2 2 2 0 1 0 0 0 0 0 0 4 8 27.00 4.500																			
Steve Howe, L (8, 1) ERA: 2.89	1.0 5 2 0 0 0 0 0 0 0 0 0 0 5 5 0.00 2.000																			
Rick Sutcliffe, R (9, 1) ERA: 7.94	0.1 S 1 0 0 0 0 0 0 0 0 0 0 0 1 1 0.00 0.000																			

Batter	1	2	3	4	5	6	7	8	9	AB	R	H	RBI	BB	SO	LOB	BOTTOM	
Davey Lopes, R (1, 4) OBP: 0.360, SLG: 0.392	F7		G3			6-3	1B 1B BB			3	1	0	0	1	0	0	Pittsburgh Pirates @ Los Angeles Dodgers Dodger Stadium, Los Angeles, CA Fri May 16 1980, 7:05 PM PDT Att: 47,929 - Unknown	
Rudy Law, L (1, 8) OBP: 0.333, SLG: 0.350	6-3		1-3			G3	1B 1-3 2-H 3-H			4	0	1	2	0	0	0		
Reggie Smith, S (1, 9) OBP: 0.393, SLG: 0.534	4-3					L6	1B 1-3 3-H			4	0	2	1	0	0	0		
Steve Garvey, R (1, 3) OBP: 0.271, SLG: 0.371			6-3			F8	F2 K			4	0	0	0	0	1	2		
Dusty Baker Jr., R (1, 7) OBP: 0.315, SLG: 0.556						F8	1B 1B 2B		P6	4	2	2	0	0	0	1		
Ron Cey, R (1, 5) OBP: 0.381, SLG: 0.422						P4	1B 2B 1B		F3	4	1	2	0	0	0	1		
Bill Russell, R (1, 6) OBP: 0.327, SLG: 0.371						4-3	1B 2B BB			3	2	2	2	1	0	0		
Joe Ferguson, R (1, 2) OBP: 0.222, SLG: 0.125						1-3	2B 1B 1B			3	1	1	1	1	0	0		
Jerry Reuss, L (1, 1) ERA: 2.88						L7	1B 2B 3-H		3-1	2	0	0	0	0	0	0		
Gary Thomasson, L (7, PH) OBP: 0.441, SLG: 0.414						F8	1B 2B			1	1	1	2	0	0	0		
Bobby Castillo, R (8, 1) OBP: 0.333, SLG: 0.333										0	0	0	0	0	0	0		
Steve Howe, L (8, 1) ERA: 2.7										0	0	0	0	0	0	0		
Rick Sutcliffe, L (9, 1) OBP: 0.182, SLG: 0.182										0	0	0	0	0	0	2		
Inning Stats	R: 0 E: 0 K: 0 S: 3	H: 0 LOB: 0 BB: 0 P: 3	R: 2 E: 0 K: 0 S: 5	H: 2 LOB: 0 BB: 0 P: 5	R: 0 E: 0 K: 0 S: 3	H: 0 LOB: 0 BB: 0 P: 3	R: 0 E: 0 K: 0 S: 4	H: 2 LOB: 2 BB: 0 P: 4	R: 0 E: 0 K: 0 S: 3	H: 0 LOB: 0 BB: 0 P: 3	R: 6 E: 0 K: 1 S: 10	H: 6 LOB: 1 BB: 2 P: 18	R: 0 E: 0 K: 0 S: 4	H: 1 LOB: 2 BB: 1 P: 8	1B: 8 2B: 2 3B: 0 HR: 1	SF: 0 SAC: 0 DP: 0 HBP: 0	WP: 0 PB: 0 SB: 0 CS: 0	PA: 36
PITCHER	IP WLS BF H R ER SO BB IBB HBP BLK WP HR S P ERA WHIP																	
John Candelaria, L (1, 1) ERA: 2.88	6.1 L 5 3 2 2 0 2 0 0 0 0 0 0 3 11 1.42 0.789																	
Kent Tekulve, R (7, 1) ERA: 4.05	0.0 5 3 2 3 1 0 0 0 0 0 0 0 5 5 40.50 3.000																	
Grant Jackson, L (7, 1) ERA: 2.7	0.2 3 2 3 3 1 0 0 0 0 0 0 0 4 8 0.00 2.000																	
Enrique Romo, R (8, 1) ERA: 2.08	1.0 5 1 0 0 0 1 0 0 0 0 0 0 4 8 0.00 2.000																	

Batter	1	2	3	4	5	6	7	8	9	AB	R	H	RBI	BB	SO	LOB	TOP			
Omar Moreno, L (1,8) OBP: 0.291, SLG: 0.351	E4 1B		K			K			4-3	4	0	0	0	0	2	1				
Tim Foli, R (1,6) OBP: 0.317, SLG: 0.313			F8			F4			6-3	4	0	1	0	0	0	1				
Dave Parker, L (1,9) OBP: 0.293, SLG: 0.477	K				F9			5-3	1-3	4	0	0	0	0	1	1				
John Milner, L (1,3) OBP: 0.250, SLG: 0.179	4-3				G3			F9		3	0	0	0	0	0	1				
Mike Easter, L (1,7) OBP: 0.370, SLG: 0.525		4-3			K			4-3		3	0	0	0	0	1	0				
Bill Madlock, R (1,5) OBP: 0.322, SLG: 0.414		F8				L5				3	1	1	1	0	0	0				
Ed Ott, L (1,2) OBP: 0.348, SLG: 0.395		P6				G3			F9	3	0	0	0	0	0	0				
Phil Garner, R (1,4) OBP: 0.370, SLG: 0.427						K			F8	3	0	1	0	0	1	0				
Bert Blyleven, R (1,1) OBP: 0.091, SLG: 0.091									F2	1	0	0	0	0	1	0				
Willie Stargell, L (8, PH) OBP: 0.389, SLG: 0.500			SH3-4			K				1	0	0	0	0	0	0				
Kent Tekulve, R (8, 1)										0	0	0	0	0	0	0				
Inning Stats	R: 0 E: 1 K: 1 S: 6	H: 1 LOB: 1 BB: 0 P: 6	R: 0 E: 0 K: 0 S: 3	H: 0 LOB: 1 BB: 0 P: 3	R: 0 E: 0 K: 1 S: 6	H: 1 LOB: 1 BB: 0 P: 6	R: 0 E: 0 K: 1 S: 5	H: 0 LOB: 0 BB: 0 P: 5	R: 0 E: 0 K: 2 S: 7	H: 0 LOB: 0 BB: 0 P: 7	R: 0 E: 0 K: 0 S: 3	H: 0 LOB: 0 BB: 0 P: 3	R: 1 E: 0 K: 0 S: 4	H: 1 LOB: 0 BB: 0 P: 4	R: 0 E: 0 K: 0 S: 3	H: 0 LOB: 0 BB: 0 P: 3	1B: 2 2B: 0 3B: 0 HR: 1	SF: 0 SAC: 1 DP: 0 HBP: 0	WP: 0 PB: 0 SB: 0 CS: 0	PA: 30
PITCHER	IP	WLS	BF	H	R	ER	SO	BB	IBB	HBP	BLK	WP	HR	S	P	ERA	WHIP			
Don Sutton, R (1,1) ERA: 2.06	8.0	W	27	3	1	1	6	0	0	0	0	0	1	39	39	1.12	0.375			
Steve Howe, L (9,1) ERA: 2.75	1.0	S	3	0	0	0	0	0	0	0	0	0	0	3	3	0.00	0.000			

Pittsburgh Pirates @ Los Angeles Dodgers
 Dodger Stadium, Los Angeles, CA
 Sat May 17 1980, 7:05 PM PDT
 Att: 50,082 - Unknown

AB	29
R	1
H	3
RBI	1
BB	0
SO	6
LOB	4



Batter	1	2	3	4	5	6	7	8	9	AB	R	H	RBI	BB	SO	LOB	BOTTOM			
Davey Lopes, R (1,4) OBP: 0.355, SLG: 0.379		F7		K		FC6-4		F8		4	1	0	0	1	1	3				
Rudy Law, L (1,8) OBP: 0.331, SLG: 0.347		6-3		1-3		F9				4	1	1	0	0	0	1				
Reggie Smith, S (1,9) OBP: 0.403, SLG: 0.538								F8		3	0	2	1	1	0	0				
Derrel Thomas, S (8,9) OBP: 0.411, SLG: 0.458										0	0	0	0	0	0	0				
Steve Garvey, R (1,3) OBP: 0.271, SLG: 0.368		FC6-4		P4				K		4	1	1	1	0	1	2				
Dusty Baker Jr., R (1,7) OBP: 0.321, SLG: 0.553				K				4-3		4	0	2	0	0	1	0				
Ron Cey, R (1,5) OBP: 0.369, SLG: 0.407				P6		P6		6-3		4	0	0	0	0	1	5				
Bill Russell, R (1,6) OBP: 0.333, SLG: 0.376						FC6-4		4-3		4	0	2	1	0	0	2				
Joe Ferguson, R (1,2) OBP: 0.318, SLG: 0.167										2	0	1	0	2	1	1				
Pedro Guerrero, R (8, PR) OBP: 0.556, SLG: 0.714										0	0	0	0	0	0	0				
Steve Yeager, R (9,2) OBP: 0.321, SLG: 0.224						FC6-4				0	0	0	0	0	0	0				
Don Sutton, R (1,1) OBP: 0.067, SLG: 0.067										2	0	0	0	0	0	3				
Gary Thomasson, L (8, PH) OBP: 0.457, SLG: 0.414		4-3				SH3-4				0	0	0	0	1	0	0				
Steve Howe, L (9,1) ERA: 3.95										0	0	0	0	0	0	0				
Inning Stats	R: 3 E: 0 K: 1 S: 9	H: 4 LOB: 3 BB: 2 P: 17	R: 0 E: 0 K: 0 S: 3	H: 0 LOB: 1 BB: 1 P: 7	R: 0 E: 0 K: 2 S: 8	H: 1 LOB: 1 BB: 0 P: 8	R: 0 E: 0 K: 1 S: 5	H: 0 LOB: 0 BB: 0 P: 5	R: 0 E: 0 K: 0 S: 3	H: 0 LOB: 1 BB: 1 P: 7	R: 0 E: 0 K: 1 S: 5	H: 0 LOB: 0 BB: 0 P: 5	R: 0 E: 0 K: 0 S: 4	H: 1 LOB: 2 BB: 1 P: 8	R: 0 E: 0 K: 0 S: 3	H: 0 LOB: 0 BB: 0 P: 3	1B: 9 2B: 0 3B: 0 HR: 0	SF: 0 SAC: 1 DP: 0 HBP: 0	WP: 0 PB: 0 SB: 1 CS: 0	PA: 37
PITCHER	IP	WLS	BF	H	R	ER	SO	BB	IBB	HBP	BLK	WP	HR	S	P	ERA	WHIP			
Bert Blyleven, R (1,1) ERA: 3.28	7.0	L	32	8	3	3	5	3	1	0	0	0	0	4	54	3.86	1.571			
Kent Tekulve, R (8,1) ERA: 3.95	1.0		5	1	0	0	0	1	0	0	0	0	0	4	8	0.00	2.000			

Pittsburgh Pirates @ Los Angeles Dodgers
 Dodger Stadium, Los Angeles, CA
 Sat May 17 1980, 7:05 PM PDT
 Att: 50,082 - Unknown

AB	31
R	3
H	9
RBI	3
BB	5
SO	5
LOB	17



Batter	1	2	3	4	5	6	7	8	9	AB	R	H	RBI	BB	SO	LOB	TOP										
Omar Moreno, L (1,8) OBP: 0.283, SLG: 0.341	F7		K			E3			F8	4	0	0	0	0	1	2											
Tim Foli, R (1,6) OBP: 0.315, SLG: 0.310	F7		F7			L4-3			F8	4	0	1	0	0	0	3											
Dave Parker, L (1,9) OBP: 0.292, SLG: 0.470	G4-6-3				P5				F8	4	0	1	0	0	0	1											
Willie Stargell, L (1,3) OBP: 0.368, SLG: 0.470		K			4-3				F2	4	0	0	0	0	1	1											
Mike Easter, L (1,7) OBP: 0.367, SLG: 0.512	F8				4-3					3	0	1	0	0	0	0											
Bill Madlock, R (1,5) OBP: 0.315, SLG: 0.404	F9								F7	3	0	0	0	0	0	1											
Ed Ott, L (1,2) OBP: 0.348, SLG: 0.386						F8			F7	2	0	0	0	1	0	0											
Phil Garner, R (1,4) OBP: 0.361, SLG: 0.415			E6			F4			F9	3	0	0	0	0	0	1											
Jim Bibby, R (1,1) OBP: 0.261, SLG: 0.250			SH1-4							1	0	0	0	0	0	0											
Grant Jackson, S (7,1)										0	0	0	0	0	0	0											
John Milner, L (8, PH) OBP: 0.244, SLG: 0.175										1	0	0	0	0	0	0											
Kent Tekulve, R (8,1)										0	0	0	0	0	0	0											
Inning Stats	R: 0 E: 0 K: 0 S: 3	H: 1 LOB: 0 BB: 0 P: 3	R: 0 E: 0 K: 1 S: 5	H: 0 LOB: 0 BB: 0 P: 5	R: 0 E: 1 K: 1 S: 6	H: 0 LOB: 2 BB: 1 P: 10	R: 0 E: 0 K: 0 S: 3	H: 0 LOB: 0 BB: 0 P: 3	R: 0 E: 1 K: 0 S: 3	H: 0 LOB: 0 BB: 0 P: 3	R: 0 E: 0 K: 0 S: 4	H: 1 LOB: 1 BB: 0 P: 4	R: 0 E: 0 K: 0 S: 3	H: 0 LOB: 0 BB: 0 P: 3	R: 0 E: 0 K: 0 S: 4	H: 1 LOB: 1 BB: 0 P: 4	1B: 3 2B: 1 3B: 0 HR: 0	SF: 0 SAC: 1 DP: 2 HBP: 0	WP: 0 PB: 0 SB: 0 CS: 0	PA: 31							
PITCHER	IP	WLS	BF	H	R	ER	SO	BB	IBB	HBP	BLK	WP	HR	S	P	ERA	WHIP										
Bob Welch, R (1,1) ERA: 2.56	8.2	W	30	3	0	0	2	1	0	0	0	0	0	33	37	0.00	0.462										
Steve Howe, L (9,1) ERA: 2.7	0.1	S	1	0	0	0	0	0	0	0	0	0	0	1	1	0.00	0.000										

Pittsburgh Pirates @ Los Angeles Dodgers
 Dodger Stadium, Los Angeles, CA
 Sun May 18 1980, 7:05 PM PDT
 Att: 49,867 - Unknown

AB	29
R	0
H	3
RBI	0
BB	1
SO	2
LOB	9



Batter	1	2	3	4	5	6	7	8	9	AB	R	H	RBI	BB	SO	LOB	BOTTOM										
Davey Lopes, R (1,4) OBP: 0.359, SLG: 0.373	K		F9							2	0	0	0	2	1	0											
Rudy Law, L (1,8) OBP: 0.326, SLG: 0.344	F7		F7							4	0	1	0	0	0	2											
Dusty Baker Jr., R (1,7) OBP: 0.319, SLG: 0.542										4	0	1	0	0	1	0											
Steve Garvey, R (1,3) OBP: 0.284, SLG: 0.396	CS									3	1	2	1	1	0	0											
Ron Cey, R (1,5) OBP: 0.373, SLG: 0.410										4	1	2	0	0	0	1											
Gary Thomasson, L (1,9) OBP: 0.436, SLG: 0.394										4	0	1	0	0	3	3											
Derrel Thomas, S (8, PR) OBP: 0.411, SLG: 0.458										0	0	0	0	0	0	0											
Bill Russell, R (1,6) OBP: 0.331, SLG: 0.372										4	0	1	1	0	0	2											
Joe Ferguson, R (1,2) OBP: 0.320, SLG: 0.150										2	0	0	0	1	0	2											
Pedro Guerrero, R (7, PR) OBP: 0.556, SLG: 0.714										0	0	0	0	0	0	0											
Steve Yeager, R (8,2) OBP: 0.316, SLG: 0.220										1	0	0	0	0	1	2											
Bob Welch, R (1,1) OBP: 0.125, SLG: 0.125										2	0	0	0	0	0	1											
Steve Howe, L (9,1) ERA: 2.7										0	0	0	0	0	0	0											
Inning Stats	R: 0 E: 0 K: 1 S: 5	H: 1 LOB: 2 BB: 1 P: 10	R: 0 E: 0 K: 0 S: 3	H: 0 LOB: 0 BB: 0 P: 3	R: 0 E: 0 K: 2 S: 8	H: 1 LOB: 1 BB: 0 P: 8	R: 0 E: 0 K: 0 S: 3	H: 1 LOB: 2 BB: 2 P: 11	R: 1 E: 0 K: 1 S: 6	H: 1 LOB: 0 BB: 0 P: 6	R: 0 E: 1 K: 0 S: 4	H: 0 LOB: 2 BB: 1 P: 8	R: 1 E: 1 K: 1 S: 8	H: 3 LOB: 2 BB: 0 P: 8	1B: 7 2B: 0 3B: 0 HR: 1	SF: 0 SAC: 1 DP: 0 HBP: 0	WP: 0 PB: 0 SB: 1 CS: 1	PA: 36									
PITCHER	IP	WLS	BF	H	R	ER	SO	BB	IBB	HBP	BLK	WP	HR	S	P	ERA	WHIP										
Jim Bibby, R (1,1) ERA: 3.2	6.2	L	28	5	1	1	5	4	0	0	0	0	0	34	50	1.35	1.350										
Grant Jackson, L (7,1) ERA: 2.63	0.1		1	0	0	0	0	0	0	0	0	0	0	1	1	0.00	0.000										
Kent Tekulve, R (8,1) ERA: 3.68	1.0		6	3	1	0	1	0	0	0	0	0	0	8	8	0.00	3.000										

Pittsburgh Pirates @ Los Angeles Dodgers
 Dodger Stadium, Los Angeles, CA
 Sun May 18 1980, 7:05 PM PDT
 Att: 49,867 - Unknown

AB	30
R	2
H	8
RBI	2
BB	4
SO	6
LOB	13



Batter	1	2	3	4	5	6	7	8	9	AB	R	H	RBI	BB	SO	LOB	TOP										
Ozzie Smith, S (1.6) OBP: 0.310, SLG: 0.262	G3 2B		SH BB 2B	G6-4-3			F9		F7	5	1	2	0	0	0	2											
Gene Richards, L (1.7) OBP: 0.333, SLG: 0.352	G3 HBP		SH BB 1B			K	F5			2	1	0	0	0	1	0											
Jerry Mumphrey, S (1.8) OBP: 0.308, SLG: 0.274	G3		BB 1B		4-3		F7			4	1	1	0	0	0	2											
Dave Winfield, R (1.9) OBP: 0.388, SLG: 0.423	1-3		1B 4-3-2 BB		E5			F9		3	0	0	1	1	0	2											
Gene Tenace, R (1.2) OBP: 0.333, SLG: 0.345			F7		F8			F8		3	0	0	0	1	0	4											
Willie Montanez, L (1.3) OBP: 0.281, SLG: 0.328	6-3		4-3-2 1B			F7		L5		4	0	1	2	0	0	3											
Dave Cash, R (1.4) OBP: 0.274, SLG: 0.254		L4	4-3-2 1B						F6	3	0	0	0	1	0	2	AB 32										
Aurelio Rodriguez, R (1.5) OBP: 0.281, SLG: 0.377		5-3		FC2-5-6 2B		L5			F9	4	0	1	0	0	0	1	R 3										
Randy Jones, R (1.1)										3	0	0	0	0	0	2	H 6										
John D'Acquisto, R (6.1)	F6			FC2-5-6 G6-4-3 2-3			F8			0	0	0	0	0	0	0	RBI 3										
Dennis Kinney, L (6.1)										0	0	0	0	0	0	0	BB 3										
Rollie Fingers, R (7.1) OBP: 0.250, SLG: 0.500										1	0	1	0	0	0	0	SO 1										
Inning Stats	R: 0 E: 0 K: 0 S: 4	H: 1 LOB: 3 BB: 1 P: 9	R: 0 E: 0 K: 0 S: 3	H: 0 LOB: 0 BB: 0 P: 3	R: 3 E: 1 K: 0 S: 6	H: 3 LOB: 1 BB: 1 P: 10	R: 0 E: 0 K: 0 S: 3	H: 1 LOB: 0 BB: 0 P: 3	R: 0 E: 0 K: 0 S: 6	H: 0 LOB: 1 BB: 1 P: 6	R: 0 E: 0 K: 0 S: 3	H: 0 LOB: 0 BB: 0 P: 3	R: 0 E: 0 K: 0 S: 3	H: 0 LOB: 0 BB: 0 P: 3	R: 0 E: 0 K: 0 S: 4	H: 1 LOB: 1 BB: 0 P: 4	1B: 2 2B: 5 3B: 0 HR: 0	SF: 0 SAC: 1 DP: 2 HBP: 1	WP: 0 PB: 0 SB: 0 CS: 0	PA: 37							
PITCHER	IP	WLS	BF	H	R	ER	SO	BB	IBB	HBP	BLK	WP	HR	S	P	ERA	WHIP										
John Candelaria, L (1.1) ERA: 2.89	6.0		27	5	3	2	1	2	1	1	0	0	0	25	38	3.00	1.167										
Enrique Romo, R (7.1) ERA: 1.82	3.0	W	10	1	0	0	0	0	0	0	0	0	0	10	10	0.00	0.333										

San Diego Padres @ Pittsburgh Pirates
Three Rivers Stadium, Pittsburgh, PA
Wed May 21 1980, 7:05 PM EDT
Unknown



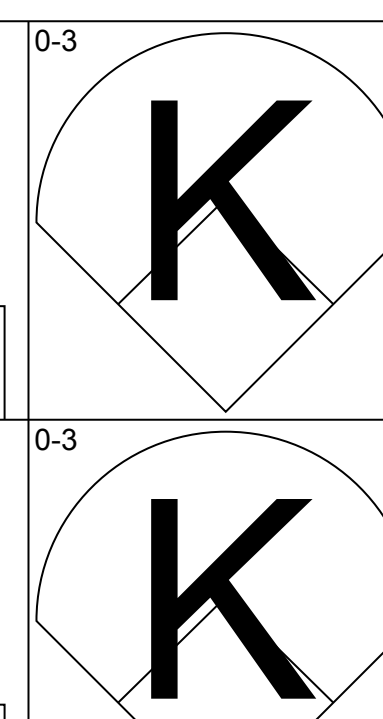
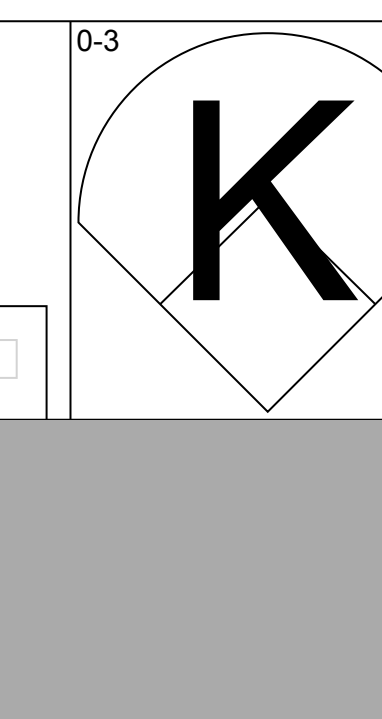
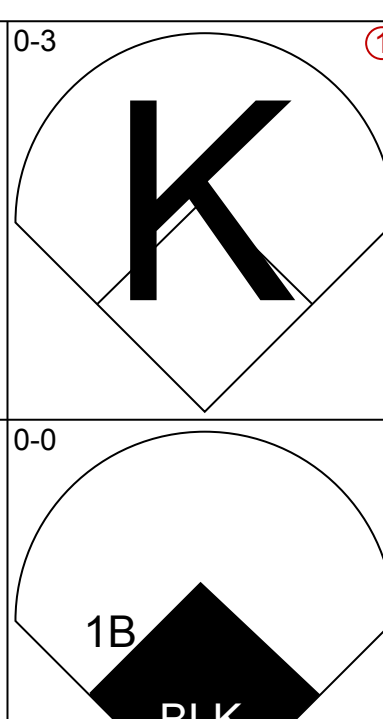
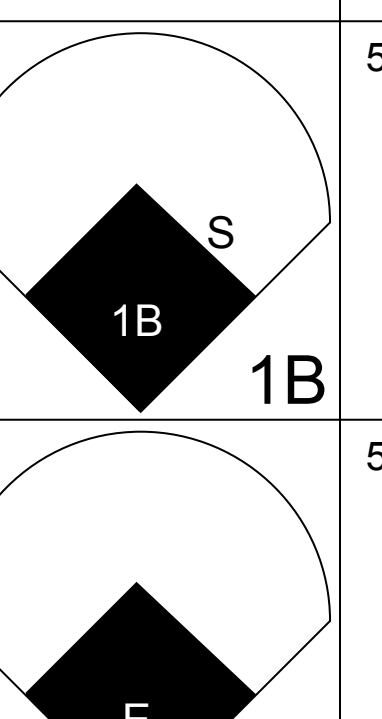
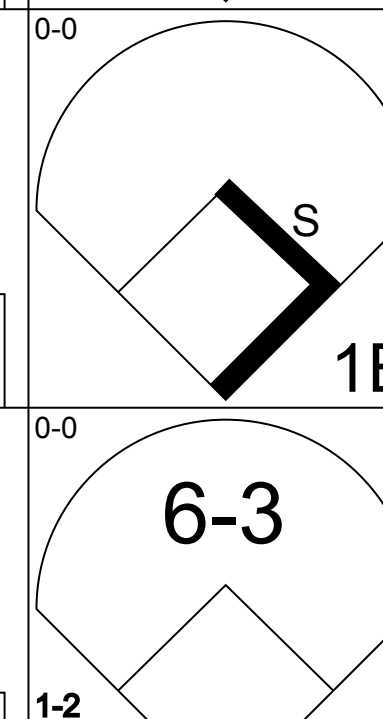
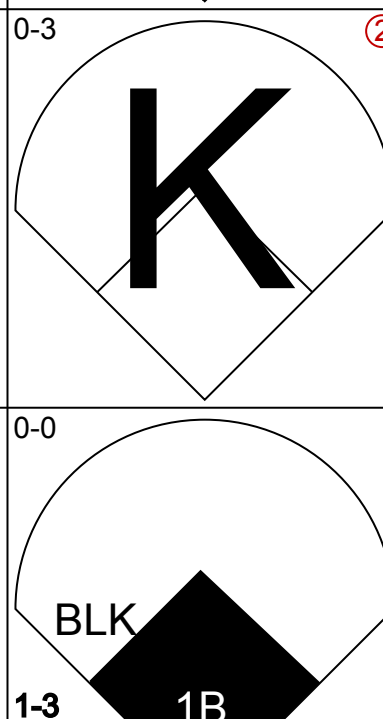
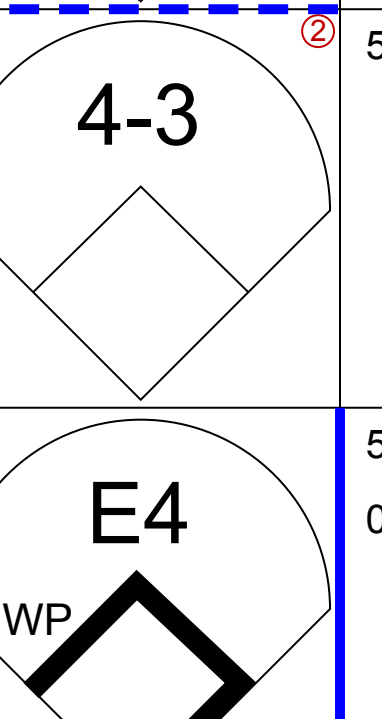

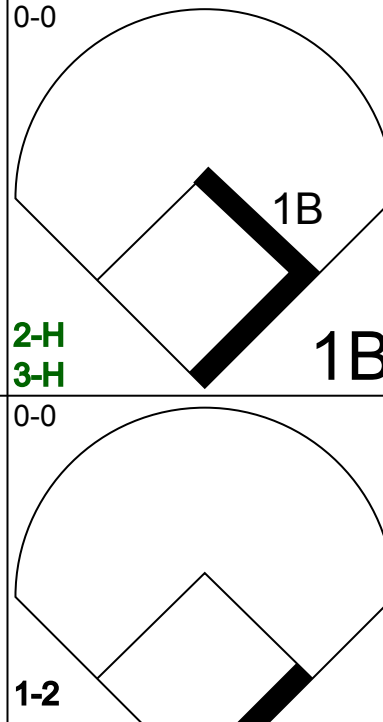
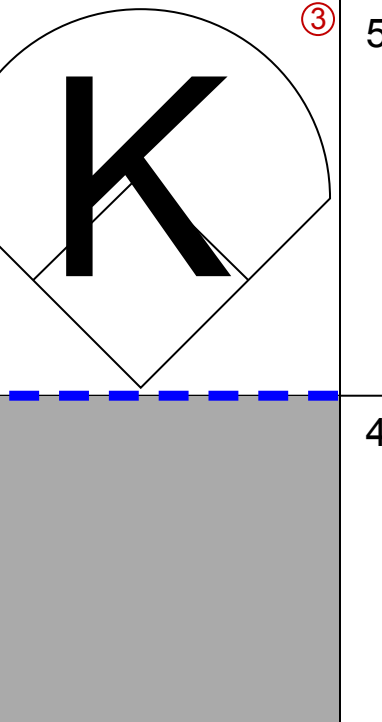

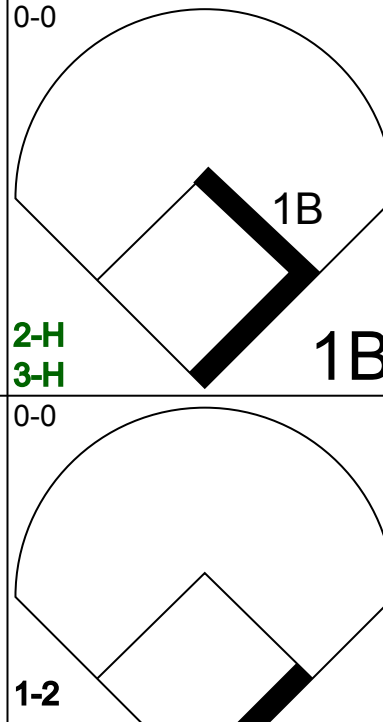
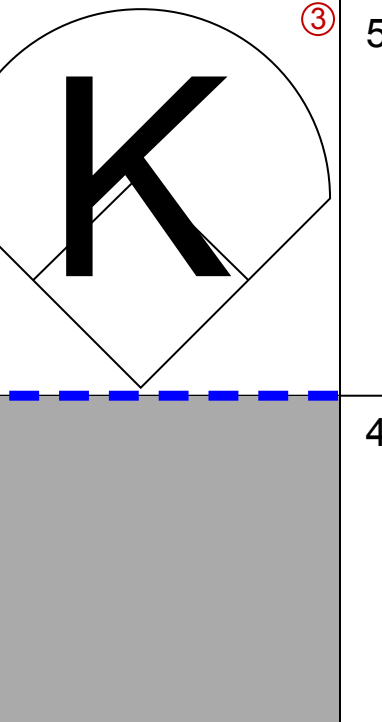
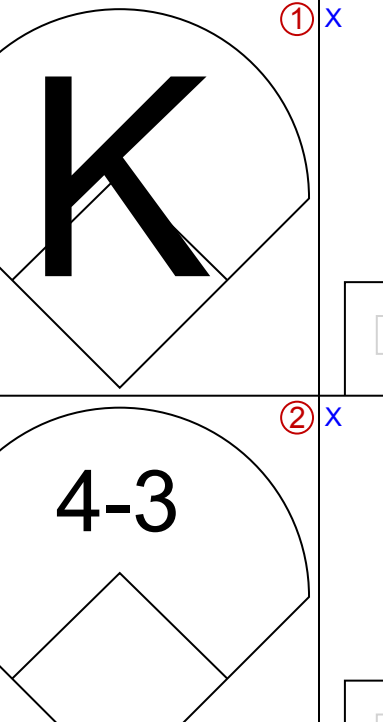
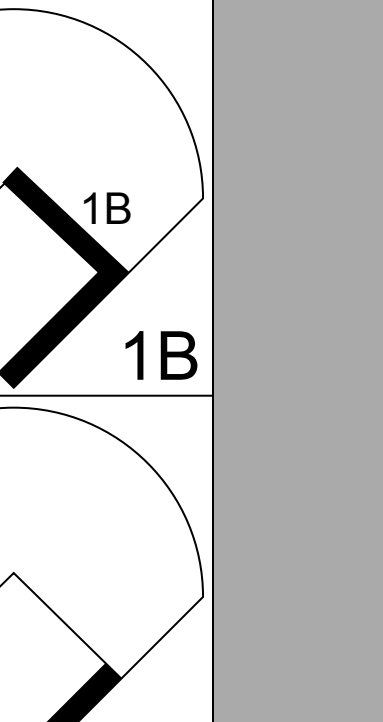
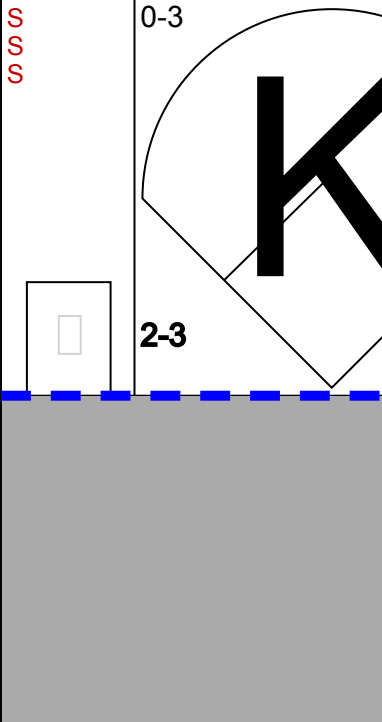
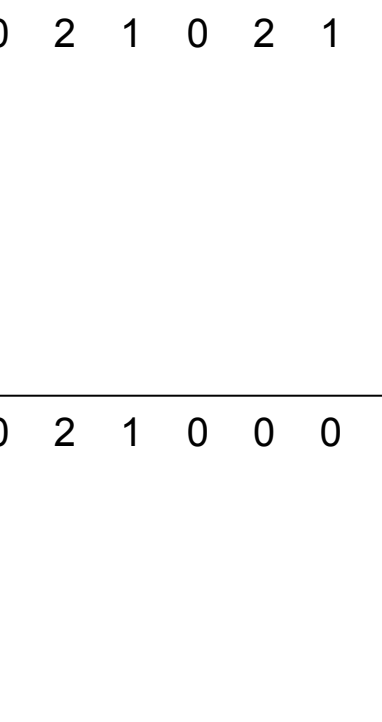
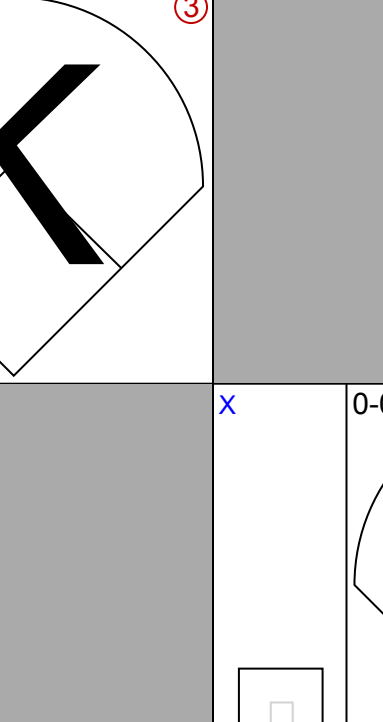
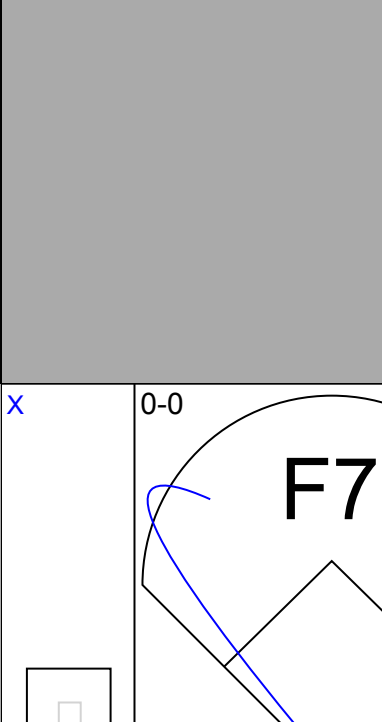
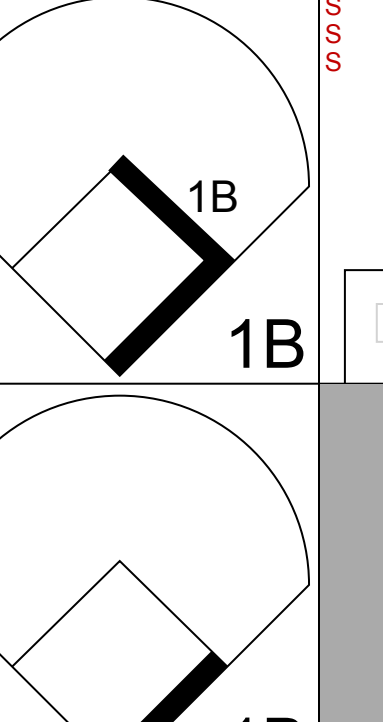
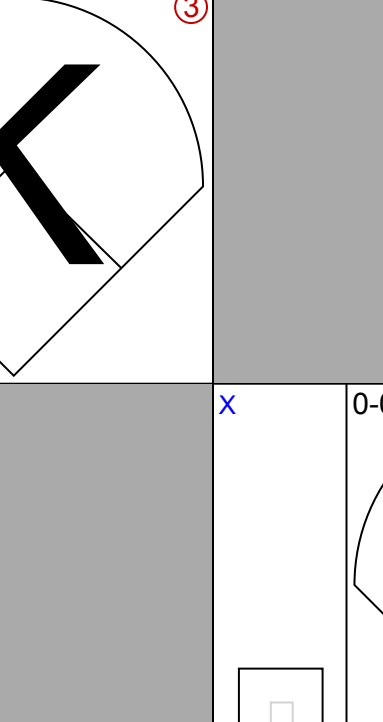
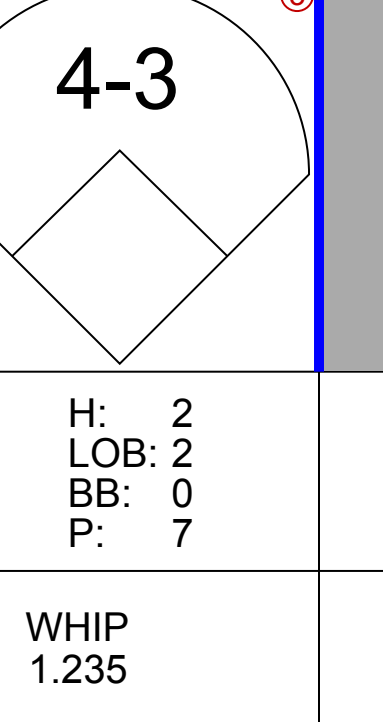
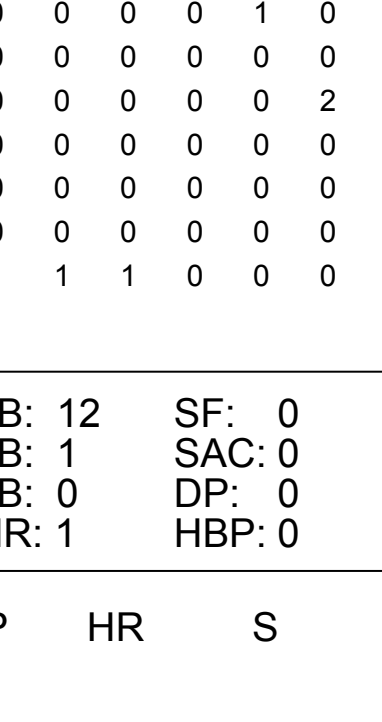
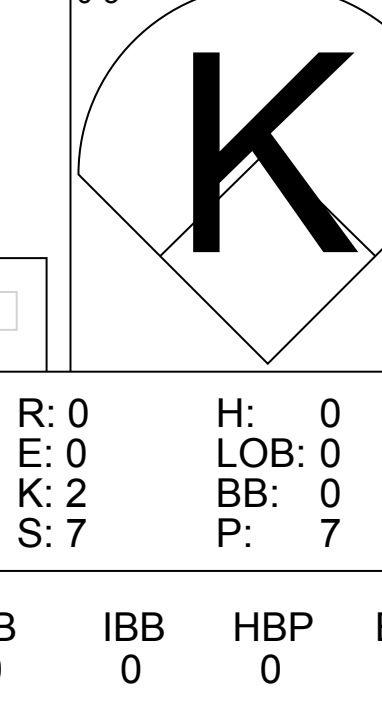
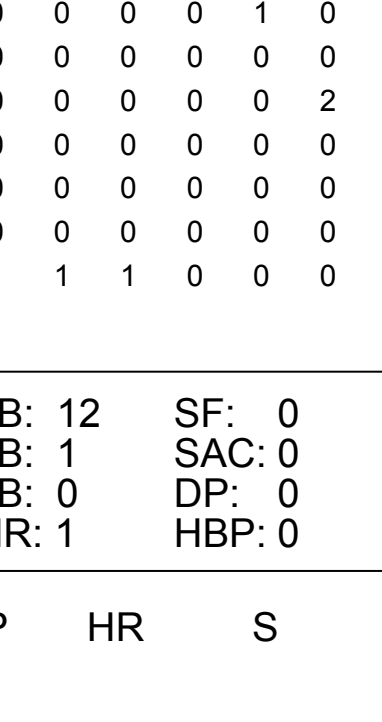
Batter	1	2	3	4	5	6	7	8	9	AB	R	H	RBI	BB	SO	LOB	BOTTOM										
Omar Moreno, L (1.8) OBP: 0.293, SLG: 0.345	G3		S 1B			G3			SH1-3 1B	4	1	2	0	1	0	3											
Tim Lincecum, R (1.6) OBP: 0.305, SLG: 0.300	L6		5-3		F3		1-3		SH1-3	4	0	0	0	0	0	3											
Dave Parker, L (1.9) OBP: 0.296, SLG: 0.471	K			1B 2B	1-3		K		1B IBB	4	1	1	0	1	2	2											
Bill Robinson, R (1.3) OBP: 0.354, SLG: 0.616		F4		G6-4-3 1B		1B 1B			1B	5	1	4	2	0	0	0											
Bill Madlock, R (1.5) OBP: 0.305, SLG: 0.390		6-3		G6-4-3		F8		6-3		4	0	0	0	0	0	3											
Lee Lacy, R (1.7) OBP: 0.511, SLG: 0.556								4-3		4	0	3	0	0	0	0											
Phil Garner, R (1.4) OBP: 0.357, SLG: 0.409		FC6 1B		6-3		1B 1B		4-3		4	0	1	1	0	0	2	AB 35										
Steve Nicosia, R (1.2) OBP: 0.303, SLG: 0.222			6-3			SH5-4 2B				2	0	1	0	0	0	0	R 4										
John Milner, L (6. PH) OBP: 0.239, SLG: 0.171							F5			1	0	0	0	0	0	2	H 13										
Ed Ott, L (7.2) OBP: 0.344, SLG: 0.381										1	0	0	0	0	0	0	RBI 4										
John Candelaria, L (1.1) OBP: 0.238, SLG: 0.211			1-3			SH5-4				0	0	0	0	0	0	0	BB 3										
Willie Stargell, L (6. PH) OBP: 0.377, SLG: 0.470										0	0	0	0	0	0	0	SO 2										
Enrique Romo, R (7.1) OBP: 0.667, SLG: 0.667										1	1	1	1	0	0	0	LOB 15										
Mike Easter, L (8. PH) OBP: 0.380, SLG: 0.591																											
Inning Stats	R: 0 E: 0 K: 1 S: 5	H: 0 LOB: 0 BB: 0 P: 5	R: 0 E: 0 K: 0 S: 4	H: 1 LOB: 1 BB: 0 P: 4	R: 0 E: 0 K: 0 S: 4	H: 1 LOB: 1 BB: 0 P: 4	R: 1 E: 0 K: 0 S: 5	H: 3 LOB: 1 BB: 0 P: 5	R: 0 E: 0 K: 0 S: 4	H: 1 LOB: 2 BB: 1 P: 8	R: 1 E: 0 K: 0 S: 6	H: 3 LOB: 3 BB: 1 P: 10	R: 0 E: 0 K: 1 S: 6	H: 1 LOB: 1 BB: 0 P: 6	R: 0 E: 0 K: 0 S: 3	H: 0 LOB: 0 BB: 0 P: 3	R: 2 E: 0 K: 0 S: 4	H: 3 LOB: 2 BB: 1 P: 8	1B: 10 2B: 2 3B: 0 HR: 1	SF: 0 SAC: 2 DP: 1 HBP: 0	WP: 0 PB: 0 SB: 3 CS: 0	PA: 40					
PITCHER	IP	WLS	BF	H	R	ER	SO	BB	IBB	HBP	BLK	WP	HR	S	P	ERA	WHIP										
Randy Jones, L (1.1) ERA: 1.95	5.1		24	8	2	2	1	1	0	0	0	0	0	1	1												
John D'Acquisto, R (6.1) ERA: 3.14	0.0		1	1	0	0	0	0	0	0	0	0	0	1	1												
Dennis Kinney, L (6.1) ERA: 5.79	1.1		6	1	0	0	1	0	1	0	0	0	0	7	11	0.00	0.750										
Rollie Fingers, R (7.1) ERA: 2.91	1.2	L	9	3	2	2	0	0	1	0	0	0	1	8	12	10.80	1.800										

San Diego Padres @ Pittsburgh Pirates
Three Rivers Stadium, Pittsburgh, PA
Wed May 21 1980, 7:05 PM EDT
Unknown



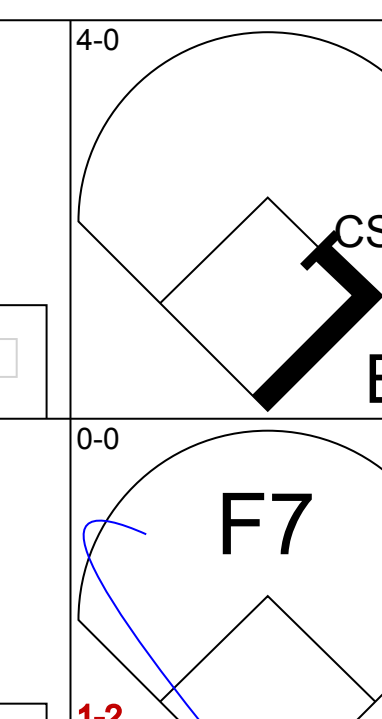
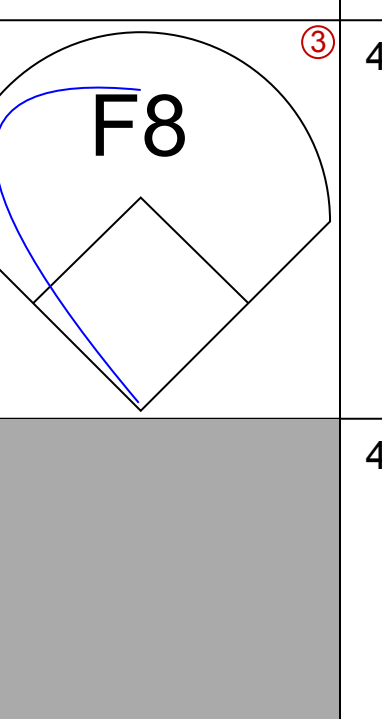
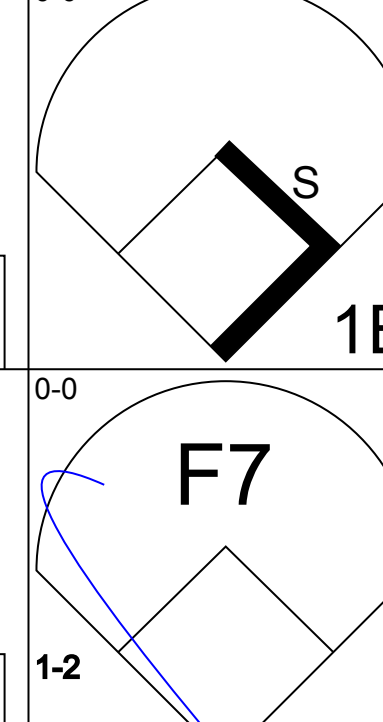
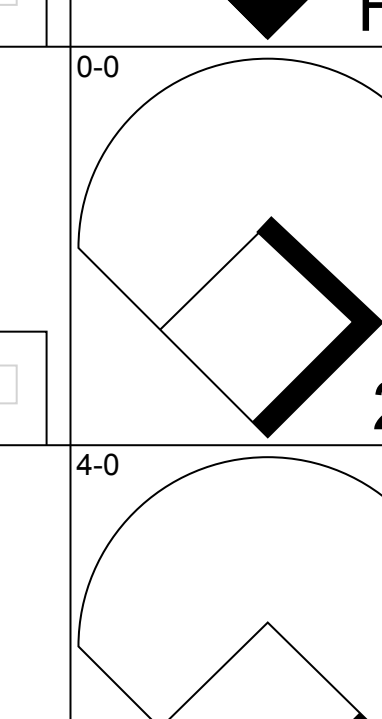

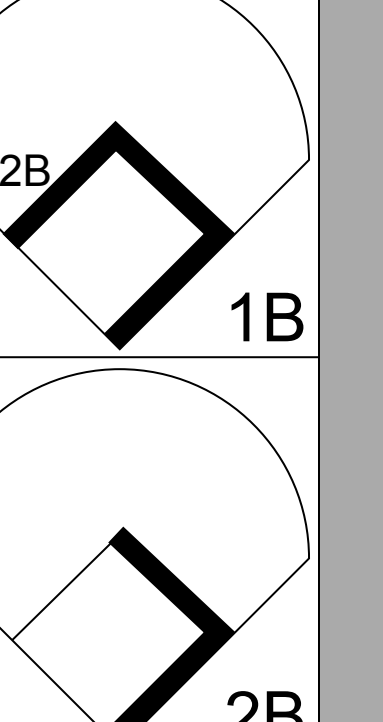
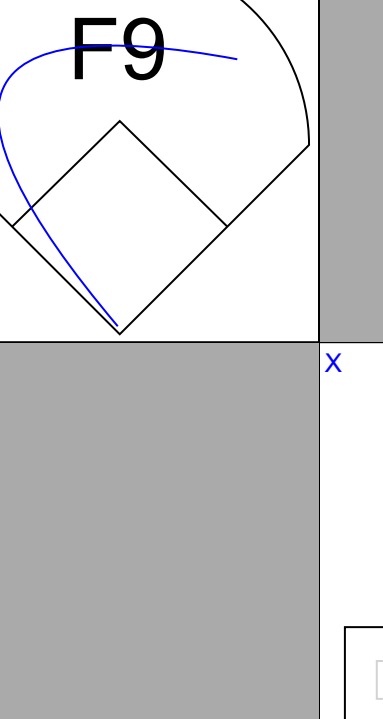

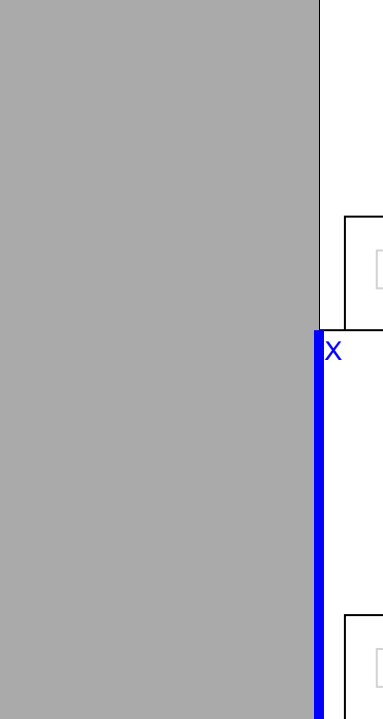
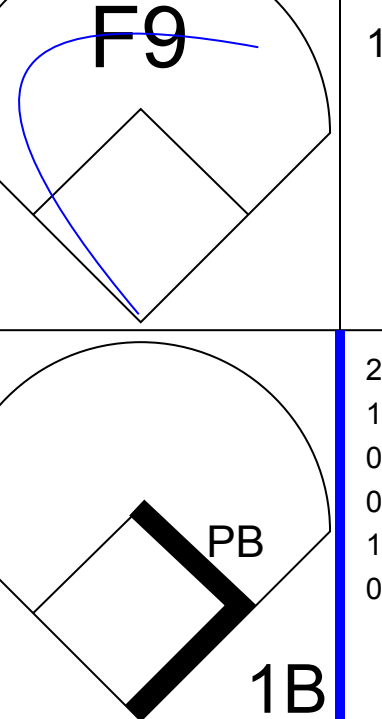
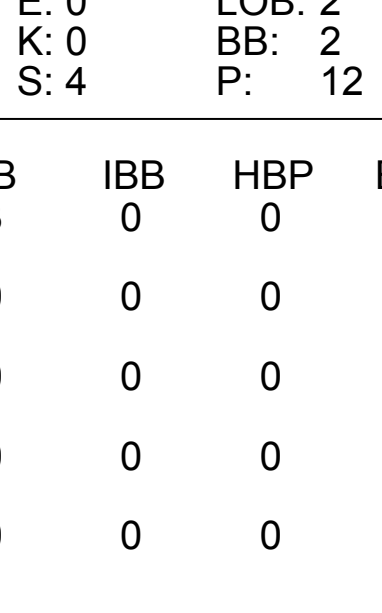

Batter	1	2	3	4	5	6	7	8	9	AB	R	H	RBI	BB	SO	LOB	TOP		
Ozzie Smith, S (1, 6) OBP: 0.308, SLG: 0.256	F6		1B 4-3 BB		6-3		F7		SH1	3	1	0	0	1	0	0	San Diego Padres @ Pittsburgh Pirates Three Rivers Stadium, Pittsburgh, PA Wed May 21 1980, 7:05 PM EDT Att: 17,301 - Unknown livebaseballscorecards.com		
Von Joshua, L (1, 8) OBP: 0.344, SLG: 0.414 Dave Winfield, R (9, PH) OBP: 0.385, SLG: 0.419	K		1-3 1B		HR		6-3		4-3	4	1	2	1	0	1	0			
Gene Richards, L (1, 7) OBP: 0.336, SLG: 0.364	3B		4-3		BB		4-3		L6	4	0	1	1	1	0	3			
Jerry Turner, L (1, 9) OBP: 0.347, SLG: 0.357	BB		F7		F9		4-3			3	0	0	0	1	0	2			
Willie Montanez, L (1, 3) OBP: 0.273, SLG: 0.317	4-3				F7		F7		G3	4	0	0	0	0	0	2			
Kurt Bevacqua, R (1, 5) OBP: 0.480, SLG: 0.652 Paul Dade, R (8, PR) OBP: 0.321, SLG: 0.208	K				F8		CI 1B		BB 1B	4	0	2	0	0	1	0			
Bill Fahey, L (1, 2) OBP: 0.480, SLG: 0.310 Gene Tenace, R (8, PH) OBP: 0.340, SLG: 0.345	K				2B		CI 1-2		BB	2	0	1	0	0	1	0			
Dave Cash, R (1, 4) OBP: 0.267, SLG: 0.246	4-3				1-4-3		F5		F8	4	0	0	0	0	0	5			
John Curtis, L (1, 1) OBP: 0.118, SLG: 0.063 Bob Shirley, R (8, 1) Aurelio Rodriguez, R (8, 5) OBP: 0.232, SLG: 0.357 Jerry Mumphy, S (9, PR) OBP: 0.308, SLG: 0.274	K		K		K		K		4-3 SH1 1B	3	0	0	0	0	3	2			
Inning Stats	R: 0 E: 0 K: 1 S: 6	H: 1 LOB: 2 BB: 1 P: 10	R: 0 E: 0 K: 2 S: 7	H: 0 LOB: 0 BB: 0 P: 7	R: 1 E: 0 K: 1 S: 6	H: 1 LOB: 1 BB: 1 P: 10	R: 0 E: 0 K: 0 S: 4	H: 1 LOB: 1 BB: 0 P: 4	R: 1 E: 0 K: 1 S: 6	H: 1 LOB: 2 BB: 0 P: 10	R: 0 E: 0 K: 0 S: 3	H: 0 LOB: 0 BB: 0 P: 3	R: 0 E: 0 K: 0 S: 4	H: 1 LOB: 2 BB: 1 P: 8	R: 0 E: 0 K: 0 S: 4	H: 1 LOB: 2 BB: 0 P: 4		1B: 4 2B: 1 3B: 1 HR: 1	SF: 0 SAC: 1 DP: 0 HBP: 0
PITCHER	IP	WLS	BF	H	R	ER	SO	BB	IBB	HBP	BLK	WP	HR	S	P	ERA	WHIP		
Don Robinson, R (1, 1) ERA: 3.13	6.0		27	5	2	2	6	3	0	0	0	0	1	36	48	3.00	1.333		
Grant Jackson, L (7, 1) ERA: 2.25	2.1	W	10	2	0	0	0	1	0	0	0	0	0	9	13	0.00	1.286		
Kent Tekulve, R (9, 1) ERA: 3.57	0.2	S	2	0	0	0	0	0	0	0	0	0	0	2	2	0.00	0.000		

Batter	1	2	3	4	5	6	7	8	9	AB	R	H	RBI	BB	SO	LOB	BOTTOM		
Omar Moreno, L (1, 8) OBP: 0.299, SLG: 0.364	4-3		WP 3B		G6-4-3 1B		F8			4	1	2	0	0	0	0	San Diego Padres @ Pittsburgh Pirates Three Rivers Stadium, Pittsburgh, PA Wed May 21 1980, 7:05 PM EDT Att: 17,301 - Unknown livebaseballscorecards.com		
Tim Foli, R (1, 6) OBP: 0.311, SLG: 0.331	FC4-6 1B		5-3		G6-4-3 1-2		HR			4	1	2	1	0	0	2			
Dave Parker, L (1, 9) OBP: 0.298, SLG: 0.457 John Milner, L (8, 3) OBP: 0.239, SLG: 0.171	FC4-6 1-2		K G5-4-3		4-3		4-3			4	0	0	0	0	1	1			
Bill Robinson, R (1, 3) OBP: 0.337, SLG: 0.584	FC6-4 1-2		G5-4-3		5-3		5-3			4	0	0	0	0	0	2			
Bill Madlock, R (1, 5) OBP: 0.311, SLG: 0.402 Matt Alexander, S (8, PR) Dale Berra, R (9, 5) OBP: 0.368, SLG: 0.294	F6				F4		2B 1B		SH5-3 1-3 2B	4	0	2	0	0	0	0			
Lee Lacy, R (1, 7) OBP: 0.520, SLG: 0.604	2B				F8		2B		SH5-3 2-3	3	0	2	0	0	0	0			
Phil Garner, R (1, 4) OBP: 0.362, SLG: 0.407	K				E 1B 1B		F6		1-3 IBB	3	0	1	0	1	1	3			
Steve Nicosia, R (1, 2) OBP: 0.351, SLG: 0.241	IBB				E7 1-3 1B		IBB		1-3	2	0	1	1	2	0	2			
Don Robinson, R (1, 1) OBP: 0.444, SLG: 0.444 Manny Sanguillen, R (8, PH) OBP: 0.750, SLG: 1.250 Grant Jackson, S (7, 1) Kent Tekulve, R (9, 1)	FC5-4 1-2				5-3		F7		K	2	0	0	0	0	0	4			
Inning Stats	R: 0 E: 0 K: 0 S: 4	H: 1 LOB: 2 BB: 0 P: 4	R: 0 E: 0 K: 1 S: 6	H: 1 LOB: 2 BB: 1 P: 10	R: 1 E: 0 K: 1 S: 6	H: 1 LOB: 0 BB: 0 P: 6	R: 0 E: 0 K: 0 S: 5	H: 2 LOB: 2 BB: 0 P: 5	R: 0 E: 0 K: 0 S: 3	H: 1 LOB: 0 BB: 0 P: 3	R: 0 E: 0 K: 0 S: 5	H: 2 LOB: 3 BB: 1 P: 9	R: 1 E: 0 K: 0 S: 4	H: 1 LOB: 0 BB: 0 P: 4	R: 1 E: 0 K: 1 S: 6	H: 1 LOB: 1 BB: 1 P: 10		1B: 5 2B: 3 3B: 1 HR: 1	SF: 0 SAC: 1 DP: 2 HBP: 0
PITCHER	IP	WLS	BF	H	R	ER	SO	BB	IBB	HBP	BLK	WP	HR	S	P	ERA	WHIP		
John Curtis, L (1, 1) ERA: 3.31	7.0	L	32	10	3	3	2	0	2	0	0	0	0	34	42	3.86	1.429		
Bob Shirley, L (8, 1) ERA: 1.57	1.0		4	0	0	0	1	0	1	0	0	0	0	5	9	0.00	0.000		

Batter	1	2	3	4	5	6	7	8	9	AB	R	H	RBI	BB	SO	LOB	TOP										
Ozzie Smith, S OBP: 0.305, SLG: 0.254 (1, 6)							4-3			5	1	1	0	0	3	0	San Diego Padres @ Pittsburgh Pirates Three Rivers Stadium, Pittsburgh, PA Thu May 22 1980, 7:05 PM EDT Att: 12,496 - Unknown										
Jerry Mumphrey, S OBP: 0.311, SLG: 0.279 (1, 8)				4-3				F7		5	2	2	1	0	1	0											
Gene Richards, L OBP: 0.338, SLG: 0.373 (1, 7)				5-3					4-3	5	1	2	0	0	1	2											
Jerry Turner, L OBP: 0.352, SLG: 0.362 Rollie Fingers, R OBP: 0.250, SLG: 0.500 (9, 1)	6-3							F8		5	1	2	1	0	1	2											
Willie Montanez, L OBP: 0.277, SLG: 0.320 (1, 3)		F8								5	0	2	1	0	2	1											
Bill Fahey, L OBP: 0.292, SLG: 0.323 (1, 2)		F8			4-3					4	0	2	1	0	0	0											
Aurelio Rodriguez, R Kurt Bevacqua, R OBP: 0.462, SLG: 0.625 (8, 5)		F7						4-3		3	0	1	0	0	1	2											
Dave Cash, R OBP: 0.266, SLG: 0.246 (1, 4)			4-3					4-3		4	0	1	0	0	0	0											
Gary Lucas, L Steve Mura, R Paul Lajoie, R John D'Acquisto, R Gene Tenace, R Bob Shirley, R Dave Winfield, R (9, 9)					4-3		F7			1	0	0	0	0	1	0											
Inning Stats	R: 0 E: 0 K: 2 S: 8	H: 1 LOB: 1 BB: 0 P: 8	R: 0 E: 0 K: 0 S: 3	H: 0 LOB: 0 BB: 0 P: 3	R: 0 E: 0 K: 2 S: 7	H: 0 LOB: 0 BB: 0 P: 7	R: 0 E: 0 K: 1 S: 5	H: 2 LOB: 2 BB: 0 P: 7	R: 2 E: 0 K: 3 S: 13	H: 4 LOB: 2 BB: 0 P: 13	R: 0 E: 0 K: 0 S: 3	H: 0 LOB: 0 BB: 0 P: 3	R: 1 E: 0 K: 0 S: 6	H: 3 LOB: 2 BB: 0 P: 6	R: 3 E: 1 K: 1 S: 9	H: 4 LOB: 1 BB: 0 P: 9		1B: 12 2B: 1 3B: 0 HR: 1	SF: 0 SAC: 0 DP: 0 HBP: 0	WP: 1 PB: 0 SB: 2 CS: 0	PA: 41						
PITCHER	IP	WLS	BF	H	R	ER	SO	BB	IBB	HBP	BLK	WP	HR	S	P	ERA	WHIP										
Bert Blyleven, R ERA: 3.27 (1, 1)	5.2		24	7	2	2	8	0	0	0	1	0	0	40	40	3.18	1.235										
Enrique Romo, R ERA: 2.03 (6, 1)	2.0		9	3	1	1	1	0	0	0	0	0	0	11	11	4.50	1.500										
Kent Tekulve, R ERA: 4.63 (8, 1)	0.2	L	5	3	3	3	0	0	0	0	0	0	1	5	5	40.50	4.500										
Grant Jackson, L ERA: 2.16 (9, 1)	0.2		3	1	0	0	1	0	0	0	0	1	0	5	5	0.00	1.500										

AB 41
R 6
H 14
RBI 5
BB 0
SO 10
LOB 11



Batter	1	2	3	4	5	6	7	8	9	AB	R	H	RBI	BB	SO	LOB	BOTTOM										
Omar Moreno, L OBP: 0.296, SLG: 0.354 (1, 8)	G3				F7		4-3			4	0	0	0	1	0	1	San Diego Padres @ Pittsburgh Pirates Three Rivers Stadium, Pittsburgh, PA Thu May 22 1980, 7:05 PM EDT Att: 12,496 - Unknown										
Tim Lincecum, R OBP: 0.309, SLG: 0.328 (1, 6)			F7		6-3		6-3			4	0	1	0	0	0	1											
Lee Lacy, R OBP: 0.500, SLG: 0.635 (1, 7)	F7				F2		F8			4	1	1	1	0	0	1											
Bill Robinson, R OBP: 0.345, SLG: 0.593 (1, 9)								4-3		4	0	2	0	0	1	1											
Willie Stargell, L OBP: 0.383, SLG: 0.478 (1, 3)		F2						4-3		3	0	1	0	1	0	0											
Bill Madlock, R OBP: 0.301, SLG: 0.389 (1, 5)		5-3		F8		F9		6-3		4	0	0	0	0	4												
Phil Garner, R OBP: 0.366, SLG: 0.422 (1, 4)							F9			3	2	1	0	1	1	0											
Steve Nicosia, R OBP: 0.350, SLG: 0.355 John Milner, L OBP: 0.234, SLG: 0.167 (9, PH)					SF7		F8		F9	2	1	1	3	0	0	0											
Bert Blyleven, R Enrique Romo, R Kent Tekulve, R Grant Jackson, L Dave Parker, L Don Robinson, R (9, 9)		4-3			4-3		F8			2	0	0	0	0	0	0											
Inning Stats	R: 0 E: 0 K: 1 S: 6	H: 1 LOB: 1 BB: 0 P: 6	R: 2 E: 0 K: 0 S: 4	H: 1 LOB: 1 BB: 1 P: 8	R: 1 E: 0 K: 0 S: 4	H: 2 LOB: 2 BB: 0 P: 12	R: 1 E: 0 K: 0 S: 4	H: 1 LOB: 0 BB: 0 P: 4	R: 0 E: 0 K: 0 S: 5	H: 2 LOB: 2 BB: 0 P: 5	R: 0 E: 0 K: 0 S: 3	H: 0 LOB: 0 BB: 0 P: 3	R: 0 E: 0 K: 0 S: 3	H: 0 LOB: 0 BB: 0 P: 3	R: 0 E: 0 K: 1 S: 6	H: 1 LOB: 2 BB: 0 P: 6		1B: 3 2B: 2 3B: 1 HR: 2	SF: 1 SAC: 0 DP: 0 HBP: 0	WP: 0 PB: 1 SB: 2 CS: 1	PA: 37						
PITCHER	IP	WLS	BF	H	R	ER	SO	BB	IBB	HBP	BLK	WP	HR	S	P	ERA	WHIP										
Gary Lucas, L ERA: 3.2 (1, 1)	2.2		14	4	3	3	1	0	0	0	0	0	0	5	5	6.75	0.750										
Steve Mura, R ERA: 5.23 (3, 1)	1.1		5	1	1	1	0	0	0	0	0	0	0	5	5	6.75	0.750										
John D'Acquisto, R ERA: 2.76 (5, 1)	2.0		8	2	0	0	0	0	0	0	0	0	0	8	8	0.00	1.000										
Bob Shirley, L ERA: 1.44 (7, 1)	2.0	W	6	0	0	0	0	0	0	0	0	0	0	6	6	0.00	0.000										
Rollie Fingers, R ERA: 2.78 (9, 1)	1.0	S	4	1	0	0	1	0	0	0	0	0	0	6	6	0.00	1.000										

AB 33
R 4
H 8
RBI 4
BB 3
SO 2
LOB 8



Batter	1	2	3	4	5	6	7	8	9	AB	R	H	RBI	BB	SO	LOB	TOP			
Bill North, S OBP: 0.398, SLG: 0.357 (1, 8)	0-0 4-3 1B	0-0 5-3			0-0 F8		0-0 CS 1B			4	1	2	0	0	0	0				
Joe Strain, R OBP: 0.391, SLG: 0.386 (1, 4)	0-0 4-3 1-2	0-0 F8			0-0 HR 1B		0-0 G6-4-3 1-2 1B			4	1	2	0	0	0	1				
Jack Clark, R OBP: 0.392, SLG: 0.541 (1, 9)	4-0 1B BB		0-0 6-3 2B		0-0 F8		0-0 G6-4-3 1-2			3	1	1	0	1	0	2				
Darrell Evans, L OBP: 0.358, SLG: 0.404 (1, 5)	0-0 1B 1-3 2-H 1B		0-0 6-3 2-3		0-0 HR		0-0 G3-6-3 1B			4	2	3	3	0	0	1				
Mike Ivie, R OBP: 0.286, SLG: 0.348 (1, 3)	0-0 1B FC5-2 1-3 3-H 1B		0-0 G6-4-3 BB		0-0 4-3		0-0 F7			0	0	0	0	0	0	0				
Willie McCovey, L OBP: 0.267, SLG: 0.269 (1, PH)										3	0	1	1	1	0	1				
Larry Hemdon, R OBP: 0.290, SLG: 0.371 (1, 7)	0-0 FC5 1-3 3-H 1B		0-0 G6-4-3 1-2		0-0 F9		0-0 G3-6-3 1-2			4	0	1	1	0	0	3				
Johnnie LetMaster, R OBP: 0.250, SLG: 0.368 (1, 6)	0-0 FC5-2 1-2 3-H		0-0 5-3		0-0 F8		0-0 5-3			4	0	0	0	0	0	2				
Mike Sadek, R OBP: 0.364, SLG: 0.300 (1, 2)	0-0 FC5 2-3		0-0 F8		0-0 F8		0-0 1B			4	0	1	0	0	1	2				
Vida Blue, S OBP: 0.207, SLG: 0.148 (1, 1)			0-0 F8		0-0 G3		0-3 K			4	0	0	0	0	1	1				
Inning Stats	R: 3 E: 0 K: 0 S: 7	H: 4 LOB: 2 BB: 1 P: 11	R: 0 E: 0 K: 0 S: 3	H: 0 LOB: 0 BB: 0 P: 3	R: 0 E: 0 K: 0 S: 3	H: 1 LOB: 1 BB: 1 P: 7	R: 0 E: 0 K: 0 S: 3	H: 0 LOB: 0 BB: 0 P: 3	R: 2 E: 0 K: 1 S: 6	H: 2 LOB: 0 BB: 0 P: 6	R: 0 E: 0 K: 0 S: 3	H: 1 LOB: 0 BB: 0 P: 3	R: 0 E: 0 K: 0 S: 3	H: 1 LOB: 0 BB: 0 P: 3	R: 0 E: 0 K: 1 S: 5	H: 0 LOB: 0 BB: 0 P: 5	1B: 9 2B: 1 3B: 0 HR: 1	SF: 0 SAC: 0 DP: 3 HBP: 0	WP: 0 PA: 36 PB: 0 CS: 1	
PITCHER	IP	WLS	BF	H	R	ER	SO	BB	IBB	HBP	BLK	WP	HR	S	P	ERA	WHIP			
John Candelaria, L ERA: 3.34 (1, 1)	5.0	L	23	7	5	5	0	2	0	0	0	0	1	21	29	9.00	1.800			
Andy Hassler, L ERA: 4.15 (6, 1)	3.0		10	4	0	0	1	0	0	0	0	0	0	12	12	0.00	1.333			
Enrique Romo, R ERA: 1.76 (9, 1)	1.0		3	0	0	0	1	0	0	0	0	0	0	5	5	0.00	0.000			

San Francisco Giants @ Pittsburgh Pirates
Three Rivers Stadium, Pittsburgh, PA
Sun May 25 1980, 3:33 AM EDT
Att: 42,626 - Unknown

AB	34
R	5
H	11
RBI	5
BB	2
SO	2
LOB	13



Batter	1	2	3	4	5	6	7	8	9	AB	R	H	RBI	BB	SO	LOB	BOTTOM				
Omar Moreno, L OBP: 0.298, SLG: 0.341 (1, 8)	0-0 3-1		0-0 4-3			0-0 1B 1B		0-0 F7		4	1	1	0	0	0	1					
Tim Foli, R OBP: 0.307, SLG: 0.326 (1, 6)	0-0 5-3			0-0 F4		0-0 G6-4-3 1-2 1B		0-0 G1-6-3 1-2		4	0	1	0	0	0	1					
Lee Lacy, R OBP: 0.471, SLG: 0.585 (1, 7)	0-0 F3			0-0 5-3		0-0 G6-4-3 1-2 2-H 1B		0-0 6-3		4	0	1	1	0	0	0					
Bill Robinson, R OBP: 0.337, SLG: 0.560 (1, 9)			0-0 2B		0-3 K		0-0 G6-4-3 1-2 2-3		0-0 F4		4	0	1	0	0	1	2				
Bill Madlock, R OBP: 0.304, SLG: 0.394 (1, 3)			0-0 F9		0-0 2B 3B		0-0 F3		0-0 F4		4	1	1	0	0	2					
Phil Garner, R OBP: 0.367, SLG: 0.422 (1, 4)			0-0 6-3		0-0 2B		0-0 6-3		0-0 F4		3	0	1	1	0	0	1				
Steve Nicosia, R OBP: 0.320, SLG: 0.341 (1, 2)			0-3 K		0-0 6-3		0-0 F8		0-0 F4		3	0	0	0	0	1	2				
Dale Berra, R OBP: 0.333, SLG: 0.290 (1, 5)			0-0 6-3		0-0 F4		0-0 4-3		0-0 F4		3	0	0	0	0	0	1				
John Candelaria, L OBP: 0.227, SLG: 0.200 (1, 1)			0-0 F7		0-0 6-3		0-0 6-3		0-0 G1-6-3 1B		1	0	0	0	0	0	0				
Manny Sanguillen, R OBP: 0.429, SLG: 0.714 (6, PH)										1	0	0	0	0	0	0	1				
Andy Hassler, L OBP: 0.307, SLG: 0.326 (6, 1)										0	0	0	0	0	0	0	0				
John Milner, L OBP: 0.240, SLG: 0.178 (8, PH)										1	0	1	0	0	0	0	0				
Enrique Romo, R OBP: 0.260, SLG: 0.500 (9, 1)										0	0	0	0	0	0	0	0				
Inning Stats	R: 0 E: 0 K: 0 S: 3	H: 0 LOB: 0 BB: 0 P: 3	R: 0 E: 0 K: 1 S: 6	H: 1 LOB: 1 BB: 0 P: 6	R: 0 E: 0 K: 0 S: 3	H: 0 LOB: 0 BB: 0 P: 3	R: 0 E: 0 K: 1 S: 5	H: 0 LOB: 0 BB: 0 P: 5	R: 1 E: 0 K: 0 S: 5	H: 2 LOB: 1 BB: 0 P: 5	R: 1 E: 0 K: 0 S: 5	H: 3 LOB: 1 BB: 0 P: 5	R: 0 E: 0 K: 0 S: 3	H: 0 LOB: 0 BB: 0 P: 3	R: 0 E: 0 K: 0 S: 3	H: 1 LOB: 0 BB: 0 P: 3	R: 0 E: 0 K: 0 S: 3	H: 0 LOB: 0 BB: 0 P: 3	1B: 4 2B: 2 3B: 1 HR: 0	SF: 0 SAC: 0 DP: 2 HBP: 0	WP: 0 PA: 32 PB: 0 CS: 0
PITCHER	IP	WLS	BF	H	R	ER	SO	BB	IBB	HBP	BLK	WP	HR	S	P	ERA	WHIP				
Vida Blue, L ERA: 2.99 (1, 1)	9.0	W	32	7	2	2	2	0	0	0	0	0	0	36	36	2.00	0.778				

San Francisco Giants @ Pittsburgh Pirates
Three Rivers Stadium, Pittsburgh, PA
Sun May 25 1980, 3:33 AM EDT
Att: 42,626 - Unknown

AB	32
R	2
H	7
RBI	2
BB	0
SO	2
LOB	11



Batter	1	2	3	4	5	6	7	8	9	AB	R	H	RBI	BB	SO	LOB	TOP										
Omar Moreno, L OBP: 0.295, SLG: 0.333	3-1		SH E BB	F8		FC6-4			F8	4	1	0	0	1	0	1	Pittsburgh Pirates @ Philadelphia Phillies Veterans Stadium, Philadelphia, PA Mon May 26 1980, 7:05 PM EDT Att: 45,394 - Unknown										
Tim Foli, R OBP: 0.306, SLG: 0.324	K		SH BB E 1B	6-3			1B SF8	1B	F7	4	2	1	0	0	1	0											
Dave Parker, L OBP: 0.296, SLG: 0.465	HR	BB		L3				CS	F8	4	1	1	0	1	0	1											
Willie Stargell, L OBP: 0.427, SLG: 0.595	HR		BB 1B		4-3	FC5-4		SF8		1	2	1	3	1	0	0											
Bill Robinson, R OBP: 0.324, SLG: 0.537	F8			F8		K		3-H	K	4	0	0	0	0	2	4											
Bill Madlock, R OBP: 0.309, SLG: 0.388		BLK BB	1B 2-3		FC5-4		CS		F8	2	0	0	0	2	0	1											
Ed Ott, L OBP: 0.337, SLG: 0.368	K		FC6-4			F9				4	0	2	2	0	1	1											
Phil Garner, R OBP: 0.356, SLG: 0.409	K		FC6-4			4-3			K	4	0	0	0	0	2	4											
Bert Blyleven, R OBP: 0.118, SLG: 0.063	K			4-3					K	3	0	0	0	0	2	2											
Grant Jackson, S OBP: 0.000, SLG: 0.000										0	0	0	0	0	0	0											
Kent Tekulve, R OBP: 0.000, SLG: 0.000										0	0	0	0	0	0	0											
Inning Stats	R: 2 E: 0 K: 1 S: 6	H: 1 LOB: 0 BB: 1 P: 10	R: 0 E: 0 K: 3 S: 9	H: 0 LOB: 1 BB: 1 P: 13	R: 3 E: 1 K: 0 S: 5	H: 1 LOB: 2 BB: 3 P: 17	R: 0 E: 0 K: 0 S: 3	H: 0 LOB: 0 BB: 0 P: 3	R: 0 E: 0 K: 0 S: 5	H: 0 LOB: 1 BB: 0 P: 6	R: 0 E: 0 K: 1 S: 6	H: 2 LOB: 0 BB: 0 P: 6	R: 0 E: 0 K: 2 S: 8	H: 1 LOB: 1 BB: 0 P: 8	R: 0 E: 0 K: 0 S: 3	H: 0 LOB: 0 BB: 0 P: 3	1B: 4 2B: 0 3B: 0 HR: 1	SF: 1 SAC: 1 DP: 0 HBP: 2	WP: 0 PB: 0 SB: 1 CS: 1	PA: 40							
PITCHER	IP	WLS	BF	H	R	ER	SO	BB	IBB	HBP	BLK	WP	HR	S	P	ERA	WHIP										
Bob Walk, R ERA: 16.88	2.2		16	2	5	5	4	4	1	0	1	0	1	19	39	16.88	2.250										
Lerrin LaGrow, R ERA: 3.21	1.1		4	0	0	0	0	0	0	0	0	0	0	4	4	0.00	0.000										
Kevin Saucier, L ERA: 2.65	2.0		8	0	0	0	1	0	0	2	0	0	0	8	10	0.00	0.000										
Tug McGraw, L ERA: 3.1	2.0		8	3	1	1	3	0	0	0	0	0	0	14	14	4.50	1.500										
Ron Reed, R ERA: 3.0	1.0	W	3	0	0	0	0	0	0	0	0	0	0	3	3	0.00	0.000										

Batter	1	2	3	4	5	6	7	8	9	AB	R	H	RBI	BB	SO	LOB	BOTTOM										
Pete Rose, S OBP: 0.368, SLG: 0.360	G3									4	1	3	0	1	0	0	Pittsburgh Pirates @ Philadelphia Phillies Veterans Stadium, Philadelphia, PA Mon May 26 1980, 7:05 PM EDT Att: 45,394 - Unknown										
Bake McBride, L OBP: 0.303, SLG: 0.450	G3	4-3		K			4-3	F8		5	0	0	0	0	1	6											
Mike Schmidt, R OBP: 0.372, SLG: 0.664	BB		HR	BB	1-3		F7		2B	3	2	1	0	2	0	1											
Greg Luzinski, R OBP: 0.400, SLG: 0.651	BB		1-3						2B	4	0	2	1	1	1	1											
Lonnie Smith, R OBP: 0.375, SLG: 0.500	BB		1-3		K				1B	0	1	0	0	0	0	0											
Bob Boone, R OBP: 0.268, SLG: 0.323	F6		G3				5-3		1B	4	0	1	1	1	0	4											
Gary Maddox, R OBP: 0.300, SLG: 0.438		2B	HR		F7			G3	1B	4	3	3	2	1	0	1											
Larry Bowa, S OBP: 0.256, SLG: 0.336		2B	HR					G3	1B	5	0	2	2	0	1	1											
Manny Trillo, R OBP: 0.400, SLG: 0.507	3-1			6-3					1B	4	0	1	1	0	0	1											
Bob Walk, R ERA: 16.88										1	0	0	0	0	0	1											
Lerrin LaGrow, R ERA: 3.21										0	0	0	0	0	0	0											
Kevin Saucier, L ERA: 2.65										0	0	0	0	0	0	0											
Tug McGraw, L ERA: 3.1										0	0	0	0	0	0	0											
Ron Reed, R ERA: 3.0										0	0	0	0	0	0	0											
Inning Stats	R: 0 E: 0 K: 0 S: 3	H: 0 LOB: 2 BB: 2 P: 11	R: 1 E: 0 K: 1 S: 7	H: 2 LOB: 1 BB: 1 P: 11	R: 2 E: 0 K: 0 S: 4	H: 1 LOB: 0 BB: 1 P: 8	R: 0 E: 0 K: 2 S: 8	H: 1 LOB: 1 BB: 0 P: 8	R: 0 E: 0 K: 1 S: 5	H: 0 LOB: 0 BB: 0 P: 5	R: 1 E: 0 K: 0 S: 5	H: 2 LOB: 1 BB: 0 P: 5	R: 1 E: 0 K: 0 S: 6	H: 3 LOB: 2 BB: 0 P: 6	R: 2 E: 0 K: 0 S: 4	H: 4 LOB: 3 BB: 1 P: 8	1B: 6 2B: 6 3B: 0 HR: 1	SF: 0 SAC: 0 DP: 0 HBP: 0	WP: 0 PB: 0 SB: 1 CS: 0	PA: 43							
PITCHER	IP	WLS	BF	H	R	ER	SO	BB	IBB	HBP	BLK	WP	HR	S	P	ERA	WHIP										
Bert Blyleven, R ERA: 3.79	7.1		35	8	5	5	5	5	0	0	0	0	1	40	60	6.14	1.773										
Grant Jackson, L ERA: 1.69	0.2		3	1	0	0	0	0	0	0	0	0	0	3	3	0.00	1.500										
Kent Tekulve, R ERA: 5.4	0.0	L	5	4	2	2	0	0	1	0	0	0	0	4	8	∞	∞										

Batter	1	2	3	4	5	6	7	8	9	10	11	12	13	AB	R	H	RBI	BB	SO	LOB	TOP			
Omar Moreno, L OBP: 0.300, SLG: 0.351 (1, 8)	K	K					K		FC3-6 E S 1-2			6-3 2B	1-3 2-3 1BB	6	0	2	0	1	3	2				
Tim Folt, R OBP: 0.299, SLG: 0.316 (1, 6)	E6 1B S		5-3		6-3		4-3 WP 1B		4-3 1-3			6-3	1-3	7	1	1	0	0	0	6				
Dave Parker, L OBP: 0.292, SLG: 0.450 (1, 9)	F4		K		K		4-3		4-3		4-3	4-0 1BB		5	0	0	0	1	2	3				
Bill Robinson, R OBP: 0.310, SLG: 0.515 (12, PH) Willie Stargell, L OBP: 0.423, SLG: 0.588 (12, 3)	1B BB		K		5-3		5-3		F7		K		K	4	0	0	0	1	2	2				
Bill Madlock, R OBP: 0.310, SLG: 0.388 (1, 5)	1-2 2H 1B				K				1-3		1-3		SH5-4 1B	6	1	2	1	0	3	0				
Lee Lacy, R OBP: 0.466, SLG: 0.800 (1, 7)	F8				FC5-4 3B		1-3 1B		K			F8	SH5-4 1-2	5	1	2	0	0	1	2				
Phil Garner, R OBP: 0.350, SLG: 0.394 (1, 4)			F9		FC5-4 1BB		1-3		F4			5-3	K	5	0	0	0	1	1	2				
Steve Nicosia, R OBP: 0.309, SLG: 0.311 (1, 2) Ed Ott, L OBP: 0.343, SLG: 0.369 (13, PH) (13, 2)			F9		FC5-4 1-2 3H 1BB				5-3			F9	1BB 1B 1BB	4	0	0	1	1	0	1				
Jim Bibby, R OBP: 0.286, SLG: 0.250 (1, 1) John Milner, L OBP: 0.226, SLG: 0.174 (12, PH) Enrique Romo, R OBP: 0.500, SLG: 0.500 (12, 1) Mike Espino, L OBP: 0.382, SLG: 0.563 (13, PH) Kent Tekulve, R (13, 1)					6-3		K					F8	1BB 1B 1BB	3	0	1	0	1	1	3				
Inning Stats	R: 1 E: 1 K: 1 S: 7	H: 1 LOB: 2 BB: 1 P: 11	R: 0 E: 0 K: 1 S: 5	H: 0 LOB: 1 BB: 1 P: 9	R: 0 E: 0 K: 2 S: 7	H: 0 LOB: 0 BB: 7 P: 7	R: 1 E: 1 K: 1 S: 6	H: 1 LOB: 1 BB: 1 P: 10	R: 0 E: 0 K: 1 S: 6	H: 1 LOB: 1 BB: 0 P: 6	R: 0 E: 0 K: 2 S: 8	H: 0 LOB: 0 BB: 7 P: 7	R: 0 E: 0 K: 0 S: 4	H: 1 LOB: 1 BB: 0 P: 4	R: 0 E: 0 K: 1 S: 5	H: 0 LOB: 0 BB: 0 P: 5	R: 0 E: 0 K: 1 S: 6	H: 1 LOB: 2 BB: 1 P: 10	R: 0 E: 0 K: 1 S: 7	H: 0 LOB: 3 BB: 2 P: 15	1B: 6 2B: 1 3B: 2 HR: 0	SF: 0 SAC: 1 DP: 0 HBP: 0	W/P: 1 PB: 0 SB: 2 CS: 0	PA: 56
PITCHER	IP	WLS	BF	H	R	ER	SO	BB	IBB	HBP	BLK	WP	HR	S	P	ERA	WHIP							
Steve Carlton, L ERA: 1.99 (1, 1)	8.0		34	5	2	1	11	2	2	0	0	1	0	52	68	1.12	0.875							
Tug McGraw, L ERA: 2.7 (9, 1)	3.0		10	1	0	0	1	0	0	0	0	0	0	12	12	0.00	0.333							
Dickie Noles, R ERA: 2.25 (12, 1)	2.0	L	12	3	1	1	2	0	3	0	0	0	0	13	25	4.50	1.500							

Pittsburgh Pirates @ Philadelphia Phillies
Veterans Stadium, Philadelphia, PA
Tue May 27 1980, 7:05 PM EDT
Att. 35,989 - Unknown


AB 48
R 3
H 9
RBI 3
BB 7
SO 14
LOB 23



Batter	1	2	3	4	5	6	7	8	9	10	11	12	13	AB	R	H	RBI	BB	SO	LOB	BOTTOM					
Pete Rose, S OBP: 0.363, SLG: 0.354 (1, 3)	4-3		K						4-3		G6-4-3 1-2			5	0	1	0	0	1	2						
Bake McBride, L OBP: 0.330, SLG: 0.451 (1, 9) Dickie Noles, R OBP: 0.667, SLG: 0.667 (12, 1)	K					G4-6-3 1B			G4-6-3 1-2		HR BB		F7	4	1	1	0	1	1	1						
Mike Schmidt, R OBP: 0.366, SLG: 0.669 (1, 9)	K				5-3				5-3		HR		K	5	1	1	2	0	2	1						
Greg Luzinski, R OBP: 0.387, SLG: 0.627 (1, 7)			K		F3				F8		F4		K	5	0	0	0	0	2	1						
Bob Boone, R OBP: 0.259, SLG: 0.312 (1, 2)			K		F7				5-3		F9		4-3	5	0	0	0	0	1	1						
Garry Maddox, R OBP: 0.296, SLG: 0.429 (1, 8)			F4			L4-6 1B			4-3		5-3		4-3	5	0	1	0	0	0	0						
Larry Bowa, S OBP: 0.254, SLG: 0.331 (1, 6)			K			K					F8		1-3	5	0	1	0	0	2	1						
Manny Trillo, R OBP: 0.388, SLG: 0.480 (1, 4)			4-3			L4-6 2-3					F9		4-3	4	0	0	0	1	0	1						
Steve Carlton, L OBP: 0.179, SLG: 0.185 (1, 1) Del Unser, R OBP: 0.440, SLG: 0.682 (6, PH) Tug McGraw, R OBP: 0.500, SLG: 0.500 (9, 1) George Vukovich, L OBP: 0.400, SLG: 0.500 (11, PH) (12, 9)					1B	6-3			G4-6-3 1-2		G6-4-3 1B			2	0	1	0	0	0	0						
Inning Stats	R: 0 E: 0 K: 2 S: 7	H: 0 LOB: 0 BB: 0 P: 7	R: 0 E: 0 K: 2 S: 7	H: 0 LOB: 0 BB: 0 P: 7	R: 0 E: 0 K: 2 S: 8	H: 1 LOB: 1 BB: 0 P: 8	R: 0 E: 0 K: 0 S: 4	H: 1 LOB: 1 BB: 0 P: 4	R: 0 E: 0 K: 1 S: 5	H: 1 LOB: 0 BB: 0 P: 5	R: 0 E: 0 K: 0 S: 3	H: 1 LOB: 1 BB: 1 P: 7	R: 2 E: 0 K: 0 S: 4	H: 1 LOB: 0 BB: 1 P: 8	R: 0 E: 0 K: 0 S: 3	H: 0 LOB: 0 BB: 0 P: 3	R: 0 E: 0 K: 1 S: 6	H: 0 LOB: 0 BB: 0 P: 7	R: 0 E: 0 K: 2 S: 7	H: 0 LOB: 0 BB: 0 P: 7	R: 0 E: 0 K: 0 S: 3	H: 0 LOB: 0 BB: 0 P: 3	1B: 5 2B: 2 3B: 0 HR: 1	SF: 0 SAC: 0 DP: 4 HBP: 0	W/P: 0 PB: 0 SB: 2 CS: 0	PA: 44
PITCHER	IP	WLS	BF	H	R	ER	SO	BB	IBB	HBP	BLK	WP	HR	S	P	ERA	WHIP									
Jim Bibby, R ERA: 3.11 (1, 1)	11.0		38	7	2	2	7	2	0	0	0	0	0	50	58	1.64	0.818									
Enrique Romo, R ERA: 1.71 (12, 1)	1.0	W	3	0	0	0	2	0	0	0	0	0	0	7	7	0.00	0.000									
Kent Tekulve, R ERA: 5.18 (13, 1)	1.0	S	3	0	0	0	0	0	0	0	0	0	0	3	3	0.00	0.000									

Pittsburgh Pirates @ Philadelphia Phillies
Veterans Stadium, Philadelphia, PA
Tue May 27 1980, 7:05 PM EDT
Att. 35,989 - Unknown

AB 42
R 2
H 7
RBI 2
BB 2
SO 9
LOB 10

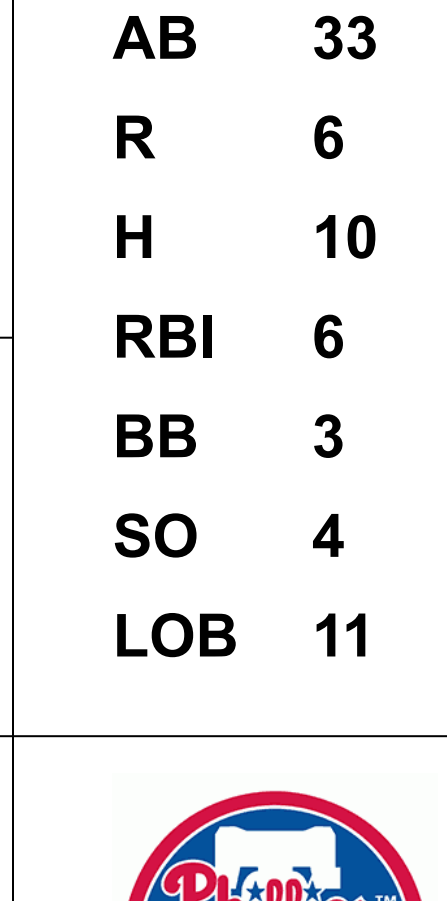


Batter	1	2	3	4	5	6	7	8	9	AB	R	H	RBI	BB	SO	LOB	TOP							
Omar Moreno, L (1, 8) OBP: 0.297, SLG: 0.352	0-3 K		0-0 FC3-6 BLK		0-0 F8			0-0 K	0-3 K	5	0	1	0	0	2	3	Pittsburgh Pirates @ Philadelphia Phillies Veterans Stadium, Philadelphia, PA Wed May 28 1980, 7:05 PM EDT Att: 30,209 - Unknown							
Tim Foli, R (1, 6) OBP: 0.292, SLG: 0.308	0-3 K		0-0 4-3			0-0 5-3		0-0 5-3		4	0	0	0	0	1	3								
Dave Parker, L (1, 9) OBP: 0.291, SLG: 0.445	0-0 1-3			0-0 G4-3 1B		0-0 F9		0-0 1-3		4	0	1	0	0	0	2								
Bill Robinson, R (1, 3) OBP: 0.306, SLG: 0.495		0-0 P4		0-0 G4-3 1B		0-0 F7		0-3 K		4	0	0	0	0	1	3								
Bill Madlock, R (1, 5) OBP: 0.321, SLG: 0.403		0-0 6-3		0-0 S 1B			0-0 FC6 1B		0-0 HR 2B	4	1	3	0	0	0	0								
Lee Lacy, R (1, 7) OBP: 0.488, SLG: 0.676		0-0 HR		0-0 4-3 1B			0-0 F8 1B		0-0 HR 2H	4	2	2	3	0	0	2								
Phil Garner, R (1, 4) OBP: 0.342, SLG: 0.383		0-0 F2			0-0 4-3		0-0 F2		0-0 3-1	4	0	0	0	0	0	1								
Steve Nicosia, R (1, 2) OBP: 0.293, SLG: 0.292			0-0 F8		0-0 5-3		0-0 FC6		0-0 3-1	3	0	0	0	0	0	1								
Ed Ott, L (9, PH) OBP: 0.340, SLG: 0.365							0-0 FC6 1B			1	0	0	0	0	0	0								
Don Robinson, R (1, 1) OBP: 0.545, SLG: 0.545								0-0 2B 1B		2	0	2	0	0	0	0								
Rod Scurry, L (5, 1) Manny Sanguillen, R (8, PH) Andy Hassler, L (8, 1) Mike Easter, L (9, PH) OBP: 0.303, SLG: 0.563										0	0	0	0	0	0	0								
Inning Stats	R: 0 E: 0 K: 2 S: 7	H: 0 LOB: 0 BB: 0 P: 7	R: 1 E: 0 K: 0 S: 4	H: 1 LOB: 0 BB: 0 P: 4	R: 0 E: 0 K: 0 S: 4	H: 1 LOB: 1 BB: 0 P: 4	R: 0 E: 0 K: 0 S: 4	H: 2 LOB: 1 BB: 0 P: 4	R: 0 E: 0 K: 0 S: 3	H: 0 LOB: 0 BB: 0 P: 3	R: 0 E: 0 K: 0 S: 4	H: 1 LOB: 1 BB: 0 P: 4	R: 0 E: 0 K: 1 S: 7	H: 2 LOB: 2 BB: 0 P: 7	R: 2 E: 0 K: 1 S: 7	H: 2 LOB: 1 BB: 1 P: 11		1B: 6 2B: 2 3B: 0 HR: 2	SF: 0 SAC: 0 DP: 1 HBP: 0	WP: 0 PB: 0 SB: 1 CS: 0	PA: 37			
PITCHER	IP WLS BF H R ER SO BB IBB HBP BLK WP HR S P ERA WHIP	8.0 W 33 10 3 3 3 0 0 0 0 0 2 39 39 3.38 1.250	1.0 S 4 0 0 0 1 1 0 0 0 0 0 5 9 0.00 1.000																					

AB 36
R 3
H 10
RBI 3
BB 1
SO 4
LOB 15




Batter	1	2	3	4	5	6	7	8	9	AB	R	H	RBI	BB	SO	LOB	BOTTOM						
Pete Rose, S (1, 3) OBP: 0.370, SLG: 0.376	0-0 1B 2B			0-0 S 2B		0-0 FC6-4 1B		0-0 6-3		5	2	3	1	0	0	2	Pittsburgh Pirates @ Philadelphia Phillies Veterans Stadium, Philadelphia, PA Wed May 28 1980, 7:05 PM EDT Att: 30,209 - Unknown						
Bake McBride, L (1, 9) OBP: 0.311, SLG: 0.459	0-0 HR 2H	0-0 F7		0-0 S 2B			0-0 G3			4	1	2	2	0	0	1							
Mike Schmidt, R (1, 5) OBP: 0.370, SLG: 0.683	0-0 HR 1H		0-0 F8	0-3 K			4-0 BB			3	1	1	2	1	1	1							
Greg Luzinski, R (1, 7) OBP: 0.377, SLG: 0.609	0-3 K		0-0 4-3		0-0 F8		0-3 K			4	0	0	0	0	2	1							
Greg Gross, L (8, 7) OBP: 0.192, SLG: 0.195										0	0	0	0	0	0	0							
Keith Moreland, R (1, 2) OBP: 0.263, SLG: 0.474	0-0 F2		0-0 1B		0-0 G6-3 1B		0-0 F8			4	0	2	0	0	0	1							
Gary Maddox, R (1, 8) OBP: 0.295, SLG: 0.431	0-0 2B		0-0 F9		0-0 G6-3 1B			0-0 4-3		4	0	1	0	0	0	2							
Larry Bowa, S (1, 6) OBP: 0.254, SLG: 0.323	0-3 K			0-0 F6		0-0 F9		4-0 SH1-3 BB		3	1	0	0	1	1	1							
Manny Trillo, R (1, 4) OBP: 0.381, SLG: 0.468		0-0 6-3		0-0 FC1-6 1B		0-0 6-3		0-0 E4 SH1-3		4	0	1	0	0	0	1							
Randy Lerch, L (1, 1) OBP: 0.500, SLG: 0.467		0-0 F7		0-0 FC1-6 2B		4-0 FC6-4 BB		0-0 SH1-3		2	1	0	1	1	0	1							
Ron Reed, R (9, 1) OBP: 0.295, SLG: 0.431								1-2 3H		0	0	0	0	0	0	0							
Inning Stats	R: 3 E: 0 K: 2 S: 11	H: 4 LOB: 1 BB: 0 P: 11	R: 0 E: 0 K: 0 S: 4	H: 1 LOB: 1 BB: 0 P: 4	R: 0 E: 0 K: 0 S: 4	H: 1 LOB: 1 BB: 0 P: 4	R: 2 E: 0 K: 1 S: 8	H: 3 LOB: 0 BB: 0 P: 8	R: 0 E: 0 K: 0 S: 3	H: 1 LOB: 0 BB: 0 P: 3	R: 0 E: 0 K: 0 S: 5	H: 0 LOB: 1 BB: 1 P: 9	R: 0 E: 0 K: 0 S: 4	H: 0 LOB: 1 BB: 1 P: 8	R: 1 E: 1 K: 0 S: 4	H: 0 LOB: 1 BB: 1 P: 8		1B: 5 2B: 4 3B: 0 HR: 1	SF: 0 SAC: 1 DP: 1 HBP: 0	WP: 0 PB: 0 SB: 1 CS: 0	PA: 37		
PITCHER	IP WLS BF H R ER SO BB IBB HBP BLK WP HR S P ERA WHIP	4.0 L 21 1 0 0 1 2 0 0 0 0 0 11 19 0.00 1.000	3.0 L 11 1 0 0 1 2 0 0 0 0 0 4 8 0.00 1.000																				




Batter	1	2	3	4	5	6	7	8	9	AB	R	H	RBI	BB	SO	LOB	TOP										
Omar Moreno, L OBP: 0.290, SLG: 0.342 (1, 8)	F7	F1		3-1	F8			F7		5	0	0	0	0	0	2	Pittsburgh Pirates @ Philadelphia Phillies Veterans Stadium, Philadelphia, PA Thu May 29 1980, 3:33 AM EDT Att: 30,630 - Unknown										
Phil Garner, R OBP: 0.343, SLG: 0.384 (1, 4)	1B S 1B	F8		2B 1B		6-3		F7		5	1	2	0	0	0	1											
Dave Parker, L OBP: 0.299, SLG: 0.456 (1, 9)	1B 1-3 1B			1-3 2B		F8			F5	5	1	3	0	0	0	0											
Willie Stargell, L OBP: 0.412, SLG: 0.565 (1, 3)	1B 1-3 BB 3-H 1B	F8		K		K			K	5	1	1	1	0	3	3											
Mike Easter, L OBP: 0.417, SLG: 0.577 Lee Lacy, R OBP: 0.474, SLG: 0.680 (7, PR) (7, 7)	BB IBB 2-3 3-H 1B			5-3 1B		4-3		CS 1B		4	0	3	1	0	0	0											
Bill Madlock, R OBP: 0.317, SLG: 0.396 (1, 5)	F4			5-3 1-2 1B		2B 1B			F7	5	1	1	0	0	0	5											
Ed Ott, L OBP: 0.345, SLG: 0.374 (1, 2)	BB IBB 1-2 1B			F5		1-H 1B 2B			4-3	3	1	1	1	1	0	2											
Dale Berra, R OBP: 0.376, SLG: 0.324 (1, 6)	1-2 2-3 3-H BB			K		6-3 2-H 1B				3	0	2	2	1	1	1											
Eddie Solomon, R John Milner, L OBP: 0.231, SLG: 0.170 Enrique Romo, R OBP: 0.500, SLG: 0.500 (8, PH) (8, 1) (8, 1)	F9			5-3		6-3			K	3	0	0	0	0	0	4											
Inning Stats	R: 3 E: 0 K: 0 S: 7	H: 4 LOB: 3 BB: 2 P: 15	R: 0 E: 0 K: 0 S: 4	H: 1 LOB: 1 BB: 0 P: 4	R: 0 E: 0 K: 1 S: 6	H: 1 LOB: 1 BB: 0 P: 6	R: 0 E: 0 K: 1 S: 7	H: 2 LOB: 2 BB: 0 P: 7	R: 2 E: 0 K: 0 S: 6	H: 3 LOB: 1 BB: 0 P: 6	R: 0 E: 0 K: 1 S: 5	H: 0 LOB: 0 BB: 0 P: 5	R: 0 E: 0 K: 0 S: 3	H: 1 LOB: 1 BB: 0 P: 3	R: 0 E: 0 K: 1 S: 6	H: 1 LOB: 1 BB: 0 P: 6		R: 0 E: 0 K: 1 S: 6	H: 1 LOB: 1 BB: 0 P: 6	1B: 12 2B: 2 3B: 0 HR: 0	SF: 0 SAC: 0 DP: 0 HBP: 0	WP: 0 PB: 0 SB: 1 CS: 1	PA: 42				
PITCHER	IP	WLS	BF	H	R	ER	SO	BB	IBB	HBP	BLK	WP	HR	S	P	ERA	WHIP										
Dick Ruthven, R ERA: 4.71 (1, 1)	5.0	L	28	11	5	5	2	1	1	0	0	0	0	30	38	9.00	2.400										
Kevin Saucier, L ERA: 2.5 (6, 1)	1.0		3	0	0	0	1	0	0	0	0	0	0	5	5	0.00	0.000										
Lerrin LaGrow, R ERA: 2.81 (7, 1)	2.0		7	2	0	0	1	0	0	0	0	0	0	9	9	0.00	1.000										
Tug McGraw, L ERA: 2.99 (9, 1)	1.0		4	1	0	0	1	0	0	0	0	0	0	6	6	0.00	1.000										

Batter	1	2	3	4	5	6	7	8	9	AB	R	H	RBI	BB	SO	LOB	BOTTOM										
Pete Rose, S OBP: 0.365, SLG: 0.370 (1, 3)	E6 1B FC6 BB			F8				E1 4-3 SF9	G3	5	2	1	0	0	0	1	Pittsburgh Pirates @ Philadelphia Phillies Veterans Stadium, Philadelphia, PA Thu May 29 1980, 3:33 AM EDT Att: 30,630 - Unknown										
Greg Gross, L OBP: 0.208, SLG: 0.227 (1, 8)	FC6 1B 2B BB	F8			1B 2B		4-3			3	1	1	0	1	0	2											
Mike Schmidt, R OBP: 0.361, SLG: 0.669 (1, 5)	F9			6-3		F5		SF9		3	0	0	1	0	0	3											
Greg Luzinski, R OBP: 0.387, SLG: 0.610 (1, 7)	FC6 1-2 2-3 1B			HBP		G4-6-3 1B		F8		3	0	2	0	0	0	0											
George Vukovich, L OBP: 0.316, SLG: 0.389 (1, 9)	FC6 1-2 2-3 3-H 2B			K		G4-6-3 1-2 1B			K	4	1	0	1	0	2	5											
Bob Boone, R OBP: 0.285, SLG: 0.331 (1, 2)	1-H 2B			F5		1B FC4-2 2B		F7		4	0	2	2	0	0	1											
Larry Bowa, S OBP: 0.281, SLG: 0.328 (1, 6)	P5			F9 S 1B		FC4-2 1B		4-3		4	0	2	0	0	0	1											
Manny Trillo, R OBP: 0.364, SLG: 0.446 (1, 4)				6-3		F9		FC4-2 G6-4-3	F9	4	0	0	0	0	0	3											
Dick Ruthven, R OBP: 0.278, SLG: 0.294 Kevin Saucier, L OBP: 0.308, SLG: 0.456 Bake McBride, L OBP: 0.290, SLG: 0.500 Lerrin LaGrow, R OBP: 0.500, SLG: 0.500 Tug McGraw, R OBP: 0.423, SLG: 0.602 (1, 1) (6, 1) (6, PH) (7, 1) (9, 1) (9, PH)				5-3		6-3		G6-4-3 1-2 3-H 1B	F7	2	0	0	0	0	0	1											
Inning Stats	R: 3 E: 1 K: 0 S: 6	H: 2 LOB: 1 BB: 1 P: 10	R: 0 E: 0 K: 0 S: 4	H: 1 LOB: 1 BB: 0 P: 4	R: 0 E: 0 K: 1 S: 5	H: 0 LOB: 1 BB: 0 P: 6	R: 0 E: 0 K: 0 S: 4	H: 1 LOB: 1 BB: 0 P: 4	R: 0 E: 0 K: 0 S: 4	H: 2 LOB: 1 BB: 0 P: 4	R: 1 E: 1 K: 0 S: 4	H: 0 LOB: 0 BB: 0 P: 4	R: 0 E: 0 K: 1 S: 5	H: 0 LOB: 0 BB: 0 P: 5	R: 0 E: 0 K: 0 S: 3	H: 0 LOB: 0 BB: 0 P: 3		1B: 5 2B: 3 3B: 0 HR: 0	SF: 1 SAC: 0 DP: 2 HBP: 1	WP: 0 PB: 0 SB: 1 CS: 0	PA: 37						
PITCHER	IP	WLS	BF	H	R	ER	SO	BB	IBB	HBP	BLK	WP	HR	S	P	ERA	WHIP										
Eddie Solomon, R ERA: 2.37 (1, 1)	7.0	W	31	8	4	0	1	1	1	1	1	0	0	31	36	0.00	1.286										
Enrique Romo, R ERA: 1.6 (8, 1)	2.0	S	6	0	0	0	1	0	0	0	0	0	0	8	8	0.00	0.000										




Batter	1	2	3	4	5	6	7	8	9	AB	R	H	RBI	BB	SO	LOB	TOP				
Lee Mazzilli, S OBP: 0.381, SLG: 0.352	0-0 SH5-3 2B	4-0 1B 2B		0-0 5-3						2	2	1	0	1	0	0	<p>New York Mets @ Pittsburgh Pirates Three Rivers Stadium, Pittsburgh, PA</p> <p>Fri May 30 1980, 7:05 PM EDT Att: 17,101 - Unknown</p> <p>livebaseballscores.com</p> <p>AB 21 R 5 H 7 RBI 5 BB 2 SO 1 LOB 5</p> 				
Frank Taveras, R OBP: 0.361, SLG: 0.371	0-0 SH5-3 2B	0-0 2B 1B			0-0 F7					2	1	1	1	0	0	0					
Steve Henderson, R OBP: 0.382, SLG: 0.431	0-0 2B	0-0 2B			4-0 G5-4-3 BB					2	1	2	3	1	0	0					
John Stearns, R OBP: 0.366, SLG: 0.438	0-0 2B	0-0 F9			0-0 G5-4-3					3	0	1	1	0	0	2					
Joel Youngblood, R OBP: 0.316, SLG: 0.379	0-0 F8			0-0 L4-3 1B				0-0 6-3		3	0	1	0	0	0	1					
Dan Norman, R OBP: 0.216, SLG: 0.351	0-0 F6			0-0 L4-3 1-2				0-0 6-3		3	0	0	0	0	0	2					
Elliott Maddox, R OBP: 0.400, SLG: 0.296			0-0 F8		0-0 6-3			0-0 6-3		3	0	0	0	0	0	0					
Doug Flynn, R OBP: 0.260, SLG: 0.260			0-0 SH1-4 1B		0-0 F5-3					2	1	1	0	0	0	0					
Pat Zachry, R (1, 1)			0-0 SH1-4		0-3 K					1	0	0	0	0	1	0					
Inning Stats	R: 2 E: 0 K: 0 S: 6	H: 3 LOB: 1 BB: 0 P: 6	R: 3 E: 0 K: 0 S: 6	H: 3 LOB: 1 BB: 1 P: 10	R: 0 E: 0 K: 0 S: 3	H: 1 LOB: 0 BB: 0 P: 3	R: 0 E: 0 K: 1 S: 5	H: 0 LOB: 0 BB: 0 P: 5	R: 0 E: 0 K: 0 S: 2	H: 0 LOB: 0 BB: 1 P: 6	R: 0 E: 0 K: 0 S: 3	H: 0 LOB: 0 BB: 0 P: 3						1B: 3 2B: 5 3B: 0 HR: 0	SF: 0 SAC: 2 DP: 2 HBP: 0	WP: 0 PB: 0 SB: 0 CS: 0	PA: 25
PITCHER John Candelaria, L ERA: 3.68	(1, 1)	IP: 6.0 WLS: L BF: 25	H: 7 R: 5 ER: 5 SO: 1	BB: 2 IBB: 0 HBP: 0 BLK: 0	WP: 0 HR: 0 S: 25 P: 33	ERA: 7.50 WHIP: 1.500											IP: 6.0 WLS: L BF: 25	H: 7 R: 5 ER: 5 SO: 1	BB: 2 IBB: 0 HBP: 0 BLK: 0	WP: 0 HR: 0 S: 25 P: 33	ERA: 7.50 WHIP: 1.500

Batter	1	2	3	4	5	6	7	8	9	AB	R	H	RBI	BB	SO	LOB	BOTTOM				
Omar Moreno, L OBP: 0.292, SLG: 0.344	0-0 CS 1B		0-0 F7							2	0	1	0	0	0	1	<p>New York Mets @ Pittsburgh Pirates Three Rivers Stadium, Pittsburgh, PA</p> <p>Fri May 30 1980, 7:05 PM EDT Att: 17,101 - Unknown</p> <p>livebaseballscores.com</p> <p>AB 17 R 1 H 3 RBI 1 BB 1 SO 3 LOB 5</p> 				
Phil Garner, R OBP: 0.338, SLG: 0.378	0-3 K			0-0 F9						2	0	0	0	0	1	1					
Dave Parker, L OBP: 0.296, SLG: 0.450	0-3 K			0-0 F8						2	0	0	0	0	1	1					
Willie Stargell, L OBP: 0.413, SLG: 0.558			4-0 F5-4-3 BB		0-0 F8					1	0	0	0	1	0	0					
Mike Easter, L OBP: 0.419, SLG: 0.630			0-3 K		0-0 HR					2	1	1	1	0	1	1					
Bill Madlock, R OBP: 0.314, SLG: 0.391			0-0 F5-4-3		0-0 F7					2	0	0	0	0	0	1					
Ed Ott, L OBP: 0.339, SLG: 0.366			0-0 F4		0-0 F4-3					2	0	0	0	0	0	0					
Dale Berra, R OBP: 0.359, SLG: 0.306			0-0 F8		0-0 F7					2	0	0	0	0	0	0					
John Candelaria, L OBP: 0.281, SLG: 0.238	(1, 1)		0-0 1B							1	0	1	0	0	0	0					
Manny Sanguillen, R OBP: 0.500, SLG: 0.750	(6, PH)									1	0	0	0	0	0	0					
Inning Stats	R: 0 E: 0 K: 2 S: 7	H: 1 LOB: 1 BB: 0 P: 7	R: 0 E: 0 K: 1 S: 4	H: 0 LOB: 0 BB: 1 P: 8	R: 0 E: 0 K: 0 S: 4	H: 1 LOB: 1 BB: 0 P: 4	R: 0 E: 0 K: 0 S: 3	H: 0 LOB: 0 BB: 0 P: 3	R: 1 E: 0 K: 0 S: 4	H: 1 LOB: 0 BB: 0 P: 4	R: 0 E: 0 K: 0 S: 0	H: 0 LOB: 0 BB: 0 P: 0					1B: 2 2B: 1 3B: 0 HR: 1	SF: 0 SAC: 0 DP: 2 HBP: 0	WP: 0 PB: 0 SB: 1 CS: 1	PA: 18	
PITCHER Pat Zachry, R ERA: 3.15	(1, 1)	IP: 5.0 WLS: W BF: 18	H: 3 R: 1 ER: 1 SO: 3	BB: 1 IBB: 0 HBP: 0 BLK: 0	WP: 0 HR: 1 S: 22 P: 26	ERA: 1.80 WHIP: 0.800											IP: 5.0 WLS: W BF: 18	H: 3 R: 1 ER: 1 SO: 3	BB: 1 IBB: 0 HBP: 0 BLK: 0	WP: 0 HR: 1 S: 22 P: 26	ERA: 1.80 WHIP: 0.800


Batter	1	2	3	4	5	6	7	8	9	AB	R	H	RBI	BB	SO	LOB	TOP			
Joel Youngblood, R (1, 8) OBP: 0.309, SLG: 0.368	F9		FC5-4		FC6-4			6-3		4	0	0	0	0	0	2	New York Mets @ Pittsburgh Pirates Three Rivers Stadium, Pittsburgh, PA Sat May 31 1980, 7:05 PM EDT Att: 13,901 - Unknown			
Frank Taveras, R (1, 6) OBP: 0.353, SLG: 0.363	4-3		4-3			P6		4-3		4	0	0	0	0	0	1				
Lee Mazzilli, S (1, 3) OBP: 0.378, SLG: 0.349	F8							L6		4	0	1	0	0	1	0				
Mike Jorgensen, L (1, 9) OBP: 0.351, SLG: 0.402		6-3								4	0	1	0	0	1	1				
Steve Henderson, R (1, 7) OBP: 0.378, SLG: 0.425		6-3								4	0	1	0	0	0	2				
John Stearns, R (1, 2) OBP: 0.370, SLG: 0.435										3	0	1	0	1	1	1				
Elliott Maddox, R (1, 5) OBP: 0.392, SLG: 0.288										3	0	0	0	0	2	2				
Doug Flynn, R (1, 4) OBP: 0.261, SLG: 0.262										3	0	1	0	0	1	0				
Craig Swan, R (1, 1) OBP: 0.381, SLG: 0.235										2	0	2	0	0	0	0				
Ron Hodges, L (7, PH) OBP: 0.333, SLG: 0.261										1	0	0	0	0	0	1				
Jeff Reardon, R (7, 1)										0	0	0	0	0	0	0				
Inning Stats	R: 0 E: 0 K: 0 S: 3	H: 0 LOB: 0 BB: 0 P: 3	R: 0 E: 0 K: 1 S: 5	H: 0 LOB: 1 BB: 1 P: 9	R: 0 E: 0 K: 1 S: 6	H: 1 LOB: 0 BB: 0 P: 6	R: 0 E: 0 K: 2 S: 8	H: 1 LOB: 0 BB: 0 P: 8	R: 0 E: 0 K: 1 S: 6	H: 1 LOB: 1 BB: 0 P: 6	R: 0 E: 0 K: 0 S: 4	H: 2 LOB: 1 BB: 0 P: 4	R: 0 E: 0 K: 0 S: 3	H: 0 LOB: 0 BB: 0 P: 3	R: 0 E: 0 K: 1 S: 5	H: 1 LOB: 0 BB: 0 P: 5	1B: 7 2B: 0 3B: 0 HR: 0	SF: 0 SAC: 0 DP: 2 HBP: 0	WP: 0 PB: 0 SB: 0 CS: 0	PA: 33
PITCHER Bert Blyleven, R (1, 1) ERA: 3.31	IP: 9.0 WLS: W BF: 33 H: 7 R: 0 ER: 0 SO: 6 BB: 1 IBB: 0 HBP: 0 BLK: 0 WP: 0 HR: 0 S: 44 P: 48 ERA: 0.00 WHIP: 0.889															PITCHER				

AB	32
R	0
H	7
RBI	0
BB	1
SO	6
LOB	10



Batter	1	2	3	4	5	6	7	8	9	AB	R	H	RBI	BB	SO	LOB	BOTTOM			
Omar Moreno, L (1, 8) OBP: 0.306, SLG: 0.367	L6 BB		CS 1B			HR		S 2B IBB		2	2	2	1	2	0	0	New York Mets @ Pittsburgh Pirates Three Rivers Stadium, Pittsburgh, PA Sat May 31 1980, 7:05 PM EDT Att: 13,901 - Unknown			
Phil Garner, R (1, 4) OBP: 0.331, SLG: 0.371	L6		CS		F8	F9		SF9		3	0	0	1	0	0	1				
Dave Parker, L (1, 9) OBP: 0.301, SLG: 0.474	F4-3				HR	F4-3		2B		4	1	2	3	0	0	0				
Willie Stargell, L (1, 3) OBP: 0.398, SLG: 0.533		6-3			K			F6		4	0	0	0	0	1	1				
Mike Easter, L (1, 7) OBP: 0.415, SLG: 0.607										2	0	0	0	1	0	0				
Lee Lacy, R (8, 7) OBP: 0.474, SLG: 0.680					6-3			F4-3		0	0	0	0	0	0	0				
Bill Madlock, R (1, 5) OBP: 0.308, SLG: 0.384										3	0	0	0	0	0	1				
Ed Ott, L (1, 2) OBP: 0.339, SLG: 0.365										3	1	1	0	0	0	1				
Dale Berra, R (1, 6) OBP: 0.357, SLG: 0.308										3	1	1	0	0	1	0				
Bert Blyleven, R (1, 1) OBP: 0.105, SLG: 0.056										2	0	0	0	0	1	0				
Inning Stats	R: 0 E: 0 K: 0 S: 2	H: 0 LOB: 0 BB: 1 P: 6	R: 0 E: 0 K: 0 S: 3	H: 0 LOB: 1 BB: 1 P: 7	R: 0 E: 0 K: 1 S: 5	H: 1 LOB: 0 BB: 0 P: 5	R: 1 E: 0 K: 1 S: 6	H: 1 LOB: 0 BB: 0 P: 6	R: 0 E: 0 K: 0 S: 5	H: 0 LOB: 0 BB: 0 P: 5	R: 1 E: 0 K: 0 S: 4	H: 1 LOB: 0 BB: 0 P: 4	R: 0 E: 0 K: 0 S: 3	H: 0 LOB: 0 BB: 0 P: 3	R: 3 E: 0 K: 0 S: 6	H: 3 LOB: 1 BB: 1 P: 10	1B: 3 2B: 1 3B: 0 HR: 2	SF: 1 SAC: 1 DP: 0 HBP: 0	WP: 0 PB: 0 SB: 1 CS: 1	PA: 32
PITCHER Craig Swan, R (1, 1) ERA: 2.44	IP: 6.0 WLS: L BF: 21 H: 3 R: 2 ER: 2 SO: 3 BB: 2 IBB: 0 HBP: 0 BLK: 0 WP: 0 HR: 2 S: 25 P: 33 ERA: 3.00 WHIP: 0.833															PITCHER				
Jeff Reardon, R (7, 1) ERA: 3.96	IP: 2.0 WLS: L BF: 10 H: 3 R: 3 ER: 3 SO: 0 BB: 0 IBB: 1 HBP: 0 BLK: 0 WP: 0 HR: 0 S: 9 P: 13 ERA: 13.50 WHIP: 1.500															PITCHER				

AB	26
R	5
H	6
RBI	5
BB	3
SO	3
LOB	4



Batter	1	2	3	4	5	6	7	8	9	AB	R	H	RBI	BB	SO	LOB	TOP				
Joel Youngblood, R OBP: 0.308, SLG: 0.367 Jerry Morales, R OBP: 0.262, SLG: 0.264	K		F8				P4			3	0	1	0	0	1	0	New York Mets @ Pittsburgh Pirates Three Rivers Stadium, Pittsburgh, PA Sun Jun 01 1980, 3:33 AM EDT Att: 49,626 - Unknown livebaseballscorecards.com				
Frank Taveras, R OBP: 0.362, SLG: 0.377	S					E6	F6			4	0	3	0	0	0	0					
Lee Mazzilli, S OBP: 0.375, SLG: 0.342	F8		K			FC4-6				3	0	0	1	1	1	3					
John Stearns, R OBP: 0.367, SLG: 0.427 Ed Glynn, R	F8		G3							3	0	0	0	1	0	3					
Mike Jorgensen, L OBP: 0.347, SLG: 0.425										4	1	1	1	0	1	3					
Steve Henderson, R OBP: 0.384, SLG: 0.439 Dan Norman, R OBP: 0.211, SLG: 0.342										3	1	2	0	0	0	0					
Elliott Maddox, R OBP: 0.395, SLG: 0.289										3	0	1	1	1	0	0					
Doug Flynn, R OBP: 0.256, SLG: 0.257 Tom Hausman, R										3	0	0	0	0	0	2					
Alex Trevino, R OBP: 0.412, SLG: 0.400										1	0	0	0	0	0	0					
Pete Falcone, L OBP: 0.133, SLG: 0.133 John Pacella, R OBP: 0.500, SLG: 0.500 Mark Bombback, R OBP: 0.357, SLG: 0.364 Jose Moreno, S OBP: 0.167, SLG: 0.167										2	0	0	0	0	0	2					
Inning Stats	R: 0 E: 0 K: 1 S: 6	H: 1 LOB: 1 BB: 0 P: 6	R: 0 E: 0 K: 0 S: 4	H: 1 LOB: 2 BB: 1 P: 8	R: 0 E: 0 K: 1 S: 6	H: 1 LOB: 1 BB: 0 P: 6	R: 1 E: 1 K: 0 S: 4	H: 2 LOB: 0 BB: 0 P: 4	R: 1 E: 2 K: 1 S: 7	H: 2 LOB: 3 BB: 1 P: 11	R: 0 E: 0 K: 0 S: 3	H: 0 LOB: 0 BB: 0 P: 3	R: 0 E: 0 K: 1 S: 5	H: 1 LOB: 0 BB: 1 P: 9	R: 0 E: 0 K: 1 S: 5	H: 0 LOB: 0 BB: 0 P: 5		1B: 5 2B: 2 3B: 0 HR: 1	SF: 0 SAC: 0 DP: 1 HBP: 0	WP: 0 PB: 0 SB: 1 CS: 0	PA: 36
PITCHER Jim Bibby, R ERA: 2.88	IP: 9.0 WLS: W BF: 36 H: 8 R: 3 ER: 1 SO: 5 BB: 3 IBB: 0 HBP: 0 BLK: 0 WP: 0 HR: 1 S: 43 P: 55 ERA: 1.00 WHIP: 1.222											PITCHER	IP: 9.0 WLS: W BF: 36 H: 8 R: 3 ER: 1 SO: 5 BB: 3 IBB: 0 HBP: 0 BLK: 0 WP: 0 HR: 1 S: 43 P: 55 ERA: 1.00 WHIP: 1.222								

Batter	1	2	3	4	5	6	7	8	9	AB	R	H	RBI	BB	SO	LOB	BOTTOM				
Omar Moreno, L OBP: 0.303, SLG: 0.359	G3		F4-3				K			4	1	0	0	1	1	2	New York Mets @ Pittsburgh Pirates Three Rivers Stadium, Pittsburgh, PA Sun Jun 01 1980, 3:33 AM EDT Att: 49,626 - Unknown livebaseballscorecards.com				
Vance Law, R OBP: 0.200, SLG: 0.400	F9		E6				5-3			5	1	1	0	0	0	2					
Dave Parker, L OBP: 0.299, SLG: 0.466 Mike Easter, L OBP: 0.409, SLG: 0.596			F8							3	1	0	0	1	0	3					
Bill Robinson, R OBP: 0.310, SLG: 0.491	F8									5	1	2	2	0	0	1					
Bill Madlock, R OBP: 0.311, SLG: 0.390										5	2	2	1	0	0	1					
Lee Lacy, R OBP: 0.481, SLG: 0.675 John Milner, L OBP: 0.259, SLG: 0.204										2	0	1	0	0	1	1					
Steve Nicosia, R OBP: 0.317, SLG: 0.294										2	2	2	0	0	0	0					
Dale Berra, R OBP: 0.391, SLG: 0.442										4	3	3	5	0	0	1					
Jim Bibby, R OBP: 0.290, SLG: 0.259										3	0	1	1	0	1	1					
Inning Stats	R: 0 E: 0 K: 0 S: 3	H: 0 LOB: 1 BB: 1 P: 7	R: 0 E: 0 K: 0 S: 3	H: 1 LOB: 0 BB: 0 P: 3	R: 1 E: 1 K: 0 S: 5	H: 1 LOB: 1 BB: 0 P: 5	R: 1 E: 0 K: 1 S: 7	H: 2 LOB: 1 BB: 0 P: 7	R: 7 E: 1 K: 1 S: 9	H: 3 LOB: 1 BB: 2 P: 18	R: 1 E: 0 K: 0 S: 5	H: 2 LOB: 1 BB: 0 P: 5	R: 3 E: 1 K: 2 S: 10	H: 3 LOB: 1 BB: 1 P: 14	R: 0 E: 1 K: 0 S: 4	H: 1 LOB: 1 BB: 0 P: 4		1B: 9 2B: 4 3B: 0 HR: 1	SF: 0 SAC: 1 DP: 1 HBP: 1	WP: 0 PB: 0 SB: 0 CS: 1	PA: 43
PITCHER Pete Falcone, L ERA: 4.63 John Pacella, R ERA: 4.32 Mark Bombback, R ERA: 4.81 Tom Hausman, R ERA: 5.27 Ed Glynn, L ERA: 3.94	IP: 4.2 WLS: L BF: 23 H: 6 R: 6 ER: 3 SO: 1 BB: 2 IBB: 0 HBP: 1 BLK: 0 WP: 0 HR: 0 S: 23 P: 31 ERA: 5.79 WHIP: 1.714											PITCHER	IP: 4.2 WLS: L BF: 23 H: 6 R: 6 ER: 3 SO: 1 BB: 2 IBB: 0 HBP: 1 BLK: 0 WP: 0 HR: 0 S: 23 P: 31 ERA: 5.79 WHIP: 1.714								

Batter	1	2	3	4	5	6	7	8	9	AB	R	H	RBI	BB	SO	LOB	TOP			
Pete Rose, S OBP: 0.371, SLG: 0.374 (1, 3)	0-0 WP 2B 1B	0-0 F8		0-0 6-3		0-0 6-3	0-0 F7		0-0 F8	5	1	1	0	0	0	5	Philadelphia Phillies @ Pittsburgh Pirates Three Rivers Stadium, Pittsburgh, PA Mon Jun 02 1980, 7:05 PM EDT Att: 19,990 - Unknown			
Bake McBride, L OBP: 0.313, SLG: 0.472 (1, 9)	0-3 K	0-0		0-0 G3		0-0	0-0		0-0 F7	5	0	2	1	0	1	4				
Mike Schmidt, R OBP: 0.371, SLG: 0.704 (1, 5)	4-0 2B BB	0-3 K				0-3 K				3	1	0	0	1	2	3				
Greg Luzinski, R OBP: 0.365, SLG: 0.570 (1, 7)	0-0 F8			0-0 6-3		0-0 L4			0-3 K	4	0	0	0	0	1	2				
Bob Boone, R OBP: 0.280, SLG: 0.353 (1, 2)	0-0 1-H 2-H 2B			0-0 P6		0-0 5-3			0-0 F3	4	0	1	2	0	0	0				
Gary Maddox, R OBP: 0.282, SLG: 0.411 (1, 8)	0-3 K			0-0 WP 2B		0-0	0-0 1-3		0-0 6-3	4	0	1	0	0	1	1				
Larry Bowa, S OBP: 0.266, SLG: 0.333 (1, 6)		0-0 CS 1B		0-0 L8		0-0 F8			0-0 E6 BB	4	0	1	0	0	0	1				
Manny Trillo, R OBP: 0.365, SLG: 0.417 (1, 4)		0-0 F8 1B 1B		4-0 SH3 BB		0-0 F9			4-0 BB 1-2 BB	2	1	1	0	2	0	0				
Randy Lerch, L OBP: 0.247, SLG: 0.500 (5, 1) Lerrin LaGrow, R (6, 1) Kevin Saucier, L (7, PH) Greg Gross, L OBP: 0.276, SLG: 0.217 (7, 1) Dan Larson, R (7, 1) Del Unser, L OBP: 0.400, SLG: 0.593 (9, PH)	0-0 1-2 1B 1B			0-0 SH3		0-0 F8			0-0 P6	1	0	1	0	0	0	0				
Inning Stats	R: 2 E: 0 K: 2 S: 9	H: 2 LOB: 1 BB: 1 P: 13	R: 1 E: 0 K: 1 S: 8	H: 4 LOB: 2 BB: 0 P: 8	R: 0 E: 0 K: 0 S: 4	H: 1 LOB: 1 BB: 0 P: 4	R: 0 E: 0 K: 0 S: 3	H: 0 LOB: 0 BB: 0 P: 7	R: 0 E: 0 K: 0 S: 5	H: 0 LOB: 0 BB: 0 P: 5	R: 0 E: 0 K: 0 S: 3	H: 1 LOB: 1 BB: 0 P: 4	R: 0 E: 0 K: 1 S: 5	H: 0 LOB: 0 BB: 1 P: 5	R: 0 E: 1 K: 0 S: 4	H: 0 LOB: 2 BB: 1 P: 8		1B: 5 2B: 3 3B: 0 HR: 0	SF: 0 SAC: 1 DP: 0 HBP: 0	WP: 2 PB: 0 SB: 0 CS: 1
PITCHER Don Robinson, R ERA: 4.26 (1, 1)	IP: 9.0 WLS: W BF: 38 H: 8 R: 3 ER: 3 SO: 5 BB: 3 IBB: 0 HBP: 0 BLK: 0 WP: 2 HR: 0 S: 45 P: 57 ERA: 3.00 WHIP: 1.222															PITCHER				

AB	34
R	3
H	8
RBI	3
BB	3
SO	5
LOB	18



Batter	1	2	3	4	5	6	7	8	9	AB	R	H	RBI	BB	SO	LOB	BOTTOM			
Omar Moreno, L OBP: 0.306, SLG: 0.360 (1, 8)	0-0 S 3B 1B		0-3 K		0-0 1B S 1B	0-0 FC1-6 S		0-0 F8		5	2	2	0	0	1	1	Philadelphia Phillies @ Pittsburgh Pirates Three Rivers Stadium, Pittsburgh, PA Mon Jun 02 1980, 7:05 PM EDT Att: 19,990 - Unknown			
Vance Law, R OBP: 0.400, SLG: 0.667 (1, 4)	0-0 1-H 4-3 3B		0-0 6-3		0-0 E 1B 1B	4-0 BB		0-3 K		4	2	2	2	1	1	0				
Dave Parker, L OBP: 0.298, SLG: 0.462 (1, 9)	0-0 4-3			0-0 3-1	0-0 E9 E 1B	0-0 F8				4	1	1	2	0	0	2				
Bill Robinson, R OBP: 0.317, SLG: 0.491 (1, 3) John Milner, L OBP: 0.259, SLG: 0.204 (8, 3)	0-0 F3			0-0 G5-4-3 1B	0-0 E5		0-0 2B 1B			4	0	2	0	0	0	0				
Bill Madlock, R OBP: 0.309, SLG: 0.393 (1, 5)	0-0 5-3			0-0 G5-4-3 1-2	0-3 K		0-0 F9 2B			4	0	1	0	0	1	2				
Lee Lacy, R OBP: 0.506, SLG: 0.696 (1, 7)		4-0 G1-3-5 BB			0-0 WP E 2B	0-0 SH1-3 S 1B 1B		4-0 FC5-4 IBB		2	2	2	0	2	0	0				
Steve Nicosia, R OBP: 0.313, SLG: 0.278 (1, 2)		0-0 G1-3-5 1-2			0-0 L4	4-0 SH1-3 1B BB		0-0 F9		3	1	0	0	1	0	4				
Dale Berra, R OBP: 0.388, SLG: 0.422 (1, 6)		0-0 5-3			4-0 E 1B BB	0-0 SH1-3		0-0 FC5-4		2	0	0	0	1	0	2				
Don Robinson, R OBP: 0.467, SLG: 0.467 (1, 1)			0-3 K		0-0 E5 1B 1B	0-0 FC1-6 1B		0-0 5-3		4	1	1	2	0	1	1				
Inning Stats	R: 2 E: 0 K: 0 S: 5	H: 2 LOB: 0 BB: 0 P: 5	R: 0 E: 0 K: 0 S: 2	H: 0 LOB: 1 BB: 1 P: 6	R: 0 E: 0 K: 2 S: 7	H: 0 LOB: 0 BB: 0 P: 7	R: 0 E: 0 K: 0 S: 3	H: 1 LOB: 0 BB: 0 P: 3	R: 5 E: 3 K: 1 S: 10	H: 4 LOB: 1 BB: 1 P: 14	R: 2 E: 0 K: 0 S: 5	H: 2 LOB: 2 BB: 2 P: 13	R: 0 E: 0 K: 1 S: 5	H: 0 LOB: 0 BB: 0 P: 5	R: 0 E: 0 K: 1 S: 5	H: 0 LOB: 0 BB: 0 P: 5		1B: 8 2B: 2 3B: 1 HR: 0	SF: 0 SAC: 1 DP: 2 HBP: 0	WP: 1 PB: 0 SB: 5 CS: 0
PITCHER Randy Lerch, L ERA: 4.84 (1, 1) Lerrin LaGrow, R ERA: 4.43 (5, 1) Kevin Saucier, L ERA: 2.21 (6, 1) Dan Larson, R ERA: 4.32 (7, 1)	IP: 4.2 WLS: L BF: 21 H: 7 R: 7 ER: 2 SO: 2 BB: 2 IBB: 0 HBP: 0 BLK: 0 WP: 0 HR: 0 S: 23 P: 31 ERA: 3.86 WHIP: 1.929															PITCHER				



Batter	1	2	3	4	5	6	7	8	9	AB	R	H	RBI	BB	SO	LOB	TOP		
Pete Rose, S OBP: 0.363, SLG: 0.366 (1, 3)	L5		3-1		6-3		6-3			4	0	0	0	0	0	2	Philadelphia Phillies @ Pittsburgh Pirates Three Rivers Stadium, Pittsburgh, PA Tue Jun 03 1980, 7:05 PM EDT Att: 22,141 - Unknown		
Bake McBride, L OBP: 0.312, SLG: 0.473 (1, 9)	HR		G3		F7		L7			4	1	1	0	0	0				
Mike Schmidt, R OBP: 0.374, SLG: 0.715 (1, 5)	HR		3B		K		P6			3	2	1	2	1	1	0			
Greg Luzinski, R OBP: 0.368, SLG: 0.578 (1, 7)	FC6-4		3B		6-3		K			3	0	1	1	1	1	0			
Bob Boone, R OBP: 0.273, SLG: 0.344 (1, 2)	L6		6-3		L7		F8			4	0	0	0	0	2				
Gary Maddox, R OBP: 0.288, SLG: 0.413 (1, 8)	FC6-4				F6		FC4-6			4	0	2	0	0	0	1			
Larry Bowa, S OBP: 0.259, SLG: 0.325 (1, 6)			F9		P6		FC4-6			4	0	0	0	0	2				
Manny Trillo, R OBP: 0.364, SLG: 0.414 (1, 4)			F9		6-3		SH1-3			3	0	1	0	0	0	0			
Dick Ruthven, R OBP: 0.250, SLG: 0.263 (1, 1)			6-3		P4		SH1-3			2	0	0	0	0	0	0			
Tug McGraw, R OBP: 0.500, SLG: 0.500 (6, 1)										0	0	0	0	0	0	0			
Inning Stats	R: 2 E: 0 K: 0 S: 5	H: 2 LOB: 1 BB: 1 P: 9	R: 0 E: 0 K: 0 S: 3	H: 0 LOB: 0 BB: 0 P: 3	R: 1 E: 0 K: 0 S: 4	H: 1 LOB: 1 BB: 1 P: 8	R: 0 E: 0 K: 0 S: 3	H: 0 LOB: 0 BB: 0 P: 3	R: 0 E: 0 K: 0 S: 5	H: 0 LOB: 0 BB: 0 P: 5	R: 0 E: 0 K: 0 S: 5	H: 2 LOB: 2 BB: 0 P: 5	R: 0 E: 0 K: 1 S: 5	H: 0 LOB: 0 BB: 0 P: 5	R: 0 E: 0 K: 0 S: 3	H: 1 LOB: 0 BB: 0 P: 3	1B: 3 2B: 1 3B: 1 HR: 1 SF: 0 SAC: 1 DP: 0 HBP: 0	WP: 0 PA: 34 PB: 0 SB: 0 CS: 1	
PITCHER	IP	WLS	BF	H	R	ER	SO	BB	IBB	HBP	BLK	WP	HR	S	P	ERA	WHIP		
Eddie Solomon, R ERA: 3.0 (1, 1)	5.0		20	3	3	3	0	2	0	0	0	0	1	18	26	5.40	1.000		
Enrique Romo, R ERA: 1.51 (6, 1)	2.0		8	2	0	0	1	0	0	0	0	0	0	10	10	0.00	1.000		
Kent Tekulve, R ERA: 4.97 (8, 1)	1.0		3	0	0	0	1	0	0	0	0	0	0	5	5	0.00	0.000		
Grant Jackson, L ERA: 1.61 (9, 1)	1.0	W	3	1	0	0	0	0	0	0	0	0	0	3	3	0.00	1.000		

Batter	1	2	3	4	5	6	7	8	9	AB	R	H	RBI	BB	SO	LOB	BOTTOM		
Omar Moreno, L OBP: 0.308, SLG: 0.371 (1, 8)	3-1		G6-4-3		L5					5	0	2	0	0	1	5	Philadelphia Phillies @ Pittsburgh Pirates Three Rivers Stadium, Pittsburgh, PA Tue Jun 03 1980, 7:05 PM EDT Att: 22,141 - Unknown		
Vance Law, R OBP: 0.400, SLG: 0.571 (1, 4)	K		G6-4-3				P4			5	2	2	0	0	1	3			
Dave Parker, L OBP: 0.296, SLG: 0.460 (1, 9)	1-3				K					5	1	1	0	0	2	2			
Willie Stargell, L OBP: 0.416, SLG: 0.570 (1, 3)			HBP		F8					3	1	2	2	2	0	0			
Mike Easter, L OBP: 0.414, SLG: 0.623 (8, PR)			F7		F7					4	0	2	1	0	0	1			
Matt Alexander, S (9, PH)										0	0	0	0	0	0	0			
John Milner, L OBP: 0.255, SLG: 0.200 (9, PH)										1	0	0	0	0	0	2			
Bill Madlock, R OBP: 0.317, SLG: 0.388 (1, 5)			G1-6-3		L8		L5			2	0	0	0	2	0	2			
Ed Ott, L OBP: 0.336, SLG: 0.361 (1, 2)			G1-6-3		F5		P5			4	0	1	1	0	0	4			
Dale Berra, R OBP: 0.396, SLG: 0.417 (1, 6)					K					3	0	1	0	1	2	2			
Eddie Solomon, R OBP: 0.167, SLG: 0.167 (5, PH)										1	0	1	0	0	0	0			
Manny Strickland, R OBP: 0.000, SLG: 0.000 (8, 1)										0	0	0	0	0	0	0			
Enrique Romo, R OBP: 0.000, SLG: 0.000 (8, 1)										0	0	0	0	0	0	0			
Lee Lacy, R OBP: 0.000, SLG: 0.000 (7, PH)										0	0	0	0	0	0	0			
Kent Tekulve, R OBP: 0.000, SLG: 0.000 (8, 1)										0	0	0	0	0	0	0			
Bill Robinson, R OBP: 0.374, SLG: 0.457 (8, PH)										1	0	0	0	0	0	3			
Grant Jackson, S (9, 1)										0	0	0	0	0	0	0			
Inning Stats	R: 0 E: 0 K: 1 S: 5	H: 0 LOB: 0 BB: 0 P: 5	R: 0 E: 0 K: 0 S: 2	H: 0 LOB: 1 BB: 1 P: 7	R: 0 E: 0 K: 1 S: 6	H: 2 LOB: 1 BB: 0 P: 6	R: 0 E: 0 K: 1 S: 5	H: 0 LOB: 0 BB: 0 P: 5	R: 0 E: 0 K: 1 S: 9	H: 4 LOB: 2 BB: 0 P: 9	R: 0 E: 0 K: 1 S: 6	H: 1 LOB: 1 BB: 0 P: 6	R: 0 E: 0 K: 1 S: 7	H: 2 LOB: 3 BB: 2 P: 15	R: 1 E: 0 K: 0 S: 4	H: 2 LOB: 3 BB: 2 P: 12	1B: 8 2B: 3 3B: 1 HR: 1 SF: 0 SAC: 1 DP: 2 HBP: 1	WP: 0 PA: 43 PB: 0 SB: 0 CS: 0	
PITCHER	IP	WLS	BF	H	R	ER	SO	BB	IBB	HBP	BLK	WP	HR	S	P	ERA	WHIP		
Dick Ruthven, R ERA: 4.63 (1, 1)	5.0		23	8	2	2	3	1	0	1	0	0	1	27	32	3.60	1.800		
Tug McGraw, L ERA: 2.89 (6, 1)	3.2	L	20	5	2	2	3	0	4	0	0	0	1	22	38	4.91	1.364		

Batter	1	2	3	4	5	6	7	8	9	AB	R	H	RBI	BB	SO	LOB	TOP																			
Lonnie Smith, R (1,9) OBP: 0.412, SLG: 0.500 Greg Gross, L (8,9) OBP: 0.216, SLG: 0.217	F7		6-3		1B		6-3			4	1	1	1	0	0	0	Philadelphia Phillies @ Pittsburgh Pirates Three Rivers Stadium, Pittsburgh, PA Wed Jun 04 1980, 7:05 PM EDT Att: 31,075 - Unknown																			
Pete Rose, S (1,3) OBP: 0.366, SLG: 0.369			5-3		1B			F7		4	0	2	2	0	0																					
Mike Schmidt, R (1,5) OBP: 0.366, SLG: 0.698	K		6-3		F8			5-3		4	0	0	0	0	1	2																				
Greg Luzinski, R (1,7) OBP: 0.360, SLG: 0.564 George Vukovich, L (8,7) OBP: 0.300, SLG: 0.368	K			P4	K			F8		4	0	0	0	0	2	2																				
Bob Boone, R (1,2) OBP: 0.278, SLG: 0.348		1B		F8			6-3			4	1	2	0	0	0	0																				
Gary Maddox, R (1,8) OBP: 0.287, SLG: 0.409		1B		5-3			F7			4	0	1	0	0	0	1																				
Larry Bowa, S (1,6) OBP: 0.265, SLG: 0.329		1B			SH2-4		5-3			4	1	2	0	0	0	1																				
Manny Trillo, R (1,4) OBP: 0.360, SLG: 0.408	G4-6-3				1B		4-3			4	1	1	0	0	0	3																				
Steve Carlton, L (1,1) OBP: 0.156, SLG: 0.161	1-3			SH2-4			K2-3			2	0	0	0	0	1	1																				
Inning Stats	R: 0 E: 0 K: 2 S: 8	H: 1 LOB: 1 BB: 0 P: 8	R: 1 E: 0 K: 0 S: 5	H: 3 LOB: 1 BB: 0 P: 5	R: 0 E: 0 K: 0 S: 3	H: 0 LOB: 0 BB: 0 P: 3	R: 0 E: 0 K: 0 S: 3	H: 0 LOB: 0 BB: 0 P: 3	R: 3 E: 0 K: 1 S: 9	H: 4 LOB: 1 BB: 0 P: 9	R: 0 E: 0 K: 0 S: 3	H: 0 LOB: 0 BB: 0 P: 3	R: 0 E: 0 K: 0 S: 5	H: 0 LOB: 0 BB: 0 P: 5	R: 0 E: 0 K: 0 S: 4	H: 1 LOB: 1 BB: 0 P: 4	1B: 9 2B: 0 3B: 0 HR: 0	SF: 0 SAC: 1 DP: 1 HBP: 0	WP: 0 PA: 35 PB: 0 CS: 0																	
PITCHER	IP	WLS	BF	H	R	ER	SO	BB	IBB	HBP	BLK	WP	HR	S	P	ERA	WHIP	PITCHER		IP	WLS	BF	H	R	ER	SO	BB	IBB	HBP	BLK	WP	HR	S	P	ERA	WHIP
John Candelaria, L (1,1) ERA: 3.81	7.0	L	28	8	4	4	4	0	0	0	0	0	0	36	36	5.14	1.143																			
Enrique Romo, R (8,1) ERA: 1.43	2.0		7	1	0	0	0	0	0	0	0	0	0	7	7	0.00	0.500																			



Batter	1	2	3	4	5	6	7	8	9	AB	R	H	RBI	BB	SO	LOB	BOTTOM																			
Omar Moreno, L (1,8) OBP: 0.302, SLG: 0.364	K	4-3			L1			K		4	0	0	0	0	2	1	Philadelphia Phillies @ Pittsburgh Pirates Three Rivers Stadium, Pittsburgh, PA Wed Jun 04 1980, 7:05 PM EDT Att: 31,075 - Unknown																			
Phil Garner, R (1,4) OBP: 0.324, SLG: 0.361	F8		F8		L4			6-3		4	0	0	0	0	0																					
Dave Parker, L (1,9) OBP: 0.305, SLG: 0.460	2B		4-3			BB		E8	1B	2	1	1	0	2	0																					
Bill Robinson, R (1,3) OBP: 0.312, SLG: 0.487	1B		F9			F8		K		4	0	1	1	0	1	2																				
Bill Madlock, R (1,5) OBP: 0.316, SLG: 0.391	F3			6-3	1B	2B		P4		4	1	1	0	0	0	2																				
Lee Lacy, R (1,7) OBP: 0.500, SLG: 0.702		1B		6-3				K		4	1	2	0	0	1	2																				
Steve Nicosia, R (1,2) OBP: 0.310, SLG: 0.276		6-3			G4-6-3	1B		F8		4	0	1	1	0	0	2																				
Dale Berra, R (1,6) OBP: 0.368, SLG: 0.385		F8			G4-6-3			F9		4	0	0	0	0	0	3																				
John Candelaria, L (1,1) OBP: 0.280, SLG: 0.261 Manny Sanguillen, R (7,PH) OBP: 0.500, SLG: 0.700 Enrique Romo, R (8,1) OBP: 0.500, SLG: 0.500					4-3			L8		2	0	1	1	0	0	0																				
Inning Stats	R: 1 E: 0 K: 1 S: 6	H: 1 LOB: 1 BB: 1 P: 10	R: 1 E: 0 K: 0 S: 5	H: 2 LOB: 1 BB: 0 P: 5	R: 0 E: 0 K: 0 S: 3	H: 0 LOB: 0 BB: 0 P: 3	R: 1 E: 0 K: 0 S: 4	H: 2 LOB: 0 BB: 0 P: 4	R: 0 E: 0 K: 0 S: 3	H: 0 LOB: 0 BB: 0 P: 3	R: 0 E: 0 K: 1 S: 5	H: 0 LOB: 1 BB: 1 P: 9	R: 0 E: 0 K: 0 S: 3	H: 0 LOB: 0 BB: 0 P: 3	R: 0 E: 1 K: 2 S: 8	H: 1 LOB: 1 BB: 0 P: 8	R: 0 E: 0 K: 0 S: 4	H: 1 LOB: 1 BB: 0 P: 4	1B: 3 2B: 4 3B: 0 HR: 0	SF: 0 SAC: 0 DP: 1 HBP: 0	WP: 0 PA: 35 PB: 0 CS: 0															
PITCHER	IP	WLS	BF	H	R	ER	SO	BB	IBB	HBP	BLK	WP	HR	S	P	ERA	WHIP	PITCHER		IP	WLS	BF	H	R	ER	SO	BB	IBB	HBP	BLK	WP	HR	S	P	ERA	WHIP
Steve Carlton, L (1,1) ERA: 1.94	9.0	W	35	7	3	3	4	2	0	0	0	0	0	41	49	3.00	1.000																			



Batter	1	2	3	4	5	6	7	8	9	10	11	AB	R	H	RBI	BB	SO	LOB	TOP						
Omar Moreno, L OBP: 0.322, SLG: 0.371 (1, 8)												2	2	1	0	4	0	0							
Phil Garner, R OBP: 0.337, SLG: 0.394 (1, 4)												5	1	2	2	1	0	3							
Dave Parker, L OBP: 0.300, SLG: 0.449 (1, 9)												6	0	1	1	0	0	6							
Willie Stargell, L OBP: 0.475, SLG: 0.557 (1, 3)												4	0	1	1	1	2	2							
Mike Easter, L OBP: 0.425, SLG: 0.619 (5, PH) Lee Lacy, R OBP: 0.485, SLG: 0.667 (5, 7)													1	1	1	0	1	0	0						
Dale Berra, R OBP: 0.323, SLG: 0.333 (1, 5)												4	0	0	0	0	1	2							
Ed Ott, L OBP: 0.347, SLG: 0.366 (1, 2)												4	1	2	0	1	0	0							
Vance Law, R OBP: 0.304, SLG: 0.409 (1, 6)												4	0	0	0	0	0	3							
Jim Bibby, R OBP: 0.266, SLG: 0.233 (7, 1) Enrique Romo, R OBP: 0.291, SLG: 0.300 (8, PH) Kent Tekulve, R OBP: 0.263, SLG: 0.212 (8, 1) Manny Sanguillen, R OBP: 0.417, SLG: 0.583 Grant Jackson, S (11, 1) Bert Blyleven, R OBP: 0.196, SLG: 0.056 (11, 1)												3	0	0	0	0	0	2	1						
Inning Stats	R: 0 E: 0 K: 1 S: 6	H: 1 LOB: 1 BB: 0 P: 6	R: 0 E: 0 K: 0 S: 3	H: 1 LOB: 1 BB: 1 P: 7	R: 1 E: 0 K: 2 S: 8	H: 1 LOB: 1 BB: 1 P: 12	R: 1 E: 1 K: 1 S: 7	H: 2 LOB: 1 BB: 0 P: 7	R: 2 E: 0 K: 0 S: 5	H: 2 LOB: 1 BB: 1 P: 9	R: 0 E: 0 K: 0 S: 3	H: 0 LOB: 0 BB: 0 P: 3	R: 0 E: 0 K: 0 S: 3	H: 0 LOB: 2 BB: 2 P: 11	R: 0 E: 0 K: 0 S: 3	H: 0 LOB: 0 BB: 1 P: 7	R: 0 E: 0 K: 1 S: 5	H: 0 LOB: 0 BB: 0 P: 5	R: 1 E: 0 K: 0 S: 4	H: 1 LOB: 2 BB: 2 P: 12	1B: 7 2B: 1 3B: 0 HR: 0	SF: 0 SAC: 1 DP: 1 HBP: 0	WP: 0 PB: 0 SB: 1 CS: 1	PA: 48	
PITCHER	IP ERA WHS BF H R ER SO BB IBB HBP BLK WP HR S P ERA WHIP	IP ERA WHS BF H R ER SO BB IBB HBP BLK WP HR S P ERA WHIP	IP ERA WHS BF H R ER SO BB IBB HBP BLK WP HR S P ERA WHIP	IP ERA WHS BF H R ER SO BB IBB HBP BLK WP HR S P ERA WHIP	IP ERA WHS BF H R ER SO BB IBB HBP BLK WP HR S P ERA WHIP	IP ERA WHS BF H R ER SO BB IBB HBP BLK WP HR S P ERA WHIP	IP ERA WHS BF H R ER SO BB IBB HBP BLK WP HR S P ERA WHIP	IP ERA WHS BF H R ER SO BB IBB HBP BLK WP HR S P ERA WHIP	IP ERA WHS BF H R ER SO BB IBB HBP BLK WP HR S P ERA WHIP	IP ERA WHS BF H R ER SO BB IBB HBP BLK WP HR S P ERA WHIP	IP ERA WHS BF H R ER SO BB IBB HBP BLK WP HR S P ERA WHIP	IP ERA WHS BF H R ER SO BB IBB HBP BLK WP HR S P ERA WHIP	IP ERA WHS BF H R ER SO BB IBB HBP BLK WP HR S P ERA WHIP	IP ERA WHS BF H R ER SO BB IBB HBP BLK WP HR S P ERA WHIP	IP ERA WHS BF H R ER SO BB IBB HBP BLK WP HR S P ERA WHIP	IP ERA WHS BF H R ER SO BB IBB HBP BLK WP HR S P ERA WHIP	IP ERA WHS BF H R ER SO BB IBB HBP BLK WP HR S P ERA WHIP	IP ERA WHS BF H R ER SO BB IBB HBP BLK WP HR S P ERA WHIP	IP ERA WHS BF H R ER SO BB IBB HBP BLK WP HR S P ERA WHIP	IP ERA WHS BF H R ER SO BB IBB HBP BLK WP HR S P ERA WHIP	IP ERA WHS BF H R ER SO BB IBB HBP BLK WP HR S P ERA WHIP	IP ERA WHS BF H R ER SO BB IBB HBP BLK WP HR S P ERA WHIP	IP ERA WHS BF H R ER SO BB IBB HBP BLK WP HR S P ERA WHIP	IP ERA WHS BF H R ER SO BB IBB HBP BLK WP HR S P ERA WHIP	IP ERA WHS BF H R ER SO BB IBB HBP BLK WP HR S P ERA WHIP

Pittsburgh Pirates @ New York Mets
Shea Stadium, Flushing, NY
Sat Jun 07 1980, 3:33 AM EDT
Att: 13,509 - Unknown

livebaseballscores.com

AB 38
R 5
H 8
RBI 4
BB 8
SO 5
LOB 21

Batter	1	2	3	4	5	6	7	8	9	10	11	AB	R	H	RBI	BB	SO	LOB	BOTTOM						
Lee Mazzilli, S OBP: 0.371, SLG: 0.347 (1, 8)												5	1	1	0	0	2	1							
Frank Taveras, R OBP: 0.339, SLG: 0.355 (1, 6)												5	1	2	1	0	0	1							
Steve Henderson, R OBP: 0.390, SLG: 0.426 (1, 7)												3	1	1	1	1	0	1							
Mike Jorgensen, L OBP: 0.344, SLG: 0.407 (9, PR) Alex Trevino, R OBP: 0.423, SLG: 0.421 (10, 2)													4	0	1	0	0	3	2						
John Stearns, R OBP: 0.370, SLG: 0.435 (10, 3)													4	1	3	1	1	0	0						
Joel Youngblood, R OBP: 0.333, SLG: 0.370 (1, 9)												3	0	1	1	2	0	2							
Elliott Maddox, R OBP: 0.387, SLG: 0.307 (1, 5)												2	0	0	1	2	0	1							
Doug Flynn, R OBP: 0.258, SLG: 0.254 (11, PH) Ron Hodges, L OBP: 0.355, SLG: 0.292 (11, 1)												4	0	1	0	0	0	2							
John Pacella, R OBP: 0.233, SLG: 0.333 (8, 1) Kevin Kobel, R OBP: 0.251, SLG: 0.258 (7, 1) Jeff Reardon, R OBP: 0.293, SLG: 0.292 (7, 1) Jose Moreno, S OBP: 0.162, SLG: 0.143 (8, PH) Neil Allen, R OBP: 0.196, SLG: 0.056 (8, 1)												1	0	0	0	0	1	0							
Inning Stats	R: 0 E: 0 K: 1 S: 4	H: 0 LOB: 0 BB: 0 P: 5	R: 0 E: 0 K: 1 S: 5	H: 1 LOB: 0 BB: 0 P: 5	R: 0 E: 0 K: 1 S: 5	H: 0 LOB: 0 BB: 0 P: 5	R: 1 E: 0 K: 1 S: 6	H: 2 LOB: 0 BB: 0 P: 6	R: 0 E: 0 K: 0 S: 2	H: 0 LOB: 0 BB: 0 P: 1	R: 0 E: 0 K: 0 S: 5	H: 3 LOB: 2 BB: 2 P: 15	R: 1 E: 0 K: 0 S: 3	H: 1 LOB: 0 BB: 1 P: 7	R: 0 E: 0 K: 0 S: 4	H: 2 LOB: 2 BB: 1 P: 8	R: 0 E: 0 K: 1 S: 5	H: 0 LOB: 0 BB: 0 P: 5	R: 2 E: 0 K: 0 S: 4	H: 3 LOB: 3 BB: 2 P: 12	1B: 9 2B: 4 3B: 0 HR: 0	SF: 1 SAC: 0 DP: 1 HBP: 1	WP: 0 PB: 0 SB: 3 CS: 4	PA: 46	
PITCHER	IP ERA WHS BF H R ER SO BB IBB HBP BLK WP HR S P ERA WHIP	IP ERA WHS BF H R ER SO BB IBB HBP BLK WP HR S P ERA WHIP	IP ERA WHS BF H R ER SO BB IBB HBP BLK WP HR S P ERA WHIP	IP ERA WHS BF H R ER SO BB IBB HBP BLK WP HR S P ERA WHIP	IP ERA WHS BF H R ER SO BB IBB HBP BLK WP HR S P ERA WHIP	IP ERA WHS BF H R ER SO BB IBB HBP BLK WP HR S P ERA WHIP	IP ERA WHS BF H R ER SO BB IBB HBP BLK WP HR S P ERA WHIP	IP ERA WHS BF H R ER SO BB IBB HBP BLK WP HR S P ERA WHIP	IP ERA WHS BF H R ER SO BB IBB HBP BLK WP HR S P ERA WHIP	IP ERA WHS BF H R ER SO BB IBB HBP BLK WP HR S P ERA WHIP	IP ERA WHS BF H R ER SO BB IBB HBP BLK WP HR S P ERA WHIP	IP ERA WHS BF H R ER SO BB IBB HBP BLK WP HR S P ERA WHIP	IP ERA WHS BF H R ER SO BB IBB HBP BLK WP HR S P ERA WHIP	IP ERA WHS BF H R ER SO BB IBB HBP BLK WP HR S P ERA WHIP	IP ERA WHS BF H R ER SO BB IBB HBP BLK WP HR S P ERA WHIP	IP ERA WHS BF H R ER SO BB IBB HBP BLK WP HR S P ERA WHIP	IP ERA WHS BF H R ER SO BB IBB HBP BLK WP HR S P ERA WHIP	IP ERA WHS BF H R ER SO BB IBB HBP BLK WP HR S P ERA WHIP	IP ERA WHS BF H R ER SO BB IBB HBP BLK WP HR S P ERA WHIP	IP ERA WHS BF H R ER SO BB IBB HBP BLK WP HR S P ERA WHIP	IP ERA WHS BF H R ER SO BB IBB HBP BLK WP HR S P ERA WHIP	IP ERA WHS BF H R ER SO BB IBB HBP BLK WP HR S P ERA WHIP	IP ERA WHS BF H R ER SO BB IBB HBP BLK WP HR S P ERA WHIP	IP ERA WHS BF H R ER SO BB IBB HBP BLK WP HR S P ERA WHIP	IP ERA WHS BF H R ER SO BB IBB HBP BLK WP HR S P ERA WHIP

Pittsburgh Pirates @ New York Mets
Shea Stadium, Flushing, NY
Sat Jun 07 1980, 3:33 AM EDT
Att: 13,509 - Unknown

livebaseballscores.com

AB 35
R 6
H 12
RBI 6
BB 7
SO 7
LOB 10

Batter	1	2	3	4	5	6	7	8	9	AB	R	H	RBI	BB	SO	LOB	TOP								
Omar Moreno, L (1, 8) OBP: 0.324, SLG: 0.372	F4-3		F7			K			FC4-6	5	0	2	0	0	0	1									
Phil Garner, R (1, 4) OBP: 0.335, SLG: 0.391				F8		K	F8			4	0	1	0	0	1	3									
Dave Parker, L (1, 9) OBP: 0.304, SLG: 0.453	F4-3			6-3		1B			F4-3	3	1	1	0	1	0	1									
Willie Stargell, L (1, 3) OBP: 0.410, SLG: 0.545	F9			K2-3		1B			F4-3	4	1	1	0	0	1	2									
Mike Easter, L (1, 7) OBP: 0.434, SLG: 0.712			F9						F4	3	2	2	4	0	0	0									
Lee Lacy, R (7, 7) OBP: 0.480, SLG: 0.659						HR				1	0	0	0	0	0	1									
Dale Berra, R (1, 5) OBP: 0.304, SLG: 0.313	F9			F9		6-3			F7	4	0	0	0	0	0	1									
Ed Ott, L (1, 2) OBP: 0.344, SLG: 0.362			6-3						F4-3	4	0	1	0	0	0	0									
Vance Law, R (1, 6) OBP: 0.269, SLG: 0.360			F9						F7	3	0	0	0	0	1	1									
Manny Sanguillen, R (9, PH) OBP: 0.386, SLG: 0.538						K				1	0	0	0	0	0	0									
Don Robinson, R (1, 1) OBP: 0.412, SLG: 0.412			F9							2	0	0	0	0	1	1									
Enrique Romo, R (6, 1) OBP: 0.600, SLG: 0.500										0	0	0	0	1	0	0									
Kent Tekulve, R (7, 1) OBP: 0.315, SLG: 0.508									FC4-6	1	0	1	0	0	0	0									
Bill Robinson, R (9, PH) OBP: 0.315, SLG: 0.508										1	0	1	0	0	0	0									
Inning Stats	R: 0 E: 0 K: 0 S: 4	H: 1 LOB: 1 BB: 0 P: 4	R: 0 E: 0 K: 0 S: 3	H: 0 LOB: 0 BB: 0 P: 3	R: 0 E: 0 K: 1 S: 5	H: 0 LOB: 0 BB: 0 P: 3	R: 0 E: 0 K: 1 S: 5	H: 0 LOB: 0 BB: 0 P: 5	R: 1 E: 0 K: 2 S: 9	H: 2 LOB: 1 BB: 0 P: 9	R: 3 E: 0 K: 1 S: 7	H: 3 LOB: 0 BB: 1 P: 11	R: 0 E: 0 K: 0 S: 4	H: 1 LOB: 2 BB: 1 P: 8	R: 0 E: 0 K: 0 S: 4	H: 1 LOB: 1 BB: 0 P: 4	R: 0 E: 0 K: 0 S: 4	H: 1 LOB: 1 BB: 0 P: 4	1B: 6 2B: 1 3B: 0 HR: 2	SF: 0 SAC: 0 DP: 0 HBP: 0	WP: 0 PB: 0 SB: 2 CS: 0	PA: 37			
PITCHER	IP	WLS	BF	H	R	ER	SO	BB	IBB	HBP	BLK	WP	HR	S	P	ERA	WHIP								
Ray Burris, R (1, 1) ERA: 2.94	7.0	W	29	7	4	4	4	2	0	0	0	0	2	35	43	5.14	1.286								
Ed Glynn, L (8, 1) ERA: 3.32	2.0	S	8	2	0	0	0	0	0	0	0	0	0	8	8	0.00	1.000								

Pittsburgh Pirates @ New York Mets
Shea Stadium, Flushing, NY
Sun Jun 08 1980, 3:33 AM EDT
Unknown

AB 35
R 4
H 9
RBI 4
BB 2
SO 4
LOB 11



Batter	1	2	3	4	5	6	7	8	9	AB	R	H	RBI	BB	SO	LOB	BOTTOM								
Lee Mazzilli, S (1, 8) OBP: 0.376, SLG: 0.351	4-3		F9							4	1	2	0	1	0	0									
Frank Taveras, R (1, 6) OBP: 0.340, SLG: 0.353	K									4	2	1	1	1	1	4									
Steve Henderson, R (1, 7) OBP: 0.405, SLG: 0.441										4	2	4	3	0	0	0									
Mike Jorgensen, L (1, 3) OBP: 0.348, SLG: 0.418			F8							4	0	2	1	0	0	2									
Joel Youngblood, R (1, 9) OBP: 0.332, SLG: 0.367	F8									4	0	1	1	0	2	3									
Ron Hodges, L (1, 2) OBP: 0.371, SLG: 0.321										4	0	2	0	0	0	2									
Elliott Maddox, R (1, 5) OBP: 0.394, SLG: 0.305										4	0	1	0	0	0	2									
Doug Flynn, R (1, 4) OBP: 0.268, SLG: 0.254										4	1	1	0	0	0	3									
Ray Burris, R (1, 1) OBP: 0.095, SLG: 0.095										2	0	0	0	0	1	1									
Jose Moreno, S (7, PH) OBP: 0.250, SLG: 0.143										0	0	0	0	0	0	0									
Ed Glynn, R (8, 1) ERA: 4.34										0	0	0	0	0	0	0									
Inning Stats	R: 1 E: 0 K: 1 S: 7	H: 2 LOB: 1 BB: 0 P: 7	R: 0 E: 0 K: 0 S: 4	H: 1 LOB: 1 BB: 0 P: 4	R: 1 E: 0 K: 1 S: 6	H: 1 LOB: 1 BB: 1 P: 10	R: 0 E: 0 K: 0 S: 3	H: 0 LOB: 0 BB: 0 P: 3	R: 0 E: 0 K: 1 S: 5	H: 1 LOB: 0 BB: 0 P: 5	R: 0 E: 0 K: 0 S: 5	H: 3 LOB: 1 BB: 0 P: 5	R: 3 E: 0 K: 1 S: 9	H: 4 LOB: 1 BB: 0 P: 9	R: 0 E: 0 K: 0 S: 5	H: 2 LOB: 3 BB: 1 P: 9	1B: 13 2B: 1 3B: 0 HR: 0	SF: 0 SAC: 2 DP: 1 HBP: 0	WP: 0 PB: 0 SB: 4 CS: 1	PA: 39					
PITCHER	IP	WLS	BF	H	R	ER	SO	BB	IBB	HBP	BLK	WP	HR	S	P	ERA	WHIP								
Don Robinson, R (1, 1) ERA: 4.4	5.0	L	23	8	3	3	3	1	0	0	1	0	0	28	32	5.40	1.800								
Enrique Romo, R (6, 1) ERA: 2.11	1.1	L	6	3	3	3	0	0	0	0	0	0	0	6	6	20.25	2.250								
Kent Tekulve, R (7, 1) ERA: 4.34	1.2		9	3	0	0	1	0	1	0	0	0	0	10	14	0.00	1.800								

Pittsburgh Pirates @ New York Mets
Shea Stadium, Flushing, NY
Sun Jun 08 1980, 3:33 AM EDT
Unknown

AB 34
R 6
H 14
RBI 6
BB 2
SO 4
LOB 17




Batter	1	2	3	4	5	6	7	8	9	AB	R	H	RBI	BB	SO	LOB	TOP			
Omar Moreno, L (1, 8) Lee Lacy, R (8, 8) OBP: 0.331, SLG: 0.378 OBP: 0.480, SLG: 0.659										4	0	3	1	0	0	1	Pittsburgh Pirates @ New York Mets Shea Stadium, Flushing, NY Sun Jun 08 1980, 3:38 AM EDT Att: 29,329 - Unknown			
Phil Garner, R (1, 4) OBP: 0.330, SLG: 0.384										3	1	0	0	0	0	2				
Dave Parker, L (1, 9) OBP: 0.307, SLG: 0.456										3	0	1	0	1	0	1				
John Milner, L (1, 3) OBP: 0.262, SLG: 0.214										4	0	1	1	0	1	3				
Mike Easter, L (1, 7) OBP: 0.425, SLG: 0.729										4	1	1	1	0	0	2				
Dale Berra, R (1, 5) OBP: 0.286, SLG: 0.294										4	0	0	0	0	2	1				
Ed Ott, L (1, 2) OBP: 0.341, SLG: 0.358										4	0	1	0	0	2	0				
Vance Law, R (1, 6) OBP: 0.267, SLG: 0.345										4	1	1	0	0	0	1				
Eddie Solomon, R (1, 1) Kent Tekulve, R (7, 1)										2	0	1	0	0	0	1				
Inning Stats	R: 1 E: 0 K: 0 S: 5	H: 2 LOB: 1 BB: 0 P: 5	R: 0 E: 0 K: 2 S: 7	H: 0 LOB: 0 BB: 0 P: 7	R: 0 E: 0 K: 0 S: 3	H: 1 LOB: 0 BB: 0 P: 3	R: 0 E: 0 K: 0 S: 4	H: 1 LOB: 1 BB: 0 P: 4	R: 1 E: 0 K: 1 S: 5	H: 2 LOB: 1 BB: 0 P: 5	R: 0 E: 0 K: 1 S: 6	H: 1 LOB: 1 BB: 0 P: 6	R: 0 E: 0 K: 0 S: 3	H: 1 LOB: 1 BB: 1 P: 7	R: 1 E: 0 K: 1 S: 6	H: 1 LOB: 0 BB: 0 P: 6	1B: 7 2B: 2 3B: 0 HR: 1	SF: 0 SAC: 2 DP: 2 HBP: 0	WP: 0 PB: 0 SB: 0 CS: 0	PA: 35
PITCHER	IP WLS BF H R ER SO BB IBB HBP BLK WP HR S P ERA WHIP																			
Mark Bomback, R (1, 1) ERA: 4.57	6.0 L 23 6 2 2 3 0 0 0 0 0 0 0 29 29 3.00 1.000																			
Jeff Reardon, R (7, 1) ERA: 3.41	2.0 8 2 0 0 1 0 1 0 0 0 0 0 9 13 0.00 1.000																			
Pete Falcone, L (9, 1) ERA: 5.02	1.0 4 1 1 1 1 0 0 0 0 0 0 0 1 6 6 9.00 1.000																			

Batter	1	2	3	4	5	6	7	8	9	AB	R	H	RBI	BB	SO	LOB	BOTTOM			
Lee Mazzilli, S (1, 8) OBP: 0.374, SLG: 0.345										3	0	0	0	1	1	0	Pittsburgh Pirates @ New York Mets Shea Stadium, Flushing, NY Sun Jun 08 1980, 3:38 AM EDT Att: 29,329 - Unknown			
Frank Taveras, R (1, 6) OBP: 0.338, SLG: 0.351										4	0	1	0	0	0	4				
Steve Henderson, R (1, 7) OBP: 0.407, SLG: 0.443										4	0	2	0	0	1	1				
Mike Jorgensen, L (1, 3) OBP: 0.345, SLG: 0.413										4	0	1	0	0	0	1				
John Stearns, R (1, 2) OBP: 0.365, SLG: 0.427										3	0	0	0	0	0	2				
Joel Youngblood, R (1, 9) OBP: 0.326, SLG: 0.361										3	0	0	0	0	0	1				
Alex Trevino, R (1, 5) OBP: 0.422, SLG: 0.415										3	0	1	0	0	0	0				
Doug Flynn, R (1, 4) OBP: 0.259, SLG: 0.256										3	0	1	0	0	1	0				
Mark Bomback, R (1, 1) Jerry Morales, R (6, PH) Jeff Reardon, R (7, 1) Dan Norman, R (8, PH) Pete Falcone, L (9, 1)										1	0	0	0	0	0	0				
Inning Stats	R: 0 E: 0 K: 2 S: 7	H: 1 LOB: 0 BB: 0 P: 7	R: 0 E: 0 K: 0 S: 3	H: 0 LOB: 0 BB: 0 P: 3	R: 0 E: 0 K: 0 S: 3	H: 0 LOB: 0 BB: 0 P: 3	R: 0 E: 0 K: 0 S: 3	H: 0 LOB: 0 BB: 0 P: 3	R: 0 E: 0 K: 1 S: 6	H: 2 LOB: 2 BB: 1 P: 10	R: 0 E: 0 K: 0 S: 4	H: 2 LOB: 1 BB: 0 P: 4	R: 0 E: 0 K: 1 S: 5	H: 0 LOB: 0 BB: 0 P: 5	R: 0 E: 1 K: 0 S: 4	H: 1 LOB: 1 BB: 0 P: 4	1B: 6 2B: 0 3B: 0 HR: 0	SF: 0 SAC: 0 DP: 3 HBP: 0	WP: 0 PB: 0 SB: 0 CS: 1	PA: 31
PITCHER	IP WLS BF H R ER SO BB IBB HBP BLK WP HR S P ERA WHIP																			
Eddie Solomon, R (1, 1) ERA: 2.4	6.0 W 22 5 0 0 3 1 0 0 0 0 0 0 27 31 0.00 0.333																			
Kent Tekulve, R (7, 1) ERA: 3.94	3.0 S 9 1 0 0 1 0 0 0 0 0 0 0 11 11 0.00 0.333																			

Batter	1	2	3	4	5	6	7	8	9	AB	R	H	RBI	BB	SO	LOB	TOP					
Omar Moreno, L OBP: 0.325, SLG: 0.372 (1, 8)	4-3		K		F8		6-3			4	0	0	0	0	1	0						
Vance Law, R OBP: 0.235, SLG: 0.303 (1, 6)	K			4-3		P6	P6			4	0	0	0	0	1	0						
Dave Parker, L OBP: 0.315, SLG: 0.459 (1, 9)	1B			3B	1B	HR		F8		3	2	2	0	1	0	0						
Willie Stargell, L OBP: 0.405, SLG: 0.562 (1, 3)	K			K		HR		6-3		4	1	1	2	0	2	2						
Mike Easter, L OBP: 0.440, SLG: 0.797 Lee Lacy, R OBP: 0.480, SLG: 0.659 (1, 7) (8, 7)		K		1B	3B	FC4-6	1B	HR		4	2	3	2	0	1	0						
Phil Garner, R OBP: 0.328, SLG: 0.381 (1, 4)	P4			S	1B	FC4-6		F8		4	0	1	1	0	0	1						
Ed Ott, L OBP: 0.338, SLG: 0.350 (1, 2)	4-3			6-3		BB			1-3	3	0	0	0	1	0	1						
Dale Berra, R OBP: 0.286, SLG: 0.292 (1, 5)			P4		P4	F8			B5-6-4	4	0	1	0	0	0	2						
John Candelaria, L OBP: 0.241, SLG: 0.222 Kent Tekulve, R (1, 1) (9, 1)			K		K		K		B5-6-4	4	0	0	0	0	3	1						
Inning Stats	R: 0 E: 0 K: 2 S: 8	H: 1 LOB: 1 BB: 0 P: 8	R: 0 E: 0 K: 1 S: 5	H: 0 LOB: 0 BB: 0 P: 5	R: 0 E: 0 K: 2 S: 7	H: 0 LOB: 0 BB: 0 P: 7	R: 2 E: 0 K: 1 S: 8	H: 3 LOB: 1 BB: 0 P: 8	R: 0 E: 0 K: 1 S: 5	H: 0 LOB: 0 BB: 0 P: 5	R: 2 E: 0 K: 0 S: 5	H: 2 LOB: 2 BB: 2 P: 13	R: 0 E: 0 K: 1 S: 5	H: 0 LOB: 0 BB: 0 P: 5	R: 1 E: 0 K: 0 S: 4	H: 1 LOB: 0 BB: 0 P: 4	R: 0 E: 0 K: 0 S: 3	H: 1 LOB: 0 BB: 0 P: 3	1B: 5 2B: 0 3B: 1 HR: 2	SF: 0 SAC: 0 DP: 1 HBP: 0	WP: 0 PB: 0 SB: 2 CS: 0	PA: 36
PITCHER	IP	WLS	BF	H	R	ER	SO	BB	IBB	HBP	BLK	WP	HR	S	P	ERA	WHIP					
Mario Soto, R ERA: 4.04 Sheldon Burnside, L ERA: 2.7 (1, 1) (9, 1)	8.0	L	33	7	5	5	8	2	0	0	0	0	2	47	55	5.62	1.125					

Pittsburgh Pirates @ Cincinnati Reds
Riverfront Stadium, Cincinnati, OH
Tue Jun 10 1980, 7:05 PM EDT
Att: 26,648 - Unknown


AB 34
R 5
H 8
RBI 5
BB 2
SO 8
LOB 7



Batter	1	2	3	4	5	6	7	8	9	AB	R	H	RBI	BB	SO	LOB	BOTTOM					
Dave Collins, S OBP: 0.333, SLG: 0.365 Sheldon Burnside, R (1, 8) (9, 1)	S	6-3			E4			6-3		4	1	2	0	0	0	1						
Dave Concepcion, R OBP: 0.288, SLG: 0.311 (1, 6)	1B		6-3		6-3			F8		4	1	1	0	0	0	1						
Ken Griffey, L OBP: 0.375, SLG: 0.437 (1, 9)	F7		K		4-3				HR	4	1	1	1	0	1	2						
George Foster, R OBP: 0.311, SLG: 0.384 (1, 7)	SF8		K		4-3				K	3	0	0	1	0	2	0						
Ray Knight, R OBP: 0.330, SLG: 0.493 (1, 5)	E5			G5-4-3	1B	F8		6-3		4	0	2	0	0	0	0						
Johnny Bench, R OBP: 0.318, SLG: 0.425 (1, 2)	5-3			G5-4-3		K		P4		4	0	0	0	0	1	2						
Dan Driessen, L OBP: 0.381, SLG: 0.438 (1, 3)		FC5-4		K		B1-3				2	0	0	0	1	1	0						
Junior Kennedy, R OBP: 0.358, SLG: 0.410 (1, 4)		FC5-4			6-3		K			3	0	0	0	0	1	1						
Mario Soto, R Rick Auerbach, R OBP: 0.414, SLG: 0.462 Cesar Geronimo, L OBP: 0.315, SLG: 0.333 (1, 1) (8, PH) (9, 8)		SH1-4			1-3			6-3		1	0	0	0	0	0	0						
Inning Stats	R: 2 E: 1 K: 0 S: 6	H: 3 LOB: 1 BB: 0 P: 6	R: 0 E: 0 K: 0 S: 3	H: 0 LOB: 1 BB: 1 P: 7	R: 0 E: 0 K: 2 S: 7	H: 0 LOB: 0 BB: 0 P: 7	R: 0 E: 0 K: 1 S: 5	H: 1 LOB: 0 BB: 0 P: 5	R: 0 E: 1 K: 0 S: 4	H: 1 LOB: 1 BB: 0 P: 4	R: 0 E: 0 K: 0 S: 3	H: 0 LOB: 0 BB: 0 P: 3	R: 0 E: 0 K: 2 S: 7	H: 0 LOB: 0 BB: 0 P: 7	R: 0 E: 0 K: 0 S: 3	H: 0 LOB: 0 BB: 0 P: 3	R: 1 E: 0 K: 1 S: 6	H: 1 LOB: 0 BB: 0 P: 6	1B: 5 2B: 0 3B: 0 HR: 1	SF: 1 SAC: 1 DP: 1 HBP: 0	WP: 0 PB: 0 SB: 1 CS: 0	PA: 33
PITCHER	IP	WLS	BF	H	R	ER	SO	BB	IBB	HBP	BLK	WP	HR	S	P	ERA	WHIP					
John Candelaria, L ERA: 3.67 Kent Tekulve, R ERA: 3.62 (1, 1) (9, 1)	8.0	W	30	6	3	2	5	1	0	0	0	0	0	5	5	2.25	0.875					

Pittsburgh Pirates @ Cincinnati Reds
Riverfront Stadium, Cincinnati, OH
Tue Jun 10 1980, 7:05 PM EDT
Att: 26,648 - Unknown

AB 30
R 3
H 6
RBI 2
BB 1
SO 6
LOB 7



Batter	1	2	3	4	5	6	7	8	9	AB	R	H	RBI	BB	SO	LOB	TOP					
Omar Moreno, L (1, 8) OBP: 0.320, SLG: 0.365										4	0	0	0	0	0	0	Pittsburgh Pirates @ Cincinnati Reds Riverfront Stadium, Cincinnati, OH Wed Jun 11 1980, 7:05 PM EDT Att: 29,211 - Unknown					
Vance Law, R (1, 6) OBP: 0.243, SLG: 0.306										3	0	1	0	0	1	0						
Lee Lacy, R (8, PH) OBP: 0.475, SLG: 0.652										1	0	0	0	0	1	0						
Dave Parker, L (1, 9) OBP: 0.314, SLG: 0.455										4	0	1	0	0	0	1						
Matt Alexander, S (9, PR)										0	0	0	0	0	0	0						
Willie Stargell, L (1, 3) OBP: 0.392, SLG: 0.541										4	0	0	0	0	3	1						
Mike Easter, L (1, 7) OBP: 0.432, SLG: 0.769										4	0	1	0	0	2	1						
Phil Garner, R (1, 4) OBP: 0.332, SLG: 0.400										4	1	2	1	0	1	3						
Ed Ott, L (1, 2) OBP: 0.338, SLG: 0.349										3	1	1	0	0	0	2						
Dale Berra, R (1, 5) OBP: 0.288, SLG: 0.320										3	0	1	1	0	0	1						
Bert Blyleven, R (1, 1) OBP: 0.095, SLG: 0.050										2	0	0	0	0	2	1						
John Milner, L (8, PH) OBP: 0.258, SLG: 0.211										1	0	0	0	0	0	0						
Enrique Romo, R (8, 1) OBP: 0.600, SLG: 0.500										0	0	0	0	0	0	0						
Inning Stats	R: 0 E: 0 K: 1 S: 5	H: 0 LOB: 0 BB: 0 P: 5	R: 2 E: 0 K: 3 S: 12	H: 3 LOB: 1 BB: 0 P: 12	R: 0 E: 0 K: 0 S: 3	H: 1 LOB: 0 BB: 0 P: 3	R: 0 E: 0 K: 1 S: 6	H: 1 LOB: 1 BB: 0 P: 6	R: 0 E: 0 K: 1 S: 5	H: 0 LOB: 0 BB: 0 P: 5	R: 0 E: 0 K: 1 S: 3	H: 1 LOB: 1 BB: 0 P: 6	R: 0 E: 0 K: 1 S: 6	H: 0 LOB: 0 BB: 0 P: 6	R: 0 E: 0 K: 2 S: 5	H: 1 LOB: 2 BB: 0 P: 8	R: 0 E: 0 K: 2 S: 8	H: 1 LOB: 2 BB: 0 P: 8	1B: 5 2B: 0 3B: 1 HR: 1	SF: 0 SAC: 0 DP: 1 HBP: 0	WP: 0 PB: 0 SB: 1 CS: 0	PA: 33
PITCHER Frank Pastore, R (1, 1) ERA: 2.73	IP: 9.0 WLS: W BF: 33 H: 7 R: 2 ER: 2 SO: 10 BB: 0 IBB: 0 HBP: 0 BLK: 0 WP: 0 HR: 1 S: 53 P: 53 ERA: 2.00 WHIP: 0.778																					

Batter	1	2	3	4	5	6	7	8	9	AB	R	H	RBI	BB	SO	LOB	BOTTOM			
Dave Collins, S (1, 8) OBP: 0.332, SLG: 0.359										3	1	0	0	1	2	1	Pittsburgh Pirates @ Cincinnati Reds Riverfront Stadium, Cincinnati, OH Wed Jun 11 1980, 7:05 PM EDT Att: 29,211 - Unknown			
Cesar Geronimo, L (7, 8) OBP: 0.315, SLG: 0.333										0	0	0	0	0	0	0				
Dave Concepcion, R (1, 6) OBP: 0.276, SLG: 0.316										3	1	2	0	1	1	0				
Ken Griffey, L (1, 9) OBP: 0.373, SLG: 0.433										4	0	1	0	0	1	1				
George Foster, R (1, 7) OBP: 0.310, SLG: 0.380										4	0	1	1	0	1	2				
Dan Driessen, L (1, 3) OBP: 0.379, SLG: 0.430										3	0	0	0	1	0	2				
Ray Knight, R (1, 5) OBP: 0.324, SLG: 0.483										4	0	0	0	0	0	3				
Johnny Bench, R (1, 2) OBP: 0.323, SLG: 0.449										4	1	2	1	0	0	1				
Junior Kennedy, R (1, 4) OBP: 0.356, SLG: 0.402										3	0	0	0	1	0	1				
Frank Pastore, R (1, 1) OBP: 0.167, SLG: 0.107										1	0	0	0	1	1	1				
Inning Stats	R: 0 E: 0 K: 3 S: 9	H: 0 LOB: 0 BB: 0 P: 9	R: 0 E: 0 K: 0 S: 3	H: 0 LOB: 1 BB: 1 P: 7	R: 1 E: 1 K: 1 S: 7	H: 1 LOB: 2 BB: 1 P: 11	R: 1 E: 0 K: 1 S: 6	H: 1 LOB: 1 BB: 1 P: 10	R: 1 E: 0 K: 1 S: 7	H: 2 LOB: 2 BB: 1 P: 11	R: 0 E: 0 K: 0 S: 4	H: 2 LOB: 2 BB: 1 P: 8	R: 0 E: 0 K: 0 S: 3	H: 0 LOB: 0 BB: 0 P: 3	R: 0 E: 0 K: 0 S: 3	H: 0 LOB: 0 BB: 0 P: 3	1B: 5 2B: 0 3B: 0 HR: 1	SF: 0 SAC: 1 DP: 0 HBP: 0	WP: 0 PB: 0 SB: 1 CS: 0	PA: 35
PITCHER Bert Blyleven, R (1, 1) ERA: 4.1	IP: 7.0 WLS: L BF: 32 H: 6 R: 3 ER: 2 SO: 6 BB: 3 IBB: 3 HBP: 2 BLK: 0 WP: 0 HR: 1 S: 39 P: 59 ERA: 2.57 WHIP: 1.429																			
Enrique Romo, R (8, 1) ERA: 2.06	IP: 1.0 WLS: 3 BF: 0 H: 0 R: 0 ER: 0 SO: 0 BB: 0 IBB: 0 HBP: 0 BLK: 0 WP: 0 HR: 0 S: 3 P: 3 ERA: 0.00 WHIP: 0.000																			

Batter	1	2	3	4	5	6	7	8	9	AB	R	H	RBI	BB	SO	LOB	TOP					
Rafael Landestoy, S OBP: 0.293, SLG: 0.343 (1, 6)	F2			6-3		BB 1B BB		L4		3	1	0	0	1	0	0						
Terry Puhl, L OBP: 0.384, SLG: 0.452 (1, 9)	4-0 P2-3 BB			G3		F7		F3		3	0	0	0	1	0	1						
Joe Morgan, L OBP: 0.332, SLG: 0.363 (1, 4)	P2-3 1-2			F3		1B BB			F3	3	0	0	0	1	0	1						
Jose Cruz, L OBP: 0.393, SLG: 0.438 (1, 7)		K			F8	1-2 2H			3B 1B	4	1	2	1	0	1	0						
Denny Walling, L OBP: 0.400, SLG: 0.419 (1, 3)	5-3				2B 1B	4-3			3B 1H	4	1	2	1	0	0	2						
Enos Cabell, R OBP: 0.309, SLG: 0.356 (1, 5)	5-3				1H 2B		3-1		F7	4	0	1	1	0	0	1						
Cesar Cedeno, R OBP: 0.381, SLG: 0.463 (1, 8)			F4		F7		6-3		K	4	0	0	0	0	1	2						
Alan Ashby, S OBP: 0.341, SLG: 0.380 (1, 2)			K		3-1		4-3			3	0	0	0	0	1	1						
Joe Niekro, R OBP: 0.256, SLG: 0.330 Jose Quiroz, S OBP: 0.333, SLG: 0.330 Julio Gonzalez, L OBP: 0.288, SLG: 0.118 Randy Niemann, L OBP: 0.345, SLG: 0.107 Dave Bergman, L OBP: 0.285, SLG: 0.107 Dave Smith, R OBP: 0.285, SLG: 0.107 (1, 1) (5, 1) (6, PH) (6, 1) (8, PH) (8, 1)			F8				4-3		F8	1	0	0	0	0	0	0						
Inning Stats	R: 0 E: 0 K: 0 S: 2	H: 0 LOB: 0 BB: 1 P: 6	R: 0 E: 0 K: 1 S: 5	H: 0 LOB: 0 BB: 0 P: 5	R: 0 E: 0 K: 1 S: 5	H: 0 LOB: 0 BB: 0 P: 5	R: 0 E: 0 K: 0 S: 3	H: 0 LOB: 0 BB: 0 P: 3	R: 1 E: 0 K: 0 S: 5	H: 2 LOB: 1 BB: 0 P: 5	R: 1 E: 0 K: 0 S: 4	H: 1 LOB: 2 BB: 2 P: 12	R: 0 E: 0 K: 0 S: 3	H: 0 LOB: 0 BB: 0 P: 3	R: 0 E: 0 K: 0 S: 3	H: 0 LOB: 0 BB: 0 P: 3	R: 1 E: 0 K: 1 S: 7	H: 2 LOB: 1 BB: 0 P: 7	1B: 3 2B: 2 3B: 1 HR: 0	SF: 0 SAC: 0 DP: 1 HBP: 0	WP: 0 PB: 0 SB: 0 CS: 0	PA: 34
PITCHER	IP WLS BF H R ER SO BB IBB HBP BLK WP HR S P ERA WHIP	IP WLS BF H R ER SO BB IBB HBP BLK WP HR S P ERA WHIP															IP WLS BF H R ER SO BB IBB HBP BLK WP HR S P ERA WHIP					
Eddie Solomon, R ERA: 2.58 (1, 1)	8.1 W 32 5 3 3 2	0.2 S 2 0 0 0 1															0.2 S 2 0 0 0 1					
Kent Tekulve, R ERA: 3.74 (9, 1)																	0.2 S 2 0 0 0 1					

Houston Astros @ Pittsburgh Pirates
Three Rivers Stadium, Pittsburgh, PA
Fri Jun 13 1980, 7:05 PM EDT
Att: 31,854 - Unknown

AB	31
R	3
H	5
RBI	3
BB	3
SO	3
LOB	8



Batter	1	2	3	4	5	6	7	8	9	AB	R	H	RBI	BB	SO	LOB	BOTTOM			
Omar Moreno, L OBP: 0.316, SLG: 0.358 (1, 8)	FC1-5 1B		F8	FC4-6 1-2		K		K		5	0	1	0	0	2	1				
Tim Foli, R OBP: 0.295, SLG: 0.317 (1, 6)	FC1-5 HR			PB 1B		F6		6-3		5	3	2	0	0	0	1				
Dave Parker, L OBP: 0.314, SLG: 0.447 (1, 9)	4-3 1-2		6-3		3-1	2B BB		L9		4	0	0	0	1	0	3				
Willie Stargell, L OBP: 0.410, SLG: 0.619 (1, 3)	HR		1B	1B		HR		2B		4	2	4	5	0	0	0				
Mike Easter, L OBP: 0.474, SLG: 0.857 Bill Robinson, R OBP: 0.313, SLG: 0.504 (1, 7) (6, 7)	PB 1B			FC6-4 1B		G3 1B BB		F5		2	0	2	0	1	0	0				
Phil Garner, R OBP: 0.333, SLG: 0.410 (1, 4)	4-3 1-2		FC6-4							4	0	1	0	0	0	3				
Ed Ott, L OBP: 0.340, SLG: 0.353 (1, 2)		F8		4-3		G3		3-1		4	0	0	0	0	0	2				
Dale Berra, R OBP: 0.295, SLG: 0.354 (1, 5)		K		6-3				E7 1B		3	0	1	0	1	1	0				
Eddie Solomon, R OBP: 0.250, SLG: 0.250 Kent Tekulve, R ERA: 3.74 (1, 1) (9, 1)		F9		FC4-6 1B		K		K		4	0	1	0	0	2	4				
Inning Stats	R: 2 E: 0 K: 0 S: 6	H: 3 LOB: 1 BB: 0 P: 6	R: 0 E: 0 K: 1 S: 5	H: 0 LOB: 0 BB: 0 P: 5	R: 1 E: 0 K: 0 S: 6	H: 3 LOB: 2 BB: 0 P: 6	R: 0 E: 0 K: 0 S: 4	H: 1 LOB: 1 BB: 0 P: 4	R: 2 E: 0 K: 1 S: 8	H: 3 LOB: 3 BB: 2 P: 16	R: 0 E: 0 K: 1 S: 6	H: 1 LOB: 2 BB: 1 P: 10	R: 0 E: 0 K: 1 S: 6	H: 1 LOB: 1 BB: 0 P: 6	R: 0 E: 0 K: 1 S: 5	H: 0 LOB: 0 BB: 0 P: 5	1B: 8 2B: 2 3B: 0 HR: 2	SF: 0 SAC: 0 DP: 0 HBP: 0	WP: 0 PB: 2 SB: 1 CS: 0	PA: 39
PITCHER	IP WLS BF H R ER SO BB IBB HBP BLK WP HR S P ERA WHIP	IP WLS BF H R ER SO BB IBB HBP BLK WP HR S P ERA WHIP															IP WLS BF H R ER SO BB IBB HBP BLK WP HR S P ERA WHIP			
Joe Niekro, R ERA: 3.67 (1, 1)	4.1 L 23	0.2 4 1 0 0 1															0.2 4 1 0 0 1			
Joaquin Andujar, R ERA: 3.13 (5, 1)																	0.2 4 1 0 0 1			
Randy Niemann, L ERA: 3.48 (6, 1)																	2.0 9 2 0 0 2			
Dave Smith, R ERA: 2.42 (8, 1)																	1.0 3 0 0 0 1			

Houston Astros @ Pittsburgh Pirates
Three Rivers Stadium, Pittsburgh, PA
Fri Jun 13 1980, 7:05 PM EDT
Att: 31,854 - Unknown

AB	36
R	5
H	12
RBI	5
BB	3
SO	5
LOB	16



Batter	1	2	3	4	5	6	7	8	9	AB	R	H	RBI	BB	SO	LOB	TOP			
Rafael Landestoy S OBP: 0.294, SLG: 0.368 (1, 4)										4	1	1	0	0	0	3	Houston Astros @ Pittsburgh Pirates Three Rivers Stadium, Pittsburgh, PA Sun Jun 15 1980, 3:33 AM EDT Att: 49,541 - Unknown			
Terry Puhl L OBP: 0.357, SLG: 0.452 (1, 9)										4	0	0	0	0	1	2				
Jose Cruz L OBP: 0.391, SLG: 0.433 (1, 7)										4	0	2	0	0	0	0				
Cesar Cedeno R OBP: 0.402, SLG: 0.504 (1, 8)										3	0	2	1	1	0	1				
Enos Cabell R OBP: 0.305, SLG: 0.351 (1, 5)										4	0	1	0	0	1	3				
Art Howe R OBP: 0.314, SLG: 0.372 Dave Smith R (8, 1)										3	0	0	0	1	0	3				
Julio Gonzalez R OBP: 0.105, SLG: 0.132 (1, 6)										4	0	1	0	0	0	3				
Luis Pujols R OBP: 0.250, SLG: 0.244 (1, 2)										3	0	1	0	1	1	0				
Ken Forsch R OBP: 0.265, SLG: 0.294 Bruce Bochy R OBP: 0.500, SLG: 0.200 Joaquin Andujar S OBP: 0.333, SLG: 0.333 Jeffrey Leonard R OBP: 0.274, SLG: 0.290 (7, PH)										1	0	0	0	0	0	0				
Inning Stats	R: 1 E: 0 K: 0 S: 6	H: 3 LOB: 3 BB: 1 P: 10	R: 0 E: 0 K: 1 S: 5	H: 0 LOB: 0 BB: 0 P: 5	R: 0 E: 0 K: 0 S: 3	H: 1 LOB: 0 BB: 0 P: 3	R: 0 E: 0 K: 1 S: 5	H: 0 LOB: 0 BB: 0 P: 5	R: 0 E: 0 K: 0 S: 3	H: 0 LOB: 1 BB: 1 P: 7	R: 0 E: 0 K: 0 S: 4	H: 2 LOB: 1 BB: 0 P: 4	R: 0 E: 0 K: 1 S: 7	H: 2 LOB: 2 BB: 0 P: 7	R: 0 E: 0 K: 0 S: 3	H: 0 LOB: 0 BB: 0 P: 3		1B: 7 2B: 2 3B: 0 HR: 0	SF: 0 SAC: 1 DP: 2 HBP: 0	WP: 0 PB: 0 SB: 1 CS: 0
PITCHER John Candelaria L ERA: 3.42 (1, 1)	IP: 9.0 WLS: W BF: 36 H: 8 R: 1 ER: 1 SO: 3 BB: 3 IBB: 0 HBP: 0 BLK: 0 WP: 0 HR: 0 S: 39 P: 51 ERA: 1.00 WHIP: 1.222															PITCHER				

Batter	1	2	3	4	5	6	7	8	9	AB	R	H	RBI	BB	SO	LOB	BOTTOM			
Omar Moreno L OBP: 0.316, SLG: 0.359 (1, 8)										4	1	1	0	0	0	0	Houston Astros @ Pittsburgh Pirates Three Rivers Stadium, Pittsburgh, PA Sun Jun 15 1980, 3:33 AM EDT Att: 49,541 - Unknown			
Tim Lincecum R OBP: 0.287, SLG: 0.314 (1, 6)										4	0	1	0	0	0	1				
Mike Easler L OBP: 0.476, SLG: 0.824 (1, 7)										4	0	1	1	0	0	1				
Bill Robinson R OBP: 0.309, SLG: 0.492 (1, 9)										4	0	1	0	0	0	2				
John Milner L OBP: 0.268, SLG: 0.273 (1, 3)										3	1	1	0	0	1	2				
Phil Garner R OBP: 0.336, SLG: 0.415 (1, 4)										3	1	1	0	0	0	0				
Ed Ott L OBP: 0.353, SLG: 0.384 (1, 2)										3	1	3	2	0	0	0				
Dale Berra R OBP: 0.274, SLG: 0.326 (1, 5)										3	0	0	1	0	2	2				
John Candelaria L OBP: 0.219, SLG: 0.200 (1, 1)										3	0	0	0	0	0	1				
Inning Stats	R: 0 E: 0 K: 0 S: 3	H: 0 LOB: 0 BB: 0 P: 3	R: 0 E: 0 K: 1 S: 5	H: 1 LOB: 0 BB: 0 P: 5	R: 0 E: 0 K: 0 S: 3	H: 0 LOB: 0 BB: 0 P: 3	R: 2 E: 0 K: 0 S: 6	H: 3 LOB: 1 BB: 0 P: 6	R: 1 E: 0 K: 1 S: 7	H: 2 LOB: 1 BB: 0 P: 7	R: 1 E: 0 K: 1 S: 6	H: 1 LOB: 0 BB: 0 P: 6	R: 0 E: 0 K: 0 S: 4	H: 1 LOB: 1 BB: 0 P: 4	R: 0 E: 0 K: 0 S: 3	H: 0 LOB: 0 BB: 0 P: 3		1B: 7 2B: 2 3B: 0 HR: 1	SF: 0 SAC: 0 DP: 2 HBP: 0	WP: 0 PB: 0 SB: 1 CS: 1
PITCHER Ken Forsch R ERA: 3.23 Joaquin Andujar R ERA: 3.91 Dave Smith R ERA: 2.31 (1, 1)	IP: 6.0 WLS: L BF: 23 H: 7 R: 3 ER: 3 SO: 2 BB: 0 IBB: 0 HBP: 0 BLK: 0 WP: 0 HR: 0 S: 27 P: 27 ERA: 4.50 WHIP: 1.167															PITCHER				

Batter	1	2	3	4	5	6	7	8	9	AB	R	H	RBI	BB	SO	LOB	TOP										
Dave Collins, S (1, 8) OBP: 0.336, SLG: 0.373										4	0	0	0	0	1	2											
Dave Concepcion, R (1, 6) OBP: 0.272, SLG: 0.308										5	1	1	0	0	1	1											
Ken Griffey, L (1, 9) OBP: 0.372, SLG: 0.444										5	1	1	0	0	1	1											
George Foster, R (1, 7) OBP: 0.316, SLG: 0.380										4	0	1	0	0	1	2											
Dan Driessen, L (1, 3) OBP: 0.403, SLG: 0.458										4	1	3	1	0	0	1											
Johnny Bench, R (1, 2) OBP: 0.335, SLG: 0.467										3	0	1	1	1	1	2											
Ray Knight, R (1, 5) OBP: 0.321, SLG: 0.465										4	0	2	1	0	0	3											
Junior Kennedy, R (1, 4) OBP: 0.360, SLG: 0.390										4	0	0	0	0	1	6											
Frank Pastore, R (1, 1) OBP: 0.336, SLG: 0.373										1	0	0	0	0	0	0											
Inning Stats	R: 0 H: 0 E: 0 K: 2 S: 7	H: 0 LOB: 0 BB: 0 P: 7	R: 1 H: 2 E: 0 K: 1 S: 7	H: 2 LOB: 1 BB: 1 P: 7	R: 0 H: 1 E: 0 K: 0 S: 4	H: 1 LOB: 1 BB: 0 P: 4	R: 0 H: 1 E: 0 K: 0 S: 4	H: 0 LOB: 0 BB: 0 P: 3	R: 0 H: 1 E: 0 K: 1 S: 6	H: 1 LOB: 1 BB: 0 P: 6	R: 0 H: 1 E: 0 K: 1 S: 6	H: 1 LOB: 2 BB: 1 P: 10	R: 2 H: 4 E: 1 K: 1 S: 10	H: 4 LOB: 3 BB: 0 P: 10	R: 0 H: 0 E: 0 K: 0 S: 3	H: 0 LOB: 0 BB: 0 P: 3	1B: 8 2B: 2 3B: 0 HR: 0	SF: 0 SAC: 1 DP: 0 HBP: 0	WP: 0 PB: 0 SB: 0 CS: 0	PA: 39							
PITCHER	IP	WLS	BF	H	R	ER	SO	BB	IBB	HBP	BLK	WP	HR	S	P	ERA	WHIP										
Bert Blyleven, R (1, 1) ERA: 4.07	7.1	W	32	9	3	3	6	1	0	0	0	0	0	43	47	3.68	1.364										
Kent Tekulve, R (8, 1) ERA: 3.71	0.1		3	1	0	0	0	0	0	0	0	0	0	3	3	0.00	3.000										
Grant Jackson, L (8, 1) ERA: 2.08	1.1	S	4	0	0	0	0	0	0	0	0	0	0	4	4	0.00	0.000										

Cincinnati Reds @ Pittsburgh Pirates
Three Rivers Stadium, Pittsburgh, PA
Mon Jun 16 1980, 7:05 PM EDT
Att: 19,940 - Unknown

AB	37
R	3
H	10
RBI	3
BB	1
SO	6
LOB	23



Batter	1	2	3	4	5	6	7	8	9	AB	R	H	RBI	BB	SO	LOB	BOTTOM										
Omar Moreno, L (1, 8) OBP: 0.319, SLG: 0.363										3	1	1	0	1	1	0											
Tim Lincecum, R (1, 6) OBP: 0.286, SLG: 0.320										3	0	1	3	0	0	0											
Dave Parker, L (1, 9) OBP: 0.320, SLG: 0.447										4	0	2	0	0	0	3											
Willie Stargell, L (1, 3) OBP: 0.387, SLG: 0.579										4	0	0	0	0	0	3											
Mike Easter, L (1, 7) OBP: 0.462, SLG: 0.798										3	1	0	0	0	0	0											
Bill Robinson, R (6, 7) OBP: 0.307, SLG: 0.488										2	1	0	0	2	1	0											
Phil Garner, R (1, 4) OBP: 0.338, SLG: 0.411										4	1	1	1	0	1	1											
Ed Ott, L (1, 2) OBP: 0.350, SLG: 0.380										4	1	1	1	0	1	1											
Dale Berra, R (1, 5) OBP: 0.293, SLG: 0.355										4	1	3	1	0	1	0											
Bert Blyleven, R (1, 1) OBP: 0.083, SLG: 0.043										3	0	0	0	0	2	3											
Kent Tekulve, R (8, 1)										0	0	0	0	0	0	0											
Grant Jackson, S (8, 1)										1	0	0	0	0	1	1											
Inning Stats	R: 0 H: 1 E: 0 K: 0 S: 4	H: 1 LOB: 1 BB: 0 P: 4	R: 3 H: 2 E: 2 K: 1 S: 8	H: 2 LOB: 2 BB: 2 P: 16	R: 0 H: 0 E: 0 K: 1 S: 5	H: 0 LOB: 1 BB: 1 P: 9	R: 2 H: 3 E: 0 K: 1 S: 8	H: 3 LOB: 1 BB: 0 P: 8	R: 0 H: 0 E: 0 K: 1 S: 5	H: 0 LOB: 0 BB: 0 P: 5	R: 0 H: 0 E: 0 K: 2 S: 7	H: 0 LOB: 0 BB: 0 P: 7	R: 0 H: 1 E: 0 K: 0 S: 4	H: 1 LOB: 1 BB: 0 P: 4	R: 0 H: 1 E: 0 K: 1 S: 6	H: 1 LOB: 1 BB: 0 P: 6	R: 0 H: 0 E: 0 K: 0 S: 3	H: 0 LOB: 0 BB: 0 P: 3	1B: 5 2B: 3 3B: 0 HR: 0	SF: 1 SAC: 0 DP: 0 HBP: 0	WP: 0 PB: 0 SB: 1 CS: 0	PA: 36					
PITCHER	IP	WLS	BF	H	R	ER	SO	BB	IBB	HBP	BLK	WP	HR	S	P	ERA	WHIP										
Frank Pastore, R (1, 1) ERA: 2.92	3.1	L	20	6	5	3	3	2	1	0	0	0	0	23	35	8.10	2.400										
Dave Tomlin, L (4, 1) ERA: 4.07	0.2		2	0	0	0	0	0	0	0	0	0	0	2	2	0.00	0.000										
Mario Soto, R (5, 1) ERA: 4.05	2.0		6	0	0	0	3	0	0	0	0	0	0	12	12	0.00	0.000										
Doug Bair, R (7, 1) ERA: 5.35	1.0		4	1	0	0	0	0	0	0	0	0	0	4	4	0.00	1.000										
Tom Hume, R (8, 1) ERA: 3.1	1.0		4	1	0	0	1	0	0	0	0	0	0	6	6	0.00	1.000										

Cincinnati Reds @ Pittsburgh Pirates
Three Rivers Stadium, Pittsburgh, PA
Mon Jun 16 1980, 7:05 PM EDT
Att: 19,940 - Unknown

AB	32
R	5
H	8
RBI	5
BB	3
SO	7
LOB	12



Batter	1	2	3	4	5	6	7	8	9	AB	R	H	RBI	BB	SO	LOB	TOP					
Cesar Geronimo, L (1, 8) OBP: 0.309, SLG: 0.324	F2		4-3		4-3		F8		1-2-3	5	0	0	0	0	0	1	Cincinnati Reds @ Pittsburgh Pirates Three Rivers Stadium, Pittsburgh, PA Tue Jun 17 1980, 7:05 PM EDT Att: 25,565 - Unknown					
Dave Concepcion, R (1, 6) OBP: 0.274, SLG: 0.310	FC6-4 1B				5-3			F8	F8	5	0	2	0	0	0	1						
Ken Griffey, L (1, 9) OBP: 0.366, SLG: 0.436	F8		F8		F7			F7		4	0	0	0	0	2							
George Foster, R (1, 7) OBP: 0.319, SLG: 0.383	FC6-4									4	1	2	0	0	0	1						
Sam Mejias, R (8, PR) OBP: 0.333, SLG: 0.388	1-2				1B 2B 1B			1B		0	0	0	0	0	0	0						
Dan Driessen, L (1, 3) OBP: 0.396, SLG: 0.448								1B		4	0	0	0	0	2	2						
Johnny Bench, R (1, 2) OBP: 0.350, SLG: 0.500										4	2	4	1	0	0	0						
Ray Knight, R (1, 5) OBP: 0.324, SLG: 0.483										4	1	2	2	0	0	2						
Junior Kennedy, R (1, 4) OBP: 0.353, SLG: 0.384										3	0	0	1	0	0	1						
Michael LaCoss, R (1, 1) OBP: 0.133, SLG: 0.138										2	0	0	0	0	0	1						
Dave Collins, S (7, PH) OBP: 0.335, SLG: 0.371										1	0	0	0	0	1	0						
Paul Moskau, R (7, 1) OBP: 0.133, SLG: 0.200										1	0	1	0	0	0	0						
Inning Stats	R: 0 E: 0 K: 0 S: 4	H: 1 LOB: 1 BB: 0 P: 4	R: 0 E: 0 K: 1 S: 6	H: 1 LOB: 1 BB: 0 P: 6	R: 0 E: 0 K: 0 S: 4	H: 1 LOB: 1 BB: 0 P: 4	R: 2 E: 0 K: 1 S: 8	H: 3 LOB: 1 BB: 0 P: 8	R: 0 E: 0 K: 0 S: 3	H: 0 LOB: 0 BB: 0 P: 3	R: 0 E: 0 K: 0 S: 4	H: 1 LOB: 1 BB: 0 P: 4	R: 0 E: 0 K: 1 S: 5	H: 0 LOB: 0 BB: 0 P: 5	R: 0 E: 0 K: 0 S: 4	H: 1 LOB: 1 BB: 0 P: 4	R: 2 E: 0 K: 0 S: 6	H: 3 LOB: 1 BB: 0 P: 6	1B: 8 2B: 1 3B: 0 HR: 2	SF: 1 SAC: 0 DP: 0 HBP: 0	WP: 0 PB: 0 SB: 1 CS: 0	PA: 38
PITCHER	IP	WLS	BF	H	R	ER	SO	BB	IBB	HBP	BLK	WP	HR	S	P	ERA	WHIP					
Jim Bibby, R (1, 1) ERA: 3.16	7.0		28	7	2	2	3	0	0	0	0	0	0	34	34	2.57	1.000					
Enrique Romo, R (8, 1) ERA: 3.0	1.1	L	8	4	2	2	0	0	0	0	0	0	2	8	8	13.50	3.000					
Grant Jackson, L (9, 1) ERA: 2.03	0.2		2	0	0	0	0	0	0	0	0	0	0	2	2	0.00	0.000					

AB	37
R	4
H	11
RBI	4
BB	0
SO	3
LOB	11



Batter	1	2	3	4	5	6	7	8	9	AB	R	H	RBI	BB	SO	LOB	BOTTOM					
Omar Moreno, L (1, 8) OBP: 0.327, SLG: 0.373	1B 2B								F5	4	1	3	0	1	0	0	Cincinnati Reds @ Pittsburgh Pirates Three Rivers Stadium, Pittsburgh, PA Tue Jun 17 1980, 7:05 PM EDT Att: 25,565 - Unknown					
Tim Lincecum, R (1, 6) OBP: 0.286, SLG: 0.318	P6									4	0	1	0	0	0	4						
John Milner, L (9, PH) OBP: 0.264, SLG: 0.269										1	0	0	0	0	0	0						
Dave Parker, L (1, 9) OBP: 0.319, SLG: 0.443										4	1	1	1	0	0	1						
Willie Stargell, L (1, 3) OBP: 0.384, SLG: 0.576	F5									4	1	1	1	0	0	1						
Mike Easter, L (1, 7) OBP: 0.464, SLG: 0.784	F7									3	0	1	0	1	1	1						
Enrique Romo, R (8, 1) OBP: 0.500, SLG: 0.400										0	0	0	0	0	0	0						
Grant Jackson, S (9, 1)										0	0	0	0	0	0	0						
Phil Garner, R (1, 4) OBP: 0.338, SLG: 0.408										4	0	1	0	0	0	2						
Ed Ott, L (1, 2) OBP: 0.342, SLG: 0.370										4	0	0	0	0	0	3						
Dale Berra, R (1, 5) OBP: 0.291, SLG: 0.344										3	0	0	0	1	1	1						
Jim Bibby, R (1, 1) OBP: 0.237, SLG: 0.206										2	0	0	0	0	2	1						
Bill Robinson, R (8, 7) OBP: 0.304, SLG: 0.485										1	0	0	0	0	0	0						
Inning Stats	R: 1 E: 0 K: 0 S: 5	H: 2 LOB: 1 BB: 0 P: 5	R: 0 E: 0 K: 1 S: 6	H: 1 LOB: 1 BB: 0 P: 6	R: 2 E: 1 K: 0 S: 6	H: 3 LOB: 2 BB: 1 P: 10	R: 0 E: 0 K: 1 S: 6	H: 1 LOB: 1 BB: 0 P: 6	R: 0 E: 0 K: 0 S: 4	H: 1 LOB: 1 BB: 0 P: 4	R: 0 E: 0 K: 0 S: 3	H: 0 LOB: 2 BB: 2 P: 11	R: 0 E: 0 K: 1 S: 5	H: 0 LOB: 0 BB: 0 P: 5	R: 0 E: 0 K: 0 S: 5	H: 0 LOB: 0 BB: 0 P: 5	R: 0 E: 0 K: 0 S: 3	H: 0 LOB: 0 BB: 0 P: 3	1B: 6 2B: 2 3B: 0 HR: 0	SF: 0 SAC: 1 DP: 0 HBP: 0	WP: 1 PB: 0 SB: 2 CS: 1	PA: 38
PITCHER	IP	WLS	BF	H	R	ER	SO	BB	IBB	HBP	BLK	WP	HR	S	P	ERA	WHIP					
Michael LaCoss, R (1, 1) ERA: 5.24	6.0		29	8	3	2	2	1	2	0	0	0	0	30	42	3.00	1.500					
Paul Moskau, R (7, 1) ERA: 3.62	3.0	W	9	0	0	0	2	0	0	0	0	0	0	13	13	0.00	0.000					



Batter	1	2	3	4	5	6	7	8	9	AB	R	H	RBI	BB	SO	LOB	TOP					
Omar Moreno, L OBP: 0.325, SLG: 0.373 (1, 8)	F8		K	K			4-3		CS 2B	5	0	1	0	0	2	2	Pittsburgh Pirates @ Atlanta Braves Atlanta-Fulton County Stadium, Atlanta, GA Wed Jun 18 1980, 7:05 PM EDT Unknown					
Tim Foli, R OBP: 0.295, SLG: 0.333 (1, 6)	E7 G3 1B				E3 4-3				CS 2-3	4	0	3	0	0	0	0						
Dave Parker, L OBP: 0.313, SLG: 0.436 (1, 9)	G3 2-3		F9		4-3 1-2		4-3			4	0	0	0	0	0	4						
Bill Robinson, R OBP: 0.296, SLG: 0.470 (1, 3)	P6		K		K			F9		4	0	0	0	0	2	3						
Lee Lacy, R OBP: 0.462, SLG: 0.629 (1, 7)		E1 1B 1B			F8			F8		4	1	1	0	0	0	1						
Phil Garner, R OBP: 0.341, SLG: 0.410 (1, 4)				FC5-4 1B 2B		5-3				4	1	2	1	0	0	1						
Steve Nicosia, R OBP: 0.304, SLG: 0.262 (1, 2)						F3				3	0	1	0	1	0	1						
Dale Berra, R OBP: 0.290, SLG: 0.350 (1, 5)			K			F1				4	0	1	1	0	2	2						
Eddie Solomon, R OBP: 0.188, SLG: 0.188 Kent Tekulve, R (9, 1)	G4-6-3 1-2						6-3		K	4	0	0	0	0	2	4						
									K	0	0	0	0	0	0	0						
Inning Stats	R: 0 E: 1 K: 0 S: 4	H: 1 LOB: 1 BB: 0 P: 4	R: 1 E: 1 K: 1 S: 6	H: 1 LOB: 1 BB: 1 P: 10	R: 0 E: 0 K: 2 S: 8	H: 1 LOB: 1 BB: 0 P: 8	R: 1 E: 0 K: 2 S: 10	H: 3 LOB: 2 BB: 0 P: 10	R: 0 E: 1 K: 1 S: 6	H: 0 LOB: 1 BB: 0 P: 6	R: 0 E: 0 K: 0 S: 3	H: 0 LOB: 0 BB: 0 P: 3	R: 0 E: 0 K: 0 S: 4	H: 1 LOB: 1 BB: 0 P: 4	R: 0 E: 0 K: 0 S: 4	H: 1 LOB: 1 BB: 0 P: 4	R: 0 E: 0 K: 2 S: 7	H: 1 LOB: 1 BB: 0 P: 7	1B: 6 2B: 3 3B: 0 HR: 0	SF: 0 SAC: 0 DP: 1 HBP: 0	WP: 0 PB: 0 SB: 2 CS: 1	PA: 38
PITCHER	IP WLS BF H R ER SO BB IBB HBP BLK WP HR S P ERA WHIP	IP WLS BF H R ER SO BB IBB HBP BLK WP HR S P ERA WHIP															IP WLS BF H R ER SO BB IBB HBP BLK WP HR S P ERA WHIP					
Larry McWilliams, L ERA: 5.04 Gene Garber, R ERA: 4.74	(1, 1) (9, 1)	8.0 W 34 8 2 1 6 1 0 0 0 0 0 0 45 49 1.12 1.125	1.0 L 3 1 0 0 2 0 0 0 0 0 0 0 7 7 0.00 1.000																			

AB 36
R 2
H 9
RBI 2
BB 1
SO 8
LOB 18



Batter	1	2	3	4	5	6	7	8	9	AB	R	H	RBI	BB	SO	LOB	BOTTOM			
Glenn Hubbard, R OBP: 0.306, SLG: 0.485 (1, 4)	F8		F7					P5		4	0	1	0	0	0	0	Pittsburgh Pirates @ Atlanta Braves Atlanta-Fulton County Stadium, Atlanta, GA Wed Jun 18 1980, 7:05 PM EDT Unknown			
Dale Murphy, R OBP: 0.346, SLG: 0.471 (1, 8)	1-3			P4		K			E E 2B 1B	4	1	1	0	0	1	1				
Chris Chambliss, L OBP: 0.343, SLG: 0.479 (1, 3)	F7					F7			E3 E 2B 1-2	4	1	1	0	0	0	2				
Gary Matthews, R OBP: 0.305, SLG: 0.424 (1, 9)		E9 1B		F4		5-3			E6 E 2B 1-2 2-3	4	1	1	0	0	0	3				
Brian Asselstine, L OBP: 0.290, SLG: 0.358 (1, 7)		1-3		F8		4-3			F8	4	0	0	0	0	0	5				
Bill Nahorodny, R OBP: 0.304, SLG: 0.500 (1, 2)		F7				F8				4	0	2	3	0	0	1				
Larvell Blanks, R OBP: 0.250, SLG: 0.267 (9, 6)		P6					6-3			3	0	1	0	0	0	2				
Luis Gomez, R OBP: 0.269, SLG: 0.199 Biff Pocoroba, S OBP: 0.395, SLG: 0.364 Jerry Royster, R OBP: 0.300, SLG: 0.292 (1, 6) (8, PH) (9, 5)			F8					6-3		2	0	0	0	0	0	1				
Larry McWilliams, L OBP: 0.286, SLG: 0.250 Mike Lum, L OBP: 0.241, SLG: 0.200 Gene Garber, R (9, 1)				4-3					F9	1	0	0	0	0	0	0				
										0	0	0	0	0	0	0				
Inning Stats	R: 0 E: 0 K: 0 S: 3	H: 0 LOB: 0 BB: 0 P: 3	R: 0 E: 1 K: 0 S: 4	H: 1 LOB: 1 BB: 0 P: 4	R: 0 E: 0 K: 0 S: 3	H: 0 LOB: 0 BB: 0 P: 3	R: 0 E: 0 K: 0 S: 4	H: 1 LOB: 1 BB: 0 P: 4	R: 0 E: 0 K: 2 S: 8	H: 1 LOB: 1 BB: 0 P: 8	R: 0 E: 0 K: 0 S: 4	H: 1 LOB: 1 BB: 0 P: 4	R: 0 E: 0 K: 0 S: 3	H: 0 LOB: 0 BB: 0 P: 3	R: 3 E: 2 K: 0 S: 5	H: 2 LOB: 1 BB: 0 P: 5	1B: 5 2B: 2 3B: 0 HR: 0	SF: 0 SAC: 0 DP: 1 HBP: 0	WP: 0 PB: 0 SB: 0 CS: 0	PA: 33
PITCHER	IP WLS BF H R ER SO BB IBB HBP BLK WP HR S P ERA WHIP	IP WLS BF H R ER SO BB IBB HBP BLK WP HR S P ERA WHIP															IP WLS BF H R ER SO BB IBB HBP BLK WP HR S P ERA WHIP			
Eddie Solomon, R ERA: 2.14 Kent Tekulve, R ERA: 3.67	(1, 1) (9, 1)	0.1 L 3 1 1 0 0 0 0 0 0 0 0 3 3 0.00 3.000																		



Batter	1	2	3	4	5	6	7	8	9	AB	R	H	RBI	BB	SO	LOB	TOP										
Omar Moreno, L (1, 8) OBP: 0.324, SLG: 0.371	0-0 4-3 S 1B		0-0 F7		0-0 3-1		0-0 F5			4	1	1	0	0	0	2											
Tim Foli, R (1, 6) OBP: 0.299, SLG: 0.333 Matt Alexander, S (8, FR) (8, 4)	0-0 4-3		0-0 CS 1B		0-0 F3		0-0 F3	4-0 S BB		3	0	1	0	1	0	1											
Mike Easler, L (1, 9) OBP: 0.456, SLG: 0.762	0-0 1B		0-0 CS 1-2	0-0 2-3		0-0 6-3		0-3 K 1-2		4	0	1	1	0	1	1											
Willie Stargell, L (1, 3) OBP: 0.373, SLG: 0.558	0-3 K		0-3 K		0-0 4-3		0-0 4-3	0-3 K		4	0	0	0	0	3	3											
John Milner, L (1, 7) OBP: 0.263, SLG: 0.257	0-0 5-3		0-0 3-1		0-0 3-1		4-0 PB 1B BB	0-0 F9		3	1	0	0	1	0	3											
Phil Garner, R (1, 4) OBP: 0.335, SLG: 0.402 (8, 6)		0-0 G3			0-0 F8		0-3 K 1-2		0-0 6-3	4	0	0	0	0	1	1											
Ed Ott, L (1, 2) OBP: 0.352, SLG: 0.380		0-0 3-1			0-0 FC5-4 1B		0-0 HR 1B		0-0 FC5-4 1B	4	1	3	1	0	0	0											
Dale Berra, R (1, 5) OBP: 0.288, SLG: 0.375		0-0 6-3			0-0 FC5-4 1B 1-2		0-0 HR 1B		0-0 FC5-4 1-2	4	1	1	2	0	0	2											
Rick Rhoden, R (1, 1) OBP: 0.500, SLG: 0.500 Lee Lacy, R (7, PH) OBP: 0.457, SLG: 0.622 Enrique Romo, R (7, 1) OBP: 0.500, SLG: 0.400 Bill Robinson, R (9, PH) OBP: 0.294, SLG: 0.467			0-3 K		0-0 1B		0-0 F8		0-0 1-3	2	0	1	0	0	1	0											
Inning Stats	R: 1 E: 0 K: 1 S: 7	H: 2 LOB: 1 BB: 0 P: 7	R: 0 E: 0 K: 0 S: 3	H: 0 LOB: 0 BB: 0 P: 3	R: 0 E: 0 K: 1 S: 5	H: 1 LOB: 0 BB: 0 P: 5	R: 0 E: 0 K: 1 S: 5	H: 0 LOB: 0 BB: 0 P: 5	R: 0 E: 0 K: 0 S: 3	H: 2 LOB: 2 BB: 0 P: 5	R: 0 E: 0 K: 0 S: 3	H: 0 LOB: 0 BB: 0 P: 3	R: 3 E: 0 K: 1 S: 7	H: 2 LOB: 1 BB: 1 P: 11	R: 0 E: 0 K: 2 S: 7	H: 0 LOB: 2 BB: 1 P: 11	R: 0 E: 0 K: 0 S: 4	H: 1 LOB: 1 BB: 0 P: 4	1B: 7 2B: 0 3B: 0 HR: 1	SF: 0 SAC: 0 DP: 0 HBP: 0	WP: 0 PB: 1 CS: 1	PA: 37					
PITCHER	IP	WLS	BF	H	R	ER	SO	BB	IBB	HBP	BLK	WP	HR	S	P	ERA	WHIP										
Phil Niekro, R (1, 1) ERA: 4.21	6.1		26	7	4	4	4	1	0	0	0	0	1	33	37	5.68	1.263										
Rick Camp, R (7, 1) ERA: 2.29	0.2	W	2	0	0	0	0	0	0	0	0	0	0	2	2	0.00	0.000										
Larry Bradford, L (8, 1) ERA: 2.42	1.1		6	1	0	0	2	1	0	0	0	0	0	9	13	0.00	1.500										
Gene Garber, R (9, 1) ERA: 4.62	0.2	S	2	0	0	0	0	0	0	0	0	0	0	2	2	0.00	0.000										

Pittsburgh Pirates @ Atlanta Braves
Atlanta-Fulton County Stadium, Atlanta, GA
Wed Jun 18 1980, 7:05 PM EDT
Att: 17,154 - Unknown


AB 34
R 4
H 8
RBI 4
BB 2
SO 6
LOB 14



Batter	1	2	3	4	5	6	7	8	9	AB	R	H	RBI	BB	SO	LOB	BOTTOM										
Jerry Royster, R (1, 5) OBP: 0.303, SLG: 0.291	0-0 P5		0-0 CI 1B		4-0 6-3 S WP BB		0-0 F8		0-0 6-3	4	2	1	0	1	0	1											
Dale Murphy, R (1, 8) OBP: 0.350, SLG: 0.471	0-0 4-3		0-1 CI 1B 1-2		4-0 WP 1-2 BB 6-3		0-0 SH1-3 E 1B			2	1	1	0	1	0	0											
Chris Chambliss, L (1, 3) OBP: 0.341, SLG: 0.477 Mike Lum, L (2, 3) OBP: 0.226, SLG: 0.185	0-3 K		0-0 F7		0-0 6-3		0-0 SH1-3 1-2			1	0	0	0	0	1	0											
Gary Matthews, R (1, 9) OBP: 0.314, SLG: 0.428		0-0 HR 1B	0-0 1-3 2H 1B		4-0 WP 1B IBB		0-0 E5 2H			3	1	2	1	1	0	0											
Jeff Burroughs, R (1, 7) OBP: 0.339, SLG: 0.324		0-0 F9	0-0 F8		0-3 K 1-2 2-3 3H		0-3 K			4	0	0	0	0	2	6											
Glenn Hubbard, R (1, 4) OBP: 0.316, SLG: 0.521		0-0 HR		0-3 K	4-0 FC5-4 IBB		0-3 K			3	1	1	2	1	2	1											
Larvell Blanks, R (1, 6) OBP: 0.250, SLG: 0.263		4-0 G6-4-3 BB		0-0 F8	0-0 FC5-4 1-2		0-0 F7			3	0	0	0	1	0	3											
Bruce Benedict, R (1, 2) OBP: 0.299, SLG: 0.331		0-0 G6-4-3		0-0 FC4-6 1B		0-0 6-3		4-0 BB		3	0	1	0	1	0	1											
Phil Niekro, R (1, 1) OBP: 0.079, SLG: 0.105 Rick Camp, R (7, 1) Larry Bradford, R (8, 1) Gene Garber, R (9, 1)			0-0 4-3	0-0 FC4-6		0-0 F8		0-3 K		3	0	0	0	0	0	1											
Inning Stats	R: 0 E: 0 K: 1 S: 5	H: 0 LOB: 0 BB: 0 P: 5	R: 2 E: 0 K: 0 S: 4	H: 2 LOB: 0 BB: 1 P: 8	R: 1 E: 1 K: 0 S: 6	H: 2 LOB: 2 BB: 0 P: 6	R: 0 E: 0 K: 1 S: 6	H: 1 LOB: 0 BB: 0 P: 6	R: 1 E: 0 K: 1 S: 5	H: 0 LOB: 3 BB: 4 P: 21	R: 0 E: 0 K: 0 S: 3	H: 0 LOB: 0 BB: 0 P: 3	R: 1 E: 1 K: 2 S: 9	H: 1 LOB: 1 BB: 0 P: 9	R: 0 E: 0 K: 1 S: 5	H: 0 LOB: 1 BB: 1 P: 9	1B: 5 2B: 0 3B: 0 HR: 1	SF: 0 SAC: 1 DP: 1 HBP: 0	WP: 1 PB: 0 CS: 0	PA: 37							
PITCHER	IP	WLS	BF	H	R	ER	SO	BB	IBB	HBP	BLK	WP	HR	S	P	ERA	WHIP										
Rick Rhoden, R (1, 1) ERA: 4.5	6.0		28	5	4	3	3	3	2	0	0	0	1	29	49	4.50	1.333										
Enrique Romo, R (7, 1) ERA: 2.89	2.0	L	9	1	1	0	3	1	0	0	0	0	0	14	18	0.00	1.000										

Pittsburgh Pirates @ Atlanta Braves
Atlanta-Fulton County Stadium, Atlanta, GA
Wed Jun 18 1980, 7:05 PM EDT
Att: 17,154 - Unknown

AB 29
R 5
H 6
RBI 3
BB 6
SO 6
LOB 18



Batter	1	2	3	4	5	6	7	8	9	AB	R	H	RBI	BB	SO	LOB	TOP			
Omar Moreno, L (1, 8) OBP: 0.320, SLG: 0.366	6-3		G3	K			K			4	0	0	0	0	2	3	Pittsburgh Pirates @ Atlanta Braves Atlanta-Fulton County Stadium, Atlanta, GA Thu Jun 19 1980, 7:05 PM EDT Att: 10,585 - Unknown			
Phil Garner, R (1, 4) OBP: 0.338, SLG: 0.401	F8		BB			F4		G6-3 1B		3	0	1	0	1	0	0				
Mike Easler, L (1, 9) OBP: 0.449, SLG: 0.743	F9		K			F7		G6-3 1B		4	0	1	0	0	1	2				
Willie Stargell, L (1, 3) OBP: 0.370, SLG: 0.545 Kent Tekulve, R (8, 1)	4-3			1B FC5-4 BB		4-3		G6-3 1B		3	1	0	0	1	0	2				
John Milner, L (1, 7) OBP: 0.263, SLG: 0.257	3-1			1B FC5-4		F8		K		4	0	1	0	0	1	1				
Lee Lacy, R (1, 5) OBP: 0.450, SLG: 0.608	5-3			1B FC5-4 SF7		F9		CS 1B		4	1	1	1	0	0	1				
Ed Ott, L (1, 2) OBP: 0.349, SLG: 0.377			6-3	1B		4-3		F4		4	0	1	0	0	0	1				
Dale Berra, R (1, 6) OBP: 0.287, SLG: 0.383				1B SF7				F8		3	1	1	1	0	0	0				
Don Robinson, R (1, 1) OBP: 0.450, SLG: 0.450 Enrique Romo, R (6, 1) Manny Sanguillen, R (7, PH) Rod Scurry, L (7, 1) Bill Robinson, R (8, 7)				1B 2B				6-3		2	0	2	1	0	0	0				
Inning Stats	R: 0 E: 0 K: 0 S: 3	H: 0 LOB: 0 BB: 0 P: 3	R: 0 E: 0 K: 0 S: 3	H: 0 LOB: 0 BB: 0 P: 3	R: 1 E: 0 K: 1 S: 7	H: 2 LOB: 2 BB: 1 P: 11	R: 2 E: 0 K: 1 S: 8	H: 3 LOB: 2 BB: 1 P: 12	R: 0 E: 0 K: 0 S: 3	H: 0 LOB: 0 BB: 0 P: 3	R: 0 E: 0 K: 1 S: 5	H: 0 LOB: 0 BB: 0 P: 5	R: 0 E: 0 K: 1 S: 6	H: 2 LOB: 1 BB: 0 P: 6	R: 0 E: 0 K: 0 S: 3	H: 1 LOB: 0 BB: 0 P: 3		1B: 7 2B: 1 3B: 0 HR: 0	SF: 1 SAC: 0 DP: 1 HBP: 0	WP: 0 PB: 0 SB: 0 CS: 1
PITCHER	IP WLS BF H R ER SO BB IBB HBP BLK WP HR S P ERA WHIP																			
Rick Matula, R (1, 1) ERA: 2.92	7.0 W 30 7 3 3 3 2 0 0 0 0 0 0 34 42 3.86 1.286																			
Larry Bradford, L (8, 1) ERA: 2.25	2.0 S 5 1 0 0 1 0 0 0 0 0 0 0 7 7 0.00 0.500																			

Batter	1	2	3	4	5	6	7	8	9	AB	R	H	RBI	BB	SO	LOB	BOTTOM			
Jerry Royster, R (1, 5) OBP: 0.307, SLG: 0.307 Larvell Blanks, R (8, 5) OBP: 0.250, SLG: 0.263	5-3						F7			4	0	2	0	0	0	0	Pittsburgh Pirates @ Atlanta Braves Atlanta-Fulton County Stadium, Atlanta, GA Thu Jun 19 1980, 7:05 PM EDT Att: 10,585 - Unknown			
Dale Murphy, R (1, 8) OBP: 0.345, SLG: 0.462	K						F9			4	0	0	0	0	1	2				
Chris Chambliss, L (1, 3) OBP: 0.344, SLG: 0.477							HR			4	1	2	0	0	1	1				
Gary Matthews, R (1, 9) OBP: 0.313, SLG: 0.421	F8						F3			3	1	0	0	1	0	2				
Jeff Burroughs, R (1, 7) OBP: 0.344, SLG: 0.366										4	1	2	2	0	0	1				
Bill Nahorodny, R (1, 2) OBP: 0.300, SLG: 0.479	F8						F8			4	0	1	0	0	0	1				
Glenn Hubbard, R (1, 4) OBP: 0.325, SLG: 0.533	K									4	1	2	1	0	2	1				
Luis Gomez, R (1, 6) OBP: 0.270, SLG: 0.208										3	0	1	1	0	1	2				
Rick Matula, R (1, 1) OBP: 0.036, SLG: 0.036 Larry Bradford, R (8, 1)										3	0	0	0	0	0	1				
Inning Stats	R: 0 E: 0 K: 1 S: 6	H: 1 LOB: 1 BB: 0 P: 6	R: 0 E: 0 K: 1 S: 5	H: 0 LOB: 0 BB: 0 P: 5	R: 0 E: 0 K: 0 S: 4	H: 1 LOB: 1 BB: 0 P: 4	R: 3 E: 0 K: 0 S: 7	H: 4 LOB: 1 BB: 0 P: 7	R: 0 E: 0 K: 1 S: 5	H: 0 LOB: 0 BB: 0 P: 5	R: 1 E: 0 K: 1 S: 6	H: 2 LOB: 1 BB: 1 P: 10	R: 0 E: 0 K: 0 S: 4	H: 1 LOB: 1 BB: 0 P: 4	R: 0 E: 0 K: 1 S: 6	H: 1 LOB: 1 BB: 0 P: 6		1B: 4 2B: 5 3B: 0 HR: 1	SF: 0 SAC: 0 DP: 0 HBP: 0	WP: 0 PB: 0 SB: 0 CS: 1
PITCHER	IP WLS BF H R ER SO BB IBB HBP BLK WP HR S P ERA WHIP																			
Don Robinson, R (1, 1) ERA: 5.02	5.1 L 24 7 4 4 3 1 0 0 0 0 0 0 29 33 6.75 1.500																			
Enrique Romo, R (6, 1) ERA: 2.85	0.2 2 1 0 0 1 0 0 0 0 0 0 0 4 4 0.00 1.500																			
Rod Scurry, L (7, 1) ERA: 1.77	1.0 4 1 0 0 0 0 0 0 0 0 0 0 4 4 0.00 1.000																			
Kent Tekulve, R (8, 1) ERA: 3.57	1.0 4 1 0 0 1 0 0 0 0 0 0 0 6 6 0.00 1.000																			

Batter	1	2	3	4	5	6	7	8	9	AB	R	H	RBI	BB	SO	LOB	TOP		
Omar Moreno, L (1,8) OBP: 0.319, SLG: 0.364 Dale Berra, R (9, FH) OBP: 0.284, SLG: 0.380	F7		HR 1B		3-1			F2	F6	4	1	1	0	0	0	0	1 0 0 0 0 0 1 0 0 0 0 0 2		
Tim Foli, R (1,6) OBP: 0.308, SLG: 0.335			F8			G4-6-3 BB				2	0	1	0	1	0	1	2 0 1 0 1 0 1		
Mike Easler, L (1,7) OBP: 0.443, SLG: 0.752	K		HR			G4-6-3		K2-3		4	1	1	2	0	2	3	4 1 1 2 0 2 3		
Bill Robinson, R (1,9) OBP: 0.286, SLG: 0.453	F7		K			5-3			F7	4	0	0	0	0	1	1	4 0 0 0 0 1 1		
John Milner, L (1,3) OBP: 0.286, SLG: 0.295					F7					4	1	3	0	0	0	0	4 1 3 0 0 0 0		
Bill Madlock, R (1,5) OBP: 0.314, SLG: 0.384	L7				4-3					3	1	0	0	1	0	2	3 1 0 0 1 0 2		
Ed Ott, L (1,2) Lee Lacy, R (9, FH) OBP: 0.343, SLG: 0.369 OBP: 0.455, SLG: 0.608	F4				L7					3	0	0	0	0	0	2	3 0 0 0 0 0 2 0 0 0 0 0 1 0 0		
Phil Garner, R (1,4) OBP: 0.332, SLG: 0.394	L8				6-3				L7	4	0	0	0	0	0	5	4 0 0 0 0 0 5		
John Candelaria, L (1,1) OBP: 0.206, SLG: 0.188 Manny Sanguillen, R (8, PH) OBP: 0.472, SLG: 0.529 Rod Scurry, L (8, 1) OBP: 0.333, SLG: 0.333 Dave Parker, L (9, FH) OBP: 0.316, SLG: 0.438 Matt Alexander, S (9, PR)			L7		K			F9		2	0	0	0	0	1	0	2 0 0 0 0 0 1 0 1 0 0 0 0 0 0 0 0 0 0 0 0 0 0 0 1 0 1 2 0 0 0 0 0 0 0 0 0 0 0 0		
Inning Stats	R: 0 E: 1 K: 1 S: 6	H: 1 LOB: 1 BB: 0 P: 6	R: 0 E: 0 K: 0 S: 4	H: 1 LOB: 1 BB: 0 P: 4	R: 2 E: 0 K: 1 S: 7	H: 2 LOB: 0 BB: 0 P: 7	R: 0 E: 0 K: 0 S: 3	H: 0 LOB: 0 BB: 0 P: 3	R: 0 E: 0 K: 0 S: 5	H: 0 LOB: 0 BB: 1 P: 6	R: 0 E: 0 K: 0 S: 4	H: 1 LOB: 1 BB: 0 P: 4	R: 0 E: 0 K: 1 S: 5	H: 0 LOB: 1 BB: 0 P: 6	R: 2 E: 0 K: 0 S: 5	H: 2 LOB: 2 BB: 2 P: 13	1B: 5 2B: 1 3B: 0 HR: 1	SF: 0 SAC: 0 DP: 1 HBP: 1	WP: 0 PA: 37 PB: 0 SB: 1 CS: 0
PITCHER	IP WLS BF H R ER SO BB IBB HBP BLK WP HR S P ERA WHIP																		
Ken Forsch, R (1,1) ERA: 3.32	8.1 W 33 6 4 4 4 2 0 1 0 0 1 38 47 4.32 0.960																		
Joe Sambito, L (9,1) ERA: 2.89	0.2 S 4 1 0 0 0 1 0 0 0 0 0 3 7 0.00 3.000																		

Pittsburgh Pirates @ Houston Astros
Astrodome, Houston, TX
Fri Jun 20 1980, 8:05 PM EDT
Att: 35,955 - Unknown

AB 33
R 4
H 7
RBI 4
BB 3
SO 4
LOB 16



Batter	1	2	3	4	5	6	7	8	9	AB	R	H	RBI	BB	SO	LOB	BOTTOM
Rafael Landestoy, S (1,6) OBP: 0.307, SLG: 0.397	F7	1B 3B		6-3		6-3		K		5	1	1	3	0	1	3	5 1 1 3 0 1 3
Terry Puhl, L (1,9) OBP: 0.370, SLG: 0.453	6-3	1B SF7 1B		F4			4-3			4	1	1	1	0	0	0	4 1 1 1 0 0 0
Jose Cruz, L (1,7) OBP: 0.382, SLG: 0.429	1B BB	1B			4-3		L8			3	1	1	0	1	0	0	3 1 1 0 1 0 0
Cesar Cedeno, R (1,8) OBP: 0.378, SLG: 0.469 Denny Walling, L (8,9) OBP: 0.405, SLG: 0.419	1B	SF7 1B		L9			1B 2B			3	0	2	1	0	0	0	3 0 2 1 0 0 0 0 0 0 0 0 0 0 0
Art Howe, R (1,5) OBP: 0.325, SLG: 0.387	1B	F7			2B			1B		4	0	3	1	0	0	1	4 0 3 1 0 0 1
Joe Morgan, L (1,4) OBP: 0.341, SLG: 0.358 Craig Reynolds, L (9,6) OBP: 0.224, SLG: 0.286		K	K		4-3			BB BB		3	0	0	0	1	2	1	3 0 0 0 1 2 1 0 0 0 0 0 0 0 0
Jeffrey Leonard, R (1,3) OBP: 0.279, SLG: 0.295 Dave Bergman, L (9,3) OBP: 0.219, SLG: 0.107		1B 3B 1B	6-3			G5-4-3 1B		K		4	1	2	0	0	1	1	4 1 2 0 0 1 1 0 0 0 0 0 0 0 0
Alan Ashby, S (1,2) OBP: 0.331, SLG: 0.357		1B 3B 1B	5-3			G5-4-3				3	1	1	0	1	0	1	3 1 1 0 1 0 1
Ken Forsch, R (1,1) OBP: 0.289, SLG: 0.342 Joe Sambito, L (9,1)		1B 3B 1B		K				K		4	1	2	0	0	2	2	4 1 2 0 0 2 2 0 0 0 0 0 0 0 0
Inning Stats	R: 1 E: 0 K: 0 S: 4	H: 2 LOB: 2 BB: 1 P: 8	R: 5 E: 0 K: 1 S: 11	H: 6 LOB: 1 BB: 0 P: 11	R: 0 E: 0 K: 1 S: 5	H: 0 LOB: 0 BB: 0 P: 5	R: 0 E: 0 K: 1 S: 5	H: 0 LOB: 0 BB: 0 P: 5	R: 0 E: 0 K: 0 S: 4	H: 2 LOB: 1 BB: 0 P: 4	R: 0 E: 0 K: 0 S: 4	H: 2 LOB: 2 BB: 0 P: 4	R: 0 E: 0 K: 3 S: 9	H: 0 LOB: 2 BB: 2 P: 17	1B: 9 2B: 3 3B: 1 HR: 0	SF: 1 SAC: 0 DP: 1 HBP: 0	WP: 0 PA: 37 PB: 0 SB: 0 CS: 0
PITCHER	IP WLS BF H R ER SO BB IBB HBP BLK WP HR S P ERA WHIP																
John Candelaria, L (1,1) ERA: 3.71	7.0 L 32 13 6 6 3 3 1 0 0 0 0 0 37 41 7.71 2.000																
Rod Scurry, L (8,1) ERA: 1.69	1.0 5 0 0 0 0 3 2 0 0 0 0 0 9 17 0.00 2.000																

Pittsburgh Pirates @ Houston Astros
Astrodome, Houston, TX
Fri Jun 20 1980, 8:05 PM EDT
Att: 35,955 - Unknown

AB 33
R 6
H 13
RBI 6
BB 3
SO 6
LOB 9



Batter	1	2	3	4	5	6	7	8	9	AB	R	H	RBI	BB	SO	LOB	TOP										
Omar Moreno, L (1,8) OBP: 0.325, SLG: 0.384 Lee Lacy, R (9,PH) OBP: 0.450, SLG: 0.602	IHR		SH1-3 2B		1B SF7		4-3		FC6-4	4	2	3	1	0	0	1											
Tim Foli, R (1,6) OBP: 0.312, SLG: 0.339	1B		SH1-3 2-3		1B		6-3		F6	4	0	2	0	0	0	3											
Mike Easler, L (1,7) OBP: 0.429, SLG: 0.732	F8		5-3		SF7				1-3	3	0	0	1	0	0	2											
Bill Robinson, R (1,9) OBP: 0.291, SLG: 0.455	1B		K		K				BB 1B	4	0	2	0	0	2	2											
John Milner, L (1,3) OBP: 0.284, SLG: 0.284	G4-6-3				3-1				BB 1B	3	0	0	0	1	1	2											
Bill Madlock, R (1,5) OBP: 0.313, SLG: 0.387		G5-4-3 2B			F3				G6-4-3 BB	4	0	1	0	0	0	2											
Ed Ott, L (1,2) OBP: 0.352, SLG: 0.375		G5-4-3 1B							FC6-4 BB	3	0	2	0	1	0	0											
Phil Garner, R (1,4) OBP: 0.335, SLG: 0.393	G5-4-3				6-3				FC6-4 BB	3	0	1	0	1	0	3											
Bert Blyleven, R (1,1) OBP: 0.077, SLG: 0.040 Dave Parker, L (7,PH) OBP: 0.315, SLG: 0.436 Enrique Romo, R (7,1) OBP: 0.500, SLG: 0.400 Grant Jackson, S (7,1)	5-3								K	2	0	0	0	0	0	1											
Willie Stargell, L (9,PH) OBP: 0.541					F6				K	1	0	0	0	0	1	1											
Inning Stats	R: 1 E: 0 K: 0 S: 5	H: 3 LOB: 1 BB: 0 P: 5	R: 0 E: 0 K: 0 S: 4	H: 2 LOB: 1 BB: 0 P: 4	R: 0 E: 0 K: 1 S: 6	H: 1 LOB: 1 BB: 0 P: 6	R: 0 E: 0 K: 0 S: 4	H: 1 LOB: 1 BB: 0 P: 4	R: 1 E: 0 K: 1 S: 7	H: 2 LOB: 0 BB: 0 P: 7	R: 0 E: 0 K: 1 S: 5	H: 0 LOB: 0 BB: 0 P: 5	R: 0 E: 0 K: 1 S: 6	H: 1 LOB: 1 BB: 0 P: 6	R: 0 E: 0 K: 0 S: 3	H: 1 LOB: 1 BB: 1 P: 7	R: 0 E: 0 K: 1 S: 5	H: 0 LOB: 2 BB: 2 P: 13	1B: 8 2B: 2 3B: 0 HR: 1	SF: 1 SAC: 1 DP: 3 HBP: 0	WP: 0 PB: 0 SB: 0 CS: 0	PA: 38					
PITCHER	IP	WLS	BF	H	R	ER	SO	BB	IBB	HBP	BLK	WP	HR	S	P	ERA	WHIP										
Vern Ruhle, R (1,1) ERA: 2.47	7.1	W	32	11	2	2	4	1	0	0	0	0	0	39	43	2.46	1.636										
Frank LaCorte, R (8,1) ERA: 0.61	0.2		3	0	0	0	0	2	0	0	0	0	0	1	9	0.00	3.000										
Joe Sambito, L (9,1) ERA: 2.79	1.0	S	3	0	0	0	1	0	0	0	0	0	0	5	5	0.00	0.000										

Pittsburgh Pirates @ Houston Astros
Astrodome, Houston, TX
Sat Jun 21 1980, 8:05 PM EDT
Att: 45,867 - Unknown

AB 33
R 2
H 11
RBI 2
BB 3
SO 5
LOB 21



Batter	1	2	3	4	5	6	7	8	9	AB	R	H	RBI	BB	SO	LOB	BOTTOM										
Rafael Landestoy, S (1,6) OBP: 0.306, SLG: 0.388	K		CS BB		6-3		FC5-4			3	0	0	0	1	1	2											
Terry Puhl, L (1,8) OBP: 0.368, SLG: 0.449	4-3		CS 1B		F8		F7			4	0	1	0	0	0	2											
Joe Morgan, L (1,4) OBP: 0.340, SLG: 0.356 Craig Reynolds, L (9,6) OBP: 0.224, SLG: 0.286	1B		4-3				F9		F8	4	1	1	0	0	0	1											
Jose Cruz, L (1,7) OBP: 0.380, SLG: 0.426	1B				4-3		6-3		K	4	0	1	0	0	1	0											
Denny Walling, L (1,9) OBP: 0.408, SLG: 0.429	1B				HR		4-3		F4	4	1	2	1	0	0	0											
Art Howe, R (1,5) OBP: 0.325, SLG: 0.413	F7				HR		F9			3	1	1	2	0	0	2											
Dave Bergman, L (1,3) OBP: 0.229, SLG: 0.161		F6			4-3		1B 2B			3	1	1	0	0	0	0											
Alan Ashby, S (1,2) OBP: 0.331, SLG: 0.357		F7			F8		FC5-4 1B			3	0	1	0	0	0	0											
Vern Ruhle, R (1,1) ERA: 4.09 Frank LaCorte, R (8,1) OBP: 0.250, SLG: 0.250 Joe Sambito, L (9,1)					K		FC5-4 1B			3	0	1	1	0	2	0											
Inning Stats	R: 1 E: 0 K: 1 S: 8	H: 3 LOB: 2 BB: 0 P: 8	R: 0 E: 0 K: 1 S: 5	H: 0 LOB: 0 BB: 0 P: 5	R: 0 E: 0 K: 0 S: 2	H: 1 LOB: 0 BB: 1 P: 6	R: 2 E: 0 K: 0 S: 5	H: 2 LOB: 0 BB: 0 P: 5	R: 0 E: 0 K: 1 S: 5	H: 0 LOB: 0 BB: 0 P: 5	R: 0 E: 0 K: 0 S: 3	H: 0 LOB: 0 BB: 0 P: 3	R: 1 E: 0 K: 0 S: 6	H: 3 LOB: 2 BB: 0 P: 6	R: 0 E: 0 K: 1 S: 5	H: 0 LOB: 0 BB: 0 P: 5	1B: 6 2B: 2 3B: 0 HR: 1	SF: 0 SAC: 0 DP: 0 HBP: 0	WP: 0 PB: 0 SB: 0 CS: 2	PA: 32							
PITCHER	IP	WLS	BF	H	R	ER	SO	BB	IBB	HBP	BLK	WP	HR	S	P	ERA	WHIP										
Bert Blyleven, R (1,1) ERA: 4.09	6.0	L	23	6	3	3	3	1	0	0	0	0	0	28	32	4.50	1.167										
Enrique Romo, R (7,1) ERA: 2.98	0.2		5	3	1	1	0	0	0	0	0	0	0	5	5	13.50	4.500										
Grant Jackson, L (7,1) ERA: 1.93	1.1		4	0	0	0	1	0	0	0	0	0	0	6	6	0.00	0.000										

Pittsburgh Pirates @ Houston Astros
Astrodome, Houston, TX
Sat Jun 21 1980, 8:05 PM EDT
Att: 45,867 - Unknown

AB 31
R 4
H 9
RBI 4
BB 1
SO 4
LOB 7



Batter	1	2	3	4	5	6	7	8	9	AB	R	H	RBI	BB	SO	LOB	TOP			
Omar Moreno, L (1,8) OBP: 0.329, SLG: 0.386	SH1-3 1B	5-3				CS 1B	IBB		F7	4	1	2	0	1	0	0				
Phil Garner, R (1,4) OBP: 0.331, SLG: 0.387	SH1-3 1-3		K			K	F3			3	0	0	0	0	2	3				
Dave Parker, L (1,9) OBP: 0.318, SLG: 0.438	F3								F9	4	0	2	0	0	0	3				
John Milner, L (1,3) OBP: 0.304, SLG: 0.325	1B BB BB		G3-6-3 1B			HR			BB	2	1	1	1	2	0	1				
Mike Easter, L (1,7) OBP: 0.434, SLG: 0.728 Bill Robinson, R (6,7) OBP: 0.289, SLG: 0.451	1B BB BB					K2-3			F9	2	0	1	0	1	1	0				
Bill Madlock, R (1,5) OBP: 0.317, SLG: 0.389	1B								F8	4	0	2	1	0	0	2				
Ed Ott, L (1,2) OBP: 0.344, SLG: 0.366	4-3								F7	4	0	0	0	0	0	6				
Dale Berra, R (1,6) OBP: 0.283, SLG: 0.369		L5							6-3	3	0	0	0	1	0	1				
Jim Bibby, R (1,1) OBP: 0.225, SLG: 0.194 Willie Stargell, L (9,PH) OBP: 0.365, SLG: 0.537 Grant Jackson, S (9,1)			K			K			SH2-4 BB	2	0	0	0	0	2	0				
Inning Stats	R: 1 E: 0 K: 0 S: 5	H: 2 LOB: 3 BB: 2 P: 13	R: 0 E: 0 K: 1 S: 5	H: 0 LOB: 0 BB: 0 P: 5	R: 0 E: 0 K: 1 S: 5	H: 1 LOB: 0 BB: 0 P: 5	R: 0 E: 0 K: 0 S: 4	H: 1 LOB: 1 BB: 0 P: 4	R: 0 E: 0 K: 2 S: 7	H: 3 LOB: 1 BB: 0 P: 7	R: 0 E: 0 K: 0 S: 3	H: 0 LOB: 2 BB: 2 P: 11	R: 0 E: 0 K: 0 S: 3	H: 0 LOB: 1 BB: 1 P: 7	R: 0 E: 0 K: 1 S: 5	H: 0 LOB: 0 BB: 0 P: 5	1B: 7 2B: 0 3B: 0 HR: 1	SF: 0 SAC: 2 DP: 1 HBP: 0	WP: 1 PB: 0 SB: 1 CS: 2	PA: 37
PITCHER	IP	WLS	BF	H	R	ER	SO	BB	IBB	HBP	BLK	WP	HR	S	P	ERA	WHIP			
Joe Niekro, R (1,1) ERA: 3.25	8.0	L	34	8	2	2	5	4	1	0	0	1	1	39	59	2.25	1.500			
Dave Smith, R (9,1) ERA: 1.98	1.0	S	3	0	0	0	1	0	0	0	0	0	0	5	5	0.00	0.000			

Pittsburgh Pirates @ Houston Astros
Astrodome, Houston, TX
Sun Jun 22 1980, 8:05 PM EDT
Att: 46,213 - Unknown

AB 30
R 2
H 8
RBI 2
BB 5
SO 6
LOB 17



Batter	1	2	3	4	5	6	7	8	9	AB	R	H	RBI	BB	SO	LOB	BOTTOM					
Rafael Landestoy, S (1,6) OBP: 0.304, SLG: 0.383	F8					F7			F9	4	0	1	0	0	0	0						
Terry Puhl, L (1,8) OBP: 0.370, SLG: 0.464	K					HR			4-3	4	1	2	1	0	1	0						
Joe Morgan, L (1,4) OBP: 0.333, SLG: 0.348	F5					F9			F7	4	0	0	0	0	0	2						
Jose Cruz, L (1,7) OBP: 0.374, SLG: 0.419			K			F7			6-3	4	0	0	0	0	1	0						
Denny Walling, L (1,9) OBP: 0.400, SLG: 0.419		F7				K				3	0	0	0	0	1	0						
Art Howe, R (1,5) OBP: 0.325, SLG: 0.420						F6			6-3	3	0	1	0	0	0	0						
Dave Bergman, L (1,3) OBP: 0.211, SLG: 0.147		5-3				6-3			K	3	0	0	0	0	1	1						
Luis Pujols, R (1,2) OBP: 0.256, SLG: 0.241 Alan Ashby, S (7,2) OBP: 0.329, SLG: 0.354						F6			F4	2	0	0	0	0	0	0						
Joe Niekro, R (1,1) OBP: 0.229, SLG: 0.294 Craig Reynolds, L (8,PH) OBP: 0.222, SLG: 0.284 Dave Smith, R (9,1)						F5			F7	2	0	0	0	0	0	0						
Inning Stats	R: 0 E: 0 K: 1 S: 5	H: 0 LOB: 0 BB: 0 P: 5	R: 0 E: 0 K: 1 S: 6	H: 1 LOB: 1 BB: 0 P: 6	R: 0 E: 0 K: 0 S: 5	H: 2 LOB: 0 BB: 0 P: 5	R: 0 E: 0 K: 1 S: 5	H: 0 LOB: 0 BB: 0 P: 5	R: 0 E: 0 K: 0 S: 3	H: 0 LOB: 0 BB: 0 P: 3	R: 1 E: 0 K: 0 S: 4	H: 1 LOB: 0 BB: 0 P: 4	R: 0 E: 0 K: 1 S: 5	H: 0 LOB: 0 BB: 0 P: 5	R: 0 E: 0 K: 1 S: 5	H: 0 LOB: 0 BB: 0 P: 5	R: 0 E: 0 K: 0 S: 3	H: 0 LOB: 0 BB: 0 P: 3	1B: 2 2B: 1 3B: 0 HR: 1	SF: 0 SAC: 0 DP: 0 HBP: 0	WP: 0 PB: 0 SB: 0 CS: 0	PA: 31
PITCHER	IP	WLS	BF	H	R	ER	SO	BB	IBB	HBP	BLK	WP	HR	S	P	ERA	WHIP					
Jim Bibby, R (1,1) ERA: 3.01	8.0	W	28	4	1	1	5	0	0	0	0	0	0	38	38	1.12	0.500					
Grant Jackson, L (9,1) ERA: 1.98	1.0	S	3	0	0	0	0	0	0	0	0	0	0	3	3	0.00	0.000					

Pittsburgh Pirates @ Houston Astros
Astrodome, Houston, TX
Sun Jun 22 1980, 8:05 PM EDT
Att: 46,213 - Unknown

AB 31
R 1
H 4
RBI 1
BB 0
SO 5
LOB 3



Batter	1	2	3	4	5	6	7	8	9	AB	R	H	RBI	BB	SO	LOB	TOP			
Omar Moreno, L (1.8) OBP: 0.331, SLG: 0.387	4-3		4-3		FC6-4 1-2			CS 1B		4	0	2	0	0	0	0	Pittsburgh Pirates @ St. Louis Cardinals Busch Stadium, St. Louis, MO Mon Jun 23 1980, 7:05 PM CDT Att: 20,422 - Unknown			
Phil Garner, R (1.4) OBP: 0.329, SLG: 0.385	K		FC4-6 1B		FC6-4 1-2			F7 1-2		4	0	1	0	0	1	3				
Dave Parker, L (1.9) OBP: 0.317, SLG: 0.434	E4		FC4-6 1-2					1-3		4	0	1	0	0	0	1				
Bill Robinson, R (1.3) OBP: 0.282, SLG: 0.439	F3				F9			G5-4-3 1B		4	0	0	0	0	1	2				
Bill Madlock, R (1.5) OBP: 0.316, SLG: 0.386		F9 S 6-3 1B			5-3			F8		4	1	1	0	0	0	0				
Lee Lacy, R (1.7) OBP: 0.435, SLG: 0.579		F9 1-3			F9			F8		4	0	0	0	0	0	1				
Steve Nicosia, R (1.2) OBP: 0.293, SLG: 0.250		6-3			F9			F8		3	0	0	1	0	0	0				
Dale Berra, R (1.6) OBP: 0.285, SLG: 0.368		F7 3-H			F7			1B		3	0	1	0	0	0	0				
Eddie Solomon, R (1.1) OBP: 0.222, SLG: 0.222								1-3		2	0	1	0	0	1	0				
Rod Scury, L (6.1) OBP: 0.333, SLG: 0.333										0	0	0	0	0	0	0				
Don Robinson, R (6.1) OBP: 0.450, SLG: 0.450			K							0	0	0	0	0	0	0				
Manny Sanguillen, R (7. PH) OBP: 0.389, SLG: 0.500										1	0	0	0	0	0	1				
Enrique Romo, R (7.1) OBP: 0.500, SLG: 0.400										0	0	0	0	0	0	0				
Inning Stats	R: 0 E: 1 K: 1 S: 6	H: 0 LOB: 1 BB: 0 P: 6	R: 1 E: 0 K: 0 S: 4	H: 1 LOB: 0 BB: 0 P: 4	R: 0 E: 0 K: 1 S: 6	H: 1 LOB: 1 BB: 0 P: 6	R: 0 E: 0 K: 0 S: 3	H: 0 LOB: 0 BB: 0 P: 3	R: 0 E: 0 K: 0 S: 5	H: 2 LOB: 2 BB: 0 P: 5	R: 0 E: 0 K: 0 S: 3	H: 1 LOB: 1 BB: 0 P: 3	R: 0 E: 0 K: 0 S: 4	H: 1 LOB: 0 BB: 0 P: 4	R: 0 E: 0 K: 1 S: 5	H: 0 LOB: 0 BB: 0 P: 5	1B: 7 2B: 0 3B: 0 HR: 0	SF: 0 SAC: 0 DP: 1 HBP: 0	WP: 0 PB: 0 SB: 1 CS: 1	PA: 33
PITCHER Jim Kaat, L (1.1) ERA: 3.96	IP: 9.0 WLS: W BF: 33 H: 7 R: 1 ER: 1 SO: 3 BB: 0 IBB: 0 HBP: 0 BLK: 0 WP: 0 HR: 0 S: 39 P: 39 ERA: 1.00 WHIP: 0.778															PITCHER				

Batter	1	2	3	4	5	6	7	8	9	AB	R	H	RBI	BB	SO	LOB	BOTTOM			
Bobby Bonds, R (1.9) OBP: 0.308, SLG: 0.298	F9		FC6-2-5			1B S SF7 BB	K			3	1	0	0	1	1	3	Pittsburgh Pirates @ St. Louis Cardinals Busch Stadium, St. Louis, MO Mon Jun 23 1980, 7:05 PM CDT Att: 20,422 - Unknown			
Gary Templeton, S (1.6) OBP: 0.333, SLG: 0.381	F7		G3			1B S E	K			4	1	1	0	0	1	3				
Keith Hernandez, L (1.3) OBP: 0.422, SLG: 0.518	K				1-3	SF7 1-H 3-H		1B HR		3	1	1	1	0	1	0				
Ted Simmons, S (1.2) OBP: 0.384, SLG: 0.515		F8			HR	1B		1B HR		4	2	3	1	0	0	0				
George Hendrick, R (1.8) OBP: 0.351, SLG: 0.556		G3			P6	FC5-4 1-2		1B HR		4	1	2	3	0	0	0				
Terry Kennedy, L (1.7) OBP: 0.386, SLG: 0.517		G3			K	F9		G3		3	0	0	0	0	1	2				
Tony Scott, S (7.8) OBP: 0.312, SLG: 0.289										1	0	0	0	0	0	0				
Ken Reitz, R (1.5) OBP: 0.340, SLG: 0.424			SH1-4 FC6-2-5 1B			F2		1B		4	0	2	0	0	0	2				
Ken Oberkfell, L (1.4) OBP: 0.413, SLG: 0.400			SH1-4 1-2 1B			6-3		F7		4	0	2	0	0	0	1				
Jim Kaat, L (1.1) ERA: 3.36			SH1-4 1-2 2-3 1B			F9		K		3	0	0	0	0	1	2				
Inning Stats	R: 0 E: 0 K: 1 S: 5	H: 0 LOB: 0 BB: 0 P: 5	R: 0 E: 0 K: 0 S: 3	H: 0 LOB: 0 BB: 0 P: 3	R: 0 E: 0 K: 0 S: 5	H: 2 LOB: 2 BB: 0 P: 5	R: 1 E: 0 K: 1 S: 6	H: 1 LOB: 0 BB: 0 P: 6	R: 0 E: 0 K: 0 S: 3	H: 0 LOB: 0 BB: 0 P: 3	R: 2 E: 1 K: 0 S: 6	H: 3 LOB: 2 BB: 1 P: 10	R: 0 E: 0 K: 2 S: 8	H: 1 LOB: 1 BB: 0 P: 8	R: 3 E: 0 K: 1 S: 9	H: 4 LOB: 1 BB: 0 P: 9	1B: 9 2B: 0 3B: 0 HR: 2	SF: 1 SAC: 1 DP: 0 HBP: 0	WP: 0 PB: 0 SB: 3 CS: 0	PA: 36
PITCHER Eddie Solomon, R (1.1) ERA: 2.44	IP: 5.1 WLS: L BF: 23 H: 6 R: 3 ER: 3 SO: 2 BB: 1 IBB: 0 HBP: 0 BLK: 0 WP: 0 HR: 1 S: 26 P: 30 ERA: 5.06 WHIP: 1.312															PITCHER				
Rod Scury, L (6.1) ERA: 1.66	0.1	1	0	0	0	0	0	0	0	0	0	1	1	0.00	0.000					
Don Robinson, R (6.1) ERA: 4.99	0.1	1	0	0	0	0	0	0	0	0	0	1	1	0.00	0.000					
Enrique Romo, R (7.1) ERA: 3.36	2.0	11	5	3	3	3	0	0	0	0	1	17	17	13.50	2.500					

Batter	1	2	3	4	5	6	7	8	9	AB	R	H	RBI	BB	SO	LOB	TOP					
Omar Moreno, L (1,8) OBP: 0.330, SLG: 0.383	5-3		F7														3 0 0 0 1 1 1					
Tim Foli, R (1,6) OBP: 0.316, SLG: 0.352	HR																4 1 2 0 0 0 2					
Dave Parker, L (1,9) OBP: 0.316, SLG: 0.431	F8																4 0 1 0 0 1 4					
Bill Robinson, R (1,3) OBP: 0.288, SLG: 0.461	2H HR																4 1 2 2 0 0 1					
Bill Madlock, R (1,5) OBP: 0.314, SLG: 0.383	6-3																4 0 1 0 0 0 1					
Lee Lacy, R (1,7) OBP: 0.420, SLG: 0.559																	4 0 0 0 0 0 2					
Phil Garner, R (1,4) OBP: 0.328, SLG: 0.383 Matt Alexander, S (9, PR)																	4 0 1 0 0 1 1 0 0 0 0 0 0 0					
Steve Nicosia, R (1,2) OBP: 0.279, SLG: 0.236																	4 0 0 0 0 0 1					
Rick Rhoden, R (1,1) OBP: 0.500, SLG: 0.500 Manny Sanguillen, R (7, PH) Grant Jackson, S (7, 1) Willie Stargell, L (9, PH) OBP: 0.383, SLG: 0.533																	2 0 1 0 0 0 0 1 0 1 0 0 0 0 0 0 0 0 0 0 0 1 0 0 0 0 0 2					
Inning Stats	R: 2 E: 0 K: 0 S: 5	H: 2 LOB: 0 BB: 0 P: 5	R: 0 E: 0 K: 1 S: 5	H: 0 LOB: 0 BB: 0 P: 5	R: 0 E: 0 K: 1 S: 6	H: 1 LOB: 1 BB: 0 P: 6	R: 0 E: 0 K: 0 S: 4	H: 2 LOB: 1 BB: 0 P: 4	R: 0 E: 0 K: 0 S: 4	H: 1 LOB: 2 BB: 1 P: 8	R: 0 E: 0 K: 0 S: 3	H: 0 LOB: 0 BB: 0 P: 3	R: 0 E: 0 K: 1 S: 6	H: 1 LOB: 0 BB: 0 P: 6	R: 0 E: 0 K: 0 S: 4	H: 1 LOB: 1 BB: 0 P: 4	R: 0 E: 0 K: 0 S: 4	H: 1 LOB: 2 BB: 0 P: 4	1B: 6 2B: 3 3B: 0 HR: 1	SF: 0 SAC: 0 DP: 1 HBP: 0	WP: 0 PB: 0 SB: 2 CS: 0	PA: 36
PITCHER Bob Sykes, L (1,1) ERA: 5.31	IP: 9.0 WLS: W BF: 36 H: 9 R: 2 ER: 2 SO: 3 BB: 1 IBB: 0 HBP: 0 BLK: 0 WP: 0 HR: 1 S: 41 P: 45 ERA: 2.00 WHIP: 1.111																					

Pittsburgh Pirates @ St. Louis Cardinals
 Busch Stadium, St. Louis, MO
 Tue Jun 24 1980, 7:05 PM CDT
 Att: 21,868 - Unknown


AB 35
 R 2
 H 9
 RBI 2
 BB 1
 SO 3
 LOB 15



Batter	1	2	3	4	5	6	7	8	9	AB	R	H	RBI	BB	SO	LOB	BOTTOM			
Bobby Bonds, R (1,9) OBP: 0.312, SLG: 0.331	1B																4 2 2 1 0 2 0			
Gary Templeton, S (1,6) OBP: 0.339, SLG: 0.386	2B																4 1 3 1 0 0 0			
Keith Hernandez, L (1,3) OBP: 0.423, SLG: 0.516	1B																3 0 1 0 1 0 2			
Ted Simmons, S (1,2) OBP: 0.382, SLG: 0.510	1B																4 0 1 1 0 0 4			
George Hendrick, R (1,8) OBP: 0.353, SLG: 0.553	1B																3 0 1 0 1 1 1			
Terry Kennedy, L (1,7) OBP: 0.394, SLG: 0.527 Tony Scott, S (9, 8)	BB																2 0 1 0 1 0 2 0 0 0 0 0 0 0			
Ken Reitz, R (1,5) OBP: 0.338, SLG: 0.419																	3 0 0 0 1 0 2			
Ken Oberkfell, L (1,4) OBP: 0.398, SLG: 0.382																	4 0 0 0 0 0 4			
Bob Sykes, S (1,1) OBP: 0.158, SLG: 0.111																	3 0 0 0 0 1 1			
Inning Stats	R: 2 E: 0 K: 0 S: 5	H: 3 LOB: 1 BB: 1 P: 9	R: 0 E: 0 K: 0 S: 3	H: 0 LOB: 0 BB: 0 P: 3	R: 1 E: 0 K: 1 S: 7	H: 2 LOB: 1 BB: 0 P: 7	R: 0 E: 0 K: 0 S: 4	H: 1 LOB: 1 BB: 0 P: 4	R: 0 E: 0 K: 0 S: 6	H: 1 LOB: 1 BB: 0 P: 6	R: 0 E: 0 K: 0 S: 3	H: 0 LOB: 1 BB: 1 P: 7	R: 0 E: 0 K: 2 S: 8	H: 1 LOB: 2 BB: 1 P: 12	R: 0 E: 0 K: 0 S: 3	H: 1 LOB: 1 BB: 1 P: 7	1B: 6 2B: 2 3B: 0 HR: 1	SF: 0 SAC: 1 DP: 2 HBP: 0	WP: 0 PB: 0 SB: 1 CS: 0	PA: 35
PITCHER Rick Rhoden, R (1,1) ERA: 4.5 Grant Jackson, L (7, 1) ERA: 1.74	IP: 6.0 WLS: L BF: 26 H: 7 R: 3 ER: 3 SO: 2 BB: 2 IBB: 0 HBP: 0 BLK: 0 WP: 0 HR: 1 S: 28 P: 36 ERA: 4.50 WHIP: 1.500																			

Pittsburgh Pirates @ St. Louis Cardinals
 Busch Stadium, St. Louis, MO
 Tue Jun 24 1980, 7:05 PM CDT
 Att: 21,868 - Unknown

AB 30
 R 3
 H 9
 RBI 3
 BB 4
 SO 4
 LOB 16



Batter	1	2	3	4	5	6	7	8	9	AB	R	H	RBI	BB	SO	LOB	TOP			
Omar Moreno, L (1.8) OBP: 0.326, SLG: 0.378	6-3		K			4-3		L4		4	0	0	0	0	1	0	Pittsburgh Pirates @ St. Louis Cardinals Busch Stadium, St. Louis, MO Wed Jun 25 1980, 7:05 PM CDT Att: 26,102 - Unknown			
Tim Foli, R (1.6) OBP: 0.315, SLG: 0.350	F3			6-3		6-3		G4-6-3 1B		4	0	1	0	0	0	0				
Dave Parker, L (1.9) OBP: 0.319, SLG: 0.437	4-3							G4-6-3 1-2		4	0	2	0	0	0	1				
Bill Robinson, R (1.3) OBP: 0.280, SLG: 0.449		6-3		K		L6			P4	4	0	0	0	0	1	2				
Bill Madlock, R (1.5) OBP: 0.313, SLG: 0.381				F9				F8	5-3	4	0	1	0	0	0	1				
Lee Lacy, R (1.7) OBP: 0.415, SLG: 0.548		6-3				F8		1B	P6	4	0	1	0	0	0	1				
Phil Garner, R (1.4) OBP: 0.328, SLG: 0.391								1B		3	1	1	0	0	0	2				
Steve Nicosia, R (1.2) OBP: 0.281, SLG: 0.240			F9			6-3				3	0	1	1	0	0	0				
John Candelaria, L (1.1) OBP: 0.194, SLG: 0.176										2	0	0	0	0	1	0				
Willie Stargell, L (7, PH) OBP: 0.361, SLG: 0.529			K			6-3				1	0	0	0	0	1	2				
Grant Jackson, S (7.1) OBP: 0.337, SLG: 0.416								K		0	0	0	0	0	0	0				
Kent Tekulve, R (7.1)										0	0	0	0	0	0	0				
Inning Stats	R: 0 E: 0 K: 0 S: 3	H: 0 LOB: 0 BB: 0 P: 3	R: 0 E: 0 K: 0 S: 4	H: 1 LOB: 1 BB: 0 P: 4	R: 0 E: 0 K: 2 S: 7	H: 0 LOB: 0 BB: 0 P: 7	R: 0 E: 0 K: 1 S: 6	H: 1 LOB: 1 BB: 0 P: 6	R: 1 E: 0 K: 0 S: 4	H: 1 LOB: 0 BB: 0 P: 4	R: 0 E: 0 K: 0 S: 4	H: 2 LOB: 2 BB: 0 P: 7	R: 0 E: 0 K: 1 S: 7	H: 1 LOB: 0 BB: 0 P: 3	R: 0 E: 0 K: 0 S: 3	H: 0 LOB: 0 BB: 0 P: 3	1B: 5 2B: 1 3B: 1 HR: 0	SF: 0 SAC: 0 DP: 1 HBP: 0	WP: 0 PB: 0 SB: 0 CS: 0	PA: 33
PITCHER	IP WLS BF H R ER SO BB IBB HBP BLK WP HR S P ERA WHIP																			
Don Hood, L (1.1) ERA: 2.27	7.0 W 27 6 1 1 4 0 0 0 0 0 0 35 35 1.29 0.857																			
Kim Seaman, L (8.1) ERA: 4.7	2.0 S 6 1 0 0 0 0 0 0 0 0 0 0 6 6 0.00 0.500																			

AB 33
R 1
H 7
RBI 1
BB 0
SO 4
LOB 9



Batter	1	2	3	4	5	6	7	8	9	AB	R	H	RBI	BB	SO	LOB	BOTTOM			
Bobby Bonds, R (1.7) OBP: 0.307, SLG: 0.324	5-3		K			SH1-3		5-3		3	0	0	0	0	1	0	Pittsburgh Pirates @ St. Louis Cardinals Busch Stadium, St. Louis, MO Wed Jun 25 1980, 7:05 PM CDT Att: 26,102 - Unknown			
Gary Templeton, S (1.6) OBP: 0.341, SLG: 0.395	E4					SF7		1B		3	1	2	1	0	0	0				
Keith Hernandez, L (1.3) OBP: 0.424, SLG: 0.514	K		6-3			E2		1B		3	1	1	1	1	1	2				
Ted Simmons, S (1.2) OBP: 0.388, SLG: 0.510		6-3						1B		2	0	1	1	2	0	0				
George Hendrick, R (1.9) OBP: 0.352, SLG: 0.552						G6-4-3		F8		4	0	1	0	0	0	4				
Ken Reitz, R (1.5) OBP: 0.337, SLG: 0.416								F3		4	0	1	0	0	0	1				
Tony Scott, S (1.8) OBP: 0.311, SLG: 0.285								F9		3	0	0	0	1	0	1				
Ken Oberkfell, L (1.4) OBP: 0.402, SLG: 0.387								F9		4	1	2	0	0	0	2				
Don Hood, L (1.1) OBP: 0.111, SLG: 0.111								SH1-3		1	1	0	0	0	1	0				
Mike Ramsey, S (7, PH) OBP: 0.294, SLG: 0.403			K			SH				1	0	0	0	0	0	0				
Kim Seaman, L (8.1)						SH1-3		4-3		1	0	0	0	0	1	1				
Inning Stats	R: 0 E: 1 K: 1 S: 5	H: 0 LOB: 0 BB: 0 P: 5	R: 0 E: 0 K: 0 S: 4	H: 1 LOB: 2 BB: 1 P: 8	R: 0 E: 0 K: 2 S: 8	H: 1 LOB: 1 BB: 0 P: 8	R: 0 E: 0 K: 0 S: 3	H: 1 LOB: 1 BB: 1 P: 7	R: 2 E: 1 K: 0 S: 6	H: 2 LOB: 2 BB: 1 P: 10	R: 0 E: 0 K: 0 S: 3	H: 0 LOB: 0 BB: 0 P: 3	R: 2 E: 0 K: 0 S: 5	H: 2 LOB: 1 BB: 1 P: 9	R: 0 E: 0 K: 1 S: 6	H: 1 LOB: 1 BB: 0 P: 6	1B: 5 2B: 3 3B: 0 HR: 0	SF: 1 SAC: 2 DP: 1 HBP: 0	WP: 0 PB: 0 SB: 0 CS: 1	PA: 36
PITCHER	IP WLS BF H R ER SO BB IBB HBP BLK WP HR S P ERA WHIP																			
John Candelaria, L (1.1) ERA: 3.67	6.0 L 26 5 2 2 2 3 2 1 0 0 0 0 29 41 3.00 1.167																			
Grant Jackson, L (7.1) ERA: 2.27	0.2 5 2 2 2 0 1 0 0 0 0 0 0 4 8 27.00 4.500																			
Kent Tekulve, R (7.1) ERA: 3.44	1.1 5 1 0 0 1 0 0 0 0 0 0 0 7 7 0.00 0.750																			

AB 29
R 4
H 8
RBI 3
BB 4
SO 4
LOB 11



Batter	1	2	3	4	5	6	7	8	9	AB	R	H	RBI	BB	SO	LOB	TOP					
Omar Moreno, L (1.8) OBP: 0.331, SLG: 0.376	4-3			SH3 HR BB		1B BB		3-1	3-1	3	2	0	0	2	0	3	Pittsburgh Pirates @ Montreal Expos Olympic Stadium, Montreal, QB Sat Jun 28 1980, 7:05 PM EDT Att: 38,065 - Unknown					
Tim Foli, R (1.6) OBP: 0.308, SLG: 0.341	6-3			SH3		F7		1B		3	0	1	0	0	0	1						
Dave Parker, L (1.9) OBP: 0.324, SLG: 0.450	P5			HR		WP 1B		E7		4	1	3	3	0	0	0						
Willie Stargell, L (1.3) OBP: 0.358, SLG: 0.514				F5		K			1B	3	0	0	0	0	2	1						
John Milner, L (6.3) OBP: 0.319, SLG: 0.333									1B	0	1	0	0	1	0	0						
Mike Easter, L (1.7) OBP: 0.419, SLG: 0.702				K2-3					K	3	0	1	0	0	2	0						
Bill Robinson, R (7. PR) OBP: 0.279, SLG: 0.446				K					K	1	0	0	0	0	1	1						
Bill Madlock, R (1.5) OBP: 0.311, SLG: 0.376									2B	4	0	1	0	0	0	1						
Ed Ott, L (1.2) OBP: 0.342, SLG: 0.363									HBP 1B	4	0	1	1	0	1	1						
Phil Garner, R (1.4) OBP: 0.330, SLG: 0.392				6-3					1B	3	0	0	0	0	1	1						
Jim Bibby, R (1.1) OBP: 0.214, SLG: 0.184									1B	2	0	0	0	0	0	0						
Kent Tekulve, R (7.1)				4-3					1B	1	0	0	0	0	1	0						
Grant Jackson, S (8.1)									K	1	0	0	0	0	1	3						
Enrique Romo, R (9.1) OBP: 0.500, SLG: 0.400									K	0	0	0	0	0	0	0						
Inning Stats	R: 0 E: 0 K: 0 S: 3	H: 0 LOB: 0 BB: 0 P: 3	R: 0 E: 0 K: 2 S: 7	H: 0 LOB: 0 BB: 0 P: 7	R: 0 E: 0 K: 0 S: 3	H: 0 LOB: 0 BB: 0 P: 3	R: 2 E: 0 K: 1 S: 6	H: 1 LOB: 0 BB: 1 P: 10	R: 0 E: 0 K: 0 S: 3	H: 0 LOB: 0 BB: 0 P: 3	R: 1 E: 0 K: 1 S: 6	H: 1 LOB: 1 BB: 1 P: 10	R: 0 E: 0 K: 2 S: 8	H: 1 LOB: 1 BB: 0 P: 8	R: 0 E: 1 K: 1 S: 6	H: 2 LOB: 2 BB: 0 P: 6	R: 1 E: 0 K: 2 S: 9	H: 2 LOB: 3 BB: 1 P: 14	1B: 5 2B: 1 3B: 0 HR: 1	SF: 0 SAC: 1 DP: 0 HBP: 1	WP: 1 PB: 0 SB: 2 CS: 0	PA: 37
PITCHER	IP WLS BF H R ER SO BB IBB HBP BLK WP HR S P ERA WHIP																					
Charlie Lea, R (1.1) ERA: 2.79	6.1 L 24 3 3 3 4 2 0 0 0 0 1 1 30 38 4.26 0.789																					
Fred Norman, L (7.1) ERA: 6.53	0.1 1 0 0 0 1 0 0 0 0 0 0 0 3 3 0.00 0.000																					
Stan Bahnsen, R (7.1) ERA: 2.38	0.1 1 0 0 0 1 0 0 0 0 0 0 0 3 3 0.00 0.000																					
Elias Sosa, R (8.1) ERA: 3.67	1.1 7 3 1 1 2 1 0 0 0 0 0 0 10 14 6.75 3.000																					
Woodie Fryman, L (9.1) ERA: 1.63	0.2 4 1 0 0 1 0 0 1 0 0 0 0 5 6 0.00 1.500																					
Batter	1	2	3	4	5	6	7	8	9	AB	R	H	RBI	BB	SO	LOB	BOTTOM					
Ron LeFlore, R (1.7) OBP: 0.331, SLG: 0.353	F9		K		F8		1B		5-3	5	0	1	1	0	1	2	Pittsburgh Pirates @ Montreal Expos Olympic Stadium, Montreal, QB Sat Jun 28 1980, 7:05 PM EDT Att: 38,065 - Unknown					
Rodney Scott, S (1.4) OBP: 0.310, SLG: 0.298	CS BB		K2-3			E9 1B	L5-4			3	0	1	0	1	1	2						
Andre Dawson, R (1.8) OBP: 0.375, SLG: 0.505	E S 1B		3-1			L4		G4-6-3 1B		4	0	2	0	0	0	1						
Gary Carter, R (1.2) OBP: 0.315, SLG: 0.452	K			P6		HBP		F9		3	0	0	0	0	1	2						
Warren Cromartie, L (1.3) OBP: 0.356, SLG: 0.433						K		G4-6-3		3	1	1	0	1	1	3						
Brad Mills, L (1.5) OBP: 0.358, SLG: 0.347										3	0	1	1	0	0	3						
Ken Macha, R (9. PH) OBP: 0.376, SLG: 0.405					F7				1B BB	0	1	0	0	1	0	0						
Rowland Office, L (1.9) OBP: 0.313, SLG: 0.350									FC3-6 BB	2	1	0	0	1	2	2						
Bob Pate, R (9. PH) OBP: 0.346, SLG: 0.409					K				1B BB	0	0	0	0	1	0	0						
Tony Bernazard, S (1.6) OBP: 0.297, SLG: 0.325									FC3-6 BB	4	0	1	0	0	1	2						
Charlie Lea, R (1.1) ERA: 3.0									FC3-6	2	0	0	0	0	1	1						
Fred Norman, S (7.1) ERA: 3.35									FC3-6	0	0	0	0	0	0	0						
John Tamargo, S (7. PH) OBP: 0.325, SLG: 0.290									FC3-6	1	0	1	0	0	0	0						
Bill Almon, R (7. PH) OBP: 0.325, SLG: 0.342									FC3-6	0	0	0	0	0	0	0						
Elias Sosa, R (8.1) OBP: 0.325, SLG: 0.290									FC3-6	0	0	0	0	0	0	0						
Woodie Fryman, R (9.1) OBP: 0.325, SLG: 0.194									FC3-6	0	0	0	0	0	0	0						
Inning Stats	R: 0 E: 0 K: 1 S: 5	H: 1 LOB: 1 BB: 1 P: 9	R: 1 E: 0 K: 2 S: 9	H: 2 LOB: 1 BB: 0 P: 9	R: 0 E: 0 K: 2 S: 7	H: 0 LOB: 0 BB: 0 P: 7	R: 0 E: 0 K: 1 S: 5	H: 0 LOB: 0 BB: 1 P: 9	R: 0 E: 1 K: 1 S: 6	H: 1 LOB: 2 BB: 0 P: 7	R: 1 E: 0 K: 0 S: 4	H: 2 LOB: 1 BB: 1 P: 8	R: 0 E: 0 K: 0 S: 3	H: 1 LOB: 0 BB: 0 P: 3	R: 0 E: 0 K: 0 S: 3	H: 1 LOB: 2 BB: 2 P: 11	1B: 7 2B: 2 3B: 0 HR: 0	SF: 0 SAC: 0 DP: 2 HBP: 1	WP: 0 PB: 0 SB: 2 CS: 1	PA: 37		
PITCHER	IP WLS BF H R ER SO BB IBB HBP BLK WP HR S P ERA WHIP																					
Jim Bibby, R (1.1) ERA: 3.0	6.1 W 28 6 2 2 8 3 0 1 0 0 0 0 40 53 2.84 1.421																					
Kent Tekulve, R (7.1) ERA: 3.35	1.0 3 1 0 0 0 0 0 0 0 0 0 0 3 3 0.00 1.000																					
Grant Jackson, L (8.1) ERA: 2.51	0.2 3 0 1 1 0 2 0 0 0 0 0 0 1 9 13.50 3.000																					
Enrique Romo, R (9.1) ERA: 3.28	1.0 S 3 1 0 0 0 0 0 0 0 0 0 0 3 3 0.00 1.000																					

Batter	1	2	3	4	5	6	7	8	9	AB R H RBI BB SO LOB	TOP							
Omar Moreno, L OBP: 0.330, SLG: 0.374 (1, 8)										4 1 1 0 0 2 0	Pittsburgh Pirates @ Montreal Expos Olympic Stadium, Montreal, QB Sun Jun 29 1980, 3:33 AM EDT Att: 46,186 - Unknown							
Phil Garner, R OBP: 0.325, SLG: 0.385 (1, 4)										4 0 0 0 0 0 1								
Dave Parker, L OBP: 0.326, SLG: 0.451 (1, 9)										4 0 2 1 0 1 0								
Willie Stargell, L OBP: 0.351, SLG: 0.503 (1, 3)										3 0 0 0 0 1 2								
Mike Easter, L OBP: 0.417, SLG: 0.694 (1, 7)										3 0 1 0 0 0 1								
Bill Madlock, R OBP: 0.307, SLG: 0.370 (1, 5)										3 0 0 0 0 1 2								
Ed Ott, L OBP: 0.342, SLG: 0.363 (1, 2)										3 0 1 0 0 0 0								
Dale Berra, R OBP: 0.276, SLG: 0.359 (1, 6)										3 0 0 0 0 1 1								
Eddie Solomon, R Don Robinson, R Manny Sanguinetti, R Rod Scurry, L Bill Robinson, R Kent Tekulve, R (1, 1) (2, 1) (6, PH) (6, 1) (8, PH) (8, 1)										0 0 0 0 0 0 0 1 0 0 0 0 0 0 1 0 0 0 0 0 0 0 0 0 0 0 0 0 1 0 0 0 0 0 0 0 0 0 0 0 0 0								
Inning Stats	R: 1 E: 1 K: 0 S: 5	H: 2 LOB: 1 BB: 0 P: 5	R: 0 E: 0 K: 1 S: 5	H: 0 LOB: 0 BB: 0 P: 5	R: 0 E: 0 K: 1 S: 7	H: 0 LOB: 0 BB: 0 P: 7	R: 0 E: 0 K: 1 S: 5	H: 0 LOB: 0 BB: 0 P: 5	R: 0 E: 0 K: 0 S: 3	H: 2 LOB: 1 BB: 0 P: 4	R: 0 E: 0 K: 0 S: 3	H: 1 LOB: 0 BB: 0 P: 3	R: 0 E: 0 K: 1 S: 5	H: 0 LOB: 0 BB: 0 P: 5	1B: 5 2B: 1 3B: 0 HR: 0	SF: 0 SAC: 0 DP: 2 HBP: 0	WP: 0 PB: 0 SB: 1 CS: 0	PA: 30
PITCHER	IP WLS BF H R ER SO BB IBB HBP BLK WP HR S P ERA WHIP												IP WLS BF H R ER SO BB IBB HBP BLK WP HR S P ERA WHIP					
David Palmer, R ERA: 2.25 Fred Norman, L ERA: 6.32	(1, 1) (9, 1)	8.0 W 27 5 1 1 5 0 0 0 0 0 0 0 0 0 1.12 0.625												1.0 S 3 0 0 0 1 0 0 0 0 0 0 0 0 0 5 5 0.00 0.000				

AB 30
R 1
H 5
RBI 1
BB 0
SO 6
LOB 7



Batter	1	2	3	4	5	6	7	8	9	AB R H RBI BB SO LOB	BOTTOM							
Ron LeFlore, R OBP: 0.336, SLG: 0.356 (1, 7)										4 2 2 0 1 2 2	Pittsburgh Pirates @ Montreal Expos Olympic Stadium, Montreal, QB Sun Jun 29 1980, 3:33 AM EDT Att: 46,186 - Unknown							
Rodney Scott, S OBP: 0.319, SLG: 0.300 (1, 4)										2 1 1 1 3 1 1								
Andre Dawson, R OBP: 0.369, SLG: 0.495 (1, 8)										4 0 0 0 0 0 7								
John Tamargo, S Garry Carter, R OBP: 0.323, SLG: 0.357 OBP: 0.315, SLG: 0.452 (1, 2) (8, 2)										4 0 2 2 0 0 4 0 0 0 0 0 0 0								
Warren Cromartie, L OBP: 0.361, SLG: 0.436 (1, 3)										3 0 2 0 1 0 0								
Brad Mills, L OBP: 0.333, SLG: 0.321 (1, 5)										4 0 0 0 0 0 5								
Rowland Office, L OBP: 0.312, SLG: 0.347 (1, 9)										4 1 1 0 0 1 1								
Chris Speier, R OBP: 0.355, SLG: 0.351 (1, 6)										4 0 1 0 0 1 1								
David Palmer, R Tony Benazard, S Fred Norman, S OBP: 0.300, SLG: 0.286 OBP: 0.295, SLG: 0.322 ERA: 6.32 (1, 1) (8, PH) (9, 1)										3 0 1 1 0 2 0 1 0 0 0 0 0 0 0 0 0 0 0 0 0								
Inning Stats	R: 1 E: 0 K: 0 S: 5	H: 3 LOB: 2 BB: 1 P: 9	R: 0 E: 0 K: 1 S: 8	H: 3 LOB: 3 BB: 1 P: 12	R: 0 E: 0 K: 1 S: 6	H: 1 LOB: 1 BB: 0 P: 6	R: 2 E: 0 K: 1 S: 8	H: 3 LOB: 2 BB: 1 P: 12	R: 0 E: 0 K: 2 S: 7	H: 0 LOB: 0 BB: 0 P: 7	R: 0 E: 0 K: 2 S: 8	H: 0 LOB: 1 BB: 0 P: 8	R: 0 E: 0 K: 0 S: 3	H: 0 LOB: 1 BB: 2 P: 10	1B: 9 2B: 1 3B: 0 HR: 0	SF: 0 SAC: 0 DP: 1 HBP: 0	WP: 2 PB: 0 SB: 4 CS: 1	PA: 39
PITCHER	IP WLS BF H R ER SO BB IBB HBP BLK WP HR S P ERA WHIP												IP WLS BF H R ER SO BB IBB HBP BLK WP HR S P ERA WHIP					
Eddie Solomon, R Don Robinson, R Rod Scurry, L Kent Tekulve, R ERA: 2.73 ERA: 4.62 ERA: 1.52 ERA: 3.26	(1, 1) (2, 1) (6, 1) (8, 1)	1.0 L 8 5 2 2 5 1 1 0 0 1 0 0 0 0 18.00 6.000												4.0 19 5 2 2 5 1 1 0 0 1 0 27 35 4.50 1.500				



Batter	1	2	3	4	5	6	7	8	9	AB	R	H	RBI	BB	SO	LOB	TOP																			
Bobby Bonds, R OBP: 0.299, SLG: 0.323 (1, 7)	F9			1B SF8	FC5-4		G3			4	1	2	1	0	0	1	St. Louis Cardinals @ Pittsburgh Pirates Three Rivers Stadium, Pittsburgh, PA Mon Jun 30 1980, 7:05 PM EDT Att: 16,591 - Unknown																			
Gary Templeton, S OBP: 0.351, SLG: 0.407 (1, 6)	F9			1B S	FC5-4					4	0	2	1	0	0	1																				
Ted Simmons, S OBP: 0.395, SLG: 0.527 (1, 2)	6-3			SF8						3	1	1	1	0	0	0																				
George Hendrick, R OBP: 0.354, SLG: 0.549 (1, 9)		K		3H 4-0	BB					3	0	1	1	1	1	0																				
Ken Reitz, R OBP: 0.328, SLG: 0.404 (1, 5)	F9			F9	F9					4	0	0	0	0	0	3																				
Leon Durham, L OBP: 0.288, SLG: 0.345 (1, 3)	1-3			K						4	0	0	0	0	1	3																				
Tony Scott, S OBP: 0.306, SLG: 0.280 (1, 8)				P4	1B SH1-6-3					4	1	1	0	0	1	1																				
Ken Oberkfell, L OBP: 0.388, SLG: 0.366 (1, 4)				F7	P5					4	0	0	0	0	0	1																				
Bob Sykes, S OBP: 0.150, SLG: 0.105 (7, PH)				K	SH1-6-3					1	0	0	0	0	1	0																				
Keith Smith, R OBP: 0.500, SLG: 0.500 (7, PH)										1	1	1	0	0	0	0																				
Don Hood, L OBP: 0.111, SLG: 0.111 (7, 1)										0	0	0	0	0	0	0																				
Inning Stats	R: 0 E: 0 K: 0 S: 3	H: 0 LOB: 0 BB: 0 P: 3	R: 0 E: 0 K: 1 S: 5	H: 0 LOB: 0 BB: 0 P: 5	R: 0 E: 0 K: 1 S: 5	H: 0 LOB: 0 BB: 0 P: 5	R: 1 E: 0 K: 1 S: 7	H: 2 LOB: 2 BB: 1 P: 11	R: 1 E: 0 K: 0 S: 5	H: 2 LOB: 1 BB: 0 P: 5	R: 1 E: 0 K: 0 S: 4	H: 2 LOB: 1 BB: 0 P: 4	R: 0 E: 0 K: 0 S: 3	H: 0 LOB: 0 BB: 0 P: 3	R: 0 E: 0 K: 1 S: 5	H: 0 LOB: 0 BB: 0 P: 5	1B: 7 2B: 1 3B: 0 HR: 0	SF: 1 SAC: 1 DP: 0 HBP: 0	WP: 0 PA: 35 PB: 0 SB: 1 CS: 0																	
PITCHER	IP	WLS	BF	H	R	ER	SO	BB	IBB	HBP	BLK	WP	HR	S	P	ERA	WHIP	PITCHER		IP	WLS	BF	H	R	ER	SO	BB	IBB	HBP	BLK	WP	HR	S	P	ERA	WHIP
John Candelaria, L ERA: 3.76 (1, 1)	7.0		29	8	4	4	3	1	0	0	0	0	0	34	38	5.14	1.286																			
Enrique Romo, R ERA: 3.17 (8, 1)	2.0	W	6	0	0	0	1	0	0	0	0	0	0	8	8	0.00	0.000																			

AB	32
R	4
H	8
RBI	4
BB	1
SO	4
LOB	10



Batter	1	2	3	4	5	6	7	8	9	AB	R	H	RBI	BB	SO	LOB	BOTTOM																			
Omar Moreno, L OBP: 0.331, SLG: 0.375 (1, 8)	F7 SF9		K		2B		F7		4-3	5	1	2	0	0	1	2	St. Louis Cardinals @ Pittsburgh Pirates Three Rivers Stadium, Pittsburgh, PA Mon Jun 30 1980, 7:05 PM EDT Att: 16,591 - Unknown																			
Tim Foli, R OBP: 0.314, SLG: 0.349 (1, 6)	F7		L9		1B		P3			4	1	2	1	1	0	0																				
Dave Parker, L OBP: 0.329, SLG: 0.451 (1, 9)	F7		G3		1B					4	0	2	1	0	0	2																				
Bill Robinson, R OBP: 0.278, SLG: 0.444 (1, 3)	SF9				1B					2	0	1	1	0	0	1																				
Bill Madlock, R OBP: 0.306, SLG: 0.365 (1, 5)	4-3			1-4-3						3	0	0	0	1	0	1																				
Lee Lacy, R OBP: 0.425, SLG: 0.563 (1, 7)		E S		2B	2B					4	2	3	0	0	0	2																				
Phil Garner, R OBP: 0.327, SLG: 0.389 (1, 4)	4-3				2B					3	0	1	2	1	0	2																				
Steve Nicosia, R OBP: 0.278, SLG: 0.232 (1, 2)					2B					4	0	1	0	0	1	2																				
Matt Alexander, S (9, PR)	F9			K						0	1	0	0	0	0	0																				
John Candelaria, L OBP: 0.184, SLG: 0.167 (1, 1)					5-3					2	0	0	0	0	0	0																				
Manny Sanguillen, R OBP: 0.351, SLG: 0.419 (7, PH)										1	0	0	0	0	0	0																				
Enrique Romo, R OBP: 0.500, SLG: 0.400 (8, 1)										0	0	0	0	0	0	0																				
Inning Stats	R: 1 E: 0 K: 0 S: 4	H: 1 LOB: 1 BB: 1 P: 8	R: 1 E: 0 K: 0 S: 4	H: 1 LOB: 0 BB: 0 P: 4	R: 0 E: 0 K: 1 S: 5	H: 0 LOB: 0 BB: 0 P: 5	R: 1 E: 0 K: 1 S: 7	H: 3 LOB: 1 BB: 0 P: 7	R: 1 E: 0 K: 0 S: 5	H: 3 LOB: 1 BB: 0 P: 5	R: 0 E: 0 K: 0 S: 3	H: 1 LOB: 0 BB: 1 P: 7	R: 0 E: 0 K: 0 S: 3	H: 0 LOB: 0 BB: 0 P: 3	R: 0 E: 0 K: 0 S: 4	H: 1 LOB: 2 BB: 1 P: 8	R: 1 E: 0 K: 0 S: 4	H: 2 LOB: 1 BB: 0 P: 4	1B: 9 2B: 3 3B: 0 HR: 0	SF: 1 SAC: 2 DP: 0 HBP: 0	WP: 0 PA: 38 PB: 0 SB: 3 CS: 0															
PITCHER	IP	WLS	BF	H	R	ER	SO	BB	IBB	HBP	BLK	WP	HR	S	P	ERA	WHIP	PITCHER		IP	WLS	BF	H	R	ER	SO	BB	IBB	HBP	BLK	WP	HR	S	P	ERA	WHIP
Bob Sykes, L ERA: 5.37 (1, 1)	6.0		26	9	4	4	2	2	0	0	0	0	0	28	36	6.00	1.833																			
Don Hood, L ERA: 2.33 (7, 1)	2.2	L	12	3	1	1	0	0	1	0	0	0	0	11	15	3.38	1.125																			



Batter	1	2	3	4	5	6	7	8	9	10	AB	R	H	RBI	BB	SO	LOB	TOP									
Garry Templeton, S OBP: 0.352, SLG: 0.410 (1, 6)	4-3	K							4-3		5	1	2	0	0	1	3	St. Louis Cardinals @ Pittsburgh Pirates Three Rivers Stadium, Pittsburgh, PA Tue Jul 01 1980, 7:05 PM EDT Att: 17,006 - Unknown AB 38 R 2 H 12 RBI 2 BB 1 SO 6 LOB 14									
Leon Durham, L OBP: 0.300, SLG: 0.371 Bobby Bonds, R OBP: 0.298, SLG: 0.321 (9, PH)			K		4-3					K	4	0	2	1	0	1	1										
Keith Hernandez, L OBP: 0.415, SLG: 0.500 (1, 3)			K								4	0	0	0	1	2	1										
Ted Simmons, S OBP: 0.387, SLG: 0.515 (1, 2)	G4-6-3				G3						5	0	0	0	0	0	2										
George Hendrick, R OBP: 0.358, SLG: 0.558 (1, 8)						6-3					5	1	3	0	0	0	0										
Terry Kennedy, L OBP: 0.383, SLG: 0.468 (1, 7)											4	0	1	0	0	1	2										
Ken Reitz, R OBP: 0.326, SLG: 0.405 (1, 5)											4	0	1	1	0	0	3										
Ken Oberkfell, L OBP: 0.399, SLG: 0.379 (1, 4)											4	0	3	0	0	0	0										
Jim Kaat, L (1, 1)											2	0	0	0	0	0	1										
Inning Stats	R: 0 E: 0 K: 0 S: 3	H: 1 LOB: 1 BB: 1 P: 7	R: 1 E: 0 K: 2 S: 10	H: 3 LOB: 2 BB: 0 P: 10	R: 0 E: 0 K: 2 S: 7	H: 0 LOB: 0 BB: 0 P: 7	R: 0 E: 0 K: 0 S: 3	H: 0 LOB: 0 BB: 0 P: 3	R: 0 E: 0 K: 0 S: 4	H: 2 LOB: 2 BB: 0 P: 5	R: 1 E: 0 K: 1 S: 7	H: 3 LOB: 1 BB: 0 P: 7	R: 0 E: 0 K: 0 S: 4	H: 1 LOB: 1 BB: 0 P: 4	R: 0 E: 0 K: 1 S: 6	H: 1 LOB: 1 BB: 0 P: 6	R: 0 E: 0 K: 0 S: 3		H: 0 LOB: 0 BB: 0 P: 3	1B: 7 2B: 5 3B: 0 HR: 0	SF: 0 SAC: 2 DP: 1 HBP: 0	WP: 0 PB: 0 SB: 1 CS: 0	PA: 41				
PITCHER	IP 8.0	WLS L	BF 34	H 11	R 2	ER 2	SO 5	BB 1	IBB 0	HBP 0	BLK 0	WP 0	HR 0	S 43	P 47	ERA 2.25	WHIP 1.500										
Bert Blyleven, R ERA: 4.11 Grant Jackson, L ERA: 2.36 (9, 1)	2.0	W	7	1	0	0	1	0	0	0	0	0	0	9	9	0.00	0.500										


Batter	1	2	3	4	5	6	7	8	9	10	AB	R	H	RBI	BB	SO	LOB	BOTTOM									
Omar Moreno, L OBP: 0.330, SLG: 0.373 (1, 8)	4-3										4	0	1	0	0	0	1	St. Louis Cardinals @ Pittsburgh Pirates Three Rivers Stadium, Pittsburgh, PA Tue Jul 01 1980, 7:05 PM EDT Att: 17,006 - Unknown AB 35 R 3 H 9 RBI 3 BB 0 SO 0 LOB 12									
Tim Lincecum, R OBP: 0.309, SLG: 0.343 (1, 6)	6-3										4	0	0	0	0	0	1										
Dave Parker, L OBP: 0.324, SLG: 0.445 (1, 9)	4-3										4	0	0	0	0	0	1										
Bill Robinson, R OBP: 0.283, SLG: 0.445 Matt Alexander, S (9, PR)											4	0	2	0	0	0	0										
John Milner, L OBP: 0.319, SLG: 0.333 (10, 3)											0	0	0	0	0	0	0										
Bill Madlock, R OBP: 0.300, SLG: 0.358 (1, 5)											4	0	0	0	0	0	2										
Lee Lacy, R OBP: 0.420, SLG: 0.553 (1, 7)											4	1	1	0	0	0	1										
Phil Garner, R OBP: 0.333, SLG: 0.398 (1, 4)											4	2	3	1	0	0	2										
Steve Nicosia, R OBP: 0.287, SLG: 0.244 (1, 2)											4	0	2	1	0	0	3										
Bert Blyleven, R OBP: 0.069, SLG: 0.036 Manny Sanguillen, R OBP: 0.364, SLG: 0.455 Grant Jackson, S (9, 1) Mike Eastler, L OBP: 0.414, SLG: 0.688 (10, PH)											1	0	0	0	0	0	0										
Inning Stats	R: 0 E: 0 K: 0 S: 3	H: 0 LOB: 0 BB: 0 P: 3	R: 2 E: 0 K: 0 S: 5	H: 3 LOB: 1 BB: 0 P: 5	R: 0 E: 0 K: 0 S: 4	H: 1 LOB: 1 BB: 0 P: 4	R: 0 E: 0 K: 0 S: 3	H: 0 LOB: 0 BB: 0 P: 3	R: 0 E: 0 K: 0 S: 3	H: 0 LOB: 0 BB: 0 P: 3	R: 0 E: 1 K: 0 S: 4	H: 1 LOB: 1 BB: 0 P: 4	R: 0 E: 0 K: 0 S: 3	H: 0 LOB: 0 BB: 0 P: 3	R: 0 E: 0 K: 0 S: 3	H: 1 LOB: 1 BB: 0 P: 3	R: 1 E: 0 K: 0 S: 4	H: 2 LOB: 2 BB: 0 P: 4	1B: 8 2B: 1 3B: 0 HR: 0	SF: 0 SAC: 1 DP: 1 HBP: 0	WP: 0 PB: 0 SB: 0 CS: 1	PA: 37					
PITCHER	IP 9.2	WLS L	BF 36	H 9	R 3	ER 3	SO 0	BB 0	IBB 0	HBP 0	BLK 0	WP 0	HR 0	S 36	P 36	ERA 2.79	WHIP 0.931										
Jim Kaat, L ERA: 3.7 (1, 1)	9.2	L	36	9	3	3	0	0	0	0	0	0	0	36	36	2.79	0.931										

Batter	1	2	3	4	5	6	7	8	9	10	11	AB	R	H	RBI	BB	SO	LOB	TOP								
Bobby Bonds, R OBP: 0.299, SLG: 0.318 (1.9)	F9		F9			G4-3 BB	K				K	5	0	1	0	1	2	4									
Gary Templeton, S OBP: 0.355, SLG: 0.421 (1.6)	FC1-5 1B		HR			G4-3 1-2r			G3		4-3	6	2	3	2	0	0	3									
Keith Hernandez, L OBP: 0.415, SLG: 0.500 (1.3)	FC1-5 CS		F7			1B BB																					
Ted Simmons, S OBP: 0.388, SLG: 0.513 (1.2)	CS	6-3																									
George Hendrick, R OBP: 0.500, SLG: 0.555 John Urrea, R (10.1)																											
Terry Kennedy, L OBP: 0.370, SLG: 0.477 Keith Smith, R OBP: 0.500, SLG: 0.500 Leon Durham, L OBP: 0.306, SLG: 0.375 (8.9)																											
Ken Reitz, R OBP: 0.325, SLG: 0.401 (1.5)																											
Ken Oberkfell, L OBP: 0.406, SLG: 0.397 (1.4)																											
Pete Vuckovich, R OBP: 0.350, SLG: 0.179 (7.1)																											
Dane Sardis, S OBP: 0.403, SLG: 0.438 (7.1)																											
John Littlefield, R OBP: 0.171, SLG: 0.111 (8.1)																											
Kim Seaman, L OBP: 0.358, SLG: 0.389 (10.1)																											
Tony Scott, S OBP: 0.358, SLG: 0.289 (10.1)																											
Inning Stats	R: 0 E: 0 K: 0 S: 3	H: 1 LOB: 0 BB: 0 P: 3	R: 0 E: 0 K: 1 S: 5	H: 0 LOB: 1 BB: 1 P: 9	R: 2 E: 0 K: 0 S: 5	H: 2 LOB: 0 BB: 0 P: 5	R: 0 E: 0 K: 0 S: 3	H: 0 LOB: 0 BB: 0 P: 3	R: 0 E: 0 K: 0 S: 2	H: 1 LOB: 1 BB: 2 P: 10	R: 1 E: 0 K: 2 S: 9	H: 2 LOB: 2 BB: 0 P: 10	R: 2 E: 0 K: 1 S: 8	H: 4 LOB: 1 BB: 0 P: 8	R: 0 E: 0 K: 0 S: 4	H: 1 LOB: 0 BB: 0 P: 4	R: 0 E: 0 K: 0 S: 3	H: 0 LOB: 0 BB: 0 P: 3	R: 2 E: 0 K: 1 S: 8	H: 3 LOB: 1 BB: 0 P: 8	1B: 8 2B: 5 3B: 0 HR: 1	SF: 0 SAC: 1 DP: 1 HBP: 1	WP: 0 PB: 0 SB: 1 CS: 1	PA: 48			
PITCHER	IP 7.0	WLS 0.1	BF 29	H 7	R 4	ER 4	SO 3	BB 3	IBB 0	HBP 0	BLK 0	WP 0	HR 0	S 31	P 44	ERA 5.14	WHIP 1.429										
Rick Rhoden, R ERA: 4.74 (8.1)	0.1	3	3	1	1	0	0	0	0	0	0	0	0	3	3	27.00	9.000										
Grant Jackson, L ERA: 2.6 (8.1)	1.2	6	1	0	0	1	0	0	0	0	0	0	0	8	8	0.00	0.600										
Don Robinson, R ERA: 4.5 (10.1)	2.0	L	9	3	2	2	1	0	0	0	0	0	0	11	11	9.00	1.500										
Rod Scurry, L ERA: 2.1																											

St. Louis Cardinals @ Pittsburgh Pirates
Three Rivers Stadium, Pittsburgh, PA
Wed Jul 02 1980, 7:05 PM EDT
Att: 15,250 - Unknown

livebaseballscorecards.com

AB 42
R 7
H 14
RBI 7
BB 3
SO 5
LOB 14




Batter	1	2	3	4	5	6	7	8	9	10	11	AB	R	H	RBI	BB	SO	LOB	BOTTOM								
Omar Moreno, L OBP: 0.326, SLG: 0.368 (1.8)	K2-3		5-3																								
Tim Foli, R OBP: 0.306, SLG: 0.339 (1.6)	5-3																										
Dave Parker, L OBP: 0.325, SLG: 0.444 (1.9)	6-3																										
John Milner, L OBP: 0.306, SLG: 0.318 (1.3)																											
Mike Easler, L OBP: 0.420, SLG: 0.695 Bill Robinson, R OBP: 0.280, SLG: 0.440 (9.7)																											
Bill Madlock, R OBP: 0.303, SLG: 0.359 (1.5)																											
Ed Ott, L OBP: 0.339, SLG: 0.358 (1.2)																											
Phil Garner, R OBP: 0.338, SLG: 0.400 (1.4)																											
Rick Rhoden, R ERA: 2.91 (7.1)	1.1	5	1	0	0	0	1	0	0	0	0	0	0	4	8	0.00	1.500										
Don Robinson, R ERA: 2.27 (8.1)	1.2	7	2	0	0	0	0	1	0	0	0	0	0	6	10	0.00	1.200										
John Littlefield, R ERA: 2.41 (10.1)	0.2	2	0	0	0	0	0	0	0	0	0	0	0	2	2	0.00	0.000										
Kim Seaman, L ERA: 3.38 (10.1)	1.1	W	4	0	0	0	0	0	0	0	0	0	0	4	4	0.00	0.000										
Rod Scurry, L ERA: 2.75																											
Inning Stats	R: 0 E: 0 K: 1 S: 5	H: 0 LOB: 0 BB: 0 P: 5	R: 0 E: 0 K: 1 S: 5	H: 0 LOB: 0 BB: 0 P: 5	R: 0 E: 0 K: 0 S: 4	H: 1 LOB: 1 BB: 0 P: 4	R: 2 E: 0 K: 0 S: 6	H: 3 LOB: 1 BB: 0 P: 6	R: 1 E: 0 K: 1 S: 5	H: 0 LOB: 0 BB: 1 P: 9	R: 2 E: 0 K: 0 S: 6	H: 3 LOB: 1 BB: 1 P: 6	R: 0 E: 0 K: 0 S: 4	H: 1 LOB: 1 BB: 0 P: 4	R: 0 E: 0 K: 0 S: 3	H: 2 LOB: 2 BB: 1 P: 7	R: 0 E: 0 K: 0 S: 4	H: 1 LOB: 0 BB: 0 P: 4	R: 0 E: 0 K: 0 S: 3	H: 0 LOB: 0 BB: 0 P: 3	1B: 9 2B: 2 3B: 0 HR: 0	SF: 1 SAC: 3 DP: 1 HBP: 0	WP: 0 PB: 0 SB: 3 CS: 1	PA: 44			
PITCHER	IP 6.0	WLS 1.1	BF 26	H 7	R 5	ER 5	SO 3	BB 1	IBB 0	HBP 0	BLK 0	WP 0	HR 0	S 31	P 35	ERA 7.50	WHIP 1.333										
Pete Vuckovich, R ERA: 2.91 (7.1)	1.1	5	1	0	0	0	1	0	0	0	0	0	0	4	8	0.00	1.500										
Don Robinson, R ERA: 2.27 (8.1)	1.2	7	2	0	0	0	0	1	0	0	0	0	0	6	10	0.00	1.200										
John Littlefield, R ERA: 2.41 (10.1)	0.2	2	0	0	0	0	0	0	0	0	0	0	0	2	2	0.00	0.000										
Kim Seaman, L ERA: 3.38 (10.1)	1.1	W	4	0	0	0	0	0	0	0	0	0	0	4	4	0.00	0.000										
Rod Scurry, L ERA: 2.75																											

St. Louis Cardinals @ Pittsburgh Pirates
Three Rivers Stadium, Pittsburgh, PA
Wed Jul 02 1980, 7:05 PM EDT
Att: 15,250 - Unknown

livebaseballscorecards.com

AB 37
R 5
H 10
RBI 5
BB 3
SO 3
LOB 13



Batter	1	2	3	4	5	6	7	8	9	AB	R	H	RBI	BB	SO	LOB	TOP								
Ivan De Jesus, R OBP: 0.345, SLG: 0.386 (1, 6)										4	0	2	0	0	1	0	Chicago Cubs @ Pittsburgh Pirates Three Rivers Stadium, Pittsburgh, PA Thu Jul 03 1980, 7:05 PM EDT Att: 14,062 - Unknown								
Lenny Randle, S OBP: 0.363, SLG: 0.386 (1, 5)										4	0	1	0	0	1	3									
Bill Buckner, L OBP: 0.331, SLG: 0.410 (1, 3)										4	0	0	1	0	0	3									
Cliff Johnson, R OBP: 0.320, SLG: 0.367 George Riley, L (8, 1)										3	0	0	0	1	0	2									
Jerry Martin, R OBP: 0.301, SLG: 0.496 (1, 8)										4	1	2	1	0	1	2									
Barry Foote, R OBP: 0.306, SLG: 0.466 (1, 2)										4	0	0	0	0	0	1									
Scot Thompson, L OBP: 0.300, SLG: 0.331 (1, 9)										4	1	2	1	0	0	0									
Mike Tyson, R OBP: 0.301, SLG: 0.366 Larry Blittner, L OBP: 0.338, SLG: 0.365 Mike Vail, R OBP: 0.354, SLG: 0.429 (9, PH)										3	0	0	0	0	0	1									
Mike Krukow, R OBP: 0.184, SLG: 0.162 Willie Hernandez, L OBP: 0.300, SLG: 0.400 Ken Henderson, S OBP: 0.353, SLG: 0.352 (8, PH)										2	0	0	0	0	1	0									
Inning Stats	R: 0 E: 0 K: 1 S: 6	H: 1 LOB: 2 BB: 1 P: 10	R: 0 E: 0 K: 0 S: 3	H: 0 LOB: 0 BB: 0 P: 3	R: 0 E: 0 K: 2 S: 7	H: 0 LOB: 0 BB: 0 P: 7	R: 0 E: 0 K: 0 S: 4	H: 1 LOB: 1 BB: 0 P: 4	R: 0 E: 0 K: 0 S: 3	H: 0 LOB: 0 BB: 0 P: 3	R: 0 E: 0 K: 0 S: 4	H: 1 LOB: 1 BB: 0 P: 4	R: 0 E: 0 K: 1 S: 6	H: 1 LOB: 1 BB: 0 P: 6	R: 1 E: 1 K: 0 S: 5	H: 2 LOB: 1 BB: 0 P: 5		R: 2 E: 0 K: 1 S: 7	H: 2 LOB: 0 BB: 0 P: 7	1B: 3 2B: 3 3B: 0 HR: 2	SF: 0 SAC: 0 DP: 0 HBP: 0	WP: 0 PB: 0 SB: 0 CS: 0	PA: 36		
PITCHER	IP	WLS	BF	H	R	ER	SO	BB	IBB	HBP	BLK	WP	HR	S	P	ERA	WHIP								
Jim Bibby, R ERA: 3.02 Grant Jackson, L ERA: 2.55 (1, 1)	8.1	W	34	8	3	3	4	1	0	0	0	0	2	41	45	3.24	1.080								
(9, 1)	0.2	S	2	0	0	0	1	0	0	0	0	0	0	4	4	0.00	0.000								

AB	35
R	3
H	8
RBI	3
BB	1
SO	5
LOB	12



Batter	1	2	3	4	5	6	7	8	9	AB	R	H	RBI	BB	SO	LOB	BOTTOM								
Omar Moreno, L OBP: 0.322, SLG: 0.364 (1, 8)										4	0	0	0	0	1	2	Chicago Cubs @ Pittsburgh Pirates Three Rivers Stadium, Pittsburgh, PA Thu Jul 03 1980, 7:05 PM EDT Att: 14,062 - Unknown								
Phil Garner, R OBP: 0.337, SLG: 0.398 (1, 4)										4	0	1	1	0	0	0									
Dave Parker, L OBP: 0.322, SLG: 0.439 Bill Robinson, R OBP: 0.284, SLG: 0.443 (6, 9)										3	0	0	0	0	0	0									
John Milner, L OBP: 0.324, SLG: 0.315 (1, 3)										1	2	0	0	3	1	1									
Mike Easter, L OBP: 0.422, SLG: 0.695 (1, 7)										3	1	1	1	1	1	2									
Bill Madlock, R OBP: 0.302, SLG: 0.357 (1, 5)										4	0	1	1	0	0	1									
Ed Ott, L OBP: 0.337, SLG: 0.356 (1, 2)										4	1	1	0	0	0	3									
Dale Berra, R OBP: 0.285, SLG: 0.367 Grant Jackson, S (9, 1)										3	1	1	1	0	0	0									
Jim Bibby, R OBP: 0.205, SLG: 0.175 Tim Foli, R OBP: 0.306, SLG: 0.339 (9, 6)										2	0	0	0	0	2	1									
Inning Stats	R: 0 E: 1 K: 1 S: 6	H: 0 LOB: 2 BB: 1 P: 10	R: 1 E: 0 K: 1 S: 7	H: 2 LOB: 1 BB: 0 P: 7	R: 2 E: 0 K: 0 S: 5	H: 2 LOB: 1 BB: 1 P: 9	R: 0 E: 0 K: 1 S: 5	H: 0 LOB: 0 BB: 0 P: 5	R: 1 E: 0 K: 0 S: 4	H: 0 LOB: 2 BB: 2 P: 12	R: 1 E: 0 K: 0 S: 3	H: 1 LOB: 0 BB: 0 P: 4	R: 0 E: 0 K: 2 S: 7	H: 1 LOB: 0 BB: 0 P: 7	R: 0 E: 0 K: 0 S: 3	H: 0 LOB: 0 BB: 0 P: 3		R: 0 E: 0 K: 0 S: 3	H: 0 LOB: 0 BB: 0 P: 3	1B: 4 2B: 3 3B: 0 HR: 0	SF: 0 SAC: 1 DP: 1 HBP: 1	WP: 0 PB: 0 SB: 3 CS: 1	PA: 36		
PITCHER	IP	WLS	BF	H	R	ER	SO	BB	IBB	HBP	BLK	WP	HR	S	P	ERA	WHIP								
Mike Krukow, R ERA: 3.74 Willie Hernandez, L ERA: 5.1 George Riley, L ERA: 2.0 (1, 1)	6.0	L	30	6	5	4	3	4	0	1	0	0	0	31	48	6.00	1.667								
(7, 1)	1.0		2	0	0	0	2	0	0	0	0	0	0	6	6	0.00	0.000								
(8, 1)	1.0		3	0	0	0	0	0	0	0	0	0	0	3	3	0.00	0.000								



Batter	1	2	3	4	5	6	7	8	9	AB	R	H	RBI	BB	SO	LOB	TOP										
Ivan De Jesus, R OBP: 0.343, SLG: 0.383 (1, 6)	5-3		G1-6-3 1B		FC6-2 E6 1-2 3-H		F8		F8	5	0	1	0	0	0	2											
Lenny Randle, S OBP: 0.385, SLG: 0.392 Mick Kelleher, R OBP: 0.205, SLG: 0.146 (1, 5) (7, 5)	HR 2B		G1-6-3		E6 2B 1-3 2-H		1B			4	1	2	0	0	0	2											
Larry Blittner, L OBP: 0.338, SLG: 0.372 Ken Henderson, S OBP: 0.349, SLG: 0.347 (1, 7) (6, 7)	K		F9		2B 1-3		F8			3	0	1	0	0	1	1											
Cliff Johnson, R OBP: 0.328, SLG: 0.386 (1, 3)	HR 2H			G6-4-3 1B		IBB		F8		3	1	2	2	1	0	1											
Jerry Martin, R OBP: 0.297, SLG: 0.488 (1, 8)	5-3		G6-4-3 1-2	1-3				K		4	0	0	0	0	1	4											
Scott Thompson, L OBP: 0.305, SLG: 0.326 (1, 9)		G3		CS HBP		1-3 BB		F8		2	0	0	0	1	0	0											
Tim Blackwell, S OBP: 0.287, SLG: 0.325 (1, 2)	K			CS 1-2		1-3		F8		4	1	1	0	0	1	1											
Mike Tyson, R OBP: 0.299, SLG: 0.357 (1, 4)					E3 SH FC6-2		K		F9	3	0	0	0	0	1	2											
Lynn McGlothen, L OBP: 0.292, SLG: 0.391 Bruce Sutter, R (8, 1)	HBP L4				SH FC6-2 E		4-3		K	2	1	0	0	0	0	2											
Inning Stats	R: 2 E: 0 K: 1 S: 7	H: 2 LOB: 0 BB: 0 P: 7	R: 0 E: 0 K: 1 S: 5	H: 0 LOB: 1 BB: 0 P: 6	R: 0 E: 0 K: 0 S: 3	H: 1 LOB: 0 BB: 0 P: 3	R: 0 E: 0 K: 0 S: 2	H: 1 LOB: 0 BB: 0 P: 3	R: 2 E: 3 K: 0 S: 7	H: 2 LOB: 3 BB: 1 P: 11	R: 0 E: 0 K: 0 S: 5	H: 0 LOB: 1 BB: 0 P: 9	R: 0 E: 0 K: 1 S: 4	H: 1 LOB: 1 BB: 0 P: 4	R: 0 E: 0 K: 1 S: 5	H: 0 LOB: 0 BB: 0 P: 5	R: 0 E: 0 K: 1 S: 5	H: 0 LOB: 0 BB: 0 P: 5	1B: 3 2B: 3 3B: 0 HR: 1	SF: 0 SAC: 1 DP: 2 HBP: 2	WP: 0 PB: 0 SB: 0 CS: 1	PA: 38					
PITCHER	IP	WLS	BF	H	R	ER	SO	BB	IBB	HBP	BLK	WP	HR	S	P	ERA	WHIP										
Eddie Solomon, R ERA: 2.81 (1, 1)	5.0	L	23	6	4	2	2	0	1	2	0	0	1	24	30	3.60	1.200										
Rod Scumry, L ERA: 1.95 (6, 1)	2.0		8	1	0	0	1	1	0	0	0	0	0	9	13	0.00	1.000										
Enrique Romo, R ERA: 3.06 (8, 1)	2.0		6	0	0	0	2	0	0	0	0	0	0	10	10	0.00	0.000										

Chicago Cubs @ Pittsburgh Pirates
Three Rivers Stadium, Pittsburgh, PA
Fri Jul 04 1980, 3:33 AM EDT
Unknown

AB	32
R	4
H	7
RBI	2
BB	2
SO	5
LOB	16



Batter	1	2	3	4	5	6	7	8	9	AB	R	H	RBI	BB	SO	LOB	BOTTOM										
Omar Moreno, L OBP: 0.320, SLG: 0.361 (1, 8)	F7		G3		F7		G3		S 1B	5	0	1	1	0	0	2											
Tim Foli, R OBP: 0.314, SLG: 0.347 Dave Parker, L OBP: 0.324, SLG: 0.439 Matt Alexander, S (9, PR) (9, PR)	1B 7-2 1B		F9			1-3 1B		1B	3-H 1B BB	4	0	3	0	0	0	0											
Mike Easler, L OBP: 0.428, SLG: 0.691 (1, 7)	1-3 1B			1-3		1-3 1B		FC6-4 1B	L4	5	0	3	0	0	0	2											
John Milner, L OBP: 0.311, SLG: 0.301 (1, 3)	7-2			F9		L3		K		4	0	0	0	0	1	6											
Bill Madlock, R OBP: 0.297, SLG: 0.351 (1, 5)		5-3		F7		1-3		P4		4	0	0	0	0	0	4											
Bill Robinson, R OBP: 0.276, SLG: 0.433 (1, 9)		P3			6-3	P3		FC6-4		4	0	0	0	0	0	4											
Ed Ott, L OBP: 0.340, SLG: 0.375 (1, 2)									K2-3	4	1	2	1	0	1	0											
Phil Garner, R OBP: 0.336, SLG: 0.399 (1, 4)		P2			6-3			F8	G3 1B 2B	4	1	1	0	0	0	1											
Eddie Solomon, R OBP: 0.241, SLG: 0.241 Manny Strickland, R OBP: 0.297, SLG: 0.552 Rod Scumry, L OBP: 0.333, SLG: 0.333 Lee Lacy, R OBP: 0.300, SLG: 0.559 Enrique Romo, R OBP: 0.300, SLG: 0.500 Willie Stargatt, L OBP: 0.333, SLG: 0.500 (1, 1) (5, PH) (8, 1) (7, PH) (8, 1) (9, PH)			6-3						G3	1	0	0	0	0	0	0											
Inning Stats	R: 0 E: 0 K: 0 S: 4	H: 2 LOB: 1 BB: 0 P: 4	R: 0 E: 0 K: 0 S: 4	H: 1 LOB: 0 BB: 0 P: 4	R: 0 E: 0 K: 0 S: 3	H: 0 LOB: 0 BB: 0 P: 3	R: 0 E: 0 K: 0 S: 3	H: 0 LOB: 0 BB: 0 P: 3	R: 1 E: 0 K: 0 S: 5	H: 2 LOB: 1 BB: 0 P: 5	R: 0 E: 0 K: 0 S: 5	H: 2 LOB: 2 BB: 0 P: 5	R: 0 E: 0 K: 1 S: 7	H: 1 LOB: 1 BB: 0 P: 4	R: 0 E: 0 K: 1 S: 7	H: 2 LOB: 2 BB: 0 P: 7	R: 1 E: 0 K: 1 S: 7	H: 2 LOB: 2 BB: 1 P: 11	1B: 9 2B: 3 3B: 0 HR: 1	SF: 0 SAC: 0 DP: 1 HBP: 0	WP: 0 PB: 0 SB: 1 CS: 0	PA: 39					
PITCHER	IP	WLS	BF	H	R	ER	SO	BB	IBB	HBP	BLK	WP	HR	S	P	ERA	WHIP										
Lynn McGlothen, R ERA: 5.51 (1, 1)	7.0		29	9	1	1	0	0	0	0	0	0	1	29	29	1.29	1.286										
Bruce Sutter, R ERA: 3.14 (8, 1)	2.0	S	10	3	1	1	2	1	0	0	0	0	0	13	17	4.50	2.000										

Chicago Cubs @ Pittsburgh Pirates
Three Rivers Stadium, Pittsburgh, PA
Fri Jul 04 1980, 3:33 AM EDT
Unknown

AB	38
R	2
H	12
RBI	2
BB	1
SO	2
LOB	20



Batter	1	2	3	4	5	6	7	8	9	AB	R	H	RBI	BB	SO	LOB	TOP				
Steve Dillard, R OBP: 0.316, SLG: 0.338 (1, 4)	F8			6-3	G3		F8			4	0	0	0	0	0	1	Chicago Cubs @ Pittsburgh Pirates Three Rivers Stadium, Pittsburgh, PA Fri Jul 04 1980, 3:38 AM EDT Att: 24,668 - Unknown				
Lenny Randle, S OBP: 0.387, SLG: 0.395 (1, 5)	K			WP				4-1		3	1	1	0	1	1	0					
Bill Buckner, L OBP: 0.333, SLG: 0.412 (1, 3)	F8			1B	P6					4	0	2	0	0	0	2					
Dave Kingman, R OBP: 0.333, SLG: 0.517 Bill Caudill, R George Riley, L Dick Tidrow, R (1, 7) (8, 1) (8, 1) (9, 1)		5-3		K			F8	F8		4	0	0	0	0	1	2					
Mike Vail, R OBP: 0.357, SLG: 0.436 (1, 9) (8, 7)	E5						F8	K		4	0	2	0	0	1	1					
Barry Foote, R OBP: 0.300, SLG: 0.453 (1, 2)	G4-3-6			1B			F8			4	0	0	0	0	0	4					
Scot Thompson, L OBP: 0.304, SLG: 0.319 (1, 8) (8, 9)			5-3			5-3	L6		3-1	3	1	0	0	1	0	1					
Mick Kelleher, R OBP: 0.188, SLG: 0.133 (1, 6)			K		5-3		F9		5-3	4	0	0	0	0	1	1					
Doug Capilla, L OBP: 0.167, SLG: 0.167 Jerry Martin, R OBP: 0.297, SLG: 0.488 (1, 1) (8, 8)			K		G3		K			3	0	1	1	0	2	0					
					1B					0	0	0	0	0	0	0					
Inning Stats	R: 0 E: 0 K: 1 S: 5	H: 0 LOB: 0 BB: 0 P: 5	R: 0 E: 1 K: 0 S: 3	H: 0 LOB: 0 BB: 0 P: 3	R: 0 E: 0 K: 2 S: 7	H: 0 LOB: 0 BB: 0 P: 7	R: 1 E: 1 K: 1 S: 8	H: 3 LOB: 2 BB: 0 P: 8	R: 1 E: 0 K: 0 S: 4	H: 1 LOB: 1 BB: 2 P: 12	R: 0 E: 0 K: 1 S: 5	H: 0 LOB: 0 BB: 0 P: 5	R: 0 E: 0 K: 1 S: 6	H: 1 LOB: 1 BB: 0 P: 6	R: 0 E: 0 K: 0 S: 3	H: 0 LOB: 0 BB: 0 P: 3	1B: 4 2B: 2 3B: 0 HR: 0	SF: 0 SAC: 0 DP: 1 HBP: 0	WP: 1 PB: 0 SB: 0 CS: 0	PA: 35	
PITCHER	IP	WLS	BF	H	R	ER	SO	BB	IBB	HBP	BLK	WP	HR	S	P	ERA	WHIP				
Don Robinson, R ERA: 4.24 Kent Tekulve, R ERA: 3.18 (1, 1) (9, 1)	8.0	L	32	6	2	2	6	2	0	0	0	1	0	42	50	2.25	1.000				

Batter	1	2	3	4	5	6	7	8	9	AB	R	H	RBI	BB	SO	LOB	BOTTOM				
Omar Moreno, L OBP: 0.319, SLG: 0.360 (1, 8)	1-3		FC1-6			1-3				4	0	1	0	0	0	1	Chicago Cubs @ Pittsburgh Pirates Three Rivers Stadium, Pittsburgh, PA Fri Jul 04 1980, 3:38 AM EDT Att: 24,668 - Unknown				
Tim Foli, R OBP: 0.310, SLG: 0.342 Dave Parker, L OBP: 0.323, SLG: 0.438 Kent Tekulve, R (1, 6) (8, PH) (9, 1)	G3		F8			P3		4-3		3	0	0	0	0	0	1					
Lee Lacy, R OBP: 0.412, SLG: 0.539 (1, 7)	5-3		F9			F8		G3		4	0	0	0	0	0	1					
Bill Robinson, R OBP: 0.288, SLG: 0.430 (1, 3)		1B		6-3						1	1	0	0	3	0	0					
Bill Madlock, R OBP: 0.296, SLG: 0.349 (1, 5)		S		5-3		K		F9		4	0	1	0	0	1	2					
Mike Easter, L OBP: 0.423, SLG: 0.681 (1, 9)	SF7			K			3-1			2	0	0	1	1	1	0					
Phil Garner, R OBP: 0.331, SLG: 0.393 (1, 4)	F9					F9		P3		4	0	0	0	0	1	3					
Steve Nicosia, R OBP: 0.282, SLG: 0.239 Ed Ott, L OBP: 0.338, SLG: 0.373 (1, 2) (8, PH) (9, 2)			L6			F9		4-3		2	0	0	0	0	0	1					
Don Robinson, R OBP: 0.417, SLG: 0.417 Willie Stargell, L OBP: 0.357, SLG: 0.503 Matt Alexander, S Dale Berra, R OBP: 0.285, SLG: 0.367 (1, 1) (8, PH) (8, PR) (9, 6)						F7		1B		2	0	1	0	0	0	0					
										1	0	1	0	0	0	0					
										0	0	0	0	0	0	0					
										0	0	0	0	0	0	0					
Inning Stats	R: 0 E: 0 K: 0 S: 3	H: 0 LOB: 0 BB: 0 P: 3	R: 1 E: 0 K: 0 S: 4	H: 1 LOB: 1 BB: 1 P: 8	R: 0 E: 0 K: 0 S: 4	H: 1 LOB: 1 BB: 0 P: 4	R: 0 E: 0 K: 1 S: 5	H: 0 LOB: 0 BB: 0 P: 5	R: 0 E: 0 K: 0 S: 3	H: 0 LOB: 0 BB: 0 P: 3	R: 0 E: 0 K: 1 S: 4	H: 0 LOB: 0 BB: 1 P: 8	R: 0 E: 0 K: 0 S: 5	H: 2 LOB: 2 BB: 0 P: 5	R: 0 E: 0 K: 1 S: 5	H: 0 LOB: 2 BB: 2 P: 13	1B: 4 2B: 1 3B: 0 HR: 0	SF: 1 SAC: 0 DP: 1 HBP: 0	WP: 0 PB: 0 SB: 0 CS: 1	PA: 34	
PITCHER	IP	WLS	BF	H	R	ER	SO	BB	IBB	HBP	BLK	WP	HR	S	P	ERA	WHIP				
Doug Capilla, L ERA: 1.53 Bill Caudill, R ERA: 1.97 George Riley, L ERA: 1.93 Dick Tidrow, R ERA: 2.24 (1, 1) (8, 1) (8, 1) (9, 1)	7.0	W	24	2	1	1	2	2	0	0	0	0	0	4	4	0.00	3.000				



Batter	1	2	3	4	5	6	7	8	9	AB	R	H	RBI	BB	SO	LOB	TOP				
Ivan De Jesus, R OBP: 0.339, SLG: 0.377	0-3 K		0-0 5-3		0-0 P6		0-0 F8			4	0	0	0	0	1	1					
Lenny Randle, S OBP: 0.388, SLG: 0.401	4-0 FC6-4 BB			0-0 2B 3B		0-0 F8		0-3 K		3	1	1	0	1	1	1					
Bill Buckner, L OBP: 0.340, SLG: 0.422	0-0 FC6-4 FC5-4 1-2			0-0 1B 2B		0-0 BB 1B		0-0 G6-4-3 1B		4	1	3	1	0	0	1					
Dave Kingman, R OBP: 0.331, SLG: 0.506	0-0 FC5-4 1-2			0-0 F8		0-0 BB 1B		0-0 G6-4-3 1B		3	0	0	0	1	0	3					
Jerry Martin, R OBP: 0.296, SLG: 0.485		0-0 F8		0-0 2B 1B		0-3 K		0-3 K		4	1	1	0	0	2	2					
Mike Vail, R OBP: 0.360, SLG: 0.443		0-0 6-3		0-0 1B 2B		0-3 K			0-0 FC5-4 1B	4	1	2	1	0	1	2					
Barry Foote, R OBP: 0.299, SLG: 0.448		0-0 F7		0-0 1B		0-0 P3			0-0 P4	4	0	1	2	0	0	3					
Mike Tyson, R OBP: 0.258, SLG: 0.300			0-0 6-3		0-0 F8				0-0 FC5-4	2	0	0	0	0	0	0					
Scott Thompson, L OBP: 0.306, SLG: 0.334									1-2	1	0	1	0	0	0	0					
Doug Capilla, L OBP: 0.167, SLG: 0.167										0	0	0	0	0	0	0					
George Riley, L OBP: 0.167, SLG: 0.167										0	0	0	0	0	0	0					
Bill Caudill, R OBP: 0.139, SLG: 0.384										1	0	0	0	0	0	1					
Cliff Johnson, R OBP: 0.329, SLG: 0.384										0	0	0	0	0	0	0					
Steve Jarama, R OBP: 0.316, SLG: 0.338										0	0	0	0	0	0	0					
Dennis Lamp, R OBP: 0.205, SLG: 0.139			0-0 6-3		0-3 K				0-3 K	0	0	0	0	0	0	0					
Willie Hernandez, L OBP: 0.250, SLG: 0.333										2	0	0	0	0	1	0					
Mick Kelleher, R OBP: 0.184, SLG: 0.130										1	0	0	0	0	0	1					
Ken Henderson, S OBP: 0.345, SLG: 0.342										1	0	0	0	0	1	1					
Inning Stats	R: 0 E: 0 K: 1 S: 5	H: 0 LOB: 1 BB: 1 P: 9	R: 0 E: 0 K: 0 S: 3	H: 0 LOB: 0 BB: 0 P: 3	R: 0 E: 0 K: 0 S: 3	H: 0 LOB: 0 BB: 0 P: 3	R: 4 E: 0 K: 0 S: 7	H: 5 LOB: 0 BB: 0 P: 7	R: 0 E: 0 K: 2 S: 8	H: 1 LOB: 2 BB: 1 P: 12	R: 0 E: 0 K: 1 S: 6	H: 1 LOB: 0 BB: 0 P: 6	R: 0 E: 0 K: 1 S: 5	H: 1 LOB: 1 BB: 0 P: 5	R: 0 E: 0 K: 1 S: 6	H: 1 LOB: 1 BB: 0 P: 6	1B: 6 2B: 2 3B: 1 HR: 0	SF: 0 SAC: 0 DP: 1 HBP: 0	WP: 0 PB: 0 SB: 1 CS: 0	PA: 36	
PITCHER	IP	WLS	BF	H	R	ER	SO	BB	IBB	HBP	BLK	WP	HR	S	P	ERA	WHIP				
John Candelaria, L ERA: 3.9	5.0	W	22	6	4	4	2	2	0	0	0	0	0	24	32	7.20	1.600				
Enrique Romo, R ERA: 2.89	4.0	S	14	3	0	0	5	0	0	0	0	0	0	24	24	0.00	0.750				

Chicago Cubs @ Pittsburgh Pirates
Three Rivers Stadium, Pittsburgh, PA
Sat Jul 05 1980, 7:05 PM EDT
Att: 46,372 - Unknown

AB	34
R	4
H	9
RBI	4
BB	2
SO	7
LOB	16



Batter	1	2	3	4	5	6	7	8	9	AB	R	H	RBI	BB	SO	LOB	BOTTOM				
Omar Moreno, L OBP: 0.323, SLG: 0.361	0-0 SH 1B	0-0 1B		4-0 CS BB		0-0 3-1		0-0 L8		4	2	2	0	1	0	2					
Tim Foli, R OBP: 0.314, SLG: 0.346	0-0 SH 1B	0-0 1B		0-0 CS		0-0 1B SF9		0-0 F8		3	2	2	0	0	0	0					
Mike Easler, L OBP: 0.425, SLG: 0.674	0-0 1-3	0-0 E7			0-3 K		4-0 1B BB			3	0	1	2	1	1	3					
John Milner, L OBP: 0.327, SLG: 0.320	0-0 FC5-4	0-0 4-3			0-0 FC6-4		0-0 BB		0-0 1B	4	0	3	2	0	0	2					
Bill Robinson, R OBP: 0.282, SLG: 0.423	0-0 FC5-4		0-0 F9		0-0 SF9		0-0 L5			3	0	0	1	0	0	3					
Phil Garner, R OBP: 0.327, SLG: 0.387	0-0 F8		0-0 4-3		0-0 FC6-4		0-0 4-3			4	0	0	0	0	0	4					
Ed Ott, L OBP: 0.341, SLG: 0.376		0-0 CS 1B		0-0 K		0-0 S 1B		0-0 L4		4	0	2	0	0	1	0					
Dale Berra, R OBP: 0.284, SLG: 0.363		0-3 K		0-0 1-4 1B		0-3 K		0-0 L3		4	0	1	0	0	2	2					
John Candelaria, L OBP: 0.200, SLG: 0.184			0-0 1B 1B		0-0 1-4			0-0 1B		2	1	1	0	0	0	1					
Enrique Romo, R OBP: 0.500, SLG: 0.429					1-2					2	0	1	0	0	1	1					
Inning Stats	R: 2 E: 0 K: 0 S: 6	H: 2 LOB: 1 BB: 0 P: 6	R: 2 E: 1 K: 1 S: 9	H: 5 LOB: 2 BB: 0 P: 9	R: 0 E: 0 K: 1 S: 5	H: 0 LOB: 0 BB: 0 P: 5	R: 0 E: 0 K: 0 S: 2	H: 1 LOB: 1 BB: 1 P: 6	R: 1 E: 0 K: 1 S: 7	H: 2 LOB: 1 BB: 0 P: 7	R: 0 E: 0 K: 2 S: 8	H: 1 LOB: 1 BB: 0 P: 8	R: 0 E: 0 K: 0 S: 4	H: 1 LOB: 2 BB: 1 P: 8	R: 0 E: 0 K: 0 S: 4	H: 1 LOB: 0 BB: 0 P: 4	1B: 13 2B: 1 3B: 0 HR: 0	SF: 1 SAC: 1 DP: 1 HBP: 0	WP: 0 PB: 0 SB: 2 CS: 2	PA: 38	
PITCHER	IP	WLS	BF	H	R	ER	SO	BB	IBB	HBP	BLK	WP	HR	S	P	ERA	WHIP				
Dennis Lamp, R ERA: 4.74	1.2	L	16	4	1	1	4	1	0	0	0	0	0	23	27	2.08	1.154				
George Riley, L ERA: 1.86	0.1		3	1	0	0	0	1	0	0	0	0	0	2	6	0.00	6.000				
Bill Caudill, R ERA: 1.9	1.2		6	1	0	0	0	0	0	0	0	0	0	6	6	0.00	0.600				

Chicago Cubs @ Pittsburgh Pirates
Three Rivers Stadium, Pittsburgh, PA
Sat Jul 05 1980, 7:05 PM EDT
Att: 46,372 - Unknown


AB	33
R	5
H	13
RBI	5
BB	2
SO	5
LOB	18



Batter	1	2	3	4	5	6	7	8	9	AB	R	H	RBI	BB	SO	LOB	TOP			
Omar Moreno, L (1.8) OBP: 0.317, SLG: 0.354	G3		F5			K		FC4-6		4	0	0	0	0	1	1				
Tim Foli, R (1.6) OBP: 0.307, SLG: 0.335				2B		5-3		K		3	0	1	0	1	1	1				
Dave Parker, L (1.9) OBP: 0.321, SLG: 0.436	F8			F7		L7			G3	4	0	0	0	0	2					
John Milner, L (1.3) OBP: 0.336, SLG: 0.321		K			L3-6			G3		3	0	1	0	1	1	0				
Mike Easter, L (1.7) OBP: 0.437, SLG: 0.676					2B				FC5-4	2	0	1	0	2	0	1				
Phil Garner, R (1.4) OBP: 0.317, SLG: 0.375		2B			BB				F9	4	0	0	0	0	6					
Ed Ott, L (1.2) OBP: 0.338, SLG: 0.367					L3-6			FC5-4		3	0	0	0	0	1	2				
Dale Berra, R (1.5) OBP: 0.287, SLG: 0.351			F4-3			6-3				2	0	0	0	1	0	0				
John Candelaria, L (1.1) OBP: 0.190, SLG: 0.175									FC4-6	2	0	0	0	0	1	0				
Manny Sanguillen, R (8. PH) OBP: 0.375, SLG: 0.500			K					F7		1	0	0	0	0	0	1				
Enrique Romo, R (8.1) OBP: 0.500, SLG: 0.429						F8				0	0	0	0	0	0	0				
Inning Stats	R: 0 E: 0 K: 0 S: 3	H: 1 LOB: 0 BB: 0 P: 3	R: 0 E: 0 K: 1 S: 6	H: 1 LOB: 1 BB: 0 P: 6	R: 0 E: 0 K: 1 S: 5	H: 0 LOB: 0 BB: 0 P: 5	R: 0 E: 0 K: 0 S: 3	H: 1 LOB: 2 BB: 0 P: 11	R: 0 E: 0 K: 0 S: 3	H: 0 LOB: 0 BB: 0 P: 3	R: 0 E: 0 K: 1 S: 5	H: 0 LOB: 1 BB: 1 P: 9	R: 0 E: 0 K: 1 S: 5	H: 0 LOB: 1 BB: 1 P: 9	R: 0 E: 0 K: 0 S: 3	H: 0 LOB: 1 BB: 1 P: 7	1B: 1 2B: 3 3B: 0 HR: 0	SF: 0 SAC: 0 DP: 1 HBP: 0	WP: 0 PB: 0 SB: 0 CS: 1	PA: 33
PITCHER Pat Zachry, R (1.1) ERA: 2.95	IP: 9.0 WLS: W BF: 33 H: 3 R: 0 ER: 0 SO: 5 BB: 5 IBB: 0 HBP: 0 BLK: 0 WP: 0 HR: 0 S: 38 P: 58 ERA: 0.00 WHIP: 0.889															PITCHER				

Pittsburgh Pirates @ New York Mets
Shea Stadium, Flushing, NY
Thu Jul 10 1980, 3:33 AM EDT
Att: 21,540 - Unknown


AB 28
R 0
H 3
RBI 0
BB 5
SO 5
LOB 14

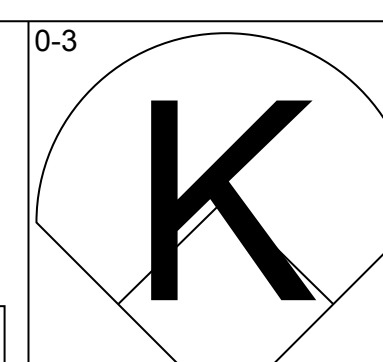
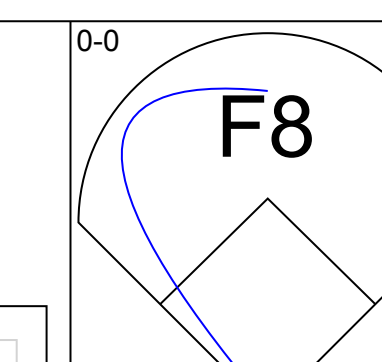
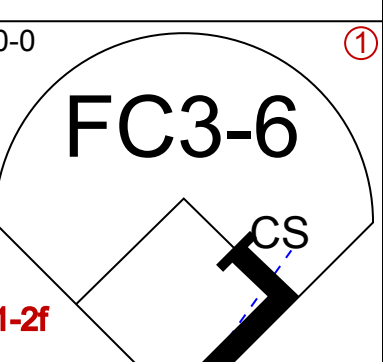
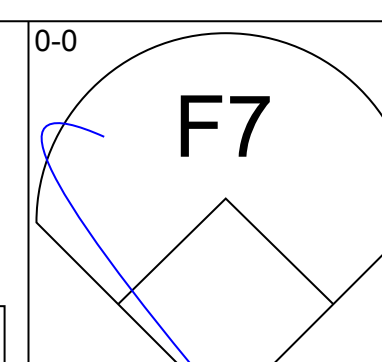
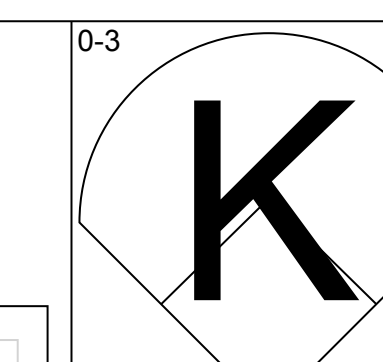
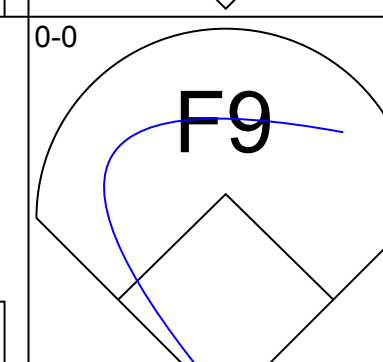
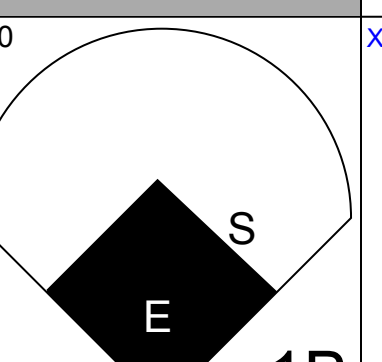
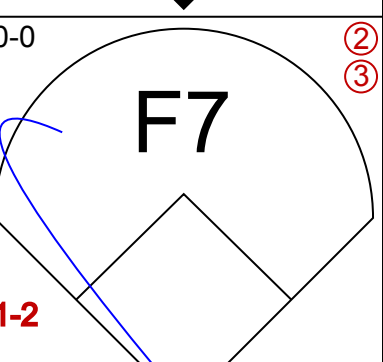
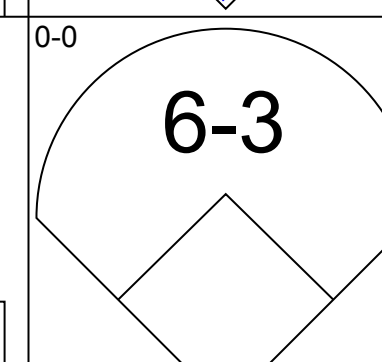
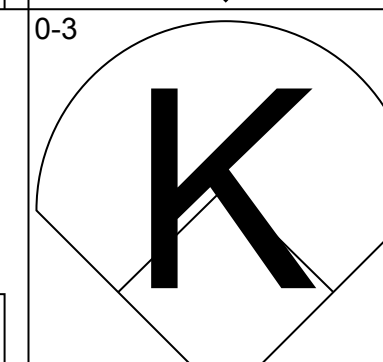
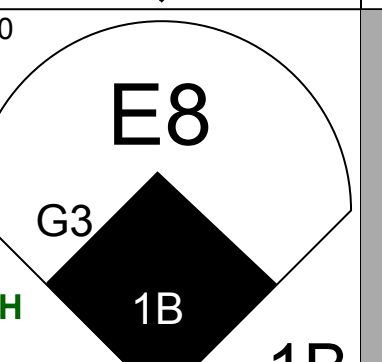

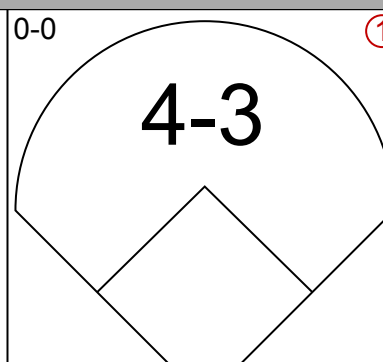
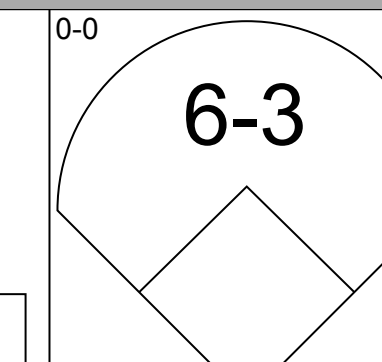
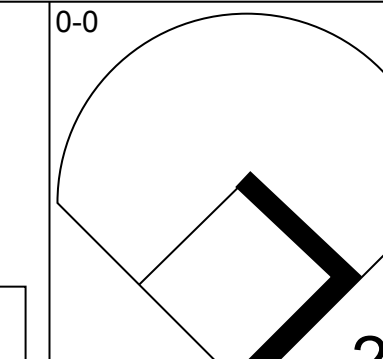
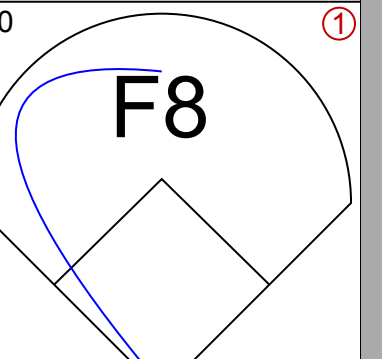
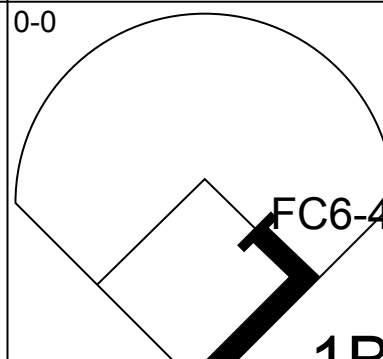

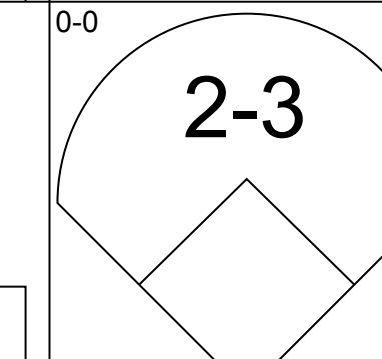
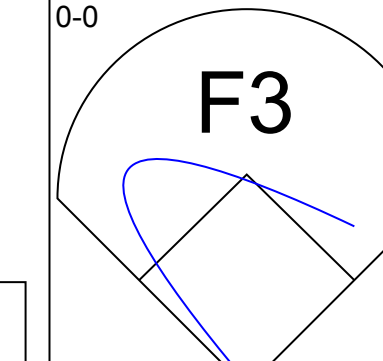
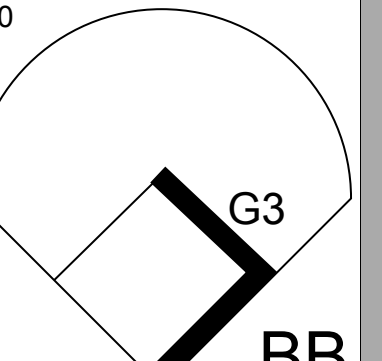

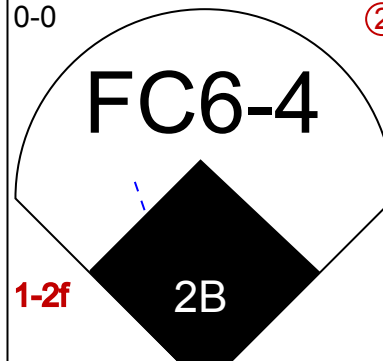

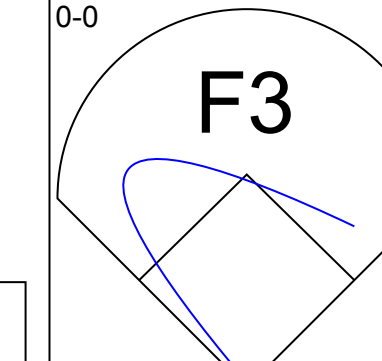
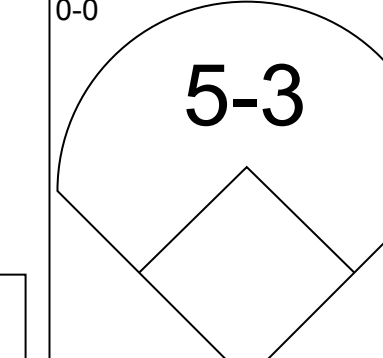
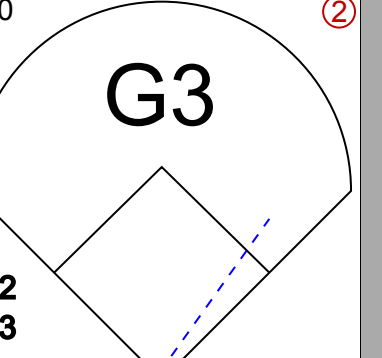

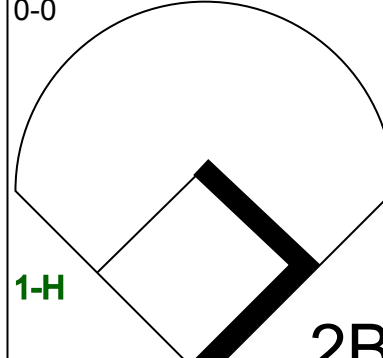

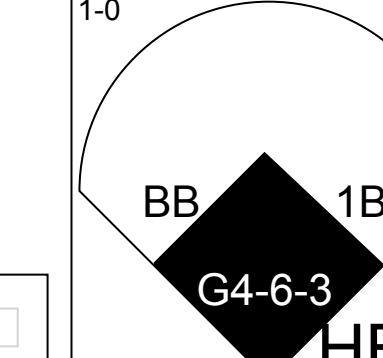
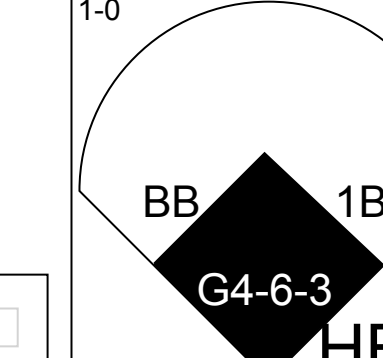
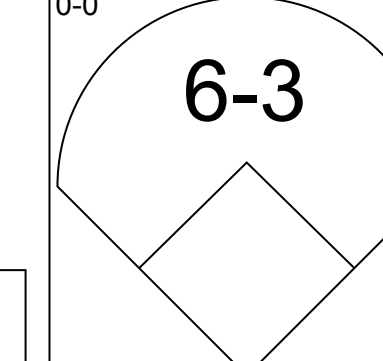
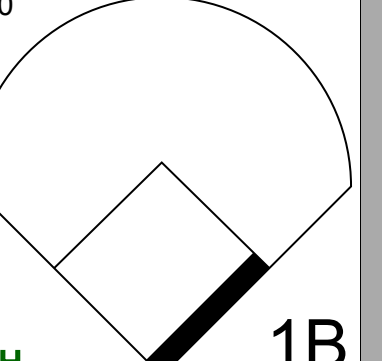

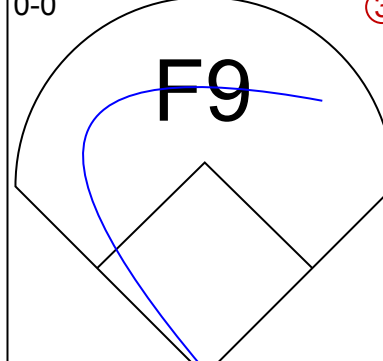
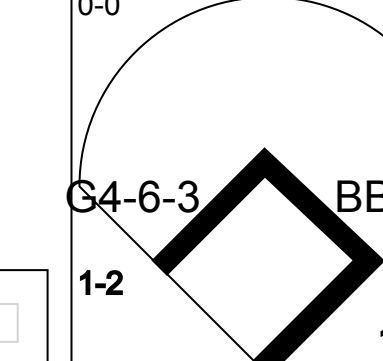
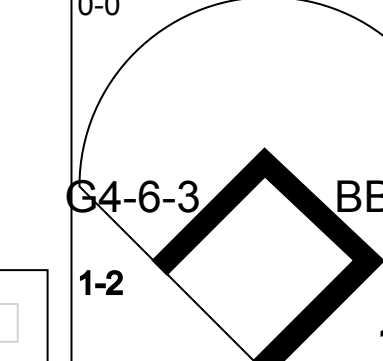
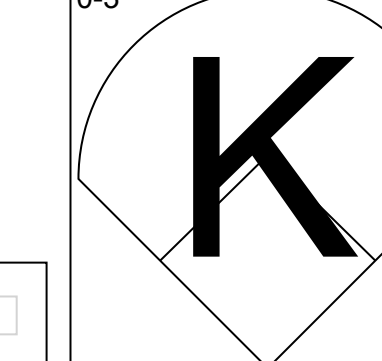
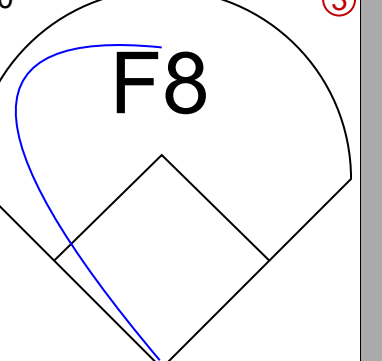
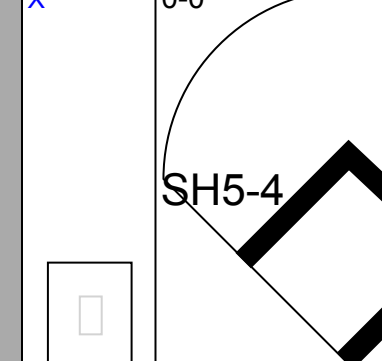
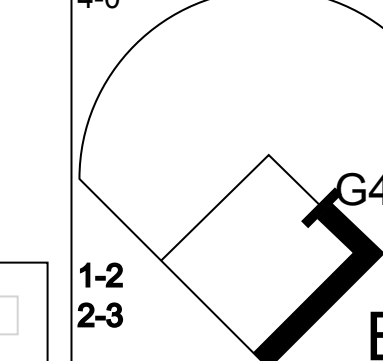
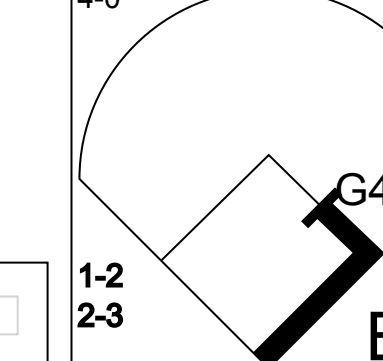
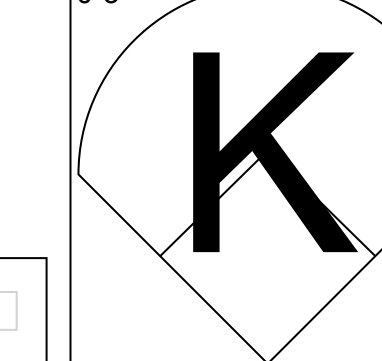
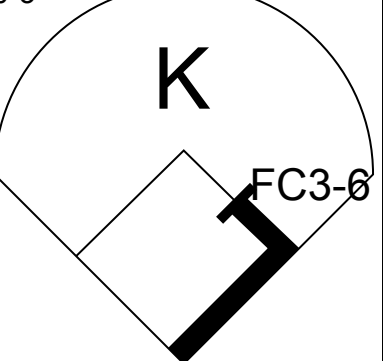
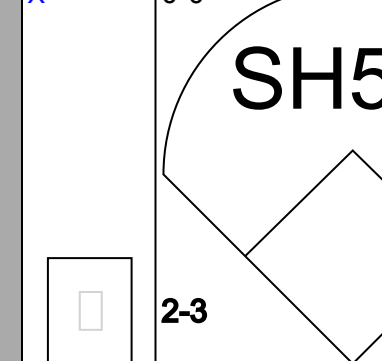
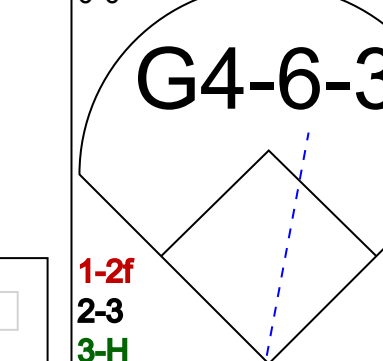
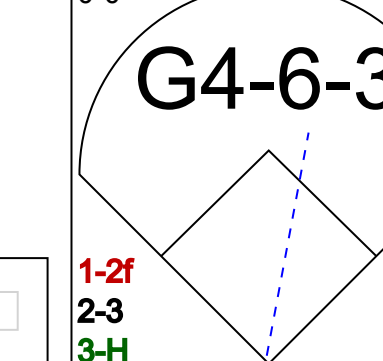


Batter	1	2	3	4	5	6	7	8	9	AB	R	H	RBI	BB	SO	LOB	BOTTOM	
Lee Mazzilli, S (1.8) OBP: 0.377, SLG: 0.421	F8					K		F3		4	1	1	1	0	1	1		
Frank Taveras, R (1.6) OBP: 0.318, SLG: 0.326				HR					L7	4	1	3	0	0	0	0		
Steve Henderson, R (1.7) OBP: 0.377, SLG: 0.402										3	0	0	0	1	1	1		
John Stearns, R (1.3) OBP: 0.350, SLG: 0.373										3	0	0	1	0	0	2		
Mike Jorgensen, L (9.3) OBP: 0.307, SLG: 0.437										0	0	0	0	0	0	0		
Joel Youngblood, R (1.9) OBP: 0.352, SLG: 0.418										2	0	0	0	0	0	3		
Alex Trevino, R (1.2) OBP: 0.344, SLG: 0.314										3	0	0	0	0	0	1		
Elliott Maddox, R (1.5) OBP: 0.384, SLG: 0.362										2	0	0	0	1	0	0		
Doug Flynn, R (1.4) OBP: 0.284, SLG: 0.279										3	0	1	0	0	0	1		
Pat Zachry, R (1.1) OBP: 0.095, SLG: 0.053										3	0	0	0	0	1	1		
Inning Stats	R: 0 E: 0 K: 0 S: 4	H: 1 LOB: 2 BB: 1 P: 8	R: 0 E: 0 K: 0 S: 3	H: 0 LOB: 0 BB: 0 P: 3	R: 2 E: 1 K: 1 S: 8	H: 2 LOB: 1 BB: 0 P: 8	R: 0 E: 0 K: 0 S: 2	H: 0 LOB: 0 BB: 1 P: 6	R: 0 E: 0 K: 0 S: 3	H: 1 LOB: 1 BB: 0 P: 4	R: 0 E: 0 K: 0 S: 4	H: 1 LOB: 1 BB: 0 P: 4	R: 0 E: 0 K: 1 S: 5	H: 0 LOB: 0 BB: 0 P: 5	1B: 3 2B: 0 3B: 1 HR: 1	SF: 1 SAC: 0 DP: 1 HBP: 1	WP: 0 PB: 0 SB: 0 CS: 1	PA: 32
PITCHER John Candelaria, L (1.1) ERA: 3.76	IP: 7.0 WLS: L BF: 28 H: 5 R: 2 ER: 1 SO: 2 BB: 2 IBB: 1 HBP: 0 BLK: 0 WP: 0 HR: 1 S: 29 P: 38 ERA: 1.29 WHIP: 1.000															PITCHER		
Enrique Romo, R (8.1) ERA: 2.84	IP: 1.0 WLS: L BF: 3 H: 0 R: 0 ER: 0 SO: 1 BB: 0 IBB: 0 HBP: 0 BLK: 0 WP: 0 HR: 0 S: 5 P: 5 ERA: 0.00 WHIP: 0.000															PITCHER		

Pittsburgh Pirates @ New York Mets
Shea Stadium, Flushing, NY
Thu Jul 10 1980, 3:33 AM EDT
Att: 21,540 - Unknown


AB 27
R 2
H 5
RBI 2
BB 2
SO 3
LOB 10

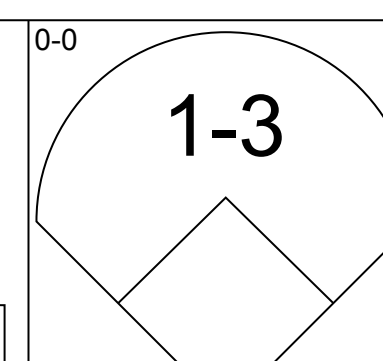
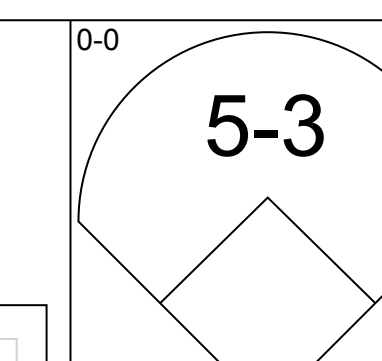
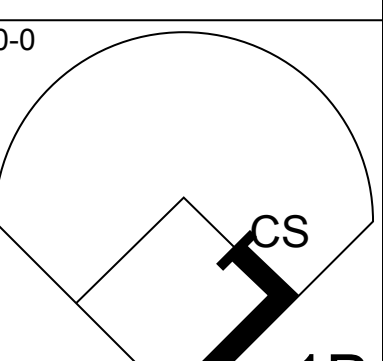
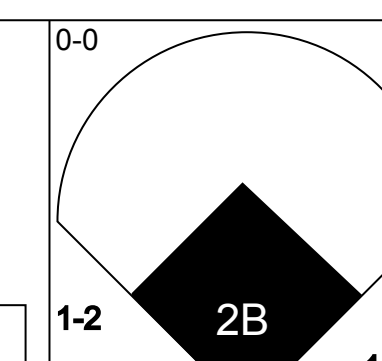
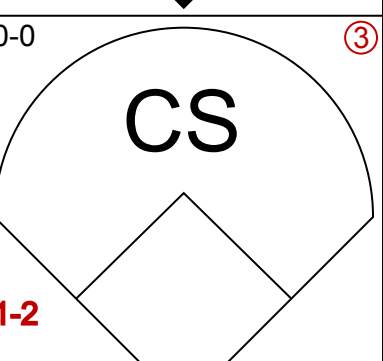
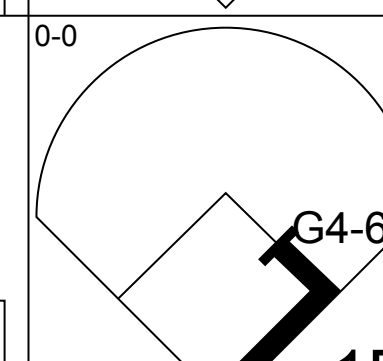
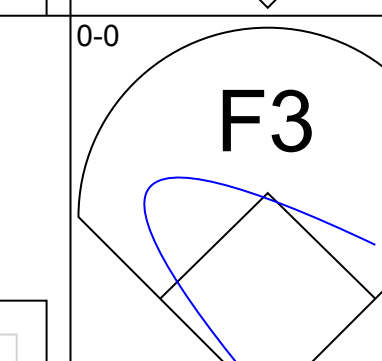
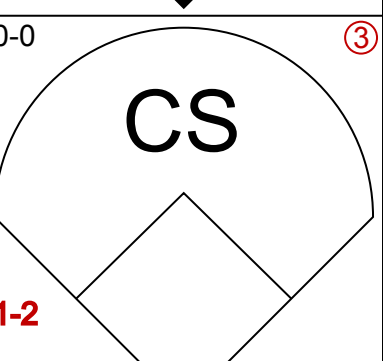
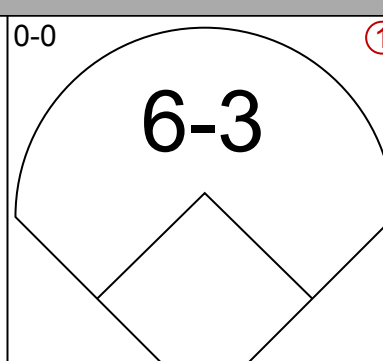
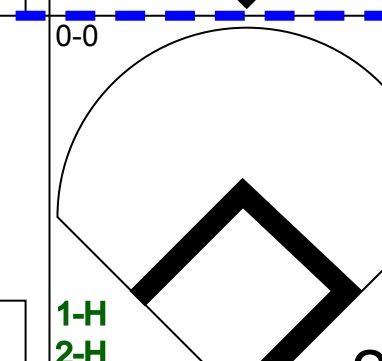

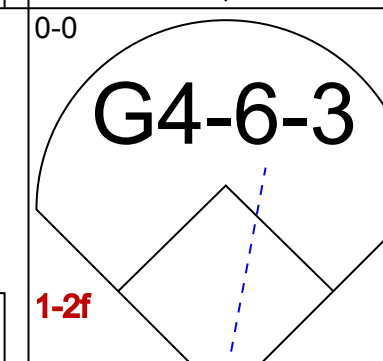
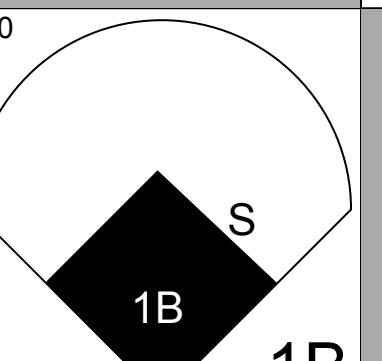

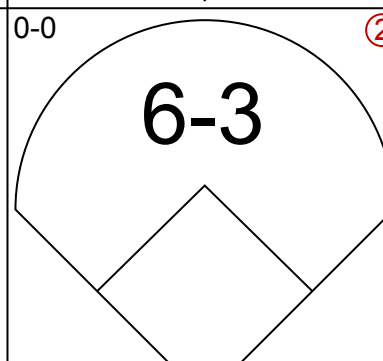
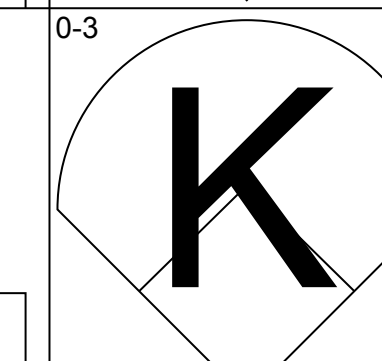

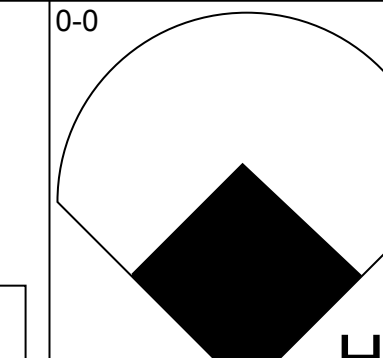
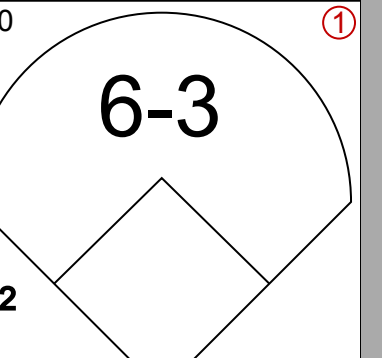

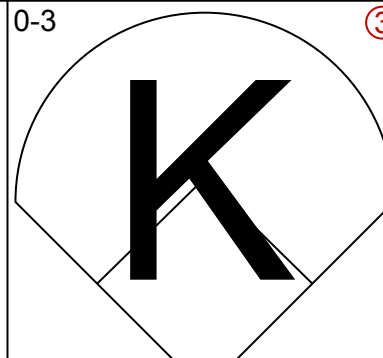
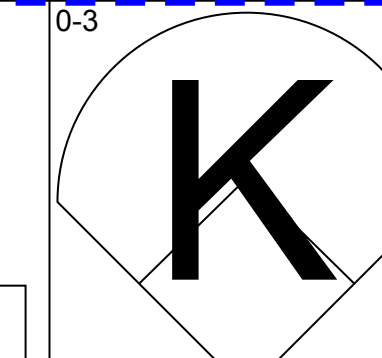

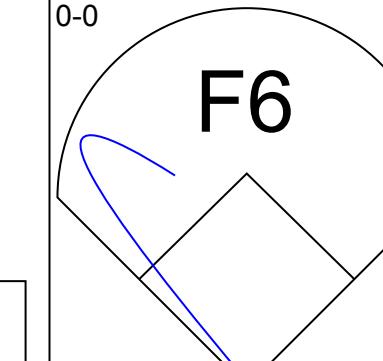
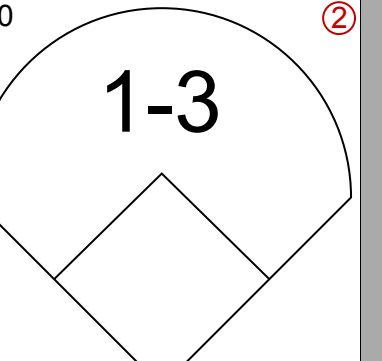
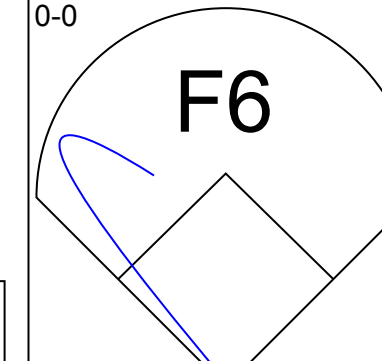

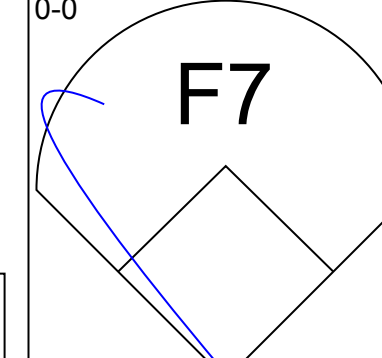
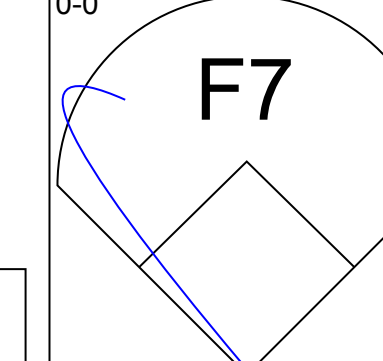
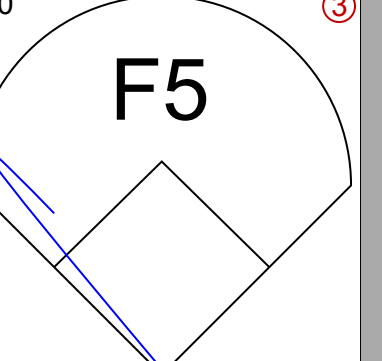
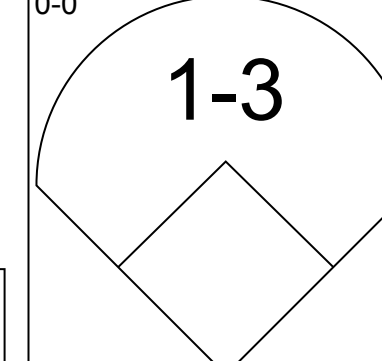
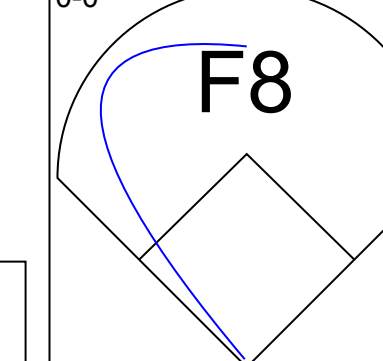
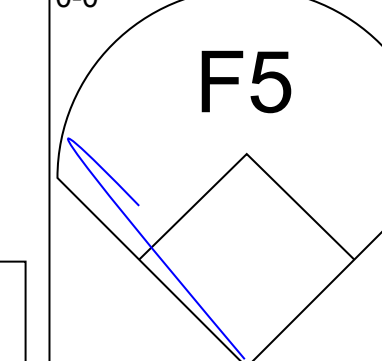
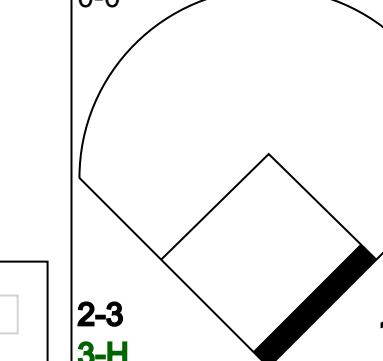
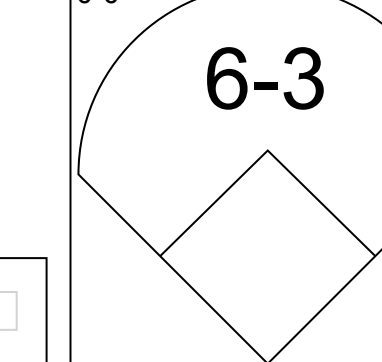
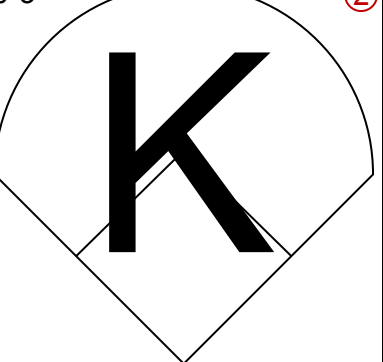


Batter	1	2	3	4	5	6	7	8	9	AB	R	H	RBI	BB	SO	LOB	TOP								
Omar Moreno, L (1.8) OBP: 0.312, SLG: 0.346										5	0	0	0	0	2	3									
Tim Foli, R (1.6) OBP: 0.308, SLG: 0.339										4	1	1	0	0	0	2									
Dave Parker, L (1.9) OBP: 0.322, SLG: 0.436										4	1	1	1	0	1	0									
Bill Robinson, R (1.3) OBP: 0.284, SLG: 0.425										4	0	2	0	0	0	1									
Bill Madlock, R (1.5) OBP: 0.290, SLG: 0.338										3	1	0	0	1	0	2									
Lee Lacy, R (1.7) OBP: 0.414, SLG: 0.533										3	1	1	1	0	0	3									
Phil Garner, R (1.4) OBP: 0.319, SLG: 0.378										4	0	2	1	0	0	2									
Steve Nicosia, R (1.2) OBP: 0.280, SLG: 0.250										3	0	1	0	0	1	2									
John Milner, L (9. PH) OBP: 0.346, SLG: 0.321										0	0	0	0	1	0	0									
Ed Ott, L (9.2) OBP: 0.345, SLG: 0.371										0	0	0	0	0	0	0									
Jim Bibby, R (1.1) OBP: 0.196, SLG: 0.167										2	0	0	0	0	2	0									
Grant Jackson, S (8.1)										0	0	0	0	0	0	0									
Enrique Romo, R (8.1) OBP: 0.300, SLG: 0.429										0	0	0	0	0	0	0									
Manny Sanguillen, R (9. PH) OBP: 0.360, SLG: 0.480										1	0	0	0	0	2										
Kent Tekulve, R (9.1)										0	0	0	0	0	0										
Inning Stats	R: 0 E: 0 K: 2 S: 7	H: 0 LOB: 0 BB: 0 P: 7	R: 0 E: 0 K: 0 S: 4	H: 1 LOB: 1 BB: 0 P: 4	R: 0 E: 0 K: 2 S: 7	H: 0 LOB: 0 BB: 0 P: 7	R: 2 E: 1 K: 0 S: 6	H: 3 LOB: 2 BB: 1 P: 10	R: 0 E: 0 K: 1 S: 5	H: 0 LOB: 0 BB: 0 P: 5	R: 1 E: 0 K: 0 S: 5	H: 2 LOB: 1 BB: 0 P: 5	R: 0 E: 0 K: 0 S: 4	H: 1 LOB: 1 BB: 0 P: 4	R: 0 E: 0 K: 0 S: 3	H: 0 LOB: 0 BB: 0 P: 3	R: 1 E: 0 K: 1 S: 5	H: 1 LOB: 1 BB: 1 P: 10	1B: 5 2B: 3 3B: 0 HR: 0	SF: 0 SAC: 1 DP: 1 HBP: 1	WP: 1 PB: 0 SB: 1 CS: 1	PA: 37			
PITCHER	IP	WLS	BF	H	R	ER	SO	BB	IBB	HBP	BLK	WP	HR	S	P	ERA	WHIP								
Steve Carlton, L (1.1) ERA: 2.2	8.0		32	7	3	3	5	1	0	0	0	1	0	41	45	3.38	1.000								
Dickie Noles, R (9.1) ERA: 3.65	0.0		2	1	1	1	0	0	0	1	0	0	0	1	2	∞	∞								
Kevin Saucier, L (9.1) ERA: 2.7	1.0	W	3	0	0	0	1	1	0	0	0	0	0	4	8	0.00	1.000								

Pittsburgh Pirates @ Philadelphia Phillies
Veterans Stadium, Philadelphia, PA
Sat Jul 12 1980, 7:05 PM EDT
Att: 53,254 - Unknown


AB 33
R 4
H 8
RBI 3
BB 2
SO 6
LOB 17



Batter	1	2	3	4	5	6	7	8	9	AB	R	H	RBI	BB	SO	LOB	BOTTOM								
Lonnie Smith, R (1.7) OBP: 0.432, SLG: 0.553										4	1	2	0	0	0	0									
Dickie Noles, R (9.1) OBP: 0.375, SLG: 0.375										0	0	0	0	0	0	0									
Kevin Saucier, L (9.1)										0	0	0	0	0	0	0									
Pete Rose, S (1.3) OBP: 0.374, SLG: 0.394										4	0	2	2	0	0	0									
Bake McBride, L (1.9) OBP: 0.324, SLG: 0.457										4	1	1	0	0	1	2									
Mike Schmidt, R (1.5) OBP: 0.365, SLG: 0.626										4	1	1	1	0	2	2									
Garry Maddox, R (1.8) OBP: 0.292, SLG: 0.406										4	1	1	0	0	0	1									
Manny Trillo, R (1.4) OBP: 0.377, SLG: 0.411										4	0	3	1	0	0	0									
Larry Bowa, S (1.6) OBP: 0.275, SLG: 0.319										3	0	0	0	0	0	2									
Bob Boone, R (1.2) OBP: 0.290, SLG: 0.347										4	0	1	1	0	0	1									
Steve Carlton, L (1.1) OBP: 0.109, SLG: 0.130										2	0	0	0	0	1	0									
Greg Gross, L (8. PH) OBP: 0.333, SLG: 0.312										1	1	1	0	0	0	0									
Inning Stats	R: 0 E: 0 K: 0 S: 3	H: 1 LOB: 0 BB: 0 P: 3	R: 1 E: 0 K: 0 S: 5	H: 2 LOB: 1 BB: 0 P: 5	R: 0 E: 0 K: 0 S: 3	H: 0 LOB: 0 BB: 0 P: 3	R: 1 E: 0 K: 0 S: 5	H: 2 LOB: 1 BB: 0 P: 5	R: 0 E: 0 K: 1 S: 5	H: 1 LOB: 0 BB: 0 P: 5	R: 0 E: 0 K: 1 S: 5	H: 0 LOB: 0 BB: 0 P: 5	R: 0 E: 0 K: 0 S: 3	H: 0 LOB: 0 BB: 0 P: 3	R: 2 E: 0 K: 2 S: 10	H: 3 LOB: 1 BB: 0 P: 10	R: 1 E: 0 K: 0 S: 4	H: 3 LOB: 2 BB: 0 P: 4	1B: 10 2B: 1 3B: 0 HR: 1	SF: 0 SAC: 1 DP: 1 HBP: 0	WP: 0 PB: 0 SB: 1 CS: 1	PA: 36			
PITCHER	IP	WLS	BF	H	R	ER	SO	BB	IBB	HBP	BLK	WP	HR	S	P	ERA	WHIP								
Jim Bibby, R (1.1) ERA: 3.05	7.1		28	8	4	4	2	0	0	0	0	0	0	32	32	4.91	1.091								
Grant Jackson, L (8.1) ERA: 2.31	0.1		2	1	0	0	1	0	0	0	0	0	0	4	4	0.00	3.000								
Enrique Romo, R (8.1) ERA: 2.82	0.1		1	0	0	0	1	0	0	0	0	0	0	3	3	0.00	0.000								
Kent Tekulve, R (9.1) ERA: 3.12	0.1	L	4	3	1	1	0	0	0	0	0	0	0	4	4	27.00	9.000								

Pittsburgh Pirates @ Philadelphia Phillies
Veterans Stadium, Philadelphia, PA
Sat Jul 12 1980, 7:05 PM EDT
Att: 53,254 - Unknown

AB 34
R 5
H 12
RBI 5
BB 0
SO 4
LOB 8



Batter	1	2	3	4	5	6	7	8	9	AB	R	H	RBI	BB	SO	LOB	TOP					
Omar Moreno, L (1,8) OBP: 0.310, SLG: 0.344	F7	F2					3-1		5-3	5	0	1	0	0	0	0	Pittsburgh Pirates @ Philadelphia Phillies Veterans Stadium, Philadelphia, PA Sun Jul 13 1980, 3:33 AM EDT Att: 48,132 - Unknown					
Tim Foli, R (1,6) OBP: 0.306, SLG: 0.348	4-3		F8			5-3	HR		4-3	5	1	1	1	0	0	1						
Dave Parker, L (1,9) OBP: 0.320, SLG: 0.436	K					F5	F7		6-3	5	0	1	0	0	1	0						
John Milner, L (1,3) OBP: 0.351, SLG: 0.348			F8					F5		3	2	1	1	1	0	1						
Mike Easter, L (1,7) OBP: 0.445, SLG: 0.702										3	1	2	0	0	0	1						
Lee Lacy, R (6,7) OBP: 0.411, SLG: 0.529		E8	4-3					4-3		1	0	0	0	0	0	0						
Bill Madlock, R (1,5) OBP: 0.289, SLG: 0.336										4	1	1	0	0	0	2						
Dale Berra, R (8,5) OBP: 0.287, SLG: 0.351		6-3			5-3		F9			0	0	0	0	0	0	0						
Ed Ott, L (1,2) OBP: 0.348, SLG: 0.374										4	1	2	1	0	0	1						
Phil Garner, R (1,4) OBP: 0.321, SLG: 0.380										4	0	2	1	0	0	2						
Don Robinson, R (1,1) OBP: 0.393, SLG: 0.500										4	1	1	2	0	0	3						
Kent Tekulve, R (9,1)					L4				F8	0	0	0	0	0	0	0						
Inning Stats	R: 0 E: 0 K: 1 S: 5	H: 0 LOB: 0 BB: 0 P: 5	R: 4 E: 1 K: 0 S: 6	H: 3 LOB: 0 BB: 1 P: 10	R: 0 E: 0 K: 0 S: 4	H: 1 LOB: 1 BB: 0 P: 4	R: 0 E: 0 K: 0 S: 4	H: 1 LOB: 1 BB: 0 P: 4	R: 0 E: 0 K: 0 S: 3	H: 1 LOB: 0 BB: 0 P: 3	R: 1 E: 0 K: 0 S: 5	H: 2 LOB: 1 BB: 0 P: 5	R: 1 E: 0 K: 0 S: 4	H: 1 LOB: 0 BB: 0 P: 4	R: 1 E: 1 K: 0 S: 6	H: 3 LOB: 2 BB: 0 P: 6	R: 0 E: 0 K: 0 S: 3	H: 0 LOB: 0 BB: 0 P: 3	1B: 8 2B: 1 3B: 0 HR: 3	SF: 0 SAC: 0 DP: 0 HBP: 0	WP: 0 PB: 0 SB: 1 CS: 1	PA: 39
PITCHER	IP WLS BF H R ER SO BB IBB HBP BLK WP HR S P ERA WHIP																					
Nino Espinosa, R (1,1) ERA: 3.6	7.0 L 30 9 6 6 1 1 1 0 0 0 0 3 31 35 7.71 1.429																					
Warren Brusstar, R (8,1) ERA: 4.5	2.0 9 3 1 1 0 0 0 0 0 0 0 0 9 9 4.50 1.500																					

Batter	1	2	3	4	5	6	7	8	9	AB	R	H	RBI	BB	SO	LOB	BOTTOM					
Lonnie Smith, R (1,7) OBP: 0.412, SLG: 0.525	K		K							4	0	0	0	0	2	0	Pittsburgh Pirates @ Philadelphia Phillies Veterans Stadium, Philadelphia, PA Sun Jul 13 1980, 3:33 AM EDT Att: 48,132 - Unknown					
Warren Brusstar, R (8,1)					4-3		F9			0	0	0	0	0	0	0						
Pete Rose, S (1,3) OBP: 0.376, SLG: 0.399										4	1	2	0	0	0	0						
Bake McBride, L (1,9) OBP: 0.322, SLG: 0.458										4	0	1	1	0	0	1						
Mike Schmidt, R (1,5) OBP: 0.360, SLG: 0.617										4	0	0	0	0	1	2						
Garry Maddox, R (1,8) OBP: 0.295, SLG: 0.418										4	1	2	1	0	0	1						
Manny Trillo, R (1,4) OBP: 0.375, SLG: 0.409										4	0	1	0	0	0	2						
Larry Bowa, S (1,6) OBP: 0.275, SLG: 0.315										3	0	0	0	1	1	2						
Bob Boone, R (1,2) OBP: 0.290, SLG: 0.343										3	1	0	0	1	0	3						
Nino Espinosa, R (1,1) ERA: 4.14										2	0	0	0	0	1	1						
Greg Gross, L (7,PH) OBP: 0.337, SLG: 0.342										2	0	1	1	0	0	2						
Inning Stats	R: 1 E: 0 K: 1 S: 7	H: 2 LOB: 1 BB: 0 P: 7	R: 0 E: 0 K: 0 S: 3	H: 0 LOB: 1 BB: 1 P: 7	R: 0 E: 0 K: 1 S: 5	H: 0 LOB: 0 BB: 0 P: 5	R: 1 E: 0 K: 0 S: 4	H: 1 LOB: 0 BB: 0 P: 4	R: 0 E: 0 K: 1 S: 5	H: 0 LOB: 0 BB: 0 P: 5	R: 0 E: 0 K: 0 S: 5	H: 2 LOB: 2 BB: 0 P: 5	R: 1 E: 0 K: 1 S: 5	H: 1 LOB: 0 BB: 1 P: 9	R: 0 E: 0 K: 1 S: 5	H: 0 LOB: 0 BB: 0 P: 5	R: 0 E: 1 K: 0 S: 5	H: 1 LOB: 2 BB: 0 P: 5	1B: 3 2B: 2 3B: 1 HR: 1	SF: 0 SAC: 0 DP: 0 HBP: 0	WP: 0 PB: 0 SB: 0 CS: 0	PA: 36
PITCHER	IP WLS BF H R ER SO BB IBB HBP BLK WP HR S P ERA WHIP																					
Don Robinson, R (1,1) ERA: 3.07	0.2 S 2 0 0 0 0 0 0 0 0 0 0 2 2 0.00 0.000																					

Batter	1	2	3	4	5	6	7	8	9	AB	R	H	RBI	BB	SO	LOB	TOP										
Omar Moreno, L (1.8) OBP: 0.312, SLG: 0.344 Mike Easter, L (5.7) OBP: 0.446, SLG: 0.697	4-0 2B E BB	0-0 4-3	0-0 F8		0-0 CS 2H 1B		4-0 1B IBB	0-3 K		3	1	1	1	1	0	3											
Tim Foll, R (1.6) OBP: 0.314, SLG: 0.359	0-0 E7 S E 2B		0-0 HR 1B	0-0 5-3	0-0 CS	0-0 F7	0-0 1B 2H	0-0 HR 1B		6	3	4	1	0	0	0											
Dave Parker, L (1.9) OBP: 0.323, SLG: 0.456	0-3 K 2H		0-0 HR 1B	0-0 1-3		0-0 1B 1B	0-3 K	0-0 HR 1B		6	3	3	4	0	2	2											
Bill Robinson, R (1.3) OBP: 0.295, SLG: 0.439	0-0 G6-4-3 1B		0-0 WP 1B 2B	0-0 1B		0-0 1B 1B	0-0 F9	0-3 K	0-3 K	6	1	4	0	0	1	2											
Bill Madlock, R (1.5) OBP: 0.290, SLG: 0.336	0-0 G6-4-3 1B		0-0 6-3	0-0 FC5-4 1B		0-0 1B 1B	0-3 K	0-0 E5 S		6	0	2	1	0	1	2											
Lee Lacy, R (1.7) OBP: 0.408, SLG: 0.528		0-0 1B 2B	0-0 F8	0-0 FC5-4 1B		0-0 K	0-0 FC5-4 1B	0-3 K	0-3 K	6	1	2	0	0	2	6											
Phil Garner, R (1.4) OBP: 0.324, SLG: 0.380		0-0 5-3 G3 1B	4-0 1B BB		0-0 CS 1B	0-0 3-1	0-0 FC5-4 BB 1B	0-0 3-1		5	2	2	1	1	0	4											
Steve Nicosia, R (1.2) OBP: 0.297, SLG: 0.255 John Milner, L (8, PH) OBP: 0.356, SLG: 0.348 Matt Alexander, S (8, PR) Grant Jackson, S (8, 1)		0-0 G3	4-0 1B BB		0-0 SH5-4 1B		4-0 SH3-4 BB 1B	4-0 1B BB		2	2	1	0	2	0	1											
Rick Rhoden, R (1.1) Eddie Solomon, R (4.1) Enrique Romo, R (6.1) Kent Tekulve, R (7.1) Ed Ott, L (8, PH) OBP: 0.351, SLG: 0.377		0-0 5-3	0-0 1B		0-0 SH5-4 1B		0-0 SH3-4 1B	0-0 1B		2	0	1	2	0	0	1											
Inning Stats	R: 2 E: 1 K: 1 S: 6	H: 2 LOB: 0 BB: 1 P: 10	R: 1 E: 0 K: 0 S: 5	H: 2 LOB: 1 BB: 0 P: 5	R: 4 E: 0 K: 0 S: 7	H: 4 LOB: 2 BB: 2 P: 15	R: 0 E: 0 K: 0 S: 5	H: 2 LOB: 0 BB: 0 P: 5	R: 1 E: 0 K: 0 S: 4	H: 3 LOB: 0 BB: 0 P: 4	R: 1 E: 0 K: 1 S: 8	H: 3 LOB: 2 BB: 0 P: 8	R: 1 E: 0 K: 1 S: 6	H: 1 LOB: 2 BB: 1 P: 14	R: 1 E: 0 K: 2 S: 9	H: 2 LOB: 2 BB: 1 P: 13	R: 2 E: 1 K: 2 S: 10	H: 2 LOB: 1 BB: 0 P: 10	1B: 16 2B: 3 3B: 0 HR: 2	SF: 0 SAC: 2 DP: 1 HBP: 0	WP: 1 PB: 0 SB: 2 CS: 2	PA: 53					
PITCHER	IP	WLS	BF	H	R	ER	SO	BB	IBB	HBP	BLK	WP	HR	S	P	ERA	WHIP	PITCHER									
Randy Lerch, L (1.1) ERA: 4.73	2.0		12	6	5	5	1	1	0	0	0	0	1	13	17	22.50	3.500										
Lerrin LaGrow, R (3.1) ERA: 4.15	1.0		7	2	2	2	0	2	0	0	0	1	0	5	13	18.00	4.000										
Dan Larson, R (4.1) ERA: 3.8	2.1		13	8	2	2	0	0	0	0	0	0	0	13	13	7.71	3.429										
Dickie Noles, R (6.1) ERA: 3.72	1.2		8	1	1	1	2	1	1	0	0	0	0	10	18	5.40	1.200										
Ron Reed, R (8.1) ERA: 3.79	2.0	L	12	4	3	3	4	1	0	0	0	0	1	19	23	13.50	2.500										
Batter	1	2	3	4	5	6	7	8	9	AB	R	H	RBI	BB	SO	LOB	BOTTOM										
Lonnie Smith, R (1.7) OBP: 0.440, SLG: 0.547	0-0 S 2B 1B	0-0 F9		0-0 E 3-4-1 1B		0-0 2B FC5-4 1B	0-0 1B 1B	0-0 1B	0-0 1B	6	3	5	0	0	0	1											
Pete Rose, S (1.3) OBP: 0.378, SLG: 0.402	4-0 2B 1-2 6-3 BB	0-0 F2		0-0 3-4-1		0-0 FC5-4 SF6 2B	0-0 1B 1B	0-0 1B	0-0 6-3	5	2	2	3	1	0	2											
Bake McBride, L (1.9) Ron Reed, R (8.1) OBP: 0.250, SLG: 0.250	0-0 6-3 FC 2B	0-0 4-3		0-0 F9		1-0 FC5-4 HBP	0-0 4-3			4	1	1	1	0	0	3											
Mike Schmidt, R (1.5) John Vukovich, R (9.5) OBP: 0.358, SLG: 0.607 OBP: 0.222, SLG: 0.256	0-0 6-3		0-0 F7	4-0 S BB		0-0 FC5-4 CS	0-0 6-3			4	0	0	2	1	0	3											
Garry Maddox, R (1.8) OBP: 0.293, SLG: 0.419	0-0 FC 2B		0-0 L9			0-0 SF6	0-0 F9			4	2	1	2	0	0	1											
Manny Trillo, R (1.4) OBP: 0.379, SLG: 0.438	0-0 1B		0-0 HR			0-0 CS	0-0 F8	0-0 3B		5	1	3	3	0	0	0											
Larry Bowa, S (1.6) OBP: 0.274, SLG: 0.317	0-0 5-3		0-0 6-3			0-0 FC6-5 2B	0-0 F3	0-0 F7		5	0	1	0	0	0	2											
Bob Boone, R (1.2) Nino Espinosa, R (7, PR) Keith Moreland, R (8.2) OBP: 0.293, SLG: 0.343 OBP: 0.300, SLG: 0.518	0-0 F5		0-0 FC6-4 1B			0-0 FC6-5	4-0 1B BB 1B BB	0-0 5-3		3	0	1	0	1	0	2											
Randy Lerch, L (1.1) Lerrin LaGrow, R (3.1) George Vukovich, R (3, PH) Dan Larson, R (4.1) Dickie Noles, R (6.1) Greg Gross, R (7, PH) OBP: 0.351, SLG: 0.342		0-0 1B	0-0 FC6-4			0-0 6-3	4-0 1B BB	4-0 1B BB		1	0	1	0	0	0	0											
Inning Stats	R: 4 E: 0 K: 0 S: 7	H: 3 LOB: 1 BB: 1 P: 11	R: 0 E: 0 K: 0 S: 4	H: 1 LOB: 0 BB: 0 P: 4	R: 2 E: 0 K: 0 S: 6	H: 3 LOB: 1 BB: 0 P: 6	R: 1 E: 1 K: 0 S: 4	H: 1 LOB: 1 BB: 1 P: 8	R: 0 E: 0 K: 0 S: 4	H: 1 LOB: 0 BB: 0 P: 4	R: 2 E: 0 K: 0 S: 5	H: 2 LOB: 0 BB: 0 P: 5	R: 2 E: 0 K: 0 S: 5	H: 2 LOB: 2 BB: 2 P: 13	R: 0 E: 0 K: 0 S: 4	H: 1 LOB: 1 BB: 0 P: 4	R: 0 E: 0 K: 0 S: 3	H: 1 LOB: 1 BB: 1 P: 7	1B: 8 2B: 5 3B: 1 HR: 1	SF: 1 SAC: 0 DP: 0 HBP: 1	WP: 0 PB: 0 SB: 2 CS: 1	PA: 48					
PITCHER	IP	WLS	BF	H	R	ER	SO	BB	IBB	HBP	BLK	WP	HR	S	P	ERA	WHIP	PITCHER									
Rick Rhoden, R (1.1) ERA: 6.0	3.0		18	7	6	6	0	1	0	0	0	0	0	8	12	0.00	1.500										
Eddie Solomon, R (4.1) ERA: 2.72	2.0		9	2	1	0	0	1	0	0	0	0	0	8	12	0.00	1.500										
Enrique Romo, R (6.1) ERA: 3.28	1.2		9	2	4	4	0	2	0	1	0	0	0	6	15	21.60	2.400										
Kent Tekulve, R (7.1) ERA: 3.05	0.1		3	2	0	0	0	0	0	0	0	0	0	3	3	0.00	6.000										
Grant Jackson, L (8.1) ERA: 2.5	2.0	W	8	2	0	0	0	1	0	0	0	0	0	7	11	0.00	1.500										

Pittsburgh Pirates @ Philadelphia Phillies
Veterans Stadium, Philadelphia, PA
Mon Jul 14 1980, 7:05 PM EDT
Att: 44,245 - Unknown


AB 44
R 13
H 21
RBI 11
BB 6
SO 7
LOB 23



Pittsburgh Pirates @ Philadelphia Phillies
Veterans Stadium, Philadelphia, PA
Mon Jul 14 1980, 7:05 PM EDT
Att: 44,245 - Unknown

AB 40
R 11
H 15
RBI 11
BB 5
SO 0
LOB 16



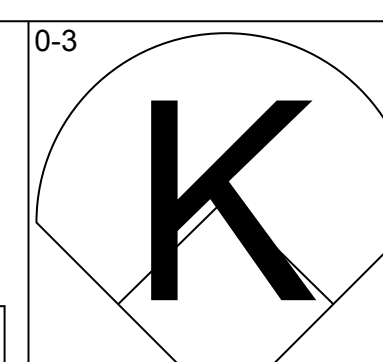
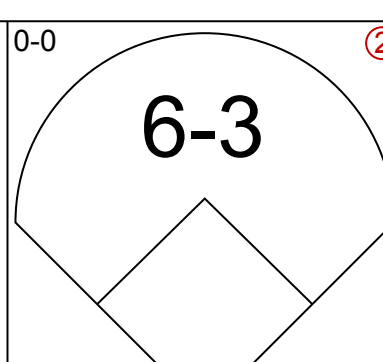
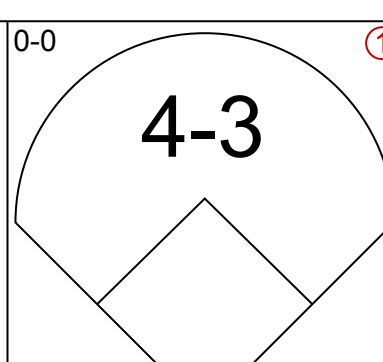
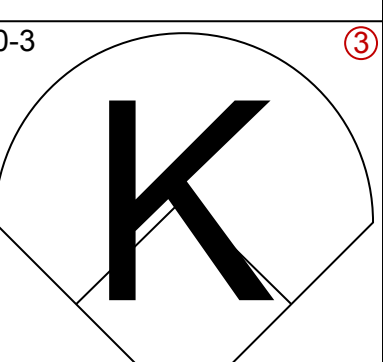
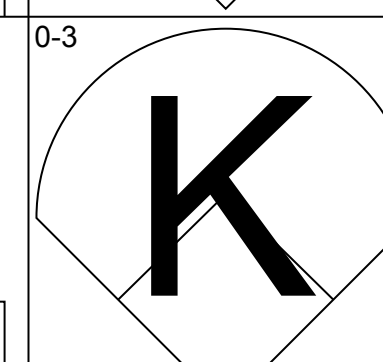
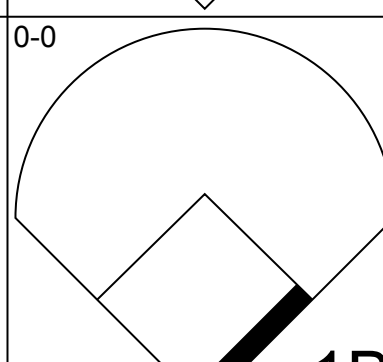
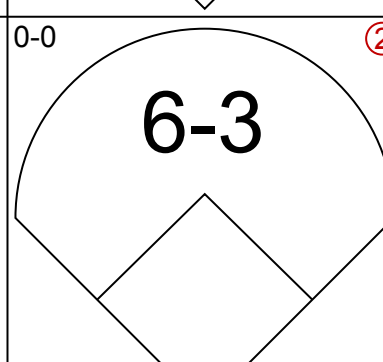
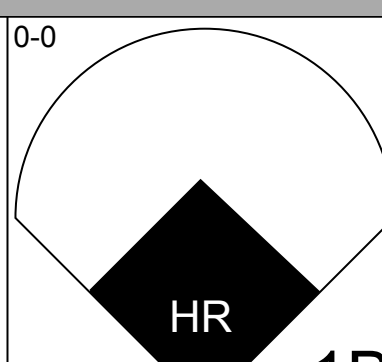
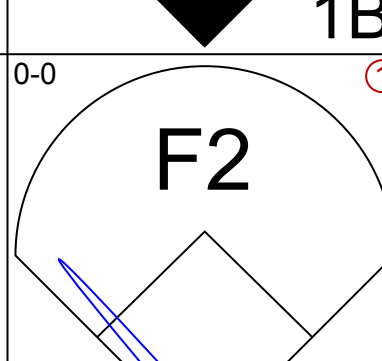
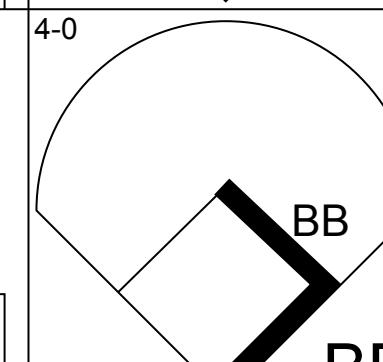
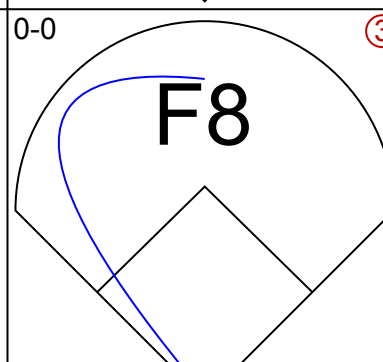
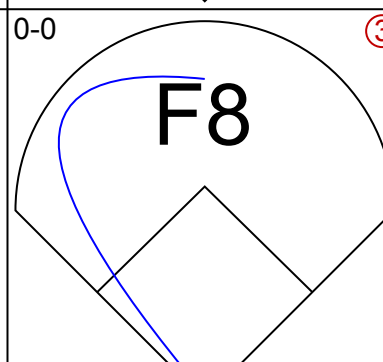
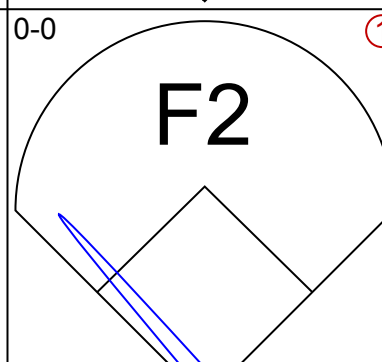
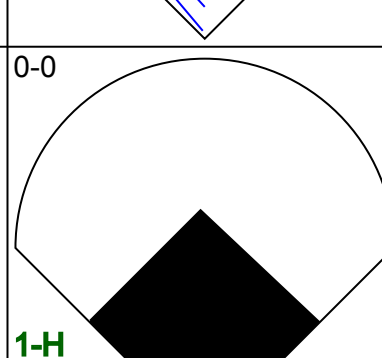
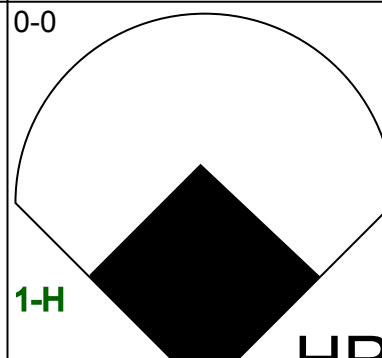
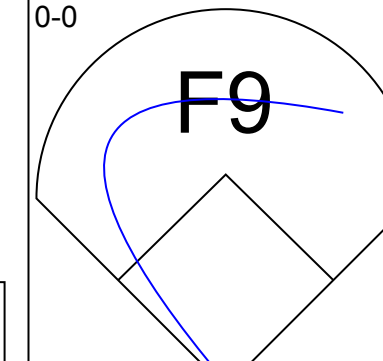
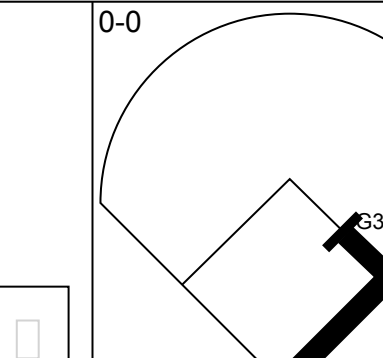
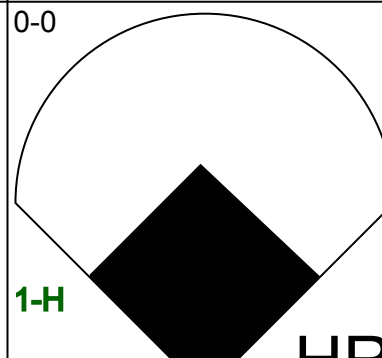
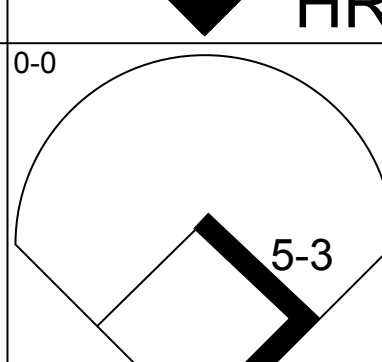
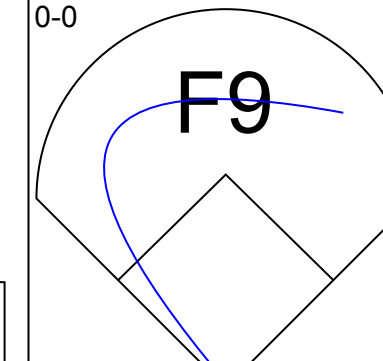
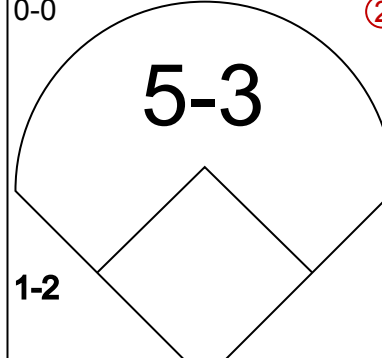
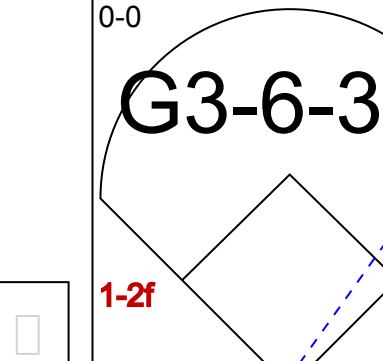
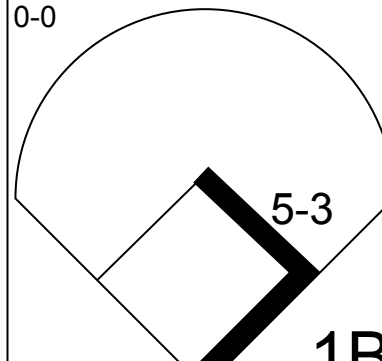
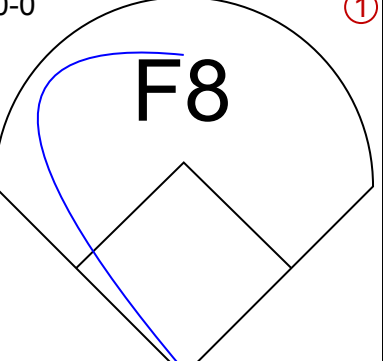
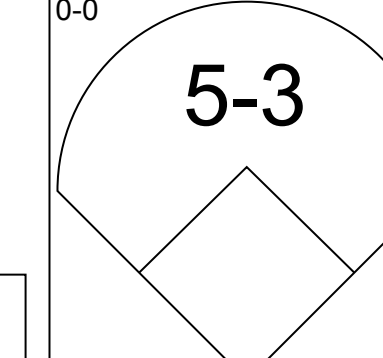
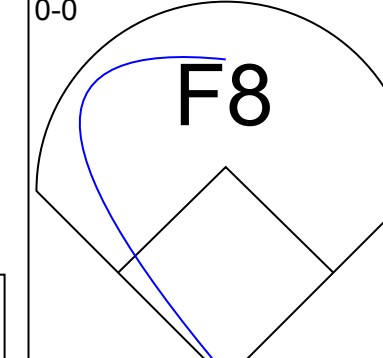
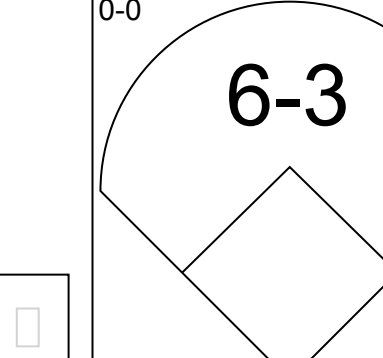

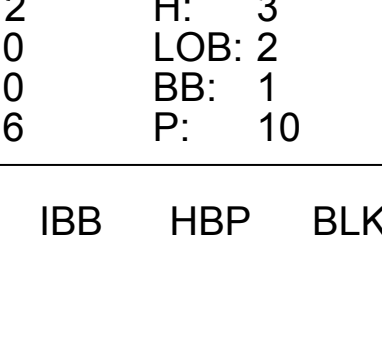
Batter	1	2	3	4	5	6	7	8	9	AB	R	H	RBI	BB	SO	LOB	TOP											
Joe Pettini, R OBP: 0.241, SLG: 0.185 (1, 5)	5-3	K			K		K			4	0	0	0	0	3	0	San Francisco Giants @ Pittsburgh Pirates Three Rivers Stadium, Pittsburgh, PA Tue Jul 15 1980, 7:05 PM EDT Att: 17,114 - Unknown livebaseballscorecards.com											
Darrell Evans, L OBP: 0.343, SLG: 0.390 (1, 3)	F7		G6-4-3 BB		F8		F8		3	0	0	0	1	0	0													
Jack Clark, R OBP: 0.396, SLG: 0.569 (1, 9)	2B 1B		G6-4-3 1-2		1B		F9		4	1	2	0	0	0	1													
Larry Hemdon, R OBP: 0.278, SLG: 0.352 (1, 8)	1B 2B		1B		L7		1B		4	0	3	0	0	0	1													
Rennie Stennett, R OBP: 0.293, SLG: 0.346 (1, 4)	1B		1B		5-3		F4		4	0	2	1	0	0	1													
Johnnie LeMaster, R OBP: 0.251, SLG: 0.338 (1, 6)	F8		F9		CS 1B		FC5-4 1B		4	0	2	0	0	0	4													
Mike Sadek, R OBP: 0.383, SLG: 0.362 Milt May, L (9, PH) OBP: 0.341, SLG: 0.420	4-3 3B		F8		F3		FC5-4 G2-6-3 1-2		3	1	1	0	0	0	1													
Max Venable, L OBP: 0.325, SLG: 0.333 (1, 7)	4-3		K		F2		G2-6-3 1-2		4	0	0	1	0	1	1													
Bob Knepper, L OBP: 0.180, SLG: 0.208 (1, 1)	1-3		6-3		K				3	0	0	0	0	1	0													
Inning Stats	R: 1 E: 0 K: 0 S: 6	H: 3 LOB: 2 BB: 0 P: 6	R: 1 E: 0 K: 0 S: 6	H: 1 LOB: 0 BB: 0 P: 6	R: 0 E: 0 K: 0 S: 4	H: 2 LOB: 2 BB: 1 P: 8	R: 0 E: 0 K: 1 S: 5	H: 0 LOB: 0 BB: 0 P: 5	R: 0 E: 0 K: 0 S: 3	H: 1 LOB: 1 BB: 0 P: 3	R: 0 E: 0 K: 2 S: 7	H: 0 LOB: 0 BB: 0 P: 7	R: 0 E: 0 K: 0 S: 4	H: 1 LOB: 0 BB: 0 P: 4	R: 0 E: 0 K: 0 S: 3		H: 1 LOB: 0 BB: 0 P: 3	1B: 8 2B: 1 3B: 1 HR: 0	SF: 0 SAC: 0 DP: 2 HBP: 0	WP: 0 PB: 0 SB: 0 CS: 1	PA: 35							
PITCHER	IP	WLS	BF	H	R	ER	SO	BB	IBB	HBP	BLK	WP	HR	S	P	ERA	WHIP											
John Candelaria, L ERA: 3.67 Kent Tekulve, R ERA: 2.99	(1, 1)	8.0	W	32	9	2	2	5	1	0	0	0	0	0	41	45	2.25	1.250										
(9, 1)	1.0	S	3	1	0	0	0	0	0	0	0	0	0	3	3	0.00	1.000											

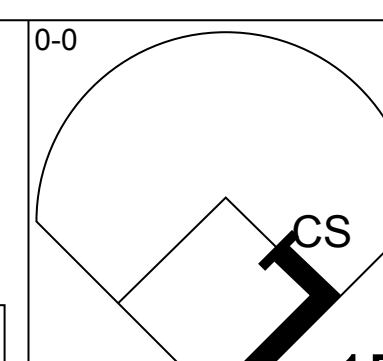
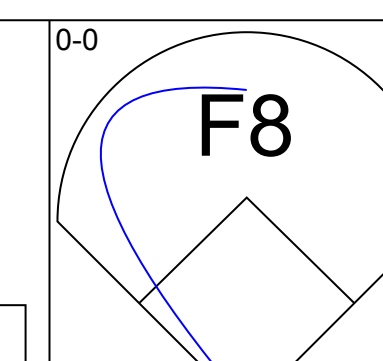
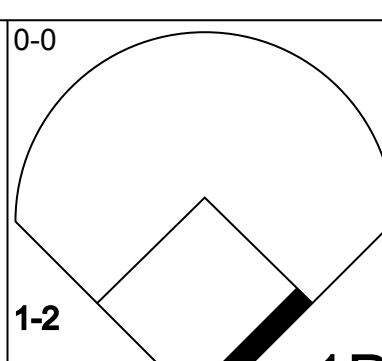
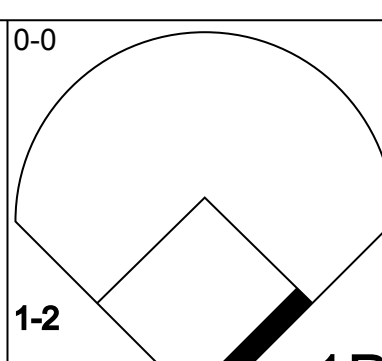
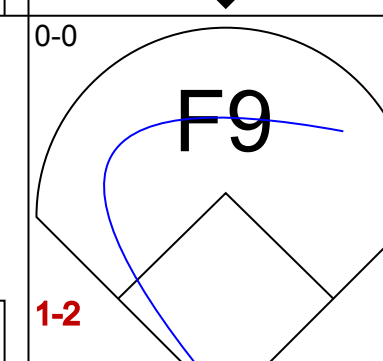

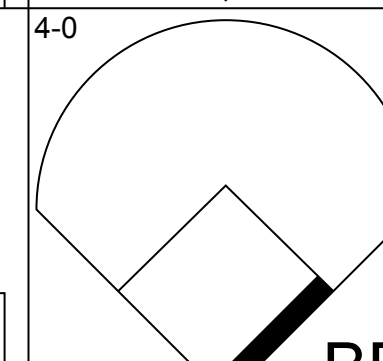
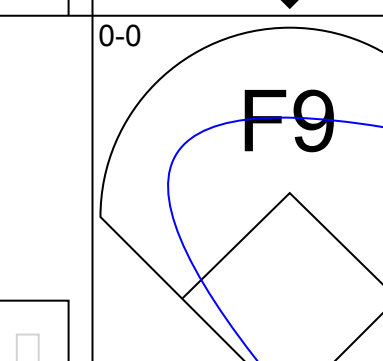
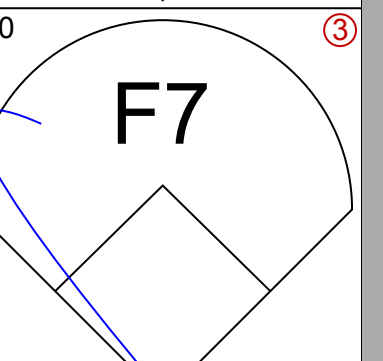
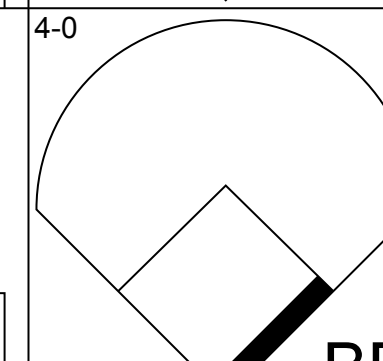
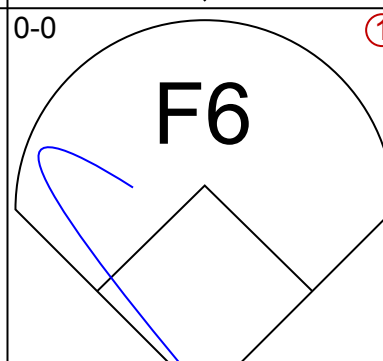
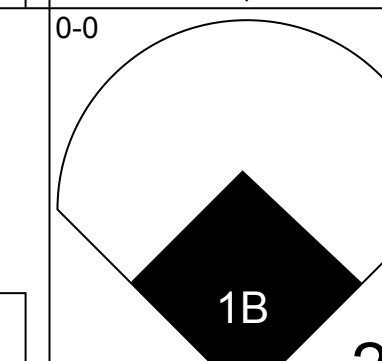
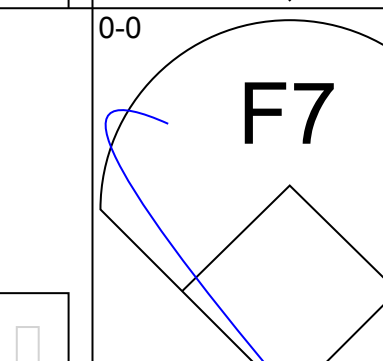
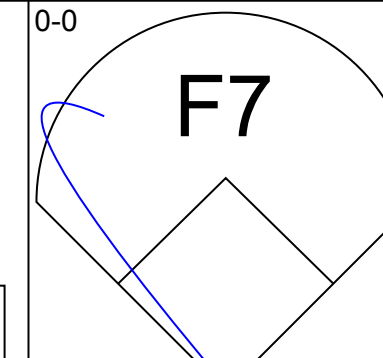
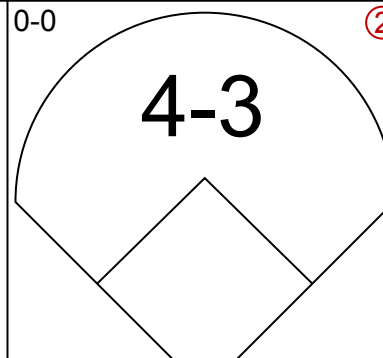
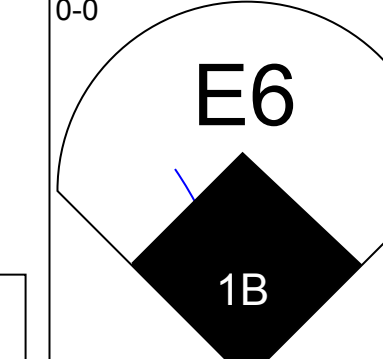
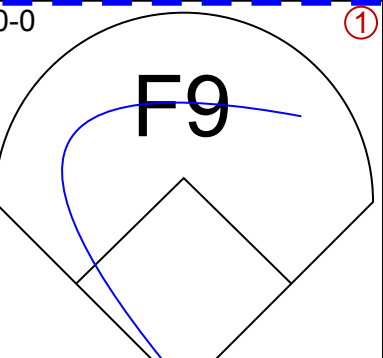
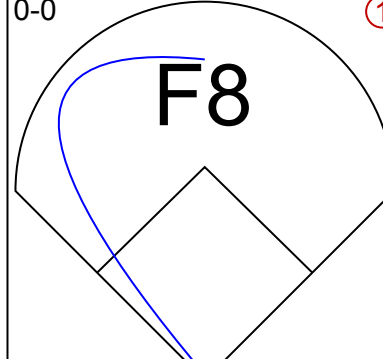
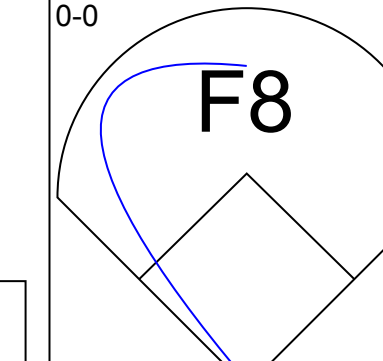
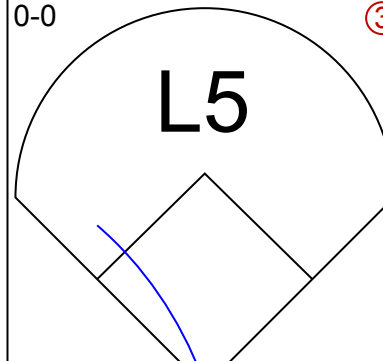
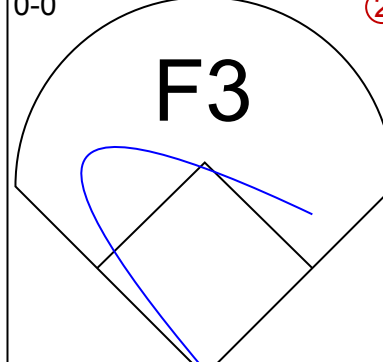
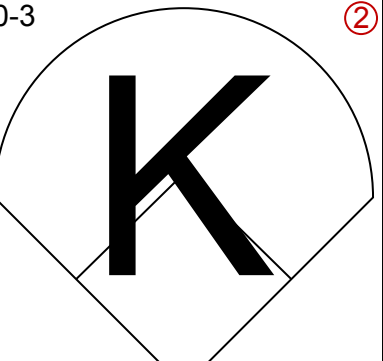

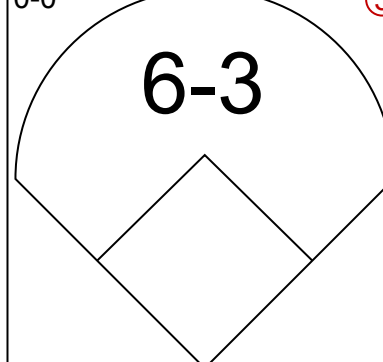
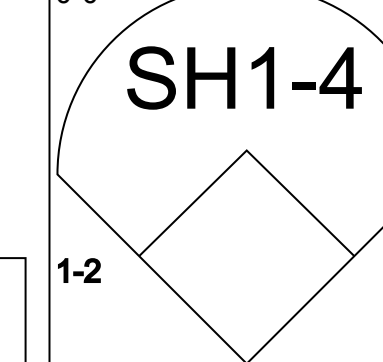
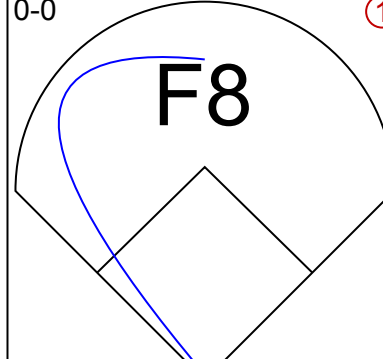
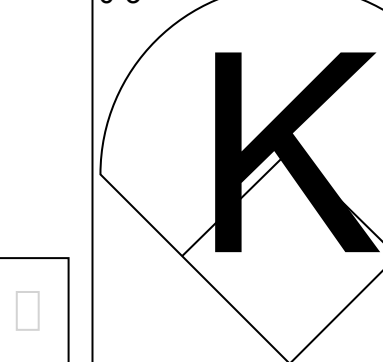
Batter	1	2	3	4	5	6	7	8	9	AB	R	H	RBI	BB	SO	LOB	BOTTOM											
Lee Lacy, R OBP: 0.397, SLG: 0.514 Omar Moreno, L OBP: 0.312, SLG: 0.344 (1, 8)	F3		G6-4-3 1-2		F8		E6 FC5-2 1B		4	1	0	1	0	0	3	San Francisco Giants @ Pittsburgh Pirates Three Rivers Stadium, Pittsburgh, PA Tue Jul 15 1980, 7:05 PM EDT Att: 17,114 - Unknown livebaseballscorecards.com												
Tim Foli, R OBP: 0.313, SLG: 0.357 (1, 6)	5-3		F9		CS 1B		FC5-2 1B		4	0	1	0	0	0	3													
Dave Parker, L OBP: 0.328, SLG: 0.462 (1, 9)	HR 2B		CS BB		CS 1-2		1-3 2-3 3-H 1B		3	1	2	2	1	0	0													
Bill Robinson, R OBP: 0.296, SLG: 0.453 (1, 3)	HR		F3		F8				3	1	1	2	0	0	1													
Mike Easter, L OBP: 0.438, SLG: 0.684 (1, 7)	K		F8		4-3				3	0	0	0	0	1	0													
Phil Garner, R OBP: 0.324, SLG: 0.380 (1, 4)	6-3		F7		SH E 1B				3	1	1	0	0	0	0													
Steve Nicosia, R OBP: 0.292, SLG: 0.250 (1, 2)	6-3		1-3		SH E FC5-2 1-3				2	0	0	0	0	0	0													
Dale Berra, R OBP: 0.281, SLG: 0.343 (1, 5)	4-3		F8		5-3				3	0	0	0	0	0	2													
John Candelaria, L OBP: 0.205, SLG: 0.190 Manny Sanguillen, R OBP: 0.355, SLG: 0.460 Kent Tekulve, R (9, 1)	G6-4-3 1B		1-3		FC5-2 E 1B IBB				2	0	1	0	0	0	0													
Inning Stats	R: 2 E: 0 K: 1 S: 7	H: 2 LOB: 0 BB: 0 P: 7	R: 0 E: 0 K: 0 S: 3	H: 0 LOB: 0 BB: 0 P: 3	R: 0 E: 0 K: 0 S: 3	H: 1 LOB: 0 BB: 0 P: 3	R: 0 E: 0 K: 0 S: 2	H: 0 LOB: 0 BB: 1 P: 6	R: 0 E: 0 K: 0 S: 3	H: 0 LOB: 0 BB: 0 P: 3	R: 0 E: 0 K: 0 S: 3	H: 0 LOB: 0 BB: 0 P: 3	R: 0 E: 0 K: 0 S: 3	H: 2 LOB: 2 BB: 1 P: 10	R: 3 E: 2 K: 0 S: 6	H: 2 LOB: 2 BB: 1 P: 10	1B: 4 2B: 1 3B: 0 HR: 1	SF: 0 SAC: 1 DP: 1 HBP: 0	WP: 0 PB: 0 SB: 0 CS: 2	PA: 31								
PITCHER	IP	WLS	BF	H	R	ER	SO	BB	IBB	HBP	BLK	WP	HR	S	P	ERA	WHIP											
Bob Knepper, L ERA: 4.02	(1, 1)	8.0	L	30	6	5	3	1	1	1	0	0	0	1	30	38	3.38	0.875										



Batter	1	2	3	4	5	6	7	8	9	AB	R	H	RBI	BB	SO	LOB	TOP						
Larry Herndon, R (1, 8) OBP: 0.278, SLG: 0.351	0-0 4-3 3-1 1B		0-0 F9		0-0 F8		0-3 K			4	0	1	0	0	1	1	San Francisco Giants @ Pittsburgh Pirates Three Rivers Stadium, Pittsburgh, PA Wed Jul 16 1980, 7:05 PM EDT Att: 18,226 - Unknown livebaseballscorecards.com						
Terry Whitfield, L (1, 7) Al Holland, R (7, 1)	0-0 3-1 1-2		0-0 6-3		0-0 4-3		0-0 FC3-6 1-2			4	0	0	0	0	0	2							
Jack Clark, R (1, 9) OBP: 0.391, SLG: 0.562	0-0 4-3 2-3			0-0 5-3		0-0 6-3		0-0 F6		4	0	0	0	0	0	1							
Darrell Evans, L (1, 3) OBP: 0.342, SLG: 0.386	4-0 BB			0-0 6-3		0-0 F7		0-0 F7		3	0	0	0	1	0	0							
Milt May, L (1, 2) OBP: 0.343, SLG: 0.421	0-0 G3			0-0 1B 1B		0-0 1B		0-0 4-3		4	1	2	0	0	0	2							
Rennie Stennett, R (1, 4) OBP: 0.297, SLG: 0.348		0-0 F9		0-0 1B 1-3 1B		0-0 1B 1-2 1B		0-0 F4		4	0	2	0	0	0	0							
Johnnie LetMaster, R (1, 6) OBP: 0.254, SLG: 0.340		0-0 F9		0-0 1B 1-3 3-H 1B		0-0 L4		0-0 1B		4	0	2	1	0	0	2							
Joe Pettini, R (1, 5) OBP: 0.250, SLG: 0.200		0-0 4-3		0-0 F8				0-0 F7		3	0	1	0	0	0	2							
Joe Strain, R (9, PH) OBP: 0.338, SLG: 0.331								0-0 FC3-6 1B		1	0	0	0	0	0	1							
Ed Whitson, R (1, 1) OBP: 0.111, SLG: 0.091			0-0 F9		0-0 6-3		0-3 K		0-0 F3		2	0	0	0	0	0							
Max Venable, L (7, PH) OBP: 0.317, SLG: 0.325										1	0	0	0	0	1	1							
Dennis Littlejohn, R (9, PH)										1	0	0	0	0	0	1							
Inning Stats	R: 0 E: 0 K: 0 S: 4	H: 1 LOB: 2 BB: 1 P: 8	R: 0 E: 0 K: 0 S: 3	H: 0 LOB: 0 BB: 0 P: 3	R: 0 E: 0 K: 0 S: 3	H: 0 LOB: 0 BB: 0 P: 3	R: 1 E: 0 K: 0 S: 6	H: 3 LOB: 2 BB: 0 P: 6	R: 0 E: 0 K: 0 S: 3	H: 0 LOB: 0 BB: 0 P: 3	R: 0 E: 0 K: 0 S: 5	H: 2 LOB: 2 BB: 0 P: 5	R: 0 E: 0 K: 2 S: 8	H: 1 LOB: 1 BB: 0 P: 8	R: 0 E: 0 K: 0 S: 3	H: 0 LOB: 0 BB: 0 P: 3		R: 0 E: 0 K: 0 S: 4	H: 1 LOB: 1 BB: 0 P: 4	1B: 8 2B: 0 3B: 0 HR: 0	SF: 0 SAC: 0 DP: 0 HBP: 0	WP: 0 PB: 0 SB: 0 CS: 0	PA: 36
PITCHER	IP WLS BF H R ER SO BB IBB HBP BLK WP HR S P ERA WHIP	7.0 W 29 7 1 1 2 1 0 0 0 0 0 0 32 36 1.29 1.143	2.0 S 7 1 0 0 0 0 0 0 0 0 0 0 7 7 0.00 0.500	PITCHER																			
Bert Blyleven, R (1, 1) ERA: 3.83																							
Grant Jackson, L (8, 1) ERA: 2.09																							

Batter	1	2	3	4	5	6	7	8	9	AB	R	H	RBI	BB	SO	LOB	BOTTOM				
Omar Moreno, L (1, 8) OBP: 0.314, SLG: 0.346	0-0 G3 S 1B	0-0 4-3			0-0 S 1B		0-3 K 1-2			4	1	2	0	0	1	2	San Francisco Giants @ Pittsburgh Pirates Three Rivers Stadium, Pittsburgh, PA Wed Jul 16 1980, 7:05 PM EDT Att: 18,226 - Unknown livebaseballscorecards.com				
Phil Garner, R (1, 4) OBP: 0.326, SLG: 0.379	4-0 BB 1B		0-0 G6-3 1B		0-0 5-3 1-2		0-0 F8			3	1	1	0	1	0	1					
Dave Parker, L (1, 9) OBP: 0.324, SLG: 0.456	0-0 G3 1-2 2-3		0-0 G6-3 1-2		0-0 4-3		0-0 4-3		0-3 K	4	0	0	0	0	1	3					
John Milner, L (1, 3) OBP: 0.360, SLG: 0.353	0-0 FC4-6 1B		0-0 4-3				0-0 1B SF8 1B		0-0 F8	4	1	2	2	0	0	0					
Mike Easter, L (1, 7) OBP: 0.440, SLG: 0.679	0-0 FC4-6 1-2			0-0 CS 1B		0-0 E 1B		0-3 K		4	0	2	0	0	1	1					
Bill Madlock, R (1, 5) OBP: 0.287, SLG: 0.333	0-0 4-3			0-0 F4 1-2		0-0 SF8 3-H 1B				2	0	0	1	0	0	2					
Ed Ott, L (1, 2) OBP: 0.351, SLG: 0.381		0-0 2B		0-0 F7		0-0 E4 1-2				3	0	1	0	0	0	1					
Dale Berra, R (1, 6) OBP: 0.275, SLG: 0.336		0-3 K			0-0 F7		0-0 F8			3	0	0	0	0	1	3					
Bert Blyleven, R (1, 1) OBP: 0.083, SLG: 0.057		0-3 K			0-0 F1					2	0	0	0	0	1	1					
Lee Lacy, R (7, PH) OBP: 0.401, SLG: 0.517										1	0	1	0	0	0	0					
Grant Jackson, S (8, 1)										0	0	0	0	0	0	0					
Inning Stats	R: 2 E: 0 K: 0 S: 5	H: 2 LOB: 1 BB: 1 P: 9	R: 0 E: 0 K: 2 S: 8	H: 1 LOB: 1 BB: 0 P: 8	R: 0 E: 0 K: 0 S: 3	H: 1 LOB: 0 BB: 0 P: 3	R: 0 E: 0 K: 0 S: 3	H: 1 LOB: 0 BB: 0 P: 3	R: 0 E: 0 K: 0 S: 4	H: 1 LOB: 1 BB: 0 P: 4	R: 1 E: 1 K: 0 S: 6	H: 2 LOB: 2 BB: 0 P: 6	R: 0 E: 0 K: 1 S: 5	H: 1 LOB: 0 BB: 0 P: 5	R: 0 E: 0 K: 2 S: 7	H: 0 LOB: 0 BB: 0 P: 7		1B: 8 2B: 1 3B: 0 HR: 0	SF: 1 SAC: 0 DP: 1 HBP: 0	WP: 0 PB: 0 SB: 2 CS: 2	PA: 32
PITCHER	IP WLS BF H R ER SO BB IBB HBP BLK WP HR S P ERA WHIP	6.0 L 26 8 3 3 2 1 0 0 0 0 0 12 29 33 4.50 1.500	2.0 6 1 0 0 3 0 0 0 0 0 0 0 12 12 0.00 0.500	PITCHER																	
Ed Whitson, R (1, 1) ERA: 3.19																					
Al Holland, L (7, 1) ERA: 1.17																					

Batter	1	2	3	4	5	6	7	8	9	AB	R	H	RBI	BB	SO	LOB	TOP				
Bill North, S OBP: 0.366, SLG: 0.286 (1, 8)	0-3 		0-0 			0-0 		0-3 		4	0	0	0	0	2	1	San Francisco Giants @ Pittsburgh Pirates Three Rivers Stadium, Pittsburgh, PA Thu Jul 17 1980, 7:05 PM EDT Att: 25,508 - Unknown livebaseballscorecards.com				
Larry Hemdon, R OBP: 0.291, SLG: 0.353 (1, 7)	0-3 		0-0 			0-0 			0-0 	4	1	2	0	0	1	0					
Jack Clark, R OBP: 0.390, SLG: 0.556 (1, 9)	4-0 		0-0 			0-0 			0-0 	3	0	0	0	1	0	2					
Darrell Evans, L OBP: 0.346, SLG: 0.398 (1, 5)	4-0 			0-3 					0-0 	3	1	2	2	1	1	0					
Milt May, L OBP: 0.342, SLG: 0.418 (1, 2)	0-0 			4-3 					0-0 	4	0	1	0	0	0	3					
Mike Ivie, R OBP: 0.267, SLG: 0.315 (1, 3)		0-0 			0-0 				0-0 	4	0	0	0	0	0	1					
Rennie Stennett, R Al Holland, R (1, 4) (9, 1)		0-0 			0-0 				0-0 	3	0	0	0	1	0	0					
Johnnie LeMaster, R OBP: 0.252, SLG: 0.338 (8, PH)		0-0 				0-3 			4-0 	2	0	0	0	0	1	0					
Max Venable, L OBP: 0.333, SLG: 0.325 (8, 1)									0-0 	0	0	0	0	0	0	0					
Joe Strain, R OBP: 0.335, SLG: 0.329 (9, PH)									0-0 	1	0	0	0	0	0	2					
Bill Bordley, R OBP: 0.400, SLG: 0.250 (1, 1)										2	0	0	0	0	0	0					
Terry Whitfield, L OBP: 0.305, SLG: 0.331 (8, PH)										1	0	1	0	0	0	0					
Joe Peltini, R OBP: 0.250, SLG: 0.200 (8, 6)										0	0	0	0	0	0	0					
Inning Stats	R: 0 E: 0 K: 2 S: 7	H: 0 LOB: 2 BB: 2 P: 15	R: 0 E: 0 K: 0 S: 3	H: 0 LOB: 0 BB: 0 P: 3	R: 0 E: 0 K: 0 S: 4	H: 1 LOB: 1 BB: 0 P: 4	R: 0 E: 0 K: 1 S: 5	H: 0 LOB: 0 BB: 0 P: 5	R: 0 E: 0 K: 1 S: 5	H: 0 LOB: 0 BB: 0 P: 5	R: 0 E: 0 K: 0 S: 3	H: 0 LOB: 0 BB: 0 P: 3	R: 0 E: 0 K: 0 S: 3	H: 1 LOB: 1 BB: 1 P: 3	R: 2 E: 0 K: 0 S: 6	H: 3 LOB: 2 BB: 1 P: 10	1B: 5 2B: 0 3B: 0 HR: 1	SF: 0 SAC: 0 DP: 1 HBP: 0	WP: 0 PB: 0 SB: 0 CS: 0	PA: 35	
PITCHER	IP	WLS	BF	H	R	ER	SO	BB	IBB	HBP	BLK	WP	HR	S	P	ERA	WHIP				
Jim Bibby, R ERA: 3.0	(1, 1)	8.1	32	6	2	2	5	3	0	0	0	0	1	39	51	2.16	1.080				
Kent Tekulve, R ERA: 2.93	(9, 1)	0.2	W	3	0	0	0	0	1	0	0	0	0	2	6	0.00	0.000				

Batter	1	2	3	4	5	6	7	8	9	AB	R	H	RBI	BB	SO	LOB	BOTTOM				
Omar Moreno, L OBP: 0.320, SLG: 0.350 (1, 8)	0-0 		0-0 						0-0 	4	0	3	1	1	0	2	San Francisco Giants @ Pittsburgh Pirates Three Rivers Stadium, Pittsburgh, PA Thu Jul 17 1980, 7:05 PM EDT Att: 25,508 - Unknown livebaseballscorecards.com				
Tim Lincecum, R OBP: 0.312, SLG: 0.360 (1, 6)	0-0 				0-0 				0-0 	4	0	1	0	0	0	3					
Dave Parker, L OBP: 0.327, SLG: 0.458 (1, 9)	4-0 				0-0 				0-0 	3	1	1	0	1	0	2					
Bill Robinson, R OBP: 0.295, SLG: 0.448 (1, 3)	0-0 				4-3 				0-0 	4	0	1	1	0	0	2					
Bill Madlock, R OBP: 0.283, SLG: 0.328 (1, 5)		0-0 			0-0 				0-0 	4	0	0	0	0	1	2					
Lee Lacy, R OBP: 0.398, SLG: 0.510 Kent Tekulve, R (1, 7) (9, 1)		0-0 			0-0 				0-0 	4	1	1	0	0	0	0					
Phil Garner, R OBP: 0.328, SLG: 0.377 (1, 4)		4-0 			0-0 				0-0 	2	1	0	0	2	0	0					
Steve Nicosia, R OBP: 0.299, SLG: 0.270 (1, 2)		0-0 			0-0 				0-0 	4	0	2	1	0	0	1					
Jim Bibby, R OBP: 0.188, SLG: 0.159 Mike Easler, L OBP: 0.443, SLG: 0.679 (1, 1) (9, 7)		0-0 			0-0 				0-3 	2	0	0	0	0	1	1					
Inning Stats	R: 0 E: 0 K: 0 S: 3	H: 1 LOB: 1 BB: 1 P: 7	R: 1 E: 1 K: 0 S: 5	H: 1 LOB: 2 BB: 1 P: 9	R: 0 E: 0 K: 0 S: 4	H: 1 LOB: 1 BB: 0 P: 4	R: 0 E: 0 K: 0 S: 4	H: 1 LOB: 1 BB: 0 P: 4	R: 1 E: 0 K: 0 S: 4	H: 2 LOB: 1 BB: 1 P: 8	R: 0 E: 0 K: 0 S: 3	H: 0 LOB: 0 BB: 0 P: 3	R: 0 E: 0 K: 1 S: 6	H: 1 LOB: 1 BB: 0 P: 6	R: 0 E: 0 K: 1 S: 5	H: 1 LOB: 2 BB: 2 P: 10		1B: 6 2B: 3 3B: 0 HR: 0	SF: 0 SAC: 1 DP: 0 HBP: 0	WP: 0 PB: 0 SB: 0 CS: 2	PA: 38
PITCHER	IP	WLS	BF	H	R	ER	SO	BB	IBB	HBP	BLK	WP	HR	S	P	ERA	WHIP				
Bill Bordley, L ERA: 3.5	(1, 1)	7.0	30	7	2	1	1	3	0	0	0	0	0	29	41	1.29	1.429				
Greg Minton, R ERA: 3.07	(8, 1)	1.0	3	1	0	0	1	0	0	0	0	0	0	5	5	0.00	1.000				
Al Holland, L ERA: 1.4	(9, 1)	0.1	L	4	1	1	0	1	1	0	1	0	0	2	10	27.00	6.000				

Batter	1	2	3	4	5	6	7	8	9	AB	R	H	RBI	BB	SO	LOB	TOP				
Davey Lopes, R OBP: 0.330, SLG: 0.344 (1, 4)										4	0	1	0	1	1	1					
Rudy Law, L OBP: 0.316, SLG: 0.313 (1, 8)										5	0	0	0	0	0	4					
Reggie Smith, S OBP: 0.397, SLG: 0.533 (1, 9)										4	0	2	0	0	1	0					
Steve Garvey, R OBP: 0.328, SLG: 0.480 (1, 3)										3	1	0	0	0	1	2					
Dusty Baker Jr., R OBP: 0.335, SLG: 0.532 (1, 7)										3	2	1	0	1	0	3					
Ron Cey, R OBP: 0.351, SLG: 0.420 (1, 5)										4	1	2	2	0	0	2					
Bill Russell, R OBP: 0.309, SLG: 0.378 (1, 6)										4	0	2	1	0	0	0					
Joe Ferguson, R OBP: 0.357, SLG: 0.360 (1, 2)										3	0	1	1	0	0	1					
Bob Welch, R OBP: 0.262, SLG: 0.317 Joe Beckwith, L (6, 1)										3	0	1	0	0	1	2					
Gary Thomasson, L OBP: 0.350, SLG: 0.254 (9, PH)										0	0	0	0	0	0	0					
Inning Stats	R: 0 E: 0 K: 1 S: 5	H: 0 LOB: 0 BB: 0 P: 5	R: 3 E: 0 K: 0 S: 7	H: 4 LOB: 2 BB: 0 P: 8	R: 1 E: 0 K: 0 S: 3	H: 1 LOB: 1 BB: 1 P: 7	R: 0 E: 0 K: 1 S: 6	H: 1 LOB: 2 BB: 1 P: 10	R: 0 E: 1 K: 0 S: 4	H: 1 LOB: 1 BB: 0 P: 4	R: 0 E: 0 K: 1 S: 6	H: 2 LOB: 1 BB: 0 P: 6	R: 0 E: 0 K: 0 S: 3	H: 1 LOB: 0 BB: 0 P: 3	R: 0 E: 0 K: 0 S: 3	H: 0 LOB: 0 BB: 0 P: 3	1B: 10 2B: 0 3B: 0 HR: 0	SF: 1 SAC: 0 DP: 2 HBP: 1	WP: 0 PB: 0 SB: 2 CS: 0	PA: 38	
PITCHER	IP	WLS	BF	H	R	ER	SO	BB	IBB	HBP	BLK	WP	HR	S	P	ERA	WHIP				
Rick Rhoden, R ERA: 6.0 (1, 1)	6.0	W	28	9	4	4	3	2	0	1	0	0	0	31	40	6.00	1.833				
Enrique Romo, R ERA: 3.14 (7, 1)	3.0	S	10	1	0	0	1	0	0	0	0	0	0	12	12	0.00	0.333				

Los Angeles Dodgers @ Pittsburgh Pirates
Three Rivers Stadium, Pittsburgh, PA
Fri Jul 18, 1980, 7:05 PM EDT
Att: 30,131 - Unknown

AB 34
R 4
H 10
RBI 4
BB 2
SO 4
LOB 15

Batter	1	2	3	4	5	6	7	8	9	AB	R	H	RBI	BB	SO	LOB	BOTTOM				
Omar Moreno, L OBP: 0.319, SLG: 0.348 (1, 8)										5	1	1	0	0	0	3					
Tim Lincecum, R OBP: 0.313, SLG: 0.359 (1, 6)										3	0	1	0	0	1	0					
Dave Parker, L OBP: 0.323, SLG: 0.452 (1, 9)										4	0	0	1	0	0	1					
John Milner, L OBP: 0.364, SLG: 0.383 (1, 3)										4	1	2	1	0	0	0					
Mike Easter, L OBP: 0.444, SLG: 0.675 (1, 7)										4	2	2	0	0	0	2					
Bill Madlock, R OBP: 0.286, SLG: 0.328 (1, 5)										3	2	1	0	1	1	0					
Ed Ott, L OBP: 0.349, SLG: 0.383 (1, 2)										4	0	1	1	0	0	2					
Phil Garner, R OBP: 0.330, SLG: 0.376 (1, 4)										3	0	1	2	1	1	2					
Rick Rhoden, R OBP: 0.444, SLG: 0.375 Bill Robinson, R OBP: 0.293, SLG: 0.446 Enrique Romo, R OBP: 0.556, SLG: 0.500 (1, 1)										2	0	0	1	0	0	1					
Inning Stats	R: 1 E: 0 K: 0 S: 4	H: 1 LOB: 0 BB: 0 P: 4	R: 2 E: 0 K: 1 S: 8	H: 3 LOB: 1 BB: 0 P: 8	R: 0 E: 0 K: 1 S: 5	H: 0 LOB: 0 BB: 0 P: 5	R: 0 E: 0 K: 0 S: 3	H: 0 LOB: 0 BB: 0 P: 3	R: 0 E: 1 K: 1 S: 9	H: 3 LOB: 2 BB: 1 P: 13	R: 0 E: 0 K: 0 S: 5	H: 2 LOB: 0 BB: 0 P: 5	R: 0 E: 0 K: 1 S: 6	H: 1 LOB: 2 BB: 1 P: 10	1B: 8 2B: 1 3B: 0 HR: 1	SF: 0 SAC: 1 DP: 0 HBP: 0	WP: 1 PB: 0 SB: 1 CS: 0	PA: 37			
PITCHER	IP	WLS	BF	H	R	ER	SO	BB	IBB	HBP	BLK	WP	HR	S	P	ERA	WHIP				
Bob Welch, R ERA: 2.57 (1, 1)	5.2	L	26	7	6	4	2	1	0	0	0	0	0	29	33	6.35	1.412				
Joe Beckwith, R ERA: 2.21 (6, 1)	2.1		11	3	0	0	2	1	0	0	0	0	0	14	18	0.00	1.714				

Los Angeles Dodgers @ Pittsburgh Pirates
Three Rivers Stadium, Pittsburgh, PA
Fri Jul 18, 1980, 7:05 PM EDT
Att: 30,131 - Unknown

AB 34
R 6
H 10
RBI 6
BB 2
SO 4
LOB 13

Batter	1	2	3	4	5	6	7	8	9	AB	R	H	RBI	BB	SO	LOB	TOP					
Davey Lopes, R OBP: 0.332, SLG: 0.347 Pedro Guerrero, R OBP: 0.444, SLG: 0.564	F8	FC5-4 BB			G4-6-3 2B		5-3		P4	3	0	1	0	1	0	0						
Bill Russell, R OBP: 0.311, SLG: 0.377 Derrel Thomas, S OBP: 0.292, SLG: 0.323	1B FC	FC5-4 1-2			G4-6-3 BB		F7		P2	3	1	1	0	1	0	2						
Reggie Smith, S OBP: 0.388, SLG: 0.531 Rudy Law, L OBP: 0.316, SLG: 0.313	HBP FC 1B				G4-6-3 1-2 2-3				HR BB	3	0	1	0	1	1	2						
Steve Garvey, R OBP: 0.330, SLG: 0.488	FC HBP 1-2 3-H				5-3				HR	4	1	2	3	0	0	2						
Dusty Baker Jr., R OBP: 0.334, SLG: 0.527	G5-4-3 HBP 1-2 2-3				FC3-4 FC6-4 1-2		F8		P4	3	0	0	0	0	0	2						
Ron Cey, R OBP: 0.347, SLG: 0.415	G5-4-3 1-2				FC6-4 1-2		5-3		5-3	4	0	0	0	0	0	4						
Gary Thomasson, L OBP: 0.345, SLG: 0.268					K				F7	4	0	1	0	0	1	0						
Joe Ferguson, R OBP: 0.365, SLG: 0.356 Mike Scioscia, L OBP: 0.322, SLG: 0.375 Bobby Castillo, R OBP: 0.200, SLG: 0.200					F8				4-3	1	0	0	0	2	0	0						
Rick Sutcliffe, L OBP: 0.227, SLG: 0.150 Joe Beckwith, L (4, 1)					SH3-4 BB					1	0	0	0	0	0	0						
Rick Monday, L OBP: 0.311, SLG: 0.289 Terry Forster, L (6, 1)					3-1				F8	1	0	0	0	0	0	0						
Steve Yeager, R OBP: 0.274, SLG: 0.236										1	0	0	0	0	0	0						
Inning Stats	R: 1 E: 0 K: 0 S: 5	H: 2 LOB: 2 BB: 0 P: 6	R: 0 E: 0 K: 0 S: 3	H: 0 LOB: 2 BB: 2 P: 11	R: 0 E: 0 K: 1 S: 6	H: 1 LOB: 1 BB: 0 P: 6	R: 0 E: 0 K: 1 S: 5	H: 0 LOB: 0 BB: 0 P: 5	R: 0 E: 0 K: 0 S: 3	H: 1 LOB: 1 BB: 1 P: 7	R: 0 E: 0 K: 0 S: 6	H: 1 LOB: 2 BB: 1 P: 10	R: 2 E: 0 K: 0 S: 4	H: 1 LOB: 1 BB: 1 P: 8	R: 0 E: 0 K: 0 S: 3	H: 0 LOB: 0 BB: 0 P: 3	R: 0 E: 0 K: 0 S: 3	H: 0 LOB: 0 BB: 0 P: 3	1B: 3 2B: 2 3B: 0 HR: 1	SF: 0 SAC: 1 DP: 2 HBP: 1	WP: 0 PB: 0 SB: 0 CS: 0	PA: 38
PITCHER	IP	WLS	BF	H	R	ER	SO	BB	IBB	HBP	BLK	WP	HR	S	P	ERA	WHIP					
Don Robinson, R ERA: 4.2	1.0		6	2	1	1	0	0	0	1	0	0	0	5	6	9.00	2.000					
Eddie Solomon, R ERA: 2.74	6.0	W	26	4	2	2	3	5	0	0	0	0	1	27	47	3.00	1.500					
Grant Jackson, L ERA: 2.0	2.0		6	0	0	0	0	0	0	0	0	0	0	6	6	0.00	0.000					

Los Angeles Dodgers @ Pittsburgh Pirates
Three Rivers Stadium, Pittsburgh, PA

AB 31
R 3
H 6
RBI 3
BB 5
SO 3
LOB 14



Sat Jul 19 1980, 3:33 AM EDT
Att: 28,731 - Unknown

Batter	1	2	3	4	5	6	7	8	9	AB	R	H	RBI	BB	SO	LOB	BOTTOM				
Omar Moreno, L OBP: 0.320, SLG: 0.347	F9 BLK 2B BB		F8	1B BB		6-3				2	2	0	0	2	0	0					
Tim Lincecum, R OBP: 0.315, SLG: 0.361	K			1B 1-2		6-3				4	0	2	1	0	1	1					
Dave Parker, L OBP: 0.328, SLG: 0.457	2B BB		HR	1-3 2-H		P5				3	2	2	1	1	0	0					
John Milner, L OBP: 0.361, SLG: 0.403	F9 2-3		HR	3-1		G3				4	1	1	2	0	0	4					
Mike Easter, L OBP: 0.450, SLG: 0.683	1-H 3-H		S	1B		6-3				4	1	3	2	0	0	0					
Bill Madlock, R OBP: 0.285, SLG: 0.327	F7		1-H	1B		5-3				4	0	1	1	0	0	2					
Ed Ott, L OBP: 0.352, SLG: 0.382						4-3			L4	3	0	1	0	1	0	0					
Phil Garner, R OBP: 0.330, SLG: 0.378	F9 1-2		F9	1B		F8			5-3	4	1	1	0	0	0	3					
Don Robinson, R OBP: 0.393, SLG: 0.500 Eddie Solomon, R OBP: 0.162, SLG: 0.182 Grant Jackson, S ERA: 2.87						F9			K	0	0	0	0	0	0	0					
Inning Stats	R: 2 E: 0 K: 1 S: 6	H: 1 LOB: 1 BB: 2 P: 14	R: 0 E: 0 K: 1 S: 4	H: 0 LOB: 0 BB: 1 P: 8	R: 3 E: 0 K: 0 S: 6	H: 5 LOB: 1 BB: 0 P: 6	R: 2 E: 0 K: 0 S: 6	H: 3 LOB: 2 BB: 1 P: 10	R: 0 E: 0 K: 1 S: 7	H: 2 LOB: 2 BB: 0 P: 7	R: 0 E: 0 K: 0 S: 3	H: 0 LOB: 0 BB: 0 P: 3	R: 0 E: 0 K: 0 S: 3	H: 0 LOB: 0 BB: 0 P: 3	R: 0 E: 0 K: 1 S: 5	H: 0 LOB: 0 BB: 0 P: 5	1B: 7 2B: 3 3B: 0 HR: 1	SF: 0 SAC: 0 DP: 0 HBP: 0	WP: 0 PB: 0 SB: 1 CS: 1	PA: 36	
PITCHER	IP	WLS	BF	H	R	ER	SO	BB	IBB	HBP	BLK	WP	HR	S	P	ERA	WHIP				
Rick Sutcliffe, R ERA: 6.35	3.2	L	20	8	7	7	2	4	0	0	0	0	0	9	9	0.00	2.250				
Joe Beckwith, R ERA: 2.13	1.1		7	3	0	0	1	0	0	0	0	0	0	9	9	0.00	2.250				
Terry Forster, L ERA:	2.0		6	0	0	0	0	0	0	0	0	0	0	6	6	0.00	0.000				
Bobby Castillo, R ERA: 2.87	1.0		3	0	0	0	1	0	0	0	0	0	0	5	5	0.00	0.000				

Los Angeles Dodgers @ Pittsburgh Pirates
Three Rivers Stadium, Pittsburgh, PA

AB 32
R 7
H 11
RBI 7
BB 4
SO 4
LOB 13



Sat Jul 19 1980, 3:33 AM EDT
Att: 28,731 - Unknown

Batter	1	2	3	4	5	6	7	8	9	AB	R	H	RBI	BB	SO	LOB	TOP	
Davey Lopes, R OBP: 0.331, SLG: 0.348 (1, 4)										4	1	1	0	0	0	0	Los Angeles Dodgers @ Pittsburgh Pirates Three Rivers Stadium, Pittsburgh, PA Sun Jul 20 1980, 3:33 AM EDT Unknown livebaseballscorecards.com	
Bill Russell, R OBP: 0.315, SLG: 0.378 (1, 6)										2	1	0	1	0	0			
Reggie Smith, S OBP: 0.399, SLG: 0.529 (1, 8) (7, 9)										3	0	1	1	1	0			
Steve Garvey, R OBP: 0.329, SLG: 0.488 (1, 3)										4	1	1	0	0	0			
Dusty Baker Jr., R OBP: 0.339, SLG: 0.536 (1, 7)										4	0	3	2	0	0			
Ron Cey, R OBP: 0.346, SLG: 0.411 (1, 5)										3	0	0	0	1	0			
Pedro Guerrero, R OBP: 0.424, SLG: 0.534 Derrel Thomas, S OBP: 0.290, SLG: 0.321 (1, 9) (7, 8)										3	0	0	0	0	0	2		AB 32 R 4 H 8 RBI 4 BB 3 SO 0 LOB 12
Steve Yeager, R OBP: 0.273, SLG: 0.263 (1, 2)										4	1	1	1	0	0	2		
Burt Hooton, R OBP: 0.053, SLG: 0.027 Steve Howe, L OBP: 0.125, SLG: 0.125 (1, 1) (8, 1)										3	0	0	0	0	0	0		
Inning Stats	R: 1 E: 0 K: 0 S: 4	H: 2 LOB: 0 BB: 0 P: 4	R: 0 E: 0 K: 0 S: 3	H: 0 LOB: 1 BB: 1 P: 7	R: 0 E: 0 K: 0 S: 4	H: 1 LOB: 1 BB: 0 P: 4	R: 0 E: 0 K: 0 S: 4	H: 0 LOB: 0 BB: 0 P: 3	R: 1 E: 0 K: 0 S: 5	H: 2 LOB: 1 BB: 0 P: 5	R: 0 E: 1 K: 0 S: 3	H: 0 LOB: 0 BB: 0 P: 3	1B: 4 2B: 2 3B: 1 HR: 1	SF: 0 SAC: 1 DP: 1 HBP: 0	WP: 0 PB: 0 SB: 0 CS: 2	PA: 36		
PITCHER	IP WLS BF H R ER SO BB IBB HBP BLK WP HR S P ERA WHIP																	
John Candelaria, L ERA: 3.88 Kent Tekulve, R ERA: 3.0 (1, 1) (8, 1)	7.0 L 28 6 3 3 0 3 0 0 0 0 0 1 25 37 3.86 1.286																	

Batter	1	2	3	4	5	6	7	8	9	AB	R	H	RBI	BB	SO	LOB	BOTTOM					
Omar Moreno, L OBP: 0.317, SLG: 0.343 (1, 8)										4	0	0	0	0	2	1	Los Angeles Dodgers @ Pittsburgh Pirates Three Rivers Stadium, Pittsburgh, PA Sun Jul 20 1980, 3:33 AM EDT Unknown livebaseballscorecards.com					
Tim Lincecum, R OBP: 0.314, SLG: 0.360 (1, 6)										4	0	1	0	0	0	1						
Dave Parker, L OBP: 0.328, SLG: 0.459 Lee Lacy, R OBP: 0.401, SLG: 0.513 (1, 9) (8, 7)										3	0	1	0	0	0	0						
John Milner, L OBP: 0.358, SLG: 0.394 (1, 3)										3	1	0	0	1	0	3						
Mike Easter, L OBP: 0.451, SLG: 0.696 (1, 7) (8, 9)										4	1	2	2	0	0	2						
Bill Madlock, R OBP: 0.285, SLG: 0.326 (1, 5)										4	0	1	0	0	0	1						
Ed Ott, L OBP: 0.351, SLG: 0.382 (1, 2)										3	0	1	0	0	1	1						
Phil Garner, R OBP: 0.326, SLG: 0.373 (1, 4)										4	0	0	0	0	0	2						
John Candelaria, L OBP: 0.217, SLG: 0.186 Manny Sanguillen, R OBP: 0.370, SLG: 0.462 Kent Tekulve, R (1, 1) (7, PH) (8, 1)										1	0	0	0	1	0	0		AB 32 R 2 H 7 RBI 2 BB 2 SO 3 LOB 12				
Inning Stats	R: 0 E: 0 K: 1 S: 5	H: 0 LOB: 0 BB: 0 P: 5	R: 0 E: 0 K: 0 S: 4	H: 1 LOB: 1 BB: 0 P: 4	R: 0 E: 0 K: 0 S: 3	H: 0 LOB: 1 BB: 1 P: 7	R: 2 E: 0 K: 0 S: 5	H: 2 LOB: 1 BB: 1 P: 9	R: 0 E: 0 K: 1 S: 5	H: 0 LOB: 0 BB: 0 P: 5	R: 0 E: 0 K: 0 S: 3	H: 1 LOB: 0 BB: 0 P: 3	R: 0 E: 0 K: 0 S: 4	H: 1 LOB: 1 BB: 0 P: 4	R: 0 E: 0 K: 0 S: 5	H: 2 LOB: 2 BB: 0 P: 5			R: 0 E: 0 K: 1 S: 5	H: 0 LOB: 0 BB: 0 P: 5	1B: 5 2B: 2 3B: 0 HR: 1	SF: 0 SAC: 1 DP: 1 HBP: 0
PITCHER	IP WLS BF H R ER SO BB IBB HBP BLK WP HR S P ERA WHIP																					
Burt Hooton, R ERA: 3.12 Steve Howe, L ERA: 1.77 (1, 1) (8, 1)	1.2 S 5 0 0 0 1 0 0 0 0 0 0 0 7 7 0.00 0.000																					

Batter	1	2	3	4	5	6	7	8	9	AB	R	H	RBI	BB	SO	LOB	TOP								
Omar Moreno, L OBP: 0.319, SLG: 0.352 (1, 8)										5	1	1	0	0	1	4	Pittsburgh Pirates @ San Diego Padres San Diego Stadium, San Diego, CA Tue Jul 22 1980, 10:05 PM EDT Att: 17,504 - Unknown								
Tim Foli, R OBP: 0.314, SLG: 0.359 (1, 6)										3	0	1	0	0	0	1									
Dave Parker, L OBP: 0.326, SLG: 0.455 (1, 9)										4	0	1	0	0	2	1									
Bill Robinson, R OBP: 0.301, SLG: 0.463 (8, PR)										4	0	2	0	0	0	1									
Vance Law, R OBP: 0.292, SLG: 0.300 (8, 1)										0	1	0	0	0	0	0									
Enrique Romo, R OBP: 0.556, SLG: 0.500 (9, 1)										0	0	0	0	0	0	0									
Grant Jackson, S (9, 1)										0	0	0	0	0	0	0									
Ed Ott, L OBP: 0.353, SLG: 0.383 (9, 2)										0	0	0	0	0	0	0									
Bill Madlock, R OBP: 0.293, SLG: 0.333 (1, 5)										4	1	2	1	0	0	1									
Lee Lacy, R OBP: 0.421, SLG: 0.550 (1, 7)										3	1	1	0	1	0	3									
Phil Garner, R OBP: 0.324, SLG: 0.366 (1, 4)										3	0	0	0	0	0	3									
Steve Nicosia, R OBP: 0.298, SLG: 0.280 (9, 1)										4	0	2	2	0	0	1									
Kent Tekulve, R (9, 1)										0	0	0	0	0	0	0									
Jim Bibby, R OBP: 0.180, SLG: 0.152 (8, 3)										2	0	0	0	0	1	3									
John Milner, L OBP: 0.371, SLG: 0.394 (8, 3)										0	0	0	0	1	0	0									
Inning Stats	R: 0 E: 0 K: 0 S: 3	H: 1 LOB: 0 BB: 0 P: 3	R: 0 E: 0 K: 0 S: 4	H: 1 LOB: 1 BB: 0 P: 4	R: 0 E: 0 K: 1 S: 6	H: 1 LOB: 1 BB: 0 P: 6	R: 0 E: 0 K: 1 S: 5	H: 0 LOB: 0 BB: 0 P: 5	R: 1 E: 0 K: 1 S: 7	H: 2 LOB: 1 BB: 0 P: 7	R: 0 E: 0 K: 0 S: 3	H: 1 LOB: 0 BB: 0 P: 3	R: 1 E: 0 K: 0 S: 4	H: 1 LOB: 1 BB: 1 P: 8	R: 2 E: 0 K: 1 S: 8	H: 3 LOB: 2 BB: 0 P: 8	R: 0 E: 0 K: 0 S: 3	H: 0 LOB: 1 BB: 1 P: 7	1B: 5 2B: 5 3B: 0 HR: 0	SF: 0 SAC: 3 DP: 2 HBP: 0	WP: 1 PB: 0 SB: 0 CS: 1	PA: 37			
PITCHER	IP	WLS	BF	H	R	ER	SO	BB	IBB	HBP	BLK	WP	HR	S	P	ERA	WHIP								
Gary Lucas, L ERA: 3.73 (1, 1)	7.2	L	32	10	4	4	4	1	0	0	0	1	0	39	43	4.70	1.435								
John D'Acquisto, R ERA: 3.25 (8, 1)	1.1		5	0	0	0	0	1	0	0	0	0	0	4	8	0.00	0.750								

Batter	1	2	3	4	5	6	7	8	9	AB	R	H	RBI	BB	SO	LOB	BOTTOM								
Gene Richards, L OBP: 0.374, SLG: 0.391 (1, 7)										5	0	1	0	0	0	3	Pittsburgh Pirates @ San Diego Padres San Diego Stadium, San Diego, CA Tue Jul 22 1980, 10:05 PM EDT Att: 17,504 - Unknown								
Ozzie Smith, S OBP: 0.333, SLG: 0.282 (1, 6)										4	0	1	1	1	0	0									
Jerry Mumphrey, S OBP: 0.329, SLG: 0.337 (8, 1)										4	0	2	0	0	0	1									
John D'Acquisto, R (8, 1)										0	0	0	0	0	0	0									
Kurt Bevacqua, R OBP: 0.343, SLG: 0.422 (9, PH)										0	0	0	0	0	0	0									
Dave Winfield, R OBP: 0.371, SLG: 0.443 (8, 8)										5	1	2	1	0	0	3									
Willie Montanez, L OBP: 0.309, SLG: 0.338 (1, 3)										3	0	1	0	1	0	1									
Gene Tenace, R OBP: 0.385, SLG: 0.376 (1, 2)										2	0	1	0	2	0	0									
Tim Flannery, L OBP: 0.319, SLG: 0.321 (1, 5)										3	0	0	0	0	1	4									
Dave Cash, R OBP: 0.280, SLG: 0.273 (1, 4)										3	1	1	0	1	0	1									
Gary Lucas, L OBP: 0.207, SLG: 0.179 (8, 9)										3	0	0	0	0	2	4									
Jerry Turner, L OBP: 0.313, SLG: 0.374 (8, 9)										1	1	1	1	0	0	0									
Inning Stats	R: 0 E: 0 K: 0 S: 4	H: 1 LOB: 1 BB: 0 P: 4	R: 0 E: 0 K: 1 S: 5	H: 0 LOB: 3 BB: 3 P: 17	R: 0 E: 0 K: 1 S: 7	H: 2 LOB: 3 BB: 1 P: 11	R: 0 E: 0 K: 1 S: 5	H: 0 LOB: 0 BB: 0 P: 5	R: 0 E: 0 K: 0 S: 4	H: 1 LOB: 1 BB: 0 P: 4	R: 0 E: 0 K: 0 S: 2	H: 1 LOB: 0 BB: 1 P: 6	R: 0 E: 0 K: 0 S: 4	H: 0 LOB: 0 BB: 0 P: 4	R: 2 E: 0 K: 0 S: 6	H: 4 LOB: 1 BB: 0 P: 6	R: 0 E: 0 K: 0 S: 6	H: 4 LOB: 1 BB: 0 P: 6	1B: 8 2B: 0 3B: 1 HR: 1	SF: 0 SAC: 2 DP: 1 HBP: 0	WP: 0 PB: 0 SB: 2 CS: 1	PA: 40			
PITCHER	IP	WLS	BF	H	R	ER	SO	BB	IBB	HBP	BLK	WP	HR	S	P	ERA	WHIP								
Jim Bibby, R ERA: 2.86 (1, 1)	7.0	W	30	5	0	0	3	5	0	0	0	0	1	31	51	0.00	1.429								
Enrique Romo, R ERA: 3.5 (8, 1)	1.0		6	3	3	3	0	0	0	0	0	0	1	6	6	27.00	3.000								
Grant Jackson, L ERA: 2.14 (9, 1)	0.1		2	2	0	0	0	0	0	0	0	0	0	2	2	0.00	6.000								
Kent Tekulve, R ERA: 2.96 (9, 1)	0.2	S	2	0	0	0	0	0	0	0	0	0	0	2	2	0.00	0.000								

Batter	1	2	3	4	5	6	7	8	9	AB	R	H	RBI	BB	SO	LOB	TOP				
Omar Moreno, L (1, 8) OBP: 0.318, SLG: 0.348	F8		4-3		K		4-0 IBB		FC3-5-6	4	0	0	0	1	1	2	Pittsburgh Pirates @ San Diego Padres San Diego Stadium, San Diego, CA Wed Jul 23 1980, 10:05 PM EDT Att: 14,608 - Unknown livebaseballscores.com				
Tim Foli, R (1, 6) OBP: 0.316, SLG: 0.360	1B		E 1B		6-3		F3		L5	5	1	2	0	0	0	3					
Dave Parker, L (1, 9) OBP: 0.325, SLG: 0.453	L6		L7		G3				1B	4	0	1	0	0	0	2					
John Milner, L (1, 3) OBP: 0.368, SLG: 0.389	F5		E5 1B		F3		F6			4	0	1	0	0	0	2					
Mike Easter, L (1, 7) OBP: 0.447, SLG: 0.684		6-3	4-3		K					3	0	0	0	1	1	1					
Bill Madlock, R (1, 5) OBP: 0.292, SLG: 0.332		FC6-4 1B			F8		5-3		K	4	0	1	0	0	1	2					
Ed Ott, L (1, 2) OBP: 0.355, SLG: 0.389		FC6-4 1B			K		1B 2B		1-3	4	1	2	0	0	1	2					
Phil Garner, R (1, 4) OBP: 0.323, SLG: 0.363		FC6-4			4-3		5-3		FC3-5 1B	3	0	0	0	1	0	3					
Rick Rhoden, R (1, 1) OBP: 0.384, SLG: 0.300		F8			F9					2	0	0	0	0	0	2					
Manny Sanguillen, R (7, PH) OBP: 0.359, SLG: 0.453										1	0	1	1	0	0	0					
Enrique Romo, R (7, 1) OBP: 0.599, SLG: 0.500										0	0	0	0	0	0	0					
Lee Lacy, R (9, PH) OBP: 0.424, SLG: 0.553										1	0	1	0	0	0	0					
Inning Stats	R: 0 E: 0 K: 0 S: 4	H: 1 LOB: 1 BB: 0 P: 4	R: 0 E: 0 K: 0 S: 5	H: 2 LOB: 2 BB: 0 P: 5	R: 1 E: 1 K: 0 S: 5	H: 2 LOB: 1 BB: 0 P: 5	R: 0 E: 0 K: 1 S: 5	H: 0 LOB: 0 BB: 0 P: 5	R: 0 E: 0 K: 1 S: 5	H: 0 LOB: 0 BB: 0 P: 5	R: 1 E: 0 K: 0 S: 5	H: 2 LOB: 2 BB: 1 P: 9	R: 0 E: 0 K: 1 S: 6	H: 1 LOB: 2 BB: 1 P: 10	R: 0 E: 0 K: 0 S: 3	H: 1 LOB: 1 BB: 1 P: 7		1B: 8 2B: 1 3B: 0 HR: 0	SF: 0 SAC: 0 DP: 1 HBP: 0	WP: 0 PB: 0 SB: 4 CS: 0	PA: 38
PITCHER	IP WLS BF H R ER SO BB IBB HBP BLK WP HR S P ERA WHIP																				
Rick Wise, R (1, 1) ERA: 3.71	7.1		32	8	2	1	3	1	1	0	0	0	0	0	0	36	44	1.23	1.227		
Rollie Fingers, R (8, 1) ERA: 2.7	1.2	W	6	1	0	0	1	1	0	0	0	0	0	0	7	11	0.00	1.200			

Batter	1	2	3	4	5	6	7	8	9	AB	R	H	RBI	BB	SO	LOB	BOTTOM		
Gene Richards, L (1, 7) OBP: 0.376, SLG: 0.393	4-3 S 1-3 1B		K		4-3				SH1-3 1B	4	2	2	0	0	1	1	Pittsburgh Pirates @ San Diego Padres San Diego Stadium, San Diego, CA Wed Jul 23 1980, 10:05 PM EDT Att: 14,608 - Unknown livebaseballscores.com		
Ozzie Smith, S (1, 6) OBP: 0.331, SLG: 0.280	4-3 1-3		6-3		4-3				SH1-3	3	0	0	0	0	0	2			
Jerry Mumphrey, S (1, 8) OBP: 0.328, SLG: 0.336	1-3		F8		F8				S 1B	4	0	1	2	0	0	0			
Dave Winfield, R (1, 9) OBP: 0.372, SLG: 0.442	3-H		5-3		5-3				F2	3	1	1	0	1	0	1			
Willie Montanez, L (1, 3) OBP: 0.311, SLG: 0.338	BB 1B		F8		F8				1B	3	0	1	1	1	0	1			
Gene Tenace, R (1, 2) OBP: 0.383, SLG: 0.370	FC6-4 BB		K		F8				K	3	0	0	0	1	2	2			
Tim Flannery, L (1, 5) OBP: 0.319, SLG: 0.321					6-3				CS 1B	3	0	1	0	0	0	2			
Paul Dade, R (7, PR) OBP: 0.333, SLG: 0.209	FC6-4									0	0	0	0	0	0	0			
Aurelio Rodriguez, R (8, 5) OBP: 0.220, SLG: 0.206	1-2									0	0	0	0	0	0	0			
Dave Cash, R (1, 4) OBP: 0.283, SLG: 0.274			SH2-4 1B						F7	2	0	1	0	1	0	1			
Rick Wise, R (1, 1) OBP: 0.161, SLG: 0.200			SH2-4							2	0	0	0	0	1	2			
Rollie Fingers, R (8, 1) OBP: 0.250, SLG: 0.417			K		5-3					0	0	0	0	0	0	0			
Inning Stats	R: 2 E: 0 K: 0 S: 5	H: 2 LOB: 2 BB: 2 P: 13	R: 0 E: 0 K: 1 S: 6	H: 1 LOB: 1 BB: 0 P: 6	R: 0 E: 0 K: 2 S: 7	H: 0 LOB: 1 BB: 1 P: 11	R: 0 E: 0 K: 0 S: 3	H: 0 LOB: 0 BB: 0 P: 3	R: 0 E: 0 K: 0 S: 3	H: 1 LOB: 1 BB: 0 P: 3	R: 0 E: 0 K: 0 S: 3	H: 1 LOB: 1 BB: 0 P: 3	R: 1 E: 0 K: 1 S: 7	H: 2 LOB: 2 BB: 1 P: 11	1B: 7 2B: 0 3B: 0 HR: 0	SF: 0 SAC: 2 DP: 0 HBP: 0		WP: 0 PB: 0 SB: 3 CS: 2	PA: 33
PITCHER	IP WLS BF H R ER SO BB IBB HBP BLK WP HR S P ERA WHIP																		
Rick Rhoden, R (1, 1) ERA: 5.5	6.0		24	4	2	2	3	3	0	0	0	0	0	0	27	39	3.00	1.167	
Enrique Romo, R (7, 1) ERA: 3.52	2.0	L	9	3	1	1	1	0	1	0	0	0	0	10	14	4.50	1.500		

Batter	1	2	3	4	5	6	7	8	9	AB	R	H	RBI	BB	SO	LOB	TOP
Omar Moreno, L OBP: 0.319, SLG: 0.349 (1, 8)	0-0 4-3	0-0 S 1B		0-0 6-3		0-0 4-3		0-0 2H CS 1B		5	1	2	1	0	0	1	
Tim Foli, R OBP: 0.324, SLG: 0.368 (1, 6)	0-0 1B FC6-4	0-0 1H HR 1B		0-0 FC4-6 1B		0-0 4-3		0-0 CS	0-0 E 1B	5	3	4	1	0	0	1	
Dave Parker, L OBP: 0.327, SLG: 0.462 Mike Easter, L OBP: 0.445, SLG: 0.680 (7, 9)	0-0 FC6-4 1B	0-0 1H HR		0-0 FC4-6 1B			0-0 F8		0-0 F8 1B	4	1	2	2	0	0	1	
Bill Madlock, R OBP: 0.294, SLG: 0.337 (1, 3)	0-0 FC6-4 2B	0-0		0-0 5-3			0-0 F7		0-0 G6-4-3 1B	5	1	2	2	0	0	1	
Lee Lacy, R OBP: 0.429, SLG: 0.552 (1, 7)	0-0 2B 1-2	0-0 G3		0-0 6-3 1B			0-0 S BB		0-0 F8	4	0	2	0	1	0	3	
Phil Garner, R OBP: 0.322, SLG: 0.363 (1, 4)	0-0 1-3 2H 2B		0-0 1-3	0-0 6-3			0-0 6-3		0-0 G6-4-3	5	0	1	1	0	0	4	
Steve Nicosia, R OBP: 0.297, SLG: 0.279 (1, 2)	0-0 F9		0-0 F9	0-0 5-3					0-0 SH1-4 1B	4	1	1	0	0	0	3	
Dale Berra, R OBP: 0.280, SLG: 0.352 (1, 5)		0-0 F9	0-0 PO 2B		0-0 SH1-4 2B			0-3 K		4	0	2	0	0	1	1	
Bert Blyleven, R OBP: 0.075, SLG: 0.051 (1, 1)	0-0 F4		0-0 PO	0-0 6-3			0-0 SH1-4		0-0 SH1-4	2	0	0	0	0	0	0	
Inning Stats	R: 2 E: 0 K: 0 S: 7	H: 4 LOB: 2 BB: 0 P: 7	R: 3 E: 0 K: 0 S: 7	H: 4 LOB: 1 BB: 0 P: 7	R: 0 E: 0 K: 0 S: 3	H: 1 LOB: 0 BB: 0 P: 3	R: 0 E: 0 K: 0 S: 4	H: 1 LOB: 1 BB: 0 P: 4	R: 0 E: 0 K: 0 S: 4	H: 0 LOB: 1 BB: 1 P: 7	R: 1 E: 0 K: 1 S: 6	H: 2 LOB: 0 BB: 0 P: 6	R: 1 E: 1 K: 0 S: 5	H: 2 LOB: 1 BB: 0 P: 5	1B: 11 2B: 4 3B: 0 HR: 1	SF: 0 SAC: 2 DP: 1 HBP: 0	WP: 0 PA: 44 PB: 0 SB: 2 CS: 1
PITCHER	IP WLS BF H R ER SO BB IBB HBP BLK WP HR S P ERA WHIP																
Bob Shirley, L ERA: 3.38 (1, 1)	2.0 L	14 8 5 5 0 0	8 5 5 0 0	5 0 0 0	0 0 0 0	0 0 0 0	0 0 0 0	0 0 0 0	0 0 0 0	1 14 14	22.50 4.000						
John Curtis, L ERA: 4.47 (3, 1)	4.0	15 4 0 0 0	15 4 0 0 0	0 0 0 0	0 0 0 0	0 0 0 0	0 0 0 0	0 0 0 0	0 0 0 0	9 15 13	0.00 1.000						
Eric Rasmussen, R ERA: 5.15 (7, 1)	2.0	8 2 1 1 1	8 2 1 1 1	1 1 1 0	0 0 0 0	0 0 0 0	0 0 0 0	0 0 0 0	0 0 0 0	5 13 5	4.50 2.000						
Dennis Kinney, L ERA: 3.14 (9, 1)	1.0	5 2 1 0 0	5 2 1 0 0	0 0 0 0	0 0 0 0	0 0 0 0	0 0 0 0	0 0 0 0	0 0 0 0	5 5 5	0.00 2.000						

Pittsburgh Pirates @ San Diego Padres
San Diego Stadium, San Diego, CA
Thu Jul 24, 1980, 10:05 PM EDT
Att: 15,746 - Unknown

AB 39
R 7
H 16
RBI 7
BB 1
SO 1
LOB 16



Batter	1	2	3	4	5	6	7	8	9	AB	R	H	RBI	BB	SO	LOB	BOTTOM
Gene Richards, L OBP: 0.372, SLG: 0.388 Dennis Kinney, L OBP: 0.250, SLG: 0.143 (9, 1)	0-0 G3		0-0 4-3			0-3 K		0-0 5-3		4	0	0	0	0	1	3	
Ozzie Smith, S OBP: 0.328, SLG: 0.277 (1, 6)	0-3 K			0-0 6-3			0-0 6-3		0-0 G3	4	0	0	0	0	1	0	
Jerry Mumphrey, S OBP: 0.324, SLG: 0.331 (1, 8)	0-0 F8			0-0 F8			0-3 K		0-3 K	4	0	0	0	0	2	0	
Dave Winfield, R OBP: 0.371, SLG: 0.448 (1, 9)		0-0 4-3		0-3 K			0-3 K		0-0 HR	4	1	1	1	0	2	0	
Willie Montanez, L OBP: 0.315, SLG: 0.341 (1, 3)		0-0 1B			0-0 F5			0-0 G4-6-3 1B	0-0 BB	3	0	2	0	1	0	0	
Gene Tenace, R OBP: 0.379, SLG: 0.366 Bill Fahey, L OBP: 0.312, SLG: 0.277 (8, PH) (9, 2)		0-0 F8			0-3 K			0-0 G4-6-3	0-3 K	2	0	0	0	0	1	1	
Aurelio Rodriguez, R OBP: 0.217, SLG: 0.292 Tim Flannery, L OBP: 0.325, SLG: 0.327 (8, PH) (9, 4)		0-3 K			0-3 K			0-0 1B 1B 1B		2	0	0	0	0	2	1	
Dave Cash, R OBP: 0.282, SLG: 0.272 Jerry Turner, L OBP: 0.319, SLG: 0.379 (8, PH) (9, 7)			0-0 6-3			0-0 G3		0-0 1B 1B		2	0	0	0	0	0	0	
Bob Shirley, R OBP: 0.182, SLG: 0.161 John Curtis, L OBP: 0.328, SLG: 0.475 Kurt Bevacqua, R OBP: 0.192, SLG: 0.256 Eric Rasmussen, R OBP: 0.428 Von Joshua, R OBP: 0.333, SLG: 0.299 (1, 1) (3, 1) (6, PH) (7, 1) (8, PH) (9, 5)			0-3 K			0-0 F9		0-0 1-2 2-3 1B		0	0	0	0	0	0	0	
Inning Stats	R: 0 E: 0 K: 1 S: 5	H: 0 LOB: 0 BB: 0 P: 5	R: 0 E: 0 K: 1 S: 6	H: 1 LOB: 0 BB: 0 P: 6	R: 0 E: 0 K: 1 S: 5	H: 0 LOB: 0 BB: 0 P: 5	R: 0 E: 0 K: 2 S: 7	H: 0 LOB: 0 BB: 0 P: 7	R: 0 E: 0 K: 1 S: 5	H: 0 LOB: 0 BB: 0 P: 5	R: 0 E: 0 K: 0 S: 6	H: 4 LOB: 3 BB: 0 P: 6	R: 1 E: 0 K: 2 S: 8	H: 1 LOB: 1 BB: 1 P: 12	1B: 5 2B: 0 3B: 0 HR: 1	SF: 0 SAC: 0 DP: 1 HBP: 0	WP: 0 PA: 33 PB: 0 SB: 0 CS: 0
PITCHER	IP WLS BF H R ER SO BB IBB HBP BLK WP HR S P ERA WHIP																
Bert Blyleven, R ERA: 3.74 (1, 1)	9.0 W	33 6 1 1 11	33 6 1 1 11	1 0 0 0	0 0 0 0	0 1 54 58	1.00 0.778										

Pittsburgh Pirates @ San Diego Padres
San Diego Stadium, San Diego, CA
Thu Jul 24, 1980, 10:05 PM EDT
Att: 15,746 - Unknown

AB 32
R 1
H 6
RBI 1
BB 1
SO 11
LOB 7



Batter	1	2	3	4	5	6	7	8	9	AB	R	H	RBI	BB	SO	LOB	TOP										
Omar Moreno, L OBP: 0.318, SLG: 0.347 (1, 8)	0-0 S 1B	0-0 4-3	0-0 F7		0-0 F5			0-0 G3		5	1	1	0	0	0	4											
Tim Foli, R OBP: 0.325, SLG: 0.366 (1, 6)	4-0 S 1B	0-0 S 1B	0-3 K			0-0 5-3		0-0 F3		4	2	1	0	1	1	2											
Dave Parker, L OBP: 0.328, SLG: 0.462 Mike Easter, L OBP: 0.438, SLG: 0.669 (1, 9) (3, 9)	0-0 S 1B	0-3 K		0-3 K		0-3 K		0-0 G3		2	1	1	1	0	1	1											
Bill Madlock, R OBP: 0.293, SLG: 0.334 (1, 3)	0-0 F8	0-0 S 1B		0-3 K		0-0 F9		0-0 5-3		5	0	1	1	0	1	2											
Lee Lacy, R OBP: 0.429, SLG: 0.565 (1, 7)	0-0 F9	0-0 S 1B		0-0 6-3				0-0 F8		5	1	2	1	0	0	2											
Phil Garner, R OBP: 0.321, SLG: 0.362 (1, 4)	0-0 S 1B	0-0 F8		0-3 K				0-0 HR		4	0	1	1	0	1	2											
Steve Nicosia, R OBP: 0.311, SLG: 0.296 (1, 2)	0-0 S 1B		0-0 S 1B		0-0 K			0-0 4-3		4	0	3	1	0	0	0											
Dale Berra, R OBP: 0.280, SLG: 0.345 (1, 5)	4-0 S 1B		0-0 P3		0-3 K			0-0 F7		3	0	0	0	1	1	2											
John Candelaria, L OBP: 0.240, SLG: 0.196 (1, 1)	0-0 4-3		0-0 S 1B		4-0 S 1B			0-3 K		3	0	1	0	1	1	3											
Inning Stats	R: 3 E: 0 K: 0 S: 7	H: 4 LOB: 3 BB: 2 P: 15	R: 1 E: 0 K: 1 S: 8	H: 3 LOB: 2 BB: 0 P: 8	R: 0 E: 0 K: 1 S: 7	H: 2 LOB: 2 BB: 0 P: 7	R: 0 E: 0 K: 2 S: 7	H: 0 LOB: 0 BB: 0 P: 7	R: 0 E: 0 K: 1 S: 5	H: 1 LOB: 2 BB: 1 P: 12	R: 1 E: 0 K: 0 S: 4	H: 1 LOB: 0 BB: 0 P: 4	R: 0 E: 0 K: 1 S: 5	H: 0 LOB: 0 BB: 0 P: 5	R: 0 E: 0 K: 0 S: 3	H: 0 LOB: 0 BB: 0 P: 3	1B: 10 2B: 0 3B: 0 HR: 1	SF: 0 SAC: 0 DP: 0 HBP: 0	WP: 1 PB: 0 CS: 2 SB: 0	PA: 41							
PITCHER	IP	WLS	BF	H	R	ER	SO	BB	IBB	HBP	BLK	WP	HR	S	P	ERA	WHIP										
Bob Knepper, L ERA: 4.12 (1, 1)	2.1	L	18	9	4	4	1	1	1	0	0	0	0	18	26	15.43	4.286										
Tom Griffin, R ERA: 3.68 (3, 1)	2.2		10	1	0	0	5	1	0	0	0	1	0	19	23	0.00	0.750										
Gary Lavelle, L ERA: 3.13 (6, 1)	2.0		7	1	1	1	1	0	0	0	0	0	1	9	9	4.50	0.500										
Mike Rowland, R ERA: (8, 1)	2.0		6	0	0	0	1	0	0	0	0	0	0	8	8	0.00	0.000										

Pittsburgh Pirates @ San Francisco Giants
Candlestick Park, San Francisco, CA
Fri Jul 25 1980, 10:05 PM EDT
Att: 22,830 - Unknown


AB 38
R 5
H 11
RBI 5
BB 3
SO 8
LOB 18



Batter	1	2	3	4	5	6	7	8	9	AB	R	H	RBI	BB	SO	LOB	BOTTOM										
Bill North, S OBP: 0.367, SLG: 0.291 (1, 8)	0-0 S 1B		0-0 G5-4-3		0-0 F9			0-0 F8		4	0	1	0	0	0	3											
Darrell Evans, L OBP: 0.342, SLG: 0.384 (1, 5)	0-0 S 1B	0-0 5-3		0-0 P2		0-3 K		0-0 F9		4	0	0	0	0	1	1											
Jack Clark, R OBP: 0.378, SLG: 0.547 (1, 9)	0-3 K			0-0 6-3		0-0 6-3		0-0 S 1B		4	0	1	0	0	1	1											
Larry Hemdon, R OBP: 0.292, SLG: 0.405 (1, 7)	0-0 6-3			0-0 HR		0-0 3B		0-0 1-3		4	1	2	1	0	0	2											
Mike Ivie, R OBP: 0.279, SLG: 0.328 (1, 3)		0-0 P3		0-0 F7		0-0 F4		0-0 F8		4	0	0	0	0	0	1											
Milt May, L OBP: 0.339, SLG: 0.434 (1, 2)		0-0 4-3		0-3 K				0-0 G3		4	0	0	0	0	1	0											
Rennie Stennett, R OBP: 0.294, SLG: 0.339 Joe Strain, R OBP: 0.322, SLG: 0.317 (1, 4) (5, 4)		0-0 G3		0-0 S 1B		0-3 K		0-0 6-3		1	0	0	0	0	0	0											
Johnnie LeMaster, R OBP: 0.256, SLG: 0.332 (1, 6)			0-0 6-3		0-0 F8		0-0 FC5-4			3	0	1	0	0	0	1											
Bob Knepper, L ERA: 4.12 (1, 1) Tom Griffin, R ERA: 3.68 (3, 1) Max Venable, L ERA: 3.13 (6, 1) Gary Lavelle, S ERA: 3.13 (6, 1) Joe Pettini, R ERA: 3.13 (6, 1) Mike Rowland, R ERA: (8, 1)			0-0 G5-4-3		0-0 S 1B		0-0 FC5-4			0	0	0	0	0	0	0											
Inning Stats	R: 0 E: 0 K: 1 S: 6	H: 1 LOB: 1 BB: 0 P: 6	R: 0 E: 0 K: 0 S: 3	H: 0 LOB: 0 BB: 0 P: 3	R: 0 E: 0 K: 0 S: 3	H: 1 LOB: 0 BB: 0 P: 3	R: 1 E: 0 K: 0 S: 4	H: 1 LOB: 0 BB: 0 P: 4	R: 0 E: 0 K: 1 S: 7	H: 2 LOB: 2 BB: 0 P: 7	R: 0 E: 0 K: 1 S: 6	H: 1 LOB: 1 BB: 0 P: 6	R: 0 E: 0 K: 1 S: 6	H: 1 LOB: 1 BB: 0 P: 6	R: 0 E: 0 K: 0 S: 4	H: 1 LOB: 0 BB: 0 P: 4	R: 0 E: 0 K: 0 S: 3	H: 0 LOB: 0 BB: 0 P: 3	1B: 6 2B: 0 3B: 1 HR: 1	SF: 0 SAC: 0 DP: 1 HBP: 0	WP: 0 PB: 0 CS: 0	PA: 34					
PITCHER	IP	WLS	BF	H	R	ER	SO	BB	IBB	HBP	BLK	WP	HR	S	P	ERA	WHIP										
John Candelaria, L ERA: 3.52 (1, 1)	9.0	W	34	8	1	1	4	0	0	0	0	0	1	42	42	1.00	0.889										

Pittsburgh Pirates @ San Francisco Giants
Candlestick Park, San Francisco, CA
Fri Jul 25 1980, 10:05 PM EDT
Att: 22,830 - Unknown

AB 34
R 1
H 8
RBI 1
BB 0
SO 4
LOB 10



Batter	1	2	3	4	5	6	7	8	9	AB	R	H	RBI	BB	SO	LOB	TOP										
Omar Moreno, L OBP: 0.315, SLG: 0.344 (1, 8)	F9	E7		K	F8			S		5	0	1	0	0	1	5	Pittsburgh Pirates @ San Francisco Giants Candlestick Park, San Francisco, CA Sun Jul 27 1980, 6:33 AM EDT Att: 31,186 - Unknown livebaseballscorecards.com										
Tim Foli, R OBP: 0.325, SLG: 0.363 (1, 6)	F7			F			F7	F8		4	0	1	2	1	0	1											
Lee Lacy, R OBP: 0.429, SLG: 0.559 (1, 7)	1B	F8		E8			F8	F9		4	1	1	0	1	0	3											
Bill Madlock, R OBP: 0.294, SLG: 0.330 (1, 3)	1B			F8	5-3		L1		F5	5	1	1	0	0	0	2											
Mike Easter, L OBP: 0.434, SLG: 0.651 (1, 9)	1B			F8					4-3	5	2	2	1	0	0	0											
Phil Garner, R OBP: 0.324, SLG: 0.371 (1, 4)				K			F8	4-3	S	4	0	2	2	1	1	1											
Steve Nicosia, R OBP: 0.299, SLG: 0.283 (1, 2)	G3				F9		K	4-3	F8	5	0	0	0	0	1	4											
Dale Berra, R OBP: 0.289, SLG: 0.366 (1, 5)				WP	HBP			F3		4	1	3	0	0	0	1											
Jim Bibby, R OBP: 0.222, SLG: 0.167 (8, 1)		E	WP		WP				K	2	1	1	1	1	1	0	P										
Kent Tekulve, R (8, 1)				1B	HBP					0	0	0	0	0	0	0											
Inning Stats	R: 3 E: 0 K: 0 S: 6	H: 3 LOB: 1 BB: 1 P: 10	R: 0 E: 1 K: 0 S: 3	H: 1 LOB: 2 BB: 2 P: 11	R: 0 E: 0 K: 1 S: 5	H: 0 LOB: 0 BB: 0 P: 5	R: 2 E: 1 K: 1 S: 8	H: 3 LOB: 2 BB: 0 P: 9	R: 1 E: 0 K: 1 S: 8	H: 3 LOB: 2 BB: 0 P: 8	R: 0 E: 0 K: 0 S: 3	H: 0 LOB: 0 BB: 0 P: 3	R: 0 E: 0 K: 0 S: 4	H: 1 LOB: 1 BB: 0 P: 4	R: 0 E: 0 K: 1 S: 6	H: 1 LOB: 1 BB: 0 P: 6	R: 0 E: 0 K: 0 S: 3	H: 0 LOB: 1 BB: 1 P: 7	1B: 10 2B: 1 3B: 1 HR: 0	SF: 0 SAC: 0 DP: 0 HBP: 1	WP: 2 PB: 0 CS: 2	PA: 43					
PITCHER	IP	WLS	BF	H	R	ER	SO	BB	IBB	HBP	BLK	WP	HR	S	P	ERA	WHIP										
Bill Bordley, L ERA: 4.18 (1, 1)	1.1	L	9	4	3	3	0	2	0	0	0	0	0	7	15	20.25	4.500										
Tom Griffin, R ERA: 3.89 (2, 1)	2.2		13	3	2	2	2	1	0	1	0	2	0	15	20	6.75	1.500										
Mike Rowland, R ERA: 1.8 (5, 1)	3.0		13	4	1	1	1	0	0	0	0	0	0	15	15	3.00	1.333										
Al Holland, L ERA: 1.18 (8, 1)	1.0		4	1	0	0	1	0	0	0	0	0	0	6	6	0.00	1.000										
Greg Minton, R ERA: 2.79 (9, 1)	1.0		4	0	0	0	0	1	0	0	0	0	0	3	7	0.00	1.000										

Batter	1	2	3	4	5	6	7	8	9	AB	R	H	RBI	BB	SO	LOB	BOTTOM										
Bill North, S OBP: 0.275, SLG: 0.289 (5, 1)	S			FC6-4				4-3		1	0	0	0	2	0	2	Pittsburgh Pirates @ San Francisco Giants Candlestick Park, San Francisco, CA Sun Jul 27 1980, 6:33 AM EDT Att: 31,186 - Unknown livebaseballscorecards.com										
Joe Pettini, R OBP: 0.296, SLG: 0.318 (1, 4)	F7		FC6-4		2B		K	F6		5	1	1	0	0	1	3											
Jack Clark, R OBP: 0.381, SLG: 0.555 (1, 9)	K				SF9		F9	E	BB	5	2	3	0	0	1	2											
Darrell Evans, L OBP: 0.349, SLG: 0.394 (1, 5)	FC6-4				SF9			E	BB	1	0	1	2	3	0	0											
Larry Herndon, R OBP: 0.290, SLG: 0.399 (5, 8)	FC6-4				SF7		1-3	E9		4	0	0	1	0	0	8											
Mike Ivie, R OBP: 0.269, SLG: 0.322 (1, 3)		4-3			F8		F5	4-3	E5	5	0	0	1	0	0	2											
Dennis Littlejohn, R OBP: 0.350, SLG: 0.313 (1, 2)		K			F6		K	BB	K	5	0	1	0	0	3	3											
Johnnie LeMaster, R OBP: 0.261, SLG: 0.334 (1, 6)		K					5-3	K	F4	5	0	1	0	0	2	4											
Bill Bordley, R OBP: 0.333, SLG: 0.200 (1, 1)										0	0	0	0	0	0	0	GIANTS										
Tom Griffin, R OBP: 0.250, SLG: 0.250 (4, PH)										1	0	0	0	0	1	0											
Roger Metzger, S OBP: 0.154, SLG: 0.083 (5, 7)										1	0	0	1	0	0	0											
Terry Whitfield, L OBP: 0.306, SLG: 0.324 (5, 7)										1	0	0	0	1	0	0											
Inning Stats	R: 0 E: 0 K: 1 S: 5	H: 0 LOB: 2 BB: 2 P: 13	R: 0 E: 0 K: 2 S: 7	H: 0 LOB: 0 BB: 0 P: 7	R: 0 E: 0 K: 1 S: 6	H: 1 LOB: 3 BB: 2 P: 14	R: 0 E: 0 K: 0 S: 5	H: 2 LOB: 2 BB: 0 P: 5	R: 2 E: 0 K: 0 S: 5	H: 2 LOB: 0 BB: 0 P: 5	R: 0 E: 0 K: 1 S: 5	H: 0 LOB: 0 BB: 0 P: 5	R: 1 E: 0 K: 1 S: 7	H: 2 LOB: 1 BB: 0 P: 7	R: 0 E: 0 K: 1 S: 6	H: 1 LOB: 2 BB: 1 P: 10	R: 1 E: 2 K: 1 S: 8	H: 1 LOB: 3 BB: 1 P: 12	1B: 7 2B: 2 3B: 0 HR: 0	SF: 2 SAC: 0 DP: 0 HBP: 0	WP: 0 PB: 0 CS: 0	PA: 44					
PITCHER	IP	WLS	BF	H	R	ER	SO	BB	IBB	HBP	BLK	WP	HR	S	P	ERA	WHIP										
Jim Bibby, R ERA: 2.89 (8, 1)	7.2	W	36	8	3	3	7	5	0	0	0	0	0	45	65	3.52	1.696										
Kent Tekulve, R ERA: 2.77 (8, 1)	1.1	S	8	1	1	0	1	1	0	0	0	0	0	9	13	0.00	1.500										

Batter	1	2	3	4	5	6	7	8	9	AB	R	H	RBI	BB	SO	LOB	TOP					
Omar Moreno, L (1,8) OBP: 0.313, SLG: 0.340	F6		G4-6-3			K	3-1		F8	5	0	0	1	0	1	5						
Tim Foli, R (1,6) OBP: 0.323, SLG: 0.360				6-3		5-3	F2			4	0	1	0	0	0	2						
Rod Scurry, L (7,1) OBP: 0.333, SLG: 0.333	1-3 1B									0	0	0	0	0	0	0						
Mike Easler, L (1,9) OBP: 0.427, SLG: 0.644	1-3			1-3		K			K	4	0	0	0	0	2	1						
John Milner, L (1,3) OBP: 0.353, SLG: 0.362	F9			G3					4-3	3	0	0	0	1	0	1						
Bill Madlock, R (1,5) OBP: 0.290, SLG: 0.322						6-3			6-3	4	0	0	0	0	2	2						
Lee Lacy, R (1,7) OBP: 0.426, SLG: 0.550		P3							F9	3	1	0	0	1	1	0						
Ed Ott, L (1,2) OBP: 0.358, SLG: 0.420		L3								4	1	3	0	0	0	0						
Phil Garner, R (1,4) OBP: 0.327, SLG: 0.374						FC4				4	0	3	1	0	0	1						
Bert Blyleven, R (1,1) OBP: 0.071, SLG: 0.049										2	0	0	0	0	2	2						
Vance Law, R (7,PH) OBP: 0.273, SLG: 0.293									FC4-6	1	0	0	0	1	0	2						
Inning Stats	R: 0 E: 0 K: 0 S: 4	H: 1 LOB: 1 BB: 0 P: 4	R: 0 E: 0 K: 1 S: 5	H: 0 LOB: 0 BB: 0 P: 5	R: 0 E: 0 K: 1 S: 5	H: 1 LOB: 0 BB: 0 P: 5	R: 0 E: 0 K: 0 S: 3	H: 0 LOB: 0 BB: 0 P: 3	R: 1 E: 0 K: 1 S: 6	H: 1 LOB: 1 BB: 1 P: 10	R: 0 E: 0 K: 3 S: 10	H: 0 LOB: 2 BB: 1 P: 14	R: 1 E: 0 K: 1 S: 7	H: 2 LOB: 2 BB: 1 P: 11	R: 0 E: 0 K: 1 S: 5	H: 0 LOB: 0 BB: 0 P: 5	R: 0 E: 0 K: 0 S: 5	H: 2 LOB: 2 BB: 0 P: 5	1B: 6 2B: 1 3B: 0 HR: 0	SF: 0 SAC: 0 DP: 1 HBP: 0	WP: 1 PB: 0 SB: 0 CS: 0	PA: 37
PITCHER Burt Hooton, R (1,1) ERA: 3.2	IP: 9.0 WLS: W BF: 37 H: 7 R: 2 ER: 2 SO: 8 BB: 3 IBB: 0 HBP: 0 BLK: 0 WP: 1 HR: 0 S: 50 P: 62 ERA: 2.00 WHIP: 1.111															PITCHER						

Pittsburgh Pirates @ Los Angeles Dodgers
Dodger Stadium, Los Angeles, CA
Tue Jul 29 1980, 7:05 PM PDT
Att: 47,013 - Unknown

AB	34
R	2
H	7
RBI	2
BB	3
SO	8
LOB	16



Batter	1	2	3	4	5	6	7	8	9	AB	R	H	RBI	BB	SO	LOB	BOTTOM			
Rudy Law, L (1,8) OBP: 0.322, SLG: 0.311	4-3			4-3		4-3				4	0	1	1	0	0	2				
Bill Russell, R (1,6) OBP: 0.310, SLG: 0.368						6-3				5	2	2	0	0	1	1				
Jay Johnstone, L (1,9) OBP: 0.402, SLG: 0.411										3	1	2	1	0	0	0				
Mickey Hatcher, R (7,PH) OBP: 0.280, SLG: 0.320						4-3				1	0	0	0	0	0	0				
Steve Garvey, R (1,3) OBP: 0.343, SLG: 0.491						6-3				4	0	1	2	0	0	1				
Dusty Baker Jr., R (1,7) OBP: 0.325, SLG: 0.506										4	0	0	0	0	1	2				
Ron Cey, R (1,5) OBP: 0.349, SLG: 0.435										4	3	3	1	0	1	1				
Pedro Guerrero, R (1,4) OBP: 0.400, SLG: 0.560										3	2	2	1	1	0	1				
Steve Yeager, R (1,2) OBP: 0.275, SLG: 0.262										3	1	1	0	1	0	2				
Burt Hooton, R (1,1) OBP: 0.070, SLG: 0.119										3	1	1	4	0	1	2				
Inning Stats	R: 2 E: 0 K: 1 S: 7	H: 3 LOB: 1 BB: 0 P: 7	R: 2 E: 0 K: 0 S: 5	H: 3 LOB: 0 BB: 0 P: 5	R: 1 E: 0 K: 1 S: 7	H: 2 LOB: 1 BB: 0 P: 7	R: 0 E: 0 K: 1 S: 5	H: 0 LOB: 1 BB: 1 P: 9	R: 0 E: 0 K: 0 S: 3	H: 0 LOB: 0 BB: 0 P: 3	R: 2 E: 0 K: 0 S: 6	H: 3 LOB: 1 BB: 0 P: 6	R: 0 E: 0 K: 1 S: 5	H: 0 LOB: 0 BB: 0 P: 5	R: 3 E: 0 K: 0 S: 5	H: 2 LOB: 1 BB: 1 P: 10	1B: 5 2B: 7 3B: 0 HR: 2	SF: 0 SAC: 1 DP: 1 HBP: 1	WP: 0 PB: 0 SB: 1 CS: 2	PA: 39
PITCHER Bert Blyleven, R (1,1) ERA: 4.01	IP: 6.0 WLS: L BF: 28 H: 11 R: 7 ER: 7 SO: 3 BB: 1 IBB: 0 HBP: 0 BLK: 0 WP: 0 HR: 1 S: 33 P: 37 ERA: 10.50 WHIP: 2.000															PITCHER Rod Scurry, L (7,1) ERA: 2.73				

Pittsburgh Pirates @ Los Angeles Dodgers
Dodger Stadium, Los Angeles, CA
Tue Jul 29 1980, 7:05 PM PDT
Att: 47,013 - Unknown

AB	34
R	10
H	13
RBI	10
BB	2
SO	4
LOB	12



Batter	1	2	3	4	5	6	7	8	9	AB	R	H	RBI	BB	SO	LOB	TOP			
Omar Moreno, L (1.8) OBP: 0.314, SLG: 0.340	F7		FC6-4 1B			1-3			S BB	3	0	1	0	1	0	0	Pittsburgh Pirates @ Los Angeles Dodgers Dodger Stadium, Los Angeles, CA Wed Jul 30 1980, 7:05 PM PDT Att: 50,308 - Unknown			
Tim Foli, R (1.6) OBP: 0.319, SLG: 0.356	G3		FC6-4			5-3			K	4	0	0	0	0	1	3				
Lee Lacy, R (1.7) OBP: 0.422, SLG: 0.543	L3								5-3	4	0	1	0	0	0	1				
Bill Madlock, R (1.3) OBP: 0.290, SLG: 0.322		K				G5-4-3 1B				3	0	1	0	0	1	1				
Mike Easter, L (1.9) OBP: 0.422, SLG: 0.635		K				P4			G6-4-3 1B	3	0	0	0	0	1	1				
Phil Garner, R (1.4) OBP: 0.325, SLG: 0.371		5-3							F7	3	0	0	0	0	0	0				
Steve Nicosia, R (1.2) OBP: 0.300, SLG: 0.285									5-3	3	0	1	0	0	0	0				
Dale Berra, R (1.5) OBP: 0.284, SLG: 0.359									F7	3	0	0	0	0	0	1				
John Candelaria, L (1.1) OBP: 0.231, SLG: 0.188										2	0	0	0	0	1	1				
Manny Sanguillen, R (9. PH) OBP: 0.333, SLG: 0.466			K			6-3			L4	1	0	0	0	0	0	0				
Inning Stats	R: 0 E: 0 K: 0 S: 3	H: 0 LOB: 0 BB: 0 P: 3	R: 0 E: 0 K: 2 S: 7	H: 0 LOB: 0 BB: 0 P: 7	R: 0 E: 0 K: 1 S: 7	H: 2 LOB: 2 BB: 0 P: 7	R: 0 E: 0 K: 0 S: 3	H: 1 LOB: 0 BB: 0 P: 3	R: 0 E: 0 K: 0 S: 3	H: 0 LOB: 0 BB: 0 P: 3	R: 0 E: 0 K: 0 S: 3	H: 1 LOB: 0 BB: 0 P: 3	R: 0 E: 0 K: 0 S: 3	H: 0 LOB: 0 BB: 0 P: 3	R: 0 E: 0 K: 1 S: 5	H: 0 LOB: 1 BB: 1 P: 9	1B: 4 2B: 0 3B: 0 HR: 0	SF: 0 SAC: 0 DP: 2 HBP: 0	WP: 0 PB: 0 SB: 1 CS: 0	PA: 30
PITCHER Jerry Reuss, L (1.1) ERA: 2.07	IP: 9.0 WLS: W BF: 30 H: 4 R: 0 ER: 0 SO: 4 BB: 1 IBB: 0 HBP: 0 BLK: 0 WP: 0 HR: 0 S: 37 P: 41 ERA: 0.00 WHIP: 0.556															PITCHER				

Batter	1	2	3	4	5	6	7	8	9	AB	R	H	RBI	BB	SO	LOB	BOTTOM			
Davey Lopes, R (1.4) OBP: 0.328, SLG: 0.343	SH1-3 E 1B					6-3			FC6-4	4	1	2	1	0	0	1	Pittsburgh Pirates @ Los Angeles Dodgers Dodger Stadium, Los Angeles, CA Wed Jul 30 1980, 7:05 PM PDT Att: 50,308 - Unknown			
Bill Russell, R (1.6) OBP: 0.308, SLG: 0.365	SH1-3 1-3								F3	3	0	0	0	0	0	2				
Dusty Baker Jr., R (1.7) OBP: 0.326, SLG: 0.506	E6 1B								6-3	4	0	2	1	0	0	0				
Steve Garvey, R (1.3) OBP: 0.345, SLG: 0.492	F8 3H								5-3	4	0	2	0	0	0	1				
Ron Cey, R (1.5) OBP: 0.348, SLG: 0.433									F8	4	0	1	0	0	0	4				
Pedro Guerrero, R (1.8) OBP: 0.394, SLG: 0.579	K								L5	4	1	1	1	0	1	6				
Mickey Hatcher, R (1.9) OBP: 0.276, SLG: 0.310									HR	4	1	1	0	0	0	2				
Steve Yeager, R (1.2) OBP: 0.275, SLG: 0.270									F7	4	0	1	0	0	0	0				
Jerry Reuss, L (1.1) OBP: 0.156, SLG: 0.119									FC6-4 1B	3	0	1	0	0	1	2				
Inning Stats	R: 1 E: 1 K: 1 S: 8	H: 2 LOB: 2 BB: 0 P: 8	R: 1 E: 0 K: 0 S: 5	H: 3 LOB: 1 BB: 0 P: 5	R: 0 E: 0 K: 0 S: 5	H: 2 LOB: 2 BB: 0 P: 5	R: 0 E: 0 K: 1 S: 5	H: 0 LOB: 0 BB: 0 P: 5	R: 0 E: 0 K: 0 S: 4	H: 1 LOB: 1 BB: 0 P: 4	R: 0 E: 0 K: 0 S: 3	H: 0 LOB: 0 BB: 0 P: 3	R: 1 E: 0 K: 0 S: 4	H: 1 LOB: 0 BB: 0 P: 4	R: 1 E: 0 K: 0 S: 4	H: 1 LOB: 0 BB: 0 P: 4	1B: 9 2B: 1 3B: 0 HR: 1	SF: 0 SAC: 1 DP: 1 HBP: 0	WP: 0 PB: 0 SB: 1 CS: 0	PA: 35
PITCHER John Candelaria, L (1.1) ERA: 3.51	IP: 8.0 WLS: L BF: 35 H: 11 R: 3 ER: 3 SO: 2 BB: 0 IBB: 0 HBP: 0 BLK: 0 WP: 0 HR: 1 S: 39 P: 39 ERA: 3.38 WHIP: 1.375															PITCHER				



Batter	1	2	3	4	5	6	7	8	9	AB	R	H	RBI	BB	SO	LOB	TOP					
Gene Richards, L OBP: 0.363, SLG: 0.377 (1, 7)										4	1	1	0	0	0	0	San Diego Padres @ Pittsburgh Pirates Three Rivers Stadium, Pittsburgh, PA Fri Aug 01 1980, 7:05 PM EDT Att: 22,304 - Unknown					
Ozzie Smith, S OBP: 0.327, SLG: 0.273 (1, 6)										3	0	1	0	0	0	0						
Jerry Mumphrey, S OBP: 0.326, SLG: 0.343 (1, 8)										3	0	1	0	1	1	1						
Dave Winfield, R OBP: 0.371, SLG: 0.443 (1, 9)										4	0	1	0	0	0	2						
Willie Montanez, L OBP: 0.317, SLG: 0.351 (1, 3)										3	0	0	0	1	0	1						
Gene Tenace, R OBP: 0.377, SLG: 0.379 (1, 2)										3	0	1	0	1	0	3						
Tim Flannery, L OBP: 0.331, SLG: 0.308 Aurelio Rodriguez, R OBP: 0.222, SLG: 0.294 Jerry Turner, L OBP: 0.342, SLG: 0.396 Kurt Bevacqua, R OBP: 0.338, SLG: 0.403 (1, 5) (7, 5) (9, PH) (9, 5)										2	0	0	0	1	1	1		AB 30				
Dave Cash, R OBP: 0.275, SLG: 0.265 (1, 4)										4	0	0	0	0	0	6		R 1				
Steve Mura, R OBP: 0.231, SLG: 0.208 Bob Shirley, R (9, 1) Rollie Fingers, R OBP: 0.250, SLG: 0.417 (9, 1)										3	0	0	0	0	3	2		H 5				
										0	0	0	0	0	0	0		RBI 0				
										0	0	0	0	0	0	0	BB 4					
										0	0	0	0	0	0	0	SO 6					
										0	0	0	0	0	0	0	LOB 19					
Inning Stats	R: 0 E: 0 K: 1 S: 6	H: 1 LOB: 1 BB: 0 P: 6	R: 0 E: 0 K: 1 S: 5	H: 0 LOB: 2 BB: 2 P: 13	R: 0 E: 0 K: 0 S: 3	H: 0 LOB: 0 BB: 0 P: 3	R: 0 E: 0 K: 0 S: 3	H: 0 LOB: 0 BB: 0 P: 3	R: 0 E: 0 K: 0 S: 7	H: 0 LOB: 0 BB: 0 P: 7	R: 1 E: 0 K: 0 S: 4	H: 1 LOB: 1 BB: 1 P: 8	R: 0 E: 0 K: 0 S: 3	H: 1 LOB: 0 BB: 0 P: 3	R: 0 E: 0 K: 1 S: 5	H: 0 LOB: 0 BB: 0 P: 5	R: 0 E: 0 K: 1 S: 7	H: 2 LOB: 3 BB: 1 P: 11	1B: 5 2B: 0 3B: 0 HR: 0	SF: 0 SAC: 1 DP: 1 HBP: 0	WP: 0 PB: 0 SB: 4 CS: 0	PA: 35
PITCHER	IP WLS BF H R ER SO BB IBB HBP BLK WP HR S P ERA WHIP																					
Jim Bibby, R ERA: 2.8 (1, 1)	8.0 L 29 3 1 1 5 3 0 0 0 0 0 0 36 48 1.12 0.750																					
Kent Tekulve, R ERA: 2.55 (9, 1)	0.1 4 2 0 0 0 0 1 0 0 0 0 0 3 7 0.00 6.000																					
Grant Jackson, L ERA: 2.3 (9, 1)	0.1 1 0 0 0 1 0 0 0 0 0 0 0 3 3 0.00 0.000																					
Enrique Romo, R ERA: 3.46 (9, 1)	0.1 1 0 0 0 0 0 0 0 0 0 0 0 1 1 0.00 0.000																					

Batter	1	2	3	4	5	6	7	8	9	AB	R	H	RBI	BB	SO	LOB	BOTTOM					
Omar Moreno, L OBP: 0.316, SLG: 0.340 (1, 8)										3	0	1	0	1	0	0	San Diego Padres @ Pittsburgh Pirates Three Rivers Stadium, Pittsburgh, PA Fri Aug 01 1980, 7:05 PM EDT Att: 22,304 - Unknown					
Tim Foli, R OBP: 0.316, SLG: 0.351 (1, 6)										4	0	0	0	0	2							
Mike Easler, L OBP: 0.419, SLG: 0.627 Matt Alexander, S (9, PR) (1, 9) (9, PR)										4	0	1	0	0	2	1						
Willie Stargell, L OBP: 0.352, SLG: 0.490 (1, 3)										4	0	0	0	1	2							
Bill Madlock, R OBP: 0.293, SLG: 0.325 (1, 5)										4	0	2	0	0	0							
Lee Lacy, R OBP: 0.419, SLG: 0.535 (1, 7)										3	0	0	0	1	1							
Ed Ott, L OBP: 0.358, SLG: 0.419 (1, 2)										3	0	1	0	0	2							
Phil Garner, R OBP: 0.322, SLG: 0.368 (1, 4)										3	0	0	0	0	2	3						
Jim Bibby, R OBP: 0.214, SLG: 0.160 John Milner, L OBP: 0.351, SLG: 0.359 Kent Tekulve, R Grant Jackson, S Enrique Romo, R OBP: 0.556, SLG: 0.500 (1, 1) (8, PH) (9, 1) (9, 1) (9, 1)										2	0	0	0	0	1			AB 31				
										1	0	0	0	0	0	0		R 0				
										0	0	0	0	0	0	0	H 5					
										0	0	0	0	0	0	0	RBI 0					
										0	0	0	0	0	0	0	BB 2					
										0	0	0	0	0	0	0	SO 7					
										0	0	0	0	0	0	0	LOB 12					
Inning Stats	R: 0 E: 0 K: 0 S: 3	H: 0 LOB: 0 BB: 0 P: 3	R: 0 E: 0 K: 3 S: 10	H: 1 LOB: 2 BB: 1 P: 14	R: 0 E: 0 K: 0 S: 3	H: 0 LOB: 0 BB: 0 P: 3	R: 0 E: 0 K: 1 S: 5	H: 0 LOB: 0 BB: 0 P: 5	R: 0 E: 0 K: 1 S: 6	H: 1 LOB: 1 BB: 0 P: 6	R: 0 E: 0 K: 1 S: 5	H: 0 LOB: 1 BB: 1 P: 9	R: 0 E: 0 K: 1 S: 5	H: 0 LOB: 0 BB: 0 P: 5	R: 0 E: 0 K: 0 S: 4	H: 1 LOB: 1 BB: 0 P: 4	R: 0 E: 0 K: 0 S: 4	H: 2 LOB: 1 BB: 0 P: 4	1B: 5 2B: 0 3B: 0 HR: 0	SF: 0 SAC: 0 DP: 0 HBP: 0	WP: 2 PB: 0 SB: 2 CS: 1	PA: 33
PITCHER	IP WLS BF H R ER SO BB IBB HBP BLK WP HR S P ERA WHIP																					
Steve Mura, R ERA: 3.99 (1, 1)	8.0 W 30 4 0 0 0 2 0 0 0 0 0 0 42 50 0.00 0.750																					
Bob Shirley, L ERA: 3.25 (9, 1)	0.2 1 0 0 0 0 0 0 0 0 0 0 0 1 1 0.00 0.000																					
Rollie Fingers, R ERA: 2.51 (9, 1)	0.1 S 2 1 0 0 0 0 0 0 0 0 0 0 2 2 0.00 3.000																					

Batter	1	2	3	4	5	6	7	8	9	AB	R	H	RBI	BB	SO	LOB	TOP								
Gene Richards, L (1.7) OBP: 0.361, SLG: 0.380										5	1	1	0	0	1	1	San Diego Padres @ Pittsburgh Pirates Three Rivers Stadium, Pittsburgh, PA Sun Aug 03 1980, 3:33 AM EDT Unknown								
Ozzie Smith, S (1.6) OBP: 0.332, SLG: 0.282										3	2	2	1	2	0	0									
Jerry Mumphrey, S (1.8) OBP: 0.324, SLG: 0.339										4	0	0	0	0	1	3									
Dave Winfield, R (1.9) OBP: 0.372, SLG: 0.444										4	2	1	1	1	1	2									
Willie Montanez, L (1.3) OBP: 0.319, SLG: 0.353										4	0	2	1	0	0	2									
Gene Tenace, R (1.2) OBP: 0.375, SLG: 0.375										2	0	0	0	2	0	0									
Tim Flannery, L (1.4) OBP: 0.306, SLG: 0.265										4	0	1	1	0	0	2									
Dave Cash, R (8.4) OBP: 0.275, SLG: 0.265										0	0	0	0	0	0	0									
Aurelio Rodriguez, R (1.5) OBP: 0.222, SLG: 0.293										4	0	1	0	0	0	3									
John Curtis, L (1.1) OBP: 0.184, SLG: 0.167										4	0	1	0	0	3	4									
Inning Stats	R: 1 E: 0 K: 1 S: 7	H: 2 LOB: 1 BB: 0 P: 7	R: 0 E: 0 K: 0 S: 3	H: 0 LOB: 0 BB: 0 P: 3	R: 0 E: 0 K: 0 S: 3	H: 1 LOB: 0 BB: 0 P: 3	R: 1 E: 0 K: 1 S: 7	H: 2 LOB: 3 BB: 2 P: 15	R: 2 E: 0 K: 1 S: 8	H: 3 LOB: 2 BB: 1 P: 12	R: 0 E: 0 K: 0 S: 5	H: 0 LOB: 0 BB: 0 P: 5	R: 1 E: 1 K: 0 S: 3	H: 0 LOB: 0 BB: 1 P: 7	R: 0 E: 0 K: 1 S: 6	H: 1 LOB: 1 BB: 0 P: 6	R: 0 E: 0 K: 1 S: 5	H: 0 LOB: 1 BB: 1 P: 9	1B: 6 2B: 2 3B: 2 HR: 0	SF: 0 SAC: 1 DP: 2 HBP: 0	WP: 1 PB: 0 SB: 2 CS: 0	PA: 40			
PITCHER	IP	WLS	BF	H	R	ER	SO	BB	IBB	HBP	BLK	WP	HR	S	P	ERA	WHIP								
Rick Rhoden, R (1.1) ERA: 5.36	5.0	L	25	8	4	4	3	3	0	0	0	0	0	28	40	7.20	2.200								
Rod Scurry, L (6.1) ERA: 2.56	2.0		7	0	1	0	1	1	0	0	0	1	0	8	12	0.00	0.500								
Enrique Romo, R (8.1) ERA: 3.38	2.0		8	1	0	0	2	1	0	0	0	0	0	11	15	0.00	1.000								

AB	34
R	5
H	9
RBI	4
BB	5
SO	6
LOB	17



Batter	1	2	3	4	5	6	7	8	9	AB	R	H	RBI	BB	SO	LOB	BOTTOM								
Omar Moreno, L (1.8) OBP: 0.313, SLG: 0.337										4	0	0	0	0	0	1	San Diego Padres @ Pittsburgh Pirates Three Rivers Stadium, Pittsburgh, PA Sun Aug 03 1980, 3:33 AM EDT Unknown								
Tim Foli, R (1.6) OBP: 0.318, SLG: 0.354										3	2	1	0	1	0	0									
Lee Lacy, R (1.7) OBP: 0.411, SLG: 0.524										4	0	0	1	0	1	1									
Willie Stargell, L (1.3) OBP: 0.350, SLG: 0.484										4	0	1	0	0	1	0									
Bill Madlock, R (1.5) OBP: 0.295, SLG: 0.325										3	0	1	0	1	0	1									
Phil Garner, R (1.4) OBP: 0.318, SLG: 0.364										4	0	0	0	0	0	3									
Mike Easler, L (1.9) OBP: 0.420, SLG: 0.624										4	0	2	0	0	0	1									
Steve Nicosia, R (1.2) OBP: 0.301, SLG: 0.280										2	0	0	0	1	0	2									
Rick Rhoden, R (1.1) OBP: 0.357, SLG: 0.308										1	0	0	0	0	0	1									
Vance Law, R (6. PH) OBP: 0.297, SLG: 0.286										1	0	0	0	0	0	0									
Rod Scurry, L (6.1) OBP: 0.333, SLG: 0.333										0	0	0	0	0	0	0									
Manny Sanguillen, R (7. PH) OBP: 0.324, SLG: 0.394										1	0	0	0	0	0	1									
Enrique Romo, R (8.1) OBP: 0.506, SLG: 0.500										0	0	0	0	0	0	0									
Inning Stats	R: 1 E: 1 K: 1 S: 6	H: 0 LOB: 1 BB: 1 P: 10	R: 0 E: 0 K: 0 S: 4	H: 1 LOB: 1 BB: 0 P: 4	R: 1 E: 0 K: 1 S: 6	H: 1 LOB: 0 BB: 0 P: 6	R: 0 E: 0 K: 0 S: 4	H: 1 LOB: 1 BB: 0 P: 4	R: 0 E: 0 K: 0 S: 3	H: 0 LOB: 0 BB: 0 P: 3	R: 0 E: 0 K: 0 S: 4	H: 2 LOB: 1 BB: 0 P: 4	R: 0 E: 0 K: 0 S: 3	H: 0 LOB: 1 BB: 1 P: 7	R: 0 E: 0 K: 0 S: 3	H: 0 LOB: 0 BB: 0 P: 3	R: 0 E: 0 K: 0 S: 2	H: 0 LOB: 0 BB: 1 P: 6	1B: 4 2B: 1 3B: 0 HR: 0	SF: 0 SAC: 0 DP: 2 HBP: 0	WP: 0 PB: 0 SB: 1 CS: 0	PA: 34			
PITCHER	IP	WLS	BF	H	R	ER	SO	BB	IBB	HBP	BLK	WP	HR	S	P	ERA	WHIP								
John Curtis, L (1.1) ERA: 3.97	9.0	W	34	5	2	1	2	3	0	0	0	0	0	35	47	1.00	0.889								

AB	31
R	2
H	5
RBI	1
BB	3
SO	2
LOB	11



Batter	1	2	3	4	5	6	7	8	9	AB	R	H	RBI	BB	SO	LOB	TOP								
Gene Richards, L (1, 7) OBP: 0.361, SLG: 0.380	1-3		4-3			L4-3 1B			F7	5	0	2	1	0	0	0	San Diego Padres @ Pittsburgh Pirates Three Rivers Stadium, Pittsburgh, PA Sun Aug 03 1980, 3:38 AM EDT Att: 20,517 - Unknown								
Ozzie Smith, S (1, 6) OBP: 0.330, SLG: 0.286	L1			F7	L4-3	FC6-4 1B			1B	5	1	1	0	0	0	5									
Von Joshua, L (1, 8) Dave Winfield, R (7, PH) OBP: 0.372, SLG: 0.444	K			E PB BB		4-3			K	2	0	0	0	1	1	0									
Jerry Turner, L (1, 9) Jerry Mumphrey, S (9, 8) OBP: 0.324, SLG: 0.339				F9	F7	1B 1B			K	5	1	1	0	0	1	2									
Willie Montanez, L (1, 3) OBP: 0.320, SLG: 0.355					F7	1B 1B			F7	0	0	0	0	0	0	0									
Bill Fahey, L (1, 2) OBP: 0.309, SLG: 0.276	K			K E		4-3 1B BB			F7	4	1	2	0	0	1	1									
Tim Flannery, L (1, 5) Aurelio Rodriguez, R (6, 5) OBP: 0.227, SLG: 0.297	F7			E3		BB 1B 4-3 1B			F8	4	1	1	1	0	1	3									
Dave Cash, R (1, 4) OBP: 0.274, SLG: 0.263				K		1-2 2-3			L4-3 1B	3	0	0	0	0	1	6									
Bob Shirley, R (1, 1) Rollie Fingers, R (8, 1) Gene Tenace, R (8, 2) OBP: 0.377, SLG: 0.373				F8		1B BB IBB			L4-3 1-2	3	0	0	0	1	0	1									
				K		1-2 2-3 3-H BB			K	1	0	0	1	2	1	0									
				K		1B BB			K	0	0	0	0	0	0	0									
				K		1-2 2-3 3-H BB			K	1	0	0	0	0	1	0									
Inning Stats	R: 0 E: 0 K: 1 S: 5	H: 0 LOB: 0 BB: 0 P: 5	R: 0 E: 0 K: 1 S: 6	H: 1 LOB: 1 BB: 0 P: 6	R: 0 E: 0 K: 1 S: 5	H: 0 LOB: 0 BB: 0 P: 5	R: 0 E: 1 K: 2 S: 9	H: 0 LOB: 3 BB: 1 P: 13	R: 0 E: 0 K: 0 S: 3	H: 1 LOB: 1 BB: 1 P: 7	R: 3 E: 0 K: 0 S: 7	H: 4 LOB: 3 BB: 2 P: 15	R: 0 E: 0 K: 2 S: 7	H: 0 LOB: 0 BB: 0 P: 7	R: 0 E: 0 K: 0 S: 3	H: 1 LOB: 0 BB: 0 P: 3	R: 1 E: 0 K: 1 S: 7	H: 2 LOB: 1 BB: 0 P: 7	1B: 8 2B: 2 3B: 1 HR: 0	SF: 0 SAC: 0 DP: 2 HBP: 0	WP: 0 PB: 1 SB: 0 CS: 0	PA: 40			
PITCHER	IP	WLS	BF	H	R	ER	SO	BB	IBB	HBP	BLK	WP	HR	S	P	ERA	WHIP								
Don Robinson, R (1, 1) ERA: 4.24	5.2	L	27	5	3	3	5	3	1	0	0	0	0	33	49	4.76	1.412								
Grant Jackson, L (6, 1) ERA: 2.19	2.1		8	2	0	0	2	0	0	0	0	0	0	12	12	0.00	0.857								
Enrique Romo, R (9, 1) ERA: 3.44	1.0		5	2	1	1	1	0	0	0	0	0	0	7	7	9.00	2.000								

AB	36
R	4
H	9
RBI	4
BB	4
SO	8
LOB	18



Batter	1	2	3	4	5	6	7	8	9	AB	R	H	RBI	BB	SO	LOB	BOTTOM								
Omar Moreno, L (1, 8) OBP: 0.313, SLG: 0.336	6-3		FC6-5 S BLK			6-3			SH1-4 1B	4	0	1	0	0	0	1	San Diego Padres @ Pittsburgh Pirates Three Rivers Stadium, Pittsburgh, PA Sun Aug 03 1980, 3:38 AM EDT Att: 20,517 - Unknown								
Phil Garner, R (1, 4) OBP: 0.317, SLG: 0.361	6-3		K			F8			SH1-4	3	0	0	0	0	1	1									
Lee Lacy, R (1, 7) John Milner, L (6, PH) Matt Alexander, S (9, 7) OBP: 0.349, SLG: 0.357	E1 BB		F4			F4			K	2	0	0	0	1	0	1									
Willie Stargell, L (1, 3) OBP: 0.348, SLG: 0.484	E1					E5			K	0	0	0	0	0	2	0									
Bill Madlock, R (1, 5) OBP: 0.294, SLG: 0.327						2B			K	4	1	1	0	0	1	3									
Mike Easter, L (1, 9) OBP: 0.417, SLG: 0.615						2B			F4	4	0	1	1	0	0	1									
Dale Berra, R (1, 6) OBP: 0.277, SLG: 0.350						G6-4-3			K	3	0	0	0	1	3	1									
Ed Ott, L (1, 2) OBP: 0.354, SLG: 0.414						K			K	4	0	0	0	0	2	2									
Don Robinson, R (1, 1) Grant Jackson, S (6, 1) Tim Foli, R (6, PH) Enrique Romo, R (9, 1) OBP: 0.556, SLG: 0.500						K			K	3	0	0	0	0	2	2									
						FC6-5 2B			SH1-4 1B BB	2	0	1	0	0	1	0									
						K			K	0	0	0	0	0	0	0									
						K			K	0	0	0	0	1	0	0									
						K			K	0	0	0	0	0	0	0									
Inning Stats	R: 0 E: 1 K: 0 S: 3	H: 0 LOB: 1 BB: 1 P: 7	R: 0 E: 0 K: 0 S: 3	H: 0 LOB: 1 BB: 1 P: 7	R: 0 E: 0 K: 1 S: 6	H: 1 LOB: 0 BB: 0 P: 6	R: 1 E: 0 K: 1 S: 7	H: 2 LOB: 1 BB: 0 P: 7	R: 0 E: 0 K: 1 S: 5	H: 0 LOB: 0 BB: 0 P: 5	R: 0 E: 0 K: 0 S: 3	H: 0 LOB: 0 BB: 0 P: 3	R: 0 E: 0 K: 3 S: 9	H: 0 LOB: 0 BB: 0 P: 9	R: 0 E: 0 K: 2 S: 8	H: 1 LOB: 2 BB: 1 P: 12	R: 0 E: 0 K: 2 S: 7	H: 0 LOB: 0 BB: 0 P: 7	1B: 1 2B: 3 3B: 0 HR: 0	SF: 0 SAC: 1 DP: 1 HBP: 0	WP: 0 PB: 0 SB: 1 CS: 0	PA: 34			
PITCHER	IP	WLS	BF	H	R	ER	SO	BB	IBB	HBP	BLK	WP	HR	S	P	ERA	WHIP								
Bob Shirley, L (1, 1) ERA: 3.07	7.0	W	28	4	1	1	6	3	0	0	0	0	0	37	49	1.29	1.000								
Rollie Fingers, R (8, 1) ERA: 2.44	2.0	S	6	0	0	0	4	0	0	0	0	0	0	14	14	0.00	0.000								

AB	30
R	1
H	4
RBI	1
BB	3
SO	10
LOB	14



Batter	1	2	3	4	5	6	7	8	9	AB	R	H	RBI	BB	SO	LOB	TOP					
Omar Moreno, L (1.8) OBP: 0.313, SLG: 0.337	5-3		4-3		6-3		L6-3 1B		1-3 1B	5	0	2	0	0	0	0	Pittsburgh Pirates @ Chicago Cubs Wrigley Field, Chicago, IL Tue Aug 05 1980, 3:33 AM CDT Att: 22,939 - Unknown					
Tim Foli, R (1.6) OBP: 0.316, SLG: 0.350	1-3		F8		5-3		L6-3 1-2			4	0	0	0	0	0	1						
Dave Parker, L (1.9) OBP: 0.325, SLG: 0.455			F7				4-3			3	0	1	0	1	0	0						
Willie Stargell, L (1.3) OBP: 0.346, SLG: 0.479	F7			1B BB SF7 1B	K			4-3		4	1	1	0	0	1	2						
Mike Easter, L (1.7) OBP: 0.423, SLG: 0.616				1B 1-2 1B BB			BB 1B 1B	4-1		3	2	0	1	0	0	0						
Bill Madlock, R (1.5) OBP: 0.297, SLG: 0.327	5-3			1B 1-2 2-3 1B			1B 1-2 BB	6-3		3	0	1	0	1	0	1						
Ed Ott, L (1.2) OBP: 0.356, SLG: 0.415				SF7			G4-6-3 1-2 2-H 1B		G3	2	0	1	2	1	0	0						
Phil Garner, R (1.4) OBP: 0.316, SLG: 0.359	FC6-4			1B 1-2 2-3 FC6-4			K		4-3	4	0	1	1	0	1	4						
John Candelaria, L (1.1) OBP: 0.222, SLG: 0.180	FC6-4			6-3			G4-6-3 1-2			2	0	0	0	0	0	4						
John Milner, L (6, PH) OBP: 0.347, SLG: 0.354	FC6-4			6-3					1B	1	0	0	0	0	0	2						
Rod Scurry, L (6.1) OBP: 0.333, SLG: 0.333										0	0	0	0	0	0	0						
Enrique Romo, R (7.1) OBP: 0.556, SLG: 0.500										0	0	0	0	0	0	0						
Kurt Bevacqua, R (9, PH) OBP: 0.329, SLG: 0.380									BB	0	0	0	1	0	0	0						
Inning Stats	R: 0 E: 0 K: 0 S: 3	H: 0 LOB: 1 BB: 1 P: 7	R: 0 E: 0 K: 0 S: 4	H: 1 LOB: 2 BB: 1 P: 8	R: 0 E: 0 K: 0 S: 3	H: 0 LOB: 0 BB: 0 P: 3	R: 2 E: 0 K: 0 S: 5	H: 3 LOB: 1 BB: 1 P: 9	R: 0 E: 0 K: 1 S: 6	H: 1 LOB: 1 BB: 1 P: 6	R: 1 E: 0 K: 1 S: 6	H: 2 LOB: 1 BB: 1 P: 10	R: 0 E: 0 K: 0 S: 3	H: 1 LOB: 0 BB: 0 P: 3	R: 0 E: 0 K: 0 S: 3	H: 0 LOB: 0 BB: 0 P: 3	R: 0 E: 0 K: 0 S: 3	H: 1 LOB: 2 BB: 1 P: 7	1B: 9 2B: 1 3B: 0 HR: 0	SF: 1 SAC: 0 DP: 2 HBP: 0	WP: 0 PB: 0 SB: 0 CS: 1	PA: 37
PITCHER Rick Reuschel, R (1.1) ERA: 3.67	IP: 9.0 WLS: W BF: 37 H: 9 R: 3 ER: 3 SO: 2 BB: 5 IBB: 0 HBP: 0 BLK: 0 WP: 0 HR: 0 S: 36 P: 56 ERA: 3.00 WHIP: 1.556															PITCHER	IP: 9.0 WLS: W BF: 37 H: 9 R: 3 ER: 3 SO: 2 BB: 5 IBB: 0 HBP: 0 BLK: 0 WP: 0 HR: 0 S: 36 P: 56 ERA: 3.00 WHIP: 1.556					

AB	31
R	3
H	9
RBI	3
BB	5
SO	2
LOB	14



Batter	1	2	3	4	5	6	7	8	9	AB	R	H	RBI	BB	SO	LOB	BOTTOM			
Jesus Figueroa, L (1.8) OBP: 0.307, SLG: 0.298	K	K		3-1			F9		K	5	0	0	0	0	3	4	Pittsburgh Pirates @ Chicago Cubs Wrigley Field, Chicago, IL Tue Aug 05 1980, 3:33 AM CDT Att: 22,939 - Unknown			
Mike Tyson, R (1.4) OBP: 0.296, SLG: 0.355	K		K		F8		BB E 2B		F8	5	1	1	0	0	2	0				
Bill Buckner, L (1.7) OBP: 0.358, SLG: 0.457	1B		HR 1B		4-3		P4		HR	5	2	3	1	0	0	1				
Cliff Johnson, R (1.3) OBP: 0.353, SLG: 0.436	1B		HR 1B		HR		E BB 1B IBB		K	3	3	3	1	1	0	0				
Larry Blittner, L (8.3) OBP: 0.332, SLG: 0.347	1B		HR 1B		HR		E BB 1B IBB		K	1	0	0	0	0	1	0				
Jerry Martin, R (1.9) OBP: 0.306, SLG: 0.460	1-3		HR		HR		1-2 2-3 1B BB		1B	4	3	3	4	1	0	2				
Steve Dillard, R (1.5) OBP: 0.276, SLG: 0.352		K	CS BB		K		E5 1B 1B		4-3	4	1	0	0	1	2	3				
Tim Blackwell, S (1.2) OBP: 0.322, SLG: 0.380	1B		5-3				P6		1B 1B	4	1	2	2	0	0	1				
Steve Macko, L (1.6) OBP: 0.235, SLG: 0.294	K		K		K		6-3		1B 1B	4	0	1	1	0	2	1				
Rick Reuschel, R (1.1) OBP: 0.185, SLG: 0.259	1B		L3		6-3		6-3		1B	4	0	2	1	0	0	0				
Inning Stats	R: 0 E: 0 K: 2 S: 9	H: 2 LOB: 2 BB: 0 P: 9	R: 0 E: 0 K: 3 S: 11	H: 2 LOB: 0 BB: 0 P: 11	R: 3 E: 0 K: 1 S: 7	H: 3 LOB: 0 BB: 1 P: 11	R: 0 E: 0 K: 1 S: 5	H: 0 LOB: 0 BB: 0 P: 5	R: 2 E: 0 K: 1 S: 7	H: 2 LOB: 0 BB: 0 P: 7	R: 0 E: 0 K: 0 S: 3	H: 0 LOB: 0 BB: 0 P: 3	R: 5 E: 1 K: 1 S: 10	H: 4 LOB: 2 BB: 2 P: 18	R: 1 E: 0 K: 1 S: 7	H: 2 LOB: 1 BB: 0 P: 7	1B: 10 2B: 1 3B: 0 HR: 4	SF: 0 SAC: 0 DP: 0 HBP: 0	WP: 0 PB: 0 SB: 0 CS: 1	PA: 42
PITCHER John Candelaria, L (1.1) ERA: 3.88	IP: 5.0 WLS: L BF: 24 H: 9 R: 5 ER: 5 SO: 8 BB: 1 IBB: 0 HBP: 0 BLK: 0 WP: 0 HR: 3 S: 39 P: 43 ERA: 9.00 WHIP: 2.000															PITCHER	IP: 5.0 WLS: L BF: 24 H: 9 R: 5 ER: 5 SO: 8 BB: 1 IBB: 0 HBP: 0 BLK: 0 WP: 0 HR: 3 S: 39 P: 43 ERA: 9.00 WHIP: 2.000			
Rod Scurry, L (6.1) ERA: 2.53	1.2 7 1 2 0 0 0 1 0 0 0 0 6 10 0.00 0.600															PITCHER	IP: 1.2 WLS: L BF: 7 H: 1 R: 2 ER: 0 SO: 0 BB: 1 IBB: 0 HBP: 0 BLK: 0 WP: 0 HR: 0 S: 6 P: 10 0.00 0.600			
Enrique Romo, R (7.1) ERA: 3.5	1.1 11 5 4 1 2 1 0 0 0 0 1 14 18 6.75 4.500															PITCHER	IP: 1.1 WLS: L BF: 11 H: 5 R: 4 ER: 1 SO: 2 BB: 1 IBB: 0 HBP: 0 BLK: 0 WP: 0 HR: 1 S: 14 P: 18 6.75 4.500			




Batter	1	2	3	4	5	6	7	8	9	AB	R	H	RBI	BB	SO	LOB	TOP																
Omar Moreno, L (1.8) OBP: 0.316, SLG: 0.338	F9		1B		2B		SF8		E	2	2	1	1	2	0	0	Pittsburgh Pirates @ Chicago Cubs Wrigley Field, Chicago, IL Wed Aug 06 1980, 3:33 AM CDT Unknown																
Tim Foli, R (1.6) OBP: 0.314, SLG: 0.352	5-3		F7		1B		6-3		SF8	4	1	1	3	0	0	2																	
Dave Parker, L (1.9) OBP: 0.329, SLG: 0.457									K	5	0	3	1	0	1	0																	
Willie Stargell, L (1.3) OBP: 0.342, SLG: 0.488	4-3								K	5	1	1	1	0	1	2																	
Mike Easter, L (1.7) OBP: 0.424, SLG: 0.628										4	1	2	1	0	0	0																	
Bill Madlock, R (1.5) OBP: 0.299, SLG: 0.329										4	0	2	0	0	0	1																	
Dale Berra, R (8.5) OBP: 0.277, SLG: 0.350										0	0	0	0	0	0	0																	
Ed Ott, L (1.2) OBP: 0.351, SLG: 0.408										4	0	0	0	0	1	3																	
Phil Garner, R (1.4) OBP: 0.318, SLG: 0.361										4	2	2	0	0	0	1																	
Jim Bibby, R (1.1) OBP: 0.207, SLG: 0.154										2	0	0	0	0	0	1																	
John Milner, L (7. PH) OBP: 0.351, SLG: 0.354										0	0	0	0	0	0	0																	
Matt Alexander, S (7. PH) OBP: 0.351, SLG: 0.354										0	0	0	0	0	0	0																	
Grant Jackson, S (7.1) OBP: 0.351, SLG: 0.354										0	0	0	0	0	0	0																	
Kent Tekulve, R (8.1) OBP: 0.351, SLG: 0.354										0	0	0	0	0	0	0																	
Manny Sanguillen, R (8. PH) OBP: 0.351, SLG: 0.354										1	1	1	0	0	0	0																	
Enrique Romo, R (9.1) OBP: 0.351, SLG: 0.354										0	0	0	0	0	0	0																	
Inning Stats	R: 0 E: 0 K: 0 S: 4	H: 1 LOB: 1 BB: 0 P: 4	R: 1 E: 0 K: 0 S: 4	H: 2 LOB: 0 BB: 0 P: 4	R: 0 E: 0 K: 0 S: 4	H: 2 LOB: 2 BB: 0 P: 4	R: 0 E: 0 K: 0 S: 3	H: 0 LOB: 0 BB: 0 P: 3	R: 3 E: 0 K: 0 S: 6	H: 3 LOB: 1 BB: 1 P: 10	R: 0 E: 0 K: 0 S: 3	H: 1 LOB: 0 BB: 0 P: 3	R: 1 E: 0 K: 0 S: 3	H: 0 LOB: 1 BB: 1 P: 7	R: 1 E: 0 K: 1 S: 7	H: 2 LOB: 1 BB: 0 P: 7	R: 3 E: 1 K: 2 S: 9	H: 2 LOB: 0 BB: 1 P: 13	1B: 10 2B: 1 3B: 0 HR: 2	SF: 2 SAC: 0 DP: 2 HBP: 0	WP: 1 PA: 40 PB: 0 SB: 4 CS: 0												
PITCHER	IP WLS BF H R ER SO BB IBB HBP BLK WP HR S P ERA WHIP																																
Dennis Lamp, R (1.1) ERA: 4.75	6.1	27	9	5	4	0	2	0	0	0	0	0	1	25	33	5.68	1.737																
Bruce Sutter, R (7.1) ERA: 2.53	1.2	7	2	1	1	1	0	0	0	0	0	0	1	9	9	5.40	1.200																
Dick Tidrow, R (9.1) ERA: 2.51	1.0	L	6	2	3	1	2	0	1	0	0	1	0	9	13	9.00	2.000																

Batter	1	2	3	4	5	6	7	8	9	AB	R	H	RBI	BB	SO	LOB	BOTTOM																
Jesus Figueroa, L (1.8) OBP: 0.302, SLG: 0.293	K		F8		G6-4-3		L7		4-3	5	0	1	0	0	1	1	Pittsburgh Pirates @ Chicago Cubs Wrigley Field, Chicago, IL Wed Aug 06 1980, 3:33 AM CDT Unknown																
Lenny Randle, S (1.5) OBP: 0.343, SLG: 0.358	F9		G3-6-3		F5		L5		2B	5	1	1	0	0	0	2																	
Bill Buckner, L (1.7) OBP: 0.361, SLG: 0.465										5	2	3	0	0	0	1																	
Cliff Johnson, R (1.3) OBP: 0.358, SLG: 0.449										3	2	2	3	1	1	0																	
Steve Dillard, R (9.4) OBP: 0.274, SLG: 0.352										0	0	0	1	0	0	0																	
Jerry Martin, R (1.9) OBP: 0.307, SLG: 0.466										4	2	1	2	1	1	2																	
Barry Foote, R (1.2) OBP: 0.290, SLG: 0.406										3	0	1	0	0	0	1																	
Bruce Sutter, R (7.1) OBP: 0.200, SLG: 0.200										0	0	0	0	0	0	0																	
Larry Blittner, L (8. PH) OBP: 0.335, SLG: 0.347										0	0	0	0	1	0	0																	
Steve Macko, L (1.6) OBP: 0.300, SLG: 0.400										3	0	2	1	0	0	1																	
Rick Reuschel, R (6. PH) OBP: 0.185, SLG: 0.259										0	0	0	0	0	0	0																	
Ivan De Jesus, R (7.6) OBP: 0.345, SLG: 0.355										0	0	0	0	1	0	0																	
Mike Tyson, R (1.4) OBP: 0.297, SLG: 0.354										3	0	1	0	0	0	2																	
Mike Vail, R (8. PH) OBP: 0.332, SLG: 0.407										1	0	0	0	0	0	3																	
Dick Tidrow, R (9.1) ERA: 2.51										0	0	0	0	0	0	0																	
Dennis Lamp, R (1.1) OBP: 0.196, SLG: 0.128										2	0	0	0	0	1	2																	
Tim Blackwell, S (7.2) OBP: 0.319, SLG: 0.376										2	0	0	0	0	0	3																	
Inning Stats	R: 2 E: 0 K: 1 S: 7	H: 2 LOB: 0 BB: 0 P: 7	R: 0 E: 0 K: 0 S: 3	H: 1 LOB: 0 BB: 0 P: 3	R: 0 E: 1 K: 0 S: 3	H: 0 LOB: 0 BB: 0 P: 3	R: 2 E: 0 K: 1 S: 8	H: 3 LOB: 2 BB: 1 P: 12	R: 0 E: 0 K: 0 S: 3	H: 1 LOB: 0 BB: 0 P: 3	R: 1 E: 0 K: 1 S: 6	H: 1 LOB: 1 BB: 1 P: 10	R: 0 E: 0 K: 0 S: 3	H: 0 LOB: 0 BB: 0 P: 3	R: 1 E: 0 K: 0 S: 5	H: 2 LOB: 2 BB: 2 P: 13	R: 1 E: 0 K: 1 S: 7	H: 2 LOB: 1 BB: 0 P: 7	1B: 7 2B: 4 3B: 0 HR: 2	SF: 1 SAC: 0 DP: 3 HBP: 0	WP: 0 PA: 41 PB: 0 SB: 1 CS: 0												
PITCHER	IP WLS BF H R ER SO BB IBB HBP BLK WP HR S P ERA WHIP																																
Jim Bibby, R (1.1) ERA: 2.97	6.0	26	8	5	5	3	2	0	0	0	0	0	0	4	4	9.00	1.667																
Grant Jackson, L (7.1) ERA: 2.32	1.0	4	1	1	1	0	0	0	0	0	0	0	4	4	9.00	1.000																	
Kent Tekulve, R (8.1) ERA: 2.8	1.0	W	6	1	0	0	0	2	0	0	0	0	4	12	0.00	1.000																	
Enrique Romo, R (9.1) ERA: 3.56	1.0	S	5	2	1	1	0	0	0	0	0	0	7	7	9.00	2.000																	

Batter	1	2	3	4	5	6	7	8	9	AB	R	H	RBI	BB	SO	LOB	TOP										
Omar Moreno, L (1, 8) OBP: 0.318, SLG: 0.341	0-0 1B		0-0 1B 2B		0-3 K			0-0 4-3		4	0	2	0	0	1	0											
Phil Garner, R (1, 4) OBP: 0.317, SLG: 0.360	0-3 K		0-0 2H 1B		0-0 F8			0-0 F9		4	0	1	0	0	0	1											
Dave Parker, L (1, 9) OBP: 0.326, SLG: 0.452	0-3 K		0-3 K					0-0 4-3		4	0	0	0	0	3	2											
Kurt Bevacqua, R (1, 5) OBP: 0.325, SLG: 0.365	1-0 HBP				0-0 5-3			0-0 6-3																			
Lee Lacy, R (1, 7) OBP: 0.402, SLG: 0.508	0-0 P2				0-0 P3			0-3 K		4	0	0	0	0	2	2											
Manny Sanguillen, R (1, 3) OBP: 0.324, SLG: 0.389 John Milner, L (6, 3) OBP: 0.358, SLG: 0.354			0-0 F7		0-0 5-3			4-0 BB		2	0	0	0	0	0	0											
Steve Nicosia, R (1, 2) OBP: 0.299, SLG: 0.287			0-0 6-3					0-3 K		4	1	1	0	0	2	2											
Dale Berra, R (1, 6) OBP: 0.276, SLG: 0.368			0-3 K					0-0 L6		3	1	1	2	0	1	1											
Bert Blyleven, R (1, 1) OBP: 0.068, SLG: 0.047 Willie Stargell, L (7, PH) OBP: 0.340, SLG: 0.485 Grant Jackson, S (7, 1)					0-0 G3			0-0 9-3		2	0	0	0	0	0	0											
										1	0	0	0	0	0	1											
										0	0	0	0	0	0	0											
Inning Stats	R: 0 E: 0 K: 2 S: 8	H: 1 LOB: 2 BB: 0 P: 9	R: 0 E: 0 K: 1 S: 5	H: 0 LOB: 0 BB: 0 P: 5	R: 0 E: 0 K: 1 S: 6	H: 2 LOB: 1 BB: 0 P: 6	R: 0 E: 0 K: 0 S: 3	H: 0 LOB: 0 BB: 0 P: 3	R: 2 E: 0 K: 1 S: 7	H: 2 LOB: 0 BB: 0 P: 7	R: 0 E: 0 K: 2 S: 7	H: 0 LOB: 1 BB: 1 P: 7	R: 0 E: 0 K: 1 S: 5	H: 0 LOB: 1 BB: 1 P: 9	R: 0 E: 0 K: 0 S: 3	H: 0 LOB: 1 BB: 1 P: 11	1B: 2 2B: 2 3B: 0 HR: 1	SF: 0 SAC: 0 DP: 0 HBP: 1	WP: 0 PB: 0 SB: 1 CS: 0	PA: 34							
PITCHER	IP	WLS	BF	H	R	ER	SO	BB	IBB	HBP	BLK	WP	HR	S	P	ERA	WHIP										
Doug Capilla, L (1, 1) ERA: 2.89	5.0	L	20	5	2	2	5	0	0	1	0	0	1	29	30	3.60	1.000										
Bill Caudill, R (6, 1) ERA: 2.09	2.0		7	0	0	0	3	1	0	0	0	0	0	12	16	0.00	0.500										
Dick Tidrow, R (8, 1) ERA: 2.44	2.0		7	0	0	0	2	1	0	0	0	0	0	10	14	0.00	0.500										

Pittsburgh Pirates @ Chicago Cubs
Wrigley Field, Chicago, IL
Wed Aug 06 1980, 3:38 AM CDT
Att: 24,305 - Unknown


AB 31
R 2
H 5
RBI 2
BB 2
SO 10
LOB 9



Batter	1	2	3	4	5	6	7	8	9	AB	R	H	RBI	BB	SO	LOB	BOTTOM										
Lenny Randle, S (1, 5) OBP: 0.347, SLG: 0.363	0-0 L4-3 1B		0-0 6-3					0-0 FC4-6 1B		4	0	3	0	0	0	1											
Mike Tyson, R (1, 4) OBP: 0.291, SLG: 0.347	0-0 L4-3		0-0 F8					0-0 F7		4	0	0	0	0	0	4											
Bill Buckner, L (1, 7) OBP: 0.357, SLG: 0.460	0-0 4-3							0-0 FC4-6		4	0	0	0	0	0	2											
Jerry Martin, R (1, 8) OBP: 0.309, SLG: 0.470			0-0 3B					0-3 K		3	0	1	0	1	1	1											
Larry Bittner, L (1, 3) OBP: 0.328, SLG: 0.339			0-0 F9					0-0 4-3		4	0	0	0	0	0	2											
Mike Veil, R (1, 9) OBP: 0.327, SLG: 0.401			0-0 3-4					0-3 K		4	0	0	0	0	3	2											
Tim Blackwell, S (1, 2) OBP: 0.322, SLG: 0.383			0-0 G3					0-0 1B		4	0	2	0	0	0	2											
Steve Dillard, R (1, 6) OBP: 0.283, SLG: 0.354 Dick Tidrow, R (8, 1)								4-0 SH5-3 BB		2	0	1	0	1	0	1											
Doug Capilla, L (1, 1) OBP: 0.273, SLG: 0.455 Scot Thompson, L (5, PH) OBP: 0.306, SLG: 0.322 Bill Caudill, R (6, 1) OBP: 0.200, SLG: 0.200 Ivan De Jesus, R (8, 6) OBP: 0.344, SLG: 0.354								0-0 SH5-3 1B		0	0	0	0	0	0	0											
								0-0 G4-6-3 1B		1	0	0	0	0	0	2											
								0-0 F9		0	0	0	0	0	0	0											
										1	0	0	0	0	0	0											
Inning Stats	R: 0 E: 0 K: 0 S: 3	H: 1 LOB: 0 BB: 0 P: 3	R: 0 E: 0 K: 0 S: 4	H: 1 LOB: 1 BB: 0 P: 4	R: 0 E: 0 K: 0 S: 3	H: 0 LOB: 1 BB: 1 P: 7	R: 0 E: 0 K: 0 S: 3	H: 0 LOB: 0 BB: 0 P: 3	R: 0 E: 0 K: 1 S: 6	H: 2 LOB: 1 BB: 0 P: 6	R: 0 E: 0 K: 1 S: 6	H: 1 LOB: 1 BB: 0 P: 6	R: 0 E: 0 K: 1 S: 6	H: 1 LOB: 1 BB: 0 P: 6	R: 0 E: 0 K: 0 S: 4	H: 1 LOB: 1 BB: 0 P: 4	R: 0 E: 0 K: 1 S: 5	H: 0 LOB: 1 BB: 1 P: 9	1B: 5 2B: 2 3B: 1 HR: 0	SF: 0 SAC: 1 DP: 2 HBP: 0	WP: 0 PB: 0 SB: 0 CS: 0	PA: 34					
PITCHER	IP	WLS	BF	H	R	ER	SO	BB	IBB	HBP	BLK	WP	HR	S	P	ERA	WHIP										
Bert Blyleven, R (1, 1) ERA: 3.86	6.0	W	22	5	0	0	2	1	0	0	0	0	0	25	29	0.00	1.000										
Grant Jackson, L (7, 1) ERA: 2.19	3.0	S	12	2	0	0	2	1	0	0	0	0	0	15	19	0.00	1.000										

Pittsburgh Pirates @ Chicago Cubs
Wrigley Field, Chicago, IL
Wed Aug 06 1980, 3:38 AM CDT
Att: 24,305 - Unknown

AB 31
R 0
H 7
RBI 0
BB 2
SO 4
LOB 17



Batter	1	2	3	4	5	6	7	8	9	AB	R	H	RBI	BB	SO	LOB	TOP								
Lonnie Smith, R OBP: 0.378, SLG: 0.452 (1, 7)										3	2	0	1	1	1	0	Philadelphia Phillies @ Pittsburgh Pirates Three Rivers Stadium, Pittsburgh, PA Fri Aug 08 1980, 7:05 PM EDT Att: 30,354 - Unknown								
Pete Rose, S OBP: 0.369, SLG: 0.382 (1, 3)										4	0	3	1	0	0	0									
Bake McBride, L OBP: 0.340, SLG: 0.457 (1, 9)										4	0	1	0	0	0	2									
Mike Schmidt, R OBP: 0.349, SLG: 0.574 (1, 5)										4	0	1	0	0	0	2									
Garry Maddox, R OBP: 0.269, SLG: 0.386 (1, 8)										4	1	1	1	0	0	1									
Manny Trillo, R OBP: 0.372, SLG: 0.438 (1, 4)										4	1	1	1	0	1	0									
Larry Bowa, S OBP: 0.271, SLG: 0.312 (1, 6)										4	0	0	0	0	1	0									
Bob Boone, R OBP: 0.292, SLG: 0.344 Randy Lerch, L OBP: 0.390, SLG: 0.361 (9, PR)										4	1	2	0	0	1	0									
Dick Ruthven, R OBP: 0.182, SLG: 0.209 George Mironovich, L OBP: 0.289, SLG: 0.242 Kevin Saucier, L OBP: 0.301, SLG: 0.300 Dickie Noles, R OBP: 0.346, SLG: 0.343 Greg Gross, L OBP: 0.300, SLG: 0.300 Tug McGraw, R OBP: 0.301, SLG: 0.343 (9, PH)										1	0	0	0	0	0	0									
Inning Stats	R: 0 E: 0 K: 1 S: 5	H: 0 LOB: 0 BB: 0 P: 5	R: 0 E: 0 K: 1 S: 5	H: 0 LOB: 0 BB: 0 P: 5	R: 0 E: 0 K: 1 S: 5	H: 1 LOB: 1 BB: 0 P: 4	R: 0 E: 0 K: 0 S: 3	H: 0 LOB: 0 BB: 0 P: 3	R: 2 E: 2 K: 0 S: 6	H: 3 LOB: 1 BB: 0 P: 6	R: 2 E: 0 K: 1 S: 7	H: 2 LOB: 0 BB: 0 P: 7	R: 1 E: 0 K: 0 S: 4	H: 2 LOB: 1 BB: 1 P: 8	R: 0 E: 0 K: 1 S: 6	H: 1 LOB: 1 BB: 0 P: 6		1B: 5 2B: 2 3B: 0 HR: 2	SF: 0 SAC: 0 DP: 1 HBP: 0	WP: 0 PB: 0 SB: 0 CS: 0	PA: 36				
PITCHER	IP	WLS	BF	H	R	ER	SO	BB	IBB	HBP	BLK	WP	HR	S	P	ERA	WHIP								
Rick Rhoden, R ERA: 5.17 Kent Tekulve, R ERA: 2.91 Enrique Romo, R ERA: 3.52	(1, 1)	7.0	27	6	4	3	4	0	0	0	0	0	2	35	35	3.86	0.857								
	(8, 1)	1.0	W	5	2	1	0	1	0	0	0	0	0	4	8	9.00	3.000								
	(9, 1)	1.0	S	4	1	0	0	1	0	0	0	0	0	6	6	0.00	1.000								

AB	35
R	5
H	9
RBI	4
BB	1
SO	5
LOB	7



Batter	1	2	3	4	5	6	7	8	9	AB	R	H	RBI	BB	SO	LOB	BOTTOM								
Omar Moreno, L OBP: 0.317, SLG: 0.342 (1, 8)										5	0	1	0	0	0	5	Philadelphia Phillies @ Pittsburgh Pirates Three Rivers Stadium, Pittsburgh, PA Fri Aug 08 1980, 7:05 PM EDT Att: 30,354 - Unknown								
Tim Lincecum, R OBP: 0.317, SLG: 0.354 (1, 6)									4	0	0	0	0	0	2										
Dave Parker, L OBP: 0.331, SLG: 0.454 (1, 9)									3	1	1	0	1	0	1										
Willie Stargell, L OBP: 0.350, SLG: 0.500 (1, 3)									3	2	1	2	1	1	1										
Mike Easter, L OBP: 0.427, SLG: 0.635 Matt Alexander, S OBP: 0.277, SLG: 0.366 (8, PR)										3	1	2	0	1	0	1									
Bill Madlock, R OBP: 0.306, SLG: 0.345 Enrique Romo, R OBP: 0.556, SLG: 0.500 (9, 1)										2	1	1	1	2	0	1									
Ed Ott, L OBP: 0.350, SLG: 0.407 (1, 2)										3	0	1	1	0	0	0									
Phil Garner, R OBP: 0.322, SLG: 0.365 (1, 4)										2	0	1	0	2	0	0									
Rick Rhoden, R OBP: 0.412, SLG: 0.438 Kent Tekulve, R OBP: 0.405, SLG: 0.507 (8, PH)										3	0	2	1	0	0	0									
Inning Stats	R: 0 E: 0 K: 0 S: 3	H: 0 LOB: 1 BB: 1 P: 7	R: 0 E: 0 K: 0 S: 2	H: 0 LOB: 0 BB: 1 P: 6	R: 0 E: 0 K: 0 S: 4	H: 1 LOB: 1 BB: 0 P: 4	R: 3 E: 0 K: 0 S: 6	H: 5 LOB: 0 BB: 0 P: 6	R: 0 E: 0 K: 0 S: 4	H: 1 LOB: 1 BB: 0 P: 4	R: 2 E: 0 K: 1 S: 5	H: 0 LOB: 0 BB: 0 P: 5	R: 0 E: 0 K: 0 S: 4	H: 1 LOB: 2 BB: 2 P: 12	R: 1 E: 0 K: 0 S: 4	H: 1 LOB: 2 BB: 0 P: 12		1B: 5 2B: 4 3B: 0 HR: 1	SF: 1 SAC: 1 DP: 0 HBP: 0	WP: 0 PB: 1 SB: 2 CS: 2	PA: 38				
PITCHER	IP	WLS	BF	H	R	ER	SO	BB	IBB	HBP	BLK	WP	HR	S	P	ERA	WHIP								
Dick Ruthven, R ERA: 3.83 Kevin Saucier, L ERA: 3.71 Dickie Noles, R ERA: 3.97 Tug McGraw, L ERA: 2.25	(1, 1)	5.0	21	7	3	3	0	2	0	0	0	0	1	19	27	5.40	1.800								
	(6, 1)	0.1	4	1	2	2	0	1	1	0	0	0	0	2	10	54.00	6.000								
	(6, 1)	0.2	3	1	0	0	0	0	1	0	0	0	0	2	6	0.00	1.500								
	(7, 1)	2.0	L	9	1	1	1	0	2	0	0	0	0	9	17	4.50	0.500								



Batter	1	2	3	4	5	6	7	8	9	AB	R	H	RBI	BB	SO	LOB	TOP
Lonnie Smith, R OBP: 0.380, SLG: 0.450	4-0 1B SF7 BB		6-3				F7			3	1	1	0	1	0	0	Philadelphia Phillies @ Pittsburgh Pirates Three Rivers Stadium, Pittsburgh, PA Sat Aug 09 1980, 3:33 AM EDT Att: 39,984 - Unknown
Pete Ross, S OBP: 0.370, SLG: 0.383	0-0 1B SF7 1B						F9			4	0	2	0	0	0	1	
Mike Schmidt, R OBP: 0.351, SLG: 0.573	0-0 SF7		F3							1	0	0	1	2	0	1	
Keith Moreland, R OBP: 0.356, SLG: 0.505	0-0 1B		F9							4	0	3	0	0	0	1	
Garry Maddox, R OBP: 0.269, SLG: 0.384	0-3 K									4	0	1	0	0	1	4	
Manny Trillo, R OBP: 0.372, SLG: 0.437	0-0 4-3									3	0	1	0	0	0	4	
Larry Bowa, S OBP: 0.268, SLG: 0.308			4-3							4	0	0	0	0	0	2	
Bob Boone, R OBP: 0.289, SLG: 0.339			F8							4	0	0	0	0	0	2	
Nino Espinosa, R OBP: 0.300, SLG: 0.300			F9							3	0	0	0	0	0	0	
Kevin Saucier, L OBP: 0.300, SLG: 0.300										0	0	0	0	0	0	0	
Dickie Noles, R OBP: 0.346, SLG: 0.339										1	0	0	0	0	0	0	
Greg Gross, L OBP: 0.346, SLG: 0.339										1	0	0	0	0	0	0	
Inning Stats	R: 1 E: 0 K: 1 S: 7	H: 2 LOB: 2 BB: 1 P: 11	R: 0 E: 0 K: 0 S: 3	H: 0 LOB: 0 BB: 0 P: 3	R: 0 E: 0 K: 0 S: 4	H: 1 LOB: 1 BB: 0 P: 4	R: 0 E: 0 K: 0 S: 4	H: 1 LOB: 2 BB: 1 P: 8	R: 0 E: 0 K: 0 S: 3	H: 0 LOB: 0 BB: 0 P: 3	R: 0 E: 0 K: 0 S: 3	H: 1 LOB: 1 BB: 1 P: 7	R: 0 E: 0 K: 0 S: 3	H: 0 LOB: 0 BB: 0 P: 3	1B: 8 2B: 0 3B: 0 HR: 0	SF: 1 SAC: 1 DP: 1 HBP: 0	WP: 0 PA: 36 PB: 0 SB: 0 CS: 0
PITCHER	IP WLS BF H R ER SO BB IBB HBP BLK WP HR S P ERA WHIP																
John Candelaria, L ERA: 3.58	(1, 1) 7.0 W 31 8 1 1 1 3 0 0 0 0 0 0 30 42 1.29 1.571																
Kent Tekulve, R ERA: 2.61	(8, 1) 2.0 S 5 0 0 0 0 0 0 0 0 0 0 0 5 5 0.00 0.000																

Batter	1	2	3	4	5	6	7	8	9	AB	R	H	RBI	BB	SO	LOB	BOTTOM
Omar Moreno, L OBP: 0.314, SLG: 0.339	0-0 4-3		F7	SF9		4-3		K		4	0	0	1	0	1	2	Philadelphia Phillies @ Pittsburgh Pirates Three Rivers Stadium, Pittsburgh, PA Sat Aug 09 1980, 3:33 AM EDT Att: 39,984 - Unknown
Tim Lincecum, R OBP: 0.321, SLG: 0.358	0-0 6-3			F9						5	1	3	0	0	0	2	
Dave Parker, L OBP: 0.333, SLG: 0.456	0-0 1B									3	0	2	0	0	0	0	
Lee Lacy, R OBP: 0.405, SLG: 0.505	0-0 1B									1	1	0	0	1	0	1	
Willie Stargell, L OBP: 0.353, SLG: 0.500	0-0 1B		F8							4	0	2	0	0	0	2	
Mike Easter, L OBP: 0.421, SLG: 0.626	0-0 F8		G3							3	0	0	1	0	0	4	
Bill Madlock, R OBP: 0.309, SLG: 0.350			6-3							3	1	1	0	1	0	0	
Dale Berra, R OBP: 0.277, SLG: 0.366				SF9	3B					0	0	0	0	0	0	0	
Ed Ott, L OBP: 0.353, SLG: 0.420					5-3					4	1	2	2	0	0	3	
Phil Garner, R OBP: 0.326, SLG: 0.365										2	0	1	0	2	0	1	
John Candelaria, L OBP: 0.241, SLG: 0.189										3	0	1	0	1	0	4	
Kent Tekulve, R ERA: 3.9										0	0	0	0	0	0	0	
Inning Stats	R: 0 E: 0 K: 0 S: 5	H: 2 LOB: 2 BB: 0 P: 5	R: 1 E: 0 K: 0 S: 4	H: 2 LOB: 0 BB: 0 P: 4	R: 0 E: 0 K: 0 S: 5	H: 2 LOB: 2 BB: 0 P: 5	R: 1 E: 0 K: 0 S: 4	H: 1 LOB: 2 BB: 2 P: 12	R: 0 E: 0 K: 0 S: 3	H: 0 LOB: 0 BB: 0 P: 3	R: 0 E: 0 K: 0 S: 5	H: 2 LOB: 2 BB: 3 P: 17	R: 0 E: 0 K: 1 S: 5	H: 1 LOB: 0 BB: 0 P: 5	1B: 10 2B: 0 3B: 1 HR: 1	SF: 2 SAC: 0 DP: 2 HBP: 0	WP: 0 PA: 39 PB: 0 SB: 0 CS: 0
PITCHER	IP WLS BF H R ER SO BB IBB HBP BLK WP HR S P ERA WHIP																
Nino Espinosa, R ERA: 3.88	(1, 1) 6.0 L 31 11 4 4 0 0 2 1 0 0 0 0 0 28 40 6.00 2.167																
Kevin Saucier, L ERA: 3.6	(7, 1) 1.0 5 0 0 0 0 0 0 2 0 0 0 0 0 3 11 0.00 0.000																
Dickie Noles, R ERA: 3.9	(8, 1) 1.0 3 1 0 0 0 1 0 0 0 0 0 0 0 5 5 0.00 1.000																

Batter	1	2	3	4	5	6	7	8	9	AB	R	H	RBI	BB	SO	LOB	TOP					
Lonnie Smith, R (1, 7) OBP: 0.376, SLG: 0.449	0-3 K		0-0 2B		0-0 6-3		0-0 6-3		0-0 F9	5	0	1	0	0	1	2						
Manny Trillo, R (1, 4) OBP: 0.368, SLG: 0.431	0-0 6-3		0-0 F8			0-0 F9		0-0 F7		4	0	0	0	0	0	1						
Pete Rose, S (1, 3) OBP: 0.369, SLG: 0.382	0-0 4-3			0-0 6-3		0-0 BB 1B		0-0 F7		4	1	1	0	0	0	0						
Mike Schmidt, R (1, 5) OBP: 0.355, SLG: 0.571		0-0 1-5-3		4-0 BB		4-0 BB 1B		4-0 BB 1B		1	0	0	0	3	0	0						
Bake McBride, L (1, 9) OBP: 0.339, SLG: 0.455	0-3 K		0-3 BB	0-3 K		0-0 F9		0-0 BB		4	0	1	0	0	2	3						
Keith Moreland, R (1, 2) OBP: 0.382, SLG: 0.505	0-0 WP 1B		0-0 F6		0-0 F7		1-2 2-H 1B		0-0 F7	4	0	2	1	0	0	3						
Greg Gross, L (1, 8) OBP: 0.351, SLG: 0.345	0-0 6-3			0-0 1B		0-0 F7			0-0 1B	4	0	2	0	0	0	3						
Larry Bowa, S (1, 6) OBP: 0.268, SLG: 0.307			0-0 G1-6-3 1B		0-0 F2		0-0 F5		0-0 F8	4	0	1	0	0	0	2						
Randy Lerch, L (1, 1) OBP: 0.372, SLG: 0.342			0-0 G1-6-3		0-3 K		0-3 K		0-0 F5	2	0	0	0	0	1	2						
Dickie Noles, R (6, 1) OBP: 0.300, SLG: 0.300										0	0	0	0	0	0	0						
George Vukovich, L (7, PH) OBP: 0.282, SLG: 0.235										1	0	0	0	0	1	0						
Warren Brusstar, R (7, 1)										0	0	0	0	0	0	0						
Del Unser, L (9, PH) OBP: 0.297, SLG: 0.338										1	0	0	0	0	0	1						
Inning Stats	R: 0 E: 0 K: 1 S: 5	H: 0 LOB: 0 BB: 0 P: 5	R: 0 E: 0 K: 1 S: 6	H: 1 LOB: 1 BB: 0 P: 6	R: 0 E: 0 K: 0 S: 4	H: 2 LOB: 1 BB: 0 P: 4	R: 0 E: 0 K: 1 S: 5	H: 0 LOB: 1 BB: 1 P: 9	R: 0 E: 0 K: 1 S: 6	H: 1 LOB: 1 BB: 0 P: 6	R: 1 E: 0 K: 0 S: 5	H: 2 LOB: 2 BB: 1 P: 9	R: 0 E: 0 K: 1 S: 5	H: 0 LOB: 0 BB: 0 P: 5	R: 0 E: 0 K: 0 S: 4	H: 1 LOB: 2 BB: 1 P: 8	R: 0 E: 0 K: 0 S: 4	H: 1 LOB: 1 BB: 0 P: 4	1B: 7 2B: 1 3B: 0 HR: 0	SF: 0 SAC: 0 DP: 1 HBP: 0	WP: 1 PB: 0 SB: 0 CS: 0	PA: 37
PITCHER Jim Bibby, R (1, 1) ERA: 2.87	IP: 9.0 WLS: W BF: 37 H: 8 R: 1 ER: 1 SO: 5 BB: 3 IBB: 0 HBP: 0 BLK: 0 WP: 1 HR: 0 S: 44 P: 56 ERA: 1.00 WHIP: 1.222															PITCHER	IP: 9.0 WLS: W BF: 37 H: 8 R: 1 ER: 1 SO: 5 BB: 3 IBB: 0 HBP: 0 BLK: 0 WP: 1 HR: 0 S: 44 P: 56 ERA: 1.00 WHIP: 1.222					

Philadelphia Phillies @ Pittsburgh Pirates
Three Rivers Stadium, Pittsburgh, PA
Sun Aug 10 1980, 3:33 AM EDT
Unknown

AB 34
R 1
H 8
RBI 1
BB 3
SO 5
LOB 17



Batter	1	2	3	4	5	6	7	8	9	AB	R	H	RBI	BB	SO	LOB	BOTTOM			
Omar Moreno, L (1, 8) OBP: 0.317, SLG: 0.340	0-0 4-3		0-0 WP 1B		0-0 E S 1B	4-0 BB 2B		0-0 6-3		4	2	2	0	1	0	0				
Tim Foli, R (1, 6) OBP: 0.322, SLG: 0.359	0-0 5-3		0-0 F4		4-0 1B IBB	0-0 1B IBB		0-0 6-3		4	0	1	3	1	0	2				
Lee Lacy, R (1, 7) OBP: 0.407, SLG: 0.502	0-0 F4		4-0 G4-6-3 BB		0-0 1-3 3-H 1B	0-0 K				3	0	1	1	1	1	1				
Willie Stargell, L (1, 3) OBP: 0.352, SLG: 0.508		0-0 1B 3B		0-0 G4-6-3		0-0 F8		0-0 F7		3	1	1	0	0	0	5				
John Milner, L (7, 3) OBP: 0.356, SLG: 0.352			0-0 1-2		0-0 F8		0-0 F7			1	0	0	0	0	0	0				
Bill Madlock, R (1, 5) OBP: 0.309, SLG: 0.350		0-0 S SF9 1B		0-0 F7		0-0 F3		0-0 E S 1B		3	1	1	1	0	0	2				
Dale Berra, R (7, PH) OBP: 0.281, SLG: 0.370			0-0 3-H		0-0 F7		0-0 F3		0-0 E S 1B	1	1	1	0	0	0	0				
Mike Easter, L (1, 9) OBP: 0.416, SLG: 0.619	0-3 K		0-0 1-3		0-0 CS 1B		0-0 F9		0-3 K	4	0	1	0	0	2	2				
Phil Garner, R (1, 4) OBP: 0.330, SLG: 0.375	0-0 SF9		0-0 3-H		0-0 1-2		0-0 1B		0-0 E8 2B	3	1	3	2	0	0	0				
Steve Nicosia, R (1, 2) OBP: 0.288, SLG: 0.270	0-0 5-3		0-0 3-H		0-0 F3		4-0 BLK 2B BB		0-3 K	3	1	0	0	1	1	2				
Jim Bibby, R (1, 1) OBP: 0.210, SLG: 0.145			4-0 WP 1B BB		0-0 F9		0-0 1-2 2-3 K		0-0 1-3	3	0	0	0	1	1	2				
Inning Stats	R: 0 E: 0 K: 0 S: 3	H: 0 LOB: 0 BB: 0 P: 3	R: 2 E: 0 K: 1 S: 7	H: 2 LOB: 0 BB: 0 P: 7	R: 0 E: 0 K: 0 S: 3	H: 1 LOB: 2 BB: 2 P: 11	R: 0 E: 0 K: 0 S: 4	H: 2 LOB: 1 BB: 0 P: 4	R: 1 E: 0 K: 0 S: 5	H: 2 LOB: 1 BB: 1 P: 9	R: 3 E: 0 K: 2 S: 9	H: 2 LOB: 1 BB: 2 P: 17	R: 1 E: 1 K: 2 S: 9	H: 2 LOB: 1 BB: 0 P: 9	R: 0 E: 0 K: 0 S: 3	H: 0 LOB: 0 BB: 0 P: 3	1B: 7 2B: 3 3B: 1 HR: 0	SF: 1 SAC: 0 DP: 1 HBP: 0	WP: 1 PB: 0 SB: 4 CS: 1	PA: 38
PITCHER Randy Lerch, L (1, 1) ERA: 5.17	IP: 5.1 WLS: L BF: 26 H: 8 R: 5 ER: 5 SO: 1 BB: 3 IBB: 0 HBP: 0 BLK: 0 WP: 0 HR: 0 S: 24 P: 40 ERA: 8.44 WHIP: 2.062															PITCHER	IP: 5.1 WLS: L BF: 26 H: 8 R: 5 ER: 5 SO: 1 BB: 3 IBB: 0 HBP: 0 BLK: 0 WP: 0 HR: 0 S: 24 P: 40 ERA: 8.44 WHIP: 2.062			
Dickie Noles, R (6, 1) ERA: 4.01	0.2 L 4 1 1 1 2 0 1 0 1 0 0 7 11 13.50 1.500															PITCHER	0.2 L 4 1 1 1 2 0 1 0 1 0 0 7 11 13.50 1.500			
Warren Brusstar, R (7, 1) ERA: 4.26	2.0 8 2 1 1 2 0 0 0 0 0 0 12 12 4.50 1.000															PITCHER	2.0 8 2 1 1 2 0 0 0 0 0 0 12 12 4.50 1.000			


Philadelphia Phillies @ Pittsburgh Pirates
Three Rivers Stadium, Pittsburgh, PA
Sun Aug 10 1980, 3:33 AM EDT
Unknown


AB 32
R 7
H 11
RBI 7
BB 5
SO 5
LOB 16



Batter	1	2	3	4	5	6	7	8	9	AB	R	H	RBI	BB	SO	LOB	TOP										
Pete Rose, S OBP: 0.368, SLG: 0.381 (1, 3)	0-0 4-3		0-0 1-3			0-0 G6-4-3 1B		0-0 5-3	4 0 1 0 0 0 0								Philadelphia Phillies @ Pittsburgh Pirates Three Rivers Stadium, Pittsburgh, PA Sun Aug 10 1980, 3:38 AM EDT Att: 37,323 - Unknown										
Manny Trillo, R OBP: 0.372, SLG: 0.438 (1, 4)	0-0 BB 1B			0-0 CS 1B		0-0 G6-4-3 1-2f		0-0 1B 2B	4 0 3 0 0 0 2																		
Mike Schmidt, R OBP: 0.354, SLG: 0.566 (1, 5)	4-0 1-2 BB			0-3 K 1-2		0-0 F7		0-0 5-3	3 0 0 0 1 1 2																		
Bake McBride, L OBP: 0.340, SLG: 0.464 (1, 9)	0-0 L4-3 1-2			0-0 F6		0-0 HR		0-0 2-3 1B	4 1 2 1 0 0 2																		
Greg Gross, L OBP: 0.351, SLG: 0.339 (1, 7)		0-0 4-3			4-0 G4-6-3 BB		0-0 6-3	2 0 0 0 1 0 0																			
Keith Moreland, R OBP: 0.362, SLG: 0.505 (9, PH)								0-0 F8	0 0 0 0 0 0 0																		
Del Unser, L OBP: 0.293, SLG: 0.333 (9, PH)								0-0 F4	1 0 0 0 0 0 2																		
Gary Maddox, R OBP: 0.267, SLG: 0.381 (1, 8)		0-0 F8			0-0 F8		0-0 F4	3 0 0 0 0 0 1																			
Larry Bowa, S OBP: 0.266, SLG: 0.305 (1, 6)		0-0 5-3			0-0 G4-6-3 1-2f		0-0 6-3	3 0 0 0 0 0 1																			
Bob Boone, R OBP: 0.287, SLG: 0.336 (1, 2)			0-0 F3			0-0 F8		0-0 5-3	3 0 0 0 0 0 0																		
Dan Larson, R OBP: 0.214, SLG: 0.231 (1, 1)						0-0 E8		0-0 F8	1 0 0 0 0 0 0																		
George Ykovich, L OBP: 0.275, SLG: 0.229 (6, PH)			0-0 3-1						1 0 0 0 0 0 0																		
Ron Reed, R OBP: 0.333, SLG: 0.500 (6, PH)									0 0 0 0 0 0 0																		
Lonnie Smith, R OBP: 0.374, SLG: 0.446 (8, PH)									1 0 0 0 0 0 0																		
Tug McGraw, R OBP: 0.500, SLG: 0.500 (8, 1)									0 0 0 0 0 0 0																		
Inning Stats	R: 0 E: 0 K: 0 S: 3	H: 1 LOB: 1 BB: 1 P: 7	R: 0 E: 0 K: 0 S: 3	H: 0 LOB: 0 BB: 0 P: 3	R: 0 E: 0 K: 1 S: 5	H: 0 LOB: 0 BB: 0 P: 3	R: 0 E: 0 K: 1 S: 5	H: 1 LOB: 0 BB: 0 P: 5	R: 0 E: 0 K: 0 S: 2	H: 0 LOB: 0 BB: 1 P: 6	R: 0 E: 1 K: 0 S: 4	H: 1 LOB: 1 BB: 0 P: 4	R: 1 E: 0 K: 0 S: 4	H: 1 LOB: 0 BB: 0 P: 4	R: 0 E: 0 K: 0 S: 3	H: 0 LOB: 0 BB: 0 P: 3	R: 0 E: 0 K: 0 S: 5	H: 2 LOB: 2 BB: 0 P: 5	1B: 4 2B: 2 3B: 0 HR: 1	SF: 0 SAC: 0 DP: 3 HBP: 0	WP: 0 PA: 32 PB: 0 SB: 0 CS: 1						
PITCHER	IP	WLS	BF	H	R	ER	SO	BB	IBB	HBP	BLK	WP	HR	S	P	ERA	WHIP										
Don Robinson, R ERA: 4.01 (1, 1)	7.0	W	24	4	1	1	1	2	0	0	0	0	1	24	32	1.29	0.857										
Grant Jackson, L ERA: 2.13 (8, 1)	1.2		7	2	0	0	0	0	0	0	0	0	0	7	7	0.00	1.200										
Kent Tekulve, R ERA: 2.79 (9, 1)	0.1	S	1	0	0	0	0	0	0	0	0	0	0	1	1	0.00	0.000										

Batter	1	2	3	4	5	6	7	8	9	AB	R	H	RBI	BB	SO	LOB	BOTTOM										
Omar Moreno, L OBP: 0.318, SLG: 0.340 (1, 8)	0-0 F4		4-0 E BB		0-0 F7		0-0 FC4-6 1B		3 0 1 0 1 0 2								Philadelphia Phillies @ Pittsburgh Pirates Three Rivers Stadium, Pittsburgh, PA Sun Aug 10 1980, 3:38 AM EDT Att: 37,323 - Unknown										
Phil Garner, R OBP: 0.327, SLG: 0.372 (1, 4)	0-0 F9		0-0 E4 1-2 2-3		0-0 F8		0-0 FC4-6 WP 2B		4 1 0 0 0 0 3																		
Mike Easler, L OBP: 0.419, SLG: 0.629 (1, 9)	0-0 3-1		0-0 SF7		0-0 2B		0-0 2B		3 0 2 2 0 0 0																		
Willie Stargell, L OBP: 0.350, SLG: 0.500 (1, 3)		0-0 F9	0-0 1-3		0-0 4-3		4-0 G4-6-3 1B		3 0 0 0 1 0 3																		
Bill Madlock, R OBP: 0.308, SLG: 0.347 (1, 5)		4-0 S BB		0-0 1-3		0-0 F8		0-0 G4-6-3 1-2f	3 0 0 0 1 0 3																		
Lee Lacy, R OBP: 0.413, SLG: 0.517 (1, 7)		4-0 G5-4-3 1-2 BB		4-0 S 1B BB		0-0 F9		0-0 HR	2 2 1 1 2 0 0																		
Ed Ott, L OBP: 0.348, SLG: 0.414 (1, 2)		0-0 G5-4-3 1-2f		0-0 F6		0-0 G3		0-0 F7	4 0 0 0 0 0 3																		
Dale Berra, R OBP: 0.286, SLG: 0.369 (1, 6)			0-0 3-1		0-0 E 2H 1B		4-0 BB		3 0 1 1 1 0 0																		
Don Robinson, R OBP: 0.394, SLG: 0.545 (1, 1)			0-0 E SF7 2B		0-0 E6		0-3 K		3 1 1 0 0 1 2																		
Grant Jackson, S ERA: 3.73 (8, 1)									1 0 0 0 0 1 0																		
Kent Tekulve, R ERA: 2.38 (9, 1)									0 0 0 0 0 0 0																		
Inning Stats	R: 0 E: 0 K: 0 S: 3	H: 0 LOB: 0 BB: 0 P: 3	R: 0 E: 0 K: 0 S: 2	H: 0 LOB: 2 BB: 2 P: 10	R: 1 E: 1 K: 0 S: 5	H: 1 LOB: 2 BB: 1 P: 9	R: 1 E: 1 K: 0 S: 5	H: 1 LOB: 2 BB: 1 P: 9	R: 0 E: 0 K: 1 S: 5	H: 0 LOB: 1 BB: 1 P: 9	R: 1 E: 0 K: 0 S: 4	H: 2 LOB: 1 BB: 1 P: 8	R: 1 E: 0 K: 1 S: 6	H: 1 LOB: 0 BB: 0 P: 6	R: 1 E: 0 K: 0 S: 6	H: 1 LOB: 0 BB: 0 P: 6	1B: 2 2B: 3 3B: 0 HR: 1	SF: 1 SAC: 0 DP: 2 HBP: 0	WP: 1 PA: 36 PB: 0 SB: 2 CS: 0								
PITCHER	IP	WLS	BF	H	R	ER	SO	BB	IBB	HBP	BLK	WP	HR	S	P	ERA	WHIP										
Dan Larson, R ERA: 3.3 (1, 1)	5.0	L	23	3	2	1	0	4	0	0	0	0	0	19	35	1.80	1.400										
Ron Reed, R ERA: 3.73 (6, 1)	2.0		9	2	1	1	1	1	1	0	0	1	0	9	17	4.50	1.500										
Tug McGraw, L ERA: 2.38 (8, 1)	1.0		4	1	1	1	1	0	0	0	0	0	1	6	6	9.00	1.000										

Batter	1	2	3	4	5	6	7	8	9	AB	R	H	RBI	BB	SO	LOB	TOP			
Frank Taveras, R OBP: 0.321, SLG: 0.340 (1, 6)	L6		4-3 2B		5-3					3	0	1	0	0	0	0	<p>New York Mets @ Pittsburgh Pirates Three Rivers Stadium, Pittsburgh, PA Mon Aug 11 1980, 7:05 PM EDT Att: 13,790 - Unknown</p> <p>livebaseballscorecards.com</p> <p>AB 24 R 1 H 6 RBI 0 BB 1 SO 3 LOB 14</p> 			
Elliott Maddox, R OBP: 0.353, SLG: 0.343 (1, 5)	1B		4-3		F4					3	0	1	0	0	0	1				
Lee Mazzilli, S OBP: 0.376, SLG: 0.469 (1, 3)	FC6-4 1B		K		F7 1B					3	0	2	0	0	1	1				
Claudell Washington, L OBP: 0.326, SLG: 0.464 (1, 9)	K				F8 FC4-6 1B					3	0	1	0	0	1	2				
Steve Henderson, R OBP: 0.371, SLG: 0.423 (1, 7)	FC6-4 1-2			S E BB	F9					2	1	0	0	1	0	4				
Joel Youngblood, R OBP: 0.352, SLG: 0.406 (1, 8)			F8	E4 1B	F7					3	0	1	0	0	0	2				
Alex Trevino, R OBP: 0.309, SLG: 0.304 (1, 2)			5-3	5-3	FC4-6					3	0	0	0	0	0	3				
Doug Flynn, R OBP: 0.298, SLG: 0.320 (1, 4)			F7	F9						2	0	0	0	0	0	1				
Roy Lee Jackson, R OBP: 0.200, SLG: 0.400 Mike Jorgensen, L (5, PH) OBP: 0.362, SLG: 0.392 Dyar Miller, R (5, 1)			5-3		K					1	0	0	0	0	0	0				
										1	0	0	0	0	1	0				
										0	0	0	0	0	0	0				
Inning Stats	R: 0 E: 0 K: 1 S: 7	H: 2 LOB: 2 BB: 0 P: 7	R: 0 E: 0 K: 0 S: 3	H: 0 LOB: 0 BB: 0 P: 3	R: 0 E: 0 K: 1 S: 6	H: 1 LOB: 1 BB: 0 P: 6	R: 1 E: 1 K: 0 S: 4	H: 1 LOB: 1 BB: 1 P: 8	R: 0 E: 0 K: 1 S: 5	H: 0 LOB: 0 BB: 0 P: 5	R: 0 E: 0 K: 0 S: 5	H: 2 LOB: 2 BB: 0 P: 5					1B: 5 2B: 1 3B: 0 HR: 0	SF: 0 SAC: 0 DP: 0 HBP: 0	WP: 0 PB: 0 SB: 1 CS: 0	PA: 25
PITCHER Eddie Solomon, R ERA: 2.8 (1, 1)	IP: 6.0 WLS: W BF: 25 H: 6 R: 1 ER: 1 SO: 3 BB: 1 IBB: 0 HBP: 0 BLK: 0 WP: 0 HR: 0 S: 30 P: 34 ERA: 1.50 WHIP: 1.167															PITCHER	IP: 0 WLS: 0 BF: 0 H: 0 R: 0 ER: 0 SO: 0 BB: 0 IBB: 0 HBP: 0 BLK: 0 WP: 0 HR: 0 S: 0 P: 0 ERA: 0 WHIP: 0			

Batter	1	2	3	4	5	6	7	8	9	AB	R	H	RBI	BB	SO	LOB	BOTTOM
Omar Moreno, L OBP: 0.318, SLG: 0.339 (1, 8)	K		CS BB		F7					2	0	0	0	1	1	0	<p>New York Mets @ Pittsburgh Pirates Three Rivers Stadium, Pittsburgh, PA Mon Aug 11 1980, 7:05 PM EDT Att: 13,790 - Unknown</p> <p>livebaseballscorecards.com</p> <p>AB 18 R 2 H 4 RBI 2 BB 2 SO 4 LOB 2</p> 
Tim Foli, R OBP: 0.322, SLG: 0.359 (1, 6)	6-3		2B 1-2 1B		F8					3	0	1	0	0	0	0	
Mike Easler, L OBP: 0.422, SLG: 0.632 (1, 9)	F9		1-3 2B		BB					2	0	1	0	1	0	0	
Willie Stargell, L OBP: 0.352, SLG: 0.500 (1, 3)		2B SF9 1B	K							2	1	1	0	0	1	2	
Bill Madlock, R OBP: 0.309, SLG: 0.351 (1, 5)		SF9 F4-3 2B			F8					2	1	1	0	0	0	0	
Lee Lacy, R OBP: 0.409, SLG: 0.514 (1, 7)		SF9			3-1					1	0	0	1	0	0	0	
Ed Ott, L OBP: 0.345, SLG: 0.411 (1, 2)		2-3 3-H F4-3			G3					2	0	0	1	0	0	0	
Phil Garner, R OBP: 0.326, SLG: 0.370 (1, 4)		3-H F4-3			F8					2	0	0	0	0	0	0	
Eddie Solomon, R OBP: 0.226, SLG: 0.290 (1, 1)			K		K					2	0	0	0	0	2	0	
										1B: 2 2B: 2 3B: 0 HR: 0	SF: 1 SAC: 0 DP: 0 HBP: 0	WP: 0 PB: 0 SB: 0 CS: 1	PA: 21				
Inning Stats	R: 0 E: 0 K: 1 S: 5	H: 0 LOB: 0 BB: 0 P: 5	R: 2 E: 0 K: 0 S: 5	H: 2 LOB: 0 BB: 0 P: 5	R: 0 E: 0 K: 2 S: 8	H: 2 LOB: 2 BB: 1 P: 12	R: 0 E: 0 K: 0 S: 3	H: 0 LOB: 0 BB: 0 P: 3	R: 0 E: 0 K: 1 S: 5	H: 0 LOB: 0 BB: 1 P: 5	R: 0 E: 0 K: 0 S: 1	H: 0 LOB: 1 BB: 1 P: 5					
PITCHER Roy Lee Jackson, R ERA: 4.4 Dyar Miller, R ERA: 0.5 (1, 1) (5, 1)	IP: 4.0 WLS: L BF: 16 H: 4 R: 2 ER: 2 SO: 3 BB: 1 IBB: 0 HBP: 0 BLK: 0 WP: 0 HR: 0 S: 21 P: 25 ERA: 4.50 WHIP: 1.250															PITCHER	IP: 0 WLS: 0 BF: 0 H: 0 R: 0 ER: 0 SO: 0 BB: 0 IBB: 0 HBP: 0 BLK: 0 WP: 0 HR: 0 S: 0 P: 0 ERA: 0 WHIP: 0

Batter	1	2	3	4	5	6	7	8	9	AB	R	H	RBI	BB	SO	LOB	TOP				
Frank Taveras, R OBP: 0.318, SLG: 0.337 (1, 6)										4	0	0	0	0	2	1	<p>New York Mets @ Pittsburgh Pirates Three Rivers Stadium, Pittsburgh, PA</p> <p>Tue Aug 12 1980, 7:05 PM EDT Att: 18,754 - Unknown</p> <p>livebaseballscores.com</p>				
Elliott Maddox, R OBP: 0.348, SLG: 0.339 Bill Almon, R OBP: 0.297, SLG: 0.383 (1, 5) (8, 5)										4	0	0	0	0	0	0					
Lee Mazzilli, S OBP: 0.375, SLG: 0.467 (1, 3) (9, 8)										4	1	1	0	0	1	0					
Claudell Washington, L OBP: 0.332, SLG: 0.472 (1, 9) (9, 7)										4	1	3	0	0	0	0					
Steve Henderson, R OBP: 0.370, SLG: 0.431 Mike Jorgensen, L OBP: 0.362, SLG: 0.392 (1, 7) (9, 3)										3	1	1	1	0	1	1					
Joel Youngblood, R OBP: 0.359, SLG: 0.409 (1, 8) (9, 9)										2	0	2	0	2	0	0					
Alex Trevino, R OBP: 0.308, SLG: 0.302 (1, 2)										4	0	1	2	0	1	3					
Doug Flynn, R OBP: 0.300, SLG: 0.318 (1, 4)										2	0	0	0	2	0	1					
Ray Burris, R OBP: 0.114, SLG: 0.114 Neil Allen, R OBP: 0.143, SLG: 0.143 (1, 1) (9, 1)										4	0	1	0	0	2	4					
										0	0	0	0	0	0	0					
Inning Stats	R: 0 E: 0 K: 1 S: 5	H: 0 LOB: 0 BB: 0 P: 5	R: 0 E: 0 K: 1 S: 6	H: 1 LOB: 1 BB: 0 P: 6	R: 0 E: 0 K: 0 S: 3	H: 1 LOB: 0 BB: 0 P: 3	R: 0 E: 0 K: 0 S: 4	H: 1 LOB: 1 BB: 0 P: 4	R: 0 E: 0 K: 0 S: 3	H: 0 LOB: 0 BB: 0 P: 3	R: 2 E: 0 K: 1 S: 7	H: 3 LOB: 2 BB: 2 P: 15	R: 0 E: 0 K: 2 S: 7	H: 0 LOB: 0 BB: 0 P: 7	R: 1 E: 0 K: 2 S: 8	H: 2 LOB: 2 BB: 2 P: 16	1B: 7 2B: 1 3B: 0 HR: 1	SF: 0 SAC: 1 DP: 2 HBP: 0	WP: 1 PB: 0 SB: 1 CS: 2	PA: 36	
PITCHER	IP	WLS	BF	H	R	ER	SO	BB	IBB	HBP	BLK	WP	HR	S	P	ERA	WHIP				
Rick Rhoden, R ERA: 4.81 Kent Tekulve, R ERA: 2.9	(1, 1) (9, 1)	8.0 L	30 30	7 7	2 2	2 2	5 5	0 1	2 1	0 0	0 0	1 0	0 1	38 8	46 16	2.25 9.00	0.875 3.000				

Batter	1	2	3	4	5	6	7	8	9	AB	R	H	RBI	BB	SO	LOB	BOTTOM					
Omar Moreno, L OBP: 0.316, SLG: 0.336 (1, 8)										4	0	0	0	0	1	1	<p>New York Mets @ Pittsburgh Pirates Three Rivers Stadium, Pittsburgh, PA</p> <p>Tue Aug 12 1980, 7:05 PM EDT Att: 18,754 - Unknown</p> <p>livebaseballscores.com</p>					
Tim Lincecum, R OBP: 0.318, SLG: 0.355 (1, 6)										4	0	0	0	0	0	1						
Mike Easler, L OBP: 0.419, SLG: 0.638 (1, 9)										4	1	1	1	0	1	0						
Willie Stargell, L OBP: 0.350, SLG: 0.495 (1, 3)										4	0	1	0	0	1	0						
Bill Madlock, R OBP: 0.311, SLG: 0.354 (1, 5)										3	0	1	0	1	0	0						
Lee Lacy, R OBP: 0.407, SLG: 0.509 (1, 7)										4	0	1	0	0	2	3						
Ed Ott, L OBP: 0.340, SLG: 0.404 (1, 2)										4	0	0	0	0	1	4						
Phil Garner, R OBP: 0.326, SLG: 0.368 (1, 4)										2	0	0	0	1	0	0						
Rick Rhoden, R OBP: 0.421, SLG: 0.444 John Milner, L OBP: 0.354, SLG: 0.349 Kent Tekulve, R (1, 1) (8, PH) (9, 1)										2	0	1	0	0	0	3						
										1	0	0	0	0	0	0						
										0	0	0	0	0	0	0						
Inning Stats	R: 0 E: 0 K: 2 S: 7	H: 0 LOB: 0 BB: 0 P: 7	R: 0 E: 0 K: 1 S: 7	H: 2 LOB: 3 BB: 1 P: 11	R: 0 E: 0 K: 0 S: 3	H: 0 LOB: 0 BB: 0 P: 3	R: 0 E: 0 K: 0 S: 4	H: 1 LOB: 1 BB: 0 P: 4	R: 0 E: 0 K: 0 S: 4	H: 1 LOB: 1 BB: 0 P: 4	R: 0 E: 0 K: 0 S: 3	H: 0 LOB: 0 BB: 0 P: 3	R: 0 E: 0 K: 1 S: 5	H: 0 LOB: 0 BB: 0 P: 5	R: 0 E: 0 K: 0 S: 3	H: 0 LOB: 0 BB: 0 P: 3	R: 1 E: 0 K: 2 S: 8	H: 1 LOB: 1 BB: 1 P: 12	1B: 3 2B: 1 3B: 0 HR: 1	SF: 0 SAC: 0 DP: 0 HBP: 0	WP: 0 PB: 0 SB: 1 CS: 0	PA: 34
PITCHER	IP	WLS	BF	H	R	ER	SO	BB	IBB	HBP	BLK	WP	HR	S	P	ERA	WHIP					
Ray Burris, R ERA: 3.07 Neil Allen, R ERA: 3.67	(1, 1) (9, 1)	8.0 S	30 4	5 0	1 0	1 0	4 2	0 1	0 0	0 0	0 0	0 0	0 7	37 11	41 11	0.00 1.000						

Batter	1	2	3	4	5	6	7	8	9	AB	R	H	RBI	BB	SO	LOB	TOP																					
Joel Youngblood, R (1,5) OBP: 0.360, SLG: 0.408	4-0 1B 2B BB		0-0 6-3			0-0 2B E 1B	0-0 F3			3	2	1	0	1	0	0																						
Frank Taveras, R (1,6) OBP: 0.320, SLG: 0.341	0-0 2B 1B		0-0 F9			0-0 E FC6 2B		0-0 F9		4	2	2	0	0	0	0																						
Lee Mazzilli, S (1,3) OBP: 0.376, SLG: 0.470	0-0 4-3 1H 2H SF7 2B		0-0 4-3			0-3 K		0-3 K		2	1	1	2	0	0	0																						
Mike Jorgensen, L (5,3) OBP: 0.360, SLG: 0.389										2	0	0	0	0	2	2																						
Steve Henderson, R (1,7) OBP: 0.369, SLG: 0.427	0-0 4-3			0-0 4-3		4-0 FC6 E IBB		0-0 F9		3	0	0	0	1	0	1																						
Jerry Morales, R (1,8) OBP: 0.299, SLG: 0.353	0-0 SF7			0-0 6-3		0-0 E6 FC6			0-3 K	3	0	0	2	0	1	2																						
Dan Norman, R (1,9) OBP: 0.182, SLG: 0.246	0-0 4-3			0-0 6-3		0-0 FC6			0-0 5-3	3	0	0	1	0	0	2																						
Bill Almon, R (8,5) OBP: 0.292, SLG: 0.377						1-2 2-3 3-H				1	0	0	0	0	0	0																						
Alex Trevino, R (1,2) OBP: 0.302, SLG: 0.295			0-0 F7			0-0 F8		0-0 F9		4	0	0	0	0	0	2																						
Doug Flynn, R (1,4) OBP: 0.298, SLG: 0.316			0-0 F9			0-0 F9			0-0 F8	3	0	0	0	0	0	0																						
Pete Falcone, L (1,1) OBP: 0.161, SLG: 0.133			0-3 K			0-0 F8			0-0 6-3	1	0	0	0	0	1	0																						
Jose Moreno, S (5,PH) OBP: 0.238, SLG: 0.500										1	0	0	0	0	0	0																						
Tom Hausman, R (5,1) OBP: 0.063, SLG: 0.063										1	0	0	0	0	0	0																						
Jeff Reardon, R (8,1) OBP: 0.063, SLG: 0.063										0	0	0	0	0	0	0																						
Inning Stats	R: 3 E: 0 K: 0 S: 5	H: 2 LOB: 0 BB: 1 P: 9	R: 0 E: 0 K: 1 S: 5	H: 0 LOB: 0 BB: 0 P: 5	R: 0 E: 0 K: 0 S: 3	H: 0 LOB: 0 BB: 0 P: 3	R: 0 E: 0 K: 0 S: 3	H: 0 LOB: 0 BB: 0 P: 3	R: 0 E: 0 K: 1 S: 8	H: 2 LOB: 2 BB: 1 P: 12	R: 0 E: 0 K: 0 S: 3	H: 0 LOB: 0 BB: 0 P: 3	R: 0 E: 0 K: 1 S: 5	H: 0 LOB: 0 BB: 0 P: 5	R: 0 E: 0 K: 1 S: 5	H: 0 LOB: 0 BB: 0 P: 5	1B: 2 2B: 2 3B: 0 HR: 0	SF: 1 SAC: 0 DP: 0 HBP: 0	WP: 0 PB: 0 SB: 1 CS: 0	PA: 34																		
PITCHER	IP	WLS	BF	H	R	ER	SO	BB	IBB	HBP	BLK	WP	HR	S	P	ERA	WHIP	PITCHER				IP	WLS	BF	H	R	ER	SO	BB	IBB	HBP	BLK	WP	HR	S	P	ERA	WHIP
John Candelaria, L (1,1) ERA: 3.66	6.0	L	25	4	5	4	2	1	1	0	0	0	0	27	35	6.00	0.833																					
Enrique Romo, R (7,1) ERA: 3.44	2.0		6	0	0	0	1	0	0	0	0	0	0	8	8	0.00	0.000																					
Kent Tekulve, R (9,1) ERA: 2.85	1.0		3	0	0	0	1	0	0	0	0	0	0	5	5	0.00	0.000																					

New York Mets @ Pittsburgh Pirates
Three Rivers Stadium, Pittsburgh, PA
Wed Aug 13 1980, 7:05 PM EDT
Att: 19,514 - Unknown

AB 31
R 5
H 4
RBI 5
BB 2
SO 4
LOB 9



Batter	1	2	3	4	5	6	7	8	9	AB	R	H	RBI	BB	SO	LOB	BOTTOM																					
Omar Moreno, L (1,8) OBP: 0.315, SLG: 0.335	0-0 F4-3	0-0 F7		0-0 CS 1B		0-3 K			0-0 F7	5	0	1	0	0	1	2																						
Phil Garner, R (1,4) OBP: 0.327, SLG: 0.368	0-0 1-3	0-0 1B		0-0 CS	0-0 6-3		0-0 S 1B		0-3 K	5	0	2	0	0	1	0																						
Lee Lacy, R (1,7) OBP: 0.402, SLG: 0.502	0-0 HR 1B	0-0 F8			0-0 1-3		0-0 F4 1-2 1B		0-0 6-3	5	1	1	0	0	0	2																						
Bill Madlock, R (1,3) OBP: 0.313, SLG: 0.364	0-0 1H HR		0-0 F7		0-0 S 1B		0-3 K			4	1	2	2	0	1	1																						
Mike Easter, L (1,9) OBP: 0.417, SLG: 0.632	0-0 1B 1B		0-0 K		0-0 F7		0-0 F6			4	1	1	0	0	1	2																						
Kurt Bevacqua, R (1,5) OBP: 0.337, SLG: 0.377	0-0 1B		0-0 K			0-0 E1 1B		0-3 K		3	0	2	0	0	0	0																						
Ed Ott, L (7,2) OBP: 0.339, SLG: 0.403	1-2 1B		0-0 1B							1	0	0	0	0	1	0																						
Dale Berra, R (1,6) OBP: 0.285, SLG: 0.366	0-0 FC6-4 1B		0-3 K			0-3 K		0-0 F4		4	0	1	1	0	2	2																						
Steve Nicosia, R (1,2) OBP: 0.283, SLG: 0.264	0-0 FC6-4			0-0 5-3		0-0 F2		0-0 1B		3	0	0	0	0	0	3																						
Enrique Romo, R (7,1) OBP: 0.556, SLG: 0.500										0	0	0	0	0	0	0																						
Willie Stargell, L (8,PH) OBP: 0.353, SLG: 0.497										1	0	1	0	0	0	0																						
Eddie Solomon, R (8,PR) OBP: 0.226, SLG: 0.290										0	0	0	0	0	0	0																						
Kent Tekulve, R (9,1) OBP: 0.226, SLG: 0.290										0	0	0	0	0	0	0																						
John Candelaria, L (1,1) OBP: 0.233, SLG: 0.182		0-0 F4-3			0-0 6-3		0-0 1B		0-3 K	2	0	0	0	0	0	0																						
John Milner, L (6,PH) OBP: 0.356, SLG: 0.351							1-3 1B			2	0	1	0	0	1	1																						
Inning Stats	R: 3 E: 0 K: 0 S: 8	H: 5 LOB: 2 BB: 0 P: 8	R: 0 E: 0 K: 0 S: 4	H: 1 LOB: 1 BB: 0 P: 4	R: 0 E: 0 K: 2 S: 8	H: 1 LOB: 1 BB: 0 P: 8	R: 0 E: 0 K: 0 S: 3	H: 1 LOB: 0 BB: 0 P: 3	R: 0 E: 0 K: 0 S: 4	H: 1 LOB: 1 BB: 0 P: 4	R: 0 E: 1 K: 2 S: 9	H: 1 LOB: 2 BB: 0 P: 9	R: 0 E: 0 K: 1 S: 6	H: 1 LOB: 1 BB: 0 P: 6	R: 0 E: 0 K: 2 S: 8	H: 1 LOB: 1 BB: 0 P: 8	R: 0 E: 0 K: 1 S: 5	H: 0 LOB: 0 BB: 0 P: 5	1B: 11 2B: 0 3B: 0 HR: 1	SF: 0 SAC: 0 DP: 0 HBP: 0	WP: 0 PB: 0 SB: 2 CS: 1	PA: 40																
PITCHER	IP	WLS	BF	H	R	ER	SO	BB	IBB	HBP	BLK	WP	HR	S	P	ERA	WHIP	PITCHER				IP	WLS	BF	H	R	ER	SO	BB	IBB	HBP	BLK	WP	HR	S	P	ERA	WHIP
Pete Falcone, L (1,1) ERA: 5.25	4.0		19	8	3	3	2	0	0	0	0	0	0	23	23	6.75	2.000																					
Tom Hausman, R (5,1) ERA: 3.32	3.0	W	13	3	0	0	3	0	0	0	0	0	0	19	19	0.00	1.000																					
Jeff Reardon, R (8,1) ERA: 2.78	2.0	S	7	1	0	0	3	0	0	0	0	0	0	13	13	0.00	0.500																					

New York Mets @ Pittsburgh Pirates
Three Rivers Stadium, Pittsburgh, PA
Wed Aug 13 1980, 7:05 PM EDT
Att: 19,514 - Unknown

AB 39
R 3
H 12
RBI 3
BB 0
SO 8
LOB 13



Batter	1	2	3	4	5	6	7	8	9	AB	R	H	RBI	BB	SO	LOB	TOP										
Ron LeFlore, R OBP: 0.343, SLG: 0.364 (1, 7)										5	0	3	1	0	1	0	Montreal Expos @ Pittsburgh Pirates Three Rivers Stadium, Pittsburgh, PA Fri Aug 15 1980, 7:05 PM EDT Att: 29,721 - Unknown										
Rodney Scott, S OBP: 0.318, SLG: 0.309 Woodie Fryman, R OBP: 0.200, SLG: 0.200 (8, 1)										4	0	2	0	1	0	1											
Andre Dawson, R OBP: 0.360, SLG: 0.461 Tony Bernazard, S OBP: 0.283, SLG: 0.353 (8, 4)										4	0	0	0	0	1	7											
Ellis Valentine, R OBP: 0.362, SLG: 0.522 Stan Bahnsen, R OBP: 0.364, SLG: 0.250 Jerry White, S OBP: 0.358, SLG: 0.477 (1, 9)										2	1	1	0	2	0	0											
Warren Cromartie, L OBP: 0.353, SLG: 0.438 (1, 3)										5	1	2	0	0	1	6											
Gary Carter, R OBP: 0.317, SLG: 0.471 (1, 2)										5	0	0	1	0	1	6											
Larry Parrish, R OBP: 0.338, SLG: 0.493 (1, 5)										3	0	0	1	0	0	0											
Chris Speier, R OBP: 0.325, SLG: 0.298 (1, 6)										4	1	1	0	0	0	2											
Steve Rogers, R OBP: 0.277, SLG: 0.175 Tom Hutton, L OBP: 0.235, SLG: 0.234 John D'Acquisto, R OBP: 0.341, SLG: 0.441 (7, 9)										1	0	0	0	1	0	0											
Inning Stats	R: 0 E: 0 K: 2 S: 8	H: 1 LOB: 3 BB: 2 P: 16	R: 0 E: 0 K: 0 S: 3	H: 0 LOB: 0 BB: 0 P: 3	R: 0 E: 0 K: 1 S: 6	H: 1 LOB: 2 BB: 1 P: 10	R: 1 E: 0 K: 0 S: 6	H: 3 LOB: 3 BB: 1 P: 10	R: 0 E: 0 K: 0 S: 4	H: 1 LOB: 1 BB: 0 P: 4	R: 2 E: 1 K: 0 S: 5	H: 1 LOB: 0 BB: 0 P: 5	R: 0 E: 0 K: 1 S: 6	H: 0 LOB: 0 BB: 0 P: 6	R: 0 E: 0 K: 1 S: 6	H: 1 LOB: 1 BB: 0 P: 6		1B: 6 2B: 2 3B: 1 HR: 0	SF: 0 SAC: 0 DP: 0 HBP: 1	WP: 0 PB: 0 CS: 0	PA: 42						
PITCHER	IP	WLS	BF	H	R	ER	SO	BB	IBB	HBP	BLK	WP	HR	S	P	ERA	WHIP										
Jim Bibby, R ERA: 2.83 Kent Tekulve, R ERA: 2.71	(1, 1) (7, 1)	6.0 S	32 10	8 1	3 0	1 0	3 2	4 0	0 0	1 0	0 0	0 0	0 0	33 14	50 14	1.50 0.00	2.000 0.333										

AB	37
R	3
H	9
RBI	3
BB	4
SO	5
LOB	22




Batter	1	2	3	4	5	6	7	8	9	AB	R	H	RBI	BB	SO	LOB	BOTTOM										
Omar Moreno, L OBP: 0.312, SLG: 0.332 (1, 8)										4	0	0	0	0	0	3	Montreal Expos @ Pittsburgh Pirates Three Rivers Stadium, Pittsburgh, PA Fri Aug 15 1980, 7:05 PM EDT Att: 29,721 - Unknown										
Phil Garner, R OBP: 0.324, SLG: 0.365 (1, 4)										4	0	0	0	0	1	2											
Dave Parker, L OBP: 0.333, SLG: 0.457 Lee Lacy, R OBP: 0.401, SLG: 0.500 (7, 7)										3	0	1	0	0	0	0											
Willie Stargell, L OBP: 0.348, SLG: 0.490 John Milner, L OBP: 0.354, SLG: 0.349 (1, 3)										3	0	0	0	0	2	1											
Mike Easter, L OBP: 0.422, SLG: 0.645 (7, 9)										3	3	2	1	1	1	0											
Bill Madlock, R OBP: 0.318, SLG: 0.365 (1, 5)										2	2	1	0	2	0	0											
Ed Ott, L OBP: 0.339, SLG: 0.406 Steve Nicosia, R OBP: 0.288, SLG: 0.277 (8, 2)										3	1	1	1	0	0	1											
Dale Berra, R OBP: 0.289, SLG: 0.386 (1, 6)										4	1	2	2	0	2	2											
Jim Bibby, R OBP: 0.215, SLG: 0.172 Kent Tekulve, R (7, 1)										3	0	1	0	0	1	2											
Inning Stats	R: 0 E: 0 K: 2 S: 8	H: 1 LOB: 1 BB: 0 P: 8	R: 2 E: 0 K: 0 S: 6	H: 3 LOB: 1 BB: 0 P: 6	R: 0 E: 0 K: 0 S: 3	H: 0 LOB: 0 BB: 0 P: 3	R: 2 E: 0 K: 0 S: 6	H: 2 LOB: 2 BB: 1 P: 10	R: 0 E: 0 K: 2 S: 7	H: 0 LOB: 0 BB: 0 P: 7	R: 2 E: 0 K: 2 S: 8	H: 1 LOB: 1 BB: 1 P: 12	R: 0 E: 0 K: 1 S: 5	H: 0 LOB: 0 BB: 0 P: 5	R: 1 E: 0 K: 2 S: 8	H: 2 LOB: 1 BB: 1 P: 12		1B: 3 2B: 4 3B: 0 HR: 2	SF: 0 SAC: 0 DP: 0 HBP: 0	WP: 2 PB: 0 CS: 1	PA: 36						
PITCHER	IP	WLS	BF	H	R	ER	SO	BB	IBB	HBP	BLK	WP	HR	S	P	ERA	WHIP										
Steve Rogers, R ERA: 3.17 John D'Acquisto, R ERA: 3.64 Stan Bahnsen, R ERA: 3.26 Woodie Fryman, L ERA: 1.99	(1, 1) (6, 1) (7, 1) (8, 1)	5.0 L	23 5	6 1	4 2	4 2	4 2	1 0	0 0	0 0	0 0	1 0	0 8	12 5	18.00 9.00	2.000 3.000											


AB	33
R	7
H	9
RBI	5
BB	3
SO	9
LOB	12



Batter	1	2	3	4	5	6	7	8	9	AB	R	H	RBI	BB	SO	LOB	TOP		
Ron LeFlore, R (1, 7) OBP: 0.340, SLG: 0.360	0-3 K			0-3 K			0-3 K		0-0 F8	4	0	0	0	0	3	1	Montreal Expos @ Pittsburgh Pirates Three Rivers Stadium, Pittsburgh, PA Sat Aug 16 1980, 7:05 PM EDT Att: 32,390 - Unknown AB 29 R 0 H 2 RBI 0 BB 1 SO 12 LOB 4		
Rodney Scott, S (1, 4) OBP: 0.317, SLG: 0.309	0-3 K			0-0 4-3			0-0 1-3		0-0 1B	4	0	1	0	0	1	0			
Andre Dawson, R (1, 8) OBP: 0.359, SLG: 0.460									0-3 K	1	0	0	0	0	0	0			
Rowland Office, L (2, 8) OBP: 0.341, SLG: 0.439	0-0 F8			0-0 F8			0-0 FC5-4 1B		0-3 K	3	0	1	0	0	1	2			
Gary Carter, R (1, 2) OBP: 0.314, SLG: 0.467		0-0 F7			0-0 L6		0-0 FC5-4 1-2			3	0	0	0	0	0	1			
Warren Cromartie, L (1, 3) OBP: 0.351, SLG: 0.435		0-0 4-3			0-3 K				0-0 4-3	3	0	0	0	0	1	0			
Larry Parrish, R (1, 5) OBP: 0.335, SLG: 0.488		0-0 6-3			0-0 4-3				0-0 P4	3	0	0	0	0	0	0			
Jerry White, S (1, 9) OBP: 0.349, SLG: 0.464			0-3 K			0-0 F9			0-0 F8	3	0	0	0	0	1	0			
Chris Speier, R (1, 6) OBP: 0.323, SLG: 0.296			0-3 K			0-3 K			0-3 K	2	0	0	0	0	2	0			
Tony Bernazard, S (9, PH) OBP: 0.292, SLG: 0.351			0-3 K			0-3 K			0-3 K	1	0	0	0	0	1	0			
Scott Sanderson, R (1, 1) OBP: 0.087, SLG: 0.133			0-3 K			0-3 K			4-0 1B BB	2	0	0	0	0	2	0			
Stan Bahnsen, R (8, 1) OBP: 0.364, SLG: 0.250										0	0	0	0	0	0	0			
Tom Hutton, L (9, PH) OBP: 0.250, SLG: 0.234										0	0	0	0	1	0	0			
Inning Stats	R: 0 H: 0 E: 0 K: 2 S: 7	H: 0 LOB: 0 BB: 0 P: 7	R: 0 H: 0 E: 0 K: 0 S: 3	H: 0 LOB: 0 BB: 0 P: 3	R: 0 H: 0 E: 0 K: 3 S: 9	H: 0 LOB: 0 BB: 0 P: 9	R: 0 H: 0 E: 0 K: 1 S: 5	H: 0 LOB: 0 BB: 0 P: 5	R: 0 H: 0 E: 0 K: 2 S: 7	H: 0 LOB: 0 BB: 0 P: 7	R: 0 H: 1 E: 0 K: 1 S: 6	H: 1 LOB: 1 BB: 0 P: 6	R: 0 H: 0 E: 0 K: 0 S: 3	H: 0 LOB: 0 BB: 0 P: 3	R: 0 H: 1 E: 0 K: 2 S: 8	H: 1 LOB: 2 BB: 1 P: 12	1B: 2 2B: 0 3B: 0 HR: 0	SF: 0 SAC: 0 DP: 0 HBP: 0	WP: 0 PA: 30 CS: 0
PITCHER Bert Blyleven, R (1, 1) ERA: 3.65	IP: 9.0 WLS: W BF: 30 H: 2 R: 0 ER: 0 SO: 12 BB: 1 IBB: 0 HBP: 0 BLK: 0 WP: 0 HR: 0 S: 53 P: 57 ERA: 0.00 WHIP: 0.333																		

Batter	1	2	3	4	5	6	7	8	9	AB	R	H	RBI	BB	SO	LOB	BOTTOM		
Omar Moreno, L (1, 8) OBP: 0.312, SLG: 0.335	0-0 6-3 3B				0-0 4-3				0-0 F7	4	1	1	0	0	0	0	Montreal Expos @ Pittsburgh Pirates Three Rivers Stadium, Pittsburgh, PA Sat Aug 16 1980, 7:05 PM EDT Att: 32,390 - Unknown AB 31 R 5 H 9 RBI 5 BB 2 SO 4 LOB 8		
Tim Lincecum, R (1, 6) OBP: 0.318, SLG: 0.362	0-0 6-3	0-0 5-3			0-0 5-3				0-0 HR	4	1	1	2	0	0	1			
Dave Parker, L (1, 9) OBP: 0.336, SLG: 0.459									0-0 5-3	3	1	2	0	0	1	0			
Lee Lacy, R (6, 7) OBP: 0.399, SLG: 0.498	0-0 1B 2B 1B			0-0 FC1-6 1B			0-3 K		0-0 5-3	1	0	0	0	0	0	0			
Willie Stargell, L (1, 3) OBP: 0.348, SLG: 0.487	0-0 2B 1B			0-0 P5			0-3 K		4-0 1B BB	3	1	1	0	0	1	1			
John Milner, L (7, 3) OBP: 0.356, SLG: 0.349	0-0 1-2 1B			0-0 FC1-6 CS			0-0 F8		0-0 G5-4-3 1B	0	0	0	0	1	0	0			
Mike Easter, L (1, 7) OBP: 0.423, SLG: 0.646	0-0 1-3 2-H 1B 2B			0-0 CS			0-0 5-3		0-0 G5-4-3	4	1	2	1	0	0	1			
Bill Madlock, R (1, 5) OBP: 0.320, SLG: 0.366	0-0 CS			0-0 5-3			4-0 BB		0-0 G5-4-3	2	0	1	2	1	0	0			
Dale Berra, R (8, PH) OBP: 0.288, SLG: 0.384	0-0 2-H 3-H 1B			0-0 6-3			0-3 K		0-0 6-3	1	0	0	0	0	0	2			
Ed Ott, L (1, 2) OBP: 0.336, SLG: 0.401	0-0 F8			0-0 6-3			0-3 K			3	0	0	0	0	1	2			
Phil Garner, R (1, 4) OBP: 0.324, SLG: 0.364	0-0 CS			0-0 F8			0-0 6-3		0-0 6-3	3	0	1	0	0	0	0			
Bert Blyleven, R (1, 1) OBP: 0.064, SLG: 0.043		0-0 4-3			0-3 K					3	0	0	0	0	1	1			
Inning Stats	R: 4 H: 5 E: 0 K: 0 S: 7	H: 5 LOB: 0 BB: 0 P: 7	R: 0 H: 0 E: 1 K: 0 S: 4	H: 0 LOB: 1 BB: 0 P: 4	R: 0 H: 1 E: 0 K: 0 S: 3	H: 1 LOB: 0 BB: 0 P: 3	R: 0 H: 1 E: 0 K: 1 S: 6	H: 1 LOB: 1 BB: 0 P: 6	R: 0 H: 0 E: 0 K: 1 S: 5	H: 0 LOB: 0 BB: 0 P: 5	R: 0 H: 0 E: 0 K: 2 S: 7	H: 0 LOB: 1 BB: 1 P: 11	R: 0 H: 0 E: 0 K: 0 S: 3	H: 0 LOB: 0 BB: 0 P: 3	R: 1 H: 2 E: 0 K: 0 S: 4	H: 2 LOB: 1 BB: 1 P: 8	1B: 6 2B: 1 3B: 1 HR: 1	SF: 0 SAC: 0 DP: 1 HBP: 0	WP: 0 PA: 35 CS: 2
PITCHER Scott Sanderson, R (1, 1) ERA: 3.27	IP: 7.1 WLS: L BF: 32 H: 9 R: 5 ER: 5 SO: 4 BB: 2 IBB: 0 HBP: 0 BLK: 0 WP: 0 HR: 1 S: 38 P: 46 ERA: 6.14 WHIP: 1.500																		
Stan Bahnsen, R (8, 1) ERA: 3.22	0.2 1 0 0 0 0																		

Batter	1	2	3	4	5	6	7	8	9	AB	R	H	RBI	BB	SO	LOB	TOP			
Ron LeFlore, R (1, 7) OBP: 0.337, SLG: 0.357	5-3		K			K			F9	4	0	0	0	0	2	0	Montreal Expos @ Pittsburgh Pirates Three Rivers Stadium, Pittsburgh, PA Sun Aug 17 1980, 7:05 PM EDT Unknown 			
Rodney Scott, S (1, 4) OBP: 0.316, SLG: 0.311	5-3			6-3		1-3			1B FC3-6 2B	4	1	1	0	0	0	0				
Rowland Office, L (1, 8) OBP: 0.344, SLG: 0.440	K			FC6-4 1B		4-3			FC3-6 1B	4	0	2	0	0	1	0				
Ellis Valentine, R (1, 9) OBP: 0.360, SLG: 0.519		FC5-4 1B		FC6-4 WP 1B		1-3			FC3-6	4	0	1	1	0	0	2				
Warren Cromartie, L (1, 3) OBP: 0.350, SLG: 0.433	F7			WP 1B		6-3			5-3	4	0	1	0	0	0	2				
Gary Carter, R (1, 2) OBP: 0.312, SLG: 0.464	F7			K						3	0	0	0	0	1	3				
Larry Parrish, R (1, 5) OBP: 0.335, SLG: 0.487		FC5-4				G4-6-3 1B			6-3	3	0	1	0	0	0	1				
Chris Speier, R (1, 6) OBP: 0.319, SLG: 0.292			F9		G4-6-3				K	3	0	0	0	0	1	1				
Fred Norman, S (1, 1) Tom Hutton, L (5, PH) John D'Acquisto, R (5, 1) Jerry White, S (8, PH) Hal Dues, R (8, 1)	L4								3-1	1	0	0	0	0	0	0				
										1	0	1	0	0	0	0				
										0	0	0	0	0	0	0				
										1	0	0	0	0	0	0				
										0	0	0	0	0	0	0				
										0	0	0	0	0	0	0				
Inning Stats	R: 0 E: 0 K: 1 S: 5	H: 0 LOB: 0 BB: 0 P: 5	R: 0 E: 0 K: 0 S: 4	H: 1 LOB: 1 BB: 0 P: 4	R: 0 E: 0 K: 1 S: 5	H: 0 LOB: 0 BB: 0 P: 5	R: 0 E: 0 K: 1 S: 7	H: 2 LOB: 2 BB: 0 P: 7	R: 0 E: 0 K: 0 S: 3	H: 2 LOB: 1 BB: 0 P: 3	R: 0 E: 0 K: 0 S: 3	H: 0 LOB: 0 BB: 0 P: 3	R: 0 E: 0 K: 0 S: 5	H: 0 LOB: 0 BB: 0 P: 5	R: 1 E: 0 K: 0 S: 5	H: 2 LOB: 1 BB: 0 P: 5	1B: 6 2B: 1 3B: 0 HR: 0	SF: 0 SAC: 0 DP: 1 HBP: 0	WP: 1 PB: 0 CS: 0	PA: 32
PITCHER Rick Rhoden, R (1, 1) ERA: 4.33	IP: 9.0 WLS: W BF: 32 H: 7 R: 1 ER: 1 SO: 5 BB: 0 IBB: 0 HBP: 0 BLK: 0 WP: 1 HR: 0 S: 42 P: 42 ERA: 1.00 WHIP: 0.778											PITCHER	IP: 9.0 WLS: W BF: 32 H: 7 R: 1 ER: 1 SO: 5 BB: 0 IBB: 0 HBP: 0 BLK: 0 WP: 1 HR: 0 S: 42 P: 42 ERA: 1.00 WHIP: 0.778							

Batter	1	2	3	4	5	6	7	8	9	AB	R	H	RBI	BB	SO	LOB	BOTTOM
Omar Moreno, L (1, 8) OBP: 0.317, SLG: 0.345	SH1-3 1B	CS 1B			SF9 3B		CS 1B			4	2	4	0	0	0	0	Montreal Expos @ Pittsburgh Pirates Three Rivers Stadium, Pittsburgh, PA Sun Aug 17 1980, 7:05 PM EDT Unknown 
Tim Lincecum, R (1, 6) OBP: 0.315, SLG: 0.360	SH1-3 1-3	CS 1-2	6-3		SF9 3-H		6-3 1-2			2	0	0	1	0	0	1	
Dave Parker, L (1, 9) OBP: 0.335, SLG: 0.457	HR 3-H		4-3		K		G3			4	1	1	1	0	1	0	
Bill Madlock, R (1, 3) John Milner, L (6, 3) OBP: 0.323, SLG: 0.368 OBP: 0.361, SLG: 0.349	K		BB 2B		BB 1B		BB 1B		1B BB	3	1	2	0	0	1	1	
Lee Lacy, R (1, 7) OBP: 0.405, SLG: 0.511	HR		BB 2B		BB		P4			2	1	1	2	2	0	1	
Phil Garner, R (1, 4) OBP: 0.328, SLG: 0.370	1B		BB 2B		F8		S 1B			4	0	3	1	0	0	2	
Steve Nicosia, R (1, 2) OBP: 0.280, SLG: 0.269	K		1-H 2-H		6-3		F9		P3	4	0	0	0	0	1	3	
Dale Berra, R (1, 5) OBP: 0.282, SLG: 0.376		K			6-3		F9		K	4	0	0	0	0	2	2	
Rick Rhoden, R (1, 1) OBP: 0.364, SLG: 0.381	5-3			L7		4-3				3	0	0	0	0	0	0	
										1B: 8 2B: 1 3B: 1 HR: 1	SF: 1 SAC: 1 DP: 0 HBP: 0	WP: 0 PB: 0 CS: 2	PA: 36				
Inning Stats	R: 3 E: 0 K: 2 S: 11	H: 4 LOB: 1 BB: 0 P: 11	R: 0 E: 0 K: 1 S: 5	H: 1 LOB: 0 BB: 0 P: 5	R: 1 E: 0 K: 0 S: 4	H: 2 LOB: 2 BB: 1 P: 8	R: 0 E: 0 K: 0 S: 3	H: 0 LOB: 0 BB: 0 P: 3	R: 1 E: 0 K: 1 S: 7	H: 2 LOB: 2 BB: 1 P: 11	R: 0 E: 0 K: 0 S: 3	H: 0 LOB: 0 BB: 0 P: 3	R: 0 E: 0 K: 0 S: 3	H: 1 LOB: 0 BB: 0 P: 3	R: 0 E: 0 K: 1 S: 6	H: 1 LOB: 2 BB: 1 P: 10	
PITCHER Fred Norman, L (1, 1) ERA: 4.13 John D'Acquisto, R (5, 1) ERA: 3.5 Hal Dues, R (8, 1) ERA: 7.11	IP: 4.0 WLS: L BF: 18 H: 7 R: 4 ER: 4 SO: 3 BB: 1 IBB: 0 HBP: 0 BLK: 0 WP: 0 HR: 1 S: 23 P: 27 ERA: 9.00 WHIP: 2.000											PITCHER	IP: 4.0 WLS: L BF: 18 H: 7 R: 4 ER: 4 SO: 3 BB: 1 IBB: 0 HBP: 0 BLK: 0 WP: 0 HR: 1 S: 23 P: 27 ERA: 9.00 WHIP: 2.000				

Batter	1	2	3	4	5	6	7	8	9	AB	R	H	RBI	BB	SO	LOB	TOP																			
Ron LeFlore, R OBP: 0.336, SLG: 0.355 (1, 7)	F9		K		S 1B		6-3		FC5-2 1B	5	0	1	0	0	1	4																				
Rodney Scott, S OBP: 0.315, SLG: 0.309 (1, 4)	L6		F8		K		F9		1-2 2-3 3-H 1B	5	0	1	2	0	1	2																				
Rowland Office, L OBP: 0.335, SLG: 0.427 (1, 8)	6-3			E4 1B	F2			F3	4-3	5	1	0	0	0	0	3																				
Ellis Valentine, R OBP: 0.361, SLG: 0.519 Jerry White, S OBP: 0.349, SLG: 0.461 (4, PR) (4, 9)		F3		1B SH1-3 1B		F8			CS 1B	2	0	1	0	0	0	0																				
Warren Cromartie, L OBP: 0.351, SLG: 0.434 (1, 3)				SH1-3 1B		F7			4-3	4	0	2	1	0	0	1																				
Larry Parrish, R OBP: 0.337, SLG: 0.485 Ken Macha, R OBP: 0.375, SLG: 0.395 (1, 5) (9, 5)	P3		F5		1B BB				1B SH1-4 FC5-2 1B	3	0	1	0	1	0	3																				
Chris Speier, R OBP: 0.321, SLG: 0.294 (1, 6)	F8		SH1-3						SH1-4	2	0	1	1	0	0	1																				
Bobby Ramos, R OBP: 0.214, SLG: 0.125 Gary Carter, R OBP: 0.314, SLG: 0.464 (9, PH) (9, 2)			SH3-4 BB	2-3		K			FC5-2 1B IBB	2	0	0	0	1	1	4																				
Bill Gullickson, R OBP: 0.190, SLG: 0.150 Andre Dawson, R OBP: 0.361, SLG: 0.461 Steve Rogers, R OBP: 0.277, SLG: 0.175 Woodie Fryman, R OBP: 0.200, SLG: 0.200 (1, 1) (9, PH) (9, PR) (9, 1)			SH3-4		P4		4-3		FC5-2 1B	2	0	0	0	0	0	0																				
Inning Stats	R: 0 E: 0 K: 0 S: 3	H: 0 LOB: 0 BB: 0 P: 3	R: 0 E: 0 K: 0 S: 4	H: 1 LOB: 1 BB: 0 P: 4	R: 0 E: 0 K: 1 S: 5	H: 0 LOB: 1 BB: 1 P: 9	R: 2 E: 1 K: 0 S: 6	H: 2 LOB: 2 BB: 0 P: 6	R: 0 E: 0 K: 1 S: 6	H: 1 LOB: 2 BB: 1 P: 10	R: 0 E: 0 K: 0 S: 3	H: 0 LOB: 0 BB: 0 P: 3	R: 0 E: 0 K: 0 S: 3	H: 1 LOB: 0 BB: 0 P: 3	R: 2 E: 0 K: 0 S: 6	H: 3 LOB: 2 BB: 1 P: 10	1B: 9 2B: 0 3B: 0 HR: 0	SF: 0 SAC: 3 DP: 0 HBP: 0	WP: 0 PA: 39 CS: 1																	
PITCHER	IP	WLS	BF	H	R	ER	SO	BB	IBB	HBP	BLK	WP	HR	S	P	ERA	WHIP	PITCHER		IP	WLS	BF	H	R	ER	SO	BB	IBB	HBP	BLK	WP	HR	S	P	ERA	WHIP
Don Robinson, R ERA: 3.86 (1, 1)	8.1	L	35	7	4	2	3	2	1	0	0	0	0	0	38	50	2.16	1.080																		
Kent Tekulve, R ERA: 2.7 (9, 1)	0.1		3	2	0	0	0	0	0	0	0	0	0	0	3	3	0.00	6.000																		
Grant Jackson, L ERA: 2.11 (9, 1)	0.1		1	0	0	0	0	0	0	0	0	0	0	0	1	1	0.00	0.000																		

Montreal Expos @ Pittsburgh Pirates
Three Rivers Stadium, Pittsburgh, PA
Sun Aug 17 1980, 7:05 PM EDT
Att: 49,412 - Unknown

AB 33
R 4
H 9
RBI 4
BB 3
SO 3
LOB 18



Batter	1	2	3	4	5	6	7	8	9	AB	R	H	RBI	BB	SO	LOB	BOTTOM																			
Omar Moreno, L OBP: 0.316, SLG: 0.342 (1, 8)	1-3 S BB	FC4-6		4-3		F9			4-3	4	0	0	0	1	0	5																				
Phil Garner, R OBP: 0.324, SLG: 0.366 (1, 4)	K		E4 E S 2B		F2		P6		F8	5	1	0	0	0	1	1																				
Dave Parker, L OBP: 0.334, SLG: 0.455 (1, 9)	1-3		K		L8-4-6 BB 1B		F7			4	0	1	0	0	1	2																				
Willie Stargell, L OBP: 0.351, SLG: 0.485 John Milner, L OBP: 0.361, SLG: 0.349 (7, PR) (8, 3)	K		K		BB		BB		1B	3	0	1	0	1	2	2																				
Mike Easter, L OBP: 0.424, SLG: 0.647 (1, 7)		1B BB		L8-4-6		F7				3	1	1	1	1	0	3																				
Bill Madlock, R OBP: 0.322, SLG: 0.367 (1, 5)		1B BB	F8		1-3				K	4	0	1	0	0	1	1																				
Ed Ott, L OBP: 0.331, SLG: 0.396 (1, 2)		K		4-3		3-1			5-3	4	0	0	0	0	1	2																				
Dale Berra, R OBP: 0.286, SLG: 0.378 Kent Tekulve, R Grant Jackson, S (1, 6) (9, 1) (9, 1)	K		E9 1B		2B 1B				F7	4	0	2	0	0	1	2																				
Don Robinson, R OBP: 0.417, SLG: 0.583 Tim Foli, R OBP: 0.314, SLG: 0.359 (1, 1) (9, 6)		FC4-6 1B		K		2B			F7	3	0	2	1	0	1	1																				
Inning Stats	R: 0 E: 0 K: 2 S: 7	H: 0 LOB: 1 BB: 1 P: 11	R: 1 E: 0 K: 2 S: 9	H: 2 LOB: 2 BB: 1 P: 13	R: 1 E: 1 K: 2 S: 9	H: 1 LOB: 1 BB: 0 P: 9	R: 0 E: 1 K: 1 S: 6	H: 1 LOB: 1 BB: 0 P: 6	R: 0 E: 0 K: 0 S: 3	H: 1 LOB: 1 BB: 1 P: 7	R: 0 E: 0 K: 0 S: 4	H: 1 LOB: 1 BB: 0 P: 4	R: 0 E: 0 K: 1 S: 5	H: 0 LOB: 0 BB: 0 P: 5	R: 0 E: 0 K: 0 S: 3	H: 0 LOB: 0 BB: 0 P: 3	1B: 6 2B: 3 3B: 0 HR: 0	SF: 0 SAC: 0 DP: 1 HBP: 0	WP: 0 PA: 38 CS: 0																	
PITCHER	IP	WLS	BF	H	R	ER	SO	BB	IBB	HBP	BLK	WP	HR	S	P	ERA	WHIP	PITCHER		IP	WLS	BF	H	R	ER	SO	BB	IBB	HBP	BLK	WP	HR	S	P	ERA	WHIP
Bill Gullickson, R ERA: 3.83 (1, 1)	1.0	S	3	0	0	0	0	0	0	0	0	0	0	3	3	0.00	0.000																			
Woodie Fryman, L ERA: 1.95 (9, 1)	1.0		3	0	0	0	0	0	0	0	0	0	0	3	3	0.00	0.000																			

Montreal Expos @ Pittsburgh Pirates
Three Rivers Stadium, Pittsburgh, PA
Sun Aug 17 1980, 7:05 PM EDT
Att: 49,412 - Unknown

AB 35
R 2
H 8
RBI 2
BB 3
SO 8
LOB 19



Batter	1	2	3	4	5	6	7	8	9	AB	R	H	RBI	BB	SO	LOB	TOP										
Omar Moreno, L (1, 8) OBP: 0.313, SLG: 0.339	F6	F6			4-3			K		4	0	0	0	0	1	2											
Tim Foli, R (1, 6) OBP: 0.316, SLG: 0.363	BB 1B		F7		F7					4	1	2	0	0	0	1											
Dave Parker, L (1, 9) OBP: 0.333, SLG: 0.452	BB 1B		6-3			K		6-3		4	1	1	0	0	1	1											
John Milner, L (1, 3) OBP: 0.359, SLG: 0.342	1B BB		F6			F5			F1	3	0	0	0	1	0	0											
Mike Easter, L (1, 7) OBP: 0.418, SLG: 0.636	K			6-3		G3			F7	4	0	0	0	0	1	3											
Bill Madlock, R (1, 5) OBP: 0.327, SLG: 0.371	1B			G6-3 1B			K			4	0	3	2	0	1	0											
Ed Ott, L (1, 2) OBP: 0.327, SLG: 0.390		K		G6-3 1-2			K		K	4	0	0	0	0	3	2											
Phil Garner, R (1, 4) OBP: 0.326, SLG: 0.368					1-4 S 1B			6-3		3	0	2	0	0	0	0											
John Candelaria, L (1, 1) OBP: 0.226, SLG: 0.175					1-4			6-3		2	0	0	0	0	1	2											
Kurt Bevacqua, R (8, PH) OBP: 0.333, SLG: 0.372										1	0	0	0	0	0	0											
Enrique Romo, R (8, 1) OBP: 0.556, SLG: 0.500										0	0	0	0	0	0	0											
Inning Stats	R: 2 E: 0 K: 1 S: 7	H: 3 LOB: 2 BB: 1 P: 11	R: 0 E: 0 K: 2 S: 8	H: 1 LOB: 1 BB: 0 P: 8	R: 0 E: 0 K: 0 S: 3	H: 0 LOB: 0 BB: 0 P: 3	R: 0 E: 0 K: 0 S: 3	H: 1 LOB: 0 BB: 0 P: 3	R: 0 E: 0 K: 1 S: 5	H: 0 LOB: 0 BB: 0 P: 5	R: 0 E: 0 K: 2 S: 7	H: 0 LOB: 0 BB: 0 P: 7	R: 0 E: 0 K: 1 S: 6	H: 1 LOB: 1 BB: 0 P: 6	R: 0 E: 0 K: 1 S: 6	H: 1 LOB: 1 BB: 0 P: 6	1B: 7 2B: 1 3B: 0 HR: 0	SF: 0 SAC: 0 DP: 1 HBP: 0	WP: 0 PB: 0 SB: 1 CS: 0	PA: 34							
PITCHER	IP	WLS	BF	H	R	ER	SO	BB	IBB	HBP	BLK	WP	HR	S	P	ERA	WHIP										
Nolan Ryan, R (1, 1) ERA: 3.22	7.2	W	29	7	2	2	7	1	0	0	0	0	0	42	46	2.35	1.043										
Joe Sambito, L (8, 1) ERA: 2.4	1.1	S	5	1	0	0	1	0	0	0	0	0	0	7	7	0.00	0.750										

Pittsburgh Pirates @ Houston Astros
Astrodome, Houston, TX
Tue Aug 19 1980, 8:05 PM EDT
Att: 39,415 - Unknown

AB	33
R	2
H	8
RBI	2
BB	1
SO	8
LOB	11



Batter	1	2	3	4	5	6	7	8	9	AB	R	H	RBI	BB	SO	LOB	BOTTOM										
Joe Morgan, L (1, 4) OBP: 0.347, SLG: 0.342	BB 1B 2B		K		F8			S BB		2	1	0	0	2	1	1											
Enos Cabell, R (1, 5) OBP: 0.299, SLG: 0.345	BB 1B 4-3		G4-6-3 1B			6-3		K		4	1	2	0	0	1	1											
Jose Cruz, L (1, 7) OBP: 0.374, SLG: 0.432	BB 1B 2B		G4-6-3 1-2			3B BB		F7		3	2	1	1	1	0	2											
Cesar Cedeno, R (1, 8) OBP: 0.387, SLG: 0.488	4-3		5-3			SF8 3B		IBB		3	1	1	2	1	0	1											
Art Howe, R (1, 3) OBP: 0.337, SLG: 0.394	G4-6-3 1B		G5-4-3 1B			SF8		F5		3	0	2	2	0	0	2											
Jeffrey Leonard, R (1, 9) OBP: 0.275, SLG: 0.337	G4-6-3 1-2		F9			F8				3	0	0	0	0	0	2											
Luis Pujols, R (1, 2) OBP: 0.265, SLG: 0.251			6-3		G5-4-3 1-2			F8		3	0	0	0	0	0	1											
Rafael Landestoy, S (1, 6) OBP: 0.317, SLG: 0.356			4-3 2B			F9		1-3		3	0	1	0	0	0	0											
Nolan Ryan, R (1, 1) OBP: 0.177, SLG: 0.143			4-3			K		K		3	0	0	0	0	2	1											
Joe Sambito, L (8, 1) ERA: 3.4										0	0	0	0	0	0	0											
Inning Stats	R: 3 E: 0 K: 0 S: 5	H: 3 LOB: 0 BB: 1 P: 9	R: 0 E: 0 K: 1 S: 6	H: 1 LOB: 1 BB: 0 P: 6	R: 0 E: 0 K: 0 S: 3	H: 1 LOB: 0 BB: 0 P: 3	R: 0 E: 0 K: 0 S: 3	H: 1 LOB: 0 BB: 0 P: 3	R: 0 E: 0 K: 1 S: 5	H: 0 LOB: 0 BB: 0 P: 5	R: 2 E: 0 K: 0 S: 4	H: 1 LOB: 1 BB: 1 P: 8	R: 0 E: 0 K: 1 S: 5	H: 0 LOB: 2 BB: 2 P: 13	R: 0 E: 0 K: 1 S: 5	H: 0 LOB: 2 BB: 2 P: 13	1B: 4 2B: 2 3B: 1 HR: 0	SF: 1 SAC: 0 DP: 3 HBP: 0	WP: 0 PB: 0 SB: 1 CS: 0	PA: 32							
PITCHER	IP	WLS	BF	H	R	ER	SO	BB	IBB	HBP	BLK	WP	HR	S	P	ERA	WHIP										
John Candelaria, L (1, 1) ERA: 3.77	7.0	L	27	7	5	5	3	2	0	0	0	0	0	31	39	6.43	1.286										
Enrique Romo, R (8, 1) ERA: 3.4	1.0		5	0	0	0	1	1	1	0	0	0	0	5	13	0.00	1.000										

Pittsburgh Pirates @ Houston Astros
Astrodome, Houston, TX
Tue Aug 19 1980, 8:05 PM EDT
Att: 39,415 - Unknown

AB	27
R	5
H	7
RBI	5
BB	4
SO	4
LOB	11



Batter	1	2	3	4	5	6	7	8	9	AB	R	H	RBI	BB	SO	LOB	TOP					
Omar Moreno, L (1,8) OBP: 0.313, SLG: 0.339										4	1	1	0	0	1	5	Pittsburgh Pirates @ Houston Astros Astrodome, Houston, TX Wed Aug 20 1980, 8:05 PM EDT Att: 32,112 - Unknown					
Tim Foli, R (1,6) OBP: 0.313, SLG: 0.359										4	0	0	0	0	0	2						
Dave Parker, L (1,9) OBP: 0.333, SLG: 0.450										4	0	1	1	0	0	0						
John Milner, L (1,3) OBP: 0.356, SLG: 0.346										4	0	1	0	0	0	1						
Mike Easter, L (1,7) OBP: 0.416, SLG: 0.630										4	0	1	0	0	0	2						
Bill Madlock, R (1,5) OBP: 0.326, SLG: 0.370										4	0	1	0	0	0	1						
Ed Ott, L (1,2) OBP: 0.329, SLG: 0.392										4	0	2	0	0	0	0						
Phil Garner, R (1,4) OBP: 0.328, SLG: 0.374										4	0	2	0	0	0	3						
Jim Bibby, R (1,1) OBP: 0.209, SLG: 0.167										2	0	0	0	0	1	3						
Grant Jackson, S (6,1) Kurt Bevacqua, R (7,PH) Enrique Romo, R (7,1) Manny Sanguillen, R (9,PH)										0	0	0	0	0	0	0						
Inning Stats	R: 1 E: 0 K: 0 S: 5	H: 2 LOB: 1 BB: 0 P: 5	R: 0 E: 0 K: 0 S: 5	H: 2 LOB: 2 BB: 0 P: 5	R: 0 E: 0 K: 0 S: 3	H: 0 LOB: 0 BB: 0 P: 3	R: 0 E: 0 K: 0 S: 3	H: 1 LOB: 0 BB: 0 P: 3	R: 0 E: 0 K: 1 S: 6	H: 1 LOB: 1 BB: 0 P: 6	R: 0 E: 0 K: 0 S: 3	H: 0 LOB: 0 BB: 0 P: 3	R: 0 E: 0 K: 1 S: 6	H: 1 LOB: 2 BB: 1 P: 10	R: 0 E: 0 K: 0 S: 4	H: 1 LOB: 1 BB: 0 P: 4	R: 0 E: 0 K: 0 S: 4	H: 1 LOB: 1 BB: 0 P: 4	1B: 6 2B: 4 3B: 0 HR: 0	SF: 0 SAC: 0 DP: 1 HBP: 0	WP: 0 PB: 0 SB: 1 CS: 0	PA: 36
PITCHER	IP WLS BF H R ER SO BB IBB HBP BLK WP HR S P ERA WHIP																					
Vern Ruhle, R (1,1) ERA: 2.64	6.0 W 23 6 1 1 1 0 0 0 0 0 0 25 25 1.50 1.000																					
Dave Smith, R (7,1) ERA: 1.94	3.0 S 13 3 0 0 1 1 0 0 0 0 0 0 14 18 0.00 1.333																					

AB	35
R	1
H	9
RBI	1
BB	1
SO	2
LOB	18



Batter	1	2	3	4	5	6	7	8	9	AB	R	H	RBI	BB	SO	LOB	BOTTOM			
Joe Morgan, L (1,4) OBP: 0.352, SLG: 0.341										1	0	0	1	4	0	2	Pittsburgh Pirates @ Houston Astros Astrodome, Houston, TX Wed Aug 20 1980, 8:05 PM EDT Att: 32,112 - Unknown			
Enos Cabell, R (1,5) OBP: 0.303, SLG: 0.345										3	0	1	3	2	1	1				
Terry Puhl, L (1,9) OBP: 0.351, SLG: 0.424										4	0	1	0	1	0	4				
Jose Cruz, L (1,7) OBP: 0.373, SLG: 0.430										4	0	1	0	0	0	4				
Cesar Cedeno, R (1,8) OBP: 0.386, SLG: 0.485										4	0	1	0	0	0	4				
Danny Heep, L (1,3) Craig Reynolds, L (6,FR)										3	0	2	0	0	0	1				
Alan Ashby, S (1,2) OBP: 0.316, SLG: 0.332										4	2	2	0	0	0	2				
Rafael Landestoy, S (1,6) Dave Bergman, L (6,PH)										2	0	0	0	0	0	2				
Vern Ruhle, R (1,1) Denny Walling, L (6,PH) Dave Smith, R (7,1)										2	0	1	0	0	0	0				
Inning Stats	R: 0 E: 0 K: 0 S: 3	H: 0 LOB: 1 BB: 1 P: 7	R: 0 E: 0 K: 0 S: 4	H: 1 LOB: 1 BB: 0 P: 4	R: 0 E: 0 K: 0 S: 3	H: 0 LOB: 3 BB: 3 P: 15	R: 0 E: 1 K: 0 S: 5	H: 2 LOB: 2 BB: 0 P: 5	R: 0 E: 0 K: 1 S: 5	H: 0 LOB: 0 BB: 0 P: 5	R: 4 E: 0 K: 0 S: 4	H: 3 LOB: 2 BB: 3 P: 16	R: 0 E: 0 K: 0 S: 3	H: 2 LOB: 0 BB: 0 P: 3	R: 1 E: 0 K: 0 S: 5	H: 2 LOB: 3 BB: 2 P: 13		1B: 9 2B: 1 3B: 0 HR: 0	SF: 0 SAC: 1 DP: 1 HBP: 0	WP: 0 PB: 0 SB: 2 CS: 1
PITCHER	IP WLS BF H R ER SO BB IBB HBP BLK WP HR S P ERA WHIP																			
Jim Bibby, R (1,1) ERA: 2.94	5.1 L 27 5 4 4 1 0 0 0 0 0 0 23 47 6.75 1.875																			
Grant Jackson, L (6,1) ERA: 2.09	0.2 2 1 0 0 0 1 0 0 0 0 0 0 1 5 0.00 3.000																			
Enrique Romo, R (7,1) ERA: 3.43	2.0 10 4 1 1 1 0 2 0 0 0 0 0 0 8 16 4.50 3.000																			

AB	29
R	5
H	10
RBI	5
BB	9
SO	1
LOB	20



Batter	1	2	3	4	5	6	7	8	9	AB	R	H	RBI	BB	SO	LOB	TOP			
Omar Moreno, L (1, 8) OBP: 0.314, SLG: 0.339 Matt Alexander, S (7, 8)	0-3 K	0-0 1B		0-0 F8	0-0 1B		0-0 F8			5	0	2	1	0	1	0				
Tim Foli, R (1, 6) OBP: 0.318, SLG: 0.364 Dale Berra, R (7, 6) OBP: 0.285, SLG: 0.376	0-0 3-1 WP WP	0-0 1B		0-0 2B	0-0 4-3			0-0 F8		4	2	3	0	0	0	2				
Dave Parker, L (1, 9) OBP: 0.332, SLG: 0.451 Bill Robinson, R (7, 3) OBP: 0.300, SLG: 0.461	0-0 3-1	0-0 L9		0-0 2B		0-3 K		0-0 6-3		4	1	1	1	0	1	4				
Mike Easter, L (1, 7) OBP: 0.419, SLG: 0.634	0-0 E6 1B		0-0 E PB 5-3 1B	0-0 2B		0-0 1B		0-3 K		5	1	3	1	0	1	0				
Bill Madlock, R (1, 5) OBP: 0.325, SLG: 0.369 Lee Lacy, R (7, 5) OBP: 0.403, SLG: 0.509	0-0 FC4-6 1B		0-0 5-3	0-0 F7		0-0 F3			0-0 1-3	4	0	1	0	0	0	3				
John Milner, L (1, 3) OBP: 0.363, SLG: 0.350	0-0 FC4-6 1B		0-0 2H 1B		4-0 FC4-6 1B BB	0-0 1B		0-0 4-3		4	1	2	0	1	0	2				
Ed Ott, L (1, 2) OBP: 0.327, SLG: 0.388		0-0 4-3		0-0 F8		0-0 FC4-6 1B		0-3 K		5	0	1	0	0	2	3				
Phil Garner, R (1, 4) OBP: 0.325, SLG: 0.371		0-0 6-3		0-0 6-3		0-0 F6		0-0 1-3		4	0	0	0	0	0	3				
Bert Blyleven, R (1, 1) Manny Sanguillen, 1B (4, PH) Eddie Solomon, R (4, 1) Kurt Bevacqua, R (5, PH) Grant Jackson, S (5, 1) Kent Tekulve, R (8, 1)		0-0 1B 1B		0-0 6-3		0-0 FC4-6 1B		0-0 F8		1	0	1	0	0	0	0				
Inning Stats	R: 1 E: 1 K: 1 S: 8	H: 2 LOB: 2 BB: 0 P: 8	R: 0 E: 0 K: 0 S: 6	H: 3 LOB: 3 BB: 0 P: 6	R: 1 E: 1 K: 0 S: 5	H: 2 LOB: 1 BB: 0 P: 5	R: 2 E: 0 K: 0 S: 6	H: 3 LOB: 1 BB: 0 P: 6	R: 1 E: 0 K: 0 S: 5	H: 2 LOB: 2 BB: 1 P: 9	R: 0 E: 0 K: 0 S: 9	H: 2 LOB: 0 BB: 0 P: 3	R: 0 E: 0 K: 1 S: 5	H: 0 LOB: 0 BB: 0 P: 5	R: 0 E: 0 K: 1 S: 5	H: 0 LOB: 0 BB: 0 P: 5	1B: 12 2B: 2 3B: 0 HR: 0	SF: 0 SAC: 0 DP: 0 HBP: 0	WP: 2 PB: 1 SB: 1 CS: 0	PA: 43
PITCHER	IP WLS BF H R ER SO BB IBB HBP BLK WP HR S P ERA WHIP	IP WLS BF H R ER SO BB IBB HBP BLK WP HR S P ERA WHIP																		
Joe Niekro, R (1, 1) ERA: 4.01	4.0	25	11	5	4	1	1	0	0	0	0	2	0	26	30	9.00	3.000			
Bert Roberge, R (5, 1) ERA: 5.29	1.2	8	3	0	0	1	0	0	0	0	0	0	0	10	10	0.00	1.800			
Joe Sambito, L (6, 1) ERA: 2.27	3.1	W	10	0	0	0	3	0	0	0	0	0	0	16	16	0.00	0.000			

Pittsburgh Pirates @ Houston Astros
Astrodome, Houston, TX
Thu Aug 21 1980, 8:05 PM EDT
Att: 33,884 - Unknown

AB 42
R 5
H 14
RBI 3
BB 1
SO 5
LOB 19



Batter	1	2	3	4	5	6	7	8	9	AB	R	H	RBI	BB	SO	LOB	BOTTOM			
Joe Morgan, L (1, 4) OBP: 0.351, SLG: 0.340 Rafael Landestoy, S (7, 4) OBP: 0.314, SLG: 0.352	0-0 WP S 1B		0-0 6-3		0-0 F7		0-0 4-3		0-0 L6	4	1	1	0	0	0	2				
Enos Cabell, R (1, 5) OBP: 0.307, SLG: 0.348 Art Howe, R (7, PH) OBP: 0.336, SLG: 0.392	4-0 1B BB		0-0 2B		0-0 S 1B		0-0 F8		0-0 F6	3	2	2	0	1	0	0				
Terry Puhl, L (1, 9) OBP: 0.356, SLG: 0.431	0-0 2B		0-0 2B		0-0 2B		0-0 1B S 1B		0-3 K	5	4	4	2	0	1	0				
Jose Cruz, L (1, 7) OBP: 0.376, SLG: 0.436	0-0 PB 1H 2B		0-3 K		0-0 1H 2B		0-0 2B SF8 1B		0-0 4-3	5	1	3	2	0	1	2				
Cesar Cedeno, R (1, 8) OBP: 0.387, SLG: 0.491 Jeffrey Leonard, R (8, 8) OBP: 0.278, SLG: 0.337	0-3 K		0-0 2B		0-0 4-3		0-0 E 2B		4-0 1B BB	4	2	2	3	0	1	2				
Danny Heep, L (1, 3) OBP: 0.285, SLG: 0.324 Dave Bergman, L (7, 3) OBP: 0.297, SLG: 0.259	0-3 K		0-0 2H 3H 2B		0-0 G3		0-0 SF8		0-0 FC3-6 1B	3	1	1	2	0	1	2				
Alan Ashby, S (1, 2) OBP: 0.318, SLG: 0.333		0-3 K		0-0 6-3		0-0 SH1 1B		0-0 E8 2H 1B		5	1	2	1	0	1	3				
Craig Reynolds, L (1, 6) OBP: 0.256, SLG: 0.315		0-0 SH2-4 1B		0-0 FC6-4 1B		0-0 F8		0-0 5-3		4	0	2	1	0	0	1				
Joe Niekro, R (1, 1) OBP: 0.286, SLG: 0.317 Bert Roberge, R (5, 1) Joe Sambito, L (6, 1)		0-0 SH2-4		0-0 FC6-4		0-0 SH1		0-3 K		1	0	0	0	0	0	1				
Inning Stats	R: 2 E: 0 K: 2 S: 9	H: 3 LOB: 1 BB: 1 P: 13	R: 0 E: 0 K: 1 S: 6	H: 1 LOB: 0 BB: 0 P: 6	R: 4 E: 0 K: 1 S: 10	H: 5 LOB: 1 BB: 0 P: 10	R: 2 E: 0 K: 0 S: 6	H: 3 LOB: 1 BB: 0 P: 6	R: 0 E: 0 K: 0 S: 4	H: 1 LOB: 1 BB: 0 P: 4	R: 4 E: 1 K: 0 S: 7	H: 4 LOB: 0 BB: 0 P: 7	R: 0 E: 0 K: 1 S: 5	H: 0 LOB: 0 BB: 0 P: 5	R: 0 E: 0 K: 1 S: 6	H: 1 LOB: 2 BB: 1 P: 10	1B: 12 2B: 6 3B: 0 HR: 0	SF: 1 SAC: 2 DP: 0 HBP: 0	WP: 1 PB: 1 SB: 3 CS: 0	PA: 43
PITCHER	IP WLS BF H R ER SO BB IBB HBP BLK WP HR S P ERA WHIP	IP WLS BF H R ER SO BB IBB HBP BLK WP HR S P ERA WHIP																		
Bert Blyleven, R (1, 1) ERA: 3.9	3.0	18	9	6	6	4	1	0	0	0	0	0	0	25	29	18.00	3.333			
Eddie Solomon, R (4, 1) ERA: 2.98	1.0	6	3	2	2	0	0	0	0	0	0	0	0	6	6	18.00	3.000			
Grant Jackson, L (5, 1) ERA: 2.44	3.0	14	5	4	3	1	0	0	0	0	0	0	0	16	16	9.00	1.667			
Kent Tekulve, R (8, 1) ERA: 2.86	1.0	5	1	0	0	1	1	0	0	0	0	0	0	6	10	0.00	2.000			

Pittsburgh Pirates @ Houston Astros
Astrodome, Houston, TX
Thu Aug 21 1980, 8:05 PM EDT
Att: 33,884 - Unknown

AB 38
R 12
H 18
RBI 11
BB 2
SO 6
LOB 13



Batter	1	2	3	4	5	6	7	8	9	AB	R	H	RBI	BB	SO	LOB	TOP					
Omar Moreno, L (1.8) OBP: 0.312, SLG: 0.336										3	2	1	0	1	0	2						
Tim Foli, R (1.6) OBP: 0.321, SLG: 0.366										4	0	2	1	0	0	1						
Dave Parker, L (1.9) OBP: 0.335, SLG: 0.452										4	0	3	1	0	0	1						
Mike Easter, L (1.7) OBP: 0.411, SLG: 0.619										4	0	0	0	0	1	4						
Bill Madlock, R (1.5) OBP: 0.329, SLG: 0.370										4	0	2	0	0	0	2						
John Milner, L (1.3) OBP: 0.366, SLG: 0.377										4	0	1	0	0	1	1						
Ed Ott, L (1.2) OBP: 0.325, SLG: 0.380										3	0	0	0	1	0	2						
Phil Garner, R (1.4) OBP: 0.322, SLG: 0.367										4	0	0	0	0	1	1						
Rick Rhoden, R (1.1) OBP: 0.360, SLG: 0.375										3	0	1	0	0	0	0						
Kent Tekulve, R (9.1)										0	0	0	0	0	0	0						
Grant Jackson, S (9.1)										0	0	0	0	0	0	0						
Inning Stats	R: 1 E: 0 K: 1 S: 7	H: 2 LOB: 1 BB: 0 P: 7	R: 0 E: 0 K: 0 S: 4	H: 1 LOB: 2 BB: 1 P: 8	R: 0 E: 0 K: 0 S: 3	H: 1 LOB: 0 BB: 0 P: 3	R: 0 E: 0 K: 1 S: 5	H: 1 LOB: 1 BB: 1 P: 5	R: 1 E: 1 K: 0 S: 4	H: 1 LOB: 1 BB: 1 P: 8	R: 0 E: 0 K: 0 S: 4	H: 2 LOB: 1 BB: 0 P: 4	R: 0 E: 0 K: 1 S: 5	H: 0 LOB: 0 BB: 0 P: 5	R: 0 E: 0 K: 0 S: 4	H: 2 LOB: 1 BB: 0 P: 4	R: 0 E: 0 K: 0 S: 3	H: 0 LOB: 0 BB: 0 P: 3	1B: 10 2B: 1 3B: 0 HR: 0	SF: 0 SAC: 0 DP: 3 HBP: 0	WP: 0 PB: 0 SB: 2 CS: 2	PA: 36
PITCHER	IP WLS BF H R ER SO BB IBB HBP BLK WP HR S P ERA WHIP																					
Frank Pastore, R (1.1) ERA: 3.2	5.1 L 24 8 2 2 2 2 2 0 0 0 0 0 0 0 26 34 3.38 1.875																					
Joe Price, L (6.1) ERA: 3.73	0.2 1 0 0 0 0 0 0 0 0 0 0 0 0 0 1 1 0.00 0.000																					
Tom Hume, R (7.1) ERA: 2.52	3.0 10 2 0 0 0 1 0 0 0 0 0 0 0 0 12 12 0.00 0.667																					

Pittsburgh Pirates @ Cincinnati Reds
Riverfront Stadium, Cincinnati, OH
Sat Aug 23 1980, 7:05 PM EDT
Att: 43,482 - Unknown

AB	33
R	2
H	10
RBI	2
BB	2
SO	3
LOB	14



Batter	1	2	3	4	5	6	7	8	9	AB	R	H	RBI	BB	SO	LOB	BOTTOM					
Dave Collins, S (1.8) OBP: 0.366, SLG: 0.374										3	1	1	0	1	0	0						
Ken Griffey, L (1.9) OBP: 0.377, SLG: 0.442										4	0	2	1	0	0	1						
Ray Knight, R (1.5) OBP: 0.316, SLG: 0.436										3	0	0	0	1	2	3						
George Foster, R (1.7) OBP: 0.350, SLG: 0.443										4	0	1	0	0	1	3						
Dan Driessen, L (1.3) OBP: 0.386, SLG: 0.440										4	0	0	0	0	0	3						
Joe Nolan, L (1.2) OBP: 0.379, SLG: 0.451										3	0	1	0	0	0	0						
Dave Concepcion, R (1.6) OBP: 0.299, SLG: 0.353										3	0	0	0	0	1	1						
Ron Oester, S (1.4) OBP: 0.326, SLG: 0.407										3	0	0	0	0	1	1						
Frank Pastore, R (1.1) OBP: 0.184, SLG: 0.130										1	0	0	0	0	0	0						
Joe Price, R (6.1) OBP: 0.130, SLG: 0.130										0	0	0	0	0	0	0						
Cesar Geronimo, L (6. PH) OBP: 0.321, SLG: 0.323										1	0	0	0	0	0	0						
Tom Hume, R (7.1) OBP: 0.154, SLG: 0.231										0	0	0	0	0	0	0						
Harry Spillman, L (9. PH) OBP: 0.311, SLG: 0.402										1	0	0	0	0	0	0						
Inning Stats	R: 0 E: 0 K: 2 S: 7	H: 0 LOB: 1 BB: 1 P: 11	R: 0 E: 0 K: 1 S: 5	H: 0 LOB: 0 BB: 0 P: 5	R: 0 E: 0 K: 0 S: 3	H: 0 LOB: 0 BB: 0 P: 3	R: 0 E: 0 K: 1 S: 6	H: 1 LOB: 1 BB: 0 P: 6	R: 0 E: 0 K: 1 S: 5	H: 0 LOB: 0 BB: 0 P: 5	R: 0 E: 0 K: 0 S: 3	H: 0 LOB: 0 BB: 0 P: 3	R: 0 E: 0 K: 0 S: 2	H: 0 LOB: 0 BB: 1 P: 6	R: 0 E: 0 K: 0 S: 3	H: 1 LOB: 0 BB: 0 P: 3	R: 1 E: 0 K: 0 S: 6	H: 3 LOB: 2 BB: 0 P: 6	1B: 4 2B: 1 3B: 0 HR: 0	SF: 0 SAC: 0 DP: 2 HBP: 0	WP: 0 PB: 0 SB: 2 CS: 0	PA: 32
PITCHER	IP WLS BF H R ER SO BB IBB HBP BLK WP HR S P ERA WHIP																					
Rick Rhoden, R (1.1) ERA: 4.0	8.1 W 29 4 1 1 5 2 0 0 0 0 0 0 0 37 45 1.08 0.720																					
Kent Tekulve, R (9.1) ERA: 2.59	0.1 2 1 0 0 0 0 0 0 0 0 0 0 0 2 2 0.00 3.000																					
Grant Jackson, L (9.1) ERA: 2.43	0.1 S 1 0 0 0 0 0 0 0 0 0 0 0 0 1 1 0.00 0.000																					

Pittsburgh Pirates @ Cincinnati Reds
Riverfront Stadium, Cincinnati, OH
Sat Aug 23 1980, 7:05 PM EDT
Att: 43,482 - Unknown

AB	30
R	1
H	5
RBI	1
BB	2
SO	5
LOB	12



Batter	1	2	3	4	5	6	7	8	9	AB	R	H	RBI	BB	SO	LOB	TOP										
Omar Moreno, L OBP: 0.311, SLG: 0.335 (1, 8)	0-0 4-3	0-0 4-3			0-0 F7	0-0 F2			0-0 2B 1B	5	1	1	0	0	0	1											
Tim Foli, R OBP: 0.320, SLG: 0.363 (1, 6)	4-0 CS BB		0-0 F7		0-0 F9		0-0 P6		0-0 F9	4	0	0	0	1	0	1											
Dave Parker, L OBP: 0.335, SLG: 0.451 Lee Lacy, R OBP: 0.408, SLG: 0.518 (5, 7)	0-3 K		0-0 F8		0-0 2B 1B		0-0 4-3 1B		0-0 2B	3	1	1	0	0	1	1											
Mike Easter, L OBP: 0.408, SLG: 0.615 (5, 9)		0-0 4-3	0-3 K		0-0 BB 1-H 2B		0-0 4-3		0-0 6-3	5	0	1	1	0	1	2											
Bill Madlock, R OBP: 0.333, SLG: 0.370 (1, 5)		4-0 FC5 BB BB		0-0 CS 1B		4-0 BB IBB				2	0	1	0	2	1	1											
John Milner, L OBP: 0.376, SLG: 0.379 (1, 3)		4-0 FC5 2B BB		0-0 FC5-4 1B	4-0 1-2 2-3 BB			0-3 K		2	1	1	0	2	1	0											
Phil Garner, R OBP: 0.320, SLG: 0.364 (1, 4)		0-0 FC5 2B		0-0 FC5-4 1B	0-0 F9			0-0 L1		4	1	0	0	0	0	6											
Steve Nicosia, R OBP: 0.286, SLG: 0.277 (1, 2)		0-0 E 2B		4-0 1-2 BB		0-0 F7		0-0 F2		3	1	1	2	1	0	0											
John Candelaria, L OBP: 0.212, SLG: 0.164 (1, 1)		0-0 E5 2-H		0-0 F9		0-0 F8			0-3 K	4	0	0	0	0	1	2											
Inning Stats	R: 0 E: 0 K: 1 S: 4	H: 0 LOB: 1 BB: 1 P: 8	R: 3 E: 1 K: 0 S: 5	H: 1 LOB: 1 BB: 2 P: 13	R: 0 E: 0 K: 1 S: 5	H: 0 LOB: 0 BB: 0 P: 5	R: 0 E: 0 K: 0 S: 4	H: 2 LOB: 2 BB: 1 P: 8	R: 1 E: 0 K: 0 S: 5	H: 2 LOB: 3 BB: 2 P: 13	R: 0 E: 0 K: 1 S: 6	H: 1 LOB: 1 BB: 0 P: 6	R: 0 E: 0 K: 1 S: 5	H: 0 LOB: 0 BB: 0 P: 5	R: 1 E: 0 K: 1 S: 7	H: 2 LOB: 1 BB: 0 P: 7	1B: 5 2B: 4 3B: 0 HR: 0	SF: 0 SAC: 0 DP: 1 HBP: 0	WP: 0 PB: 0 SB: 3 CS: 2	PA: 40							
PITCHER	IP	WLS	BF	H	R	ER	SO	BB	IBB	HBP	BLK	WP	HR	S	P	ERA	WHIP										
Michael LaCoss, R ERA: 4.73 (1, 1)	4.0	L	18	3	3	2	2	4	0	0	0	0	0	18	34	4.50	1.750										
Charlie Leibrandt, L ERA: 4.18 (5, 1)	0.2		6	2	1	1	0	1	1	0	0	0	0	4	12	13.50	4.500										
Jay Howell, R ERA: 27.0 (5, 1)	0.1		1	0	0	0	0	0	0	0	0	0	0	1	1	0.00	0.000										
Mario Soto, R ERA: 3.78 (6, 1)	3.0		10	1	0	0	2	0	0	0	0	0	0	14	14	0.00	0.333										
Doug Bair, R ERA: 4.68 (9, 1)	1.0		5	2	1	1	1	0	0	0	0	0	0	7	7	9.00	2.000										

Pittsburgh Pirates @ Cincinnati Reds
Riverfront Stadium, Cincinnati, OH
Sun Aug 24 1980, 3:33 AM EDT
Att: 37,072 - Unknown

AB 34
R 5
H 8
RBI 4
BB 6
SO 5
LOB 14



Batter	1	2	3	4	5	6	7	8	9	AB	R	H	RBI	BB	SO	LOB	BOTTOM										
Dave Collins, S OBP: 0.365, SLG: 0.376 Cesar Geronimo, L OBP: 0.321, SLG: 0.323 (9, 8)	0-0 6-3		0-0 F8			0-0 F9		0-0 S 2B		4	0	1	0	0	0	0											
Junior Kennedy, R OBP: 0.328, SLG: 0.341 Doug Bair, R (9, 1)	0-0		0-0 F8		0-0 6-3		0-0 F9			4	0	1	0	0	0	1											
Ken Griffey, L OBP: 0.374, SLG: 0.437 (1, 9)	0-0 F7		0-3 K		0-0 F7			0-3 K		4	0	0	0	0	2	1											
George Foster, R OBP: 0.349, SLG: 0.440 (1, 7)	0-0 1-3			0-0 P4		4-0 BB		0-0 5-3		3	0	0	0	1	0	1											
Johnny Bench, R OBP: 0.340, SLG: 0.512 (1, 2)		0-0 F8		0-3 K		0-3 K		0-0 HR		4	1	1	1	0	2	1											
Dan Driessen, L OBP: 0.385, SLG: 0.441 (1, 3)		0-0 P5		0-0 3B 2B		0-0 F9		0-0 6-3		4	1	1	0	0	0	1											
Dave Concepcion, R OBP: 0.297, SLG: 0.351 (1, 6)		0-0 F8		0-0 6-3		0-0 F9				3	0	0	0	0	0	2											
Ron Oester, S OBP: 0.326, SLG: 0.418 (9, 4)			0-0 F8		0-0 2H 3B		0-3 K			3	0	1	1	0	1	0											
Michael LaCoss, R OBP: 0.120, SLG: 0.134 Charlie Leibrandt, L OBP: 0.297, SLG: 0.250 Jay Howell, R Hector Cruz, R OBP: 0.297, SLG: 0.347 Mario Soto, R Ray Knight, R OBP: 0.310, SLG: 0.435 (1, 1) (5, 1) (5, 1) (5, PH) (6, 1) (6, PH) (9, 5)		0-3 K		0-0 P6		0-3 K		0-3 K		1	0	0	0	0	1	0											
Inning Stats	R: 0 E: 0 K: 0 S: 4	H: 1 LOB: 0 BB: 0 P: 4	R: 0 E: 0 K: 0 S: 3	H: 0 LOB: 0 BB: 0 P: 3	R: 0 E: 0 K: 1 S: 5	H: 0 LOB: 0 BB: 0 P: 5	R: 0 E: 0 K: 1 S: 5	H: 0 LOB: 0 BB: 0 P: 5	R: 1 E: 0 K: 1 S: 7	H: 2 LOB: 1 BB: 0 P: 7	R: 0 E: 0 K: 0 S: 3	H: 0 LOB: 0 BB: 0 P: 3	R: 0 E: 0 K: 1 S: 5	H: 0 LOB: 1 BB: 1 P: 9	R: 0 E: 0 K: 2 S: 8	H: 1 LOB: 0 BB: 0 P: 8	R: 1 E: 0 K: 1 S: 6	H: 1 LOB: 0 BB: 0 P: 6	1B: 1 2B: 2 3B: 1 HR: 1	SF: 0 SAC: 0 DP: 0 HBP: 0	WP: 0 PB: 0 SB: 1 CS: 0	PA: 33					
PITCHER	IP	WLS	BF	H	R	ER	SO	BB	IBB	HBP	BLK	WP	HR	S	P	ERA	WHIP										
John Candelaria, L ERA: 3.69 (1, 1)	9.0	W	33	5	2	2	7	1	0	0	0	0	1	46	50	2.00	0.667										

Pittsburgh Pirates @ Cincinnati Reds
Riverfront Stadium, Cincinnati, OH
Sun Aug 24 1980, 3:33 AM EDT
Att: 37,072 - Unknown

AB 32
R 2
H 5
RBI 2
BB 1
SO 7
LOB 8



Batter	1	2	3	4	5	6	7	8	9	AB	R	H	RBI	BB	SO	LOB	TOP										
Jerry Royster, R OBP: 0.304, SLG: 0.292 (1, 7)	0-0 6-3		0-0 F7			0-0 4-3	0-0 E7 2B		0-0 F7	5	1	0	0	0	0	0	Atlanta Braves @ Pittsburgh Pirates Three Rivers Stadium, Pittsburgh, PA Mon Aug 25 1980, 7:05 PM EDT Att: 15,657 - Unknown										
Rafael Ramirez, R OBP: 0.297, SLG: 0.452 (1, 6)	0-0 1B 2B		0-0 5-3			0-0 P4	0-0 5-3		0-3 K	5	1	1	0	0	1	1											
Gary Matthews, R OBP: 0.315, SLG: 0.410 (1, 9)	0-0 2B 1B		0-0 5-3			0-0 1B	0-0 1B		0-3 K	5	2	3	1	0	1	0											
Bob Horner, R OBP: 0.304, SLG: 0.539 Gary Cooper, S (7, 7)	0-3 K			0-0 F9		0-0 1B	0-0 5-3			4	1	1	1	0	1	3											
Chris Chambliss, L OBP: 0.338, SLG: 0.430 (1, 3)	4-0 2B BB			0-3 K		0-0 1B		0-0 4-3		3	2	1	2	1	1	0											
Dale Murphy, R OBP: 0.355, SLG: 0.509 (1, 8)	0-0 2B			0-0 P5		0-0 HR		0-3 K		4	1	2	4	0	1	0											
Glenn Hubbard, R OBP: 0.324, SLG: 0.424 (1, 4)		0-0 F2			0-3 K	0-0 1B		4-0 1B BB		3	0	1	0	1	1	0											
Bill Nahorodny, R OBP: 0.305, SLG: 0.444 Bruce Benedict, R OBP: 0.319, SLG: 0.335 (1, 2)	0-0 F7			0-3 K		0-0 F7		0-0 FC6-4 1B		3	0	0	0	0	1	1											
Larry McWilliams, L OBP: 0.224, SLG: 0.156 Preston Hanna, R OBP: 0.157, SLG: 0.333 Larry Bradford, R (9, 1)	0-3 K			0-0 F7		0-3 K		0-0 FC6-4		1	0	0	0	0	1	0											
Inning Stats	R: 3 E: 0 K: 1 S: 7	H: 3 LOB: 1 BB: 1 P: 11	R: 0 E: 0 K: 1 S: 5	H: 0 LOB: 0 BB: 0 P: 5	R: 0 E: 0 K: 1 S: 5	H: 0 LOB: 0 BB: 0 P: 5	R: 0 E: 0 K: 2 S: 7	H: 0 LOB: 1 BB: 0 P: 7	R: 4 E: 0 K: 0 S: 8	H: 5 LOB: 1 BB: 0 P: 8	R: 1 E: 1 K: 1 S: 7	H: 1 LOB: 1 BB: 0 P: 7	R: 0 E: 0 K: 1 S: 6	H: 1 LOB: 2 BB: 1 P: 10	R: 0 E: 0 K: 2 S: 7	H: 0 LOB: 0 BB: 0 P: 7		1B: 5 2B: 3 3B: 0 HR: 2	SF: 0 SAC: 0 DP: 0 HBP: 0	WP: 0 PA: 39 PB: 0 SB: 2 CS: 0							
PITCHER	IP	WLS	BF	H	R	ER	SO	BB	IBB	HBP	BLK	WP	HR	S	P	ERA	WHIP										
Jim Bibby, R ERA: 3.17 (1, 1)	5.2	L	25	8	7	7	5	1	0	0	0	0	2	34	38	11.12	1.588										
Eddie Solomon, R ERA: 2.93 (6, 1)	1.1		6	1	1	0	1	0	0	0	0	0	0	8	8	0.00	0.750										
Enrique Romo, R ERA: 3.35 (8, 1)	2.0		8	1	0	0	3	1	0	0	0	0	0	13	17	0.00	1.000										

AB 37
R 8
H 10
RBI 8
BB 2
SO 9
LOB 7



Batter	1	2	3	4	5	6	7	8	9	AB	R	H	RBI	BB	SO	LOB	BOTTOM										
Omar Moreno, L OBP: 0.310, SLG: 0.333 (1, 8)	0-0 1-3		0-0 1-3		0-0 4-3		0-0 G4-6-3 1-2		0-0 1B	5	0	1	1	0	0	1	Atlanta Braves @ Pittsburgh Pirates Three Rivers Stadium, Pittsburgh, PA Mon Aug 25 1980, 7:05 PM EDT Att: 15,657 - Unknown										
Tim Lincecum, R OBP: 0.319, SLG: 0.362 (1, 6)	0-0 F7		0-0 F3		0-0 CS 1B			0-0 G3		4	0	1	0	0	0	0											
Dave Parker, L OBP: 0.334, SLG: 0.456 (1, 9)	0-0 F2			0-0 HR	0-0 F2 1-2			0-0 F5		4	1	1	1	0	0	1											
Bill Robinson, R OBP: 0.308, SLG: 0.469 (1, 3)		0-0 1-3 SF9 2B		0-0 1B 1B		0-0 5-3		4-0 BB		3	2	2	0	1	0	0											
Bill Madlock, R OBP: 0.333, SLG: 0.369 Dale Berra, R OBP: 0.282, SLG: 0.372 (1, 5)	0-0 1-3			4-0 WP 1B FC6-2 BB		0-0 F8		0-3 K		1	0	0	0	1	0	1											
Lee Lacy, R OBP: 0.413, SLG: 0.529 (1, 7)		0-0 SF9		0-0 BB WP 1B		0-0 2B		0-0 S 2B 1B		3	1	3	2	0	0	0											
Phil Garner, R OBP: 0.317, SLG: 0.360 (1, 4)		0-0 F9		0-0 FC6-2 BB		0-0 1-3		0-3 K		4	0	0	0	0	1	4											
Steve Nicosia, R OBP: 0.287, SLG: 0.273 Ed Ott, L OBP: 0.324, SLG: 0.379 (1, 2)			0-3 K		4-0 1-2 2-3 BB		0-0 6-3		0-0 F7	2	0	0	0	1	1	0											
Jim Bibby, R OBP: 0.217, SLG: 0.226 Eddie Solomon, R OBP: 0.226, SLG: 0.290 John Milner, L OBP: 0.379, SLG: 0.379 Enrique Romo, R OBP: 0.556, SLG: 0.500 Mike Easler, L OBP: 0.410, SLG: 0.620 (1, 1)			0-0 K		0-3 K		4-0 G4-6-3 BB		0-0 1B 2B	2	1	1	1	0	1	2											
Inning Stats	R: 0 E: 0 K: 0 S: 3	H: 0 LOB: 0 BB: 0 P: 3	R: 1 E: 0 K: 0 S: 4	H: 1 LOB: 0 BB: 0 P: 4	R: 1 E: 0 K: 1 S: 6	H: 1 LOB: 0 BB: 0 P: 6	R: 2 E: 0 K: 1 S: 7	H: 3 LOB: 2 BB: 2 P: 15	R: 0 E: 0 K: 0 S: 3	H: 1 LOB: 0 BB: 0 P: 3	R: 0 E: 0 K: 0 S: 4	H: 1 LOB: 1 BB: 0 P: 4	R: 0 E: 0 K: 0 S: 2	H: 0 LOB: 0 BB: 1 P: 6	R: 0 E: 0 K: 1 S: 5	H: 0 LOB: 1 BB: 1 P: 9		R: 2 E: 0 K: 1 S: 7	H: 3 LOB: 1 BB: 0 P: 7	1B: 5 2B: 3 3B: 0 HR: 2	SF: 1 SAC: 0 DP: 1 HBP: 0	WP: 1 PA: 37 PB: 0 SB: 1 CS: 1					
PITCHER	IP	WLS	BF	H	R	ER	SO	BB	IBB	HBP	BLK	WP	HR	S	P	ERA	WHIP										
Larry McWilliams, L ERA: 4.75 (1, 1)	3.0		15	5	4	4	1	1	0	0	0	0	2	16	20	12.00	2.000										
Preston Hanna, R ERA: 3.62 (4, 1)	5.2	W	21	4	2	2	3	3	0	0	0	1	0	24	36	3.18	1.235										
Larry Bradford, L ERA: 3.07 (8, 1)	0.1	S	1	1	0	0	0	0	0	0	0	0	0	1	1	0.00	3.000										

AB 32
R 6
H 10
RBI 6
BB 4
SO 4
LOB 11




Batter	1	2	3	4	5	6	7	8	9	10	AB	R	H	RBI	BB	SO	LOB	TOP
Jerry Royster, R OBP: 0.303, SLG: 0.291 (1.7)	G3		CS 1B		K		6-3			6-3	5	0	1	0	0	1	0	Atlanta Braves @ Pittsburgh Pirates Three Rivers Stadium, Pittsburgh, PA Tue Aug 26 1980, 7:05 PM EDT Att: 14,695 - Unknown
Rafael Ramirez, R OBP: 0.304, SLG: 0.449 (1.8)	F9		1-3		F8		S 1B			HR 1B	5	1	2	0	0	0	1	
Gary Matthews, R OBP: 0.320, SLG: 0.427 (1.9)	1B		HR		1B		5-3			HR	5	2	4	3	0	0	1	
Bob Horner, R OBP: 0.330, SLG: 0.531 Gary Cooper, S (10.7)	5-3		F9		F9		4-3			1-3	5	0	0	0	0	0	2	
Chris Chambliss, L OBP: 0.337, SLG: 0.427 (1.3)		F9			FC5-4 1B		P5			K	5	0	1	0	0	1	0	
Dale Murphy, R OBP: 0.355, SLG: 0.595 (1.8)	F7		FC5-4 E S 1-2		6-3		F9				4	0	0	0	0	0	1	
Glenn Hubbard, R OBP: 0.327, SLG: 0.425 (1.4)			F9		FC5-4 1B					F8	4	1	2	0	0	0	1	
Bruce Benedict, R OBP: 0.321, SLG: 0.343 (1.2)		3B 1B			FC5-4 1B					F8	3	0	1	1	1	0	1	
Phil Niekro, R OBP: 0.141, SLG: 0.171 Rick Camp, R OBP: 0.230, SLG: 0.400 Larry Bradford, R (8.1)		3B			BB					F9	3	0	0	0	0	0	3	
Biff Pocoroba, S OBP: 0.352, SLG: 0.387 Gene Garber, R OBP: 1.000, SLG: 1.000 (9.1)	4-3		F2		F8					F9	0	0	0	0	0	0	0	
Inning Stats	R: 0 E: 0 K: 0 S: 4	H: 1 LOB: 1 BB: 0 P: 4	R: 1 E: 0 K: 0 S: 5	H: 2 LOB: 1 BB: 0 P: 5	R: 1 E: 0 K: 0 S: 4	H: 2 LOB: 2 BB: 1 P: 8	R: 0 E: 0 K: 1 S: 6	H: 1 LOB: 1 BB: 0 P: 4	R: 0 E: 0 K: 0 S: 3	H: 0 LOB: 0 BB: 0 P: 3	R: 0 E: 0 K: 0 S: 3	H: 0 LOB: 0 BB: 0 P: 3	R: 2 E: 0 K: 1 S: 7	H: 2 LOB: 0 BB: 0 P: 7	1B: 8 2B: 0 3B: 1 HR: 2	SF: 0 SAC: 0 DP: 0 HBP: 0	WP: 0 PB: 0 SB: 2 CS: 1	PA: 41
PITCHER	IP 8.0	WLS L	BF 33	H 9	R 2	ER 2	SO 1	BB 1	IBB 0	HBP 0	BLK 0	WP 0	HR 1	S 34	P 38	ERA 2.25	WHIP 1.250	
Bert Blyleven, R ERA: 3.83 Kent Tekulve, R ERA: 2.78 (9.1)	2.0	L	8	2	2	2	1	0	0	0	0	0	0	1	10	9.00	1.000	

AB	40
R	4
H	11
RBI	4
BB	1
SO	2
LOB	10



Batter	1	2	3	4	5	6	7	8	9	10	AB	R	H	RBI	BB	SO	LOB	BOTTOM				
Omar Moreno, L OBP: 0.309, SLG: 0.332 (1.8)	SH5-3 SF8 S 1B		F8			4-3		FC1-6 S 1-2		6-3	5	1	1	0	0	0	1	Atlanta Braves @ Pittsburgh Pirates Three Rivers Stadium, Pittsburgh, PA Tue Aug 26 1980, 7:05 PM EDT Att: 14,695 - Unknown				
Tim Foli, R OBP: 0.316, SLG: 0.358 (1.6)	SH5-3				K		F7			F9	4	0	0	0	0	1	1					
Dave Parker, L OBP: 0.333, SLG: 0.455 (1.9)	SF8				1B 1B		G3			4-3	3	0	1	1	0	0	1					
Mike Easter, L OBP: 0.408, SLG: 0.614 (1.7)	4-3				1-2 1B		5-3			F7	4	0	1	0	0	0	0					
Bill Madlock, R OBP: 0.333, SLG: 0.366 (10.3)		5-3			K		1B 1B BB			F7	3	1	0	0	1	1	2					
John Milner, L OBP: 0.376, SLG: 0.376 Matt Alexander, S (9. PR)		K			K		1B 1B			E3 S	4	0	1	0	0	2	2					
Dale Berra, R OBP: 0.282, SLG: 0.372 (10.5)		K			K		1-2 1B				0	0	0	0	0	0	0					
Ed Ott, L OBP: 0.326, SLG: 0.379 (1.2)	G3				K		1-3 2H 1B			1BB	3	0	1	1	1	1	0					
Phil Garner, R OBP: 0.314, SLG: 0.357 (1.4)			5-3		6-3		F7			5-3	4	0	0	0	0	0	3					
Bert Blyleven, R OBP: 0.080, SLG: 0.061 Lee Lacy, R OBP: 0.416, SLG: 0.529 Kent Tekulve, R (9.1)			K		K		FC1-6 BB			1-3	2	0	0	0	0	2	0					
Manny Sanguillen, R OBP: 0.300, SLG: 0.359 (10. PH)					K					1-3	1	0	0	0	0	0	0					
Inning Stats	R: 1 E: 0 K: 0 S: 4	H: 1 LOB: 0 BB: 0 P: 4	R: 0 E: 0 K: 1 S: 5	H: 0 LOB: 0 BB: 0 P: 5	R: 0 E: 0 K: 1 S: 5	H: 0 LOB: 0 BB: 0 P: 5	R: 0 E: 0 K: 3 S: 11	H: 2 LOB: 2 BB: 0 P: 11	R: 0 E: 0 K: 2 S: 7	H: 0 LOB: 0 BB: 0 P: 7	R: 1 E: 0 K: 0 S: 4	H: 2 LOB: 1 BB: 1 P: 8	R: 0 E: 0 K: 0 S: 3	H: 0 LOB: 1 BB: 1 P: 7	R: 0 E: 1 K: 0 S: 4	H: 0 LOB: 2 BB: 1 P: 8	R: 0 E: 0 K: 0 S: 3	H: 0 LOB: 0 BB: 0 P: 3	1B: 5 2B: 0 3B: 0 HR: 0	SF: 1 SAC: 1 DP: 0 HBP: 0	WP: 0 PB: 0 SB: 3 CS: 0	PA: 38
PITCHER	IP 6.2	WLS L	BF 25	H 5	R 2	ER 2	SO 7	BB 1	IBB 0	HBP 0	BLK 0	WP 0	HR 0	S 38	P 42	ERA 2.70	WHIP 0.900					
Phil Niekro, R ERA: 3.89 Rick Camp, R ERA: 2.11 Larry Bradford, L ERA: 3.05 Gene Garber, R ERA: 4.01 (9.1)	1.0	W	4	0	0	0	0	0	0	0	0	0	0	1	7	0.00	1.000					
Phil Niekro, R ERA: 3.89 Rick Camp, R ERA: 2.11 Larry Bradford, L ERA: 3.05 Gene Garber, R ERA: 4.01 (9.1)	0.1	W	1	0	0	0	0	0	0	0	0	0	0	1	1	0.00	0.000					
Phil Niekro, R ERA: 3.89 Rick Camp, R ERA: 2.11 Larry Bradford, L ERA: 3.05 Gene Garber, R ERA: 4.01 (9.1)	2.0	W	8	0	0	0	0	0	1	0	0	0	0	7	11	0.00	0.000					



Batter	1	2	3	4	5	6	7	8	9	AB	R	H	RBI	BB	SO	LOB	TOP					
Jerry Royster, R OBP: 0.302, SLG: 0.290 (1, 7)										4	0	1	0	0	0	1						
Rafael Ramirez, R OBP: 0.317, SLG: 0.450 Luis Gomez, R OBP: 0.246, SLG: 0.220 (1, 6) (5, 6)										2	1	1	1	0	0	0						
Gary Matthews, R OBP: 0.321, SLG: 0.426 (1, 9)										4	2	1	0	1	0	4						
Bob Horner, R OBP: 0.305, SLG: 0.544 Gary Cooper, S (7, PR) (7, 7)										3	2	2	5	1	1	1						
Chris Chambliss, L OBP: 0.334, SLG: 0.424 (1, 3)										4	0	0	0	0	0	2						
Dale Murphy, R OBP: 0.356, SLG: 0.503 (1, 8)										3	0	1	0	1	1	0						
Glenn Hubbard, R OBP: 0.329, SLG: 0.424 (1, 4)										3	0	1	1	1	0	2						
Bruce Benedict, R OBP: 0.320, SLG: 0.345 (1, 2)										4	1	1	0	0	0	3						
Rick Matula, R OBP: 0.140, SLG: 0.122 Larry Bradford, R (8, 1)										3	0	0	0	1	2	2						
Rick Camp, R OBP: 0.200, SLG: 0.400 Al Hrabosky, R (9, 1)										0	0	0	0	0	0	0						
Inning Stats	R: 0 E: 0 K: 1 S: 5	H: 0 LOB: 1 BB: 1 P: 9	R: 0 E: 0 K: 1 S: 5	H: 0 LOB: 0 BB: 0 P: 5	R: 1 E: 0 K: 1 S: 7	H: 2 LOB: 1 BB: 0 P: 7	R: 1 E: 0 K: 0 S: 4	H: 2 LOB: 1 BB: 1 P: 8	R: 3 E: 0 K: 0 S: 4	H: 1 LOB: 0 BB: 1 P: 9	R: 0 E: 0 K: 0 S: 3	H: 0 LOB: 1 BB: 1 P: 7	R: 2 E: 0 K: 0 S: 6	H: 3 LOB: 2 BB: 1 P: 10	R: 0 E: 0 K: 1 S: 5	H: 0 LOB: 0 BB: 0 P: 5	R: 0 E: 0 K: 0 S: 3	H: 1 LOB: 0 BB: 0 P: 3	1B: 6 2B: 2 3B: 0 HR: 1	SF: 0 SAC: 1 DP: 1 HBP: 1	WP: 1 PB: 0 SB: 0 CS: 1	PA: 41
PITCHER	IP WLS BF H R ER SO BB IBB HBP BLK WP HR S P ERA WHIP																					
Don Robinson, R ERA: 4.07 (1, 1)	7.0 L 34 8 7 7 3 4 1 1 0 1 1 34 55 9.00 1.714																					
Eddie Solomon, R ERA: 2.9 (8, 1)	1.0 3 0 0 0 1 0 0 0 0 0 0 5 5 0.00 0.000																					
Kent Tekulve, R ERA: 2.74 (9, 1)	1.0 3 1 0 0 0 0 0 0 0 0 0 3 3 0.00 1.000																					

Atlanta Braves @ Pittsburgh Pirates
Three Rivers Stadium, Pittsburgh, PA
Wed Aug 27 1980, 7:05 PM EDT
Att: 12,363 - Unknown

AB 33
R 7
H 9
RBI 7
BB 5
SO 4
LOB 17




Batter	1	2	3	4	5	6	7	8	9	AB	R	H	RBI	BB	SO	LOB	BOTTOM			
Omar Moreno, L OBP: 0.310, SLG: 0.333 (1, 8)										4	1	1	1	1	0	2				
Tim Foli, R OBP: 0.314, SLG: 0.355 Dale Berra, R OBP: 0.286, SLG: 0.392 Dave Parker, L OBP: 0.333, SLG: 0.454 (1, 6) (8, 6) (9, PH)										3	0	0	0	0	1	2				
Mike Easler, L OBP: 0.403, SLG: 0.606 (1, 9)										4	0	0	0	0	1	0				
Bill Madlock, R OBP: 0.333, SLG: 0.369 Eddie Solomon, R OBP: 0.226, SLG: 0.290 Bill Robinson, R OBP: 0.311, SLG: 0.471 Bert Blyleven, R OBP: 0.080, SLG: 0.061 Kent Tekulve, R (9, 1)										3	1	1	0	0	0	0				
John Milner, L OBP: 0.379, SLG: 0.379 (1, 3)										4	0	2	0	0	0	0				
Lee Lacy, R OBP: 0.413, SLG: 0.524 (1, 7)										4	0	1	1	0	0	3				
Ed Ott, L OBP: 0.325, SLG: 0.375 (1, 2)										3	0	0	0	1	0	1				
Phil Garner, R OBP: 0.316, SLG: 0.357 (1, 4)										3	0	1	0	1	0	0				
Don Robinson, R OBP: 0.366, SLG: 0.512 Kurt Bevacqua, R OBP: 0.341, SLG: 0.363 (1, 1) (8, 5)										2	0	0	0	0	2	2				
Inning Stats	R: 0 E: 0 K: 0 S: 3	H: 0 LOB: 0 BB: 0 P: 3	R: 0 E: 0 K: 2 S: 7	H: 0 LOB: 2 BB: 2 P: 15	R: 1 E: 0 K: 1 S: 6	H: 2 LOB: 0 BB: 0 P: 6	R: 0 E: 0 K: 0 S: 3	H: 0 LOB: 0 BB: 0 P: 3	R: 0 E: 0 K: 0 S: 4	H: 1 LOB: 1 BB: 0 P: 4	R: 3 E: 0 K: 0 S: 8	H: 5 LOB: 2 BB: 0 P: 8	R: 0 E: 0 K: 0 S: 3	H: 0 LOB: 2 BB: 2 P: 11	1B: 5 2B: 2 3B: 0 HR: 1	SF: 0 SAC: 0 DP: 0 HBP: 0	WP: 0 PB: 1 SB: 0 CS: 1	PA: 39		
PITCHER	IP WLS BF H R ER SO BB IBB HBP BLK WP HR S P ERA WHIP																			
Rick Matula, R ERA: 4.83 (1, 1)	7.1 W 29 6 4 4 4 2 0 0 0 0 0 35 43 4.91 1.091																			
Larry Bradford, L ERA: 3.02 (8, 1)	0.1 3 2 0 0 0 0 0 0 0 0 0 3 3 0.00 6.000																			
Rick Camp, R ERA: 2.09 (8, 1)	1.0 5 0 0 0 0 2 0 0 0 0 0 3 11 0.00 2.000																			
Al Hrabosky, L ERA: 3.95 (9, 1)	0.1 S 1 0 0 0 0 0 0 0 0 0 0 1 1 0.00 0.000																			

Atlanta Braves @ Pittsburgh Pirates
Three Rivers Stadium, Pittsburgh, PA
Wed Aug 27 1980, 7:05 PM EDT
Att: 12,363 - Unknown

AB 34
R 4
H 8
RBI 4
BB 4
SO 4
LOB 13



Batter	1	2	3	4	5	6	7	8	9	AB	R	H	RBI	BB	SO	LOB	TOP																			
Ken Griffey, L OBP: 0.376, SLG: 0.439 (1, 9)	4-3 BB					G3 2B			K	4	0	2	0	1	1	0	Cincinnati Reds @ Pittsburgh Pirates Three Rivers Stadium, Pittsburgh, PA Thu Aug 28 1980, 7:05 PM EDT Att: 17,406 - Unknown livebaseballscorecards.com																			
Ron Oester, S OBP: 0.330, SLG: 0.409 (1, 4)	G3	F7				G3			1B 1B	4	1	1	0	1	0	3																				
Dave Concepcion, R OBP: 0.300, SLG: 0.356 (1, 6)	BB 1B					F9			1B 1B	5	1	3	0	0	1	3																				
George Foster, R OBP: 0.348, SLG: 0.437 (1, 7)	BB 1B								1B 1B	5	0	2	1	0	1	3																				
Dan Driessen, L OBP: 0.388, SLG: 0.444 (1, 3)	1-2 2-3 BB					4-3 2B			G4-6-3 1B	4	1	2	1	1	0	2																				
Johnny Bench, R OBP: 0.334, SLG: 0.512 (1, 2)	F9					4-3 2-3				4	1	1	2	0	1	4																				
Ray Knight, R OBP: 0.312, SLG: 0.432 (1, 5)						F7			4-3	4	0	0	0	0	0	1																				
Cesar Geronimo, L OBP: 0.322, SLG: 0.336 (1, 8)						1-3			4-3	4	0	1	0	0	0	1																				
Paul Moskau, R OBP: 0.125, SLG: 0.128 (1, 1)						F9			K	3	0	0	0	0	1	0																				
Inning Stats	R: 0 E: 0 K: 0 S: 5	H: 2 LOB: 3 BB: 1 P: 9	R: 0 E: 0 K: 0 S: 4	H: 1 LOB: 2 BB: 1 P: 8	R: 3 E: 0 K: 0 S: 6	H: 3 LOB: 0 BB: 0 P: 6	R: 0 E: 0 K: 2 S: 8	H: 1 LOB: 2 BB: 1 P: 12	R: 0 E: 0 K: 0 S: 4	H: 1 LOB: 1 BB: 0 P: 4	R: 0 E: 0 K: 1 S: 5	H: 0 LOB: 0 BB: 0 P: 5	R: 0 E: 0 K: 1 S: 5	H: 0 LOB: 0 BB: 0 P: 5	R: 1 E: 0 K: 1 S: 7	H: 3 LOB: 1 BB: 0 P: 7		1B: 9 2B: 2 3B: 0 HR: 1	SF: 0 SAC: 1 DP: 1 HBP: 0	WP: 0 PA: 41 PB: 0 SB: 2 CS: 0																
PITCHER	IP	WLS	BF	H	R	ER	SO	BB	IBB	HBP	BLK	WP	HR	S	P	ERA	WHIP	PITCHER		IP	WLS	BF	H	R	ER	SO	BB	IBB	HBP	BLK	WP	HR	S	P	ERA	WHIP
Rick Rhoden, R ERA: 4.08 (1, 1)	5.0	L	26	8	3	3	2	3	0	0	0	0	1	27	39	5.40	2.200			5.0	L	26	8	3	3	2	3	0	0	0	0	1	27	39	5.40	2.200
Enrique Romo, R ERA: 3.24 (6, 1)	3.0		10	1	0	0	2	0	0	0	0	0	0	14	14	0.00	0.333			3.0		10	1	0	0	2	0	0	0	0	0	14	14	0.00	0.333	
Grant Jackson, L ERA: 2.54 (9, 1)	1.0		5	3	1	1	1	0	0	0	0	0	0	7	7	9.00	3.000			1.0		5	3	1	1	1	0	0	0	0	0	7	7	9.00	3.000	

Batter	1	2	3	4	5	6	7	8	9	AB	R	H	RBI	BB	SO	LOB	BOTTOM																			
Omar Moreno, L OBP: 0.308, SLG: 0.331 (1, 8)	6-3					F8			G3	4	0	0	0	0	0	3	Cincinnati Reds @ Pittsburgh Pirates Three Rivers Stadium, Pittsburgh, PA Thu Aug 28 1980, 7:05 PM EDT Att: 17,406 - Unknown livebaseballscorecards.com																			
Tim Foli, R OBP: 0.311, SLG: 0.352 (1, 6)	L3					6-3			5-3	4	0	0	0	0	0	3																				
Mike Easler, L OBP: 0.401, SLG: 0.601 (1, 9)	F8					G3			5-3	4	0	1	0	0	0	2																				
Bill Madlock, R OBP: 0.332, SLG: 0.370 (1, 5)						WP 2B			G4-6-3 1B	4	0	1	0	0	1	1																				
John Milner, L OBP: 0.381, SLG: 0.381 (1, 3)						F9			F9	4	0	2	0	0	0	1																				
Lee Lacy, R OBP: 0.411, SLG: 0.519 (1, 7)						K			FC6 1B	4	0	1	0	0	2	3																				
Ed Ott, L OBP: 0.324, SLG: 0.371 (1, 2)						K			FC6 1B	4	0	1	0	0	2	3																				
Phil Garner, R OBP: 0.314, SLG: 0.355 (1, 4)						F9			FC6-4 1B	3	0	0	0	1	2	3																				
Rick Rhoden, R OBP: 0.385, SLG: 0.492 (5, PH) Mandy Starnes, R OBP: 0.297, SLG: 0.300 (6, PH) Enrique Romo, R OBP: 0.306, SLG: 0.474 (8, PH) Bill Robinson, R OBP: 0.192, SLG: 0.260 (9, PH) Bert Blaylock, R OBP: 0.192, SLG: 0.260 Grant Jackson, S (9, 1)						K			G3 1B	1	0	1	0	0	0	0																				
Inning Stats	R: 0 E: 0 K: 0 S: 3	H: 0 LOB: 0 BB: 0 P: 3	R: 0 E: 0 K: 2 S: 8	H: 1 LOB: 0 BB: 0 P: 8	R: 0 E: 0 K: 0 S: 4	H: 1 LOB: 1 BB: 0 P: 4	R: 0 E: 0 K: 1 S: 6	H: 1 LOB: 1 BB: 0 P: 6	R: 0 E: 0 K: 1 S: 5	H: 0 LOB: 1 BB: 1 P: 9	R: 0 E: 0 K: 0 S: 3	H: 1 LOB: 0 BB: 0 P: 3	R: 0 E: 0 K: 2 S: 8	H: 1 LOB: 1 BB: 0 P: 8	R: 0 E: 0 K: 0 S: 4	H: 1 LOB: 2 BB: 0 P: 4	R: 0 E: 0 K: 0 S: 4	H: 1 LOB: 1 BB: 0 P: 4	1B: 6 2B: 1 3B: 0 HR: 0	SF: 0 SAC: 0 DP: 1 HBP: 0	WP: 1 PA: 34 PB: 0 SB: 1 CS: 0															
PITCHER	IP	WLS	BF	H	R	ER	SO	BB	IBB	HBP	BLK	WP	HR	S	P	ERA	WHIP	PITCHER		IP	WLS	BF	H	R	ER	SO	BB	IBB	HBP	BLK	WP	HR	S	P	ERA	WHIP
Paul Moskau, R ERA: 3.46 (1, 1)	9.0	W	34	7	0	0	6	1	0	0	0	1	0	45	49	0.00	0.889			9.0	W	34	7	0	0	6	1	0	0	0	45	49	0.00	0.889		

Batter	1	2	3	4	5	6	7	8	9	AB	R	H	RBI	BB	SO	LOB	TOP								
Dave Collins, S (1, 8) OBP: 0.364, SLG: 0.374 Cesar Geronimo, L (7, 8) OBP: 0.320, SLG: 0.333	0-0 5-3 G3 1B		0-0 5-3		0-0 3-1	0-0 F7		0-0 4-3		4	0	1	0	0	0	1									
Ken Griffey, L (1, 9) OBP: 0.378, SLG: 0.443	0-0 G3 1-2			0-0 1B 2B	0-0 1B HR		0-0 E9 2B 1B		0-0 E3 FC	5	4	3	0	0	0	1									
Dave Concepcion, R (1, 6) OBP: 0.302, SLG: 0.360	0-0 5-3 2-3			0-0 2B 1B	0-0 HR 1B		0-0 4-3 2B		0-3 K	5	2	3	1	0	1	2									
George Foster, R (1, 7) OBP: 0.349, SLG: 0.446		0-0 6-3		0-0 F9 2B	0-0 HR		0-3 K		0-0 FC	5	1	2	6	0	1	1									
Johnny Bench, R (1, 2) OBP: 0.332, SLG: 0.510		0-0 2B		0-0 6-3	0-0 L7		0-0 4-3		0-0 P6	5	0	1	0	0	0	3									
Dan Driessen, L (1, 3) OBP: 0.392, SLG: 0.447		0-3 K		4-0 FC6-4 BB		0-0 1B 2B		4-0 IBB		2	1	1	0	3	1	1									
Ray Knight, R (1, 5) OBP: 0.309, SLG: 0.427		0-0 1-6-3		0-0 F9		0-0 F9		0-0 4-3		5	0	0	0	0	1	8									
Ron Oester, S (1, 4) OBP: 0.328, SLG: 0.406			0-0 5-3	0-0 FC6-4		0-0 1B		0-0 4-3		4	0	1	1	0	0	2									
Frank Pastore, R (1, 1) OBP: 0.180, SLG: 0.128 Charlie Leibrandt, R (3, 1) OBP: 0.246, SLG: 0.245 Paul Householder, S (6, PH) OBP: 0.400, SLG: 0.400 Mario Soto, R (6, 1) OBP: 0.350, SLG: 0.350 Tom Hume, R (9, 1) OBP: 0.154, SLG: 0.231			0-3 K		0-0 4-3		0-0 P3		0-3 K	1	0	0	0	0	1	0									
Inning Stats	R: 0 E: 0 K: 0 S: 3	H: 1 LOB: 0 BB: 0 P: 3	R: 0 E: 0 K: 1 S: 6	H: 1 LOB: 1 BB: 0 P: 6	R: 0 E: 0 K: 1 S: 5	H: 0 LOB: 0 BB: 0 P: 5	R: 2 E: 0 K: 0 S: 6	H: 3 LOB: 2 BB: 0 P: 10	R: 3 E: 0 K: 0 S: 6	H: 3 LOB: 0 BB: 0 P: 6	R: 1 E: 0 K: 0 S: 5	H: 2 LOB: 1 BB: 0 P: 5	R: 1 E: 0 K: 1 S: 7	H: 2 LOB: 2 BB: 1 P: 11	R: 0 E: 0 K: 1 S: 5	H: 0 LOB: 0 BB: 0 P: 5	R: 1 E: 0 K: 2 S: 9	H: 0 LOB: 2 BB: 1 P: 13	1B: 6 2B: 5 3B: 0 HR: 1	SF: 0 SAC: 0 DP: 0 HBP: 0	WP: 0 PB: 0 SB: 1 CS: 0	PA: 43			
PITCHER	IP	WLS	BF	H	R	ER	SO	BB	IBB	HBP	BLK	WP	HR	S	P	ERA	WHIP								
John Candelaria, L (1, 1) ERA: 3.82	5.0		23	8	5	5	2	1	0	0	0	0	1	26	30	9.00	1.800								
Enrique Romo, R (6, 1) ERA: 3.3	1.0		5	2	1	1	0	0	0	0	0	0	0	5	5	9.00	2.000								
Kent Tekulve, R (7, 1) ERA: 2.75	3.0	L	15	2	2	1	4	0	2	0	0	0	0	21	29	3.00	0.667								

Cincinnati Reds @ Pittsburgh Pirates
Three Rivers Stadium, Pittsburgh, PA
Fri Aug 29 1980, 7:05 PM EDT
Att: 41,494 - Unknown

AB	40
R	8
H	12
RBI	8
BB	3
SO	6
LOB	20



Batter	1	2	3	4	5	6	7	8	9	AB	R	H	RBI	BB	SO	LOB	BOTTOM								
Phil Garner, R (1, 4) OBP: 0.313, SLG: 0.353	0-0 E6 2B		0-0 1B SH1-4 1B		0-0 F8	0-0 FC5-4			0-3 K	5	2	1	0	0	1	2									
Ed Ott, L (1, 2) OBP: 0.326, SLG: 0.376	0-0 1B G6-3 2B		0-0 SH1-4		0-0 4-3		0-3 K		0-0 G6-3 1B	4	1	2	1	0	1	0									
Bill Madlock, R (1, 5) OBP: 0.335, SLG: 0.373	0-0 G6-3 1B		0-0 FC3-6 1B		0-0 2B 1B		0-0 6-3		0-0 G6-3	5	2	3	1	0	0	2									
Dave Parker, L (1, 9) OBP: 0.334, SLG: 0.457	0-0 G6-3		0-0 FC3-6 1B		0-0 2B		0-0 4-3			4	0	2	2	0	0	1									
John Milner, L (1, 3) OBP: 0.383, SLG: 0.377 Matt Alexander, S (8, PR)	0-0 F8		0-0 FC3-6 1B		4-0 BB		4-0 E 6-3-2 BB			2	0	0	0	2	0	2									
Dale Berra, R (9, 5) OBP: 0.286, SLG: 0.392	0-0 F8		0-0 FC3-6 1B		0-0 BB		0-0 E 6-3-2 BB			0	0	0	0	0	0	0									
Mike Easter, L (1, 7) OBP: 0.399, SLG: 0.596		0-0 G3		0-0 1B		0-0 F8		0-0 4-3		4	0	1	1	0	0	3									
Tim Foli, R (1, 6) OBP: 0.308, SLG: 0.348		0-0 F8		0-0 F8		0-0 6-3		0-0 6-3-2		4	0	0	0	0	0	2									
Omar Moreno, L (1, 8) OBP: 0.309, SLG: 0.332		0-0 CS 1B		0-0 6-3		0-0 5-3			0-0 S 1B	4	1	2	0	0	0	0									
John Candelaria, L (1, 1) ERA: 3.34 Enrique Romo, R (6, 1) OBP: 0.256, SLG: 0.250 Bill Robinson, R (6, PH) OBP: 0.317, SLG: 0.474 Bert Blausien, R (7, 1) OBP: 0.360, SLG: 0.691 Kent Tekulve, R (9, PH) OBP: 0.348, SLG: 0.370		0-0 CS		0-0 SH1-4 1B		0-3 K		4-0 FC5-4 BB		2	1	1	0	0	1	0									
Inning Stats	R: 2 E: 1 K: 0 S: 5	H: 2 LOB: 0 BB: 0 P: 5	R: 0 E: 0 K: 0 S: 3	H: 1 LOB: 0 BB: 0 P: 3	R: 3 E: 0 K: 0 S: 7	H: 5 LOB: 2 BB: 0 P: 7	R: 0 E: 0 K: 1 S: 5	H: 0 LOB: 0 BB: 0 P: 5	R: 1 E: 0 K: 0 S: 5	H: 2 LOB: 2 BB: 1 P: 9	R: 0 E: 0 K: 0 S: 3	H: 0 LOB: 1 BB: 1 P: 7	R: 0 E: 0 K: 1 S: 5	H: 0 LOB: 0 BB: 0 P: 5	R: 0 E: 1 K: 0 S: 2	H: 0 LOB: 1 BB: 1 P: 6	R: 1 E: 0 K: 1 S: 7	H: 3 LOB: 1 BB: 0 P: 7	1B: 11 2B: 3 3B: 0 HR: 0	SF: 0 SAC: 1 DP: 3 HBP: 0	WP: 0 PB: 0 SB: 1 CS: 1	PA: 40			
PITCHER	IP	WLS	BF	H	R	ER	SO	BB	IBB	HBP	BLK	WP	HR	S	P	ERA	WHIP								
Frank Pastore, R (1, 1) ERA: 3.34	2.1		12	6	5	3	0	0	0	0	0	0	0	12	12	11.57	2.571								
Charlie Leibrandt, L (3, 1) ERA: 4.16	2.2		12	4	1	1	1	1	0	0	0	0	0	13	17	3.38	1.875								
Mario Soto, R (6, 1) ERA: 3.68	3.0	W	12	2	1	1	1	2	0	0	0	0	0	12	20	3.00	1.333								
Tom Hume, R (9, 1) ERA: 2.61	1.0	S	3	1	0	0	1	0	0	0	0	0	0	5	5	0.00	1.000								

Cincinnati Reds @ Pittsburgh Pirates
Three Rivers Stadium, Pittsburgh, PA
Fri Aug 29 1980, 7:05 PM EDT
Att: 41,494 - Unknown

AB	35
R	7
H	13
RBI	6
BB	3
SO	3
LOB	12



Batter	1	2	3	4	5	6	7	8	9	AB	R	H	RBI	BB	SO	LOB	TOP																					
Dave Collins, S OBP: 0.361, SLG: 0.371 Cesar Geronimo, L OBP: 0.325, SLG: 0.338	1-3		F7	6-3		K		1-2 1B		4	0	0	0	0	1	4																						
Ken Griffey, L OBP: 0.377, SLG: 0.442 Paul Householder, S OBP: 0.222, SLG: 0.222	F7		P6		4-3	4-3		K		1	0	0	0	0	0	0																						
Dave Concepcion, R OBP: 0.303, SLG: 0.361	2B 1B		P4				6-3		F9	5	1	2	0	0	0	0																						
George Foster, R OBP: 0.351, SLG: 0.460	1B 2B			HR	F7			F9		5	2	3	2	0	0	1																						
Dan Driessen, L OBP: 0.392, SLG: 0.447	S 1B		G6-4-3 1B 2B		F9		F8		4-3	5	1	2	1	0	0	2																						
Joe Nolan, L OBP: 0.381, SLG: 0.450	F2			G6-4-3 1B		BB 1B	4-1			4	0	2	0	0	0	2																						
Ray Knight, R OBP: 0.309, SLG: 0.426			F9	G6-4-3 1-2 2-3		BB 1B		F8		4	0	1	0	0	0	2																						
Ron Oester, S OBP: 0.332, SLG: 0.401	F7			2B IBB		1-2 2-3 BB		K		2	1	0	0	2	1	0																						
Tom Seaver, R OBP: 0.243, SLG: 0.161	6-3			1-H 3-H		K		1B		4	0	2	2	0	1	3																						
Inning Stats	R: 2 E: 0 K: 0 S: 6	H: 3 LOB: 1 BB: 0 P: 6	R: 0 E: 0 K: 0 S: 3	H: 0 LOB: 0 BB: 0 P: 3	R: 0 E: 0 K: 0 S: 3	H: 0 LOB: 0 BB: 0 P: 3	R: 3 E: 0 K: 0 S: 6	H: 4 LOB: 1 BB: 0 P: 10	R: 0 E: 0 K: 2 S: 9	H: 2 LOB: 3 BB: 1 P: 13	R: 0 E: 0 K: 0 S: 4	H: 1 LOB: 1 BB: 0 P: 4	R: 0 E: 0 K: 0 S: 4	H: 1 LOB: 1 BB: 0 P: 4	R: 0 E: 0 K: 2 S: 9	H: 2 LOB: 2 BB: 0 P: 9	R: 0 E: 0 K: 0 S: 3	H: 0 LOB: 0 BB: 0 P: 3	1B: 9 2B: 3 3B: 0 HR: 1	SF: 0 SAC: 0 DP: 1 HBP: 0	WP: 0 PB: 0 SB: 1 CS: 0	PA: 41																
PITCHER	IP	WLS	BF	H	R	ER	SO	BB	IBB	HBP	BLK	WP	HR	S	P	ERA	WHIP	PITCHER				IP	WLS	BF	H	R	ER	SO	BB	IBB	HBP	BLK	WP	HR	S	P	ERA	WHIP
Jim Bibby, R ERA: 3.34	(1, 1)	3.2	L	18	7	5	5	0	0	1	0	0	0	1	17	21	12.27	1.909																				
Eddie Solomon, R ERA: 2.53	(4, 1)	2.1		11	3	0	0	2	1	0	0	0	0	0	14	18	0.00	1.714																				
Enrique Romo, R ERA: 3.2	(7, 1)	3.0		12	3	0	0	2	0	0	0	0	0	0	16	16	0.00	1.000																				

Cincinnati Reds @ Pittsburgh Pirates
Three Rivers Stadium, Pittsburgh, PA
Sat Aug 30 1980, 3:33 AM EDT
Att: 24,493 - Unknown

AB	39
R	5
H	13
RBI	5
BB	2
SO	4
LOB	19

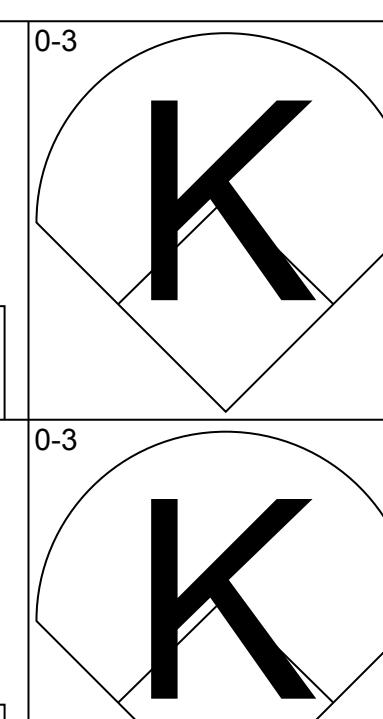
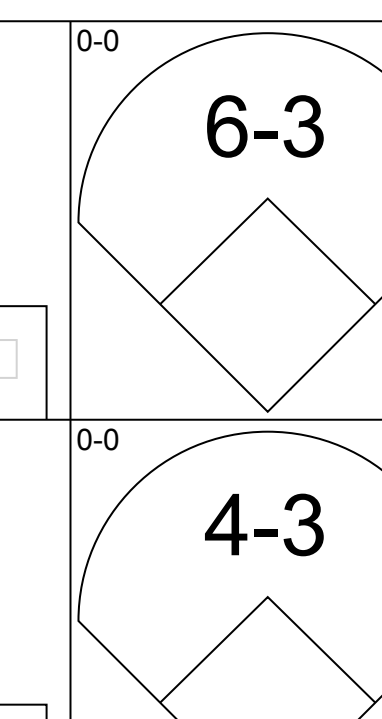
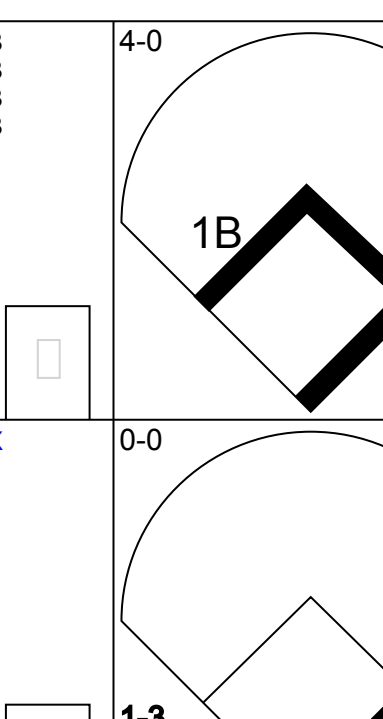
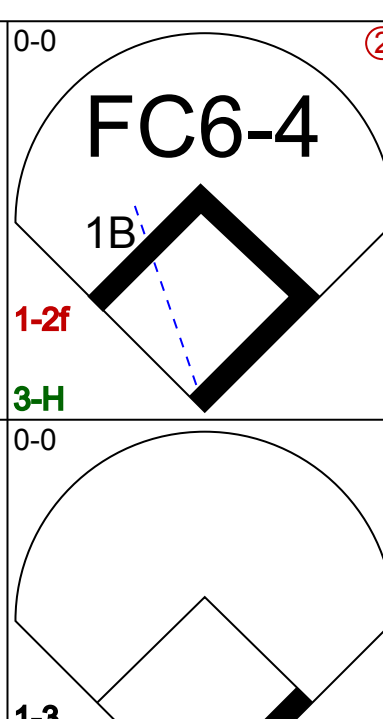
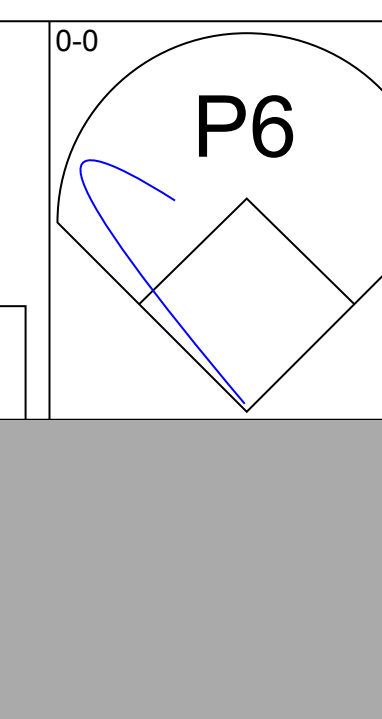
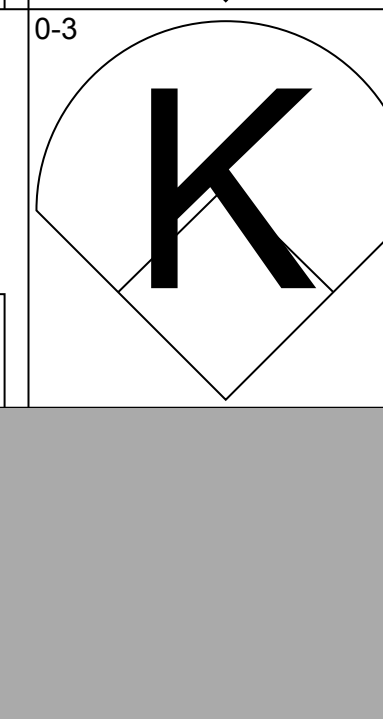

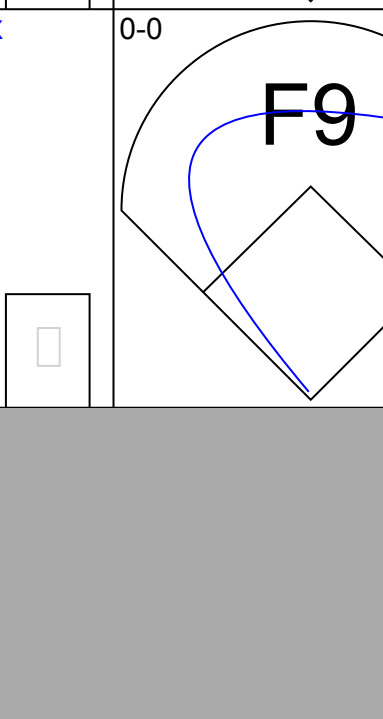
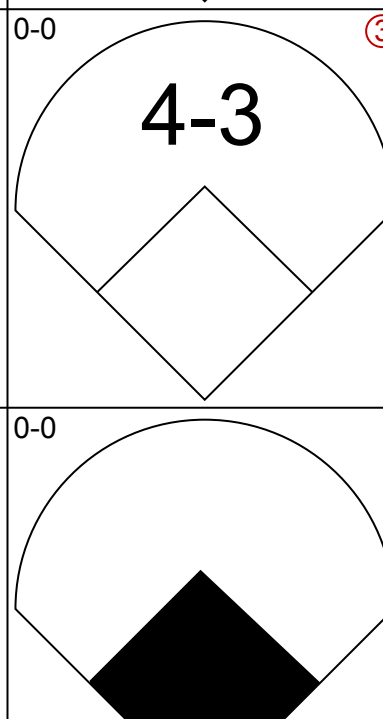
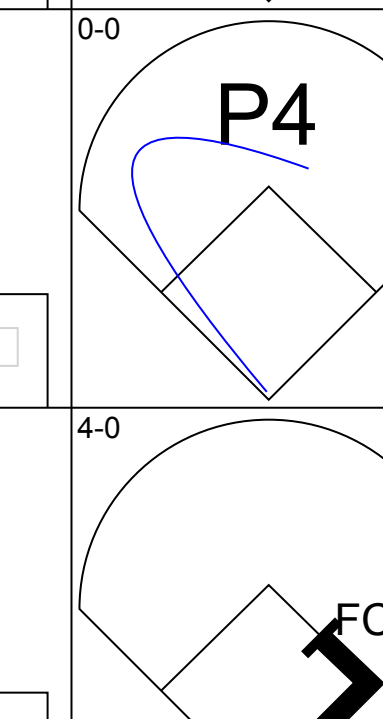

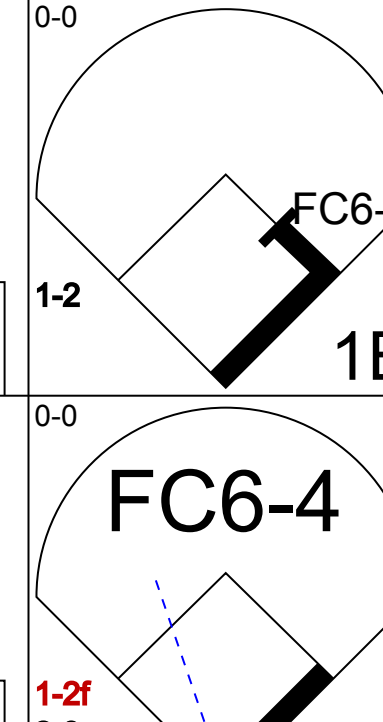

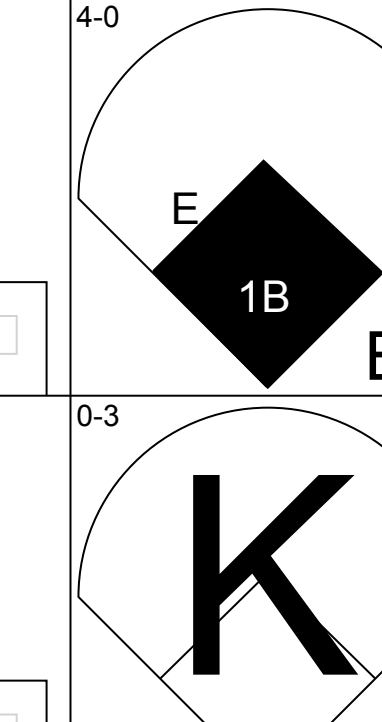
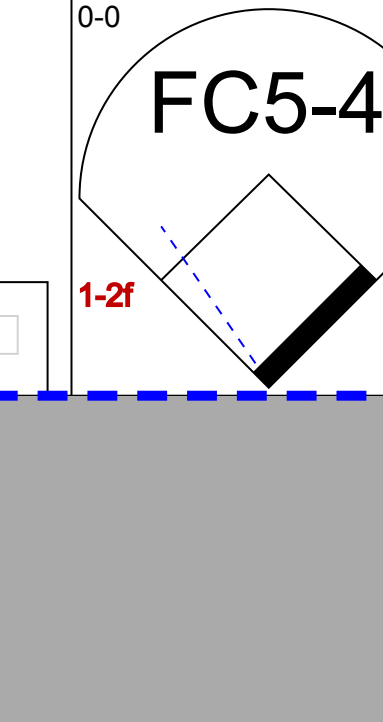
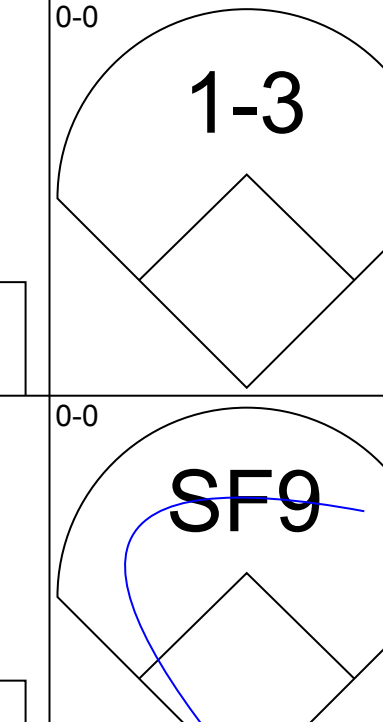
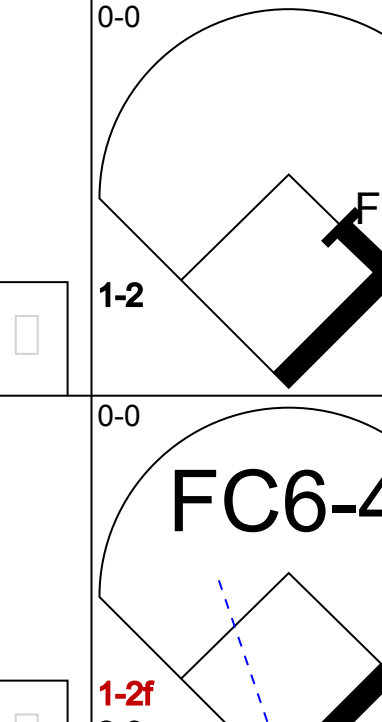

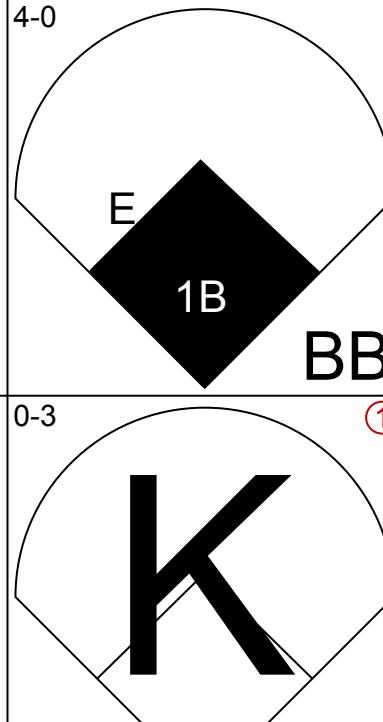
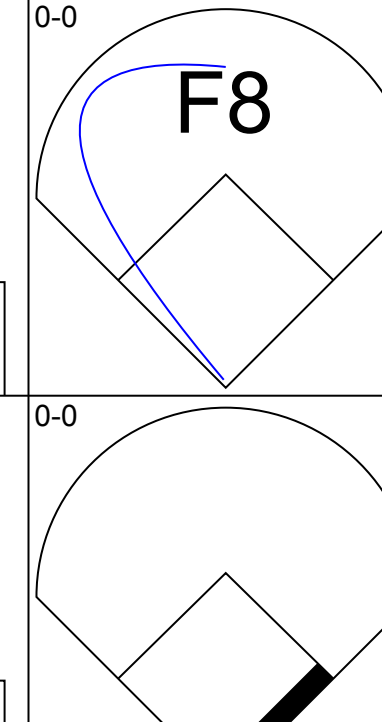
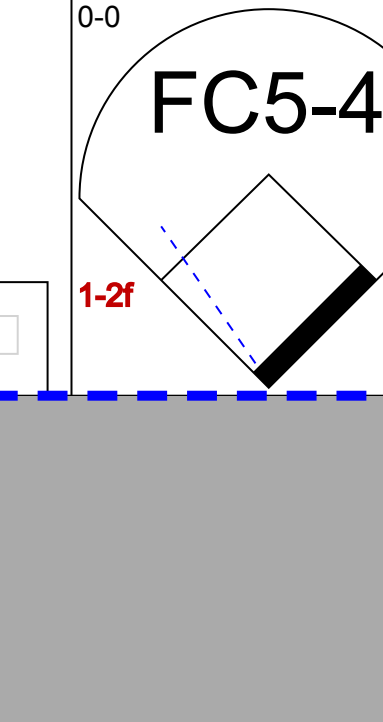
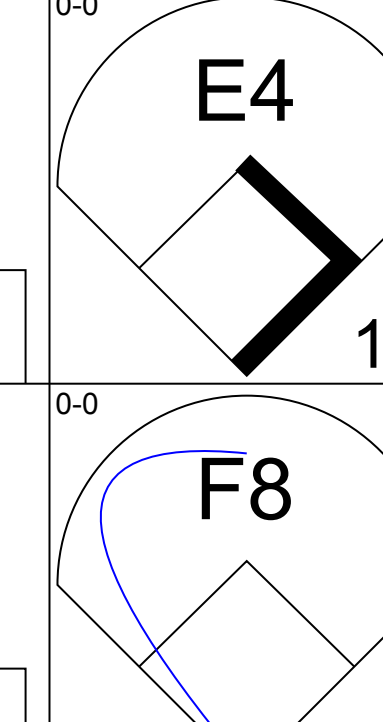
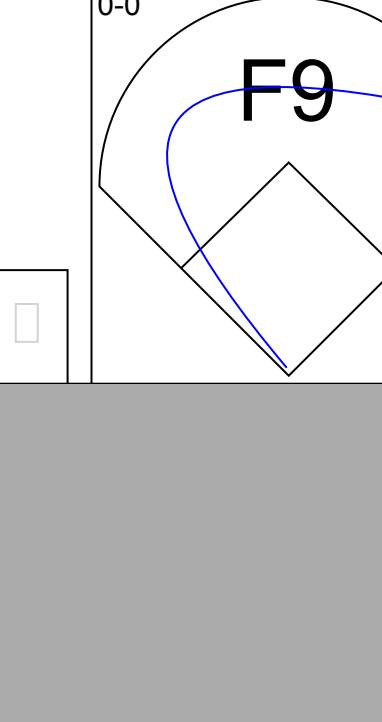
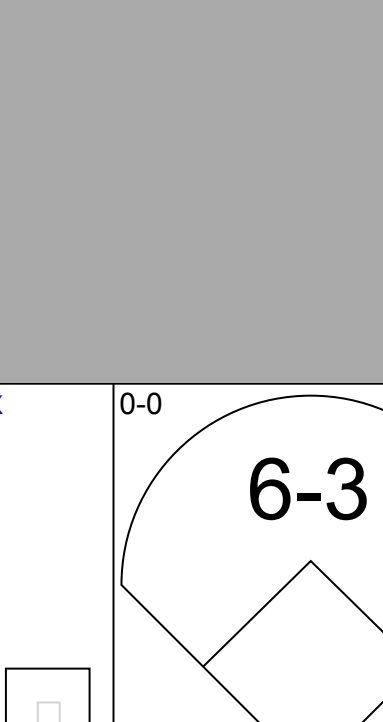
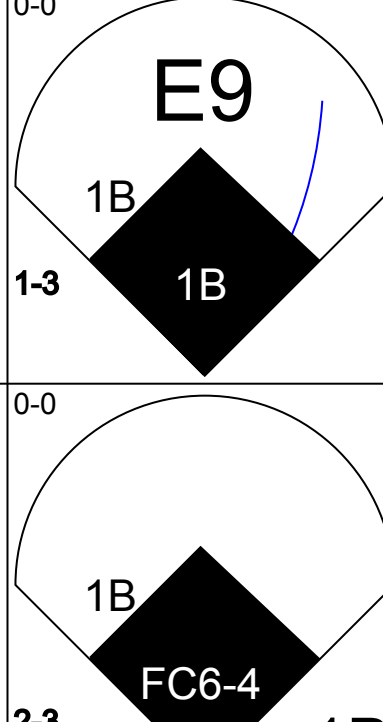


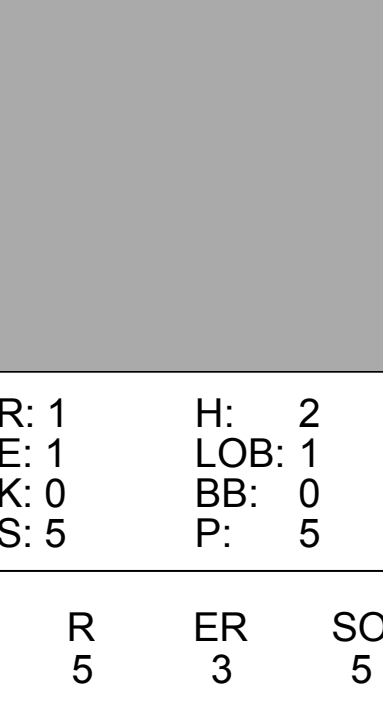
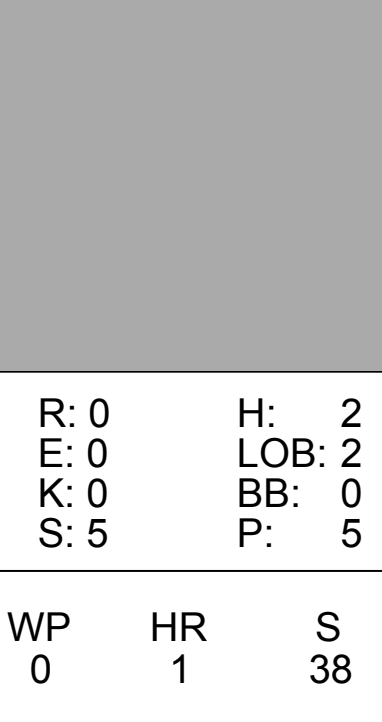
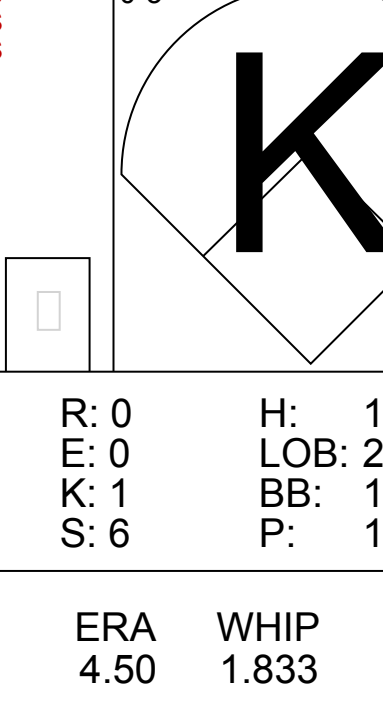
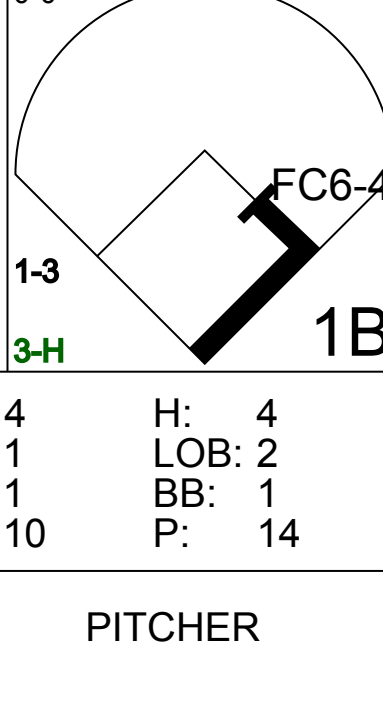
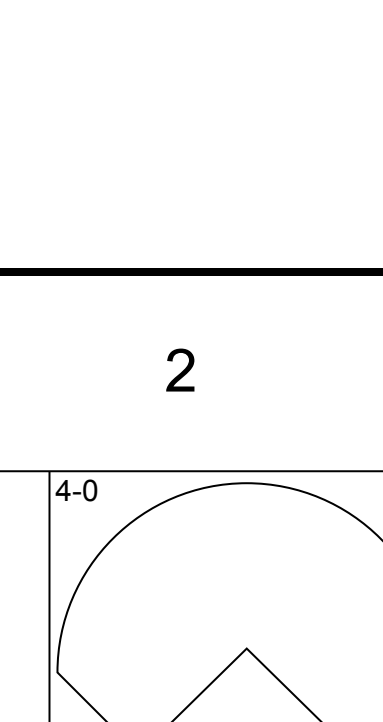
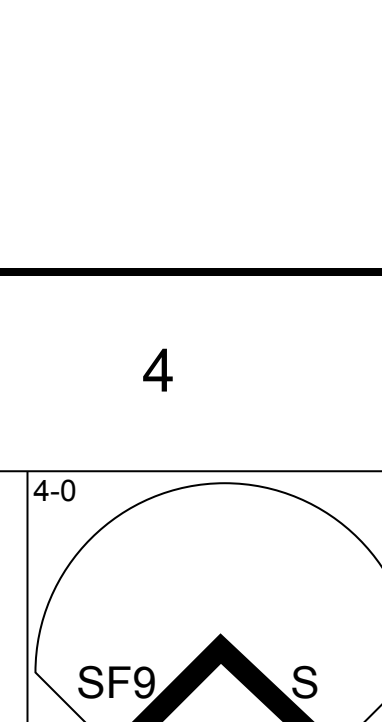
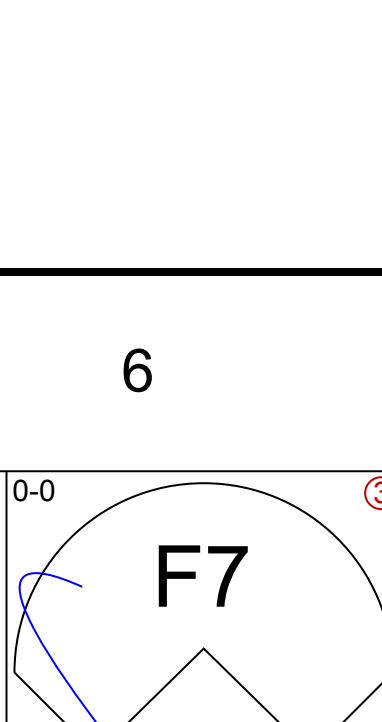
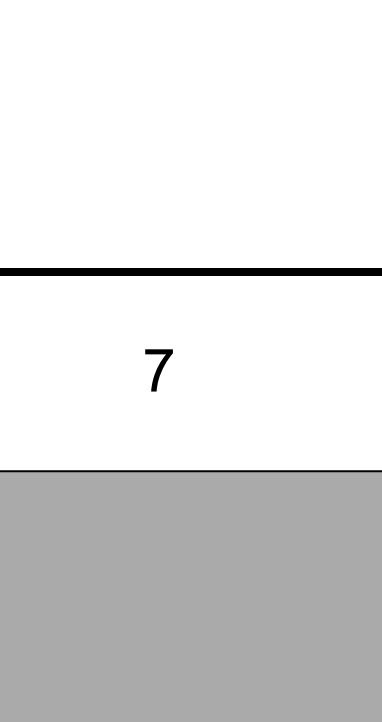
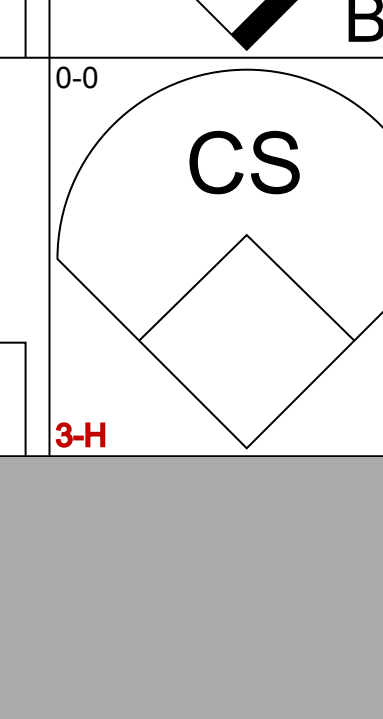



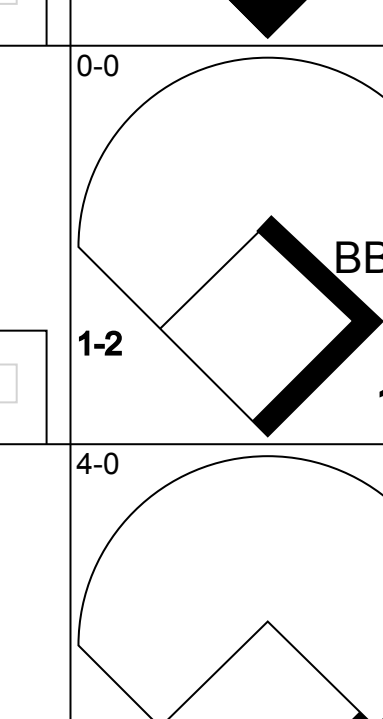
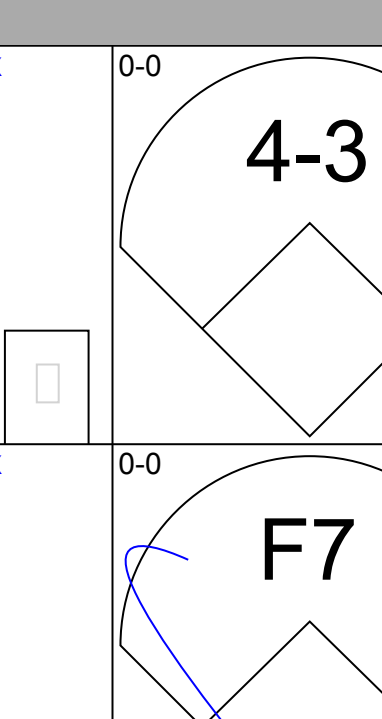

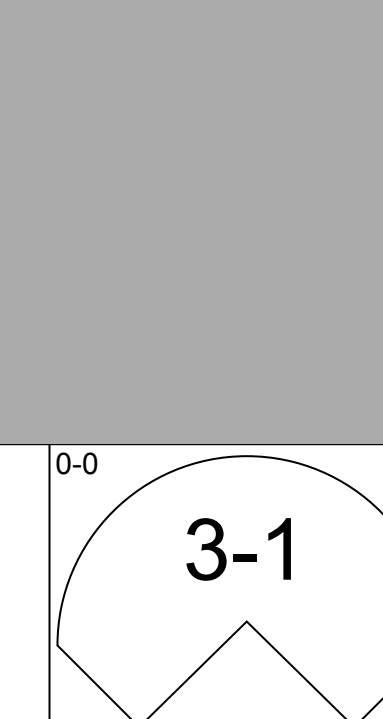


Batter	1	2	3	4	5	6	7	8	9	AB	R	H	RBI	BB	SO	LOB	BOTTOM																					
Omar Moreno, L OBP: 0.312, SLG: 0.342	1B 3B	2B			F7		F8 2B		F7	5	1	3	0	0	0	0																						
Tim Lincecum, R OBP: 0.310, SLG: 0.350	2B SF8	6-3			FC6-4 1B		5-3			4	1	2	1	0	0	2																						
Bill Madlock, R OBP: 0.334, SLG: 0.374	1-3 2B		5-3		FC6-4 1-2		F8			4	0	1	0	0	0	2																						
Dave Parker, L OBP: 0.333, SLG: 0.458	F7		F8			1-3 1B 2B	K			4	1	1	0	0	1	3																						
Mike Easter, L OBP: 0.394, SLG: 0.590	SF8		K			1-3		1-3		3	0	0	1	0	1	1																						
John Milner, L OBP: 0.381, SLG: 0.371	3-H BB				F9		1-3		K	3	0	0	0	1	1	1																						
Ed Ott, L OBP: 0.326, SLG: 0.375	F7				F8		1B 1B		K	4	0	1	1	0	1	2																						
Phil Garner, R OBP: 0.312, SLG: 0.352		6-3			F7		S 1B		F8	4	0	1	0	0	0	0																						
Jim Bibby, R OBP: 0.214, SLG: 0.222		4-3							F9	1	0	0	0	0	0	0																						
Eddie Solomon, R OBP: 0.219, SLG: 0.281										1	0	0	0	0	1	0																						
Bill Robinson, R OBP: 0.316, SLG: 0.471										1	0	0	0	0	1	2																						
Enrique Romo, R OBP: 0.556, SLG: 0.500										0	0	0	0	0	0	0																						
Kurt Bevacqua, R OBP: 0.344, SLG: 0.366										1	0	0	0	0	0	0																						
Inning Stats	R: 2 E: 0 K: 0 S: 6	H: 3 LOB: 2 BB: 1 P: 10	R: 0 E: 0 K: 0 S: 4	H: 1 LOB: 1 BB: 0 P: 4	R: 0 E: 0 K: 1 S: 5	H: 0 LOB: 0 BB: 0 P: 5	R: 0 E: 0 K: 0 S: 3	H: 0 LOB: 0 BB: 0 P: 3	R: 0 E: 0 K: 1 S: 6	H: 1 LOB: 1 BB: 0 P: 6	R: 1 E: 0 K: 1 S: 8	H: 3 LOB: 2 BB: 0 P: 8	R: 0 E: 0 K: 1 S: 6	H: 1 LOB: 1 BB: 0 P: 6	R: 0 E: 0 K: 2 S: 7	H: 0 LOB: 0 BB: 0 P: 7	R: 0 E: 0 K: 0 S: 3	H: 0 LOB: 0 BB: 0 P: 3	1B: 4 2B: 4 3B: 1 HR: 0	SF: 1 SAC: 0 DP: 0 HBP: 0	WP: 0 PB: 0 SB: 1 CS: 0	PA: 37																
PITCHER	IP	WLS	BF	H	R	ER	SO	BB	IBB	HBP	BLK	WP	HR	S	P	ERA	WHIP	PITCHER				IP	WLS	BF	H	R	ER	SO	BB	IBB	HBP	BLK	WP	HR	S	P	ERA	WHIP
Tom Seaver, R ERA: 4.53	(1, 1)	9.0	W	37	9	3	3	6	1	0	0	0	0	0	48	52	3.00	1.111																				

Cincinnati Reds @ Pittsburgh Pirates
Three Rivers Stadium, Pittsburgh, PA
Sat Aug 30 1980, 3:33 AM EDT
Att: 24,493 - Unknown

AB	35
R	3
H	9
RBI	3
BB	1
SO	6
LOB	13

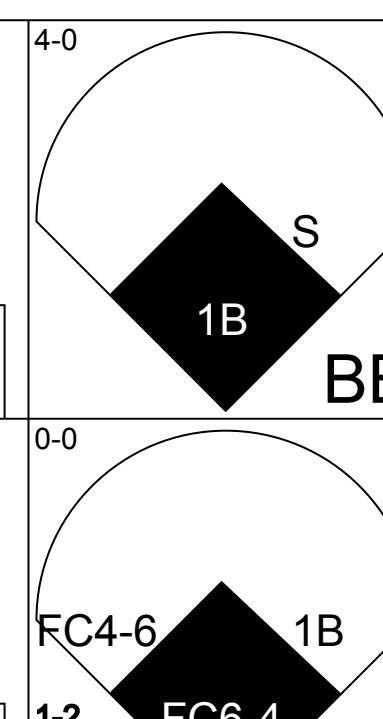
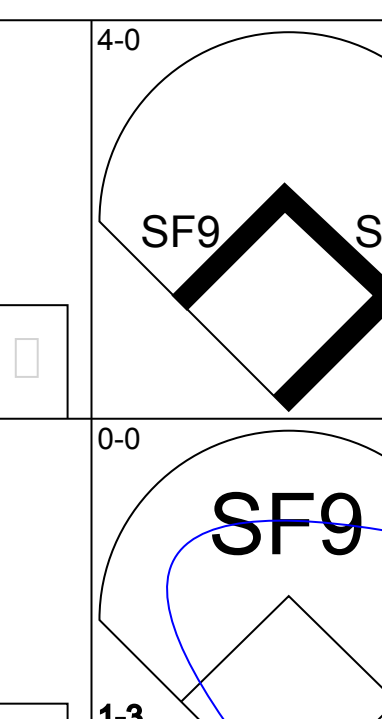
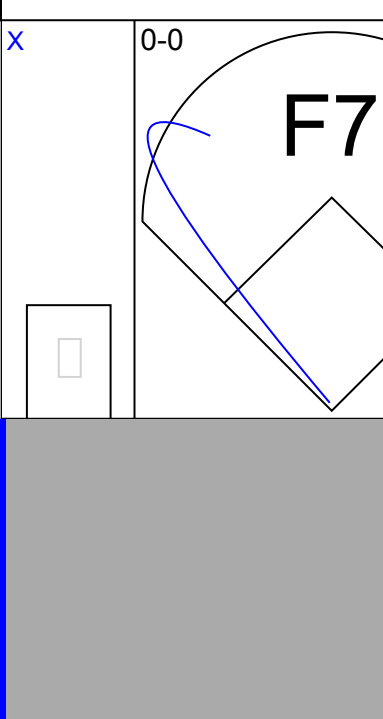
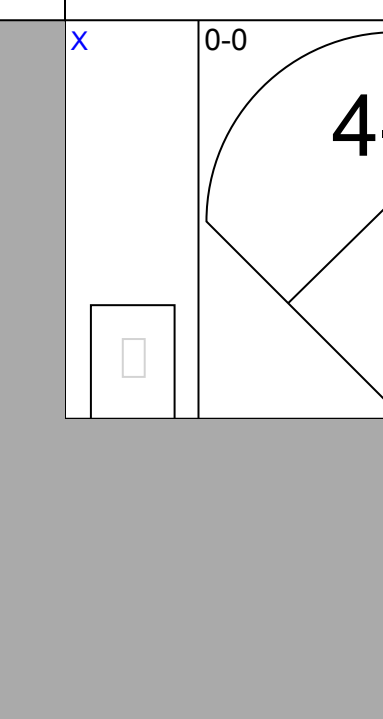
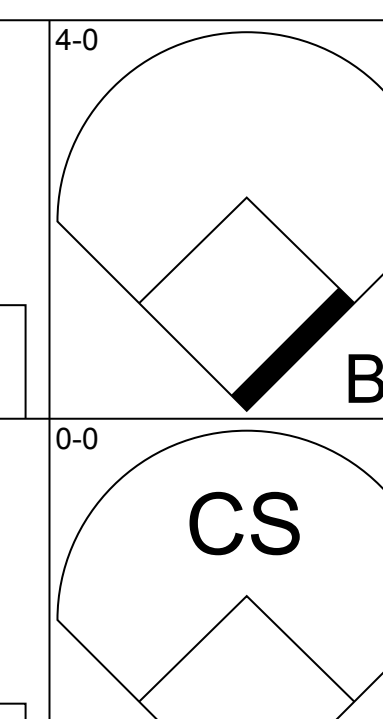
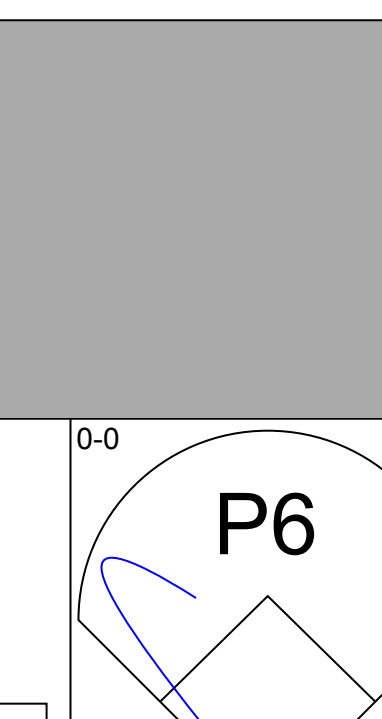
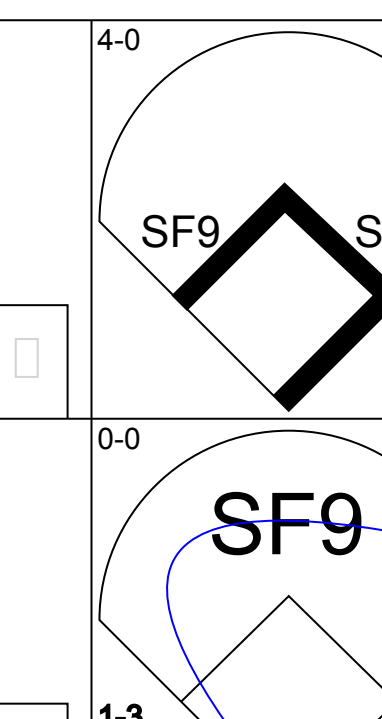
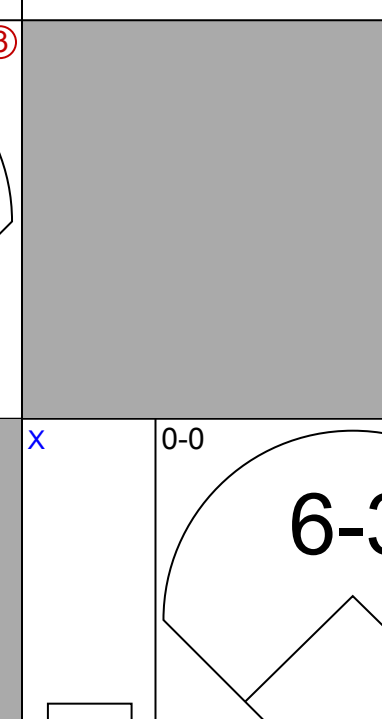
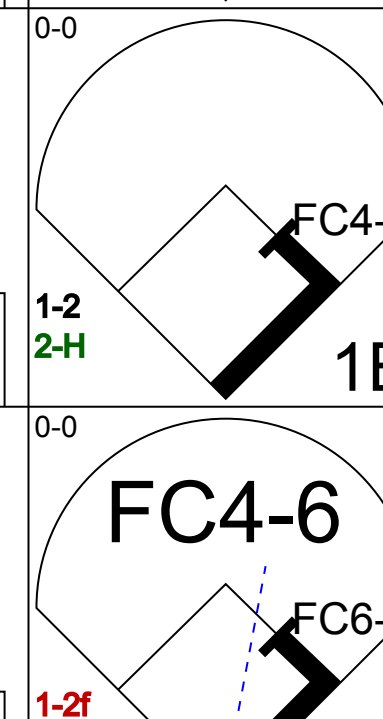
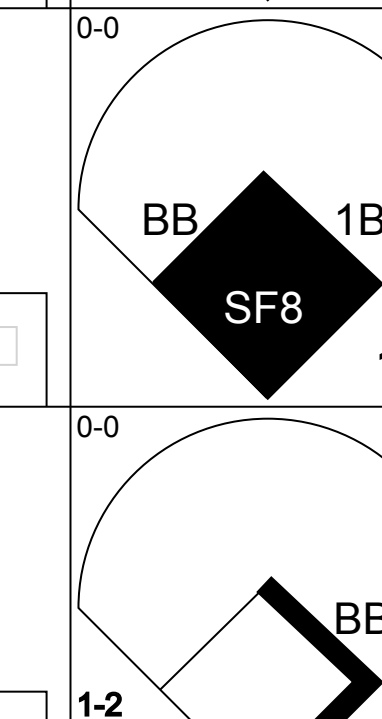
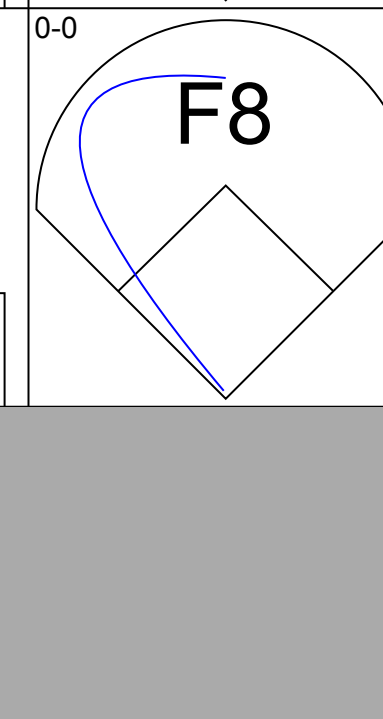
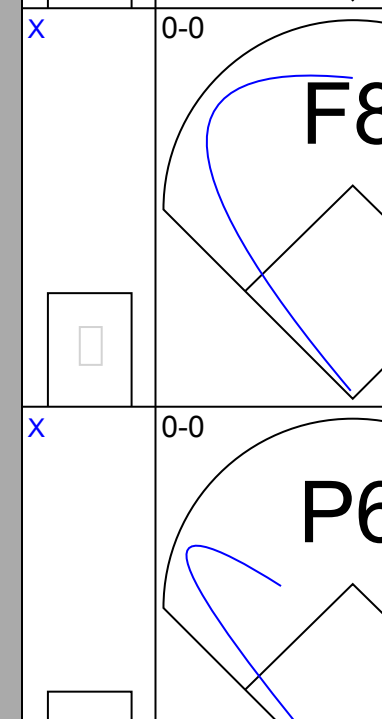
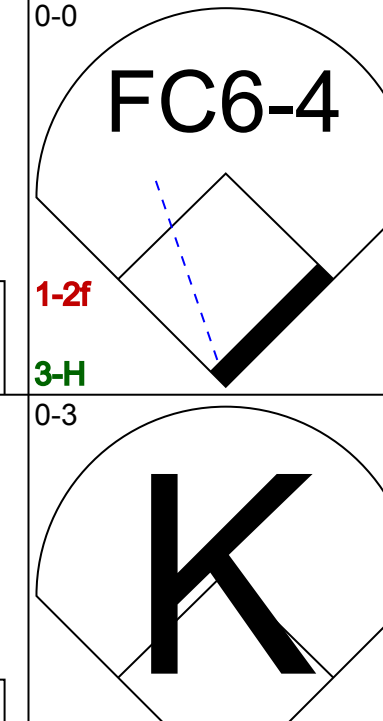
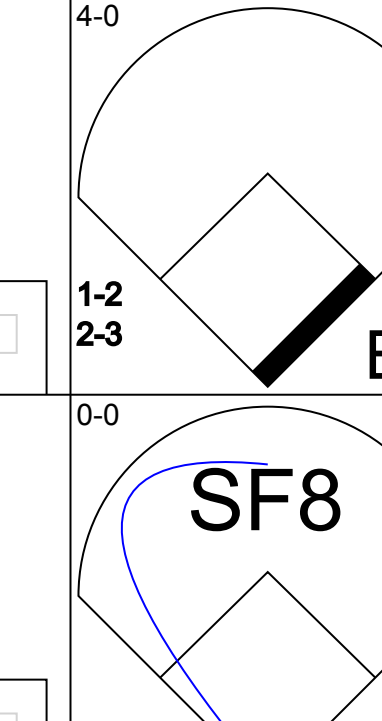
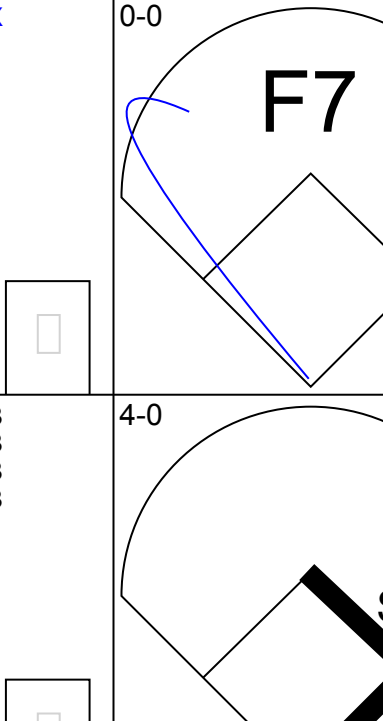


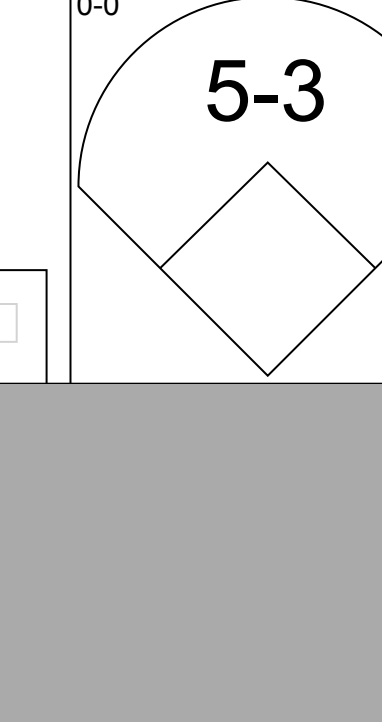
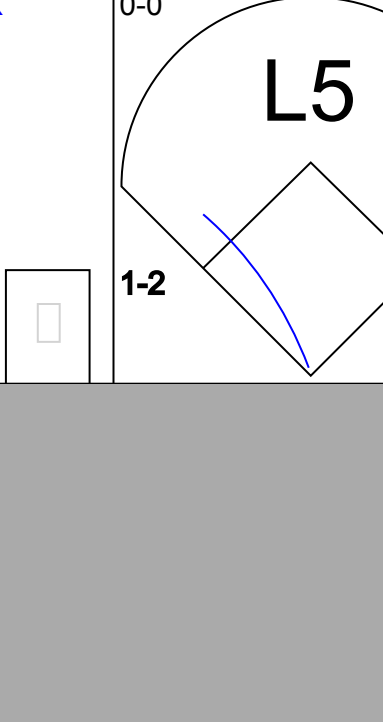
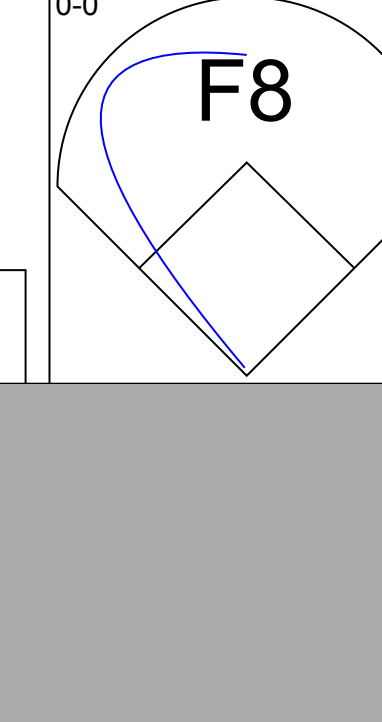

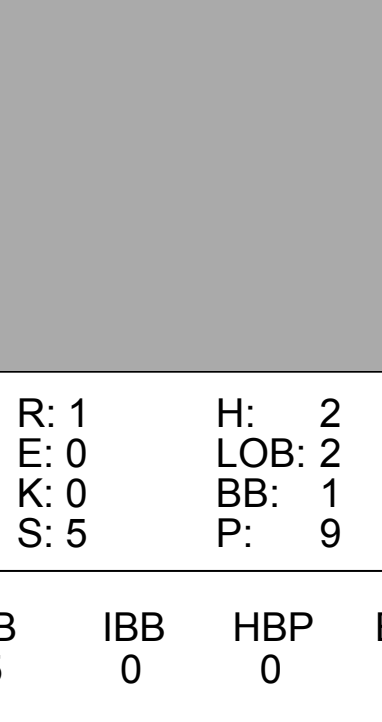
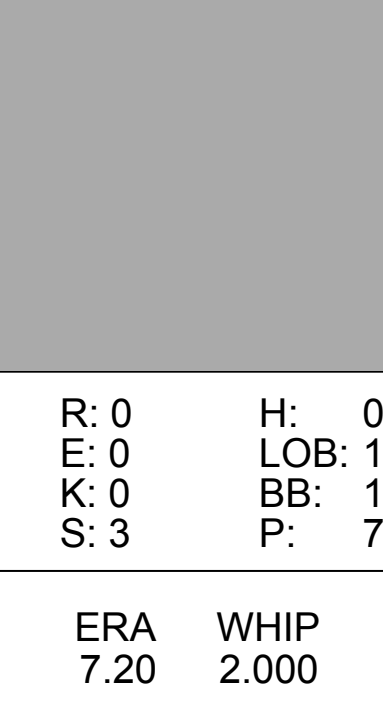

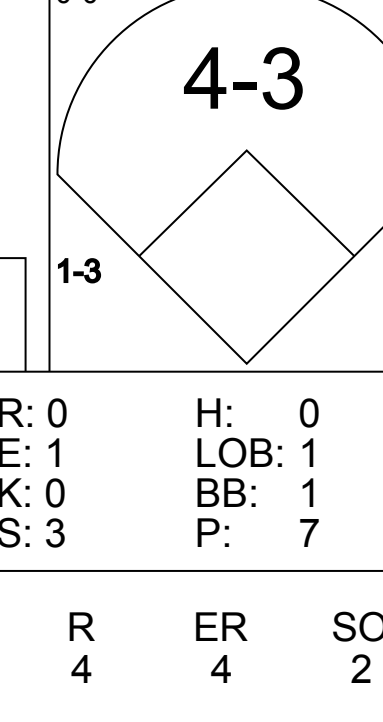
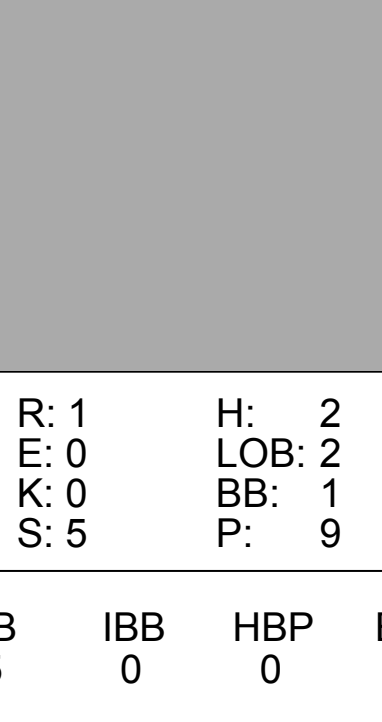
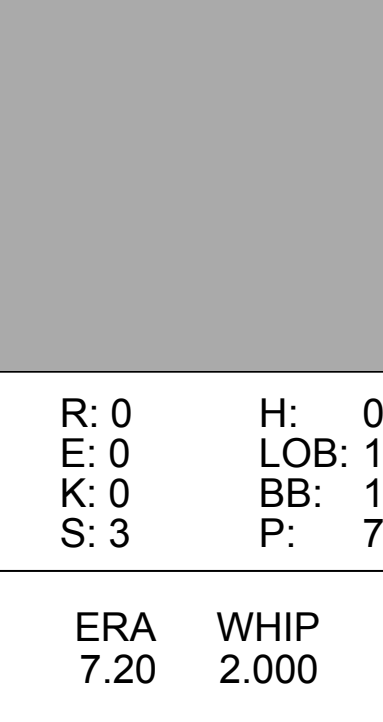







Batter	1	2	3	4	5	6	7	8	9	AB	R	H	RBI	BB	SO	LOB	TOP					
Dave Collins, S OBP: 0.360, SLG: 0.368 Mario Soto, R (6, 1)										3	0	0	1	1	1	1	1					
Ron Oester, S OBP: 0.333, SLG: 0.401										5	0	2	0	0	2	0						
Dave Concepcion, R OBP: 0.301, SLG: 0.357										5	0	0	0	0	1	4						
George Foster, R OBP: 0.356, SLG: 0.475										4	2	3	1	1	0	0						
Dan Driessen, L OBP: 0.392, SLG: 0.445										4	1	1	0	1	0	2						
Johnny Bench, R OBP: 0.331, SLG: 0.508										3	0	1	1	0	1	3						
Ray Knight, R OBP: 0.308, SLG: 0.424										4	1	1	0	0	1	4						
Paul Householder, S OBP: 0.231, SLG: 0.231										4	1	1	1	0	1	1						
Michael LaCoss, R OBP: 0.115, SLG: 0.100 Harry Spilman, L OBP: 0.319, SLG: 0.410 Cesar Geronimo, L OBP: 0.322, SLG: 0.336										2	0	0	0	0	1	0						
										1	0	1	1	0	0	0						
										1	0	0	0	0	0	0						
Inning Stats	R: 0 E: 0 K: 3 S: 9	H: 0 LOB: 0 BB: 0 P: 9	R: 1 E: 1 K: 0 S: 5	H: 2 LOB: 1 BB: 0 P: 5	R: 0 E: 0 K: 0 S: 3	H: 0 LOB: 0 BB: 0 P: 3	R: 0 E: 0 K: 0 S: 5	H: 2 LOB: 2 BB: 0 P: 5	R: 0 E: 0 K: 1 S: 6	H: 1 LOB: 2 BB: 1 P: 10	R: 4 E: 1 K: 1 S: 10	H: 4 LOB: 2 BB: 1 P: 14	R: 0 E: 0 K: 1 S: 6	H: 1 LOB: 1 BB: 0 P: 6	R: 0 E: 0 K: 1 S: 5	H: 0 LOB: 0 BB: 0 P: 5	R: 0 E: 0 K: 1 S: 5	H: 0 LOB: 1 BB: 1 P: 9	1B: 8 2B: 0 3B: 1 HR: 1	SF: 1 SAC: 0 DP: 0 HBP: 0	WP: 0 PB: 0 SB: 0 CS: 0	PA: 41
PITCHER	IP	WLS	BF	H	R	ER	SO	BB	IBB	HBP	BLK	WP	HR	S	P	ERA	WHIP					
Bert Blyleven, R ERA: 3.85	(1, 1)	6.0	L	30	9	5	3	5	2	0	0	0	0	1	38	46	4.50	1.833				
Kent Tekulve, R ERA: 2.64	(7, 1)	3.0		11	1	0	0	3	1	0	0	0	0	0	16	20	0.00	0.667				

Cincinnati Reds @ Pittsburgh Pirates
Three Rivers Stadium, Pittsburgh, PA
Sun Aug 31 1980, 3:33 AM EDT
Att: 21,774 - Unknown

AB	37
R	5
H	10
RBI	5
BB	3
SO	8
LOB	15



Batter	1	2	3	4	5	6	7	8	9	AB	R	H	RBI	BB	SO	LOB	BOTTOM					
Omar Moreno, L OBP: 0.314, SLG: 0.341										2	1	0	0	3	0	0						
Tim Lincecum, R OBP: 0.310, SLG: 0.350 Dale Berra, R OBP: 0.284, SLG: 0.389										2	1	1	1	0	0	0						
Bill Madlock, R OBP: 0.336, SLG: 0.376										4	1	2	1	0	0	1						
Dave Parker, L OBP: 0.333, SLG: 0.456										4	0	1	0	0	0	2						
Mike Easter, L OBP: 0.392, SLG: 0.584										3	0	0	1	1	0	1						
John Milner, L OBP: 0.376, SLG: 0.367										2	0	0	1	1	2	1						
Ed Ott, L OBP: 0.322, SLG: 0.370										4	0	0	0	0	0	3						
Phil Garner, R OBP: 0.312, SLG: 0.355										4	1	1	0	0	1	0						
Bert Blyleven, R OBP: 0.077, SLG: 0.059 Bill Robinson, R OBP: 0.314, SLG: 0.469 Kent Tekulve, R OBP: 0.340, SLG: 0.361										2	0	0	0	0	1	2						
										1	0	0	0	0	1	0						
										0	0	0	0	0	0	0						
										1	0	0	0	0	1	0						
Inning Stats	R: 2 E: 0 K: 1 S: 7	H: 2 LOB: 1 BB: 1 P: 11	R: 0 E: 1 K: 0 S: 3	H: 0 LOB: 1 BB: 1 P: 7	R: 1 E: 0 K: 0 S: 5	H: 2 LOB: 2 BB: 1 P: 9	R: 1 E: 0 K: 1 S: 6	H: 1 LOB: 1 BB: 1 P: 10	R: 0 E: 0 K: 0 S: 3	H: 0 LOB: 0 BB: 0 P: 3	R: 0 E: 0 K: 1 S: 5	H: 0 LOB: 0 BB: 0 P: 5	R: 0 E: 0 K: 1 S: 5	H: 0 LOB: 0 BB: 0 P: 5	R: 0 E: 0 K: 1 S: 5	H: 0 LOB: 0 BB: 0 P: 5	1B: 4 2B: 0 3B: 1 HR: 0	SF: 2 SAC: 0 DP: 0 HBP: 0	WP: 0 PB: 0 SB: 4 CS: 1	PA: 38		
PITCHER	IP	WLS	BF	H	R	ER	SO	BB	IBB	HBP	BLK	WP	HR	S	P	ERA	WHIP					
Michael LaCoss, R ERA: 4.82	(1, 1)	5.0	W	25	5	4	4	2	5	0	0	0	0	0	24	44	7.20	2.000				
Mario Soto, R ERA: 3.59	(6, 1)	4.0	S	12	0	0	0	4	0	0	0	0	0	20	20	0.00	0.000					

Cincinnati Reds @ Pittsburgh Pirates
Three Rivers Stadium, Pittsburgh, PA
Sun Aug 31 1980, 3:33 AM EDT
Att: 21,774 - Unknown

AB	30
R	4
H	5
RBI	4
BB	5
SO	6
LOB	10



Batter	1	2	3	4	5	6	7	8	9	AB R H RBI BB SO LOB	TOP												
Joe Morgan, L (1,4) OBP: 0.358, SLG: 0.348 Julio Gonzalez, R (7,6) OBP: 0.114, SLG: 0.116	0-0 HR	4-0 BB		0-0 F9	4-0 BB 1B		4-0 G4-3 BB		0-0 F8	2 2 1 1 3 0 0 1 0 0 0 0 0 1	Houston Astros @ Pittsburgh Pirates Three Rivers Stadium, Pittsburgh, PA Mon Sep 01 1980, 3:33 AM EDT Unknown												
Enos Cabell, R (1,5) OBP: 0.312, SLG: 0.355 Art Howe, R (7,5) OBP: 0.331, SLG: 0.388	0-0 2B BLK 1B	0-3 K		0-0 2B	4-0 1B BB		0-0 G4-3			4 1 2 1 1 1 3 0 0 0 0 0 0 0													
Terry Puhl, L (1,9) OBP: 0.361, SLG: 0.426 Scott Loucks, R (9,9)	0-0 BLK 1B 2B	0-3 K		4-0 BB	0-0 1B		0-0 G3			4 1 2 2 1 1 2 0 0 0 0 0 0 0													
Jose Cruz, L (1,7) OBP: 0.376, SLG: 0.440 Gary Woods, R (8,7)	0-0 F2	0-0 F4		0-0 F4	0-0 5-3			0-0 1-3		5 0 0 0 0 0 6 0 0 0 0 0 0 0													
Cesar Cedeno, R (1,8) OBP: 0.379, SLG: 0.482 Jeffrey Leonard, R (5,8) OBP: 0.269, SLG: 0.320	0-0 BB 2B 1B		0-0 G3 2B		4-0 S 3B BB		0-0 F7	0-0 6-3		2 2 2 1 1 0 0 2 0 0 0 0 0 0													
Denny Walling, L (1,3) OBP: 0.388, SLG: 0.418	0-0 F8		0-0 G3		0-0 BB 3B		0-0 F9	0-0 3-1		5 1 1 1 0 0 2													
Alan Ashby, S (1,2) OBP: 0.313, SLG: 0.324	4-0 2B BB		0-0 5-3		4-0 BB 1B BB		0-0 4-3	0-0 1B		3 2 1 0 2 0 1													
Rafael Landestoy, S (1,6) OBP: 0.305, SLG: 0.337	0-0 1B 2B		0-0 6-3		0-0 G3		0-0 E G4-3 1B	0-0 F8		5 1 2 2 0 0 4													
Ken Forsch, R (1,1) OBP: 0.258, SLG: 0.292 Randy Niemann, L (3,1) OBP: 0.333, SLG: 0.333 Danny Heep, L (5,PH) OBP: 0.315, SLG: 0.346 Dave Smith, R (5,1)	0-3 K			0-0 5-3	0-0 F7		0-0 E2 G4-3 BB	0-3 K		1 0 0 0 0 1 1 1 0 0 0 0 0 0 1 0 0 0 0 0 2 2 0 0 0 0 1 2													
Inning Stats	R: 5 E: 0 K: 1 S: 10	H: 5 LOB: 1 BB: 1 P: 14	R: 0 E: 0 K: 2 S: 7	H: 0 LOB: 1 BB: 1 P: 11	R: 0 E: 0 K: 0 S: 4	H: 1 LOB: 2 BB: 0 P: 4	R: 0 E: 0 K: 0 S: 4	H: 1 LOB: 1 BB: 1 P: 8	R: 4 E: 0 K: 0 S: 5	H: 2 LOB: 2 BB: 4 P: 21		R: 0 E: 0 K: 0 S: 3	H: 0 LOB: 0 BB: 0 P: 3	R: 1 E: 2 K: 0 S: 4	H: 1 LOB: 1 BB: 1 P: 8	R: 0 E: 0 K: 0 S: 3	H: 0 LOB: 0 BB: 0 P: 3	R: 0 E: 0 K: 1 S: 6	H: 1 LOB: 1 BB: 0 P: 6	1B: 5 2B: 4 3B: 1 HR: 1	SF: 0 SAC: 0 DP: 1 HBP: 0	WP: 0 PB: 0 SB: 1 CS: 0	PA: 46
PITCHER	IP WLS BF H R ER SO BB IBB HBP BLK WP HR S P ERA WHIP											PITCHER	IP WLS BF H R ER SO BB IBB HBP BLK WP HR S P ERA WHIP										
Don Robinson, R (1,1) ERA: 4.44	0.2 L 8 5 5 5 0 1 0 0 0 1 0 1 7 11 67.50 9.000																						
Rod Scumey, L (1,1) ERA: 2.21	3.1 14 2 0 0 3 2 0 0 0 0 0 0 18 26 0.00 1.200																						
Mickey Mahler, L (5,1) ERA:	0.0 3 1 3 3 0 2 0 0 0 0 0 0 1 9 ∞ ∞																						
Eddie Solomon, R (5,1) ERA: 2.83	3.0 14 2 2 1 0 2 1 0 0 0 0 0 11 23 3.00 1.333																						
Mark Lee, R (8,1) ERA:	2.0 7 1 0 0 1 0 0 0 0 0 0 0 9 9 0.00 0.500																						

AB	38
R	10
H	11
RBI	8
BB	8
SO	4
LOB	24



Batter	1	2	3	4	5	6	7	8	9	AB R H RBI BB SO LOB	BOTTOM												
Omar Moreno, L (1,8) OBP: 0.315, SLG: 0.339	4-0 S HR BB	0-0 F7		0-3 K			0-0 F7		1-0 HBP	3 1 0 0 1 1 1	Houston Astros @ Pittsburgh Pirates Three Rivers Stadium, Pittsburgh, PA Mon Sep 01 1980, 3:33 AM EDT Unknown												
Tim Foli, R (1,6) OBP: 0.309, SLG: 0.349	0-0 F7		0-0 F3		0-0 E4 1B		0-0 F8	0-0 1-3		5 0 1 0 0 0 4													
Bill Madlock, R (1,5) OBP: 0.337, SLG: 0.392	0-0 2H HR		0-0 HR		0-0 F7			0-3 K		4 2 2 3 0 1 1													
Dave Parker, L (1,9) OBP: 0.334, SLG: 0.458	0-0 2B		0-0 1B		0-0 4-3			0-0 F5		4 0 2 0 0 0 1													
Mike Easter, L (1,7) OBP: 0.388, SLG: 0.576	0-0 L6		0-3 K		0-3 K			0-0 F8		4 0 0 0 0 2 3													
John Milner, L (1,3) OBP: 0.372, SLG: 0.359	0-3 K		0-0 L9				0-0 F3		0-0 F8	4 0 0 0 0 1 2													
Ed Ott, L (1,2) OBP: 0.327, SLG: 0.382		0-0 HR		0-0 1B			4-0 G6-3 BB		0-0 F5	3 1 2 1 1 0 0													
Phil Garner, R (1,4) OBP: 0.311, SLG: 0.355		0-0 F4		0-0 F8			0-0 G6-3		0-0 HBP BB 1B	4 0 1 0 0 0 2													
Don Robinson, R (1,1) OBP: 0.366, SLG: 0.512 Rod Scumey, L (1,1) OBP: 0.299, SLG: 0.220 Tony Peña, R (4,PH)		0-0 6-3							4-0 HBP BB	0 0 0 0 0 0 0 1 0 0 0 0 0 0 1 0 0 0 0 0 1 0 0 0 0 0 0 0 0 0 0 0 0 0 0 1 0 0 0 0 1 0 0 0 0 0 0 0 0 0 0 0 0 0 1 0													
Mickey Mahler, S (5,1) Eddie Solomon, R (5,1) Bob Beall, S (7,PH) Mark Lee, R (8,1) Bernie Carbo, L (9,PH)				0-3 K					1-2 BB	0 0 0 0 0 0 0 1 0													
Inning Stats	R: 2 E: 0 K: 1 S: 7	H: 2 LOB: 1 BB: 1 P: 11	R: 1 E: 0 K: 0 S: 4	H: 1 LOB: 0 BB: 0 P: 4	R: 1 E: 0 K: 1 S: 7	H: 2 LOB: 1 BB: 0 P: 7	R: 0 E: 0 K: 2 S: 8	H: 1 LOB: 1 BB: 0 P: 8	R: 0 E: 0 K: 1 S: 6	H: 1 LOB: 1 BB: 0 P: 6	R: 0 E: 0 K: 0 S: 2	H: 0 LOB: 0 BB: 1 P: 6	R: 0 E: 0 K: 1 S: 5	H: 0 LOB: 0 BB: 0 P: 5	R: 0 E: 0 K: 1 S: 5	H: 0 LOB: 0 BB: 0 P: 5	R: 0 E: 0 K: 0 S: 4	H: 1 LOB: 3 BB: 1 P: 9	1B: 4 2B: 1 3B: 0 HR: 3	SF: 0 SAC: 0 DP: 1 HBP: 1	WP: 0 PB: 0 SB: 1 CS: 0	PA: 38	
PITCHER	IP WLS BF H R ER SO BB IBB HBP BLK WP HR S P ERA WHIP											PITCHER	IP WLS BF H R ER SO BB IBB HBP BLK WP HR S P ERA WHIP										
Ken Forsch, R (1,1) ERA: 3.28	2.1 13 5 4 4 1 1 0 0 0 0 0 3 14 18 15.43 2.571																						
Randy Niemann, L (3,1) ERA: 5.32	1.2 6 1 0 0 3 0 0 0 0 0 0 0 12 12 0.00 0.600																						
Dave Smith, R (5,1) ERA: 1.94	5.0 W 19 2 0 0 3 2 0 1 0 0 0 0 22 31 0.00 0.800																						



Batter	1	2	3	4	5	6	7	8	9	AB	R	H	RBI	BB	SO	LOB	TOP										
Joe Morgan, L (1,4) OBP: 0.399, SLG: 0.354 Julio Gonzalez, R (8,6) OBP: 0.111, SLG: 0.114	G3	FC6-4 BB			SF9 3B		F9		F5	3	1	1	0	1	0	1											
Enos Cabell, R (1,5) OBP: 0.311, SLG: 0.354	K	FC6-4			SF9		BB		F3	4	0	1	2	0	1	3											
Terry Puhl, L (1,8) OBP: 0.359, SLG: 0.422	3-1				G3		BB		F4	4	0	0	0	1	0	0											
Jose Cruz, L (1,7) OBP: 0.375, SLG: 0.440		1B 2B			F8		F8		F8	4	1	1	0	0	0	2											
Denny Walling, L (1,9) OBP: 0.386, SLG: 0.415		1B 1B			F8		4-3		G3	4	1	1	1	0	0	0											
Danny Heep, L (1,3) OBP: 0.337, SLG: 0.361 Frank LaCorte, R (6,1) OBP: 0.286, SLG: 0.167 Gary Woods, R (8,PH) OBP: 1.000, SLG: 2.000 Joe Sambito, L (6,1)		FC5-6 1B			PB G3		G4-6-3 BB			2	0	2	0	1	0	0											
Alan Ashby, S (1,2) OBP: 0.333, SLG: 0.324 Luis Pujols, R (8,PH) OBP: 0.269, SLG: 0.254		BB FC5-6 1B			F8		G4-6-3		K	3	0	1	1	0	0	2											
Rafael Landestoy, S (1,6) OBP: 0.302, SLG: 0.333		K			G3		K		F9	4	0	0	0	0	2	4											
Gordie Pladson, R (1,1) Dave Bergman, L (6,3) OBP: 0.333, SLG: 0.295 Art Howe, R (9,PH) OBP: 0.333, SLG: 0.402		FC5-6 BB			K		WP 1B		HR	2	0	0	0	0	1	3											
Inning Stats	R: 0 E: 0 K: 1 S: 5	H: 0 LOB: 0 BB: 0 P: 5	R: 2 E: 0 K: 1 S: 9	H: 4 LOB: 3 BB: 1 P: 13	R: 0 E: 0 K: 0 S: 3	H: 0 LOB: 0 BB: 0 P: 3	R: 0 E: 0 K: 1 S: 6	H: 1 LOB: 1 BB: 0 P: 6	R: 1 E: 0 K: 0 S: 4	H: 1 LOB: 0 BB: 0 P: 4	R: 0 E: 0 K: 0 S: 2	H: 0 LOB: 0 BB: 1 P: 6	R: 1 E: 0 K: 1 S: 7	H: 2 LOB: 2 BB: 1 P: 11	R: 0 E: 0 K: 1 S: 6	H: 1 LOB: 1 BB: 0 P: 6	R: 1 E: 0 K: 0 S: 4	H: 1 LOB: 0 BB: 0 P: 4	1B: 6 2B: 2 3B: 1 HR: 1	SF: 1 SAC: 0 DP: 1 HBP: 0	WP: 1 PB: 1 SB: 0 CS: 0	PA: 39					
PITCHER	IP	WLS	BF	H	R	ER	SO	BB	IBB	HBP	BLK	WP	HR	S	P	ERA	WHIP										
Rick Rhoden, R (1,1) ERA: 4.18 Grant Jackson, L (7,1) ERA: 2.99	6.2	W	29	8	4	4	4	2	0	0	0	1	0	35	43	5.40	1.500										

Houston Astros @ Pittsburgh Pirates
Three Rivers Stadium, Pittsburgh, PA
Mon Sep 01 1980, 3:38 AM EDT
Att: 26,374 - Unknown

AB	35
R	5
H	10
RBI	5
BB	3
SO	5
LOB	16



Batter	1	2	3	4	5	6	7	8	9	AB	R	H	RBI	BB	SO	LOB	BOTTOM										
Lee Lacy, R (1,7) OBP: 0.410, SLG: 0.515	F5		2B BB		F8		BB S 1B		6-3	4	1	1	0	1	0	1											
Phil Garner, R (1,4) OBP: 0.312, SLG: 0.356	6-3		FC4-6 1-H 2-H		G3		BB BB		K	4	0	1	2	1	1	0											
Bill Madlock, R (1,5) OBP: 0.340, SLG: 0.391			FC4-6 BB		6-3		1-2 2-3 BB		F8	3	0	1	0	2	0	0											
Mike Easter, L (1,9) OBP: 0.386, SLG: 0.582	F7		FC4-6		HR		G3			4	1	1	1	0	0	6											
Bill Robinson, R (1,3) OBP: 0.309, SLG: 0.460			F7		1-3		F4		5-3	4	0	0	0	0	0	2											
Ed Ott, L (1,2) OBP: 0.326, SLG: 0.378			4-3		4-3		F4		1B SF8 BB	3	1	0	0	1	0	0											
Dale Berra, R (1,6) OBP: 0.288, SLG: 0.389			K		6-3		HR BB		1B	3	1	1	0	1	1	0											
Matt Alexander, S (1,8) OBP: 0.333, SLG: 0.667 Dave Parker, L (7,PH) OBP: 0.333, SLG: 0.458 Omar Moreno, L (8,8) OBP: 0.315, SLG: 0.339			4-3		2B		1-3		SF8	3	1	1	0	0	0	1											
Rick Rhoden, R (1,1) OBP: 0.448, SLG: 0.643 Grant Jackson, S (7,1)			2B		2B		2H HR		K	3	2	3	3	0	0	0											
Inning Stats	R: 0 E: 0 K: 0 S: 4	H: 1 LOB: 1 BB: 0 P: 4	R: 0 E: 0 K: 1 S: 5	H: 0 LOB: 0 BB: 0 P: 5	R: 2 E: 0 K: 0 S: 5	H: 2 LOB: 2 BB: 2 P: 13	R: 1 E: 0 K: 0 S: 5	H: 2 LOB: 1 BB: 0 P: 5	R: 1 E: 0 K: 0 S: 4	H: 1 LOB: 0 BB: 0 P: 4	R: 2 E: 0 K: 0 S: 5	H: 2 LOB: 3 BB: 3 P: 17	R: 1 E: 0 K: 1 S: 6	H: 1 LOB: 1 BB: 1 P: 10	R: 0 E: 0 K: 1 S: 5	H: 0 LOB: 0 BB: 0 P: 5	1B: 3 2B: 4 3B: 0 HR: 2	SF: 1 SAC: 0 DP: 0 HBP: 0	WP: 0 PB: 0 SB: 1 CS: 0	PA: 39							
PITCHER	IP	WLS	BF	H	R	ER	SO	BB	IBB	HBP	BLK	WP	HR	S	P	ERA	WHIP										
Gordie Pladson, R (1,1) ERA: 4.5 Frank LaCorte, R (6,1) ERA: 2.63 Joe Sambito, L (8,1) ERA: 2.25	5.2	L	29	8	6	6	1	4	0	0	0	0	0	7	15	6.75	2.250										

Houston Astros @ Pittsburgh Pirates
Three Rivers Stadium, Pittsburgh, PA
Mon Sep 01 1980, 3:38 AM EDT
Att: 26,374 - Unknown


AB	32
R	7
H	9
RBI	7
BB	6
SO	3
LOB	11



Batter	1	2	3	4	5	6	7	8	9	AB	R	H	RBI	BB	SO	LOB	TOP					
Rafael Landestoy S OBP: 0.300, SLG: 0.331 (1, 4)	0-0 4-3		0-0 F8		0-0 SF9 1B		0-3 K		0-0 F8	5	0	1	1	0	1	2						
Enos Cabell R OBP: 0.308, SLG: 0.351 (1, 5)	0-0 F1		0-0 FC6-4		0-0 SF9		0-0 F4		0-0 F2	4	0	0	1	0	0	2						
Gary Woods R OBP: 0.400, SLG: 0.800 (1, 7)	0-0 5-3				0-0 6-3		0-3 K			4	1	1	0	0	1	1						
Cesar Cedeno R OBP: 0.375, SLG: 0.477 (1, 8)		0-0 5-3		0-0 F4	0-0 F9		0-3 K			4	0	0	0	0	1	2						
Art Howe R OBP: 0.343, SLG: 0.428 (1, 3)		0-0 HR		0-0 2B		0-0 1B 1B		0-0 1B		4	1	4	2	0	0	0						
Jeffrey Leonard R OBP: 0.271, SLG: 0.322 (1, 9)		0-0 HR		0-0 F8		0-0 F7		0-0 F7		2	0	1	0	0	0	1						
Terry Puhl L OBP: 0.358, SLG: 0.420 (6, PH) (6, 9)		0-0 1B		0-0 F8		0-0 F7		0-0 F7		2	0	0	0	0	0	2						
Luis Pujols R OBP: 0.265, SLG: 0.250 (1, 2)		0-0 8-3		0-0 4-1		0-0 F9		0-0 G3		3	0	0	0	0	0	3						
Danny Heep L OBP: 0.333, SLG: 0.357 (6, PH) Frank LaCorte R OBP: 0.286, SLG: 0.167 (8, 1)		0-0 1B		0-0 4-1		0-0 F9		0-0 G3		1	0	0	0	0	0	1						
Julio Gonzalez R OBP: 0.146, SLG: 0.149 (1, 6)			0-0 F9		0-0 1B	0-0 1B	0-0 1B	0-0 1B		3	1	2	0	0	0	0						
Denny Walling L OBP: 0.388, SLG: 0.418 (9, PH)			0-0 F9		0-0 1B	0-0 1B	0-0 1B	0-0 1B		1	0	1	0	0	0	0						
Joaquin Andujar S OBP: 0.286, SLG: 0.500 (5, PH) Scott Lockens R OBP: 1.000, SLG: 1.000 (5, 1) Randy Niemann OBP: 0.231, SLG: 0.333 (6, PH) Jose Sambito L OBP: 0.171, SLG: 0.439 (8, 1) Joe Sambito L OBP: 0.171, SLG: 0.439 (8, 1) Alan Ashby S OBP: 0.370, SLG: 0.323 (8, 2)			0-0 FC6-4 1B		0-0 1B SF9 1B	0-0 1B	0-0 F8		0-0 F8	1	0	1	0	0	0	0						
Inning Stats	R: 0 E: 0 K: 0 S: 3	H: 0 LOB: 0 BB: 0 P: 3	R: 1 E: 0 K: 0 S: 4	H: 2 LOB: 0 BB: 0 P: 4	R: 0 E: 0 K: 0 S: 4	H: 1 LOB: 1 BB: 0 P: 4	R: 1 E: 0 K: 0 S: 5	H: 2 LOB: 1 BB: 0 P: 5	R: 2 E: 0 K: 0 S: 6	H: 3 LOB: 1 BB: 0 P: 6	R: 0 E: 0 K: 2 S: 5	H: 2 LOB: 2 BB: 0 P: 5	R: 0 E: 0 K: 1 S: 6	H: 0 LOB: 0 BB: 0 P: 7	R: 0 E: 0 K: 1 S: 6	H: 1 LOB: 1 BB: 0 P: 6	R: 0 E: 0 K: 0 S: 4	H: 1 LOB: 1 BB: 0 P: 4	1B: 9 2B: 3 3B: 0 HR: 1	SF: 1 SAC: 0 DP: 1 HBP: 0	WP: 0 PB: 1 SB: 0 CS: 0	PA: 38
PITCHER	IP WLS BF H R ER SO BB IBB HBP BLK WP HR S P ERA WHIP	IP WLS BF H R ER SO BB IBB HBP BLK WP HR S P ERA WHIP																				
John Candelaria L ERA: 3.9 (1, 1)	5.0 W 23 9 4 4 0 0 0 0 0 0 1 23 23 7.20 1.800	4.0 S 15 3 0 0 3 0 0 0 0 0 0 21 21 0.00 0.750																				
Enrique Romo R ERA: 3.08 (6, 1)																						

Houston Astros @ Pittsburgh Pirates
Three Rivers Stadium, Pittsburgh, PA
Wed Sep 03 1980, 7:05 PM EDT
Att: 18,502 - Unknown


AB 37
R 4
H 12
RBI 4
BB 0
SO 3
LOB 17



Batter	1	2	3	4	5	6	7	8	9	AB	R	H	RBI	BB	SO	LOB	BOTTOM					
Omar Moreno L OBP: 0.314, SLG: 0.337 (1, 8)	0-0 F8	0-0 4-3		0-0 S 1B		0-0 F8		0-0 F6		5	0	1	1	0	0	4						
Tim Lincecum R OBP: 0.310, SLG: 0.349 (1, 6)	0-0 E1 1B		0-0 F7	0-0 F7		0-0 5-3		0-0 1B		5	1	2	2	0	0	1						
Bill Madlock R OBP: 0.342, SLG: 0.392 (1, 5)	0-0 F9		4-0 HR		0-0 HR		0-3 K			2	2	1	0	1	0	1						
Dale Berra R OBP: 0.287, SLG: 0.387 (6, 5)	0-0 F9		4-0 HR		0-0 HR		0-3 K			1	0	0	0	0	1	0						
Dave Parker L OBP: 0.339, SLG: 0.477 (1, 9)	0-0 HR		0-0 HR		0-0 HR		0-0 1B			4	3	4	5	0	0	0						
Lee Lacy R OBP: 0.410, SLG: 0.515 (7, PR) (8, 7)	0-0 HR		0-0 HR		0-0 HR		0-0 1B			0	0	0	0	0	0	0						
Mike Easter L OBP: 0.384, SLG: 0.587 (1, 7) (8, 9)	0-0 HR		0-3 K		0-0 G3		0-3 K			4	1	1	2	0	2	1						
John Milner L OBP: 0.370, SLG: 0.354 (1, 3)	0-0 4-3		0-0 F9		0-0 L3		0-0 BB	4-0 BB		3	1	0	0	1	0	0						
Ed Ott L OBP: 0.328, SLG: 0.380 (1, 2)		0-0 1B		0-0 CS	0-0 F6		0-0 F6			4	0	2	0	0	0	1						
Phil Garner R OBP: 0.316, SLG: 0.363 (1, 4)		0-0 1B		0-0 1B		0-0 F4		0-0 BB		4	2	3	0	0	0	0						
John Candelaria L OBP: 0.214, SLG: 0.169 (1, 1)		0-3 K		0-0 1B	0-0 3B		0-0 5-3		4-0 1B	2	0	0	0	0	1	2						
Enrique Romo R OBP: 0.545, SLG: 0.444 (6, 1)		0-0 K		0-0 1B	1-3		0-0 5-3		1-2 2-3 BB	1	0	0	0	1	0	0						
Inning Stats	R: 3 E: 1 K: 0 S: 6	H: 3 LOB: 0 BB: 0 P: 6	R: 0 E: 0 K: 1 S: 6	H: 2 LOB: 1 BB: 0 P: 6	R: 2 E: 0 K: 1 S: 6	H: 1 LOB: 0 BB: 1 P: 10	R: 1 E: 0 K: 0 S: 5	H: 3 LOB: 1 BB: 0 P: 5	R: 2 E: 0 K: 0 S: 5	H: 2 LOB: 0 BB: 0 P: 5	R: 0 E: 0 K: 0 S: 3	H: 0 LOB: 0 BB: 0 P: 3	R: 0 E: 0 K: 2 S: 8	H: 1 LOB: 1 BB: 0 P: 8	R: 0 E: 0 K: 0 S: 4	H: 2 LOB: 2 BB: 2 P: 12	R: 2 E: 0 K: 0 S: 4	H: 2 LOB: 2 BB: 2 P: 12	1B: 10 2B: 0 3B: 1 HR: 3	SF: 0 SAC: 0 DP: 0 HBP: 0	WP: 0 PB: 0 SB: 1 CS: 1	PA: 38
PITCHER	IP WLS BF H R ER SO BB IBB HBP BLK WP HR S P ERA WHIP	IP WLS BF H R ER SO BB IBB HBP BLK WP HR S P ERA WHIP																				
Joaquin Andujar R ERA: 3.62 (1, 1)	4.0 L 20 9 6 6 2 0 0 0 0 0 2 23 27 13.50 2.500	1.0 5 2 2 2 0 0 0 0 0 0 0 1 5 5 18.00 2.000																				
Randy Niemann L ERA: 5.87 (5, 1)																						
Joe Sambito L ERA: 2.19 (6, 1)																						
Frank LaCorte R ERA: 2.83 (8, 1)																						

Houston Astros @ Pittsburgh Pirates
Three Rivers Stadium, Pittsburgh, PA
Wed Sep 03 1980, 7:05 PM EDT
Att: 18,502 - Unknown

AB 35
R 10
H 14
RBI 10
BB 3
SO 4
LOB 10



Batter	1	2	3	4	5	6	7	8	9	AB	R	H	RBI	BB	SO	LOB	TOP																		
Omar Moreno, L (1,8) OBP: 0.312, SLG: 0.336	1-3		K			4-3		SH5-3		3	0	0	0	0	1	0																			
Tim Foli, R (1,6) OBP: 0.309, SLG: 0.348	F9				1B	F8		6-3		4	1	1	0	0	0	2																			
Bill Madlock, R (1,5) OBP: 0.341, SLG: 0.390	6-3				F6	P4		1B		4	0	1	1	0	0	1																			
Dave Parker, L (1,9) OBP: 0.340, SLG: 0.477		6-3			F7		G3 1B	1B		4	1	2	0	0	0	1																			
Bill Robinson, R (1,3) OBP: 0.312, SLG: 0.475	K				HR		G3 1B	1B		4	1	2	2	0	1	2																			
Lee Lacy, R (1,7) OBP: 0.411, SLG: 0.513	E6				CS		G3			1	0	0	0	1	0	0																			
Mike Easter, L (7,PH) OBP: 0.382, SLG: 0.583					BB		1-2 2-3			2	0	0	0	0	0	2																			
Phil Garner, R (1,4) OBP: 0.313, SLG: 0.360	F3				CS	F7		F5		4	0	0	1	0	0	2																			
Steve Nicosia, R (1,2) OBP: 0.289, SLG: 0.276						4-3		5-3		2	0	1	0	0	0	0																			
John Milner, L (7,PH) OBP: 0.368, SLG: 0.352										1	0	0	0	0	0	1																			
Kent Tekulve, R (7,1) OBP: 0.382, SLG: 0.583										0	0	0	0	0	0	0																			
Grant Jackson, S (8,1) OBP: 0.382, SLG: 0.583										0	0	0	0	0	0	0																			
Bernie Carbo, L (9,PH) OBP: 0.286, SLG: 0.167										1	0	0	0	0	0	0																			
Jim Bibby, R (1,1) OBP: 0.208, SLG: 0.215										2	0	0	0	0	1	0																			
Ed Ott, L (7,2) OBP: 0.330, SLG: 0.382										1	0	1	0	0	0	0																			
Matt Alexander, S (6,PR) OBP: 0.333, SLG: 0.667										0	1	0	0	0	0	0																			
Tony Peña, R (8,2) OBP: 0.333, SLG: 0.667								SH5-3 1B		0	0	0	0	0	0	0																			
Inning Stats	R: 0 E: 0 K: 0 S: 3	H: 0 LOB: 0 BB: 0 P: 3	R: 0 E: 1 K: 1 S: 6	H: 0 LOB: 1 BB: 0 P: 6	R: 0 E: 0 K: 2 S: 7	H: 1 LOB: 0 BB: 0 P: 7	R: 2 E: 0 K: 0 S: 4	H: 2 LOB: 0 BB: 1 P: 8	R: 0 E: 0 K: 0 S: 3	H: 0 LOB: 0 BB: 0 P: 3	R: 0 E: 0 K: 0 S: 5	H: 0 LOB: 1 BB: 0 P: 5	R: 1 E: 0 K: 0 S: 6	H: 3 LOB: 2 BB: 0 P: 6	R: 0 E: 0 K: 0 S: 3	H: 0 LOB: 0 BB: 0 P: 3	1B: 7 2B: 0 3B: 0 HR: 1	SF: 0 SAC: 1 DP: 0 HBP: 0	WP: 0 PB: 0 SB: 1 CS: 1	PA: 36															
PITCHER	IP WLS BF H R ER SO BB IBB HBP BLK WP HR S P ERA WHIP																																		
Larry McWilliams, L (1,1) ERA: 4.86	6.0	23	5	3	3	3	1	0	0	0	0	0	1	28	32	4.50	1.000																		
Rick Camp, R (7,1) ERA: 2.14	3.0	W	12	3	1	1	0	0	0	0	0	0	0	0	12	12	3.00	1.000																	

Pittsburgh Pirates @ Atlanta Braves
Atlanta-Fulton County Stadium, Atlanta, GA

AB 33
R 4
H 8
RBI 4
BB 1
SO 3
LOB 11



WP: 0 PA: 36
PB: 0
SB: 1
CS: 1

Fri Sep 05 1980, 7:05 PM EDT
Att: 29,610 - Unknown

Batter	1	2	3	4	5	6	7	8	9	AB	R	H	RBI	BB	SO	LOB	BOTTOM																		
Jerry Royster, R (1,7) OBP: 0.302, SLG: 0.316	SH		P6		F9		P4			4	1	1	0	0	0	0																			
Rafael Ramirez, R (1,6) OBP: 0.291, SLG: 0.387	SH		F5							2	1	0	0	0	0	0																			
Biff Pocoroba, S (8,PH) OBP: 0.416, SLG: 0.462	1B				6-3					1	0	1	0	0	0	0																			
Gary Cooper, S (8,PR) OBP: 0.416, SLG: 0.462	6-3-5									0	1	0	0	0	0	0																			
Gary Matthews, R (1,9) OBP: 0.328, SLG: 0.442	6-3-5		5-3			6-3		1B		4	0	2	0	0	0	0																			
Bob Horner, R (1,5) OBP: 0.304, SLG: 0.525	6-3-5				K			FC6-4		4	2	1	1	0	1	3																			
Mike Lum, R (9,3) OBP: 0.346, SLG: 0.239	1-3					HR		HR		0	0	0	0	0	0	0																			
Chris Chambliss, L (1,3) OBP: 0.337, SLG: 0.427	F9				BB	F7		HR		2	0	0	0	1	0	1																			
Jeff Burroughs, R (8,PH) OBP: 0.344, SLG: 0.457					BB					1	1	1	3	0	0	0																			
Luis Gomez, R (9,6) OBP: 0.243, SLG: 0.217					7-2			HR		0	0	0	0	0	0	0																			
Dale Murphy, R (1,8) OBP: 0.355, SLG: 0.519			F7		BB			HR		2	1	1	2	2	0	0																			
Glenn Hubbard, R (1,4) OBP: 0.324, SLG: 0.409					BB			FC6-4		2	0	0	0	2	0	1																			
Bruce Benedict, R (1,2) OBP: 0.307, SLG: 0.325			5-4-3		BB			F8		4	0	0	0	0	0	5																			
Larry McWilliams, L (1,1) OBP: 0.212, SLG: 0.146										2	0	0	0	0	0	1																			
Rick Camp, R (7,1) OBP: 0.167, SLG: 0.333	4-3					6-3				1	0	0	0	0	1	0																			
Inning Stats	R: 2 E: 1 K: 0 S: 5	H: 2 LOB: 0 BB: 0 P: 5	R: 0 E: 0 K: 0 S: 3	H: 0 LOB: 1 BB: 1 P: 7	R: 0 E: 0 K: 0 S: 3	H: 0 LOB: 0 BB: 0 P: 3	R: 0 E: 0 K: 1 S: 4	H: 0 LOB: 2 BB: 3 P: 16	R: 0 E: 0 K: 0 S: 3	H: 0 LOB: 0 BB: 0 P: 3	R: 2 E: 0 K: 0 S: 5	H: 2 LOB: 0 BB: 0 P: 5	R: 0 E: 0 K: 1 S: 5	H: 0 LOB: 0 BB: 0 P: 5	R: 3 E: 0 K: 0 S: 6	H: 3 LOB: 1 BB: 1 P: 10	1B: 4 2B: 3 3B: 0 HR: 2	SF: 0 SAC: 1 DP: 2 HBP: 0	WP: 0 PB: 0 SB: 1 CS: 0	PA: 35															
PITCHER	IP WLS BF H R ER SO BB IBB HBP BLK WP HR S P ERA WHIP																																		
Jim Bibby, R (1,1) ERA: 3.38	6.0		4	4	3	1	0	0	0	0	0	0	0	8	8	13.50	1.500																		
Kent Tekulve, R (7,1) ERA: 2.53	1.1	L	6	2	2	2	1	0	0	0	0	0	0	8	8	13.50	1.500																		
Grant Jackson, L (8,1) ERA: 2.7	0.2		4	1	1	1	0	1	0	0	0	0	0	1	3	7	13.50	3.000																	

Pittsburgh Pirates @ Atlanta Braves
Atlanta-Fulton County Stadium, Atlanta, GA

AB 29
R 7
H 7
RBI 6
BB 5
SO 2
LOB 11



WP: 0 PA: 35
PB: 0
SB: 1
CS: 0

Fri Sep 05 1980, 7:05 PM EDT
Att: 29,610 - Unknown

Batter	1	2	3	4	5	6	7	8	9	AB	R	H	RBI	BB	SO	LOB	TOP		
Omar Moreno, L (1,8) OBP: 0.312, SLG: 0.334	F9		F8			3-1		IBB		3	0	0	0	1	0	0			
Tim Foli, R (1,6) OBP: 0.306, SLG: 0.345	K						F9	F3		4	0	0	0	0	2	3			
Bill Madlock, R (1,5) OBP: 0.338, SLG: 0.387	F8			K			6-3		6-3	4	0	0	0	0	1	0			
Dave Parker, L (1,9) OBP: 0.338, SLG: 0.473		K		K			4-3		4-3	4	0	0	0	0	2	0			
Mike Easter, L (1,7) OBP: 0.381, SLG: 0.579	F8				F3			FC1-6 BB E 1B	6-3	4	1	1	0	0	0	0			
John Milner, L (1,3) OBP: 0.372, SLG: 0.369										2	1	1	1	1	0	0			
Matt Alexander, S (8, PR) OBP: 0.333, SLG: 0.667						F3				0	0	0	0	0	0	0			
Dale Berra, R (8,5) OBP: 0.287, SLG: 0.387	HR							FC1-6 BB		0	0	0	0	0	0	0			
Ed Ott, L (1,2) OBP: 0.327, SLG: 0.378	4-3				5-3			FC1-6 E		3	0	0	0	0	0	2			
Phil Garner, R (1,4) OBP: 0.311, SLG: 0.358			4-3			E6		E6		3	0	0	0	0	0	1			
Bert Blyleven, R (1,1) OBP: 0.074, SLG: 0.057						G1-6-4		4-3		2	0	0	0	0	0	1			
Bob Beall, S (8, PH)			P5							1	0	0	0	0	0	2			
Enrique Romo, R (8,1) OBP: 0.545, SLG: 0.444								4-3		0	0	0	0	0	0	0			
Inning Stats	R: 0 E: 0 K: 1 S: 5	H: 0 LOB: 0 BB: 0 P: 5	R: 1 E: 0 K: 1 S: 6	H: 1 LOB: 0 BB: 0 P: 6	R: 0 E: 0 K: 0 S: 3	H: 0 LOB: 0 BB: 0 P: 3	R: 0 E: 0 K: 3 S: 9	H: 0 LOB: 0 BB: 0 P: 9	R: 0 E: 0 K: 0 S: 3	H: 0 LOB: 0 BB: 0 P: 3	R: 0 E: 0 K: 0 S: 3	H: 0 LOB: 0 BB: 0 P: 3	R: 1 E: 1 K: 0 S: 5	H: 1 LOB: 3 BB: 2 P: 13	R: 0 E: 0 K: 0 S: 3	H: 0 LOB: 0 BB: 0 P: 3	1B: 1 2B: 0 3B: 0 HR: 1	SF: 0 SAC: 0 DP: 1 HBP: 0	WP: 0 PA: 32 SB: 0 CS: 0
PITCHER	IP	WLS	BF	H	R	ER	SO	BB	IBB	HBP	BLK	WP	HR	S	P	ERA	WHIP		
Phil Niekro, R (1,1) ERA: 3.74	7.0	W	24	2	2	1	5	1	0	0	0	0	1	33	37	1.29	0.429		
Gene Garber, R (8,1) ERA: 3.97	2.0	S	8	0	0	0	0	0	1	0	0	0	0	7	11	0.00	0.000		

Pittsburgh Pirates @ Atlanta Braves
Atlanta-Fulton County Stadium, Atlanta, GA
Sat Sep 06 1980, 3:33 AM EDT
Att: 17,821 - Unknown

AB 30
R 2
H 2
RBI 1
BB 2
SO 5
LOB 9



Batter	1	2	3	4	5	6	7	8	9	AB	R	H	RBI	BB	SO	LOB	BOTTOM		
Jerry Royster, R (1,7) OBP: 0.304, SLG: 0.319	1B S F9 BB		6-3			E9 1B 2B		P3		3	1	1	0	1	0	0			
Rafael Ramirez, R (1,6) OBP: 0.298, SLG: 0.391				F8		HR 1B		5-3		4	1	2	1	0	0	0			
Gary Matthews, R (1,9) OBP: 0.326, SLG: 0.439	1B F9			4-3		K				3	0	0	0	0	1	3			
Bob Horner, R (1,5) OBP: 0.307, SLG: 0.534	3H 6-3					HR 1B				3	1	2	2	0	0	1			
Chris Chambliss, L (1,3) OBP: 0.335, SLG: 0.424		K		F7		3-1				3	0	0	0	0	1	1			
Dale Murphy, R (1,8) OBP: 0.357, SLG: 0.516		K			K			K		3	0	0	0	0	3	0			
Glenn Hubbard, R (1,4) OBP: 0.321, SLG: 0.405		6-3			K			4-3		3	0	0	0	0	1	0			
Bruce Benedict, R (1,2) OBP: 0.304, SLG: 0.322			5-3		5-3			K		3	0	0	0	0	1	0			
Phil Niekro, R (1,1) OBP: 0.156, SLG: 0.211						F2				2	0	0	0	0	1	0			
Gene Garber, R (8,1) OBP: 0.500, SLG: 0.500			K					K		1	0	0	0	0	1	0			
Inning Stats	R: 0 E: 0 K: 0 S: 3	H: 1 LOB: 1 BB: 1 P: 7	R: 0 E: 0 K: 2 S: 7	H: 0 LOB: 0 BB: 0 P: 7	R: 0 E: 0 K: 1 S: 5	H: 0 LOB: 0 BB: 0 P: 5	R: 0 E: 0 K: 0 S: 4	H: 1 LOB: 1 BB: 0 P: 4	R: 0 E: 0 K: 2 S: 7	H: 0 LOB: 0 BB: 0 P: 7	R: 3 E: 1 K: 1 S: 8	H: 3 LOB: 0 BB: 0 P: 8	R: 0 E: 0 K: 2 S: 7	H: 0 LOB: 0 BB: 0 P: 7	R: 0 E: 0 K: 1 S: 5	H: 0 LOB: 0 BB: 0 P: 5	1B: 3 2B: 1 3B: 0 HR: 1	SF: 0 SAC: 0 DP: 0 HBP: 0	WP: 0 PA: 29 SB: 1 CS: 0
PITCHER	IP	WLS	BF	H	R	ER	SO	BB	IBB	HBP	BLK	WP	HR	S	P	ERA	WHIP		
Bert Blyleven, R (1,1) ERA: 3.85	7.0	L	26	5	3	3	8	1	0	0	0	0	1	41	45	3.86	0.857		
Enrique Romo, R (8,1) ERA: 3.05	1.0		3	0	0	0	1	0	0	0	0	0	0	5	5	0.00	0.000		

Pittsburgh Pirates @ Atlanta Braves
Atlanta-Fulton County Stadium, Atlanta, GA
Sat Sep 06 1980, 3:33 AM EDT
Att: 17,821 - Unknown


AB 28
R 3
H 5
RBI 3
BB 1
SO 9
LOB 5



Batter	1	2	3	4	5	6	7	8	9	AB	R	H	RBI	BB	SO	LOB	TOP																	
Omar Moreno, L (1, 8) OBP: 0.316, SLG: 0.337	FC5 SF9 1B	0-0 S 1B		4-0 BB		0-0 G5-4-3 1B			6-3 2	4	1	3	1	1	0	0																		
Tim Foli, R (1, 6) OBP: 0.303, SLG: 0.342	F2 1-2	SF7 1-2 3-H		F4 3		G5-4-3 1-2 3			F8 3	4	0	0	1	0	0	5																		
Bill Madlock, R (1, 5) OBP: 0.338, SLG: 0.384	SF9 E BB	6-3 3			6-3 1				5-3 1	3	0	0	0	1	0	1																		
Dave Parker, L (1, 9) OBP: 0.335, SLG: 0.469	FC5 1-2 2-3			F7 1		E4 CS			1-3 2	4	0	0	0	0	0	2																		
Mike Easter, L (1, 7) OBP: 0.376, SLG: 0.574	SF9 2-3 3-H			K 2		F7 1-2 3			F8 3	3	0	0	1	0	1	1																		
John Milner, L (1, 3) OBP: 0.370, SLG: 0.363	F3 3			G3 3		1B BB			F8 1	3	1	0	0	1	0	2																		
Ed Ott, L (1, 2) OBP: 0.326, SLG: 0.377				F9 1		F8 1			4-3 2	4	1	1	0	0	0	1																		
Phil Garner, R (1, 4) OBP: 0.315, SLG: 0.361				1B SH5-4 SF7 1B		1B 1-3 1B			F7 3	4	2	3	0	0	0	0																		
Rick Rhoden, R (1, 1) OBP: 0.452, SLG: 0.633				SH5-4 1		P3 1-2			P4 1	2	0	1	2	0	0	1																		
Lee Lacy, R (7, 7) OBP: 0.410, SLG: 0.510						1B 2-H 3-H				1	0	0	0	0	0	0																		
Kent Tekulve, R (7, 1)						1B				0	0	0	0	0	0	0																		
Inning Stats	R: 1 E: 1 K: 0 S: 5	H: 1 LOB: 2 BB: 1 P: 9	R: 2 E: 0 K: 0 S: 6	H: 3 LOB: 1 BB: 0 P: 6	R: 0 E: 0 K: 1 S: 5	H: 0 LOB: 0 BB: 0 P: 5	R: 0 E: 0 K: 0 S: 4	H: 1 LOB: 2 BB: 1 P: 8	R: 0 E: 1 K: 0 S: 3	H: 0 LOB: 0 BB: 0 P: 3	R: 0 E: 0 K: 0 S: 3	H: 0 LOB: 0 BB: 0 P: 3	R: 0 E: 0 K: 0 S: 3	H: 0 LOB: 0 BB: 0 P: 3	R: 0 E: 0 K: 0 S: 3	H: 0 LOB: 0 BB: 0 P: 3	1B: 8 2B: 0 3B: 0 HR: 0	SF: 2 SAC: 1 DP: 1 HBP: 0	WP: 0 PB: 0 SB: 3 CS: 1	PA: 38														
PITCHER	IP WLS BF H R ER SO BB IBB HBP BLK WP HR S P ERA WHIP																	PITCHER	IP WLS BF H R ER SO BB IBB HBP BLK WP HR S P ERA WHIP															
Rick Matula, R (1, 1) ERA: 4.74	2.0	12	4	3	2	0	1	0	0	0	0	0	0	0	11	15	9.00	2.500																
Al Hrabosky, L (3, 1) ERA: 4.14	3.0	11	1	0	0	1	1	0	0	0	0	0	0	0	12	16	0.00	0.667																
Gene Garber, R (6, 1) ERA: 4.11	2.0	9	3	2	2	0	1	0	0	0	0	0	0	8	12	9.00	2.000																	
Larry Bradford, L (8, 1) ERA: 2.76	1.0	W	3	0	0	0	0	0	0	0	0	0	0	3	3	0.00	0.000																	
Rick Camp, R (9, 1) ERA: 2.12	1.0	S	3	0	0	0	0	0	0	0	0	0	0	3	3	0.00	0.000																	
Batter	1	2	3	4	5	6	7	8	9	AB <th>R</th> <th>H</th> <th>RBI</th> <th>BB</th> <th>SO</th> <th>LOB</th> <th>BOTTOM</th>	R	H	RBI	BB	SO	LOB	BOTTOM																	
Jerry Royster, R (1, 7) OBP: 0.301, SLG: 0.315	6-3 1		5-3 1		F9 2		G5-4-3 1-2 3			4	0	0	0	0	0	1																		
Rafael Ramirez, R (1, 6) OBP: 0.305, SLG: 0.389	6-3 2		6-3 2		HBP				1B G6-4-3 1B	3	1	1	0	0	0	0																		
Gary Matthews, R (1, 9) OBP: 0.326, SLG: 0.438	5-3 3		6-3 3		F3 3				1B G6-4-3 1B	4	0	1	0	0	0	1																		
Bob Horner, R (1, 5) OBP: 0.309, SLG: 0.550			K 1		HR				G6-4-3 1-2 3-H	4	2	2	2	0	1	1																		
Rick Camp, R (9, 1) OBP: 0.167, SLG: 0.333			K 1		HR				G6-4-3 1-2 3-H	0	0	0	0	0	0	0																		
Chris Chambliss, L (1, 3) OBP: 0.336, SLG: 0.424			1B E 1B		4-3 1				F5 1	3	2	1	0	1	0	0																		
Dale Murphy, R (1, 8) OBP: 0.355, SLG: 0.522			FC6-4 E 1B		K 2				5-3 2	4	1	2	2	0	1	0																		
Glenn Hubbard, R (1, 4) OBP: 0.320, SLG: 0.402			E5 FC6-4 1-2 2-H		BB				6-3 3	3	0	0	0	1	0	1																		
Bruce Benedict, R (1, 2) OBP: 0.304, SLG: 0.322			FC6-4 1-2 2-3		F9 3					3	0	1	0	0	0	3																		
Rick Matula, R (1, 1) OBP: 0.151, SLG: 0.115			K 3		4-3 1					0	0	0	0	0	0	0																		
Mike Luttig, L (2, PH) OBP: 0.344, SLG: 0.226										1	0	0	0	0	1	2																		
Al Hrabosky, R (3, 1) OBP: 0.344, SLG: 0.226										0	0	0	0	0	0	0																		
Biff Pocoreba, S (5, PH) OBP: 0.410, SLG: 0.455										0	0	0	0	0	0	0																		
Gene Garber, R (6, 1) OBP: 0.500, SLG: 0.500										0	0	0	0	0	0	0																		
Jeff Burroughs, R (7, PH) OBP: 0.320, SLG: 0.450										0	0	0	0	0	0	0																		
Larry Bradford, R (8, 1) OBP: 0.320, SLG: 0.450										0	0	0	0	0	0	0																		
Gary Cooper, S (9, 7)										0	0	0	0	0	0	0																		
Inning Stats	R: 0 E: 0 K: 0 S: 3	H: 0 LOB: 0 BB: 0 P: 3	R: 1 E: 1 K: 2 S: 10	H: 2 LOB: 2 BB: 0 P: 10	R: 0 E: 0 K: 0 S: 3	H: 0 LOB: 0 BB: 0 P: 3	R: 1 E: 0 K: 1 S: 6	H: 1 LOB: 1 BB: 1 P: 10	R: 0 E: 0 K: 0 S: 3	H: 0 LOB: 1 BB: 0 P: 4	R: 1 E: 0 K: 0 S: 4	H: 1 LOB: 0 BB: 0 P: 4	R: 0 E: 0 K: 0 S: 3	H: 1 LOB: 0 BB: 1 P: 3	R: 3 E: 0 K: 0 S: 5	H: 3 LOB: 0 BB: 1 P: 9	1B: 5 2B: 0 3B: 0 HR: 3	SF: 0 SAC: 0 DP: 2 HBP: 1	WP: 0 PB: 0 SB: 0 CS: 0	PA: 34														
PITCHER	IP WLS BF H R ER SO BB IBB HBP BLK WP HR S P ERA WHIP																	PITCHER	IP WLS BF H R ER SO BB IBB HBP BLK WP HR S P ERA WHIP															
Rick Rhoden, R (1, 1) ERA: 4.1	6.0	26	5	3	2	3	1	0	0	0	0	0	0	0	30	35	3.00	1.000																
Kent Tekulve, R (7, 1) ERA: 3.1	2.0	L	8	3	3	3	0	1	0	0	0	0	0	1	7	11	13.50	2.000																


Pittsburgh Pirates @ Atlanta Braves
Atlanta-Fulton County Stadium, Atlanta, GA
Sun Sep 07 1980, 3:33 AM EDT
Att: 19,762 - Unknown

AB 32
R 5
H 8
RBI 5
BB 3
SO 1
LOB 13



Pittsburgh Pirates @ Atlanta Braves
Atlanta-Fulton County Stadium, Atlanta, GA
Sun Sep 07 1980, 3:33 AM EDT
Att: 19,762 - Unknown

AB 31
R 6
H 8
RBI 4
BB 2
SO 3
LOB 10



Batter	1	2	3	4	5	6	7	8	9	AB	R	H	RBI	BB	SO	LOB	TOP																
Omar Moreno, L (1, 8) OBP: 0.314, SLG: 0.334	0-0 F7		0-0 4-3			0-0 2-3		0-0 4-3		4	0	0	0	0	0	1																	
Tim Foli, R (1, 6) OBP: 0.300, SLG: 0.339	0-0 F4			0-0 F4		0-0 F4		0-0 F6		4	0	0	0	0	0	0																	
Bill Madlock, R (1, 5) OBP: 0.335, SLG: 0.380	0-0 F8			0-0 5-3			0-0 F7		0-0 F4	4	0	0	0	0	0	0																	
Dave Parker, L (1, 9) OBP: 0.336, SLG: 0.471		0-0 4-3		0-0 F8			0-0 2B		0-0 FC4-6	4	1	2	0	0	0	0																	
Mike Easter, L (1, 7) OBP: 0.375, SLG: 0.573		0-0 3-1			0-0 F7		0-0 2B		0-0 FC4-6	4	0	1	1	0	0	1																	
John Milner, L (1, 3) OBP: 0.376, SLG: 0.379		0-3 K			0-0 HR		0-0 FC6-4		0-0 1B	2	1	1	1	2	1	0																	
Ed Ott, L (1, 2) OBP: 0.328, SLG: 0.376			0-0 6-3		0-0 G6-4-3		0-0 F8		0-0 1B	3	0	1	0	1	0	2																	
Phil Garner, R (1, 4) OBP: 0.314, SLG: 0.360			0-0 S		0-0 G6-4-3		0-0 FC6-4		0-3 K	4	0	1	0	0	1	6																	
Don Robinson, R (1, 1) OBP: 0.349, SLG: 0.488			0-0 4-3			0-0 F8		0-0 F9		2	0	0	0	0	0	1																	
Kurt Bevacqua, R (8, PH) OBP: 0.337, SLG: 0.357										1	0	0	0	0	0	0																	
Enrique Romo, R (8, 1) OBP: 0.545, SLG: 0.444										0	0	0	0	0	0	0																	
Kent Tekulve, R (8, 1)										0	0	0	0	0	0	0																	
Inning Stats	R: 0 E: 0 K: 0 S: 3	H: 0 LOB: 0 BB: 0 P: 3	R: 0 E: 0 K: 1 S: 5	H: 0 LOB: 0 BB: 0 P: 5	R: 0 E: 0 K: 0 S: 4	H: 1 LOB: 1 BB: 0 P: 4	R: 0 E: 0 K: 0 S: 3	H: 0 LOB: 0 BB: 0 P: 3	R: 1 E: 0 K: 0 S: 3	H: 1 LOB: 0 BB: 1 P: 7	R: 0 E: 0 K: 0 S: 3	H: 0 LOB: 0 BB: 0 P: 3	R: 1 E: 0 K: 0 S: 5	H: 2 LOB: 2 BB: 1 P: 9	R: 0 E: 0 K: 1 S: 7	H: 0 LOB: 0 BB: 1 P: 11	R: 0 E: 0 K: 1 S: 7	H: 2 LOB: 3 BB: 1 P: 11	1B: 3 2B: 2 3B: 0 HR: 1	SF: 0 SAC: 0 DP: 1 HBP: 0	WP: 0 PB: 0 SB: 1 CS: 0	PA: 35											
PITCHER	IP WLS BF H R ER SO BB IBB HBP BLK WP HR S P ERA WHIP																																
Bob Walk, R (1, 1) ERA: 4.66	6.1	23	4	2	2	1	1	0	0	0	0	0	1	24	28	2.84	0.789																
Tug McGraw, L (7, 1) ERA: 1.9	2.2	W	12	2	0	0	1	2	0	0	0	0	0	12	20	0.00	1.500																

Pittsburgh Pirates @ Philadelphia Phillies
Veterans Stadium, Philadelphia, PA
Mon Sep 08 1980, 7:05 PM EDT
Att: 40,576 - Unknown

AB 32
R 2
H 6
RBI 2
BB 3
SO 2
LOB 11



Batter	1	2	3	4	5	6	7	8	9	AB	R	H	RBI	BB	SO	LOB	BOTTOM																
Pete Rose, S (1, 3) OBP: 0.360, SLG: 0.365	0-3 K		0-0 F8		0-0 5-3		0-0 F7			4	0	0	0	0	1	0																	
Bake McBride, L (1, 9) OBP: 0.333, SLG: 0.454	0-0 F8					0-0 CS		0-0 1B		4	1	4	0	0	0	0																	
Mike Schmidt, R (1, 5) OBP: 0.383, SLG: 0.600	0-0 F8		0-0 F3			0-0 1B		0-0 1B		4	2	2	1	0	0	2																	
Greg Luzinski, R (1, 7) OBP: 0.365, SLG: 0.473	0-0 2-3		0-0 K			0-0 HR		0-0 1B		3	0	1	1	1	2	1																	
Jay Loviglio, R (8, PR)										0	1	0	0	0	0	0																	
Greg Gross, L (9, 7) OBP: 0.338, SLG: 0.312	0-0 FC6-4					0-0 K		0-0 SH3		0	0	0	0	0	0	0																	
Manny Trillo, R (1, 4) OBP: 0.353, SLG: 0.438	0-0 FC6-4				0-0 F9		0-0 1B		0-0 SH3	3	1	1	0	0	0	2																	
Gary Maddox, R (1, 8) OBP: 0.273, SLG: 0.382		0-3 K		0-0 F4		0-0 1B		0-0 2B		3	1	1	1	1	1	0																	
Larry Bowa, S (1, 6) OBP: 0.287, SLG: 0.322		0-0 S		0-3 K		0-0 F8		0-0 2B		4	0	2	2	0	1	1																	
Bob Boone, R (1, 2) OBP: 0.302, SLG: 0.345		0-0 F3			0-0 F9		0-0 F8		0-0 IBB	3	0	0	0	1	0	1																	
Bob Walk, R (1, 1) OBP: 0.240, SLG: 0.178		0-3 K			0-3 K		0-3 K		0-0 SH2-4-1	2	0	0	0	0	2	1																	
Tug McGraw, R (7, 1) OBP: 0.333, SLG: 0.333									0-0 SH2-4-1	1	0	0	1	0	1	0																	
Inning Stats	R: 0 E: 0 K: 1 S: 6	H: 1 LOB: 2 BB: 1 P: 10	R: 0 E: 0 K: 2 S: 8	H: 1 LOB: 1 BB: 0 P: 8	R: 0 E: 0 K: 1 S: 6	H: 1 LOB: 1 BB: 0 P: 6	R: 0 E: 0 K: 1 S: 5	H: 0 LOB: 0 BB: 0 P: 5	R: 0 E: 0 K: 1 S: 5	H: 0 LOB: 0 BB: 0 P: 5	R: 2 E: 0 K: 1 S: 8	H: 4 LOB: 1 BB: 0 P: 8	R: 0 E: 0 K: 1 S: 5	H: 0 LOB: 0 BB: 0 P: 5	R: 4 E: 0 K: 0 S: 6	H: 4 LOB: 2 BB: 2 P: 14	R: 0 E: 0 K: 1 S: 6	H: 4 LOB: 2 BB: 2 P: 14	1B: 7 2B: 4 3B: 0 HR: 1	SF: 0 SAC: 2 DP: 1 HBP: 0	WP: 0 PB: 0 SB: 1 CS: 1	PA: 36											
PITCHER	IP WLS BF H R ER SO BB IBB HBP BLK WP HR S P ERA WHIP																																
Don Robinson, R (1, 1) ERA: 4.33	7.0	28	7	2	2	8	1	0	0	0	0	0	0	43	47	2.57	1.143																
Enrique Romo, R (8, 1) ERA: 3.3	0.1	L	4	3	4	4	0	0	0	0	0	4	4	108.00	9.000																		
Kent Tekulve, R (8, 1) ERA: 3.19	0.2		4	1	0	0	0	0	2	0	0	0	0	2	10	0.00	1.500																

Pittsburgh Pirates @ Philadelphia Phillies
Veterans Stadium, Philadelphia, PA
Mon Sep 08 1980, 7:05 PM EDT
Att: 40,576 - Unknown


AB 31
R 6
H 11
RBI 6
BB 3
SO 8
LOB 8



Batter	1	2	3	4	5	6	7	8	9	10	11	12	13	14	AB	R	H	RBI	BB	SO	LOB	TOP											
Omar Moreno, L OBP: 0.314, SLG: 0.334 (1, 8)	G3		6-3		K							F8		K	7	0	2	1	0	2	0												
Tim Foli, R OBP: 0.299, SLG: 0.336 Matt Alexander, S OBP: 0.333, SLG: 0.667 (12, PR) Dale Berra, R OBP: 0.287, SLG: 0.387 (12, 6)	F6		F9		5-3		5-3		4-3						6	0	1	0	0	0	2												
Dave Parker, L OBP: 0.336, SLG: 0.470 Mike Easter, L OBP: 0.375, SLG: 0.569 (1, 9) (7, 9)	1B		K			K		K		6-3					3	0	1	0	0	2	0												
Bill Madlock, R OBP: 0.337, SLG: 0.381 (1, 5)	K			F3								FC5-4-2			5	0	2	0	0	1	3												
Bill Robinson, R OBP: 0.317, SLG: 0.473 (1, 3)		2B SF8	1B			F8				K					5	1	2	0	1	1	2												
Lee Lacy, R OBP: 0.408, SLG: 0.518 (1, 7)		SF8	2B			CS				F8					6	2	2	0	0	1	4												
Phil Garner, R OBP: 0.314, SLG: 0.361 (1, 4)		SF8													4	1	1	2	1	0	2												
Steve Nicolson, R OBP: 0.295, SLG: 0.373 (1, 2) John Milner, R OBP: 0.295, SLG: 0.377 (1, 1) Bernie Carbo, R OBP: 0.295, SLG: 0.444 (15, PH) Eddie Solomon, R OBP: 0.295, SLG: 0.373 (11, 1) Rod Scurry, L OBP: 0.295, SLG: 0.373 (13, 1) Mark Lee, R OBP: 0.295, SLG: 0.373 (13, 1)		2-3 3-H	SF8							4-3					2	0	0	1	0	0	3												
John Candelaria, L OBP: 0.295, SLG: 0.162 Grant Jackson, S OBP: 0.295, SLG: 0.162 Kent Tekulve, R OBP: 0.295, SLG: 0.162 Ed Ott, L OBP: 0.325, SLG: 0.373 (9, PH) (9, 2)		4-3				6-3									3	0	0	0	0	0	1												
Inning Stats	R: 0 E: 0 K: 1 S: 6	H: 1 LOB: 1 BB: 0 P: 6	R: 2 E: 0 K: 1 S: 5	H: 2 LOB: 0 BB: 0 P: 5	R: 0 E: 0 K: 1 S: 5	H: 0 LOB: 2 BB: 0 P: 5	R: 0 E: 0 K: 1 S: 5	H: 0 LOB: 0 BB: 0 P: 5	R: 0 E: 0 K: 1 S: 6	H: 1 LOB: 1 BB: 0 P: 7	R: 0 E: 0 K: 1 S: 4	H: 0 LOB: 1 BB: 0 P: 6	R: 0 E: 0 K: 1 S: 5	H: 0 LOB: 0 BB: 1 P: 5	R: 0 E: 0 K: 1 S: 4	H: 0 LOB: 0 BB: 1 P: 8	R: 0 E: 0 K: 1 S: 3	H: 0 LOB: 0 BB: 1 P: 5	R: 0 E: 0 K: 1 S: 4	H: 0 LOB: 0 BB: 1 P: 8	1B: 8 2B: 3 3B: 1 HR: 0	SF: 2 SAC: 0 DP: 2 HBP: 1	WP: 0 PB: 0 SB: 2 CS: 1	PA: 56									
PITCHER	IP ERA WLS BF	H R ER SO	BB IBB HBP BLK	WP HR S P	ERA WHIP	PITCHER																											
Steve Carlton, L ERA: 2.34 Dickie Noles, R ERA: 3.4 Ron Reed, R ERA: 3.98 Warren Brusstar, R ERA: 2.97	8.0 3.0 2.0 1.0	WLS 11 7 3	BF 34 26 3	H 8 2 0	R 4 0 0	ER 0 0 0	SO 5 2 0 1	BB 2 0 1	IBB 0 0 0	HBP 0 0 0	BLK 1 0 0	WP 0 0 0	HR 0 0 0	S 41 15 8	P 50 15 12 8	ERA 0.00 0.00 0.00	WHIP 1.250 0.667 0.500 1.000																

Pittsburgh Pirates @ Philadelphia Phillies
Veterans Stadium, Philadelphia, PA
Tue Sep 09 1980, 7:05 PM EDT
Att. 43,333 - Unknown


AB: 48
R: 11
H: 4
RBI: 4
BB: 4
SO: 9
LOB: 18



Batter	1	2	3	4	5	6	7	8	9	10	11	12	13	14	AB	R	H	RBI	BB	SO	LOB	BOTTOM											
Lonnis Smith, R OBP: 0.386, SLG: 0.451 George Vukovich, L OBP: 0.308, SLG: 0.298 (1, 9) (13, PH) (14, 9)	K		F9		FC5-4			K							5	0	0	0	0	2	2												
Pete Rose, S OBP: 0.356, SLG: 0.361 (1, 3)	6-3		6-3			1-3		4-3		1-3					6	0	0	0	0	0	2												
Mike Schmidt, R OBP: 0.382, SLG: 0.600 (1, 5)	4-3		K			F3						F8			5	1	1	1	1	1	0												
Greg Luzinski, R OBP: 0.307, SLG: 0.475 (8, PH) Jay Longoria, R OBP: 0.295, SLG: 0.333 (9, 1) Dickie Noles, R OBP: 0.295, SLG: 0.333 (13, PH) Ron Reed, R OBP: 0.295, SLG: 0.333 (13, PH) Bernie Carbo, R OBP: 0.295, SLG: 0.444 (15, PH) Warren Brusstar, R OBP: 0.295, SLG: 0.333 (14, 1)			FC1-6			F8						F8			4	0	2	1	0	1	0												
Manny Trillo, R OBP: 0.348, SLG: 0.432 (1, 4)		FC1-6	2B SF8			4-3									6	1	0	0	0	0	6												
Garry Maddox, R OBP: 0.274, SLG: 0.385 (1, 8)						K									6	2	2	0	0	1	0												
Larry Bowa, S OBP: 0.285, SLG: 0.319 (1, 6)			SF8												4	0	0	1	1	0	1												
Bob Boone, R OBP: 0.301, SLG: 0.346 (1, 2)						G3									5	0	1	2	0	0	1												
Steve Carlton, L OBP: 0.167, SLG: 0.170 Keith Moreland, R OBP: 0.360, SLG: 0.480 Bob Dernier, R OBP: 0.360, SLG: 0.480 Greg Gross, L OBP: 0.340, SLG: 0.309 (1, 1) (8, PH) (8, PH) (9, 7)															2	0	1	0	0	1	1												
Inning Stats	R: 0 E: 0 K: 1 S: 5	H: 0 LOB: 0 BB: 0 P: 5	R: 2 E: 0 K: 1 S: 8	H: 3 LOB: 1 BB: 0 P: 8	R: 0 E: 0 K: 1 S: 5	H: 0 LOB: 0 BB: 0 P: 5	R: 0 E: 0 K: 1 S: 5	H: 0 LOB: 0 BB: 0 P: 5	R: 0 E: 0 K: 1 S: 8	H: 0 LOB: 1 BB: 1 P: 7	R: 2 E: 0 K: 1 S: 3	H: 3 LOB: 2 BB: 0 P: 8	R: 0 E: 0 K: 0 S: 3	H: 0 LOB: 0 BB: 0 P: 3	R: 0 E: 0 K: 0 S: 3	H: 0 LOB: 0 BB: 0 P: 3	R: 0 E: 0 K: 0 S: 3	H: 0 LOB: 0 BB: 0 P: 3	R: 0 E: 0 K: 0 S: 3	H: 0 LOB: 3 BB: 2 P: 12	R: 1 E: 0 K: 0 S: 3	H: 1 LOB: 1 BB: 0 P: 3	1B: 3 2B: 4 3B: 1 HR: 0	SF: 1 SAC: 1 DP: 0 HBP: 1	WP: 0 PB: 0 SB: 0 CS: 0	PA: 53							
PITCHER	IP ERA WLS BF	H R ER SO	BB IBB HBP BLK	WP HR S P	ERA WHIP	PITCHER																											
John Candelaria, L ERA: 3.86 Grant Jackson, L ERA: 2.81 Kent Tekulve, R ERA: 3.29 Enrique Romo, R ERA: 3.24 Eddie Solomon, R ERA: 2.76	7.0 0.2 0.1 2.0 2.2	WLS 3 2 6 10	BF 26 3 2 10	H 4 2 0 0	R 2 1 0 0	ER 2 1 0 0	SO 5 1 0 0	BB 1 1 0 1	IBB 0 0 0 0	HBP 0 0 0 0	BLK 0 0 0 0	WP 0 0 0 0	HR 0 0 0 0	S 35 5 3 6 8	P 39 5 3 6 16	ERA 2.57 13.50 27.00 0.00 0.00	WHIP 0.714 1.500 6.000 0.000 0.375																
Rod Scurry, L ERA: 2.21 Mark Lee, R ERA: 3.33	(13, 1) (13, 1)	0.0 0.2	WLS L 4	BF 1 4	H 0 1	R 0 1	ER 0 1	SO 0 0	BB 0 0	HBP 0 0	BLK 0 0	WP 0 0	HR 0 0	S 0 4	P 1 4	ERA 13.50	WHIP 1.500																

Pittsburgh Pirates @ Philadelphia Phillies
Veterans Stadium, Philadelphia, PA
Tue Sep 09 1980, 7:05 PM EDT
Att. 43,333 - Unknown

AB: 47
R: 5
H: 8
RBI: 5
BB: 3
SO: 6
LOB: 14



Batter	1	2	3	4	5	6	7	8	9	AB	R	H	RBI	BB	SO	LOB	TOP			
Omar Moreno, L (1, 8) OBP: 0.312, SLG: 0.338	0-0 P1		0-0 3B			0-3 K		0-0 F8		4	0	1	0	0	1	0				
Tim Foli, R (1, 6) OBP: 0.303, SLG: 0.339	4-0 BB		0-0 6-3			0-0 6-3		0-0 F8		3	0	0	0	1	0	1				
Dave Parker, L (1, 9) OBP: 0.337, SLG: 0.472	0-0 F9		0-0 F8			0-3 K		0-0 1B		4	0	1	0	0	1	2				
Mike Easter, L (1, 7) OBP: 0.373, SLG: 0.564	0-0 F7			0-3 K		0-0 6-3		0-0 P6		4	0	1	0	0	1	2				
Bill Madlock, R (1, 5) OBP: 0.336, SLG: 0.378		0-0 F9		0-0 F9		0-0 6-3		0-0 1B		4	0	1	0	0	0	1				
John Milner, L (1, 3) OBP: 0.371, SLG: 0.370		0-0 F8		0-0 F3		0-0 F7		0-0 F9		4	0	0	0	0	0	3				
Ed Ott, L (1, 2) OBP: 0.325, SLG: 0.373		0-0 1B			0-0 P6		0-0 3-1			3	0	1	0	0	0	1				
Phil Garner, R (1, 4) OBP: 0.314, SLG: 0.361		0-0 F8			0-0 6-3		0-0 F8			3	0	0	0	0	0	1				
Rick Rhoden, R (1, 1) OBP: 0.424, SLG: 0.594			0-0 6-3			0-3 K				2	0	0	0	0	0	0				
Bernie Carbo, L (8, PH) OBP: 0.250, SLG: 0.143					0-0 6-3					1	0	0	0	0	1	0				
Enrique Romo, R (8, 1) OBP: 0.500, SLG: 0.400										0	0	0	0	0	0	0				
Inning Stats	R: 0 E: 0 K: 0 S: 3	H: 0 LOB: 1 BB: 1 P: 7	R: 0 E: 0 K: 0 S: 4	H: 1 LOB: 1 BB: 0 P: 4	R: 0 E: 0 K: 1 S: 4	H: 1 LOB: 0 BB: 0 P: 4	R: 0 E: 0 K: 1 S: 5	H: 0 LOB: 0 BB: 0 P: 5	R: 0 E: 0 K: 2 S: 7	H: 0 LOB: 0 BB: 0 P: 7	R: 0 E: 0 K: 0 S: 4	H: 1 LOB: 1 BB: 0 P: 4	R: 0 E: 0 K: 1 S: 5	H: 0 LOB: 0 BB: 0 P: 5	R: 0 E: 0 K: 0 S: 5	H: 2 LOB: 2 BB: 0 P: 5	1B: 3 2B: 1 3B: 1 HR: 0	SF: 0 SAC: 0 DP: 0 HBP: 0	WP: 0 PB: 0 SB: 0 CS: 0	PA: 33
PITCHER Scott Sanderson, R (1, 1) ERA: 2.96	IP: 9.0 WLS: W BF: 33 H: 5 R: 0 ER: 0 SO: 4 BB: 1 IBB: 0 HBP: 0 BLK: 0 WP: 0 HR: 0 S: 40 P: 44 ERA: 0.00 WHIP: 0.667															PITCHER				

Pittsburgh Pirates @ Montreal Expos
Olympic Stadium, Montreal, QB
Fri Sep 12 1980, 7:05 PM EDT
Att: 36,992 - Unknown


AB	32
R	0
H	5
RBI	0
BB	1
SO	4
LOB	11



Batter	1	2	3	4	5	6	7	8	9	AB	R	H	RBI	BB	SO	LOB	BOTTOM			
Rodney Scott, S (1, 4) OBP: 0.323, SLG: 0.302	0-0 L5		0-0 5-3		0-0 G3			0-0 F8		4	0	0	0	0	0	0				
Rowland Office, L (1, 9) OBP: 0.365, SLG: 0.439	0-0 5-3		0-3 K			0-0 F8		0-3 K		4	0	0	0	0	2	0				
Andre Dawson, R (1, 8) OBP: 0.355, SLG: 0.468	0-3 K			0-0 2B		0-0 P5		0-0 F9		4	0	1	0	0	1	0				
Willie Montanez, L (1, 3) OBP: 0.322, SLG: 0.348		0-0 P5		0-0 F7		0-0 1B		0-0 1B		3	0	1	0	0	0	1				
Gary Carter, R (1, 2) OBP: 0.318, SLG: 0.457		4-0 1B		4-0 BB		0-0 BB		1-2 1B		1	1	1	0	2	0	0				
Warren Cromartie, L (1, 7) OBP: 0.364, SLG: 0.461		0-0 1B		0-0 F9		0-0 F8				3	0	1	0	0	0	4				
Larry Parrish, R (1, 5) OBP: 0.317, SLG: 0.439		0-0 1B		0-3 K			0-0 L6			3	0	1	1	0	1	2				
Chris Speier, R (1, 6) OBP: 0.324, SLG: 0.294		0-0 G4-6-3			0-0 F7		0-0 F2			3	0	0	0	0	0	2				
Scott Sanderson, R (1, 1) OBP: 0.086, SLG: 0.107			0-3 K		0-0 P6		0-3 K			3	0	0	0	0	2	0				
Inning Stats	R: 0 E: 0 K: 1 S: 5	H: 0 LOB: 0 BB: 0 P: 5	R: 1 E: 0 K: 0 S: 4	H: 2 LOB: 1 BB: 1 P: 8	R: 0 E: 0 K: 2 S: 7	H: 0 LOB: 0 BB: 0 P: 7	R: 0 E: 0 K: 1 S: 6	H: 1 LOB: 2 BB: 1 P: 10	R: 0 E: 0 K: 0 S: 3	H: 0 LOB: 0 BB: 0 P: 3	R: 0 E: 0 K: 0 S: 5	H: 2 LOB: 2 BB: 0 P: 5	R: 0 E: 0 K: 1 S: 5	H: 0 LOB: 0 BB: 0 P: 5	R: 0 E: 0 K: 1 S: 5	H: 0 LOB: 0 BB: 0 P: 5	1B: 4 2B: 1 3B: 0 HR: 0	SF: 0 SAC: 0 DP: 1 HBP: 0	WP: 0 PB: 0 SB: 0 CS: 0	PA: 30
PITCHER Rick Rhoden, R (1, 1) ERA: 3.92	IP: 7.0 WLS: L BF: 27 H: 5 R: 1 ER: 1 SO: 5 BB: 2 IBB: 0 HBP: 0 BLK: 0 WP: 0 HR: 0 S: 35 P: 43 ERA: 1.29 WHIP: 1.000															PITCHER				
Enrique Romo, R (8, 1) ERA: 3.14	IP: 1.0 WLS: L BF: 3 H: 0 R: 0 ER: 0 SO: 1 BB: 0 IBB: 0 HBP: 0 BLK: 0 WP: 0 HR: 0 S: 5 P: 5 ERA: 0.00 WHIP: 0.000															PITCHER				

Pittsburgh Pirates @ Montreal Expos
Olympic Stadium, Montreal, QB
Fri Sep 12 1980, 7:05 PM EDT
Att: 36,992 - Unknown

AB	28
R	1
H	5
RBI	1
BB	2
SO	6
LOB	9



Batter	1	2	3	4	5	6	7	8	9	AB	R	H	RBI	BB	SO	LOB	TOP			
Omar Moreno, L (1.8) OBP: 0.312, SLG: 0.337										3	0	0	0	0	1	0				
Tim Foli, R (1.6) OBP: 0.301, SLG: 0.336										4	0	0	0	0	0	1				
Dave Parker, L (1.9) OBP: 0.337, SLG: 0.472										4	1	1	0	0	0	0				
Mike Easter, L (1.7) OBP: 0.377, SLG: 0.574										3	3	2	1	1	0	0				
Bill Madlock, R (1.5) OBP: 0.335, SLG: 0.377										4	0	1	0	0	0	3				
John Milner, L (1.3) OBP: 0.377, SLG: 0.377										4	0	3	2	0	0	0				
Ed Ott, L (1.2) OBP: 0.322, SLG: 0.369										4	0	0	1	0	0	3				
Phil Garner, R (1.4) OBP: 0.313, SLG: 0.361										4	0	1	0	0	0	1				
Don Robinson, R (1.1) OBP: 0.319, SLG: 0.447										4	0	0	0	0	0	2				
Inning Stats	R: 0 E: 0 K: 0 S: 3	H: 0 LOB: 0 BB: 0 P: 3	R: 1 E: 0 K: 0 S: 4	H: 1 LOB: 0 BB: 0 P: 4	R: 0 E: 0 K: 0 S: 3	H: 0 LOB: 0 BB: 0 P: 3	R: 0 E: 0 K: 0 S: 4	H: 2 LOB: 1 BB: 0 P: 4	R: 0 E: 0 K: 1 S: 5	H: 0 LOB: 0 BB: 0 P: 5	R: 1 E: 0 K: 0 S: 4	H: 1 LOB: 1 BB: 1 P: 8	R: 0 E: 0 K: 0 S: 3	H: 0 LOB: 1 BB: 0 P: 4	R: 2 E: 0 K: 0 S: 7	H: 4 LOB: 2 BB: 0 P: 7	1B: 6 2B: 1 3B: 0 HR: 1	SF: 0 SAC: 0 DP: 0 HBP: 1	WP: 0 PB: 0 SB: 2 CS: 0	PA: 36
PITCHER	IP	WLS	BF	H	R	ER	SO	BB	IBB	HBP	BLK	WP	HR	S	P	ERA	WHIP			
Steve Rogers, R (1.1) ERA: 2.88	8.0	L	29	4	2	2	1	1	0	1	0	0	1	29	34	2.25	0.625			
Woodie Fryman, L (9.1) ERA: 2.33	1.0		7	4	2	2	0	0	0	0	0	0	0	7	7	18.00	4.000			

Pittsburgh Pirates @ Montreal Expos
Olympic Stadium, Montreal, QB
Sat Sep 13 1980, 3:33 AM EDT
Att: 51,305 - Unknown

AB 34
R 4
H 8
RBI 4
BB 1
SO 1
LOB 10



Batter	1	2	3	4	5	6	7	8	9	AB	R	H	RBI	BB	SO	LOB	BOTTOM			
Rodney Scott, S (1.4) OBP: 0.320, SLG: 0.299										4	0	0	0	0	0	2				
Rowland Office, L (1.9) OBP: 0.363, SLG: 0.436										4	0	1	0	0	0	1				
Andre Dawson, R (1.8) OBP: 0.352, SLG: 0.465										4	0	0	0	0	1	1				
Willie Montanez, L (1.3) OBP: 0.322, SLG: 0.347										4	0	1	0	0	2	1				
Gary Carter, R (1.2) OBP: 0.316, SLG: 0.454										3	0	0	0	0	0	1				
Warren Cromartie, L (1.7) OBP: 0.354, SLG: 0.460										3	0	1	0	0	1	0				
Larry Parrish, R (1.5) OBP: 0.314, SLG: 0.436										3	0	0	0	0	2	2				
Chris Speier, R (1.6) OBP: 0.327, SLG: 0.295										2	0	1	0	1	0	0				
Tim Raines, S (8, PR) OBP: 0.304, SLG: 0.059										0	0	0	0	0	0	0				
Jerry Manuel, S (9.6)										0	0	0	0	0	0	0				
Steve Rogers, R (1.1) OBP: 0.266, SLG: 0.171										2	0	0	0	0	2	1				
John Tamargo, S (8, PH) OBP: 0.260, SLG: 0.298										1	0	0	0	0	0	1				
Woodie Fryman, R (9.1) OBP: 0.167, SLG: 0.167										0	0	0	0	0	0	0				
Inning Stats	R: 0 E: 0 K: 0 S: 3	H: 0 LOB: 0 BB: 0 P: 3	R: 0 E: 0 K: 2 S: 7	H: 0 LOB: 0 BB: 0 P: 7	R: 0 E: 0 K: 2 S: 7	H: 0 LOB: 0 BB: 0 P: 7	R: 0 E: 0 K: 1 S: 6	H: 1 LOB: 1 BB: 0 P: 6	R: 0 E: 0 K: 0 S: 3	H: 0 LOB: 0 BB: 0 P: 3	R: 0 E: 0 K: 2 S: 9	H: 2 LOB: 2 BB: 0 P: 9	R: 0 E: 0 K: 0 S: 2	H: 0 LOB: 1 BB: 1 P: 6	R: 0 E: 0 K: 0 S: 3	H: 0 LOB: 0 BB: 0 P: 3	1B: 4 2B: 0 3B: 0 HR: 0	SF: 0 SAC: 0 DP: 0 HBP: 0	WP: 0 PB: 0 SB: 0 CS: 0	PA: 31
PITCHER	IP	WLS	BF	H	R	ER	SO	BB	IBB	HBP	BLK	WP	HR	S	P	ERA	WHIP			
Don Robinson, R (1.1) ERA: 4.03	9.0	W	31	4	0	0	8	1	0	0	0	0	0	46	50	0.00	0.556			

Pittsburgh Pirates @ Montreal Expos
Olympic Stadium, Montreal, QB
Sat Sep 13 1980, 3:33 AM EDT
Att: 51,305 - Unknown


AB 30
R 0
H 4
RBI 0
BB 1
SO 8
LOB 10



Batter	1	2	3	4	5	6	7	8	9	AB	R	H	RBI	BB	SO	LOB	TOP					
Omar Moreno, L (1.8) OBP: 0.310, SLG: 0.334	0-0 P6		0-0 3-1			0-0 P6		0-0 F9		4	0	0	0	0	0	0						
Tim Foli, R (1.6) OBP: 0.298, SLG: 0.333	0-0 P4			0-0 F8		0-0 F9		0-0 F8		4	0	0	0	0	0	0						
Dave Parker, L (1.9) OBP: 0.336, SLG: 0.470	0-3 K			0-0 F9		0-0 1B			0-3 K	4	0	1	0	0	2	0						
Mike Easter, L (1.7) OBP: 0.375, SLG: 0.570		0-0 F7		0-0 BB 1B		0-0 F8			0-0 F8	4	0	1	0	0	0	1						
Bill Madlock, R (1.5) OBP: 0.335, SLG: 0.374		0-0 F7		4-0 BB 1B			0-0 F8		0-0 5-3	3	0	0	0	1	0	0						
John Milner, L (1.3) OBP: 0.380, SLG: 0.379		4-0 BB		0-0 F8			0-0 FC3-6 1B			2	0	1	0	1	0	2						
Ed Ott, L (1.2) OBP: 0.319, SLG: 0.365		0-0 F8			0-0 G3		0-0 FC3-6 1B			3	0	0	0	0	0	2						
Phil Garner, R (1.4) OBP: 0.312, SLG: 0.359			0-0 G3		0-0 F9		0-0 F3			3	0	0	0	0	0	1						
John Candelaria, L (1.1) OBP: 0.200, SLG: 0.157			0-3 K		0-0 1-3			0-0 F5		2	0	0	0	0	1	0						
Enrique Romo, R (7.1) OBP: 0.500, SLG: 0.400										0	0	0	0	0	0	0						
Grant Jackson, S (7.1)										0	0	0	0	0	0	0						
Bernie Carbo, L (8, PH) OBP: 0.235, SLG: 0.133										1	0	0	0	0	0	0						
Kent Tekulve, R (8.1)										0	0	0	0	0	0	0						
Inning Stats	R: 0 E: 0 K: 1 S: 5	H: 0 LOB: 0 BB: 0 P: 5	R: 0 E: 0 K: 0 S: 3	H: 0 LOB: 1 BB: 1 P: 7	R: 0 E: 0 K: 1 S: 5	H: 0 LOB: 0 BB: 0 P: 5	R: 0 E: 0 K: 0 S: 4	H: 1 LOB: 2 BB: 1 P: 8	R: 0 E: 0 K: 0 S: 3	H: 0 LOB: 0 BB: 0 P: 3	R: 0 E: 0 K: 0 S: 4	H: 1 LOB: 1 BB: 0 P: 4	R: 0 E: 0 K: 0 S: 4	H: 1 LOB: 1 BB: 0 P: 4	R: 0 E: 0 K: 0 S: 3	H: 0 LOB: 0 BB: 0 P: 3	R: 0 E: 0 K: 1 S: 5	H: 0 LOB: 0 BB: 0 P: 5	1B: 3 2B: 0 3B: 0 HR: 0	SF: 0 SAC: 0 DP: 0 HBP: 0	WP: 0 PB: 0 SB: 0 CS: 0	PA: 32
PITCHER Bill Gullickson, R (1.1) ERA: 2.98	IP: 9.0 WLS: W BF: 32 H: 3 R: 0 ER: 0 SO: 3 BB: 2 IBB: 0 HBP: 0 BLK: 0 WP: 0 HR: 0 S: 36 P: 44 ERA: 0.00 WHIP: 0.556																					

Pittsburgh Pirates @ Montreal Expos
Olympic Stadium, Montreal, QB
Sun Sep 14 1980, 3:33 AM EDT
Att: 56,137 - Unknown


AB 30
R 0
H 3
RBI 0
BB 2
SO 3
LOB 6



Batter	1	2	3	4	5	6	7	8	9	AB	R	H	RBI	BB	SO	LOB	BOTTOM		
Jerry White, S (1.7) OBP: 0.340, SLG: 0.404	0-0 3B 1B	0-0 FC4 1B		0-3 K			0-0 SH FC6-4			3	1	2	0	0	1	0			
Rodney Scott, S (1.4) OBP: 0.320, SLG: 0.303	0-0 1B 3B	0-0 P4		0-0 F2			0-0 F9			4	1	1	1	0	0	4			
Andre Dawson, R (1.8) OBP: 0.351, SLG: 0.463	0-0 1B 5-3 1B	0-0 FC4			0-0 F9		0-0 FC6-4 BB BB			4	1	1	1	0	0	4			
Ellis Valentine, R (1.9) OBP: 0.366, SLG: 0.521	0-0 G3 5-3 1B		0-0 P4		0-0 5-3		4-0 PO BB			3	0	1	0	1	0	0			
Gary Carter, R (1.2) OBP: 0.315, SLG: 0.451	0-0 5-3		0-0 5-3		0-0 P4		4-0 BB			3	0	0	2	1	0	1			
Warren Cromartie, L (1.3) OBP: 0.355, SLG: 0.460	0-0 G3		0-0 BB 1B			0-3 K	0-0 PO	0-0 CS 1B 1B		4	0	2	0	0	1	1			
Larry Parrish, R (1.5) OBP: 0.314, SLG: 0.432	0-0 1-3		4-0 BB 1B		0-0 FC6 BB		0-0 F8	0-0 P3		3	0	0	0	1	0	2			
Chris Speier, R (1.6) OBP: 0.329, SLG: 0.298		0-0 1B 1B		0-0 FC6		0-0 4-3		0-0 1B		4	0	2	0	0	2				
Bill Gullickson, R (1.1) OBP: 0.189, SLG: 0.194		0-3 K		0-0 F9			0-0 FC6-4 SH BB 1B	0-0 4-3		4	1	1	0	0	1	3			
Inning Stats	R: 3 E: 0 K: 0 S: 7	H: 4 LOB: 1 BB: 0 P: 7	R: 0 E: 0 K: 1 S: 7	H: 2 LOB: 0 BB: 0 P: 7	R: 0 E: 0 K: 0 S: 4	H: 1 LOB: 2 BB: 1 P: 8	R: 0 E: 0 K: 1 S: 5	H: 0 LOB: 0 BB: 0 P: 5	R: 0 E: 0 K: 0 S: 3	H: 0 LOB: 0 BB: 0 P: 3	R: 1 E: 1 K: 0 S: 4	H: 1 LOB: 2 BB: 2 P: 12	R: 0 E: 0 K: 0 S: 4	H: 2 LOB: 1 BB: 0 P: 4	1B: 9 2B: 0 3B: 1 HR: 0	SF: 0 SAC: 1 DP: 0 HBP: 0	WP: 0 PB: 0 SB: 0 CS: 1	PA: 37	
PITCHER John Candelaria, L (1.1) ERA: 3.86	IP: 0.0 WLS: L BF: 31 H: 8 R: 4 ER: 3 SO: 3 BB: 2 IBB: 0 HBP: 0 BLK: 0 WP: 0 HR: 0 S: 35 P: 43 ERA: 4.05 WHIP: 1.500																		
Enrique Romo, R (7.1) ERA: 3.14	0.0	1	0	0	0	0	1	0	0	0	0	0	0	0	0	0	4	∞	∞
Grant Jackson, L (7.1) ERA: 2.91	0.1	0	0	0	0	0	0	0	0	0	0	0	0	0	0	0	0.00	0.000	
Kent Tekulve, R (8.1) ERA: 3.25	1.0	4	2	0	0	0	0	0	0	0	0	0	0	0	0	0	0.00	2.000	

Pittsburgh Pirates @ Montreal Expos
Olympic Stadium, Montreal, QB
Sun Sep 14 1980, 3:33 AM EDT
Att: 56,137 - Unknown

AB 32
R 4
H 10
RBI 4
BB 3
SO 3
LOB 17



Batter	1	2	3	4	5	6	7	8	9	AB	R	H	RBI	BB	SO	LOB	TOP								
Pete Rose, S OBP: 0.355, SLG: 0.359 (1, 3)	0-0 4-3		0-0 L9		0-0 L8			0-0 P6		4	0	0	0	0	0	1	Philadelphia Phillies @ Pittsburgh Pirates Three Rivers Stadium, Pittsburgh, PA Tue Sep 16 1980, 7:05 PM EDT Att: 22,239 - Unknown								
Bake McBride, L OBP: 0.342, SLG: 0.465 (1, 9)	0-0 F8			0-0 1-3	0-0 4-3			0-0 P6		4	0	0	0	0	0	0									
Mike Schmidt, R OBP: 0.382, SLG: 0.596 (1, 5)	0-3 K			4-0 HBP 1B BB		0-3 K			0-0 HR	3	2	1	1	1	2	0									
Greg Luzinski, R OBP: 0.361, SLG: 0.456 (9, PR) Jay Loviglio, R		0-0 L4		1-0 BB 1B HBP		0-0 6-3		4-0 SH1-4 BB		2	0	0	0	1	0	0									
Manny Trillo, R OBP: 0.337, SLG: 0.413 (9, PH) Del Unser, L OBP: 0.326, SLG: 0.369 (9, PR) Bob Demier, R OBP: 1.000, SLG: 1.000 (9, PR)		0-0 F2		0-0 F9		0-0 F9		4-0 SH1-4 BB		3	0	0	0	0	0	2									
Gary Maddox, R OBP: 0.276, SLG: 0.386 (1, 8)	0-0 P6			0-0 BB 1B				0-0 SH1-4 BB		3	0	1	1	0	0	0									
Larry Bowa, S OBP: 0.289, SLG: 0.317 (1, 6)			0-0 SH1-6-3 1B	4-0 1-2 2-3 BB		0-3 K		0-0 F8		3	0	1	0	1	1	3									
Bob Boone, R OBP: 0.303, SLG: 0.344 (1, 2)			0-0 F2	0-0 L9		0-0 F8		0-0 P4		4	0	0	0	0	0	7									
Dick Ruthven, R OBP: 0.238, SLG: 0.328 (8, PH) Greg Gross, L OBP: 0.341, SLG: 0.313 (8, PH) Sparky Lyle, L OBP: 0.341, SLG: 0.313 (8, PH)			0-0 SH1-6-3 1-2		0-0 F8			0-3 K		1	0	0	0	0	0	0									
Inning Stats	R: 0 E: 0 K: 1 S: 5	H: 0 LOB: 0 BB: 0 P: 5	R: 0 E: 0 K: 0 S: 3	H: 0 LOB: 0 BB: 0 P: 3	R: 0 E: 0 K: 0 S: 4	H: 1 LOB: 1 BB: 0 P: 4	R: 1 E: 0 K: 0 S: 4	H: 1 LOB: 3 BB: 2 P: 13	R: 0 E: 0 K: 1 S: 5	H: 0 LOB: 0 BB: 0 P: 5	R: 0 E: 0 K: 1 S: 5	H: 0 LOB: 0 BB: 0 P: 5	R: 0 E: 0 K: 1 S: 5	H: 0 LOB: 0 BB: 0 P: 5	R: 1 E: 0 K: 0 S: 4	H: 1 LOB: 3 BB: 2 P: 12		1B: 2 2B: 0 3B: 0 HR: 1	SF: 0 SAC: 2 DP: 0 HBP: 1	WP: 0 PB: 0 SB: 0 CS: 0	PA: 35				
PITCHER	IP	WLS	BF	H	R	ER	SO	BB	IBB	HBP	BLK	WP	HR	S	P	ERA	WHIP								
Jim Bibby, R ERA: 3.45 (1, 1)	8.0	W	32	3	2	2	4	4	0	1	0	0	1	35	52	2.25	0.875								
Kent Tekulve, R ERA: 3.21 (9, 1)	1.0	S	3	0	0	0	0	0	0	0	0	0	0	3	3	0.00	0.000								

AB	28
R	2
H	3
RBI	2
BB	4
SO	4
LOB	13



Batter	1	2	3	4	5	6	7	8	9	AB	R	H	RBI	BB	SO	LOB	BOTTOM								
Omar Moreno, L OBP: 0.309, SLG: 0.333 (1, 8)	0-0 3-1		0-0 F8	0-0 F8			4-0 CS S BB			3	0	0	0	1	0	0	Philadelphia Phillies @ Pittsburgh Pirates Three Rivers Stadium, Pittsburgh, PA Tue Sep 16 1980, 7:05 PM EDT Att: 22,239 - Unknown								
Tim Foli, R OBP: 0.298, SLG: 0.333 (1, 6)	0-0 6-3		0-0 1B 1B		0-0 5-3		0-0 1-3			4	1	1	0	0	0	1									
Dave Parker, L OBP: 0.337, SLG: 0.470 (1, 9)	0-0 F7		0-0 1B 1B		0-0 6-3		0-0 1B			4	1	2	0	0	0	0									
Mike Easter, L OBP: 0.379, SLG: 0.574 (1, 7)		0-0 2B 2B	0-0 1B 1B	4-0 1-2 2H BB		0-0 CS BB		0-0 4-3		3	1	2	1	1	0	1									
Bill Madlock, R OBP: 0.336, SLG: 0.377 (1, 5)		0-0 PB 2H 2B	0-0 P4	0-0 CS	0-0 FC5-4 4-3 1B		0-0 L7			4	0	2	1	0	0	2									
John Milner, L OBP: 0.376, SLG: 0.376 (1, 3)		0-0 4-3	0-0 1B	0-0 1-3 2H 1B		0-0 4-3		0-0 5-3		4	0	1	1	0	0	2									
Ed Ott, L OBP: 0.321, SLG: 0.365 (1, 2)		0-0 4-3	0-0 F7		4-0 FC5-4 IBB		0-0 1B			3	0	1	0	1	0	3									
Phil Garner, R OBP: 0.311, SLG: 0.356 (1, 4)		4-0 IBB		0-0 P4	0-0 FC5-4 S		0-0 F8			3	0	0	0	1	0	3									
Jim Bibby, R OBP: 0.205, SLG: 0.200 (1, 1) Kent Tekulve, R ERA: 3.21 (9, 1)		0-3 K		0-3 K		0-3 K				3	0	0	0	0	3	4									
Inning Stats	R: 0 E: 0 K: 0 S: 3	H: 0 LOB: 0 BB: 0 P: 3	R: 1 E: 0 K: 1 S: 7	H: 2 LOB: 2 BB: 1 P: 11	R: 2 E: 0 K: 0 S: 7	H: 4 LOB: 2 BB: 0 P: 7	R: 0 E: 0 K: 1 S: 5	H: 0 LOB: 0 BB: 0 P: 5	R: 0 E: 0 K: 1 S: 2	H: 0 LOB: 0 BB: 1 P: 6	R: 0 E: 0 K: 1 S: 6	H: 1 LOB: 2 BB: 1 P: 10	R: 0 E: 0 K: 0 S: 3	H: 1 LOB: 1 BB: 1 P: 7	R: 0 E: 0 K: 0 S: 4	H: 1 LOB: 1 BB: 0 P: 4		1B: 7 2B: 2 3B: 0 HR: 0	SF: 0 SAC: 0 DP: 0 HBP: 0	WP: 0 PB: 1 SB: 2 CS: 2	PA: 36				
PITCHER	IP	WLS	BF	H	R	ER	SO	BB	IBB	HBP	BLK	WP	HR	S	P	ERA	WHIP								
Dick Ruthven, R ERA: 3.64 (1, 1)	7.0	L	31	8	3	3	3	2	2	0	0	0	0	33	49	3.86	1.429								
Sparky Lyle, L ERA: 4.73 (8, 1)	1.0		4	1	0	0	0	0	0	0	0	0	0	4	4	0.00	1.000								

AB	31
R	3
H	9
RBI	3
BB	4
SO	3
LOB	16



Batter	1	2	3	4	5	6	7	8	9	10	11	AB	R	H	RBI	BB	SO	LOB	TOP								
Pete Rose, S OBP: 0.355, SLG: 0.359 (1, 3)	6-3		F7		BB 1B 2B	4-3					6-3	5	1	1	0	1	0	2									
Bake McBride, L OBP: 0.343, SLG: 0.466 (1, 9)	6-3				BB 2B		L8		F8			5	1	2	0	0	0	1									
Mike Schmidt, R OBP: 0.383, SLG: 0.593 (1, 5)			P4		BB 2B		K			F3		4	0	1	1	1	1	1									
Greg Luzinski, R OBP: 0.360, SLG: 0.457 Luis Aguayo, R OBP: 0.302, SLG: 0.475 (1, 7) (7, 6)	K			5-3			F8			6-3		4	0	1	2	0	1	1									
Manny Trillo, R OBP: 0.336, SLG: 0.411 (1, 4)				4-3			F8				K	5	0	1	0	0	2	2									
Gary Maddox, R OBP: 0.277, SLG: 0.386 (1, 8)				F8				1B SF8		F7		5	2	2	0	0	1	1									
Larry Bowa, S OBP: 0.283, SLG: 0.321 Greg Gross, L OBP: 0.337, SLG: 0.308 (1, 6) (7, 7)					1B SH5-3				F8		1-3	3	1	3	0	0	0	0									
Bob Boone, R OBP: 0.300, SLG: 0.341 (1, 2)	G6-4-3				SH5-3						K	4	0	0	0	0	1	5									
Steve Carlton, L OBP: 0.325, SLG: 0.172 George Vukovich, R OBP: 0.294, SLG: 0.294 Tony Oliva, R OBP: 0.318, SLG: 0.333 Del Unser, L OBP: 0.323, SLG: 0.376 Jay Loney, R OBP: 0.323, SLG: 0.376 Sparky Lyle, L (1, 1) (9, PH) (8, 1) (11, PH) (11, PH) (11, 1)			4-3		2-3					1-3		2	0	0	1	0	0	1									
Inning Stats	R: 0 E: 0 K: 1 S: 6	H: 1 LOB: 1 BB: 0 P: 6	R: 0 E: 0 K: 1 S: 6	H: 2 LOB: 1 BB: 0 P: 6	R: 0 E: 0 K: 0 S: 4	H: 1 LOB: 1 BB: 0 P: 4	R: 0 E: 0 K: 0 S: 3	H: 0 LOB: 0 BB: 0 P: 3	R: 3 E: 0 K: 0 S: 6	H: 3 LOB: 2 BB: 2 P: 14	R: 1 E: 0 K: 0 S: 5	H: 2 LOB: 1 BB: 0 P: 5	R: 0 E: 0 K: 1 S: 5	H: 0 LOB: 0 BB: 0 P: 5	R: 0 E: 0 K: 1 S: 5	H: 0 LOB: 0 BB: 0 P: 5	R: 0 E: 0 K: 0 S: 4	H: 1 LOB: 1 BB: 0 P: 4	R: 0 E: 0 K: 1 S: 5	H: 0 LOB: 0 BB: 0 P: 5	R: 0 E: 0 K: 1 S: 7	H: 2 LOB: 2 BB: 0 P: 7	1B: 9 2B: 3 3B: 0 HR: 0	SF: 1 SAC: 1 DP: 1 HBP: 0	WP: 0 PB: 0 SB: 3 CS: 0	PA: 46	
PITCHER	IP 7.0	WLS 3	BF 31	H 9	R 4	ER 4	SO 3	BB 2	IBB 0	HBP 0	BLK 0	WP 0	HR 0	S 35	P 43	ERA 5.14	WHIP 1.571										
Bert Blyleven, R ERA: 3.77 (1, 1)											Enrique Romo, R ERA: 3.05 (8, 1)																
Kent Tekulve, R ERA: 3.25 (11, 1)																											

Philadelphia Phillies @ Pittsburgh Pirates
Three Rivers Stadium, Pittsburgh, PA
Wed Sep 17 1990, 7:05 PM EDT
Att: 23,650 - Unknown

AB 42
R 5
H 12
RBI 5
BB 2
SO 6
LOB 15



Batter	1	2	3	4	5	6	7	8	9	10	11	AB	R	H	RBI	BB	SO	LOB	BOTTOM								
Omar Moreno, L OBP: 0.308, SLG: 0.332 (1, 8)	F9		S BLK 1B			K	K			F9		5	0	1	0	0	2	2									
Tim Lincecum, R OBP: 0.297, SLG: 0.331 (1, 6)	WP 1B		P6			1-3			P6			5	0	1	0	0	0	3									
Dave Parker, L OBP: 0.334, SLG: 0.466 (1, 9)	K					G3			K			5	0	0	0	0	3	1									
Bill Robinson, R OBP: 0.320, SLG: 0.477 (1, 3)	F8					F7			HR	6-3		4	1	1	1	1	0	1									
Bill Madlock, R OBP: 0.335, SLG: 0.376 (1, 5)		F8				CS 1B			4-3			5	0	1	0	0	0	1									
Lee Lacy, R OBP: 0.405, SLG: 0.527 (1, 7)		5-3				CS			F7			5	1	1	1	0	1	1									
Phil Garner, R OBP: 0.311, SLG: 0.356 (1, 4)						HR			5-3			4	1	1	0	0	1	0									
Steve Nicosia, R OBP: 0.277, SLG: 0.265 (1, 2)						5-3			F9			4	1	1	0	0	0	0									
Bert Blyleven, R OBP: 0.305, SLG: 0.269 Kurt Bevacqua, R OBP: 0.244, SLG: 0.276 Enrique Romo, R OBP: 0.299, SLG: 0.400 John Blanton, R OBP: 0.261, SLG: 0.379 Vance Johnson, R OBP: 0.261, SLG: 0.289 Kent Tekulve, R (1, 1) (7, PH) (8, 1) (9, PH) (10, PH) (11, 1)						5-3			F9			2	0	0	0	0	0	0									
Inning Stats	R: 0 E: 0 K: 1 S: 6	H: 1 LOB: 1 BB: 0 P: 6	R: 0 E: 0 K: 1 S: 5	H: 0 LOB: 0 BB: 0 P: 5	R: 0 E: 0 K: 0 S: 4	H: 1 LOB: 1 BB: 0 P: 4	R: 0 E: 0 K: 1 S: 5	H: 1 LOB: 0 BB: 0 P: 5	R: 1 E: 0 K: 0 S: 4	H: 1 LOB: 0 BB: 0 P: 4	R: 0 E: 0 K: 1 S: 5	H: 0 LOB: 0 BB: 0 P: 5	R: 3 E: 0 K: 1 S: 9	H: 4 LOB: 1 BB: 0 P: 9	R: 0 E: 0 K: 1 S: 5	H: 0 LOB: 0 BB: 0 P: 5	R: 0 E: 0 K: 1 S: 5	H: 0 LOB: 0 BB: 0 P: 5	R: 0 E: 0 K: 0 S: 4	H: 1 LOB: 2 BB: 0 P: 4	R: 0 E: 0 K: 0 S: 3	H: 0 LOB: 1 BB: 1 P: 7	1B: 6 2B: 1 3B: 0 HR: 2	SF: 0 SAC: 0 DP: 0 HBP: 0	WP: 1 PB: 0 SB: 2 CS: 1	PA: 43	
PITCHER	IP 8.0	WLS 2	BF 31	H 8	R 4	ER 4	SO 6	BB 0	IBB 0	HBP 0	BLK 1	WP 1	HR 2	S 43	P 43	ERA 4.50	WHIP 1.000										
Steve Carlton, L ERA: 2.35 (1, 1)											Tug McGraw, L ERA: 1.75 (9, 1)																
Sparky Lyle, L ERA: 4.98 (11, 1)																											

Philadelphia Phillies @ Pittsburgh Pirates
Three Rivers Stadium, Pittsburgh, PA
Wed Sep 17 1990, 7:05 PM EDT
Att: 23,650 - Unknown

AB 41
R 4
H 9
RBI 4
BB 1
SO 7
LOB 9



Batter	1	2	3	4	5	6	7	8	9	AB	R	H	RBI	BB	SO	LOB	TOP			
Mookie Wilson, S OBP: 0.356, SLG: 0.409	0-0 5-3 1B		0-0 FC6-8 1B		0-0 3-1		0-0 F8		0-0 F7	5	1	2	1	0	0	0				
Wally Backman, S OBP: 0.403, SLG: 0.340	0-0 5-3		0-0 FC6-5 1B		0-0		0-0 6-3			4	0	1	1	0	0	3				
Lee Mazzilli, S OBP: 0.364, SLG: 0.438	0-0 F8		0-0 1-3 2-H 1B		4-0 FC6-4 BB		0-0		0-0 1B 1-3 FC5-5 1B	3	0	2	1	1	0	0				
Joel Youngblood, R OBP: 0.346, SLG: 0.375		0-0 6-3		0-3 K		0-3 K		0-0 1-3		3	0	0	0	0	2	4				
Jerry Morales, R OBP: 0.296, SLG: 0.356								1-2		1	0	0	0	0	0	1				
Steve Henderson, R OBP: 0.366, SLG: 0.402		0-0 F9		0-3 K		0-0 FC6-4		0-0 FC5 FC5-2-6 1B		4	0	1	0	0	1	4				
Alex Trevino, R OBP: 0.292, SLG: 0.299	0-0 4-3			0-0 F9		0-3 K		0-0 FC5-2-5		4	0	0	0	0	1	2				
Hubie Brooks, R OBP: 0.282, SLG: 0.222			0-0 1B 1B		0-0 F1-3 1B		0-3 K		0-0 FC5	4	1	2	0	0	1	2				
Doug Flynn, R OBP: 0.296, SLG: 0.318			0-0 1B 1B		0-0 F1-3		0-0 F6-3		0-0 F7	3	1	1	0	0	0	1				
Mike Jorgensen, L OBP: 0.349, SLG: 0.358			1-2 FC6-5 1B		1-2					1	0	0	0	0	0	0				
Ed Lynch, R OBP: 0.500, SLG: 0.500			0-0 FC6-5 1B		0-0 6-3		0-3 K		0-3 K	2	0	1	0	0	0	1				
Dyar Miller, R OBP: 0.330, SLG: 0.468										0	0	0	0	0	0	0				
Roy Lee Jackson, R OBP: 0.200, SLG: 0.333										1	0	0	0	0	1	0				
Jose Moreno, S OBP: 0.273, SLG: 0.475			1-2 2-3 1B							1	0	0	0	0	1	0				
Inning Stats	R: 0 E: 0 K: 0 S: 3	H: 1 LOB: 0 BB: 0 P: 3	R: 0 E: 0 K: 0 S: 3	H: 0 LOB: 0 BB: 0 P: 3	R: 3 E: 0 K: 2 S: 12	H: 5 LOB: 2 BB: 0 P: 12	R: 0 E: 0 K: 0 S: 4	H: 1 LOB: 1 BB: 0 P: 4	R: 0 E: 0 K: 1 S: 6	H: 0 LOB: 0 BB: 0 P: 7	R: 0 E: 0 K: 1 S: 5	H: 0 LOB: 0 BB: 0 P: 5	R: 0 E: 0 K: 0 S: 5	H: 2 LOB: 2 BB: 0 P: 5	R: 0 E: 0 K: 1 S: 5	H: 0 LOB: 0 BB: 0 P: 5	1B: 10 2B: 0 3B: 0 HR: 0	SF: 0 SAC: 0 DP: 0 HBP: 0	WP: 0 PB: 0 SB: 0 CS: 0	PA: 37
PITCHER Rick Rhoden, R ERA: 3.85	IP: 9.0 WLS: W BF: 37 H: 10 R: 3 ER: 3 SO: 7 BB: 1 IBB: 0 HBP: 0 BLK: 0 WP: 0 HR: 0 S: 50 P: 54 ERA: 3.00 WHIP: 1.222															PITCHER				

New York Mets @ Pittsburgh Pirates
Three Rivers Stadium, Pittsburgh, PA
Fri Sep 19 1980, 7:05 PM EDT
Att: 17,593 - Unknown

AB 36
R 3
H 10
RBI 3
BB 1
SO 7
LOB 18



Batter	1	2	3	4	5	6	7	8	9	AB	R	H	RBI	BB	SO	LOB	BOTTOM			
Omar Moreno, L OBP: 0.307, SLG: 0.330	0-0 F4-3		0-0 F8		0-0 F9		0-0 F4-3			4	0	0	0	0	0	4				
Tim Foli, R OBP: 0.298, SLG: 0.333	0-0 2B SF7		0-0 1B		0-0 1-3		0-0 6-3			4	1	2	0	0	0	1				
Dave Parker, L OBP: 0.333, SLG: 0.466	0-0 1-3 2B		0-0 3-1		0-0 3-1		0-0 F8			4	1	1	0	0	0	3				
Mike Easter, L OBP: 0.380, SLG: 0.576	0-0 SF7		0-0 F9		0-0 2B		4-0 F6-4-3 BB			2	1	1	1	1	0	0				
Bill Madlock, R OBP: 0.336, SLG: 0.380	0-0 2H 3B		0-0 F6		4-0 2B		0-0 F6-4-3			3	1	1	1	1	0	1				
John Milner, L OBP: 0.379, SLG: 0.381	0-0 F9		0-0 F8		0-0 1H 2H 2B		0-0 F4-3			4	0	1	2	0	0	1				
Ed Ott, L OBP: 0.321, SLG: 0.364		0-0 1B 1B		0-0 F7		0-0 G3		0-0 F4-3		4	0	1	0	0	0	1				
Phil Garner, R OBP: 0.310, SLG: 0.355		0-0 L8		0-0 1B		0-3 K		0-3 K		4	0	1	0	0	2	1				
Rick Rhoden, R OBP: 0.417, SLG: 0.571		0-0 1B		0-0 F7		0-0 E3				3	0	1	0	0	0	1				
Inning Stats	R: 2 E: 0 K: 0 S: 6	H: 3 LOB: 1 BB: 0 P: 6	R: 0 E: 0 K: 0 S: 6	H: 3 LOB: 3 BB: 0 P: 6	R: 0 E: 0 K: 0 S: 3	H: 0 LOB: 0 BB: 0 P: 3	R: 0 E: 0 K: 0 S: 4	H: 1 LOB: 1 BB: 0 P: 4	R: 2 E: 1 K: 1 S: 6	H: 2 LOB: 1 BB: 0 P: 6	R: 0 E: 0 K: 0 S: 2	H: 0 LOB: 0 BB: 1 P: 6	R: 0 E: 0 K: 1 S: 5	H: 0 LOB: 0 BB: 0 P: 5	R: 0 E: 0 K: 1 S: 5	H: 0 LOB: 0 BB: 0 P: 5	1B: 5 2B: 3 3B: 1 HR: 0	SF: 1 SAC: 0 DP: 1 HBP: 0	WP: 0 PB: 0 SB: 0 CS: 0	PA: 35
PITCHER Ed Lynch, R ERA: 6.75 Dyar Miller, R ERA: 1.93 Roy Lee Jackson, R ERA: 3.86	IP: 4.2 WLS: L BF: 24 H: 9 R: 4 ER: 4 SO: 4 BB: 1 IBB: 0 HBP: 0 BLK: 0 WP: 0 HR: 0 S: 23 P: 27 ERA: 7.71 WHIP: 2.143															PITCHER				

New York Mets @ Pittsburgh Pirates
Three Rivers Stadium, Pittsburgh, PA
Fri Sep 19 1980, 7:05 PM EDT
Att: 17,593 - Unknown

AB 32
R 4
H 9
RBI 4
BB 2
SO 2
LOB 13



Batter	1	2	3	4	5	6	7	8	9	10	11	AB	R	H	RBI	BB	SO	LOB	TOP									
Mookie Wilson, S OBP: 0.367, SLG: 0.437			3-1		4-3			F3				5	2	2	0	1	0	2										
Wally Backman, S OBP: 0.433, SLG: 0.357							SH3			G3		3	1	2	1	1	0	0										
Lee Mazzilli, S OBP: 0.384, SLG: 0.435	F8									F7		4	2	0	0	2	1	2										
Mike Jorgensen, L OBP: 0.299, SLG: 0.358																												
Bill Almon, R OBP: 0.242, SLG: 0.252																												
Elliott Maddox, R OBP: 0.341, SLG: 0.326																												
Steve Henderson, R OBP: 0.371, SLG: 0.405																												
Alex Trevino, R OBP: 0.287, SLG: 0.293																												
Hubie Brooks, R OBP: 0.295, SLG: 0.225																												
Doug Flynn, R OBP: 0.299, SLG: 0.324																												
Frank Taveras, R OBP: 0.310, SLG: 0.328																												
Pat Zachry, R OBP: 0.340, SLG: 0.544																												
Jerry Morales, S OBP: 0.310, SLG: 0.356																												
Scott Holman, R OBP: 0.341, SLG: 0.322																												
Dan Norman, R OBP: 0.341, SLG: 0.322																												
Jeff Reardon, R OBP: 0.280, SLG: 0.142																												
Neil Allen, R OBP: 0.280, SLG: 0.142																												
Jose Morano, S OBP: 0.280, SLG: 0.142																												
Dyar Miller, R OBP: 0.280, SLG: 0.142																												
Inning Stats	R: 0 E: 0 K: 0 S: 2	H: 1 LOB: 0 BB: 1 P: 6	R: 0 E: 0 K: 0 S: 2	H: 0 LOB: 0 BB: 1 P: 6	R: 0 E: 1 K: 1 S: 6	H: 0 LOB: 1 BB: 0 P: 6	R: 0 E: 0 K: 2 S: 7	H: 0 LOB: 2 BB: 1 P: 12	R: 2 E: 0 K: 0 S: 5	H: 3 LOB: 0 BB: 0 P: 5	R: 2 E: 1 K: 0 S: 6	H: 3 LOB: 2 BB: 1 P: 10	R: 0 E: 0 K: 1 S: 5	H: 0 LOB: 0 BB: 0 P: 5	R: 0 E: 0 K: 0 S: 3	H: 0 LOB: 0 BB: 0 P: 3	R: 0 E: 0 K: 1 S: 5	H: 0 LOB: 0 BB: 0 P: 5	R: 0 E: 0 K: 1 S: 8	H: 4 LOB: 2 BB: 2 P: 16	1B: 11 2B: 1 3B: 1 HR: 0	SF: 1 SAC: 2 DP: 0 HBP: 2	WP: 0 PB: 0 SB: 1 CS: 4	PA: 52				
PITCHER	IP: 5.2 WLS: 1.1 BF: 26 H: 6 R: 4 ER: 4 SO: 3 BB: 4 IBB: 0 HBP: 0 BLK: 0 WP: 0 HR: 0 S: 26 P: 44 ERA: 6.35 WHIP: 1.765	IP: 6.1 WLS: 1.1 BF: 8 H: 3 R: 2 ER: 2 SO: 0 BB: 0 IBB: 0 HBP: 0 BLK: 0 WP: 0 HR: 0 S: 7 P: 11 ERA: 13.50 WHIP: 2.250	IP: 8.1 WLS: 2.0 BF: 6 H: 0 R: 0 ER: 0 SO: 1 BB: 0 IBB: 0 HBP: 0 BLK: 0 WP: 0 HR: 0 S: 8 P: 8 ERA: 0.00 WHIP: 0.000	IP: 10.1 WLS: 2.0 BF: 11 H: 4 R: 3 ER: 3 SO: 2 BB: 1 IBB: 1 HBP: 0 BLK: 0 WP: 0 HR: 0 S: 13 P: 21 ERA: 13.50 WHIP: 2.500	PITCHER											IP: 4.0 WLS: 1.0 BF: 16 H: 4 R: 1 ER: 1 SO: 3 BB: 2 IBB: 0 HBP: 0 BLK: 0 WP: 0 HR: 0 S: 17 P: 29 ERA: 4.50 WHIP: 1.250	PITCHER											IP: 4.0 WLS: 1.0 BF: 16 H: 4 R: 1 ER: 1 SO: 3 BB: 2 IBB: 0 HBP: 0 BLK: 0 WP: 0 HR: 0 S: 17 P: 29 ERA: 4.50 WHIP: 1.250

New York Mets @ Pittsburgh Pirates
Three Rivers Stadium, Pittsburgh, PA
Sat Sep 20 1980, 7:05 PM EDT
Att: 22,084 - Unknown

AB 39
R 9
H 13
RBI 9
BB 7
SO 6
LOB 19



Batter	1	2	3	4	5	6	7	8	9	10	11	AB	R	H	RBI	BB	SO	LOB	BOTTOM										
Omar Moreno, L OBP: 0.307, SLG: 0.329	F4-3				K							4	1	1	1	1	1	0											
Tim Foli, R OBP: 0.298, SLG: 0.332												1	0	0	0	0	0	0											
Dale Berra, R OBP: 0.286, SLG: 0.384	F4-3											4	1	1	0	0	0	1											
Dave Parker, L OBP: 0.332, SLG: 0.464												2	0	0	0	0	1	1											
Lee Lacy, R OBP: 0.401, SLG: 0.521	F8											3	0	0	0	0	0	1											
Mike Easter, L OBP: 0.383, SLG: 0.580												5	2	3	1	0	1	0											
Bill Madlock, R OBP: 0.337, SLG: 0.388												5	1	2	3	0	0	2											
John Milner, L OBP: 0.379, SLG: 0.379												4	0	1	1	1	0	0											
Ed Ott, L OBP: 0.316, SLG: 0.359												5	0	0	0	0	1	4											
Phil Garner, R OBP: 0.312, SLG: 0.355												3	0	1	0	1	0	0											
Don Robinson, R OBP: 0.300, SLG: 0.429												2	0	0	0	0	0	1											
Ernie Linares, R OBP: 0.300, SLG: 0.400												0	0	0	0	0	0	0											
Kurt Beane, R OBP: 0.344, SLG: 0.372												1	0	0	0	0	0	0											
Grant Jackson, S OBP: 0.344, SLG: 0.372												0	0	0	0	0	0	0											
Bill Robinson, R OBP: 0.300, SLG: 0.429												1	0	1	0	0	0	0											
Matt Alexander, S OBP: 0.300, SLG: 0.429												0	1	0	0	0	0	0											
Kent Tekulve, R OBP: 0.300, SLG: 0.429												0	0	0	0	0	0	0											
Inning Stats	R: 0 E: 0 K: 0 S: 3	H: 0 LOB: 0 BB: 0 P: 3	R: 0 E: 0 K: 0 S: 3	H: 0 LOB: 0 BB: 0 P: 3	R: 0 E: 0 K: 0 S: 2	H: 0 LOB: 0 BB: 1 P: 6	R: 2 E: 0 K: 2 S: 9	H: 2 LOB: 2 BB: 2 P: 17	R: 0 E: 0 K: 0 S: 6	H: 0 LOB: 0 BB: 0 P: 5	R: 1 E: 0 K: 0 S: 5	H: 3 LOB: 2 BB: 2 P: 6	R: 0 E: 0 K: 1 S: 6	H: 0 LOB: 0 BB: 0 P: 5	R: 1 E: 0 K: 0 S: 4	H: 3 LOB: 1 BB: 0 P: 4	R: 0 E: 0 K: 1 S: 5	H: 0 LOB: 0 BB: 0 P: 5	R: 0 E: 0 K: 0 S: 3	H: 0 LOB: 0 BB: 0 P: 3	1B: 7 2B: 2 3B: 0 HR: 1	SF: 0 SAC: 0 DP: 0 HBP: 0	WP: 0 PB: 0 SB: 2 CS: 3	PA: 44					
PITCHER	IP: 4.0 WLS: 1.0 BF: 16 H: 3 R: 0 ER: 0 SO: 2 BB: 3 IBB: 0 HBP: 0 BLK: 0 WP: 0 HR: 0 S: 17 P: 29 ERA: 4.50 WHIP: 1.250	IP: 5.1 WLS: 3.0 BF: 3 H: 0 R: 0 ER: 0 SO: 1 BB: 0 IBB: 0 HBP: 0 BLK: 0 WP: 0 HR: 0 S: 5 P: 5 ERA: 0.00 WHIP: 0.000	IP: 6.1 WLS: 3.1 BF: 16 H: 6 R: 4 ER: 4 SO: 0 BB: 0 IBB: 0 HBP: 0 BLK: 0 WP: 1 HR: 1 S: 16 P: 16 ERA: 10.80 WHIP: 1.800	IP: 8.1 WLS: 1.2 BF: 5 H: 2 R: 0 ER: 0 SO: 1 BB: 0 IBB: 0 HBP: 0 BLK: 0 WP: 0 HR: 0 S: 7 P: 7 ERA: 0.00 WHIP: 1.200	IP: 11.1 WLS: 1.0 BF: 3 H: 0 R: 0 ER: 0 SO: 3 BB: 0 IBB: 0 HBP: 0 BLK: 0 WP: 0 HR: 0 S: 3 P: 3 ERA: 0.00 WHIP: 0.000	PITCHER											IP: 4.0 WLS: 1.0 BF: 16 H: 4 R: 1 ER: 1 SO: 3 BB: 2 IBB: 0 HBP: 0 BLK: 0 WP: 0 HR: 0 S: 17 P: 29 ERA: 4.50 WHIP: 1.250	PITCHER											IP: 4.0 WLS: 1.0 BF: 16 H: 4 R: 1 ER: 1 SO: 3 BB: 2 IBB: 0 HBP: 0 BLK: 0 WP: 0 HR: 0 S: 17 P: 29 ERA: 4.50 WHIP: 1.250

New York Mets @ Pittsburgh Pirates
Three Rivers Stadium, Pittsburgh, PA
Sat Sep 20 1980, 7:05 PM EDT
Att: 22,084 - Unknown

AB 40
R 6
H 10
RBI 6
BB 3
SO 4
LOB 10



Batter	1	2	3	4	5	6	7	8	9	AB	R	H	RBI	BB	SO	LOB	TOP					
Frank Taveras, R (1,6) OBP: 0.310, SLG: 0.330			4-3		F8			P3		4	1	1	0	0	0	0	New York Mets @ Pittsburgh Pirates Three Rivers Stadium, Pittsburgh, PA Sun Sep 21 1980, 3:33 AM EDT Att: 20,320 - Unknown					
Elliott Maddox, R (1,8) OBP: 0.341, SLG: 0.325			6-3			F7		F9		4	1	1	0	0	0							
Lee Mazzilli, S (1,3) OBP: 0.363, SLG: 0.434			K			F6		K		4	0	1	1	0	2	0						
Steve Henderson, R (1,7) OBP: 0.369, SLG: 0.402				F8			E4		6-3	4	0	0	0	0	0	1						
Jerry Morales, R (1,9) OBP: 0.296, SLG: 0.351				P4			F7		2B BLK BB	3	1	0	0	1	1	2						
Alex Trevino, R (1,2) OBP: 0.289, SLG: 0.299				E1 1B				5-3		4	0	2	0	0	0	1						
Hubie Brooks, R (1,5) OBP: 0.298, SLG: 0.233 Mookie Wilson, S (9, PH) OBP: 0.363, SLG: 0.431				F9			L8		F7 2-3 3-H	3	0	1	0	0	0	1						
Doug Flynn, R (1,4) OBP: 0.297, SLG: 0.322 Claudell Washington, L (9, PH) OBP: 0.329, SLG: 0.465					F4			F1-3		3	0	0	0	0	0	1						
Ray Burris, R (1,1) OBP: 0.122, SLG: 0.104 Pete Falcone, L (5, 1) OBP: 0.211, SLG: 0.167 Dan Norman, R (6, PH) OBP: 0.207, SLG: 0.269 Juan Berenguer, R (8, 1) OBP: 0.207, SLG: 0.269					G3					2	0	0	0	0	1	0						
Inning Stats	R: 2 E: 1 K: 1 S: 8	H: 3 LOB: 1 BB: 0 P: 8	R: 0 E: 0 K: 1 S: 5	H: 1 LOB: 0 BB: 0 P: 5	R: 0 E: 0 K: 0 S: 4	H: 0 LOB: 0 BB: 0 P: 5	R: 0 E: 1 K: 0 S: 4	H: 1 LOB: 1 BB: 0 P: 4	R: 0 E: 0 K: 0 S: 3	H: 0 LOB: 0 BB: 0 P: 3	R: 0 E: 1 K: 0 S: 4	H: 0 LOB: 1 BB: 0 P: 4	R: 0 E: 0 K: 0 S: 3	H: 0 LOB: 0 BB: 0 P: 3	R: 1 E: 0 K: 1 S: 6	H: 1 LOB: 0 BB: 0 P: 6		R: 1 E: 0 K: 1 S: 6	H: 1 LOB: 1 BB: 1 P: 10	1B: 4 2B: 2 3B: 0 HR: 1	SF: 0 SAC: 0 DP: 1 HBP: 0	WP: 0 PB: 0 SB: 0 CS: 0
PITCHER	IP WLS BF H R ER SO BB IBB HBP BLK WP HR S P ERA WHIP	8.1 W 33 7 4 3 4 1 0 0 0 0 1 40 44 3.24 0.960	0.2 2 0 0 0 1 0 0 0 1 0 0 4 4 0.00 0.000	PITCHER										IP WLS BF H R ER SO BB IBB HBP BLK WP HR S P ERA WHIP	IP WLS BF H R ER SO BB IBB HBP BLK WP HR S P ERA WHIP							

AB	34
R	4
H	7
RBI	2
BB	1
SO	5
LOB	8



Batter	1	2	3	4	5	6	7	8	9	AB	R	H	RBI	BB	SO	LOB	BOTTOM					
Omar Moreno, L (1,8) OBP: 0.308, SLG: 0.331			K			K				5	1	2	2	0	2	2	New York Mets @ Pittsburgh Pirates Three Rivers Stadium, Pittsburgh, PA Sun Sep 21 1980, 3:33 AM EDT Att: 20,320 - Unknown					
Phil Garner, R (1,4) OBP: 0.314, SLG: 0.356				1B SF7 BB			F4			4	2	2	2	1	0	0						
Bill Madlock, R (1,5) OBP: 0.338, SLG: 0.396 Vance Law, R (6, PH) OBP: 0.261, SLG: 0.279					1B HR		L5		F4-3	4	1	2	2	0	0	0						
Mike Easler, L (1,9) OBP: 0.384, SLG: 0.579					SF7					2	0	1	1	1	0	0						
Bill Robinson, R (1,3) OBP: 0.322, SLG: 0.483						F9			L5	4	1	1	0	0	0	3						
John Milner, L (1,7) OBP: 0.376, SLG: 0.376 Lee Lacy, R (6, PH) OBP: 0.399, SLG: 0.519					F4-3					2	0	0	0	0	0	2						
Ed Ott, L (1,2) OBP: 0.321, SLG: 0.368										1	0	0	1	0	1	0						
Dale Berra, R (1,6) OBP: 0.281, SLG: 0.376										2	2	1	1	2	0	1						
John Candelaria, L (1,1) OBP: 0.215, SLG: 0.203 Enrique Romo, R (9, 1) OBP: 0.500, SLG: 0.400										4	2	2	0	0	0	1						
Inning Stats	R: 0 E: 0 K: 0 S: 3	H: 0 LOB: 0 BB: 0 P: 3	R: 0 E: 0 K: 0 S: 3	H: 0 LOB: 1 BB: 1 P: 7	R: 0 E: 0 K: 1 S: 5	H: 0 LOB: 0 BB: 0 P: 5	R: 1 E: 0 K: 0 S: 4	H: 1 LOB: 1 BB: 1 P: 8	R: 4 E: 0 K: 0 S: 7	H: 5 LOB: 0 BB: 0 P: 7	R: 1 E: 0 K: 2 S: 9	H: 2 LOB: 2 BB: 1 P: 13	R: 0 E: 0 K: 0 S: 4	H: 1 LOB: 1 BB: 0 P: 4	R: 3 E: 1 K: 1 S: 8	H: 2 LOB: 1 BB: 1 P: 12		R: 0 E: 0 K: 1 S: 8	H: 2 LOB: 1 BB: 1 P: 12	1B: 5 2B: 3 3B: 1 HR: 2	SF: 2 SAC: 0 DP: 0 HBP: 0	WP: 0 PB: 0 SB: 1 CS: 1
PITCHER	IP WLS BF H R ER SO BB IBB HBP BLK WP HR S P ERA WHIP	4.2 L 21 3 1 1 2 1 0 0 0 0 0 14 18 3.86 1.714	1.0 7 2 3 0 1 1 0 0 0 0 0 8 12 0.00 3.000	PITCHER										IP WLS BF H R ER SO BB IBB HBP BLK WP HR S P ERA WHIP	IP WLS BF H R ER SO BB IBB HBP BLK WP HR S P ERA WHIP							

AB	33
R	9
H	11
RBI	9
BB	4
SO	4
LOB	12



Batter	1	2	3	4	5	6	7	8	9	AB	R	H	RBI	BB	SO	LOB	TOP						
Jerry White, S OBP: 0.340, SLG: 0.406	0-0 FC5-4 1B		0-0 F8		0-0 F9	0-0 FC6-4 1B		0-0 F7		5	0	2	1	0	0	1							
Rodney Scott, S OBP: 0.311, SLG: 0.294	0-0 FC5-4 1-2					4-3 BB		0-0 6-3		4	1	1	0	1	0	3							
Rowland Office, L OBP: 0.363, SLG: 0.426	4-0 1-2 BB		0-0 P5			4-3 F8		0-0 F9		4	0	0	0	1	0	4							
Andre Dawson, R OBP: 0.349, SLG: 0.459	0-0 P6 1-2 2-3			0-0 2B 1B		0-0 E5 2B 1B	0-0 F9		0-0 K	5	2	1	0	0	1	2							
Gary Carter, R OBP: 0.325, SLG: 0.471	0-0 F7			0-0 L4-6 1-H 2B		0-0 2B 1B	0-0 5-3			4	1	2	1	0	0	2							
Warren Cromartie, L OBP: 0.394, SLG: 0.452		0-0 G4-6-3 1B		0-3 K		4-0 BB 1B E	0-0 F9			3	1	1	0	1	1	1							
Larry Parrish, R OBP: 0.312, SLG: 0.427		0-3 K		0-0 L4-6		0-0 BB E 1B		0-0 F8		4	1	1	2	0	1	2							
Chris Speier, R OBP: 0.333, SLG: 0.306		0-0 G4-6-3 1-2			0-0 F9	0-0 E 1B BB		0-0 WP 1B		3	1	1	0	1	0	1							
Steve Rogers, R OBP: 0.244, SLG: 0.156			0-3 K		0-0 1-3	0-0 E4 FC6-4 1B		0-3 K		4	0	0	1	0	2	2							
Inning Stats	R: 0 E: 0 K: 0 S: 4	H: 1 LOB: 2 BB: 1 P: 8	R: 0 E: 0 K: 1 S: 5	H: 1 LOB: 0 BB: 0 P: 5	R: 0 E: 0 K: 1 S: 6	H: 1 LOB: 1 BB: 0 P: 6	R: 1 E: 0 K: 1 S: 6	H: 2 LOB: 0 BB: 0 P: 6	R: 0 E: 0 K: 0 S: 3	H: 0 LOB: 0 BB: 0 P: 3	R: 6 E: 2 K: 0 S: 8	H: 3 LOB: 2 BB: 3 P: 20	R: 0 E: 0 K: 0 S: 3	H: 0 LOB: 0 BB: 0 P: 3	R: 0 E: 0 K: 1 S: 6	H: 1 LOB: 1 BB: 0 P: 6	R: 0 E: 0 K: 1 S: 5	H: 0 LOB: 0 BB: 0 P: 5	1B: 7 2B: 3 3B: 0 HR: 0	SF: 0 SAC: 0 DP: 2 HBP: 0	WP: 1 PB: 0 CS: 0	PA: 40	
PITCHER	IP WLS BF H R ER SO BB IBB HBP BLK WP HR S P ERA WHIP	PITCHER																					
Bert Blyleven, R ERA: 3.8	(1, 1)	5.1 L	25	7	6	3	3	2	1	0	0	0	0	0	0	0	0	0	0	28	40	5.06	1.688
Enrique Romo, R ERA: 3.27	(6, 1)	0.2	5	1	1	0	0	1	0	0	0	0	0	0	0	0	0	0	0	4	8	0.00	3.000
Eddie Solomon, R ERA: 2.7	(7, 1)	2.0	7	1	0	0	1	0	0	0	0	0	0	0	0	0	0	0	0	9	9	0.00	0.500
Kent Tekulve, R ERA: 3.41	(9, 1)	1.0	3	0	0	0	1	0	0	0	0	0	0	0	0	0	0	0	0	5	5	0.00	0.000

Montreal Expos @ Pittsburgh Pirates
Three Rivers Stadium, Pittsburgh, PA
 Tue Sep 23 1980, 7:05 PM EDT
 Att: 26,729 - Unknown

AB	36
R	7
H	9
RBI	5
BB	4
SO	5
LOB	18



Batter	1	2	3	4	5	6	7	8	9	AB	R	H	RBI	BB	SO	LOB	BOTTOM						
Omar Moreno, L OBP: 0.308, SLG: 0.329	4-0 CS BB		0-3 K			4-0 F8 S 1B BB		0-0 S 1B		2	1	1	0	2	1	0							
Tim Foli, R OBP: 0.297, SLG: 0.331	0-0 F8			0-0 4-3		0-0 5-3		4-0 G1-6-3 BB		2	0	0	0	0	0	1							
Bob Beall, S OBP: 0.219, SLG: 0.281	0-0 F8					1-2 2-3		0-0 G1-6-3 BB		1	0	0	0	0	0	1							
Eddie Solomon, R OBP: 0.310, SLG: 0.350	0-0 F7			0-3 K		0-0 F8		0-0 G1-6-3 1-2		0	0	0	0	1	0	0							
Manny Sanguillen, R OBP: 0.310, SLG: 0.350	0-0 F7					2-3		0-0 G1-6-3 1-2		0	0	0	0	0	0	0							
Kent Tekulve, R OBP: 0.331, SLG: 0.465	0-0 F7			0-0 4-3		0-0 FC6-4 BB		0-0 6-3		4	0	0	0	0	1	3							
Dave Parker, L OBP: 0.331, SLG: 0.465	0-0 F7			0-0 4-3		0-0 FC6-4 BB		0-0 6-3		3	0	1	1	1	0	0							
Mike Easter, L OBP: 0.384, SLG: 0.582		0-0 4-3		0-0 4-3		0-0 FC6-4 BB		0-0 6-3		3	0	1	1	1	0	0							
Bill Madlock, R OBP: 0.333, SLG: 0.389		0-0 6-3		0-0 FC6-4		0-0 5-3		0-0 E6		4	0	0	0	0	0	2							
Vance Law, R OBP: 0.261, SLG: 0.279		0-0 6-3		0-0 FC6-4		0-0 5-3		0-0 E6		0	0	0	0	0	0	0							
John Milner, L OBP: 0.380, SLG: 0.372		4-0 BB		0-0 F8		0-0 K		0-0 F9		3	0	0	0	1	1	1							
Ed Ott, L OBP: 0.319, SLG: 0.365		0-0 1-3		0-0 P6		0-0 1-3		0-0 5-3		4	0	0	0	0	0	2							
Phil Garner, R OBP: 0.317, SLG: 0.359			0-0 F9		0-0 FC6-4 1B		0-0 L5			3	0	1	0	0	0	0							
Bert Blyleven, R OBP: 0.082, SLG: 0.067			0-0 6-3		0-0 FC6-4			0-0 5-3		2	0	0	0	0	0	1							
Enrique Romo, R OBP: 0.300, SLG: 0.400					0-0 FC6-4					0	0	0	0	0	0	0							
Dale Berra, R OBP: 0.279, SLG: 0.372					0-0 FC6-4					1	0	0	0	0	0	0							
Inning Stats	R: 0 E: 0 K: 0 S: 2	H: 0 LOB: 0 BB: 1 P: 6	R: 0 E: 0 K: 0 S: 3	H: 0 LOB: 1 BB: 1 P: 7	R: 0 E: 0 K: 1 S: 5	H: 0 LOB: 0 BB: 0 P: 5	R: 0 E: 0 K: 1 S: 5	H: 0 LOB: 1 BB: 1 P: 9	R: 0 E: 0 K: 0 S: 4	H: 1 LOB: 1 BB: 0 P: 4	R: 1 E: 0 K: 0 S: 4	H: 1 LOB: 1 BB: 1 P: 8	R: 0 E: 0 K: 1 S: 5	H: 0 LOB: 0 BB: 0 P: 5	R: 0 E: 0 K: 0 S: 3	H: 1 LOB: 1 BB: 1 P: 7	R: 0 E: 1 K: 0 S: 4	H: 0 LOB: 1 BB: 0 P: 4	1B: 3 2B: 0 3B: 0 HR: 0	SF: 0 SAC: 0 DP: 1 HBP: 0	WP: 0 PB: 0 CS: 1	PA: 34	
PITCHER	IP WLS BF H R ER SO BB IBB HBP BLK WP HR S P ERA WHIP	PITCHER																					
Steve Rogers, R ERA: 2.95	(1, 1)	9.0 W	34	3	1	1	3	5	0	0	0	0	0	0	0	0	0	0	0	35	55	1.00	0.889

Montreal Expos @ Pittsburgh Pirates
Three Rivers Stadium, Pittsburgh, PA
 Tue Sep 23 1980, 7:05 PM EDT
 Att: 26,729 - Unknown

AB	29
R	1
H	3
RBI	1
BB	5
SO	3
LOB	11



Batter	1	2	3	4	5	6	7	8	9	AB	R	H	RBI	BB	SO	LOB	TOP			
Ken Oberkfell, L (1,5) OBP: 0.390, SLG: 0.430										5	0	2	0	0	0	2				
Gary Templeton, S (1,6) OBP: 0.348, SLG: 0.420										1	0	0	0	0	0	1				
Mike Phillips, L (2,6) OBP: 0.285, SLG: 0.276										3	1	1	0	0	0	0				
Tito Landrum, R (9,PH) OBP: 0.317, SLG: 0.352										1	0	0	0	0	0	1				
Keith Hernandez, L (1,3) OBP: 0.409, SLG: 0.492										5	1	2	0	0	1	0				
Ted Simmons, S (1,2) OBP: 0.374, SLG: 0.499										4	1	1	1	0	0	1				
George Hendrick, R (1,8) OBP: 0.347, SLG: 0.503										4	0	1	1	0	1	2				
Leon Durham, L (1,7) OBP: 0.315, SLG: 0.440										3	0	1	1	0	0	0				
Dane Iorg, L (1,9) OBP: 0.350, SLG: 0.439										3	0	1	0	1	1	0				
Tom Herr, S (1,4) OBP: 0.275, SLG: 0.333										3	0	2	0	1	0	2				
John Martin, S (1,1) OBP: 0.420, SLG: 0.375										2	0	1	0	0	0	2				
George Frazier, R (4,1) OBP: 0.340, SLG: 0.354										0	0	0	0	0	0	0				
Tony Scott, S (6,PH) OBP: 0.340, SLG: 0.354										1	0	0	0	0	0	0				
John Urrea, R (6,1) OBP: 0.347, SLG: 0.352										0	0	0	0	0	0	0				
Ken Reitz, R (8,PH) OBP: 0.347, SLG: 0.352										1	0	0	0	0	1	0				
Jim Otten, R (8,1) OBP: 0.300, SLG: 0.290										0	0	0	0	0	0	0				
Inning Stats	R: 0 E: 1 K: 1 S: 7	H: 2 LOB: 2 BB: 0 P: 7	R: 0 E: 0 K: 0 S: 5	H: 2 LOB: 2 BB: 0 P: 5	R: 0 E: 0 K: 0 S: 3	H: 0 LOB: 0 BB: 0 P: 3	R: 0 E: 0 K: 0 S: 4	H: 2 LOB: 2 BB: 1 P: 8	R: 3 E: 0 K: 0 S: 7	H: 4 LOB: 2 BB: 1 P: 11	R: 0 E: 0 K: 0 S: 3	H: 0 LOB: 0 BB: 0 P: 3	R: 0 E: 0 K: 1 S: 5	H: 1 LOB: 1 BB: 0 P: 6	R: 0 E: 0 K: 0 S: 3	H: 1 LOB: 0 BB: 0 P: 3	1B: 12 2B: 0 3B: 0 HR: 0	SF: 1 SAC: 0 DP: 1 HBP: 0	WP: 0 PB: 0 SB: 0 CS: 1	PA: 39
PITCHER	IP WLS BF H R ER SO BB IBB HBP BLK WP HR S P ERA WHIP																			
Rick Rhoden, R (1,1) ERA: 3.88	6.0 W 29 10 3 3 1 2 0 0 0 0 0 0 29 37 4.50 2.000																			
Grant Jackson, L (7,1) ERA: 2.69	3.0 S 10 2 0 0 2 0 0 0 0 0 0 0 14 14 0.00 0.667																			

St. Louis Cardinals @ Pittsburgh Pirates
Three Rivers Stadium, Pittsburgh, PA
Wed Sep 24 1980, 7:05 PM EDT
Att: 4,297 - Unknown

AB 36
R 3
H 12
RBI 3
BB 2
SO 3
LOB 12



Batter	1	2	3	4	5	6	7	8	9	AB	R	H	RBI	BB	SO	LOB	BOTTOM			
Omar Moreno, L (1,8) OBP: 0.308, SLG: 0.332										4	0	1	2	0	2	1				
Phil Garner, R (1,4) OBP: 0.317, SLG: 0.360										4	1	1	0	0	1	1				
Dave Parker, L (1,9) OBP: 0.328, SLG: 0.461										4	0	0	0	0	1	1				
Bill Robinson, R (1,3) OBP: 0.319, SLG: 0.478										4	1	1	1	0	1	0				
Bill Madlock, R (1,5) OBP: 0.336, SLG: 0.392										4	1	3	0	0	0	0				
Lee Lacy, R (1,7) OBP: 0.400, SLG: 0.517										3	1	1	0	1	0	1				
Dale Berra, R (1,6) OBP: 0.274, SLG: 0.367										3	0	0	1	0	1	2				
Steve Nicosia, R (1,2) OBP: 0.286, SLG: 0.272										3	1	2	0	1	0	0				
Rick Rhoden, R (1,1) OBP: 0.421, SLG: 0.568										2	1	1	2	0	0	1				
John Milner, L (6,PH) OBP: 0.378, SLG: 0.370										1	0	0	0	0	0	0				
Grant Jackson, S (7,1) ERA: 5.61										1	0	0	0	1	3					
Inning Stats	R: 0 E: 0 K: 0 S: 3	H: 0 LOB: 0 BB: 0 P: 3	R: 0 E: 0 K: 0 S: 3	H: 0 LOB: 0 BB: 0 P: 3	R: 0 E: 0 K: 2 S: 8	H: 1 LOB: 1 BB: 0 P: 8	R: 6 E: 0 K: 1 S: 11	H: 6 LOB: 1 BB: 1 P: 15	R: 0 E: 0 K: 0 S: 3	H: 0 LOB: 0 BB: 0 P: 3	R: 0 E: 0 K: 2 S: 7	H: 0 LOB: 0 BB: 0 P: 7	R: 0 E: 0 K: 1 S: 7	H: 2 LOB: 3 BB: 1 P: 11	R: 0 E: 0 K: 0 S: 7	H: 0 LOB: 0 BB: 0 P: 7	1B: 8 2B: 1 3B: 1 HR: 0	SF: 1 SAC: 0 DP: 0 HBP: 0	WP: 0 PB: 0 SB: 1 CS: 0	PA: 36
PITCHER	IP WLS BF H R ER SO BB IBB HBP BLK WP HR S P ERA WHIP																			
John Martin, L (1,1) ERA: 4.96	3.2 L 19 7 6 6 2 0 0 0 0 0 0 9 9 0.00 0.750																			
George Frazier, R (4,1) ERA: 3.29	1.1 5 1 0 0 2 0 0 0 0 0 0 9 9 0.00 0.750																			
John Urrea, R (6,1) ERA: 3.43	2.0 6 0 0 0 2 0 0 0 0 0 0 10 10 0.00 0.000																			
Jim Otten, R (8,1) ERA: 5.61	1.0 6 2 0 0 1 0 1 0 0 0 0 7 11 0.00 2.000																			

St. Louis Cardinals @ Pittsburgh Pirates
Three Rivers Stadium, Pittsburgh, PA
Wed Sep 24 1980, 7:05 PM EDT
Att: 4,297 - Unknown

AB 33
R 6
H 10
RBI 6
BB 2
SO 7
LOB 10



Batter	1	2	3	4	5	6	7	8	9	AB	R	H	RBI	BB	SO	LOB	TOP										
Ken Oberkfell, L (1,5) OBP: 0.397, SLG: 0.425	4-3	F8			F9		SH1-4		L5	4	0	0	0	0	0	2											
Gary Templeton, S (1,6) OBP: 0.346, SLG: 0.420	4-3		F7		F7		6-3			5	1	1	0	0	0	2											
Mike Phillips, L (9,6) OBP: 0.285, SLG: 0.276	4-3								1B	0	0	0	0	0	0	0											
Keith Hernandez, L (1,3) OBP: 0.410, SLG: 0.490	F7			WP	K				1B	2	2	0	0	3	1	0											
Ted Simmons, S (1,2) OBP: 0.378, SLG: 0.513			F8							4	3	3	6	1	0	1											
George Hendrick, R (1,9) OBP: 0.346, SLG: 0.505		K2-3	6-3							5	1	1	3	0	2	2											
Leon Durham, L (1,7) OBP: 0.314, SLG: 0.437										4	1	1	0	0	2	1											
Tito Landrum, R (8,7) OBP: 0.311, SLG: 0.345		2B			K				K	1	0	0	0	0	1	0											
Tony Scott, S (1,8) OBP: 0.304, SLG: 0.306		1B			F8					4	0	1	0	0	0	1											
Tom Herr, S (1,4) OBP: 0.284, SLG: 0.338										3	1	2	1	0	0	0											
Jim Kaat, L (1,1) OBP: 0.189, SLG: 0.257										4	1	1	0	0	0	3											
Inning Stats	R: 0 E: 0 K: 0 S: 3	H: 0 LOB: 0 BB: 0 P: 3	R: 2 E: 0 K: 1 S: 9	H: 4 LOB: 2 BB: 0 P: 9	R: 0 E: 0 K: 0 S: 3	H: 0 LOB: 1 BB: 1 P: 7	R: 0 E: 0 K: 1 S: 5	H: 0 LOB: 1 BB: 0 P: 6	R: 0 E: 0 K: 1 S: 5	H: 0 LOB: 0 BB: 1 P: 5	R: 0 E: 0 K: 0 S: 3	H: 0 LOB: 0 BB: 1 P: 9	R: 4 E: 0 K: 0 S: 6	H: 3 LOB: 0 BB: 1 P: 10	R: 0 E: 0 K: 1 S: 5	H: 0 LOB: 0 BB: 0 P: 5	R: 4 E: 0 K: 1 S: 8	H: 3 LOB: 0 BB: 1 P: 12	1B: 5 2B: 2 3B: 0 HR: 3	SF: 0 SAC: 1 DP: 0 HBP: 1	WP: 1 PB: 0 SB: 0 CS: 0	PA: 42					
PITCHER	IP	WLS	BF	H	R	ER	SO	BB	IBB	HBP	BLK	WP	HR	S	P	ERA	WHIP										
Don Robinson, R (1,1) ERA: 4.3	7.0	L	32	7	6	6	4	2	1	1	0	1	2	36	49	7.71	1.286										
Rod Scully, L (8,1) ERA: 2.15	1.0		3	0	0	0	1	0	0	0	0	0	0	5	5	0.00	0.000										
Mickey Mahler, L (9,1) ERA: 63.0	1.0		7	3	4	4	1	1	0	0	0	0	1	8	12	36.00	4.000										

St. Louis Cardinals @ Pittsburgh Pirates
Three Rivers Stadium, Pittsburgh, PA
Thu Sep 25 1980, 7:05 PM EDT
Att: 6,805 - Unknown

AB 36
R 10
H 10
RBI 10
BB 4
SO 6
LOB 12



Batter	1	2	3	4	5	6	7	8	9	AB	R	H	RBI	BB	SO	LOB	BOTTOM										
Omar Moreno, L (1,8) OBP: 0.306, SLG: 0.329	3-1		F8		K			G3	G3	5	0	0	0	0	1	7											
Phil Garner, R (1,4) OBP: 0.314, SLG: 0.358	6-3		P6		F8			SF9		3	0	0	1	0	0	3											
Bill Madlock, R (1,5) OBP: 0.335, SLG: 0.395					P4			F9		4	0	1	0	0	0	0											
Bill Robinson, R (1,3) OBP: 0.315, SLG: 0.470	6-3				F9				K	4	0	0	0	0	1	1											
Lee Lacy, R (1,7) OBP: 0.401, SLG: 0.524										4	1	2	0	0	0	0											
Mike Easter, L (1,9) OBP: 0.385, SLG: 0.581			K		K					4	0	2	1	0	2	1											
Dale Berra, R (1,6) OBP: 0.274, SLG: 0.364										4	0	1	0	0	0	1											
Steve Nicosia, R (1,2) OBP: 0.291, SLG: 0.277										4	0	2	0	0	0	0											
Don Robinson, R (1,1) OBP: 0.333, SLG: 0.451										2	0	2	0	0	0	0											
Rod Scully, L (8,1) OBP: 0.250, SLG: 0.250										0	0	0	0	0	0	0											
Vance Law, R (8,PH) OBP: 0.277, SLG: 0.318										1	1	1	0	0	0	0											
Mickey Mahler, S (9,1)										0	0	0	0	0	0	0											
Kurt Bevacqua, R (9,PH) OBP: 0.337, SLG: 0.368										1	0	0	0	0	0	3											
Inning Stats	R: 0 E: 0 K: 0 S: 4	H: 1 LOB: 1 BB: 0 P: 4	R: 0 E: 0 K: 1 S: 5	H: 0 LOB: 0 BB: 0 P: 5	R: 0 E: 0 K: 0 S: 4	H: 1 LOB: 1 BB: 0 P: 4	R: 0 E: 0 K: 1 S: 6	H: 1 LOB: 1 BB: 0 P: 6	R: 0 E: 0 K: 1 S: 7	H: 2 LOB: 2 BB: 0 P: 7	R: 0 E: 0 K: 0 S: 3	H: 0 LOB: 0 BB: 0 P: 3	R: 0 E: 0 K: 0 S: 3	H: 1 LOB: 0 BB: 0 P: 3	R: 1 E: 0 K: 0 S: 4	H: 1 LOB: 0 BB: 0 P: 4	R: 1 E: 0 K: 1 S: 9	H: 4 LOB: 3 BB: 0 P: 9	1B: 7 2B: 3 3B: 1 HR: 0	SF: 1 SAC: 0 DP: 1 HBP: 0	WP: 0 PB: 0 SB: 0 CS: 0	PA: 37					
PITCHER	IP	WLS	BF	H	R	ER	SO	BB	IBB	HBP	BLK	WP	HR	S	P	ERA	WHIP										
Jim Kaat, L (1,1) ERA: 3.94	9.0	W	37	11	2	2	4	0	0	0	0	0	0	45	45	2.00	1.222										

St. Louis Cardinals @ Pittsburgh Pirates
Three Rivers Stadium, Pittsburgh, PA
Thu Sep 25 1980, 7:05 PM EDT
Att: 6,805 - Unknown


AB 36
R 2
H 11
RBI 2
BB 0
SO 4
LOB 16



Batter	1	2	3	4	5	6	7	8	9	AB	R	H	RBI	BB	SO	LOB	TOP								
Omar Moreno, L OBP: 0.308, SLG: 0.331 (1, 8)										5	0	3	2	0	1	2									
Tim Foli, R OBP: 0.296, SLG: 0.329 (1, 6)										5	0	1	0	0	1	2									
Dave Parker, L OBP: 0.330, SLG: 0.461 Lee Lacy, R OBP: 0.399, SLG: 0.520 (6, PH) (6, 7)										2	1	1	0	1	0	0									
Mike Easter, L OBP: 0.386, SLG: 0.580 (6, 9)										4	2	1	0	1	2	3									
Bill Madlock, R OBP: 0.338, SLG: 0.397 (1, 3)										5	1	3	2	0	0	1									
Phil Garner, R OBP: 0.315, SLG: 0.358 Kurt Bevacqua, R OBP: 0.327, SLG: 0.356 (4, 5)										1	1	0	0	1	0	1									
Ed Ott, L OBP: 0.318, SLG: 0.361 (1, 2)										4	0	0	0	1	2	4									
Dale Berra, R OBP: 0.276, SLG: 0.361 (4, 4)										2	1	0	0	2	0	2									
John Candelaria, L OBP: 0.236, SLG: 0.237 Eddie Solomon, R OBP: 0.219, SLG: 0.281 John Miller, R OBP: 0.318, SLG: 0.373 Manly Santiago, R OBP: 0.260, SLG: 0.342 Enrique Romo, R OBP: 0.300, SLG: 0.400 Tony Peña, R OBP: 0.300, SLG: 0.500 Matt Alexander, R OBP: 0.333, SLG: 0.687 Kent Tekulve, R OBP: 0.333, SLG: 0.687 (8, 1)										2	1	2	4	0	0	0									
Inning Stats	R: 0 E: 0 K: 0 S: 3	H: 1 LOB: 0 BB: 0 P: 3	R: 2 E: 0 K: 2 S: 8	H: 1 LOB: 2 BB: 3 P: 20	R: 0 E: 0 K: 0 S: 2	H: 0 LOB: 0 BB: 1 P: 6	R: 3 E: 0 K: 0 S: 6	H: 3 LOB: 1 BB: 1 P: 10	R: 2 E: 0 K: 1 S: 8	H: 3 LOB: 2 BB: 1 P: 12	R: 0 E: 0 K: 1 S: 5	H: 0 LOB: 0 BB: 0 P: 5	R: 0 E: 1 K: 2 S: 6	H: 0 LOB: 1 BB: 0 P: 6	R: 1 E: 0 K: 2 S: 10	H: 3 LOB: 2 BB: 0 P: 10	R: 0 E: 0 K: 2 S: 7	H: 1 LOB: 0 BB: 0 P: 7	1B: 10 2B: 2 3B: 0 HR: 0	SF: 0 SAC: 0 DP: 1 HBP: 0	WP: 1 PB: 0 SB: 4 CS: 2	PA: 43			
PITCHER	IP	WLS	BF	H	R	ER	SO	BB	IBB	HBP	BLK	WP	HR	S	P	ERA	WHIP								
Dennis Lamp, R ERA: 5.12 (1, 1)	4.0		20	5	5	5	2	4	1	0	0	1	0	19	39	11.25	2.250								
Lee Smith, R ERA: 3.18 (5, 1)	0.2		6	3	2	2	1	0	1	0	0	0	0	7	11	27.00	4.500								
Doug Capilla, L ERA: 3.81 (5, 1)	2.2		11	2	1	1	2	0	0	0	0	0	0	15	15	3.38	0.750								
Bill Caudill, R ERA: 2.17 (8, 1)	1.2	W	6	2	0	0	4	0	0	0	0	0	0	14	14	0.00	1.200								

Pittsburgh Pirates @ Chicago Cubs
Wrigley Field, Chicago, IL
Fri Sep 26 1980, 3:33 AM CDT
Att: 3,941 - Unknown


AB 37
R 8
H 12
RBI 8
BB 6
SO 9
LOB 22



Batter	1	2	3	4	5	6	7	8	9	AB	R	H	RBI	BB	SO	LOB	BOTTOM								
Ivan De Jesus, R OBP: 0.334, SLG: 0.336 (1, 6)										5	1	2	2	0	0	0									
Mike Tyson, R OBP: 0.272, SLG: 0.336 Doug Capilla, L OBP: 0.211, SLG: 0.316 Bill Caudill, R OBP: 0.222, SLG: 0.333 (8, 1)										3	0	1	2	0	0	0									
Bill Buckner, L OBP: 0.352, SLG: 0.457 (1, 3)										4	0	1	0	0	0	1									
Jerry Martin, R OBP: 0.286, SLG: 0.426 (1, 9)										4	0	0	0	0	1	3									
Mike Vail, R OBP: 0.327, SLG: 0.415 Jesus Figueroa, L OBP: 0.316, SLG: 0.304 (8, 7)										4	2	2	0	0	2	0									
Carlos Lezcano, R OBP: 0.288, SLG: 0.414 (1, 8)										4	1	1	1	0	0	1									
Steve Dillard, R OBP: 0.312, SLG: 0.355 (1, 5)										4	3	3	1	0	0	1									
Mike O'Berry, R OBP: 0.281, SLG: 0.286 (1, 2)										3	1	2	2	0	1	1									
Dennis Lamp, R OBP: 0.199, SLG: 0.102 Dave Kingman, R OBP: 0.332, SLG: 0.534 Rick Reuschel, R OBP: 0.177, SLG: 0.231 Lee Smith, R (5, 1)										1	0	0	0	0	0	0									
Mick Kelleher, R OBP: 0.230, SLG: 0.165 (5, 4)										1	0	1	1	0	0	0									
Inning Stats	R: 0 E: 0 K: 0 S: 4	H: 1 LOB: 1 BB: 0 P: 4	R: 2 E: 0 K: 0 S: 5	H: 2 LOB: 0 BB: 0 P: 5	R: 0 E: 0 K: 0 S: 3	H: 0 LOB: 0 BB: 0 P: 3	R: 5 E: 2 K: 0 S: 10	H: 6 LOB: 2 BB: 0 P: 10	R: 1 E: 0 K: 2 S: 9	H: 2 LOB: 1 BB: 0 P: 9	R: 0 E: 0 K: 0 S: 3	H: 0 LOB: 0 BB: 0 P: 3	R: 0 E: 0 K: 2 S: 7	H: 0 LOB: 0 BB: 0 P: 7	R: 1 E: 0 K: 1 S: 7	H: 2 LOB: 1 BB: 0 P: 7	1B: 7 2B: 5 3B: 1 HR: 0	SF: 1 SAC: 0 DP: 0 HBP: 0	WP: 0 PB: 0 SB: 0 CS: 0	PA: 38					
PITCHER	IP	WLS	BF	H	R	ER	SO	BB	IBB	HBP	BLK	WP	HR	S	P	ERA	WHIP								
John Candelaria, L ERA: 4.05 (4, 1)	3.2		21	9	7	7	0	0	0	0	0	0	0	1	1	0.00	0.000								
Eddie Solomon, R ERA: 2.69 (5, 1)	0.1		1	0	0	0	0	0	0	0	0	0	0	1	1	0.00	0.000								
Enrique Romo, R ERA: 3.26 (8, 1)	3.0		11	2	1	1	4	0	0	0	0	0	0	19	19	3.00	0.667								
Kent Tekulve, R ERA: 3.48 (8, 1)	1.0	L	5	2	1	1	1	0	0	0	0	0	0	7	7	9.00	2.000								

Pittsburgh Pirates @ Chicago Cubs
Wrigley Field, Chicago, IL
Fri Sep 26 1980, 3:33 AM CDT
Att: 3,941 - Unknown

AB 37
R 9
H 13
RBI 9
BB 0
SO 5
LOB 10



Batter	1	2	3	4	5	6	7	8	9	AB	R	H	RBI	BB	SO	LOB	TOP		
Omar Moreno, L OBP: 0.309, SLG: 0.331 (1, 8)	4-0 9-6 S BB		0-0 F8			0-0 3-1		0-0 1-2 1B		3	0	1	0	1	0	0	Pittsburgh Pirates @ Chicago Cubs Wrigley Field, Chicago, IL Sat Sep 27 1980, 3:33 AM CDT Att: 15,565 - Unknown		
Tim Foli, R OBP: 0.293, SLG: 0.326 (1, 6)	0-3 K			0-0 6-3		0-0 L5		0-0 F8		4	0	0	0	0	1	3			
Dave Parker, L OBP: 0.328, SLG: 0.457 (1, 9)	0-0 9-6 2-3f			0-0 4-3			0-0 6-3		0-0 5-3	4	0	0	0	0	0	1			
Mike Easter, L OBP: 0.389, SLG: 0.581 (1, 7)		0-0 4-3		0-0 FC4 1B			4-0 BB		0-0 1B	3	0	2	0	1	0	0			
Kurt Bevacqua, R OBP: 0.314, SLG: 0.340 (1, 3)		0-0 3-1		0-0 FC4 1-2f			0-3 K		0-0 F9	4	0	0	0	0	1	3			
Ed Ott, L OBP: 0.317, SLG: 0.360 (1, 2)		0-0 FC6 1B			0-0 3-1		0-0 F7		0-0 F9	4	0	1	0	0	0	2			
Dale Berra, R OBP: 0.274, SLG: 0.356 (1, 5)		0-0 FC6 1-2f			0-0 F8			0-0 P6		3	0	0	0	0	0	1			
Vance Law, R OBP: 0.260, SLG: 0.298 (1, 4)			0-0 6-3			0-0 F8		0-3 K		3	0	0	0	0	1	0			
Jim Bibby, R OBP: 0.217, SLG: 0.227 (1, 1)			0-0 4-3				0-0 5-3		0-0 1B 1B	3	0	1	0	0	0	0			
Inning Stats	R: 0 E: 0 K: 1 S: 4	H: 0 LOB: 0 BB: 1 P: 8	R: 0 E: 0 K: 0 S: 4	H: 1 LOB: 1 BB: 0 P: 4	R: 0 E: 0 K: 0 S: 3	H: 0 LOB: 0 BB: 0 P: 3	R: 0 E: 0 K: 0 S: 4	H: 1 LOB: 1 BB: 0 P: 4	R: 0 E: 0 K: 0 S: 3	H: 0 LOB: 0 BB: 0 P: 3	R: 0 E: 0 K: 1 S: 5	H: 0 LOB: 1 BB: 1 P: 9	R: 0 E: 0 K: 1 S: 7	H: 2 LOB: 2 BB: 0 P: 7	R: 0 E: 0 K: 0 S: 4	H: 1 LOB: 1 BB: 0 P: 4	1B: 5 2B: 1 3B: 0 HR: 0	SF: 0 SAC: 0 DP: 1 HBP: 0	WP: 0 PA: 33 PB: 0 SB: 1 CS: 0
PITCHER	IP	WLS	BF	H	R	ER	SO	BB	IBB	HBP	BLK	WP	HR	S	P	ERA	WHIP		
Randy Martz, R ERA: 2.22 (1, 1)	6.0	W	20	2	0	0	1	1	0	0	0	0	0	21	25	0.00	0.500		
Dick Tidrow, R ERA: 2.6 (7, 1)	3.0	S	13	3	0	0	2	1	0	0	0	0	0	16	20	0.00	1.333		

Batter	1	2	3	4	5	6	7	8	9	AB	R	H	RBI	BB	SO	LOB	BOTTOM		
Ivan De Jesus, R OBP: 0.333, SLG: 0.334 (1, 6)	4-0 CS BB		0-0 F3			0-0 F7		0-0 6-3		3	0	0	0	1	0	0	Pittsburgh Pirates @ Chicago Cubs Wrigley Field, Chicago, IL Sat Sep 27 1980, 3:33 AM CDT Att: 15,565 - Unknown		
Steve Dillard, R OBP: 0.306, SLG: 0.349 (1, 5)	0-3 K		0-0 F8			0-0 F8		0-0 6-3		4	0	0	0	0	1	1			
Bill Buckner, L OBP: 0.353, SLG: 0.456 (1, 3)	4-0 BB			0-0 4-3			0-0 WP 1B		0-0 F9	3	0	1	0	1	0	0			
Larry Bittner, L OBP: 0.293, SLG: 0.319 (1, 9)		0-0 F8		0-0 4-3			0-0 F6 1-2			3	0	0	0	0	0	2			
Jerry Martin, R OBP: 0.286, SLG: 0.425 (1, 8)		0-3 K		0-0 P6			4-0 BB			2	0	0	0	1	1	0			
Jim Tracy, L OBP: 0.314, SLG: 0.406 (1, 7)		0-3 K			0-0 HR		0-3 K			3	1	1	1	0	2	2			
Mike O'Berry, R OBP: 0.314, SLG: 0.300 (1, 2)		4-0 BB			0-0 E8 SF7 1B			0-0 F8		2	1	1	0	1	0	0			
Mick Kelleher, R OBP: 0.222, SLG: 0.160 (1, 4)		0-0 F7			0-0 SF7			0-0 5-3		2	0	0	1	0	0	1			
Randy Martz, L OBP: 0.143, SLG: 0.143 (1, 1)			0-0 1-3			0-0 5-3			0-0 F8	2	0	0	0	0	0	0			
Dick Tidrow, R (7, 1)										1	0	0	0	0	0	0			
Inning Stats	R: 0 E: 0 K: 1 S: 4	H: 0 LOB: 1 BB: 2 P: 12	R: 0 E: 0 K: 2 S: 7	H: 0 LOB: 1 BB: 1 P: 11	R: 0 E: 0 K: 0 S: 3	H: 0 LOB: 0 BB: 0 P: 3	R: 0 E: 0 K: 0 S: 3	H: 0 LOB: 0 BB: 0 P: 3	R: 2 E: 1 K: 0 S: 5	H: 2 LOB: 0 BB: 0 P: 5	R: 0 E: 0 K: 1 S: 6	H: 1 LOB: 2 BB: 1 P: 10	R: 0 E: 0 K: 0 S: 3	H: 0 LOB: 0 BB: 0 P: 3	R: 0 E: 0 K: 0 S: 3	H: 0 LOB: 0 BB: 0 P: 3	1B: 2 2B: 0 3B: 0 HR: 1	SF: 1 SAC: 0 DP: 0 HBP: 0	WP: 1 PA: 30 PB: 0 SB: 0 CS: 1
PITCHER	IP	WLS	BF	H	R	ER	SO	BB	IBB	HBP	BLK	WP	HR	S	P	ERA	WHIP		
Jim Bibby, R ERA: 3.28 (1, 1)	8.0	L	30	3	2	1	4	4	0	0	0	1	1	34	50	1.12	0.875		



Batter	1	2	3	4	5	6	7	8	9	AB	R	H	RBI	BB	SO	LOB	TOP										
Omar Moreno, L (1, 8) OBP: 0.308, SLG: 0.329	4-3		FC4-6		6-3				F7	4	0	0	0	1	0	5	Pittsburgh Pirates @ Chicago Cubs Wrigley Field, Chicago, IL Sun Sep 28 1980, 3:33 AM CDT Att: 10,305 - Unknown										
Tim Foli, R (1, 6) OBP: 0.293, SLG: 0.325	F3		F6						FC6-4	5	0	1	0	0	0	6											
Lee Lacy, R (1, 7) OBP: 0.396, SLG: 0.516 Steve Nicosia, R (5, 2) OBP: 0.289, SLG: 0.276	K				K				F8	2	0	0	0	0	2	0											
Mike Easter, L (1, 9) OBP: 0.392, SLG: 0.589									F8	3	1	2	1	1	0	0											
Kurt Bevacqua, R (1, 3) OBP: 0.303, SLG: 0.327									K	4	0	0	0	0	2	3											
Ed Ott, L (1, 2) OBP: 0.317, SLG: 0.359									1B	4	1	1	0	0	1	2											
Dale Berra, R (1, 5) OBP: 0.270, SLG: 0.350									1B	4	0	0	0	0	0	1											
Vance Law, R (1, 4) OBP: 0.278, SLG: 0.314									1B	4	0	2	0	0	1	0											
Bert Blyleven, R (1, 1) OBP: 0.097, SLG: 0.098 Bernie Carbo, L (7, PH) OBP: 0.278, SLG: 0.188 Kent Tekulve, R (7, 1) Bill Madlock, R (9, PH) OBP: 0.339, SLG: 0.398 Matt Alexander, S (9, PR) OBP: 0.333, SLG: 0.667									1B	1	0	1	0	0	0	0											
									1B	1	0	1	0	0	0	0											
Inning Stats	R: 0 E: 0 K: 1 S: 5	H: 0 LOB: 0 BB: 0 P: 5	R: 0 E: 0 K: 0 S: 3	H: 1 LOB: 0 BB: 0 P: 3	R: 0 E: 0 K: 0 S: 5	H: 1 LOB: 2 BB: 0 P: 5	R: 1 E: 0 K: 2 S: 8	H: 1 LOB: 0 BB: 0 P: 8	R: 0 E: 0 K: 1 S: 6	H: 1 LOB: 2 BB: 1 P: 10	R: 0 E: 0 K: 0 S: 4	H: 1 LOB: 1 BB: 1 P: 8	R: 0 E: 0 K: 1 S: 5	H: 0 LOB: 0 BB: 0 P: 5	R: 0 E: 0 K: 0 S: 6	H: 3 LOB: 2 BB: 0 P: 6	1B: 7 2B: 1 3B: 0 HR: 1	SF: 0 SAC: 2 DP: 1 HBP: 0	WP: 0 PB: 0 SB: 1 CS: 0	PA: 38							
PITCHER	IP	WLS	BF	H	R	ER	SO	BB	IBB	HBP	BLK	WP	HR	S	P	ERA	WHIP										
Mike Krukow, R (1, 1) ERA: 4.43	6.0	W	24	5	1	1	5	0	1	0	0	0	1	33	37	1.50	0.833										
Bill Caudill, R (7, 1) ERA: 2.19	3.0	S	14	4	1	1	1	1	0	0	0	0	0	15	19	3.00	1.667										

Batter	1	2	3	4	5	6	7	8	9	AB	R	H	RBI	BB	SO	LOB	BOTTOM										
Ivan De Jesus, R (1, 6) OBP: 0.333, SLG: 0.332	F8		1-3						F3	3	0	0	0	1	0	2	Pittsburgh Pirates @ Chicago Cubs Wrigley Field, Chicago, IL Sun Sep 28 1980, 3:33 AM CDT Att: 10,305 - Unknown										
Steve Dillard, R (1, 5) OBP: 0.301, SLG: 0.342	K		4-3						6-3	4	0	0	0	0	1	3											
Bill Buckner, L (1, 3) OBP: 0.353, SLG: 0.454	1-3								1B	4	0	1	0	0	0	2											
Larry Bittner, L (1, 9) OBP: 0.293, SLG: 0.318 Scot Thompson, L (8, 9) OBP: 0.296, SLG: 0.291									F8	4	1	1	0	0	0	3											
Jerry Martin, R (1, 8) OBP: 0.286, SLG: 0.423									F6	0	0	0	0	0	0	0											
Jim Tracy, L (1, 7) OBP: 0.330, SLG: 0.414									6-3	4	0	1	0	0	0	1											
Mike O'Berry, R (1, 2) OBP: 0.308, SLG: 0.273									4-3	3	1	0	0	1	0	3											
Mick Kelleher, R (1, 4) OBP: 0.223, SLG: 0.188									6-3	4	0	1	2	0	0	2											
Mike Krukow, R (1, 1) OBP: 0.269, SLG: 0.292 Jesus Figueroa, L (6, PH) OBP: 0.314, SLG: 0.302 Bill Caudill, R (7, 1) OBP: 0.222, SLG: 0.333									1B	2	0	2	0	0	0	0											
									1B	1	0	0	0	0	1	1											
									1B	0	0	0	0	0	0	0											
Inning Stats	R: 0 E: 0 K: 1 S: 5	H: 0 LOB: 0 BB: 0 P: 5	R: 0 E: 0 K: 0 S: 4	H: 1 LOB: 1 BB: 0 P: 4	R: 0 E: 0 K: 0 S: 4	H: 1 LOB: 1 BB: 0 P: 4	R: 1 E: 1 K: 0 S: 5	H: 2 LOB: 2 BB: 1 P: 9	R: 0 E: 0 K: 0 S: 4	H: 1 LOB: 2 BB: 1 P: 8	R: 2 E: 0 K: 1 S: 7	H: 2 LOB: 1 BB: 1 P: 11	R: 0 E: 0 K: 0 S: 4	H: 1 LOB: 1 BB: 0 P: 4	R: 0 E: 0 K: 0 S: 3	H: 0 LOB: 0 BB: 0 P: 3	1B: 7 2B: 0 3B: 1 HR: 0	SF: 0 SAC: 0 DP: 0 HBP: 0	WP: 0 PB: 0 SB: 0 CS: 0	PA: 35							
PITCHER	IP	WLS	BF	H	R	ER	SO	BB	IBB	HBP	BLK	WP	HR	S	P	ERA	WHIP										
Bert Blyleven, R (1, 1) ERA: 3.82	6.0	L	28	7	3	3	3	3	0	0	0	0	0	29	41	4.50	1.667										
Kent Tekulve, R (7, 1) ERA: 3.4	2.0		7	1	0	0	0	0	0	0	0	0	0	7	7	0.00	0.500										



Batter	1	2	3	4	5	6	7	8	9	10	AB	R	H	RBI	BB	SO	LOB	TOP				
Omar Moreno, L (1.8) OBP: 0.306, SLG: 0.326	K	K			F8	FC6-4		G3		L6	6	0	0	0	0	2	7					
Vance Law, R (1.4) OBP: 0.300, SLG: 0.333	1B				F4		F2		1B	F9	6	1	3	0	0	0	2					
Dave Parker, L (1.9) Ed Ott, L (9.7) OBP: 0.316, SLG: 0.358	1B				4-3		F5		F8	F7	5	1	2	0	0	0	1					
Mike Easter, L (1.7) (9.9) OBP: 0.395, SLG: 0.589					G6-4-3		F8				5	1	3	1	0	0	2					
Bill Robinson, R (1.3) Matt Alexander, S (8. PR) Manny Sanguillen, R (8.3) OBP: 0.318, SLG: 0.341	K				4-3		F8		1B	IBB	4	0	1	0	0	1	4					
Tony Peña, R (1.2) OBP: 0.429, SLG: 0.429					4-3		BLK		K	K	5	0	2	1	0	2	4					
Kurt Bevacqua, R (1.5) OBP: 0.316, SLG: 0.333	FC6-4						BLK			F3	4	0	2	1	1	0	5					
Dale Berra, R (1.6) OBP: 0.288, SLG: 0.344		5-3			FC6-4		FC6-4		P6	E8	4	1	0	0	1	0	3					
Rick Rhoden, R (1.1) Enrique Romo, R (7.1) John Miller, R (8. PR) Kent Tekulve, R (8. PR) Bernie Carbo, L (10. PR) Lee Johnson, L (10. PR) Grant Jackson, S (10.1)	F4				F7		K			F9	3	0	0	0	0	1	4					
Inning Stats	R: 2 E: 0 K: 2 S: 11	H: 4 LOB: 2 BB: 0 P: 11	R: 0 E: 0 K: 1 S: 5	H: 0 LOB: 0 BB: 0 P: 5	R: 0 E: 0 K: 0 S: 4	H: 2 LOB: 1 BB: 0 P: 4	R: 0 E: 0 K: 0 S: 4	H: 1 LOB: 1 BB: 0 P: 4	R: 0 E: 0 K: 0 S: 3	H: 0 LOB: 0 BB: 0 P: 3	R: 1 E: 0 K: 0 S: 8	H: 3 LOB: 3 BB: 1 P: 12	R: 0 E: 0 K: 1 S: 7	H: 2 LOB: 3 BB: 1 P: 11	R: 0 E: 0 K: 1 S: 7	H: 2 LOB: 3 BB: 0 P: 11	R: 1 E: 1 K: 0 S: 5	H: 1 LOB: 2 BB: 0 P: 5	1B: 15 2B: 0 3B: 0 HR: 0	SF: 0 SAC: 0 DP: 1 HBP: 0	WP: 0 PB: 0 SB: 2 CS: 0	PA: 48
PITCHER	IP WLS BF H R ER SO	IP WLS BF H R ER SO	IP WLS BF H R ER SO	IP WLS BF H R ER SO	IP WLS BF H R ER SO	IP WLS BF H R ER SO	IP WLS BF H R ER SO	IP WLS BF H R ER SO	IP WLS BF H R ER SO	IP WLS BF H R ER SO	IP WLS BF H R ER SO	IP WLS BF H R ER SO	IP WLS BF H R ER SO	IP WLS BF H R ER SO	IP WLS BF H R ER SO	IP WLS BF H R ER SO	IP WLS BF H R ER SO	ERA WHIP	ERA WHIP			
Ed Lynch, R (1.1) ERA: 5.12	0.1	4.2	1.0	4.0	0.1	0.1	0.1	0.1	0.1	0.1	0.1	0.1	0.1	0.1	0.1	0.1	0.1	0.1	54.00	9.000		
Roy Lee Jackson, R (1.1) ERA: 3.85	4.2	17	1.0	7	3	1	1	1	0	1	0	1	0	1	0	0	0	0	0.00	0.857		
Scott Holman, R (6.1) ERA: 1.8	1.0	7	4.0	20	5	1	0	2	1	1	0	1	0	0	0	0	0	0	9.00	3.000		
Jeff Reardon, R (7.1) ERA: 2.64	4.0	W	2	5	1	0	2	1	1	0	0	0	0	0	0	0	0	0	0.00	1.500		

Pittsburgh Pirates @ New York Mets
Shea Stadium, Flushing, NY
Mon Sep 29 1980, 3:33 AM EDT
Att: 1,787 - Unknown


AB	45
R	4
H	15
RBI	4
BB	3
SO	6
LOB	34



Batter	1	2	3	4	5	6	7	8	9	10	AB	R	H	RBI	BB	SO	LOB	BOTTOM				
Joel Youngblood, R (1.8) OBP: 0.346, SLG: 0.388	K				P4		BB				6	2	3	2	0	2	2					
Wally Backman, S (1.4) OBP: 0.381, SLG: 0.315	4-3				G3		FC8-5		4-3		5	0	1	0	0	0	3					
Lee Mazzilli, S (1.3) OBP: 0.367, SLG: 0.430	F8				G3		WP		F8		4	0	1	1	1	0	1					
Steve Henderson, R (1.7) OBP: 0.369, SLG: 0.397					4-3		WP		5-3		4	1	1	0	1	1	3					
Claudell Washington, L (1.9) OBP: 0.323, SLG: 0.443					4-3		K		E3		4	0	0	1	1	1	4					
Alex Trevino, R (1.2) OBP: 0.279, SLG: 0.287					E4		K		K		5	0	1	0	0	3	6					
Hubie Brooks, R (1.5) OBP: 0.362, SLG: 0.339					FC5-4		BB		5-3		4	1	2	0	1	0	2					
Bill Almon, R (1.6) OBP: 0.254, SLG: 0.278					FC6-4					SH5-4	2	0	0	0	0	0	3					
Mike Jorgensen, L (6. PH) OBP: 0.349, SLG: 0.355	FC6-4				F4		K		2B		1	0	0	0	0	1	3					
Jeff Reardon, R (7.1) OBP: 0.338, SLG: 0.320							K		BB		0	0	0	0	1	0	0					
Elliott Maddox, R (10. PH) OBP: 0.338, SLG: 0.320											0	0	0	0	0	0	0					
Ed Lynch, R (1.1) OBP: 0.333, SLG: 0.333											0	0	0	0	0	0	0					
Roy Lee Jackson, R (1.1) OBP: 0.188, SLG: 0.313											1	0	0	0	0	0	0					
Phil Mankowski, L (5. PH) OBP: 0.308, SLG: 0.273											1	0	0	0	0	0	0					
Scott Holman, R (6.1) OBP: 0.308, SLG: 0.327											0	0	0	0	0	0	0					
Frank Taveras, R (7.6) OBP: 0.308, SLG: 0.327											2	1	1	0	1	1	1					
Inning Stats	R: 0 E: 0 K: 1 S: 5	H: 0 LOB: 0 BB: 0 P: 5	R: 0 E: 0 K: 0 S: 5	H: 2 LOB: 2 BB: 0 P: 5	R: 0 E: 0 K: 1 S: 6	H: 1 LOB: 1 BB: 0 P: 6	R: 1 E: 1 K: 0 S: 4	H: 1 LOB: 1 BB: 1 P: 8	R: 0 E: 0 K: 0 S: 3	H: 0 LOB: 0 BB: 0 P: 3	R: 2 E: 0 K: 2 S: 9	H: 2 LOB: 2 BB: 2 P: 17	R: 0 E: 0 K: 1 S: 6	H: 1 LOB: 2 BB: 1 P: 10	R: 0 E: 1 K: 1 S: 6	H: 0 LOB: 1 BB: 0 P: 6	R: 2 E: 0 K: 1 S: 6	H: 2 LOB: 0 BB: 0 P: 6	1B: 8 2B: 1 3B: 0 HR: 1	SF: 0 SAC: 1 DP: 1 HBP: 0	WP: 1 PB: 0 SB: 3 CS: 0	PA: 46
PITCHER	IP WLS BF H R ER SO	IP WLS BF H R ER SO	IP WLS BF H R ER SO	IP WLS BF H R ER SO	IP WLS BF H R ER SO	IP WLS BF H R ER SO	IP WLS BF H R ER SO	IP WLS BF H R ER SO	IP WLS BF H R ER SO	IP WLS BF H R ER SO	IP WLS BF H R ER SO	IP WLS BF H R ER SO	IP WLS BF H R ER SO	IP WLS BF H R ER SO	IP WLS BF H R ER SO	IP WLS BF H R ER SO	IP WLS BF H R ER SO	ERA WHIP	ERA WHIP			
Rick Rhoden, R (1.1) ERA: 3.84	6.0	5	1.0	9	1	0	0	2	1	0	0	0	0	0	0	0	0	0	3.00	1.667		
Enrique Romo, R (7.1) ERA: 3.23	1.0	5	2.0	9	1	0	0	2	1	0	0	0	0	0	0	0	0	0	0.00	2.000		
Kent Tekulve, R (8.1) ERA: 3.33	2.0	9	1.0	9	1	0	0	2	1	0	0	0	0	0	0	0	0	0	0.00	1.000		
Grant Jackson, L (10.1) ERA: 2.92	0.2	L	4	2	2	2	1	0	0	0	0	0	0	0	0	0	0	0	27.00	3.000		

Pittsburgh Pirates @ New York Mets
Shea Stadium, Flushing, NY
Mon Sep 29 1980, 3:33 AM EDT
Att: 1,787 - Unknown

AB	39
R	5
H	10
RBI	4
BB	6
SO	10
LOB	28



Batter	1	2	3	4	5	6	7	8	9	AB	R	H	RBI	BB	SO	LOB	TOP		
Omar Moreno, L (1, 8) OBP: 0.307, SLG: 0.326	0-3 K		4-0 CS BB			0-0 SF7 1B		0-3 K		3	1	0	1	2	1		Pittsburgh Pirates @ New York Mets Shea Stadium, Flushing, NY Tue Sep 30 1980, 3:33 AM EDT Att: 1,754 - Unknown		
Vance Law, R (1, 4) OBP: 0.281, SLG: 0.311	0-0 F9		0-0 L8			0-0 4-3			0-0 F9	4	0	0	1	0	2				
Mike Easter, L (1, 9) OBP: 0.391, SLG: 0.585	0-3 K			0-0 F7		0-0 SF7			0-0 4-3	3	0	0	1	0	1				
Bill Robinson, R (1, 7) OBP: 0.313, SLG: 0.463		0-0 L6		0-0 F3		0-0 5-3			0-0 1B 1B	4	0	1	0	0	0				
Tony Peña, R (1, 2) OBP: 0.455, SLG: 0.455		0-0 BB 1B		0-0 F5			0-0 4-3		0-0 1B 1B	4	0	2	0	0	0				
Kurt Bevacqua, R (1, 5) OBP: 0.322, SLG: 0.333		4-0 BB 1B			0-0 1-3		0-0 FC6 1B		0-0 F9	3	0	1	0	1	2				
Manny Sanguillen, R (1, 3) OBP: 0.290, SLG: 0.318		0-0 F9			0-0 F8		0-0 FC6 CS			3	0	0	0	0	3				
Dale Berra, R (1, 6) OBP: 0.265, SLG: 0.339		0-0 F3			0-0 F9		0-0 CS	0-0 F6		3	0	0	0	0	2				
Don Robinson, R (1, 1) OBP: 0.352, SLG: 0.481			0-0 F9			0-0 1B 4-3 2B				3	1	2	0	0	0				
Matt Alexander, S (8, PR) OBP: 0.333, SLG: 0.667										0	0	0	0	0	0				
Mark Lee, R (8, 1)										0	0	0	0	0	0				
Inning Stats	R: 0 E: 0 K: 2 S: 7	H: 0 LOB: 0 BB: 0 P: 7	R: 0 E: 0 K: 0 S: 4	H: 1 LOB: 2 BB: 1 P: 8	R: 0 E: 0 K: 0 S: 2	H: 0 LOB: 0 BB: 1 P: 6	R: 0 E: 0 K: 0 S: 3	H: 0 LOB: 0 BB: 0 P: 3	R: 0 E: 0 K: 0 S: 3	H: 1 LOB: 0 BB: 0 P: 3	R: 0 E: 0 K: 1 S: 5	H: 1 LOB: 2 BB: 0 P: 5	R: 0 E: 0 K: 0 S: 5	H: 2 LOB: 2 BB: 0 P: 5	R: 0 E: 0 K: 0 S: 5	H: 2 LOB: 2 BB: 0 P: 5	1B: 6 2B: 1 3B: 0 HR: 0	SF: 1 SAC: 0 DP: 0 HBP: 0	WP: 0 PA: 34 CS: 3
PITCHER Pete Falcone, L (1, 1) ERA: 4.52	IP: 9.0 WLS: W BF: 33 H: 7 R: 2 ER: 2 SO: 3 BB: 2 IBB: 0 HBP: 0 BLK: 0 WP: 0 HR: 0 S: 37 P: 45 ERA: 2.00 WHIP: 1.000															PITCHER			

Batter	1	2	3	4	5	6	7	8	9	AB	R	H	RBI	BB	SO	LOB	BOTTOM		
Mookie Wilson, S (1, 8) OBP: 0.340, SLG: 0.394	0-0 6-3			0-0 4-3		0-0 CS 1B		4-0 BB 6-3		3	0	1	0	1	0		Pittsburgh Pirates @ New York Mets Shea Stadium, Flushing, NY Tue Sep 30 1980, 3:33 AM EDT Att: 1,754 - Unknown		
Wally Backman, S (1, 4) OBP: 0.375, SLG: 0.303	0-3 K			0-0 1-3		4-0 1-2 BB		0-0 6-3		3	0	0	0	1	1				
Joel Youngblood, R (1, 9) OBP: 0.344, SLG: 0.385	0-0 F7			0-0 F8		0-3 K		0-0 6-3		4	0	0	0	0	2				
Steve Henderson, R (1, 7) OBP: 0.371, SLG: 0.401		0-0 5-3			0-0 E1 2B 1B		0-0 E 2B			3	2	2	0	0	0				
Mike Jorgensen, L (1, 3) OBP: 0.349, SLG: 0.355		0-3 K			0-3 K		0-0 SH5-3 2H SF9 1B			3	1	1	1	0	2				
Hubie Brooks, R (1, 5) OBP: 0.352, SLG: 0.328		0-0 5-3			0-0 4-3		0-0 SH5-3			2	0	0	0	0	1				
Alex Trevino, R (1, 2) OBP: 0.279, SLG: 0.292			0-0 L7		0-0 WP 2B		0-0 SF9			2	0	1	2	0	0				
Bill Almon, R (1, 6) OBP: 0.248, SLG: 0.272			0-3 K		0-3 K		0-3 K			3	0	0	0	0	3				
Pete Falcone, L (1, 1) OBP: 0.195, SLG: 0.154			0-3 K			0-0 1-3		0-0 3-1		3	0	0	0	0	1				
Inning Stats	R: 0 E: 0 K: 1 S: 5	H: 0 LOB: 0 BB: 0 P: 5	R: 0 E: 0 K: 1 S: 5	H: 0 LOB: 0 BB: 0 P: 5	R: 0 E: 0 K: 2 S: 7	H: 0 LOB: 0 BB: 0 P: 7	R: 0 E: 0 K: 0 S: 3	H: 0 LOB: 0 BB: 0 P: 3	R: 1 E: 1 K: 2 S: 9	H: 2 LOB: 1 BB: 0 P: 9	R: 0 E: 0 K: 1 S: 5	H: 1 LOB: 1 BB: 1 P: 9	R: 2 E: 1 K: 1 S: 7	H: 2 LOB: 0 BB: 0 P: 7	R: 0 E: 0 K: 0 S: 3	H: 0 LOB: 1 BB: 1 P: 7		1B: 3 2B: 2 3B: 0 HR: 0	SF: 1 SAC: 1 DP: 0 HBP: 0
PITCHER Don Robinson, R (1, 1) ERA: 4.22	IP: 7.0 WLS: L BF: 26 H: 5 R: 3 ER: 2 SO: 8 BB: 1 IBB: 0 HBP: 0 BLK: 0 WP: 1 HR: 0 S: 41 P: 45 ERA: 2.57 WHIP: 0.857															PITCHER			
Mark Lee, R (8, 1) ERA: 2.45	IP: 1.0 WLS: L BF: 4 H: 0 R: 0 ER: 0 SO: 0 BB: 1 IBB: 0 HBP: 0 BLK: 0 WP: 0 HR: 0 S: 3 P: 7 ERA: 0.00 WHIP: 1.000															PITCHER			

AB	30
R	2
H	7
RBI	2
BB	2
SO	3
LOB	10



Batter	1	2	3	4	5	6	7	8	9	AB	R	H	RBI	BB	SO	LOB	TOP									
Ivan De Jesus, R OBP: 0.327, SLG: 0.325	F8			K			K	K		4	0	1	0	0	2	0	Chicago Cubs @ Pittsburgh Pirates Three Rivers Stadium, Pittsburgh, PA Fri Oct 03 1980, 7:05 PM EDT Att: 5,270 - Unknown livebaseballscorecards.com									
Scot Thompson, L OBP: 0.291, SLG: 0.292	F8			K			WP 1B 1-2 1B BB			3	1	1	0	1	1	0										
Bill Buckner, L OBP: 0.354, SLG: 0.453	F8			G3			1B WP 1-2 1B			4	0	1	0	0	1	1										
Jim Tracy, L OBP: 0.310, SLG: 0.391																										
Jerry Martin, R OBP: 0.291, SLG: 0.419																										
Carlos Lezcano, R OBP: 0.290, SLG: 0.388																										
Steve Dillard, R OBP: 0.293, SLG: 0.325																										
Larry Bittner, L OBP: 0.294, SLG: 0.318																										
Bill Hayes, R																										
Mike O'Berry, R OBP: 0.273, SLG: 0.229																										
Jesus Figueroa, L OBP: 0.314, SLG: 0.299																										
Mike Vail, R OBP: 0.330, SLG: 0.423																										
Mike Tyson, R OBP: 0.268, SLG: 0.333																										
Mick Kelleher, R OBP: 0.212, SLG: 0.178																										
Rick Reuschel, R OBP: 0.169, SLG: 0.220																										
Dave Kingman, R OBP: 0.329, SLG: 0.522																										
Lee Smith, R																										
Inning Stats	R: 0 E: 0 K: 0 S: 3	H: 0 LOB: 0 BB: 0 P: 3	R: 0 E: 0 K: 0 S: 3	H: 0 LOB: 0 BB: 0 P: 3	R: 0 E: 0 K: 0 S: 3	H: 0 LOB: 0 BB: 0 P: 3	R: 0 E: 0 K: 2 S: 7	H: 0 LOB: 0 BB: 0 P: 7	R: 0 E: 0 K: 1 S: 5	H: 0 LOB: 0 BB: 0 P: 5	R: 0 E: 0 K: 0 S: 3	H: 1 LOB: 0 BB: 0 P: 3	R: 1 E: 0 K: 2 S: 9	H: 3 LOB: 3 BB: 2 P: 17	R: 0 E: 0 K: 1 S: 5	H: 0 LOB: 0 BB: 0 P: 5	R: 0 E: 0 K: 2 S: 8	H: 1 LOB: 1 BB: 0 P: 8	1B: 5 2B: 0 3B: 0 HR: 0	SF: 0 SAC: 0 DP: 1 HBP: 0	WP: 1 PB: 0 SB: 0 CS: 0	PA: 32				
PITCHER	IP	WLS	BF	H	R	ER	SO	BB	IBB	HBP	BLK	WP	HR	S	P	ERA	WHIP									
Jesse Jefferson, R ERA: 5.26	(1, 1)	6.2	W	23	3	1	1	4	2	0	0	0	1	0	29	37	1.35	0.750								
Kent Tekulve, R ERA: 3.33	(7, 1)	0.0		1	1	0	0	0	0	0	0	0	0	0	1	1	∞	∞								
John Candelaria, L ERA: 4.01	(7, 1)	2.1	S	8	1	0	0	4	0	0	0	0	0	0	16	16	0.00	0.429								

Batter	1	2	3	4	5	6	7	8	9	AB	R	H	RBI	BB	SO	LOB	BOTTOM									
Omar Moreno, L OBP: 0.307, SLG: 0.327	K		G3		4-3		SF8			3	0	0	1	0	1	1	Chicago Cubs @ Pittsburgh Pirates Three Rivers Stadium, Pittsburgh, PA Fri Oct 03 1980, 7:05 PM EDT Att: 5,270 - Unknown livebaseballscorecards.com									
Vance Law, R OBP: 0.271, SLG: 0.299	E5			E5	5-3		3H S 1B			4	1	1	0	0	0	1										
Dave Parker, L OBP: 0.328, SLG: 0.460										3	0	1	0	0	0	1										
Lee Lacy, R OBP: 0.395, SLG: 0.514	3-1									1	0	0	0	0	1	1										
Mike Easter, L OBP: 0.395, SLG: 0.585	L6									3	1	2	1	1	0	1										
Bill Robinson, R OBP: 0.320, SLG: 0.468										3	0	1	0	1	1	1										
Dale Berra, R OBP: 0.267, SLG: 0.339										4	0	2	1	0	1	2										
Kurt Bevacqua, R OBP: 0.320, SLG: 0.324										3	0	0	0	1	0	4										
Tony Peña, R OBP: 0.467, SLG: 0.600										4	1	2	0	0	0	3										
Jesse Jefferson, R ERA: 3.4										1	0	0	0	0	1	0										
Kent Tekulve, R ERA: 2.91										0	0	0	0	0	0	0										
John Candelaria, L OBP: 0.232, SLG: 0.234										1	0	0	0	0	0	1										
Inning Stats	R: 0 E: 1 K: 1 S: 6	H: 0 LOB: 1 BB: 0 P: 6	R: 0 E: 0 K: 0 S: 3	H: 0 LOB: 0 BB: 0 P: 3	R: 0 E: 0 K: 1 S: 5	H: 0 LOB: 0 BB: 0 P: 5	R: 2 E: 1 K: 0 S: 5	H: 3 LOB: 1 BB: 1 P: 9	R: 0 E: 0 K: 0 S: 4	H: 1 LOB: 1 BB: 0 P: 4	R: 0 E: 0 K: 1 S: 7	H: 2 LOB: 2 BB: 0 P: 7	R: 1 E: 0 K: 1 S: 7	H: 2 LOB: 1 BB: 0 P: 7	R: 0 E: 0 K: 1 S: 5	H: 1 LOB: 2 BB: 2 P: 13	1B: 8 2B: 0 3B: 1 HR: 0	SF: 1 SAC: 1 DP: 2 HBP: 0	WP: 0 PB: 0 SB: 1 CS: 0	PA: 35						
PITCHER	IP	WLS	BF	H	R	ER	SO	BB	IBB	HBP	BLK	WP	HR	S	P	ERA	WHIP									
Rick Reuschel, R ERA: 3.4	(1, 1)	7.0	L	30	8	3	2	4	0	0	0	0	0	0	37	41	2.57	1.143								
Lee Smith, R ERA: 2.91	(8, 1)	1.0		5	1	0	0	1	2	0	0	0	0	0	5	13	0.00	3.000								

Batter	1	2	3	4	5	6	7	8	9	AB	R	H	RBI	BB	SO	LOB	TOP			
Carlos Lezcano, R (1, 8) OBP: 0.294, SLG: 0.375	L3		F8			K		K		4	0	0	0	0	2	1	Chicago Cubs @ Pittsburgh Pirates Three Rivers Stadium, Pittsburgh, PA Sun Oct 05 1980, 3:33 AM EDT Att: 20,588 - Unknown livebaseballscorecards.com			
Jesus Figueroa, L (1, 7) OBP: 0.308, SLG: 0.293	F7		K			4-3		1-3		4	0	0	0	0	1	0				
Bill Buckner, L (1, 3) OBP: 0.353, SLG: 0.457	E6 2B			F9		F7		5-3		4	0	0	0	0	0	0				
Jim Tracy, L (1, 9) OBP: 0.326, SLG: 0.402				E S BB				CS 1B		3	0	2	0	1	0	0				
Bill Hayes, R (1, 2) OBP: 0.222, SLG: 0.333	6-3			K				F7		3	0	0	0	0	1	4				
Mike Tyson, R (1, 4) OBP: 0.273, SLG: 0.337						3-1		G3		3	0	1	0	0	0	1				
Steve Dillard, R (1, 5) OBP: 0.285, SLG: 0.316						K		G3		3	0	0	0	0	2	1				
Mick Kelleher, R (1, 6) OBP: 0.217, SLG: 0.177						4-3		F8		3	0	0	0	0	0	1				
Doug Capilla, L (1, 1) OBP: 0.190, SLG: 0.286						1-3				2	0	0	0	0	1	0				
Larry Bittner, L (8, PH) OBP: 0.294, SLG: 0.319										1	0	1	0	0	0	0				
Dick Tidrow, R (8, 1)								1B		0	0	0	0	0	0	0				
Inning Stats	R: 0 E: 1 K: 0 S: 5	H: 1 LOB: 2 BB: 0 P: 5	R: 0 E: 0 K: 1 S: 5	H: 1 LOB: 0 BB: 0 P: 5	R: 0 E: 0 K: 2 S: 7	H: 0 LOB: 0 BB: 0 P: 7	R: 0 E: 0 K: 1 S: 5	H: 0 LOB: 1 BB: 1 P: 9	R: 0 E: 0 K: 1 S: 5	H: 0 LOB: 0 BB: 0 P: 5	R: 0 E: 0 K: 0 S: 3	H: 1 LOB: 0 BB: 0 P: 3	R: 0 E: 0 K: 1 S: 6	H: 1 LOB: 1 BB: 0 P: 6	R: 0 E: 0 K: 0 S: 3	H: 0 LOB: 0 BB: 0 P: 3	1B: 3 2B: 1 3B: 0 HR: 0	SF: 0 SAC: 0 DP: 1 HBP: 0	WP: 0 PB: 0 SB: 1 CS: 1	PA: 31
PITCHER Don Robinson, R (1, 1) ERA: 3.99	IP: 9.0 WLS: W BF: 31 H: 4 R: 0 ER: 0 SO: 7 BB: 1 IBB: 0 HBP: 0 BLK: 0 WP: 0 HR: 0 S: 44 P: 48 ERA: 0.00 WHIP: 0.556															PITCHER				

Batter	1	2	3	4	5	6	7	8	9	AB	R	H	RBI	BB	SO	LOB	BOTTOM			
Omar Moreno, L (1, 8) OBP: 0.306, SLG: 0.325	K			K				F7		4	0	1	0	0	2	0	Chicago Cubs @ Pittsburgh Pirates Three Rivers Stadium, Pittsburgh, PA Sun Oct 05 1980, 3:33 AM EDT Att: 20,588 - Unknown livebaseballscorecards.com			
Vance Law, R (1, 4) OBP: 0.260, SLG: 0.311	F9			1B 3B				5-3		3	1	1	0	0	0	1				
Lee Lacy, R (1, 7) OBP: 0.394, SLG: 0.511	F9			F9 1B BB				4-3		2	0	0	0	1	0	0				
Bill Robinson, R (1, 9) OBP: 0.320, SLG: 0.463								CS 1B		3	0	2	1	0	0	0				
Tony Peña, R (1, 2) OBP: 0.429, SLG: 0.571				F9				CS 1B		3	0	2	0	0	0	2				
Dale Berra, R (1, 6) OBP: 0.269, SLG: 0.343				2-3 1B				1-2 2B		3	0	0	0	0	0	4				
Kurt Bevacqua, R (1, 5) OBP: 0.305, SLG: 0.307								6-3		3	0	0	0	0	0	1				
Manny Sanguillen, R (1, 3) OBP: 0.294, SLG: 0.313				F9				6-3		3	0	0	0	0	0	0				
Don Robinson, R (1, 1) OBP: 0.333, SLG: 0.456				K				K		3	0	0	0	0	2	0				
Inning Stats	R: 0 E: 0 K: 1 S: 5	H: 0 LOB: 0 BB: 0 P: 5	R: 0 E: 0 K: 0 S: 3	H: 1 LOB: 0 BB: 0 P: 3	R: 0 E: 0 K: 1 S: 5	H: 0 LOB: 0 BB: 0 P: 5	R: 1 E: 0 K: 1 S: 7	H: 2 LOB: 2 BB: 1 P: 11	R: 0 E: 0 K: 1 S: 5	H: 0 LOB: 0 BB: 0 P: 5	R: 0 E: 0 K: 0 S: 3	H: 1 LOB: 0 BB: 0 P: 3	R: 0 E: 0 K: 0 S: 4	H: 2 LOB: 1 BB: 0 P: 4	R: 0 E: 0 K: 0 S: 3	H: 0 LOB: 0 BB: 0 P: 3		1B: 4 2B: 1 3B: 1 HR: 0	SF: 0 SAC: 0 DP: 0 HBP: 0	WP: 0 PB: 0 SB: 0 CS: 3
PITCHER Doug Capilla, L (1, 1) ERA: 4.12	IP: 7.0 WLS: L BF: 25 H: 6 R: 1 ER: 1 SO: 4 BB: 1 IBB: 0 HBP: 0 BLK: 0 WP: 0 HR: 0 S: 32 P: 36 ERA: 1.29 WHIP: 1.000															PITCHER				
Dick Tidrow, R (8, 1) ERA: 2.72	IP: 1.0 WLS: 3 BF: 0 H: 0 R: 0 ER: 0 SO: 0 BB: 0 IBB: 0 HBP: 0 BLK: 0 WP: 0 HR: 0 S: 3 P: 3 ERA: 0.00 WHIP: 0.000															PITCHER				