Pittsburgh Pirates - 1981

Batter	1	2	3	4	5	6	7	8	9	AB	R	H	RBI	BB	SO	LOB
Tim Raines, S (1, 7) OBP: 0.400, SLG: 0.250	BBBB 4-0 S E BB		x 0-0 ②③ WP SH 1B	x 0-0 ②③ G4-6-3 1-2f		x 0-0 ③ F8		x 0-0 ② F8		4	2	1	0	1	0	5
Rodney Scott, S (1, 4) Tim Wallach, R (8, PH) Woodie Fryman, R (8, 1)	x 0-0 ① 1-3 1-H		x 0-0 ① SH SF8 1-H		x 0-0 ① F7		x 0-0 ① 1-3	x 0-0 ③ 6-3		3 1 0	1 0 0	0 0 0	0 0 0	0 0 0	0 0 0	0 1 0
Andre Dawson, R (1, 8) OBP: 0.800, SLG: 1.333	x 0-0 1B 2B		x 0-0 ① SF8 3-H		H 1-0 S HBP		x 0-0 1B 1B		x 0-0 G3 S 1B 1B	3	1	3	1	0	0	0
Ellis Valentine, R (1, 9) OBP: 0.200, SLG: 0.200	x 0-0 2-3 1B		x 0-0 ② F8		x 0-0 ② F9 1-2		x 0-0 ② F9		x 0-0 ① G3 1-3	5	0	1	0	0	0	3
Gary Carter, R (1, 2) OBP: 0.400, SLG: 0.400	SSS 0-3 ② K		x 0-0 ③ 5-3		SSS 0-3 ③ K		x 0-0 1-3 1B		x 0-0 5-3 1B 3-H 1B	5	0	2	1	0	2	3
Larry Parrish, R (1, 5) OBP: 0.200, SLG: 0.200	SSS 0-3 ③ K			x 0-0 2B 6-3 1B		x 0-0 ① 5-3	x 0-0 ③ L5		x 0-0 ② 5-3 1-2	5	1	1	0	0	1	5
Warren Cromartie, L (1, 3) OBP: 0.600, SLG: 0.750		x 0-0 ① F7	x 0-0 1-3 2B		x 0-0 ② 4-3			x 0-0 WP 1B 1B	4-0 1B IBB	4	1	2	0	1	0	0
Chris Speier, R (1, 6) OBP: 0.200, SLG: 0.200		x 0-0 ② P4	x 0-0 ① 6-3 3-H		x 0-0 E3 1B			x 0-0 ① F8 1-2	x 0-0 ③ 1-2 2-H 1B	5	0	1	1	0	0	2
Steve Rogers, R (1, 1) OBP: 0.500, SLG: 0.500 Willie Montanez, L (6, PH) OBP: 1.000, SLG: 1.000 Stan Bahnsen, R (6, 1) Jerry White, S (8, PH) OBP: 1.000, SLG: 1.000 Jerry Manuel, S (8, 4)		x 0-0 ③ 1-3	x 0-0 G4-6-3 1B		x 0-0 1-2 1B			x 0-0 2-H 1B		2 1 0 1 0	0 0 0 0 0	1 1 0 1 0	0 0 0 1 0	0 0 0 0 0	0 0 0 0 0	0 0 0 0 0
Inning Stats	R: 1 E: 0 K: 2 S: 9 H: 2 LOB: 2 BB: 1 P: 13	R: 0 E: 0 K: 0 S: 3 H: 0 LOB: 0 BB: 0 P: 3	R: 2 E: 1 K: 0 S: 5 H: 1 LOB: 0 BB: 0 P: 5	R: 1 E: 0 K: 0 S: 5 H: 3 LOB: 1 BB: 0 P: 5	R: 0 E: 0 K: 1 S: 5 H: 0 LOB: 1 BB: 0 P: 6	R: 0 E: 1 K: 0 S: 5 H: 1 LOB: 2 BB: 0 P: 5	R: 0 E: 0 K: 0 S: 5 H: 2 LOB: 2 BB: 0 P: 5	R: 1 E: 0 K: 0 S: 5 H: 2 LOB: 1 BB: 0 P: 5	R: 1 E: 0 K: 0 S: 5 H: 3 LOB: 2 BB: 1 P: 9	1B: 12 2B: 2 3B: 0 HR: 0	SF: 1 SAC: 1 DP: 1 HBP: 1					

TOP

Montreal Expos @ Pittsburgh Pirates

Three Rivers Stadium, Pittsburgh, PA

Thu Apr 09 1981, 3:33 AM EST

Att. 40,332 - Unknown

livebaseballscorecards.com

AB	39
R	6
H	14
RBI	4
BB	2
SO	3
LOB	19

WP: 2 PA: 44
PB: 0
SB: 3
CS: 0

PITCHER		IP	WLS	BF	H	R	ER	SO	BB	IBB	HBP	BLK	WP	HR	S	P	ERA	WHIP
Jim Bibby, R ERA: 3.86	(1, 1)	7.0		33	9	4	3	3	1	0	1	0	1	0	37	42	3.86	1.429
Enrique Romo, R ERA:	(8, 1)	0.0		1	1	1	1	0	0	0	0	0	0	0	1	1	∞	∞
Grant Jackson, L ERA:	(8, 1)	1.0		4	1	0	0	0	0	0	0	0	1	0	4	4	0.00	1.000
Kent Tekulve, R ERA: 9.0	(9, 1)	1.0	L	6	3	1	1	0	0	1	0	0	0	0	5	9	9.00	3.000

PITCHER	IP	WLS	BF	H	R	ER	SO	BB	IBB	HBP	BLK	WP	HR	S	P	ERA	WHIP

BOTTOM

Montreal Expos @ Pittsburgh Pirates

Three Rivers Stadium, Pittsburgh, PA

Thu Apr 09 1981, 3:33 AM EST

Att. 40,332 - Unknown

Batter	1	2	3	4	5	6	7	8	9	AB	R	H	RBI	BB	SO	LOB
Omar Moreno, L (1, 8) OBP: 0.250, SLG: 0.250	0-0 2-3 1B 1B	0-0 F8		0-0 P6			0-0 P6			4	1	1	0	0	0	1
Tim Foli, R (1, 6)	0-0 2-3 1-2	0-0 G6-4-3 1-2f		0-0 F9			0-0 5-3			4	0	0	0	0	0	2
Dave Parker, L (1, 9)	0-0 P6		0-0 F9		0-0 4-3			0-0 4-3		4	0	0	0	0	0	1
Jason Thompson, L (1, 3) Bill Robinson, R (8, PH) (9, 3)	BBBB 4-0 1B 2B BB		0-0 P7		0-0 4-3			0-0 6-3		2 1	1 0	0 0	0 0	1 0	0 0	0 0
Mike Easler, L (1, 7) OBP: 0.500, SLG: 0.500	0-0 2B 1-3 2-H 1B		0-0 1B 2B 1B		0-0 F8			0-0 F8		4	2	2	1	0	0	0
Bill Madlock, R (1, 5) OBP: 0.500, SLG: 0.750	0-0 1B 1-H 3-H 2B		0-0 2B 1-2 1B			0-0 6-3			S S S 0-3 K	4	1	2	2	0	1	0
Dale Berra, R (1, 4) OBP: 0.667, SLG: 1.000 Willie Stargell, L (9, PH)	0-0 WP 2-H 1B		0-0 1-3 2-H 2B			0-0 F3			0-0 4-3	3 1	0 0	2 0	2 0	0 0	0 0	0 0
Steve Nicosia, R (1, 2) Lee Lacy, R (9, PH)	0-0 F9 1-2		0-0 F7			0-0 4-3			0-0 6-3	3 1	0 0	0 0	0 0	0 0	0 0	3 0
Jim Bibby, R (1, 1) OBP: 0.500, SLG: 0.500 John Milner, L (7, PH) Enrique Romo, R (8, 1) Grant Jackson, S (8, 1) Kent Tekulve, R (9, 1)		0-0 G6-4-3 1B		0-0 F8			0-0 F8			2 1 0 0 0	0 0 0 0 0	1 0 0 0 0	0 0 0 0 0	0 0 0 0 0	0 0 0 0 0	0 0 0 0 0
Inning Stats	R: 4 E: 0 K: 0 S: 7 H: 4 LOB: 1 BB: 1 P: 11	R: 0 E: 0 K: 0 S: 3 H: 1 LOB: 0 BB: 0 P: 3	R: 1 E: 0 K: 0 S: 6 H: 3 LOB: 2 BB: 0 P: 6	R: 0 E: 0 K: 0 S: 3 H: 0 LOB: 0 BB: 0 P: 3	R: 0 E: 0 K: 0 S: 3 H: 0 LOB: 0 BB: 0 P: 3	R: 0 E: 0 K: 0 S: 3 H: 0 LOB: 0 BB: 0 P: 3	R: 0 E: 0 K: 0 S: 3 H: 0 LOB: 0 BB: 0 P: 3	R: 0 E: 0 K: 0 S: 3 H: 0 LOB: 0 BB: 0 P: 3	R: 0 E: 0 K: 1 S: 5 H: 0 LOB: 0 BB: 0 P: 5	1B: 6 2B: 2 3B: 0 HR: 0		SF: 0 SAC: 0 DP: 1 HBP: 0		WP: 1 PB: 0 SB: 0 CS: 0		PA: 35	

livebaseballscorecards.com

PITCHER		IP	WLS	BF	H	R	ER	SO	BB	IBB	HBP	BLK	WP	HR	S	P	ERA	WHIP
Steve Rogers, R ERA: 9.0	(1, 1)	5.0		23	8	5	5	0	1	0	0	0	1	0	22	26	9.00	1.800
Stan Bahnsen, R ERA:	(6, 1)	2.0		6	0	0	0	0	0	0	0	0	0	0	6	6	0.00	0.000
Woodie Fryman, L ERA:	(8, 1)	2.0	W	6	0	0	0	1	0	0	0	0	0	0	8	8	0.00	0.000

PITCHER	IP	WLS	BF	H	R	ER	SO	BB	IBB	HBP	BLK	WP	HR	S	P	ERA	WHIP

AB	34
R	5
H	8
RBI	5
BB	1
SO	1
LOB	7

Montreal Expos @ Pittsburgh Pirates

Three Rivers Stadium, Pittsburgh, PA

Sun Apr 12 1981, 3:33 AM EST

Att. 8,430 - Unknown

TOP

livebaseballscorecards.com

Batter	1	2	3	4	5	6	7	8	9	AB	R	H	RBI	BB	SO	LOB
Tim Raines, S (1, 7) OBP: 0.444, SLG: 0.625	0-0 1B 3B	0-0 4-3			0-0 4-3		0-0 1-2 2-H 3-H 1B			4	1	2	1	0	0	1
Rodney Scott, S (1, 4)	0-0 L7		0-3 K			0-0 4-3		0-0 4-3		4	0	0	0	0	1	1
Andre Dawson, R (1, 8) OBP: 0.667, SLG: 0.857	0-0 1B 3-H 1B		0-0 5-3			0-0 1B		0-0 6-3		4	0	2	1	0	0	0
Ellis Valentine, R (1, 9) OBP: 0.222, SLG: 0.222	0-0 1-3 1B		0-0 5-3			0-0 F9		0-3 K		4	0	1	0	0	1	0
Gary Carter, R (1, 2) OBP: 0.333, SLG: 0.333	0-0 F3			0-0 F9			0-0 1B 1B 1B 1B		0-0 P5	4	1	1	0	0	0	2
Larry Parrish, R (1, 5) OBP: 0.333, SLG: 0.333	0-0 F7			0-0 5-3			0-0 1-2 1B 1B 1B		0-0 1B 4-3 1B	4	0	2	0	0	0	2
Warren Cromartie, L (1, 3) OBP: 0.444, SLG: 0.500		0-0 4-3		0-0 4-3			0-0 1-2 2-3 1B		0-0 1-2 4-3	4	0	1	0	0	0	1
Chris Speier, R (1, 6) OBP: 0.125, SLG: 0.125		0-0 5-3			0-0 P4		0-0 P6		0-0 2-3 1B	3	0	0	0	0	0	3
Rowland Office, L (9, PH) OBP: 1.000, SLG: 1.000										1	0	1	0	0	0	0
Jerry Manuel, S (9, PR)										0	0	0	0	0	0	0
Ray Burris, R (1, 1) OBP: 0.500, SLG: 0.500		0-0 1B			0-3 K		0-0 P6		0-3 K	2	0	1	0	0	1	0
Jerry White, S (7, PH) OBP: 0.500, SLG: 0.500										1	0	0	0	0	0	3
Stan Bahnsen, R (7, 1)										0	0	0	0	0	0	0
Bill Lee, L (8, 1)										0	0	0	0	0	0	0
Willie Montanez, L (9, PH) OBP: 0.500, SLG: 0.500										1	0	0	0	0	1	2
Inning Stats	R: 1 E: 0 K: 0 S: 6 H: 3 LOB: 2 BB: 0 P: 6	R: 0 E: 0 K: 0 S: 4 H: 1 LOB: 1 BB: 0 P: 4	R: 0 E: 0 K: 1 S: 5 H: 0 LOB: 0 BB: 0 P: 5	R: 0 E: 0 K: 0 S: 3 H: 0 LOB: 0 BB: 0 P: 3	R: 0 E: 0 K: 1 S: 5 H: 0 LOB: 0 BB: 0 P: 5	R: 0 E: 0 K: 0 S: 3 H: 1 LOB: 0 BB: 0 P: 3	R: 1 E: 0 K: 0 S: 6 H: 4 LOB: 2 BB: 0 P: 6	R: 0 E: 0 K: 1 S: 5 H: 0 LOB: 0 BB: 0 P: 5	R: 0 E: 0 K: 1 S: 7 H: 2 LOB: 2 BB: 0 P: 7	1B: 10 2B: 0 3B: 1 HR: 0 SF: 0 SAC: 0 DP: 0 HBP: 0							

	AB	36
	R	2
	H	11
	RBI	2
	BB	0
	SO	4
	LOB	15

WP: 0 PB: 0 SB: 0 CS: 0 PA: 36

PITCHER		IP	WLS	BF	H	R	ER	SO	BB	IBB	HBP	BLK	WP	HR	S	P	ERA	WHIP
Rick Rhoden, R ERA: 3.0	(1, 1)	6.0	W	25	8	2	2	2	0	0	0	0	0	0	29	29	3.00	1.333
Enrique Romo, R ERA: 3.0	(7, 1)	3.0	S	11	3	0	0	2	0	0	0	0	0	0	15	15	0.00	1.000

PITCHER	IP	WLS	BF	H	R	ER	SO	BB	IBB	HBP	BLK	WP	HR	S	P	ERA	WHIP

BOTTOM

Montreal Expos @ Pittsburgh Pirates

Three Rivers Stadium, Pittsburgh, PA

Sun Apr 12 1981, 3:33 AM EST

Att. 8,430 - Unknown

livebaseballscorecards.com

Batter	1	2	3	4	5	6	7	8	9	AB	R	H	RBI	BB	SO	LOB
Omar Moreno, L (1, 8) OBP: 0.125, SLG: 0.125	4-3		3-1		P5		G3			4	0	0	0	0	0	3
Tim Foli, R (1, 6) OBP: 0.125, SLG: 0.125	6-3		F8		2-H 1B			F7		4	0	1	1	0	0	0
Dave Parker, L (1, 9) OBP: 0.375, SLG: 0.750	1B			HR	F8			G3 1B		4	1	3	1	0	0	1
Jason Thompson, L (1, 3) OBP: 0.286, SLG: 0.667	P4			HR		3-1		G3 1-2		4	1	1	1	0	0	2
Mike Easler, L (1, 7) OBP: 0.375, SLG: 0.286		BBBB 4-0 FC6-4 BB		F7		P4		4-3		3	0	0	0	1	0	1
Bill Madlock, R (1, 5) OBP: 0.286, SLG: 0.429		FC6-4 FC5-4 1-2f		1-4-3		F7				3	0	0	0	0	0	1
Dale Berra, R (1, 4) OBP: 0.400, SLG: 0.600		FC5-4 FC5-4 1-2f		SSS K			S 1B			2	0	0	0	0	1	1
John Milner, L (7, PH) OBP: 0.500, SLG: 0.500										1	0	1	0	0	0	0
Vance Law, R (7, PR) (8, 4)										0	0	0	0	0	0	0
Steve Nicosia, R (1, 2)		FC5-4 1-2f			BBBB 4-0 SH3 1B BB		SSS 0-3 K 1-2			2	1	0	0	1	1	2
Rick Rhoden, R (1, 1)			F8		SH3 1-2					1	0	0	0	0	0	0
Enrique Romo, R (7, 1)							SSS K			1	0	0	0	0	1	2
Inning Stats	R: 0 E: 0 K: 0 S: 4 H: 1 LOB: 1 BB: 0 P: 4	R: 0 E: 0 K: 0 S: 3 H: 0 LOB: 1 BB: 1 P: 7	R: 0 E: 0 K: 0 S: 3 H: 0 LOB: 0 BB: 0 P: 3	R: 2 E: 0 K: 1 S: 7 H: 2 LOB: 0 BB: 0 P: 7	R: 1 E: 0 K: 0 S: 4 H: 1 LOB: 1 BB: 1 P: 8	R: 0 E: 0 K: 0 S: 3 H: 0 LOB: 0 BB: 0 P: 3	R: 0 E: 0 K: 2 S: 8 H: 1 LOB: 2 BB: 0 P: 8	R: 0 E: 0 K: 0 S: 4 H: 1 LOB: 1 BB: 0 P: 4		1B: 4 2B: 0 3B: 0 HR: 2	SF: 0 SAC: 1 DP: 0 HBP: 0						

PITCHER	IP	WLS	BF	H	R	ER	SO	BB	IBB	HBP	BLK	WP	HR	S	P	ERA	WHIP
Ray Burris, R (1, 1) ERA: 4.5	6.0	L	24	4	3	3	1	2	0	0	0	0	2	24	32	4.50	1.000
Stan Bahnsen, R (7, 1) ERA:	1.1		5	1	0	0	2	0	0	0	0	0	0	9	9	0.00	0.750
Bill Lee, L (8, 1) ERA:	0.2		3	1	0	0	0	0	0	0	0	0	0	3	3	0.00	1.500

PITCHER	IP	WLS	BF	H	R	ER	SO	BB	IBB	HBP	BLK	WP	HR	S	P	ERA	WHIP

AB	29
R	3
H	6
RBI	3
BB	2
SO	3
LOB	13

1B: 4 2B: 0 3B: 0 HR: 2 SF: 0 SAC: 1 DP: 0 HBP: 0

WP: 0 PB: 0 SB: 1 CS: 0 PA: 32

Batter	1	2	3	4	5	6	7	8	9	AB	R	H	RBI	BB	SO	LOB
Omar Moreno, L (1, 8) OBP: 0.250, SLG: 0.333	K		K		1B 2-H 1B		2B 1-3			4	0	2	1	0	2	1
Tim Foli, R (1, 6) OBP: 0.250, SLG: 0.250	WP S 1B		P4		1-2 1B		K			4	0	2	0	0	1	3
Dave Parker, L (1, 9) OBP: 0.250, SLG: 0.500	K 1-2			F7	1-3			K2-3		4	0	0	0	0	2	3
Bill Robinson, R (1, 3) OBP: 0.200, SLG: 0.200	F5 2-3			5-3 1B		P3		L5		4	0	1	0	0	0	1
Bill Madlock, R (1, 5) OBP: 0.300, SLG: 0.400		P2		5-3 1-2		9-5 WP 1B		F9		3	0	1	0	0	0	1
Vance Law, R (7, 4)										1	0	0	0	0	0	0
Lee Lacy, R (1, 7) OBP: 0.200, SLG: 0.200		F8		5-3		9-5 1-3f			G6-4-3 1B	4	0	1	0	0	0	2
Dale Berra, R (1, 4) OBP: 0.222, SLG: 0.333		F8	K			6-3			L5	4	0	0	0	0	1	1
(7, 5)																
Steve Nicosia, R (1, 2) OBP: 0.300, SLG: 0.222			1B		SH1-4 1B 1B	F8			G6-4-3 1-2f	4	1	2	0	0	0	1
John Candelaria, L (1, 1)			F5		SH1-4 1-2		2B BB			1	0	0	0	0	0	1
Kurt Bevacqua, R (7, PH)										0	0	0	0	1	0	0
Eddie Solomon, R (7, 1)										0	0	0	0	0	0	0
Inning Stats	R: 0 E: 0 K: 2 S: 8 H: 1 LOB: 1 BB: 0 P: 8	R: 0 E: 0 K: 0 S: 3 H: 0 LOB: 0 BB: 0 P: 3	R: 0 E: 0 K: 1 S: 6 H: 1 LOB: 1 BB: 0 P: 6	R: 0 E: 0 K: 0 S: 4 H: 1 LOB: 1 BB: 0 P: 4	R: 1 E: 0 K: 1 S: 8 H: 3 LOB: 2 BB: 0 P: 8	R: 0 E: 0 K: 0 S: 3 H: 1 LOB: 0 BB: 0 P: 3	R: 0 E: 0 K: 1 S: 6 H: 1 LOB: 2 BB: 1 P: 10	R: 0 E: 0 K: 1 S: 5 H: 0 LOB: 0 BB: 0 P: 5	R: 0 E: 0 K: 0 S: 3 H: 1 LOB: 0 BB: 0 P: 3	1B: 8 2B: 2 3B: 0 HR: 0 SF: 0 SAC: 1 DP: 2 HBP: 0						

PITCHER	IP	WLS	BF	H	R	ER	SO	BB	IBB	HBP	BLK	WP	HR	S	P	ERA	WHIP
Steve Carlton, L (1, 1) ERA: 1.13	9.0	W	35	9	1	1	6	1	0	0	0	2	0	46	50	1.00	1.111

PITCHER	IP	WLS	BF	H	R	ER	SO	BB	IBB	HBP	BLK	WP	HR	S	P	ERA	WHIP

TOP

Pittsburgh Pirates @ Philadelphia Phillies
Veterans Stadium, Philadelphia, PA
Mon Apr 13 1981, 6:05 PM EST
Att. 60,404 - Unknown

livebaseballscorecards.com

AB	33
R	1
H	9
RBI	1
BB	1
SO	6
LOB	14

WP: 2 PA: 35
PB: 0
SB: 1
CS: 0

BOTTOM

Pittsburgh Pirates @ Philadelphia Phillies
Veterans Stadium, Philadelphia, PA
Mon Apr 13 1981, 6:05 PM EST
Att. 60,404 - Unknown

Batter	1	2	3	4	5	6	7	8	9	AB	R	H	RBI	BB	SO	LOB
Lonnie Smith, R (1, 9) OBP: 0.250, SLG: 0.250	5-3	FC4-6 1B 1-2f 2-H		FC6-4 1B 1-2f		BB 1-2 2-3 1B		F8		4	0	1	0	0	0	2
Greg Gross, L (7, 9)										1	0	0	0	0	0	0
Pete Rose, S (1, 3) OBP: 0.444, SLG: 0.556	K	1B 1-3		G1-4-3 1-3 1B		K		2B		5	0	3	0	0	2	3
Mike Schmidt, R (1, 5) OBP: 0.471, SLG: 0.583	E7 2B	F8		G1-4-3 1-2f		BB 1-2 2-3 3-H		5-3		4	0	1	1	1	0	5
Gary Matthews, R (1, 7) OBP: 0.250, SLG: 0.200	P4		FC5-4 1B		1-3	F7				4	0	1	0	0	0	4
Manny Trillo, R (1, 4) OBP: 0.294, SLG: 0.267		2B 1B BB	FC5-4 E 1-2f SF7		F9		3-1			3	2	0	0	1	0	1
Garry Maddox, R (1, 8) OBP: 0.188, SLG: 0.188		F8	E9 1-3 1B		5-3		S 1B			4	0	2	0	0	0	1
Larry Bowa, S (1, 6) OBP: 0.214, SLG: 0.308		1B 1-3 FC 2B	SF7 3-H			F9	P6			3	1	1	1	0	0	1
Bob Boone, R (1, 2) OBP: 0.231, SLG: 0.462		FC E 2-3 3-H 1B	F7			1B BB 1B	1-3 1-2			4	2	2	1	0	0	2
Steve Carlton, L (1, 1) OBP: 0.333, SLG: 0.333		FC FC4-6 1-2 3-H		FC6-4 1B		BB 1B 1-2		F9		4	0	2	1	0	0	1
Inning Stats	R: 0 E: 1 K: 1 S: 6 H: 1 LOB: 1 BB: 0 P: 6	R: 3 E: 1 K: 0 S: 7 H: 3 LOB: 2 BB: 1 P: 11	R: 1 E: 1 K: 0 S: 5 H: 2 LOB: 1 BB: 0 P: 5	R: 0 E: 0 K: 0 S: 4 H: 2 LOB: 1 BB: 0 P: 4	R: 0 E: 0 K: 0 S: 3 H: 0 LOB: 0 BB: 0 P: 3	R: 1 E: 0 K: 1 S: 8 H: 3 LOB: 3 BB: 1 P: 12	R: 0 E: 0 K: 0 S: 4 H: 1 LOB: 1 BB: 0 P: 4	R: 0 E: 0 K: 0 S: 4 H: 1 LOB: 1 BB: 0 P: 4		1B: 10 2B: 3 3B: 0 HR: 0 SF: 1 SAC: 0 DP: 1 HBP: 0	WP: 0 PB: 0 SB: 1 CS: 0 PA: 39					

PITCHER		IP	WLS	BF	H	R	ER	SO	BB	IBB	HBP	BLK	WP	HR	S	P	ERA	WHIP
John Candelaria, L ERA: 6.0	(1, 1)	6.0	L	31	11	5	4	2	2	0	0	0	0	0	33	41	6.00	2.167
Eddie Solomon, R ERA:	(7, 1)	2.0		8	2	0	0	0	0	0	0	0	0	0	8	8	0.00	1.000

PITCHER	IP	WLS	BF	H	R	ER	SO	BB	IBB	HBP	BLK	WP	HR	S	P	ERA	WHIP

livebaseballscorecards.com

AB	36
R	5
H	13
RBI	4
BB	2
SO	2
LOB	20

Batter	1	2	3	4	5	6	7	8	9	10	11	AB	R	H	RBI	BB	SO	LOB
Omar Moreno, L (1, 8) OBP: 0.333, SLG: 0.353	6-3		S 1B 1B	F9		BBBB 4-0 FC6-4 1-2 2-3 BB		0-0 1-2 1B		L6		5	1	2	0	1	0	4
Tim Foli, R (1, 6) OBP: 0.231, SLG: 0.231	6-3		1-3 1-2	F9		FC6-4 1-2f 2-3 3-H		4-3			F4	1	0	0	0	0	0	0
Vance Law, R (2, 4)												5	0	0	1	0	0	5
Dave Parker, L (1, 9) OBP: 0.278, SLG: 0.444	F7		FC6-4 2-H 1B		S 1B	G3			4-3		4-3	6	0	2	1	0	0	2
Jason Thompson, L (1, 3) OBP: 0.308, SLG: 0.455		BBBB 4-0 FC6-4 1B FC5-4 BB	FC6-4 1-2f	F6	F6		F6		F3		2B 1B	5	1	1	0	1	0	2
Mike Easler, L (1, 7) OBP: 0.429, SLG: 0.417		0-0 FC6-4 1-2 1B	F7	BBBB 4-0 1-2 BB			F7		SSS 0-3 K		1-3 2B	5	0	2	0	1	1	1
Bill Madlock, R (1, 5) OBP: 0.375, SLG: 0.467		FC6-4 FC5-4 1-2f 2-3		1B 2B	F9		F8			1B SH1 1B	IBB	5	0	2	0	1	0	4
Dale Berra, R (1, 4) OBP: 0.286, SLG: 0.308		FC5-4 2B 1-2f 3-H		1B 2-3		F4		BBBB 4-0 FC6-4 BB		SH1 1-2	SSS K	4	0	1	1	1	1	4
(2, 6)																		
Steve Nicosia, R (1, 2) OBP: 0.333, SLG: 0.357		2B 1-3		F6		E3 BB HBP FC6-4		FC6-4 1-2f FC2-6		1B 2-3		5	1	2	0	0	0	3
Jim Bibby, R (1, 1) OBP: 0.333, SLG: 0.200		SSS K		SSS K		H FC6-4 BB 1-2 HBP		FC2-6 1B 1-2f		F4		3	0	0	0	0	2	5
Kent Tekulve, R (9, 1)												0	0	0	0	0	0	0
Grant Jackson, S (9, 1)												0	0	0	0	0	0	0
Bill Robinson, R (10, PH) OBP: 0.167, SLG: 0.167												1	0	0	0	0	0	2
Enrique Romo, R (10, 1)												0	0	0	0	0	0	0
Inning Stats	R: 0 E: 0 K: 0 S: 3 H: 0 LOB: 0 BB: 0 P: 3	R: 1 E: 0 K: 1 S: 7 H: 2 LOB: 2 BB: 1 P: 11	R: 1 E: 0 K: 0 S: 5 H: 2 LOB: 1 BB: 0 P: 5	R: 0 E: 0 K: 1 S: 7 H: 2 LOB: 2 BB: 0 P: 7	R: 0 E: 0 K: 0 S: 4 H: 1 LOB: 2 BB: 1 P: 8	R: 1 E: 1 K: 0 S: 4 H: 0 LOB: 2 BB: 1 P: 9	R: 0 E: 0 K: 0 S: 3 H: 0 LOB: 0 BB: 0 P: 3	R: 0 E: 0 K: 0 S: 4 H: 1 LOB: 2 BB: 1 P: 8	R: 0 E: 0 K: 1 S: 5 H: 0 LOB: 0 BB: 0 P: 5	R: 0 E: 0 K: 0 S: 5 H: 2 LOB: 2 BB: 0 P: 5	R: 0 E: 0 K: 1 S: 7 H: 2 LOB: 3 BB: 1 P: 11	1B: 9 2B: 3 3B: 0 HR: 0	SF: 0 SAC: 1 DP: 0 HBP: 1	WP: 0 PB: 0 SB: 2 CS: 0	PA: 52			

PITCHER		IP	WLS	BF	H	R	ER	SO	BB	IBB	HBP	BLK	WP	HR	S	P	ERA	WHIP
Marty Bystrom, R ERA: 2.25	(1, 1)	8.0		38	8	3	2	2	4	0	1	0	0	0	37	54	2.25	1.500
Sparky Lyle, L ERA: 5.4	(9, 1)	2.0		8	2	0	0	1	0	0	0	0	0	0	10	10	0.00	1.000
Tug McGraw, L ERA:	(11, 1)	1.0	W	6	2	0	0	1	0	1	0	0	0	0	7	11	0.00	2.000

PITCHER	IP	WLS	BF	H	R	ER	SO	BB	IBB	HBP	BLK	WP	HR	S	P	ERA	WHIP

TOP

Pittsburgh Pirates @ Philadelphia Phillies

Veterans Stadium, Philadelphia, PA

Wed Apr 15 1981, 6:05 PM EST

Att. 27,450 - Unknown

livebaseballscorecards.com

AB	45
R	3
H	12
RBI	3
BB	5
SO	4
LOB	32

Batter	1	2	3	4	5	6	7	8	9	10	11	AB	R	H	RBI	BB	SO	LOB
Pete Rose, S (1, 3) OBP: 0.478, SLG: 0.591	G5-4-3 1B		5-3			G5-4-3 BB		1B 2B	5-3			4	0	2	0	1	0	3
Manny Trillo, R (1, 4) OBP: 0.333, SLG: 0.316 Lonnie Smith, R (8, PR) OBP: 0.250, SLG: 0.250 Ramon Aviles, R (9, 4)	G5-4-3 1-2f			E 1B		G5-4-3 1-2f		2-3 1B		F9		4 0 1	1 0 0	2 0 0	0 0 0	0 0 0	0 0 0	2 0 0
Bake McBride, L (1, 9) OBP: 0.313, SLG: 0.438 Sparky Lyle, L (9, 1) Luis Aguayo, R (10, PH) Tug McGraw, R (11, 1)	6-3			E7 1-H 2B		2B		1-3		F7		4 0 1 0	0 0 0 0	2 0 0 0	1 0 0 0	0 0 0 0	0 0 0 0	2 0 0 0
Mike Schmidt, R (1, 5) OBP: 0.409, SLG: 0.471		5-3		K		6-3			FC4-6 BB 1B 1B	F8		5	1	1	0	0	1	2
Gary Matthews, R (1, 7) OBP: 0.286, SLG: 0.368		F9		F3			F8		1-2 FC4-6 BB		HR	4	1	1	1	1	0	1
Garry Maddox, R (1, 8) OBP: 0.150, SLG: 0.150		F7		6-3			6-3		K			4	0	0	0	0	1	3
Larry Bowa, S (1, 6) OBP: 0.222, SLG: 0.294			S 1B	K			5-3		FC4-6 S 1B 1-2f 2-3			4	1	1	0	0	1	2
Bob Boone, R (1, 2) OBP: 0.200, SLG: 0.400 Greg Gross, L (8, PH) Keith Moreland, R (9, 2) OBP: 1.000, SLG: 1.000			F7 1-2	F7				F8	BB 1-H 3-H 1B			2 1 1	0 0 0	0 0 1	0 0 2	0 0 0	0 0 0	1 0 0
Marty Bystrom, R (1, 1) Del Unser, L (8, PH) OBP: 0.500, SLG: 0.500 (9, 9) Dick Davis, R (9, PH) (10, 9)			K	K				K	BB 1-2			2 1 0	0 0 0	0 0 0	0 0 0	0 0 1	2 1 0	1 0 0
Inning Stats	R: 0 E: 0 K: 0 S: 3 H: 1 LOB: 0 BB: 0 P: 3	R: 0 E: 0 K: 0 S: 3 H: 0 LOB: 0 BB: 0 P: 3	R: 0 E: 0 K: 1 S: 6 H: 1 LOB: 1 BB: 0 P: 6	R: 1 E: 1 K: 1 S: 7 H: 2 LOB: 1 BB: 0 P: 7	R: 0 E: 0 K: 2 S: 7 H: 0 LOB: 0 BB: 0 P: 7	R: 0 E: 0 K: 0 S: 3 H: 1 LOB: 1 BB: 1 P: 7	R: 0 E: 0 K: 0 S: 3 H: 0 LOB: 0 BB: 0 P: 3	R: 0 E: 0 K: 1 S: 7 H: 2 LOB: 2 BB: 0 P: 7	R: 2 E: 0 K: 1 S: 7 H: 2 LOB: 2 BB: 2 P: 15	R: 0 E: 0 K: 0 S: 3 H: 0 LOB: 0 BB: 0 P: 3	R: 1 E: 0 K: 0 S: 1 H: 1 LOB: 0 BB: 0 P: 1	1B: 6 2B: 3 3B: 0 HR: 1 SF: 0 SAC: 0 DP: 2 HBP: 0			WP: 0 PB: 0 SB: 2 CS: 0		PA: 41	

PITCHER		IP	WLS	BF	H	R	ER	SO	BB	IBB	HBP	BLK	WP	HR	S	P	ERA	WHIP
Jim Bibby, R ERA: 3.6	(1, 1)	8.0		32	8	3	3	5	2	0	0	0	0	0	40	48	3.38	1.250
Kent Tekulve, R ERA: 5.4	(9, 1)	0.2		3	1	0	0	1	0	0	0	0	0	0	5	5	0.00	1.500
Grant Jackson, L ERA:	(9, 1)	0.1		2	0	0	0	0	1	0	0	0	0	0	1	5	0.00	3.000
Enrique Romo, R ERA: 4.5	(10, 1)	1.0	L	4	1	1	1	0	0	0	0	0	0	1	4	4	9.00	1.000

PITCHER		IP	WLS	BF	H	R	ER	SO	BB	IBB	HBP	BLK	WP	HR	S	P	ERA	WHIP

BOTTOM

Pittsburgh Pirates @ Philadelphia Phillies
Veterans Stadium, Philadelphia, PA
Wed Apr 15 1981, 6:05 PM EST
Att. 27,450 - Unknown

livebaseballscorecards.com

AB	38
R	4
H	10
RBI	4
BB	3
SO	6
LOB	17

Batter	1	2	3	4	5	6	7	8	9	AB	R	H	RBI	BB	SO	LOB
Omar Moreno, L (1, 8) OBP: 0.348, SLG: 0.300	E4 S 1B	BBB 4-0 S BB			F7 ①		BBB 4-0 1B L6-5 BB		F7 ③	3	1	0	0	2	0	0
Vance Law, R (1, 4) Willie Stargell, L (7, PH) OBP: 0.500, SLG: 0.500 Tim Foli, R (7, PR) OBP: 0.231, SLG: 0.231 (7, 6)	F8 ①	6-3 ③ 1-2			G3 ②		1-3 2-H 1B			3 1 0	0 0 0	0 1 0	0 1 0	0 0 0	0 0 0	2 0 0
Dave Parker, L (1, 9) OBP: 0.227, SLG: 0.364	L5 ② 1-2		F9 ①		SSS 0-3 K ③		L6-5 ②③ 3-H			4	0	0	0	0	1	3
Jason Thompson, L (1, 3) OBP: 0.294, SLG: 0.400	1B 1B 2-H 1B		L3 ②			F8 ①		F6 ①		4	1	1	1	0	0	0
Mike Easler, L (1, 7) OBP: 0.444, SLG: 0.438	1B 1-2 1B		4-1 ③			1B		SSS 0-3 K ②		4	0	2	0	0	1	0
Bill Madlock, R (1, 5) OBP: 0.450, SLG: 0.526	FC6-4 1-2 2-H 1B			4-3 1-2 1B		F2 ②		S 1B		4	0	3	1	0	0	1
Dale Berra, R (1, 6) OBP: 0.222, SLG: 0.235 (7, 4)	FC6-4 ③ 1-2f			F7 ①		5-3 ③		F8 ③ 1-2		4	0	0	0	0	0	5
Steve Nicosia, R (1, 2) OBP: 0.294, SLG: 0.313 Lee Lacy, R (7, PH) OBP: 0.333, SLG: 0.333 Tony Peña, R (7, 2)		6-3 ① 1-2		4-3 ② 1-2			S 1B 1B		SSS 0-3 K ①	2 1 1	0 1 0	0 1 0	0 1 0	0 0 0	0 0 1	1 0 0
Don Robinson, R (1, 1) John Milner, L (7, PH) OBP: 0.333, SLG: 0.333 Eddie Solomon, R (7, 1) Bill Robinson, R (9, PH) OBP: 0.143, SLG: 0.143		5-3 ②		SSS 0-3 K ③			F7 ① 1-2		5-3 ②	2 1 0 1	0 0 0 0	0 0 0 0	0 0 0 0	0 0 0 0	1 0 0 0	1 1 0 0
Inning Stats	R: 2 E: 1 K: 0 S: 7 H: 3 LOB: 2 BB: 0 P: 7	R: 0 E: 0 K: 0 S: 3 H: 0 LOB: 1 BB: 1 P: 7	R: 0 E: 0 K: 0 S: 3 H: 0 LOB: 0 BB: 0 P: 3	R: 0 E: 0 K: 1 S: 6 H: 1 LOB: 1 BB: 0 P: 6	R: 0 E: 0 K: 1 S: 5 H: 0 LOB: 0 BB: 0 P: 5	R: 0 E: 0 K: 0 S: 4 H: 1 LOB: 1 BB: 0 P: 4	R: 1 E: 0 K: 0 S: 4 H: 2 LOB: 1 BB: 1 P: 8	R: 0 E: 0 K: 1 S: 6 H: 1 LOB: 1 BB: 0 P: 6	R: 0 E: 0 K: 1 S: 5 H: 0 LOB: 0 BB: 0 P: 5	1B: 8 2B: 1 3B: 0 HR: 0 SF: 0 SAC: 0 DP: 1 HBP: 0						

PITCHER		IP	WLS	BF	H	R	ER	SO	BB	IBB	HBP	BLK	WP	HR	S	P	ERA	WHIP
Dick Ruthven, R ERA: 1.06	(1, 1)	8.0	W	34	8	3	1	3	2	0	0	0	0	0	38	46	1.12	1.250
Tug McGraw, L ERA:	(9, 1)	1.0	S	3	0	0	0	1	0	0	0	0	0	0	5	5	0.00	0.000

PITCHER	IP	WLS	BF	H	R	ER	SO	BB	IBB	HBP	BLK	WP	HR	S	P	ERA	WHIP

TOP

Pittsburgh Pirates @ Philadelphia Phillies
Veterans Stadium, Philadelphia, PA
Thu Apr 16 1981, 6:05 PM EST
Att. 26,780 - Unknown

livebaseballscorecards.com

AB	35
R	3
H	8
RBI	3
BB	2
SO	4
LOB	14

PA: 37

WP: 0 PB: 0 SB: 4 CS: 0

Batter	1	2	3	4	5	6	7	8	9	AB	R	H	RBI	BB	SO	LOB
Pete Rose, S (1, 3) OBP: 0.519, SLG: 0.692	5-3		1B 2B (2-H)		4-3 2B		L6-3 1B (1-3)			4	1	3	1	0	0	0
Luis Aguayo, R (1, 4) OBP: 0.200, SLG: 0.200	F8		WP 1B (2-H)		5-3		L6-3 (1-2)			4	0	1	1	0	0	3
Bake McBride, L (1, 9) OBP: 0.250, SLG: 0.350	4-3		K (SSS) (1-2)		4-3 (2-3)			4-3		4	0	0	0	0	1	2
Tug McGraw, R (9, 1)										0	0	0	0	0	0	0
Mike Schmidt, R (1, 5) OBP: 0.385, SLG: 0.571		HR	K (SSS)		5-3			6-3		4	1	1	1	0	1	2
Gary Matthews, R (1, 7) OBP: 0.320, SLG: 0.478		F6		1B E		F4		WP 3B		4	2	2	0	0	0	0
Garry Maddox, R (1, 8) OBP: 0.250, SLG: 0.250		CS 1B		E K 1B (1-2)		F8		1B (3-H)		4	0	3	0	0	0	0
Larry Bowa, S (1, 6) OBP: 0.227, SLG: 0.286		4-3 (1-2)		E2 1B (1-3, 2-H)		3-1		4-3		4	0	1	0	0	0	2
Bob Boone, R (1, 2) OBP: 0.222, SLG: 0.389			SH3-4 1B 2B	F3			F9			3	1	1	0	0	0	2
Dick Ruthven, R (1, 1)										2	0	0	0	0	1	2
Greg Gross, L (9, 9)			SH3-4 (1-2)	K (SSS) (3-H)			E5 1B PB			0	0	0	0	0	0	0
Inning Stats	R: 0 H: 0 E: 0 LOB: 0 K: 0 BB: 0 S: 3 P: 3	R: 1 H: 2 E: 0 LOB: 0 K: 0 BB: 0 S: 4 P: 4	R: 2 H: 3 E: 0 LOB: 1 K: 2 BB: 0 S: 10 P: 10	R: 1 H: 3 E: 1 LOB: 1 K: 1 BB: 0 S: 7 P: 7	R: 0 H: 1 E: 0 LOB: 1 K: 0 BB: 0 S: 4 P: 4	R: 0 H: 0 E: 0 LOB: 0 K: 0 BB: 0 S: 3 P: 3	R: 0 H: 1 E: 1 LOB: 1 K: 0 BB: 0 S: 4 P: 4	R: 1 H: 2 E: 0 LOB: 1 K: 0 BB: 0 S: 5 P: 5		1B: 8 SF: 0 2B: 3 SAC: 1 3B: 1 DP: 1 HR: 1 HBP: 0						

PITCHER		IP	WLS	BF	H	R	ER	SO	BB	IBB	HBP	BLK	WP	HR	S	P	ERA	WHIP
Don Robinson, R ERA: 4.5	(1, 1)	6.0	L	25	9	4	3	3	0	0	0	0	1	1	31	31	4.50	1.500
Eddie Solomon, R ERA: 2.25	(7, 1)	2.0		9	3	1	1	0	0	0	0	0	1	0	9	9	4.50	1.500

PITCHER	IP	WLS	BF	H	R	ER	SO	BB	IBB	HBP	BLK	WP	HR	S	P	ERA	WHIP

BOTTOM

Pittsburgh Pirates @ Philadelphia Phillies
Veterans Stadium, Philadelphia, PA
Thu Apr 16 1981, 6:05 PM EST
Att. 26,780 - Unknown

livebaseballscorecards.com

AB	33
R	5
H	12
RBI	3
BB	0
SO	3
LOB	13

WP: 2 PA: 34
PB: 1
SB: 0
CS: 1

Batter	1	2	3	4	5	6	7	8	9	AB	R	H	RBI	BB	SO	LOB
Omar Moreno, L (1, 8) OBP: 0.321, SLG: 0.280	4-3		F7		P5		SH1-3 S SF9 1B		K	5	1	1	0	0	1	1
Tim Foli, R (1, 6) OBP: 0.375, SLG: 0.375	1B SF8 1B		1-6-3 1-2 1B		1B 1B		SH1-3 1-3			3	2	3	0	0	0	0
Dave Parker, L (1, 9) OBP: 0.231, SLG: 0.360	1-3 1B		1-6-3 1-2 2-3		F8		SF9 3-H			3	0	1	1	0	0	3
Mike Easler, L (1, 7) OBP: 0.409, SLG: 0.421	SF8 3-H		F7		1B 1-2 1B		G3			3	0	1	1	0	0	2
Bill Madlock, R (1, 5) OBP: 0.458, SLG: 0.522	1-3			SH3-4 SF8 BB 1B	1-3 2-H 1B			4-3		4	1	2	1	0	0	1
Jason Thompson, L (1, 3) OBP: 0.286, SLG: 0.333		F7		B B B B 4-0 SH3-4 1-2 BB	L4			F7		3	0	0	0	1	0	2
Steve Nicosia, R (1, 2) OBP: 0.250, SLG: 0.263		F8	SH3-4 1-2 2-3			E4 L5-3		F7		3	0	0	0	0	0	0
Vance Law, R (1, 4)		6-3	SF8 3-H			F9			S S S K	3	0	0	1	0	1	1
Rick Rhoden, R (1, 1) OBP: 0.200, SLG: 0.200			1-6-3 1B 1B	S S S K		L5-3 1-2			S S S K	4	0	1	0	0	2	2
Grant Jackson, S (9, 1)										0	0	0	0	0	0	0
Enrique Romo, R (9, 1)										0	0	0	0	0	0	0
Inning Stats	R: 1 E: 0 K: 0 S: 5 H: 2 LOB: 1 BB: 0 P: 5	R: 0 E: 0 K: 0 S: 3 H: 0 LOB: 0 BB: 0 P: 3	R: 0 E: 0 K: 0 S: 5 H: 2 LOB: 2 BB: 0 P: 5	R: 1 E: 0 K: 1 S: 6 H: 1 LOB: 1 BB: 1 P: 10	R: 1 E: 0 K: 0 S: 6 H: 3 LOB: 2 BB: 0 P: 6	R: 0 E: 1 K: 0 S: 3 H: 0 LOB: 0 BB: 0 P: 3	R: 1 E: 0 K: 0 S: 4 H: 1 LOB: 0 BB: 0 P: 4	R: 0 E: 0 K: 0 S: 3 H: 0 LOB: 0 BB: 0 P: 3	R: 0 E: 0 K: 3 S: 9 H: 0 LOB: 0 BB: 0 P: 9	1B: 9 2B: 1 3B: 0 HR: 0	SF: 3 SAC: 2 DP: 1 HBP: 0						

TOP

Pittsburgh Pirates @ Houston Astros

Astrodome, Houston, TX

Fri Apr 17 1981, 7:05 PM EST

Att. 39,119 - Unknown

livebaseballscorecards.com

AB	31
R	4
H	9
RBI	4
BB	1
SO	4
LOB	12

PITCHER		IP	WLS	BF	H	R	ER	SO	BB	IBB	HBP	BLK	WP	HR	S	P	ERA	WHIP
Don Sutton, R ERA: 8.71	(1, 1)	6.1	L	29	9	4	4	1	1	0	0	0	0	0	30	34	5.68	1.579
Joe Sambito, L ERA: 2.45	(7, 1)	1.2		5	0	0	0	0	0	0	0	0	0	0	5	5	0.00	0.000
Dave Smith, R ERA:	(9, 1)	1.0		3	0	0	0	3	0	0	0	0	0	0	9	9	0.00	0.000

PITCHER	IP	WLS	BF	H	R	ER	SO	BB	IBB	HBP	BLK	WP	HR	S	P	ERA	WHIP

BOTTOM

Pittsburgh Pirates @ Houston Astros

Astrodome, Houston, TX

Fri Apr 17 1981, 7:05 PM EST

Att. 39,119 - Unknown

Batter	1	2	3	4	5	6	7	8	9	AB	R	H	RBI	BB	SO	LOB
Terry Puhl, L (1, 9) OBP: 0.292, SLG: 0.478	1-3		F8			F8		5-3		4	0	0	0	0	0	0
Craig Reynolds, L (1, 6) OBP: 0.310, SLG: 0.345	F7		F9			4-3			1B SF9 2B	4	1	1	0	0	0	0
Cesar Cedeno, R (1, 8) OBP: 0.345, SLG: 0.429	S 1B 1B			F7		P6			SF9 S 1B 2-3	4	1	2	0	0	0	0
Jose Cruz, L (1, 7) OBP: 0.138, SLG: 0.143	CS 1B 1-H			BBBB G1-6-3 BB			F8 4-3 2B		SSS K 1-2	3	1	2	1	1	1	2
Denny Walling, L (1, 3) OBP: 0.300, SLG: 0.375	CS 1-2	F8		G1-6-3 1-2f			F8 2-3		SF9 2-3 3-H	3	0	0	1	0	0	2
Art Howe, R (1, 5) OBP: 0.333, SLG: 0.360		SSS K			1B		4-3 3-H		F7	4	0	1	1	0	1	1
Alan Ashby, S (1, 2) OBP: 0.318, SLG: 0.263		BBBB FC6-4 BB			SSS K		4-3			2	0	0	0	1	1	1
Rafael Landestoy, S (1, 4) OBP: 0.176, SLG: 0.125		FC6-4 1-2f			F7			SSS K		2	0	0	0	0	0	2
Jeffrey Leonard, R (8, PH) OBP: 0.182, SLG: 0.300										1	0	0	0	0	1	0
Dickie Thon, R (9, 4)										0	0	0	0	0	0	0
Don Sutton, R (1, 1)			SSS K		SSS K					2	0	0	0	0	2	1
Joe Sambito, L (7, 1)										0	0	0	0	0	0	0
Dave Bergman, L (8, PH) OBP: 0.200, SLG: 0.800										1	0	0	0	0	0	0
Dave Smith, R (9, 1)								F9		0	0	0	0	0	0	0

Inning Stats	1	2	3	4	5	6	7	8	9
	R: 1 H: 2	R: 0 H: 0	R: 0 H: 0	R: 0 H: 0	R: 0 H: 1	R: 0 H: 0	R: 1 H: 1	R: 0 H: 0	R: 1 H: 2
	E: 0 LOB: 0	E: 0 LOB: 1	E: 0 LOB: 0	E: 0 LOB: 0	E: 0 LOB: 1	E: 0 LOB: 0	E: 0 LOB: 0	E: 0 LOB: 0	E: 0 LOB: 1
	K: 0 BB: 0	K: 1 BB: 1	K: 1 BB: 0	K: 0 BB: 1	K: 2 BB: 0	K: 0 BB: 0	K: 0 BB: 0	K: 1 BB: 0	K: 1 BB: 0
	S: 4 P: 4	S: 5 P: 9	S: 5 P: 5	S: 2 P: 6	S: 8 P: 8	S: 3 P: 3	S: 4 P: 4	S: 5 P: 5	S: 7 P: 7

1B: 4	SF: 1	WP: 0	PA: 34
2B: 2	SAC: 0	PB: 0	
3B: 0	DP: 1	SB: 2	
HR: 0	HBP: 0	CS: 1	

	AB	30
	R	3
	H	6
	RBI	3
	BB	2
	SO	6
	LOB	9

PITCHER		IP	WLS	BF	H	R	ER	SO	BB	IBB	HBP	BLK	WP	HR	S	P	ERA	WHIP
Rick Rhoden, R ERA: 3.21	(1, 1)	8.0	W	30	6	3	3	5	2	0	0	0	0	0	38	46	3.38	1.000
Grant Jackson, L ERA:	(9, 1)	0.2		2	0	0	0	1	0	0	0	0	0	0	4	4	0.00	0.000
Enrique Romo, R ERA: 4.15	(9, 1)	0.1	S	1	0	0	0	0	0	0	0	0	0	0	1	1	0.00	0.000

PITCHER	IP	WLS	BF	H	R	ER	SO	BB	IBB	HBP	BLK	WP	HR	S	P	ERA	WHIP

livebaseballscorecards.com

Batter	1	2	3	4	5	6	7	8	9	10	11	AB	R	H	RBI	BB	SO	LOB
Omar Moreno, L (1, 8) OBP: 0.273, SLG: 0.233	K		G3			F5		4-3		P2		5	0	0	0	0	1	2
Tim Foli, R (1, 6) OBP: 0.381, SLG: 0.350	1-3			5-3		1-3			E 1B FC6-4 1B		6-3 2B BB	4	2	1	0	1	0	0
Dave Parker, L (1, 9) OBP: 0.194, SLG: 0.300 Gary Alexander, R (11, 9)	3-1			6-3		1-3			K		6-3 1-2	5 0	0 0	0 0	0 0	0 0	1 0	2 0
Mike Easler, L (1, 7) OBP: 0.360, SLG: 0.364 Lee Lacy, R (9, PH) OBP: 0.500, SLG: 0.625 (9, 7)		F8		K2-3			K		E 1-2 E 1B		1B 2B 2-H	3 2	0 2	0 2	0 1	0 0	2 0	0 0
Bill Madlock, R (1, 5) OBP: 0.393, SLG: 0.444 Dale Berra, R (9, 5) OBP: 0.263, SLG: 0.235		6-3			5-3		6-3		E5 FC6-4 1-2 2-3		1B FC1 HBP	4 0	0 1	0 0	0 0	0 0	0 0	2 0
Jason Thompson, L (1, 3) OBP: 0.308, SLG: 0.478		6-3			HR		F6		FC6-4 FC5-4 1-2f 2-H 3-H		FC1 1-3 2-H 1B	5	1	2	3	0	0	1
Steve Nicosia, R (1, 2) OBP: 0.227, SLG: 0.238 John Milner, L (8, PH) OBP: 0.250, SLG: 0.250 Tony Peña, R (8, 2)			6-3		K			E4 E	FC5-4 1-2f		FC1 1-2 3-H	2 1 2	0 0 0	0 0 0	0 0 1	0 0 0	1 0 0	0 0 2
Vance Law, R (1, 4) OBP: 0.059, SLG: 0.188			K		3B			SH1-4 2-3		K	K	4	0	1	0	0	3	2
John Candelaria, L (1, 1) OBP: 0.333, SLG: 0.333 Willie Stargell, L (8, PH) OBP: 0.333, SLG: 0.333 Enrique Romo, R (8, 1) Bill Robinson, R (10, PH) OBP: 0.125, SLG: 0.125 Grant Jackson, S (10, 1)			1B		F8			F8		5-3	F4	2 1 0 1 1	0 0 0 0 0	1 0 0 0 0	0 0 0 0 0	0 0 0 0 0	0 0 0 0 0	1 1 0 0 2
Inning Stats	R: 0 E: 0 K: 1 S: 5 H: 0 LOB: 0 BB: 0 P: 5	R: 0 E: 0 K: 0 S: 3 H: 0 LOB: 0 BB: 0 P: 3	R: 0 E: 0 K: 1 S: 6 H: 1 LOB: 1 BB: 0 P: 6	R: 0 E: 0 K: 1 S: 5 H: 0 LOB: 0 BB: 0 P: 5	R: 1 E: 0 K: 1 S: 7 H: 2 LOB: 1 BB: 0 P: 7	R: 0 E: 0 K: 0 S: 3 H: 0 LOB: 0 BB: 0 P: 3	R: 0 E: 0 K: 1 S: 5 H: 0 LOB: 0 BB: 0 P: 5	R: 0 E: 2 K: 0 S: 4 H: 0 LOB: 1 BB: 0 P: 4	R: 2 E: 2 K: 1 S: 8 H: 2 LOB: 1 BB: 0 P: 8	R: 0 E: 0 K: 1 S: 5 H: 0 LOB: 0 BB: 0 P: 5	R: 3 E: 0 K: 1 S: 8 H: 2 LOB: 2 BB: 1 P: 13	1B: 4 2B: 1 3B: 1 HR: 1 SF: 0 SAC: 1 DP: 0 HBP: 1						

PITCHER		IP	WLS	BF	H	R	ER	SO	BB	IBB	HBP	BLK	WP	HR	S	P	ERA	WHIP
Vern Ruhle, R ERA: 2.77	(1, 1)	8.0		28	3	1	1	5	0	0	0	0	0	1	38	38	1.12	0.375
Joe Sambito, L ERA: 1.59	(9, 1)	2.0		9	2	2	0	2	0	0	0	0	0	0	13	13	0.00	1.000
Dave Smith, R ERA: 3.68	(11, 1)	0.1	L	6	2	3	3	0	1	0	1	0	0	0	4	9	81.00	9.000
Frank LaCorte, R ERA:	(11, 1)	0.2		2	0	0	0	1	0	0	0	0	0	0	4	4	0.00	0.000

PITCHER	IP	WLS	BF	H	R	ER	SO	BB	IBB	HBP	BLK	WP	HR	S	P	ERA	WHIP

TOP

Pittsburgh Pirates @ Houston Astros

Astrodome, Houston, TX

Sat Apr 18 1981, 4:33 AM EST
Att. 29,790 - Unknown

livebaseballscorecards.com

AB	42
R	6
H	7
RBI	5
BB	1
SO	8
LOB	15

PA: 45
WP: 0
PB: 0
SB: 0
CS: 0

Batter	1	2	3	4	5	6	7	8	9	10	11	AB	R	H	RBI	BB	SO	LOB
Terry Puhl, L (1, 9) OBP: 0.286, SLG: 0.444	F7		F4			SH3-4		F9		1B		4	0	1	0	0	0	1
Dickie Thon, R (1, 4) OBP: 0.222, SLG: 0.125	F8			F8		F7		F2		1-2 1B		5	0	1	0	0	0	1
Cesar Cedeno, R (1, 8) OBP: 0.324, SLG: 0.375	6-3			1-3		IBB			5-3	F6		4	0	0	0	1	0	2
Jose Cruz, L (1, 7) OBP: 0.176, SLG: 0.273		G3-6-3 1B		5-3		F3			HR		F9	5	1	2	1	0	0	2
Art Howe, R (1, 5) OBP: 0.344, SLG: 0.567		G3-6-3 1-2f			HR		P3		HR		F9	5	2	2	2	0	0	1
Jeffrey Leonard, R (1, 3) OBP: 0.125, SLG: 0.200		6-3			F8		K		5-3		5-3	5	0	0	0	0	1	0
Luis Pujols, R (1, 2) OBP: 0.286, SLG: 0.286			F9		5-3		1B		6-3			4	0	1	0	0	0	0
Craig Reynolds, L (1, 6) OBP: 0.273, SLG: 0.303			K		4-3		4-3			F8		4	0	0	0	0	1	1
Vern Ruhle, R (1, 1) OBP: 1.000, SLG: 1.000 Dave Bergman, L (8, PH) OBP: 0.167, SLG: 0.667 Joe Sambito, L (9, 1) Gary Woods, R (10, PH) Dave Smith, R (11, 1) Frank LaCorte, R (11, 1)		1B				BB SH3-4		6-3		F2		1 1 0 1 0 0	0 0 0 0 0 0	1 0 0 0 0 0	0 0 0 0 0 0	1 0 0 0 0 0	0 0 0 0 0 0	0 0 0 0 0 0
Inning Stats	R: 0 E: 0 K: 0 S: 3 H: 0 LOB: 0 BB: 0 P: 3	R: 0 E: 0 K: 0 S: 3 H: 1 LOB: 0 BB: 0 P: 3	R: 0 E: 0 K: 1 S: 6 H: 1 LOB: 1 BB: 0 P: 6	R: 0 E: 0 K: 0 S: 3 H: 0 LOB: 0 BB: 0 P: 3	R: 1 E: 0 K: 0 S: 4 H: 1 LOB: 0 BB: 0 P: 4	R: 0 E: 0 K: 0 S: 3 H: 0 LOB: 2 BB: 2 P: 11	R: 0 E: 0 K: 1 S: 6 H: 1 LOB: 1 BB: 0 P: 6	R: 0 E: 0 K: 0 S: 3 H: 0 LOB: 0 BB: 0 P: 3	R: 2 E: 0 K: 0 S: 5 H: 2 LOB: 0 BB: 0 P: 5	R: 0 E: 0 K: 0 S: 5 H: 2 LOB: 2 BB: 0 P: 5	R: 0 E: 0 K: 0 S: 3 H: 0 LOB: 0 BB: 0 P: 3	1B: 5 2B: 0 3B: 0 HR: 3	SF: 0 SAC: 1 DP: 1 HBP: 0	WP: 0 PB: 0 SB: 0 CS: 0	PA: 42			

PITCHER		IP	WLS	BF	H	R	ER	SO	BB	IBB	HBP	BLK	WP	HR	S	P	ERA	WHIP
John Candelaria, L ERA: 3.46	(1, 1)	7.0		26	4	1	1	2	1	1	0	0	0	1	28	36	1.29	0.714
Enrique Romo, R ERA: 5.68	(8, 1)	2.0		8	2	2	2	0	0	0	0	0	0	2	8	8	9.00	1.000
Grant Jackson, L ERA:	(10, 1)	2.0	W	8	2	0	0	0	0	0	0	0	0	0	8	8	0.00	1.000

PITCHER	IP	WLS	BF	H	R	ER	SO	BB	IBB	HBP	BLK	WP	HR	S	P	ERA	WHIP

BOTTOM

Pittsburgh Pirates @ Houston Astros

Astrodome, Houston, TX

Sat Apr 18 1981, 4:33 AM EST
Att. 29,790 - Unknown

livebaseballscorecards.com

AB	39
R	3
H	8
RBI	3
BB	2
SO	2
LOB	8

Batter	1	2	3	4	5	6	7	8	9	AB	R	H	RBI	BB	SO	LOB
Omar Moreno, L (1, 8) OBP: 0.243, SLG: 0.212	1-3		4-3			1-3		SF9 3-H		3	0	0	1	0	0	0
Tim Foli, R (1, 6) OBP: 0.360, SLG: 0.304	L5			F8		BBBB FC6-4 BB		SSS K		3	0	0	0	1	1	1
Lee Lacy, R (1, 9) OBP: 0.417, SLG: 0.500	PB S 1B			F8		FC6-4 1-2f			6-3	4	0	1	0	0	0	1
Mike Easler, L (1, 7) OBP: 0.345, SLG: 0.346	F9 1-3			S 1B			G3		P6	4	0	1	0	0	0	1
Jason Thompson, L (1, 3) OBP: 0.300, SLG: 0.556		SSS K		F8 1-2			F8		HR	4	1	1	1	0	1	1
Dale Berra, R (1, 5) OBP: 0.261, SLG: 0.238		5-3			F8		SSS K		1B	4	0	1	0	0	1	0
Steve Nicosia, R (1, 2) OBP: 0.208, SLG: 0.217		F8			1-3			2B SF9 1B	F8	2	0	0	0	0	0	0
John Milner, L (8, PH) OBP: 0.400, SLG: 0.400										1	1	1	0	0	0	0
Tony Peña, R (8, 2)										1	0	0	0	0	0	1
Vance Law, R (1, 4) OBP: 0.050, SLG: 0.158			SSS K		P4			SSS K		3	0	0	0	0	2	1
Rod Scurry, L (1, 1)			4-3			SSS K		1-3 2B		2	0	0	0	0	1	0
Dave Parker, L (8, PH) OBP: 0.219, SLG: 0.355										1	0	1	0	0	0	0
Don Robinson, R (8, PR)										0	0	0	0	0	0	0
Eddie Solomon, R (8, 1)										0	0	0	0	0	0	0
Inning Stats	R: 0 E: 0 K: 0 S: 4 H: 1 LOB: 1 BB: 0 P: 4	R: 0 E: 0 K: 1 S: 5 H: 0 LOB: 0 BB: 0 P: 5	R: 0 E: 0 K: 1 S: 5 H: 0 LOB: 0 BB: 0 P: 5	R: 0 E: 0 K: 0 S: 4 H: 1 LOB: 1 BB: 0 P: 4	R: 0 E: 0 K: 0 S: 3 H: 0 LOB: 0 BB: 0 P: 3	R: 0 E: 0 K: 1 S: 5 H: 0 LOB: 1 BB: 1 P: 9	R: 0 E: 0 K: 1 S: 5 H: 0 LOB: 0 BB: 0 P: 5	R: 1 E: 0 K: 2 S: 9 H: 2 LOB: 1 BB: 0 P: 9	R: 1 E: 0 K: 0 S: 5 H: 2 LOB: 1 BB: 0 P: 5	1B: 4 2B: 1 3B: 0 HR: 1	SF: 1 SAC: 0 DP: 0 HBP: 0					

PITCHER	IP	WLS	BF	H	R	ER	SO	BB	IBB	HBP	BLK	WP	HR	S	P	ERA	WHIP
Joe Niekro, R (1, 1) ERA: 2.16	9.0	L	34	6	2	2	6	1	0	0	0	0	1	45	49	2.00	0.778

PITCHER	IP	WLS	BF	H	R	ER	SO	BB	IBB	HBP	BLK	WP	HR	S	P	ERA	WHIP

TOP

Pittsburgh Pirates @ Houston Astros

Astrodome, Houston, TX

Sun Apr 19 1981, 4:33 AM EST

Att. 30,394 - Unknown

livebaseballscorecards.com

AB	32
R	2
H	6
RBI	2
BB	1
SO	6
LOB	6

WP: 0	PA: 34	1B: 4	SF: 1	R: 0	H: 1	R: 0	H: 0	R: 0	H: 0	R: 0	H: 1	R: 0	H: 0	R: 0	H: 0	R: 1	H: 2	R: 1	H: 2
PB: 1		2B: 1	SAC: 0	E: 0	LOB: 1	E: 0	LOB: 0	E: 0	LOB: 0	E: 0	LOB: 1	E: 0	LOB: 1	E: 0	LOB: 0	E: 0	LOB: 1	E: 0	LOB: 1
SB: 2		3B: 0	DP: 0	K: 0	BB: 0	K: 1	BB: 0	K: 1	BB: 0	K: 0	BB: 0	K: 1	BB: 1	K: 1	BB: 0	K: 2	BB: 0	K: 0	BB: 0
CS: 0		HR: 1	HBP: 0	S: 4	P: 4	S: 5	P: 5	S: 5	P: 5	S: 4	P: 4	S: 3	P: 3	S: 5	P: 9	S: 5	P: 5	S: 9	P: 9

Batter	1	2	3	4	5	6	7	8	9	AB	R	H	RBI	BB	SO	LOB
Terry Puhl, L (1, 9) OBP: 0.250, SLG: 0.387	K		4-3			K		F9		4	0	0	0	0	2	2
Rafael Landestoy, S (1, 4) OBP: 0.200, SLG: 0.111	1-3			K		CS BB		F8		2	0	0	0	1	1	0
Denny Walling, L (8, PH) OBP: 0.273, SLG: 0.333										1	0	0	0	0	0	1
Kiko Garcia, R (9, 4)										0	0	0	0	0	0	0
Cesar Cedeno, R (1, 8) OBP: 0.316, SLG: 0.361	6-3			1B		F2 1-2			6-3	4	0	1	0	0	0	1
Jose Cruz, L (1, 7) OBP: 0.184, SLG: 0.297		5-3		2B			6-3		4-3	4	0	1	0	0	0	0
Art Howe, R (1, 5) OBP: 0.333, SLG: 0.515		F8		IBB			K		5-3	3	0	0	0	1	1	0
Jeffrey Leonard, R (1, 3) OBP: 0.158, SLG: 0.333		5-3		F7			3B			3	0	1	0	0	0	2
Luis Pujols, R (1, 2) OBP: 0.200, SLG: 0.200			P4		F7		K			3	0	0	0	0	1	1
Craig Reynolds, L (1, 6) OBP: 0.306, SLG: 0.333			S 1B		K2-3			SH3-4 1B		3	0	2	0	0	1	0
Joe Niekro, R (1, 1) OBP: 0.375, SLG: 0.167			K 1-2		F7			SH3-4 1-2		2	0	0	0	0	1	1
Inning Stats	R: 0 H: 0 E: 0 LOB: 0 K: 1 BB: 0 S: 5 P: 5	R: 0 H: 0 E: 0 LOB: 0 K: 0 BB: 0 S: 3 P: 3	R: 0 H: 1 E: 0 LOB: 1 K: 1 BB: 0 S: 6 P: 6	R: 0 H: 2 E: 0 LOB: 2 K: 1 BB: 1 S: 6 P: 10	R: 0 H: 0 E: 0 LOB: 0 K: 1 BB: 0 S: 5 P: 5	R: 0 H: 0 E: 0 LOB: 0 K: 1 BB: 1 S: 4 P: 8	R: 0 H: 1 E: 0 LOB: 1 K: 2 BB: 0 S: 8 P: 8	R: 0 H: 1 E: 0 LOB: 1 K: 0 BB: 0 S: 4 P: 4	R: 0 H: 0 E: 0 LOB: 0 K: 0 BB: 0 S: 3 P: 3	1B: 3 SF: 0 2B: 1 SAC: 1 3B: 1 DP: 0 HR: 0 HBP: 0						

BOTTOM

Pittsburgh Pirates @ Houston Astros

Astrodome, Houston, TX

Sun Apr 19 1981, 4:33 AM EST

Att. 30,394 - Unknown

livebaseballscorecards.com

AB	29
R	0
H	5
RBI	0
BB	2
SO	7
LOB	8

PITCHER		IP	WLS	BF	H	R	ER	SO	BB	IBB	HBP	BLK	WP	HR	S	P	ERA	WHIP
Rod Scurry, L ERA:	(1, 1)	7.0	W	25	4	0	0	7	1	1	0	0	0	0	37	45	0.00	0.714
Eddie Solomon, R ERA: 1.5	(8, 1)	2.0	S	7	1	0	0	0	0	0	0	0	0	0	7	7	0.00	0.500

PITCHER	IP	WLS	BF	H	R	ER	SO	BB	IBB	HBP	BLK	WP	HR	S	P	ERA	WHIP

Batter	1	2	3	4	5	6	7	8	9	AB	R	H	RBI	BB	SO	LOB
Frank Taveras, R (1, 6) OBP: 0.200, SLG: 0.205	1-3			K	G3		FC3-5 1-2 1B		6-3	5	1	1	0	0	1	1
Alex Trevino, R (1, 2) OBP: 0.314, SLG: 0.226	4-3			6-3		1B 1B	FC3-5 1-2 2-3f		K	5	1	1	0	0	1	2
Rusty Staub, L (1, 3) OBP: 0.405, SLG: 0.455	F9			BB S BB		1B 1B 1-3 1B	1-3 2-H 1B		G3	4	0	2	1	1	0	0
Dave Kingman, R (1, 7) OBP: 0.421, SLG: 0.370		F8		BB 1-2 BB		1B 1-2 3-H 1B	K			3	0	1	1	1	1	2
Lee Mazzilli, S (1, 8) OBP: 0.393, SLG: 0.429		6-3		1-2 2-3 BB		1-2 2-3 1B	K			3	0	1	0	1	1	2
Joel Youngblood, R (1, 9) OBP: 0.333, SLG: 0.231		L9		K		F9		6-3		4	0	0	0	0	1	6
Hubie Brooks, R (1, 5) OBP: 0.324, SLG: 0.405			FC6-4 1B		FC6-4 1B	K		K		4	0	2	0	0	2	3
Doug Flynn, R (1, 4) OBP: 0.419, SLG: 0.567 Mike Cubbage, L (6, PH) Wally Backman, S (6, 4)		FC6-4 1-2f G5-4-3			FC6-4 1-2f	K		E7		2 1 1	0 0 0	0 0 0	0 0 0	0 1 0	0 0 0	2 3 0
Mike Scott, R (1, 1) OBP: 0.500, SLG: 0.500 Mike Jorgensen, L (5, PH) OBP: 0.300, SLG: 0.556 Pete Falcone, L (5, 1) Mookie Wilson, S (7, PH) OBP: 0.235, SLG: 0.273 Jeff Reardon, R (7, 1) John Stearns, R (8, PH) Neil Allen, R (8, 1)		G5-4-3 1-2f			F7		FC3-5 1B BB		5-3	1 1 0 0 0 1 0	0 0 0 0 0 0 0	0 0 0 0 0 0 0	0 0 0 1 0 0 0	0 0 0 0 0 0 0	0 0 0 0 0 0 0	1 1 0 0 0 1 0
Inning Stats	R: 0 E: 0 K: 0 S: 3 H: 0 LOB: 0 BB: 0 P: 3	R: 0 E: 0 K: 0 S: 3 H: 0 LOB: 0 BB: 0 P: 3	R: 0 E: 0 K: 0 S: 3 H: 1 LOB: 0 BB: 0 P: 3	R: 0 E: 0 K: 2 S: 7 H: 0 LOB: 3 BB: 3 P: 19	R: 0 E: 0 K: 0 S: 4 H: 1 LOB: 1 BB: 0 P: 4	R: 1 E: 0 K: 2 S: 11 H: 4 LOB: 3 BB: 0 P: 11	R: 1 E: 0 K: 2 S: 9 H: 2 LOB: 2 BB: 1 P: 13	R: 0 E: 1 K: 1 S: 6 H: 0 LOB: 1 BB: 0 P: 6	R: 0 E: 0 K: 1 S: 5 H: 0 LOB: 0 BB: 0 P: 5	1B: 8 2B: 0 3B: 0 HR: 0 SF: 0 SAC: 0 DP: 1 HBP: 0						

PITCHER		IP	WLS	BF	H	R	ER	SO	BB	IBB	HBP	BLK	WP	HR	S	P	ERA	WHIP
Rick Rhoden, R ERA: 3.15	(1, 1)	6.0		28	7	2	2	4	4	0	0	0	0	0	32	48	3.00	1.833
Enrique Romo, R ERA: 4.91	(7, 1)	1.0		4	1	0	0	2	0	0	0	0	0	0	8	8	0.00	1.000
Kent Tekulve, R ERA: 2.45	(8, 1)	2.0		7	0	0	0	2	0	0	0	0	0	0	11	11	0.00	0.000

PITCHER	IP	WLS	BF	H	R	ER	SO	BB	IBB	HBP	BLK	WP	HR	S	P	ERA	WHIP

New York Mets @ Pittsburgh Pirates

Three Rivers Stadium, Pittsburgh, PA

Wed Apr 22 1981, 6:05 PM EST

Att. 7,530 - Unknown

TOP

livebaseballscorecards.com

AB	35
R	2
H	8
RBI	2
BB	4
SO	8
LOB	24

PA: 39

WP: 0
PB: 0
SB: 1
CS: 0

New York Mets @ Pittsburgh Pirates

Three Rivers Stadium, Pittsburgh, PA

Wed Apr 22 1981, 6:05 PM EST

Att. 7,530 - Unknown

livebaseballscorecards.com

BOTTOM

Batter	1	2	3	4	5	6	7	8	9	AB	R	H	RBI	BB	SO	LOB
Omar Moreno, L (1, 8) OBP: 0.244, SLG: 0.194	BBBB 4-0 SH1-3 S SF8 BB		x 0-0 ① F4-3		x 0-0 ② F9			x 0-0 ① P6		3	1	0	0	1	0	1
Tim Foli, R (1, 6) OBP: 0.321, SLG: 0.269	x 0-0 ① SH1-3 1-3		x 0-0 ② F9		SSS 0-3 ③ K			x 0-0 ② F7		3	0	0	0	0	1	1
Dave Parker, L (1, 9) OBP: 0.194, SLG: 0.324	x 0-0 ② SF8 3-H		x 0-0 ③ 6-3			x 0-0 ① F7		x 0-0 ③ 4-3		3	0	0	1	0	0	0
Mike Easler, L (1, 7) OBP: 0.344, SLG: 0.345	x 0-0 ③ 6-3			x 0-0 G3 1B		x 0-0 ② 6-3				3	0	1	0	0	0	0
Jason Thompson, L (1, 3) OBP: 0.303, SLG: 0.633		x 0-0 HR		x 0-0 ① G3 1-2		SSS 0-3 ③ K				3	1	1	1	0	1	1
Dale Berra, R (1, 5) OBP: 0.308, SLG: 0.292		x 0-0 1B		x 0-0 ② F9			x 0-0 FC1-6 1B			3	0	2	0	0	0	1
Steve Nicosia, R (1, 2) OBP: 0.185, SLG: 0.192		SSS 0-3 ① K		x 0-0 ③ 5-3			x 0-0 ① FC1-6 1-2f			3	0	0	0	0	1	3
Vance Law, R (1, 4) OBP: 0.091, SLG: 0.150		x 0-0 ② P3			BBBB 4-0 BB		x 0-0 ② P4			1	0	0	0	1	0	1
John Milner, L (7, PH) OBP: 0.333, SLG: 0.333										1	0	0	0	0	0	1
Kurt Bevacqua, R (8, 4)										0	0	0	0	0	0	0
Rick Rhoden, R (1, 1) OBP: 0.143, SLG: 0.143		SSS 0-3 ③ K			x 0-0 ① F8		SSS 0-3 ③ K			2	0	0	0	0	1	2
Enrique Romo, R (7, 1)										0	0	0	0	0	0	0
Willie Stargell, L (7, PH) OBP: 0.250, SLG: 0.250										1	0	0	0	0	1	1
Kent Tekulve, R (8, 1)										0	0	0	0	0	0	0
Inning Stats	R: 1 E: 0 K: 0 S: 3 H: 0 LOB: 0 BB: 1 P: 7	R: 1 E: 0 K: 2 S: 9 H: 2 LOB: 1 BB: 0 P: 9	R: 0 E: 0 K: 0 S: 3 H: 0 LOB: 0 BB: 0 P: 3	R: 0 E: 0 K: 0 S: 4 H: 1 LOB: 1 BB: 0 P: 4	R: 0 E: 0 K: 1 S: 5 H: 0 LOB: 1 BB: 1 P: 9	R: 0 E: 0 K: 1 S: 5 H: 0 LOB: 0 BB: 0 P: 5	R: 0 E: 0 K: 1 S: 6 H: 1 LOB: 1 BB: 0 P: 6	R: 0 E: 0 K: 0 S: 3 H: 0 LOB: 0 BB: 0 P: 3		1B: 3 2B: 0 3B: 0 HR: 1	SF: 1 SAC: 1 DP: 0 HBP: 0						

	AB	26
	R	2
	H	4
	RBI	2
	BB	2
	SO	5
	LOB	12

WP: 0 PB: 0 SB: 1 CS: 0 PA: 30

PITCHER		IP	WLS	BF	H	R	ER	SO	BB	IBB	HBP	BLK	WP	HR	S	P	ERA	WHIP
Mike Scott, R ERA: 5.0	(1, 1)	4.0		16	3	2	2	2	1	0	0	0	0	1	19	23	4.50	1.000
Pete Falcone, L ERA:	(5, 1)	2.0		7	0	0	0	2	1	0	0	0	0	0	10	14	0.00	0.500
Jeff Reardon, R ERA: 10.8	(7, 1)	1.0		4	1	0	0	1	0	0	0	0	0	0	6	6	0.00	1.000
Neil Allen, R ERA:	(8, 1)	1.0		3	0	0	0	0	0	0	0	0	0	0	3	3	0.00	0.000

PITCHER		IP	WLS	BF	H	R	ER	SO	BB	IBB	HBP	BLK	WP	HR	S	P	ERA	WHIP

Batter	1	2	3	4	5	6	7	8	9	AB	R	H	RBI	BB	SO	LOB
Garry Templeton, S (1, 6) OBP: 0.362, SLG: 0.568	F8		CS 1B			F9		SH1-4 2B 1B	F9	5	1	2	0	0	0	0
Tony Scott, S (1, 8) OBP: 0.341, SLG: 0.537	5-3		CS 1-2	6-3		1-3		SH1-4 1-2		3	0	0	0	0	0	0
Keith Hernandez, L (1, 3) OBP: 0.409, SLG: 0.610	F8			BBBB 4-0 G6-4-3 BB			F7	2B 1B IBB		2	1	0	0	2	0	0
George Hendrick, R (1, 9) OBP: 0.364, SLG: 0.600		5-3		G6-4-3 1-2f			BB HR 1B	1B 1-3 2-H 2B		4	1	2	1	0	0	1
Sixto Lezcano, R (1, 7) OBP: 0.447, SLG: 0.379		6-3			BBBB 4-0 BB		BBBB 4-0 HR BB 1-2	2-3 3-H 1B		2	1	1	1	2	0	0
Gene Tenace, R (1, 2) OBP: 0.429, SLG: 0.636		BBBB 4-0 BB			F8		1-H 2-H HR	P4		3	1	1	3	1	0	3
Ken Oberkfell, L (1, 5) OBP: 0.333, SLG: 0.333		4-3			SSS 0-3 K		F7	P4		4	0	0	0	0	1	4
Tom Herr, S (1, 4) OBP: 0.275, SLG: 0.500			F2		F9		3B		F8	4	0	1	0	0	0	1
Bob Shirley, R (1, 1)						5-3	SSS 0-3 K		4-3	3	0	0	0	0	1	1
Bruce Sutter, R (8, 1)										1	0	0	0	0	0	0
Inning Stats	R: 0 E: 0 K: 0 S: 3 H: 0 LOB: 0 BB: 0 P: 3	R: 0 E: 0 K: 0 S: 3 H: 0 LOB: 1 BB: 1 P: 7	R: 0 E: 0 K: 0 S: 3 H: 1 LOB: 0 BB: 0 P: 3	R: 0 E: 0 K: 0 S: 2 H: 0 LOB: 0 BB: 1 P: 6	R: 0 E: 0 K: 1 S: 5 H: 0 LOB: 1 BB: 1 P: 9	R: 0 E: 0 K: 0 S: 3 H: 0 LOB: 0 BB: 0 P: 3	R: 3 E: 0 K: 1 S: 8 H: 3 LOB: 1 BB: 1 P: 12	R: 2 E: 0 K: 0 S: 6 H: 3 LOB: 2 BB: 1 P: 10	R: 0 E: 0 K: 0 S: 3 H: 0 LOB: 0 BB: 0 P: 3	1B: 4 2B: 1 3B: 1 HR: 1 SF: 0 SAC: 1 DP: 1 HBP: 0	WP: 0 PB: 0 SB: 0 CS: 1 PA: 38					

TOP

St. Louis Cardinals @ Pittsburgh Pirates

Three Rivers Stadium, Pittsburgh, PA

Sat Apr 25 1981, 3:33 AM EST
Att. 7,334 - Cloudy - 42 F

livebaseballscorecards.com

AB	31
R	5
H	7
RBI	5
BB	5
SO	2
LOB	10

PITCHER		IP	WLS	BF	H	R	ER	SO	BB	IBB	HBP	BLK	WP	HR	S	P	ERA	WHIP
John Candelaria, L ERA: 3.6	(1, 1)	7.0	L	27	4	3	3	2	4	0	0	0	0	1	27	43	3.86	1.143
Enrique Romo, R ERA: 7.04	(8, 1)	0.1		5	3	2	2	0	0	1	0	0	0	0	4	8	54.00	9.000
Grant Jackson, L ERA:	(8, 1)	1.2		5	0	0	0	0	0	0	0	0	0	0	5	5	0.00	0.000

PITCHER	IP	WLS	BF	H	R	ER	SO	BB	IBB	HBP	BLK	WP	HR	S	P	ERA	WHIP

BOTTOM

St. Louis Cardinals @ Pittsburgh Pirates

Three Rivers Stadium, Pittsburgh, PA

Sat Apr 25 1981, 3:33 AM EST

Att. 7,334 - Cloudy - 42 F

livebaseballscorecards.com

Batter	1	2	3	4	5	6	7	8	9	AB	R	H	RBI	BB	SO	LOB
Omar Moreno, L (1, 8) OBP: 0.289, SLG: 0.231	S 1B		1B		1B BB		K			3	0	2	0	1	1	1
Tim Foli, R (1, 6) OBP: 0.313, SLG: 0.267	F6 1-2		K		1-3 2-H 1B			P6		4	0	1	1	0	1	2
Dave Parker, L (1, 9) OBP: 0.175, SLG: 0.289	F7		F8		K			4-3		4	0	0	0	0	1	4
Lee Lacy, R (1, 7) OBP: 0.313, SLG: 0.375	5-3			L9		K		5-3		4	0	0	0	0	1	1
Jason Thompson, L (1, 3) OBP: 0.297, SLG: 0.588		FC6-4 1B		5-3		G3			4-3	4	0	1	0	0	0	0
Dale Berra, R (1, 5) OBP: 0.276, SLG: 0.259		FC6-4 1-2f		4-3		F9			F8	3	0	0	0	0	0	1
John Milner, L (9, PH) OBP: 0.286, SLG: 0.286										1	0	0	0	0	0	0
Steve Nicosia, R (1, 2) OBP: 0.200, SLG: 0.179		P6			S 1B BB		F7		5-3	2	1	0	0	1	0	1
Mike Easler, L (9, PH) OBP: 0.333, SLG: 0.333										1	0	0	0	0	0	0
Vance Law, R (1, 4) OBP: 0.083, SLG: 0.136		L7			F2 1-2		P3			2	0	0	0	0	0	2
Kurt Bevacqua, R (7, PH)										1	0	0	0	0	0	0
(8, 4)																
John Candelaria, L (1, 1) OBP: 0.200, SLG: 0.200			1-3		L7		E5			2	0	0	0	0	0	1
Bill Madlock, R (7, PH) OBP: 0.379, SLG: 0.429										1	0	0	0	0	0	0
Phil Garner, R (7, PR)										0	0	0	0	0	0	0
Enrique Romo, R (8, 1)										0	0	0	0	0	0	0
Grant Jackson, S (8, 1)										0	0	0	0	0	0	0
Inning Stats	R: 0 E: 0 K: 0 S: 4 H: 1 LOB: 1 BB: 0 P: 4	R: 0 E: 0 K: 0 S: 4 H: 1 LOB: 1 BB: 0 P: 4	R: 0 E: 0 K: 1 S: 6 H: 1 LOB: 1 BB: 0 P: 6	R: 0 E: 0 K: 0 S: 3 H: 0 LOB: 0 BB: 0 P: 3	R: 1 E: 0 K: 1 S: 6 H: 1 LOB: 2 BB: 2 P: 14	R: 0 E: 0 K: 1 S: 5 H: 0 LOB: 0 BB: 0 P: 5	R: 0 E: 1 K: 1 S: 6 H: 0 LOB: 1 BB: 0 P: 6	R: 0 E: 0 K: 0 S: 3 H: 0 LOB: 0 BB: 0 P: 3	R: 0 E: 0 K: 0 S: 3 H: 0 LOB: 0 BB: 0 P: 3							

AB	32
R	1
H	4
RBI	1
BB	2
SO	4
LOB	13

PITCHER		IP	WLS	BF	H	R	ER	SO	BB	IBB	HBP	BLK	WP	HR	S	P	ERA	WHIP	PITCHER	IP	WLS	BF	H	R	ER	SO	BB	IBB	HBP	BLK	WP	HR	S	P	ERA	WHIP
Bob Shirley, L ERA: 1.98	(1, 1)	7.0	W	28	4	1	1	4	2	0	0	0	0	0	34	42	1.29	0.857																	
Bruce Sutter, R ERA:	(8, 1)	2.0		6	0	0	0	0	0	0	0	0	0	0	6	6	0.00	0.000																	

PITCHER		IP	WLS	BF	H	R	ER	SO	BB	IBB	HBP	BLK	WP	HR	S	P	ERA	WHIP	PITCHER	IP	WLS	BF	H	R	ER	SO	BB	IBB	HBP	BLK	WP	HR	S	P	ERA	WHIP

Batter	1	2	3	4	5	6	7	8	9	AB	R	H	RBI	BB	SO	LOB
Garry Templeton, S (1, 6) OBP: 0.365, SLG: 0.583	K		K		3B			F9	E IBB	4	0	1	0	1	2	0
Tony Scott, S (1, 8) OBP: 0.326, SLG: 0.500	P4		F9		5-3			1B SF9 1B	6-3 1-2 2-3	5	1	1	0	0	0	3
Keith Hernandez, L (1, 3) OBP: 0.417, SLG: 0.591	1B BB		G3			F5		SF9 1-3 1B		3	0	1	0	1	0	0
George Hendrick, R (1, 9) OBP: 0.375, SLG: 0.674	FC4 1-3 1B			HR		5-3		SF9 1-2 3-H		3	1	2	2	0	0	0
Sixto Lezcano, R (1, 7) OBP: 0.429, SLG: 0.364	FC4 1-2f			G4-6-3 1B		5-3		F9		4	0	1	0	0	0	3
Darrell Porter, L (1, 2) OBP: 0.412, SLG: 0.375		F9		F8			F9		P6	4	0	0	0	0	0	1
Ken Oberkfell, L (1, 5) OBP: 0.304, SLG: 0.302		K		G4-6-3 1-2f			L8		F8	4	0	0	0	0	1	1
Tom Herr, S (1, 4) OBP: 0.318, SLG: 0.550		1B			K		2B		S 1B	4	1	3	0	0	1	0
Silvio Martinez, R (1, 1) OBP: 0.250, SLG: 0.500 Gene Tenace, R (7, PH) OBP: 0.400, SLG: 0.583 Joe Edelen, R (7, 1) Jim Kaat, L (8, 1) OBP: 1.000, SLG: 1.000 Tito Landrum, R (9, PH) OBP: 0.500, SLG: 0.500 Bruce Sutter, R (9, 1)		F8			F8		P6		E 1-H 1B	2 1 0 0 1 0	0 0 0 0 0 0	0 0 0 0 1 0	0 0 0 0 1 0	0 0 0 0 0 0	0 0 0 0 0 0	1 1 0 0 0 0
Inning Stats	R: 0 E: 0 K: 1 S: 6 H: 1 LOB: 2 BB: 1 P: 10	R: 0 E: 0 K: 1 S: 6 H: 1 LOB: 1 BB: 0 P: 6	R: 0 E: 0 K: 1 S: 5 H: 0 LOB: 0 BB: 0 P: 5	R: 1 E: 0 K: 0 S: 4 H: 2 LOB: 0 BB: 0 P: 4	R: 0 E: 0 K: 1 S: 6 H: 1 LOB: 1 BB: 0 P: 6	R: 0 E: 0 K: 0 S: 3 H: 0 LOB: 0 BB: 0 P: 3	R: 0 E: 0 K: 0 S: 4 H: 1 LOB: 1 BB: 0 P: 4	R: 1 E: 0 K: 0 S: 5 H: 2 LOB: 1 BB: 0 P: 5	R: 1 E: 1 K: 0 S: 5 H: 2 LOB: 2 BB: 1 P: 9	1B: 7 2B: 1 3B: 1 HR: 1 SF: 1 SAC: 0 DP: 1 HBP: 0						

PITCHER		IP	WLS	BF	H	R	ER	SO	BB	IBB	HBP	BLK	WP	HR	S	P	ERA	WHIP
Rod Scurry, L ERA: 1.26	(1, 1)	7.1		30	8	2	2	4	1	0	0	0	0	1	37	41	2.46	1.227
Kent Tekulve, R ERA: 2.08	(8, 1)	0.2		2	0	0	0	0	0	0	0	0	0	0	2	2	0.00	0.000
Grant Jackson, L ERA: 1.35	(9, 1)	1.0	L	6	2	1	1	0	0	1	0	0	0	0	5	9	9.00	2.000

PITCHER	IP	WLS	BF	H	R	ER	SO	BB	IBB	HBP	BLK	WP	HR	S	P	ERA	WHIP

TOP

St. Louis Cardinals @ Pittsburgh Pirates

Three Rivers Stadium, Pittsburgh, PA

Sun Apr 26 1981, 3:33 AM EDT

Att. 8,139 - Sunny - 55 F

livebaseballscorecards.com

AB	35
R	3
H	10
RBI	3
BB	2
SO	4
LOB	10

WP: 0 PB: 0 SB: 1 CS: 0 PA: 38

Batter	1	2	3	4	5	6	7	8	9	AB	R	H	RBI	BB	SO	LOB
Omar Moreno, L (1, 8) OBP: 0.265, SLG: 0.209	G3		K		F8			4-3		4	0	0	0	0	1	0
Tim Foli, R (1, 6) OBP: 0.333, SLG: 0.353	1B 2B		K			6-3 SF7 2B		L5		4	2	2	0	0	1	0
Dave Parker, L (1, 9) OBP: 0.159, SLG: 0.262	F7		P6			6-3 2-3		F3		4	0	0	0	0	0	2
Mike Easler, L (1, 7) OBP: 0.324, SLG: 0.333	2-H 1B			P6		SF7 3-H			6-3	3	0	1	2	0	0	0
Bill Madlock, R (1, 5) OBP: 0.375, SLG: 0.419 Dale Berra, R (8, 5) OBP: 0.276, SLG: 0.259 John Milner, L (9, PH) OBP: 0.250, SLG: 0.250	5-3			BB 1B		E5			3-1	3 0 1	0 0 0	1 0 0	0 0 0	0 0 0	0 0 0	1 0 0
Jason Thompson, L (1, 3) OBP: 0.317, SLG: 0.556 Phil Garner, R (9, PR)		4-3		BB G6-4-3 1-2		L7			BB	2 0	0 0	0 0	0 0	2 0	0 0	1 0
Steve Nicosia, R (1, 2) OBP: 0.212, SLG: 0.167 Willie Stargell, L (9, PH) OBP: 0.200, SLG: 0.200		BB 1B		G6-4-3 1-2f			4-3		F9	2 1	0 0	0 0	0 0	1 0	0 0	2 1
Vance Law, R (1, 4) OBP: 0.111, SLG: 0.160		1-2 L5-3 1B			6-3		F9			3	0	1	0	0	0	0
Rod Scurry, L (1, 1) Kent Tekulve, R (8, 1) Grant Jackson, S (9, 1)		L5-3 1-2			K		K			3 0 0	0 0 0	0 0 0	0 0 0	0 0 0	2 0 0	2 0 0
Inning Stats	R: 1 E: 0 K: 0 S: 5 H: 2 LOB: 1 BB: 0 P: 5	R: 0 E: 0 K: 0 S: 3 H: 1 LOB: 1 BB: 1 P: 7	R: 0 E: 0 K: 2 S: 7 H: 0 LOB: 0 BB: 0 P: 7	R: 0 E: 0 K: 0 S: 3 H: 1 LOB: 1 BB: 1 P: 7	R: 0 E: 0 K: 1 S: 5 H: 0 LOB: 0 BB: 0 P: 5	R: 1 E: 1 K: 0 S: 5 H: 1 LOB: 1 BB: 0 P: 5	R: 0 E: 0 K: 1 S: 5 H: 0 LOB: 0 BB: 0 P: 5	R: 0 E: 0 K: 0 S: 3 H: 0 LOB: 0 BB: 0 P: 3	R: 0 E: 0 K: 0 S: 3 H: 0 LOB: 1 BB: 1 P: 7	1B: 3 2B: 3 3B: 0 HR: 0	SF: 1 SAC: 0 DP: 2 HBP: 0						

BOTTOM

St. Louis Cardinals @ Pittsburgh Pirates

Three Rivers Stadium, Pittsburgh, PA

Sun Apr 26 1981, 3:33 AM EDT

Att. 8,139 - Sunny - 55 F

livebaseballscorecards.com

AB	30
R	2
H	5
RBI	2
BB	3
SO	4
LOB	9

WP: 0 PB: 0 SB: 0 CS: 0 PA: 34

PITCHER		IP	WLS	BF	H	R	ER	SO	BB	IBB	HBP	BLK	WP	HR	S	P	ERA	WHIP
Silvio Martinez, R ERA: 2.25	(1, 1)	6.0		24	5	2	2	3	2	0	0	0	0	0	28	36	3.00	1.167
Joe Edelen, R ERA:	(7, 1)	1.0		3	0	0	0	1	0	0	0	0	0	0	5	5	0.00	0.000
Jim Kaat, L ERA: 4.91	(8, 1)	1.0	W	3	0	0	0	0	0	0	0	0	0	0	3	3	0.00	0.000
Bruce Sutter, R ERA:	(9, 1)	1.0	S	4	0	0	0	0	1	0	0	0	0	0	3	7	0.00	1.000

PITCHER	IP	WLS	BF	H	R	ER	SO	BB	IBB	HBP	BLK	WP	HR	S	P	ERA	WHIP

Batter	1	2	3	4	5	6	7	8	9	AB	R	H	RBI	BB	SO	LOB
Omar Moreno, L (1, 8) OBP: 0.278, SLG: 0.234	CS 1B		E SH1-4 1B	F4-3		SF7		FC4-2		4	1	2	1	0	0	2
Tim Foli, R (1, 6) OBP: 0.300, SLG: 0.316	L6		SH1-4		F6	FC5-4		F7		4	0	0	0	0	0	4
Dave Parker, L (1, 9) OBP: 0.229, SLG: 0.370 Lee Lacy, R (7, PR) OBP: 0.294, SLG: 0.353 (7, 7)	FC4-6 1B		E9 1B		SF9 3B		E7 SF8 1B		F8	4 1	2 1	4 0	2 0	0 0	0 0	0 0
Mike Easler, L (1, 7) OBP: 0.310, SLG: 0.333 (7, 9)	FC4-6		HR 1B		SF9		SF8		E3 F9 1B	3	1	1	3	0	0	1
Bill Madlock, R (1, 5) OBP: 0.400, SLG: 0.515 Dale Berra, R (7, PH) OBP: 0.290, SLG: 0.276 (7, 5)		6-3	HR		BB		K		1B	2 2	1 0	1 1	2 0	1 0	0 1	0 1
Jason Thompson, L (1, 3) OBP: 0.304, SLG: 0.500		BB	K		F8		K		F9	4	0	0	0	1	2	4
Steve Nicosia, R (1, 2) OBP: 0.211, SLG: 0.171		F7	F9			E 1B SF7 1B		5-3	F3	5	1	1	0	0	0	3
Vance Law, R (1, 4) OBP: 0.161, SLG: 0.207		K	K			FC6-4 1B		2B FC4-2 1B		4	0	2	0	0	2	1
Rick Rhoden, R (1, 1) OBP: 0.273, SLG: 0.364			SH1-4 E 1B	G3		FC6-4 FC5-4		FC4-2 2B		4	1	2	0	0	0	2
Inning Stats	R: 0 E: 0 K: 0 S: 4 H: 2 LOB: 1 BB: 0 P: 4	R: 0 E: 0 K: 1 S: 5 H: 0 LOB: 1 BB: 1 P: 9	R: 5 E: 1 K: 1 S: 10 H: 5 LOB: 0 BB: 0 P: 10	R: 0 E: 0 K: 1 S: 5 H: 0 LOB: 0 BB: 0 P: 5	R: 1 E: 0 K: 0 S: 4 H: 1 LOB: 1 BB: 1 P: 8	R: 1 E: 1 K: 0 S: 5 H: 2 LOB: 1 BB: 0 P: 5	R: 1 E: 1 K: 2 S: 8 H: 1 LOB: 1 BB: 0 P: 8	R: 0 E: 0 K: 0 S: 5 H: 2 LOB: 2 BB: 0 P: 5	R: 0 E: 1 K: 0 S: 5 H: 1 LOB: 2 BB: 0 P: 5	1B: 11 2B: 1 3B: 1 HR: 1	SF: 3 SAC: 1 DP: 0 HBP: 0						

Pittsburgh Pirates @ New York Mets

Shea Stadium, Flushing, NY

Tue Apr 28 1981, 7:05 PM EDT

Att. 6,973 - Unknown

TOP

livebaseballscorecards.com

AB	37
R	8
H	14
RBI	8
BB	2
SO	5
LOB	18

WP: 0 PB: 0 SB: 0 CS: 1 PA: 43

PITCHER		IP	WLS	BF	H	R	ER	SO	BB	IBB	HBP	BLK	WP	HR	S	P	ERA	WHIP
Mike Scott, R ERA: 7.07	(1, 1)	5.0	L	25	9	7	6	3	2	0	0	0	0	1	29	37	10.80	2.200
Tom Hausman, R ERA: 2.63	(6, 1)	1.0		4	1	0	0	0	0	0	0	0	0	0	4	4	0.00	1.000
Pete Falcone, L ERA: 1.29	(7, 1)	2.0		9	3	1	0	2	0	0	0	0	0	0	13	13	0.00	1.500
Dyar Miller, R ERA: 1.17	(9, 1)	1.0		5	1	0	0	0	0	0	0	0	0	0	5	5	0.00	1.000

PITCHER	IP	WLS	BF	H	R	ER	SO	BB	IBB	HBP	BLK	WP	HR	S	P	ERA	WHIP

Pittsburgh Pirates @ New York Mets

Shea Stadium, Flushing, NY

Tue Apr 28 1981, 7:05 PM EDT

Att. 6,973 - Unknown

BOTTOM

Batter	1	2	3	4	5	6	7	8	9	AB	R	H	RBI	BB	SO	LOB
Mookie Wilson, S (1, 9) OBP: 0.262, SLG: 0.293	4-3			1B		K2-3		FC6-4 1-2 1B		4	0	2	0	0	1	0
Frank Taveras, R (1, 6) OBP: 0.241, SLG: 0.246	6-3			5-3		1B		FC6-4 1-2f		4	0	1	0	0	0	2
Lee Mazzilli, S (1, 8) OBP: 0.311, SLG: 0.306	4-3			1B BB		K			1B	3	0	1	0	1	1	1
Dave Kingman, R (1, 7) OBP: 0.382, SLG: 0.535		F7		1B 1-2			F7		K	4	0	1	0	0	1	1
Rusty Staub, L (1, 3) OBP: 0.415, SLG: 0.468		G6-4-3 BB		F8			G6-4-3 1B		F7	3	0	1	0	1	0	3
John Stearns, R (1, 5) OBP: 0.167, SLG: 0.167		G6-4-3 1-2f			G1-4-3 1B		G6-4-3 1-2f		K	4	0	1	0	0	1	3
Alex Trevino, R (1, 2) OBP: 0.326, SLG: 0.262		6-3			G1-4-3 1-2f			F4-6-3 1B		3	0	1	0	0	0	1
Doug Flynn, R (1, 4) OBP: 0.400, SLG: 0.558		F2-3			F9			F4-6-3 1-2		3	0	0	0	0	0	1
Mike Scott, R (1, 1) OBP: 0.333, SLG: 0.333 Tom Hausman, R (6, 1) Wally Backman, S (6, PH) Pete Falcone, L (7, 1) Mike Cubbage, L (8, PH) OBP: 0.364, SLG: 0.375 Dyar Miller, R (9, 1)		F3				K		1B		1 0 1 0 1 0	0 0 0 0 0 0	0 0 0 0 1 0	0 0 0 0 0 0	0 0 0 0 0 0	0 0 1 0 0 0	0 0 0 0 0 0
Inning Stats	R: 0 E: 0 K: 0 S: 3 H: 0 LOB: 0 BB: 0 P: 3	R: 0 E: 0 K: 0 S: 2 H: 0 LOB: 0 BB: 1 P: 6	R: 0 E: 0 K: 0 S: 3 H: 0 LOB: 0 BB: 0 P: 3	R: 0 E: 0 K: 0 S: 4 H: 2 LOB: 2 BB: 1 P: 8	R: 0 E: 0 K: 0 S: 3 H: 1 LOB: 0 BB: 0 P: 3	R: 0 E: 0 K: 3 S: 10 H: 1 LOB: 1 BB: 0 P: 10	R: 0 E: 0 K: 0 S: 3 H: 1 LOB: 0 BB: 0 P: 3	R: 0 E: 0 K: 0 S: 5 H: 3 LOB: 2 BB: 0 P: 5	R: 0 E: 0 K: 2 S: 8 H: 1 LOB: 1 BB: 0 P: 8	1B: 9 2B: 0 3B: 0 HR: 0	SF: 0 SAC: 0 DP: 4 HBP: 0					

livebaseballscorecards.com

AB	31
R	0
H	9
RBI	0
BB	2
SO	5
LOB	12

WP: 0 PB: 0 SB: 0 CS: 0 PA: 33

PITCHER		IP	WLS	BF	H	R	ER	SO	BB	IBB	HBP	BLK	WP	HR	S	P	ERA	WHIP
Rick Rhoden, R ERA: 2.17	(1, 1)	9.0	W	33	9	0	0	5	2	0	0	0	0	0	41	49	0.00	1.222

Batter	1	2	3	4	5	6	7	8	9	AB	R	H	RBI	BB	SO	LOB
Omar Moreno, L (1, 8) OBP: 0.322, SLG: 0.314	L6	1B 1B 1-2 1B		3-1 BLK E 1B	BBB 4-0 BB		3B			4	2	3	0	1	0	0
Tim Foli, R (1, 6) OBP: 0.289, SLG: 0.302	F9	1B 1-2 2-H 1B		F7 1-2	SSS 0-3 K		F8			5	0	1	1	0	1	3
Dave Parker, L (1, 9) OBP: 0.231, SLG: 0.360 Dale Berra, R (5, 5) OBP: 0.281, SLG: 0.267	5-3	1-3 2-H 1B		3-1 2-3	F4-3			F8		4 1	0 0	1 0	1 0	0 0	0 0	2 0
Bill Madlock, R (1, 5) OBP: 0.368, SLG: 0.472 Mike Easler, L (5, 9) OBP: 0.318, SLG: 0.368	K F8			E5 3B 3-H		F8 SF9 2B		4-3		3 2	1 1	0 1	0 0	0 0	1 0	2 0
Lee Lacy, R (1, 7) OBP: 0.364, SLG: 0.591	HR 1B	3B 3B		E 1-H 3B		F8 2-3		6-3		5	3	3	1	0	0	1
Gary Alexander, R (1, 3) OBP: 0.600, SLG: 2.333	HR 1-H	3B 3-H 3B		E6 BB 3-H		SF9 3-H			BBBB 4-0 FC6-4 BB	3	1	2	4	1	0	0
Tony Peña, R (1, 2) OBP: 0.222, SLG: 0.250	2B 1B	F3 3-H	BBB 4-0 BB 1-2		SSS 0-3 K2-3				FC6-4 1-2f	4	1	1	0	1	1	2
Vance Law, R (1, 4) OBP: 0.167, SLG: 0.206	FC1-6 2-H 1B	SSS K	F7				SSS K		F9	5	0	1	1	0	2	4
Jim Bibby, R (1, 1) OBP: 0.182, SLG: 0.100	FC1-6 1B 1-2f 1B	F9			SSS K		SSS K		SSS K	5	1	0	0	0	3	3

TOP

Pittsburgh Pirates @ New York Mets

Shea Stadium, Flushing, NY

Wed Apr 29 1981, 7:05 PM EDT

Att. 7,175 - Unknown

livebaseballscorecards.com

	AB	41
	R	10
	H	13
	RBI	8
	BB	3
	SO	8
	LOB	17

Inning Stats	1	2	3	4	5	6	7	8	9
	R: 0 E: 0 K: 0 S: 3	R: 5 E: 0 K: 1 S: 12	R: 1 E: 0 K: 1 S: 7	R: 3 E: 2 K: 0 S: 7	R: 0 E: 0 K: 2 S: 7	R: 1 E: 0 K: 1 S: 6	R: 0 E: 0 K: 2 S: 8	R: 0 E: 0 K: 0 S: 3	R: 0 E: 0 K: 1 S: 5
	H: 0 LOB: 0 BB: 0 P: 3	H: 7 LOB: 2 BB: 0 P: 12	H: 2 LOB: 1 BB: 0 P: 7	H: 2 LOB: 2 BB: 1 P: 11	H: 0 LOB: 1 BB: 1 P: 11	H: 1 LOB: 0 BB: 0 P: 6	H: 1 LOB: 1 BB: 0 P: 8	H: 0 LOB: 0 BB: 0 P: 3	H: 0 LOB: 1 BB: 1 P: 9

1B: 6	SF: 1	WP: 0	PA: 45
2B: 2	SAC: 0	PB: 0	
3B: 4	DP: 0	SB: 0	
HR: 1	HBP: 0	CS: 0	

PITCHER		IP	WLS	BF	H	R	ER	SO	BB	IBB	HBP	BLK	WP	HR	S	P	ERA	WHIP
Dave Roberts, L ERA: 19.29	(1, 1)	1.2	L	12	7	5	5	1	0	0	0	0	0	1	14	14	27.00	4.200
Dyar Miller, R ERA: 1.8	(2, 1)	2.1		14	4	4	1	1	1	0	0	1	0	0	15	19	3.86	2.143
Jeff Reardon, R ERA: 9.64	(5, 1)	3.0		12	2	1	1	5	1	0	0	0	0	0	21	25	3.00	1.000
Tom Hausman, R ERA: 2.45	(8, 1)	1.0		3	0	0	0	0	0	0	0	0	0	0	3	3	0.00	0.000
Neil Allen, R ERA:	(9, 1)	1.0		4	0	0	0	1	1	0	0	0	0	0	5	9	0.00	1.000

PITCHER	IP	WLS	BF	H	R	ER	SO	BB	IBB	HBP	BLK	WP	HR	S	P	ERA	WHIP

Pittsburgh Pirates @ New York Mets

Shea Stadium, Flushing, NY

Wed Apr 29 1981, 7:05 PM EDT

Att. 7,175 - Unknown

BOTTOM

Batter	1	2	3	4	5	6	7	8	9	AB	R	H	RBI	BB	SO	LOB
Mookie Wilson, S (1, 9) OBP: 0.239, SLG: 0.267	S S S 0-3 ① K		x 0-0 ③ 6-3		x 0-0 ③ FC6-4 1-2f		x 0-0 ③ 4-3			4	0	0	0	0	1	3
Frank Taveras, R (1, 6) OBP: 0.230, SLG: 0.233	x 0-0 ② F8			x 0-0 ① 5-3		x 0-0 ① 4-3		x 0-0 ① F8		3	0	0	0	0	0	0
Bob Bailor, R (7, 6)										1	0	0	0	0	0	0
Lee Mazzilli, S (1, 8) OBP: 0.306, SLG: 0.325	x 0-0 ③ 4-3			x 0-0 2B		x 0-0 ② 4-3		x 0-0 ② F8		4	0	1	0	0	0	0
Dave Kingman, R (1, 7) OBP: 0.424, SLG: 0.545		B B B B 4-0 FC6-4 BB		B B B B 4-0 BB		x 0-0 1B		B B B B 4-0 BB		1	0	1	0	3	0	0
Neil Allen, R (9, 1)										0	0	0	0	0	0	0
John Stearns, R (1, 5) OBP: 0.111, SLG: 0.111		x 0-0 ① F7		x 0-0 ② F2		x 0-0 ③ F7		S S S 0-3 ③ K		3	0	0	0	0	0	4
Mike Cubbage, L (8, 5) OBP: 0.333, SLG: 0.333										1	0	0	0	0	1	1
Rusty Staub, L (1, 3) OBP: 0.400, SLG: 0.449		x 0-0 ② F6		x 0-0 ③ F5			x 0-0 1B BB G1-2-3 1B		x 0-0 ① 4-3	2	0	0	0	0	0	3
Jeff Reardon, R (5, 1)										0	0	0	0	0	0	0
Wally Backman, S (7, PH) OBP: 0.143, SLG: 0.143										2	0	1	0	0	0	0
(8, 4)																
Alex Trevino, R (1, 2) OBP: 0.320, SLG: 0.244		x 0-0 ③ FC6-4 1-2f			x 0-0 ① 6-3		B B B B 4-0 G1-2-3 1B 1-2 BB		x 0-0 ② F9	3	0	0	0	1	0	1
Doug Flynn, R (1, 4) OBP: 0.417, SLG: 0.565			x 0-0 ① F7		x 0-0 FC6-4 1B		x 0-0 G1-2-3 1B 1-2 2-3		S S S 0-3 ③ K	3	0	2	0	0	0	0
Tom Hausman, R (8, 1)										0	0	0	0	0	0	0
Hubie Brooks, R (9, 7) OBP: 0.292, SLG: 0.354										1	0	0	0	0	1	0
Dave Roberts, L (1, 1)			x 0-0 ② 6-3		x 0-0 ② F7		x 0-0 ① ② G1-2-3 1-2 2-3 3-Hf			0	0	0	0	0	0	0
Dyar Miller, R (2, 1)										1	0	0	0	0	0	0
Mike Jorgensen, L (5, 3) OBP: 0.235, SLG: 0.375										2	0	0	0	0	0	4

Inning Stats	1	2	3	4	5	6	7	8	9
	R: 0 H: 0 E: 0 LOB: 0 K: 1 BB: 0 S: 5 P: 5	R: 0 H: 0 E: 0 LOB: 1 K: 0 BB: 1 S: 3 P: 7	R: 0 H: 0 E: 0 LOB: 0 K: 0 BB: 0 S: 3 P: 3	R: 0 H: 1 E: 0 LOB: 2 K: 0 BB: 1 S: 4 P: 8	R: 0 H: 1 E: 0 LOB: 2 K: 0 BB: 0 S: 4 P: 4	R: 0 H: 1 E: 0 LOB: 1 K: 0 BB: 0 S: 4 P: 4	R: 0 H: 2 E: 0 LOB: 2 K: 0 BB: 1 S: 4 P: 8	R: 0 H: 0 E: 0 LOB: 1 K: 1 BB: 1 S: 5 P: 9	R: 0 H: 0 E: 0 LOB: 0 K: 1 BB: 0 S: 5 P: 5

	1B: 4	SF: 0	WP: 0	PA: 35
	2B: 1	SAC: 0	PB: 0	
	3B: 0	DP: 1	SB: 0	
	HR: 0	HBP: 0	CS: 0	

	AB	31
	R	0
	H	5
	RBI	0
	BB	4
	SO	3
	LOB	16

livebaseballscorecards.com

PITCHER	IP	WLS	BF	H	R	ER	SO	BB	IBB	HBP	BLK	WP	HR	S	P	ERA	WHIP
Jim Bibby, R (1, 1) ERA: 2.25	9.0	W	35	5	0	0	3	4	0	0	0	0	0	37	53	0.00	1.000

PITCHER	IP	WLS	BF	H	R	ER	SO	BB	IBB	HBP	BLK	WP	HR	S	P	ERA	WHIP

Pittsburgh Pirates @ New York Mets

Shea Stadium, Flushing, NY

Thu Apr 30 1981, 7:05 PM EDT

Att. 5,553 - Unknown

TOP

livebaseballscorecards.com

Batter	1	2	3	4	5	6	7	8	9	AB	R	H	RBI	BB	SO	LOB
Omar Moreno, L (1, 8) OBP: 0.344, SLG: 0.364	F4-3 3B		HR 1B	F4-3		1B HBP		K		4	2	2	0	0	1	3
Tim Foli, R (1, 6) OBP: 0.280, SLG: 0.292	F4-3 3-H		F8		F4	1-3 2-H 3-H 1B		F9		5	0	1	3	0	0	2
Dave Parker, L (1, 9) OBP: 0.232, SLG: 0.407	F4-3		1-H HR		F9	K			K	4	1	1	2	0	1	2
Mike Easler, L (6, 9) OBP: 0.311, SLG: 0.359										1	0	0	0	0	1	0
Bill Madlock, R (1, 5) OBP: 0.357, SLG: 0.475	5-3		1-3		1-3		2B		BB 1B	4	0	1	0	0	0	0
Dale Berra, R (8, 5) OBP: 0.303, SLG: 0.290										1	0	1	0	0	0	0
Lee Lacy, R (1, 7) OBP: 0.333, SLG: 0.519		5-3		F9		E S SF7 1B	F8		K	5	1	1	0	0	1	2
Gary Alexander, R (1, 3) OBP: 0.556, SLG: 1.429		WP 2B		1B E G3 1B		K 1-3	5-3		1-2 BB	4	1	2	0	0	1	2
Jason Thompson, L (7, 3) OBP: 0.319, SLG: 0.500										0	0	0	0	1	0	0
Steve Nicosia, R (1, 2) OBP: 0.209, SLG: 0.154		5-3		E6 G3 1B 1-2		SF7 E 1B BB	6-3		K	4	1	0	0	1	1	5
Vance Law, R (1, 4) OBP: 0.175, SLG: 0.211		K 2-3		G3 1-2 2-3 1B		E6 SF7 1-2 1B		6-3		4	1	1	0	0	1	3
John Candelaria, L (1, 1) OBP: 0.222, SLG: 0.250			F7	G3		SF7		1B		3	0	1	2	0	0	2
Kent Tekulve, R (9, 1)				1-2 2-3 3-H		1-2 2-3 3-H				0	0	0	0	0	0	0
Grant Jackson, S (9, 1)										0	0	0	0	0	0	0
Inning Stats	R: 1 E: 0 K: 0 S: 4 H: 1 LOB: 0 BB: 0 P: 4	R: 0 E: 0 K: 1 S: 6 H: 1 LOB: 1 BB: 0 P: 6	R: 2 E: 0 K: 0 S: 5 H: 2 LOB: 0 BB: 0 P: 5	R: 1 E: 1 K: 0 S: 6 H: 2 LOB: 2 BB: 0 P: 6	R: 0 E: 0 K: 0 S: 3 H: 0 LOB: 0 BB: 0 P: 3	R: 3 E: 1 K: 2 S: 10 H: 2 LOB: 2 BB: 1 P: 15	R: 0 E: 0 K: 0 S: 4 H: 1 LOB: 1 BB: 0 P: 4	R: 0 E: 0 K: 1 S: 6 H: 1 LOB: 1 BB: 0 P: 6	R: 0 E: 0 K: 3 S: 10 H: 1 LOB: 2 BB: 1 P: 14	1B: 7 2B: 2 3B: 1 HR: 1 SF: 1 SAC: 0 DP: 0 HBP: 1						

	AB	39
	R	7
	H	11
	RBI	7
	BB	2
	SO	7
	LOB	21

WP: 1 PB: 0 SB: 1 CS: 0 PA: 43

PITCHER		IP	WLS	BF	H	R	ER	SO	BB	IBB	HBP	BLK	WP	HR	S	P	ERA	WHIP
Randy Jones, L ERA: 3.68	(1, 1)	5.2	L	29	8	7	3	2	1	0	1	0	1	1	31	36	4.76	1.588
Pete Falcone, L ERA: 1.17	(6, 1)	1.1		5	1	0	0	1	0	0	0	0	0	0	7	7	0.00	0.750
Jeff Reardon, R ERA: 7.94	(8, 1)	2.0		9	2	0	0	4	1	0	0	0	0	0	16	20	0.00	1.500

PITCHER		IP	WLS	BF	H	R	ER	SO	BB	IBB	HBP	BLK	WP	HR	S	P	ERA	WHIP

Batter	1	2	3	4	5	6	7	8	9	AB	R	H	RBI	BB	SO	LOB
Frank Taveras, R (1, 6) OBP: 0.238, SLG: 0.242	F9		E9 2B 1B		G6-4-3 1-2f		5-3		2-H 2B	2	1	1	0	0	0	0
Bob Bailor, R (5, 6) OBP: 0.250, SLG: 0.500										3	0	1	1	0	0	2
John Stearns, R (1, 3) OBP: 0.286, SLG: 0.308	L6		2-H 2B		P4			FC6-4 1B	BBBB 4-0 BB	4	0	2	1	1	0	0
Lee Mazzilli, S (1, 8) OBP: 0.278, SLG: 0.289	SSS 0-3 K		F9			SSS 0-3 K		FC6-4 1-2f	SSS 0-3 K	5	0	0	0	0	3	4
Dave Kingman, R (1, 7) OBP: 0.413, SLG: 0.542		2B	F7	F2				F8		4	0	1	0	0	0	1
Joel Youngblood, R (1, 9) OBP: 0.310, SLG: 0.308		6-3	1B 2B	BBBB 4-0 FC5-4 BB				P3		3	1	1	0	1	0	2
Hubie Brooks, R (1, 5) OBP: 0.288, SLG: 0.365		F6	F8	FC5-4 1-2f					2B 2B	4	1	1	0	0	0	3
Alex Trevino, R (1, 2) OBP: 0.315, SLG: 0.245		SSS 0-3 K	2-H 1B				6-3		L3	4	0	1	1	0	1	2
Doug Flynn, R (1, 4) OBP: 0.423, SLG: 0.571			F4-3	F4-3			BBBB 4-0 BB		2-H 2B 2B	3	1	1	1	1	0	1
Randy Jones, R (1, 1) OBP: 0.333, SLG: 0.333			F4		G6-4-3 1B				F8	2	0	1	0	0	0	0
Pete Falcone, L (6, 1)										0	0	0	0	0	0	0
Mookie Wilson, S (7, PH) OBP: 0.234, SLG: 0.261										1	0	0	0	0	0	1
Jeff Reardon, R (8, 1)										0	0	0	0	0	0	0
Rusty Staub, L (9, PH) OBP: 0.393, SLG: 0.440										1	0	0	0	0	0	1
Inning Stats	R: 0 E: 0 K: 1 S: 5 H: 0 LOB: 0 BB: 0 P: 5	R: 0 E: 0 K: 1 S: 6 H: 1 LOB: 1 BB: 0 P: 6	R: 1 E: 1 K: 0 S: 5 H: 2 LOB: 1 BB: 0 P: 5	R: 1 E: 0 K: 0 S: 5 H: 2 LOB: 1 BB: 0 P: 5	R: 0 E: 0 K: 0 S: 3 H: 1 LOB: 0 BB: 0 P: 3	R: 0 E: 0 K: 1 S: 5 H: 0 LOB: 1 BB: 1 P: 9	R: 0 E: 0 K: 0 S: 3 H: 0 LOB: 1 BB: 1 P: 7	R: 0 E: 0 K: 0 S: 4 H: 1 LOB: 1 BB: 0 P: 4	R: 2 E: 0 K: 1 S: 8 H: 3 LOB: 2 BB: 1 P: 12	1B: 4 2B: 6 3B: 0 HR: 0 SF: 0 SAC: 0 DP: 1 HBP: 0							

PITCHER		IP	WLS	BF	H	R	ER	SO	BB	IBB	HBP	BLK	WP	HR	S	P	ERA	WHIP
John Candelaria, L ERA: 3.77	(1, 1)	8.2	W	37	10	4	4	3	2	0	0	0	0	0	41	49	4.15	1.385
Kent Tekulve, R ERA: 2.08	(9, 1)	0.0		1	0	0	0	0	1	0	0	0	0	0	0	4	∞	∞
Grant Jackson, L ERA: 1.29	(9, 1)	0.1	S	1	0	0	0	1	0	0	0	0	0	0	3	3	0.00	0.000

PITCHER	IP	WLS	BF	H	R	ER	SO	BB	IBB	HBP	BLK	WP	HR	S	P	ERA	WHIP

BOTTOM

Pittsburgh Pirates @ New York Mets

Shea Stadium, Flushing, NY

Thu Apr 30 1981, 7:05 PM EDT

Att. 5,553 - Unknown

AB	36
R	4
H	10
RBI	4
BB	3
SO	4
LOB	17

1B: 4	SF: 0	WP: 0	PA: 39						
2B: 6	SAC: 0	PB: 0							
3B: 0	DP: 1	SB: 0							
HR: 0	HBP: 0	CS: 0							

livebaseballscorecards.com

Batter	1	2	3	4	5	6	7	8	9	AB	R	H	RBI	BB	SO	LOB
Rafael Landestoy, S (1, 4) OBP: 0.226, SLG: 0.143 Joe Sambito, L (8, 1)	F8		K	K		4-3		FC6-4 1-2f		5 0	0 0	0 0	0 0	0 0	2 0	5 0
Kiko Garcia, R (1, 6) OBP: 0.444, SLG: 0.556	WP 1B		F8		K		4-3 2B		1-3	5	1	2	0	0	1	0
Cesar Cedeno, R (1, 8) OBP: 0.353, SLG: 0.397	BB 1-2		HR 1B		1B		4-3 2-3		5-3	4	1	2	0	1	0	1
Jose Cruz, L (1, 7) OBP: 0.256, SLG: 0.449	F9		HR 1-H		P4		2B 3-H		E5 1B	5	2	2	3	0	0	3
Art Howe, R (1, 5) OBP: 0.342, SLG: 0.443	K		FC6-4 1B		L7		5-3		1B 1-3	5	1	2	0	0	1	3
Mike Ivie, R (1, 3) OBP: 0.289, SLG: 0.389		BB FC6-4	FC6-4 1-2f			2B		1B SH1-4	2B 1-H 3-H	4	0	3	2	1	0	1
Gary Woods, R (1, 9) OBP: 0.200, SLG: 0.111		K		F9		K		SH1-4 1-2	K	4	0	0	0	0	3	3
Luis Pujols, R (1, 2) OBP: 0.267, SLG: 0.154 Alan Ashby, S (8, PH) OBP: 0.298, SLG: 0.191 (8, 2)		FC6-4 1-2f		F8		BB		FC6-4 BB		2 0	0 0	0 0	0 0	1 1	0 0	1 0
Nolan Ryan, R (1, 1) OBP: 0.167, SLG: 0.167 Joe Pittman, R (6, PH) OBP: 0.333, SLG: 0.333 Bobby Sprowl, L (6, 1) Terry Puhl, L (8, PH) OBP: 0.216, SLG: 0.324 Dave Roberts, R (8, PH) OBP: 0.143, SLG: 0.214 (8, 4)		1-3		1B		K		K		2 1 0 0 1	0 0 0 0 0	1 0 0 0 0	0 0 0 0 0	0 1 0 0 1	0 2 0 0 2	1 2 0 0 2

TOP

Houston Astros @ Pittsburgh Pirates

Three Rivers Stadium, Pittsburgh, PA

Fri May 01 1981, 7:05 PM EDT

Att. 7,012 - Unknown

livebaseballscorecards.com

AB	38
R	5
H	12
RBI	5
BB	4
SO	9
LOB	22

Inning Stats	1	2	3	4	5	6	7	8	9
	R: 0 E: 0 K: 1 S: 6	R: 0 E: 0 K: 1 S: 5	R: 2 E: 0 K: 1 S: 8	R: 0 E: 0 K: 1 S: 6	R: 0 E: 0 K: 1 S: 6	R: 0 E: 0 K: 2 S: 8	R: 1 E: 0 K: 0 S: 4	R: 0 E: 0 K: 1 S: 6	R: 2 E: 1 K: 1 S: 8
	H: 1 LOB: 2 BB: 1 P: 10	H: 0 LOB: 1 BB: 1 P: 9	H: 3 LOB: 1 BB: 0 P: 8	H: 1 LOB: 1 BB: 0 P: 6	H: 1 LOB: 1 BB: 0 P: 6	H: 1 LOB: 2 BB: 1 P: 12	H: 2 LOB: 0 BB: 0 P: 4	H: 1 LOB: 2 BB: 1 P: 10	H: 2 LOB: 1 BB: 0 P: 8

1B: 7 SF: 0 WP: 1 PA: 43
2B: 4 SAC: 1 PB: 0
3B: 0 DP: 0 SB: 0
HR: 1 HBP: 0 CS: 0

PITCHER		IP	WLS	BF	H	R	ER	SO	BB	IBB	HBP	BLK	WP	HR	S	P	ERA	WHIP
Rod Scurry, L ERA: 1.77	(1, 1)	6.0		28	7	2	2	7	3	0	0	0	1	1	39	51	3.00	1.667
Don Robinson, R ERA: 4.91	(7, 1)	1.1		7	3	1	1	0	1	0	0	0	0	0	6	10	6.75	3.000
Grant Jackson, L ERA: 1.17	(8, 1)	0.2		2	0	0	0	1	0	0	0	0	0	0	4	4	0.00	0.000
Eddie Solomon, R ERA: 1.29	(9, 1)	1.0	L	6	2	2	0	1	0	0	0	0	0	0	8	8	0.00	2.000

PITCHER	IP	WLS	BF	H	R	ER	SO	BB	IBB	HBP	BLK	WP	HR	S	P	ERA	WHIP

Houston Astros @ Pittsburgh Pirates

Three Rivers Stadium, Pittsburgh, PA

Fri May 01 1981, 7:05 PM EDT

Att. 7,012 - Unknown

BOTTOM

Batter	1	2	3	4	5	6	7	8	9	AB	R	H	RBI	BB	SO	LOB
Omar Moreno, L (1, 8) OBP: 0.333, SLG: 0.350	SH3-4 S 1B 1B	F7		3-1		CS 1-2	K		3-1	5	1	1	0	0	1	2
Tim Foli, R (1, 6) OBP: 0.264, SLG: 0.275	SH3-4 1-3	L6			5-3		6-3			3	0	0	0	0	0	2
Mike Easler, L (1, 9) OBP: 0.327, SLG: 0.372	WP S 1B 3-H 1B		F8		BB 1B		K			4	1	2	1	0	1	0
Jason Thompson, L (1, 3) OBP: 0.333, SLG: 0.488	F3		1B 1B 1B		1-2 BB			F8		3	1	1	0	1	0	1
Bill Madlock, R (1, 5) OBP: 0.370, SLG: 0.477	1-H 1B		1B 1-2 1B		F9			5-3		4	0	2	1	0	0	2
John Milner, L (1, 7) OBP: 0.273, SLG: 0.273 Lee Lacy, R (7, 7) OBP: 0.357, SLG: 0.536	6-3		G6-3 1-3 2-H 1B		G3			E6 1B		3 1	0 0	1 1	1 0	0 0	0 0	3 0
Steve Nicosia, R (1, 2) OBP: 0.217, SLG: 0.146 Kurt Bevacqua, R (8, PH) Eddie Solomon, R (9, 1)		4-3 BB	G6-3 1-2f			L9		F8		2 1 0	0 0 0	0 0 0	0 0 0	1 0 0	0 0 0	2 1 0
Vance Law, R (1, 4) OBP: 0.182, SLG: 0.214		4-3 1-2		5-3		CS 1B			K	4	0	1	0	0	1	1
Rod Scurry, L (1, 1) Phil Garner, R (6, PH) OBP: 1.000, SLG: 1.000 Don Robinson, R (7, 1) Grant Jackson, S (8, 1) Tony Peña, R (9, 2) OBP: 0.200, SLG: 0.222		BB		K		1-2 CS 1B			6-3	1 1 0 0 1	0 0 0 0 0	0 1 0 0 0	0 0 0 0 0	1 0 0 0 0	1 0 0 0 0	0 0 0 0 0
Inning Stats	R: 2 E: 0 K: 0 S: 6 H: 3 LOB: 1 BB: 0 P: 6	R: 0 E: 0 K: 0 S: 3 H: 0 LOB: 2 BB: 2 P: 11	R: 1 E: 0 K: 0 S: 5 H: 3 LOB: 1 BB: 0 P: 5	R: 0 E: 0 K: 1 S: 5 H: 0 LOB: 0 BB: 0 P: 5	R: 0 E: 0 K: 0 S: 4 H: 1 LOB: 2 BB: 1 P: 8	R: 0 E: 0 K: 0 S: 3 H: 2 LOB: 0 BB: 0 P: 3	R: 0 E: 0 K: 2 S: 7 H: 0 LOB: 0 BB: 0 P: 7	R: 0 E: 1 K: 0 S: 4 H: 1 LOB: 1 BB: 0 P: 4	R: 0 E: 0 K: 1 S: 5 H: 0 LOB: 0 BB: 0 P: 5	1B: 10 2B: 0 3B: 0 HR: 0	SF: 0 SAC: 1 DP: 1 HBP: 0						

livebaseballscorecards.com

AB	33
R	3
H	10
RBI	3
BB	3
SO	4
LOB	14

WP: 1 PB: 0 SB: 2 CS: 2 PA: 38

PITCHER		IP	WLS	BF	H	R	ER	SO	BB	IBB	HBP	BLK	WP	HR	S	P	ERA	WHIP
Nolan Ryan, R ERA: 2.37	(1, 1)	5.0		24	7	3	3	1	3	0	0	0	1	0	23	35	5.40	2.000
Bobby Sprowl, L ERA:	(6, 1)	2.0		6	2	0	0	2	0	0	0	0	0	0	10	10	0.00	1.000
Joe Sambito, L ERA: 2.31	(8, 1)	2.0	W	7	1	0	0	1	0	0	0	0	0	0	9	9	0.00	0.500

PITCHER	IP	WLS	BF	H	R	ER	SO	BB	IBB	HBP	BLK	WP	HR	S	P	ERA	WHIP

Batter	1	2	3	4	5	6	7	8	9	10	11	12	AB	R	H	RBI	BB	SO	LOB
Denny Walling, L (1, 9) (12, 3) OBP: 0.429, SLG: 0.594	0-0 S 1B 1B		4-0 G6-3 BB		0-0 HR		0-0 4-3 ②		4-0 G4-6-3 1-2 BB		0-0 F8 ①		4	2	2	1	2	0	1
Craig Reynolds, L (1, 6) OBP: 0.286, SLG: 0.421	0-0 F8 ① 1-2		0-0 G6-3 ① ② 1-2f		0-0 HR		0-3 K ③		0-0 G4-6-3 ② ③ 1-2f		0-0 F9 ②		6	1	1	1	0	1	5
Cesar Cedeno, R (1, 8) OBP: 0.341, SLG: 0.381	0-3 K ②		0-0 P6 ③		0-0 F8 ③			0-0 E6 E		0-0 1B SF8 1B	0-0 F2 ③		6	1	1	0	0	1	1
Jose Cruz, L (1, 7) OBP: 0.273, SLG: 0.439	4-0 1B BB			0-0 F7 ①		4-0 4-3 6-3 BB		0-0 E6 1-2		0-0 CS 1-3 1B		0-0 4-3 ①	4	0	1	0	2	0	1
Mike Ivie, R (1, 3) Gary Woods, R (12, PR) OBP: 0.200, SLG: 0.111 (12, 9)	0-0 1-2 2-H 1B			0-0 F7 ②		0-0 6-3 ① 1-2		0-0 F3 ①		0-0 SF8 ① 3-H		4-0 1B BB	4	0	1	2	1	0	3
													0	0	0	0	0	0	0
Art Howe, R (1, 5) OBP: 0.354, SLG: 0.432	0-0 F8 ③			4-0 BB		0-0 4-3 ② 2-3		0-0 F7 ②		4-0 1B 1-2 BB		0-0 FC4-6 1-3 1B	4	0	1	0	2	0	5
Alan Ashby, S (1, 2) OBP: 0.250, SLG: 0.192		0-3 K ①		0-3 K ③		0-0 F7 ③		0-0 4-3 ③		0-0 IBB 1-3 1B		0-3 K ②	5	0	1	0	0	2	4
Terry Puhl, L (12, PH) OBP: 0.213, SLG: 0.319													1	0	0	0	0	1	2
Luis Pujols, R (12, 2) OBP: 0.267, SLG: 0.154													0	0	0	0	0	0	0
Kiko Garcia, R (1, 4) OBP: 0.467, SLG: 0.500		0-0 6-3 ②			0-3 K ①		0-0 SH1-4 1B		0-0 BB 1B	4-0 IBB 1-2		0-0 FC4-6 ③ 1-2f	5	0	2	0	1	1	2
Bob Knepper, L (1, 1) OBP: 0.222, SLG: 0.333		0-0 4-3 ③			0-3 K ②		0-0 SH1-4 ① 1-2		0-3 K ①	0-3 K ③			2	0	0	0	0	1	0
Joe Sambito, L (7, 1)													2	0	0	0	0	2	4
Dave Smith, R (10, 1)													0	0	0	0	0	0	0
Inning Stats	R: 1 E: 0 K: 1 S: 7 H: 2 LOB: 2 BB: 1 P: 11	R: 0 E: 0 K: 1 S: 5 H: 0 LOB: 0 BB: 0 P: 5	R: 0 E: 0 K: 0 S: 2 H: 0 LOB: 0 BB: 1 P: 6	R: 0 E: 0 K: 1 S: 5 H: 0 LOB: 1 BB: 1 P: 9	R: 2 E: 0 K: 2 S: 9 H: 2 LOB: 0 BB: 0 P: 9	R: 0 E: 0 K: 0 S: 3 H: 0 LOB: 1 BB: 1 P: 7	R: 0 E: 0 K: 1 S: 6 H: 1 LOB: 1 BB: 0 P: 6	R: 0 E: 2 K: 0 S: 5 H: 0 LOB: 2 BB: 0 P: 5	R: 0 E: 0 K: 1 S: 5 H: 1 LOB: 1 BB: 1 P: 9	R: 1 E: 0 K: 1 S: 7 H: 3 LOB: 3 BB: 2 P: 15	R: 0 E: 0 K: 0 S: 3 H: 0 LOB: 0 BB: 0 P: 3	R: 0 E: 0 K: 1 S: 6 H: 1 LOB: 2 BB: 1 P: 10	1B: 8 2B: 0 3B: 0 HR: 2	SF: 1 SAC: 1 DP: 2 HBP: 0	WP: 0 PB: 0 SB: 1 CS: 1	PA: 53			

PITCHER		IP	WLS	BF	H	R	ER	SO	BB	IBB	HBP	BLK	WP	HR	S	P	ERA	WHIP
Rick Rhoden, R ERA: 2.5	(1, 1)	7.0		29	5	3	3	6	4	0	0	0	0	2	37	53	3.86	1.286
Kent Tekulve, R ERA: 1.42	(8, 1)	2.0		9	1	0	0	1	1	0	0	0	0	0	10	14	0.00	1.000
Enrique Romo, R ERA: 7.27	(10, 1)	1.0		7	3	1	1	1	1	1	0	0	0	0	7	15	9.00	4.000
Grant Jackson, L ERA: 1.04	(11, 1)	1.0		3	0	0	0	0	0	0	0	0	0	0	3	3	0.00	0.000
Eddie Solomon, R ERA: 1.13	(12, 1)	1.0	W	5	1	0	0	1	1	0	0	0	0	0	6	10	0.00	2.000

PITCHER	IP	WLS	BF	H	R	ER	SO	BB	IBB	HBP	BLK	WP	HR	S	P	ERA	WHIP

TOP

Houston Astros @ Pittsburgh Pirates

Three Rivers Stadium, Pittsburgh, PA

Sat May 02 1981, 7:05 PM EDT

Att. 21,993 - Unknown

livebaseballscorecards.com

AB	43
R	4
H	10
RBI	4
BB	8
SO	9
LOB	28

Batter	1	2	3	4	5	6	7	8	9	10	11	12	AB	R	H	RBI	BB	SO	LOB
Omar Moreno, L (1, 8) OBP: 0.307, SLG: 0.318	K		G3			6-3	P4			K	F8		6	0	0	0	0	2	3
Tim Foli, R (1, 6) OBP: 0.271, SLG: 0.286	1-3 BB			6-3		F9	F7			1B FC6-4 2B		6-3	5	1	1	0	1	0	2
Lee Lacy, R (1, 7) OBP: 0.344, SLG: 0.500	1-3 1-2			5-3		E S 1B		K		FC6-4 2-3 1B		1B FC BB	4	0	1	0	0	1	1
John Milner, L (10, PH) (11, 7) OBP: 0.385, SLG: 0.333													1	1	1	0	1	0	0
Bill Madlock, R (1, 5) OBP: 0.365, SLG: 0.449	5-3			2B S BB		5-3 1-3		F8		FC6-4 WP 1-2f 3-H		FC 1-3 1B	5	1	1	1	1	0	3
Mike Easler, L (1, 9) OBP: 0.327, SLG: 0.375		F7		1-H 2B			4-3	1-6-3		IBB 1-2		FC 1-2 3-H	5	0	1	2	1	0	1
Jason Thompson, L (1, 3) OBP: 0.321, SLG: 0.447		K		K			1B 1B BB		6-3	F8			4	1	0	0	1	2	3
Steve Nicosia, R (1, 2) OBP: 0.216, SLG: 0.152		6-3			5-3		1B 1B 1-2 1B	4-3			K		5	1	1	0	0	1	0
Vance Law, R (1, 4) OBP: 0.174, SLG: 0.205			5-3		5-3		1B 1-2 2-H 1B	1B			S BB		2	0	0	0	0	0	0
Phil Garner, R (7, PH) OBP: 1.000, SLG: 1.000													1	0	1	1	0	0	0
Dale Berra, R (8, 4) OBP: 0.343, SLG: 0.313													1	0	1	0	1	0	0
Rick Rhoden, R (1, 1) OBP: 0.231, SLG: 0.308													2	0	0	0	0	0	0
Kurt Bevacqua, R (7, PH) OBP: 0.500, SLG: 0.333													1	0	1	1	0	0	0
Kent Tekulve, R (8, 1) OBP: 0.000, SLG: 0.000													0	0	0	0	0	0	0
Willie Stargell, L (9, PH) OBP: 0.167, SLG: 0.167													1	0	0	0	0	1	1
Enrique Romo, R (10, 1)													0	0	0	0	0	0	0
Grant Jackson, S (11, 1)													0	0	0	0	0	0	0
Gary Alexander, R (11, PH) OBP: 0.000, SLG: 1.250													1	0	0	0	0	1	1
Eddie Solomon, R (12, 1)													0	0	0	0	0	0	0
Inning Stats	R: 0 E: 0 K: 1 S: 5 H: 0 LOB: 1 BB: 1 P: 9	R: 0 E: 0 K: 1 S: 5 H: 0 LOB: 0 BB: 0 P: 5	R: 0 E: 0 K: 0 S: 3 H: 0 LOB: 0 BB: 0 P: 3	R: 1 E: 0 K: 1 S: 6 H: 1 LOB: 1 BB: 1 P: 10	R: 0 E: 0 K: 0 S: 3 H: 0 LOB: 0 BB: 0 P: 3	R: 0 E: 0 K: 0 S: 4 H: 1 LOB: 1 BB: 0 P: 4	R: 2 E: 0 K: 0 S: 6 H: 3 LOB: 2 BB: 1 P: 10	R: 0 E: 0 K: 1 S: 5 H: 0 LOB: 0 BB: 0 P: 5	R: 0 E: 0 K: 1 S: 6 H: 1 LOB: 1 BB: 0 P: 6	R: 1 E: 0 K: 1 S: 7 H: 2 LOB: 2 BB: 1 P: 11	R: 0 E: 0 K: 2 S: 7 H: 0 LOB: 1 BB: 1 P: 11	R: 1 E: 0 K: 0 S: 3 H: 1 LOB: 2 BB: 1 P: 7	1B: 7 2B: 2 3B: 0 HR: 0 SF: 0 SAC: 0 DP: 0 HBP: 0						

PITCHER		IP	WLS	BF	H	R	ER	SO	BB	IBB	HBP	BLK	WP	HR	S	P	ERA	WHIP
Bob Knepper, L ERA: 1.32	(1, 1)	6.1		27	5	3	3	3	3	0	0	0	0	0	30	42	4.26	1.263
Joe Sambito, L ERA: 2.45	(7, 1)	3.0		11	2	1	1	3	0	0	0	0	0	0	17	17	3.00	0.667
Dave Smith, R ERA: 3.31	(10, 1)	2.0	L	12	2	1	1	2	2	1	0	0	1	0	13	25	4.50	2.000

PITCHER	IP	WLS	BF	H	R	ER	SO	BB	IBB	HBP	BLK	WP	HR	S	P	ERA	WHIP

Houston Astros @ Pittsburgh Pirates

Three Rivers Stadium, Pittsburgh, PA

Sat May 02 1981, 7:05 PM EDT

Att. 21,993 - Unknown

BOTTOM

livebaseballscorecards.com

AB	44
R	5
H	9
RBI	5
BB	6
SO	8
LOB	15

WP: 1 PA: 50
PB: 0
SB: 3
CS: 0

Houston Astros @ Pittsburgh Pirates

Three Rivers Stadium, Pittsburgh, PA

Sun May 03 1981, 3:33 AM EDT

Att. 10,438 - Unknown

TOP

Batter	1	2	3	4	5	6	7	8	9	AB	R	H	RBI	BB	SO	LOB
Terry Puhl, L (1, 9) (8, 8) OBP: 0.225, SLG: 0.325	L3	L9		1B 1-2 2-H		F7			FC5 S 1B	5	0	2	1	0	0	5
Craig Reynolds, L (1, 6) OBP: 0.280, SLG: 0.400	P6		F9	F8			4-3		B B B B B1-4 1-2 BB	4	0	0	0	1	0	2
Cesar Cedeno, R (1, 8) OBP: 0.347, SLG: 0.386 Frank LaCorte, R (8, 1) Bobby Sprowl, L (8, 1) Dave Smith, R (9, 1)	F9		1B		S S S K		F9 S 1B		B1-4 1-2f	4 0 1 0	0 0 0 0	2 0 0 0	0 0 0 0	0 0 0 0	1 0 0 0	0 0 2 0
Jose Cruz, L (1, 7) OBP: 0.280, SLG: 0.430		BB S BB 1B	F2		F8	F9 1-3			IBB	4	1	1	0	1	0	2
Mike Ivie, R (1, 3) OBP: 0.265, SLG: 0.333		S S S K 1-2	F7		S S S K	F7			FC5 2-3f	5	0	0	0	0	2	5
Art Howe, R (1, 5) OBP: 0.372, SLG: 0.468		B B B B BB BB BB		FC4-6 1B		S S S K		1B 3B		3	1	2	0	1	1	0
Alan Ashby, S (1, 2) OBP: 0.288, SLG: 0.196		F8		FC4-6 1-2f BB 1B		BB 1B		G3		4	1	1	0	0	0	4
Kiko Garcia, R (1, 4) OBP: 0.474, SLG: 0.471		B B B B BB 1-2 2-3 BB		S S S K		F8		G5-4-3 3-H 1B		3	0	1	1	1	1	2
Don Sutton, R (1, 1) Gary Woods, R (8, PH) (8, 9) OBP: 0.182, SLG: 0.100		B B B B 1-2 2-3 3-H BB		B B B B 1B 1-2 BB		B B B B 1-2 BB		G5-4-3 1-2f		0 1	0 0	0 0	1 0	3 0	0 0	0 1
Inning Stats	R: 0 E: 0 K: 0 S: 3 H: 0 LOB: 0 BB: 0 P: 3	R: 1 E: 0 K: 1 S: 6 H: 1 LOB: 3 BB: 3 P: 18	R: 0 E: 0 K: 0 S: 4 H: 1 LOB: 1 BB: 0 P: 4	R: 1 E: 0 K: 1 S: 7 H: 2 LOB: 2 BB: 1 P: 11	R: 0 E: 0 K: 2 S: 7 H: 0 LOB: 0 BB: 0 P: 7	R: 0 E: 0 K: 1 S: 6 H: 1 LOB: 2 BB: 1 P: 10	R: 0 E: 0 K: 0 S: 4 H: 1 LOB: 1 BB: 0 P: 4	R: 1 E: 0 K: 0 S: 4 H: 2 LOB: 0 BB: 0 P: 4	R: 0 E: 0 K: 0 S: 3 H: 1 LOB: 2 BB: 2 P: 11	1B: 8 2B: 1 3B: 1 HR: 0	SF: 0 SAC: 0 DP: 2 HBP: 0						

livebaseballscorecards.com

AB	34
R	3
H	9
RBI	3
BB	7
SO	5
LOB	23

WP: 0 PB: 0 SB: 3 CS: 0 PA: 41

PITCHER		IP	WLS	BF	H	R	ER	SO	BB	IBB	HBP	BLK	WP	HR	S	P	ERA	WHIP
Jim Bibby, R ERA: 2.32	(1, 1)	7.0	L	32	6	2	2	5	5	0	0	0	0	0	37	57	2.57	1.571
Enrique Romo, R ERA: 6.75	(8, 1)	2.0		9	3	1	1	0	1	1	0	0	0	0	7	15	4.50	2.000

PITCHER	IP	WLS	BF	H	R	ER	SO	BB	IBB	HBP	BLK	WP	HR	S	P	ERA	WHIP

Houston Astros @ Pittsburgh Pirates

Three Rivers Stadium, Pittsburgh, PA

Sun May 03 1981, 3:33 AM EDT

Att. 10,438 - Unknown

BOTTOM

Batter	1	2	3	4	5	6	7	8	9	AB	R	H	RBI	BB	SO	LOB
Omar Moreno, L (1, 8) OBP: 0.300, SLG: 0.324	F7		2B		P4		K		K	5	0	1	1	0	2	4
Phil Garner, R (1, 4) OBP: 0.714, SLG: 0.600	F7		BB			CS 1B		FC6-4 1B BB	K	3	0	1	0	2	1	2
Mike Easler, L (1, 9) OBP: 0.322, SLG: 0.365	F7		K			K 1-2		FC6-4 1-2 1B		4	0	1	0	0	2	3
Bill Madlock, R (1, 5) OBP: 0.375, SLG: 0.472		CS 1B		4-3		2B		FC6-4 1-2f 2-3		4	0	2	0	0	0	2
John Milner, L (1, 7) OBP: 0.375, SLG: 0.286 Lee Lacy, R (8, PH) (9, 7) OBP: 0.333, SLG: 0.485		F9 1-2		3-1		BB		K		2 1	0 0	0 0	0 0	1 0	0 1	1 2
Jason Thompson, L (1, 3) OBP: 0.300, SLG: 0.412		K		6-3		K		K		4	0	0	0	0	3	4
Dale Berra, R (1, 6) OBP: 0.324, SLG: 0.294 Dave Parker, L (7, PH) OBP: 0.228, SLG: 0.400 Vance Law, R (8, 6) OBP: 0.174, SLG: 0.205 Tim Foli, R (9, PH) OBP: 0.283, SLG: 0.286			5-3		5-3		F8		F9 1B BB	2 1 0 0	0 0 0 0	0 0 0 0	0 0 0 0	0 0 0 1	0 0 0 0	0 0 0 0
Tony Peña, R (1, 2) OBP: 0.429, SLG: 0.545			SH3-4 2B BB		SH3-4 BB		3B		1B	2	1	2	0	2	0	0
Jim Bibby, R (1, 1) OBP: 0.182, SLG: 0.100 Willie Stargell, L (7, PH) OBP: 0.143, SLG: 0.143 Enrique Romo, R (8, 1) Kurt Bevacqua, R (9, PH) OBP: 0.400, SLG: 0.250			SH3-4 1-2		SH3-4 1-2		L3		F9 2-3	0 1 0 1	0 0 0 0	0 0 0 0	0 0 0 0	0 0 0 0	0 1 0 2	0 1 0 2
Inning Stats	R: 0 E: 0 K: 0 S: 3 H: 0 LOB: 0 BB: 0 P: 3	R: 0 E: 0 K: 1 S: 5 H: 1 LOB: 0 BB: 0 P: 5	R: 1 E: 0 K: 1 S: 6 H: 1 LOB: 2 BB: 2 P: 14	R: 0 E: 0 K: 0 S: 3 H: 0 LOB: 0 BB: 0 P: 3	R: 0 E: 0 K: 0 S: 3 H: 0 LOB: 1 BB: 1 P: 7	R: 0 E: 0 K: 2 S: 8 H: 2 LOB: 2 BB: 1 P: 12	R: 0 E: 0 K: 1 S: 6 H: 1 LOB: 1 BB: 0 P: 6	R: 0 E: 0 K: 2 S: 8 H: 1 LOB: 2 BB: 1 P: 12	R: 0 E: 0 K: 2 S: 8 H: 1 LOB: 2 BB: 1 P: 12	1B: 4 2B: 3 3B: 1 HR: 0	SF: 0 SAC: 2 DP: 1 HBP: 0						

livebaseballscorecards.com

AB	30
R	1
H	7
RBI	1
BB	6
SO	9
LOB	21

WP: 0 PB: 0 SB: 0 CS: 2 PA: 38

PITCHER		IP	WLS	BF	H	R	ER	SO	BB	IBB	HBP	BLK	WP	HR	S	P	ERA	WHIP
Don Sutton, R ERA: 3.62	(1, 1)	7.0	W	28	5	1	1	5	4	0	0	0	0	0	34	50	1.29	1.286
Frank LaCorte, R ERA: 2.0	(8, 1)	0.1		3	1	0	0	0	1	0	0	0	0	0	2	6	0.00	6.000
Bobby Sprowl, L ERA:	(8, 1)	0.2		4	1	0	0	2	1	0	0	0	0	0	7	11	0.00	3.000
Dave Smith, R ERA: 3.12	(9, 1)	1.0	S	3	0	0	0	2	0	0	0	0	0	0	7	7	0.00	0.000

PITCHER	IP	WLS	BF	H	R	ER	SO	BB	IBB	HBP	BLK	WP	HR	S	P	ERA	WHIP

Batter	1	2	3	4	5	6	7	8	9	AB	R	H	RBI	BB	SO	LOB
Omar Moreno, L (1, 8) OBP: 0.294, SLG: 0.316	S S S 0-3 ① K		x 0-0 ① 1B HR 2-H 1B	x 0-0 ③ G3		x 0-0 ② F8		x 0-0 ③ F7		5	1	1	1	0	1	4
Tim Foli, R (1, 6) OBP: 0.292, SLG: 0.295	x 0-0 ② 6-3		x 0-0 1-2 HR 1B		x 0-0 BB 1B FC3-2 1B	S S S 0-3 ③ K			x 0-0 ① F7	5	1	2	0	0	1	2
Dave Parker, L (1, 9) OBP: 0.242, SLG: 0.450 Lee Lacy, R (9, 7) OBP: 0.333, SLG: 0.485	x 0-0 ③ 6-3		x 0-0 1-H 2-H HR		x 0-0 FC3-2 BB 1-2 SF7-6-3 1B		x 0-0 ① F9		S S S 0-3 ② K	5 0	2 0	2 0	3 0	0 0	1 0	0 0
Bill Madlock, R (1, 5) OBP: 0.377, SLG: 0.446		x 0-0 ① 6-3	x 0-0 ③ F8		B B B 4-0 FC3-2 1-2 2-3 BB		x 0-0 ② 5-3		B B B 4-0 1B BB	3	0	0	0	2	0	0
Mike Easler, L (1, 7) (9, 9) OBP: 0.344, SLG: 0.439		x 0-0 ② F8		x 0-0 BB 2B 1B	x 0-0 ① FC3-2 SF7-6-3 1-2 2-3 3-Hf		x 0-0 HR		x 0-0 1-3 1B	5	2	3	1	0	0	3
Jason Thompson, L (1, 3) OBP: 0.292, SLG: 0.389		S S S 0-3 ③ K		B B B 4-0 ② 1-2 2B BB	x 0-0 ② ③ SF7-6-3 1-2 3-H		x 0-0 ③ P4		x 0-0 ③ 3-1	3	1	0	1	1	1	2
Phil Garner, R (1, 4) OBP: 0.545, SLG: 0.556			x 0-0 ① L4	x 0-0 1-H 2-H 2B		S S S 0-3 ① K		x 0-0 ① 1-3		4	0	1	2	0	1	0
Steve Nicosia, R (1, 2) OBP: 0.236, SLG: 0.200			x 0-0 E5 SH1-4 1B	x 0-0 ① 6-3		x 0-0 E 1B		x 0-0 2B		4	1	2	0	0	0	1
John Candelaria, L (1, 1) OBP: 0.182, SLG: 0.200 Enrique Romo, R (7, 1) Grant Jackson, S (8, 1) Kent Tekulve, R (9, 1)			x 0-0 ② SH1-4 1-2	S S S 0-3 ② K		x 0-0 E1 1-2		S S S 0-3 ② K		2 1 0 0	0 0 0 0	0 0 0 0	0 0 0 0	1 1 0 0	2 1 0 0	2 1 0 0
Inning Stats	R: 0 H: 0 E: 0 LOB: 0 K: 1 BB: 0 S: 5 P: 5	R: 0 H: 0 E: 0 LOB: 0 K: 1 BB: 0 S: 5 P: 5	R: 4 H: 3 E: 1 LOB: 0 K: 0 BB: 0 S: 7 P: 7	R: 2 H: 2 E: 0 LOB: 1 K: 1 BB: 1 S: 7 P: 11	R: 1 H: 2 E: 0 LOB: 1 K: 0 BB: 1 S: 4 P: 8	R: 0 H: 1 E: 1 LOB: 2 K: 2 BB: 0 S: 9 P: 9	R: 1 H: 1 E: 0 LOB: 0 K: 0 BB: 0 S: 4 P: 4	R: 0 H: 1 E: 0 LOB: 1 K: 1 BB: 0 S: 6 P: 6	R: 0 H: 1 E: 0 LOB: 2 K: 1 BB: 1 S: 6 P: 10	1B: 7 SF: 1 2B: 3 SAC: 1 3B: 0 DP: 1 HR: 2 HBP: 0						WP: 0 PA: 42 PB: 0 SB: 0 CS: 0

PITCHER		IP	WLS	BF	H	R	ER	SO	BB	IBB	HBP	BLK	WP	HR	S	P	ERA	WHIP
Frank Pastore, R ERA: 3.0	(1, 1)	3.0		16	5	6	2	2	1	0	0	0	0	1	19	23	6.00	2.000
Joe Price, L ERA: 4.73	(4, 1)	3.0		13	3	1	1	3	1	0	0	0	0	0	18	22	3.00	1.333
Doug Bair, R ERA: 8.38	(7, 1)	2.0		8	2	1	1	1	0	0	0	0	0	1	10	10	4.50	1.000
Tom Hume, R ERA: 2.95	(9, 1)	1.0	W	5	1	0	0	1	1	0	0	0	0	0	6	10	0.00	2.000

PITCHER	IP	WLS	BF	H	R	ER	SO	BB	IBB	HBP	BLK	WP	HR	S	P	ERA	WHIP

TOP

Pittsburgh Pirates @ Cincinnati Reds

Riverfront Stadium, Cincinnati, OH

Wed May 06 1981, 7:05 PM EDT

Att. 14,551 - Unknown

livebaseballscorecards.com

AB	37
R	8
H	11
RBI	8
BB	3
SO	7
LOB	15

BOTTOM

Pittsburgh Pirates @ Cincinnati Reds

Riverfront Stadium, Cincinnati, OH

Wed May 06 1981, 7:05 PM EDT

Att. 14,551 - Unknown

Batter	1	2	3	4	5	6	7	8	9	AB	R	H	RBI	BB	SO	LOB
Dave Collins, S (1, 9) OBP: 0.444, SLG: 0.558	1-3		F8	L4-3 1-2			6-3 3B		BB SH 1B	4	2	1	0	1	0	2
Ken Griffey, L (1, 8) OBP: 0.286, SLG: 0.337	1B 1B		1B 2B		K		6-3 3-H		SH 1B 1-3	4	3	2	1	0	1	0
Dave Concepcion, R (1, 6) OBP: 0.392, SLG: 0.494	1B 1-3		HR 2-H		P4		L6		1B IBB 1-3 3-H	5	1	3	2	0	0	0
George Foster, R (1, 7) OBP: 0.378, SLG: 0.523	G5-4-3 1-3 3-H		HR 1-H		FC5-4		F8		1B 1-2	4	1	3	3	1	0	0
Johnny Bench, R (1, 3) OBP: 0.405, SLG: 0.472	G5-4-3 1-2f		1B		FC5-4 1-2f			K	1B 1-2 2-3 3-H	5	0	2	1	0	1	3
Ray Knight, R (1, 5) OBP: 0.303, SLG: 0.346		F7	1-3			F9		E4 3B		4	1	0	0	0	0	1
Ron Oester, S (1, 4) OBP: 0.304, SLG: 0.344		G3		FC5-6 1B			K	SF9 1-H 3B		4	1	2	1	0	1	0
Mike O'Berry, R (1, 2) OBP: 0.222, SLG: 0.160		1-3		FC5-6 1-2			BB	SF9 3-H		2	0	1	0	1	0	0
Joe Nolan, L (8, PH) OBP: 0.333, SLG: 0.346 (9, 2)										0	0	0	1	0	0	0
Frank Pastore, R (1, 1) OBP: 0.250, SLG: 0.250			6-3	FC5-6 L4-3 1-2 2-3f			K	6-3		1	0	0	0	0	0	0
Joe Price, R (4, 1)										1	0	0	0	0	0	2
Sam Mejias, R (6, PH) OBP: 0.400, SLG: 0.600										1	0	0	0	0	1	1
Doug Bair, R (7, 1)										0	0	0	0	0	0	0
Harry Spilman, L (8, PH) OBP: 0.125, SLG: 0.125										0	0	0	0	0	0	0
Mike Vail, R (8, PH) OBP: 0.143, SLG: 0.143										1	0	0	0	0	0	0
Tom Hume, R (9, 1)										0	0	0	0	0	0	0
Inning Stats	R: 1 E: 0 K: 0 S: 5 H: 3 LOB: 1 BB: 0 P: 5	R: 0 E: 0 K: 0 S: 3 H: 0 LOB: 0 BB: 0 P: 3	R: 3 E: 0 K: 0 S: 7 H: 4 LOB: 1 BB: 0 P: 7	R: 0 E: 0 K: 0 S: 4 H: 2 LOB: 1 BB: 0 P: 4	R: 0 E: 0 K: 1 S: 6 H: 1 LOB: 1 BB: 0 P: 6	R: 0 E: 0 K: 2 S: 7 H: 0 LOB: 1 BB: 1 P: 11	R: 1 E: 0 K: 0 S: 4 H: 1 LOB: 0 BB: 0 P: 4	R: 2 E: 1 K: 1 S: 7 H: 1 LOB: 0 BB: 0 P: 7	R: 2 E: 1 K: 0 S: 3 H: 2 LOB: 3 BB: 2 P: 11	1B: 10 2B: 2 3B: 2 HR: 1 SF: 1 SAC: 1 DP: 2 HBP: 0						

livebaseballscorecards.com

AB	36
R	9
H	14
RBI	9
BB	3
SO	4
LOB	9

PITCHER		IP	WLS	BF	H	R	ER	SO	BB	IBB	HBP	BLK	WP	HR	S	P	ERA	WHIP
John Candelaria, L ERA: 4.15	(1, 1)	6.0		27	10	4	4	3	1	0	0	0	0	1	32	36	6.00	1.833
Enrique Romo, R ERA: 6.57	(7, 1)	1.2		8	2	3	1	1	0	0	0	0	0	0	10	10	5.40	1.200
Grant Jackson, L ERA: 2.0	(8, 1)	0.1	L	3	0	2	1	0	1	0	0	0	0	0	2	6	27.00	3.000
Kent Tekulve, R ERA: 1.42	(9, 1)	0.0		3	2	0	0	0	0	1	0	0	0	0	2	6	∞	∞

PITCHER	IP	WLS	BF	H	R	ER	SO	BB	IBB	HBP	BLK	WP	HR	S	P	ERA	WHIP

Pittsburgh Pirates @ Cincinnati Reds

Riverfront Stadium, Cincinnati, OH

Thu May 07 1981, 7:05 PM EDT

Unknown

TOP

livebaseballscorecards.com

Batter	1	2	3	4	5	6	7	8	9	AB	R	H	RBI	BB	SO	LOB
Omar Moreno, L (1, 8) OBP: 0.281, SLG: 0.300	F8		K		K		K			4	0	0	0	0	3	2
Tim Foli, R (1, 6) OBP: 0.275, SLG: 0.277	P5			F7		1-3		6-3		4	0	0	0	0	0	0
Dave Parker, L (1, 9) OBP: 0.242, SLG: 0.438	K			P6		F3		G6-4-3 1B		4	0	1	0	0	1	0
Bill Madlock, R (1, 5) OBP: 0.369, SLG: 0.433		6-3		S 3B 1B		F7		G6-4-3 1-2f		4	1	1	0	0	0	1
Mike Easler, L (1, 7) OBP: 0.353, SLG: 0.492		1B 2B		1-H 3B			G3		6-3	4	0	2	1	0	0	0
Jason Thompson, L (1, 3) OBP: 0.309, SLG: 0.382 Lee Lacy, R (7, PR) OBP: 0.333, SLG: 0.485 Enrique Romo, R (7, 1)	K		BB				2B 1B BB		K	1 0 1	0 1 0	0 0 0	0 0 0	2 0 0	1 0 1	1 0 0
Phil Garner, R (1, 4) OBP: 0.533, SLG: 0.615	PO 1B 2-3		K				1B SF4 2B 1-3		E5	4	1	2	0	0	1	2
Tony Peña, R (1, 2) OBP: 0.444, SLG: 0.533	PO 1-2	F9			CS 1B		1B 2-3 3-H		1-3	4	0	2	1	0	0	1
Rick Rhoden, R (1, 1) OBP: 0.200, SLG: 0.267 John Milner, L (7, PH) OBP: 0.353, SLG: 0.286 (7, 3)		F3			F6 1-2		SF4 3-H			2 0	0 0	0 0	0 1	0 0	0 0	1 0
Inning Stats	R: 0 E: 0 K: 1 S: 5 H: 0 LOB: 0 BB: 0 P: 5	R: 0 E: 0 K: 1 S: 6 H: 2 LOB: 1 BB: 0 P: 6	R: 0 E: 0 K: 1 S: 5 H: 0 LOB: 0 BB: 0 P: 5	R: 1 E: 0 K: 1 S: 7 H: 2 LOB: 2 BB: 1 P: 11	R: 0 E: 0 K: 1 S: 5 H: 1 LOB: 0 BB: 0 P: 5	R: 0 E: 0 K: 0 S: 3 H: 0 LOB: 0 BB: 0 P: 3	R: 2 E: 0 K: 1 S: 7 H: 2 LOB: 2 BB: 1 P: 11	R: 0 E: 0 K: 0 S: 3 H: 1 LOB: 0 BB: 0 P: 3	R: 0 E: 1 K: 1 S: 6 H: 0 LOB: 1 BB: 0 P: 6	1B: 5 2B: 2 3B: 1 HR: 0 SF: 1 SAC: 0 DP: 1 HBP: 0						WP: 0 PB: 0 SB: 1 CS: 1 PA: 36	

	AB	32
	R	3
	H	8
	RBI	3
	BB	2
	SO	7
	LOB	8

PITCHER		IP	WLS	BF	H	R	ER	SO	BB	IBB	HBP	BLK	WP	HR	S	P	ERA	WHIP
Mario Soto, R ERA: 3.35	(1, 1)	7.0	L	28	7	3	3	6	2	0	0	0	0	0	38	46	3.86	1.286
Doug Bair, R ERA: 6.94	(8, 1)	2.0		7	1	0	0	1	0	0	0	0	0	0	9	9	0.00	0.500

PITCHER	IP	WLS	BF	H	R	ER	SO	BB	IBB	HBP	BLK	WP	HR	S	P	ERA	WHIP

BOTTOM

Batter	1	2	3	4	5	6	7	8	9	AB	R	H	RBI	BB	SO	LOB
Dave Collins, S (1, 9) OBP: 0.437, SLG: 0.539	B B B B 4-0 G4-6-3 BB		x 0-0 ③ 4-3			x 0-0 ① F8	x 0-0 ③ G3			3	0	0	0	1	0	2
Ken Griffey, L (1, 8) OBP: 0.275, SLG: 0.323	x 0-0 ① ② G4-6-3 1-2f			x 0-0 ① 4-3		x 0-0 E3		x 0-0 ① F9		4	0	0	0	0	0	1
Dave Concepcion, R (1, 6) OBP: 0.406, SLG: 0.494	S S S 0-3 ③ K			B B B B 4-0 WP BB		B B B B 4-0 BB		x 0-0 CS 1B		2	0	1	0	2	1	0
George Foster, R (1, 7) OBP: 0.363, SLG: 0.500		S S S 0-3 ① K		x 0-0 ② L7 1-2		x 0-0 ② P3		S S S 0-3 ② ③ K 1-2		4	0	0	0	0	2	4
Johnny Bench, R (1, 3) OBP: 0.391, SLG: 0.436		x 0-0 ② P4		B B B B 4-0 BB		x 0-0 ③ 1-3			x 0-0 ① F8	3	0	0	0	1	0	2
Ray Knight, R (1, 5) OBP: 0.290, SLG: 0.329		S S S 0-3 ③ K		S S S 0-3 ③ K			x 0-0 ① 4-3		S S S 0-3 ② K	4	0	0	0	0	3	2
Joe Nolan, L (1, 2) OBP: 0.353, SLG: 0.367			x 0-0 3B 1B		x 0-0 ① F7		x 0-0 ② P3		x 0-0 2B 1B	4	1	2	0	0	0	0
Ron Oester, S (1, 4) OBP: 0.329, SLG: 0.412			x 0-0 ① 1-H 3B		x 0-0 ② F7		x 0-0 1B 1B		x 0-0 ③ 1-H 2B	4	0	3	1	0	0	0
Mario Soto, R (1, 1) OBP: 0.083, SLG: 0.083 Larry Biittner, L (7, PH) OBP: 0.500, SLG: 0.750 Dan Driessen, L (7, PR) OBP: 0.349, SLG: 0.409 Doug Bair, R (8, 1)			S S S 0-3 ② K		x 0-0 ③ F3		x 0-0 1-2 1B			2 1 0 0	0 0 0 0	0 1 0 0	0 0 0 0	0 0 0 0	1 0 0 0	0 0 0 0
Inning Stats	R: 0 H: 0 E: 0 LOB: 0 K: 1 BB: 1 S: 4 P: 8	R: 0 H: 0 E: 0 LOB: 0 K: 2 BB: 0 S: 7 P: 7	R: 1 H: 2 E: 0 LOB: 0 K: 1 BB: 0 S: 6 P: 6	R: 0 H: 0 E: 0 LOB: 2 K: 1 BB: 2 S: 5 P: 13	R: 0 H: 0 E: 0 LOB: 0 K: 0 BB: 0 S: 3 P: 3	R: 0 H: 0 E: 1 LOB: 2 K: 0 BB: 1 S: 4 P: 8	R: 0 H: 2 E: 0 LOB: 2 K: 0 BB: 0 S: 5 P: 5	R: 0 H: 1 E: 0 LOB: 1 K: 1 BB: 0 S: 5 P: 5	R: 0 H: 2 E: 0 LOB: 2 K: 1 BB: 0 S: 6 P: 6	1B: 5 SF: 0 2B: 2 SAC: 0 3B: 1 DP: 2 HR: 0 HBP: 0						WP: 1 PA: 35 PB: 0 SB: 0 CS: 1

PITCHER		IP	WLS	BF	H	R	ER	SO	BB	IBB	HBP	BLK	WP	HR	S	P	ERA	WHIP
Rick Rhoden, R ERA: 2.36	(1, 1)	6.0	W	23	2	1	1	5	4	0	0	0	1	0	29	45	1.50	1.000
Enrique Romo, R ERA: 5.28	(7, 1)	3.0	S	12	5	0	0	2	0	0	0	0	0	0	16	16	0.00	1.667

PITCHER	IP	WLS	BF	H	R	ER	SO	BB	IBB	HBP	BLK	WP	HR	S	P	ERA	WHIP

Pittsburgh Pirates @ Cincinnati Reds

Riverfront Stadium, Cincinnati, OH

Thu May 07 1981, 7:05 PM EDT

Unknown

livebaseballscorecards.com

AB	31
R	1
H	7
RBI	1
BB	4
SO	7
LOB	11

Batter	1	2	3	4	5	6	7	8	9	AB	R	H	RBI	BB	SO	LOB
Omar Moreno, L (1, 8) OBP: 0.277, SLG: 0.294	4-3		F7	F7			K		HR, S, 1B	5	1	1	0	0	1	1
Phil Garner, R (1, 4) OBP: 0.550, SLG: 0.824	4-3		K	BB			CS, 2B		1-H, HR	4	1	2	2	1	1	0
Dave Parker, L (1, 9) OBP: 0.246, SLG: 0.448	F5		2B	4-3			BB, CS		K	3	0	1	0	0	0	2
Lee Lacy, R (7, PH) OBP: 0.343, SLG: 0.471 (7, 7)										1	0	0	0	1	1	0
Willie Stargell, L (1, 3) OBP: 0.250, SLG: 0.182		4-3	P4		P4		CS, 1-2, 2-3	SH3-4, 1B, BB	G4-6-3, 1B	4	0	1	0	1	0	1
John Milner, L (9, PR) OBP: 0.353, SLG: 0.286 (9, 3)										0	0	0	0	0	0	0
Mike Easler, L (1, 7) OBP: 0.356, SLG: 0.485 (7, 9)		1-3		1B, 2B, 1B	F7			SH3-4, 1-2, 1B	G4-6-3, 1-2f	5	1	2	0	0	0	1
Bill Madlock, R (1, 5) OBP: 0.382, SLG: 0.444		2B, 1B		BB, 2B, 1-3, 1B	6-3			SH3-4, 1-2, 2-3		3	2	2	0	0	0	0
Tim Foli, R (6, 6) OBP: 0.275, SLG: 0.277										0	0	0	0	0	0	0
Steve Nicosia, R (1, 2) OBP: 0.254, SLG: 0.226		1B, 1-H, 2B		BB, 2B, 1-2			K	6-3		3	2	1	1	1	1	2
Dale Berra, R (1, 6) OBP: 0.366, SLG: 0.351 (6, 5)		1B, 2-H		2B, 1-H, 2-H, 3-H			K	IBB		3	0	2	4	1	1	0
Eddie Solomon, R (1, 1)		G3		K			4-3	5-3		4	0	0	0	0	1	5
Grant Jackson, S (9, 1)										0	0	0	0	0	0	0
Inning Stats	R: 0 E: 0 K: 0 S: 3 H: 0 LOB: 0 BB: 0 P: 3	R: 2 E: 0 K: 0 S: 6 H: 3 LOB: 1 BB: 0 P: 6	R: 0 E: 0 K: 1 S: 6 H: 1 LOB: 1 BB: 0 P: 6	R: 3 E: 0 K: 1 S: 8 H: 3 LOB: 2 BB: 2 P: 16	R: 0 E: 0 K: 0 S: 3 H: 0 LOB: 0 BB: 0 P: 3	R: 0 E: 0 K: 2 S: 7 H: 0 LOB: 0 BB: 0 P: 7	R: 0 E: 0 K: 1 S: 4 H: 1 LOB: 0 BB: 1 P: 8	R: 0 E: 0 K: 0 S: 4 H: 1 LOB: 3 BB: 2 P: 12	R: 2 E: 0 K: 1 S: 7 H: 3 LOB: 1 BB: 0 P: 7	1B: 7 2B: 4 3B: 0 HR: 1 SF: 0 SAC: 1 DP: 1 HBP: 0						

PITCHER		IP	WLS	BF	H	R	ER	SO	BB	IBB	HBP	BLK	WP	HR	S	P	ERA	WHIP
Michael LaCoss, R ERA: 6.63	(1, 1)	3.0	L	17	7	5	5	1	1	0	0	0	0	0	18	22	15.00	2.667
Paul Moskau, R ERA: 3.52	(4, 1)	2.0		7	0	0	0	1	1	0	0	0	0	0	8	12	0.00	0.500
Joe Price, L ERA: 4.11	(6, 1)	2.0		6	1	0	0	3	1	0	0	0	0	0	11	15	0.00	1.000
Geoff Combe, R ERA: 6.0	(8, 1)	2.0		11	4	2	2	1	1	1	0	0	0	1	11	19	9.00	2.500

PITCHER	IP	WLS	BF	H	R	ER	SO	BB	IBB	HBP	BLK	WP	HR	S	P	ERA	WHIP

TOP

Pittsburgh Pirates @ Cincinnati Reds

Riverfront Stadium, Cincinnati, OH

Thu May 07 1981, 7:10 PM EDT

Att. 20,301 - Unknown

livebaseballscorecards.com

AB	35
R	7
H	12
RBI	7
BB	5
SO	6
LOB	12

WP: 0	PA: 42					
PB: 0						
SB: 1						
CS: 1						

Pittsburgh Pirates @ Cincinnati Reds

Riverfront Stadium, Cincinnati, OH

Thu May 07 1981, 7:10 PM EDT

Att. 20,301 - Unknown

BOTTOM

livebaseballscorecards.com

Batter	1	2	3	4	5	6	7	8	9	AB	R	H	RBI	BB	SO	LOB
Dave Collins, S (1, 9) OBP: 0.439, SLG: 0.538	7-5 SH3 1B		2-H 1B		K			1-3		4	0	2	1	0	1	2
Sam Mejias, R (1, 8) OBP: 0.250, SLG: 0.375	SH3 1-2		4-3		FC1-2-5 1-2 3-H			6-3		3	0	0	0	0	0	3
Dave Concepcion, R (1, 6) OBP: 0.390, SLG: 0.472	7-5 2-3f			K	P4			F8		4	0	0	0	0	1	3
George Foster, R (1, 7) OBP: 0.349, SLG: 0.479		6-3		F9	F7				F7	4	0	0	0	0	0	0
Larry Biittner, L (1, 3) OBP: 0.429, SLG: 0.583		F7		1B 1B		6-3			6-3	4	0	1	0	0	0	0
Harry Spilman, L (1, 5) OBP: 0.167, SLG: 0.167		K		1-3 1B		F2			F8	4	0	1	0	0	1	0
Ron Oester, S (1, 4) OBP: 0.329, SLG: 0.408			SH1-4 1B 1B	F7			F8			3	1	1	0	0	0	2
Mike O'Berry, R (1, 2) OBP: 0.241, SLG: 0.259			F9		FC1-2-5 3B		4-3			2	0	1	0	0	0	1
Joe Nolan, L (7, PH) OBP: 0.343, SLG: 0.355 (8, 2)										1	0	0	0	0	0	0
Michael LaCoss, R (1, 1)										0	0	0	0	0	0	0
Paul Moskau, R (4, 1)										0	0	0	0	0	0	0
Mike Vail, R (5, PH) OBP: 0.250, SLG: 0.250										1	0	1	0	0	0	0
Joe Price, R (6, 1)										0	0	0	0	0	0	0
Ray Knight, R (7, PH) OBP: 0.287, SLG: 0.326										1	0	0	0	0	0	0
Geoff Combe, R (8, 1)			SH1-4 1-2		FC1-2-5 1B		L9			0	0	0	0	0	0	0
Inning Stats	R: 0 E: 0 K: 0 S: 3 H: 1 LOB: 0 BB: 0 P: 3	R: 0 E: 0 K: 1 S: 5 H: 0 LOB: 0 BB: 0 P: 5	R: 1 E: 0 K: 0 S: 5 H: 2 LOB: 1 BB: 0 P: 5	R: 0 E: 0 K: 1 S: 7 H: 2 LOB: 2 BB: 0 P: 7	R: 0 E: 0 K: 1 S: 7 H: 2 LOB: 2 BB: 0 P: 7	R: 0 E: 0 K: 0 S: 3 H: 0 LOB: 0 BB: 0 P: 3	R: 0 E: 0 K: 0 S: 3 H: 0 LOB: 0 BB: 0 P: 3	R: 0 E: 0 K: 0 S: 3 H: 0 LOB: 0 BB: 0 P: 3	R: 0 E: 0 K: 0 S: 3 H: 0 LOB: 0 BB: 0 P: 3	1B: 6 2B: 1 3B: 1 HR: 0	SF: 0 SAC: 2 DP: 1 HBP: 0					

	AB	31
	R	1
	H	7
	RBI	1
	BB	0
	SO	3
	LOB	11

WP: 0 PB: 0 SB: 0 CS: 0 PA: 33

PITCHER		IP	WLS	BF	H	R	ER	SO	BB	IBB	HBP	BLK	WP	HR	S	P	ERA	WHIP
Eddie Solomon, R ERA: 1.13	(1, 1)	8.0	W	30	7	1	1	3	0	0	0	0	0	0	36	36	1.12	0.875
Grant Jackson, L ERA: 1.8	(9, 1)	1.0		3	0	0	0	0	0	0	0	0	0	0	3	3	0.00	0.000

PITCHER	IP	WLS	BF	H	R	ER	SO	BB	IBB	HBP	BLK	WP	HR	S	P	ERA	WHIP

Batter	1	2	3	4	5	6	7	8	9	AB	R	H	RBI	BB	SO	LOB
Omar Moreno, L (1, 8) OBP: 0.283, SLG: 0.300	L6		CS 1B		FC5-4-3-5 1B 1-2 1B	L8			6-3	5	0	2	0	0	0	1
Tim Foli, R (1, 6) OBP: 0.284, SLG: 0.275	F3		BBBB 4-0 CS 1-2 BB		FC5-4-3-5 1-2 2-H 1B		5-3		F8	4	0	1	1	1	0	0
Dave Parker, L (1, 9) OBP: 0.247, SLG: 0.437	1B 1B		CS 1-2	F8	P6		6-3			4	0	1	0	0	0	2
Bill Madlock, R (1, 5) OBP: 0.403, SLG: 0.478 Dale Berra, R (7, PR) OBP: 0.366, SLG: 0.351 (7, 5)	FC5-4 1-2 1B			1B 2B	FC5-4-3-5 1-2 2-3		FC5-4 1B			4 0	0 0	3 0	0 0	0 0	0 0	2 0
Lee Lacy, R (1, 7) OBP: 0.359, SLG: 0.474	FC5-4 1-2f			2-3 1B		1B 1B SF8 1B	FC5-4 1-2f			4	1	2	0	0	0	3
Gary Alexander, R (1, 3) OBP: 0.500, SLG: 1.000		G6-4-3 1B		SSS K		SF8 1B 1-2 SF8 1B		6-3		4	1	2	0	0	1	2
Phil Garner, R (1, 4) OBP: 0.500, SLG: 0.714		G6-4-3 1-2f		6-3		1-2 2-3 1B		P4		4	0	1	0	0	0	3
Tony Peña, R (1, 2) OBP: 0.409, SLG: 0.667		6-3			HR	SF8 2-3 3-H		L9		3	1	1	2	0	0	0
Jim Bibby, R (1, 1) OBP: 0.231, SLG: 0.091 John Milner, L (6, PH) OBP: 0.353, SLG: 0.286 Kurt Bevacqua, R (6, PH) OBP: 0.333, SLG: 0.250 Ernie Camacho, R (6, 1) Willie Stargell, L (9, PH) OBP: 0.231, SLG: 0.167			P3		BBBB 4-0 1B 1B BB	SF8 3-H			P6	1 0 0 0 1	1 0 0 0 0	0 0 0 0 0	0 0 1 0 0	1 0 0 0 0	0 0 0 0 0	0 0 0 0 0
Inning Stats	R: 0 E: 0 K: 0 S: 5 H: 2 LOB: 2 BB: 0 P: 5	R: 0 E: 0 K: 0 S: 3 H: 1 LOB: 0 BB: 0 P: 3	R: 0 E: 0 K: 0 S: 2 H: 1 LOB: 0 BB: 1 P: 6	R: 0 E: 0 K: 1 S: 7 H: 2 LOB: 2 BB: 0 P: 7	R: 2 E: 0 K: 0 S: 5 H: 3 LOB: 1 BB: 1 P: 9	R: 2 E: 0 K: 0 S: 6 H: 3 LOB: 1 BB: 0 P: 6	R: 0 E: 0 K: 0 S: 4 H: 1 LOB: 1 BB: 0 P: 4	R: 0 E: 0 K: 0 S: 3 H: 0 LOB: 0 BB: 0 P: 3	R: 0 E: 0 K: 0 S: 3 H: 0 LOB: 0 BB: 0 P: 3	1B: 11 2B: 2 3B: 0 HR: 1	SF: 2 SAC: 0 DP: 2 HBP: 0						

PITCHER		IP	WLS	BF	H	R	ER	SO	BB	IBB	HBP	BLK	WP	HR	S	P	ERA	WHIP
Bob Shirley, L ERA: 3.58	(1, 1)	5.0	W	24	11	4	4	1	2	0	0	0	0	1	24	32	7.20	2.600
Jim Otten, R ERA: 2.92	(6, 1)	0.1		2	1	0	0	0	0	0	0	0	0	0	2	2	0.00	3.000
Jim Kaat, L ERA: 3.0	(6, 1)	3.2	S	12	1	0	0	0	0	0	0	0	0	0	12	12	0.00	0.273

PITCHER	IP	WLS	BF	H	R	ER	SO	BB	IBB	HBP	BLK	WP	HR	S	P	ERA	WHIP

TOP

Pittsburgh Pirates @ St. Louis Cardinals

Busch Stadium, St. Louis, MO

Fri May 08 1981, 7:05 PM CDT

Att. 20,108 - Unknown

livebaseballscorecards.com

AB	34
R	4
H	13
RBI	4
BB	2
SO	1
LOB	13

WP: 0 PB: 0 SB: 0 CS: 2 PA: 39

Batter	1	2	3	4	5	6	7	8	9	AB	R	H	RBI	BB	SO	LOB
Garry Templeton, S (1, 6) OBP: 0.319, SLG: 0.477	L5		2B 3B 2-H		4-3 SF8 2B		4-3			4	2	2	1	0	0	0
Tony Scott, S (1, 8) OBP: 0.304, SLG: 0.409	F7		2B 3-H		4-3 2-3		F8			4	0	1	1	0	0	1
Sixto Lezcano, R (1, 9) OBP: 0.466, SLG: 0.436	5-3		F8		SF8 3-H		PB BB B B B			2	0	0	1	1	0	1
Keith Hernandez, L (1, 3) OBP: 0.394, SLG: 0.494		L9		F8	3B		FC6-4 IBB 1-2			3	0	1	0	1	0	0
Dane Iorg, L (1, 7) OBP: 0.250, SLG: 0.211 Tito Landrum, R (8, 7) OBP: 0.333, SLG: 0.333		F8		6-3	P7		FC6-4 1-2f			4 0	0 0	0 0	0 0	0 0	0 0	3 0
Ken Oberkfell, L (1, 5) OBP: 0.330, SLG: 0.321		4-3		E3 1B 3B		BB B B B		4-3		3	1	1	0	1	0	0
Gene Tenace, R (1, 2) OBP: 0.435, SLG: 0.529			3B 2B	3B BB B B B		F7		K S S S		3	2	1	0	1	1	1
Tom Herr, S (1, 4) OBP: 0.337, SLG: 0.465			P7	3B 1-H 2-H		F9		F7		4	0	1	2	0	0	2
Bob Shirley, R (1, 1) Jim Otten, R (6, 1) Jim Kaat, L (6, 1) OBP: 0.500, SLG: 0.500			6-3	4-3		4-3				2 0 1	0 0 0	0 0 0	0 0 0	0 0 0	0 0 0	2 0 1
Inning Stats	R: 0 E: 0 K: 0 S: 3 H: 0 LOB: 0 BB: 0 P: 3	R: 0 E: 0 K: 0 S: 3 H: 0 LOB: 0 BB: 0 P: 3	R: 2 E: 0 K: 0 S: 6 H: 3 LOB: 1 BB: 0 P: 6	R: 2 E: 1 K: 0 S: 5 H: 2 LOB: 1 BB: 1 P: 9	R: 1 E: 0 K: 0 S: 5 H: 2 LOB: 1 BB: 0 P: 5	R: 0 E: 0 K: 0 S: 3 H: 0 LOB: 1 BB: 1 P: 7	R: 0 E: 0 K: 0 S: 3 H: 0 LOB: 2 BB: 2 P: 11	R: 0 E: 0 K: 1 S: 5 H: 0 LOB: 0 BB: 0 P: 5		1B: 1 2B: 3 3B: 3 HR: 0 SF: 1 SAC: 0 DP: 0 HBP: 0						

PITCHER		IP	WLS	BF	H	R	ER	SO	BB	IBB	HBP	BLK	WP	HR	S	P	ERA	WHIP
Jim Bibby, R ERA: 3.25	(1, 1)	5.0	L	23	7	5	5	0	1	0	0	0	0	0	22	26	9.00	1.600
Ernie Camacho, R ERA:	(6, 1)	3.0		12	0	0	0	1	2	1	0	0	0	0	11	23	0.00	0.667

PITCHER	IP	WLS	BF	H	R	ER	SO	BB	IBB	HBP	BLK	WP	HR	S	P	ERA	WHIP

BOTTOM

Pittsburgh Pirates @ St. Louis Cardinals

Busch Stadium, St. Louis, MO

Fri May 08 1981, 7:05 PM CDT

Att. 20,108 - Unknown

livebaseballscorecards.com

AB	30
R	5
H	7
RBI	5
BB	4
SO	1
LOB	11

WP: 0 PB: 1 SB: 0 CS: 0 PA: 35

Batter	1	2	3	4	5	6	7	8	9	AB	R	H	RBI	BB	SO	LOB
Omar Moreno, L (1, 8) OBP: 0.282, SLG: 0.298	F7		F8			1B		F5		4	0	1	0	0	0	3
Tim Foli, R (1, 6) OBP: 0.273, SLG: 0.264	F6		6-3			L3			K	3	0	0	0	0	0	1
Kent Tekulve, R (6, 1)										0	0	0	0	0	0	0
Vance Law, R (8, 4) OBP: 0.170, SLG: 0.200										1	0	0	0	0	1	0
Dave Parker, L (1, 9) OBP: 0.237, SLG: 0.419	6-3			L8			F8		6-3	3	0	0	0	0	0	0
Lee Lacy, R (7, 7) OBP: 0.350, SLG: 0.462										1	0	0	0	0	0	0
Mike Easler, L (1, 7) OBP: 0.351, SLG: 0.471		4-3		F9			F7		1B	4	0	1	0	0	0	0
(7, 9)																
Jason Thompson, L (1, 3) OBP: 0.292, SLG: 0.356		P6			K		P5		K	4	0	0	0	0	2	1
Phil Garner, R (1, 4) OBP: 0.481, SLG: 0.667		F9			G6-4-3 1B			1-5-3		3	0	1	0	0	0	0
Grant Jackson, S (8, 1)										0	0	0	0	0	0	0
Steve Nicosia, R (1, 2) OBP: 0.258, SLG: 0.232			P9		G6-4-3 1-2f			1B		3	0	1	0	0	0	1
Dale Berra, R (1, 5) OBP: 0.364, SLG: 0.375			3-1 2B			4-3		K		3	0	1	0	0	1	1
(6, 6)																
Rod Scurry, L (1, 1)			3-1 2-3			F9		1B 1-2		1	0	0	0	0	0	1
Kurt Bevacqua, R (6, PH) OBP: 0.375, SLG: 0.333										2	0	1	0	0	0	0
(6, 5)																
Inning Stats	R: 0 E: 0 K: 0 S: 3 H: 0 LOB: 0 BB: 0 P: 3	R: 0 E: 0 K: 0 S: 3 H: 0 LOB: 0 BB: 0 P: 3	R: 0 E: 0 K: 0 S: 4 H: 1 LOB: 1 BB: 0 P: 4	R: 0 E: 0 K: 0 S: 3 H: 0 LOB: 0 BB: 0 P: 3	R: 0 E: 0 K: 1 S: 5 H: 1 LOB: 0 BB: 0 P: 5	R: 0 E: 0 K: 0 S: 4 H: 1 LOB: 1 BB: 0 P: 4	R: 0 E: 0 K: 0 S: 3 H: 0 LOB: 0 BB: 0 P: 3	R: 0 E: 0 K: 1 S: 7 H: 2 LOB: 2 BB: 0 P: 7	R: 0 E: 0 K: 2 S: 8 H: 1 LOB: 1 BB: 0 P: 8	1B: 5 2B: 1 3B: 0 HR: 0 SF: 0 SAC: 0 DP: 1 HBP: 0						

PITCHER	IP	WLS	BF	H	R	ER	SO	BB	IBB	HBP	BLK	WP	HR	S	P	ERA	WHIP
Andy Rincon, R (1, 1) ERA: 1.77	7.1	W	24	3	0	0	1	0	0	0	0	0	0	26	26	0.00	0.409
Bob Sykes, L (8, 1) ERA: 6.75	1.2		8	3	0	0	3	0	0	0	0	0	0	14	14	0.00	1.800

PITCHER	IP	WLS	BF	H	R	ER	SO	BB	IBB	HBP	BLK	WP	HR	S	P	ERA	WHIP

TOP

Pittsburgh Pirates @ St. Louis Cardinals

Busch Stadium, St. Louis, MO

Sat May 09 1981, 7:05 PM CDT
Att. 21,361 - Unknown

livebaseballscorecards.com

AB	32
R	0
H	6
RBI	0
BB	0
SO	4
LOB	8

Batter	1	2	3	4	5	6	7	8	9	AB	R	H	RBI	BB	SO	LOB
Garry Templeton, S (1, 6) OBP: 0.323, SLG: 0.467	L6	K	F9			4-3 S 1B	3B BB			4	1	1	0	1	1	1
Tony Scott, S (1, 8) OBP: 0.309, SLG: 0.430	BB 1B 1B	L7	L7			K 1-2	1-H 2-H 3B			5	2	2	2	0	1	1
Keith Hernandez, L (1, 3) OBP: 0.404, SLG: 0.512 Dane Iorg, L (8, 3) OBP: 0.250, SLG: 0.211	BB 1B 1B 1-2 BB	BLK BB	K	4-3 2-3		WP 3-H 3B				3 0	2 0	1 0	1 0	2 0	1 0	1 0
George Hendrick, R (1, 9) OBP: 0.362, SLG: 0.519 Tito Landrum, R (7, PR) OBP: 0.333, SLG: 0.333 (8, 9)	1B BB 2B 1-2 2-H 1B	1-2 BB	K	P6		HBP 3-H				3 0	1 0	1 0	1 0	1 0	1 0	1 0
Sixto Lezcano, R (1, 7) OBP: 0.449, SLG: 0.467	L7	K		HR	P6 G3					5	1	1	1	0	1	5
Gene Tenace, R (1, 2) OBP: 0.464, SLG: 0.550	1B 2B 1-2 2-3 BB	4-3 FC5-2-5 2B		P4		FC4-6 1B 2B BB	F6			3	2	1	0	2	0	0
Ken Oberkfell, L (1, 5) OBP: 0.348, SLG: 0.353 Julio Gonzalez, R (8, 5) OBP: 1.000, SLG: 1.000	2B 1-2 2-3 3-H 1B	4-3 2-3		F2-6 2B		FC4-6 1-2 1B	1B			4 1	1 0	3 1	1 0	0 0	0 0	1 0
Tom Herr, S (1, 4) OBP: 0.341, SLG: 0.467	2B 1-H 2-H 3-H	FC5-2-5 1B 3-H		BB		FC4-6 1-2f 2-3 2B	P4			4	2	1	3	1	0	4
Andy Rincon, R (1, 1) OBP: 0.286, SLG: 0.308 Bob Sykes, S (8, 1)	K	2-H 1B		F2-6 2-3		1-H 3B 2B 3-H	K			4 1	1 0	2 0	3 0	0 0	1 1	3 1
Inning Stats	R: 5 E: 0 K: 1 S: 9 H: 4 LOB: 1 BB: 2 P: 17	R: 0 E: 0 K: 2 S: 7 H: 0 LOB: 2 BB: 2 P: 15	R: 1 E: 0 K: 0 S: 5 H: 2 LOB: 1 BB: 0 P: 5	R: 0 E: 0 K: 2 S: 7 H: 0 LOB: 0 BB: 0 P: 7	R: 1 E: 0 K: 0 S: 4 H: 2 LOB: 1 BB: 1 P: 8	R: 0 E: 0 K: 1 S: 6 H: 1 LOB: 1 BB: 0 P: 6	R: 6 E: 0 K: 0 S: 7 H: 4 LOB: 1 BB: 2 P: 16	R: 0 E: 0 K: 1 S: 6 H: 1 LOB: 1 BB: 0 P: 6		1B: 7 2B: 5 3B: 2 HR: 1	SF: 0 SAC: 0 DP: 1 HBP: 1			WP: 1 PB: 0 SB: 1 CS: 0	PA: 45		

BOTTOM

Pittsburgh Pirates @ St. Louis Cardinals

Busch Stadium, St. Louis, MO

Sat May 09 1981, 7:05 PM CDT

Att. 21,361 - Unknown

livebaseballscorecards.com

AB	37
R	13
H	14
RBI	12
BB	7
SO	7
LOB	18

PITCHER		IP	WLS	BF	H	R	ER	SO	BB	IBB	HBP	BLK	WP	HR	S	P	ERA	WHIP
Rod Scurry, L ERA: 3.91	(1, 1)	5.0	L	27	8	7	7	5	5	0	0	1	0	1	32	52	12.60	2.600
Kent Tekulve, R ERA: 7.56	(6, 1)	2.0		14	5	6	6	1	2	0	1	0	1	0	13	22	27.00	3.500
Grant Jackson, L ERA: 1.64	(8, 1)	1.0		4	1	0	0	1	0	0	0	0	0	0	6	6	0.00	1.000

PITCHER	IP	WLS	BF	H	R	ER	SO	BB	IBB	HBP	BLK	WP	HR	S	P	ERA	WHIP

Batter	1	2	3	4	5	6	7	8	9	AB	R	H	RBI	BB	SO	LOB
Omar Moreno, L (1, 8) OBP: 0.278, SLG: 0.286	F7	4-3		3-1			F8		1B IBB	4	1	0	0	1	0	3
Tim Foli, R (1, 6) OBP: 0.268, SLG: 0.260	2-3		5-3		5-3		E5		1B FC4-2 1B 1-2 2-H 3-H	5	1	1	2	0	0	0
Dave Parker, L (1, 9) OBP: 0.272, SLG: 0.494 Lee Lacy, R (9, PR) OBP: 0.350, SLG: 0.462 (9, 7)	K		4-3 2B		HR		2-H 1B		FC4-2 S 1B 1-3 2-H	5 0	1 0	4 0	3 0	0 0	1 0	0 0
Mike Easler, L (1, 7) OBP: 0.341, SLG: 0.453 (9, 9)	3-1 1B 1B		4-3 2-3		3-4-1			F8	FC4-2 1-3 3-H	5	1	1	0	0	0	3
John Milner, L (1, 3) OBP: 0.273, SLG: 0.211	3-1 1-2		G3		1-3			F3	F6	5	0	0	0	0	0	4
Phil Garner, R (1, 4) OBP: 0.484, SLG: 0.630	1B 1B 1B 2-H			B B B B 4-3 1B BB		6-3		6-3		3	2	1	1	1	0	0
Tony Peña, R (1, 2) OBP: 0.423, SLG: 0.636	1B 1-2			4-3 1-2		6-3			SH1 HBP 1B	4	1	2	0	0	0	1
Dale Berra, R (1, 5) OBP: 0.375, SLG: 0.372	K			G3 S 2-H		5-3			SH1 1B HBP 1-2	3	1	1	1	0	1	2
John Candelaria, L (1, 1) OBP: 0.214, SLG: 0.231 Enrique Romo, R (7, 1)	1-2 2-H			G3 1-3			F7		SH1 1-2 2-3	3 0	0 0	1 0	1 0	0 0	0 0	1 0
Inning Stats	R: 0 E: 0 K: 1 S: 5 / H: 0 LOB: 0 BB: 0 P: 5	R: 2 E: 0 K: 1 S: 9 / H: 4 LOB: 2 BB: 0 P: 9	R: 0 E: 0 K: 0 S: 4 / H: 1 LOB: 1 BB: 0 P: 4	R: 1 E: 0 K: 0 S: 4 / H: 1 LOB: 1 BB: 1 P: 8	R: 1 E: 0 K: 0 S: 4 / H: 1 LOB: 0 BB: 0 P: 4	R: 0 E: 0 K: 0 S: 3 / H: 0 LOB: 0 BB: 0 P: 3	R: 1 E: 1 K: 0 S: 4 / H: 1 LOB: 1 BB: 0 P: 4	R: 0 E: 0 K: 0 S: 3 / H: 0 LOB: 0 BB: 0 P: 3	R: 3 E: 0 K: 0 S: 6 / H: 3 LOB: 2 BB: 1 P: 11	1B: 9 2B: 1 3B: 0 HR: 1	SF: 0 SAC: 1 DP: 0 HBP: 1						

PITCHER	IP	WLS	BF	H	R	ER	SO	BB	IBB	HBP	BLK	WP	HR	S	P	ERA	WHIP
Lary Sorensen, R (1, 1) ERA: 2.74	6.0	L	26	7	4	4	2	1	0	0	0	0	1	29	33	6.00	1.333
Bob Sykes, L (7, 1) ERA: 3.86	2.0		7	1	1	0	0	0	0	0	0	0	0	7	7	0.00	0.500
Joe Edelen, R (9, 1) ERA: 9.64	0.1		5	2	3	3	0	0	1	1	0	0	0	3	8	81.00	6.000
Jim Kaat, L (9, 1) ERA: 2.79	0.2		3	1	0	0	0	0	0	0	0	0	0	3	3	0.00	1.500

PITCHER	IP	WLS	BF	H	R	ER	SO	BB	IBB	HBP	BLK	WP	HR	S	P	ERA	WHIP

TOP

Pittsburgh Pirates @ St. Louis Cardinals

Busch Stadium, St. Louis, MO

Sun May 10 1981, 3:33 AM CDT

Att. 11,112 - Unknown

AB	37
R	8
H	11
RBI	8
BB	2
SO	2
LOB	14

livebaseballscorecards.com

Batter	1	2	3	4	5	6	7	8	9	AB	R	H	RBI	BB	SO	LOB
Garry Templeton, S (1, 6) OBP: 0.311, SLG: 0.448	5-3		6-3			K		F8		4	0	0	0	0	1	1
Tony Scott, S (1, 8) OBP: 0.307, SLG: 0.423	G6-4-3, 1B			4-3		F3		K		4	0	1	0	0	1	0
Keith Hernandez, L (1, 3) OBP: 0.408, SLG: 0.523	G6-4-3, 1-2f			6-3, 2B			2B, 1B, 1B		F2	4	1	2	0	0	0	1
George Hendrick, R (1, 9) OBP: 0.347, SLG: 0.494		L7		6-3, 2-3			F9		F8	4	0	0	0	0	0	2
Sixto Lezcano, R (1, 7) OBP: 0.451, SLG: 0.476		1-3		F8			1B, 1-3, SF8, 2B		BB	3	1	1	0	1	0	1
Gene Tenace, R (1, 2) OBP: 0.438, SLG: 0.500		F7			K		2-3, 3-H, 1B		K	4	0	1	1	0	2	1
Ken Oberkfell, L (1, 5) OBP: 0.337, SLG: 0.345			F9		P6		SF8, 3-H			2	0	0	1	0	0	0
Tom Herr, S (1, 4) OBP: 0.330, SLG: 0.449			4-3		4-3		F7			3	0	0	0	0	0	1
Lary Sorensen, R (1, 1) OBP: 0.133, SLG: 0.200 Tito Landrum, R (6, PH) OBP: 0.250, SLG: 0.250 Bob Sykes, S (7, 1) Dane Iorg, L (8, PH) OBP: 0.238, SLG: 0.200 Joe Edelen, R (9, 1) OBP: 0.333, SLG: 0.333 Jim Kaat, L (9, 1) OBP: 0.500, SLG: 0.500			2B			6-3		K		1 1 0 1 0 0 0	0 0 0 0 0 0 0	1 0 0 0 0 0 0	0 0 0 0 1 0 0	0 0 0 0 0 0 0	0 0 0 0 0 0 0	0 0 0 0 0 0 0
Inning Stats	R: 0 E: 0 K: 0 S: 3 H: 1 LOB: 0 BB: 0 P: 3	R: 0 E: 0 K: 0 S: 3 H: 0 LOB: 0 BB: 0 P: 3	R: 0 E: 0 K: 0 S: 4 H: 1 LOB: 1 BB: 0 P: 4	R: 0 E: 0 K: 0 S: 4 H: 1 LOB: 1 BB: 0 P: 4	R: 0 E: 0 K: 1 S: 5 H: 0 LOB: 0 BB: 0 P: 5	R: 0 E: 0 K: 1 S: 5 H: 0 LOB: 0 BB: 0 P: 5	R: 2 E: 0 K: 0 S: 6 H: 3 LOB: 1 BB: 0 P: 6	R: 0 E: 0 K: 2 S: 7 H: 0 LOB: 0 BB: 0 P: 7	R: 0 E: 0 K: 1 S: 5 H: 0 LOB: 1 BB: 1 P: 9	1B: 3 2B: 3 3B: 0 HR: 0	SF: 1 SAC: 0 DP: 1 HBP: 0						

PITCHER		IP	WLS	BF	H	R	ER	SO	BB	IBB	HBP	BLK	WP	HR	S	P	ERA	WHIP
John Candelaria, L ERA: 3.54	(1, 1)	6.0	W	20	3	0	0	2	0	0	0	0	0	0	24	24	0.00	0.500
Enrique Romo, R ERA: 5.4	(7, 1)	3.0	S	13	3	2	2	3	1	0	0	0	0	0	18	22	6.00	1.333

PITCHER	IP	WLS	BF	H	R	ER	SO	BB	IBB	HBP	BLK	WP	HR	S	P	ERA	WHIP

BOTTOM

Pittsburgh Pirates @ St. Louis Cardinals

Busch Stadium, St. Louis, MO

Sun May 10 1981, 3:33 AM CDT

Att. 11,112 - Unknown

livebaseballscorecards.com

AB	31
R	2
H	6
RBI	2
BB	1
SO	5
LOB	7

Batter	1	2	3	4	5	6	7	8	9	10	AB	R	H	RBI	BB	SO	LOB
Omar Moreno, L (1, 8) OBP: 0.265, SLG: 0.272	F7	2-3		K			B5-3		F7		5	0	0	0	0	1	3
Tim Foli, R (1, 6) OBP: 0.287, SLG: 0.280	WP, SF7, 1B, 1B		1B		F8		6-3		1-3, 1B		5	1	3	0	0	0	0
Dave Parker, L (1, 9) OBP: 0.267, SLG: 0.476	1-2, BB, 1B, 1B		F5		4-3		3-1		L4		5	1	1	0	0	0	3
Willie Stargell, L (1, 3) OBP: 0.294, SLG: 0.200 Lee Lacy, R (8, PR) OBP: 0.350, SLG: 0.462 Jason Thompson, L (8, 3) OBP: 0.301, SLG: 0.356	1-2, 2-3, 1B, BB		F9		F9			4-3, 3-1, 1B		BB, 1B, BB	3 0 0	0 0 0	1 0 0	0 0 0	1 0 1	0 0 0	1 0 0
Mike Easler, L (1, 7) OBP: 0.322, SLG: 0.430	SF7, 3-H		K			K		3-1, 1-2		K	4	0	0	1	0	3	3
Phil Garner, R (1, 4) OBP: 0.500, SLG: 0.625	1-2, 2-H, 1B			6-3		1B, 1B		4-3, 2-3		1-3, 1B	5	0	3	1	0	0	2
Tony Peña, R (1, 2) OBP: 0.419, SLG: 0.577	F7			F8		1-2, 1B		L3		IBB	4	0	1	0	1	0	4
Dale Berra, R (1, 5) OBP: 0.358, SLG: 0.354		F8		FC, 1B		L4			6-3	F3	5	0	1	0	0	0	5
Ernie Camacho, R (1, 1) Victor Cruz, R (6, 1) John Milner, L (9, PH) OBP: 0.304, SLG: 0.250 Grant Jackson, S (9, 1) Bill Madlock, R (10, PH) OBP: 0.397, SLG: 0.471 Kent Tekulve, R (10, 1)		6-3		FC, 1-2		4-3			1B	K	3 0 1 0 0 1 0	0 0 0 0 0 0 0	0 0 1 0 0 0 0	0 0 0 0 0 0 0	0 0 0 0 0 1 0	0 0 0 0 0 0 0	3 0 0 0 0 3 0
Inning Stats	R: 2 H: 3 E: 0 LOB: 2 K: 0 BB: 1 S: 6 P: 10	R: 0 H: 0 E: 0 LOB: 0 K: 0 BB: 0 S: 3 P: 3	R: 0 H: 1 E: 0 LOB: 1 K: 1 BB: 0 S: 6 P: 6	R: 0 H: 1 E: 0 LOB: 2 K: 1 BB: 0 S: 7 P: 7	R: 0 H: 0 E: 0 LOB: 0 K: 0 BB: 0 S: 3 P: 3	R: 0 H: 2 E: 0 LOB: 2 K: 1 BB: 0 S: 7 P: 7	R: 0 H: 0 E: 0 LOB: 0 K: 0 BB: 0 S: 3 P: 3	R: 0 H: 1 E: 0 LOB: 2 K: 0 BB: 0 S: 4 P: 4	R: 0 H: 2 E: 0 LOB: 2 K: 0 BB: 0 S: 5 P: 5	R: 0 H: 1 E: 0 LOB: 3 K: 2 BB: 2 S: 8 P: 16	1B: 11 SF: 1 2B: 0 SAC: 0 3B: 0 DP: 0 HR: 0 HBP: 0						

PITCHER		IP	WLS	BF	H	R	ER	SO	BB	IBB	HBP	BLK	WP	HR	S	P	ERA	WHIP
Gaylord Perry, R ERA: 2.22	(1, 1)	9.0		39	10	2	2	3	1	0	0	0	1	0	44	48	2.00	1.222
Larry Bradford, L ERA: 2.89	(10, 1)	0.1		3	1	0	0	1	1	0	0	0	0	0	4	8	0.00	6.000
Rick Mahler, R ERA: 2.87	(10, 1)	0.2	W	3	0	0	0	1	0	1	0	0	0	0	4	8	0.00	0.000

PITCHER	IP	WLS	BF	H	R	ER	SO	BB	IBB	HBP	BLK	WP	HR	S	P	ERA	WHIP

TOP

Pittsburgh Pirates @ Atlanta Braves

Atlanta-Fulton County Stadium, Atlanta, GA

Mon May 11 1981, 7:05 PM EDT

Att. 4,260 - Unknown

livebaseballscorecards.com

AB	41
R	2
H	11
RBI	2
BB	3
SO	5
LOB	27

WP: 1 PA: 45
PB: 0
SB: 0
CS: 0

Batter	1	2	3	4	5	6	7	8	9	10	AB	R	H	RBI	BB	SO	LOB
Eddie Miller, S (1, 7) OBP: 0.304, SLG: 0.258	0-0 CS 1B	0-0 4-3 1-2			0-0 4-3	0-0 G1-2-3 3-Hf			0-3 K		5	0	1	0	0	1	4
Claudell Washington, L (1, 9) OBP: 0.301, SLG: 0.375	0-0 6-3 1-2		0-0 F8		0-0 F8		0-0 L7		0-0 F7		5	0	0	0	0	0	1
Biff Pocoroba, S (1, 5) OBP: 0.405, SLG: 0.364	0-0 BB 1B 1B		0-0 4-3 2B		4-0 BB		0-0 1-3			0-0 6-3	4	1	2	0	1	0	0
Chris Chambliss, L (1, 3) OBP: 0.395, SLG: 0.413	4-0 1B 1-2 BB		0-0 4-3 2-3		0-0 F8		0-0 1B			0-0 BB 1B 1B	4	1	2	0	1	0	2
Dale Murphy, R (1, 8) OBP: 0.276, SLG: 0.390	0-0 1-2 2-H 1B		0-0 F8			0-3 K	0-0 F9			0-3 K	5	0	1	1	0	2	3
Glenn Hubbard, R (1, 4) OBP: 0.345, SLG: 0.424	0-0 P9			0-3 K		0-0 HR		0-3 K		4-0 1B 1-2 BB	4	1	1	1	1	2	2
Bruce Benedict, R (1, 2) OBP: 0.381, SLG: 0.415		0-0 6-3		0-0 2B		4-0 2B G1-2-3 BB		0-3 K		0-0 1-2 2-H 1B	4	0	2	1	1	1	0
Rafael Ramirez, R (1, 6) OBP: 0.295, SLG: 0.258		4-0 S BB		4-0 G6-4-3 BB		0-0 1-3 2B		0-3 K			2	0	1	0	2	1	0
Gaylord Perry, R (1, 1) OBP: 0.250, SLG: 0.211		0-3 K		0-0 G6-4-3 1-2f		1-0 HBP			0-0 6-3		2	0	0	0	0	1	3
Rufino Linares, R (9, PH) OBP: 0.175, SLG: 0.231											1	0	0	0	0	0	0
Larry Bradford, R (10, 1) OBP: 1.000, SLG: 1.000											0	0	0	0	0	0	0
Rick Mahler, R (10, 1)											0	0	0	0	0	0	0
Inning Stats	R: 1 H: 3 E: 0 LOB: 2 K: 0 BB: 1 S: 5 P: 9	R: 0 H: 0 E: 0 LOB: 1 K: 1 BB: 1 S: 5 P: 9	R: 0 H: 1 E: 0 LOB: 1 K: 0 BB: 0 S: 4 P: 4	R: 0 H: 1 E: 0 LOB: 1 K: 1 BB: 1 S: 5 P: 9	R: 0 H: 0 E: 0 LOB: 1 K: 0 BB: 1 S: 3 P: 7	R: 1 H: 2 E: 0 LOB: 2 K: 1 BB: 1 S: 6 P: 11	R: 0 H: 1 E: 0 LOB: 1 K: 0 BB: 0 S: 4 P: 4	R: 0 H: 0 E: 0 LOB: 0 K: 3 BB: 0 S: 9 P: 9	R: 0 H: 0 E: 0 LOB: 0 K: 1 BB: 0 S: 5 P: 5	R: 1 H: 2 E: 0 LOB: 2 K: 1 BB: 1 S: 6 P: 10	1B: 6 SF: 0 2B: 3 SAC: 0 3B: 0 DP: 2 HR: 1 HBP: 1						

PITCHER		IP	WLS	BF	H	R	ER	SO	BB	IBB	HBP	BLK	WP	HR	S	P	ERA	WHIP
Ernie Camacho, R ERA: 1.13	(1, 1)	5.0		22	5	1	1	2	4	0	0	0	0	0	22	38	1.80	1.800
Victor Cruz, R ERA: 3.0	(6, 1)	3.0		13	3	1	1	4	1	0	1	0	0	1	19	24	3.00	1.333
Grant Jackson, L ERA: 1.5	(9, 1)	1.0		3	0	0	0	1	0	0	0	0	0	0	5	5	0.00	0.000
Kent Tekulve, R ERA: 8.0	(10, 1)	0.2	L	5	2	1	1	1	1	0	0	0	0	0	6	10	13.50	4.500

PITCHER	IP	WLS	BF	H	R	ER	SO	BB	IBB	HBP	BLK	WP	HR	S	P	ERA	WHIP

BOTTOM

Pittsburgh Pirates @ Atlanta Braves

Atlanta-Fulton County Stadium, Atlanta, GA

Mon May 11 1981, 7:05 PM EDT

Att. 4,260 - Unknown

livebaseballscorecards.com

AB	36
R	3
H	10
RBI	3
BB	6
SO	8
LOB	15

WP: 0 PA: 43
PB: 0
SB: 1
CS: 1

Batter	1	2	3	4	5	6	7	8	9	AB	R	H	RBI	BB	SO	LOB
Omar Moreno, L (1, 8) OBP: 0.256, SLG: 0.262	4-3		F9			K		4-3		4	0	0	0	0	1	0
Tim Foli, R (1, 6) OBP: 0.275, SLG: 0.267	P8		F8			1-3		6-3		4	0	0	0	0	0	0
Dave Parker, L (1, 9) OBP: 0.267, SLG: 0.460	F9			F8		BB			4-3	3	0	0	0	1	0	0
John Milner, L (1, 3) OBP: 0.333, SLG: 0.227		3-1		4-3		BB			FC6-4 BB	2	0	0	0	2	0	0
Lee Lacy, R (1, 7) OBP: 0.318, SLG: 0.419		K 1B		6-3		P4			K	4	0	0	0	0	2	3
Phil Garner, R (1, 4) OBP: 0.475, SLG: 0.583		1B			P5		P7		FC6-4	4	0	1	0	0	0	1
Tony Peña, R (1, 2) OBP: 0.412, SLG: 0.552		F7			FC6-4 1B		F8			3	0	1	0	0	0	2
Dale Berra, R (1, 5) OBP: 0.339, SLG: 0.333		K			P4		K			3	0	0	0	0	2	3
Eddie Solomon, R (1, 1)			6-3		FC6-4			F8		2	0	0	0	0	0	1
Kurt Bevacqua, R (8, PH) OBP: 0.333, SLG: 0.286										1	0	0	0	0	0	0
Grant Jackson, S (8, 1)										0	0	0	0	0	0	0
Inning Stats	R: 0 E: 0 K: 0 S: 3 H: 0 LOB: 0 BB: 0 P: 3	R: 0 E: 0 K: 2 S: 9 H: 1 LOB: 2 BB: 0 P: 9	R: 0 E: 0 K: 0 S: 3 H: 0 LOB: 0 BB: 0 P: 3	R: 0 E: 0 K: 0 S: 3 H: 0 LOB: 0 BB: 0 P: 3	R: 0 E: 0 K: 0 S: 4 H: 1 LOB: 1 BB: 0 P: 4	R: 0 E: 0 K: 1 S: 5 H: 0 LOB: 2 BB: 2 P: 13	R: 0 E: 0 K: 1 S: 5 H: 0 LOB: 0 BB: 0 P: 5	R: 0 E: 0 K: 0 S: 3 H: 0 LOB: 0 BB: 0 P: 3	R: 0 E: 0 K: 1 S: 5 H: 0 LOB: 1 BB: 1 P: 9	1B: 2 2B: 0 3B: 0 HR: 0 SF: 0 SAC: 0 DP: 0 HBP: 0							

TOP

Pittsburgh Pirates @ Atlanta Braves

Atlanta-Fulton County Stadium, Atlanta, GA

Tue May 12 1981, 7:05 PM EDT

Att. 9,711 - Unknown

livebaseballscorecards.com

AB	30
R	0
H	2
RBI	0
BB	3
SO	5
LOB	10

WP: 0 PB: 1 SB: 1 CS: 0 PA: 33

PITCHER		IP	WLS	BF	H	R	ER	SO	BB	IBB	HBP	BLK	WP	HR	S	P	ERA	WHIP
Phil Niekro, R ERA: 1.84	(1, 1)	9.0	W	33	2	0	0	5	3	0	0	0	0	0	40	52	0.00	0.556

PITCHER	IP	WLS	BF	H	R	ER	SO	BB	IBB	HBP	BLK	WP	HR	S	P	ERA	WHIP

Batter	1	2	3	4	5	6	7	8	9	AB	R	H	RBI	BB	SO	LOB
Eddie Miller, S (1, 7) OBP: 0.298, SLG: 0.253	S S S 0-3 K ①		x 0-0 4-1 ③		S S S 0-3 K ③			x 0-0 P3 ②		2	0	0	0	0	1	1
Terry Harper, R (4, 7) OBP: 0.318, SLG: 0.316										2	0	0	0	0	1	2
Claudell Washington, L (1, 9) OBP: 0.299, SLG: 0.370	x 0-0 4-3 ②			x 0-0 F8 ①		x 0-0 SH1-3 WP 1B		x 0-0 4-3 ③		4	1	1	0	0	0	0
Biff Pocoroba, S (1, 5) OBP: 0.385, SLG: 0.343	x 0-0 1-3 ③			x 0-0 1-3 ②		x 0-0 SH1-3 ① 1-3				2	0	0	0	0	0	0
Chris Chambliss, L (1, 3) OBP: 0.394, SLG: 0.405		x 0-0 F8 ①		x 0-0 F8 ③		B B B B 4-0 G6-4-3 BB 3-H				2	0	0	0	1	0	0
Dale Murphy, R (1, 8) OBP: 0.285, SLG: 0.405		x 0-0 CS 1B			x 0-0 1B FC 2B	x 0-0 G6-4-3 ②③ 1-2f				3	1	2	0	0	0	1
Glenn Hubbard, R (1, 4) OBP: 0.345, SLG: 0.422		x 0-0 F4 ②			x 0-0 FC5-6 FC 1B 2-3		S S S 0-3 K ①			3	0	1	0	0	1	1
Bruce Benedict, R (1, 2) OBP: 0.370, SLG: 0.400		0-0 CS ③ 1-2	x 0-0 6-3 ①		x 0-0 FC FC5-6 1-2 3-H		x 0-0 5-3 ②			3	0	0	0	0	0	1
Rafael Ramirez, R (1, 6) OBP: 0.296, SLG: 0.253			B B B B 4-0 5-3 BB		x 0-0 FC5-6 ① 1-2 2-3f		x 0-0 F8 ③			2	0	0	0	1	0	2
Phil Niekro, R (1, 1) OBP: 0.067, SLG: 0.067			x 0-0 5-3 ② 1-2		x 0-0 P6 ②			x 0-0 5-3 ①		3	0	0	0	0	0	3
Inning Stats	R: 0 E: 0 K: 1 S: 5 H: 0 LOB: 0 BB: 0 P: 5	R: 0 E: 0 K: 0 S: 3 H: 1 LOB: 0 BB: 0 P: 3	R: 0 E: 0 K: 0 S: 3 H: 0 LOB: 1 BB: 1 P: 7	R: 0 E: 0 K: 0 S: 3 H: 0 LOB: 0 BB: 0 P: 3	R: 1 E: 0 K: 1 S: 8 H: 2 LOB: 2 BB: 0 P: 8	R: 1 E: 0 K: 0 S: 3 H: 1 LOB: 0 BB: 1 P: 7	R: 0 E: 0 K: 1 S: 5 H: 0 LOB: 0 BB: 0 P: 5	R: 0 E: 0 K: 0 S: 3 H: 0 LOB: 0 BB: 0 P: 3		1B: 3 2B: 1 3B: 0 HR: 0	SF: 0 SAC: 1 DP: 1 HBP: 0						

PITCHER	IP	WLS	BF	H	R	ER	SO	BB	IBB	HBP	BLK	WP	HR	S	P	ERA	WHIP
Eddie Solomon, R (1, 1) ERA: 1.57	7.0	L	26	4	2	2	3	2	0	0	0	1	0	30	38	2.57	0.857
Grant Jackson, L (8, 1) ERA: 1.38	1.0		3	0	0	0	0	0	0	0	0	0	0	3	3	0.00	0.000

PITCHER	IP	WLS	BF	H	R	ER	SO	BB	IBB	HBP	BLK	WP	HR	S	P	ERA	WHIP

BOTTOM

Pittsburgh Pirates @ Atlanta Braves

Atlanta-Fulton County Stadium, Atlanta, GA

Tue May 12 1981, 7:05 PM EDT

Att. 9,711 - Unknown

livebaseballscorecards.com

AB	26
R	2
H	4
RBI	0
BB	2
SO	3
LOB	11

1B: 3	SF: 0	WP: 1	PA: 30
2B: 1	SAC: 1	PB: 0	
3B: 0	DP: 1	SB: 0	
HR: 0	HBP: 0	CS: 1	

TOP

Pittsburgh Pirates @ Atlanta Braves

Atlanta-Fulton County Stadium, Atlanta, GA

Wed May 13 1981, 7:05 PM EDT

Att. 10,638 - Unknown

livebaseballscorecards.com

Batter	1	2	3	4	5	6	7	8	9	10	11	12	13	AB	R	H	RBI	BB	SO	LOB
Omar Moreno, L (1, 8) OBP: 0.262, SLG: 0.277	G3		F9		FC6-5 2-H 2B		F7		CS 1B			SH1-3 1-3		5	0	2	1	0	0	0
Tim Foli, R (1, 6) OBP: 0.268, SLG: 0.272	1-4-3		F8		FC6-5 1B 2-3		2B		F9 1-2			7-2 3-Hf		6	0	1	0	0	0	3
Dave Parker, L (1, 9) OBP: 0.266, SLG: 0.451 Grant Jackson, S (7, 1) Kent Tekulve, R (7, 1) Jason Thompson, L (10, PH) OBP: 0.307, SLG: 0.350 (10, 3)	F7		F7		1-3 1B		6-3			4-3			BB BB 1B SH1-3 BB	4 0 0 1	0 0 0 1	1 0 0 0	0 0 0 1	0 0 0 1	0 0 0 0	1 0 0 0
Willie Stargell, L (1, 3) OBP: 0.227, SLG: 0.150 Victor Cruz, R (10, 1) Kurt Bevacqua, R (13, PH) OBP: 0.333, SLG: 0.286 Rod Scurry, L (13, 1)		6-3		6-3	P5			P4		4-3			SH1-3 1-2	5 0 0 0	0 0 0 0	0 0 0 0	0 0 0 0	0 0 0 0	0 0 0 0	2 0 0 0
Mike Easler, L (1, 7) OBP: 0.344, SLG: 0.482 (7, 9)		BB F9 HR 1B		G2		6-3 2B		HR		F7			IBB BB 1B	4	3	2	1	2	0	0
Phil Garner, R (1, 4) OBP: 0.500, SLG: 0.585		HR 1-2 1B		S 1B		6-3 2-3		6-3 1B			K		BB BB 1B 1-2 2-3	5	1	3	0	1	1	1
Tony Peña, R (1, 2) OBP: 0.375, SLG: 0.486		F9 2-3		K 1-2		G3		6-3 1-2			F7		BB 1B 1-2 2-H 3-H	6	0	1	2	0	1	5
Dale Berra, R (1, 5) OBP: 0.355, SLG: 0.393		HR 1-H 3-H			SH1-4 2B 1B	4-3		F4			6-3		G6-4-3 BB 1-2 2-3	5	2	2	3	1	0	2
Jim Bibby, R (1, 1) OBP: 0.214, SLG: 0.083 Enrique Romo, R (6, 1) John Milner, L (7, PH) OBP: 0.321, SLG: 0.217 Lee Lacy, R (7, 7) OBP: 0.319, SLG: 0.413		4-3			SH1-4 1-2		6-3		4-3			SH1-3 S 7-2 1B	G6-4-3 1-2f	1 0 1 3	0 0 0 0	0 0 0 1	0 0 0 0	0 0 0 0	0 0 0 0	0 0 0 3
Inning Stats	R: 0 H: 0 E: 0 LOB: 0 K: 0 BB: 0 S: 3 P: 3	R: 3 H: 2 E: 0 LOB: 0 K: 0 BB: 1 S: 5 P: 9	R: 0 H: 0 E: 0 LOB: 0 K: 0 BB: 0 S: 3 P: 3	R: 0 H: 1 E: 0 LOB: 1 K: 1 BB: 0 S: 6 P: 6	R: 1 H: 3 E: 0 LOB: 2 K: 0 BB: 0 S: 6 P: 6	R: 0 H: 1 E: 0 LOB: 1 K: 0 BB: 0 S: 4 P: 4	R: 0 H: 1 E: 0 LOB: 1 K: 0 BB: 0 S: 4 P: 4	R: 1 H: 2 E: 0 LOB: 1 K: 0 BB: 0 S: 5 P: 5	R: 0 H: 1 E: 0 LOB: 0 K: 0 BB: 0 S: 3 P: 3	R: 0 H: 0 E: 0 LOB: 0 K: 0 BB: 0 S: 3 P: 3	R: 0 H: 0 E: 0 LOB: 0 K: 1 BB: 0 S: 5 P: 5	R: 0 H: 1 E: 0 LOB: 0 K: 0 BB: 0 S: 3 P: 3	R: 2 H: 1 E: 0 LOB: 2 K: 0 BB: 4 S: 3 P: 19	1B: 8 2B: 4 3B: 0 HR: 2	SF: 0 SAC: 3 DP: 2 HBP: 0		WP: 0 PB: 0 SB: 2 CS: 1		PA: 54

PITCHER		IP	WLS	BF	H	R	ER	SO	BB	IBB	HBP	BLK	WP	HR	S	P	ERA	WHIP
John Montefusco, R ERA: 4.82	(1, 1)	4.2		21	6	4	4	1	1	0	0	0	0	1	22	26	7.71	1.500
Al Hrabosky, L ERA:	(5, 1)	0.1		1	0	0	0	0	0	0	0	0	0	0	1	1	0.00	0.000
Preston Hanna, R ERA: 4.2	(6, 1)	1.0		4	1	0	0	0	0	0	0	0	0	0	4	4	0.00	1.000
Rick Camp, R ERA: 2.38	(7, 1)	2.0		9	3	1	1	0	0	0	0	0	0	1	9	9	4.50	1.500
Rick Mahler, R ERA: 2.55	(9, 1)	2.0		6	1	0	0	0	0	0	0	0	0	0	6	6	0.00	0.500

PITCHER		IP	WLS	BF	H	R	ER	SO	BB	IBB	HBP	BLK	WP	HR	S	P	ERA	WHIP
Larry Bradford, L ERA: 2.38	(11, 1)	2.0		6	1	0	0	1	0	0	0	0	0	0	8	8	0.00	0.500
Tommy Boggs, R ERA: 4.75	(13, 1)	1.0	L	7	1	2	2	0	3	1	0	0	0	0	3	19	18.00	4.000

AB	46
R	7
H	13
RBI	7
BB	5
SO	2
LOB	17

Pittsburgh Pirates @ Atlanta Braves

Atlanta-Fulton County Stadium, Atlanta, GA

Wed May 13 1981, 7:05 PM EDT

Att. 10,638 - Unknown

livebaseballscorecards.com

Batter	1	2	3	4	5	6	7	8	9	10	11	12	13	AB	R	H	RBI	BB	SO	LOB
Terry Harper, R (1, 7) OBP: 0.276, SLG: 0.269	P4		F2		FC6-4 1-2f 2B	6-3		CS 3-H 1B			K	F7		7	1	1	1	0	1	4
Claudell Washington, L (1, 9) OBP: 0.315, SLG: 0.391	4-3		E 1B		1-H 2B		FC6-4 SH1 1B	CS 1-2	E4 FC2-5-1-3 E		G3 S 1B		K	7	0	4	1	0	1	0
Biff Pocoroba, S (1, 5) (9, 2) OBP: 0.356, SLG: 0.300	4-3		E4 FC6-4 1-3		P4		SH1 1-2		E2 FC2-5-1-3 1-2		BBBB G3 1-2 BB		4-3	5	0	0	0	1	0	3
Chris Chambliss, L (1, 3) OBP: 0.388, SLG: 0.398		3B 1B	FC6-4 1-2f			SSS K	FC6-4 1B		F8		G3 1-2 2-3		F3	7	1	2	0	0	1	6
Dale Murphy, R (1, 8) OBP: 0.279, SLG: 0.389	F8			4-3		E6 1B	FC6-4 1-2f 2-3		FC2-5-1-3 1-2 2-3		IIII IBB			5	1	0	0	1	0	5
Glenn Hubbard, R (1, 4) OBP: 0.328, SLG: 0.398	F9			SSS K		F7	F9			5-3	SSS K			6	0	0	0	0	2	7
Bruce Benedict, R (1, 2) OBP: 0.385, SLG: 0.432 Jerry Royster, R (6, PR) OBP: 0.231, SLG: 0.292 Luis Gomez, R (9, 5) OBP: 0.429, SLG: 0.200		1-H 3B		L7		1B 2-H 1B		BBBB 4-3 SH1-4 1B BB		SSS K		SH3-4 1B 1B		3 0 2	1 1 0	2 0 1	2 0 0	1 0 1	0 0 0	0 0 0
Rafael Ramirez, R (1, 6) OBP: 0.304, SLG: 0.255		P5			5-3	1B 1-2 1B		SH1-4 1-2		BBBB BB		SH3-4 1-2		3	0	1	0	1	0	1
John Montefusco, R (1, 1) Al Hrabosky, R (8, 1) Brian Asselstine, L (1, PH) OF 1.000 FA 100 Preston Hanna, R (6, 1) Bob Porter, L (8, PH) 1B 1.000 FA 1.000 Rick Camp, R (7, 1) Rufino Linares, R (8, PH) OF 1.000 FA 1.000 Rick Mahler, R (8, 1) Bill Nahorodny, R (12, PH) Larry Bradford, R (11, 1) SS 1.000 FA 1.000 Tommy Boggs, R (13, PH) OF 1.000 FA 1.000			SSS K		FC6-4 1B	1-3 2-H 1B		4-3 2-3		F8		2-H 1B		1 0 1 0 0 1 1 0 0 1	0 0 0 0 0 0 0 0 0 0	0 0 1 0 0 1 0 0 0 0	0 0 0 0 0 0 0 0 0 0	1 0 0 0 0 0 0 0 0 0	0 0 0 0 0 0 2 0 0 0	0 0 0 0 0 0 0 0 0 0
Inning Stats	R: 0 E: 0 K: 0 S: 3 H: 0 LOB: 0 BB: 0 P: 3	R: 1 E: 0 K: 0 S: 5 H: 2 LOB: 1 BB: 0 P: 5	R: 0 E: 1 K: 1 S: 7 H: 1 LOB: 2 BB: 0 P: 7	R: 0 E: 0 K: 1 S: 5 H: 0 LOB: 0 BB: 0 P: 5	R: 1 E: 0 K: 0 S: 5 H: 2 LOB: 1 BB: 0 P: 5	R: 2 E: 1 K: 1 S: 9 H: 3 LOB: 2 BB: 0 P: 9	R: 0 E: 0 K: 0 S: 5 H: 2 LOB: 2 BB: 0 P: 5	R: 1 E: 0 K: 0 S: 3 H: 1 LOB: 1 BB: 1 P: 7	R: 0 E: 2 K: 0 S: 4 H: 0 LOB: 1 BB: 0 P: 4	R: 0 E: 0 K: 1 S: 5 H: 0 LOB: 1 BB: 1 P: 9	R: 0 E: 0 K: 2 S: 8 H: 1 LOB: 3 BB: 2 P: 16	R: 0 E: 0 K: 0 S: 4 H: 2 LOB: 1 BB: 0 P: 4	R: 0 E: 0 K: 1 S: 5 H: 0 LOB: 0 BB: 0 P: 5	1B: 12 2B: 1 3B: 1 HR: 0 SF: 0 SAC: 3 DP: 1 HBP: 0			WP: 0 PB: 0 SB: 1 CS: 1		PA: 59	

PITCHER		IP	WLS	BF	H	R	ER	SO	BB	IBB	HBP	BLK	WP	HR	S	P	ERA	WHIP
Jim Bibby, R ERA: 3.24	(1, 1)	5.2		27	8	4	2	3	0	0	0	0	0	0	33	33	3.18	1.412
Enrique Romo, R ERA: 5.3	(6, 1)	0.1		1	0	0	0	0	0	0	0	0	0	0	1	1	0.00	0.000
Grant Jackson, L ERA: 1.35	(7, 1)	0.1		3	2	0	0	0	0	0	0	0	0	0	3	3	0.00	6.000
Kent Tekulve, R ERA: 6.94	(7, 1)	2.2		10	1	1	1	0	1	0	0	0	0	0	9	13	3.38	0.750
Victor Cruz, R ERA: 1.5	(10, 1)	3.0	W	14	3	0	0	3	2	1	0	0	0	0	17	29	0.00	1.667

PITCHER		IP	WLS	BF	H	R	ER	SO	BB	IBB	HBP	BLK	WP	HR	S	P	ERA	WHIP
Rod Scurry, L ERA: 3.76	(13, 1)	1.0	S	3	0	0	0	1	0	0	0	0	0	0	5	5	0.00	0.000

AB	51
R	5
H	14
RBI	5
BB	4
SO	7
LOB	29

Cincinnati Reds @ Pittsburgh Pirates

Three Rivers Stadium, Pittsburgh, PA

Fri May 15 1981, 7:05 PM EDT

Att. 10,592 - Unknown

TOP

livebaseballscorecards.com

Batter	1	2	3	4	5	6	7	8	9	AB	R	H	RBI	BB	SO	LOB
Dave Collins, S (1, 9) OBP: 0.427, SLG: 0.508	K	F7				BB G4-6-3		4-3	1B 1-2 2-H	3	0	0	0	1	1	0
Sam Mejias, R (8, 9) OBP: 0.400, SLG: 0.500										1	0	1	1	0	0	0
Ken Griffey, L (1, 8) OBP: 0.286, SLG: 0.341	F7	5-3				G4-6-3 1-2f		L6-3 1B	G3	5	0	1	0	0	0	3
Dave Concepcion, R (1, 6) OBP: 0.379, SLG: 0.451	K		F8	F8		F8		L6-3 1-2		4	0	0	0	0	1	1
George Foster, R (1, 7) OBP: 0.369, SLG: 0.512		BB WP 1B	1B				P6		WP SH1 E 1B	3	1	2	0	1	0	0
Johnny Bench, R (1, 3) OBP: 0.360, SLG: 0.426		K	K				4-3		SH1 1-2	3	0	0	0	0	2	2
Joe Nolan, L (1, 2) OBP: 0.313, SLG: 0.333		K	4-3				HBP 1B		E BB SF7 2-3 IBB	3	1	1	0	1	1	2
Dan Driessen, L (9, PR) OBP: 0.349, SLG: 0.409										0	1	0	0	0	0	0
Tom Hume, R (9, 1)										0	0	0	0	0	0	0
Ray Knight, R (1, 5) OBP: 0.315, SLG: 0.315	WP 1-2 1B		5-3				1B 1-2 HBP		E 1B BB 1-2	2	0	1	0	0	0	0
Larry Biittner, L (9, PH) OBP: 0.412, SLG: 0.500										0	0	0	0	1	0	0
Mike O'Berry, R (9, PR) OBP: 0.241, SLG: 0.259										0	1	0	0	0	0	0
(9, 2)																
Ron Oester, S (1, 4) OBP: 0.355, SLG: 0.398	K 1-2 2-3		P5				1B 1-3 2-H		E3 1B 1-2 2-3 3-H	4	0	1	1	0	1	4
Frank Pastore, R (1, 1) OBP: 0.154, SLG: 0.154			F8				1-3		SF7 3-H	3	0	0	0	0	0	2
Joe Price, R (8, 1)										0	0	0	0	0	0	0
Harry Spilman, L (9, PH) OBP: 0.176, SLG: 0.125										0	0	0	0	0	0	0
Junior Kennedy, R (9, PH) OBP: 0.154, SLG: 0.167										0	0	0	1	0	0	0
(9, 5)																

	AB	31
	R	4
	H	7
	RBI	3
	BB	4
	SO	6
	LOB	14

Inning Stats										
	R: 0 E: 0 K: 2 S: 7	H: 0 LOB: 0 BB: 0 P: 7	R: 0 E: 0 K: 3 S: 10	H: 1 LOB: 2 BB: 1 P: 14	R: 0 E: 0 K: 0 S: 3	H: 0 LOB: 0 BB: 0 P: 3	R: 0 E: 0 K: 1 S: 6	H: 1 LOB: 1 BB: 0 P: 6	R: 0 E: 0 K: 0 S: 3	H: 0 LOB: 0 BB: 0 P: 3
	R: 0 E: 0 K: 0 S: 2	H: 0 LOB: 0 BB: 1 P: 6	R: 1 E: 0 K: 0 S: 5	H: 2 LOB: 2 BB: 0 P: 6	R: 0 E: 0 K: 0 S: 3	H: 1 LOB: 0 BB: 0 P: 3	R: 3 E: 1 K: 0 S: 6	H: 2 LOB: 2 BB: 2 P: 14	1B: 7 2B: 1 3B: 0 HR: 0	SF: 1 SAC: 1 DP: 2 HBP: 1
	WP: 2 PB: 0 SB: 0 CS: 0	PA: 38								

PITCHER		IP	WLS	BF	H	R	ER	SO	BB	IBB	HBP	BLK	WP	HR	S	P	ERA	WHIP
Pascual Perez, R ERA: 1.13	(1, 1)	8.0		30	5	1	1	6	2	0	1	0	1	0	39	48	1.12	0.875
Enrique Romo, R ERA: 5.21	(9, 1)	0.1	L	5	1	3	0	0	1	1	0	0	1	0	3	11	0.00	6.000
Grant Jackson, L ERA: 1.29	(9, 1)	0.2		3	1	0	0	0	0	0	0	0	0	0	3	3	0.00	1.500

PITCHER	IP	WLS	BF	H	R	ER	SO	BB	IBB	HBP	BLK	WP	HR	S	P	ERA	WHIP

Batter	1	2	3	4	5	6	7	8	9	AB	R	H	RBI	BB	SO	LOB
Omar Moreno, L (1, 8) OBP: 0.262, SLG: 0.270	L9			F8		E6 S		1-2 E IBB		3	0	0	0	1	0	0
Tim Foli, R (1, 6) OBP: 0.257, SLG: 0.260	5-3			L4		P8 1-2		1-2 2-3 E6		4	0	0	0	0	0	3
Mike Easler, L (1, 9) OBP: 0.351, SLG: 0.483	4-3			1B			G4-6-3 1B	K		4	0	2	0	0	1	3
John Milner, L (1, 7) OBP: 0.313, SLG: 0.192		P6		G3			G4-6-3 1-2f		BB FC5-4	3	0	0	0	1	0	2
Jason Thompson, L (1, 3) OBP: 0.291, SLG: 0.328		P6			K		K		F8	4	0	0	0	0	2	1
Phil Garner, R (1, 4) OBP: 0.480, SLG: 0.556		K			1-3			F9 SH3-4 1B 1B	FC5-4 1-2f	4	1	1	0	0	1	1
Tony Peña, R (1, 2) OBP: 0.372, SLG: 0.474			CS 1B		K			SH3-4 1-2	K	3	0	1	0	0	2	1
Dale Berra, R (1, 5) OBP: 0.338, SLG: 0.373			F8 1-2			P3		F9 2-3		3	0	0	0	0	0	2
Pascual Perez, R (1, 1)			K			K		E S 3-H 1B		2	0	0	0	0	2	0
Willie Stargell, L (8, PH) OBP: 0.261, SLG: 0.190										1	0	1	1	0	0	0
Lee Lacy, R (8, PR) OBP: 0.319, SLG: 0.413										0	0	0	0	0	0	0
Enrique Romo, R (9, 1)										0	0	0	0	0	0	0
Grant Jackson, S (9, 1)										0	0	0	0	0	0	0
Inning Stats	R: 0 E: 0 K: 0 S: 3 H: 0 LOB: 0 BB: 0 P: 3	R: 0 E: 0 K: 1 S: 5 H: 0 LOB: 0 BB: 0 P: 5	R: 0 E: 0 K: 1 S: 5 H: 1 LOB: 0 BB: 0 P: 5	R: 0 E: 0 K: 0 S: 4 H: 1 LOB: 1 BB: 0 P: 4	R: 0 E: 0 K: 2 S: 7 H: 0 LOB: 0 BB: 0 P: 7	R: 0 E: 1 K: 1 S: 6 H: 0 LOB: 1 BB: 0 P: 6	R: 0 E: 0 K: 1 S: 5 H: 1 LOB: 0 BB: 0 P: 5	R: 1 E: 1 K: 1 S: 8 H: 2 LOB: 3 BB: 1 P: 12	R: 0 E: 0 K: 1 S: 5 H: 0 LOB: 1 BB: 1 P: 9	1B: 5 2B: 0 3B: 0 HR: 0	SF: 0 SAC: 1 DP: 1 HBP: 0						

PITCHER		IP	WLS	BF	H	R	ER	SO	BB	IBB	HBP	BLK	WP	HR	S	P	ERA	WHIP
Frank Pastore, R ERA: 3.58	(1, 1)	7.2		29	5	1	1	6	0	1	0	0	0	0	40	44	1.17	0.652
Joe Price, L ERA: 3.63	(8, 1)	0.1	W	1	0	0	0	1	0	0	0	0	0	0	3	3	0.00	0.000
Tom Hume, R ERA: 2.66	(9, 1)	1.0	S	4	0	0	0	1	1	0	0	0	0	0	5	9	0.00	1.000

PITCHER	IP	WLS	BF	H	R	ER	SO	BB	IBB	HBP	BLK	WP	HR	S	P	ERA	WHIP

BOTTOM

Cincinnati Reds @ Pittsburgh Pirates

Three Rivers Stadium, Pittsburgh, PA

Fri May 15 1981, 7:05 PM EDT

Att. 10,592 - Unknown

livebaseballscorecards.com

AB	31
R	1
H	5
RBI	1
BB	2
SO	8
LOB	13

PA: 34

WP: 0 PB: 0 SB: 2 CS: 1

Cincinnati Reds @ Pittsburgh Pirates

Three Rivers Stadium, Pittsburgh, PA

Sat May 16 1981, 3:33 AM EDT

Att. 11,890 - Unknown

TOP

livebaseballscorecards.com

Batter	1	2	3	4	5	6	7	8	9	AB	R	H	RBI	BB	SO	LOB
Dave Collins, S (1, 9) OBP: 0.426, SLG: 0.496	6-3		F8		1B BB	IBB		G3		3	1	0	0	2	0	0
Ken Griffey, L (1, 8) OBP: 0.289, SLG: 0.338	4-3		HBP		1B SF9 1B	P6		F8		1	0	0	0	0	0	0
Sam Mejias, R (3, 8) OBP: 0.385, SLG: 0.462										3	1	1	0	0	0	2
Dave Concepcion, R (1, 6) OBP: 0.379, SLG: 0.444	BB		K		1B	K		K		4	0	1	1	1	3	3
George Foster, R (1, 7) OBP: 0.370, SLG: 0.527	K		F8		SF9		BB 2B		F9 2B	4	0	2	1	0	1	3
Johnny Bench, R (1, 3) OBP: 0.350, SLG: 0.425		K		6-3 2B	L5		K		F9	5	0	1	0	0	2	3
Ray Knight, R (1, 5) OBP: 0.318, SLG: 0.328		BB 1B		6-3		2B 2B	1-3		6-3	5	1	2	0	0	0	3
Ron Oester, S (1, 4) OBP: 0.375, SLG: 0.410		G4-6-3 BB		4-3		2B 2B	BB IBB		FC6-4 IBB	2	1	1	1	3	0	1
Mike O'Berry, R (1, 2) OBP: 0.265, SLG: 0.290		G4-6-3		P3		2B	BB		FC6-4	4	0	1	1	1	0	5
Michael LaCoss, R (1, 1)			K	K		B1	K			4	0	0	0	0	3	4

	AB	35
	R	4
	H	9
	RBI	4
	BB	7
	SO	9
	LOB	24

Inning Stats	1	2	3	4	5	6	7	8	9	1B: 3	SF: 1	WP: 0	PA: 44
R:	0	0	0	0	2	2	0	0	0	2B: 6	SAC: 0	PB: 0	
E:	0	0	1	0	0	0	0	0	0	3B: 0	DP: 1	SB: 0	
K:	1	1	2	0	1	1	2	1	0	HR: 0	HBP: 1	CS: 0	
S:	5	5	8	4	7	8	8	5	4				
H:	0	1	0	1	2	3	1	0	1				
LOB:	1	1	2	1	1	2	3	0	2				
BB:	1	1	0	0	1	1	2	0	1				
P:	9	9	9	4	11	12	16	5	8				

PITCHER		IP	WLS	BF	H	R	ER	SO	BB	IBB	HBP	BLK	WP	HR	S	P	ERA	WHIP
Rod Scurry, L ERA: 4.31	(1, 1)	5.0	L	25	6	4	4	5	3	0	1	0	0	0	31	44	7.20	1.800
Victor Cruz, R ERA: 1.29	(6, 1)	1.0		5	1	0	0	1	0	1	0	0	0	0	6	10	0.00	1.000
Kent Tekulve, R ERA: 5.93	(7, 1)	2.0		9	1	0	0	3	1	1	0	0	0	0	13	21	0.00	1.000
Enrique Romo, R ERA: 4.95	(9, 1)	1.0		5	1	0	0	0	0	1	0	0	0	0	4	8	0.00	1.000

PITCHER	IP	WLS	BF	H	R	ER	SO	BB	IBB	HBP	BLK	WP	HR	S	P	ERA	WHIP

Batter	1	2	3	4	5	6	7	8	9	AB	R	H	RBI	BB	SO	LOB
Omar Moreno, L (1, 8) OBP: 0.262, SLG: 0.269	5-3		FC4 1-2f			FC4 1-2 1B		1-3		4	0	1	0	0	0	1
Tim Foli, R (1, 6) OBP: 0.257, SLG: 0.260	5-3			F8		F9			FC6 1B	4	0	1	0	0	0	2
Mike Easler, L (1, 9) OBP: 0.337, SLG: 0.462	4-3			P6		FC4 1-2f			FC6 G5-4-3 1-2f	4	0	0	0	0	0	3
Bill Madlock, R (1, 5) OBP: 0.390, SLG: 0.458		F8		F7			1B		G5-4-3 1-2f	4	0	1	0	0	0	1
John Milner, L (1, 7) OBP: 0.286, SLG: 0.172		4-3			3-1		L9			3	0	0	0	0	0	1
Phil Garner, R (1, 4) OBP: 0.453, SLG: 0.521		3-1			4-3		K			3	0	0	0	0	1	1
Jason Thompson, L (1, 3) OBP: 0.280, SLG: 0.313			F7		5-3		F7			3	0	0	0	0	0	1
Tony Peña, R (1, 2) OBP: 0.370, SLG: 0.463			F9			1B 1B		F8		3	0	1	0	0	0	0
Rod Scurry, L (1, 1) OBP: 0.222, SLG: 0.125 Victor Cruz, R (6, 1) Kurt Bevacqua, R (6, PH) OBP: 0.300, SLG: 0.250 Kent Tekulve, R (7, 1) Matt Alexander, S (8, PH) Enrique Romo, R (9, 1)			FC4 1B			K		F7		1 0 1 0 1 0 0	0 0 0 0 0 0 0	1 0 0 0 0 0 0	0 0 0 0 0 0 0	0 0 0 0 0 0 0	0 0 1 0 0 0 0	0 0 1 0 0 0 0
Inning Stats	R: 0 E: 0 K: 0 S: 3 H: 0 LOB: 0 BB: 0 P: 3	R: 0 E: 0 K: 0 S: 3 H: 0 LOB: 0 BB: 0 P: 3	R: 0 E: 0 K: 0 S: 4 H: 1 LOB: 1 BB: 0 P: 4	R: 0 E: 0 K: 0 S: 3 H: 0 LOB: 0 BB: 0 P: 3	R: 0 E: 0 K: 0 S: 3 H: 0 LOB: 0 BB: 0 P: 3	R: 0 E: 0 K: 1 S: 7 H: 2 LOB: 2 BB: 0 P: 7	R: 0 E: 0 K: 1 S: 6 H: 1 LOB: 1 BB: 0 P: 6	R: 0 E: 0 K: 0 S: 3 H: 0 LOB: 0 BB: 0 P: 3	R: 0 E: 0 K: 0 S: 3 H: 1 LOB: 0 BB: 0 P: 3	1B: 5 2B: 0 3B: 0 HR: 0 SF: 0 SAC: 0 DP: 1 HBP: 0						

PITCHER	IP	WLS	BF	H	R	ER	SO	BB	IBB	HBP	BLK	WP	HR	S	P	ERA	WHIP
Michael LaCoss, R (1, 1) ERA: 5.03	9.0	W	31	5	0	0	2	0	0	0	0	0	0	35	35	0.00	0.556

PITCHER	IP	WLS	BF	H	R	ER	SO	BB	IBB	HBP	BLK	WP	HR	S	P	ERA	WHIP

Cincinnati Reds @ Pittsburgh Pirates

Three Rivers Stadium, Pittsburgh, PA

Sat May 16 1981, 3:33 AM EDT

Att. 11,890 - Unknown

BOTTOM

livebaseballscorecards.com

AB	31
R	0
H	5
RBI	0
BB	0
SO	2
LOB	11

WP: 0 PA: 31
PB: 0
SB: 0
CS: 0

Batter	1	2	3	4	5	6	7	8	9	AB	R	H	RBI	BB	SO	LOB
Dave Collins, S (1, 9) OBP: 0.421, SLG: 0.496	4-3		IHR 2B 2-H		K 2-3		G3			4	1	1	1	0	1	1
Sam Mejias, R (7, 9) OBP: 0.385, SLG: 0.462										0	0	0	0	0	0	0
Ken Griffey, L (1, 8) OBP: 0.295, SLG: 0.364	L3 1B		IHR 2-H		F8			F8		4	1	2	2	0	0	1
Dave Concepcion, R (1, 6) OBP: 0.376, SLG: 0.438	L3 1-2		1B			F8		6-3		4	0	1	0	0	0	1
George Foster, R (1, 7) OBP: 0.360, SLG: 0.511		F9	K			6-3		5-3		4	0	0	0	0	1	1
Johnny Bench, R (1, 3) OBP: 0.345, SLG: 0.416		6-3		F9		1B			5-3	4	0	1	0	0	0	0
Joe Nolan, L (1, 2) OBP: 0.310, SLG: 0.328		K		CS 1B		6-3			F8	4	0	1	0	0	1	1
Mike O'Berry, R (9, 2) OBP: 0.265, SLG: 0.290										0	0	0	0	0	0	0
Ray Knight, R (1, 5) OBP: 0.316, SLG: 0.350			P6	F8 1-2			HR		5-3	4	1	1	1	0	0	1
Ron Oester, S (1, 4) OBP: 0.383, SLG: 0.427			SH3-4 2B 1B		BLK 2B		4-3			3	1	2	0	0	0	0
Mario Soto, R (1, 1) OBP: 0.059, SLG: 0.059			SH3-4 1-2		5-3		K			2	0	0	0	0	1	1

TOP

Cincinnati Reds @ Pittsburgh Pirates

Three Rivers Stadium, Pittsburgh, PA

Sun May 17 1981, 3:33 AM EDT

Att. 11,775 - Unknown

livebaseballscorecards.com

AB	33
R	4
H	9
RBI	4
BB	0
SO	4
LOB	7

Inning Stats	1	2	3	4	5	6	7	8	9
	R: 0 E: 0 K: 0 S: 3	H: 1 LOB: 0 BB: 0 P: 3	R: 0 E: 0 K: 1 S: 5	H: 0 LOB: 0 BB: 0 P: 5	R: 3 E: 0 K: 1 S: 9	H: 4 LOB: 0 BB: 0 P: 9	R: 0 E: 0 K: 0 S: 3	H: 1 LOB: 0 BB: 0 P: 3	R: 0 E: 0 K: 1 S: 6	H: 1 LOB: 1 BB: 0 P: 6	R: 0 E: 0 K: 0 S: 4	H: 1 LOB: 1 BB: 0 P: 4	R: 1 E: 0 K: 1 S: 6	H: 1 LOB: 0 BB: 0 P: 6	R: 0 E: 0 K: 0 S: 3	H: 0 LOB: 0 BB: 0 P: 3	R: 0 E: 0 K: 0 S: 3	H: 0 LOB: 0 BB: 0 P: 3

| | | | | | | | | | |

Cincinnati Reds @ Pittsburgh Pirates

Three Rivers Stadium, Pittsburgh, PA

Sun May 17 1981, 3:33 AM EDT

Att. 11,775 - Unknown

BOTTOM

Batter	1	2	3	4	5	6	7	8	9	AB	R	H	RBI	BB	SO	LOB
Omar Moreno, L (1, 8) OBP: 0.254, SLG: 0.260	4-3		F8		F9		K		CS 1-2	4	0	0	0	0	1	0
Tim Foli, R (1, 6) OBP: 0.266, SLG: 0.269	5-3		S 1B		P3			HR 1B		4	1	2	0	0	0	0
Mike Easler, L (1, 9) OBP: 0.333, SLG: 0.484	F8		F8 1-2		P5			1-H HR		4	1	1	2	0	0	1
Bill Madlock, R (1, 5) OBP: 0.383, SLG: 0.447		F3	K			1B 1B		6-3		4	0	1	0	0	1	1
John Milner, L (1, 7) OBP: 0.308, SLG: 0.212		BB E 1B		F8		G4-6-3 1-2 1B		4-3		4	1	2	0	0	0	0
Phil Garner, R (1, 4) OBP: 0.421, SLG: 0.481		K		4-3		P5		F8		4	0	0	0	0	1	3
Jason Thompson, L (1, 3) OBP: 0.291, SLG: 0.314		E 1-2 BB		HBP 1B		G4-6-3 1-2f			K	3	0	1	0	1	1	2
Tony Peña, R (1, 2) OBP: 0.375, SLG: 0.452 Steve Nicosia, R (7, 2) OBP: 0.254, SLG: 0.228 Gary Alexander, R (9, PH) OBP: 0.467, SLG: 0.923		E5 1-2 2-H		HBP 1-2		5-3			K	1 1 1	0 0 0	0 0 0	0 0 0	0 0 0	0 0 1	1 0 0
Eddie Solomon, R (1, 1) Kurt Bevacqua, R (7, PH) OBP: 0.273, SLG: 0.222 Victor Cruz, R (8, 1) Willie Stargell, L (9, PH) OBP: 0.292, SLG: 0.190 Matt Alexander, S (9, PR)		4-3		4-3			K		CS BB	2 1 0 0 0	0 0 0 0 0	0 0 0 0 0	0 0 0 0 0	0 1 0 0 0	0 0 0 1 0	4 0 0 0 0
Inning Stats	R: 0 E: 0 K: 0 S: 3 H: 0 LOB: 0 BB: 0 P: 3	R: 1 E: 1 K: 1 S: 7 H: 1 LOB: 2 BB: 1 P: 11	R: 0 E: 0 K: 1 S: 6 H: 1 LOB: 1 BB: 0 P: 6	R: 0 E: 0 K: 0 S: 4 H: 1 LOB: 2 BB: 0 P: 5	R: 0 E: 0 K: 0 S: 3 H: 0 LOB: 0 BB: 0 P: 3	R: 0 E: 0 K: 0 S: 4 H: 2 LOB: 1 BB: 0 P: 4	R: 0 E: 0 K: 2 S: 7 H: 0 LOB: 0 BB: 0 P: 7	R: 2 E: 0 K: 0 S: 5 H: 2 LOB: 0 BB: 0 P: 5	R: 0 E: 0 K: 2 S: 6 H: 0 LOB: 1 BB: 1 P: 10	1B: 6 2B: 0 3B: 0 HR: 1 SF: 0 SAC: 0 DP: 1 HBP: 1						

livebaseballscorecards.com

AB	33
R	3
H	7
RBI	2
BB	2
SO	6
LOB	12

PITCHER	IP	WLS	BF	H	R	ER	SO	BB	IBB	HBP	BLK	WP	HR	S	P	ERA	WHIP
Mario Soto, R (1, 1) ERA: 2.78	9.0	W	36	7	3	2	6	2	0	1	0	0	1	45	54	2.00	1.000

PITCHER	IP	WLS	BF	H	R	ER	SO	BB	IBB	HBP	BLK	WP	HR	S	P	ERA	WHIP

Batter	1	2	3	4	5	6	7	8	9	AB	R	H	RBI	BB	SO	LOB
Terry Harper, R (1, 7) OBP: 0.283, SLG: 0.262	G3 1B		F7			F2			F9	4	0	1	0	0	0	0
Claudell Washington, L (1, 9) OBP: 0.319, SLG: 0.385	P6			F8			G3			3	0	0	0	0	0	1
Biff Pocoroba, S (1, 5) OBP: 0.305, SLG: 0.264	G3 1-2			F9			F8			3	0	0	0	0	0	1
Chris Chambliss, L (1, 3) OBP: 0.374, SLG: 0.403	4-3			F8			F7			3	0	0	0	0	0	1
Dale Murphy, R (1, 8) OBP: 0.285, SLG: 0.374		6-3			K			F8		3	0	0	0	0	1	0
Glenn Hubbard, R (1, 4) OBP: 0.326, SLG: 0.387		L5			K			F9		3	0	0	0	0	1	0
Bruce Benedict, R (1, 2) OBP: 0.361, SLG: 0.422		F8			F8			5-3		3	0	0	0	0	0	0
Rafael Ramirez, R (1, 6) OBP: 0.304, SLG: 0.279 Bob Porter, L (9, PH) OBP: 0.500, SLG: 0.750			K2-3			5-3			F8	2 1	0 0	0 0	0 0	0 0	1 0	0 0
Phil Niekro, R (1, 1) OBP: 0.059, SLG: 0.059 Rick Mahler, R (6, 1) Larry Bradford, R (8, 1) OBP: 1.000, SLG: 1.000 Brian Asselstine, L (9, PH) OBP: 0.273, SLG: 0.200			5-3			6-3			4-3	2 0 0 1	0 0 0 0	0 0 0 0	0 0 0 0	0 0 0 0	0 0 0 0	0 0 0 0
Inning Stats	R: 0 H: 1 E: 0 LOB: 1 K: 0 BB: 0 S: 4 P: 4	R: 0 H: 0 E: 0 LOB: 0 K: 0 BB: 0 S: 3 P: 3	R: 0 H: 0 E: 0 LOB: 0 K: 1 BB: 0 S: 5 P: 5	R: 0 H: 0 E: 0 LOB: 0 K: 0 BB: 0 S: 3 P: 3	R: 0 H: 0 E: 0 LOB: 0 K: 2 BB: 0 S: 7 P: 7	R: 0 H: 0 E: 0 LOB: 0 K: 0 BB: 0 S: 3 P: 3	R: 0 H: 0 E: 0 LOB: 0 K: 0 BB: 0 S: 3 P: 3	R: 0 H: 0 E: 0 LOB: 0 K: 0 BB: 0 S: 3 P: 3	R: 0 H: 0 E: 0 LOB: 0 K: 0 BB: 0 S: 3 P: 3	1B: 1 SF: 0 2B: 0 SAC: 0 3B: 0 DP: 0 HR: 0 HBP: 0						

PITCHER		IP	WLS	BF	H	R	ER	SO	BB	IBB	HBP	BLK	WP	HR	S	P	ERA	WHIP
Jim Bibby, R ERA: 2.66	(1, 1)	9.0	W	28	1	0	0	3	0	0	0	0	0	0	34	34	0.00	0.111

PITCHER	IP	WLS	BF	H	R	ER	SO	BB	IBB	HBP	BLK	WP	HR	S	P	ERA	WHIP

TOP

Atlanta Braves @ Pittsburgh Pirates

Three Rivers Stadium, Pittsburgh, PA

Tue May 19 1981, 7:05 PM EDT

Att. 5,514 - Unknown

livebaseballscorecards.com

AB	28
R	0
H	1
RBI	0
BB	0
SO	3
LOB	3

PA: 28

Batter	1	2	3	4	5	6	7	8	9	AB	R	H	RBI	BB	SO	LOB
Lee Lacy, R (1, 7) OBP: 0.314, SLG: 0.420	K2-3		F3		1B 2B 2-H	6-3				4	0	1	1	0	1	1
Tim Foli, R (1, 6) OBP: 0.265, SLG: 0.269	6-3		F7		2-3 1B		1-3			4	0	1	0	0	0	0
Bill Madlock, R (1, 5) OBP: 0.365, SLG: 0.425	K			F7	F3		F2			4	0	0	0	0	1	2
Jason Thompson, L (1, 3) OBP: 0.300, SLG: 0.324		FC4-6 1B		K		FC1-5 1B	4-3			4	0	2	0	0	1	0
Mike Easler, L (1, 9) OBP: 0.339, SLG: 0.485		FC4-6 1B 1B 1-2f		1B		FC1-5 1-2 2B 1B		5-3		4	2	2	0	0	0	1
Phil Garner, R (1, 4) OBP: 0.410, SLG: 0.464		CS 1-3 1B		F8		FC1-5 1-2 2-3f 2B		F7		4	1	1	0	0	0	3
Omar Moreno, L (1, 8) OBP: 0.254, SLG: 0.260		1-2 3-H 1B			4-3	F8		4-3		4	0	1	1	0	0	2
Steve Nicosia, R (1, 2) OBP: 0.258, SLG: 0.250		5-3			5-3	1-H 2-H 2B 2B				3	1	1	2	0	0	1
Jim Bibby, R (1, 1) OBP: 0.294, SLG: 0.333			6-3		2B 2B	2-H 2B				3	1	2	1	0	0	0
Inning Stats	R: 0 H: 0 E: 0 LOB: 0 K: 2 BB: 0 S: 7 P: 7	R: 1 H: 3 E: 0 LOB: 1 K: 0 BB: 0 S: 5 P: 5	R: 0 H: 0 E: 0 LOB: 0 K: 0 BB: 0 S: 3 P: 3	R: 0 H: 1 E: 0 LOB: 1 K: 1 BB: 0 S: 6 P: 6	R: 1 H: 3 E: 0 LOB: 2 K: 0 BB: 0 S: 6 P: 6	R: 3 H: 4 E: 0 LOB: 1 K: 0 BB: 0 S: 7 P: 7	R: 0 H: 0 E: 0 LOB: 0 K: 0 BB: 0 S: 3 P: 3	R: 0 H: 0 E: 0 LOB: 0 K: 0 BB: 0 S: 3 P: 3		1B: 7 SF: 0 2B: 4 SAC: 0 3B: 0 DP: 0 HR: 0 HBP: 0						

PITCHER		IP	WLS	BF	H	R	ER	SO	BB	IBB	HBP	BLK	WP	HR	S	P	ERA	WHIP
Phil Niekro, R ERA: 2.54	(1, 1)	5.2	L	26	10	5	5	3	0	0	0	0	0	0	32	32	7.94	1.765
Rick Mahler, R ERA: 1.88	(6, 1)	1.1		5	1	0	0	0	0	0	0	0	0	0	5	5	0.00	0.750
Larry Bradford, L ERA: 2.03	(8, 1)	1.0		3	0	0	0	0	0	0	0	0	0	0	3	3	0.00	0.000

PITCHER	IP	WLS	BF	H	R	ER	SO	BB	IBB	HBP	BLK	WP	HR	S	P	ERA	WHIP

BOTTOM

Atlanta Braves @ Pittsburgh Pirates

Three Rivers Stadium, Pittsburgh, PA

Tue May 19 1981, 7:05 PM EDT

Att. 5,514 - Unknown

livebaseballscorecards.com

AB	34
R	5
H	11
RBI	5
BB	0
SO	3
LOB	10

Batter	1	2	3	4	5	6	7	8	9	AB	R	H	RBI	BB	SO	LOB
Claudell Washington, L (1, 9) OBP: 0.317, SLG: 0.381	F7	F6			3-1 1B		4-3			4	0	1	0	0	0	3
Biff Pocoroba, S (1, 5) OBP: 0.302, SLG: 0.263	F8		1B		3-1 1-2			F6		4	0	1	0	0	0	1
Brian Asselstine, L (1, 7) OBP: 0.200, SLG: 0.143	4-3		K		4-3			L6		4	0	0	0	0	1	2
Chris Chambliss, L (1, 3) OBP: 0.377, SLG: 0.406		1B 1B FC6-4 1B	L9			FC5-4 1B		F9		4	1	2	0	0	0	1
Dale Murphy, R (1, 8) OBP: 0.290, SLG: 0.373		FC6-4 1B 1-2 1B	F6			F8			B B B B FC1-6 FC BB	3	0	1	0	1	0	2
Glenn Hubbard, R (1, 4) OBP: 0.324, SLG: 0.382		FC6-4 1-2 2-3 1B		K		F9			K	4	0	1	0	0	2	2
Bruce Benedict, R (1, 2) OBP: 0.350, SLG: 0.406		K		F8		FC5-4 1-2f			FC FC1-6 1-2	4	0	0	0	0	1	5
Rafael Ramirez, R (1, 6) OBP: 0.295, SLG: 0.270		FC6-4 BB 1-2f 2-3 3-H		F3			6-3		FC1-6 1-2f 2-3	4	0	0	1	0	0	4
Bob Walk, R (1, 1) OBP: 0.143, SLG: 0.143 Bob Porter, L (2, PH) OBP: 0.000, SLG: 0.000 Preston Hanna, R (2, 1) Luis Gomez, R (5, PH) OBP: 0.417, SLG: 0.500 John Montefusco, R (5, 1) Al Hrabosky, R (6, 1) Rufino Linares, R (7, PH) OBP: 0.175, SLG: 0.200 Rick Camp, R (7, 1) Larry Bradford, R (8, 1) OBP: 0.000, SLG: 0.000 Bill Nahorodny, R (9, PH)		B B B B 1-2 BB			K		4-3		4-3	0 0 0 0 0 0 0 0 0 0 0 1 0 0 0 0 0 0 0 0 0 1 0 0 0 1 0 0 0 0 0 0 0 0 0 0 0 0 0 0 0 0 1 0 0 0 0 0 0 0 0 0 0 0 0 0 0 0 0 0 0 0 0 1 0 0 0 0 0 2						
Inning Stats	R: 0 E: 0 K: 0 S: 3 H: 0 LOB: 0 BB: 0 P: 3	R: 1 E: 0 K: 1 S: 8 H: 3 LOB: 3 BB: 1 P: 12	R: 0 E: 0 K: 1 S: 6 H: 1 LOB: 1 BB: 0 P: 6	R: 0 E: 0 K: 1 S: 5 H: 0 LOB: 0 BB: 0 P: 5	R: 0 E: 0 K: 1 S: 6 H: 1 LOB: 1 BB: 0 P: 6	R: 0 E: 0 K: 0 S: 4 H: 1 LOB: 1 BB: 0 P: 4	R: 0 E: 0 K: 0 S: 3 H: 0 LOB: 0 BB: 0 P: 3	R: 0 E: 0 K: 0 S: 3 H: 0 LOB: 0 BB: 0 P: 3	R: 0 E: 0 K: 1 S: 6 H: 0 LOB: 2 BB: 1 P: 10	1B: 6 2B: 0 3B: 0 HR: 0 SF: 0 SAC: 0 DP: 0 HBP: 0						

TOP

Atlanta Braves @ Pittsburgh Pirates

Three Rivers Stadium, Pittsburgh, PA

Wed May 20 1981, 7:05 PM EDT

Att. 8,351 - Unknown

livebaseballscorecards.com

AB	34
R	1
H	6
RBI	1
BB	2
SO	5
LOB	22

PITCHER		IP	WLS	BF	H	R	ER	SO	BB	IBB	HBP	BLK	WP	HR	S	P	ERA	WHIP
Rick Rhoden, R ERA: 2.25	(1, 1)	6.0	W	25	6	1	1	4	1	0	0	0	0	0	32	36	1.50	1.167
Enrique Romo, R ERA: 4.3	(7, 1)	3.0	S	11	0	0	0	1	1	0	0	0	0	0	12	16	0.00	0.333

PITCHER	IP	WLS	BF	H	R	ER	SO	BB	IBB	HBP	BLK	WP	HR	S	P	ERA	WHIP

Atlanta Braves @ Pittsburgh Pirates

Three Rivers Stadium, Pittsburgh, PA

Wed May 20 1981, 7:05 PM EDT

Att. 8,351 - Unknown

BOTTOM

Batter	1	2	3	4	5	6	7	8	9	AB	R	H	RBI	BB	SO	LOB
Lee Lacy, R (1, 7) OBP: 0.304, SLG: 0.400	F9	E3 1-3 2-H		F5		F8		S 1B		5	0	1	0	0	0	2
Tim Foli, R (1, 6) OBP: 0.271, SLG: 0.270	BBBB S HR BB	SF8 3-H		4-3		5-3 1-2 1B		L8 1-2		3	1	1	1	1	0	1
Bill Madlock, R (1, 5) OBP: 0.360, SLG: 0.417	F9 1-2	6-3		1B		5-3 1-2 2-3				4	0	1	0	0	0	4
Jason Thompson, L (1, 3) OBP: 0.298, SLG: 0.312	BBBB HR BB		F7	F7		SSS K				3	1	0	0	1	1	3
Mike Easler, L (1, 9) OBP: 0.354, SLG: 0.563	1-H 2-H HR		HR		F9 2B		4-3			4	2	3	4	0	0	0
Phil Garner, R (1, 4) OBP: 0.385, SLG: 0.433	5-3		F3		SSS K		6-3			4	0	0	0	0	1	1
Omar Moreno, L (1, 8) OBP: 0.254, SLG: 0.260		4-3	1B 1B		F9 2-3		SSS K			4	0	1	0	0	1	1
Steve Nicosia, R (1, 2) OBP: 0.271, SLG: 0.254		BBBB 1B E BB	1-3 1B		4-3			SSS K		3	1	1	0	1	1	1
Rick Rhoden, R (1, 1) OBP: 0.235, SLG: 0.294 Kurt Bevacqua, R (6, PH) OBP: 0.333, SLG: 0.222 Enrique Romo, R (7, 1)	E 1-2 SF8 1B	F8				BBBB 5-3 1B BB		SSS K		2	1	1	0	0	0	2
										0	0	0	0	1	0	0
										1	0	0	0	0	1	0
Inning Stats	R: 3 E: 0 K: 0 S: 4 H: 1 LOB: 0 BB: 2 P: 12	R: 2 E: 1 K: 0 S: 5 H: 1 LOB: 1 BB: 1 P: 9	R: 1 E: 0 K: 0 S: 6 H: 3 LOB: 2 BB: 0 P: 6	R: 0 E: 0 K: 0 S: 4 H: 1 LOB: 1 BB: 0 P: 4	R: 0 E: 0 K: 1 S: 6 H: 1 LOB: 1 BB: 0 P: 6	R: 0 E: 0 K: 1 S: 6 H: 1 LOB: 2 BB: 1 P: 10	R: 0 E: 0 K: 1 S: 5 H: 0 LOB: 0 BB: 0 P: 5	R: 0 E: 0 K: 2 S: 8 H: 1 LOB: 1 BB: 0 P: 8		1B: 6 2B: 1 3B: 0 HR: 2 SF: 1 SAC: 0 DP: 0 HBP: 0				WP: 0 PB: 0 SB: 2 CS: 0 PA: 38		

livebaseballscorecards.com

AB	33
R	6
H	9
RBI	5
BB	4
SO	5
LOB	15

PITCHER		IP	WLS	BF	H	R	ER	SO	BB	IBB	HBP	BLK	WP	HR	S	P	ERA	WHIP
Bob Walk, R ERA: 5.0	(1, 1)	1.0	L	6	1	3	3	0	2	0	0	0	0	1	4	12	27.00	3.000
Preston Hanna, R ERA: 3.32	(2, 1)	3.0		16	5	3	1	0	1	0	0	0	0	1	15	19	3.00	2.000
John Montefusco, R ERA: 4.5	(5, 1)	1.2		8	2	0	0	1	1	0	0	0	0	0	9	13	0.00	1.800
Al Hrabosky, L ERA: 1.69	(6, 1)	0.1		1	0	0	0	1	0	0	0	0	0	0	3	3	0.00	0.000
Rick Camp, R ERA: 2.19	(7, 1)	1.0		3	0	0	0	1	0	0	0	0	0	0	5	5	0.00	0.000

PITCHER		IP	WLS	BF	H	R	ER	SO	BB	IBB	HBP	BLK	WP	HR	S	P	ERA	WHIP
Larry Bradford, L ERA: 1.88	(8, 1)	1.0		4	1	0	0	2	0	0	0	0	0	0	8	8	0.00	1.000

TOP

Philadelphia Phillies @ Pittsburgh Pirates
Three Rivers Stadium, Pittsburgh, PA
Fri May 22 1981, 7:05 PM EDT
Att. 20,695 - Unknown

livebaseballscorecards.com

Batter	1	2	3	4	5	6	7	8	9	AB	R	H	RBI	BB	SO	LOB
Lonnie Smith, R (1, 9) OBP: 0.293, SLG: 0.288	FC1-6-S: S 1B		1B			L3 1-2		P4		4	0	2	0	0	0	2
Pete Rose, S (1, 3) OBP: 0.368, SLG: 0.394	P6 1-2		L1			F8			6-3	4	0	0	0	0	0	2
Mike Schmidt, R (1, 5) OBP: 0.394, SLG: 0.649	FC1-6-5 2-3			CS 1B			SSS K		P4	4	0	1	0	0	1	1
Del Unser, L (1, 7) OBP: 0.545, SLG: 0.600	F9			F8 1-2			P4		BBBB 4-0 BB	3	0	0	0	1	0	2
Manny Trillo, R (1, 4) OBP: 0.361, SLG: 0.405		6-3		F7			HR		F8	4	1	1	1	0	0	1
Garry Maddox, R (1, 8) OBP: 0.326, SLG: 0.368		F7			F8		6-3			3	0	0	0	0	0	0
Larry Bowa, S (1, 6) OBP: 0.280, SLG: 0.285		F9			L8			F8		3	0	0	0	0	0	0
Bob Boone, R (1, 2) OBP: 0.301, SLG: 0.294			L7		6-3			1B		3	0	1	0	0	0	0
Larry Christenson, R (1, 1) OBP: 0.167, SLG: 0.118			6-3			L3 1B		F7		2	0	1	0	0	0	0
Ron Reed, R (7, 1)										0	0	0	0	0	0	0
Greg Gross, L (8, PH) OBP: 0.339, SLG: 0.408										1	0	0	0	0	0	1
Sparky Lyle, L (8, 1)										0	0	0	0	0	0	0
Inning Stats	R: 0 E: 0 K: 0 S: 4 H: 1 LOB: 1 BB: 0 P: 4	R: 0 E: 0 K: 0 S: 3 H: 0 LOB: 0 BB: 0 P: 3	R: 0 E: 0 K: 0 S: 4 H: 1 LOB: 1 BB: 0 P: 4	R: 0 E: 0 K: 0 S: 3 H: 1 LOB: 0 BB: 0 P: 3	R: 0 E: 0 K: 0 S: 3 H: 0 LOB: 0 BB: 0 P: 3	R: 0 E: 0 K: 0 S: 3 H: 1 LOB: 0 BB: 0 P: 3	R: 1 E: 0 K: 1 S: 6 H: 1 LOB: 0 BB: 0 P: 6	R: 0 E: 0 K: 0 S: 4 H: 1 LOB: 1 BB: 0 P: 4	R: 0 E: 0 K: 0 S: 3 H: 0 LOB: 1 BB: 1 P: 7	1B: 5 2B: 1 3B: 0 HR: 1 SF: 0 SAC: 0 DP: 1 HBP: 0	WP: 0 PB: 0 SB: 1 CS: 1 PA: 32					

	AB	31
	R	1
	H	6
	RBI	1
	BB	1
	SO	1
	LOB	9

PITCHER	IP	WLS	BF	H	R	ER	SO	BB	IBB	HBP	BLK	WP	HR	S	P	ERA	WHIP
Pascual Perez, R (1, 1) ERA: 1.06	9.0	W	32	6	1	1	1	1	0	0	0	0	1	33	37	1.00	0.778

PITCHER	IP	WLS	BF	H	R	ER	SO	BB	IBB	HBP	BLK	WP	HR	S	P	ERA	WHIP

Batter	1	2	3	4	5	6	7	8	9	AB	R	H	RBI	BB	SO	LOB
Lee Lacy, R (1, 7) OBP: 0.283, SLG: 0.373	4-3		6-3			6-3		L9		4	0	0	0	0	0	0
Tim Foli, R (1, 6) OBP: 0.262, SLG: 0.261	F7			5-3		1-3		6-3		4	0	0	0	0	0	0
Bill Madlock, R (1, 5) OBP: 0.359, SLG: 0.414 Dale Berra, R (8, 5) OBP: 0.338, SLG: 0.373	3-1			F8			S 1B 1B			3 0	1 0	1 0	0 0	0 0	0 0	0 0
Jason Thompson, L (1, 3) OBP: 0.309, SLG: 0.308		BB BB		L9			1B 1-2 FC4-2 BB			1	0	0	0	2	0	0
Mike Easler, L (1, 9) OBP: 0.362, SLG: 0.585		F8			SF9 3B		FC4-2 1-3 2-H 1B			3	2	2	1	0	0	1
Phil Garner, R (1, 4) OBP: 0.382, SLG: 0.426		G6-4-3 1-2 BB			SF9 3-H		FC4-2 L8-4 1B 1-2 3-H			1	0	0	1	1	0	2
Omar Moreno, L (1, 8) OBP: 0.255, SLG: 0.261		G6-4-3 1-2f			F7		1-2 2-H 1B			3	0	1	1	0	0	2
Steve Nicosia, R (1, 2) OBP: 0.260, SLG: 0.242			F9		K		L8-4 2-3			3	0	0	0	0	1	2
Pascual Perez, R (1, 1)			4-3			G3		K		3	0	0	0	0	1	0
Inning Stats	R: 0 E: 0 K: 0 S: 3 H: 0 LOB: 0 BB: 0 P: 3	R: 0 E: 0 K: 0 S: 2 H: 0 LOB: 1 BB: 2 P: 10	R: 0 E: 0 K: 0 S: 3 H: 0 LOB: 0 BB: 0 P: 3	R: 0 E: 0 K: 0 S: 3 H: 0 LOB: 0 BB: 0 P: 3	R: 1 E: 0 K: 1 S: 6 H: 1 LOB: 0 BB: 0 P: 6	R: 0 E: 0 K: 0 S: 3 H: 0 LOB: 0 BB: 0 P: 3	R: 2 E: 0 K: 0 S: 5 H: 3 LOB: 1 BB: 1 P: 9	R: 0 E: 0 K: 1 S: 5 H: 0 LOB: 0 BB: 0 P: 5		1B: 3 2B: 1 3B: 1 HR: 0 SF: 1 SAC: 0 DP: 2 HBP: 0						WP: 0 PB: 0 SB: 1 CS: 0 PA: 29

BOTTOM

Philadelphia Phillies @ Pittsburgh Pirates
Three Rivers Stadium, Pittsburgh, PA
Fri May 22 1981, 7:05 PM EDT
Att. 20,695 - Unknown

livebaseballscorecards.com

AB	25
R	3
H	4
RBI	3
BB	3
SO	2
LOB	7

PITCHER		IP	WLS	BF	H	R	ER	SO	BB	IBB	HBP	BLK	WP	HR	S	P	ERA	WHIP
Larry Christenson, R ERA: 4.44	(1, 1)	6.1	L	25	4	3	3	1	3	0	0	0	0	0	24	36	4.26	1.105
Ron Reed, R ERA: 3.6	(7, 1)	0.2		1	0	0	0	0	0	0	0	0	0	0	1	1	0.00	0.000
Sparky Lyle, L ERA: 3.0	(8, 1)	1.0		3	0	0	0	1	0	0	0	0	0	0	5	5	0.00	0.000

PITCHER	IP	WLS	BF	H	R	ER	SO	BB	IBB	HBP	BLK	WP	HR	S	P	ERA	WHIP

Batter	1	2	3	4	5	6	7	8	9	AB	R	H	RBI	BB	SO	LOB
Lonnie Smith, R (1, 9) OBP: 0.306, SLG: 0.304	S S S 0-3 ① K		x 0-0 1B 1B 2-H 1B		x 0-0 ① 6-3 1-2		x 0-0 1B	x 0-0 ③ F3		4	1	2	1	0	1	1
Mike Proly, R (7, 1)										0	0	0	0	0	0	0
Del Unser, L (8, PH) OBP: 0.545, SLG: 0.600										0	0	0	0	0	0	0
Dick Davis, R (8, PH) OBP: 0.474, SLG: 0.467										1	0	0	0	0	0	2
Ron Reed, R (8, 1)										0	0	0	0	0	0	0
Pete Rose, S (1, 3) OBP: 0.364, SLG: 0.388	x 0-0 ② G3		x 0-0 1B 1-3 1B		x 0-0 ② F7		x 0-0 ③ F8		x 0-0 ① L9	5	0	1	0	0	0	2
Mike Schmidt, R (1, 5) OBP: 0.406, SLG: 0.674	x 0-0 ③ 5-3		x 0-0 1-3 3-H 1B		4-0 FC6-4 IBB			x 0-0 1B 3B 1B	x 0-0 HR	4	2	3	2	1	0	0
Gary Matthews, R (1, 7) OBP: 0.377, SLG: 0.422		x 0-0 ① L7	x 0-0 ③ F7		x 0-0 ③ FC6-4 1-2f			x 0-0 1-3 3B 1B	x 0-0 ② 4-3	5	1	1	0	0	0	4
Manny Trillo, R (1, 4) OBP: 0.368, SLG: 0.426		x 0-0 ② F8		x 0-0 1B		x 0-0 ① P4		x 0-0 1-H SF8 3-H 3B	x 0-0 1B 1B	5	1	3	2	0	0	0
Garry Maddox, R (1, 8) OBP: 0.329, SLG: 0.372		x 0-0 ③ P5		x 0-0 ① L8		x 0-0 CS 1B		x 0-0 ① SF8 3-H	x 0-0 1-2 1B	4	0	2	1	0	0	1
Larry Bowa, S (1, 6) OBP: 0.284, SLG: 0.289			x 0-0 SH3 1B 1B	x 0-0 ② F7		x 0-0 ② ③ F3 1-2		x 0-0 5-3 S 1B	S S S 0-3 ③ K	5	1	2	0	0	1	4
Bob Boone, R (1, 2) OBP: 0.291, SLG: 0.283			x 0-0 ① L7	x 0-0 ③ P4			x 0-0 ① F8	x 0-0 ② 5-3 1-3		4	0	0	0	0	0	3
Nino Espinosa, R (1, 1) OBP: 0.214, SLG: 0.214			x 0-0 ② SH3 1-2		x 0-0 6-3 1B		x 0-0 ② L7	4-0 IBB		1	0	1	0	0	0	0
Sparky Lyle, L (6, 1)										0	0	0	0	0	0	0
Greg Gross, L (7, PH) OBP: 0.345, SLG: 0.400										1	0	0	0	1	0	0
(7, 9)																

TOP

Philadelphia Phillies @ Pittsburgh Pirates
Three Rivers Stadium, Pittsburgh, PA
Sat May 23 1981, 7:05 PM EDT
Att. 20,340 - Unknown

livebaseballscorecards.com

AB	39
R	6
H	15
RBI	6
BB	2
SO	2
LOB	17

Inning Stats	1	2	3	4	5	6	7	8	9	1B: 13	SF: 1	WP: 0	PA: 43
R:	0	0	2	0	0	0	0	3	1	2B: 0	SAC: 1	PB: 0	
E:	0	0	0	0	0	0	0	0	0	3B: 1	DP: 0	SB: 1	
K:	1	0	0	0	0	0	0	0	1	HR: 1	HBP: 0	CS: 1	
S:	5	3	7	4	4	3	4	7	8				
H:	0	0	4	1	1	1	1	4	3				
LOB:	0	0	0	0	2	0	1	2	2				
BB:	0	0	0	0	1	0	0	1	0				
P:	5	3	7	4	8	3	4	11	8				

PITCHER		IP	WLS	BF	H	R	ER	SO	BB	IBB	HBP	BLK	WP	HR	S	P	ERA	WHIP
Eddie Solomon, R ERA: 2.5	(1, 1)	6.0		25	7	2	2	1	0	1	0	0	0	0	26	30	3.00	1.167
Enrique Romo, R ERA: 4.88	(7, 1)	1.0		6	3	2	2	0	0	0	0	0	0	0	6	6	18.00	3.000
Kent Tekulve, R ERA: 6.28	(8, 1)	0.2	L	5	2	1	1	0	0	1	0	0	0	0	4	8	13.50	3.000
Grant Jackson, L ERA: 1.76	(8, 1)	1.1		7	3	1	1	1	0	0	0	0	0	1	9	9	6.75	2.250

PITCHER	IP	WLS	BF	H	R	ER	SO	BB	IBB	HBP	BLK	WP	HR	S	P	ERA	WHIP

BOTTOM

Philadelphia Phillies @ Pittsburgh Pirates
Three Rivers Stadium, Pittsburgh, PA
Sat May 23 1981, 7:05 PM EDT
Att. 20,340 - Unknown

Batter	1	2	3	4	5	6	7	8	9	AB	R	H	RBI	BB	SO	LOB
Lee Lacy, R (1, 7) OBP: 0.308, SLG: 0.391	L9		1-2 1B		1B S 1B		SH3-1 1B 1B		F9 1-2	5	1	3	0	0	0	1
Tim Foli, R (1, 6) OBP: 0.264, SLG: 0.263	5-3		F9		1-3 1B		SH3-1 1-2		L9	3	0	1	0	0	0	2
Willie Stargell, L (9, PH) OBP: 0.280, SLG: 0.182										1	0	0	0	0	0	1
Bill Madlock, R (1, 5) OBP: 0.371, SLG: 0.429	2B		4-3		P4		G4-3 2-H 1B		BB	4	0	2	1	1	0	4
Jason Thompson, L (1, 3) OBP: 0.304, SLG: 0.337	4-3			HR	F7		G4-3 1-2f		4-3	5	1	1	1	0	0	4
Mike Easler, L (1, 9) OBP: 0.367, SLG: 0.591		K		K	E8 1B 1B			4-3 2B		4	1	2	0	0	2	0
Phil Garner, R (1, 4) OBP: 0.389, SLG: 0.431		CS 1B		6-3	CS 2-H 1B			4-3 2-3		4	0	2	1	0	0	1
Omar Moreno, L (1, 8) OBP: 0.255, SLG: 0.275		4-3 1-2		4-3	1-2 3B 3B			F7		4	1	1	0	0	0	2
Steve Nicosia, R (1, 2) OBP: 0.273, SLG: 0.286			1B 1B		F2		3-H 3B	6-3		4	0	2	1	0	0	1
Eddie Solomon, R (1, 1) John Milner, L (6, PH) OBP: 0.308, SLG: 0.212 Kurt Bevacqua, R (6, PH) OBP: 0.308, SLG: 0.200 Enrique Romo, R (7, 1) Kent Tekulve, R (8, 1) Grant Jackson, S (8, 1) Dale Berra, R (9, PH) OBP: 0.348, SLG: 0.373			K		4-3		K		S HBP	2 0 1 0 0 0 0	0 0 0 0 0 0 0	0 0 0 0 0 0 0	0 0 0 0 0 0 0	1 0 1 0 0 0 0	1 0 1 0 0 0 0	1 0 1 0 0 0 0
Inning Stats	R: 0 E: 0 K: 0 S: 4 H: 1 LOB: 1 BB: 0 P: 4	R: 0 E: 0 K: 1 S: 5 H: 1 LOB: 0 BB: 0 P: 5	R: 0 E: 0 K: 1 S: 7 H: 2 LOB: 2 BB: 0 P: 7	R: 1 E: 0 K: 1 S: 6 H: 1 LOB: 0 BB: 0 P: 6	R: 0 E: 0 K: 0 S: 5 H: 2 LOB: 2 BB: 0 P: 5	R: 2 E: 1 K: 1 S: 8 H: 4 LOB: 1 BB: 0 P: 8	R: 1 E: 0 K: 0 S: 4 H: 2 LOB: 0 BB: 0 P: 4	R: 0 E: 0 K: 0 S: 4 H: 1 LOB: 1 BB: 0 P: 4	R: 0 E: 0 K: 0 S: 3 H: 0 LOB: 2 BB: 1 P: 8	1B: 9 2B: 2 3B: 2 HR: 1	SF: 0 SAC: 1 DP: 1 HBP: 1					

PITCHER		IP	WLS	BF	H	R	ER	SO	BB	IBB	HBP	BLK	WP	HR	S	P	ERA	WHIP
Nino Espinosa, R ERA: 4.15	(1, 1)	5.2		26	11	3	3	3	0	0	0	0	0	1	32	32	4.76	1.941
Sparky Lyle, L ERA: 2.95	(6, 1)	0.1		1	0	0	0	1	0	0	0	0	0	0	3	3	0.00	0.000
Mike Proly, R ERA: 2.81	(7, 1)	1.0	W	4	2	1	1	0	0	0	0	0	0	0	4	4	9.00	2.000
Ron Reed, R ERA: 3.18	(8, 1)	2.0	S	9	1	0	0	0	1	0	1	0	0	0	7	12	0.00	1.000

PITCHER	IP	WLS	BF	H	R	ER	SO	BB	IBB	HBP	BLK	WP	HR	S	P	ERA	WHIP

livebaseballscorecards.com

AB	37
R	4
H	14
RBI	4
BB	1
SO	4
LOB	18

WP: 0 PB: 0 SB: 2 CS: 2 PA: 40

Batter	1	2	3	4	5	6	7	8	9	AB	R	H	RBI	BB	SO	LOB
Lonnie Smith, R (1, 9) OBP: 0.288, SLG: 0.283	L8		L4		F8		F8			4	0	0	0	0	0	4
Sparky Lyle, L (7, 1)										0	0	0	0	0	0	0
Pete Rose, S (1, 3) OBP: 0.367, SLG: 0.396	G3		2-H 2B			1-3		G6-4-3 1B		4	0	2	1	0	0	0
Mike Schmidt, R (1, 5) OBP: 0.402, SLG: 0.662	K		K			L1-3 1B		K		4	0	1	0	0	3	2
Gary Matthews, R (1, 7) OBP: 0.373, SLG: 0.417		F7		S 1B		L1-3 1-2		G6-4-3 1-2f		4	0	1	0	0	0	2
Manny Trillo, R (1, 4) OBP: 0.359, SLG: 0.414		1-3		F2 1-2			F9		P4	4	0	0	0	0	0	1
Garry Maddox, R (1, 8) OBP: 0.333, SLG: 0.371		HBP		P2			F9		1B	3	0	1	0	0	0	1
Larry Bowa, S (1, 6) OBP: 0.283, SLG: 0.288		K		1-3			2B 1B		F7	4	0	1	0	0	1	3
Bob Boone, R (1, 2) OBP: 0.298, SLG: 0.300			SH2-4 2B 1B		P4		1-3 2B		5-3	4	1	2	0	0	0	1
Marty Bystrom, R (1, 1) OBP: 0.133, SLG: 0.133			SH2-4 1-2		K		IBB			1	0	0	0	0	1	0
Mike Proly, R (6, 1)										0	0	0	0	0	0	0
Del Unser, L (7, PH) OBP: 0.565, SLG: 0.600										0	0	0	0	1	0	0
(7, 9)																
Inning Stats	R: 0 E: 0 K: 1 S: 5 H: 0 LOB: 0 BB: 0 P: 5	R: 0 E: 0 K: 1 S: 5 H: 0 LOB: 1 BB: 0 P: 6	R: 1 E: 0 K: 1 S: 7 H: 2 LOB: 1 BB: 0 P: 7	R: 0 E: 0 K: 0 S: 4 H: 1 LOB: 1 BB: 0 P: 4	R: 0 E: 0 K: 1 S: 5 H: 0 LOB: 0 BB: 0 P: 5	R: 0 E: 0 K: 0 S: 3 H: 1 LOB: 0 BB: 0 P: 3	R: 0 E: 0 K: 0 S: 5 H: 2 LOB: 3 BB: 1 P: 9	R: 0 E: 0 K: 1 S: 5 H: 1 LOB: 0 BB: 0 P: 5	R: 0 E: 0 K: 0 S: 4 H: 1 LOB: 1 BB: 0 P: 4	1B: 6 2B: 3 3B: 0 HR: 0 SF: 0 SAC: 1 DP: 2 HBP: 1						

PITCHER		IP	WLS	BF	H	R	ER	SO	BB	IBB	HBP	BLK	WP	HR	S	P	ERA	WHIP
Jim Bibby, R ERA: 2.5	(1, 1)	7.0	W	29	7	1	1	4	0	1	1	0	0	0	35	40	1.29	1.000
Victor Cruz, R ERA: 0.82	(8, 1)	2.0	S	6	1	0	0	1	0	0	0	0	0	0	8	8	0.00	0.500

PITCHER	IP	WLS	BF	H	R	ER	SO	BB	IBB	HBP	BLK	WP	HR	S	P	ERA	WHIP

TOP

Philadelphia Phillies @ Pittsburgh Pirates
Three Rivers Stadium, Pittsburgh, PA
Sun May 24 1981, 3:33 AM EDT
Att. 21,771 - Unknown

livebaseballscorecards.com

AB	32
R	1
H	8
RBI	1
BB	1
SO	5
LOB	14

WP: 0	PA: 35
PB: 0	
SB: 1	
CS: 0	

Batter	1	2	3	4	5	6	7	8	9	AB	R	H	RBI	BB	SO	LOB
Lee Lacy, R (1, 7) OBP: 0.329, SLG: 0.412	6-3		6-3		1B S 1B		2B	1B 2B IBB		4	1	2	0	1	0	0
Omar Moreno, L (1, 8) OBP: 0.266, SLG: 0.287	S 1B		P4		S 1B 1-3		K	1-3 2-H 3-H 2B 1B		5	1	3	2	0	1	1
Bill Madlock, R (1, 5) OBP: 0.373, SLG: 0.432	K 1-2			F9	L7 1-2		IBB	1-H 3-H 2B		4	0	1	2	1	1	3
Jason Thompson, L (1, 3) OBP: 0.290, SLG: 0.318	F9			L8	L4		K	P3		5	0	0	0	0	1	4
Mike Easler, L (1, 9) OBP: 0.371, SLG: 0.584		L8		CS 1B		IBB 1B BB		K		3	0	1	0	1	1	0
Phil Garner, R (1, 4) OBP: 0.408, SLG: 0.471		5-3		CS 1-2		IBB 1-2 1B		1B 3B		3	2	2	0	1	0	0
Dale Berra, R (1, 6) OBP: 0.371, SLG: 0.387		1B			P5 1-2	G6-4-3 1-2 2-3 IBB		SH S 1B 1B 3-H		3	1	2	1	1	0	1
Steve Nicosia, R (1, 2) OBP: 0.272, SLG: 0.274		L8			F8	G6-4-3 1-2f		SH 1B IBB 1-2		3	1	0	0	1	0	5
Jim Bibby, R (1, 1) OBP: 0.300, SLG: 0.500 Victor Cruz, R (8, 1)			6-3		HR 2-H		6-3	SH 1-2 2-3		3 0	1 0	1 0	2 0	0 0	0 0	0 0
Inning Stats	R: 0 H: 1 E: 0 LOB: 1 K: 1 BB: 0 S: 6 P: 6	R: 0 H: 1 E: 0 LOB: 1 K: 0 BB: 0 S: 4 P: 4	R: 0 H: 0 E: 0 LOB: 0 K: 0 BB: 0 S: 3 P: 3	R: 0 H: 1 E: 0 LOB: 0 K: 0 BB: 0 S: 3 P: 3	R: 2 H: 3 E: 0 LOB: 2 K: 0 BB: 1 S: 6 P: 10	R: 0 H: 1 E: 0 LOB: 2 K: 0 BB: 2 S: 3 P: 11	R: 0 H: 1 E: 0 LOB: 2 K: 2 BB: 1 S: 8 P: 12	R: 5 H: 4 E: 0 LOB: 1 K: 1 BB: 2 S: 9 P: 17		1B: 8 SF: 0 2B: 2 SAC: 1 3B: 1 DP: 1 HR: 1 HBP: 0						

PITCHER		IP	WLS	BF	H	R	ER	SO	BB	IBB	HBP	BLK	WP	HR	S	P	ERA	WHIP
Marty Bystrom, R ERA: 3.4	(1, 1)	5.1	L	25	7	2	2	1	2	1	0	0	0	1	24	36	3.38	1.688
Mike Proly, R ERA: 2.7	(6, 1)	0.2		1	0	0	0	0	0	0	0	0	0	0	1	1	0.00	0.000
Sparky Lyle, L ERA: 4.63	(7, 1)	2.0		14	5	5	5	3	0	3	0	0	0	0	17	29	22.50	2.500

PITCHER	IP	WLS	BF	H	R	ER	SO	BB	IBB	HBP	BLK	WP	HR	S	P	ERA	WHIP

BOTTOM

Philadelphia Phillies @ Pittsburgh Pirates
Three Rivers Stadium, Pittsburgh, PA
Sun May 24 1981, 3:33 AM EDT
Att. 21,771 - Unknown

livebaseballscorecards.com

AB	33
R	7
H	12
RBI	7
BB	6
SO	4
LOB	14

WP: 0 PA: 41
PB: 0
SB: 5
CS: 1

Batter	1	2	3	4	5	6	7	8	9	10	11	AB	R	H	RBI	BB	SO	LOB
Lee Lacy, R (1, 7) OBP: 0.303, SLG: 0.378	P4	FC5-4 1-2f		E5 S 3B	6-3			6-3		4-3		6	1	0	0	0	0	2
Omar Moreno, L (1, 8) OBP: 0.281, SLG: 0.311	E 2B 1B		F8	1-H 2B 3B		K		S HBP		BB 1B		5	2	3	1	0	1	0
Bill Madlock, R (1, 5) OBP: 0.380, SLG: 0.434	1-H 2B		S 1B BB	S 2B IBB		P4		5-3 1-2		P4		4	2	1	1	2	0	2
Jason Thompson, L (1, 3) OBP: 0.310, SLG: 0.330	BB		1B 1-2 3B BB	1-H 3-H 2B		K		K		1-2 BB		3	1	1	2	3	2	1
Mike Easler, L (1, 9) OBP: 0.377, SLG: 0.580	L8		1-3 2-H 3B 1B	F6			CS 1B		FC5-4 1B	4-3		6	1	3	1	0	0	5
Phil Garner, R (1, 4) OBP: 0.402, SLG: 0.500	K		1-H SH1-4 3-H 3B	L3			1-2 1B 2B		FC5-4 1B 1-2f		G3	6	2	2	2	0	1	4
Tim Foli, R (1, 6) OBP: 0.269, SLG: 0.270		FC1-6 BB	SH1-4 3-H		2B		P3		F7		P4	4	0	1	1	1	0	2
Steve Nicosia, R (1, 2) OBP: 0.279, SLG: 0.282 Willie Stargell, L (11, PH) OBP: 0.269, SLG: 0.174 Tony Peña, R (11, 2) OBP: 0.375, SLG: 0.452	FC1-6 FC5-4 1-2f	P8		F7			2-H 1B		S 1-3 1B		K	5 1 0	0 0 0	2 0 0	1 0 0	0 1 0	0 0 0	2 0 0
Rick Rhoden, R (1, 1) OBP: 0.190, SLG: 0.238 Enrique Romo, R (8, 1) Grant Jackson, S (8, 1) Victor Cruz, R (8, 1)	F7			5-3	P6		P5		F8 1-2			4 0 0 1	0 0 0 0	0 0 0 0	0 0 0 0	0 0 0 0	0 0 0 0	3 0 0 2
Inning Stats	R: 1 H: 2 E: 1 LOB: 2 K: 1 BB: 1 S: 7 P: 11	R: 0 H: 0 E: 0 LOB: 1 K: 0 BB: 1 S: 3 P: 7	R: 4 H: 2 E: 0 LOB: 0 K: 0 BB: 2 S: 5 P: 13	R: 3 H: 2 E: 1 LOB: 1 K: 0 BB: 1 S: 6 P: 10	R: 0 H: 1 E: 0 LOB: 1 K: 0 BB: 0 S: 4 P: 4	R: 0 H: 0 E: 0 LOB: 0 K: 2 BB: 0 S: 7 P: 7	R: 1 H: 3 E: 0 LOB: 1 K: 0 BB: 0 S: 5 P: 5	R: 0 H: 0 E: 0 LOB: 1 K: 1 BB: 0 S: 5 P: 6	R: 0 H: 2 E: 0 LOB: 2 K: 0 BB: 0 S: 5 P: 5	R: 0 H: 1 E: 0 LOB: 2 K: 0 BB: 1 S: 4 P: 8	R: 0 H: 0 E: 0 LOB: 0 K: 1 BB: 0 S: 5 P: 5	1B: 7 SF: 0 2B: 4 SAC: 1 3B: 2 DP: 0 HR: 0 HBP: 1						WP: 0 PA: 53 PB: 0 SB: 6 CS: 1

PITCHER		IP	WLS	BF	H	R	ER	SO	BB	IBB	HBP	BLK	WP	HR	S	P	ERA	WHIP
Randy Martz, R ERA: 4.06	(1, 1)	2.1		15	4	5	5	1	4	0	0	0	0	0	13	29	19.29	3.429
Ken Kravec, L ERA: 6.92	(3, 1)	1.2		9	2	3	2	0	0	1	0	0	0	0	8	12	10.80	1.200
Rawly Eastwick, R ERA: 2.25	(5, 1)	3.0		12	4	1	1	2	0	0	0	0	0	0	16	16	3.00	1.333
Doug Capilla, L ERA: 2.42	(8, 1)	1.0		4	0	0	0	1	0	0	1	0	0	0	5	6	0.00	0.000
Lynn McGlothen, R ERA: 2.91	(9, 1)	2.0		10	3	0	0	0	1	0	0	0	0	0	9	13	0.00	2.000

PITCHER		IP	WLS	BF	H	R	ER	SO	BB	IBB	HBP	BLK	WP	HR	S	P	ERA	WHIP
Dick Tidrow, R ERA: 4.32	(11, 1)	1.0	W	3	0	0	0	1	0	0	0	0	0	0	5	5	0.00	0.000

TOP

Pittsburgh Pirates @ Chicago Cubs

Wrigley Field, Chicago, IL

Mon May 25 1981, 3:33 AM CDT

Att. 18,506 - Sunny - 76 F

livebaseballscorecards.com

AB	45
R	9
H	13
RBI	9
BB	6
SO	5
LOB	23

Batter	1	2	3	4	5	6	7	8	9	10	11	AB	R	H	RBI	BB	SO	LOB
Ivan De Jesus, R (1, 6) OBP: 0.258, SLG: 0.188	6-3		2B	E6 1-3 2-H 3-H			5-3	P3-4 2-3 1B		P9		6	0	2	0	0	0	2
Joe Strain, R (1, 4) OBP: 0.257, SLG: 0.217 Hector Cruz, R (10, PH) OBP: 0.322, SLG: 0.462 Dick Tidrow, R (11, 1)	K		6-3	K			1-3 2-3	P3-4 1-2f		5-3		5 1 0	0 0 0	0 0 0	0 0 0	0 0 0	2 0 0	7 0 0
Leon Durham, L (1, 3) OBP: 0.342, SLG: 0.469	CS 1B			1B PB SF7 1B	5-3		L1		F7		1B S 1B 1B	6	2	3	0	0	0	1
Steve Henderson, R (1, 7) OBP: 0.375, SLG: 0.412	CS 1-2	1-3		BB 1B BB 1-2 BB	F8			HR	HR		1B BB 1-3 1B	5	3	3	2	1	0	0
Jerry Morales, R (1, 8) OBP: 0.374, SLG: 0.333		3-1 2B		BB BB E 1-2 2-3 1B	F9			F9 1B E BB	1B BB		1B 1-2 BB	3	2	2	0	3	0	0
Scot Thompson, L (1, 9) OBP: 0.245, SLG: 0.258	3-1 2-3			SF7 3-H		6-3		E 2B 1-2 1B	1-2 1B		1-2 2-3 3-H 1B	5	1	3	2	0	0	1
Ken Reitz, R (1, 5) OBP: 0.239, SLG: 0.290	F9			F3		F8		F9 2-3	P4			5	0	0	0	0	0	7
Tim Blackwell, S (1, 2) OBP: 0.284, SLG: 0.264			4-3	BB E 1-2 2-3 BB		6-3		E4 2B 1-2 3-H	F7			4	2	0	1	1	0	3
Randy Martz, L (1, 1) OBP: 0.167, SLG: 0.182 Ken Kravec, L (3, 1) Jim Tracy, L (4, PH) OBP: 0.000, SLG: 0.000 Rawly Eastwick, R (5, 1) Mike Lum, L (7, PH) OBP: 0.375, SLG: 0.188 Doug Capilla, L (8, 1) Bill Buckner, L (9, PH) OBP: 0.000, SLG: 0.000 Rick Reuschel, R (4, PH) Lynn McGlothen, L (9, 1) OBP: 1.000, SLG: 0.750 Steve Dillard, R (10, PH) OBP: 0.000, SLG: 0.278			K	E			E9 1-3	1B 1-H 2-H		K		0 1 0 0 1 0 1 0 0 1 0 0 1	0 0 0 0 0 0 0 0 0 0 0 0 0	0 0 0 1 0 0 0 0 0 0 0 0 0	0 0 0 1 0 0 0 0 0 0 0 0 0	0 0 0 0 0 0 0 0 0 0 0 0 0	0 1 0 0 1 0 0 0 0 0 0 0 0	0 0 0 0 0 0 0 0 0 0 0 0 0
Inning Stats	R: 0 E: 0 K: 1 S: 5 H: 1 LOB: 0 BB: 0 P: 5	R: 0 E: 0 K: 0 S: 4 H: 1 LOB: 1 BB: 0 P: 4	R: 0 E: 0 K: 1 S: 6 H: 1 LOB: 1 BB: 0 P: 6	R: 4 E: 1 K: 1 S: 8 H: 2 LOB: 2 BB: 3 P: 20	R: 0 E: 0 K: 0 S: 3 H: 0 LOB: 0 BB: 0 P: 3	R: 0 E: 0 K: 0 S: 3 H: 0 LOB: 0 BB: 0 P: 3	R: 0 E: 1 K: 0 S: 4 H: 1 LOB: 1 BB: 0 P: 4	R: 4 E: 1 K: 0 S: 7 H: 4 LOB: 2 BB: 1 P: 11	R: 1 E: 0 K: 0 S: 5 H: 2 LOB: 2 BB: 1 P: 9	R: 0 E: 0 K: 1 S: 5 H: 0 LOB: 0 BB: 0 P: 5	R: 1 E: 0 K: 0 S: 3 H: 3 LOB: 3 BB: 1 P: 7	1B: 10 2B: 4 3B: 0 HR: 2	SF: 1 SAC: 0 DP: 1 HBP: 0		WP: 0 PB: 1 SB: 1 CS: 1	PA: 52		

PITCHER		IP	WLS	BF	H	R	ER	SO	BB	IBB	HBP	BLK	WP	HR	S	P	ERA	WHIP
Rick Rhoden, R ERA: 2.62	(1, 1)	7.0		32	7	6	4	3	4	0	0	0	0	1	34	50	5.14	1.571
Enrique Romo, R ERA: 5.18	(8, 1)	0.1		3	1	0	0	0	0	0	0	0	0	0	3	3	0.00	3.000
Grant Jackson, L ERA: 1.76	(8, 1)	0.0		1	1	2	1	0	0	0	0	0	0	0	1	1	∞	∞
Victor Cruz, R ERA: 1.98	(8, 1)	2.2	L	15	6	2	2	1	2	0	0	0	0	1	15	23	6.75	3.000

PITCHER	IP	WLS	BF	H	R	ER	SO	BB	IBB	HBP	BLK	WP	HR	S	P	ERA	WHIP

Pittsburgh Pirates @ Chicago Cubs

Wrigley Field, Chicago, IL

Mon May 25 1981, 3:33 AM CDT

Att. 18,506 - Sunny - 76 F

livebaseballscorecards.com

AB	44
R	10
H	15
RBI	8
BB	6
SO	4
LOB	21

Batter	1	2	3	4	5	6	7	8	9	AB	R	H	RBI	BB	SO	LOB
Lee Lacy, R (1, 7) OBP: 0.296, SLG: 0.359	L4		K		BB			K	K	4	0	0	0	1	3	4
Omar Moreno, L (1, 8)	K		FC7-2-6 1B		F8			1-3	1B	5	0	2	2	0	1	1
Bill Madlock, R (1, 5) OBP: 0.381, SLG: 0.442	G3		FC7-2-6			P5		2B	1B	5	0	2	1	0	0	2
Jason Thompson, L (1, 3) OBP: 0.305, SLG: 0.316		4-3	P4			F7		K	BB	4	0	0	0	1	1	3
Mike Easler, L (1, 9) OBP: 0.370, SLG: 0.573		P6		5-3		3-1			1B 2B F8	5	1	1	0	0	0	3
Phil Garner, R (1, 4) OBP: 0.395, SLG: 0.487		K		6-3			K		1B 1B 1B	4	1	1	1	0	2	0
Tim Foli, R (1, 6) OBP: 0.284, SLG: 0.286			1B SH 1B	F8			S 1B		1B 1B 1B	4	1	3	0	0	0	0
Matt Alexander, S (9, PR)										0	1	0	0	0	0	0
Tony Peña, R (9, 2) OBP: 0.375, SLG: 0.452										0	0	0	0	0	0	0
Steve Nicosia, R (1, 2) OBP: 0.281, SLG: 0.284			SH 1B 1B		6-3		F9		1B 1B 1B	3	1	1	0	0	0	1
Willie Stargell, L (9, PH) OBP: 0.296, SLG: 0.208										1	0	1	1	0	0	0
Eddie Solomon, R (9, PR)										0	1	0	0	0	0	0
Enrique Romo, R (9, 1)										0	0	0	0	0	0	0
Ernie Camacho, R (1, 1)			SH 1B		K		6-3		K	1	0	0	0	0	1	0
John Milner, L (7, PH) OBP: 0.300, SLG: 0.206										1	0	0	0	0	0	1
Kent Tekulve, R (7, 1)										0	0	0	0	0	0	0
Dale Berra, R (9, PH) OBP: 0.366, SLG: 0.381										1	0	0	0	0	1	2
(9, 6)																
Inning Stats	R: 0 E: 0 K: 1 S: 5 H: 0 LOB: 0 BB: 0 P: 5	R: 0 E: 0 K: 1 S: 5 H: 0 LOB: 0 BB: 0 P: 5	R: 2 E: 1 K: 1 S: 9 H: 3 LOB: 2 BB: 0 P: 9	R: 0 E: 0 K: 0 S: 3 H: 0 LOB: 0 BB: 0 P: 3	R: 0 E: 0 K: 1 S: 5 H: 0 LOB: 1 BB: 1 P: 9	R: 0 E: 0 K: 0 S: 3 H: 0 LOB: 0 BB: 0 P: 3	R: 0 E: 0 K: 1 S: 6 H: 1 LOB: 1 BB: 0 P: 6	R: 0 E: 0 K: 2 S: 8 H: 1 LOB: 1 BB: 0 P: 8	R: 4 E: 0 K: 2 S: 13 H: 6 LOB: 3 BB: 1 P: 17	1B: 9 2B: 2 3B: 0 HR: 0 SF: 0 SAC: 1 DP: 0 HBP: 0							

TOP

Pittsburgh Pirates @ Chicago Cubs

Wrigley Field, Chicago, IL

Tue May 26 1981, 3:33 AM CDT

Att. 6,988 - Cloudy - 60 F

livebaseballscorecards.com

AB	38
R	6
H	11
RBI	5
BB	2
SO	9
LOB	17

PITCHER		IP	WLS	BF	H	R	ER	SO	BB	IBB	HBP	BLK	WP	HR	S	P	ERA	WHIP
Mike Krukow, R ERA: 6.29	(1, 1)	8.0	L	34	8	5	5	7	1	0	0	0	0	0	47	51	5.62	1.125
Doug Capilla, L ERA: 2.82	(9, 1)	0.0		1	1	0	0	0	0	0	0	0	0	0	1	1	∞	∞
Dick Tidrow, R ERA: 4.24	(9, 1)	0.2		5	2	1	1	2	1	0	0	0	0	0	8	12	13.50	4.500
Rawly Eastwick, R ERA: 2.21	(9, 1)	0.1		1	0	0	0	0	0	0	0	0	0	0	1	1	0.00	0.000

PITCHER	IP	WLS	BF	H	R	ER	SO	BB	IBB	HBP	BLK	WP	HR	S	P	ERA	WHIP

Pittsburgh Pirates @ Chicago Cubs

Wrigley Field, Chicago, IL

Tue May 26 1981, 3:33 AM CDT

Att. 6,988 - Cloudy - 60 F

livebaseballscorecards.com

BOTTOM

Batter	1	2	3	4	5	6	7	8	9	AB	R	H	RBI	BB	SO	LOB
Ivan De Jesus, R (1, 6) OBP: 0.257, SLG: 0.184	BBB 4-0 4-3 SF7 S BB		x 0-0 ① SH5-4 1-2 2-3		SSS 0-3 ② K			SSS 0-3 ① K	x 0-0 ③ L6	3	1	0	0	1	2	2
Joe Strain, R (1, 4) OBP: 0.244, SLG: 0.205	x 0-0 ① 4-3 1-3		x 0-0 ② 1-3		x 0-0 ③ 5-3			x 0-0 ② 5-3		4	0	0	0	0	0	3
Bill Buckner, L (1, 3) OBP: 0.345, SLG: 0.507 Scot Thompson, L (8, PR) OBP: 0.245, SLG: 0.258 (9, 9)	x 0-0 ② SF7 3-H		x 0-0 ③ 1B 2-H 3-H			x 0-0 ① L9		x 0-0 BB 1B		3	0	2	3	0	0	0
										0	0	0	0	0	0	0
Leon Durham, L (1, 9) OBP: 0.353, SLG: 0.473 (9, 3)	SSS 0-3 ③ K			x 0-0 FC6-5 S 1B		x 0-0 ② 1B		BBBB 4-0 1-2 FC6-4 BB		3	0	2	0	1	1	0
Steve Henderson, R (1, 7) OBP: 0.365, SLG: 0.400		x 0-0 ① F8		x 0-0 ① 1-3 1-2		x 0-0 ③ F8		x 0-0 ③ FC6-4 1-2f		4	0	0	0	0	0	3
Jerry Morales, R (1, 8) OBP: 0.368, SLG: 0.329		x 0-0 ② 6-3		x 0-0 ② FC6-5 E 2-3			x 0-0 ① 1-3		x 0-0 BB 1B	4	1	1	0	0	0	1
Ken Reitz, R (1, 5) OBP: 0.233, SLG: 0.282 Mike Lum, L (9, PH) OBP: 0.263, SLG: 0.176		x 0-0 ③ F8		x 0-0 E7 BLK 1-H			SSS 0-3 ② K		SSS 0-3 ① K	3	0	0	0	0	1	0
										1	0	0	0	0	1	1
Tim Blackwell, S (1, 2) OBP: 0.295, SLG: 0.289 Jim Tracy, L (9, PH) OBP: 0.341, SLG: 0.265			x 0-0 SH5-4 1B 2B	x 0-0 ③ F8 2-3			x 0-0 FC6-4 1B		x 0-0 ② F5	3	1	2	0	0	0	1
										1	0	0	0	0	0	1
Mike Krukow, R (1, 1) OBP: 0.200, SLG: 0.200 Doug Capilla, L (9, 1) Dick Tidrow, R (9, 1) Rawly Eastwick, R (9, 1) Hector Cruz, R (9, PH) OBP: 0.333, SLG: 0.462			x 0-0 SH5-4 1B 1B		x 0-0 ① F7		x 0-0 ③ FC6-4 1-2f		BBBB 4-0 1-2 BB	3	1	1	0	0	0	1
										0	0	0	0	0	0	0
										0	0	0	0	0	0	0
										0	0	0	0	0	0	0
										0	0	0	0	1	0	0

	AB	32
	R	4
	H	8
	RBI	3
	BB	3
	SO	5
	LOB	13

Inning Stats	1	2	3	4	5	6	7	8	9	1B: 7	SF: 1	WP: 0	PA: 37
R:	1	0	2	1	0	0	0	0	0	2B: 1	SAC: 1	PB: 0	
E:	0	0	0	1	0	0	0	0	0	3B: 0	DP: 0	SB: 2	
K:	1	0	0	0	1	0	1	1	1	HR: 0	HBP: 0	CS: 0	
S:	5	3	5	5	5	3	6	6	6				
H:	0	0	3	1	0	1	1	1	1				
LOB:	0	0	1	1	0	0	1	2	2				
BB:	1	0	0	0	0	0	0	1	1				
P:	9	3	5	5	5	3	6	10	10				

PITCHER		IP	WLS	BF	H	R	ER	SO	BB	IBB	HBP	BLK	WP	HR	S	P	ERA	WHIP
Ernie Camacho, R ERA: 2.57	(1, 1)	6.0		23	5	4	3	2	1	0	0	1	0	0	26	30	4.50	1.000
Kent Tekulve, R ERA: 5.51	(7, 1)	2.0	W	9	2	0	0	2	1	0	0	0	0	0	12	16	0.00	1.500
Enrique Romo, R ERA: 4.97	(9, 1)	1.0	S	5	1	0	0	1	1	0	0	0	0	0	6	10	0.00	2.000

PITCHER	IP	WLS	BF	H	R	ER	SO	BB	IBB	HBP	BLK	WP	HR	S	P	ERA	WHIP

Batter	1	2	3	4	5	6	7	8	9	AB	R	H	RBI	BB	SO	LOB
Lee Lacy, R (1, 7) (9, 9) OBP: 0.294, SLG: 0.354	F8		6-3			K		CS S 1B		4	0	1	0	0	1	2
Omar Moreno, L (1, 8) OBP: 0.290, SLG: 0.325	1-3			G6-3 E 1B		1-H 2B		L6 1-2		4	0	2	1	0	0	1
Bill Madlock, R (1, 5) OBP: 0.379, SLG: 0.434	5-3			G6-3 HBP 1-2		5-3		4-3 2-3		2	0	0	0	0	0	1
Kurt Bevacqua, R (7, 5) OBP: 0.286, SLG: 0.182										1	0	0	0	0	0	1
Jason Thompson, L (1, 3) OBP: 0.303, SLG: 0.313		G6-3 1B		G6-3 1-2f 2-3		K			F7	4	0	1	0	0	1	3
Mike Easler, L (1, 9) OBP: 0.374, SLG: 0.567		F8		F7			6-3 WP 1B 1B		1-3 1B BB	3	1	1	0	1	0	2
Matt Alexander, S (9, PR) (9, 7)										0	1	0	0	0	0	0
Phil Garner, R (1, 4) OBP: 0.378, SLG: 0.463		G6-3 1-2f			5-3		6-3 1-3		1-3 1-2	4	0	0	0	0	0	3
Tony Peña, R (1, 2) OBP: 0.385, SLG: 0.457			K		4-3		1B 3-H		1B 2-H	4	0	2	2	0	1	0
Dale Berra, R (1, 6) OBP: 0.360, SLG: 0.388			2B		6-3		K		5-3	4	0	1	0	0	1	2
Pascual Perez, R (1, 1) OBP: 0.125, SLG: 0.125			K			2B 1B	K			3	1	1	0	0	2	2
Inning Stats	R: 0 E: 0 K: 0 S: 3 H: 0 LOB: 0 BB: 0 P: 3	R: 0 E: 0 K: 0 S: 3 H: 1 LOB: 0 BB: 0 P: 3	R: 0 E: 0 K: 2 S: 8 H: 1 LOB: 1 BB: 0 P: 8	R: 0 E: 1 K: 0 S: 3 H: 1 LOB: 1 BB: 0 P: 4	R: 0 E: 0 K: 0 S: 3 H: 0 LOB: 0 BB: 0 P: 3	R: 1 E: 0 K: 2 S: 9 H: 2 LOB: 1 BB: 0 P: 9	R: 1 E: 0 K: 2 S: 9 H: 2 LOB: 1 BB: 0 P: 9	R: 0 E: 0 K: 0 S: 3 H: 1 LOB: 0 BB: 0 P: 3	R: 1 E: 0 K: 0 S: 4 H: 1 LOB: 1 BB: 1 P: 8	1B: 7 2B: 2 3B: 0 HR: 0	SF: 0 SAC: 0 DP: 2 HBP: 1						

PITCHER	IP	WLS	BF	H	R	ER	SO	BB	IBB	HBP	BLK	WP	HR	S	P	ERA	WHIP
Rick Reuschel, R (1, 1) ERA: 3.8	9.0	L	35	9	3	3	6	1	0	1	0	1	0	45	50	3.00	1.111

PITCHER	IP	WLS	BF	H	R	ER	SO	BB	IBB	HBP	BLK	WP	HR	S	P	ERA	WHIP

TOP

Pittsburgh Pirates @ Chicago Cubs

Wrigley Field, Chicago, IL

Wed May 27 1981, 3:33 AM CDT

Att. 6,970 - Overcast - 54 F

livebaseballscorecards.com

AB	33
R	3
H	9
RBI	3
BB	1
SO	6
LOB	17

WP: 1 PA: 35
PB: 0
SB: 1
CS: 1

Batter	1	2	3	4	5	6	7	8	9	AB	R	H	RBI	BB	SO	LOB
Ivan De Jesus, R (1, 6) OBP: 0.262, SLG: 0.185	E 1B		BBB 4-0 1-3 1B BB		F7		6-3		FC6-4 1-2f	4	1	1	0	1	0	3
Steve Dillard, R (1, 4) OBP: 0.346, SLG: 0.273	F8 1-2		1-3 1-2		1-2 1B			SSS 0-3 K		4	0	1	0	0	1	3
Bill Buckner, L (1, 3) OBP: 0.349, SLG: 0.506	L9		2-H 3-H 1B		F8			1B FC5-2 1B		4	0	2	2	0	0	3
Leon Durham, L (1, 9) OBP: 0.350, SLG: 0.467	P6		G3			SSS 0-3 K		FC5-2 1-3 1B		4	0	1	0	0	1	2
Steve Henderson, R (1, 7) OBP: 0.369, SLG: 0.399		SSS 0-3 K		BBBB 4-0 CS BB		G6-4-3 1B		FC5-2 1-2 3-H		3	0	1	0	1	1	2
Jerry Morales, R (1, 8) OBP: 0.354, SLG: 0.315		SSS 0-3 K2-3		F8		G6-4-3 1-2f		F9		4	0	0	0	0	1	4
Ken Reitz, R (1, 5) OBP: 0.228, SLG: 0.274 Scot Thompson, L (9, PH) OBP: 0.242, SLG: 0.256		F8	SSS 0-3 K				F3		F7	3 1	0 0	0 0	0 0	1 0	1 0	1 0
Tim Blackwell, S (1, 2) OBP: 0.306, SLG: 0.312 Mike Lum, L (9, PH) OBP: 0.300, SLG: 0.176			SH1-4 1B 2B	CS 1-2	G3		SH1-4 1B		BBBB 4-0 FC6-4 BB	3 0	1 0	2 0	0 0	0 1	0 0	0 0
Rick Reuschel, R (1, 1) OBP: 0.167, SLG: 0.118 Jim Tracy, L (9, PH) OBP: 0.333, SLG: 0.257			SH1-4 2-3		1B 1B		SH1-4 1-2		SSS 0-3 K	1 1	0 0	1 0	0 0	0 0	0 1	0 1
Inning Stats	R: 0 H: 1 E: 1 LOB: 1 K: 0 BB: 0 S: 4 P: 4	R: 0 H: 0 E: 0 LOB: 0 K: 2 BB: 0 S: 7 P: 7	R: 2 H: 2 E: 0 LOB: 1 K: 0 BB: 1 S: 5 P: 9	R: 0 H: 0 E: 0 LOB: 0 K: 1 BB: 1 S: 4 P: 8	R: 0 H: 2 E: 0 LOB: 2 K: 0 BB: 0 S: 5 P: 5	R: 0 H: 1 E: 0 LOB: 0 K: 1 BB: 0 S: 5 P: 5	R: 0 H: 1 E: 0 LOB: 1 K: 0 BB: 0 S: 4 P: 4	R: 0 H: 2 E: 0 LOB: 2 K: 1 BB: 0 S: 7 P: 7	R: 0 H: 0 E: 0 LOB: 1 K: 1 BB: 1 S: 5 P: 9	1B: 8 2B: 1 3B: 0 HR: 0	SF: 0 SAC: 2 DP: 1 HBP: 0						

PITCHER	IP	WLS	BF	H	R	ER	SO	BB	IBB	HBP	BLK	WP	HR	S	P	ERA	WHIP
Pascual Perez, R (1, 1) ERA: 1.38	9.0	W	37	9	2	2	6	3	0	0	0	0	0	46	58	2.00	1.333

PITCHER	IP	WLS	BF	H	R	ER	SO	BB	IBB	HBP	BLK	WP	HR	S	P	ERA	WHIP

BOTTOM

Pittsburgh Pirates @ Chicago Cubs

Wrigley Field, Chicago, IL

Wed May 27 1981, 3:33 AM CDT

Att. 6,970 - Overcast - 54 F

livebaseballscorecards.com

AB	32
R	2
H	9
RBI	2
BB	3
SO	6
LOB	19

1B: 8	SF: 0	WP: 0	PA: 38
2B: 1	SAC: 2	PB: 0	
3B: 0	DP: 1	SB: 0	
HR: 0	HBP: 0	CS: 1	

Batter	1	2	3	4	5	6	7	8	9	AB	R	H	RBI	BB	SO	LOB
Lee Lacy, R (1, 9) OBP: 0.311, SLG: 0.368	P4		1-2 1B		BLK 1B 1B	1B SF8 1B		6-3		5	2	3	0	0	0	0
Omar Moreno, L (1, 8) OBP: 0.293, SLG: 0.327	F8		F7		1-H S E 1B	F8		BB BB E 1B		5	2	2	1	0	0	3
Bill Madlock, R (1, 5) OBP: 0.388, SLG: 0.436	5-3		F8		1-H E8 FC3-2 1B	1-3 FC4-6 1B		B B B B 1-2 E BB BB		4	0	2	1	1	0	2
Jason Thompson, L (1, 3) OBP: 0.315, SLG: 0.327		L3		4-3 1B 2B	B B B FC3-2 2B BB	3-H SF8		B B B B 1-2 2-3 E BB		2	2	1	1	2	0	0
John Milner, L (1, 7) OBP: 0.273, SLG: 0.184		4-3		2-3 4-3	1-3 3-H FC3-2 2B	1-2f FC4-6		1-2 2-3 3-H E4		4	1	0	0	0	0	4
Matt Alexander, S (7, 7)										1	0	0	0	0	0	2
Phil Garner, R (1, 4) OBP: 0.379, SLG: 0.453		6-3		3-H WP 4-3 1B	4-0 2B IBB		F8	1-3		4	1	1	1	1	0	3
Tony Peña, R (1, 2) OBP: 0.368, SLG: 0.451			1-3 1B 2B	1-2 4-3	L5		4-3		6-3	5	1	1	0	0	0	4
Dale Berra, R (1, 6) OBP: 0.363, SLG: 0.394			2-3 1-3	WP IBB	1-H 2-H 3-H 2B		P4	S S S	K	4	0	1	3	1	1	1
Eddie Solomon, R (1, 1) OBP: 0.067, SLG: 0.067			3-H 1B 1B	1-2 2-3 6-3	6-3			5-3	S S S K	5	0	1	1	0	1	3
Inning Stats	R: 0 E: 0 K: 0 S: 3 H: 0 LOB: 0 BB: 0 P: 3	R: 0 E: 0 K: 0 S: 3 H: 0 LOB: 0 BB: 0 P: 3	R: 1 E: 0 K: 0 S: 6 H: 3 LOB: 2 BB: 0 P: 6	R: 1 E: 0 K: 0 S: 5 H: 2 LOB: 2 BB: 1 P: 9	R: 5 E: 1 K: 0 S: 7 H: 4 LOB: 1 BB: 2 P: 15	R: 1 E: 0 K: 0 S: 5 H: 2 LOB: 1 BB: 0 P: 5	R: 0 E: 0 K: 0 S: 3 H: 0 LOB: 0 BB: 0 P: 3	R: 1 E: 1 K: 0 S: 5 H: 1 LOB: 3 BB: 2 P: 13	R: 0 E: 0 K: 2 S: 7 H: 0 LOB: 0 BB: 0 P: 7	1B: 9 2B: 3 3B: 0 HR: 0	SF: 1 SAC: 0 DP: 0 HBP: 0						

TOP

Pittsburgh Pirates @ Chicago Cubs

Wrigley Field, Chicago, IL

Thu May 28 1981, 3:33 AM CDT

Att. 7,886 - Sunny - 54 F

livebaseballscorecards.com

AB	39
R	9
H	12
RBI	8
BB	5
SO	2
LOB	22

WP: 1 PB: 0 SB: 1 CS: 0 PA: 45

PITCHER		IP	WLS	BF	H	R	ER	SO	BB	IBB	HBP	BLK	WP	HR	S	P	ERA	WHIP
Bill Caudill, R ERA: 4.76	(1, 1)	4.0	L	21	8	5	5	0	0	1	0	1	1	0	20	24	11.25	2.000
Lynn McGlothen, R ERA: 3.43	(5, 1)	1.1		9	3	3	3	0	1	1	0	0	0	0	7	15	20.25	3.000
Doug Capilla, L ERA: 2.74	(6, 1)	0.2		2	0	0	0	0	0	0	0	0	0	0	2	2	0.00	0.000
Rawly Eastwick, R ERA: 2.01	(7, 1)	2.0		10	1	1	0	0	2	0	0	0	0	0	8	16	0.00	1.500
Lee Smith, R ERA: 3.16	(9, 1)	1.0		3	0	0	0	2	0	0	0	0	0	0	7	7	0.00	0.000

PITCHER	IP	WLS	BF	H	R	ER	SO	BB	IBB	HBP	BLK	WP	HR	S	P	ERA	WHIP

Pittsburgh Pirates @ Chicago Cubs

Wrigley Field, Chicago, IL

Thu May 28 1981, 3:33 AM CDT

Att. 7,886 - Sunny - 54 F

BOTTOM

Batter	1	2	3	4	5	6	7	8	9	AB	R	H	RBI	BB	SO	LOB
Ivan De Jesus, R (1, 6) OBP: 0.260, SLG: 0.186	5-3		1B	6-3		F8			F9	5	0	1	0	0	0	3
Steve Dillard, R (1, 4) OBP: 0.355, SLG: 0.407	5-3		1-2 1B		P4		F7		HR	5	1	2	1	0	0	0
Bill Buckner, L (1, 3) OBP: 0.345, SLG: 0.497	1-3		L7		FC3-6 1B		4-3		P5	5	0	1	0	0	0	2
Leon Durham, L (1, 9) OBP: 0.348, SLG: 0.474		F9	4-3		FC3-6 1-2f HR		3B			4	1	1	0	0	0	3
Steve Henderson, R (1, 7) OBP: 0.372, SLG: 0.423		E6 PB		1B 1B	1-H HR		F9			4	1	2	2	0	0	1
Jerry Morales, R (1, 8) OBP: 0.350, SLG: 0.312		L8		1B 1-2 1B 1B	6-3			4-3		4	1	1	0	0	0	1
Hector Cruz, R (1, 5) OBP: 0.328, SLG: 0.436		B B B 4-0 1-2 BB		F9		S S S 0-3 K		F8		3	0	0	0	1	1	1
Tim Blackwell, S (1, 2) OBP: 0.313, SLG: 0.320		L8		1B 1-2 1B		1B		1-3		4	0	2	0	0	0	2
Bill Caudill, R (1, 1) OBP: 0.286, SLG: 0.167 Lynn McGlothen, L (5, 1) OBP: 0.091, SLG: 0.182 Doug Capilla, L (6, 1) Jim Tracy, L (6, PH) OBP: 0.326, SLG: 0.250 Rawly Eastwick, R (7, 1) Lee Smith, R (9, 1) Scot Thompson, L (9, PH) OBP: 0.240, SLG: 0.253			S S S 0-3 K	1-2 2-H 1B		F7			F7	2 0 0 1 0 0 1	0 0 0 0 0 0 0	1 0 0 0 0 0 0	1 0 0 0 0 0 0	0 0 0 0 0 0 0	1 0 0 0 0 0 0	0 0 0 1 0 0 0

Inning Stats	1	2	3	4	5	6	7	8	9
	R: 0 H: 0 E: 0 LOB: 0 K: 0 BB: 0 S: 3 P: 3	R: 0 H: 0 E: 1 LOB: 2 K: 0 BB: 1 S: 4 P: 8	R: 0 H: 2 E: 0 LOB: 2 K: 1 BB: 0 S: 7 P: 7	R: 1 H: 4 E: 0 LOB: 2 K: 0 BB: 0 S: 6 P: 6	R: 2 H: 2 E: 0 LOB: 0 K: 0 BB: 0 S: 5 P: 5	R: 0 H: 1 E: 0 LOB: 1 K: 1 BB: 0 S: 6 P: 6	R: 0 H: 1 E: 0 LOB: 1 K: 0 BB: 0 S: 4 P: 4	R: 0 H: 0 E: 0 LOB: 0 K: 0 BB: 0 S: 3 P: 3	R: 1 H: 1 E: 0 LOB: 0 K: 0 BB: 0 S: 4 P: 4

1B: 8	SF: 0
2B: 0	SAC: 0
3B: 1	DP: 0
HR: 2	HBP: 0

WP: 0 PA: 39
PB: 1
SB: 0
CS: 0

livebaseballscorecards.com

AB	38
R	4
H	11
RBI	4
BB	1
SO	2
LOB	14

PITCHER	IP	WLS	BF	H	R	ER	SO	BB	IBB	HBP	BLK	WP	HR	S	P	ERA	WHIP
Eddie Solomon, R (1, 1) ERA: 2.8	9.0	W	39	11	4	4	2	1	0	0	0	0	2	42	46	4.00	1.333

Pittsburgh Pirates @ Montreal Expos

Olympic Stadium, Montreal, QB

Fri May 29 1981, 7:05 PM EDT

Att. 36,662 - Unknown

TOP

livebaseballscorecards.com

Batter	1	2	3	4	5	6	7	8	9	AB	R	H	RBI	BB	SO	LOB
Omar Moreno, L (1, 8) OBP: 0.298, SLG: 0.337	SH1-3 S 1B		F8		P5			F9 1B 2B		4	1	2	0	0	0	0
Phil Garner, R (1, 4) OBP: 0.367, SLG: 0.438	SH1-3 1-3		5-3			4-3		F9 2-3		3	0	0	0	0	0	1
Dave Parker, L (1, 9) OBP: 0.255, SLG: 0.432	6-3			F7		F2		K		4	0	0	0	0	1	2
Bill Madlock, R (1, 5) OBP: 0.400, SLG: 0.442	F8			4-3 1B		BB		E S 1B 3-H		3	0	2	1	1	0	1
Mike Easler, L (1, 7) OBP: 0.371, SLG: 0.580		HR		4-3 1-2		1-3		P6 1-3		4	1	1	1	0	0	3
Jason Thompson, L (1, 3) OBP: 0.318, SLG: 0.324 Kurt Bevacqua, R (7, PH) OBP: 0.333, SLG: 0.250 Enrique Romo, R (7, 1) Lee Lacy, R (9, PH) OBP: 0.308, SLG: 0.364		K		BB			FC4 1B		K	1 1 0 1	0 0 0 0	0 1 0 0	0 0 0 0	1 0 0 0	1 0 0 1	0 0 0 0
Tony Peña, R (1, 2) OBP: 0.361, SLG: 0.436		K		F8			FC4 FC1-4 1-2f		G6-4-3 1B	4	0	1	0	0	1	3
Dale Berra, R (1, 6) OBP: 0.345, SLG: 0.373		F8	P5				FC1-4 1-2f		G6-4-3 1-2f	4	0	0	0	0	0	2
Jim Bibby, R (1, 1) OBP: 0.273, SLG: 0.450 Gary Alexander, R (7, PH) OBP: 0.438, SLG: 0.857 (7, 3)			K		F7		1-3			2 1	0 0	0 0	0 0	0 0	1 0	0 1
Inning Stats	R: 0 E: 0 K: 0 S: 4 H: 1 LOB: 1 BB: 0 P: 4	R: 1 E: 0 K: 2 S: 8 H: 1 LOB: 0 BB: 0 P: 8	R: 0 E: 0 K: 1 S: 5 H: 0 LOB: 0 BB: 0 P: 5	R: 0 E: 0 K: 0 S: 4 H: 1 LOB: 2 BB: 1 P: 8	R: 0 E: 0 K: 0 S: 3 H: 0 LOB: 0 BB: 0 P: 3	R: 0 E: 0 K: 0 S: 3 H: 0 LOB: 1 BB: 1 P: 7	R: 0 E: 1 K: 0 S: 4 H: 1 LOB: 1 BB: 0 P: 4	R: 1 E: 0 K: 1 S: 7 H: 2 LOB: 1 BB: 0 P: 7	R: 0 E: 0 K: 1 S: 5 H: 1 LOB: 0 BB: 0 P: 5	1B: 5 2B: 1 3B: 0 HR: 1 SF: 0 SAC: 1 DP: 1 HBP: 0						

	AB	32
	R	2
	H	7
	RBI	2
	BB	2
	SO	5
	LOB	13

WP: 0 PB: 0 SB: 2 CS: 0 PA: 35

PITCHER		IP	WLS	BF	H	R	ER	SO	BB	IBB	HBP	BLK	WP	HR	S	P	ERA	WHIP
Scott Sanderson, R ERA: 2.34	(1, 1)	5.2	W	22	3	1	1	3	2	0	0	0	0	1	26	34	1.59	0.882
Bill Lee, L ERA: 2.65	(6, 1)	3.1	S	13	4	1	1	2	0	0	0	0	0	0	17	17	2.70	1.200

PITCHER		IP	WLS	BF	H	R	ER	SO	BB	IBB	HBP	BLK	WP	HR	S	P	ERA	WHIP

Batter	1	2	3	4	5	6	7	8	9	AB	R	H	RBI	BB	SO	LOB
Tim Raines, S (1, 7) OBP: 0.420, SLG: 0.463	F7		4-3	FC6-4 1-2 2-3 3-H 1B			K			4	0	1	1	0	1	0
Rodney Scott, S (1, 4) OBP: 0.323, SLG: 0.223	1B SF7 BB		6-3	FC6-4 1-2f			K			3	1	0	0	1	1	3
Andre Dawson, R (1, 8) OBP: 0.393, SLG: 0.607	FC4-6 1-3 1B		F8		P4		P6			4	0	1	0	0	0	0
Gary Carter, R (1, 2) OBP: 0.312, SLG: 0.373	SF7 3-H			P4	5-3			5-3		3	0	0	1	0	0	0
Warren Cromartie, L (1, 3) OBP: 0.320, SLG: 0.399	FC4-6 1-2f			BB BB 1B 1B	1B			4-3		4	1	2	0	0	0	1
Larry Parrish, R (1, 5) OBP: 0.255, SLG: 0.303		G4-6-3 2B		BB BB 1B 1-2 1B	K			K		4	1	2	0	0	2	1
Jerry White, S (1, 9) OBP: 0.359, SLG: 0.429		G4-6-3 BB		1B BB 1-2 2-3 BB		F8				1	0	0	0	2	0	0
Chris Speier, R (1, 6) OBP: 0.340, SLG: 0.363		G4-6-3 1-2f 2-3		K		5-3				3	0	0	0	0	1	5
Scott Sanderson, R (1, 1) OBP: 0.316, SLG: 0.313		6-3		1B 1-2 2-3 3-H BB		L8				1	0	0	1	1	0	1
Bill Lee, L (6, 1) OBP: 0.375, SLG: 0.375										1	0	0	0	0	0	0
Inning Stats	R: 1 H: 1 E: 0 LOB: 1 K: 0 BB: 1 S: 4 P: 8	R: 0 H: 1 E: 0 LOB: 1 K: 0 BB: 1 S: 3 P: 7	R: 0 H: 0 E: 0 LOB: 0 K: 0 BB: 0 S: 3 P: 3	R: 2 H: 3 E: 0 LOB: 3 K: 1 BB: 2 S: 8 P: 16	R: 0 H: 1 E: 0 LOB: 1 K: 1 BB: 0 S: 6 P: 6	R: 0 H: 0 E: 0 LOB: 0 K: 0 BB: 0 S: 3 P: 3	R: 0 H: 0 E: 0 LOB: 0 K: 2 BB: 0 S: 7 P: 7	R: 0 H: 0 E: 0 LOB: 0 K: 1 BB: 0 S: 5 P: 5		1B: 5 SF: 1 2B: 1 SAC: 0 3B: 0 DP: 1 HR: 0 HBP: 0						

PITCHER		IP	WLS	BF	H	R	ER	SO	BB	IBB	HBP	BLK	WP	HR	S	P	ERA	WHIP
Jim Bibby, R ERA: 2.69	(1, 1)	6.0	L	27	6	3	3	2	4	0	0	0	0	0	27	43	4.50	1.667
Enrique Romo, R ERA: 4.61	(7, 1)	2.0		6	0	0	0	3	0	0	0	0	0	0	12	12	0.00	0.000

PITCHER	IP	WLS	BF	H	R	ER	SO	BB	IBB	HBP	BLK	WP	HR	S	P	ERA	WHIP

BOTTOM

Pittsburgh Pirates @ Montreal Expos

Olympic Stadium, Montreal, QB

Fri May 29 1981, 7:05 PM EDT

Att. 36,662 - Unknown

livebaseballscorecards.com

AB	28
R	3
H	6
RBI	3
BB	4
SO	5
LOB	11

Batter	1	2	3	4	5	6	7	8	9	AB	R	H	RBI	BB	SO	LOB
Omar Moreno, L (1, 8) OBP: 0.301, SLG: 0.345	G3		E 2B 1-H		S 1B		G3		4-3	5	1	2	1	0	0	1
Phil Garner, R (1, 4) OBP: 0.359, SLG: 0.419	F8		BBBB 2B 2-3 BB		F3 1-2		5-3		F9	4	1	0	0	1	0	2
Dave Parker, L (1, 9) OBP: 0.265, SLG: 0.439	F7		WP 2B 1-H 3-H		F5		H 1-0 FC6-4 HBP			3	0	1	2	0	0	1
Bill Madlock, R (1, 5) OBP: 0.403, SLG: 0.440		4-3 S 1B	BBBB 2B 2-3 BB		5-3		FC6-4 1-2f			3	0	1	0	1	0	2
Mike Easler, L (1, 7) OBP: 0.367, SLG: 0.578		P5	F5			FC1-5 2B		4-3		4	0	1	0	0	0	3
Jason Thompson, L (1, 3) OBP: 0.316, SLG: 0.314		4-3 1-3	SSS K			BBBB FC1-5 BB		1-3		3	0	0	0	1	1	3
Tony Peña, R (1, 2) OBP: 0.338, SLG: 0.407		5-3		F8		FC1-5 1-2 2-3f		SSS K		4	0	0	0	0	1	3
Dale Berra, R (1, 6) OBP: 0.352, SLG: 0.380			S 2B 1B	P3		F7			WP S 1B	4	1	2	0	0	0	2
Rick Rhoden, R (1, 1) OBP: 0.160, SLG: 0.200			P3	F9		SSS K			SSS K 1-3	4	0	0	0	0	2	4
Inning Stats	R: 0 E: 0 K: 0 S: 3 H: 0 LOB: 0 BB: 0 P: 3	R: 0 E: 0 K: 0 S: 4 H: 1 LOB: 1 BB: 0 P: 4	R: 3 E: 1 K: 1 S: 8 H: 3 LOB: 2 BB: 2 P: 16	R: 0 E: 0 K: 0 S: 3 H: 0 LOB: 0 BB: 0 P: 3	R: 0 E: 0 K: 0 S: 4 H: 1 LOB: 1 BB: 0 P: 4	R: 0 E: 0 K: 1 S: 6 H: 1 LOB: 2 BB: 1 P: 10	R: 0 E: 0 K: 0 S: 3 H: 0 LOB: 1 BB: 0 P: 4	R: 0 E: 0 K: 1 S: 5 H: 0 LOB: 0 BB: 0 P: 5	R: 0 E: 0 K: 1 S: 6 H: 1 LOB: 1 BB: 0 P: 6	1B: 4 2B: 3 3B: 0 HR: 0 SF: 0 SAC: 0 DP: 0 HBP: 1	WP: 2 PB: 0 SB: 4 CS: 0 PA: 38					

PITCHER	IP	WLS	BF	H	R	ER	SO	BB	IBB	HBP	BLK	WP	HR	S	P	ERA	WHIP
Bill Gullickson, R (1, 1) ERA: 3.52	8.0	L	34	6	3	3	3	3	0	1	0	1	0	36	49	3.38	1.125
Jeff Reardon, R (9, 1) ERA: 3.34	1.0		4	1	0	0	1	0	0	0	0	1	0	6	6	0.00	1.000

PITCHER	IP	WLS	BF	H	R	ER	SO	BB	IBB	HBP	BLK	WP	HR	S	P	ERA	WHIP

TOP

Pittsburgh Pirates @ Montreal Expos

Olympic Stadium, Montreal, QB

Sat May 30 1981, 3:33 AM EDT

Att. 31,649 - Cloudy

livebaseballscorecards.com

AB	34
R	3
H	7
RBI	3
BB	3
SO	4
LOB	21

Batter	1	2	3	4	5	6	7	8	9	AB	R	H	RBI	BB	SO	LOB
Tim Raines, S (1, 7) OBP: 0.422, SLG: 0.472	F7			1B	SF8 2-3 3-H			4-3		3	1	2	1	0	0	0
Rodney Scott, S (1, 4) OBP: 0.314, SLG: 0.216	L7			K	4-3			4-3 1-2		4	0	0	0	0	1	3
Andre Dawson, R (1, 8) OBP: 0.384, SLG: 0.591	K			L9		6-3		6-3		4	0	0	0	0	1	2
Warren Cromartie, L (1, 3) OBP: 0.325, SLG: 0.401		F7		BB 2-H		L4			SH3-4	4	0	2	1	0	0	0
Larry Parrish, R (1, 5) OBP: 0.257, SLG: 0.299		6-3		BB 1-2		K			SH3-4 1-2	2	0	0	0	1	1	0
Jerry White, S (1, 9) OBP: 0.353, SLG: 0.407		6-3		K			4-3		BB	3	0	0	0	1	1	2
Chris Speier, R (1, 6) OBP: 0.344, SLG: 0.367			4-3		SH5-4 SF8 1B		G4-6-3 1B		F5	4	1	2	0	0	0	2
Bobby Ramos, R (1, 2) OBP: 0.389, SLG: 0.588 Willie Montanez, L (9, PH) OBP: 0.205, SLG: 0.167			6-3		SF8 SH5-4 1-2 1B		G4-6-3 1-2f		K	3 1	0 0	1 0	0 0	0 0	0 1	1 2
Bill Gullickson, R (1, 1) OBP: 0.227, SLG: 0.273 Tom Hutton, L (8, PH) OBP: 0.231, SLG: 0.167 Jeff Reardon, R (9, 1)			6-3		SH5-4 1-2 2-3			6-3		1 1 0	0 0 0	0 0 0	0 0 0	0 0 0	0 0 0	0 0 0
Inning Stats	R: 0 E: 0 K: 1 S: 5 H: 0 LOB: 0 BB: 0 P: 5	R: 0 E: 0 K: 0 S: 3 H: 0 LOB: 0 BB: 0 P: 3	R: 0 E: 0 K: 0 S: 3 H: 0 LOB: 0 BB: 0 P: 3	R: 1 E: 0 K: 2 S: 9 H: 2 LOB: 2 BB: 1 P: 13	R: 1 E: 0 K: 0 S: 5 H: 2 LOB: 1 BB: 0 P: 5	R: 0 E: 0 K: 1 S: 5 H: 0 LOB: 0 BB: 0 P: 5	R: 0 E: 0 K: 0 S: 3 H: 1 LOB: 0 BB: 0 P: 3	R: 0 E: 0 K: 0 S: 4 H: 1 LOB: 1 BB: 0 P: 4	R: 0 E: 0 K: 1 S: 6 H: 1 LOB: 2 BB: 1 P: 10	1B: 6 2B: 1 3B: 0 HR: 0	SF: 1 SAC: 2 DP: 1 HBP: 0						

PITCHER	IP	WLS	BF	H	R	ER	SO	BB	IBB	HBP	BLK	WP	HR	S	P	ERA	WHIP
Rick Rhoden, R (1, 1) ERA: 2.53	9.0	W	35	7	2	2	5	2	0	0	0	0	0	43	51	2.00	1.000

PITCHER	IP	WLS	BF	H	R	ER	SO	BB	IBB	HBP	BLK	WP	HR	S	P	ERA	WHIP

Pittsburgh Pirates @ Montreal Expos

Olympic Stadium, Montreal, QB

Sat May 30 1981, 3:33 AM EDT

Att. 31,649 - Cloudy

BOTTOM

livebaseballscorecards.com

AB	30
R	2
H	7
RBI	2
BB	2
SO	5
LOB	12

1B: 6	SF: 1	WP: 0	PA: 35
2B: 1	SAC: 2	PB: 0	
3B: 0	DP: 1	SB: 0	
HR: 0	HBP: 0	CS: 0	

Batter	1	2	3	4	5	6	7	8	9	AB	R	H	RBI	BB	SO	LOB
Omar Moreno, L (1, 8) OBP: 0.294, SLG: 0.337	F8		F5			K		4-3		4	0	0	0	0	1	0
Phil Garner, R (1, 4) OBP: 0.355, SLG: 0.412	P5		L8			F8		2B 1B		4	0	1	0	0	0	0
Dave Parker, L (1, 9) OBP: 0.264, SLG: 0.441	P6			4-3			P6	1-3 2B		4	0	1	0	0	0	0
Bill Madlock, R (1, 5) OBP: 0.406, SLG: 0.467		FC4-6 S 1B		K			HR	F9		4	1	2	1	0	1	2
Mike Easler, L (1, 7) OBP: 0.358, SLG: 0.561		K 1-2		G3			K		P6	4	0	0	0	0	2	1
Jason Thompson, L (1, 3) OBP: 0.321, SLG: 0.315		BB FC4-6			K		2B 1B		K	3	0	1	0	1	2	0
Tony Peña, R (1, 2) OBP: 0.328, SLG: 0.393 Willie Stargell, L (7, PH) OBP: 0.321, SLG: 0.280 Eddie Solomon, R (7, PR) OBP: 0.067, SLG: 0.067 Steve Nicosia, R (7, 2) OBP: 0.278, SLG: 0.280		FC4-6 1-2f 2-3			K		1-3 2B		G3	2 1 0 1	0 0 0 0	0 1 0 0	0 0 0 0	0 0 0 0	1 0 0 0	2 0 0 0
Dale Berra, R (1, 6) OBP: 0.341, SLG: 0.366		L4			5-3		F8			3	0	0	0	0	0	4
Pascual Perez, R (1, 1) OBP: 0.111, SLG: 0.111 Kurt Bevacqua, R (6, PH) OBP: 0.313, SLG: 0.231 Kent Tekulve, R (6, 1) Tim Foli, R (8, PH) OBP: 0.281, SLG: 0.283 Victor Cruz, R (8, 1)			G3			F9		6-3		1 1 0 1 0	0 0 0 0 0	0 0 0 0 0	0 0 0 0 0	0 0 0 0 0	0 0 0 0 0	0 0 0 0 0

TOP

Pittsburgh Pirates @ Montreal Expos

Olympic Stadium, Montreal, QB

Sun May 31 1981, 3:33 AM EDT

Att. 45,784 - Unknown

livebaseballscorecards.com

AB	33
R	1
H	6
RBI	1
BB	1
SO	7
LOB	9

Inning Stats	1	2	3	4	5	6	7	8	9
	R: 0 E: 0 K: 0 S: 3	H: 0 LOB: 0 BB: 0 P: 3	R: 0 E: 0 K: 1 S: 6	H: 1 LOB: 2 BB: 1 P: 10	R: 0 E: 0 K: 0 S: 3	H: 0 LOB: 0 BB: 0 P: 3	R: 0 E: 0 K: 1 S: 5	H: 0 LOB: 0 BB: 0 P: 5	R: 0 E: 0 K: 2 S: 7	H: 0 LOB: 0 BB: 0 P: 7	R: 0 E: 0 K: 1 S: 5	H: 0 LOB: 0 BB: 0 P: 5	R: 1 E: 0 K: 1 S: 8	H: 3 LOB: 2 BB: 0 P: 8	R: 0 E: 0 K: 0 S: 5	H: 2 LOB: 2 BB: 0 P: 5	R: 0 E: 0 K: 1 S: 5	H: 0 LOB: 0 BB: 0 P: 5

| | | |

Batter	1	2	3	4	5	6	7	8	9	AB	R	H	RBI	BB	SO	LOB
Tim Raines, S (1, 7) OBP: 0.418, SLG: 0.464	F7		F8		2B, 1B, IBB		G3			3	1	0	0	1	0	0
Rodney Scott, S (1, 4) OBP: 0.313, SLG: 0.225	P7		1-3		1-3, 2-H, 1B, 2B		6-3			4	1	1	1	0	0	0
Andre Dawson, R (1, 8) OBP: 0.386, SLG: 0.605	HR		1-3		1B, IBB			F2		3	1	1	1	1	0	0
Gary Carter, R (1, 2) OBP: 0.322, SLG: 0.382	1B			5-3	1-2, 2-H, 3-H, 1B			1B, 1B		4	1	3	2	0	0	0
Warren Cromartie, L (1, 3) OBP: 0.323, SLG: 0.397	L6			F8	L8			1B, 1-3, 1B		4	0	1	0	0	0	3
Tim Wallach, R (1, 9) OBP: 0.330, SLG: 0.402		5-3		1-3		5-3		1-3, 3-H, 1B		4	0	1	1	0	0	0
Larry Parrish, R (1, 5) OBP: 0.264, SLG: 0.299		6-3, 1B			K	P4		G6-4-3, IBB		3	0	1	0	1	1	0
Chris Speier, R (1, 6) OBP: 0.342, SLG: 0.364		6-3, 1-2			SH1-4, 2B, 1B	K		G6-4-3, 1-2f		4	1	1	0	0	1	4
Steve Rogers, R (1, 1) OBP: 0.143, SLG: 0.077		4-3			SH1-4, 1-2		K			2	0	0	0	0	1	1
Inning Stats	R: 1 H: 2 E: 0 LOB: 1 K: 0 BB: 0 S: 5 P: 5	R: 0 H: 1 E: 0 LOB: 1 K: 0 BB: 0 S: 4 P: 4	R: 0 H: 0 E: 0 LOB: 0 K: 0 BB: 0 S: 3 P: 3	R: 0 H: 0 E: 0 LOB: 0 K: 0 BB: 0 S: 3 P: 3	R: 3 H: 3 E: 0 LOB: 2 K: 1 BB: 2 S: 8 P: 16	R: 0 H: 0 E: 0 LOB: 0 K: 1 BB: 0 S: 5 P: 5	R: 0 H: 0 E: 0 LOB: 0 K: 1 BB: 0 S: 5 P: 5	R: 1 H: 3 E: 0 LOB: 2 K: 0 BB: 1 S: 5 P: 9		1B: 7 SF: 0 2B: 1 SAC: 1 3B: 0 DP: 1 HR: 1 HBP: 0						

PITCHER		IP	WLS	BF	H	R	ER	SO	BB	IBB	HBP	BLK	WP	HR	S	P	ERA	WHIP
Pascual Perez, R ERA: 2.32	(1, 1)	5.0	L	23	6	4	4	1	0	2	0	0	0	1	23	31	7.20	1.200
Kent Tekulve, R ERA: 4.91	(6, 1)	2.0		6	0	0	0	2	0	0	0	0	0	0	10	10	0.00	0.000
Victor Cruz, R ERA: 2.45	(8, 1)	1.0		6	3	1	1	0	0	1	0	0	0	0	5	9	9.00	3.000

PITCHER	IP	WLS	BF	H	R	ER	SO	BB	IBB	HBP	BLK	WP	HR	S	P	ERA	WHIP

BOTTOM

Pittsburgh Pirates @ Montreal Expos

Olympic Stadium, Montreal, QB

Sun May 31 1981, 3:33 AM EDT

Att. 45,784 - Unknown

livebaseballscorecards.com

AB	31
R	5
H	9
RBI	5
BB	3
SO	3
LOB	8

Chicago Cubs @ Pittsburgh Pirates

Three Rivers Stadium, Pittsburgh, PA

Tue Jun 02 1981, 7:05 PM EDT

Att. 6,437 - Unknown - 73 F

livebaseballscorecards.com

TOP

Batter	1	2	3	4	5	6	7	8	9	AB	R	H	RBI	BB	SO	LOB
Ivan De Jesus, R (1, 6) OBP: 0.256, SLG: 0.180	P4		F8		BB, 4-0, 1-2, 2-3, 2B, SF5, BB		F8			3	1	0	0	1	0	0
Steve Dillard, R (1, 4) OBP: 0.340, SLG: 0.400	1B, 1B		K, S S S		SF5, 1-3, 2-H, 3-H, 2B		F9			4	0	2	2	0	1	0
Lee Smith, R (7, 1)										0	0	0	0	0	0	0
Lynn McGlothen, L (7, 1) OBP: 0.091, SLG: 0.182										0	0	0	0	0	0	0
Bill Buckner, L (1, 3) OBP: 0.342, SLG: 0.478	1-2, 1B			BB, B B B B, 4-0	SF5, 2-3, 3-H			F7		2	0	1	1	1	0	0
Jim Tracy, L (1, 7) OBP: 0.340, SLG: 0.273	F8			F7	K, S S S			P6		4	0	0	0	0	1	4
Jerry Morales, R (1, 8) OBP: 0.350, SLG: 0.321	F9			F9		P3		K, S S S		4	0	0	0	0	1	3
Scot Thompson, L (1, 9) OBP: 0.218, SLG: 0.228		F8		F8		P3			F8	4	0	0	0	0	0	1
Ken Reitz, R (1, 5) OBP: 0.266, SLG: 0.305		5-3			BB, BB, 2B, 1B	1B			6-3	4	1	2	0	0	0	0
Tim Blackwell, S (1, 2) OBP: 0.320, SLG: 0.333		F8			K, S S S	5-3			1B	4	0	1	0	0	1	2
Bill Caudill, R (1, 1) OBP: 0.267, SLG: 0.154			K, S S S		BB, B B B B, 4-0, 1-2, 2B		L8		F7	1	0	0	0	0	1	0
Ken Kravec, L (3, 1)										0	0	0	0	0	0	0
Rawly Eastwick, R (4, 1)										0	0	0	0	0	0	0
Joe Strain, R (5, PH) OBP: 0.250, SLG: 0.203										0	1	0	0	1	0	0
Doug Capilla, L (5, 1)										0	0	0	0	0	0	0
Mike Tyson, R (7, PH) OBP: 0.269, SLG: 0.277										2	0	0	0	0	0	1
(7, 4)																

Inning Stats	1	2	3	4	5	6	7	8	9
	R: 0 E: 0 K: 0 S: 5	H: 2 LOB: 2 BB: 0 P: 5	R: 0 E: 0 K: 0 S: 3	H: 0 LOB: 0 BB: 0 P: 3	R: 0 E: 0 K: 2 S: 7	H: 0 LOB: 0 BB: 0 P: 7	R: 0 E: 0 K: 0 S: 3	H: 0 LOB: 1 BB: 1 P: 7	R: 3 E: 0 K: 2 S: 9	H: 2 LOB: 1 BB: 2 P: 17	R: 0 E: 0 K: 0 S: 4	H: 1 LOB: 1 BB: 0 P: 4	R: 0 E: 0 K: 0 S: 3	H: 0 LOB: 0 BB: 0 P: 3	R: 0 E: 0 K: 1 S: 5	H: 0 LOB: 0 BB: 0 P: 5	R: 0 E: 0 K: 0 S: 4	H: 1 LOB: 1 BB: 0 P: 4

AB	32
R	3
H	6
RBI	3
BB	3
SO	5
LOB	11

1B: 5	SF: 1
2B: 1	SAC: 0
3B: 0	DP: 0
HR: 0	HBP: 0

WP: 0	PA: 36
PB: 0	
SB: 0	
CS: 0	

PITCHER	IP	WLS	BF	H	R	ER	SO	BB	IBB	HBP	BLK	WP	HR	S	P	ERA	WHIP
Eddie Solomon, R (1, 1) ERA: 2.83	9.0	W	36	6	3	3	5	3	0	0	0	0	0	43	55	3.00	1.000

PITCHER	IP	WLS	BF	H	R	ER	SO	BB	IBB	HBP	BLK	WP	HR	S	P	ERA	WHIP

Batter	1	2	3	4	5	6	7	8	9	AB	R	H	RBI	BB	SO	LOB
Omar Moreno, L (1, 8) OBP: 0.295, SLG: 0.337	0-0 S 2B 1B	0-0 ② 5-3		0-0 F9 BLK 1B 1B	0-0 ① F8		S S S 0-3 ① K	S S S 0-3 ① K		6	2	2	0	0	2	1
Tim Foli, R (1, 6) OBP: 0.286, SLG: 0.282 Dale Berra, R (8, 6) OBP: 0.348, SLG: 0.366	H 1-0 1-2 2B HBP	0-0 ③ 5-3		0-0 ① F9 1-3	0-0 ② 5-3		0-0 WP 2B 1B	B B B B 4-0 1B 1B BB		4 0	2 1	1 0	0 0	0 1	0 0	2 0
Dave Parker, L (1, 9) OBP: 0.288, SLG: 0.467 Lee Lacy, R (8, 9) OBP: 0.315, SLG: 0.371	0-0 1-H 2-H 1B 2B		0-0 2B SF8 1B	0-0 1B WP 3-H 1B	0-0 1B		0-0 ② L9	0-0 1B 1-3 FC4-6 1B		5 1	3 1	4 1	3 0	0 0	0 0	1 0
Willie Stargell, L (1, 3) OBP: 0.382, SLG: 0.367	B B B B 4-0 G6-4-3 1B BB		0-0 BB 1-3 2B	0-0 BB WP 1-3 1B 1B	0-0 ③ 6-3		S S S 0-3 K BB 1-3 2B	0-0 FC4-6 1-3 3-H 1B		5	2	3	1	1	1	2
Mike Easler, L (1, 7) OBP: 0.369, SLG: 0.563	0-0 G6-4-3 1-2 2-H 1B	0-0 ① SF8 3-H	B B B B 4-0 BB 1-2 3-H BB			0-0 G6-4-3 BB 2B 1B	B B B B 4-0 1-2 2B BB	0-0 ② FC4-6 1-2f 3-H		3	3	2	3	2	0	1
Bill Madlock, R (1, 5) OBP: 0.410, SLG: 0.468	0-0 ① ② G6-4-3 1-2f 2-3	I I I I 4-0 BB IBB	0-0 ② P4			B B B B 4-0 G6-4-3 1-2 BB	0-0 1B 1-H 2-H 3-H 2B	0-0 ③ F8		4	1	1	3	2	0	5
Phil Garner, R (1, 4) OBP: 0.366, SLG: 0.404	0-0 ③ F8	B B B B 4-0 1-2 2-3 BB	B B B B 4-0 1B 1-2 2-3 BB			0-0 ① ② G6-4-3 1-2f 2-3	B B B B 4-0 1B 1B BB			2	1	0	0	3	0	3
Steve Nicosia, R (1, 2) OBP: 0.305, SLG: 0.333		0-0 SH5-4 2B	0-0 ② P4	0-0 1-3 2-H 3-H 1B		0-0 3-H 2B	0-0 1B 1-3 2-H 1B			5	0	4	4	0	0	3
Eddie Solomon, R (1, 1) OBP: 0.105, SLG: 0.105		0-0 ① SH5-4 2-3	0-0 ③ G3	S S S 0-3 ③ K		S S S 0-3 ③ K	0-0 ③ 1-3 3-H 1B			4	0	1	1	0	2	6
Inning Stats	R: 3 E: 0 K: 0 S: 5 H: 3 LOB: 1 BB: 1 P: 10	R: 0 E: 0 K: 0 S: 4 H: 1 LOB: 1 BB: 0 P: 4	R: 1 E: 0 K: 0 S: 5 H: 2 LOB: 3 BB: 2 P: 13	R: 4 E: 0 K: 1 S: 9 H: 4 LOB: 2 BB: 2 P: 17	R: 0 E: 0 K: 0 S: 4 H: 1 LOB: 1 BB: 0 P: 4	R: 1 E: 0 K: 1 S: 6 H: 2 LOB: 1 BB: 1 P: 10	R: 5 E: 0 K: 2 S: 11 H: 4 LOB: 2 BB: 2 P: 19	R: 2 E: 0 K: 1 S: 7 H: 2 LOB: 1 BB: 1 P: 11		1B: 14 2B: 5 3B: 0 HR: 0		SF: 1 SAC: 1 DP: 2 HBP: 1		WP: 3 PB: 0 SB: 1 CS: 0	PA: 51	

PITCHER		IP	WLS	BF	H	R	ER	SO	BB	IBB	HBP	BLK	WP	HR	S	P	ERA	WHIP
Bill Caudill, R ERA: 5.26	(1, 1)	2.0	L	13	6	4	4	0	1	0	1	0	0	0	11	16	18.00	3.500
Ken Kravec, L ERA: 7.62	(3, 1)	1.1		10	3	4	4	0	2	1	0	1	1	0	7	19	27.00	3.750
Rawly Eastwick, R ERA: 2.28	(4, 1)	0.2		4	1	0	0	1	1	0	0	0	0	0	5	9	0.00	3.000
Doug Capilla, L ERA: 2.67	(5, 1)	2.0		9	3	1	1	1	1	0	0	0	0	0	10	14	4.50	2.000
Lee Smith, R ERA: 3.94	(7, 1)	0.2		5	1	3	3	2	1	0	0	0	1	0	8	12	40.50	3.000

PITCHER		IP	WLS	BF	H	R	ER	SO	BB	IBB	HBP	BLK	WP	HR	S	P	ERA	WHIP
Lynn McGlothen, R ERA: 3.94	(7, 1)	1.1		10	5	4	4	1	2	0	0	0	0	0	10	18	27.00	5.250

BOTTOM

Chicago Cubs @ Pittsburgh Pirates

Three Rivers Stadium, Pittsburgh, PA

Tue Jun 02 1981, 7:05 PM EDT

Att. 6,437 - Unknown - 73 F

livebaseballscorecards.com

AB	39
R	16
H	19
RBI	15
BB	9
SO	5
LOB	24

Chicago Cubs @ Pittsburgh Pirates

Three Rivers Stadium, Pittsburgh, PA

Wed Jun 03 1981, 7:05 PM EDT

Att. 5,003 - Unknown - 73 F

TOP

livebaseballscorecards.com

Batter	1	2	3	4	5	6	7	8	9	AB	R	H	RBI	BB	SO	LOB
Ivan De Jesus, R (1, 6) OBP: 0.253, SLG: 0.177	F9			6-3		F9			F8	3	0	0	0	0	0	0
Mike Lum, L (9, PH) OBP: 0.240, SLG: 0.136										1	0	0	0	0	0	0
Steve Dillard, R (1, 4) OBP: 0.321, SLG: 0.375	K			F8			P2		4-3	3	0	0	0	0	1	0
Mike Tyson, R (9, PH) OBP: 0.264, SLG: 0.271										1	0	0	0	0	0	0
Bill Buckner, L (1, 3) OBP: 0.340, SLG: 0.470	F7			4-3			L8		FC6, BB	3	0	0	0	1	0	0
Carlos Lezcano, R (9, PR)										0	0	0	0	0	0	0
Jerry Morales, R (1, 8) OBP: 0.347, SLG: 0.319		4-3			BB, 1B		P4		FC6, 1-2f	4	0	1	0	0	0	1
Jim Tracy, L (1, 7) OBP: 0.357, SLG: 0.326		4-3			BBBB, G5-4-3, 1-2, BB			HR, 3B		2	1	1	0	1	0	0
Hector Cruz, R (1, 9) OBP: 0.342, SLG: 0.524		5-3			SSS, K			HR, 3-H		3	1	1	2	0	1	2
Ken Reitz, R (1, 5) OBP: 0.261, SLG: 0.298			F7		G5-4-3, 1-2f			SSS, K		3	0	0	0	0	1	2
Jody Davis, R (1, 2) OBP: 0.385, SLG: 0.375			B1-6-3, 1B			F8		SSS, K		3	0	1	0	0	1	0
Randy Martz, L (1, 1) OBP: 0.188, SLG: 0.133			B1-6-3, 1-2f			SSS, K		SSS, K		3	0	0	0	0	2	1
Doug Capilla, L (8, 1)										0	0	0	0	0	0	0

	AB	29
	R	2
	H	4
	RBI	2
	BB	2
	SO	6
	LOB	6

Inning Stats	1	2	3	4	5	6	7	8	9
	R: 0 E: 0 K: 1 S: 5	H: 0 LOB: 0 BB: 0 P: 5	R: 0 E: 0 K: 0 S: 3	H: 0 LOB: 0 BB: 0 P: 3	R: 0 E: 0 K: 0 S: 3	H: 1 LOB: 0 BB: 0 P: 3	R: 0 E: 0 K: 0 S: 3	H: 0 LOB: 0 BB: 0 P: 3	R: 0 E: 0 K: 1 S: 5	H: 1 LOB: 1 BB: 1 P: 9	R: 0 E: 0 K: 1 S: 5	H: 0 LOB: 0 BB: 0 P: 5	R: 0 E: 0 K: 0 S: 3	H: 0 LOB: 0 BB: 0 P: 3	R: 2 E: 0 K: 3 S: 11	H: 2 LOB: 0 BB: 0 P: 11	R: 0 E: 0 K: 0 S: 3	H: 0 LOB: 1 BB: 1 P: 7

	1B: 2	SF: 0	WP: 0	PA: 31
	2B: 0	SAC: 0	PB: 0	
	3B: 1	DP: 2	SB: 0	
	HR: 1	HBP: 0	CS: 0	

PITCHER		IP	WLS	BF	H	R	ER	SO	BB	IBB	HBP	BLK	WP	HR	S	P	ERA	WHIP
Jim Bibby, R ERA: 2.64	(1, 1)	8.0	W	27	4	2	2	6	1	0	0	0	0	1	38	42	2.25	0.625
Kent Tekulve, R ERA: 4.74	(9, 1)	0.2		2	0	0	0	0	0	0	0	0	0	0	2	2	0.00	0.000
Grant Jackson, L ERA: 1.76	(9, 1)	0.0		1	0	0	0	0	1	0	0	0	0	0	0	4	∞	∞
Enrique Romo, R ERA: 4.55	(9, 1)	0.1	S	1	0	0	0	0	0	0	0	0	0	0	1	1	0.00	0.000

PITCHER	IP	WLS	BF	H	R	ER	SO	BB	IBB	HBP	BLK	WP	HR	S	P	ERA	WHIP

Chicago Cubs @ Pittsburgh Pirates

Three Rivers Stadium, Pittsburgh, PA

Wed Jun 03 1981, 7:05 PM EDT

Att. 5,003 - Unknown - 73 F

BOTTOM

Batter	1	2	3	4	5	6	7	8	9	AB	R	H	RBI	BB	SO	LOB
Omar Moreno, L (1, 8) OBP: 0.294, SLG: 0.341	K			F7		6-3 2B		4-3		4	0	1	0	0	1	1
Tim Foli, R (1, 6) OBP: 0.285, SLG: 0.281	E6 CS			G4-6-3 1B		6-3 2-3		F8		4	0	1	0	0	0	2
Dave Parker, L (1, 9) OBP: 0.281, SLG: 0.455	K 1-2			G4-6-3 1-2f		K				3	0	0	0	0	2	3
Willie Stargell, L (1, 3) OBP: 0.351, SLG: 0.333		6-3			P8		3-1			3	0	0	0	0	0	0
Mike Easler, L (1, 7) OBP: 0.369, SLG: 0.566		4-3			WP FC5 2B		4-3			3	1	1	0	0	0	0
Bill Madlock, R (1, 5) OBP: 0.415, SLG: 0.464		CS BB			FC5 2-3 BB		F7			1	0	0	0	2	0	0
Phil Garner, R (1, 4) OBP: 0.357, SLG: 0.392		CS 1-2	4-3		FC5 G6-3 1-2 3-H			1-3		3	0	0	1	0	0	1
Steve Nicosia, R (1, 2) OBP: 0.299, SLG: 0.326			6-3		G6-3 1-2f			E S HR 1B		2	0	0	0	0	0	2
John Milner, L (8, PH) OBP: 0.289, SLG: 0.205										1	0	1	0	0	0	0
Lee Lacy, R (8, PR) OBP: 0.315, SLG: 0.371										0	1	0	0	0	0	0
Tony Peña, R (9, 2) OBP: 0.328, SLG: 0.393										0	0	0	0	0	0	0
Jim Bibby, R (1, 1) OBP: 0.250, SLG: 0.409			K			K		1-H HR		2	0	0	0	0	2	0
Jason Thompson, L (8, PH) OBP: 0.326, SLG: 0.349										1	1	1	2	0	0	0
Kent Tekulve, R (9, 1)										0	0	0	0	0	0	0
Grant Jackson, S (9, 1)										0	0	0	0	0	0	0
Enrique Romo, R (9, 1)										0	0	0	0	0	0	0
Inning Stats	R: 0 E: 1 K: 2 S: 7 H: 0 LOB: 0 BB: 0 P: 7	R: 0 E: 0 K: 0 S: 2 H: 0 LOB: 0 BB: 1 P: 6	R: 0 E: 0 K: 1 S: 5 H: 0 LOB: 0 BB: 0 P: 5	R: 0 E: 0 K: 0 S: 3 H: 1 LOB: 0 BB: 0 P: 3	R: 1 E: 0 K: 0 S: 4 H: 1 LOB: 1 BB: 1 P: 8	R: 0 E: 0 K: 2 S: 8 H: 1 LOB: 1 BB: 0 P: 8	R: 0 E: 0 K: 0 S: 3 H: 0 LOB: 0 BB: 0 P: 3	R: 2 E: 0 K: 0 S: 5 H: 2 LOB: 1 BB: 0 P: 5		1B: 2 2B: 2 3B: 0 HR: 1 SF: 0 SAC: 0 DP: 2 HBP: 0						

livebaseballscorecards.com

AB	27
R	3
H	5
RBI	3
BB	2
SO	5
LOB	9

WP: 1 PA: 30
PB: 0
SB: 1
CS: 2

PITCHER		IP	WLS	BF	H	R	ER	SO	BB	IBB	HBP	BLK	WP	HR	S	P	ERA	WHIP
Randy Martz, R ERA: 4.56	(1, 1)	7.1	L	27	5	3	3	5	2	0	0	0	1	1	35	43	3.68	0.955
Doug Capilla, L ERA: 2.6	(8, 1)	0.2		2	0	0	0	0	0	0	0	0	0	0	2	2	0.00	0.000

PITCHER	IP	WLS	BF	H	R	ER	SO	BB	IBB	HBP	BLK	WP	HR	S	P	ERA	WHIP

Batter	1	2	3	4	5	6	7	8	9	10	AB	R	H	RBI	BB	SO	LOB
Steve Dillard, R (1, 4) OBP: 0.328, SLG: 0.377 Lynn McGlothen, L (10, 1) OBP: 0.091, SLG: 0.182	F9		1-3			5-3		4-3 1B		1B	5 0	1 0	2 0	0 0	0 0	0 0	0 0
Jerry Morales, R (1, 8) OBP: 0.349, SLG: 0.316	BBBB G4-6-3 BB			6-3			1B 1B	4-3 1-2		4-3	4	1	1	0	1	0	2
Bill Buckner, L (1, 3) OBP: 0.343, SLG: 0.470	G4-6-3 1-2f			F8			1B 1-3	G6-4-3 2-H			4	1	2	1	0	0	1
Bobby Bonds, R (1, 9) Jim Tracy, L (1, 7) OBP: 0.367, SLG: 0.327		BBBB G1-6-3 BB		L5			1B 1-2 3-H	G6-4-3 1-2f			0 3	0 1	0 1	0 1	0 1	0 0	0 1
Hector Cruz, R (1, 7) OBP: 0.338, SLG: 0.500 (1, 9)		G1-6-3 1-2f			BBBB G6-4-3 BB		F9		F9		3	0	0	0	1	0	3
Ken Reitz, R (1, 5) OBP: 0.267, SLG: 0.304		1B			G6-4-3 1-2f		1B 1-3 2-H		1-4-3		4	0	2	1	0	0	1
Ivan De Jesus, R (1, 6) OBP: 0.248, SLG: 0.173		L8			P9		SSS K		5-3		4	0	0	0	0	1	3
Jody Davis, R (1, 2) OBP: 0.367, SLG: 0.357			SSS K			E4 G4-6-3	1B 1-2 3-H			B1-3	4	0	1	1	0	1	0
Mike Krukow, R (1, 1) OBP: 0.000, SLG: 0.079 Scot Thompson, L (9, PH) OBP: 0.364, SLG: 0.455 Rawly Eastwick, R (9, 1) Mike Lum, L (7, PH) OBP: 0.240, SLG: 0.296 Carlos Lezcano, R (7, PH) Doug Capilla, L (7, 1) Dick Tidrow, R (8, 1) Mike Tyson, R (10, PH) OBP: 0.286, SLG: 0.286 (10, 4)			SSS K			G4-6-3 1-2f	SSS K			F8	1 1 0 0 0 1 0 0 1	0 0 0 0 0 0 0 0 0	0 0 0 0 0 0 0 0 0	0 0 0 0 0 1 0 0 0	0 0 0 0 0 0 0 0 0	1 1 0 0 0 0 0 0 1	0 1 0 0 0 2 0 0 0

TOP

Chicago Cubs @ Pittsburgh Pirates

Three Rivers Stadium, Pittsburgh, PA

Thu Jun 04 1981, 7:05 PM EDT
Att. 6,740 - Unknown - 72 F

livebaseballscorecards.com

AB	35
R	4
H	9
RBI	4
BB	3
SO	4
LOB	14

Inning Stats	1	2	3	4	5	6	7	8	9	10	1B: 9	SF: 0	WP: 0	PA: 38
	R: 0 E: 0 K: 0 S: 2	H: 0 LOB: 0 BB: 1 P: 6	R: 0 E: 0 K: 0 S: 3	H: 1 LOB: 1 BB: 1 P: 7	R: 0 E: 0 K: 2 S: 7	H: 0 LOB: 0 BB: 0 P: 7	R: 0 E: 0 K: 0 S: 3	H: 0 LOB: 0 BB: 0 P: 3	R: 0 E: 0 K: 0 S: 2	H: 0 LOB: 0 BB: 1 P: 6	R: 0 E: 1 K: 0 S: 3	H: 0 LOB: 0 BB: 0 P: 3	R: 3 E: 0 K: 2 S: 12	H: 5 LOB: 2 BB: 0 P: 12	R: 1 E: 0 K: 0 S: 4	H: 2 LOB: 0 BB: 0 P: 4	R: 0 E: 0 K: 0 S: 3	H: 0 LOB: 0 BB: 0 P: 3	R: 0 E: 0 K: 0 S: 4	H: 1 LOB: 1 BB: 0 P: 4	2B: 0 3B: 0 HR: 0	SAC: 0 DP: 5 HBP: 0	PB: 0 SB: 0 CS: 0	

PITCHER	IP	WLS	BF	H	R	ER	SO	BB	IBB	HBP	BLK	WP	HR	S	P	ERA	WHIP
Rick Rhoden, R (1, 1) ERA: 2.67	6.2		26	6	3	3	3	3	0	0	0	0	0	29	41	4.05	1.350
Grant Jackson, L (7, 1) ERA: 2.16	1.1		5	2	1	1	1	0	0	0	0	0	0	7	7	6.75	1.500
Kent Tekulve, R (9, 1) ERA: 4.29	2.0	W	7	1	0	0	0	0	0	0	0	0	0	7	7	0.00	0.500

PITCHER	IP	WLS	BF	H	R	ER	SO	BB	IBB	HBP	BLK	WP	HR	S	P	ERA	WHIP

Batter	1	2	3	4	5	6	7	8	9	10	AB	R	H	RBI	BB	SO	LOB
Omar Moreno, L (1, 8) OBP: 0.292, SLG: 0.337	G3	K			F7		CS 1B		B2		5	0	1	0	0	1	3
Tim Foli, R (1, 6) OBP: 0.302, SLG: 0.321	1B 3B		FC4-6 1B		HR 1B		F8 CS 1-2 2B		P6		5	2	4	0	0	0	1
Dave Parker, L (1, 9) OBP: 0.303, SLG: 0.491	3-H 1B		FC4-6 1-2f 2B		1-H HR		BBB BB		1-3 1B		4	2	3	3	1	0	1
Willie Stargell, L (1, 3) OBP: 0.333, SLG: 0.342	F7		1-H 2B		K2-3		F8 2-3		K		5	0	1	1	0	2	5
Mike Easler, L (1, 7) OBP: 0.364, SLG: 0.550	P5		4-0 G5-4-3 IBB		3-1		CS 3-H	F8		L7	4	0	0	0	1	0	1
Phil Garner, R (1, 4) OBP: 0.362, SLG: 0.392 Kurt Bevacqua, R (3, 4) OBP: 0.316, SLG: 0.250 Lee Lacy, R (8, PR) OBP: 0.323, SLG: 0.400 (9, 5)		BBB 4-0 S 1B BB	G5-4-3 1-2f			SSS K		S 1B		1B 3B	0 3 1	0 0 1	0 1 1	0 0 1	1 0 0	0 1 0	0 2 0
Dale Berra, R (1, 5) OBP: 0.351, SLG: 0.379 (9, 4)		SSS K 1-2		F9		2B		P3 1-2		3-H 1B	5	0	2	1	0	1	2
Steve Nicosia, R (1, 2) OBP: 0.300, SLG: 0.326 John Milner, L (8, PH) OBP: 0.283, SLG: 0.200 Kent Tekulve, R (9, 1)		2-H 1B		L8		L7		L9			3 1 0	0 0 0	1 0 0	0 0 0	0 0 0	0 0 0	1 2 0
Rick Rhoden, R (1, 1) OBP: 0.179, SLG: 0.185 Grant Jackson, S (7, 1) Tony Peña, R (9, 2) OBP: 0.338, SLG: 0.403		BBBB 4-0 BB		4-3		L7			1B 1B		2 0 1	0 0 0	0 0 1	0 0 0	1 0 0	0 0 0	1 0 0
Inning Stats	R: 1 H: 2 E: 0 LOB: 1 K: 0 BB: 0 S: 5 P: 5	R: 0 H: 1 E: 0 LOB: 2 K: 2 BB: 2 S: 7 P: 15	R: 1 H: 2 E: 0 LOB: 1 K: 0 BB: 1 S: 4 P: 8	R: 0 H: 0 E: 0 LOB: 0 K: 0 BB: 0 S: 3 P: 3	R: 2 H: 2 E: 0 LOB: 0 K: 1 BB: 0 S: 7 P: 7	R: 0 H: 1 E: 0 LOB: 1 K: 1 BB: 0 S: 6 P: 6	R: 0 H: 2 E: 0 LOB: 1 K: 0 BB: 1 S: 3 P: 7	R: 0 H: 1 E: 0 LOB: 2 K: 0 BB: 0 S: 4 P: 4	R: 0 H: 2 E: 0 LOB: 2 K: 1 BB: 0 S: 7 P: 7	R: 1 H: 2 E: 0 LOB: 1 K: 0 BB: 0 S: 3 P: 3	1B: 9 SF: 0 2B: 3 SAC: 0 3B: 2 DP: 1 HR: 1 HBP: 0						

PITCHER		IP	WLS	BF	H	R	ER	SO	BB	IBB	HBP	BLK	WP	HR	S	P	ERA	WHIP
Mike Krukow, R ERA: 5.75	(1, 1)	5.0		23	7	4	4	3	2	1	0	0	0	1	26	38	7.20	1.800
Rawly Eastwick, R ERA: 2.19	(6, 1)	1.0		4	1	0	0	1	0	0	0	0	0	0	6	6	0.00	1.000
Doug Capilla, L ERA: 2.48	(7, 1)	1.1		6	3	0	0	0	1	0	0	0	0	0	5	9	0.00	3.000
Dick Tidrow, R ERA: 4.3	(8, 1)	1.2		7	2	0	0	1	0	0	0	0	0	0	9	9	0.00	1.200
Lynn McGlothen, R ERA: 4.1	(10, 1)	0.1	L	3	2	1	1	0	0	0	0	0	0	0	3	3	27.00	6.000

PITCHER	IP	WLS	BF	H	R	ER	SO	BB	IBB	HBP	BLK	WP	HR	S	P	ERA	WHIP

Chicago Cubs @ Pittsburgh Pirates

Three Rivers Stadium, Pittsburgh, PA

Thu Jun 04 1981, 7:05 PM EDT

Att. 6,740 - Unknown - 72 F

BOTTOM

livebaseballscorecards.com

AB	39
R	5
H	15
RBI	5
BB	4
SO	5
LOB	19

San Francisco Giants @ Pittsburgh Pirates

Three Rivers Stadium, Pittsburgh, PA

Fri Jun 05 1981, 7:05 PM EDT

Att. 8,361 - Unknown

TOP

livebaseballscorecards.com

Batter	1	2	3	4	5	6	7	8	9	AB	R	H	RBI	BB	SO	LOB
Bill North, S (1, 8) OBP: 0.366, SLG: 0.322	K	K		FC4-6 1-2f			K		HR BB	4	1	0	0	1	3	4
Enos Cabell, R (1, 5) OBP: 0.283, SLG: 0.349	K		E5 6-3		F9		K		1-H HR	5	1	1	2	0	2	0
Jack Clark, R (1, 9) OBP: 0.298, SLG: 0.387	1B		6-3 1-2		HR BB		1B		1B	4	1	3	0	1	0	1
Darrell Evans, L (1, 3) OBP: 0.316, SLG: 0.391	K		F8		F9		F6		F8	5	0	0	0	0	1	5
Larry Herndon, R (1, 7) OBP: 0.342, SLG: 0.440		FC4-6 1B	5-3		1-H HR			K	F7	5	1	2	2	0	1	2
Joe Morgan, L (1, 4) OBP: 0.345, SLG: 0.355		FC4-6 1B E 1-2f		K	F9			PB BB		3	1	0	0	1	1	1
Milt May, L (1, 2) OBP: 0.360, SLG: 0.359		FC5-6 E 1-3 1B		1B 1B		F9		L6 1-2		4	0	2	0	0	0	1
Johnnie LeMaster, R (1, 6) OBP: 0.321, SLG: 0.311		E5 FC5-6 1-2 3-H		F3		K		K		4	0	0	1	0	2	3
Allen Ripley, R (1, 1) OBP: 0.154, SLG: 0.154 Al Holland, R (5, 1) OBP: 0.200, SLG: 0.200 Fred Breining, R (8, 1) Dave Bergman, L (9, PH) OBP: 0.338, SLG: 0.424 Greg Minton, S (9, 1) Gary Lavelle, S (9, 1) OBP: 0.400, SLG: 0.400		FC5-6 1-2 2-3f		FC4-6 1-2 1B		K			K	2 1 0 1 0 0	0 0 0 0 0 0	1 0 0 0 0 0	0 0 0 0 0 0	0 1 0 1 0 0	0 0 0 0 0 0	2 0 0 0 0 0
Inning Stats	R: 0 E: 0 K: 3 S: 10 H: 1 LOB: 1 BB: 0 P: 10	R: 1 E: 1 K: 1 S: 8 H: 2 LOB: 2 BB: 0 P: 8	R: 0 E: 1 K: 0 S: 4 H: 0 LOB: 1 BB: 0 P: 4	R: 0 E: 0 K: 1 S: 7 H: 2 LOB: 2 BB: 0 P: 7	R: 2 E: 0 K: 0 S: 4 H: 1 LOB: 0 BB: 1 P: 8	R: 0 E: 0 K: 2 S: 7 H: 0 LOB: 0 BB: 0 P: 7	R: 0 E: 0 K: 2 S: 8 H: 1 LOB: 1 BB: 0 P: 8	R: 0 E: 0 K: 2 S: 7 H: 0 LOB: 1 BB: 1 P: 11	R: 2 E: 0 K: 1 S: 7 H: 2 LOB: 1 BB: 1 P: 11	1B: 7 2B: 0 3B: 0 HR: 2 SF: 0 SAC: 0 DP: 0 HBP: 0						

	AB	38
	R	5
	H	9
	RBI	5
	BB	3
	SO	12
	LOB	19

WP: 0 PB: 1 SB: 0 CS: 0 PA: 41

PITCHER		IP	WLS	BF	H	R	ER	SO	BB	IBB	HBP	BLK	WP	HR	S	P	ERA	WHIP
Pascual Perez, R ERA: 2.75	(1, 1)	5.0		24	6	3	3	5	1	0	0	0	0	1	33	37	5.40	1.400
Victor Cruz, R ERA: 2.16	(6, 1)	2.0		7	1	0	0	4	0	0	0	0	0	0	15	15	0.00	0.500
Rod Scurry, L ERA: 4.18	(8, 1)	1.0		4	0	0	0	2	1	0	0	0	0	0	7	11	0.00	1.000
Enrique Romo, R ERA: 5.14	(9, 1)	0.1	L	4	2	2	2	1	1	0	0	0	0	1	5	9	54.00	9.000
Grant Jackson, L ERA: 2.08	(9, 1)	0.2		2	0	0	0	0	0	0	0	0	0	0	2	2	0.00	0.000

PITCHER	IP	WLS	BF	H	R	ER	SO	BB	IBB	HBP	BLK	WP	HR	S	P	ERA	WHIP

Batter	1	2	3	4	5	6	7	8	9	AB	R	H	RBI	BB	SO	LOB
Omar Moreno, L (1, 8) OBP: 0.285, SLG: 0.328	4-3		K		K		F7		K	5	0	0	0	0	3	4
Tim Foli, R (1, 6) OBP: 0.299, SLG: 0.319	K			3-1 1-6-3 1B	SF9 2-3 3-H		F3		F8	4	0	1	1	0	1	2
Dave Parker, L (1, 9) OBP: 0.293, SLG: 0.475	1-3			1-6-3 1-2	G3			K		4	0	0	0	0	1	2
Willie Stargell, L (1, 3) OBP: 0.318, SLG: 0.325		4-3		3-1 2-3		K		2B		2	0	0	0	0	0	1
Victor Cruz, R (6, 1)										1	0	0	0	0	1	0
Rod Scurry, L (8, 1) OBP: 0.222, SLG: 0.125										0	0	0	0	0	0	0
Kurt Bevacqua, R (8, PH) OBP: 0.350, SLG: 0.353										1	0	1	0	0	0	0
Phil Garner, R (8, PR) OBP: 0.352, SLG: 0.392										0	0	0	0	0	0	0
Enrique Romo, R (9, 1)										0	0	0	0	0	0	0
Grant Jackson, S (9, 1)										0	0	0	0	0	0	0
Mike Easler, L (1, 7) OBP: 0.367, SLG: 0.546		4-0 S BB		F8		E3 S		L3 1B		3	0	1	0	1	0	1
Bill Madlock, R (1, 5) OBP: 0.418, SLG: 0.469		F3 1-2			1B 1B 2B	4-0 1-2 BB		L3 1-2		3	1	1	0	1	0	3
Dale Berra, R (1, 4) OBP: 0.356, SLG: 0.378		K			1B 2B 1B 2-3	K			1B BB	3	1	1	0	1	2	3
Steve Nicosia, R (1, 2) OBP: 0.301, SLG: 0.326			F7		2B SF9 1B 1-2 3-H	F6			1-2 1B	3	1	1	1	0	0	2
John Milner, L (9, PH) OBP: 0.298, SLG: 0.220										1	0	1	0	0	0	0
Pascual Perez, R (1, 1) OBP: 0.100, SLG: 0.100									F3	1	0	0	0	0	0	0
Jason Thompson, L (5, PH) OBP: 0.329, SLG: 0.360			5-3		SF9 1-3 2-H		K			2	0	1	1	0	1	0
(6, 3)																
Tony Peña, R (9, PH) OBP: 0.333, SLG: 0.397										1	0	0	0	0	0	2
Inning Stats	R: 0 E: 0 K: 1 S: 5 H: 0 LOB: 0 BB: 0 P: 5	R: 0 E: 0 K: 1 S: 5 H: 0 LOB: 1 BB: 1 P: 9	R: 0 E: 0 K: 1 S: 5 H: 0 LOB: 0 BB: 0 P: 5	R: 0 E: 0 K: 0 S: 4 H: 1 LOB: 1 BB: 0 P: 4	R: 3 E: 0 K: 1 S: 9 H: 4 LOB: 1 BB: 0 P: 9	R: 0 E: 1 K: 2 S: 8 H: 0 LOB: 2 BB: 1 P: 12	R: 0 E: 0 K: 1 S: 5 H: 0 LOB: 0 BB: 0 P: 5	R: 0 E: 0 K: 1 S: 6 H: 2 LOB: 1 BB: 0 P: 6	R: 0 E: 0 K: 1 S: 6 H: 1 LOB: 2 BB: 1 P: 10	1B: 5 2B: 4 3B: 0 HR: 0 SF: 1 SAC: 0 DP: 1 HBP: 0						

PITCHER	IP	WLS	BF	H	R	ER	SO	BB	IBB	HBP	BLK	WP	HR	S	P	ERA	WHIP
Allen Ripley, R (1, 1) ERA: 3.39	4.0		18	5	3	3	3	1	0	0	0	0	0	23	27	6.75	1.500
Al Holland, L (5, 1) ERA: 3.12	3.1		14	2	0	0	5	1	0	0	0	0	0	23	27	0.00	0.900
Fred Breining, R (8, 1) ERA: 2.25	0.2	W	1	0	0	0	0	0	0	0	0	0	0	1	1	0.00	0.000
Greg Minton, R (9, 1) ERA: 4.07	0.0		2	1	0	0	0	1	0	0	0	0	0	1	5	∞	∞
Gary Lavelle, L (9, 1) ERA: 3.67	1.0	S	3	0	0	0	1	0	0	0	0	0	0	5	5	0.00	0.000

PITCHER	IP	WLS	BF	H	R	ER	SO	BB	IBB	HBP	BLK	WP	HR	S	P	ERA	WHIP

BOTTOM

San Francisco Giants @ Pittsburgh Pirates

Three Rivers Stadium, Pittsburgh, PA

Fri Jun 05 1981, 7:05 PM EDT

Att. 8,361 - Unknown

livebaseballscorecards.com

AB	34
R	3
H	8
RBI	3
BB	3
SO	9
LOB	20

1B: 5 2B: 4 3B: 0 HR: 0
SF: 1 SAC: 0 DP: 1 HBP: 0

WP: 0 PB: 0 SB: 2 CS: 0
PA: 38

San Francisco Giants @ Pittsburgh Pirates

Three Rivers Stadium, Pittsburgh, PA

Sat Jun 06 1981, 7:05 PM EDT

Att. 11,362 - Unknown

TOP

livebaseballscorecards.com

Batter	1	2	3	4	5	6	7	8	9	AB	R	H	RBI	BB	SO	LOB
Bill North, S (1, 8) OBP: 0.370, SLG: 0.322	4-0 BBBB 6-3 S HR BB		0-0 X S 1B	0-3 SSS ② K			0-3 SSS ② K			3	1	1	0	1	2	2
Enos Cabell, R (1, 5) OBP: 0.278, SLG: 0.343	0-0 X ① 6-3 1-3		0-0 X ① 1-3 1-2	0-3 SSS ③ K			0-0 X ③ F8			4	0	0	0	0	1	4
Jack Clark, R (1, 9) OBP: 0.297, SLG: 0.381	4-0 BBBB HR BB		0-0 X ② F2		0-0 X ① F9			0-0 X ① F9		3	1	0	0	1	0	1
Darrell Evans, L (1, 3) OBP: 0.314, SLG: 0.404	0-0 X 1-H 3-H HR		0-0 X ③ 3-1		0-3 SSS ② K			0-0 X ② F6		4	1	1	3	0	1	1
Larry Herndon, R (1, 7) OBP: 0.335, SLG: 0.431	0-3 SSS ② K			0-0 X ① 4-3	0-0 X ③ F2			0-3 SSS ③ K		4	0	0	0	0	2	0
Joe Morgan, L (1, 4) OBP: 0.343, SLG: 0.347	0-0 X ③ F9			4-0 BBBB S 1B BB	0-0 X ① F7				0-3 SSS ① K	3	1	0	0	1	1	0
Milt May, L (1, 2) OBP: 0.369, SLG: 0.384		0-3 SSS ① K		0-0 X 1B 1B 1-H 1B	4-0 BBBB G1-6-3 BB				0-0 X HR	3	2	2	2	1	1	0
Johnnie LeMaster, R (1, 6) OBP: 0.321, SLG: 0.311 Jim Wohlford, R (9, PH) OBP: 0.297, SLG: 0.412 Joe Pettini, R (9, PR)		0-0 X ② 6-3		0-0 X 1B S 1-3 1B	0-0 X ②③ G1-6-3 1-2f				4-0 BBBB G1-6-3 BB	3 0 0	0 0 0	1 0 0	0 0 0	0 1 0	0 0 0	1 0 0
Tom Griffin, R (1, 1) OBP: 0.200, SLG: 0.292 Fred Breining, R (6, 1) Dave Bergman, L (7, PH) OBP: 0.333, SLG: 0.418 Greg Minton, S (7, 1) Jerry Martin, R (9, PH) OBP: 0.314, SLG: 0.364		0-0 X ③ 3-1		0-0 X 1-3 3-H 1B		0-0 X ① F8			0-0 X ②③ G1-6-3 1-2f	2 0 1 0 1	0 0 0 0 0	1 0 0 0 0	1 0 0 0 0	0 0 0 0 0	0 0 0 0 1	0 0 0 0 0

	AB	31
	R	6
	H	6
	RBI	6
	BB	5
	SO	8
	LOB	10

Inning Stats	1	2	3	4	5	6	7	8	9	1B: 4	SF: 0	WP: 0	PA: 36
	R: 3 E: 0 K: 1 S: 6 H: 1 LOB: 0 BB: 2 P: 14	R: 0 E: 0 K: 1 S: 5 H: 0 LOB: 0 BB: 0 P: 5	R: 0 E: 0 K: 0 S: 4 H: 1 LOB: 1 BB: 0 P: 4	R: 2 E: 0 K: 2 S: 10 H: 3 LOB: 2 BB: 1 P: 14	R: 0 E: 0 K: 1 S: 5 H: 0 LOB: 0 BB: 0 P: 5	R: 0 E: 0 K: 0 S: 2 H: 0 LOB: 0 BB: 1 P: 6	R: 0 E: 0 K: 1 S: 5 H: 0 LOB: 0 BB: 0 P: 5	R: 0 E: 0 K: 1 S: 5 H: 0 LOB: 0 BB: 0 P: 5	R: 1 E: 0 K: 1 S: 5 H: 1 LOB: 1 BB: 1 P: 9	2B: 0 3B: 0 HR: 2	SAC: 0 DP: 2 HBP: 0	PB: 0 SB: 4 CS: 0	

PITCHER	IP	WLS	BF	H	R	ER	SO	BB	IBB	HBP	BLK	WP	HR	S	P	ERA	WHIP
Don Robinson, R (1, 1) ERA: 7.59	3.1		18	5	5	5	2	3	0	0	0	0	1	19	31	13.50	2.400
Rod Scurry, L (4, 1) ERA: 3.86	2.2	W	8	0	0	0	3	1	0	0	0	0	0	13	17	0.00	0.375
Victor Cruz, R (7, 1) ERA: 2.37	2.1		9	1	1	1	3	1	0	0	0	0	1	14	18	3.86	0.857
Kent Tekulve, R (9, 1) ERA: 4.15	0.2	S	1	0	0	0	0	0	0	0	0	0	0	1	1	0.00	0.000

PITCHER	IP	WLS	BF	H	R	ER	SO	BB	IBB	HBP	BLK	WP	HR	S	P	ERA	WHIP

BOTTOM

San Francisco Giants @ Pittsburgh Pirates

Three Rivers Stadium, Pittsburgh, PA

Sat Jun 06 1981, 7:05 PM EDT

Att. 11,362 - Unknown

livebaseballscorecards.com

Batter	1	2	3	4	5	6	7	8	9	AB	R	H	RBI	BB	SO	LOB
Omar Moreno, L (1, 8) OBP: 0.288, SLG: 0.330	0-0 S 1B 1B	0-0 F9 ②		0-3 K ①		0-0 E 1B BB 1B		0-0 1-3 ②		5	2	2	0	0	1	2
Tim Foli, R (1, 6) OBP: 0.296, SLG: 0.315	0-0 F8 ① 1-2	0-0 L1 ③		0-0 5-3 ②		0-0 E7 BB BB 1-3 1B		0-0 6-3 ③		5	0	1	0	0	0	3
Dave Parker, L (1, 9) OBP: 0.299, SLG: 0.471 Lee Lacy, R (6, PR) (7, 9) OBP: 0.323, SLG: 0.400	0-0 F8 BB 2-H 1B		0-0 4-3 ①	0-0 6-3 ③		BBB 4-0 BB 1-2 BB				3 0	0 0	1 0	1 0	1 0	0 0	0 0
Bill Madlock, R (1, 5) OBP: 0.427, SLG: 0.465	BBB 4-0 S 1-2 BB		H 1-0 S HR HBP		SSS 0-3 K ①	BBB 4-0 G4-6-3 1-2 2-3 3-H BB				1	1	0	1	2	1	0
Mike Easler, L (1, 7) OBP: 0.358, SLG: 0.532	0-0 F8 ② 2-3		0-0 F9 ② 1-2		0-0 F8 ②	0-0 G4-6-3 ② ③ 1-2f				4	0	0	0	0	0	6
Jason Thompson, L (1, 3) OBP: 0.326, SLG: 0.383	0-0 F8 ③ 1-2		0-0 HR 2-H		0-0 2-3 ③		0-0 F7 ①			4	1	1	2	0	0	2
Dale Berra, R (1, 4) OBP: 0.362, SLG: 0.376		0-0 6-3 ①	0-0 S 1B 1B			BBB 4-0 SH1-4 HR BB	0-0 6-3 ②			3	2	1	0	1	0	0
Steve Nicosia, R (1, 2) OBP: 0.311, SLG: 0.337		0-0 1B 1B	0-0 1-H 1B			0-0 SH1-4 ① 1-2	0-0 F8 ③			3	0	2	1	0	0	0
Don Robinson, R (1, 1) OBP: 0.250, SLG: 0.250 Rod Scurry, L (4, 1) OBP: 0.222, SLG: 0.125 John Milner, L (6, PH) OBP: 0.313, SLG: 0.310 Victor Cruz, R (7, 1) Kent Tekulve, R (9, 1)	0-0 1-2 1B	0-0 F6 ③				0-0 2-H HR		SSS 0-3 K ①		2 0 1 1 0	0 0 1 0 0	1 0 1 0 0	0 0 2 0 0	0 0 0 1 0	0 0 0 0 0	1 0 0 0 0
Inning Stats	R: 1 E: 0 K: 0 S: 5 H: 2 LOB: 2 BB: 1 P: 9	R: 0 E: 0 K: 0 S: 5 H: 2 LOB: 2 BB: 0 P: 5	R: 3 E: 0 K: 0 S: 6 H: 3 LOB: 1 BB: 0 P: 7	R: 0 E: 0 K: 1 S: 5 H: 0 LOB: 0 BB: 0 P: 5	R: 0 E: 0 K: 1 S: 5 H: 0 LOB: 0 BB: 0 P: 5	R: 3 E: 1 K: 0 S: 5 H: 3 LOB: 3 BB: 3 P: 17	R: 0 E: 0 K: 0 S: 3 H: 0 LOB: 0 BB: 0 P: 3	R: 0 E: 0 K: 1 S: 5 H: 0 LOB: 0 BB: 0 P: 5		1B: 8 2B: 0 3B: 0 HR: 2	SF: 0 SAC: 1 DP: 1 HBP: 1			WP: 0 PB: 0 SB: 4 CS: 0	PA: 38	

	AB	32
	R	7
	H	10
	RBI	7
	BB	4
	SO	3
	LOB	14

PITCHER		IP	WLS	BF	H	R	ER	SO	BB	IBB	HBP	BLK	WP	HR	S	P	ERA	WHIP
Tom Griffin, R ERA: 3.99	(1, 1)	5.1	L	29	10	7	7	2	2	0	1	0	0	2	30	39	11.81	2.250
Fred Breining, R ERA: 2.2	(6, 1)	0.2		3	0	0	0	0	2	0	0	0	0	0	1	9	0.00	3.000
Greg Minton, R ERA: 3.89	(7, 1)	2.0		6	0	0	0	1	0	0	0	0	0	0	8	8	0.00	0.000

PITCHER	IP	WLS	BF	H	R	ER	SO	BB	IBB	HBP	BLK	WP	HR	S	P	ERA	WHIP

San Francisco Giants @ Pittsburgh Pirates

Three Rivers Stadium, Pittsburgh, PA

Sun Jun 07 1981, 3:33 AM EDT

Att. 32,244 - Unknown

TOP

livebaseballscorecards.com

Batter	1	2	3	4	5	6	7	8	9	AB	R	H	RBI	BB	SO	LOB
Bill North, S (1, 8) OBP: 0.360, SLG: 0.312	E1 1B FC5|2-5		SSS 0-3 ③ K			0-0 ① 4-3		0-0 ① F9		4	0	0	0	0	1	0
Enos Cabell, R (1, 5) OBP: 0.278, SLG: 0.341	G5-3 FC5-2-5 1-3 1B			0-0 ① 6-3		0-0 ② F8		0-0 ② F3		4	0	1	0	0	0	0
Joe Pettini, R (8, 5)										0	0	0	0	0	0	0
Joe Morgan, L (1, 4) OBP: 0.341, SLG: 0.365	0-0 ① FC5-2-5 1-2 3-H			0-0 ② F8		0-0 HR		0-0 ③ F9		4	1	1	1	0	0	2
Jack Clark, R (1, 9) OBP: 0.296, SLG: 0.378	0-0 ②③ G5-3 2-3f			0-0 ③ 6-3		0-0 BB 1B			0-0 ① 5-3	4	0	1	0	0	0	2
Darrell Evans, L (1, 3) OBP: 0.318, SLG: 0.419		0-0 ① 4-3			0-0 HR	BBBBB 4-0 BB 1-2			0-0 ② 5-3	3	1	1	1	1	0	0
Larry Herndon, R (1, 7) OBP: 0.333, SLG: 0.427		0-0 ② 4-3			0-0 1B 9-2-5 1B	0-0 ③ 1-4-3			0-0 ③ F8	4	0	1	0	0	0	2
Milt May, L (1, 2) OBP: 0.374, SLG: 0.389		0-0 ③ F7			0-0 1-3 1B		0-0 G6-4-3 1B			3	0	2	0	0	0	0
Johnnie LeMaster, R (1, 6) OBP: 0.315, SLG: 0.305			SSS 0-3 ① K		0-0 ①② 9-2-5 3-Hf		0-0 ① F9			3	0	0	0	0	1	3
Vida Blue, S (1, 1) OBP: 0.292, SLG: 0.238			SSS 0-3 ② K		0-0 ③ F5		0-0 ②③ G6-4-3 1-2f			2	0	0	0	0	1	1
Jim Wohlford, R (7, PH) OBP: 0.289, SLG: 0.400										1	0	0	0	0	0	1
Fred Breining, R (7, 1)										0	0	0	0	0	0	0

Inning Stats	1	2	3	4	5	6	7	8	9
	R: 0 E: 1 K: 0 S: 4	H: 1 LOB: 1 BB: 0 P: 4	R: 0 E: 0 K: 0 S: 3	H: 0 LOB: 0 BB: 0 P: 3	R: 0 E: 0 K: 3 S: 9	H: 0 LOB: 0 BB: 0 P: 9	R: 0 E: 0 K: 0 S: 3	H: 0 LOB: 0 BB: 0 P: 3	R: 1 E: 0 K: 0 S: 5	H: 3 LOB: 1 BB: 0 P: 5	R: 1 E: 0 K: 0 S: 5	H: 2 LOB: 2 BB: 1 P: 9	R: 0 E: 0 K: 0 S: 3	H: 1 LOB: 0 BB: 0 P: 3	R: 0 E: 0 K: 0 S: 3	H: 0 LOB: 0 BB: 0 P: 3	R: 0 E: 0 K: 0 S: 3	H: 0 LOB: 0 BB: 0 P: 3

AB	32	
R	2	
H	7	
RBI	2	
BB	1	
SO	3	
LOB	11	

	1B: 5	SF: 0	WP: 0	PA: 33
	2B: 1	SAC: 0	PB: 0	
	3B: 0	DP: 3	SB: 0	
	HR: 2	HBP: 0	CS: 0	

PITCHER		IP	WLS	BF	H	R	ER	SO	BB	IBB	HBP	BLK	WP	HR	S	P	ERA	WHIP
Eddie Solomon, R ERA: 2.85	(1, 1)	6.0	W	25	7	2	2	3	1	0	0	0	0	2	30	34	3.00	1.333
Enrique Romo, R ERA: 4.65	(7, 1)	3.0	S	8	0	0	0	0	0	0	0	0	0	0	8	8	0.00	0.000

PITCHER		IP	WLS	BF	H	R	ER	SO	BB	IBB	HBP	BLK	WP	HR	S	P	ERA	WHIP

Batter	1	2	3	4	5	6	7	8	9	AB	R	H	RBI	BB	SO	LOB
Omar Moreno, L (1, 8) OBP: 0.287, SLG: 0.325	G3	K			K		IBB			3	0	0	0	1	2	1
Tim Foli, R (1, 6) OBP: 0.288, SLG: 0.307	F9		5-3		3-1		F7			4	0	0	0	0	0	2
Lee Lacy, R (1, 9) OBP: 0.309, SLG: 0.383	E5 WP 2B		F8			F7		F8		4	1	0	0	0	0	0
Bill Madlock, R (1, 5) OBP: 0.435, SLG: 0.489	2B 2-3 BB		S BB			HR		F7		2	2	1	1	2	0	0
Mike Easler, L (1, 7) OBP: 0.356, SLG: 0.531	2B 1-H 3-H		K 1-2			4-3		F8		4	0	1	2	0	1	1
Gary Alexander, R (1, 3) OBP: 0.368, SLG: 0.706	F9			E5 G4-6-3		K				3	0	0	0	0	1	1
Jason Thompson, L (7, 3) OBP: 0.326, SLG: 0.383										0	0	0	0	0	0	0
Tony Peña, R (1, 2) OBP: 0.319, SLG: 0.379		6-3		G4-6-3 1-2f			F8			3	0	0	0	0	0	1
Dale Berra, R (1, 4) OBP: 0.370, SLG: 0.385		SH2-4 1B		K			SH3-4 1B			3	0	2	0	0	1	0
Eddie Solomon, R (1, 1) OBP: 0.100, SLG: 0.100		SH2-4 1-2			L4		SH3-4 1-2			1	0	0	0	0	0	0
Enrique Romo, R (7, 1)										0	0	0	0	0	0	0
Inning Stats	R: 2 E: 1 K: 0 S: 5 H: 1 LOB: 1 BB: 1 P: 9	R: 0 E: 0 K: 1 S: 6 H: 1 LOB: 1 BB: 0 P: 6	R: 0 E: 0 K: 1 S: 5 H: 0 LOB: 1 BB: 1 P: 9	R: 0 E: 1 K: 1 S: 5 H: 0 LOB: 0 BB: 0 P: 5	R: 0 E: 0 K: 1 S: 5 H: 0 LOB: 0 BB: 0 P: 5	R: 1 E: 0 K: 1 S: 6 H: 1 LOB: 0 BB: 0 P: 6	R: 0 E: 0 K: 0 S: 4 H: 1 LOB: 2 BB: 1 P: 8	R: 0 E: 0 K: 0 S: 3 H: 0 LOB: 0 BB: 0 P: 3		1B: 2 2B: 1 3B: 0 HR: 1 SF: 0 SAC: 2 DP: 1 HBP: 0						

PITCHER		IP	WLS	BF	H	R	ER	SO	BB	IBB	HBP	BLK	WP	HR	S	P	ERA	WHIP
Vida Blue, L ERA: 2.21	(1, 1)	6.0	L	24	3	3	1	5	2	0	0	0	1	1	32	40	1.50	0.833
Fred Breining, R ERA: 2.05	(7, 1)	2.0		8	1	0	0	0	0	1	0	0	0	0	7	11	0.00	0.500

PITCHER	IP	WLS	BF	H	R	ER	SO	BB	IBB	HBP	BLK	WP	HR	S	P	ERA	WHIP

BOTTOM

San Francisco Giants @ Pittsburgh Pirates

Three Rivers Stadium, Pittsburgh, PA

Sun Jun 07 1981, 3:33 AM EDT

Att. 32,244 - Unknown

livebaseballscorecards.com

AB	27
R	3
H	4
RBI	3
BB	3
SO	5
LOB	6

San Diego Padres @ Pittsburgh Pirates

Three Rivers Stadium, Pittsburgh, PA

Tue Jun 09 1981, 7:05 PM EDT

Att. 9,145 - Unknown

TOP

livebaseballscorecards.com

Batter	1	2	3	4	5	6	7	8	9	AB	R	H	RBI	BB	SO	LOB
Ozzie Smith, S (1, 6) OBP: 0.333, SLG: 0.281	BB 1B	FC4-6 1-2 2-3 1B	BB		6-3			2-3		4	0	2	0	1	0	0
Gene Richards, L (1, 7) OBP: 0.355, SLG: 0.402	K	FC4-6 1-2f	F8		G3			S 1B		5	0	1	0	0	1	6
Terry Kennedy, L (1, 2) OBP: 0.347, SLG: 0.372	FC4 1-2 BB	BB 1B 1B 1B	HR 1B			F7		F7 1-2		4	2	2	0	1	0	1
Randy Bass, L (1, 3) OBP: 0.300, SLG: 0.407 Broderick Perkins, L (8, 3) OBP: 0.340, SLG: 0.469	P4	F7	1-H HR			L6		P8		5 0	1 0	1 0	2 0	0 0	0 0	4 0
Ruppert Jones, L (1, 8) OBP: 0.320, SLG: 0.332	FC4 1-2f	BB 1-2 1B 1B	CS BB			1B			4-3	4	1	2	0	1	0	2
Joe Lefebvre, L (1, 9) OBP: 0.353, SLG: 0.411		1B S 1B	E 1B 1-2 2-3 2B BB	1-2 HR		4-3			K	4	2	2	1	1	1	1
Luis Salazar, R (1, 5) OBP: 0.296, SLG: 0.376		6-3 1-2	E6 1-3 2-H 3-H 2B 1B	K			F8		6-3	5	1	1	2	0	1	1
Juan Bonilla, R (1, 4) OBP: 0.335, SLG: 0.368		1B BB	P6	L5			6-3			3	0	0	0	1	0	2
Steve Mura, R (1, 1) OBP: 0.129, SLG: 0.161 Gary Lucas, L (8, 1) OBP: 0.167, SLG: 0.167		P2	1-H 3-H 2B		P4		6-3			4 0	0 0	1 0	2 0	0 0	0 0	2 0
Inning Stats	R: 0 E: 0 K: 1 S: 6 H: 1 LOB: 2 BB: 1 P: 10	R: 0 E: 0 K: 0 S: 5 H: 2 LOB: 3 BB: 1 P: 9	R: 4 E: 1 K: 0 S: 7 H: 4 LOB: 2 BB: 2 P: 15	R: 3 E: 0 K: 1 S: 7 H: 3 LOB: 0 BB: 1 P: 11	R: 0 E: 0 K: 0 S: 3 H: 0 LOB: 0 BB: 0 P: 3	R: 0 E: 0 K: 0 S: 4 H: 1 LOB: 1 BB: 0 P: 4	R: 0 E: 0 K: 0 S: 3 H: 0 LOB: 0 BB: 0 P: 3	R: 0 E: 0 K: 0 S: 4 H: 1 LOB: 1 BB: 0 P: 4	R: 0 E: 0 K: 1 S: 5 H: 0 LOB: 0 BB: 0 P: 5	1B: 9 2B: 1 3B: 0 HR: 2 SF: 0 SAC: 0 DP: 0 HBP: 0						

	AB	38
	R	7
	H	12
	RBI	7
	BB	5
	SO	3
	LOB	19

WP: 0 PB: 0 SB: 2 CS: 1 PA: 43

PITCHER		IP	WLS	BF	H	R	ER	SO	BB	IBB	HBP	BLK	WP	HR	S	P	ERA	WHIP
Rick Rhoden, R ERA: 3.3	(1, 1)	3.0	L	22	9	6	6	1	4	0	0	0	0	1	20	36	18.00	4.333
Victor Cruz, R ERA: 2.25	(4, 1)	5.0		18	3	1	1	1	1	0	0	0	0	1	19	23	1.80	0.800
Grant Jackson, L ERA: 1.96	(9, 1)	1.0		3	0	0	0	1	0	0	0	0	0	0	5	5	0.00	0.000

PITCHER		IP	WLS	BF	H	R	ER	SO	BB	IBB	HBP	BLK	WP	HR	S	P	ERA	WHIP

San Diego Padres @ Pittsburgh Pirates

Three Rivers Stadium, Pittsburgh, PA

Tue Jun 09 1981, 7:05 PM EDT

Att. 9,145 - Unknown

livebaseballscorecards.com

BOTTOM

Batter	1	2	3	4	5	6	7	8	9	AB	R	H	RBI	BB	SO	LOB
Omar Moreno, L (1, 8) OBP: 0.286, SLG: 0.324	4-3		5-3 S 1B; 3-H; 1B		G3			L8		4	1	1	1	0	0	0
Tim Foli, R (1, 6) OBP: 0.293, SLG: 0.312	4-3		5-3; 1-3			FC4-6; 1B		8-4-3; 1B		4	0	2	0	0	0	1
Dave Parker, L (1, 9) OBP: 0.298, SLG: 0.464	4-3		1B; 3-H			FC4-6 CS; 1-2f		8-4-3; 1-2f		4	0	1	1	0	0	2
Willie Stargell, L (1, 3) OBP: 0.354, SLG: 0.386		FC5-4; 1B	K			2B; 1-2			G6-4-3; 1B	4	0	3	0	0	1	1
Bill Madlock, R (1, 5) OBP: 0.424, SLG: 0.474		FC5-4 CS; 1-2f		F8		6-3			G6-4-3; 1-2f	4	0	0	0	0	0	3
Mike Easler, L (1, 7) OBP: 0.354, SLG: 0.524		F8; 1-2		L9			G5-4-3; 1B		E3	4	0	1	0	0	0	1
Tony Peña, R (1, 2) OBP: 0.316, SLG: 0.371			2B; 1B	K			G5-4-3; 1-2f		F8	4	1	1	0	0	1	2
Dale Berra, R (1, 4) OBP: 0.369, SLG: 0.394			SH1-4; 1-H; 1B 2B		F8		5-3			3	1	1	1	0	0	0
Rick Rhoden, R (1, 1) OBP: 0.179, SLG: 0.185			SH1-4; 2-3		K			HR		0	0	0	0	0	0	0
Victor Cruz, R (4, 1)										1	0	0	0	0	1	0
Kurt Bevacqua, R (8, PH) OBP: 0.381, SLG: 0.556										1	1	1	1	0	0	0
Grant Jackson, S (9, 1)										0	0	0	0	0	0	0
Inning Stats	R: 0 H: 0 E: 0 LOB: 0 K: 0 BB: 0 S: 3 P: 3	R: 0 H: 1 E: 0 LOB: 0 K: 0 BB: 0 S: 3 P: 3	R: 3 H: 4 E: 0 LOB: 1 K: 1 BB: 0 S: 9 P: 9	R: 0 H: 0 E: 0 LOB: 0 K: 1 BB: 0 S: 5 P: 5	R: 0 H: 0 E: 0 LOB: 0 K: 1 BB: 0 S: 5 P: 5	R: 0 H: 2 E: 0 LOB: 1 K: 0 BB: 0 S: 4 P: 4	R: 0 H: 1 E: 0 LOB: 0 K: 0 BB: 0 S: 3 P: 3	R: 1 H: 2 E: 0 LOB: 0 K: 0 BB: 0 S: 4 P: 4	R: 0 H: 1 E: 1 LOB: 1 K: 0 BB: 0 S: 4 P: 4	1B: 8 SF: 0 2B: 3 SAC: 1 3B: 0 DP: 3 HR: 1 HBP: 0							

	AB	33
	R	4
	H	11
	RBI	4
	BB	0
	SO	3
	LOB	10

WP: 0 PB: 0 SB: 1 CS: 2 PA: 34

PITCHER		IP	WLS	BF	H	R	ER	SO	BB	IBB	HBP	BLK	WP	HR	S	P	ERA	WHIP
Steve Mura, R ERA: 4.11	(1, 1)	7.0	W	27	9	4	4	3	0	0	0	0	0	1	33	33	5.14	1.286
Gary Lucas, L ERA: 2.53	(8, 1)	2.0	S	7	2	0	0	0	0	0	0	0	0	0	7	7	0.00	1.000

PITCHER	IP	WLS	BF	H	R	ER	SO	BB	IBB	HBP	BLK	WP	HR	S	P	ERA	WHIP

Batter	1	2	3	4	5	6	7	8	9	AB	R	H	RBI	BB	SO	LOB
Ozzie Smith, S (1, 6) OBP: 0.328, SLG: 0.276	6-3		P4			5-3	K			4	0	0	0	0	1	0
Gene Richards, L (1, 7) OBP: 0.353, SLG: 0.399	G3 1B		P9			F8		4-3		4	0	1	0	0	0	0
Terry Kennedy, L (1, 2) OBP: 0.345, SLG: 0.369	G3 1-2			4-3		1B HR 1B		3-1		4	1	1	0	0	0	1
Randy Bass, L (1, 3) OBP: 0.309, SLG: 0.412 Broderick Perkins, L (8, PR) OBP: 0.340, SLG: 0.469 (8, 3)	3-1			4-3		1-3 HR 1B		CS 1B		4 0	1 0	2 0	0 0	0 0	0 0	1 0
Ruppert Jones, L (1, 8) OBP: 0.323, SLG: 0.351		3-1		1B		1-H 3-H HR		CS 1-2	K	4	1	2	3	0	1	0
Joe Lefebvre, L (1, 9) OBP: 0.351, SLG: 0.403		F8		F7		BBBB BB			F7	3	0	0	0	1	0	1
Luis Salazar, R (1, 5) OBP: 0.304, SLG: 0.388		1B			L3 1B	F9			2B	4	0	3	0	0	0	1
Juan Bonilla, R (1, 4) OBP: 0.333, SLG: 0.361		4-3			L3 1-2		5-3		IBB	3	0	0	0	1	0	2
Juan Eichelberger, R (1, 1) OBP: 0.143, SLG: 0.143 Gary Lucas, L (8, 1) OBP: 0.143, SLG: 0.143			6-3		5-3		P4		G3	3 1	0 0	0 0	0 0	0 0	0 0	0 2
Inning Stats	R: 0 E: 0 K: 0 S: 4 H: 1 LOB: 1 BB: 0 P: 4	R: 0 E: 0 K: 0 S: 4 H: 1 LOB: 1 BB: 0 P: 4	R: 0 E: 0 K: 0 S: 3 H: 0 LOB: 0 BB: 0 P: 3	R: 0 E: 0 K: 0 S: 4 H: 1 LOB: 1 BB: 0 P: 4	R: 0 E: 0 K: 0 S: 3 H: 1 LOB: 0 BB: 0 P: 3	R: 3 E: 0 K: 0 S: 6 H: 3 LOB: 1 BB: 1 P: 10	R: 0 E: 0 K: 1 S: 5 H: 0 LOB: 0 BB: 0 P: 5	R: 0 E: 0 K: 0 S: 3 H: 1 LOB: 1 BB: 0 P: 3	R: 0 E: 0 K: 1 S: 6 H: 1 LOB: 2 BB: 1 P: 10	1B: 7 2B: 2 3B: 0 HR: 1 SF: 0 SAC: 0 DP: 1 HBP: 0						

TOP

San Diego Padres @ Pittsburgh Pirates

Three Rivers Stadium, Pittsburgh, PA

Wed Jun 10 1981, 7:05 PM EDT

Att. 9,450 - Unknown

livebaseballscorecards.com

AB	34
R	3
H	9
RBI	3
BB	2
SO	2
LOB	8

WP: 0 PB: 0 SB: 0 CS: 1 PA: 37

PITCHER		IP	WLS	BF	H	R	ER	SO	BB	IBB	HBP	BLK	WP	HR	S	P	ERA	WHIP
Pascual Perez, R ERA: 3.0	(1, 1)	6.0	L	25	7	3	3	0	1	0	0	0	0	1	24	28	4.50	1.333
Enrique Romo, R ERA: 4.36	(7, 1)	2.0		6	1	0	0	1	0	0	0	0	0	0	8	8	0.00	0.500
Grant Jackson, L ERA: 1.86	(9, 1)	1.0		5	1	0	0	1	0	1	0	0	0	0	6	10	0.00	1.000

San Diego Padres @ Pittsburgh Pirates

Three Rivers Stadium, Pittsburgh, PA

Wed Jun 10 1981, 7:05 PM EDT

Att. 9,450 - Unknown

BOTTOM

livebaseballscorecards.com

Batter	1	2	3	4	5	6	7	8	9	AB	R	H	RBI	BB	SO	LOB
Omar Moreno, L (1, 8) OBP: 0.295, SLG: 0.332	CS 1B		CS 1B 3-H			3-1 ②		S 1B 2-3		4	0	3	1	0	0	0
Kurt Bevacqua, R (1, 4) OBP: 0.320, SLG: 0.476	F9 ①② 1-2		CS ③ 1-2	F9 ①		6-3 ③		SF8 ② 3-H		3	0	0	1	0	0	1
Mike Easler, L (1, 9) OBP: 0.351, SLG: 0.515	K ③			BB			F7 ①	F7 ③ 1-2		3	0	0	0	1	1	2
Bill Madlock, R (1, 5) OBP: 0.426, SLG: 0.471		K ①		F9 ②			E WP BB		SH2-4 1B	3	0	1	0	1	1	1
Jason Thompson, L (1, 3) OBP: 0.327, SLG: 0.376 Phil Garner, R (9, PH) OBP: 0.362, SLG: 0.392		4-3 ②		F8 ③			E 1-2 BB		SH2-4 ① 1-2	2 0	0 0	0 0	0 0	1 0	0 0	1 0
John Milner, L (1, 7) OBP: 0.294, SLG: 0.289 Lee Lacy, R (9, PH) OBP: 0.306, SLG: 0.379		F8 ③			P4 ①		P6 ② 1-2 2-3		K ② S S S	3 1	0 0	0 0	0 0	0 1	0 1	2 1
Dale Berra, R (1, 6) OBP: 0.357, SLG: 0.379			F8 ①		F7 ②		K ③ S S S		L5 ③	4	0	0	0	0	1	3
Steve Nicosia, R (1, 2) OBP: 0.303, SLG: 0.327			P7 ②		6-3 ③			F9 ①		3	0	0	0	0	0	0
Pascual Perez, R (1, 1) OBP: 0.182, SLG: 0.364 Tim Foli, R (6, PH) OBP: 0.292, SLG: 0.310 Enrique Romo, R (7, 1) Dave Parker, L (8, PH) OBP: 0.303, SLG: 0.476 Eddie Solomon, R (8, PR) OBP: 0.100, SLG: 0.100 Grant Jackson, S (9, 1)			1B 3B			F9 ①		1B SF8 2B		1 1 0 1 0 0	1 0 0 0 1 0	1 0 0 0 0 0	0 0 0 0 0 0	0 0 0 0 0 0	0 0 0 0 0 0	0 0 0 0 0 0
Inning Stats	R: 0 E: 0 K: 1 S: 5 H: 1 LOB: 0 BB: 0 P: 5	R: 0 E: 0 K: 1 S: 5 H: 0 LOB: 0 BB: 0 P: 5	R: 1 E: 0 K: 0 S: 4 H: 2 LOB: 0 BB: 0 P: 4	R: 0 E: 0 K: 0 S: 3 H: 0 LOB: 1 BB: 1 P: 7	R: 0 E: 0 K: 0 S: 3 H: 0 LOB: 0 BB: 0 P: 3	R: 0 E: 0 K: 0 S: 3 H: 0 LOB: 0 BB: 0 P: 3	R: 0 E: 1 K: 1 S: 5 H: 0 LOB: 2 BB: 2 P: 13	R: 1 E: 0 K: 0 S: 5 H: 2 LOB: 1 BB: 0 P: 5	R: 0 E: 0 K: 1 S: 6 H: 1 LOB: 1 BB: 0 P: 6	1B: 4 2B: 1 3B: 1 HR: 0	SF: 1 SAC: 1 DP: 0 HBP: 0			WP: 1 PB: 0 SB: 1 CS: 2	PA: 35		

PITCHER		IP	WLS	BF	H	R	ER	SO	BB	IBB	HBP	BLK	WP	HR	S	P	ERA	WHIP
Juan Eichelberger, R ERA: 2.8	(1, 1)	7.1	W	27	4	2	2	3	3	0	0	0	1	0	30	42	2.46	0.955
Gary Lucas, L ERA: 2.44	(8, 1)	1.2	S	7	2	0	0	1	0	0	0	0	0	0	9	9	0.00	1.200

PITCHER	IP	WLS	BF	H	R	ER	SO	BB	IBB	HBP	BLK	WP	HR	S	P	ERA	WHIP

Pittsburgh Pirates @ Montreal Expos

Olympic Stadium, Montreal, QB

Mon Aug 10 1981, 7:05 PM EDT

Att. 37,275 - Unknown

TOP

livebaseballscorecards.com

Batter	1	2	3	4	5	6	7	8	9	AB	R	H	RBI	BB	SO	LOB
Omar Moreno, L (1, 8) OBP: 0.294, SLG: 0.330	K		7 CS, 2-H, 1B			K, 1-2			G3	4	0	1	1	0	2	1
Tim Foli, R (1, 6) OBP: 0.285, SLG: 0.302	5-3		CS, 1-2	6-3		5-3			6-3	4	0	0	0	0	0	1
Dave Parker, L (1, 9) OBP: 0.296, SLG: 0.465	F7			L4			G3			3	0	0	0	0	0	0
Willie Stargell, L (1, 3) OBP: 0.333, SLG: 0.362		F8		G3			1-3			3	0	0	0	0	0	0
Bill Madlock, R (1, 5) OBP: 0.418, SLG: 0.461		F7			6-3		5-3			3	0	0	0	0	0	0
Mike Easler, L (1, 7) OBP: 0.346, SLG: 0.506		F5			1-3			4-3		3	0	0	0	0	0	0
Phil Garner, R (1, 4) OBP: 0.353, SLG: 0.381			4-3		1-3			1-3		3	0	0	0	0	0	0
Tony Peña, R (1, 2) OBP: 0.329, SLG: 0.384			SH1-4, 1B			FC1-4, 1B		K		3	1	2	0	0	1	0
Jim Bibby, R (1, 1) OBP: 0.250, SLG: 0.409 Victor Cruz, R (5, 1) Bill Robinson, R (6, PH) OBP: 0.111, SLG: 0.111 Pascual Perez, R (6, 1) OBP: 0.182, SLG: 0.364 Kent Tekulve, R (8, 1) Lee Lacy, R (9, PH) OBP: 0.303, SLG: 0.375			SH1-4, 1-2			FC1-4, S, 1-2f			F9	0 0 1 0 0 1	0 0 0 0 0 0	0 0 0 0 0 0	0 0 0 0 0 0	0 0 0 0 0 0	0 0 0 0 0 0	0 0 1 0 0 0
Inning Stats	R: 0 E: 0 K: 1 S: 5 H: 0 LOB: 0 BB: 0 P: 5	R: 0 E: 0 K: 0 S: 3 H: 0 LOB: 0 BB: 0 P: 3	R: 1 E: 0 K: 0 S: 4 H: 2 LOB: 0 BB: 0 P: 4	R: 0 E: 0 K: 0 S: 3 H: 0 LOB: 0 BB: 0 P: 3	R: 0 E: 0 K: 0 S: 3 H: 0 LOB: 0 BB: 0 P: 3	R: 0 E: 0 K: 1 S: 6 H: 1 LOB: 1 BB: 0 P: 6	R: 0 E: 0 K: 0 S: 3 H: 0 LOB: 0 BB: 0 P: 3	R: 0 E: 0 K: 1 S: 5 H: 0 LOB: 0 BB: 0 P: 5	R: 0 E: 0 K: 0 S: 3 H: 0 LOB: 0 BB: 0 P: 3	1B: 3 2B: 0 3B: 0 HR: 0 SF: 0 SAC: 1 DP: 0 HBP: 0	WP: 0 PB: 0 SB: 1 CS: 1 PA: 30					

	AB	28
	R	1
	H	3
	RBI	1
	BB	0
	SO	3
	LOB	3

PITCHER		IP	WLS	BF	H	R	ER	SO	BB	IBB	HBP	BLK	WP	HR	S	P	ERA	WHIP
Scott Sanderson, R ERA: 2.14	(1, 1)	5.0		16	2	1	1	1	0	0	0	0	0	0	18	18	1.80	0.400
Bill Lee, L ERA: 2.33	(6, 1)	4.0	W	13	1	0	0	2	0	0	0	0	0	0	17	17	0.00	0.250

PITCHER		IP	WLS	BF	H	R	ER	SO	BB	IBB	HBP	BLK	WP	HR	S	P	ERA	WHIP

Batter	1	2	3	4	5	6	7	8	9	AB	R	H	RBI	BB	SO	LOB
Tim Raines, S (1, 7) OBP: 0.416, SLG: 0.463	4-3		F7		BB FC1-4 1-2		4-3			3	0	0	0	1	0	2
Rodney Scott, S (1, 4) OBP: 0.325, SLG: 0.240	K		1B 1-3		F8			B1-3		4	0	1	0	0	1	2
Andre Dawson, R (1, 8) OBP: 0.382, SLG: 0.616	HR		K		FC1-4 1-2f			2B	2B	4	2	2	1	0	1	4
Gary Carter, R (1, 2) OBP: 0.315, SLG: 0.406	F2			P4		F9		1B 2-H	2B	4	1	1	1	0	0	0
Warren Cromartie, L (1, 9) OBP: 0.323, SLG: 0.386		4-3		1B		4-3		5-3 1B	IBB	3	0	1	0	1	0	0
Tim Wallach, R (1, 3) OBP: 0.307, SLG: 0.353		6-3		F3		K		5-3 1-2 2-H	1B	4	0	1	1	0	1	1
Larry Parrish, R (1, 5) OBP: 0.283, SLG: 0.326		F9		P4			G5-4-3	5-3 1-2 2-3	1B	4	0	1	0	0	0	3
Chris Speier, R (1, 6) OBP: 0.333, SLG: 0.341			F8		6-3		G5-4-3 1-2f	F8		4	0	0	0	0	0	3
Scott Sanderson, R (1, 1) OBP: 0.375, SLG: 0.278 Mike Phillips, L (5, PH) OBP: 0.208, SLG: 0.239 Bill Lee, L (6, 1) OBP: 0.400, SLG: 0.400			1B BB		BB 1B		1B			0 1 1	0 0 0	0 1 1	0 0 0	1 0 0	0 0 0	0 0 0
Inning Stats	R: 1 H: 1 E: 0 LOB: 0 K: 1 BB: 0 S: 6 P: 6	R: 0 H: 0 E: 0 LOB: 0 K: 0 BB: 0 S: 3 P: 3	R: 0 H: 1 E: 0 LOB: 2 K: 1 BB: 1 S: 6 P: 10	R: 0 H: 1 E: 0 LOB: 1 K: 0 BB: 0 S: 4 P: 4	R: 0 H: 1 E: 0 LOB: 2 K: 0 BB: 1 S: 4 P: 8	R: 0 H: 0 E: 0 LOB: 0 K: 1 BB: 0 S: 5 P: 5	R: 0 H: 2 E: 0 LOB: 1 K: 0 BB: 0 S: 4 P: 4	R: 2 H: 3 E: 0 LOB: 2 K: 0 BB: 1 S: 6 P: 10		1B: 6 SF: 0 2B: 2 SAC: 0 3B: 0 DP: 1 HR: 1 HBP: 0						

PITCHER	IP	WLS	BF	H	R	ER	SO	BB	IBB	HBP	BLK	WP	HR	S	P	ERA	WHIP
Jim Bibby, R (1, 1) ERA: 2.59	4.2		20	4	1	1	2	2	0	0	0	0	1	22	30	1.93	1.286
Victor Cruz, R (5, 1) ERA: 2.22	0.1		1	0	0	0	0	0	0	0	0	0	0	1	1	0.00	0.000
Pascual Perez, R (6, 1) ERA: 3.25	2.1	L	12	5	2	2	1	0	1	0	0	0	0	13	17	7.71	2.143
Kent Tekulve, R (8, 1) ERA: 4.03	0.2		2	0	0	0	0	0	0	0	0	0	0	2	2	0.00	0.000

PITCHER	IP	WLS	BF	H	R	ER	SO	BB	IBB	HBP	BLK	WP	HR	S	P	ERA	WHIP

BOTTOM

Pittsburgh Pirates @ Montreal Expos

Olympic Stadium, Montreal, QB

Mon Aug 10 1981, 7:05 PM EDT

Att. 37,275 - Unknown

livebaseballscorecards.com

AB	32
R	3
H	9
RBI	3
BB	3
SO	3
LOB	15

WP: 0	PB: 0	SB: 0	CS: 0
PA: 35			

Pittsburgh Pirates @ Montreal Expos

Olympic Stadium, Montreal, QB

Tue Aug 11 1981, 7:05 PM EDT

Att. 33,045 - Unknown

TOP

livebaseballscorecards.com

Batter	1	2	3	4	5	6	7	8	9	AB	R	H	RBI	BB	SO	LOB
Omar Moreno, L (1, 8) OBP: 0.289, SLG: 0.324	6-3			5-3		4-3			6-3	4	0	0	0	0	0	1
Tim Foli, R (1, 6) OBP: 0.284, SLG: 0.307	L9			5-3			5-3		2B	4	1	1	0	0	0	0
Dave Parker, L (1, 9) OBP: 0.295, SLG: 0.466	4-3			L3			G3		1B 1B 2B 2-H	4	1	1	1	0	0	0
Bill Madlock, R (1, 5) OBP: 0.414, SLG: 0.455		4-3			L6		5-3		HR 1B 2-3	4	1	1	0	0	0	0
Mike Easler, L (1, 7) OBP: 0.344, SLG: 0.500		SSS K			G3			F8	HR 1B 1-2 3-H	4	1	1	1	0	1	0
Jason Thompson, L (1, 3) OBP: 0.322, SLG: 0.370		6-3			G3			BBBB	1B PB BB	2	0	0	0	0	0	0
Gary Alexander, R (8, PH) OBP: 0.400, SLG: 0.706 (8, 3)									HR 1-H 2-H	0	1	0	0	1	0	0
John Milner, L (9, PH) OBP: 0.308, SLG: 0.370 (9, 3)										1	1	1	3	0	0	0
Phil Garner, R (1, 4) OBP: 0.350, SLG: 0.376			1-3		SSS K			PB 1B 1-2	5-3	4	0	1	0	0	1	0
Tony Peña, R (1, 2) OBP: 0.325, SLG: 0.377			5-3		1B			SSS K 1-2 2-H	SSS K2-3	4	0	1	0	0	2	1
Rick Rhoden, R (1, 1) OBP: 0.172, SLG: 0.179			5-3		F3			1-3		1	0	0	0	0	0	0
Bill Robinson, R (6, PH) OBP: 0.100, SLG: 0.100										1	0	0	0	0	0	1
Enrique Romo, R (6, 1)										0	0	0	0	0	0	0
Lee Lacy, R (8, PH) OBP: 0.300, SLG: 0.371										1	0	0	0	0	0	1
Kent Tekulve, R (8, 1)										0	0	0	0	0	0	0
Inning Stats	R: 0 E: 0 K: 0 S: 3	H: 0 LOB: 0 BB: 0 P: 3	R: 0 E: 0 K: 1 S: 5	H: 0 LOB: 0 BB: 0 P: 5	R: 0 E: 0 K: 0 S: 3	H: 0 LOB: 0 BB: 0 P: 3	R: 0 E: 0 K: 0 S: 3	H: 0 LOB: 0 BB: 0 P: 3	R: 0 E: 0 K: 0 S: 3	H: 0 LOB: 0 BB: 0 P: 3	R: 0 E: 0 K: 1 S: 6	H: 1 LOB: 1 BB: 0 P: 6	R: 0 E: 0 K: 0 S: 3	H: 0 LOB: 0 BB: 0 P: 3	R: 1 E: 0 K: 1 S: 6	H: 1 LOB: 1 BB: 1 P: 10	R: 5 E: 0 K: 1 S: 10	H: 5 LOB: 0 BB: 0 P: 10

| | | | | | | | | | |

Batter	1	2	3	4	5	6	7	8	9	AB	R	H	RBI	BB	SO	LOB
Tim Raines, S (1, 7) OBP: 0.422, SLG: 0.466	0-0 CS 1B		4-0 CS BB		0-0 F9 ②		0-0 1B			3	0	2	0	1	0	1
Rodney Scott, S (1, 4) OBP: 0.329, SLG: 0.257	0-0 ① 1-2 1B		0-0 ① ② F8 1-2		0-0 2-H 3B		0-0 ③ F7			4	0	2	1	0	0	2
Andre Dawson, R (1, 8) OBP: 0.379, SLG: 0.607	0-0 ② F8		4-0 BB		0-3 ③ K			0-3 ① K		3	0	0	0	1	2	2
Gary Carter, R (1, 2) OBP: 0.314, SLG: 0.400	0-0 ③ F2		0-3 ③ K			4-0 BB BB		0-0 ② F8		3	0	0	0	1	1	2
Warren Cromartie, L (1, 9) OBP: 0.327, SLG: 0.385		0-0 WP 1B SF8 1B		0-0 ① 1-3		4-0 G4-6-3 1-2 BB		0-0 ③ 3-1		3	1	1	0	1	0	0
Tim Wallach, R (1, 3) OBP: 0.314, SLG: 0.368		0-0 WP WP 1-2 FC1-2-5 1B		0-0 ② 4-3		0-3 ① K			0-0 4-3 4-3 2B	4	1	2	0	0	1	2
Larry Parrish, R (1, 5) OBP: 0.277, SLG: 0.320		0-0 ① SF8 1-2 2-H		0-3 ③ K		0-0 ② ③ G4-6-3 1-2f			0-0 ① 4-3 2-3	3	0	0	1	0	1	3
Chris Speier, R (1, 6) OBP: 0.332, SLG: 0.339		0-0 ② FC1-2-5 2-H			0-0 SH1-4 3B 1B		0-0 ① F2		0-0 ② 4-3 3-H	4	1	1	1	0	0	1
Bill Gullickson, R (1, 1) OBP: 0.172, SLG: 0.207		0-3 ③ K			0-0 ① SH1-4 1-2		0-0 ② 1-3		0-0 ③ 4-3	1	0	0	0	0	1	1
Tom Hutton, L (7, PH) OBP: 0.150, SLG: 0.105										1	0	0	0	0	0	0
Woodie Fryman, R (8, 1) OBP: 0.500, SLG: 0.500										0	0	0	0	0	0	0
Elias Sosa, R (9, 1) OBP: 1.000, SLG: 1.000										0	0	0	0	0	0	0
Jerry White, S (9, PH) OBP: 0.321, SLG: 0.403										1	0	0	0	0	0	0
Inning Stats	R: 0 E: 0 K: 0 S: 4 H: 2 LOB: 1 BB: 0 P: 4	R: 1 E: 0 K: 1 S: 7 H: 2 LOB: 1 BB: 0 P: 7	R: 0 E: 0 K: 1 S: 4 H: 0 LOB: 1 BB: 2 P: 12	R: 0 E: 0 K: 1 S: 5 H: 0 LOB: 0 BB: 0 P: 5	R: 1 E: 0 K: 1 S: 7 H: 2 LOB: 1 BB: 0 P: 7	R: 0 E: 0 K: 1 S: 4 H: 0 LOB: 1 BB: 2 P: 12	R: 0 E: 0 K: 0 S: 4 H: 1 LOB: 1 BB: 0 P: 4	R: 0 E: 0 K: 1 S: 5 H: 0 LOB: 0 BB: 0 P: 5	R: 1 E: 0 K: 0 S: 4 H: 1 LOB: 0 BB: 0 P: 4	1B: 6 2B: 1 3B: 1 HR: 0	SF: 1 SAC: 1 DP: 1 HBP: 0			WP: 2 PB: 0 SB: 0 CS: 2	PA: 36		

PITCHER		IP	WLS	BF	H	R	ER	SO	BB	IBB	HBP	BLK	WP	HR	S	P	ERA	WHIP
Rick Rhoden, R ERA: 3.32	(1, 1)	5.0		21	6	2	2	4	2	0	0	0	2	0	27	35	3.60	1.600
Enrique Romo, R ERA: 4.11	(6, 1)	2.0		8	1	0	0	1	2	0	0	0	0	0	8	16	0.00	1.500
Kent Tekulve, R ERA: 4.07	(8, 1)	2.0	W	7	1	1	1	1	0	0	0	0	0	0	9	9	4.50	0.500

PITCHER	IP	WLS	BF	H	R	ER	SO	BB	IBB	HBP	BLK	WP	HR	S	P	ERA	WHIP

BOTTOM

Pittsburgh Pirates @ Montreal Expos

Olympic Stadium, Montreal, QB

Tue Aug 11 1981, 7:05 PM EDT

Att. 33,045 - Unknown

livebaseballscorecards.com

AB	30
R	3
H	8
RBI	3
BB	4
SO	6
LOB	14

Batter	1	2	3	4	5	6	7	8	9	AB	R	H	RBI	BB	SO	LOB
Tim Raines, S (1, 7) OBP: 0.415, SLG: 0.458	G3		1-3		F8			F7		4	0	0	0	0	0	1
Rodney Scott, S (1, 4) OBP: 0.322, SLG: 0.251	4-3		F9		F8			4-3		4	0	0	0	0	0	1
Andre Dawson, R (1, 8) OBP: 0.390, SLG: 0.639	PO 1B		3B			HR		1B		4	1	4	1	0	0	0
Gary Carter, R (1, 2) OBP: 0.313, SLG: 0.407	PO 1-2	1B 3B	5-3			K		F7		4	1	1	0	0	1	2
Warren Cromartie, L (1, 9) OBP: 0.330, SLG: 0.387		2B 1B 3-H		K		4-3			CS 1B	4	1	2	1	0	1	0
Tim Wallach, R (1, 3) OBP: 0.303, SLG: 0.355		K		K		F8			F4 1-2	4	0	0	0	0	2	2
Larry Parrish, R (1, 5) OBP: 0.272, SLG: 0.313		K		4-3			F8		F8	4	0	0	0	0	1	1
Mike Phillips, L (1, 6) OBP: 0.235, SLG: 0.286		2B 1-H			SH3-4 1B		K			3	0	2	1	0	1	0
Ray Burris, R (1, 1) OBP: 0.227, SLG: 0.111		F9			SH3-4 1-2		F7			1	0	0	0	0	0	1
Stan Bahnsen, R (6, 1) OBP: 0.167, SLG: 0.167										1	0	0	0	0	0	0
Jeff Reardon, R (9, 1)										0	0	0	0	0	0	0
Bill Lee, L (9, 1) OBP: 0.400, SLG: 0.400										0	0	0	0	0	0	0
Inning Stats	R: 0 E: 0 K: 0 S: 3 H: 1 LOB: 0 BB: 0 P: 3	R: 2 E: 0 K: 2 S: 10 H: 3 LOB: 1 BB: 0 P: 10	R: 0 E: 0 K: 0 S: 4 H: 1 LOB: 1 BB: 0 P: 4	R: 0 E: 0 K: 2 S: 7 H: 0 LOB: 0 BB: 0 P: 7	R: 0 E: 0 K: 0 S: 4 H: 1 LOB: 1 BB: 0 P: 4	R: 1 E: 0 K: 1 S: 6 H: 1 LOB: 0 BB: 0 P: 6	R: 0 E: 0 K: 1 S: 5 H: 0 LOB: 0 BB: 0 P: 5	R: 0 E: 0 K: 0 S: 4 H: 1 LOB: 1 BB: 0 P: 4	R: 0 E: 0 K: 0 S: 3 H: 1 LOB: 0 BB: 0 P: 3	1B: 5 2B: 1 3B: 2 HR: 1 SF: 0 SAC: 1 DP: 0 HBP: 0						

PITCHER		IP	WLS	BF	H	R	ER	SO	BB	IBB	HBP	BLK	WP	HR	S	P	ERA	WHIP
Eddie Solomon, R ERA: 3.0	(1, 1)	6.0	L	24	7	3	3	5	0	0	0	0	0	1	34	34	4.50	1.167
Victor Cruz, R ERA: 2.13	(7, 1)	1.0		3	0	0	0	1	0	0	0	0	0	0	5	5	0.00	0.000
Enrique Romo, R ERA: 3.93	(8, 1)	1.2		6	2	0	0	0	0	0	0	0	0	0	6	6	0.00	1.200
Grant Jackson, L ERA: 1.83	(9, 1)	0.1		1	0	0	0	0	0	0	0	0	0	0	1	1	0.00	0.000

PITCHER	IP	WLS	BF	H	R	ER	SO	BB	IBB	HBP	BLK	WP	HR	S	P	ERA	WHIP

Montreal Expos @ Pittsburgh Pirates

Three Rivers Stadium, Pittsburgh, PA

Wed Aug 12 1981, 7:05 PM EDT

Att. 12,069 - Unknown

TOP

livebaseballscorecards.com

AB	33
R	3
H	9
RBI	3
BB	0
SO	6
LOB	8

WP: 0 PA: 35
PB: 0
SB: 0
CS: 1

Montreal Expos @ Pittsburgh Pirates

Three Rivers Stadium, Pittsburgh, PA

Wed Aug 12 1981, 7:05 PM EDT

Att. 12,069 - Unknown

BOTTOM

Batter	1	2	3	4	5	6	7	8	9	AB	R	H	RBI	BB	SO	LOB
Omar Moreno, L (1, 8) OBP: 0.295, SLG: 0.324	BBBB 4-0 CS BB		x 0-0 S 1B 1B		x 0-0 ② 4-3		SSS 0-3 ② K		BBBB 4-0 FC6-4 1-2 BB	3	0	1	0	2	1	1
Tim Foli, R (1, 6) OBP: 0.276, SLG: 0.298	x 0-0 ①② F6 1-2		x 0-0 ① L6 1-2		x 0-0 ③ 6-3		x 0-0 ③ 5-3		x 0-0 ② FC6-4 1-2f 2-3 3-H	5	0	0	1	0	0	5
Dave Parker, L (1, 9) OBP: 0.292, SLG: 0.453	BBBB 4-0 FC5-4 BB		x 0-0 ② F9			x 0-0 ① 4-3		x 0-0 ① F9	SSS 0-3 ③ K	4	0	0	0	1	1	3
Bill Madlock, R (1, 5) OBP: 0.416, SLG: 0.456	x 0-0 ③ FC5-4 1-2f		x 0-0 ③ 2-H 1B			x 0-0 ② F7		x 0-0 1B		4	0	2	0	0	0	1
Mike Easler, L (1, 7) OBP: 0.352, SLG: 0.520		x 0-0 FC6-4 1B 1B		x 0-0 HR		BBBB 4-0 BB BB		x 0-0 ② F7		3	1	2	1	1	0	1
Jason Thompson, L (1, 3) OBP: 0.320, SLG: 0.361		x 0-0 ① F5		x 0-0 ① L7		BBBB 4-0 1-2 BB		x 0-0 ③ G3		3	0	0	0	1	0	2
Phil Garner, R (1, 4) OBP: 0.354, SLG: 0.375		x 0-0 FC6-4 1-2 1B		SSS 0-3 ② K		x 0-0 ③ F7			BBBB 4-0 2B FC6-4 BB	3	1	1	0	1	1	2
Tony Peña, R (1, 2) OBP: 0.333, SLG: 0.407		x 0-0 ② FC6-4 1-2f 2-3		x 0-0 ③ 6-3			x 0-0 2B		x 0-0 FC5 1-3 2B	4	0	2	0	0	0	2
Eddie Solomon, R (1, 1) OBP: 0.091, SLG: 0.091 Victor Cruz, R (7, 1) John Milner, L (7, PH) OBP: 0.362, SLG: 0.362 Enrique Romo, R (8, 1) Grant Jackson, S (9, 1) Bill Robinson, R (9, PH) OBP: 0.091, SLG: 0.091 Lee Lacy, R (9, PR) OBP: 0.300, SLG: 0.371		SSS 0-3 ③ K			x 0-0 ① 6-3		x 0-0 ① L9		x 0-0 ① FC5 FC6-4 BB 2-3	2 0 1 0 0 0 1 0	0 0 0 0 0 0 0 0	0 0 0 0 0 0 0 0	0 0 0 0 0 0 0 0	1 0 0 0 0 0 0 0	2 0 1 0 0 0 2 0	2 0 1 0 0 0 2 0
Inning Stats	R: 0 E: 0 K: 0 S: 2 H: 0 LOB: 1 BB: 2 P: 10	R: 0 E: 0 K: 1 S: 7 H: 2 LOB: 2 BB: 0 P: 7	R: 0 E: 0 K: 0 S: 4 H: 2 LOB: 2 BB: 0 P: 4	R: 1 E: 0 K: 1 S: 6 H: 1 LOB: 0 BB: 0 P: 6	R: 0 E: 0 K: 0 S: 3 H: 0 LOB: 0 BB: 0 P: 3	R: 0 E: 0 K: 0 S: 3 H: 0 LOB: 2 BB: 2 P: 11	R: 0 E: 0 K: 1 S: 6 H: 1 LOB: 1 BB: 0 P: 6	R: 0 E: 0 K: 0 S: 4 H: 1 LOB: 1 BB: 0 P: 4	R: 1 E: 0 K: 1 S: 6 H: 1 LOB: 2 BB: 2 P: 14	1B: 5 2B: 2 3B: 0 HR: 1	SF: 0 SAC: 0 DP: 0 HBP: 0			WP: 0 PB: 0 SB: 1 CS: 1	PA: 39		

livebaseballscorecards.com

AB	33
R	2
H	8
RBI	2
BB	6
SO	4
LOB	22

PITCHER		IP	WLS	BF	H	R	ER	SO	BB	IBB	HBP	BLK	WP	HR	S	P	ERA	WHIP
Ray Burris, R ERA: 3.0	(1, 1)	5.0	W	20	5	1	1	2	2	0	0	0	0	1	22	30	1.80	1.400
Stan Bahnsen, R ERA: 4.76	(6, 1)	3.0		15	3	1	1	1	3	0	0	0	0	0	14	26	3.00	2.000
Jeff Reardon, R ERA: 3.09	(9, 1)	0.1		1	0	0	0	0	0	0	0	0	0	0	1	1	0.00	0.000
Bill Lee, L ERA: 2.3	(9, 1)	0.2	S	3	0	0	0	1	1	0	0	0	0	0	4	8	0.00	1.500

PITCHER	IP	WLS	BF	H	R	ER	SO	BB	IBB	HBP	BLK	WP	HR	S	P	ERA	WHIP

Montreal Expos @ Pittsburgh Pirates

Three Rivers Stadium, Pittsburgh, PA

Thu Aug 13 1981, 7:05 PM EDT

Att. 11,735 - Unknown

TOP

livebaseballscorecards.com

Batter	1	2	3	4	5	6	7	8	9	AB	R	H	RBI	BB	SO	LOB
Tim Raines, S (1, 7) OBP: 0.411, SLG: 0.456	F8		F7			F8	HR 2B 1-3 2-H	4-3		5	1	1	1	0	0	3
Rodney Scott, S (1, 4) OBP: 0.319, SLG: 0.246	4-3			F8		F8 BBBB	HR BB 4-0		F7	4	1	0	0	1	0	1
Andre Dawson, R (1, 8) OBP: 0.386, SLG: 0.643	K SSS 0-3			F8		E6 1B 1-3	HR 1-H 2-H 3-H		F5	5	1	1	4	0	1	1
Gary Carter, R (1, 2) OBP: 0.314, SLG: 0.422		6-3		E6		1B 1-2 3-H	HR		5-3	5	1	2	2	0	0	0
Warren Cromartie, L (1, 9) OBP: 0.329, SLG: 0.390		L4		G3		G3	2B			4	0	1	0	0	0	3
Tim Wallach, R (1, 3) OBP: 0.294, SLG: 0.342		L5			F7		6-3 6-3			4	0	0	0	0	0	1
Larry Parrish, R (1, 5) OBP: 0.271, SLG: 0.311			F3		5-3		FC5-6 1B 1B	5-3		4	0	1	0	0	0	0
Mike Phillips, L (1, 6) OBP: 0.255, SLG: 0.302			6-3		SSS K 0-3		2B 1B 1-2 FC5-6	1B		4	1	2	0	0	1	0
Steve Rogers, R (1, 1) OBP: 0.243, SLG: 0.200			1B			E 1B 1B	FC5-6 2B HR 1-2 2-3	F7		3	2	2	0	0	0	2
Willie Montanez, L (8, PH) OBP: 0.227, SLG: 0.210										1	0	0	0	0	0	1
Jeff Reardon, R (8, 1)										0	0	0	0	0	0	0

	AB	39
	R	7
	H	10
	RBI	7
	BB	1
	SO	2
	LOB	12

Inning Stats										
	R: 0 E: 0 K: 1 S: 5	H: 0 LOB: 0 BB: 0 P: 5	R: 0 E: 0 K: 0 S: 3	H: 0 LOB: 0 BB: 0 P: 3	R: 0 E: 0 K: 0 S: 4	H: 1 LOB: 1 BB: 0 P: 4	R: 0 E: 1 K: 0 S: 4	H: 0 LOB: 1 BB: 0 P: 4	R: 0 E: 0 K: 1 S: 5	H: 0 LOB: 0 BB: 0 P: 5
	R: 1 E: 1 K: 0 S: 6	H: 2 LOB: 2 BB: 0 P: 6	R: 6 E: 0 K: 0 S: 9	H: 6 LOB: 1 BB: 1 P: 13	R: 0 E: 0 K: 0 S: 4	H: 1 LOB: 1 BB: 0 P: 4	R: 0 E: 0 K: 0 S: 3	H: 0 LOB: 0 BB: 0 P: 3	1B: 6 2B: 2 3B: 0 HR: 2	SF: 0 SAC: 0 DP: 0 HBP: 0

WP: 0 PA: 40
PB: 0
SB: 0
CS: 0

PITCHER		IP	WLS	BF	H	R	ER	SO	BB	IBB	HBP	BLK	WP	HR	S	P	ERA	WHIP
Luis Tiant, R ERA: 5.4	(1, 1)	6.2	L	29	6	5	4	2	1	0	0	0	0	0	32	36	5.40	1.050
Victor Cruz, R ERA: 2.81	(7, 1)	0.1		4	3	2	2	0	0	0	0	0	0	2	4	4	54.00	9.000
Pascual Perez, R ERA: 3.11	(8, 1)	2.0		7	1	0	0	0	0	0	0	0	0	0	7	7	0.00	0.500

PITCHER	IP	WLS	BF	H	R	ER	SO	BB	IBB	HBP	BLK	WP	HR	S	P	ERA	WHIP

BOTTOM

Montreal Expos @ Pittsburgh Pirates

Three Rivers Stadium, Pittsburgh, PA

Thu Aug 13 1981, 7:05 PM EDT

Att. 11,735 - Unknown

livebaseballscorecards.com

Batter	1	2	3	4	5	6	7	8	9	AB	R	H	RBI	BB	SO	LOB
Omar Moreno, L (1, 8) OBP: 0.290, SLG: 0.319	6-3		FC4-6 1-2f			F7		K		4	0	0	0	0	1	1
Phil Garner, R (1, 4) OBP: 0.344, SLG: 0.362	E5		F9			6-3		F7		4	0	0	0	0	0	1
Dave Parker, L (1, 9) OBP: 0.284, SLG: 0.440	F7			6-3			F8	F8		4	0	0	0	0	0	1
Bill Madlock, R (1, 5) OBP: 0.412, SLG: 0.458	L5			5-3			2B 2B		5-3	4	1	1	0	0	0	1
Mike Easler, L (1, 7) OBP: 0.350, SLG: 0.519		4-3		4-3			1B 2-H 2B		G3	4	1	1	1	0	0	0
Jason Thompson, L (1, 3) OBP: 0.331, SLG: 0.368		G6-4-3 1B			K		4-0 1B BB		FC5-4 1B	3	0	2	0	1	1	0
Dale Berra, R (1, 6) OBP: 0.345, SLG: 0.364		G6-4-3 1-2f			5-3		F8		FC5-4 1-2f	4	0	0	0	0	0	4
Tony Peña, R (1, 2) OBP: 0.344, SLG: 0.417			FC4-6 1B		K		1-2 2-H 1B			3	0	2	1	0	1	0
Luis Tiant, R (1, 1)			K			5-3	K			2	0	0	0	0	1	1
Victor Cruz, R (7, 1)										0	0	0	0	0	0	0
Bill Robinson, R (7, PH) OBP: 0.083, SLG: 0.083										1	0	0	0	0	1	2
Pascual Perez, R (8, 1) OBP: 0.182, SLG: 0.364										0	0	0	0	0	0	0
Inning Stats	R: 0 E: 1 K: 0 S: 4 H: 0 LOB: 1 BB: 0 P: 4	R: 0 E: 0 K: 0 S: 3 H: 1 LOB: 0 BB: 0 P: 3	R: 0 E: 0 K: 1 S: 6 H: 1 LOB: 1 BB: 0 P: 6	R: 0 E: 0 K: 0 S: 3 H: 0 LOB: 0 BB: 0 P: 3	R: 0 E: 0 K: 2 S: 7 H: 0 LOB: 0 BB: 0 P: 7	R: 0 E: 0 K: 0 S: 3 H: 0 LOB: 0 BB: 0 P: 3	R: 2 E: 0 K: 1 S: 8 H: 3 LOB: 2 BB: 1 P: 12	R: 0 E: 0 K: 1 S: 5 H: 0 LOB: 0 BB: 0 P: 5	R: 0 E: 0 K: 0 S: 4 H: 1 LOB: 1 BB: 0 P: 4	1B: 4 2B: 2 3B: 0 HR: 0 SF: 0 SAC: 0 DP: 1 HBP: 0	WP: 0 PB: 0 SB: 0 CS: 0 PA: 34					

PITCHER		IP	WLS	BF	H	R	ER	SO	BB	IBB	HBP	BLK	WP	HR	S	P	ERA	WHIP
Steve Rogers, R ERA: 4.27	(1, 1)	7.0	W	27	5	2	2	4	1	0	0	0	0	0	34	38	2.57	0.857
Jeff Reardon, R ERA: 2.91	(8, 1)	2.0		7	1	0	0	1	0	0	0	0	0	0	9	9	0.00	0.500

PITCHER	IP	WLS	BF	H	R	ER	SO	BB	IBB	HBP	BLK	WP	HR	S	P	ERA	WHIP

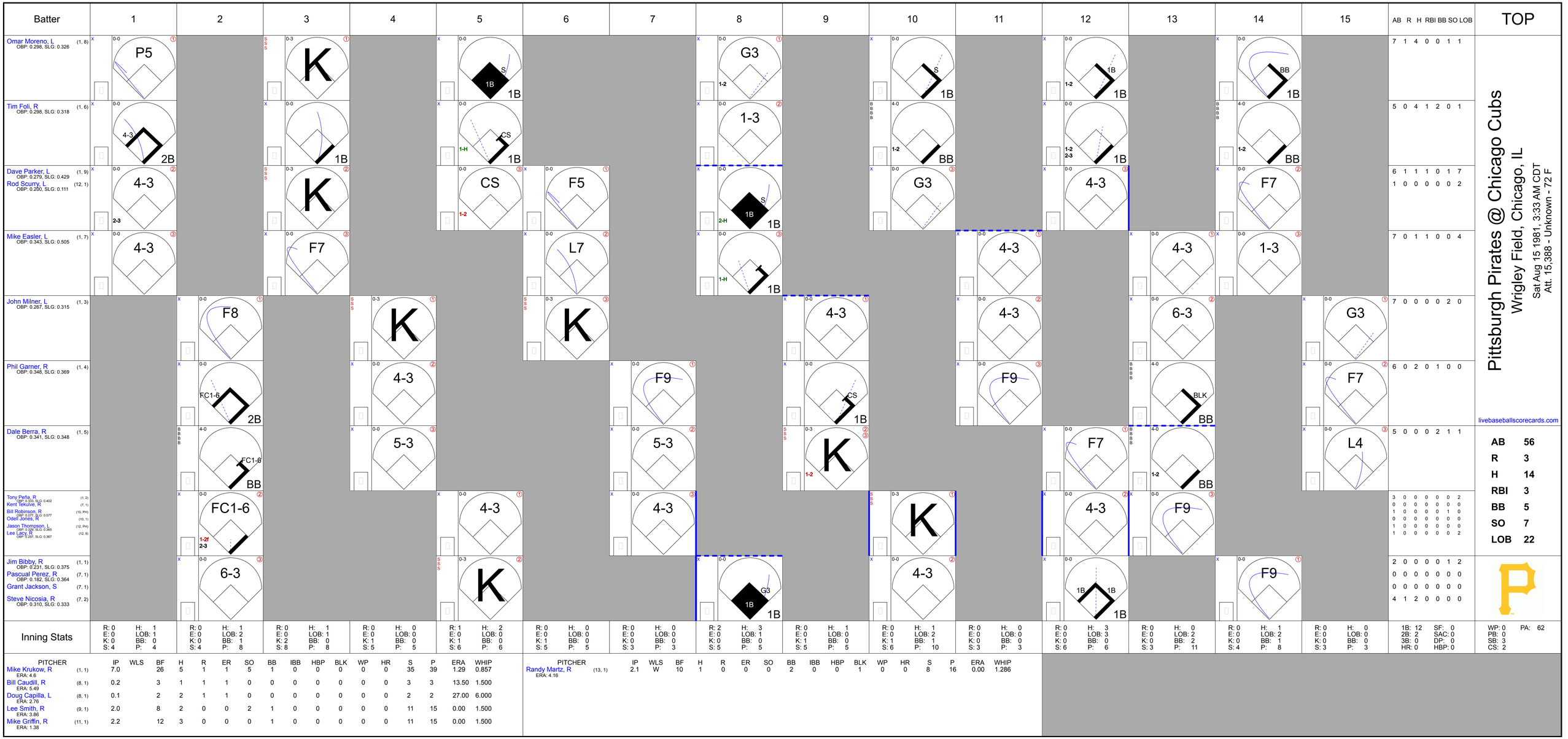

PITCHER		IP	WLS	BF	H	R	ER	SO	BB	IBB	HBP	BLK	WP	HR	S	P	ERA	WHIP
Mike Krukow, R ERA: 4.6	(1, 1)	7.0		26	5	1	1	5	1	0	0	0	0	0	35	39	1.29	0.857
Bill Caudill, R ERA: 5.49	(8, 1)	0.2		3	1	1	1	0	0	0	0	0	0	0	3	3	13.50	1.500
Doug Capilla, L ERA: 2.76	(8, 1)	0.1		2	2	1	1	0	0	0	0	0	0	0	2	2	27.00	6.000
Lee Smith, R ERA: 3.86	(9, 1)	2.0		8	2	0	0	2	1	0	0	0	0	0	11	15	0.00	1.500
Mike Griffin, R ERA: 1.38	(11, 1)	2.2		12	3	0	0	0	1	0	0	0	0	0	11	15	0.00	1.500

PITCHER		IP	WLS	BF	H	R	ER	SO	BB	IBB	HBP	BLK	WP	HR	S	P	ERA	WHIP
Randy Martz, R ERA: 4.16	(13, 1)	2.1	W	10	1	0	0	0	2	0	0	1	0	0	8	16	0.00	1.286

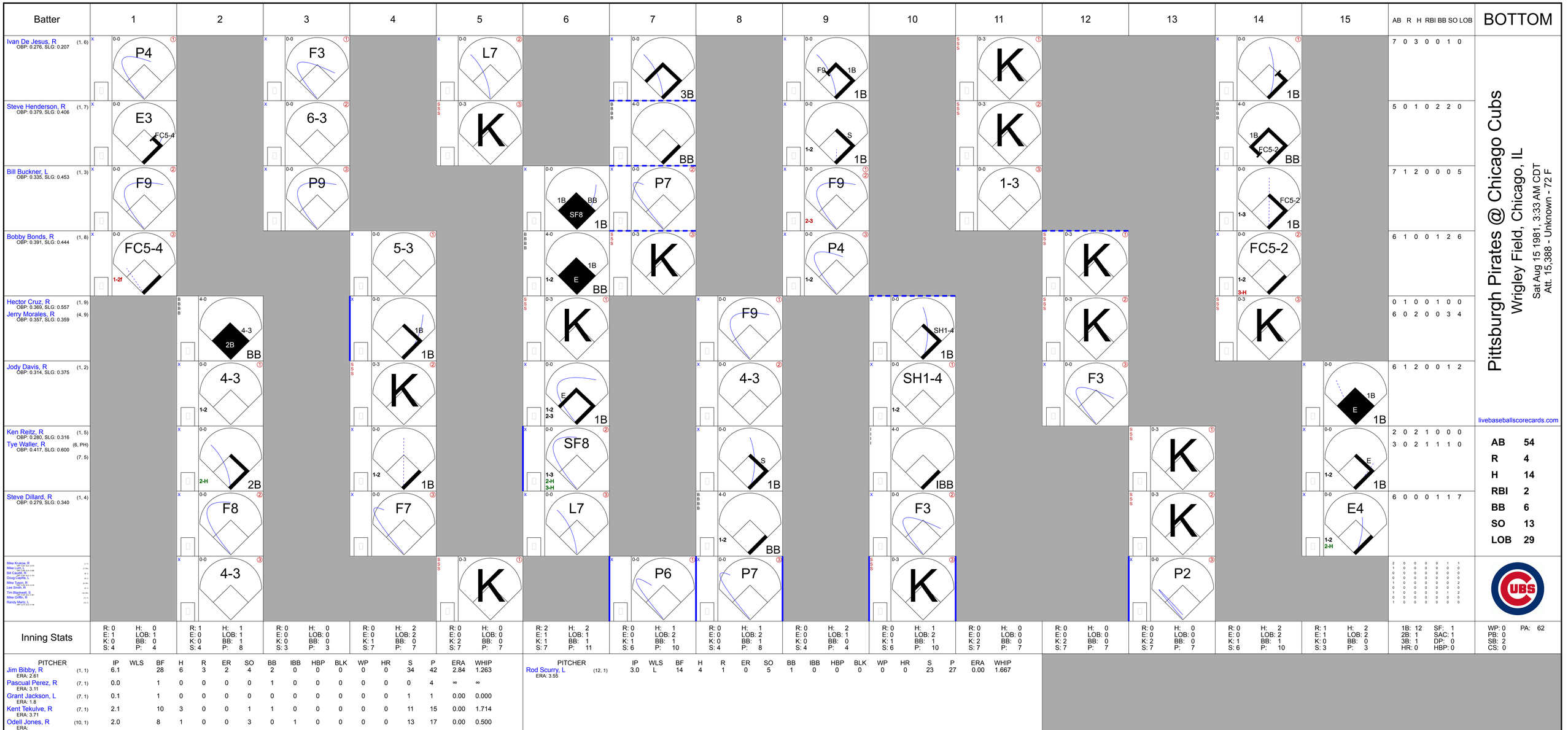

Pittsburgh Pirates @ Chicago Cubs

Wrigley Field, Chicago, IL

Sat Aug 15 1981, 3:33 AM CDT
Att. 15,388 - Unknown - 72 F

livebaseballscorecards.com

Batter	1	2	3	4	5	6	7	8	9	10	11	12	13	14	15	AB	R	H	RBI	BB	SO	LOB
Ivan De Jesus, R (1, 6) OBP: 0.276, SLG: 0.207	P4		F3		L7		3B		F9 1B 1B		K			1B		7	0	3	0	0	1	0
Steve Henderson, R (1, 7) OBP: 0.379, SLG: 0.406	E3 FC5-4		6-3		K		BB		S 1-2 1B		K			1B FC5-2 BB		5	0	1	0	2	2	0
Bill Buckner, L (1, 3) OBP: 0.335, SLG: 0.453	F9		P9			1B SF8 BB 1B	P7		F9 2-3		1-3			FC5-2 1-3 1B		7	1	2	0	0	0	5
Bobby Bonds, R (1, 8) OBP: 0.391, SLG: 0.444	FC5-4 1-2f			5-3		1B E 1-2 BB	K		P4 1-2			K		FC5-2 1-2 3-H		6	1	0	0	1	2	6
Hector Cruz, R (1, 9) OBP: 0.369, SLG: 0.557		4-3 2B BB		1B 1B		K		F9		SH1-4 1B		K		K		0	1	0	0	1	0	0
Jerry Morales, R (4, 9) OBP: 0.357, SLG: 0.359																6	0	2	0	0	3	4
Jody Davis, R (1, 2) OBP: 0.314, SLG: 0.375		4-3 1-2		K		E 1-2 2-3 1B		4-3		SH1-4 1-2		F3			1B E 1B	6	1	2	0	0	1	2
Ken Reitz, R (1, 5) OBP: 0.280, SLG: 0.316		2-H 2B		1-2 1B		SF8 1-3 2-H 3-H		S 1B		IBB			K		E 1-2 1B	2	0	2	1	0	0	0
Tye Waller, R (6, PH) OBP: 0.417, SLG: 0.600 (7, 5)																3	0	2	1	1	1	0
Steve Dillard, R (1, 4) OBP: 0.279, SLG: 0.340		F8		F7		L7		BB 1-2		F3			K		E4 1-2 2-H	6	0	0	0	1	1	7
Mike Krukow, R (5, 5) Mike Lum, L (7, PH) Bill Caudill, R (8, 5) Doug Capilla, L (8, 5) Mike Tyson, R (8, PH) Lee Smith, R (9, 5) Tim Blackwell, S (10, PH) Mike Griffin, R (10, 5) Randy Martz, L (10, 5)		4-3			K		P6	P7		K			P2									

Inning Stats	1	2	3	4	5	6	7	8	9	10	11	12	13	14	15	AB	R	H	RBI	BB	SO	LOB
	R: 0 E: 1 K: 0 S: 4	H: 0 LOB: 1 BB: 0 P: 4	R: 1 E: 0 K: 0 S: 4	H: 1 LOB: 1 BB: 1 P: 8	R: 0 E: 0 K: 0 S: 3	H: 0 LOB: 0 BB: 0 P: 3	R: 0 E: 0 K: 1 S: 7	H: 2 LOB: 2 BB: 0 P: 7	R: 0 E: 0 K: 2 S: 7	H: 0 LOB: 0 BB: 0 P: 7	R: 2 E: 1 K: 1 S: 7	H: 2 LOB: 1 BB: 1 P: 11	R: 0 E: 0 K: 1 S: 6	H: 1 LOB: 2 BB: 1 P: 10	R: 0 E: 0 K: 0 S: 4	H: 1 LOB: 2 BB: 1 P: 8	R: 0 E: 0 K: 0 S: 4	H: 2 LOB: 1 BB: 0 P: 4	R: 0 E: 0 K: 1 S: 6	H: 1 LOB: 2 BB: 1 P: 10	R: 0 E: 0 K: 2 S: 7	H: 0 LOB: 0 BB: 0 P: 7	R: 0 E: 0 K: 2 S: 7	H: 0 LOB: 0 BB: 0 P: 7	R: 0 E: 0 K: 1 S: 6	H: 2 LOB: 2 BB: 1 P: 10	R: 1 E: 1 K: 0 S: 3	H: 2 LOB: 2 BB: 0 P: 3	1B: 12 2B: 1 3B: 1 HR: 0	SF: 1 SAC: 1 DP: 0 HBP: 0	WP: 0 PB: 0 SB: 2 CS: 0	PA: 62

PITCHER		IP	WLS	BF	H	R	ER	SO	BB	IBB	HBP	BLK	WP	HR	S	P	ERA	WHIP
Jim Bibby, R ERA: 2.61	(1, 1)	6.1		28	6	3	2	4	2	0	0	0	0	0	34	42	2.84	1.263
Pascual Perez, R ERA: 3.11	(7, 1)	0.0		1	0	0	0	0	1	0	0	0	0	0	0	4	∞	∞
Grant Jackson, L ERA: 1.8	(7, 1)	0.1		1	0	0	0	0	0	0	0	0	0	0	1	1	0.00	0.000
Kent Tekulve, R ERA: 3.71	(7, 1)	2.1		10	3	0	0	1	1	0	0	0	0	0	11	15	0.00	1.714
Odell Jones, R ERA:	(10, 1)	2.0		8	1	0	0	3	0	1	0	0	0	0	13	17	0.00	0.500

PITCHER		IP	WLS	BF	H	R	ER	SO	BB	IBB	HBP	BLK	WP	HR	S	P	ERA	WHIP
Rod Scurry, L ERA: 3.55	(12, 1)	3.0	L	14	4	1	0	5	1	0	0	0	0	0	23	27	0.00	1.667

AB	54
R	4
H	14
RBI	2
BB	6
SO	13
LOB	29

Pittsburgh Pirates @ Chicago Cubs

Wrigley Field, Chicago, IL

Sun Aug 16 1981, 3:33 AM CDT

Sunny - 65 F

TOP

livebaseballscorecards.com

Batter	1	2	3	4	5	6	7	8	9	10	11	AB	R	H	RBI	BB	SO	LOB
Omar Moreno, L (1, 8) OBP: 0.300, SLG: 0.325	BBBB 4-0 S 1B BB		x 0-0 ② 1-3		x 0-0 ② 1-3 2-3			x 0-0 1B 1B 1B		x 0-0 F8 ①		4	2	1	0	1	0	1
Tim Foli, R (1, 6) OBP: 0.295, SLG: 0.315	x 0-0 ① 6-3 1-2		x 0-0 ③ 6-3		x 0-0 ③ L6			x 0-0 1B G4-2-3 1-2 1B		x 0-0 ② 5-3		5	0	1	0	0	0	2
Bill Madlock, R (1, 5) OBP: 0.407, SLG: 0.449	x 0-0 ② 5-3			x 0-0 ① 6-3		SSS 0-3 ① K		x 0-0 G4-2-3 BB 1-3 2-H 1B		SSS 0-3 ③ K		5	0	1	1	0	2	1
Bill Robinson, R (1, 3) OBP: 0.125, SLG: 0.125 Mike Easler, L (8, PH) OBP: 0.349, SLG: 0.508 (8, 9) (11, 7)	x 0-0 2-H 1B			x 0-0 ② 4-3		x 0-0 ② F8		BBBB 4-0 G4-2-3 1-2 BB			x 0-0 6-3 SH2-3 1B 1B	3 1	0 1	1 1	1 0	0 1	0 0	0 0
Lee Lacy, R (1, 9) OBP: 0.298, SLG: 0.376 John Milner, L (8, PH) OBP: 0.262, SLG: 0.309 (8, 3)	x 0-0 ③ P6			x 0-0 1B 2B		SSS 0-3 ③ K		x 0-0 ① ② G4-2-3 1-2 2-3 3-Hf			x 0-0 ① SH2-3 1-2	3 1	1 0	1 0	0 0	0 0	1 0	1 3
Phil Garner, R (1, 4) OBP: 0.343, SLG: 0.362		SSS 0-3 ① K		x 0-0 2-H 1B			SSS 0-3 ① K	x 0-0 ③ 4-3			x 0-0 ② 6-3 2-3	5	0	1	1	0	2	3
Gary Alexander, R (1, 7) OBP: 0.333, SLG: 0.571 Dave Parker, L (11, PH) OBP: 0.284, SLG: 0.429 (11, 9)	x 0-0 ② 6-3		x 0-0 ③ 4-3				SSS 0-3 ② K		SSS 0-3 ① K		x 4-0 1B IBB	4 0	0 0	0 0	0 1	0 0	2 0	1 0
Tony Peña, R (1, 2) OBP: 0.347, SLG: 0.413	SSS 0-3 ③ K2-3			x 0-0 1-3 SH1-4 1B			x 0-0 1B		x 0-0 ② 6-3		x 0-0 1-2 3-H 1B	5	0	3	1	0	1	0
Rick Rhoden, R (1, 1) OBP: 0.167, SLG: 0.172 Dale Berra, R (7, PH) OBP: 0.339, SLG: 0.345 Kent Tekulve, R (7, 1) Grant Jackson, S (11, 1)			x 0-0 ① 4-3		x 0-0 ① SH1-4 1-2		x 0-0 ③ F8		SSS 0-3 ③ K		x 0-0 ③ 6-3	1 1 2 0	0 0 0 0	0 0 0 0	0 0 1 0	0 0 0 0	0 0 0 0	0 1 2 0
Inning Stats	R: 1 E: 0 K: 0 S: 4 H: 1 LOB: 1 BB: 1 P: 8	R: 0 E: 0 K: 2 S: 7 H: 0 LOB: 0 BB: 0 P: 7	R: 0 E: 0 K: 0 S: 3 H: 0 LOB: 0 BB: 0 P: 3	R: 1 E: 0 K: 0 S: 5 H: 2 LOB: 1 BB: 0 P: 5	R: 0 E: 0 K: 0 S: 4 H: 1 LOB: 1 BB: 0 P: 4	R: 0 E: 0 K: 2 S: 7 H: 0 LOB: 0 BB: 0 P: 7	R: 0 E: 0 K: 2 S: 8 H: 1 LOB: 1 BB: 0 P: 8	R: 1 E: 0 K: 0 S: 5 H: 3 LOB: 2 BB: 1 P: 9	R: 0 E: 0 K: 2 S: 7 H: 0 LOB: 0 BB: 0 P: 7	R: 0 E: 0 K: 1 S: 5 H: 0 LOB: 0 BB: 0 P: 5	R: 1 E: 0 K: 0 S: 5 H: 2 LOB: 2 BB: 1 P: 9	1B: 9 2B: 1 3B: 0 HR: 0 SF: 0 SAC: 2 DP: 1 HBP: 0						

PITCHER		IP	WLS	BF	H	R	ER	SO	BB	IBB	HBP	BLK	WP	HR	S	P	ERA	WHIP
Ken Kravec, L ERA: 5.91	(1, 1)	7.0		27	5	2	2	6	1	0	0	0	0	0	38	42	2.57	0.857
Bill Caudill, R ERA: 5.64	(8, 1)	0.0		3	3	1	1	0	0	0	0	0	0	0	3	3	∞	∞
Doug Capilla, L ERA: 2.76	(8, 1)	0.0		1	0	0	0	0	1	0	0	0	0	0	0	4	∞	∞
Lee Smith, R ERA: 3.7	(8, 1)	4.0	L	14	2	1	1	3	0	1	0	0	0	0	19	23	2.25	0.500

PITCHER	IP	WLS	BF	H	R	ER	SO	BB	IBB	HBP	BLK	WP	HR	S	P	ERA	WHIP

AB	40
R	4
H	10
RBI	4
BB	3
SO	9
LOB	15

WP: 0 PA: 45
PB: 0
SB: 1
CS: 0

Pittsburgh Pirates @ Chicago Cubs

Wrigley Field, Chicago, IL

Sun Aug 16 1981, 3:33 AM CDT

Sunny - 65 F

livebaseballscorecards.com

BOTTOM

Batter	1	2	3	4	5	6	7	8	9	10	11	AB	R	H	RBI	BB	SO	LOB
Ivan De Jesus, R (1, 6) OBP: 0.274, SLG: 0.216	6-3		SF8 3B		6-3		F8			5-3		5	1	1	0	0	0	1
Steve Henderson, R (1, 7) OBP: 0.374, SLG: 0.403	K		SF8 3-H		5-3		F8			2B 1B		4	0	1	1	0	1	1
Bill Buckner, L (1, 3) OBP: 0.332, SLG: 0.447	L8		2B 1B		4-3			F7		F7		5	1	1	0	0	0	1
Bobby Bonds, R (1, 8) OBP: 0.429, SLG: 0.565		1B SF9 1B	1-H 2B			K		L7		1-3 2B		5	1	3	1	0	1	0
Jerry Morales, R (1, 9) OBP: 0.364, SLG: 0.367		2B 1-3 1B	5-3			1B		FC5-4 1B		6-3		5	0	3	0	0	0	3
Jody Davis, R (1, 2) OBP: 0.297, SLG: 0.358		SF9 3-H	6-3			F9		FC5-4 1-2f			WP SH2-3 1B	3	0	0	1	0	0	3
Leon Durham, L (11, PH) OBP: 0.362, SLG: 0.485												1	0	1	0	0	0	0
Ken Reitz, R (1, 5) OBP: 0.274, SLG: 0.309		K		F9		F8			1-3		SH2-3 1-2	4	0	0	0	0	1	2
Steve Dillard, R (1, 4) OBP: 0.287, SLG: 0.356		1-3 2B		4-3			SH1-4 1B		K		F7 2-3	4	0	2	0	0	1	0
Mike Lum, L (11, PH) OBP: 0.289, SLG: 0.366												0	0	0	0	0	0	0
Hector Cruz, R (11, PH) OBP: 0.365, SLG: 0.551												1	0	0	0	0	0	1
Ken Kravec, L (1, 1)		L8		6-3			SH1-4 1-2		6-3		P7	2	0	0	0	0	0	2
Bill Caudill, R (8, 1) OBP: 0.250, SLG: 0.143												0	0	0	0	0	0	0
Doug Capilla, L (8, 1)												0	0	0	0	0	0	0
Lee Smith, R (8, 1)												1	0	0	0	0	0	0
Tim Blackwell, S (11, PH) OBP: 0.331, SLG: 0.348												1	0	0	0	0	0	1
Inning Stats	R: 0 H: 0 E: 0 LOB: 0 K: 1 BB: 0 S: 5 P: 5	R: 1 H: 3 E: 0 LOB: 2 K: 1 BB: 0 S: 8 P: 8	R: 2 H: 3 E: 0 LOB: 1 K: 0 BB: 0 S: 6 P: 6	R: 0 H: 0 E: 0 LOB: 0 K: 0 BB: 0 S: 3 P: 3	R: 0 H: 0 E: 0 LOB: 0 K: 0 BB: 0 S: 3 P: 3	R: 0 H: 1 E: 0 LOB: 1 K: 1 BB: 0 S: 6 P: 6	R: 0 H: 1 E: 0 LOB: 1 K: 0 BB: 0 S: 4 P: 4	R: 0 H: 1 E: 0 LOB: 1 K: 0 BB: 0 S: 4 P: 4	R: 0 H: 0 E: 0 LOB: 0 K: 1 BB: 0 S: 5 P: 5	R: 0 H: 2 E: 0 LOB: 2 K: 0 BB: 0 S: 5 P: 5	R: 0 H: 1 E: 0 LOB: 1 K: 0 BB: 0 S: 4 P: 4	1B: 8 SF: 2 2B: 3 SAC: 2 3B: 1 DP: 0 HR: 0 HBP: 0						

	AB	41
	R	3
	H	12
	RBI	3
	BB	0
	SO	4
	LOB	15

WP: 1 PA: 45
PB: 0
SB: 0
CS: 0

PITCHER		IP	WLS	BF	H	R	ER	SO	BB	IBB	HBP	BLK	WP	HR	S	P	ERA	WHIP
Rick Rhoden, R ERA: 3.4	(1, 1)	6.0		25	7	3	3	3	0	0	0	0	0	0	31	31	4.50	1.167
Kent Tekulve, R ERA: 3.19	(7, 1)	4.1	W	18	5	0	0	1	0	0	0	0	0	0	20	20	0.00	1.154
Grant Jackson, L ERA: 1.74	(11, 1)	0.2	S	2	0	0	0	0	0	0	0	0	1	0	2	2	0.00	0.000

PITCHER	IP	WLS	BF	H	R	ER	SO	BB	IBB	HBP	BLK	WP	HR	S	P	ERA	WHIP

Batter	1	2	3	4	5	6	7	8	9	AB	R	H	RBI	BB	SO	LOB
Omar Moreno, L (1, 8) OBP: 0.296, SLG: 0.320	3-1		6-3			E3	4-3			4	1	0	0	0	0	1
Tim Foli, R (1, 6) OBP: 0.294, SLG: 0.314	1-3			F2		1B	F9			4	1	1	0	0	0	0
Dave Parker, L (1, 9) OBP: 0.283, SLG: 0.430	F7			P8		2B		4-3		4	1	1	2	0	0	0
Mike Easler, L (1, 7) OBP: 0.352, SLG: 0.510		BB CS		1B		K		P6		3	1	1	0	1	1	1
John Milner, L (1, 3) OBP: 0.292, SLG: 0.356		K		1B		FC6-4		FC6-4		4	0	3	2	0	1	1
Phil Garner, R (1, 4) OBP: 0.347, SLG: 0.362		PO 1B		F7		BB FC6-4		FC6-4		3	0	1	0	1	0	2
Dale Berra, R (1, 5) OBP: 0.328, SLG: 0.333		PO	F2		1-3	FC6-4			6-3	4	0	0	0	0	0	2
Steve Nicosia, R (1, 2) OBP: 0.299, SLG: 0.321			E9		F8	P6			F3	4	0	0	0	0	0	2
Pascual Perez, R (1, 1) OBP: 0.154, SLG: 0.308			K		B5-3		P3		F7	2	0	0	0	0	1	1
Bill Robinson, R (7, PH) OBP: 0.118, SLG: 0.118										1	0	0	0	0	0	0
Odell Jones, R (7, 1)										0	0	0	0	0	0	0
Grant Jackson, S (8, 1)										0	0	0	0	0	0	0
Jason Thompson, L (9, PH) OBP: 0.327, SLG: 0.362										1	0	0	0	0	0	0
Inning Stats	R: 0 E: 0 K: 0 S: 3 H: 0 LOB: 0 BB: 0 P: 3	R: 0 E: 0 K: 1 S: 4 H: 1 LOB: 0 BB: 1 P: 8	R: 0 E: 1 K: 1 S: 6 H: 0 LOB: 1 BB: 0 P: 6	R: 1 E: 0 K: 0 S: 5 H: 2 LOB: 1 BB: 0 P: 5	R: 0 E: 0 K: 0 S: 3 H: 0 LOB: 0 BB: 0 P: 3	R: 3 E: 1 K: 1 S: 9 H: 3 LOB: 2 BB: 1 P: 13	R: 0 E: 0 K: 0 S: 3 H: 0 LOB: 0 BB: 0 P: 3	R: 0 E: 0 K: 0 S: 4 H: 1 LOB: 1 BB: 0 P: 4	R: 0 E: 0 K: 0 S: 3 H: 0 LOB: 0 BB: 0 P: 3	1B: 4 2B: 3 3B: 0 HR: 0 SF: 0 SAC: 0 DP: 0 HBP: 0						

PITCHER		IP	WLS	BF	H	R	ER	SO	BB	IBB	HBP	BLK	WP	HR	S	P	ERA	WHIP
Jay Howell, R ERA: 5.06	(1, 1)	5.1	W	23	6	4	3	3	1	0	0	0	0	0	28	32	5.06	1.312
Randy Martz, R ERA: 3.95	(6, 1)	3.2	S	13	1	0	0	0	1	0	0	0	0	0	12	16	0.00	0.545

PITCHER	IP	WLS	BF	H	R	ER	SO	BB	IBB	HBP	BLK	WP	HR	S	P	ERA	WHIP

TOP

Pittsburgh Pirates @ Chicago Cubs

Wrigley Field, Chicago, IL

Sun Aug 16 1981, 3:38 AM CDT

Att. 18,991 - Unknown - 65 F

livebaseballscorecards.com

AB	34
R	4
H	7
RBI	4
BB	2
SO	3
LOB	10

WP: 0 PB: 0 SB: 0 CS: 1 PA: 37

Batter	1	2	3	4	5	6	7	8	9	AB	R	H	RBI	BB	SO	LOB
Ivan De Jesus, R (1, 6) OBP: 0.275, SLG: 0.214	L7		5-3		BB		SH1-4			2	1	0	0	1	0	2
Steve Henderson, R (1, 7) OBP: 0.377, SLG: 0.417	1-3		3B		K		1B			4	0	2	2	0	1	2
Bill Buckner, L (1, 3) OBP: 0.338, SLG: 0.460	HR		G3		IBB		IBB			2	2	1	1	2	0	1
Bobby Bonds, R (1, 8) OBP: 0.406, SLG: 0.519	K		F8		E2		K			4	0	1	3	0	2	3
Mike Lum, L (1, 9) OBP: 0.286, SLG: 0.378		F8		P4	4-3			2B		4	0	1	0	0	0	1
Tye Waller, R (1, 5) OBP: 0.313, SLG: 0.429		F7		F8		4-3		K		4	0	0	0	0	1	1
Steve Dillard, R (1, 4) OBP: 0.277, SLG: 0.343		F7		F8		P3		5-3		4	0	0	0	0	0	1
Tim Blackwell, S (1, 2) OBP: 0.343, SLG: 0.364			5-3 3B 2B		WP SH1 E 1B	1-3		FC4-6 IBB		3	2	2	0	1	0	0
Jay Howell, R (1, 1)			SH 5-3 3B		SH1			FC4-6		0	1	0	0	0	0	0
Randy Martz, L (6, 1) OBP: 0.292, SLG: 0.190							SH1-4 1B 1B			2	0	1	0	0	0	2
Inning Stats	R: 1 H: 1 E: 0 LOB: 0 K: 1 BB: 0 S: 6 P: 6	R: 0 H: 0 E: 0 LOB: 0 K: 0 BB: 0 S: 3 P: 3	R: 2 H: 2 E: 0 LOB: 1 K: 0 BB: 0 S: 6 P: 6	R: 0 H: 0 E: 0 LOB: 0 K: 0 BB: 0 S: 3 P: 3	R: 3 H: 2 E: 1 LOB: 1 K: 1 BB: 2 S: 7 P: 15	R: 0 H: 0 E: 0 LOB: 0 K: 0 BB: 0 S: 3 P: 3	R: 0 H: 2 E: 0 LOB: 2 K: 1 BB: 1 S: 6 P: 10	R: 0 H: 1 E: 0 LOB: 2 K: 1 BB: 1 S: 6 P: 10		1B: 4 SF: 0 2B: 2 SAC: 3 3B: 1 DP: 0 HR: 1 HBP: 0						

PITCHER		IP	WLS	BF	H	R	ER	SO	BB	IBB	HBP	BLK	WP	HR	S	P	ERA	WHIP
Pascual Perez, R ERA: 3.78	(1, 1)	6.0	L	26	5	6	6	2	1	1	0	0	1	1	28	36	9.00	1.000
Odell Jones, R ERA:	(7, 1)	1.2		9	3	0	0	2	0	2	0	0	0	0	11	19	0.00	1.800
Grant Jackson, L ERA: 1.71	(8, 1)	0.1		1	0	0	0	0	0	0	0	0	0	0	1	1	0.00	0.000

PITCHER	IP	WLS	BF	H	R	ER	SO	BB	IBB	HBP	BLK	WP	HR	S	P	ERA	WHIP

BOTTOM

Pittsburgh Pirates @ Chicago Cubs

Wrigley Field, Chicago, IL

Sun Aug 16 1981, 3:38 AM CDT

Att. 18,991 - Unknown - 65 F

livebaseballscorecards.com

AB	29
R	6
H	8
RBI	6
BB	4
SO	4
LOB	13

WP: 1	PA: 36		
PB: 0			
SB: 1			
CS: 0			

Batter	1	2	3	4	5	6	7	8	9	10	11	AB	R	H	RBI	BB	SO	LOB
Joe Morgan, L (1, 4) OBP: 0.353, SLG: 0.389	G3		F8			F7		F9		1B IBB	1-H 2-H 3-H 1B 2B	5	1	1	3	1	0	0
Enos Cabell, R (1, 3) OBP: 0.269, SLG: 0.323	4-3 1B			6-3		G5-4-3 HBP		5-3		1-2 2-3 1B	2-H E 1B	5	0	3	1	0	0	0
Jack Clark, R (1, 9) OBP: 0.305, SLG: 0.402 Al Holland, R (11, 1) OBP: 0.200, SLG: 0.200	4-3 1-2			1-3		G5-4-3 1-2f		6-3		F4	E5 1-2	6	0	0	0	0	0	6
												0	0	0	0	0	0	0
Darrell Evans, L (1, 5) OBP: 0.324, SLG: 0.430	G3			4-3			SH1-4 2B 1B		FC WP 1B	F9	G3	6	1	2	0	0	0	6
Larry Herndon, R (1, 7) OBP: 0.328, SLG: 0.439 (9, 8) (11, 9)		K	G3				SH1-4 1-2		K 1-2		2B 3B	4	1	1	0	0	2	1
Milt May, L (1, 2) OBP: 0.364, SLG: 0.381		G3	6-3				2-H 2B		FC G1-6-3 2-3		6-3	5	0	1	1	0	0	2
Jerry Martin, R (1, 8) OBP: 0.289, SLG: 0.333 Dave Bergman, L (9, PH) OBP: 0.327, SLG: 0.402 (9, 7) Jeffrey Leonard, R (11, PH) OBP: 0.308, SLG: 0.528 (11, 8)		F4	1B				6-3		G1-6-3 1-2f		BB 2B BB	3	0	1	0	0	0	1
												1	0	0	0	0	0	2
												0	1	0	0	1	0	0
Johnnie LeMaster, R (1, 6) OBP: 0.311, SLG: 0.287 Jim Wohlford, R (11, PH) OBP: 0.279, SLG: 0.359 Billy Smith, S (11, 6) OBP: 0.196, SLG: 0.195			K		1-2 1B		IBB			L5	BB 2B BB	3	0	1	0	1	1	0
												0	1	0	0	1	0	0
												0	0	0	0	0	0	0
Vida Blue, S (1, 1) OBP: 0.286, SLG: 0.280 Greg Minton, S (10, 1) Bob Brenly, R (11, PH) OBP: 0.167, SLG: 0.167 (11, 7)			F8		K		K			1B 2B	F5	4	0	1	0	0	2	4
												0	0	0	0	0	0	0
												1	0	0	0	0	0	3
Inning Stats	R: 0 E: 0 K: 0 S: 4 H: 1 LOB: 1 BB: 0 P: 4	R: 0 E: 0 K: 1 S: 5 H: 0 LOB: 0 BB: 0 P: 5	R: 0 E: 0 K: 1 S: 5 H: 0 LOB: 0 BB: 0 P: 5	R: 0 E: 0 K: 0 S: 3 H: 0 LOB: 0 BB: 0 P: 3	R: 0 E: 0 K: 1 S: 7 H: 2 LOB: 2 BB: 0 P: 7	R: 0 E: 0 K: 0 S: 2 H: 0 LOB: 0 BB: 0 P: 3	R: 1 E: 0 K: 1 S: 7 H: 2 LOB: 2 BB: 1 P: 11	R: 0 E: 0 K: 0 S: 3 H: 0 LOB: 0 BB: 0 P: 3	R: 0 E: 0 K: 1 S: 6 H: 1 LOB: 1 BB: 0 P: 6	R: 0 E: 0 K: 0 S: 5 H: 2 LOB: 3 BB: 1 P: 9	R: 4 E: 1 K: 0 S: 7 H: 3 LOB: 2 BB: 2 P: 15	1B: 7 2B: 3 3B: 1 HR: 0 SF: 0 SAC: 1 DP: 2 HBP: 1						

PITCHER		IP	WLS	BF	H	R	ER	SO	BB	IBB	HBP	BLK	WP	HR	S	P	ERA	WHIP
Eddie Solomon, R ERA: 2.8	(1, 1)	8.0		30	5	1	1	4	0	1	1	0	0	0	36	41	1.12	0.625
Grant Jackson, L ERA: 1.69	(9, 1)	0.1		3	1	0	0	1	0	0	0	0	1	0	5	5	0.00	3.000
Kent Tekulve, R ERA: 3.03	(9, 1)	1.2		7	2	0	0	0	0	1	0	0	0	0	6	10	0.00	1.200
Rod Scurry, L ERA: 4.38	(11, 1)	1.0	L	9	3	4	4	0	2	0	0	0	0	0	7	15	36.00	5.000

PITCHER		IP	WLS	BF	H	R	ER	SO	BB	IBB	HBP	BLK	WP	HR	S	P	ERA	WHIP

TOP

San Francisco Giants @ Pittsburgh Pirates

Three Rivers Stadium, Pittsburgh, PA

Mon Aug 17 1981, 7:05 PM EDT

Att. 7,117 - Unknown

livebaseballscorecards.com

AB	43
R	5
H	11
RBI	5
BB	4
SO	5
LOB	25

WP: 1	PA: 49		
PB: 0			
SB: 0			
CS: 0			

Batter	1	2	3	4	5	6	7	8	9	10	11	AB	R	H	RBI	BB	SO	LOB
Omar Moreno, L (1, 8) OBP: 0.302, SLG: 0.322	G3		CS 1B			SH1-3 1B		K		FC4 BB 1-2 2-3		4	0	2	0	1	1	0
Tim Foli, R (1, 6) OBP: 0.289, SLG: 0.307	F6		F7 1-2			SH1-3 1-2			L4	FC4 1-2f		4	0	0	0	0	0	4
Dave Parker, L (1, 9) OBP: 0.280, SLG: 0.429	F4			5-3 2B		G3			F9		K	5	0	1	0	0	1	1
Bill Madlock, R (1, 5) OBP: 0.406, SLG: 0.454		F6		5-3 2-3		6-3			2B		FC4-6 1B	5	0	2	0	0	0	2
Bill Robinson, R (1, 3) OBP: 0.182, SLG: 0.182		1B E 1B		5-3			K		6-3		FC4-6 1-2	5	1	2	0	0	1	2
Lee Lacy, R (1, 7) OBP: 0.312, SLG: 0.375		E 1B 1-3		6-3			L9-3 BB			BB S BB	FC4-6 1-2f 2-3	3	0	1	0	2	0	3
Phil Garner, R (1, 4) OBP: 0.336, SLG: 0.348		E6 L4-3 1-3 3-H			6-3		L9-3 1-2			F8 1-2	K	5	0	0	1	0	1	5
Tony Peña, R (1, 2) OBP: 0.343, SLG: 0.400		L4-3 1-2			3-1			4-3		BB IBB		3	0	0	0	1	0	2
Eddie Solomon, R (1, 1) OBP: 0.083, SLG: 0.083 Gary Alexander, R (8, PH) OBP: 0.320, SLG: 0.545 Grant Jackson, S (9, 1) Kent Tekulve, R (9, 1) Mike Easler, L (10, PH) OBP: 0.350, SLG: 0.508 Rod Scurry, L (11, 1) OBP: 0.200, SLG: 0.111			5-3		K			K		F7		2 1 0 0 1 0	0 0 0 0 0 0	0 0 0 0 0 0	0 0 0 0 0 0	1 1 0 0 0 0	0 0 0 0 0 2	0 0 0 0 0 0
Inning Stats	R: 0 H: 0 E: 0 LOB: 0 K: 0 BB: 0 S: 3 P: 3	R: 1 H: 2 E: 1 LOB: 1 K: 0 BB: 0 S: 5 P: 5	R: 0 H: 1 E: 0 LOB: 0 K: 0 BB: 0 S: 3 P: 3	R: 0 H: 1 E: 0 LOB: 1 K: 0 BB: 0 S: 4 P: 4	R: 0 H: 0 E: 0 LOB: 0 K: 1 BB: 0 S: 5 P: 5	R: 0 H: 1 E: 0 LOB: 1 K: 0 BB: 0 S: 4 P: 4	R: 0 H: 0 E: 0 LOB: 0 K: 1 BB: 1 S: 4 P: 8	R: 0 H: 0 E: 0 LOB: 0 K: 2 BB: 0 S: 7 P: 7	R: 0 H: 1 E: 0 LOB: 1 K: 0 BB: 0 S: 4 P: 4	R: 0 H: 0 E: 0 LOB: 3 K: 0 BB: 3 S: 3 P: 15	R: 0 H: 2 E: 0 LOB: 2 K: 2 BB: 0 S: 9 P: 9	1B: 6 2B: 4 3B: 0 HR: 0	SF: 0 SAC: 1 DP: 2 HBP: 0					WP: 0 PB: 0 SB: 1 CS: 1	PA: 43

PITCHER		IP	WLS	BF	H	R	ER	SO	BB	IBB	HBP	BLK	WP	HR	S	P	ERA	WHIP
Vida Blue, L ERA: 2.31	(1, 1)	9.2		37	6	1	1	4	3	1	0	0	0	0	41	57	0.93	0.931
Greg Minton, R ERA: 3.49	(10, 1)	0.1	W	1	0	0	0	0	0	0	0	0	0	0	1	1	0.00	0.000
Al Holland, L ERA: 2.96	(11, 1)	1.0		5	2	0	0	2	0	0	0	0	0	0	9	9	0.00	2.000

PITCHER	IP	WLS	BF	H	R	ER	SO	BB	IBB	HBP	BLK	WP	HR	S	P	ERA	WHIP

BOTTOM

San Francisco Giants @ Pittsburgh Pirates

Three Rivers Stadium, Pittsburgh, PA

Mon Aug 17 1981, 7:05 PM EDT

Att. 7,117 - Unknown

livebaseballscorecards.com

AB	38
R	1
H	8
RBI	1
BB	4
SO	6
LOB	21

Batter	1	2	3	4	5	6	7	8	9	AB	R	H	RBI	BB	SO	LOB
Joe Morgan, L (1, 4) OBP: 0.358, SLG: 0.388	B B B B 4-0 G4-6-3 BB		x 0-0 ② 1B	I I I 4-0 IBB		x 0-0 ③ 3-1			x 0-0 ③ 3-1	3	0	1	0	2	0	1
Enos Cabell, R (1, 3) OBP: 0.265, SLG: 0.318	x 0-0 ① ② G4-6-3 1-2f		x 0-0 ③ F8	x 0-0 ③ 6-3			x 0-0 ① 4-3			4	0	0	0	0	0	4
Jack Clark, R (1, 9) OBP: 0.304, SLG: 0.397	x 0-0 ③ 6-3			B B B B 4-0 2B 1B BB	x 0-0 ① F4		x 0-0 ② F9			3	1	0	0	1	0	0
Darrell Evans, L (1, 5) OBP: 0.327, SLG: 0.433		x 0-0 ① F9		x 0-0 1B 1-3 1B 2B	B B B B 4-0 BB		x 0-0 ③ F9			3	1	1	0	1	0	0
Jeffrey Leonard, R (1, 7) OBP: 0.302, SLG: 0.500		x 0-0 E9 1B		x 0-0 1B FC6-4 2-3 3-H 1B	S S S 0-3 ② K			S S S 0-3 ① K		4	2	1	1	0	2	1
Milt May, L (1, 2) OBP: 0.367, SLG: 0.383		x 0-0 FC6-4 2-H 1B		x 0-0 FC6-4 BB 1-3 3-H 1B	x 0-0 ③ 4-3			x 0-0 ② 4-3		4	0	2	2	0	0	1
Jerry Martin, R (1, 8) OBP: 0.288, SLG: 0.326		S S S 0-3 ② K		B B B B 4-0 FC6-4 1-2 BB		x 0-0 ① 5-3		x 0-0 ③ 5-3		3	0	0	0	1	1	1
Johnnie LeMaster, R (1, 6) OBP: 0.310, SLG: 0.286		x 0-0 ③ FC6-4 1-2f		x 0-0 ① FC6-4 SH3-4 1-2f 2-3 3-H		x 0-0 FC3-6 1B			x 0-0 ① 5-3	4	0	1	1	0	0	3
Ed Whitson, R (1, 1) OBP: 0.167, SLG: 0.091			x 0-0 ① F8	x 0-0 ② SH3-4 1-2		x 0-0 ② FC3-6 1-2f			x 0-0 ② 4-3	2	0	0	0	0	0	1
Gary Lavelle, S (6, 1) OBP: 0.400, SLG: 0.400										0	0	0	0	0	0	0
Dave Bergman, L (9, PH) OBP: 0.323, SLG: 0.398										1	0	0	0	0	0	0
Greg Minton, S (9, 1)										0	0	0	0	0	0	0
Inning Stats	R: 0 E: 0 K: 0 S: 2 H: 0 LOB: 0 BB: 1 P: 6	R: 1 E: 1 K: 1 S: 7 H: 1 LOB: 1 BB: 0 P: 7	R: 0 E: 0 K: 0 S: 3 H: 1 LOB: 0 BB: 0 P: 3	R: 3 E: 0 K: 0 S: 6 H: 3 LOB: 3 BB: 3 P: 18	R: 0 E: 0 K: 1 S: 5 H: 0 LOB: 1 BB: 1 P: 9	R: 0 E: 0 K: 0 S: 4 H: 1 LOB: 1 BB: 0 P: 4	R: 0 E: 0 K: 0 S: 3 H: 0 LOB: 0 BB: 0 P: 3	R: 0 E: 0 K: 1 S: 5 H: 0 LOB: 0 BB: 0 P: 5	R: 0 E: 0 K: 0 S: 3 H: 0 LOB: 0 BB: 0 P: 3	1B: 5 2B: 1 3B: 0 HR: 0	SF: 0 SAC: 1 DP: 1 HBP: 0						

TOP

San Francisco Giants @ Pittsburgh Pirates

Three Rivers Stadium, Pittsburgh, PA

Tue Aug 18 1981, 7:05 PM EDT
Att. 9,362 - Unknown

livebaseballscorecards.com

AB	31
R	4
H	6
RBI	4
BB	5
SO	3
LOB	12

WP: 0 PB: 0 SB: 0 CS: 0 PA: 37

PITCHER		IP	WLS	BF	H	R	ER	SO	BB	IBB	HBP	BLK	WP	HR	S	P	ERA	WHIP
Luis Tiant, R ERA: 4.61	(1, 1)	7.0	L	31	6	4	3	2	4	1	0	0	0	0	30	50	3.86	1.429
Kent Tekulve, R ERA: 2.86	(8, 1)	2.0		6	0	0	0	1	0	0	0	0	0	0	8	8	0.00	0.000

PITCHER	IP	WLS	BF	H	R	ER	SO	BB	IBB	HBP	BLK	WP	HR	S	P	ERA	WHIP

Batter	1	2	3	4	5	6	7	8	9	AB	R	H	RBI	BB	SO	LOB
Omar Moreno, L (1, 8) OBP: 0.301, SLG: 0.329	4-3 3B	F9			F8		K			4	1	1	0	0	1	5
Tim Foli, R (1, 6) OBP: 0.288, SLG: 0.306	4-3 3-H		CS 1B		F9			F2		4	0	1	1	0	0	1
Dave Parker, L (1, 9) OBP: 0.274, SLG: 0.419	4-3		F7 1-2			4-3		G3		4	0	0	0	0	0	1
Bill Madlock, R (1, 5) OBP: 0.408, SLG: 0.448	6-3		F6			BBBB G4-6-3 BB		BBBB S BB		2	0	0	0	2	0	0
Mike Easler, L (1, 7) OBP: 0.344, SLG: 0.497		SSS K	SSS K			G4-6-3 1-2f		SSS K 1-2		4	0	0	0	0	3	2
Jason Thompson, L (1, 3) OBP: 0.329, SLG: 0.359 Bill Robinson, R (7, PH) OBP: 0.167, SLG: 0.167 (8, 3)	BBBB 1B BB		3-1				5-3		6-3	1 2	0 0	0 0	0 0	1 0	0 0	0 0
Phil Garner, R (1, 4) OBP: 0.327, SLG: 0.338	F8		5-3				5-3		5-3	4	0	0	0	0	0	1
Tony Peña, R (1, 2) OBP: 0.358, SLG: 0.424	BB 1-3 1B			SH1-4 1B			1B 2B		F7	4	1	3	0	0	0	0
Luis Tiant, R (1, 1) Lee Lacy, R (7, PH) OBP: 0.318, SLG: 0.381 Kent Tekulve, R (8, 1)	BBBB 1-2 BB			SH1-4 1-2			2-H 1B			0 1 0	0 0 0	0 1 0	0 1 0	1 0 0	0 0 0	0 0 0
Inning Stats	R: 1 H: 1 E: 0 LOB: 0 K: 0 BB: 0 S: 4 P: 4	R: 0 H: 1 E: 0 LOB: 3 K: 1 BB: 2 S: 6 P: 14	R: 0 H: 1 E: 0 LOB: 0 K: 0 BB: 0 S: 3 P: 3	R: 0 H: 0 E: 0 LOB: 0 K: 1 BB: 0 S: 5 P: 5	R: 0 H: 1 E: 0 LOB: 1 K: 0 BB: 0 S: 4 P: 4	R: 0 H: 0 E: 0 LOB: 0 K: 0 BB: 1 S: 2 P: 6	R: 1 H: 2 E: 0 LOB: 1 K: 1 BB: 0 S: 7 P: 7	R: 0 H: 0 E: 0 LOB: 1 K: 1 BB: 1 S: 5 P: 9	R: 0 H: 0 E: 0 LOB: 0 K: 0 BB: 0 S: 3 P: 3	1B: 4 SF: 0 2B: 1 SAC: 1 3B: 1 DP: 1 HR: 0 HBP: 0						

PITCHER		IP	WLS	BF	H	R	ER	SO	BB	IBB	HBP	BLK	WP	HR	S	P	ERA	WHIP
Ed Whitson, R ERA: 3.67	(1, 1)	5.1	W	22	4	1	1	2	3	0	0	0	0	0	23	35	1.69	1.312
Gary Lavelle, L ERA: 3.55	(6, 1)	2.2		10	2	1	1	2	1	0	0	0	0	0	13	17	3.38	1.125
Greg Minton, R ERA: 3.42	(9, 1)	1.0	S	3	0	0	0	0	0	0	0	0	0	0	3	3	0.00	0.000

PITCHER	IP	WLS	BF	H	R	ER	SO	BB	IBB	HBP	BLK	WP	HR	S	P	ERA	WHIP

BOTTOM

San Francisco Giants @ Pittsburgh Pirates

Three Rivers Stadium, Pittsburgh, PA

Tue Aug 18 1981, 7:05 PM EDT

Att. 9,362 - Unknown

livebaseballscorecards.com

AB	30
R	2
H	6
RBI	2
BB	4
SO	4
LOB	10

WP: 0 PA: 35
PB: 0
SB: 1
CS: 1

Batter	1	2	3	4	5	6	7	8	9	AB	R	H	RBI	BB	SO	LOB
Joe Morgan, L (1, 4) OBP: 0.365, SLG: 0.398	BBBB 4-0 CS BB			x 0-0 G6-4-3 1B 2B 1B		x 0-0 F8 2B 2B		x 0-0 ① 4-3		3	2	2	0	1	0	0
Enos Cabell, R (1, 3) OBP: 0.264, SLG: 0.317	x 0-0 ①② 6-3 1-2			x 0-0 G6-4-3 1-2 1B		x 0-0 ① 6-3		x 0-0 ② F9		4	0	1	0	0	0	2
Jeffrey Leonard, R (1, 9) OBP: 0.277, SLG: 0.455	x 0-0 ③ 5-3			x 0-0 ①② G6-4-3 1-2f 2-3		x 0-0 ② F8 2-3		x 0-0 ③ 6-3		4	0	0	0	0	0	3
Darrell Evans, L (1, 5) OBP: 0.333, SLG: 0.441		x 0-0 ① G3		x 0-0 2B 3-H		BBBB 4-0 2B BB			x 0-0 PB 3-1 1B	3	1	2	1	1	0	0
Larry Herndon, R (1, 7) OBP: 0.327, SLG: 0.440		SSS 0-3 ② K2-3		x 0-0 ③ F4		x 0-0 1-H 3-H 2B			x 0-0 ① F2	4	0	1	2	0	1	2
Milt May, L (1, 2) OBP: 0.365, SLG: 0.377		x 0-0 ③ F8			BBBB 4-0 FC6-4 BB	x 0-0 ③ 6-3			x 0-0 ② 3-1 1-2	3	0	0	0	1	0	2
Jerry Martin, R (1, 8) OBP: 0.280, SLG: 0.317			x 0-0 ① F8		x 0-0 ① FC6-4 5-3 1-2f		x 0-0 ① 3-1		x 0-0 ③ L4 2-3	4	0	0	0	0	0	2
Johnnie LeMaster, R (1, 6) OBP: 0.310, SLG: 0.287			x 0-0 ② 6-3		x 0-0 ② 5-3 1-2		x 0-0 G6-4-3 1B			3	0	1	0	0	0	1
Doyle Alexander, R (1, 1) OBP: 0.182, SLG: 0.194 Bob Tufts, L (3, 1) Rennie Stennett, R (5, PH) OBP: 0.264, SLG: 0.265 Fred Breining, R (5, 1) Jim Wohlford, R (7, PH) OBP: 0.273, SLG: 0.350 Al Holland, R (7, 1) OBP: 0.200, SLG: 0.200			SSS 0-3 ③ K		SSS 0-3 ③ K		x 0-0 ②③ G6-4-3 1-2f			1 0 0 0 0 1 0 0 0 0 0 0 0 0 1 0 0 0 0 1 1 0 0 0 0 0 0 0 1 0 0 0 0 0 1 0 0 0 0 0 0 0						
Inning Stats	R: 0 E: 0 K: 0 S: 2 H: 0 LOB: 0 BB: 1 P: 6	R: 0 E: 0 K: 1 S: 5 H: 0 LOB: 0 BB: 0 P: 5	R: 0 E: 0 K: 1 S: 5 H: 0 LOB: 0 BB: 0 P: 5	R: 1 E: 0 K: 0 S: 5 H: 3 LOB: 1 BB: 0 P: 5	R: 0 E: 0 K: 1 S: 5 H: 0 LOB: 1 BB: 1 P: 9	R: 2 E: 0 K: 0 S: 5 H: 2 LOB: 1 BB: 1 P: 9	R: 0 E: 0 K: 0 S: 3 H: 1 LOB: 0 BB: 0 P: 3	R: 0 E: 0 K: 0 S: 3 H: 0 LOB: 0 BB: 0 P: 3	R: 0 E: 0 K: 0 S: 4 H: 1 LOB: 1 BB: 0 P: 4	1B: 4 2B: 3 3B: 0 HR: 0	SF: 0 SAC: 0 DP: 2 HBP: 0						

PITCHER		IP	WLS	BF	H	R	ER	SO	BB	IBB	HBP	BLK	WP	HR	S	P	ERA	WHIP
Odell Jones, R ERA: 2.89	(1, 1)	5.2	W	23	5	3	3	3	3	0	0	0	0	0	26	38	4.76	1.412
Grant Jackson, L ERA: 1.46	(6, 1)	3.1	S	11	2	0	0	0	0	0	0	0	0	0	11	11	0.00	0.600

PITCHER	IP	WLS	BF	H	R	ER	SO	BB	IBB	HBP	BLK	WP	HR	S	P	ERA	WHIP

TOP

San Francisco Giants @ Pittsburgh Pirates

Three Rivers Stadium, Pittsburgh, PA

Wed Aug 19 1981, 7:05 PM EDT

Att. 8,414 - Unknown

livebaseballscorecards.com

AB	31
R	3
H	7
RBI	3
BB	3
SO	3
LOB	14

WP: 0 PB: 1 SB: 0 CS: 1 PA: 34

Batter	1	2	3	4	5	6	7	8	9	AB	R	H	RBI	BB	SO	LOB
Omar Moreno, L (1, 8) OBP: 0.307, SLG: 0.345	S S S 0-3 ① K		x 0-0 1B 3B 2B	x 0-0 2-H 3B		B B B B 4-0 CS BB				3	1	2	1	1	1	0
Tim Foli, R (1, 6) OBP: 0.292, SLG: 0.310	S S S 0-3 ② K		x 0-0 3B 2-3 1B	x 0-0 ③ 5-3		0-0 ③ CS 1-2	x 0-0 G6-4-3 1B 1B			4	1	2	0	0	1	1
Bill Madlock, R (1, 5) OBP: 0.415, SLG: 0.473	x 0-0 2B		x 0-0 1-H SF7 3-H 3B		x 0-0 ① 6-3		x 0-0 G6-4-3 1-2 1B			4	1	3	2	0	0	0
Jason Thompson, L (1, 3) OBP: 0.327, SLG: 0.354	x 0-0 ③ F7		x 0-0 ② SF7 3-H		B B B 4-0 G4-6-3 BB		x 0-0 ① ② G6-4-3 1-2f 2-3			2	0	0	1	1	0	3
Mike Easler, L (1, 7) OBP: 0.342, SLG: 0.493		x 0-0 G6-4-3 1B	x 0-0 ③ F7		x 0-0 ② ③ G4-6-3 1-2f		x 0-0 ③ F7			4	0	1	0	0	0	2
Tony Peña, R (1, 2) OBP: 0.364, SLG: 0.456		x 0-0 ① ② G6-4-3 1-2f		x 0-0 HR		x 0-0 E SF7 1B		x 0-0 ① F9		4	2	2	1	0	0	1
Lee Lacy, R (1, 9) OBP: 0.325, SLG: 0.413		x 0-0 HR		x 0-0 ① 6-3		x 0-0 E8 SF7 1-3 1B		x 0-0 ② F8		4	1	2	1	0	0	0
Phil Garner, R (1, 4) OBP: 0.325, SLG: 0.333		x 0-0 ③ 5-3		B B B 4-0 SH5-4 3B BB		x 0-0 ① SF7 2-3 3-H		x 0-0 ③ 6-3		2	1	0	1	1	0	0
Odell Jones, R (1, 1)			x 0-0 ① 5-3	x 0-0 ② SH5-4 1-2	S S S 0-3 ② K					1	0	0	0	0	0	0
Grant Jackson, S (6, 1)										1	0	0	0	0	1	1
Inning Stats	R: 0 E: 0 K: 2 S: 8 H: 1 LOB: 1 BB: 0 P: 8	R: 1 E: 0 K: 0 S: 4 H: 2 LOB: 0 BB: 0 P: 4	R: 3 E: 0 K: 0 S: 6 H: 3 LOB: 0 BB: 0 P: 6	R: 2 E: 0 K: 0 S: 5 H: 2 LOB: 1 BB: 1 P: 9	R: 0 E: 0 K: 0 S: 2 H: 0 LOB: 0 BB: 1 P: 6	R: 1 E: 1 K: 1 S: 6 H: 2 LOB: 1 BB: 1 P: 10	R: 0 E: 0 K: 0 S: 4 H: 2 LOB: 1 BB: 0 P: 4	R: 0 E: 0 K: 0 S: 3 H: 0 LOB: 0 BB: 0 P: 3		1B: 6 2B: 2 3B: 2 HR: 2		SF: 2 SAC: 1 DP: 3 HBP: 0				

BOTTOM

San Francisco Giants @ Pittsburgh Pirates

Three Rivers Stadium, Pittsburgh, PA

Wed Aug 19 1981, 7:05 PM EDT

Att. 8,414 - Unknown

livebaseballscorecards.com

AB	29
R	7
H	12
RBI	7
BB	3
SO	3
LOB	8

WP: 0 PB: 0 SB: 0 CS: 1 PA: 36

PITCHER		IP	WLS	BF	H	R	ER	SO	BB	IBB	HBP	BLK	WP	HR	S	P	ERA	WHIP
Doyle Alexander, R ERA: 2.89	(1, 1)	2.2	L	13	6	4	4	2	0	0	0	0	0	1	17	17	13.50	2.250
Bob Tufts, L ERA: 7.71	(3, 1)	1.1		7	2	2	2	0	1	0	0	0	0	1	6	10	13.50	2.250
Fred Breining, R ERA: 2.17	(5, 1)	2.0		8	2	1	1	1	2	0	0	0	0	0	8	16	4.50	2.000
Al Holland, L ERA: 2.85	(7, 1)	2.0		7	2	0	0	0	0	0	0	0	0	0	7	7	0.00	1.000

PITCHER	IP	WLS	BF	H	R	ER	SO	BB	IBB	HBP	BLK	WP	HR	S	P	ERA	WHIP

Batter	1	2	3	4	5	6	7	8	9	AB	R	H	RBI	BB	SO	LOB
Ozzie Smith, S (1, 6) OBP: 0.318, SLG: 0.280	G3		BB		F9			BB WP G3 SF8	P8	3	1	0	0	2	0	2
Gene Richards, L (1, 7) OBP: 0.354, SLG: 0.406	BB G4-6-3		G3			K		G3 1-2		3	0	0	0	1	1	3
Terry Kennedy, L (1, 2) OBP: 0.343, SLG: 0.367	G4-6-3 1-2f			F8		1B		SF8 2-H		3	0	1	1	0	0	1
Randy Bass, L (1, 3) OBP: 0.298, SLG: 0.350		K		6-3 1B		K		FC6 BB		3	0	1	0	1	2	1
Ruppert Jones, L (1, 8) OBP: 0.326, SLG: 0.359		G3		6-3 1-2		6-3		FC6 1-2f		4	0	0	0	0	0	3
Joe Lefebvre, L (1, 9) OBP: 0.345, SLG: 0.407		3-1		4-3			1-3		1B 2B	4	1	1	0	0	0	1
Luis Salazar, R (1, 5) OBP: 0.300, SLG: 0.377			F9		FC1-6 1B		FC5-4 1B		6-3	4	0	2	0	0	0	1
Juan Bonilla, R (1, 4) OBP: 0.333, SLG: 0.357			SH1-4 1B		F2		FC5-4 1-2f		2-H 1B	4	0	2	1	0	0	2
Steve Mura, R (1, 1) OBP: 0.143, SLG: 0.171			SH1-4 1-2		FC1-6 1-2f		P3		L6	1	0	0	0	0	0	1
Broderick Perkins, L (7, PH) OBP: 0.327, SLG: 0.445										1	0	0	0	0	0	1
John Curtis, L (7, 1) OBP: 0.077, SLG: 0.083										0	0	0	0	0	0	0
Jerry Turner, L (9, PH) OBP: 0.308, SLG: 0.318										0	0	0	0	0	0	0
Dave Edwards, R (9, PH) OBP: 0.177, SLG: 0.217										1	0	0	0	0	0	1
Inning Stats	R: 0 E: 0 K: 0 S: 2 H: 0 LOB: 0 BB: 1 P: 6	R: 0 E: 0 K: 1 S: 5 H: 0 LOB: 0 BB: 0 P: 5	R: 0 E: 0 K: 0 S: 4 H: 1 LOB: 2 BB: 1 P: 8	R: 0 E: 0 K: 0 S: 4 H: 1 LOB: 1 BB: 0 P: 4	R: 0 E: 0 K: 0 S: 4 H: 1 LOB: 1 BB: 0 P: 4	R: 0 E: 0 K: 2 S: 8 H: 1 LOB: 1 BB: 0 P: 8	R: 0 E: 0 K: 0 S: 4 H: 1 LOB: 1 BB: 0 P: 4	R: 1 E: 0 K: 0 S: 3 H: 0 LOB: 1 BB: 2 P: 11	R: 1 E: 0 K: 0 S: 5 H: 2 LOB: 1 BB: 0 P: 5	1B: 6 2B: 1 3B: 0 HR: 0 SF: 1 SAC: 1 DP: 1 HBP: 0						

PITCHER	IP	WLS	BF	H	R	ER	SO	BB	IBB	HBP	BLK	WP	HR	S	P	ERA	WHIP
Rick Rhoden, R (1, 1) ERA: 3.29	8.1	W	35	7	2	2	3	4	0	0	0	1	0	37	53	2.16	1.320
Grant Jackson, L (9, 1) ERA: 1.42	0.2	S	2	0	0	0	0	0	0	0	0	0	0	2	2	0.00	0.000

PITCHER	IP	WLS	BF	H	R	ER	SO	BB	IBB	HBP	BLK	WP	HR	S	P	ERA	WHIP

TOP

San Diego Padres @ Pittsburgh Pirates

Three Rivers Stadium, Pittsburgh, PA

Fri Aug 21 1981, 3:33 AM EDT

Unknown

livebaseballscorecards.com

AB	31
R	2
H	7
RBI	2
BB	4
SO	3
LOB	17

WP: 1	PA: 37		
PB: 0			
SB: 0			
CS: 0			

Batter	1	2	3	4	5	6	7	8	9	AB	R	H	RBI	BB	SO	LOB
Omar Moreno, L (1, 8) OBP: 0.314, SLG: 0.346	BBBB 4-0 1B HR BB	BBBB 4-0 CS BB			SSS 0-3 ① K		x 0-0 F8 S 2B 1B			2	2	1	0	2	1	1
Tim Foli, R (1, 6) OBP: 0.296, SLG: 0.310	x 0-0 1-2 HR 1B	x 0-0 ②③ 6-3 1-2			x 0-0 ② FC6-4 1-2f		BBBB 4-0 1-2 2B BB			3	1	1	0	1	0	2
Dave Parker, L (1, 9) OBP: 0.273, SLG: 0.433	x 0-0 1-H 2-H HR	x 0-0 ① P6			x 0-0 ③ 1-3		x 0-0 ② F8 2-3			4	1	1	3	0	0	3
Bill Madlock, R (1, 5) OBP: 0.417, SLG: 0.480	x 0-0 1B 1B	x 0-0 ② F8				x 0-0 ① F8	x 0-0 ③ 1-H 3-H 2B			4	0	2	1	0	0	0
Mike Easler, L (1, 7) OBP: 0.345, SLG: 0.493	x 0-0 ① F7	x 0-0 ③ 3-1				x 0-0 1B 1B		x 0-0 CS 1B		4	0	2	0	0	0	1
Tony Peña, R (1, 2) OBP: 0.368, SLG: 0.458	x 0-0 1-2 1B		x 0-0 ① F9			x 0-0 1-2 1B		x 0-0 ①② F9 1-2		4	0	2	0	0	0	1
Willie Montanez, L (1, 3) OBP: 0.214, SLG: 0.197	x 0-0 ② F9		x 0-0 ② F7			x 0-0 ② P8		x 0-0 ③ 4-3		4	0	0	0	0	0	4
Phil Garner, R (1, 4) OBP: 0.319, SLG: 0.326	x 0-0 ③ F9		x 0-0 ③ 5-3			x 0-0 ③ P9				3	0	0	0	0	0	4
Rick Rhoden, R (1, 1) OBP: 0.182, SLG: 0.188 Grant Jackson, S (9, 1)		x 0-0 ① 5-3			x 0-0 FC6-4 1B		x 0-0 ① 6-3			3 0	0 0	1 0	0 0	0 0	0 0	0 0
Inning Stats	R: 3 E: 0 K: 0 S: 7 H: 4 LOB: 2 BB: 1 P: 11	R: 0 E: 0 K: 0 S: 2 H: 0 LOB: 0 BB: 1 P: 6	R: 0 E: 0 K: 0 S: 3 H: 0 LOB: 0 BB: 0 P: 3	R: 0 E: 0 K: 0 S: 3 H: 0 LOB: 0 BB: 0 P: 3	R: 0 E: 0 K: 1 S: 6 H: 1 LOB: 1 BB: 0 P: 6	R: 0 E: 0 K: 0 S: 5 H: 2 LOB: 2 BB: 0 P: 5	R: 1 E: 0 K: 0 S: 4 H: 2 LOB: 2 BB: 1 P: 8	R: 0 E: 0 K: 0 S: 3 H: 1 LOB: 0 BB: 0 P: 3		1B: 8 2B: 1 3B: 0 HR: 1 SF: 0 SAC: 0 DP: 0 HBP: 0						

PITCHER		IP	WLS	BF	H	R	ER	SO	BB	IBB	HBP	BLK	WP	HR	S	P	ERA	WHIP
Steve Mura, R ERA: 4.08	(1, 1)	6.0	L	26	7	3	3	1	2	0	0	0	0	1	26	34	4.50	1.500
John Curtis, L ERA: 5.53	(7, 1)	2.0		8	3	1	1	0	1	0	0	0	0	0	7	11	4.50	2.000

PITCHER	IP	WLS	BF	H	R	ER	SO	BB	IBB	HBP	BLK	WP	HR	S	P	ERA	WHIP

BOTTOM

San Diego Padres @ Pittsburgh Pirates

Three Rivers Stadium, Pittsburgh, PA

Fri Aug 21 1981, 3:33 AM EDT

Unknown

livebaseballscorecards.com

AB	31
R	4
H	10
RBI	4
BB	3
SO	1
LOB	16

Batter	1	2	3	4	5	6	7	8	9	AB	R	H	RBI	BB	SO	LOB
Ozzie Smith, S (1, 6) OBP: 0.316, SLG: 0.278	G3		K		F7		F9		1B	5	0	1	0	0	1	0
Gene Richards, L (1, 7) OBP: 0.351, SLG: 0.402	P4		S 1B		F8			F2	4-3	5	0	1	0	0	0	1
Terry Kennedy, L (1, 2) OBP: 0.345, SLG: 0.367	1B		1-2 BB		F8			4-3		3	0	1	0	1	0	0
Randy Bass, L (1, 3) OBP: 0.296, SLG: 0.347	4-3		F8			F7		BB 1B 1B		4	1	1	0	0	0	3
Ruppert Jones, L (1, 8) OBP: 0.328, SLG: 0.356		3-1		1B BB		F9		1B 1-2 BB		2	0	0	0	2	0	0
Joe Lefebvre, L (1, 9) OBP: 0.340, SLG: 0.400		P4		P6		K		1-3 2-H 1B		3	0	0	0	0	1	1
Dave Edwards, R (8, PH) (8, 9) OBP: 0.190, SLG: 0.230										1	0	1	1	0	0	0
Luis Salazar, R (1, 5) OBP: 0.307, SLG: 0.391		2B		1-2 1B				2-3 4-3 2B	P8	4	1	3	0	0	0	2
Juan Bonilla, R (1, 4) OBP: 0.327, SLG: 0.350		K		F9				2-3 2-3	K	4	0	0	0	0	2	4
Tim Lollar, L (1, 1) OBP: 0.182, SLG: 0.455			4-3	K				4-3 3-H	5-3	2	0	0	0	0	1	2
Danny Boone, L (6, 1) OBP: 1.000, SLG: 1.000										0	0	0	0	0	0	0
Jerry Turner, L (7, PH) OBP: 0.296, SLG: 0.304										1	0	0	1	0	0	0
John Urrea, R (7, 1) OBP: 0.250, SLG: 0.250										0	0	0	0	0	0	0
Gary Lucas, L (7, 1) OBP: 0.125, SLG: 0.125										0	0	0	0	0	0	0
Broderick Perkins, L (9, PH) OBP: 0.325, SLG: 0.442										1	0	0	0	0	0	0
Inning Stats	R: 0 E: 0 K: 0 S: 4 H: 1 LOB: 1 BB: 0 P: 4	R: 0 E: 0 K: 1 S: 6 H: 1 LOB: 1 BB: 0 P: 6	R: 0 E: 0 K: 1 S: 6 H: 1 LOB: 2 BB: 1 P: 10	R: 0 E: 0 K: 1 S: 6 H: 1 LOB: 2 BB: 1 P: 10	R: 0 E: 0 K: 0 S: 3 H: 0 LOB: 0 BB: 0 P: 3	R: 0 E: 0 K: 1 S: 5 H: 0 LOB: 0 BB: 0 P: 5	R: 1 E: 0 K: 0 S: 4 H: 1 LOB: 0 BB: 0 P: 4	R: 1 E: 0 K: 0 S: 5 H: 2 LOB: 2 BB: 1 P: 9	R: 0 E: 0 K: 1 S: 6 H: 1 LOB: 1 BB: 0 P: 6	1B: 6 2B: 2 3B: 0 HR: 0 SF: 0 SAC: 0 DP: 0 HBP: 0						

PITCHER		IP	WLS	BF	H	R	ER	SO	BB	IBB	HBP	BLK	WP	HR	S	P	ERA	WHIP
Jim Bibby, R ERA: 2.44	(1, 1)	6.0	W	24	4	0	0	4	2	0	0	0	0	0	30	38	0.00	1.000
Pascual Perez, R ERA: 3.88	(7, 1)	1.0		4	1	1	1	0	0	0	0	0	0	0	4	4	9.00	1.000
Grant Jackson, L ERA: 1.73	(8, 1)	0.2		5	2	1	1	0	1	0	0	0	0	0	4	8	13.50	4.500
Kent Tekulve, R ERA: 2.75	(8, 1)	1.1	S	5	1	0	0	1	0	0	0	0	0	0	7	7	0.00	0.750

PITCHER	IP	WLS	BF	H	R	ER	SO	BB	IBB	HBP	BLK	WP	HR	S	P	ERA	WHIP

TOP

San Diego Padres @ Pittsburgh Pirates

Three Rivers Stadium, Pittsburgh, PA

Fri Aug 21 1981, 7:05 PM EDT
Att. 19,049 - Unknown

livebaseballscorecards.com

AB	35
R	2
H	8
RBI	2
BB	3
SO	5
LOB	13

WP: 0	PA: 38		
PB: 0			
SB: 1			
CS: 0			

Batter	1	2	3	4	5	6	7	8	9	AB	R	H	RBI	BB	SO	LOB
Omar Moreno, L (1, 8) OBP: 0.320, SLG: 0.362	SH1-4 1B 2B		HBP BB FC6-4 BB		3B		SSS 0-3 K			3	2	2	0	1	1	1
Tim Foli, R (1, 6) OBP: 0.296, SLG: 0.307	SH1-4 2-3		FC6-4 HBP 1-2 CS BB		P9		L6			2	0	0	0	1	0	2
Dave Parker, L (1, 9) OBP: 0.267, SLG: 0.423	G3		SSS K		F8			F9		4	0	0	0	0	1	4
Bill Madlock, R (1, 5) OBP: 0.419, SLG: 0.477	1B 3-H 1B		H 1-0 FC6-4 1-2 2-3 HBP			SSS 0-3 K		0-0 5-3		3	0	1	1	0	1	0
Bill Robinson, R (1, 3) OBP: 0.179, SLG: 0.179 Willie Montanez, L (9, 3) OBP: 0.214, SLG: 0.197	FC4 1-3 1B		FC6-4 1-2f 2-3 3-H			5-3		6-3		4 0	0 0	1 0	1 0	0 0	0 0	2 0
Tony Peña, R (1, 2) OBP: 0.359, SLG: 0.445	FC4 1-2f		CS 3-H	F9		P4				3	0	0	0	0	0	2
Lee Lacy, R (1, 7) OBP: 0.325, SLG: 0.405		F8		P8			BBB 4-0 2B 1B BB			2	0	0	0	1	0	0
Phil Garner, R (1, 4) OBP: 0.319, SLG: 0.327		4-3		5-3				1-2 2B 1B		3	1	1	0	0	0	0
Jim Bibby, R (1, 1) OBP: 0.214, SLG: 0.346 Pascual Perez, R (7, 1) OBP: 0.154, SLG: 0.308 Dale Berra, R (7, PH) OBP: 0.328, SLG: 0.333 Jason Thompson, L (7, PH) OBP: 0.331, SLG: 0.366 Gary Alexander, R (7, PR) OBP: 0.320, SLG: 0.545 Grant Jackson, S (8, 1) Kent Tekulve, R (8, 1)		SSS 0-3 K			6-3		1-H 2-3 2B			2 0 0 1 0 0 0 0	0 0 0 0 0 0 0 0	0 0 0 1 0 0 0 0	0 0 0 0 0 0 0 0	0 0 0 0 0 0 0 0	1 0 0 0 0 0 0 0	0 0 0 0 0 0 0 0
Inning Stats	R: 1 H: 3 E: 0 LOB: 2 K: 0 BB: 0 S: 6 P: 6	R: 0 H: 0 E: 0 LOB: 0 K: 1 BB: 0 S: 5 P: 5	R: 1 H: 0 E: 0 LOB: 1 K: 1 BB: 2 S: 4 P: 13	R: 0 H: 0 E: 0 LOB: 0 K: 0 BB: 0 S: 3 P: 3	R: 0 H: 1 E: 0 LOB: 1 K: 0 BB: 0 S: 4 P: 4	R: 0 H: 0 E: 0 LOB: 0 K: 1 BB: 0 S: 5 P: 5	R: 1 H: 2 E: 0 LOB: 1 K: 1 BB: 1 S: 6 P: 10	R: 0 H: 0 E: 0 LOB: 0 K: 0 BB: 0 S: 3 P: 3		1B: 3 SF: 0 2B: 2 SAC: 1 3B: 1 DP: 0 HR: 0 HBP: 1						

PITCHER		IP	WLS	BF	H	R	ER	SO	BB	IBB	HBP	BLK	WP	HR	S	P	ERA	WHIP
Tim Lollar, L ERA: 7.13	(1, 1)	5.0	L	21	4	2	2	2	2	0	1	0	0	0	22	31	3.60	1.200
Danny Boone, L ERA: 2.19	(6, 1)	1.0		3	0	0	0	1	0	0	0	0	0	0	5	5	0.00	0.000
John Urrea, R ERA: 0.53	(7, 1)	0.1		3	2	1	1	0	1	0	0	0	0	0	2	6	27.00	9.000
Gary Lucas, L ERA: 2.31	(7, 1)	1.2		5	0	0	0	1	0	0	0	0	0	0	7	7	0.00	0.000

PITCHER	IP	WLS	BF	H	R	ER	SO	BB	IBB	HBP	BLK	WP	HR	S	P	ERA	WHIP

BOTTOM

San Diego Padres @ Pittsburgh Pirates

Three Rivers Stadium, Pittsburgh, PA

Fri Aug 21 1981, 7:05 PM EDT

Att. 19,049 - Unknown

livebaseballscorecards.com

AB	27
R	3
H	6
RBI	3
BB	3
SO	4
LOB	11

WP: 0 PA: 33
PB: 0
SB: 0
CS: 1

San Diego Padres @ Pittsburgh Pirates

Three Rivers Stadium, Pittsburgh, PA

Sat Aug 22 1981, 7:05 PM EDT

Att. 11,865 - Unknown

TOP

livebaseballscorecards.com

Batter	1	2	3	4	5	6	7	8	9	AB	R	H	RBI	BB	SO	LOB
Ozzie Smith, S (1, 6) OBP: 0.321, SLG: 0.291	P3	1B 3-H 1B			4-3 SH2-3 1B	F6	2-H 3B			5	0	3	2	0	0	1
Juan Bonilla, R (1, 4) OBP: 0.335, SLG: 0.354	B B B B 1B BB	1-3 1B			SH2-3 1-2	3-H FC6 1B	5-3			3	0	2	1	1	0	1
Gene Richards, L (1, 7) OBP: 0.345, SLG: 0.395	F9	L3			4-3 2-3		1-2f FC6		4-3	5	0	0	0	0	0	5
Terry Kennedy, L (1, 2) OBP: 0.350, SLG: 0.369	1-2 1B		B B B B FC4-6 BB		F9			F5	G4-6-3 1B	4	0	2	0	1	0	1
Ruppert Jones, L (1, 8) OBP: 0.326, SLG: 0.352	G3		FC4-6 G4-6-3 1-2f			F8		BB G3 2B 1B	1-2f G4-6-3	5	1	1	0	0	0	4
Randy Bass, L (1, 3) OBP: 0.295, SLG: 0.360		1B 3B	G4-6-3 1-2f			F7		1-2 G3		4	1	1	0	0	0	2
Luis Salazar, R (1, 5) OBP: 0.310, SLG: 0.390		1B CS 3-H 1B		F8		4-3		B B B B BB 2B BB		3	1	1	1	1	0	0
Joe Lefebvre, L (1, 9) OBP: 0.344, SLG: 0.410 Dave Edwards, R (8, PH) (8, 9) OBP: 0.203, SLG: 0.230	CS 1-3 1B 1B		S S S K				4-3 1B 2B	B B B B 1-2 2-3 2B BB		3 2 2 0 0 1 0 0 1 0 0 1 0 0						
Rick Wise, R (1, 1) OBP: 0.053, SLG: 0.105 Danny Boone, L (3, 1) OBP: 0.500, SLG: 0.500 Jerry Turner, L (7, PH) OBP: 0.286, SLG: 0.292 John Curtis, L (7, 1) OBP: 0.077, SLG: 0.083 Jose Moreno, S (8, PH) OBP: 0.273, SLG: 0.300 Broderick Perkins, L (8, PH) OBP: 0.329, SLG: 0.452 John Urrea, R (8, 1) OBP: 0.250, SLG: 0.250 Gary Lucas, L (9, 1) OBP: 0.125, SLG: 0.125	6-3 1-3 3-H		5-3		4-3 2-3	1-H 2-H 3-H 3B 2B										
Inning Stats	R: 0 H: 1 E: 0 LOB: 2 K: 0 BB: 1 S: 4 P: 8	R: 2 H: 5 E: 0 LOB: 2 K: 0 BB: 0 S: 7 P: 7	R: 0 H: 0 E: 0 LOB: 0 K: 0 BB: 1 S: 2 P: 6	R: 0 H: 0 E: 0 LOB: 0 K: 1 BB: 0 S: 5 P: 5	R: 0 H: 1 E: 0 LOB: 1 K: 0 BB: 0 S: 4 P: 4	R: 0 H: 0 E: 0 LOB: 0 K: 0 BB: 0 S: 3 P: 3	R: 1 H: 2 E: 0 LOB: 1 K: 0 BB: 0 S: 5 P: 5	R: 4 H: 3 E: 0 LOB: 1 K: 0 BB: 2 S: 6 P: 14	R: 0 H: 1 E: 0 LOB: 0 K: 0 BB: 0 S: 3 P: 3	1B: 9 SF: 0 2B: 2 SAC: 1 3B: 2 DP: 2 HR: 0 HBP: 0						

	AB	36
	R	7
	H	13
	RBI	7
	BB	4
	SO	1
	LOB	17

WP: 0 PA: 41
PB: 0
SB: 0
CS: 2

PITCHER		IP	WLS	BF	H	R	ER	SO	BB	IBB	HBP	BLK	WP	HR	S	P	ERA	WHIP
Eddie Solomon, R ERA: 2.89	(1, 1)	7.0		30	9	3	3	1	2	0	0	0	0	0	30	38	3.86	1.571
Grant Jackson, L ERA: 2.7	(8, 1)	0.2		5	1	3	3	0	2	0	0	0	0	0	3	11	40.50	4.500
Kent Tekulve, R ERA: 2.89	(8, 1)	1.1	L	6	3	1	1	0	0	0	0	0	0	0	6	6	6.75	2.250

PITCHER	IP	WLS	BF	H	R	ER	SO	BB	IBB	HBP	BLK	WP	HR	S	P	ERA	WHIP

San Diego Padres @ Pittsburgh Pirates

Three Rivers Stadium, Pittsburgh, PA

Sat Aug 22 1981, 7:05 PM EDT

Att. 11,865 - Unknown

BOTTOM

Batter	1	2	3	4	5	6	7	8	9	AB	R	H	RBI	BB	SO	LOB
Omar Moreno, L (1, 8) OBP: 0.325, SLG: 0.366	SH1-4 S SF7 1B	F7		CS 1B 3-H			B1-3		6-3 1B	5	1	3	1	0	0	3
Tim Foli, R (1, 6) OBP: 0.295, SLG: 0.306	SH1-4 1-3	5-3		P4 1-2			FC4-6 1B		6-3 1-2	4	0	1	0	0	0	2
Dave Parker, L (1, 9) OBP: 0.276, SLG: 0.439	SF7 3-H	1B 1B 1B			SF7 3B		FC4-6 WP 1-2f 1B		BB	3	3	2	1	1	0	1
Bill Madlock, R (1, 5) OBP: 0.418, SLG: 0.478	L6	1-3 1B 1B			SF7 3-H		CS 1-H 1B		L7	4	0	2	2	0	0	2
Mike Easler, L (1, 7) OBP: 0.343, SLG: 0.488		F9	1B 2-H 3-H 1B		K		CS 1-2	K		4	1	1	1	0	2	0
Tony Peña, R (1, 2) OBP: 0.355, SLG: 0.439		6-3	BLK 2-H 1B		P4			F9		4	0	1	1	0	0	0
Willie Montanez, L (1, 3) OBP: 0.230, SLG: 0.214		1B 1B 1B	3-1 1-2			3-1		1B		4	0	2	0	0	0	1
Phil Garner, R (1, 4) OBP: 0.324, SLG: 0.338		1B 1-2 1B		SH1-4 1B 2B		F9		4-3		4	1	2	0	0	0	1
Eddie Solomon, R (1, 1) OBP: 0.115, SLG: 0.115 Grant Jackson, S (8, 1) Kent Tekulve, R (8, 1) Jason Thompson, L (9, PH) OBP: 0.331, SLG: 0.366 Lee Lacy, R (9, PH) OBP: 0.322, SLG: 0.402		1-2 2-3 1B		SH1-4 2-3			K		6-3	2 0 0 0 1	0 0 0 0 0	1 0 0 0 0	0 0 0 0 0	0 0 0 0 0	1 0 0 0 0	0 0 0 0 0
Inning Stats	R: 1 E: 0 K: 0 S: 4 H: 1 LOB: 0 BB: 0 P: 4	R: 0 E: 0 K: 0 S: 6 H: 3 LOB: 3 BB: 0 P: 6	R: 2 E: 0 K: 0 S: 6 H: 4 LOB: 1 BB: 0 P: 6	R: 1 E: 0 K: 0 S: 4 H: 2 LOB: 0 BB: 0 P: 4	R: 1 E: 0 K: 1 S: 6 H: 1 LOB: 0 BB: 0 P: 6	R: 0 E: 0 K: 1 S: 5 H: 0 LOB: 0 BB: 0 P: 5	R: 1 E: 0 K: 0 S: 4 H: 2 LOB: 0 BB: 0 P: 4	R: 0 E: 0 K: 1 S: 6 H: 1 LOB: 1 BB: 0 P: 6	R: 0 E: 0 K: 0 S: 4 H: 1 LOB: 2 BB: 1 P: 8	1B: 13 2B: 1 3B: 1 HR: 0	SF: 2 SAC: 2 DP: 0 HBP: 0						

livebaseballscorecards.com

AB	35
R	6
H	15
RBI	6
BB	1
SO	3
LOB	10

WP: 1 PB: 0 SB: 1 CS: 2 PA: 41

PITCHER		IP	WLS	BF	H	R	ER	SO	BB	IBB	HBP	BLK	WP	HR	S	P	ERA	WHIP
Rick Wise, R ERA: 3.59	(1, 1)	2.2		15	8	3	3	0	0	0	0	0	0	0	15	15	10.12	3.000
Danny Boone, L ERA: 2.45	(3, 1)	3.1		12	3	2	2	2	0	0	0	1	0	0	16	16	5.40	0.900
John Curtis, L ERA: 5.6	(7, 1)	1.0	W	4	2	1	1	0	0	0	0	0	1	0	4	4	9.00	2.000
John Urrea, R ERA: 0.52	(8, 1)	1.0		4	1	0	0	1	0	0	0	0	0	0	6	6	0.00	1.000
Gary Lucas, L ERA: 2.28	(9, 1)	1.0	S	5	1	0	0	0	1	0	0	0	0	0	4	8	0.00	2.000

PITCHER	IP	WLS	BF	H	R	ER	SO	BB	IBB	HBP	BLK	WP	HR	S	P	ERA	WHIP

Batter	1	2	3	4	5	6	7	8	9	AB	R	H	RBI	BB	SO	LOB
Ozzie Smith, S (1, 6) OBP: 0.322, SLG: 0.293	F9	L4			1B		F9		E 1B 3-H	5	0	2	1	0	0	3
Juan Bonilla, R (1, 4) OBP: 0.332, SLG: 0.348	1B BB		5-3		F8			4-3	E4 1-2	4	0	0	0	1	0	3
Gene Richards, L (1, 7) OBP: 0.346, SLG: 0.395	1-2 1B		1-3		6-3			1B	K	5	0	2	0	0	1	3
Luis Salazar, R (1, 5) OBP: 0.305, SLG: 0.384	K		6-3			K		F8		4	0	0	0	0	2	3
Terry Kennedy, L (1, 2) OBP: 0.345, SLG: 0.363	K			6-3		4-3		F2		4	0	0	0	0	1	3
Doug Gwosdz, R (8, 2)										0	0	0	0	0	0	0
Dave Edwards, R (1, 9) OBP: 0.235, SLG: 0.292		FC6-5 2B		1B		F3			2B	4	0	3	0	0	0	0
Joe Lefebvre, L (9, PR) OBP: 0.344, SLG: 0.410										0	1	0	0	0	0	0
Broderick Perkins, L (1, 3) OBP: 0.322, SLG: 0.441		FC6-5 E 2-3		F7			F8		L5	4	0	0	0	0	0	3
Ruppert Jones, L (1, 8) OBP: 0.329, SLG: 0.356		E4 1-3		F8			BB		6-3 1B 2-H 2B	3	1	1	1	1	0	2
Chris Welsh, L (1, 1) OBP: 0.094, SLG: 0.065		K			K		L5		6-3 2-3	2	0	0	0	0	2	2
Jose Moreno, S (7, PH) OBP: 0.250, SLG: 0.273										1	0	0	0	0	0	1
John Littlefield, R (7, 1)										0	0	0	0	0	0	0
Mario Ramirez, R (9, PH)										1	0	0	0	0	0	1
Inning Stats	R: 0 H: 1 E: 0 LOB: 2 K: 2 BB: 1 S: 8 P: 12	R: 0 H: 1 E: 1 LOB: 2 K: 1 BB: 0 S: 7 P: 7	R: 0 H: 0 E: 0 LOB: 0 K: 0 BB: 0 S: 3 P: 3	R: 0 H: 1 E: 0 LOB: 1 K: 0 BB: 0 S: 4 P: 4	R: 0 H: 1 E: 0 LOB: 1 K: 1 BB: 0 S: 6 P: 6	R: 0 H: 0 E: 0 LOB: 0 K: 1 BB: 0 S: 5 P: 5	R: 0 H: 0 E: 0 LOB: 1 K: 0 BB: 1 S: 3 P: 7	R: 0 H: 1 E: 0 LOB: 1 K: 0 BB: 0 S: 4 P: 4	R: 2 H: 3 E: 1 LOB: 2 K: 1 BB: 0 S: 9 P: 9	1B: 5 SF: 0 2B: 3 SAC: 0 3B: 0 DP: 0 HR: 0 HBP: 0						

PITCHER	IP	WLS	BF	H	R	ER	SO	BB	IBB	HBP	BLK	WP	HR	S	P	ERA	WHIP
Rod Scurry, L (1, 1) ERA: 3.97	8.2	W	37	8	2	2	5	2	0	0	0	0	0	45	53	2.08	1.154
Enrique Romo, R (9, 1) ERA: 3.89	0.1	S	2	0	0	0	1	0	0	0	0	0	0	4	4	0.00	0.000

PITCHER	IP	WLS	BF	H	R	ER	SO	BB	IBB	HBP	BLK	WP	HR	S	P	ERA	WHIP

TOP

San Diego Padres @ Pittsburgh Pirates

Three Rivers Stadium, Pittsburgh, PA

Sun Aug 23 1981, 3:33 AM EDT

Att. 23,736 - Unknown

livebaseballscorecards.com

AB	37
R	2
H	8
RBI	2
BB	2
SO	6
LOB	24

WP: 0 PA: 39
PB: 0
SB: 0
CS: 0

Batter	1	2	3	4	5	6	7	8	9	AB	R	H	RBI	BB	SO	LOB
Omar Moreno, L (1, 8) OBP: 0.324, SLG: 0.365	S S S 0-3 ① K	S S S 0-3 ③ K		x 0-0 ② F8		x 0-0 S 1B				4	0	1	0	0	2	3
Lee Lacy, R (1, 9) OBP: 0.320, SLG: 0.397	x 0-0 ② 6-3		x 0-0 ① 1-3	x 0-0 FC6-4 1-2 1B		x 0-0 ③ 5-3 1-2				4	0	1	0	0	0	1
Tony Peña, R (1, 2) OBP: 0.352, SLG: 0.441	x 0-0 ③ 5-3		x 0-0 2B 2B	x 0-0 ③ FC6-4 1-2f			x 0-0 ① 5-3			4	1	1	0	0	0	2
Bill Madlock, R (1, 5) OBP: 0.420, SLG: 0.478		x 0-0 E FC6-4 1B	x 0-0 ② 6-3		x 0-0 1B SF9 1B		S S S 0-3 ② K			4	2	2	0	0	1	1
Bill Robinson, R (1, 3) OBP: 0.226, SLG: 0.258 Mike Easler, L (7, 7) OBP: 0.342, SLG: 0.486		x 0-0 E5 FC6-4 1-3	x 0-0 2-H 1B 2B		x 0-0 G6-4-3 1-3 1B		S S S 0-3 ③ K			3 1	1 0	2 0	1 0	0 0	0 1	1 0
Phil Garner, R (1, 4) OBP: 0.322, SLG: 0.338		x 0-0 ① FC6-4 1-2f 2B 3-H	x 0-0 2-H 1B		x 0-0 ① SF9 3-H			x 0-0 ① F7		3	1	1	3	0	0	1
Gary Alexander, R (1, 7) OBP: 0.321, SLG: 0.560 Willie Montanez, L (7, 3) OBP: 0.227, SLG: 0.211		x 0-0 E 1-H 2B	x 0-0 ③ F8		x 0-0 ② ③ G6-4-3 1-2f			x 0-0 ② F8		3 1	0 0	1 0	1 0	0 0	0 0	2 0
Dale Berra, R (1, 6) OBP: 0.326, SLG: 0.325		x 0-0 E5 2-3		x 0-0 ① F7		x 0-0 ① F9		B B B B 4-0 BB		3	0	0	0	1	0	1
Rod Scurry, L (1, 1) OBP: 0.214, SLG: 0.083 Enrique Romo, R (9, 1)		S S S 0-3 ② K		B B B 4-0 1B BB		S S S 0-3 ② K		S S S 0-3 ③ K		3 0	0 0	0 0	0 0	1 0	3 0	3 0
Inning Stats	R: 0 H: 0 E: 0 LOB: 0 K: 1 BB: 0 S: 5 P: 5	R: 2 H: 2 E: 2 LOB: 2 K: 2 BB: 0 S: 11 P: 11	R: 2 H: 3 E: 0 LOB: 1 K: 0 BB: 0 S: 6 P: 6	R: 0 H: 1 E: 0 LOB: 2 K: 0 BB: 1 S: 4 P: 8	R: 1 H: 2 E: 0 LOB: 0 K: 0 BB: 0 S: 4 P: 4	R: 0 H: 1 E: 0 LOB: 1 K: 1 BB: 0 S: 6 P: 6	R: 0 H: 0 E: 0 LOB: 0 K: 2 BB: 0 S: 7 P: 7	R: 0 H: 0 E: 0 LOB: 1 K: 1 BB: 1 S: 5 P: 9		1B: 6 SF: 1 2B: 3 SAC: 0 3B: 0 DP: 1 HR: 0 HBP: 0				WP: 0 PA: 36 PB: 0 SB: 1 CS: 0		

PITCHER		IP	WLS	BF	H	R	ER	SO	BB	IBB	HBP	BLK	WP	HR	S	P	ERA	WHIP
Chris Welsh, L ERA: 3.03	(1, 1)	6.0	L	29	9	5	4	4	1	0	0	0	0	0	36	40	6.00	1.667
John Littlefield, R ERA: 4.74	(7, 1)	2.0		7	0	0	0	3	1	0	0	0	0	0	12	16	0.00	0.500

PITCHER	IP	WLS	BF	H	R	ER	SO	BB	IBB	HBP	BLK	WP	HR	S	P	ERA	WHIP

BOTTOM

San Diego Padres @ Pittsburgh Pirates

Three Rivers Stadium, Pittsburgh, PA

Sun Aug 23 1981, 3:33 AM EDT

Att. 23,736 - Unknown

livebaseballscorecards.com

AB	33
R	5
H	9
RBI	5
BB	2
SO	7
LOB	15

Batter	1	2	3	4	5	6	7	8	9	AB	R	H	RBI	BB	SO	LOB
Steve Sax, R (1, 4) OBP: 0.217, SLG: 0.348	E6 6-3	F8		F7			F8			4	0	0	0	0	0	4
Ken Landreaux, L (1, 8) OBP: 0.319, SLG: 0.414	6-3 1-2		6-3		4-3		2B			4	0	1	0	0	0	1
Dusty Baker Jr., R (1, 7) OBP: 0.342, SLG: 0.431	K		HR		1B		5-3			4	1	2	1	0	1	2
Steve Garvey, R (1, 3) OBP: 0.323, SLG: 0.426	L4		6-3		5-3			F7		4	0	0	0	0	0	1
Ron Cey, R (1, 5) OBP: 0.356, SLG: 0.434		P6	K			5-3		K		4	0	0	0	0	2	0
Pedro Guerrero, R (1, 9) OBP: 0.381, SLG: 0.532		E5 1B		BB 1B		F9		F9		3	1	0	0	1	0	0
Steve Yeager, R (1, 2) OBP: 0.293, SLG: 0.415		K	K		HR				G3	4	1	1	1	0	2	2
Bill Russell, R (1, 6) OBP: 0.254, SLG: 0.257		2B 2-H 1B		F9		F7			P6	4	0	1	1	0	0	1
Burt Hooton, R (1, 1) OBP: 0.294, SLG: 0.290		1-3 2B		1-2 1B			F8		1-3	4	0	2	0	0	0	0
Inning Stats	R: 0 E: 1 K: 1 S: 6 H: 0 LOB: 1 BB: 0 P: 6	R: 1 E: 1 K: 1 S: 8 H: 2 LOB: 2 BB: 0 P: 8	R: 1 E: 0 K: 1 S: 6 H: 1 LOB: 0 BB: 0 P: 6	R: 0 E: 0 K: 1 S: 6 H: 1 LOB: 2 BB: 1 P: 10	R: 0 E: 0 K: 0 S: 3 H: 1 LOB: 0 BB: 0 P: 3	R: 1 E: 0 K: 0 S: 4 H: 1 LOB: 0 BB: 0 P: 4	R: 0 E: 0 K: 0 S: 4 H: 1 LOB: 1 BB: 0 P: 4	R: 0 E: 0 K: 1 S: 5 H: 0 LOB: 0 BB: 0 P: 5	R: 0 E: 0 K: 0 S: 3 H: 0 LOB: 0 BB: 0 P: 3	1B: 3 2B: 2 3B: 0 HR: 2	SF: 0 SAC: 0 DP: 0 HBP: 0						

TOP

Los Angeles Dodgers @ Pittsburgh Pirates

Three Rivers Stadium, Pittsburgh, PA

Mon Aug 24 1981, 7:05 PM EDT

Att. 12,308 - Unknown

livebaseballscorecards.com

AB	35
R	3
H	7
RBI	3
BB	1
SO	5
LOB	11

WP: 0 PB: 0 SB: 0 CS: 0 PA: 36

PITCHER		IP	WLS	BF	H	R	ER	SO	BB	IBB	HBP	BLK	WP	HR	S	P	ERA	WHIP
Odell Jones, R ERA: 2.6	(1, 1)	8.0	L	33	7	3	2	5	1	0	0	0	0	2	42	46	2.25	1.000
Kent Tekulve, R ERA: 2.82	(9, 1)	1.0		3	0	0	0	0	0	0	0	0	0	0	3	3	0.00	0.000

PITCHER		IP	WLS	BF	H	R	ER	SO	BB	IBB	HBP	BLK	WP	HR	S	P	ERA	WHIP

Batter	1	2	3	4	5	6	7	8	9	AB	R	H	RBI	BB	SO	LOB
Omar Moreno, L (1, 8) OBP: 0.320, SLG: 0.359	F7		4-3 1-2			6-3		F9		4	0	0	0	0	0	1
Tim Foli, R (1, 6) OBP: 0.290, SLG: 0.300	F3		F9			6-3			F9	4	0	0	0	0	0	1
Dave Parker, L (1, 9) OBP: 0.270, SLG: 0.429	4-3			F7		1-3			4-3	4	0	0	0	0	0	0
Bill Madlock, R (1, 5) OBP: 0.421, SLG: 0.479		F7		S 1B			L4-3 1B		6-3	4	0	2	0	0	0	0
Mike Easler, L (1, 7) OBP: 0.338, SLG: 0.479		K		F8 1-2			L4-3 1-2			3	0	0	0	0	1	2
Tony Peña, R (1, 2) OBP: 0.352, SLG: 0.438		E5 FC4-6		5-3			1B			3	0	1	0	0	0	1
Willie Montanez, L (1, 3) OBP: 0.218, SLG: 0.203		FC4-6 1-2f			3-1		F8			3	0	0	0	0	0	2
Phil Garner, R (1, 4) OBP: 0.328, SLG: 0.340			4-3 BB		K			G4-6-3 1B		2	0	1	0	1	1	0
Odell Jones, R (1, 1) Jason Thompson, L (8, PH) OBP: 0.329, SLG: 0.364 Kent Tekulve, R (9, 1)			K		K			G4-6-3 1-2f		2 1 0	0 0 0	0 0 0	0 0 0	0 0 0	2 0 0	1 1 0
Inning Stats	R: 0 E: 0 K: 0 S: 3 H: 0 LOB: 0 BB: 0 P: 3	R: 0 E: 1 K: 1 S: 6 H: 0 LOB: 1 BB: 0 P: 6	R: 0 E: 0 K: 1 S: 5 H: 0 LOB: 1 BB: 1 P: 9	R: 0 E: 0 K: 0 S: 4 H: 1 LOB: 1 BB: 0 P: 4	R: 0 E: 0 K: 2 S: 7 H: 0 LOB: 0 BB: 0 P: 7	R: 0 E: 0 K: 0 S: 3 H: 0 LOB: 0 BB: 0 P: 3	R: 0 E: 0 K: 0 S: 4 H: 2 LOB: 1 BB: 0 P: 4	R: 0 E: 0 K: 0 S: 3 H: 1 LOB: 0 BB: 0 P: 3	R: 0 E: 0 K: 0 S: 3 H: 0 LOB: 0 BB: 0 P: 3	1B: 4 2B: 1 3B: 0 HR: 0	SF: 0 SAC: 0 DP: 2 HBP: 0						

PITCHER	IP	WLS	BF	H	R	ER	SO	BB	IBB	HBP	BLK	WP	HR	S	P	ERA	WHIP
Burt Hooton, R (1, 1) ERA: 2.3	9.0	W	31	4	0	0	4	1	0	0	0	0	0	38	42	0.00	0.556

PITCHER	IP	WLS	BF	H	R	ER	SO	BB	IBB	HBP	BLK	WP	HR	S	P	ERA	WHIP

BOTTOM

Los Angeles Dodgers @ Pittsburgh Pirates

Three Rivers Stadium, Pittsburgh, PA

Mon Aug 24 1981, 7:05 PM EDT

Att. 12,308 - Unknown

livebaseballscorecards.com

AB	30
R	0
H	4
RBI	0
BB	1
SO	4
LOB	9

Batter	1	2	3	4	5	6	7	8	9	10	11	AB	R	H	RBI	BB	SO	LOB
Steve Sax, R (1, 4) OBP: 0.345, SLG: 0.429	B B B B 4-0 CS BB		x 0-0 CS 1B	x 0-0 1-2 3-H 1B		x 0-0 ② 1-2 S 2B 1B		S S S 0-3 ③ K		x 0-0 1B		5	1	4	1	1	1	0
Ken Landreaux, L (1, 8) OBP: 0.319, SLG: 0.416	x 0-0 ① ② F7 1-2		S S S 0-3 ② ③ K 1-2	x 0-0 ③ F7		x 0-0 1-H 2B			x 0-0 BLK 2B 1B	x 0-0 ③ 1-3		6	1	2	1	0	1	5
Dusty Baker Jr., R (1, 7) OBP: 0.349, SLG: 0.438	S S S 0-3 ③ K			x 0-0 1B S 1B 1B	x 0-0 ① 1-3	H 1-0 HBP			x 0-0 1-H 2B		x 0-0 SH1-3 1B 1B	5	2	3	1	0	1	0
Steve Garvey, R (1, 3) OBP: 0.324, SLG: 0.425		x 0-0 ① P3		x 0-0 FC5-4 1B 1-3 1B 1B	x 0-0 FC1-6-5 BLK 1B	S S S 0-3 ③ K			S S S 0-3 ① K		x 0-0 ① SH1-3 1-2	5	1	2	0	0	2	3
Ron Cey, R (1, 5) OBP: 0.354, SLG: 0.429 Alejandro Pena, R (9, 1) Rick Monday, L (11, PH) OBP: 0.366, SLG: 0.528 Tom Niedenfuer, R (11, 1)		x 0-0 FC6-4 1B	S S S 0-3 ① K	x 0-0 ② FC1-6-5 1-3 1B			x 0-0 ① P4		x 0-0 ② F9		x 0-0 1B 2-H 1B	5 0 1 0	0 0 1 0	1 0 1 0	0 0 1 0	0 0 0 0	1 0 0 0	4 0 0 0
Pedro Guerrero, R (1, 9) OBP: 0.383, SLG: 0.527		x 0-0 ② FC6-4 1-2f E	x 0-0 1-2 3-H FC5-4 1B		4-0 1B IBB		x 0-0 ② F7		4-0 IBB		x 0-0 ② L8	4	1	1	1	2	0	2
Steve Yeager, R (1, 2) OBP: 0.297, SLG: 0.407		x 0-0 E9 1-H	x 0-0 ② FC5-4 BB 1-2f 2-3 1B		x 0-0 ③ 1-2 2-H 1B		S S S 0-3 ③ K		x 0-0 ③ F7		x 0-0 1B 1-3 1B	6	1	2	0	0	1	4
Bill Russell, R (1, 6) OBP: 0.261, SLG: 0.257	S S S 0-3 ③ K		B B B B 4-0 1B 1-2 1B BB			H 1-0 1B HBP		x 0-0 ① P6		x 0-0 ① 4-3	x 0-0 1-2 3-H 1B	4	1	1	1	1	1	1
Dave Goltz, R (1, 1) OBP: 0.231, SLG: 0.091 Steve Howe, L (7, 1) Dave Stewart, R (9, 1) OBP: 0.400, SLG: 0.800 Derrel Thomas, S (9, 5) OBP: 0.325, SLG: 0.331			x 0-0 ① 6-3	x 0-0 1-3 2-H 3-H 1B		S S S 0-3 ① K		S S S 0-3 ② K		x 0-0 ② 6-3	x 0-0 ③ L7	3 1 0 2	0 0 0 0	1 0 0 0	2 0 0 0	0 1 0 0	1 0 0 2	1 0 0 0
Inning Stats	R: 0 E: 0 K: 1 S: 4 H: 0 LOB: 0 BB: 1 P: 8	R: 1 E: 1 K: 1 S: 7 H: 1 LOB: 1 BB: 0 P: 7	R: 0 E: 0 K: 1 S: 5 H: 1 LOB: 0 BB: 0 P: 5	R: 4 E: 0 K: 1 S: 10 H: 5 LOB: 2 BB: 1 P: 14	R: 0 E: 0 K: 0 S: 4 H: 2 LOB: 2 BB: 1 P: 8	R: 1 E: 0 K: 2 S: 8 H: 2 LOB: 2 BB: 0 P: 10	R: 0 E: 0 K: 1 S: 5 H: 0 LOB: 0 BB: 0 P: 5	R: 0 E: 0 K: 2 S: 7 H: 0 LOB: 0 BB: 0 P: 7	R: 1 E: 0 K: 1 S: 7 H: 2 LOB: 2 BB: 1 P: 11	R: 0 E: 0 K: 0 S: 4 H: 1 LOB: 1 BB: 0 P: 4	R: 2 E: 0 K: 0 S: 7 H: 4 LOB: 2 BB: 0 P: 7	1B: 16 2B: 2 3B: 0 HR: 0	SF: 0 SAC: 1 DP: 0 HBP: 2			WP: 0 PB: 0 SB: 2 CS: 2	PA: 54	

PITCHER		IP	WLS	BF	H	R	ER	SO	BB	IBB	HBP	BLK	WP	HR	S	P	ERA	WHIP
Pascual Perez, R ERA: 4.18	(1, 1)	7.0		34	11	6	5	7	2	1	2	1	0	0	43	57	6.43	1.857
Enrique Romo, R ERA: 3.86	(8, 1)	0.1		1	0	0	0	0	0	0	0	0	0	0	1	1	0.00	0.000
Grant Jackson, L ERA: 2.86	(8, 1)	1.2		8	2	1	1	3	0	1	0	1	0	0	13	17	5.40	1.200
Kent Tekulve, R ERA: 3.12	(10, 1)	2.0	L	11	5	2	2	0	0	0	0	0	0	0	11	11	9.00	2.500

PITCHER	IP	WLS	BF	H	R	ER	SO	BB	IBB	HBP	BLK	WP	HR	S	P	ERA	WHIP

TOP

Los Angeles Dodgers @ Pittsburgh Pirates

Three Rivers Stadium, Pittsburgh, PA

Tue Aug 25 1981, 7:05 PM EDT

Att. 16,770 - Unknown

livebaseballscorecards.com

AB	47
R	9
H	18
RBI	8
BB	4
SO	10
LOB	22

Batter	1	2	3	4	5	6	7	8	9	10	11	AB	R	H	RBI	BB	SO	LOB
Omar Moreno, L (1, 8) OBP: 0.320, SLG: 0.359	F8	K			1B		2B 1B 1-2		F8 2-3		F8	6	1	2	0	0	1	5
Tim Foli, R (1, 6) OBP: 0.286, SLG: 0.296 Dale Berra, R (7, 6) OBP: 0.333, SLG: 0.341	4-3	4-3		P6	2B 1-H 2-H		HR 1B 1-3 3-H		F8	3 3	0 1	0 2	0 3	0 0	0 0	1 0
Dave Parker, L (1, 9) OBP: 0.272, SLG: 0.442	4-3	5-3		1B 1-2	4-3		HR 1-H 3-H		4-3	6	1	2	3	0	0	0
Bill Madlock, R (1, 5) OBP: 0.430, SLG: 0.492	1B 1B 1B	1B	6-3		G6-4-3 1B		2B			5	1	4	0	0	0	2
Mike Easler, L (1, 7) OBP: 0.339, SLG: 0.475 Kent Tekulve, R (10, 1)	1B 1B 1B 1-2	F7	1-3	G6-4-3 1-2f	IBB 4-0					4 0	0 0	1 0	0 0	1 0	0 0	2 0
Tony Peña, R (1, 2) OBP: 0.353, SLG: 0.437	1B 1-2 2-H	6-3	G6-3	6-3	1-3					5	0	2	1	0	0	2
Willie Montanez, L (1, 3) OBP: 0.210, SLG: 0.195 Bill Robinson, R (9, PH) OBP: 0.242, SLG: 0.273 (10, 3)	F9	4-3	G6-3 1-2f	5-3	F8 1B 1B					3 2	0 1	0 1	0 0	0 0	0 0	3 0
Phil Garner, R (1, 4) OBP: 0.330, SLG: 0.342	1B 1-2 2-3	F8		F9	1B 1-2					5	1	2	0	0	0	0
Pascual Perez, R (1, 1) OBP: 0.133, SLG: 0.267 Jason Thompson, L (7, PH) OBP: 0.333, SLG: 0.364 Enrique Romo, R (8, 1) Grant Jackson, S (8, 1) Lee Lacy, R (9, PH) OBP: 0.315, SLG: 0.390 (10, 7)	K	K		K	2B BB		P3			2 0 0 0 2	0 1 0 0 0	0 0 0 0 0	0 1 0 0 0	2 0 0 0 1	3 0 0 0 2
Inning Stats	R: 0 H: 0 E: 0 LOB: 0 K: 0 BB: 0 S: 3 P: 3	R: 1 H: 4 E: 0 LOB: 3 K: 2 BB: 0 S: 11 P: 11	R: 0 H: 1 E: 0 LOB: 1 K: 0 BB: 0 S: 4 P: 4	R: 0 H: 0 E: 0 LOB: 0 K: 0 BB: 0 S: 3 P: 3	R: 0 H: 2 E: 0 LOB: 2 K: 1 BB: 0 S: 7 P: 7	R: 0 H: 1 E: 0 LOB: 0 K: 0 BB: 0 S: 3 P: 3	R: 2 H: 2 E: 0 LOB: 0 K: 0 BB: 1 S: 4 P: 8	R: 0 H: 1 E: 0 LOB: 0 K: 0 BB: 0 S: 3 P: 3	R: 4 H: 5 E: 0 LOB: 2 K: 0 BB: 1 S: 8 P: 12	R: 0 H: 0 E: 0 LOB: 0 K: 1 BB: 0 S: 5 P: 5	R: 0 H: 0 E: 0 LOB: 0 K: 0 BB: 0 S: 3 P: 3						

PITCHER		IP	WLS	BF	H	R	ER	SO	BB	IBB	HBP	BLK	WP	HR	S	P	ERA	WHIP
Dave Goltz, R ERA: 2.83	(1, 1)	6.2		29	10	3	3	3	1	0	0	0	0	0	34	38	4.05	1.650
Steve Howe, L ERA: 2.43	(7, 1)	1.1		6	3	2	2	0	0	0	0	0	0	0	6	6	13.50	2.250
Dave Stewart, R ERA: 1.13	(9, 1)	0.2		5	3	2	2	0	0	0	0	0	0	1	5	5	27.00	4.500
Alejandro Pena, R ERA: 2.61	(9, 1)	1.1	W	5	0	0	0	1	0	1	0	0	0	0	6	10	0.00	0.000
Tom Niedenfuer, R ERA: 1.5	(11, 1)	1.0	S	3	0	0	0	0	0	0	0	0	0	0	3	3	0.00	0.000

PITCHER	IP	WLS	BF	H	R	ER	SO	BB	IBB	HBP	BLK	WP	HR	S	P	ERA	WHIP

BOTTOM

Los Angeles Dodgers @ Pittsburgh Pirates

Three Rivers Stadium, Pittsburgh, PA

Tue Aug 25 1981, 7:05 PM EDT

Att. 16,770 - Unknown

livebaseballscorecards.com

AB	46
R	7
H	16
RBI	7
BB	2
SO	4
LOB	20

1B: 13 SF: 0 PA: 48
2B: 2 SAC: 0
3B: 0 DP: 2
HR: 1 HBP: 0

WP: 0
PB: 0
SB: 0
CS: 0

Batter	1	2	3	4	5	6	7	8	9	AB	R	H	RBI	BB	SO	LOB
Steve Sax, R (1, 4) OBP: 0.400, SLG: 0.455	FC2-5 S 1B	BB BLK 2B 1B 2-3 3-H		G3 SH1-3 1B		FC6-5 BB 1B 2-3	FC4-6 BB	K		5	2	3	1	1	1	2
Derrel Thomas, S (1, 8) OBP: 0.327, SLG: 0.329	FC2-5 G3 1-3	BB 2B BB 1-2 3-H		SH1-3 1-2		L9	FC4-6 1B SF8 1-2f	1-3 1B		4	2	1	0	1	0	3
Rick Monday, L (1, 7) OBP: 0.375, SLG: 0.513	G3 1-2	2B BB 1-2 2-3		G3 2-3		1B 1B BB 1-2	FC5 1B 1B 1-3	F8		4	2	1	0	2	0	4
Steve Garvey, R (1, 3) OBP: 0.327, SLG: 0.431	P1	1B 2B 1-H 2-H 3-H		6-3		BB 1B 2B 1B 1-2 2-H	SF8 3-H		E6 1-3 E 1B	5	3	3	5	0	0	2
Ron Cey, R (1, 5) OBP: 0.363, SLG: 0.438		1B 2B 1B 2-H 1B			FC6-4 1B	BB 2B 1B 1-2 2-H	1-2 1B		1-3 2-3	6	2	5	2	0	0	1
Pedro Guerrero, R (1, 9) OBP: 0.382, SLG: 0.520		2B 1B 1B 1-2			P4	2B 3B BB 1-2 2-3	FC5 2-3f		E5 3-H	5	2	1	0	1	0	4
Mike Scioscia, L (1, 2) OBP: 0.368, SLG: 0.359		1B BLK 2B 1-3 2-H	3-1		F8	3B 2B 1-3 2-H 3-H		E 2B	K	6	3	3	3	0	1	2
Bill Russell, R (1, 6) OBP: 0.260, SLG: 0.266 Pepe Frias, R (8, PR) OBP: 0.282, SLG: 0.278 (8, 6)	1-3	4-3			FC6-4 1-2f	3B 2-H 3-H		E6 1B 2-H	K	5 1	0 0	1 0	2 0	0 0	0 1	3 1
Jerry Reuss, L (1, 1) OBP: 0.189, SLG: 0.189 Jay Johnstone, L (6, PH) OBP: 0.281, SLG: 0.385 Alejandro Pena, R (6, 1) Steve Howe, L (9, 1)	K	L7				FC6-5 2B L3		K		2 2 1 0	0 0 0 0	0 1 0 0	0 0 0 0	1 0 1 0	2 0 1 0	2 1 1 0
Inning Stats	R: 0 E: 0 K: 0 S: 4 H: 1 LOB: 1 BB: 0 P: 4	R: 7 E: 0 K: 1 S: 11 H: 6 LOB: 1 BB: 2 P: 19	R: 0 E: 0 K: 0 S: 3 H: 0 LOB: 0 BB: 0 P: 3	R: 0 E: 0 K: 0 S: 4 H: 1 LOB: 1 BB: 0 P: 4	R: 0 E: 0 K: 0 S: 4 H: 1 LOB: 1 BB: 0 P: 4	R: 6 E: 0 K: 0 S: 8 H: 5 LOB: 1 BB: 2 P: 16	R: 1 E: 0 K: 0 S: 5 H: 2 LOB: 2 BB: 1 P: 9	R: 1 E: 1 K: 2 S: 10 H: 2 LOB: 2 BB: 0 P: 10	R: 1 E: 2 K: 2 S: 9 H: 1 LOB: 1 BB: 0 P: 9	1B: 13 2B: 5 3B: 1 HR: 0 SF: 1 SAC: 1 DP: 0 HBP: 0						

TOP

Los Angeles Dodgers @ Pittsburgh Pirates

Three Rivers Stadium, Pittsburgh, PA

Wed Aug 26 1981, 3:33 AM EDT

Att. 11,144 - Unknown

livebaseballscorecards.com

AB	46
R	16
H	19
RBI	13
BB	5
SO	5
LOB	26

WP: 0 PB: 0 SB: 1 CS: 0 PA: 53

PITCHER		IP	WLS	BF	H	R	ER	SO	BB	IBB	HBP	BLK	WP	HR	S	P	ERA	WHIP
Rick Rhoden, R ERA: 4.1	(1, 1)	5.2	L	32	12	11	11	1	3	0	0	1	0	0	31	43	17.47	2.647
Don Robinson, R ERA: 8.31	(6, 1)	2.1		16	6	4	3	2	2	0	0	0	0	0	18	26	11.57	3.429
Kent Tekulve, R ERA: 3.05	(9, 1)	1.0		5	1	1	0	2	0	0	0	0	0	0	9	9	0.00	1.000

PITCHER	IP	WLS	BF	H	R	ER	SO	BB	IBB	HBP	BLK	WP	HR	S	P	ERA	WHIP

BOTTOM

Batter	1	2	3	4	5	6	7	8	9	AB	R	H	RBI	BB	SO	LOB
Omar Moreno, L (1, 8) OBP: 0.318, SLG: 0.356	0-0 S 2B 1B	0-3 K		0-0 F9		0-0 P5			0-3 K	5	1	1	0	0	2	2
Lee Lacy, R (1, 9) OBP: 0.323, SLG: 0.397	0-0 2B 1B 1-2 1B		0-0 F7	0-0 1-2 1B			0-0 F8		0-3 K	3	1	2	0	0	0	0
Mike Easler, L (7, PH) (8, 7) OBP: 0.336, SLG: 0.470										2	0	0	0	0	1	0
Bill Madlock, R (1, 5) OBP: 0.429, SLG: 0.495	0-0 1B 1-3 2-H 2B		0-0 F7	0-0 F7			0-0 HR			3	1	1	1	0	0	2
Jason Thompson, L (7, PH) (8, 3) OBP: 0.337, SLG: 0.391										1	1	1	1	0	0	0
Bill Robinson, R (1, 3) OBP: 0.270, SLG: 0.378	0-0 5-3		0-0 HR		0-0 G6-4-3 1B		0-0 6-3			4	1	2	1	0	0	2
(8, 5)																
Dale Berra, R (1, 6) OBP: 0.338, SLG: 0.370	0-0 6-3 2-H 3-H 1B		0-0 HR		0-0 G6-4-3 1-2f		0-0 5-3			4	1	2	3	0	0	1
Phil Garner, R (1, 4) OBP: 0.328, SLG: 0.339	0-0 6-3 2-3		0-0 FC6-4 1B		0-0 F8			0-0 F8		4	0	1	0	0	0	1
Gary Alexander, R (1, 7) OBP: 0.281, SLG: 0.483	0-0 6-3		0-0 FC6-4 1-2f			0-0 4-3		0-0 5-3		4	0	0	0	0	0	2
(8, 9)																
Steve Nicosia, R (1, 2) OBP: 0.289, SLG: 0.310		0-0 F9		0-0 6-3		0-0 E4 G3		0-0 4-3		4	0	0	0	0	0	0
Rick Rhoden, R (1, 1) OBP: 0.200, SLG: 0.206		0-0 4-3		0-0 1B 1B		0-0 G3 1-2			0-3 K	2	0	1	0	0	0	0
Don Robinson, R (6, 1) OBP: 0.200, SLG: 0.200										1	0	0	0	0	0	1
Kent Tekulve, R (9, 1)										0	0	0	0	0	0	0
Willie Stargell, L (9, PH) OBP: 0.327, SLG: 0.354										1	0	0	0	0	1	0
Inning Stats	R: 3 E: 0 K: 0 S: 7 H: 4 LOB: 1 BB: 0 P: 7	R: 0 E: 0 K: 1 S: 5 H: 0 LOB: 0 BB: 0 P: 5	R: 2 E: 0 K: 0 S: 6 H: 3 LOB: 1 BB: 0 P: 6	R: 0 E: 0 K: 0 S: 5 H: 2 LOB: 2 BB: 0 P: 5	R: 0 E: 0 K: 0 S: 3 H: 1 LOB: 0 BB: 0 P: 3	R: 0 E: 1 K: 0 S: 4 H: 0 LOB: 1 BB: 0 P: 4	R: 1 E: 0 K: 0 S: 4 H: 1 LOB: 0 BB: 0 P: 4	R: 0 E: 0 K: 0 S: 3 H: 0 LOB: 0 BB: 0 P: 3	R: 0 E: 0 K: 3 S: 9 H: 0 LOB: 0 BB: 0 P: 9	1B: 7 2B: 1 3B: 0 HR: 3	SF: 0 SAC: 0 DP: 1 HBP: 0						

PITCHER	IP	WLS	BF	H	R	ER	SO	BB	IBB	HBP	BLK	WP	HR	S	P	ERA	WHIP
Jerry Reuss, L (1, 1) ERA: 2.19	5.0	W	24	10	5	5	1	0	0	0	0	0	2	26	26	9.00	2.000
Alejandro Pena, R (6, 1) ERA: 2.7	3.0		11	1	1	1	0	0	0	0	0	0	1	11	11	3.00	0.333
Steve Howe, L (9, 1) ERA: 2.36	1.0		3	0	0	0	3	0	0	0	0	0	0	9	9	0.00	0.000

PITCHER	IP	WLS	BF	H	R	ER	SO	BB	IBB	HBP	BLK	WP	HR	S	P	ERA	WHIP

Los Angeles Dodgers @ Pittsburgh Pirates

Three Rivers Stadium, Pittsburgh, PA

Wed Aug 26 1981, 3:33 AM EDT

Att. 11,144 - Unknown

livebaseballscorecards.com

AB	38
R	6
H	11
RBI	6
BB	0
SO	4
LOB	11

Batter	1	2	3	4	5	6	7	8	9	10	11	12	13	AB	R	H	RBI	BB	SO	LOB
Omar Moreno, L (1, 8) OBP: 0.321, SLG: 0.359	F7		3-1		WP 1B 1-2 3-H		4-3 2-3 3-H		S 1B 3-H			SH1-3 1B 1-2		6	0	3	2	0	0	1
Tim Foli, R (1, 6) OBP: 0.280, SLG: 0.289	1-3			F6	F9 1-2 2-3		F7		5-3 1-2			SH1-3 1-2		5	0	0	0	0	0	4
Bill Madlock, R (1, 5) OBP: 0.422, SLG: 0.483	F7			F7	1-4-3			6-3		F4		G4-6-3 IBB 4-0		5	0	0	0	1	0	2
Bill Robinson, R (1, 3) OBP: 0.282, SLG: 0.410 Mike Easler, L (4, PR) OBP: 0.335, SLG: 0.471 (4, 7)		6-3		2B		F7		2B		F7		G4-6-3 1-2f		2 4	0 0	1 1	0 0	0 0	0 0	0 2
Lee Lacy, R (1, 9) OBP: 0.316, SLG: 0.394		6-3		F8		F8		5-3		4-3			F9 2B	6	0	1	0	0	0	2
Tony Peña, R (1, 2) OBP: 0.360, SLG: 0.439		1B			2B 1B	6-3		K			S 1B		F9 2-3	6	1	3	0	0	1	2
Gary Alexander, R (1, 7) OBP: 0.314, SLG: 0.563 (4, 3) Jason Thompson, L (7, 3) OBP: 0.337, SLG: 0.390	K				1B 1B 2B 1-H		WP 2B 1B		4-3 3-1 1B		K 1-2		K 2	3 3	2 1	2 1	1 0	0 0	1 2	1 2
Phil Garner, R (1, 4) OBP: 0.328, SLG: 0.339 Willie Stargell, L (9, PH) OBP: 0.321, SLG: 0.347 Dale Berra, R (9, 4) OBP: 0.343, SLG: 0.370	F8				K		WP SH2-3 1B 2-3		3-1 1-2		CI G4-3		IBB 4-0	3 1 0	0 0 0	1 0 0	0 0 0	1 0 1	1 1 0	1 1 0
Eddie Solomon, R (1, 1) OBP: 0.143, SLG: 0.143 Willie Montanez, L (9, PH) OBP: 0.207, SLG: 0.192 Kent Tekulve, R (9, 1) Steve Nicosia, R (11, PH) OBP: 0.297, SLG: 0.307 Grant Jackson, S (11, 1) Don Robinson, R (13, PH) OBP: 0.167, SLG: 0.167 (13, 1)	K				WP 1B 2-3		SH2-3 1-2		4-3 2-3		G4-3 1-2f		K	2 1 0 1 1	0 0 0 0 0	1 0 0 0 0	0 0 0 0 0	1 0 0 0 0	0 1 0 2 0	2 2 0 2 0
Inning Stats	R: 0 E: 0 K: 0 S: 3 H: 0 LOB: 0 BB: 0 P: 3	R: 0 E: 0 K: 1 S: 6 H: 1 LOB: 1 BB: 0 P: 6	R: 0 E: 0 K: 1 S: 5 H: 0 LOB: 0 BB: 0 P: 5	R: 0 E: 0 K: 0 S: 4 H: 1 LOB: 1 BB: 0 P: 4	R: 2 E: 0 K: 1 S: 9 H: 4 LOB: 2 BB: 0 P: 9	R: 0 E: 0 K: 0 S: 3 H: 0 LOB: 0 BB: 0 P: 3	R: 1 E: 0 K: 0 S: 5 H: 2 LOB: 1 BB: 0 P: 5	R: 0 E: 0 K: 1 S: 6 H: 1 LOB: 1 BB: 0 P: 6	R: 1 E: 0 K: 0 S: 5 H: 2 LOB: 1 BB: 0 P: 5	R: 0 E: 0 K: 0 S: 3 H: 0 LOB: 0 BB: 0 P: 3	R: 0 E: 1 K: 1 S: 6 H: 1 LOB: 1 BB: 0 P: 6	R: 0 E: 0 K: 0 S: 3 H: 1 LOB: 1 BB: 1 P: 7	R: 0 E: 0 K: 2 S: 8 H: 1 LOB: 2 BB: 1 P: 12	1B: 9 2B: 5 3B: 0 HR: 0	SF: 0 SAC: 2 DP: 2 HBP: 0	WP: 2 PB: 0 SB: 2 CS: 0	PA: 54	

PITCHER		IP	WLS	BF	H	R	ER	SO	BB	IBB	HBP	BLK	WP	HR	S	P	ERA	WHIP
Vida Blue, L ERA: 2.24	(1, 1)	7.0		29	8	3	3	3	0	0	0	0	2	0	35	35	3.86	1.143
Greg Minton, R ERA: 3.24	(8, 1)	4.0		16	4	1	1	2	0	0	0	0	0	0	20	20	2.25	1.000
Al Holland, L ERA: 2.47	(12, 1)	2.0	W	9	2	0	0	2	0	2	0	0	0	0	11	19	0.00	1.000

PITCHER	IP	WLS	BF	H	R	ER	SO	BB	IBB	HBP	BLK	WP	HR	S	P	ERA	WHIP

TOP

Pittsburgh Pirates @ San Francisco Giants

Candlestick Park, San Francisco, CA

Thu Aug 27 1981, 10:05 PM EDT

Att. 10,807 - Unknown

livebaseballscorecards.com

AB	49
R	4
H	14
RBI	3
BB	2
SO	7
LOB	23

Batter	1	2	3	4	5	6	7	8	9	10	11	12	13	AB	R	H	RBI	BB	SO	LOB
Joe Morgan, L (1, 4) OBP: 0.360, SLG: 0.404	F3		1B		F8		HR			4-3		F8		6	1	2	1	0	0	2
Enos Cabell, R (1, 3) OBP: 0.264, SLG: 0.311	5-3		1B		2B		F9			6-3			6-3	6	1	2	0	0	0	0
Jack Clark, R (1, 9) OBP: 0.327, SLG: 0.439	6-3		L4		2B		5-3			6-3			HR	6	1	2	4	0	0	2
Darrell Evans, L (1, 5) OBP: 0.334, SLG: 0.427		4-3		4-3	FC6-4 HBP			F7			K			4	0	0	0	0	1	0
Larry Herndon, R (1, 7) OBP: 0.326, SLG: 0.437		6-3		5-3	FC6-4			L3 1B			FC6-4 1B			5	0	2	0	0	0	2
Jeffrey Leonard, R (1, 8) OBP: 0.299, SLG: 0.444		BB		6-3		4-3		L3			FC6-4			4	0	0	0	1	0	2
Al Holland, R (12, 1) OBP: 0.333, SLG: 0.200														0	0	0	0	0	0	0
Milt May, L (1, 2) OBP: 0.351, SLG: 0.370		6-3			1B 2B SH 1B	F7			4-3		G2			5	1	1	0	0	0	2
Johnnie LeMaster, R (1, 6) OBP: 0.284, SLG: 0.271			5-3		F2	F2			E6 G6-3			K 1B		4	0	0	0	0	0	1
Jim Wohlford, R (12, PH) OBP: 0.265, SLG: 0.333														1	0	1	0	0	0	0
Joe Pettini, R (13, 6) OBP: 0.167, SLG: 0.182														0	0	0	0	0	0	0
Vida Blue, S (1, 1) OBP: 0.281, SLG: 0.276			F8		SH 1B 2B		HR 1B			G6-3		K		1	1	0	0	0	0	0
Dave Bergman, L (7, PH) OBP: 0.324, SLG: 0.396														1	0	1	0	0	0	0
Greg Minton, S (8, 1)														1	0	0	0	0	0	1
Jerry Martin, R (12, 8) OBP: 0.282, SLG: 0.325														1	0	0	0	0	1	1
Inning Stats	R: 0 E: 0 K: 0 S: 3 H: 0 LOB: 0 BB: 0 P: 3	R: 0 E: 0 K: 0 S: 3 H: 0 LOB: 1 BB: 1 P: 7	R: 0 E: 0 K: 0 S: 5 H: 2 LOB: 2 BB: 0 P: 5	R: 0 E: 0 K: 0 S: 3 H: 0 LOB: 0 BB: 0 P: 3	R: 3 E: 1 K: 0 S: 7 H: 3 LOB: 2 BB: 0 P: 8	R: 0 E: 0 K: 0 S: 3 H: 0 LOB: 0 BB: 0 P: 3	R: 1 E: 0 K: 0 S: 4 H: 2 LOB: 0 BB: 0 P: 4	R: 0 E: 0 K: 0 S: 3 H: 1 LOB: 0 BB: 0 P: 3	R: 0 E: 1 K: 0 S: 3 H: 0 LOB: 0 BB: 0 P: 3	R: 0 E: 0 K: 0 S: 3 H: 0 LOB: 0 BB: 0 P: 3	R: 0 E: 0 K: 1 S: 6 H: 1 LOB: 1 BB: 0 P: 6	R: 0 E: 0 K: 1 S: 5 H: 1 LOB: 0 BB: 0 P: 5	R: 1 E: 0 K: 0 S: 2 H: 1 LOB: 0 BB: 0 P: 2	1B: 8 2B: 2 3B: 0 HR: 2 SF: 0 SAC: 1 DP: 2 HBP: 1	WP: 0 PB: 0 SB: 0 CS: 0 PA: 48						

PITCHER		IP	WLS	BF	H	R	ER	SO	BB	IBB	HBP	BLK	WP	HR	S	P	ERA	WHIP
Eddie Solomon, R ERA: 2.73	(1, 1)	8.0		33	8	4	1	0	1	0	1	0	0	1	31	36	1.12	1.125
Kent Tekulve, R ERA: 2.91	(9, 1)	2.0		6	0	0	0	0	0	0	0	0	0	0	6	6	0.00	0.000
Grant Jackson, L ERA: 2.67	(11, 1)	2.0		7	2	0	0	2	0	0	0	0	0	0	11	11	0.00	1.000
Don Robinson, R ERA: 8.78	(13, 1)	0.1	L	2	1	1	1	0	0	0	0	0	0	1	2	2	27.00	3.000

PITCHER	IP	WLS	BF	H	R	ER	SO	BB	IBB	HBP	BLK	WP	HR	S	P	ERA	WHIP

BOTTOM

Pittsburgh Pirates @ San Francisco Giants

Candlestick Park, San Francisco, CA

Thu Aug 27 1981, 10:05 PM EDT

Att. 10,807 - Unknown

livebaseballscorecards.com

AB	45
R	5
H	11
RBI	5
BB	1
SO	2
LOB	13

Batter	1	2	3	4	5	6	7	8	9	AB	R	H	RBI	BB	SO	LOB
Omar Moreno, L (1, 8) OBP: 0.317, SLG: 0.354	F6		G3			K		F8		4	0	0	0	0	1	1
Tim Foli, R (1, 6) OBP: 0.280, SLG: 0.288	F9			6-3			1B E 1B		F7	4	1	1	0	0	0	0
Mike Easler, L (1, 7) OBP: 0.333, SLG: 0.467	F8			F8			FC4-6 1-2 1B		4-3	4	0	1	0	0	0	0
Jason Thompson, L (1, 3) OBP: 0.330, SLG: 0.379		F7		F7			FC4-6 1-2f 2-H		F4	4	0	0	0	0	0	1
Dale Berra, R (1, 5) OBP: 0.342, SLG: 0.369		S 6-3 1B			F5		K			3	0	1	0	0	1	1
Tony Peña, R (1, 2) OBP: 0.352, SLG: 0.430		6-3 1-2			6-3		5-3			3	0	0	0	0	0	2
Lee Lacy, R (1, 9) OBP: 0.316, SLG: 0.392		F2 2-3			F8			1B		3	0	1	0	0	0	1
Phil Garner, R (1, 4) OBP: 0.323, SLG: 0.333			F9			5-3		F8		3	0	0	0	0	0	1
Rod Scurry, L (1, 1) OBP: 0.200, SLG: 0.077			F6			G3		K		1	0	0	0	0	0	0
Odell Jones, R (5, 1)										1	0	0	0	0	0	0
Willie Montanez, L (8, PH) OBP: 0.205, SLG: 0.190										1	0	0	0	0	1	1
Kent Tekulve, R (8, 1)										0	0	0	0	0	0	0
Inning Stats	R: 0 E: 0 K: 0 S: 3 H: 0 LOB: 0 BB: 0 P: 3	R: 0 E: 0 K: 0 S: 4 H: 1 LOB: 1 BB: 0 P: 4	R: 0 E: 0 K: 0 S: 3 H: 0 LOB: 0 BB: 0 P: 3	R: 0 E: 0 K: 0 S: 3 H: 0 LOB: 0 BB: 0 P: 3	R: 0 E: 0 K: 0 S: 3 H: 0 LOB: 0 BB: 0 P: 3	R: 0 E: 0 K: 1 S: 5 H: 0 LOB: 0 BB: 0 P: 5	R: 1 E: 1 K: 1 S: 7 H: 2 LOB: 1 BB: 0 P: 7	R: 0 E: 0 K: 1 S: 6 H: 1 LOB: 1 BB: 0 P: 6	R: 0 E: 0 K: 0 S: 3 H: 0 LOB: 0 BB: 0 P: 3	1B: 4 2B: 0 3B: 0 HR: 0	SF: 0 SAC: 0 DP: 0 HBP: 0					

PITCHER	IP	WLS	BF	H	R	ER	SO	BB	IBB	HBP	BLK	WP	HR	S	P	ERA	WHIP
Ed Whitson, R (1, 1) ERA: 3.57	9.0	W	31	4	1	0	3	0	0	0	0	0	0	37	37	0.00	0.444

PITCHER	IP	WLS	BF	H	R	ER	SO	BB	IBB	HBP	BLK	WP	HR	S	P	ERA	WHIP

TOP

Pittsburgh Pirates @ San Francisco Giants

Candlestick Park, San Francisco, CA

Fri Aug 28 1981, 10:05 PM EDT

Att. 8,418 - Unknown

livebaseballscorecards.com

AB	31
R	1
H	4
RBI	0
BB	0
SO	3
LOB	8

Batter	1	2	3	4	5	6	7	8	9	AB	R	H	RBI	BB	SO	LOB
Joe Morgan, L (1, 4) OBP: 0.365, SLG: 0.410	FC1-6 1B		2B BB	3-H 2B		F5		L1		4	1	2	1	1	0	0
Enos Cabell, R (1, 3) OBP: 0.259, SLG: 0.306	FC1-6 1-2f E		F3	1-3		F6		5-3		5	1	0	0	0	0	3
Jack Clark, R (1, 9) OBP: 0.334, SLG: 0.444	E5 1-H		1-H 2B	IBB		BB		BB		2	0	1	1	3	0	0
Darrell Evans, L (1, 5) OBP: 0.332, SLG: 0.421	4-3		BB	K		G3		F7		4	0	0	0	1	1	4
Larry Herndon, R (1, 7) OBP: 0.321, SLG: 0.430		4-3	G3		6-3		E3 FC1-6 S			4	0	0	0	0	0	2
Jerry Martin, R (1, 8) OBP: 0.287, SLG: 0.331		BB BB		HR 2B	5-3		F6 1-2			3	1	1	0	1	0	1
Bob Brenly, R (1, 2) OBP: 0.471, SLG: 0.538		G6-4-3 1-2 BB		2-H HR	1B BB		FC1-6 BB			1	1	1	2	3	0	0
Johnnie LeMaster, R (1, 6) OBP: 0.297, SLG: 0.276		G6-4-3 1-2f		E6 SH3-4 2B	1-2 1B		FC1-6 1-2f 2-3			4	1	2	0	0	0	4
Ed Whitson, R (1, 1) OBP: 0.172, SLG: 0.111			6-3	SH3-4 2-3	6-3		K			3	0	0	0	0	1	4
Inning Stats	R: 1 H: 1 E: 1 LOB: 0 K: 0 BB: 0 S: 4 P: 4	R: 0 H: 0 E: 0 LOB: 1 K: 0 BB: 2 S: 2 P: 10	R: 1 H: 1 E: 0 LOB: 2 K: 0 BB: 2 S: 4 P: 12	R: 3 H: 4 E: 1 LOB: 2 K: 1 BB: 1 S: 9 P: 13	R: 0 H: 1 E: 0 LOB: 2 K: 0 BB: 1 S: 4 P: 8	R: 0 H: 0 E: 0 LOB: 1 K: 0 BB: 1 S: 3 P: 7	R: 0 H: 0 E: 1 LOB: 2 K: 1 BB: 1 S: 6 P: 10	R: 0 H: 0 E: 0 LOB: 1 K: 0 BB: 1 S: 3 P: 7		1B: 3 SF: 0 2B: 3 SAC: 1 3B: 0 DP: 1 HR: 1 HBP: 0						

PITCHER		IP	WLS	BF	H	R	ER	SO	BB	IBB	HBP	BLK	WP	HR	S	P	ERA	WHIP
Rod Scurry, L ERA: 4.3	(1, 1)	4.2	L	26	7	5	4	1	5	1	0	0	0	1	22	46	7.71	2.571
Odell Jones, R ERA: 2.29	(5, 1)	2.1		10	0	0	0	1	2	0	0	0	0	0	10	18	0.00	0.857
Kent Tekulve, R ERA: 2.84	(8, 1)	1.0		4	0	0	0	0	1	0	0	0	0	0	3	7	0.00	1.000

PITCHER	IP	WLS	BF	H	R	ER	SO	BB	IBB	HBP	BLK	WP	HR	S	P	ERA	WHIP

BOTTOM

Pittsburgh Pirates @ San Francisco Giants

Candlestick Park, San Francisco, CA

Fri Aug 28 1981, 10:05 PM EDT

Att. 8,418 - Unknown

livebaseballscorecards.com

AB	30
R	5
H	7
RBI	4
BB	9
SO	2
LOB	18

Batter	1	2	3	4	5	6	7	8	9	AB	R	H	RBI	BB	SO	LOB
Omar Moreno, L (1, 8) OBP: 0.318, SLG: 0.351	F5		F8		1B 1-2 3-H	K		CI 4-3 1-2 BB	6-3	5	0	1	1	1	1	5
Tim Foli, R (1, 6) OBP: 0.274, SLG: 0.282	F7		F5		F8		F7	4-3 1-2 2-3		5	0	0	0	0	0	5
Mike Easler, L (1, 7) OBP: 0.331, SLG: 0.461	K			4-3	K		1B FC5-4 1B 1B	F7		5	1	1	0	0	2	4
Jason Thompson, L (1, 3) OBP: 0.337, SLG: 0.382		FC6-4 1B		G3	4-3		FC5-4 1B 1-2 1B	CI BB		4	0	2	0	1	0	2
Dale Berra, R (1, 5) OBP: 0.347, SLG: 0.373		FC6-4 1-2f		1B 1B		F6	FC5-4 1-2 2-3 1B	CI FC4-6 1-2 2-3 3-H		4	0	2	0	0	0	1
Tony Peña, R (1, 2) OBP: 0.347, SLG: 0.421		F9		FC5-4 1-3 1B		F7	FC5-4 BB 1-2f 2-3 3-H	FC4-6 1-2f		5	0	1	1	0	0	6
Lee Lacy, R (1, 9) OBP: 0.319, SLG: 0.388		K2-3		FC5-4 1-2f		1B BB 1B	1-2 BB		F7 1B	4	0	1	0	1	1	3
Phil Garner, R (1, 4) OBP: 0.335, SLG: 0.339			S 1B		1B 1B BB	1-2 BB	K		1B	3	1	2	0	2	1	3
Luis Tiant, R (1, 1)			K 1-2		1B 1-3 1B	1-2 2-3 1B		4-3 BB CI BB	K	1	0	0	0	0	1	1
Willie Montanez, L (5, PH) OBP: 0.214, SLG: 0.200										1	0	1	0	0	0	0
Don Robinson, R (5, 1) OBP: 0.375, SLG: 0.286										1	1	1	0	1	0	0
Steve Nicosia, R (9, PH) OBP: 0.285, SLG: 0.304										1	0	0	0	0	1	1
Inning Stats	R: 0 E: 0 K: 1 S: 5 H: 0 LOB: 0 BB: 0 P: 5	R: 0 E: 0 K: 1 S: 6 H: 1 LOB: 1 BB: 0 P: 6	R: 0 E: 0 K: 1 S: 6 H: 1 LOB: 1 BB: 0 P: 6	R: 0 E: 0 K: 0 S: 5 H: 2 LOB: 2 BB: 0 P: 5	R: 1 E: 0 K: 1 S: 7 H: 2 LOB: 2 BB: 1 P: 11	R: 0 E: 0 K: 1 S: 7 H: 2 LOB: 3 BB: 1 P: 11	R: 1 E: 0 K: 1 S: 8 H: 3 LOB: 3 BB: 1 P: 12	R: 1 E: 1 K: 0 S: 4 H: 0 LOB: 3 BB: 3 P: 16	R: 0 E: 0 K: 1 S: 6 H: 1 LOB: 1 BB: 0 P: 6	1B: 12 2B: 0 3B: 0 HR: 0 SF: 0 SAC: 0 DP: 0 HBP: 0						

PITCHER		IP	WLS	BF	H	R	ER	SO	BB	IBB	HBP	BLK	WP	HR	S	P	ERA	WHIP
Doyle Alexander, R ERA: 2.81	(1, 1)	6.1	W	32	11	2	2	5	2	0	0	0	0	0	40	48	2.84	2.053
Fred Breining, R ERA: 3.02	(7, 1)	0.2		5	0	1	0	1	3	0	0	0	0	0	4	16	0.00	4.500
Greg Minton, R ERA: 3.19	(8, 1)	1.0		5	0	0	0	0	1	0	0	0	0	0	4	8	0.00	1.000
Al Holland, L ERA: 2.43	(9, 1)	1.0		4	1	0	0	1	0	0	0	0	0	0	6	6	0.00	1.000

PITCHER	IP	WLS	BF	H	R	ER	SO	BB	IBB	HBP	BLK	WP	HR	S	P	ERA	WHIP

TOP

Pittsburgh Pirates @ San Francisco Giants

Candlestick Park, San Francisco, CA

Sat Aug 29 1981, 6:33 AM EDT
Att. 10,738 - Unknown

livebaseballscorecards.com

AB	39
R	3
H	12
RBI	2
BB	6
SO	7
LOB	31

WP: 0 PA: 46
PB: 0
SB: 1
CS: 0

Pittsburgh Pirates @ San Francisco Giants

Candlestick Park, San Francisco, CA

Sat Aug 29 1981, 6:33 AM EDT

Att. 10,738 - Unknown

livebaseballscorecards.com

BOTTOM

Batter	1	2	3	4	5	6	7	8	9	AB	R	H	RBI	BB	SO	LOB
Joe Morgan, L (1, 4) OBP: 0.367, SLG: 0.407	BBBB 4-0 BB 1B BB	x 0-0 ② F9	x 0-0 ③ F5		BBBB 4-0 2-H BB		x 0-0 ③ FC5 2-3f			2	1	0	0	2	0	1
Joe Pettini, R (7, 4) OBP: 0.154, SLG: 0.167										1	0	0	0	0	0	2
Dave Bergman, L (1, 3) OBP: 0.346, SLG: 0.409	BBBB 4-0 BB 1B 1-2 E BB	x 0-0 2B		BBBB 4-0 BB BB	x 0-0 ③ F9			BBBB 4-0 BB		2	1	1	0	3	0	1
Jack Clark, R (1, 9) OBP: 0.332, SLG: 0.439	x 0-0 BB 1-2 2-H E 1B	SSS 0-3 ③ K		SSS 0-3 ① K		SSS 0-3 ① K		x 0-0 ① F7		5	1	1	1	0	3	3
Darrell Evans, L (1, 5) OBP: 0.330, SLG: 0.415	x 0-0 ① F8		x 0-0 ① F8	BBBB 4-0 1-2 BB		x 0-0 ② 4-3		x 0-0 ② F8		4	0	0	0	1	0	3
Jeffrey Leonard, R (1, 7) OBP: 0.305, SLG: 0.434	BBBBB 4-0 1-2 2-3 E BB		x 0-0 1B 2B 1B	SSS 0-3 ② K		x 0-0 ③ F8		x 0-0 ③ F8		4	2	1	0	1	1	3
Jerry Martin, R (1, 8) OBP: 0.281, SLG: 0.323	SSS 0-3 ② K		x 0-0 ② F9	x 0-0 ③ F5			x 0-0 ① 5-3			4	0	0	0	0	1	6
Milt May, L (1, 2) OBP: 0.353, SLG: 0.372	x 0-0 E6 1-H 2-H 3-H		x 0-0 1-2 2B 1B		x 0-0 ① L4		x 0-0 FC3-5 BB 1B			4	1	2	0	0	0	0
Johnnie LeMaster, R (1, 6) OBP: 0.301, SLG: 0.281	SSS 0-3 ③ K		x 0-0 1B 1-H 2-H 2B		x 0-0 ② F3		BBBB 4-0 FC5 FC3-5 1-2 BB			3	1	1	2	1	1	1
Doyle Alexander, R (1, 1) OBP: 0.211, SLG: 0.250		x 0-0 ① F3	x 0-0 2-H 1B		x 0-0 WP 2B		x 0-0 ② FC3-5 1-2 2-3f			3	1	2	1	0	0	0
Fred Breining, R (7, 1)										1	0	0	0	0	0	2
Greg Minton, S (8, 1)										0	0	0	0	0	0	0
Al Holland, R (9, 1) OBP: 0.333, SLG: 0.200										0	0	0	0	0	0	0
Inning Stats	R: 4 E: 1 K: 2 S: 9 H: 1 LOB: 1 BB: 3 P: 21	R: 0 E: 0 K: 1 S: 6 H: 1 LOB: 1 BB: 0 P: 6	R: 3 E: 0 K: 0 S: 7 H: 4 LOB: 1 BB: 0 P: 7	R: 0 E: 0 K: 2 S: 7 H: 0 LOB: 2 BB: 2 P: 15	R: 1 E: 0 K: 0 S: 4 H: 1 LOB: 1 BB: 1 P: 8	R: 0 E: 0 K: 1 S: 5 H: 0 LOB: 0 BB: 0 P: 5	R: 0 E: 0 K: 0 S: 4 H: 1 LOB: 2 BB: 1 P: 8	R: 0 E: 0 K: 0 S: 3 H: 0 LOB: 1 BB: 1 P: 7		1B: 5 2B: 3 3B: 0 HR: 0	SF: 0 SAC: 0 DP: 0 HBP: 0					

AB	33
R	8
H	8
RBI	4
BB	8
SO	6
LOB	22

WP: 2 PB: 0 SB: 0 CS: 0 PA: 41

PITCHER		IP	WLS	BF	H	R	ER	SO	BB	IBB	HBP	BLK	WP	HR	S	P	ERA	WHIP
Luis Tiant, R ERA: 5.6	(1, 1)	4.0	L	24	6	7	4	5	5	0	0	0	0	0	29	49	9.00	2.750
Don Robinson, R ERA: 7.27	(5, 1)	4.0		17	2	1	1	1	3	0	0	0	1	0	16	28	2.25	1.250

PITCHER	IP	WLS	BF	H	R	ER	SO	BB	IBB	HBP	BLK	WP	HR	S	P	ERA	WHIP

Batter	1	2	3	4	5	6	7	8	9	AB	R	H	RBI	BB	SO	LOB
Omar Moreno, L (1, 8) OBP: 0.314, SLG: 0.347	L4		F7	K			K			4	0	0	0	0	2	5
Lee Lacy, R (1, 9) OBP: 0.310, SLG: 0.377	5-3		K	FC6-4 1-2f			FC6-4 1-2f			4	0	0	0	0	1	5
Bill Madlock, R (1, 5) OBP: 0.423, SLG: 0.480	BB CS		WP 1B 1-2		5-3		F9			3	0	1	0	1	0	1
Jason Thompson, L (1, 3) OBP: 0.346, SLG: 0.384	CS 1-2	1B 1B	BB 1-2 2-3		K			G3-6 BB		2	0	1	0	2	1	0
Mike Easler, L (1, 7) OBP: 0.329, SLG: 0.458		1B 1-2	F5		F9			G3-6 1-2f		4	0	1	0	0	0	4
Tony Peña, R (1, 2) OBP: 0.338, SLG: 0.410		F4	K BB 1B			F8		F7		4	0	0	0	0	1	2
Dale Berra, R (1, 6) OBP: 0.344, SLG: 0.370		F9	BB 1-2 1B			L6			F8	4	0	1	0	0	0	2
Phil Garner, R (1, 4) OBP: 0.333, SLG: 0.333		F7	FC6-4 BB 1-2 2-3			6-3			F7	3	0	0	0	1	0	2
Pascual Perez, R (1, 1) OBP: 0.176, SLG: 0.294			WP 1B	K					K	2	0	1	0	0	1	3
Willie Montanez, L (7, PH) OBP: 0.224, SLG: 0.210										1	0	1	0	0	0	0
Grant Jackson, S (7, 1)										0	0	0	0	0	0	0
Dave Parker, L (9, PH) OBP: 0.271, SLG: 0.440							FC6-4 1B			1	0	0	0	0	1	0
Inning Stats	R: 0 E: 0 K: 0 S: 2 H: 0 LOB: 0 BB: 1 P: 6	R: 0 E: 0 K: 0 S: 5 H: 2 LOB: 2 BB: 0 P: 5	R: 0 E: 0 K: 1 S: 7 H: 2 LOB: 3 BB: 1 P: 11	R: 0 E: 0 K: 3 S: 11 H: 1 LOB: 3 BB: 1 P: 15	R: 0 E: 0 K: 1 S: 5 H: 0 LOB: 0 BB: 0 P: 5	R: 0 E: 0 K: 0 S: 3 H: 0 LOB: 0 BB: 0 P: 3	R: 0 E: 0 K: 1 S: 6 H: 1 LOB: 1 BB: 0 P: 6	R: 0 E: 0 K: 0 S: 2 H: 0 LOB: 0 BB: 1 P: 6	R: 0 E: 0 K: 1 S: 5 H: 0 LOB: 0 BB: 0 P: 5	1B: 6 2B: 0 3B: 0 HR: 0 SF: 0 SAC: 0 DP: 1 HBP: 0						

PITCHER	IP	WLS	BF	H	R	ER	SO	BB	IBB	HBP	BLK	WP	HR	S	P	ERA	WHIP
Tom Griffin, R (1, 1) ERA: 3.66	9.0	W	36	6	0	0	7	4	0	0	0	2	0	46	62	0.00	1.111

PITCHER	IP	WLS	BF	H	R	ER	SO	BB	IBB	HBP	BLK	WP	HR	S	P	ERA	WHIP

TOP

Pittsburgh Pirates @ San Francisco Giants

Candlestick Park, San Francisco, CA

Sun Aug 30 1981, 6:33 AM EDT

Att. 18,117 - Unknown

livebaseballscorecards.com

AB	32
R	0
H	6
RBI	0
BB	4
SO	7
LOB	24

WP: 2 PB: 0 SB: 0 CS: 1 PA: 37

BOTTOM

Pittsburgh Pirates @ San Francisco Giants

Candlestick Park, San Francisco, CA

Sun Aug 30 1981, 6:33 AM EDT

Att. 18,117 - Unknown

livebaseballscorecards.com

Batter	1	2	3	4	5	6	7	8	9	AB	R	H	RBI	BB	SO	LOB
Joe Morgan, L (1, 4) OBP: 0.367, SLG: 0.401	F3		G6-3 1-2f		5-3	S 2B BB	1-2 2-3 BB			3	1	0	0	2	0	1
Dave Bergman, L (1, 3) OBP: 0.357, SLG: 0.412	4-3			SH5-3 BB 1B 1B	1B 2B 1B	2B 1-2 BB	F7			4	2	2	0	1	0	3
Jack Clark, R (1, 9) OBP: 0.340, SLG: 0.451	2B			SH5-3 1-2 1B BB	2B WP 1-2 1B	1-3 2-H 2B		K		4	1	3	1	1	1	0
Darrell Evans, L (1, 5) OBP: 0.335, SLG: 0.421	F9			SH5-3 1-2 2-3	WP 1-3 2-H 2B	G6-4-3 IBB		1B 1B		3	0	2	1	1	0	1
Larry Herndon, R (1, 7) OBP: 0.323, SLG: 0.428		F9		1B E IBB	6-3	G6-4-3 1-2f		FC6-4 1-2 1B		4	1	1	0	1	0	5
Jerry Martin, R (1, 8) OBP: 0.290, SLG: 0.327		5-3		E 1-3 2-H 3-H 1B	WP BB		FC2-6 1B	K		4	0	2	1	1	1	2
Milt May, L (1, 2) OBP: 0.354, SLG: 0.368		4-3		E IBB	1-2 2-3 3-H IBB		FC2-6 1B 1-2f FC1-2	FC6-4 1-2f		3	0	0	0	2	0	3
Johnnie LeMaster, R (1, 6) OBP: 0.300, SLG: 0.281			K	E5 1-2 2-3 3-H	G3		BB 1-3 1B			4	0	1	0	0	1	5
Tom Griffin, R (1, 1) OBP: 0.211, SLG: 0.257			G6-3 BB	F8		5-3	FC1-2 BB 3-H			3	0	0	0	1	0	5
Inning Stats	R: 0 E: 0 K: 0 S: 4 H: 1 LOB: 1 BB: 0 P: 4	R: 0 E: 0 K: 0 S: 3 H: 0 LOB: 0 BB: 0 P: 3	R: 0 E: 0 K: 1 S: 4 H: 0 LOB: 0 BB: 1 P: 8	R: 2 E: 1 K: 0 S: 5 H: 2 LOB: 3 BB: 3 P: 17	R: 2 E: 0 K: 0 S: 6 H: 3 LOB: 3 BB: 2 P: 14	R: 1 E: 0 K: 0 S: 3 H: 1 LOB: 2 BB: 3 P: 15	R: 0 E: 0 K: 0 S: 5 H: 2 LOB: 3 BB: 1 P: 9	R: 0 E: 0 K: 2 S: 9 H: 2 LOB: 2 BB: 0 P: 9		1B: 8 2B: 3 3B: 0 HR: 0 SF: 0 SAC: 1 DP: 2 HBP: 0						

	AB	32
	R	5
	H	11
	RBI	3
	BB	10
	SO	3
	LOB	25

WP: 1 PA: 43
PB: 0
SB: 1
CS: 0

PITCHER		IP	WLS	BF	H	R	ER	SO	BB	IBB	HBP	BLK	WP	HR	S	P	ERA	WHIP
Pascual Perez, R ERA: 4.34	(1, 1)	6.0	L	32	7	5	4	1	5	4	0	0	1	0	25	61	6.00	2.000
Grant Jackson, L ERA: 2.51	(7, 1)	2.0		11	4	0	0	2	1	0	0	0	0	0	14	18	0.00	2.500

PITCHER	IP	WLS	BF	H	R	ER	SO	BB	IBB	HBP	BLK	WP	HR	S	P	ERA	WHIP

Pittsburgh Pirates @ Los Angeles Dodgers

Dodger Stadium, Los Angeles, CA

Mon Aug 31 1981, 7:05 PM PDT

Att. 35,862 - Unknown

TOP

livebaseballscorecards.com

Batter	1	2	3	4	5	6	7	8	9	10	AB	R	H	RBI	BB	SO	LOB
Omar Moreno, L (1, 8) OBP: 0.315, SLG: 0.348	x 0-0 CS S 1B		S S S 0-3 K ③			x 0-0 S 1B 1B	x 0-0 ③ L7			x 0-0 E5 SF9 1B 1-2	5	1	2	0	0	1	2
Lee Lacy, R (1, 9) OBP: 0.320, SLG: 0.387	S S S 0-3 K ① 1-2			x 0-0 E6		B B B 4-0 1B 1-2 2B BB		x 0-0 1-3 1B 2B		x 0-0 SF9 1-2 2-3 1B	4	2	2	0	1	1	1
Bill Madlock, R (1, 5) OBP: 0.423, SLG: 0.481	x 0-0 ② 2-3 1B			x 0-0 F8 ①		x 0-0 2B E 1-2 2-H 1B		x 0-0 ① 1-3 2-3		x 0-0 ① ② SF9 1-2 2-3 3-H	4	1	2	2	0	0	2
Mike Easler, L (1, 7) OBP: 0.335, SLG: 0.463	x 0-0 ③ 2-3		S S S 0-3 K ②			x 0-0 E7 1-H 2-H 2B		x 0-0 CS 3-H 1B		I I I 4-0 IBB	4	0	2	2	1	1	2
Dale Berra, R (1, 6) OBP: 0.333, SLG: 0.357		x 0-0 ① L6		x 0-0 ③ F8		S S S 0-3 K ②		x 0-0 ②③ F2 1-2		x 0-0 ③ F9	5	0	0	0	0	1	5
Tony Peña, R (1, 2) OBP: 0.329, SLG: 0.399		x 0-0 ② L8			x 0-0 ① F8	x 0-0 ③ P4			S S S 0-3 K ①		4	0	0	0	0	1	1
Gary Alexander, R (1, 3) OBP: 0.297, SLG: 0.529 Jason Thompson, L (7, PH) OBP: 0.342, SLG: 0.378 (7, 3)		x 0-0 ③ 6-3			x 0-0 ② F4		S S S 0-3 K ①		x 0-0 ② G3		2 2	0 0	0 0	0 0	0 0	0 1	0 0
Phil Garner, R (1, 4) OBP: 0.327, SLG: 0.326			x 0-0 ① 4-3		S S S 0-3 K ③		x 0-0 ② 1-3		x 0-0 ③ 6-3		4	0	0	0	0	1	0
Rick Rhoden, R (1, 1) OBP: 0.189, SLG: 0.194 Dave Parker, L (7, PH) OBP: 0.275, SLG: 0.443 Odell Jones, R (7, 1) Willie Montanez, L (10, PH) OBP: 0.233, SLG: 0.220 Don Robinson, R (10, 1) OBP: 0.375, SLG: 0.286			x 0-0 ② 1-3			x 0-0 ① F9	x 0-0 1B 1B			x 0-0 1B E SF9 1B	2 1 0 1 0	0 0 0 1 0	0 1 0 1 0	0 0 0 1 0	0 0 0 0 0	0 0 0 0 0	0 0 0 0 0

	AB	38
	R	5
	H	10
	RBI	4
	BB	2
	SO	7
	LOB	13

Inning Stats																						
	R: 0	H: 2	R: 0	H: 0	R: 0	H: 0	R: 0	H: 0	R: 0	H: 0	R: 3	H: 3	R: 0	H: 1	R: 1	H: 2	R: 0	H: 0	R: 1	H: 2	1B: 8	SF: 1
	E: 0	LOB: 1	E: 0	LOB: 0	E: 0	LOB: 0	E: 1	LOB: 1	E: 0	LOB: 0	E: 1	LOB: 1	E: 0	LOB: 1	E: 0	LOB: 0	E: 0	LOB: 0	E: 1	LOB: 2	2B: 2	SAC: 0
	K: 1	BB: 0	K: 0	BB: 0	K: 1	BB: 0	K: 1	BB: 0	K: 1	BB: 0	K: 1	BB: 1	K: 6	BB: 0	K: 0	BB: 0	K: 1	BB: 0	K: 0	BB: 1	3B: 0	DP: 0
	S: 6	P: 6	S: 3	P: 3	S: 5	P: 5	S: 6	P: 6	S: 5	P: 5	S: 8	P: 12	S: 6	P: 6	S: 4	P: 4	S: 5	P: 5	S: 5	P: 9	HR: 0	HBP: 0

	WP: 0	PA: 41
	PB: 0	
	SB: 2	
	CS: 2	

PITCHER		IP	WLS	BF	H	R	ER	SO	BB	IBB	HBP	BLK	WP	HR	S	P	ERA	WHIP
Jerry Reuss, L ERA: 2.25	(1, 1)	5.1		22	5	3	2	4	1	0	0	0	0	0	29	33	3.38	1.125
Alejandro Pena, R ERA: 2.65	(6, 1)	2.2		10	3	1	1	2	0	0	0	0	0	0	14	14	3.38	1.125
Dave Stewart, R ERA: 0.93	(9, 1)	2.0	L	9	2	1	0	1	0	1	0	0	0	0	10	14	0.00	1.000

PITCHER		IP	WLS	BF	H	R	ER	SO	BB	IBB	HBP	BLK	WP	HR	S	P	ERA	WHIP

Batter	1	2	3	4	5	6	7	8	9	10	AB	R	H	RBI	BB	SO	LOB
Steve Sax, R (1, 4) OBP: 0.310, SLG: 0.357	E5 4-3	SF8 1-3 3-H 2B		K2-3			5-3		L1	FC6-4 1-2f	6	0	1	1	0	1	4
Ken Landreaux, L (1, 8) OBP: 0.314, SLG: 0.400	4-3 2-3	SF8 2-3 3-H		F7			L6		4-3		4	0	0	1	0	0	2
Dusty Baker Jr., R (1, 7) OBP: 0.348, SLG: 0.430	F2	5-3			CS 1B		1B		1B		5	0	3	0	0	0	2
Steve Garvey, R (1, 3) OBP: 0.326, SLG: 0.419 Rick Monday, L (6, 9) OBP: 0.358, SLG: 0.482	HBP		F7		6-3 1-2		K		K		2 2	0 0	0 0	0 0	0 0	0 2	1 2
Ron Cey, R (1, 5) OBP: 0.375, SLG: 0.480 Derrel Thomas, S (8, PR) OBP: 0.331, SLG: 0.333 (9, 5)	K	HR			L1			SH2-4 1B		4-3 SH1-4 1B	4 1	1 0	2 1	1 0	0 0	1 0	2 0
Pedro Guerrero, R (1, 9) OBP: 0.380, SLG: 0.506 (6, 3)		PB E 1B BB	1-3			6-3		SH2-4 1-2		SH1-4 1-2	2	1	0	0	1	0	0
Mike Scioscia, L (1, 2) OBP: 0.369, SLG: 0.354		E4 1B PB 1-2 2B	F6			FC5-4 1B		IBB		4-3 2-3	4	1	1	0	1	0	2
Bill Russell, R (1, 6) OBP: 0.273, SLG: 0.282		5-3 1-2 2-3		SH3-4 BB			FC5-4 1-2f	F7		BB BB	3	0	0	0	2	0	5
Jerry Reuss, L (1, 1) OBP: 0.211, SLG: 0.211 Alejandro Pena, R (6, 1) Reggie Smith, S (8, PH) OBP: 0.250, SLG: 0.364 Dave Stewart, R (9, 1) OBP: 0.500, SLG: 0.800 Jay Johnstone, L (10, PH) OBP: 0.283, SLG: 0.370		2B SF8 2-3 3-H 1B		SH3-4 1-2			K	4-3		FC6-4 1-2 BB	1 1 1 0 0	1 0 0 0 0	1 0 0 0 0	1 0 0 0 1	0 1 0 0 0	0 1 0 0 0	0 1 2 0 0
Inning Stats	R: 0 H: 0 E: 1 LOB: 2 K: 1 BB: 0 S: 6 P: 7	R: 3 H: 2 E: 1 LOB: 1 K: 0 BB: 1 S: 6 P: 10	R: 1 H: 1 E: 0 LOB: 0 K: 0 BB: 0 S: 4 P: 4	R: 0 H: 0 E: 0 LOB: 1 K: 1 BB: 1 S: 5 P: 9	R: 0 H: 1 E: 0 LOB: 0 K: 0 BB: 0 S: 3 P: 3	R: 0 H: 1 E: 0 LOB: 1 K: 1 BB: 0 S: 6 P: 6	R: 0 H: 1 E: 0 LOB: 1 K: 1 BB: 0 S: 6 P: 6	R: 0 H: 1 E: 0 LOB: 2 K: 0 BB: 1 S: 4 P: 8	R: 0 H: 1 E: 0 LOB: 1 K: 1 BB: 0 S: 6 P: 6	R: 0 H: 1 E: 0 LOB: 3 K: 0 BB: 2 S: 4 P: 12	1B: 7 2B: 1 3B: 0 HR: 1	SF: 1 SAC: 3 DP: 0 HBP: 1		WP: 0 PB: 1 SB: 0 CS: 1		PA: 46		

PITCHER	IP	WLS	BF	H	R	ER	SO	BB	IBB	HBP	BLK	WP	HR	S	P	ERA	WHIP
Rick Rhoden, R (1, 1) ERA: 4.04	6.0		27	5	4	2	3	2	0	1	0	0	1	30	39	3.00	1.167
Odell Jones, R (7, 1) ERA: 1.99	3.0	W	13	3	0	0	2	0	1	0	0	0	0	16	20	0.00	1.000
Don Robinson, R (10, 1) ERA: 6.87	1.0	S	6	1	0	0	0	2	0	0	0	0	0	4	12	0.00	3.000

PITCHER	IP	WLS	BF	H	R	ER	SO	BB	IBB	HBP	BLK	WP	HR	S	P	ERA	WHIP

BOTTOM

Pittsburgh Pirates @ Los Angeles Dodgers

Dodger Stadium, Los Angeles, CA

Mon Aug 31 1981, 7:05 PM PDT

Att. 35,862 - Unknown

livebaseballscorecards.com

AB	36
R	4
H	9
RBI	4
BB	5
SO	5
LOB	23

TOP

Pittsburgh Pirates @ Los Angeles Dodgers

Dodger Stadium, Los Angeles, CA

Tue Sep 01 1981, 7:05 PM PDT

Att. 50,134 - Unknown

livebaseballscorecards.com

Batter	1	2	3	4	5	6	7	8	9	10	11	12	13	14	AB	R	H	RBI	BB	SO	LOB
Omar Moreno, L (1, 8) OBP: 0.317, SLG: 0.350	L8		FC6-4 1B		1B		6-3			1B		SF8 3-H		L6	6	0	3	1	0	0	3
Tim Foli, R (1, 6) OBP: 0.266, SLG: 0.274	P3		FC6-4 S 1-2f 2B		P6			6-3		F8		6-3 1-2		G3	7	1	0	0	0	0	6
Bill Madlock, R (1, 5) OBP: 0.422, SLG: 0.484	FC5 1B 1B		1-H 2B			F7		6-3		P3			FC1-5 1B 1B		5	0	2	1	0	0	1
Vance Law, R (12, 4) OBP: 0.188, SLG: 0.217	1-2 1B		4-3			B B B B WP BB		S S S K					1-2 FC1-5 1B		1	0	1	0	0	0	0
Mike Easler, L (1, 7) OBP: 0.338, SLG: 0.461	FC5 2-3f			G2		F7 1-2			S S S K		S S S K		FC1-5 G4-6 1-2 2-3f		5	0	2	0	1	1	1
Lee Lacy, R (1, 9) OBP: 0.308, SLG: 0.372		5-3		P3		6-3			6-3		F9		G4-6 1-2f		6	0	0	0	0	2	5
Tony Peña, R (1, 2) OBP: 0.317, SLG: 0.383		S S S K		L7			F3			1B		F7		E SH1 1B	6	0	0	0	0	0	3
Gary Alexander, R (1, 3) OBP: 0.293, SLG: 0.500		S S S K			6-3		F7		L8			1B SF8 1B		SH1 1-2	4	0	1	0	0	1	0
Willie Montanez, L (9, 3) OBP: 0.239, SLG: 0.226			S S S K		S S S K		1B			S S S K		S 1-3 1B		E4 2-3	2	0	1	0	0	0	0
Dale Berra, R (1, 4) (12, 5) OBP: 0.329, SLG: 0.351															5	1	1	0	0	1	1
Eddie Solomon, R (1, 7) OBP: 0.000, SLG: 0.000 Kurt Bevacqua, R (1, 3) OBP: 0.000, SLG: 0.000 Mark Lee, R (1, 7) OBP: 0.000, SLG: 0.000 Dave Parker, L (1, 7) OBP: 0.000, SLG: 0.000 Don Robinson, R (1, 7) OBP: 0.000, SLG: 0.000 Willie Stargell, L (1, 7) OBP: 0.000, SLG: 0.000 Matt Alexander, S (1, 7) OBP: 0.000, SLG: 0.000 Victor Cruz, R (1, 7) OBP: 0.000, SLG: 0.000 Rod Scurry, L (1, 7) OBP: 0.000, SLG: 0.000 Jason Thompson, L (1, 7) OBP: 0.000, SLG: 0.000 Odell Jones, R (1, 7) OBP: 0.000, SLG: 0.000																					
Inning Stats	R: 0 E: 0 K: 0 S: 5 H: 2 LOB: 2 BB: 0 P: 5	R: 0 E: 0 K: 2 S: 7 H: 0 LOB: 0 BB: 0 P: 7	R: 1 E: 0 K: 1 S: 7 H: 2 LOB: 1 BB: 0 P: 7	R: 0 E: 0 K: 0 S: 3 H: 0 LOB: 0 BB: 0 P: 3	R: 0 E: 0 K: 1 S: 6 H: 1 LOB: 1 BB: 0 P: 6	R: 0 E: 0 K: 0 S: 3 H: 0 LOB: 1 BB: 1 P: 7	R: 0 E: 0 K: 0 S: 4 H: 1 LOB: 1 BB: 0 P: 4	R: 0 E: 0 K: 1 S: 5 H: 0 LOB: 0 BB: 0 P: 5	R: 0 E: 0 K: 1 S: 6 H: 1 LOB: 1 BB: 0 P: 6	R: 0 E: 0 K: 1 S: 6 H: 1 LOB: 1 BB: 0 P: 6	R: 0 E: 0 K: 1 S: 5 H: 0 LOB: 0 BB: 0 P: 5	R: 1 E: 0 K: 0 S: 5 H: 2 LOB: 2 BB: 0 P: 5	R: 0 E: 0 K: 0 S: 4 H: 2 LOB: 1 BB: 0 P: 4	R: 0 E: 1 K: 0 S: 5 H: 1 LOB: 2 BB: 0 P: 5	1B: 12 2B: 1 3B: 0 HR: 0	SF: 1 SAC: 1 DP: 1 HBP: 0					

	AB	53
	R	2
	H	13
	RBI	2
	BB	1
	SO	8
	LOB	21

WP: 1 PB: 0 SB: 2 CS: 0 PA: 56

PITCHER		IP	WLS	BF	H	R	ER	SO	BB	IBB	HBP	BLK	WP	HR	S	P	ERA	WHIP
Fernando Valenzuela, L ERA: 2.51	(1, 1)	10.0		39	8	1	1	7	1	0	0	0	1	0	52	56	0.90	0.900
Steve Howe, L ERA: 2.52	(11, 1)	1.0		3	0	0	0	1	0	0	0	0	0	0	5	5	0.00	0.000
Dave Stewart, R ERA: 1.16	(12, 1)	2.0		9	4	1	1	0	0	0	0	0	0	0	9	9	4.50	2.000
Tom Niedenfuer, R ERA: 1.17	(14, 1)	1.0	W	5	1	0	0	0	0	0	0	0	0	0	5	5	0.00	1.000

PITCHER	IP	WLS	BF	H	R	ER	SO	BB	IBB	HBP	BLK	WP	HR	S	P	ERA	WHIP

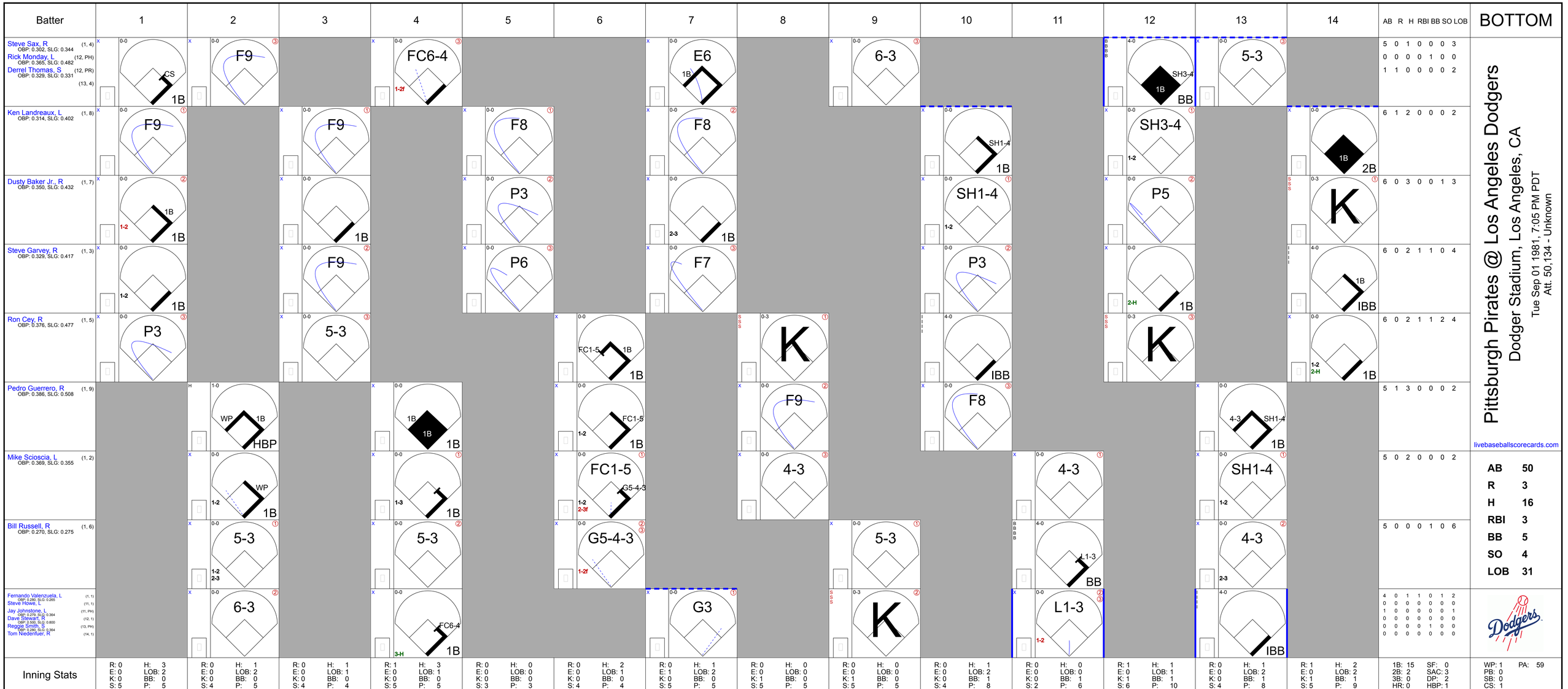
Batter
1
2
3
4
5
6
7
8
9
10
11
12
13
14
AB R H RBI BB SO LOB
BOTTOM
Steve Sax, R (1, 4) OBP: 0.302, SLG: 0.344
Rick Monday, L (12, PH) OBP: 0.365, SLG: 0.482
Derrel Thomas, S (12, PR) OBP: 0.329, SLG: 0.331 (13, 4)
5 0 1 0 0 0 3
0 0 0 0 1 0 0
1 1 0 0 0 0 2
Ken Landreaux, L (1, 8) OBP: 0.314, SLG: 0.402
6 1 2 0 0 0 2
Dusty Baker Jr., R (1, 7) OBP: 0.350, SLG: 0.432
6 0 3 0 0 1 3
Steve Garvey, R (1, 3) OBP: 0.329, SLG: 0.417
6 0 2 1 1 0 4
Ron Cey, R (1, 5) OBP: 0.376, SLG: 0.477
6 0 2 1 1 2 4
Pedro Guerrero, R (1, 9) OBP: 0.386, SLG: 0.508
5 1 3 0 0 0 2
Mike Scioscia, L (1, 2) OBP: 0.369, SLG: 0.355
5 0 2 0 0 0 2
Bill Russell, R (1, 6) OBP: 0.270, SLG: 0.275
5 0 0 0 1 0 6
Fernando Valenzuela, L (1, 1) OBP: 0.280, SLG: 0.265
Steve Howe, L (11, 1)
Jay Johnstone, L (11, PH) OBP: 0.279, SLG: 0.364
Dave Stewart, R (12, 1) OBP: 0.500, SLG: 0.800
Reggie Smith, S (13, PH) OBP: 0.280, SLG: 0.364
Tom Niedenfuer, R (14, 1)
4 0 1 1 0 1 2
0 0 0 0 0 0 0
1 0 0 0 0 0 1
0 0 0 0 0 0 0
0 0 0 0 1 0 0
0 0 0 0 0 0 0
Inning Stats
R: 0 E: 0 K: 0 S: 5 H: 3 LOB: 2 BB: 0 P: 5
R: 0 E: 0 K: 0 S: 4 H: 1 LOB: 2 BB: 0 P: 5
R: 0 E: 0 K: 0 S: 4 H: 1 LOB: 1 BB: 0 P: 4
R: 1 E: 0 K: 0 S: 5 H: 3 LOB: 1 BB: 0 P: 5
R: 0 E: 0 K: 0 S: 3 H: 0 LOB: 0 BB: 0 P: 3
R: 0 E: 0 K: 0 S: 4 H: 2 LOB: 1 BB: 0 P: 4
R: 0 E: 1 K: 0 S: 5 H: 1 LOB: 2 BB: 0 P: 5
R: 0 E: 0 K: 1 S: 5 H: 0 LOB: 0 BB: 0 P: 5
R: 0 E: 0 K: 1 S: 5 H: 0 LOB: 0 BB: 0 P: 5
R: 0 E: 0 K: 0 S: 4 H: 1 LOB: 2 BB: 1 P: 8
R: 0 E: 0 K: 0 S: 2 H: 0 LOB: 0 BB: 1 P: 6
R: 1 E: 0 K: 1 S: 6 H: 1 LOB: 1 BB: 1 P: 10
R: 0 E: 0 K: 0 S: 4 H: 1 LOB: 2 BB: 1 P: 8
R: 1 E: 0 K: 1 S: 5 H: 2 LOB: 2 BB: 1 P: 9
1B: 15 2B: 2 3B: 0 HR: 0 SF: 0 SAC: 3 DP: 2 HBP: 1
WP: 1 PB: 0 SB: 0 CS: 1 PA: 59
PITCHER IP WLS BF H R ER SO BB IBB HBP BLK WP HR S P ERA WHIP
Eddie Solomon, R (1, 1) ERA: 2.65 6.0 26 10 1 1 0 0 0 1 0 1 0 25 26 1.50 1.667
Mark Lee, R (7, 1) ERA: 3.0 11 1 0 0 2 0 0 0 0 0 0 0 15 15 0.00 0.333
Don Robinson, R (10, 1) ERA: 6.2 2.0 8 1 0 0 0 1 1 0 0 0 0 0 6 14 0.00 1.000
Victor Cruz, R (12, 1) ERA: 2.96 1.2 9 2 1 1 1 1 1 0 0 0 0 0 9 17 5.40 1.800
Rod Scurry, L (13, 1) ERA: 4.27 0.1 1 0 0 0 0 0 0 0 0 0 0 0 1 1 0.00 0.000
PITCHER IP WLS BF H R ER SO BB IBB HBP BLK WP HR S P ERA WHIP
Odell Jones, R (14, 1) ERA: 2.35 0.1 L 4 2 1 1 1 0 1 0 0 0 0 5 9 27.00 6.000
Pittsburgh Pirates @ Los Angeles Dodgers
Dodger Stadium, Los Angeles, CA
Tue Sep 01 1981, 7:05 PM PDT
Att. 50,134 - Unknown
livebaseballscorecards.com
AB 50
R 3
H 16
RBI 3
BB 5
SO 4
LOB 31

Pittsburgh Pirates @ Los Angeles Dodgers

Dodger Stadium, Los Angeles, CA

Wed Sep 02 1981, 7:05 PM PDT

Att. 32,027 - Unknown

TOP

livebaseballscorecards.com

Batter	1	2	3	4	5	6	7	8	9	AB	R	H	RBI	BB	SO	LOB
Omar Moreno, L (1, 8) OBP: 0.316, SLG: 0.348	G3		K		2-H 1B		F7		L6	5	0	1	1	0	1	0
Tim Foli, R (1, 6) OBP: 0.263, SLG: 0.270	P4		P7		6-3		F8			3	0	0	0	0	0	1
Johnny Ray, S (7, PH) (7, 4)										1	0	0	0	0	0	0
Bill Madlock, R (1, 5) OBP: 0.423, SLG: 0.498	S 1B			4-3		HR	F9			4	1	2	1	0	0	0
Dave Parker, L (1, 9) OBP: 0.274, SLG: 0.439	P6 1-2					P5		5-3		3	0	1	0	0	0	1
Lee Lacy, R (6, 9) OBP: 0.306, SLG: 0.369				G3 S 1B						1	0	0	0	0	0	0
Mike Easler, L (1, 7) OBP: 0.341, SLG: 0.462		F7		G3 1-3		3-1 E 1B		1B		4	0	2	0	0	0	1
Dale Berra, R (1, 4) OBP: 0.321, SLG: 0.342		6-3		K		E5 3-1 1-2		P3		4	0	0	0	0	1	3
(7, 6)																
Jason Thompson, L (1, 3) OBP: 0.339, SLG: 0.368		BBBB 4-0 FC6-4 BB			F8	3-1 1-2 2-3		F8		3	0	0	0	1	0	3
Tony Peña, R (1, 2) OBP: 0.321, SLG: 0.382		FC6-4 1-2f			SH1-4 1B	BBBB BB			P2	3	1	1	0	1	0	1
Bob Long, R (1, 1)			K		SH1-4 1-2	G3			P8	1	0	0	0	0	1	0
Victor Cruz, R (5, 1)										0	0	0	0	0	0	0
Willie Stargell, L (6, PH) OBP: 0.327, SLG: 0.353										1	0	0	0	0	0	3
Mark Lee, R (6, 1)										0	0	0	0	0	0	0
Ernie Camacho, R (7, 1)										0	0	0	0	0	0	0
Doe Boyland, L (9, PH)										1	0	0	0	0	0	0
Inning Stats	R: 0 E: 0 K: 0 S: 4 H: 1 LOB: 1 BB: 0 P: 4	R: 0 E: 0 K: 0 S: 3 H: 0 LOB: 1 BB: 1 P: 7	R: 0 E: 0 K: 2 S: 7 H: 0 LOB: 0 BB: 0 P: 7	R: 0 E: 0 K: 1 S: 6 H: 1 LOB: 1 BB: 0 P: 6	R: 1 E: 0 K: 0 S: 5 H: 2 LOB: 1 BB: 0 P: 5	R: 1 E: 1 K: 0 S: 6 H: 2 LOB: 3 BB: 1 P: 10	R: 0 E: 0 K: 0 S: 3 H: 0 LOB: 0 BB: 0 P: 3	R: 0 E: 0 K: 0 S: 4 H: 1 LOB: 1 BB: 0 P: 4	R: 0 E: 0 K: 0 S: 3 H: 0 LOB: 0 BB: 0 P: 3	1B: 6 2B: 0 3B: 0 HR: 1	SF: 0 SAC: 1 DP: 0 HBP: 0						

	AB	34
	R	2
	H	7
	RBI	2
	BB	2
	SO	3
	LOB	13

WP: 0 PB: 0 SB: 2 CS: 0 PA: 37

PITCHER		IP	WLS	BF	H	R	ER	SO	BB	IBB	HBP	BLK	WP	HR	S	P	ERA	WHIP
Bob Welch, R ERA: 3.72	(1, 1)	5.2	W	26	6	2	2	3	2	0	0	0	0	1	30	38	3.18	1.412
Terry Forster, L ERA: 6.23	(6, 1)	0.1		1	0	0	0	0	0	0	0	0	0	0	1	1	0.00	0.000
Alejandro Pena, R ERA: 2.25	(7, 1)	3.0	S	10	1	0	0	0	0	0	0	0	0	0	10	10	0.00	0.333

PITCHER	IP	WLS	BF	H	R	ER	SO	BB	IBB	HBP	BLK	WP	HR	S	P	ERA	WHIP

Batter	1	2	3	4	5	6	7	8	9	AB	R	H	RBI	BB	SO	LOB
Steve Sax, R (1, 4) OBP: 0.294, SLG: 0.333	L9		F7	6-3		E3 8-5 S		BB 1-3 1B		5	0	1	0	0	0	1
Ken Landreaux, L (1, 8) OBP: 0.319, SLG: 0.403	1B S 1B		P6		FC5-4 1B E 1B	8-5 1-3f		BBBB G6-4-3 1-2 BB		4	1	2	0	1	0	1
Dusty Baker Jr., R (1, 7) OBP: 0.351, SLG: 0.431 Ron Roenicke, S (9, 7)	1-3 1B		1B		P4	F6		G6-4-3 1-2f		5 0	0 0	2 0	0 0	0 0	0 0	4 0
Steve Garvey, R (1, 3) OBP: 0.328, SLG: 0.415	P3		P3		FC5-4 1-2 1B		SSS K			4	0	1	0	0	1	3
Ron Cey, R (1, 5) OBP: 0.375, SLG: 0.474	SSS K			BB 1B 1B	FC5-4 1-2f 2-3 E		F9			4	2	1	0	0	1	4
Pedro Guerrero, R (1, 9) OBP: 0.391, SLG: 0.517		F9		BBB 1B SF9 1-2 BB	E6 1-H 3-H 3B		S 1B			3	2	2	2	1	0	0
Mike Scioscia, L (1, 2) OBP: 0.376, SLG: 0.367		1B		SH1-4 1-3 2-H 1B	2B		4-3 1-2			4	0	3	1	0	0	1
Bill Russell, R (1, 6) OBP: 0.270, SLG: 0.276		F9		SF9 3-H	F7			1B 1B		3	0	1	1	0	0	2
Bob Welch, R (1, 1) OBP: 0.294, SLG: 0.333 Terry Forster, L (6, 1) Jay Johnstone, L (6, PH) OBP: 0.290, SLG: 0.429 Alejandro Pena, R (7, 1)	SSS K			SH1-4 1-2		HR		SSS K		1 0 1 1	0 0 1 0	0 0 1 0	0 0 1 0	0 0 0 0	1 0 0 1	1 0 0 1
Inning Stats	R: 0 E: 0 K: 1 S: 7 H: 2 LOB: 2 BB: 0 P: 7	R: 0 E: 0 K: 1 S: 6 H: 1 LOB: 1 BB: 0 P: 6	R: 0 E: 0 K: 0 S: 4 H: 1 LOB: 1 BB: 0 P: 4	R: 2 E: 0 K: 0 S: 5 H: 2 LOB: 1 BB: 1 P: 9	R: 3 E: 1 K: 0 S: 7 H: 4 LOB: 1 BB: 0 P: 7	R: 1 E: 1 K: 0 S: 4 H: 1 LOB: 0 BB: 0 P: 4	R: 0 E: 0 K: 1 S: 6 H: 1 LOB: 1 BB: 0 P: 6	R: 0 E: 0 K: 1 S: 6 H: 2 LOB: 2 BB: 1 P: 10		1B: 11 2B: 2 3B: 1 HR: 1 SF: 1 SAC: 1 DP: 2 HBP: 0						

PITCHER		IP	WLS	BF	H	R	ER	SO	BB	IBB	HBP	BLK	WP	HR	S	P	ERA	WHIP
Bob Long, R ERA: 9.64	(1, 1)	4.2	L	24	9	5	5	2	1	0	0	0	0	0	27	31	9.64	2.143
Victor Cruz, R ERA: 2.93	(5, 1)	0.1		2	1	0	0	0	0	0	0	0	0	0	2	2	0.00	3.000
Mark Lee, R ERA: 2.25	(6, 1)	1.0		4	1	1	1	0	0	0	0	0	0	1	4	4	9.00	1.000
Ernie Camacho, R ERA: 2.25	(7, 1)	2.0		9	3	0	0	2	1	0	0	0	0	0	12	16	0.00	2.000

PITCHER	IP	WLS	BF	H	R	ER	SO	BB	IBB	HBP	BLK	WP	HR	S	P	ERA	WHIP

BOTTOM

Pittsburgh Pirates @ Los Angeles Dodgers

Dodger Stadium, Los Angeles, CA

Wed Sep 02 1981, 7:05 PM PDT

Att. 32,027 - Unknown

livebaseballscorecards.com

AB	35
R	6
H	14
RBI	5
BB	2
SO	4
LOB	18

WP: 0 PB: 0 SB: 3 CS: 0 PA: 39

Batter	1	2	3	4	5	6	7	8	9	AB	R	H	RBI	BB	SO	LOB
Omar Moreno, L (1, 8) OBP: 0.324, SLG: 0.354	FC3-6 1B		2B 1B		G5-4-3 1B		BBBB 2B BB	P6 ②		3	2	3	0	1	0	0
Willie Montanez, L (7, 3) OBP: 0.236, SLG: 0.224										1	0	0	0	0	0	1
Johnny Ray, S (1, 4) OBP: 0.333, SLG: 0.500	FC3-6 BLK 1B 1-2f		F9 ②		F8 ①		1B 1B 2B 1-H	1B 2B 1-2		5	2	2	1	0	0	3
Bill Madlock, R (1, 5) OBP: 0.427, SLG: 0.507	F7 ② 1-2		2B 1-H		G5-4-3 ② ③ 1-2f		IIII 1B 1B IBB	2B 1-H 2-H		4	1	2	2	1	0	2
Mike Easler, L (1, 7) OBP: 0.345, SLG: 0.465	PO 1B 2-H		4-3 ③			1B 1B	1B E 1B 1-2 2-3		3-1 ①	5	1	3	1	0	0	1
Jason Thompson, L (1, 3) OBP: 0.338, SLG: 0.368	PO ③ 1-2	4-3 ①		1B 1B	F7 ①	SSS K ② 0-3			6-3 ② 0-3	3	0	1	0	0	0	1
Bill Robinson, R (7, PH) OBP: 0.268, SLG: 0.390 (7, 9)										2	0	0	0	0	1	3
Lee Lacy, R (1, 9) OBP: 0.321, SLG: 0.379 (7, 8)		BBBB 4-0 S BB		FC6-4 1B 1-2		1B 1-2	E8 1B 1-H 2-H 3-H		P4 ③	4	0	3	2	1	0	0
Dale Berra, R (1, 6) OBP: 0.314, SLG: 0.333		L1 ② 1-2		L7 ①	SSS K ② 0-3		6-3 ③			4	0	0	0	0	1	6
Steve Nicosia, R (1, 2) OBP: 0.276, SLG: 0.294		4-3 ③		F7 ②	P3 ③			P6 ①		4	0	0	0	0	0	5
Luis Tiant, R (1, 1)			6-3 ①	FC6-4 ③ 1-2f			SSS K ① 0-3	1B 2B 1B		2	0	0	0	0	0	2
Rod Scurry, L (6, 1) OBP: 0.235, SLG: 0.133										2	1	1	0	0	1	0
Inning Stats	R: 1 E: 0 K: 0 S: 4 / H: 2 LOB: 0 BB: 0 P: 4	R: 0 E: 0 K: 0 S: 3 / H: 0 LOB: 1 BB: 1 P: 7	R: 1 E: 0 K: 0 S: 5 / H: 2 LOB: 1 BB: 0 P: 5	R: 0 E: 0 K: 0 S: 5 / H: 2 LOB: 2 BB: 0 P: 5	R: 0 E: 0 K: 0 S: 3 / H: 1 LOB: 0 BB: 0 P: 3	R: 0 E: 0 K: 1 S: 7 / H: 2 LOB: 2 BB: 0 P: 7	R: 4 E: 1 K: 2 S: 10 / H: 3 LOB: 1 BB: 2 P: 18	R: 1 E: 0 K: 0 S: 5 / H: 3 LOB: 2 BB: 0 P: 5	R: 0 E: 0 K: 0 S: 3 / H: 0 LOB: 0 BB: 0 P: 3	1B: 12 2B: 3 3B: 0 HR: 0 / SF: 0 SAC: 0 DP: 1 HBP: 0						

TOP

Pittsburgh Pirates @ San Diego Padres

Jack Murphy Stadium, San Diego, CA

Thu Sep 03 1981, 6:33 AM EDT

Att. 6,153 - Unknown

livebaseballscorecards.com

AB	39
R	7
H	15
RBI	6
BB	3
SO	3
LOB	24

WP: 0 PB: 0 SB: 1 CS: 0 / PA: 43

PITCHER		IP	WLS	BF	H	R	ER	SO	BB	IBB	HBP	BLK	WP	HR	S	P	ERA	WHIP
Juan Eichelberger, R ERA: 4.12	(1, 1)	6.1	L	30	10	5	5	2	2	1	0	1	0	0	31	43	7.11	1.895
Danny Boone, L ERA: 2.7	(7, 1)	1.2		9	5	2	1	1	0	0	0	0	0	0	11	11	5.40	3.000
John Littlefield, R ERA: 4.03	(9, 1)	1.0		3	0	0	0	0	0	0	0	0	0	0	3	3	0.00	0.000

PITCHER	IP	WLS	BF	H	R	ER	SO	BB	IBB	HBP	BLK	WP	HR	S	P	ERA	WHIP

Batter	1	2	3	4	5	6	7	8	9	AB	R	H	RBI	BB	SO	LOB
Ozzie Smith, S (1, 6) OBP: 0.320, SLG: 0.285	P6		L9		L9 G3 BB		6-3		L3	4	0	0	0	1	0	1
Juan Bonilla, R (1, 4) OBP: 0.359, SLG: 0.380	F7		5-3		G3 1-2		1B		3B BB 1-2	4	1	1	0	1	0	1
Gene Richards, L (1, 7) OBP: 0.360, SLG: 0.408	1B 1B 1B		FC4-6 1B		L9 2-3		F7		1-H 2-H 3B	5	1	3	2	0	0	2
Ruppert Jones, L (1, 8) OBP: 0.323, SLG: 0.378	1B 1-2 1B		FC4-6 1-2f		F8			F7	F8	5	0	1	0	0	0	3
Terry Kennedy, L (1, 2) OBP: 0.335, SLG: 0.348	1-3 2-H 1B			4-1 1B		FC1-6 HBP		E4 WP		3	0	2	1	0	0	0
Luis Salazar, R (1, 5) (7, 9) OBP: 0.327, SLG: 0.402	1-3			L5		FC1-6 1-2f		P8 1-2		4	0	0	0	0	0	5
Broderick Perkins, L (1, 3) OBP: 0.317, SLG: 0.412		CS 1B		4-1 1-2		P4		4-3		4	0	1	0	0	0	3
Joe Lefebvre, L (1, 9) OBP: 0.348, SLG: 0.416 Danny Boone, L (7, 1) OBP: 0.500, SLG: 0.500 John Littlefield, R (9, 1) Dave Edwards, R (9, PH) OBP: 0.268, SLG: 0.333		P6 1-2		IBB		P7			K	2 0 0 1	0 0 0 0	0 0 0 0	0 0 0 0	1 0 0 0	0 0 0 1	2 0 0 0
Juan Eichelberger, R (1, 1) OBP: 0.125, SLG: 0.125 Barry Evans, R (7, 5) OBP: 0.365, SLG: 0.338		K		K			K		BB 3B BB	2 1	0 1	0 0	0 0	0 1	2 1	2 0
Inning Stats	R: 1 E: 0 K: 0 S: 6 H: 3 LOB: 2 BB: 0 P: 6	R: 0 E: 0 K: 1 S: 5 H: 1 LOB: 0 BB: 0 P: 5	R: 0 E: 0 K: 0 S: 4 H: 1 LOB: 1 BB: 0 P: 4	R: 0 E: 0 K: 1 S: 6 H: 1 LOB: 2 BB: 1 P: 10	R: 0 E: 0 K: 0 S: 3 H: 0 LOB: 1 BB: 1 P: 7	R: 0 E: 0 K: 0 S: 3 H: 0 LOB: 1 BB: 0 P: 4	R: 0 E: 0 K: 1 S: 6 H: 1 LOB: 1 BB: 0 P: 6	R: 0 E: 1 K: 0 S: 4 H: 0 LOB: 1 BB: 0 P: 4	R: 2 E: 0 K: 1 S: 6 H: 1 LOB: 1 BB: 2 P: 14	1B: 7 2B: 0 3B: 1 HR: 0	SF: 0 SAC: 0 DP: 0 HBP: 1			WP: 1 PB: 0 SB: 0 CS: 1	PA: 40		

PITCHER		IP	WLS	BF	H	R	ER	SO	BB	IBB	HBP	BLK	WP	HR	S	P	ERA	WHIP
Luis Tiant, R ERA: 4.76	(1, 1)	5.0	W	22	6	1	1	2	1	1	0	0	0	0	24	32	1.80	1.400
Rod Scurry, L ERA: 4.29	(6, 1)	4.0	S	18	2	2	2	2	2	0	1	0	1	0	19	28	4.50	1.000

PITCHER	IP	WLS	BF	H	R	ER	SO	BB	IBB	HBP	BLK	WP	HR	S	P	ERA	WHIP

BOTTOM

Pittsburgh Pirates @ San Diego Padres

Jack Murphy Stadium, San Diego, CA

Thu Sep 03 1981, 6:33 AM EDT

Att. 6,153 - Unknown

livebaseballscorecards.com

AB	35
R	3
H	8
RBI	3
BB	4
SO	4
LOB	19

Batter	1	2	3	4	5	6	7	8	9	AB	R	H	RBI	BB	SO	LOB
Omar Moreno, L (1, 8) OBP: 0.325, SLG: 0.356	F7	1-H, 2-H, 3-H, 2B		F5		BBB, BB			4-3	4	0	1	3	1	0	2
Johnny Ray, S (1, 4) OBP: 0.182, SLG: 0.273	F9	F8		F8		SSS, K			SSS, K	5	0	0	0	0	2	4
Bill Madlock, R (1, 5) OBP: 0.428, SLG: 0.507	S, 1B		P7		FC1-5, 1B		SSS, K			4	0	2	0	0	1	0
Bill Robinson, R (1, 3) OBP: 0.273, SLG: 0.386	SSS, K, 1-2		SSS, K		FC6-4, FC1-5, 1B, 1-2		3-1			3	0	1	0	0	2	1
Willie Montanez, L (7, PH) (7, 3) OBP: 0.233, SLG: 0.221										1	0	0	0	0	0	0
Mike Easler, L (1, 7) OBP: 0.344, SLG: 0.461		BB, 1B, 2B, 1B	SSS, K		FC1-5, FC6-4, 1-2, 2-3f		SSS, K			4	1	1	0	0	2	2
Lee Lacy, R (1, 9) OBP: 0.313, SLG: 0.369		P3		E1, BB, E	FC6-4, S, 1-2f, 2-3			F8		4	1	0	0	0	0	3
Dale Berra, R (1, 6) OBP: 0.318, SLG: 0.333		BB, 2B, 1B, 1-2		BBB, SH3-4, E, BB, 1-2	SSS, K, 1-2			SSS, K		3	1	1	0	1	2	2
Steve Nicosia, R (1, 2) OBP: 0.275, SLG: 0.287		BBB, 2B, BB, 1-2, 2-3		E5, SH3-4, 1-2, 2-H		F7		5-3		3	1	0	0	1	0	1
Pascual Perez, R (1, 1) OBP: 0.158, SLG: 0.263		SSS, K		SH3-4, 1-2, 2-3		1-3			SSS, K	2	0	0	0	0	1	3
Don Robinson, R (6, 1) OBP: 0.375, SLG: 0.286										0	0	0	0	0	0	0
Rod Scurry, L (7, 1) OBP: 0.235, SLG: 0.133										0	0	0	0	0	0	0
Mark Lee, R (8, 1)										0	0	0	0	0	0	0
Doe Boyland, L (9, PH)										1	0	0	0	0	1	0
Inning Stats	R: 0 E: 0 K: 1 S: 6 H: 1 LOB: 1 BB: 0 P: 6	R: 3 E: 0 K: 1 S: 8 H: 3 LOB: 1 BB: 1 P: 12	R: 0 E: 0 K: 2 S: 7 H: 0 LOB: 0 BB: 0 P: 7	R: 1 E: 2 K: 0 S: 5 H: 0 LOB: 2 BB: 1 P: 9	R: 0 E: 0 K: 1 S: 7 H: 2 LOB: 2 BB: 0 P: 7	R: 0 E: 0 K: 1 S: 5 H: 0 LOB: 1 BB: 1 P: 9	R: 0 E: 0 K: 2 S: 7 H: 0 LOB: 0 BB: 0 P: 7	R: 0 E: 0 K: 1 S: 5 H: 0 LOB: 0 BB: 0 P: 5	R: 0 E: 0 K: 2 S: 7 H: 0 LOB: 0 BB: 0 P: 7	1B: 5 2B: 1 3B: 0 HR: 0 SF: 0 SAC: 1 DP: 0 HBP: 0						

PITCHER		IP	WLS	BF	H	R	ER	SO	BB	IBB	HBP	BLK	WP	HR	S	P	ERA	WHIP
Tim Lollar, L ERA: 7.07	(1, 1)	6.0		29	6	4	3	6	3	0	0	0	0	0	38	50	4.50	1.500
John Littlefield, R ERA: 3.96	(7, 1)	1.0	W	3	0	0	0	2	0	0	0	0	0	0	7	7	0.00	0.000
Eric Show, R ERA:	(8, 1)	2.0	S	6	0	0	0	3	0	0	0	0	0	0	12	12	0.00	0.000

PITCHER	IP	WLS	BF	H	R	ER	SO	BB	IBB	HBP	BLK	WP	HR	S	P	ERA	WHIP

TOP

Pittsburgh Pirates @ San Diego Padres

Jack Murphy Stadium, San Diego, CA

Fri Sep 04 1981, 10:05 PM EDT

Att. 8,128 - Unknown

livebaseballscorecards.com

AB	34
R	4
H	6
RBI	3
BB	3
SO	11
LOB	18

WP: 0 PB: 0 SB: 2 CS: 0 PA: 38

BOTTOM

Pittsburgh Pirates @ San Diego Padres

Jack Murphy Stadium, San Diego, CA

Fri Sep 04 1981, 10:05 PM EDT

Att. 8,128 - Unknown

livebaseballscorecards.com

Batter	1	2	3	4	5	6	7	8	9	AB	R	H	RBI	BB	SO	LOB
Ozzie Smith, S (1, 6) OBP: 0.319, SLG: 0.285	F9		G6-3 1-2f			G3 2-H	1B 3B 1-2 1B			4	1	1	0	0	0	1
Juan Bonilla, R (1, 4) OBP: 0.361, SLG: 0.382	F9			6-3		1B 2B 1B	3B 1-3 2-H 1B			4	2	2	1	0	0	0
Gene Richards, L (1, 7) OBP: 0.362, SLG: 0.416	4-3			K S S S		2B 1-2 1B	3B 1-H 3-H			4	0	2	2	0	1	0
Ruppert Jones, L (1, 8) OBP: 0.325, SLG: 0.386		WP 2B		3-1		2B 1-3 2-H	F9			4	0	2	1	0	0	1
Terry Kennedy, L (1, 2) OBP: 0.338, SLG: 0.348 Alan Wiggins, S (8, PR) Doug Gwosdz, R (9, 2)	P5 2-3				F8	IBB		SH5-4 BLK 1B		3 0 0	0 0 0	1 0 0	0 0 0	1 0 0	0 0 0	1 0 0
Randy Bass, L (1, 3) OBP: 0.307, SLG: 0.340 Broderick Perkins, L (8, 3) OBP: 0.317, SLG: 0.412	P1				L7	F7		SH5-4 1-3		3 0	0 0	0 0	0 0	0 0	0 0	4 0
Luis Salazar, R (1, 5) OBP: 0.323, SLG: 0.397	K S S S				K S S S		6-3	P9		4	0	0	0	0	2	3
Joe Lefebvre, L (1, 9) OBP: 0.351, SLG: 0.415			6-3			BB B B B B E WP 4-3	1B	P5		3	1	1	0	1	0	2
Tim Lollar, L (1, 1) OBP: 0.286, SLG: 0.462 Jerry Turner, L (6, PH) OBP: 0.303, SLG: 0.414 John Littlefield, R (7, 1) Tim Flannery, L (7, PH) OBP: 0.409, SLG: 0.476 Eric Show, R (8, 1)			G6-3 1B			4-3 1-2	1B 1B 1B			1 1 0 1 0	0 0 0 1 0	1 0 0 1 0	0 0 0 0 0	0 0 0 0 0	0 0 0 0 0	0 1 0 0 0
Inning Stats	R: 0 E: 0 K: 0 S: 3 H: 0 LOB: 0 BB: 0 P: 3	R: 0 E: 0 K: 1 S: 6 H: 1 LOB: 1 BB: 0 P: 6	R: 0 E: 0 K: 0 S: 3 H: 1 LOB: 0 BB: 0 P: 3	R: 0 E: 0 K: 1 S: 5 H: 0 LOB: 0 BB: 0 P: 5	R: 0 E: 0 K: 1 S: 5 H: 0 LOB: 0 BB: 0 P: 5	R: 2 E: 1 K: 0 S: 6 H: 3 LOB: 3 BB: 2 P: 14	R: 3 E: 0 K: 0 S: 7 H: 5 LOB: 1 BB: 0 P: 7	R: 0 E: 0 K: 0 S: 4 H: 1 LOB: 2 BB: 0 P: 4		1B: 8 2B: 2 3B: 1 HR: 0	SF: 0 SAC: 1 DP: 1 HBP: 0					

	AB	32
	R	5
	H	11
	RBI	4
	BB	2
	SO	3
	LOB	13

WP: 2 PB: 0 SB: 0 CS: 0 PA: 35

PITCHER		IP	WLS	BF	H	R	ER	SO	BB	IBB	HBP	BLK	WP	HR	S	P	ERA	WHIP
Pascual Perez, R ERA: 4.25	(1, 1)	5.2		21	4	2	2	3	1	0	0	0	2	0	26	30	3.18	0.882
Don Robinson, R ERA: 7.17	(6, 1)	1.0	L	8	5	3	3	0	0	1	0	0	0	0	7	11	27.00	5.000
Rod Scurry, L ERA: 4.26	(7, 1)	0.1		2	1	0	0	0	0	0	0	0	0	0	2	2	0.00	3.000
Mark Lee, R ERA: 1.8	(8, 1)	1.0		4	1	0	0	0	0	0	0	1	0	0	4	4	0.00	1.000

PITCHER	IP	WLS	BF	H	R	ER	SO	BB	IBB	HBP	BLK	WP	HR	S	P	ERA	WHIP

Pittsburgh Pirates @ San Diego Padres

Jack Murphy Stadium, San Diego, CA

Sat Sep 05 1981, 10:05 PM EDT

Att. 7,297 - Unknown

TOP

livebaseballscorecards.com

Batter	1	2	3	4	5	6	7	8	9	AB	R	H	RBI	BB	SO	LOB
Omar Moreno, L (1, 8) OBP: 0.323, SLG: 0.354	SSS 0-3 ① K		x 0-0 ② F8		x 0-0 ② F8		x 0-0 BB 1B 1B		x 0-0 ② G3 1-2	5	0	1	0	0	1	1
Johnny Ray, S (1, 4) OBP: 0.188, SLG: 0.250	SSS 0-3 ② K		x 0-0 ③ 3-1		x 0-0 ③ L8		x 0-0 1-2 BB 1B		x 0-0 ③ 6-3	5	0	1	0	0	1	1
Bill Madlock, R (1, 5) OBP: 0.429, SLG: 0.504	x 0-0 1B			x 0-0 ① 1-3		SSS 0-3 ① K	BBBB 4-0 1-2 2-3 BB			3	0	1	0	1	1	0
Jason Thompson, L (1, 3) OBP: 0.343, SLG: 0.365 Bill Robinson, R (7, PH) OBP: 0.267, SLG: 0.378 (7, 3)	x 0-0 ③ F8			BBBB 4-0 1B 1B BB		BBBB 4-0 FC1-6 BB	SSS 0-3 ③ K			1 1	1 0	0 0	0 0	2 0	0 1	1 3
Mike Easler, L (1, 7) OBP: 0.343, SLG: 0.458		x 0-0 ① E3		x 0-0 1-2 1B 1B		x 0-0 ② FC1-6 1-2f BB		x 0-0 ① 6-3		4	0	1	0	0	0	1
Dale Berra, R (1, 6) OBP: 0.322, SLG: 0.333		x 0-0 ② P4		x 0-0 ② F9		BBBB 4-0 1-2 BB		x 0-0 CS 1B		3	0	1	0	1	0	2
Lee Lacy, R (1, 9) OBP: 0.318, SLG: 0.379		x 0-0 1B 2B		x 0-0 1-2 2-H 1B		x 0-0 ③ 4-3		SSS 0-3 ②③ K 1-2		4	1	2	1	0	1	3
Steve Nicosia, R (1, 2) OBP: 0.274, SLG: 0.286		x 0-0 ③ 2-H 1B		x 0-0 ③ 1-3			x 0-0 ① 6-3		x 0-0 ① 6-3	4	0	1	1	0	0	2
Rick Rhoden, R (1, 1) OBP: 0.200, SLG: 0.205 Rod Scurry, L (7, 1) OBP: 0.278, SLG: 0.188			x 0-0 ① P4		x 0-0 ① 1B		SSS 0-3 ② K		x 0-0 G3 1B	3 1	0 0	1 1	0 0	0 0	1 0	0 0
Inning Stats	R: 0 E: 0 K: 2 S: 8 H: 1 LOB: 1 BB: 0 P: 8	R: 1 E: 1 K: 0 S: 4 H: 2 LOB: 1 BB: 0 P: 4	R: 0 E: 0 K: 0 S: 3 H: 0 LOB: 0 BB: 0 P: 3	R: 1 E: 0 K: 0 S: 5 H: 2 LOB: 2 BB: 1 P: 9	R: 0 E: 0 K: 0 S: 3 H: 1 LOB: 0 BB: 0 P: 3	R: 0 E: 0 K: 1 S: 5 H: 0 LOB: 2 BB: 2 P: 13	R: 0 E: 0 K: 2 S: 9 H: 2 LOB: 3 BB: 1 P: 13	R: 0 E: 0 K: 1 S: 5 H: 1 LOB: 1 BB: 0 P: 5	R: 0 E: 0 K: 0 S: 4 H: 1 LOB: 1 BB: 0 P: 4	1B: 9 2B: 2 3B: 0 HR: 0	SF: 0 SAC: 0 DP: 1 HBP: 0						

	AB	34
	R	2
	H	10
	RBI	2
	BB	4
	SO	6
	LOB	14

WP: 0 PB: 0 SB: 0 CS: 1 PA: 38

PITCHER		IP	WLS	BF	H	R	ER	SO	BB	IBB	HBP	BLK	WP	HR	S	P	ERA	WHIP
Steve Mura, R ERA: 4.06	(1, 1)	6.2	L	30	8	2	2	4	4	0	0	0	0	0	34	50	2.70	1.800
Gary Lucas, L ERA: 2.02	(7, 1)	1.1		4	1	0	0	2	0	0	0	0	0	0	8	8	0.00	0.750
Danny Boone, L ERA: 2.65	(9, 1)	1.0		4	1	0	0	0	0	0	0	0	0	0	4	4	0.00	1.000

PITCHER		IP	WLS	BF	H	R	ER	SO	BB	IBB	HBP	BLK	WP	HR	S	P	ERA	WHIP

BOTTOM

Pittsburgh Pirates @ San Diego Padres

Jack Murphy Stadium, San Diego, CA

Sat Sep 05 1981, 10:05 PM EDT

Att. 7,297 - Unknown

livebaseballscorecards.com

Batter	1	2	3	4	5	6	7	8	9	AB	R	H	RBI	BB	SO	LOB
Ozzie Smith, S (1, 6) OBP: 0.320, SLG: 0.287	4-3 1B		3-1		G3		1B 3-H		P6	5	0	2	1	0	0	1
Juan Bonilla, R (1, 4) OBP: 0.359, SLG: 0.380	4-3 1-2		L4			6-3	1-2 1B			4	0	1	0	0	0	1
Gene Richards, L (1, 7) OBP: 0.358, SLG: 0.411	F9		4-3			K	4-3			4	0	0	0	0	1	2
Ruppert Jones, L (1, 8) OBP: 0.327, SLG: 0.389		K		1B 2B		1B BB		P4		3	0	1	0	1	1	0
Terry Kennedy, L (1, 2) OBP: 0.340, SLG: 0.350		2B 1B		P6		1-3 1B		G3		4	0	2	0	0	0	1
Randy Bass, L (1, 3) OBP: 0.307, SLG: 0.340		K		G6-4-3 2-3 1B		K		K		3	0	1	0	0	2	3
Gary Lucas, L (7, 1) OBP: 0.100, SLG: 0.100										0	0	0	0	0	0	0
Dave Edwards, R (8, PH) OBP: 0.265, SLG: 0.329										1	0	0	0	0	1	0
Danny Boone, L (9, 1) OBP: 0.500, SLG: 0.500										0	0	0	0	0	0	0
Luis Salazar, R (1, 5) OBP: 0.322, SLG: 0.398		1-3 2B		G6-4-3 1-2f			5-3		P6	4	0	1	0	0	0	2
Joe Lefebvre, L (1, 9) OBP: 0.351, SLG: 0.411		IBB			4-3		G3		BB	2	0	0	0	1	0	0
Barry Evans, R (9, PH) OBP: 0.373, SLG: 0.338										0	0	0	0	1	0	0
Alan Wiggins, S (9, PR)										0	0	0	0	0	0	0
Steve Mura, R (1, 1) OBP: 0.167, SLG: 0.150		K			6-3		1B 3B		L7	2	0	0	0	0	1	3
Broderick Perkins, L (7, 3) OBP: 0.318, SLG: 0.423										2	1	1	0	0	0	1
Inning Stats	R: 0 E: 0 K: 0 S: 3 H: 1 LOB: 0 BB: 0 P: 3	R: 0 E: 0 K: 3 S: 11 H: 2 LOB: 3 BB: 1 P: 15	R: 0 E: 0 K: 0 S: 3 H: 0 LOB: 0 BB: 0 P: 3	R: 0 E: 0 K: 0 S: 4 H: 2 LOB: 1 BB: 0 P: 4	R: 0 E: 0 K: 0 S: 3 H: 0 LOB: 0 BB: 0 P: 3	R: 0 E: 0 K: 2 S: 8 H: 1 LOB: 2 BB: 1 P: 12	R: 1 E: 0 K: 0 S: 6 H: 3 LOB: 2 BB: 0 P: 6	R: 0 E: 0 K: 1 S: 5 H: 0 LOB: 0 BB: 0 P: 5	R: 0 E: 0 K: 0 S: 3 H: 0 LOB: 1 BB: 1 P: 7	1B: 6 2B: 2 3B: 1 HR: 0	SF: 0 SAC: 0 DP: 1 HBP: 0						

	AB	34
	R	1
	H	9
	RBI	1
	BB	3
	SO	6
	LOB	14

WP: 0 PB: 0 SB: 0 CS: 0 PA: 37

PITCHER		IP	WLS	BF	H	R	ER	SO	BB	IBB	HBP	BLK	WP	HR	S	P	ERA	WHIP
Rick Rhoden, R ERA: 3.88	(1, 1)	6.2	W	29	9	1	1	5	1	1	0	0	0	0	37	45	1.35	1.500
Rod Scurry, L ERA: 4.1	(7, 1)	2.1	S	8	0	0	0	1	1	0	0	0	0	0	9	13	0.00	0.429

PITCHER	IP	WLS	BF	H	R	ER	SO	BB	IBB	HBP	BLK	WP	HR	S	P	ERA	WHIP

Batter	1	2	3	4	5	6	7	8	9	AB	R	H	RBI	BB	SO	LOB
Omar Moreno, L (1, 8) OBP: 0.326, SLG: 0.354	x 0-0 S HR 1B	x 0-0 ③ 4-3		S S S 0-3 ③ K		x 0-0 2B 1B		B B B B 4-0 S BB	S S S 0-3 ③ K	5	1	2	0	1	2	3
Johnny Ray, S (1, 4) OBP: 0.286, SLG: 0.400	x 0-0 ① L4 1-2		x 0-0 F8 1B 2B		S S S 0-3 ① K	x 0-0 ① 6-3 1-H E 2B		B B B B 4-0 G6-4-3 1-2 BB		4	2	2	0	1	1	1
Bill Madlock, R (1, 5) OBP: 0.423, SLG: 0.496 Vance Law, R (6, 6) OBP: 0.184, SLG: 0.213	x 0-0 ② F9		x 0-0 ① F8 2-3		x 0-0 ② P3	x 0-0 ② 6-3 2-3		x 0-0 ②③ G6-4-3 1-2f		4 1	0 0	0 0	0 0	0 0	0 0	3 2
Jason Thompson, L (1, 3) OBP: 0.355, SLG: 0.410	x 0-0 2-H HR		x 0-0 BB 3-H 1B		x 0-0 2B 2B	x 0-0 E7 3-H 2B			x 0-0 ① F8	5	2	4	4	0	0	0
Mike Easler, L (1, 7) OBP: 0.344, SLG: 0.453	x 0-0 ③ 1-3		B B B B 4-0 FC6-4 1-2 BB		2B BB IBB	x 0-0 ③ P6			x 0-0 ② 6-3	3	1	0	0	2	0	1
Dale Berra, R (1, 6) OBP: 0.324, SLG: 0.341 (6, 5)		x 0-0 ① P4	x 0-0 ② L8		x 0-0 BB 1-3 2-H 2B		x 0-0 ① 6-3		x 0-0 E 1B 1B	5	1	2	1	0	0	2
Lee Lacy, R (1, 9) OBP: 0.320, SLG: 0.382		x 0-0 2B 2B	x 0-0 ③ FC6-4 1-2f		B B B B 4-0 BB IBB		S S S 0-3 ② K		x 0-0 E5 1B 1-2 1B	4	2	1	0	1	1	3
Steve Nicosia, R (1, 2) OBP: 0.286, SLG: 0.300		x 0-0 F7 2-H 2B		x 0-0 ① F9	B B B B 4-0 FC6-4 1-2 2-3 3-H BB		x 0-0 ③ 6-3		x 0-0 1B 1-3 2-H 1B	4	0	2	3	1	0	0
Eddie Solomon, R (1, 1) OBP: 0.121, SLG: 0.121 Don Robinson, R (7, 1) OBP: 0.400, SLG: 0.333		x 0-0 ② F7 2-3		x 0-0 ② F8	x 0-0 ③ FC6-4 1-2f			S S S 0-3 ① K	x 0-0 1-2 3-H 1B	3 2	0 0	0 1	0 1	0 0	0 1	4 0
Inning Stats	R: 2 E: 0 K: 0 S: 5 H: 2 LOB: 0 BB: 0 P: 5	R: 1 E: 0 K: 0 S: 5 H: 2 LOB: 1 BB: 0 P: 5	R: 1 E: 0 K: 0 S: 5 H: 2 LOB: 2 BB: 1 P: 9	R: 0 E: 0 K: 1 S: 5 H: 0 LOB: 0 BB: 0 P: 5	R: 2 E: 0 K: 1 S: 7 H: 2 LOB: 3 BB: 3 P: 19	R: 1 E: 1 K: 0 S: 5 H: 3 LOB: 1 BB: 0 P: 5	R: 0 E: 0 K: 1 S: 5 H: 0 LOB: 0 BB: 0 P: 5	R: 0 E: 0 K: 1 S: 4 H: 0 LOB: 1 BB: 2 P: 12	R: 2 E: 1 K: 1 S: 9 H: 3 LOB: 2 BB: 0 P: 9	1B: 6 2B: 7 3B: 0 HR: 1	SF: 0 SAC: 0 DP: 1 HBP: 0						

PITCHER		IP	WLS	BF	H	R	ER	SO	BB	IBB	HBP	BLK	WP	HR	S	P	ERA	WHIP
Rick Wise, R ERA: 3.73	(1, 1)	2.1	L	13	6	4	4	0	0	0	0	0	0	1	13	13	15.43	2.571
John Curtis, L ERA: 5.23	(3, 1)	0.2		3	0	0	0	0	1	0	0	0	0	0	2	6	0.00	1.500
Mike Armstrong, R ERA: 15.0	(4, 1)	2.0		11	2	2	2	2	1	2	0	0	0	0	12	24	9.00	1.500
Steve Fireovid, R ERA: 4.5	(6, 1)	2.0		8	3	1	1	1	0	0	0	0	0	0	10	10	4.50	1.500
Fred Kuhaulua, L ERA:	(8, 1)	2.0		11	3	2	0	2	2	0	0	0	0	0	13	21	0.00	2.500

PITCHER	IP	WLS	BF	H	R	ER	SO	BB	IBB	HBP	BLK	WP	HR	S	P	ERA	WHIP

TOP

Pittsburgh Pirates @ San Diego Padres

Jack Murphy Stadium, San Diego, CA

Sun Sep 06 1981, 6:33 AM EDT

Att. 4,177 - Unknown

livebaseballscorecards.com

AB	40
R	9
H	14
RBI	9
BB	6
SO	5
LOB	19

1B: 6	SF: 0	WP: 0	PA: 46
2B: 7	SAC: 0	PB: 0	
3B: 0	DP: 1	SB: 2	
HR: 1	HBP: 0	CS: 0	

Batter	1	2	3	4	5	6	7	8	9	AB	R	H	RBI	BB	SO	LOB
Ozzie Smith, S (1, 6) OBP: 0.317, SLG: 0.283	1-5-3		G3		L7			F7		4	0	0	0	0	0	2
Juan Bonilla, R (1, 4) OBP: 0.354, SLG: 0.375	F8			F7		6-3		4-3		4	0	0	0	0	0	0
Gene Richards, L (1, 7) OBP: 0.357, SLG: 0.409	G3			E S 1B 1B		F9		K		4	1	1	0	0	1	0
Ruppert Jones, L (1, 8) OBP: 0.332, SLG: 0.391		G3-6-1 1B		P6 1-3		HR BB			1B 3B 1B	3	2	2	0	1	0	1
Terry Kennedy, L (1, 2) OBP: 0.345, SLG: 0.366		G3-6-1 1-2f		FC6-4 3-H 1B		1-H HR			1-2 3B 1B	4	2	3	3	0	0	1
Broderick Perkins, L (1, 3) OBP: 0.312, SLG: 0.415		F9		FC6-4 1-2f		F8			P6	4	0	0	0	0	0	3
Luis Salazar, R (1, 5) OBP: 0.324, SLG: 0.397			1B	G5-4-3 BB			K		K	3	0	1	0	1	2	2
Joe Lefebvre, L (1, 9) OBP: 0.349, SLG: 0.417			F9	G5-4-3 1-2f			G3		1-H 2-H 3B	4	0	1	2	0	0	2
Rick Wise, R (1, 1) OBP: 0.444, SLG: 0.091 John Curtis, L (3, 1) OBP: 0.000, SLG: 0.077 Jose Moreno, S (3, PH) OBP: 0.750, SLG: 0.500 Mike Armstrong, R (4, 1) Tim Flannery, L (5, PH) OBP: 0.667, SLG: 0.545 Steve Fireovid, S (6, 1) Jerry Turner, L (7, PH) OBP: 0.286, SLG: 0.400 Fred Kuhaulua, L (8, 1) Randy Bass, L (9, PH) OBP: 0.000, SLG: 0.338			K		2B		6-3		P6	0 0 0 0 0 0 0 0 0 0 0 0 0 0 1 0 0 0 0 1 1 0 0 0 0 0 0 0 1 0 1 0 0 0 0 0 0 0 0 0 0 0 1 0 0 0 0 0 0 0 0 0 0 0 0 0 1 0 0 0 0 0 1							
Inning Stats	R: 0 H: 0 E: 0 LOB: 0 K: 0 BB: 0 S: 3 P: 3	R: 0 H: 1 E: 0 LOB: 0 K: 0 BB: 0 S: 3 P: 3	R: 0 H: 1 E: 0 LOB: 1 K: 1 BB: 0 S: 6 P: 6	R: 1 H: 2 E: 0 LOB: 1 K: 0 BB: 0 S: 5 P: 5	R: 0 H: 1 E: 0 LOB: 1 K: 0 BB: 1 S: 3 P: 7	R: 2 H: 1 E: 0 LOB: 0 K: 0 BB: 1 S: 4 P: 8	R: 0 H: 0 E: 0 LOB: 0 K: 1 BB: 0 S: 5 P: 5	R: 0 H: 0 E: 0 LOB: 0 K: 1 BB: 0 S: 5 P: 5	R: 2 H: 3 E: 0 LOB: 1 K: 1 BB: 0 S: 8 P: 8	1B: 6 SF: 0 2B: 1 SAC: 0 3B: 1 DP: 2 HR: 1 HBP: 0							WP: 0 PA: 36 PB: 0 SB: 1 CS: 0

PITCHER		IP	WLS	BF	H	R	ER	SO	BB	IBB	HBP	BLK	WP	HR	S	P	ERA	WHIP
Eddie Solomon, R ERA: 2.76	(1, 1)	6.0	W	24	6	3	3	1	2	0	0	0	0	1	24	32	4.50	1.333
Don Robinson, R ERA: 7.03	(7, 1)	3.0	S	12	3	2	2	3	0	0	0	0	0	0	18	18	6.00	1.000

PITCHER	IP	WLS	BF	H	R	ER	SO	BB	IBB	HBP	BLK	WP	HR	S	P	ERA	WHIP

BOTTOM

Pittsburgh Pirates @ San Diego Padres

Jack Murphy Stadium, San Diego, CA

Sun Sep 06 1981, 6:33 AM EDT

Att. 4,177 - Unknown

livebaseballscorecards.com

AB	34
R	5
H	9
RBI	5
BB	2
SO	4
LOB	13

New York Mets @ Pittsburgh Pirates

Three Rivers Stadium, Pittsburgh, PA

Mon Sep 07 1981, 7:05 PM EDT

Unknown

TOP

livebaseballscorecards.com

Batter	1	2	3	4	5	6	7	8	9	AB	R	H	RBI	BB	SO	LOB
Mookie Wilson, S (1, 8) OBP: 0.337, SLG: 0.389	0-0 1B 3B		0-0 P7 ②		0-3 K ③			0-0 4-3 ③		4	1	1	0	0	1	0
John Stearns, R (1, 2) OBP: 0.317, SLG: 0.313	0-0 FC6-4 1B 3-H		4-0 S BB B B B B			0-0 1-3 ①			0-0 4-3 1B	3	0	2	1	1	0	0
Hubie Brooks, R (1, 9) OBP: 0.340, SLG: 0.399	0-0 FC6-4 S ① 1-2f		4-0 1-2 BB B B B B			0-0 6-3 ②			0-0 4-3 ① 1-2	3	0	0	0	1	0	2
Dave Kingman, R (1, 3) OBP: 0.321, SLG: 0.457	0-3 K ② S S S 1-2		0-0 4-3 ③			0-0 P4 ③			0-3 K ② S S S	4	0	0	0	0	2	4
Lee Mazzilli, S (1, 7) OBP: 0.331, SLG: 0.356	0-0 F7 ③			0-0 F9 ①			0-0 4-3 ①		0-0 6-3 ③	4	0	0	0	0	0	2
Mike Cubbage, L (1, 5) OBP: 0.295, SLG: 0.283		0-0 F7 ①		0-0 4-3 ②			0-0 P1 ②			3	0	0	0	0	0	0
Frank Taveras, R (1, 6) OBP: 0.270, SLG: 0.289		0-0 5-3 ②		0-0 L5 ③			0-0 5-3 ③			3	0	0	0	0	0	0
Doug Flynn, R (1, 4) OBP: 0.245, SLG: 0.287		0-0 F9 ③			0-0 F3 ①			0-0 F3 ①		3	0	0	0	0	0	0
Mike Scott, R (1, 1) OBP: 0.135, SLG: 0.061			0-3 K ① S S S		0-3 K ② S S S			0-0 F7 ②		2	0	0	0	0	2	0
Mike Jorgensen, L (8, PH) OBP: 0.288, SLG: 0.402										1	0	0	0	0	0	0
Neil Allen, R (8, 1) OBP: 0.200, SLG: 0.600										0	0	0	0	0	0	0
Ray Searage, L (8, 1) OBP: 1.000, SLG: 1.000										0	0	0	0	0	0	0

Inning Stats	1	2	3	4	5	6	7	8	9
	R: 1 E: 0 K: 1 S: 7	R: 0 E: 0 K: 0 S: 3	R: 0 E: 0 K: 1 S: 5	R: 0 E: 0 K: 0 S: 3	R: 0 E: 0 K: 2 S: 7	R: 0 E: 0 K: 0 S: 3	R: 0 E: 0 K: 0 S: 3	R: 0 E: 0 K: 0 S: 3	R: 0 E: 0 K: 1 S: 6
	H: 2 LOB: 1 BB: 0 P: 7	H: 0 LOB: 0 BB: 0 P: 3	H: 0 LOB: 2 BB: 2 P: 13	H: 0 LOB: 0 BB: 0 P: 3	H: 0 LOB: 0 BB: 0 P: 7	H: 0 LOB: 0 BB: 0 P: 3	H: 0 LOB: 0 BB: 0 P: 3	H: 0 LOB: 0 BB: 0 P: 3	H: 1 LOB: 1 BB: 0 P: 6

	1B	2B	3B	HR	SF	SAC	DP	HBP
	2	0	1	0	0	0	0	0

	WP	PB	SB	CS	PA
	0	0	2	0	32

	AB	R	H	RBI	BB	SO	LOB
	30	1	3	1	2	5	8

PITCHER		IP	WLS	BF	H	R	ER	SO	BB	IBB	HBP	BLK	WP	HR	S	P	ERA	WHIP
Odell Jones, R ERA: 2.03	(1, 1)	8.0	W	28	2	1	1	4	2	0	0	0	0	0	34	42	1.12	0.500
Victor Cruz, R ERA: 2.86	(9, 1)	0.2		3	1	0	0	1	0	0	0	0	0	0	5	5	0.00	1.500
Rod Scurry, L ERA: 4.07	(9, 1)	0.1	S	1	0	0	0	0	0	0	0	0	0	0	1	1	0.00	0.000

PITCHER		IP	WLS	BF	H	R	ER	SO	BB	IBB	HBP	BLK	WP	HR	S	P	ERA	WHIP

BOTTOM

New York Mets @ Pittsburgh Pirates

Three Rivers Stadium, Pittsburgh, PA

Mon Sep 07 1981, 7:05 PM EDT

Unknown

livebaseballscorecards.com

Batter	1	2	3	4	5	6	7	8	9	AB	R	H	RBI	BB	SO	LOB
Omar Moreno, L (1, 8) OBP: 0.328, SLG: 0.359	F4-3		WP 2B		F7			1B 1B		4	0	2	0	0	0	1
Johnny Ray, S (1, 4) OBP: 0.320, SLG: 0.391	F8		BBBB FC5-4 2-3 BB			F8		1B 1-2 1B		3	0	1	0	1	0	0
Bill Madlock, R (1, 5) OBP: 0.416, SLG: 0.487	6-3		FC5-4 1-2f			P3		F8		4	0	0	0	0	0	3
Jason Thompson, L (1, 3) OBP: 0.367, SLG: 0.414 Dave Parker, L (8, PR) OBP: 0.274, SLG: 0.439 Victor Cruz, R (9, 1) Rod Scurry, L (9, 1) OBP: 0.278, SLG: 0.188		BBBB G1-6-3 BB		BBBB FC3-6 BB		BBBB BB		1-3 1B		1 0 0 0	0 0 0 0	1 0 0 0	0 0 0 0	3 0 0 0	0 0 0 0	0 0 0 0
Mike Easler, L (1, 7) OBP: 0.339, SLG: 0.446		G1-6-3 1-2f		FC3-6 CS 1-2f		G3		SSS K		4	0	0	0	0	1	5
Dale Berra, R (1, 6) OBP: 0.319, SLG: 0.335		5-3		F7 1-2			F9			3	0	0	0	0	0	1
Lee Lacy, R (1, 9) OBP: 0.315, SLG: 0.375			F4-3		F9		SSS K			3	0	0	0	0	1	0
Steve Nicosia, R (1, 2) OBP: 0.294, SLG: 0.326			HR		BBBB SH3 BB		6-3			2	1	1	1	1	0	0
Odell Jones, R (1, 1) Willie Montanez, L (8, PH) OBP: 0.242, SLG: 0.264 (9, 3)			1-3		SH3 1-2			HR		1 1	0 1	0 1	0 1	0 0	0 0	0 0
Inning Stats	R: 0 E: 0 K: 0 S: 3 H: 0 LOB: 0 BB: 0 P: 3	R: 0 E: 0 K: 0 S: 2 H: 0 LOB: 0 BB: 1 P: 6	R: 1 E: 0 K: 0 S: 5 H: 2 LOB: 2 BB: 1 P: 9	R: 0 E: 0 K: 0 S: 2 H: 0 LOB: 0 BB: 1 P: 6	R: 0 E: 0 K: 0 S: 3 H: 0 LOB: 1 BB: 1 P: 7	R: 0 E: 0 K: 0 S: 3 H: 0 LOB: 1 BB: 1 P: 7	R: 0 E: 0 K: 1 S: 5 H: 0 LOB: 0 BB: 0 P: 5	R: 1 E: 0 K: 1 S: 8 H: 4 LOB: 2 BB: 0 P: 8		1B: 3 2B: 1 3B: 0 HR: 2 SF: 0 SAC: 1 DP: 1 HBP: 0						

PITCHER		IP	WLS	BF	H	R	ER	SO	BB	IBB	HBP	BLK	WP	HR	S	P	ERA	WHIP
Mike Scott, R ERA: 4.29	(1, 1)	7.0		26	2	1	1	1	5	0	0	0	1	1	23	43	1.29	1.000
Neil Allen, R ERA: 3.08	(8, 1)	0.2	L	5	4	1	1	0	0	0	0	0	0	1	5	5	13.50	6.000
Ray Searage, L ERA: 5.03	(8, 1)	0.1		1	0	0	0	1	0	0	0	0	0	0	3	3	0.00	0.000

PITCHER	IP	WLS	BF	H	R	ER	SO	BB	IBB	HBP	BLK	WP	HR	S	P	ERA	WHIP

AB	26
R	2
H	6
RBI	2
BB	5
SO	2
LOB	10

WP: 1 PA: 32
PB: 0
SB: 0
CS: 1

Batter	1	2	3	4	5	6	7	8	9	AB	R	H	RBI	BB	SO	LOB
Mookie Wilson, S (1, 8) OBP: 0.336, SLG: 0.387	6-3		4-3		HR 1B		1-3			4	1	1	0	0	0	2
Lee Mazzilli, S (1, 7) OBP: 0.330, SLG: 0.367	F7		F9		1-H HR			F8		4	1	1	2	0	0	0
Hubie Brooks, R (1, 5) OBP: 0.339, SLG: 0.394	BB		4-3		K			4-3		3	0	0	0	1	1	0
Dave Kingman, R (1, 3) OBP: 0.320, SLG: 0.452	6-3			FC6-4 BB	K	K		K		3	0	0	0	1	2	1
Mike Jorgensen, L (1, 9) OBP: 0.287, SLG: 0.389		SH5-3 1B 2B BB		K	K	K			1-3	3	1	0	0	1	2	1
Ron Hodges, L (1, 2) OBP: 0.343, SLG: 0.375		SH5-3 1-2 2B 1B		FC6-4 1-2f	K	K			6-3	4	0	1	0	0	1	1
Frank Taveras, R (1, 6) OBP: 0.268, SLG: 0.288 Dan Boitano, R (4, 1) Ray Searage, L (5, 1) OBP: 1.000, SLG: 1.000 Mike Cubbage, L (7, PH) OBP: 0.306, SLG: 0.296 Bob Bailor, R (7, PR) OBP: 0.353, SLG: 0.305 (7, 6)		SH5-3 1-2 2-3		F8			SH1-3 1B		1B	1 0 0 1 1	0 0 0 0 0	0 0 0 1 1	0 0 0 0 0	0 0 0 0 0	0 0 0 0 0	1 0 0 0 0
Doug Flynn, R (1, 4) OBP: 0.247, SLG: 0.292 John Stearns, R (9, PH) OBP: 0.315, SLG: 0.312		1B 2H 3-H 2B			F6-3		SH1-3 1-2		F8	2 1	1 0	1 0	1 0	0 0	0 0	0 1
Pete Falcone, L (1, 1) OBP: 0.091, SLG: 0.091 Ron Gardenhire, R (4, 6) Rusty Staub, L (7, PH) OBP: 0.388, SLG: 0.383 Mike Marshall, R (7, 1)		2-H 1B			K		6-3			1 1 1 0	0 0 0 0	1 0 0 0	1 0 0 0	0 1 0 0	0 0 2 0	0 0 0 0
Inning Stats	R: 0 E: 0 K: 0 S: 3 H: 0 LOB: 1 BB: 1 P: 7	R: 2 E: 0 K: 0 S: 4 H: 3 LOB: 1 BB: 1 P: 8	R: 0 E: 0 K: 0 S: 3 H: 0 LOB: 0 BB: 0 P: 3	R: 0 E: 0 K: 1 S: 5 H: 0 LOB: 1 BB: 1 P: 9	R: 2 E: 0 K: 2 S: 9 H: 2 LOB: 0 BB: 0 P: 9	R: 0 E: 0 K: 3 S: 9 H: 0 LOB: 0 BB: 0 P: 9	R: 0 E: 0 K: 0 S: 4 H: 1 LOB: 2 BB: 0 P: 4	R: 0 E: 0 K: 1 S: 5 H: 0 LOB: 0 BB: 0 P: 5	R: 0 E: 0 K: 0 S: 4 H: 1 LOB: 1 BB: 0 P: 4	1B: 5 2B: 1 3B: 0 HR: 1	SF: 0 SAC: 2 DP: 0 HBP: 0						

TOP

New York Mets @ Pittsburgh Pirates

Three Rivers Stadium, Pittsburgh, PA

Mon Sep 07 1981, 7:05 PM EDT

Att. 9,935 - Unknown

livebaseballscorecards.com

AB	30
R	4
H	7
RBI	4
BB	3
SO	7
LOB	9

WP: 0 PB: 0 SB: 0 CS: 0 PA: 35

PITCHER		IP	WLS	BF	H	R	ER	SO	BB	IBB	HBP	BLK	WP	HR	S	P	ERA	WHIP
Bob Long, R ERA: 8.38	(1, 1)	5.0	W	21	5	4	4	3	3	0	0	0	0	1	24	36	7.20	1.600
Victor Cruz, R ERA: 2.76	(6, 1)	1.0		3	0	0	0	3	0	0	0	0	0	0	9	9	0.00	0.000
Mark Lee, R ERA: 1.13	(7, 1)	3.0	S	11	2	0	0	1	0	0	0	0	0	0	13	13	0.00	0.667

PITCHER	IP	WLS	BF	H	R	ER	SO	BB	IBB	HBP	BLK	WP	HR	S	P	ERA	WHIP

Batter	1	2	3	4	5	6	7	8	9	AB	R	H	RBI	BB	SO	LOB
Omar Moreno, L (1, 8) OBP: 0.332, SLG: 0.365	F8		F7 BB 1B 1B	1-3 2B	1-2 2-H FC6-4 1B		F9			5	2	3	1	0	0	2
Tim Foli, R (1, 6) OBP: 0.266, SLG: 0.274	F4		B B B 4-0 F7 1B 1-2 BB	2-H 3-H E 2B	FC6-4 1-2f			P5		4	0	1	2	1	0	2
Lee Lacy, R (1, 9) OBP: 0.306, SLG: 0.364	P3		0-0 F7 2-3	0-0 F4 S 2-3		0-0 F7		0-0 P5		5	0	0	0	0	0	3
Bill Robinson, R (1, 3) OBP: 0.265, SLG: 0.367 Willie Montanez, L (8, PH) OBP: 0.239, SLG: 0.261 (9, 3)		S S S 0-3 K	0-0 FC5-4 1-2 3-H 1B	0-0 5-3 1-2		0-0 F9		0-0 P9		4 1	0 0	1 0	1 0	0 0	1 0	2 0
Tony Peña, R (1, 2) OBP: 0.320, SLG: 0.385		0-0 BB 2B	0-0 F7 2-3		0-0 5-3	S S S 0-3 K				4	0	1	0	0	1	2
Dale Berra, R (1, 5) OBP: 0.318, SLG: 0.333		0-0 F8	0-0 FC5-4 1-2f		0-0 5-3 S 1B 1B		0-0 6-3			4	1	1	0	0	0	3
Gary Alexander, R (1, 7) OBP: 0.302, SLG: 0.487 Mike Easler, L (5, 7) OBP: 0.337, SLG: 0.443	B B B B 4-0 BB BB			0-0 F7	0-0 5-3 1-3		0-0 F7			1 2	0 0	0 0	0 0	1 0	0 0	0 1
Vance Law, R (1, 4) OBP: 0.196, SLG: 0.208 Willie Stargell, L (5, PH) OBP: 0.339, SLG: 0.365 Pascual Perez, R (5, PR) OBP: 0.158, SLG: 0.263 Victor Cruz, R (6, 1) Mark Lee, R (7, 1) OBP: 1.000, SLG: 1.000	B B B B 4-0 1-2 2-3 BB			0-0 F8	0-0 1B 1B 3-H 1B		0-0 2B 1B			1 1 0 0 1	0 0 1 0 0	0 1 0 0 1	0 1 0 0 0	1 1 0 0 0	0 0 0 0 0	0 0 0 0 0
Bob Long, R (1, 1) Johnny Ray, S (5, PH) OBP: 0.370, SLG: 0.480 (6, 4)		0-0 P2		B B B 4-0 2B 2B BB	0-0 1B 1-2 1B		0-0 1-3 2B			1 2	1 0	0 2	0 0	1 0	0 0	3 0
Inning Stats	R: 0 H: 0 E: 0 LOB: 0 K: 0 BB: 0 S: 3 P: 3	R: 0 H: 1 E: 0 LOB: 3 K: 1 BB: 2 S: 6 P: 14	R: 1 H: 2 E: 0 LOB: 2 K: 0 BB: 1 S: 5 P: 9	R: 2 H: 2 E: 1 LOB: 2 K: 0 BB: 1 S: 6 P: 10	R: 2 H: 4 E: 0 LOB: 2 K: 0 BB: 0 S: 7 P: 7	R: 0 H: 0 E: 0 LOB: 0 K: 1 BB: 0 S: 5 P: 5	R: 0 H: 2 E: 0 LOB: 2 K: 0 BB: 0 S: 5 P: 5	R: 0 H: 0 E: 0 LOB: 0 K: 0 BB: 0 S: 3 P: 3		1B: 7 SF: 0 2B: 4 SAC: 0 3B: 0 DP: 0 HR: 0 HBP: 0						

PITCHER		IP	WLS	BF	H	R	ER	SO	BB	IBB	HBP	BLK	WP	HR	S	P	ERA	WHIP
Pete Falcone, L ERA: 3.15	(1, 1)	3.2		20	5	3	3	1	4	0	0	0	0	0	18	34	7.36	2.455
Dan Boitano, R ERA: 5.68	(4, 1)	1.0	L	7	3	2	2	0	0	0	0	0	0	0	7	7	18.00	3.000
Ray Searage, L ERA: 4.71	(5, 1)	1.1		5	1	0	0	1	0	0	0	0	0	0	7	7	0.00	0.750
Mike Marshall, R ERA: 2.45	(7, 1)	2.0		8	2	0	0	0	0	0	0	0	0	0	8	8	0.00	1.000

PITCHER	IP	WLS	BF	H	R	ER	SO	BB	IBB	HBP	BLK	WP	HR	S	P	ERA	WHIP

BOTTOM

New York Mets @ Pittsburgh Pirates

Three Rivers Stadium, Pittsburgh, PA

Mon Sep 07 1981, 7:05 PM EDT

Att. 9,935 - Unknown

livebaseballscorecards.com

AB	36
R	5
H	11
RBI	5
BB	4
SO	2
LOB	18

WP: 0 PA: 40
PB: 0
SB: 2
CS: 0

Batter	1	2	3	4	5	6	7	8	9	AB	R	H	RBI	BB	SO	LOB
Mookie Wilson, S (1, 8) OBP: 0.333, SLG: 0.383	4-3		4-3		FC5-4 BB 1-2f		1-2 1B		F8	5	0	1	0	0	0	1
John Stearns, R (1, 2) OBP: 0.314, SLG: 0.307	6-3			F9	BBBB 4-0 1-2 BB		L8			3	0	0	0	1	0	2
Hubie Brooks, R (1, 5) OBP: 0.338, SLG: 0.392	SSS 0-3 K			0-0 S 1B 1B	P3			P3		4	1	1	0	0	1	2
Rusty Staub, L (1, 3) OBP: 0.399, SLG: 0.415 Ron Gardenhire, R (8, PR) Ellis Valentine, R (8, 9) OBP: 0.234, SLG: 0.349		HR		BBBB 4-0 FC3-6 1B 1-2 BB		F8		1-3 3B 1B		3	1	2	1	1	0	0
										0	1	0	0	0	0	0
										0	0	0	0	0	0	0
Lee Mazzilli, S (1, 7) OBP: 0.329, SLG: 0.365 Neil Allen, R (8, 1) OBP: 0.200, SLG: 0.600		4-3		FC3-6 1-2 2-H 1B		P4		1-3 1-2		4	0	1	1	0	0	1
										0	0	0	0	0	0	0
Mike Jorgensen, L (1, 9) OBP: 0.286, SLG: 0.404 (8, 3)		F7		FC3-6 1-2f 2-3		P7		2-H 3B		4	0	1	1	0	0	2
Frank Taveras, R (1, 6) OBP: 0.264, SLG: 0.283	SSS 0-3 K			4-3			B4-3	P6		4	0	0	0	0	1	4
Doug Flynn, R (1, 4) OBP: 0.243, SLG: 0.288			F8		F3		F4-3		F4-3	4	0	0	0	0	0	0
Ed Lynch, R (1, 1) OBP: 0.300, SLG: 0.235 Bob Bailor, R (8, 7) OBP: 0.348, SLG: 0.300			F9		FC5-4 1B		BBBB 4-0 1B BB		P6	2	0	1	0	1	0	0
										1	0	0	0	0	0	0

TOP

New York Mets @ Pittsburgh Pirates

Three Rivers Stadium, Pittsburgh, PA

Tue Sep 08 1981, 7:05 PM EDT

Att. 5,383 - Unknown

livebaseballscorecards.com

AB	34
R	3
H	7
RBI	3
BB	3
SO	2
LOB	12

Inning Stats	1	2	3	4	5	6	7	8	9	1B: 5	SF: 0	WP: 0	PA: 37
R:	0	1	0	1	0	0	0	1	0	2B: 0	SAC: 0	PB: 0	
E:	0	0	0	0	0	0	0	0	0	3B: 1	DP: 0	SB: 1	
K:	1	1	0	0	0	0	0	0	0	HR: 1	HBP: 0	CS: 0	
S:	5	6	3	5	4	3	4	5	3				
H:	0	1	0	2	1	0	1	2	0				
LOB:	0	0	0	2	2	0	2	2	0				
BB:	0	0	0	1	1	0	1	0	0				
P:	5	6	3	9	8	3	8	5	3				

PITCHER		IP	WLS	BF	H	R	ER	SO	BB	IBB	HBP	BLK	WP	HR	S	P	ERA	WHIP
Luis Tiant, R ERA: 4.4	(1, 1)	8.0	L	34	7	3	3	2	3	0	0	0	0	1	35	47	3.38	1.250
Kent Tekulve, R ERA: 2.78	(9, 1)	1.0		3	0	0	0	0	0	0	0	0	0	0	3	3	0.00	0.000

PITCHER		IP	WLS	BF	H	R	ER	SO	BB	IBB	HBP	BLK	WP	HR	S	P	ERA	WHIP

New York Mets @ Pittsburgh Pirates

Three Rivers Stadium, Pittsburgh, PA

Tue Sep 08 1981, 7:05 PM EDT

Att. 5,383 - Unknown

BOTTOM

Batter	1	2	3	4	5	6	7	8	9	AB	R	H	RBI	BB	SO	LOB
Omar Moreno, L (1, 8) OBP: 0.328, SLG: 0.361	F4-3		F8		F8			F4-3 1-2		4	0	0	0	0	0	3
Johnny Ray, S (1, 4) OBP: 0.323, SLG: 0.414	3-1		F8			G3		F4-3 2-3		4	0	0	0	0	0	2
Bill Madlock, R (1, 5) OBP: 0.410, SLG: 0.479	F8			1-3		P6		6-3		4	0	0	0	0	0	1
Jason Thompson, L (1, 3) OBP: 0.370, SLG: 0.430 Vance Law, R (9, PR) OBP: 0.196, SLG: 0.208		1-3		HR		K			BB FC5-4 1B	3 0	1 0	1 0	1 0	1 0	1 0	0 0
Mike Easler, L (1, 7) OBP: 0.336, SLG: 0.440 Matt Alexander, S (9, PR)		F4-3		F8			F9		FC5-4 1-2 1B	4 0	0 0	1 0	0 0	0 0	0 0	0 0
Tony Peña, R (1, 2) OBP: 0.318, SLG: 0.382	1B			1-3			F9		P3	4	0	1	0	0	0	2
Lee Lacy, R (1, 9) OBP: 0.305, SLG: 0.362	F9				6-3		S 1B		FC5-4 1-2f 2-3 S	4	0	1	0	0	0	3
Dale Berra, R (1, 6) OBP: 0.320, SLG: 0.331 Willie Stargell, L (7, PH) OBP: 0.333, SLG: 0.358 Tim Foli, R (8, 6) OBP: 0.265, SLG: 0.273			BB		K		F4-3 1-2		F9 1-2	1 1 1	0 0 0	0 0 0	0 0 0	1 0 0	1 0 0	0 1 2
Luis Tiant, R (1, 1) OBP: 0.250, SLG: 0.143 Willie Montanez, L (8, PH) OBP: 0.247, SLG: 0.270 Kent Tekulve, R (9, 1)			K	1B				F4-3 F4-3 1B		2 1 0	0 0 0	1 1 0	0 0 0	0 0 0	1 0 0	1 0 0
Inning Stats	R: 0 E: 0 K: 0 S: 3 H: 0 LOB: 0 BB: 0 P: 3	R: 0 E: 0 K: 0 S: 4 H: 1 LOB: 1 BB: 0 P: 4	R: 0 E: 0 K: 1 S: 5 H: 0 LOB: 1 BB: 1 P: 9	R: 1 E: 0 K: 0 S: 4 H: 1 LOB: 0 BB: 0 P: 4	R: 0 E: 0 K: 1 S: 6 H: 1 LOB: 1 BB: 0 P: 6	R: 0 E: 0 K: 1 S: 5 H: 0 LOB: 0 BB: 0 P: 5	R: 0 E: 0 K: 0 S: 4 H: 1 LOB: 1 BB: 0 P: 4	R: 0 E: 0 K: 0 S: 4 H: 1 LOB: 1 BB: 0 P: 4	R: 0 E: 0 K: 0 S: 4 H: 1 LOB: 3 BB: 1 P: 8	1B: 5 2B: 0 3B: 0 HR: 1	SF: 0 SAC: 0 DP: 0 HBP: 0						

PITCHER		IP	WLS	BF	H	R	ER	SO	BB	IBB	HBP	BLK	WP	HR	S	P	ERA	WHIP
Ed Lynch, R ERA: 2.59	(1, 1)	7.0	W	26	4	1	1	3	1	0	0	0	0	1	31	35	1.29	0.714
Neil Allen, R ERA: 2.96	(8, 1)	2.0	S	9	2	0	0	0	1	0	0	0	0	0	8	12	0.00	1.500

PITCHER	IP	WLS	BF	H	R	ER	SO	BB	IBB	HBP	BLK	WP	HR	S	P	ERA	WHIP

AB	33
R	1
H	6
RBI	1
BB	2
SO	3
LOB	15

1B: 5	SF: 0	WP: 0	PA: 35
2B: 0	SAC: 0	PB: 0	
3B: 0	DP: 0	SB: 2	
HR: 1	HBP: 0	CS: 0	

livebaseballscorecards.com

Batter	1	2	3	4	5	6	7	8	9	AB	R	H	RBI	BB	SO	LOB
Mookie Wilson, S (1, 8) OBP: 0.333, SLG: 0.382	0-0 2B 1B		0-0 3-1 ①		SSS 0-3 K ①		0-0 SH1-4 ① 1-2		0-0 L5 ②	3	1	1	0	0	1	1
Bob Bailor, R (6, 7) OBP: 0.343, SLG: 0.295										1	0	0	0	0	1	0
John Stearns, R (1, 2) OBP: 0.322, SLG: 0.317	0-0 1B G4-6-3 1-H 2B		0-0 5-3 ②		0-0 1B SF7 1-2 1B		BBBB 4-0 1B BB		SSS 0-3 K ③	3	2	2	1	1	0	0
Hubie Brooks, R (1, 5) OBP: 0.343, SLG: 0.397	0-0 G4-6-3 2-3 1B		0-0 F7 ③		0-0 S 1-3 2-H 1B		0-0 ② 1-3 2-H 1B			4	0	3	2	0	0	0
Rusty Staub, L (1, 3) OBP: 0.387, SLG: 0.405	0-0 G4-6-3 ① ② 1-2f 3-H			0-0 F8 ①	0-0 SF7 ② 1-2 3-H		0-0 L7 ③			3	0	0	1	0	0	2
Ellis Valentine, R (9, 9) OBP: 0.234, SLG: 0.349										0	0	0	0	0	0	0
Lee Mazzilli, S (1, 7) (6, 8) OBP: 0.334, SLG: 0.371	0-0 1B			0-0 1B 1B	0-0 4-3 ③			0-0 4-3 S CS 1B		4	0	3	0	0	0	1
Mike Jorgensen, L (1, 9) (9, 3) OBP: 0.284, SLG: 0.398	0-0 P4 ③			0-0 1-3 1B		0-0 F7 ①		0-0 4-3 ① 1-3		4	0	1	0	0	0	2
Frank Taveras, R (1, 6) OBP: 0.264, SLG: 0.280		0-0 F9 ①		0-0 P2 ②		0-0 F7 ②		H 1-0 CS HBP		3	0	0	0	0	0	2
Ray Searage, L (8, 1) OBP: 1.000, SLG: 1.000										0	0	0	0	0	0	0
Doug Flynn, R (1, 4) OBP: 0.240, SLG: 0.284		0-0 F9 ②		0-0 F4-3 ③		0-0 F6 ③		0-0 ② ③ CS 1-3 3-H		4	0	0	0	0	0	2
Greg Harris, S (1, 1) OBP: 0.125, SLG: 0.188		0-0 F8 ③			0-0 1B 1B 1B		BBBB 4-0 SH1-4 1B BB		0-0 F6-3 ①	1	0	0	0	0	0	0
Ron Hodges, L (5, PH) OBP: 0.361, SLG: 0.394										1	1	1	0	0	0	0
Terry Leach, R (5, 1)										0	1	0	0	1	0	0
Ron Gardenhire, R (8, 6)										1	0	0	0	0	0	0
Inning Stats	R: 2 E: 0 K: 0 S: 6 H: 4 LOB: 1 BB: 0 P: 6	R: 0 E: 0 K: 0 S: 3 H: 0 LOB: 0 BB: 0 P: 3	R: 0 E: 0 K: 0 S: 3 H: 0 LOB: 0 BB: 0 P: 3	R: 0 E: 0 K: 0 S: 5 H: 2 LOB: 2 BB: 0 P: 5	R: 2 E: 0 K: 1 S: 8 H: 3 LOB: 1 BB: 0 P: 8	R: 0 E: 0 K: 0 S: 3 H: 0 LOB: 0 BB: 0 P: 3	R: 1 E: 0 K: 0 S: 3 H: 1 LOB: 1 BB: 2 P: 11	R: 0 E: 0 K: 0 S: 2 H: 1 LOB: 1 BB: 0 P: 3	R: 0 E: 0 K: 1 S: 5 H: 0 LOB: 0 BB: 0 P: 5	1B: 10 2B: 2 3B: 0 HR: 0			SF: 1 SAC: 1 DP: 2 HBP: 1				

TOP

New York Mets @ Pittsburgh Pirates

Three Rivers Stadium, Pittsburgh, PA

Wed Sep 09 1981, 7:05 PM EDT

Att. 7,089 - Unknown

livebaseballscorecards.com

AB	32
R	5
H	11
RBI	4
BB	2
SO	2
LOB	10

WP: 0 PB: 0 SB: 2 CS: 1 PA: 38

PITCHER		IP	WLS	BF	H	R	ER	SO	BB	IBB	HBP	BLK	WP	HR	S	P	ERA	WHIP
Pascual Perez, R ERA: 4.48	(1, 1)	4.1	L	21	9	4	4	1	0	0	0	0	0	0	23	23	8.31	2.077
Don Robinson, R ERA: 6.75	(5, 1)	2.1		9	1	1	1	0	2	0	0	0	0	0	7	15	3.86	1.286
Rod Scurry, L ERA: 3.98	(7, 1)	1.1		4	1	0	0	0	0	0	1	0	0	0	3	4	0.00	0.750
Kent Tekulve, R ERA: 2.72	(9, 1)	1.0		3	0	0	0	1	0	0	0	0	0	0	5	5	0.00	0.000

PITCHER	IP	WLS	BF	H	R	ER	SO	BB	IBB	HBP	BLK	WP	HR	S	P	ERA	WHIP

New York Mets @ Pittsburgh Pirates

Three Rivers Stadium, Pittsburgh, PA

Wed Sep 09 1981, 7:05 PM EDT

Att. 7,089 - Unknown

BOTTOM

Batter	1	2	3	4	5	6	7	8	9	AB	R	H	RBI	BB	SO	LOB
Omar Moreno, L (1, 8) OBP: 0.327, SLG: 0.363	0-0 1B SF7-4 2B		0-0 ① F8		0-0 ② L1		0-0 ③ G3			4	1	1	0	0	0	0
Tim Foli, R (1, 6) OBP: 0.272, SLG: 0.289	0-0 SF7-4 2-3 1B		0-0 HR 3B		0-0 1B			0-0 ① 5-3		4	1	3	0	0	0	0
Bill Madlock, R (1, 5) OBP: 0.412, SLG: 0.492	0-0 ① ② SF7-4 1-2 3-H		0-0 3-H HR		0-0 ③ F9			B B B 4-0 BB		2	1	1	3	1	0	1
Jason Thompson, L (1, 3) OBP: 0.374, SLG: 0.431 Gary Alexander, R (8, PH) OBP: 0.295, SLG: 0.475 Kent Tekulve, R (9, 1)	0-0 ③ F9		B B B 4-0 G3-6-3 BB			0-0 1B		0-0 ② F7		2 1 0	0 0 0	1 0 0	0 0 0	1 0 0	0 0 0	0 1 0
Mike Easler, L (1, 7) OBP: 0.334, SLG: 0.437		0-0 L1-6 CI 1B	0-0 ② ③ G3-6-3 1-2f			0-0 ① F8		0-0 ③ F9		4	0	1	0	0	0	3
Dale Berra, R (1, 4) OBP: 0.316, SLG: 0.328 Rod Scurry, L (7, 1) OBP: 0.278, SLG: 0.188 Bill Robinson, R (9, 3) OBP: 0.260, SLG: 0.360		s 0-1 CI 1B 1-2		0-0 ① F4		0-0 ② F8			0-0 ① 5-3	2 0 1	0 0 0	0 0 0	0 0 0	0 0 0	1 0 0	1 0 0
Lee Lacy, R (1, 9) OBP: 0.298, SLG: 0.354		0-0 ① ② L1-6 2-3		0-0 ② 5-3		0-0 ③ F4			0-0 ② 6-3	4	0	0	0	0	0	3
Steve Nicosia, R (1, 2) OBP: 0.297, SLG: 0.328 Willie Montanez, L (7, PH) OBP: 0.245, SLG: 0.267 Tony Peña, R (8, 2) OBP: 0.316, SLG: 0.380		0-0 FC4 1-3 1B		0-0 ③ F4			0-0 ① G3		0-0 ③ F8	2 1 1	0 0 0	1 0 0	0 0 0	0 0 0	0 0 0	0 0 0
Pascual Perez, R (1, 1) OBP: 0.150, SLG: 0.250 Don Robinson, R (5, 1) OBP: 0.364, SLG: 0.300 Johnny Ray, S (7, 4) OBP: 0.313, SLG: 0.400		0-0 ③ FC4 1-2f			S S S 0-3 ① K		0-0 ② F7			1 1 1	0 0 0	0 0 0	0 0 0	0 1 0	0 0 0	2 0 0
Inning Stats	R: 1 E: 0 K: 0 S: 4 H: 2 LOB: 0 BB: 0 P: 4	R: 0 E: 1 K: 0 S: 5 H: 2 LOB: 2 BB: 0 P: 5	R: 2 E: 0 K: 0 S: 4 H: 2 LOB: 0 BB: 1 P: 8	R: 0 E: 0 K: 0 S: 3 H: 0 LOB: 0 BB: 0 P: 3	R: 0 E: 0 K: 1 S: 6 H: 1 LOB: 1 BB: 0 P: 6	R: 0 E: 0 K: 0 S: 4 H: 1 LOB: 1 BB: 0 P: 4	R: 0 E: 0 K: 0 S: 3 H: 0 LOB: 0 BB: 0 P: 3	R: 0 E: 0 K: 0 S: 3 H: 0 LOB: 1 BB: 1 P: 7	R: 0 E: 0 K: 0 S: 3 H: 0 LOB: 0 BB: 0 P: 3	1B: 5 2B: 3 3B: 1 HR: 1	SF: 1 SAC: 0 DP: 3 HBP: 0					WP: 0 PB: 0 SB: 0 CS: 0	PA: 35

livebaseballscorecards.com

	AB	31
	R	3
	H	8
	RBI	3
	BB	2
	SO	1
	LOB	11

PITCHER		IP	WLS	BF	H	R	ER	SO	BB	IBB	HBP	BLK	WP	HR	S	P	ERA	WHIP
Greg Harris, R ERA: 4.39	(1, 1)	4.0		17	6	3	3	0	1	0	0	0	0	1	16	20	6.75	1.750
Terry Leach, R ERA: 1.5	(5, 1)	3.1	W	13	2	0	0	1	1	0	0	0	0	0	14	18	0.00	0.900
Ray Searage, L ERA: 4.37	(8, 1)	1.2	S	5	0	0	0	0	0	0	0	0	0	0	5	5	0.00	0.000

PITCHER	IP	WLS	BF	H	R	ER	SO	BB	IBB	HBP	BLK	WP	HR	S	P	ERA	WHIP

Batter	1	2	3	4	5	6	7	8	9	AB	R	H	RBI	BB	SO	LOB
Pete Rose, S (1, 3) OBP: 0.393, SLG: 0.408	F8	WP BB 1B 1B	BBB 4-0 G4-6-3 BB			0-0 F8		0-0 3-1		4	1	1	0	1	0	0
Jerry Reed, R (8, 1)										0	0	0	0	0	0	0
Bake McBride, L (1, 9) OBP: 0.298, SLG: 0.364	E6 2B	0-0 F9	0-0 G4-6-3 1-2f			0-0 F8		0-0 G3		4	1	0	0	0	0	3
Greg Gross, L (6, 9) OBP: 0.323, SLG: 0.306										1	0	0	0	0	0	0
Gary Matthews, R (8, 7)																
Gary Matthews, R (1, 7) OBP: 0.367, SLG: 0.411	0-0 2B 1-H 2B	BBBB 4-0 WP 1B 1-2 BB		0-0 F2		BBBB 4-0 BB		BBBB 4-0 BB		2	2	1	1	2	0	0
Del Unser, L (6, 7) OBP: 0.316, SLG: 0.255										0	0	0	0	1	0	0
Del Unser, L (8, 3)																
Mike Schmidt, R (1, 5) OBP: 0.427, SLG: 0.641	BBBB 4-0 2B 1B BB	BBBB 4-0 1B E 1-2 2-3 BB		0-0 1B		0-0 P9		0-0 1-4-3		2	2	1	0	2	0	1
Ramon Aviles, R (6, 5) OBP: 0.190, SLG: 0.105										1	0	0	0	0	0	1
Keith Moreland, R (1, 2) OBP: 0.320, SLG: 0.441	0-0 1B 1-3 2-H 2B	0-0 E7 1-H 2-H 3-H 1B		0-0 F7			0-0 L8		0-0 6-3	2	0	2	3	0	0	0
Bob Boone, R (2, 2) OBP: 0.280, SLG: 0.295										3	0	0	0	0	0	1
Garry Maddox, R (1, 8) OBP: 0.309, SLG: 0.362	0-0 BB 1B 2-H 3-H 1B	SSS 0-3 K		0-0 F8			0-0 E 1B		0-0 FC5-4 1B	4	1	2	1	0	1	1
Bob Dernier, R (7, 8) OBP: 1.000, SLG: 1.000										1	0	1	0	0	0	0
Larry Bowa, S (1, 6) OBP: 0.322, SLG: 0.323	BBBB 4-0 1B 1-2 BB		0-0 2B 3B		0-0 4-3		0-0 E1 1-3	SSS 0-3 K	0-0	3	1	1	0	1	0	1
Ryne Sandberg, R (7, 6)										1	0	0	0	0	1	1
Manny Trillo, R (1, 4) OBP: 0.343, SLG: 0.410	0-0 1-2 2-H 1B		0-0 4-3 3-H 2B		0-0 F7		0-0 P4		0-0 FC5-4 1-2f	5	0	2	2	0	0	3
Steve Carlton, L (1, 1) OBP: 0.172, SLG: 0.232	0-0 G3		0-0 4-3 2-3		0-0 G3		0-0 L6			4	0	0	0	0	0	5
Dick Davis, R (8, 9) OBP: 0.444, SLG: 0.507										0	0	0	0	0	0	0
Inning Stats	R: 4 E: 1 K: 0 S: 7 H: 4 LOB: 2 BB: 2 P: 15	R: 3 E: 1 K: 1 S: 6 H: 2 LOB: 0 BB: 2 P: 14	R: 1 E: 0 K: 0 S: 4 H: 2 LOB: 1 BB: 1 P: 8	R: 0 E: 0 K: 0 S: 4 H: 1 LOB: 1 BB: 0 P: 4	R: 0 E: 0 K: 0 S: 3 H: 0 LOB: 0 BB: 0 P: 3	R: 0 E: 0 K: 0 S: 3 H: 0 LOB: 1 BB: 1 P: 7	R: 0 E: 1 K: 0 S: 5 H: 1 LOB: 2 BB: 0 P: 5	R: 0 E: 0 K: 0 S: 3 H: 0 LOB: 1 BB: 1 P: 7	R: 0 E: 0 K: 1 S: 6 H: 1 LOB: 1 BB: 0 P: 6	1B: 7 2B: 3 3B: 1 HR: 0 SF: 0 SAC: 0 DP: 1 HBP: 0							

TOP

Philadelphia Phillies @ Pittsburgh Pirates
Three Rivers Stadium, Pittsburgh, PA
Fri Sep 11 1981, 7:05 PM EDT
Att. 12,799 - Unknown

livebaseballscorecards.com

AB	37
R	8
H	11
RBI	7
BB	7
SO	2
LOB	17

WP: 1 PB: 0 SB: 0 CS: 0 PA: 44

PITCHER		IP	WLS	BF	H	R	ER	SO	BB	IBB	HBP	BLK	WP	HR	S	P	ERA	WHIP
Rick Rhoden, R ERA: 4.14	(1, 1)	1.2	L	14	6	7	4	0	4	0	0	0	1	0	10	26	21.60	6.000
Ernie Camacho, R ERA: 2.6	(2, 1)	1.1		6	2	1	1	1	1	0	0	0	0	0	7	11	6.75	2.250
Bob Long, R ERA: 6.94	(4, 1)	2.0		7	1	0	0	0	0	0	0	0	0	0	7	7	0.00	0.500
Victor Cruz, R ERA: 2.67	(6, 1)	1.0		4	0	0	0	0	1	0	0	0	0	0	3	7	0.00	1.000
Mark Lee, R ERA: 0.9	(7, 1)	2.0		9	1	0	0	0	1	0	0	0	0	0	8	12	0.00	1.000

PITCHER		IP	WLS	BF	H	R	ER	SO	BB	IBB	HBP	BLK	WP	HR	S	P	ERA	WHIP
Kent Tekulve, R ERA: 2.66	(9, 1)	1.0		4	1	0	0	1	0	0	0	0	0	0	6	6	0.00	1.000

BOTTOM

Batter	1	2	3	4	5	6	7	8	9	AB	R	H	RBI	BB	SO	LOB
Omar Moreno, L (1, 8) OBP: 0.325, SLG: 0.361 Bob Long, R (4, 1) Vance Law, R (5, PH) OBP: 0.192, SLG: 0.204 Victor Cruz, R (6, 1) Mark Lee, R (7, 1) OBP: 1.000, SLG: 1.000 Doe Boyland, L (8, PH) Johnny Ray, S (9, 4) OBP: 0.313, SLG: 0.400	G3		K		F8			6-3		2 0 1 0 0 1 0	0 0 0 0 0 0 0	0 0 0 0 0 0 0	0 0 0 0 0 0 0	0 0 0 0 0 0 0	1 0 0 0 0 0 0	1 0 0 0 0 0 0
Tim Foli, R (1, 6) OBP: 0.275, SLG: 0.292	L9		FC5-4 1-2 1B			L8		1B		4	0	2	0	0	0	0
Bill Madlock, R (1, 5) OBP: 0.416, SLG: 0.496 Kent Tekulve, R (9, 1)	BB 1B		F8 2-3			G6-4-3 1B		1-2 1B		4 0	0 0	3 0	0 0	0 0	0 0	2 0
Bill Robinson, R (1, 3) OBP: 0.259, SLG: 0.340	1-2 BB		FC5-4 1-2f			G6-4-3 1-2f		K		3	0	0	0	1	1	5
Dale Berra, R (1, 4) OBP: 0.310, SLG: 0.320 (9, 5)	K			F8			L5		G3	4	0	0	0	0	1	2
Lee Lacy, R (1, 9) OBP: 0.303, SLG: 0.353		L4		3-1			4-0 BB		S 1B	3	0	1	0	1	0	0
Gary Alexander, R (1, 7) OBP: 0.271, SLG: 0.432		K		5-3			L9		K 1-2	4	0	0	0	0	2	2
Steve Nicosia, R (1, 2) OBP: 0.289, SLG: 0.319		F8			F7		P6		3-1	4	0	0	0	0	0	2
Rick Rhoden, R (1, 1) OBP: 0.200, SLG: 0.205 Ernie Camacho, R (2, 1) Matt Alexander, S (3, PH) OBP: 0.200, SLG: 0.200 (4, 8)			F8 1B 1B		F7			F8		0 0 3	0 0 0	0 0 1	0 0 0	0 0 0	0 0 0	0 0 0
Inning Stats	R: 0 E: 0 K: 1 S: 6 H: 1 LOB: 2 BB: 1 P: 10	R: 0 E: 0 K: 1 S: 5 H: 0 LOB: 0 BB: 0 P: 5	R: 0 E: 0 K: 1 S: 7 H: 2 LOB: 2 BB: 0 P: 7	R: 0 E: 0 K: 0 S: 3 H: 0 LOB: 0 BB: 0 P: 3	R: 0 E: 0 K: 0 S: 3 H: 0 LOB: 0 BB: 0 P: 3	R: 0 E: 0 K: 0 S: 3 H: 1 LOB: 0 BB: 0 P: 3	R: 0 E: 0 K: 0 S: 3 H: 0 LOB: 1 BB: 1 P: 7	R: 0 E: 0 K: 1 S: 7 H: 2 LOB: 2 BB: 0 P: 7	R: 0 E: 0 K: 1 S: 6 H: 1 LOB: 1 BB: 0 P: 6	1B: 7 2B: 0 3B: 0 HR: 0 SF: 0 SAC: 0 DP: 1 HBP: 0						

PITCHER		IP	WLS	BF	H	R	ER	SO	BB	IBB	HBP	BLK	WP	HR	S	P	ERA	WHIP
Steve Carlton, L ERA: 2.31	(1, 1)	7.0	W	26	4	0	0	3	2	0	0	0	0	0	30	38	0.00	0.857
Jerry Reed, R ERA:	(8, 1)	2.0		9	3	0	0	2	0	0	0	0	0	0	13	13	0.00	1.500

PITCHER	IP	WLS	BF	H	R	ER	SO	BB	IBB	HBP	BLK	WP	HR	S	P	ERA	WHIP

Philadelphia Phillies @ Pittsburgh Pirates
Three Rivers Stadium, Pittsburgh, PA
Fri Sep 11 1981, 7:05 PM EDT
Att. 12,799 - Unknown

livebaseballscorecards.com

AB	33
R	0
H	7
RBI	0
BB	2
SO	5
LOB	14

WP: 0 PA: 35
PB: 0
SB: 1
CS: 0

Batter	1	2	3	4	5	6	7	8	9	AB	R	H	RBI	BB	SO	LOB
Pete Rose, S (1, 3) OBP: 0.393, SLG: 0.406	F7		G4-6-3 BB 1-2 1B		F8		1B BB 1-2 BB		F8	4	0	1	0	1	0	1
Bake McBride, L (1, 9) OBP: 0.303, SLG: 0.370	2B		BBBB 4-0 G4-6-3 1-2 2-3 BB		SSS 0-3 F9		K		6-3 S 1B	3	0	1	0	1	1	3
Lonnie Smith, R (9, PH) OBP: 0.343, SLG: 0.372										1	0	1	0	0	0	0
Gary Matthews, R (1, 7) OBP: 0.367, SLG: 0.407	SSS 0-3 K		0-0 G4-6-3 1-2f 2-3 3-H		BBBB 4-0 FC5-4 BB		BBBB 4-0 1B 1-2 2-3 BB		0-0 6-3 1-3	3	0	0	0	2	1	4
Mike Schmidt, R (1, 5) OBP: 0.424, SLG: 0.633	5-3		L8		FC5-4 1-2f		1-2 2-3 3-H 1B		SSS 0-3 K	5	0	1	1	0	1	5
Keith Moreland, R (1, 2) OBP: 0.312, SLG: 0.429		F8		P4		F9	SSS 0-3 K			4	0	0	0	0	1	3
Garry Maddox, R (1, 8) OBP: 0.305, SLG: 0.357		L8		P6		5-3		5-3		4	0	0	0	0	0	0
Larry Bowa, S (1, 6) OBP: 0.325, SLG: 0.323		1B		BBBB 4-0 BB		P6		L7		3	0	1	0	1	0	0
Manny Trillo, R (1, 4) OBP: 0.346, SLG: 0.409		6-3		F9			BB BB 1B 1B	BBBB 4-0 FC5-4 BB		3	1	1	0	1	0	2
Dickie Noles, R (1, 1) OBP: 0.000, SLG: 0.000 Warren Brusstar, R (4, 1) Greg Gross, L (5, PH) OBP: 0.250, SLG: 0.326 Sparky Lyle, L (6, 1) OBP: 0.200, SLG: 0.333 Len Matuszek, L (7, PH) OBP: 0.750, SLG: 1.000 Dick Davis, R (7, PH) OBP: 0.000, SLG: 0.000 Mike Proly, R (7, 1) Bob Boone, R (8, PH) OBP: 0.278, SLG: 0.294 Ron Reed, R (8, 1) OBP: 0.800, SLG: 0.800			BB 1B G4-6-3 1B		2B		SSS 0-3 K	1-2f FC5-4		1 0 1 0 0 0 1 0 1 0	1 0 0 0 0 0 0 0 0 0	1 0 0 0 0 0 0 0 0 0	0 0 0 0 0 0 1 0 0 0	0 0 0 0 0 0 1 0 0 0	0 0 0 0 0 0 1 0 0 0	0 0 0 0 0 0 1 0 1 0
Inning Stats	R: 0 E: 0 K: 1 S: 6 H: 1 LOB: 1 BB: 0 P: 6	R: 0 E: 0 K: 0 S: 4 H: 1 LOB: 1 BB: 0 P: 4	R: 1 E: 0 K: 0 S: 4 H: 2 LOB: 1 BB: 1 P: 8	R: 0 E: 0 K: 0 S: 3 H: 0 LOB: 1 BB: 1 P: 7	R: 0 E: 0 K: 0 S: 4 H: 1 LOB: 2 BB: 1 P: 8	R: 0 E: 0 K: 0 S: 3 H: 0 LOB: 0 BB: 0 P: 3	R: 1 E: 0 K: 3 S: 11 H: 2 LOB: 3 BB: 2 P: 19	R: 0 E: 0 K: 0 S: 3 H: 0 LOB: 1 BB: 1 P: 7	R: 0 E: 0 K: 1 S: 6 H: 1 LOB: 1 BB: 0 P: 6	1B: 6 2B: 2 3B: 0 HR: 0 SF: 0 SAC: 0 DP: 1 HBP: 0				WP: 0 PB: 0 SB: 1 CS: 0	PA: 40	

TOP

Philadelphia Phillies @ Pittsburgh Pirates
Three Rivers Stadium, Pittsburgh, PA
Sat Sep 12 1981, 7:05 PM EDT
Att. 11,370 - Unknown

livebaseballscorecards.com

AB	34
R	2
H	8
RBI	1
BB	6
SO	5
LOB	20

PITCHER		IP	WLS	BF	H	R	ER	SO	BB	IBB	HBP	BLK	WP	HR	S	P	ERA	WHIP
Eddie Solomon, R ERA: 2.78	(1, 1)	6.0	W	26	6	2	2	1	3	0	0	0	0	0	25	37	3.00	1.500
Rod Scurry, L ERA: 3.8	(7, 1)	3.0	S	14	2	0	0	4	3	0	0	0	0	0	19	31	0.00	1.667

PITCHER	IP	WLS	BF	H	R	ER	SO	BB	IBB	HBP	BLK	WP	HR	S	P	ERA	WHIP

Batter	1	2	3	4	5	6	7	8	9	AB	R	H	RBI	BB	SO	LOB
Omar Moreno, L (1, 8) OBP: 0.329, SLG: 0.362	SH2-4 S 6-3 1B		4-3	BB BB BB	FC4 2-H 3-H 1B			6-3		4	1	2	2	1	0	0
Tim Foli, R (1, 6) OBP: 0.275, SLG: 0.291	SH2-4 1-3		S 2B 1B	F2	FC4 1-2f			5-3		4	1	1	0	0	0	3
Bill Madlock, R (1, 5) OBP: 0.416, SLG: 0.496	6-3 3-H		L5 1-2	BB 1-2 2-3 BB		F7		2B		4	0	1	1	1	0	1
Jason Thompson, L (1, 3) OBP: 0.384, SLG: 0.447	2B		2-H 2B	1-2 2-3 3-H BB		FC5-4 BB		K		3	0	2	2	2	1	1
Mike Easler, L (1, 7) OBP: 0.333, SLG: 0.433	F7		IBB	3-1		FC5-4 FC6-4 1-2f				3	0	0	0	1	0	5
Tony Peña, R (1, 2) OBP: 0.315, SLG: 0.376		5-3	K		SH3-4 1B 1B	FC6-4 1-2f				4	1	1	0	0	1	3
Lee Lacy, R (1, 9) OBP: 0.307, SLG: 0.358		2B	S 2B HBP		P6		F9			3	1	1	0	0	0	1
Johnny Ray, S (1, 4) OBP: 0.333, SLG: 0.441		F9	BB BB 1-H 2B		SH3-4 1-2 1B		G3			4	2	2	1	0	0	1
Eddie Solomon, R (1, 1) OBP: 0.114, SLG: 0.114		L8	K		SH3-4 1-2 2-3		K			2	0	0	0	0	1	2
Rod Scurry, L (7, 1) OBP: 0.263, SLG: 0.176										1	0	0	0	0	1	0
Inning Stats	R: 1 E: 0 K: 0 S: 5 H: 2 LOB: 1 BB: 0 P: 5	R: 0 E: 0 K: 0 S: 4 H: 1 LOB: 1 BB: 0 P: 4	R: 1 E: 0 K: 1 S: 7 H: 2 LOB: 2 BB: 1 P: 11	R: 2 E: 0 K: 1 S: 6 H: 1 LOB: 3 BB: 3 P: 19	R: 2 E: 0 K: 0 S: 6 H: 3 LOB: 1 BB: 0 P: 6	R: 0 E: 0 K: 0 S: 3 H: 0 LOB: 1 BB: 1 P: 7	R: 0 E: 0 K: 1 S: 5 H: 0 LOB: 0 BB: 0 P: 5	R: 0 E: 0 K: 1 S: 6 H: 1 LOB: 1 BB: 0 P: 6		1B: 5 2B: 5 3B: 0 HR: 0	SF: 0 SAC: 2 DP: 0 HBP: 1			WP: 0 PB: 0 SB: 3 CS: 0	PA: 40		

PITCHER	IP	WLS	BF	H	R	ER	SO	BB	IBB	HBP	BLK	WP	HR	S	P	ERA	WHIP
Dickie Noles, R (1, 1) ERA: 4.79	3.2	L	21	6	4	4	2	2	1	1	0	0	0	21	34	9.82	2.182
Warren Brusstar, R (4, 1) ERA: 4.15	0.1		2	0	0	0	0	1	0	0	0	0	0	1	5	0.00	3.000
Sparky Lyle, L (5, 1) ERA: 4.42	2.0		10	3	2	2	0	1	0	0	0	0	0	9	13	9.00	2.000
Mike Proly, R (7, 1) ERA: 3.08	1.0		3	0	0	0	1	0	0	0	0	0	0	5	5	0.00	0.000
Ron Reed, R (8, 1) ERA: 3.42	1.0		4	1	0	0	1	0	0	0	0	0	0	6	6	0.00	1.000

PITCHER	IP	WLS	BF	H	R	ER	SO	BB	IBB	HBP	BLK	WP	HR	S	P	ERA	WHIP

BOTTOM

Philadelphia Phillies @ Pittsburgh Pirates
Three Rivers Stadium, Pittsburgh, PA
Sat Sep 12 1981, 7:05 PM EDT
Att. 11,370 - Unknown

livebaseballscorecards.com

AB	32
R	6
H	10
RBI	6
BB	5
SO	4
LOB	17

Batter	1	2	3	4	5	6	7	8	9	AB	R	H	RBI	BB	SO	LOB
Pete Rose, S (1, 3) OBP: 0.394, SLG: 0.407	K 1B 1B			6-3		K	PO 1-2	1B		4	0	2	0	0	1	0
Bake McBride, L (1, 9) OBP: 0.307, SLG: 0.373	K 1-2 1B			6-3		2B 1B		F9		4	1	2	0	0	0	1
Gary Matthews, R (1, 7) OBP: 0.366, SLG: 0.408	K 1-2 2-3			4-3		1B 1-H 2B		F7		4	1	1	1	0	1	3
Mike Schmidt, R (1, 5) OBP: 0.427, SLG: 0.632		CS 1B			1B BB	FC5 1B IBB		K		2	0	1	0	2	1	1
Keith Moreland, R (1, 2) OBP: 0.316, SLG: 0.431		K 1-2			F4	1-2 2-H 1B			4-3 S 1B	4	0	2	1	0	1	2
Bob Dernier, R (9, PR) OBP: 1.000, SLG: 1.000										0	0	0	0	0	0	0
Garry Maddox, R (1, 8) OBP: 0.302, SLG: 0.352		P4			F4	FC5 2-3f			4-3 1-3	4	0	0	0	0	0	4
Larry Bowa, S (1, 6) OBP: 0.325, SLG: 0.323			F7		1-3 1B		F7		K	3	0	1	0	0	0	0
Del Unser, L (9, PH) OBP: 0.310, SLG: 0.250										1	0	0	0	0	1	2
Manny Trillo, R (1, 4) OBP: 0.341, SLG: 0.403			F7		5-3		F9		K	4	0	0	0	0	1	4
Mark Davis, L (1, 1)										2	0	0	0	1	0	0
Ron Reed, R (8, 1) OBP: 0.600, SLG: 0.800			6-3			F7	PO BB			0	0	0	0	0	0	0

TOP

Philadelphia Phillies @ Pittsburgh Pirates
Three Rivers Stadium, Pittsburgh, PA
Sun Sep 13 1981, 3:33 AM EDT
Att. 16,493 - Unknown

livebaseballscorecards.com

AB	32
R	2
H	9
RBI	2
BB	3
SO	6
LOB	17

Inning Stats	1	2	3	4	5	6	7	8	9
	R: 0 E: 1 K: 1 S: 5	H: 2 LOB: 2 BB: 0 P: 5	R: 0 E: 0 K: 1 S: 5	H: 1 LOB: 0 BB: 0 P: 5	R: 0 E: 0 K: 0 S: 3	H: 0 LOB: 0 BB: 0 P: 3	R: 0 E: 0 K: 0 S: 3	H: 0 LOB: 0 BB: 0 P: 3	R: 0 E: 0 K: 0 S: 4	H: 1 LOB: 2 BB: 1 P: 8	R: 2 E: 0 K: 1 S: 8	H: 3 LOB: 2 BB: 1 P: 12	R: 0 E: 0 K: 0 S: 2	H: 0 LOB: 0 BB: 1 P: 6	R: 0 E: 0 K: 1 S: 6	H: 1 LOB: 1 BB: 0 P: 6	R: 0 E: 0 K: 2 S: 8	H: 1 LOB: 2 BB: 0 P: 8

| | | | | | | | | | |

Batter	1	2	3	4	5	6	7	8	9	AB	R	H	RBI	BB	SO	LOB
Omar Moreno, L (1, 8) OBP: 0.328, SLG: 0.361	4-3		K		1B			E6 1B		4	1	1	1	0	1	0
Tim Foli, R (1, 6) OBP: 0.276, SLG: 0.289	CS S BB		6-3			F9		1-3 S 1B		2	0	0	0	1	0	0
Willie Stargell, L (8, PH) OBP: 0.345, SLG: 0.370										1	0	1	0	0	0	0
Matt Alexander, S (8, PR) OBP: 0.200, SLG: 0.200										0	1	0	0	0	0	0
Kent Tekulve, R (9, 1)										0	0	0	0	0	0	0
Bill Madlock, R (1, 5) OBP: 0.421, SLG: 0.494	1B 1-2 BB		P4			CS BB		1B 1-2 IBB		1	0	0	0	3	0	0
Bill Robinson, R (1, 3) OBP: 0.263, SLG: 0.339	1-2 2-3 1B			5-3		P4 1-2		G6-4-3 1-2 2-H 3-H 1B		3	0	1	0	0	0	1
Jason Thompson, L (8, PH) OBP: 0.386, SLG: 0.450										1	0	1	2	0	0	0
(9, 3)																
Mike Easler, L (1, 7) OBP: 0.329, SLG: 0.427	L7			K			P6	G6-4-3 1-2f		4	0	0	0	0	1	4
Tony Peña, R (1, 2) OBP: 0.309, SLG: 0.370		6-3		4-3			6-3			3	0	0	0	0	0	0
Lee Lacy, R (1, 9) OBP: 0.312, SLG: 0.363		CS 1B			5-3		1B			3	0	2	0	0	0	0
Johnny Ray, S (1, 4) OBP: 0.359, SLG: 0.486		1-2 2B			SH3-4 1B		F8			3	1	2	0	0	0	1
Odell Jones, R (1, 1)		F9			SH3-4 1-2			L9		1	0	0	0	0	0	1
Willie Montanez, L (8, PH) OBP: 0.242, SLG: 0.264										1	0	0	0	0	0	0
Dale Berra, R (9, 6) OBP: 0.310, SLG: 0.320										0	0	0	0	0	0	0
Inning Stats	R: 0 E: 0 K: 0 S: 3 H: 1 LOB: 2 BB: 2 P: 11	R: 0 E: 0 K: 0 S: 4 H: 2 LOB: 1 BB: 0 P: 4	R: 0 E: 0 K: 1 S: 5 H: 0 LOB: 0 BB: 0 P: 5	R: 0 E: 0 K: 1 S: 5 H: 0 LOB: 0 BB: 0 P: 5	R: 1 E: 0 K: 0 S: 4 H: 2 LOB: 1 BB: 0 P: 4	R: 0 E: 0 K: 0 S: 2 H: 0 LOB: 0 BB: 1 P: 6	R: 0 E: 0 K: 0 S: 4 H: 1 LOB: 1 BB: 0 P: 4	R: 2 E: 1 K: 0 S: 5 H: 2 LOB: 2 BB: 1 P: 9		1B: 7 2B: 1 3B: 0 HR: 0 SF: 0 SAC: 1 DP: 1 HBP: 0							

BOTTOM

Philadelphia Phillies @ Pittsburgh Pirates
Three Rivers Stadium, Pittsburgh, PA
Sun Sep 13 1981, 3:33 AM EDT
Att. 16,493 - Unknown

livebaseballscorecards.com

AB	27
R	3
H	8
RBI	3
BB	4
SO	2
LOB	7

WP: 0 PA: 32
PB: 0
SB: 2
CS: 3

PITCHER		IP	WLS	BF	H	R	ER	SO	BB	IBB	HBP	BLK	WP	HR	S	P	ERA	WHIP
Mark Davis, L ERA: 9.14	(1, 1)	7.0		26	6	1	1	2	3	0	0	0	0	0	27	39	1.29	1.286
Ron Reed, R ERA: 3.53	(8, 1)	1.0	L	6	2	2	1	0	0	1	0	0	0	0	5	9	9.00	2.000

PITCHER	IP	WLS	BF	H	R	ER	SO	BB	IBB	HBP	BLK	WP	HR	S	P	ERA	WHIP

Batter	1	2	3	4	5	6	7	8	9	AB	R	H	RBI	BB	SO	LOB
Omar Moreno, L (1, 8) OBP: 0.329, SLG: 0.370	HR		4-3		S 1B	K		4-3		5	1	2	1	0	1	1
Tim Foli, R (1, 6) OBP: 0.274, SLG: 0.287	6-3		6-3		P5 1-2	4-3			1B 1B	5	0	1	0	0	0	2
Bill Madlock, R (1, 5) OBP: 0.422, SLG: 0.492	F8		L9			E 1B 1B	BBBB BB 1B BB		G4-6-3 1-2 1B	3	2	1	0	1	0	0
Dale Berra, R (7, 5) OBP: 0.313, SLG: 0.324										1	0	1	0	0	0	0
Jason Thompson, L (1, 3) OBP: 0.382, SLG: 0.440	F7			4-3		E6 1B 1-3 1B	BBBB 1B 1-2 BB		K	4	1	0	0	1	1	3
Dave Parker, L (1, 9) OBP: 0.282, SLG: 0.458		HR		F8 S 1B		E 1B 1-2 2B 3-H 1B	SSS K		G4-6-3 1-2f	5	2	3	2	0	1	4
Mike Easler, L (1, 7) OBP: 0.325, SLG: 0.421		3-1		F8 1-3		SSS K	SSS K			4	0	0	0	0	2	5
Tony Peña, R (1, 2) OBP: 0.314, SLG: 0.373		4-3		6-3		E2 1-3 2B 2-H 1B	 1-3 1B 2-H			4	1	2	2	0	0	1
Johnny Ray, S (1, 4) OBP: 0.372, SLG: 0.475	1B				F9	2B IBB		5-3		3	1	1	0	1	0	0
Luis Tiant, R (1, 1) OBP: 0.250, SLG: 0.273	F7				6-3	1-H 2-H 3-H 2B		F7		4	0	1	3	0	0	1
Inning Stats	R: 1 E: 0 K: 0 S: 4 H: 1 LOB: 0 BB: 0 P: 4	R: 1 E: 0 K: 0 S: 5 H: 2 LOB: 1 BB: 0 P: 5	R: 0 E: 0 K: 0 S: 3 H: 0 LOB: 0 BB: 0 P: 3	R: 0 E: 0 K: 0 S: 4 H: 1 LOB: 1 BB: 0 P: 4	R: 0 E: 0 K: 0 S: 4 H: 1 LOB: 1 BB: 0 P: 4	R: 5 E: 2 K: 2 S: 12 H: 4 LOB: 1 BB: 1 P: 16	R: 1 E: 0 K: 2 S: 7 H: 1 LOB: 2 BB: 2 P: 15	R: 0 E: 0 K: 0 S: 3 H: 0 LOB: 0 BB: 0 P: 3	R: 0 E: 0 K: 1 S: 6 H: 2 LOB: 1 BB: 0 P: 6	1B: 9 2B: 1 3B: 0 HR: 2 SF: 0 SAC: 0 DP: 1 HBP: 0						

TOP

Pittsburgh Pirates @ Chicago Cubs

Wrigley Field, Chicago, IL

Tue Sep 15 1981, 3:33 AM CDT

Att. 5,254 - Cloudy - 66 F

livebaseballscorecards.com

AB	38
R	8
H	12
RBI	8
BB	3
SO	5
LOB	17

WP: 0 PB: 0 SB: 2 CS: 0 PA: 41

PITCHER		IP	WLS	BF	H	R	ER	SO	BB	IBB	HBP	BLK	WP	HR	S	P	ERA	WHIP
Mike Griffin, R ERA: 3.23	(1, 1)	5.0	L	22	6	4	4	0	0	0	0	0	0	2	22	22	7.20	1.200
Willie Hernandez, L ERA: 5.4	(6, 1)	0.2		6	3	3	2	2	0	1	0	0	0	0	9	13	27.00	4.500
Rawly Eastwick, R ERA: 2.36	(6, 1)	0.1		1	0	0	0	0	0	0	0	0	0	0	1	1	0.00	0.000
Doug Capilla, L ERA: 3.12	(7, 1)	3.0		12	3	1	1	3	2	0	0	0	0	0	16	24	3.00	1.667

PITCHER	IP	WLS	BF	H	R	ER	SO	BB	IBB	HBP	BLK	WP	HR	S	P	ERA	WHIP

BOTTOM

Pittsburgh Pirates @ Chicago Cubs

Wrigley Field, Chicago, IL

Tue Sep 15 1981, 3:33 AM CDT

Att. 5,254 - Cloudy - 66 F

livebaseballscorecards.com

Batter	1	2	3	4	5	6	7	8	9	AB	R	H	RBI	BB	SO	LOB
Bobby Bonds, R (1, 8) OBP: 0.343, SLG: 0.437	B1-3		P3			P4			HR	3	0	0	0	0	0	0
Doug Capilla, L (7, 1)									BB	0	0	0	0	0	0	0
Scot Thompson, L (9, PH) OBP: 0.212, SLG: 0.213										0	1	0	0	1	0	0
Ivan De Jesus, R (1, 6) OBP: 0.270, SLG: 0.216	K			F7			4-3		K	4	0	1	0	0	2	1
							1B									
Bill Buckner, L (1, 3) OBP: 0.352, SLG: 0.472	1B			P3			F9		L7	4	0	1	0	0	0	2
Leon Durham, L (1, 9) OBP: 0.359, SLG: 0.482	F9			P6			4-3		HR	4	1	1	2	0	0	2
							1-2		1-H							
Steve Henderson, R (1, 7) OBP: 0.353, SLG: 0.362		K			K		K		4-3	4	0	0	0	0	3	1
Jody Davis, R (1, 2) OBP: 0.345, SLG: 0.377		K			P2			1B		3	0	1	0	0	1	0
Ken Reitz, R (1, 5) OBP: 0.269, SLG: 0.291		F9			P3			F7		3	0	0	0	0	0	1
Pat Tabler, R (1, 4) OBP: 0.268, SLG: 0.219			5-3			4-3		F8		3	0	0	0	0	0	1
Mike Griffin, R (1, 1) OBP: 0.100, SLG: 0.100			K			P8		K		1	0	0	0	0	1	0
Willie Hernandez, L (6, 1)										0	0	0	0	0	0	0
Rawly Eastwick, R (6, 1)										0	0	0	0	0	0	0
Mel Hall, L (6, PH) OBP: 0.200, SLG: 0.800										2	0	0	0	0	1	1
(7, 8)																
Inning Stats	R: 0 E: 0 K: 1 S: 6 H: 1 LOB: 1 BB: 0 P: 6	R: 0 E: 0 K: 2 S: 7 H: 0 LOB: 0 BB: 0 P: 7	R: 0 E: 0 K: 1 S: 5 H: 0 LOB: 0 BB: 0 P: 5	R: 0 E: 0 K: 0 S: 3 H: 0 LOB: 0 BB: 0 P: 3	R: 0 E: 0 K: 1 S: 5 H: 0 LOB: 0 BB: 0 P: 5	R: 0 E: 0 K: 0 S: 3 H: 0 LOB: 0 BB: 0 P: 3	R: 0 E: 0 K: 1 S: 6 H: 1 LOB: 1 BB: 0 P: 6	R: 0 E: 0 K: 1 S: 6 H: 1 LOB: 1 BB: 0 P: 6	R: 2 E: 0 K: 1 S: 6 H: 1 LOB: 0 BB: 1 P: 10	1B: 3 2B: 0 3B: 0 HR: 1 SF: 0 SAC: 0 DP: 0 HBP: 0						

PITCHER	IP	WLS	BF	H	R	ER	SO	BB	IBB	HBP	BLK	WP	HR	S	P	ERA	WHIP
Luis Tiant, R (1, 1) ERA: 3.86	9.0	W	32	4	2	2	8	1	0	0	0	0	1	47	51	2.00	0.556

PITCHER	IP	WLS	BF	H	R	ER	SO	BB	IBB	HBP	BLK	WP	HR	S	P	ERA	WHIP

AB	31
R	2
H	4
RBI	2
BB	1
SO	8
LOB	9

WP: 0 PA: 32
PB: 0
SB: 0
CS: 0

Batter	1	2	3	4	5	6	7	8	9	AB	R	H	RBI	BB	SO	LOB
Omar Moreno, L (1, 8) OBP: 0.332, SLG: 0.370	B B B B 4-0 BB FC4-6 BB BB		S S S 0-3 ① K		S S S 0-3 ③ K		x 0-0 S 1B		I I I 4-0 E IBB	3	2	1	0	2	2	0
Tim Foli, R (1, 6) OBP: 0.277, SLG: 0.287	B B B B 4-0 FC4-6 BB 1-2 BB		x 0-0 ② 6-3			x 0-0 HR 1B	x 0-0 ③ P1 1-2		x 0-0 ③ E7 1-H 2-H	4	1	1	0	1	0	1
Bill Madlock, R (1, 5) OBP: 0.419, SLG: 0.500 Johnny Ray, S (9, 4) OBP: 0.372, SLG: 0.475	S S S 0-3 ① K		x 0-0 ③ F7			x 0-0 1-H HR		S S S 0-3 ① K		4 0	1 0	1 0	2 0	0 0	2 0	2 0
Bill Robinson, R (1, 3) OBP: 0.283, SLG: 0.362 Jason Thompson, L (8, PH) OBP: 0.381, SLG: 0.438 (8, 3)	B B B B 4-0 FC4-6 1-2 2-3 BB			S S S 0-3 ① K		x 0-0 ② 4-3 SF8 2B		x 0-0 ② 4-3		2 1	1 0	1 0	0 0	1 0	1 0	0 0
Dave Parker, L (1, 9) OBP: 0.277, SLG: 0.449	x 0-0 ② FC4-6 FC6-4 1-2f 2-3 3-H			S S S 0-3 ② K		x 0-0 ① 4-3 2-3		x 0-0 ③ 4-3		4	0	0	1	0	1	3
Tony Peña, R (1, 2) OBP: 0.317, SLG: 0.378	x 0-0 ③ FC6-4 1-2f			x 0-0 1B		x 0-0 ② SF8 3-H			x 0-0 SH1-4 2B 1B	3	1	2	1	0	0	2
Lee Lacy, R (1, 7) OBP: 0.307, SLG: 0.358		x 0-0 ① P6		S S S 0-3 ③ K		x 0-0 ③ F7			x 0-0 ① SH1-4 1-2	3	0	0	0	0	1	1
Dale Berra, R (1, 4) OBP: 0.314, SLG: 0.321 Willie Stargell, L (9, PH) OBP: 0.339, SLG: 0.364 Vance Law, R (9, 5) OBP: 0.192, SLG: 0.204	B B B B 4-0 G6-4-3 BB				x 0-0 ① G3		x 0-0 ① 5-3		S S S 0-3 ② K	2 1 0	0 0 0	0 0 0	0 0 0	1 1 0	0 1 0	0 1 0
Rick Rhoden, R (1, 1) OBP: 0.190, SLG: 0.195 Willie Montanez, L (7, PH) OBP: 0.240, SLG: 0.261 Kent Tekulve, R (7, 1) Rod Scurry, L (8, 1) OBP: 0.263, SLG: 0.176 Mike Easler, L (9, PH) OBP: 0.327, SLG: 0.426 Enrique Romo, R (9, 1) Victor Cruz, R (9, 1) Mark Lee, R (9, 1) OBP: 1.000, SLG: 1.000	x 0-0 ② ③ G6-4-3 1-2f				x 0-0 ② 6-3		x 0-0 ② 4-3		x 0-0 E 2-H 2B	2 1 0 0 1 0 0 0 0	0 0 0 0 1 0 0 0 0	0 0 0 0 1 0 0 0 0	0 0 0 0 1 0 0 0 0	0 0 0 0 0 0 0 0 0	0 0 0 0 0 0 0 0 0	1 0 0 0 0 0 0 0 0
Inning Stats	R: 1 H: 0 E: 0 LOB: 2 K: 1 BB: 3 S: 5 P: 17	R: 0 H: 0 E: 0 LOB: 0 K: 0 BB: 1 S: 2 P: 6	R: 0 H: 0 E: 0 LOB: 0 K: 1 BB: 0 S: 5 P: 5	R: 0 H: 1 E: 0 LOB: 1 K: 3 BB: 0 S: 10 P: 10	R: 0 H: 0 E: 0 LOB: 0 K: 1 BB: 0 S: 5 P: 5	R: 3 H: 3 E: 0 LOB: 0 K: 0 BB: 0 S: 6 P: 6	R: 0 H: 1 E: 0 LOB: 1 K: 0 BB: 0 S: 4 P: 4	R: 0 H: 0 E: 0 LOB: 0 K: 1 BB: 0 S: 5 P: 5	R: 3 H: 2 E: 1 LOB: 1 K: 1 BB: 1 S: 7 P: 11	1B: 4 SF: 1 2B: 2 SAC: 1 3B: 0 DP: 1 HR: 1 HBP: 0						

PITCHER		IP	WLS	BF	H	R	ER	SO	BB	IBB	HBP	BLK	WP	HR	S	P	ERA	WHIP
Mark Davis, L ERA: 8.46	(1, 1)	6.0		25	4	4	4	6	4	0	0	0	0	1	33	49	6.00	1.333
Warren Brusstar, R ERA: 2.84	(7, 1)	2.0		7	1	0	0	1	0	0	0	0	0	0	9	9	0.00	0.500
Ron Reed, R ERA: 3.61	(9, 1)	1.0	L	6	2	3	1	1	0	1	0	0	0	0	7	11	9.00	2.000

PITCHER	IP	WLS	BF	H	R	ER	SO	BB	IBB	HBP	BLK	WP	HR	S	P	ERA	WHIP

TOP

Pittsburgh Pirates @ Philadelphia Phillies
Veterans Stadium, Philadelphia, PA
Fri Sep 18 1981, 7:05 PM EDT
Att. 24,537 - Unknown

livebaseballscorecards.com

AB	31
R	7
H	7
RBI	5
BB	5
SO	8
LOB	11

1B: 4	SF: 1	WP: 0	PA: 38
2B: 2	SAC: 1	PB: 0	
3B: 0	DP: 1	SB: 1	
HR: 1	HBP: 0	CS: 0	

Batter	1	2	3	4	5	6	7	8	9	AB	R	H	RBI	BB	SO	LOB
Pete Rose, S (1, 3) OBP: 0.386, SLG: 0.399	0-0 1-3 2B 2B	BBB 4-0 1B BB			x 0-0 ① L7	x 0-0 ②③ G5-4-3 1-2f		SSS 0-3 ③ K		4	1	1	0	1	1	4
Bake McBride, L (1, 9) OBP: 0.315, SLG: 0.396	x 0-0 ① 1-3 2-3	x 0-0 ③ 1-3 3-H 1B			x 0-0 ② 4-3		x 0-0 ① 4-3		x 0-0 WP 3B	5	1	2	1	0	0	1
Gary Matthews, R (1, 7) OBP: 0.368, SLG: 0.420	x 0-0 2B 3-H 2B		x 0-0 ① 3-1		x 0-0 2B		SSS 0-3 ② K		BBB 4-0 WP 1B BB	4	2	2	1	1	1	0
Mike Schmidt, R (1, 5) OBP: 0.424, SLG: 0.623	x 0-0 ② F9		x 0-0 ② L6		4-0 IBB		x 0-0 1B		SSS 0-3 ① K 1-2 3-H	4	0	1	0	1	1	2
Keith Moreland, R (1, 2) OBP: 0.322, SLG: 0.436	x 0-0 2-H 2B		x 0-0 1B		x 0-0 ③ F9		x 0-0 ③ F7		x 0-0 ② F5	5	0	2	1	0	0	4
Garry Maddox, R (1, 8) OBP: 0.293, SLG: 0.340 Del Unser, L (9, PH) OBP: 0.322, SLG: 0.250 Bob Dernier, R (9, PR) OBP: 1.000, SLG: 1.000	SSS 0-3 ③ K	SSS 0-3 ③ K			x 0-0 ① P4		SSS 0-3 ① K	BBBB 4-0 1B BB		4 0 0	0 0 0	0 0 0	0 0 0	0 1 0	3 0 0	2 0 0
Larry Bowa, S (1, 6) OBP: 0.335, SLG: 0.345		x 0-0 1B 3B		x 0-0 ① L6		x 0-0 1B 1B 1B		x 0-0 ② F2	x 0-0 1-3 2-H 1B	5	2	3	1	0	0	0
Manny Trillo, R (1, 4) OBP: 0.336, SLG: 0.394		x 0-0 ① 6-3		x 0-0 ② 6-3		x 0-0 1B 1-2 1B		x 0-0 1B 1B	x 0-0 ③ 6-3	5	0	2	0	0	0	3
Mark Davis, L (1, 1) Len Matuszek, L (6, PH) OBP: 0.800, SLG: 1.000 Warren Brusstar, R (7, 1) George Vukovich, L (8, PH) OBP: 0.500, SLG: 0.647 Ron Reed, R (9, 1) OBP: 0.600, SLG: 0.800		SSS 0-3 ② K		x 0-0 ③ 6-3		x 0-0 G5-4-3 1-2 2-H 1B		x 0-0 1-3 1B		2 1 0 1 0	0 0 0 0 0	0 1 0 1 0	0 1 0 0 0	1 0 0 0 0	1 0 0 0 0	1 0 0 0 0
Inning Stats	R: 2 H: 3 E: 0 LOB: 1 K: 1 BB: 0 S: 8 P: 8	R: 1 H: 2 E: 0 LOB: 2 K: 1 BB: 1 S: 6 P: 10	R: 0 H: 1 E: 0 LOB: 1 K: 1 BB: 0 S: 6 P: 6	R: 0 H: 0 E: 0 LOB: 0 K: 0 BB: 0 S: 3 P: 3	R: 0 H: 1 E: 0 LOB: 2 K: 0 BB: 1 S: 4 P: 8	R: 1 H: 3 E: 0 LOB: 1 K: 0 BB: 0 S: 5 P: 5	R: 0 H: 1 E: 0 LOB: 1 K: 1 BB: 0 S: 6 P: 6	R: 0 H: 2 E: 0 LOB: 2 K: 2 BB: 0 S: 9 P: 9	R: 2 H: 2 E: 0 LOB: 2 K: 1 BB: 2 S: 7 P: 15	1B: 9 SF: 0 2B: 4 SAC: 0 3B: 2 DP: 1 HR: 0 HBP: 0						

PITCHER		IP	WLS	BF	H	R	ER	SO	BB	IBB	HBP	BLK	WP	HR	S	P	ERA	WHIP
Rick Rhoden, R ERA: 4.24	(1, 1)	6.0		28	10	4	4	3	1	1	0	0	0	0	32	40	6.00	1.833
Kent Tekulve, R ERA: 2.52	(7, 1)	1.2		8	3	0	0	2	0	0	0	0	0	0	12	12	0.00	1.800
Rod Scurry, L ERA: 3.78	(8, 1)	0.1	W	1	0	0	0	1	0	0	0	0	0	0	3	3	0.00	0.000
Enrique Romo, R ERA: 4.34	(9, 1)	0.0		2	1	2	2	0	1	0	0	0	0	0	1	5	∞	∞
Victor Cruz, R ERA: 2.61	(9, 1)	0.2		4	1	0	0	1	1	0	0	0	1	0	5	9	0.00	3.000

PITCHER		IP	WLS	BF	H	R	ER	SO	BB	IBB	HBP	BLK	WP	HR	S	P	ERA	WHIP
Mark Lee, R ERA: 0.87	(9, 1)	0.1	S	1	0	0	0	0	0	0	0	0	0	0	1	1	0.00	0.000

BOTTOM

Pittsburgh Pirates @ Philadelphia Phillies

Veterans Stadium, Philadelphia, PA

Fri Sep 18 1981, 7:05 PM EDT

Att. 24,537 - Unknown

livebaseballscorecards.com

AB	40
R	6
H	15
RBI	5
BB	4
SO	7
LOB	17

WP: 1 PA: 44
PB: 0
SB: 0
CS: 0

Batter	1	2	3	4	5	6	7	8	9	AB	R	H	RBI	BB	SO	LOB
Omar Moreno, L (1, 8) OBP: 0.333, SLG: 0.370	0-0 5-3 HR 1B		0-0 ① P6		SSS 0-3 ② K		0-0 ② P5		0-0 1B	5	1	2	0	0	1	2
Tim Foli, R (1, 6) OBP: 0.275, SLG: 0.285	0-0 ① 5-3 1-2		0-0 ② F8		0-0 ③ F9		0-0 E 1-2 1B		0-0 ③ F7	5	0	1	0	0	0	3
Dave Parker, L (1, 9) OBP: 0.276, SLG: 0.445	0-0 ② F9		0-0 ③ L7			0-0 1B 1B	0-0 E6 1-2 2-3			4	0	1	0	0	0	3
Jason Thompson, L (1, 3) OBP: 0.378, SLG: 0.450	0-0 2-H HR			0-0 ① F7		0-0 ① F7	SSS 0-3 ③ K			4	1	1	2	0	1	4
Mike Easler, L (1, 7) OBP: 0.326, SLG: 0.424	0-0 ③ P5			0-0 1B		SSS 0-3 ② K		0-0 ① F8		4	0	1	0	0	1	1
Tony Peña, R (1, 2) OBP: 0.321, SLG: 0.380		0-0 4-3 WP 1B		0-0 ② F2		0-0 1-2 1B		0-0 ② F5		4	0	2	0	0	0	1
Dale Berra, R (1, 5) OBP: 0.308, SLG: 0.314		0-0 ① F5		0-0 ③ F7		0-0 ③ F8		0-0 ③ 5-3		4	0	0	0	0	0	4
Johnny Ray, S (1, 4) OBP: 0.362, SLG: 0.455		0-0 ② 4-3 1-3			0-0 1B		SSS 0-3 ① K		0-0 ① F7	4	0	1	0	0	1	1
Odell Jones, R (1, 1) Don Robinson, R (4, 1) OBP: 0.333, SLG: 0.273 Willie Montañez, L (7, PH) OBP: 0.247, SLG: 0.261 Enrique Romo, R (7, 1) Mark Lee, R (8, 1) OBP: 1.000, SLG: 1.000 Doe Boyland, L (9, PH)	SSS 0-3 ③ K				0-0 ① F8		BBBB 4-0 E 1B BB		SSS 0-3 ② K	1 1 0 0 0 1	0 0 0 0 0 0	0 0 0 0 0 0	0 0 0 0 0 0	1 0 1 0 0 1	1 1 0 0 0 0	1 1 0 0 0 0
Inning Stats	R: 2 E: 0 K: 0 S: 5 H: 2 LOB: 0 BB: 0 P: 5	R: 0 E: 0 K: 1 S: 6 H: 1 LOB: 1 BB: 0 P: 6	R: 0 E: 0 K: 0 S: 3 H: 0 LOB: 0 BB: 0 P: 3	R: 0 E: 0 K: 0 S: 4 H: 1 LOB: 1 BB: 0 P: 4	R: 0 E: 0 K: 1 S: 6 H: 1 LOB: 1 BB: 0 P: 6	R: 0 E: 0 K: 1 S: 7 H: 2 LOB: 2 BB: 0 P: 7	R: 0 E: 1 K: 2 S: 9 H: 1 LOB: 3 BB: 1 P: 13	R: 0 E: 0 K: 0 S: 3 H: 0 LOB: 0 BB: 0 P: 3	R: 0 E: 0 K: 1 S: 6 H: 1 LOB: 1 BB: 0 P: 6	1B: 8 2B: 0 3B: 0 HR: 1	SF: 0 SAC: 0 DP: 0 HBP: 0			WP: 1 PB: 0 SB: 0 CS: 0		PA: 38	

PITCHER		IP	WLS	BF	H	R	ER	SO	BB	IBB	HBP	BLK	WP	HR	S	P	ERA	WHIP
Dan Larson, R ERA: 3.94	(1, 1)	6.0	W	25	7	2	2	3	0	0	0	0	1	1	31	31	3.00	1.167
Larry Christenson, R ERA: 3.78	(7, 1)	3.0	S	13	2	0	0	3	1	0	0	0	0	0	18	22	0.00	1.000

PITCHER	IP	WLS	BF	H	R	ER	SO	BB	IBB	HBP	BLK	WP	HR	S	P	ERA	WHIP

TOP

Pittsburgh Pirates @ Philadelphia Phillies

Veterans Stadium, Philadelphia, PA

Sat Sep 19 1981, 3:33 AM EDT

Att. 30,446 - Unknown

livebaseballscorecards.com

AB	37
R	2
H	9
RBI	2
BB	1
SO	6
LOB	21

Batter	1	2	3	4	5	6	7	8	9	AB	R	H	RBI	BB	SO	LOB
Lonnie Smith, R (1, 8) (9, 7) OBP: 0.352, SLG: 0.397	P5		1-3	HR 1-3 2-H		6-3		1B S 1B		5	2	3	1	0	0	0
Pete Rose, S (1, 3) OBP: 0.389, SLG: 0.401 Del Unser, L (9, 3) OBP: 0.322, SLG: 0.250	BB 1B BB B B B		1B 1B	5-3		6-3 2-3		1-3 1B		4 0	2 0	2 0	0 0	1 0	0 0	3 0
Gary Matthews, R (1, 7) OBP: 0.371, SLG: 0.432 Bob Dernier, R (9, 8) OBP: 1.000, SLG: 1.000	BB 1-2		1B 1-2	HR 2-H 3-H		F2		K S S S		5 0	1 0	3 0	3 0	0 0	1 0	3 0
Mike Schmidt, R (1, 5) OBP: 0.424, SLG: 0.618 Ryne Sandberg, R (9, 6)	F8		F8	F8		IBB		BB 1B IBB		3 0	0 0	0 0	0 0	2 0	0 0	4 0
Keith Moreland, R (1, 2) OBP: 0.326, SLG: 0.434 Larry Christenson, R (7, 1) OBP: 0.129, SLG: 0.103	BB B B B 1-2 2-3		FC6-4 1B 1-2 2-H	3-1		P4-9		K S S S		3 1	0 0	1 0	1 0	1 0	0 1	2 3
Dick Davis, R (1, 9) OBP: 0.437, SLG: 0.506	P6		FC6-4 1-2f		5-3	2B	BB 1-2 2-H 3-H 1B			5	0	2	2	0	0	5
Larry Bowa, S (1, 6) OBP: 0.336, SLG: 0.350 Luis Aguayo, R (9, 4) OBP: 0.293, SLG: 0.307		P5	1B 3B		E9	F8 B B B B	BB 1-2 2-3			4 0	1 0	1 0	0 0	1 0	0 0	1 0
Manny Trillo, R (1, 4) OBP: 0.335, SLG: 0.392 Ramon Aviles, R (8, 4) OBP: 0.182, SLG: 0.100 (9, 5)		6-3	1B 2B 1B 3-H	S S S K		5-3	F7			4 1	1 0	1 0	1 0	0 0	1 0	2 3
Dan Larson, R (1, 1) OBP: 0.167, SLG: 0.167 Bob Boone, R (7, 2) OBP: 0.273, SLG: 0.286		6-3	2B HR 1-2 1B	1-3		5-3				3 1	1 0	1 0	0 0	0 0	0 0	1 1
Inning Stats	R: 0 E: 0 K: 0 S: 4 H: 1 LOB: 3 BB: 2 P: 12	R: 0 E: 0 K: 0 S: 3 H: 0 LOB: 0 BB: 0 P: 3	R: 1 E: 0 K: 0 S: 6 H: 3 LOB: 2 BB: 0 P: 6	R: 5 E: 0 K: 0 S: 8 H: 5 LOB: 0 BB: 0 P: 8	R: 0 E: 1 K: 1 S: 6 H: 0 LOB: 1 BB: 0 P: 6	R: 0 E: 0 K: 0 S: 4 H: 1 LOB: 2 BB: 1 P: 8	R: 0 E: 0 K: 0 S: 4 H: 1 LOB: 1 BB: 0 P: 4	R: 2 E: 0 K: 2 S: 10 H: 3 LOB: 3 BB: 2 P: 18		1B: 9 2B: 3 3B: 1 HR: 1 SF: 0 SAC: 0 DP: 0 HBP: 0						

PITCHER		IP	WLS	BF	H	R	ER	SO	BB	IBB	HBP	BLK	WP	HR	S	P	ERA	WHIP
Odell Jones, R ERA: 2.79	(1, 1)	3.0	L	18	7	4	4	0	2	0	0	0	0	0	16	24	12.00	3.000
Don Robinson, R ERA: 6.67	(4, 1)	3.0		14	3	2	2	1	0	1	0	0	0	1	15	19	6.00	1.000
Enrique Romo, R ERA: 4.62	(7, 1)	1.2		11	4	2	2	2	1	1	0	0	0	0	13	21	10.80	3.000
Mark Lee, R ERA: 0.84	(8, 1)	0.1		1	0	0	0	0	0	0	0	0	0	0	1	1	0.00	0.000

PITCHER	IP	WLS	BF	H	R	ER	SO	BB	IBB	HBP	BLK	WP	HR	S	P	ERA	WHIP

BOTTOM

Pittsburgh Pirates @ Philadelphia Phillies

Veterans Stadium, Philadelphia, PA

Sat Sep 19 1981, 3:33 AM EDT

Att. 30,446 - Unknown

livebaseballscorecards.com

AB	39
R	8
H	14
RBI	8
BB	5
SO	3
LOB	28

Pittsburgh Pirates @ Philadelphia Phillies

Veterans Stadium, Philadelphia, PA

Sun Sep 20 1981, 3:33 AM EDT

Att. 31,489 - Unknown

TOP

livebaseballscorecards.com

Batter	1	2	3	4	5	6	7	8	9	AB	R	H	RBI	BB	SO	LOB
Omar Moreno, L (1, 8) OBP: 0.334, SLG: 0.376	S 2B 1B	4-3			2B 3B		P5		F8	5	2	2	0	0	0	1
Tim Foli, R (1, 6) OBP: 0.278, SLG: 0.286	B B B B 1-2 2B BB		1B		6-3		F3			3	1	1	0	1	0	1
Dave Parker, L (1, 9) OBP: 0.285, SLG: 0.461	3-1 1-H 2-H 2B		S S S K		G3 3-H 2B		CS 1B			4	0	3	3	0	1	1
Jason Thompson, L (1, 3) OBP: 0.378, SLG: 0.445	3-1 2-3		F7		G3 IBB		CS 1-2	6-3		2	0	0	0	1	0	2
Bill Robinson, R (8, PH) (8, 3) OBP: 0.279, SLG: 0.356										1	0	0	0	0	0	0
Mike Easler, L (1, 7) OBP: 0.323, SLG: 0.419	F7		4-3		G3 1-2 2-3			6-3		3	0	0	0	0	0	4
Lee Lacy, R (8, PH) (8, 7) OBP: 0.306, SLG: 0.356										1	0	0	0	0	0	0
Tony Peña, R (1, 2) OBP: 0.320, SLG: 0.383	3-1			F8 2B	F9			6-3		4	0	1	0	0	0	3
Dale Berra, R (1, 5) OBP: 0.302, SLG: 0.307		P4		6-3	6-3				5-3	4	0	0	0	0	0	1
Johnny Ray, S (1, 4) OBP: 0.353, SLG: 0.458		F9		F8 2-3	4-3				WP SF8 2B	4	1	1	0	0	0	1
Eddie Solomon, R (1, 1) OBP: 0.132, SLG: 0.132		1B		S S S K	1-3				SF8 2-H	3	0	1	0	0	1	1
Kent Tekulve, R (7, 1)										0	0	0	0	0	0	0
Willie Stargell, L (9, PH) OBP: 0.333, SLG: 0.364										0	0	0	1	0	0	0
Inning Stats	R: 2 E: 0 K: 0 S: 5 H: 2 LOB: 1 BB: 1 P: 9	R: 0 E: 0 K: 0 S: 4 H: 1 LOB: 1 BB: 0 P: 4	R: 0 E: 0 K: 1 S: 6 H: 1 LOB: 1 BB: 0 P: 6	R: 0 E: 0 K: 1 S: 6 H: 1 LOB: 1 BB: 0 P: 6	R: 1 E: 0 K: 0 S: 5 H: 2 LOB: 2 BB: 1 P: 9	R: 0 E: 0 K: 0 S: 3 H: 0 LOB: 0 BB: 0 P: 3	R: 0 E: 0 K: 0 S: 3 H: 1 LOB: 0 BB: 0 P: 3	R: 0 E: 0 K: 0 S: 3 H: 0 LOB: 0 BB: 0 P: 3	R: 1 E: 0 K: 0 S: 4 H: 1 LOB: 0 BB: 0 P: 4	1B: 4 2B: 4 3B: 1 HR: 0	SF: 1 SAC: 0 DP: 0 HBP: 0					

	AB	34
	R	4
	H	9
	RBI	4
	BB	2
	SO	2
	LOB	15

WP: 1 PB: 0 SB: 1 CS: 1 PA: 38

PITCHER		IP	WLS	BF	H	R	ER	SO	BB	IBB	HBP	BLK	WP	HR	S	P	ERA	WHIP
Mike Proly, R ERA: 3.23	(1, 1)	6.0		27	7	3	3	2	1	1	0	0	0	0	29	37	4.50	1.333
Sparky Lyle, L ERA: 4.26	(7, 1)	3.0	W	10	2	1	1	0	0	0	0	0	1	0	10	10	3.00	0.667

PITCHER	IP	WLS	BF	H	R	ER	SO	BB	IBB	HBP	BLK	WP	HR	S	P	ERA	WHIP

Batter	1	2	3	4	5	6	7	8	9	AB	R	H	RBI	BB	SO	LOB
Lonnie Smith, R (1, 8) OBP: 0.363, SLG: 0.431	CS 1B		2B		F3		1B 3B 2-H			4	1	3	1	0	0	0
Garry Maddox, R (8, 8) OBP: 0.293, SLG: 0.340										0	0	0	0	0	0	0
Pete Rose, S (1, 3) OBP: 0.390, SLG: 0.402	4-3 1-2		G4-6-3 1B		F7		B2-6-3 1B 3-H			4	0	2	1	0	0	1
Gary Matthews, R (1, 7) OBP: 0.370, SLG: 0.430	F4		G4-6-3 1-2f		FC5-4 1B		B2-6-3 1-2f			4	0	1	0	0	0	2
Mike Schmidt, R (1, 5) OBP: 0.422, SLG: 0.622		K		4-3	FC5-4 1-2f		HR			4	1	1	1	0	1	1
Keith Moreland, R (1, 2) OBP: 0.324, SLG: 0.426		L8		1B BB SF8 BB		F9	4-3			3	1	0	0	1	0	0
Bake McBride, L (1, 9) OBP: 0.320, SLG: 0.397		1B BLK 1B		1B 1-2 BB		4-3		G6-3 BB		2	0	1	0	1	0	0
Sparky Lyle, L (7, 1) OBP: 0.400, SLG: 0.250										0	0	0	0	1	0	0
Larry Bowa, S (1, 6) OBP: 0.338, SLG: 0.350		1B 1-2 BB		1-2 2-3 1B		F5		G6-3 1-2f		3	0	1	0	1	0	1
Manny Trillo, R (1, 4) OBP: 0.337, SLG: 0.395		FC6-4 1-2 2-3 1B		SF8 3-H			E9 2B 1B	5-3		3	1	2	1	0	0	0
Mike Proly, R (1, 1)										2	0	0	0	0	0	5
Greg Gross, L (7, 9) OBP: 0.333, SLG: 0.341		FC6-4 1-2f		F8			3B 2B 3-H			1	1	1	1	0	0	0
Inning Stats	R: 0 H: 1 E: 0 LOB: 0 K: 0 BB: 0 S: 3 P: 3	R: 0 H: 2 E: 0 LOB: 3 K: 1 BB: 1 S: 7 P: 11	R: 0 H: 2 E: 0 LOB: 0 K: 0 BB: 0 S: 3 P: 3	R: 1 H: 1 E: 0 LOB: 2 K: 0 BB: 2 S: 4 P: 12	R: 0 H: 1 E: 0 LOB: 1 K: 0 BB: 0 S: 4 P: 4	R: 0 H: 0 E: 0 LOB: 0 K: 0 BB: 0 S: 3 P: 3	R: 4 H: 5 E: 1 LOB: 0 K: 0 BB: 0 S: 7 P: 7	R: 0 H: 0 E: 0 LOB: 0 K: 0 BB: 1 S: 2 P: 6		1B: 8 SF: 1 2B: 2 SAC: 0 3B: 1 DP: 3 HR: 1 HBP: 0						

PITCHER		IP	WLS	BF	H	R	ER	SO	BB	IBB	HBP	BLK	WP	HR	S	P	ERA	WHIP
Eddie Solomon, R ERA: 2.95	(1, 1)	6.0	L	28	10	4	4	1	3	0	0	1	0	0	27	39	6.00	2.167
Kent Tekulve, R ERA: 2.6	(7, 1)	2.0		7	2	1	1	0	1	0	0	0	0	1	6	10	4.50	1.500

PITCHER	IP	WLS	BF	H	R	ER	SO	BB	IBB	HBP	BLK	WP	HR	S	P	ERA	WHIP

BOTTOM

Pittsburgh Pirates @ Philadelphia Phillies
Veterans Stadium, Philadelphia, PA
Sun Sep 20 1981, 3:33 AM EDT
Att. 31,489 - Unknown

livebaseballscorecards.com

AB	30
R	5
H	12
RBI	5
BB	4
SO	1
LOB	10

WP: 0 PA: 35
PB: 0
SB: 0
CS: 1

Batter	1	2	3	4	5	6	7	8	9	10	11	12	13	AB	R	H	RBI	BB	SO	LOB
Omar Moreno, L OBP: 0.332, SLG: 0.375 (1, 8)	F9		F8			K		2B		K		F9 2-3		6	0	1	0	0	2	2
Tim Foli, R OBP: 0.279, SLG: 0.284 (1, 6)	F8			5-3		F4-6-3 1B		F4-3		4-3		BB 1-2		5	0	1	0	1	0	1
Dave Parker, L OBP: 0.284, SLG: 0.457 (1, 9) Bill Madlock, R OBP: 0.419, SLG: 0.500 (9, PR) Lee Lacy, R OBP: 0.303, SLG: 0.352 (9, 9)	F9			E6 S		F4-6-3 1-2			1B 1B 1B	F7		F9		4 0 2	0 1 0	1 0 0	0 0 0	0 0 0	0 0 3	1 0 3
Jason Thompson, L OBP: 0.380, SLG: 0.462 (1, 3) Matt Alexander, S OBP: 0.200, SLG: 0.200 (9, PR) Bill Robinson, R OBP: 0.270, SLG: 0.344 (9, 3)		HR		K 1-2			F9		SH5-4 1-2 SF8 1B		K		F8	4 0 2	1 1 0	2 0 0	1 0 0	0 0 0	1 0 1	1 0 0
Mike Easler, L OBP: 0.326, SLG: 0.419 (1, 7)		F8		BB			6-3		SF8 SH5-4 1-2 2-H 1B		F7		CS 1B	5	0	2	1	1	0	0
Tony Peña, R OBP: 0.317, SLG: 0.375 (1, 2)		K		6-3			BB		SH5-4 1-2 2-3		K		K 1-2	4	0	0	0	1	3	3
Dale Berra, R OBP: 0.298, SLG: 0.303 (1, 5) Willie Stargell, L OBP: 0.344, SLG: 0.364 (9, PH) Vance Law, R OBP: 0.189, SLG: 0.200 (9, PR) (9, 5)		K	K				F8		IBB			F9		3 0 1	0 0 0	0 0 0	0 1 0	0 0 0	2 0 0	1 0 0
Johnny Ray, S OBP: 0.339, SLG: 0.442 (1, 4)			F4-3		3-1			F4-3	SF8 2-3 3-H			F9 BB 1B		4	0	1	1	0	0	0
Luis Tiant, R OBP: 0.214, SLG: 0.231 (1, 1) Willie Montanez, L OBP: 0.245, SLG: 0.258 (8, PH) Rod Scurry, L OBP: 0.263, SLG: 0.176 (8, 1) Kent Tekulve, R (8, 1) Kurt Bevacqua, R OBP: 0.333, SLG: 0.478 (9, PH) Don Robinson, R OBP: 0.333, SLG: 0.273 (9, 1) Doe Boyland, L (12, PH) Mark Lee, R OBP: 1.000, SLG: 1.000 (12, 1)			6-3		6-3			K	K			BB 1-2		2 1 0 0 1 0 0 0 0 0	0 0 0 0 0 0 0 0 0 0	0 0 0 0 0 0 0 0 0 0	0 1 0 0 0 0 1 0 0 0	0 0 0 0 0 0 0 0 0 0	0 0 0 0 0 0 0 0 0 0	0 0 0 0 0 0 0 0 0 0
Inning Stats	R: 0 E: 0 K: 0 S: 3 H: 0 LOB: 0 BB: 0 P: 3	R: 1 E: 0 K: 2 S: 8 H: 1 LOB: 0 BB: 0 P: 8	R: 0 E: 0 K: 0 S: 3 H: 0 LOB: 0 BB: 0 P: 3	R: 0 E: 1 K: 1 S: 6 H: 0 LOB: 2 BB: 1 P: 10	R: 0 E: 0 K: 1 S: 5 H: 0 LOB: 0 BB: 0 P: 5	R: 0 E: 0 K: 1 S: 5 H: 1 LOB: 0 BB: 0 P: 5	R: 0 E: 0 K: 0 S: 3 H: 0 LOB: 1 BB: 1 P: 7	R: 0 E: 0 K: 1 S: 6 H: 1 LOB: 1 BB: 0 P: 6	R: 2 E: 0 K: 1 S: 8 H: 3 LOB: 3 BB: 1 P: 12	R: 0 E: 0 K: 1 S: 5 H: 0 LOB: 0 BB: 0 P: 5	R: 0 E: 0 K: 2 S: 7 H: 0 LOB: 0 BB: 0 P: 7	R: 0 E: 0 K: 0 S: 4 H: 1 LOB: 3 BB: 2 P: 12	R: 0 E: 0 K: 1 S: 5 H: 1 LOB: 1 BB: 0 P: 5	1B: 6 2B: 2 3B: 0 HR: 1 SF: 1 SAC: 1 DP: 2 HBP: 0	WP: 0 PB: 0 SB: 1 CS: 1 PA: 51						

PITCHER		IP	WLS	BF	H	R	ER	SO	BB	IBB	HBP	BLK	WP	HR	S	P	ERA	WHIP
Greg Harris, R ERA: 4.5	(1, 1)	8.0		30	4	2	2	6	2	0	0	0	0	1	40	48	2.25	0.750
Neil Allen, R ERA: 2.88	(9, 1)	1.0		6	2	1	1	1	0	1	0	0	0	0	7	11	9.00	2.000
Mike Marshall, R ERA: 2.55	(10, 1)	2.2		11	1	0	0	3	2	0	0	0	0	0	15	23	0.00	1.125
Terry Leach, R ERA: 1.59	(12, 1)	0.1		1	0	0	0	0	0	0	0	0	0	0	1	1	0.00	0.000
Dan Boitano, R ERA: 4.91	(13, 1)	1.0	W	3	1	0	0	1	0	0	0	0	0	0	5	5	0.00	1.000

PITCHER	IP	WLS	BF	H	R	ER	SO	BB	IBB	HBP	BLK	WP	HR	S	P	ERA	WHIP

TOP

Pittsburgh Pirates @ New York Mets

Shea Stadium, Flushing, NY

Mon Sep 21 1981, 7:05 PM EDT

Att. 7,429 - Unknown

livebaseballscorecards.com

AB	44
R	3
H	8
RBI	3
BB	5
SO	11
LOB	15

Batter	1	2	3	4	5	6	7	8	9	10	11	12	13	AB	R	H	RBI	BB	SO	LOB
Mookie Wilson, S (1, 8) OBP: 0.339, SLG: 0.397	0-0 1B 2B		0-0 L7 ③			0-0 1-3 ①		0-3 K ②		0-0 G3 ①		0-0 4-3 S 1B		6	1	2	0	0	1	2
Lee Mazzilli, S (1, 7) Mike Howard, S (9, 7) OBP: 0.286, SLG: 0.235 Dan Boitano, R (13, 1)	0-0 G5-4-3 1B 2-H			0-0 G3 ①		0-0 F4 ②		0-0 FC4-6 1B 1-2 3-H		0-3 K ②		0-0 4-3 ② 1-3		4 2 0	0 0 0	2 0 0	0 0 0	0 1 0	0 1 0	0 1 0
Hubie Brooks, R (1, 5) OBP: 0.353, SLG: 0.418	0-0 F2 ①			0-0 1B 1B 1B		0-0 5-3 ③		0-0 FC4-6 ③ 1-2f		0-0 E S 1B		4-0 IBB		5	1	2	0	1	0	3
Dave Kingman, R (1, 3) OBP: 0.316, SLG: 0.435 Mike Jorgensen, L (9, 3) OBP: 0.279, SLG: 0.374	0-0 G5-4-3 ②③ 1-2f			0-0 1B 1B 1B 1-2			0-0 6-3 ①		0-0 4-3 ① BBBB	4-0 BB 1-3		0-0 F7 ③		3 2	0 0	1 0	0 0	0 1	0 0	1 2
Ellis Valentine, R (1, 9) OBP: 0.235, SLG: 0.347		0-0 6-3 ①		0-0 8-4 1-3 2-H			0-3 K ② SSS		0-3 K ② SSS	0-0 F8 ③			0-0 6-3 ①	6	0	1	1	0	2	2
John Stearns, R (1, 2) OBP: 0.337, SLG: 0.342		0-0 F5 ②		0-0 8-4 ②③ 1-2f			0-0 F9 ③		4-0 BB S BB BBBB		0-0 F5 ①		4-0 1B WP BB BBBB	4	1	0	0	2	0	2
Doug Flynn, R (1, 4) OBP: 0.243, SLG: 0.294 Mike Cubbage, L (9, PH) OBP: 0.324, SLG: 0.339 Ron Gardenhire, R (9, PR) OBP: 0.286, SLG: 0.286 (10, 6)	0-3 K ③ SSS		0-0 F8 ①		0-0 F8 ① 0-0 F3 ②			0-0 1B 2B BBBB	4-0 BB 1-2 BBBB	4-0 BB 1-2 BBBB	0-0 CS 1B		0-0 1-3 1B	3 0 2	1 0 0	1 0 2	0 0 0	1 1 0	0 0 0	0 0 0
Frank Taveras, R (1, 6) OBP: 0.264, SLG: 0.291 Rusty Staub, L (9, PH) OBP: 0.383, SLG: 0.389 Brian Giles, R (9, PR) (10, 4)			0-0 F8 ① 0-0 6-3 ②		0-0 F3 ② 0-3 K ③ SSS			0-0 5-3 ① 0-0 1B 1B 2-3	4-0 BB 1-2 2-3 BBBB	0-0 F8 ③		0-3 K ① SSS	0-0 WP 3-H	3 0 2	0 0 0	0 0 0	0 0 0	0 1 0	0 0 0	1 0 2
Greg Harris, S (1, 1) OBP: 0.150, SLG: 0.200 Neil Allen, R (9, 1) OBP: 0.200, SLG: 0.600 Ron Hodges, C (9, PH) OBP: 0.267, SLG: 0.395 Mike Marshall, R (10, 1) Terry Leach, R (12, 1) Alex Trevino, R (12, PH) OBP: 0.324, SLG: 0.262 (13, 7)														3 0 1 0 0 0 0	0 0 0 0 0 0 1	1 0 0 0 0 0 0	0 0 0 0 0 0 0	0 0 0 0 0 0 0	1 0 3 0 0 0 0	0 0 0 0 0 0 0
Inning Stats	R: 1 E: 0 K: 0 S: 4 H: 2 LOB: 0 BB: 0 P: 4	R: 0 E: 0 K: 1 S: 5 H: 0 LOB: 0 BB: 0 P: 5	R: 0 E: 0 K: 0 S: 3 H: 0 LOB: 0 BB: 0 P: 3	R: 1 E: 0 K: 0 S: 5 H: 3 LOB: 1 BB: 0 P: 5	R: 0 E: 0 K: 1 S: 5 H: 0 LOB: 0 BB: 0 P: 5	R: 0 E: 0 K: 0 S: 3 H: 0 LOB: 0 BB: 0 P: 3	R: 0 E: 0 K: 1 S: 5 H: 0 LOB: 0 BB: 0 P: 5	R: 1 E: 0 K: 1 S: 8 H: 3 LOB: 2 BB: 0 P: 8	R: 0 E: 0 K: 1 S: 5 H: 0 LOB: 3 BB: 3 P: 17	R: 0 E: 0 K: 1 S: 6 H: 1 LOB: 2 BB: 1 P: 10	R: 0 E: 0 K: 1 S: 5 H: 1 LOB: 1 BB: 0 P: 5	R: 0 E: 0 K: 1 S: 6 H: 1 LOB: 2 BB: 1 P: 10	R: 1 E: 0 K: 0 S: 2 H: 1 LOB: 1 BB: 1 P: 6	1B: 10 2B: 4 3B: 0 HR: 0	SF: 0 SAC: 0 DP: 3 HBP: 0	WP: 1 PB: 0 SB: 3 CS: 1	PA: 53			

PITCHER		IP	WLS	BF	H	R	ER	SO	BB	IBB	HBP	BLK	WP	HR	S	P	ERA	WHIP
Luis Tiant, R ERA: 3.66	(1, 1)	7.0		24	5	2	2	3	0	0	0	0	0	0	30	30	2.57	0.714
Rod Scurry, L ERA: 3.88	(8, 1)	0.2		5	3	1	1	1	0	0	0	0	0	0	7	7	13.50	4.500
Kent Tekulve, R ERA: 2.58	(8, 1)	0.1		1	0	0	0	0	0	0	0	0	0	0	1	1	0.00	0.000
Don Robinson, R ERA: 6.06	(9, 1)	3.0		14	2	0	0	3	4	0	0	0	0	0	16	32	0.00	2.000
Mark Lee, R ERA: 1.5	(12, 1)	1.1	L	9	2	1	1	1	1	1	0	0	1	0	8	16	6.75	2.250

PITCHER	IP	WLS	BF	H	R	ER	SO	BB	IBB	HBP	BLK	WP	HR	S	P	ERA	WHIP

BOTTOM

Pittsburgh Pirates @ New York Mets

Shea Stadium, Flushing, NY

Mon Sep 21 1981, 7:05 PM EDT

Att. 7,429 - Unknown

livebaseballscorecards.com

AB	47
R	4
H	12
RBI	3
BB	6
SO	8
LOB	19

Batter	1	2	3	4	5	6	7	8	9	AB	R	H	RBI	BB	SO	LOB
Omar Moreno, L (1, 8) OBP: 0.333, SLG: 0.377	F8		1B 2B 2B	BBBB S BB			SSS 0-3 K			3	1	1	0	1	1	0
Lee Lacy, R (1, 9) OBP: 0.307, SLG: 0.360	F1-4-3 2B		2B HR 1B 2-3	F8 1-2			SSS 0-3 K			4	1	2	0	0	1	1
Johnny Ray, S (1, 4) OBP: 0.333, SLG: 0.446	F1-4-3 2-3		HR 2B 1-3 3-H	F8			F8			4	1	1	1	0	0	2
Jason Thompson, L (1, 3) OBP: 0.378, SLG: 0.474	SSS 0-3 K		HR 2-H 3-H		F4			F9		4	1	1	3	0	1	1
Mike Easler, L (1, 7) OBP: 0.325, SLG: 0.417		1B 1B 1B	1-3		F9			G3		4	1	1	0	0	0	0
Tony Peña, R (1, 2) OBP: 0.320, SLG: 0.378		F4-3 1B 1B 1-2	1B		F4-3			F3		4	0	2	0	0	0	0
Dale Berra, R (1, 5) OBP: 0.297, SLG: 0.302		F4-3 1B 1-2 2-H	F2			6-3			SSS 0-3 K2-3	4	0	1	1	0	1	1
Vance Law, R (1, 6) OBP: 0.175, SLG: 0.185		F4-3 1-2 2-3	F4-3			F4-3			F3	4	0	0	0	0	0	3
Jim Bibby, R (1, 1) OBP: 0.200, SLG: 0.321	SSS 0-3 K			F4		F4-3			SSS 0-3 K	2	0	0	0	0	1	1
Doe Boyland, L (6, PH)										1	0	0	0	0	0	0
Victor Cruz, R (6, 1)										0	0	0	0	0	0	0
Rod Scurry, L (7, 1) OBP: 0.250, SLG: 0.167										1	0	0	0	0	1	0
Inning Stats	R: 0 E: 0 K: 1 S: 6 H: 1 LOB: 1 BB: 0 P: 6	R: 1 E: 0 K: 1 S: 7 H: 3 LOB: 1 BB: 0 P: 7	R: 4 E: 0 K: 0 S: 8 H: 5 LOB: 1 BB: 0 P: 8	R: 0 E: 0 K: 0 S: 3 H: 0 LOB: 1 BB: 1 P: 7	R: 0 E: 0 K: 0 S: 3 H: 0 LOB: 0 BB: 0 P: 3	R: 0 E: 0 K: 0 S: 3 H: 0 LOB: 0 BB: 0 P: 3	R: 0 E: 0 K: 2 S: 7 H: 0 LOB: 0 BB: 0 P: 7	R: 0 E: 0 K: 0 S: 3 H: 0 LOB: 0 BB: 0 P: 3	R: 0 E: 0 K: 2 S: 7 H: 0 LOB: 0 BB: 0 P: 7	1B: 5 2B: 3 3B: 0 HR: 1	SF: 0 SAC: 0 DP: 1 HBP: 0						

TOP

Pittsburgh Pirates @ New York Mets

Shea Stadium, Flushing, NY

Tue Sep 22 1981, 7:05 PM EDT

Att. 6,855 - Unknown

livebaseballscorecards.com

AB	35
R	5
H	9
RBI	5
BB	1
SO	6
LOB	9

WP: 0 PB: 0 SB: 1 CS: 0 PA: 36

PITCHER		IP	WLS	BF	H	R	ER	SO	BB	IBB	HBP	BLK	WP	HR	S	P	ERA	WHIP
Mike Scott, R ERA: 4.13	(1, 1)	2.0	L	12	7	4	4	2	0	0	0	0	0	0	16	16	18.00	3.500
Ray Searage, L ERA: 3.31	(3, 1)	3.0		12	2	1	1	0	1	0	0	0	0	1	11	15	3.00	1.000
Terry Leach, R ERA: 1.53	(6, 1)	1.0		3	0	0	0	0	0	0	0	0	0	0	3	3	0.00	0.000
Jesse Orosco, L ERA:	(7, 1)	3.0		9	0	0	0	4	0	0	0	0	0	0	17	17	0.00	0.000

PITCHER	IP	WLS	BF	H	R	ER	SO	BB	IBB	HBP	BLK	WP	HR	S	P	ERA	WHIP

Batter	1	2	3	4	5	6	7	8	9	AB	R	H	RBI	BB	SO	LOB
Mookie Wilson, S (1, 8) OBP: 0.333, SLG: 0.391	F3		F8		4-3		5-3		K	5	0	0	0	0	1	3
Mike Howard, S (1, 9) OBP: 0.250, SLG: 0.200	K		F7		F8		WP, 1B			3	0	0	0	0	1	0
Ellis Valentine, R (7, PH) OBP: 0.239, SLG: 0.350 (8, 9)										1	0	1	1	0	0	0
Hubie Brooks, R (1, 5) OBP: 0.355, SLG: 0.419	4-3		1B			G5-4-3, 1B	6-3			4	0	2	0	0	0	1
Dave Kingman, R (1, 3) OBP: 0.315, SLG: 0.443		HR	F8			G5-4-3		K		4	1	1	1	0	1	2
Lee Mazzilli, S (1, 7) OBP: 0.327, SLG: 0.370		HR		4-3		BB, 1B		F8		3	1	1	1	1	0	0
John Stearns, R (1, 2) OBP: 0.336, SLG: 0.340		4-3		1-3		1-3, 1B		F7		4	0	1	0	0	0	0
Doug Flynn, R (1, 4) OBP: 0.245, SLG: 0.295		K		FC6-4, 1B		F7			1B, 2B	2	0	1	0	0	1	0
Mike Jorgensen, L (6, PH) OBP: 0.277, SLG: 0.371										1	0	0	0	0	0	2
Jesse Orosco, R (7, 1)										0	0	0	0	0	0	0
Alex Trevino, R (9, PH) OBP: 0.329, SLG: 0.275										1	0	1	0	0	0	0
Ron Gardenhire, R (1, 6) OBP: 0.290, SLG: 0.267		BB		FC6-4			K		L4-3, 1B	2	0	0	0	1	1	1
Rusty Staub, L (9, PH) OBP: 0.387, SLG: 0.394										1	0	1	0	0	0	0
Frank Taveras, R (9, PR) OBP: 0.264, SLG: 0.291										0	0	0	0	0	0	0
Mike Scott, R (1, 1) OBP: 0.143, SLG: 0.079		K			K		1B, 3B		L4-3	1	0	0	0	0	1	1
Ray Searage, L (3, 1) OBP: 1.000, SLG: 1.000										0	0	0	0	0	0	0
Mike Cubbage, L (5, PH) OBP: 0.319, SLG: 0.333										1	0	0	0	0	1	0
Terry Leach, R (6, 1)										0	0	0	0	0	0	0
Bob Bailor, R (7, 4) OBP: 0.345, SLG: 0.338										2	1	1	0	0	0	2
Inning Stats	R: 0 E: 0 K: 1 S: 5 H: 0 LOB: 0 BB: 0 P: 5	R: 2 E: 0 K: 2 S: 9 H: 2 LOB: 1 BB: 1 P: 13	R: 0 E: 0 K: 0 S: 4 H: 1 LOB: 1 BB: 0 P: 4	R: 0 E: 0 K: 0 S: 4 H: 1 LOB: 1 BB: 0 P: 4	R: 0 E: 0 K: 1 S: 5 H: 0 LOB: 0 BB: 0 P: 5	R: 0 E: 0 K: 0 S: 4 H: 2 LOB: 2 BB: 1 P: 8	R: 1 E: 0 K: 1 S: 7 H: 2 LOB: 1 BB: 0 P: 7	R: 0 E: 0 K: 1 S: 5 H: 0 LOB: 0 BB: 0 P: 5	R: 0 E: 0 K: 1 S: 6 H: 2 LOB: 2 BB: 0 P: 6	1B: 6 2B: 2 3B: 1 HR: 2 SF: 0 SAC: 0 DP: 2 HBP: 0						

PITCHER		IP	WLS	BF	H	R	ER	SO	BB	IBB	HBP	BLK	WP	HR	S	P	ERA	WHIP
Jim Bibby, R ERA: 2.5	(1, 1)	5.0	W	20	4	2	2	4	1	0	0	0	0	2	27	31	3.60	1.000
Victor Cruz, R ERA: 2.78	(6, 1)	1.1		7	3	1	1	1	1	0	0	0	0	0	8	12	6.75	3.000
Rod Scurry, L ERA: 3.72	(7, 1)	2.2	S	10	3	0	0	2	0	0	0	0	1	0	14	14	0.00	1.125

PITCHER	IP	WLS	BF	H	R	ER	SO	BB	IBB	HBP	BLK	WP	HR	S	P	ERA	WHIP

BOTTOM

Pittsburgh Pirates @ New York Mets

Shea Stadium, Flushing, NY

Tue Sep 22 1981, 7:05 PM EDT

Att. 6,855 - Unknown

livebaseballscorecards.com

AB	35
R	3
H	10
RBI	3
BB	2
SO	7
LOB	12

WP: 1 PB: 0 SB: 0 CS: 0 PA: 37

Pittsburgh Pirates @ Montreal Expos

Olympic Stadium, Montreal, QB

Wed Sep 23 1981, 7:05 PM EDT

Att. 10,081 - Unknown

TOP

livebaseballscorecards.com

Batter	1	2	3	4	5	6	7	8	9	AB	R	H	RBI	BB	SO	LOB
Omar Moreno, L (1, 8) OBP: 0.333, SLG: 0.376	P6		P6			CS 2-3 1B		P2		4	0	1	0	0	0	0
Tim Foli, R (1, 6) OBP: 0.279, SLG: 0.282	F7			G6-3 BB		SF8 1-2 3-H			F8	2	0	0	1	1	0	0
Dave Parker, L (1, 9) OBP: 0.284, SLG: 0.450	P6			F8		BB			4-3	3	0	0	0	1	0	1
Jason Thompson, L (1, 3) OBP: 0.376, SLG: 0.485		HR		G6-3 1-2f		K			6-3	4	1	1	1	0	1	2
Mike Easler, L (1, 7) OBP: 0.328, SLG: 0.417		K			FC4-6 BB		FC4-6 1B			2	0	1	0	1	1	0
Tony Peña, R (1, 2) OBP: 0.316, SLG: 0.372		F8			P6		FC4-6 G3-6-3 1-2f			3	0	0	0	0	0	2
Johnny Ray, S (1, 4) OBP: 0.317, SLG: 0.424		F9			FC4-6 1-2f		G3-6-3 1-2f			3	0	0	0	0	0	2
Dale Berra, R (1, 5) OBP: 0.293, SLG: 0.297			F8		K			F7		3	0	0	0	0	1	1
Rick Rhoden, R (1, 1) OBP: 0.200, SLG: 0.227			1-3			1B SF8 2B		K		3	1	1	0	0	1	0
Inning Stats	R: 0 E: 0 K: 0 S: 3 H: 0 LOB: 0 BB: 0 P: 3	R: 1 E: 0 K: 1 S: 6 H: 1 LOB: 0 BB: 0 P: 6	R: 0 E: 0 K: 0 S: 3 H: 0 LOB: 0 BB: 0 P: 3	R: 0 E: 0 K: 0 S: 2 H: 0 LOB: 0 BB: 1 P: 6	R: 0 E: 0 K: 1 S: 5 H: 0 LOB: 1 BB: 1 P: 9	R: 1 E: 0 K: 1 S: 6 H: 2 LOB: 1 BB: 1 P: 10	R: 0 E: 0 K: 0 S: 3 H: 1 LOB: 0 BB: 0 P: 3	R: 0 E: 0 K: 1 S: 5 H: 0 LOB: 0 BB: 0 P: 5	R: 0 E: 0 K: 0 S: 3 H: 0 LOB: 0 BB: 0 P: 3	1B: 2 2B: 1 3B: 0 HR: 1 SF: 1 SAC: 0 DP: 2 HBP: 0							

	AB	27
	R	2
	H	4
	RBI	2
	BB	3
	SO	4
	LOB	8

WP: 0 PB: 0 SB: 0 CS: 1 PA: 31

PITCHER		IP	WLS	BF	H	R	ER	SO	BB	IBB	HBP	BLK	WP	HR	S	P	ERA	WHIP
Scott Sanderson, R ERA: 2.61	(1, 1)	7.0		25	4	2	2	3	3	0	0	0	0	1	28	40	2.57	1.000
Grant Jackson, L ERA: 3.21	(8, 1)	2.0	W	6	0	0	0	1	0	0	0	0	0	0	8	8	0.00	0.000

PITCHER	IP	WLS	BF	H	R	ER	SO	BB	IBB	HBP	BLK	WP	HR	S	P	ERA	WHIP

Pittsburgh Pirates @ Montreal Expos

Olympic Stadium, Montreal, QB

Wed Sep 23 1981, 7:05 PM EDT

Att. 10,081 - Unknown

livebaseballscorecards.com

BOTTOM

Batter	1	2	3	4	5	6	7	8	9	AB	R	H	RBI	BB	SO	LOB
Warren Cromartie, L (1, 3) OBP: 0.362, SLG: 0.394	G1-6-3 1B		2B		P4		4-3			4	0	2	0	0	0	0
Rodney Scott, S (1, 4) OBP: 0.314, SLG: 0.245	G1-6-3 1-2f		F8		F8		4-3			4	0	0	0	0	0	2
Andre Dawson, R (1, 8) OBP: 0.373, SLG: 0.570	6-3			P2		5-3		K		4	0	0	0	0	1	0
Gary Carter, R (1, 2) OBP: 0.302, SLG: 0.432 Tim Raines, S (8, PR) OBP: 0.391, SLG: 0.438 Bobby Ramos, R (9, 2) OBP: 0.262, SLG: 0.308		L8		F7		WP FC5-2 2B		1B 2B		4 0 0	0 1 0	2 0 0	0 0 0	0 0 0	0 0 0	0 0 0
Larry Parrish, R (1, 5) OBP: 0.285, SLG: 0.356		1B		1B 1B BB		FC5-2 WP BB		FC4-6 2-H 1B		2	1	2	1	2	0	0
Tim Wallach, R (1, 9) OBP: 0.300, SLG: 0.346	P6			1B 1-2 1B		FC5-2 HBP 1-3 2-H		L7		4	0	1	0	0	0	5
Terry Francona, L (1, 7) OBP: 0.313, SLG: 0.305	1-3			1-3 2-H 1B		1-2 HBP		FC4-6 1-2f		3	0	1	1	0	0	3
Chris Speier, R (1, 6) OBP: 0.315, SLG: 0.301 John Milner, L (6, PH) OBP: 0.315, SLG: 0.388 Mike Phillips, L (7, 6) OBP: 0.247, SLG: 0.263			5-3	5-3		K			K	2 1 1	0 0 0	0 0 0	0 0 0	0 0 0	0 1 1	2 3 0
Scott Sanderson, R (1, 1) OBP: 0.310, SLG: 0.182 Rowland Office, L (7, PH) OBP: 0.278, SLG: 0.212 Grant Jackson, S (8, 1) Jerry White, S (9, PH) OBP: 0.313, SLG: 0.394			K	1-3		F7		HR		2 1 0 1	0 0 0 1	0 0 0 1	0 0 0 1	1 0 0 0	0 0 0 0	0 0 0 0
Inning Stats	R: 0 E: 0 K: 0 S: 3 H: 1 LOB: 0 BB: 0 P: 3	R: 0 E: 0 K: 0 S: 4 H: 1 LOB: 1 BB: 0 P: 4	R: 0 E: 0 K: 1 S: 6 H: 1 LOB: 1 BB: 0 P: 6	R: 1 E: 0 K: 0 S: 5 H: 2 LOB: 2 BB: 1 P: 9	R: 0 E: 0 K: 0 S: 3 H: 0 LOB: 0 BB: 0 P: 3	R: 0 E: 0 K: 1 S: 6 H: 1 LOB: 3 BB: 1 P: 11	R: 0 E: 0 K: 0 S: 3 H: 0 LOB: 0 BB: 0 P: 3	R: 1 E: 0 K: 1 S: 7 H: 2 LOB: 2 BB: 0 P: 7	R: 1 E: 0 K: 1 S: 4 H: 1 LOB: 0 BB: 0 P: 4	1B: 5 2B: 3 3B: 0 HR: 1 SF: 0 SAC: 0 DP: 1 HBP: 1						

	AB	33
	R	3
	H	9
	RBI	3
	BB	2
	SO	4
	LOB	15

WP: 1 PA: 36
PB: 0
SB: 0
CS: 0

PITCHER	IP	WLS	BF	H	R	ER	SO	BB	IBB	HBP	BLK	WP	HR	S	P	ERA	WHIP
Rick Rhoden, R (1, 1) ERA: 4.17	8.1	L	36	9	3	3	4	2	0	1	0	1	1	41	50	3.24	1.320

PITCHER	IP	WLS	BF	H	R	ER	SO	BB	IBB	HBP	BLK	WP	HR	S	P	ERA	WHIP

Pittsburgh Pirates @ Montreal Expos

Olympic Stadium, Montreal, QB

Thu Sep 24 1981, 7:05 PM EDT

Att. 23,459 - Unknown

TOP

livebaseballscorecards.com

Batter	1	2	3	4	5	6	7	8	9	AB	R	H	RBI	BB	SO	LOB
Omar Moreno, L (1, 8) OBP: 0.329, SLG: 0.372	G3		K			G3		FC3-6		4	1	0	0	0	1	3
Tim Foli, R (1, 6) OBP: 0.279, SLG: 0.282	P6			1-3		K		1B		4	0	1	1	0	1	1
Bill Madlock, R (1, 5) OBP: 0.415, SLG: 0.494	6-3			6-3		G2		1-2		3	0	0	0	0	0	1
Dale Berra, R (6, 5) OBP: 0.296, SLG: 0.300										1	0	1	0	0	0	0
Bill Robinson, R (1, 3) OBP: 0.258, SLG: 0.328		K		G3			P4	K		3	0	0	0	0	1	0
Jason Thompson, L (8, PH) OBP: 0.374, SLG: 0.482 (8, 3)										1	0	0	0	0	1	2
Dave Parker, L (1, 9) OBP: 0.283, SLG: 0.447		G3			3-1		K		FC6-4	4	0	1	0	0	1	0
Lee Lacy, R (1, 7) OBP: 0.306, SLG: 0.363		K			F9		2B		FC6-4	4	0	1	0	0	1	1
Johnny Ray, S (1, 4) OBP: 0.313, SLG: 0.413			5-3		1B		5-3		P5	4	0	1	0	0	0	2
Steve Nicosia, R (1, 2) OBP: 0.283, SLG: 0.312			F7		K			6-3	5-3	3	0	0	0	0	1	1
Willie Montanez, L (9, PH) OBP: 0.242, SLG: 0.255										1	0	0	0	0	0	1
Odell Jones, R (1, 1) OBP: 0.125, SLG: 0.125										1	0	1	0	0	0	0
Kurt Bevacqua, R (6, PH) OBP: 0.357, SLG: 0.478										0	0	0	0	1	0	0
Don Robinson, R (6, 1) OBP: 0.333, SLG: 0.273										0	0	0	0	0	0	0
Victor Cruz, R (7, 1)										0	0	0	0	0	0	0
Tony Peña, R (8, PH) OBP: 0.319, SLG: 0.375										1	0	1	0	0	0	0
Doe Boyland, L (8, PR)										0	0	0	0	0	0	0
Enrique Romo, R (8, 1)			1B			BB		1B		0	0	0	0	0	0	0
Inning Stats	R: 0 E: 0 K: 0 S: 3 H: 0 LOB: 0 BB: 0 P: 3	R: 0 E: 0 K: 2 S: 7 H: 0 LOB: 0 BB: 0 P: 7	R: 0 E: 0 K: 1 S: 6 H: 1 LOB: 1 BB: 0 P: 6	R: 0 E: 0 K: 0 S: 3 H: 0 LOB: 0 BB: 0 P: 3	R: 0 E: 0 K: 1 S: 6 H: 1 LOB: 1 BB: 0 P: 6	R: 0 E: 0 K: 1 S: 5 H: 0 LOB: 1 BB: 1 P: 9	R: 0 E: 0 K: 1 S: 6 H: 1 LOB: 1 BB: 0 P: 6	R: 1 E: 1 K: 1 S: 8 H: 3 LOB: 2 BB: 0 P: 8	R: 0 E: 0 K: 0 S: 4 H: 1 LOB: 1 BB: 0 P: 4	1B: 6 2B: 1 3B: 0 HR: 0 SF: 0 SAC: 0 DP: 0 HBP: 0						

	AB	34
	R	1
	H	7
	RBI	1
	BB	1
	SO	7
	LOB	12

WP: 0 PB: 0 SB: 0 CS: 0 PA: 35

PITCHER		IP	WLS	BF	H	R	ER	SO	BB	IBB	HBP	BLK	WP	HR	S	P	ERA	WHIP
Bill Lee, L ERA: 2.45	(1, 1)	7.2	W	30	6	1	1	6	1	0	0	0	0	0	41	45	1.17	0.913
Jeff Reardon, R ERA: 2.35	(8, 1)	1.1		5	1	0	0	1	0	0	0	0	0	0	7	7	0.00	0.750

PITCHER	IP	WLS	BF	H	R	ER	SO	BB	IBB	HBP	BLK	WP	HR	S	P	ERA	WHIP

Batter	1	2	3	4	5	6	7	8	9	AB	R	H	RBI	BB	SO	LOB
Warren Cromartie, L (1, 3) OBP: 0.368, SLG: 0.413	FC5-6 1B		1-3		4-3 SF7 2B		SH1-4 2B 1B	HR		5	3	4	1	0	0	0
Rodney Scott, S (1, 4) OBP: 0.313, SLG: 0.248	FC5-6 S BLK 1B 1-2f		CS 2B		4-3 2-3		SH1-4 1-2	F7		4	1	1	0	0	0	2
Andre Dawson, R (1, 8) OBP: 0.374, SLG: 0.572	K 1-3		2B 2-3		SF7 3-H		2B IBB			2	1	1	1	1	1	1
Gary Carter, R (1, 2) OBP: 0.307, SLG: 0.437	1B 3-H		F7		FC6-4 BB		1B 2B 1-H 2-H			3	1	2	3	1	0	1
Larry Parrish, R (1, 5) OBP: 0.285, SLG: 0.354	K		K		FC6-4 1-2f		1B 2-H			4	0	1	1	0	2	2
Tim Wallach, R (1, 9) OBP: 0.304, SLG: 0.349		1B	E6 6-3			G3 SH5-3 1B	K			4	0	2	0	0	1	1
Terry Francona, L (1, 7) OBP: 0.299, SLG: 0.290		F8	6-3 2-3			SH5-3 1-2	P5			3	0	0	0	0	0	3
Chris Speier, R (1, 6) OBP: 0.311, SLG: 0.297		F8	F7			G3 2-3		F7		4	0	0	0	0	0	3
Bill Lee, L (1, 1) OBP: 0.381, SLG: 0.524 Jeff Reardon, R (8, 1)		K			HR	K		K		3 1	1 0	1 0	1 0	0 0	2 1	2 0
Inning Stats	R: 1 H: 2 E: 0 LOB: 1 K: 2 BB: 0 S: 9 P: 9	R: 0 H: 1 E: 0 LOB: 1 K: 1 BB: 0 S: 6 P: 6	R: 0 H: 2 E: 0 LOB: 1 K: 0 BB: 0 S: 4 P: 4	R: 0 H: 0 E: 1 LOB: 1 K: 1 BB: 0 S: 6 P: 6	R: 2 H: 2 E: 0 LOB: 1 K: 0 BB: 1 S: 5 P: 9	R: 0 H: 1 E: 0 LOB: 1 K: 1 BB: 0 S: 6 P: 6	R: 3 H: 3 E: 0 LOB: 1 K: 1 BB: 1 S: 8 P: 12	R: 1 H: 1 E: 0 LOB: 0 K: 1 BB: 0 S: 6 P: 6		1B: 6 SF: 1 2B: 4 SAC: 2 3B: 0 DP: 0 HR: 2 HBP: 0						

PITCHER		IP	WLS	BF	H	R	ER	SO	BB	IBB	HBP	BLK	WP	HR	S	P	ERA	WHIP
Odell Jones, R ERA: 3.06	(1, 1)	5.0	L	23	7	3	3	4	1	0	0	1	0	1	30	34	5.40	1.600
Don Robinson, R ERA: 6.62	(6, 1)	1.1		9	4	3	3	1	0	1	0	0	0	0	10	14	20.25	3.000
Victor Cruz, R ERA: 2.73	(7, 1)	0.2		2	0	0	0	1	0	0	0	0	0	0	4	4	0.00	0.000
Enrique Romo, R ERA: 4.73	(8, 1)	1.0		4	1	1	1	1	0	0	0	0	0	1	6	6	9.00	1.000

PITCHER	IP	WLS	BF	H	R	ER	SO	BB	IBB	HBP	BLK	WP	HR	S	P	ERA	WHIP

BOTTOM

Pittsburgh Pirates @ Montreal Expos

Olympic Stadium, Montreal, QB

Thu Sep 24 1981, 7:05 PM EDT

Att. 23,459 - Unknown

livebaseballscorecards.com

AB	33
R	7
H	12
RBI	7
BB	2
SO	7
LOB	15

Pittsburgh Pirates @ St. Louis Cardinals

Busch Stadium, St. Louis, MO

Fri Sep 25 1981, 7:05 PM CDT

Att. 15,377 - Unknown

TOP

livebaseballscorecards.com

Batter	1	2	3	4	5	6	7	8	9	AB	R	H	RBI	BB	SO	LOB
Omar Moreno, L (1, 8) OBP: 0.330, SLG: 0.375	4-3		F7	1B E 1-2 1B		F7			2B	5	1	2	0	0	0	1
Tim Foli, R (1, 6) OBP: 0.281, SLG: 0.284	6-3		6-3 1B	E2 1-H 2-H 1B			6-3		5-3	5	0	2	1	0	0	1
Bill Madlock, R (1, 5) OBP: 0.413, SLG: 0.491	1B		6-3 1-2	P5			L9			4	0	1	0	0	0	2
Bill Robinson, R (1, 3) OBP: 0.257, SLG: 0.324	5-3		1-3		G1-6-3 1B		5-3			4	0	1	0	0	0	2
Kent Tekulve, R (8, 1)										0	0	0	0	0	0	0
Rod Scurry, L (8, 1) OBP: 0.250, SLG: 0.167										0	0	0	0	0	0	0
Dave Parker, L (1, 9) OBP: 0.283, SLG: 0.452		4-3 3B		1-3	G1-6-3 1-2f			SSS K		4	1	1	0	0	1	1
Lee Lacy, R (1, 7) OBP: 0.309, SLG: 0.380		4-3 3-H		HR	3-1			F5 1B		4	1	2	2	0	0	0
Johnny Ray, S (1, 4) OBP: 0.296, SLG: 0.388		6-3		6-3		F9		F5 1-2		4	0	0	0	0	0	1
Steve Nicosia, R (1, 2) OBP: 0.288, SLG: 0.331		2B		1B 2B		P6			L7	4	1	2	0	0	0	0
Eddie Solomon, R (1, 1) OBP: 0.171, SLG: 0.171		4-3		1B 1B 2-H 1B		1B			4-3	3	1	2	1	0	0	1
Jason Thompson, L (8, 3) OBP: 0.372, SLG: 0.480										1	0	0	0	0	0	0
Inning Stats	R: 0 E: 0 K: 0 S: 4 H: 1 LOB: 1 BB: 0 P: 4	R: 1 E: 0 K: 0 S: 5 H: 2 LOB: 1 BB: 0 P: 5	R: 0 E: 0 K: 0 S: 4 H: 1 LOB: 1 BB: 0 P: 4	R: 4 E: 1 K: 0 S: 8 H: 5 LOB: 1 BB: 0 P: 8	R: 0 E: 0 K: 0 S: 3 H: 1 LOB: 0 BB: 0 P: 3	R: 0 E: 0 K: 0 S: 4 H: 1 LOB: 1 BB: 0 P: 4	R: 0 E: 0 K: 0 S: 3 H: 0 LOB: 0 BB: 0 P: 3	R: 0 E: 0 K: 1 S: 5 H: 1 LOB: 0 BB: 0 P: 5	R: 0 E: 0 K: 0 S: 4 H: 1 LOB: 1 BB: 0 P: 4	1B: 8 2B: 3 3B: 1 HR: 1	SF: 0 SAC: 0 DP: 1 HBP: 0						

	AB	38
	R	5
	H	13
	RBI	4
	BB	0
	SO	1
	LOB	9

PITCHER		IP	WLS	BF	H	R	ER	SO	BB	IBB	HBP	BLK	WP	HR	S	P	ERA	WHIP
Jim Kaat, L ERA: 2.96	(1, 1)	3.2	L	20	9	5	4	0	0	0	0	0	0	1	20	20	9.82	2.455
Luis DeLeon, R ERA: 1.93	(4, 1)	0.1		1	0	0	0	0	0	0	0	0	0	0	1	1	0.00	0.000
Bob Sykes, L ERA: 4.75	(5, 1)	3.0		10	2	0	0	0	0	0	0	0	0	0	10	10	0.00	0.667
Doug Bair, R ERA: 5.55	(8, 1)	1.0		3	1	0	0	1	0	0	0	0	0	0	5	5	0.00	1.000
Bruce Sutter, R ERA: 2.68	(9, 1)	1.0		4	1	0	0	0	0	0	0	0	0	0	4	4	0.00	1.000

PITCHER	IP	WLS	BF	H	R	ER	SO	BB	IBB	HBP	BLK	WP	HR	S	P	ERA	WHIP

BOTTOM

Pittsburgh Pirates @ St. Louis Cardinals

Busch Stadium, St. Louis, MO

Fri Sep 25 1981, 7:05 PM CDT

Att. 15,377 - Unknown

livebaseballscorecards.com

Batter	1	2	3	4	5	6	7	8	9	AB	R	H	RBI	BB	SO	LOB
Tom Herr, S (1, 4) OBP: 0.327, SLG: 0.341	G4-6-3 1B		4-3		F8		F7			4	0	1	0	0	0	0
Ken Oberkfell, L (1, 5) OBP: 0.345, SLG: 0.363	F7		S 1B		G5-4-3 1B			L7		4	0	2	0	0	0	1
Keith Hernandez, L (1, 3) (9, 7) OBP: 0.399, SLG: 0.456	G4-6-3 1-2f		F7 1-2		G5-4-3 1-2f			1B 2B		4	1	1	0	0	0	3
George Hendrick, R (1, 8) OBP: 0.358, SLG: 0.479		4-3		K		1B		2-H 1B		4	0	2	1	0	1	0
Dane Iorg, L (1, 9) OBP: 0.333, SLG: 0.406 Gene Tenace, R (8, PH) OBP: 0.405, SLG: 0.389 (9, 3)		4-3		L5		F8		F8		3 1	0 0	0 0	0 0	0 0	0 0	1 1
Gene Roof, S (1, 7) OBP: 0.452, SLG: 0.440 Bruce Sutter, R (9, 1)		HR BB		BB 1B		L6		K		3 0	2 0	1 0	0 0	1 0	1 0	2 0
Darrell Porter, L (1, 2) OBP: 0.357, SLG: 0.405		1-H HR		1B 1-2 BB		F8			K	3	1	1	2	1	1	1
Mike Ramsey, S (1, 6) OBP: 0.299, SLG: 0.277 Sixto Lezcano, R (9, PH) OBP: 0.368, SLG: 0.386 David Green, R (9, PR)		4-3		1-2 2-H 1B			3-1		CS BB	3 0 0	0 0 0	1 0 0	1 0 0	0 1 0	0 0 0	0 0 0
Jim Kaat, L (1, 1) OBP: 0.500, SLG: 0.571 Luis DeLeon, R (4, 1) Garry Templeton, S (4, PH) OBP: 0.314, SLG: 0.401 Bob Sykes, S (5, 1) Steve Braun, L (7, PH) OBP: 0.415, SLG: 0.325 Doug Bair, R (8, 1) OBP: 0.200, SLG: 0.800 Tito Landrum, R (9, 9) OBP: 0.295, SLG: 0.368			F7	4-3			5-3		K 1-2	1 0 1 0 1 0 1	0 0 0 0 0 0 0	0 0 0 0 0 0 0	0 0 0 0 0 0 1	0 0 0 0 0 0 0	0 0 0 0 0 0 1	0 0 2 0 0 0 1
Inning Stats	R: 0 H: 1 E: 0 LOB: 0 K: 0 BB: 0 S: 3 P: 3	R: 2 H: 1 E: 0 LOB: 0 K: 0 BB: 1 S: 4 P: 8	R: 0 H: 1 E: 0 LOB: 1 K: 0 BB: 0 S: 4 P: 4	R: 1 H: 2 E: 0 LOB: 2 K: 1 BB: 1 S: 7 P: 11	R: 0 H: 1 E: 0 LOB: 0 K: 0 BB: 0 S: 3 P: 3	R: 0 H: 1 E: 0 LOB: 1 K: 0 BB: 0 S: 4 P: 4	R: 0 H: 0 E: 0 LOB: 0 K: 0 BB: 0 S: 3 P: 3	R: 1 H: 2 E: 0 LOB: 1 K: 1 BB: 0 S: 7 P: 7	R: 0 H: 0 E: 0 LOB: 1 K: 2 BB: 1 S: 6 P: 10	1B: 7 SF: 0 2B: 2 SAC: 0 3B: 0 DP: 3 HR: 1 HBP: 0						

	AB	33
	R	4
	H	9
	RBI	4
	BB	3
	SO	4
	LOB	12

WP: 0 PA: 36
PB: 0
SB: 1
CS: 1

PITCHER		IP	WLS	BF	H	R	ER	SO	BB	IBB	HBP	BLK	WP	HR	S	P	ERA	WHIP
Eddie Solomon, R ERA: 3.07	(1, 1)	7.1	W	30	8	4	4	1	2	0	0	0	0	1	30	38	4.91	1.364
Kent Tekulve, R ERA: 2.58	(8, 1)	0.0		1	1	0	0	0	0	0	0	0	0	0	1	1	∞	∞
Rod Scurry, L ERA: 3.63	(8, 1)	1.2	S	5	0	0	0	3	1	0	0	0	0	0	10	14	0.00	0.600

PITCHER	IP	WLS	BF	H	R	ER	SO	BB	IBB	HBP	BLK	WP	HR	S	P	ERA	WHIP

Batter	1	2	3	4	5	6	7	8	9	AB	R	H	RBI	BB	SO	LOB
Omar Moreno, L (1, 8) OBP: 0.332, SLG: 0.375	G5-4-3 1B		K		S 1B HBP			K		3	1	1	0	0	2	1
Tim Foli, R (1, 6) OBP: 0.278, SLG: 0.281 Willie Montanez, L (8, PH) OBP: 0.250, SLG: 0.263 Dale Berra, R (8, PR) OBP: 0.296, SLG: 0.300 (8, 6)	G5-4-3 1-2f		6-3		L6 1-2			FC6-4 1B		3 1 0	0 0 0	0 1 0	0 0 0	0 0 0	0 0 0	3 0 0
Bill Madlock, R (1, 5) OBP: 0.414, SLG: 0.491	S 1B			L7	1B 2-H			FC6-4 FC5 S 1-2f		4	0	2	1	0	0	1
Jason Thompson, L (1, 3) OBP: 0.371, SLG: 0.472	K 1-2			3-1		F7		BB 1-2		3	0	0	0	1	1	1
Dave Parker, L (1, 9) OBP: 0.282, SLG: 0.448		3-1		2B 1B		F8		FC5 2-3f		4	1	1	0	0	0	2
Mike Easler, L (1, 7) OBP: 0.327, SLG: 0.419		P6		2B 2B 1-H		K			L3	4	1	1	1	0	1	0
Johnny Ray, S (1, 4) OBP: 0.307, SLG: 0.408		4-3		2B 3-H			6-3 1B		F8	4	0	2	1	0	0	0
Steve Nicosia, R (1, 2) OBP: 0.289, SLG: 0.338 Kurt Bevacqua, R (9, PH) OBP: 0.345, SLG: 0.458			SH4 2B	6-3			6-3 1-2		G3	3 1	0 0	1 0	0 0	0 0	0 0	2 0
Luis Tiant, R (1, 1) OBP: 0.200, SLG: 0.214 Mark Lee, R (6, 1) OBP: 0.500, SLG: 0.500 Kent Tekulve, R (7, 1)			SH4 2-3		5-3		K			1 1 0	0 0 0	0 0 0	0 0 0	0 1 0	0 0 0	0 0 0
Inning Stats	R: 0 E: 0 K: 1 S: 6 H: 2 LOB: 1 BB: 0 P: 6	R: 0 E: 0 K: 0 S: 3 H: 0 LOB: 0 BB: 0 P: 3	R: 0 E: 0 K: 1 S: 6 H: 1 LOB: 1 BB: 0 P: 6	R: 2 E: 0 K: 0 S: 6 H: 3 LOB: 1 BB: 0 P: 6	R: 1 E: 0 K: 0 S: 3 H: 1 LOB: 1 BB: 0 P: 4	R: 0 E: 0 K: 1 S: 5 H: 0 LOB: 0 BB: 0 P: 5	R: 0 E: 0 K: 1 S: 5 H: 1 LOB: 0 BB: 0 P: 5	R: 0 E: 0 K: 1 S: 6 H: 1 LOB: 2 BB: 1 P: 10	R: 0 E: 0 K: 0 S: 3 H: 0 LOB: 0 BB: 0 P: 3	1B: 6 2B: 3 3B: 0 HR: 0 SF: 0 SAC: 1 DP: 1 HBP: 1						

TOP

Pittsburgh Pirates @ St. Louis Cardinals

Busch Stadium, St. Louis, MO

Sat Sep 26 1981, 3:33 AM CDT

Att. 19,761 - Cloudy

livebaseballscorecards.com

AB	32
R	3
H	9
RBI	3
BB	1
SO	5
LOB	10

PITCHER		IP	WLS	BF	H	R	ER	SO	BB	IBB	HBP	BLK	WP	HR	S	P	ERA	WHIP
Bob Forsch, R ERA: 2.89	(1, 1)	7.0	W	27	8	3	3	4	0	0	1	0	0	0	34	35	3.86	1.143
Bruce Sutter, R ERA: 2.61	(8, 1)	2.0	S	8	1	0	0	1	1	0	0	0	0	0	9	13	0.00	1.000

PITCHER		IP	WLS	BF	H	R	ER	SO	BB	IBB	HBP	BLK	WP	HR	S	P	ERA	WHIP

WP: 0 PA: 35
PB: 0
SB: 3
CS: 0

Batter	1	2	3	4	5	6	7	8	9	AB	R	H	RBI	BB	SO	LOB
Tom Herr, S (1, 4) OBP: 0.324, SLG: 0.338	4-3	F7			F8		3-1			4	0	0	0	0	0	3
Garry Templeton, S (1, 6) OBP: 0.316, SLG: 0.402	1B	L7			4-3		3B			4	1	2	1	0	0	2
Keith Hernandez, L (1, 3) OBP: 0.402, SLG: 0.465	G6-4-3		CS			F7				4	1	3	1	0	0	0
George Hendrick, R (1, 9) OBP: 0.359, SLG: 0.479 (8, 8)	G6-4-3		6-3			FC3-6 1B	FC4-6			4	0	2	1	0	0	3
Dane Iorg, L (1, 7) OBP: 0.337, SLG: 0.423 Bruce Sutter, R (8, 1)		HR	K			FC3-6	FC4-6			4 0	1 0	2 0	1 0	0 0	1 0	1 0
Ken Oberkfell, L (1, 5) OBP: 0.346, SLG: 0.364	1B			F8		FC3-6		G3-6		4	1	2	0	0	0	2
Darrell Porter, L (1, 2) OBP: 0.355, SLG: 0.401	1-4 1B			F9		5-3		G3-6		4	0	1	0	0	0	3
David Green, R (1, 8) OBP: 0.111, SLG: 0.059 Steve Braun, L (7, PH) OBP: 0.418, SLG: 0.317 (8, 7)	1-4			K			3-1 SH3-4 1B		F8	2 1	0 1	1 0	1 0	0 1	1 0	0 0
Bob Forsch, R (1, 1) OBP: 0.146, SLG: 0.150 Tito Landrum, R (8, 9) OBP: 0.295, SLG: 0.368	1-4				K		SH3-4			2 0	0 0	0 0	0 0	0 0	1 0	2 0
Inning Stats	R: 0 E: 0 K: 0 S: 4 H: 2 LOB: 1 BB: 0 P: 4	R: 2 E: 0 K: 0 S: 7 H: 4 LOB: 2 BB: 0 P: 7	R: 0 E: 0 K: 1 S: 5 H: 1 LOB: 0 BB: 0 P: 5	R: 0 E: 0 K: 1 S: 5 H: 0 LOB: 0 BB: 0 P: 5	R: 0 E: 0 K: 1 S: 5 H: 0 LOB: 0 BB: 0 P: 5	R: 0 E: 0 K: 0 S: 5 H: 2 LOB: 2 BB: 0 P: 5	R: 3 E: 0 K: 0 S: 6 H: 3 LOB: 1 BB: 1 P: 10	R: 0 E: 0 K: 0 S: 3 H: 1 LOB: 0 BB: 0 P: 3		1B: 11 2B: 0 3B: 1 HR: 1	SF: 0 SAC: 1 DP: 2 HBP: 0						

PITCHER		IP	WLS	BF	H	R	ER	SO	BB	IBB	HBP	BLK	WP	HR	S	P	ERA	WHIP
Luis Tiant, R ERA: 3.63	(1, 1)	5.1		22	8	2	2	3	0	0	0	0	0	1	28	28	3.38	1.500
Mark Lee, R ERA: 3.38	(6, 1)	1.1	L	8	3	3	3	0	1	0	0	0	0	0	7	11	20.25	3.000
Kent Tekulve, R ERA: 2.52	(7, 1)	1.1		5	2	0	0	0	0	0	0	0	0	0	5	5	0.00	1.500

PITCHER	IP	WLS	BF	H	R	ER	SO	BB	IBB	HBP	BLK	WP	HR	S	P	ERA	WHIP

BOTTOM

Pittsburgh Pirates @ St. Louis Cardinals

Busch Stadium, St. Louis, MO

Sat Sep 26 1981, 3:33 AM CDT

Att. 19,761 - Cloudy

livebaseballscorecards.com

AB	33
R	5
H	13
RBI	5
BB	1
SO	3
LOB	16

WP: 0 PB: 0 SB: 0 CS: 1 PA: 35

Batter	1	2	3	4	5	6	7	8	9	AB	R	H	RBI	BB	SO	LOB
Omar Moreno, L (1, 8) OBP: 0.329, SLG: 0.371	4-3		FC4-6 S 1-2f			F8		P6		4	0	0	0	0	0	1
Tim Foli, R (1, 6) OBP: 0.281, SLG: 0.284	5-3		L1 1-2			HR 1B		2B 1B		4	2	2	0	0	0	1
Bill Madlock, R (1, 5) OBP: 0.415, SLG: 0.495	F7			F9		HR 1B 1-2		2B 1-3		4	2	2	0	0	0	0
Dave Parker, L (1, 9) OBP: 0.290, SLG: 0.469		G6-4-3 HBP		4-3		HR 1-H 2-H		6-3 2-H 3-H 2B		3	1	2	5	0	0	0
Bill Robinson, R (1, 3) OBP: 0.250, SLG: 0.314		G6-4-3 1-2f		K		K		6-3 2-3		2	0	0	0	0	1	1
Jason Thompson, L (6, PH) OBP: 0.368, SLG: 0.468 (6, 3)										2	0	0	0	0	1	1
Lee Lacy, R (1, 7) OBP: 0.309, SLG: 0.389		3B			5-3	K		4-3		3	0	1	0	0	1	0
Willie Stargell, L (8, PH) OBP: 0.339, SLG: 0.357										1	0	0	0	0	0	1
Rod Scurry, L (8, 1) OBP: 0.250, SLG: 0.167										0	0	0	0	0	0	0
Johnny Ray, S (1, 4) OBP: 0.304, SLG: 0.392		5-3			BB		K		K	3	0	0	0	1	2	1
Steve Nicosia, R (1, 2) OBP: 0.290, SLG: 0.338			FC1-6 1B		F9		5-3		K	3	0	1	0	0	0	1
Doe Boyland, L (9, PH)										1	0	0	0	0	1	0
Pascual Perez, R (1, 1) OBP: 0.143, SLG: 0.238			FC1-6 FC4-6 1-2f		F9		2-3		3-1	1	0	0	0	0	0	1
Kurt Bevacqua, R (5, PH) OBP: 0.333, SLG: 0.440										1	0	0	0	0	0	1
Ernie Camacho, R (5, 1)										0	0	0	0	0	0	0
Willie Montanez, L (7, PH) OBP: 0.248, SLG: 0.260										1	0	0	0	0	0	0
Enrique Romo, R (7, 1)										0	0	0	0	0	0	0
Matt Alexander, S (8, 7) OBP: 0.200, SLG: 0.200										0	0	0	0	0	0	0
Mike Easler, L (9, PH) OBP: 0.327, SLG: 0.417										1	0	0	0	0	0	0
Inning Stats	R: 0 E: 0 K: 0 S: 3 H: 0 LOB: 0 BB: 0 P: 3	R: 0 E: 0 K: 0 S: 3 H: 1 LOB: 1 BB: 0 P: 4	R: 0 E: 0 K: 0 S: 4 H: 1 LOB: 1 BB: 0 P: 4	R: 0 E: 0 K: 1 S: 5 H: 0 LOB: 0 BB: 0 P: 5	R: 0 E: 0 K: 0 S: 3 H: 0 LOB: 1 BB: 1 P: 7	R: 3 E: 0 K: 2 S: 10 H: 3 LOB: 0 BB: 0 P: 10	R: 0 E: 0 K: 1 S: 5 H: 0 LOB: 0 BB: 0 P: 5	R: 2 E: 0 K: 0 S: 6 H: 3 LOB: 1 BB: 0 P: 6	R: 0 E: 0 K: 2 S: 7 H: 0 LOB: 0 BB: 0 P: 7	1B: 4 2B: 2 3B: 1 HR: 1	SF: 0 SAC: 0 DP: 1 HBP: 1					

PITCHER		IP	WLS	BF	H	R	ER	SO	BB	IBB	HBP	BLK	WP	HR	S	P	ERA	WHIP
Dave LaPoint, L ERA: 3.68	(1, 1)	5.1	W	22	5	3	3	1	1	0	1	0	0	1	22	27	5.06	1.125
Mark Littell, R ERA: 4.7	(6, 1)	2.0		8	2	2	2	3	0	0	0	0	0	0	14	14	9.00	1.000
Bruce Sutter, R ERA: 2.56	(8, 1)	1.2	S	6	1	0	0	2	0	0	0	0	0	0	10	10	0.00	0.600

PITCHER	IP	WLS	BF	H	R	ER	SO	BB	IBB	HBP	BLK	WP	HR	S	P	ERA	WHIP

TOP

Pittsburgh Pirates @ St. Louis Cardinals

Busch Stadium, St. Louis, MO

Sun Sep 27 1981, 3:33 AM CDT

Att. 17,703 - Unknown

livebaseballscorecards.com

AB	34
R	5
H	8
RBI	5
BB	1
SO	6
LOB	9

PA: 36

WP: 0 PB: 0 SB: 1 CS: 0

BOTTOM

Batter	1	2	3	4	5	6	7	8	9	AB	R	H	RBI	BB	SO	LOB
Tom Herr, S (1, 4) OBP: 0.325, SLG: 0.344	F9		L9	S 3B 1-H 2-H 3-H		WP 1B 1B 2-H		F8 2-3		5	1	2	3	0	0	2
Garry Templeton, S (1, 6) OBP: 0.318, SLG: 0.402	6-3		K S S S	K 3-H		1-H 1B		1-2 3-H 1B		5	0	2	1	0	2	0
Keith Hernandez, L (1, 3) OBP: 0.402, SLG: 0.466	BB B B B	2B			K S S S		4-3	F7		4	0	1	0	1	1	2
George Hendrick, R (1, 9) OBP: 0.358, SLG: 0.476	5-3		6-3		4-3 BB B B B		3-1			3	0	0	0	1	0	2
Dane Iorg, L (1, 7) OBP: 0.340, SLG: 0.422 Tito Landrum, R (7, PR) OBP: 0.295, SLG: 0.368 (8, 7)		FC3-6 BB B B B		F9	4-3 1-2		1B			3 0	0 0	1 0	0 0	1 0	0 0	1 0
Ken Oberkfell, L (1, 5) OBP: 0.345, SLG: 0.361		FC3-6 E 1-2f		E BB 3B BB B B B	4-3		F7			3	2	0	0	1	0	3
Darrell Porter, L (1, 2) OBP: 0.358, SLG: 0.406		F7		E 3B BB B B B 1-2		F9		F8 1B 2B		3	2	1	0	1	0	1
David Green, R (1, 8) OBP: 0.182, SLG: 0.053		E7 1-H		E5 3B 1-2 2-3		BLK WP BB B B B B		1B BB B B B B		2	2	0	0	2	0	2
Dave LaPoint, L (1, 1) Mark Littell, L (6, 1) OBP: 0.250, SLG: 0.250 Bruce Sutter, R (8, 1)		K S S S		K S S S		F7 1-2		K S S S		2 1 1	0 0 0	0 0 0	0 0 0	0 0 1	2 0 1	4 1 2
Inning Stats	R: 0 H: 0 E: 0 LOB: 1 K: 0 BB: 1 S: 3 P: 7	R: 1 H: 0 E: 1 LOB: 1 K: 1 BB: 1 S: 6 P: 10	R: 0 H: 1 E: 0 LOB: 1 K: 1 BB: 0 S: 6 P: 6	R: 4 H: 1 E: 1 LOB: 0 K: 2 BB: 2 S: 9 P: 17	R: 0 H: 0 E: 0 LOB: 1 K: 1 BB: 1 S: 5 P: 9	R: 1 H: 2 E: 0 LOB: 2 K: 0 BB: 1 S: 4 P: 8	R: 0 H: 1 E: 0 LOB: 1 K: 0 BB: 0 S: 4 P: 4	R: 1 H: 2 E: 0 LOB: 2 K: 1 BB: 1 S: 7 P: 11		1B: 4 SF: 0 2B: 2 SAC: 0 3B: 1 DP: 0 HR: 0 HBP: 0						

PITCHER		IP	WLS	BF	H	R	ER	SO	BB	IBB	HBP	BLK	WP	HR	S	P	ERA	WHIP
Pascual Perez, R ERA: 4.26	(1, 1)	4.0	L	20	2	5	0	4	4	0	0	0	0	0	24	40	0.00	1.500
Ernie Camacho, R ERA: 2.79	(5, 1)	2.0		9	2	1	1	1	2	0	0	1	2	0	9	17	4.50	2.000
Enrique Romo, R ERA: 4.61	(7, 1)	1.0		4	1	0	0	0	0	0	0	0	0	0	4	4	0.00	1.000
Rod Scurry, L ERA: 3.71	(8, 1)	1.0		6	2	1	1	1	1	0	0	0	0	0	7	11	9.00	3.000

PITCHER	IP	WLS	BF	H	R	ER	SO	BB	IBB	HBP	BLK	WP	HR	S	P	ERA	WHIP

Pittsburgh Pirates @ St. Louis Cardinals

Busch Stadium, St. Louis, MO

Sun Sep 27 1981, 3:33 AM CDT

Att. 17,703 - Unknown

livebaseballscorecards.com

AB	32
R	7
H	7
RBI	4
BB	7
SO	6
LOB	20

WP: 3 PA: 39
PB: 0
SB: 1
CS: 0

Batter	1	2	3	4	5	6	7	8	9	AB	R	H	RBI	BB	SO	LOB
Jerry Morales, R (1, 8) OBP: 0.340, SLG: 0.344	x 0-0 FC5-4 1B			x 0-0 ① G3	x 0-0 ③ FC4-6 1-2f			x 0-0 ② 5-3		4	0	1	0	0	0	2
Ivan De Jesus, R (1, 6) OBP: 0.272, SLG: 0.227	x 0-0 ① FC5-4 G4-6-3 1-2f			x 0-0 2B		BBBB 4-0 BB		x 0-0 1B		3	0	2	0	1	0	1
Bill Buckner, L (1, 3) OBP: 0.349, SLG: 0.489	x 0-0 ②③ G4-6-3 1-2f			BBBB 4-0 BB		x 0-0 ① F8		x 0-0 ③ L9		3	0	0	0	1	0	3
Leon Durham, L (1, 9) OBP: 0.348, SLG: 0.469		x 0-0 ① P5		x 0-0 ② F8		SSS 0-3 ② K			x 0-0 ① F9	4	0	0	0	0	1	3
Steve Henderson, R (1, 7) OBP: 0.365, SLG: 0.373		x 0-0 ② 6-3		SSS 0-3 ③ K		SSS 0-3 ③ K			x 0-0 ② F9	4	0	0	0	0	2	3
Tye Waller, R (1, 5) OBP: 0.255, SLG: 0.533		x 0-0 ③ F9			x 0-0 ① F9		x 0-0 ① P5		SSS 0-3 ③ K	4	0	0	0	0	1	0
Tim Blackwell, S (1, 2) OBP: 0.327, SLG: 0.331			x 0-0 ① F8		x 0-0 E7		x 0-0 ② F7			3	0	0	0	0	0	0
Pat Tabler, R (1, 4) OBP: 0.277, SLG: 0.267 Scot Thompson, L (5, PH) OBP: 0.213, SLG: 0.214 Mike Tyson, R (5, 4) OBP: 0.255, SLG: 0.281			SSS 0-3 ② K		x 0-0 FC4-6 1B		x 0-0 ③ 6-3			1 1 1	0 0 0	0 1 0	0 0 0	0 0 0	1 0 0	0 0 0
Mike Griffin, R (1, 1) OBP: 0.154, SLG: 0.154 Bill Caudill, R (4, 1) OBP: 0.250, SLG: 0.143 Jim Tracy, L (5, PH) OBP: 0.365, SLG: 0.311 Willie Hernandez, L (5, 1) Mel Hall, L (8, PH) OBP: 0.091, SLG: 0.364 Dick Tidrow, R (8, 1)			SSS 0-3 ③ K		x 0-0 ② F7			SSS 0-3 ① K		1 0 1 0 1 0	0 0 0 0 0 0	0 0 0 0 0 0	0 0 0 0 0 0	0 0 0 0 1 0	1 0 2 0 0 0	0 0 0 0 0 0
Inning Stats	R: 0 H: 1 E: 0 LOB: 0 K: 0 BB: 0 S: 3 P: 3	R: 0 H: 0 E: 0 LOB: 0 K: 0 BB: 0 S: 3 P: 3	R: 0 H: 0 E: 0 LOB: 0 K: 2 BB: 0 S: 7 P: 7	R: 0 H: 1 E: 0 LOB: 2 K: 1 BB: 1 S: 6 P: 10	R: 0 H: 1 E: 1 LOB: 2 K: 0 BB: 0 S: 5 P: 5	R: 0 H: 0 E: 0 LOB: 1 K: 2 BB: 1 S: 7 P: 11	R: 0 H: 0 E: 0 LOB: 0 K: 0 BB: 0 S: 3 P: 3	R: 0 H: 1 E: 0 LOB: 1 K: 1 BB: 0 S: 6 P: 6	R: 0 H: 0 E: 0 LOB: 0 K: 1 BB: 0 S: 5 P: 5	1B: 3 2B: 1 3B: 0 HR: 0	SF: 0 SAC: 0 DP: 1 HBP: 0					

PITCHER		IP	W/L/S	BF	H	R	ER	SO	BB	IBB	HBP	BLK	WP	HR	S	P	ERA	WHIP
Rick Rhoden, R ERA: 3.89	(1, 1)	9.0	W	33	4	0	0	7	2	0	0	0	0	0	45	53	0.00	0.667

PITCHER	IP	W/L/S	BF	H	R	ER	SO	BB	IBB	HBP	BLK	WP	HR	S	P	ERA	WHIP

TOP

Chicago Cubs @ Pittsburgh Pirates

Three Rivers Stadium, Pittsburgh, PA

Mon Sep 28 1981, 7:05 PM EDT

Unknown - 52 F

livebaseballscorecards.com

AB	31
R	0
H	4
RBI	0
BB	2
SO	7
LOB	14

WP: 0	PA: 33		
PB: 0			
SB: 0			
CS: 0			

Chicago Cubs @ Pittsburgh Pirates

Three Rivers Stadium, Pittsburgh, PA

Mon Sep 28 1981, 7:05 PM EDT

Unknown - 52 F

livebaseballscorecards.com

BOTTOM

Batter	1	2	3	4	5	6	7	8	9	AB	R	H	RBI	BB	SO	LOB
Omar Moreno, L (1, 8) OBP: 0.328, SLG: 0.372	0-0 SH3-4 SF9 2B		0-0 F8 ①	0-0 3-1 ③		SSS 0-3 K 2-3				4	1	1	0	0	1	4
Tim Foli, R (1, 6) OBP: 0.281, SLG: 0.288	0-0 SH3-4 ① 2-3		0-0 4-3 WP 2B 1-3		0-0 F7 ①	0-0 F7 ③				3	1	1	0	0	0	2
Bill Madlock, R (1, 5) OBP: 0.415, SLG: 0.498	0-0 SF9 ② 3-H		0-0 4-3 ② 2-3 3-H		0-0 2B		0-0 P4 ①			2	0	1	2	0	0	1
Dale Berra, R (5, PR) OBP: 0.295, SLG: 0.299 (6, 5)										1	0	0	0	0	0	0
Dave Parker, L (1, 9) OBP: 0.286, SLG: 0.463	0-0 F7 ③		0-0 4-3 ③ 3-H		SSS 0-3 K ②		0-0 L7 ②			3	0	0	0	0	1	1
Bill Robinson, R (7, 9) OBP: 0.247, SLG: 0.310										1	0	0	0	0	0	0
Jason Thompson, L (1, 3) OBP: 0.377, SLG: 0.478		0-0 1B		0-0 1B 1B 2B	BBBB 4-0 BB		BBBB 4-0 BB			2	1	2	0	2	0	0
Mike Easler, L (1, 7) OBP: 0.326, SLG: 0.415		SSS 0-3 K ①		0-0 1B 2-3 1B	0-0 1-3 ③		0-0 P5 ③			4	0	1	0	0	1	4
Johnny Ray, S (1, 4) OBP: 0.301, SLG: 0.397		0-0 F8 ②	SSS 0-3 K ①			0-0 WP 2B		0-0 F9 ①		4	0	1	0	0	1	3
Steve Nicosia, R (1, 2) OBP: 0.289, SLG: 0.335		0-0 5-3 ③		0-0 1-2 3-H 1B		0-0 5-3 ①		0-0 1-3 ②		4	0	1	1	0	0	2
Rick Rhoden, R (1, 1) OBP: 0.204, SLG: 0.229			0-0 2B 4-3 1B	0-0 F8 ②		0-0 P8 ②		0-0 F8 ③		4	1	1	0	0	0	3
Inning Stats	R: 1 E: 0 K: 0 S: 4 H: 1 LOB: 0 BB: 0 P: 4	R: 0 E: 0 K: 1 S: 6 H: 1 LOB: 1 BB: 0 P: 6	R: 2 E: 0 K: 0 S: 5 H: 2 LOB: 0 BB: 0 P: 5	R: 1 E: 0 K: 1 S: 8 H: 3 LOB: 2 BB: 0 P: 8	R: 0 E: 0 K: 1 S: 6 H: 1 LOB: 2 BB: 1 P: 10	R: 0 E: 0 K: 1 S: 7 H: 1 LOB: 2 BB: 0 P: 7	R: 0 E: 0 K: 0 S: 3 H: 0 LOB: 1 BB: 1 P: 7	R: 0 E: 0 K: 0 S: 3 H: 0 LOB: 0 BB: 0 P: 3		1B: 4 2B: 5 3B: 0 HR: 0	SF: 1 SAC: 1 DP: 0 HBP: 0			WP: 2 PB: 0 SB: 0 CS: 0	PA: 36		

	AB	32
	R	4
	H	9
	RBI	3
	BB	2
	SO	4
	LOB	20

PITCHER		IP	WLS	BF	H	R	ER	SO	BB	IBB	HBP	BLK	WP	HR	S	P	ERA	WHIP
Mike Griffin, R ERA: 4.39	(1, 1)	3.0	L	15	6	4	4	1	0	0	0	0	1	0	17	17	12.00	2.000
Bill Caudill, R ERA: 5.84	(4, 1)	1.0		4	1	0	0	1	0	0	0	0	0	0	6	6	0.00	1.000
Willie Hernandez, L ERA: 3.95	(5, 1)	3.0		14	2	0	0	2	2	0	0	0	1	0	16	24	0.00	1.333
Dick Tidrow, R ERA: 4.63	(8, 1)	1.0		3	0	0	0	0	0	0	0	0	0	0	3	3	0.00	0.000

PITCHER	IP	WLS	BF	H	R	ER	SO	BB	IBB	HBP	BLK	WP	HR	S	P	ERA	WHIP

Chicago Cubs @ Pittsburgh Pirates

Three Rivers Stadium, Pittsburgh, PA

Mon Sep 28 1981, 7:05 PM EDT

Att. 3,698 - Unknown - 48 F

livebaseballscorecards.com

Batter	1	2	3	4	5	6	7	8	9	AB	R	H	RBI	BB	SO	LOB
Bobby Bonds, R (1, 8) OBP: 0.313, SLG: 0.385	F8	K			F7	F9			F8	5	0	0	0	0	1	2
Ivan De Jesus, R (1, 6) OBP: 0.272, SLG: 0.225	P6		K		BB, BB, 1B, BB		L9			3	1	0	0	1	1	0
Bill Buckner, L (1, 3) OBP: 0.348, SLG: 0.485	F8		3-1		1B, BB, 1-2, BB		L8			3	0	0	0	1	0	0
Leon Durham, L (1, 9) OBP: 0.350, SLG: 0.471		HR, 2B	F9		1B, 1-2, 2-3, BB		3-1			3	1	1	0	1	0	0
Steve Henderson, R (1, 7) OBP: 0.367, SLG: 0.386		2-H, HR		F9	1-2, 2-3, 3-H, 1B			3-1		4	1	2	3	0	0	0
Jerry Morales, R (8, 7) OBP: 0.340, SLG: 0.344										0	0	0	0	0	0	0
Tye Waller, R (1, 5) OBP: 0.255, SLG: 0.500		6-3		1B, BB	K			K		3	0	0	0	1	2	3
Tim Blackwell, S (1, 2) OBP: 0.326, SLG: 0.329		F7		1-3, 1B	P6			4-3		4	0	1	0	0	0	3
Pat Tabler, R (1, 4) OBP: 0.276, SLG: 0.258		BB, BB		K		F9			1-3	3	0	0	0	1	1	2
Dave Geisel, L (1, 1)		1-2, BB		F9		6-3			1-3	1	0	0	0	1	0	2
Scot Thompson, L (6, PH) OBP: 0.211, SLG: 0.212										1	0	0	0	0	0	0
Randy Martz, L (6, 1) OBP: 0.290, SLG: 0.214										1	0	0	0	0	0	0
Inning Stats	R: 0 E: 0 K: 0 S: 3 H: 0 LOB: 0 BB: 0 P: 3	R: 2 E: 0 K: 1 S: 7 H: 2 LOB: 2 BB: 2 P: 15	R: 0 E: 0 K: 1 S: 5 H: 0 LOB: 0 BB: 0 P: 5	R: 0 E: 0 K: 1 S: 6 H: 1 LOB: 2 BB: 1 P: 10	R: 1 E: 0 K: 1 S: 6 H: 1 LOB: 3 BB: 3 P: 18	R: 0 E: 0 K: 0 S: 3 H: 0 LOB: 0 BB: 0 P: 3	R: 0 E: 0 K: 0 S: 3 H: 0 LOB: 0 BB: 0 P: 3	R: 0 E: 0 K: 1 S: 5 H: 0 LOB: 0 BB: 0 P: 5	R: 0 E: 0 K: 0 S: 3 H: 0 LOB: 0 BB: 0 P: 3	1B: 2 2B: 1 3B: 0 HR: 1 SF: 0 SAC: 0 DP: 0 HBP: 0	WP: 0 PB: 0 SB: 0 CS: 0 PA: 37					

TOP

AB	31
R	3
H	4
RBI	3
BB	6
SO	5
LOB	12

PITCHER		IP	WLS	BF	H	R	ER	SO	BB	IBB	HBP	BLK	WP	HR	S	P	ERA	WHIP
Bob Long, R ERA: 6.75	(1, 1)	4.1	L	21	3	3	3	3	5	0	0	0	0	1	22	42	6.23	1.846
Don Robinson, R ERA: 6.14	(5, 1)	2.2		10	1	0	0	1	1	0	0	0	0	0	11	15	0.00	0.750
Kent Tekulve, R ERA: 2.43	(8, 1)	2.0		6	0	0	0	1	0	0	0	0	0	0	8	8	0.00	0.000

PITCHER	IP	WLS	BF	H	R	ER	SO	BB	IBB	HBP	BLK	WP	HR	S	P	ERA	WHIP

BOTTOM

Chicago Cubs @ Pittsburgh Pirates

Three Rivers Stadium, Pittsburgh, PA

Mon Sep 28 1981, 7:05 PM EDT

Att. 3,698 - Unknown - 48 F

Batter	1	2	3	4	5	6	7	8	9	AB	R	H	RBI	BB	SO	LOB
Omar Moreno, L (1, 8) OBP: 0.328, SLG: 0.372	CS 1B		6-3		K		3-1		F8	0	0	0	0	0	0	0
Matt Alexander, S (1, PH) (2, 8) OBP: 0.222, SLG: 0.222										4	0	1	0	0	1	0
Willie Stargell, L (9, PH) OBP: 0.333, SLG: 0.351										1	0	0	0	0	0	0
Dale Berra, R (1, 5) OBP: 0.294, SLG: 0.303	P4 1-2		F9			3-1 E 2B		P6		4	1	1	0	0	0	1
Johnny Ray, S (1, 4) OBP: 0.299, SLG: 0.383	BB BB BB		K			3-1 2-3		P5		3	0	0	0	1	1	1
Bill Robinson, R (1, 9) OBP: 0.260, SLG: 0.311	BB 1-2 BB			F9		E4 6-3 3-H		BB 1B 1B		3	0	1	1	1	0	0
Tony Peña, R (1, 2) OBP: 0.322, SLG: 0.374	BB 1-2 2-3			4-3		6-3 1-2		BB 1-2 1B		3	0	1	0	1	0	1
Jason Thompson, L (1, 3) OBP: 0.383, SLG: 0.483	K			2B		FC4 BB		1-2 2-3 BB		2	0	1	0	2	1	3
Gary Alexander, R (1, 7) OBP: 0.255, SLG: 0.404		F9		5-3		FC4 1-2f		F8		3	0	0	0	0	0	3
Mike Easler, L (8, PH) (9, 7) OBP: 0.325, SLG: 0.414										1	0	0	0	0	0	3
Vance Law, R (1, 6) OBP: 0.167, SLG: 0.175		G3			F7		F8		F7	3	0	0	0	0	0	0
Tim Foli, R (9, PH) OBP: 0.280, SLG: 0.287										1	0	0	0	0	0	0
Bob Long, R (1, 1)		6-3			5-3		F7		F8	1	0	0	0	0	0	0
Don Robinson, R (5, 1) OBP: 0.308, SLG: 0.250										1	0	0	0	0	0	0
Willie Montanez, L (7, PH) OBP: 0.245, SLG: 0.258										1	0	0	0	0	0	0
Kent Tekulve, R (8, 1)										0	0	0	0	0	0	0
Doe Boyland, L (9, PH)										1	0	0	0	0	0	0
Inning Stats	R: 0 H: 1 E: 0 LOB: 3 K: 1 BB: 3 S: 5 P: 17	R: 0 H: 0 E: 0 LOB: 0 K: 0 BB: 0 S: 3 P: 3	R: 0 H: 0 E: 0 LOB: 0 K: 1 BB: 0 S: 5 P: 5	R: 0 H: 1 E: 0 LOB: 1 K: 0 BB: 0 S: 4 P: 4	R: 0 H: 0 E: 0 LOB: 0 K: 1 BB: 0 S: 5 P: 5	R: 1 H: 1 E: 1 LOB: 2 K: 0 BB: 1 S: 5 P: 9	R: 0 H: 0 E: 0 LOB: 0 K: 0 BB: 0 S: 3 P: 3	R: 0 H: 2 E: 0 LOB: 3 K: 0 BB: 1 S: 5 P: 9	R: 0 H: 0 E: 0 LOB: 0 K: 0 BB: 0 S: 3 P: 3	1B: 3 SF: 0 2B: 2 SAC: 0 3B: 0 DP: 0 HR: 0 HBP: 0						WP: 0 PA: 37 PB: 0 SB: 0 CS: 1

livebaseballscorecards.com

AB	32
R	1
H	5
RBI	1
BB	5
SO	3
LOB	12

PITCHER	IP	WLS	BF	H	R	ER	SO	BB	IBB	HBP	BLK	WP	HR	S	P	ERA	WHIP
Dave Geisel, L (1, 1) ERA:	5.0	W	19	2	0	0	3	3	0	0	0	0	0	22	34	0.00	1.000
Randy Martz, R (6, 1) ERA: 3.5	4.0	S	18	3	1	1	0	2	0	0	0	0	0	16	24	2.25	1.250

PITCHER	IP	WLS	BF	H	R	ER	SO	BB	IBB	HBP	BLK	WP	HR	S	P	ERA	WHIP

Batter	1	2	3	4	5	6	7	8	9	AB	R	H	RBI	BB	SO	LOB
Jerry Morales, R (1, 8) OBP: 0.341, SLG: 0.345	x 0-0 E WP 1B	x 0-0 ③ 5-3			x 0-0 1-2 1B 1B 1B	S S S 0-3 ③ K		S S S 0-3 ③ K		5	2	2	0	0	2	3
Ivan De Jesus, R (1, 6) OBP: 0.273, SLG: 0.227	x 0-0 ① L9		x 0-0 ① F9		x 0-0 1-2 2-H 1B 1B 1B		x 0-0 ① 6-3		x 0-0 1B 4-3 1B	5	2	2	1	0	0	1
Bill Buckner, L (1, 3) OBP: 0.351, SLG: 0.485	x 0-0 ② F7		x 0-0 ② F8		x 0-0 1-2 2-H 1B 1B		B B B B 4-0 G1 BB		x 0-0 4-3 S 1-3 1B	4	0	2	1	1	0	1
Leon Durham, L (1, 9) OBP: 0.345, SLG: 0.464	x 0-0 E3 1-H 2B		x 0-0 ③ 3-1		x 0-0 ② P6		x 0-0 ② G1 1-2		S S S 0-3 ① K 1-2	5	1	0	0	0	1	5
Steve Henderson, R (1, 7) OBP: 0.371, SLG: 0.392	x 0-0 2-H 2B			x 0-0 ① 4-3	x 0-0 1-2 2-H 1B		4-0 IBB		x 0-0 ② 4-3 2-3 3-H	4	0	2	3	1	0	1
Tye Waller, R (1, 5) OBP: 0.241, SLG: 0.471 Mike Lum, L (7, PH) OBP: 0.299, SLG: 0.324 Ken Reitz, R (7, 5) OBP: 0.261, SLG: 0.281	x 0-0 ③ 6-3			S S S 0-3 ② K	S S S 0-3 ③ K		x 0-0 ③ G3		x 0-0 ③ 4-3	3 1 1	0 0 0	0 0 0	0 0 0	0 0 0	2 0 0	3 2 1
Tim Blackwell, S (1, 2) OBP: 0.324, SLG: 0.327		x 0-0 ① P7		x 0-0 ③ P2		x 0-0 SH2-4 1B		x 0-0 ① 5-3		4	0	1	0	0	0	0
Pat Tabler, R (1, 4) OBP: 0.287, SLG: 0.263		B B B B 4-0 SH1-4 BB			x 0-0 1B 1B 1B	x 0-0 ① SH2-4 1-2		x 0-0 ② F9		2	1	1	0	1	0	0
Ken Kravec, L (1, 1) Lee Smith, R (3, 1) Scot Thompson, L (5, PH) OBP: 0.750, SLG: 0.833 Rawly Eastwick, R (6, 1) Jim Tracy, L (6, PH) OBP: 0.000, SLG: 0.000 Dick Tidrow, R (6, 1) Doug Capilla, L (7, 1) Mel Hall, L (8, PH) OBP: 0.167, SLG: 0.364 Bill Caudill, R (8, 1) OBP: 0.000, SLG: 0.143	x 0-0 ② SH1-4 1-2				x 0-0 ① F8	x 0-0 ② F7		B B B B 4-0 BB		0 0 1 0 0 1 0 0 0 0	0 0 0 0 0 0 0 0 0 0	0 0 0 0 0 0 0 0 1 0	0 0 0 0 0 0 0 0 0 0	0 0 1 0 0 1 0 0 0 0	0 0 0 0 0 0 0 0 0 0	0 0 1 0 0 1 0 0 0 0
Inning Stats	R: 2 E: 1 K: 0 S: 6 H: 2 LOB: 1 BB: 0 P: 6	R: 0 E: 0 K: 0 S: 3 H: 0 LOB: 1 BB: 1 P: 7	R: 0 E: 0 K: 0 S: 3 H: 0 LOB: 0 BB: 0 P: 3	R: 0 E: 0 K: 1 S: 5 H: 0 LOB: 0 BB: 0 P: 5	R: 3 E: 0 K: 1 S: 10 H: 5 LOB: 2 BB: 0 P: 10	R: 0 E: 0 K: 1 S: 6 H: 1 LOB: 1 BB: 0 P: 6	R: 0 E: 0 K: 0 S: 3 H: 0 LOB: 2 BB: 2 P: 11	R: 0 E: 0 K: 1 S: 5 H: 0 LOB: 1 BB: 1 P: 9	R: 1 E: 0 K: 1 S: 7 H: 2 LOB: 1 BB: 0 P: 7	1B: 9 2B: 1 3B: 0 HR: 0	SF: 0 SAC: 2 DP: 0 HBP: 0					

TOP

Chicago Cubs @ Pittsburgh Pirates

Three Rivers Stadium, Pittsburgh, PA

Tue Sep 29 1981, 7:05 PM EDT

Att. 3,439 - Cloudy - 48 F

livebaseballscorecards.com

AB	36
R	6
H	10
RBI	5
BB	4
SO	5
LOB	19

WP: 1 PB: 0 SB: 1 CS: 0 PA: 42

PITCHER		IP	WLS	BF	H	R	ER	SO	BB	IBB	HBP	BLK	WP	HR	S	P	ERA	WHIP
Odell Jones, R ERA: 3.33	(1, 1)	4.1		20	5	5	3	1	1	0	0	0	1	0	21	25	6.23	1.385
Rod Scurry, L ERA: 3.68	(5, 1)	0.2		4	2	0	0	1	0	0	0	0	0	0	6	6	0.00	3.000
Mark Lee, R ERA: 3.07	(6, 1)	1.1		6	1	0	0	1	1	0	0	0	0	0	7	11	0.00	1.500
Enrique Romo, R ERA: 4.54	(7, 1)	0.2	W	3	0	0	0	0	0	1	0	0	0	0	2	6	0.00	0.000
Kent Tekulve, R ERA: 2.5	(8, 1)	2.0		9	2	1	1	2	1	0	0	0	0	0	12	16	4.50	1.500

PITCHER	IP	WLS	BF	H	R	ER	SO	BB	IBB	HBP	BLK	WP	HR	S	P	ERA	WHIP

Chicago Cubs @ Pittsburgh Pirates

Three Rivers Stadium, Pittsburgh, PA

Tue Sep 29 1981, 7:05 PM EDT

Att. 3,439 - Cloudy - 48 F

livebaseballscorecards.com

BOTTOM

Batter	1	2	3	4	5	6	7	8	9	AB	R	H	RBI	BB	SO	LOB
Omar Moreno, L (1, 8) OBP: 0.327, SLG: 0.371	F8	K		1B		G3	SF9 3-H			4	0	1	1	0	1	1
Tim Foli, R (1, 6) OBP: 0.285, SLG: 0.295	1B 2B	P9		1-2 1B		4-3	FC6-4 1-3 1B			5	1	3	0	0	0	1
Bill Madlock, R (1, 5) OBP: 0.415, SLG: 0.498 Johnny Ray, S (4, 4) OBP: 0.289, SLG: 0.369	F9 BB E 2-H 1B		F7	F7		P8	FC6-4 1-2f			2 3	1 0	1 0	1 0	0 0	0 0	0 4
Jason Thompson, L (1, 3) OBP: 0.391, SLG: 0.490	BBBB E 1-2 BB		HR 1B	K			BBBB SH3-4 1B BB	WP 1B 2B		3	3	2	0	2	1	2
Bill Robinson, R (1, 9) OBP: 0.259, SLG: 0.346	F9 2-3		1-H HR	K			SH3-4 1-2	K 2-3		4	1	1	2	0	2	5
Mike Easler, L (1, 7) OBP: 0.323, SLG: 0.409	E1 1-2 3-H		F8	K			1B 1B IBB	4-3		4	1	0	0	1	1	2
Dale Berra, R (1, 4) OBP: 0.305, SLG: 0.319 (4, 5)	F8		1B S 1B	2B			S 1-3 2-H 1B	3-H 1B		5	2	4	2	0	0	2
Steve Nicosia, R (1, 2) OBP: 0.292, SLG: 0.333		L5	S 1-3 1B	P4			1B 1-2 SF9 IBB	F9		4	1	1	0	1	0	2
Odell Jones, R (1, 1) OBP: 0.200, SLG: 0.200 Rod Scurry, L (5, 1) OBP: 0.250, SLG: 0.167 Willie Montanez, L (5, PH) OBP: 0.243, SLG: 0.255 Mark Lee, R (6, 1) OBP: 0.500, SLG: 0.500 Enrique Romo, R (7, 1) Willie Stargell, L (7, PH) OBP: 0.344, SLG: 0.362 Matt Alexander, S (7, PR) OBP: 0.222, SLG: 0.222 Kent Tekulve, R (8, 1)		1B	4-3 1-2 3-H	4-3			1B S 1-3 2-H 3-H 1B			2 0 1 0 0 1 0 0 0	0 0 0 0 0 0 0 0 0	1 0 0 0 0 2 0 0 0	0 0 0 0 0 0 0 0 0	0 0 0 0 0 0 0 0 0	0 0 0 0 0 0 0 0 0	1 0 1 0 0 0 0 0 0
Inning Stats	R: 2 H: 2 E: 1 LOB: 2 K: 0 BB: 1 S: 6 P: 10	R: 0 H: 1 E: 0 LOB: 1 K: 1 BB: 0 S: 6 P: 6	R: 3 H: 4 E: 0 LOB: 1 K: 0 BB: 0 S: 7 P: 7	R: 0 H: 2 E: 0 LOB: 2 K: 2 BB: 0 S: 9 P: 9	R: 0 H: 1 E: 0 LOB: 1 K: 1 BB: 0 S: 6 P: 6	R: 0 H: 0 E: 0 LOB: 0 K: 0 BB: 0 S: 3 P: 3	R: 4 H: 3 E: 0 LOB: 2 K: 0 BB: 3 S: 6 P: 18	R: 1 H: 2 E: 0 LOB: 1 K: 1 BB: 0 S: 7 P: 7		1B: 11 SF: 1 2B: 3 SAC: 1 3B: 0 DP: 0 HR: 1 HBP: 0						

AB	38
R	10
H	15
RBI	8
BB	4
SO	5
LOB	21

WP: 1 PA: 44
PB: 0
SB: 4
CS: 0

PITCHER		IP	WLS	BF	H	R	ER	SO	BB	IBB	HBP	BLK	WP	HR	S	P	ERA	WHIP
Ken Kravec, L ERA: 5.06	(1, 1)	2.2		17	7	5	4	1	1	0	0	0	0	1	18	22	13.50	3.000
Lee Smith, R ERA: 3.56	(3, 1)	1.1		6	2	0	0	2	0	0	0	0	0	0	10	10	0.00	1.500
Rawly Eastwick, R ERA: 2.18	(5, 1)	1.0		4	1	0	0	1	0	0	0	0	0	0	6	6	0.00	1.000
Dick Tidrow, R ERA: 5.06	(6, 1)	1.1	L	8	1	4	4	0	1	2	0	0	0	0	5	17	27.00	1.500
Doug Capilla, L ERA: 3.18	(7, 1)	0.2		4	2	0	0	0	0	0	0	0	0	0	4	4	0.00	3.000

PITCHER		IP	WLS	BF	H	R	ER	SO	BB	IBB	HBP	BLK	WP	HR	S	P	ERA	WHIP
Bill Caudill, R ERA: 5.89	(8, 1)	1.0		5	2	1	1	1	0	0	0	0	1	0	7	7	9.00	2.000

Montreal Expos @ Pittsburgh Pirates

Three Rivers Stadium, Pittsburgh, PA

Wed Sep 30 1981, 7:05 PM EDT

Att. 5,826 - Unknown

TOP

livebaseballscorecards.com

Batter	1	2	3	4	5	6	7	8	9	AB	R	H	RBI	BB	SO	LOB
Rodney Scott, S (1, 4) OBP: 0.313, SLG: 0.254	F9		L3		G4-6-3 1-2f		BB 1-2 2-3 3-H		K	4	0	0	1	1	1	3
Terry Francona, L (1, 7) OBP: 0.310, SLG: 0.321	4-3		BB 1B			F7	P8			3	0	0	0	1	0	3
Andre Dawson, R (1, 8) OBP: 0.369, SLG: 0.558	BB 1B 3B		L7-4-3 1-2 1B			P9		F7		3	1	1	0	1	0	0
Gary Carter, R (1, 2) OBP: 0.311, SLG: 0.438	1-2 3B 1B		L7-4-3 1-2			P6		G5-4-3 1B		4	1	2	0	0	0	2
Larry Parrish, R (1, 5) OBP: 0.291, SLG: 0.375	1-H 2-H 3B			F8			BB WP SH5-4 BB	G5-4-3 1-2f		3	1	1	2	1	0	1
Jerry White, S (1, 9) OBP: 0.311, SLG: 0.381 Rowland Office, L (8, 9) OBP: 0.256, SLG: 0.194	F8			K			SH5-4 1-2		6-3	2 1	0 0	0 0	0 0	0 0	1 0	1 0
Tim Wallach, R (1, 3) OBP: 0.300, SLG: 0.346		F7		P7			5-3		5-3	4	0	0	0	0	0	1
Chris Speier, R (1, 6) OBP: 0.310, SLG: 0.290 Wallace Johnson, S (7, PH) OBP: 0.286, SLG: 0.167 Mike Phillips, L (7, 6) OBP: 0.256, SLG: 0.272		6-3			P3		BB WP IBB		1B	2 0 1	0 0 0	0 0 1	0 0 0	0 1 0	0 0 0	0 0 0
Bill Gullickson, R (1, 1) OBP: 0.204, SLG: 0.174 John Milner, L (7, PH) OBP: 0.318, SLG: 0.385 Pat Rooney, R (7, PR) Jeff Reardon, R (7, 1) Woodie Fryman, R (8, 1) OBP: 0.667, SLG: 0.667		1-3			G4-6-3 1B		BB 1-2 2-3		1-2 1B	2 0 0 0 1	0 0 0 0 0	1 0 0 0 1	0 0 0 0 0	0 1 0 0 0	0 0 0 0 0	0 0 0 0 0
Inning Stats	R: 2 E: 0 K: 0 S: 5 H: 2 LOB: 1 BB: 1 P: 9	R: 0 E: 0 K: 0 S: 3 H: 0 LOB: 0 BB: 0 P: 3	R: 0 E: 0 K: 0 S: 3 H: 1 LOB: 1 BB: 1 P: 7	R: 0 E: 0 K: 1 S: 5 H: 0 LOB: 0 BB: 0 P: 5	R: 0 E: 0 K: 0 S: 3 H: 1 LOB: 1 BB: 0 P: 3	R: 0 E: 0 K: 0 S: 3 H: 0 LOB: 0 BB: 0 P: 3	R: 1 E: 0 K: 0 S: 3 H: 0 LOB: 3 BB: 4 P: 19	R: 0 E: 0 K: 0 S: 3 H: 1 LOB: 0 BB: 0 P: 3	R: 0 E: 0 K: 1 S: 7 H: 2 LOB: 2 BB: 0 P: 7	1B: 6 2B: 1 3B: 1 HR: 0 SF: 0 SAC: 1 DP: 3 HBP: 0						

	AB	30
	R	3
	H	7
	RBI	3
	BB	6
	SO	2
	LOB	11

WP: 1 PB: 0 SB: 0 CS: 0 PA: 37

PITCHER		IP	WLS	BF	H	R	ER	SO	BB	IBB	HBP	BLK	WP	HR	S	P	ERA	WHIP
Eddie Solomon, R ERA: 3.12	(1, 1)	6.2	L	26	4	3	3	1	3	1	0	0	0	0	24	40	4.05	1.050
Rod Scurry, L ERA: 3.66	(7, 1)	0.1		3	0	0	0	0	2	0	0	0	1	0	1	9	0.00	6.000
Kent Tekulve, R ERA: 2.41	(8, 1)	2.0		8	3	0	0	1	0	0	0	0	0	0	10	10	0.00	1.500

PITCHER	IP	WLS	BF	H	R	ER	SO	BB	IBB	HBP	BLK	WP	HR	S	P	ERA	WHIP

Montreal Expos @ Pittsburgh Pirates

Three Rivers Stadium, Pittsburgh, PA

Wed Sep 30 1981, 7:05 PM EDT

Att. 5,826 - Unknown

BOTTOM

Batter	1	2	3	4	5	6	7	8	9	AB	R	H	RBI	BB	SO	LOB
Omar Moreno, L (1, 8) OBP: 0.324, SLG: 0.368	P6		K		F8		P5			4	0	0	0	0	1	0
Tim Foli, R (1, 6) OBP: 0.285, SLG: 0.298	E6 G3		F9			P8		2B		4	0	1	0	0	0	0
Matt Alexander, S (8, PR) OBP: 0.222, SLG: 0.222										0	0	0	0	0	0	0
Vance Law, R (9, 4) OBP: 0.167, SLG: 0.175										0	0	0	0	0	0	0
Dave Parker, L (1, 9) OBP: 0.286, SLG: 0.464	G3 1-2			G1		WP 1B 2B		P8		4	1	1	0	0	0	2
Jason Thompson, L (1, 3) OBP: 0.394, SLG: 0.488	BB			K		1B WP BB		BB		1	0	0	0	2	1	0
Bill Robinson, R (8, PH) OBP: 0.268, SLG: 0.346										0	0	0	0	1	0	0
(9, 3)																
Mike Easler, L (1, 7) OBP: 0.326, SLG: 0.417	G3			3B		1-3 2-H 1B		P7		3	0	2	1	0	0	2
Bill Madlock, R (8, PH) OBP: 0.414, SLG: 0.496										1	0	0	0	0	0	2
(9, 5)																
Johnny Ray, S (1, 4) OBP: 0.280, SLG: 0.356		6-3		F7		P7		F9		3	0	0	0	0	0	3
Lee Lacy, R (8, PH) OBP: 0.308, SLG: 0.387										1	0	0	0	0	0	2
(9, 7)																
Dale Berra, R (1, 5) OBP: 0.300, SLG: 0.313		K			P4	K			F7	4	0	0	0	0	2	2
(9, 6)																
Steve Nicosia, R (1, 2) OBP: 0.297, SLG: 0.352		5-3			HR		L5		CS BB	3	1	1	1	1	0	0
Eddie Solomon, R (1, 1) OBP: 0.163, SLG: 0.163			K		K		L3		K	2	0	0	0	0	2	0
Rod Scurry, L (7, 1) OBP: 0.250, SLG: 0.167										0	0	0	0	0	0	0
Willie Montanez, L (7, PH) OBP: 0.240, SLG: 0.253										1	0	0	0	0	0	0
Kent Tekulve, R (8, 1)										0	0	0	0	0	0	0
Kurt Bevacqua, R (9, PH) OBP: 0.323, SLG: 0.423										1	0	0	0	0	1	1
Inning Stats	R: 0 E: 1 K: 0 S: 4 H: 0 LOB: 2 BB: 1 P: 8	R: 0 E: 0 K: 1 S: 5 H: 0 LOB: 0 BB: 0 P: 5	R: 0 E: 0 K: 2 S: 7 H: 0 LOB: 0 BB: 0 P: 7	R: 0 E: 0 K: 1 S: 6 H: 1 LOB: 1 BB: 0 P: 6	R: 1 E: 0 K: 1 S: 6 H: 1 LOB: 0 BB: 0 P: 6	R: 1 E: 0 K: 1 S: 7 H: 2 LOB: 2 BB: 1 P: 11	R: 0 E: 0 K: 0 S: 3 H: 0 LOB: 0 BB: 0 P: 3	R: 0 E: 0 K: 0 S: 4 H: 1 LOB: 2 BB: 1 P: 8	R: 0 E: 0 K: 1 S: 4 H: 0 LOB: 0 BB: 1 P: 8	1B: 1 2B: 2 3B: 1 HR: 1	SF: 0 SAC: 0 DP: 0 HBP: 0						

PITCHER		IP	WLS	BF	H	R	ER	SO	BB	IBB	HBP	BLK	WP	HR	S	P	ERA	WHIP
Bill Gullickson, R ERA: 2.84	(1, 1)	6.0	W	25	4	2	2	6	2	0	0	0	1	1	35	43	3.00	1.000
Jeff Reardon, R ERA: 2.18	(7, 1)	1.0		4	1	0	0	0	0	0	0	0	0	0	4	4	0.00	1.000
Woodie Fryman, L ERA: 1.88	(8, 1)	2.0	S	7	0	0	0	1	2	0	0	0	0	0	7	15	0.00	1.000

PITCHER	IP	WLS	BF	H	R	ER	SO	BB	IBB	HBP	BLK	WP	HR	S	P	ERA	WHIP

AB	32
R	2
H	5
RBI	2
BB	4
SO	7
LOB	14

WP: 1 PA: 36
PB: 0
SB: 0
CS: 1

livebaseballscorecards.com

Montreal Expos @ Pittsburgh Pirates

Three Rivers Stadium, Pittsburgh, PA

Thu Oct 01 1981, 7:05 PM EDT

Att. 2,931 - Unknown

TOP

livebaseballscorecards.com

Batter	1	2	3	4	5	6	7	8	9	AB	R	H	RBI	BB	SO	LOB
Rodney Scott, S (1, 4) OBP: 0.308, SLG: 0.250	K	P8			F8	4-3		6-3		5	0	0	0	0	1	1
Jerry White, S (1, 9) OBP: 0.309, SLG: 0.376	BB, S, 3B, 1B		K		P8	L4				4	1	1	0	0	1	0
Andre Dawson, R (1, 8) OBP: 0.370, SLG: 0.556	BB, 3B, 1-2, BB		K			CS, 2B, 1B		F7		3	2	1	0	1	1	0
Gary Carter, R (1, 2) OBP: 0.313, SLG: 0.440	3B, 1-2, 2-3, BB		P6			1-H, 2B		6-3		3	2	1	1	1	0	0
Larry Parrish, R (1, 5) OBP: 0.293, SLG: 0.385	FC4-2, 1-H, 2-H, 3-H, 3B			3-1		P8		2B		4	0	2	3	0	0	1
John Milner, L (1, 3) OBP: 0.318, SLG: 0.391	FC4-2, FC6-4, 3-H			4-3		2-H, 2B		1-3		3	0	1	1	0	0	1
Dan Briggs, L (6, PR) (6, 3) OBP: 0.111, SLG: 0.111				1B		F8			4-1	1 4	0 0	0 1	0 0	0 0	0 0	1 2
Terry Francona, L (1, 7) OBP: 0.308, SLG: 0.318	FC6-4, 1-2f									4	0	1	0	0	0	2
Chris Speier, R (1, 6) OBP: 0.310, SLG: 0.289		K		K		F9			SH1-4, 1B	4	0	1	0	0	2	2
Ray Burris, R (1, 1) OBP: 0.262, SLG: 0.189		4-3			P3		3-1		SH1-4, 1-2	3	0	0	0	0	0	0
Jeff Reardon, R (8, 1)										0	0	0	0	0	0	0
Inning Stats	R: 3 E: 0 K: 1 S: 7 H: 2 LOB: 1 BB: 2 P: 15	R: 0 E: 0 K: 1 S: 5 H: 0 LOB: 0 BB: 0 P: 5	R: 0 E: 0 K: 2 S: 7 H: 0 LOB: 0 BB: 0 P: 7	R: 0 E: 0 K: 1 S: 6 H: 1 LOB: 1 BB: 0 P: 6	R: 0 E: 0 K: 0 S: 3 H: 0 LOB: 0 BB: 0 P: 3	R: 2 E: 0 K: 0 S: 6 H: 3 LOB: 1 BB: 0 P: 6	R: 0 E: 0 K: 0 S: 3 H: 0 LOB: 0 BB: 0 P: 3	R: 0 E: 0 K: 0 S: 4 H: 1 LOB: 1 BB: 0 P: 4	R: 0 E: 0 K: 0 S: 4 H: 1 LOB: 1 BB: 0 P: 4	1B: 4 2B: 3 3B: 1 HR: 0	SF: 0 SAC: 1 DP: 0 HBP: 0						

	AB	34
	R	5
	H	8
	RBI	5
	BB	2
	SO	5
	LOB	8

WP: 0 PB: 0 SB: 1 CS: 1 PA: 37

PITCHER		IP	WLS	BF	H	R	ER	SO	BB	IBB	HBP	BLK	WP	HR	S	P	ERA	WHIP
Luis Tiant, R ERA: 3.92	(1, 1)	5.1	L	24	6	5	4	5	2	0	0	0	0	0	32	40	6.75	1.500
Don Robinson, R ERA: 5.87	(6, 1)	1.2		5	0	0	0	0	0	0	0	0	0	0	5	5	0.00	0.000
Mark Lee, R ERA: 2.7	(8, 1)	2.0		8	2	0	0	0	0	0	0	0	0	0	8	8	0.00	1.000

PITCHER	IP	WLS	BF	H	R	ER	SO	BB	IBB	HBP	BLK	WP	HR	S	P	ERA	WHIP

Batter	1	2	3	4	5	6	7	8	9	AB	R	H	RBI	BB	SO	LOB
Omar Moreno, L (1, 8) OBP: 0.322, SLG: 0.366	G3		F9		1B		FC4-6 1-2f		4-3	5	0	1	0	0	0	2
Vance Law, R (1, 6) OBP: 0.169, SLG: 0.177	4-3 1B		P3		1-3		SSS K		F9	5	0	1	0	0	1	3
Dave Parker, L (1, 9) OBP: 0.281, SLG: 0.456	4-3 1-2			F7		F7		P6		4	0	0	0	0	0	1
Jason Thompson, L (1, 3) OBP: 0.392, SLG: 0.481	4-3			P5		BBBB 2B 4-0 BB		4-3		3	0	0	0	1	0	1
Mike Easler, L (1, 7) OBP: 0.328, SLG: 0.430		F7		3B		F9		1B 3B		4	1	2	0	0	0	1
Johnny Ray, S (1, 4) OBP: 0.289, SLG: 0.374		P2		1-3		1-3 2B		1B 3-H 1B		4	0	2	1	0	0	1
Dale Berra, R (1, 5) OBP: 0.303, SLG: 0.321	6-3				4-3 6-3 2B	L7		1-2 1B		4	1	2	0	0	0	2
Steve Nicosia, R (1, 2) OBP: 0.292, SLG: 0.345			L6		4-3 2-3		F9	P2		3	0	0	0	0	0	1
Willie Stargell, L (8, PH) OBP: 0.338, SLG: 0.356										1	0	0	0	0	0	2
Tony Peña, R (9, 2) OBP: 0.322, SLG: 0.374										0	0	0	0	0	0	0
Luis Tiant, R (1, 1) OBP: 0.235, SLG: 0.313			2B		6-3 3-H		FC4-6 1B		F9	2	0	1	1	0	0	0
Don Robinson, R (6, 1) OBP: 0.308, SLG: 0.250										0	0	0	0	0	0	0
Willie Montanez, L (7, PH) OBP: 0.248, SLG: 0.260										1	0	1	0	0	0	0
Mark Lee, R (8, 1) OBP: 0.500, SLG: 0.500										0	0	0	0	0	0	0
Doe Boyland, L (9, PH)										1	0	0	0	0	0	0
Inning Stats	R: 0 E: 0 K: 0 S: 4 H: 1 LOB: 1 BB: 0 P: 4	R: 0 E: 0 K: 0 S: 3 H: 0 LOB: 0 BB: 0 P: 3	R: 0 E: 0 K: 0 S: 4 H: 1 LOB: 1 BB: 0 P: 4	R: 0 E: 0 K: 0 S: 4 H: 1 LOB: 1 BB: 0 P: 4	R: 1 E: 0 K: 0 S: 5 H: 2 LOB: 1 BB: 0 P: 5	R: 0 E: 0 K: 0 S: 4 H: 1 LOB: 2 BB: 1 P: 8	R: 0 E: 0 K: 1 S: 6 H: 1 LOB: 1 BB: 0 P: 6	R: 1 E: 0 K: 0 S: 6 H: 3 LOB: 2 BB: 0 P: 6	R: 0 E: 0 K: 0 S: 3 H: 0 LOB: 0 BB: 0 P: 3	1B: 5 2B: 3 3B: 2 HR: 0 SF: 0 SAC: 0 DP: 0 HBP: 0						

PITCHER	IP	WLS	BF	H	R	ER	SO	BB	IBB	HBP	BLK	WP	HR	S	P	ERA	WHIP
Ray Burris, R (1, 1) ERA: 3.1	7.2	W	34	10	2	2	1	1	0	0	0	0	0	35	39	2.35	1.435
Jeff Reardon, R (8, 1) ERA: 2.14	1.1	S	4	0	0	0	0	0	0	0	0	0	0	4	4	0.00	0.000

PITCHER	IP	WLS	BF	H	R	ER	SO	BB	IBB	HBP	BLK	WP	HR	S	P	ERA	WHIP

BOTTOM

Montreal Expos @ Pittsburgh Pirates

Three Rivers Stadium, Pittsburgh, PA

Thu Oct 01 1981, 7:05 PM EDT

Att. 2,931 - Unknown

livebaseballscorecards.com

AB	37
R	2
H	10
RBI	2
BB	1
SO	1
LOB	14

PA:	38
WP:	0
PB:	0
SB:	0
CS:	0

Batter	1	2	3	4	5	6	7	8	9	AB	R	H	RBI	BB	SO	LOB
Tom Herr, S (1, 4) OBP: 0.327, SLG: 0.348	0-0 1B		0-0 E5	0-0 S		0-0 E3 1-2		0-0 P4 ①		5	2	3	0	0	0	2
Garry Templeton, S (1, 6) OBP: 0.316, SLG: 0.395	0-3 K ①		0-3 K ①	0-3 K ③ 1-2		0-0 1-3 2-H		0-3 K ②		5	1	1	1	0	4	4
Keith Hernandez, L (1, 3) OBP: 0.404, SLG: 0.468 Mark Littell, L (8, 1) OBP: 0.250, SLG: 0.250 Steve Braun, L (9, 7) OBP: 0.404, SLG: 0.302	0-0 1-3		4-0 E		0-3 K ①	0-0 1-H 3-H		0-3 K ③		4 0 0	1 0 0	2 0 0	2 0 0	1 0 0	2 0 0	1 0 0
George Hendrick, R (1, 8) OBP: 0.356, SLG: 0.478	0-0 F9 ②		0-0 F8 ②		0-0 F9 ②	0-0 4-3 ③			0-0 HR	5	1	1	1	0	0	5
Dane Iorg, L (1, 9) OBP: 0.342, SLG: 0.426 Tito Landrum, R (7, PH) (7, 9) OBP: 0.297, SLG: 0.370	0-3 K ③		0-0 E7 1-H 2-H		0-0 E9 1B		0-0 G6-4-3 1B		0-0 6-3 ①	3 2	0 0	1 1	0 0	0 0	1 0	2 0
Ken Oberkfell, L (1, 5) OBP: 0.350, SLG: 0.370		4-0 BB	4-0 BB		0-0 4-3 ③		0-0 G6-4-3 ①② 1-2f		0-3 K ②	3	0	0	0	2	1	2
Darrell Porter, L (1, 2) OBP: 0.370, SLG: 0.418		0-0 F7 ①	0-0 L3 ③			0-0 F8 ①	4-0 BB		0-0 HR	4	1	1	1	1	0	3
Gene Roof, S (1, 7) OBP: 0.406, SLG: 0.386 Sixto Lezcano, R (9, PH) OBP: 0.376, SLG: 0.393 Bruce Sutter, R (9, 1)	0-3 K ②			0-0 5-3 ①		0-3 K ②	0-3 K ③		4-0 FC5-4 BB	4 0 0	0 0 0	0 0 0	0 0 0	0 1 0	3 0 0	2 0 0
Dave LaPoint, L (1, 1) Jim Kaat, L (4, 1) OBP: 0.444, SLG: 0.500 Luis DeLeon, R (5, 1) Orlando Sanchez, L (6, PH) OBP: 0.333, SLG: 0.400 Bob Shirley, R (6, 1) OBP: 0.150, SLG: 0.150 Gene Tenace, R (8, PH) OBP: 0.416, SLG: 0.403 (8, 3)	0-3 K ③			0-0 6-3 ②		0-0 E 1B		4-0 BB	0-0 FC5-4 ③ 1-2f	2 0 0 1 0 1	0 0 0 1 0 0	0 0 0 1 0 0	0 0 0 0 0 0	0 0 0 0 0 1	1 0 0 0 0 1	1 0 0 0 0 1
Inning Stats	R: 0 E: 0 K: 2 S: 9 H: 2 LOB: 2 BB: 0 P: 9	R: 0 E: 0 K: 2 S: 7 H: 0 LOB: 1 BB: 1 P: 11	R: 2 E: 2 K: 1 S: 7 H: 1 LOB: 2 BB: 2 P: 15	R: 0 E: 0 K: 1 S: 6 H: 1 LOB: 1 BB: 0 P: 6	R: 0 E: 1 K: 1 S: 6 H: 1 LOB: 1 BB: 0 P: 6	R: 3 E: 1 K: 1 S: 9 H: 3 LOB: 1 BB: 0 P: 9	R: 0 E: 0 K: 1 S: 5 H: 1 LOB: 1 BB: 1 P: 9	R: 0 E: 0 K: 2 S: 7 H: 0 LOB: 1 BB: 1 P: 11	R: 2 E: 0 K: 1 S: 7 H: 2 LOB: 1 BB: 1 P: 11	1B: 8 2B: 1 3B: 0 HR: 2 SF: 0 SAC: 0 DP: 1 HBP: 0						

PITCHER		IP	WLS	BF	H	R	ER	SO	BB	IBB	HBP	BLK	WP	HR	S	P	ERA	WHIP
Pascual Perez, R ERA: 3.96	(1, 1)	6.0		31	8	5	0	8	3	0	0	0	0	0	44	56	0.00	1.833
Rod Scurry, L ERA: 3.77	(7, 1)	2.2		13	3	2	2	4	3	0	0	0	0	2	18	30	6.75	2.250
Kent Tekulve, R ERA: 2.4	(9, 1)	0.1	W	1	0	0	0	0	0	0	0	0	0	0	1	1	0.00	0.000

PITCHER	IP	WLS	BF	H	R	ER	SO	BB	IBB	HBP	BLK	WP	HR	S	P	ERA	WHIP

St. Louis Cardinals @ Pittsburgh Pirates

Three Rivers Stadium, Pittsburgh, PA

Fri Oct 02 1981, 7:05 PM EDT
Att. 2,348 - Cloudy - 39 F

TOP

livebaseballscorecards.com

AB	39
R	7
H	11
RBI	5
BB	6
SO	12
LOB	23

WP: 0 PB: 0 SB: 1 CS: 0 PA: 45

Batter	1	2	3	4	5	6	7	8	9	AB	R	H	RBI	BB	SO	LOB
Omar Moreno, L (1, 8) OBP: 0.323, SLG: 0.367	L3		K		1B E 2B	K			SH3-4 2B BB	4	2	1	0	1	2	1
Tim Foli, R (1, 6) OBP: 0.287, SLG: 0.300	G4-6-3 1B			F8	E 2B 1B 2-3		5-3		SH3-4 1-2	4	1	2	0	0	0	0
Dave Parker, L (1, 9) OBP: 0.287, SLG: 0.454	G4-6-3 1-2f			1B E BB	E7 2B 1B 1-3 3-H		4-3		2B IBB	3	2	1	1	2	0	1
Bill Robinson, R (1, 7) OBP: 0.279, SLG: 0.346 Mike Easler, L (9, PH) OBP: 0.330, SLG: 0.435		5-3		E6 1-H	1B 1B 4-0 2B IBB		K		1-3 2-H 2B	3 1	2 0	1 1	0 1	1 0	1 0	0 0
Jason Thompson, L (1, 3) OBP: 0.394, SLG: 0.486		K		1B 1B G5-2-3 3-H 1B	6-3 E 1-H 2-H 3-H 2B			G1		4	1	2	4	0	1	0
Tony Peña, R (1, 2) OBP: 0.326, SLG: 0.382		6-3		1B 1-2 1B	6-3 2-3			2B		4	0	2	0	0	0	1
Dale Berra, R (1, 5) OBP: 0.302, SLG: 0.320			P8	1-2 2-3 1B	E9 3-H			P8		4	0	1	0	0	0	1
Johnny Ray, S (1, 4) OBP: 0.297, SLG: 0.372			SH3-4 1B	G5-2-3 3-Hf		F9		IBB		3	0	1	0	1	0	3
Pascual Perez, R (1, 1) OBP: 0.136, SLG: 0.227 Kurt Bevacqua, R (6, PH) OBP: 0.313, SLG: 0.407 Rod Scurry, L (7, 1) OBP: 0.238, SLG: 0.158 Kent Tekulve, R (9, 1)			SH3-4 1-2		5-3	F9		1-3		1 1 1 0	0 0 0 0	0 0 0 0	0 0 0 0	0 0 0 0	0 0 0 0	0 0 2 0
Inning Stats	R: 0 E: 0 K: 0 S: 3 H: 1 LOB: 0 BB: 0 P: 3	R: 0 E: 0 K: 1 S: 5 H: 0 LOB: 0 BB: 0 P: 5	R: 0 E: 0 K: 1 S: 6 H: 1 LOB: 1 BB: 0 P: 6	R: 2 E: 1 K: 0 S: 6 H: 4 LOB: 2 BB: 1 P: 10	R: 5 E: 2 K: 0 S: 7 H: 4 LOB: 1 BB: 1 P: 11	R: 0 E: 0 K: 1 S: 5 H: 0 LOB: 0 BB: 0 P: 5	R: 0 E: 0 K: 1 S: 5 H: 0 LOB: 0 BB: 0 P: 5	R: 0 E: 0 K: 0 S: 4 H: 1 LOB: 2 BB: 1 P: 8	R: 1 E: 0 K: 0 S: 2 H: 1 LOB: 2 BB: 2 P: 10	1B: 8 2B: 4 3B: 0 HR: 0	SF: 0 SAC: 2 DP: 2 HBP: 0					

BOTTOM

St. Louis Cardinals @ Pittsburgh Pirates

Three Rivers Stadium, Pittsburgh, PA

Fri Oct 02 1981, 7:05 PM EDT

Att. 2,348 - Cloudy - 39 F

livebaseballscorecards.com

AB	33
R	8
H	12
RBI	6
BB	5
SO	4
LOB	9

WP: 0 PB: 0 SB: 0 CS: 0 PA: 40

PITCHER		IP	WLS	BF	H	R	ER	SO	BB	IBB	HBP	BLK	WP	HR	S	P	ERA	WHIP
Dave LaPoint, L ERA: 4.22	(1, 1)	3.1		16	6	2	2	2	1	0	0	0	0	0	19	23	5.40	2.100
Jim Kaat, L ERA: 3.4	(4, 1)	1.0		7	4	5	4	0	0	1	0	0	0	0	6	10	36.00	4.000
Luis DeLeon, R ERA: 2.35	(5, 1)	0.2		2	0	0	0	0	0	0	0	0	0	0	2	2	0.00	0.000
Bob Shirley, L ERA: 4.42	(6, 1)	2.0		6	0	0	0	2	0	0	0	0	0	0	10	10	0.00	0.000
Mark Littell, R ERA: 4.39	(8, 1)	1.0		5	1	0	0	0	0	1	0	0	0	0	4	8	0.00	1.000

PITCHER		IP	WLS	BF	H	R	ER	SO	BB	IBB	HBP	BLK	WP	HR	S	P	ERA	WHIP
Bruce Sutter, R ERA: 2.62	(9, 1)	0.1	L	4	1	1	1	0	1	1	0	0	0	0	2	10	27.00	6.000

Batter	1	2	3	4	5	6	7	8	9	AB	R	H	RBI	BB	SO	LOB
Tom Herr, S (1, 4) OBP: 0.327, SLG: 0.346	BBBB 4-0 1B S 1B BB	BBB 4-0 BLK S G3 BB	x 0-0 ② P6		x 0-0 ③ P5 1-2 3-H			x 0-0 ② 4-3		3	2	0	0	2	0	3
Garry Templeton, S (1, 6) OBP: 0.315, SLG: 0.393 Mike Ramsey, S (6, 6) OBP: 0.297, SLG: 0.275	x 0-0 G4-6-3 1B 1-3 1B 1B	x 0-0 ② G3 1-H	x 0-0 ③ P6			x 0-0 ① P8		x 0-0 ③ 4-3		4 1	1 0	1 0	1 0	0 0	0 0	2 0
Keith Hernandez, L (1, 3) OBP: 0.402, SLG: 0.464	x 0-0 SSS G4-6-3 1-2 3-H 1B	SSS 0-3 ③ K		x 0-0 ① F8		x 0-0 ② 1-3			x 0-0 ① 5-3	5	0	1	1	0	1	0
George Hendrick, R (1, 9) OBP: 0.356, SLG: 0.485	x 0-0 ① ② G4-6-3 1-2f 2-3		x 0-0 SF8 3B	x 0-0 ② 6-3		x 0-0 2B			x 0-0 ② P3	5	1	2	0	0	0	2
Darrell Porter, L (1, 2) OBP: 0.366, SLG: 0.410	BBBB 4-0 1B 1B BB		x 0-0 ① SF8 3-H	x 0-0 ③ G3		x 0-0 ③ 5-3			x 0-0 ③ 4-3	3	1	0	1	1	0	1
Dane Iorg, L (1, 7) OBP: 0.345, SLG: 0.427 Tito Landrum, R (7, 7) OBP: 0.297, SLG: 0.370	x 0-0 1B 1-2 3-H 1B		x 0-0 BB 1B 1B 1B		x 0-0 ① F8		SSS 0-3 ① K			4 0	1 0	2 0	1 0	0 0	1 0	0 0
Ken Oberkfell, L (1, 5) OBP: 0.354, SLG: 0.374	x 0-0 S 1-3 2-H 1B		x 0-0 BB 1-2 1B 1B		x 0-0 F9 1B E 1B		x 0-0 ② P7			4	2	3	1	0	0	0
David Green, R (1, 8) OBP: 0.278, SLG: 0.133	SSS 0-3 ③ K 1-2		BBBB 4-0 1B 1-2 2-3 BB		x 0-0 E 1-2 1B		x 0-0 ③ 6-3			3	0	1	0	1	1	2
John Martin, S (1, 1) OBP: 0.257, SLG: 0.333		x 0-0 ① 6-3	x 0-0 1-2 2-H 3-H 1B		x 0-0 ② F9 2-3			SSS 0-3 ① K		4	0	1	2	0	1	2
Inning Stats	R: 3 E: 0 K: 1 S: 8 H: 4 LOB: 2 BB: 2 P: 16	R: 1 E: 0 K: 1 S: 5 H: 0 LOB: 0 BB: 1 P: 9	R: 3 E: 0 K: 0 S: 7 H: 4 LOB: 2 BB: 1 P: 11	R: 0 E: 0 K: 0 S: 3 H: 0 LOB: 0 BB: 0 P: 3	R: 1 E: 1 K: 0 S: 5 H: 2 LOB: 1 BB: 0 P: 5	R: 0 E: 0 K: 0 S: 4 H: 1 LOB: 1 BB: 0 P: 4	R: 0 E: 0 K: 1 S: 5 H: 0 LOB: 0 BB: 0 P: 5	R: 0 E: 0 K: 1 S: 5 H: 0 LOB: 0 BB: 0 P: 5	R: 0 E: 0 K: 0 S: 3 H: 0 LOB: 0 BB: 0 P: 3	1B: 9 2B: 1 3B: 1 HR: 0 SF: 1 SAC: 0 DP: 1 HBP: 0						

TOP

St. Louis Cardinals @ Pittsburgh Pirates

Three Rivers Stadium, Pittsburgh, PA

Sat Oct 03 1981, 3:33 AM EDT
Att. 3,589 - Cloudy - 46 F

livebaseballscorecards.com

AB	36
R	8
H	11
RBI	7
BB	4
SO	4
LOB	12

PITCHER		IP	WLS	BF	H	R	ER	SO	BB	IBB	HBP	BLK	WP	HR	S	P	ERA	WHIP
Ernie Camacho, R ERA: 4.98	(1, 1)	2.1	L	15	6	6	6	2	3	0	0	1	0	0	16	28	23.14	3.857
Bob Long, R ERA: 5.95	(3, 1)	3.2		17	5	2	1	0	1	0	0	0	0	0	16	20	2.46	1.636
Victor Cruz, R ERA: 2.65	(7, 1)	1.0		3	0	0	0	1	0	0	0	0	0	0	5	5	0.00	0.000
Kent Tekulve, R ERA: 2.32	(8, 1)	2.0		6	0	0	0	1	0	0	0	0	0	0	8	8	0.00	0.000

PITCHER	IP	WLS	BF	H	R	ER	SO	BB	IBB	HBP	BLK	WP	HR	S	P	ERA	WHIP

BOTTOM

Batter	1	2	3	4	5	6	7	8	9	AB	R	H	RBI	BB	SO	LOB
Omar Moreno, L (1, 8) OBP: 0.322, SLG: 0.365	F8			G3		BBBB 4-0 1B 1-2 1B BB	FC6-4 1-2f			2	0	0	0	0	0	0
Kurt Bevacqua, R (6, PH) OBP: 0.333, SLG: 0.407										0	1	0	0	1	0	0
Victor Cruz, R (7, 1)										0	0	0	0	0	0	0
Bill Madlock, R (7, PH) OBP: 0.413, SLG: 0.495										1	0	0	0	0	0	1
Kent Tekulve, R (8, 1)										0	0	0	0	0	0	0
Tim Foli, R (1, 6) OBP: 0.286, SLG: 0.298	1-3			F9		F9 2-3		4-3		2	0	0	0	0	0	0
Vance Law, R (6, 6) OBP: 0.164, SLG: 0.172										2	0	0	0	0	0	2
Mike Easler, L (1, 7) OBP: 0.332, SLG: 0.436	1-4-3			1B		1B 1-2 3-H 1B		4-3		4	0	2	1	0	0	0
Bill Robinson, R (1, 9) OBP: 0.267, SLG: 0.329		K		L5		F8		K		4	0	0	0	0	2	3
Jason Thompson, L (1, 3) OBP: 0.399, SLG: 0.502		K			BBBB 4-0 1B BB	1B 1-3 2-H 1B			HR	3	1	2	2	1	1	0
Dale Berra, R (1, 5) OBP: 0.301, SLG: 0.319		F9			G6-4-3 1-2 1B	L4			L8	4	0	1	0	0	0	2
Steve Nicosia, R (1, 2) OBP: 0.286, SLG: 0.337			5-3		F7		L7		F9	4	0	0	0	0	0	2
Johnny Ray, S (1, 4) OBP: 0.286, SLG: 0.357			F8		G6-4-3 1-2f		F7		6-3	4	0	0	0	0	0	2
Ernie Camacho, R (1, 1)			K			F9 BB 1B 1B	FC6-4 1B			0	0	0	0	0	0	0
Bob Long, R (3, 1)										1	0	0	0	0	1	0
Matt Alexander, S (6, PH) OBP: 0.364, SLG: 0.364 (7, 8)										2	1	2	0	0	0	0
Inning Stats	R: 0 E: 0 K: 0 S: 3 H: 0 LOB: 0 BB: 0 P: 3	R: 0 E: 0 K: 2 S: 7 H: 0 LOB: 0 BB: 0 P: 7	R: 0 E: 0 K: 1 S: 5 H: 0 LOB: 0 BB: 0 P: 5	R: 0 E: 0 K: 0 S: 4 H: 1 LOB: 1 BB: 0 P: 4	R: 0 E: 0 K: 0 S: 3 H: 1 LOB: 1 BB: 1 P: 7	R: 2 E: 0 K: 0 S: 6 H: 3 LOB: 2 BB: 1 P: 10	R: 0 E: 0 K: 0 S: 4 H: 1 LOB: 1 BB: 0 P: 4	R: 0 E: 0 K: 1 S: 5 H: 0 LOB: 0 BB: 0 P: 5	R: 1 E: 0 K: 0 S: 4 H: 1 LOB: 0 BB: 0 P: 4	1B: 6 2B: 0 3B: 0 HR: 1	SF: 0 SAC: 0 DP: 1 HBP: 0						

PITCHER	IP	WLS	BF	H	R	ER	SO	BB	IBB	HBP	BLK	WP	HR	S	P	ERA	WHIP
John Martin, L (1, 1) ERA: 3.42	9.0	W	35	7	3	3	4	2	0	0	0	0	1	41	49	3.00	1.000

PITCHER	IP	WLS	BF	H	R	ER	SO	BB	IBB	HBP	BLK	WP	HR	S	P	ERA	WHIP

St. Louis Cardinals @ Pittsburgh Pirates

Three Rivers Stadium, Pittsburgh, PA

Sat Oct 03 1981, 3:33 AM EDT

Att. 3,589 - Cloudy - 46 F

livebaseballscorecards.com

AB	33
R	3
H	7
RBI	3
BB	2
SO	4
LOB	12

WP: 0 PB: 0 SB: 0 CS: 0 PA: 35

TOP

St. Louis Cardinals @ Pittsburgh Pirates

Three Rivers Stadium, Pittsburgh, PA

Sun Oct 04 1981, 3:33 AM EDT

Att. 10,022 - Sunny - 55 F

livebaseballscorecards.com

Batter	1	2	3	4	5	6	7	8	9	AB	R	H	RBI	BB	SO	LOB
Tom Herr, S (1, 4) OBP: 0.329, SLG: 0.345	BBBB 4-0 1B BB G6-4-3 BB		x 0-0 ① L6		x 0-0 ② 3-1 2-3		x 0-0 S 3-H 1B		x 0-0 ③ G3	3	1	1	1	1	0	1
Silvio Martinez, R (7, 1) OBP: 0.222, SLG: 0.257										0	0	0	0	0	0	0
Darrell Porter, L (9, PH) OBP: 0.364, SLG: 0.408										1	0	0	0	0	0	1
Bob Sykes, S (9, 1)										0	0	0	0	0	0	0
Gene Roof, S (1, 7) OBP: 0.411, SLG: 0.400	BBBB 4-0 G6-4-3 1B 1-2 BB		x 0-0 ② 6-3		x 0-0 3-H 2B		SSS 0-3 ③ K 1-2			3	0	1	1	1	1	1
Ken Oberkfell, L (1, 5) OBP: 0.353, SLG: 0.372	x 0-0 G6-4-3 1-2 2-3 1B		x 0-0 ③ L6		x 0-0 ③ P7			x 0-0 ① G3		4	0	1	0	0	0	1
Dane Iorg, L (1, 3) OBP: 0.344, SLG: 0.424	x 0-0 ① ② G6-4-3 1-2f 2-3 3-H			x 0-0 4-1 1B		x 0-0 ① F7		x 0-0 ② 3-1		4	0	1	0	0	0	2
Steve Braun, L (1, 9) OBP: 0.393, SLG: 0.283	BBBB 4-0 BB			x 0-0 ① F9		x 0-0 ② 1-3		x 0-0 ③ F8		3	0	0	0	1	0	1
Tito Landrum, R (8, 9) OBP: 0.297, SLG: 0.370										0	0	0	0	0	0	0
Orlando Sanchez, L (1, 2) OBP: 0.308, SLG: 0.367	x 0-0 ③ 4-3			x 0-0 ② 4-1 1-2		x 0-0 ③ F9			x 0-0 ① 4-3	4	0	0	0	0	0	3
Glenn Brummer, R (9, 2) OBP: 0.219, SLG: 0.233										0	0	0	0	0	0	0
David Green, R (1, 8) OBP: 0.275, SLG: 0.176		x 0-0 ① 5-3		x 0-0 ③ 5-3			x 0-0 4-3 1B 2B		SSS 0-3 ② K	4	1	1	0	0	1	1
Mike Ramsey, S (1, 6) OBP: 0.303, SLG: 0.282		x 0-0 ② L6			x 0-0 3-1 S 2B 1B		x 0-0 ① 4-3 2-3		x 0-0 2B 1B	4	2	2	0	0	0	1
Bob Shirley, R (1, 1) OBP: 0.136, SLG: 0.136		x 0-0 ③ 1-3			x 0-0 ① B1 1-2		SSS 0-3 ② K		x 0-0 1-H 2B	2	0	0	0	0	0	1
Keith Hernandez, L (7, PH) OBP: 0.401, SLG: 0.463										1	0	0	0	0	1	1
Julio Gonzalez, R (7, 4) OBP: 0.348, SLG: 0.500										1	0	1	1	0	0	0

	AB	34
	R	4
	H	8
	RBI	3
	BB	3
	SO	3
	LOB	14

Inning Stats	1	2	3	4	5	6	7	8	9
R	1	0	0	0	1	0	1	0	1
E	0	0	0	0	0	0	0	0	0
K	0	0	0	0	0	0	2	0	1
S	3	3	3	4	5	3	9	3	7
H	1	0	0	1	2	0	2	0	2
LOB	2	0	0	1	1	0	1	0	1
BB	3	0	0	0	0	0	0	0	0
P	15	3	3	4	5	3	9	3	7

	1B	5	SF	0
	2B	3	SAC	0
	3B	0	DP	1
	HR	0	HBP	0

	WP	0	PA	37
	PB	0		
	SB	2		
	CS	0		

PITCHER		IP	WLS	BF	H	R	ER	SO	BB	IBB	HBP	BLK	WP	HR	S	P	ERA	WHIP
Odell Jones, R ERA: 3.31	(1, 1)	3.0	L	12	1	1	1	0	3	0	0	0	0	0	9	21	3.00	1.333
Mark Lee, R ERA: 2.75	(4, 1)	3.0		12	3	1	1	0	0	0	0	0	0	0	12	12	3.00	1.000
Kent Tekulve, R ERA: 2.49	(7, 1)	3.0		13	4	2	2	3	0	0	0	0	0	0	19	19	6.00	1.333

PITCHER	IP	WLS	BF	H	R	ER	SO	BB	IBB	HBP	BLK	WP	HR	S	P	ERA	WHIP

Batter	1	2	3	4	5	6	7	8	9	AB	R	H	RBI	BB	SO	LOB
Omar Moreno, L (1, 8) OBP: 0.319, SLG: 0.362	P4			1-3		6-3			F7	4	0	0	0	0	0	1
Johnny Ray, S (1, 4) OBP: 0.284, SLG: 0.353	P9			G3		F9			1-2 1B	4	0	1	0	0	0	0
Mike Easler, L (1, 7) OBP: 0.328, SLG: 0.431	P6			F7			F8		K	4	0	0	0	0	1	2
Jason Thompson, L (1, 3) OBP: 0.396, SLG: 0.502		K			2B		3-1		3-1	4	0	1	0	0	1	2
Bill Robinson, R (1, 9) OBP: 0.258, SLG: 0.318		1-3			P2		1-3			3	0	0	0	0	0	0
Tony Peña, R (1, 2) OBP: 0.326, SLG: 0.381		4-3			1B 1B			5-3		3	0	1	0	0	0	0
Dale Berra, R (1, 5) OBP: 0.302, SLG: 0.319			F8		1-3 FC6-4 1B			6-3		3	0	1	0	0	0	0
Vance Law, R (1, 6) OBP: 0.157, SLG: 0.164			K		FC6-4 1-2f			P3		3	0	0	0	0	1	2
Odell Jones, R (1, 1) OBP: 0.200, SLG: 0.200			5-3				K		E4 1B	0	0	0	0	0	0	0
Tim Foli, R (3, PH) OBP: 0.286, SLG: 0.297										1	0	0	0	0	0	0
Mark Lee, R (4, 1) OBP: 0.500, SLG: 0.500										0	0	0	0	0	0	0
Lee Lacy, R (6, PH) OBP: 0.307, SLG: 0.385										1	0	0	0	0	1	0
Kent Tekulve, R (7, 1)										0	0	0	0	0	0	0
Willie Stargell, L (9, PH) OBP: 0.333, SLG: 0.350										1	0	0	0	0	0	0
Doe Boyland, L (9, PR)										0	0	0	0	0	0	0
Inning Stats	R: 0 E: 0 K: 0 S: 3 H: 0 LOB: 0 BB: 0 P: 3	R: 0 E: 0 K: 1 S: 5 H: 0 LOB: 0 BB: 0 P: 5	R: 0 E: 0 K: 1 S: 5 H: 0 LOB: 0 BB: 0 P: 5	R: 0 E: 0 K: 0 S: 3 H: 0 LOB: 0 BB: 0 P: 3	R: 0 E: 0 K: 0 S: 5 H: 3 LOB: 2 BB: 0 P: 5	R: 0 E: 0 K: 1 S: 5 H: 0 LOB: 0 BB: 0 P: 5	R: 0 E: 0 K: 0 S: 3 H: 0 LOB: 0 BB: 0 P: 3	R: 0 E: 0 K: 0 S: 3 H: 0 LOB: 0 BB: 0 P: 3	R: 0 E: 1 K: 1 S: 7 H: 1 LOB: 2 BB: 0 P: 7	1B: 3 2B: 1 3B: 0 HR: 0 SF: 0 SAC: 0 DP: 0 HBP: 0						

PITCHER		IP	WLS	BF	H	R	ER	SO	BB	IBB	HBP	BLK	WP	HR	S	P	ERA	WHIP
Bob Shirley, L ERA: 4.08	(1, 1)	6.0	W	20	3	0	0	3	0	0	0	0	0	0	26	26	0.00	0.500
Silvio Martinez, R ERA: 3.99	(7, 1)	2.0		6	0	0	0	0	0	0	0	0	0	0	6	6	0.00	0.000
Bob Sykes, L ERA: 4.58	(9, 1)	1.0		5	1	0	0	1	0	0	0	0	0	0	7	7	0.00	1.000

PITCHER	IP	WLS	BF	H	R	ER	SO	BB	IBB	HBP	BLK	WP	HR	S	P	ERA	WHIP

BOTTOM

St. Louis Cardinals @ Pittsburgh Pirates

Three Rivers Stadium, Pittsburgh, PA

Sun Oct 04 1981, 3:33 AM EDT
Att. 10,022 - Sunny - 55 F

livebaseballscorecards.com

AB	31
R	0
H	4
RBI	0
BB	0
SO	4
LOB	7

WP: 0 PA: 31
PB: 0
SB: 0
CS: 0