


Pittsburgh Pirates - 1982

Batter	1	2	3	4	5	6	7	8	9	AB	R	H	RBI	BB	SO	LOB	TOP								
Omar Moreno, L (1.8) OBP: 0.333, SLG: 0.500	K	S E 2B	K			S 1B	F8	G6-4-3		6	2	2	1	0	2	3									
Mike Easter, L (1.7)	4-3	E BB			G3	E BB	SF7 WP IBB		1-3	3	1	0	0	3	0	0									
Dave Parker, L (1.9) OBP: 0.500, SLG: 0.600	E7 WP	F7				E 1B	SF7 BB		1-3	5	0	2	1	1	0	1									
Jason Thompson, L (1.3)	BB	FC3-6 BB			K	P6	SF7		4-3	3	0	0	1	2	1	3									
Bill Madlock, R (1.5)	BB	FC3-6			F9	E5 FC4				3	0	0	0	2	0	4									
Tony Peña, R (1.2) OBP: 0.200, SLG: 0.200	F9				L4	FC4 1B	F8			5	0	1	0	0	0	8									
Johnny Ray, S (1.4) OBP: 0.600, SLG: 1.400		HR			F8	FC4-6 G6-4-3 1B	SH 2B	SH3 WP 1B		5	3	3	1	0	0	1	AB 37								
Dale Berra, R (1.6) OBP: 0.667, SLG: 1.333		2B			HR	G6-4-3	SH WP	SH3		3	3	2	0	0	0	1	R 11								
Rick Rhoden, R (1.1) OBP: 0.333, SLG: 1.333																	H 12								
Rod Scurry, L (6.1)		K					F8										RBI 7								
Willie Stargell, L (7, PH)																	BB 9								
Lee Lacy, R (7, PR)																	SO 4								
John Candelaria, L (7.1) OBP: 1.000, SLG: 1.000																	LOB 22								
Inning Stats	R: 0 E: 1 K: 1 S: 6	H: 0 LOB: 3 BB: 2 P: 14	R: 3 E: 1 K: 1 S: 8	H: 3 LOB: 2 BB: 2 P: 16	R: 2 E: 0 K: 1 S: 7	H: 2 LOB: 2 BB: 0 P: 7	R: 0 E: 0 K: 1 S: 6	H: 1 LOB: 1 BB: 0 P: 6	R: 0 E: 0 K: 0 S: 3	H: 1 LOB: 0 BB: 3 P: 3	R: 2 E: 1 K: 0 S: 6	H: 2 LOB: 2 BB: 1 P: 10	R: 3 E: 1 K: 0 S: 5	H: 1 LOB: 3 BB: 4 P: 21	R: 1 E: 0 K: 0 S: 4	H: 2 LOB: 0 BB: 0 P: 4	R: 0 E: 0 K: 0 S: 3	H: 0 LOB: 0 BB: 0 P: 3	1B: 5 2B: 5 3B: 0 HR: 2	SF: 1 SAC: 2 DP: 0 HBP: 0	WP: 3 PB: 0 SB: 3 CS: 0	PA: 49			
PITCHER	IP WLS BF H R ER SO BB IBB HBP BLK WP HR S P ERA WHIP	IP WLS BF H R ER SO BB IBB HBP BLK WP HR S P ERA WHIP	IP WLS BF H R ER SO BB IBB HBP BLK WP HR S P ERA WHIP	IP WLS BF H R ER SO BB IBB HBP BLK WP HR S P ERA WHIP	IP WLS BF H R ER SO BB IBB HBP BLK WP HR S P ERA WHIP	IP WLS BF H R ER SO BB IBB HBP BLK WP HR S P ERA WHIP	IP WLS BF H R ER SO BB IBB HBP BLK WP HR S P ERA WHIP	IP WLS BF H R ER SO BB IBB HBP BLK WP HR S P ERA WHIP	IP WLS BF H R ER SO BB IBB HBP BLK WP HR S P ERA WHIP	IP WLS BF H R ER SO BB IBB HBP BLK WP HR S P ERA WHIP	IP WLS BF H R ER SO BB IBB HBP BLK WP HR S P ERA WHIP	IP WLS BF H R ER SO BB IBB HBP BLK WP HR S P ERA WHIP	IP WLS BF H R ER SO BB IBB HBP BLK WP HR S P ERA WHIP	IP WLS BF H R ER SO BB IBB HBP BLK WP HR S P ERA WHIP	IP WLS BF H R ER SO BB IBB HBP BLK WP HR S P ERA WHIP	IP WLS BF H R ER SO BB IBB HBP BLK WP HR S P ERA WHIP	IP WLS BF H R ER SO BB IBB HBP BLK WP HR S P ERA WHIP	IP WLS BF H R ER SO BB IBB HBP BLK WP HR S P ERA WHIP	IP WLS BF H R ER SO BB IBB HBP BLK WP HR S P ERA WHIP	IP WLS BF H R ER SO BB IBB HBP BLK WP HR S P ERA WHIP	IP WLS BF H R ER SO BB IBB HBP BLK WP HR S P ERA WHIP	IP WLS BF H R ER SO BB IBB HBP BLK WP HR S P ERA WHIP	IP WLS BF H R ER SO BB IBB HBP BLK WP HR S P ERA WHIP	IP WLS BF H R ER SO BB IBB HBP BLK WP HR S P ERA WHIP	
Steve Mura, R (1.1) ERA: 20.25	1.1 11 3 3 3 2 3 0 0 0 0 1 1 12 24 20.25 4.500	1.2 8 2 2 2 1 1 0 0 0 0 0 1 9 13 10.80 1.800	1.0 4 1 0 0 1 0 0 0 0 0 0 0 6 6 0.00 1.000	2.0 10 3 2 1 0 1 0 0 0 0 0 0 9 13 4.50 2.000	0.1 L 6 1 3 3 0 2 1 0 0 1 0 3 15 81.00 9.000																				
Jim Kaat, L (2.1) ERA: 6.75																									
Dave LaPoint, L (4.1) ERA: 4.5																									
Andy Rincon, R (5.1) ERA: 4.5																									
Mark Littell, R (7.1) ERA: 20.25																									
Batter	1	2	3	4	5	6	7	8	9	AB	R	H	RBI	BB	SO	LOB	BOTTOM								
Lonnie Smith, R (1.7) OBP: 0.421, SLG: 0.529	K		6-3	HR		SF9 FC5-2 1B		1-3		5	1	2	5	0	1	0									
Tom Herr, S (1.4) OBP: 0.211, SLG: 0.278	F7		1B	K		FC5-2		P4		5	0	1	0	0	1	3									
Keith Hernandez, L (1.3) OBP: 0.421, SLG: 0.563	2B		1B			F8	SF9	K		4	0	2	1	0	1	0									
Darrell Porter, L (1.2) OBP: 0.438, SLG: 0.867	1-3		F8			4-3	F8	4-3		4	0	0	0	0	0	5									
Doug Bair, R (7.1) ERA: 2.45																									
Julio Gonzalez, R (9, PH)																									
Dane Iorg, L (1.9) OBP: 0.222, SLG: 0.444		F7				4-3	1-3	5-3		3	0	0	0	0	0	0									
Tito Landrum, R (7, PH) (8.9)										1	0	0	0	0	0	0									
Steve Braun, L (1.5) OBP: 0.384, SLG: 0.400		G3				1B	4-3	4-3		3	2	2	0	0	0	0									
Mark Littell, L (7.1)																									
Glenn Brummer, R (7.2)						1B HR 2B	1B 1B	4-3		1	0	0	0	0	0	0									
David Green, R (1.8) OBP: 0.333, SLG: 0.500		2B				K	1B 1B	5-3		4	1	2	0	0	1	1									
Ozzie Smith, S (1.6) OBP: 0.400, SLG: 0.400		6-3				BB HR 1B	1B BB FC5-2 1B	F7		4	1	2	1	0	0	1									
Steve Mura, R (1.1) ERA: 20.25																									
Jim Kaat, L (2.1) ERA: 6.75																									
Gene Roof, S (3, PH)																									
Dave LaPoint, L (4.1) ERA: 4.5																									
Orlando Sanchez, L (4, PH)																									
Andy Rincon, R (5.1) ERA: 4.5																									
Mike Ramsey, S (5, PH) (7.5) OBP: 0.333, SLG: 0.200																									
Inning Stats	R: 0 E: 0 K: 1 S: 6	H: 1 LOB: 1 BB: 0 P: 6	R: 0 E: 0 K: 0 S: 4	H: 1 LOB: 1 BB: 0 P: 4	R: 0 E: 0 K: 0 S: 5	H: 2 LOB: 2 BB: 0 P: 5	R: 4 E: 0 K: 2 S: 10	H: 3 LOB: 1 BB: 1 P: 14	R: 0 E: 0 K: 0 S: 3	H: 0 LOB: 0 BB: 0 P: 3	R: 3 E: 0 K: 0 S: 7	H: 4 LOB: 2 BB: 1 P: 11	R: 0 E: 0 K: 0 S: 3	H: 0 LOB: 0 BB: 0 P: 3	R: 0 E: 0 K: 0 S: 3	H: 0 LOB: 0 BB: 0 P: 3	R: 0 E: 0 K: 1 S: 5	H: 0 LOB: 0 BB: 0 P: 5	1B: 7 2B: 3 3B: 0 HR: 1	SF: 1 SAC: 0 DP: 0 HBP: 0	WP: 0 PB: 0 SB: 0 CS: 0	PA: 40			
PITCHER	IP WLS BF H R ER SO BB IBB HBP BLK WP HR S P ERA WHIP	IP WLS BF H R ER SO BB IBB HBP BLK WP HR S P ERA WHIP	IP WLS BF H R ER SO BB IBB HBP BLK WP HR S P ERA WHIP	IP WLS BF H R ER SO BB IBB HBP BLK WP HR S P ERA WHIP	IP WLS BF H R ER SO BB IBB HBP BLK WP HR S P ERA WHIP	IP WLS BF H R ER SO BB IBB HBP BLK WP HR S P ERA WHIP	IP WLS BF H R ER SO BB IBB HBP BLK WP HR S P ERA WHIP	IP WLS BF H R ER SO BB IBB HBP BLK WP HR S P ERA WHIP	IP WLS BF H R ER SO BB IBB HBP BLK WP HR S P ERA WHIP	IP WLS BF H R ER SO BB IBB HBP BLK WP HR S P ERA WHIP	IP WLS BF H R ER SO BB IBB HBP BLK WP HR S P ERA WHIP	IP WLS BF H R ER SO BB IBB HBP BLK WP HR S P ERA WHIP	IP WLS BF H R ER SO BB IBB HBP BLK WP HR S P ERA WHIP	IP WLS BF H R ER SO BB IBB HBP BLK WP HR S P ERA WHIP	IP WLS BF H R ER SO BB IBB HBP BLK WP HR S P ERA WHIP	IP WLS BF H R ER SO BB IBB HBP BLK WP HR S P ERA WHIP	IP WLS BF H R ER SO BB IBB HBP BLK WP HR S P ERA WHIP	IP WLS BF H R ER SO BB IBB HBP BLK WP HR S P ERA WHIP	IP WLS BF H R ER SO BB IBB HBP BLK WP HR S P ERA WHIP	IP WLS BF H R ER SO BB IBB HBP BLK WP HR S P ERA WHIP	IP WLS BF H R ER SO BB IBB HBP BLK WP HR S P ERA WHIP	IP WLS BF H R ER SO BB IBB HBP BLK WP HR S P ERA WHIP	IP WLS BF H R ER SO BB IBB HBP BLK WP HR S P ERA WHIP	IP WLS BF H R ER SO BB IBB HBP BLK WP HR S P ERA WHIP	
Rick Rhoden, R (1.1) ERA: 12.6	5.0 26 10 7 7 3 1 0 0 0 0 0 0 4 8 0.00 2.000	1.0 W 5 1 0 0 0 1 0 0 0 0 0 0 4 8 0.00 2.000	3.0 S 9 0 0 0 1 0 0 0 0 0 0 0 11 11 0.00 0.000																						
Rod Scurry, L (6.1) ERA: 12.6																									
John Candelaria, L (7.1) ERA: 20.25																									

Pittsburgh Pirates @ St. Louis Cardinals
 Busch Stadium, St. Louis, MO
 Sat Apr 10 1982, 3:33 AM CST
 Att: 40,878 - Unknown

AB 37
 R 11
 H 12
 RBI 7
 BB 9
 SO 4
 LOB 22



Pittsburgh Pirates @ St. Louis Cardinals
 Busch Stadium, St. Louis, MO
 Sat Apr 10 1982, 3:33 AM CST
 Att: 40,878 - Unknown

AB 37
 R 7
 H 11
 RBI 7
 BB 2
 SO 4
 LOB 10



Batter	1	2	3	4	5	6	7	8	9	AB	R	H	RBI	BB	SO	LOB	TOP																
Omar Moreno, L (1,8) OBP: 0.364, SLG: 0.545	3-1		L6			G3		FC4-6 2B		5	1	2	2	0	0	0	Pittsburgh Pirates @ St. Louis Cardinals Busch Stadium, St. Louis, MO Sun Apr 11 1982, 3:33 AM CST Att: 14,819 - Unknown livebaseballscorecards.com																
Mike Easter, L (1,7) OBP: 0.500, SLG: 0.167 Lee Lacy, R (9,PH)				K		G3		FC4-6 BB		3	0	1	0	1	1	0																	
Dave Parker, L (1,9) OBP: 0.273, SLG: 0.300	F7			L9		4-3		FC4-6 2B		5	1	0	0	0	0	5																	
Jason Thompson, L (1,3) OBP: 0.300, SLG: 0.286 Enrique Romo, R (8,1)	4-3			L3						4	1	1	1	0	0	1																	
Bill Madlock, R (1,5) OBP: 0.444, SLG: 0.286		F7								4	1	2	2	0	0	0																	
Tony Peña, R (1,2) OBP: 0.333, SLG: 0.556		K								4	0	2	1	0	2	1																	
Johnny Ray, S (1,4) OBP: 0.333, SLG: 0.778						1-3				4	0	0	0	0	0	2																	
Dale Berra, R (1,6) OBP: 0.429, SLG: 0.667				F8		L5				3	1	0	0	1	1																		
Ross Baumgarten, L (1,1) Willie Montanez, L (3,PH) Don Robinson, R (3,1) Rod Scurry, L (7,1) Kent Tekulve, R (7,1) Brian Harper, R (8,PH) Willie Stargett, L (8,3)				F9		K				0	0	0	0	0	0	0																	
Inning Stats	R: 0 E: 0 K: 0 S: 4	H: 1 LOB: 1 BB: 0 P: 4	R: 0 E: 0 K: 1 S: 5	H: 0 LOB: 0 BB: 0 P: 5	R: 0 E: 0 K: 1 S: 3	H: 0 LOB: 0 BB: 0 P: 3	R: 0 E: 0 K: 1 S: 5	H: 0 LOB: 0 BB: 0 P: 5	R: 1 E: 0 K: 1 S: 7	H: 2 LOB: 1 BB: 0 P: 7	R: 0 E: 0 K: 0 S: 3	H: 0 LOB: 0 BB: 0 P: 3	R: 0 E: 0 K: 0 S: 4	H: 1 LOB: 1 BB: 0 P: 4	R: 4 E: 0 K: 1 S: 8	H: 3 LOB: 1 BB: 2 P: 16		R: 1 E: 0 K: 1 S: 7	H: 2 LOB: 2 BB: 1 P: 11	1B: 4 2B: 5 3B: 0 HR: 0	SF: 0 SAC: 0 DP: 0 HBP: 0	WP: 0 PB: 0 SB: 3 CS: 0	PA: 39										
PITCHER	IP WLS BF H R ER SO BB IBB HBP BLK WP HR S P ERA WHIP																																
Bob Forsch, R (1,1) ERA: 3.52	7.1	28	5	3	3	3	1	0	0	0	0	0	0	33	37	3.68	0.818																
Bruce Sutter, R (8,1) ERA: 18.0	0.2	5	2	2	2	1	1	0	0	0	0	0	0	6	10	27.00	4.500																
Jim Kaat, L (9,1) ERA: 7.36	1.0	W	6	2	1	1	1	0	1	0	0	0	0	7	11	9.00	2.000																

Batter	1	2	3	4	5	6	7	8	9	AB	R	H	RBI	BB	SO	LOB	BOTTOM												
Lonnie Smith, R (1,7) OBP: 0.500, SLG: 0.550	1B			F7						3	1	2	0	2	0	0	Pittsburgh Pirates @ St. Louis Cardinals Busch Stadium, St. Louis, MO Sun Apr 11 1982, 3:33 AM CST Att: 14,819 - Unknown livebaseballscorecards.com												
Tom Herr, S (1,4) OBP: 0.292, SLG: 0.318										4	1	2	0	1	0	4													
Keith Hernandez, L (1,3) OBP: 0.458, SLG: 0.550 Jim Kaat, L (9,1)										4	1	2	2	1	0	4													
George Hendrick, R (1,9) OBP: 0.455, SLG: 0.444										4	0	1	1	1	2	2													
Darrell Porter, L (1,2) OBP: 0.381, SLG: 0.684	F8									4	0	0	0	1	1	3													
David Green, R (1,8) OBP: 0.313, SLG: 0.438 Orlando Sanchez, L (9,PH) Gene Roof, S (9,FR)										4	0	1	1	0	1	3													
Mike Ramsey, S (1,5) OBP: 0.333, SLG: 0.250 Steve Braun, L (8,PH) Tito Landrum, R (8,FR)										3	0	1	0	0	0	0													
Julio Gonzalez, R (9,5) OBP: 0.500, SLG: 1.500										0	0	0	0	0	0	0													
Ozzie Smith, S (1,6) OBP: 0.350, SLG: 0.316										4	0	0	0	1	0	4													
Bob Forsch, R (1,1) OBP: 0.375, SLG: 0.500 Bruce Sutter, R (8,1) Dane Iorg, L (8,PH)										3	2	2	0	0	1	0													
Inning Stats	R: 3 E: 0 K: 0 S: 6	H: 4 LOB: 2 BB: 2 P: 14	R: 1 E: 1 K: 0 S: 5	H: 3 LOB: 1 BB: 0 P: 5	R: 0 E: 0 K: 1 S: 3	H: 0 LOB: 0 BB: 0 P: 3	R: 0 E: 0 K: 1 S: 5	H: 0 LOB: 0 BB: 0 P: 5	R: 0 E: 0 K: 2 S: 8	H: 1 LOB: 1 BB: 0 P: 8	R: 0 E: 0 K: 0 S: 3	H: 0 LOB: 0 BB: 0 P: 3	R: 1 E: 0 K: 1 S: 7	H: 3 LOB: 3 BB: 2 P: 15	R: 0 E: 0 K: 0 S: 3	H: 0 LOB: 3 BB: 3 P: 15	R: 2 E: 0 K: 1 S: 6	H: 2 LOB: 2 BB: 2 P: 14	1B: 10 2B: 3 3B: 1 HR: 0	SF: 0 SAC: 0 DP: 2 HBP: 0	WP: 1 PB: 0 SB: 2 CS: 1	PA: 45							
PITCHER	IP WLS BF H R ER SO BB IBB HBP BLK WP HR S P ERA WHIP																												
Ross Baumgarten, L (1,1) ERA: 18.0	2.0	13	7	4	4	0	2	0	0	1	19	18.00	4.500																
Don Robinson, R (3,1) ERA: 1.93	4.2	16	3	1	1	3	0	0	0	0	22	1.93	0.643																
Rod Scurry, L (7,1) ERA:	0.0	1	0	0	0	0	1	0	0	0	4	∞	∞																
Kent Tekulve, R (7,1) ERA:	0.1	3	1	0	0	1	0	1	0	0	4	0.00	3.000																
Enrique Romo, R (8,1) ERA: 10.8	1.2	L	12	2	2	2	5	0	0	0	9	10.80	4.200																



Batter	1	2	3	4	5	6	7	8	9	AB	R	H	RBI	BB	SO	LOB	TOP										
Omar Moreno, L (1.8) OBP: 0.286, SLG: 0.381	P3		L3		P6		1B		F4	5	0	1	0	0	0	1											
Mike Easter, L (1.7) OBP: 0.467, SLG: 0.111 Lee Lacy, R (7.7) CS BB	4-0		F7		K		K		4-3	2	0	0	0	1	1	0											
Dave Parker, L (1.9) OBP: 0.294, SLG: 0.267	P5		E6		4-3				F9 1B 2B	4	2	1	0	1	0	1											
Jason Thompson, L (1.3) OBP: 0.368, SLG: 0.286		E3 2B G3	1B		K				2B FC3-2 1B	4	1	2	0	1	1	0											
Bill Madlock, R (1.5) OBP: 0.333, SLG: 0.313		F8	FC5-4 1B		6-3				F9 2B	5	0	1	1	0	0	5											
Tony Peña, R (1.2) OBP: 0.471, SLG: 0.824		G3 2B	FC5-4 1B		F7				FC3-2 2B	4	0	2	1	0	0	2											
Johnny Ray, S (1.4) OBP: 0.235, SLG: 0.471		G3			F9				FC3-2	4	0	0	1	0	1	3											
Dale Berra, R (1.6) OBP: 0.462, SLG: 0.636 Willie Stargell, L (8.7) OBP: 0.500, SLG: 0.667 Jim Smith, R (8.6) BB			5-3						K FC5-4 1B	2	0	1	0	1	0	0											
Eddie Solomon, R (1.1) Rod Scurrey, L (6.1) Bill Robinson, R (7.7) OBP: 0.400, SLG: 1.000 Don Robinson, R (7.1) Willie Montanez, L (9.7) OBP: 0.500, SLG: 1.000		F9			L4				FC5-4 1B	2	0	0	0	0	0	2											
									4-3 PB 2B	1	0	0	0	0	0	0											
Inning Stats	R: 0 E: 0 K: 0 S: 2	H: 0 LOB: 0 BB: 1 P: 6	R: 1 E: 1 K: 0 S: 5	H: 1 LOB: 2 BB: 1 P: 9	R: 1 E: 1 K: 0 S: 6	H: 2 LOB: 2 BB: 0 P: 6	R: 0 E: 0 K: 0 S: 3	H: 0 LOB: 0 BB: 0 P: 3	R: 0 E: 0 K: 1 S: 5	H: 0 LOB: 0 BB: 0 P: 5	R: 0 E: 0 K: 2 S: 9	H: 2 LOB: 2 BB: 0 P: 9	R: 1 E: 0 K: 1 S: 8	H: 3 LOB: 2 BB: 2 P: 8	R: 1 E: 0 K: 0 S: 4	H: 1 LOB: 2 BB: 2 P: 12	1B: 6 2B: 3 3B: 0 HR: 0	SF: 0 SAC: 0 DP: 0 HBP: 0	WP: 0 PB: 1 SB: 0 CS: 1	PA: 41							
PITCHER	IP	WLS	BF	H	R	ER	SO	BB	IBB	HBP	BLK	WP	HR	S	P	ERA	WHIP										
Scott Sanderson, R (1.1) ERA: 0.00	6.0	W	24	3	2	0	2	2	0	0	0	0	0	26	34	0.00	0.833										
Bill Lee, L (7.1) ERA: 9.0	1.0		7	4	1	1	2	0	0	0	0	0	0	11	11	9.00	4.000										
Jeff Reardon, R (8.1) ERA: 1.800	1.2		8	2	1	0	1	1	0	0	0	0	0	9	13	0.00	1.800										
Woodie Fryman, L (9.1) ERA: 3.000	0.1	S	2	0	0	0	0	1	0	0	0	0	0	1	5	0.00	3.000										

Pittsburgh Pirates @ Montreal Expos
Olympic Stadium, Montreal, QB
Wed Apr 14 1982, 3:33 AM EST
Att: 35,941 - Unknown

AB 37
R 4
H 9
RBI 3
BB 4
SO 5
LOB 20



Batter	1	2	3	4	5	6	7	8	9	AB	R	H	RBI	BB	SO	LOB	BOTTOM										
Tim Raines, S (1.7) OBP: 0.222, SLG: 0.125	G5-4-3 BB HBP		F8		4-3				PO	3	0	1	0	0	0	1											
Wallace Johnson, S (1.4) OBP: 0.375, SLG: 0.429 Bill Lee, L (7.1) Jeff Reardon, R (8.1) OBP: 1.000, SLG: 2.000 Woodie Fryman, R (9.1)										2	0	1	0	2	0	1											
Andre Dawson, R (1.8) OBP: 0.294, SLG: 0.400	G5-4-3		BB		5-3				6-3	3	0	0	0	1	0	3											
Al Oliver, L (1.3) OBP: 0.353, SLG: 0.467	BB		P5		4-3				K	3	0	0	0	1	1	4											
Gary Carter, R (1.2) OBP: 0.353, SLG: 0.429	K		FC6						F5	4	1	1	0	0	1	5											
Warren Cromartie, L (1.9) OBP: 0.412, SLG: 0.625			4-3		HR				F5	3	2	1	1	1	0	1											
Tim Wallach, R (1.5) OBP: 0.333, SLG: 0.308			6-3		K				SH1-4 BB	3	1	1	0	0	1	0											
Chris Speier, R (1.6) OBP: 0.188, SLG: 0.167			F7		6-3				F7	4	0	0	0	0	1	3											
Scott Sanderson, R (1.1) OBP: 0.500, SLG: 0.500 Jerry White, S (6.7) OBP: 1.000, SLG: 3.000 Rodney Scott, S (7.4) OBP: 0.500, SLG: 0.500					K				E5 PO	2	0	1	0	0	1	0											
										1	1	1	3	0	0	0											
										1	0	0	0	0	0	0											
Inning Stats	R: 0 E: 0 K: 1 S: 4	H: 0 LOB: 2 BB: 2 P: 13	R: 0 E: 0 K: 0 S: 3	H: 0 LOB: 0 BB: 0 P: 3	R: 0 E: 0 K: 2 S: 8	H: 1 LOB: 3 BB: 2 P: 12	R: 1 E: 0 K: 0 S: 8	H: 1 LOB: 0 BB: 0 P: 8	R: 0 E: 0 K: 1 S: 5	H: 0 LOB: 0 BB: 0 P: 5	R: 3 E: 1 K: 1 S: 9	H: 4 LOB: 1 BB: 0 P: 9	R: 0 E: 0 K: 1 S: 5	H: 0 LOB: 0 BB: 1 P: 7	R: 1 E: 1 K: 0 S: 3	H: 0 LOB: 0 BB: 1 P: 7	1B: 4 2B: 0 3B: 1 HR: 2	SF: 0 SAC: 1 DP: 1 HBP: 1	WP: 1 PB: 0 SB: 0 CS: 0	PA: 37							
PITCHER	IP	WLS	BF	H	R	ER	SO	BB	IBB	HBP	BLK	WP	HR	S	P	ERA	WHIP										
Eddie Solomon, R (1.1) ERA: 6.35	5.2	L	28	7	4	4	4	4	0	0	0	0	0	1	1	0.00	0.000										
Rod Scurrey, L (6.1) ERA: 1.35	0.1		1	0	0	0	0	0	0	0	0	0	0	1	1	0.00	0.000										
Don Robinson, R (7.1) ERA: 1.35	2.0		7	0	1	0	1	1	0	0	0	1	0	8	12	0.00	0.500										

Pittsburgh Pirates @ Montreal Expos
Olympic Stadium, Montreal, QB
Wed Apr 14 1982, 3:33 AM EST
Att: 35,941 - Unknown

AB 29
R 5
H 7
RBI 4
BB 5
SO 5
LOB 18



Batter	1	2	3	4	5	6	7	8	9	AB	R	H	RBI	BB	SO	LOB	TOP										
Omar Moreno, L (1, 8) OBP: 0.269, SLG: 0.346	5-3		4-3		1-3		F8		CS	5	0	1	1	0	0	2											
Mike Easter, L (1, 7) OBP: 0.421, SLG: 0.231	F8		F8					F8	CS	4	0	1	1	0	0	0											
Dave Parker, L (1, 9) OBP: 0.333, SLG: 0.526			K		F8				HR	4	1	2	1	0	1	1											
Jason Thompson, L (1, 3) OBP: 0.391, SLG: 0.471				4-3		K			HR	3	1	1	1	1	1	0											
Bill Madlock, R (1, 5) OBP: 0.273, SLG: 0.250	2-3			F9		F9		F9		4	0	0	0	0	0	2											
Tony Peña, R (1, 2) OBP: 0.429, SLG: 0.714		P6				5-3		5-3		4	0	1	0	0	0	0											
Johnny Ray, S (1, 4) OBP: 0.238, SLG: 0.429		6-3		4-3			4-3		SH 1B	4	1	1	0	0	0	1											
Dale Berra, R (1, 6) OBP: 0.563, SLG: 0.692									SH L6	2	1	2	0	0	0	0											
Rick Rhoden, R (1, 1) OBP: 0.200, SLG: 0.800									SH L6	2	0	0	0	0	0	2											
Willie Montanez, L (7, PH) OBP: 0.333, SLG: 0.667	1-3				F7		P6		L6	1	0	0	0	0	0	1											
Kent Tekulve, R (7, 1) OBP: 0.333, SLG: 0.667										0	0	0	0	0	0	0											
Willie Stargell, L (9, PH) OBP: 0.400, SLG: 0.500										1	0	0	0	0	0	2											
Rod Scurrey, L (9, 1) OBP: 0.400, SLG: 0.500										0	0	0	0	0	0	0											
Inning Stats	R: 0 E: 0 K: 0 S: 4	H: 1 LOB: 2 BB: 1 P: 8	R: 0 E: 0 K: 0 S: 4	H: 1 LOB: 1 BB: 0 P: 4	R: 0 E: 0 K: 1 S: 5	H: 0 LOB: 0 BB: 0 P: 5	R: 0 E: 0 K: 0 S: 4	H: 1 LOB: 1 BB: 0 P: 4	R: 1 E: 0 K: 1 S: 4	H: 1 LOB: 1 BB: 0 P: 5	R: 0 E: 0 K: 0 S: 5	H: 0 LOB: 0 BB: 0 P: 5	R: 0 E: 0 K: 0 S: 4	H: 1 LOB: 1 BB: 0 P: 4	R: 2 E: 0 K: 0 S: 5	H: 2 LOB: 0 BB: 0 P: 5	R: 1 E: 1 K: 0 S: 4	H: 2 LOB: 0 BB: 0 P: 4	1B: 5 2B: 3 3B: 0 HR: 2	SF: 0 SAC: 1 DP: 1 HBP: 1	WP: 0 PB: 0 SB: 0 CS: 1	PA: 38					
PITCHER	IP	WLS	BF	H	R	ER	SO	BB	IBB	HBP	BLK	WP	HR	S	P	ERA	WHIP										
Steve Rogers, R (1, 1) ERA: 1.53	8.2	L	36	8	4	3	2	1	0	1	0	0	2	38	43	3.12	1.038										
Woodie Fryman, L (9, 1) ERA:	0.1		1	1	0	0	0	0	0	0	0	0	0	1	1	0.00	3.000										

Pittsburgh Pirates @ Montreal Expos
Olympic Stadium, Montreal, QB
Thu Apr 15 1982, 3:33 AM EST
Att: 18,986 - Unknown

AB 34
R 4
H 9
RBI 4
BB 1
SO 2
LOB 11



Batter	1	2	3	4	5	6	7	8	9	AB	R	H	RBI	BB	SO	LOB	BOTTOM										
Tim Raines, S (1, 7) OBP: 0.174, SLG: 0.095	F9		F5		1-3	4-3			K	5	0	0	0	0	1	1											
Wallace Johnson, S (1, 4) OBP: 0.421, SLG: 0.471										3	1	2	0	0	1	0											
Rodney Scott, S (7, 4) OBP: 0.333, SLG: 0.333										1	0	0	0	0	1	0											
Andre Dawson, R (1, 8) OBP: 0.286, SLG: 0.368	F2		F9							4	0	1	0	0	1	2											
Al Oliver, L (1, 3) OBP: 0.381, SLG: 0.500			6-3							3	0	1	1	1	0	1											
Gary Carter, R (1, 2) OBP: 0.333, SLG: 0.444	5-3									4	1	1	0	0	0	3											
Warren Cromartie, L (1, 9) OBP: 0.476, SLG: 0.664										3	1	2	1	1	0	0											
Tim Wallach, R (1, 5) OBP: 0.263, SLG: 0.235										4	0	0	0	0	2	3											
Chris Speier, R (1, 6) OBP: 0.150, SLG: 0.125										4	0	0	1	0	1	2											
Steve Rogers, R (1, 1) ERA: 7.36										2	0	0	0	0	0	2											
Woodie Fryman, R (9, 1) ERA:										0	0	0	0	0	0	0											
Jerry White, S (9, PH) OBP: 0.667, SLG: 2.000										1	0	0	0	0	0	0											
Inning Stats	R: 1 E: 0 K: 0 S: 5	H: 2 LOB: 1 BB: 0 P: 5	R: 0 E: 0 K: 1 S: 5	H: 0 LOB: 1 BB: 1 P: 9	R: 0 E: 0 K: 0 S: 4	H: 1 LOB: 1 BB: 0 P: 4	R: 1 E: 0 K: 1 S: 7	H: 2 LOB: 1 BB: 0 P: 7	R: 0 E: 0 K: 1 S: 6	H: 1 LOB: 1 BB: 0 P: 10	R: 1 E: 0 K: 1 S: 7	H: 1 LOB: 1 BB: 0 P: 7	R: 0 E: 0 K: 2 S: 7	H: 0 LOB: 0 BB: 0 P: 7	R: 0 E: 0 K: 0 S: 3	H: 0 LOB: 0 BB: 0 P: 3	R: 0 E: 0 K: 1 S: 5	H: 0 LOB: 0 BB: 0 P: 5	1B: 4 2B: 3 3B: 0 HR: 0	SF: 0 SAC: 1 DP: 0 HBP: 0	WP: 0 PB: 0 SB: 2 CS: 0	PA: 37					
PITCHER	IP	WLS	BF	H	R	ER	SO	BB	IBB	HBP	BLK	WP	HR	S	P	ERA	WHIP										
Rick Rhoden, R (1, 1) ERA: 7.36	6.0		28	7	3	2	4	2	0	0	0	0	0	34	42	3.00	1.500										
Kent Tekulve, R (7, 1) ERA:	2.0	W	6	0	0	0	2	0	0	0	0	0	0	10	10	0.00	0.000										
Rod Scurrey, L (9, 1) ERA:	1.0	S	3	0	0	0	1	0	0	0	0	0	0	5	5	0.00	0.000										

Pittsburgh Pirates @ Montreal Expos
Olympic Stadium, Montreal, QB
Thu Apr 15 1982, 3:33 AM EST
Att: 18,986 - Unknown

AB 34
R 3
H 7
RBI 3
BB 2
SO 7
LOB 14



Batter	1	2	3	4	5	6	7	8	9	10	11	12	AB	R	H	RBI	BB	SO	LOB		
Bump Wills, S OBP: 0.432, SLG: 0.622 (1.4)	F9				F8					23 SH1-4 BB		P6	4	1	1	2	2	0	1		
23 Ryne Sandberg, R OBP: 0.091, SLG: 0.033 (1.5)	6-3			K		6-3	SF4			SH1-4		F8	4	0	0	1	0	1	0		
Bill Buckner, L OBP: 0.372, SLG: 0.395 (1.3)	K			P6		G5-4-3 BB	L4			FC4 IBB			3	0	0	0	2	1	2		
Keith Moreland, R OBP: 0.342, SLG: 0.629 (1.2)			P3		K	G5-4-3				K			5	0	0	0	0	2	3		
Leon Durham, L OBP: 0.262, SLG: 0.263 (1.9)	1-3						FC 2B BB	E 2B BB		F7			3	2	0	0	2	0	2		
Steve Henderson, R OBP: 0.276, SLG: 0.273 Willie Hernandez, L (1.1, 1.1)				CS BB		FC 2B	E5 2B BB	5-3			F7		4	2	0	0	1	0	2		
Gary Woods, R OBP: 0.286, SLG: 0.571 (1.8)			CS		K	SH5-3 FC4-2 2B	BB 23 SF4 2B			L9		6-3	5	1	2	3	0	1	0		
Larry Bowa, S OBP: 0.225, SLG: 0.114 (1.6)				E8		SH5-3	1-3			4-3		P5	4	0	0	0	0	0	2		
Dan Larson, R Dick Tidrow, R Bob Molinaro, L Jerry Adair, L Bill Campbell, R Dan Buggs, L (1.1, 0.9, 0.7, 0.7, 0.7, 0.7, 0.7)				4-3		FC4-2	23 SF4 BB			K		L3	2	0	0	0	0	0	1		
Inning Stats	R: 0 E: 0 K: 1 S: 5	H: 0 LOB: 0 BB: 0 P: 5	R: 0 E: 0 K: 0 S: 2	H: 0 LOB: 0 BB: 1 P: 6	R: 0 E: 1 K: 1 S: 5	H: 0 LOB: 0 BB: 0 P: 5	R: 1 E: 0 K: 2 S: 8	H: 1 LOB: 1 BB: 1 P: 9	R: 2 E: 0 K: 0 S: 5	H: 1 LOB: 2 BB: 3 P: 17	R: 0 E: 0 K: 0 S: 3	H: 0 LOB: 0 BB: 0 P: 3	R: 0 E: 0 K: 1 S: 5	H: 0 LOB: 2 BB: 2 P: 13	R: 0 E: 0 K: 0 S: 3	H: 0 LOB: 0 BB: 0 P: 3	R: 0 E: 0 K: 0 S: 3	H: 0 LOB: 0 BB: 0 P: 3	1B: 0 2B: 2 3B: 0 HR: 1	SF: 1 SAC: 2 DP: 1 HBP: 0	WP: 0 PA: 48 PB: 0 SB: 0 CS: 1
PITCHER	IP WLS BF H R ER SO BB IBB HBP BLK WP HR S P ERA WHIP													IP WLS BF H R ER SO BB IBB HBP BLK WP HR S P ERA WHIP							
John Candelaria, L ERA: 3.38 (1.1)	5.0 19 2	3 3 1 0	3 1 0 0	4 0 0 0	2 0 0 0	0 0 0 0	0 0 0 0	0 0 0 0	0 0 0 0	0 0 0 0	0 0 0 0	0 0 0 0	2.0 6 0	0 0 0 0	0 0 0 0	0 0 0 0	0 0 0 0	0.00 0.800	4.91		
Don Robinson, R ERA: 2.35 (6.1)	1.0 6 1	3 1 0	1 0 0	0 0 0	0 0 0	0 0 0	0 0 0	0 0 0	0 0 0	0 0 0	0 0 0	0 0 0	0 0 0	0 0 0	0 0 0	0 0 0	0 0 0	0 0 0	9.00 3.000		
Tom Griffin, R ERA: 7.11 (7.1)	0.1 1 0	0 0 0	0 0 0	0 0 0	0 0 0	0 0 0	0 0 0	0 0 0	0 0 0	0 0 0	0 0 0	0 0 0	0 0 0	0 0 0	0 0 0	0 0 0	0 0 0	0 0 0	0.00 0.000		
Rod Scurry, L ERA: 1.21 (7.1)	1.2 7 0	0 0 0	0 0 0	0 0 0	0 0 0	0 0 0	0 0 0	0 0 0	0 0 0	0 0 0	0 0 0	0 0 0	0 0 0	0 0 0	0 0 0	0 0 0	0 0 0	0 0 0	1.200 1.200		
Kent Tekulve, R ERA: 2.0 (9.1)	2.0 8 0	0 0 0	0 0 0	0 0 0	0 0 0	0 0 0	0 0 0	0 0 0	0 0 0	0 0 0	0 0 0	0 0 0	0 0 0	0 0 0	0 0 0	0 0 0	0 0 0	0 0 0	0.500		

Chicago Cubs @ Pittsburgh Pirates
 Three Rivers Stadium, Pittsburgh, PA
 Fri Apr 16 1982, 3:33 AM EST
 Att. 28,985 - Sunny - 76 F


AB 36
 R 6
 H 3
 RBI 6
 BB 8
 SO 6
 LOB 13



Batter	1	2	3	4	5	6	7	8	9	10	11	12	AB	R	H	RBI	BB	SO	LOB		
Omar Moreno, L OBP: 0.313, SLG: 0.375 (1.8)	4-3		K		S 1B	S 1B		SH3-4		5-3		1-2 2-3 3-H 1B	6	1	3	1	0	1	0		
Mike Easler, L OBP: 0.360, SLG: 0.211 (1.7)	F9		P6		1B G3 6-3 1B	F9		3-1		G3			6	1	1	1	0	0	3		
Dave Parker, L OBP: 0.370, SLG: 0.609 (1.9)				HR	G3		P6	S BB				K	4	1	1	1	2	1	1		
Jason Thompson, L OBP: 0.379, SLG: 0.478 (1.3)	P6				6-3 2B 1B	F7	F8			F7		F7	6	1	2	0	0	0	2		
Bill Madlock, R OBP: 0.286, SLG: 0.208 (1.5)				F8	6-3		BB 1B BB			6-3		P4	4	1	0	1	2	0	2		
Tony Peña, R OBP: 0.619, SLG: 0.808 (1.2)				3-1								SH1-4 SH 1B HBP	5	1	4	1	0	0	0		
Johnny Ray, S OBP: 0.269, SLG: 0.400 (1.4)				4-3	F8					FC6 1B		SH 1B SH1-4	4	0	1	1	1	0	2		
Dale Berra, R OBP: 0.526, SLG: 0.600 Willie Stargell, L OBP: 0.353, SLG: 0.400 Jim Smith, R (1.6, 0.7, 0.6)	F8					F8	K			FC6		SH1-4	2	0	0	0	1	0	1		
John Candelaria, L Dick Tidrow, R Tom Griffin, R Rod Scurry, L Bill Campbell, R Willie Hernandez, L Steve Mosier, R (1.1, 0.9, 0.7, 0.7, 0.7, 0.7, 0.7)				3-1		K		3-1 SH3-4 PB 1B		P3		1B IBB	2	0	0	0	0	0	1		
Inning Stats	R: 0 E: 0 K: 0 S: 3	H: 0 LOB: 1 BB: 1 P: 7	R: 1 E: 0 K: 0 S: 4	H: 1 LOB: 1 BB: 1 P: 8	R: 1 E: 0 K: 1 S: 7	H: 2 LOB: 1 BB: 0 P: 7	R: 0 E: 0 K: 1 S: 6	H: 0 LOB: 1 BB: 1 P: 9	R: 3 E: 0 K: 0 S: 7	H: 4 LOB: 1 BB: 0 P: 7	R: 0 E: 0 K: 1 S: 6	H: 1 LOB: 2 BB: 1 P: 4	R: 0 E: 0 K: 0 S: 3	H: 0 LOB: 0 BB: 0 P: 3	R: 0 E: 0 K: 1 S: 5	H: 0 LOB: 0 BB: 0 P: 5	R: 0 E: 0 K: 0 S: 3	H: 0 LOB: 3 BB: 1 P: 8	1B: 9 2B: 3 3B: 0 HR: 1	SF: 0 SAC: 3 DP: 0 HBP: 1	WP: 0 PA: 55 PB: 1 SB: 3 CS: 1
PITCHER	IP WLS BF H R ER SO BB IBB HBP BLK WP HR S P ERA WHIP													IP WLS BF H R ER SO BB IBB HBP BLK WP HR S P ERA WHIP							
Dan Larson, R ERA: 4.1 (5.1)	4.2 24 7	5 5 0	2 0 1	3 0 0	0 0 0	0 0 0	0 0 0	0 0 0	0 0 0	0 0 0	0 0 0	0 0 0	0 0 0	0 0 0	0 0 0	0 0 0	0 0 0	0 0 0	9.64 2.143		
Dick Tidrow, R ERA: 5.08 (5.1)	1.1 5 1	0 0 0	0 0 0	0 0 0	0 0 0	0 0 0	0 0 0	0 0 0	0 0 0	0 0 0	0 0 0	0 0 0	0 0 0	0 0 0	0 0 0	0 0 0	0 0 0	0 0 0	0.750		
Bill Campbell, R ERA: 2.25 (7.1)	4.0 18 4	1 0 1	0 0 1	3 0 0	0 0 0	0 0 0	0 0 0	0 0 0	0 0 0	0 0 0	0 0 0	0 0 0	0 0 0	0 0 0	0 0 0	0 0 0	0 0 0	0 0 0	1.750		
Willie Hernandez, L ERA: 3.6 (11.1)	1.1 8 1	1 1 1	1 1 1	0 0 0	0 0 0	0 0 0	0 0 0	0 0 0	0 0 0	0 0 0	0 0 0	0 0 0	0 0 0	0 0 0	0 0 0	0 0 0	0 0 0	0 0 0	6.75		

Chicago Cubs @ Pittsburgh Pirates
 Three Rivers Stadium, Pittsburgh, PA
 Fri Apr 16 1982, 3:33 AM EST
 Att. 28,985 - Sunny - 76 F

AB 44
 R 7
 H 13
 RBI 6
 BB 7
 SO 5
 LOB 17



Batter	1	2	3	4	5	6	7	8	9	AB	R	H	RBI	BB	SO	LOB	TOP						
Bump Wills, S OBP: 0.440, SLG: 0.605 (1,4)										6	1	3	2	0	1	2	Chicago Cubs @ Pittsburgh Pirates Three Rivers Stadium, Pittsburgh, PA Sat Apr 17 1982, 3:33 AM EST Alt. 6,436 - Unknown - 75 F						
23 Ryne Sandberg, R OBP: 0.128, SLG: 0.083 (1,5)										6	0	2	0	0	0	4							
Bill Buckner, L OBP: 0.375, SLG: 0.395 (1,3)										5	0	2	2	0	0	0							
Keith Moreland, R OBP: 0.381, SLG: 0.667 (8, PR)										4	0	3	0	0	1	2							
Tye Wailer, R OBP: 0.297, SLG: 0.154 (8, PH)										0	1	0	0	0	0	0							
Jody Davis, R (8,2)										1	0	0	0	0	0	3							
Leon Durham, L OBP: 0.298, SLG: 0.357 (1,9)										4	2	2	2	1	0	2							
Steve Henderson, R OBP: 0.293, SLG: 0.342 (1,7)										5	2	2	1	0	1	2							
Gary Woods, R OBP: 0.417, SLG: 0.500 (1,8)										3	2	1	0	2	0	0							
Larry Bowa, S OBP: 0.244, SLG: 0.225 (1,6)										5	1	2	3	0	0	3							
Dickie Noles, R OBP: 0.286, SLG: 0.429 (1,1)										3	1	1	0	0	2	3							
Willie Hernandez, L (8,1)										1	0	0	0	0	1	2							
Inning Stats	R: 1 E: 0 K: 1 S: 8	H: 3 LOB: 2 BB: 0 P: 8	R: 1 E: 0 K: 1 S: 6	H: 1 LOB: 1 BB: 1 P: 10	R: 0 E: 0 K: 0 S: 3	H: 1 LOB: 0 BB: 0 P: 3	R: 0 E: 0 K: 0 S: 3	H: 0 LOB: 0 BB: 0 P: 3	R: 1 E: 0 K: 1 S: 8	H: 3 LOB: 2 BB: 0 P: 8	R: 0 E: 1 K: 1 S: 6	H: 0 LOB: 1 BB: 0 P: 6	R: 0 E: 0 K: 0 S: 3	H: 0 LOB: 0 BB: 0 P: 3	R: 5 E: 0 K: 1 S: 12	H: 8 LOB: 3 BB: 0 P: 12	R: 2 E: 0 K: 1 S: 7	H: 2 LOB: 2 BB: 2 P: 15	1B: 11 2B: 5 3B: 1 HR: 1	SF: 0 SAC: 1 DP: 0 HBP: 0	WP: 0 PA: 47		
PITCHER	IP WLS BF H R ER SO BB IBB HBP BLK WP HR S P ERA WHIP	IP WLS BF H R ER SO BB IBB HBP BLK WP HR S P ERA WHIP	IP WLS BF H R ER SO BB IBB HBP BLK WP HR S P ERA WHIP	IP WLS BF H R ER SO BB IBB HBP BLK WP HR S P ERA WHIP	IP WLS BF H R ER SO BB IBB HBP BLK WP HR S P ERA WHIP	IP WLS BF H R ER SO BB IBB HBP BLK WP HR S P ERA WHIP	IP WLS BF H R ER SO BB IBB HBP BLK WP HR S P ERA WHIP	IP WLS BF H R ER SO BB IBB HBP BLK WP HR S P ERA WHIP	IP WLS BF H R ER SO BB IBB HBP BLK WP HR S P ERA WHIP	IP WLS BF H R ER SO BB IBB HBP BLK WP HR S P ERA WHIP	IP WLS BF H R ER SO BB IBB HBP BLK WP HR S P ERA WHIP	IP WLS BF H R ER SO BB IBB HBP BLK WP HR S P ERA WHIP	IP WLS BF H R ER SO BB IBB HBP BLK WP HR S P ERA WHIP	IP WLS BF H R ER SO BB IBB HBP BLK WP HR S P ERA WHIP	IP WLS BF H R ER SO BB IBB HBP BLK WP HR S P ERA WHIP	IP WLS BF H R ER SO BB IBB HBP BLK WP HR S P ERA WHIP	IP WLS BF H R ER SO BB IBB HBP BLK WP HR S P ERA WHIP	IP WLS BF H R ER SO BB IBB HBP BLK WP HR S P ERA WHIP	IP WLS BF H R ER SO BB IBB HBP BLK WP HR S P ERA WHIP	IP WLS BF H R ER SO BB IBB HBP BLK WP HR S P ERA WHIP	IP WLS BF H R ER SO BB IBB HBP BLK WP HR S P ERA WHIP	IP WLS BF H R ER SO BB IBB HBP BLK WP HR S P ERA WHIP	
Ross Baumgarten, L ERA: 9.95 (1,1)	4.1 L 21 8 3 3 2 1 0 0 0 0 0 0 24 28 6.23 2.077	2.2 9 0 0 2 0 0 0 0 0 0 0 1 13 13 0.00 0.000	1.0 10 8 5 5 1 0 0 0 0 0 0 1 12 12 45.00 8.000	1.0 7 2 2 2 1 2 0 0 0 0 0 0 7 15 18.00 4.000																			
Paul Moskau, R ERA (5,1)																							
Tom Griffin, R ERA: 12.27 (8,1)																							
Enrique Romo, R ERA: 7.71 (9,1)																							

AB	43
R	10
H	18
RBI	10
BB	3
SO	6
LOB	23



Batter	1	2	3	4	5	6	7	8	9	AB	R	H	RBI	BB	SO	LOB	BOTTOM						
Omar Moreno, L OBP: 0.278, SLG: 0.333 (1,8)										4	0	0	0	0	0	0	Chicago Cubs @ Pittsburgh Pirates Three Rivers Stadium, Pittsburgh, PA Sat Apr 17 1982, 3:33 AM EST Alt. 6,436 - Unknown - 75 F						
Mike Easter, L OBP: 0.357, SLG: 0.227 (1,7)										3	0	1	0	0	1	0							
Lee Lacy, R (8, PH)										1	0	0	0	0	1	0							
Dave Parker, L OBP: 0.355, SLG: 0.556 (1,9)										4	0	1	0	0	1	1							
Jason Thompson, L OBP: 0.364, SLG: 0.556 (1,3)										4	1	1	1	0	1	2							
Bill Madlock, R OBP: 0.281, SLG: 0.214 (1,5)										4	1	1	0	0	1	1							
Tony Peña, R OBP: 0.548, SLG: 0.833 (1,2)										4	0	3	1	0	0	0							
Johnny Ray, S OBP: 0.276, SLG: 0.393 (1,4)										3	0	1	0	0	0	1							
Dale Berra, R OBP: 0.500, SLG: 0.556 (1,6)										3	0	1	0	0	1	2							
Ross Baumgarten, L (1,1)										1	0	0	0	0	1	0							
Paul Moskau, R (5,1)										1	0	0	0	0	0	1							
Willie Stargell, L OBP: 0.286, SLG: 0.333 (7, PH)										1	0	0	0	0	0	1							
Tom Griffin, R (8,1)										0	0	0	0	0	0	0							
Enrique Romo, R (9,1)										0	0	0	0	0	0	0							
Inning Stats	R: 0 E: 0 K: 2 S: 8	H: 1 LOB: 1 BB: 0 P: 8	R: 0 E: 0 K: 1 S: 6	H: 1 LOB: 0 BB: 0 P: 6	R: 0 E: 0 K: 1 S: 5	H: 0 LOB: 0 BB: 0 P: 5	R: 2 E: 0 K: 0 S: 5	H: 3 LOB: 0 BB: 0 P: 5	R: 0 E: 0 K: 0 S: 3	H: 1 LOB: 0 BB: 0 P: 3	R: 0 E: 0 K: 1 S: 6	H: 1 LOB: 1 BB: 0 P: 6	R: 0 E: 0 K: 0 S: 4	H: 1 LOB: 1 BB: 0 P: 4	R: 0 E: 0 K: 2 S: 7	H: 0 LOB: 0 BB: 0 P: 7	R: 0 E: 0 K: 0 S: 4	H: 1 LOB: 1 BB: 0 P: 4	1B: 7 2B: 1 3B: 0 HR: 1	SF: 0 SAC: 1 DP: 0 HBP: 0	WP: 0 PA: 34		
PITCHER	IP WLS BF H R ER SO BB IBB HBP BLK WP HR S P ERA WHIP	IP WLS BF H R ER SO BB IBB HBP BLK WP HR S P ERA WHIP	IP WLS BF H R ER SO BB IBB HBP BLK WP HR S P ERA WHIP	IP WLS BF H R ER SO BB IBB HBP BLK WP HR S P ERA WHIP	IP WLS BF H R ER SO BB IBB HBP BLK WP HR S P ERA WHIP	IP WLS BF H R ER SO BB IBB HBP BLK WP HR S P ERA WHIP	IP WLS BF H R ER SO BB IBB HBP BLK WP HR S P ERA WHIP	IP WLS BF H R ER SO BB IBB HBP BLK WP HR S P ERA WHIP	IP WLS BF H R ER SO BB IBB HBP BLK WP HR S P ERA WHIP	IP WLS BF H R ER SO BB IBB HBP BLK WP HR S P ERA WHIP	IP WLS BF H R ER SO BB IBB HBP BLK WP HR S P ERA WHIP	IP WLS BF H R ER SO BB IBB HBP BLK WP HR S P ERA WHIP	IP WLS BF H R ER SO BB IBB HBP BLK WP HR S P ERA WHIP	IP WLS BF H R ER SO BB IBB HBP BLK WP HR S P ERA WHIP	IP WLS BF H R ER SO BB IBB HBP BLK WP HR S P ERA WHIP	IP WLS BF H R ER SO BB IBB HBP BLK WP HR S P ERA WHIP	IP WLS BF H R ER SO BB IBB HBP BLK WP HR S P ERA WHIP	IP WLS BF H R ER SO BB IBB HBP BLK WP HR S P ERA WHIP	IP WLS BF H R ER SO BB IBB HBP BLK WP HR S P ERA WHIP	IP WLS BF H R ER SO BB IBB HBP BLK WP HR S P ERA WHIP	IP WLS BF H R ER SO BB IBB HBP BLK WP HR S P ERA WHIP	IP WLS BF H R ER SO BB IBB HBP BLK WP HR S P ERA WHIP	
Dickie Noles, R ERA: 3.72 (1,1)	7.0 W 27 8 2 2 5 0 0 0 0 0 0 0 11 11 0.00 1.143	2.0 7 1 0 0 2 0 0 0 0 0 0 0 11 11 0.00 0.500																					
Willie Hernandez, L ERA: 2.57 (8,1)																							



Batter	1	2	3	4	5	6	7	8	9	AB	R	H	RBI	BB	SO	LOB	TOP										
Bump Wills, S OBP: 0.473, SLG: 0.622 (1, 4)	4-0 23 1B BB		4-0 23 1B BB	4-0 23 WP BB		0-0 4-3 BB		0-0 23 1B 2B		2	1	1	0	3	0	0											
23 Ryne Sandberg, R OBP: 0.182, SLG: 0.146 (1, 5)	0-0 1B FC7-2 1B		0-0 FC3-2-5 HR 1B	0-0 6-3 1-2		0-0 F9		0-0 2-3 1B		5	1	3	0	0	0	1											
Bill Buckner, L OBP: 0.358, SLG: 0.375 (1, 3)	0-0 1-3 1B		0-0 FC3-2-5 HR 1-2	0-0 F8		0-0 F8			0-0 F7	5	1	1	1	0	0	3											
Leon Durham, L OBP: 0.288, SLG: 0.404 (1, 9)	0-0 FC7-2 3-H		0-0 3-3 HR	0-3 K			0-3 K		0-3 K	5	1	1	3	0	3	2											
Keith Moreland, R OBP: 0.391, SLG: 0.674 Jody Davis, R (7, 2)		0-0 6-3	0-0 F9		0-0 WP 2B		0-0 1B		4-0 BB	4	0	2	0	0	0	0											
Steve Henderson, R OBP: 0.283, SLG: 0.326 (1, 7)		0-0 4-3	0-0 1B 1B		0-3 K		0-3 K		0-3 K	5	1	1	0	0	3	3											
Gary Woods, R OBP: 0.438, SLG: 0.571 (1, 8)		0-0 2B	0-0 1-3 1B		0-3 K2-3		0-3 K			4	0	2	0	0	2	2											
Larry Bowa, S OBP: 0.286, SLG: 0.238 (1, 6)		4-0 BB	0-0 1-2 3-H 1B		4-0 WP IBB			0-0 P4		2	0	1	1	2	0	0											
Fergie Jenkins, R Randy Martz, L (6, 1)		0-0 F8	0-0 F8		0-0 F8			0-0 5-3		3	0	0	0	0	0	6											
Inning Stats	R: 1 E: 0 K: 0 S: 3	H: 2 LOB: 0 BB: 1 P: 7	R: 0 E: 0 K: 0 S: 4	H: 1 LOB: 2 BB: 1 P: 8	R: 4 E: 0 K: 0 S: 8	H: 5 LOB: 2 BB: 1 P: 12	R: 0 E: 0 K: 1 S: 5	H: 0 LOB: 1 BB: 1 P: 9	R: 0 E: 0 K: 2 S: 8	H: 1 LOB: 2 BB: 1 P: 12	R: 0 E: 0 K: 3 S: 10	H: 1 LOB: 1 BB: 0 P: 10	R: 0 E: 0 K: 0 S: 4	H: 2 LOB: 2 BB: 0 P: 4	R: 0 E: 0 K: 2 S: 7	H: 0 LOB: 1 BB: 1 P: 11	1B: 8 2B: 4 3B: 0 HR: 1	SF: 0 SAC: 0 DP: 1 HBP: 0	WP: 2 PB: 0 SB: 0 CS: 0	PA: 42							
PITCHER	IP	WLS	BF	H	R	ER	SO	BB	IBB	HBP	BLK	WP	HR	S	P	ERA	WHIP										
Eddie Solomon, R ERA: 9.35 Don Robinson, R ERA: 1.42 Rod Scurry, L ERA:	(1, 1) 3.0 L	18	8	5	5	0	0	3	0	0	0	0	1	15	27	15.00	3.667										
	(4, 1) 5.0	20	4	0	0	6	1	1	0	0	0	2	0	30	38	0.00	1.000										
	(9, 1) 1.0	4	0	0	0	2	1	0	0	0	0	0	0	7	11	0.00	1.000										

Chicago Cubs @ Pittsburgh Pirates
Three Rivers Stadium, Pittsburgh, PA

AB 36
R 5
H 12
RBI 5
BB 6
SO 8
LOB 17



WP: 2 PA: 42
PB: 0 SB: 0 CS: 0

Batter	1	2	3	4	5	6	7	8	9	AB	R	H	RBI	BB	SO	LOB	BOTTOM										
Omar Moreno, L OBP: 0.275, SLG: 0.325 (1, 8)	0-0 E S 1B		0-0 4-3		0-0 F7			0-0 5-3		4	1	1	0	0	0	1											
Mike Easter, L OBP: 0.313, SLG: 0.192 (1, 7)	0-0 1-3 1-3			0-0 5-3		0-0 4-3		0-0 F7		4	0	0	0	0	0	1											
Dave Parker, L OBP: 0.343, SLG: 0.516 (1, 9)	0-0 CS 1B			0-0 6-3		0-0 F7		0-0 4-3		4	0	1	1	0	0	0											
Jason Thompson, L OBP: 0.351, SLG: 0.516 (1, 3)	0-0 4-3 1-2			0-0 1B 1B		0-3 K		0-0 F9		4	0	1	0	0	1	1											
Bill Madlock, R OBP: 0.286, SLG: 0.226 (1, 5)		0-0 F7		0-0 1-2 1B		0-0 5-3		0-0 6-3		3	0	1	0	0	0	0											
Tony Peña, R OBP: 0.500, SLG: 0.758 (1, 2)		0-3 K		0-3 K		0-0 6-3				3	0	0	0	0	2	2											
Johnny Ray, S OBP: 0.281, SLG: 0.387 (1, 4)		0-0 1-3			0-0 FC5-4 1B		0-0 G3			3	0	1	0	0	0	0											
Dale Berra, R OBP: 0.440, SLG: 0.476 (1, 6)			0-0 F8		0-0 FC5-4 1-2		0-0 4-3			3	0	0	0	0	0	1											
Eddie Solomon, R Brian Harper, R (3, PH) Don Robinson, R (4, 1) Willie Montanez, L (8, PH) Rod Scurry, L (9, 1)			0-0 F7		0-0 F8		0-0 G3			0	0	0	0	0	0	0											
Inning Stats	R: 1 E: 0 K: 0 S: 4	H: 2 LOB: 0 BB: 0 P: 4	R: 0 E: 0 K: 1 S: 5	H: 0 LOB: 0 BB: 0 P: 5	R: 0 E: 0 K: 0 S: 3	H: 0 LOB: 0 BB: 0 P: 3	R: 0 E: 0 K: 1 S: 7	H: 2 LOB: 0 BB: 0 P: 7	R: 0 E: 0 K: 0 S: 4	H: 1 LOB: 1 BB: 0 P: 4	R: 0 E: 0 K: 1 S: 5	H: 0 LOB: 0 BB: 0 P: 5	R: 0 E: 0 K: 0 S: 3	H: 0 LOB: 0 BB: 0 P: 3	R: 0 E: 0 K: 0 S: 3	H: 0 LOB: 0 BB: 0 P: 3	1B: 5 2B: 0 3B: 0 HR: 0	SF: 0 SAC: 0 DP: 0 HBP: 0	WP: 0 PB: 0 SB: 1 CS: 1	PA: 31							
PITCHER	IP	WLS	BF	H	R	ER	SO	BB	IBB	HBP	BLK	WP	HR	S	P	ERA	WHIP										
Fergie Jenkins, R ERA: 0.96 Randy Martz, R ERA: 1.08	(1, 1) 5.0 S	19	5	1	1	2	0	0	0	0	0	0	0	14	14	0.00	0.000										
	(6, 1) 4.0	12	0	0	0	1	0	0	0	0	0	0	0	14	14	0.00	0.000										

Chicago Cubs @ Pittsburgh Pirates
Three Rivers Stadium, Pittsburgh, PA

AB 31
R 1
H 5
RBI 1
BB 0
SO 3
LOB 7




WP: 0 PA: 31
PB: 0 SB: 1 CS: 1

Batter	1	2	3	4	5	6	7	8	9	AB	R	H	RBI	BB	SO	LOB	TOP										
Lonnie Smith, R OBP: 0.413, SLG: 0.589 (1, 8)	0-0 6-3		0-0 F7			0-0 F8	0-0 HR		0-0 4-3	5	1	1	1	0	0	0											
Tom Herr, S OBP: 0.371, SLG: 0.444 (1, 4)	1-0 HBP			0-0 SF7		0-0 BB	0-0 WP		0-0 1B	4	3	4	0	0	0	0											
Keith Hernandez, L OBP: 0.532, SLG: 0.542 (1, 3)	0-0 F7			0-0 F7		4-0 1B	0-0 1B		0-0 1B	4	2	2	1	1	0	2											
Darrell Porter, L OBP: 0.327, SLG: 0.489 (1, 2)	0-0 F7			0-0 SF7		0-0 BB	4-0 1B		0-3 K	3	1	1	2	1	1	3											
George Hendrick, R OBP: 0.370, SLG: 0.526 Tito Landrum, R (9, 9)		0-3 K		0-0 1-6-3		4-0 WP	0-0 1B		0-3 K	4	0	1	1	1	2	2											
Dane Iorg, L OBP: 0.344, SLG: 0.333 David Green, R OBP: 0.385, SLG: 0.462 (6, PR)		0-0 6-3				0-0 F8	0-0 WP		0-0 L5	3	0	1	2	0	0	0											
Julio Gonzalez, R OBP: 0.258, SLG: 0.419 (1, 5)		0-0 4-3				0-3 K	0-0 5-3		0-3 K	4	0	0	0	0	2	2											
Ozzie Smith, S OBP: 0.302, SLG: 0.340 (1, 6)			0-0 F4			0-0 6-3			0-3 K	4	0	0	0	0	1	0											
John Martin, S OBP: 0.143, SLG: 0.143 Dave LaPoint, L (8, 1)			0-0 3-1			0-0 3-1			0-3 K	4	0	0	0	0	1	0											
Bruce Sutter, R (8, 1)										0	0	0	0	0	0	0											
Inning Stats	R: 0 E: 0 K: 0 S: 3	H: 0 LOB: 1 BB: 0 P: 4	R: 0 E: 0 K: 1 S: 5	H: 0 LOB: 0 BB: 0 P: 5	R: 0 E: 0 K: 0 S: 3	H: 0 LOB: 0 BB: 0 P: 3	R: 1 E: 0 K: 0 S: 4	H: 1 LOB: 0 BB: 0 P: 4	R: 0 E: 0 K: 1 S: 5	H: 0 LOB: 0 BB: 0 P: 5	R: 3 E: 0 K: 0 S: 6	H: 3 LOB: 3 BB: 2 P: 14	R: 3 E: 0 K: 0 S: 7	H: 4 LOB: 2 BB: 1 P: 11	R: 0 E: 0 K: 2 S: 9	H: 0 LOB: 0 BB: 0 P: 9	R: 0 E: 0 K: 2 S: 9	H: 2 LOB: 2 BB: 0 P: 9	1B: 7 2B: 1 3B: 1 HR: 1	SF: 1 SAC: 0 DP: 0 HBP: 1	WP: 2 PA: 41 PB: 0 SB: 1 CS: 0						
PITCHER	IP	WLS	BF	H	R	ER	SO	BB	IBB	HBP	BLK	WP	HR	S	P	ERA	WHIP										
Rick Rhoden, R ERA: 7.64 (1, 1)	6.2	L	29	6	6	6	2	2	0	1	0	1	1	30	39	8.10	1.200										
Rod Scurry, L ERA: 1.23 (7, 1)	1.1		7	2	1	1	3	1	0	0	0	1	0	12	16	6.75	2.250										
Kent Tekulve, R ERA: (9, 1)	1.0		5	2	0	0	2	0	0	0	0	0	0	9	9	0.00	2.000										

St. Louis Cardinals @ Pittsburgh Pirates
 Three Rivers Stadium, Pittsburgh, PA
 Tue Apr 20 1982, 6:05 PM EST
 Att: 3,534 - Unknown

livebaseballscorecards.com

AB 36
 R 7
 H 10
 RBI 7
 BB 3
 SO 7
 LOB 11



Batter	1	2	3	4	5	6	7	8	9	AB	R	H	RBI	BB	SO	LOB	BOTTOM										
Omar Moreno, L OBP: 0.295, SLG: 0.341 (1, 8)	0-0 CS		0-0 F7			0-0 E1			0-0 2B	4	1	2	0	0	0	0											
Lee Lacy, R (1, 7)	0-0 E4		0-0 F7			0-0 L9			0-0 F9	4	1	0	0	0	0	4											
Dave Parker, L OBP: 0.333, SLG: 0.514 (1, 9)	0-0 4-3		0-0 G3			0-0 P6			0-0 2B	4	0	1	2	0	0	2											
Jason Thompson, L OBP: 0.366, SLG: 0.485 (1, 3)	4-0 2B			4-0 G6-4-3		0-0 F8			0-3 K	2	0	0	0	2	1	2											
Bill Madlock, R OBP: 0.282, SLG: 0.257 (1, 5)	0-0 2B			0-0 F8					0-0 F9	4	0	1	1	0	0	2											
Tony Peña, R OBP: 0.447, SLG: 0.676 (1, 2)	0-0 L4			0-0 G6-4-3					0-0 F8	4	0	0	0	0	0	4											
Dale Berra, R OBP: 0.393, SLG: 0.417 Willie Montanez, L OBP: 0.333, SLG: 0.500 (9, PH)			0-0 F7			0-0 F8			0-0 P4	3	0	0	0	0	0	0											
Johnny Ray, S OBP: 0.278, SLG: 0.400 (1, 4)			0-0 F9			0-0 F7			0-0 F8	4	1	1	0	0	0	0											
Rick Rhoden, R OBP: 0.143, SLG: 0.571 Rod Scurry, L (7, 1)			0-0 P6						0-0 2B	2	0	0	0	0	0	0											
Bill Robinson, R OBP: 0.428, SLG: 0.857 Kent Tekulve, R (9, 1)									0-0 F9	1	1	1	1	0	0	0											
Inning Stats	R: 1 E: 1 K: 0 S: 5	H: 2 LOB: 2 BB: 1 P: 9	R: 0 E: 0 K: 0 S: 3	H: 0 LOB: 0 BB: 0 P: 3	R: 0 E: 0 K: 0 S: 3	H: 0 LOB: 0 BB: 0 P: 3	R: 0 E: 0 K: 0 S: 2	H: 0 LOB: 0 BB: 1 P: 6	R: 0 E: 0 K: 0 S: 3	H: 0 LOB: 0 BB: 0 P: 3	R: 0 E: 1 K: 0 S: 4	H: 0 LOB: 1 BB: 0 P: 4	R: 0 E: 1 K: 0 S: 3	H: 0 LOB: 0 BB: 0 P: 3	R: 3 E: 0 K: 1 S: 9	H: 4 LOB: 1 BB: 0 P: 9	R: 0 E: 0 K: 0 S: 3	H: 0 LOB: 0 BB: 0 P: 3	1B: 3 2B: 3 3B: 0 HR: 0	SF: 0 SAC: 0 DP: 2 HBP: 0	WP: 0 PA: 35 PB: 0 SB: 0 CS: 1						
PITCHER	IP	WLS	BF	H	R	ER	SO	BB	IBB	HBP	BLK	WP	HR	S	P	ERA	WHIP										
John Martin, L ERA: 4.58 (1, 1)	7.1	W	30	6	4	3	0	2	0	0	0	0	0	28	36	3.68	1.091										
Dave LaPoint, L ERA: (8, 1)	0.1		1	0	0	0	1	0	0	0	0	0	0	3	3	0.00	0.000										
Bruce Sutter, R ERA: 3.24 (8, 1)	1.1	S	4	0	0	0	0	0	0	0	0	0	0	4	4	0.00	0.000										

St. Louis Cardinals @ Pittsburgh Pirates
 Three Rivers Stadium, Pittsburgh, PA
 Tue Apr 20 1982, 6:05 PM EST
 Att: 3,534 - Unknown

livebaseballscorecards.com

AB 33
 R 4
 H 6
 RBI 4
 BB 2
 SO 1
 LOB 14



Batter	1	2	3	4	5	6	7	8	9	AB	R	H	RBI	BB	SO	LOB	TOP								
Lonnie Smith, R OBP: 0.426, SLG: 0.576 (1, 7)										3	1	1	0	2	0	2	St. Louis Cardinals @ Pittsburgh Pirates Three Rivers Stadium, Pittsburgh, PA Wed Apr 21 1982, 6:05 PM EST Att: 3,589 - Unknown - 38 F								
Tom Herr, S OBP: 0.358, SLG: 0.441 (1, 4)										5	1	1	2	0	1	3									
Keith Hernandez, L OBP: 0.522, SLG: 0.520 (1, 3)										2	0	0	1	2	0	0									
George Hendrick, R OBP: 0.340, SLG: 0.476 Tito Landrum, R (7, 9)										4	0	0	0	0	2	1									
Gene Tenace, R OBP: 0.714, SLG: 1.333 (1, 2)									4	2	3	1	0	0	0										
David Green, R OBP: 0.433, SLG: 0.500 (1, 8)									4	0	3	0	0	1	0										
Julio Gonzalez, R OBP: 0.285, SLG: 0.412 Dane Iorg, L OBP: 0.333, SLG: 0.321 Mike Ramsey, S OBP: 0.333, SLG: 0.364 (8, PH)									3	0	1	0	0	1	3										
Ozzie Smith, S OBP: 0.316, SLG: 0.370 (1, 6)								4	1	2	0	0	0	0	1										
Steve Mura, R (1, 1)								3	1	0	0	0	0	0	2										
Dave LaPoint, L (7, 1)								1	0	0	0	0	0	1	1										
Bruce Sutter, R (8, 1)									0	0	0	0	0	0	0										
Inning Stats	R: 0 E: 0 K: 1 S: 5	H: 0 LOB: 0 BB: 0 P: 5	R: 0 E: 0 K: 1 S: 6	H: 1 LOB: 1 BB: 0 P: 6	R: 0 E: 0 K: 0 S: 3	H: 0 LOB: 1 BB: 1 P: 7	R: 0 E: 0 K: 1 S: 7	H: 2 LOB: 2 BB: 0 P: 7	R: 3 E: 1 K: 0 S: 6	H: 2 LOB: 0 BB: 0 P: 6	R: 1 E: 0 K: 1 S: 7	H: 2 LOB: 1 BB: 0 P: 7	R: 0 E: 0 K: 1 S: 4	H: 0 LOB: 1 BB: 2 P: 12	R: 1 E: 0 K: 1 S: 7	H: 3 LOB: 1 BB: 0 P: 7	R: 1 E: 0 K: 0 S: 3	H: 1 LOB: 0 BB: 1 P: 7	1B: 7 2B: 3 3B: 0 HR: 1	SF: 1 SAC: 0 DP: 1 HBP: 0	WP: 0 PB: 0 SB: 2 CS: 2	PA: 41			
PITCHER	IP	WLS	BF	H	R	ER	SO	BB	IBB	HBP	BLK	WP	HR	S	P	ERA	WHIP								
John Candelaria, L ERA: 3.46 (1, 1)	5.0	L	22	5	3	2	3	1	0	0	0	0	0	27	31	3.60	1.200								
Don Robinson, R ERA: 1.84 (6, 1)	2.0		9	2	1	1	2	2	0	0	0	0	1	11	19	4.50	2.000								
Kent Tekulve, R ERA: 2.16 (8, 1)	2.0		9	4	2	2	1	0	1	0	0	0	0	10	14	9.00	2.000								

AB	35
R	6
H	11
RBI	5
BB	4
SO	6
LOB	15



Batter	1	2	3	4	5	6	7	8	9	AB	R	H	RBI	BB	SO	LOB	BOTTOM								
Omar Moreno, L OBP: 0.313, SLG: 0.354 (1, 8)										4	1	2	0	0	0	1	St. Louis Cardinals @ Pittsburgh Pirates Three Rivers Stadium, Pittsburgh, PA Wed Apr 21 1982, 6:05 PM EST Att: 3,589 - Unknown - 38 F								
Mike Easter, L OBP: 0.314, SLG: 0.179 Lee Lacy, R (8, PH)										2	0	0	0	1	0	1									
Dave Parker, L OBP: 0.302, SLG: 0.462 (1, 9)										4	0	0	0	0	1	4									
Jason Thompson, L OBP: 0.356, SLG: 0.459 (1, 3)										4	0	1	1	0	0	1									
Bill Madlock, R OBP: 0.279, SLG: 0.256 (1, 5)										4	1	1	0	0	0	1									
Tony Peña, R OBP: 0.405, SLG: 0.610 (1, 2)										4	0	0	0	0	2	1									
Johnny Ray, S OBP: 0.325, SLG: 0.417 (1, 4)										1	0	1	1	2	0	0									
Dale Berra, R OBP: 0.375, SLG: 0.370 (1, 6)										3	0	0	0	1	0	2									
John Candelaria, L OBP: 0.286, SLG: 0.250 Brian Harper, R OBP: 0.280, SLG: 0.280 Don Robinson, R (8, PH)										1	0	0	0	0	1	0									
Willie Montanez, L OBP: 0.333, SLG: 0.500 Bill Robinson, R OBP: 0.325, SLG: 0.750 Kent Tekulve, R (8, 1)										1	0	0	0	0	0	0									
Inning Stats	R: 0 E: 0 K: 1 S: 6	H: 1 LOB: 1 BB: 0 P: 6	R: 1 E: 0 K: 0 S: 4	H: 1 LOB: 0 BB: 0 P: 4	R: 0 E: 0 K: 1 S: 5	H: 0 LOB: 1 BB: 1 P: 9	R: 0 E: 0 K: 0 S: 3	H: 0 LOB: 0 BB: 0 P: 3	R: 0 E: 0 K: 0 S: 3	H: 0 LOB: 0 BB: 0 P: 3	R: 0 E: 0 K: 2 S: 7	H: 0 LOB: 2 BB: 2 P: 15	R: 1 E: 0 K: 0 S: 4	H: 2 LOB: 1 BB: 1 P: 8	R: 0 E: 0 K: 1 S: 5	H: 1 LOB: 0 BB: 0 P: 5	1B: 5 2B: 0 3B: 0 HR: 0	SF: 1 SAC: 0 DP: 2 HBP: 0	WP: 2 PB: 1 SB: 2 CS: 0	PA: 35					
PITCHER	IP	WLS	BF	H	R	ER	SO	BB	IBB	HBP	BLK	WP	HR	S	P	ERA	WHIP								
Steve Mura, R ERA: 2.65 (1, 1)	6.2	W	26	4	1	1	3	4	0	0	0	0	0	28	44	1.35	0.900								
Dave LaPoint, L ERA: 2.45 (7, 1)	1.0		5	2	1	1	1	1	0	0	0	0	0	6	10	9.00	3.000								
Bruce Sutter, R ERA: 2.79 (8, 1)	1.1	S	4	1	0	0	1	0	0	0	0	0	0	6	6	0.00	0.750								

AB	29
R	2
H	5
RBI	2
BB	5
SO	5
LOB	14



Batter	1	2	3	4	5	6	7	8	9	AB	R	H	RBI	BB	SO	LOB	TOP								
Omar Moreno, L OBP: 0.315, SLG: 0.353 (1, 8)	E4 CS	SF7		SF8					K	3	0	1	4	1	1	0	Pittsburgh Pirates @ Chicago Cubs Wrigley Field, Chicago, IL Fri Apr 23 1982, 3:33 AM CST Att: 8,813 - Sunny - 63 F								
Johnny Ray, S OBP: 0.356, SLG: 0.390 (1, 4)	4-3	4-3		G6-4-3						5	0	1	1	1	0	3									
Dave Parker, L OBP: 0.286, SLG: 0.444 (1, 9)	5-3			F7					K	6	0	1	0	0	2	3									
Jason Thompson, L OBP: 0.373, SLG: 0.524 (1, 3)				P4					P5	5	3	2	1	1	0	2									
Bill Madlock, R OBP: 0.354, SLG: 0.333 (1, 5)										3	3	3	0	2	0	0									
Mike Easter, L OBP: 0.350, SLG: 0.242 Lee Lacy, R (8, 7)										5	2	3	3	0	1	3									
Tony Peña, R OBP: 0.404, SLG: 0.630 (1, 2)				P4						5	2	2	3	0	0	2									
Dale Berra, R OBP: 0.432, SLG: 0.400 (1, 6)										3	1	2	0	2	0	0									
Eddie Solomon, R OBP: 0.250, SLG: 0.250 Paul Moskau, R OBP: 0.333, SLG: 0.333 Rod Scurry, L OBP: 0.31 Kent Tekulve, R (8, 1)										2	0	1	0	0	1	3									
Inning Stats	R: 0 E: 1 K: 0 S: 3	H: 0 LOB: 0 BB: 0 P: 3	R: 4 E: 0 K: 0 S: 7	H: 4 LOB: 1 BB: 1 P: 11	R: 1 E: 0 K: 0 S: 5	H: 2 LOB: 1 BB: 0 P: 5	R: 1 E: 0 K: 0 S: 4	H: 2 LOB: 0 BB: 0 P: 4	R: 4 E: 0 K: 1 S: 9	H: 5 LOB: 2 BB: 1 P: 13	R: 0 E: 0 K: 0 S: 4	H: 1 LOB: 2 BB: 1 P: 8	R: 1 E: 0 K: 1 S: 7	H: 2 LOB: 2 BB: 1 P: 11	R: 1 E: 0 K: 1 S: 6	H: 1 LOB: 2 BB: 2 P: 14		R: 0 E: 0 K: 2 S: 7	H: 0 LOB: 1 BB: 1 P: 11	1B: 12 2B: 4 3B: 0 HR: 1	SF: 2 SAC: 1 DP: 1 HBP: 0	WP: 0 PB: 1 SB: 1 CS: 1	PA: 49		
PITCHER	IP	WLS	BF	H	R	ER	SO	BB	IBB	HBP	BLK	WP	HR	S	P	ERA	WHIP								
Dickie Noles, R ERA: 5.4 Allen Ripley, R ERA: 7.5 Herman Segelke, R ERA: 8.31 Willie Hernandez, L ERA: 2.25	4.0	L	20	8	6	6	0	1	0	0	0	0	0	19	23	13.50	2.250								

Batter	1	2	3	4	5	6	7	8	9	AB	R	H	RBI	BB	SO	LOB	BOTTOM								
Bump Willis, S OBP: 0.437, SLG: 0.533 (1, 4)	K			F7					6-3	6	1	2	0	0	1	2	Pittsburgh Pirates @ Chicago Cubs Wrigley Field, Chicago, IL Fri Apr 23 1982, 3:33 AM CST Att: 8,813 - Sunny - 63 F								
23 Ryne Sandberg, R OBP: 0.224, SLG: 0.296 (1, 5)										4	4	3	3	1	0	1									
Bill Buckner, L OBP: 0.358, SLG: 0.419 (1, 3)										5	0	1	1	0	1	3									
Leon Durham, L OBP: 0.369, SLG: 0.456 (1, 9)										4	1	3	1	1	0	0									
Keith Moreland, R OBP: 0.424, SLG: 0.691 (1, 7)										5	0	1	1	0	0	4									
Jody Davis, R OBP: 0.200, SLG: 0.222 (1, 2)										5	1	1	0	0	0	3									
Gary Woods, R OBP: 0.493, SLG: 0.667 (1, 8)										5	1	2	1	0	1	2									
Larry Bowa, S OBP: 0.242, SLG: 0.200 (1, 6)										5	0	1	0	0	0	0									
Dickie Noles, R OBP: 0.256, SLG: 0.375 Tye Walford, R OBP: 0.294, SLG: 0.200 Allen Ripley, R OBP: 0.315, SLG: 0.178 Herman Segelke, R OBP: 0.425, SLG: 0.333 Bob Molinaro, L OBP: 0.266, SLG: 0.500										1	0	0	0	0	1	0									
Inning Stats	R: 2 E: 0 K: 1 S: 8	H: 3 LOB: 1 BB: 0 P: 8	R: 1 E: 0 K: 1 S: 7	H: 2 LOB: 2 BB: 1 P: 11	R: 0 E: 0 K: 0 S: 4	H: 1 LOB: 1 BB: 0 P: 4	R: 2 E: 0 K: 0 S: 5	H: 2 LOB: 0 BB: 0 P: 5	R: 0 E: 0 K: 0 S: 3	H: 0 LOB: 0 BB: 0 P: 3	R: 1 E: 0 K: 1 S: 7	H: 2 LOB: 1 BB: 0 P: 7	R: 3 E: 2 K: 1 S: 9	H: 3 LOB: 2 BB: 1 P: 13	R: 1 E: 1 K: 0 S: 5	H: 2 LOB: 1 BB: 0 P: 5		1B: 10 2B: 2 3B: 1 HR: 3	SF: 0 SAC: 0 DP: 1 HBP: 0	WP: 2 PB: 0 SB: 1 CS: 0	PA: 46				
PITCHER	IP	WLS	BF	H	R	ER	SO	BB	IBB	HBP	BLK	WP	HR	S	P	ERA	WHIP								
Eddie Solomon, R ERA: 9.22 Paul Moskau, R ERA: 1.69 Rod Scurry, L ERA: 1.23 Kent Tekulve, R ERA: 1.86	5.0	W	25	9	5	5	2	1	0	0	0	1	1	18	18	3.38	1.875								



Batter	1	2	3	4	5	6	7	8	9	AB	R	H	RBI	BB	SO	LOB	TOP							
Omar Moreno, L OBP: 0.300, SLG: 0.321 (1, 8)	1-3		F7		G3 1B BB	F7		6-3	FC5-4	5	1	0	0	1	0	3								
Johnny Ray, S OBP: 0.333, SLG: 0.391 (1, 4)	BB 1B		4-3		G3			F9		5	1	2	1	0	0	2								
Dave Parker, L OBP: 0.278, SLG: 0.449 (1, 9)	F8			K	SF7			5-3		4	1	1	2	0	1	1								
Jason Thompson, L OBP: 0.393, SLG: 0.522 (1, 3)	1-2 BB			K				1B 2B		4	0	2	2	1	2	0								
Bill Madlock, R OBP: 0.377, SLG: 0.404 (1, 5)	K			WP 2B	P3			1B 2B		5	1	3	0	0	1	3								
Mike Easter, L OBP: 0.384, SLG: 0.229 Lee Lacy, R (9, PH) (9, 7)		F5						HBP 1B IBB		2	0	0	0	2	0	0								
Tony Peña, R OBP: 0.385, SLG: 0.580 (1, 2)	5-3			2-3 BB	4-3			1-2 2-3 HBP		4	0	0	0	0	0	4								
Dale Berra, R OBP: 0.452, SLG: 0.500 (1, 6)	K				1B G3 1B			K		4	2	2	1	1	2	3								
Ross Baumgarten, L OBP: 0.429, SLG: 0.429 Don Robinson, R (3, 1)			4-3		G3 SF7 1B			FC5-4 1B		1	0	0	0	0	0	0								
Inning Stats	R: 0 E: 0 K: 1 S: 6	H: 1 LOB: 2 BB: 1 P: 10	R: 0 E: 0 K: 1 S: 5	H: 0 LOB: 0 BB: 0 P: 5	R: 0 E: 0 K: 0 S: 3	H: 0 LOB: 0 BB: 0 P: 3	R: 0 E: 0 K: 2 S: 8	H: 1 LOB: 2 BB: 1 P: 12	R: 3 E: 0 K: 0 S: 6	H: 3 LOB: 1 BB: 0 P: 10	R: 1 E: 0 K: 0 S: 5	H: 2 LOB: 1 BB: 0 P: 5	R: 2 E: 0 K: 0 S: 6	H: 4 LOB: 3 BB: 2 P: 14	R: 0 E: 0 K: 0 S: 3	H: 0 LOB: 0 BB: 0 P: 3	R: 2 E: 0 K: 2 S: 9	H: 2 LOB: 2 BB: 1 P: 14	1B: 9 2B: 3 3B: 0 HR: 1	SF: 1 SAC: 0 DP: 0 HBP: 1	WP: 1 PB: 0 SB: 0 CS: 0	PA: 46		
PITCHER	IP	WLS	BF	H	R	ER	SO	BB	IBB	HBP	BLK	WP	HR	S	P	ERA	WHIP							
Fergie Jenkins, R ERA: 1.9 Randy Martz, R ERA: 3.86 Dick Tidrow, R ERA: 3.0 Willie Hernandez, L ERA: 3.86 Lee Smith, R ERA: 1.85	5.0	L	23	5	3	3	4	3	0	0	0	1	0	28	40	5.40	1.600							

Pittsburgh Pirates @ Chicago Cubs
Wrigley Field, Chicago, IL
Sat Apr 24 1982, 3:33 AM CST
Att. 19,312 - Sunny - 73 F

AB 38
R 8
H 13
RBI 8
BB 6
SO 6
LOB 19



Batter	1	2	3	4	5	6	7	8	9	AB	R	H	RBI	BB	SO	LOB	BOTTOM							
Bump Willis, S OBP: 0.427, SLG: 0.508 (1, 4)	6-3		23 2B FC1-2 BB		F9					3	0	0	0	1	1	1								
23 Ryne Sandberg, R OBP: 0.226, SLG: 0.310 (1, 5)	F9		FC1-2 E 1-3 2H 3H 2B		6-3					4	1	1	2	0	0	0								
Bill Buckner, L OBP: 0.338, SLG: 0.394 (1, 3)	L8		FC1-2 HR 2-3 3H		F7					4	1	0	0	0	0	2								
Keith Moreland, R OBP: 0.413, SLG: 0.712 (1, 7)		F9		1-3 3H HR		P6				4	1	1	2	0	1	0								
Leon Durham, L OBP: 0.348, SLG: 0.426 (1, 9)	4-3		E4		K					4	0	0	0	0	1	0								
Jody Davis, R OBP: 0.143, SLG: 0.154 (1, 2)	4-3		1-3		6-3					4	0	0	0	0	1	1								
Gary Woods, R OBP: 0.485, SLG: 0.677 (1, 8)			SH1-4 23 2B 1B		F8					4	1	2	0	0	0	0								
Larry Bowa, S OBP: 0.258, SLG: 0.237 (1, 6)			SH1-4 23 2B 1B		F8					4	1	2	0	0	0	1								
Fergie Jenkins, R Randy Martz, L Dick Tidrow, R Dan Briggs, L Willie Hernandez, L Lee Smith, R	11.0 6.1 7.1 7.9 8.1 8.1		SH1-4		6-3					1	0	0	0	0	0	0								
Inning Stats	R: 0 E: 0 K: 0 S: 3	H: 0 LOB: 0 BB: 0 P: 3	R: 0 E: 0 K: 0 S: 3	H: 0 LOB: 0 BB: 0 P: 3	R: 5 E: 2 K: 0 S: 8	H: 4 LOB: 1 BB: 1 P: 12	R: 0 E: 0 K: 0 S: 3	H: 0 LOB: 0 BB: 0 P: 3	R: 0 E: 0 K: 1 S: 5	H: 0 LOB: 0 BB: 0 P: 5	R: 0 E: 0 K: 2 S: 8	H: 1 LOB: 1 BB: 0 P: 8	R: 0 E: 0 K: 1 S: 5	H: 0 LOB: 0 BB: 0 P: 5	R: 0 E: 0 K: 1 S: 6	H: 1 LOB: 1 BB: 0 P: 6	1B: 2 2B: 3 3B: 0 HR: 1	SF: 0 SAC: 1 DP: 0 HBP: 0	WP: 1 PB: 0 SB: 1 CS: 0	PA: 35				
PITCHER	IP	WLS	BF	H	R	ER	SO	BB	IBB	HBP	BLK	WP	HR	S	P	ERA	WHIP							
Ross Baumgarten, L ERA: 11.0 Don Robinson, R ERA: 1.71	2.2	W	23	3	1	1	5	0	0	0	0	1	1	33	33	1.42	0.474							

Pittsburgh Pirates @ Chicago Cubs
Wrigley Field, Chicago, IL
Sat Apr 24 1982, 3:33 AM CST
Att. 19,312 - Sunny - 73 F

AB 33
R 5
H 6
RBI 4
BB 1
SO 5
LOB 6



Batter	1	2	3	4	5	6	7	8	9	AB	R	H	RBI	BB	SO	LOB	TOP		
Omar Moreno, L (1.8) OBP: 0.292, SLG: 0.311	4-3		4-3	CS 1B			G3		G3	5	0	1	0	0	0	0			
Johnny Ray, S (1.4) OBP: 0.345, SLG: 0.420	1B 2B		1B	1B		F8	6-3			4	2	2	0	0	0	2			
Dave Parker, L (1.9) OBP: 0.259, SLG: 0.415	F7		E4 1B				6-3			4	1	0	0	0	1	2			
Jason Thompson, L (1.3) OBP: 0.400, SLG: 0.520	1B 2H		1B	1B			F8		K	4	0	2	2	0	1	0			
Bill Madlock, R (1.5) OBP: 0.386, SLG: 0.412	1-2 1B		F8						K	4	0	2	0	0	1	2			
Mike Easter, L (1.7) OBP: 0.375, SLG: 0.282	F8		1-3 2H 1B				G3			4	0	2	1	0	0	3			
Tony Peña, R (1.2) OBP: 0.357, SLG: 0.537		F9	5-3				P3		5-3	4	0	0	0	0	0	3			
Dale Berra, R (1.6) OBP: 0.422, SLG: 0.459		5-3		6-3			5-3		G3	3	0	0	0	0	0	0			
Willie Montanez, L (9, PH) OBP: 0.250, SLG: 0.250										1	0	0	0	0	0	0			
Rick Rhoden, R (1.1) OBP: 0.222, SLG: 0.667							F8		4-3	2	0	1	0	0	1	0			
Paul Moskau, R (5, 1) OBP: 0.250, SLG: 0.250				1B						1	0	0	0	0	0	0			
Willie Stargell, L (9, PH) OBP: 0.250, SLG: 0.286				2B						1	0	0	0	0	0	0			
Inning Stats	R: 1 E: 0 K: 0 S: 6	H: 3 LOB: 2 BB: 0 P: 6	R: 0 E: 0 K: 0 S: 5	H: 0 LOB: 0 BB: 0 P: 5	R: 2 E: 1 K: 0 S: 7	H: 3 LOB: 2 BB: 0 P: 7	R: 0 E: 0 K: 0 S: 4	H: 2 LOB: 1 BB: 0 P: 4	R: 0 E: 0 K: 1 S: 6	H: 1 LOB: 1 BB: 0 P: 6	R: 0 E: 0 K: 0 S: 3	H: 0 LOB: 0 BB: 0 P: 3	R: 0 E: 0 K: 2 S: 8	H: 1 LOB: 1 BB: 0 P: 8	R: 0 E: 0 K: 0 S: 3	H: 0 LOB: 0 BB: 0 P: 3	1B: 7 2B: 3 3B: 0 HR: 0	SF: 0 SAC: 0 DP: 0 HBP: 0	WP: 0 PA: 37 PB: 0 SB: 0 CS: 1
PITCHER	IP WLS BF H R ER SO BB IBB HBP BLK WP HR S P ERA WHIP																		
Doug Bird, R (1.1) ERA: 3.49	4.0	W	20	8	3	1	1	0	0	0	0	0	0	0	22	22	2.25	2.000	
Randy Martz, R (5, 1) ERA: 2.51	5.0	W	17	2	0	0	3	0	0	0	0	0	0	0	23	23	0.00	0.400	

Pittsburgh Pirates @ Chicago Cubs
Wrigley Field, Chicago, IL
Sun Apr 25 1982, 3:33 AM CDT
Att: 29,832 - Overcast - 64 F

AB 37
R 3
H 10
RBI 3
BB 0
SO 4
LOB 12



Batter	1	2	3	4	5	6	7	8	9	AB	R	H	RBI	BB	SO	LOB	BOTTOM		
Bump Willis, S (1.4) OBP: 0.405, SLG: 0.478	L7		E6	4-3			6-3			4	0	0	0	0	0	3			
Junior Kennedy, R (8, 4) OBP: 0.200, SLG: 0.200			1-2 2-3 K							0	0	0	0	0	0	0			
23 Ryne Sandberg, R (1.5) OBP: 0.227, SLG: 0.323	K		K			1B 2B	4-3			4	1	1	0	0	2	3			
Bill Buckner, L (1.3) OBP: 0.333, SLG: 0.386	G3		4-3			2H G4-6-3 1B	4-3			4	0	1	1	0	0	3			
Leon Durham, L (1.9) OBP: 0.342, SLG: 0.431		4-3		6-3		2H G4-6-3 1B			F8 2B	4	0	1	0	0	0	1			
Keith Moreland, R (1.7) OBP: 0.418, SLG: 0.714		P6							5-3	4	1	2	0	0	0	1			
Jerry Morales, R (9, 8) OBP: 0.286, SLG: 0.500				2B	2B				1B	0	0	0	0	0	0	0			
Jody Davis, R (1.2) OBP: 0.167, SLG: 0.125		6-3		2B	2B	BB	G3		F8	3	1	0	0	1	0	2			
Gary Woods, R (1.8) OBP: 0.486, SLG: 0.686			F9						4-3	4	1	2	1	0	0	1			
Larry Bowa, S (1.6) OBP: 0.275, SLG: 0.274			1-3 2H 2B	2B	2B				1B	3	1	2	2	0	0	1			
Doug Bird, R (1.1) OBP: 0.143, SLG: 0.143			E						L6-3	1	0	0	0	0	0	1			
Steve Henderson, R (4, PH) OBP: 0.280, SLG: 0.319			E4							1	0	1	1	0	0	0			
Randy Martz, L (5, 1) ERA: 0.96			1-2 E						K	1	0	0	0	0	1	0			
Inning Stats	R: 0 E: 0 K: 1 S: 5	H: 0 LOB: 0 BB: 0 P: 5	R: 0 E: 0 K: 0 S: 3	H: 0 LOB: 0 BB: 0 P: 3	R: 0 E: 2 K: 1 S: 8	H: 1 LOB: 3 BB: 0 P: 8	R: 4 E: 0 K: 0 S: 6	H: 4 LOB: 0 BB: 1 P: 10	R: 1 E: 0 K: 0 S: 5	H: 3 LOB: 1 BB: 0 P: 5	R: 0 E: 0 K: 1 S: 5	H: 1 LOB: 0 BB: 0 P: 5	R: 0 E: 0 K: 0 S: 3	H: 0 LOB: 0 BB: 0 P: 3	R: 0 E: 0 K: 0 S: 4	H: 1 LOB: 1 BB: 0 P: 4	1B: 5 2B: 6 3B: 0 HR: 0	SF: 0 SAC: 0 DP: 2 HBP: 0	WP: 0 PA: 34 PB: 1 SB: 0 CS: 1
PITCHER	IP WLS BF H R ER SO BB IBB HBP BLK WP HR S P ERA WHIP																		
Rick Rhoden, R (1.1) ERA: 8.31	4.0	L	21	7	5	5	2	1	0	0	0	0	0	0	24	28	11.25	2.000	
Paul Moskau, R (5, 1) ERA: 0.96	4.0		13	3	0	0	1	0	0	0	0	0	0	15	15	0.00	0.750		

Pittsburgh Pirates @ Chicago Cubs
Wrigley Field, Chicago, IL
Sun Apr 25 1982, 3:33 AM CDT
Att: 29,832 - Overcast - 64 F

AB 33
R 5
H 10
RBI 5
BB 1
SO 3
LOB 16



Batter	1	2	3	4	5	6	7	8	9	AB	R	H	RBI	BB	SO	LOB	TOP					
Omar Moreno, L (1.8) X	0-0 G3		0-0 1-3		0-3 K			0-0 P4	0-0 L4	5	0	0	0	0	0	1						
Johnny Ray, S (1.4) X	0-0 6-3			0-0 F9		0-0 G4-6-3 1B		0-0 F9		4	0	1	0	0	0	0						
Dave Parker, L (1.9) B B B	4-0			0-0 HR		0-0 G4-6-3 1-2		0-0 1B		3	2	2	0	1	0	1						
Jason Thompson, L (1.3) X	0-0 F6			0-0 2H HR		0-3 K		0-0 2H HR		4	2	2	3	0	1	1						
Bill Madlock, R (1.5)		0-0 P3		0-0 5-3				0-0 4-3	0-0 1H HR	4	1	1	2	0	0	0						
Mike Easter, L (1.7)		0-0 P6		0-0 F7				0-0 HR	1-0 HBP	3	1	1	1	0	0	0						
Tony Peña, R (1.2)		0-0 4-3			0-0 4-3			0-0 F9	0-0 L4	4	0	0	0	0	0	1						
Dale Berra, R (1.6)			0-3 K		0-0 5-3			0-0 1B	0-3 K	4	0	1	0	0	2	0						
John Candelaria, L (1.1)			0-0 1-3		0-0		0-3 K		0-0 P4	1	0	0	0	0	0	0						
Enrique Romo, R (4.1)										1	0	1	0	0	0	0						
Willie Montanez, L (7, PH)										0	0	0	0	0	0	0						
Bill Robinson, R (7, PH)										1	0	0	0	0	1	1						
Kent Tekulve, R (7.1)										1	0	0	0	0	0	0						
Inning Stats	R: 0 E: 0 K: 0 S: 3	H: 0 LOB: 1 BB: 1 P: 7	R: 0 E: 0 K: 0 S: 3	H: 0 LOB: 0 BB: 0 P: 3	R: 0 E: 0 K: 1 S: 5	H: 0 LOB: 0 BB: 0 P: 5	R: 2 E: 0 K: 0 S: 5	H: 2 LOB: 0 BB: 0 P: 5	R: 0 E: 0 K: 1 S: 6	H: 1 LOB: 1 BB: 0 P: 6	R: 0 E: 0 K: 1 S: 5	H: 1 LOB: 0 BB: 0 P: 5	R: 1 E: 0 K: 1 S: 7	H: 2 LOB: 1 BB: 0 P: 7	R: 3 E: 0 K: 0 S: 6	H: 3 LOB: 1 BB: 0 P: 7	R: 0 E: 0 K: 1 S: 5	H: 0 LOB: 0 BB: 0 P: 5	1B: 3 2B: 3 3B: 0 HR: 3	SF: 0 SAC: 0 DP: 1 HBP: 1	WP: 0 PB: 0 SB: 0 CS: 0	PA: 37
PITCHER	IP WLS BF H R ER SO BB IBB HBP BLK WP HR S P ERA WHIP																					
Rick Mahler, R (1.1)	5.0	19	3	2	2	2	1	0	0	0	0	0	1	22	26	3.60	0.800					
Preston Hanna, R (6.1)	1.2	7	3	1	1	1	0	0	0	0	0	0	1	9	9	5.40	1.800					
Larry McWilliams, L (7.1)	1.0	L	7	3	3	3	1	0	0	1	0	0	1	8	9	27.00	3.000					
Steve Bedrosian, R (8.1)	1.1	4	0	0	0	1	0	0	0	0	0	0	0	6	6	0.00	0.000					

Pittsburgh Pirates @ Atlanta Braves
Atlanta-Fulton County Stadium, Atlanta, GA
Mon Apr 26 1982, 7:05 PM EDT
Att: 9,557 - Unknown

AB 35
R 6
H 9
RBI 6
BB 1
SO 5
LOB 5



Batter	1	2	3	4	5	6	7	8	9	AB	R	H	RBI	BB	SO	LOB	BOTTOM					
Brett Butler, L (1.8) B B B	0-3 K		0-0 6-3		0-0 FC4-6 1B 2B	0-0 6-3			0-0 1B	5	1	1	0	0	1	2						
Glenn Hubbard, R (1.4) X	0-0 L4-3 1B		0-0 F9		0-0 2B 1B		0-0 6-3		0-0 1B	5	0	3	0	0	0	0						
Dale Murphy, R (1.9) X	0-0 L4-3 1-2			0-0 F8	0-0 1-3 3H 2B		0-0 4-3		0-0 1-3	5	0	1	1	0	0	3						
Bob Horner, R (1.5)		0-0 5-3		0-0 E 2B	0-3 K		0-0 4-3			4	1	1	0	0	1	2						
Bob Watson, R (1.3)		0-3 K		0-3 K		0-0 CS 1B		0-0 4-3		4	0	1	0	0	2	1						
Rufino Linares, R (1.7)		0-0 1B 1B		0-0 E6 2H		4-0 1-2 2B BB		0-3 K		3	1	1	0	1	1	0						
Rafael Ramirez, R (1.6)		0-0 1-2 1B		0-3 K		0-0 1-2 2B 1B		0-0 F3		4	1	2	0	0	1	1						
Matt Sinatro, R (1.2)		0-0 F7			0-0 F9		0-0 1H 2H 2B		0-0 1-3	2	0	0	0	0	0	2						
Chris Chambliss, L (6, PH)										1	0	1	2	0	0	0						
Bruce Benedict, R (7.2)										1	0	0	0	0	0	0						
Rick Mahler, R (1.1)			0-3 K		4-0 FC4-6 BB				0-0 4-3	1	0	0	0	0	1	0						
Larry Whisenton, L (5, PH)										0	0	0	0	0	0	0						
Preston Hanna, R (6.1)										1	0	0	0	0	0	1						
Larry McWilliams, L (7.1)										0	0	0	0	0	0	0						
Steve Bedrosian, R (8.1)										0	0	0	0	0	0	0						
Claudell Washington, L (9, PH)										1	0	0	0	0	0	0						
Inning Stats	R: 0 E: 0 K: 1 S: 5	H: 1 LOB: 0 BB: 0 P: 5	R: 0 E: 0 K: 1 S: 7	H: 2 LOB: 0 BB: 0 P: 7	R: 0 E: 0 K: 1 S: 5	H: 0 LOB: 0 BB: 0 P: 5	R: 1 E: 1 K: 2 S: 9	H: 1 LOB: 1 BB: 0 P: 9	R: 1 E: 0 K: 0 S: 7	H: 2 LOB: 2 BB: 1 P: 11	R: 2 E: 0 K: 0 S: 5	H: 3 LOB: 1 BB: 1 P: 9	R: 0 E: 0 K: 0 S: 3	H: 0 LOB: 0 BB: 0 P: 3	R: 0 E: 0 K: 1 S: 5	H: 0 LOB: 0 BB: 0 P: 5	R: 0 E: 0 K: 0 S: 5	H: 2 LOB: 2 BB: 0 P: 5	1B: 8 2B: 4 3B: 0 HR: 0	SF: 0 SAC: 0 DP: 1 HBP: 0	WP: 0 PB: 0 SB: 0 CS: 1	PA: 39
PITCHER	IP WLS BF H R ER SO BB IBB HBP BLK WP HR S P ERA WHIP																					
John Candelaria, L (1.1)	3.0	11	6	4	3	3	2	0	0	0	0	0	21	29	9.00	2.667						
Enrique Romo, R (4.1)	3.0	W	11	2	0	0	1	0	0	0	0	0	13	13	0.00	0.667						
Kent Tekulve, R (7.1)	3.0																					

Pittsburgh Pirates @ Atlanta Braves
Atlanta-Fulton County Stadium, Atlanta, GA
Mon Apr 26 1982, 7:05 PM EDT
Att: 9,557 - Unknown

AB 37
R 4
H 11
RBI 3
BB 2
SO 7
LOB 12



Batter	1	2	3	4	5	6	7	8	9	AB	R	H	RBI	BB	SO	LOB	TOP								
Terry Puhl, L OBP: 0.326, SLG: 0.387 (1, 9)										3	2	2	1	2	0	1									
Tony Scott, S OBP: 0.282, SLG: 0.314 (1, 8)										5	1	3	1	0	0	2									
Ray Knight, R OBP: 0.333, SLG: 0.446 (1, 5)										5	1	1	0	0	2	6									
Jose Cruz, L OBP: 0.348, SLG: 0.425 (1, 7)										3	0	2	3	0	0	1									
Alan Ashby, S OBP: 0.338, SLG: 0.471 (1, 2)										4	0	0	1	0	1	4									
Art Howe, R OBP: 0.294, SLG: 0.360 (1, 3)										4	0	0	0	0	2	2									
Phil Garner, R OBP: 0.274, SLG: 0.299 (1, 4)										4	0	0	0	0	1	1									
Kiko Garcia, R OBP: 0.263, SLG: 0.368 Dave Smith, R (8, 1)										4	1	1	0	0	1	0									
Bob Knepper, L Danny Heep, L Michael LaCoss, R Joe Pittman, R Randy Moffitt, R Dicke Thorn, R (1, 1) (5, PH) (5, 1) (6, PH) (6, 1) (8, 9)										1	0	0	0	0	0	0									
Inning Stats	R: 1 E: 0 K: 2 S: 9	H: 2 LOB: 1 BB: 0 P: 9	R: 0 E: 0 K: 0 S: 3	H: 0 LOB: 0 BB: 0 P: 3	R: 0 E: 0 K: 0 S: 2	H: 0 LOB: 0 BB: 1 P: 6	R: 1 E: 0 K: 2 S: 9	H: 2 LOB: 1 BB: 0 P: 9	R: 4 E: 0 K: 0 S: 8	H: 5 LOB: 1 BB: 0 P: 8	R: 0 E: 0 K: 0 S: 4	H: 1 LOB: 1 BB: 0 P: 4	R: 0 E: 0 K: 1 S: 6	H: 1 LOB: 0 BB: 0 P: 6	R: 0 E: 0 K: 2 S: 7	H: 0 LOB: 0 BB: 0 P: 7	R: 0 E: 0 K: 1 S: 5	H: 0 LOB: 1 BB: 1 P: 9	1B: 7 2B: 3 3B: 1 HR: 0	SF: 1 SAC: 0 DP: 1 HBP: 0	WP: 1 PB: 0 SB: 0 CS: 0	PA: 39			
PITCHER	IP	WLS	BF	H	R	ER	SO	BB	IBB	HBP	BLK	WP	HR	S	P	ERA	WHIP								
Don Robinson, R ERA: 3.6 (1, 1)	4.0		20	8	6	6	4	1	0	0	0	1	0	27	31	13.50	2.250								
Enrique Romo, R ERA: 6.75 (5, 1)	1.2	W	7	2	0	0	0	0	0	0	0	0	0	7	7	0.00	1.200								
Rod Scurry, L ERA: 0.69 (6, 1)	3.1	S	12	1	0	0	4	1	0	0	0	0	0	19	23	0.00	0.600								

Houston Astros @ Pittsburgh Pirates
Three Rivers Stadium, Pittsburgh, PA
Thu Apr 29 1982, 7:05 PM EDT
Att: 4,716 - Unknown

AB 36
R 6
H 11
RBI 6
BB 2
SO 8
LOB 17

Batter	1	2	3	4	5	6	7	8	9	AB	R	H	RBI	BB	SO	LOB	BOTTOM								
Omar Moreno, L OBP: 0.282, SLG: 0.300 (1, 8)										5	0	1	1	0	2	1									
Lee Lacy, R OBP: 0.350, SLG: 0.188 (1, 7)										5	2	2	0	0	0	2									
Dave Parker, L OBP: 0.329, SLG: 0.485 (1, 9)										3	1	1	1	1	1	1									
Jason Thompson, L OBP: 0.423, SLG: 0.652 (1, 3)										3	1	1	0	1	1	2									
Bill Madlock, R OBP: 0.400, SLG: 0.471 (1, 5)										4	1	2	2	0	0	1									
Tony Peña, R OBP: 0.338, SLG: 0.556 (1, 2)										4	2	2	3	0	0	3									
Johnny Ray, S OBP: 0.397, SLG: 0.455 (1, 4)										4	2	4	0	0	0	0									
Dale Berra, R OBP: 0.355, SLG: 0.385 (1, 6)										3	0	0	1	0	1	3									
Don Robinson, R OBP: 0.333, SLG: 0.333 Enrique Romo, R OBP: 1.000, SLG: 2.000 Rod Scurry, L OBP: 0.500, SLG: 0.500 (1, 1) (5, 1) (6, 1)										2	0	0	0	0	0	0									
Inning Stats	R: 4 E: 0 K: 2 S: 11	H: 4 LOB: 1 BB: 1 P: 15	R: 0 E: 0 K: 1 S: 5	H: 0 LOB: 0 BB: 0 P: 5	R: 0 E: 0 K: 0 S: 3	H: 0 LOB: 0 BB: 0 P: 3	R: 2 E: 1 K: 0 S: 5	H: 2 LOB: 0 BB: 0 P: 5	R: 1 E: 0 K: 1 S: 6	H: 2 LOB: 1 BB: 1 P: 10	R: 0 E: 0 K: 1 S: 6	H: 1 LOB: 0 BB: 0 P: 6	R: 1 E: 0 K: 0 S: 5	H: 2 LOB: 1 BB: 0 P: 5	R: 1 E: 0 K: 0 S: 5	H: 3 LOB: 1 BB: 0 P: 5	1B: 11 2B: 1 3B: 0 HR: 2	SF: 1 SAC: 0 DP: 2 HBP: 0	WP: 1 PB: 0 SB: 4 CS: 0	PA: 38					
PITCHER	IP	WLS	BF	H	R	ER	SO	BB	IBB	HBP	BLK	WP	HR	S	P	ERA	WHIP								
Bob Knepper, L ERA: 5.47 (1, 1)	4.0		19	6	6	5	3	1	0	0	0	1	0	24	28	11.25	1.750								
Michael LaCoss, R ERA: 3.07 (5, 1)	1.0	L	5	2	1	1	1	1	0	0	0	0	0	6	10	9.00	3.000								
Randy Moffitt, R ERA: 6.23 (6, 1)	2.1		12	5	2	2	1	0	0	0	0	0	1	14	14	7.71	2.143								
Dave Smith, R ERA: 3.29 (8, 1)	0.2		2	1	0	0	0	0	0	0	0	0	0	2	2	0.00	1.500								

Houston Astros @ Pittsburgh Pirates
Three Rivers Stadium, Pittsburgh, PA
Thu Apr 29 1982, 7:05 PM EDT
Att: 4,716 - Unknown

AB 35
R 9
H 14
RBI 8
BB 2
SO 5
LOB 14

Batter	1	2	3	4	5	6	7	8	9	AB	R	H	RBI	BB	SO	LOB	TOP				
Terry Puhl, L OBP: 0.322, SLG: 0.372 (1, 9)	4-3		6-3				L9			3	0	0	0	1	0	0					
Tony Scott, S OBP: 0.280, SLG: 0.311 Dickie Thon, R OBP: 0.283, SLG: 0.291 (1, 8)	2B		6-3				5-3			4	1	1	0	0	0	1					
Ray Knight, R OBP: 0.319, SLG: 0.425 (1, 5)	P6			4-3	1-3			6-3		4	0	0	0	0	0	2					
Jose Cruz, L OBP: 0.344, SLG: 0.429 (1, 7)	2B			F7			4-3	K		4	0	1	1	0	1	0					
Alan Ashby, S OBP: 0.333, SLG: 0.459 (1, 2)	G3			BB			F5	F7		4	1	1	0	0	0	1					
Art Howe, R OBP: 0.303, SLG: 0.359 (1, 3)		5-3		HR			BB		K	3	1	1	0	1	1	0					
Phil Garner, R OBP: 0.283, SLG: 0.333 (1, 4)		5-3		HR			1B		F8	3	1	1	3	1	0	0					
Kiko Garcia, R OBP: 0.217, SLG: 0.304 Dave Smith, R (9, 1)				HR			BB		1-3	4	0	0	0	0	1	2					
Don Sutton, R OBP: 0.154, SLG: 0.154 Scott Loucks, R (9, 8)				6-3			5-3		1-3	0	0	0	0	0	0	0					
				K			6-3		K	3	0	0	0	0	2	0					
										0	0	0	0	0	0	0					
Inning Stats	R: 1 E: 0 K: 0 S: 5	H: 2 LOB: 1 BB: 0 P: 5	R: 0 E: 0 K: 1 S: 5	H: 0 LOB: 0 BB: 0 P: 5	R: 0 E: 0 K: 1 S: 5	H: 0 LOB: 0 BB: 0 P: 5	R: 3 E: 0 K: 0 S: 5	H: 2 LOB: 1 BB: 1 P: 9	R: 0 E: 0 K: 0 S: 3	H: 1 LOB: 2 BB: 1 P: 8	R: 0 E: 0 K: 1 S: 5	H: 0 LOB: 0 BB: 0 P: 5	R: 0 E: 0 K: 1 S: 5	H: 0 LOB: 0 BB: 0 P: 5	R: 0 E: 0 K: 1 S: 5	H: 0 LOB: 0 BB: 0 P: 5	1B: 3 2B: 1 3B: 0 HR: 1	SF: 0 SAC: 0 DP: 0 HBP: 0	WP: 0 PB: 0 SB: 1 CS: 0	PA: 35	
PITCHER	IP WLS BF H R ER SO BB IBB HBP BLK WP HR S P ERA WHIP	IP WLS BF H R ER SO BB IBB HBP BLK WP HR S P ERA WHIP	IP WLS BF H R ER SO BB IBB HBP BLK WP HR S P ERA WHIP	IP WLS BF H R ER SO BB IBB HBP BLK WP HR S P ERA WHIP	IP WLS BF H R ER SO BB IBB HBP BLK WP HR S P ERA WHIP	IP WLS BF H R ER SO BB IBB HBP BLK WP HR S P ERA WHIP	IP WLS BF H R ER SO BB IBB HBP BLK WP HR S P ERA WHIP	IP WLS BF H R ER SO BB IBB HBP BLK WP HR S P ERA WHIP	IP WLS BF H R ER SO BB IBB HBP BLK WP HR S P ERA WHIP	IP WLS BF H R ER SO BB IBB HBP BLK WP HR S P ERA WHIP	IP WLS BF H R ER SO BB IBB HBP BLK WP HR S P ERA WHIP	IP WLS BF H R ER SO BB IBB HBP BLK WP HR S P ERA WHIP	IP WLS BF H R ER SO BB IBB HBP BLK WP HR S P ERA WHIP	IP WLS BF H R ER SO BB IBB HBP BLK WP HR S P ERA WHIP	IP WLS BF H R ER SO BB IBB HBP BLK WP HR S P ERA WHIP	IP WLS BF H R ER SO BB IBB HBP BLK WP HR S P ERA WHIP	IP WLS BF H R ER SO BB IBB HBP BLK WP HR S P ERA WHIP	IP WLS BF H R ER SO BB IBB HBP BLK WP HR S P ERA WHIP	IP WLS BF H R ER SO BB IBB HBP BLK WP HR S P ERA WHIP	IP WLS BF H R ER SO BB IBB HBP BLK WP HR S P ERA WHIP	IP WLS BF H R ER SO BB IBB HBP BLK WP HR S P ERA WHIP

Houston Astros @ Pittsburgh Pirates
Three Rivers Stadium, Pittsburgh, PA
Fri Apr 30 1982, 7:05 PM EDT
Att: 8,768 - Unknown

AB	32
R	4
H	5
RBI	4
BB	3
SO	5
LOB	6





Batter	1	2	3	4	5	6	7	8	9	AB	R	H	RBI	BB	SO	LOB	BOTTOM				
Omar Moreno, L OBP: 0.270, SLG: 0.286 (1, 8)	K		K			F2		F8		4	0	0	0	0	2	0					
Johnny Ray, S OBP: 0.390, SLG: 0.443 (1, 4)				F8			K	4-3		4	0	1	0	0	1	0					
Dave Parker, L OBP: 0.325, SLG: 0.471 (1, 9)	G4-6-3						P5	K		4	0	1	0	0	1	1					
Jason Thompson, L OBP: 0.415, SLG: 0.671 (1, 3)		K		L9			HR	4-3		4	1	1	1	0	1	1					
Bill Madlock, R OBP: 0.392, SLG: 0.472 (1, 5)		K		F9			E6	1B	2B	4	1	1	0	0	1	1					
Mike Easter, L OBP: 0.422, SLG: 0.420 (1, 7)						F7		P6		3	1	1	2	1	0	1					
Tony Peña, R OBP: 0.346, SLG: 0.553 (1, 2)						4-3			1B	4	0	2	0	0	0	1					
Dale Berra, R OBP: 0.338, SLG: 0.364 Bill Robinson, R OBP: 0.300, SLG: 0.600 (9, PH)									K	3	0	0	0	0	1	1					
Rick Rhoden, R OBP: 0.182, SLG: 0.545 Willie Montanez, L OBP: 0.250, SLG: 0.375 Kent Tekulve, R (8, 1)				6-3				F8		1	0	0	0	0	1	2					
										2	0	0	0	0	0	0					
										1	0	0	0	0	0	1					
										0	0	0	0	0	0	0					
Inning Stats	R: 0 E: 0 K: 1 S: 5	H: 1 LOB: 0 BB: 0 P: 5	R: 0 E: 0 K: 2 S: 7	H: 0 LOB: 1 BB: 1 P: 11	R: 0 E: 0 K: 1 S: 5	H: 0 LOB: 0 BB: 0 P: 5	R: 0 E: 0 K: 0 S: 4	H: 1 LOB: 1 BB: 0 P: 4	R: 0 E: 0 K: 1 S: 5	H: 0 LOB: 0 BB: 0 P: 5	R: 3 E: 1 K: 0 S: 7	H: 3 LOB: 1 BB: 0 P: 7	R: 0 E: 0 K: 1 S: 5	H: 0 LOB: 0 BB: 0 P: 5	R: 0 E: 0 K: 1 S: 7	H: 2 LOB: 2 BB: 0 P: 7	1B: 4 2B: 1 3B: 0 HR: 2	SF: 0 SAC: 0 DP: 1 HBP: 0	WP: 0 PB: 0 SB: 0 CS: 0	PA: 35	
PITCHER	IP WLS BF H R ER SO BB IBB HBP BLK WP HR S P ERA WHIP	IP WLS BF H R ER SO BB IBB HBP BLK WP HR S P ERA WHIP	IP WLS BF H R ER SO BB IBB HBP BLK WP HR S P ERA WHIP	IP WLS BF H R ER SO BB IBB HBP BLK WP HR S P ERA WHIP	IP WLS BF H R ER SO BB IBB HBP BLK WP HR S P ERA WHIP	IP WLS BF H R ER SO BB IBB HBP BLK WP HR S P ERA WHIP	IP WLS BF H R ER SO BB IBB HBP BLK WP HR S P ERA WHIP	IP WLS BF H R ER SO BB IBB HBP BLK WP HR S P ERA WHIP	IP WLS BF H R ER SO BB IBB HBP BLK WP HR S P ERA WHIP	IP WLS BF H R ER SO BB IBB HBP BLK WP HR S P ERA WHIP	IP WLS BF H R ER SO BB IBB HBP BLK WP HR S P ERA WHIP	IP WLS BF H R ER SO BB IBB HBP BLK WP HR S P ERA WHIP	IP WLS BF H R ER SO BB IBB HBP BLK WP HR S P ERA WHIP	IP WLS BF H R ER SO BB IBB HBP BLK WP HR S P ERA WHIP	IP WLS BF H R ER SO BB IBB HBP BLK WP HR S P ERA WHIP	IP WLS BF H R ER SO BB IBB HBP BLK WP HR S P ERA WHIP	IP WLS BF H R ER SO BB IBB HBP BLK WP HR S P ERA WHIP	IP WLS BF H R ER SO BB IBB HBP BLK WP HR S P ERA WHIP	IP WLS BF H R ER SO BB IBB HBP BLK WP HR S P ERA WHIP	IP WLS BF H R ER SO BB IBB HBP BLK WP HR S P ERA WHIP	IP WLS BF H R ER SO BB IBB HBP BLK WP HR S P ERA WHIP

Houston Astros @ Pittsburgh Pirates
Three Rivers Stadium, Pittsburgh, PA
Fri Apr 30 1982, 7:05 PM EDT
Att: 8,768 - Unknown

AB	34
R	3
H	7
RBI	3
BB	1
SO	8
LOB	9



Batter	1	2	3	4	5	6	7	8	9	AB	R	H	RBI	BB	SO	LOB	TOP										
Terry Puhl, L OBP: 0.326, SLG: 0.422 (1, 9)	L4	FC1-2		F8		F7		HR		5	1	2	1	0	0	3	Houston Astros @ Pittsburgh Pirates Three Rivers Stadium, Pittsburgh, PA Sat May 01 1982, 7:05 PM EDT Att: 19,626 - Unknown										
Tony Scott, S OBP: 0.308, SLG: 0.364 Scott Loucks, R (5, 8)	CS		WP	1B		F7		K2-3		3	1	3	0	0	0	0											
Ray Knight, R OBP: 0.333, SLG: 0.422 (1, 5)	F8		FC3-6	1B				6-3		3	1	1	0	1	0	1											
Jose Cruz, L OBP: 0.347, SLG: 0.455 (1, 7)		HR	FC3-6	1B		P4			F8	4	1	1	1	1	1	4											
Art Howe, R OBP: 0.309, SLG: 0.361 (1, 3)	1B	1B	FC3-6	1B		L6			F8	5	1	2	1	0	0	4											
Phil Garner, R OBP: 0.288, SLG: 0.337 (1, 4)	BB	FC1-2	1B			F7			1-3	5	0	2	1	0	0	1											
Kiko Garcia, R OBP: 0.222, SLG: 0.333 (1, 6)	L6		K			1B				4	1	1	1	0	1	3											
Luis Pujols, R OBP: 0.385, SLG: 0.364 (1, 2)	BB	BB	F8					K		3	0	1	1	1	1	2											
Nolan Ryan, R OBP: 0.231, SLG: 0.167 Dave Smith, R (9, 1)	1-2	BB				F8				3	0	0	0	1	2	1											
	0	0	0	0	0	0	0	0	0	0	0	0	0	0	0	0											
Inning Stats	R: 0 E: 0 K: 0 S: 3	H: 1 LOB: 0 BB: 0 P: 3	R: 1 E: 0 K: 0 S: 5	H: 3 LOB: 3 BB: 2 P: 13	R: 2 E: 0 K: 1 S: 8	H: 3 LOB: 2 BB: 1 P: 12	R: 0 E: 0 K: 2 S: 8	H: 1 LOB: 2 BB: 1 P: 12	R: 2 E: 0 K: 1 S: 7	H: 3 LOB: 0 BB: 0 P: 7	R: 0 E: 0 K: 0 S: 4	H: 1 LOB: 2 BB: 0 P: 5	R: 0 E: 0 K: 1 S: 5	H: 0 LOB: 0 BB: 0 P: 5	R: 1 E: 0 K: 1 S: 6	H: 1 LOB: 0 BB: 0 P: 6	R: 0 E: 0 K: 0 S: 3	H: 0 LOB: 0 BB: 0 P: 3	1B: 8 2B: 2 3B: 1 HR: 2	SF: 0 SAC: 0 DP: 0 HBP: 1	WP: 1 PB: 0 SB: 0 CS: 2	PA: 42					
PITCHER	IP	WLS	BF	H	R	ER	SO	BB	IBB	HBP	BLK	WP	HR	S	P	ERA	WHIP										
John Candelaria, L ERA: 3.0 (1, 1)	2.0		10	4	1	1	0	2	0	0	0	0	1	8	16	4.50	3.000										
Paul Moskau, R ERA: 4.5 (3, 1)	0.1	L	5	3	2	2	0	1	0	0	0	1	0	4	8	54.00	12.000										
Cecilio Guante, R ERA: 4.91 (3, 1)	3.2		17	5	2	2	4	1	0	1	0	0	0	23	28	4.91	1.636										
Enrique Romo, R ERA: 5.84 (7, 1)	3.0		10	1	1	1	2	0	0	0	0	0	1	14	14	3.00	0.333										

Batter	1	2	3	4	5	6	7	8	9	AB	R	H	RBI	BB	SO	LOB	BOTTOM										
Omar Moreno, L OBP: 0.277, SLG: 0.292 (1, 8)	F7	FC4-6		F7						5	1	2	0	0	0	2	Houston Astros @ Pittsburgh Pirates Three Rivers Stadium, Pittsburgh, PA Sat May 01 1982, 7:05 PM EDT Att: 19,626 - Unknown										
Johnny Ray, S OBP: 0.376, SLG: 0.419 (1, 4)	L7	4-3								4	0	0	0	1	0	3											
Dave Parker, L OBP: 0.353, SLG: 0.486 (1, 9)	1B									4	0	3	0	1	1	3											
Jason Thompson, L OBP: 0.414, SLG: 0.653 (1, 3)	1B									5	0	2	2	0	0	4											
Bill Madlock, R OBP: 0.381, SLG: 0.455 (1, 5)	F9									5	0	1	0	0	1	6											
Mike Easter, L OBP: 0.397, SLG: 0.389 (1, 7)	L3									4	0	0	0	0	1	3											
Tony Peña, R OBP: 0.341, SLG: 0.538 (1, 2)	1B	1B								4	1	1	0	0	0	3											
Dale Berra, R OBP: 0.348, SLG: 0.373 (1, 6)	FC4-6	1B								4	0	2	0	0	1	0											
John Candelaria, L OBP: 0.200, SLG: 0.200 Willie Montañez, L OBP: 0.333, SLG: 0.444 Paul Moskau, R OBP: 0.200, SLG: 0.200 Cecilio Guante, R OBP: 0.273, SLG: 0.545 Bill Robinson, R OBP: 0.100, SLG: 0.200 Enrique Romo, R OBP: 0.100, SLG: 0.200 Lee Lacy, R OBP: 0.100, SLG: 0.100 (1, 1) (2, PH) (3, 1) (3, 1) (5, PH) (7, 1) (9, PH)		FC4-6	1B							0	0	0	0	0	0	0											
Inning Stats	R: 0 E: 0 K: 0 S: 5	H: 2 LOB: 2 BB: 0 P: 5	R: 1 E: 0 K: 0 S: 6	H: 3 LOB: 0 BB: 0 P: 6	R: 0 E: 1 K: 0 S: 5	H: 1 LOB: 2 BB: 0 P: 5	R: 0 E: 0 K: 2 S: 7	H: 0 LOB: 0 BB: 0 P: 7	R: 0 E: 0 K: 1 S: 5	H: 0 LOB: 1 BB: 1 P: 9	R: 0 E: 0 K: 0 S: 4	H: 1 LOB: 1 BB: 0 P: 4	R: 0 E: 0 K: 0 S: 4	H: 2 LOB: 1 BB: 0 P: 4	R: 0 E: 0 K: 1 S: 5	H: 1 LOB: 2 BB: 0 P: 5	R: 2 E: 0 K: 1 S: 7	H: 2 LOB: 2 BB: 2 P: 15	1B: 12 2B: 0 3B: 0 HR: 0	SF: 0 SAC: 0 DP: 2 HBP: 0	WP: 0 PB: 0 SB: 3 CS: 0	PA: 41					
PITCHER	IP	WLS	BF	H	R	ER	SO	BB	IBB	HBP	BLK	WP	HR	S	P	ERA	WHIP										
Nolan Ryan, R ERA: 5.26 (1, 1)	8.1		38	11	3	3	4	3	0	0	0	0	0	43	55	3.24	1.680										
Dave Smith, R ERA: 2.93 (9, 1)	0.2	S	3	1	0	0	1	0	0	0	0	0	0	5	5	0.00	1.500										

Batter	1	2	3	4	5	6	7	8	9	AB	R	H	RBI	BB	SO	LOB	TOP								
Brett Butler, L OBP: 0.359, SLG: 0.250 (1, 8)	0-3 K	0-0 BB 1B		4-0 1B HR BB	4-0 WP 1B BB		0-0 F3		0-3 1B S	4	2	1	0	2	2	1	Atlanta Braves @ Pittsburgh Pirates Three Rivers Stadium, Pittsburgh, PA Mon May 03 1982, 7:05 PM EDT Att. 4,636 - Unknown								
Glenn Hubbard, R OBP: 0.390, SLG: 0.385 (1, 4)	0-0 1B	4-0 2B BB		0-0 1B HR	0-0 WP 1B BB		0-0 5-3		0-0 BB 1B	5	1	4	3	1	0	0									
Claudell Washington, L OBP: 0.349, SLG: 0.467 (1, 9)	0-0 BB 1B	0-0 G3		0-0 1B HR	0-3 K		0-0 F7		0-0 BB 1B	5	1	2	3	1	1	5									
Dale Murphy, R OBP: 0.382, SLG: 0.616 (1, 7)	0-0 F8		0-0 F7	4-0 G5-4-3 BB	0-0 6-3		0-0 CS BB		0-0 F8	4	0	0	0	2	0	6									
Bob Horner, R OBP: 0.352, SLG: 0.535 Jerry Royster, R OBP: 0.154, SLG: 0.231 (5, 5)	4-0 1B BB		0-0 1B FC5-4	0-0 G5-4-3			0-0 F9		0-3 K	2	1	1	0	1	0	1									
Chris Chambliss, L OBP: 0.385, SLG: 0.518 (1, 3)	0-0 1-3		0-0 1B FC5-4		0-0 E 2B 1B		0-0 F7		0-0 1B WP 1B	5	2	3	0	0	0	3									
Bruce Benedict, R OBP: 0.317, SLG: 0.282 (1, 2)		0-0 6-3	0-0 FC5-4		0-3 K		0-0 E6		0-3 K	5	0	0	1	0	2	3									
Rafael Ramirez, R OBP: 0.284, SLG: 0.393 (1, 6)		0-0 1-3	0-0 F8		0-0 E1 2B		0-0 4-3		0-0 K S 1B 1B	5	2	1	0	0	0	3									
Phil Niekro, R OBP: 0.333, SLG: 0.500 Larry McWilliams, L OBP: 0.697, SLG: 0.500 Rufino Linares, R OBP: 0.387, SLG: 0.433 Gene Garber, R (7, 1)		0-0 BB 1B 1B		0-0 5-3			0-0 G3		0-3 K	3	1	2	2	0	0	0									
Inning Stats	R: 0 E: 0 K: 1 S: 7	H: 2 LOB: 3 BB: 1 P: 11	R: 0 E: 0 K: 0 S: 5	H: 2 LOB: 3 BB: 1 P: 9	R: 1 E: 0 K: 0 S: 5	H: 2 LOB: 0 BB: 0 P: 5	R: 3 E: 0 K: 0 S: 4	H: 2 LOB: 0 BB: 2 P: 12	R: 3 E: 1 K: 2 S: 11	H: 3 LOB: 2 BB: 1 P: 15	R: 0 E: 0 K: 0 S: 4	H: 0 LOB: 1 BB: 0 P: 4	R: 0 E: 0 K: 1 S: 3	H: 0 LOB: 0 BB: 0 P: 3	R: 0 E: 0 K: 1 S: 4	H: 0 LOB: 0 BB: 1 P: 8		R: 3 E: 0 K: 3 S: 13	H: 3 LOB: 2 BB: 1 P: 17	1B: 11 2B: 2 3B: 0 HR: 1	SF: 0 SAC: 0 DP: 1 HBP: 0	WP: 2 PB: 0 SB: 2 CS: 1	PA: 49		
PITCHER	IP	WLS	BF	H	R	ER	SO	BB	IBB	HBP	BLK	WP	HR	S	P	ERA	WHIP								
Eddie Solomon, R ERA: 8.34 Manny Sarmiento, R ERA: 4.5 Rod Scurry, L ERA: 2.25	(1, 1) (5, 1) (7, 1)	4.0 2.0 3.0	L 11 14	24 2 3	9 2 3	5 1 3	5 2 4	1 1 2	0 0 0	0 0 0	0 0 0	0 1 1	0 0 0	22 14 20	38 18 28	11.25 4.50 9.00	3.250 1.500 1.667								

AB	42
R	10
H	14
RBI	9
BB	7
SO	7
LOB	25



Batter	1	2	3	4	5	6	7	8	9	AB	R	H	RBI	BB	SO	LOB	BOTTOM								
Omar Moreno, L OBP: 0.291, SLG: 0.299 (1, 8)	4-0 CS BB		0-3 K		0-0 1-3		0-0 6-3 1B		0-0 FC6-4 1B	4	0	2	0	1	1	0	Atlanta Braves @ Pittsburgh Pirates Three Rivers Stadium, Pittsburgh, PA Mon May 03 1982, 7:05 PM EDT Att. 4,636 - Unknown								
Lee Lacy, R OBP: 0.333, SLG: 0.200 (1, 9)	0-3 K		0-0 CS 1B		0-0 E6 3-1 HR 1B		0-0 6-3		0-0 FC6-4	5	1	2	0	0	1	3									
Bill Madlock, R OBP: 0.370, SLG: 0.471 (1, 5)	0-0 6-3		0-0 P3		0-0 3-1		0-3 K			4	0	0	0	0	1	3									
Jason Thompson, L OBP: 0.442, SLG: 0.722 (1, 3)		0-0 HR		4-0 G5-3 1B BB		4-0 HR BB		4-3		2	2	1	1	2	0	1									
Mike Easter, L OBP: 0.405, SLG: 0.417 Bill Robinson, R OBP: 0.308, SLG: 0.769 (6, PH) (7, 7)		0-0 1B 1B		0-0 G5-3 1B		0-0 HR		0-3 K		2	0	2	0	0	0	0									
Tony Peña, R OBP: 0.349, SLG: 0.530 (1, 2)		0-0 FC6-4 1B		0-0 G5-3		0-0 HR		0-0 6-3		3	0	1	0	1	0	2									
Johnny Ray, S OBP: 0.344, SLG: 0.378 (1, 4)		0-3 K		0-0 F8		0-0 F9		0-0 4-3		4	0	0	0	0	1	4									
Dale Berra, R OBP: 0.338, SLG: 0.359 Willie Montanez, L OBP: 0.273, SLG: 0.364 (9, PH)		0-0 F7		0-0 6-3		0-0 1B		0-0 F8		3	0	1	0	0	0	2									
Eddie Solomon, R OBP: 0.250, SLG: 0.250 Manny Sarmiento, R (5, 1)		0-0 FC6-4		0-0 6-3		0-0 P4		0-0 4-3		1	0	0	0	0	0	2									
Brian Harper, R OBP: 0.200, SLG: 0.200 Rod Scurry, L OBP: 0.500, SLG: 0.500 Willie Stargell, L OBP: 0.200, SLG: 0.222 (9, PH)		0-0 1-2		0-0 K		0-0 F8		0-0 4-3		1	0	0	0	0	0	0									
Inning Stats	R: 0 E: 0 K: 1 S: 4	H: 0 LOB: 0 BB: 1 P: 8	R: 1 E: 0 K: 1 S: 8	H: 3 LOB: 2 BB: 0 P: 8	R: 0 E: 0 K: 1 S: 5	H: 1 LOB: 0 BB: 0 P: 5	R: 0 E: 0 K: 0 S: 3	H: 1 LOB: 1 BB: 1 P: 7	R: 0 E: 0 K: 0 S: 3	H: 0 LOB: 0 BB: 0 P: 3	R: 3 E: 1 K: 0 S: 6	H: 3 LOB: 2 BB: 2 P: 14	R: 0 E: 0 K: 1 S: 6	H: 1 LOB: 0 BB: 0 P: 6	R: 0 E: 0 K: 1 S: 5	H: 0 LOB: 0 BB: 0 P: 5	R: 0 E: 0 K: 0 S: 4	H: 1 LOB: 1 BB: 0 P: 4	1B: 8 2B: 0 3B: 0 HR: 2	SF: 0 SAC: 0 DP: 1 HBP: 0	WP: 0 PB: 0 SB: 0 CS: 2	PA: 38			
PITCHER	IP	WLS	BF	H	R	ER	SO	BB	IBB	HBP	BLK	WP	HR	S	P	ERA	WHIP								
Phil Niekro, R ERA: 4.91 Larry McWilliams, L ERA: 5.14 Gene Garber, R ERA: 1.21	(1, 1) (6, 1) (7, 1)	5.1 0.2 3.0	W 5 S	22 5 11	6 2 2	3 1 0	3 1 0	0 0 0	0 0 0	0 0 0	0 0 0	0 0 0	0 1 15	4 8 15	8 13.50 0.00	1.688 4.500 0.667									



Batter	1	2	3	4	5	6	7	8	9	AB	R	H	RBI	BB	SO	LOB	TOP										
Brett Butler, L OBP: 0.352, SLG: 0.247 (1, 8)	F8		4-3				3-1		G3	5	0	1	0	0	0	2											
Glenn Hubbard, R OBP: 0.382, SLG: 0.406 (1, 4)	K		F9						1-3	5	1	1	1	0	1	2											
Claudell Washington, L OBP: 0.341, SLG: 0.450 (1, 9)	F7								5-3	5	0	1	0	0	1	2											
Dale Murphy, R OBP: 0.387, SLG: 0.644 (1, 7)			6-3							4	2	2	1	0	0	1											
Bob Horner, R OBP: 0.370, SLG: 0.581 (1, 5)										3	1	2	2	1	0	0											
Chris Chambliss, L OBP: 0.370, SLG: 0.494 (1, 3)										4	0	0	0	0	1	2											
Biff Pocoroba, S OBP: 0.400, SLG: 0.471 (1, 2)										2	0	0	0	1	0	2											
Rafael Ramirez, R OBP: 0.298, SLG: 0.358 (4, 1)										1	0	0	0	1	0	1											
Preston Hanna, R OBP: 0.478, SLG: 0.339 (7, 7)										0	0	0	0	0	0	0											
Larry Whisenton, L OBP: 0.295, SLG: 0.320 (7, 1)										0	0	0	0	0	0	0											
José Álvarez, R OBP: 0.320, SLG: 0.200 (8, 1)										0	0	0	0	0	0	0											
Bob Watson, R OBP: 0.297, SLG: 0.200 (8, 1)										0	0	0	0	0	0	0											
Joe Cowley, R OBP: 0.200, SLG: 0.200 (1, 1)										1	0	0	0	0	0	2											
Jerry Royster, R OBP: 0.188, SLG: 0.250 (4, 6)										3	0	1	0	0	2	1											
Inning Stats	R: 0 E: 0 K: 1 S: 5	H: 0 LOB: 0 BB: 0 P: 5	R: 1 E: 0 K: 0 S: 4	H: 1 LOB: 2 BB: 2 P: 12	R: 0 E: 0 K: 0 S: 4	H: 1 LOB: 1 BB: 0 P: 4	R: 0 E: 0 K: 1 S: 6	H: 1 LOB: 0 BB: 0 P: 6	R: 0 E: 0 K: 1 S: 3	H: 0 LOB: 1 BB: 1 P: 3	R: 0 E: 0 K: 1 S: 5	H: 0 LOB: 1 BB: 1 P: 9	R: 3 E: 0 K: 0 S: 6	H: 3 LOB: 1 BB: 0 P: 7	R: 0 E: 0 K: 0 S: 4	H: 1 LOB: 1 BB: 0 P: 4	1B: 5 2B: 0 3B: 0 HR: 3	SF: 0 SAC: 0 DP: 0 HBP: 1	WP: 0 PB: 0 SB: 0 CS: 0	PA: 39							
PITCHER	IP	WLS	BF	H	R	ER	SO	BB	IBB	HBP	BLK	WP	HR	S	P	ERA	WHIP										
Don Robinson, R ERA: 3.9 (1, 1)	7.1	W	32	7	4	4	5	3	0	0	0	0	3	39	51	4.91	1.364										
Rod Scurry, L ERA: 2.2 (8, 1)	0.1		2	0	0	0	0	0	0	1	0	0	0	1	2	0.00	0.000										
Kent Tekulve, R ERA: 1.42 (8, 1)	1.1		5	1	0	0	0	0	0	0	0	0	0	5	5	0.00	0.750										

Atlanta Braves @ Pittsburgh Pirates
Three Rivers Stadium, Pittsburgh, PA
Tue May 04 1982, 7:05 PM EDT
Att: 4,836 - Unknown

AB 35
R 4
H 8
RBI 4
BB 3
SO 5
LOB 17



Batter	1	2	3	4	5	6	7	8	9	AB	R	H	RBI	BB	SO	LOB	BOTTOM										
Omar Moreno, L OBP: 0.315, SLG: 0.324 (1, 8)	F9 2B		F9 1B				3-1			5	3	4	0	0	0	0											
Johnny Ray, S OBP: 0.347, SLG: 0.391 (1, 4)	F9		1B S				1-3			5	1	2	1	0	1	3											
Dave Parker, L OBP: 0.356, SLG: 0.487 (1, 9)			F9							4	1	1	1	1	1	4											
Jason Thompson, L OBP: 0.455, SLG: 0.732 (1, 3)			F9							3	1	2	1	1	0	2											
Bill Madlock, R OBP: 0.365, SLG: 0.461 (1, 5)			F9							4	1	1	1	0	0	4											
Mike Easter, L OBP: 0.397, SLG: 0.453 (1, 7)	FC6									4	1	1	4	0	1	2											
Tony Peña, R OBP: 0.333, SLG: 0.506 (1, 2)			5-3							4	0	0	0	0	2	1											
Jim Smith, R OBP: 0.400, SLG: 0.400 (1, 6)										4	0	2	0	0	1	0											
Don Robinson, R OBP: 0.250, SLG: 0.250 (1, 1)										3	0	0	0	0	1	2											
Rod Scurry, L OBP: 0.500, SLG: 0.500 (8, 1)										0	0	0	0	0	0	0											
Kent Tekulve, R (8, 1)										1	0	0	0	0	0	0											
Inning Stats	R: 2 E: 0 K: 0 S: 6	H: 3 LOB: 1 BB: 0 P: 6	R: 0 E: 0 K: 0 S: 3	H: 1 LOB: 0 BB: 0 P: 3	R: 5 E: 0 K: 1 S: 9	H: 4 LOB: 0 BB: 1 P: 13	R: 1 E: 0 K: 1 S: 7	H: 2 LOB: 2 BB: 1 P: 11	R: 0 E: 0 K: 1 S: 6	H: 1 LOB: 1 BB: 0 P: 6	R: 0 E: 0 K: 1 S: 5	H: 0 LOB: 0 BB: 0 P: 5	R: 0 E: 0 K: 2 S: 8	H: 1 LOB: 1 BB: 0 P: 8	R: 0 E: 1 K: 1 S: 7	H: 1 LOB: 2 BB: 0 P: 7	1B: 9 2B: 3 3B: 0 HR: 1	SF: 0 SAC: 0 DP: 0 HBP: 0	WP: 0 PB: 0 SB: 3 CS: 1	PA: 39							
PITCHER	IP	WLS	BF	H	R	ER	SO	BB	IBB	HBP	BLK	WP	HR	S	P	ERA	WHIP										
Joe Cowley, R ERA: 4.97 (1, 1)	3.1	L	20	8	8	8	2	0	1	0	0	0	0	13	27	21.60	3.000										
Preston Hanna, R ERA: 3.18 (4, 1)	2.2		10	1	0	0	2	1	0	0	0	0	0	8	8	0.00	1.000										
José Álvarez, R ERA: 0.31 (7, 1)	1.0		4	1	0	0	2	0	0	0	0	0	0	8	8	0.00	1.000										
Larry McWilliams, L ERA: 4.8 (8, 1)	1.0		5	1	0	0	1	0	0	0	0	0	0	7	7	0.00	1.000										

Atlanta Braves @ Pittsburgh Pirates
Three Rivers Stadium, Pittsburgh, PA
Tue May 04 1982, 7:05 PM EDT
Att: 4,836 - Unknown

AB 37
R 8
H 13
RBI 8
BB 2
SO 7
LOB 18



Batter	1	2	3	4	5	6	7	8	9	AB	R	H	RBI	BB	SO	LOB	TOP										
Brett Butler, L OBP: 0.336, SLG: 0.235 (1, 8)	0-0 6-3	0-0 6-3			0-0 4-3		0-0 L4		0-0 6-3	5	0	0	0	0	0	4											
Glenn Hubbard, R OBP: 0.383, SLG: 0.406 (1, 4)	0-0 G3-6-1 1B		0-0 6-3		0-0 1-3 1B		0-0 5-3		0-0 6-3	5	0	2	0	0	0	2											
Claudell Washington, L OBP: 0.326, SLG: 0.429 (1, 9)	0-0 G3-6-1 1-2		0-0 F8		0-0 1-3 1-2			0-3 K		4	0	0	0	0	1	2											
Dale Murphy, R OBP: 0.391, SLG: 0.630 (1, 7)		4-0 2B E BB	0-0 5-3		0-0 5-3			4-0 FC5 1B BB		2	1	0	0	2	0	1											
Bob Horner, R OBP: 0.375, SLG: 0.590 Jerry Royster, R OBP: 0.188, SLG: 0.250 (8, PR) (8, 5)		0-0 1-3 E 2B		0-0 E6 G4-6-3		0-0 5-3		0-0 1-2 1B		4	1	2	0	0	0	0											
Chris Chambliss, L OBP: 0.365, SLG: 0.484 (1, 3)		0-0 E6 1B FC1-2 2H 3H		0-0 G4-6-3 1-2		0-0 4-3		0-0 F8		4	0	1	1	0	0	3											
Bruce Benedict, R OBP: 0.276, SLG: 0.308 Bob Watson, R OBP: 0.276, SLG: 0.308 Matt Sinatro, R OBP: 0.250, SLG: 0.143 (8, PH) (8, 2)		0-0 5-3		0-0 E 1B		0-0 6-3		0-0 FC5 2-3		3	0	1	0	0	0	1											
Rafael Ramirez, R OBP: 0.297, SLG: 0.394 (1, 6)		0-0 FC1-2 1B 2-3		0-0 E6 1-2			0-0 F7		0-0 6-3 1B	4	0	2	0	0	0	1											
Rick Mahler, R OBP: 0.367, SLG: 0.500 Larry McWilliams, L OBP: 0.367, SLG: 0.500 Larry Whisenton, L OBP: 0.367, SLG: 0.500 Steve Bedrosian, R OBP: 0.367, SLG: 0.500 Biff Pocoreba, S OBP: 0.367, SLG: 0.500 (7, PH) (7, 1) (9, PH)		0-0 FC1-2		0-3 K			0-0 1B		0-0 6-3 1-2	2	0	0	0	0	1	4											
Inning Stats	R: 0 E: 0 K: 0 S: 3	H: 1 LOB: 0 BB: 0 P: 3	R: 2 E: 1 K: 0 S: 6	H: 3 LOB: 2 BB: 1 P: 10	R: 0 E: 0 K: 0 S: 3	H: 0 LOB: 0 BB: 0 P: 3	R: 0 E: 2 K: 1 S: 7	H: 1 LOB: 2 BB: 0 P: 7	R: 0 E: 0 K: 0 S: 4	H: 0 LOB: 0 BB: 0 P: 3	R: 0 E: 0 K: 0 S: 4	H: 1 LOB: 1 BB: 0 P: 4	R: 0 E: 0 K: 1 S: 6	H: 1 LOB: 2 BB: 1 P: 10	R: 0 E: 0 K: 0 S: 4	H: 1 LOB: 1 BB: 0 P: 4	1B: 8 2B: 1 3B: 0 HR: 0	SF: 0 SAC: 0 DP: 2 HBP: 0	WP: 0 PA: 38 CS: 0								
PITCHER	IP	WLS	BF	H	R	ER	SO	BB	IBB	HBP	BLK	WP	HR	S	P	ERA	WHIP										
Rick Rhoden, R ERA: 6.5 (1, 1)	7.1	W	32	8	2	2	2	2	0	0	0	0	0	34	42	2.46	1.364										
Rod Scurry, L ERA: 2.15 (8, 1)	0.1		1	0	0	0	0	0	0	0	0	0	0	1	1	0.00	0.000										
Kent Tekulve, R ERA: 1.33 (8, 1)	1.1	S	5	1	0	0	0	0	0	0	0	0	0	5	5	0.00	0.750										

Atlanta Braves @ Pittsburgh Pirates
Three Rivers Stadium, Pittsburgh, PA
Wed May 05 1982, 7:05 PM EDT
Att: 6,595 - Unknown

AB 36
R 2
H 9
RBI 1
BB 2
SO 2
LOB 21



Batter	1	2	3	4	5	6	7	8	9	AB	R	H	RBI	BB	SO	LOB	BOTTOM										
Omar Moreno, L OBP: 0.321, SLG: 0.330 (1, 8)	0-0 G3 1B	0-0 1-2 2H 1B		0-0 3-1 2-3		0-3 K				4	1	2	1	0	1	1											
Johnny Ray, S OBP: 0.333, SLG: 0.374 (1, 4)	0-0 G3 1-3	0-0 4-3		0-0 4-3		0-3 K				4	0	0	0	0	1	4											
Dave Parker, L OBP: 0.351, SLG: 0.476 (1, 9)	0-3 K		0-0 6-3		0-0 F8		0-0 CS 1B			4	0	1	0	0	1	1											
Jason Thompson, L OBP: 0.476, SLG: 0.741 (1, 3)	0-0 1B 3H		0-0 1B		0-0 G3 1B		4-0 G5-4-3 BB			3	0	3	1	1	0	0											
Bill Madlock, R OBP: 0.360, SLG: 0.452 (1, 5)	0-0 L4		0-0 G4-6-3 1B		0-0 G3 1-2		0-0 G5-4-3 1-2			4	0	1	0	0	0	3											
Mike Easter, L OBP: 0.390, SLG: 0.433 (1, 7)		0-0 F8	0-0 G4-6-3 1-2		4-0 IBB		0-3 K		0-3 K	3	0	0	0	1	1	2											
Tony Peña, R OBP: 0.330, SLG: 0.495 (1, 2)		0-3 K		0-0 SH3-4 2B 1B		0-3 K		0-0 F8		4	1	1	0	0	2	2											
Jim Smith, R OBP: 0.625, SLG: 0.857 (1, 6)		4-0 1B BB		0-0 SH3-4 1-2		0-0 SF7 3B		0-0 1B		2	2	2	0	1	0	0											
Rick Rhoden, R OBP: 0.286, SLG: 0.692 Rod Scurry, L OBP: 0.500, SLG: 0.500 Kent Tekulve, R (1, 1) (8, 1) (8, 1)		0-0 1B		0-0 3-1 2H 2B		0-0 SF7		0-0 6-3		2	0	2	2	0	0	0											
Inning Stats	R: 1 E: 0 K: 1 S: 7	H: 2 LOB: 1 BB: 0 P: 7	R: 1 E: 0 K: 1 S: 7	H: 2 LOB: 2 BB: 1 P: 11	R: 0 E: 0 K: 0 S: 4	H: 2 LOB: 1 BB: 0 P: 4	R: 1 E: 0 K: 0 S: 5	H: 2 LOB: 1 BB: 0 P: 5	R: 0 E: 0 K: 1 S: 6	H: 1 LOB: 2 BB: 1 P: 10	R: 1 E: 0 K: 2 S: 8	H: 1 LOB: 0 BB: 0 P: 8	R: 0 E: 0 K: 0 S: 2	H: 1 LOB: 1 BB: 0 P: 6	R: 0 E: 0 K: 1 S: 6	H: 1 LOB: 1 BB: 0 P: 6	1B: 10 2B: 1 3B: 1 HR: 0	SF: 1 SAC: 1 DP: 2 HBP: 0	WP: 0 PA: 36 CS: 1								
PITCHER	IP	WLS	BF	H	R	ER	SO	BB	IBB	HBP	BLK	WP	HR	S	P	ERA	WHIP										
Rick Mahler, R ERA: 2.82 (1, 1)	5.1	L	27	10	4	4	3	1	0	0	0	0	0	31	39	6.75	2.062										
Larry McWilliams, L ERA: 4.6 (6, 1)	0.2		2	0	0	0	2	0	0	0	0	0	0	6	6	0.00	0.000										
Steve Bedrosian, R ERA: 1.27 (7, 1)	2.0		7	2	0	0	1	1	0	0	0	0	0	8	12	0.00	1.500										

Atlanta Braves @ Pittsburgh Pirates
Three Rivers Stadium, Pittsburgh, PA
Wed May 05 1982, 7:05 PM EDT
Att: 6,595 - Unknown

AB 31
R 4
H 12
RBI 4
BB 3
SO 6
LOB 14

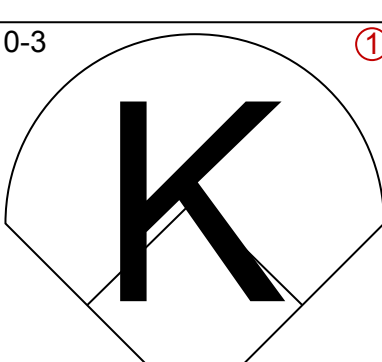
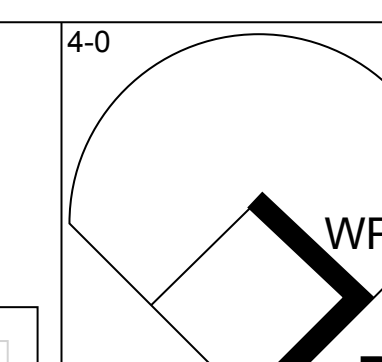
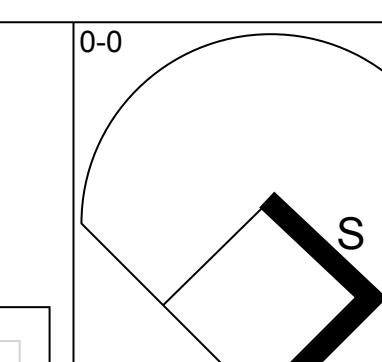
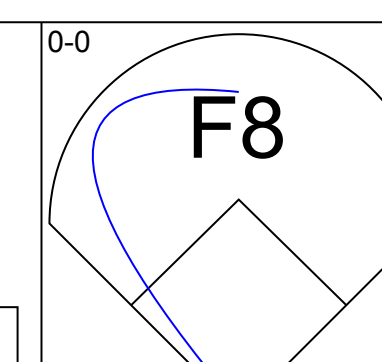
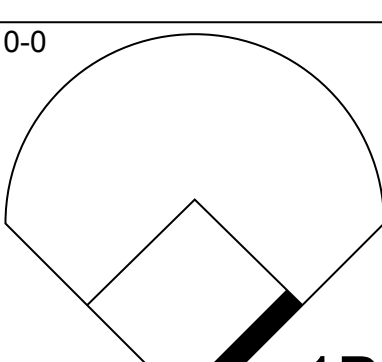
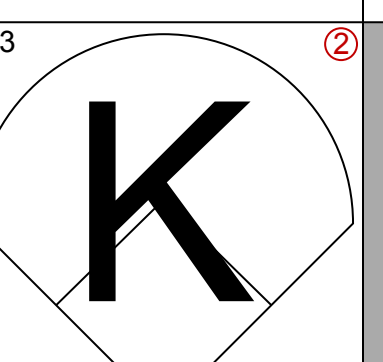
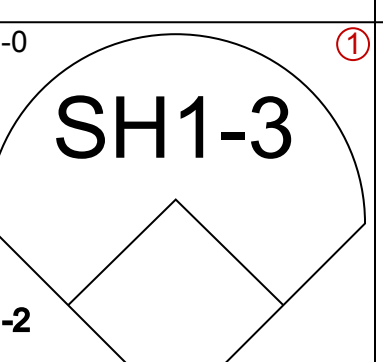
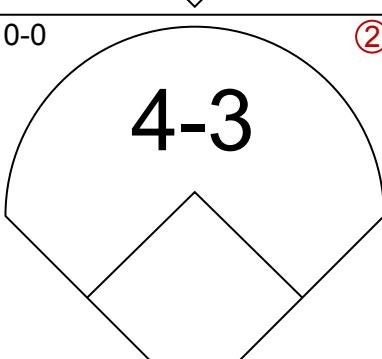
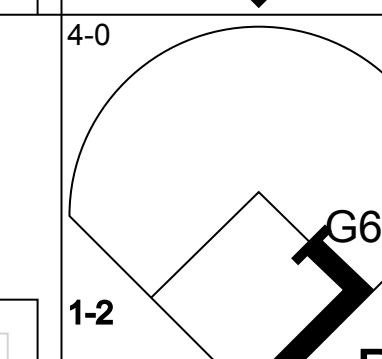
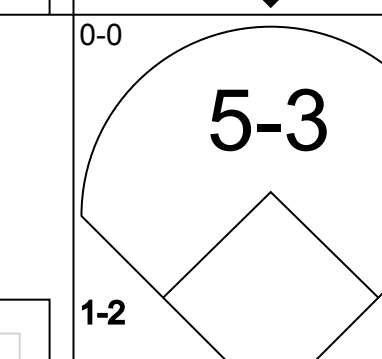
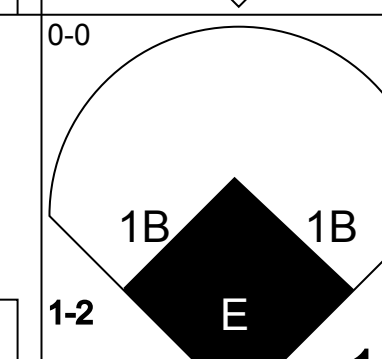
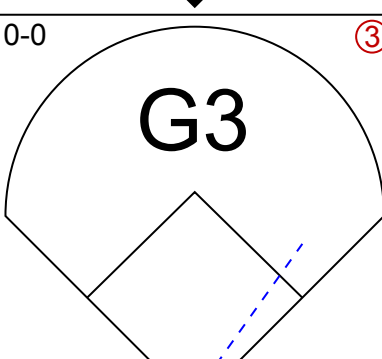
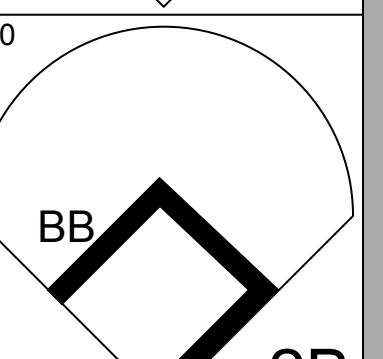
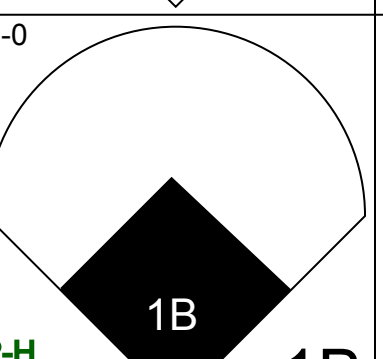
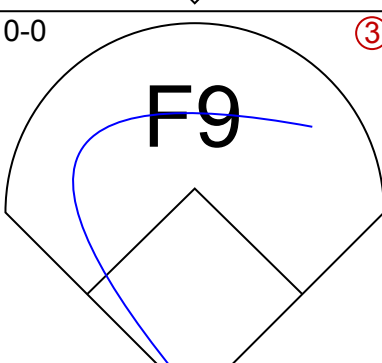
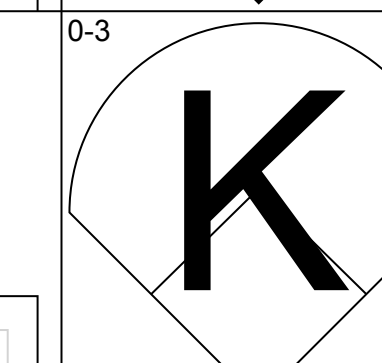

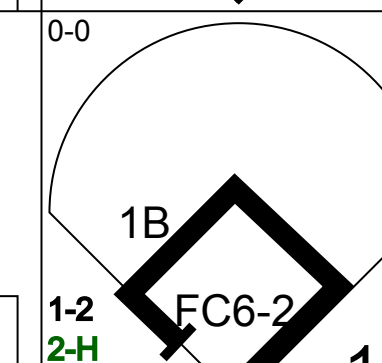
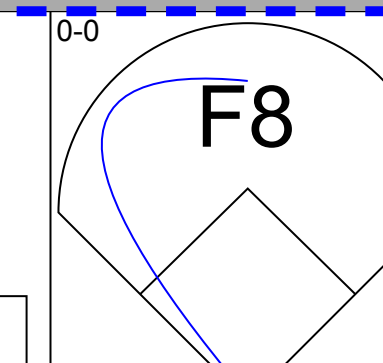
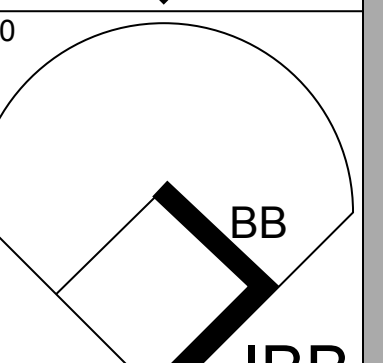
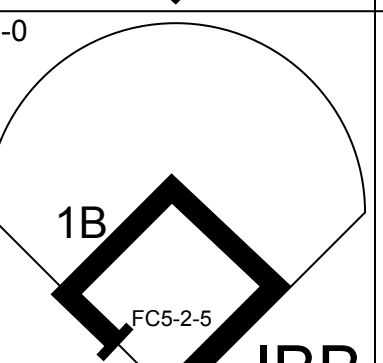
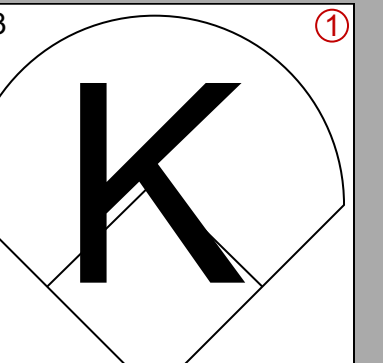
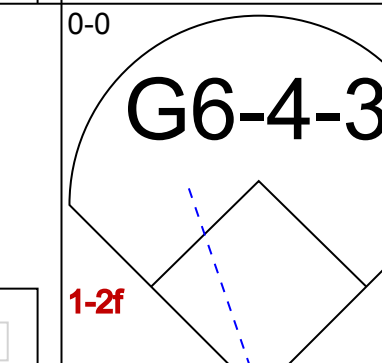

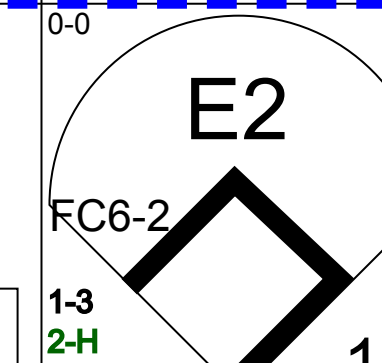
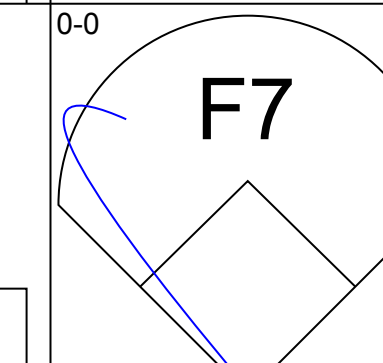
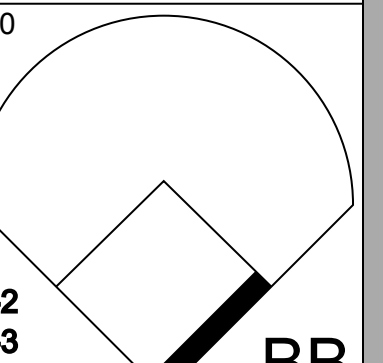
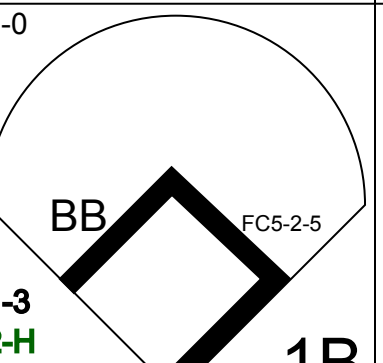
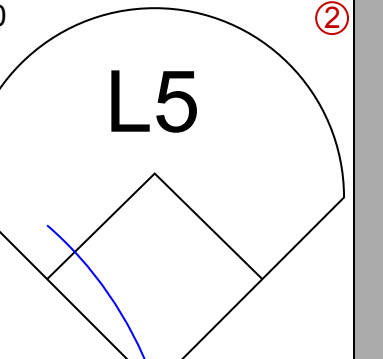
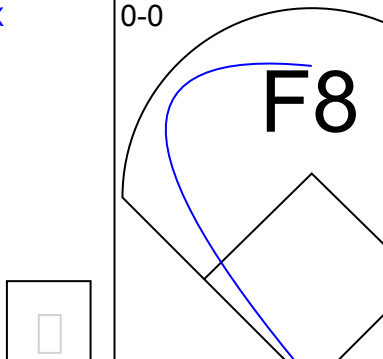
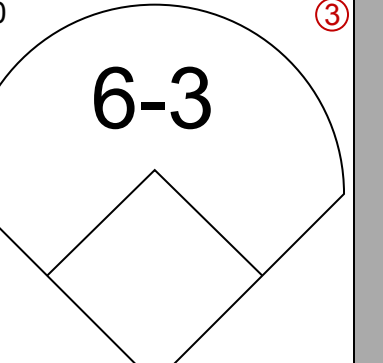
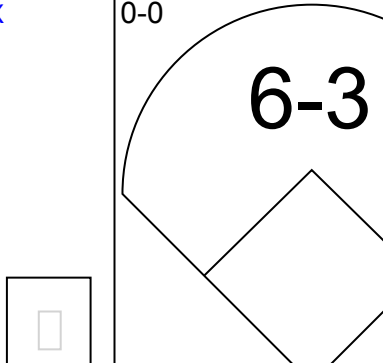
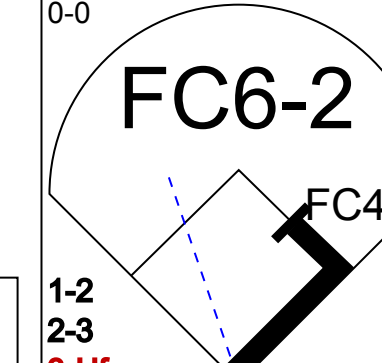



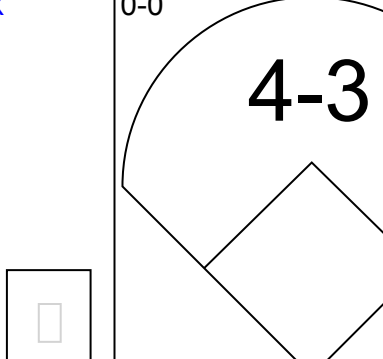
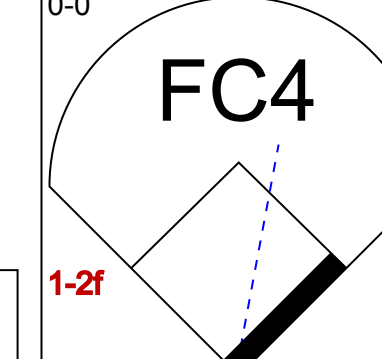


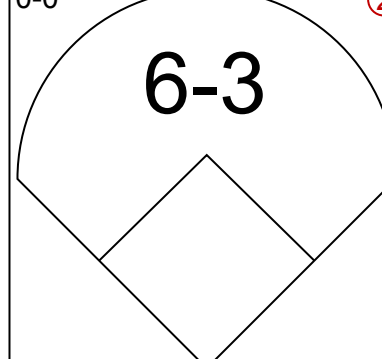

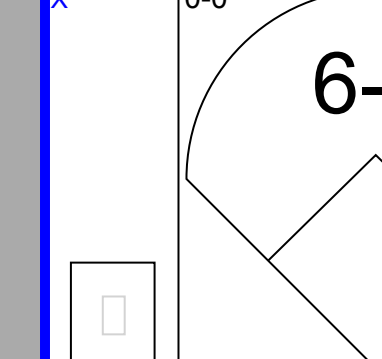


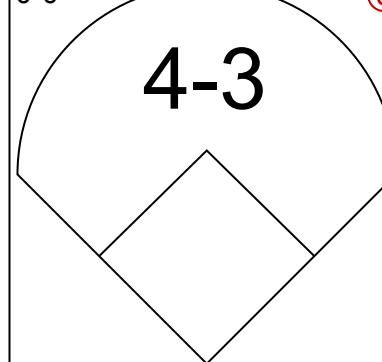


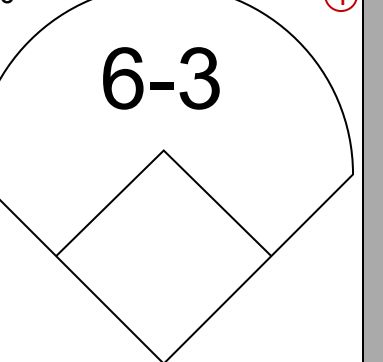
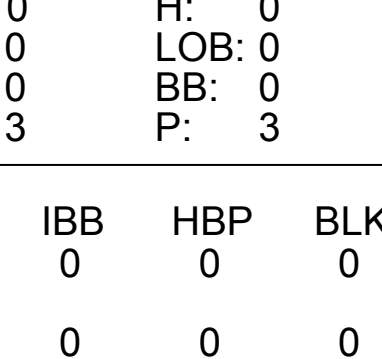
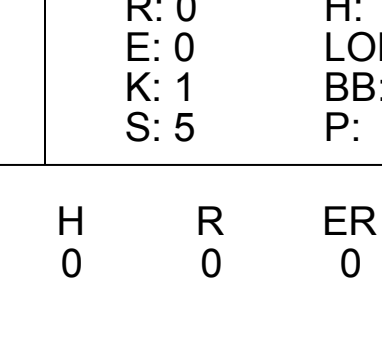
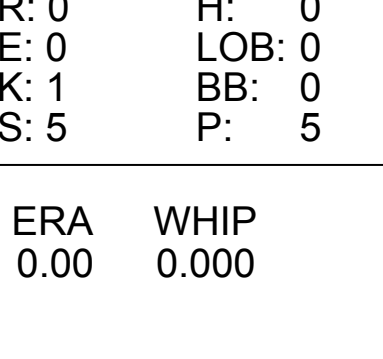
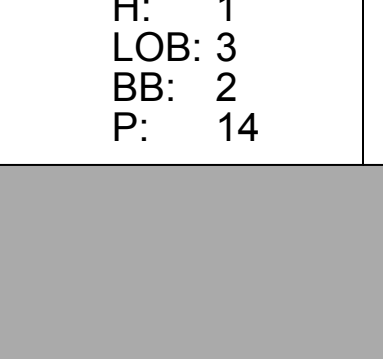








Batter	1	2	3	4	5	6	7	8	9	AB	R	H	RBI	BB	SO	LOB	TOP					
Omar Moreno, L (1, 8) OBP: 0.310, SLG: 0.318	F9		K		K			4-3		4	0	0	0	0	2	2	Pittsburgh Pirates @ Cincinnati Reds Riverfront Stadium, Cincinnati, OH Fri May 07 1982, 7:05 PM EDT Att: 16,465 - Unknown					
Johnny Ray, S (1, 4) OBP: 0.320, SLG: 0.358	F8		F7			F8		4-3		4	0	0	0	0	0							
Mike Easler, L (1, 7) OBP: 0.384, SLG: 0.423	K			K		1B		K		4	0	1	0	0	3	0						
Jason Thompson, L (1, 3) OBP: 0.477, SLG: 0.730		1B		F9		1B			K	4	0	2	0	0	1	0						
Bill Madlock, R (1, 5) OBP: 0.346, SLG: 0.433		K		6-3		F9		6-3		4	0	0	0	0	1	3						
Bill Robinson, R (1, 9) OBP: 0.294, SLG: 0.647		1B			K	K		L6		4	0	1	0	0	2	2						
Tony Peña, R (1, 2) OBP: 0.330, SLG: 0.484		K			SH5-4	6-3				2	0	0	0	1	1	2						
Jim Smith, R (1, 6) OBP: 0.545, SLG: 0.700	1-3				SH5-4	F8				3	0	1	0	0	0	2						
Paul Moskau, R (1, 1) OBP: 0.143, SLG: 0.143			K					L6		1	0	0	0	0	1	0						
Willie Montanez, L (7, PH) OBP: 0.250, SLG: 0.333					SH5-4					1	0	0	0	0	0	0						
Rod Scurry, L (7, 1) OBP: 0.500, SLG: 0.500					1-2					0	0	0	0	0	0	0						
Inning Stats	R: 0 E: 0 K: 1 S: 5	H: 0 LOB: 0 BB: 0 P: 5	R: 0 E: 0 K: 2 S: 9	H: 2 LOB: 2 BB: 0 P: 9	R: 0 E: 0 K: 2 S: 7	H: 0 LOB: 0 BB: 0 P: 7	R: 0 E: 0 K: 1 S: 5	H: 0 LOB: 0 BB: 0 P: 5	R: 0 E: 0 K: 2 S: 8	H: 1 LOB: 2 BB: 1 P: 12	R: 0 E: 0 K: 1 S: 7	H: 2 LOB: 2 BB: 0 P: 7	R: 0 E: 0 K: 0 S: 3	H: 0 LOB: 0 BB: 0 P: 3	R: 0 E: 0 K: 1 S: 5	H: 0 LOB: 0 BB: 0 P: 5	R: 0 E: 0 K: 1 S: 5	H: 0 LOB: 0 BB: 0 P: 5	1B: 5 2B: 0 3B: 0 HR: 0	SF: 0 SAC: 1 DP: 0 HBP: 0	WP: 0 PB: 0 SB: 0 CS: 0	PA: 33
PITCHER Mario Soto, R (1, 1) ERA: 2.76	IP: 9.0 WLS: W BF: 33 H: 5 R: 0 ER: 0 SO: 11 BB: 1 IBB: 0 HBP: 0 BLK: 0 WP: 0 HR: 0 S: 54 P: 58 ERA: 0.00 WHIP: 0.667																					

Batter	1	2	3	4	5	6	7	8	9	AB	R	H	RBI	BB	SO	LOB	BOTTOM					
Eddie Milner, L (1, 9) OBP: 0.359, SLG: 0.352	G4-6-3		6-3		4-3			2B		4	1	2	1	0	0	0	Pittsburgh Pirates @ Cincinnati Reds Riverfront Stadium, Cincinnati, OH Fri May 07 1982, 7:05 PM EDT Att: 16,465 - Unknown					
Ron Oester, S (1, 4) OBP: 0.397, SLG: 0.445	G4-6-3		S			4-3		2B		3	1	2	2	1	0	1						
Dave Concepcion, R (1, 6) OBP: 0.393, SLG: 0.484	F8					4-3		L9		4	0	1	1	0	0	2						
Cesar Cedeno, R (1, 8) OBP: 0.340, SLG: 0.409		1B	4-3			K		G5-4-3		4	1	2	0	0	1	2						
Larry Bittner, L (1, 7) OBP: 0.452, SLG: 0.515					4-3					3	0	1	0	0	0	1						
Paul Householder, S (7, 9) OBP: 0.316, SLG: 0.354		FC6-4				F7		G5-4-3		1	0	0	0	0	0	1						
Johnny Bench, R (1, 5) OBP: 0.286, SLG: 0.265		FC6-4			P6			F9		4	0	1	1	0	0	1						
Dan Driessen, L (1, 3) OBP: 0.375, SLG: 0.383		FC4-6			6-3			PB		3	1	1	0	1	0	1						
Alex Trevino, R (1, 2) OBP: 0.400, SLG: 0.358		1-3						1B		3	1	0	0	1	0	3						
Mario Soto, R (1, 1) OBP: 0.235, SLG: 0.313			1-3					2B		3	0	0	0	0	0	2						
Inning Stats	R: 0 E: 0 K: 0 S: 3	H: 1 LOB: 0 BB: 0 P: 3	R: 1 E: 0 K: 0 S: 5	H: 2 LOB: 1 BB: 0 P: 5	R: 1 E: 0 K: 0 S: 4	H: 1 LOB: 1 BB: 1 P: 8	R: 0 E: 0 K: 0 S: 3	H: 0 LOB: 0 BB: 0 P: 3	R: 0 E: 0 K: 1 S: 6	H: 1 LOB: 1 BB: 0 P: 6	R: 3 E: 0 K: 0 S: 5	H: 2 LOB: 1 BB: 2 P: 13	R: 0 E: 0 K: 0 S: 5	H: 3 LOB: 2 BB: 0 P: 5	R: 0 E: 0 K: 0 S: 5	H: 0 LOB: 0 BB: 0 P: 5	R: 0 E: 0 K: 0 S: 5	H: 0 LOB: 0 BB: 0 P: 5	1B: 8 2B: 2 3B: 0 HR: 0	SF: 0 SAC: 0 DP: 2 HBP: 0	WP: 1 PB: 1 SB: 1 CS: 0	PA: 35
PITCHER Paul Moskau, R (1, 1) ERA: 3.27	IP: 6.0 WLS: L BF: 23 H: 5 R: 2 ER: 2 SO: 1 BB: 1 IBB: 0 HBP: 0 BLK: 0 WP: 0 HR: 0 S: 24 P: 28 ERA: 3.00 WHIP: 1.000																					
Rod Scurry, L (7, 1) ERA: 3.35	IP: 2.0 WLS: L BF: 12 H: 5 R: 3 ER: 3 SO: 0 BB: 2 IBB: 0 HBP: 0 BLK: 0 WP: 1 HR: 0 S: 10 P: 18 ERA: 13.50 WHIP: 3.500																					

AB	31
R	0
H	5
RBI	0
BB	1
SO	11
LOB	11

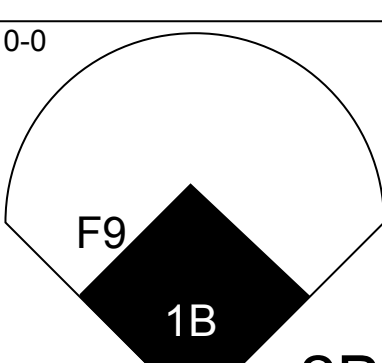
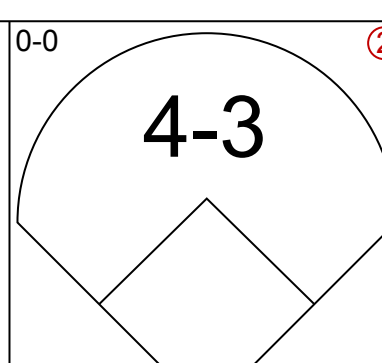
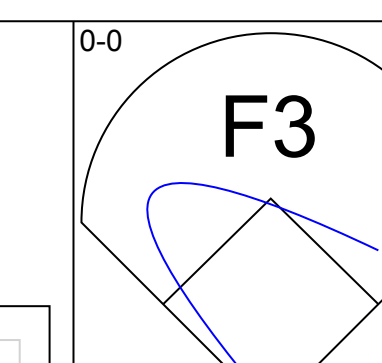
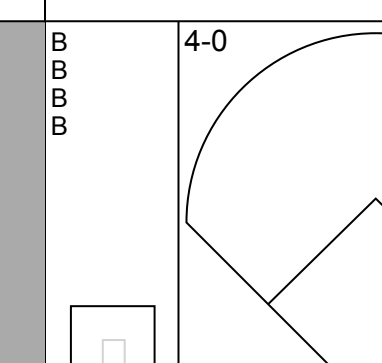
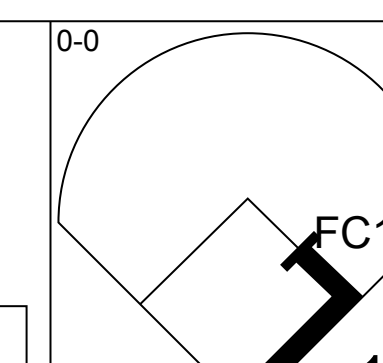
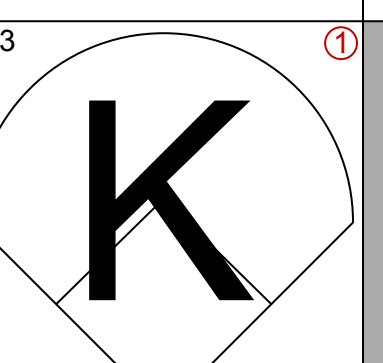
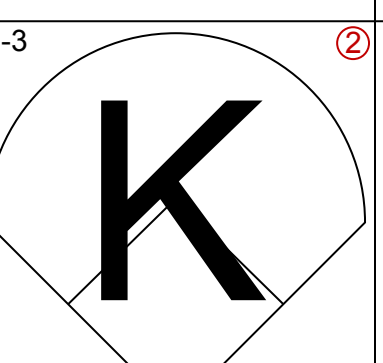
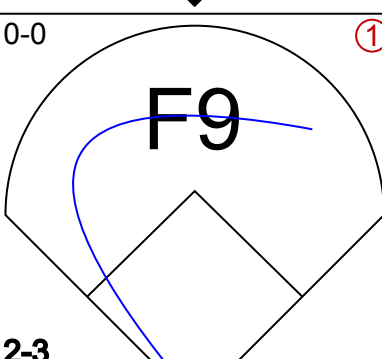
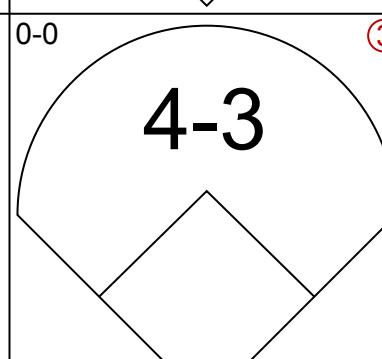
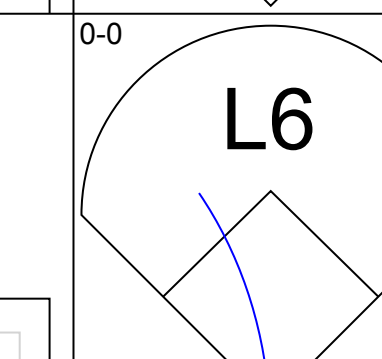
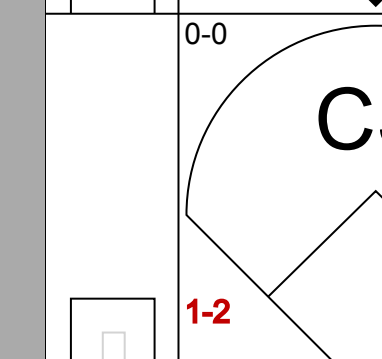
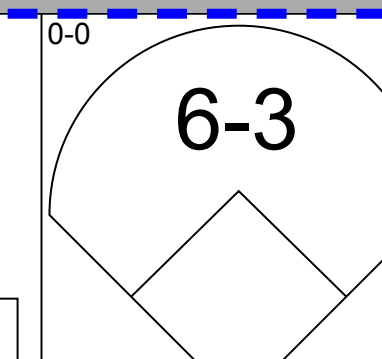
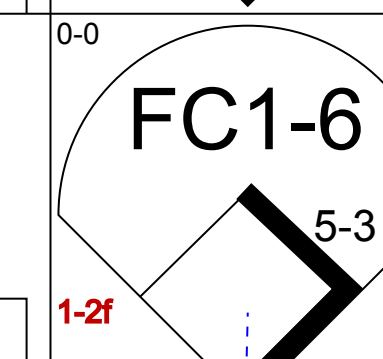
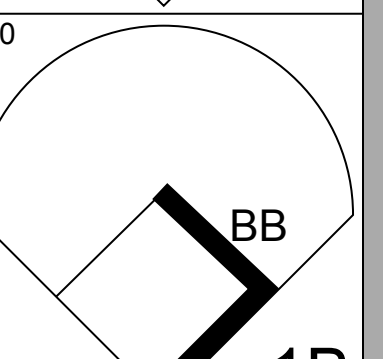
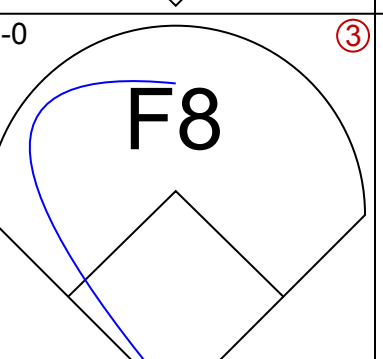
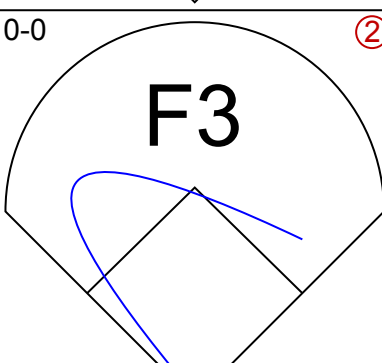
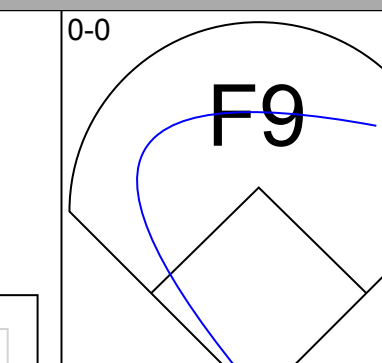
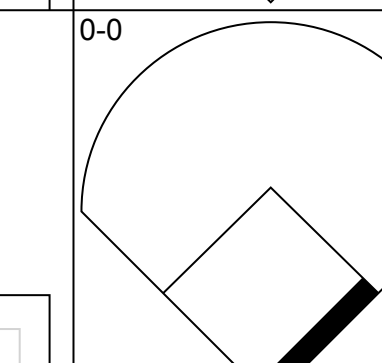
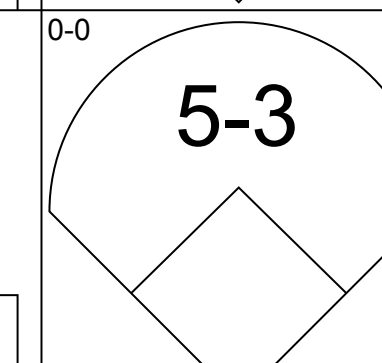
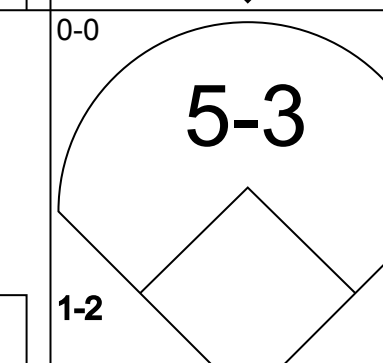
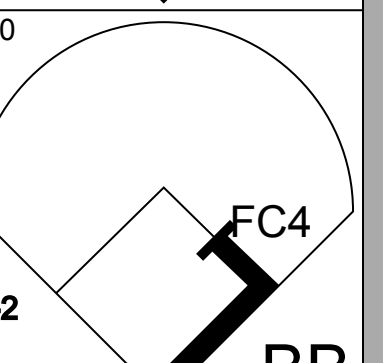
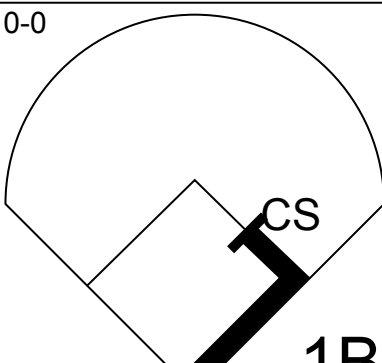
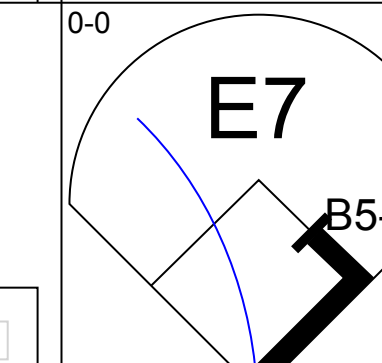
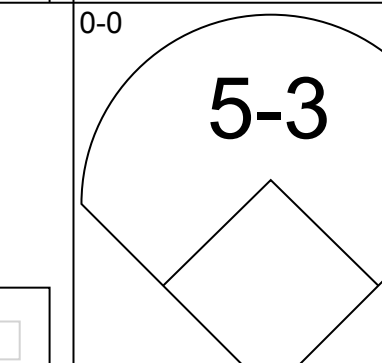
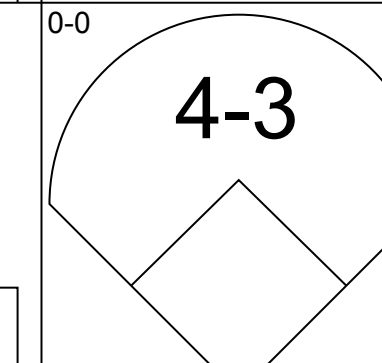
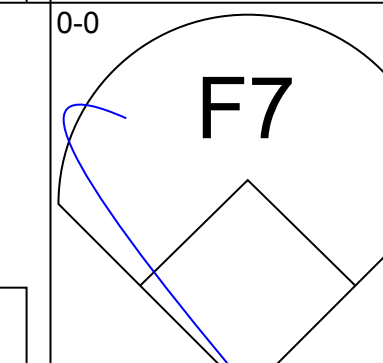
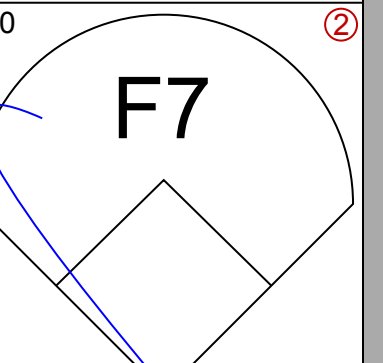
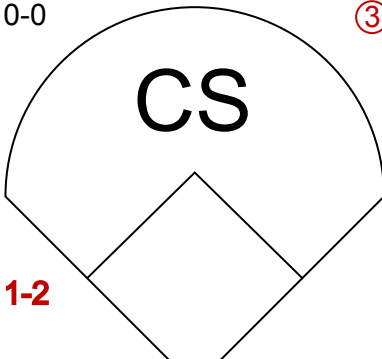
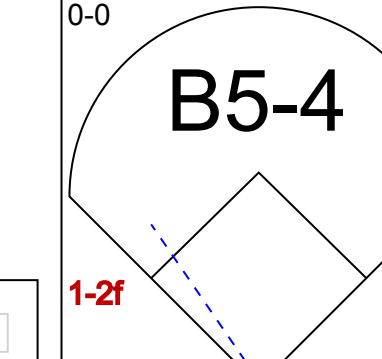



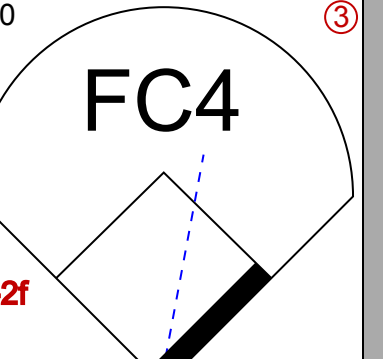
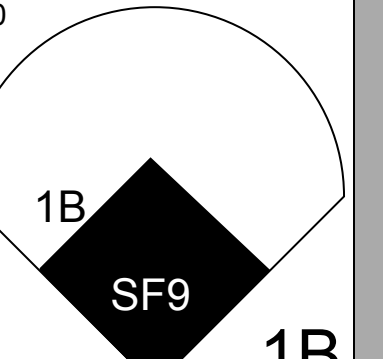
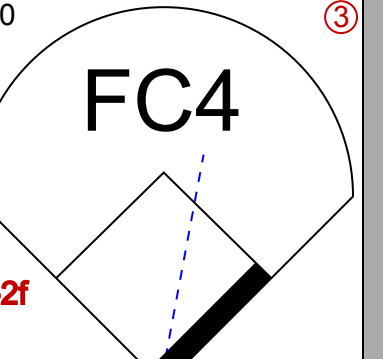

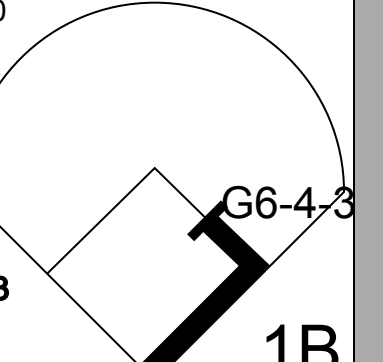


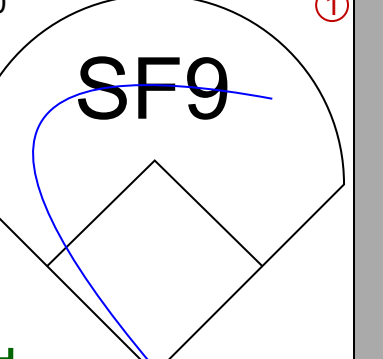




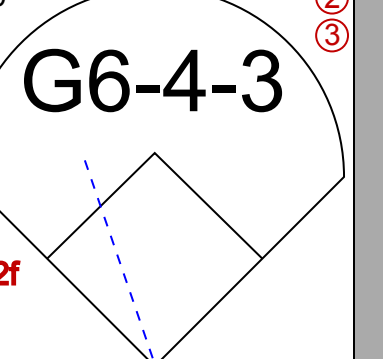




Batter	1	2	3	4	5	6	7	8	9	10	11	12	13	14	15	AB	R	H	RBI	BB	SO	LOB	TOP												
Omar Moreno, L OBP: 0.320, SLG: 0.322 (1.8)																5	0	2	0	1	2	1													
Johnny Ray, S OBP: 0.336, SLG: 0.376 (1.4)																6	2	3	1	1	0	2													
Bill Madlock, R OBP: 0.351, SLG: 0.422 (1.5)																	5	0	1	1	2	1	2												
Jason Thompson, L OBP: 0.452, SLG: 0.713 (1.3)																	5	0	2	1	2	1	2												
Mike Easler, L OBP: 0.374, SLG: 0.400 (1.7)																																			
Brian Harper, R OBP: 0.143, SLG: 0.143 (11.7)																																			
Bill Robinson, R OBP: 0.330, SLG: 0.330 (1.8)																																			
Steve Nicosia, R OBP: 0.231, SLG: 0.308 (8.2)																																			
Willie Montanez, L OBP: 0.317, SLG: 0.464 (8.2)																																			
Jim Smith, R OBP: 0.462, SLG: 0.583 (1.6)																																			
Willy Stargell, L OBP: 0.162, SLG: 0.200 (8.6)																																			
Dale Berra, R OBP: 0.325, SLG: 0.343 (8.6)																																			
Eddie Solomon, R OBP: 0.200, SLG: 0.200 (7.1)																																			
Enrique Romo, R OBP: 1.000, SLG: 2.000 (9.9)																																			
Lee Lacy, R OBP: 0.353, SLG: 0.214 (9.9)																																			
Inning Stats	R: 0 E: 0 K: 1 S: 5	H: 0 LOB: 0 BB: 0 P: 5	R: 0 E: 0 K: 1 S: 5	H: 0 LOB: 0 BB: 0 P: 5	R: 0 E: 0 K: 0 S: 3	H: 0 LOB: 0 BB: 0 P: 3	R: 0 E: 0 K: 1 S: 4	H: 0 LOB: 1 BB: 2 P: 12	R: 0 E: 0 K: 0 S: 3	H: 0 LOB: 0 BB: 0 P: 3	R: 0 E: 0 K: 1 S: 6	H: 1 LOB: 1 BB: 0 P: 6	R: 0 E: 0 K: 0 S: 2	H: 0 LOB: 0 BB: 1 P: 6	R: 0 E: 0 K: 1 S: 5	H: 0 LOB: 0 BB: 0 P: 5	R: 0 E: 0 K: 1 S: 5	H: 0 LOB: 0 BB: 0 P: 5	R: 0 E: 0 K: 1 S: 6	H: 1 LOB: 3 BB: 2 P: 14	R: 0 E: 0 K: 0 S: 4	H: 1 LOB: 1 BB: 0 P: 4	R: 0 E: 0 K: 1 S: 5	H: 0 LOB: 0 BB: 0 P: 5	R: 0 E: 0 K: 1 S: 5	H: 0 LOB: 0 BB: 0 P: 5	R: 0 E: 0 K: 1 S: 6	H: 1 LOB: 3 BB: 2 P: 14	R: 0 E: 0 K: 0 S: 3	H: 0 LOB: 0 BB: 0 P: 3	R: 2 E: 0 K: 0 S: 6	H: 3 LOB: 3 BB: 2 P: 14	1B: 8 2B: 1 3B: 0 HR: 0	SF: 0 SAC: 1 DP: 2 HBP: 0	WP: 1 PA: 61
PITCHER	IP: 8.1 ERA: 2.54	WLS: 30 BF: 30	H: 3 R: 2 ER: 1 SO: 5	BB: 4 IBB: 0 HBP: 0 BLK: 0	WP: 1 HR: 0 S: 36 P: 52	ERA: 1.08 WHIP: 0.840	PITCHER Joe Edelem, R (15.1) IP: 0.1 WLS: 1 BF: 1 H: 0 R: 0 ER: 0 SO: 0 BB: 0 IBB: 0 HBP: 0 BLK: 0 WP: 0 HR: 0 S: 1 P: 1 ERA: 0.00 WHIP: 0.000																												
Bruce Berenyi, R ERA: 1.93	Joe Price, L ERA: 1.93	Jim Kern, R ERA: 3.86	Tom Hume, R ERA: 2.57	Bob Shirley, L ERA: 9.0																															

Pittsburgh Pirates @ Cincinnati Reds
Riverfront Stadium, Cincinnati, OH
Sat May 08 1982, 7:05 PM EDT
Att: 19,626 - Unknown

AB 51
R 4
H 9
RBI 3
BB 8
SO 9
LOB 22



Batter	1	2	3	4	5	6	7	8	9	10	11	12	13	14	15	AB	R	H	RBI	BB	SO	LOB	BOTTOM								
Eddie Milner, L OBP: 0.365, SLG: 0.364 (8.7)																6	1	2	0	1	2	0									
Ron Oester, S OBP: 0.344, SLG: 0.427 (1.4)																7	0	1	0	0	0	2									
Dave Concepcion, R OBP: 0.389, SLG: 0.470 (1.6)																5	0	1	0	1	0	2									
Cesar Cedeno, R OBP: 0.330, SLG: 0.394 (1.8)																6	0	1	1	0	0	4									
Larry Bittner, L OBP: 0.444, SLG: 0.500 (1.7)																															
Paul Houser, S OBP: 0.317, SLG: 0.353 (8.9)																															
Johnny Bench, R OBP: 0.289, SLG: 0.281 (1.5)																															
Dan Driessen, L OBP: 0.354, SLG: 0.374 (1.3)																															
Alex Trevino, R OBP: 0.409, SLG: 0.382 (1.2)																															
Steve Berenyi, R ERA: 1.93	Joe Price, L ERA: 1.93	Jim Kern, R ERA: 3.86	Tom Hume, R ERA: 2.57	Bob Shirley, L ERA: 9.0																											
Inning Stats	R: 1 E: 0 K: 0 S: 4	H: 2 LOB: 0 BB: 0 P: 4	R: 1 E: 0 K: 0 S: 4	H: 2 LOB: 0 BB: 0 P: 4	R: 0 E: 0 K: 0 S: 3	H: 0 LOB: 0 BB: 0 P: 3	R: 0 E: 1 K: 0 S: 3	H: 0 LOB: 0 BB: 0 P: 3	R: 0 E: 0 K: 0 S: 4	H: 1 LOB: 1 BB: 0 P: 4	R: 0 E: 0 K: 0 S: 4	H: 0 LOB: 0 BB: 0 P: 3	R: 0 E: 0 K: 0 S: 2	H: 0 LOB: 0 BB: 1 P: 6	R: 0 E: 0 K: 0 S: 3	H: 0 LOB: 0 BB: 0 P: 3	R: 0 E: 1 K: 0 S: 5	H: 2 LOB: 2 BB: 0 P: 5	R: 0 E: 0 K: 0 S: 4	H: 1 LOB: 1 BB: 0 P: 4	R: 0 E: 0 K: 2 S: 7	H: 1 LOB: 2 BB: 2 P: 15	R: 0 E: 0 K: 0 S: 6	H: 1 LOB: 2 BB: 1 P: 10	R: 0 E: 0 K: 0 S: 3	H: 0 LOB: 0 BB: 0 P: 3	R: 0 E: 0 K: 0 S: 7	H: 0 LOB: 0 BB: 0 P: 7	1B: 10 2B: 2 3B: 0 HR: 0	SF: 1 SAC: 0 DP: 2 HBP: 0	WP: 1 PA: 58
PITCHER	IP: 6.1 ERA: 7.14	WLS: 23 BF: 23	H: 6 R: 2 ER: 2 SO: 0	BB: 0 IBB: 0 HBP: 0 BLK: 0	WP: 0 HR: 0 S: 23 P: 23	ERA: 2.84 WHIP: 0.947	PITCHER Eddie Solomon, R (7.1) IP: 1.2 WLS: 5 BF: 5 H: 0 R: 0 ER: 0 SO: 0 BB: 1 IBB: 0 HBP: 0 BLK: 0 WP: 0 HR: 4 S: 8 P: 8 ERA: 0.00 WHIP: 0.600 Enrique Romo, R (8.1) IP: 3.0 WLS: 12 BF: 12 H: 0 R: 0 ER: 0 SO: 12 BB: 0 IBB: 0 HBP: 0 BLK: 0 WP: 0 HR: 12 S: 12 P: 12 ERA: 0.00 WHIP: 1.000 Rod Scully, L (12.1) IP: 2.0 WLS: 10 BF: 10 H: 2 R: 0 ER: 3 SO: 3 BB: 3 IBB: 0 HBP: 0 BLK: 0 WP: 1 HR: 13 S: 25 P: 25 ERA: 0.00 WHIP: 2.500 Manny Sarmiento, R (14.1) IP: 2.0 WLS: 6 BF: 6 H: 0 R: 0 ER: 2 SO: 0 BB: 0 IBB: 0 HBP: 0 BLK: 0 WP: 0 HR: 10 S: 10 P: 10 ERA: 0.00 WHIP: 0.000																								

Pittsburgh Pirates @ Cincinnati Reds
Riverfront Stadium, Cincinnati, OH
Sat May 08 1982, 7:05 PM EDT
Att: 19,626 - Unknown

AB 51
R 2
H 11
RBI 2
BB 4
SO 5
LOB 18



Batter	1	2	3	4	5	6	7	8	9	AB	R	H	RBI	BB	SO	LOB	TOP											
Omar Moreno, L OBP: 0.307, SLG: 0.308 (1, 8)	5-3		F7		K		F8		F8	5	0	0	0	0	1	1												
Johnny Ray, S OBP: 0.357, SLG: 0.406 (1, 4)	1B		2B		6-3			1B		5	2	4	1	0	0	0												
Dave Parker, L OBP: 0.350, SLG: 0.477 (1, 9)	1B		HR		6-3			F7	G3	5	1	2	1	0	0	2												
Jason Thompson, L OBP: 0.479, SLG: 0.732 Willie Montanez, L OBP: 0.296, SLG: 0.357 (8, PH) (8, 3)	G6-4-3		HR			K		FC3-6	1B	3	1	1	2	0	1	2												
Bill Madlock, R OBP: 0.360, SLG: 0.423 Jim Smith, R OBP: 0.500, SLG: 0.615 (7, 6)		5-3	FC6-4					1B	1B	2	0	1	0	1	0	0												
Mike Easter, L OBP: 0.356, SLG: 0.380 (1, 7)		3-1	FC6-4			K		1B	1B	4	0	0	0	0	1	4												
Tony Peña, R OBP: 0.314, SLG: 0.455 (1, 2)		6-3			P3		F3			4	0	1	1	0	0	1												
Dale Berra, R OBP: 0.309, SLG: 0.324 (7, 5)			1-3		P6			P6	K	4	0	0	0	0	1	2												
Don Robinson, R OBP: 0.267, SLG: 0.333 Kent Tekulve, R (7, 1)					P3			G3	G3	3	1	1	0	0	0	0												
			2B							1	0	0	0	0	0	0												
Inning Stats	R: 0 E: 0 K: 0 S: 4	H: 2 LOB: 1 BB: 0 P: 4	R: 0 E: 0 K: 0 S: 3	H: 0 LOB: 0 BB: 0 P: 3	R: 4 E: 0 K: 0 S: 7	H: 4 LOB: 1 BB: 1 P: 11	R: 0 E: 0 K: 0 S: 3	H: 0 LOB: 0 BB: 0 P: 3	R: 0 E: 0 K: 2 S: 8	H: 1 LOB: 1 BB: 0 P: 8	R: 0 E: 0 K: 0 S: 3	H: 0 LOB: 0 BB: 0 P: 3	R: 2 E: 0 K: 1 S: 9	H: 4 LOB: 2 BB: 0 P: 9	R: 0 E: 0 K: 0 S: 4	H: 1 LOB: 1 BB: 0 P: 4	1B: 8 2B: 3 3B: 0 HR: 1	SF: 0 SAC: 0 DP: 1 HBP: 0	WP: 0 PB: 0 SB: 0 CS: 0	PA: 39								
PITCHER	IP	WLS	BF	H	R	ER	SO	BB	IBB	HBP	BLK	WP	HR	S	P	ERA	WHIP											
Tom Seaver, R ERA: 6.56 Charlie Leibrandt, L ERA: 2.3 Joe Price, L ERA: 1.69 Jim Kern, R ERA: 4.35 Tom Hume, R ERA: 2.45	(1, 1)	2.2	L	14	6	4	4	0	1	0	0	0	0	1	13	17	13.50	2.625										

Pittsburgh Pirates @ Cincinnati Reds
Riverfront Stadium, Cincinnati, OH
Sun May 09 1982, 3:33 AM EDT
Att: 21,416 - Unknown

AB	38
R	6
H	12
RBI	6
BB	1
SO	4
LOB	12



Batter	1	2	3	4	5	6	7	8	9	AB	R	H	RBI	BB	SO	LOB	BOTTOM											
Eddie Milner, L OBP: 0.356, SLG: 0.354 Tom Hume, R (9, 1)	F8		5-3		F7	3-1		1B		5	0	1	0	0	0	2												
Ron Oester, S OBP: 0.346, SLG: 0.421 (1, 4)	F9		K		K2-3		FC5-4	FC4-6		4	0	1	0	1	2	0												
Dave Concepcion, R OBP: 0.381, SLG: 0.476 (1, 6)	F8		6-3			3B	K	FC4-6		5	0	1	0	0	1	3												
Cesar Cedeno, R OBP: 0.333, SLG: 0.394 (1, 8)		BB			L6		FC5-4		K	5	0	2	0	0	1	2												
Larry Bittner, L OBP: 0.440, SLG: 0.512 (1, 7)		F7					F6		3-1	5	0	2	0	0	0	1												
Dan Driessen, L OBP: 0.374, SLG: 0.408 (1, 3)		P4					6-3		2B	4	2	2	1	1	0	3												
Wayne Krenchicki, L OBP: 0.333, SLG: 0.393 (1, 5)					K				E7	4	1	3	1	1	1	3												
Mike O'Berry, R OBP: 0.359, SLG: 0.258 Alex Trevino, R OBP: 0.397, SLG: 0.350 (8, PH) (9, 2)					K				F9	2	0	1	0	1	1	3												
Tom Seaver, R OBP: 0.425, SLG: 0.280 Charlie Leibrandt, L OBP: 0.346, SLG: 0.421 German Barranca, L OBP: 0.429 Joe Price, R OBP: 0.320 Clint Hurdle, L OBP: 0.320 Jim Kern, R OBP: 0.320 Paul Householder, S OBP: 0.311, SLG: 0.346 (8, PH) (9, 9)	(1, 1)	6.0	W	29	7	1	1	0	4	0	0	0	0	0	0	0	1.50	1.833										
Inning Stats	R: 0 E: 0 K: 0 S: 3	H: 0 LOB: 0 BB: 0 P: 3	R: 0 E: 0 K: 1 S: 6	H: 1 LOB: 3 BB: 2 P: 14	R: 0 E: 0 K: 1 S: 5	H: 0 LOB: 0 BB: 0 P: 5	R: 0 E: 0 K: 2 S: 9	H: 2 LOB: 3 BB: 1 P: 13	R: 0 E: 0 K: 1 S: 6	H: 1 LOB: 1 BB: 0 P: 6	R: 1 E: 0 K: 1 S: 8	H: 3 LOB: 2 BB: 0 P: 8	R: 0 E: 0 K: 1 S: 6	H: 1 LOB: 2 BB: 1 P: 10	R: 1 E: 0 K: 0 S: 6	H: 3 LOB: 2 BB: 0 P: 6	R: 1 E: 0 K: 1 S: 7	H: 2 LOB: 1 BB: 0 P: 7	1B: 9 2B: 2 3B: 1 HR: 1	SF: 0 SAC: 0 DP: 0 HBP: 0	WP: 0 PB: 0 SB: 0 CS: 0	PA: 44						
PITCHER	IP	WLS	BF	H	R	ER	SO	BB	IBB	HBP	BLK	WP	HR	S	P	ERA	WHIP											
Don Robinson, R ERA: 3.52 Kent Tekulve, R ERA: 1.37	(1, 1)	3.0	S	15	6	2	1	2	0	0	0	0	0	19	19	3.00	2.000											

Pittsburgh Pirates @ Cincinnati Reds
Riverfront Stadium, Cincinnati, OH
Sun May 09 1982, 3:33 AM EDT
Att: 21,416 - Unknown

AB	40
R	3
H	13
RBI	3
BB	4
SO	8
LOB	27



Batter	1	2	3	4	5	6	7	8	9	AB	R	H	RBI	BB	SO	LOB	TOP					
Omar Moreno, L (1.8) OBP: 0.313, SLG: 0.315										4	1	2	0	0	2	0	Pittsburgh Pirates @ Houston Astros Astrodome, Houston, TX Mon May 10 1982, 8:05 PM EDT Att. 16,141 - Dome					
Johnny Ray, S (1.4) OBP: 0.353, SLG: 0.400										4	0	1	1	0	0	1						
Dave Parker, L (1.9) OBP: 0.346, SLG: 0.478										4	1	1	0	0	1	2						
Willie Stargell, L (1.3) OBP: 0.133, SLG: 0.143										4	0	0	0	0	1	1						
Bill Madlock, R (1.5) OBP: 0.356, SLG: 0.417										4	1	1	1	0	0	0						
Mike Easter, L (1.7) OBP: 0.374, SLG: 0.398										4	0	3	0	0	1	0						
Tony Peña, R (1.2) OBP: 0.312, SLG: 0.448										4	0	1	1	0	1	2						
Dale Berra, R (1.6) OBP: 0.298, SLG: 0.311										3	0	0	0	0	0	2						
Rick Rhoden, R (1.1) OBP: 0.267, SLG: 0.643										0	0	0	0	0	0	0						
Manny Sarmiento, R (2.1)										2	0	0	0	0	0	0						
Willie Montanez, L (7. PH) OBP: 0.267, SLG: 0.333										1	0	0	0	0	0	0						
Enrique Romo, R (7.1) OBP: 1.000, SLG: 2.000										0	0	0	0	0	0	0						
Inning Stats	R: 1 E: 0 K: 1 S: 6	H: 2 LOB: 0 BB: 0 P: 6	R: 0 E: 0 K: 2 S: 7	H: 0 LOB: 0 BB: 0 P: 7	R: 0 E: 0 K: 1 S: 5	H: 0 LOB: 0 BB: 0 P: 5	R: 2 E: 0 K: 0 S: 7	H: 4 LOB: 2 BB: 0 P: 7	R: 0 E: 0 K: 1 S: 6	H: 1 LOB: 1 BB: 0 P: 6	R: 0 E: 0 K: 0 S: 4	H: 1 LOB: 0 BB: 0 P: 4	R: 0 E: 0 K: 1 S: 5	H: 0 LOB: 0 BB: 0 P: 5	R: 0 E: 0 K: 0 S: 3	H: 0 LOB: 0 BB: 0 P: 3	R: 0 E: 0 K: 0 S: 3	H: 1 LOB: 0 BB: 0 P: 3	1B: 8 2B: 1 3B: 0 HR: 0	SF: 0 SAC: 0 DP: 2 HBP: 0	WP: 0 PB: 0 SB: 0 CS: 1	PA: 34
PITCHER Don Sutton, R (1.1) ERA: 2.66	IP: 9.0 WLS: W BF: 34 H: 9 R: 3 ER: 2 SO: 6 BB: 0 IBB: 0 HBP: 0 BLK: 0 WP: 0 HR: 0 S: 46 P: 46 ERA: 2.00 WHIP: 1.000															PITCHER	IP: 9.0 WLS: W BF: 34 H: 9 R: 3 ER: 2 SO: 6 BB: 0 IBB: 0 HBP: 0 BLK: 0 WP: 0 HR: 0 S: 46 P: 46 ERA: 2.00 WHIP: 1.000					

AB	34
R	3
H	9
RBI	3
BB	0
SO	6
LOB	8



Batter	1	2	3	4	5	6	7	8	9	AB	R	H	RBI	BB	SO	LOB	BOTTOM			
Terry Puhl, L (1.9) OBP: 0.313, SLG: 0.374										5	1	1	0	0	0	1	Pittsburgh Pirates @ Houston Astros Astrodome, Houston, TX Mon May 10 1982, 8:05 PM EDT Att. 16,141 - Dome			
Tony Scott, S (1.8) OBP: 0.293, SLG: 0.344										3	1	0	0	1	0	1				
Ray Knight, R (1.5) OBP: 0.341, SLG: 0.441										4	2	2	2	0	1	0				
Jose Cruz, L (1.7) OBP: 0.344, SLG: 0.452										3	2	1	0	1	0	2				
Alan Ashby, S (1.2) OBP: 0.361, SLG: 0.480										3	0	2	2	1	0	0				
Art Howe, R (1.3) OBP: 0.301, SLG: 0.327										4	0	2	2	0	0	3				
Phil Garner, R (1.4) OBP: 0.308, SLG: 0.407										4	0	0	1	0	0	4				
Craig Reynolds, L (1.6) OBP: 0.483, SLG: 0.478										3	1	1	0	1	0	0				
Don Sutton, R (1.1) OBP: 0.211, SLG: 0.167										3	0	0	0	0	1	2				
Inning Stats	R: 2 E: 0 K: 0 S: 6	H: 3 LOB: 2 BB: 1 P: 10	R: 4 E: 0 K: 0 S: 6	H: 3 LOB: 1 BB: 2 P: 14	R: 0 E: 0 K: 0 S: 3	H: 0 LOB: 0 BB: 0 P: 3	R: 0 E: 0 K: 1 S: 5	H: 0 LOB: 0 BB: 0 P: 5	R: 1 E: 0 K: 0 S: 5	H: 2 LOB: 2 BB: 1 P: 9	R: 0 E: 0 K: 0 S: 3	H: 0 LOB: 0 BB: 0 P: 3	R: 0 E: 0 K: 0 S: 4	H: 1 LOB: 1 BB: 0 P: 4	R: 0 E: 0 K: 1 S: 5	H: 0 LOB: 0 BB: 0 P: 5		1B: 6 2B: 1 3B: 2 HR: 0	SF: 0 SAC: 1 DP: 0 HBP: 0	WP: 1 PB: 0 SB: 0 CS: 0
PITCHER Rick Rhoden, R (1.1) ERA: 7.65	IP: 1.2 WLS: L BF: 14 H: 6 R: 6 ER: 6 SO: 0 BB: 3 IBB: 0 HBP: 0 BLK: 0 WP: 1 HR: 0 S: 11 P: 23 ERA: 32.40 WHIP: 5.400															PITCHER	IP: 1.2 WLS: L BF: 14 H: 6 R: 6 ER: 6 SO: 0 BB: 3 IBB: 0 HBP: 0 BLK: 0 WP: 1 HR: 0 S: 11 P: 23 ERA: 32.40 WHIP: 5.400			
PITCHER Manny Sarmiento, R (2.1) ERA: 2.16	IP: 4.1 WLS: 1 BF: 16 H: 2 R: 1 ER: 1 SO: 1 BB: 0 IBB: 1 HBP: 0 BLK: 0 WP: 0 HR: 0 S: 17 P: 21 ERA: 2.08 WHIP: 0.462															PITCHER	IP: 4.1 WLS: 1 BF: 16 H: 2 R: 1 ER: 1 SO: 1 BB: 0 IBB: 1 HBP: 0 BLK: 0 WP: 0 HR: 0 S: 17 P: 21 ERA: 2.08 WHIP: 0.462			
PITCHER Enrique Romo, R (7.1) ERA: 4.5	IP: 2.0 WLS: 1 BF: 7 H: 1 R: 0 ER: 0 SO: 1 BB: 0 IBB: 0 HBP: 0 BLK: 0 WP: 0 HR: 0 S: 9 P: 9 ERA: 0.00 WHIP: 0.500															PITCHER	IP: 2.0 WLS: 1 BF: 7 H: 1 R: 0 ER: 0 SO: 1 BB: 0 IBB: 0 HBP: 0 BLK: 0 WP: 0 HR: 0 S: 9 P: 9 ERA: 0.00 WHIP: 0.500			

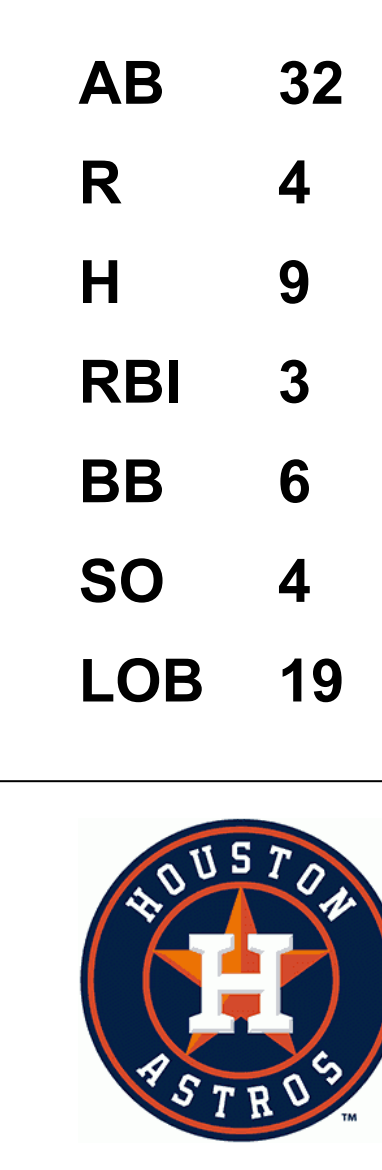



Batter	1	2	3	4	5	6	7	8	9	AB	R	H	RBI	BB	SO	LOB	TOP			
Omar Moreno, L (1.8) OBP: 0.319, SLG: 0.320	0-0 S 1B		0-0 L8		0-0 F8 1B			0-0 1-3		4	0	2	0	0	0	0	Pittsburgh Pirates @ Houston Astros Astrodome, Houston, TX Tue May 11, 1982, 8:05 PM EDT Att. 17,893 - Dome			
Johnny Ray, S (1.4) OBP: 0.350, SLG: 0.389	4-0 1-2 BB		0-0 F8		0-0 F8			0-0 L6		3	0	0	0	1	0	1				
Dave Parker, L (1.9) OBP: 0.340, SLG: 0.468 Bill Robinson, R (3.9) OBP: 0.273, SLG: 0.545	0-3 K		0-3 K		0-0 P4			0-0 1B		2	0	0	0	0	2	2				
Willie Stargell, L (1.3) OBP: 0.158, SLG: 0.118	0-3 K			4-0 BB 1B G6-4-3 BB				0-0 L8		3	1	0	0	1	2	3				
Bill Madlock, R (1.5) OBP: 0.361, SLG: 0.420	0-0 4-3			0-0 G6-4-3 1B				0-0 6-3		4	1	2	0	0	0	2				
Mike Easter, L (1.7) OBP: 0.388, SLG: 0.419		0-0 G6-3 1B		4-0 G6-4-3 1B				0-0 K		3	0	2	1	1	1	0				
Dale Berra, R (1.6) OBP: 0.284, SLG: 0.295		0-0 G6-3		0-0 G6-4-3				0-0 F9		4	0	0	0	0	0	4				
Steve Nicosia, R (1.2) OBP: 0.182, SLG: 0.100		0-0 1B		0-0 L9				0-0 FC7-2		4	0	1	0	0	0	2				
Tom Griffin, R (1.1) OBP: 0.222, SLG: 0.222 Brian Harper, R (5, PH) OBP: 0.125, SLG: 0.125 Paul Moskau, R (5, 1) OBP: 0.143, SLG: 0.143 Willie Montanez, L (7, PH) OBP: 0.250, SLG: 0.313 Rod Scurry, L (7, 1) OBP: 0.200, SLG: 0.500		0-3 K			0-0 6-3			0-3 K		1	0	0	0	0	1	1				
Inning Stats	R: 0 E: 0 K: 2 S: 8	H: 1 LOB: 2 BB: 1 P: 12	R: 0 E: 0 K: 1 S: 6	H: 2 LOB: 1 BB: 0 P: 6	R: 0 E: 0 K: 1 S: 5	H: 0 LOB: 0 BB: 0 P: 5	R: 1 E: 0 K: 0 S: 3	H: 1 LOB: 1 BB: 0 P: 11	R: 0 E: 0 K: 2 S: 7	H: 0 LOB: 0 BB: 0 P: 7	R: 0 E: 0 K: 1 S: 5	H: 0 LOB: 0 BB: 0 P: 5	R: 0 E: 0 K: 0 S: 4	H: 1 LOB: 1 BB: 0 P: 4	R: 1 E: 0 K: 0 S: 4	H: 2 LOB: 0 BB: 0 P: 4		1B: 7 2B: 2 3B: 0 HR: 0	SF: 0 SAC: 0 DP: 3 HBP: 0	WP: 0 PB: 0 SB: 2 CS: 0
PITCHER	IP WLS BF H R ER SO BB IBB HBP BLK WP HR S P ERA WHIP																			
Nolan Ryan, R (1, 1) ERA: 6.35	5.0 W 21 5 1 1 4 3 0 0 0 0 0 0 26 38 1.80 1.600																			
Vern Riffe, R (6, 1) ERA: 5.11	3.0 S 12 3 1 1 3 0 0 0 0 0 0 0 18 18 3.00 1.000																			
Dave Smith, R (9, 1) ERA: 2.79	1.0 S 2 0 0 0 0 0 0 0 0 0 0 0 2 2 0.00 0.000																			


AB	32
R	2
H	8
RBI	1
BB	3
SO	7
LOB	16



Batter	1	2	3	4	5	6	7	8	9	AB	R	H	RBI	BB	SO	LOB	BOTTOM			
Terry Puhl, L (1.9) OBP: 0.316, SLG: 0.370	0-0 G3	4-0 E 1-2 BB		0-0 S 1B		0-0 FC4-6 1B BLK		0-3 K		4	0	1	0	1	1	1	Pittsburgh Pirates @ Houston Astros Astrodome, Houston, TX Tue May 11, 1982, 8:05 PM EDT Att. 17,893 - Dome			
Tony Scott, S (1.8) OBP: 0.292, SLG: 0.340 Scott Loucks, R (8, 8)	0-3 K2-3	0-0 E1		0-0 P6		0-0 G6-4-3 1B		0-3 K		4	0	1	0	0	1	2				
Ray Knight, R (1.5) OBP: 0.338, SLG: 0.443	0-0 2B	0-0 G4-6-3		0-0 F8		0-0 G6-4-3		0-0 K		4	0	1	0	0	0	6				
Jose Cruz, L (1.7) OBP: 0.348, SLG: 0.444	4-0 BB		0-0 6-3	4-0 IBB				0-0 F8		2	0	0	0	2	0	0				
Alan Ashby, S (1.2) OBP: 0.357, SLG: 0.465	0-0 6-3		4-0 2B BB	0-0 F9				0-0 4-3		3	1	0	0	1	0	4				
Art Howe, R (1, 3) OBP: 0.306, SLG: 0.333 Denny Walling, L (2, FR) OBP: 0.395, SLG: 0.273		0-0 HR 1B	0-0 1-H 2B		0-0 F8			0-0 1B		1	0	1	0	0	0	0				
Phil Garner, R (1, 4) OBP: 0.314, SLG: 0.433		0-0 HR 1-2 2-H	0-0 6-3		0-0 F9			0-0 1B		4	1	2	2	0	0	1				
Craig Reynolds, L (1, 6) OBP: 0.455, SLG: 0.423		0-0 4-3	4-0 IBB		0-0 P5			0-0 3-1		3	0	0	0	1	0	3				
Nolan Ryan, R (1, 1) OBP: 0.250, SLG: 0.143 Vern Riffe, R (6, 1) OBP: 0.222, SLG: 0.222 Dave Smith, R (9, 1) ERA: 2.78		4-0 BB E BB	0-0 1-3		0-0 FC4-6 1B			0-3 K2-3		1	1	0	0	1	0	2				
Inning Stats	R: 0 E: 0 K: 1 S: 6	H: 1 LOB: 2 BB: 1 P: 10	R: 3 E: 1 K: 0 S: 5	H: 2 LOB: 2 BB: 2 P: 13	R: 1 E: 0 K: 0 S: 4	H: 1 LOB: 2 BB: 2 P: 12	R: 0 E: 0 K: 0 S: 4	H: 1 LOB: 2 BB: 1 P: 8	R: 0 E: 0 K: 0 S: 3	H: 0 LOB: 0 BB: 0 P: 3	R: 0 E: 0 K: 0 S: 4	H: 2 LOB: 1 BB: 0 P: 4	R: 0 E: 0 K: 0 S: 5	H: 2 LOB: 2 BB: 0 P: 5	R: 0 E: 0 K: 3 S: 9	H: 0 LOB: 0 BB: 0 P: 9		1B: 6 2B: 2 3B: 0 HR: 1	SF: 0 SAC: 0 DP: 2 HBP: 0	WP: 0 PB: 0 SB: 2 CS: 0
PITCHER	IP WLS BF H R ER SO BB IBB HBP BLK WP HR S P ERA WHIP																			
Tom Griffin, R (1, 1) ERA: 8.87	4.0 L 23 5 4 3 1 4 2 0 0 0 0 0 19 43 6.75 2.250																			
Paul Moskau, R (5, 1) ERA: 3.0	2.0 7 2 0 0 0 0 0 0 0 1 0 0 7 7 0.00 1.000																			
Rod Scurry, L (7, 1) ERA: 2.78	2.0 8 2 0 0 3 0 0 0 0 0 0 0 14 14 0.00 1.000																			



Batter	1	2	3	4	5	6	7	8	9	AB	R	H	RBI	BB	SO	LOB	TOP										
Eddie Milner, L OBP: 0.337, SLG: 0.326 (1, 9)	5-3		F9			K		E BB	F9	4	0	0	0	1	1	3	Cincinnati Reds @ Pittsburgh Pirates Three Rivers Stadium, Pittsburgh, PA Thu May 13 1982, 7:05 PM EDT Att: 7,354 - Unknown AB 35 R 2 H 7 RBI 2 BB 3 SO 8 LOB 19 										
Ron Oester, S OBP: 0.333, SLG: 0.400 (1, 4)	K			K		5-3		E1 FC6-4 1-2	K	5	0	0	0	0	3	4											
Dave Concepcion, R OBP: 0.362, SLG: 0.444 (1, 6)	F9			F8		6-3		K		4	0	0	0	0	1	3											
Cesar Cedeno, R OBP: 0.330, SLG: 0.388 (1, 8)		K					6-3	FC6-4 1-2		4	0	1	0	0	1	2											
Johnny Bench, R OBP: 0.330, SLG: 0.370 (1, 5)				F8			4-3	F8 2B		4	1	3	0	0	0	1											
Mike Vail, R OBP: 0.298, SLG: 0.375 Paul Householder, S OBP: 0.394, SLG: 0.322 Larry Bittner, L OBP: 0.436, SLG: 0.500 Clint Hurdle, L OBP: 0.235, SLG: 0.194 (1, 7)	FC6-4 1B					1-4-3		F8 2-3		3	0	0	0	0	0	2											
Dan Driessen, L OBP: 0.370, SLG: 0.412 (1, 3)	K			F8		4-3		FC5-4 BB		3	1	1	1	1	1	1											
Alex Trevino, R OBP: 0.361, SLG: 0.304 (1, 2)			K			F9		FC5-4 1-2		3	0	0	0	1	1	2											
Bruce Berenyi, R OBP: 0.290, SLG: 0.375 Geman Barranca, L OBP: 0.290, SLG: 0.458 Joe Price, R (8, PH) Rafael Landestoy, S OBP: 0.286, SLG: 0.500 Tom Hume, R (9, 1)	5-3							F9		2	0	1	0	0	0	0											
Inning Stats	R: 0 E: 0 K: 1 S: 5	H: 0 LOB: 0 BB: 0 P: 5	R: 0 E: 0 K: 2 S: 8	H: 1 LOB: 1 BB: 0 P: 8	R: 0 E: 0 K: 1 S: 5	H: 0 LOB: 0 BB: 0 P: 5	R: 0 E: 0 K: 1 S: 6	H: 1 LOB: 1 BB: 0 P: 6	R: 0 E: 0 K: 0 S: 3	H: 0 LOB: 0 BB: 0 P: 3	R: 0 E: 0 K: 1 S: 6	H: 1 LOB: 1 BB: 0 P: 6	R: 0 E: 0 K: 0 S: 4	H: 1 LOB: 2 BB: 1 P: 8	R: 0 E: 1 K: 1 S: 6	H: 0 LOB: 2 BB: 1 P: 10		R: 2 E: 0 K: 1 S: 8	H: 3 LOB: 2 BB: 1 P: 12	1B: 2 2B: 4 3B: 1 HR: 0	SF: 0 SAC: 0 DP: 0 HBP: 0	WP: 0 PB: 0 SB: 0 CS: 0	PA: 38				
PITCHER	IP	WLS	BF	H	R	ER	SO	BB	IBB	HBP	BLK	WP	HR	S	P	ERA	WHIP										
John Candelaria, L ERA: 2.25 (1, 1)	6.0		21	3	0	0	6	0	0	0	0	0	0	33	33	0.00	0.500										
Kent Tekulve, R ERA: 1.59 (7, 1)	2.0		11	2	1	1	1	2	0	0	0	0	0	11	19	4.50	2.000										
Rod Scurry, L ERA: 3.04 (9, 1)	1.0	L	6	2	1	1	1	1	0	0	0	0	0	7	11	9.00	3.000										

Batter	1	2	3	4	5	6	7	8	9	AB	R	H	RBI	BB	SO	LOB	BOTTOM										
Omar Moreno, L OBP: 0.317, SLG: 0.318 (1, 8)	E S 1B		FC5-6 6-3 1-2			F9		F9		4	1	1	0	0	0	1	Cincinnati Reds @ Pittsburgh Pirates Three Rivers Stadium, Pittsburgh, PA Thu May 13 1982, 7:05 PM EDT Att: 7,354 - Unknown AB 30 R 1 H 7 RBI 1 BB 4 SO 8 LOB 11 										
Johnny Ray, S OBP: 0.354, SLG: 0.388 (1, 4)			6-3			4-3		BB		3	0	1	1	1	0	1											
Bill Madlock, R OBP: 0.365, SLG: 0.417 (1, 5)	1H 1B					BB 1B		F8		3	0	1	0	1	1	1											
Jason Thompson, L OBP: 0.471, SLG: 0.710 (1, 3)	K2-3					BB 1B		G6-4-3 BB		3	0	0	0	1	2	2											
Mike Easter, L OBP: 0.383, SLG: 0.404 (1, 7)						5-3		G6-4-3 1-2		3	0	0	0	1	0	2											
Bill Robinson, R OBP: 0.308, SLG: 0.577 (1, 9)						6-3		F9		4	0	2	0	0	0	0											
Tony Peña, R OBP: 0.304, SLG: 0.435 Willie Stargell, L OBP: 0.280, SLG: 0.167 (1, 2)						1B BB		F7		3	0	0	0	1	0	2											
Dale Berra, R OBP: 0.275, SLG: 0.284 (1, 6)						L6		1-3		1	0	1	0	0	0	0											
John Candelaria, L OBP: 0.250, SLG: 0.250 Kent Tekulve, R (7, 1) Rod Scurry, L OBP: 0.500, SLG: 0.500 (9, 1)						G6-3 1-2		K2-3		3	0	0	0	0	2	2											
Inning Stats	R: 1 E: 0 K: 2 S: 8	H: 2 LOB: 0 BB: 0 P: 8	R: 0 E: 0 K: 1 S: 5	H: 1 LOB: 1 BB: 1 P: 9	R: 0 E: 0 K: 1 S: 6	H: 1 LOB: 2 BB: 1 P: 10	R: 0 E: 0 K: 0 S: 3	H: 0 LOB: 0 BB: 0 P: 3	R: 0 E: 0 K: 2 S: 7	H: 0 LOB: 0 BB: 0 P: 7	R: 0 E: 0 K: 0 S: 3	H: 1 LOB: 1 BB: 1 P: 7	R: 0 E: 0 K: 1 S: 5	H: 0 LOB: 1 BB: 1 P: 9	R: 0 E: 0 K: 1 S: 5	H: 2 LOB: 2 BB: 0 P: 4		1B: 6 2B: 1 3B: 0 HR: 0	SF: 0 SAC: 0 DP: 2 HBP: 0	WP: 0 PB: 0 SB: 2 CS: 0	PA: 34						
PITCHER	IP	WLS	BF	H	R	ER	SO	BB	IBB	HBP	BLK	WP	HR	S	P	ERA	WHIP										
Bruce Berenyi, R ERA: 2.35 (1, 1)	7.0		26	5	1	1	7	3	0	0	0	0	0	37	49	1.143											
Joe Price, L ERA: 1.42 (8, 1)	1.0	W	4	0	0	0	1	1	0	0	0	0	0	5	9	0.00	1.000										
Tom Hume, R ERA: 2.31 (9, 1)	1.0	S	4	2	0	0	0	0	0	0	0	0	0	4	4	0.00	2.000										

Batter	1	2	3	4	5	6	7	8	9	AB	R	H	RBI	BB	SO	LOB	TOP
Eddie Milner, L OBP: 0.339, SLG: 0.333 (1, 9)										4	1	1	0	1	1	0	Cincinnati Reds @ Pittsburgh Pirates Three Rivers Stadium, Pittsburgh, PA Fri May 14 1982, 7:05 PM EDT Att: 15,271 - Unknown
Ron Oester, S OBP: 0.336, SLG: 0.396 (1, 4)										4	0	1	0	1	1	3	
Dave Concepcion, R OBP: 0.356, SLG: 0.434 (1, 6)										5	1	1	1	0	3	2	
Cesar Cedeno, R OBP: 0.333, SLG: 0.383 (1, 8)										4	1	1	0	1	0	1	
Johnny Bench, R OBP: 0.325, SLG: 0.356 (1, 5)										4	1	0	0	1	1	2	
Larry Blitner, L OBP: 0.441, SLG: 0.560 Paul Householder, S OBP: 0.304, SLG: 0.322 (1, 7)										4	2	2	3	0	0	0	
Dan Driessen, L OBP: 0.381, SLG: 0.440 (1, 3)										2	1	1	1	2	0	0	
Alex Trevino, R OBP: 0.368, SLG: 0.315 (1, 2)										4	0	2	2	0	0	1	
Tom Seaver, R OBP: 0.100, SLG: 0.200 Bob Shirley, R OBP: 0.500, SLG: 0.500 Jim Kern, R Tom Hume, R (1, 1)										2	0	0	0	0	1	1	
Inning Stats	R: 5 E: 1 K: 2 S: 10	H: 4 LOB: 1 BB: 3 P: 22	R: 0 E: 0 K: 1 S: 5	H: 0 LOB: 0 BB: 0 P: 5	R: 0 E: 0 K: 1 S: 5	H: 0 LOB: 0 BB: 2 P: 11	R: 0 E: 0 K: 0 S: 3	H: 1 LOB: 0 BB: 0 P: 4	R: 0 E: 0 K: 1 S: 5	H: 0 LOB: 1 BB: 1 P: 9	R: 1 E: 0 K: 0 S: 5	H: 2 LOB: 1 BB: 0 P: 5	R: 0 E: 0 K: 2 S: 9	H: 2 LOB: 2 BB: 0 P: 9	1B: 6 2B: 1 3B: 0 HR: 2	SF: 0 SAC: 1 DP: 0 HBP: 0	
PITCHER	IP WLS BF H R ER SO BB IBB HBP BLK WP HR S P ERA WHIP																
Don Robinson, R ERA: 4.62 Manny Sarmiento, R ERA: 1.99 Enrique Romo, R ERA: 4.5 Kent Tekulve, R ERA: 1.53 (1, 1)	0.2 5.1 2.0 1.0	8 19 9 5	4 1 2 0	5 1 1 0	5 1 1 0	1 3 2 0	3 2 1 0	0 0 0 0	0 0 0 0	0 0 0 0	0 1 1 0	7 23 10 9	19 31 14 9	67.50 1.69 4.50 0.00	10.500 0.562 1.500 2.000		

Batter	1	2	3	4	5	6	7	8	9	AB	R	H	RBI	BB	SO	LOB	BOTTOM
Omar Moreno, L OBP: 0.315, SLG: 0.311 (1, 8)										3	2	0	0	1	0	1	Cincinnati Reds @ Pittsburgh Pirates Three Rivers Stadium, Pittsburgh, PA Fri May 14 1982, 7:05 PM EDT Att: 15,271 - Unknown
Lee Lacy, R OBP: 0.385, SLG: 0.303 (1, 9)										5	1	3	3	0	0	1	
Bill Madlock, R OBP: 0.366, SLG: 0.425 (1, 5)										5	1	2	1	0	0	1	
Jason Thompson, L OBP: 0.476, SLG: 0.714 (1, 3)										5	1	3	1	0	2	3	
Mike Easter, L OBP: 0.382, SLG: 0.396 Bill Robinson, R OBP: 0.296, SLG: 0.556 (1, 7)										2	0	0	0	1	0	2	
Johnny Ray, S OBP: 0.351, SLG: 0.383 (1, 4)										4	1	1	0	0	0	5	
Tony Peña, R OBP: 0.293, SLG: 0.420 (1, 2)										4	0	0	0	0	0	2	
Jim Smith, R OBP: 0.471, SLG: 0.563 Reggie Walton, R Kent Tekulve, R (1, 6)										3	0	1	1	0	1	0	
Don Robinson, R OBP: 0.287, SLG: 0.333 Manny Sarmiento, R OBP: 0.333, SLG: 0.200 Willie Montañez, L OBP: 0.295, SLG: 0.294 Enrique Romo, R OBP: 0.295, SLG: 0.200 Willie Stargel, L OBP: 0.275, SLG: 0.294 (1, 1)										0	0	0	0	0	0	0	
Inning Stats	R: 0 E: 0 K: 1 S: 7	H: 2 LOB: 3 BB: 1 P: 11	R: 0 E: 0 K: 1 S: 5	H: 0 LOB: 0 BB: 0 P: 5	R: 1 E: 1 K: 0 S: 5	H: 1 LOB: 2 BB: 1 P: 9	R: 0 E: 0 K: 0 S: 4	H: 1 LOB: 1 BB: 0 P: 4	R: 1 E: 0 K: 0 S: 4	H: 2 LOB: 0 BB: 0 P: 4	R: 3 E: 1 K: 0 S: 7	H: 3 LOB: 1 BB: 0 P: 7	R: 3 E: 0 K: 1 S: 7	H: 2 LOB: 1 BB: 1 P: 11	1B: 9 2B: 3 3B: 0 HR: 0	SF: 0 SAC: 1 DP: 1 HBP: 0	
PITCHER	IP WLS BF H R ER SO BB IBB HBP BLK WP HR S P ERA WHIP																
Tom Seaver, R ERA: 6.07 Bob Shirley, L ERA: 7.98 Jim Kern, R ERA: 5.57 Tom Hume, R ERA: 2.22 (1, 1)	6.1 0.1 0.1 1.0	31 2 4 3	10 0 1 0	0 0 3 0	2 0 0 0	0 0 0 0	0 0 0 0	0 0 0 0	0 0 0 0	0 0 0 0	0 0 3 5	33 2 7 5	4 2 7 5	4.26 0.00 81.00 0.00	1.895 0.000 6.000 1.000		

Batter	1	2	3	4	5	6	7	8	9	AB	R	H	RBI	BB	SO	LOB	TOP				
Eddie Milner, L OBP: 0.333, SLG: 0.320 (1, 9)	0-0 1-3		0-0 FC6-4			0-0 G4-6-3		4-0 2B 4-3 BB	0-0 P4	4	1	0	0	1	0	4	Cincinnati Reds @ Pittsburgh Pirates Three Rivers Stadium, Pittsburgh, PA Sat May 15 1982, 3:33 AM EDT Att: 11,184 - Unknown				
Ron Oester, S OBP: 0.342, SLG: 0.397 (1, 4)	4-0			0-0 4-3		0-0		0-0	0-0	2	0	1	1	1	0	0					
Joe Price, R (7, 1)								4-3 WP		0	0	0	0	0	0	0					
Mike Vail, R OBP: 0.318, SLG: 0.500 (8, PH)								1-3 2-H	1-H	2	2	2	3	0	0	0					
Dave Concepcion, R OBP: 0.390, SLG: 0.427 Rafael Landestoy, S OBP: 0.235, SLG: 0.412 (1, 6)	0-3 K			0-3 K		0-0 FC4		0-0 4-3	0-3 K	2	0	0	0	0	2	1					
Cesar Cedeno, R OBP: 0.376, SLG: 0.376 Paul Householder, S OBP: 0.296, SLG: 0.311 Jim Kern, R (8, 1)		0-0 5-3			0-0 F9			0-3 K	0-3 K	2	0	0	0	0	0	0					
Johnny Bench, R OBP: 0.319, SLG: 0.349 Wayne Krenchicki, L OBP: 0.344, SLG: 0.400 (1, 5)		0-0 F8			0-0 6-3			0-0 E7		2	0	0	0	0	0	0					
Larry Bittner, L OBP: 0.429, SLG: 0.537 (1, 7)		0-0 F8			0-0 F7			0-0 F9		4	1	1	0	0	0	1					
Dan Driessen, L OBP: 0.378, SLG: 0.432 Bob Shirley, R OBP: 0.500, SLG: 0.500 German Barranca, L (7, PH) OBP: 0.278, SLG: 0.556 (7, 4)			0-0 F7		0-0 F9			0-3 K		2	0	0	0	0	0	0					
Alex Trevino, R OBP: 0.385, SLG: 0.329 (1, 2)						4-0 G4-6-3 1B BB		0-0 1-3	0-0 1B 3B 1B	3	2	2	1	1	0	0					
Frank Pastore, R OBP: 0.211, SLG: 0.263 Joe Edelen, R OBP: 0.500, SLG: 0.500 Clint Hurdle, L OBP: 0.270, SLG: 0.235 (1, 1)			0-3 K			0-0 G4-6-3 1B		0-0 BB 2B 1B	0-0 F8	1	0	0	0	0	1	1					
Inning Stats	R: 0 E: 0 K: 1 S: 4	H: 0 LOB: 0 BB: 1 P: 8	R: 0 E: 0 K: 0 S: 3	H: 0 LOB: 0 BB: 0 P: 3	R: 0 E: 0 K: 1 S: 6	H: 1 LOB: 1 BB: 0 P: 6	R: 0 E: 0 K: 1 S: 5	H: 0 LOB: 0 BB: 0 P: 5	R: 0 E: 0 K: 2 S: 8	H: 0 LOB: 1 BB: 0 P: 8	R: 0 E: 0 K: 2 S: 8	H: 0 LOB: 1 BB: 0 P: 8	R: 3 E: 0 K: 1 S: 7	H: 2 LOB: 2 BB: 1 P: 11	R: 5 E: 0 K: 1 S: 10	H: 5 LOB: 0 BB: 0 P: 10	1B: 7 2B: 1 3B: 1 HR: 1	SF: 0 SAC: 0 DP: 1 HBP: 0	WP: 1 PB: 0 SB: 0 CS: 1	PA: 39	
PITCHER	IP	WLS	BF	H	R	ER	SO	BB	IBB	HBP	BLK	WP	HR	S	P	ERA	WHIP			ERA	WHIP
Rick Rhoden, R ERA: 7.69 Enrique Romo, R ERA: 5.21	8.0	W	34	8	7	7	6	3	0	0	0	1	0	43	55	7.88	1.375			18.00	2.000

AB	36
R	9
H	10
RBI	8
BB	3
SO	7
LOB	11



Batter	1	2	3	4	5	6	7	8	9	AB	R	H	RBI	BB	SO	LOB	BOTTOM				
Omar Moreno, L OBP: 0.315, SLG: 0.319 Bill Robinson, R OBP: 0.276, SLG: 0.517 (1, 8)	0-0 F9				0-3 K				0-0 P5	3	1	1	1	0	0	0	Cincinnati Reds @ Pittsburgh Pirates Three Rivers Stadium, Pittsburgh, PA Sat May 15 1982, 3:33 AM EDT Att: 11,184 - Unknown				
Lee Lacy, R OBP: 0.386, SLG: 0.316 (1, 9)	0-3 K		0-0 E SF7	0-3 K	0-0 FC5-4 1B			0-0 G3		5	1	2	1	0	2	0					
Bill Madlock, R OBP: 0.363, SLG: 0.418 Jim Smith, R OBP: 0.500, SLG: 0.563 (1, 5)	0-0 F8		0-0 SF7	4-0 1B 1B BB	0-0 FC5-4 1B			4-0 BB		2	1	0	1	1	0	1					
Jason Thompson, L OBP: 0.481, SLG: 0.710 Willie Montanez, L OBP: 0.293, SLG: 0.316 (1, 3)		0-0 F7	4-0 1B HR BB	0-0 1B 1B 1B		0-0 4-3 1B		0-0 F5		2	2	1	0	1	0	0					
Mike Easter, L OBP: 0.393, SLG: 0.396 (1, 7)		0-0 3-1	0-0 HR 1B	0-0 1B SF7 1B		0-0 4-3 1B		0-0 P5		5	2	2	0	0	2	2					
Johnny Ray, S OBP: 0.363, SLG: 0.419 (1, 4)		0-0 S 1B	0-0 HR	0-0 1B	0-0 1B		0-0 5-3			4	1	3	5	0	0	1					
Dale Berra, R OBP: 0.274, SLG: 0.298 (1, 6)		0-0 P3	0-0 1B 2B	0-0 SF7		0-0 F8				3	1	1	1	0	2	2					
Steve Nicosia, R OBP: 0.200, SLG: 0.143 (1, 2)			0-0 F3		0-3 K			0-0 F9		4	1	1	1	0	1	1					
Rick Rhoden, R OBP: 0.316, SLG: 0.833 Enrique Romo, R OBP: 1.000, SLG: 2.000 (1, 1)					0-3 K			0-0 F8		4	2	2	2	0	1	0					
Inning Stats	R: 0 E: 0 K: 1 S: 5	H: 0 LOB: 0 BB: 0 P: 5	R: 0 E: 0 K: 0 S: 4	H: 1 LOB: 1 BB: 0 P: 4	R: 9 E: 0 K: 0 S: 11	H: 8 LOB: 0 BB: 1 P: 15	R: 3 E: 0 K: 2 S: 10	H: 3 LOB: 1 BB: 1 P: 14	R: 0 E: 0 K: 0 S: 4	H: 1 LOB: 1 BB: 0 P: 4	R: 0 E: 0 K: 0 S: 3	H: 0 LOB: 0 BB: 0 P: 3	R: 0 E: 0 K: 0 S: 3	H: 0 LOB: 1 BB: 1 P: 7	1B: 9 2B: 3 3B: 0 HR: 2	SF: 2 SAC: 0 DP: 0 HBP: 0		WP: 0 PB: 0 SB: 3 CS: 0	PA: 41		
PITCHER	IP	WLS	BF	H	R	ER	SO	BB	IBB	HBP	BLK	WP	HR	S	P	ERA	WHIP			ERA	WHIP
Frank Pastore, R ERA: 3.78 Joe Edelen, R ERA: 8.5 Bob Shirley, L ERA: 7.47 Joe Price, L ERA: 1.35 Jim Kern, R ERA: 5.32	2.2	L	15	6	6	6	4	1	0	0	0	0	1	22	26	23.14	3.429			0.00	1.000



Batter	1	2	3	4	5	6	7	8	9	AB	R	H	RBI	BB	SO	LOB	TOP										
Eddie Milner, L OBP: 0.331, SLG: 0.311 (1, 9)	0-0 4-3	0-0 FC4-6															3 0 0 0 1 0 2										
Ron Oester, S OBP: 0.340, SLG: 0.396 (1, 4)	0-0 6-3 1B		0-0 4-3														3 0 1 1 0 0 0										
Dave Concepcion, R OBP: 0.348, SLG: 0.422 (1, 6)	0-0 6-3 1-2		0-0 G4-6-3 1B														4 0 1 0 0 0 1										
Cesar Cedeno, R OBP: 0.325, SLG: 0.381 (1, 8)	0-0 F7		0-0 G4-6-3 1-2														4 0 1 0 0 1 2										
Johnny Bench, R OBP: 0.308, SLG: 0.336 Wayne Krenchicki, L OBP: 0.344, SLG: 0.400 (1, 5) (9, 5)		0-0 F9															4 0 0 0 0 0 1 0 0 0 0 0 0 0										
Larry Blittner, L OBP: 0.409, SLG: 0.509 Paul Householder, S OBP: 0.300, SLG: 0.339 (1, 7) (6, 9)		0-0 E1 2B 1B															3 1 0 0 0 0 1 1 0 1 0 0 0 0										
Dan Driessen, L OBP: 0.379, SLG: 0.438 (1, 3)		0-0 1-3 2B															3 1 1 0 1 1 0										
Alex Trevino, R OBP: 0.400, SLG: 0.350 (1, 2)		0-0 FC4-6 2H 3H 1B															4 1 3 2 0 0 2										
Mario Soto, R OBP: 0.190, SLG: 0.250 (1, 1)		0-0 K															2 0 0 0 0 1 2										
Inning Stats	R: 0 E: 0 K: 0 S: 4	H: 1 LOB: 1 BB: 0 P: 4	R: 2 E: 1 K: 1 S: 8	H: 2 LOB: 1 BB: 0 P: 8	R: 0 E: 0 K: 1 S: 3	H: 1 LOB: 0 BB: 0 P: 3	R: 0 E: 0 K: 1 S: 5	H: 0 LOB: 0 BB: 0 P: 5	R: 1 E: 0 K: 0 S: 3	H: 1 LOB: 0 BB: 1 P: 7	R: 0 E: 0 K: 0 S: 4	H: 1 LOB: 1 BB: 0 P: 4	R: 0 E: 0 K: 0 S: 4	H: 1 LOB: 0 BB: 0 P: 5	R: 0 E: 0 K: 0 S: 3	H: 1 LOB: 1 BB: 0 P: 7	1B: 5 2B: 3 HR: 0	SF: 1 SAC: 1 DP: 2 HBP: 0	WP: 1 PB: 0 SB: 0 CS: 1	PA: 36							
PITCHER	IP	WLS	BF	H	R	ER	SO	BB	IBB	HBP	BLK	WP	HR	S	P	ERA	WHIP										
Eddie Solomon, R ERA: 6.62 (1, 1)	5.0	L	20	5	3	2	2	1	0	0	0	1	0	23	27	3.60	1.200										
Manny Sarmiento, R ERA: 1.52 (6, 1)	3.0		11	2	0	0	1	0	0	0	0	0	0	13	13	0.00	0.667										
Kent Tekulve, R ERA: 1.48 (9, 1)	1.0		4	1	0	0	0	0	1	0	0	0	0	3	7	0.00	1.000										

Cincinnati Reds @ Pittsburgh Pirates
Three Rivers Stadium, Pittsburgh, PA
Sun May 16 1982, 3:33 AM EDT
Att: 21,561 - Unknown

AB	31
R	3
H	8
RBI	3
BB	2
SO	3
LOB	11



Batter	1	2	3	4	5	6	7	8	9	AB	R	H	RBI	BB	SO	LOB	BOTTOM										
Omar Moreno, L OBP: 0.307, SLG: 0.310 (1, 8)	0-0 F3																4 0 0 0 0 2 1										
Lee Lacy, R OBP: 0.396, SLG: 0.333 (1, 9)	0-0 6-3																4 0 2 0 0 0 0										
Bill Madlock, R OBP: 0.360, SLG: 0.413 (1, 5)	0-0 F7																4 0 1 0 0 1 2										
Jason Thompson, L OBP: 0.466, SLG: 0.685 (1, 3)		0-0 K															4 0 0 0 0 1 3										
Mike Easter, L OBP: 0.378, SLG: 0.390 (1, 7)		0-0 F8															4 0 1 0 0 0 0										
Johnny Ray, S OBP: 0.360, SLG: 0.422 (1, 4)		0-0 G3															4 1 1 0 0 0 2										
Dale Berra, R OBP: 0.265, SLG: 0.287 (1, 6)			0-0 K														3 0 0 0 0 2 1										
Steve Nicosia, R OBP: 0.278, SLG: 0.235 (1, 2)			0-0 K														3 0 2 1 0 1 0										
Eddie Solomon, R OBP: 0.182, SLG: 0.182 Willie Montanez, L OBP: 0.250, SLG: 0.300 Manny Sarmiento, R OBP: 0.333, SLG: 0.200 Willie Stargell, L OBP: 0.227, SLG: 0.200 Kent Tekulve, R (1, 1) (5, PH) (6, 1) (8, PH) (9, 1)			0-0 K														1 0 0 0 0 1 0 1 0 0 0 0 0 1 0 0 0 0 0 0 0 1 0 0 0 0 1 1 0 0 0 0 0 1 1										
Inning Stats	R: 0 E: 0 K: 0 S: 3	H: 0 LOB: 0 BB: 0 P: 3	R: 0 E: 0 K: 1 S: 5	H: 0 LOB: 0 BB: 0 P: 5	R: 0 E: 0 K: 3 S: 9	H: 0 LOB: 0 BB: 0 P: 9	R: 0 E: 0 K: 1 S: 6	H: 1 LOB: 1 BB: 0 P: 6	R: 1 E: 0 K: 0 S: 5	H: 2 LOB: 1 BB: 0 P: 5	R: 0 E: 0 K: 1 S: 6	H: 1 LOB: 1 BB: 0 P: 6	R: 0 E: 0 K: 1 S: 5	H: 0 LOB: 0 BB: 0 P: 5	R: 0 E: 0 K: 2 S: 7	H: 1 LOB: 1 BB: 0 P: 7	R: 0 E: 0 K: 0 S: 5	H: 2 LOB: 2 BB: 0 P: 5	1B: 6 2B: 2 3B: 0 HR: 0	SF: 0 SAC: 0 DP: 1 HBP: 0	WP: 0 PB: 0 SB: 1 CS: 1	PA: 33					
PITCHER	IP	WLS	BF	H	R	ER	SO	BB	IBB	HBP	BLK	WP	HR	S	P	ERA	WHIP										
Mario Soto, R ERA: 3.02 (1, 1)	9.0	W	33	7	1	1	9	0	0	0	0	0	0	51	51	1.00	0.778										

Cincinnati Reds @ Pittsburgh Pirates
Three Rivers Stadium, Pittsburgh, PA
Sun May 16 1982, 3:33 AM EDT
Att: 21,561 - Unknown

AB	33
R	1
H	7
RBI	1
BB	0
SO	9
LOB	11



Batter	1	2	3	4	5	6	7	8	9	AB	R	H	RBI	BB	SO	LOB	TOP					
Omar Moreno, L (1, 8) OBP: 0.299, SLG: 0.301	F8		K		K			G3-1		4	0	0	0	0	2	2						
Lee Lacy, R (1, 9) OBP: 0.365, SLG: 0.304	K		FC3-6			F9			K	4	0	0	0	0	2	1						
Bill Madlock, R (1, 5) OBP: 0.357, SLG: 0.403	1B BB		4-3			F8			6-3	3	0	0	0	1	0	1						
Jason Thompson, L (1, 3) OBP: 0.467, SLG: 0.704	1B			4-3		4-3			HR	4	1	2	1	0	0	0						
Mike Easter, L (1, 7) OBP: 0.374, SLG: 0.379	G3			BB		F8			K	3	0	0	0	1	1	2						
Johnny Ray, S (1, 4) OBP: 0.352, SLG: 0.412		L1		F5		G3				3	0	0	0	0	0	1						
Dale Berra, R (1, 6) OBP: 0.257, SLG: 0.278		F3		1-3		F5				3	0	0	0	0	0	1						
Steve Nicosia, R (1, 2) OBP: 0.250, SLG: 0.211								F7		2	0	0	0	0	1	0						
Reggie Walton, R (8, PH)										1	0	0	0	0	0	0						
Tony Peña, R (8, 2) OBP: 0.293, SLG: 0.420		6-3				K				0	0	0	0	0	0	0						
John Candelaria, L (1, 1) OBP: 0.300, SLG: 0.300										2	0	1	0	0	1	0						
Willie Montanez, L (8, PH) OBP: 0.286, SLG: 0.333										1	0	1	0	0	0	0						
Kent Tekulve, R (8, 1)			FC3-6 1B			K		G3-1 1B		0	0	0	0	0	0	0						
Inning Stats	R: 0 E: 0 K: 1 S: 6	H: 1 LOB: 2 BB: 1 P: 10	R: 0 E: 0 K: 0 S: 3	H: 0 LOB: 0 BB: 0 P: 3	R: 0 E: 0 K: 1 S: 6	H: 1 LOB: 1 BB: 0 P: 6	R: 0 E: 0 K: 0 S: 3	H: 0 LOB: 1 BB: 1 P: 7	R: 0 E: 0 K: 3 S: 9	H: 0 LOB: 0 BB: 0 P: 9	R: 0 E: 0 K: 0 S: 3	H: 0 LOB: 0 BB: 0 P: 3	R: 0 E: 0 K: 0 S: 3	H: 0 LOB: 0 BB: 0 P: 3	R: 0 E: 0 K: 2 S: 8	H: 1 LOB: 0 BB: 0 P: 8	R: 1 E: 0 K: 2 S: 8	H: 1 LOB: 0 BB: 0 P: 8	1B: 3 2B: 0 3B: 0 HR: 1	SF: 0 SAC: 0 DP: 1 HBP: 0	WP: 0 PB: 0 SB: 1 CS: 0	PA: 32
PITCHER Bill Laskey, R (1, 1) ERA: 1.64	IP: 9.0 WLS: W BF: 32 H: 4 R: 1 ER: 1 SO: 7 BB: 2 IBB: 0 HBP: 0 BLK: 0 WP: 0 HR: 1 S: 44 P: 52 ERA: 1.00 WHIP: 0.667															PITCHER	IP: 9.0 WLS: W BF: 32 H: 4 R: 1 ER: 1 SO: 7 BB: 2 IBB: 0 HBP: 0 BLK: 0 WP: 0 HR: 1 S: 44 P: 52 ERA: 1.00 WHIP: 0.667					

Pittsburgh Pirates @ San Francisco Giants
Candlestick Park, San Francisco, CA
Tue May 18 1982, 10:05 PM EDT
Att: 8,925 - Unknown

AB	30
R	1
H	4
RBI	1
BB	2
SO	7
LOB	8



Batter	1	2	3	4	5	6	7	8	9	AB	R	H	RBI	BB	SO	LOB	BOTTOM					
Chili Davis, S (1, 8) OBP: 0.346, SLG: 0.404	FC1-6 1B		K		P3		BB IBB			3	0	1	0	1	1	1						
Duane Kuiper, L (1, 4) OBP: 0.381, SLG: 0.333	FC1-6 1B		K		G6-4-3		BB			3	0	0	1	1	1	2						
Jim Wohlford, R (1, 7) OBP: 0.373, SLG: 0.447	K		5-3			F7	F2			4	0	0	0	0	1	4						
Jack Clark, R (1, 9) OBP: 0.331, SLG: 0.362	1B			6-3		F7		K		4	0	1	0	0	1	0						
Darrell Evans, L (1, 3) OBP: 0.349, SLG: 0.393	K			1B BB		F2		6-3		3	0	0	0	1	1	2						
Bob Brenly, R (1, 2) OBP: 0.625, SLG: 0.571		E 4-3 1B		1B 1B		E 1B BB	CS BB			3	2	3	0	1	0	0						
Guy Sularz, R (1, 5) OBP: 0.323, SLG: 0.310		4-3		FC6-4 1B		E1 BB 1B	CS			3	0	2	1	0	0	1						
Johnnie LeMaster, R (1, 6) OBP: 0.276, SLG: 0.238		E9		FC6-4		F2				3	0	0	0	0	0	4						
Bill Laskey, R (1, 1) OBP: 0.143, SLG: 0.143	K				G6-4-3 1B		K			3	0	1	0	0	2	3						
Inning Stats	R: 0 E: 0 K: 2 S: 9	H: 2 LOB: 2 BB: 0 P: 9	R: 0 E: 1 K: 1 S: 6	H: 1 LOB: 1 BB: 0 P: 6	R: 0 E: 0 K: 2 S: 7	H: 0 LOB: 0 BB: 0 P: 7	R: 1 E: 0 K: 0 S: 4	H: 2 LOB: 1 BB: 1 P: 8	R: 0 E: 0 K: 0 S: 3	H: 1 LOB: 0 BB: 0 P: 3	R: 0 E: 0 K: 0 S: 3	H: 0 LOB: 0 BB: 0 P: 3	R: 1 E: 1 K: 1 S: 7	H: 2 LOB: 3 BB: 2 P: 15	R: 0 E: 0 K: 1 S: 4	H: 0 LOB: 0 BB: 1 P: 8	R: 0 E: 0 K: 1 S: 4	H: 0 LOB: 0 BB: 1 P: 8	1B: 8 2B: 0 3B: 0 HR: 0	SF: 0 SAC: 0 DP: 1 HBP: 0	WP: 0 PB: 0 SB: 0 CS: 1	PA: 34
PITCHER John Candelaria, L (1, 1) ERA: 2.32	IP: 7.0 WLS: L BF: 30 H: 8 R: 2 ER: 2 SO: 6 BB: 2 IBB: 0 HBP: 0 BLK: 0 WP: 0 HR: 0 S: 39 P: 51 ERA: 2.57 WHIP: 1.429															PITCHER	IP: 7.0 WLS: L BF: 30 H: 8 R: 2 ER: 2 SO: 6 BB: 2 IBB: 0 HBP: 0 BLK: 0 WP: 0 HR: 0 S: 39 P: 51 ERA: 2.57 WHIP: 1.429					
PITCHER Kent Tekulve, R (8, 1) ERA: 1.44	IP: 1.0 WLS: L BF: 3 H: 0 R: 0 ER: 0 SO: 1 BB: 1 IBB: 0 HBP: 0 BLK: 0 WP: 0 HR: 0 S: 4 P: 8 ERA: 0.00 WHIP: 1.000															PITCHER	IP: 1.0 WLS: L BF: 3 H: 0 R: 0 ER: 0 SO: 1 BB: 1 IBB: 0 HBP: 0 BLK: 0 WP: 0 HR: 0 S: 4 P: 8 ERA: 0.00 WHIP: 1.000					

Pittsburgh Pirates @ San Francisco Giants
Candlestick Park, San Francisco, CA
Tue May 18 1982, 10:05 PM EDT
Att: 8,925 - Unknown

AB	29
R	2
H	8
RBI	2
BB	4
SO	7
LOB	17



Batter	1	2	3	4	5	6	7	8	9	AB	R	H	RBI	BB	SO	LOB	TOP									
Omar Moreno, L OBP: 0.297, SLG: 0.320 (1, 8)										4	1	1	1	0	0	0	Pittsburgh Pirates @ San Francisco Giants Candlestick Park, San Francisco, CA Wed May 19 1982, 6:33 AM EDT Att: 5,042 - Unknown									
Lee Lacy, R OBP: 0.339, SLG: 0.280 (1, 9)										4	0	0	0	0	0	0										
Bill Madlock, R OBP: 0.347, SLG: 0.391 (1, 5)										4	0	0	0	0	1	0										
Jason Thompson, L OBP: 0.468, SLG: 0.692 (1, 3)										2	0	0	0	2	0	0										
Bill Robinson, R OBP: 0.273, SLG: 0.469 (1, 7)										3	0	0	0	1	1	2										
Johnny Ray, S OBP: 0.352, SLG: 0.410 (1, 4)										3	0	1	0	0	0	1										
Tony Peña, R OBP: 0.294, SLG: 0.412 (1, 2)										2	1	0	0	1	0	0										
Dale Berra, R OBP: 0.260, SLG: 0.280 (1, 6)										3	0	1	1	0	1	2										
Don Robinson, R OBP: 0.222, SLG: 0.278 (1, 1)										3	0	0	0	0	2	1										
Rod Scurrey, L OBP: 0.500, SLG: 0.500 (8, 1)										0	0	0	0	0	0	0										
Kent Tekulve, R (8, 1)										0	0	0	0	0	0	0										
Inning Stats	R: 0 E: 0 K: 0 S: 3	H: 0 LOB: 0 BB: 0 P: 3	R: 0 E: 0 K: 1 S: 6	H: 1 LOB: 2 BB: 1 P: 10	R: 0 E: 0 K: 0 S: 3	H: 0 LOB: 0 BB: 0 P: 3	R: 0 E: 0 K: 2 S: 7	H: 0 LOB: 1 BB: 1 P: 11	R: 2 E: 1 K: 1 S: 7	H: 2 LOB: 0 BB: 0 P: 7	R: 0 E: 0 K: 0 S: 2	H: 0 LOB: 0 BB: 1 P: 6	R: 0 E: 0 K: 0 S: 3	H: 0 LOB: 0 BB: 0 P: 3	R: 0 E: 0 K: 1 S: 5	H: 0 LOB: 0 BB: 0 P: 5	R: 0 E: 0 K: 0 S: 2	H: 0 LOB: 0 BB: 1 P: 6	1B: 2 2B: 0 3B: 0 HR: 1	SF: 0 SAC: 0 DP: 1 HBP: 0	WP: 0 PB: 0 CS: 0	PA: 33				
PITCHER	IP	WLS	BF	H	R	ER	SO	BB	IBB	HBP	BLK	WP	HR	S	P	ERA	WHIP									
Mike Chris, L ERA: 4.08	(1, 1)	7.0	L	26	3	2	0	4	3	0	0	1	0	1	31	43	0.00	0.857								
Greg Minton, R ERA: 2.3	(8, 1)	2.0		6	0	0	0	1	1	0	0	0	0	0	7	11	0.00	0.500								

Batter	1	2	3	4	5	6	7	8	9	AB	R	H	RBI	BB	SO	LOB	BOTTOM									
Chili Davis, S OBP: 0.348, SLG: 0.400 (1, 8)										4	0	1	0	1	0	1	Pittsburgh Pirates @ San Francisco Giants Candlestick Park, San Francisco, CA Wed May 19 1982, 6:33 AM EDT Att: 5,042 - Unknown									
Joe Morgan, L OBP: 0.347, SLG: 0.324 (1, 4)										4	0	1	1	1	0	2										
Jack Clark, R OBP: 0.326, SLG: 0.350 (1, 9)										4	0	0	0	1	2	3										
Darrell Evans, L OBP: 0.344, SLG: 0.381 (9, 3)										4	0	0	0	1	1	5										
Champ Summers, L OBP: 0.317, SLG: 0.333 (1, 7)										2	0	0	0	2	0	0										
Milt May, L OBP: 0.301, SLG: 0.356 (1, 2)										3	0	2	0	0	0	0										
Tom O'Malley, L OBP: 0.303, SLG: 0.419 (8, FR)										0	0	0	0	0	0	0										
Dave Bergman, L OBP: 0.391, SLG: 0.353 (6, PH)										2	0	0	0	1	1	1										
Bob Brenly, R OBP: 0.556, SLG: 0.500 (9, 2)										1	0	0	0	0	1	2										
Johnnie LeMaster, R OBP: 0.286, SLG: 0.243 (8, PH)										2	0	1	0	1	0	0										
Jim Wolford, R OBP: 0.365, SLG: 0.438 (9, 6)										1	0	0	0	0	0	2										
Guy Sularz, R OBP: 0.323, SLG: 0.310 (9, 6)										0	0	0	0	0	0	0										
Mike Chris, L (1, 1)										2	0	0	0	0	1	4										
Duane Kuiper, L OBP: 0.333, SLG: 0.333 (7, PH)										0	1	0	0	1	0	0										
Greg Minton, S OBP: 0.333, SLG: 0.667 (8, 1)										0	0	0	0	0	0	0										
Jeff Ransom, R OBP: 0.260, SLG: 0.163 (9, PH)										1	0	0	0	0	0	0										
Inning Stats	R: 0 E: 0 K: 1 S: 5	H: 0 LOB: 0 BB: 0 P: 5	R: 0 E: 0 K: 1 S: 4	H: 0 LOB: 3 BB: 4 P: 20	R: 0 E: 0 K: 0 S: 3	H: 0 LOB: 0 BB: 0 P: 3	R: 0 E: 0 K: 2 S: 8	H: 1 LOB: 1 BB: 0 P: 8	R: 0 E: 0 K: 0 S: 4	H: 1 LOB: 3 BB: 2 P: 12	R: 0 E: 0 K: 0 S: 3	H: 0 LOB: 0 BB: 0 P: 3	R: 1 E: 0 K: 0 S: 4	H: 1 LOB: 1 BB: 1 P: 8	R: 0 E: 0 K: 1 S: 6	H: 1 LOB: 2 BB: 1 P: 10	R: 0 E: 0 K: 1 S: 6	H: 1 LOB: 2 BB: 1 P: 10	1B: 5 2B: 0 3B: 0 HR: 0	SF: 0 SAC: 1 DP: 0 HBP: 0	WP: 3 PB: 0 CS: 3	PA: 40				
PITCHER	IP	WLS	BF	H	R	ER	SO	BB	IBB	HBP	BLK	WP	HR	S	P	ERA	WHIP									
Don Robinson, R ERA: 4.08	(1, 1)	7.1	W	33	4	1	1	4	7	1	0	0	0	3	33	65	1.23	1.500								
Rod Scurrey, L ERA: 3.0	(8, 1)	0.1		1	0	0	0	1	0	0	0	0	0	3	3	0.00	0.000									
Kent Tekulve, R ERA: 1.38	(8, 1)	1.1	S	6	1	0	0	1	1	0	0	0	0	7	11	0.00	1.500									



Batter	1	2	3	4	5	6	7	8	9	AB	R	H	RBI	BB	SO	LOB	TOP																		
Omar Moreno, L (1, 8) OBP: 0.302, SLG: 0.325										4	1	2	0	0	0	2	Pittsburgh Pirates @ San Francisco Giants Candlestick Park, San Francisco, CA Thu May 20 1982, 6:33 AM EDT Att: 4,085 - Unknown livebaseballscorecards.com																		
Lee Lacy, R (1, 9) OBP: 0.350, SLG: 0.283										3	0	1	0	1	0	1																			
Johnny Ray, S (1, 4) OBP: 0.342, SLG: 0.399										4	0	0	0	0	1	4																			
Jason Thompson, L (1, 3) OBP: 0.469, SLG: 0.683										3	0	1	0	1	1	0																			
Mike Easter, L (1, 7) OBP: 0.362, SLG: 0.364										4	0	0	0	0	1	4																			
Tony Peña, R (1, 2) OBP: 0.293, SLG: 0.407										4	0	1	1	0	0	1																			
Ken Reitz, R (1, 5) OBP: 0.500, SLG: 0.500										4	0	0	0	0	2	3																			
Dale Berra, R (1, 6) OBP: 0.259, SLG: 0.278										4	0	1	0	0	1	0																			
Rick Rhoden, R (1, 1) OBP: 0.333, SLG: 0.789										1	0	0	0	1	0	1																			
Willie Stargell, L (7, PH) OBP: 0.281, SLG: 0.200										0	0	0	0	1	0	0																			
Don Robinson, R (7, PR) OBP: 0.222, SLG: 0.278										0	0	0	0	0	0	0																			
Rod Scury, L (7, 1) OBP: 0.500, SLG: 0.500										0	0	0	0	0	0	0																			
Reggie Walton, R (9, PH) OBP: 0.500, SLG: 0.500										1	0	0	0	0	0	0																			
Inning Stats	R: 1 E: 1 K: 2 S: 9	H: 2 LOB: 3 BB: 2 P: 17	R: 0 E: 0 K: 1 S: 5	H: 0 LOB: 1 BB: 1 P: 9	R: 0 E: 0 K: 1 S: 6	H: 1 LOB: 1 BB: 0 P: 6	R: 0 E: 0 K: 0 S: 4	H: 1 LOB: 1 BB: 0 P: 4	R: 0 E: 0 K: 0 S: 3	H: 0 LOB: 0 BB: 0 P: 3	R: 0 E: 0 K: 1 S: 5	H: 0 LOB: 0 BB: 1 P: 8	R: 0 E: 0 K: 1 S: 5	H: 0 LOB: 0 BB: 0 P: 5	R: 0 E: 0 K: 0 S: 3	H: 0 LOB: 0 BB: 0 P: 3	1B: 6 2B: 0 3B: 0 HR: 0	SF: 0 SAC: 0 DP: 0 HBP: 0	WP: 0 PB: 0 SB: 1 CS: 0	PA: 36															
PITCHER	IP WLS BF H R ER SO BB IBB HBP BLK WP HR S P ERA WHIP																																		
Rich Gale, R (1, 1) ERA: 3.79	7.0	30	6	1	1	5	4	0	0	0	0	0	0	0	0	36	52	1.29	1.429																
Gary Lavelle, L (8, 1) ERA: 3.18	2.0	W	6	0	0	0	1	0	0	0	0	0	0	0	0	8	8	0.00	0.000																

Batter	1	2	3	4	5	6	7	8	9	AB	R	H	RBI	BB	SO	LOB	BOTTOM																		
Chili Davis, S (1, 8) OBP: 0.345, SLG: 0.396										4	0	1	0	0	2	2	Pittsburgh Pirates @ San Francisco Giants Candlestick Park, San Francisco, CA Thu May 20 1982, 6:33 AM EDT Att: 4,085 - Unknown livebaseballscorecards.com																		
Joe Morgan, L (1, 4) OBP: 0.344, SLG: 0.321										4	0	1	2	0	0	1																			
Jack Clark, R (1, 9) OBP: 0.319, SLG: 0.341										3	0	0	0	0	3	0																			
Darrell Evans, L (1, 5) OBP: 0.350, SLG: 0.388										3	1	2	0	0	0	0																			
Champ Summers, L (1, 7) OBP: 0.303, SLG: 0.316										3	0	0	0	0	1	2																			
Gary Lavelle, S (8, 1) OBP: 0.344, SLG: 0.310										0	0	0	0	0	0	0																			
Milt May, L (1, 2) OBP: 0.302, SLG: 0.356										3	0	1	0	0	0	0																			
Dave Bergman, L (1, 3) OBP: 0.341, SLG: 0.333										2	0	0	1	0	0	1																			
Guy Sularz, R (6, PH) OBP: 0.344, SLG: 0.310										0	1	0	0	1	0	0																			
Johnnie LeMaster, R (1, 6) OBP: 0.289, SLG: 0.241										1	0	0	0	1	0	0																			
Rich Gale, R (1, 1) OBP: 0.235, SLG: 0.071										2	0	0	0	0	1	2																			
Jim Wohlford, R (8, 7) OBP: 0.377, SLG: 0.438										0	1	0	0	1	0	0																			
Inning Stats	R: 0 E: 0 K: 1 S: 5	H: 1 LOB: 0 BB: 0 P: 5	R: 0 E: 0 K: 0 S: 3	H: 1 LOB: 0 BB: 0 P: 3	R: 0 E: 0 K: 1 S: 5	H: 0 LOB: 0 BB: 0 P: 5	R: 0 E: 0 K: 2 S: 7	H: 0 LOB: 0 BB: 0 P: 7	R: 1 E: 0 K: 1 S: 7	H: 2 LOB: 2 BB: 1 P: 11	R: 0 E: 0 K: 1 S: 5	H: 0 LOB: 0 BB: 0 P: 5	R: 0 E: 0 K: 0 S: 3	H: 0 LOB: 0 BB: 0 P: 3	R: 2 E: 0 K: 1 S: 5	H: 1 LOB: 1 BB: 2 P: 13	1B: 5 2B: 0 3B: 0 HR: 0	SF: 0 SAC: 1 DP: 1 HBP: 0	WP: 1 PB: 0 SB: 0 CS: 0	PA: 29															
PITCHER	IP WLS BF H R ER SO BB IBB HBP BLK WP HR S P ERA WHIP																																		
Rich Rhoden, R (1, 1) ERA: 6.97	6.0	L	8	1	2	2	1	1	1	0	0	1	1	0	0	0	1	1.50	0.667																
Rod Scury, L (7, 1) ERA: 3.46	2.0	L	8	1	2	2	1	1	1	0	0	1	1	0	0	0	1	9.00	1.000																

Batter	1	2	3	4	5	6	7	8	9	AB	R	H	RBI	BB	SO	LOB	TOP								
Omar Moreno, L (1, 8) OBP: 0.301, SLG: 0.323	1-3			K		L8		CS 1B		4	0	1	0	0	1	1	Pittsburgh Pirates @ San Diego Padres Jack Murphy Stadium, San Diego, CA Fri May 21 1982, 10:05 PM EDT Att: 14,043 - Unknown								
Lee Lacy, R (1, 9) OBP: 0.344, SLG: 0.281	K			S 1B		E4 1B 1-2		K 1-2		4	0	1	0	0	2	2									
Bill Madlock, R (1, 5) OBP: 0.351, SLG: 0.394	5-3			6-3				1B 1-3 2-H		4	1	2	1	0	0	1									
Jason Thompson, L (1, 3) OBP: 0.463, SLG: 0.667				4-3		F7		BB 1B		3	1	0	0	1	0	2									
Mike Easter, L (1, 7) OBP: 0.366, SLG: 0.369	G3							BB 1B 2B		4	1	2	1	0	0	0									
Johnny Ray, S (1, 4) OBP: 0.340, SLG: 0.401	G3					G4-3 1B		1-2 2-H 1B		4	0	1	1	0	1	1									
Tony Peña, R (1, 2) OBP: 0.291, SLG: 0.402				4-3		K		1-3 2-H 2B		4	0	1	1	0	1	1									
Dale Berra, R (1, 6) OBP: 0.259, SLG: 0.307	1-3			1-3		HR		F8		4	1	1	1	0	0	2									
Eddie Solomon, R (1, 1) Willie Montañez, L (6, PH) Manny Sarmiento, R (6, PH) Reggie Walton, R (6, PH) Randy Niemann, L (8, PH) Willie Stargell, L (9, PH) OBP: 0.256, SLG: 0.190	K			K		E 1B		6-3		1	0	0	0	0	1	0									
Inning Stats	R: 0 E: 0 K: 1 S: 5	H: 0 LOB: 0 BB: 0 P: 5	R: 0 E: 0 K: 0 S: 3	H: 0 LOB: 0 BB: 0 P: 3	R: 0 E: 0 K: 1 S: 5	H: 0 LOB: 0 BB: 0 P: 5	R: 0 E: 0 K: 1 S: 6	H: 1 LOB: 1 BB: 0 P: 6	R: 0 E: 0 K: 1 S: 5	H: 1 LOB: 0 BB: 0 P: 5	R: 2 E: 1 K: 0 S: 6	H: 3 LOB: 1 BB: 0 P: 6	R: 0 E: 0 K: 1 S: 6	H: 1 LOB: 1 BB: 0 P: 6	R: 0 E: 0 K: 1 S: 5	H: 1 LOB: 0 BB: 1 P: 10		R: 3 E: 0 K: 0 S: 6	H: 3 LOB: 1 BB: 1 P: 10	1B: 8 2B: 1 3B: 0 HR: 1	SF: 0 SAC: 0 DP: 1 HBP: 0	WP: 0 PB: 0 SB: 1 CS: 1	PA: 36		
PITCHER	IP	WLS	BF	H	R	ER	SO	BB	IBB	HBP	BLK	WP	HR	S	P	ERA	WHIP								
John Montefusco, R (1, 1) ERA: 4.58	6.0	W	22	5	2	1	4	0	0	0	0	0	1	30	30	1.50	0.833								
Danny Boone, L (7, 1) ERA: 6.43	2.0		11	5	3	3	2	1	0	0	0	0	0	14	18	13.50	3.000								
Floyd Chiffer, R (9, 1) ERA: 2.55	0.2	S	1	0	0	0	0	0	0	0	0	0	0	2	2	0.00	0.000								
Gary Lucas, L (9, 1) ERA: 4.43	0.1	S	1	0	0	0	0	0	0	0	0	0	0	1	1	0.00	0.000								

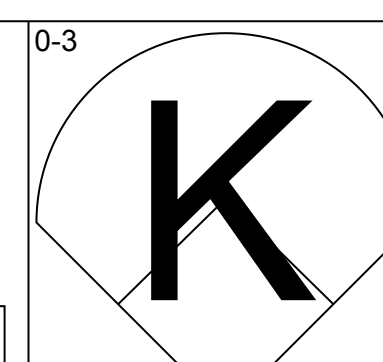
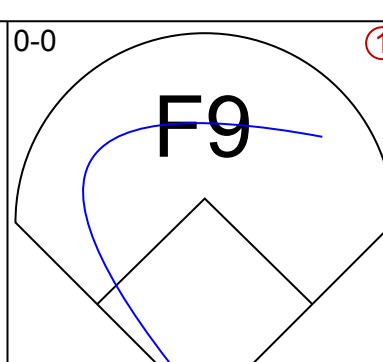
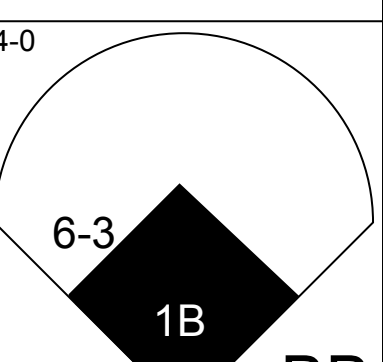
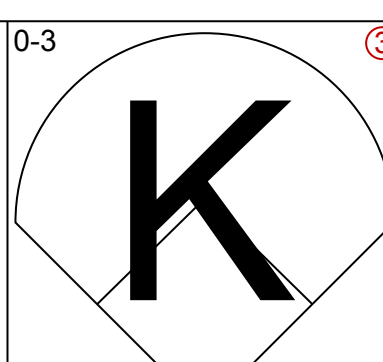
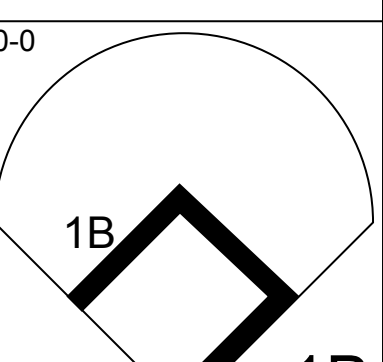
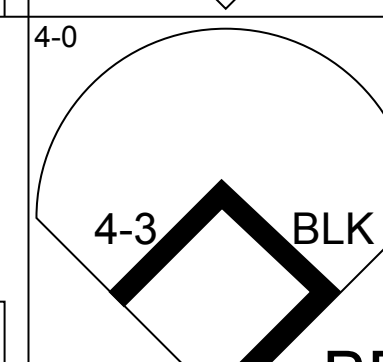
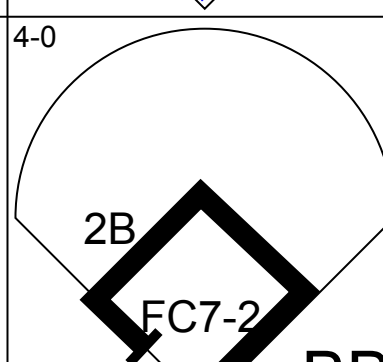
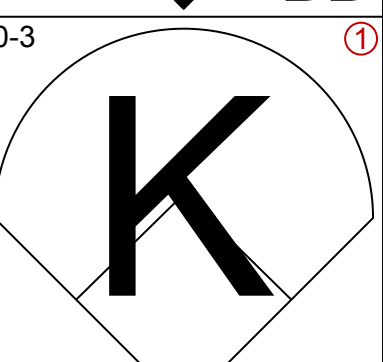
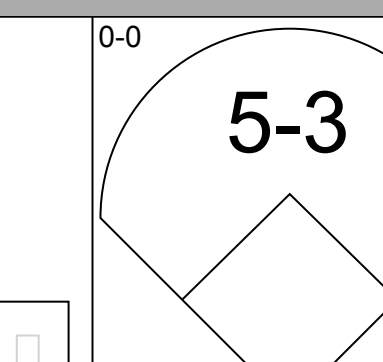
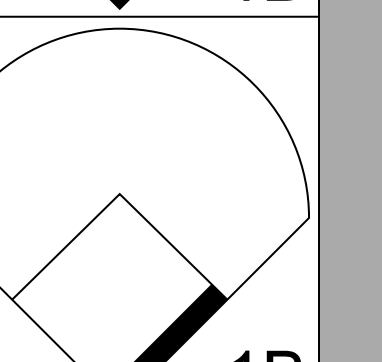
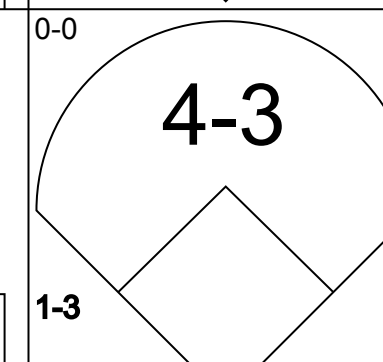
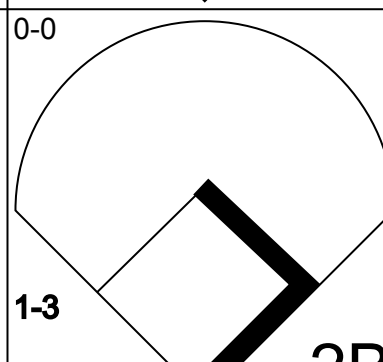
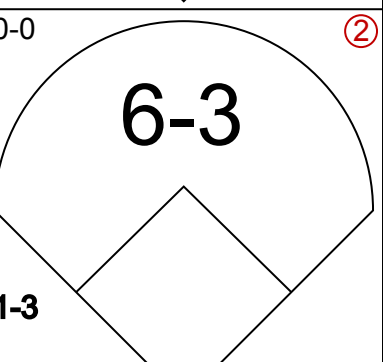
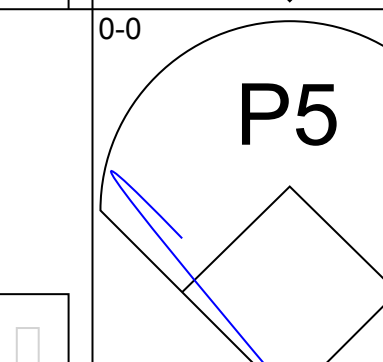
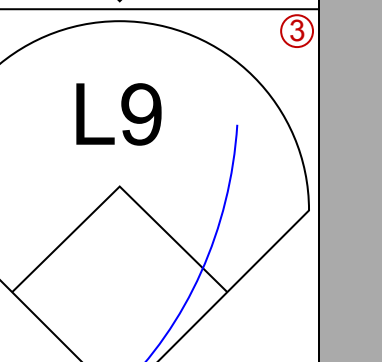
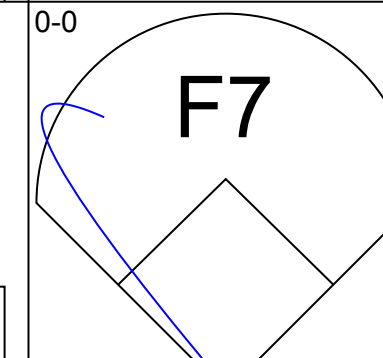
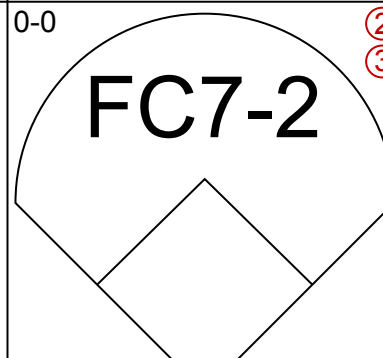
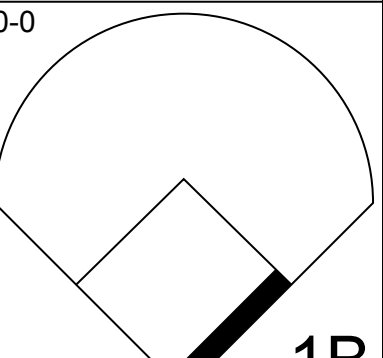
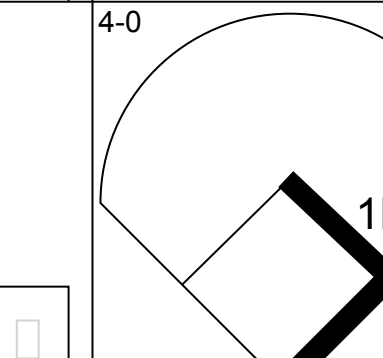

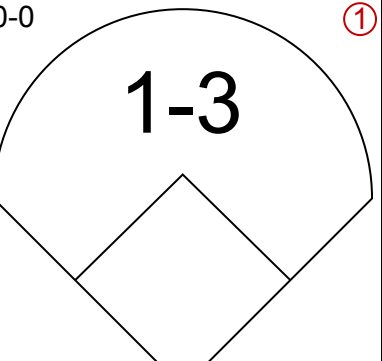
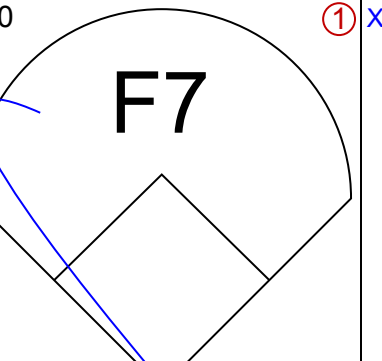
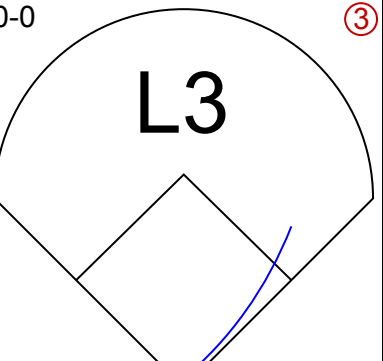
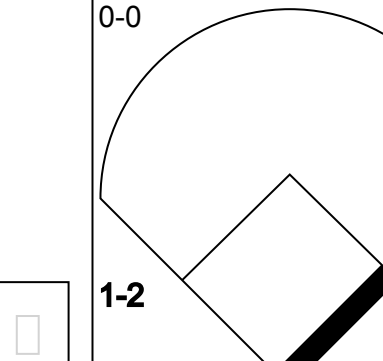

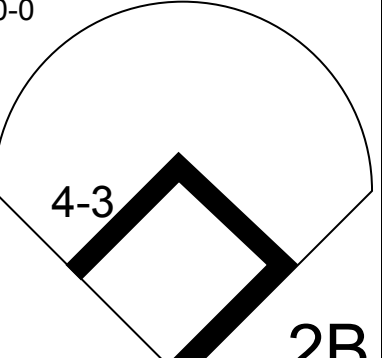
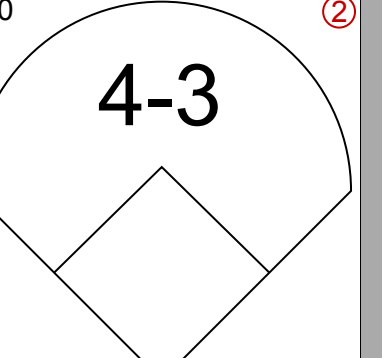
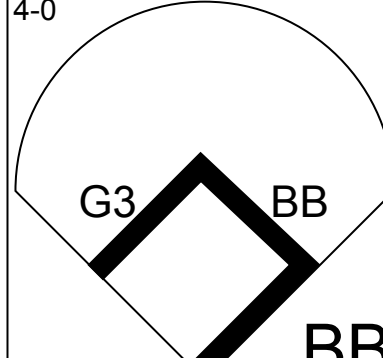
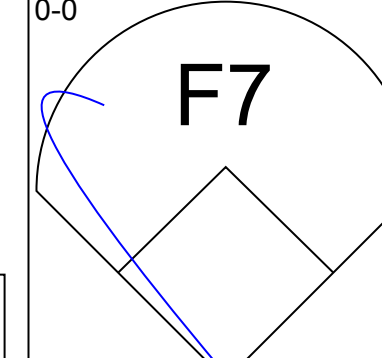

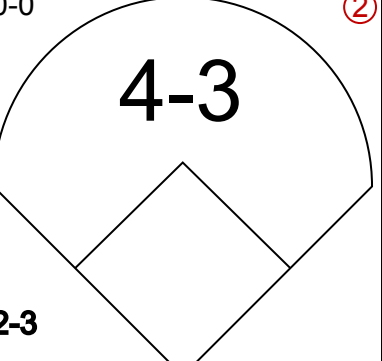

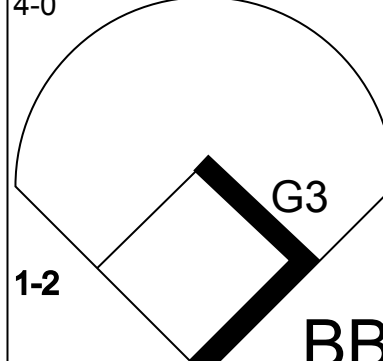
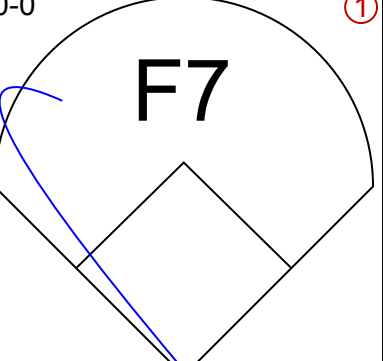
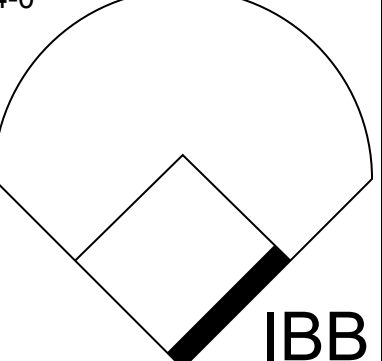
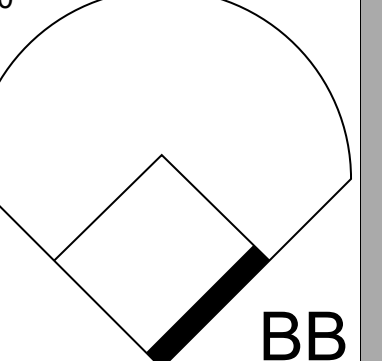
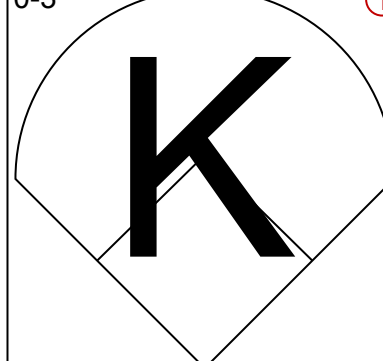
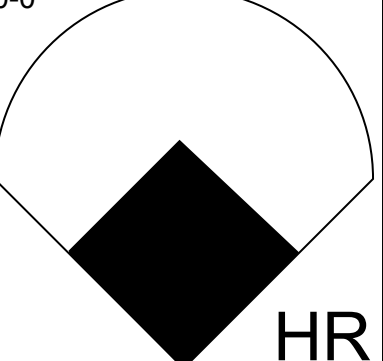
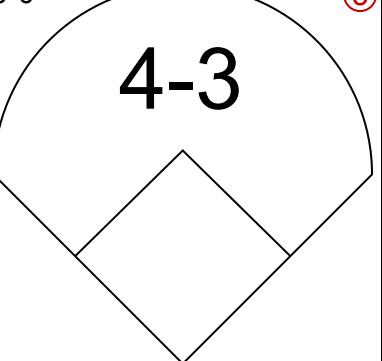
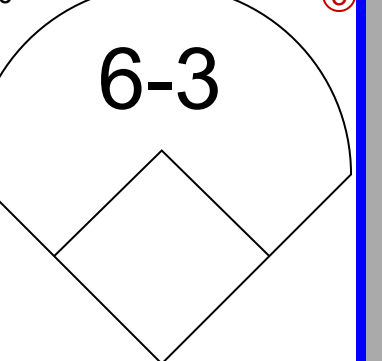
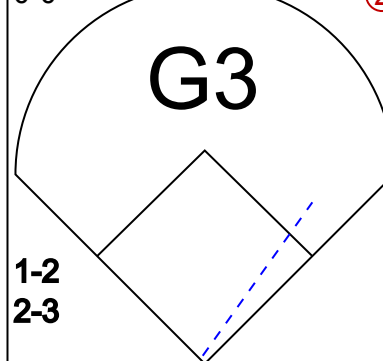
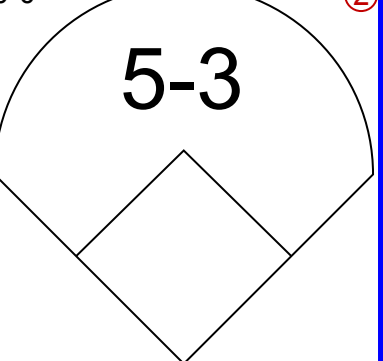
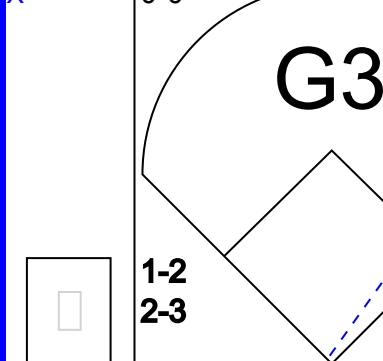
AB 35
R 5
H 10
RBI 5
BB 1
SO 6
LOB 11

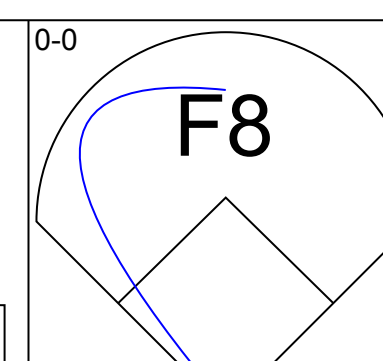
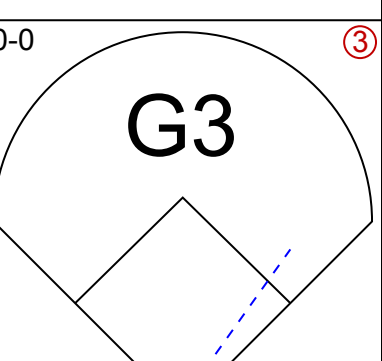
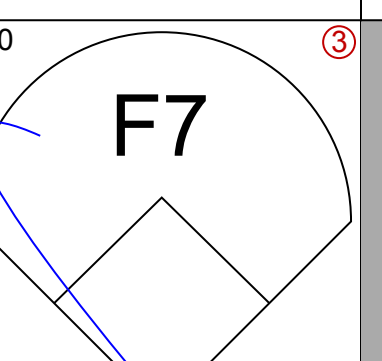
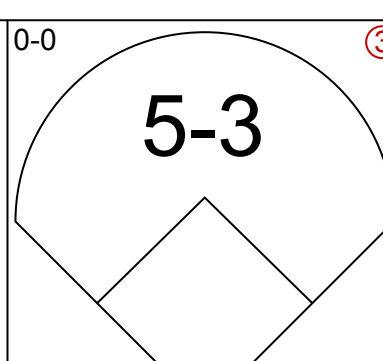
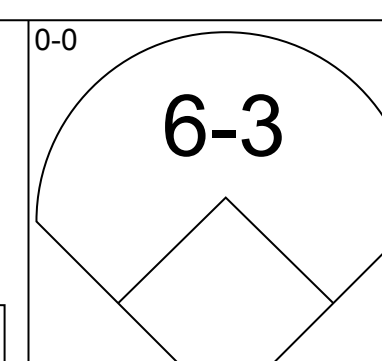
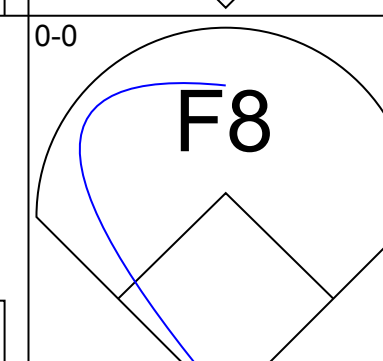
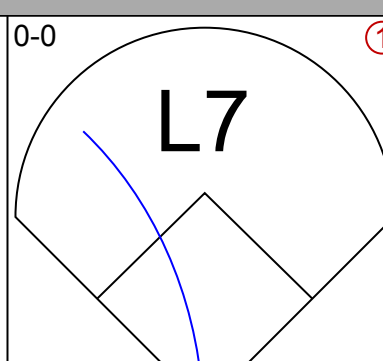
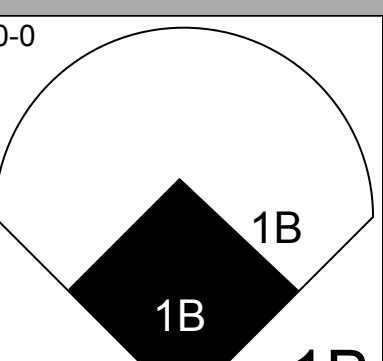
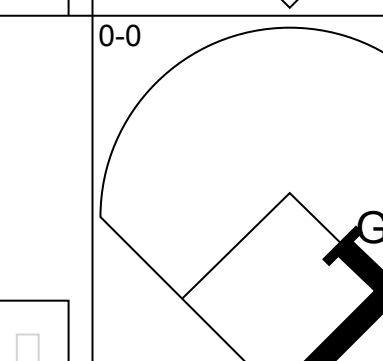
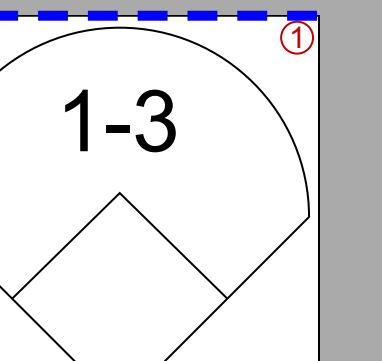
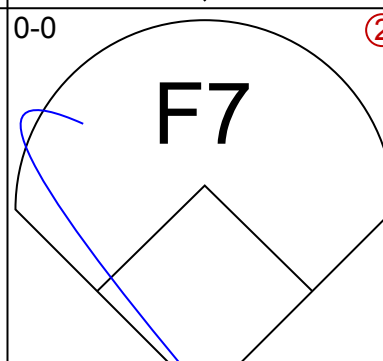
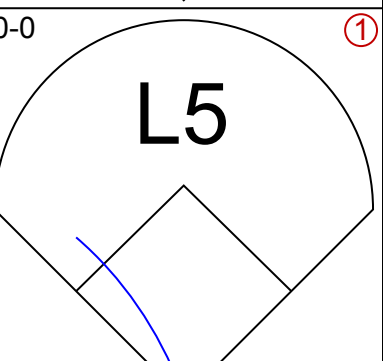
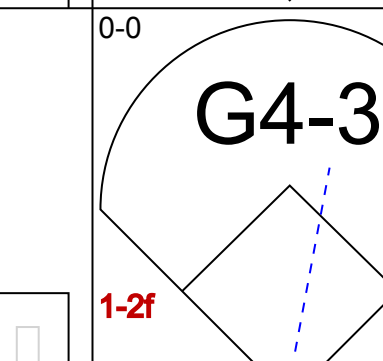
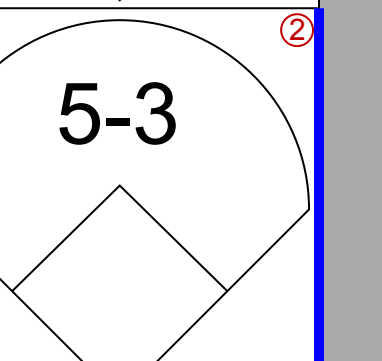
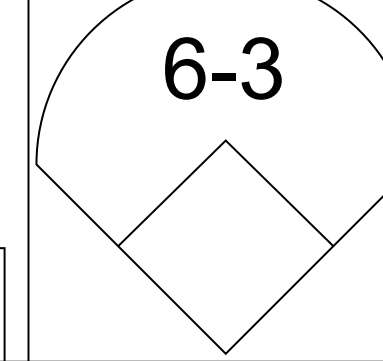
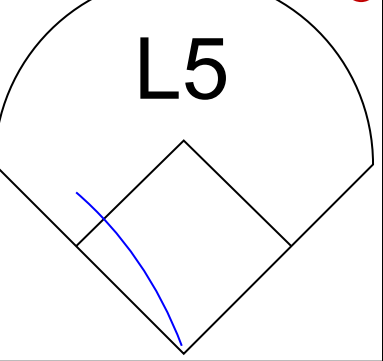
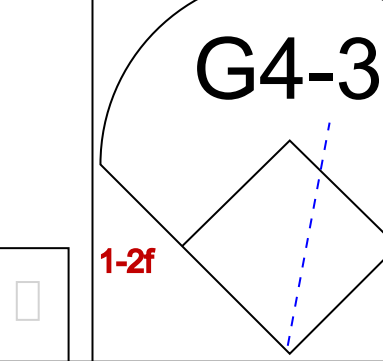
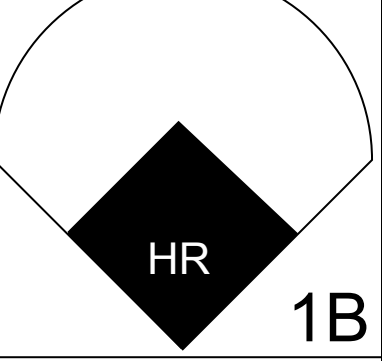
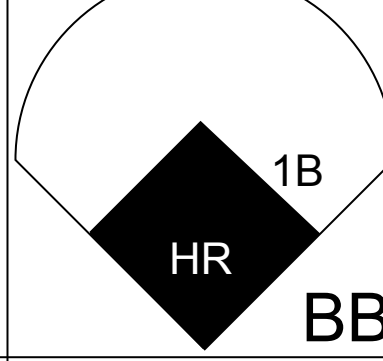
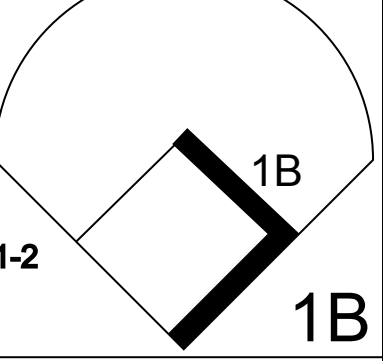
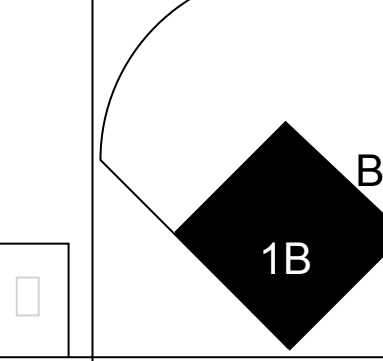
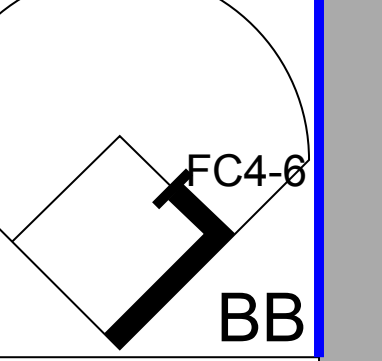
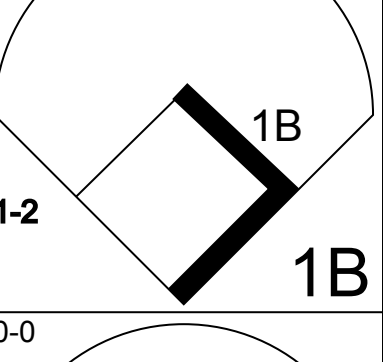
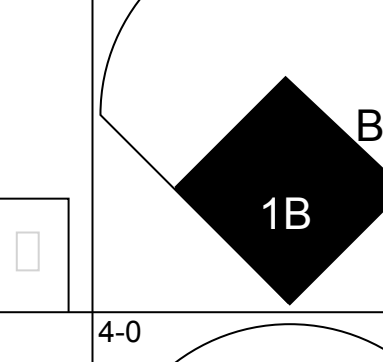
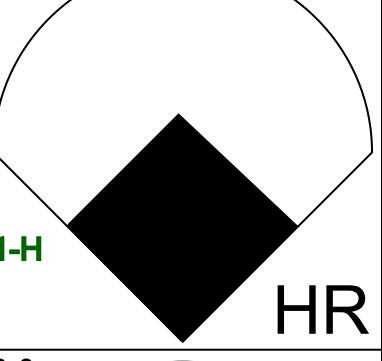
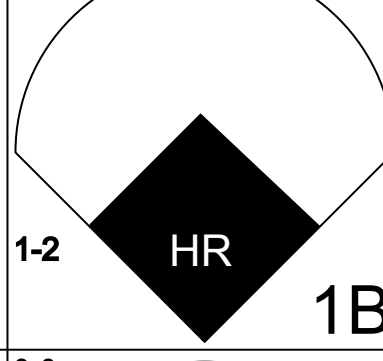
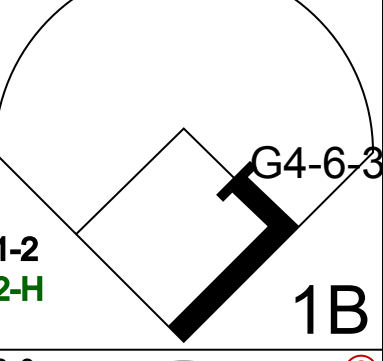
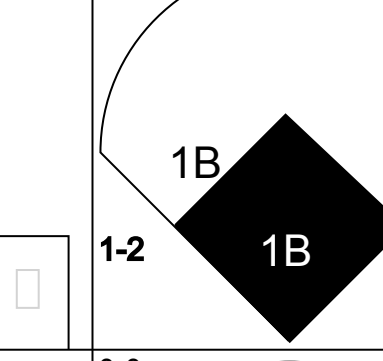
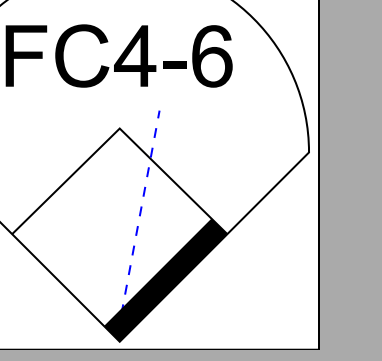
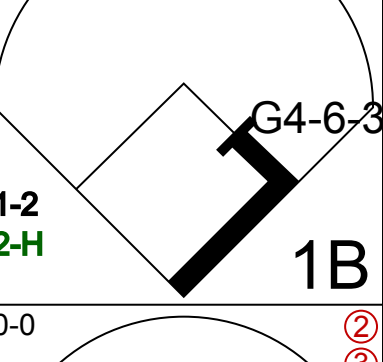
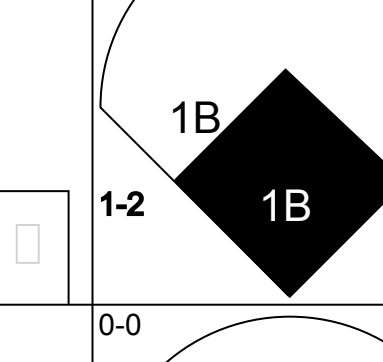
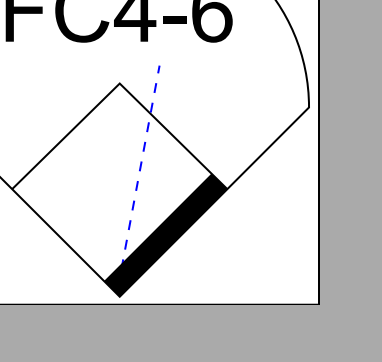
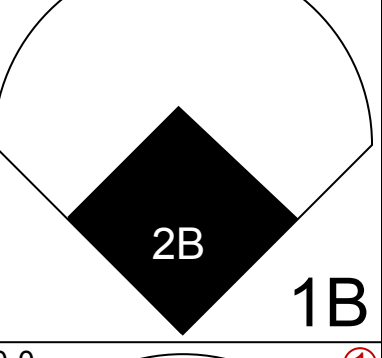
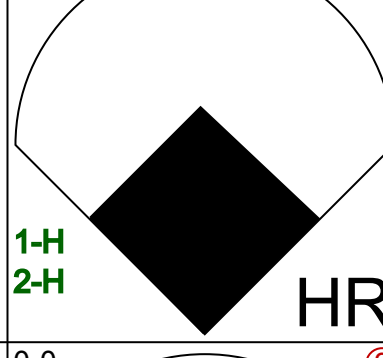
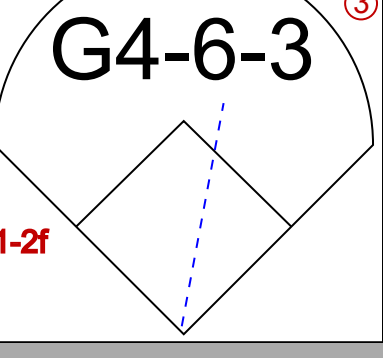
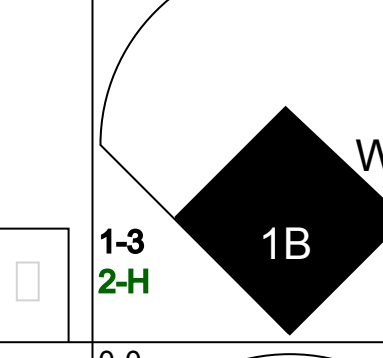

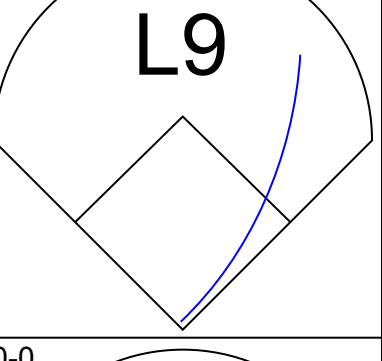
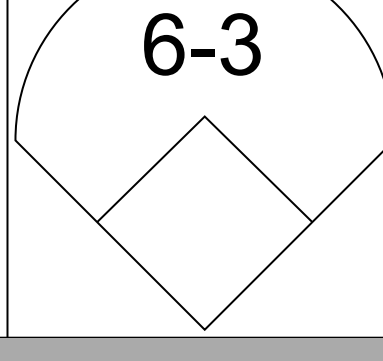
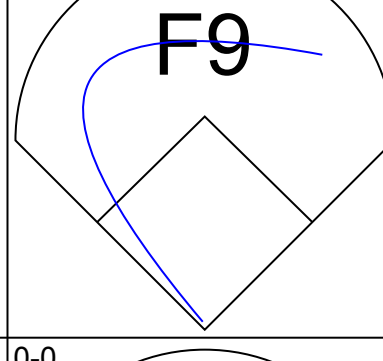
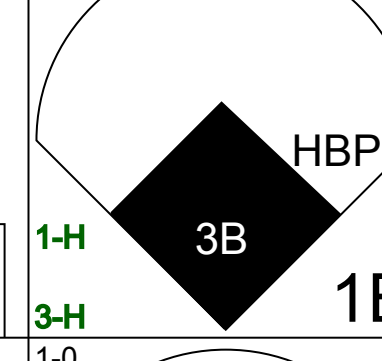
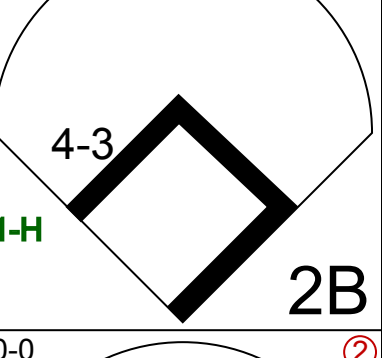
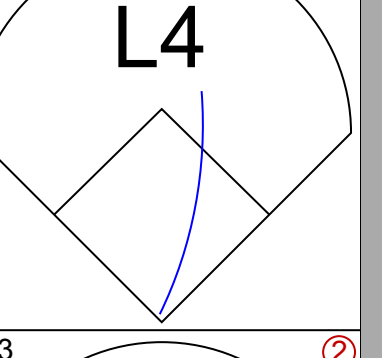
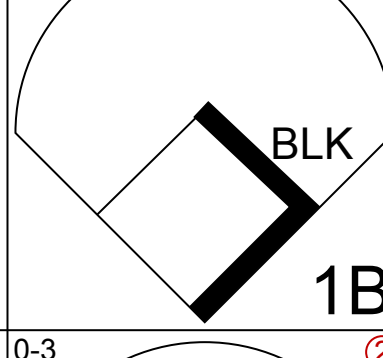
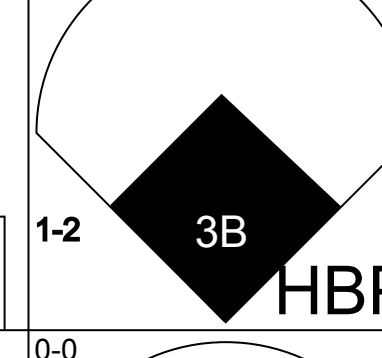
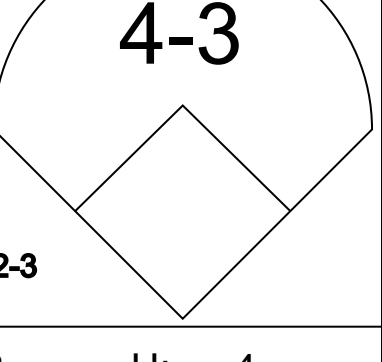
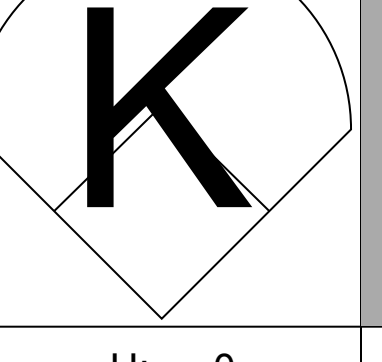
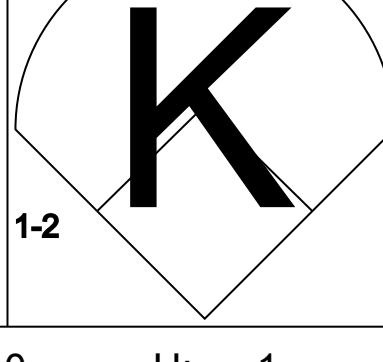
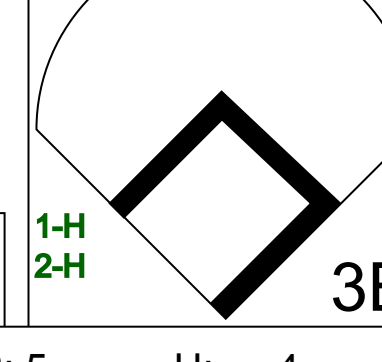


Batter	1	2	3	4	5	6	7	8	9	AB	R	H	RBI	BB	SO	LOB	BOTTOM								
Alan Wiggins, S (1, 7) OBP: 0.397, SLG: 0.387	4-3		4-3	4-3			E 1B	SH3-4 3B BB		4	2	1	0	1	0	1	Pittsburgh Pirates @ San Diego Padres Jack Murphy Stadium, San Diego, CA Fri May 21 1982, 10:05 PM EDT Att: 14,043 - Unknown								
Tim Flannery, L (1, 4) OBP: 0.333, SLG: 0.500	E3 2B 1B		BB 1B			1B 3B	4-3	SH3-4		4	2	2	1	0	0	1									
Garry Templeton, S (1, 6) OBP: 0.291, SLG: 0.380	1B 1-3 2B		BB 1B		L4		E1 2B	3B 2-H		5	1	3	1	0	0	1									
Ruppert Jones, L (1, 8) OBP: 0.425, SLG: 0.511	G6-4-3 2-3 3-H		BB 1B		1B		2B IBB	K		3	0	2	2	2	1	1									
Sixto Lezcano, R (1, 9) OBP: 0.329, SLG: 0.433	G6-4-3 1-2f		F8		F7		K			4	0	0	0	0	1	8									
Terry Kennedy, L (1, 2) OBP: 0.279, SLG: 0.408			F5		4-3		K			4	0	1	1	0	1	1									
Luis Salazar, R (1, 5) OBP: 0.285, SLG: 0.286			CS 1B		S 1B		5-3	L9		4	1	2	0	0	0	2									
Broderick Perkins, L (1, 3) OBP: 0.313, SLG: 0.291			L4		1B		3-1	PB SH3-4 2B		4	1	2	1	0	0	1									
John Montefusco, R (1, 1) OBP: 0.150, SLG: 0.105								G3		3	0	0	0	0	3	1									
Danny Boone, L (7, 1) OBP: 0.200, SLG: 0.400										1	0	0	0	0	0	1									
Floyd Chiffer, R (9, 1) ERA: 1.45										0	0	0	0	0	0	0									
Gary Lucas, L (9, 1) ERA: 18.0										0	0	0	0	0	0	0									
Inning Stats	R: 1 E: 1 K: 0 S: 5	H: 2 LOB: 1 BB: 0 P: 5	R: 0 E: 0 K: 0 S: 3	H: 1 LOB: 0 BB: 0 P: 3	R: 0 E: 0 K: 1 S: 7	H: 2 LOB: 3 BB: 1 P: 11	R: 1 E: 0 K: 1 S: 7	H: 2 LOB: 1 BB: 0 P: 7	R: 1 E: 0 K: 1 S: 7	H: 2 LOB: 1 BB: 0 P: 7	R: 0 E: 0 K: 1 S: 5	H: 0 LOB: 0 BB: 0 P: 5	R: 2 E: 1 K: 1 S: 8	H: 2 LOB: 2 BB: 1 P: 12	R: 2 E: 0 K: 1 S: 7	H: 2 LOB: 1 BB: 1 P: 11	R: 2 E: 0 K: 1 S: 7	H: 2 LOB: 1 BB: 1 P: 11	1B: 8 2B: 3 3B: 2 HR: 0	SF: 0 SAC: 1 DP: 1 HBP: 0	WP: 0 PB: 1 SB: 2 CS: 1	PA: 40			
PITCHER	IP	WLS	BF	H	R	ER	SO	BB	IBB	HBP	BLK	WP	HR	S	P	ERA	WHIP								
Eddie Solomon, R (1, 1) ERA: 6.23	5.0	L	24	9	3	2	3	1	0	0	0	0	0	29	33	3.60	2.000								
Manny Sarmiento, R (6, 1) ERA: 1.45	2.0		10	2	2	0	2	0	1	0	0	0	0	13	17	0.00	1.000								
Randy Niemann, L (8, 1) ERA: 18.0	1.0		6	2	2	2	1	1	0	0	0	0	0	7	11	18.00	3.000								

AB 36
R 7
H 13
RBI 6
BB 3
SO 6
LOB 18



Batter	1	2	3	4	5	6	7	8	9	AB	R	H	RBI	BB	SO	LOB	TOP										
Omar Moreno, L OBP: 0.304, SLG: 0.321 (1, 8)										4	1	1	0	1	2	2	Pittsburgh Pirates @ San Diego Padres Jack Murphy Stadium, San Diego, CA Sat May 22 1982, 10:05 PM EDT Att: 20,732 - Unknown										
Lee Lacy, R OBP: 0.362, SLG: 0.283 (1, 9)										3	0	1	0	2	1	1											
Bill Madlock, R OBP: 0.346, SLG: 0.394 (1, 5)										5	0	1	0	0	0	4											
Jason Thompson, L OBP: 0.461, SLG: 0.654 (1, 3)										4	0	1	1	1	0	3											
Mike Easter, L OBP: 0.360, SLG: 0.362 (1, 7)										5	0	1	0	0	0	1											
Johnny Ray, S OBP: 0.342, SLG: 0.404 (1, 4)										4	0	1	0	1	0	2											
Tony Peña, R OBP: 0.298, SLG: 0.424 (1, 2)										3	1	1	1	1	0	1											
Dale Berra, R OBP: 0.276, SLG: 0.340 (1, 6)										2	1	1	1	2	1	2											
Paul Moskau, R OBP: 0.125, SLG: 0.125 (4, PH)										1	0	0	0	0	0	0											
Enrique Romo, R OBP: 0.282, SLG: 0.200 (6, PH)										0	0	0	0	0	0	0											
Ken Reitz, R OBP: 0.150, SLG: 0.150 (6, PH)										0	0	0	0	0	0	0											
Enrique Romo, R OBP: 0.282, SLG: 0.200 (4, PH)										0	0	0	0	0	0	0											
Willie Montanez OBP: 0.150, SLG: 0.150 (6, PH)										0	0	0	0	0	0	0											
Randy Niemann, L OBP: 0.289, SLG: 0.273 (8, PH)										0	0	0	0	0	0	0											
Reggie Walton, R OBP: 0.289, SLG: 0.273 (8, PH)										0	0	0	0	0	0	0											
Kent Tekulve, R OBP: 0.289, SLG: 0.273 (8, PH)										0	0	0	0	0	0	0											
Inning Stats	R: 0 E: 0 K: 1 S: 5	H: 0 LOB: 1 BB: 1 P: 9	R: 0 E: 0 K: 0 S: 4	H: 1 LOB: 2 BB: 1 P: 8	R: 0 E: 0 K: 0 S: 3	H: 1 LOB: 1 BB: 1 P: 7	R: 1 E: 0 K: 0 S: 4	H: 1 LOB: 1 BB: 1 P: 8	R: 1 E: 0 K: 1 S: 6	H: 3 LOB: 2 BB: 2 P: 10	R: 0 E: 0 K: 0 S: 4	H: 1 LOB: 2 BB: 1 P: 8	R: 1 E: 0 K: 0 S: 6	H: 3 LOB: 2 BB: 0 P: 6	R: 0 E: 0 K: 0 S: 3	H: 0 LOB: 0 BB: 0 P: 3	1B: 4 2B: 3 3B: 0 HR: 2	SF: 0 SAC: 0 DP: 1 HBP: 0	WP: 0 PB: 0 SB: 0 CS: 0	PA: 42							
PITCHER	IP	WLS	BF	H	R	ER	SO	BB	IBB	HBP	BLK	WP	HR	S	P	ERA	WHIP										
Juan Eichelberger, R ERA: 4.48 (1, 1)	9.0	W	42	8	3	3	4	7	1	0	1	0	2	42	74	3.00	1.667										

Batter	1	2	3	4	5	6	7	8	9	AB	R	H	RBI	BB	SO	LOB	BOTTOM										
Alan Wiggins, S OBP: 0.370, SLG: 0.358 (1, 7)										5	0	0	0	0	0	3	Pittsburgh Pirates @ San Diego Padres Jack Murphy Stadium, San Diego, CA Sat May 22 1982, 10:05 PM EDT Att: 20,732 - Unknown										
Tim Flannery, L OBP: 0.345, SLG: 0.480 (1, 4)										5	1	2	0	0	0	0											
Garry Templeton, S OBP: 0.368, SLG: 0.368 (1, 6)										5	0	0	0	0	0	2											
Mario Ramirez, R OBP: 0.500, SLG: 0.667 (9, 6)										0	0	0	0	0	0	0											
Ruppert Jones, L OBP: 0.443, SLG: 0.519 (1, 8)										2	3	2	0	3	0	0											
Dave Edwards, R OBP: 0.235, SLG: 0.294 (8, PR)										0	0	0	0	0	0	0											
Sixto Lezcano, R OBP: 0.346, SLG: 0.467 (1, 9)										3	3	3	3	1	0	0											
Joe Lefebvre, L OBP: 0.289, SLG: 0.273 (8, 9)										1	0	0	0	0	0	1											
Terry Kennedy, L OBP: 0.293, SLG: 0.442 (1, 2)										4	3	3	4	0	0	2											
Luis Salazar, R OBP: 0.285, SLG: 0.285 (1, 5)										4	1	1	2	0	0	1											
Broderick Perkins, L OBP: 0.330, SLG: 0.315 (1, 3)									3	1	2	1	0	0	0	0											
Juan Eichelberger, R OBP: 0.087, SLG: 0.136 (1, 1)									4	0	1	2	0	2	2												
Inning Stats	R: 0 E: 0 K: 0 S: 3	H: 0 LOB: 0 BB: 0 P: 3	R: 3 E: 0 K: 0 S: 7	H: 4 LOB: 1 BB: 0 P: 7	R: 3 E: 0 K: 0 S: 5	H: 2 LOB: 0 BB: 1 P: 9	R: 0 E: 0 K: 1 S: 5	H: 0 LOB: 0 BB: 0 P: 5	R: 1 E: 0 K: 0 S: 5	H: 3 LOB: 1 BB: 0 P: 5	R: 0 E: 0 K: 1 S: 6	H: 1 LOB: 1 BB: 0 P: 6	R: 5 E: 0 K: 0 S: 6	H: 4 LOB: 1 BB: 2 P: 15	R: 0 E: 0 K: 0 S: 3	H: 0 LOB: 1 BB: 1 P: 7	1B: 10 2B: 1 3B: 1 HR: 2	SF: 0 SAC: 0 DP: 2 HBP: 1	WP: 1 PB: 0 SB: 0 CS: 0	PA: 41							
PITCHER	IP	WLS	BF	H	R	ER	SO	BB	IBB	HBP	BLK	WP	HR	S	P	ERA	WHIP										
Paul Moskau, R ERA: 4.67 (1, 1)	3.0	L	16	6	6	6	0	1	0	0	0	0	0	10	10	18.00	2.333										
Enrique Romo, R ERA: 5.14 (4, 1)	2.0		8	3	1	1	1	0	0	0	0	0	0	10	10	4.50	1.500										
Randy Niemann, L ERA: 21.0 (6, 1)	2.0		13	5	5	5	1	2	0	1	1	1	0	12	21	22.50	3.500										
Kent Tekulve, R ERA: 1.34 (8, 1)	1.0		4	0	0	0	0	1	0	0	0	0	0	3	7	0.00	1.000										

Batter	1	2	3	4	5	6	7	8	9	AB	R	H	RBI	BB	SO	LOB	TOP										
Omar Moreno, L (1, 8) OBP: 0.303, SLG: 0.319										4	1	1	0	0	0	1											
Lee Lacy, R (1, 9) OBP: 0.365, SLG: 0.338										5	1	2	2	0	0	1											
Bill Madlock, R (1, 5) OBP: 0.344, SLG: 0.386										3	0	0	0	1	2	2											
Jason Thompson, L (1, 3) OBP: 0.456, SLG: 0.649										4	0	1	0	0	1	3											
Bill Robinson, R (1, 7) OBP: 0.270, SLG: 0.444										4	1	1	1	0	1	1											
Johnny Ray, S (1, 4) OBP: 0.346, SLG: 0.407										4	0	2	0	0	0	1											
Dale Berra, R (1, 6) OBP: 0.283, SLG: 0.340										3	0	1	1	1	0	2											
Steve Nicosia, R (1, 2) OBP: 0.208, SLG: 0.174										4	0	0	0	0	1	4											
John Candelaria, L (1, 1) OBP: 0.385, SLG: 0.462										3	1	2	0	0	1	0											
Rod Scurrey, L (8, 1) OBP: 0.333, SLG: 0.333										1	0	0	0	0	0	0											
Inning Stats	R: 3 E: 1 K: 2 S: 12	H: 5 LOB: 2 BB: 0 P: 12	R: 1 E: 0 K: 0 S: 4	H: 2 LOB: 0 BB: 0 P: 4	R: 0 E: 0 K: 1 S: 6	H: 1 LOB: 1 BB: 0 P: 6	R: 0 E: 0 K: 1 S: 5	H: 0 LOB: 0 BB: 0 P: 5	R: 0 E: 0 K: 1 S: 5	H: 0 LOB: 1 BB: 1 P: 9	R: 0 E: 0 K: 0 S: 4	H: 1 LOB: 2 BB: 1 P: 8	R: 0 E: 1 K: 0 S: 4	H: 1 LOB: 1 BB: 0 P: 4	R: 0 E: 0 K: 0 S: 3	H: 0 LOB: 0 BB: 0 P: 3	1B: 6 2B: 4 3B: 1 HR: 0	SF: 0 SAC: 1 DP: 1 HBP: 0	WP: 1 PB: 0 SB: 2 CS: 0	PA: 38							
PITCHER	IP	WLS	BF	H	R	ER	SO	BB	IBB	HBP	BLK	WP	HR	S	P	ERA	WHIP										
John Curtis, L (1, 1) ERA: 3.83	5.0	L	22	8	4	2	5	0	0	0	0	1	0	32	32	3.60	1.600										
Eric Show, R (6, 1) ERA: 1.29	2.0		9	1	0	0	1	2	0	0	0	0	0	9	17	0.00	1.500										
Luis DeLeon, R (8, 1) ERA: 1.9	2.0		7	1	0	0	0	0	0	0	0	0	0	7	7	0.00	0.500										

Pittsburgh Pirates @ San Diego Padres
Jack Murphy Stadium, San Diego, CA
Sun May 23 1982, 6:33 AM EDT
Att: 17,005 - Unknown

AB 35
R 4
H 10
RBI 4
BB 2
SO 6
LOB 15



Batter	1	2	3	4	5	6	7	8	9	AB	R	H	RBI	BB	SO	LOB	BOTTOM										
Alan Wiggins, S (1, 7) OBP: 0.377, SLG: 0.371										3	1	1	0	1	0	0											
Tim Flannery, L (1, 4) OBP: 0.397, SLG: 0.517										4	1	2	1	0	2	2											
Garry Templeton, S (1, 6) OBP: 0.281, SLG: 0.365										4	0	1	1	0	1	1											
Ruppert Jones, L (1, 8) OBP: 0.438, SLG: 0.518										4	0	1	0	0	2	0											
Sixto Lezcano, R (1, 9) OBP: 0.338, SLG: 0.454										4	0	0	0	0	0	1											
Terry Kennedy, L (1, 3) OBP: 0.285, SLG: 0.429										4	0	0	0	0	3	1											
Luis Salazar, R (1, 5) OBP: 0.250, SLG: 0.279										3	0	0	0	0	1	0											
Steve Swisher, R (1, 2) OBP: 0.167, SLG: 0.167										3	0	0	0	0	2	0											
Luis DeLeon, R (8, 1) OBP: 0.250, SLG: 0.500										0	0	0	0	0	0	0											
John Curtis, L (1, 1) OBP: 0.364, SLG: 0.545										1	0	1	0	0	0	0											
Mario Ramirez, R (5, PH) OBP: 0.429, SLG: 0.571										1	0	0	0	0	1	0											
Eric Show, R (6, 1) ERA: 1.29										0	0	0	0	0	0	0											
Doug Gwosdz, R (8, 2) OBP: 0.278, SLG: 0.188										1	0	0	0	0	0	0											
Inning Stats	R: 0 E: 0 K: 1 S: 5	H: 0 LOB: 0 BB: 0 P: 5	R: 0 E: 0 K: 2 S: 7	H: 0 LOB: 0 BB: 0 P: 7	R: 0 E: 0 K: 2 S: 8	H: 1 LOB: 2 BB: 1 P: 12	R: 0 E: 0 K: 1 S: 6	H: 1 LOB: 1 BB: 0 P: 6	R: 0 E: 0 K: 2 S: 7	H: 0 LOB: 0 BB: 0 P: 7	R: 2 E: 0 K: 0 S: 5	H: 3 LOB: 0 BB: 0 P: 5	R: 0 E: 0 K: 1 S: 5	H: 0 LOB: 0 BB: 0 P: 5	R: 0 E: 0 K: 1 S: 6	H: 1 LOB: 1 BB: 0 P: 6	R: 0 E: 0 K: 2 S: 7	H: 0 LOB: 0 BB: 0 P: 7	1B: 3 2B: 3 3B: 0 HR: 0	SF: 0 SAC: 0 DP: 0 HBP: 0	WP: 0 PB: 0 SB: 0 CS: 0	PA: 33					
PITCHER	IP	WLS	BF	H	R	ER	SO	BB	IBB	HBP	BLK	WP	HR	S	P	ERA	WHIP										
John Candelaria, L (1, 1) ERA: 2.33	7.2	W	29	6	2	2	9	1	0	0	0	0	0	46	50	2.35	0.913										
Rod Scurrey, L (8, 1) ERA: 3.29	1.1	S	4	0	0	0	3	0	0	0	0	0	0	10	10	0.00	0.000										

Pittsburgh Pirates @ San Diego Padres
Jack Murphy Stadium, San Diego, CA
Sun May 23 1982, 6:33 AM EDT
Att: 17,005 - Unknown

AB 32
R 2
H 6
RBI 2
BB 1
SO 12
LOB 5




Batter	1	2	3	4	5	6	7	8	9	AB	R	H	RBI	BB	SO	LOB	TOP					
Omar Moreno, L (1, 8) OBP: 0.293, SLG: 0.309	L9			F9		K		F8		4	0	0	0	0	1	1						
Johnny Ray, S (1, 4) OBP: 0.351, SLG: 0.405	5-3			HR		5-3			6-3	4	1	1	0	0	0	0						
Bill Madlock, R (1, 5) OBP: 0.351, SLG: 0.408	6-3			HR					K	4	1	1	2	0	1	0						
Jason Thompson, L (1, 3) OBP: 0.455, SLG: 0.659		4-3		1-4-3				F8		4	0	1	0	0	0	0						
Bill Robinson, R (1, 9) OBP: 0.286, SLG: 0.439	K			K						3	0	0	0	0	2	1						
Tony Peña, R (1, 2) OBP: 0.288, SLG: 0.406	5-3									3	0	0	0	0	0	1						
Mike Easter, L (1, 7) OBP: 0.359, SLG: 0.372				FC6-4		K				3	0	2	0	0	1	0						
Dale Berra, R (1, 6) OBP: 0.266, SLG: 0.316				FC6-4		K		5-3		3	0	0	0	0	1	2						
Rick Rhoden, R (1, 1) OBP: 0.304, SLG: 0.714				G5-4-3						2	0	0	0	0	0	1						
Kent Tekulve, R (7, 1)										0	0	0	0	0	0	0						
Reggie Walton, R (8, PH)										1	0	0	0	0	1	1						
Rod Scurry, L (8, 1) OBP: 0.333, SLG: 0.333										0	0	0	0	0	0	0						
Inning Stats	R: 0 E: 0 K: 0 S: 3	H: 0 LOB: 0 BB: 0 P: 3	R: 0 E: 0 K: 1 S: 5	H: 0 LOB: 0 BB: 0 P: 5	R: 0 E: 0 K: 0 S: 3	H: 1 LOB: 0 BB: 0 P: 3	R: 2 E: 0 K: 1 S: 7	H: 2 LOB: 0 BB: 0 P: 7	R: 0 E: 0 K: 2 S: 7	H: 0 LOB: 0 BB: 0 P: 7	R: 0 E: 0 K: 1 S: 5	H: 0 LOB: 0 BB: 0 P: 5	R: 0 E: 0 K: 0 S: 4	H: 1 LOB: 1 BB: 0 P: 4	R: 0 E: 0 K: 1 S: 6	H: 1 LOB: 1 BB: 0 P: 6	R: 0 E: 0 K: 1 S: 5	H: 0 LOB: 0 BB: 0 P: 5	1B: 2 2B: 2 3B: 0 HR: 1	SF: 0 SAC: 0 DP: 1 HBP: 0	WP: 0 PB: 0 SB: 0 CS: 0	PA: 31
PITCHER Fernando Valenzuela, L (1, 1) ERA: 2.81	IP	WLS	BF	H	R	ER	SO	BB	IBB	HBP	BLK	WP	HR	S	P	ERA	WHIP					

Pittsburgh Pirates @ Los Angeles Dodgers
 Dodger Stadium, Los Angeles, CA
 Tue May 25 1982, 7:05 PM PDT
 Att: 46,486 - Unknown

livebaseballscorecards.com

AB 31
R 2
H 5
RBI 2
BB 0
SO 7
LOB 7




Batter	1	2	3	4	5	6	7	8	9	AB	R	H	RBI	BB	SO	LOB	BOTTOM				
Steve Sax, R (1, 4) OBP: 0.374, SLG: 0.355	1-3 BLK			K				K		5	2	3	1	0	2	0					
Jorge Orta, L (1, 9) OBP: 0.288, SLG: 0.333	1-3									3	1	0	0	1	0	3					
Derrel Thomas, S (8, 8) OBP: 0.406, SLG: 0.393	1-3			L5						0	0	0	0	0	0	0					
Dusty Baker Jr., R (1, 7) OBP: 0.358, SLG: 0.477	4-3									4	0	1	2	0	1	0					
Pedro Guerrero, R (1, 8) OBP: 0.389, SLG: 0.593										4	1	3	1	0	1	0					
Steve Garvey, R (1, 3) OBP: 0.257, SLG: 0.339	K									4	0	1	1	0	2	3					
Ron Cey, R (1, 5) OBP: 0.325, SLG: 0.382										4	1	2	0	0	1	1					
Mike Scioscia, L (1, 2) OBP: 0.361, SLG: 0.309										3	0	0	0	1	1	4					
Bill Russell, R (1, 6) OBP: 0.385, SLG: 0.358										3	0	0	0	1	0	2					
Fernando Valenzuela, L (1, 1) OBP: 0.133, SLG: 0.107										4	0	0	0	0	1	2					
Inning Stats	R: 1 E: 0 K: 1 S: 7	H: 2 LOB: 1 BB: 0 P: 7	R: 0 E: 0 K: 2 S: 7	H: 0 LOB: 0 BB: 0 P: 7	R: 0 E: 0 K: 1 S: 5	H: 0 LOB: 0 BB: 0 P: 5	R: 0 E: 0 K: 3 S: 9	H: 0 LOB: 0 BB: 0 P: 9	R: 1 E: 0 K: 0 S: 5	H: 2 LOB: 2 BB: 1 P: 9	R: 2 E: 0 K: 0 S: 7	H: 4 LOB: 3 BB: 1 P: 11	R: 0 E: 0 K: 2 S: 7	H: 0 LOB: 0 BB: 0 P: 7	1B: 8 2B: 1 3B: 1 HR: 0	SF: 0 SAC: 0 DP: 0 HBP: 0	WP: 0 PB: 0 SB: 1 CS: 0	PA: 37			
PITCHER Rick Rhoden, R (1, 1) ERA: 6.98	IP	WLS	BF	H	R	ER	SO	BB	IBB	HBP	BLK	WP	HR	S	P	ERA	WHIP				
Kent Tekulve, R (7, 1) ERA: 1.31	0.2	3	1	0	0	0	0	0	0	0	0	0	0	3	3	0.00	1.500				
Rod Scurry, L (8, 1) ERA: 3.18	1.0	3	0	0	0	0	2	0	0	0	0	0	0	7	7	0.00	0.000				

Pittsburgh Pirates @ Los Angeles Dodgers
 Dodger Stadium, Los Angeles, CA
 Tue May 25 1982, 7:05 PM PDT
 Att: 46,486 - Unknown

livebaseballscorecards.com

AB 34
R 5
H 10
RBI 5
BB 3
SO 9
LOB 15



Batter	1	2	3	4	5	6	7	8	9	AB	R	H	RBI	BB	SO	LOB	TOP			
Omar Moreno, L OBP: 0.296, SLG: 0.307 (1, 8)	K		FC4-6 1B			K		FC6-4		4	1	1	0	1	2	2	Pittsburgh Pirates @ Los Angeles Dodgers Dodger Stadium, Los Angeles, CA Wed May 26 1982, 7:05 PM PDT Att: 41,594 - Unknown livebaseballscorecards.com			
Johnny Ray, S OBP: 0.341, SLG: 0.393 (1, 4)	6-3		3-1	3-1		L9		F8		5	0	0	0	0	0	5				
Bill Madlock, R OBP: 0.347, SLG: 0.397 (1, 5)	E8		FC4-6 BB		6-3		L7		L6	4	0	0	0	1	0	0				
Jason Thompson, L OBP: 0.453, SLG: 0.650 (1, 3)	6-3		FC4-6 1-2 3-H		F7		2B 1B		G6-4-3 1B	5	0	2	1	0	0	2				
Bill Robinson, R OBP: 0.277, SLG: 0.413 (1, 9)		1-3	F8		1B 1B		L9		G6-4-3 1B	5	0	1	0	0	0	3				
Tony Peña, R OBP: 0.308, SLG: 0.426 (1, 2)		FC4-6 1B BB		1B 4-3 1B	1-2 1B		1-3 2B			3	1	3	0	1	0	0				
Reggie Walton, R OBP: 0.300, SLG: 0.222 Kent Tekulve, R (7, 1)			FC4-6 1B		4-3 1B		L9		F8	4	0	2	0	0	0	4				
Dale Berra, R OBP: 0.260, SLG: 0.308 Willie Stargell, L OBP: 0.240, SLG: 0.182 Jim Smith, R OBP: 0.474, SLG: 0.529 (8, 6)		FC4-6 FC6-4 1-2 2-3		1-3		K		4-3		3	0	0	0	0	1	4				
Eddie Solomon, R OBP: 0.143, SLG: 0.143 Manny Sarmiento, R OBP: 0.429, SLG: 0.333 Mike Easter, L OBP: 0.364, SLG: 0.377 (7, 7)		FC6-4		4-3		PB 1B		FC6-4 1B		2	0	0	1	0	0	3				
Inning Stats	R: 0 E: 1 K: 1 S: 6	H: 0 LOB: 1 BB: 0 P: 6	R: 0 E: 0 K: 0 S: 4	H: 1 LOB: 2 BB: 1 P: 8	R: 1 E: 0 K: 0 S: 4	H: 1 LOB: 1 BB: 1 P: 8	R: 1 E: 0 K: 0 S: 5	H: 2 LOB: 2 BB: 1 P: 9	R: 0 E: 0 K: 2 S: 8	H: 1 LOB: 1 BB: 0 P: 8	R: 0 E: 0 K: 0 S: 5	H: 2 LOB: 2 BB: 0 P: 5	R: 0 E: 0 K: 0 S: 4	H: 1 LOB: 1 BB: 0 P: 4	R: 0 E: 0 K: 0 S: 3	H: 1 LOB: 0 BB: 0 P: 3		1B: 10 2B: 1 3B: 0 HR: 0	SF: 0 SAC: 0 DP: 1 HBP: 0	WP: 0 PB: 1 SB: 2 CS: 0
PITCHER	IP WLS BF H R ER SO BB IBB HBP BLK WP HR S P ERA WHIP	IP WLS BF H R ER SO BB IBB HBP BLK WP HR S P ERA WHIP																		
Jerry Reuss, L ERA: 3.82 Steve Howe, L ERA: 2.74 (7, 1)	6.2 W 33 9 2 2 3 3 0 0 0 0 0 0 36 48 2.70 1.800	2.1 S 8 2 0 0 0 0 0 0 0 0 0 0 8 8 0.00 0.857																		

Batter	1	2	3	4	5	6	7	8	9	AB	R	H	RBI	BB	SO	LOB	BOTTOM	
Steve Sax, R OBP: 0.381, SLG: 0.376 (1, 4)	1B HR	5-3			4-3 2B		BB 2B			4	1	3	0	0	0	0	Pittsburgh Pirates @ Los Angeles Dodgers Dodger Stadium, Los Angeles, CA Wed May 26 1982, 7:05 PM PDT Att: 41,594 - Unknown livebaseballscorecards.com	
Jorge Orta, L OBP: 0.310, SLG: 0.333 Derrel Thomas, S OBP: 0.406, SLG: 0.393 (8, 8)			4-3		4-3		BB BB			3	1	1	0	1	0	1		
Dusty Baker Jr., R OBP: 0.373, SLG: 0.503 (1, 7)			F9 1B		G4-3 BB		1-2 2-3 BB			2	1	2	3	2	0	0		
Pedro Guerrero, R OBP: 0.386, SLG: 0.584 (8, 9)	5-3				G4-3		5-3			4	0	1	0	0	0	5		
Steve Garvey, R OBP: 0.251, SLG: 0.331 (1, 3)	F8		F9		F8		5-3			4	0	0	0	0	0	2		
Ron Cey, R OBP: 0.318, SLG: 0.372 (1, 5)	E6		F9		K		K			4	0	0	0	0	2	2		
Mike Scioscia, L OBP: 0.353, SLG: 0.301 Steve Howe, L (7, 1)	F8			4-3		3-1		2-3		3	0	0	0	0	0	1		
Bill Russell, R OBP: 0.383, SLG: 0.355 Mark Belanger, R OBP: 0.276, SLG: 0.294 (3, 6)		P4		F9		K				1	0	0	0	0	0	0		
Jerry Reuss, L OBP: 0.227, SLG: 0.150 Steve Yeager, R OBP: 0.333, SLG: 0.432 (7, 2)		4-3		K		6-3				2	0	0	0	0	1	0		
Inning Stats	R: 3 E: 1 K: 0 S: 7	H: 3 LOB: 1 BB: 0 P: 7	R: 0 E: 0 K: 0 S: 3	H: 0 LOB: 0 BB: 0 P: 3	R: 0 E: 0 K: 0 S: 5	H: 2 LOB: 2 BB: 0 P: 5	R: 0 E: 0 K: 1 S: 5	H: 0 LOB: 0 BB: 0 P: 5	R: 0 E: 0 K: 1 S: 6	H: 1 LOB: 3 BB: 2 P: 14	R: 0 E: 0 K: 1 S: 5	H: 0 LOB: 0 BB: 0 P: 5	R: 0 E: 0 K: 1 S: 5	H: 0 LOB: 0 BB: 0 P: 5	1B: 4 2B: 2 3B: 0 HR: 1	SF: 0 SAC: 0 DP: 1 HBP: 0		WP: 0 PB: 0 SB: 0 CS: 0
PITCHER	IP WLS BF H R ER SO BB IBB HBP BLK WP HR S P ERA WHIP	IP WLS BF H R ER SO BB IBB HBP BLK WP HR S P ERA WHIP																
Eddie Solomon, R ERA: 6.23 Manny Sarmiento, R ERA: 1.29 Kent Tekulve, R ERA: 1.26 (7, 1)	4.1 L 21 6 3 3 1 2 0 0 0 0 0 0 11 19 0.00 1.286	1.1 4 0 0 0 1 0 0 0 0 0 0 0 6 6 0.00 0.000																



Batter	1	2	3	4	5	6	7	8	9	AB	R	H	RBI	BB	SO	LOB	TOP										
Joe Morgan, L (1,4) OBP: 0.363, SLG: 0.349 Guy Sularz, R (5,4) OBP: 0.289, SLG: 0.257	0-0 1B 2B	0-0 1B 3B 2B	4-0 BB		0-0 4-3			0-0 P6		3	2	2	0	1	0	0											
Jim Wohlford, R (1,7) OBP: 0.409, SLG: 0.488	0-0 1B HR	0-0 3B 1B	0-0 F8		0-0 6-3			0-0 FC4-6 1B		5	2	3	1	0	0	2											
Chili Davis, S (1,8) OBP: 0.337, SLG: 0.400	0-0 P6	0-0 SF9 3B		0-0 4-3		0-0 F8		0-0 P5		5	1	1	2	0	0	3											
Reggie Smith, S (1,3) OBP: 0.340, SLG: 0.470 Dave Bergman, L (5,3) OBP: 0.353, SLG: 0.313	0-0 HR 1B	0-0 SF9		0-0 HR 1B		0-0 F7		0-0 FC4-6		2	2	2	1	0	0	0											
Jack Clark, R (1,9) OBP: 0.322, SLG: 0.396	0-0 HR	0-0 F8		0-0 HR		0-0 F8		0-0 6-3		5	2	2	5	0	0	0											
Bob Brenly, R (1,2) OBP: 0.385, SLG: 0.480	0-0 1B 3B	0-3 K		0-3 K		0-0 4-3		0-0 F8		5	1	1	0	0	2	0											
Tom O'Malley, L (1,5) OBP: 0.353, SLG: 0.449	0-0 5-3 1B		0-0 BB 1B	0-0 2B		0-3 K		0-0 E8 1B		5	0	4	1	0	1	0											
Johnnie LeMaster, R (1,6) OBP: 0.288, SLG: 0.281	0-0 5-3		0-3 K	0-0 F7		0-0 F9		0-3 K		5	0	0	0	0	2	4											
Bill Laskey, R (1,1) OBP: 0.100, SLG: 0.100 Champ Summers, L (8,PH) OBP: 0.293, SLG: 0.308 Dan Schatzeder, L (8,1) OBP: 0.125, SLG: 0.125	0-3 K		0-3 K		0-0 1-3			0-0 1B BB		3	0	0	0	0	2	2											
Inning Stats	R: 5 E: 0 K: 1 S: 11	H: 6 LOB: 1 BB: 0 P: 11	R: 3 E: 0 K: 1 S: 8	H: 3 LOB: 0 BB: 0 P: 8	R: 0 E: 0 K: 2 S: 8	H: 1 LOB: 2 BB: 1 P: 12	R: 2 E: 0 K: 1 S: 8	H: 3 LOB: 1 BB: 0 P: 8	R: 0 E: 0 K: 0 S: 3	H: 0 LOB: 0 BB: 0 P: 3	R: 0 E: 0 K: 1 S: 5	H: 0 LOB: 0 BB: 0 P: 5	R: 0 E: 0 K: 0 S: 4	H: 1 LOB: 2 BB: 1 P: 8	R: 0 E: 1 K: 1 S: 6	H: 1 LOB: 1 BB: 0 P: 6	1B: 8 2B: 3 3B: 2 HR: 2	SF: 1 SAC: 0 DP: 0 HBP: 0	WP: 0 PA: 44 PB: 0 SB: 0 CS: 0								
PITCHER	IP	WLS	BF	H	R	ER	SO	BB	IBB	HBP	BLK	WP	HR	S	P	ERA	WHIP										
John Candelaria, L (1,1) ERA: 3.86	1.0	L	11	8	7	7	1	0	0	0	0	0	1	13	13	63.00	8.000										
Enrique Romo, R (2,1) ERA: 5.63	3.0		15	5	3	3	4	1	0	0	0	0	1	22	26	9.00	2.000										
Randy Niemann, L (5,1) ERA: 10.5	3.0		9	0	0	0	1	0	0	0	0	0	0	11	11	0.00	0.000										
Manny Sarmiento, R (8,1) ERA: 1.17	2.0		9	2	0	0	1	1	0	0	0	0	0	10	14	0.00	1.500										

San Francisco Giants @ Pittsburgh Pirates
Three Rivers Stadium, Pittsburgh, PA
Fri May 28 1982, 7:05 PM EDT
Att: 7,273 - Unknown

livebaseballscorecards.com

AB 41
R 10
H 15
RBI 10
BB 2
SO 7
LOB 14

Batter	1	2	3	4	5	6	7	8	9	AB	R	H	RBI	BB	SO	LOB	BOTTOM										
Omar Moreno, L (1,8) OBP: 0.299, SLG: 0.317	4-0 CS BB		0-0 E 3B		0-0 F8		0-0 P6		0-0 F7	4	1	1	0	1	0	0											
Johnny Ray, S (1,4) OBP: 0.344, SLG: 0.407	0-0 3-1		0-0 E4 1B		0-0 HR 3B		0-0 4-3			4	1	2	1	0	0	1											
Bill Madlock, R (1,5) OBP: 0.350, SLG: 0.419	0-0 F8		0-0 F8		0-0 HR			0-0 E 1B		4	1	2	2	0	0	1											
Jason Thompson, L (1,3) OBP: 0.443, SLG: 0.633		0-3 K	0-0 G3		0-0 4-3			0-0 F9		4	0	0	0	0	1	2											
Mike Easter, L (1,7) OBP: 0.361, SLG: 0.373		0-0 BB 1B		0-3 K		0-0 6-3		0-0 E4 G6-4-3		4	0	1	0	0	1	1											
Tony Peña, R (1,2) OBP: 0.299, SLG: 0.414		0-0 F8		0-0 E6 2B		0-0 F2		0-0 G6-4-3		4	1	0	0	0	3												
Bill Robinson, R (1,9) OBP: 0.314, SLG: 0.510		4-0 BB		0-0 2B		0-3 K		0-0 HR		3	1	2	2	1	1	0											
Dale Berra, R (1,6) OBP: 0.252, SLG: 0.298		0-0 P6		0-0 F8		0-0 F8		0-0 5-3		4	0	0	0	0	3												
John Candelaria, L (1,1) OBP: 0.385, SLG: 0.452 Enrique Romo, R (2,1) OBP: 0.299, SLG: 1.000 Ken Reitz, R (4,PH) Randy Niemann, L (5,1) Willie Montanez, L (7,PH) Manny Sarmiento, R (8,1) Reggie Walton, R (8,PH) OBP: 0.275, SLG: 0.200			0-0 5-3		0-0 5-3		0-0 4-3		0-0 6-3	0	0	0	0	0	0	0											
Inning Stats	R: 0 E: 0 K: 0 S: 2	H: 0 LOB: 0 BB: 1 P: 6	R: 0 E: 0 K: 1 S: 6	H: 1 LOB: 2 BB: 1 P: 10	R: 1 E: 1 K: 0 S: 5	H: 2 LOB: 1 BB: 0 P: 5	R: 1 E: 1 K: 1 S: 7	H: 1 LOB: 1 BB: 0 P: 7	R: 2 E: 0 K: 0 S: 5	H: 2 LOB: 0 BB: 0 P: 5	R: 0 E: 0 K: 1 S: 5	H: 0 LOB: 0 BB: 0 P: 5	R: 0 E: 1 K: 0 S: 4	H: 1 LOB: 1 BB: 0 P: 4	R: 1 E: 0 K: 0 S: 4	H: 1 LOB: 0 BB: 0 P: 4	1B: 3 2B: 1 3B: 2 HR: 2	SF: 0 SAC: 0 DP: 1 HBP: 0	WP: 0 PA: 37 PB: 0 SB: 0 CS: 1								
PITCHER	IP	WLS	BF	H	R	ER	SO	BB	IBB	HBP	BLK	WP	HR	S	P	ERA	WHIP										
Bill Laskey, R (1,1) ERA: 2.24	7.0	W	29	6	4	3	3	2	0	0	0	0	1	33	41	3.86	1.143										
Dan Schatzeder, L (8,1) ERA: 5.73	2.0		8	2	1	1	0	0	0	0	0	0	1	8	8	4.50	1.000										

San Francisco Giants @ Pittsburgh Pirates
Three Rivers Stadium, Pittsburgh, PA
Fri May 28 1982, 7:05 PM EDT
Att: 7,273 - Unknown

livebaseballscorecards.com

AB 35
R 5
H 8
RBI 5
BB 2
SO 3
LOB 12

Batter	1	2	3	4	5	6	7	8	9	AB	R	H	RBI	BB	SO	LOB	TOP			
Joe Morgan, L (1.4) OBP: 0.371, SLG: 0.354	0-0 WP S 1B		0-0 P6		4-0 SH 1B HR BB	0-0 G3		0-0 S 1B		4	2	2	0	1	0	0	San Francisco Giants @ Pittsburgh Pirates Three Rivers Stadium, Pittsburgh, PA Sat May 29 1982, 7:05 PM EDT Att: 8,283 - Unknown livebaseballscorecards.com			
Jim Wohlford, R (1.7) OBP: 0.395, SLG: 0.471	0-3 K		0-0 6-3		0-0 SH HR 1B	0-0 L6		0-3 K		5	1	1	0	0	2	2				
Chili Davis, S (1.8) OBP: 0.335, SLG: 0.397	0-3 K		0-0		0-0 SH HR			0-0 4-3		4	1	1	0	0	2	2				
Reggie Smith, S (1.3) OBP: 0.347, SLG: 0.459 Dave Bergman, L (7, PR) OBP: 0.345, SLG: 0.327 (7.3)	4-0 WP BB		0-0 P5		0-0 F8			4-0 HR BB		2	0	0	0	2	0	4				
Jack Clark, R (1.9) OBP: 0.330, SLG: 0.438	0-0 P3				4-0 CS BB	0-0 HR		0-0 HR		4	2	2	6	1	0	2				
Tom O'Malley, L (1.5) OBP: 0.335, SLG: 0.415		0-3 K		4-0 HR BB	0-0 F7		4-3			4	1	0	0	1	1	2				
Milt May, L (1.2) OBP: 0.310, SLG: 0.380		4-0 BB		0-0 HR 1B	0-0		4-0 BB			3	1	3	2	2	0	0				
Johnnie LeMaster, R (1.6) OBP: 0.278, SLG: 0.271	0-3 K		0-0 K		0-0 F9		5-3			5	0	0	0	0	2	5				
Mike Chris, L (1.1) OBP: 0.167, SLG: 0.200 Jim Barr, R (4.1) OBP: 0.333, SLG: 0.333 Greg Minton, S (9.1) OBP: 0.333, SLG: 0.667	0-0 F8		0-0 K		0-0 K		0-0 F8		0-0 P4	2	0	0	0	0	1	1				
Inning Stats	R: 1 E: 0 K: 2 S: 8	H: 1 LOB: 1 BB: 1 P: 12	R: 0 E: 0 K: 2 S: 7	H: 0 LOB: 1 BB: 1 P: 11	R: 0 E: 0 K: 0 S: 4	H: 1 LOB: 1 BB: 0 P: 4	R: 2 E: 0 K: 2 S: 7	H: 1 LOB: 2 BB: 1 P: 15	R: 4 E: 0 K: 0 S: 3	H: 3 LOB: 1 BB: 1 P: 11	R: 0 E: 0 K: 1 S: 6	H: 1 LOB: 1 BB: 2 P: 14	R: 0 E: 0 K: 1 S: 6	H: 1 LOB: 1 BB: 0 P: 6	R: 0 E: 0 K: 0 S: 5	H: 2 LOB: 2 BB: 0 P: 5	1B: 7 2B: 0 3B: 0 HR: 3	SF: 0 SAC: 1 DP: 0 HBP: 0	WP: 2 PB: 0 SB: 1 CS: 2	PA: 44
PITCHER	IP WLS BF H R ER SO BB IBB HBP BLK WP HR S P ERA WHIP																			
Don Robinson, R (1.1) ERA: 4.82	6.1 L 32 7 9 9 7 6 0 0 0 0 2 3 40 64 12.79 2.053																			
Rod Scurry, L (7.1) ERA: 3.1	0.2 3 0 0 0 0 1 0 0 0 0 0 0 2 6 0.00 1.500																			
Manny Sarmiento, R (8.1) ERA: 1.08	2.0 9 3 0 0 1 0 0 0 0 0 0 0 11 11 0.00 1.500																			

Batter	1	2	3	4	5	6	7	8	9	AB	R	H	RBI	BB	SO	LOB	BOTTOM					
Omar Moreno, L (1.8) OBP: 0.307, SLG: 0.335	0-0 F2		0-0 FC5 1-3 2B		0-0 S 1B				0-0 SF8 1-3 2B	5	0	3	0	0	0	2	San Francisco Giants @ Pittsburgh Pirates Three Rivers Stadium, Pittsburgh, PA Sat May 29 1982, 7:05 PM EDT Att: 8,283 - Unknown livebaseballscorecards.com					
Lee Lacy, R (1.9) OBP: 0.357, SLG: 0.351	0-0 6-3		0-0 FC5		0-0 4-3			0-0 4-3 2B		5	0	1	0	0	1	6						
Bill Madlock, R (1.5) OBP: 0.341, SLG: 0.409	0-0 6-3		0-0 F7		0-0 5-3			0-0 L5		4	0	0	1	0	0	3						
Jason Thompson, L (1.3) OBP: 0.442, SLG: 0.632		0-0 4-3 5-3 2B		0-0 FC5 HBP 1B		0-3 K		0-0 4-3		5	1	2	0	0	1	2						
Bill Robinson, R (1.7) OBP: 0.291, SLG: 0.472		0-0 4-3		0-0 P6		0-3 K		0-0 F8		4	0	0	0	0	1	3						
Johnny Ray, S (1.4) OBP: 0.346, SLG: 0.406		0-0 5-3		1-0 BB FC5 2B HBP				0-0 F8		3	1	1	1	0	0	0						
Tony Peña, R (1.2) OBP: 0.291, SLG: 0.403	0-0 3-H F6		0-0 F6		0-0 FC5 2B			0-0 F2		4	1	0	0	0	0	3						
Jim Smith, R (1.6) OBP: 0.435, SLG: 0.450			0-0 5-3		4-0 2B BB			0-0 L6		3	1	0	0	1	0	1						
Don Robinson, R (1.1) OBP: 0.360, SLG: 0.440 Rod Scurry, L (7.1) OBP: 0.333, SLG: 0.333 Manny Sarmiento, R (8.1) OBP: 0.428, SLG: 0.333 Willie Montanez, L (9, PH) OBP: 0.320, SLG: 0.360			0-0 2B FC5 1B		1-2 2-H 2-H 3-H 2B			0-0 1B		3	0	3	3	0	0	0						
Inning Stats	R: 0 E: 0 K: 0 S: 3	H: 0 LOB: 0 BB: 0 P: 3	R: 1 E: 0 K: 0 S: 4	H: 1 LOB: 0 BB: 0 P: 4	R: 0 E: 0 K: 0 S: 5	H: 2 LOB: 2 BB: 0 P: 5	R: 3 E: 0 K: 0 S: 6	H: 3 LOB: 2 BB: 1 P: 11	R: 0 E: 0 K: 2 S: 7	H: 0 LOB: 0 BB: 0 P: 7	R: 0 E: 0 K: 0 S: 5	H: 2 LOB: 2 BB: 0 P: 5	R: 0 E: 0 K: 0 S: 4	H: 1 LOB: 1 BB: 0 P: 4	R: 0 E: 0 K: 0 S: 3	H: 0 LOB: 0 BB: 0 P: 3	R: 1 E: 0 K: 1 S: 7	H: 2 LOB: 1 BB: 0 P: 7	1B: 6 2B: 5 3B: 0 HR: 0	SF: 1 SAC: 0 DP: 0 HBP: 1	WP: 0 PB: 0 SB: 1 CS: 0	PA: 40
PITCHER	IP WLS BF H R ER SO BB IBB HBP BLK WP HR S P ERA WHIP																					
Mike Chris, L (1.1) ERA: 4.2	3.2 19 6 4 4 0 1 0 1 0 0 0 0 17 22 9.82 1.909																					
Jim Barr, R (4.1) ERA: 2.5	4.1 W 16 3 0 0 2 0 0 0 0 0 0 0 20 20 0.00 0.692																					
Greg Minton, R (9.1) ERA: 2.18	1.0 5 2 1 1 1 0 0 0 0 0 0 0 7 7 9.00 2.000																					

Batter	1	2	3	4	5	6	7	8	9	10	11	12	13	AB	R	H	RBI	BB	SO	LOB	TOP					
Joe Morgan, L OBP: 0.362, SLG: 0.378 (10, PR) Jeff Ransom, R OBP: 0.255, SLG: 0.159 (10, 2)														5	1	3	0	1	0	3						
Jim Wohlford, R OBP: 0.410, SLG: 0.516 (3, 9)														6	0	4	2	0	0	2						
Chili Davis, S OBP: 0.333, SLG: 0.393 (1, 8)														7	1	2	2	0	0	7						
Reggie Smith, S OBP: 0.333, SLG: 0.435 (1, 3)														7	1	1	0	0	2	6						
Jack Clark, R OBP: 0.326, SLG: 0.432 Champ Summers, L OBP: 0.291, SLG: 0.319 (3, 7)														2	0	0	0	0	1	2						
Tom O'Malley, L OBP: 0.349, SLG: 0.386 (10, 6) (11, 4) (12, 6)														4	0	0	0	3	0	2						
Milt May, L OBP: 0.328, SLG: 0.391 Bob Grady, R OBP: 0.353, SLG: 0.428 (6, PR) (6, 2) (10, 5)														2	1	2	0	1	0	0						
Johnnie LeMaster, R OBP: 0.266, SLG: 0.279 Darrel Cook, L OBP: 0.253, SLG: 0.263 Guy Suter, R OBP: 0.276, SLG: 0.283 (7, PH) (7, 6) (11, 8) (12, 4)														3	1	2	0	0	0	1						
Rich Gale, R OBP: 0.270, SLG: 0.283 Fred Braining, R OBP: 0.250, SLG: 0.263 Duane Kuiper, S OBP: 0.248, SLG: 0.263 Gary Lavelle, S OBP: 0.250, SLG: 0.263 Greg Minton, R OBP: 0.250, SLG: 0.263 Rene Minton, L OBP: 0.250, SLG: 0.263 Jim Barr, R OBP: 0.250, SLG: 0.263 (11, 1) (12, 1) (6, PH) (6, 1) (6, 1) (12, 6) (12, 4) (12, 1)														1	0	0	0	0	1	2						
Inning Stats	R: 1 E: 1 K: 2 S: 10	H: 2 LOB: 2 BB: 0 P: 10	R: 2 E: 0 K: 1 S: 7	H: 2 LOB: 2 BB: 2 P: 15	R: 0 E: 0 K: 0 S: 4	H: 1 LOB: 1 BB: 0 P: 4	R: 0 E: 0 K: 1 S: 6	H: 1 LOB: 1 BB: 0 P: 6	R: 0 E: 1 K: 1 S: 6	H: 1 LOB: 1 BB: 1 P: 10	R: 0 E: 0 K: 0 S: 3	H: 1 LOB: 1 BB: 0 P: 4	R: 0 E: 0 K: 0 S: 3	H: 2 LOB: 2 BB: 1 P: 9	R: 0 E: 0 K: 1 S: 7	H: 2 LOB: 2 BB: 0 P: 7	R: 0 E: 0 K: 0 S: 3	H: 0 LOB: 0 BB: 0 P: 3	1B: 11 2B: 4 3B: 1 HR: 0	SF: 3 SAC: 1 DP: 1 HBP: 0	WIP: 0 PB: 0 SB: 1 CS: 0	PA: 61				
PITCHER	IP WLS BF H R ER SO P ERA WHIP	IP WLS BF H R ER SO P ERA WHIP	IP WLS BF H R ER SO P ERA WHIP	IP WLS BF H R ER SO P ERA WHIP	IP WLS BF H R ER SO P ERA WHIP	IP WLS BF H R ER SO P ERA WHIP	IP WLS BF H R ER SO P ERA WHIP	IP WLS BF H R ER SO P ERA WHIP	IP WLS BF H R ER SO P ERA WHIP	IP WLS BF H R ER SO P ERA WHIP	IP WLS BF H R ER SO P ERA WHIP	IP WLS BF H R ER SO P ERA WHIP	IP WLS BF H R ER SO P ERA WHIP	IP WLS BF H R ER SO P ERA WHIP	IP WLS BF H R ER SO P ERA WHIP	IP WLS BF H R ER SO P ERA WHIP	IP WLS BF H R ER SO P ERA WHIP	IP WLS BF H R ER SO P ERA WHIP	IP WLS BF H R ER SO P ERA WHIP	IP WLS BF H R ER SO P ERA WHIP	IP WLS BF H R ER SO P ERA WHIP	IP WLS BF H R ER SO P ERA WHIP	IP WLS BF H R ER SO P ERA WHIP			
Rick Rhoden, R ERA: 7.0 Rod Scurry, L ERA: 3.0 Kent Tekulve, R ERA: 1.9 Enrique Romo, R ERA: 5.19 Randy Niemann, L ERA: 9.0 (1, 1) (6, 1) (7, 1) (8, 1) (11, 1)	5.0 1.0 2.0 2.0 2.0	26 7 6 8 11	8 2 1 1 4	4 1 0 0 1	4 0 0 0 1	4 0 0 0 1	4 0 0 0 0	4 0 0 0 0	4 0 0 0 0	4 0 0 0 0	4 0 0 0 0	4 0 0 0 0	4 0 0 0 0	4 0 0 0 0	4 0 0 0 0	4 0 0 0 0	4 0 0 0 0	4 0 0 0 0	4 0 0 0 0	4 0 0 0 0	4 0 0 0 0	4 0 0 0 0	4 0 0 0 0	4 0 0 0 0		
Batter	1	2	3	4	5	6	7	8	9	10	11	12	13	AB <td>R <td>H <td>RBI <td>BB <td>SO <td>LOB <td>BOTTOM</td> </td></td></td></td></td></td>	R <td>H <td>RBI <td>BB <td>SO <td>LOB <td>BOTTOM</td> </td></td></td></td></td>	H <td>RBI <td>BB <td>SO <td>LOB <td>BOTTOM</td> </td></td></td></td>	RBI <td>BB <td>SO <td>LOB <td>BOTTOM</td> </td></td></td>	BB <td>SO <td>LOB <td>BOTTOM</td> </td></td>	SO <td>LOB <td>BOTTOM</td> </td>	LOB <td>BOTTOM</td>	BOTTOM					
Omar Moreno, L OBP: 0.311, SLG: 0.328 (1, 8)														4	1	0	0	3	2	2						
Lee Lacy, R OBP: 0.352, SLG: 0.346 (1, 9) (12, 5)														7	0	2	0	0	1	2						
Johnny Ray, S OBP: 0.356, SLG: 0.443 (1, 4)														6	3	4	2	0	0	2						
Jason Thompson, L OBP: 0.444, SLG: 0.637 (1, 3)														5	1	2	1	1	1	2						
Mike Easler, L OBP: 0.397, SLG: 0.380 Bill Robinson, R OBP: 0.310, SLG: 0.463 (7, PH) (8, 7) (12, 9)														3	1	2	1	0	0	0						
Dale Berra, R OBP: 0.286, SLG: 0.295 Willie Montanez, L OBP: 0.308, SLG: 0.346 Ken Reltz, R OBP: 0.339, SLG: 0.409 Bill Madlock, R OBP: 0.339, SLG: 0.409 Tony Peña, R OBP: 0.291, SLG: 0.403 Steve Nicosia, R OBP: 0.267, SLG: 0.250 (1, 5) (6, PH) (10, 5) (11, PH) (12, 2)														1	1	0	0	2	0	3						
Jim Smith, R OBP: 0.370, SLG: 0.391 (1, 6)														3	0	0	1	0	1	2						
Rich Gale, R ERA: 4.88 Fred Braining, R ERA: 3.51 Gary Lavelle, L ERA: 2.93 Greg Minton, R ERA: 2.19 Jim Barr, R ERA: 2.65 (1, 1) (3, 1) (6, 1) (8, 1) (12, 1)	2.1 2.2 2.0 4.0 1.1	15 8 10 19 5	5 1 0 5 1	5 0 0 1 1	0 0 0 0 0	0 0 0 0 0	0 0 0 0 0	0 0 0 0 0	0 0 0 0 0	0 0 0 0 0	0 0 0 0 0	0 0 0 0 0	0 0 0 0 0	2	1	0	0	0	0	2						
Inning Stats	R: 1 E: 0 K: 0 S: 3	H: 1 LOB: 0 BB: 1 P: 7	R: 2 E: 0 K: 0 S: 4	H: 3 LOB: 1 BB: 1 P: 11	R: 0 E: 0 K: 1 S: 7	H: 0 LOB: 0 BB: 0 P: 7	R: 0 E: 0 K: 1 S: 5	H: 1 LOB: 0 BB: 0 P: 5	R: 0 E: 2 K: 2 S: 9	H: 0 LOB: 3 BB: 1 P: 13	R: 0 E: 0 K: 0 S: 3	H: 1 LOB: 1 BB: 1 P: 7	R: 0 E: 0 K: 0 S: 4	H: 1 LOB: 2 BB: 1 P: 8	R: 0 E: 0 K: 0 S: 3	H: 1 LOB: 1 BB: 0 P: 4	R: 1 E: 0 K: 0 S: 5	H: 2 LOB: 2 BB: 1 P: 9	R: 0 E: 0 K: 0 S: 3	H: 0 LOB: 0 BB: 0 P: 3	R: 1 E: 0 K: 0 S: 2	H: 1 LOB: 0 BB: 0 P: 2	1B: 7 2B: 4 3B: 1 HR: 1	SF: 3 SAC: 2 DP: 1 HBP: 2	WIP: 0 PB: 1 SB: 4 CS: 2	PA: 58
PITCHER	IP WLS BF H R ER SO P ERA WHIP	IP WLS BF H R ER SO P ERA WHIP	IP WLS BF H R ER SO P ERA WHIP	IP WLS BF H R ER SO P ERA WHIP	IP WLS BF H R ER SO P ERA WHIP	IP WLS BF H R ER SO P ERA WHIP	IP WLS BF H R ER SO P ERA WHIP	IP WLS BF H R ER SO P ERA WHIP	IP WLS BF H R ER SO P ERA WHIP	IP WLS BF H R ER SO P ERA WHIP	IP WLS BF H R ER SO P ERA WHIP	IP WLS BF H R ER SO P ERA WHIP	IP WLS BF H R ER SO P ERA WHIP	IP WLS BF H R ER SO P ERA WHIP	IP WLS BF H R ER SO P ERA WHIP	IP WLS BF H R ER SO P ERA WHIP	IP WLS BF H R ER SO P ERA WHIP	IP WLS BF H R ER SO P ERA WHIP	IP WLS BF H R ER SO P ERA WHIP	IP WLS BF H R ER SO P ERA WHIP	IP WLS BF H R ER SO P ERA WHIP	IP WLS BF H R ER SO P ERA WHIP	IP WLS BF H R ER SO P ERA WHIP	IP WLS BF H R ER SO P ERA WHIP		

San Francisco Giants @ Pittsburgh Pirates
Three Rivers Stadium, Pittsburgh, PA
Sun May 30 1982, 3:33 AM EDT
Att: 18,279 - Unknown

AB 53
R 6
H 16
RBI 6
BB 5
SO 6
LOB 32



BOTTOM

San Francisco Giants @ Pittsburgh Pirates
Three Rivers Stadium, Pittsburgh, PA
Sun May 30 1982, 3:33 AM EDT
Att: 18,279 - Unknown

AB 41
R 7
H 12
RBI 6
BB 9
SO 6
LOB 26



Batter	1	2	3	4	5	6	7	8	9	AB	R	H	RBI	BB	SO	LOB	TOP																	
Steve Sax, R OBP: 0.369, SLG: 0.363 (1, 4)										4	0	2	0	0	0	2	Los Angeles Dodgers @ Pittsburgh Pirates Three Rivers Stadium, Pittsburgh, PA Mon May 31 1982, 3:33 AM EDT Att: 7,826 - Unknown livebaseballscorecards.com																	
Jorge Orta, L OBP: 0.356, SLG: 0.462 (1, 9)										5	0	1	0	0	1	2																		
Dusty Baker Jr., R OBP: 0.363, SLG: 0.485 (1, 7)										5	0	1	0	0	0	3																		
Pedro Guerrero, R OBP: 0.381, SLG: 0.579 (1, 8)										5	2	2	0	0	0	3																		
Steve Garvey, R OBP: 0.265, SLG: 0.379 (1, 3)										4	2	2	1	0	1	3																		
Ron Cey, R OBP: 0.300, SLG: 0.343 (1, 5)										4	0	1	1	0	2	2																		
Mike Scioscia, L OBP: 0.342, SLG: 0.328 (1, 2)										3	1	1	2	0	1	1																		
Derrel Thomas, S OBP: 0.341, SLG: 0.306 (8, PH)										2	0	0	0	1	0	0																		
Rick Monday, L OBP: 0.444, SLG: 0.478 Mark Belanger, R OBP: 0.278, SLG: 0.294 (8, 6)										0	0	0	0	1	0	0																		
Ted Power, R Ron Roenicke, S Steve Howe, L Ken Landreaux, L Tom Niedenfuer, R Terry Forster, L (1, 1) (7, PH) (7, 1) (8, PH) (8, 1) (8, 1)										2	0	0	0	0	2	2																		
Inning Stats	R: 0 E: 0 K: 0 S: 4	H: 2 LOB: 1 BB: 0 P: 4	R: 2 E: 0 K: 2 S: 9	H: 2 LOB: 0 BB: 0 P: 9	R: 0 E: 0 K: 0 S: 3	H: 0 LOB: 0 BB: 0 P: 3	R: 1 E: 0 K: 1 S: 7	H: 2 LOB: 2 BB: 1 P: 11	R: 0 E: 0 K: 1 S: 7	H: 0 LOB: 0 BB: 0 P: 7	R: 0 E: 0 K: 2 S: 6	H: 1 LOB: 1 BB: 0 P: 6	R: 2 E: 0 K: 0 S: 6	H: 2 LOB: 2 BB: 1 P: 10	R: 0 E: 0 K: 0 S: 3	H: 0 LOB: 0 BB: 0 P: 3	1B: 8 2B: 1 3B: 0 HR: 2	SF: 2 SAC: 1 DP: 0 HBP: 0	WP: 1 PB: 0 SB: 1 CS: 1	PA: 40														
PITCHER	IP WLS BF H R ER SO BB IBB HBP BLK WP HR S P ERA WHIP																																	
Paul Moskau, R ERA: 4.97 (1, 1)	2.0	9	4	2	2	2	2	0	0	0	0	0	0	2	13	13	9.00	2.000																
Manny Sarmiento, R ERA: 1.29 (3, 1)	3.0	14	4	1	1	2	0	1	0	0	1	0	17	21	3.00	1.333																		
Enrique Romo, R ERA: 4.82 (6, 1)	2.0	7	1	0	0	3	0	0	0	0	0	0	13	13	0.00	0.500																		
Kent Tekulve, R ERA: 1.59 (8, 1)	2.0	L	10	2	2	2	0	1	0	0	0	0	9	13	9.00	1.500																		

Batter	1	2	3	4	5	6	7	8	9	AB	R	H	RBI	BB	SO	LOB	BOTTOM															
Omar Moreno, L OBP: 0.311, SLG: 0.325 (1, 8)										2	1	0	0	1	0	0	Los Angeles Dodgers @ Pittsburgh Pirates Three Rivers Stadium, Pittsburgh, PA Mon May 31 1982, 3:33 AM EDT Att: 7,826 - Unknown livebaseballscorecards.com															
Enrique Romo, R OBP: 0.300, SLG: 1.000 (7, PH)										4	0	1	0	1	1																	
Bill Robinson, R OBP: 0.305, SLG: 0.455 Ken Reitz, R (9, PH)										5	1	2	1	0	1																	
Lee Lacy, R OBP: 0.354, SLG: 0.341 (1, 9)										4	0	1	0	1	1																	
Bill Madlock, R OBP: 0.340, SLG: 0.414 (1, 5)										5	1	2	1	0	1																	
Jason Thompson, L OBP: 0.450, SLG: 0.665 (1, 3)										4	2	3	2	0	2																	
Mike Easter, L OBP: 0.357, SLG: 0.368 (1, 7)										4	0	0	0	0	4																	
Johnny Ray, S OBP: 0.346, SLG: 0.436 (1, 4)										3	0	0	1	0	1																	
Dale Berra, R OBP: 0.266, SLG: 0.294 (1, 6)										4	0	1	0	0	2																	
Steve Nicosia, R OBP: 0.242, SLG: 0.226 Willie Montanez, L OBP: 0.333, SLG: 0.346 (8, PH) (9, 7)										3	0	0	0	0	1																	
Paul Moskau, R Manny Sarmiento, R Reggie Watson, R Willie Stargel, L Tony Peña, R (1, 1) (3, 1) (5, PH) (8, 7) (8, PH) (9, 2)										0	0	0	0	0	0																	
Inning Stats	R: 1 E: 0 K: 0 S: 3	H: 1 LOB: 2 BB: 2 P: 11	R: 0 E: 0 K: 0 S: 3	H: 0 LOB: 0 BB: 0 P: 3	R: 0 E: 0 K: 1 S: 5	H: 0 LOB: 0 BB: 0 P: 5	R: 2 E: 0 K: 0 S: 6	H: 3 LOB: 1 BB: 0 P: 6	R: 0 E: 0 K: 0 S: 4	H: 1 LOB: 1 BB: 0 P: 4	R: 0 E: 0 K: 2 S: 8	H: 1 LOB: 1 BB: 0 P: 8	R: 1 E: 2 K: 0 S: 6	H: 1 LOB: 3 BB: 1 P: 10	R: 0 E: 0 K: 1 S: 5	H: 0 LOB: 0 BB: 0 P: 5	1B: 4 2B: 3 3B: 0 HR: 1	SF: 1 SAC: 0 DP: 1 HBP: 0	WP: 1 PB: 0 SB: 2 CS: 0	PA: 39												
PITCHER	IP WLS BF H R ER SO BB IBB HBP BLK WP HR S P ERA WHIP																															
Ted Power, R ERA: 5.76 (1, 1)	6.0	25	6	3	3	1	2	0	0	0	0	0	8	8	4.50	1.333																
Steve Howe, L ERA: 2.52 (7, 1)	1.0	W	4	1	0	0	2	0	0	0	0	0	8	8	0.00	1.000																
Tom Niedenfuer, R ERA: 4.61 (8, 1)	0.2	6	1	1	1	0	0	1	0	0	0	1	5	9	13.50	1.500																
Terry Forster, L ERA: 4.13 (8, 1)	1.1	S	4	0	0	0	1	0	0	0	0	0	6	6	0.00	0.000																

Batter	1	2	3	4	5	6	7	8	9	AB	R	H	RBI	BB	SO	LOB	TOP										
Steve Sax, R (1.4)	F8			F9		G6-4-3 1B			1B	4	0	2	0	0	0	0											
Bill Russell, R (1.6)	4-3			1B		G6-4-3 1-2			F3	4	0	1	0	0	0	2											
Dusty Baker Jr., R (1.7)	F9			F8			6-3		K	4	0	0	0	0	1	2											
Pedro Guerrero, R (1.8)		F3		F8			F9		F8	4	0	0	0	0	0	2											
Steve Garvey, R (1.3)	4-3			F8			K			3	0	0	0	0	1	0											
Ron Cey, R (1.5)	K			HR				P6		3	1	1	1	0	1	0											
Ron Roenicke, S (1.9)			K	5-3				F9 2B		3	0	1	0	0	1	0											
Steve Yeager, R (1.2)			K	5-3				F9 2-3		3	0	0	0	0	1	1											
Jerry Reuss, L (1.1)			K					5-3		1	0	0	0	0	1	0											
Derrel Thomas, S (6, PH)										1	0	0	0	0	1	0											
Vicente Romo, R (6, PH)										0	0	0	0	0	0	0											
Jose Morales, R (8, PH)										1	0	0	0	0	0	1											
Steve Howe, L (8, 1)										0	0	0	0	0	0	0											
Inning Stats	R: 0 E: 0 K: 0 S: 3	H: 0 LOB: 0 BB: 0 P: 3	R: 0 E: 0 K: 1 S: 5	H: 0 LOB: 0 BB: 0 P: 5	R: 0 E: 0 K: 3 S: 9	H: 0 LOB: 0 BB: 0 P: 9	R: 0 E: 0 K: 0 S: 4	H: 1 LOB: 1 BB: 0 P: 4	R: 1 E: 0 K: 0 S: 4	H: 1 LOB: 0 BB: 0 P: 4	R: 0 E: 0 K: 1 S: 5	H: 1 LOB: 0 BB: 0 P: 5	R: 0 E: 0 K: 1 S: 5	H: 0 LOB: 0 BB: 0 P: 5	R: 0 E: 0 K: 0 S: 4	H: 1 LOB: 1 BB: 0 P: 4	R: 0 E: 0 K: 1 S: 6	H: 1 LOB: 1 BB: 0 P: 6	1B: 3 2B: 1 3B: 0 HR: 1	SF: 0 SAC: 0 DP: 1 HBP: 0	WP: 0 PB: 0 SB: 0 CS: 0	PA: 31					
PITCHER	IP	WLS	BF	H	R	ER	SO	BB	IBB	HBP	BLK	WP	HR	S	P	ERA	WHIP										
John Candelaria, L (1.1)	7.0	W	23	3	1	1	6	0	0	0	0	0	1	35	35	1.29	0.429										
Rod Scurry, L (8, 1)	1.1		6	2	0	0	0	0	0	0	0	0	0	6	6	0.00	1.500										
Kent Tekulve, R (9, 1)	0.2	S	2	0	0	0	1	0	0	0	0	0	0	4	4	0.00	0.000										

Los Angeles Dodgers @ Pittsburgh Pirates
 Three Rivers Stadium, Pittsburgh, PA
 Tue Jun 01 1982, 7:05 PM EDT
 Att: 5,189 - Unknown

AB 31
 R 1
 H 5
 RBI 1
 BB 0
 SO 7
 LOB 8





Batter	1	2	3	4	5	6	7	8	9	AB	R	H	RBI	BB	SO	LOB	BOTTOM										
Omar Moreno, L (1.8)	4-3	4-3			G3	K				4	0	0	0	0	1	2											
Lee Lacy, R (1.9)	HR			6-3 S HBP	4-3 S 1B		K			3	1	2	0	0	1	0											
Bill Madlock, R (1.5)	HR			6-3	4-3 IBB		P5			3	1	1	2	1	0	1											
Jason Thompson, L (1.3)	6-3			K	4-3		G3			4	0	0	0	0	1	3											
Bill Robinson, R (1.7)	5-3			5-3				4-3 1B		3	0	1	0	1	0	1											
Johnny Ray, S (1.4)		F3 BB WP 1B		F8	1-3			4-3		4	1	1	0	0	0	4											
Dale Berra, R (1.6)		WP SH1-3 BB		5-3		1-3		K		3	0	0	0	1	1	1											
Steve Nicosia, R (1.2)		F3				4-3 2B				3	0	2	0	1	0	2											
John Candelaria, L (1.1)										2	0	0	0	0	0	2											
Rod Scurry, L (8, 1)		SH1-3		1-3		4-3				1	0	0	0	0	1	2											
Kent Tekulve, R (9, 1)								K		0	0	0	0	0	0	0											
Inning Stats	R: 2 E: 0 K: 0 S: 5	H: 2 LOB: 0 BB: 0 P: 5	R: 1 E: 0 K: 0 S: 4	H: 1 LOB: 1 BB: 1 P: 8	R: 0 E: 0 K: 1 S: 5	H: 0 LOB: 0 BB: 0 P: 6	R: 0 E: 0 K: 0 S: 4	H: 1 LOB: 1 BB: 0 P: 4	R: 0 E: 0 K: 0 S: 4	H: 1 LOB: 3 BB: 2 P: 12	R: 0 E: 0 K: 1 S: 6	H: 1 LOB: 1 BB: 0 P: 6	R: 0 E: 0 K: 1 S: 5	H: 0 LOB: 0 BB: 0 P: 5	R: 0 E: 0 K: 2 S: 8	H: 1 LOB: 2 BB: 1 P: 12	1B: 5 2B: 1 3B: 0 HR: 1	SF: 0 SAC: 1 DP: 0 HBP: 1	WP: 1 PB: 0 SB: 2 CS: 0	PA: 36							
PITCHER	IP	WLS	BF	H	R	ER	SO	BB	IBB	HBP	BLK	WP	HR	S	P	ERA	WHIP										
Jerry Reuss, L (1.1)	5.0	L	24	5	3	3	1	0	0	0	0	0	0	11	11	0.00	0.500										
Vicente Romo, R (6, 1)	2.0		7	1	0	0	2	0	0	0	0	0	0	11	11	0.00	0.500										
Steve Howe, L (8, 1)	1.0		5	1	0	0	2	0	1	0	0	0	0	8	12	0.00	1.000										

Los Angeles Dodgers @ Pittsburgh Pirates
 Three Rivers Stadium, Pittsburgh, PA
 Tue Jun 01 1982, 7:05 PM EDT
 Att: 5,189 - Unknown

AB 30
 R 3
 H 7
 RBI 2
 BB 4
 SO 5
 LOB 18



Batter	1	2	3	4	5	6	7	8	9	AB	R	H	RBI	BB	SO	LOB	TOP					
Steve Sax, R OBP: 0.377, SLG: 0.368	1B HR BB	1-3		FC6-5 2H 1B		1B		3-1 1-2		4	1	2	1	1	0	1	Los Angeles Dodgers @ Pittsburgh Pirates Three Rivers Stadium, Pittsburgh, PA Wed Jun 02 1982, 7:05 PM EDT Att: 8,535 - Unknown					
Jorge Orta, L OBP: 0.348, SLG: 0.446			4-3	K		P3		G3		4	1	1	0	0	1	2						
Derrel Thomas, S OBP: 0.326, SLG: 0.289	1-3 HR 1B									1	0	0	0	0	0	1						
Steve Garvey, R OBP: 0.259, SLG: 0.374	K		1B 2B	FC6-5-4 1-2			2-3		6-3	5	1	1	0	0	1	3						
Rick Monday, L OBP: 0.447, SLG: 0.514			E 1B 1B BB	4-3			K		1B 2B	3	2	1	3	1	1	1						
Ron Roenicke, S OBP: 0.357, SLG: 0.455	1-H 3-H HR									1	0	1	0	0	0	0						
Ron Cey, R OBP: 0.318, SLG: 0.376			E8 1B 1B BB	4-3		G4-3 BB	E7 1B 2B		1B IBB	3	1	3	1	2	0	0						
Ken Landreaux, L OBP: 0.333, SLG: 0.340	F8		4-3	G4-3					K	4	0	1	1	0	0	4						
Steve Howe, L				1-2						0	0	0	0	0	0	0						
Jose Morales, R OBP: 0.364, SLG: 0.222				1-2						1	0	0	0	0	1	2						
Steve Yeager, R OBP: 0.314, SLG: 0.400										0	0	0	0	0	0	0						
Mike Scioscia, L OBP: 0.340, SLG: 0.328	F7									4	0	1	1	0	1	2						
Dusty Baker Jr., R OBP: 0.359, SLG: 0.477			FC6-4 1B							1	0	1	0	0	0	0						
Vicente Romo, R										0	0	0	0	0	0	0						
Tom Niedenfuer, R			2-3 3-H 1B						1-2 2-3 1B	0	0	0	0	0	0	0						
Bill Russell, R OBP: 0.353, SLG: 0.319			K	FC6-4 1-2			F8		2-3	5	0	0	0	0	1	5						
1-3																						
Bob Welch, R OBP: 0.125, SLG: 0.161										2	1	1	0	0	1	0						
Terry Forster, L										1	0	0	0	0	0	0						
Pedro Guerrero, R OBP: 0.377, SLG: 0.569			K	PB 1B 2B			L6		3-1 1B	1	0	1	0	0	0	0						
										1	0	1	0	0	0	0						
Inning Stats	R: 3 E: 0 K: 1 S: 8	H: 3 LOB: 1 BB: 1 P: 12	R: 0 E: 0 K: 2 S: 7	H: 0 LOB: 0 BB: 0 P: 7	R: 2 E: 1 K: 0 S: 6	H: 3 LOB: 2 BB: 1 P: 10	R: 1 E: 0 K: 1 S: 7	H: 2 LOB: 1 BB: 0 P: 7	R: 0 E: 0 K: 0 S: 2	H: 0 LOB: 0 BB: 1 P: 6	R: 0 E: 0 K: 0 S: 4	H: 1 LOB: 1 BB: 0 P: 4	R: 1 E: 1 K: 2 S: 9	H: 2 LOB: 1 BB: 0 P: 9	R: 0 E: 0 K: 0 S: 4	H: 1 LOB: 3 BB: 1 P: 4	R: 0 E: 0 K: 1 S: 7	H: 2 LOB: 3 BB: 1 P: 11	1B: 9 2B: 4 3B: 0 HR: 1	SF: 0 SAC: 0 DP: 1 HBP: 0	WP: 0 PB: 1 SB: 2 CS: 0	PA: 44
PITCHER	IP WLS BF H R ER SO BB IBB HBP BLK WP HR S P ERA WHIP	IP WLS BF H R ER SO BB IBB HBP BLK WP HR S P ERA WHIP															IP WLS BF H R ER SO BB IBB HBP BLK WP HR S P ERA WHIP					
Eddie Solomon, R ERA: 6.75	2.1 8 14 5 5 5 3 2 0 0 0 0 0 1 18 26 19.29 3.000																					
Randy Niemann, L ERA: 8.38	3.1 1.2 8 3 1 1 1 0 0 0 0 0 0 0 10 10 5.40 1.800																					
Manny Sarmiento, R ERA: 1.2	5.1 2.0 7 1 0 0 0 1 0 0 0 0 0 0 6 10 0.00 1.000																					
Enrique Romo, R ERA: 4.85	7.1 1.2 8 3 1 1 2 0 0 0 0 0 0 0 12 12 5.40 1.800																					
Rod Scurry, L ERA: 2.76	8.1 1.1 W 7 2 0 0 1 0 1 0 0 0 0 8 12 0.00 1.500																					
Batter	1	2	3	4	5	6	7	8	9	AB	R	H	RBI	BB	SO	LOB	BOTTOM					
Omar Moreno, L OBP: 0.307, SLG: 0.330	2B 1B 1B		4-3 3B	K		F9		4-3 2-3		5	2	2	0	0	1	2	Los Angeles Dodgers @ Pittsburgh Pirates Three Rivers Stadium, Pittsburgh, PA Wed Jun 02 1982, 7:05 PM EDT Att: 8,535 - Unknown					
Lee Lacy, R OBP: 0.390, SLG: 0.374	1-3 1B 2B		4-3 2B BB			1B 4-3 1B		F9		3	2	2	0	2	0	0						
Johnny Ray, S OBP: 0.353, SLG: 0.436	2H 3H 1B		4-3	4-3 1-2 1-3 1B		4-3 1-3 1B		6-3		5	1	3	2	0	0	3						
Jason Thompson, L OBP: 0.435, SLG: 0.641	F8		2H 2B			K		FC4-6 1B 1B		5	1	1	1	0	1	4						
Mike Easter, L OBP: 0.371, SLG: 0.390	2H 3B		4-3 BB			4-3		1B		3	1	2	2	2	0	1						
Dale Berra, R OBP: 0.285, SLG: 0.286	F9		4-3 BB			1-3 3-H 1B		1B		4	0	1	1	0	0	4						
Willie Stargell, L OBP: 0.250, SLG: 0.167			F8			1-3				0	0	0	0	1	0	0						
Jim Smith, R OBP: 0.370, SLG: 0.391								1-2 3-H 1B		0	1	0	0	0	0	0						
Ken Reitz, R								1-2 2-H 1B		4	0	1	1	0	0	4						
Bill Robinson, R OBP: 0.313, SLG: 0.441			K			SH3 HBP		P6		1	0	0	0	0	0	2						
Rod Scurry, L OBP: 0.200, SLG: 0.200										0	0	0	0	0	0	0						
Willie Montanez, L OBP: 0.357, SLG: 0.370										1	0	1	0	0	0	0						
Steve Nicosia, R OBP: 0.293, SLG: 0.289			F8			SH3				4	0	1	0	0	1	3						
Eddie Solomon, R ERA: 6.75										1	0	0	0	0	1	0						
Randy Niemann, L ERA: 8.38										0	0	0	0	0	0	0						
Reggie Walton, R										1	0	0	0	0	0	0						
Manny Sarmiento, R ERA: 1.2										0	0	0	0	0	0	0						
Bill Madlock, R OBP: 0.302, SLG: 0.428										1	0	0	0	0	0	1						
Enrique Romo, R ERA: 4.85										0	0	0	0	0	0	0						
Tony Peña, R OBP: 0.326, SLG: 0.407										1	0	1	2	0	0	0						
Inning Stats	R: 2 E: 0 K: 0 S: 6	H: 4 LOB: 1 BB: 0 P: 6	R: 0 E: 0 K: 2 S: 7	H: 0 LOB: 0 BB: 0 P: 7	R: 2 E: 0 K: 1 S: 7	H: 2 LOB: 2 BB: 2 P: 15	R: 0 E: 0 K: 1 S: 5	H: 0 LOB: 0 BB: 0 P: 5	R: 1 E: 0 K: 1 S: 7	H: 2 LOB: 1 BB: 0 P: 7	R: 0 E: 0 K: 0 S: 3	H: 0 LOB: 1 BB: 0 P: 4	R: 1 E: 0 K: 0 S: 6	H: 3 LOB: 2 BB: 0 P: 6	R: 0 E: 0 K: 0 S: 4	H: 1 LOB: 2 BB: 1 P: 8	R: 2 E: 0 K: 1 S: 6	H: 2 LOB: 2 BB: 2 P: 14	1B: 10 2B: 2 3B: 2 HR: 0	SF: 0 SAC: 2 DP: 0 HBP: 1	WP: 0 PB: 0 SB: 1 CS: 0	PA: 45
PITCHER	IP WLS BF H R ER SO BB IBB HBP BLK WP HR S P ERA WHIP	IP WLS BF H R ER SO BB IBB HBP BLK WP HR S P ERA WHIP															IP WLS BF H R ER SO BB IBB HBP BLK WP HR S P ERA WHIP					
Bob Welch, R ERA: 3.84	4.0 21 8 5 5 4																					
Terry Forster, L ERA: 4.05	2.2 11 2 1 1 1 0 0 0 1 0 0 0 12 13 3.38 0.750																					
Steve Howe, L ERA: 2.3	7.1 1.1 7 2 0 0 0 1 0 0 0 0 0 6 10 0.00 2.250																					
Vicente Romo, R ERA: 2.84	9.1 0.1 L 4 1 2 2 0 2 0 0 0 0 0 2 10 54.00 9.000																					
Tom Niedenfuer, R ERA: 4.5	9.1 0.1 2 1 0 0 1 0 0 0 0 0 0 4 4 0.00 3.000																					
AB	R	H	RBI	BB	SO	LOB											WP	PA				
40	7	14	7	4	7	21											0	44				
																						
AB	R	H	RBI	BB	SO	LOB											WP	PA				
37	8	14	8	5	6	22											0	45				
																						

Batter	1	2	3	4	5	6	7	8	9	AB	R	H	RBI	BB	SO	LOB	TOP											
Alan Wiggins, S OBP: 0.373, SLG: 0.356 (1, 7)	6-3		K			4-3 BLK SF8 1B		F7		F8							5 1 1 0 0 1 0											
Gene Richards, L OBP: 0.310, SLG: 0.315 (1, 3)	4-3					4-3 1-3 1B				F8							4 0 1 0 1 0 1											
Garry Templeton, S OBP: 0.282, SLG: 0.365 (1, 6)	PB 2B		F8					SF8		4-3							4 0 1 1 0 0 2											
Ruppert Jones, L OBP: 0.453, SLG: 0.556 (1, 8)	4-0 2-3 BB				4-3					S 1B BB							3 1 0 0 2 1 0											
Sixto Lezcano, R OBP: 0.350, SLG: 0.458 (1, 9)	K					HR 1B				FC4-6 BB							3 2 2 1 1 1 2											
Terry Kennedy, L OBP: 0.282, SLG: 0.429 (1, 2)		4-3				HR 1B				FC4-6 BB							4 1 2 3 0 0 1											
Joe Lefebvre, L OBP: 0.263, SLG: 0.224 (1, 5)		F9			G3					5-3 BB							3 0 0 0 1 0 1											
Tim Flannery, L OBP: 0.343, SLG: 0.406 (1, 4)		F7						FC5									4 0 1 0 0 0 2											
John Curtis, L OBP: 0.235, SLG: 0.353 Floyd Chiffer, R Gary Lucas, L (6, 1)			6-3		K					K							3 0 0 0 0 2 1 0 0 0 0 0 0 0 1 0 0 0 0 1 0											
Inning Stats	R: 0 E: 0 K: 1 S: 6	H: 1 LOB: 2 BB: 1 P: 10	R: 0 E: 0 K: 0 S: 3	H: 0 LOB: 0 BB: 0 P: 3	R: 0 E: 0 K: 1 S: 5	H: 0 LOB: 1 BB: 1 P: 9	R: 2 E: 0 K: 1 S: 8	H: 3 LOB: 1 BB: 0 P: 8	R: 3 E: 0 K: 1 S: 6	H: 3 LOB: 2 BB: 2 P: 14	R: 0 E: 0 K: 1 S: 6	H: 1 LOB: 1 BB: 0 P: 6	R: 0 E: 0 K: 1 S: 5	H: 0 LOB: 1 BB: 1 P: 9	R: 0 E: 0 K: 1 S: 5	H: 0 LOB: 0 BB: 0 P: 5	R: 0 E: 0 K: 0 S: 3	H: 0 LOB: 0 BB: 0 P: 3	1B: 5 2B: 2 3B: 0 HR: 1	SF: 1 SAC: 0 DP: 0 HBP: 0	WP: 0 PB: 1 SB: 1 CS: 0	PA: 40						
PITCHER	IP	WLS	BF	H	R	ER	SO	BB	IBB	HBP	BLK	WP	HR	S	P	ERA	WHIP											
Rick Rhoden, R ERA: 6.94 Rod Scury, L ERA: 2.52	(1, 1)	7.0	L	34	8	5	5	5	5	0	0	1	0	1	39	59	6.43	1.857										
(8, 1)	2.0		6	0	0	0	1	0	0	0	0	0	0	0	8	8	0.00	0.000										

San Diego Padres @ Pittsburgh Pirates
Three Rivers Stadium, Pittsburgh, PA
Fri Jun 04 1982, 7:05 PM EDT
Att: 5,584 - Unknown

AB	34
R	5
H	8
RBI	5
BB	5
SO	6
LOB	10



Batter	1	2	3	4	5	6	7	8	9	AB	R	H	RBI	BB	SO	LOB	BOTTOM											
Omar Moreno, L OBP: 0.305, SLG: 0.321 (1, 8)	G3		G3		4-3			SH3-4		3	0	0	0	0	0	0												
Lee Lacy, R OBP: 0.386, SLG: 0.374 (1, 9)	E6 S 1B		5-3		5-3			K		4	1	0	0	0	1	2												
Bill Madlock, R OBP: 0.333, SLG: 0.418 (1, 5)	F8		P5		F8			K		4	0	0	0	0	1	3												
Jason Thompson, L OBP: 0.445, SLG: 0.632 (1, 3)	1B BB				G5-4-3 1B			6-3		2	0	1	0	2	0	0												
Tony Peña, R OBP: 0.298, SLG: 0.409 (1, 2)			G5-4-3 1B					K		4	0	2	1	0	1	1												
Johnny Ray, S OBP: 0.357, SLG: 0.431 (1, 4)		P4			HR 1B			F9		3	1	1	0	1	0	0												
Bill Robinson, R OBP: 0.318, SLG: 0.492 Mike Easter, L OBP: 0.372, SLG: 0.390 (6, PH) (7, 7)		6-3						K		2	1	1	2	0	0	0												
Reggie Walton, R OBP: 0.313, SLG: 0.286 (9, PH)					HR			F8		1	0	0	0	0	1	3												
Dale Berra, R OBP: 0.264, SLG: 0.291 (1, 6)					6-3			F9		1	0	0	0	0	0	0												
Rick Rhoden, R OBP: 0.321, SLG: 0.769 Jim Smith, R OBP: 0.345, SLG: 0.360 (7, PR) Rod Scury, L OBP: 0.200, SLG: 0.200 Willie Stargell, L OBP: 0.267, SLG: 0.192 (9, PH)								K		3	1	2	1	0	0	1												
								SH3-4 1B		0	0	0	0	0	0	0												
								K		0	0	0	0	0	0	0												
										1	0	0	0	0	1	0												
Inning Stats	R: 1 E: 1 K: 0 S: 4	H: 1 LOB: 2 BB: 1 P: 8	R: 0 E: 0 K: 0 S: 4	H: 1 LOB: 1 BB: 0 P: 4	R: 0 E: 0 K: 0 S: 3	H: 0 LOB: 0 BB: 0 P: 3	R: 2 E: 0 K: 0 S: 5	H: 3 LOB: 0 BB: 0 P: 5	R: 1 E: 0 K: 0 S: 4	H: 1 LOB: 0 BB: 0 P: 4	R: 0 E: 0 K: 1 S: 5	H: 1 LOB: 2 BB: 2 P: 13	R: 0 E: 0 K: 2 S: 8	H: 1 LOB: 2 BB: 0 P: 8	R: 0 E: 0 K: 1 S: 5	H: 0 LOB: 0 BB: 0 P: 5	R: 0 E: 0 K: 1 S: 5	H: 0 LOB: 0 BB: 0 P: 5	1B: 5 2B: 1 3B: 0 HR: 2	SF: 0 SAC: 1 DP: 2 HBP: 0	WP: 0 PB: 0 SB: 1 CS: 0	PA: 36						
PITCHER	IP	WLS	BF	H	R	ER	SO	BB	IBB	HBP	BLK	WP	HR	S	P	ERA	WHIP											
John Curtis, L ERA: 3.59 Floyd Chiffer, R ERA: 2.37 Gary Lucas, L ERA: 4.88	(1, 1)	5.0	W	22	6	4	3	0	0	0	0	0	0	1	20	28	5.40	1.600										
(6, 1)	0.0		2	1	0	0	0	1	0	0	0	0	0	1	5													
(6, 1)	4.0	S	12	1	0	0	5	0	0	0	0	0	0	22	22	0.00	0.250											

San Diego Padres @ Pittsburgh Pirates
Three Rivers Stadium, Pittsburgh, PA
Fri Jun 04 1982, 7:05 PM EDT
Att: 5,584 - Unknown

AB	32
R	4
H	8
RBI	4
BB	3
SO	5
LOB	13



Batter	1	2	3	4	5	6	7	8	9	AB	R	H	RBI	BB	SO	LOB	TOP								
Alan Wiggins, S OBP: 0.377, SLG: 0.356 (1, 7)										3	0	1	0	0	0	1									
Gene Richards, L OBP: 0.316, SLG: 0.321 (1, 3)										4	0	2	0	0	1	1									
Garry Templeton, S OBP: 0.286, SLG: 0.368 (1, 6)										4	0	2	0	0	0	2									
Ruppert Jones, L OBP: 0.449, SLG: 0.547 (1, 8)										3	0	0	0	1	0	2									
Sixto Lezcano, R OBP: 0.343, SLG: 0.448 (1, 9)										4	0	0	0	0	1	4									
Terry Kennedy, L OBP: 0.286, SLG: 0.444 (1, 2)										3	1	1	1	1	2	0									
Luis Salazar, R OBP: 0.237, SLG: 0.276 (9, PH)										3	0	0	0	0	1	0									
Joe Lefebvre, L OBP: 0.259, SLG: 0.220 (9, 5)										1	0	0	0	0	0	3									
Tim Flannery, L OBP: 0.329, SLG: 0.388 (1, 4)										3	0	0	0	0	1	0									
Tim Lollar, L OBP: 0.375, SLG: 0.548 (1, 1)										3	0	1	0	0	2	0									
Inning Stats	R: 0 E: 0 K: 0 S: 3	H: 1 LOB: 1 BB: 0 P: 4	R: 0 E: 0 K: 2 S: 7	H: 0 LOB: 0 BB: 0 P: 7	R: 0 E: 0 K: 2 S: 8	H: 1 LOB: 1 BB: 0 P: 8	R: 0 E: 0 K: 0 S: 3	H: 1 LOB: 0 BB: 0 P: 3	R: 1 E: 0 K: 2 S: 8	H: 1 LOB: 0 BB: 0 P: 8	R: 0 E: 0 K: 1 S: 5	H: 0 LOB: 0 BB: 0 P: 5	R: 0 E: 0 K: 1 S: 5	H: 0 LOB: 0 BB: 0 P: 5	R: 0 E: 0 K: 0 S: 4	H: 1 LOB: 1 BB: 0 P: 4	R: 0 E: 0 K: 0 S: 4	H: 2 LOB: 2 BB: 2 P: 12	1B: 6 2B: 0 3B: 0 HR: 1	SF: 0 SAC: 0 DP: 2 HBP: 1	WP: 0 PB: 0 SB: 1 CS: 1	PA: 34			
PITCHER	IP	WLS	BF	H	R	ER	SO	BB	IBB	HBP	BLK	WP	HR	S	P	ERA	WHIP								
John Candelaria, L ERA: 3.13 (1, 1)	8.0		28	5	1	1	8	0	0	1	0	0	1	43	44	1.12	0.625								
Rod Scurry, L ERA: 2.52 (9, 1)	0.0		3	2	0	0	0	1	0	0	0	0	0	2	6	∞	∞								
Kent Tekulve, R ERA: 1.45 (9, 1)	1.0	W	3	0	0	0	0	0	1	0	0	0	0	2	6	0.00	0.000								

San Diego Padres @ Pittsburgh Pirates
Three Rivers Stadium, Pittsburgh, PA
Sun Jun 06 1982, 3:33 AM EDT
Att: 11,714 - Unknown

AB 31
R 1
H 7
RBI 1
BB 2
SO 8
LOB 13



Batter	1	2	3	4	5	6	7	8	9	AB	R	H	RBI	BB	SO	LOB	BOTTOM								
Omar Moreno, L OBP: 0.300, SLG: 0.315 (1, 8)										4	0	0	0	0	1	1									
Lee Lacy, R OBP: 0.381, SLG: 0.369 (1, 9)										4	1	1	0	0	3	0									
Bill Madlock, R OBP: 0.333, SLG: 0.417 (1, 5)										3	0	1	0	0	0	0									
Jason Thompson, L OBP: 0.446, SLG: 0.627 (1, 3)										3	0	1	0	1	0	1									
Tony Peña, R OBP: 0.303, SLG: 0.411 (1, 2)										4	1	2	1	0	0	1									
Johnny Ray, S OBP: 0.356, SLG: 0.429 (1, 4)										3	0	1	0	0	1	1									
Bill Robinson, R OBP: 0.319, SLG: 0.508 (1, 7)										2	0	1	1	0	1	0									
Dale Berra, R OBP: 0.259, SLG: 0.285 (1, 6)										3	0	0	0	0	1	2									
John Candelaria, L OBP: 0.294, SLG: 0.353 (8, PH)										2	0	0	0	0	2	0									
Reggie Walton, R OBP: 0.294, SLG: 0.267 (8, PH)										1	0	0	0	0	0	1									
Rod Scurry, L OBP: 0.200, SLG: 0.200 (9, 1)										0	0	0	0	0	0	0									
Kent Tekulve, R (9, 1)										0	0	0	0	0	0	0									
Inning Stats	R: 0 E: 0 K: 1 S: 6	H: 1 LOB: 1 BB: 0 P: 6	R: 1 E: 0 K: 0 S: 4	H: 2 LOB: 0 BB: 0 P: 4	R: 0 E: 0 K: 3 S: 9	H: 0 LOB: 0 BB: 0 P: 9	R: 0 E: 0 K: 0 S: 4	H: 1 LOB: 1 BB: 0 P: 4	R: 0 E: 0 K: 2 S: 7	H: 0 LOB: 0 BB: 0 P: 7	R: 0 E: 0 K: 1 S: 5	H: 0 LOB: 0 BB: 0 P: 5	R: 0 E: 0 K: 1 S: 5	H: 0 LOB: 0 BB: 0 P: 5	R: 0 E: 0 K: 1 S: 6	H: 1 LOB: 1 BB: 0 P: 6	R: 1 E: 0 K: 0 S: 3	H: 2 LOB: 2 BB: 1 P: 7	1B: 6 2B: 1 3B: 0 HR: 0	SF: 1 SAC: 1 DP: 1 HBP: 0	WP: 1 PB: 0 SB: 0 CS: 0	PA: 32			
PITCHER	IP	WLS	BF	H	R	ER	SO	BB	IBB	HBP	BLK	WP	HR	S	P	ERA	WHIP								
Tim Lollar, L ERA: 2.33 (1, 1)	8.1	L	32	7	2	2	9	0	1	0	0	1	0	49	53	2.16	0.840								

San Diego Padres @ Pittsburgh Pirates
Three Rivers Stadium, Pittsburgh, PA
Sun Jun 06 1982, 3:33 AM EDT
Att: 11,714 - Unknown


AB 29
R 2
H 7
RBI 2
BB 1
SO 9
LOB 7



Batter	1	2	3	4	5	6	7	8	9	10	11	12	AB	R	H	RBI	BB	SO	LOB	TOP					
Omar Moreno, L OBP: 0.301, SLG: 0.312 (1, 8)	4-0 1B S BB		0-3 K	0-0 FC6-4 1B		0-0 F8			0-0 F7			0-0 4-3	5	0	1	1	1	1	0						
Lee Lacy, R OBP: 0.379, SLG: 0.367 (1, 7)	0-0 5-3		0-0 S 1B	1-2 FC6-4 1B		0-0 4-3			0-0 P4			0-0 E S 1B	6	1	2	0	0	0	3						
Dave Parker, L OBP: 0.330, SLG: 0.450 (1, 9)	0-0 F7		0-0 P6		0-0 4-3				0-0 CS 1B			0-3 K	6	0	1	0	0	1	3						
Jason Thompson, L OBP: 0.443, SLG: 0.615 (1, 3)	0-0 BB 1B		0-3 K		0-0 F9				0-0 F8			4-0 1B 1B	5	0	1	0	1	1	2						
Bill Madlock, R OBP: 0.343, SLG: 0.418 (1, 5)	4-0 1-2 BB			0-0 1B E 1B	4-0 1B BB				0-3 K 1-2			0-0 1B 1B	4	2	2	1	2	1	1						
Tony Peña, R OBP: 0.316, SLG: 0.427 (1, 2)	0-0 F8			1-2 FC5-4 1B	0-0 1B				0-0 2B			0-3 CS 1B	6	0	4	0	0	1	5						
Johnny Ray, S OBP: 0.353, SLG: 0.424 (1, 4)		0-0 F9		0-0 FC5-4 FC6-4 1-2 2H	0-0 1-3 2H 1B				0-0 4-3			0-3 K 1-2	5	0	1	1	0	1	2						
Dale Berra, R OBP: 0.253, SLG: 0.277 (1, 6)		0-0 P4		0-0 FC6-4 1B	0-0 F7				0-0 6-3			4-0 BB	4	1	0	0	0	0	3						
Willie Stargell, L OBP: 0.290, SLG: 0.192 (11, PH)				1-2 1B									0	0	0	0	1	0	0						
Jim Smith, R OBP: 0.346, SLG: 0.360 (11, PR)													0	0	0	0	0	0	0						
Manny Sarmiento, R OBP: 0.394, SLG: 0.300 (1, 1)		0-3 K		0-0 1B					0-3 K			0-0 F9	3	0	1	0	0	2	0						
Bill Robinson, R OBP: 0.314, SLG: 0.500 (9, PH)													1	0	0	0	0	1	0						
Kent Tekulve, R OBP: 0.345, SLG: 0.360 (11, 6)													0	0	0	0	0	0	0						
Mike Easler, L OBP: 0.370, SLG: 0.387 (11, PH)													1	0	0	0	0	0	1						
Rod Scurry, L OBP: 0.200, SLG: 0.200 (11, 1)													0	0	0	0	0	0	0						
Inning Stats	R: 0 E: 0 K: 1 S: 4	H: 1 LOB: 3 BB: 2 P: 12	R: 0 E: 0 K: 1 S: 5	H: 0 LOB: 0 BB: 0 P: 5	R: 0 E: 0 K: 2 S: 8	H: 1 LOB: 1 BB: 1 P: 8	R: 2 E: 1 K: 0 S: 7	H: 4 LOB: 2 BB: 0 P: 7	R: 1 E: 0 K: 0 S: 5	H: 2 LOB: 2 BB: 1 P: 9	R: 0 E: 0 K: 1 S: 5	H: 1 LOB: 0 BB: 0 P: 3	R: 0 E: 0 K: 1 S: 5	H: 0 LOB: 0 BB: 0 P: 5	R: 0 E: 0 K: 3 S: 3	H: 0 LOB: 0 BB: 0 P: 3	R: 0 E: 0 K: 1 S: 5	H: 1 LOB: 1 BB: 1 P: 9	R: 1 E: 0 K: 2 S: 9	H: 2 LOB: 2 BB: 1 P: 13	1B: 12 2B: 2 3B: 0 HR: 0	SF: 0 SAC: 0 DP: 1 HBP: 0	WP: 0 PB: 0 SB: 3 CS: 2	PA: 51	
PITCHER	IP 10.0	WLS L	BF 41	H 3	R 1	ER 1	SO 3	BB 1	IBB 1	HBP 0	BLK 0	WP 0	HR 0	S 50	P 62	ERA 2.70	WHIP 1.300								
Pete Falcone, L ERA: 3.29																									
Neil Allen, R ERA: 2.16 (11, 1)	2.0	L	10	3	1	1	3	1	1	0	0	0	0	0	14	22	4.50	2.000							

Pittsburgh Pirates @ New York Mets
Shea Stadium, Flushing, NY
Mon Jun 07 1982, 7:05 PM EDT
Att. 8,791 - Unknown


AB	46
R	4
H	13
RBI	3
BB	5
SO	9
LOB	20



Batter	1	2	3	4	5	6	7	8	9	10	11	12	AB	R	H	RBI	BB	SO	LOB	BOTTOM					
Wally Backman, S OBP: 0.374, SLG: 0.390 (1, 4)	0-0 F9		4-0 F8-3 BB		0-0 F7				0-0 F7			0-0 E 1B	4	0	1	0	1	0	1						
John Stearns, R OBP: 0.359, SLG: 0.436 (1, 2)	0-0 F2		0-0 F8-3 1-2		0-0 L7				0-0 FC5-4 1-2			0-0 E3 G6-3	5	0	0	0	0	0	3						
George Foster, R OBP: 0.338, SLG: 0.389 (1, 7)	0-3 K		0-3 K						0-0 F8			0-0 G6-3 1-2	5	0	0	0	0	3	2						
Dave Kingman, R OBP: 0.287, SLG: 0.461 (1, 3)		4-0 1B 2B BB		0-0 F8		0-0 BLK 2B 1B			0-0 F8			0-3 K	4	2	1	0	1	1	0						
Joel Youngblood, R OBP: 0.251, SLG: 0.396 (1, 8)		0-0 2B 1B		0-0 E6 E		0-3 K			0-0 F9			0-0 6-3	5	1	1	0	0	1	1						
Mike Jorgensen, L OBP: 0.400, SLG: 0.385 (1, 9)		0-3 K		0-0 E6		0-0 2B			0-0 G4-3 1B			0-0 3-1	5	0	2	1	0	1	3						
Hubie Brooks, R OBP: 0.330, SLG: 0.341 (1, 5)		0-3 K		0-3 K		0-0 3-1			0-3 K			0-3 K	5	0	0	0	0	4	6						
Ron Gardenhire, R OBP: 0.283, SLG: 0.279 (1, 6)		0-0 2B		0-3 K					0-0 G4-3			0-3 K	2	0	1	2	1	1	2						
Rusty Staub, L OBP: 0.290, SLG: 0.333 (9, PH)				1-1 2H 2B					4-0 FC5-4 BB			0-0 K	1	0	0	0	0	1	0						
Bob Bailor, R OBP: 0.352, SLG: 0.386 (10, 6)									0-0 K			0-0 4-3	1	0	0	0	0	1	0						
Pete Falcone, L ERA: 1.66 (1, 1)									0-3 K			0-0 4-3	3	0	0	0	0	1	2						
Mookie Wilson, S OBP: 0.325, SLG: 0.379 (10, PH)													1	0	0	0	0	1	0						
Neil Allen, R OBP: 0.400, SLG: 0.250 (11, 1)													0	0	0	0	0	0	0						
Ellis Valentine, R OBP: 0.269, SLG: 0.360 (12, PH)													1	0	0	0	0	0	0						
Inning Stats	R: 0 E: 0 K: 1 S: 5	H: 0 LOB: 0 BB: 0 P: 5	R: 2 E: 0 K: 2 S: 9	H: 2 LOB: 1 BB: 1 P: 13	R: 0 E: 0 K: 1 S: 8	H: 0 LOB: 0 BB: 1 P: 8	R: 0 E: 0 K: 2 S: 9	H: 0 LOB: 2 BB: 0 P: 9	R: 0 E: 0 K: 0 S: 3	H: 0 LOB: 0 BB: 0 P: 3	R: 1 E: 0 K: 1 S: 5	H: 2 LOB: 1 BB: 0 P: 9	R: 0 E: 0 K: 0 S: 3	H: 0 LOB: 0 BB: 0 P: 3	R: 0 E: 0 K: 1 S: 5	H: 1 LOB: 0 BB: 0 P: 5	R: 0 E: 0 K: 1 S: 5	H: 1 LOB: 1 BB: 0 P: 6	R: 0 E: 0 K: 2 S: 9	H: 0 LOB: 0 BB: 0 P: 5	1B: 4 2B: 3 3B: 0 HR: 0	SF: 0 SAC: 0 DP: 3 HBP: 0	WP: 0 PB: 0 SB: 0 CS: 0	PA: 45	
PITCHER	IP 8.0	WLS 32	BF 4	H 3	R 3	ER 3	SO 9	BB 3	IBB 0	HBP 0	BLK 1	WP 0	HR 0	S 47	P 59	ERA 3.38	WHIP 0.875								
Manny Sarmiento, R ERA: 1.39 (9, 1)																									
Kent Tekulve, R ERA: 1.39 (9, 1)	2.0	W	6	0	0	0	3	0	0	0	0	0	0	0	12	11	0.00	1.000							
Rod Scurry, L ERA: 2.39 (11, 1)																									

Pittsburgh Pirates @ New York Mets
Shea Stadium, Flushing, NY
Mon Jun 07 1982, 7:05 PM EDT
Att. 8,791 - Unknown

AB	42
R	3
H	6
RBI	3
BB	3
SO	14
LOB	21



Batter	1	2	3	4	5	6	7	8	9	AB	R	H	RBI	BB	SO	LOB	TOP					
Omar Moreno, L (1, 8) OBP: 0.299, SLG: 0.311										4	0	1	2	0	2	1						
Lee Lacy, R (1, 9) OBP: 0.380, SLG: 0.395										5	1	2	1	0	1	0						
Bill Madlock, R (1, 5) OBP: 0.340, SLG: 0.410										4	1	0	0	1	0	2						
Jason Thompson, L (1, 3) OBP: 0.439, SLG: 0.605										3	0	0	0	1	1	0						
Tony Peña, R (1, 2) OBP: 0.326, SLG: 0.435										4	1	3	1	0	0	0						
Bill Robinson, R (1, 7) OBP: 0.297, SLG: 0.471										4	0	0	0	0	1	4						
Johnny Ray, S (1, 4) OBP: 0.351, SLG: 0.420										4	1	1	0	0	2	0						
Dale Berra, R (1, 6) OBP: 0.259, SLG: 0.289										4	2	2	0	0	0	2						
Don Robinson, R (1, 1) OBP: 0.333, SLG: 0.433										2	0	1	2	0	0	0						
Kent Tekulve, R (8, 1)										0	0	0	0	0	0	0						
Inning Stats	R: 1 E: 0 K: 1 S: 6	H: 1 LOB: 2 BB: 2 P: 14	R: 0 E: 0 K: 1 S: 5	H: 0 LOB: 0 BB: 0 P: 5	R: 1 E: 0 K: 1 S: 6	H: 1 LOB: 1 BB: 0 P: 6	R: 2 E: 0 K: 2 S: 10	H: 3 LOB: 1 BB: 0 P: 10	R: 0 E: 0 K: 0 S: 3	H: 0 LOB: 0 BB: 0 P: 3	R: 0 E: 0 K: 0 S: 3	H: 0 LOB: 0 BB: 0 P: 3	R: 1 E: 0 K: 1 S: 6	H: 1 LOB: 0 BB: 0 P: 6	R: 0 E: 0 K: 0 S: 4	H: 1 LOB: 1 BB: 0 P: 4	R: 1 E: 0 K: 1 S: 8	H: 3 LOB: 2 BB: 0 P: 8	1B: 7 2B: 2 3B: 0 HR: 1	SF: 1 SAC: 2 DP: 0 HBP: 0	WP: 0 PB: 0 SB: 0 CS: 0	PA: 39
PITCHER	IP WLS BF H R ER SO BB IBB HBP BLK WP HR S P ERA WHIP																					
Jesse Orosco, L (1, 1) ERA: 2.97	6.0 L 25 5 4 4 5 2 0 0 0 0 0 1 33 41 6.00 1.167																					
Mike Scott, R (7, 1) ERA: 4.54	2.0 8 2 1 1 1 0 0 0 0 0 0 0 10 10 4.50 1.000																					
Ed Lynch, R (9, 1) ERA: 4.23	1.0 6 3 1 1 1 0 0 0 0 0 0 0 8 8 9.00 3.000																					

Pittsburgh Pirates @ New York Mets
Shea Stadium, Flushing, NY
Tue Jun 08 1982, 7:05 PM EDT
Att: 11,774 - Unknown

AB	34
R	6
H	10
RBI	6
BB	2
SO	7
LOB	9



Batter	1	2	3	4	5	6	7	8	9	AB	R	H	RBI	BB	SO	LOB	BOTTOM					
Mookie Wilson, S (1, 8) OBP: 0.323, SLG: 0.374										3	0	0	0	1	1	0						
John Stearns, R (1, 2) OBP: 0.362, SLG: 0.443										4	0	2	1	0	0	0						
George Foster, R (1, 7) OBP: 0.332, SLG: 0.381										4	0	0	0	0	1	4						
Dave Kingman, R (1, 3) OBP: 0.286, SLG: 0.454										3	0	0	0	1	0	1						
Joel Youngblood, R (1, 9) OBP: 0.289, SLG: 0.391										4	0	1	0	0	1	1						
Hubie Brooks, R (1, 5) OBP: 0.323, SLG: 0.333										4	0	0	0	0	1	1						
Wally Backman, S (1, 4) OBP: 0.380, SLG: 0.387										1	1	0	0	2	1	0						
Ron Gardenhire, R (1, 6) OBP: 0.279, SLG: 0.275										2	0	0	0	0	1	1						
Mike Jorgensen, L (8, PH) OBP: 0.397, SLG: 0.370										1	0	0	0	0	0	1						
Ed Lynch, R (9, 1)										0	0	0	0	0	0	0						
Jesse Orosco, R (1, 1) ERA: 2.97										1	0	0	0	0	0	0						
Gary Rajlich, L (5, PH) OBP: 0.143, SLG: 0.283										1	0	0	0	0	1	0						
Mike Scott, R (7, 1) ERA: 4.54										0	0	0	0	0	0	0						
Rusty Staub, R (8, PH) OBP: 0.143, SLG: 0.349										1	0	1	1	0	0	0						
Bob Bailor, R (8, PH) OBP: 0.152, SLG: 0.388										0	1	0	0	0	0	0						
Inning Stats	R: 0 E: 0 K: 1 S: 5	H: 0 LOB: 0 BB: 0 P: 5	R: 0 E: 0 K: 1 S: 5	H: 0 LOB: 0 BB: 0 P: 5	R: 0 E: 0 K: 0 S: 2	H: 0 LOB: 0 BB: 1 P: 6	R: 0 E: 0 K: 0 S: 4	H: 1 LOB: 1 BB: 0 P: 4	R: 0 E: 0 K: 0 S: 5	H: 0 LOB: 0 BB: 0 P: 5	R: 0 E: 0 K: 3 S: 9	H: 0 LOB: 0 BB: 0 P: 9	R: 0 E: 0 K: 1 S: 5	H: 0 LOB: 1 BB: 1 P: 9	R: 2 E: 0 K: 0 S: 5	H: 2 LOB: 2 BB: 2 P: 13	R: 0 E: 0 K: 0 S: 3	H: 1 LOB: 0 BB: 0 P: 3	1B: 3 2B: 1 3B: 0 HR: 0	SF: 0 SAC: 0 DP: 1 HBP: 0	WP: 1 PB: 0 SB: 0 CS: 1	PA: 33
PITCHER	IP WLS BF H R ER SO BB IBB HBP BLK WP HR S P ERA WHIP																					
Don Robinson, R (1, 1) ERA: 4.6	7.2 W 29 3 2 2 7 4 0 0 0 0 0 0 39 55 2.35 0.913																					
Kent Tekulve, R (8, 1) ERA: 1.35	1.1 S 4 1 0 0 0 0 0 0 0 0 0 0 4 4 0.00 0.750																					

Pittsburgh Pirates @ New York Mets
Shea Stadium, Flushing, NY
Tue Jun 08 1982, 7:05 PM EDT
Att: 11,774 - Unknown

AB	29
R	2
H	4
RBI	2
BB	4
SO	7
LOB	9



Batter	1	2	3	4	5	6	7	8	9	AB	R	H	RBI	BB	SO	LOB	TOP																	
Omar Moreno, L (1, 8) OBP: 0.297, SLG: 0.310										4	1	1	1	0	1	0																		
Johnny Ray, S (1, 4) OBP: 0.352, SLG: 0.425										5	0	2	0	0	0	1																		
Bill Madlock, R (1, 5) OBP: 0.347, SLG: 0.419										3	0	2	1	1	0	1																		
Jason Thompson, L (1, 3) OBP: 0.441, SLG: 0.599										2	0	0	0	2	1	2																		
Mike Easter, L (1, 7) OBP: 0.373, SLG: 0.397										4	0	2	0	0	0	3																		
Tony Peña, R (1, 2) OBP: 0.324, SLG: 0.430										4	0	1	0	0	1	4																		
Lee Lacy, R (1, 9) OBP: 0.376, SLG: 0.390										4	0	1	0	0	1	3																		
Dale Berra, R (1, 6) OBP: 0.259, SLG: 0.295										4	1	1	0	0	1	3																		
Rick Rhoden, R (1, 1) OBP: 0.300, SLG: 0.714										2	0	0	0	0	0	0																		
Rod Scully, L (8, 1) OBP: 0.167, SLG: 0.167										1	0	0	0	0	1	0																		
Kent Tekulve, R (9, 1)										0	0	0	0	0	0	0																		
Inning Stats	R: 1 E: 1 K: 1 S: 8	H: 3 LOB: 2 BB: 0 P: 8	R: 0 E: 0 K: 1 S: 5	H: 0 LOB: 0 BB: 0 P: 5	R: 0 E: 0 K: 0 S: 3	H: 0 LOB: 1 BB: 1 P: 7	R: 0 E: 0 K: 0 S: 3	H: 1 LOB: 0 BB: 0 P: 3	R: 1 E: 0 K: 2 S: 5	H: 2 LOB: 1 BB: 0 P: 5	R: 0 E: 0 K: 0 S: 5	H: 1 LOB: 3 BB: 1 P: 9	R: 0 E: 0 K: 0 S: 3	H: 1 LOB: 0 BB: 0 P: 3	R: 0 E: 0 K: 2 S: 7	H: 0 LOB: 0 BB: 0 P: 7	1B: 6 2B: 4 3B: 0 HR: 0	SF: 1 SAC: 1 DP: 1 HBP: 0	WP: 0 PB: 0 SB: 1 CS: 1	PA: 38														
PITCHER	IP WLS BF H R ER SO BB IBB HBP BLK WP HR S P ERA WHIP																																	
Charlie Puleo, R (1, 1) ERA: 3.86	8.0	35	10	2	2	4	3	0	0	0	0	0	0	0	40	52	2.25	1.625																
Neil Allen, R (9, 1) ERA: 2.1	1.0	W 3	0	0	0	2	0	0	0	0	0	0	0	7	7	0.00	0.000																	

Pittsburgh Pirates @ New York Mets
Shea Stadium, Flushing, NY
Wed Jun 09 1982, 7:05 PM EDT
Att: 11,552 - Unknown

AB 33
R 2
H 10
RBI 2
BB 3
SO 6
LOB 17



Batter	1	2	3	4	5	6	7	8	9	AB	R	H	RBI	BB	SO	LOB	BOTTOM																
Mookie Wilson, S (1, 8) OBP: 0.318, SLG: 0.367										4	0	0	0	0	1	1																	
Bob Bailor, R (1, 4) OBP: 0.357, SLG: 0.390										4	1	2	0	0	0	1																	
Dave Kingman, R (1, 3) OBP: 0.266, SLG: 0.465										4	1	1	1	0	1	2																	
Rusty Tillman, R (9, PR) OBP: 1.000, SLG: 1.000										0	1	0	0	0	0	0																	
George Foster, R (1, 7) OBP: 0.330, SLG: 0.379										4	0	1	1	0	2	1																	
John Stearns, R (1, 2) OBP: 0.355, SLG: 0.433										4	0	0	0	0	0	2																	
Joel Youngblood, R (1, 9) OBP: 0.288, SLG: 0.381										3	0	0	0	1	0	0																	
Hubie Brooks, R (1, 5) OBP: 0.322, SLG: 0.332										4	0	1	1	0	0	2																	
Ron Gardenhire, R (1, 6) OBP: 0.276, SLG: 0.271										2	0	0	0	0	0	1																	
Rusty Staub, L (8, PH) OBP: 0.269, SLG: 0.341										1	0	0	0	0	0	0																	
Wally Backman, S (9, 4) OBP: 0.380, SLG: 0.387										0	0	0	0	0	0	0																	
Charlie Puleo, R (1, 1) ERA: 6.43										1	0	0	0	0	1	1																	
Ellis Valentine, R (8, PH) ERA: 2.56										1	0	0	0	0	0	0																	
Neil Allen, R (9, 1) ERA: 1.34										0	0	0	0	0	0	0																	
Inning Stats	R: 0 E: 0 K: 0 S: 4	H: 1 LOB: 1 BB: 0 P: 4	R: 0 E: 0 K: 0 S: 3	H: 0 LOB: 0 BB: 0 P: 3	R: 0 E: 0 K: 2 S: 7	H: 0 LOB: 0 BB: 0 P: 7	R: 0 E: 0 K: 1 S: 6	H: 1 LOB: 1 BB: 0 P: 6	R: 1 E: 0 K: 1 S: 6	H: 1 LOB: 0 BB: 0 P: 6	R: 0 E: 0 K: 0 S: 3	H: 0 LOB: 0 BB: 0 P: 3	R: 0 E: 0 K: 1 S: 5	H: 0 LOB: 0 BB: 0 P: 5	R: 2 E: 2 K: 0 S: 5	H: 2 LOB: 3 BB: 1 P: 9	1B: 4 2B: 0 3B: 0 HR: 1	SF: 0 SAC: 1 DP: 0 HBP: 0	WP: 0 PB: 0 SB: 0 CS: 0	PA: 34													
PITCHER	IP WLS BF H R ER SO BB IBB HBP BLK WP HR S P ERA WHIP																																
Rick Rhoden, R (1, 1) ERA: 6.43	25	3	1	1	4	0	0	0	0	0	0	0	0	6	6	9.00	1.000																
Rod Scully, L (8, 1) ERA: 2.56	1.0	L 4	1	1	1	1	0	0	0	0	0	0	0	4	8	0.00	3.000																
Kent Tekulve, R (9, 1) ERA: 1.34	0.1	L 5	1	1	0	0	0	1	0	0	0	0	0	4	8	0.00	3.000																

Pittsburgh Pirates @ New York Mets
Shea Stadium, Flushing, NY
Wed Jun 09 1982, 7:05 PM EDT
Att: 11,552 - Unknown


AB 32
R 3
H 5
RBI 3
BB 1
SO 5
LOB 11




Batter	1	2	3	4	5	6	7	8	9	AB	R	H	RBI	BB	SO	LOB	TOP					
Omar Moreno, L (1, 8) OBP: 0.296, SLG: 0.317			4-3			K		K		4	0	1	0	0	2	0	Pittsburgh Pirates @ Philadelphia Phillies Veterans Stadium, Philadelphia, PA Fri Jun 11 1982, 7:05 PM EDT Att: 30,870 - Unknown					
Johnny Ray, S (1, 4) OBP: 0.355, SLG: 0.426	5-3			1B		G3		1B		4	0	2	0	0	0	1						
Bill Madlock, R (1, 5) OBP: 0.350, SLG: 0.426	G3			1B				K		4	0	2	0	0	1	2						
Jason Thompson, L (1, 3) OBP: 0.442, SLG: 0.595	K			K						3	0	1	0	1	2	3						
Mike Easter, L (1, 7) OBP: 0.370, SLG: 0.389		G4-3		K						3	0	0	0	1	1	6						
Tony Peña, R (1, 2) OBP: 0.322, SLG: 0.426		G4-3		1-3						4	0	1	0	0	0	3						
Lee Lacy, R (1, 9) OBP: 0.382, SLG: 0.421		K				SH1-4				3	1	2	1	0	1	0						
Dale Berra, R (1, 6) OBP: 0.256, SLG: 0.291			F8							2	0	0	0	0	1	1						
Willie Stargell, L (7, PH) OBP: 0.291, SLG: 0.185						K		F4		1	0	0	0	0	0	1						
Jim Smith, R (7, 6) OBP: 0.333, SLG: 0.346										1	0	0	0	0	0	0						
John Candelaria, L (1, 1) OBP: 0.263, SLG: 0.316										2	0	0	0	0	2	0						
Willie Montanez, L (7, PH) OBP: 0.333, SLG: 0.345										1	0	0	0	0	1	1						
Kent Tekulve, R (7, 1)										1	0	0	0	0	0	0						
Inning Stats	R: 0 E: 0 K: 1 S: 6	H: 1 LOB: 1 BB: 0 P: 6	R: 0 E: 0 K: 1 S: 4	H: 0 LOB: 0 BB: 1 P: 8	R: 0 E: 0 K: 1 S: 5	H: 0 LOB: 0 BB: 0 P: 5	R: 0 E: 0 K: 2 S: 9	H: 2 LOB: 2 BB: 0 P: 9	R: 0 E: 0 K: 2 S: 7	H: 1 LOB: 0 BB: 0 P: 7	R: 0 E: 0 K: 1 S: 6	H: 1 LOB: 1 BB: 0 P: 10	R: 0 E: 0 K: 1 S: 6	H: 1 LOB: 2 BB: 0 P: 6	R: 0 E: 0 K: 2 S: 9	H: 2 LOB: 2 BB: 0 P: 9	R: 1 E: 0 K: 0 S: 4	H: 1 LOB: 0 BB: 0 P: 4	1B: 6 2B: 1 3B: 1 HR: 1	SF: 0 SAC: 1 DP: 1 HBP: 0	WP: 0 PB: 0 SB: 0 CS: 1	PA: 36
PITCHER Larry Christenson, R (1, 1) ERA: 3.5	IP: 9.0 WLS: L BF: 36	H: 9 R: 1 ER: 1 SO: 11	BB: 2 IBB: 0 HBP: 0 BLK: 0	WP: 0 HR: 1 S: 56 P: 64	ERA: 1.00 WHIP: 1.222																	


Batter	1	2	3	4	5	6	7	8	9	AB	R	H	RBI	BB	SO	LOB	BOTTOM			
Bob Dernier, R (1, 9) OBP: 0.371, SLG: 0.368	1-3		L6			K		4-3		4	0	0	0	0	1	0	Pittsburgh Pirates @ Philadelphia Phillies Veterans Stadium, Philadelphia, PA Fri Jun 11 1982, 7:05 PM EDT Att: 30,870 - Unknown			
Pete Rose, S (1, 3) OBP: 0.328, SLG: 0.347	1-5-3					BB		6-3		4	0	2	0	0	0	0				
Gary Matthews, R (1, 7) OBP: 0.326, SLG: 0.384		4-0		1B				5-3		3	0	0	0	1	0	2				
Mike Schmidt, R (1, 5) OBP: 0.453, SLG: 0.511		0-0				K				3	0	1	0	1	1	1				
Bo Diaz, R (1, 2) OBP: 0.358, SLG: 0.530			F9			L6				3	0	0	0	1	0	1				
Garry Maddox, R (1, 8) OBP: 0.301, SLG: 0.430								FC4-6		4	0	0	0	0	0	3				
Manny Trillo, R (1, 4) OBP: 0.309, SLG: 0.307										3	0	1	0	0	0	0				
Ivan De Jesus, R (1, 6) OBP: 0.272, SLG: 0.236										3	0	0	0	0	0	1				
Larry Christenson, R (1, 1) OBP: 0.071, SLG: 0.107										3	0	0	0	0	2	0				
Inning Stats	R: 0 E: 0 K: 0 S: 3	H: 0 LOB: 1 BB: 1 P: 7	R: 0 E: 0 K: 0 S: 4	H: 1 LOB: 1 BB: 0 P: 4	R: 0 E: 0 K: 1 S: 6	H: 1 LOB: 1 BB: 0 P: 6	R: 0 E: 0 K: 1 S: 5	H: 0 LOB: 0 BB: 0 P: 5	R: 0 E: 0 K: 1 S: 6	H: 1 LOB: 3 BB: 2 P: 14	R: 0 E: 0 K: 0 S: 3	H: 0 LOB: 0 BB: 0 P: 3	R: 0 E: 0 K: 0 S: 3	H: 1 LOB: 0 BB: 0 P: 3	R: 0 E: 0 K: 0 S: 3	H: 1 LOB: 0 BB: 0 P: 3		1B: 3 2B: 1 3B: 0 HR: 0	SF: 0 SAC: 0 DP: 0 HBP: 0	WP: 0 PB: 0 SB: 0 CS: 1
PITCHER John Candelaria, L (1, 1) ERA: 2.82	IP: 6.0 WLS: W BF: 24	H: 3 R: 0 ER: 0 SO: 4	BB: 2 IBB: 0 HBP: 0 BLK: 0	WP: 0 HR: 0 S: 29 P: 41	ERA: 0.00 WHIP: 0.833															
PITCHER Kent Tekulve, R (7, 1) ERA: 1.25	IP: 3.0 WLS: W BF: 9	H: 1 R: 0 ER: 0 SO: 0	BB: 0 IBB: 0 HBP: 0 BLK: 0	WP: 0 HR: 0 S: 9 P: 9	ERA: 0.00 WHIP: 0.333															


AB 33
 R 1
 H 9
 RBI 1
 BB 2
 SO 11
 LOB 18



AB 30
 R 0
 H 4
 RBI 0
 BB 3
 SO 4
 LOB 8



Batter	1	2	3	4	5	6	7	8	9	AB	R	H	RBI	BB	SO	LOB	TOP											
Omar Moreno, L OBP: 0.293, SLG: 0.312	6-3	F7		K		FC1-6		S	SF8	4	0	0	1	1	1	5	Pittsburgh Pirates @ Philadelphia Phillies Veterans Stadium, Philadelphia, PA Sat Jun 12 1982, 7:05 PM EDT Att: 28,665 - Unknown											
Johnny Ray, S OBP: 0.350, SLG: 0.421	4-3 BB	SF7		F7		K		K	6-3	5	0	1	1	0	2	4												
Bill Madlock, R OBP: 0.360, SLG: 0.429	4-3 BB									3	1	2	1	2	0	1												
Jason Thompson, L OBP: 0.436, SLG: 0.590	4-3	G3								5	1	1	1	0	0	6												
Mike Easter, L OBP: 0.365, SLG: 0.383	F8									5	0	1	0	0	2	3												
Tony Peña, R OBP: 0.330, SLG: 0.431										5	2	3	0	0	0	1												
Lee Lacy, R OBP: 0.376, SLG: 0.408										4	2	0	1	1	0	3												
Dale Berra, R OBP: 0.271, SLG: 0.327										4	3	3	2	1	0	1												
Manny Sarmiento, R OBP: 0.467, SLG: 0.385										3	0	2	2	1	1	0												
Inning Stats	R: 0 E: 0 K: 0 S: 4	H: 1 LOB: 2 BB: 1 P: 8	R: 3 E: 1 K: 0 S: 7	H: 3 LOB: 2 BB: 1 P: 11	R: 0 E: 0 K: 0 S: 3	H: 0 LOB: 0 BB: 0 P: 3	R: 0 E: 0 K: 1 S: 6	H: 1 LOB: 1 BB: 0 P: 6	R: 2 E: 0 K: 1 S: 8	H: 3 LOB: 1 BB: 0 P: 8	R: 0 E: 0 K: 1 S: 5	H: 0 LOB: 1 BB: 1 P: 9	R: 0 E: 0 K: 0 S: 4	H: 1 LOB: 1 BB: 0 P: 4	R: 1 E: 0 K: 2 S: 8	H: 1 LOB: 2 BB: 2 P: 16		R: 3 E: 0 K: 1 S: 8	H: 3 LOB: 1 BB: 1 P: 12	1B: 10 2B: 2 3B: 0 HR: 1	SF: 2 SAC: 1 DP: 0 HBP: 0	WP: 1 PB: 0 CS: 4	PA: 47					
PITCHER	IP	WLS	BF	H	R	ER	SO	BB	IBB	HBP	BLK	WP	HR	S	P	ERA	WHIP											
Mike Krukow, R ERA: 2.91	(1, 1)	4.1	L	24	8	5	2	2	2	0	0	0	1	0	26	34	4.15	2.308										
Porfi Altamirano, R ERA: 2.61	(5, 1)	0.2		2	0	0	0	0	0	0	0	0	0	0	2	2	0.00	0.000										
Sid Monge, L ERA: 3.65	(6, 1)	3.0		14	2	1	1	3	2	1	0	0	0	1	17	29	3.00	1.333										
Ed Farmer, R ERA: 6.84	(9, 1)	1.0		7	3	3	3	1	1	0	0	0	0	0	8	12	27.00	4.000										

Batter	1	2	3	4	5	6	7	8	9	AB	R	H	RBI	BB	SO	LOB	BOTTOM										
Bob Dernier, R OBP: 0.364, SLG: 0.360	K		K							4	0	0	0	0	2	1	Pittsburgh Pirates @ Philadelphia Phillies Veterans Stadium, Philadelphia, PA Sat Jun 12 1982, 7:05 PM EDT Att: 28,665 - Unknown										
Pete Rose, S OBP: 0.327, SLG: 0.345	F8									4	0	1	0	0	0	0											
Gary Matthews, R OBP: 0.325, SLG: 0.379										3	0	0	0	1	0	1											
Mike Schmidt, R OBP: 0.449, SLG: 0.511	F7									4	1	1	0	0	0	1											
Bo Diaz, R OBP: 0.361, SLG: 0.545										4	1	2	1	0	0	1											
Gary Maddox, R OBP: 0.294, SLG: 0.423										2	0	0	1	0	0	1											
Manny Trillo, R OBP: 0.304, SLG: 0.302										3	0	0	0	0	0	1											
Ivan De Jesus, R OBP: 0.273, SLG: 0.237										3	0	1	0	0	0	1											
Mike Krukow, R OBP: 0.180, SLG: 0.160	(1, 1)	0.3								1	0	0	0	0	1	1											
Porfi Altamirano, R OBP: 0.330, SLG: 0.330	(5, 1)	0.2								0	0	0	0	0	0	0											
George Mauer, R OBP: 0.290, SLG: 0.320	(5, PH)	0.2								1	0	0	0	0	1	0											
Sid Monge, L OBP: 0.320, SLG: 0.320	(6, 1)	0.2								0	0	0	0	0	0	0											
Greg Gross, L OBP: 0.390, SLG: 0.390	(8, PH)	0.2								1	0	1	0	0	0	0											
Ed Farmer, R ERA: 6.84	(9, 1)	0.2								0	0	0	0	0	0	0											
Inning Stats	R: 0 E: 0 K: 1 S: 5	H: 0 LOB: 1 BB: 1 P: 9	R: 1 E: 0 K: 1 S: 7	H: 2 LOB: 1 BB: 0 P: 7	R: 0 E: 0 K: 1 S: 5	H: 1 LOB: 0 BB: 0 P: 5	R: 1 E: 0 K: 0 S: 4	H: 1 LOB: 0 BB: 0 P: 4	R: 0 E: 0 K: 1 S: 5	H: 0 LOB: 0 BB: 0 P: 5	R: 0 E: 0 K: 0 S: 3	H: 0 LOB: 0 BB: 0 P: 3	R: 0 E: 1 K: 0 S: 4	H: 1 LOB: 1 BB: 0 P: 4	R: 0 E: 0 K: 0 S: 3	H: 1 LOB: 0 BB: 0 P: 3	R: 0 E: 0 K: 0 S: 3	H: 0 LOB: 0 BB: 0 P: 3	1B: 4 2B: 1 3B: 0 HR: 1	SF: 1 SAC: 0 DP: 2 HBP: 0	WP: 0 PB: 0 CS: 0	PA: 32					
PITCHER	IP	WLS	BF	H	R	ER	SO	BB	IBB	HBP	BLK	WP	HR	S	P	ERA	WHIP										
Manny Sarmiento, R ERA: 1.72	(1, 1)	9.0	W	32	6	2	2	4	1	0	0	0	1	39	43	2.00	0.778										

Batter	1	2	3	4	5	6	7	8	9	AB	R	H	RBI	BB	SO	LOB	TOP			
Mookie Wilson, S (1, 8) OBP: 0.323, SLG: 0.370	0-3 K		0-0 1B		0-0 1B		0-0 1-3			4	0	2	0	0	1	0	New York Mets @ Pittsburgh Pirates Three Rivers Stadium, Pittsburgh, PA Mon Jun 14 1982, 7:05 PM EDT Att: 7,005 - Unknown			
Bob Bailor, R (1, 5) OBP: 0.335, SLG: 0.368	0-0 5-3		0-0 1-3		0-0 4-3		0-0 4-3			4	0	0	0	0	0	4				
George Foster, R (1, 7) OBP: 0.335, SLG: 0.380	0-3 K			0-0 F8	4-0 IBB			0-0 6-3		3	0	0	0	1	1	0				
Dave Kingman, R (1, 3) OBP: 0.279, SLG: 0.447		0-3 K		0-3 K	0-3 K			0-0 5-3		4	0	0	0	0	3	3				
Mike Jorgensen, L (8, 3) OBP: 0.392, SLG: 0.467									0-0 5-3	0	0	0	0	0	0	0				
John Stearns, R (1, 2) OBP: 0.365, SLG: 0.438		0-0 6-3		4-0 HR	BB		0-0 CS	0-0 1B	0-0 1B	3	1	2	0	1	0	0				
Ellis Valentine, R (1, 9) OBP: 0.286, SLG: 0.381		0-0 G3		0-0 HR	HR		0-3 K	0-0 1-3	0-0 1-3	4	1	1	2	0	1	2				
Wally Backman, S (1, 4) OBP: 0.362, SLG: 0.366			0-3 K	0-3 K			0-0 1B		0-0 6-3	4	0	1	0	0	2	0				
Ron Gardenhire, R (1, 6) OBP: 0.270, SLG: 0.260			4-0 1B		0-0 F9	0-3 K		0-0 6-3	0-0 6-3	3	0	0	0	1	1	1				
Pete Falcone, L (1, 1) OBP: 0.125, SLG: 0.125			0-0 F9		0-0 E5		0-0 F9	0-3 K	0-3 K	3	0	0	0	0	0	1				
Rusty Staub, L (9, PH) OBP: 0.259, SLG: 0.326			0-0 F9		4-3 1B					1	0	0	0	0	1	0				
Neil Allen, R (9, 1) OBP: 0.333, SLG: 0.200										0	0	0	0	0	0	0				
Inning Stats	R: 0 E: 0 K: 2 S: 7	H: 0 LOB: 0 BB: 0 P: 7	R: 0 E: 0 K: 1 S: 5	H: 0 LOB: 0 BB: 0 P: 5	R: 0 E: 0 K: 1 S: 6	H: 1 LOB: 2 BB: 1 P: 10	R: 2 E: 0 K: 2 S: 8	H: 1 LOB: 0 BB: 1 P: 12	R: 0 E: 1 K: 1 S: 7	H: 1 LOB: 3 BB: 1 P: 11	R: 0 E: 0 K: 0 S: 3	H: 0 LOB: 0 BB: 0 P: 3	R: 0 E: 0 K: 0 S: 4	H: 1 LOB: 1 BB: 0 P: 4	R: 0 E: 0 K: 1 S: 5	H: 0 LOB: 0 BB: 0 P: 5	1B: 5 2B: 0 3B: 0 HR: 1	SF: 0 SAC: 0 DP: 0 HBP: 0	WP: 0 PB: 0 SB: 0 CS: 1	PA: 36
PITCHER Don Robinson, R (1, 1) ERA: 4.32	IP: 9.0 WLS: L BF: 36 H: 6 R: 2 ER: 2 SO: 10 BB: 2 IBB: 1 HBP: 0 BLK: 0 WP: 0 HR: 1 S: 53 P: 65 ERA: 2.00 WHIP: 0.889																			

livebaseballscores.com



Batter	1	2	3	4	5	6	7	8	9	AB	R	H	RBI	BB	SO	LOB	BOTTOM			
Omar Moreno, L (1, 8) OBP: 0.288, SLG: 0.307	0-0 F7		0-0 F8			0-0 4-3		0-3 K		4	0	0	0	0	1	0	New York Mets @ Pittsburgh Pirates Three Rivers Stadium, Pittsburgh, PA Mon Jun 14 1982, 7:05 PM EDT Att: 7,005 - Unknown			
Lee Lacy, R (1, 9) OBP: 0.379, SLG: 0.411	0-0 CS		0-0 6-3			0-0 F9		0-0 CS	0-0 1B	4	0	2	0	0	0	0				
Bill Madlock, R (1, 5) OBP: 0.358, SLG: 0.441	0-0 1-2		0-0 F9			0-0 F7		0-0 4-3	0-0 1-2	4	1	1	1	0	0	1				
Jason Thompson, L (1, 3) OBP: 0.433, SLG: 0.583	0-0 G3			0-0 6-3			0-0 FC4-6	0-3 K	0-3 K	4	0	1	0	0	1	0				
Tony Peña, R (1, 2) OBP: 0.330, SLG: 0.429		0-0 4-3		0-0 6-3		0-0 FC4-6	0-0 1-2			3	0	1	0	0	0	0				
Johnny Ray, S (1, 4) OBP: 0.350, SLG: 0.417		4-0 1B		0-0 4-3		0-0 FC4-6	0-0 1-2	0-0 FC4-6	0-0 G4-6-3	2	0	0	0	1	0	2				
Bill Robinson, R (1, 7) OBP: 0.286, SLG: 0.451		0-0 P4			0-0 6-3		0-0 G4-6-3	0-0 1-2		3	0	0	0	0	0	3				
Dale Berra, R (1, 6) OBP: 0.272, SLG: 0.327		0-0 1-3			0-0 F8			0-0 F8		3	0	1	0	0	0	0				
Don Robinson, R (1, 1) OBP: 0.303, SLG: 0.394		0-0 F8			0-0 P6			0-0 F4		3	0	0	0	0	0	2				
Inning Stats	R: 1 E: 0 K: 0 S: 4	H: 2 LOB: 0 BB: 0 P: 4	R: 0 E: 0 K: 0 S: 4	H: 1 LOB: 2 BB: 1 P: 8	R: 0 E: 0 K: 0 S: 3	H: 0 LOB: 0 BB: 0 P: 3	R: 0 E: 0 K: 0 S: 3	H: 0 LOB: 0 BB: 0 P: 3	R: 0 E: 0 K: 0 S: 3	H: 0 LOB: 0 BB: 0 P: 3	R: 0 E: 0 K: 0 S: 4	H: 2 LOB: 1 BB: 0 P: 4	R: 0 E: 0 K: 1 S: 5	H: 0 LOB: 0 BB: 0 P: 5	R: 0 E: 0 K: 1 S: 5	H: 1 LOB: 0 BB: 0 P: 5		1B: 5 2B: 0 3B: 0 HR: 1	SF: 0 SAC: 0 DP: 1 HBP: 0	WP: 0 PB: 0 SB: 0 CS: 2
PITCHER Pete Falcone, L (1, 1) ERA: 3.07	IP: 8.0 WLS: W BF: 28 H: 5 R: 1 ER: 1 SO: 1 BB: 1 IBB: 0 HBP: 0 BLK: 0 WP: 0 HR: 1 S: 29 P: 33 ERA: 1.12 WHIP: 0.750																			
Neil Allen, R (9, 1) ERA: 2.17	IP: 1.0 WLS: S BF: 3 H: 1 R: 0 ER: 0 SO: 1 BB: 0 IBB: 0 HBP: 0 BLK: 0 WP: 0 HR: 0 S: 5 P: 5 ERA: 0.00 WHIP: 1.000																			

livebaseballscores.com



Batter	1	2	3	4	5	6	7	8	9	AB	R	H	RBI	BB	SO	LOB	TOP					
Mookie Wilson, S (1, 8) OBP: 0.324, SLG: 0.370	6-3		CS 1B		E 2H 1B		F8		FC6-4 1B	5	0	2	1	0	0	1	New York Mets @ Pittsburgh Pirates Three Rivers Stadium, Pittsburgh, PA Tue Jun 15 1982, 7:05 PM EDT Att: 6,100 - Unknown livebaseballscores.com					
Bob Bailor, R (1, 5) OBP: 0.333, SLG: 0.361	5-3		6-3		L1		5-3		FC5-4 1B	5	0	1	0	0	0	2						
George Foster, R (1, 7) OBP: 0.336, SLG: 0.377	HR BB		P4		5-3				FC5-4 1B	4	1	1	0	1	0	3						
Dave Kingman, R (1, 3) OBP: 0.288, SLG: 0.465	1H HR				FC6-4 BB				F7 1B	3	1	2	2	1	0	1						
John Stearns, R (1, 2) OBP: 0.367, SLG: 0.444	6-3		FC6-4 S		FC4-6 1B				FC4-6 1B	4	0	2	0	0	0	1						
Ellis Valentine, R (1, 9) OBP: 0.257, SLG: 0.367			P3		F7 1-2				K 1B	4	0	0	0	0	1	5						
Wally Backman, S (1, 4) OBP: 0.359, SLG: 0.358			FC4-6 BB		1-3				FC4-6 1B	3	0	0	0	1	0	5						
Ron Gardenhire, R (1, 6) OBP: 0.271, SLG: 0.261			FC4-6						F9 1B	3	1	1	0	0	0	3						
Mike Jorgensen, L (9, PH) OBP: 0.371, SLG: 0.452			1-2		SH3-4 1B				6-3	1	0	0	0	0	0	0						
Charlie Puleo, R (1, 1) OBP: 0.222, SLG: 0.176			K		SH3-4				F9 1B	1	0	0	0	0	1	1						
Pat Zachry, R (5, 1)									FC6-4 1B	0	0	0	0	0	0	0						
Gary Rajsich, L (7, PH) OBP: 0.235, SLG: 0.270										0	0	0	0	0	0	0						
Tom Hausman, R (7, 1)										0	0	0	0	0	0	0						
Rusty Staub, L (9, PH) OBP: 0.273, SLG: 0.340										1	0	1	0	0	0	0						
Inning Stats	R: 2 E: 0 K: 0 S: 4	H: 1 LOB: 0 BB: 1 P: 8	R: 0 E: 0 K: 1 S: 5	H: 0 LOB: 1 BB: 1 P: 9	R: 0 E: 0 K: 0 S: 3	H: 1 LOB: 0 BB: 0 P: 3	R: 0 E: 0 K: 0 S: 3	H: 0 LOB: 1 BB: 1 P: 7	R: 1 E: 1 K: 0 S: 5	H: 2 LOB: 1 BB: 0 P: 5	R: 0 E: 0 K: 1 S: 7	H: 2 LOB: 2 BB: 0 P: 7	R: 0 E: 0 K: 0 S: 3	H: 0 LOB: 0 BB: 0 P: 3	R: 0 E: 0 K: 0 S: 5	H: 2 LOB: 2 BB: 0 P: 5	R: 0 E: 0 K: 0 S: 5	H: 2 LOB: 2 BB: 0 P: 5	1B: 8 2B: 1 3B: 0 HR: 1	SF: 0 SAC: 1 DP: 0 HBP: 0	WP: 0 PB: 0 SB: 1 CS: 1	PA: 39
PITCHER Rick Rhoden, R (1, 1) ERA: 6.07	IP: 9.0 WLS: W BF: 39 H: 10 R: 3 ER: 3 SO: 2 BB: 3 IBB: 0 HBP: 0 BLK: 0 WP: 0 HR: 1 S: 40 P: 52 ERA: 3.00 WHIP: 1.444															PITCHER						

Batter	1	2	3	4	5	6	7	8	9	AB	R	H	RBI	BB	SO	LOB	BOTTOM			
Omar Moreno, L (1, 8) OBP: 0.291, SLG: 0.313	4-3		4-3		1B 2B		K		2B	5	2	2	1	0	1	1	New York Mets @ Pittsburgh Pirates Three Rivers Stadium, Pittsburgh, PA Tue Jun 15 1982, 7:05 PM EDT Att: 6,100 - Unknown livebaseballscores.com			
Johnny Ray, S (1, 4) OBP: 0.351, SLG: 0.417	L4		FC5-4 1B		2B HR 1B		G6-3		E1 2B	5	2	2	0	0	0	2				
Bill Madlock, R (1, 5) OBP: 0.359, SLG: 0.449	6-3		FC5-4		HR 2B		1-3 2H 3H		1-3 2H	5	2	2	3	0	0	1				
Jim Smith, R (9, 5) OBP: 0.333, SLG: 0.346			1-2		HR 2B				2B	0	0	0	0	0	0	0				
Jason Thompson, L (1, 3) OBP: 0.445, SLG: 0.614			1B 2B		G6-3 BB		2B WP BB		2B	3	3	3	5	2	0	0				
Mike Easter, L (1, 7) OBP: 0.361, SLG: 0.384			K		G6-3		WP 1B 2B		F9	5	1	1	0	0	1	3				
Tony Peña, R (1, 2) OBP: 0.337, SLG: 0.434			1B		6-3		5-3		F8	5	0	3	2	0	0	1				
Lee Lacy, R (1, 9) OBP: 0.376, SLG: 0.406			1B		F9		5-3			4	0	1	0	0	0	2				
Dale Berra, R (1, 6) OBP: 0.277, SLG: 0.327			G1-6-3		1B 1B		4-3			3	2	1	0	1	0	3				
Rick Rhoden, R (1, 1) OBP: 0.324, SLG: 0.688			L6		1B 1B		G6-3		P4	4	1	2	1	0	0	0				
Inning Stats	R: 0 E: 0 K: 0 S: 3	H: 0 LOB: 0 BB: 0 P: 3	R: 1 E: 0 K: 1 S: 7	H: 3 LOB: 1 BB: 0 P: 7	R: 0 E: 0 K: 0 S: 4	H: 1 LOB: 0 BB: 0 P: 4	R: 0 E: 0 K: 0 S: 2	H: 0 LOB: 0 BB: 1 P: 6	R: 6 E: 0 K: 0 S: 9	H: 6 LOB: 1 BB: 1 P: 13	R: 1 E: 0 K: 1 S: 6	H: 2 LOB: 0 BB: 0 P: 6	R: 2 E: 0 K: 0 S: 5	H: 2 LOB: 1 BB: 1 P: 9	R: 3 E: 1 K: 0 S: 7	H: 3 LOB: 1 BB: 0 P: 7	1B: 10 2B: 6 3B: 0 HR: 1	SF: 0 SAC: 0 DP: 3 HBP: 0	WP: 1 PB: 0 SB: 1 CS: 0	PA: 42
PITCHER Charlie Puleo, R (1, 1) ERA: 4.36	IP: 4.1 WLS: L BF: 21 H: 8 R: 6 ER: 6 SO: 1 BB: 2 IBB: 0 HBP: 0 BLK: 0 WP: 0 HR: 0 S: 21 P: 29 ERA: 12.46 WHIP: 2.308															PITCHER				
Pat Zachry, R (5, 1) ERA: 4.73	1.2 8 4 2 2 1 0 0 0 0 0 1 10 10 10.80 2.400																			
Tom Hausman, R (7, 1) ERA: 3.5	2.0 13 5 5 4 0 1 0 0 0 1 0 12 16 18.00 3.000																			

Batter	1	2	3	4	5	6	7	8	9	10	11	AB	R	H	RBI	BB	SO	LOB	TOP								
Bob Dernier, R OBP: 0.370, SLG: 0.361 (1, 9)	K		G1-6-3			1B 1B		F9		K		5	0	1	0	0	2	2									
Pete Rose, S OBP: 0.338, SLG: 0.368 (1, 3)	F9			L8		FC6-4 1B		P4		4-3		5	0	1	0	0	0	1									
Gary Matthews, R OBP: 0.323, SLG: 0.410 (1, 7)	HR			4-3		F3		K			HR	5	2	2	2	0	1	2									
Mike Schmidt, R OBP: 0.441, SLG: 0.516 (1, 5)	K			K		FC6-4			1B G4-3 BB		F9	4	1	0	0	1	2	2									
Bo Diaz, R OBP: 0.352, SLG: 0.519 (1, 2)		4-3				F9		P4				5	0	1	0	0	1	0									
Gary Maddox, R OBP: 0.333, SLG: 0.432 (1, 8)		6-3				1B			1B 3B		F9	5	1	2	0	0	0	1									
Manny Trillo, R OBP: 0.312, SLG: 0.316 (1, 4)		F9				P4			6-3			4	0	1	1	0	0	1									
Ivan De Jesus, R OBP: 0.277, SLG: 0.243 (1, 6)			G1-6-3 HBP			F8		K			S 1B	3	0	1	0	0	1	2									
Larry Christenson, R OBP: 0.277, SLG: 0.300 (7, PH) Ozzie Virgo, R OBP: 0.250, SLG: 0.333 (7, 1) Porky Altamirano, R OBP: 0.333, SLG: 0.333 (8, 1) Sparky Lyle, L OBP: 0.250, SLG: 0.300 (8, 1) Luis Aparicio, R OBP: 0.250, SLG: 0.348 (10, PH) Ron Reed, R OBP: 0.250, SLG: 0.320 (10, 1)			K			K		K			P1	2	0	0	0	0	2	1									
Inning Stats	R: 1 E: 0 K: 2 S: 8	H: 1 LOB: 0 BB: 0 P: 8	R: 0 E: 0 K: 0 S: 3	H: 0 LOB: 0 BB: 0 P: 3	R: 0 E: 0 K: 1 S: 4	H: 0 LOB: 0 BB: 0 P: 5	R: 0 E: 0 K: 1 S: 5	H: 0 LOB: 0 BB: 0 P: 5	R: 0 E: 0 K: 1 S: 7	H: 2 LOB: 2 BB: 0 P: 7	R: 1 E: 0 K: 2 S: 9	H: 2 LOB: 1 BB: 0 P: 9	R: 0 E: 0 K: 1 S: 5	H: 0 LOB: 0 BB: 0 P: 5	R: 1 E: 0 K: 0 S: 3	H: 1 LOB: 0 BB: 1 P: 7	R: 0 E: 0 K: 1 S: 6	H: 1 LOB: 0 BB: 0 P: 6	R: 1 E: 0 K: 1 S: 6	H: 1 LOB: 0 BB: 0 P: 6	1B: 6 2B: 0 3B: 1 HR: 2	SF: 0 SAC: 0 DP: 2 HBP: 1	WP: 0 PB: 0 SB: 1 CS: 0	PA: 42			
PITCHER	IP 8.0	WLS 3	BF 31	H 6	R 3	ER 3	SO 8	BB 1	IBB 0	HBP 0	BLK 0	WP 0	HR 1	S 45	P 50	ERA 3.38	WHIP 0.875										
John Candelaria, L ERA: 2.85 (1, 1)	1.0	3	1	0	0	0	0	0	0	0	0	0	0	3	3	0.00	1.000										
Kent Tekulve, R ERA: 1.24 (9, 1)	2.0	L	8	2	1	1	2	0	0	0	0	0	1	12	12	4.50	1.000										
Rod Scurry, L ERA: 2.65 (10, 1)																											

Philadelphia Phillies @ Pittsburgh Pirates
Three Rivers Stadium, Pittsburgh, PA
Thu Jun 17 1982, 7:05 PM EDT
Att: 9,405 - Unknown

AB	40
R	4
H	9
RBI	3
BB	1
SO	10
LOB	14



Batter	1	2	3	4	5	6	7	8	9	10	11	AB	R	H	RBI	BB	SO	LOB	BOTTOM								
Omar Moreno, L OBP: 0.285, SLG: 0.306 (1, 8)	K		F5			K		F7		K		5	0	0	0	0	3	0									
Johnny Ray, S OBP: 0.352, SLG: 0.429 (1, 4)	G3		4-3			HR		WP BB 1B		6-3		5	1	2	1	0	0	0									
Bill Madlock, R OBP: 0.380, SLG: 0.448 (1, 5)	L6		S 1B			K		P3				5	0	2	0	0	1	1									
Jason Thompson, L OBP: 0.444, SLG: 0.621 (1, 3)		F5	F7			HR		WP BB		4-3		4	1	1	1	1	0	2									
Mike Easter, L OBP: 0.351, SLG: 0.372 (1, 7)		F9		L7		K		6-3				5	0	0	0	0	2	2									
Tony Peña, R OBP: 0.338, SLG: 0.433 (1, 2)		1B 1B		6-3		6-3						5	1	2	0	0	0	0									
Lee Lacy, R OBP: 0.377, SLG: 0.406 (1, 9)		1B 1B		K				P3		P1-3 1B		5	0	2	0	0	1	1									
Dale Berra, R OBP: 0.281, SLG: 0.331 (1, 6)						L8		1-3				4	0	2	1	0	0	0									
Willie Stargell, L OBP: 0.273, SLG: 0.179 (11, PH)												1	0	0	0	0	0	1									
John Candelaria, L OBP: 0.227, SLG: 0.273 (1, 1)						K		5-3				3	0	0	0	0	2	2									
Kent Tekulve, R ERA: 1.24 (9, 1)												0	0	0	0	0	0	0									
Jim Morrison, R OBP: 0.278, SLG: 0.425 (9, PH)												1	0	0	0	0	1	1									
Rod Scurry, L OBP: 0.167, SLG: 0.167 (10, 1)												0	0	0	0	0	0	0									
Inning Stats	R: 0 E: 0 K: 1 S: 5	H: 0 LOB: 0 BB: 0 P: 5	R: 1 E: 0 K: 1 S: 8	H: 3 LOB: 2 BB: 0 P: 8	R: 0 E: 0 K: 0 S: 4	H: 1 LOB: 1 BB: 0 P: 4	R: 0 E: 0 K: 1 S: 5	H: 0 LOB: 0 BB: 0 P: 5	R: 0 E: 0 K: 2 S: 7	H: 0 LOB: 0 BB: 0 P: 7	R: 2 E: 0 K: 2 S: 9	H: 2 LOB: 0 BB: 0 P: 9	R: 0 E: 0 K: 0 S: 3	H: 0 LOB: 0 BB: 0 P: 3	R: 0 E: 0 K: 0 S: 4	H: 1 LOB: 2 BB: 1 P: 8	R: 0 E: 0 K: 1 S: 6	H: 1 LOB: 0 BB: 0 P: 6	R: 0 E: 0 K: 1 S: 6	H: 1 LOB: 1 BB: 0 P: 6	R: 0 E: 0 K: 1 S: 6	H: 1 LOB: 1 BB: 0 P: 6	1B: 9 2B: 1 3B: 0 HR: 2	SF: 0 SAC: 0 DP: 1 HBP: 0	WP: 1 PB: 0 SB: 1 CS: 0	PA: 44	
PITCHER	IP 6.0	WLS 7	BF 24	H 6	R 3	ER 3	SO 7	BB 0	IBB 0	HBP 0	BLK 0	WP 0	HR 2	S 38	P 38	ERA 4.50	WHIP 1.000										
Larry Christenson, R ERA: 3.57 (7, 1)	1.2	7	1	0	0	0	0	0	0	0	0	0	0	6	10	0.00	1.200										
Porfi Altamirano, R ERA: 3.52 (8, 1)	1.1	5	2	0	0	1	0	0	0	0	0	1	0	7	7	0.00	1.500										
Sparky Lyle, L ERA: 3.04 (8, 1)	2.0	W	8	2	0	0	2	0	0	0	0	0	0	12	12	0.00	1.000										
Ron Reed, R ERA: 2.76 (10, 1)																											

Philadelphia Phillies @ Pittsburgh Pirates
Three Rivers Stadium, Pittsburgh, PA
Thu Jun 17 1982, 7:05 PM EDT
Att: 9,405 - Unknown

AB	43
R	3
H	11
RBI	3
BB	1
SO	10
LOB	10



Batter	1	2	3	4	5	6	7	8	9	AB	R	H	RBI	BB	SO	LOB	TOP										
Bob Dernier, R OBP: 0.379, SLG: 0.362 (1, 9)										2	1	1	1	3	1	3	Philadelphia Phillies @ Pittsburgh Pirates Three Rivers Stadium, Pittsburgh, PA Fri Jun 18 1982, 7:05 PM EDT Att: 23,320 - Unknown										
Pete Rose, S OBP: 0.339, SLG: 0.368 (1, 3)										5	2	2	0	0	0	6											
Gary Matthews, R OBP: 0.332, SLG: 0.419 Greg Gross, L OBP: 0.391, SLG: 0.317 (1, 7) (8, 7)										5	2	4	1	0	0	0											
Mike Schmidt, R OBP: 0.435, SLG: 0.506 (1, 5)										5	1	1	1	0	3	5											
Bo Diaz, R OBP: 0.353, SLG: 0.517 (1, 2)										3	1	1	1	1	0	3											
Gary Maddox, R OBP: 0.313, SLG: 0.444 (1, 8)										5	0	3	3	0	1	1											
Manny Trillo, R OBP: 0.309, SLG: 0.309 (1, 4)										4	1	0	0	1	0	2											
Ivan De Jesus, R OBP: 0.280, SLG: 0.243 (1, 6)										4	0	1	0	1	1	3											
Mike Krukow, R OBP: 0.172, SLG: 0.172 (1, 1)										4	0	1	0	0	3	3											
Inning Stats	R: 3 E: 0 K: 0 S: 5	H: 4 LOB: 1 BB: 1 P: 9	R: 0 E: 0 K: 1 S: 5	H: 0 LOB: 0 BB: 0 P: 5	R: 0 E: 1 K: 1 S: 6	H: 1 LOB: 1 BB: 0 P: 6	R: 0 E: 0 K: 3 S: 10	H: 1 LOB: 3 BB: 2 P: 18	R: 4 E: 0 K: 2 S: 8	H: 5 LOB: 3 BB: 2 P: 16	R: 0 E: 0 K: 2 S: 8	H: 1 LOB: 2 BB: 0 P: 8	R: 0 E: 0 K: 0 S: 4	H: 1 LOB: 2 BB: 1 P: 8	R: 1 E: 0 K: 1 S: 6	H: 1 LOB: 0 BB: 0 P: 6	R: 0 E: 0 K: 1 S: 5	H: 0 LOB: 0 BB: 0 P: 5	1B: 13 2B: 2 3B: 0 HR: 0	SF: 1 SAC: 1 DP: 1 HBP: 0	WP: 2 PB: 0 SB: 4 CS: 1	PA: 45					
PITCHER	IP	WLS	BF	H	R	ER	SO	BB	IBB	HBP	BLK	WP	HR	S	P	ERA	WHIP										
Manny Sarmiento, R ERA: 2.63 (1, 1)	4.1	L	23	9	6	6	5	3	0	0	0	1	0	30	42	12.46	2.769										
Enrique Romo, R ERA: 4.89 (5, 1)	1.2		10	3	1	1	2	2	0	0	0	0	0	12	20	5.40	3.000										
Ross Baumgarten, L ERA: 9.9 (7, 1)	1.0		5	1	0	0	0	1	0	0	0	0	0	4	8	0.00	2.000										
Rod Scurrey, L ERA: 2.81 (8, 1)	1.0		4	1	1	1	1	0	0	0	0	1	0	6	6	9.00	1.000										
Randy Niemann, L ERA: 7.59 (9, 1)	1.0		3	0	0	0	1	0	0	0	0	0	0	5	5	0.00	0.000										

Batter	1	2	3	4	5	6	7	8	9	AB	R	H	RBI	BB	SO	LOB	BOTTOM										
Omar Moreno, L OBP: 0.285, SLG: 0.306 (1, 8)										4	0	1	0	0	1	0	Philadelphia Phillies @ Pittsburgh Pirates Three Rivers Stadium, Pittsburgh, PA Fri Jun 18 1982, 7:05 PM EDT Att: 23,320 - Unknown										
Johnny Ray, S OBP: 0.350, SLG: 0.424 (1, 4)										3	0	0	0	1	0	2											
Bill Madlock, R OBP: 0.358, SLG: 0.451 Randy Niemann, L ERA: 7.59 (1, 5) (9, 1)										3	0	1	1	0	0	1											
Jason Thompson, L OBP: 0.437, SLG: 0.610 (1, 3)										4	0	0	0	0	0	3											
Mike Easter, L OBP: 0.354, SLG: 0.393 (1, 7)										4	1	2	1	0	0	0											
Tony Peña, R OBP: 0.341, SLG: 0.444 (1, 2)										4	0	2	0	0	0	1											
Lee Lacy, R OBP: 0.380, SLG: 0.404 (1, 9)										3	1	1	0	1	1	2											
Dale Berra, R OBP: 0.281, SLG: 0.335 (1, 6)										4	0	1	1	0	0	1											
Manny Sarmiento, R OBP: 0.238, SLG: 0.257 (1, 1) Enrique Romo, R OBP: 0.205, SLG: 1.000 (5, 1) Don Robinson, R OBP: 0.224, SLG: 0.412 (6, 1) Ross Baumgarten, L ERA: 9.9 (7, 1) Willie Montanez, L OBP: 0.329, SLG: 0.333 (7, 1) Rod Scurrey, L OBP: 0.167, SLG: 0.167 (8, 1) Jim Morrison, R OBP: 0.276, SLG: 0.425 (9, 1)										1	0	0	0	0	0	0											
Inning Stats	R: 0 E: 0 K: 0 S: 3	H: 0 LOB: 0 BB: 0 P: 3	R: 0 E: 0 K: 1 S: 6	H: 1 LOB: 0 BB: 0 P: 6	R: 0 E: 0 K: 1 S: 5	H: 0 LOB: 0 BB: 0 P: 5	R: 0 E: 0 K: 0 S: 2	H: 0 LOB: 0 BB: 1 P: 6	R: 1 E: 0 K: 0 S: 4	H: 2 LOB: 0 BB: 0 P: 4	R: 1 E: 0 K: 0 S: 5	H: 2 LOB: 1 BB: 0 P: 5	R: 1 E: 0 K: 1 S: 6	H: 2 LOB: 1 BB: 1 P: 10	R: 0 E: 0 K: 0 S: 4	H: 1 LOB: 1 BB: 0 P: 4	R: 0 E: 0 K: 0 S: 4	H: 1 LOB: 1 BB: 0 P: 4	1B: 5 2B: 2 3B: 1 HR: 1	SF: 1 SAC: 0 DP: 3 HBP: 0	WP: 0 PB: 0 SB: 0 CS: 0	PA: 35					
PITCHER	IP	WLS	BF	H	R	ER	SO	BB	IBB	HBP	BLK	WP	HR	S	P	ERA	WHIP										
Mike Krukow, R ERA: 2.92 (1, 1)	9.0	W	35	9	3	3	3	2	0	0	0	0	1	39	47	3.00	1.222										

Batter	1	2	3	4	5	6	7	8	9	AB	R	H	RBI	BB	SO	LOB	TOP																								
Bob Dernier, R OBP: 0.376, SLG: 0.368 (1, 9)	F8	K		F9		FC4-2			1B 3B	5	1	1	1	0	1	3																									
Pete Rose, S OBP: 0.341, SLG: 0.367 Bill Robinson, R OBP: 0.286, SLG: 0.451 (1, 3) (9, 3)	1-3	F8				F7			S 1B HBP	4	1	1	0	0	0	2																									
Gary Matthews, R OBP: 0.333, SLG: 0.422 Greg Gross, L OBP: 0.391, SLG: 0.317 (1, 7) (9, 7)	F8		K			FC5 1B		L7	S 1B	5	0	2	2	0	1	0																									
Mike Schmidt, R OBP: 0.429, SLG: 0.494 (1, 5)		E 2B BB	K			F8		F8	K	4	1	0	0	1	2	3																									
Bo Diaz, R OBP: 0.346, SLG: 0.505 (1, 2)		E4 2B	6-3			F9		F3	FC6-2-5	5	1	0	0	0	0	4																									
Gary Maddox, R OBP: 0.317, SLG: 0.455 George Vukovich, L OBP: 0.274, SLG: 0.294 (1, 8) (2, 9)		2B		K					K	1	1	1	2	0	0	0																									
Manny Trillo, R OBP: 0.308, SLG: 0.308 (1, 4)		6-3				FC5			6-3	4	1	1	0	0	0	3																									
Ivan De Jesus, R OBP: 0.288, SLG: 0.257 (1, 6)		E 2B				FC6-4 1B			F8	4	1	3	1	0	0	0																									
Steve Carlton, L OBP: 0.256, SLG: 0.385 (1, 1)		E1				FC6-4 1B			SH2-4 1B	3	1	1	0	0	0	1																									
Inning Stats	R: 0 E: 0 K: 0 S: 3	H: 0 LOB: 0 BB: 0 P: 3	R: 4 E: 2 K: 1 S: 9	H: 2 LOB: 1 BB: 1 P: 13	R: 0 E: 0 K: 2 S: 7	H: 0 LOB: 0 BB: 0 P: 7	R: 1 E: 1 K: 1 S: 7	H: 2 LOB: 1 BB: 0 P: 7	R: 1 E: 0 K: 0 S: 5	H: 2 LOB: 2 BB: 1 P: 9	R: 0 E: 0 K: 0 S: 4	H: 1 LOB: 1 BB: 0 P: 4	R: 0 E: 0 K: 0 S: 3	H: 0 LOB: 0 BB: 0 P: 3	R: 0 E: 0 K: 1 S: 5	H: 0 LOB: 0 BB: 0 P: 5	R: 2 E: 0 K: 1 S: 8	H: 3 LOB: 2 BB: 0 P: 9	1B: 5 2B: 4 3B: 1 HR: 0	SF: 0 SAC: 1 DP: 0 HBP: 1	WP: 1 PB: 0 SB: 2 CS: 0	PA: 42																			
PITCHER	IP	WLS	BF	H	R	ER	SO	BB	IBB	HBP	BLK	WP	HR	S	P	ERA	WHIP	PITCHER							IP	WLS	BF	H	R	ER	SO	BB	IBB	HBP	BLK	WP	HR	S	P	ERA	WHIP
Don Robinson, R ERA: 4.44 Kent Tekulve, R ERA: 1.21 (1, 1) (9, 1)	8.0	L	37	9	8	5	5	1	1	0	0	1	0	45	53	5.62	1.250								1.0		5	1	0	0	1	0	0	1	0	0	6	7	0.00	1.000	

Philadelphia Phillies @ Pittsburgh Pirates
Three Rivers Stadium, Pittsburgh, PA
Sat Jun 19 1982, 3:33 AM EDT
Att: 13,065 - Unknown

AB 38
R 8
H 10
RBI 6
BB 2
SO 6
LOB 18



Batter	1	2	3	4	5	6	7	8	9	AB	R	H	RBI	BB	SO	LOB	BOTTOM																								
Omar Moreno, L OBP: 0.281, SLG: 0.301 (1, 8)	K		F8			K		K		4	0	0	0	0	3	3																									
Lee Lacy, R OBP: 0.383, SLG: 0.407 (1, 9)			F8			3-1 1B		6-3		4	1	2	0	0	0	2																									
Bill Madlock, R OBP: 0.356, SLG: 0.447 (1, 5)	G4-6-3 1B					1B		5-3		4	1	1	1	0	0	1																									
Jason Thompson, L OBP: 0.430, SLG: 0.598 (1, 3)		K		4-3		3-1		K		4	0	0	0	0	2	2																									
Wayne Nordhagen, R OBP: 0.333, SLG: 0.336 Jim Smith, R OBP: 0.333, SLG: 0.346 (1, 7) (9, PR)		K		L5					G5-3 1B	4	0	2	2	0	1	0																									
Johnny Ray, S OBP: 0.352, SLG: 0.425 (1, 4)		5-3							1B	4	0	2	0	0	0	1																									
Dale Berra, R OBP: 0.275, SLG: 0.328 (1, 6)			L8			G5-4-3 1B		5-3	G5-3 1B	4	0	0	0	0	3																										
Steve Nicosia, R OBP: 0.295, SLG: 0.293 (1, 2)						F8		F3		3	0	1	0	0	0	0																									
Don Robinson, R OBP: 0.351, SLG: 0.417 Kent Tekulve, R (1, 1) (9, 1)						1B		K		2	1	1	0	1	1	0																									
Inning Stats	R: 0 E: 0 K: 1 S: 5	H: 1 LOB: 0 BB: 0 P: 5	R: 0 E: 0 K: 2 S: 7	H: 0 LOB: 0 BB: 0 P: 7	R: 0 E: 0 K: 0 S: 4	H: 1 LOB: 2 BB: 1 P: 8	R: 0 E: 0 K: 0 S: 3	H: 0 LOB: 0 BB: 0 P: 3	R: 0 E: 0 K: 1 S: 5	H: 0 LOB: 0 BB: 0 P: 5	R: 3 E: 0 K: 1 S: 9	H: 4 LOB: 1 BB: 0 P: 9	R: 0 E: 0 K: 1 S: 5	H: 0 LOB: 0 BB: 0 P: 5	R: 0 E: 0 K: 1 S: 5	H: 2 LOB: 1 BB: 0 P: 6	1B: 9 2B: 0 3B: 0 HR: 0	SF: 0 SAC: 0 DP: 3 HBP: 0	WP: 1 PB: 0 SB: 0 CS: 0	PA: 34																					
PITCHER	IP	WLS	BF	H	R	ER	SO	BB	IBB	HBP	BLK	WP	HR	S	P	ERA	WHIP	PITCHER							IP	WLS	BF	H	R	ER	SO	BB	IBB	HBP	BLK	WP	HR	S	P	ERA	WHIP
Steve Carlton, L ERA: 3.98 (1, 1)	9.0	W	34	9	3	3	7	1	0	0	0	1	0	47	51	3.00	1.111								1.0		5	1	0	0	1	0	0	0	0	6	7	0.00	1.000		

Philadelphia Phillies @ Pittsburgh Pirates
Three Rivers Stadium, Pittsburgh, PA
Sat Jun 19 1982, 3:33 AM EDT
Att: 13,065 - Unknown

AB 33
R 3
H 9
RBI 3
BB 1
SO 7
LOB 12



Batter	1	2	3	4	5	6	7	8	9	AB	R	H	RBI	BB	SO	LOB	TOP								
Bob Dernier, R (1, 8) OBP: 0.369, SLG: 0.361	K		K			F8		1-3		4	0	0	0	0	2	0	Philadelphia Phillies @ Pittsburgh Pirates Three Rivers Stadium, Pittsburgh, PA Sun Jun 20 1982, 3:33 AM EDT Att: 25,791 - Unknown								
Pete Rose, S (1, 3) OBP: 0.343, SLG: 0.366	6-3		CS	6-3		E		1B		3	1	1	0	1	0	0									
Gary Matthews, R (1, 7) OBP: 0.328, SLG: 0.415	6-3			4-3		F8		K		4	0	0	0	0	1	1									
Mike Schmidt, R (1, 5) OBP: 0.435, SLG: 0.494		FC6-4		S		4-3		1B		2	0	1	0	2	0	0									
Bo Diaz, R (1, 2) OBP: 0.344, SLG: 0.498	K			FC4				K		3	0	0	0	1	3	3									
Greg Gross, L (1, 9) OBP: 0.400, SLG: 0.356		FC6-4		BB						4	0	2	0	0	0	3									
Manny Trillo, R (1, 4) OBP: 0.307, SLG: 0.303		G3				5-3		1B		3	0	0	0	1	0	2									
Ivan De Jesus, R (1, 6) OBP: 0.288, SLG: 0.255			4-3			6-3		4-3		2	0	0	0	1	0	0									
George Vukovich, L (9, PH) OBP: 0.271, SLG: 0.291										1	0	0	0	0	0	1									
Dick Ruthven, R (1, 1) OBP: 0.067, SLG: 0.069						4-3		5-3		3	0	0	0	0	2	3									
Ron Reed, R (8, 1) OBP: 0.200, SLG: 0.250										0	0	0	0	0	0	0									
Bill Robinson, R (9, PH) OBP: 0.282, SLG: 0.444										1	0	0	0	0	0	1									
Inning Stats	R: 0 E: 0 K: 1 S: 5	H: 0 LOB: 0 BB: 0 P: 5	R: 0 E: 0 K: 1 S: 5	H: 0 LOB: 1 BB: 1 P: 9	R: 0 E: 0 K: 2 S: 7	H: 0 LOB: 0 BB: 0 P: 7	R: 0 E: 0 K: 0 S: 3	H: 0 LOB: 2 BB: 2 P: 11	R: 0 E: 0 K: 0 S: 3	H: 0 LOB: 0 BB: 0 P: 3	R: 1 E: 0 K: 0 S: 3	H: 0 LOB: 0 BB: 1 P: 7	R: 0 E: 0 K: 2 S: 7	H: 1 LOB: 2 BB: 2 P: 15	R: 0 E: 0 K: 2 S: 9	H: 2 LOB: 2 BB: 0 P: 9	R: 0 E: 0 K: 0 S: 4	H: 1 LOB: 1 BB: 0 P: 4	1B: 3 2B: 1 3B: 0 HR: 0	SF: 0 SAC: 0 DP: 0 HBP: 0	WP: 0 PB: 1 SB: 2 CS: 2	PA: 37			
PITCHER	IP	WLS	BF	H	R	ER	SO	BB	IBB	HBP	BLK	WP	HR	S	P	ERA	WHIP								
Rick Rhoden, R (1, 1) ERA: 5.61	7.0		27	1	1	0	6	5	1	0	0	0	0	33	57	0.00	0.857								
Kent Tekulve, R (8, 1) ERA: 1.17	2.0	W	9	3	0	0	2	0	0	0	0	0	0	13	13	0.00	1.500								

Batter	1	2	3	4	5	6	7	8	9	AB	R	H	RBI	BB	SO	LOB	BOTTOM								
Omar Moreno, L (1, 8) OBP: 0.280, SLG: 0.300	4-3					F8				4	0	1	1	0	0	1	Philadelphia Phillies @ Pittsburgh Pirates Three Rivers Stadium, Pittsburgh, PA Sun Jun 20 1982, 3:33 AM EDT Att: 25,791 - Unknown								
Johnny Ray, S (1, 4) OBP: 0.347, SLG: 0.418	L8		3-1			L5		1B		4	0	0	0	0	0	2									
Bill Madlock, R (1, 5) OBP: 0.359, SLG: 0.453	HBP		P4			5-3		FC5-6		4	0	2	0	0	0	0									
Jason Thompson, L (1, 3) OBP: 0.435, SLG: 0.597	HBP		F7			G6-4-3		WP		2	1	1	0	2	0	0									
Mike Easter, L (1, 7) OBP: 0.352, SLG: 0.386						G6-4-3		FC5-6		3	1	0	0	0	0	3									
Tony Peña, R (1, 2) OBP: 0.340, SLG: 0.446	K					4-3		FC5-4		4	0	1	2	0	2	3									
Lee Lacy, R (1, 9) OBP: 0.392, SLG: 0.412			E5					FC5-4		3	1	2	0	1	0	0									
Dale Berra, R (1, 6) OBP: 0.272, SLG: 0.324			F3					FC5-4		2	0	0	0	0	0	2									
Willie Stargill, L (7, PH) OBP: 0.336, SLG: 0.172						F9				1	0	0	0	0	0	1									
Jim Smith, R (8, 6) OBP: 0.323, SLG: 0.333										1	0	0	0	0	0	2									
Rick Rhoden, R (1, 1) OBP: 0.306, SLG: 0.647										2	0	0	0	0	0	1									
Dave Parker, L (7, PH) OBP: 0.336, SLG: 0.450			4-3							0	0	0	0	1	0	0									
Kent Tekulve, R (8, 1) ERA: 2.72										1	0	0	0	0	1	2									
Inning Stats	R: 0 E: 0 K: 1 S: 7	H: 2 LOB: 3 BB: 0 P: 8	R: 0 E: 1 K: 0 S: 4	H: 0 LOB: 1 BB: 0 P: 4	R: 0 E: 0 K: 0 S: 3	H: 0 LOB: 0 BB: 0 P: 3	R: 0 E: 0 K: 0 S: 4	H: 1 LOB: 1 BB: 0 P: 4	R: 0 E: 0 K: 0 S: 3	H: 0 LOB: 0 BB: 0 P: 3	R: 0 E: 0 K: 0 S: 2	H: 0 LOB: 0 BB: 1 P: 6	R: 1 E: 0 K: 1 S: 7	H: 2 LOB: 2 BB: 1 P: 11	R: 2 E: 0 K: 1 S: 7	H: 2 LOB: 2 BB: 2 P: 15	R: 1 E: 0 K: 1 S: 7	H: 1 LOB: 1 BB: 0 P: 4	1B: 5 2B: 2 3B: 0 HR: 0	SF: 0 SAC: 0 DP: 1 HBP: 1	WP: 1 PB: 0 SB: 2 CS: 0	PA: 36			
PITCHER	IP	WLS	BF	H	R	ER	SO	BB	IBB	HBP	BLK	WP	HR	S	P	ERA	WHIP								
Dick Ruthven, R (1, 1) ERA: 3.48	7.1	L	34	7	3	3	2	2	2	1	0	0	0	33	50	3.68	1.227								
Ron Reed, R (8, 1) ERA: 2.72	0.2		2	0	0	0	1	0	0	0	0	0	0	4	4	0.00	0.000								

Batter	1	2	3	4	5	6	7	8	9	AB	R	H	RBI	BB	SO	LOB	TOP								
Bump Willis, S OBP: 0.346, SLG: 0.380 (1, 4)	0-0 23 CS 1B	0-3 K		4-0 1-2 2-3 BB		0-0 F9		0-0 23 1B 1-H 2-3 1B		4	0	2	1	1	1	2									
23 Ryne Sandberg, R OBP: 0.298, SLG: 0.229 (1, 5)	0-0 6-3 1-2 2B		0-0 F8	0-0 F8		0-3 K		0-0 1B		5	0	2	0	0	1	4									
Bill Buckner, L OBP: 0.341, SLG: 0.404 (1, 3)	0-0 6-3 2-3		4-0 G3 BB		0-0 FC5-4 E SF8 1B		0-0 F7	0-0 F8		4	1	1	0	1	0	3									
Leon Durham, L OBP: 0.355, SLG: 0.442 (1, 8) (7, 9)	4-0 BB		0-0 G3		0-0 E6 FC5-4		0-3 K		0-0 4-3 S 1B	4	0	1	0	1	1	2									
Keith Moreland, R OBP: 0.356, SLG: 0.453 (1, 7)	0-0 F9		0-0 F9		0-0 FC5-4		1-0 HBP		0-0 F9	4	0	0	0	0	0	6									
Jay Johnstone, L OBP: 0.356, SLG: 0.541 (7, PH)		4-0 BB		0-0 BB 1B		0-0 SF8			0-0 4-3	1	1	1	1	1	0	0									
Gary Woods, R OBP: 0.350, SLG: 0.409 (7, 8)				0-0 BB 1B		0-0 3-H P: 0			0-0 3-1	1	0	0	0	0	1	1									
Dan Briggs, L OBP: 0.156, SLG: 0.136 (9, PH)		2B							0-0 2-3	1	0	0	0	0	0	1									
Jody Davis, R OBP: 0.277, SLG: 0.368 (9, PH)		1-H 2B		0-0 F8		0-0 3-1			0-0 6-3	4	0	1	1	0	0	2									
Bob Molinaro, L OBP: 0.277, SLG: 0.244 (9, PH)									0-0 3-1	1	0	0	0	0	0	1									
Larry Bowa, S OBP: 0.275, SLG: 0.291 (1, 6)		0-0 L6		0-0 BB 1B		0-0 FC6-4 1B			0-0 WP 2B	4	0	3	0	0	0	1									
Lee Smith, R (1, 1)		0-3 K		0-3 K		0-0 FC6-4			4-0 WP 1B BB	2	0	0	0	0	2	3									
Hector Cruz, R OBP: 0.254, SLG: 0.267 (6, PH)										1	0	0	0	0	0	1									
Dick Tidrow, R (6, 1)										0	0	0	0	0	0	0									
Steve Henderson, R OBP: 0.303, SLG: 0.287 (8, PH)										0	1	0	0	1	0	0									
Willie Hernandez, L (8, 1)										0	0	0	0	0	0	0									
Inning Stats	R: 0 E: 0 K: 0 S: 4	H: 2 LOB: 2 BB: 1 P: 8	R: 1 E: 0 K: 2 S: 8	H: 1 LOB: 1 BB: 1 P: 12	R: 0 E: 0 K: 0 S: 3	H: 0 LOB: 1 BB: 1 P: 7	R: 0 E: 0 K: 1 S: 7	H: 2 LOB: 3 BB: 1 P: 11	R: 1 E: 1 K: 0 S: 5	H: 1 LOB: 1 BB: 0 P: 5	R: 0 E: 0 K: 1 S: 6	H: 1 LOB: 1 BB: 0 P: 6	R: 0 E: 0 K: 2 S: 7	H: 0 LOB: 0 BB: 0 P: 8	R: 1 E: 0 K: 0 S: 5	H: 3 LOB: 2 BB: 1 P: 9	R: 0 E: 0 K: 0 S: 4	H: 1 LOB: 1 BB: 0 P: 4	1B: 8 2B: 3 3B: 0 HR: 0	SF: 1 SAC: 0 DP: 0 HBP: 1	WP: 2 PB: 0 SB: 1 CS: 1	PA: 43			
PITCHER	IP	WLS	BF	H	R	ER	SO	BB	IBB	HBP	BLK	WP	HR	S	P	ERA	WHIP								
Paul Moskau, R ERA: 4.5 (1, 1)	5.0	W	25	6	2	1	3	4	0	0	0	0	0	27	43	1.80	2.000								
Rod Scurry, L ERA: 2.52 (6, 1)	3.0		15	5	1	1	3	1	0	1	0	1	0	19	24	3.00	2.000								
Kent Tekulve, R ERA: 1.15 (9, 1)	1.0	S	3	0	0	0	0	0	0	0	0	0	0	3	3	0.00	0.000								

Chicago Cubs @ Pittsburgh Pirates
Three Rivers Stadium, Pittsburgh, PA
Mon Jun 21 1982, 7:05 PM EDT
Att: 6,136 - Unknown - 70 F

AB 36
R 3
H 11
RBI 3
BB 5
SO 6
LOB 27



Batter	1	2	3	4	5	6	7	8	9	AB	R	H	RBI	BB	SO	LOB	BOTTOM								
Omar Moreno, L OBP: 0.280, SLG: 0.299 (1, 8)	0-0 4-3	0-0 4-3			0-0 S 3B 1B		0-0 F8			4	1	1	0	0	0	1									
Johnny Ray, S OBP: 0.346, SLG: 0.440 (1, 4)	0-0 F7		0-0 4-3		0-0 1-H SF9 3B		0-0 HR			4	2	2	2	0	0	0									
Bill Madlock, R OBP: 0.361, SLG: 0.456 (1, 5)	0-0 2B 1B		0-0 E 1B		0-0 3-H SF9		0-0 6-3			3	1	2	1	0	0	0									
Jason Thompson, L OBP: 0.432, SLG: 0.595 (1, 3)	0-0 1B 1-H 2B		0-0 E4 FC4-6 1B		0-0 K			0-0 F7		4	0	1	1	0	1	1									
Dave Parker, L OBP: 0.342, SLG: 0.452 (1, 9)	0-0 FC6-4 2-3 1B		0-3 K		0-0 5-3			0-0 G4-6-3 1B		4	0	2	0	0	1	2									
Tony Peña, R OBP: 0.333, SLG: 0.437 (1, 2)	0-0 FC6-4		0-0 FC4-6			0-0 5-3		0-0 G4-6-3		4	0	0	0	0	0	5									
Lee Lacy, R OBP: 0.385, SLG: 0.404 (1, 7)		0-0 6-3		0-3 K		0-3 K				3	0	0	0	0	2	0									
Dale Berra, R OBP: 0.273, SLG: 0.330 (1, 6)		0-0 4-3 2B		0-0 F8		0-0 5-3				3	0	1	0	0	0	0									
Paul Moskau, R ERA: 3.05 (1, 1)		0-0 4-3		0-3 K			0-0 5-3			2	0	0	0	0	1	1									
Rod Scurry, L OBP: 0.143, SLG: 0.143 (6, 1)										1	0	0	0	0	0	0									
Kent Tekulve, R (9, 1)		2-3								0	0	0	0	0	0	0									
Inning Stats	R: 1 E: 0 K: 0 S: 6	H: 3 LOB: 2 BB: 0 P: 6	R: 0 E: 0 K: 0 S: 4	H: 1 LOB: 1 BB: 0 P: 4	R: 0 E: 1 K: 1 S: 7	H: 0 LOB: 2 BB: 0 P: 7	R: 0 E: 0 K: 2 S: 7	H: 0 LOB: 0 BB: 0 P: 7	R: 2 E: 0 K: 1 S: 7	H: 2 LOB: 0 BB: 0 P: 7	R: 0 E: 0 K: 1 S: 5	H: 0 LOB: 0 BB: 0 P: 5	R: 1 E: 0 K: 0 S: 4	H: 1 LOB: 0 BB: 0 P: 4	R: 0 E: 0 K: 0 S: 3	H: 1 LOB: 0 BB: 0 P: 3	1B: 5 2B: 2 3B: 1 HR: 1	SF: 1 SAC: 0 DP: 1 HBP: 0	WP: 0 PB: 0 SB: 1 CS: 0	PA: 33					
PITCHER	IP	WLS	BF	H	R	ER	SO	BB	IBB	HBP	BLK	WP	HR	S	P	ERA	WHIP								
Lee Smith, R ERA: 3.05 (1, 1)	5.0	L	23	7	3	3	4	0	0	0	0	0	1	9	9	4.50	0.500								
Dick Tidrow, R ERA: 4.6 (6, 1)	2.0		7	1	1	1	1	0	0	0	0	0	0	3	3	0.00	1.000								
Willie Hernandez, L ERA: 3.44 (8, 1)	1.0		3	1	0	0	0	0	0	0	0	0	0	3	3	0.00	1.000								

Chicago Cubs @ Pittsburgh Pirates
Three Rivers Stadium, Pittsburgh, PA
Mon Jun 21 1982, 7:05 PM EDT
Att: 6,136 - Unknown - 70 F

AB 32
R 4
H 9
RBI 4
BB 0
SO 5
LOB 10



Batter	1	2	3	4	5	6	7	8	9	AB	R	H	RBI	BB	SO	LOB	TOP		
Bump Willis, S OBP: 0.340, SLG: 0.372 (1, 4)	F8		K				F8		4-3	5	0	0	0	0	1	2	Chicago Cubs @ Pittsburgh Pirates Three Rivers Stadium, Pittsburgh, PA Tue Jun 22 1982, 7:05 PM EDT Att. 6,174 - Overcast - 65 F		
23 Ryne Sandberg, R OBP: 0.292, SLG: 0.323 (1, 5)	K		1-3				F8		F7	5	0	0	0	0	1	2			
Bill Buckner, L OBP: 0.344, SLG: 0.409 (1, 3)	1B			5-3			E6		3-1	4	1	2	0	0	0	0			
Keith Moreland, R OBP: 0.355, SLG: 0.450 (8, 7)	F9			F8			1B		K	4	0	1	0	0	1	1			
Gary Woods, R OBP: 0.342, SLG: 0.400 (8, PH)		F3		E3			F7		K	3	0	0	0	0	0	2			
Leon Durham, L OBP: 0.354, SLG: 0.440 (8, PH)										1	0	0	0	0	1	0			
Steve Henderson, R OBP: 0.304, SLG: 0.288 (8, PH)		K		K			1B		1B	3	0	1	1	0	2	1			
Jay Johnstone, L OBP: 0.365, SLG: 0.548 (8, 9)							1-2		1B	1	0	1	0	0	0	0			
Jody Davis, R OBP: 0.276, SLG: 0.365 (1, 2)		6-3			4-3		K		1B	4	0	1	0	0	1	2			
Larry Bowa, S OBP: 0.283, SLG: 0.299 (1, 6)				SH1-4			2B		P6	4	1	3	0	0	0	2			
Randy Martz, L OBP: 0.333, SLG: 0.368 (8, PH)							1-2												
Mike Proly, R OBP: 0.276, SLG: 0.250 (8, PH)				SH1-4			F9		K	0	0	0	0	0	0	0			
Allen Ripley, R OBP: 0.276, SLG: 0.429 (8, PH)							1-H			1	0	1	1	0	0	0			
Bill Campbell, R OBP: 0.271, SLG: 0.238 (8, PH)										0	0	0	0	0	0	0			
Bob Molinaro, L OBP: 0.271, SLG: 0.238 (8, PH)										1	0	0	0	0	0	0			
Inning Stats	R: 0 E: 0 K: 1 S: 6	H: 1 LOB: 1 BB: 0 P: 6	R: 0 E: 0 K: 1 S: 5	H: 0 LOB: 0 BB: 0 P: 5	R: 0 E: 0 K: 1 S: 6	H: 1 LOB: 1 BB: 0 P: 6	R: 0 E: 1 K: 1 S: 6	H: 0 LOB: 1 BB: 0 P: 6	R: 1 E: 0 K: 0 S: 5	H: 2 LOB: 1 BB: 0 P: 5	R: 1 E: 0 K: 1 S: 9	H: 4 LOB: 3 BB: 0 P: 9	R: 0 E: 0 K: 2 S: 9	H: 2 LOB: 2 BB: 0 P: 9	R: 0 E: 0 K: 1 S: 5	H: 0 LOB: 0 BB: 0 P: 5	1B: 8 2B: 2 3B: 0 HR: 0	SF: 0 SAC: 1 DP: 0 HBP: 0	WP: 0 PA: 38
PITCHER	IP	WLS	BF	H	R	ER	SO	BB	IBB	HBP	BLK	WP	HR	S	P	ERA	WHIP		
John Candelaria, L ERA: 2.89	6.0	W	27	8	2	2	5	0	0	0	0	0	0	37	37	3.00	1.333		
Enrique Romo, R ERA: 4.46	3.0	S	11	2	0	0	3	0	0	0	0	0	0	17	17	0.00	0.667		

AB	37
R	2
H	10
RBI	2
BB	0
SO	8
LOB	15



Batter	1	2	3	4	5	6	7	8	9	AB	R	H	RBI	BB	SO	LOB	BOTTOM		
Omar Moreno, L OBP: 0.278, SLG: 0.297 (1, 8)	1-3	4-3	4-3			F6		1B		5	1	1	0	0	0	3	Chicago Cubs @ Pittsburgh Pirates Three Rivers Stadium, Pittsburgh, PA Tue Jun 22 1982, 7:05 PM EDT Att. 6,174 - Overcast - 65 F		
Johnny Ray, S OBP: 0.354, SLG: 0.451 (1, 4)	K		1B	4-3		2B		1B		5	2	3	0	0	1	0			
Bill Madlock, R OBP: 0.364, SLG: 0.456 (6, 5)	5-3		1B	FC5-4	1B	F9	2B	L4	BB	2	1	1	0	0	0	0			
Jim Morrison, R OBP: 0.286, SLG: 0.438 (1, 3)			HBP	1B		2B		1B		2	0	2	2	0	0	0			
Jason Thompson, L OBP: 0.435, SLG: 0.594 (1, 9)		PB	1B	E	1B	F9		BB		4	2	2	1	1	0	2			
Dave Parker, L OBP: 0.347, SLG: 0.454 (8, 7)		S	1B	E2	1B	F7		L4		4	2	2	2	0	0	2			
Mike Easter, L OBP: 0.350, SLG: 0.384 (1, 2)		1B	1B	E	1B	F7		L4		1	0	0	0	0	0	2			
Tony Peña, R OBP: 0.332, SLG: 0.433 (1, 7)	P6		F5							4	0	1	0	0	1	3			
Lee Lacy, R OBP: 0.382, SLG: 0.396 (8, 9)		K	E	4-3	IBB					3	1	0	0	1	3	2			
Dale Berra, R OBP: 0.282, SLG: 0.335 (1, 1)		1B	E5	4-3	1B					3	0	2	1	1	0	1			
John Candelaria, L OBP: 0.240, SLG: 0.280 (7, 1)		BB	4-3	1B						3	0	1	2	0	0	3			
Enrique Romo, R OBP: 0.333, SLG: 0.667 (8, 1)		1B	4-3							1	0	0	0	0	0	1			
Inning Stats	R: 0 E: 0 K: 1 S: 5	H: 0 LOB: 0 BB: 0 P: 5	R: 2 E: 0 K: 1 S: 8	H: 3 LOB: 2 BB: 1 P: 12	R: 5 E: 2 K: 0 S: 7	H: 3 LOB: 1 BB: 1 P: 12	R: 0 E: 0 K: 0 S: 4	H: 1 LOB: 1 BB: 0 P: 4	R: 0 E: 0 K: 0 S: 6	H: 2 LOB: 1 BB: 0 P: 6	R: 1 E: 0 K: 0 S: 5	H: 2 LOB: 1 BB: 0 P: 5	R: 0 E: 0 K: 2 S: 8	H: 1 LOB: 1 BB: 0 P: 8	R: 1 E: 0 K: 0 S: 4	H: 3 LOB: 1 BB: 1 P: 8	1B: 12 2B: 4 3B: 0 HR: 0	SF: 0 SAC: 0 DP: 2 HBP: 1	WP: 0 PA: 41
PITCHER	IP	WLS	BF	H	R	ER	SO	BB	IBB	HBP	BLK	WP	HR	S	P	ERA	WHIP		
Randy Martz, R ERA: 4.62	2.1	L	17	6	7	6	2	1	0	0	0	0	0	12	12	0.00	1.125		
Mike Proly, R ERA: 2.2	2.0		10	3	0	0	1	0	0	0	0	0	0	13	13	4.50	1.500		
Allen Ripley, R ERA: 5.22	1.0		5	3	1	1	0	1	0	0	0	0	0	4	8	9.00	4.000		
Bill Campbell, R ERA: 4.91																			

AB	37
R	9
H	15
RBI	8
BB	3
SO	5
LOB	19



Batter	1	2	3	4	5	6	7	8	9	10	AB	R	H	RBI	BB	SO	LOB	TOP					
Bump Wills, S OBP: 0.346, SLG: 0.380 Junior Kennedy, R OBP: 0.241, SLG: 0.267	(1,4) 0-3 K		(4,0) 23 1B BB		(0,0) 23 SH 1B 2B	(0,0) BB BB 1B		(0,0) SH1-4		(0,0) 2B	3	1	2	1	1	1	0						
23 Ryne Sandberg, R OBP: 0.285, SLG: 0.324	(1,5) 0-0 G3		(0,0) 1-3 2-H 1B		(0,0) SH FC1-6 1B	(0,0) F8		(0,0) 2-H 1B		(0,0) 6-3	5	0	2	1	0	0	3						
Bill Buckner, L OBP: 0.347, SLG: 0.404	(1,3) 0-3 K		(0,0) 4-3		(0,0) F7	(0,0) BB BB		(0,0) 1-2 2-3 BB		(0,0) IBB	3	0	0	0	3	1	4						
Leon Durham, L OBP: 0.357, SLG: 0.439	(1,8)	(0,0) 4-3		(0,0) 1B 1B	(0,0) FC1-6 1B	(0,0) 1-2 2-3 3-H BB		(0,0) K		(0,0) 1-3	5	1	2	2	1	1	4						
Steve Henderson, R OBP: 0.299, SLG: 0.280 Bill Campbell, R (8,1)	(1,7) F8		(0,0) F9	(0,0) FC1-6	(0,0) F8		(0,0) 4-3				4	0	0	0	0	0	6						
Jay Johnstone, L OBP: 0.342, SLG: 0.507	(1,9) F9		(0,0) F5	(0,0) F9		(0,0) G3		(0,0) 3-1			5	0	0	0	0	0	3						
Jody Davis, R OBP: 0.280, SLG: 0.373	(1,2)		(0,0) F9	(0,0) 1B 1B		(0,0) WP 1B 2B		(0,0) 6-3		(0,0) F9	5	1	2	0	0	0	0						
Larry Bowa, S OBP: 0.289, SLG: 0.305	(1,6)		(0,0) F8	(0,0) 1-2 2-H 1B		(0,0) BB BB 1B		(0,0) 4-3		(0,0) SH1-4 2B 1B	5	2	3	1	0	0	0						
Tom Filer, R OBP: 0.125, SLG: 0.250 Willie Hernandez, L (7,1) Gary Woods, R OBP: 0.347, SLG: 0.400	(1,1) K		(0,0) 23 1B 2B	(0,0) K		(0,0) K		(0,0) SH1-4 23 1B BB		(0,0) SH1-4	3	1	1	0	0	2	4						
Inning Stats	R: 0 E: 0 K: 2 S: 7	H: 0 LOB: 0 BB: 0 P: 7	R: 0 E: 0 K: 0 S: 3	H: 0 LOB: 0 BB: 0 P: 3	R: 1 E: 0 K: 0 S: 5	H: 2 LOB: 2 BB: 1 P: 9	R: 1 E: 0 K: 1 S: 8	H: 3 LOB: 2 BB: 0 P: 8	R: 1 E: 1 K: 0 S: 6	H: 2 LOB: 2 BB: 0 P: 6	R: 2 E: 0 K: 1 S: 8	H: 3 LOB: 3 BB: 2 P: 16	R: 0 E: 0 K: 0 S: 3	H: 0 LOB: 0 BB: 0 P: 3	R: 0 E: 0 K: 0 S: 3	H: 0 LOB: 0 BB: 0 P: 3	R: 1 E: 0 K: 0 S: 5	H: 2 LOB: 1 BB: 1 P: 9	1B: 9 2B: 4 3B: 0 HR: 0	SF: 0 SAC: 3 DP: 0 HBP: 0	WP: 1 PB: 0 SB: 0 CS: 0	PA: 49	
PITCHER	IP	WLS	BF	H	R	ER	SO	BB	IBB	HBP	BLK	WP	HR	S	P	ERA	WHIP						
Manny Sarmiento, R ERA: 3.18	(1,1) 5.1		27	9	5	5	4	0	0	0	0	0	0	0	34	38	8.44	1.875					
Rod Scurry, L ERA: 2.8	(6,1) 0.1		4	1	0	0	0	2	0	0	0	0	0	2	10	0.00	9.000						
Enrique Romo, R ERA: 4.41	(6,1) 0.1		1	0	0	0	0	0	0	0	0	0	0	1	1	0.00	0.000						
Kent Tekulve, R ERA: 1.11	(7,1) 2.0		8	1	0	0	1	1	1	0	0	0	0	8	16	0.00	1.000						
Randy Niemann, L ERA: 7.11	(9,1) 2.0	L	9	2	1	1	0	0	1	0	0	0	0	8	12	4.50	1.000						

Chicago Cubs @ Pittsburgh Pirates
Three Rivers Stadium, Pittsburgh, PA
Wed Jun 23 1982, 7:05 PM EDT
Att: 8,297 - Cloudy - 70 F

AB 40
R 6
H 13
RBI 6
BB 6
SO 5
LOB 24



Batter	1	2	3	4	5	6	7	8	9	10	AB	R	H	RBI	BB	SO	LOB	BOTTOM						
Omar Moreno, L OBP: 0.279, SLG: 0.298	(1,8) 0-3 K	(0,0) F8		(0,0) L4			(0,0) CS 1B		(0,0) CS 1B	(0,0) F8	6	0	2	0	0	1	3							
Johnny Ray, S OBP: 0.351, SLG: 0.446	(1,4) 0-0 1-3		(0,0) F8		(0,0) 3-1		(0,0) 5-3		(0,0) BB BB 1B		5	1	1	0	0	0	1							
Bill Madlock, R OBP: 0.365, SLG: 0.453	(1,5) 0-0 L6		(0,0) BB 1B		(0,0) F9		(0,0) 6-3		(0,0) G3 BB		4	0	1	0	1	0	0							
Jason Thompson, L OBP: 0.435, SLG: 0.586	(1,3)	(0,0) 3-1	(0,0) FC6-4 BB		(0,0) F9		(0,0) K		(0,0) G3 BB		3	0	0	0	2	1	0							
Dave Parker, L OBP: 0.349, SLG: 0.446	(1,9) 4-0 HR BB		(0,0) F7		(0,0) F7		(0,0) 1B 1B		(0,0) G3		4	2	1	1	1	0	4							
Mike Easter, L OBP: 0.350, SLG: 0.400 Lee Lacy, R OBP: 0.379, SLG: 0.394	(1,7) 0-0 BB		(0,0) FC6-4		(0,0) 3-1		(0,0) F9		(0,0) FC6-4		3	1	1	2	0	0	2							
Willie Montanez, L OBP: 0.344, SLG: 0.333	(9,PH) 1-H HR		(0,0) 1-2		(0,0) 3-1		(0,0) F9		(0,0) FC6-4		1	0	0	0	0	0	1							
Willie Montanez, L OBP: 0.344, SLG: 0.333	(9,PH) 1-H HR		(0,0) 1-2		(0,0) 3-1		(0,0) F9		(0,0) FC6-4		0	0	0	0	1	0	0							
Tony Peña, R OBP: 0.333, SLG: 0.433	(1,2) 0-0 3-1		(0,0) 3-1		(0,0) 6-3		(0,0) E6 2B 1B		(0,0) FC6-4		5	1	2	0	0	0	3							
Dale Berra, R OBP: 0.294, SLG: 0.352	(1,6) 0-0 1B 1B		(0,0) SH3 1B		(0,0) SH3 1B		(0,0) 2-H 2B		(0,0) K		5	0	4	2	0	1	0							
Manny Sarmiento, R OBP: 0.271, SLG: 0.400 Rod Scurry, L ERA: 2.8 Enrique Romo, R ERA: 4.41 Dick Davis, R OBP: 0.360, SLG: 0.421 Kent Tekulve, R ERA: 1.11 Jim Morrison, R OBP: 0.315, SLG: 0.435 Randy Niemann, L ERA: 7.11 Steve Nicosia, R OBP: 0.289, SLG: 0.286	(1,1) 0-0 1-2 1B		(0,0) 1-2 1B		(0,0) SH3		(0,0) F9		(0,0) F9		1	0	0	0	0	0	0							
Inning Stats	R: 0 E: 0 K: 1 S: 5	H: 0 LOB: 0 BB: 0 P: 5	R: 2 E: 0 K: 0 S: 6	H: 3 LOB: 2 BB: 1 P: 10	R: 0 E: 0 K: 0 S: 4	H: 1 LOB: 2 BB: 1 P: 8	R: 0 E: 0 K: 0 S: 4	H: 1 LOB: 1 BB: 0 P: 4	R: 0 E: 0 K: 0 S: 3	H: 0 LOB: 0 BB: 0 P: 3	R: 1 E: 1 K: 0 S: 5	H: 2 LOB: 1 BB: 0 P: 5	R: 0 E: 0 K: 0 S: 3	H: 1 LOB: 0 BB: 0 P: 3	R: 1 E: 0 K: 1 S: 8	H: 3 LOB: 2 BB: 0 P: 8	R: 0 E: 0 K: 0 S: 4	H: 2 LOB: 3 BB: 0 P: 16	R: 0 E: 0 K: 1 S: 5	H: 0 LOB: 0 BB: 0 P: 5	1B: 11 2B: 1 3B: 0 HR: 1	SF: 0 SAC: 1 DP: 0 HBP: 0	WP: 0 PB: 0 SB: 0 CS: 2	PA: 46
PITCHER	IP	WLS	BF	H	R	ER	SO	BB	IBB	HBP	BLK	WP	HR	S	P	ERA	WHIP							
Tom Filer, R ERA: 5.64	(1,1) 6.0		28	8	3	3	1	2	0	0	0	0	0	28	36	4.50	1.667							
Willie Hernandez, L ERA: 3.92	(7,1) 1.2		7	3	1	1	1	0	0	0	0	0	0	9	9	5.40	1.800							
Bill Campbell, R ERA: 4.85	(8,1) 2.1	W	11	2	1	1	1	2	1	0	0	0	0	10	22	3.86	1.714							

Chicago Cubs @ Pittsburgh Pirates
Three Rivers Stadium, Pittsburgh, PA
Wed Jun 23 1982, 7:05 PM EDT
Att: 8,297 - Cloudy - 70 F


AB 40
R 5
H 13
RBI 5
BB 5
SO 3
LOB 17



Batter	1	2	3	4	5	6	7	8	9	AB	R	H	RBI	BB	SO	LOB	TOP					
Omar Moreno, L (1, 8) OBP: 0.279, SLG: 0.295	L9		1B BB					K									3 0 0 0 1 2 0					
Johnny Ray, S (1, 4) OBP: 0.353, SLG: 0.447	CS 1B		1-2 1B					F8									4 0 2 0 0 0 0					
Bill Madlock, R (1, 5) OBP: 0.360, SLG: 0.445	F7		F9					P6									4 0 0 0 0 0 3					
Jason Thompson, L (1, 3) OBP: 0.432, SLG: 0.578		4-3		G4-6-3 BB				K									3 0 0 0 1 1 0					
Dave Parker, L (1, 9) OBP: 0.338, SLG: 0.431	K		G4-6-3					F9									4 0 0 0 0 1 1					
Mike Easter, L (1, 7) OBP: 0.348, SLG: 0.402	K		G3					K									4 0 1 0 0 2 0					
Tony Peña, R (1, 2) OBP: 0.336, SLG: 0.461			HR					6-3									4 2 2 2 0 0 1					
Dale Berra, R (1, 6) OBP: 0.295, SLG: 0.352			L8					1-3									3 1 1 0 0 0 0					
Don Robinson, R (1, 1) OBP: 0.350, SLG: 0.487			4-3					B5-3									3 1 1 2 0 0 0					
Inning Stats	R: 0 E: 0 K: 0 S: 3	H: 1 LOB: 0 BB: 0 P: 3	R: 0 E: 0 K: 2 S: 7	H: 0 LOB: 0 BB: 0 P: 7	R: 1 E: 0 K: 0 S: 5	H: 2 LOB: 2 BB: 1 P: 9	R: 0 E: 0 K: 0 S: 2	H: 0 LOB: 0 BB: 1 P: 6	R: 1 E: 0 K: 1 S: 6	H: 1 LOB: 0 BB: 0 P: 6	R: 0 E: 0 K: 1 S: 5	H: 0 LOB: 0 BB: 0 P: 5	R: 0 E: 0 K: 1 S: 5	H: 0 LOB: 0 BB: 0 P: 5	R: 2 E: 1 K: 1 S: 7	H: 2 LOB: 1 BB: 0 P: 7	R: 0 E: 0 K: 0 S: 4	H: 1 LOB: 1 BB: 0 P: 4	1B: 3 2B: 1 3B: 0 HR: 3	SF: 0 SAC: 0 DP: 1 HBP: 0	WP: 0 PB: 0 SB: 0 CS: 1	PA: 34
PITCHER	IP	WLS	BF	H	R	ER	SO	BB	IBB	HBP	BLK	WP	HR	S	P	ERA	WHIP					
Scott Sanderson, R (1, 1) ERA: 2.88	8.0	L	30	6	4	4	6	2	0	0	0	0	3	40	48	4.50	1.000					
Dan Schatzeder, L (9, 1) ERA: 6.89	1.0		4	1	0	0	0	0	0	0	0	0	0	4	4	0.00	1.000					

Pittsburgh Pirates @ Montreal Expos
Olympic Stadium, Montreal, QB
Fri Jun 25 1982, 7:05 PM EDT
Unknown


AB 32
R 4
H 7
RBI 4
BB 2
SO 6
LOB 5



Batter	1	2	3	4	5	6	7	8	9	AB	R	H	RBI	BB	SO	LOB	BOTTOM				
Tim Raines, S (1, 7) OBP: 0.356, SLG: 0.390	1-3		1-2 3H 1B					F8									4 0 1 1 0 0 0				
Mike Gates, L (1, 4) OBP: 0.316, SLG: 0.371	4-3		F7					F7									4 0 0 0 0 0 2				
Andre Dawson, R (1, 8) OBP: 0.352, SLG: 0.496	K		K					CS 1B									4 1 2 0 0 2 2				
Al Oliver, L (1, 3) OBP: 0.384, SLG: 0.494		4-3		K				CS									4 1 0 0 0 1 1				
Gary Carter, R (1, 2) OBP: 0.362, SLG: 0.531		5-3		G4-6-3 HBP				F8									2 0 0 0 1 0 2				
Warren Cromartie, L (1, 9) OBP: 0.339, SLG: 0.404		F8		G4-6-3				F7									4 0 1 2 0 0 2				
Tim Wallach, R (1, 5) OBP: 0.333, SLG: 0.443			1B S 1B					FC6-4									4 1 1 0 0 1 2				
Chris Speier, R (1, 6) OBP: 0.279, SLG: 0.335			5-3					FC6-4									3 0 1 0 0 0 1				
Scott Sanderson, R (1, 1) OBP: 0.200, SLG: 0.179								F8									2 0 1 0 0 0 1				
Brad Mills, L (8, PH) OBP: 0.314, SLG: 0.281								G3-6-3									1 0 0 0 0 0 0				
Dan Schatzeder, L (9, 1) OBP: 0.125, SLG: 0.125			1B					G3-6-3									0 0 0 0 0 0 0				
Inning Stats	R: 0 E: 0 K: 1 S: 5	H: 0 LOB: 0 BB: 0 P: 5	R: 0 E: 0 K: 0 S: 3	H: 0 LOB: 0 BB: 0 P: 3	R: 1 E: 0 K: 1 S: 8	H: 3 LOB: 2 BB: 0 P: 8	R: 0 E: 0 K: 1 S: 4	H: 0 LOB: 0 BB: 0 P: 5	R: 0 E: 0 K: 0 S: 3	H: 1 LOB: 0 BB: 0 P: 3	R: 0 E: 0 K: 0 S: 3	H: 0 LOB: 1 BB: 1 P: 7	R: 0 E: 0 K: 0 S: 3	H: 0 LOB: 0 BB: 0 P: 3	R: 2 E: 1 K: 1 S: 8	H: 2 LOB: 1 BB: 0 P: 8	1B: 7 2B: 0 3B: 0 HR: 0	SF: 0 SAC: 0 DP: 2 HBP: 1	WP: 0 PB: 0 SB: 1 CS: 1	PA: 35	
PITCHER	IP	WLS	BF	H	R	ER	SO	BB	IBB	HBP	BLK	WP	HR	S	P	ERA	WHIP				
Don Robinson, R (1, 1) ERA: 4.13	9.0	W	34	7	3	1	4	1	0	1	0	0	0	40	45	1.00	0.889				

Pittsburgh Pirates @ Montreal Expos
Olympic Stadium, Montreal, QB
Fri Jun 25 1982, 7:05 PM EDT
Unknown

AB 32
R 3
H 7
RBI 3
BB 1
SO 4
LOB 13



Batter	1	2	3	4	5	6	7	8	9	AB	R	H	RBI	BB	SO	LOB	TOP		
Omar Moreno, L (1,8) OBP: 0.276, SLG: 0.291	L3	K		G3		F9				6	1	1	0	0	1	3			
Johnny Ray, S (1,4) OBP: 0.350, SLG: 0.440	1B 2B 1B	F7		5-3			L3			6	2	1	0	0	0	2			
Bill Madlock, R (1,5) Jim Morrison, R (8,5) OBP: 0.336, SLG: 0.444 OBP: 0.283, SLG: 0.433	2B 4-3 1B	1B		6-3			E6 1B 1B	FC5 1B 1B	F8	4	3	2	0	1	0	0			
Jason Thompson, L (1,3) OBP: 0.443, SLG: 0.588	4-3 WP 2B	1B		K			1B 1B	1B FC5 1B	F7	6	2	4	2	0	1	0			
Dave Parker, L (1,9) Dick Davis, R (9, PH) OBP: 0.336, SLG: 0.432 OBP: 0.284, SLG: 0.416	4-3 2-3 3-H	K		P6			1B 1B	1B K	F8	5	1	1	2	0	2	6			
Mike Easter, L (1,7) Lee Lacy, R (7, PH) OBP: 0.357, SLG: 0.404 OBP: 0.376, SLG: 0.390	1B WP BB			G6-4-3 1B			FC6-4 BB	1B 1B	FC5 1B	1	1	1	0	2	0	0			
Tony Peña, R (1,2) OBP: 0.342, SLG: 0.464	1B			G6-4-3 1-2			FC6-4 1B	1B	1B	5	1	3	2	0	0	2			
Dale Berra, R (1,6) OBP: 0.296, SLG: 0.351	1B			F8			F8	K	1B	5	1	2	3	0	1	3			
Paul Moskau, R (1,1) Randy Niemann, L (1,1) Enrique Romo, R (3,1) Rod Scurry, L (7,1) Willie Stargell, L (8, PH) Kent Tekulve, R (8,1) OBP: 0.281, SLG: 0.391 ERA: 7.53 OBP: 0.240, SLG: 0.300 ERA: 2.72 OBP: 0.256, SLG: 0.298	5-3			K			1-2 1B		FC1 1B	1	0	0	0	0	0	2			
Inning Stats	R: 4 E: 0 K: 0 S: 8	H: 5 LOB: 2 BB: 1 P: 12	R: 0 E: 0 K: 2 S: 9	H: 2 LOB: 2 BB: 0 P: 9	R: 0 E: 0 K: 1 S: 3	H: 1 LOB: 0 BB: 0 P: 3	R: 0 E: 0 K: 1 S: 5	H: 0 LOB: 0 BB: 0 P: 5	R: 0 E: 0 K: 0 S: 4	H: 1 LOB: 2 BB: 1 P: 8	R: 2 E: 1 K: 1 S: 9	H: 4 LOB: 2 BB: 0 P: 9	R: 8 E: 2 K: 1 S: 13	H: 6 LOB: 1 BB: 1 P: 17	R: 0 E: 0 K: 0 S: 3	H: 0 LOB: 0 BB: 0 P: 3	1B: 17 2B: 2 3B: 0 HR: 0	SF: 0 SAC: 0 DP: 1 HBP: 0	WP: 1 PA: 50 PB: 0 SB: 0 CS: 0
PITCHER	IP WLS BF H R ER SO BB IBB HBP BLK WP HR S P ERA WHIP	IP WLS BF H R ER SO BB IBB HBP BLK WP HR S P ERA WHIP																	
Charlie Lea, R (1,1) ERA: 2.99	6.1 L	32 11 6 4 4	11 5 3 2 0 0 0 0 0 0 0 0 0 0 0 0 0	4 4 3 2 0 0 0 0 0 0 0 0 0 0 0 0 0	2 0 0 0 0 0 0 0 0 0 0 0 0 0 0 0 0	0 0 0 0 0 0 0 0 0 0 0 0 0 0 0 0 0	0 0 0 0 0 0 0 0 0 0 0 0 0 0 0 0 0	1 0 0 0 0 0 0 0 0 0 0 0 0 0 0 0 0	0 0 0 0 0 0 0 0 0 0 0 0 0 0 0 0 0	38 12 4 5 5 0 0 0 0 0 0 0 0 0 0 0 0	16 46 27.00 5.000	∞ ∞	0.00 0.000						

Pittsburgh Pirates @ Montreal Expos
Olympic Stadium, Montreal, QB
Sat Jun 26 1982, 7:05 PM EDT
Att: 34,293 - Unknown

AB	47
R	14
H	19
RBI	11
BB	3
SO	6
LOB	20

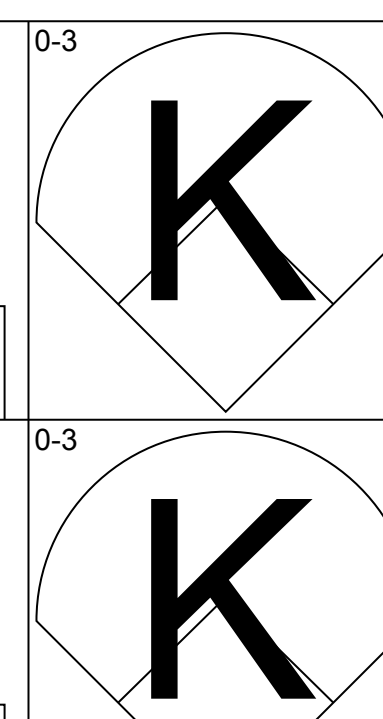
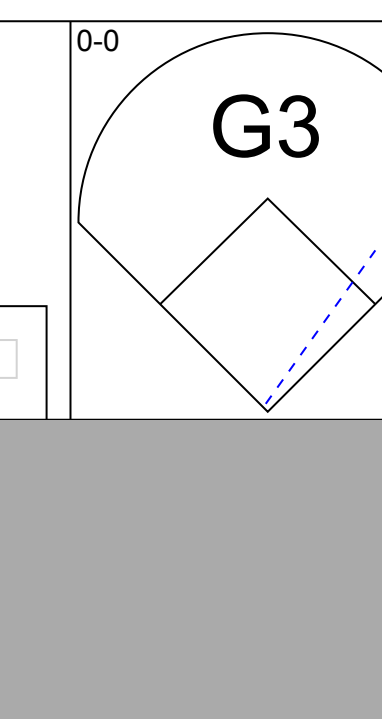
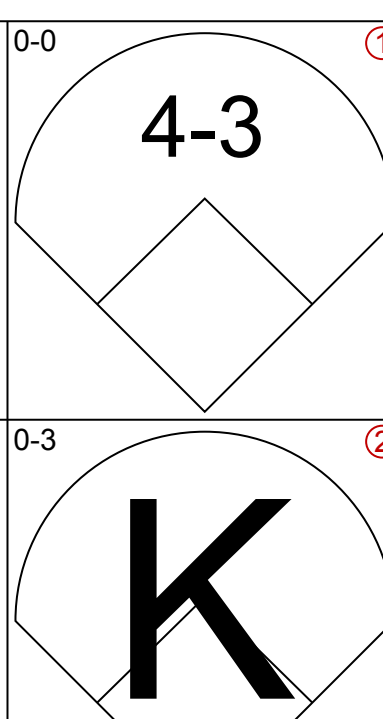
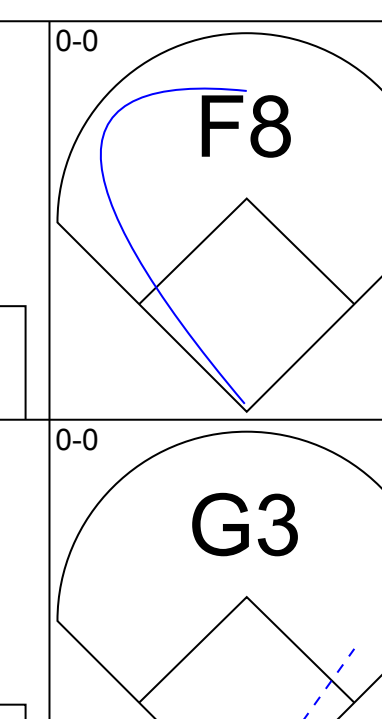
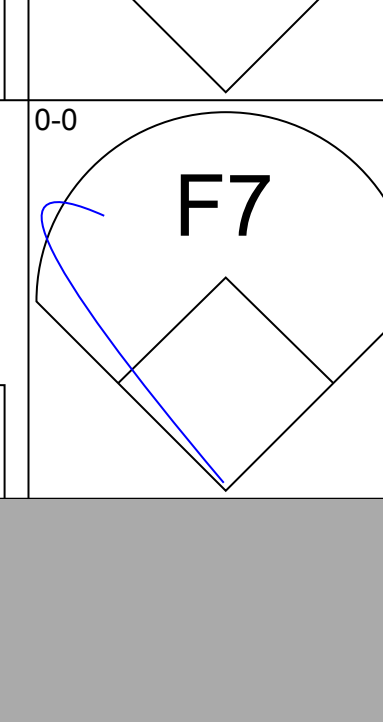
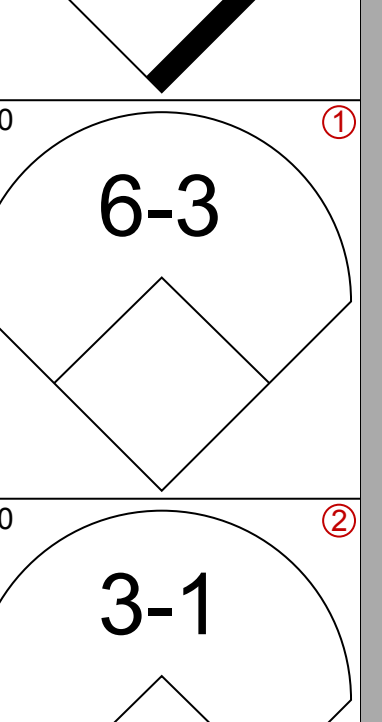
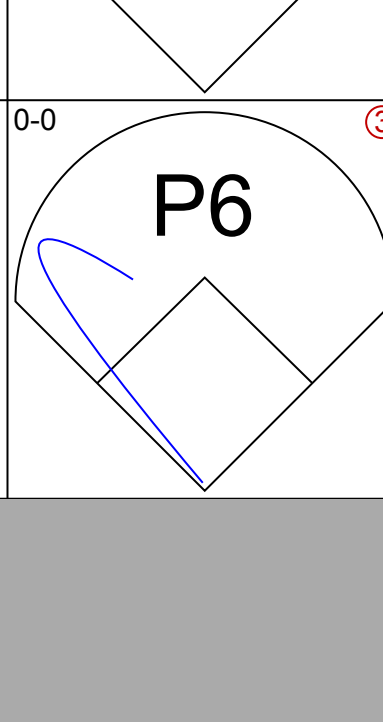
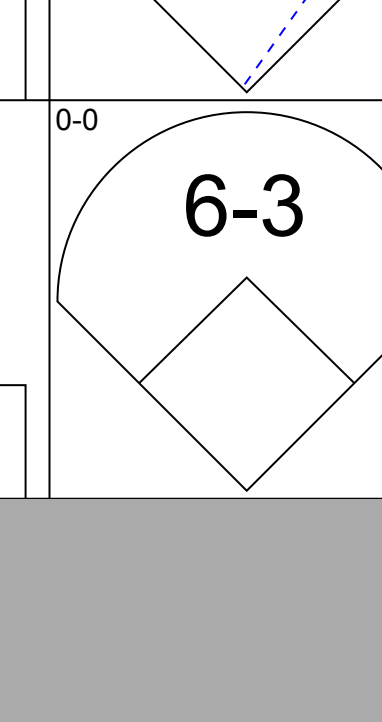

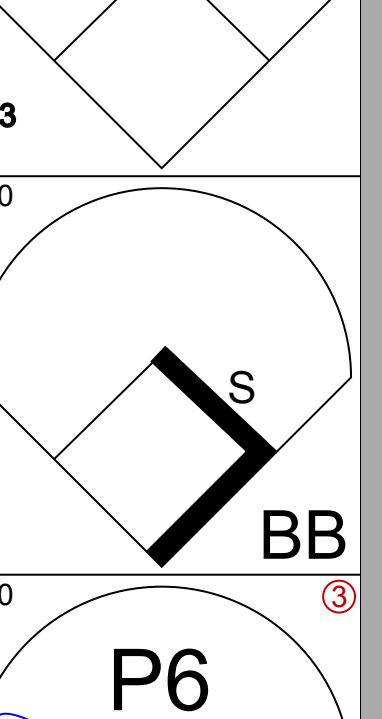


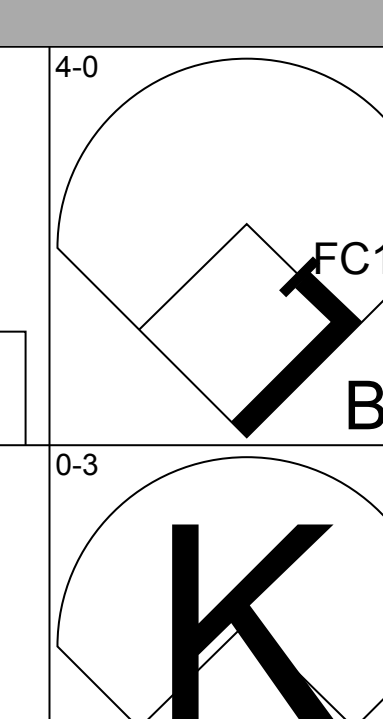
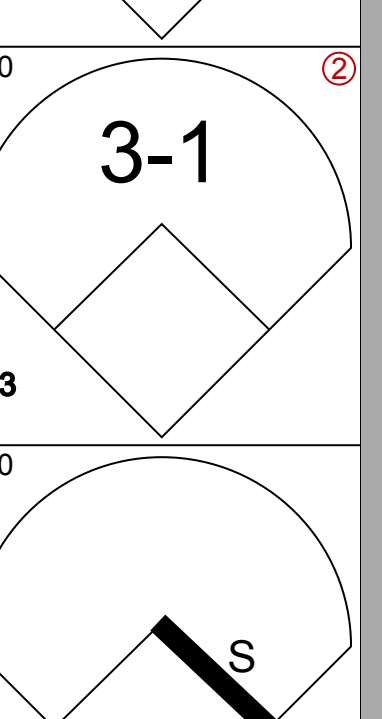
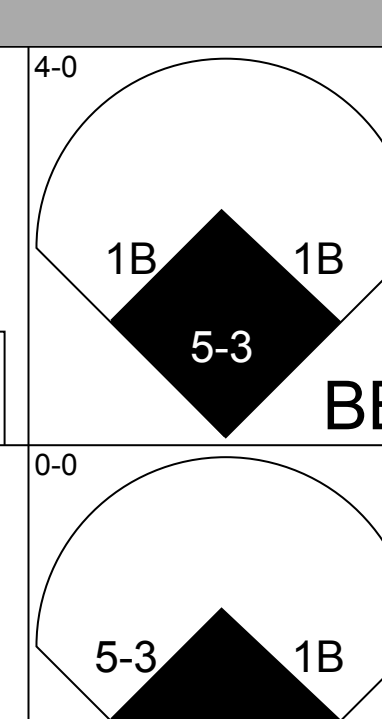
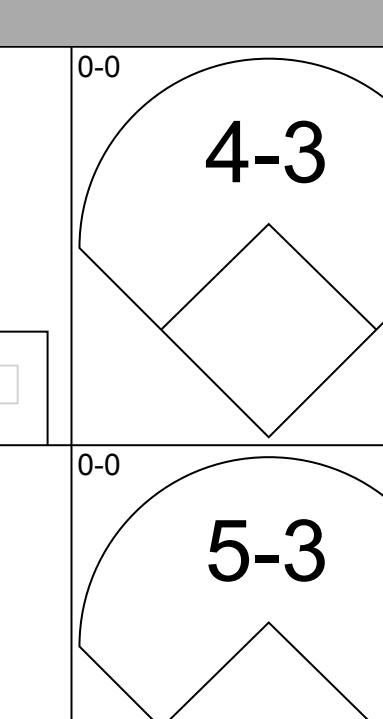

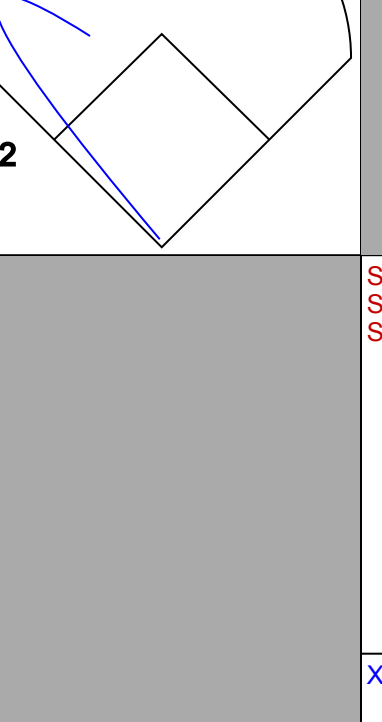
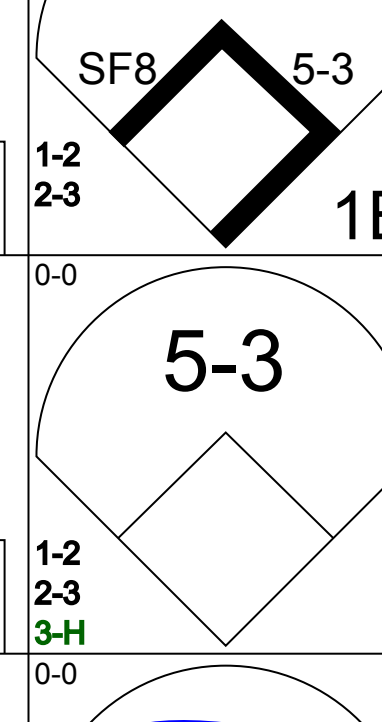
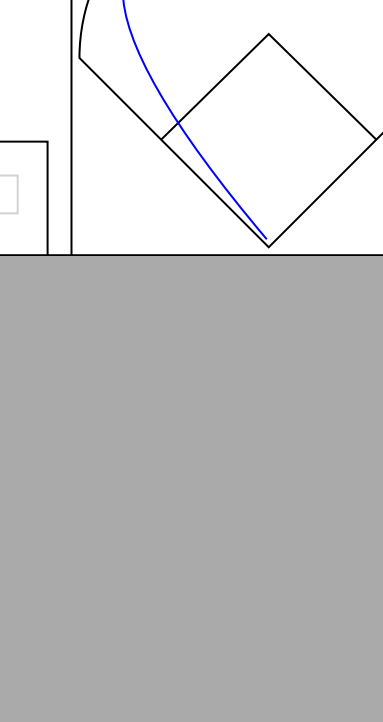


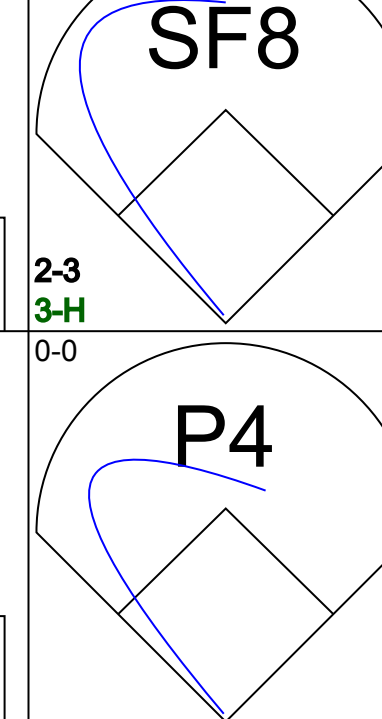

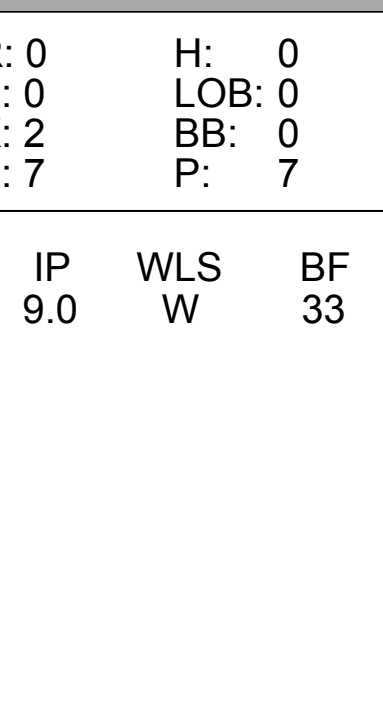
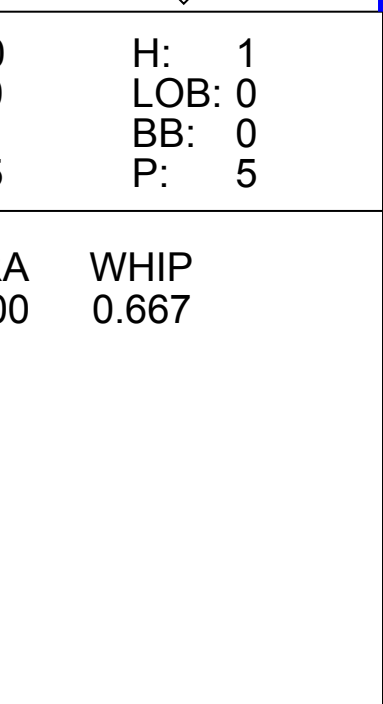
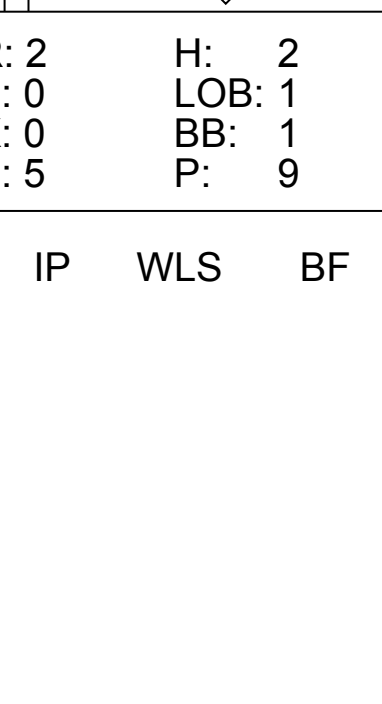
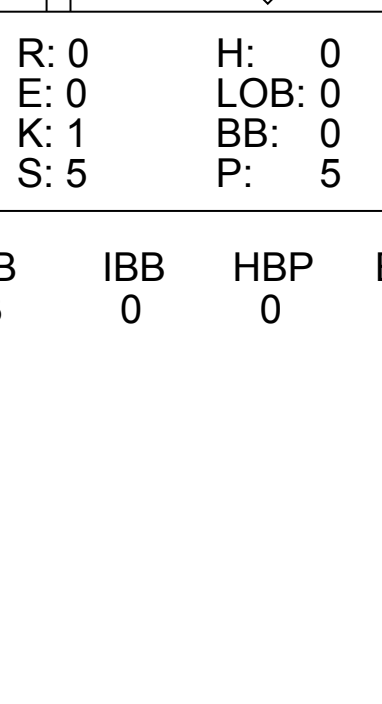
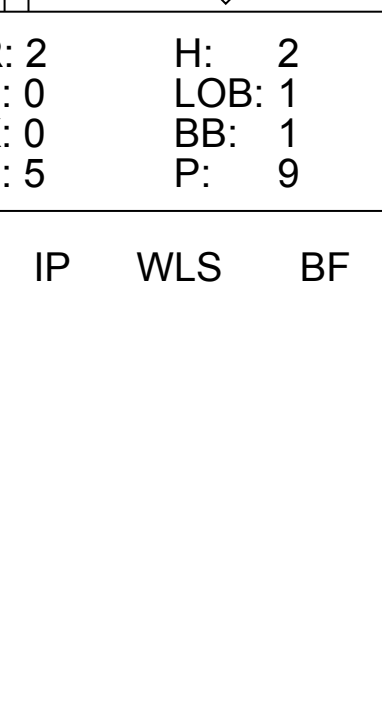
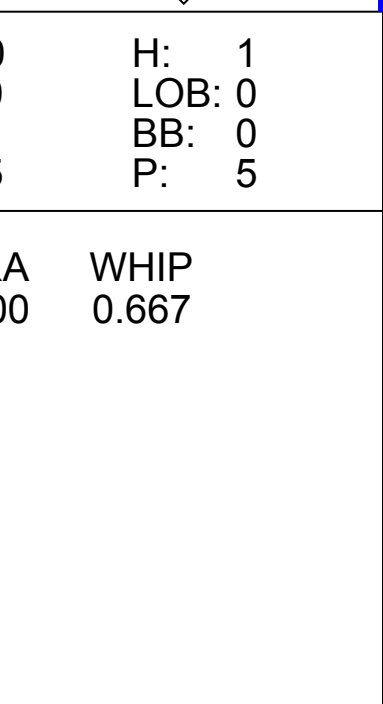
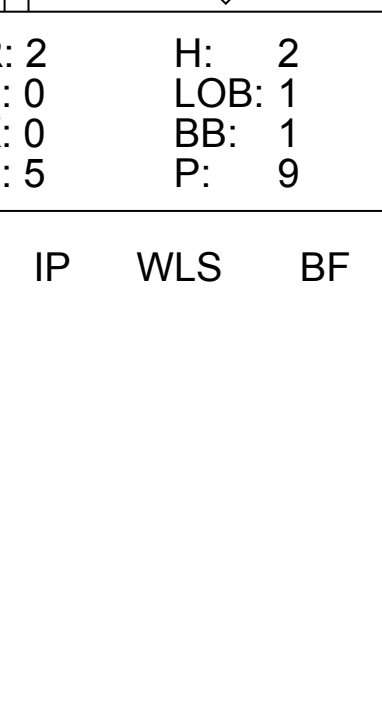
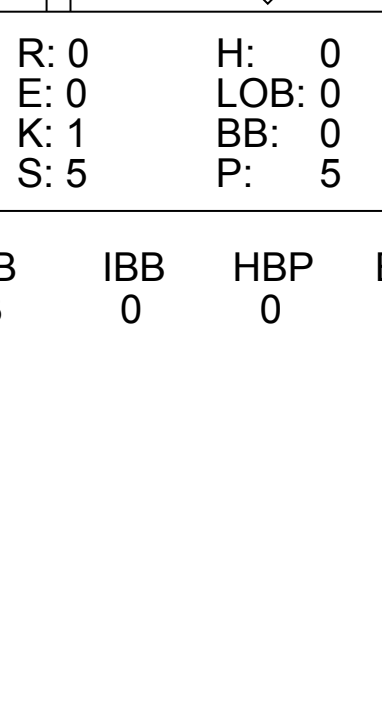


Batter	1	2	3	4	5	6	7	8	9	AB	R	H	RBI	BB	SO	LOB	BOTTOM				
Tim Raines, S (1,7) OBP: 0.353, SLG: 0.383	FC6-4 BB	K		FC6-4 1-2			1B		F7	4	0	1	0	1	1	2					
Mike Gates, L (1,4) OBP: 0.319, SLG: 0.372	FC6-4 G5-4-3 1-2		K		K		G5-4-3 1B			4	0	1	0	0	2	1					
Jerry White, S (1,8) OBP: 0.286, SLG: 0.385	G5-4-3 1-2		F8		K		G5-4-3 1-2			4	0	0	0	0	1	3					
Al Oliver, L (1,3) John Milner, L (9,3) OBP: 0.392, SLG: 0.534 OBP: 0.250, SLG: 0.130		1-3		BB		HR			HR	3	2	2	2	1	0	0					
Gary Carter, R (1,2) Brad Gulden, L (9,2) OBP: 0.365, SLG: 0.528		1B 2B 1B		BB		L5			6-3	3	1	1	0	1	0	0					
Warren Cromartie, L (1,9) OBP: 0.343, SLG: 0.401		2B 1B		L8		P6			4-3	4	1	1	0	0	0	2					
Tim Wallach, R (1,5) Woody Fryman, R (7,1) Bryn Smith, R (8,1) Dan Schatzeder, L (8,1) Dan Norman, R (8,8) Chris Speier, R (1,6) OBP: 0.335, SLG: 0.443 ERA: 7.53 OBP: 0.222, SLG: 0.222 OBP: 0.333, SLG: 0.400 OBP: 0.286, SLG: 0.342		1B 2B				3-1			F8	3	1	1	1	0	1	0					
Charlie Lea, R (1,1) Brad Mills, L (7,5) OBP: 0.235, SLG: 0.161 OBP: 0.316, SLG: 0.286		K		FC1-6 FC6-4 1-2			K		3-1	2	0	0	0	0	1	2					
Inning Stats	R: 0 E: 0 K: 0 S: 2	H: 0 LOB: 1 BB: 1 P: 6	R: 3 E: 0 K: 2 S: 11	H: 4 LOB: 1 BB: 0 P: 11	R: 0 E: 0 K: 1 S: 5	H: 0 LOB: 2 BB: 2 P: 13	R: 0 E: 0 K: 0 S: 3	H: 0 LOB: 1 BB: 1 P: 7	R: 1 E: 0 K: 2 S: 8	H: 1 LOB: 0 BB: 0 P: 8	R: 0 E: 0 K: 2 S: 7	H: 0 LOB: 0 BB: 0 P: 7	R: 0 E: 0 K: 1 S: 6	H: 2 LOB: 1 BB: 0 P: 6	R: 1 E: 0 K: 0 S: 4	H: 1 LOB: 0 BB: 0 P: 4	R: 0 E: 0 K: 0 S: 3	H: 0 LOB: 0 BB: 0 P: 3	1B: 5 2B: 1 3B: 0 HR: 2	SF: 0 SAC: 0 DP: 2 HBP: 0	WP: 0 PA: 37 PB: 0 SB: 0 CS: 0
PITCHER	IP WLS BF H R ER SO BB IBB HBP BLK WP HR S P ERA WHIP	IP WLS BF H R ER SO BB IBB HBP BLK WP HR S P ERA WHIP																			
Paul Moskau, R (1,1) ERA: 4.5	2.2	13 4 3 3 3	2 0 0 0 0 0 0 0 0 0 0 0 0 0 0 0 0	3 3 3 3 3 3 3 3 3 3 3 3 3 3 3 3 3	0 0 0 0 0 0 0 0 0 0 0 0 0 0 0 0 0	0 0 0 0 0 0 0 0 0 0 0 0 0 0 0 0 0	0 0 0 0 0 0 0 0 0 0 0 0 0 0 0 0 0	0 0 0 0 0 0 0 0 0 0 0 0 0 0 0 0 0	0 0 0 0 0 0 0 0 0 0 0 0 0 0 0 0 0	17 25 10.12 2.250	∞ ∞	2.46 1.091									
Enrique Romo, R (3,1) ERA: 4.23	3.2	W 15 3 1 1 5	1 0 0 0 0 0 0 0 0 0 0 0 0 0 0 0 0	3 1 1 5 5 5 5 5 5 5 5 5 5 5 5 5 5	0 0 0 0 0 0 0 0 0 0 0 0 0 0 0 0 0	0 0 0 0 0 0 0 0 0 0 0 0 0 0 0 0 0	0 0 0 0 0 0 0 0 0 0 0 0 0 0 0 0 0	0 0 0 0 0 0 0 0 0 0 0 0 0 0 0 0 0	0 0 0 0 0 0 0 0 0 0 0 0 0 0 0 0 0	24 28 2.46 1.091	∞ ∞	0.00 0.000									
Rod Scurry, L (7,1) ERA: 2.72	0.2	1 0 0 0 0	0 0 0 0 0 0 0 0 0 0 0 0 0 0 0 0 0	0 0 0 0 0 0 0 0 0 0 0 0 0 0 0 0 0	0 0 0 0 0 0 0 0 0 0 0 0 0 0 0 0 0	0 0 0 0 0 0 0 0 0 0 0 0 0 0 0 0 0	0 0 0 0 0 0 0 0 0 0 0 0 0 0 0 0 0	0 0 0 0 0 0 0 0 0 0 0 0 0 0 0 0 0	0 0 0 0 0 0 0 0 0 0 0 0 0 0 0 0 0	1 1 0.00 0.000	∞ ∞	0.00 0.000									
Kent Tekulve, R (8,1) ERA: 1.91	2.0	7 1 1 1 0	0 0 0 0 0 0 0 0 0 0 0 0 0 0 0 0 0	0 0 0 0 0 0 0 0 0 0 0 0 0 0 0 0 0	0 0 0 0 0 0 0 0 0 0 0 0 0 0 0 0 0	0 0 0 0 0 0 0 0 0 0 0 0 0 0 0 0 0	0 0 0 0 0 0 0 0 0 0 0 0 0 0 0 0 0	0 0 0 0 0 0 0 0 0 0 0 0 0 0 0 0 0	0 0 0 0 0 0 0 0 0 0 0 0 0 0 0 0 0	1 7 7 4.50 0.500	∞ ∞	0.00 0.000									

Pittsburgh Pirates @ Montreal Expos
Olympic Stadium, Montreal, QB
Sat Jun 26 1982, 7:05 PM EDT
Att: 34,293 - Unknown

AB	33
R	5
H	8
RBI	5
BB	4
SO	8
LOB	10

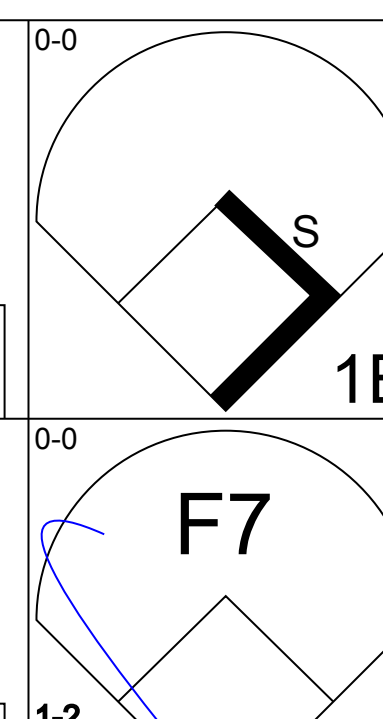
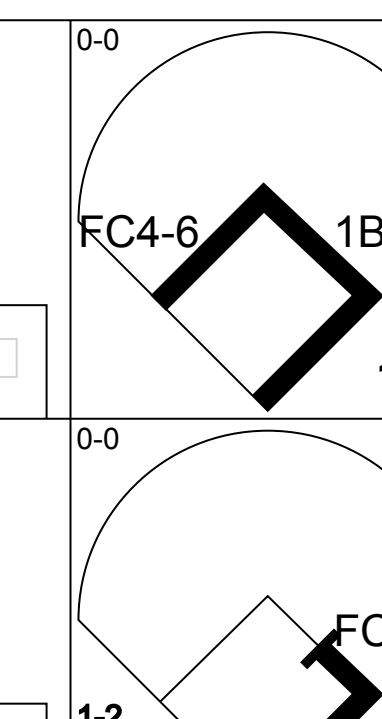
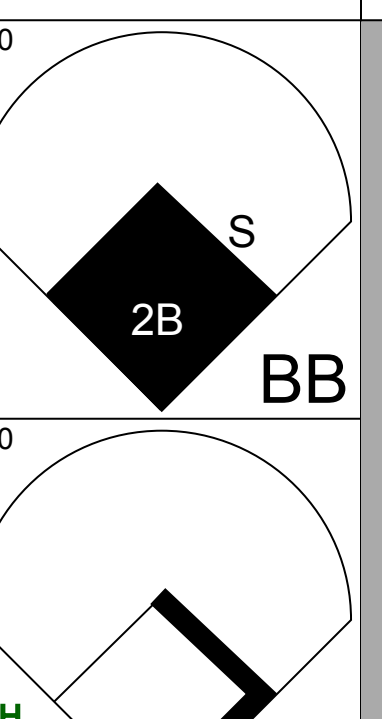
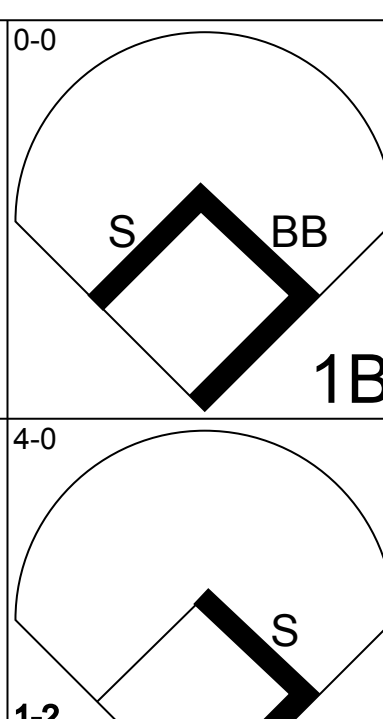

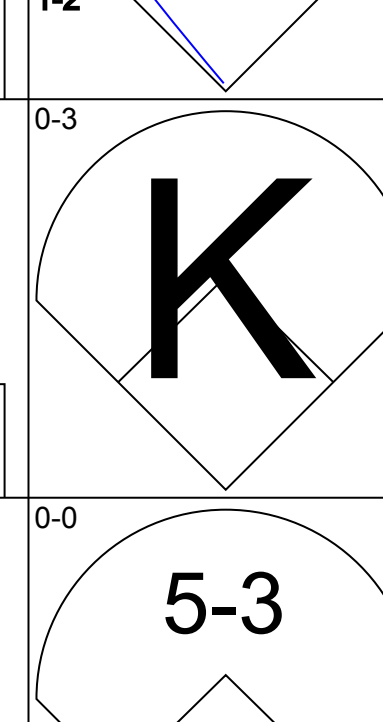
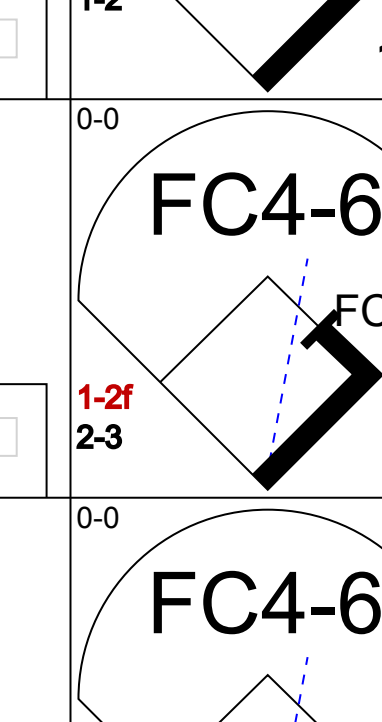
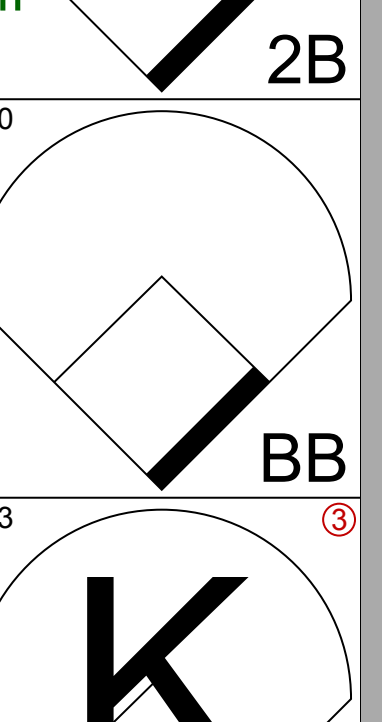
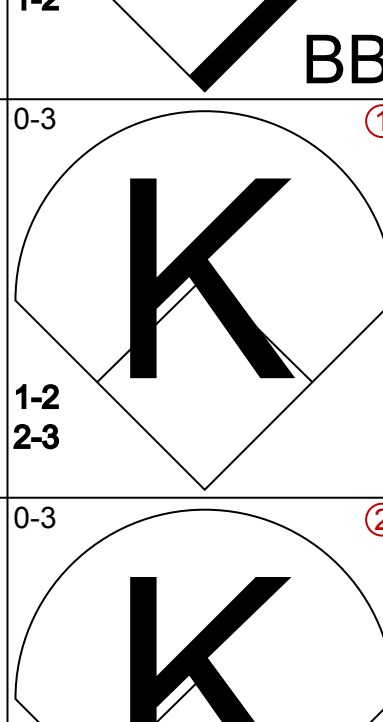
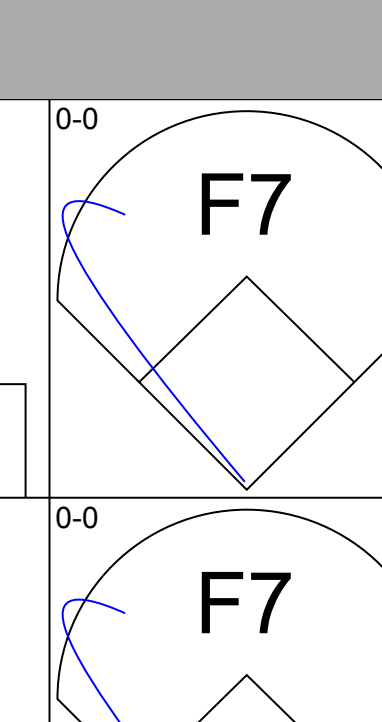


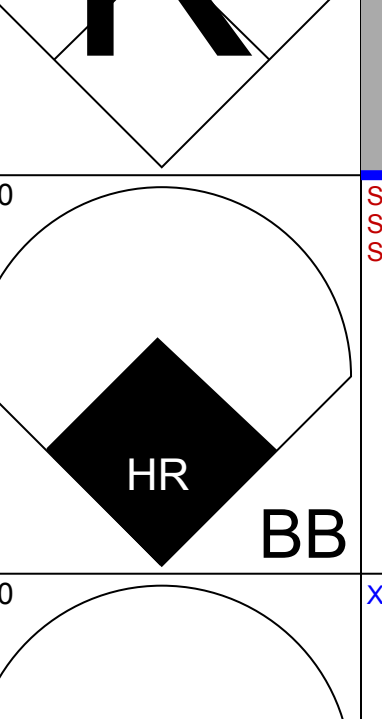
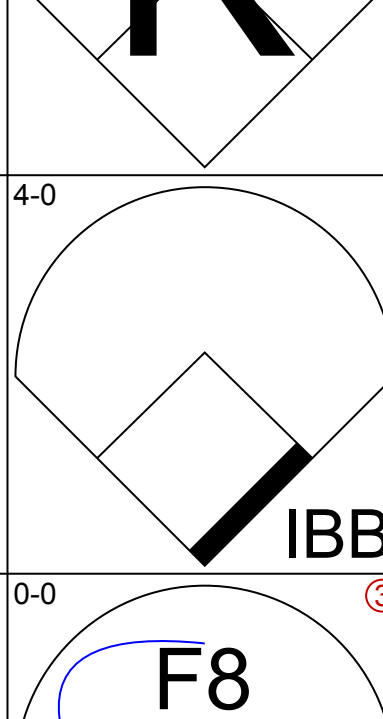
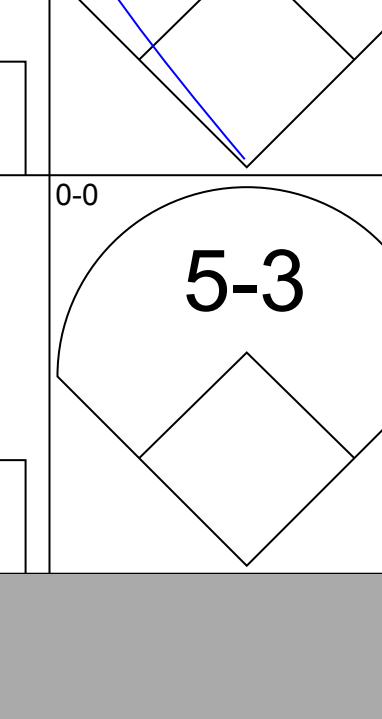


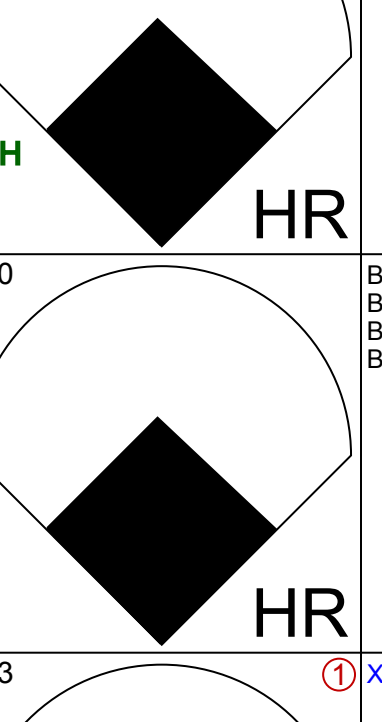
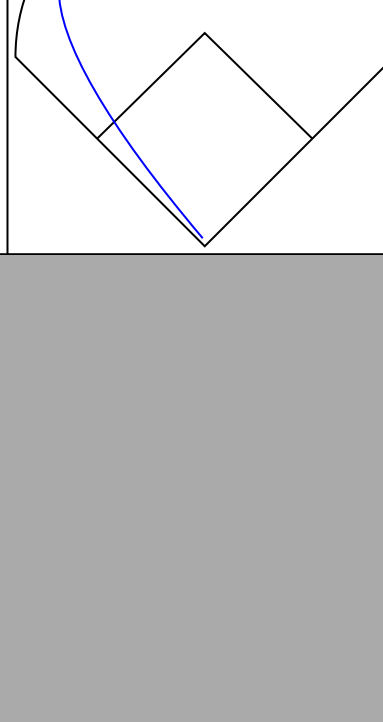

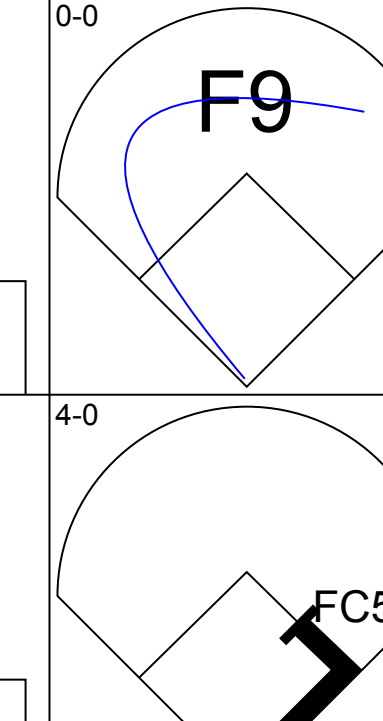
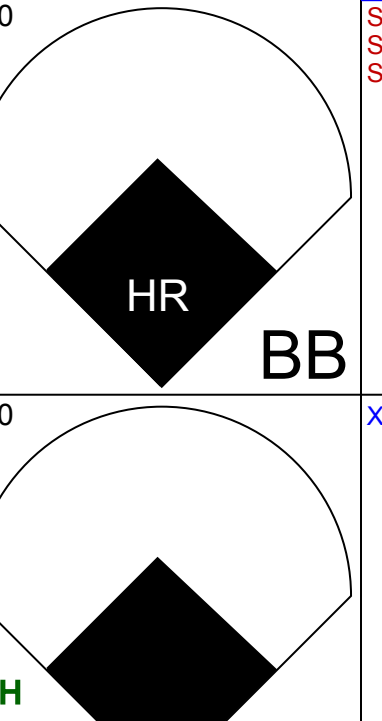
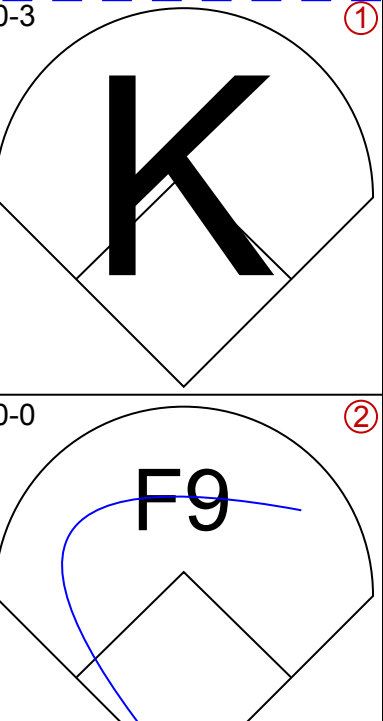
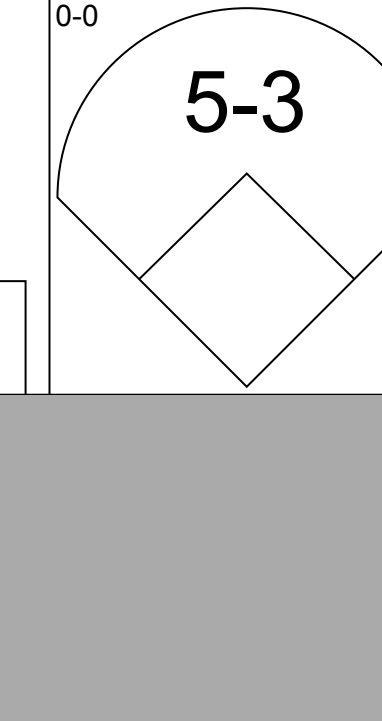
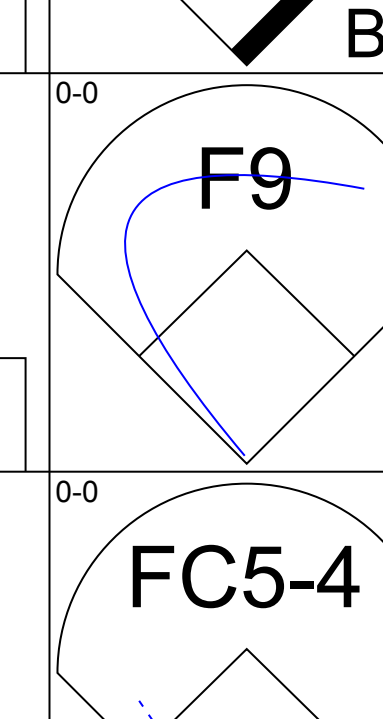
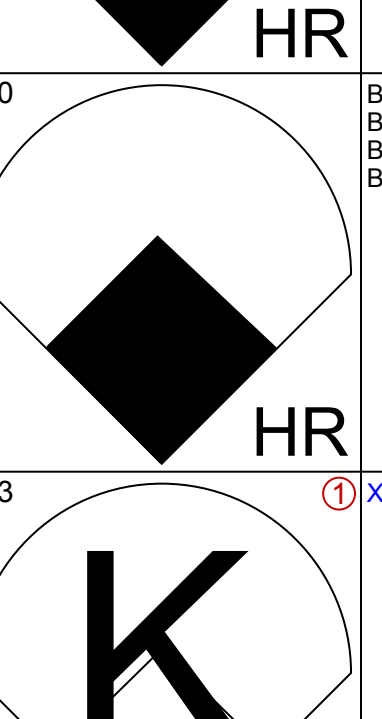
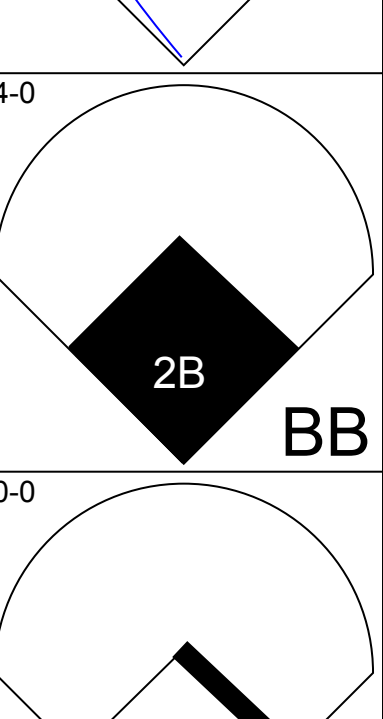


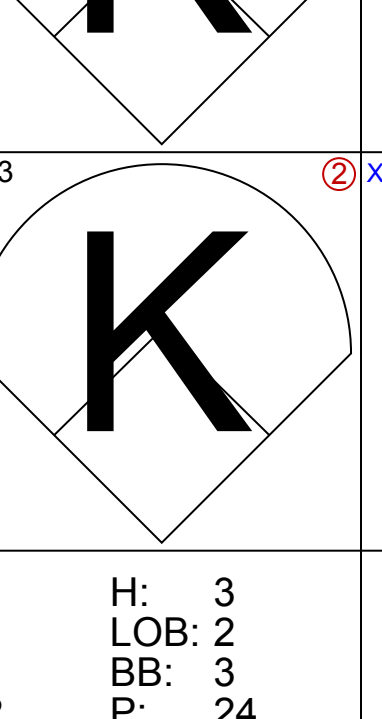
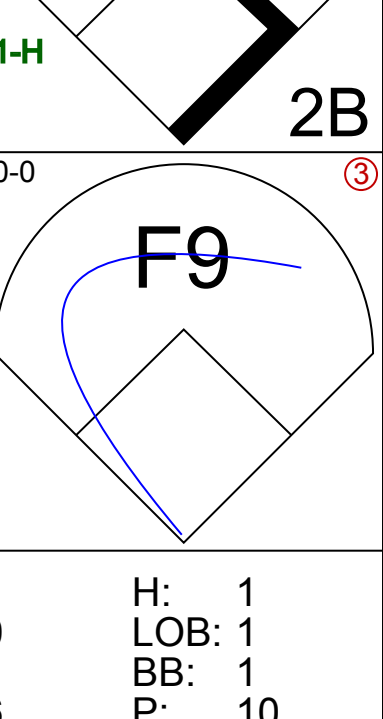
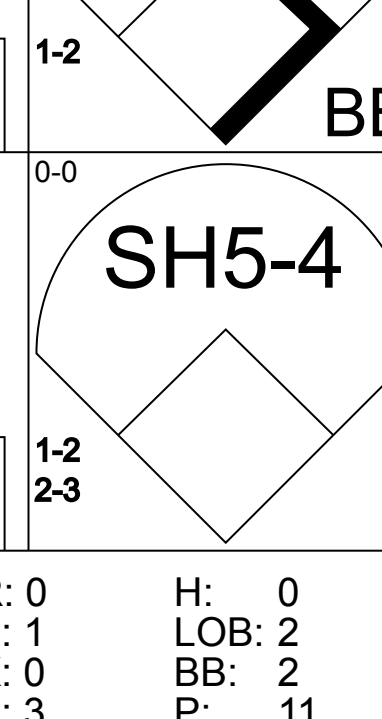
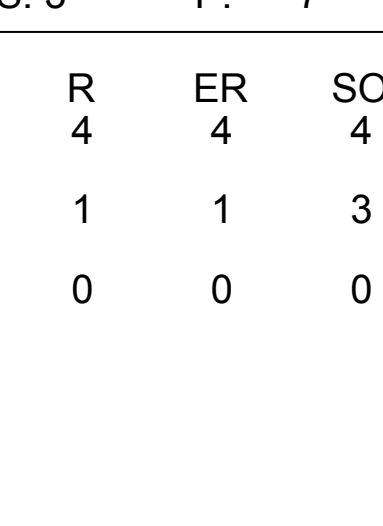
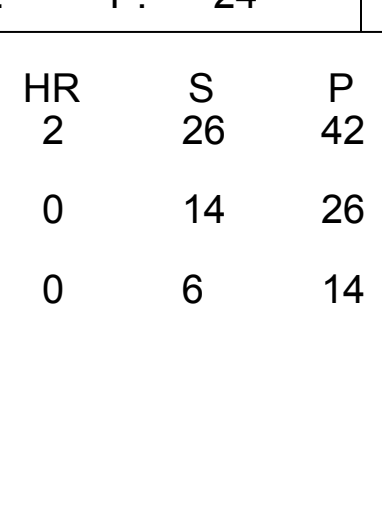
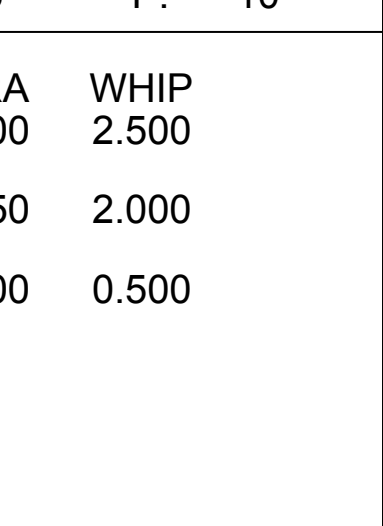

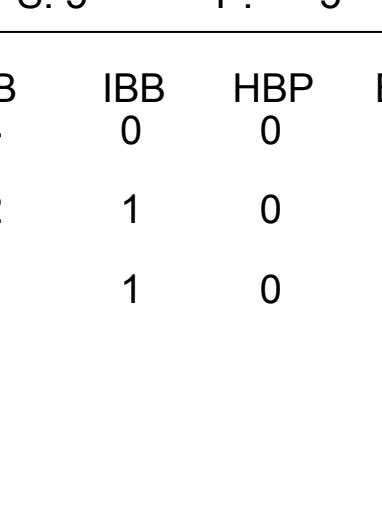
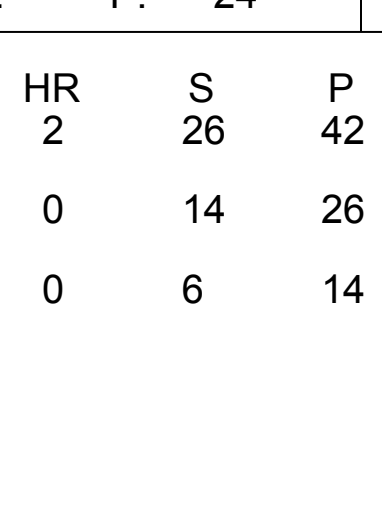
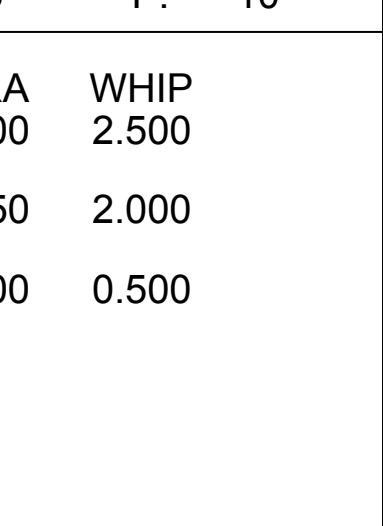



Batter	1	2	3	4	5	6	7	8	9	AB	R	H	RBI	BB	SO	LOB	TOP					
Omar Moreno, L (1.8) OBP: 0.272, SLG: 0.287										4	0	0	0	0	1	0						
Johnny Ray, S (1.4) OBP: 0.346, SLG: 0.433										4	0	0	0	0	2	0						
Bill Madlock, R (1.5) OBP: 0.363, SLG: 0.437										4	0	0	0	0	0	1						
Jason Thompson, L (1.3) OBP: 0.444, SLG: 0.583										2	1	0	0	2	0	1						
Dave Parker, L (1.9) OBP: 0.340, SLG: 0.430										3	1	1	0	1	1	1						
Mike Easter, L (1.7) OBP: 0.355, SLG: 0.401										4	0	1	0	0	0	3						
Dale Berra, R (1.6) OBP: 0.293, SLG: 0.346										3	0	0	1	0	1	3						
Steve Nicosia, R (1.2) OBP: 0.302, SLG: 0.313										2	0	1	1	0	1	0						
John Candelaria, L (1.1) OBP: 0.231, SLG: 0.269										1	0	0	0	0	0	0						
Willie Montanez, L (5, PH) OBP: 0.333, SLG: 0.323										1	0	0	0	0	0	1						
Randy Niemann, L (5, 1) OBP: 0.280, SLG: 0.410										0	0	0	0	0	0	0						
Dick Davis, R (7, PH) OBP: 0.250, SLG: 0.250										0	0	0	0	0	0	0						
Inning Stats	R: 0 E: 0 K: 2 S: 7	H: 0 LOB: 0 BB: 0 P: 7	R: 0 E: 0 K: 1 S: 5	H: 0 LOB: 1 BB: 1 P: 9	R: 0 E: 0 K: 1 S: 5	H: 0 LOB: 0 BB: 0 P: 5	R: 0 E: 1 K: 0 S: 4	H: 0 LOB: 2 BB: 1 P: 8	R: 0 E: 0 K: 1 S: 5	H: 1 LOB: 0 BB: 0 P: 5	R: 0 E: 0 K: 1 S: 5	H: 0 LOB: 0 BB: 0 P: 5	R: 2 E: 0 K: 0 S: 5	H: 2 LOB: 1 BB: 1 P: 9	R: 0 E: 0 K: 0 S: 3	H: 0 LOB: 0 BB: 0 P: 3	R: 0 E: 0 K: 0 S: 3	H: 0 LOB: 0 BB: 0 P: 3	1B: 3 2B: 0 3B: 0 HR: 0	SF: 1 SAC: 0 DP: 1 HBP: 0	WP: 0 PB: 0 SB: 1 CS: 0	PA: 33
PITCHER David Palmer, R (1.1) ERA: 3.49	IP: 9.0 WLS: W BF: 33 H: 3 R: 2 ER: 2 SO: 6 BB: 3 IBB: 0 HBP: 0 BLK: 0 WP: 0 HR: 0 S: 42 P: 54 ERA: 2.00 WHIP: 0.667															PITCHER						

Pittsburgh Pirates @ Montreal Expos
Olympic Stadium, Montreal, QB
Sun Jun 27 1982, 7:05 PM EDT
Att: 34,398 - Unknown

AB	29
R	2
H	3
RBI	2
BB	3
SO	6
LOB	11



Batter	1	2	3	4	5	6	7	8	9	AB	R	H	RBI	BB	SO	LOB	BOTTOM													
Tim Raines, S (1.7) OBP: 0.363, SLG: 0.389										3	1	3	0	2	0	0														
Frank Taveras, R (1.4) OBP: 0.232, SLG: 0.235										4	0	2	1	1	0	4														
Jerry White, S (1.8) OBP: 0.280, SLG: 0.362										4	0	0	0	1	2	5														
Al Oliver, L (1.3) OBP: 0.385, SLG: 0.523										5	0	0	0	0	2	7														
Gary Carter, R (1.2) OBP: 0.366, SLG: 0.522										3	1	0	0	2	1	0														
Tim Lincecum, R (1.5) OBP: 0.337, SLG: 0.454										3	1	1	2	1	0	3														
Dan Norman, R (1.9) OBP: 0.355, SLG: 0.500										3	2	1	1	1	0	1														
Chris Speier, R (1.6) OBP: 0.290, SLG: 0.347										3	0	1	1	1	1	1														
David Palmer, R (1.1) ERA: 2.61										3	0	0	0	0	1	1														
Inning Stats	R: 0 E: 0 K: 1 S: 6	H: 1 LOB: 1 BB: 0 P: 6	R: 0 E: 0 K: 0 S: 3	H: 0 LOB: 1 BB: 1 P: 7	R: 0 E: 0 K: 0 S: 5	H: 2 LOB: 2 BB: 0 P: 5	R: 4 E: 0 K: 3 S: 12	H: 3 LOB: 3 BB: 3 P: 24	R: 1 E: 0 K: 1 S: 6	H: 1 LOB: 1 BB: 1 P: 10	R: 0 E: 0 K: 2 S: 8	H: 1 LOB: 2 BB: 2 P: 16	R: 0 E: 1 K: 0 S: 3	H: 0 LOB: 2 BB: 2 P: 11	R: 0 E: 0 K: 0 S: 3	H: 0 LOB: 0 BB: 0 P: 3	1B: 4 2B: 3 3B: 0 HR: 2	SF: 0 SAC: 1 DP: 1 HBP: 0	WP: 0 PB: 0 SB: 4 CS: 0	PA: 41										
PITCHER John Candelaria, L (1.1) ERA: 3.2	IP: 4.0 WLS: L BF: 22 H: 4 R: 4 ER: 4 SO: 4 BB: 4 IBB: 0 HBP: 0 BLK: 0 WP: 0 HR: 2 S: 26 P: 42 ERA: 9.00 WHIP: 2.500															PITCHER														
Randy Niemann, L (5, 1) ERA: 7.37	2.0	11	2	1	1	3	2	1	0	0	0	0	14	26	4.50	2.000														
Rod Scurry, L (7, 1) ERA: 2.61	2.0	8	0	0	0	0	1	1	0	0	0	0	6	14	0.00	0.500														

Pittsburgh Pirates @ Montreal Expos
Olympic Stadium, Montreal, QB
Sun Jun 27 1982, 7:05 PM EDT
Att: 34,398 - Unknown

AB	31
R	5
H	8
RBI	5
BB	9
SO	7
LOB	22



Batter	1	2	3	4	5	6	7	8	9	AB	R	H	RBI	BB	SO	LOB	TOP																
Omar Moreno, L (1,8) OBP: 0.274, SLG: 0.289	G3	1B			L6		6-3 SH3 1B		4-3	5	0	2	1	0	0	0	Pittsburgh Pirates @ Chicago Cubs Wrigley Field, Chicago, IL Mon Jun 28 1982, 3:33 AM CDT Att. 6,974 - Overcast - 59 F																
Johnny Ray, S (1,4) OBP: 0.346, SLG: 0.434	6-3 1B	1-2 3-H 1B			4-3		SH3		F7	4	0	2	1	0	0	0																	
Bill Madlock, R (1,5) OBP: 0.358, SLG: 0.430	5-3	FC6-4 1B			6-3		6-3			4	0	0	0	0	0	4																	
Jason Thompson, L (1,3) OBP: 0.445, SLG: 0.580		PB 1B BB	1-3			2B 1B	G3			3	1	1	0	1	0	1																	
Dave Parker, L (1,9) OBP: 0.345, SLG: 0.435		1B 2B BB	F7			1-3 2B		F8		3	1	1	0	1	0	0																	
Mike Easter, L (1,7) OBP: 0.356, SLG: 0.403		2B FC1-2 1B	F7			4-3				4	0	2	1	0	0	2																	
Tony Peña, R (1,2) OBP: 0.349, SLG: 0.471		FC1-2 1B 2B						F7		3	1	2	1	1	0	1																	
Dale Berra, R (1,6) OBP: 0.288, SLG: 0.340		6-3	FC1-4 CS 1B				K		F9	4	0	0	0	0	1	7																	
Manny Sarmiento, R (1,1) OBP: 0.421, SLG: 0.353		FC1-2 1B	F8				G3		F9	2	1	0	0	0	0	3																	
Willie Montanez, L (6, PH) OBP: 0.324, SLG: 0.313										1	0	0	0	0	0	3																	
Enrique Romo, R (6, 1) OBP: 0.400, SLG: 0.600										0	0	0	0	0	0	0																	
Willie Stargell, L (9, PH) OBP: 0.297, SLG: 0.250		2-3 3-H 1B								1	0	0	0	0	0	0																	
Inning Stats	R: 0 E: 0 K: 0 S: 3	H: 1 LOB: 0 BB: 0 P: 3	R: 4 E: 0 K: 0 S: 7	H: 4 LOB: 2 BB: 2 P: 15	R: 0 E: 0 K: 0 S: 3	H: 0 LOB: 0 BB: 0 P: 3	R: 0 E: 0 K: 0 S: 3	H: 1 LOB: 0 BB: 0 P: 3	R: 0 E: 0 K: 1 S: 4	H: 2 LOB: 3 BB: 1 P: 11	R: 0 E: 0 K: 0 S: 4	H: 1 LOB: 1 BB: 0 P: 4	R: 0 E: 0 K: 0 S: 4	H: 1 LOB: 1 BB: 0 P: 4	R: 0 E: 0 K: 0 S: 3	H: 0 LOB: 0 BB: 0 P: 3	1B: 8 2B: 2 3B: 0 HR: 0	SF: 0 SAC: 1 DP: 0 HBP: 0	WP: 0 PB: 1 SB: 0 CS: 1	PA: 38													
PITCHER	IP WLS BF H R ER SO BB IBB HBP BLK WP HR S P ERA WHIP																																
Tom Filer, R (1,1) ERA: 6.75	1.2	11	5	4	4	0	2	0	0	0	0	0	9	17	21.60	4.200																	
Mike Proly, R (2,1) ERA: 1.74	4.1	16	3	0	0	1	0	1	0	0	0	0	17	21	0.00	0.692																	
Dick Tidrow, R (7,1) ERA: 4.3	3.0	W	11	2	0	0	0	0	0	0	0	0	11	11	0.00	0.667																	
Batter	1	2	3	4	5	6	7	8	9	AB	R	H	RBI	BB	SO	LOB	BOTTOM																
Bump Wills, S (1,4) OBP: 0.326, SLG: 0.367	F8		6-3				3-1			4	1	1	1	0	0	0	Pittsburgh Pirates @ Chicago Cubs Wrigley Field, Chicago, IL Mon Jun 28 1982, 3:33 AM CDT Att. 6,974 - Overcast - 59 F																
Junior Kennedy, R (9,4) OBP: 0.233, SLG: 0.256										0	0	0	0	0	0	0																	
23 Ryne Sandberg, R (1,5) OBP: 0.285, SLG: 0.319	F8		F8				F7			3	1	0	0	1	0	0																	
Bill Buckner, L (1,3) OBP: 0.341, SLG: 0.395	F9									4	1	2	0	0	0	1																	
Leon Durham, L (1,8) OBP: 0.374, SLG: 0.490			4-3							4	2	3	4	0	0	1																	
Keith Moreland, R (1,7) OBP: 0.342, SLG: 0.434										4	0	0	0	0	0	1																	
Gary Woods, R (9,7) OBP: 0.346, SLG: 0.404	F8		1-3				F8		L6	0	0	0	0	0	0	0																	
Jay Johnstone, L (1,9) OBP: 0.379, SLG: 0.526										2	1	0	0	2	1	0																	
Jody Davis, R (1,2) OBP: 0.284, SLG: 0.362			1-3				F8		5-3	4	0	0	0	0	0	2																	
Larry Bowa, S (1,6) OBP: 0.308, SLG: 0.323										4	0	2	1	0	1	1																	
Tom Filer, R (1,1) OBP: 0.125, SLG: 0.250										0	0	0	0	0	0	0																	
Mike Proly, R (2,1) OBP: 0.350, SLG: 0.590										2	0	0	0	0	0	1																	
Steve Henderson, R (6, PH) OBP: 0.293, SLG: 0.272										1	0	0	0	0	1	1																	
Dick Tidrow, R (7,1) ERA: 4.35										0	0	0	0	0	0	0																	
Inning Stats	R: 0 E: 0 K: 0 S: 3	H: 0 LOB: 0 BB: 0 P: 3	R: 2 E: 1 K: 0 S: 5	H: 2 LOB: 1 BB: 1 P: 9	R: 0 E: 0 K: 1 S: 5	H: 0 LOB: 1 BB: 1 P: 9	R: 2 E: 0 K: 2 S: 8	H: 2 LOB: 1 BB: 0 P: 8	R: 2 E: 0 K: 0 S: 5	H: 2 LOB: 0 BB: 0 P: 5	R: 0 E: 0 K: 0 S: 3	H: 0 LOB: 0 BB: 0 P: 3	R: 0 E: 0 K: 0 S: 3	H: 0 LOB: 0 BB: 0 P: 3	R: 0 E: 0 K: 0 S: 3	H: 0 LOB: 0 BB: 0 P: 3	1B: 4 2B: 0 3B: 1 HR: 3	SF: 0 SAC: 0 DP: 0 HBP: 0	WP: 0 PB: 0 SB: 0 CS: 0	PA: 35													
PITCHER	IP WLS BF H R ER SO BB IBB HBP BLK WP HR S P ERA WHIP																																
Manny Sarmiento, R (1,1) ERA: 3.5	5.0	23	5	4	4	1	3	0	0	0	0	0	22	34	7.20	1.600																	
Enrique Romo, R (6, 1) ERA: 4.35	3.0	L	12	3	2	2	2	0	0	0	0	0	1	16	16	6.00	1.000																

AB	34
R	4
H	10
RBI	4
BB	3
SO	1
LOB	21



AB	32
R	6
H	8
RBI	6
BB	3
SO	3
LOB	8



Batter	1	2	3	4	5	6	7	8	9	AB	R	H	RBI	BB	SO	LOB	TOP					
Omar Moreno, L (1, 8) OBP: 0.277, SLG: 0.289	L1		K					FC4-6 SH1-4 2B 1B	SH1-4	3	1	1	0	1	1	1	Pittsburgh Pirates @ Chicago Cubs Wrigley Field, Chicago, IL Tue Jun 29 1982, 3:33 AM CDT Att: 22,109 - Overcast - 56 F					
Johnny Ray, S (1, 4) OBP: 0.345, SLG: 0.428	L4			4-3		6-3		SH1-4	4-3	4	0	0	0	0	0	2						
Bill Madlock, R (1, 5) OBP: 0.355, SLG: 0.424	6-3			F9		6-3		FC4-6 IBB	4-3	4	0	0	0	1	0	1						
Jason Thompson, L (1, 3) OBP: 0.442, SLG: 0.578		K						FC4-6 2B 1B		4	1	1	0	0	2	2						
Dave Parker, L (1, 9) OBP: 0.342, SLG: 0.437		F3								4	1	1	1	0	0	1						
Dick Davis, R (8, 9) OBP: 0.280, SLG: 0.410				P5						0	0	0	0	0	0	0						
Mike Easter, L (1, 7) OBP: 0.362, SLG: 0.404										2	0	1	0	1	1	0						
Lee Lacy, R (8, PH) OBP: 0.380, SLG: 0.394						K		2B BB	1B	1	0	1	2	0	0	0						
Tony Peña, R (1, 2) OBP: 0.356, SLG: 0.478				F7						3	0	2	0	1	0	1						
Dale Berra, R (1, 6) OBP: 0.285, SLG: 0.336										2	0	0	0	0	0	1						
Willie Montanez, L (7, PH) OBP: 0.343, SLG: 0.313				4-3						0	0	0	0	1	0	0						
Jim Smith, R (7, FR) OBP: 0.313, SLG: 0.321						P4				1	0	0	0	0	1	2						
Rick Rhoden, R (1, 1) OBP: 0.349, SLG: 0.683										4	0	2	0	0	1	4						
																	AB 32 R 3 H 9 RBI 3 BB 5 SO 6 LOB 15					
Inning Stats	R: 0 E: 0 K: 0 S: 3	H: 0 LOB: 0 BB: 0 P: 3	R: 0 E: 0 K: 1 S: 6	H: 1 LOB: 1 BB: 0 P: 6	R: 0 E: 0 K: 1 S: 5	H: 1 LOB: 0 BB: 0 P: 5	R: 0 E: 0 K: 0 S: 4	H: 1 LOB: 1 BB: 0 P: 4	R: 0 E: 0 K: 1 S: 5	H: 0 LOB: 1 BB: 1 P: 9	R: 0 E: 0 K: 0 S: 2	H: 0 LOB: 0 BB: 1 P: 6	R: 0 E: 0 K: 2 S: 8	H: 1 LOB: 3 BB: 2 P: 16	R: 3 E: 0 K: 1 S: 9	H: 4 LOB: 2 BB: 1 P: 13	R: 0 E: 0 K: 0 S: 4	H: 1 LOB: 1 BB: 0 P: 4	1B: 6 2B: 3 3B: 0 HR: 0	SF: 0 SAC: 2 DP: 0 HBP: 0	WP: 0 PB: 0 SB: 0 CS: 1	PA: 39
PITCHER	IP WLS BF H R ER SO BB IBB HBP BLK WP HR S P ERA WHIP																					
Fergie Jenkins, R (1, 1) ERA: 3.11	7.0 L 28 5 1 1 5 3 1 0 0 0 0 0 34 50 1.29 1.143																					
Willie Hernandez, L (8, 1) ERA: 4.07	1.0 7 3 2 2 1 0 1 0 0 0 0 0 8 12 18.00 3.000																					
Bill Campbell, R (8, 1) ERA: 4.44	1.0 4 1 0 0 0 0 0 0 0 0 0 0 4 4 0.00 1.000																					

Batter	1	2	3	4	5	6	7	8	9	AB	R	H	RBI	BB	SO	LOB	BOTTOM					
Bump Willis, S (1, 4) OBP: 0.325, SLG: 0.365	6-3		6-3			4-3				4	0	1	0	0	0	0	Pittsburgh Pirates @ Chicago Cubs Wrigley Field, Chicago, IL Tue Jun 29 1982, 3:33 AM CDT Att: 22,109 - Overcast - 56 F					
23 Ryne Sandberg, R (1, 5) OBP: 0.288, SLG: 0.321										4	0	2	0	0	1	1						
Bill Buckner, L (1, 3) OBP: 0.340, SLG: 0.393	1-3									4	0	1	0	0	0	2						
Leon Durham, L (1, 8) OBP: 0.372, SLG: 0.486		F7								4	1	1	0	0	0	2						
Keith Moreland, R (1, 7) OBP: 0.339, SLG: 0.430										3	0	0	0	0	0	0						
Gary Woods, R (8, 7) OBP: 0.344, SLG: 0.401		F4								1	0	0	0	0	1	1						
Jay Johnstone, L (1, 9) OBP: 0.394, SLG: 0.537										4	0	3	0	0	0	0						
Jody Davis, R (1, 2) OBP: 0.288, SLG: 0.365										4	0	2	0	0	0	1						
Larry Bowa, S (1, 6) OBP: 0.303, SLG: 0.319										3	0	0	1	0	0	3						
Fergie Jenkins, R (1, 1) OBP: 0.089, SLG: 0.089										2	0	0	0	0	0	0						
Willie Hernandez, L (8, 1) OBP: 0.280, SLG: 0.250										0	0	0	0	0	0	0						
Bob Molinaro, L (8, PH) OBP: 0.319, SLG: 0.130										1	0	0	0	0	0	0						
Bill Campbell, R (9, 1) OBP: 0.319, SLG: 0.130										1	0	0	0	0	0	2						
																	AB 35 R 1 H 10 RBI 1 BB 0 SO 2 LOB 12					
Inning Stats	R: 0 E: 0 K: 0 S: 3	H: 1 LOB: 0 BB: 0 P: 3	R: 0 E: 0 K: 0 S: 5	H: 2 LOB: 2 BB: 0 P: 5	R: 0 E: 0 K: 1 S: 5	H: 0 LOB: 0 BB: 0 P: 5	R: 0 E: 0 K: 0 S: 3	H: 0 LOB: 0 BB: 0 P: 3	R: 0 E: 0 K: 0 S: 5	H: 2 LOB: 2 BB: 0 P: 5	R: 0 E: 0 K: 0 S: 4	H: 1 LOB: 1 BB: 0 P: 4	R: 0 E: 0 K: 0 S: 4	H: 1 LOB: 1 BB: 0 P: 4	R: 1 E: 0 K: 1 S: 8	H: 3 LOB: 2 BB: 0 P: 8	R: 0 E: 0 K: 0 S: 3	H: 0 LOB: 0 BB: 0 P: 3	1B: 10 2B: 0 3B: 0 HR: 0	SF: 1 SAC: 0 DP: 0 HBP: 0	WP: 0 PB: 0 SB: 0 CS: 1	PA: 36
PITCHER	IP WLS BF H R ER SO BB IBB HBP BLK WP HR S P ERA WHIP																					
Rick Rhoden, R (1, 1) ERA: 5.08	9.0 W 36 10 1 1 2 0 0 0 0 0 0 0 40 40 1.00 1.111																					



Batter	1	2	3	4	5	6	7	8	9	AB	R	H	RBI	BB	SO	LOB	TOP								
Omar Moreno, L (1, 8) OBP: 0.282, SLG: 0.289	F8		FC3-2 1B		E 1B BB	4-0 BB	G3			3	1	1	2	2	0	2									
Johnny Ray, S (1, 4) OBP: 0.341, SLG: 0.424	4-3		FC3-2 FC5-4		1B	F9		4-3		5	0	1	1	0	0	5									
Bill Madlock, R (1, 5) OBP: 0.353, SLG: 0.419	5-3		FC5-4		1B		E6 PB S HR	K		5	1	1	0	0	1	2									
Jason Thompson, L (1, 3) OBP: 0.435, SLG: 0.567		F2		4-3	4-3		K	K		5	0	0	0	0	2	2									
Dave Parker, L (1, 9) OBP: 0.344, SLG: 0.432	6-3			1B 1B		6-3	HR BB		4-3	4	2	1	0	1	0	0									
Mike Easter, L (1, 7) OBP: 0.362, SLG: 0.403										3	1	1	0	0	1	1									
Lee Lacy, R (7, PH) OBP: 0.380, SLG: 0.394										0	0	0	0	0	0	0									
Willie Stargell, L (7, PH) OBP: 0.316, SLG: 0.364										1	1	1	3	0	0	0									
Rod Scurray, L (7, 1) OBP: 0.222, SLG: 0.222										1	0	0	0	0	0	0									
Tony Peña, R (1, 2) OBP: 0.361, SLG: 0.479			SH3 1B HBP	1-2 1B		P3	2B HBP		6-3	4	1	2	0	0	0	1									
Dale Berra, R (1, 6) OBP: 0.293, SLG: 0.341			1B SH3 FC3-2 HBP	1-2 1B		BB BB	F8			3	0	2	1	0	0	1									
Don Robinson, R (1, 1) OBP: 0.357, SLG: 0.475			SH3							1	0	0	0	1	1	0									
Dick Davis, R (7, PH) OBP: 0.289, SLG: 0.430										1	0	1	0	0	0	0									
Inning Stats	R: 0 E: 0 K: 0 S: 3	H: 0 LOB: 0 BB: 0 P: 3	R: 0 E: 0 K: 1 S: 5	H: 0 LOB: 0 BB: 0 P: 5	R: 1 E: 0 K: 0 S: 5	H: 2 LOB: 2 BB: 0 P: 6	R: 1 E: 0 K: 0 S: 5	H: 3 LOB: 2 BB: 0 P: 5	R: 1 E: 1 K: 1 S: 6	H: 2 LOB: 1 BB: 1 P: 10	R: 1 E: 0 K: 0 S: 5	H: 2 LOB: 3 BB: 2 P: 13	R: 3 E: 1 K: 1 S: 8	H: 2 LOB: 2 BB: 1 P: 13	R: 0 E: 0 K: 2 S: 7	H: 0 LOB: 0 BB: 0 P: 7	R: 0 E: 0 K: 0 S: 3	H: 0 LOB: 0 BB: 0 P: 3	1B: 9 2B: 1 3B: 0 HR: 1	SF: 0 SAC: 1 DP: 0 HBP: 2	WP: 0 PB: 1 SB: 1 CS: 0	PA: 43			
PITCHER	IP	WLS	BF	H	R	ER	SO	BB	IBB	HBP	BLK	WP	HR	S	P	ERA	WHIP								
Lee Smith, R (1, 1) ERA: 3.28	5.2	L	26	9	4	4	2	1	0	1	0	0	0	28	33	6.35	1.765								
Mike Proly, R (6, 1) ERA: 1.74	0.0		1	0	0	0	0	1	0	0	0	0	0	4											
Ken Kravec, L (6, 1) ERA: 13.5	0.2		5	0	2	2	1	2	0	0	0	0	0	5	13	27.00	3.000								
Dick Tidrow, R (7, 1) ERA: 4.25	2.2		11	2	1	0	2	0	0	1	0	0	1	14	15	0.00	0.750								

Pittsburgh Pirates @ Chicago Cubs
Wrigley Field, Chicago, IL
Wed Jun 30 1982, 3:33 AM CDT
Att: 10,058 - Sunny - 58 F

AB 36
R 7
H 11
RBI 7
BB 4
SO 5
LOB 14



Batter	1	2	3	4	5	6	7	8	9	AB	R	H	RBI	BB	SO	LOB	BOTTOM								
Bump Willis, S (1, 4) OBP: 0.324, SLG: 0.361	K		23 FC5-4 BB		4-3			5-3		3	0	0	0	1	1	0									
23 Ryne Sandberg, R (1, 5) OBP: 0.291, SLG: 0.335	L6		FC5-4 2B			HR		FC4-6 1B		4	2	2	1	0	0	2									
Bill Buckner, L (1, 3) OBP: 0.338, SLG: 0.395	F8		1-2 2-3 2B			F7		FC4-6		4	0	1	2	0	0	1									
Leon Durham, L (1, 8) OBP: 0.367, SLG: 0.479		K	F7			F8		K		4	0	0	0	0	2	1									
Keith Moreland, R (1, 7) OBP: 0.336, SLG: 0.425		F8			F8			4-3		3	0	0	0	0	0	0									
Dick Tidrow, R (7, 1)										0	0	0	0	0	0	0									
Jerry Morales, R (9, PH) OBP: 0.278, SLG: 0.469										1	0	0	0	0	0	0									
Jay Johnstone, L (1, 9) OBP: 0.396, SLG: 0.530										1	0	0	0	1	0	0									
Hector Cruz, R (7, PH) OBP: 0.250, SLG: 0.222										2	0	0	0	0	1	0									
Jody Davis, R (1, 2) OBP: 0.289, SLG: 0.364										3	0	1	0	0	1	1									
Larry Bowa, S (1, 6) OBP: 0.300, SLG: 0.315			4-3			6-3		G5-4-3		3	0	0	0	0	0	1									
Lee Smith, R (1, 1)										2	1	0	0	0	0	0									
Mike Proly, R (6, 1) OBP: 0.250, SLG: 0.500			E4 FC5-4 BB			G3				0	0	0	0	0	0	0									
Ken Kravec, L (6, 1)										0	0	0	0	0	0	0									
Gary Woods, R (7, 7) OBP: 0.342, SLG: 0.399										1	0	0	0	0	1	0									
Inning Stats	R: 0 E: 0 K: 1 S: 5	H: 0 LOB: 0 BB: 0 P: 5	R: 0 E: 0 K: 2 S: 7	H: 0 LOB: 1 BB: 1 P: 11	R: 2 E: 1 K: 0 S: 5	H: 1 LOB: 1 BB: 1 P: 9	R: 0 E: 0 K: 0 S: 3	H: 0 LOB: 0 BB: 0 P: 3	R: 0 E: 0 K: 0 S: 4	H: 1 LOB: 0 BB: 0 P: 4	R: 0 E: 0 K: 1 S: 5	H: 1 LOB: 0 BB: 0 P: 5	R: 0 E: 0 K: 1 S: 6	H: 1 LOB: 1 BB: 0 P: 6	R: 0 E: 0 K: 1 S: 5	H: 0 LOB: 0 BB: 0 P: 5	1B: 2 2B: 1 3B: 0 HR: 1	SF: 0 SAC: 0 DP: 1 HBP: 0	WP: 0 PB: 0 SB: 0 CS: 0	PA: 33					
PITCHER	IP	WLS	BF	H	R	ER	SO	BB	IBB	HBP	BLK	WP	HR	S	P	ERA	WHIP								
Don Robinson, R (1, 1) ERA: 3.99	6.0	W	23	2	3	1	3	2	0	0	0	0	0	27	35	1.50	0.667								
Rod Scurray, L (7, 1) ERA: 2.45	3.0	S	10	2	0	0	3	0	0	0	0	0	0	16	16	0.00	0.667								

Pittsburgh Pirates @ Chicago Cubs
Wrigley Field, Chicago, IL
Wed Jun 30 1982, 3:33 AM CDT
Att: 10,058 - Sunny - 58 F

AB 31
R 3
H 4
RBI 3
BB 2
SO 6
LOB 6



Batter	1	2	3	4	5	6	7	8	9	AB	R	H	RBI	BB	SO	LOB	TOP																						
Omar Moreno, L OBP: 0.278, SLG: 0.285 (1, 8)	F9		K		F7		K	P5		5	0	0	0	0	2	6																							
Johnny Ray, S OBP: 0.336, SLG: 0.420 (1, 4)	G3		L4			1-3	SF7 1B		4-3	5	0	1	0	0	0	2																							
Bill Madlock, R OBP: 0.357, SLG: 0.420 (1, 5)	5-3			G3 BB		1B 1B	SF7		1B 1-3 CS BB	2	1	1	1	2	0	0																							
Jason Thompson, L OBP: 0.428, SLG: 0.556 (1, 3)		F9		G3		F7	1-3		1-3	5	0	0	0	0	4																								
Dave Parker, L OBP: 0.348, SLG: 0.434 Lee Lacy, R OBP: 0.383, SLG: 0.398 (8, PR) (8, 7)	K			F7		1B 1B		S 3B 1B		4	1	2	0	0	1	1																							
Mike Easter, L OBP: 0.360, SLG: 0.400 Dick Davis, R OBP: 0.289, SLG: 0.430 (1, 7) (8, 9)	K			K		1B		1-3 1B	CS	4	0	1	1	0	2	2																							
Tony Peña, R OBP: 0.367, SLG: 0.492 (1, 2)			4-3		E5 6-3 1B			1B 3B		4	1	3	2	0	0	0																							
Dale Berra, R OBP: 0.296, SLG: 0.344 (1, 6)				1B	F7	6-3		2H 1B		4	0	2	1	0	0	3																							
Ross Baumgarten, L OBP: 0.250, SLG: 0.250 Enrique Romo, R OBP: 0.500, SLG: 0.833 (1, 1) (6, 1)					6-3			3H 1B	SH3	2	0	1	0	0	0	1																							
Inning Stats	R: 0 E: 0 K: 0 S: 3	H: 0 LOB: 0 BB: 0 P: 3	R: 0 E: 0 K: 2 S: 7	H: 0 LOB: 0 BB: 0 P: 7	R: 0 E: 0 K: 1 S: 7	H: 2 LOB: 2 BB: 0 P: 7	R: 0 E: 0 K: 1 S: 5	H: 0 LOB: 1 BB: 1 P: 9	R: 0 E: 1 K: 0 S: 4	H: 1 LOB: 1 BB: 0 P: 4	R: 2 E: 0 K: 0 S: 7	H: 4 LOB: 2 BB: 0 P: 7	R: 1 E: 0 K: 1 S: 7	H: 2 LOB: 1 BB: 0 P: 7	R: 2 E: 0 K: 0 S: 6	H: 3 LOB: 2 BB: 0 P: 6	R: 0 E: 0 K: 0 S: 3	H: 1 LOB: 1 BB: 1 P: 7	1B: 11 2B: 1 3B: 1 HR: 0	SF: 1 SAC: 1 DP: 0 HBP: 0	WP: 0 PB: 0 SB: 1 CS: 1	PA: 42																	
PITCHER	IP	WLS	BF	H	R	ER	SO	BB	IBB	HBP	BLK	WP	HR	S	P	ERA	WHIP	PITCHER					IP	WLS	BF	H	R	ER	SO	BB	IBB	HBP	BLK	WP	HR	S	P	ERA	WHIP
Doug Bird, R ERA: 4.78 Bill Campbell, R ERA: 4.71	(1, 1) (7, 1)	6.0 L	26 15	7 6	2 3	2 3	4 1	1	0	0	0	0	0	33 16	37 20	3.00 9.00	1.333 2.333																						

Pittsburgh Pirates @ Chicago Cubs
Wrigley Field, Chicago, IL
Thu Jul 01 1982, 3:33 AM CDT
Att: 10,463 - Sunny - 62 F

AB	37
R	5
H	13
RBI	5
BB	2
SO	5
LOB	19

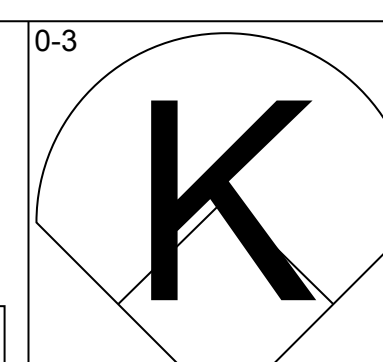
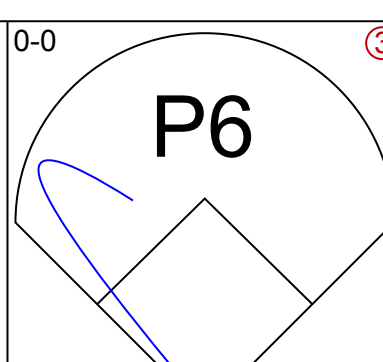
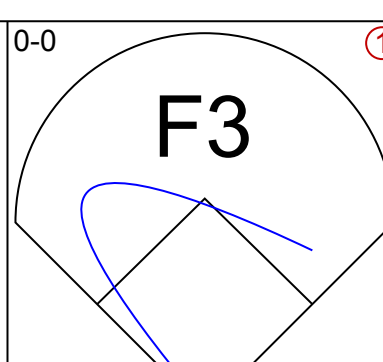
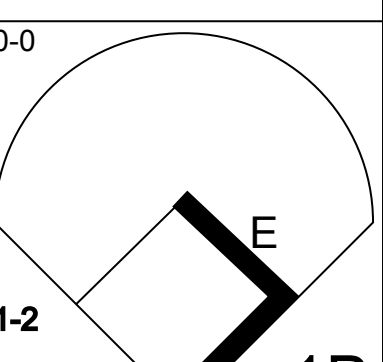
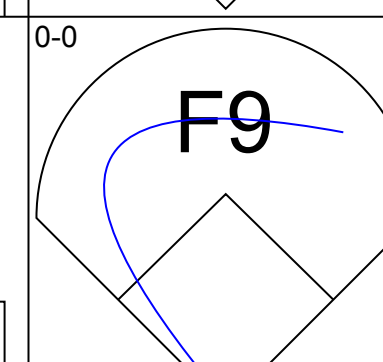
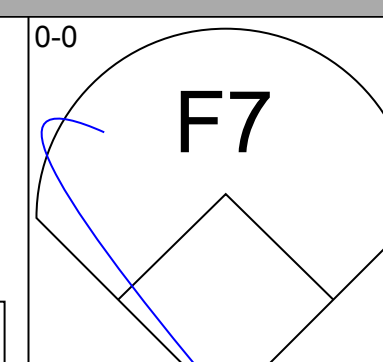
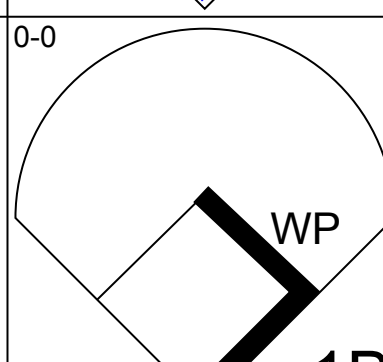
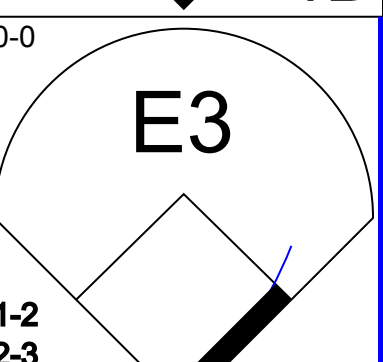
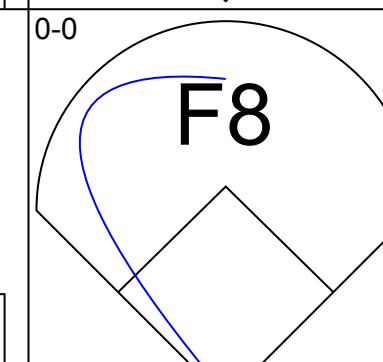
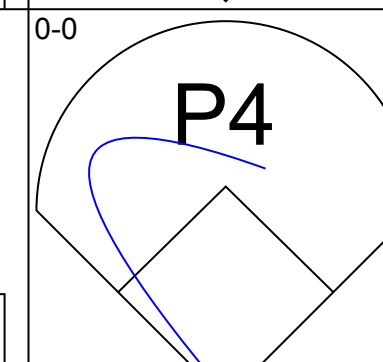
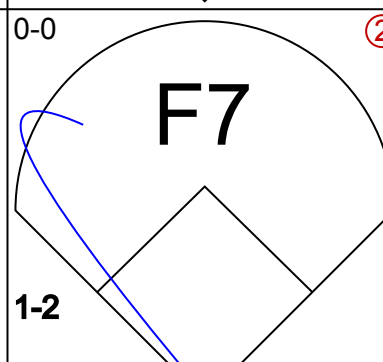
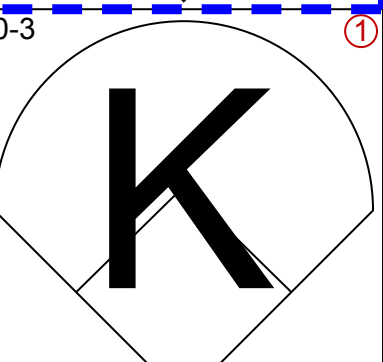
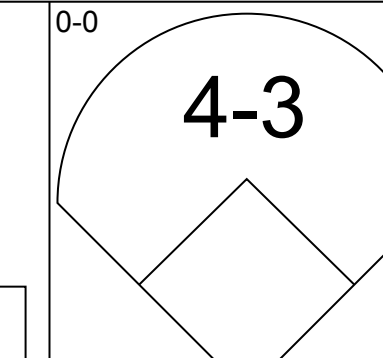
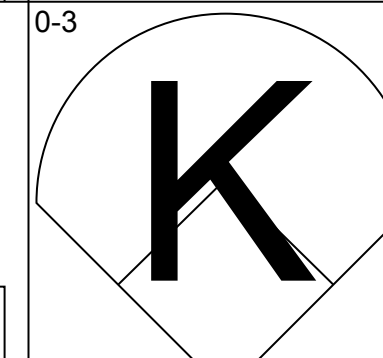
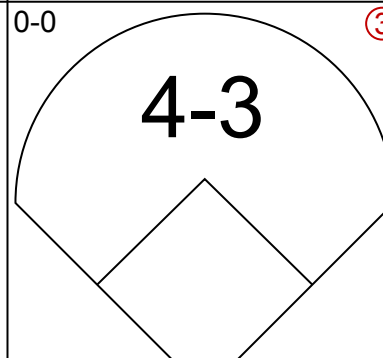
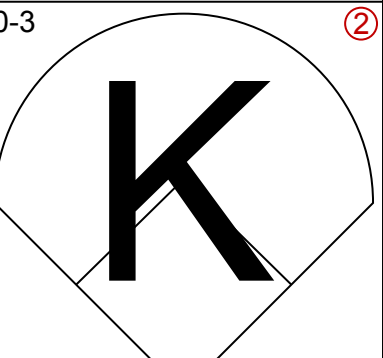
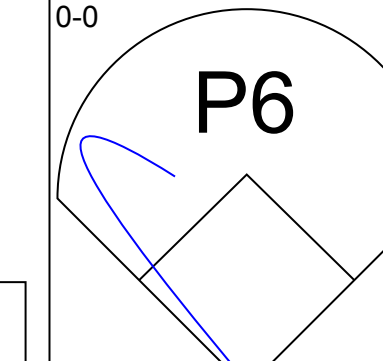
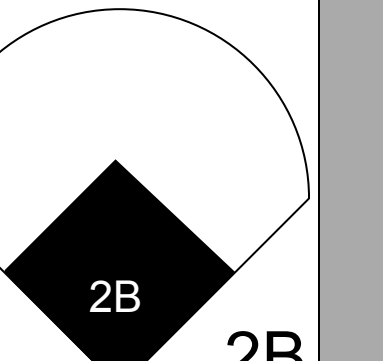
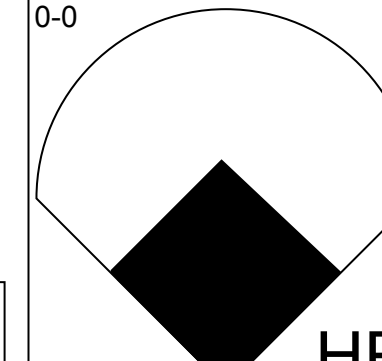
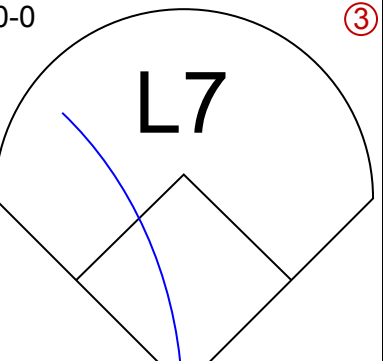
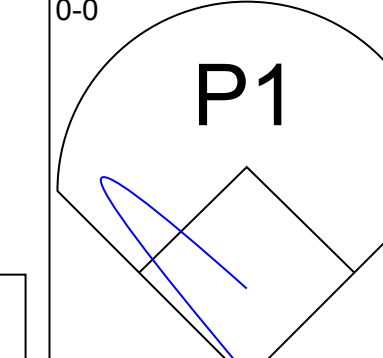
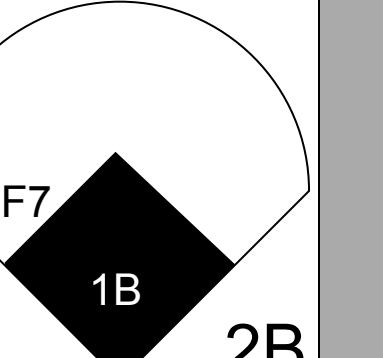
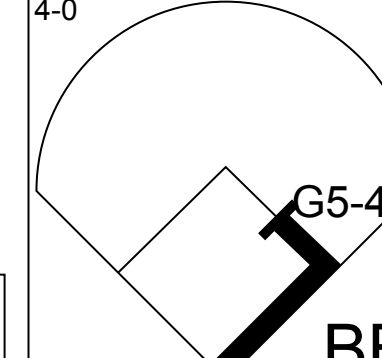
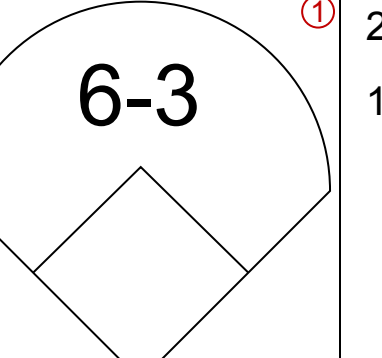
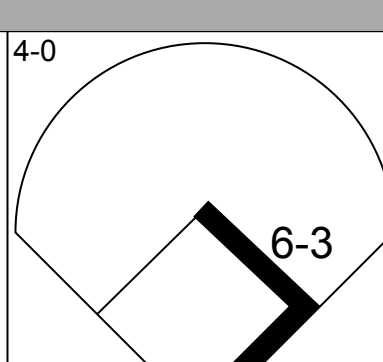
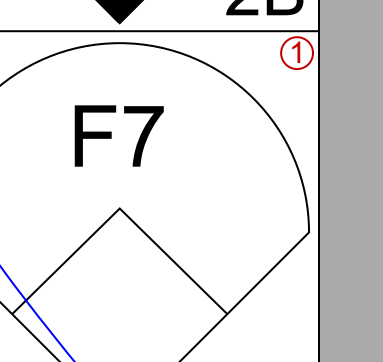
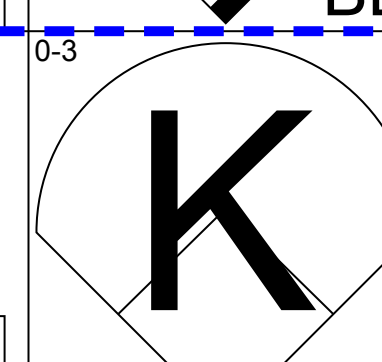
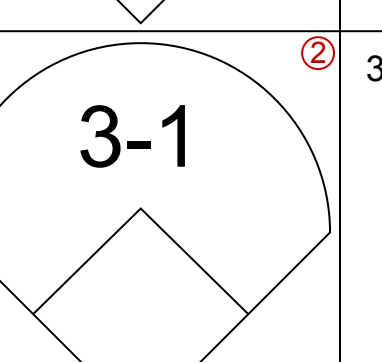
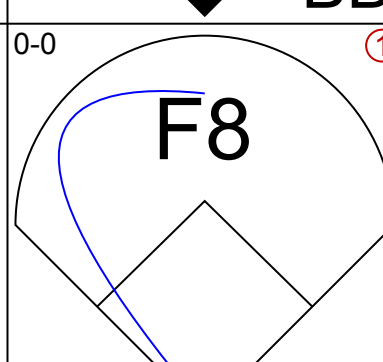
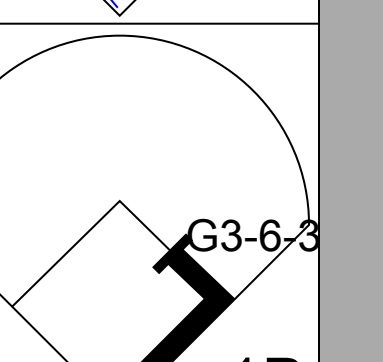
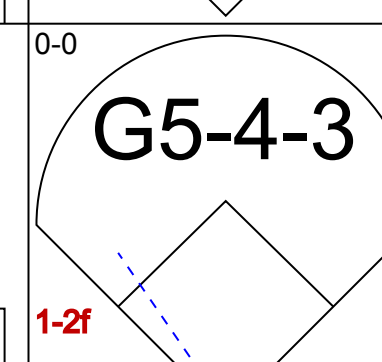
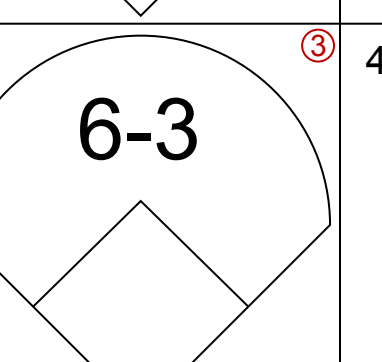
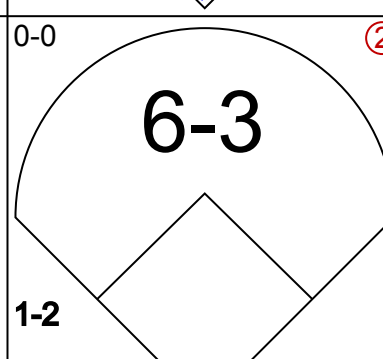
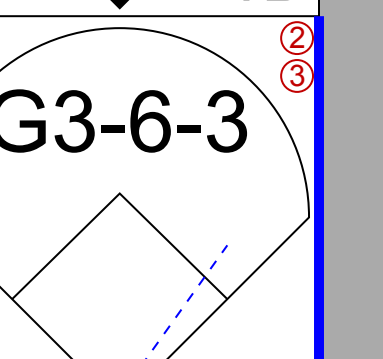
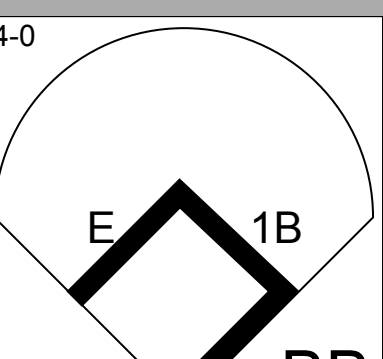


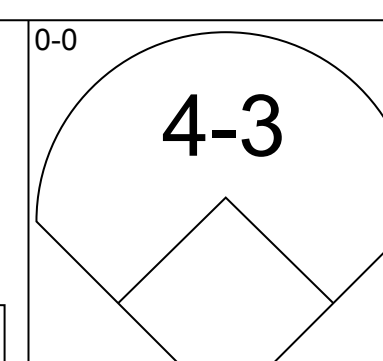
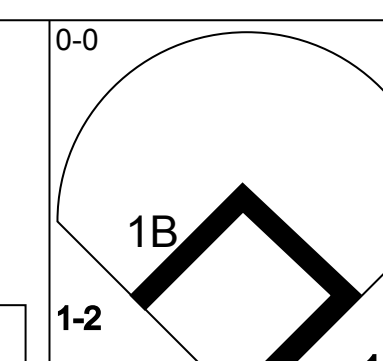
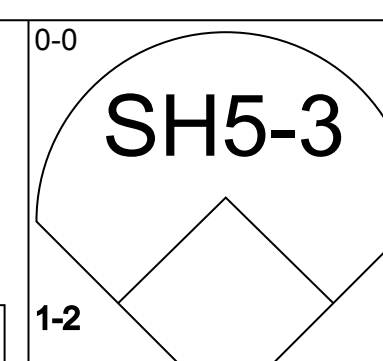
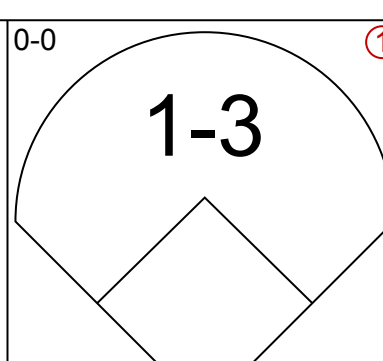
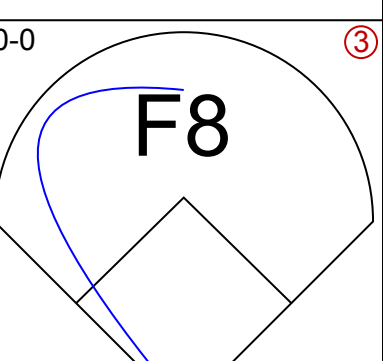
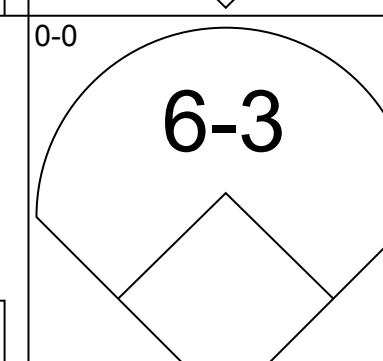
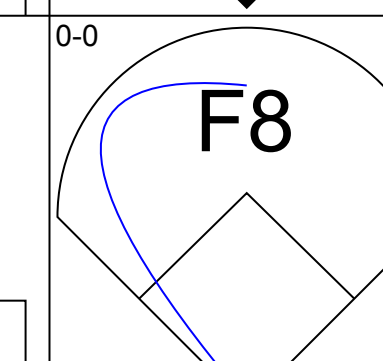
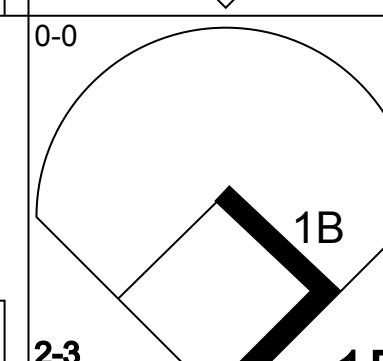
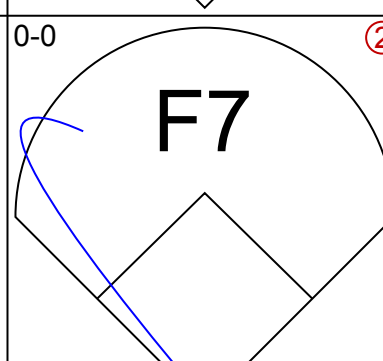
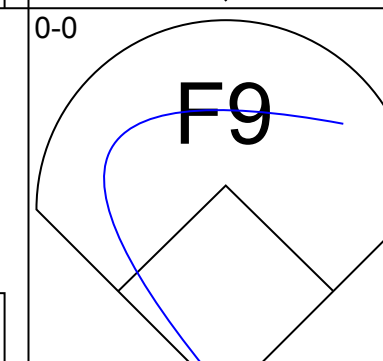
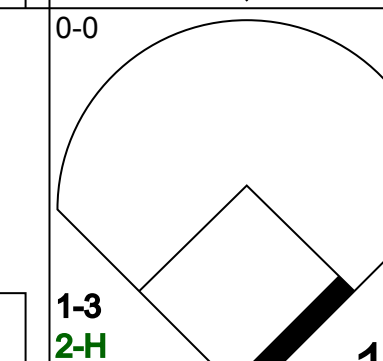
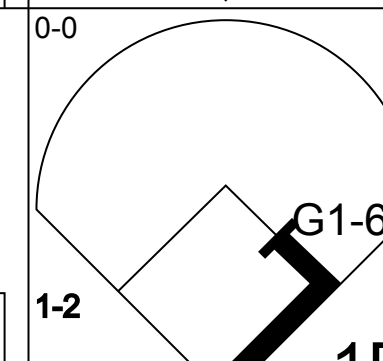
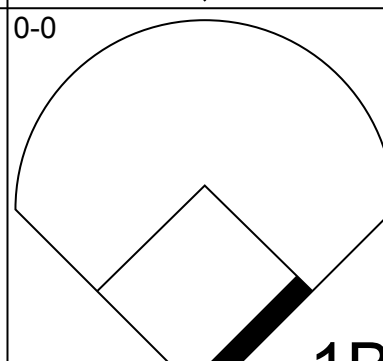

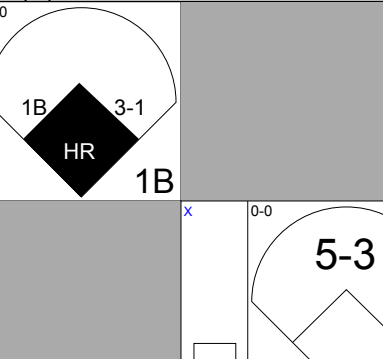
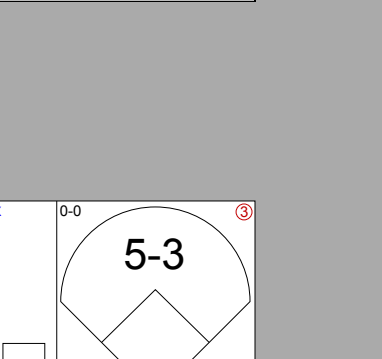
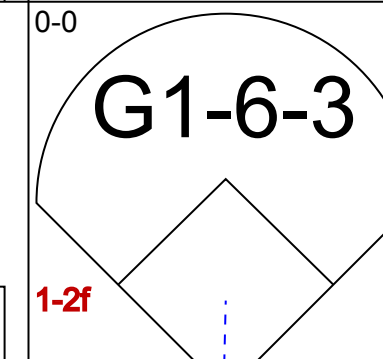
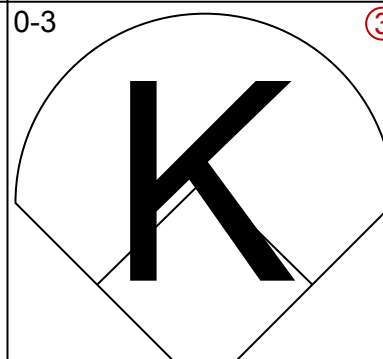
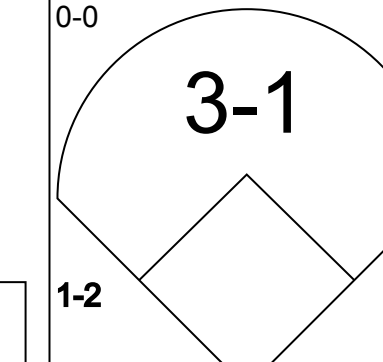
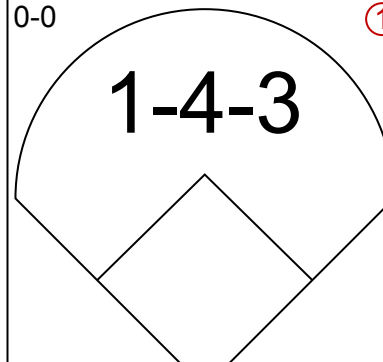
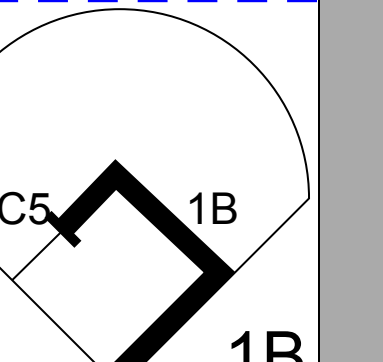
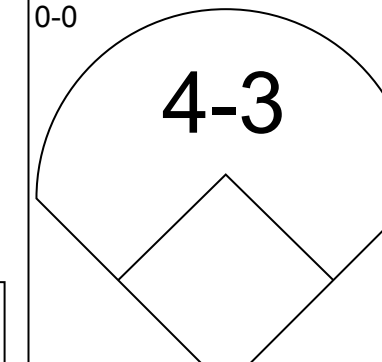
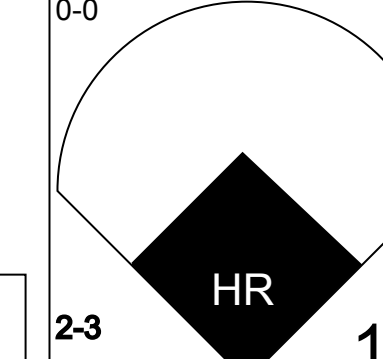
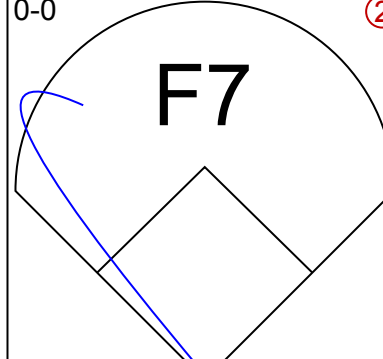
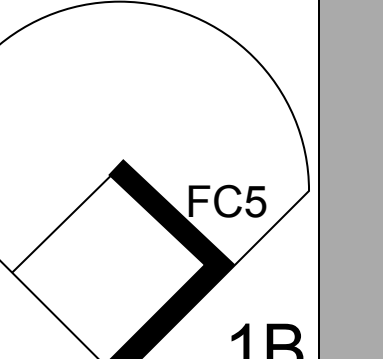
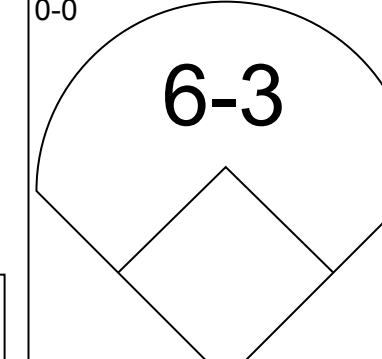
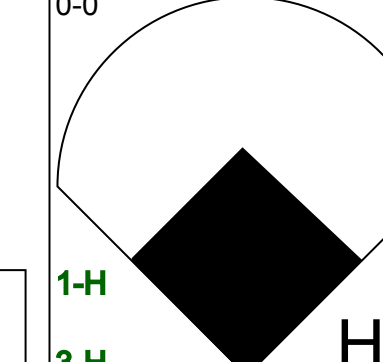
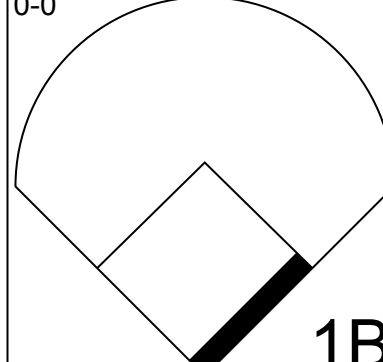
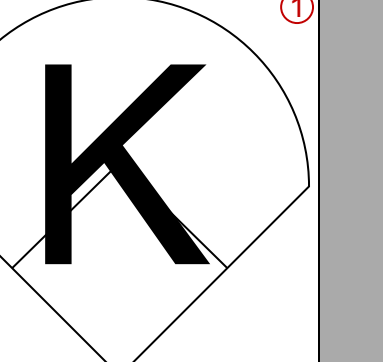
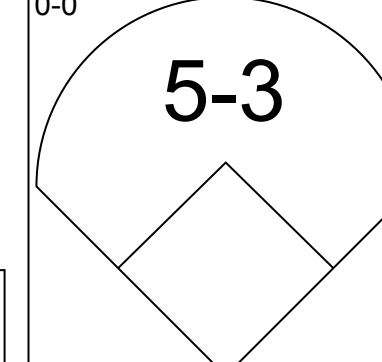
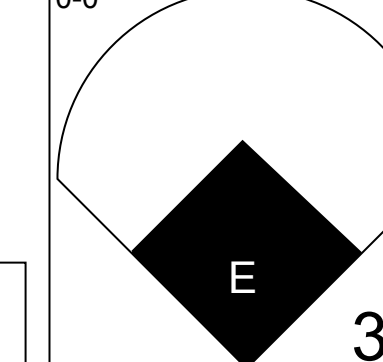
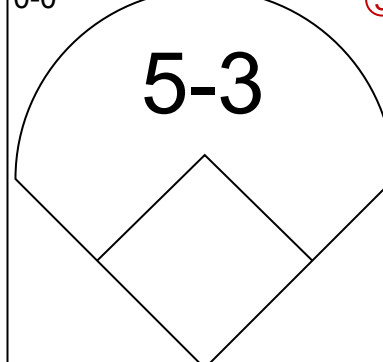
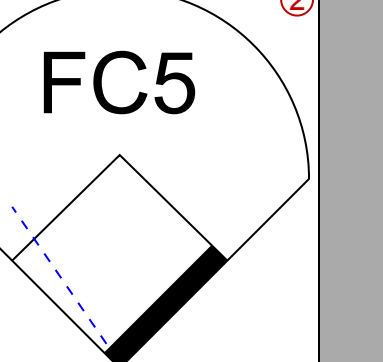
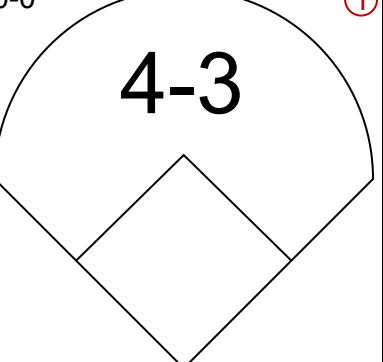
Batter	1	2	3	4	5	6	7	8	9	AB	R	H	RBI	BB	SO	LOB	BOTTOM																						
Larry Bowa, S OBP: 0.298, SLG: 0.313 Bump Willis, S OBP: 0.322, SLG: 0.358 (1, 6) (4, 4)	5-3		6-3		4-3			6-3		2	0	0	0	0	0	0																							
23 Ryne Sandberg, R OBP: 0.293, SLG: 0.340 (1, 5)					F3			P6		4	1	2	0	0	0	0																							
Bill Buckner, L OBP: 0.334, SLG: 0.390 (1, 3)	F7		E4 G5-4-3			F5			F7	4	0	0	0	0	0	2																							
Keith Moreland, R OBP: 0.334, SLG: 0.420 (1, 7)			G5-4-3			L4			G3	3	1	0	0	1	0	2																							
Gary Woods, R OBP: 0.342, SLG: 0.404 Bill Campbell, R (7, 1) Bob Molinaro, L OBP: 0.275, SLG: 0.244 (9, PH)					F8				P6	3	0	1	2	0	0	0																							
Jerry Morales, R OBP: 0.283, SLG: 0.441 Dan Briggs, L OBP: 0.146, SLG: 0.128 (1, 8) (7, PH) (8, 8)					6-3					2	0	0	0	0	0	1																							
Jody Davis, R OBP: 0.289, SLG: 0.364 (1, 2)			L5							3	0	1	0	0	1	0																							
Junior Kennedy, R OBP: 0.225, SLG: 0.247 (1, 4) (4, 6)			F8		F7					3	0	0	0	0	0	1																							
Doug Bird, R OBP: 0.115, SLG: 0.154 Jay Johnstone, L OBP: 0.392, SLG: 0.524 (1, 1) (7, 9)					5-3				F8	2	0	0	0	0	1	0																							
Inning Stats	R: 2 E: 0 K: 0 S: 5	H: 2 LOB: 1 BB: 1 P: 9	R: 0 E: 0 K: 1 S: 5	H: 0 LOB: 0 BB: 0 P: 5	R: 0 E: 1 K: 0 S: 4	H: 1 LOB: 1 BB: 0 P: 4	R: 0 E: 0 K: 0 S: 4	H: 1 LOB: 0 BB: 0 P: 4	R: 0 E: 0 K: 0 S: 3	H: 0 LOB: 0 BB: 0 P: 3	R: 0 E: 0 K: 1 S: 5	H: 0 LOB: 0 BB: 0 P: 5	R: 0 E: 0 K: 0 S: 3	H: 0 LOB: 0 BB: 0 P: 3	R: 0 E: 0 K: 0 S: 3	H: 0 LOB: 0 BB: 0 P: 3	R: 0 E: 0 K: 0 S: 3	H: 0 LOB: 0 BB: 0 P: 3	1B: 2 2B: 2 3B: 0 HR: 0	SF: 0 SAC: 0 DP: 1 HBP: 0	WP: 0 PB: 0 SB: 1 CS: 0	PA: 32																	
PITCHER	IP	WLS	BF	H	R	ER	SO	BB	IBB	HBP	BLK	WP	HR	S	P	ERA	WHIP	PITCHER					IP	WLS	BF	H	R	ER	SO	BB	IBB	HBP	BLK	WP	HR	S	P	ERA	WHIP
Ross Baumgarten, L ERA: 7.8 Enrique Romo, R ERA: 3.97	(1, 1) (6, 1)	5.0 W	20 12	4 0	2 0	2 0	1 1	1	0	0	0	0	0	21 14	25 14	3.60 0.00	1.000 0.000																						

Pittsburgh Pirates @ Chicago Cubs
Wrigley Field, Chicago, IL
Thu Jul 01 1982, 3:33 AM CDT
Att: 10,463 - Sunny - 62 F

AB	31
R	2
H	4
RBI	2
BB	1
SO	2
LOB	6



Batter	1	2	3	4	5	6	7	8	9	AB	R	H	RBI	BB	SO	LOB	TOP		
Tim Raines, S OBP: 0.358, SLG: 0.386 (1, 7)										4	0	1	0	0	1	1	Montreal Expos @ Pittsburgh Pirates Three Rivers Stadium, Pittsburgh, PA Fri Jul 02 1982, 7:05 PM EDT Unknown		
Frank Taveras, R OBP: 0.214, SLG: 0.246 Woodie Fryman, R (8, 1)										4	0	1	0	0	0	2			
Tim Wallach, R OBP: 0.329, SLG: 0.447 (1, 5)										4	0	0	0	0	1	4			
Al Oliver, L OBP: 0.386, SLG: 0.537 (1, 3)										4	0	0	0	0	2	4			
Gary Carter, R OBP: 0.375, SLG: 0.545 (1, 2)										4	2	1	0	0	0	3			
Dan Norman, R OBP: 0.357, SLG: 0.444 Tim Blackwell, S OBP: 0.267, SLG: 0.259 (9, PH)										2	1	1	1	1	0	0			
Warren Cromartie, L OBP: 0.339, SLG: 0.386 (1, 9)										3	0	0	0	1	1	2			
Chris Speier, R OBP: 0.286, SLG: 0.339 (1, 6)										4	0	1	1	0	0	2			
Charlie Lea, R OBP: 0.229, SLG: 0.156 Brad Mills, L OBP: 0.308, SLG: 0.278 Bryn Smith, R OBP: 0.340, SLG: 0.378 (8, PH)										1	0	0	0	0	0	1			
Inning Stats	R: 0 E: 0 K: 1 S: 5	H: 0 LOB: 0 BB: 0 P: 5	R: 0 E: 0 K: 0 S: 3	H: 0 LOB: 1 BB: 1 P: 3	R: 0 E: 0 K: 0 S: 3	H: 0 LOB: 0 BB: 1 P: 7	R: 2 E: 0 K: 1 S: 5	H: 3 LOB: 0 BB: 0 P: 5	R: 0 E: 0 K: 0 S: 4	H: 1 LOB: 1 BB: 0 P: 4	R: 1 E: 0 K: 1 S: 5	H: 1 LOB: 0 BB: 1 P: 9	R: 0 E: 1 K: 2 S: 9	H: 1 LOB: 3 BB: 1 P: 13	R: 0 E: 0 K: 0 S: 3	H: 0 LOB: 0 BB: 0 P: 3		1B: 3 2B: 2 3B: 0 HR: 1	SF: 0 SAC: 0 DP: 2 HBP: 0
PITCHER	IP WLS BF H R ER SO BB IBB HBP BLK WP HR S P ERA WHIP																		
John Candelaria, L ERA: 3.3 Rod Scurry, L ERA: 2.41 Kent Tekulve, R ERA: 1.85	(1, 1) (7, 1) (8, 1)	6.0 1.0 2.0	W L S	24 5 6	5 1 0	3 0 0	3 0 0	2 1 0	2 1 0	0 0 0	0 0 0	0 0 0	1 0 0	1 6 10	26 10 10	34 10 10	4.50 0.00 0.00	1.167 2.000 0.000	

Batter	1	2	3	4	5	6	7	8	9	AB	R	H	RBI	BB	SO	LOB	BOTTOM		
Omar Moreno, L OBP: 0.277, SLG: 0.284 (1, 8)										4	0	1	0	0	0	0	Montreal Expos @ Pittsburgh Pirates Three Rivers Stadium, Pittsburgh, PA Fri Jul 02 1982, 7:05 PM EDT Unknown		
Johnny Ray, S OBP: 0.336, SLG: 0.418 (1, 4)										4	0	1	0	0	0	2			
Bill Madlock, R OBP: 0.362, SLG: 0.425 (1, 5)										4	0	3	2	0	0	0			
Jason Thompson, L OBP: 0.426, SLG: 0.551 (1, 3)										4	1	1	0	0	1	5			
Dave Parker, L OBP: 0.345, SLG: 0.429 (1, 9)										4	0	1	0	0	0	1			
Mike Easter, L OBP: 0.362, SLG: 0.402 (1, 7)										4	1	2	0	0	0	0			
Tony Peña, R OBP: 0.369, SLG: 0.504 (1, 2)										4	1	2	3	0	1	2			
Dale Berra, R OBP: 0.296, SLG: 0.351 (1, 6)										4	1	1	0	0	0	3			
John Candelaria, L OBP: 0.241, SLG: 0.250 Rod Scurry, L OBP: 0.222, SLG: 0.222 Kent Tekulve, R ERA: 4.4	(1, 1) (7, 1) (8, 1)	4.0 3.0 1.0	L L L	22 3 3	9 0 0	6 0 0	5 0 0	5 2 1	0 0 1	0 0 0	0 0 0	0 0 0	0 0 1	0 0 1	0 0 1	0 0 0			
Inning Stats	R: 0 E: 0 K: 0 S: 3	H: 0 LOB: 0 BB: 0 P: 3	R: 5 E: 1 K: 0 S: 10	H: 6 LOB: 2 BB: 0 P: 10	R: 0 E: 0 K: 0 S: 4	H: 1 LOB: 1 BB: 0 P: 4	R: 1 E: 0 K: 0 S: 4	H: 2 LOB: 2 BB: 1 P: 8	R: 0 E: 0 K: 1 S: 6	H: 1 LOB: 1 BB: 0 P: 6	R: 0 E: 0 K: 0 S: 3	H: 0 LOB: 0 BB: 0 P: 3	R: 0 E: 0 K: 1 S: 5	H: 0 LOB: 0 BB: 0 P: 5	R: 0 E: 0 K: 0 S: 3	H: 0 LOB: 0 BB: 0 P: 3		1B: 10 2B: 0 3B: 1 HR: 1	SF: 0 SAC: 1 DP: 1 HBP: 0
PITCHER	IP WLS BF H R ER SO BB IBB HBP BLK WP HR S P ERA WHIP																		
Charlie Lea, R ERA: 3.36 Bryn Smith, R ERA: 3.42 Woodie Fryman, L ERA: 4.4	(1, 1) (5, 1) (8, 1)	4.0 3.0 1.0	L L L	22 3 3	9 0 0	6 0 0	5 2 1	0 0 0	0 0 0	0 0 0	0 0 0	0 0 0	0 0 0	0 0 0	0 0 0	0 0 0	11.25 0.00 0.00	2.500 1.000 0.000	



Batter	1	2	3	4	5	6	7	8	9	AB	R	H	RBI	BB	SO	LOB	TOP										
Tim Raines, S (1,7) OBP: 0.354, SLG: 0.381										4	0	1	0	0	0	1											
Mike Gates, L (1,4) OBP: 0.305, SLG: 0.333										4	1	1	0	0	0	1											
Tim Wallach, R (1,5) OBP: 0.326, SLG: 0.449										4	0	1	0	0	0	0											
Al Oliver, L (1,3) OBP: 0.392, SLG: 0.543										4	0	2	0	0	0	2											
Gary Carter, R (1,2) OBP: 0.375, SLG: 0.554										3	1	1	2	0	0	2											
Warren Cromartie, L (1,9) OBP: 0.337, SLG: 0.362										4	0	1	0	0	0	2											
Roy Johnson, L (1,8)										3	0	0	0	0	0	2											
Chris Speier, R (1,6) OBP: 0.290, SLG: 0.339										2	0	0	0	1	1												
David Palmer, R (1,1)										2	0	0	0	0	0	2											
Brad Mills, L (8, PH) OBP: 0.293, SLG: 0.263										1	0	0	0	0	0	0											
Woodie Fryman, R (8, 1)										0	0	0	0	0	0	0											
Inning Stats	R: 0 E: 0 K: 0 S: 3	H: 1 LOB: 0 BB: 0 P: 3	R: 1 E: 0 K: 0 S: 4	H: 1 LOB: 0 BB: 0 P: 4	R: 0 E: 0 K: 0 S: 2	H: 0 LOB: 0 BB: 1 P: 6	R: 0 E: 0 K: 0 S: 4	H: 1 LOB: 1 BB: 0 P: 4	R: 0 E: 0 K: 0 S: 4	H: 0 LOB: 0 BB: 0 P: 3	R: 0 E: 0 K: 0 S: 4	H: 1 LOB: 1 BB: 0 P: 4	R: 0 E: 0 K: 1 S: 5	H: 0 LOB: 0 BB: 0 P: 5	R: 1 E: 0 K: 0 S: 5	H: 2 LOB: 1 BB: 0 P: 5	1B: 5 2B: 1 3B: 0 HR: 1	SF: 1 SAC: 0 DP: 1 HBP: 0	WP: 0 PB: 0 CS: 1	PA: 33							
PITCHER	IP	WLS	BF	H	R	ER	SO	BB	IBB	HBP	BLK	WP	HR	S	P	ERA	WHIP										
Manny Sarmiento, R (1,1) ERA: 3.36	8.0	W	30	7	2	2	1	1	0	0	0	0	1	31	35	2.25	1.000										
Kent Tekulve, R (9,1) ERA: 1.82	1.0	S	3	0	0	0	0	0	0	0	0	0	0	3	3	0.00	0.000										

Montreal Expos @ Pittsburgh Pirates
 Three Rivers Stadium, Pittsburgh, PA
 Sat Jul 03 1982, 7:05 PM EDT
 Att: 20,853 - Unknown


AB 31
 R 2
 H 7
 RBI 2
 BB 1
 SO 1
 LOB 13



Batter	1	2	3	4	5	6	7	8	9	AB	R	H	RBI	BB	SO	LOB	BOTTOM										
Omar Moreno, L (1,8) OBP: 0.285, SLG: 0.301										3	1	1	1	1	0	0											
Johnny Ray, S (1,4) OBP: 0.332, SLG: 0.417										4	1	1	0	0	0	2											
Bill Madlock, R (1,5) OBP: 0.364, SLG: 0.430										4	0	2	1	0	0	1											
Jason Thompson, L (1,3) OBP: 0.422, SLG: 0.554										4	1	1	2	0	0	2											
Dave Parker, L (1,9) OBP: 0.339, SLG: 0.420										3	0	0	0	0	0	0											
Mike Easter, L (1,7) OBP: 0.366, SLG: 0.408										2	0	1	0	1	0	0											
Tony Peña, R (1,2) OBP: 0.365, SLG: 0.498										3	0	0	0	0	0	2											
Dale Berra, R (1,6) OBP: 0.299, SLG: 0.358										3	1	1	0	0	0	0											
Manny Sarmiento, R (1,1) OBP: 0.381, SLG: 0.316										2	0	0	0	0	0	0											
Kent Tekulve, R (9,1) ERA: 4.25										0	0	0	0	0	0	0											
Inning Stats	R: 0 E: 0 K: 0 S: 2	H: 0 LOB: 0 BB: 1 P: 6	R: 0 E: 0 K: 0 S: 4	H: 1 LOB: 1 BB: 0 P: 4	R: 2 E: 0 K: 0 S: 6	H: 3 LOB: 1 BB: 0 P: 6	R: 0 E: 0 K: 0 S: 2	H: 0 LOB: 0 BB: 1 P: 6	R: 0 E: 0 K: 0 S: 3	H: 0 LOB: 0 BB: 0 P: 3	R: 2 E: 0 K: 0 S: 5	H: 2 LOB: 0 BB: 0 P: 5	R: 0 E: 0 K: 0 S: 3	H: 0 LOB: 0 BB: 0 P: 3	R: 0 E: 0 K: 0 S: 4	H: 1 LOB: 1 BB: 0 P: 4	1B: 2 2B: 4 3B: 1 HR: 1	SF: 0 SAC: 1 DP: 1 HBP: 0	WP: 0 PB: 0 CS: 1	PA: 31							
PITCHER	IP	WLS	BF	H	R	ER	SO	BB	IBB	HBP	BLK	WP	HR	S	P	ERA	WHIP										
David Palmer, R (1,1) ERA: 3.82	7.0	L	27	6	4	4	0	2	0	0	0	0	1	25	33	5.14	1.143										
Woodie Fryman, L (8,1) ERA: 4.25	1.0		4	1	0	0	0	0	0	0	0	0	0	4	4	0.00	1.000										

Montreal Expos @ Pittsburgh Pirates
 Three Rivers Stadium, Pittsburgh, PA
 Sat Jul 03 1982, 7:05 PM EDT
 Att: 20,853 - Unknown

AB 28
 R 4
 H 7
 RBI 4
 BB 2
 SO 0
 LOB 7



Batter	1	2	3	4	5	6	7	8	9	AB	R	H	RBI	BB	SO	LOB	TOP								
Tim Raines, S OBP: 0.356, SLG: 0.381 (1, 7)	FC6-4 BB	E4 1B 1B	F8	E4 BB			4-3			5	1	1	2	2	0	5									
Mike Gates, L OBP: 0.286, SLG: 0.322 (1, 4)	FC6-4 2B	1B BB 1B	P4	SF9	4-3		SF9		L5	5	1	1	2	0	0	5									
Al Oliver, L OBP: 0.398, SLG: 0.549 John Milner, L OBP: 0.219, SLG: 0.111 (1, 3) (6, 3)		BB 1B 1B	FC5 1B			F7	F9		4-3	4	1	3	1	1	0	0									
Gary Carter, R OBP: 0.378, SLG: 0.559 Tim Blackwell, S OBP: 0.236, SLG: 0.250 (1, 2) (6, 2)	FC5-2-5 2-3 3-H	BB 3B 1B		F7					4-3	5	2	3	1	0	0	5									
Tim Wallach, R OBP: 0.331, SLG: 0.451 Brad Mills, L OBP: 0.286, SLG: 0.256 (1, 5) (6, 5)		BB 3B BB	FC5 2-3f			E6 HR			P6	3	2	1	2	2	0	2									
Warren Cromartie, L OBP: 0.341, SLG: 0.408 Dan Norman, R OBP: 0.340, SLG: 0.415 (1, 9) (6, 9)	3-1		SF9 3B		1B 2B				5-3	5	3	3	5	0	1	4									
Roy Johnson, L OBP: 0.333, SLG: 0.500 (1, 8)					1B 2B	P4	F2			5	2	3	2	0	0	1									
Chris Speier, R OBP: 0.299, SLG: 0.356 Frank Taveras, R OBP: 0.222, SLG: 0.269 (1, 6) (7, 6)					SF9 1B				FC6-4 1B	5	3	4	0	0	0	0									
Steve Rogers, R OBP: 0.250, SLG: 0.167 Ray Burris, R OBP: 0.368, SLG: 0.353 (1, 1) (8, 1)			E6 1B						FC6-4 BB 1B	1	0	0	0	0	0	1									
Inning Stats	R: 0 E: 1 K: 0 S: 4	H: 1 LOB: 3 BB: 2 P: 12	R: 9 E: 2 K: 1 S: 13	H: 6 LOB: 0 BB: 1 P: 17	R: 0 E: 0 K: 0 S: 5	H: 2 LOB: 2 BB: 0 P: 5	R: 2 E: 1 K: 1 S: 9	H: 3 LOB: 3 BB: 1 P: 13	R: 3 E: 1 K: 0 S: 7	H: 3 LOB: 1 BB: 0 P: 7	R: 1 E: 0 K: 0 S: 5	H: 2 LOB: 1 BB: 0 P: 5	R: 1 E: 0 K: 0 S: 5	H: 2 LOB: 0 BB: 0 P: 3	R: 0 E: 0 K: 0 S: 3	H: 0 LOB: 0 BB: 0 P: 3	R: 0 E: 0 K: 0 S: 5	H: 2 LOB: 3 BB: 1 P: 9	1B: 11 2B: 8 3B: 1 HR: 1	SF: 3 SAC: 0 DP: 0 HBP: 0	WP: 0 PB: 0 SB: 0 CS: 0	PA: 57			
PITCHER	IP	WLS	BF	H	R	ER	SO	BB	IBB	HBP	BLK	WP	HR	S	P	ERA	WHIP								
Rick Rhoden, R ERA: 5.53 (1, 1)	1.0	L	15	7	9	6	0	3	0	0	0	0	0	12	24	54.00	10.000								
Cecilio Guante, R ERA: 5.09 (2, 1)	7.0		36	12	7	4	3	1	0	0	0	0	1	41	45	5.14	1.857								
Randy Niemann, L ERA: 6.87 (9, 1)	1.0		6	2	0	0	0	1	0	0	0	0	0	5	9	0.00	3.000								

Montreal Expos @ Pittsburgh Pirates
Three Rivers Stadium, Pittsburgh, PA
Sun Jul 04 1982, 3:33 AM EDT
Unknown

AB 49
R 16
H 21
RBI 16
BB 5
SO 3
LOB 31





Batter	1	2	3	4	5	6	7	8	9	AB	R	H	RBI	BB	SO	LOB	BOTTOM								
Omar Moreno, L OBP: 0.289, SLG: 0.308 Lee Lacy, R OBP: 0.376, SLG: 0.395 (1, 8) (5, 8)	SH3-1 1B 2B		G4-6-3 1B		1-3		K	G6-4-3		2	1	2	0	0	0	0									
Johnny Ray, S OBP: 0.331, SLG: 0.416 Jim Morrison, R OBP: 0.288, SLG: 0.443 (1, 4) (5, 4)	SH3-1 2-3		G4-6-3		6-3		2B		G4-6-3 BB 1B	1	0	0	0	0	0	2									
Bill Madlock, R OBP: 0.368, SLG: 0.434 Willie Stargell, L OBP: 0.357, SLG: 0.400 (1, 5) (5, 3)							2B		G4-6-3 BB	2	0	2	2	0	0	0									
Jason Thompson, L OBP: 0.419, SLG: 0.549 Dick Davis, R OBP: 0.311, SLG: 0.471 (1, 3) (5, 9)	F7		F7				2B		G4-6-3 BB	2	0	0	0	0	0	2									
Dave Parker, L OBP: 0.335, SLG: 0.414 Jim Smith, R OBP: 0.314, SLG: 0.355 (1, 9) (5, 6)					L6		FC4-6 1B		F8	2	0	0	0	0	1	0									
Mike Easter, L OBP: 0.364, SLG: 0.405 Randy Niemann, L (1, 7) (9, 1)		F8			P6		2B			4	0	1	0	0	0	2									
Tony Peña, R OBP: 0.367, SLG: 0.498 (1, 2)									G4-6-3 1B	4	0	2	0	0	0	2									
Dale Berra, R OBP: 0.302, SLG: 0.373 (1, 6) (5, 5)	FC6-4				L4		2B			4	2	2	1	0	0	2									
Rick Rhoden, R OBP: 0.349, SLG: 0.683 Cecilio Guante, R (1, 1) (2, 1)					E6 1B					0	0	0	0	0	0	0									
Steve Nicosia, R OBP: 0.328, SLG: 0.340 (6, PH) (9, 7)							K		G6-4-3 1B	3	1	0	0	0	1	1									
Inning Stats	R: 1 E: 0 K: 0 S: 4	H: 2 LOB: 0 BB: 0 P: 4	R: 0 E: 0 K: 1 S: 6	H: 1 LOB: 0 BB: 0 P: 6	R: 1 E: 1 K: 0 S: 5	H: 2 LOB: 1 BB: 0 P: 5	R: 0 E: 0 K: 0 S: 4	H: 1 LOB: 1 BB: 0 P: 4	R: 0 E: 0 K: 0 S: 3	H: 0 LOB: 0 BB: 0 P: 3	R: 0 E: 0 K: 2 S: 11	H: 2 LOB: 2 BB: 1 P: 15	R: 1 E: 0 K: 0 S: 4	H: 2 LOB: 0 BB: 0 P: 4	R: 0 E: 0 K: 0 S: 3	H: 1 LOB: 1 BB: 1 P: 7	1B: 10 2B: 4 3B: 0 HR: 1	SF: 0 SAC: 1 DP: 3 HBP: 0	WP: 0 PB: 0 SB: 0 CS: 1	PA: 41					
PITCHER	IP	WLS	BF	H	R	ER	SO	BB	IBB	HBP	BLK	WP	HR	S	P	ERA	WHIP								
Steve Rogers, R ERA: 2.04 (1, 1)	7.0	W	33	12	5	4	3	1	0	0	0	0	1	7	11	4.50	2.000								
Ray Burris, R ERA: 4.69 (8, 1)	2.0		8	3	1	1	0	1	0	0	0	0	1	7	11	4.50	2.000								

Montreal Expos @ Pittsburgh Pirates
Three Rivers Stadium, Pittsburgh, PA
Sun Jul 04 1982, 3:33 AM EDT
Unknown

AB 38
R 6
H 15
RBI 6
BB 2
SO 3
LOB 17



Batter	1	2	3	4	5	6	7	8	9	AB	R	H	RBI	BB	SO	LOB	TOP										
Tim Raines, S OBP: 0.359, SLG: 0.381	4-0 CS S BB			4-0 BB 3B BB	0-0 F7		0-0 1B		0-0 F8	3	1	1	1	2	0	1	Montreal Expos @ Pittsburgh Pirates Three Rivers Stadium, Pittsburgh, PA Sun Jul 04 1982, 3:38 AM EDT Att: 23,031 - Unknown 										
Mike Gates, L OBP: 0.286, SLG: 0.306	0-0 4-3			4-0 BB 3B BB	0-0 P5		0-3 K			3	1	0	0	1	1	4											
Al Oliver, L OBP: 0.396, SLG: 0.549	0-0 P2			0-3 K			0-0 F8			4	0	1	0	0	1	2											
Gary Carter, R OBP: 0.373, SLG: 0.550		0-0 F9		0-3 K			0-0 6-3		0-3 K	4	0	0	0	0	2	3											
Tim Wallach, R OBP: 0.330, SLG: 0.456		0-0 P4		0-0 BB 1B 3B			0-0 P5		0-3 K	4	1	1	2	0	1	1											
Warren Cromartie, L OBP: 0.356, SLG: 0.409 Jeff Reardon, R OBP: 0.200, SLG: 0.400		0-0 F8		0-0 BB 1B			4-0 F8 1B BB		4-0 IBB	2	1	1	1	2	0	0											
Roy Johnson, L OBP: 0.231, SLG: 0.333			0-0 F7	0-0 G3			0-3 K		0-0 4-3	4	0	0	0	0	1	4											
Chris Speier, R OBP: 0.303, SLG: 0.360 Frank Taveras, R OBP: 0.219, SLG: 0.265			0-0 F8		0-0 1B		0-0 1B 1B		0-0 L1	3	0	2	0	0	0	0											
Bill Gullickson, R OBP: 0.059, SLG: 0.059 Dan Schatzeder, L OBP: 0.273, SLG: 0.200 Bryn Smith, R OBP: 0.107, SLG: 0.107 Woodie Fryman, R OBP: 0.270, SLG: 0.270			0-3 K		0-0 F3		0-0 F8		0-0 4-3	2	0	0	0	0	0	1											
Inning Stats	R: 0 E: 0 K: 0 S: 2	H: 0 LOB: 0 BB: 1 P: 6	R: 0 E: 0 K: 0 S: 3	H: 0 LOB: 0 BB: 0 P: 3	R: 0 E: 0 K: 1 S: 5	H: 0 LOB: 0 BB: 0 P: 5	R: 3 E: 0 K: 2 S: 9	H: 2 LOB: 1 BB: 2 P: 17	R: 0 E: 0 K: 0 S: 4	H: 1 LOB: 1 BB: 0 P: 4	R: 0 E: 0 K: 0 S: 3	H: 0 LOB: 0 BB: 0 P: 3	R: 1 E: 0 K: 2 S: 9	H: 2 LOB: 2 BB: 1 P: 13	R: 0 E: 0 K: 2 S: 8	H: 1 LOB: 2 BB: 1 P: 12		R: 0 E: 0 K: 0 S: 3	H: 0 LOB: 0 BB: 0 P: 3	1B: 4 2B: 1 3B: 1 HR: 0	SF: 0 SAC: 0 DP: 0 HBP: 0	WP: 0 PB: 0 CS: 1	PA: 37				
PITCHER	IP	WLS	BF	H	R	ER	SO	BB	IBB	HBP	BLK	WP	HR	S	P	ERA	WHIP										
Don Robinson, R ERA: 4.08	(1, 1)	6.1	W	26	4	4	4	4	4	0	0	0	0	30	46	5.68	1.263										
Rod Scurry, L ERA: 2.25	(7, 1)	0.2		4	2	0	0	1	0	0	0	0	0	6	6	0.00	3.000										
Kent Tekulve, R ERA: 1.76	(8, 1)	2.0	S	7	0	0	0	2	0	1	0	0	0	10	14	0.00	0.000										

Batter	1	2	3	4	5	6	7	8	9	AB	R	H	RBI	BB	SO	LOB	BOTTOM											
Omar Moreno, L OBP: 0.285, SLG: 0.304	0-0 P6	0-0 F9		0-0 5-3		0-0 FC1-6 1B		0-3 K		5	0	0	0	0	1	5	Montreal Expos @ Pittsburgh Pirates Three Rivers Stadium, Pittsburgh, PA Sun Jul 04 1982, 3:38 AM EDT Att: 23,031 - Unknown 											
Johnny Ray, S OBP: 0.336, SLG: 0.428	0-0 2B		0-0 2B 1B	0-0 4-3		0-0 1B		0-0 HR 2B		5	2	4	1	0	0	1												
Bill Madlock, R OBP: 0.367, SLG: 0.436 Jim Morrison, R OBP: 0.285, SLG: 0.438	0-0 P4		0-0 HR 2B	0-0 E5 2B SF8		0-0 F8		0-3 K		3	2	1	1	0	0	1												
Jason Thompson, L OBP: 0.416, SLG: 0.554	0-0 F9		0-0 4-3	0-0 F2		0-3 K		0-0 HR		5	1	1	2	0	1	3												
Dave Parker, L OBP: 0.331, SLG: 0.414		0-3 K	0-3 K	0-0 SF8 2B		0-3 K		0-0 F7		5	0	1	0	0	3	1												
Mike Easter, L OBP: 0.396, SLG: 0.427		0-0 1B 2B	0-0 HR	0-0 SF8		0-0 1-3				3	2	2	3	0	0	0												
Dale Berra, R OBP: 0.305, SLG: 0.379 Jim Smith, R OBP: 0.314, SLG: 0.355		0-0 1B 2B	0-0 P5	0-0 6-3				0-0 WP 1B 2B		4	1	2	1	0	0	1												
Steve Nicosia, R OBP: 0.371, SLG: 0.375		0-0 1B	0-0 FC1-6 BB	0-0 E5 1B				0-0 2B 1B		3	1	3	1	1	0	0												
Don Robinson, R OBP: 0.333, SLG: 0.442 Rod Scurry, L OBP: 0.182, SLG: 0.182 Kent Tekulve, R OBP: 0.314, SLG: 0.355		0-3 K	0-3 K	0-0 F9				0-0 E5 2B 1B		3	0	0	0	0	2	4												
Lee Lacy, R OBP: 0.380, SLG: 0.399								0-0 1B		1	1	1	0	0	0	0												
Inning Stats	R: 0 E: 0 K: 0 S: 4	H: 1 LOB: 1 BB: 0 P: 4	R: 1 E: 0 K: 2 S: 10	H: 3 LOB: 2 BB: 0 P: 10	R: 3 E: 0 K: 1 S: 8	H: 3 LOB: 0 BB: 0 P: 8	R: 0 E: 0 K: 1 S: 6	H: 1 LOB: 1 BB: 0 P: 6	R: 1 E: 1 K: 0 S: 5	H: 1 LOB: 1 BB: 0 P: 5	R: 0 E: 0 K: 0 S: 4	H: 1 LOB: 2 BB: 1 P: 8	R: 0 E: 0 K: 2 S: 7	H: 0 LOB: 0 BB: 0 P: 7	R: 5 E: 1 K: 2 S: 12	H: 5 LOB: 0 BB: 0 P: 12	R: 0 E: 0 K: 0 S: 0	H: 0 LOB: 0 BB: 0 P: 0	1B: 7 2B: 6 3B: 0 HR: 2	SF: 1 SAC: 0 DP: 0 HBP: 0	WP: 1 PB: 0 CS: 0	PA: 41						
PITCHER	IP	WLS	BF	H	R	ER	SO	BB	IBB	HBP	BLK	WP	HR	S	P	ERA	WHIP											
Bill Gullickson, R ERA: 3.96	(1, 1)	4.1	L	23	9	5	4	4	0	0	0	0	0	31	31	8.31	2.077											
Dan Schatzeder, L ERA: 8.75	(5, 1)	1.1		6	1	0	0	0	1	0	0	0	0	5	9	0.00	1.500											
Bryn Smith, R ERA: 3.46	(6, 1)	0.1		1	0	0	0	0	0	0	0	0	0	1	1	0.00	0.000											
Woodie Fryman, L ERA: 4.94	(7, 1)	1.1		7	3	3	3	3	0	0	0	0	1	0	13	13	20.25	2.250										
Jeff Reardon, R ERA: 1.97	(8, 1)	0.2		4	2	2	2	1	0	0	0	0	0	1	6	6	27.00	3.000										

Batter	1	2	3	4	5	6	7	8	9	AB	R	H	RBI	BB	SO	LOB	TOP				
Dickie Thon, R OBP: 0.289, SLG: 0.326	F8		P4		6-3		K		F9	5	0	0	0	0	1	0					
Tony Scott, S OBP: 0.269, SLG: 0.300	2B		5-3		5-3		F9		6-3	5	1	1	0	0	0	0					
Ray Knight, R OBP: 0.367, SLG: 0.439	F3		HR		1B		BLK		HR	4	2	3	0	1	0	1					
Jose Cruz, L OBP: 0.340, SLG: 0.390	1-H		HR		G3		HR		K	4	2	2	3	1	1	2					
Phil Garner, R OBP: 0.309, SLG: 0.416	BB		F8				F9		HR	3	1	1	3	1	0	0					
Art Howe, R OBP: 0.306, SLG: 0.282	P4				BB		F9		4-3	3	0	0	0	1	0	2					
Alan Knicely, R OBP: 0.230, SLG: 0.230			K		F9		2B		G3	3	0	1	0	0	1	1	AB 36				
Terry Puhl, L OBP: 0.328, SLG: 0.375							1B			1	0	0	0	0	0	0	R 6				
Luis Pujols, R OBP: 0.297, SLG: 0.429	F9		F9		P6		1-3		1-3	4	0	1	0	0	0	1	H 9				
Joe Niekro, R OBP: 0.091, SLG: 0.136	6-3		6-3		F7		K		K	4	0	0	0	0	2	4	RBI 6				
Inning Stats	R: 1 E: 0 K: 0 S: 5	H: 2 LOB: 2 BB: 1 P: 9	R: 0 E: 0 K: 1 S: 5	H: 0 LOB: 0 BB: 0 P: 5	R: 2 E: 0 K: 0 S: 5	H: 2 LOB: 1 BB: 1 P: 7	R: 0 E: 0 K: 0 S: 4	H: 1 LOB: 3 BB: 0 P: 4	R: 0 E: 0 K: 1 S: 7	H: 2 LOB: 3 BB: 0 P: 7	R: 3 E: 0 K: 1 S: 7	H: 2 LOB: 0 BB: 1 P: 11	R: 0 E: 0 K: 1 S: 5	H: 0 LOB: 1 BB: 1 P: 5	R: 0 E: 0 K: 1 S: 5	H: 0 LOB: 1 BB: 1 P: 9	1B: 5 2B: 2 3B: 0 HR: 2	SF: 0 SAC: 0 DP: 0 HBP: 0	WP: 0 PB: 0 SB: 0 CS: 0	PA: 40	
PITCHER	IP	WLS	BF	H	R	ER	SO	BB	IBB	HBP	BLK	WP	HR	S	P	ERA	WHIP				
Ross Baumgarten, L ERA: 7.2	5.0	L	22	5	3	3	1	2	0	0	0	0	1	22	30	5.40	1.400				
Enrique Romo, R ERA: 4.37	2.0		11	4	3	3	2	0	1	0	1	0	1	14	18	13.50	2.000				
Randy Niemann, L ERA: 6.2	2.0		7	0	0	0	2	1	0	0	0	0	0	10	14	0.00	0.500				

Houston Astros @ Pittsburgh Pirates
Three Rivers Stadium, Pittsburgh, PA
Mon Jul 05 1982, 3:33 AM EDT
Att: 10,437 - Unknown

AB	36
R	6
H	9
RBI	6
BB	4
SO	5
LOB	11



Batter	1	2	3	4	5	6	7	8	9	AB	R	H	RBI	BB	SO	LOB	BOTTOM				
Omar Moreno, L OBP: 0.291, SLG: 0.318	HR		CS		S		F9			4	1	3	1	0	0	1					
Johnny Ray, S OBP: 0.337, SLG: 0.435	HR		6-3		F7				F8	4	1	1	1	0	0	2					
Bill Madlock, R OBP: 0.366, SLG: 0.434	P4		1-3				F9		1B	4	1	1	0	0	0	0					
Jason Thompson, L OBP: 0.414, SLG: 0.550	K				K		K		1B	4	0	1	0	0	3	0					
Dave Parker, L OBP: 0.330, SLG: 0.409	F7				PB		F8		SF8	2	0	0	1	1	0	0					
Mike Easler, L OBP: 0.364, SLG: 0.424			3-1		F7		PB		4-3	4	1	1	0	0	0	2					
Tony Peña, R OBP: 0.361, SLG: 0.490	F9				P4		4-3		K	4	0	0	0	0	1	2	AB 34				
Dale Berra, R OBP: 0.308, SLG: 0.385					K		FC3-6		K	4	0	2	1	0	2	0	R 4				
Ross Baumgarten, L OBP: 0.297, SLG: 0.429										1	0	0	0	0	0	1	H 9				
Dick Davis, R OBP: 0.208, SLG: 0.200										1	0	0	0	0	0	0	RBI 4				
Enrique Romo, R OBP: 0.208, SLG: 0.405										0	0	0	0	0	0	0	BB 1				
Lee Lacy, R OBP: 0.208, SLG: 0.405										0	0	0	0	0	0	1	SO 6				
Randy Niemann, L OBP: 0.091, SLG: 0.136										0	0	0	0	0	0	0	LOB 9				
Willie Stargatt, L OBP: 0.289, SLG: 0.326										1	0	0	0	0	0	0					
Inning Stats	R: 2 E: 0 K: 1 S: 7	H: 2 LOB: 0 BB: 0 P: 7	R: 0 E: 0 K: 0 S: 4	H: 1 LOB: 0 BB: 0 P: 4	R: 0 E: 0 K: 1 S: 5	H: 0 LOB: 1 BB: 1 P: 9	R: 0 E: 0 K: 1 S: 6	H: 1 LOB: 1 BB: 0 P: 6	R: 0 E: 0 K: 1 S: 5	H: 0 LOB: 0 BB: 0 P: 5	R: 1 E: 0 K: 0 S: 5	H: 2 LOB: 1 BB: 0 P: 5	R: 1 E: 0 K: 0 S: 5	H: 2 LOB: 1 BB: 0 P: 5	R: 0 E: 0 K: 2 S: 7	H: 0 LOB: 0 BB: 0 P: 7	1B: 6 2B: 1 3B: 0 HR: 2	SF: 1 SAC: 0 DP: 0 HBP: 0	WP: 0 PB: 2 SB: 2 CS: 1	PA: 36	
PITCHER	IP	WLS	BF	H	R	ER	SO	BB	IBB	HBP	BLK	WP	HR	S	P	ERA	WHIP				
Joe Niekro, R ERA: 2.71	9.0	W	36	9	4	4	6	1	0	0	0	0	2	47	51	4.00	1.111				

Houston Astros @ Pittsburgh Pirates
Three Rivers Stadium, Pittsburgh, PA
Mon Jul 05 1982, 3:33 AM EDT
Att: 10,437 - Unknown


AB	34
R	4
H	9
RBI	4
BB	1
SO	6
LOB	9



Batter	1	2	3	4	5	6	7	8	9	AB	R	H	RBI	BB	SO	LOB	TOP			
Dickie Thon, R OBP: 0.289, SLG: 0.324 (1, 6)										4	0	1	0	0	1	1				
Tony Scott, S OBP: 0.266, SLG: 0.300 (1, 8)										4	0	1	0	0	0	1				
Ray Knight, R OBP: 0.368, SLG: 0.438 (1, 3)										3	0	1	0	0	0	1				
Jose Cruz, L OBP: 0.338, SLG: 0.388 (1, 7)										4	0	1	0	0	1	2				
Phil Garner, R OBP: 0.306, SLG: 0.412 (1, 4)										3	0	0	0	0	0	4				
Art Howe, R OBP: 0.302, SLG: 0.277 (1, 5)										3	0	0	0	0	0	1				
Terry Puhl, L OBP: 0.328, SLG: 0.375 (1, 9)										3	0	1	0	0	0	0				
Luis Pujols, R OBP: 0.286, SLG: 0.411 (1, 2)										3	0	0	0	0	0	1				
Bob Knepper, L (8, PH)										2	0	0	0	0	1	0				
Alan Knicely, R OBP: 0.266, SLG: 0.226 Frank LaCorte, R (8, 1)										1	0	0	0	0	1	1				
										0	0	0	0	0	0	0				
Inning Stats	R: 0 E: 0 K: 1 S: 7	H: 2 LOB: 2 BB: 0 P: 7	R: 0 E: 0 K: 0 S: 3	H: 0 LOB: 0 BB: 0 P: 3	R: 0 E: 0 K: 1 S: 5	H: 0 LOB: 0 BB: 0 P: 5	R: 0 E: 0 K: 0 S: 3	H: 1 LOB: 1 BB: 0 P: 4	R: 0 E: 0 K: 0 S: 3	H: 0 LOB: 0 BB: 0 P: 3	R: 0 E: 0 K: 1 S: 5	H: 0 LOB: 0 BB: 0 P: 5	R: 0 E: 0 K: 0 S: 6	H: 1 LOB: 1 BB: 0 P: 6	R: 0 E: 0 K: 0 S: 3	H: 0 LOB: 0 BB: 0 P: 3	1B: 5 2B: 0 3B: 0 HR: 0	SF: 0 SAC: 0 DP: 1 HBP: 1	WP: 0 PB: 0 SB: 0 CS: 1	PA: 31
PITCHER Larry McWilliams, L ERA: 4.78 (1, 1)	IP: 9.0 WLS: W BF: 31 H: 5 R: 0 ER: 0 SO: 4 BB: 0 IBB: 0 HBP: 1 BLK: 0 WP: 0 HR: 0 S: 38 P: 39 ERA: 0.00 WHIP: 0.556																			

Houston Astros @ Pittsburgh Pirates
Three Rivers Stadium, Pittsburgh, PA
Tue Jul 06 1982, 7:05 PM EDT
Att: 8,850 - Unknown


AB	30
R	0
H	5
RBI	0
BB	0
SO	4
LOB	12



Batter	1	2	3	4	5	6	7	8	9	AB	R	H	RBI	BB	SO	LOB	BOTTOM			
Omar Moreno, L OBP: 0.291, SLG: 0.318 (1, 8)										3	0	1	0	0	0	0				
Lee Lacy, R OBP: 0.377, SLG: 0.395 (1, 7)										3	0	1	0	0	0	1				
Bill Madlock, R OBP: 0.363, SLG: 0.429 (8, 5)										3	0	0	0	0	1	2				
Jim Morrison, R OBP: 0.286, SLG: 0.453 Jason Thompson, L OBP: 0.414, SLG: 0.550 (8, 3)										3	1	1	1	0	0	1				
Dave Parker, L OBP: 0.324, SLG: 0.401 (1, 9)										3	0	0	0	0	1	1				
Tony Peña, R OBP: 0.357, SLG: 0.484 (1, 2)										3	0	0	0	0	0	0				
Johnny Ray, S OBP: 0.334, SLG: 0.431 (1, 4)										3	0	0	0	0	0	0				
Dale Berra, R OBP: 0.305, SLG: 0.381 (1, 6)										3	0	0	0	0	0	0				
Larry McWilliams, L OBP: 0.167, SLG: 0.091 (1, 1)										3	0	0	0	0	0	0				
Inning Stats	R: 0 E: 0 K: 0 S: 3	H: 0 LOB: 0 BB: 0 P: 3	R: 1 E: 0 K: 0 S: 4	H: 1 LOB: 0 BB: 0 P: 4	R: 0 E: 0 K: 0 S: 3	H: 0 LOB: 0 BB: 0 P: 3	R: 0 E: 0 K: 0 S: 4	H: 1 LOB: 1 BB: 0 P: 4	R: 0 E: 0 K: 1 S: 6	H: 0 LOB: 0 BB: 0 P: 6	R: 0 E: 0 K: 1 S: 5	H: 0 LOB: 0 BB: 0 P: 5	R: 0 E: 0 K: 0 S: 3	H: 0 LOB: 0 BB: 0 P: 3	R: 0 E: 0 K: 0 S: 3	H: 0 LOB: 0 BB: 0 P: 3	1B: 2 2B: 0 3B: 0 HR: 1	SF: 0 SAC: 0 DP: 0 HBP: 0	WP: 0 PB: 0 SB: 1 CS: 0	PA: 27
PITCHER Bob Knepper, L ERA: 4.99 Frank LaCorte, R ERA: 5.35 (8, 1)	IP: 7.0 WLS: L BF: 24 H: 3 R: 1 ER: 1 SO: 2 BB: 3 IBB: 1 HBP: 1 BLK: 2 WP: 0 HR: 1 S: 28 P: 28 ERA: 1.29 WHIP: 0.429																			

Houston Astros @ Pittsburgh Pirates
Three Rivers Stadium, Pittsburgh, PA
Tue Jul 06 1982, 7:05 PM EDT
Att: 8,850 - Unknown

AB	27
R	1
H	3
RBI	1
BB	0
SO	2
LOB	5



Batter	1	2	3	4	5	6	7	8	9	AB	R	H	RBI	BB	SO	LOB	TOP								
Eddie Milner, L OBP: 0.344, SLG: 0.390 (1, 9)	0-0 4-3		0-0 F9			0-0 6-3		0-0 4-3	0-0 6-3	5	0	0	0	0	0	1	Cincinnati Reds @ Pittsburgh Pirates Three Rivers Stadium, Pittsburgh, PA Wed Jul 07 1982, 7:05 PM EDT Att: 20,024 - Unknown								
Ron Oester, S OBP: 0.292, SLG: 0.320 (1, 4)	0-3 K		0-3 K			0-0 L4		0-0 4-3	0-0 5-3	5	0	0	0	0	2	1									
Dave Concepcion, R OBP: 0.339, SLG: 0.375 (1, 6)	0-3 K			0-0 G6-3 1B		0-0 1B 2B		0-0 5-3		4	0	2	0	0	1	0									
Cesar Cedeno, R OBP: 0.361, SLG: 0.470 (1, 8)		4-0 CS BB		0-0 L5		0-0 2H 1B			0-0 HR	3	1	2	1	1	0	1									
Mike Vail, R OBP: 0.275, SLG: 0.405 (1, 7)		0-0 F7 1-2		0-0 G6-3 1-2			0-3 K		0-0 1-3	4	0	0	0	0	1	2									
Dan Driessen, L OBP: 0.395, SLG: 0.461 (1, 3)		1-0 1B HBP			0-0 4-3		0-0 2B 2B		4-0 2B 1B BB	0	0	0	0	0	0	0									
Larry Blittner, L OBP: 0.379, SLG: 0.425 (3, 3)										2	1	1	0	1	0	0									
Rafael Landestoy, S OBP: 0.283, SLG: 0.298 (9, 5)										0	1	0	0	0	0	0									
Johnny Bench, R OBP: 0.300, SLG: 0.336 (9, 3)							0-0 F7		0-0 1B 1-3 HR 2B	4	1	3	0	0	0	1									
Dave Vangorder, R OBP: 0.235, SLG: 0.303 (1, 2)							0-0 F8		0-0 HR 1B	2	0	0	0	0	0	3									
Duane Walker, L OBP: 0.390, SLG: 0.455 (7, PH)							0-0 F8		0-0 HR 1B	1	0	1	1	0	0	0									
Alex Trevino, R OBP: 0.314, SLG: 0.277 (7, 2)							0-0 F8		0-0 HR 1B	1	1	1	1	0	0	0									
Tom Seaver, R OBP: 0.306, SLG: 0.325 (7, PH)							0-0 L4		0-0 HR 1B	2	0	0	0	0	1	1									
Gerrit Cole, R OBP: 0.396, SLG: 0.335 (7, PH)									0-0 HR 1B	1	0	0	0	0	0	1									
Joe Price, R OBP: 0.292, SLG: 0.408 (7, 1)									0-0 HR 1B	0	0	0	0	0	0	0									
Tom Hume, R OBP: 0.292, SLG: 0.292 (7, 1)									0-0 HR 1B	0	0	0	0	0	0	0									
Wayne Krenchicki, L OBP: 0.292, SLG: 0.292 (9, PH)									0-0 HR 1B	1	1	1	3	0	0	0									
Greg Harris, S OBP: 0.292, SLG: 0.292 (9, 1)									0-0 HR 1B	0	0	0	0	0	0	0									
Inning Stats	R: 0 E: 0 K: 2 S: 7	H: 0 LOB: 0 BB: 7 P: 7	R: 0 E: 0 K: 0 S: 3	H: 1 LOB: 2 BB: 1 P: 8	R: 0 E: 0 K: 2 S: 7	H: 0 LOB: 0 BB: 0 P: 7	R: 0 E: 0 K: 0 S: 3	H: 1 LOB: 1 BB: 0 P: 3	R: 0 E: 0 K: 0 S: 4	H: 1 LOB: 1 BB: 0 P: 4	R: 0 E: 0 K: 0 S: 4	H: 2 LOB: 2 BB: 0 P: 4	R: 1 E: 0 K: 1 S: 7	H: 2 LOB: 1 BB: 0 P: 7	R: 0 E: 0 K: 0 S: 3	H: 0 LOB: 0 BB: 0 P: 3	R: 5 E: 0 K: 0 S: 7	H: 4 LOB: 1 BB: 1 P: 11	1B: 4 2B: 5 3B: 0 HR: 2	SF: 0 SAC: 0 DP: 1 HBP: 1	WP: 0 PB: 0 SB: 0 CS: 1	PA: 38			
PITCHER	IP	WLS	BF	H	R	ER	SO	BB	IBB	HBP	BLK	WP	HR	S	P	ERA	WHIP								
John Candelaria, L ERA: 3.16 (1, 1)	6.1		24	6	1	1	5	1	0	1	0	0	0	32	37	1.42	1.105								
Kent Tekulve, R ERA: 2.35 (7, 1)	2.2	L	14	5	5	5	0	1	0	0	0	0	2	13	17	16.88	2.250								

AB	35
R	6
H	11
RBI	6
BB	2
SO	5
LOB	11



Batter	1	2	3	4	5	6	7	8	9	AB	R	H	RBI	BB	SO	LOB	BOTTOM								
Omar Moreno, L OBP: 0.290, SLG: 0.322 (1, 8)	0-0 F9		0-0 1-3		0-0 3B		0-0 F7		0-3 K	5	0	1	0	0	1	0	Cincinnati Reds @ Pittsburgh Pirates Three Rivers Stadium, Pittsburgh, PA Wed Jul 07 1982, 7:05 PM EDT Att: 20,024 - Unknown								
Johnny Ray, S OBP: 0.335, SLG: 0.429 (1, 4)	0-0 1B	4-0 S BB		0-3 K		0-0 F3		0-0 F9	4	0	1	0	1	1	1										
Bill Madlock, R OBP: 0.366, SLG: 0.436 (1, 5)	0-0 1-2 1B	0-0 6-3			0-0 S 1B		0-0 2B		0-0 F7	5	0	3	0	0	0	1									
Jason Thompson, L OBP: 0.412, SLG: 0.544 (1, 3)	0-0 F7		0-0 F7		0-3 K		4-0 FC6-4 BB			3	0	0	0	1	1	3									
Dave Parker, L OBP: 0.324, SLG: 0.396 (1, 9)	0-3 K		0-0 6-3		4-0 BB		0-3 K			2	0	0	0	1	1	2									
Lee Lacy, R OBP: 0.375, SLG: 0.393 (8, 9)										1	0	0	0	0	1	2									
Mike Easler, L OBP: 0.367, SLG: 0.430 (1, 7)		0-0 E 3B 1B		0-0 2B		0-0 P3		0-0 FC6-4 1-2		4	1	2	0	0	0	4									
Tony Peña, R OBP: 0.352, SLG: 0.477 (1, 2)		0-0 E4 3B		0-0 L4		0-0 1-3		0-0 3-1		4	1	0	0	0	0	4									
Dale Berra, R OBP: 0.308, SLG: 0.394 (1, 6)		0-0 1H 2H 6-3 3B		0-0 F3		0-0 4-3 2B		0-0 5-3		4	1	2	2	0	0	0									
John Candelaria, L OBP: 0.219, SLG: 0.226 (1, 1)		0-0 6-3 3H		0-0 K		0-0 4-3 2-3		0-0 6-3		3	0	0	1	0	1	1									
Kent Tekulve, R (7, 1)										1	0	0	0	0	0	0									
Inning Stats	R: 0 E: 0 K: 1 S: 7	H: 2 LOB: 2 BB: 0 P: 7	R: 3 E: 1 K: 0 S: 6	H: 2 LOB: 1 BB: 1 P: 10	R: 0 E: 0 K: 0 S: 4	H: 1 LOB: 1 BB: 0 P: 4	R: 0 E: 0 K: 2 S: 8	H: 1 LOB: 1 BB: 0 P: 8	R: 0 E: 0 K: 1 S: 6	H: 1 LOB: 2 BB: 1 P: 10	R: 0 E: 0 K: 0 S: 3	H: 1 LOB: 2 BB: 0 P: 3	R: 0 E: 0 K: 1 S: 6	H: 1 LOB: 2 BB: 1 P: 10	R: 0 E: 0 K: 0 S: 3	H: 0 LOB: 0 BB: 0 P: 3	R: 0 E: 0 K: 1 S: 5	H: 0 LOB: 0 BB: 0 P: 5	1B: 4 2B: 3 3B: 2 HR: 0	SF: 0 SAC: 0 DP: 0 HBP: 0	WP: 0 PB: 0 SB: 2 CS: 0	PA: 39			
PITCHER	IP	WLS	BF	H	R	ER	SO	BB	IBB	HBP	BLK	WP	HR	S	P	ERA	WHIP								
Tom Seaver, R ERA: 5.2 (1, 1)	6.0		28	8	3	2	4	2	0	0	0	0	0	34	42	3.00	1.667								
Joe Price, L ERA: 2.36 (7, 1)	0.1		3	1	0	0	0	1	0	0	0	0	0	2	6	0.00	6.000								
Tom Hume, R ERA: 2.6 (7, 1)	1.2	W	5	0	0	0	1	0	0	0	0	0	0	7	7	0.00	0.000								
Greg Harris, R ERA: 3.96 (9, 1)	1.0	S	3	0	0	0	1	0	0	0	0	0	0	5	5	0.00	0.000								

AB	36
R	3
H	9
RBI	3
BB	3
SO	6
LOB	18



Batter	1	2	3	4	5	6	7	8	9	AB	R	H	RBI	BB	SO	LOB	TOP										
Rafael Landestoy, S OBP: 0.262, SLG: 0.274 (1, 4)	F8			F8	G3			6-3	6-3	5	0	0	0	0	0	3											
Duane Walker, L OBP: 0.382, SLG: 0.493 Tom Hume, R Joe Price, R (1, 7) (9, 1) (9, 1)	K			G3 1B	F6			P6	HR	5	2	2	2	0	1	0											
Dave Concepcion, R OBP: 0.337, SLG: 0.372 (1, 6)	F9			G3	1B			6-3	6-3	5	0	1	0	0	0	2											
Cesar Cedeno, R OBP: 0.366, SLG: 0.475 (1, 8)		F7		S 3B	1B				1B 1B	4	2	3	1	0	0	0											
Larry Bittner, L OBP: 0.374, SLG: 0.436 (1, 3)	F8			1B	F9				F7	4	0	1	1	0	0	3											
Johnny Bench, R OBP: 0.299, SLG: 0.335 Dan Driessen, L OBP: 0.395, SLG: 0.461 Dave Vangorder, R OBP: 0.235, SLG: 0.303 (1, 5) (9, PH) (9, 2)	L6			F9	1-3				1B	4	0	1	0	0	0	3											
Paul Householder, S OBP: 0.250, SLG: 0.297 (1, 9)			K		FC4-6 1B			F9	1B 2B	4	1	2	1	0	1	0											
Alex Trevino, R OBP: 0.310, SLG: 0.273 Wayne Krenchicki, L OBP: 0.315, SLG: 0.394 (1, 2) (9, PH) (9, 5)			F9		FC4-6 SH1-4			F9	2B 1B	3	0	0	0	0	0	1											
Mario Soto, R OBP: 0.208, SLG: 0.222 German Barranca, L OBP: 0.288, SLG: 0.400 Ben Hayes, R Eddie Milner, L OBP: 0.346, SLG: 0.396 (1, 1) (7, PH) (7, 1) (9, PH) (9, 7)	1-3			1-2	SH1-4			K	HR 2B	1	0	0	0	0	0	0											
Inning Stats	R: 0 E: 0 K: 1 S: 5	H: 0 LOB: 0 BB: 0 P: 5	R: 0 E: 0 K: 0 S: 3	H: 0 LOB: 0 BB: 0 P: 3	R: 0 E: 0 K: 1 S: 5	H: 0 LOB: 0 BB: 0 P: 5	R: 2 E: 0 K: 0 S: 6	H: 3 LOB: 1 BB: 0 P: 6	R: 0 E: 0 K: 0 S: 4	H: 1 LOB: 2 BB: 0 P: 4	R: 0 E: 0 K: 0 S: 5	H: 0 LOB: 0 BB: 0 P: 5	R: 0 E: 0 K: 0 S: 3	H: 0 LOB: 0 BB: 0 P: 3	R: 6 E: 0 K: 0 S: 9	H: 6 LOB: 1 BB: 0 P: 9	1B: 9 2B: 1 3B: 1 HR: 1	SF: 0 SAC: 1 DP: 0 HBP: 0	WP: 0 PB: 0 SB: 1 CS: 0	PA: 39							
PITCHER	IP	WLS	BF	H	R	ER	SO	BB	IBB	HBP	BLK	WP	HR	S	P	ERA	WHIP										
Manny Sarmiento, R ERA: 3.58 Kent Tekulve, R ERA: 2.71 (1, 1) (9, 1)	8.1		34	9	5	5	3	0	0	0	0	0	0	40	40	5.40	1.080										
	0.2	W	5	3	3	3	0	0	0	0	0	0	1	5	5	40.50	4.500										

Cincinnati Reds @ Pittsburgh Pirates
Three Rivers Stadium, Pittsburgh, PA
Thu Jul 08 1982, 7:05 PM EDT
Att: 9,950 - Unknown

AB	38
R	8
H	12
RBI	8
BB	0
SO	3
LOB	12



Batter	1	2	3	4	5	6	7	8	9	AB	R	H	RBI	BB	SO	LOB	BOTTOM										
Omar Moreno, L OBP: 0.291, SLG: 0.327 (1, 8)	F8		K		2B			K	1B 1B	5	1	2	0	0	2	0											
Johnny Ray, S OBP: 0.336, SLG: 0.432 (1, 4)	L9			4-3 BLK	F8			4-3	1B 2B	5	2	2	0	0	0	2											
Bill Madlock, R OBP: 0.367, SLG: 0.445 (1, 5)	E5			L6				6-3	HR 2B	5	2	2	1	0	0	1											
Jason Thompson, L OBP: 0.412, SLG: 0.543 (1, 3)	4-3			4-3				F8	1B 2B	4	0	1	3	1	0	2											
Dave Parker, L OBP: 0.333, SLG: 0.440 (1, 9)		P6		HR				HR	FC6-4 1B	4	2	3	2	0	0	0											
Mike Easter, L OBP: 0.361, SLG: 0.422 (1, 7)		G3		3-1				K	FC6-4	4	0	0	0	0	1	2											
Tony Peña, R OBP: 0.350, SLG: 0.473 (1, 2)		F8			K			F9	HR 1B	4	1	1	0	0	1	0											
Dale Berra, R OBP: 0.307, SLG: 0.392 (1, 6)			K		2B 1B			F2	F3	4	0	1	0	0	1	1											
Manny Sarmiento, R OBP: 0.333, SLG: 0.273 Kent Tekulve, R Willie Stargell, L OBP: 0.384, SLG: 0.486 (1, 1) (9, 1) (9, PH) (9, 1)			K		K			F7	HR	3	0	0	0	0	0	2											
Inning Stats	R: 0 E: 1 K: 0 S: 4	H: 0 LOB: 1 BB: 0 P: 4	R: 0 E: 0 K: 0 S: 3	H: 0 LOB: 0 BB: 0 P: 3	R: 0 E: 0 K: 3 S: 9	H: 0 LOB: 0 BB: 0 P: 9	R: 2 E: 0 K: 0 S: 5	H: 2 LOB: 0 BB: 0 P: 5	R: 0 E: 0 K: 2 S: 9	H: 2 LOB: 2 BB: 0 P: 9	R: 1 E: 0 K: 1 S: 6	H: 1 LOB: 0 BB: 0 P: 6	R: 0 E: 0 K: 0 S: 3	H: 0 LOB: 0 BB: 0 P: 3	R: 1 E: 0 K: 1 S: 7	H: 2 LOB: 2 BB: 1 P: 11	R: 5 E: 0 K: 0 S: 7	H: 6 LOB: 1 BB: 0 P: 7	1B: 6 2B: 3 3B: 0 HR: 4	SF: 0 SAC: 0 DP: 0 HBP: 0	WP: 0 PB: 0 SB: 0 CS: 0	PA: 40					
PITCHER	IP	WLS	BF	H	R	ER	SO	BB	IBB	HBP	BLK	WP	HR	S	P	ERA	WHIP										
Mario Soto, R ERA: 2.51 Ben Hayes, R Tom Hume, R Joe Price, L ERA: 2.76 (1, 1) (7, 1) (9, 1) (9, 1)	6.0		24	5	3	3	6	0	0	0	1	0	1	10	14	4.50	0.833										
	2.0		9	2	1	1	1	1	0	0	0	0	1	4	4	81.00	9.000										
	0.1	L	4	3	3	3	0	0	0	0	0	0	1	4	4	∞	∞										
	0.0	L	3	3	2	2	0	0	0	0	0	0	0	3	3	∞	∞										

Cincinnati Reds @ Pittsburgh Pirates
Three Rivers Stadium, Pittsburgh, PA
Thu Jul 08 1982, 7:05 PM EDT
Att: 9,950 - Unknown

AB	39
R	9
H	13
RBI	8
BB	1
SO	7
LOB	9



Batter	1	2	3	4	5	6	7	8	9	AB	R	H	RBI	BB	SO	LOB	TOP				
Omar Moreno, L (1, 8) OBP: 0.293, SLG: 0.337	F7	HR		CS 1B			4-3			4	1	2	2	0	0	0					
Johnny Ray, S (1, 4) OBP: 0.336, SLG: 0.431	P6	4-1		CS 1-2	G3-6-3 BB			G6-4-3 1B		3	0	1	0	1	0	0					
Bill Madlock, R (1, 5) OBP: 0.368, SLG: 0.456	HR			E S 1B	P4			G6-4-3 1-2		4	1	2	1	0	0	2					
Jason Thompson, L (1, 3) OBP: 0.410, SLG: 0.539	1B		F8 1-2		G3-6-3 1-2			5-3		4	0	1	0	0	0	2					
Dave Parker, L (1, 9) OBP: 0.332, SLG: 0.436	L6		E6 2-3		4-3			FC4-6 HBP 1B		4	0	1	0	0	0	2					
Mike Easter, L (1, 7) OBP: 0.363, SLG: 0.434		HR						FC4-6 HBP		3	1	1	1	0	2	2					
Lee Lacy, R (9, PR) OBP: 0.375, SLG: 0.393			K 1-2		K					0	0	0	0	0	0	0					
Tony Peña, R (1, 2) OBP: 0.345, SLG: 0.466		6-3	F9		K			F8		4	0	0	0	0	1	4					
Dale Berra, R (1, 6) OBP: 0.306, SLG: 0.390		5-3 HR 1B			5-3			FC4-6 1-2 2-3		4	1	1	0	0	0	2					
Rick Rhoden, R (1, 1) OBP: 0.333, SLG: 0.651		5-3			K			K		2	0	0	0	0	1	1					
Enrique Romo, R (5, 1) OBP: 0.350, SLG: 0.633										0	0	0	0	0	0	0					
Dick Davis, R (7, PH) OBP: 0.304, SLG: 0.460										1	0	0	0	0	0	0					
Cecilio Guante, R (7, 1) OBP: 0.336, SLG: 0.474										0	0	0	0	0	0	0					
Willie Stargell, L (9, PH) OBP: 0.375, SLG: 0.474										1	0	0	0	0	1	2					
Inning Stats	R: 1 E: 0 K: 0 S: 5	H: 2 LOB: 1 BB: 0 P: 5	R: 3 E: 0 K: 0 S: 6	H: 3 LOB: 0 BB: 0 P: 6	R: 0 E: 1 K: 1 S: 7	H: 1 LOB: 2 BB: 0 P: 7	R: 0 E: 0 K: 1 S: 5	H: 1 LOB: 0 BB: 0 P: 5	R: 0 E: 0 K: 2 S: 7	H: 0 LOB: 0 BB: 1 P: 6	R: 0 E: 0 K: 2 S: 7	H: 0 LOB: 0 BB: 0 P: 7	R: 0 E: 0 K: 0 S: 3	H: 1 LOB: 0 BB: 0 P: 3	R: 0 E: 0 K: 1 S: 6	H: 1 LOB: 2 BB: 0 P: 7	1B: 6 2B: 0 3B: 0 HR: 3	SF: 0 SAC: 0 DP: 2 HBP: 1	WP: 0 PB: 0 SB: 2 CS: 1	PA: 37	
PITCHER	IP WLS BF H R ER SO BB IBB HBP BLK WP HR S P ERA WHIP	IP WLS BF H R ER SO BB IBB HBP BLK WP HR S P ERA WHIP	IP WLS BF H R ER SO BB IBB HBP BLK WP HR S P ERA WHIP	IP WLS BF H R ER SO BB IBB HBP BLK WP HR S P ERA WHIP	IP WLS BF H R ER SO BB IBB HBP BLK WP HR S P ERA WHIP	IP WLS BF H R ER SO BB IBB HBP BLK WP HR S P ERA WHIP	IP WLS BF H R ER SO BB IBB HBP BLK WP HR S P ERA WHIP	IP WLS BF H R ER SO BB IBB HBP BLK WP HR S P ERA WHIP	IP WLS BF H R ER SO BB IBB HBP BLK WP HR S P ERA WHIP	IP WLS BF H R ER SO BB IBB HBP BLK WP HR S P ERA WHIP	IP WLS BF H R ER SO BB IBB HBP BLK WP HR S P ERA WHIP	IP WLS BF H R ER SO BB IBB HBP BLK WP HR S P ERA WHIP	IP WLS BF H R ER SO BB IBB HBP BLK WP HR S P ERA WHIP	IP WLS BF H R ER SO BB IBB HBP BLK WP HR S P ERA WHIP	IP WLS BF H R ER SO BB IBB HBP BLK WP HR S P ERA WHIP	IP WLS BF H R ER SO BB IBB HBP BLK WP HR S P ERA WHIP	IP WLS BF H R ER SO BB IBB HBP BLK WP HR S P ERA WHIP	IP WLS BF H R ER SO BB IBB HBP BLK WP HR S P ERA WHIP	IP WLS BF H R ER SO BB IBB HBP BLK WP HR S P ERA WHIP	IP WLS BF H R ER SO BB IBB HBP BLK WP HR S P ERA WHIP	IP WLS BF H R ER SO BB IBB HBP BLK WP HR S P ERA WHIP

Pittsburgh Pirates @ Atlanta Braves
Atlanta-Fulton County Stadium, Atlanta, GA
Fri Jul 09 1982, 7:05 PM EDT
Att: 28,601 - Unknown

AB	34
R	4
H	9
RBI	4
BB	1
SO	5
LOB	17



Batter	1	2	3	4	5	6	7	8	9	AB	R	H	RBI	BB	SO	LOB	BOTTOM				
Claudell Washington, L (1, 9) OBP: 0.346, SLG: 0.405	4-3		F5		F9	K				4	0	0	0	0	1	1					
Glenn Hubbard, R (1, 4) OBP: 0.350, SLG: 0.371	F3		FC6 1B		1B 2B	5-3				4	1	2	1	0	0	0					
Chris Chambliss, L (1, 3) OBP: 0.320, SLG: 0.412	F9		FC6 1-2		2B 1B	F7				4	1	1	0	0	0	1					
Dale Murphy, R (1, 8) OBP: 0.380, SLG: 0.557				6-3	1B 2B	K				4	1	2	1	0	1	0					
Bob Horner, R (1, 5) OBP: 0.395, SLG: 0.567		K		2B	5-3 1B	K				3	1	1	0	1	2	1					
Larry Whitenton, L (1, 7) OBP: 0.370, SLG: 0.385		K		2B	6-3 BB	F9				3	1	1	2	1	1	1					
Bruce Benedict, R (1, 2) OBP: 0.307, SLG: 0.301	5-3			6-3 2B	5-3	K				4	0	1	1	0	1	3					
Rafael Ramirez, R (1, 6) OBP: 0.289, SLG: 0.346			4-3 1B	6-3	5-3 BB	5-3				3	1	1	1	1	0	1					
Bob Walk, R (1, 1) OBP: 0.286, SLG: 0.167			4-3	6-3	K					0	0	0	0	0	0	0					
Bob Porter, L (3, PH)										1	0	0	0	0	0	1					
Carlos Diaz, R (4, 1)										1	0	0	0	0	0	1					
Ken Smith, L (5, PH) OBP: 0.412, SLG: 0.310			2-3							1	0	0	0	0	1	3					
Steve Bedrosian, R (6, 1)										1	0	0	0	0	0	0					
Inning Stats	R: 0 E: 0 K: 0 S: 3	H: 0 LOB: 0 BB: 0 P: 3	R: 0 E: 0 K: 2 S: 8	H: 1 LOB: 1 BB: 0 P: 8	R: 1 E: 0 K: 0 S: 5	H: 2 LOB: 1 BB: 0 P: 5	R: 2 E: 0 K: 0 S: 5	H: 2 LOB: 1 BB: 1 P: 9	R: 3 E: 0 K: 1 S: 9	H: 4 LOB: 3 BB: 2 P: 17	R: 0 E: 0 K: 1 S: 5	H: 0 LOB: 0 BB: 0 P: 5	R: 0 E: 0 K: 2 S: 7	H: 0 LOB: 0 BB: 0 P: 7	R: 0 E: 0 K: 1 S: 5	H: 0 LOB: 0 BB: 0 P: 5	1B: 4 2B: 5 3B: 0 HR: 0	SF: 0 SAC: 0 DP: 0 HBP: 0	WP: 0 PB: 0 SB: 0 CS: 0	PA: 36	
PITCHER	IP WLS BF H R ER SO BB IBB HBP BLK WP HR S P ERA WHIP	IP WLS BF H R ER SO BB IBB HBP BLK WP HR S P ERA WHIP	IP WLS BF H R ER SO BB IBB HBP BLK WP HR S P ERA WHIP	IP WLS BF H R ER SO BB IBB HBP BLK WP HR S P ERA WHIP	IP WLS BF H R ER SO BB IBB HBP BLK WP HR S P ERA WHIP	IP WLS BF H R ER SO BB IBB HBP BLK WP HR S P ERA WHIP	IP WLS BF H R ER SO BB IBB HBP BLK WP HR S P ERA WHIP	IP WLS BF H R ER SO BB IBB HBP BLK WP HR S P ERA WHIP	IP WLS BF H R ER SO BB IBB HBP BLK WP HR S P ERA WHIP	IP WLS BF H R ER SO BB IBB HBP BLK WP HR S P ERA WHIP	IP WLS BF H R ER SO BB IBB HBP BLK WP HR S P ERA WHIP	IP WLS BF H R ER SO BB IBB HBP BLK WP HR S P ERA WHIP	IP WLS BF H R ER SO BB IBB HBP BLK WP HR S P ERA WHIP	IP WLS BF H R ER SO BB IBB HBP BLK WP HR S P ERA WHIP	IP WLS BF H R ER SO BB IBB HBP BLK WP HR S P ERA WHIP	IP WLS BF H R ER SO BB IBB HBP BLK WP HR S P ERA WHIP	IP WLS BF H R ER SO BB IBB HBP BLK WP HR S P ERA WHIP	IP WLS BF H R ER SO BB IBB HBP BLK WP HR S P ERA WHIP	IP WLS BF H R ER SO BB IBB HBP BLK WP HR S P ERA WHIP	IP WLS BF H R ER SO BB IBB HBP BLK WP HR S P ERA WHIP	IP WLS BF H R ER SO BB IBB HBP BLK WP HR S P ERA WHIP

Pittsburgh Pirates @ Atlanta Braves
Atlanta-Fulton County Stadium, Atlanta, GA
Fri Jul 09 1982, 7:05 PM EDT
Att: 28,601 - Unknown

AB	33
R	6
H	9
RBI	6
BB	3
SO	7
LOB	13



Batter	1	2	3	4	5	6	7	8	9	AB	R	H	RBI	BB	SO	LOB	TOP			
Omar Moreno, L (1, 8) OBP: 0.292, SLG: 0.333	F9		K2-3			FC4-6			F7	4	1	0	1	1	1	3	Pittsburgh Pirates @ Atlanta Braves Atlanta-Fulton County Stadium, Atlanta, GA Sat Jul 10 1982, 7:05 PM EDT Att: 39,444 - Unknown			
Johnny Ray, S (1, 4) OBP: 0.335, SLG: 0.429	6-3		F8						3-4-1	4	0	1	1	1	0	1				
Bill Madlock, R (1, 5) OBP: 0.366, SLG: 0.453 Jim Morrison, R (3, 5) OBP: 0.281, SLG: 0.446	5-3		6-3						F2	2	0	0	0	0	0	1				
Jason Thompson, L (1, 3) OBP: 0.408, SLG: 0.534		K							F7	3	0	0	0	1	2	0				
Dave Parker, L (1, 9) OBP: 0.330, SLG: 0.432	6-3								K	4	0	1	0	0	1	2				
Mike Easter, L (1, 7) OBP: 0.361, SLG: 0.431	F7								3-1	4	0	1	0	0	1	1				
Tony Peña, R (1, 2) OBP: 0.344, SLG: 0.463									P3	4	2	1	0	0	0	2				
Dale Berra, R (1, 6) OBP: 0.312, SLG: 0.399									F3	4	3	3	0	0	0	0				
Don Robinson, R (1, 1) OBP: 0.347, SLG: 0.457 Kent Tekulve, R (9, 1)									K	3	0	1	2	0	2	1				
										0	0	0	0	0	0	0				
Inning Stats	R: 0 E: 0 K: 0 S: 3	H: 0 LOB: 0 BB: 0 P: 3	R: 0 E: 0 K: 1 S: 5	H: 0 LOB: 0 BB: 0 P: 5	R: 2 E: 0 K: 1 S: 8	H: 3 LOB: 1 BB: 0 P: 8	R: 0 E: 0 K: 2 S: 8	H: 1 LOB: 1 BB: 0 P: 8	R: 2 E: 0 K: 1 S: 7	H: 2 LOB: 2 BB: 2 P: 15	R: 0 E: 0 K: 1 S: 5	H: 0 LOB: 0 BB: 0 P: 5	R: 0 E: 0 K: 1 S: 5	H: 0 LOB: 0 BB: 0 P: 5	R: 0 E: 0 K: 0 S: 3	H: 0 LOB: 0 BB: 0 P: 3	1B: 6 2B: 2 3B: 0 HR: 0	SF: 0 SAC: 0 DP: 0 HBP: 1	WP: 0 PB: 0 SB: 3 CS: 0	PA: 39
PITCHER	IP WLS BF H R ER SO BB IBB HBP BLK WP HR S P ERA WHIP																			
Phil Niekro, R (1, 1) ERA: 3.39	5.1 L 27 8 6 6 5 2 0 0 1 0 0 0 34 43 10.12 1.875																			
Carlos Diaz, L (6, 1) ERA: 3.0	1.2 6 0 0 0 1 1 0 0 0 0 0 0 7 11 0.00 0.600																			
Joe Cowley, R (8, 1) ERA: 4.18	2.0 6 0 0 0 1 0 0 0 0 0 0 0 8 8 0.00 0.000																			

Batter	1	2	3	4	5	6	7	8	9	AB	R	H	RBI	BB	SO	LOB	BOTTOM					
Claudell Washington, L (1, 9) OBP: 0.347, SLG: 0.407	4-1		S						6-3	4	0	1	0	1	0	1	Pittsburgh Pirates @ Atlanta Braves Atlanta-Fulton County Stadium, Atlanta, GA Sat Jul 10 1982, 7:05 PM EDT Att: 39,444 - Unknown					
Glenn Hubbard, R (1, 4) OBP: 0.346, SLG: 0.366	F8		F3						FC6	4	0	0	0	0	0	3						
Chris Chambliss, L (1, 3) OBP: 0.324, SLG: 0.412 Ken Smith, L (8, 3) OBP: 0.428, SLG: 0.367	4-1									2	0	1	0	1	0	1						
Dale Murphy, R (1, 8) OBP: 0.375, SLG: 0.550	P4								P4	4	0	0	0	0	2	5						
Bob Horner, R (1, 5) OBP: 0.390, SLG: 0.558									P6	4	0	0	0	0	0	3						
Larry Whitenton, L (1, 7) OBP: 0.375, SLG: 0.420										3	1	1	1	1	0	0						
Bruce Benedict, R (1, 2) OBP: 0.302, SLG: 0.296									F7	4	0	0	0	0	0	2						
Rafael Ramirez, R (1, 6) OBP: 0.295, SLG: 0.355									F8	4	0	3	0	0	0	0						
Phil Niekro, R (1, 1) OBP: 0.244, SLG: 0.293 Carlos Diaz, R (6, 1)									4-3	2	0	0	0	0	0	2						
Bob Porter, L (7, PH) OBP: 0.250, SLG: 0.250 Joe Cowley, R (8, 1) OBP: 0.167, SLG: 0.167 Rufino Linares, R (9, PH) OBP: 0.352, SLG: 0.430										1	0	1	0	0	0	0						
										0	0	0	0	0	0	0						
Inning Stats	R: 0 E: 1 K: 0 S: 3	H: 0 LOB: 1 BB: 1 P: 7	R: 1 E: 0 K: 0 S: 5	H: 2 LOB: 1 BB: 0 P: 5	R: 0 E: 0 K: 1 S: 6	H: 1 LOB: 1 BB: 1 P: 10	R: 0 E: 0 K: 0 S: 4	H: 1 LOB: 1 BB: 0 P: 4	R: 0 E: 0 K: 0 S: 6	H: 1 LOB: 1 BB: 0 P: 6	R: 0 E: 0 K: 0 S: 3	H: 0 LOB: 0 BB: 0 P: 3	R: 0 E: 0 K: 0 S: 4	H: 2 LOB: 1 BB: 0 P: 4	R: 0 E: 0 K: 0 S: 4	H: 1 LOB: 2 BB: 1 P: 8	R: 0 E: 0 K: 0 S: 3	H: 0 LOB: 0 BB: 0 P: 3	1B: 4 2B: 3 3B: 0 HR: 1	SF: 0 SAC: 0 DP: 0 HBP: 0	WP: 0 PB: 0 SB: 1 CS: 0	PA: 37
PITCHER	IP WLS BF H R ER SO BB IBB HBP BLK WP HR S P ERA WHIP																					
Don Robinson, R (1, 1) ERA: 3.88	8.1 W 35 8 1 1 2 3 0 0 0 0 0 0 1 36 48 1.08 1.320																					
Kent Tekulve, R (9, 1) ERA: 2.69	0.2 2 0 0 0 0 0 0 0 0 0 0 0 2 2 0.00 0.000																					

Batter	1	2	3	4	5	6	7	8	9	AB	R	H	RBI	BB	SO	LOB	TOP										
Omar Moreno, L (1,8) OBP: 0.288, SLG: 0.329	F7		K	F3			P1		1-6-3	5	0	0	0	0	1	2											
Lee Lacy, R (1,7) OBP: 0.371, SLG: 0.388	2B		6-3				K		6-3	5	1	1	0	0	1	1											
Bill Madlock, R (1,5) OBP: 0.367, SLG: 0.455	1B		S	1B			FC6-4		5-3	5	1	2	1	0	1	1											
Jason Thompson, L (1,3) OBP: 0.412, SLG: 0.535	F9		1B	1B					2B	3	1	2	0	1	0	1											
Dave Parker, L (1,9) OBP: 0.333, SLG: 0.433	FC4		1B	1B					K	4	0	2	1	0	1	2											
Tony Peña, R (1,2) OBP: 0.343, SLG: 0.464	FC4		F8						2B	4	0	1	0	0	0	4											
Johnny Ray, S (1,4) OBP: 0.341, SLG: 0.428			P3	SH1-4			1-3		IBB	3	0	1	0	1	0	0											
Dale Berra, R (1,6) OBP: 0.308, SLG: 0.395	K		F9				P5		SF7	3	0	0	1	0	1	1											
Larry McWilliams, L (1,1) OBP: 0.214, SLG: 0.154			F3						K	2	0	1	0	0	0	0											
Willie Stargell, L (8, PH) OBP: 0.336, SLG: 0.462				SH1-4						1	0	0	0	0	1	2											
Kent Tekulve, R (8, 1)							FC6-4		K	0	0	0	0	0	0	0											
Inning Stats	R: 1 E: 0 K: 0 S: 6	H: 3 LOB: 2 BB: 0 P: 6	R: 0 E: 0 K: 1 S: 5	H: 0 LOB: 0 BB: 0 P: 5	R: 1 E: 0 K: 1 S: 7	H: 2 LOB: 2 BB: 1 P: 11	R: 0 E: 0 K: 0 S: 4	H: 1 LOB: 1 BB: 0 P: 4	R: 0 E: 0 K: 1 S: 3	H: 0 LOB: 0 BB: 0 P: 3	R: 0 E: 0 K: 1 S: 6	H: 1 LOB: 1 BB: 0 P: 6	R: 1 E: 0 K: 2 S: 9	H: 2 LOB: 2 BB: 1 P: 13	R: 0 E: 0 K: 0 S: 3	H: 0 LOB: 0 BB: 0 P: 3	1B: 8 2B: 2 3B: 0 HR: 0	SF: 1 SAC: 1 DP: 0 HBP: 0	WP: 0 PB: 0 SB: 1 CS: 0	PA: 39							
PITCHER	IP	WLS	BF	H	R	ER	SO	BB	IBB	HBP	BLK	WP	HR	S	P	ERA	WHIP										
Ken Dayley, L (1, 1) ERA: 4.18	5.0	L	23	7	2	2	3	1	0	0	0	0	0	28	32	3.60	1.600										
Rick Camp, R (6, 1) ERA: 3.33	2.0		7	1	0	0	1	0	0	0	0	0	0	9	9	0.00	0.500										
Gene Garber, R (8, 1) ERA: 1.96	2.0		9	2	1	1	2	0	1	0	0	0	0	12	16	4.50	1.000										

Pittsburgh Pirates @ Atlanta Braves
Atlanta-Fulton County Stadium, Atlanta, GA
Sun Jul 11 1982, 7:05 PM EDT
Att: 19,130 - Unknown

AB 35
R 3
H 10
RBI 3
BB 2
SO 6
LOB 14



Batter	1	2	3	4	5	6	7	8	9	AB	R	H	RBI	BB	SO	LOB	BOTTOM										
Claudell Washington, L (1,9) OBP: 0.349, SLG: 0.408	BB		K					4-3		4	0	2	0	0	1	0											
Glenn Hubbard, R (1,4) OBP: 0.341, SLG: 0.360	F9			6-3	FC6			6-3		4	0	0	0	0	0	2											
Dale Murphy, R (1,8) OBP: 0.380, SLG: 0.551	G6-4-3			FC5-4	1B			6-3		3	0	2	0	1	0	0											
Bob Horner, R (1,5) OBP: 0.385, SLG: 0.550	G6-4-3			FC5-4	1B			G6-4-3		4	1	0	0	0	1	4											
Rufino Linares, R (1,7) OBP: 0.376, SLG: 0.441				1B	1B			1-3		2	0	2	0	2	0	0											
Bob Watson, R (1,3) OBP: 0.297, SLG: 0.353	G1-4-6-3			1B	1B			1-3		4	0	1	1	0	0	3											
Bruce Benedict, R (1,2) OBP: 0.298, SLG: 0.292	F7			F3				F8		3	0	0	0	0	0	2											
Larry Whisenton, L (9, PH) OBP: 0.371, SLG: 0.415								F9		1	0	0	0	0	0	1											
Rafael Ramirez, R (1,6) OBP: 0.295, SLG: 0.355				F8				F9		3	0	1	0	0	0	0											
Ken Dayley, L (1, 1) ERA: 4.37								CS		1	0	0	0	0	1	0											
Randy Johnson, R (5, PH) OBP: 0.362, SLG: 0.385				K				1B		1	0	0	0	0	0	0											
Rick Camp, R (6, 1)								K		0	0	0	0	0	0	0											
Chris Chambliss, L (7, PH) OBP: 0.323, SLG: 0.411								1-2		1	0	0	0	0	1	1											
Gene Garber, R (8, 1)										0	0	0	0	0	0	0											
Inning Stats	R: 0 E: 0 K: 0 S: 3	H: 1 LOB: 1 BB: 1 P: 7	R: 0 E: 0 K: 0 S: 2	H: 0 LOB: 0 BB: 1 P: 6	R: 0 E: 0 K: 2 S: 7	H: 0 LOB: 0 BB: 0 P: 7	R: 1 E: 0 K: 0 S: 6	H: 3 LOB: 2 BB: 0 P: 6	R: 0 E: 0 K: 0 S: 4	H: 1 LOB: 1 BB: 0 P: 4	R: 0 E: 0 K: 0 S: 3	H: 1 LOB: 1 BB: 1 P: 7	R: 0 E: 0 K: 1 S: 5	H: 1 LOB: 0 BB: 0 P: 5	R: 0 E: 0 K: 0 S: 3	H: 0 LOB: 0 BB: 0 P: 3	R: 0 E: 0 K: 1 S: 6	H: 1 LOB: 1 BB: 0 P: 6	1B: 8 2B: 0 3B: 0 HR: 0	SF: 0 SAC: 0 DP: 3 HBP: 0	WP: 0 PB: 0 SB: 0 CS: 1	PA: 34					
PITCHER	IP	WLS	BF	H	R	ER	SO	BB	IBB	HBP	BLK	WP	HR	S	P	ERA	WHIP										
Larry McWilliams, L (1, 1) ERA: 2.61	7.0	W	27	7	1	1	3	3	0	0	0	0	0	30	42	1.29	1.429										
Kent Tekulve, R (8, 1) ERA: 2.61	2.0	S	7	1	0	0	1	0	0	0	0	0	0	9	9	0.00	0.500										

Pittsburgh Pirates @ Atlanta Braves
Atlanta-Fulton County Stadium, Atlanta, GA
Sun Jul 11 1982, 7:05 PM EDT
Att: 19,130 - Unknown

AB 31
R 1
H 8
RBI 1
BB 3
SO 4
LOB 13



Batter	1	2	3	4	5	6	7	8	9	AB R H RBI BB SO LOB	TOP					
Omar Moreno, L (1, 8) OBP: 0.285, SLG: 0.325	0-3 K		0-0 4-3		0-3 K			0-0 6-3		4 0 0 0 0 2 0	Pittsburgh Pirates @ Houston Astros Astrodome, Houston, TX Thu Jul 15 1982, 8:05 PM EDT Att: 17,662 - Dome					
Johnny Ray, S (1, 4) OBP: 0.340, SLG: 0.426	0-0 1B E		0-0 4-3		0-3 K			0-0 F7	4 1 1 0 0 1 0							
Bill Madlock, R (1, 5) OBP: 0.368, SLG: 0.454	0-0 1B E		0-0 L5		0-0 F2			4-0 HR BB	3 2 1 0 1 0 0							
Jason Thompson, L (1, 3) OBP: 0.410, SLG: 0.531	0-0 1B E			0-0 4-3		0-3 K		0-0 E4 HR	4 1 1 0 0 1 1							
Dave Parker, L (1, 9) OBP: 0.341, SLG: 0.457	0-0 E2			0-0 F8				0-0 HR	4 1 3 4 0 0 0							
Mike Easter, L (1, 7) OBP: 0.360, SLG: 0.432	0-0 G4-6-3			0-0 E7				0-0 E1	4 0 1 0 0 0 3							
Tony Peña, R (1, 2) OBP: 0.338, SLG: 0.457				0-0 F9				0-3 K	4 0 0 0 0 1 2							
Dale Berra, R (1, 6) OBP: 0.307, SLG: 0.390				0-3 K				4-0 5-3 IBB	3 0 0 0 1 1 0							
John Candelaria, L (1, 1) OBP: 0.206, SLG: 0.212				0-0 F7				0-3 K	2 0 0 0 0 0 0							
Rod Scurry, L (7, 1) OBP: 0.154, SLG: 0.154								0-0 L7	2 0 0 0 0 1 2							
Inning Stats	R: 2 E: 1 K: 1 S: 8	H: 4 LOB: 1 BB: 0 P: 8	R: 0 E: 0 K: 0 S: 3	H: 0 LOB: 0 BB: 0 P: 3	R: 0 E: 1 K: 0 S: 4	H: 1 LOB: 1 BB: 0 P: 4	R: 0 E: 0 K: 2 S: 7	H: 0 LOB: 0 BB: 0 P: 7	R: 0 E: 0 K: 0 S: 3	H: 1 LOB: 0 BB: 0 P: 3	R: 3 E: 2 K: 2 S: 10	H: 1 LOB: 2 BB: 2 P: 18	1B: 5 2B: 1 3B: 0 HR: 1	SF: 0 SAC: 0 DP: 2 HBP: 0	WP: 0 PB: 0 SB: 1 CS: 0	PA: 36
PITCHER	IP WLS BF H R ER SO BB IBB HBP BLK WP HR S P ERA WHIP											PITCHER	IP WLS BF H R ER SO BB IBB HBP BLK WP HR S P ERA WHIP			
Don Sutton, R (1, 1) ERA: 2.9	8.0 L 28 6 2 1 5 0 0 0 0 0 0 0 38 38 1.12 0.750															
Frank LaCorte, R (9, 1) ERA: 5.45	1.0 8 1 3 2 2 1 1 0 0 0 1 10 18 18.00 2.000															

AB 34
R 5
H 7
RBI 4
BB 2
SO 7
LOB 8



Batter	1	2	3	4	5	6	7	8	9	AB R H RBI BB SO LOB	BOTTOM							
Dickie Thon, R (1, 6) OBP: 0.307, SLG: 0.342	0-0 F8		0-0 F8					4-0 BB		3 0 1 0 1 0 0	Pittsburgh Pirates @ Houston Astros Astrodome, Houston, TX Thu Jul 15 1982, 8:05 PM EDT Att: 17,662 - Dome							
Tony Scott, S (1, 8) OBP: 0.265, SLG: 0.295	0-0 F8		0-0 P4			0-3 K		0-0 L7	4 0 0 0 0 1 2									
Ray Knight, R (1, 3) OBP: 0.363, SLG: 0.430	4-0 BB			0-0 F9		0-3 K		0-0 5-3	3 0 0 0 1 1 2									
Jose Cruz, L (1, 7) OBP: 0.332, SLG: 0.392	0-0 1-3			0-0 L7				0-0 L1	4 1 1 0 0 0 1									
Phil Garner, R (1, 4) OBP: 0.303, SLG: 0.419				0-3 K				0-0 L9	4 0 0 0 0 1 1									
Art Howe, R (1, 5) OBP: 0.306, SLG: 0.277								4-0 BB	3 0 1 1 0 0 0									
Craig Reynolds, L (7, FR) OBP: 0.315, SLG: 0.316								0-0 BB	0 0 0 0 1 0 0									
Terry Puhl, L (1, 9) OBP: 0.328, SLG: 0.374								0-3 K	4 0 2 0 0 2 1									
Luis Pujols, R (1, 2) OBP: 0.240, SLG: 0.348								0-0 1-3	3 0 0 0 0 1 3									
Don Sutton, R (1, 1) OBP: 0.204, SLG: 0.170								0-0 F8	2 0 0 0 0 1 0									
Kiko Garcia, R (8, PH) OBP: 0.219, SLG: 0.317									1 0 0 0 0 0 0									
Frank LaCorte, R (9, 1) ERA: 2.15									0 0 0 0 0 0 0									
Inning Stats	R: 0 E: 0 K: 0 S: 3	H: 0 LOB: 1 BB: 1 P: 7	R: 0 E: 0 K: 1 S: 6	H: 1 LOB: 0 BB: 0 P: 6	R: 0 E: 0 K: 1 S: 5	H: 0 LOB: 0 BB: 0 P: 5	R: 0 E: 0 K: 2 S: 8	H: 1 LOB: 1 BB: 0 P: 8	R: 1 E: 0 K: 0 S: 5	H: 3 LOB: 2 BB: 0 P: 5	R: 0 E: 0 K: 0 S: 3	H: 0 LOB: 1 BB: 1 P: 7	R: 0 E: 0 K: 1 S: 5	H: 0 LOB: 1 BB: 1 P: 9	1B: 4 2B: 1 3B: 0 HR: 0	SF: 0 SAC: 0 DP: 0 HBP: 0	WP: 0 PB: 0 SB: 0 CS: 2	PA: 34
PITCHER	IP WLS BF H R ER SO BB IBB HBP BLK WP HR S P ERA WHIP											PITCHER	IP WLS BF H R ER SO BB IBB HBP BLK WP HR S P ERA WHIP					
John Candelaria, L (1, 1) ERA: 3.05	6.1 W 25 5 1 1 6 1 0 0 0 0 0 36 40 1.42 0.947																	
Rod Scurry, L (7, 1) ERA: 2.15	2.2 S 9 0 0 0 1 2 0 0 0 0 0 9 17 0.00 0.750																	

AB 31
R 1
H 5
RBI 1
BB 3
SO 7
LOB 10



Batter	1	2	3	4	5	6	7	8	9	AB	R	H	RBI	BB	SO	LOB	TOP					
Omar Moreno, L OBP: 0.285, SLG: 0.322 (1, 8)	L7		K			G4-6-3 BB		L7		3	0	0	0	1	1	1						
Johnny Ray, S OBP: 0.336, SLG: 0.424 (1, 4)	BB 1B		F7			F7		F8		4	1	1	0	0	0	2						
Bill Madlock, R OBP: 0.370, SLG: 0.456 (1, 5)	1B BB		6-3			G4-6-3 1-2			E7 3-1 2B	3	1	1	0	1	0	1						
Jason Thompson, L OBP: 0.408, SLG: 0.528 (1, 3)	K			F7			FC4-6 1B		3-1	4	0	1	1	0	1	2						
Dave Parker, L OBP: 0.340, SLG: 0.452 (1, 9)	1-2 2-H 1B			K			FC4-6 1-2		3-H K	4	0	1	1	0	2	1						
Mike Easter, L OBP: 0.354, SLG: 0.425 (1, 7)	K			K			K		K	4	0	0	0	0	4	3						
Tony Peña, R OBP: 0.334, SLG: 0.452 (1, 2)		G3			4-3					3	0	0	0	0	1	1						
Dale Berra, R OBP: 0.311, SLG: 0.393 (1, 6)					6-3					3	0	2	0	0	0	0						
Larry McWilliams, L OBP: 0.188, SLG: 0.133 Enrique Romo, R OBP: 0.500, SLG: 0.833 Willie Stargell, L OBP: 0.360, SLG: 0.450 Kent Tekulve, R (8, 1)	K				K			L7		2	0	0	0	0	2	1						
										0	0	0	0	0	0	0						
										1	0	0	0	0	0	1						
										0	0	0	0	0	0	0						
Inning Stats	R: 1 E: 0 K: 2 S: 9	H: 2 LOB: 2 BB: 1 P: 13	R: 0 E: 0 K: 1 S: 5	H: 1 LOB: 0 BB: 0 P: 5	R: 0 E: 0 K: 1 S: 5	H: 0 LOB: 0 BB: 0 P: 5	R: 0 E: 0 K: 2 S: 7	H: 0 LOB: 0 BB: 0 P: 7	R: 0 E: 0 K: 1 S: 5	H: 0 LOB: 0 BB: 0 P: 5	R: 0 E: 0 K: 0 S: 2	H: 0 LOB: 0 BB: 1 P: 6	R: 0 E: 0 K: 2 S: 8	H: 1 LOB: 1 BB: 0 P: 8	R: 0 E: 0 K: 0 S: 4	H: 1 LOB: 1 BB: 0 P: 4	R: 1 E: 1 K: 2 S: 8	H: 1 LOB: 0 BB: 0 P: 8	1B: 5 2B: 1 3B: 0 HR: 0	SF: 0 SAC: 0 DP: 1 HBP: 0	WP: 0 PB: 0 SB: 0 CS: 1	PA: 33
PITCHER Nolan Ryan, R ERA: 3.98 (1, 1)	IP: 9.0 WLS: W BF: 33 H: 6 R: 2 ER: 1 SO: 11 BB: 2 IBB: 0 HBP: 0 BLK: 0 WP: 0 HR: 0 S: 53 P: 61 ERA: 1.00 WHIP: 0.889															PITCHER						

Pittsburgh Pirates @ Houston Astros
Astrodome, Houston, TX
Fri Jul 16 1982, 8:05 PM EDT
Att: 19,037 - Dome

AB	31
R	2
H	6
RBI	2
BB	2
SO	11
LOB	13



Batter	1	2	3	4	5	6	7	8	9	AB	R	H	RBI	BB	SO	LOB	BOTTOM					
Dickie Thon, R OBP: 0.308, SLG: 0.351 (1, 6)	SF7 3B		L9		F3		SH2-4			3	1	1	0	0	0	1						
Tony Scott, S OBP: 0.268, SLG: 0.302 (1, 8)	SF7		K		FC5-4 1B		2-H 2B			3	0	2	2	0	1	0						
Ray Knight, R OBP: 0.359, SLG: 0.425 (1, 3)	K		4-3		FC5-4 1-2 3-H		F7			4	0	0	1	0	1	2						
Jose Cruz, L OBP: 0.334, SLG: 0.389 (1, 7)	FC6-4 BB			K CS	K		IBB			2	0	0	0	2	2	1						
Phil Garner, R OBP: 0.300, SLG: 0.414 (1, 4)	FC6-4 1-2			F7 1-2		F7	P3			4	0	0	0	0	0	4						
Art Howe, R OBP: 0.310, SLG: 0.278 (1, 5)		4-3		1B 1B		BB		5-3		3	0	1	0	1	0	0						
Terry Puhl, L OBP: 0.330, SLG: 0.386 (1, 9)		HR		1-3 1B		P6		4-3		4	1	2	1	0	0	1						
Luis Pujols, R OBP: 0.230, SLG: 0.333 (1, 2)		K		P3		K		F8		4	0	0	0	0	2	3						
Nolan Ryan, R OBP: 0.208, SLG: 0.136 (1, 1)		K			1B PB FC5-4 1B		SH2-4 2B BB			2	2	1	0	1	1	0						
Inning Stats	R: 1 E: 0 K: 1 S: 6	H: 1 LOB: 1 BB: 1 P: 10	R: 1 E: 0 K: 2 S: 8	H: 1 LOB: 0 BB: 0 P: 8	R: 0 E: 0 K: 1 S: 5	H: 0 LOB: 0 BB: 0 P: 5	R: 0 E: 0 K: 1 S: 7	H: 2 LOB: 2 BB: 0 P: 7	R: 1 E: 0 K: 1 S: 7	H: 2 LOB: 1 BB: 0 P: 7	R: 0 E: 0 K: 1 S: 5	H: 0 LOB: 1 BB: 1 P: 9	R: 1 E: 0 K: 0 S: 4	H: 1 LOB: 2 BB: 2 P: 12	R: 0 E: 0 K: 0 S: 3	H: 0 LOB: 0 BB: 0 P: 3	R: 0 E: 0 K: 0 S: 3	H: 0 LOB: 0 BB: 0 P: 3	1B: 4 2B: 1 3B: 1 HR: 1	SF: 1 SAC: 1 DP: 0 HBP: 0	WP: 0 PB: 2 SB: 0 CS: 1	PA: 35
PITCHER Larry McWilliams, L ERA: 4.38 Enrique Romo, R ERA: 4.17 Kent Tekulve, R ERA: 2.56 (1, 1) (7, 1) (8, 1)	IP: 6.1 WLS: L BF: 28 H: 6 R: 4 ER: 3 SO: 7 BB: 3 IBB: 0 HBP: 0 BLK: 0 WP: 0 HR: 1 S: 39 P: 51 ERA: 4.26 WHIP: 1.421															PITCHER						

Pittsburgh Pirates @ Houston Astros
Astrodome, Houston, TX
Fri Jul 16 1982, 8:05 PM EDT
Att: 19,037 - Dome

AB	29
R	4
H	7
RBI	4
BB	4
SO	7
LOB	12



Batter	1	2	3	4	5	6	7	8	9	10	AB	R	H	RBI	BB	SO	LOB	TOP				
Omar Moreno, L (1.8) OBP: 0.291, SLG: 0.325	4-0 1B BB		0-0 G3		4-0 2B BB		0-0 SH1-4 1B		0-0 1B 1B		3	1	2	0	2	0	0	Pittsburgh Pirates @ Houston Astros Astrodome, Houston, TX Sat Jul 17 1982, 8:05 PM EDT Att: 28,672 - Dome				
Johnny Ray, S (1.4) OBP: 0.340, SLG: 0.427	0-0 P1		0-0 6-3		0-0 2B		0-0 SH1-4		0-0 1B		4	0	2	1	0	0	1					
Bill Madlock, R (1.5) OBP: 0.367, SLG: 0.452	0-0 S 1B			0-0 F7	0-0 1-3		0-0 F6		0-0 L7		5	0	1	1	0	0	4					
Jason Thompson, L (1.3) OBP: 0.405, SLG: 0.522	0-3 K			0-0 WP 1B		0-0 F8	0-0 4-1			0-3 K	5	0	1	0	0	2	2					
Dave Parker, L (1.9) OBP: 0.341, SLG: 0.453	0-0 3-1			4-0 BB		0-0 1B 2B		0-0 4-3		0-0 F7	4	1	1	0	1	0	1					
Mike Easter, L (1.7) OBP: 0.349, SLG: 0.418		0-0 1-3		0-0 F7		0-3 K		0-3 K CS		0-0 F8	4	0	0	0	0	2	3					
Lee Lacy, R (8. PR) OBP: 0.369, SLG: 0.385											1	0	0	0	0	0	0					
Dale Berra, R (1.6) OBP: 0.310, SLG: 0.391		0-0 5-3		0-0 L7		0-0 1B 2B		0-3 K 1-2			4	0	1	1	0	1	3					
Steve Nicosia, R (1.2) OBP: 0.379, SLG: 0.383		0-0 F2			0-0 BB 2B 1B				0-0 6-3		4	1	2	0	0	0	0					
Rick Rhoden, R (1.1) OBP: 0.313, SLG: 0.609				0-0 6-3		0-0 L5			0-3 K		3	0	0	0	0	0	3					
Rod Scurry, L (8.1) OBP: 0.154, SLG: 0.154					0-0 L5		0-0 F7				0	0	0	0	0	0	0					
Willie Stargell, L (9. PH) OBP: 0.333, SLG: 0.439											1	0	0	0	0	1	0					
Kent Tekulve, R (9.1)											0	0	0	0	0	0	0					
Inning Stats	R: 1 E: 0 K: 1 S: 6	H: 1 LOB: 1 BB: 1 P: 10	R: 0 E: 0 K: 0 S: 3	H: 0 LOB: 0 BB: 0 P: 3	R: 0 E: 0 K: 0 S: 3	H: 0 LOB: 0 BB: 0 P: 3	R: 0 E: 0 K: 0 S: 4	H: 1 LOB: 2 BB: 1 P: 8	R: 1 E: 0 K: 0 S: 4	H: 2 LOB: 1 BB: 0 P: 8	R: 0 E: 0 K: 2 S: 7	H: 1 LOB: 1 BB: 0 P: 4	R: 0 E: 0 K: 2 S: 7	H: 0 LOB: 1 BB: 0 P: 7	R: 0 E: 0 K: 1 S: 7	H: 2 LOB: 2 BB: 0 P: 7	R: 0 E: 0 K: 1 S: 5	H: 0 LOB: 0 BB: 0 P: 5	1B: 8 2B: 2 3B: 0 HR: 0	SF: 0 SAC: 1 DP: 0 HBP: 0	WP: 2 PB: 0 SB: 2 CS: 1	PA: 42
PITCHER Joe Niekro, R (1.1) ERA: 2.66	IP 10.0	WLS W	BF 42	H 10	R 3	ER 3	SO 6	BB 3	IBB 0	HBP 0	BLK 0	WP 2	HR 0	S 51	P 63	ERA 2.70	WHIP 1.300					

AB	38
R	3
H	10
RBI	3
BB	3
SO	6
LOB	17



Batter	1	2	3	4	5	6	7	8	9	10	AB	R	H	RBI	BB	SO	LOB	BOTTOM				
Dickie Thon, R (1.6) OBP: 0.307, SLG: 0.364	0-3 K		0-0 HR	0-3 K			0-0 F7				4	1	1	1	0	2	1	Pittsburgh Pirates @ Houston Astros Astrodome, Houston, TX Sat Jul 17 1982, 8:05 PM EDT Att: 28,672 - Dome				
Terry Puhl, L (1.8) OBP: 0.329, SLG: 0.388	0-0 2B		0-0 L8		0-0 4-3			0-0 4-3			4	0	1	0	0	0	0					
Ray Knight, R (1.3) OBP: 0.361, SLG: 0.426	0-3 K		0-0 WP E 1B		0-0 F8		0-0 CS 1B				4	1	2	0	0	1	1					
Jose Cruz, L (1.7) OBP: 0.333, SLG: 0.386	4-0 BB		0-0 E6		0-0 F7		0-0 K				3	0	0	0	1	1	1					
Danny Heep, L (1.9) OBP: 0.322, SLG: 0.385	0-3 K		0-0 F7			0-0 4-3		0-0 CS	0-0 4-3		3	0	0	0	0	1	3					
Tony Scott, S (8. PH) OBP: 0.267, SLG: 0.301								1-2 CS	0-0 4-3		1	0	0	0	0	0	0					
Phil Garner, R (1.4) OBP: 0.299, SLG: 0.418		0-0 F3		0-0 1B 3B		0-0 1-3			0-3 K		4	1	1	0	0	1	0					
Art Howe, R (1.5) OBP: 0.309, SLG: 0.277		0-3 K		0-0 SH3-4 1B		0-0 1-3			0-0 F7		4	0	1	1	0	1	0					
Luis Pujols, R (1.2) OBP: 0.225, SLG: 0.327		0-0 5-3		0-0 SH3-4			0-3 K			0-0 4-3	2	0	0	0	0	1	0					
Denny Walling, L (10. PH) OBP: 0.286, SLG: 0.278				0-0 SH3-4							1	0	0	0	0	0	0					
Joe Niekro, R (1.1) OBP: 0.080, SLG: 0.120			0-3 K		0-3 K		0-3 K				3	0	0	0	0	3	1					
Harry Spilman, L (10. PH) OBP: 0.300, SLG: 0.600											1	1	1	1	0	0	0					
Inning Stats	R: 0 E: 0 K: 3 S: 10	H: 1 LOB: 2 BB: 1 P: 14	R: 0 E: 0 K: 1 S: 5	H: 0 LOB: 0 BB: 0 P: 5	R: 2 E: 1 K: 1 S: 8	H: 2 LOB: 1 BB: 0 P: 8	R: 1 E: 0 K: 2 S: 9	H: 2 LOB: 1 BB: 0 P: 9	R: 0 E: 0 K: 0 S: 3	H: 0 LOB: 0 BB: 0 P: 3	R: 0 E: 0 K: 2 S: 7	H: 0 LOB: 0 BB: 0 P: 7	R: 0 E: 0 K: 1 S: 5	H: 1 LOB: 0 BB: 0 P: 5	R: 0 E: 0 K: 1 S: 5	H: 0 LOB: 0 BB: 0 P: 5	R: 1 E: 0 K: 0 S: 2	H: 1 LOB: 0 BB: 0 P: 2	1B: 3 2B: 1 3B: 1 HR: 2	SF: 0 SAC: 1 DP: 0 HBP: 0	WP: 1 PB: 0 SB: 0 CS: 1	PA: 37
PITCHER Rick Rhoden, R (1.1) ERA: 5.59	IP 7.1	WLS 30	BF 30	H 6	R 3	ER 2	SO 9	BB 1	IBB 0	HBP 0	BLK 0	WP 1	HR 1	S 47	P 51	ERA 2.46	WHIP 0.955					
Rod Scurry, L (8.1) ERA: 2.12	0.2	1	0	0	0	1	0	0	0	0	0	0	0	3	3	0.00	0.000					
Kent Tekulve, R (9.1) ERA: 2.65	1.1	L	5	1	1	1	1	0	0	0	0	0	0	1	7	6.75	0.750					

AB	34
R	4
H	7
RBI	3
BB	1
SO	11
LOB	7



Batter	1	2	3	4	5	6	7	8	9	AB	R	H	RBI	BB	SO	LOB	TOP	
Omar Moreno, L (1, 8) OBP: 0.294, SLG: 0.325										3	1	1	0	1	1	0		
Lee Lacy, R (1, 7) OBP: 0.366, SLG: 0.379										3	1	0	0	1	1	1		
Bill Madlock, R (1, 5) OBP: 0.366, SLG: 0.453										4	0	1	1	0	0	0		
Jason Thompson, L (1, 3) OBP: 0.404, SLG: 0.521										3	0	1	1	0	0	0		
Dave Parker, L (1, 9) OBP: 0.339, SLG: 0.449										4	0	1	0	0	1	2		
Tony Peña, R (1, 2) OBP: 0.337, SLG: 0.451										3	0	1	0	1	0	2		
Johnny Ray, S (1, 4) OBP: 0.337, SLG: 0.423										4	0	0	0	0	0	3		
Dale Berra, R (1, 6) OBP: 0.307, SLG: 0.387										3	0	0	0	0	0	0		
Don Robinson, R (1, 1) OBP: 0.333, SLG: 0.438 (7, PH)										2	0	0	0	0	0	0		
Jim Morrison, R (7, PH) OBP: 0.290, SLG: 0.443										1	0	0	0	0	0	0		
Enrique Romo, R (7, 1) OBP: 0.500, SLG: 0.833										0	0	0	0	0	0	0		
Kent Tekulve, R (7, 1)										0	0	0	0	0	0	0		
Inning Stats	R: 2 E: 0 K: 1 S: 6	H: 1 LOB: 1 BB: 2 P: 14	R: 0 E: 0 K: 0 S: 3	H: 0 LOB: 0 BB: 0 P: 3	R: 0 E: 0 K: 1 S: 5	H: 0 LOB: 0 BB: 0 P: 5	R: 0 E: 0 K: 0 S: 4	H: 1 LOB: 1 BB: 0 P: 4	R: 0 E: 1 K: 0 S: 4	H: 1 LOB: 1 BB: 0 P: 4	R: 0 E: 0 K: 0 S: 3	H: 0 LOB: 0 BB: 0 P: 3	R: 0 E: 0 K: 1 S: 5	H: 1 LOB: 0 BB: 1 P: 7	1B: 4 2B: 2 3B: 0 HR: 0	SF: 1 SAC: 0 DP: 1 HBP: 0	WP: 1 PB: 0 SB: 1 CS: 0	PA: 34
PITCHER Bob Knepper, L (1, 1) ERA: 4.51	IP: 9.0 WLS: W BF: 34 H: 5 R: 2 ER: 2 SO: 3 BB: 3 IBB: 0 HBP: 0 BLK: 0 WP: 1 HR: 0 S: 37 P: 49 ERA: 2.00 WHIP: 0.889															PITCHER		

Pittsburgh Pirates @ Houston Astros
Astrodome, Houston, TX
Sun Jul 18 1982, 4:33 AM EDT
Att: 19,218 - Dome

AB	30
R	2
H	5
RBI	2
BB	3
SO	3
LOB	8



Batter	1	2	3	4	5	6	7	8	9	AB	R	H	RBI	BB	SO	LOB	BOTTOM			
Dickie Thon, R (1, 6) OBP: 0.314, SLG: 0.381										4	2	3	0	0	0	0				
Terry Puhl, L (1, 8) OBP: 0.328, SLG: 0.393 (8, 9)										4	1	1	1	0	0	1				
Ray Knight, R (1, 3) OBP: 0.368, SLG: 0.437										3	1	3	1	1	0	0				
Jose Cruz, L (1, 7) OBP: 0.338, SLG: 0.384										1	0	0	0	3	0	1				
Danny Heep, L (1, 9) OBP: 0.330, SLG: 0.383 (7, PR)										3	0	1	1	1	2	4				
Tony Scott, S (7, PR) OBP: 0.267, SLG: 0.301 (8, 8)										0	0	0	0	0	0	0				
Phil Garner, R (1, 4) OBP: 0.299, SLG: 0.416										4	0	1	1	0	2	6				
Art Howe, R (1, 5) OBP: 0.308, SLG: 0.273										3	0	0	0	1	1	0				
Luis Pujols, R (1, 2) OBP: 0.217, SLG: 0.314										4	0	0	0	0	1	3				
Bob Knepper, L (1, 1)										4	0	0	0	0	2	0				
Inning Stats	R: 1 E: 0 K: 2 S: 9	H: 2 LOB: 2 BB: 1 P: 13	R: 0 E: 0 K: 3 S: 9	H: 0 LOB: 0 BB: 0 P: 9	R: 1 E: 0 K: 0 S: 4	H: 2 LOB: 0 BB: 0 P: 4	R: 0 E: 0 K: 0 S: 3	H: 1 LOB: 0 BB: 0 P: 3	R: 0 E: 0 K: 0 S: 3	H: 1 LOB: 0 BB: 0 P: 3	R: 1 E: 0 K: 1 S: 7	H: 2 LOB: 3 BB: 2 P: 15	R: 1 E: 0 K: 1 S: 6	H: 1 LOB: 3 BB: 3 P: 18	R: 0 E: 0 K: 1 S: 5	H: 0 LOB: 0 BB: 0 P: 5	1B: 5 2B: 2 3B: 2 HR: 0	SF: 0 SAC: 0 DP: 1 HBP: 0	WP: 0 PB: 0 SB: 1 CS: 1	PA: 37
PITCHER Don Robinson, R (1, 1) ERA: 3.91	IP: 6.0 WLS: L BF: 26 H: 8 R: 3 ER: 3 SO: 6 BB: 2 IBB: 1 HBP: 0 BLK: 0 WP: 0 HR: 0 S: 35 P: 47 ERA: 4.50 WHIP: 1.667															PITCHER				
Enrique Romo, R (7, 1) ERA: 4.29	0.2 6 1 1 1 0 3 0 0 0 0 0 3 15 13.50 6.000																			
Kent Tekulve, R (7, 1) ERA: 2.61	1.1 4 0 0 0 2 0 0 0 0 0 0 8 8 0.00 0.000																			

Pittsburgh Pirates @ Houston Astros
Astrodome, Houston, TX
Sun Jul 18 1982, 4:33 AM EDT
Att: 19,218 - Dome


AB	30
R	4
H	9
RBI	4
BB	6
SO	8
LOB	15



Batter	1	2	3	4	5	6	7	8	9	AB	R	H	RBI	BB	SO	LOB	TOP																									
Omar Moreno, L OBP: 0.295, SLG: 0.326 (1, 8)										5	0	2	0	0	0	3																										
Johnny Ray, S OBP: 0.335, SLG: 0.419 (1, 4)										5	0	1	0	0	0	4																										
Bill Madlock, R OBP: 0.364, SLG: 0.449 (1, 5)										5	0	1	0	0	0	2																										
Jason Thompson, L OBP: 0.402, SLG: 0.520 Willie Stargell, L OBP: 0.327, SLG: 0.429 (1, 3) (8, 3)										4	0	1	0	0	1	2																										
Dave Parker, L OBP: 0.342, SLG: 0.447 (1, 9)										3	2	1	0	1	1	1																										
Mike Easter, L OBP: 0.353, SLG: 0.421 Lee Lacy, R OBP: 0.365, SLG: 0.377 (1, 7) (8, 7) (8, 7)										3	2	2	0	0	0	1																										
Tony Peña, R OBP: 0.336, SLG: 0.448 (1, 2)										4	0	1	1	0	1	2																										
Dale Berra, R OBP: 0.309, SLG: 0.401 (1, 6)										3	1	2	3	0	1	0																										
Ross Baumgarten, L OBP: 0.167, SLG: 0.167 Manny Sarmiento, R OBP: 0.308, SLG: 0.250 Jim Morrison, R OBP: 0.284, SLG: 0.446 Rod Scurry, L OBP: 0.154, SLG: 0.154 Kent Tekulve, R OBP: 0.154, SLG: 0.154 (1, 1) (3, 1) (8, PH) (8, 1) (9, 1)										1	0	0	0	0	0	1																										
Inning Stats	R: 0 E: 0 K: 0 S: 4	H: 2 LOB: 1 BB: 0 P: 4	R: 2 E: 1 K: 0 S: 6	H: 2 LOB: 2 BB: 1 P: 10	R: 0 E: 0 K: 1 S: 6	H: 1 LOB: 1 BB: 0 P: 6	R: 0 E: 0 K: 2 S: 7	H: 0 LOB: 0 BB: 0 P: 7	R: 0 E: 0 K: 0 S: 4	H: 1 LOB: 1 BB: 0 P: 4	R: 2 E: 0 K: 1 S: 9	H: 4 LOB: 2 BB: 0 P: 9	R: 0 E: 0 K: 1 S: 5	H: 0 LOB: 0 BB: 0 P: 5	R: 1 E: 0 K: 0 S: 5	H: 2 LOB: 1 BB: 0 P: 5	R: 0 E: 1 K: 0 S: 3	H: 0 LOB: 0 BB: 0 P: 3	1B: 10 2B: 1 3B: 0 HR: 1	SF: 1 SAC: 0 DP: 2 HBP: 0	WP: 1 PB: 0 SB: 2 CS: 0	PA: 40																				
PITCHER	IP	WLS	BF	H	R	ER	SO	BB	IBB	HBP	BLK	WP	HR	S	P	ERA	WHIP	PITCHER								IP	WLS	BF	H	R	ER	SO	BB	IBB	HBP	BLK	WP	HR	S	P	ERA	WHIP
Frank Pastore, R ERA: 4.0 (1, 1)	6.0	L	29	10	4	3	4	1	0	0	0	0	0	36	40	4.50	1.833																									
Joe Price, L ERA: 2.98 (7, 1)	2.0		8	2	1	1	1	0	0	0	0	1	1	10	10	4.50	1.000																									
Tom Hume, R ERA: 3.12 (9, 1)	1.0		3	0	0	0	0	0	0	0	0	0	0	3	3	0.00	0.000																									

Pittsburgh Pirates @ Cincinnati Reds
Riverfront Stadium, Cincinnati, OH
Mon Jul 19 1982, 7:05 PM EDT
Att: 16,395 - Unknown


AB 38
R 5
H 12
RBI 4
BB 1
SO 5
LOB 18

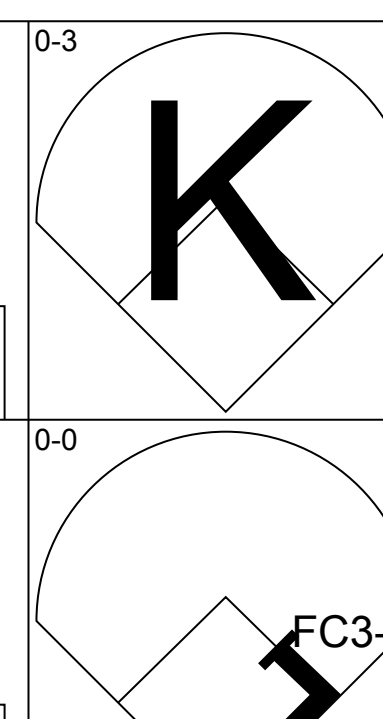
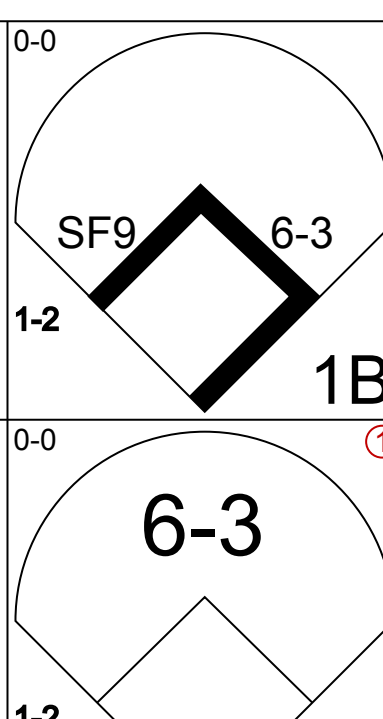
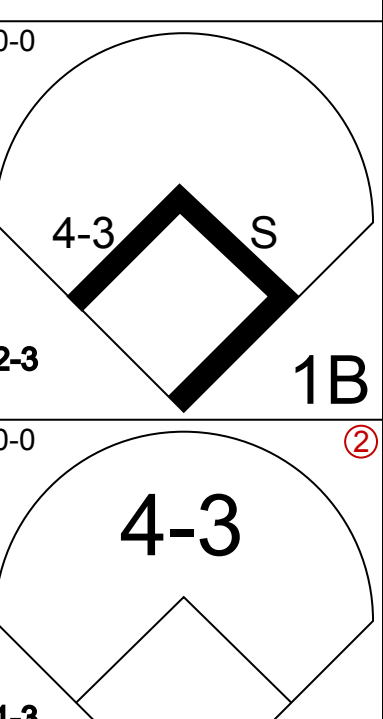
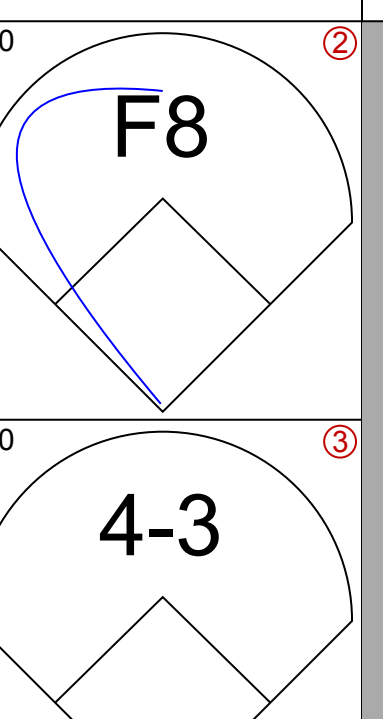
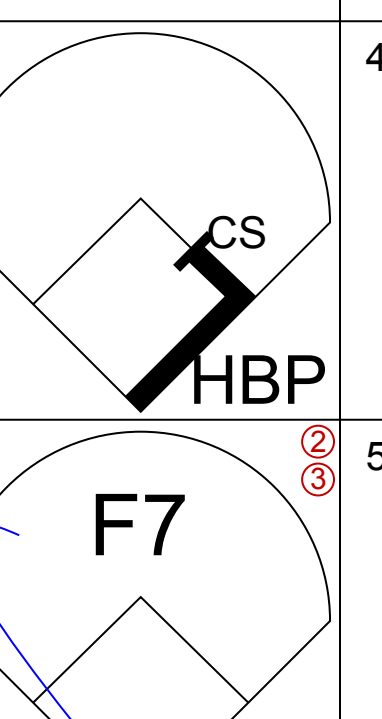
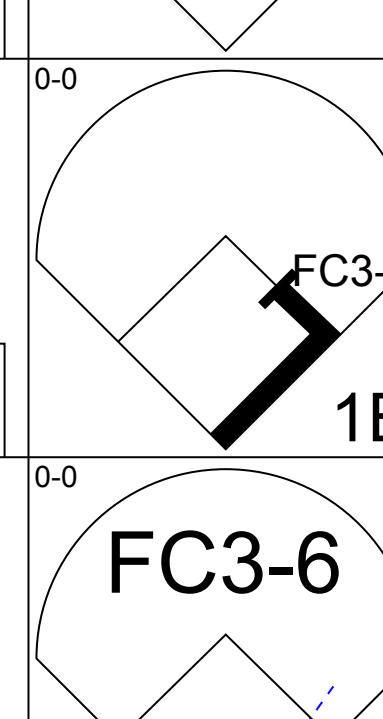
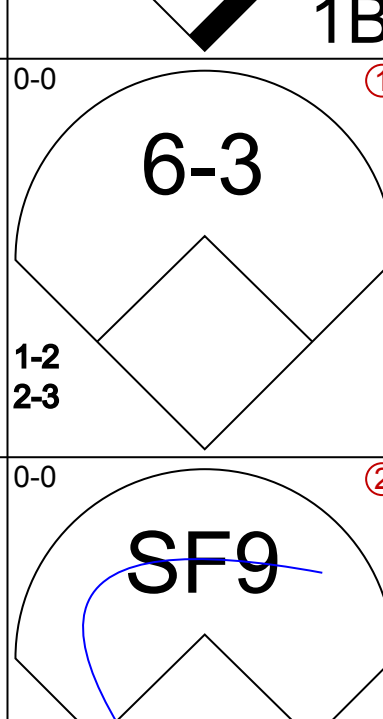
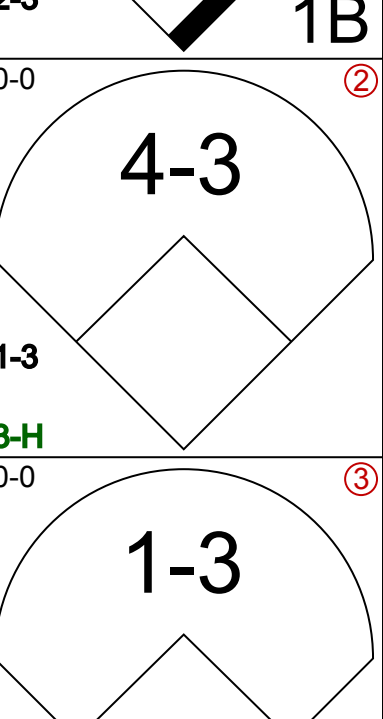
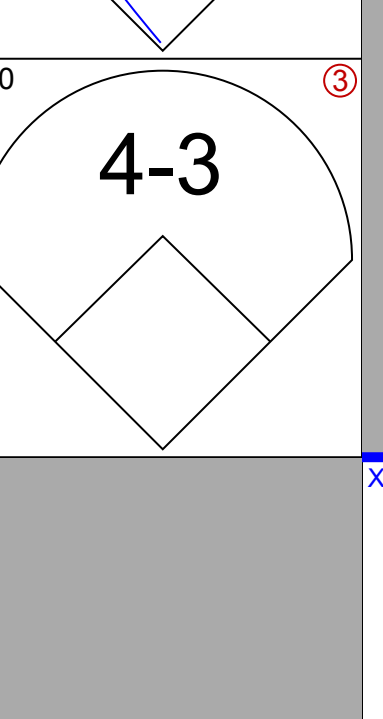
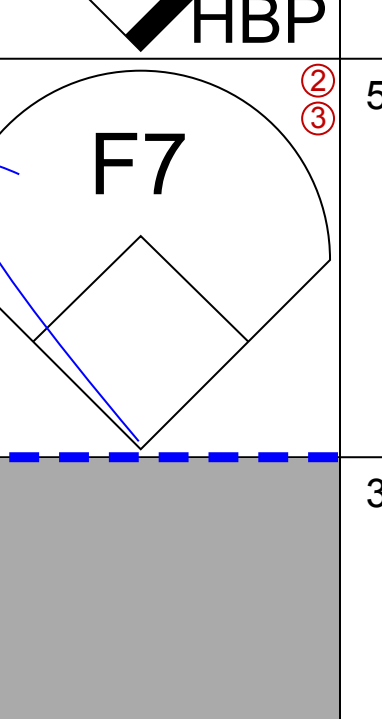
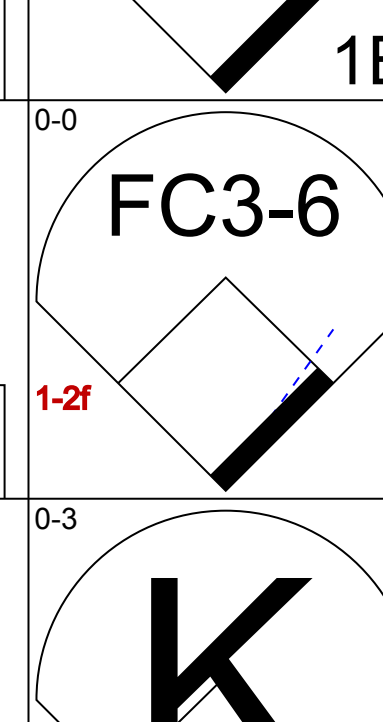
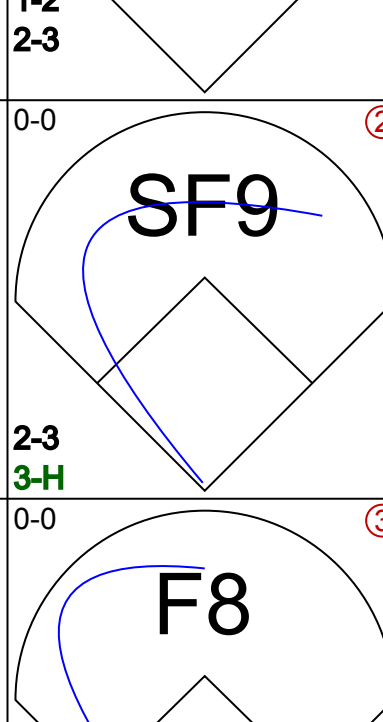
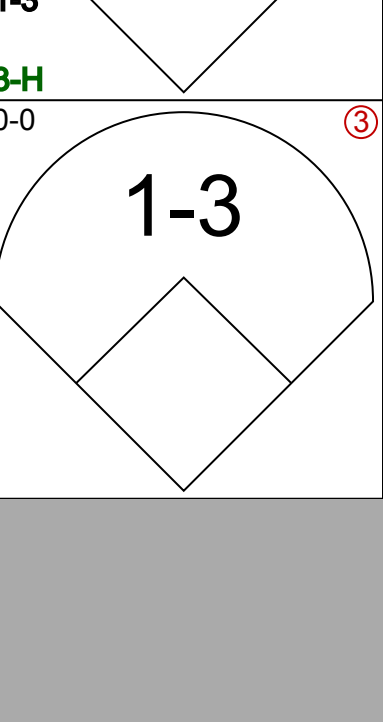

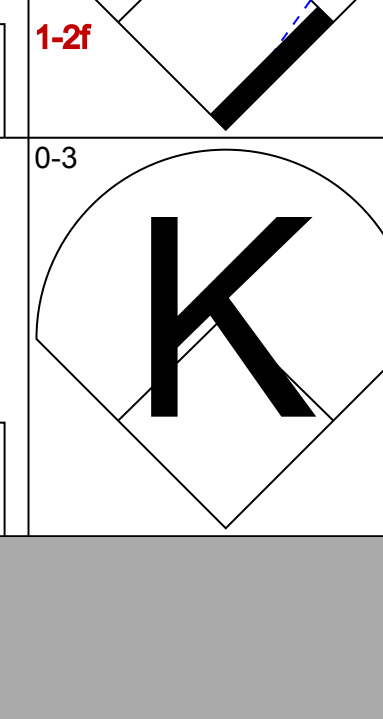
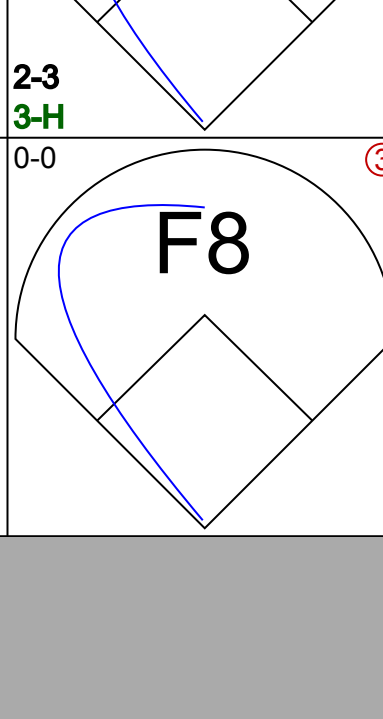

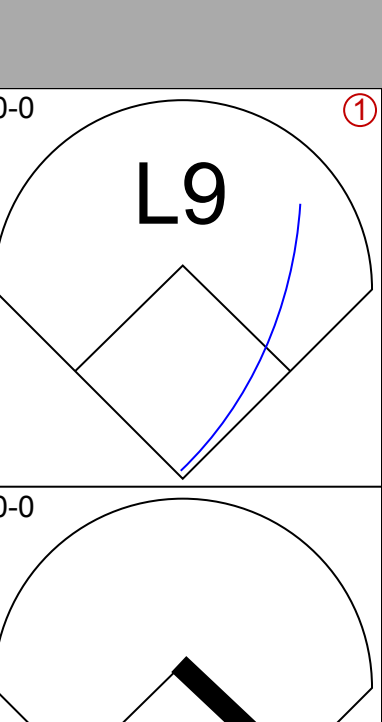
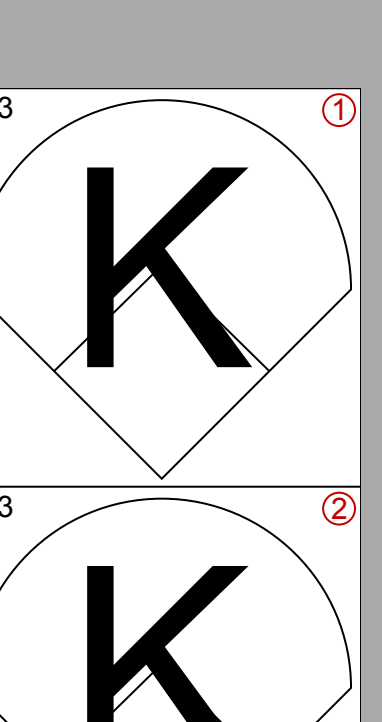
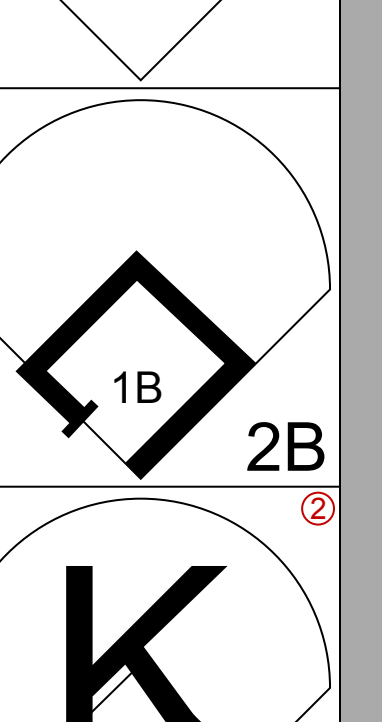
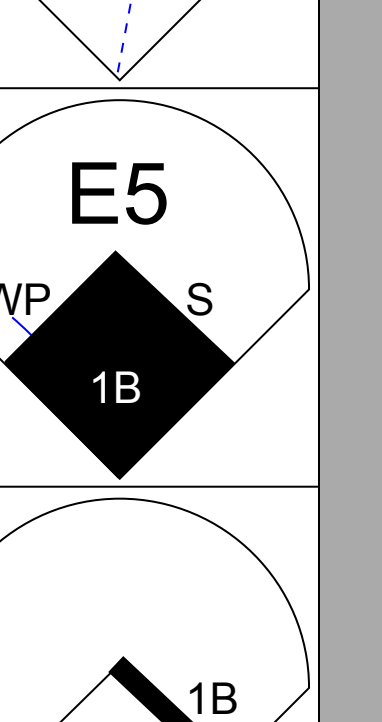
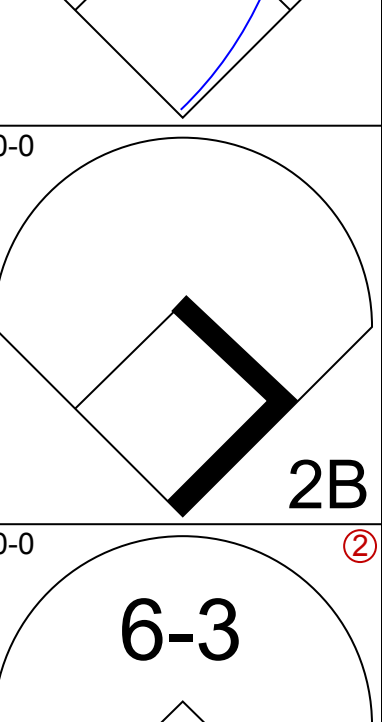
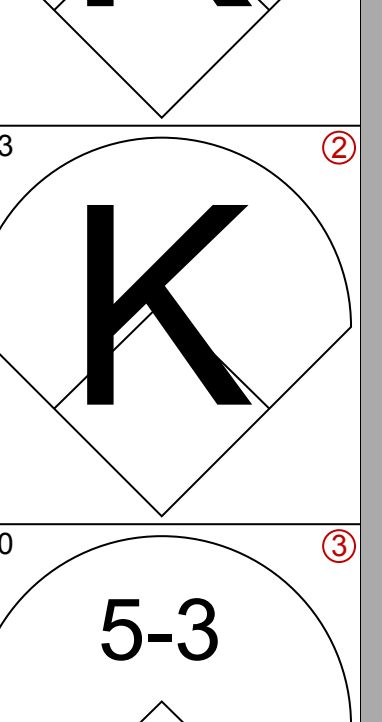
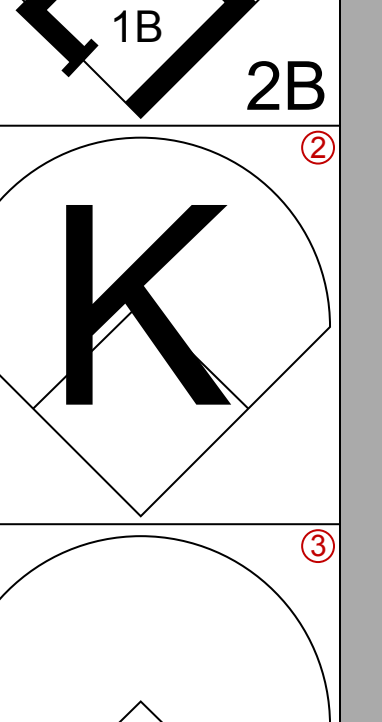
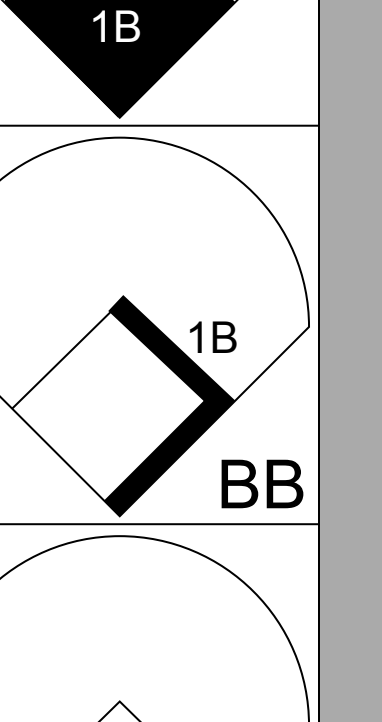
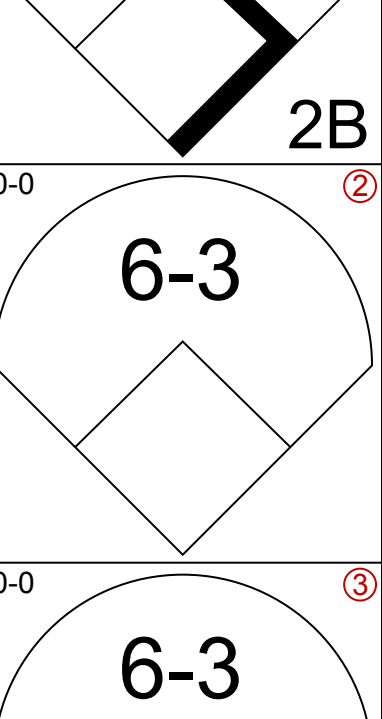
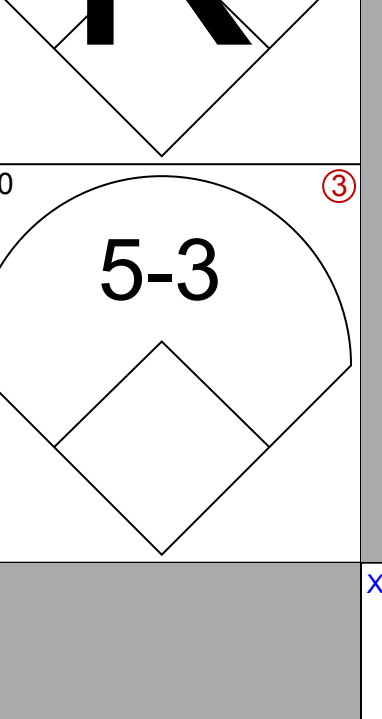
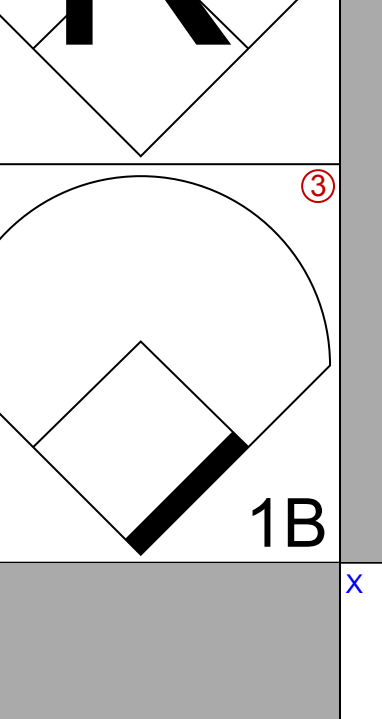
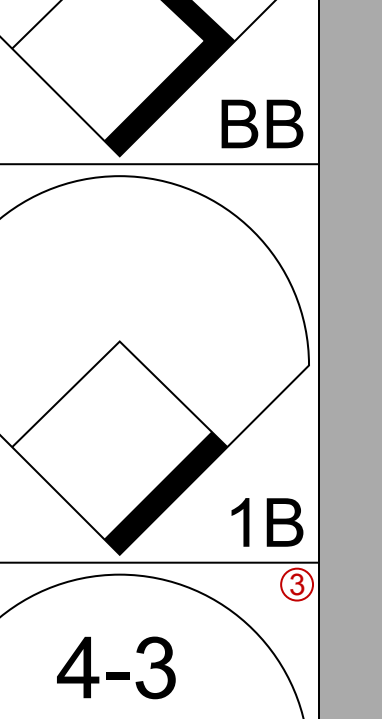
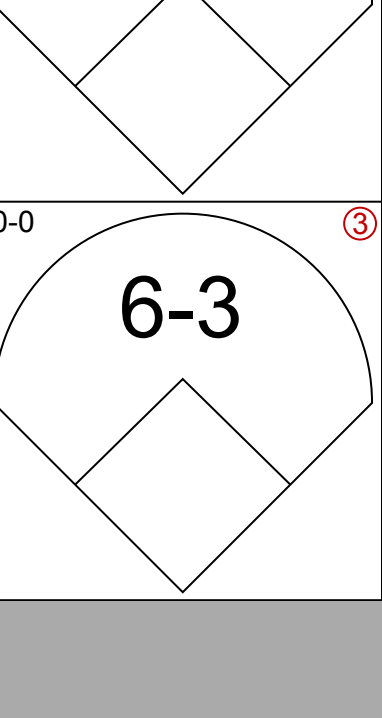
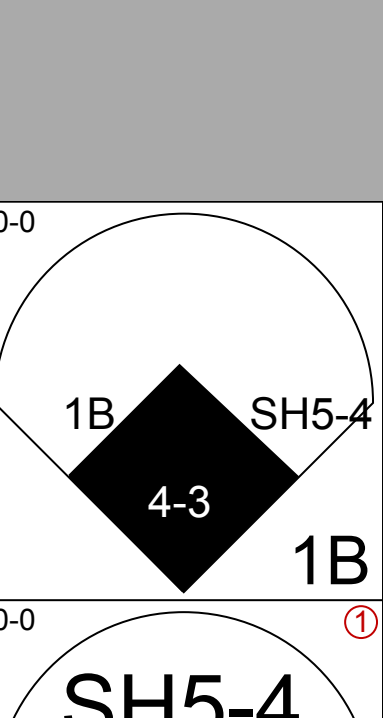
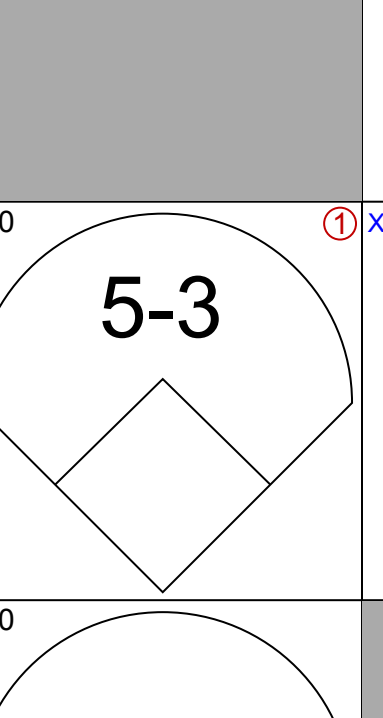

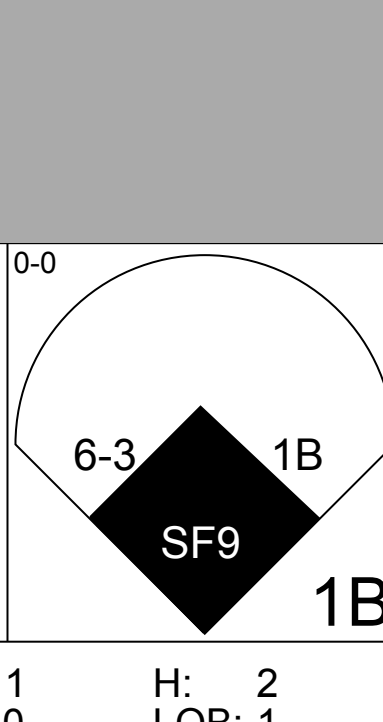
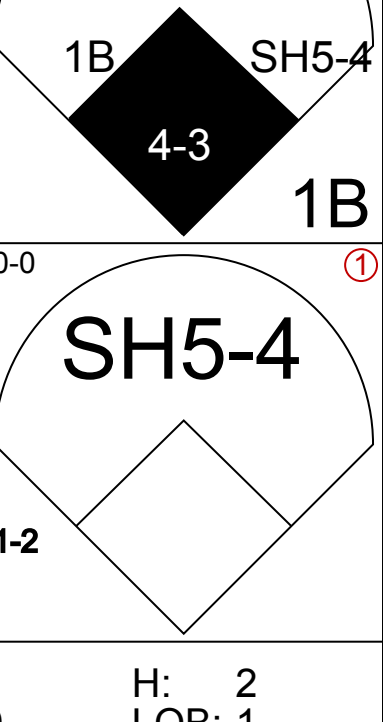
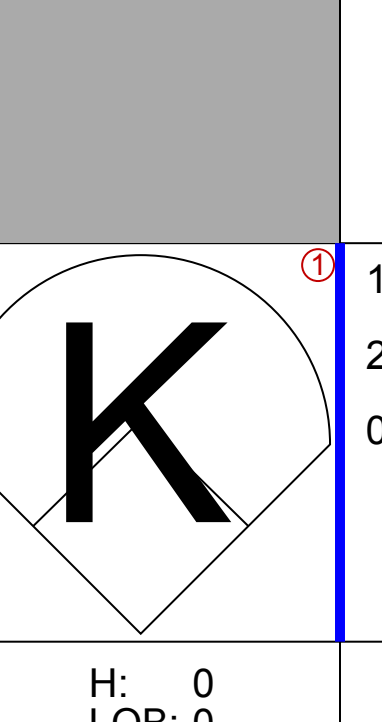



Batter	1	2	3	4	5	6	7	8	9	AB	R	H	RBI	BB	SO	LOB	BOTTOM																										
Tom Lawless, R OBP: 0.273, SLG: 0.250 Wayne Krenchicki, L OBP: 0.330, SLG: 0.405 (1, 4) (8, PH)										2	2	2	0	2	0	0																											
Eddie Milner, L OBP: 0.342, SLG: 0.403 (1, 7)										5	0	1	0	0	0	3																											
Dave Concepcion, R OBP: 0.341, SLG: 0.370 (1, 6)										4	1	3	2	0	0	0																											
Dan Driessen, L OBP: 0.391, SLG: 0.449 (1, 3)										2	0	0	0	2	0	2																											
Cesar Cedeno, R OBP: 0.355, SLG: 0.449 (1, 8)										3	0	0	0	1	0	3																											
Paul Householder, S OBP: 0.285, SLG: 0.339 (1, 9)										2	1	1	2	1	0	2																											
Ron Oester, S OBP: 0.292, SLG: 0.321 (1, 5)										3	0	0	0	1	1	2																											
Alex Trevino, R OBP: 0.314, SLG: 0.286 (1, 2)										4	0	0	0	0	1	3																											
Frank Pastore, R OBP: 0.207, SLG: 0.214 Duane Walker, L OBP: 0.344, SLG: 0.422 Joe Price, R OBP: 0.344, SLG: 0.422 Mike Vail, R OBP: 0.288, SLG: 0.446 Tom Hume, R OBP: 0.288, SLG: 0.446 (1, 1) (6, PH) (7, 1) (8, PH) (9, 1)										2	0	0	0	0	0	0																											
Inning Stats	R: 1 E: 0 K: 0 S: 4	H: 1 LOB: 2 BB: 2 P: 12	R: 0 E: 0 K: 2 S: 7	H: 0 LOB: 0 BB: 0 P: 7	R: 2 E: 0 K: 0 S: 5	H: 2 LOB: 3 BB: 3 P: 17	R: 0 E: 0 K: 0 S: 2	H: 0 LOB: 0 BB: 1 P: 6	R: 0 E: 0 K: 0 S: 4	H: 1 LOB: 2 BB: 1 P: 8	R: 0 E: 0 K: 0 S: 4	H: 1 LOB: 1 BB: 0 P: 4	R: 0 E: 0 K: 0 S: 3	H: 1 LOB: 0 BB: 0 P: 3	R: 1 E: 0 K: 0 S: 4	H: 1 LOB: 0 BB: 0 P: 4	R: 0 E: 0 K: 0 S: 3	H: 0 LOB: 0 BB: 0 P: 3	1B: 4 2B: 3 3B: 0 HR: 1	SF: 2 SAC: 0 DP: 2 HBP: 0	WP: 1 PB: 0 SB: 0 CS: 0	PA: 39																					
PITCHER	IP	WLS	BF	H	R	ER	SO	BB	IBB	HBP	BLK	WP	HR	S	P	ERA	WHIP	PITCHER								IP	WLS	BF	H	R	ER	SO	BB	IBB	HBP	BLK	WP	HR	S	P	ERA	WHIP	
Ross Baumgarten, L ERA: 7.66 (1, 1)	2.1		14	3	3	3	2	4	0	0	0	0	0	14	30	11.57	3.000																										
Manny Sarmiento, R ERA: 3.39 (3, 1)	4.2	W	18	3	0	0	0	2	1	0	0	0	0	15	27	0.00	1.071																										
Rod Scurry, L ERA: 2.24 (8, 1)	1.0		4	1	1	1	0	0	0	0	0	0	1	4	4	9.00	1.000																										
Kent Tekulve, R ERA: 2.57 (9, 1)	1.0	S	3	0	0	0	0	0	0	0	0	0	0	3	3	0.00	0.000																										

Pittsburgh Pirates @ Cincinnati Reds
Riverfront Stadium, Cincinnati, OH
Mon Jul 19 1982, 7:05 PM EDT
Att: 16,395 - Unknown

AB 30
R 4
H 7
RBI 4
BB 7
SO 2
LOB 15

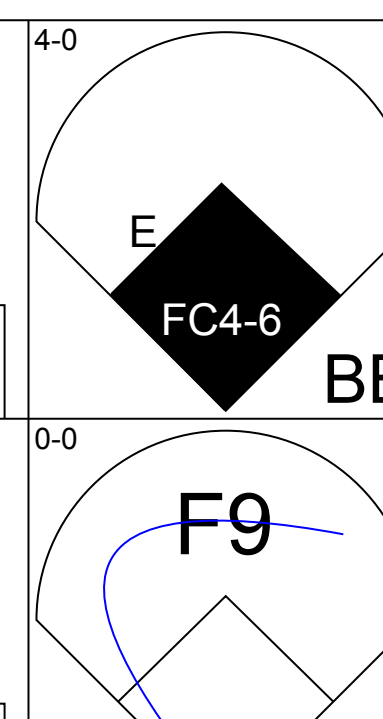
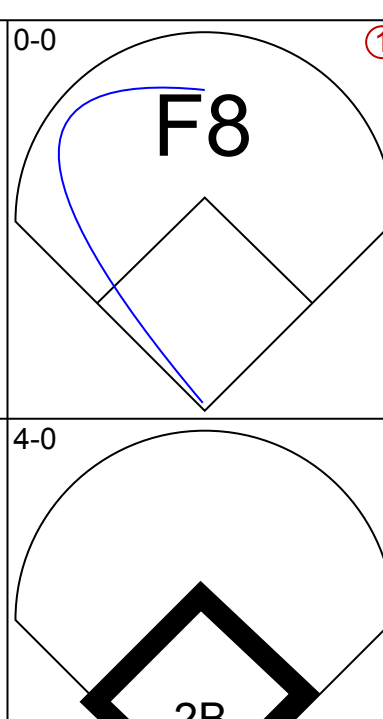
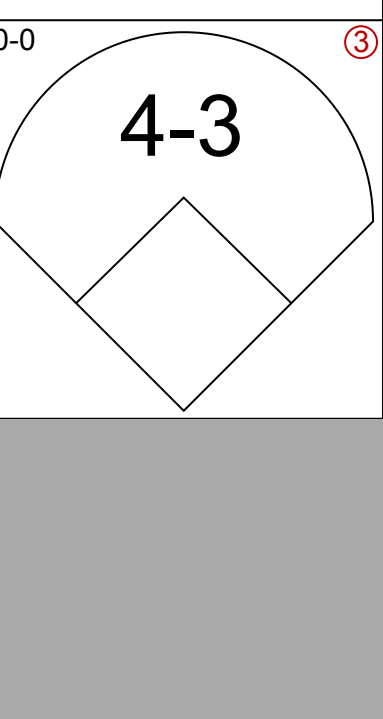
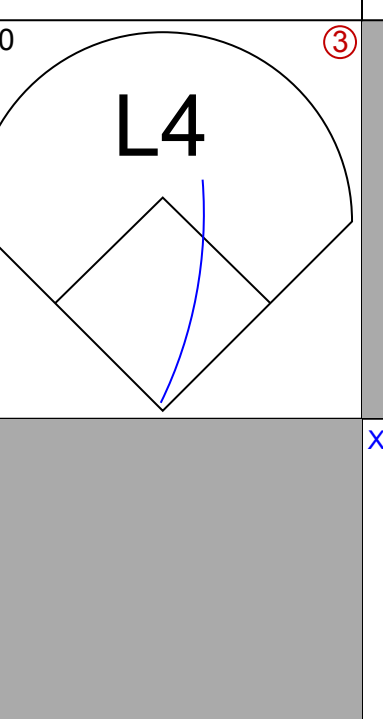
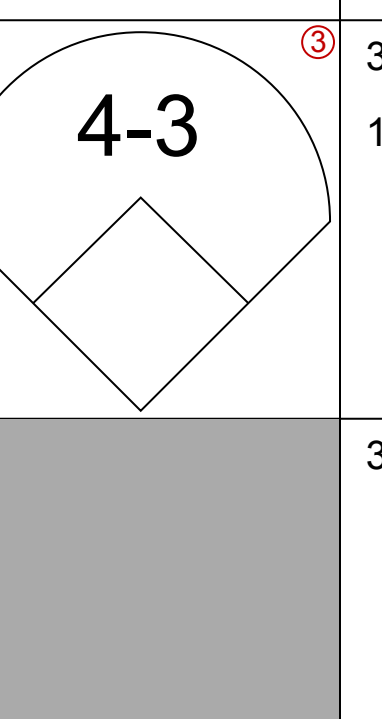
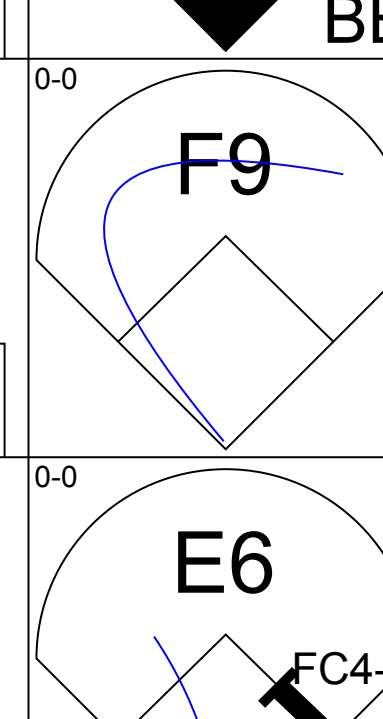
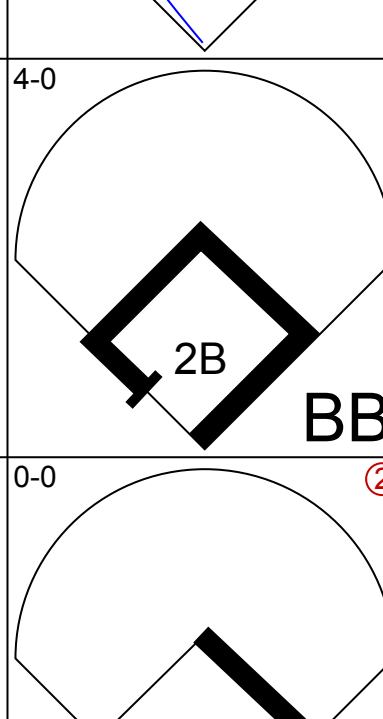

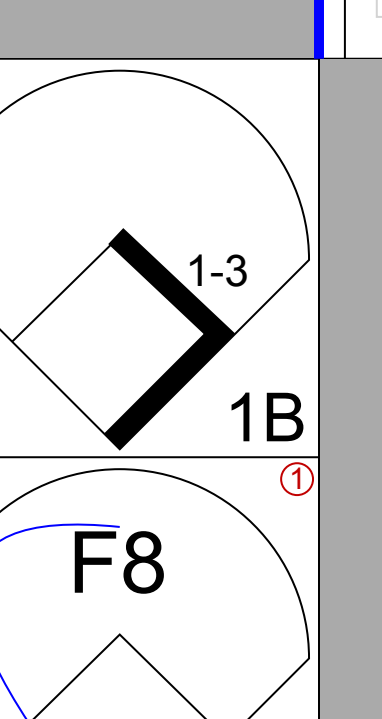
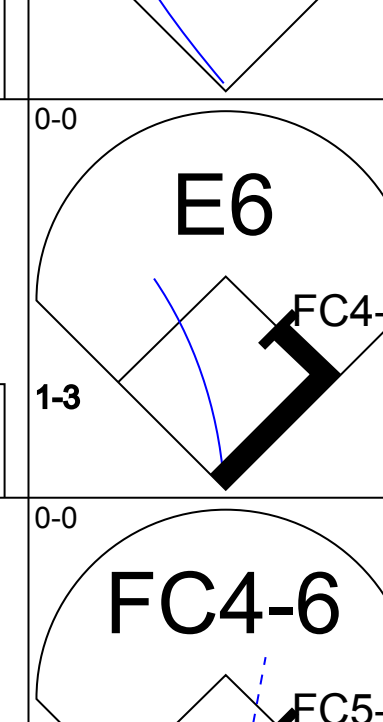
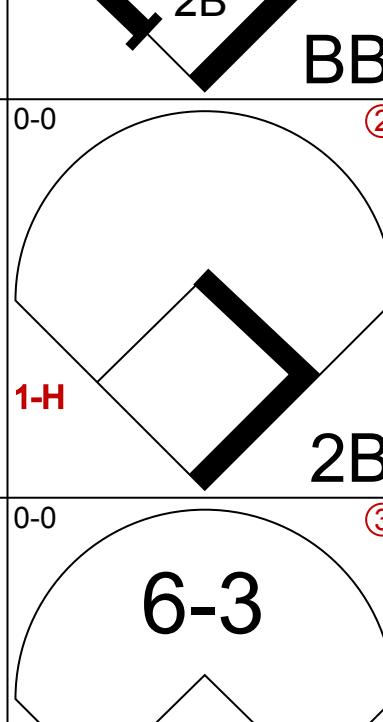
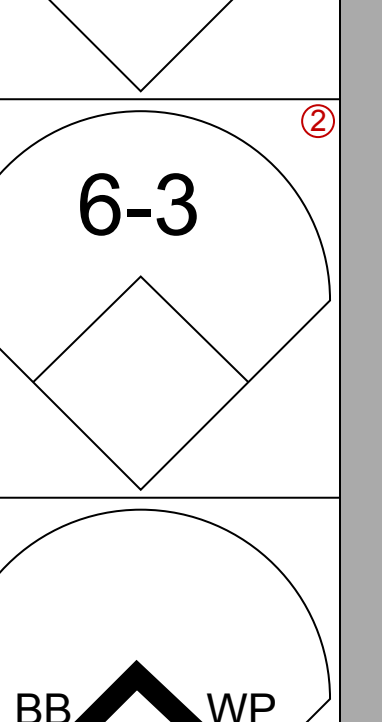
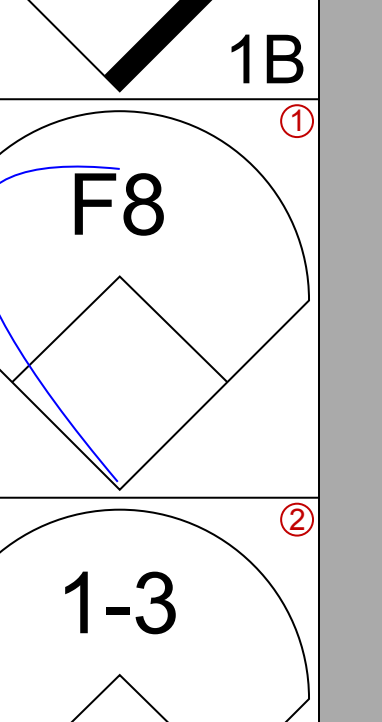
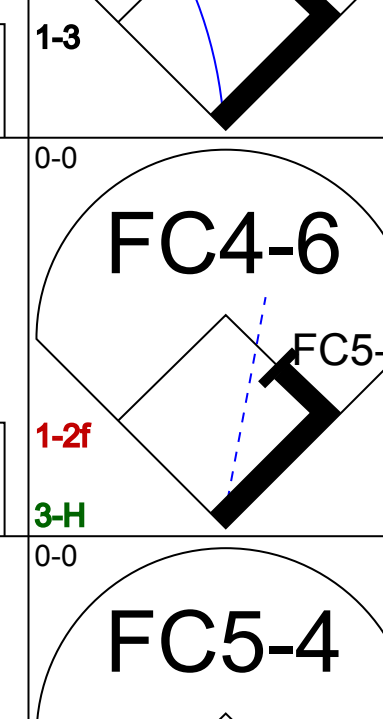
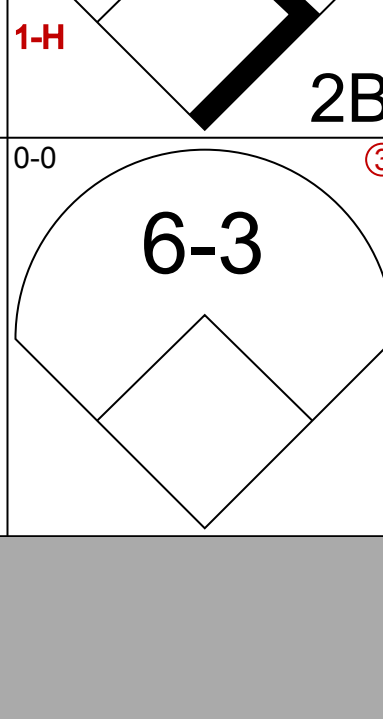
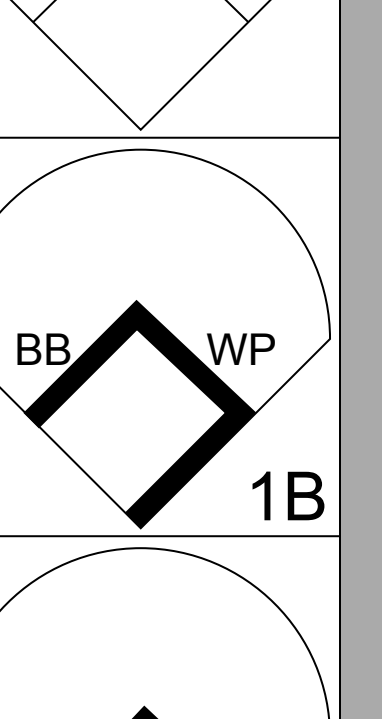
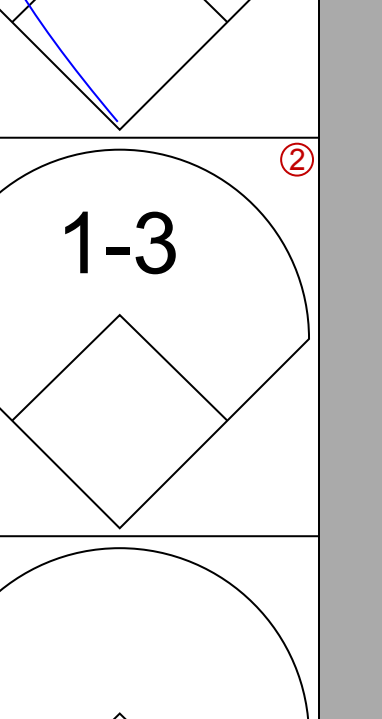
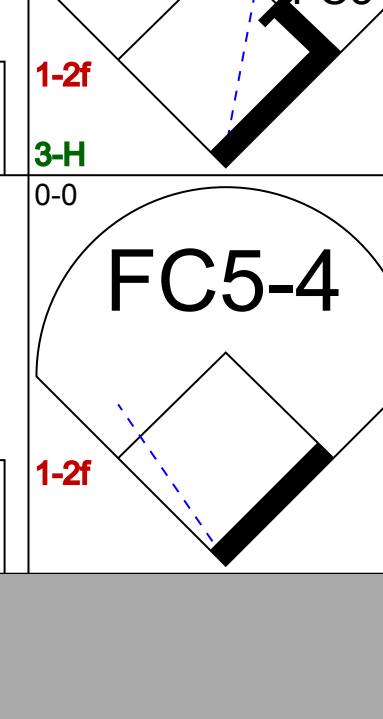
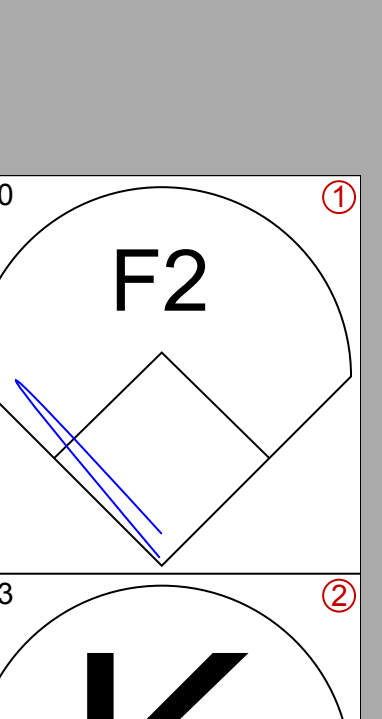
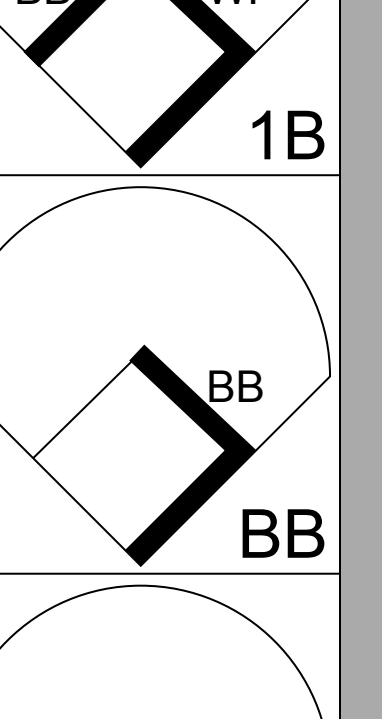
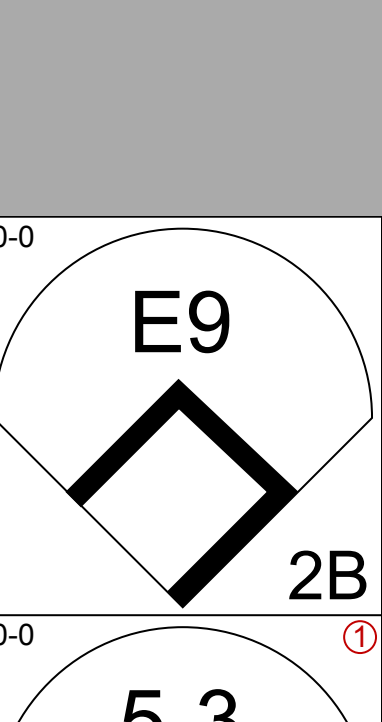
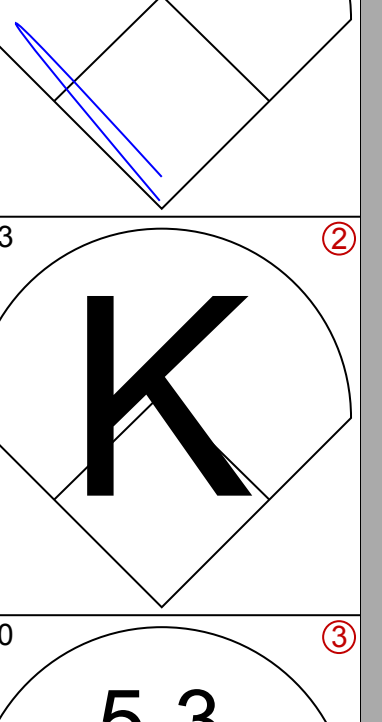
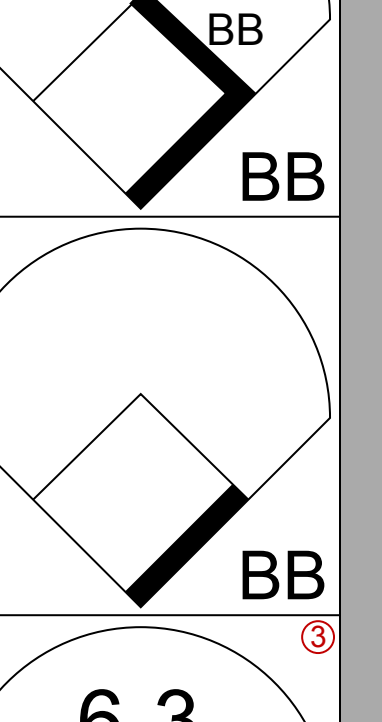
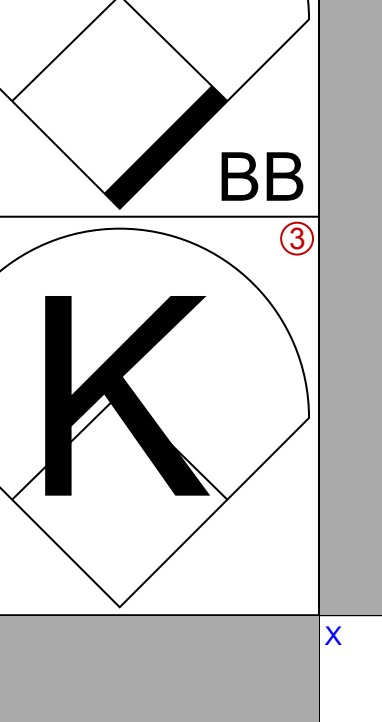
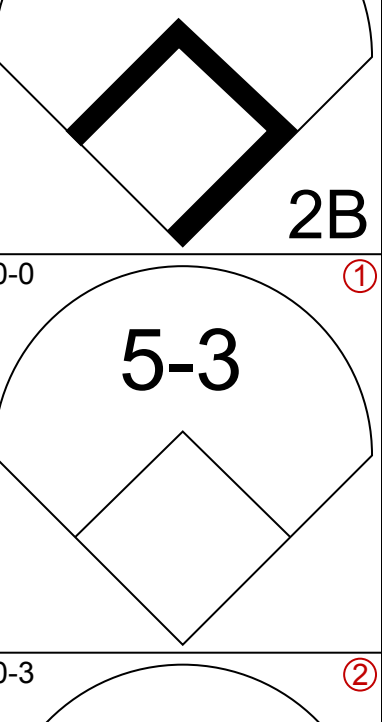
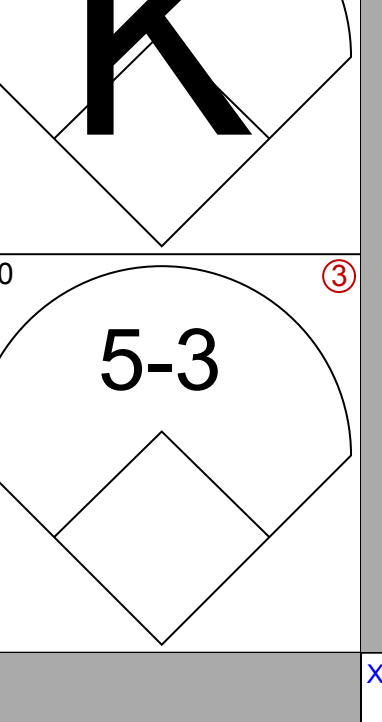
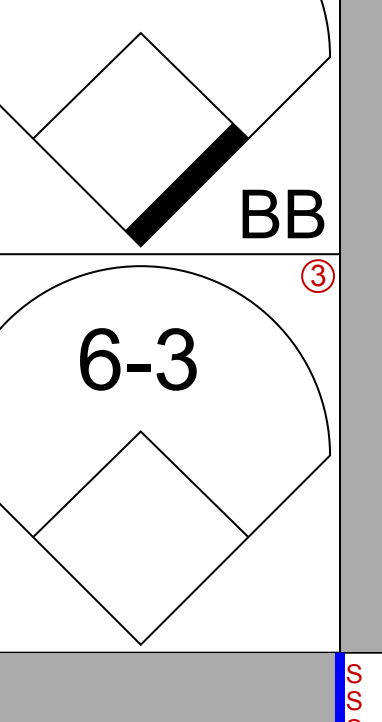
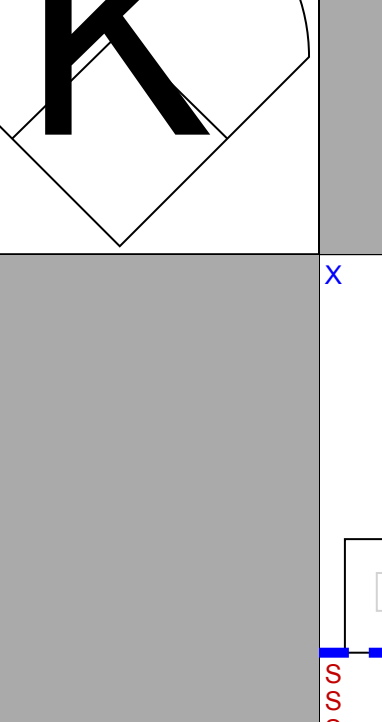
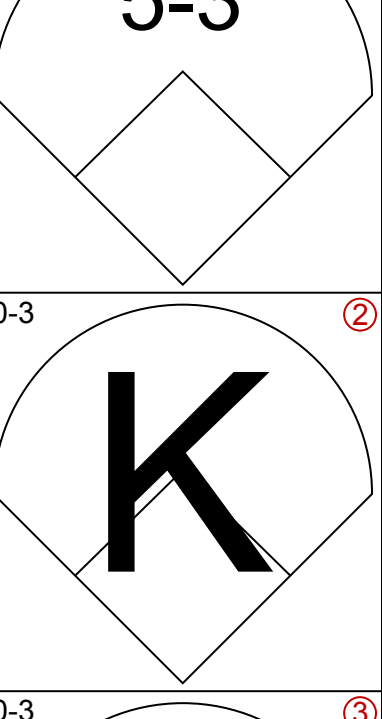
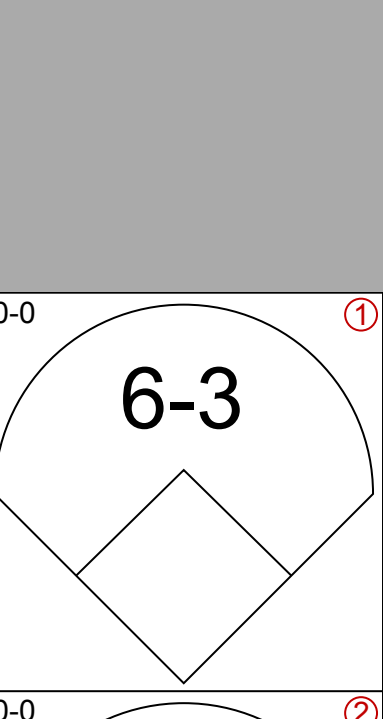
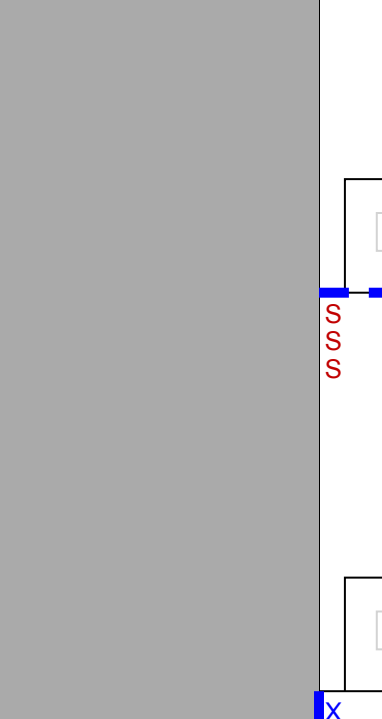
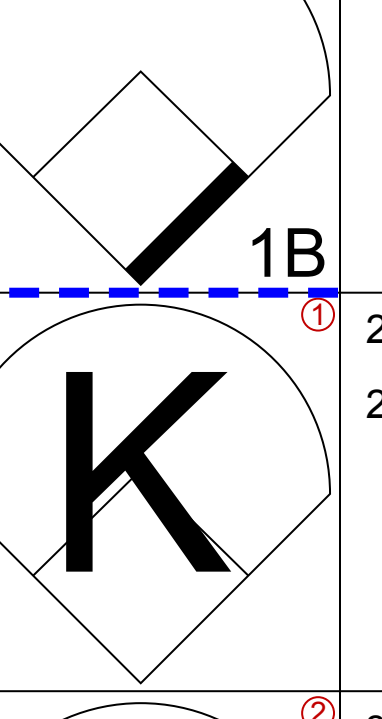
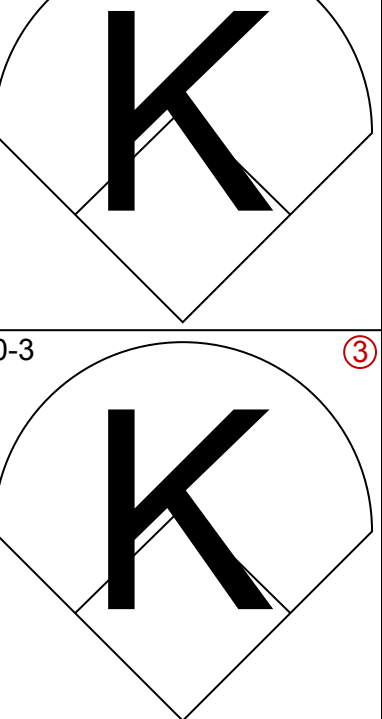
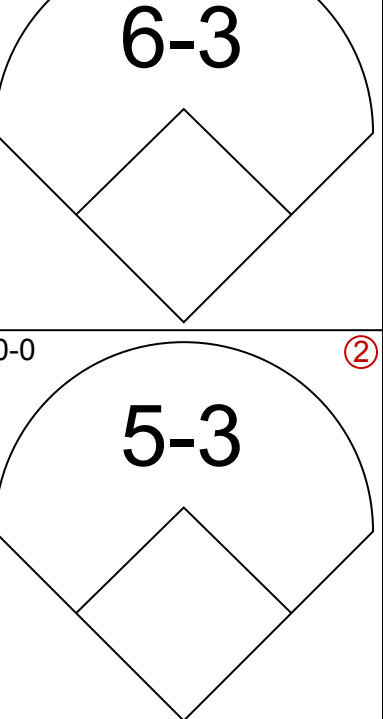
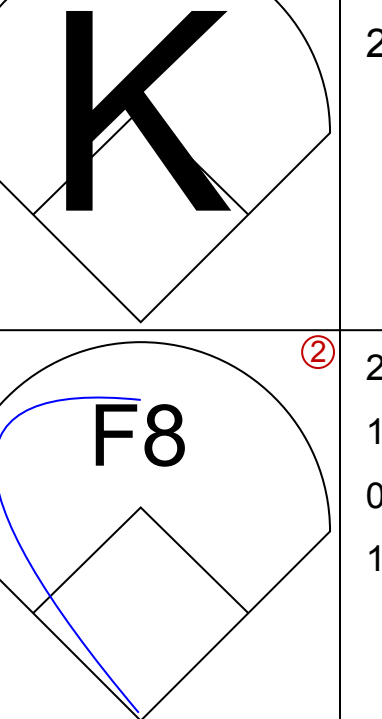


Batter	1	2	3	4	5	6	7	8	9	AB	R	H	RBI	BB	SO	LOB	TOP																					
Omar Moreno, L (1, 8) OBP: 0.299, SLG: 0.328										4	0	2	0	0	1	1																						
Johnny Ray, S (1, 4) OBP: 0.333, SLG: 0.416										5	0	1	1	1	0	0	5																					
Bill Madlock, R (1, 5) OBP: 0.360, SLG: 0.445										3	0	0	1	0	0	2																						
Jason Thompson, L (1, 3) OBP: 0.398, SLG: 0.514										4	0	0	0	0	2	3																						
Dave Parker, L (1, 9) OBP: 0.341, SLG: 0.448										4	1	1	0	0	1	0																						
Mike Easter, L (1, 7) OBP: 0.355, SLG: 0.424										3	0	1	0	1	2	1																						
Tony Peña, R (1, 2) OBP: 0.338, SLG: 0.449										4	0	2	1	0	0	1																						
Dale Berra, R (1, 6) OBP: 0.309, SLG: 0.399										4	1	1	0	0	0	3																						
John Candelaria, L (1, 1) OBP: 0.229, SLG: 0.235										1	1	1	0	0	0	0																						
Rod Scurry, L (6, 1) OBP: 0.200, SLG: 0.200										2	0	1	0	0	1	0																						
Kent Tekulve, R (9, 1) OBP: 0.200, SLG: 0.200										0	0	0	0	0	0	0																						
Inning Stats	R: 0 E: 0 K: 2 S: 8	H: 1 LOB: 1 BB: 0 P: 8	R: 0 E: 0 K: 0 S: 4	H: 1 LOB: 1 BB: 0 P: 4	R: 1 E: 0 K: 0 S: 5	H: 2 LOB: 1 BB: 0 P: 5	R: 0 E: 0 K: 2 S: 7	H: 0 LOB: 0 BB: 0 P: 7	R: 1 E: 0 K: 0 S: 5	H: 2 LOB: 1 BB: 0 P: 5	R: 0 E: 0 K: 0 S: 8	H: 1 LOB: 1 BB: 0 P: 8	R: 0 E: 0 K: 0 S: 4	H: 1 LOB: 2 BB: 0 P: 4	R: 1 E: 0 K: 1 S: 5	H: 1 LOB: 2 BB: 0 P: 9	R: 0 E: 0 K: 1 S: 4	H: 0 LOB: 0 BB: 0 P: 5	1B: 8 2B: 2 3B: 0 HR: 0	SF: 1 SAC: 1 DP: 1 HBP: 1	WP: 1 PB: 0 SB: 2 CS: 1	PA: 38																
PITCHER	IP	WLS	BF	H	R	ER	SO	BB	IBB	HBP	BLK	WP	HR	S	P	ERA	WHIP	PITCHER				IP	WLS	BF	H	R	ER	SO	BB	IBB	HBP	BLK	WP	HR	S	P	ERA	WHIP
Bruce Berenyi, R (1, 1) ERA: 3.75	7.0	L	29	9	2	2	6	0	0	0	0	0	0	41	41	2.57	1.286																					
Jim Kern, R (8, 1) ERA: 2.66	2.0		9	1	1	0	1	1	0	1	0	1	0	9	14	0.00	1.000																					

Pittsburgh Pirates @ Cincinnati Reds
Riverfront Stadium, Cincinnati, OH
Tue Jul 20 1982, 7:05 PM EDT
Att: 17,395 - Unknown

AB 34
R 3
H 10
RBI 3
BB 1
SO 7
LOB 16



Batter	1	2	3	4	5	6	7	8	9	AB	R	H	RBI	BB	SO	LOB	BOTTOM																					
Tom Lawless, R (1, 4) OBP: 0.269, SLG: 0.217										3	1	0	0	1	0	0																						
Larry Bittner, L (9, FH) OBP: 0.355, SLG: 0.411										1	0	0	0	0	0	1																						
Eddie Milner, L (1, 7) OBP: 0.344, SLG: 0.403										3	0	1	0	1	0	1																						
Dave Concepcion, R (1, 6) OBP: 0.340, SLG: 0.371										4	0	1	0	0	0	2																						
Dan Driessen, L (1, 3) OBP: 0.390, SLG: 0.447										4	0	1	1	0	0	3																						
Cesar Cedeno, R (1, 8) OBP: 0.357, SLG: 0.446										2	0	0	0	2	0	1																						
Paul Householder, S (1, 9) OBP: 0.270, SLG: 0.344										3	0	1	0	1	2	2																						
Ron Oester, S (1, 5) OBP: 0.291, SLG: 0.321										4	0	1	0	0	0	4																						
Dave Vangorder, R (1, 2) OBP: 0.231, SLG: 0.260										2	0	0	0	0	1	1																						
Alex Trevino, R (7, FH) OBP: 0.312, SLG: 0.283										2	0	0	0	0	2	1																						
Bruce Berenyi, R (1, 1) OBP: 0.263, SLG: 0.316										2	0	0	0	0	1	1																						
Mike Vail, R (7, FH) OBP: 0.266, SLG: 0.443										1	0	0	0	0	0	0																						
Jim Kern, R (8, 1) OBP: 0.326, SLG: 0.400										0	0	0	0	0	0	0																						
Wayne Krenchicki, L (9, FH) OBP: 0.326, SLG: 0.400										1	0	0	0	0	0	1																						
Inning Stats	R: 1 E: 1 K: 0 S: 4	H: 0 LOB: 1 BB: 1 P: 8	R: 0 E: 1 K: 2 S: 8	H: 1 LOB: 1 BB: 0 P: 8	R: 0 E: 0 K: 0 S: 3	H: 1 LOB: 1 BB: 1 P: 7	R: 0 E: 0 K: 1 S: 5	H: 0 LOB: 0 BB: 0 P: 5	R: 0 E: 0 K: 0 S: 3	H: 0 LOB: 0 BB: 0 P: 3	R: 0 E: 0 K: 0 S: 4	H: 1 LOB: 3 BB: 2 P: 12	R: 0 E: 0 K: 1 S: 5	H: 0 LOB: 0 BB: 0 P: 5	R: 0 E: 0 K: 1 S: 6	H: 1 LOB: 2 BB: 1 P: 10	R: 0 E: 0 K: 1 S: 6	H: 1 LOB: 1 BB: 0 P: 6	1B: 3 2B: 2 3B: 0 HR: 0	SF: 0 SAC: 0 DP: 0 HBP: 0	WP: 1 PB: 0 SB: 0 CS: 0	PA: 37																
PITCHER	IP	WLS	BF	H	R	ER	SO	BB	IBB	HBP	BLK	WP	HR	S	P	ERA	WHIP	PITCHER				IP	WLS	BF	H	R	ER	SO	BB	IBB	HBP	BLK	WP	HR	S	P	ERA	WHIP
John Candelaria, L (1, 1) ERA: 2.9	5.0	W	19	2	1	0	3	2	0	0	0	0	0	23	31	0.00	0.800																					
Rod Scurry, L (6, 1) ERA: 2.13	3.0		15	3	0	0	2	3	0	0	0	1	0	16	28	0.00	2.000																					
Kent Tekulve, R (9, 1) ERA: 2.54	1.0	S	3	0	0	0	1	0	0	0	0	0	0	5	5	0.00	0.000																					

Pittsburgh Pirates @ Cincinnati Reds
Riverfront Stadium, Cincinnati, OH
Tue Jul 20 1982, 7:05 PM EDT
Att: 17,395 - Unknown

AB 32
R 1
H 5
RBI 1
BB 5
SO 6
LOB 18



Batter	1	2	3	4	5	6	7	8	9	AB	R	H	RBI	BB	SO	LOB	TOP				
Omar Moreno, L (1.8) OBP: 0.296, SLG: 0.325	F7		4-3			G4-6-3		F7		4	0	0	0	0	0	1	Pittsburgh Pirates @ Cincinnati Reds Riverfront Stadium, Cincinnati, OH Wed Jul 21 1982, 7:05 PM EDT Att: 16,543 - Unknown				
Lee Lacy, R (1.7) OBP: 0.357, SLG: 0.369	5-3			6-3		F7		6-3		4	0	0	0	0	0	0					
Bill Madlock, R (1.5) OBP: 0.358, SLG: 0.442	L4			1-3			G3 2B	F7		4	1	1	0	0	0	0					
Jason Thompson, L (1.3) OBP: 0.396, SLG: 0.509		G3-6-3 BB		K			G3 1B	4-3		3	0	0	0	1	1	1					
Dave Parker, L (1.9) OBP: 0.335, SLG: 0.440		G3-6-3			K		G3	G3		4	0	0	0	0	1	2					
Tony Peña, R (1.2) OBP: 0.341, SLG: 0.453		P6				FC4-6 BB				2	0	1	1	1	0	0					
Johnny Ray, S (1.4) OBP: 0.331, SLG: 0.413			P4			FC4-6		F3		3	0	0	0	0	0	2					
Dale Berra, R (1.6) OBP: 0.309, SLG: 0.408				K				P6		3	1	1	1	0	1	1					
Larry McWilliams, L (1.1) OBP: 0.222, SLG: 0.176										2	0	1	0	0	1	0					
Willie Stargell, L (8. PH) OBP: 0.330, SLG: 0.512										1	1	1	1	0	0	0					
Kent Tekulve, R (8.1)										0	0	0	0	0	0	0					
Inning Stats	R: 0 E: 0 K: 0 S: 3	H: 0 LOB: 0 BB: 0 P: 3	R: 0 E: 0 K: 0 S: 2	H: 0 LOB: 0 BB: 1 P: 6	R: 1 E: 0 K: 1 S: 6	H: 1 LOB: 0 BB: 0 P: 6	R: 0 E: 0 K: 1 S: 5	H: 0 LOB: 0 BB: 0 P: 5	R: 0 E: 0 K: 2 S: 7	H: 0 LOB: 1 BB: 1 P: 11	R: 0 E: 0 K: 0 S: 3	H: 1 LOB: 0 BB: 0 P: 3	R: 1 E: 0 K: 0 S: 4	H: 1 LOB: 0 BB: 0 P: 4	R: 0 E: 0 K: 0 S: 3	H: 0 LOB: 0 BB: 0 P: 3	1B: 2 2B: 1 3B: 0 HR: 2	SF: 0 SAC: 0 DP: 2 HBP: 0	WP: 0 PB: 0 SB: 1 CS: 0	PA: 32	
PITCHER	IP	WLS	BF	H	R	ER	SO	BB	IBB	HBP	BLK	WP	HR	S	P	ERA	WHIP				
Bob Shirley, L (1.1) ERA: 4.33	7.0		25	4	2	2	4	2	0	0	0	0	1	31	39	2.57	0.857				
Tom Hume, R (8.1) ERA: 3.16	2.0	L	7	1	1	1	0	0	0	0	0	0	1	7	7	4.50	0.500				

AB 30
R 3
H 5
RBI 3
BB 2
SO 4
LOB 7




Batter	1	2	3	4	5	6	7	8	9	AB	R	H	RBI	BB	SO	LOB	BOTTOM				
Tom Lawless, R (1.4) OBP: 0.241, SLG: 0.192	K		4-3		5-3			P6		3	0	0	0	0	1	0	Pittsburgh Pirates @ Cincinnati Reds Riverfront Stadium, Cincinnati, OH Wed Jul 21 1982, 7:05 PM EDT Att: 16,543 - Unknown				
Wayne Krenchicki, L (8. PH) OBP: 0.322, SLG: 0.395										1	0	0	0	0	0	0					
Eddie Milner, L (1.7) OBP: 0.346, SLG: 0.407	P6						CS	G3		4	0	2	0	0	0	0					
Dave Concepcion, R (1.6) OBP: 0.339, SLG: 0.370			6-3		CS			6-3		4	0	1	0	0	0	1					
Cesar Cedeno, R (1.8) OBP: 0.359, SLG: 0.449	L7					6-3 HR		1-6-3		3	1	1	0	1	0	1					
Dan Driessen, L (1.3) OBP: 0.386, SLG: 0.441						6-3		F9		4	0	0	0	0	1	2					
Paul Householder, S (1.9) OBP: 0.275, SLG: 0.370										4	1	2	2	0	1	1					
Ron Oester, S (1.5) OBP: 0.289, SLG: 0.318										3	0	0	0	0	1	1					
Alex Trevino, R (1.2) OBP: 0.308, SLG: 0.279										3	0	0	0	0	0	1					
Bob Shirley, R (1.1) OBP: 0.154, SLG: 0.154										2	0	0	0	0	1	0					
Mike Vail, R (7. PH) OBP: 0.283, SLG: 0.439										1	0	0	0	0	1	0					
Tom Hume, R (8.1)										0	0	0	0	0	0	0					
Inning Stats	R: 0 E: 0 K: 1 S: 6	H: 1 LOB: 1 BB: 0 P: 6	R: 0 E: 0 K: 1 S: 6	H: 1 LOB: 1 BB: 0 P: 6	R: 0 E: 0 K: 1 S: 6	H: 1 LOB: 1 BB: 0 P: 6	R: 2 E: 0 K: 0 S: 5	H: 2 LOB: 0 BB: 0 P: 5	R: 0 E: 0 K: 0 S: 3	H: 1 LOB: 0 BB: 0 P: 3	R: 0 E: 0 K: 2 S: 7	H: 0 LOB: 0 BB: 0 P: 7	R: 0 E: 0 K: 0 S: 3	H: 0 LOB: 0 BB: 0 P: 3	R: 0 E: 0 K: 0 S: 3	H: 0 LOB: 0 BB: 0 P: 3	1B: 2 2B: 3 3B: 0 HR: 1	SF: 0 SAC: 0 DP: 0 HBP: 0	WP: 0 PB: 0 SB: 1 CS: 1	PA: 34	
PITCHER	IP	WLS	BF	H	R	ER	SO	BB	IBB	HBP	BLK	WP	HR	S	P	ERA	WHIP				
Larry McWilliams, L (1.1) ERA: 4.19	7.0	W	27	6	2	2	6	1	0	0	0	0	1	38	42	2.57	1.000				
Kent Tekulve, R (8.1) ERA: 2.46	2.0	S	6	0	0	0	0	0	0	0	0	0	0	6	6	0.00	0.000				




Batter	1	2	3	4	5	6	7	8	9	AB	R	H	RBI	BB	SO	LOB	TOP			
Claudell Washington, L (1.9)	0-0 CS 1B			0-0 2B		0-0 6-3		0-0 4-3		4	0	2	0	0	0	2	Atlanta Braves @ Pittsburgh Pirates Three Rivers Stadium, Pittsburgh, PA Fri Jul 23 1982, 7:05 PM EDT Att: 22,722 - Unknown			
Glenn Hubbard, R (1.4)	0-0 F9			0-0 F7		0-0 4-3		4-0 G6-3 BB		3	0	0	0	1	0	2				
Chris Chambliss, L (1.3)	0-0 6-3			0-0 P6			0-0 6-3		0-0 G6-3		4	0	0	0	0	2				
Dale Murphy, R (1.8)		0-3 K		0-0 6-3			4-0 G6-3 BB		0-3 K		3	0	0	0	1	2				
Bob Horner, R (1.5)		0-0 5-3			0-3 K		0-0 G6-3				3	0	0	0	0	1				
Biff Pocoreba, S (1.2)		0-0 P4			0-0				0-0 1B		3	0	2	0	0	0				
Bob Porter, L (1.7)				0-0 FC3-6 1B		0-0 F9		0-0 F9		3	0	1	0	0	0	2				
Rafael Ramirez, R (1.6)				0-0 FC3-6 CS		0-0 F9		1-2 1B		3	0	1	0	0	0	2				
Rick Camp, R (1.1)				0-3 K		0-0 P6		0-3 K		1	0	0	0	0	1	1				
Larry Whisenton, L (6. PH)										1	0	0	0	0	0	0				
Al Hrabosky, L (6. PH)										0	0	0	0	0	0	0				
Ken Smith, L (6. PH)										0	0	0	0	0	0	0				
Joe Cowley, R (8. PH)										0	0	0	0	0	0	0				
Carlos Diaz, R (8. PH)										0	0	0	0	0	0	0				
Inning Stats	R: 0 E: 0 K: 0 S: 3	H: 1 LOB: 0 BB: 0 P: 3	R: 0 E: 0 K: 1 S: 5	H: 0 LOB: 0 BB: 0 P: 5	R: 0 E: 0 K: 1 S: 5	H: 1 LOB: 0 BB: 0 P: 5	R: 0 E: 0 K: 0 S: 4	H: 1 LOB: 1 BB: 0 P: 4	R: 0 E: 0 K: 1 S: 6	H: 1 LOB: 1 BB: 0 P: 6	R: 0 E: 0 K: 0 S: 2	H: 0 LOB: 0 BB: 1 P: 6	R: 0 E: 0 K: 1 S: 7	H: 2 LOB: 2 BB: 0 P: 7	R: 0 E: 0 K: 1 S: 4	H: 0 LOB: 0 BB: 1 P: 8	1B: 5 2B: 1 3B: 0 HR: 0	SF: 0 SAC: 0 DP: 2 HBP: 0	WP: 0 PB: 0 SB: 0 CS: 2	PA: 31
PITCHER Rick Rhoden, R (1.1) ERA: 5.21	IP: 9.0 WLS: W BF: 31 H: 6 R: 0 ER: 0 SO: 5 BB: 2 IBB: 0 HBP: 0 BLK: 0 WP: 0 HR: 0 S: 39 P: 47 ERA: 0.00 WHIP: 0.889																			

Batter	1	2	3	4	5	6	7	8	9	AB	R	H	RBI	BB	SO	LOB	BOTTOM			
Omar Moreno, L (1.8)	0-0 G3	4-0 S BB		0-0 4-3		4-0 BB		0-0 2B		3	0	1	1	2	0	1	Atlanta Braves @ Pittsburgh Pirates Three Rivers Stadium, Pittsburgh, PA Fri Jul 23 1982, 7:05 PM EDT Att: 22,722 - Unknown			
Johnny Ray, S (1.4)	0-0 1B SF8	4-0 1-3 BB		0-0 G5-4-3 1B		0-0 4-3		0-0 F8		4	1	2	0	1	0	4				
Bill Madlock, R (1.5)	0-0 FC6 1B	0-0 P6		0-0 G5-4-3		0-3 K				4	0	1	0	0	1	3				
Jason Thompson, L (1.3)	0-0 SF8		0-0 F7		0-0 F7		0-0 F8			3	0	0	1	0	0	0				
Dave Parker, L (1.9)	0-0 FC6		0-0 CS 1B		0-0 E6 1B 2B		0-0 P6			4	1	1	0	0	0	1				
Mike Easter, L (1.7)		0-0 3B 2B	0-3 K		0-3 K		0-0 6-3			4	1	1	0	0	2	2				
Tony Peña, R (1.2)		0-0 P5		0-0 SH1-3 1B		0-0 F9		0-3 K		4	0	1	0	0	1	2				
Dale Berra, R (1.6)		0-0 S 3B		0-0 SH1-3		0-0 2B 1B		4-0 1B 2B BB		2	3	2	1	1	0	0				
Rick Rhoden, R (1.1)		0-0 6-3		0-3 K		0-0 2B		0-0 2B 1B		4	0	2	2	0	1	2				
Inning Stats	R: 1 E: 0 K: 0 S: 5	H: 2 LOB: 1 BB: 0 P: 5	R: 2 E: 0 K: 0 S: 5	H: 2 LOB: 2 BB: 2 P: 13	R: 0 E: 0 K: 1 S: 5	H: 1 LOB: 0 BB: 0 P: 5	R: 0 E: 0 K: 1 S: 6	H: 1 LOB: 1 BB: 0 P: 6	R: 0 E: 0 K: 0 S: 3	H: 1 LOB: 0 BB: 0 P: 3	R: 2 E: 1 K: 1 S: 8	H: 2 LOB: 2 BB: 1 P: 12	R: 0 E: 0 K: 1 S: 5	H: 0 LOB: 0 BB: 0 P: 5	R: 1 E: 0 K: 1 S: 7	H: 2 LOB: 2 BB: 1 P: 11		1B: 7 2B: 3 3B: 1 HR: 0	SF: 1 SAC: 1 DP: 1 HBP: 0	WP: 0 PB: 0 SB: 3 CS: 1
PITCHER Rick Camp, R (1.1) ERA: 3.2	IP: 5.0 WLS: L BF: 22 H: 7 R: 3 ER: 3 SO: 2 BB: 2 IBB: 0 HBP: 0 BLK: 0 WP: 0 HR: 0 S: 24 P: 32 ERA: 5.40 WHIP: 1.800																			
Al Hrabosky, L (6.1)	2.0 BF: 10 H: 2 R: 2 ER: 0 SO: 2 BB: 1 IBB: 0 HBP: 0 BLK: 0 WP: 0 HR: 0 S: 13 P: 17 ERA: 0.00 WHIP: 1.500																			
Joe Cowley, R (8.1)	0.2 BF: 5 H: 2 R: 1 ER: 1 SO: 1 BB: 1 IBB: 0 HBP: 0 BLK: 0 WP: 0 HR: 0 S: 6 P: 10 ERA: 13.50 WHIP: 4.500																			
Carlos Diaz, L (8.1)	0.1 BF: 1 H: 0 R: 0 ER: 0 SO: 0 BB: 0 IBB: 0 HBP: 0 BLK: 0 WP: 0 HR: 0 S: 1 P: 1 ERA: 0.00 WHIP: 0.000																			

AB 29
 R 0
 H 6
 RBI 0
 BB 2
 SO 5
 LOB 15



AB 32
 R 6
 H 11
 RBI 5
 BB 4
 SO 5
 LOB 15



livebaseballscorecards.com

livebaseballscorecards.com


Batter	1	2	3	4	5	6	7	8	9	AB	R	H	RBI	BB	SO	LOB	TOP			
Claudell Washington, L (1.9) OBP: 0.345, SLG: 0.388										3	0	0	0	0	2	0	Atlanta Braves @ Pittsburgh Pirates Three Rivers Stadium, Pittsburgh, PA Sun Jul 25 1982, 3:33 AM EDT Att: 22,565 - Unknown			
Rafael Ramirez, R (1.6) OBP: 0.309, SLG: 0.351										3	0	1	0	0	0	0				
Dale Murphy, R (1.8) OBP: 0.380, SLG: 0.547										3	0	0	0	0	1	1				
Bob Horner, R (1.5) OBP: 0.375, SLG: 0.519										3	0	2	0	0	0	0				
Rufino Linares, R (1.7) OBP: 0.366, SLG: 0.435										3	0	0	0	0	0	2				
Bob Watson, R (1.3) OBP: 0.253, SLG: 0.333										3	0	0	0	0	0	0				
Glenn Hubbard, R (1.4) OBP: 0.339, SLG: 0.373										3	0	1	0	0	0	0				
Bruce Benedict, R (1.2) OBP: 0.295, SLG: 0.292										3	0	0	0	0	0	1				
Rick Mahler, R (1.1) OBP: 0.205, SLG: 0.238										2	0	0	0	0	0	0				
Al Hrabosky, R (6.1) OBP: 0.500, SLG: 0.500										0	0	0	0	0	0	0				
Joe Cowley, R (7.1) OBP: 0.214, SLG: 0.214										0	0	0	0	0	0	0				
Jerry Royster, R (9, PH) OBP: 0.255, SLG: 0.205										1	0	0	0	0	0	0				
Inning Stats	R: 0 E: 0 K: 1 S: 5	H: 1 LOB: 0 BB: 0 P: 5	R: 0 E: 0 K: 0 S: 3	H: 1 LOB: 0 BB: 0 P: 3	R: 0 E: 0 K: 0 S: 3	H: 0 LOB: 0 BB: 0 P: 3	R: 0 E: 0 K: 0 S: 3	H: 0 LOB: 0 BB: 0 P: 3	R: 0 E: 0 K: 0 S: 3	H: 0 LOB: 0 BB: 0 P: 3	R: 0 E: 0 K: 2 S: 7	H: 0 LOB: 0 BB: 0 P: 7	R: 0 E: 0 K: 0 S: 3	H: 1 LOB: 0 BB: 0 P: 3	R: 0 E: 0 K: 0 S: 3	H: 1 LOB: 0 BB: 0 P: 3	1B: 4 2B: 0 3B: 0 HR: 0	SF: 0 SAC: 0 DP: 3 HBP: 0	WP: 0 PB: 0 SB: 0 CS: 1	PA: 27
PITCHER John Candelaria, L (1.1) ERA: 2.67	IP: 9.0 WLS: W BF: 27 H: 4 R: 0 ER: 0 SO: 3 BB: 0 IBB: 0 HBP: 0 BLK: 0 WP: 0 HR: 0 S: 33 P: 33 ERA: 0.00 WHIP: 0.444																			

Batter	1	2	3	4	5	6	7	8	9	AB	R	H	RBI	BB	SO	LOB	BOTTOM			
Omar Moreno, L (1.8) OBP: 0.301, SLG: 0.329										3	1	2	0	1	0	1	Atlanta Braves @ Pittsburgh Pirates Three Rivers Stadium, Pittsburgh, PA Sun Jul 25 1982, 3:33 AM EDT Att: 22,565 - Unknown			
Johnny Ray, S (1.4) OBP: 0.335, SLG: 0.413										4	2	2	0	0	0	2				
Bill Madlock, R (1.5) OBP: 0.352, SLG: 0.433										4	2	1	2	0	0	1				
Jason Thompson, L (1.3) OBP: 0.399, SLG: 0.516										2	2	2	2	2	0	0				
Dave Parker, L (1.9) OBP: 0.331, SLG: 0.445										3	0	1	2	0	0	1				
Mike Easter, L (1.7) OBP: 0.349, SLG: 0.419										2	0	0	0	0	0	2				
Lee Lacy, R (6, PH) OBP: 0.354, SLG: 0.367										1	0	0	1	0	0	0				
Dale Berra, R (1.6) OBP: 0.314, SLG: 0.413										4	0	1	0	0	1	1				
Steve Nicosia, R (1.2) OBP: 0.386, SLG: 0.429										3	1	1	1	1	0	2				
John Candelaria, L (1.1) OBP: 0.211, SLG: 0.216										3	0	0	0	0	1	2				
Inning Stats	R: 0 E: 0 K: 0 S: 3	H: 1 LOB: 2 BB: 1 P: 9	R: 1 E: 0 K: 0 S: 5	H: 2 LOB: 2 BB: 1 P: 9	R: 0 E: 0 K: 0 S: 2	H: 0 LOB: 0 BB: 1 P: 6	R: 0 E: 0 K: 0 S: 3	H: 1 LOB: 0 BB: 0 P: 3	R: 0 E: 0 K: 0 S: 3	H: 0 LOB: 1 BB: 1 P: 7	R: 2 E: 1 K: 0 S: 5	H: 1 LOB: 1 BB: 1 P: 9	R: 5 E: 0 K: 1 S: 10	H: 5 LOB: 0 BB: 0 P: 10	R: 0 E: 0 K: 1 S: 5	H: 0 LOB: 0 BB: 0 P: 5	1B: 6 2B: 1 3B: 1 HR: 2	SF: 2 SAC: 1 DP: 1 HBP: 0	WP: 0 PB: 0 SB: 1 CS: 1	PA: 36
PITCHER Rick Mahler, R (1.1) ERA: 4.23	IP: 5.0 WLS: L BF: 22 H: 5 R: 3 ER: 3 SO: 1 BB: 4 IBB: 0 HBP: 0 BLK: 0 WP: 0 HR: 0 S: 18 P: 34 ERA: 1.80 WHIP: 1.800																			
Al Hrabosky, L (6.1) ERA: 3.42	1.1 7 3 3 3 1 0 0 0 0 0 0 1 9 9 20.25 2.250																			
Joe Cowley, R (7.1) ERA: 4.17	1.2 7 2 2 2 1 0 0 0 0 0 0 1 9 9 10.80 1.200																			



Batter	1	2	3	4	5	6	7	8	9	AB	R	H	RBI	BB	SO	LOB	TOP					
Pete Rose, S OBP: 0.348, SLG: 0.356 (1, 3)	5-3			4-3		6-3		G6-3		4	0	0	0	0	0	3	Philadelphia Phillies @ Pittsburgh Pirates Three Rivers Stadium, Pittsburgh, PA Tue Jul 27 1982, 7:05 PM EDT Att: 23,609 - Unknown livebaseballscorecards.com					
Ivan De Jesus, R OBP: 0.319, SLG: 0.311 (1, 6)	K			4-3			4-3		L7	4	0	0	0	0	1	0						
Gary Matthews, R OBP: 0.335, SLG: 0.437 (1, 7)	K			BB					BB	2	0	1	0	2	1	0						
Mike Schmidt, R OBP: 0.421, SLG: 0.520 (1, 5)		K		K			F8		BB	4	0	0	0	0	3	3						
Bo Diaz, R OBP: 0.339, SLG: 0.487 (1, 2)		L7				F8			K	4	0	0	0	0	2	2						
Bill Robinson, R OBP: 0.281, SLG: 0.414 (1, 9)					K				2B	2	0	0	0	1	1	0						
Manny Trillo, R OBP: 0.310, SLG: 0.305 (1, 4)			6-3		1-3				BB	3	0	1	0	0	0	0						
Bob Dernier, R OBP: 0.328, SLG: 0.332 (1, 8)			K			K			BB	3	0	1	0	0	2	0						
Dick Ruthven, R OBP: 0.106, SLG: 0.130 (1, 1)			K			K			1B	2	0	0	0	0	2	0						
Ozzie Virgil, R OBP: 0.357, SLG: 0.405 (8, PH)			K			K				1	0	0	0	0	1	3						
Tug McGraw, R (8, 1)										0	0	0	0	0	0	0						
Inning Stats	R: 0 E: 0 K: 2 S: 7	H: 0 LOB: 0 BB: 0 P: 7	R: 0 E: 0 K: 1 S: 5	H: 0 LOB: 0 BB: 0 P: 5	R: 0 E: 0 K: 2 S: 7	H: 0 LOB: 0 BB: 0 P: 7	R: 0 E: 0 K: 1 S: 5	H: 0 LOB: 1 BB: 1 P: 9	R: 0 E: 0 K: 1 S: 5	H: 0 LOB: 0 BB: 0 P: 5	R: 0 E: 0 K: 2 S: 7	H: 0 LOB: 0 BB: 0 P: 7	R: 0 E: 0 K: 1 S: 6	H: 1 LOB: 1 BB: 0 P: 6	R: 0 E: 0 K: 1 S: 6	H: 2 LOB: 2 BB: 1 P: 10	R: 0 E: 0 K: 2 S: 7	H: 0 LOB: 1 BB: 1 P: 11	1B: 2 2B: 1 3B: 0 HR: 0	SF: 0 SAC: 0 DP: 1 HBP: 0	WP: 0 PB: 0 CS: 0	PA: 32
PITCHER	IP	WLS	BF	H	R	ER	SO	BB	IBB	HBP	BLK	WP	HR	S	P	ERA	WHIP					
Larry McWilliams, L ERA: 3.83 (1, 1)	7.0	W	26	3	0	0	10	2	0	0	0	0	0	44	52	0.00	0.714					
Rod Scurry, L ERA: 2.06 (8, 1)	2.0	S	6	0	0	0	3	1	0	0	0	0	0	11	15	0.00	0.500					

Batter	1	2	3	4	5	6	7	8	9	AB	R	H	RBI	BB	SO	LOB	BOTTOM				
Omar Moreno, L OBP: 0.303, SLG: 0.333 (1, 8)	F8					E8		L8		4	1	2	0	0	0	0	Philadelphia Phillies @ Pittsburgh Pirates Three Rivers Stadium, Pittsburgh, PA Tue Jul 27 1982, 7:05 PM EDT Att: 23,609 - Unknown livebaseballscorecards.com				
Johnny Ray, S OBP: 0.337, SLG: 0.418 (1, 4)	1B		L5-4			SF8		2B		3	2	2	1	0	0	2					
Bill Madlock, R OBP: 0.354, SLG: 0.441 (1, 5)	1B				F9			2B		3	1	1	1	1	0	1					
Jason Thompson, L OBP: 0.400, SLG: 0.519 (1, 3)	1B				6-3			HR		4	0	2	2	0	1	0					
Dave Parker, L OBP: 0.325, SLG: 0.437 (1, 9)		G3			4-3					4	0	0	0	0	1	2					
Mike Easter, L OBP: 0.349, SLG: 0.422 (1, 7)		F7								3	0	1	0	0	0	0					
Tony Peña, R OBP: 0.339, SLG: 0.444 (1, 2)					G3					2	0	0	0	1	0	0					
Dale Berra, R OBP: 0.311, SLG: 0.409 (1, 6)					5-3					3	0	0	0	0	0	2					
Larry McWilliams, L OBP: 0.250, SLG: 0.211 (1, 1)										2	0	1	0	0	1	0					
Rod Scurry, L OBP: 0.158, SLG: 0.188 (8, 1)					L5-4					1	0	0	0	0	1	0					
Inning Stats	R: 1 E: 0 K: 0 S: 4	H: 2 LOB: 1 BB: 0 P: 4	R: 0 E: 0 K: 0 S: 3	H: 0 LOB: 0 BB: 0 P: 3	R: 0 E: 0 K: 0 S: 4	H: 2 LOB: 1 BB: 0 P: 4	R: 0 E: 0 K: 0 S: 3	H: 0 LOB: 0 BB: 0 P: 3	R: 0 E: 0 K: 1 S: 5	H: 1 LOB: 1 BB: 1 P: 9	R: 2 E: 1 K: 2 S: 9	H: 2 LOB: 0 BB: 0 P: 9	R: 0 E: 0 K: 1 S: 5	H: 1 LOB: 1 BB: 1 P: 9	R: 1 E: 0 K: 1 S: 7	H: 2 LOB: 2 BB: 1 P: 11	1B: 4 2B: 5 3B: 0 HR: 1	SF: 1 SAC: 0 DP: 2 HBP: 0	WP: 0 PB: 0 CS: 0	PA: 32	
PITCHER	IP	WLS	BF	H	R	ER	SO	BB	IBB	HBP	BLK	WP	HR	S	P	ERA	WHIP				
Dick Ruthven, R ERA: 3.11 (1, 1)	7.0	L	26	7	3	3	3	0	0	0	0	0	0	31	35	3.86	1.000				
Tug McGraw, L ERA: 2.63 (8, 1)	1.0		6	2	1	1	1	0	1	0	0	0	0	7	11	9.00	2.000				

Batter	1	2	3	4	5	6	7	8	9	AB	R	H	RBI	BB	SO	LOB	TOP											
Pete Rose, S OBP: 0.345, SLG: 0.353	L6	1-3			CI		3-1			3	0	0	0	0	0	1	Philadelphia Phillies @ Pittsburgh Pirates Three Rivers Stadium, Pittsburgh, PA Wed Jul 28 1982, 7:05 PM EDT Att: 31,867 - Unknown											
Greg Gross, L OBP: 0.372, SLG: 0.325	4-3		K				1-3			4	0	1	0	0	1	0												
Gary Matthews, R OBP: 0.332, SLG: 0.432 Sid Monge, S OBP: 0.333, SLG: 0.429	L5		3-1		P4			F8		4	0	0	0	0	0	2												
Mike Schmidt, R OBP: 0.422, SLG: 0.534		FC1	1-6-3					L8		4	1	2	1	0	0	0												
Bo Diaz, R OBP: 0.335, SLG: 0.481		FC1			6-3			F9		4	1	0	0	0	1	1												
George Vukovich, L OBP: 0.315, SLG: 0.405		E4						4-3		4	1	1	0	0	0	1												
Manny Trillo, R OBP: 0.313, SLG: 0.311		E8						4-3		4	1	2	1	0	1	1												
Ivan De Jesus, R OBP: 0.316, SLG: 0.308		SH1-3						4-3		3	0	0	1	0	1	1												
Larry Christenson, R OBP: 0.106, SLG: 0.196 Bob Dernier, R OBP: 0.329, SLG: 0.332					5-3					2	0	0	0	1	1	0												
Inning Stats	R: 0 E: 0 K: 0 S: 3	H: 0 LOB: 0 BB: 0 P: 3	R: 3 E: 2 K: 0 S: 6	H: 2 LOB: 1 BB: 1 P: 10	R: 0 E: 0 K: 1 S: 5	H: 0 LOB: 0 BB: 0 P: 5	R: 0 E: 0 K: 1 S: 5	H: 1 LOB: 0 BB: 0 P: 5	R: 0 E: 1 K: 0 S: 5	H: 1 LOB: 2 BB: 0 P: 5	R: 1 E: 0 K: 2 S: 9	H: 2 LOB: 1 BB: 0 P: 9	R: 0 E: 0 K: 0 S: 5	H: 0 LOB: 0 BB: 0 P: 5	R: 0 E: 0 K: 0 S: 3	H: 0 LOB: 0 BB: 0 P: 3		R: 0 E: 0 K: 0 S: 3	H: 0 LOB: 0 BB: 0 P: 3	1B: 3 2B: 2 3B: 0 HR: 1	SF: 0 SAC: 1 DP: 0 HBP: 0	WP: 0 PB: 1 SB: 0 CS: 1	PA: 35					
PITCHER	IP	WLS	BF	H	R	ER	SO	BB	IBB	HBP	BLK	WP	HR	S	P	ERA	WHIP											
Rick Rhoden, R ERA: 4.97	(1, 1)	8.0	L	32	6	4	1	5	1	0	0	0	0	1	41	45	1.12	0.875										
Kent Tekulve, R ERA: 2.44	(9, 1)	1.0		3	0	0	0	0	0	0	0	0	0	3	3	0.00	0.000											

Batter	1	2	3	4	5	6	7	8	9	AB	R	H	RBI	BB	SO	LOB	BOTTOM										
Omar Moreno, L OBP: 0.300, SLG: 0.330	F8		F8		L9			3-1		4	0	0	0	0	0	1	Philadelphia Phillies @ Pittsburgh Pirates Three Rivers Stadium, Pittsburgh, PA Wed Jul 28 1982, 7:05 PM EDT Att: 31,867 - Unknown										
Johnny Ray, S OBP: 0.336, SLG: 0.416			E3				F7	L7		4	1	1	0	0	0	1											
Bill Madlock, R OBP: 0.353, SLG: 0.441	G6-4-3						P6	4-3		4	0	1	1	0	0	2											
Jason Thompson, L OBP: 0.397, SLG: 0.513		F9	P3				F7			4	0	0	0	0	0	1											
Dave Parker, L OBP: 0.329, SLG: 0.442 Lee Lacy, R OBP: 0.352, SLG: 0.365					4-3			3-1		2	1	1	0	1	0	0											
Mike Easter, L OBP: 0.351, SLG: 0.423					4-3			3-1		4	0	2	0	0	0	1											
Tony Peña, R OBP: 0.335, SLG: 0.442 Willie Stargell, L OBP: 0.346, SLG: 0.523 Steve Nicosia, R OBP: 0.386, SLG: 0.429							SF8			1	1	0	0	0	0	0											
Dale Berra, R OBP: 0.307, SLG: 0.405					1-3			5-3		3	0	0	1	0	0	2											
Rick Rhoden, R OBP: 0.315, SLG: 0.596 Dick Davis, R OBP: 0.312, SLG: 0.466 Kent Tekulve, R OBP: 0.282, SLG: 0.444			F9				F8			2	0	0	0	0	0	0											
Inning Stats	R: 0 E: 0 K: 0 S: 3	H: 1 LOB: 0 BB: 0 P: 3	R: 0 E: 0 K: 0 S: 4	H: 1 LOB: 2 BB: 1 P: 8	R: 1 E: 1 K: 0 S: 5	H: 1 LOB: 1 BB: 0 P: 5	R: 0 E: 0 K: 0 S: 3	H: 0 LOB: 0 BB: 0 P: 3	R: 0 E: 0 K: 0 S: 3	H: 0 LOB: 0 BB: 0 P: 3	R: 1 E: 0 K: 0 S: 4	H: 1 LOB: 0 BB: 0 P: 4	R: 0 E: 0 K: 0 S: 4	H: 1 LOB: 1 BB: 0 P: 4	R: 0 E: 1 K: 0 S: 6	H: 2 LOB: 2 BB: 0 P: 6	1B: 5 2B: 2 3B: 0 HR: 0	SF: 2 SAC: 0 DP: 1 HBP: 0	WP: 0 PB: 0 SB: 0 CS: 0	PA: 36							
PITCHER	IP	WLS	BF	H	R	ER	SO	BB	IBB	HBP	BLK	WP	HR	S	P	ERA	WHIP										
Larry Christenson, R ERA: 3.44	(1, 1)	7.0	W	26	4	2	1	0	0	0	0	0	0	25	29	1.29	0.714										
Sid Monge, L ERA: 3.7	(8, 1)	1.1		7	2	1	0	0	0	0	0	0	0	7	7	0.00	1.500										
Ron Reed, R ERA: 2.73	(9, 1)	0.2	S	3	1	0	0	0	0	0	0	0	0	3	3	0.00	1.500										



Batter	1	2	3	4	5	6	7	8	9	AB	R	H	RBI	BB	SO	LOB	TOP			
Omar Moreno, L (1, 8) OBP: 0.302, SLG: 0.332										4	0	2	0	0	1	1				
Lee Lacy, R (1, 7) OBP: 0.346, SLG: 0.358										4	0	0	0	0	0	2				
Bill Madlock, R (1, 5) OBP: 0.352, SLG: 0.442										4	1	1	0	0	0	1				
Jason Thompson, L (1, 3) OBP: 0.398, SLG: 0.514										3	0	1	0	1	0	1				
Dick Davis, R (1, 9) OBP: 0.320, SLG: 0.500										4	2	2	2	0	0	1				
Tony Peña, R (1, 2) OBP: 0.337, SLG: 0.446										4	1	2	0	0	1	1				
Johnny Ray, S (1, 4) OBP: 0.336, SLG: 0.414										2	0	0	0	1	0	0				
Dale Berra, R (1, 6) OBP: 0.307, SLG: 0.403										4	0	1	1	0	2	2				
Don Robinson, R (1, 1) OBP: 0.316, SLG: 0.472										3	0	0	1	0	1	0				
Inning Stats	R: 0 E: 0 K: 0 S: 3	H: 1 LOB: 1 BB: 1 P: 7	R: 2 E: 0 K: 0 S: 6	H: 3 LOB: 1 BB: 0 P: 6	R: 2 E: 0 K: 0 S: 6	H: 3 LOB: 2 BB: 1 P: 10	R: 0 E: 0 K: 1 S: 5	H: 0 LOB: 0 BB: 0 P: 5	R: 0 E: 0 K: 2 S: 4	H: 1 LOB: 0 BB: 0 P: 7	R: 0 E: 0 K: 0 S: 3	H: 1 LOB: 0 BB: 0 P: 3	R: 0 E: 0 K: 1 S: 5	H: 0 LOB: 0 BB: 0 P: 5	R: 0 E: 0 K: 1 S: 5	H: 0 LOB: 0 BB: 0 P: 5	1B: 5 2B: 3 3B: 0 HR: 1	SF: 1 SAC: 1 DP: 0 HBP: 0	WP: 0 PB: 0 SB: 0 CS: 2	PA: 37
PITCHER	IP WLS BF H R ER SO BB IBB HBP BLK WP HR S P ERA WHIP																			
Pete Falcone, L (1, 1) ERA: 3.86	2.2 L 16 7 4 4 0 2 0 0 0 0 1 14 22 13.50 3.375																			
Terry Leach, R (3, 1) ERA: 4.21	4.1 14 2 0 0 3 0 0 0 0 0 0 20 20 0.00 0.462																			
Pat Zachry, R (8, 1) ERA: 4.16	2.0 6 0 0 0 2 0 0 0 0 0 0 10 10 0.00 0.000																			

Pittsburgh Pirates @ New York Mets
Shea Stadium, Flushing, NY
Thu Jul 29 1982, 7:05 PM EDT
Att: 16,892 - Unknown

AB	32
R	4
H	9
RBI	4
BB	2
SO	5
LOB	9

Batter	1	2	3	4	5	6	7	8	9	AB	R	H	RBI	BB	SO	LOB	BOTTOM					
Mookie Wilson, S (1, 8) OBP: 0.315, SLG: 0.372										4	0	1	0	0	1	2						
John Stearns, R (1, 2) OBP: 0.354, SLG: 0.424										4	0	0	0	0	0	2						
Rusty Staub, L (1, 7) OBP: 0.286, SLG: 0.308										4	0	0	0	0	0	1						
Dave Kingman, R (1, 3) OBP: 0.304, SLG: 0.477										4	0	0	0	0	2	0						
Joel Youngblood, R (1, 9) OBP: 0.299, SLG: 0.353										2	1	2	0	2	0	0						
Hubie Brooks, R (1, 5) OBP: 0.315, SLG: 0.321										4	0	0	0	0	2	4						
Wally Backman, S (1, 4) OBP: 0.396, SLG: 0.372										3	0	2	1	1	0	0						
Ron Gardenhire, R (1, 6) OBP: 0.280, SLG: 0.296										2	0	0	0	0	1	3						
Bob Bailor, R (7, PH) OBP: 0.312, SLG: 0.327										2	0	1	0	0	1	1						
Pete Falcone, L (1, 1) OBP: 0.105, SLG: 0.132										0	0	0	0	0	0	0						
Terry Leach, R (3, 1) OBP: 0.167, SLG: 0.167										2	0	1	0	0	1	0						
George Foster, R (7, PH) OBP: 0.332, SLG: 0.392										1	0	0	0	0	0	1						
Pat Zachry, R (8, 1) OBP: 0.312, SLG: 0.327										0	0	0	0	0	0	0						
Inning Stats	R: 0 E: 0 K: 0 S: 3	H: 1 LOB: 0 BB: 0 P: 3	R: 0 E: 0 K: 2 S: 8	H: 1 LOB: 2 BB: 1 P: 12	R: 0 E: 0 K: 1 S: 6	H: 1 LOB: 1 BB: 0 P: 6	R: 1 E: 0 K: 2 S: 9	H: 2 LOB: 1 BB: 0 P: 9	R: 0 E: 0 K: 1 S: 5	H: 0 LOB: 0 BB: 0 P: 5	R: 0 E: 0 K: 1 S: 5	H: 0 LOB: 1 BB: 1 P: 9	R: 0 E: 0 K: 0 S: 4	H: 1 LOB: 1 BB: 0 P: 4	R: 0 E: 0 K: 0 S: 3	H: 0 LOB: 0 BB: 0 P: 3	R: 0 E: 0 K: 1 S: 5	H: 1 LOB: 1 BB: 1 P: 9	1B: 6 2B: 1 3B: 0 HR: 0	SF: 0 SAC: 0 DP: 1 HBP: 0	WP: 0 PB: 0 SB: 0 CS: 1	PA: 35
PITCHER	IP WLS BF H R ER SO BB IBB HBP BLK WP HR S P ERA WHIP																					
Don Robinson, R (1, 1) ERA: 3.79	9.0 W 35 7 1 1 8 3 0 0 0 0 0 48 60 1.00 1.111																					

Pittsburgh Pirates @ New York Mets
Shea Stadium, Flushing, NY
Thu Jul 29 1982, 7:05 PM EDT
Att: 16,892 - Unknown

AB	32
R	1
H	7
RBI	1
BB	3
SO	8
LOB	14



Batter	1	2	3	4	5	6	7	8	9	AB	R	H	RBI	BB	SO	LOB	TOP																									
Omar Moreno, L (1, 8) OBP: 0.303, SLG: 0.331	4-0 CS BB		0-3 K	0-3 K		0-0 G4-3			0-0 S 1B	4	0	1	0	1	2	3																										
Johnny Ray, S (1, 4) OBP: 0.341, SLG: 0.424	0-0 1B E SF8 1B		0-0 1B 2B		0-0 HR 1B		0-0 S CS 2B		0-0 F7 1-2	5	3	4	0	0	0	1																										
Bill Madlock, R (1, 5) OBP: 0.358, SLG: 0.454	0-0 CS 1B		0-0 1B		0-0 HR HR		4-0 CS BB		0-3 K	4	1	3	3	1	1	1																										
Jason Thompson, L (1, 3) OBP: 0.394, SLG: 0.510	0-0 SF8		0-0 F7		0-0 P3		0-3 K 1-2 2-H			3	0	0	1	0	1	3																										
Mike Easter, L (1, 7) OBP: 0.353, SLG: 0.428	0-0 CS				0-0 P6		0-0 F7			4	0	2	0	0	0	1																										
Lee Lacy, R (1, 9) OBP: 0.350, SLG: 0.359					0-0 FC6-4 1B		4-0 S BB		0-0 G4-6-3 1B	2	1	1	0	1	0	1																										
Tony Peña, R (1, 2) OBP: 0.333, SLG: 0.440					0-0 P4		0-0 5-3		0-0 G4-6-3 1-2	4	0	0	0	0	0	4																										
Dale Berra, R (1, 6) OBP: 0.306, SLG: 0.399					0-0 1B IBB		0-3 K		0-0 4-3	3	0	0	0	1	2	1																										
John Candelaria, L (1, 1) OBP: 0.225, SLG: 0.231					0-0 1-3		0-0 G4-3 1B		0-3 K	2	0	1	1	0	0	0																										
Jim Morrison, R (6, PH) OBP: 0.286, SLG: 0.447					1-3 2-H 1B					1	0	1	0	0	0	0																										
Manny Sarmiento, R (6, 1) OBP: 0.296, SLG: 0.240										1	0	0	0	0	1	0																										
Inning Stats	R: 1 E: 1 K: 0 S: 3	H: 2 LOB: 0 BB: 1 P: 7	R: 0 E: 0 K: 1 S: 6	H: 1 LOB: 1 BB: 0 P: 6	R: 1 E: 0 K: 1 S: 7	H: 2 LOB: 1 BB: 0 P: 7	R: 1 E: 0 K: 1 S: 7	H: 2 LOB: 2 BB: 1 P: 11	R: 2 E: 0 K: 0 S: 5	H: 2 LOB: 1 BB: 1 P: 9	R: 0 E: 0 K: 1 S: 5	H: 1 LOB: 0 BB: 0 P: 5	R: 0 E: 0 K: 1 S: 5	H: 1 LOB: 1 BB: 1 P: 9	R: 0 E: 0 K: 0 S: 3	H: 1 LOB: 0 BB: 0 P: 3	R: 0 E: 0 K: 2 S: 8	H: 1 LOB: 1 BB: 0 P: 8	1B: 9 2B: 3 3B: 0 HR: 1	SF: 1 SAC: 1 DP: 2 HBP: 0	WP: 0 PB: 0 SB: 4 CS: 4	PA: 40																				
PITCHER	IP	WLS	BF	H	R	ER	SO	BB	IBB	HBP	BLK	WP	HR	S	P	ERA	WHIP	PITCHER								IP	WLS	BF	H	R	ER	SO	BB	IBB	HBP	BLK	WP	HR	S	P	ERA	WHIP
Craig Swan, R (1, 1) ERA: 3.59	5.0	L	25	9	5	4	3	2	1	0	0	0	1	28	40	7.20	2.200																									
Jesse Orosco, L (6, 1) ERA: 2.99	3.0		10	3	0	0	2	1	0	0	0	0	0	13	17	0.00	1.333																									
Neil Allen, R (9, 1) ERA: 3.33	1.0		4	1	0	0	2	0	0	0	0	0	0	8	8	0.00	1.000																									

Pittsburgh Pirates @ New York Mets
Shea Stadium, Flushing, NY
Fri Jul 30 1982, 7:05 PM EDT
Att: 18,828 - Unknown


AB 33
R 5
H 13
RBI 5
BB 4
SO 7
LOB 15



Batter	1	2	3	4	5	6	7	8	9	AB	R	H	RBI	BB	SO	LOB	BOTTOM																									
Mookie Wilson, S (1, 8) OBP: 0.314, SLG: 0.371	0-0 S 1B		0-0 G3		0-0 G3			0-0 F8		4	0	1	0	0	0	1																										
Bob Bailor, R (1, 4) OBP: 0.311, SLG: 0.326	0-0 P4 1-2		0-0 P3			0-0 1B 1B		0-0 G6-4-3 1-2		4	0	1	0	0	0	2																										
George Foster, R (1, 7) OBP: 0.331, SLG: 0.389	0-3 K		4-0 BB			0-3 K			0-0 F9	3	0	0	0	1	2	2																										
Dave Kingman, R (1, 3) OBP: 0.303, SLG: 0.474	0-0 1-2-3		0-3 K			0-0 G6-4-3 1B			0-3 K	4	0	1	0	0	2	2																										
Joel Youngblood, R (1, 9) OBP: 0.303, SLG: 0.362					0-0 F9		0-0 G6-4-3 1-2		0-0 FC6-4 1B	4	1	2	0	0	0	2																										
John Stearns, R (1, 2) OBP: 0.356, SLG: 0.425					0-0 5-3		0-0 F8-3 1B		0-0 FC6-4	4	0	2	0	0	0	2																										
Hubie Brooks, R (1, 5) OBP: 0.315, SLG: 0.325					0-0 2B		0-0 F8-3 1-2			3	0	1	1	0	0	2																										
Ron Gardenhire, R (1, 6) OBP: 0.277, SLG: 0.293					0-0 5-3			0-0 F9		3	0	0	0	0	0	1																										
Craig Swan, R (1, 1) OBP: 0.250, SLG: 0.190					0-3 K			0-0 G6-4-3 1B		1	0	0	0	0	1	1																										
Gary Rajsich, L (5, PH) OBP: 0.287, SLG: 0.319										1	0	0	0	0	1	0																										
Jesse Orosco, R (6, 1) OBP: 0.287, SLG: 0.319										0	0	0	0	0	0	0																										
Rusty Staub, L (8, PH) OBP: 0.291, SLG: 0.314										1	0	1	0	0	0	0																										
Neil Allen, R (9, 1) OBP: 0.286, SLG: 0.167										0	0	0	0	0	0	0																										
Inning Stats	R: 0 E: 0 K: 1 S: 6	H: 1 LOB: 1 BB: 0 P: 6	R: 1 E: 0 K: 1 S: 7	H: 2 LOB: 1 BB: 0 P: 7	R: 0 E: 0 K: 1 S: 5	H: 0 LOB: 1 BB: 1 P: 9	R: 0 E: 0 K: 0 S: 3	H: 1 LOB: 0 BB: 0 P: 3	R: 0 E: 0 K: 1 S: 5	H: 0 LOB: 0 BB: 0 P: 5	R: 0 E: 0 K: 1 S: 6	H: 2 LOB: 1 BB: 0 P: 6	R: 0 E: 0 K: 0 S: 3	H: 1 LOB: 0 BB: 0 P: 3	R: 0 E: 0 K: 0 S: 3	H: 1 LOB: 0 BB: 0 P: 3	R: 0 E: 0 K: 1 S: 6	H: 1 LOB: 1 BB: 0 P: 6	1B: 7 2B: 3 3B: 0 HR: 0	SF: 0 SAC: 0 DP: 4 HBP: 0	WP: 0 PB: 0 SB: 1 CS: 0	PA: 33																				
PITCHER	IP	WLS	BF	H	R	ER	SO	BB	IBB	HBP	BLK	WP	HR	S	P	ERA	WHIP	PITCHER								IP	WLS	BF	H	R	ER	SO	BB	IBB	HBP	BLK	WP	HR	S	P	ERA	WHIP
John Candelaria, L (1, 1) ERA: 2.63	5.0		19	4	1	1	4	1	0	0	0	0	0	26	30	1.80	1.000																									
Manny Sarmiento, R (6, 1) ERA: 3.15	4.0	S	14	5	0	0	2	0	0	0	0	0	0	18	18	0.00	1.250																									

Pittsburgh Pirates @ New York Mets
Shea Stadium, Flushing, NY
Fri Jul 30 1982, 7:05 PM EDT
Att: 18,828 - Unknown

AB 32
R 1
H 9
RBI 1
BB 1
SO 6
LOB 15



Batter	1	2	3	4	5	6	7	8	9	AB	R	H	RBI	BB	SO	LOB	TOP		
Omar Moreno, L (1, 8) OBP: 0.304, SLG: 0.328	4-0 5-3 S BB		0-0 F7	4-0 3B BB		0-0 F8		0-3 K		3	1	0	0	2	1	2			
Johnny Ray, S (1, 4) OBP: 0.344, SLG: 0.430	0-0 F7		0-0 1B	0-0 1B		0-0 4-3			4-0 FC3-6 BB	4	0	2	3	1	0	2			
Bill Madlock, R (1, 5) OBP: 0.356, SLG: 0.450	0-0 5-3		0-0 1B	0-0 F8			0-0 F7		0-0 F7	5	0	1	0	0	0	3			
Jason Thompson, L (1, 3) OBP: 0.391, SLG: 0.504	4-0 S BB		0-0 F8		0-0 4-3		0-0 P6		0-0 FC3-6 WP	4	0	0	0	1	0	3			
Mike Easter, L (1, 7) OBP: 0.354, SLG: 0.428	0-0 5-3			0-0 BB 1B		0-0 4-3			0-0 F8	5	1	2	0	0	0	3			
Lee Lacy, R (1, 9) OBP: 0.353, SLG: 0.364		0-0 5-3		4-0 SH3-4 1B 3B BB		0-0 2B		0-3 K		3	1	1	0	1	1	1			
Tony Peña, R (1, 2) OBP: 0.332, SLG: 0.438		0-3 K		0-3 K		0-0 F9			0-0 1B	4	0	1	0	0	2	3			
Dale Berra, R (1, 6) OBP: 0.308, SLG: 0.400		0-3 K		0-0 SH3-4 3B 1B		0-0 SH1-4 1B		0-3 K		4	1	2	1	0	2	1			
Larry McWilliams, L (1, 1) OBP: 0.238, SLG: 0.200			0-3 K	0-0 SH3-4		0-0 SH1-4		0-3 K		1	0	0	0	0	1	0			
Kent Tekulve, R (7, 1)										0	0	0	0	0	0	0			
Willie Stargell, L (8, PH) OBP: 0.363, SLG: 0.511										1	0	0	0	1	1				
Enrique Romo, R (8, 1) OBP: 0.500, SLG: 0.833										0	0	0	0	0	0	0			
Inning Stats	R: 0 E: 0 K: 0 S: 3	H: 0 LOB: 2 BB: 2 P: 11	R: 0 E: 0 K: 2 S: 7	H: 0 LOB: 0 BB: 0 P: 7	R: 0 E: 0 K: 1 S: 7	H: 2 LOB: 2 BB: 0 P: 7	R: 4 E: 0 K: 1 S: 8	H: 3 LOB: 1 BB: 2 P: 16	R: 0 E: 0 K: 0 S: 4	H: 1 LOB: 1 BB: 0 P: 4	R: 0 E: 0 K: 1 S: 6	H: 1 LOB: 1 BB: 0 P: 6	R: 0 E: 0 K: 3 S: 10	H: 1 LOB: 1 BB: 0 P: 10	R: 0 E: 0 K: 0 S: 3	H: 0 LOB: 1 BB: 1 P: 7	1B: 7 2B: 1 3B: 1 HR: 0	SF: 0 SAC: 2 DP: 0 HBP: 0	WP: 1 PA: 41 PB: 0 SB: 2 CS: 0
PITCHER	IP	WLS	BF	H	R	ER	SO	BB	IBB	HBP	BLK	WP	HR	S	P	ERA	WHIP		
Charlie Puleo, R (1, 1) ERA: 4.14	7.0	W	33	8	4	4	5	4	0	0	0	0	0	39	55	5.14	1.714		
Neil Allen, R (8, 1) ERA: 3.21	2.0	S	8	1	0	0	3	1	0	0	0	1	0	13	17	0.00	1.000		

Pittsburgh Pirates @ New York Mets
Shea Stadium, Flushing, NY
Sat Jul 31 1982, 7:05 PM EDT
Att: 48,358 - Unknown

AB	34
R	4
H	9
RBI	4
BB	5
SO	8
LOB	19



Batter	1	2	3	4	5	6	7	8	9	AB	R	H	RBI	BB	SO	LOB	BOTTOM		
Mookie Wilson, S (1, 8) OBP: 0.315, SLG: 0.372	0-3 K		0-0 E 2B		0-0 1-3		4-0 1B 1B IBB	0-3 K		4	2	1	0	1	2	1			
Bob Bailor, R (1, 4) OBP: 0.310, SLG: 0.324	0-0 6-3		0-0 P6		0-0 1-3		0-0 1B 1-2 2-3 1B			4	0	1	0	0	0	2			
Joel Youngblood, R (1, 9) OBP: 0.302, SLG: 0.359	0-3 K		0-0 E5			0-0 L5	0-0 1B		0-0 1-3 2-H 3-H 1B	4	0	1	2	0	1	0			
Dave Kingman, R (1, 3) OBP: 0.302, SLG: 0.470		4-0 HR BB	0-0 5-3			0-3 K	0-0 F8			3	1	0	0	1	1	3			
Neil Allen, R (8, 1) OBP: 0.296, SLG: 0.167										0	0	0	0	0	0	0			
George Foster, R (1, 7) OBP: 0.330, SLG: 0.396		0-0 1-H HR		0-3 K		0-0 F9	0-3 K			4	1	1	2	0	2	2			
John Stearns, R (1, 2) OBP: 0.355, SLG: 0.425	0-0 6-3		0-0 L5		0-0 L5		0-0 5-3	0-0 5-3 IHR 2B		4	1	1	0	0	0	0			
Hubie Brooks, R (1, 5) OBP: 0.314, SLG: 0.324	0-0 F7		0-0 6-3		0-0 6-3		0-0 2B 1B	0-0 5-3		4	1	1	0	0	0	1			
Ron Gardenhire, R (1, 6) OBP: 0.279, SLG: 0.298	0-0 F8						4-0 2B 1B	0-0 5-3		2	0	1	0	0	0	0			
Rusty Staub, L (7, PH) OBP: 0.296, SLG: 0.314							1-2 2B BB	0-0 IHR		0	0	0	0	1	0	0			
Wally Backman, S (7, PR) OBP: 0.398, SLG: 0.387							1-2 2B BB	0-0 IHR		1	2	1	2	0	0	0			
Charlie Puleo, R (1, 1) OBP: 0.150, SLG: 0.128			0-0 F9				0-0 1B 2B	0-0 F9		2	0	0	0	0	1	1			
Mike Jorgensen, L (7, PH) OBP: 0.418, SLG: 0.381							1-1 2-H 1B 2B			2	1	1	2	0	0	0			
Inning Stats	R: 0 E: 0 K: 2 S: 7	H: 0 LOB: 0 BB: 0 P: 7	R: 2 E: 0 K: 0 S: 4	H: 1 LOB: 0 BB: 1 P: 8	R: 1 E: 1 K: 0 S: 5	H: 1 LOB: 1 BB: 0 P: 5	R: 0 E: 0 K: 1 S: 5	H: 0 LOB: 0 BB: 0 P: 5	R: 0 E: 0 K: 1 S: 6	H: 1 LOB: 1 BB: 0 P: 6	R: 0 E: 0 K: 1 S: 5	H: 0 LOB: 0 BB: 0 P: 5	R: 4 E: 0 K: 1 S: 9	H: 4 LOB: 2 BB: 2 P: 17	R: 2 E: 0 K: 1 S: 7	H: 2 LOB: 0 BB: 0 P: 7	1B: 3 2B: 4 3B: 0 HR: 2	SF: 0 SAC: 0 DP: 0 HBP: 0	WP: 0 PA: 37 PB: 0 SB: 0 CS: 0
PITCHER	IP	WLS	BF	H	R	ER	SO	BB	IBB	HBP	BLK	WP	HR	S	P	ERA	WHIP		
Larry McWilliams, L (1, 1) ERA: 3.77	6.0		23	3	3	2	5	1	0	0	0	0	0	32	36	3.00	0.667		
Kent Tekulve, R (7, 1) ERA: 2.85	1.0	L	9	4	4	4	1	1	1	0	0	0	0	9	17	36.00	5.000		
Enrique Romo, R (8, 1) ERA: 4.56	1.0		5	2	2	2	1	0	0	0	0	0	0	7	7	18.00	2.000		

Pittsburgh Pirates @ New York Mets
Shea Stadium, Flushing, NY
Sat Jul 31 1982, 7:05 PM EDT
Att: 48,358 - Unknown

AB	34
R	9
H	9
RBI	8
BB	3
SO	7
LOB	10



Batter	1	2	3	4	5	6	7	8	9	AB	R	H	RBI	BB	SO	LOB	TOP					
Omar Moreno, L (1, 8) OBP: 0.302, SLG: 0.324	F8		3-1			5-3		2H 1B		4	0	1	1	0	0	0	Pittsburgh Pirates @ St. Louis Cardinals Busch Stadium, St. Louis, MO Tue Aug 03 1982, 7:05 PM CDT Att: 20,253 - Unknown					
Johnny Ray, S (1, 4) OBP: 0.336, SLG: 0.424	1B				CS 1B	F8		P5		4	0	2	0	0	0	1						
Bill Madlock, R (1, 5) OBP: 0.356, SLG: 0.452	F9				5-3	F7		F7		4	0	0	0	0	0	3						
Jason Thompson, L (1, 3) OBP: 0.392, SLG: 0.510	F8				4-3			F9		4	0	0	0	0	1	1						
Mike Easter, L (1, 7) OBP: 0.342, SLG: 0.408		4-3				G3		4-3		4	0	0	0	0	0	0						
Lee Lacy, R (1, 9) OBP: 0.352, SLG: 0.362 Willie Stargell, L (9, PH) OBP: 0.357, SLG: 0.521	F9					3B 1B		E8 1B		3	1	2	0	0	0	0						
Tony Peña, R (1, 2) OBP: 0.328, SLG: 0.435	F7					1H 3B		4-3		3	0	1	1	0	0	1						
Dale Berra, R (1, 6) OBP: 0.318, SLG: 0.412						F3		F8		3	0	1	0	0	0	1						
Don Robinson, R (1, 1) OBP: 0.300, SLG: 0.446 Randy Niemann, L (7, 1) John Milner, L (8, PH) OBP: 0.229, SLG: 0.167 Rod Scurry, L (8, 1) OBP: 0.188, SLG: 0.188	F7					F5		1B 2B		2	0	0	0	0	0	2						
Inning Stats	R: 0 E: 0 K: 0 S: 4	H: 1 LOB: 1 BB: 0 P: 4	R: 0 E: 0 K: 0 S: 3	H: 0 LOB: 0 BB: 0 P: 3	R: 0 E: 0 K: 0 S: 3	H: 1 LOB: 0 BB: 0 P: 3	R: 0 E: 0 K: 0 S: 3	H: 1 LOB: 0 BB: 0 P: 3	R: 1 E: 0 K: 0 S: 5	H: 2 LOB: 1 BB: 0 P: 5	R: 0 E: 0 K: 0 S: 3	H: 0 LOB: 0 BB: 0 P: 3	R: 0 E: 1 K: 0 S: 4	H: 1 LOB: 1 BB: 0 P: 4	R: 1 E: 0 K: 0 S: 5	H: 2 LOB: 1 BB: 0 P: 5		R: 0 E: 0 K: 1 S: 5	H: 0 LOB: 0 BB: 0 P: 5	1B: 6 2B: 1 3B: 1 HR: 0	SF: 0 SAC: 0 DP: 0 HBP: 0	WP: 0 PB: 0 SB: 1 CS: 1
PITCHER	IP	WLS	BF	H	R	ER	SO	BB	IBB	HBP	BLK	WP	HR	S	P	ERA	WHIP					
Bob Forsch, R (1, 1) ERA: 3.78	7.1	W	28	8	2	2	0	0	0	0	0	0	0	28	28	2.46	1.091					
Bruce Sutter, R (8, 1) ERA: 3.65	1.2	S	5	0	0	0	1	0	0	0	0	0	0	7	7	0.00	0.000					

Batter	1	2	3	4	5	6	7	8	9	AB	R	H	RBI	BB	SO	LOB	BOTTOM				
Tom Herr, S (1, 4) OBP: 0.341, SLG: 0.325	FC5-4 BB			3-1				6-3		3	0	1	0	2	0	1	Pittsburgh Pirates @ St. Louis Cardinals Busch Stadium, St. Louis, MO Tue Aug 03 1982, 7:05 PM CDT Att: 20,253 - Unknown				
Lonnie Smith, R (1, 7) OBP: 0.387, SLG: 0.429	FC5-4 BB 1B	K				E SF8 1B		5-3 S 1B		4	2	2	0	0	1	3					
Keith Hernandez, L (1, 3) OBP: 0.369, SLG: 0.382	F2			G3		SF8 1H		5-3		3	0	0	1	0	0	2					
Darrell Porter, L (1, 2) OBP: 0.346, SLG: 0.409	1B BB			K		2B BB		F7		2	1	0	0	2	1	1					
Dane Iorg, L (1, 9) OBP: 0.378, SLG: 0.373 Tito Landrum, R (7, PR) OBP: 0.347, SLG: 0.406	1B					2B SH3 BB		G6-4-3 BB		2	1	2	1	2	0	0					
Willie McGee, S (1, 8) OBP: 0.336, SLG: 0.415	1-3 2H 1B			G3		SH3 2B		G6-4-3 1-2		4	0	1	1	0	0	4					
Ken Oberkfell, L (1, 5) OBP: 0.339, SLG: 0.359 Bruce Sutter, R (8, 1)				P6		SH3 IBB		F7		3	0	0	0	1	0	1					
Ozzie Smith, S (1, 6) OBP: 0.360, SLG: 0.341		SH3-4 BB		G3		SH3		6-3		2	0	0	1	1	0	0					
Bob Forsch, R (1, 1) OBP: 0.268, SLG: 0.302 Mike Ramsey, S (8, 5) OBP: 0.340, SLG: 0.364		SH3-4 1-2				SH3 BB		K		1	0	0	0	1	1	2					
Inning Stats	R: 1 E: 0 K: 0 S: 4	H: 1 LOB: 2 BB: 2 P: 12	R: 0 E: 0 K: 1 S: 5	H: 0 LOB: 2 BB: 2 P: 13	R: 0 E: 0 K: 1 S: 6	H: 1 LOB: 1 BB: 0 P: 6	R: 0 E: 0 K: 0 S: 3	H: 0 LOB: 1 BB: 1 P: 7	R: 3 E: 1 K: 1 S: 7	H: 2 LOB: 2 BB: 3 P: 19	R: 0 E: 0 K: 0 S: 4	H: 2 LOB: 1 BB: 0 P: 4	R: 0 E: 0 K: 0 S: 2	H: 0 LOB: 1 BB: 1 P: 6	R: 0 E: 0 K: 1 S: 5	H: 0 LOB: 0 BB: 0 P: 5		1B: 5 2B: 1 3B: 0 HR: 0	SF: 1 SAC: 2 DP: 1 HBP: 0	WP: 0 PB: 0 SB: 1 CS: 1	PA: 37
PITCHER	IP	WLS	BF	H	R	ER	SO	BB	IBB	HBP	BLK	WP	HR	S	P	ERA	WHIP				
Don Robinson, R (1, 1) ERA: 3.88	6.0	L	32	6	4	4	3	8	1	0	0	0	0	29	65	6.00	2.333				
Randy Niemann, L (7, 1) ERA: 5.91	1.0		2	0	0	0	0	0	0	0	0	0	0	2	2	0.00	0.000				
Rod Scurry, L (8, 1) ERA: 2.09	1.0		3	0	0	0	1	0	0	0	0	0	0	5	5	0.00	0.000				

Batter	1	2	3	4	5	6	7	8	9	AB	R	H	RBI	BB	SO	LOB	TOP					
Omar Moreno, L OBP: 0.301, SLG: 0.323 (1, 8)										5	1	1	1	0	1	2						
Lee Lacy, R OBP: 0.353, SLG: 0.367 (1, 7)										5	1	2	1	0	0	0						
Bill Madlock, R OBP: 0.358, SLG: 0.455 (1, 5)										4	1	2	1	1	2	0						
Jason Thompson, L OBP: 0.392, SLG: 0.507 (1, 3)										4	0	1	0	1	0	2						
Dick Davis, R OBP: 0.304, SLG: 0.474 (1, 9)										4	0	0	1	0	1	3						
Tony Peña, R OBP: 0.324, SLG: 0.430 (1, 2)										4	0	0	0	0	0	2						
Johnny Ray, S OBP: 0.337, SLG: 0.422 (1, 4)										4	1	1	0	0	1	1						
Dale Berra, R OBP: 0.315, SLG: 0.407 (1, 6)										4	0	0	0	0	1	2						
John Candelaria, L OBP: 0.262, SLG: 0.275 (7, PH)										1	1	1	0	1	0	0						
John Milner, L OBP: 0.222, SLG: 0.161 (7, PH)										1	0	0	0	0	0	0						
Rod Scurry, L OBP: 0.235, SLG: 0.353 (7, 1)										1	0	1	1	0	0	0						
Inning Stats	R: 0 E: 0 K: 1 S: 5	H: 0 LOB: 0 BB: 0 P: 5	R: 0 E: 0 K: 0 S: 3	H: 0 LOB: 0 BB: 0 P: 3	R: 0 E: 0 K: 0 S: 3	H: 0 LOB: 1 BB: 1 P: 7	R: 1 E: 1 K: 0 S: 5	H: 2 LOB: 1 BB: 0 P: 5	R: 2 E: 0 K: 1 S: 8	H: 3 LOB: 2 BB: 1 P: 12	R: 0 E: 0 K: 1 S: 6	H: 0 LOB: 1 BB: 0 P: 6	R: 1 E: 0 K: 0 S: 5	H: 2 LOB: 2 BB: 1 P: 9	R: 1 E: 0 K: 2 S: 9	H: 2 LOB: 1 BB: 0 P: 9	R: 0 E: 0 K: 1 S: 5	H: 0 LOB: 0 BB: 0 P: 5	1B: 5 2B: 3 3B: 1 HR: 0	SF: 0 SAC: 0 DP: 0 HBP: 0	WP: 1 PB: 2 SB: 3 CS: 0	PA: 40
PITCHER	IP	WLS	BF	H	R	ER	SO	BB	IBB	HBP	BLK	WP	HR	S	P	ERA	WHIP					
Dave LaPoint, L ERA: 3.63	(1, 1)	6.0	L	26	5	3	1	3	1	1	0	0	0	30	38	1.50	1.000					
Jeff Lathi, R ERA: 3.95	(7, 1)	1.0		6	2	1	1	0	0	1	0	0	1	0	5	9	9.00	2.000				
Doug Bair, R ERA: 2.75	(8, 1)	0.2		4	2	1	1	0	0	0	0	0	0	0	6	6	13.50	3.000				
John Martin, L ERA: 5.12	(8, 1)	1.1		4	0	0	0	2	0	0	0	0	0	0	8	8	0.00	0.000				

Pittsburgh Pirates @ St. Louis Cardinals
 Busch Stadium, St. Louis, MO
 Wed Aug 04 1982, 7:05 PM CDT
 Att: 20,673 - Unknown

AB 37
 R 5
 H 9
 RBI 5
 BB 3
 SO 6
 LOB 12


Batter	1	2	3	4	5	6	7	8	9	AB	R	H	RBI	BB	SO	LOB	BOTTOM					
Tom Herr, S OBP: 0.342, SLG: 0.326 (1, 4)										5	1	2	0	0	0	1						
Lonnie Smith, R OBP: 0.388, SLG: 0.431 (1, 7)										3	1	1	0	1	1	1						
Keith Hernandez, L OBP: 0.370, SLG: 0.384 (1, 3)										3	0	1	1	1	1	1						
George Hendrick, R OBP: 0.309, SLG: 0.454 (1, 9)										4	0	1	1	0	0	2						
Gene Tenace, R OBP: 0.552, SLG: 0.677 (8, PR)										2	0	1	0	2	0	1						
Ken Oberkfell, L OBP: 0.339, SLG: 0.359 (8, PR)										0	0	0	0	0	0	0						
Glenn Brummer, R OBP: 0.259, SLG: 0.333 (9, 2)										0	0	0	0	0	0	0						
Willie McGee, S OBP: 0.331, SLG: 0.408 (1, 8)										4	0	0	0	0	1	5						
Mike Ramsey, S OBP: 0.339, SLG: 0.358 (8, 1)										3	0	0	0	1	0	1						
Ozzie Smith, S OBP: 0.359, SLG: 0.340 (1, 6)										4	0	1	0	0	1	2						
Dave LaPoint, L OBP: 0.291, SLG: 0.291 (5, PH)										1	0	0	0	0	0	0						
Julio Scott, R OBP: 0.302, SLG: 0.313 (7, 1)										0	0	0	0	0	0	0						
Jeff Lathi, R OBP: 0.302, SLG: 0.313 (7, 1)										0	0	0	0	0	0	0						
Tito Landrum, R OBP: 0.240, SLG: 0.400 (8, 1)										0	0	0	0	0	0	2						
Doug Bair, R OBP: 0.302, SLG: 0.313 (8, 1)										0	0	0	0	0	0	0						
John Martin, S OBP: 0.197, SLG: 0.291 (8, 1)										0	0	0	0	0	0	0						
Darrell Porter, L OBP: 0.245, SLG: 0.407 (8, PH)										1	0	0	0	0	1	1						
Inning Stats	R: 0 E: 0 K: 2 S: 7	H: 0 LOB: 0 BB: 0 P: 7	R: 0 E: 0 K: 0 S: 3	H: 0 LOB: 1 BB: 1 P: 7	R: 0 E: 0 K: 0 S: 4	H: 1 LOB: 1 BB: 0 P: 4	R: 0 E: 0 K: 0 S: 3	H: 1 LOB: 0 BB: 0 P: 3	R: 0 E: 0 K: 1 S: 7	H: 2 LOB: 1 BB: 0 P: 7	R: 0 E: 0 K: 2 S: 8	H: 1 LOB: 2 BB: 1 P: 12	R: 1 E: 0 K: 0 S: 3	H: 1 LOB: 3 BB: 3 P: 15	R: 0 E: 0 K: 1 S: 6	H: 1 LOB: 1 BB: 0 P: 6	1B: 4 2B: 4 3B: 0 HR: 0	SF: 0 SAC: 0 DP: 2 HBP: 0	WP: 0 PB: 0 SB: 1 CS: 0	PA: 37		
PITCHER	IP	WLS	BF	H	R	ER	SO	BB	IBB	HBP	BLK	WP	HR	S	P	ERA	WHIP					
John Candelaria, L ERA: 2.57	(1, 1)	6.0	W	22	4	1	1	3	1	0	0	0	0	27	31	1.50	0.833					
Rod Scurry, L ERA: 2.13	(7, 1)	3.0	S	15	3	1	1	3	4	0	0	1	0	0	17	33	3.00	2.333				


Pittsburgh Pirates @ St. Louis Cardinals
 Busch Stadium, St. Louis, MO
 Wed Aug 04 1982, 7:05 PM CDT
 Att: 20,673 - Unknown

AB 32
 R 2
 H 7
 RBI 2
 BB 5
 SO 6
 LOB 17

Batter	1	2	3	4	5	6	7	8	9	AB	R	H	RBI	BB	SO	LOB	TOP				
Omar Moreno, L (1, 8) OBP: 0.301, SLG: 0.321	4-0 1B S 2B BB		0-3 K		0-0 P6					2	1	0	0	1	1	0	Pittsburgh Pirates @ St. Louis Cardinals Busch Stadium, St. Louis, MO Thu Aug 05 1982, 7:05 PM CDT Att: 17,145 - Unknown				
Johnny Ray, S (1, 4) OBP: 0.337, SLG: 0.422	0-0 CS 1B		0-0 3-1		0-0 G3					3	0	1	0	0	0	0					
Bill Madlock, R (1, 5) OBP: 0.361, SLG: 0.459	0-0 PB 1-2 3-H 2B			0-0 E 1B	0-0 6-3					3	1	2	1	0	0	0					
Jason Thompson, L (1, 3) OBP: 0.391, SLG: 0.504	0-0 6-3			0-0 E9 1B						2	1	0	0	0	0	2					
Mike Easter, L (1, 7) OBP: 0.339, SLG: 0.405	0-0 4-3			0-3 K						2	0	0	0	0	1	3					
Lee Lacy, R (1, 9) OBP: 0.350, SLG: 0.364		0-0 L5		0-0 P4						2	0	0	0	0	0	2					
Tony Peña, R (1, 2) OBP: 0.325, SLG: 0.429		0-3 K		4-0 1B BB						1	0	0	0	1	1	0					
Dale Berra, R (1, 6) OBP: 0.316, SLG: 0.407		0-3 K		0-0 1-3 2-H 3-H 1B						2	0	1	2	0	1	0					
Larry McWilliams, L (1, 1) OBP: 0.227, SLG: 0.190			0-3 K		0-0 P6					1	0	0	0	0	1	0					
John Milner, L (4, PH) OBP: 0.216, SLG: 0.156										1	0	0	0	0	0	2					
Randy Niemann, L (4, 1)										0	0	0	0	0	0	0					
Inning Stats	R: 1 E: 0 K: 0 S: 4	H: 2 LOB: 1 BB: 1 P: 8	R: 0 E: 0 K: 2 S: 7	H: 0 LOB: 0 BB: 0 P: 7	R: 0 E: 0 K: 2 S: 7	H: 0 LOB: 0 BB: 0 P: 7	R: 2 E: 1 K: 1 S: 8	H: 2 LOB: 2 BB: 1 P: 12	R: 0 E: 0 K: 0 S: 3	H: 0 LOB: 0 BB: 0 P: 3							1B: 3 2B: 1 3B: 0 HR: 0	SF: 0 SAC: 0 DP: 0 HBP: 0	WP: 0 PB: 1 SB: 1 CS: 1	PA: 21	
PITCHER Steve Mura, R (1, 1) ERA: 3.64	IP: 5.0 WLS: W BF: 21 H: 4 R: 3 ER: 1 SO: 5 BB: 2 IBB: 0 HBP: 0 BLK: 0 WP: 0 HR: 0 S: 29 P: 37 ERA: 1.80 WHIP: 1.200																				

Batter	1	2	3	4	5	6	7	8	9	AB	R	H	RBI	BB	SO	LOB	BOTTOM				
Tom Herr, S (1, 4) OBP: 0.342, SLG: 0.330	0-0 P4		0-3 K		0-0 1B 2B					3	1	1	0	0	1	1	Pittsburgh Pirates @ St. Louis Cardinals Busch Stadium, St. Louis, MO Thu Aug 05 1982, 7:05 PM CDT Att: 17,145 - Unknown				
Lonnie Smith, R (1, 7) OBP: 0.390, SLG: 0.433	0-0 G4-6-3 1B		0-3 K	0-0 4-3 S 1B						3	0	2	1	0	1	0					
Keith Hernandez, L (1, 3) OBP: 0.368, SLG: 0.381	0-0 G4-6-3 1-2		0-0 L4	0-0 4-3						3	0	0	0	0	0	2					
George Hendrick, R (1, 9) OBP: 0.309, SLG: 0.453		0-0 L6	0-0 BB 2B 1B	0-3 K						3	1	1	0	0	1	1					
Gene Tenace, R (1, 2) OBP: 0.556, SLG: 0.667		4-0 1B E BB	4-0 2B 1-2 2B BB	0-0 F8						1	2	0	0	2	0	1					
David Green, R (1, 8) OBP: 0.337, SLG: 0.419		0-0 E 1B	0-0 E 2B 2B	0-0 6-3						3	2	2	1	0	0	0					
Ken Oberkfell, L (1, 5) OBP: 0.342, SLG: 0.369		0-0 E9 1-H 2-H 2B	0-0 FC5 2B	0-0 F7						3	1	2	4	0	0	0					
Ozzie Smith, S (1, 6) OBP: 0.362, SLG: 0.340		1-0 SH1-4 HBP	1-0 FC5 2B							0	0	0	0	1	0	0					
Steve Mura, R (1, 1) OBP: 0.103, SLG: 0.054		0-0 SH1-4	0-0 FC5							1	0	0	0	0	0	2					
Inning Stats	R: 0 E: 0 K: 0 S: 3	H: 1 LOB: 0 BB: 0 P: 3	R: 3 E: 1 K: 1 S: 7	H: 2 LOB: 1 BB: 1 P: 12	R: 3 E: 0 K: 1 S: 8	H: 3 LOB: 2 BB: 2 P: 16	R: 1 E: 0 K: 1 S: 7	H: 2 LOB: 1 BB: 0 P: 7	R: 0 E: 0 K: 0 S: 2	H: 0 LOB: 0 BB: 0 P: 2							1B: 4 2B: 4 3B: 0 HR: 0	SF: 0 SAC: 1 DP: 1 HBP: 1	WP: 0 PB: 0 SB: 1 CS: 0	PA: 25	
PITCHER Larry McWilliams, L (1, 1) ERA: 4.15	IP: 3.0 WLS: L BF: 18 H: 6 R: 6 ER: 5 SO: 2 BB: 2 IBB: 1 HBP: 0 BLK: 0 WP: 0 HR: 0 S: 18 P: 31 ERA: 15.00 WHIP: 2.667																				
Randy Niemann, L (4, 1) ERA: 5.87	IP: 1.2 WLS: 7 BF: 2 H: 1 R: 1 ER: 1 SO: 1 BB: 0 IBB: 0 HBP: 0 BLK: 0 WP: 0 HR: 0 S: 9 P: 9 ERA: 5.40 WHIP: 1.200																				

Batter	1	2	3	4	5	6	7	8	9	AB	R	H	RBI	BB	SO	LOB	TOP					
Mookie Wilson, S (1, 8) OBP: 0.313, SLG: 0.364	F8		F7			6-3	F8			4	0	0	0	0	0	1	<p>New York Mets @ Pittsburgh Pirates Three Rivers Stadium, Pittsburgh, PA</p> <p>Fri Aug 06 1982, 7:05 PM EDT Unknown</p> <p>livebaseballscores.com</p> <p>AB 31 R 3 H 6 RBI 3 BB 3 SO 4 LOB 9</p> 					
Wally Backman, S (1, 4) OBP: 0.393, SLG: 0.386	F7			F7		1B SF9 BB		6-3		3	1	0	0	1	0	0						
Rusty Staub, L (1, 3) OBP: 0.291, SLG: 0.306	4-3			F9		1B		6-3		4	0	1	0	0	0	0						
George Foster, R (1, 7) OBP: 0.328, SLG: 0.386		K		P4		SF9		K		3	0	0	1	0	2	0						
Mike Jorgensen, L (1, 9) OBP: 0.385, SLG: 0.347		K			P5			F8		4	0	1	0	0	1	0						
Ron Hodges, L (1, 2) OBP: 0.319, SLG: 0.447						2B		F7		2	2	1	0	2	0	2						
Hubie Brooks, R (1, 5) OBP: 0.312, SLG: 0.328		K				2B				4	0	3	1	0	1	1						
Ron Gardenhire, R (1, 6) OBP: 0.277, SLG: 0.296				F9		6-3		P6		3	0	0	0	0	0	2						
Mike Howard, S (9, PH)								SF8		0	0	0	1	0	0	0						
Mike Scott, R (1, 1) OBP: 0.209, SLG: 0.268								F7		1	0	0	0	0	0	0						
Gar Riechert, L (5, PH) OBP: 0.252, SLG: 0.313								4-3		1	0	0	0	0	0	1						
Ed Lynch, R (5, 1)										0	0	0	0	0	0	0						
Dave Kingman, R (7, PH) OBP: 0.297, SLG: 0.445										1	0	0	0	0	0	1						
Terry Leach, R (7, 1) OBP: 0.187, SLG: 0.187										0	0	0	0	0	0	0						
Jesse Orosco, R (7, 1)										0	0	0	0	0	0	0						
Ellis Valentine, R (9, PH) OBP: 0.266, SLG: 0.372										1	0	0	0	0	0	1						
Inning Stats	R: 0 E: 0 K: 0 S: 3	H: 0 LOB: 0 BB: 0 P: 3	R: 0 E: 0 K: 3 S: 9	H: 0 LOB: 1 BB: 1 P: 13	R: 0 E: 0 K: 0 S: 3	H: 0 LOB: 0 BB: 0 P: 3	R: 0 E: 0 K: 0 S: 3	H: 0 LOB: 0 BB: 0 P: 3	R: 1 E: 0 K: 0 S: 5	H: 2 LOB: 1 BB: 0 P: 5	R: 1 E: 0 K: 0 S: 5	H: 2 LOB: 2 BB: 1 P: 9	R: 0 E: 0 K: 1 S: 4	H: 1 LOB: 0 BB: 0 P: 4	R: 0 E: 0 K: 1 S: 5	H: 0 LOB: 0 BB: 0 P: 5	R: 1 E: 0 K: 0 S: 4	H: 1 LOB: 1 BB: 1 P: 8	1B: 2 2B: 4 3B: 0 HR: 0	SF: 2 SAC: 0 DP: 0 HBP: 0	WP: 0 PB: 0 SB: 0 CS: 0	PA: 36
PITCHER Manny Sarmiento, R (1, 1) ERA: 3.01	IP: 9.0 WLS: W BF: 36 H: 6 R: 3 ER: 3 SO: 4 BB: 3 IBB: 0 HBP: 0 BLK: 0 WP: 0 HR: 0 S: 41 P: 53 ERA: 3.00 WHIP: 1.000															PITCHER						

Batter	1	2	3	4	5	6	7	8	9	AB	R	H	RBI	BB	SO	LOB	BOTTOM												
Omar Moreno, L (1, 8) OBP: 0.301, SLG: 0.319	G3		6-3		1-3					3	1	0	0	1	0	0	<p>New York Mets @ Pittsburgh Pirates Three Rivers Stadium, Pittsburgh, PA</p> <p>Fri Aug 06 1982, 7:05 PM EDT Unknown</p> <p>livebaseballscores.com</p> <p>AB 27 R 7 H 9 RBI 7 BB 5 SO 5 LOB 7</p> 												
Johnny Ray, S (1, 4) OBP: 0.341, SLG: 0.425					K		E7 IBB			4	0	3	2	0	1	0													
Bill Madlock, R (1, 5) OBP: 0.362, SLG: 0.457							1B			2	1	0	0	2	0	1													
Jason Thompson, L (1, 3) OBP: 0.391, SLG: 0.512										2	2	1	2	1	1	0													
Mike Easter, L (1, 7) OBP: 0.341, SLG: 0.419										4	1	2	2	0	1	2													
Lee Lacy, R (1, 9) OBP: 0.352, SLG: 0.363										3	0	1	0	1	0	0													
Tony Peña, R (1, 2) OBP: 0.324, SLG: 0.428										3	1	1	1	0	0	0													
Dale Berra, R (1, 6) OBP: 0.315, SLG: 0.405										4	1	1	0	0	1	2													
Manny Sarmiento, R (1, 1) OBP: 0.276, SLG: 0.222										2	0	0	0	0	1	2													
Inning Stats	R: 0 E: 0 K: 0 S: 3	H: 1 LOB: 0 BB: 0 P: 3	R: 2 E: 0 K: 0 S: 5	H: 2 LOB: 0 BB: 0 P: 5	R: 0 E: 0 K: 1 S: 5	H: 1 LOB: 0 BB: 0 P: 5	R: 2 E: 0 K: 0 S: 4	H: 1 LOB: 2 BB: 3 P: 16	R: 0 E: 0 K: 1 S: 5	H: 0 LOB: 0 BB: 0 P: 5	R: 0 E: 0 K: 1 S: 5	H: 0 LOB: 0 BB: 0 P: 5	R: 3 E: 1 K: 1 S: 8	H: 3 LOB: 2 BB: 2 P: 16	R: 0 E: 0 K: 1 S: 5	H: 0 LOB: 0 BB: 0 P: 5		1B: 6 2B: 1 3B: 0 HR: 2	SF: 2 SAC: 1 DP: 0 HBP: 0	WP: 0 PB: 0 SB: 0 CS: 1	PA: 37								
PITCHER Mike Scott, R (1, 1) ERA: 4.91	IP: 4.0 WLS: L BF: 18 H: 5 R: 4 ER: 4 SO: 1 BB: 3 IBB: 0 HBP: 0 BLK: 0 WP: 0 HR: 2 S: 17 P: 29 ERA: 9.00 WHIP: 2.000															PITCHER													
Ed Lynch, R (5, 1) ERA: 3.79	2.0	6	1	0	0	2	0	0	0	0	0	10	10	0.00	0.500														
Terry Leach, R (7, 1) ERA: 5.46	0.1	6	3	3	3	0	0	2	0	0	0	4	12	81.00	9.000														
Jesse Orosco, L (7, 1) ERA: 2.92	1.2	5	0	0	0	2	0	0	0	0	0	9	9	0.00	0.000														

Batter	1	2	3	4	5	6	7	8	9	AB	R	H	RBI	BB	SO	LOB	TOP					
Mike Howard, S (1,8) Neil Allen, R (7,1) OBP: 0.375, SLG: 0.167	4-0 BB		4-3		6-3		1B BB		4-0 E BB	2	0	0	0	2	0	0						
Bob Bailor, R (1,4) OBP: 0.305, SLG: 0.316	0-0 F2		0-0 3B 1B		4-3		0-3 K		0-0 E4 1B BB	5	2	1	1	0	1	5						
Ellis Valentine, R (1,9) OBP: 0.259, SLG: 0.382	0-0 F9		0-0 1-H 3B				0-0 F3		0-0 P4	5	0	2	3	0	0	3						
Dave Kingman, R (1,3) Mike Jorgensen, L (8,3) OBP: 0.297, SLG: 0.461 OBP: 0.391, SLG: 0.347	0-3 K		0-3 K				0-0 HR K		4-0 1B IBB	4	1	1	1	0	3	4						
George Foster, R (1,7) OBP: 0.326, SLG: 0.383		0-0 6-3	0-3 K				0-0 F9		0-0 1-3	5	0	1	2	0	1	1						
John Stearns, R (1,2) OBP: 0.347, SLG: 0.412		0-3 K		0-0 L5			0-0 F8		0-0 6-3	5	0	0	0	0	1	2						
Hubie Brooks, R (1,5) OBP: 0.317, SLG: 0.331		4-0 1B BB		0-0 CS 1B			0-0 E SH1-4 1B		0-0 E6 FC6-4 1B	4	1	2	0	1	0	2						
Ron Gardenhire, R (1,6) OBP: 0.278, SLG: 0.296		0-0 1-3 1B		0-3 K 1-2			0-0 SH1-4		0-0 5-3	3	0	1	0	0	1	2						
Randy Jones, R (1,1) Mookie Wilson, S (7,PH) OBP: 0.233, SLG: 0.148 OBP: 0.313, SLG: 0.365		0-0 F3			0-3 K		0-0 E4 1B BB		0-0 E S 1B	2	0	0	0	0	1	2						
Inning Stats	R: 0 E: 0 K: 1 S: 5	H: 0 LOB: 1 BB: 1 P: 9	R: 0 E: 0 K: 1 S: 6	H: 1 LOB: 2 BB: 1 P: 10	R: 1 E: 0 K: 2 S: 9	H: 2 LOB: 1 BB: 0 P: 9	R: 0 E: 0 K: 1 S: 5	H: 1 LOB: 0 BB: 0 P: 5	R: 0 E: 0 K: 1 S: 5	H: 0 LOB: 0 BB: 0 P: 5	R: 1 E: 0 K: 0 S: 4	H: 1 LOB: 0 BB: 0 P: 4	R: 2 E: 1 K: 2 S: 10	H: 2 LOB: 2 BB: 1 P: 14	R: 0 E: 1 K: 0 S: 4	H: 0 LOB: 1 BB: 0 P: 4	R: 3 E: 1 K: 0 S: 6	H: 2 LOB: 2 BB: 2 P: 14	1B: 7 2B: 0 3B: 1 HR: 1	SF: 0 SAC: 1 DP: 0 HBP: 0	WP: 0 PB: 0 SB: 1 CS: 1	PA: 43
PITCHER	IP	WLS	BF	H	R	ER	SO	BB	IBB	HBP	BLK	WP	HR	S	P	ERA	WHIP					
Ross Baumgarten, L (1,1) ERA: 6.21	6.1	L	26	6	3	2	6	2	0	0	0	0	1	36	44	2.84	1.263					
Rod Scully, L (7,1) ERA: 2.11	0.2		5	1	1	0	2	1	0	0	0	0	0	8	12	0.00	3.000					
Kent Tekulve, R (8,1) ERA: 2.85	2.0		12	2	3	2	0	1	1	0	0	0	0	10	18	9.00	1.500					

New York Mets @ Pittsburgh Pirates
Three Rivers Stadium, Pittsburgh, PA
Fri Aug 06 1982, 7:05 PM EDT
Att: 21,210 - Unknown

AB 37
R 7
H 9
RBI 7
BB 5
SO 8
LOB 22



Batter	1	2	3	4	5	6	7	8	9	AB	R	H	RBI	BB	SO	LOB	BOTTOM					
Omar Moreno, L (1,8) OBP: 0.304, SLG: 0.322	0-3 K		0-0 1B CS 1B		0-0 IHR 1B		0-3 K		0-0 G6-4-3 1B	5	1	3	1	0	2	1						
Lee Lacy, R (1,7) Jason Thompson, L (7,PH) Kent Tekulve, R (8,1) OBP: 0.352, SLG: 0.376 OBP: 0.393, SLG: 0.512 OBP: 0.361, SLG: 0.456	0-0 6-3		0-0 F7		0-0 IHR		4-0 K BB		0-0 G6-4-3 1B	3	1	1	2	0	0	1						
Bill Madlock, R (9,PH) Jim Morrison, R (1,5) OBP: 0.361, SLG: 0.456 OBP: 0.290, SLG: 0.451		0-0 2B	1-2 1B		0-0 1B		0-3 K		0-0 1-2	4	0	3	0	0	1	2						
Willie Stargell, L (1,3) OBP: 0.333, SLG: 0.481	0-0 G3		0-0 CS 3-H		0-3 K		0-3 K		0-3 K	4	0	0	0	0	3	2						
Dick Davis, R (1,9) OBP: 0.302, SLG: 0.460		0-0 F7		4-0 FC5-4 BB			0-0 F3		0-3 K	3	0	0	0	1	1	0						
Johnny Ray, S (1,4) OBP: 0.340, SLG: 0.422		0-0 F7		0-0 FC5-4 FC6-4			4-0 G4-6-3 BB		0-0 F7	3	0	0	0	1	0	1						
Dale Berra, R (1,6) OBP: 0.315, SLG: 0.404		0-0 1B		0-0 FC6-4			0-0 G4-6-3		0-0 F8	4	0	1	0	0	0	2						
Steve Nicosia, R (1,2) John Milner, L (7,PH) Tony Peña, R (8,2) OBP: 0.365, SLG: 0.403 OBP: 0.211, SLG: 0.152 OBP: 0.326, SLG: 0.429		0-0 F8			0-0 F8		0-3 K		0-0 1B 1B	2	0	0	0	0	0	1						
Ross Baumgarten, L (1,1) Rod Scully, L (7,1) Mike Easter, L (7,PH) OBP: 0.100, SLG: 0.100 OBP: 0.235, SLG: 0.353 OBP: 0.345, SLG: 0.423			0-3 K		0-3 K		0-0 WP 1B		0-0 1B	2	0	2	0	0	0	0						
Inning Stats	R: 0 E: 0 K: 1 S: 6	H: 1 LOB: 0 BB: 0 P: 6	R: 0 E: 0 K: 0 S: 4	H: 1 LOB: 0 BB: 0 P: 4	R: 0 E: 0 K: 1 S: 6	H: 2 LOB: 1 BB: 0 P: 6	R: 0 E: 0 K: 1 S: 5	H: 0 LOB: 1 BB: 1 P: 9	R: 2 E: 0 K: 2 S: 10	H: 3 LOB: 1 BB: 0 P: 10	R: 0 E: 0 K: 0 S: 2	H: 0 LOB: 0 BB: 1 P: 6	R: 0 E: 0 K: 3 S: 10	H: 1 LOB: 2 BB: 1 P: 14	R: 0 E: 0 K: 2 S: 7	H: 0 LOB: 0 BB: 0 P: 7	R: 1 E: 0 K: 0 S: 5	H: 3 LOB: 1 BB: 0 P: 5	1B: 9 2B: 1 3B: 0 HR: 1	SF: 0 SAC: 0 DP: 2 HBP: 0	WP: 1 PB: 0 SB: 1 CS: 1	PA: 39
PITCHER	IP	WLS	BF	H	R	ER	SO	BB	IBB	HBP	BLK	WP	HR	S	P	ERA	WHIP					
Randy Jones, L (1,1) ERA: 4.5	6.0	W	25	7	2	2	5	2	0	0	0	1	0	33	41	3.00	1.500					
Neil Allen, R (7,1) ERA: 3.15	3.0	S	13	4	1	1	5	1	0	0	0	1	0	22	26	3.00	1.667					

New York Mets @ Pittsburgh Pirates
Three Rivers Stadium, Pittsburgh, PA
Fri Aug 06 1982, 7:05 PM EDT
Att: 21,210 - Unknown

AB 35
R 3
H 11
RBI 3
BB 3
SO 10
LOB 12



Batter	1	2	3	4	5	6	7	8	9	AB	R	H	RBI	BB	SO	LOB	TOP								
Mookie Wilson, S OBP: 0.316, SLG: 0.368 (1, 8)	F7		FC6-4 1B			3B 1B	E S 1B		3-1	5	1	3	0	0	0	0									
Bob Bailor, R OBP: 0.304, SLG: 0.324 (1, 6) (7, 4)	6-3		FC6-4 1-2			1B 3B	F2			4	1	1	1	0	0	2									
Ellis Valentine, R OBP: 0.283, SLG: 0.384 (1, 9)	6-3			G5-4-3 1B		HR 1B			6-3	4	1	2	1	0	0	0									
Dave Kingman, R OBP: 0.296, SLG: 0.467 Mike Jorgensen, L OBP: 0.391, SLG: 0.347 (1, 3) (8, 3)		4-3		G5-4-3 1-2		HR 1B			6-3	4	1	1	2	0	0	1									
Rusty Staub, L OBP: 0.297, SLG: 0.313 Mike Howard, S (8, PR) (8, 7)	F8			1B		4-3				4	0	2	0	0	0	0									
John Stearns, R OBP: 0.346, SLG: 0.413 (1, 2)	FC5 2B			K		K			F9	4	0	1	0	0	2	2									
Hubie Brooks, R OBP: 0.316, SLG: 0.330 (1, 5)	FC5 2-3					F8				4	1	1	0	0	0	1									
Wally Backman, S OBP: 0.389, SLG: 0.381 Ron Gardenhire, R OBP: 0.280, SLG: 0.299 (1, 4) (7, 6)			6-3			6-3			G3	3	0	0	0	0	0	0									
Pat Zachry, R (1, 1)			K			K			K	4	0	0	0	0	4	1									
Inning Stats	R: 0 E: 0 K: 0 S: 3	H: 0 LOB: 0 BB: 0 P: 3	R: 0 E: 0 K: 0 S: 4	H: 1 LOB: 1 BB: 0 P: 4	R: 0 E: 0 K: 1 S: 6	H: 1 LOB: 1 BB: 0 P: 6	R: 0 E: 0 K: 1 S: 6	H: 2 LOB: 1 BB: 0 P: 6	R: 0 E: 0 K: 1 S: 5	H: 0 LOB: 0 BB: 0 P: 5	R: 4 E: 0 K: 1 S: 9	H: 4 LOB: 0 BB: 0 P: 9	R: 0 E: 0 K: 1 S: 6	H: 1 LOB: 1 BB: 0 P: 6	R: 0 E: 0 K: 0 S: 4	H: 1 LOB: 1 BB: 0 P: 4	R: 1 E: 1 K: 1 S: 6	H: 2 LOB: 2 BB: 0 P: 6	1B: 9 2B: 2 3B: 1 HR: 1	SF: 0 SAC: 0 DP: 2 HBP: 0	WP: 0 PB: 0 SB: 2 CS: 1	PA: 37			
PITCHER	IP	WLS	BF	H	R	ER	SO	BB	IBB	HBP	BLK	WP	HR	S	P	ERA	WHIP								
Rick Rhoden, R ERA: 4.83 (1, 1)	6.0	L	25	8	4	4	4	0	0	0	0	0	1	33	33	6.00	1.333								
Enrique Romo, R ERA: 4.15 (7, 1)	2.0		8	2	0	0	1	0	0	0	0	0	0	10	10	0.00	1.000								
Kent Tekulve, R ERA: 2.82 (9, 1)	1.0		4	2	1	0	1	0	0	0	0	0	0	6	6	0.00	2.000								

New York Mets @ Pittsburgh Pirates
Three Rivers Stadium, Pittsburgh, PA
Sat Aug 07 1982, 7:05 PM EDT
Att: 19,938 - Unknown

AB	37
R	5
H	12
RBI	4
BB	0
SO	6
LOB	7



Batter	1	2	3	4	5	6	7	8	9	AB	R	H	RBI	BB	SO	LOB	BOTTOM								
Omar Moreno, L OBP: 0.305, SLG: 0.323 (1, 8)	K			F7			E7 4-3 1B		F8	5	0	2	0	0	1	1									
Johnny Ray, S OBP: 0.336, SLG: 0.419 (1, 4)	1B					F8	4-3		6-3	5	1	1	0	0	0	3									
Bill Madlock, R OBP: 0.362, SLG: 0.455 (1, 5)	1B 2B			G6-4-3 1B		K	P3		1-3	5	1	2	0	0	1	1									
Jason Thompson, L OBP: 0.396, SLG: 0.513 (1, 3)	2B FC9-2			G6-4-3 1B		F9	BB			3	0	2	1	1	0	0									
Mike Easter, L OBP: 0.347, SLG: 0.428 (1, 7)				G6-4-3			BB		F8	4	0	2	1	0	0	4									
Lee Lacy, R OBP: 0.350, SLG: 0.378 (1, 9)	FC9-2 3-H			P5			1B			4	0	1	0	0	0	4									
Tony Peña, R OBP: 0.322, SLG: 0.424 (1, 2)							F7			4	0	0	0	0	1	2									
Jim Smith, R OBP: 0.368, SLG: 0.406 Willie Stargell, L OBP: 0.205, SLG: 0.472 Kent Tekulve, R (8, PH) (9, 1)										1	0	1	0	2	0	0									
Rick Rhoden, R OBP: 0.305, SLG: 0.561 John Milner, L OBP: 0.205, SLG: 0.147 Enrique Romo, R OBP: 0.428, SLG: 0.714 Jim Morrison, R OBP: 0.289, SLG: 0.449 (8, PH) (9, 6)										1	0	0	0	0	0	0									
Inning Stats	R: 2 E: 0 K: 1 S: 8	H: 4 LOB: 1 BB: 0 P: 8	R: 0 E: 0 K: 0 S: 4	H: 1 LOB: 2 BB: 1 P: 8	R: 0 E: 0 K: 0 S: 4	H: 2 LOB: 1 BB: 0 P: 4	R: 0 E: 0 K: 0 S: 4	H: 1 LOB: 1 BB: 0 P: 4	R: 0 E: 0 K: 1 S: 5	H: 0 LOB: 0 BB: 0 P: 5	R: 0 E: 0 K: 0 S: 4	H: 1 LOB: 2 BB: 1 P: 8	R: 0 E: 1 K: 0 S: 4	H: 1 LOB: 2 BB: 1 P: 8	R: 0 E: 0 K: 2 S: 8	H: 1 LOB: 1 BB: 0 P: 8	R: 0 E: 0 K: 0 S: 3	H: 0 LOB: 0 BB: 0 P: 3	1B: 8 2B: 4 3B: 0 HR: 0	SF: 0 SAC: 0 DP: 2 HBP: 0	WP: 0 PB: 0 SB: 0 CS: 0	PA: 39			
PITCHER	IP	WLS	BF	H	R	ER	SO	BB	IBB	HBP	BLK	WP	HR	S	P	ERA	WHIP								
Pat Zachry, R ERA: 3.91 (1, 1)	9.0	W	39	11	2	2	4	3	0	0	0	0	0	44	56	2.00	1.556								

New York Mets @ Pittsburgh Pirates
Three Rivers Stadium, Pittsburgh, PA
Sat Aug 07 1982, 7:05 PM EDT
Att: 19,938 - Unknown

AB	36
R	2
H	11
RBI	2
BB	3
SO	4
LOB	21



Batter	1	2	3	4	5	6	7	8	9	AB	R	H	RBI	BB	SO	LOB	TOP
Mookie Wilson, S (1, 8) OBP: 0.318, SLG: 0.369										4	1	2	0	0	1	0	New York Mets @ Pittsburgh Pirates Three Rivers Stadium, Pittsburgh, PA Sun Aug 08 1982, 3:33 AM EDT Att: 19,679 - Unknown
Bob Bailor, R (1, 6) OBP: 0.303, SLG: 0.322										4	0	1	0	0	0	1	
Ellis Valentine, R (1, 9) OBP: 0.263, SLG: 0.379										3	0	0	0	0	0	1	
Dave Kingman, R (1, 3) OBP: 0.294, SLG: 0.463										3	0	0	1	0	1	0	
Gary Rajsich, L (1, 7) OBP: 0.262, SLG: 0.303										3	0	0	0	1	0	2	
John Stearns, R (1, 2) OBP: 0.347, SLG: 0.412										3	0	1	0	1	0	1	
Hubie Brooks, R (1, 5) OBP: 0.318, SLG: 0.332										4	0	2	0	0	0	3	
Wally Backman, S (1, 4) OBP: 0.389, SLG: 0.378										2	0	0	0	1	1	1	
George Foster, R (9, PH) OBP: 0.326, SLG: 0.382										1	0	0	0	0	0	2	
Craig Swan, R (1, 1) OBP: 0.276, SLG: 0.346										2	0	0	0	0	0	1	
Rusty Staub, L (8, PH) OBP: 0.295, SLG: 0.310										1	0	0	0	0	0	0	
Terry Leach, R (8, 1) OBP: 0.167, SLG: 0.167										0	0	0	0	0	0	0	
Inning Stats	R: 1 E: 0 K: 0 S: 5	H: 2 LOB: 3 BB: 1 P: 10	R: 0 E: 0 K: 1 S: 5	H: 0 LOB: 0 BB: 0 P: 5	R: 0 E: 0 K: 0 S: 3	H: 0 LOB: 0 BB: 0 P: 3	R: 0 E: 0 K: 0 S: 3	H: 0 LOB: 0 BB: 0 P: 3	R: 0 E: 0 K: 0 S: 3	H: 1 LOB: 1 BB: 1 P: 7	R: 0 E: 0 K: 1 S: 7	H: 1 LOB: 2 BB: 0 P: 7	R: 0 E: 0 K: 1 S: 7	H: 2 LOB: 2 BB: 0 P: 7	1B: 6 2B: 0 3B: 0 HR: 0	SF: 1 SAC: 0 DP: 2 HBP: 1	WP: 0 PA: 35 PB: 0 SB: 0 CS: 0
PITCHER	IP WLS BF H R ER SO BB IBB HBP BLK WP HR S P ERA WHIP																
Don Robinson, R (1, 1) ERA: 3.74	8.0 W 30 4 1 1 2 3 0 1 0 0 0 30 43 1.12 0.875																
Kent Tekulve, R (9, 1) ERA: 2.79	1.0 S 5 2 0 0 1 0 0 0 0 0 0 7 7 0.00 2.000																

Batter	1	2	3	4	5	6	7	8	9	AB	R	H	RBI	BB	SO	LOB	BOTTOM		
Omar Moreno, L (1, 8) OBP: 0.304, SLG: 0.322										4	0	1	0	0	1	3	New York Mets @ Pittsburgh Pirates Three Rivers Stadium, Pittsburgh, PA Sun Aug 08 1982, 3:33 AM EDT Att: 19,679 - Unknown		
Johnny Ray, S (1, 4) OBP: 0.335, SLG: 0.416										4	1	0	0	0	0	3			
Bill Madlock, R (1, 5) OBP: 0.361, SLG: 0.458										4	0	1	2	0	0	1			
Jason Thompson, L (1, 3) OBP: 0.397, SLG: 0.514										3	0	1	0	1	0	1			
Mike Easter, L (1, 7) OBP: 0.343, SLG: 0.422										4	0	0	0	0	2	3			
Lee Lacy, R (1, 9) OBP: 0.348, SLG: 0.380										4	1	1	0	0	1	1			
Tony Peña, R (1, 2) OBP: 0.324, SLG: 0.424										3	0	1	0	1	0	1			
Jim Smith, R (1, 6) OBP: 0.357, SLG: 0.389										4	1	1	0	0	1	3			
Don Robinson, R (1, 1) ERA: 3.41										4	1	3	1	0	0	1			
Dale Berra, R (8, PR) OBP: 0.315, SLG: 0.404										0	0	0	0	0	0	0			
Kent Tekulve, R (9, 1) ERA: 5.28										0	0	0	0	0	0	0			
Inning Stats	R: 0 E: 0 K: 1 S: 5	H: 0 LOB: 0 BB: 0 P: 5	R: 0 E: 0 K: 1 S: 6	H: 1 LOB: 1 BB: 0 P: 6	R: 0 E: 0 K: 0 S: 4	H: 1 LOB: 1 BB: 0 P: 4	R: 0 E: 0 K: 0 S: 4	H: 1 LOB: 1 BB: 0 P: 4	R: 3 E: 1 K: 1 S: 9	H: 3 LOB: 2 BB: 1 P: 13	R: 0 E: 0 K: 1 S: 5	H: 0 LOB: 1 BB: 1 P: 9	R: 0 E: 0 K: 0 S: 4	H: 1 LOB: 1 BB: 0 P: 4	R: 1 E: 1 K: 1 S: 7	H: 2 LOB: 1 BB: 0 P: 7	1B: 6 2B: 2 3B: 1 HR: 0	SF: 0 SAC: 0 DP: 0 HBP: 0	WP: 0 PA: 37 PB: 0 SB: 0 CS: 1
PITCHER	IP WLS BF H R ER SO BB IBB HBP BLK WP HR S P ERA WHIP																		
Craig Swan, R (1, 1) ERA: 3.41	7.0 L 31 7 3 0 4 2 0 0 0 0 0 0 37 45 0.00 1.286																		
Terry Leach, R (8, 1) ERA: 5.28	1.0 5 2 1 0 1 0 0 0 0 0 0 7 7 0.00 2.000																		

AB 30
R 1
H 6
RBI 1
BB 3
SO 3
LOB 12



AB 34
R 4
H 9
RBI 3
BB 2
SO 5
LOB 17



Batter	1	2	3	4	5	6	7	8	9	AB	R	H	RBI	BB	SO	LOB	TOP			
Omar Moreno, L (1, 8) OBP: 0.302, SLG: 0.320	F7		SH3-4		K			F8		3	0	0	0	0	1	0	Pittsburgh Pirates @ Philadelphia Phillies Veterans Stadium, Philadelphia, PA Mon Aug 09 1982, 7:05 PM EDT Unknown			
Lee Lacy, R (1, 7) OBP: 0.347, SLG: 0.382	5-3		E7		F8			6-3		4	0	1	1	0	0	0				
Bill Madlock, R (1, 3) OBP: 0.357, SLG: 0.453	5-3		K		5-3			6-3		4	0	0	0	0	1	1				
Jim Morrison, R (1, 5) OBP: 0.285, SLG: 0.442		F1	K2-3		L6			1B	BB	3	0	0	0	0	1	1				
Jason Thompson, L (6, 3) OBP: 0.398, SLG: 0.514										0	0	0	0	1	0	0				
Jim Smith, R (9, PR) OBP: 0.357, SLG: 0.389										0	0	0	0	0	0	0				
Dick Davis, R (1, 9) OBP: 0.309, SLG: 0.466					5-3			F7		0	2	0	0	0	0	0				
Dale Berra, R (1, 6) OBP: 0.315, SLG: 0.403		2B			SH2-4			L4		3	0	1	0	0	0	1				
Johnny Ray, S (1, 4) OBP: 0.337, SLG: 0.416		FC5-4			1B			F8		4	0	2	2	0	0	1				
Steve Nicosia, R (1, 2) OBP: 0.359, SLG: 0.394		1B			G5-4-3			1B		4	0	1	0	0	1	4				
John Candelaria, L (1, 1) OBP: 0.273, SLG: 0.286					1B			FC6-4		2	1	1	0	0	1	0				
Enrique Romo, R (6, 1) OBP: 0.375, SLG: 0.625								1B		1	0	0	0	0	0	1				
Kent Tekulve, R (7, 1)			SH3-4		K			P3		0	0	0	0	0	0	0				
Inning Stats	R: 0 E: 0 K: 0 S: 3	H: 0 LOB: 0 BB: 0 P: 3	R: 1 E: 0 K: 1 S: 7	H: 2 LOB: 1 BB: 0 P: 7	R: 1 E: 1 K: 2 S: 9	H: 2 LOB: 1 BB: 0 P: 9	R: 1 E: 0 K: 0 S: 3	H: 1 LOB: 0 BB: 1 P: 7	R: 0 E: 0 K: 2 S: 7	H: 0 LOB: 0 BB: 0 P: 3	R: 0 E: 0 K: 0 S: 4	H: 1 LOB: 1 BB: 0 P: 4	R: 0 E: 0 K: 0 S: 3	H: 0 LOB: 0 BB: 0 P: 3	R: 0 E: 0 K: 0 S: 4	H: 1 LOB: 2 BB: 1 P: 8	1B: 5 2B: 2 3B: 0 HR: 0	SF: 0 SAC: 2 DP: 1 HBP: 0	WP: 0 PB: 0 SB: 0 CS: 0	PA: 35
PITCHER Steve Carlton, L (1, 1) ERA: 3.11	IP: 9.0 WLS: W BF: 35 H: 7 R: 3 ER: 3 SO: 5 BB: 2 IBB: 0 HBP: 0 BLK: 0 WP: 0 HR: 0 S: 43 P: 51 ERA: 3.00 WHIP: 1.000															PITCHER				

Batter	1	2	3	4	5	6	7	8	9	AB	R	H	RBI	BB	SO	LOB	BOTTOM			
Pete Rose, S (1, 3) OBP: 0.342, SLG: 0.355	5-3		SH1-4		6-3			F8		5	0	2	0	0	0	2	Pittsburgh Pirates @ Philadelphia Phillies Veterans Stadium, Philadelphia, PA Mon Aug 09 1982, 7:05 PM EDT Unknown			
Manny Trillo, R (1, 4) OBP: 0.314, SLG: 0.314	4-3		SH1-4		1B			1B		3	0	2	0	0	0	0				
Gary Matthews, R (1, 7) OBP: 0.338, SLG: 0.443	1B		6-3		1B			K		4	0	2	0	0	1	3				
Mike Schmidt, R (1, 5) OBP: 0.420, SLG: 0.567	F8		6-3		F8			2B	BB	4	1	1	0	0	0	4				
Bo Diaz, R (1, 2) OBP: 0.341, SLG: 0.479		2B			K			K		3	1	1	0	1	2	3				
Gary Maddox, R (1, 8) OBP: 0.292, SLG: 0.413					FC5-4			BB		3	1	1	0	0	1	1				
Bob Dernier, R (7, 8) OBP: 0.318, SLG: 0.321					2B			BB		0	0	0	0	0	0	0				
Greg Gross, L (8, PH) OBP: 0.369, SLG: 0.319					2B			BB		0	1	0	0	1	0	0				
Bill Robinson, R (1, 9) OBP: 0.273, SLG: 0.397					5-3			BB		2	0	0	1	1	0	1				
Luis Aguayo, R (9, 6) OBP: 0.263, SLG: 0.371	SF7				5-3			BB		0	0	0	0	0	0	0				
Ivan De Jesus, R (1, 6) OBP: 0.307, SLG: 0.301					6-3			BB		3	0	1	1	0	0	1				
George Vukovich, L (8, PH) OBP: 0.333, SLG: 0.402					2B			BB		1	0	1	2	0	0	0				
Steve Carlton, L (1, 1) OBP: 0.200, SLG: 0.286					K			FC6-2-5-1		4	0	0	0	0	2	4				
Inning Stats	R: 0 E: 0 K: 0 S: 4	H: 1 LOB: 1 BB: 0 P: 4	R: 1 E: 0 K: 1 S: 7	H: 2 LOB: 1 BB: 0 P: 7	R: 0 E: 0 K: 0 S: 4	H: 1 LOB: 1 BB: 0 P: 4	R: 1 E: 1 K: 1 S: 6	H: 1 LOB: 1 BB: 1 P: 10	R: 0 E: 0 K: 1 S: 7	H: 2 LOB: 2 BB: 0 P: 7	R: 0 E: 0 K: 1 S: 5	H: 0 LOB: 0 BB: 0 P: 5	R: 0 E: 0 K: 1 S: 6	H: 2 LOB: 2 BB: 0 P: 6	R: 2 E: 0 K: 1 S: 7	H: 2 LOB: 2 BB: 2 P: 15	1B: 7 2B: 5 3B: 0 HR: 0	SF: 1 SAC: 1 DP: 1 HBP: 0	WP: 0 PB: 0 SB: 0 CS: 1	PA: 37
PITCHER John Candelaria, L (1, 1) ERA: 2.54	IP: 5.0 WLS: 0 BF: 23 H: 7 R: 2 ER: 1 SO: 3 BB: 1 IBB: 0 HBP: 0 BLK: 0 WP: 0 HR: 0 S: 28 P: 32 ERA: 1.80 WHIP: 1.600															PITCHER				
Enrique Romo, R (6, 1) ERA: 4.09	1.1 6 2 0 0 1 0 0 0 0 0 0 8 8 0.00 1.500																			
Kent Tekulve, R (7, 1) ERA: 2.93	1.2 L 8 2 2 2 2 0 0 0 0 0 10 18 10.80 2.400																			

Batter	1	2	3	4	5	6	7	8	9	AB	R	H	RBI	BB	SO	LOB	TOP								
Omar Moreno, L OBP: 0.303, SLG: 0.321 Dick Davis, R OBP: 0.316, SLG: 0.481	0-0 1B		0-3 K		4-0 BB		0-0 5-3	0-0 3B	0-0 F9	2	0	1	0	0	1	0									
Johnny Ray, S OBP: 0.337, SLG: 0.415	0-0 F7		0-0 4-3		0-0 G4-6-3		0-0 1B	0-0 1B	0-0 FC4-6	6	2	2	1	0	0	4									
Bill Madlock, R OBP: 0.357, SLG: 0.452	0-0 1-2 1B		0-0 F8				0-0 6-3	0-0 E5 1B	0-0 5-3	6	1	2	0	0	0	2									
Jason Thompson, L OBP: 0.400, SLG: 0.513	0-3 K			0-0 G3		4-0 HR BB	1-0 1B 1B	0-0 BB 2B		3	2	1	1	1	1	2									
Mike Easter, L OBP: 0.347, SLG: 0.433	0-3 K			0-0 F5		0-0 HR	0-0 1B	0-0 2B 1B		4	1	2	4	1	1	2									
Lee Lacy, R OBP: 0.352, SLG: 0.391		0-0 5-3		0-0 F4		0-0 FC6-4 1B	0-0 1B	0-0 1-2 2-3 1B	0-0 2B	5	0	3	1	0	0	0									
Tony Peña, R OBP: 0.331, SLG: 0.429	4-0 5-3 BB			0-0 2B		0-0 1-2 FC6-4 1B	0-0 G1-2-3	4-0 FC5-4 1BB		3	1	2	0	2	0	3									
Dale Berra, R OBP: 0.313, SLG: 0.400	0-0 5-3			0-0 F7		0-0 FC6-4		0-0 FC5-4		5	1	1	0	0	0	7									
Larry McWilliams, L OBP: 0.217, SLG: 0.152 John Milnes, R OBP: 0.228, SLG: 0.200 Cecilio Cuatrecasas, R OBP: 0.235, SLG: 0.325 Jim Morrison, R OBP: 0.243, SLG: 0.440 Enrique Romo, R OBP: 0.250, SLG: 0.403 Willie Stargell, L OBP: 0.250, SLG: 0.403 Kent Tekulve, R OBP: 0.250, SLG: 0.403	0-0 1-3			0-0 FC6-4		0-0 2B	0-0 1-2 FC6-4	0-3 K	0-0 FC4-6 1B	1	0	0	0	0	0	1									
Inning Stats	R: 0 E: 0 K: 2 S: 9	H: 2 LOB: 2 BB: 0 P: 9	R: 0 E: 0 K: 0 S: 3	H: 0 LOB: 1 BB: 1 P: 7	R: 0 E: 0 K: 1 S: 5	H: 0 LOB: 0 BB: 0 P: 5	R: 0 E: 0 K: 0 S: 3	H: 0 LOB: 0 BB: 0 P: 3	R: 1 E: 0 K: 0 S: 4	H: 2 LOB: 1 BB: 1 P: 8	R: 2 E: 0 K: 0 S: 6	H: 3 LOB: 2 BB: 1 P: 10	R: 2 E: 1 K: 0 S: 6	H: 4 LOB: 0 BB: 0 P: 7	R: 4 E: 0 K: 1 S: 10	H: 5 LOB: 3 BB: 2 P: 18	R: 0 E: 0 K: 0 S: 4	H: 1 LOB: 1 BB: 0 P: 4	1B: 12 2B: 3 3B: 1 HR: 1	SF: 0 SAC: 0 DP: 2 HBP: 1	WP: 1 PB: 0 SB: 1 CS: 0	PA: 48			
PITCHER	IP	WLS	BF	H	R	ER	SO	BB	IBB	HBP	BLK	WP	HR	S	P	ERA	WHIP								
Ed Farmer, R ERA: 5.94	4.1		19	4	1	1	3	2	0	0	0	0	0	23	31	2.08	1.385								
Sid Monge, L ERA: 4.0	1.0		6	3	2	2	0	1	0	0	0	0	1	5	9	18.00	4.000								
Jerry Reed, R ERA: 18.0	1.0		6	2	2	2	0	0	0	1	0	0	0	5	6	18.00	2.000								
Ron Reed, R ERA: 2.9	1.1	L	10	6	4	4	1	1	0	0	0	1	0	11	15	27.00	5.250								
Tug McGraw, L ERA: 4.41	1.1		7	2	0	0	0	0	1	0	0	0	0	6	10	0.00	1.500								

Pittsburgh Pirates @ Philadelphia Phillies
Veterans Stadium, Philadelphia, PA
Mon Aug 09 1982, Postponed
Att: 51,568 - Unknown

AB	39
R	9
H	16
RBI	8
BB	4
SO	4
LOB	24



Batter	1	2	3	4	5	6	7	8	9	AB	R	H	RBI	BB	SO	LOB	BOTTOM								
Bob Dernier, R OBP: 0.317, SLG: 0.318	0-0 F7		4-0 1B 1B BB		0-0 6-3		0-0 6-3			3	1	0	0	1	0	0									
Pete Rose, S OBP: 0.344, SLG: 0.356	0-0 F9		0-0 1-2 2-H HR 1B		0-0 BB 1B		0-0 3-1			4	1	2	1	0	0	0									
Gary Matthews, R OBP: 0.341, SLG: 0.445	0-3 K		0-0 1-2 2-H HR 1B		4-0 1-2 BB 1B		0-0 G5-4-3 1B			3	1	2	1	1	1	0									
Mike Schmidt, R OBP: 0.419, SLG: 0.572		0-0 F5	0-0 1-2 2-H HR		0-3 K		0-0 G5-4-3	0-0 1-2		4	1	1	3	0	1	3									
Bill Robinson, R OBP: 0.273, SLG: 0.400	0-0 F7		0-0 L5		0-0 WP CS 2B		0-3 K			4	0	1	0	0	1	0									
Ozzie Virgil, R OBP: 0.288, SLG: 0.319 Greg Gross, L OBP: 0.365, SLG: 0.315	0-0 6-3			0-0 F7		0-0 6-3		0-0 4-3		3	0	0	0	0	0	1									
Luis Aguayo, R OBP: 0.269, SLG: 0.447 Ron Reed, R OBP: 0.300, SLG: 0.375 Tug McGraw, R OBP: 0.332, SLG: 0.400		0-0 6-3		0-3 K	0-0 F8		0-0 2-H HR		0-0 G3	3	1	1	1	0	1	0									
Ivan De Jesus, R OBP: 0.306, SLG: 0.301			0-0 SH3-4 1B 1B	0-3 K	0-0 K		0-0 F9		0-0 5-3	4	1	1	0	0	1	0									
Ed Farmer, R Sid Monge, S Jerry Reed, R Manny Trillo, R OBP: 0.313, SLG: 0.313			0-0 SH3-4		0-3 K		0-0 G3			0	0	0	0	0	0	0									
Inning Stats	R: 0 E: 0 K: 1 S: 5	H: 0 LOB: 0 BB: 0 P: 5	R: 0 E: 0 K: 0 S: 3	H: 0 LOB: 0 BB: 0 P: 3	R: 5 E: 0 K: 1 S: 9	H: 4 LOB: 0 BB: 1 P: 13	R: 0 E: 0 K: 1 S: 5	H: 0 LOB: 0 BB: 0 P: 5	R: 0 E: 0 K: 2 S: 8	H: 1 LOB: 2 BB: 1 P: 12	R: 1 E: 0 K: 0 S: 4	H: 2 LOB: 0 BB: 0 P: 4	R: 0 E: 0 K: 0 S: 3	H: 0 LOB: 0 BB: 0 P: 3	R: 0 E: 0 K: 1 S: 5	H: 1 LOB: 0 BB: 0 P: 5	R: 0 E: 0 K: 0 S: 3	H: 0 LOB: 0 BB: 0 P: 3	1B: 5 2B: 1 3B: 0 HR: 2	SF: 0 SAC: 1 DP: 1 HBP: 0	WP: 1 PB: 0 SB: 0 CS: 1	PA: 35			
PITCHER	IP	WLS	BF	H	R	ER	SO	BB	IBB	HBP	BLK	WP	HR	S	P	ERA	WHIP								
Larry McWilliams, L ERA: 4.45 Cecilio Cuatrecasas, R ERA: 3.6 Enrique Romo, R ERA: 4.97 Kent Tekulve, R ERA: 2.87	4.0		17	4	5	5	3	1	0	0	0	0	0	8	12	0.00	2.000								
	1.0		5	1	0	0	2	1	0	0	0	0	0	8	12	0.00	2.000								
	2.0	W	7	2	1	1	0	0	0	0	0	1	1	7	7	4.50	1.000								
	2.0	S	6	1	0	0	1	0	0	0	0	0	0	8	8	0.00	0.500								

Pittsburgh Pirates @ Philadelphia Phillies
Veterans Stadium, Philadelphia, PA
Mon Aug 09 1982, Postponed
Att: 51,568 - Unknown

AB	32
R	6
H	8
RBI	6
BB	2
SO	6
LOB	4



Batter	1	2	3	4	5	6	7	8	9	AB	R	H	RBI	BB	SO	LOB	TOP										
Tom Herr, S OBP: 0.352, SLG: 0.331 (1, 4)										3	0	1	0	1	0	0	St. Louis Cardinals @ Pittsburgh Pirates Three Rivers Stadium, Pittsburgh, PA Thu Aug 12 1982, 7:05 PM EDT Att: 16,430 - Unknown - 68 F livebaseballscorecards.com										
Lonnie Smith, R OBP: 0.389, SLG: 0.435 (1, 7)										5	1	3	2	0	0	3											
Keith Hernandez, L OBP: 0.371, SLG: 0.380 (1, 3)										3	0	1	0	2	0	2											
George Hendrick, R OBP: 0.310, SLG: 0.443 (1, 9)										5	0	1	1	0	1	5											
Darrell Porter, L OBP: 0.353, SLG: 0.414 (1, 2)										3	0	1	0	1	0	1											
David Green, R OBP: 0.356, SLG: 0.424 Bruce Sutter, R OBP: 0.200, SLG: 0.250 (8, 1)										4	0	2	0	0	0	2											
Ken Oberkfell, L OBP: 0.333, SLG: 0.362 (1, 5)										0	0	0	0	0	0	0											
Ozzie Smith, S OBP: 0.356, SLG: 0.336 (1, 6)										3	1	1	0	1	0	2											
Joaquin Andujar, S OBP: 0.186, SLG: 0.229 Jim Kaat, L OBP: 0.342, SLG: 0.426 (8, 1)										2	1	1	0	0	0	2											
Willie McGee, S OBP: 0.342, SLG: 0.426 (8, 8)										0	0	0	0	0	0	0											
Inning Stats	R: 0 E: 0 K: 0 S: 3	H: 1 LOB: 1 BB: 1 P: 7	R: 0 E: 0 K: 0 S: 4	H: 1 LOB: 2 BB: 1 P: 8	R: 0 E: 0 K: 0 S: 3	H: 1 LOB: 1 BB: 0 P: 3	R: 0 E: 0 K: 0 S: 4	H: 1 LOB: 1 BB: 0 P: 4	R: 3 E: 0 K: 0 S: 8	H: 5 LOB: 2 BB: 0 P: 8	R: 0 E: 0 K: 0 S: 3	H: 0 LOB: 2 BB: 2 P: 11	R: 0 E: 0 K: 1 S: 5	H: 1 LOB: 0 BB: 0 P: 5	R: 0 E: 0 K: 0 S: 3	H: 0 LOB: 0 BB: 1 P: 3	R: 0 E: 0 K: 0 S: 4	H: 1 LOB: 2 BB: 1 P: 8	1B: 10 2B: 1 3B: 0 HR: 0	SF: 0 SAC: 2 DP: 2 HBP: 0	WP: 0 PB: 0 SB: 1 CS: 1	PA: 40					
PITCHER	IP	WLS	BF	H	R	ER	SO	BB	IBB	HBP	BLK	WP	HR	S	P	ERA	WHIP										
Ross Baumgarten, L ERA: 6.16 (1, 1)	4.2	L	23	9	3	3	0	2	0	0	0	0	0	21	29	5.79	2.357										
Enrique Romo, R ERA: 4.02 (5, 1)	3.1		12	1	0	0	1	2	0	0	0	0	0	12	20	0.00	0.900										
Rod Scurry, L ERA: 2.08 (9, 1)	1.0		5	1	0	0	0	1	0	0	0	0	0	4	8	0.00	2.000										

Batter	1	2	3	4	5	6	7	8	9	AB	R	H	RBI	BB	SO	LOB	BOTTOM										
Omar Moreno, L OBP: 0.300, SLG: 0.319 (1, 8)										4	0	0	0	0	0	2	St. Louis Cardinals @ Pittsburgh Pirates Three Rivers Stadium, Pittsburgh, PA Thu Aug 12 1982, 7:05 PM EDT Att: 16,430 - Unknown - 68 F livebaseballscorecards.com										
Johnny Ray, S OBP: 0.332, SLG: 0.410 (1, 4)										4	0	1	1	0	0	0											
Bill Madlock, R OBP: 0.356, SLG: 0.454 (1, 5)										4	0	1	0	0	1	2											
Jason Thompson, L OBP: 0.405, SLG: 0.520 (1, 3)										3	1	2	1	1	0	0											
Mike Easter, L OBP: 0.344, SLG: 0.437 (1, 7)										4	0	0	0	0	1	3											
Lee Lacy, R OBP: 0.350, SLG: 0.387 (1, 9)										4	0	0	0	0	2	2											
Tony Peña, R OBP: 0.328, SLG: 0.423 (1, 2)										4	0	1	0	0	1	1											
Dale Berra, R OBP: 0.308, SLG: 0.393 John Milner, L OBP: 0.266, SLG: 0.216 Rod Scurry, L OBP: 0.235, SLG: 0.353 (8, PH)										2	0	0	0	0	0	1											
Ross Baumgarten, L OBP: 0.091, SLG: 0.091 Enrique Romo, R OBP: 0.333, SLG: 0.556 Willie Stargell, L OBP: 0.333, SLG: 0.463 Jim Smithey, R OBP: 0.357, SLG: 0.389 (8, PR)										1	0	0	0	0	0	0											
Inning Stats	R: 0 E: 0 K: 0 S: 4	H: 0 LOB: 0 BB: 0 P: 5	R: 0 E: 0 K: 0 S: 3	H: 0 LOB: 0 BB: 0 P: 3	R: 0 E: 0 K: 1 S: 6	H: 1 LOB: 1 BB: 0 P: 6	R: 0 E: 0 K: 0 S: 3	H: 0 LOB: 0 BB: 0 P: 3	R: 0 E: 0 K: 0 S: 3	H: 0 LOB: 0 BB: 0 P: 3	R: 1 E: 0 K: 1 S: 6	H: 1 LOB: 0 BB: 0 P: 6	R: 1 E: 0 K: 0 S: 3	H: 1 LOB: 2 BB: 2 P: 11	R: 0 E: 1 K: 2 S: 8	H: 0 LOB: 1 BB: 0 P: 8		1B: 4 2B: 1 3B: 0 HR: 1	SF: 0 SAC: 0 DP: 2 HBP: 0	WP: 0 PB: 0 SB: 1 CS: 0	PA: 34						
PITCHER	IP	WLS	BF	H	R	ER	SO	BB	IBB	HBP	BLK	WP	HR	S	P	ERA	WHIP										
Joaquin Andujar, R ERA: 2.8 (1, 1)	7.0	W	26	4	2	2	3	2	0	0	0	0	0	30	38	2.57	0.857										
Jim Kaat, L ERA: 3.2 (8, 1)	0.1		3	1	0	0	0	1	0	0	0	0	0	2	6	0.00	6.000										
Bruce Sutter, R ERA: 3.45 (8, 1)	1.2	S	5	0	0	0	2	0	0	0	0	0	0	9	9	0.00	0.000										

Batter	1	2	3	4	5	6	7	8	9	AB	R	H	RBI	BB	SO	LOB	TOP			
Tom Herr, S OBP: 0.350, SLG: 0.328 (1, 4)	4-0 3B BB	0-0 4-3			0-0 4-3		0-0 P6		0-0 SF9	3	1	0	1	1	0	3				
Lonnie Smith, R OBP: 0.388, SLG: 0.433 Doug Bair, R (7, 1)	0-3 K		0-3 K		0-0 F9-3 1B		0-3 K		0-0 F8	4	0	1	0	0	3	3				
Mike Ramsey, S OBP: 0.337, SLG: 0.356 (9, PH)										1	0	0	0	0	0	0				
Keith Hernandez, L OBP: 0.372, SLG: 0.384 (1, 3)	0-0 1-H 3B		4-0 G4-6-3 BB		0-0 F9-3 1-2				0-0 4-3	3	0	1	1	1	0	1				
Dane Iorg, L OBP: 0.369, SLG: 0.373 (7, 7)	0-3 K		0-0 G4-6-3 1-2				0-0 F8		0-0 G3 1B	4	1	1	0	0	1	2				
Darrell Porter, L OBP: 0.349, SLG: 0.407 (1, 2)	0-3 K			0-3 K			0-0 F8		0-0 G3	4	0	0	0	0	2	2				
Willie McGee, S OBP: 0.344, SLG: 0.425 (1, 8)		0-0 1-3		1-0 G3 HBP			0-3 K		0-0 1B	3	0	1	1	0	1	0				
Ken Oberkfell, L OBP: 0.335, SLG: 0.364 (1, 5)		0-0 1B SH3 1B		0-0 G3			0-0 FC4-6 1B		0-0 4-3	4	1	2	0	0	0	2				
Ozzie Smith, S OBP: 0.362, SLG: 0.341 (1, 6)		0-0 SH3 S 1B		4-0 BB			0-0 FC4-6 1B		0-0 F9 SF9 2B	3	1	2	0	1	0	1				
Bob Forsch, R OBP: 0.228, SLG: 0.291 Steve Stralitz, L OBP: 0.322, SLG: 0.283 Jeff Laiti, R (4, 1)	0-0 SH3 3-H		0-0 SH3		0-3 K		0-0 1-2 1B		0-0 F9	0	0	0	1	0	0	0				
John Martin, S OBP: 0.197, SLG: 0.091 David Green, R OBP: 0.358, SLG: 0.428 (7, 9)	1-3 3-H								2-3	2	0	1	0	0	0	1				
Inning Stats	R: 1 E: 0 K: 3 S: 10	H: 1 LOB: 1 BB: 1 P: 14	R: 1 E: 0 K: 0 S: 5	H: 2 LOB: 1 BB: 0 P: 5	R: 0 E: 0 K: 1 S: 4	H: 0 LOB: 0 BB: 1 P: 8	R: 0 E: 0 K: 2 S: 7	H: 0 LOB: 2 BB: 1 P: 12	R: 0 E: 0 K: 1 S: 5	H: 0 LOB: 0 BB: 0 P: 5	R: 0 E: 0 K: 1 S: 7	H: 2 LOB: 2 BB: 0 P: 7	R: 1 E: 0 K: 0 S: 5	H: 2 LOB: 1 BB: 0 P: 5	R: 1 E: 0 K: 0 S: 4	H: 1 LOB: 0 BB: 0 P: 4	1B: 7 2B: 2 3B: 1 HR: 0	SF: 1 SAC: 1 DP: 2 HBP: 1	WP: 0 PB: 0 SB: 1 CS: 0	PA: 38
PITCHER Don Robinson, R ERA: 3.76 (1, 1)	IP: 9.0 WLS: W BF: 38 H: 9 R: 4 ER: 4 SO: 8 BB: 3 IBB: 0 HBP: 1 BLK: 0 WP: 0 HR: 0 S: 50 P: 63 ERA: 4.00 WHIP: 1.333																			

St. Louis Cardinals @ Pittsburgh Pirates
Three Rivers Stadium, Pittsburgh, PA
Fri Aug 13 1982, 7:05 PM EDT
Att: 25,700 - Unknown - 62 F

AB 32
R 4
H 9
RBI 4
BB 3
SO 8
LOB 17



Batter	1	2	3	4	5	6	7	8	9	AB	R	H	RBI	BB	SO	LOB	BOTTOM			
Omar Moreno, L OBP: 0.301, SLG: 0.320 (1, 8)	0-0 F7 4-3 1B		0-0 K		0-0 SH1-3 E 1B	0-0 F8		0-0 4-3		5	2	2	0	0	1	1				
Johnny Ray, S OBP: 0.331, SLG: 0.409 (1, 4)	0-0 4-3 2B 1B		0-0 L4		0-0 SH1-3 1-2	0-0 G3		0-0 4-3		4	1	1	0	0	0	1				
Bill Madlock, R OBP: 0.360, SLG: 0.463 (1, 5)	0-0 F7 1-2 2-3		0-0 2B FC6-4 1B		4-0 FC4-6 IBB		0-0 HR			3	2	2	1	1	0	2				
Jason Thompson, L OBP: 0.404, SLG: 0.520 (1, 3)	0-0 4-3		0-0 FC6-4 2B		0-0 FC4-6 1B		0-3 K			4	0	1	1	0	1	2				
Mike Easter, L OBP: 0.351, SLG: 0.445 (1, 7)	0-0 2-3 3-H 2B		4-0 FC6-4 IBB		0-0 1-2 1B		0-0 1B			3	0	3	1	1	0	0				
Lee Lacy, R OBP: 0.348, SLG: 0.385 (1, 9)	0-0 4-3		0-0 FC6-4 CS		0-0 F8		0-0 1-2 1B			4	0	1	1	0	0	5				
Tony Peña, R OBP: 0.330, SLG: 0.430 (1, 2)		0-0 HR	0-0 CS		0-0 F9		4-0 2B BB		0-0 P6	3	2	1	1	1	0	2				
Dale Berra, R OBP: 0.308, SLG: 0.391 (1, 6)		0-0 F9		0-0 G1-6-3 1B		0-0 F8		0-3 K		4	0	1	0	0	1	3				
Don Robinson, R OBP: 0.324, SLG: 0.469 (1, 1)		0-3 K2-3		0-0 G1-6-3 1-2		0-0 1-H 2B		0-3 K		4	0	1	1	0	2	1				
Inning Stats	R: 2 E: 0 K: 0 S: 6	H: 3 LOB: 1 BB: 0 P: 6	R: 1 E: 0 K: 2 S: 8	H: 1 LOB: 0 BB: 0 P: 8	R: 1 E: 0 K: 0 S: 4	H: 2 LOB: 1 BB: 1 P: 8	R: 0 E: 0 K: 0 S: 3	H: 1 LOB: 0 BB: 0 P: 3	R: 1 E: 1 K: 0 S: 5	H: 2 LOB: 2 BB: 1 P: 9	R: 1 E: 0 K: 0 S: 4	H: 1 LOB: 1 BB: 1 P: 8	R: 1 E: 0 K: 2 S: 10	H: 3 LOB: 2 BB: 0 P: 10	R: 0 E: 0 K: 1 S: 5	H: 0 LOB: 0 BB: 0 P: 5	1B: 8 2B: 3 3B: 0 HR: 2	SF: 0 SAC: 1 DP: 1 HBP: 0	WP: 0 PB: 0 SB: 0 CS: 1	PA: 39
PITCHER Bob Forsch, R ERA: 3.83 Jeff Laiti, R ERA: 3.21 John Martin, L ERA: 5.1 Doug Bair, R ERA: 2.71 (1, 1)	IP: 3.0 WLS: L BF: 15 H: 6 R: 4 ER: 4 SO: 2 BB: 0 IBB: 0 HBP: 0 BLK: 0 WP: 0 HR: 1 S: 18 P: 22 ERA: 12.00 WHIP: 2.000																			
PITCHER	IP: 1.0 WLS: L BF: 4 H: 2 R: 1 ER: 1 SO: 0 BB: 0 IBB: 0 HBP: 0 BLK: 0 WP: 0 HR: 0 S: 4 P: 4 ERA: 9.00 WHIP: 2.000																			
PITCHER	IP: 2.0 WLS: L BF: 10 H: 2 R: 1 ER: 1 SO: 0 BB: 1 IBB: 0 HBP: 0 BLK: 0 WP: 0 HR: 0 S: 8 P: 16 ERA: 4.50 WHIP: 1.500																			
PITCHER	IP: 2.0 WLS: L BF: 9 H: 3 R: 1 ER: 1 SO: 3 BB: 0 IBB: 0 HBP: 0 BLK: 0 WP: 1 HR: 15 S: 15 P: 15 ERA: 4.50 WHIP: 1.500																			

St. Louis Cardinals @ Pittsburgh Pirates
Three Rivers Stadium, Pittsburgh, PA
Fri Aug 13 1982, 7:05 PM EDT
Att: 25,700 - Unknown - 62 F

AB 34
R 7
H 13
RBI 6
BB 3
SO 5
LOB 17



Batter	1	2	3	4	5	6	7	8	9	AB	R	H	RBI	BB	SO	LOB	TOP					
Tom Herr, S OBP: 0.348, SLG: 0.326 (1,4)	5-3		5-3				P4		FC1-6	5	1	1	0	0	0	1						
Lonnie Smith, R OBP: 0.386, SLG: 0.438 (1,7)	5-3			5-3			K		4-3	5	1	1	2	0	1	1						
Keith Hernandez, L OBP: 0.373, SLG: 0.384 (1,3)	F9			BB			F8			3	0	1	0	1	0	0						
George Hendrick, R OBP: 0.317, SLG: 0.451 (1,9)				BB					3B	3	1	3	0	1	0	0						
Gene Tenace, R OBP: 0.526, SLG: 0.618 Darrell Porter, L OBP: 0.351, SLG: 0.417 (8, PH) (8,2)	K			K					SH2-3	3	0	0	0	0	3	5						
David Green, R OBP: 0.355, SLG: 0.413 Jim Kaat, L (8,1)	K								6-3	3	0	0	0	0	1	2						
Bruce Sutter, R OBP: 0.200, SLG: 0.250 (8,1)				BB						0	0	0	0	0	0	0						
Mike Ramsey, S OBP: 0.332, SLG: 0.350 (1,5)	6-3			6-3			6-3		SH2-3	3	0	0	1	0	0	4						
Ozzie Smith, S OBP: 0.361, SLG: 0.340 (1,6)			1-3				F8		K	4	0	1	0	0	1	0						
John Stuper, R OBP: 0.208, SLG: 0.261 Willie McGee, S OBP: 0.346, SLG: 0.425 (8,8)			K				K		FC1-6	3	0	0	0	0	2	1						
							4-3		BB	0	0	0	0	1	0	0						
Inning Stats	R: 0 E: 0 K: 0 S: 3	H: 0 LOB: 0 BB: 0 P: 3	R: 0 E: 0 K: 2 S: 8	H: 1 LOB: 1 BB: 0 P: 8	R: 0 E: 0 K: 1 S: 5	H: 0 LOB: 0 BB: 0 P: 5	R: 0 E: 0 K: 1 S: 6	H: 1 LOB: 3 BB: 2 P: 14	R: 2 E: 0 K: 2 S: 10	H: 3 LOB: 1 BB: 0 P: 14	R: 0 E: 0 K: 1 S: 4	H: 1 LOB: 1 BB: 0 P: 4	R: 0 E: 0 K: 1 S: 5	H: 0 LOB: 0 BB: 0 P: 5	R: 2 E: 0 K: 1 S: 7	H: 2 LOB: 2 BB: 1 P: 7	R: 0 E: 0 K: 0 S: 2	H: 0 LOB: 0 BB: 1 P: 6	1B: 5 2B: 1 3B: 1 HR: 1	SF: 0 SAC: 1 DP: 0 HBP: 0	WP: 0 PB: 0 SB: 0 CS: 1	PA: 38
PITCHER	IP	WLS	BF	H	R	ER	SO	BB	IBB	HBP	BLK	WP	HR	S	P	ERA	WHIP					
John Candelaria, L ERA: 2.55 (1,1)	7.0	L	30	6	2	2	7	3	0	0	0	0	1	41	53	2.57	1.286					
Kent Tekulve, R ERA: 3.01 (8,1)	1.0		5	2	2	2	1	0	0	0	0	0	0	7	7	18.00	2.000					
Rod Scurry, L ERA: 2.05 (9,1)	1.0	S	3	0	0	0	0	1	0	0	0	0	0	2	6	0.00	1.000					

St. Louis Cardinals @ Pittsburgh Pirates
Three Rivers Stadium, Pittsburgh, PA
Sat Aug 14 1982, 7:05 PM EDT
Att: 15,828 - Sunny - 78 F

AB	33
R	4
H	8
RBI	4
BB	4
SO	8
LOB	14



Batter	1	2	3	4	5	6	7	8	9	AB	R	H	RBI	BB	SO	LOB	BOTTOM					
Omar Moreno, L OBP: 0.300, SLG: 0.319 (1,8)			G3				F8-4			4	0	1	0	0	0	2						
Johnny Ray, S OBP: 0.326, SLG: 0.405 (1,4)	F8		3-1				FC1-6		K	4	0	0	0	0	1	2						
Bill Madlock, R OBP: 0.361, SLG: 0.463 (1,5)	5-3						2-1		1B	4	0	2	0	0	0	1						
Jason Thompson, L OBP: 0.409, SLG: 0.530 (1,3)			FC4-6				HR		1B	2	1	2	1	2	0	0						
Mike Easter, L OBP: 0.347, SLG: 0.439 (1,7)			FC4-6				3-1		K	4	0	0	0	0	2	5						
Lee Lacy, R OBP: 0.355, SLG: 0.392 Willie Stargell, L OBP: 0.328, SLG: 0.455 Rod Scurry, L OBP: 0.235, SLG: 0.353 (9,1)	E9								4-3	3	0	3	0	0	0	0						
Tony Peña, R OBP: 0.326, SLG: 0.425 (1,2)	K						F9		K	4	0	0	0	0	2	4						
Dale Berra, R OBP: 0.307, SLG: 0.388 (1,6)									5-3	3	0	0	0	1	1	0						
John Candelaria, L OBP: 0.283, SLG: 0.279 John Milner, L OBP: 0.273, SLG: 0.237 Kent Tekulve, R OBP: 0.091, SLG: 0.091 Dick Davis, R OBP: 0.300, SLG: 0.464 (9,9)	K						FC1-6		5-3	1	0	0	0	1	1	3						
							BB			1	0	1	0	0	0	0						
										0	0	0	0	0	0	0						
										1	0	0	0	0	0	0						
Inning Stats	R: 0 E: 0 K: 0 S: 3	H: 1 LOB: 3 BB: 2 P: 16	R: 0 E: 1 K: 2 S: 8	H: 1 LOB: 2 BB: 1 P: 10	R: 0 E: 0 K: 1 S: 5	H: 1 LOB: 0 BB: 0 P: 5	R: 0 E: 0 K: 0 S: 3	H: 0 LOB: 1 BB: 1 P: 7	R: 1 E: 0 K: 0 S: 4	H: 2 LOB: 0 BB: 0 P: 4	R: 0 E: 0 K: 0 S: 3	H: 1 LOB: 0 BB: 0 P: 3	R: 0 E: 0 K: 2 S: 9	H: 2 LOB: 2 BB: 0 P: 9	R: 0 E: 0 K: 1 S: 5	H: 0 LOB: 0 BB: 0 P: 5	1B: 8 2B: 2 3B: 0 HR: 1	SF: 0 SAC: 0 DP: 2 HBP: 0	WP: 0 PB: 0 SB: 0 CS: 2	PA: 36		
PITCHER	IP	WLS	BF	H	R	ER	SO	BB	IBB	HBP	BLK	WP	HR	S	P	ERA	WHIP					
John Stuper, R ERA: 3.89 (1,1)	7.1		30	4	0	0	0	4	0	0	0	0	0	36	52	1.23	1.636					
Jim Kaat, L ERA: 3.1 (8,1)	0.1		2	1	0	0	1	0	0	0	0	0	0	4	4	0.00	3.000					
Bruce Sutter, R ERA: 3.39 (8,1)	1.1	S	4	0	0	0	1	0	0	0	0	0	0	6	6	0.00	0.000					

St. Louis Cardinals @ Pittsburgh Pirates
Three Rivers Stadium, Pittsburgh, PA
Sat Aug 14 1982, 7:05 PM EDT
Att: 15,828 - Sunny - 78 F

AB	32
R	1
H	9
RBI	1
BB	4
SO	7
LOB	19



Batter	1	2	3	4	5	6	7	8	9	AB	R	H	RBI	BB	SO	LOB	TOP					
Tom Herr, S OBP: 0.348, SLG: 0.330 (1, 4)										5	2	2	1	0	1	0						
Lonnie Smith, R OBP: 0.388, SLG: 0.442 (1, 7)										5	2	3	1	0	0	0						
Keith Hernandez, L Dane Iorg, L OBP: 0.374, SLG: 0.392 OBP: 0.367, SLG: 0.371 (1, 3) (7, 3)										4	1	2	3	0	2	1						
George Hendrick, R Willie McGee, S OBP: 0.317, SLG: 0.451 OBP: 0.344, SLG: 0.422 (1, 9) (5, 8)										2	1	1	1	0	0	1						
Gene Tenace, R OBP: 0.520, SLG: 0.592 (1, 2)										3	1	0	0	1	1	2						
David Green, R OBP: 0.357, SLG: 0.450 (1, 8) (5, 9)										5	2	2	1	0	0	3						
Ken Oberkfell, L OBP: 0.336, SLG: 0.363 (1, 5)										4	1	1	1	1	0	0						
Ozzie Smith, S Mike Ramsey, S OBP: 0.360, SLG: 0.339 OBP: 0.332, SLG: 0.350 (1, 6) (7, 6) (7, 6)										4	2	1	1	0	0	1						
Steve Mura, R OBP: 0.087, SLG: 0.045 (1, 1)										3	0	0	1	0	1	1						
Inning Stats	R: 2 E: 0 K: 1 S: 8	H: 3 LOB: 1 BB: 0 P: 8	R: 0 E: 0 K: 0 S: 5	H: 0 LOB: 0 BB: 0 P: 5	R: 2 E: 0 K: 0 S: 5	H: 2 LOB: 1 BB: 1 P: 9	R: 2 E: 1 K: 1 S: 8	H: 2 LOB: 1 BB: 0 P: 8	R: 4 E: 1 K: 1 S: 9	H: 4 LOB: 0 BB: 0 P: 9	R: 0 E: 0 K: 0 S: 5	H: 0 LOB: 0 BB: 0 P: 5	R: 1 E: 1 K: 0 S: 3	H: 0 LOB: 1 BB: 1 P: 8	R: 0 E: 0 K: 1 S: 5	H: 0 LOB: 0 BB: 0 P: 5	R: 1 E: 0 K: 0 S: 4	H: 1 LOB: 0 BB: 0 P: 4	1B: 6 2B: 4 3B: 1 HR: 1	SF: 1 SAC: 1 DP: 0 HBP: 1	WP: 1 PB: 0 SB: 1 CS: 0	PA: 43
PITCHER	IP WLS BF H R ER SO BB IBB HBP BLK WP HR S P ERA WHIP																					
Larry McWilliams, L ERA: 4.44 (1, 1)	4.0 L 21 7 6 4 3 1 0 0 0 0 1 0 26 30 9.00 2.000																					
Cecilio Guante, R ERA: 4.05 (5, 1)	3.0 15 4 5 3 2 1 0 0 1 0 0 0 17 22 9.00 1.667																					
Randy Niemann, L ERA: 5.76 (8, 1)	2.0 7 1 1 1 1 1 0 0 0 0 0 0 1 9 9 4.50 0.500																					

St. Louis Cardinals @ Pittsburgh Pirates
Three Rivers Stadium, Pittsburgh, PA
Sun Aug 15 1982, 3:33 AM EDT
Sunny - 82 F

AB	38
R	12
H	12
RBI	10
BB	2
SO	6
LOB	9



Batter	1	2	3	4	5	6	7	8	9	AB	R	H	RBI	BB	SO	LOB	BOTTOM					
Omar Moreno, L OBP: 0.299, SLG: 0.317 Dick Davis, R OBP: 0.303, SLG: 0.464 (1, 8) (7, 9)										3	0	0	0	0	0	0						
Johnny Ray, S OBP: 0.327, SLG: 0.403 Jim Smith, R OBP: 0.349, SLG: 0.378 (1, 4) (7, 4)										3	0	0	0	0	1	0						
Bill Madlock, R Jim Morrison, R OBP: 0.361, SLG: 0.462 OBP: 0.281, SLG: 0.436 (1, 5) (7, 5)										3	0	1	0	0	0	0						
Jason Thompson, L OBP: 0.407, SLG: 0.527 (1, 3)										4	0	1	0	0	0	0						
Mike Easter, L OBP: 0.343, SLG: 0.434 (1, 7)										4	0	0	0	0	1	2						
Lee Lacy, R OBP: 0.357, SLG: 0.393 (1, 9) (7, 8)										4	2	2	0	0	0	0						
Tony Peña, R OBP: 0.328, SLG: 0.426 (1, 2)										4	1	2	0	0	1	1						
Dale Berra, R OBP: 0.309, SLG: 0.390 (1, 6)										3	1	1	0	1	0	1						
Larry McWilliams, L Cecilio Guante, R John Milner, L Randy Niemann, L Willie Stargell, L OBP: 0.208, SLG: 0.174 OBP: 0.289, SLG: 0.333 OBP: 0.323, SLG: 0.446 (1, 1) (5, 1) (7, PH) (8, 1) (9, PH)										1	0	0	0	0	1	0						
Inning Stats	R: 0 E: 0 K: 1 S: 5	H: 0 LOB: 0 BB: 0 P: 5	R: 0 E: 0 K: 0 S: 3	H: 0 LOB: 0 BB: 0 P: 3	R: 0 E: 0 K: 2 S: 7	H: 0 LOB: 0 BB: 0 P: 7	R: 0 E: 0 K: 1 S: 7	H: 2 LOB: 2 BB: 0 P: 7	R: 0 E: 0 K: 1 S: 6	H: 1 LOB: 1 BB: 0 P: 6	R: 0 E: 0 K: 0 S: 3	H: 0 LOB: 0 BB: 0 P: 3	R: 4 E: 0 K: 0 S: 7	H: 4 LOB: 1 BB: 1 P: 11	R: 0 E: 0 K: 0 S: 3	H: 0 LOB: 0 BB: 0 P: 3	R: 1 E: 0 K: 0 S: 5	H: 2 LOB: 1 BB: 0 P: 5	1B: 7 2B: 1 3B: 0 HR: 1	SF: 0 SAC: 0 DP: 0 HBP: 0	WP: 0 PB: 0 SB: 0 CS: 0	PA: 37
PITCHER	IP WLS BF H R ER SO BB IBB HBP BLK WP HR S P ERA WHIP																					
Steve Mura, R ERA: 3.62 (1, 1)	9.0 W 37 9 5 5 5 1 0 0 0 0 1 46 50 5.00 1.111																					

St. Louis Cardinals @ Pittsburgh Pirates
Three Rivers Stadium, Pittsburgh, PA
Sun Aug 15 1982, 3:33 AM EDT
Sunny - 82 F

AB	36
R	5
H	9
RBI	5
BB	1
SO	5
LOB	8



Batter	1	2	3	4	5	6	7	8	9	AB	R	H	RBI	BB	SO	LOB	TOP					
Tom Herr, S OBP: 0.349, SLG: 0.332 (1,4)	F8		G3 1B BB		6-3 2B		6-3		P6	4	2	1	0	1	0	0						
Lonnie Smith, R OBP: 0.386, SLG: 0.439 (1,7)	F8		F9		6-3		6-3		F7	5	1	1	0	0	0	2						
Keith Hernandez, L OBP: 0.376, SLG: 0.397 (1,3)	FC6-4 1B		G3		1B 2B		1B		4-3	5	1	3	2	0	0	1						
George Hendrick, R OBP: 0.319, SLG: 0.451 (1,9)	FC6-4 1-2		1B		1B		K			4	0	2	2	0	1	2						
Darrell Porter, L OBP: 0.350, SLG: 0.415 (1,2)		G3 1B 6-3	4-3		K		E9			4	1	1	0	0	1	2						
Willie McGee, S OBP: 0.346, SLG: 0.423 (1,8)		6-3 1B G3			P4		F9			4	0	2	0	0	0	2						
Ken Oberkfell, L OBP: 0.332, SLG: 0.358 (1,5)		G3			G3		P6		P6	4	0	0	0	0	0	3						
Ozzie Smith, S OBP: 0.359, SLG: 0.338 (1,6)		6-3			5-3		5-3		F8	4	0	1	1	0	0	2						
Dave LaPoint, L OBP: 0.071, SLG: 0.071 (1,1)		L4			5-3		4-3		F7	4	0	0	0	0	0	3						
Bruce Sutter, R OBP: 0.200, SLG: 0.250 (9,1)					1-2					0	0	0	0	0	0	0						
Inning Stats	R: 0 E: 0 K: 0 S: 4	H: 1 LOB: 1 BB: 0 P: 4	R: 1 E: 0 K: 0 S: 5	H: 2 LOB: 1 BB: 0 P: 5	R: 1 E: 0 K: 0 S: 4	H: 1 LOB: 1 BB: 1 P: 8	R: 0 E: 0 K: 0 S: 4	H: 1 LOB: 0 BB: 0 P: 4	R: 2 E: 0 K: 1 S: 7	H: 3 LOB: 0 BB: 0 P: 7	R: 0 E: 0 K: 0 S: 4	H: 1 LOB: 1 BB: 0 P: 4	R: 1 E: 1 K: 1 S: 8	H: 2 LOB: 2 BB: 0 P: 8	R: 0 E: 0 K: 0 S: 3	H: 0 LOB: 0 BB: 0 P: 3	R: 0 E: 0 K: 0 S: 3	H: 0 LOB: 0 BB: 0 P: 3	1B: 9 2B: 2 3B: 0 HR: 0	SF: 0 SAC: 0 DP: 0 HBP: 0	WP: 0 PB: 0 SB: 4 CS: 0	PA: 39
PITCHER	IP	WLS	BF	H	R	ER	SO	BB	IBB	HBP	BLK	WP	HR	S	P	ERA	WHIP					
Manny Sarmiento, R ERA: 3.63 (1,1)	6.0	L	27	9	4	4	1	1	0	0	0	0	0	28	32	6.00	1.667					
Enrique Romo, R ERA: 4.03 (7,1)	2.0		9	2	1	1	1	0	0	0	0	0	0	11	11	4.50	1.000					
Rod Scurry, L ERA: 2.02 (9,1)	1.0		3	0	0	0	0	0	0	0	0	0	0	3	3	0.00	0.000					

St. Louis Cardinals @ Pittsburgh Pirates
 Three Rivers Stadium, Pittsburgh, PA
 Sun Aug 15 1982, 3:38 AM EDT
 Att: 31,755 - Sunny - 82 F

livebaseballscorecards.com

AB 38
R 5
H 11
RBI 5
BB 1
SO 2
LOB 17



Batter	1	2	3	4	5	6	7	8	9	AB	R	H	RBI	BB	SO	LOB	BOTTOM					
Omar Moreno, L OBP: 0.298, SLG: 0.317 (1,8)	4-3		6-3			G4-3 1B		G3		4	0	1	0	0	0	0						
Lee Lacy, R OBP: 0.359, SLG: 0.393 (1,7)	G6-4-3 1B				5-3		F7		1B BB	3	1	1	0	1	0	2						
Bill Madlock, R OBP: 0.362, SLG: 0.470 (1,5)	G6-4-3 1-2				HR		G4-3		L1-3 1B	4	1	2	1	0	0	3						
Jason Thompson, L OBP: 0.406, SLG: 0.523 (1,3)					K		G3		L1-3	3	0	0	0	1	1	2						
Dick Davis, R OBP: 0.296, SLG: 0.452 (1,9)					L4		F7		1B	3	0	0	0	0	1	1						
Mike Easter, L OBP: 0.345, SLG: 0.436 (9,PH)							F7		1B	1	0	1	1	0	0	0						
Dale Berra, R OBP: 0.309, SLG: 0.389 (1,6)		L6			F9		1B		K	4	0	1	0	0	1	2						
Johnny Ray, S OBP: 0.325, SLG: 0.490 (1,4)		F8			P4		K			3	0	0	0	0	1	2						
Steve Nicosia, R OBP: 0.346, SLG: 0.378 (1,2)			6-3		P4		4-3			3	0	0	0	0	0	0						
Manny Sarmiento, R OBP: 0.267, SLG: 0.214 (1,1)					P3				F9	1	0	0	0	0	0	0						
Jim Morrison, R OBP: 0.284, SLG: 0.438 (6,PH)						1B				1	0	1	0	0	0	0						
Enrique Romo, R OBP: 0.333, SLG: 0.556 (7,1)										0	0	0	0	0	0	0						
Jim Smith, R OBP: 0.341, SLG: 0.368 (8,PH)										1	0	0	0	0	0	0						
Rod Scurry, L OBP: 0.235, SLG: 0.353 (9,1)						1B				0	0	0	0	0	0	0						
Inning Stats	R: 0 E: 0 K: 0 S: 3	H: 1 LOB: 0 BB: 0 P: 3	R: 0 E: 0 K: 1 S: 5	H: 0 LOB: 1 BB: 1 P: 9	R: 0 E: 0 K: 0 S: 3	H: 0 LOB: 0 BB: 0 P: 3	R: 1 E: 0 K: 1 S: 6	H: 1 LOB: 0 BB: 0 P: 6	R: 0 E: 0 K: 0 S: 3	H: 0 LOB: 0 BB: 0 P: 3	R: 0 E: 0 K: 0 S: 4	H: 2 LOB: 1 BB: 0 P: 4	R: 0 E: 0 K: 1 S: 6	H: 1 LOB: 1 BB: 0 P: 6	R: 0 E: 0 K: 0 S: 3	H: 0 LOB: 0 BB: 0 P: 3	R: 1 E: 0 K: 1 S: 6	H: 2 LOB: 1 BB: 1 P: 10	1B: 6 2B: 1 3B: 0 HR: 1	SF: 0 SAC: 0 DP: 3 HBP: 0	WP: 0 PB: 0 SB: 0 CS: 0	PA: 33
PITCHER	IP	WLS	BF	H	R	ER	SO	BB	IBB	HBP	BLK	WP	HR	S	P	ERA	WHIP					
Dave LaPoint, L ERA: 3.6 (1,1)	8.0	W	29	5	2	2	3	2	0	0	0	0	0	33	41	2.25	0.875					
Bruce Sutter, R ERA: 3.34 (9,1)	1.0		4	2	0	0	1	0	0	0	0	0	0	6	6	0.00	2.000					

St. Louis Cardinals @ Pittsburgh Pirates
 Three Rivers Stadium, Pittsburgh, PA
 Sun Aug 15 1982, 3:38 AM EDT
 Att: 31,755 - Sunny - 82 F

livebaseballscorecards.com

AB 31
R 2
H 7
RBI 2
BB 2
SO 4
LOB 12



Batter	1	2	3	4	5	6	7	8	9	AB	R	H	RBI	BB	SO	LOB	TOP					
Chili Davis, S OBP: 0.321, SLG: 0.397 (1, 8)										3	1	0	1	1	1	0	San Francisco Giants @ Pittsburgh Pirates Three Rivers Stadium, Pittsburgh, PA Tue Aug 17 1982, 7:05 PM EDT Att: 11,345 - Unknown livebaseballscorecards.com					
Joe Morgan, L OBP: 0.409, SLG: 0.434 (1, 4)										4	0	1	1	0	1	1						
Jack Clark, R OBP: 0.352, SLG: 0.462 (1, 9)										3	0	0	0	1	1	2						
Reggie Smith, S OBP: 0.388, SLG: 0.492 (1, 3)										3	0	0	0	0	0	1						
Darrell Evans, L OBP: 0.355, SLG: 0.431 (1, 5)										3	0	0	0	0	0	0						
Jeffrey Leonard, R OBP: 0.283, SLG: 0.364 (1, 7)										3	0	0	0	0	0	0						
Milt May, L OBP: 0.305, SLG: 0.369 (1, 2)										3	0	0	0	0	0	0						
Joe Pettini, R OBP: 0.182, SLG: 0.100 (8, PH)										2	0	0	0	0	0	0						
Duane Kuiper, L OBP: 0.388, SLG: 0.347 (8, 6)										1	0	0	0	0	0	0						
Guy Sularz, R OBP: 0.262, SLG: 0.246 (8, 6)										1	0	0	0	0	0	0						
Atlee Hammaker, S OBP: 0.048, SLG: 0.048 (6, PH)										1	0	0	0	0	0	0						
Max Venable, L OBP: 0.228, SLG: 0.263 (6, PH)										1	0	0	0	0	0	0						
Al Holland, R OBP: 0.042, SLG: 0.042 (8, PH)										0	0	0	0	0	0	0						
Jim Wohlford, R OBP: 0.324, SLG: 0.350 (8, PH)										1	0	0	0	0	0	0						
Fred Breining, R OBP: 0.297, SLG: 0.214 (8, 1)										0	0	0	0	0	0	0						
Inning Stats	R: 0 E: 0 K: 1 S: 4	H: 0 LOB: 1 BB: 2 P: 12	R: 0 E: 0 K: 0 S: 3	H: 0 LOB: 0 BB: 0 P: 3	R: 0 E: 0 K: 1 S: 5	H: 0 LOB: 0 BB: 0 P: 5	R: 0 E: 1 K: 0 S: 3	H: 0 LOB: 0 BB: 0 P: 3	R: 0 E: 0 K: 0 S: 3	H: 0 LOB: 0 BB: 0 P: 3	R: 1 E: 1 K: 1 S: 7	H: 2 LOB: 1 BB: 0 P: 7	R: 0 E: 0 K: 0 S: 3	H: 0 LOB: 0 BB: 0 P: 3	R: 0 E: 0 K: 1 S: 5	H: 0 LOB: 0 BB: 0 P: 5	R: 0 E: 0 K: 0 S: 3	H: 0 LOB: 0 BB: 0 P: 3	1B: 1 2B: 1 3B: 0 HR: 0	SF: 0 SAC: 0 DP: 1 HBP: 0	WP: 0 PB: 0 SB: 0 CS: 0	PA: 30
PITCHER Rick Rhoden, R ERA: 4.63 (1, 1)	IP: 9.0 WLS: W BF: 30 H: 2 R: 1 ER: 1 SO: 4 BB: 2 IBB: 0 HBP: 0 BLK: 0 WP: 0 HR: 0 S: 36 P: 44 ERA: 1.00 WHIP: 0.444																PITCHER					

Batter	1	2	3	4	5	6	7	8	9	AB	R	H	RBI	BB	SO	LOB	BOTTOM					
Lee Lacy, R OBP: 0.361, SLG: 0.394 (1, 7) (9, 9)										4	1	2	0	0	0	0	San Francisco Giants @ Pittsburgh Pirates Three Rivers Stadium, Pittsburgh, PA Tue Aug 17 1982, 7:05 PM EDT Att: 11,345 - Unknown livebaseballscorecards.com					
Dale Berra, R OBP: 0.308, SLG: 0.390 (1, 6)										4	0	1	1	0	2	3						
Bill Madlock, R OBP: 0.361, SLG: 0.470 (1, 5)										4	1	1	0	0	0	1						
Jason Thompson, L OBP: 0.405, SLG: 0.528 (1, 3)										4	1	1	2	0	0	1						
Tony Peña, R OBP: 0.332, SLG: 0.430 (1, 2)										4	1	3	0	0	0	0						
Dick Davis, R OBP: 0.291, SLG: 0.444 (8, PH)										2	0	0	0	0	1	1						
Mike Easter, L OBP: 0.347, SLG: 0.438 (9, 7)										1	0	1	0	0	0	0						
Johnny Ray, S OBP: 0.324, SLG: 0.399 (1, 4)										4	0	1	0	0	0	4						
Omar Moreno, L OBP: 0.296, SLG: 0.314 (1, 8)										4	0	0	1	0	0	5						
Rick Rhoden, R OBP: 0.273, SLG: 0.500 (1, 1)										4	0	0	0	0	0	4						
Inning Stats	R: 0 E: 0 K: 1 S: 5	H: 0 LOB: 0 BB: 0 P: 5	R: 0 E: 0 K: 0 S: 5	H: 2 LOB: 2 BB: 0 P: 5	R: 1 E: 0 K: 0 S: 5	H: 2 LOB: 1 BB: 0 P: 5	R: 1 E: 2 K: 1 S: 9	H: 2 LOB: 2 BB: 0 P: 9	R: 2 E: 0 K: 1 S: 7	H: 2 LOB: 0 BB: 0 P: 7	R: 0 E: 0 K: 0 S: 3	H: 0 LOB: 0 BB: 0 P: 3	R: 0 E: 0 K: 0 S: 3	H: 0 LOB: 0 BB: 0 P: 3	R: 0 E: 0 K: 0 S: 5	H: 2 LOB: 2 BB: 0 P: 5	R: 0 E: 0 K: 0 S: 5	H: 2 LOB: 2 BB: 0 P: 5	1B: 7 2B: 2 3B: 0 HR: 1	SF: 0 SAC: 1 DP: 0 HBP: 0	WP: 0 PB: 0 SB: 0 CS: 0	PA: 36
PITCHER Atlee Hammaker, L ERA: 4.41 (1, 1)	IP: 5.0 WLS: L BF: 25 H: 8 R: 4 ER: 3 SO: 3 BB: 0 IBB: 0 HBP: 0 BLK: 0 WP: 0 HR: 1 S: 31 P: 31 ERA: 5.40 WHIP: 1.600																PITCHER					
Al Holland, L ERA: 3.59 (6, 1)	IP: 2.0 WLS: L BF: 6 H: 0 R: 0 ER: 0 SO: 0 BB: 0 IBB: 0 HBP: 0 BLK: 0 WP: 0 HR: 0 S: 6 P: 6 ERA: 0.00 WHIP: 0.000																PITCHER					
Fred Breining, R ERA: 3.57 (8, 1)	IP: 1.0 WLS: L BF: 5 H: 2 R: 0 ER: 0 SO: 0 BB: 0 IBB: 0 HBP: 0 BLK: 0 WP: 0 HR: 0 S: 5 P: 5 ERA: 0.00 WHIP: 2.000																PITCHER					

Batter	1	2	3	4	5	6	7	8	9	AB	R	H	RBI	BB	SO	LOB	TOP										
Chili Davis, S OBP: 0.319, SLG: 0.400 (1, 8)										6	1	1	1	0	4	4	San Francisco Giants @ Pittsburgh Pirates Three Rivers Stadium, Pittsburgh, PA Wed Aug 18 1982, 7:05 PM EDT Att: 14,205 - Unknown livebaseballscorecards.com										
Joe Morgan, L OBP: 0.411, SLG: 0.441 (1, 4)										4	3	2	0	1	0	1											
Guy Sularz, R OBP: 0.258, SLG: 0.242 (9, 4)										1	0	0	0	0	0	1											
Jack Clark, R OBP: 0.357, SLG: 0.476 (1, 9)										5	2	4	6	0	1	1											
Max Venable, L OBP: 0.228, SLG: 0.263 (9, 9)										0	0	0	0	0	0	0											
Reggie Smith, S OBP: 0.384, SLG: 0.484 (1, 3)										4	1	0	0	1	0	5											
Dave Bergman, L OBP: 0.347, SLG: 0.329 (8, 3)										0	0	0	0	0	0	0											
Darrell Evans, L OBP: 0.355, SLG: 0.430 (1, 5)										3	2	1	1	1	0	0											
Jeffrey Leonard, R OBP: 0.287, SLG: 0.390 (1, 7)										5	2	2	5	0	1	0											
Milt May, L OBP: 0.310, SLG: 0.377 (1, 2)										4	2	2	1	1	0	0											
Joe Pettini, R OBP: 0.250, SLG: 0.200 (1, 6)										5	1	2	1	0	1	1											
Renie Martin, R OBP: 0.256, SLG: 0.333 (1, 1)										1	0	0	0	0	0	0											
Duane Kuiper, L OBP: 0.394, SLG: 0.354 (5, PH)										2	2	2	1	0	0	0											
Alan Fowkes, R OBP: 0.154, SLG: 0.120 (5, 1)										2	0	0	0	0	0	1											
Inning Stats	R: 4 E: 0 K: 1 S: 8	H: 3 LOB: 1 BB: 2 P: 16	R: 0 E: 0 K: 1 S: 5	H: 0 LOB: 0 BB: 0 P: 5	R: 0 E: 0 K: 0 S: 3	H: 1 LOB: 0 BB: 0 P: 3	R: 0 E: 0 K: 0 S: 3	H: 0 LOB: 0 BB: 0 P: 3	R: 9 E: 1 K: 2 S: 16	H: 8 LOB: 2 BB: 2 P: 24	R: 0 E: 0 K: 0 S: 3	H: 0 LOB: 0 BB: 0 P: 3	R: 0 E: 0 K: 1 S: 5	H: 0 LOB: 0 BB: 0 P: 5	R: 2 E: 0 K: 1 S: 7	H: 2 LOB: 0 BB: 0 P: 7	R: 1 E: 0 K: 1 S: 7	H: 2 LOB: 1 BB: 0 P: 7	1B: 8 2B: 4 3B: 1 HR: 3	SF: 1 SAC: 0 DP: 1 HBP: 0	WP: 2 PA: 47 PB: 0 SB: 1 CS: 0						
PITCHER	IP	WLS	BF	H	R	ER	SO	BB	IBB	HBP	BLK	WP	HR	S	P	ERA	WHIP										
Don Robinson, R ERA: 4.08 (1, 1)	4.1	L	23	7	9	8	3	3	0	0	0	0	3	26	38	16.61	2.308										
Enrique Romo, R ERA: 4.43 (5, 1)	0.0		3	3	1	1	0	0	0	0	0	0	0	0	3	∞	∞										
Randy Niemann, L ERA: 5.53 (5, 1)	2.2		11	2	3	3	2	1	0	0	0	1	0	14	18	10.12	1.125										
Ross Baumgarten, L ERA: 6.53 (8, 1)	2.0		10	4	3	3	2	0	0	0	0	1	0	14	14	13.50	2.000										

Batter	1	2	3	4	5	6	7	8	9	AB	R	H	RBI	BB	SO	LOB	BOTTOM										
Lee Lacy, R OBP: 0.362, SLG: 0.392 (1, 9)										4	2	1	0	1	0	2	San Francisco Giants @ Pittsburgh Pirates Three Rivers Stadium, Pittsburgh, PA Wed Aug 18 1982, 7:05 PM EDT Att: 14,205 - Unknown livebaseballscorecards.com										
Johnny Ray, S OBP: 0.327, SLG: 0.407 (1, 4)										5	1	3	4	0	0	1											
Bill Madlock, R OBP: 0.362, SLG: 0.478 (1, 5)										3	1	2	2	0	0	1											
Ross Baumgarten, L OBP: 0.091, SLG: 0.091 (8, 1)										0	0	0	0	0	0	0											
John Milner, L OBP: 0.283, SLG: 0.325 (9, PH)										1	0	0	0	0	0	1											
Jason Thompson, L OBP: 0.402, SLG: 0.523 (1, 3)										4	0	0	0	0	1	2											
Tony Peña, R OBP: 0.329, SLG: 0.425 (1, 2)										4	0	0	0	0	2	0											
Mike Easter, L OBP: 0.343, SLG: 0.432 (1, 7)										4	0	0	0	0	1	0											
Dale Berra, R OBP: 0.310, SLG: 0.402 (1, 6)										4	2	2	1	0	0	0											
Omar Moreno, L OBP: 0.299, SLG: 0.320 (1, 8)										4	2	3	1	0	0	0											
Don Robinson, R OBP: 0.329, SLG: 0.470 (1, 1)										2	1	1	0	0	0	1											
Enrique Romo, R OBP: 0.333, SLG: 0.556 (5, 1)										0	0	0	0	0	0	0											
Randy Niemann, L OBP: 0.333, SLG: 0.556 (5, 1)										0	0	0	0	0	0	0											
Richie Hebner, L OBP: 0.362, SLG: 0.442 (7, PH)										2	0	1	1	0	0	1											
Inning Stats	R: 1 E: 0 K: 0 S: 3	H: 1 LOB: 0 BB: 1 P: 7	R: 0 E: 0 K: 1 S: 5	H: 0 LOB: 0 BB: 0 P: 5	R: 4 E: 0 K: 1 S: 9	H: 5 LOB: 0 BB: 0 P: 9	R: 1 E: 0 K: 1 S: 6	H: 2 LOB: 0 BB: 0 P: 6	R: 0 E: 0 K: 1 S: 4	H: 1 LOB: 1 BB: 0 P: 4	R: 0 E: 0 K: 1 S: 5	H: 0 LOB: 0 BB: 0 P: 5	R: 1 E: 1 K: 0 S: 5	H: 1 LOB: 1 BB: 0 P: 5	R: 0 E: 0 K: 0 S: 3	H: 0 LOB: 0 BB: 0 P: 3	R: 2 E: 1 K: 0 S: 6	H: 3 LOB: 1 BB: 0 P: 6	1B: 8 2B: 2 3B: 0 HR: 3	SF: 1 SAC: 0 DP: 1 HBP: 0	WP: 0 PA: 39 PB: 0 SB: 1 CS: 1						
PITCHER	IP	WLS	BF	H	R	ER	SO	BB	IBB	HBP	BLK	WP	HR	S	P	ERA	WHIP										
Renie Martin, R ERA: 4.58 (1, 1)	4.0		18	8	6	6	3	1	0	0	0	0	0	23	27	13.50	2.250										
Alan Fowkes, R ERA: 5.33 (5, 1)	5.0	W	21	5	3	2	1	0	0	0	0	0	0	23	23	3.60	1.000										

Batter	1	2	3	4	5	6	7	8	9	AB	R	H	RBI	BB	SO	LOB	TOP					
Chili Davis, S OBP: 0.319, SLG: 0.403 (1, 8)			5-3		G3			F7		4	1	1	0	0	0	0	San Francisco Giants @ Pittsburgh Pirates Three Rivers Stadium, Pittsburgh, PA Thu Aug 19 1982, 7:05 PM EDT Att: 8,015 - Unknown					
Duane Kuiper, L OBP: 0.391, SLG: 0.354 (1, 4)			6-3			G5-4-3 BB		4-3		3	0	1	1	0	0							
Jack Clark, R OBP: 0.360, SLG: 0.477 (1, 9)			K							3	0	2	0	1	1	0						
Reggie Smith, S OBP: 0.383, SLG: 0.479 (1, 3)				L4-6 1B BB				P4		3	0	0	0	1	0	4						
Jeffrey Leonard, R OBP: 0.286, SLG: 0.387 (1, 7)				1-2 1B 1B						4	0	1	0	0	1	2						
Darrell Evans, L OBP: 0.352, SLG: 0.425 (1, 5)		K		L4-6				F9		4	0	0	0	0	1	2						
Bob Brenly, R OBP: 0.360, SLG: 0.369 (1, 2)				2-3 1B						4	0	3	0	0	1	0						
Joe Pettini, R OBP: 0.211, SLG: 0.167 (1, 6)				1-2 1B				FC1-6 1B		3	0	0	0	0	0	2						
Rich Gale, R OBP: 0.266, SLG: 0.227 (5, 10)										1	0	0	0	0	1	1						
Max Vetro, L OBP: 0.275, SLG: 0.260 (5, 1)										1	0	0	0	0	0	0						
Al Holland, L OBP: 0.342, SLG: 0.348 (7, 10)										0	0	0	0	0	0	0						
Jim Workford, R OBP: 0.182, SLG: 0.148 (7, 10)										1	0	0	0	0	1	1						
Gary Lavelle, S OBP: 0.182, SLG: 0.273 (7, 1)										0	0	0	0	0	0	0						
Greg Minton, S OBP: 0.104, SLG: 0.250 (8, 1)										0	0	0	0	0	0	0						
Inning Stats	R: 1 E: 0 K: 0 S: 5	H: 2 LOB: 1 BB: 0 P: 5	R: 0 E: 0 K: 2 S: 8	H: 1 LOB: 1 BB: 0 P: 8	R: 0 E: 0 K: 1 S: 5	H: 0 LOB: 0 BB: 0 P: 5	R: 0 E: 0 K: 0 S: 3	H: 2 LOB: 2 BB: 1 P: 7	R: 0 E: 0 K: 1 S: 3	H: 0 LOB: 0 BB: 0 P: 3	R: 0 E: 0 K: 1 S: 5	H: 1 LOB: 1 BB: 1 P: 9	R: 0 E: 0 K: 1 S: 6	H: 1 LOB: 1 BB: 0 P: 6	R: 0 E: 0 K: 0 S: 4	H: 0 LOB: 0 BB: 0 P: 4	R: 0 E: 0 K: 1 S: 5	H: 0 LOB: 0 BB: 0 P: 5	1B: 7 2B: 1 3B: 1 HR: 0	SF: 1 SAC: 0 DP: 2 HBP: 0	WP: 0 PB: 0 SB: 1 CS: 0	PA: 34
PITCHER	IP WLS BF H R ER SO BB IBB HBP BLK WP HR S P ERA WHIP																					
John Candelaria, L ERA: 2.48 (8, 1)	7.0 W 27 7 1 1 5 2 0 0 0 0 0 0 0 35 43 1.29 1.286																					
Rod Scurry, L ERA: 1.97 (8, 1)	2.0 7 1 0 0 1 0 0 0 0 0 0 0 0 9 9 0.00 0.500																					

Batter	1	2	3	4	5	6	7	8	9	AB	R	H	RBI	BB	SO	LOB	BOTTOM			
Omar Moreno, L OBP: 0.299, SLG: 0.319 (1, 8)	5-3		SH1-3	F9		F7		F7		4	0	1	0	0	0	1	San Francisco Giants @ Pittsburgh Pirates Three Rivers Stadium, Pittsburgh, PA Thu Aug 19 1982, 7:05 PM EDT Att: 8,015 - Unknown			
Johnny Ray, S OBP: 0.326, SLG: 0.411 (1, 4)			FC6-5 1B			P4				5	2	2	0	0	1	2				
Bill Madlock, R OBP: 0.363, SLG: 0.478 (1, 5)			2-3 1B			1B				4	1	2	0	0	0	3				
Jason Thompson, L OBP: 0.402, SLG: 0.523 (1, 3)			1-2 2B 1B			1B				4	0	2	2	0	2	1				
Mike Easter, L OBP: 0.345, SLG: 0.436 (1, 7)			1-2 2H 1B							4	0	2	1	0	0	1				
Lee Lacy, R OBP: 0.360, SLG: 0.390 (1, 9)			1-3 2H 2B			1B				4	0	1	0	0	0	2				
Tony Peña, R OBP: 0.333, SLG: 0.439 (1, 2)			2-3 1B			F9				4	3	3	1	0	0	0				
Dale Berra, R OBP: 0.307, SLG: 0.397 (1, 6)						G3				4	0	0	0	0	1	2				
John Candelaria, L OBP: 0.306, SLG: 0.279 (8, 1)			FC6-5 SH1-3 BB			SF7				0	0	0	1	2	0	0				
Rod Scurry, L OBP: 0.222, SLG: 0.333 (8, 1)						3H SF7				1	0	0	0	0	1	1				
Inning Stats	R: 1 E: 0 K: 0 S: 5	H: 2 LOB: 1 BB: 0 P: 5	R: 0 E: 0 K: 0 S: 3	H: 0 LOB: 0 BB: 0 P: 3	R: 2 E: 0 K: 0 S: 6	H: 4 LOB: 3 BB: 1 P: 10	R: 1 E: 0 K: 0 S: 4	H: 1 LOB: 0 BB: 0 P: 4	R: 0 E: 0 K: 1 S: 7	H: 2 LOB: 2 BB: 0 P: 7	R: 1 E: 0 K: 1 S: 7	H: 2 LOB: 1 BB: 1 P: 11	R: 0 E: 0 K: 1 S: 5	H: 0 LOB: 0 BB: 0 P: 5	R: 1 E: 1 K: 2 S: 9	H: 2 LOB: 1 BB: 0 P: 9	1B: 9 2B: 2 3B: 1 HR: 1	SF: 1 SAC: 1 DP: 0 HBP: 0	WP: 0 PB: 0 SB: 0 CS: 0	PA: 38
PITCHER	IP WLS BF H R ER SO BB IBB HBP BLK WP HR S P ERA WHIP																			
Rich Gale, R ERA: 4.05 (5, 1)	4.0 L 19 4 1 1 2 1 0 0 0 0 0 1 14 18 4.50 2.500																			
Al Holland, L ERA: 3.61 (7, 1)	1.0 3 0 0 0 1 0 0 0 0 0 0 0 5 5 0.00 0.000																			
Gary Lavelle, L ERA: 3.01 (8, 1)	1.0 5 2 1 0 2 0 0 0 0 0 0 0 9 9 0.00 2.000																			

Batter	1	2	3	4	5	6	7	8	9	AB	R	H	RBI	BB	SO	LOB	TOP		
Steve Sax, R (1,4) OBP: 0.339, SLG: 0.359	0-0 1B		0-0 4-3			0-0 F9		0-0 4-3		4	0	1	0	0	0	2	Los Angeles Dodgers @ Pittsburgh Pirates Three Rivers Stadium, Pittsburgh, PA Fri Aug 20 1982, 7:05 PM EDT Att: 15,245 - Unknown livebaseballscorecards.com		
Mike Marshall, R (1,9) OBP: 0.348, SLG: 0.408 Ron Roenicke, S (8,9) OBP: 0.364, SLG: 0.337	0-3 K		0-3 K			0-0 F8			0-0 4-3 2B	3	0	0	0	0	2	1			
Dusty Baker Jr., R (1,7) OBP: 0.369, SLG: 0.479	0-3 K			0-3 K				0-0 5-3	0-3 K	4	0	0	0	0	3	2			
Pedro Guerrero, R (1,8) OBP: 0.367, SLG: 0.533	0-0 F3			0-0 5-3				0-3 K	0-0 4-3	4	0	0	0	0	1	2			
Ron Cey, R (1,5) OBP: 0.334, SLG: 0.436		0-0 HR		0-3 K				0-0 5-3	0-0 4-3	4	1	1	1	0	1	1			
Steve Garvey, R (1,3) OBP: 0.289, SLG: 0.406		0-0 F9			0-0 L8			0-0 SH1-4 1B		3	0	1	0	0	0	0			
Steve Yeager, R (1,2) OBP: 0.323, SLG: 0.336		0-0 5-3			0-0 F9			0-0 SH1-4 1B		3	0	1	0	0	0	0			
Bill Russell, R (1,6) OBP: 0.351, SLG: 0.321		0-0 6-3			0-3 K			0-0 SH1-4		2	0	0	0	0	1	0			
Fernando Valenzuela, L (1,1) OBP: 0.169, SLG: 0.149			0-3 K			0-0 4-3		0-3 K		3	0	0	0	0	2	2			
Inning Stats	R: 0 E: 0 K: 2 S: 8	H: 1 LOB: 1 BB: 0 P: 8	R: 1 E: 0 K: 0 S: 4	H: 1 LOB: 0 BB: 0 P: 4	R: 0 E: 0 K: 2 S: 7	H: 0 LOB: 0 BB: 0 P: 7	R: 0 E: 0 K: 2 S: 7	H: 0 LOB: 0 BB: 0 P: 7	R: 0 E: 0 K: 1 S: 5	H: 0 LOB: 0 BB: 0 P: 5	R: 0 E: 0 K: 1 S: 5	H: 0 LOB: 0 BB: 0 P: 5	R: 0 E: 0 K: 1 S: 7	H: 2 LOB: 2 BB: 0 P: 7	R: 0 E: 0 K: 1 S: 6	H: 1 LOB: 1 BB: 0 P: 6		1B: 3 2B: 1 3B: 0 HR: 1	SF: 0 SAC: 1 DP: 0 HBP: 0
PITCHER	IP WLS BF H R ER SO BB IBB HBP BLK WP HR S P ERA WHIP																		
Larry McWilliams, L (1,1) ERA: 4.39	7.2 L 27 4 1 1 9 0 0 0 0 0 1 45 45 1.17 0.522																		
Kent Tekulve, R (8,1) ERA: 2.97	1.1 5 1 0 0 1 0 0 0 0 0 0 7 7 0.00 0.750																		

Batter	1	2	3	4	5	6	7	8	9	AB	R	H	RBI	BB	SO	LOB	BOTTOM				
Omar Moreno, L (1,8) OBP: 0.297, SLG: 0.317	0-0 F8		0-0 L7			0-3 K		0-0 4-3		4	0	0	0	0	1	2	Los Angeles Dodgers @ Pittsburgh Pirates Three Rivers Stadium, Pittsburgh, PA Fri Aug 20 1982, 7:05 PM EDT Att: 15,245 - Unknown livebaseballscorecards.com				
Dale Berra, R (1,6) OBP: 0.306, SLG: 0.396	0-0 FC5-4 1B		0-0 2-3			0-3 K			0-3 K	4	0	1	0	0	2	1					
Bill Madlock, R (1,5) OBP: 0.360, SLG: 0.474	0-0 FC5-4 1-2			0-0 5-3				0-0 5-3	0-0 F9	4	0	0	0	0	0	1					
Jason Thompson, L (1,3) OBP: 0.403, SLG: 0.520 Jim Smith, R (9, PR) OBP: 0.341, SLG: 0.368	0-0 6-3			4-0 BB		0-3 K			4-0 BB	2	0	0	0	2	1	1					
Dick Davis, R (1,9) OBP: 0.282, SLG: 0.430		0-0 1-3		0-0 L9				0-0 F7	0-0 F8	4	0	0	0	0	0	2					
Tony Peña, R (1,2) OBP: 0.331, SLG: 0.436		0-3 K		0-0 F9				0-3 K		3	0	0	0	0	2	1					
Mike Easter, L (1,7) OBP: 0.342, SLG: 0.432 Kent Tekulve, R (8,1) OBP: 0.091, SLG: 0.091	0-0 L1				0-0 L7			0-3 K		3	0	0	0	0	1	0					
Johnny Ray, S (1,4) OBP: 0.330, SLG: 0.411			4-0 FC1-8 BB		0-0 SH2-4 1B			0-3 K		2	0	1	0	1	1	0					
Larry McWilliams, L (1,1) OBP: 0.200, SLG: 0.167 Jim Morrison, R (8,7) OBP: 0.263, SLG: 0.436	0-0 FC1-6				0-0 SH2-4			0-3 K		1	0	0	0	0	0	1					
Inning Stats	R: 0 E: 0 K: 0 S: 4	H: 1 LOB: 1 BB: 0 P: 4	R: 0 E: 0 K: 1 S: 5	H: 0 LOB: 0 BB: 0 P: 5	R: 0 E: 0 K: 0 S: 3	H: 0 LOB: 1 BB: 1 P: 7	R: 0 E: 0 K: 0 S: 3	H: 0 LOB: 1 BB: 1 P: 7	R: 0 E: 0 K: 1 S: 6	H: 1 LOB: 1 BB: 0 P: 6	R: 0 E: 0 K: 2 S: 7	H: 0 LOB: 0 BB: 0 P: 7	R: 0 E: 0 K: 2 S: 7	H: 0 LOB: 0 BB: 0 P: 7	R: 0 E: 0 K: 2 S: 7	H: 0 LOB: 1 BB: 0 P: 7		R: 0 E: 0 K: 1 S: 5	H: 0 LOB: 1 BB: 1 P: 9	1B: 2 2B: 0 3B: 0 HR: 0	SF: 0 SAC: 1 DP: 0 HBP: 0
PITCHER	IP WLS BF H R ER SO BB IBB HBP BLK WP HR S P ERA WHIP																				
Fernando Valenzuela, L (1,1) ERA: 2.88	9.0 W 32 2 0 0 9 3 0 0 0 0 0 0 47 59 0.00 0.556																				

Batter	1	2	3	4	5	6	7	8	9	AB	R	H	RBI	BB	SO	LOB	TOP				
Steve Sax, R OBP: 0.339, SLG: 0.358 (1,4)	6-3			P3		6-3		L3 1B		4	0	1	0	0	0	0	Los Angeles Dodgers @ Pittsburgh Pirates Three Rivers Stadium, Pittsburgh, PA Sat Aug 21 1982, 7:05 PM EDT Att: 29,581 - Unknown livebaseballscorecards.com				
Ken Landreaux, L OBP: 0.348, SLG: 0.395 (1,8)	F9			6-3		K		L3		4	0	0	0	0	1	2					
Dusty Baker Jr., R OBP: 0.366, SLG: 0.474 (1,7)	F8			P4				6-3		4	0	0	0	0	0	1					
Pedro Guerrero, R OBP: 0.370, SLG: 0.534 (1,5)		1-3				1B FC5-2 1B		6-3 1B BB		3	1	2	0	1	0	0					
Steve Garvey, R OBP: 0.289, SLG: 0.404 (1,3)		F8				FC5-2 1B		6-3		4	0	1	0	0	1	2					
Ron Roenicke, S OBP: 0.360, SLG: 0.326 (1,9)		G3				F7		FC6-4 S		3	0	0	0	1	0	3					
Bill Russell, R OBP: 0.350, SLG: 0.320 (1,6)				5-3		FC5-2		1B		4	0	1	1	0	0	3					
Mike Scioscia, L OBP: 0.301, SLG: 0.287 (1,2)				L7		G3		F8		2	0	0	0	0	0	2					
Rick Monday, L OBP: 0.395, SLG: 0.533 (7, PH)						G3				1	0	0	0	0	0	2					
Steve Yeager, R OBP: 0.323, SLG: 0.336 (7,2)										0	0	0	0	0	0	0					
Ricky Wright, L OBP: 0.143, SLG: 0.286 (1,1)				6-3		G3				2	0	0	0	0	0	0					
Jorge Orta, L OBP: 0.287, SLG: 0.333 (8, PH)								1B		1	0	1	0	0	0	0					
Steve Howe, L (8,1)								1B		0	0	0	0	0	0	0					
Inning Stats	R: 0 E: 0 K: 0 S: 3	H: 0 LOB: 0 BB: 0 P: 3	R: 0 E: 0 K: 0 S: 3	H: 0 LOB: 0 BB: 0 P: 3	R: 0 E: 0 K: 0 S: 3	H: 0 LOB: 0 BB: 0 P: 3	R: 0 E: 0 K: 0 S: 5	H: 2 LOB: 2 BB: 0 P: 5	R: 0 E: 0 K: 1 S: 5	H: 0 LOB: 0 BB: 0 P: 5	R: 1 E: 0 K: 0 S: 4	H: 1 LOB: 2 BB: 2 P: 12	R: 0 E: 0 K: 1 S: 4	H: 2 LOB: 1 BB: 0 P: 4	R: 0 E: 0 K: 1 S: 6	H: 1 LOB: 1 BB: 0 P: 6	1B: 6 2B: 1 3B: 0 HR: 0	SF: 0 SAC: 0 DP: 1 HBP: 0	WP: 0 PB: 0 SB: 1 CS: 0	PA: 34	
PITCHER	IP	WLS	BF	H	R	ER	SO	BB	IBB	HBP	BLK	WP	HR	S	P	ERA	WHIP				
Manny Sarmiento, R ERA: 3.47 (1,1)	7.2		29	5	1	1	1	2	0	0	0	0	0	29	37	1.17	0.913				
Kent Tekulve, R ERA: 2.93 (8,1)	1.1	W	5	1	0	0	1	0	0	0	0	0	0	7	7	0.00	0.750				

Batter	1	2	3	4	5	6	7	8	9	AB	R	H	RBI	BB	SO	LOB	BOTTOM				
Omar Moreno, L OBP: 0.295, SLG: 0.314 (1,8)	3-1		1-3		K		G3			4	0	0	0	0	1	0	Los Angeles Dodgers @ Pittsburgh Pirates Three Rivers Stadium, Pittsburgh, PA Sat Aug 21 1982, 7:05 PM EDT Att: 29,581 - Unknown livebaseballscorecards.com				
Johnny Ray, S OBP: 0.327, SLG: 0.408 (1,4)	6-3		4-3		4-3		5-3			4	0	0	0	0	0	0					
Bill Madlock, R OBP: 0.365, SLG: 0.481 (1,5)										4	1	4	0	0	0	0					
Jason Thompson, L OBP: 0.402, SLG: 0.518 (1,3)										4	0	1	1	0	2	3					
Tony Peña, R OBP: 0.330, SLG: 0.432 (1,2)		5-3								3	0	0	0	1	0	0					
Dick Davis, R OBP: 0.289, SLG: 0.432 (1,9)										4	0	2	0	0	0	2					
Mike Easler, L OBP: 0.341, SLG: 0.439 (1,7)										4	1	1	1	0	2	2					
Dale Berra, R OBP: 0.308, SLG: 0.394 (1,6)										2	0	0	0	2	0	0					
Manny Sarmiento, R OBP: 0.242, SLG: 0.194 (1,1)										3	0	0	0	0	2	5					
Kent Tekulve, R OBP: 0.091, SLG: 0.091 (8,1)										0	0	0	0	0	0	0					
Inning Stats	R: 0 E: 0 K: 1 S: 6	H: 1 LOB: 1 BB: 0 P: 6	R: 0 E: 0 K: 1 S: 6	H: 1 LOB: 2 BB: 1 P: 10	R: 1 E: 0 K: 0 S: 5	H: 2 LOB: 2 BB: 1 P: 9	R: 0 E: 1 K: 2 S: 7	H: 0 LOB: 0 BB: 0 P: 7	R: 0 E: 0 K: 2 S: 8	H: 1 LOB: 1 BB: 0 P: 8	R: 0 E: 0 K: 1 S: 6	H: 1 LOB: 2 BB: 1 P: 10	R: 0 E: 0 K: 0 S: 4	H: 1 LOB: 1 BB: 0 P: 4	R: 0 E: 0 K: 0 S: 4	H: 1 LOB: 0 BB: 0 P: 4	1B: 6 2B: 1 3B: 0 HR: 1	SF: 0 SAC: 0 DP: 0 HBP: 0	WP: 0 PB: 0 SB: 2 CS: 1	PA: 35	
PITCHER	IP	WLS	BF	H	R	ER	SO	BB	IBB	HBP	BLK	WP	HR	S	P	ERA	WHIP				
Ricky Wright, L ERA: 2.01 (1,1)	7.0		31	7	1	1	7	1	2	0	0	0	0	42	54	1.29	1.143				
Steve Howe, L ERA: 2.29 (8,1)	1.0	L	4	1	1	1	0	0	0	0	0	0	1	4	4	9.00	1.000				

Batter	1	2	3	4	5	6	7	8	9	10	11	12	13	14	AB	R	H	RBI	BB	SO	LOB	TOP								
Steve Sax, R OBP: 0.386, SLG: 0.357 (1, 4)	6-3		4-3		K2-3		5-3			6-3	FC4			1B 2B	7	0	1	0	0	1	3									
Ron Roenicke, S OBP: 0.364, SLG: 0.333 (1, 7) (8, 9)	4-3		F7		1B 2H			F2		1B 1B		K		1B	7	0	3	1	0	1	0									
Rick Monday, L Mike Martinez, R Steve Howe, L Ken Landry, L Tom Niedenfuer, R Jose Morales, R Joe Beckwith, L (1, 8) (8, 9) (8, 15) (10, 9) (10, 11) (14, 9) (14, 11)	F8			FC5-4 1B BB	1B			K		K				F9	2	1	1	0	1	0	0									
Pedro Guerrero, R OBP: 0.371, SLG: 0.531 (1, 9)		L7		FC5-4 1B	6-3			K		1B		K		IBB	6	0	2	0	1	2	3									
Ron Cey, R OBP: 0.333, SLG: 0.435 (1, 5)		1B 2B		FC5-4 1B		F8			SH3-4 BB	F3		K		K	6	1	1	0	1	2	8									
Steve Garvey, R OBP: 0.287, SLG: 0.401 (1, 3)		K		G5-4-3 1B		K			SH3-4		6-3			P1	6	0	1	1	0	2	4									
Steve Yeager, R OBP: 0.324, SLG: 0.336 Terry Forster, L Dusty Baker Jr., R OBP: 0.368, SLG: 0.476 (1, 2) (6, 1) (8, 7)				G5-4-3 1B		L5			F7		FC3-6 1B			1B	3	0	1	1	0	0	2									
Bill Russell, R OBP: 0.350, SLG: 0.320 Jorge Orta, L Mark Belanger, R OBP: 0.294, SLG: 0.333 OBP: 0.306, SLG: 0.244 (1, 6) (9, PH) (9, 6)		4-3			SH2-4 1B		5-3			FC3-6 1B		K		K	3	1	1	0	0	0	1									
Burt Hooton, R OBP: 0.301, SLG: 0.136 Mike Scioscia, L OBP: 0.301, SLG: 0.284 (1, 1) (6, 2)			K		SH2-4 1B		F8			G3		FC4 IBB		4-3	1	0	0	0	0	1	0									
Inning Stats	R: 0 E: 0 K: 0 S: 3	H: 0 LOB: 0 BB: 0 P: 3	R: 1 E: 0 K: 1 S: 7	H: 2 LOB: 1 BB: 0 P: 7	R: 0 E: 0 K: 1 S: 5	H: 0 LOB: 0 BB: 0 P: 5	R: 1 E: 0 K: 1 S: 4	H: 2 LOB: 1 BB: 1 P: 8	R: 1 E: 0 K: 1 S: 8	H: 3 LOB: 2 BB: 0 P: 8	R: 0 E: 0 K: 0 S: 5	H: 0 LOB: 0 BB: 0 P: 5	R: 0 E: 0 K: 1 S: 7	H: 0 LOB: 0 BB: 0 P: 7	R: 0 E: 0 K: 0 S: 3	H: 0 LOB: 2 BB: 2 P: 11	R: 0 E: 0 K: 0 S: 4	H: 1 LOB: 2 BB: 1 P: 8	R: 0 E: 0 K: 3 S: 9	H: 0 LOB: 1 BB: 1 P: 13	R: 0 E: 0 K: 1 S: 6	H: 1 LOB: 1 BB: 0 P: 6	R: 0 E: 0 K: 1 S: 7	H: 2 LOB: 3 BB: 1 P: 11	R: 0 E: 0 K: 1 S: 7	H: 2 LOB: 3 BB: 1 P: 11	1B: 11 2B: 2 3B: 0 HR: 0	SF: 0 SAC: 2 DP: 1 HBP: 0	WP: 0 PB: 0 SB: 1 CS: 0	PA: 60
PITCHER	IP 5.0	WLS 22	BF 7	H 3	R 3	ER 3	SO 3	BB 1	IBB 0	HBP 0	BLK 0	WP 0	HR 0	S 27	P 31	ERA 4.65	WHIP 1.600													
Rick Rhoden, R ERA: 4.65 Enrique Romo, R ERA: 4.3 Rod Scurry, L ERA: 1.94 Kent Tekulve, R ERA: 2.84 Don Robinson, R ERA: 4.01 (1, 1) (6, 1) (8, 1) (9, 1) (12, 1)	5.0	22	7	3	3	3	3	1	0	0	0	0	0	8	8	0.00	0.000													

Los Angeles Dodgers @ Pittsburgh Pirates
Three Rivers Stadium, Pittsburgh, PA
Sun Aug 22 1982, 3:33 AM EDT
Att: 19,006 - Unknown

AB 52
R 13
H 13
RBI 3
BB 6
SO 12
LOB 30



Batter	1	2	3	4	5	6	7	8	9	10	11	12	13	14	AB	R	H	RBI	BB	SO	LOB	BOTTOM								
Omar Moreno, L OBP: 0.293, SLG: 0.312 (1, 8)	K			K	E5 1B		K			F7		K			6	0	1	1	0	4	3									
Johnny Ray, S OBP: 0.325, SLG: 0.403 (1, 4)	F9			3-1	P3			4-3		4-3		F8			6	0	0	0	0	0	3									
Bill Madlock, R OBP: 0.363, SLG: 0.477 (1, 5)	F3					5-3		6-3		4-3				P4	6	0	1	0	0	0	0									
Jason Thompson, L OBP: 0.401, SLG: 0.515 (1, 3)		P4		G3						K				F8	6	0	2	0	0	1	1									
Richie Hebner, L OBP: 0.360, SLG: 0.443 Don Robinson, R OBP: 0.324, SLG: 0.463 (1, 9) (12, 1)		G3			1B 2B		L8			4-3		P4		K	4	1	1	0	0	0	2									
Mike Easter, L OBP: 0.344, SLG: 0.440 (1, 7)		3-1			1B 2B		1-3					E4 G5-4-3			6	1	3	1	0	0	1									
Tony Peña, R OBP: 0.329, SLG: 0.429 (1, 2)			F8		FC1-5 1B 2H		1-3			SH2-4 1B		G5-4-3			5	1	1	0	0	0	2									
Dale Berra, R OBP: 0.311, SLG: 0.399 (1, 6)			K		FC1-5 1B		FC4-6 1B					E8			5	1	2	0	1	2	2									
Rick Rhoden, R John Milner, R Enrique Romo, R Jim Rice, L Rod Scurry, L Kent Tekulve, R Lew Lichtenstein, R Willy Soto, R OBP: 0.376, SLG: 0.439 (1, 15) (8, 9) (8, 15) (7, 9) (8, 15) (8, 15) (8, 15) (8, 15) (11, 9)			F7		FC4-6 1B		6-3			6-3					1	0	0	0	0	0	0									
Inning Stats	R: 0 E: 0 K: 1 S: 5	H: 0 LOB: 0 BB: 0 P: 3	R: 0 E: 0 K: 1 S: 3	H: 0 LOB: 0 BB: 0 P: 3	R: 0 E: 0 K: 1 S: 5	H: 0 LOB: 0 BB: 0 P: 5	R: 0 E: 0 K: 1 S: 4	H: 1 LOB: 1 BB: 0 P: 6	R: 2 E: 1 K: 0 S: 7	H: 4 LOB: 2 BB: 0 P: 7	R: 0 E: 0 K: 0 S: 4	H: 0 LOB: 0 BB: 0 P: 4	R: 0 E: 0 K: 1 S: 6	H: 1 LOB: 1 BB: 0 P: 6	R: 0 E: 0 K: 0 S: 3	H: 1 LOB: 2 BB: 1 P: 10	R: 0 E: 0 K: 1 S: 5	H: 0 LOB: 0 BB: 0 P: 5	R: 0 E: 0 K: 2 S: 8	H: 1 LOB: 1 BB: 1 P: 8	R: 0 E: 0 K: 1 S: 5	H: 0 LOB: 0 BB: 0 P: 5	R: 0 E: 0 K: 0 S: 3	H: 2 LOB: 1 BB: 0 P: 3	R: 1 E: 1 K: 0 S: 3	H: 2 LOB: 1 BB: 0 P: 3	1B: 10 2B: 1 3B: 1 HR: 0	SF: 0 SAC: 1 DP: 1 HBP: 0	WP: 0 PB: 0 SB: 1 CS: 0	PA: 53
PITCHER	IP 5.1	WLS 22	BF 6	H 2	R 2	ER 2	SO 3	BB 0	IBB 0	HBP 0	BLK 0	WP 0	HR 0	S 28	P 28	ERA 3.38	WHIP 1.125													
Burt Hooton, R ERA: 4.79 Terry Forster, L ERA: 3.22 Steve Howe, L ERA: 2.22 Tom Niedenfuer, R ERA: 3.06 Joe Beckwith, R ERA: 2.96 (1, 1) (6, 1) (8, 1) (10, 1) (14, 1)	5.1	22	6	2	2	2	3	0	0	0	0	0	0	8	8	5.40	0.600													

Los Angeles Dodgers @ Pittsburgh Pirates
Three Rivers Stadium, Pittsburgh, PA
Sun Aug 22 1982, 3:33 AM EDT
Att: 19,006 - Unknown

AB 51
R 4
H 12
RBI 3
BB 1
SO 9
LOB 18



Batter	1	2	3	4	5	6	7	8	9	AB	R	H	RBI	BB	SO	LOB	TOP			
Gene Richards, L (1, 3) OBP: 0.337, SLG: 0.351										3	2	0	1	0	1		San Diego Padres @ Pittsburgh Pirates Three Rivers Stadium, Pittsburgh, PA Mon Aug 23 1982, 7:05 PM EDT Unknown			
Tony Gwynn, L (1, 7) OBP: 0.325, SLG: 0.366										5	1	1	1	0	0	5				
Garry Templeton, S (1, 6) OBP: 0.278, SLG: 0.363										4	1	1	2	0	0	2				
Terry Kennedy, L (1, 2) OBP: 0.315, SLG: 0.484										4	1	2	1	0	1	2				
Sixto Lezcano, R (1, 9) OBP: 0.399, SLG: 0.485										3	0	0	1	1	0	1				
Ruppert Jones, L (1, 8) OBP: 0.395, SLG: 0.466										4	0	1	1	0	1	2				
Luis Salazar, R (1, 5) OBP: 0.289, SLG: 0.359										4	0	1	0	0	3	3				
Joe Pittman, R (1, 4) OBP: 0.274, SLG: 0.267										4	0	0	0	0	1	3				
Andy Hawkins, R (1, 1) Dave Edwards, R (5, PH) Juan Eichelberger, L (5, 1) Broderick Pledger, L (7, PH) Gary Lucas, L (7, 1) Kurt Bavacua, R (8, PH)										1	0	0	0	0	1	0				
Inning Stats	R: 3 E: 0 K: 2 S: 11	H: 4 LOB: 1 BB: 0 P: 11	R: 0 E: 0 K: 1 S: 5	H: 0 LOB: 1 BB: 0 P: 6	R: 0 E: 0 K: 0 S: 3	H: 0 LOB: 0 BB: 0 P: 3	R: 0 E: 0 K: 0 S: 3	H: 1 LOB: 1 BB: 0 P: 3	R: 0 E: 0 K: 3 S: 10	H: 1 LOB: 2 BB: 1 P: 14	R: 3 E: 1 K: 0 S: 6	H: 2 LOB: 0 BB: 0 P: 6	R: 0 E: 0 K: 1 S: 5	H: 0 LOB: 0 BB: 0 P: 5	R: 0 E: 0 K: 0 S: 3	H: 1 LOB: 0 BB: 0 P: 3		1B: 7 2B: 2 3B: 0 HR: 1	SF: 0 SAC: 0 DP: 2 HBP: 1	WP: 0 PB: 0 SB: 1 CS: 1
PITCHER	IP WLS BF H R ER SO BB IBB HBP BLK WP HR S P ERA WHIP																			
John Candelaria, L (1, 1) ERA: 2.58	5.0 W 23 7 3 3 3 2 0 1 0 0 0 26 35 5.40 1.800																			
Rod Scurry, L (6, 1) ERA: 1.85	4.0 S 15 3 3 0 4 0 0 0 0 0 0 1 23 23 0.00 0.750																			

AB	35
R	6
H	10
RBI	6
BB	2
SO	7
LOB	19



Batter	1	2	3	4	5	6	7	8	9	AB	R	H	RBI	BB	SO	LOB	BOTTOM			
Omar Moreno, L (1, 8) OBP: 0.292, SLG: 0.311										5	1	1	0	0	0	2	San Diego Padres @ Pittsburgh Pirates Three Rivers Stadium, Pittsburgh, PA Mon Aug 23 1982, 7:05 PM EDT Unknown			
Johnny Ray, S (1, 4) OBP: 0.322, SLG: 0.400										4	0	0	0	1	0	2				
Bill Madlock, R (1, 5) OBP: 0.364, SLG: 0.479										4	1	2	2	0	0	1				
Jason Thompson, L (1, 3) OBP: 0.404, SLG: 0.522										2	2	1	2	2	0	1				
Richie Hebner, L (1, 9) OBP: 0.355, SLG: 0.436										3	1	0	0	0	0	1				
Lee Lacy, R (6, 9) OBP: 0.360, SLG: 0.389										1	0	0	0	0	0	2				
Mike Easter, L (1, 7) OBP: 0.345, SLG: 0.440										4	1	2	1	0	1	0				
Tony Peña, R (1, 2) OBP: 0.328, SLG: 0.428										4	1	1	0	0	0	1				
Dale Berra, R (1, 6) OBP: 0.313, SLG: 0.398										3	0	1	0	1	0	0				
John Candelaria, L (1, 1) OBP: 0.314, SLG: 0.289										2	0	1	2	0	0	1				
Rod Scurry, L (6, 1) OBP: 0.290, SLG: 0.350										2	1	1	0	0	1	0				
Inning Stats	R: 0 E: 0 K: 0 S: 3	H: 0 LOB: 0 BB: 0 P: 7	R: 0 E: 0 K: 0 S: 3	H: 0 LOB: 0 BB: 0 P: 3	R: 4 E: 0 K: 0 S: 8	H: 5 LOB: 2 BB: 1 P: 12	R: 2 E: 1 K: 0 S: 5	H: 3 LOB: 2 BB: 1 P: 10	R: 0 E: 0 K: 1 S: 5	H: 0 LOB: 0 BB: 0 P: 5	R: 0 E: 0 K: 1 S: 5	H: 0 LOB: 0 BB: 0 P: 5	R: 0 E: 0 K: 1 S: 5	H: 0 LOB: 0 BB: 0 P: 5	R: 0 E: 0 K: 0 S: 3	H: 0 LOB: 0 BB: 0 P: 3	1B: 8 2B: 2 3B: 0 HR: 1	SF: 0 SAC: 0 DP: 1 HBP: 0	WP: 1 PB: 1 SB: 1 CS: 0	PA: 38
PITCHER	IP WLS BF H R ER SO BB IBB HBP BLK WP HR S P ERA WHIP																			
Andy Hawkins, R (1, 1) ERA: 4.7	4.0 L 19 6 4 4 0 1 1 0 0 0 1 0 11 19 9.00 3.000																			
Juan Eichelberger, R (5, 1) ERA: 4.22	2.0 13 4 4 2 0 2 0 0 0 0 0 0 11 19 9.00 3.000																			
Gary Lucas, L (7, 1) ERA: 3.78	2.0 6 0 0 0 2 0 0 0 0 0 0 0 10 10 0.00 0.000																			

AB	34
R	8
H	10
RBI	7
BB	4
SO	2
LOB	11



Batter	1	2	3	4	5	6	7	8	9	AB	R	H	RBI	BB	SO	LOB	TOP								
Gene Richards, L (1,7) Floyd Chiffer, R (9,1)	0-0 BB 1B		0-0 F9		0-0 G1			0-0 F5	0-0 P6	5	0	1	0	0	0	2									
Gary Templeton, S (1,6) OBP: 0.279, SLG: 0.363	4-0 BB 1B		0-0 F7		0-0 6-3			0-0 1B	0-0 F5	4	0	1	0	1	0	2									
Dave Edwards, R (1,8) Tony Gwynn, L (6,PH) OBP: 0.323, SLG: 0.364	0-0 L6-4-3 1-2 2-3			0-0 1-3		0-0 1-3		0-0 F9		3	0	0	0	0	0	2									
Kurt Bevacqua, R (1,3) OBP: 0.357, SLG: 0.325		4-0 1B BB		0-0 HR 1B		0-0 1B		0-0 5-3		3	2	2	0	1	0	1									
Sixto Lezcano, R (1,9) OBP: 0.400, SLG: 0.493		0-0 P6		0-0 HR		0-3 K			0-0 SH1-4 1B	4	2	2	2	0	1	2									
Joe Lefebvre, L (1,5) OBP: 0.252, SLG: 0.255		0-0 1B		0-0 6-3		0-0 L4			0-0 SH1-4 1B	4	1	2	0	0	0	1									
Steve Swisher, R (1,2) OBP: 0.333, SLG: 0.432		0-0 1B		4-0 BB		0-3 K			0-0 SH1-4	2	0	1	1	1	1	0									
Tim Flannery, L (1,4) OBP: 0.325, SLG: 0.320		0-0 G6-4-3 3-H		0-0 F8		0-0 3-1			4-0 1B IBB	3	0	0	0	1	0	3									
Chris Welsh, L (1,1) Gary Lucas, L (6,1)			0-0 4-3		0-3 K		0-0 6-3		0-0 1B	2	0	0	0	0	1	0									
Luis DeLeon, R (8,1) Broderick Perkins, L (9,PH) Ruppert Jones, L (9,8)									1-3 2-H 3-H	0	0	0	0	0	0	0									
Inning Stats	R: 0 E: 0 K: 0 S: 2	H: 1 LOB: 0 BB: 1 P: 6	R: 1 E: 0 K: 0 S: 4	H: 2 LOB: 1 BB: 1 P: 8	R: 0 E: 0 K: 0 S: 3	H: 0 LOB: 0 BB: 0 P: 3	R: 2 E: 0 K: 0 S: 5	H: 2 LOB: 1 BB: 1 P: 9	R: 0 E: 0 K: 1 S: 5	H: 1 LOB: 0 BB: 0 P: 5	R: 0 E: 0 K: 1 S: 6	H: 0 LOB: 0 BB: 0 P: 6	R: 0 E: 0 K: 1 S: 5	H: 0 LOB: 0 BB: 0 P: 5	R: 0 E: 0 K: 0 S: 4	H: 1 LOB: 1 BB: 1 P: 4	R: 2 E: 0 K: 0 S: 6	H: 3 LOB: 2 BB: 1 P: 10	1B: 9 2B: 0 3B: 1 HR: 1	SF: 0 SAC: 1 DP: 1 HBP: 0	WP: 0 PB: 0 SB: 1 CS: 0	PA: 38			
PITCHER	IP	WLS	BF	H	R	ER	SO	BB	IBB	HBP	BLK	WP	HR	S	P	ERA	WHIP								
Ross Baumgarten, L (1,1) ERA: 6.55	4.0	L	17	5	3	3	0	3	0	0	0	0	1	14	26	6.75	2.000								
Randy Niemann, L (5,1) ERA: 4.99	3.0		10	1	0	0	3	0	0	0	0	0	0	16	16	0.00	0.333								
Enrique Romo, R (8,1) ERA: 4.44	2.0		11	4	2	2	0	0	1	0	0	0	0	10	14	9.00	2.000								

San Diego Padres @ Pittsburgh Pirates
Three Rivers Stadium, Pittsburgh, PA
Mon Aug 23 1982, 7:05 PM EDT
Att: 9,194 - Unknown

AB 33
R 5
H 10
RBI 5
BB 4
SO 3
LOB 14



Batter	1	2	3	4	5	6	7	8	9	AB	R	H	RBI	BB	SO	LOB	BOTTOM								
Lee Lacy, R (1,7) OBP: 0.364, SLG: 0.391	0-0 E 1B		0-0 CS 1B		0-0 6-3	4-0 BB		0-0 F7		4	0	2	0	1	0	0									
Dale Berra, R (1,6) OBP: 0.311, SLG: 0.396	0-0 E8 1-2 G5-4-3		0-0 1-2 1B		0-0 5-3	0-0 F8		0-0 F7		5	0	1	0	0	0	3									
Jim Morrison, R (1,5) OBP: 0.284, SLG: 0.448	0-0 G5-4-3 1-2 2-3		0-0 F9		0-0 HR		0-0 FC1-6 1B		0-0 F5	5	1	2	1	0	0	3									
Jason Thompson, L (1,3) OBP: 0.406, SLG: 0.528	0-0 6-3		4-0 BB		4-0 BB		0-0 FC1-6 FC4-6		0-0 HR	3	2	1	1	2	0	2									
Dick Davis, R (1,9) Mike Easter, L (9,PH) OBP: 0.347, SLG: 0.442		0-0 6-3		0-0 F7		4-0 FC6-4 BB		0-0 E6 FC4-6		3	0	0	0	1	0	3									
Johnny Ray, S (1,4) OBP: 0.321, SLG: 0.400		0-0 2B		0-0 P4	0-0 FC6-4		0-0 FC4-6 1B		0-0 F8	5	0	1	1	0	0	4									
Omar Moreno, L (1,8) Bill Madlock, R (7,PH) OBP: 0.395, SLG: 0.479		0-3 K		0-0 F7		0-0 G3		0-0 F8 K		3	0	0	0	0	1	1									
Steve Nicosia, R (1,2) Willie Stargell, L (7,PH) Enrique Romo, R (8,1) OBP: 0.333, SLG: 0.556		4-0 FC5-4 BB		0-0 1B		0-0 F8 K		0-3 K		2	0	1	0	1	0	0									
Ross Baumgarten, L (1,1) John Milner, L (4,PH) Randy Niemann, L (5,1) Tony Peña, R (8,2) OBP: 0.327, SLG: 0.426		0-0 FC5-4		0-0 4-3		0-0 BB 1B		0-0 5-3		1	0	0	0	0	0	0									
Inning Stats	R: 0 E: 1 K: 0 S: 4	H: 1 LOB: 1 BB: 0 P: 4	R: 0 E: 0 K: 1 S: 6	H: 1 LOB: 2 BB: 1 P: 10	R: 0 E: 0 K: 0 S: 4	H: 1 LOB: 1 BB: 0 P: 4	R: 1 E: 0 K: 0 S: 4	H: 1 LOB: 2 BB: 2 P: 12	R: 0 E: 0 K: 0 S: 4	H: 1 LOB: 2 BB: 1 P: 8	R: 1 E: 1 K: 1 S: 8	H: 2 LOB: 2 BB: 0 P: 8	R: 0 E: 0 K: 0 S: 3	H: 0 LOB: 0 BB: 0 P: 3	R: 1 E: 0 K: 0 S: 5	H: 2 LOB: 1 BB: 0 P: 5	1B: 8 2B: 1 3B: 0 HR: 2	SF: 0 SAC: 0 DP: 1 HBP: 0	WP: 0 PB: 0 SB: 0 CS: 1	PA: 43					
PITCHER	IP	WLS	BF	H	R	ER	SO	BB	IBB	HBP	BLK	WP	HR	S	P	ERA	WHIP								
Chris Welsh, L (1,1) ERA: 4.38	5.0	W	24	6	1	1	1	4	0	0	0	0	1	22	38	1.80	2.000								
Gary Lucas, L (6,1) ERA: 3.69	2.0		11	3	1	0	1	1	0	0	0	0	0	12	16	0.00	2.000								
Luis DeLeon, R (8,1) ERA: 2.03	1.0		3	0	0	0	0	0	0	0	0	0	0	3	3	0.00	0.000								
Floyd Chiffer, R (9,1) ERA: 2.58	1.0	S	5	2	1	1	0	0	0	0	0	0	1	5	5	9.00	2.000								

San Diego Padres @ Pittsburgh Pirates
Three Rivers Stadium, Pittsburgh, PA
Mon Aug 23 1982, 7:05 PM EDT
Att: 9,194 - Unknown

AB 38
R 3
H 11
RBI 3
BB 5
SO 2
LOB 22



Batter	1	2	3	4	5	6	7	8	9	AB	R	H	RBI	BB	SO	LOB	TOP								
Gene Richards, L (1, 7) OBP: 0.332, SLG: 0.351	K																5								
John Curtis, L (8, 1) OBP: 0.257, SLG: 0.314																	0								
Floyd Chiffer, R (8, 1)																	0								
Gary Templeton, S (1, 6) OBP: 0.283, SLG: 0.362																	3								
Ruppert Jones, L (1, 8) OBP: 0.394, SLG: 0.459																	5								
Terry Kennedy, L (1, 2) OBP: 0.318, SLG: 0.482																	3								
Joe Pittman, R (8, PR) OBP: 0.274, SLG: 0.267																	0								
Tony Gwynn, L (8, 7) OBP: 0.321, SLG: 0.361																	0								
Joe Lefebvre, L (8, 7) OBP: 0.256, SLG: 0.255																	0								
Sixto Lezcano, R (1, 9) OBP: 0.397, SLG: 0.496																	5								
Kurt Bevacqua, R (1, 3) OBP: 0.381, SLG: 0.326																	4								
Luis Salazar, R (1, 5) OBP: 0.290, SLG: 0.362																	3								
Tim Flannery, L (1, 4) OBP: 0.325, SLG: 0.323																	3								
John Montefusco, R (1, 1) OBP: 0.145, SLG: 0.115																	3								
Broderick Perkins, L (8, PH) OBP: 0.346, SLG: 0.356																	1								
Steve Swisher, R (8, 2) OBP: 0.333, SLG: 0.432																	0								
Inning Stats	R: 0 E: 0 K: 2 S: 6	H: 0 LOB: 0 BB: 1 P: 10	R: 0 E: 0 K: 1 S: 5	H: 0 LOB: 1 BB: 1 P: 9	R: 1 E: 0 K: 1 S: 7	H: 2 LOB: 1 BB: 0 P: 7	R: 2 E: 1 K: 1 S: 8	H: 3 LOB: 1 BB: 0 P: 8	R: 0 E: 0 K: 0 S: 5	H: 0 LOB: 0 BB: 0 P: 5	R: 1 E: 0 K: 0 S: 5	H: 2 LOB: 1 BB: 0 P: 5	R: 0 E: 0 K: 1 S: 5	H: 0 LOB: 0 BB: 0 P: 5	R: 2 E: 2 K: 0 S: 7	H: 2 LOB: 3 BB: 1 P: 11	R: 0 E: 0 K: 1 S: 4	H: 0 LOB: 1 BB: 2 P: 12	1B: 5 2B: 3 3B: 1 HR: 0	SF: 0 SAC: 1 DP: 1 HBP: 0	WP: 1 PB: 0 SB: 2 CS: 1	PA: 41			
PITCHER	IP	WLS	BF	H	R	ER	SO	BB	IBB	HBP	BLK	WP	HR	S	P	ERA	WHIP								
Manny Sarmiento, R (1, 1) ERA: 3.56	7.0		30	8	5	4	7	2	0	0	0	1	0	42	50	5.14	1.429								
Randy Niemann, L (8, 1) ERA: 4.99	0.0		1	1	0	0	0	0	0	0	0	0	0	1	1	∞	∞								
Kent Tekulve, R (8, 1) ERA: 2.78	2.0	W	10	0	1	0	1	1	2	0	0	0	0	9	21	0.00	0.500								

San Diego Padres @ Pittsburgh Pirates
Three Rivers Stadium, Pittsburgh, PA
Wed Aug 25 1982, 7:05 PM EDT
Att: 9,485 - Unknown

AB	35
R	6
H	9
RBI	6
BB	5
SO	8
LOB	21



Batter	1	2	3	4	5	6	7	8	9	AB	R	H	RBI	BB	SO	LOB	BOTTOM								
Omar Moreno, L (1, 8) OBP: 0.294, SLG: 0.314																	5								
Johnny Ray, S (1, 4) OBP: 0.323, SLG: 0.403																	4								
Bill Madlock, R (1, 5) OBP: 0.365, SLG: 0.484																	4								
Jim Morrison, R (9, 5) OBP: 0.286, SLG: 0.448																	1								
Jason Thompson, L (1, 3) OBP: 0.403, SLG: 0.523																	3								
Dale Berra, R (8, PR) OBP: 0.312, SLG: 0.394																	0								
John Milner, L (9, 3) OBP: 0.286, SLG: 0.310																	0								
Richie Hebner, L (1, 9) OBP: 0.353, SLG: 0.432																	3								
Lee Lacy, R (8, 9) OBP: 0.365, SLG: 0.392																	1								
Mike Easter, L (1, 7) OBP: 0.346, SLG: 0.443																	3								
Dick Davis, R (8, PH) OBP: 0.285, SLG: 0.414																	1								
Tony Peña, R (1, 2) OBP: 0.326, SLG: 0.428																	4								
Jim Smith, R (1, 6) OBP: 0.313, SLG: 0.333																	4								
Manny Sarmiento, R (1, 1) ERA: 2.22, SLG: 0.176																	3								
Randy Niemann, L (8, 1) ERA: 1.00, SLG: 1.000																	0								
Kent Tekulve, R (8, 1) ERA: 2.63, SLG: 0.099																	0								
Willie Stargell, L (8, PH) OBP: 0.344, SLG: 0.424																	0								
John Candelaria, L (8, PR) OBP: 0.344, SLG: 0.256																	0								
Enrique Romo, R (8, PR) OBP: 0.333, SLG: 0.356																	0								
Inning Stats	R: 1 E: 0 K: 0 S: 6	H: 2 LOB: 2 BB: 0 P: 6	R: 0 E: 0 K: 0 S: 3	H: 0 LOB: 0 BB: 0 P: 3	R: 3 E: 2 K: 1 S: 9	H: 3 LOB: 1 BB: 0 P: 9	R: 1 E: 0 K: 0 S: 5	H: 2 LOB: 1 BB: 0 P: 5	R: 0 E: 0 K: 1 S: 5	H: 0 LOB: 0 BB: 0 P: 5	R: 0 E: 0 K: 0 S: 3	H: 0 LOB: 0 BB: 0 P: 3	R: 0 E: 0 K: 1 S: 7	H: 2 LOB: 1 BB: 0 P: 7	R: 1 E: 0 K: 0 S: 3	H: 2 LOB: 2 BB: 1 P: 7	1B: 8 2B: 3 3B: 0 HR: 0	SF: 1 SAC: 0 DP: 0 HBP: 0	WP: 0 PB: 0 SB: 1 CS: 0	PA: 39					
PITCHER	IP	WLS	BF	H	R	ER	SO	BB	IBB	HBP	BLK	WP	HR	S	P	ERA	WHIP								
John Montefusco, R (1, 1) ERA: 3.87	7.0		30	7	5	2	2	0	0	0	0	0	0	34	34	2.57	1.000								
John Curtis, L (8, 1) ERA: 4.34	0.1		3	2	1	1	0	0	0	0	0	0	0	3	3	27.00	6.000								
Floyd Chiffer, R (8, 1) ERA: 2.63	1.0	L	6	2	1	1	1	1	0	0	0	0	0	7	11	9.00	3.000								

San Diego Padres @ Pittsburgh Pirates
Three Rivers Stadium, Pittsburgh, PA
Wed Aug 25 1982, 7:05 PM EDT
Att: 9,485 - Unknown

AB	36
R	7
H	11
RBI	7
BB	1
SO	3
LOB	13



Batter	1	2	3	4	5	6	7	8	9	AB	R	H	RBI	BB	SO	LOB	TOP			
Omar Moreno, L (1, 8) OBP: 0.293, SLG: 0.314	F8		F8		B1-3			1B SH1-4 FC3-6 1B		4	1	1	0	0	0	0				
Johnny Ray, S (1, 4) OBP: 0.321, SLG: 0.401	1-3		F2				1-3	SH1-4		3	0	0	0	0	0	0				
Bill Madlock, R (1, 5) OBP: 0.366, SLG: 0.484 Rod Scully, L (8, 1) OBP: 0.250, SLG: 0.350	F3						F5	FC3-6 1B		4	0	2	0	0	0	0				
Jason Thompson, L (1, 3) OBP: 0.403, SLG: 0.521								FC3-6 1B		3	1	1	1	1	1	2				
Richie Hebner, L (1, 9) OBP: 0.353, SLG: 0.431 Lee Lacy, R (6, 9) OBP: 0.364, SLG: 0.391	P6						F8	F8		3	0	1	0	0	0	2				
Mike Easter, L (1, 7) OBP: 0.345, SLG: 0.439	P6									3	0	0	0	1	0	1				
Tony Peña, R (1, 2) OBP: 0.330, SLG: 0.439										4	1	3	2	0	0	2				
Dale Berra, R (1, 6) OBP: 0.309, SLG: 0.390	5-3						F7	F8		4	0	0	0	0	2					
Rick Rhoden, R (1, 1) OBP: 0.257, SLG: 0.471 Jim Morrison, R (8, 5) OBP: 0.285, SLG: 0.446			F8		1-3					3	0	0	0	0	1					
										1	0	0	0	0	1					
Inning Stats	R: 0 E: 0 K: 0 S: 3	H: 0 LOB: 0 BB: 0 P: 3	R: 2 E: 0 K: 0 S: 5	H: 2 LOB: 0 BB: 0 P: 5	R: 0 E: 0 K: 1 S: 3	H: 0 LOB: 0 BB: 0 P: 3	R: 0 E: 0 K: 1 S: 6	H: 2 LOB: 2 BB: 1 P: 10	R: 0 E: 0 K: 0 S: 3	H: 0 LOB: 0 BB: 0 P: 3	R: 0 E: 0 K: 0 S: 4	H: 1 LOB: 1 BB: 0 P: 4	R: 1 E: 0 K: 0 S: 5	H: 2 LOB: 1 BB: 0 P: 5	R: 0 E: 0 K: 0 S: 4	H: 1 LOB: 1 BB: 0 P: 4	1B: 7 2B: 0 3B: 0 HR: 1	SF: 0 SAC: 1 DP: 0 HBP: 0	WP: 0 PB: 0 SB: 0 CS: 1	PA: 36
PITCHER Bill Laskey, R (1, 1) ERA: 2.55	IP: 9.0 WLS: L BF: 36 H: 8 R: 3 ER: 3 SO: 1 BB: 2 IBB: 0 HBP: 0 BLK: 1 WP: 0 HR: 1 S: 36 P: 44 ERA: 3.00 WHIP: 1.111															PITCHER				

Pittsburgh Pirates @ San Francisco Giants
Candlestick Park, San Francisco, CA
Fri Aug 27 1982, 10:05 PM EDT
Att: 9,820 - Unknown

AB	33
R	3
H	8
RBI	3
BB	2
SO	1
LOB	12



Batter	1	2	3	4	5	6	7	8	9	AB	R	H	RBI	BB	SO	LOB	BOTTOM			
Chili Davis, S (1, 8) OBP: 0.319, SLG: 0.408	E S 1B		4-3		G3		G3			4	0	1	0	0	0	1				
Joe Morgan, L (1, 4) OBP: 0.408, SLG: 0.448	K		F9					F9		4	1	1	0	0	1	1				
Jack Clark, R (1, 9) OBP: 0.363, SLG: 0.467	F2							F8		4	0	1	0	0	0	2				
Reggie Smith, S (1, 3) OBP: 0.373, SLG: 0.473	G3				F5			K		4	0	1	0	0	1	2				
Darrell Evans, L (1, 5) OBP: 0.354, SLG: 0.436					P4			K		4	1	2	2	0	1	1				
Jeffrey Leonard, R (1, 7) OBP: 0.297, SLG: 0.400	6-3							K		2	0	0	0	2	0	2				
Milt May, L (1, 2) OBP: 0.309, SLG: 0.379	F7				4-3					4	0	0	0	0	3					
Guy Sularz, R (1, 6) OBP: 0.260, SLG: 0.288	5-3									4	0	1	0	0	1	1				
Bill Laskey, R (1, 1) OBP: 0.132, SLG: 0.098			K		K			K		3	0	0	0	0	3	1				
Inning Stats	R: 0 E: 0 K: 1 S: 6	H: 1 LOB: 1 BB: 0 P: 6	R: 1 E: 0 K: 0 S: 4	H: 1 LOB: 0 BB: 0 P: 4	R: 0 E: 0 K: 1 S: 5	H: 0 LOB: 0 BB: 0 P: 5	R: 0 E: 0 K: 0 S: 4	H: 1 LOB: 2 BB: 1 P: 8	R: 0 E: 0 K: 1 S: 5	H: 0 LOB: 0 BB: 0 P: 5	R: 1 E: 0 K: 0 S: 5	H: 3 LOB: 1 BB: 0 P: 5	R: 0 E: 0 K: 1 S: 6	H: 1 LOB: 1 BB: 0 P: 6	R: 0 E: 0 K: 1 S: 5	H: 0 LOB: 1 BB: 0 P: 5	1B: 5 2B: 1 3B: 0 HR: 1	SF: 0 SAC: 0 DP: 1 HBP: 0	WP: 0 PB: 0 SB: 2 CS: 0	PA: 35
PITCHER Rick Rhoden, R (1, 1) ERA: 4.57 Rod Scully, L (8, 1) ERA: 1.79	IP: 7.0 WLS: W BF: 28 H: 7 R: 2 ER: 2 SO: 4 BB: 1 IBB: 0 HBP: 0 BLK: 0 WP: 0 HR: 1 S: 35 P: 39 ERA: 2.57 WHIP: 1.143															PITCHER				

Pittsburgh Pirates @ San Francisco Giants
Candlestick Park, San Francisco, CA
Fri Aug 27 1982, 10:05 PM EDT
Att: 9,820 - Unknown

AB	33
R	2
H	7
RBI	2
BB	2
SO	7
LOB	14





Batter	1	2	3	4	5	6	7	8	9	AB	R	H	RBI	BB	SO	LOB	TOP										
Omar Moreno, L (1, 8) OBP: 0.293, SLG: 0.313	0-3 K		0-3 K		0-0 5-3			0-0 1B		4	0	1	0	0	2	2	Pittsburgh Pirates @ San Francisco Giants Candlestick Park, San Francisco, CA Sat Aug 28 1982, 6:33 AM EDT Att: 15,759 - Unknown livebaseballscorecards.com										
Lee Lacy, R (1, 7) OBP: 0.367, SLG: 0.400 Mike Easter, L (8, PH) OBP: 0.344, SLG: 0.438	0-0 1B				0-0 6-3			0-3 K		3	1	2	0	0	0	0											
Bill Madlock, R (1, 5) OBP: 0.366, SLG: 0.482	0-0 G5-4-3				0-0 2B			0-0 5-3		4	1	1	1	0	0	2											
Jason Thompson, L (1, 3) OBP: 0.402, SLG: 0.521		0-0 4-3			0-0 SF9			0-0 3-1		4	0	1	0	0	0	0											
Dick Davis, R (1, 9) OBP: 0.279, SLG: 0.407 Richie Hebner, L (9, PH) OBP: 0.351, SLG: 0.429		0-0 6-3			0-0 SF9			0-0 1-3		2	0	0	1	0	0	0											
Dale Berra, R (1, 6) OBP: 0.306, SLG: 0.386		0-3 K			0-0 L3			0-0 1-4-3		4	0	0	0	0	1	1											
Johnny Ray, S (1, 4) OBP: 0.320, SLG: 0.399			0-0 6-3		0-0 F5			0-0 F8		3	0	0	0	0	0	0											
Steve Nicosia, R (1, 2) OBP: 0.356, SLG: 0.380				0-0 1B		0-0 3-1		0-3 K		3	0	1	0	0	1	0											
Don Robinson, R (1, 1) OBP: 0.333, SLG: 0.465 John Milner, L (8, PH) OBP: 0.269, SLG: 0.302 Kent Tekulve, R (8, 1) OBP: 0.091, SLG: 0.091			0-3 K					0-0 6-3		2	0	1	0	0	1	1											
Inning Stats	R: 0 E: 0 K: 1 S: 5	H: 1 LOB: 0 BB: 0 P: 5	R: 0 E: 0 K: 1 S: 5	H: 0 LOB: 0 BB: 0 P: 5	R: 0 E: 0 K: 2 S: 8	H: 1 LOB: 1 BB: 0 P: 8	R: 1 E: 0 K: 0 S: 5	H: 2 LOB: 1 BB: 0 P: 5	R: 0 E: 0 K: 0 S: 4	H: 1 LOB: 0 BB: 0 P: 4	R: 1 E: 0 K: 0 S: 4	H: 0 LOB: 0 BB: 0 P: 4	R: 0 E: 0 K: 1 S: 5	H: 1 LOB: 1 BB: 0 P: 6	R: 0 E: 0 K: 0 S: 3	H: 0 LOB: 0 BB: 0 P: 3	1B: 5 2B: 1 3B: 1 HR: 0	SF: 1 SAC: 0 DP: 1 HBP: 0	WP: 0 PB: 0 SB: 1 CS: 0	PA: 33							
PITCHER	IP	WLS	BF	H	R	ER	SO	BB	IBB	HBP	BLK	WP	HR	S	P	ERA	WHIP										
Atlee Hammaker, L (1, 1) ERA: 4.31 Greg Minton, R (8, 1) ERA: 1.66	7.0	W	26	6	2	2	5	0	0	0	0	0	0	36	36	2.57	0.857										

Batter	1	2	3	4	5	6	7	8	9	AB	R	H	RBI	BB	SO	LOB	BOTTOM											
Joe Morgan, L (1, 4) OBP: 0.404, SLG: 0.444	0-0 F7		0-0 P6		0-0 1-3			0-3 K		4	0	0	0	0	1	1	Pittsburgh Pirates @ San Francisco Giants Candlestick Park, San Francisco, CA Sat Aug 28 1982, 6:33 AM EDT Att: 15,759 - Unknown livebaseballscorecards.com											
Darrell Evans, L (1, 5) OBP: 0.355, SLG: 0.435	0-0 F5		0-0 F8		4-0 PB			1-2 1B		3	0	1	0	1	0	0												
Chili Davis, S (1, 8) OBP: 0.317, SLG: 0.405	0-0 E4		0-0 F7		0-3 K			0-0 F8		4	1	0	0	0	1	3												
Jack Clark, R (1, 9) OBP: 0.366, SLG: 0.472	0-0 1B			0-0 1B		0-0 L5		0-0 2B		4	1	3	1	0	0	1												
Reggie Smith, S (1, 3) OBP: 0.372, SLG: 0.470 Dave Bergman, L (9, 3) OBP: 0.333, SLG: 0.326	0-0 CS	0-0 4-3		0-0 S		0-0 F7		0-0 F7		4	0	1	0	0	0	1												
Jeffrey Leonard, R (1, 7) OBP: 0.291, SLG: 0.404 Max Venable, L (9, 7) OBP: 0.239, SLG: 0.281	0-0 1-2		0-0 HR		0-3 K			0-0 F9		0	0	0	0	0	0	0												
Milt May, L (1, 2) OBP: 0.314, SLG: 0.389 Bob Brenly, R (8, PR) OBP: 0.351, SLG: 0.410		0-0 HR		0-0 IBB		0-0 F9		0-0 IBB		2	1	1	2	2	0	0												
Guy Sularz, R (1, 6) OBP: 0.250, SLG: 0.276 Champ Summers, L (8, PH) OBP: 0.333, SLG: 0.368 Joe Pettini, R (9, 6) OBP: 0.257, SLG: 0.188		0-0 F7		0-0 L3		0-0 F7		0-0 SF8		3	0	0	0	0	0	3												
Atlee Hammaker, S (1, 1) OBP: 0.043, SLG: 0.043 Duane Kuiper, L (7, PH) OBP: 0.390, SLG: 0.350 Greg Minton, S (8, 1) OBP: 0.143, SLG: 0.231		0-3 K		0-0 P6		0-0 E5		0-0 F8		2	0	0	0	0	1	3												
Inning Stats	R: 1 E: 1 K: 0 S: 4	H: 1 LOB: 0 BB: 0 P: 4	R: 2 E: 0 K: 1 S: 6	H: 1 LOB: 0 BB: 1 P: 10	R: 0 E: 0 K: 0 S: 3	H: 0 LOB: 0 BB: 0 P: 3	R: 0 E: 0 K: 1 S: 7	H: 2 LOB: 3 BB: 1 P: 11	R: 0 E: 0 K: 1 S: 5	H: 0 LOB: 1 BB: 1 P: 9	R: 0 E: 0 K: 0 S: 3	H: 0 LOB: 0 BB: 0 P: 3	R: 0 E: 1 K: 1 S: 7	H: 1 LOB: 2 BB: 0 P: 7	R: 1 E: 0 K: 0 S: 5	H: 2 LOB: 2 BB: 1 P: 9	1B: 4 2B: 2 3B: 0 HR: 1	SF: 1 SAC: 0 DP: 0 HBP: 0	WP: 0 PB: 1 SB: 1 CS: 1	PA: 37								
PITCHER	IP	WLS	BF	H	R	ER	SO	BB	IBB	HBP	BLK	WP	HR	S	P	ERA	WHIP											
Don Robinson, R (1, 1) ERA: 3.87 Kent Tekulve, R (8, 1) ERA: 2.64	7.0	L	30	5	3	2	4	2	1	0	0	0	0	1	35	47	2.57	1.000										
	1.0		6	2	1	1	0	0	1	0	0	0	0	5	9	9.00	2.000											

Batter	1	2	3	4	5	6	7	8	9	AB	R	H	RBI	BB	SO	LOB	TOP			
Omar Moreno, L OBP: 0.292, SLG: 0.312 (1, 8)										5	1	1	0	0	2	2	Pittsburgh Pirates @ San Francisco Giants Candlestick Park, San Francisco, CA Sun Aug 29 1982, 6:33 AM EDT Att: 22,017 - Unknown			
Lee Lacy, R OBP: 0.366, SLG: 0.396 (1, 9)										3	1	0	0	1	0	1				
Johnny Ray, S OBP: 0.320, SLG: 0.398 (1, 4)										3	1	1	0	0	0	0				
Jason Thompson, L OBP: 0.401, SLG: 0.525 (1, 3)										4	1	1	2	0	2	2				
Mike Easter, L OBP: 0.348, SLG: 0.440 (1, 7)										3	0	2	0	1	0	0				
Jim Morrison, R OBP: 0.284, SLG: 0.442 (1, 5)										4	0	1	2	0	2	2				
Tony Peña, R OBP: 0.330, SLG: 0.437 (1, 2)										4	0	1	0	0	1	3				
Dale Berra, R OBP: 0.306, SLG: 0.387 (1, 6)										4	0	2	0	0	1	0				
John Candelaria, L OBP: 0.315, SLG: 0.292 (1, 1)										3	0	1	0	0	2	2				
Rod Scurry, L OBP: 0.250, SLG: 0.350 (8, 1)										0	0	0	0	0	0	0				
Inning Stats	R: 2 E: 0 K: 1 S: 7	H: 2 LOB: 2 BB: 2 P: 15	R: 0 E: 0 K: 1 S: 6	H: 1 LOB: 1 BB: 0 P: 6	R: 2 E: 0 K: 1 S: 7	H: 3 LOB: 0 BB: 0 P: 7	R: 0 E: 0 K: 3 S: 9	H: 0 LOB: 0 BB: 0 P: 9	R: 0 E: 1 K: 2 S: 3	H: 2 LOB: 2 BB: 0 P: 9	R: 0 E: 0 K: 0 S: 3	H: 0 LOB: 0 BB: 0 P: 3	R: 0 E: 0 K: 1 S: 5	H: 1 LOB: 0 BB: 0 P: 5	R: 0 E: 0 K: 1 S: 6	H: 1 LOB: 1 BB: 0 P: 6	1B: 9 2B: 0 3B: 0 HR: 1	SF: 0 SAC: 2 DP: 2 HBP: 0	WP: 0 PB: 0 SB: 2 CS: 0	PA: 37
PITCHER	IP WLS BF H R ER SO BB IBB HBP BLK WP HR S P ERA WHIP																			
Renie Martin, R ERA: 4.87 (1, 1)	2.0 L 13 5 4 4 2 1 1 0 0 0 1 15 23 18.00 3.000																			
Al Holland, L ERA: 3.48 (3, 1)	5.0 17 3 0 0 6 0 0 0 0 0 0 29 29 0.00 0.600																			
Gary Lavelle, L ERA: 2.8 (8, 1)	2.0 7 2 0 0 2 0 0 0 0 0 0 11 11 0.00 1.000																			

Batter	1	2	3	4	5	6	7	8	9	AB	R	H	RBI	BB	SO	LOB	BOTTOM					
Chili Davis, S OBP: 0.318, SLG: 0.405 (1, 8)										5	0	2	1	0	2	1	Pittsburgh Pirates @ San Francisco Giants Candlestick Park, San Francisco, CA Sun Aug 29 1982, 6:33 AM EDT Att: 22,017 - Unknown					
Duane Kuiper, L OBP: 0.385, SLG: 0.346 (1, 4)										5	0	1	0	0	0	2						
Jack Clark, R OBP: 0.365, SLG: 0.472 (1, 9)										4	1	1	0	0	0	2						
Reggie Smith, S OBP: 0.373, SLG: 0.470 (1, 3)										4	1	2	1	0	1	2						
Jeffrey Leonard, R OBP: 0.290, SLG: 0.406 (1, 7)										4	0	1	0	0	2	3						
Darrell Evans, L OBP: 0.352, SLG: 0.431 (1, 5)										4	0	0	1	0	1	2						
Bob Brenly, R OBP: 0.361, SLG: 0.416 (1, 2)										3	0	2	0	1	0	0						
Guy Sularz, R OBP: 0.250, SLG: 0.275 (1, 6)										4	1	1	0	0	0	4						
Renie Martin, R OBP: 0.275, SLG: 0.350 (1, 1)										0	0	0	0	0	0	0						
Al Holland, R OBP: 0.074, SLG: 0.074 (3, 1)										2	0	1	0	0	1	0						
Jim Wohlford, R OBP: 0.319, SLG: 0.344 (7, PH)										1	0	0	0	0	0	1						
Gary Lavelle, S OBP: 0.167, SLG: 0.250 (8, 1)										0	0	0	0	0	0	0						
Joe Morgan, L OBP: 0.403, SLG: 0.442 (8, PH)										1	0	0	0	0	0	0						
Inning Stats	R: 0 E: 0 K: 1 S: 5	H: 0 LOB: 0 BB: 0 P: 5	R: 0 E: 0 K: 1 S: 5	H: 0 LOB: 0 BB: 0 P: 5	R: 0 E: 0 K: 1 S: 5	H: 1 LOB: 0 BB: 0 P: 5	R: 0 E: 0 K: 1 S: 7	H: 2 LOB: 2 BB: 0 P: 7	R: 1 E: 0 K: 1 S: 8	H: 3 LOB: 2 BB: 0 P: 8	R: 0 E: 0 K: 1 S: 6	H: 1 LOB: 1 BB: 0 P: 6	R: 0 E: 0 K: 0 S: 4	H: 1 LOB: 1 BB: 0 P: 4	R: 2 E: 0 K: 0 S: 6	H: 3 LOB: 2 BB: 1 P: 10	R: 0 E: 0 K: 1 S: 5	H: 0 LOB: 0 BB: 0 P: 5	1B: 9 2B: 2 3B: 0 HR: 0	SF: 0 SAC: 0 DP: 1 HBP: 0	WP: 0 PB: 0 SB: 0 CS: 0	PA: 38
PITCHER	IP WLS BF H R ER SO BB IBB HBP BLK WP HR S P ERA WHIP																					
John Candelaria, L ERA: 2.64 (1, 1)	7.1 W 31 10 3 3 6 0 0 0 0 0 0 43 43 3.68 1.364																					
Rod Scurry, L ERA: 1.75 (8, 1)	1.2 S 7 1 0 0 1 1 0 0 0 0 0 8 12 0.00 1.200																					

Batter	1	2	3	4	5	6	7	8	9	10	11	12	13	AB R H RBI BB SO LOB	TOP																
Omar Moreno, L OBP: 0.299, SLG: 0.309 (1, 8)	F7			F7		K			K		1-3		4-3	6 0 0 0 0 2 0	Pittsburgh Pirates @ San Diego Padres Jack Murphy Stadium, San Diego, CA Mon Aug 30 1982, 10:05 PM EDT Att. 20,718 - Unknown AB 44 R 1 H 6 RBI 1 BB 3 SO 4 LOB 10 																
Lee Lacy, R OBP: 0.395, SLG: 0.395 (9, 9)	P3			F3					4-3				6-3	6 0 2 0 0 0 0																	
Bill Madlock, R OBP: 0.366, SLG: 0.479 (1, 5)	6-3			F7										3 0 0 0 2 0 1																	
Jason Thompson, L OBP: 0.399, SLG: 0.521 Kent Tekulve, R OBP: 0.091, SLG: 0.091 (11, 1)		F7			L1				P6		4-3			4 0 0 0 1 0 3 0 0 0 0 0 0 0																	
Dick Davis, R OBP: 0.272, SLG: 0.396 Rod Scurry, L OBP: 0.250, SLG: 0.350 Richie Hebner, L OBP: 0.350, SLG: 0.426 (11, 3)		3-1			K				FC6-4		F9		3-1	4 0 0 0 0 1 3 0 0 0 0 0 0 0 1 0 0 0 0 0 0																	
Dale Berra, R OBP: 0.309, SLG: 0.387 (1, 6)		5-3							F7				F2	5 0 2 0 0 0 0																	
Tony Peña, R OBP: 0.328, SLG: 0.436 (1, 2)					5-3				K2-3		G3-4			5 0 1 0 0 1 2																	
Johnny Ray, S OBP: 0.317, SLG: 0.395 (1, 4)					5-3				F8		L4		3-1	5 0 0 0 0 0 1																	
Larry McWilliams, L OBP: 0.185, SLG: 0.154 Brian Harper, R OBP: 0.162, SLG: 0.485 (9, PH) (9, 7)					P1				1-3				5-3	2 0 0 0 0 0 0 3 1 1 1 0 0 0																	
Inning Stats	R: 0 E: 0 K: 0 S: 3	H: 0 LOB: 0 BB: 0 P: 3	R: 0 E: 0 K: 0 S: 3	H: 0 LOB: 0 BB: 0 P: 3	R: 0 E: 0 K: 0 S: 3	H: 0 LOB: 0 BB: 0 P: 3	R: 0 E: 0 K: 1 S: 5	H: 1 LOB: 1 BB: 0 P: 6	R: 0 E: 0 K: 1 S: 5	H: 0 LOB: 0 BB: 0 P: 5	R: 0 E: 0 K: 0 S: 4	H: 1 LOB: 2 BB: 0 P: 14	R: 0 E: 0 K: 0 S: 4	H: 1 LOB: 1 BB: 0 P: 4		R: 0 E: 0 K: 0 S: 3	H: 0 LOB: 0 BB: 0 P: 3	R: 0 E: 0 K: 0 S: 3	H: 0 LOB: 0 BB: 0 P: 3	1B: 4 2B: 1 3B: 0 HR: 1	SF: 0 SAC: 0 DP: 1 HBP: 0	W/P: 0 PB: 0 SB: 1 CS: 0	PA: 47								
PITCHER	IP WLS BF H R ER SO BB IBB HBP BLK WP HR S P ERA WHIP																														
Dave Dravecky, L ERA: 2.06 Luis DeLeon, R ERA: 2.94 (1, 1) (12, 1)	11.0 2.0	WLS W	BF 7	H 1	R 0	ER 0	SO 0	BB 0	IBB 0	HBP 0	BLK 0	WP 0	HR 0	S 7		P 7	ERA 0.00	WHIP 0.500													

Batter	1	2	3	4	5	6	7	8	9	10	11	12	13	AB R H RBI BB SO LOB	BOTTOM																
Gene Richards, L OBP: 0.330, SLG: 0.353 Joe Lefebvre, L OBP: 0.266, SLG: 0.281 (1, 7) (9, 7)	F8			F8		K			6-3					4 0 0 0 0 1 1 2 1 2 1 0 0 0	Pittsburgh Pirates @ San Diego Padres Jack Murphy Stadium, San Diego, CA Mon Aug 30 1982, 10:05 PM EDT Att. 20,718 - Unknown AB 44 R 2 H 6 RBI 2 BB 2 SO 8 LOB 9 																
Gary Templeton, S OBP: 0.277, SLG: 0.354 (1, 6)	E6 4-3			K		1-3			P6					4 1 0 0 1 1 0																	
Kurt Bevacqua, R OBP: 0.350, SLG: 0.337 Luis DeLeon, R OBP: 0.167, SLG: 0.182 (1, 3) (12, 1)	4-3			6-3		K			F7		FC6-4			5 0 0 1 0 1 2 0 0 0 0 0 0 0																	
Terry Kennedy, L OBP: 0.320, SLG: 0.478 (1, 2)	K			4-3		K			G3				4-3	5 0 0 0 0 2 0																	
Sixto Lezcano, R OBP: 0.389, SLG: 0.485 (1, 9)				K		L6			F8		4-3		K	5 0 0 0 0 2 0																	
Luis Salazar, R OBP: 0.294, SLG: 0.364 (1, 5)				F8					F8		4-3		E4	5 0 1 0 0 0 0																	
Ruppert Jones, L OBP: 0.395, SLG: 0.454 (1, 8)				1B		1B			F7		5-3			4 0 2 0 1 0 0																	
Joe Pittman, R OBP: 0.277, SLG: 0.263 Tim Flannery, L OBP: 0.320, SLG: 0.316 (11, PH) (12, 4)				1B		1B			F5		4-3		6-3	3 0 1 0 0 0 1 2 0 0 0 0 0 2																	
Dave Dravecky, R OBP: 0.231, SLG: 0.167 Brodrick Perkins, L OBP: 0.345, SLG: 0.352 (1, 1) (11, PH) (12, 3)				1-3		1-3			4-3		K		1-3	3 0 0 0 0 0 3 2 0 0 0 0 1 0																	
Inning Stats	R: 1 E: 1 K: 1 S: 6	H: 0 LOB: 0 BB: 0 P: 6	R: 0 E: 0 K: 1 S: 7	H: 3 LOB: 2 BB: 0 P: 7	R: 0 E: 0 K: 1 S: 5	H: 0 LOB: 0 BB: 0 P: 5	R: 0 E: 0 K: 0 S: 3	H: 0 LOB: 0 BB: 0 P: 3	R: 0 E: 0 K: 2 S: 7	H: 0 LOB: 0 BB: 0 P: 7	R: 0 E: 0 K: 0 S: 3	H: 0 LOB: 0 BB: 0 P: 3	R: 0 E: 0 K: 0 S: 6	H: 1 LOB: 2 BB: 1 P: 10		R: 0 E: 1 K: 1 S: 6	H: 0 LOB: 2 BB: 1 P: 10	R: 0 E: 0 K: 0 S: 2	H: 1 LOB: 0 BB: 0 P: 2	1B: 5 2B: 0 3B: 0 HR: 1	SF: 0 SAC: 0 DP: 0 HBP: 0	W/P: 0 PB: 1 SB: 2 CS: 1	PA: 46								
PITCHER	IP WLS BF H R ER SO BB IBB HBP BLK WP HR S P ERA WHIP																														
Larry McWilliams, L ERA: 4.18 Rod Scurry, L ERA: 1.71 Kent Tekulve, R ERA: 2.86 (1, 1) (9, 1) (11, 1)	8.0 2.0 2.1	WLS L	BF 28	H 4	R 1	ER 1	SO 6	BB 0	IBB 0	HBP 0	BLK 0	WP 0	HR 1	S 14		P 22	ERA 3.86	WHIP 0.857													

Batter	1	2	3	4	5	6	7	8	9	AB	R	H	RBI	BB	SO	LOB	TOP					
Omar Moreno, L (1, 8) OBP: 0.287, SLG: 0.306 Dick Davis, R (9, 9) OBP: 0.272, SLG: 0.396	F7		K		F7	1-3		4-3		5	0	0	0	0	1	2	Pittsburgh Pirates @ San Diego Padres Jack Murphy Stadium, San Diego, CA Tue Aug 31 1982, 10:05 PM EDT Att: 7,826 - Unknown					
Johnny Ray, S (1, 4) OBP: 0.314, SLG: 0.391	F7		FC1-6 1B		6-3		L4		P4	5	0	0	0	0	0	1						
Bill Madlock, R (1, 5) OBP: 0.370, SLG: 0.485	F8				HR				4-3 2B	4	1	3	0	1	0	0						
Jason Thompson, L (1, 3) OBP: 0.399, SLG: 0.532		HR	F7		HR		K		4-3	5	2	2	3	0	1	4						
Richie Hebner, L (1, 9) OBP: 0.358, SLG: 0.432 Lee Lacy, R (5, PR) OBP: 0.363, SLG: 0.392		S 1B		1B SF7 1B	HR		K		F8	2	1	2	0	1	0	0						
Mike Easter, L (1, 7) OBP: 0.352, SLG: 0.451	F8			1B	HR					4	2	3	2	0	0	1						
Tony Peña, R (1, 2) OBP: 0.325, SLG: 0.432	K		K		6-3				E5	4	0	0	0	0	2	5						
Dale Berra, R (1, 6) OBP: 0.306, SLG: 0.386	K			SF7		6-3		SF9		2	0	0	2	0	1	1						
Manny Sarmiento, R (1, 1) OBP: 0.225, SLG: 0.162			FC1-6 BB	F9		K		K		3	0	0	0	1	2	2						
Inning Stats	R: 0 E: 0 K: 0 S: 3	H: 0 LOB: 0 BB: 0 P: 3	R: 1 E: 0 K: 2 S: 9	H: 2 LOB: 1 BB: 0 P: 9	R: 0 E: 0 K: 1 S: 6	H: 1 LOB: 2 BB: 1 P: 10	R: 1 E: 0 K: 1 S: 7	H: 2 LOB: 1 BB: 0 P: 7	R: 4 E: 0 K: 0 S: 6	H: 3 LOB: 1 BB: 1 P: 10	R: 0 E: 0 K: 2 S: 5	H: 0 LOB: 0 BB: 0 P: 5	R: 0 E: 0 K: 2 S: 7	H: 0 LOB: 1 BB: 1 P: 11	R: 1 E: 1 K: 1 S: 7	H: 1 LOB: 1 BB: 0 P: 7		R: 0 E: 0 K: 0 S: 4	H: 1 LOB: 1 BB: 0 P: 4	1B: 5 2B: 2 3B: 0 HR: 3	SF: 2 SAC: 0 DP: 0 HBP: 0	WP: 0 PB: 0 SB: 2 CS: 0
PITCHER	IP	WLS	BF	H	R	ER	SO	BB	IBB	HBP	BLK	WP	HR	S	P	ERA	WHIP					
John Montefusco, R (1, 1) ERA: 4.08	5.0	L	25	8	6	6	4	2	0	0	0	0	3	31	39	10.80	2.000					
Floyd Chiffer, R (6, 1) ERA: 2.59	1.0		3	0	0	0	1	0	0	0	0	0	0	5	5	0.00	0.000					
Gary Lucas, L (7, 1) ERA: 3.55	3.0		13	2	1	0	3	1	0	0	0	0	0	18	22	0.00	1.000					

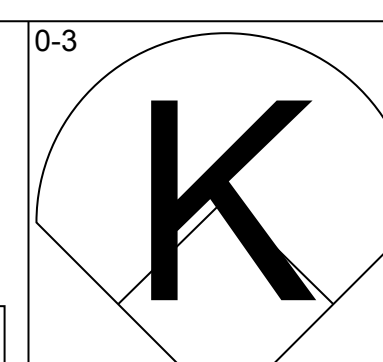
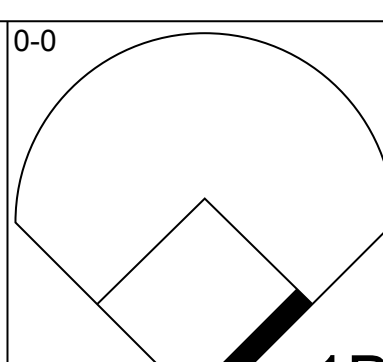
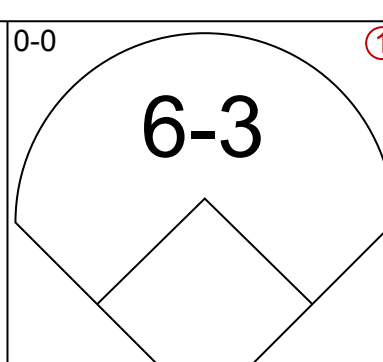
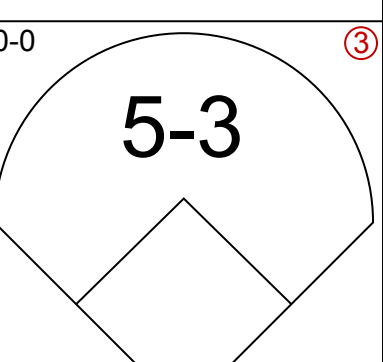
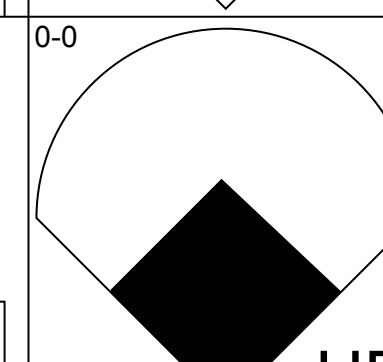
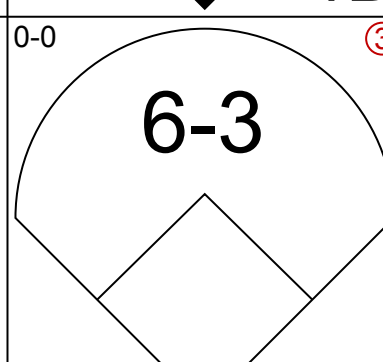
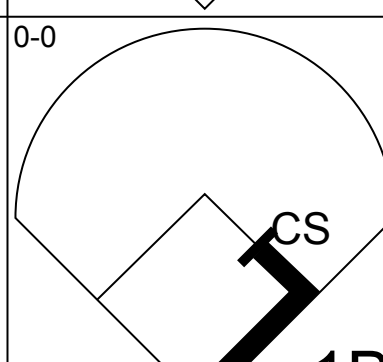
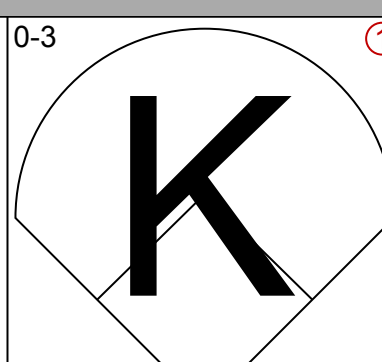
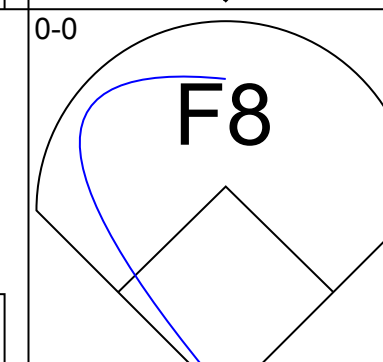
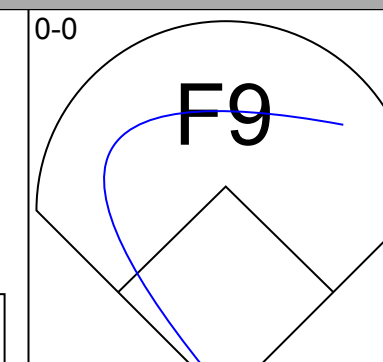
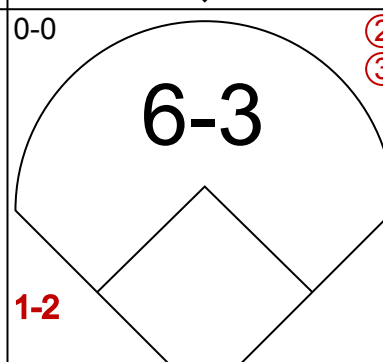
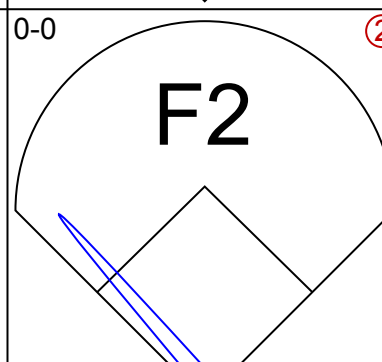
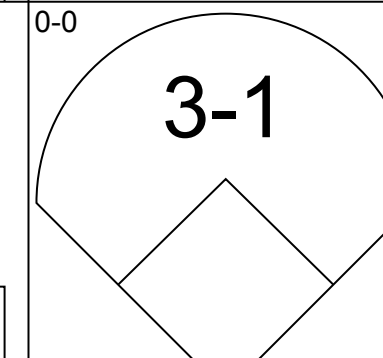
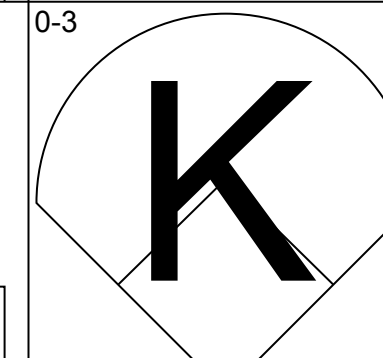
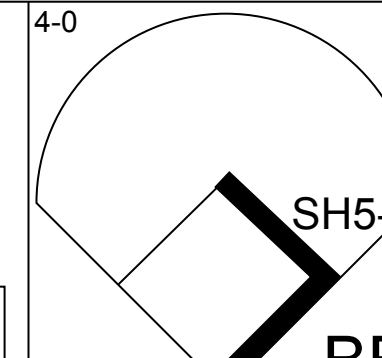
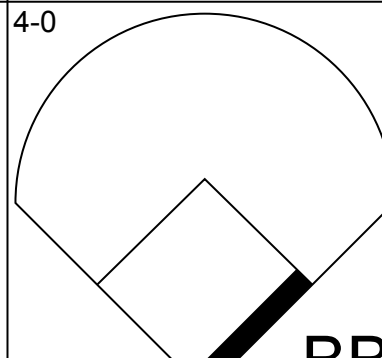
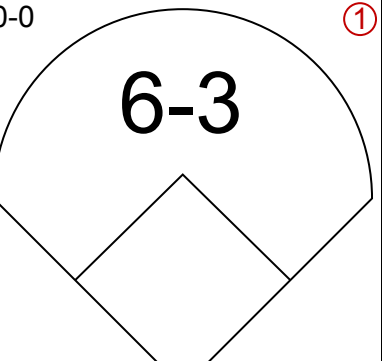
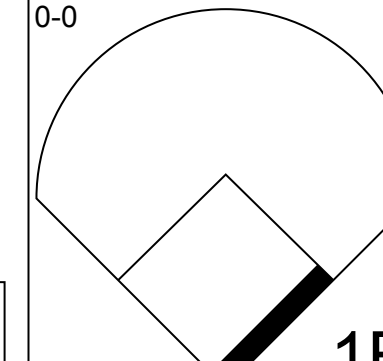
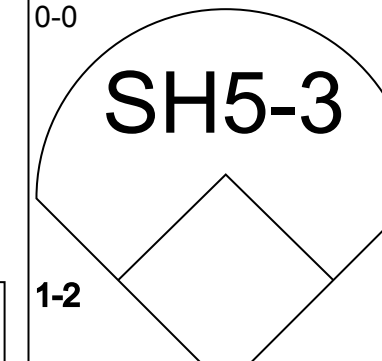
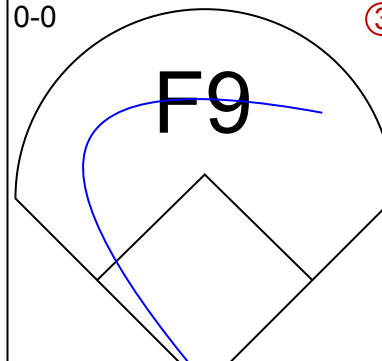
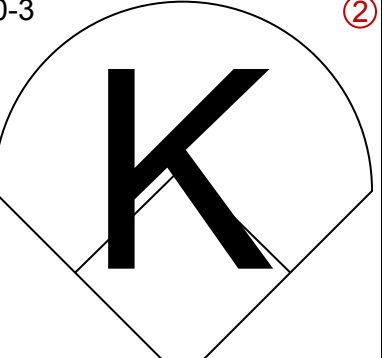
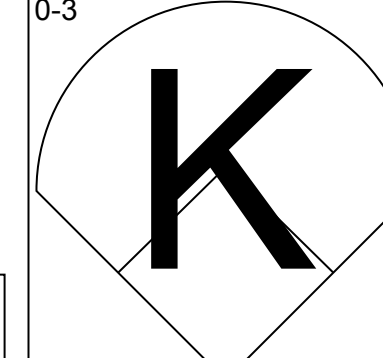
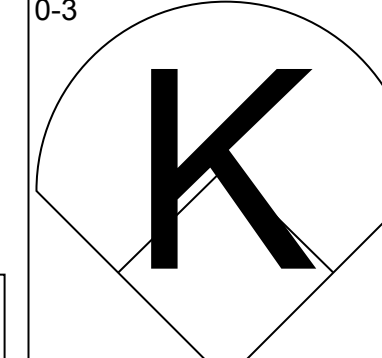
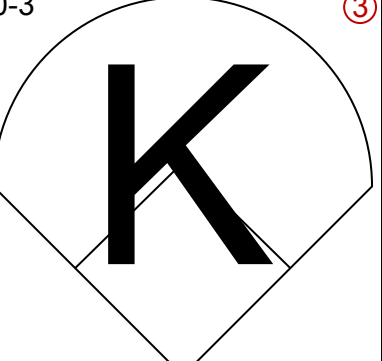
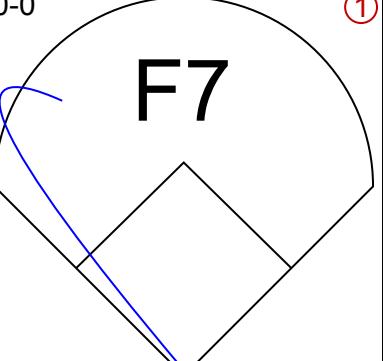
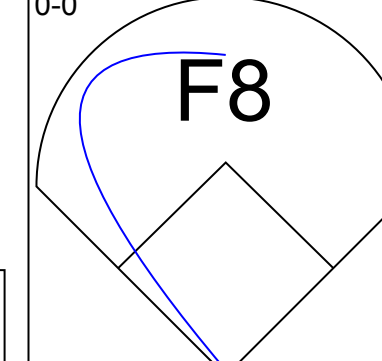
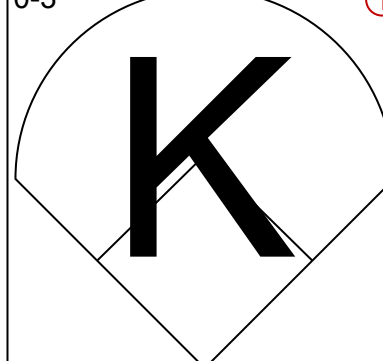
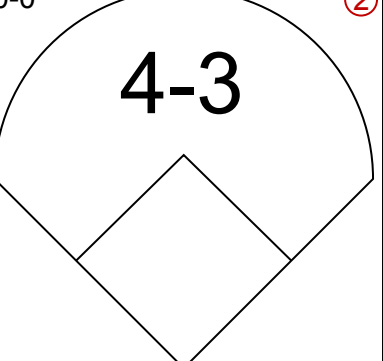
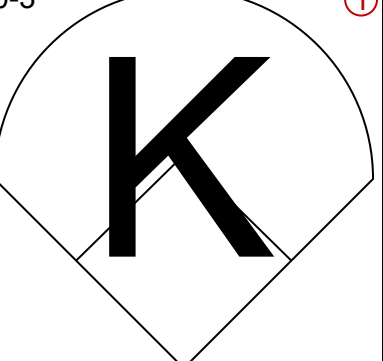

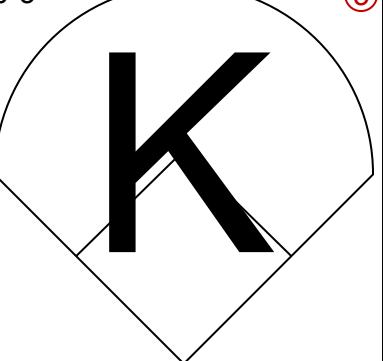
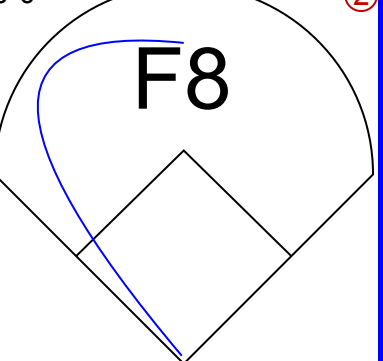
Batter	1	2	3	4	5	6	7	8	9	AB	R	H	RBI	BB	SO	LOB	BOTTOM				
Gene Richards, L (1, 7) OBP: 0.332, SLG: 0.350 Gary Lucas, L (7, 1) OBP: 0.265, SLG: 0.279	P6	P3			F8	4-3			K	4	0	0	0	0	0	3	Pittsburgh Pirates @ San Diego Padres Jack Murphy Stadium, San Diego, CA Tue Aug 31 1982, 10:05 PM EDT Att: 7,826 - Unknown				
Gary Templeton, S (1, 6) OBP: 0.278, SLG: 0.354	K		F8 BB 1B		1B		E6		F7	5	0	2	0	0	1	0					
Ruppert Jones, L (1, 8) OBP: 0.398, SLG: 0.454	1B		F8 BB		FC5-4 1B		F7		6-3	4	0	2	0	1	0	1					
Terry Kennedy, L (1, 2) OBP: 0.320, SLG: 0.476	FC6-4 1B		F8		K		F8			4	0	1	0	0	1	5					
Sixto Lezcano, R (1, 9) OBP: 0.386, SLG: 0.481	FC6-4		P4		FC5-4		F8			4	0	0	0	0	0	7					
Rick Lancelotti, L (1, 3) OBP: 0.167, SLG: 0.333		4-3	K			1B SF9 2B		F9		4	1	1	0	0	1	2					
Luis Salazar, R (1, 5) OBP: 0.292, SLG: 0.361		4-3		5-3		6-3		6-3		4	0	0	0	0	0	1					
Tim Flannery, L (1, 4) OBP: 0.325, SLG: 0.323		BB 1B		P6		2-3 1B		1B		4	0	3	0	0	0	0					
John Montefusco, R (1, 1) OBP: 0.158, SLG: 0.113 Floyd Chiffer, R (6, 1) OBP: 0.343, SLG: 0.351				K		SF9		L1		1	0	0	0	1	1	0					
Broderick Perkins, L (6, PH) OBP: 0.343, SLG: 0.351		BB								0	0	0	0	0	0	0					
Inning Stats	R: 0 E: 0 K: 1 S: 7	H: 2 LOB: 2 BB: 0 P: 7	R: 0 E: 0 K: 0 S: 4	H: 1 LOB: 2 BB: 1 P: 8	R: 0 E: 0 K: 1 S: 6	H: 0 LOB: 0 BB: 0 P: 10	R: 0 E: 0 K: 1 S: 5	H: 0 LOB: 2 BB: 0 P: 5	R: 1 E: 0 K: 0 S: 5	H: 2 LOB: 1 BB: 0 P: 5	R: 0 E: 0 K: 0 S: 4	H: 0 LOB: 1 BB: 0 P: 4	R: 0 E: 0 K: 0 S: 4	H: 1 LOB: 1 BB: 0 P: 4	R: 0 E: 0 K: 1 S: 5	H: 0 LOB: 0 BB: 0 P: 5	1B: 8 2B: 1 3B: 0 HR: 0	SF: 1 SAC: 0 DP: 0 HBP: 0	WP: 0 PB: 0 SB: 0 CS: 0	PA: 39	
PITCHER	IP	WLS	BF	H	R	ER	SO	BB	IBB	HBP	BLK	WP	HR	S	P	ERA	WHIP				
Manny Sarmiento, R (1, 1) ERA: 3.39	9.0	W	39	9	1	1	5	2	0	0	0	0	0	47	55	1.00	1.222				

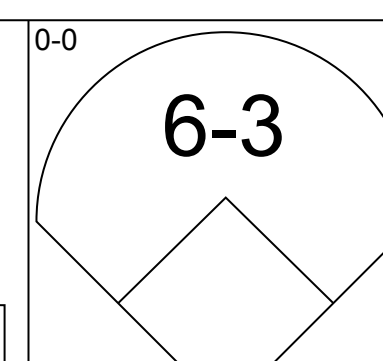
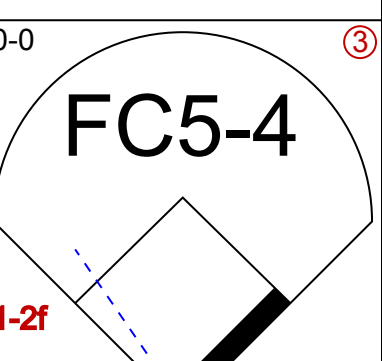
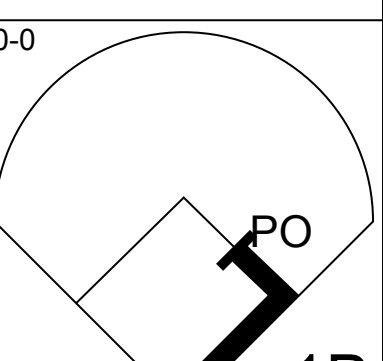
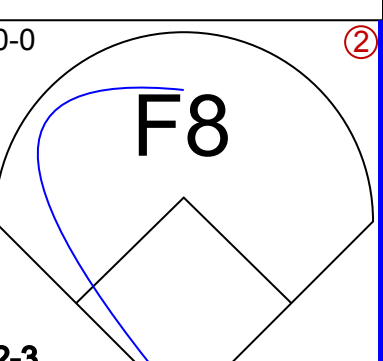
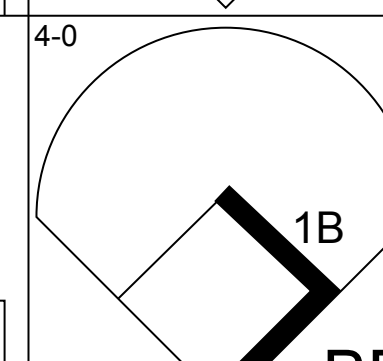
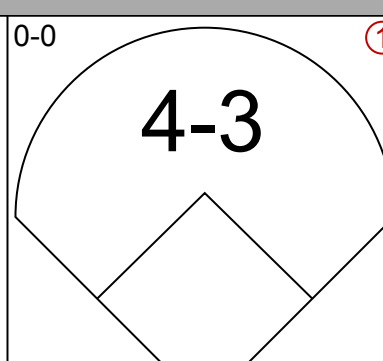
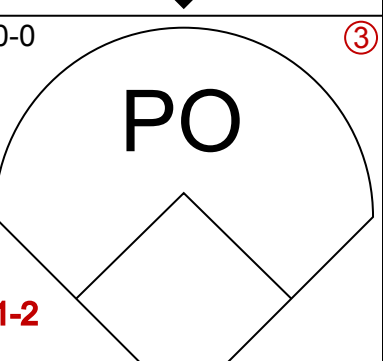
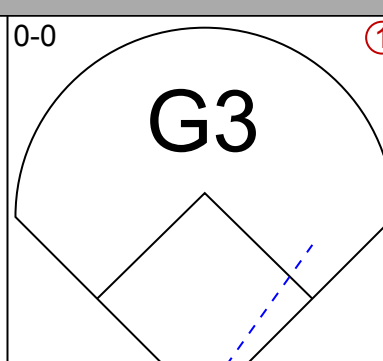
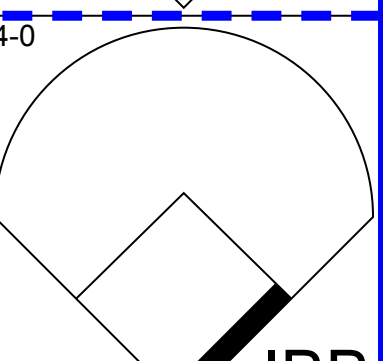
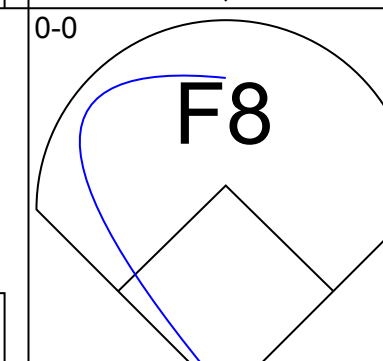
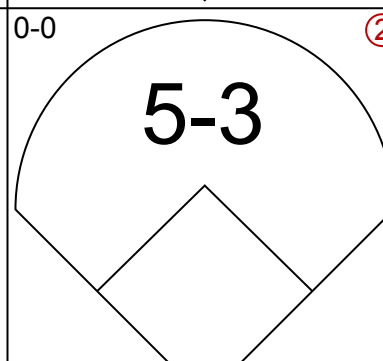
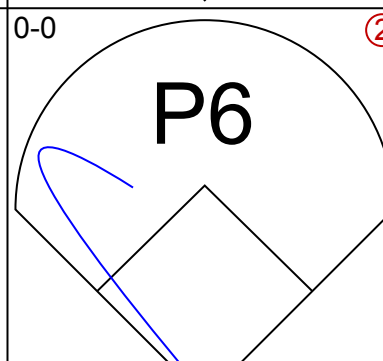
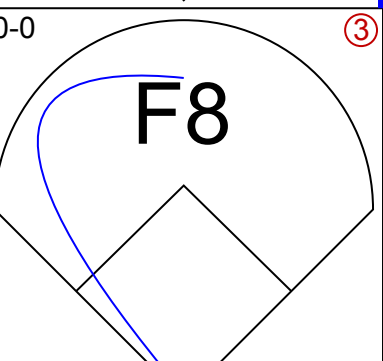
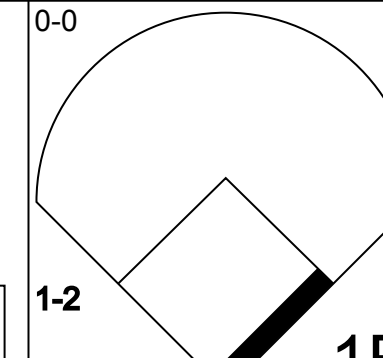
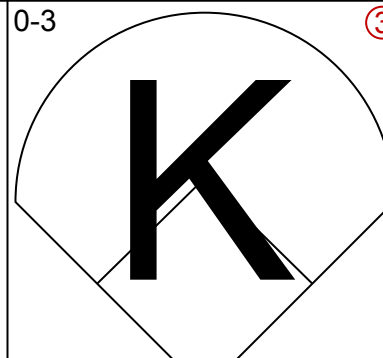
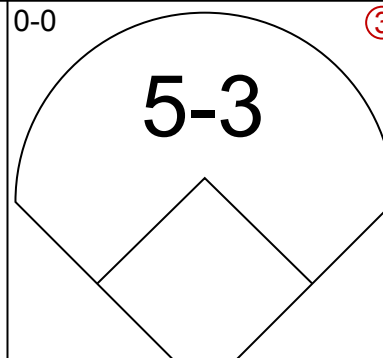
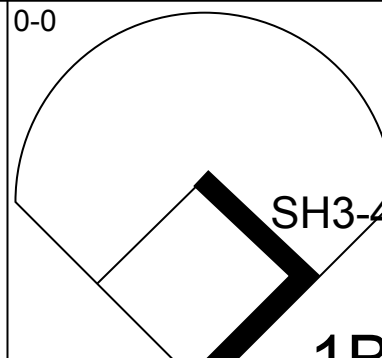
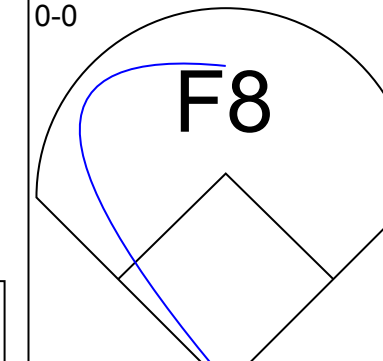
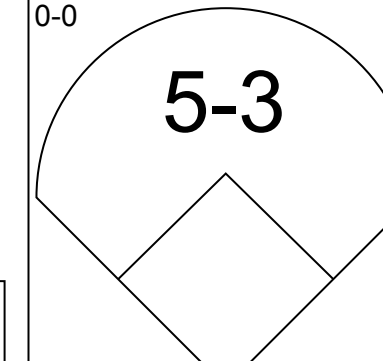
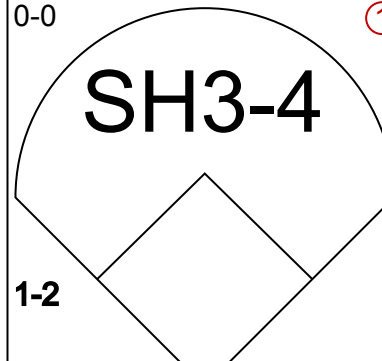
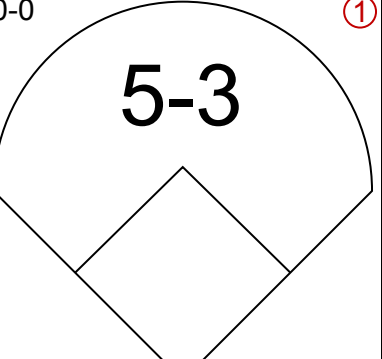
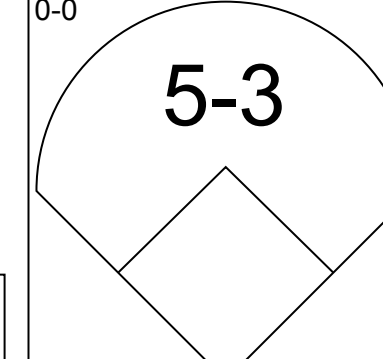
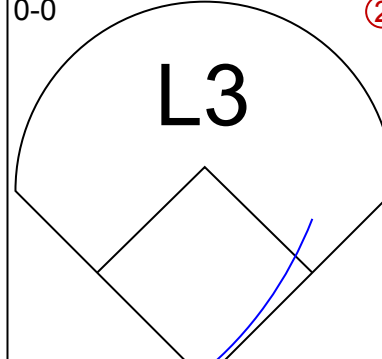
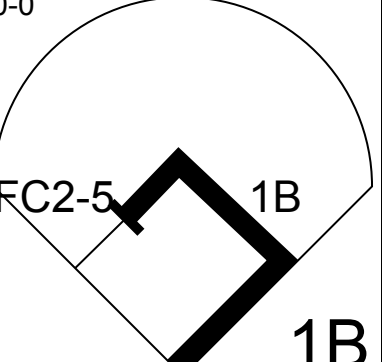
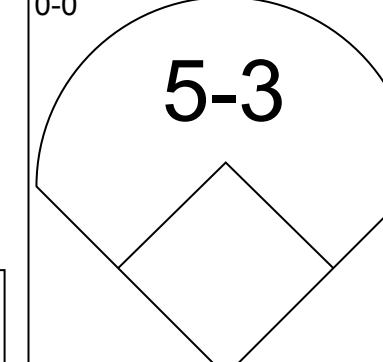
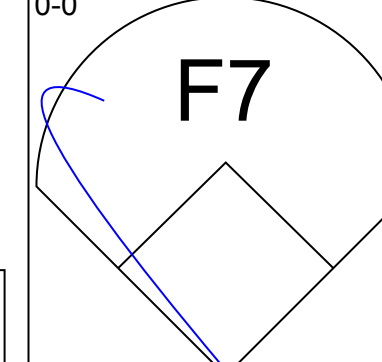
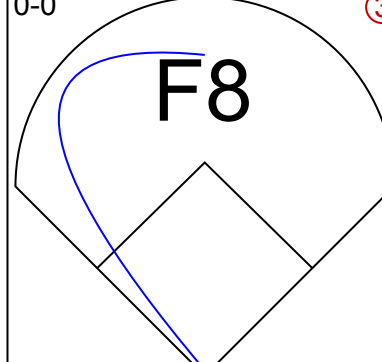
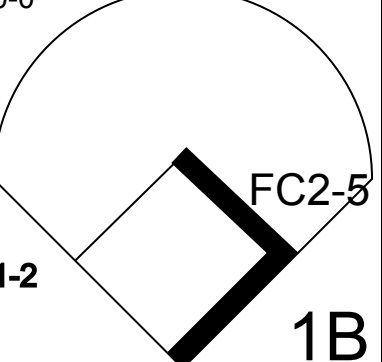
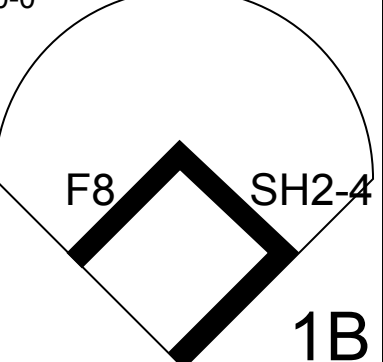
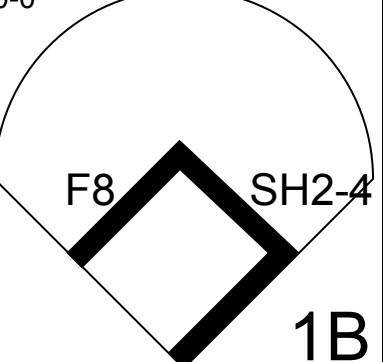
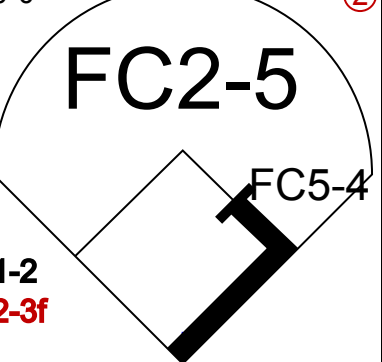
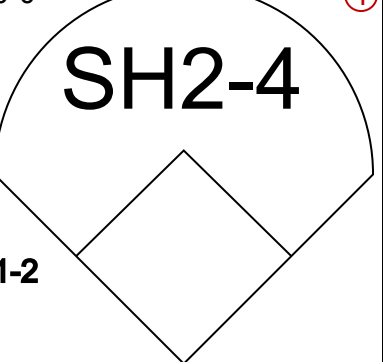
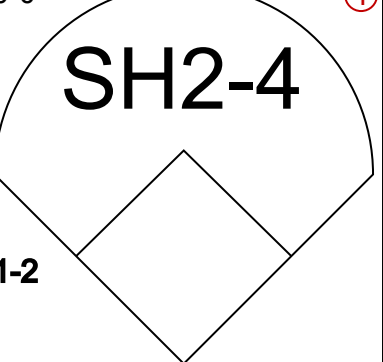
Batter	1	2	3	4	5	6	7	8	9	AB	R	H	RBI	BB	SO	LOB	TOP	
Omar Moreno, L (1, 8) OBP: 0.287, SLG: 0.305	6-3		FC1-5 1B		FC5-4 1B		F8			4	0	1	0	0	0	1	Pittsburgh Pirates @ San Diego Padres Jack Murphy Stadium, San Diego, CA Wed Sep 01 1982, 10:05 PM EDT Att: 6,814 - Unknown	
Johnny Ray, S (1, 4) OBP: 0.314, SLG: 0.390	6-3		FC1-5 1B		FC6-4 1B		F7			4	0	1	0	0	0	2		
Bill Madlock, R (1, 5) OBP: 0.371, SLG: 0.485	BB		G6-4-3 1B		FC6-4 1-2		F3			3	0	1	0	1	0	2		
Jason Thompson, L (1, 3) OBP: 0.400, SLG: 0.538	1B		G6-4-3		HR		F7			4	1	2	1	0	0	3		
Richie Hebner, L (1, 9) OBP: 0.352, SLG: 0.424	F9			4-3		F8		F8		4	0	0	0	0	0	2		
Mike Easter, L (1, 7) OBP: 0.351, SLG: 0.451		F8		F8		1-3		B5-3 2B		4	0	1	0	0	0	0		
Tony Peña, R (1, 2) OBP: 0.325, SLG: 0.431	6-3			1-4-3		S 1B		B5-3		4	0	1	0	0	0	1		
Dale Berra, R (1, 6) OBP: 0.304, SLG: 0.382	1-4-3				F9	L6		K		4	0	0	0	0	1	2		
Rick Rhoden, R (1, 1) OBP: 0.278, SLG: 0.478							F7		6-3	1	0	1	0	1	0	0		
Enrique Romo, R (6, 1) OBP: 0.333, SLG: 0.556			FC1-5 1B		FC5-4 BB					0	0	0	0	0	0	0		
John Milner, L (7, PH) OBP: 0.275, SLG: 0.295										1	0	0	0	0	0	0		
Rod Scurry, L (7, 1) OBP: 0.250, SLG: 0.350										0	0	0	0	0	0	0		
Lee Lacy, R (9, PH) OBP: 0.362, SLG: 0.391										1	0	0	0	0	0	1		
Inning Stats	R: 0 E: 0 K: 0 S: 4	H: 1 LOB: 2 BB: 1 P: 8	R: 0 E: 0 K: 0 S: 3	H: 0 LOB: 0 BB: 0 P: 3	R: 0 E: 0 K: 0 S: 5	H: 3 LOB: 2 BB: 0 P: 5	R: 0 E: 0 K: 0 S: 3	H: 0 LOB: 0 BB: 0 P: 3	R: 0 E: 0 K: 0 S: 4	H: 1 LOB: 2 BB: 1 P: 8	R: 0 E: 0 K: 0 S: 3	H: 0 LOB: 0 BB: 0 P: 3	R: 0 E: 0 K: 1 S: 6	H: 1 LOB: 1 BB: 0 P: 6	1B: 6 2B: 1 3B: 0 HR: 1	SF: 0 SAC: 0 DP: 1 HBP: 0	WP: 0 PB: 0 SB: 1 CS: 0	PA: 36
PITCHER	IP WLS BF H R ER SO BB IBB HBP BLK WP HR S P ERA WHIP																	
Juan Eichelberger, R (1, 1) ERA: 4.0	9.0 W 36 8 1 1 1 2 0 0 0 0 1 36 44 1.00 1.111																	

Batter	1	2	3	4	5	6	7	8	9	AB	R	H	RBI	BB	SO	LOB	BOTTOM			
Gene Richards, L (1, 7) OBP: 0.336, SLG: 0.350	4-3					SH2-4 1B	G3 1B			2	1	1	0	2	0	0	Pittsburgh Pirates @ San Diego Padres Jack Murphy Stadium, San Diego, CA Wed Sep 01 1982, 10:05 PM EDT Att: 6,814 - Unknown			
Dave Edwards, R (8, 7) OBP: 0.216, SLG: 0.300			1-3 1B			BB	BB			0	0	0	0	0	0	0				
Gary Templeton, S (1, 6) OBP: 0.280, SLG: 0.356	G3 CS 1B		6-3			SH2-4	G3 1B			3	0	2	0	0	0	2				
Ruppert Jones, L (1, 8) OBP: 0.396, SLG: 0.452	G3			4-3		1B 2-H	G3			4	1	1	1	0	0	3				
Terry Kennedy, L (1, 2) OBP: 0.321, SLG: 0.475	CS	4-3		G3		1B FC1-6-4	BB			3	1	1	0	1	0	0				
Joe Lefebvre, L (1, 9) OBP: 0.270, SLG: 0.304	3-H		K		HR	FC1-6-4 1B	F8			4	1	2	2	0	1	3				
Rick Lancelotti, L (1, 3) OBP: 0.188, SLG: 0.313		L6			F8	1-2 2-H				4	0	1	0	0	1	0				
Luis Salazar, R (1, 5) OBP: 0.290, SLG: 0.358			6-3			FC1-6-4 1-2 2-3 3-H	K2-3			4	0	0	1	0	1	2				
Tim Flannery, L (1, 4) OBP: 0.324, SLG: 0.322			1B 1B			F7	L4			4	0	1	0	0	0	2				
Juan Eichelberger, R (1, 1) OBP: 0.128, SLG: 0.174			K				K			4	0	0	0	0	4	2				
Inning Stats	R: 0 E: 0 K: 0 S: 3	H: 1 LOB: 0 BB: 0 P: 3	R: 0 E: 0 K: 1 S: 7	H: 0 LOB: 0 BB: 0 P: 5	R: 0 E: 0 K: 1 S: 4	H: 2 LOB: 2 BB: 0 P: 7	R: 1 E: 0 K: 0 S: 4	H: 1 LOB: 0 BB: 0 P: 4	R: 0 E: 0 K: 1 S: 5	H: 0 LOB: 0 BB: 0 P: 5	R: 3 E: 0 K: 0 S: 7	H: 4 LOB: 2 BB: 1 P: 11	R: 0 E: 0 K: 1 S: 6	H: 1 LOB: 3 BB: 2 P: 14	R: 0 E: 1 K: 3 S: 10	H: 0 LOB: 1 BB: 0 P: 10	1B: 8 2B: 0 3B: 0 HR: 1	SF: 0 SAC: 1 DP: 0 HBP: 0	WP: 0 PB: 0 SB: 1 CS: 1	PA: 37
PITCHER	IP WLS BF H R ER SO BB IBB HBP BLK WP HR S P ERA WHIP																			
Rick Rhoden, R (1, 1) ERA: 4.63	5.1 L 23 7 4 4 3 1 0 0 0 0 0 1 28 32 6.75 1.500																			
Enrique Romo, R (6, 1) ERA: 4.4	0.2 3 1 0 0 0 0 0 0 0 0 0 0 3 3 0.00 1.500																			
Rod Scurry, L (7, 1) ERA: 1.68	2.0 10 1 0 0 4 2 0 0 0 0 0 0 16 24 0.00 1.500																			

Batter	1	2	3	4	5	6	7	8	9	AB	R	H	RBI	BB	SO	LOB	TOP										
Omar Moreno, L (1, 8) OBP: 0.288, SLG: 0.304	F9		4-3						4-3	3	1	0	0	2	0	0	Pittsburgh Pirates @ Los Angeles Dodgers Dodger Stadium, Los Angeles, CA Fri Sep 03 1982, 7:05 PM PDT Att: 49,573 - Unknown										
Johnny Ray, S (1, 4) OBP: 0.313, SLG: 0.389	P6			6-3	F7					4	0	1	1	0	0	3											
Bill Madlock, R (1, 5) OBP: 0.374, SLG: 0.486					F9					3	0	2	1	0	0	3											
Jason Thompson, L (1, 3) OBP: 0.401, SLG: 0.536										2	0	0	0	2	2	3											
Richie Hebner, L (1, 9) OBP: 0.348, SLG: 0.417										3	0	0	0	0	1	2											
Lee Lacy, R (7, 9) OBP: 0.361, SLG: 0.390										1	0	0	0	0	0	0											
Mike Easter, L (1, 7) OBP: 0.352, SLG: 0.453										3	1	1	0	1	0	0											
Tony Peña, R (1, 2) OBP: 0.324, SLG: 0.431										4	0	1	1	0	1	0											
Dale Berra, R (1, 6) OBP: 0.304, SLG: 0.382										3	1	1	0	0	0	0											
Don Robinson, R (1, 1) OBP: 0.333, SLG: 0.452										2	0	0	0	1	0	1											
Kent Tekulve, R (8, 1) OBP: 0.093, SLG: 0.083										1	0	0	0	0	0	0											
Rod Scurry, L (9, 1) OBP: 0.250, SLG: 0.350										0	0	0	0	0	0	0											
Inning Stats	R: 0 E: 0 K: 1 S: 5	H: 0 LOB: 1 BB: 0 P: 6	R: 0 E: 0 K: 1 S: 5	H: 0 LOB: 0 BB: 0 P: 5	R: 0 E: 0 K: 0 S: 3	H: 0 LOB: 0 BB: 0 P: 3	R: 0 E: 0 K: 0 S: 3	H: 1 LOB: 1 BB: 1 P: 7	R: 1 E: 0 K: 0 S: 4	H: 1 LOB: 3 BB: 3 P: 16	R: 0 E: 0 K: 0 S: 2	H: 1 LOB: 0 BB: 1 P: 6	R: 2 E: 1 K: 2 S: 10	H: 3 LOB: 2 BB: 1 P: 14	R: 0 E: 0 K: 0 S: 3	H: 0 LOB: 0 BB: 0 P: 3	R: 0 E: 0 K: 0 S: 3	H: 0 LOB: 0 BB: 0 P: 3	1B: 4 2B: 2 3B: 0 HR: 0	SF: 0 SAC: 1 DP: 1 HBP: 1	WP: 0 PB: 0 SB: 0 CS: 1	PA: 38					
PITCHER	IP	WLS	BF	H	R	ER	SO	BB	IBB	HBP	BLK	WP	HR	S	P	ERA	WHIP										
Bob Welch, R (1, 1) ERA: 3.21	7.0	L	31	6	3	3	4	6	0	1	0	0	0	32	57	3.86	1.714										
Terry Forster, L (8, 1) ERA: 2.97	2.0		6	0	0	0	0	0	0	0	0	0	0	6	6	0.00	0.000										

Batter	1	2	3	4	5	6	7	8	9	AB	R	H	RBI	BB	SO	LOB	BOTTOM										
Steve Sax, R (1, 4) OBP: 0.334, SLG: 0.354	4-3								4-3	4	0	1	0	0	1	3	Pittsburgh Pirates @ Los Angeles Dodgers Dodger Stadium, Los Angeles, CA Fri Sep 03 1982, 7:05 PM PDT Att: 49,573 - Unknown										
Ken Landreaux, L (1, 8) OBP: 0.348, SLG: 0.405										4	0	1	0	0	1	0											
Dusty Baker Jr., R (1, 7) OBP: 0.361, SLG: 0.461										4	0	0	0	0	1	1											
Pedro Guerrero, R (1, 9) OBP: 0.381, SLG: 0.540										4	0	1	0	0	1	0											
Ron Cey, R (1, 5) OBP: 0.330, SLG: 0.433										3	0	0	0	1	1	1											
Ron Roenicke, S (9, PR) OBP: 0.370, SLG: 0.340										0	0	0	0	0	0	0											
Steve Garvey, R (1, 3) OBP: 0.294, SLG: 0.413										4	1	1	0	0	0	1											
Mike Scioscia, L (1, 2) OBP: 0.304, SLG: 0.288										3	0	1	0	0	0	1											
Greg Brock, L (9, PH)										0	0	0	0	0	0	0											
Jose Morales, R (9, PH) OBP: 0.276, SLG: 0.160										1	0	0	0	0	0	1											
Bill Russell, R (1, 6) OBP: 0.354, SLG: 0.337										1	1	1	1	1	0	0											
Bob Welch, R (1, 1) OBP: 0.169, SLG: 0.164										2	0	1	1	0	0	0											
Jorge Orta, L (7, PH) OBP: 0.269, SLG: 0.337										1	0	0	0	0	0	0											
Terry Forster, L (8, 1) ERA: 1.67										0	0	0	0	0	0	0											
Inning Stats	R: 0 E: 0 K: 1 S: 5	H: 0 LOB: 0 BB: 0 P: 5	R: 0 E: 0 K: 0 S: 3	H: 0 LOB: 0 BB: 0 P: 3	R: 1 E: 0 K: 0 S: 4	H: 2 LOB: 0 BB: 0 P: 4	R: 0 E: 0 K: 0 S: 3	H: 0 LOB: 0 BB: 0 P: 3	R: 0 E: 0 K: 2 S: 9	H: 2 LOB: 3 BB: 1 P: 13	R: 0 E: 0 K: 1 S: 6	H: 2 LOB: 1 BB: 0 P: 6	R: 1 E: 0 K: 0 S: 4	H: 1 LOB: 0 BB: 0 P: 4	R: 0 E: 0 K: 0 S: 3	H: 0 LOB: 0 BB: 0 P: 3	R: 0 E: 0 K: 1 S: 5	H: 0 LOB: 1 BB: 1 P: 9	1B: 4 2B: 2 3B: 1 HR: 0	SF: 1 SAC: 0 DP: 0 HBP: 0	WP: 0 PB: 0 SB: 0 CS: 1	PA: 35					
PITCHER	IP	WLS	BF	H	R	ER	SO	BB	IBB	HBP	BLK	WP	HR	S	P	ERA	WHIP										
Don Robinson, R (1, 1) ERA: 3.82	7.0		27	7	2	2	4	1	0	0	0	0	0	34	38	2.57	1.143										
Kent Tekulve, R (8, 1) ERA: 2.52	1.2		6	0	0	0	1	1	0	0	0	0	0	7	11	0.00	0.600										
Rod Scurry, L (9, 1) ERA: 1.67	0.1	S	1	0	0	0	0	0	0	0	0	0	0	1	1	0.00	0.000										

Batter	1	2	3	4	5	6	7	8	9	AB	R	H	RBI	BB	SO	LOB	TOP									
Omar Moreno, L (1, 8) OBP: 0.288, SLG: 0.305 Dick Davis, R (4, 9) OBP: 0.268, SLG: 0.390										2	0	1	0	0	1	0	Pittsburgh Pirates @ Los Angeles Dodgers Dodger Stadium, Los Angeles, CA Sat Sep 04 1982, 7:05 PM PDT Att: 49,541 - Unknown livebaseballscorecards.com									
Lee Lacy, R (1, 9) OBP: 0.362, SLG: 0.401										4	1	2	1	0	1	1										
Bill Madlock, R (1, 5) OBP: 0.371, SLG: 0.482										4	0	0	0	0	0	1										
Jason Thompson, L (1, 3) OBP: 0.401, SLG: 0.534										2	0	0	0	2	1	0										
Tony Peña, R (1, 2) OBP: 0.324, SLG: 0.431										3	0	1	0	0	0	1										
Mike Easter, L (1, 7) OBP: 0.350, SLG: 0.450										3	0	0	0	0	3	2										
Dale Berra, R (1, 6) OBP: 0.302, SLG: 0.379										3	0	0	0	0	1	1										
Johnny Ray, S (1, 4) OBP: 0.312, SLG: 0.387										3	0	0	0	0	2	0										
Lee Tunnell, R (1, 1) Rod Scurry, L (8, 1) OBP: 0.250, SLG: 0.350 Kent Tekulve, R (8, 1) OBP: 0.083, SLG: 0.083										3	0	0	0	0	2	0		P								
Inning Stats	R: 1 E: 0 K: 1 S: 6	H: 1 LOB: 0 BB: 0 P: 6	R: 0 E: 0 K: 2 S: 7	H: 0 LOB: 0 BB: 0 P: 7	R: 0 E: 0 K: 2 S: 8	H: 1 LOB: 1 BB: 0 P: 8	R: 0 E: 0 K: 2 S: 8	H: 0 LOB: 0 BB: 0 P: 8	R: 0 E: 0 K: 1 S: 5	H: 0 LOB: 0 BB: 0 P: 5	R: 0 E: 0 K: 1 S: 3	H: 1 LOB: 1 BB: 0 P: 3	R: 0 E: 0 K: 1 S: 5	H: 0 LOB: 1 BB: 1 P: 9	R: 0 E: 0 K: 1 S: 5	H: 0 LOB: 1 BB: 1 P: 9			1B: 3 2B: 0 3B: 0 HR: 1	SF: 0 SAC: 1 DP: 0 HBP: 0	WP: 0 PB: 0 SB: 0 CS: 1	PA: 32				
PITCHER Fernando Valenzuela, L (1, 1) ERA: 2.74	IP: 9.0 WLS: L BF: 32	H: 4 R: 1 ER: 1 SO: 11	BB: 2 IBB: 0 HBP: 0 BLK: 0	WP: 0 HR: 1 S: 52 P: 60	ERA: 1.00 WHIP: 0.667	PITCHER										ERA: 1.00 WHIP: 0.667										

Batter	1	2	3	4	5	6	7	8	9	AB	R	H	RBI	BB	SO	LOB	BOTTOM									
Steve Sax, R (1, 4) OBP: 0.334, SLG: 0.354 Greg Brock, L (8, PH) Alex Taveras, R (9, 4)										3	0	1	0	0	0	2	Pittsburgh Pirates @ Los Angeles Dodgers Dodger Stadium, Los Angeles, CA Sat Sep 04 1982, 7:05 PM PDT Att: 49,541 - Unknown livebaseballscorecards.com									
Rick Monday, L (1, 9) OBP: 0.395, SLG: 0.530 Mike Scioscia, L (9, 2)										2	0	0	0	2	0	0										
Dusty Baker Jr., R (1, 7) OBP: 0.358, SLG: 0.457										4	0	0	0	0	3											
Pedro Guerrero, R (1, 8) OBP: 0.382, SLG: 0.540										4	0	2	0	0	1	0										
Ron Cey, R (1, 5) OBP: 0.328, SLG: 0.430										3	0	0	0	0	2											
Steve Garvey, R (1, 3) OBP: 0.292, SLG: 0.410										4	0	0	0	0	1	1										
Bill Russell, R (1, 6) OBP: 0.354, SLG: 0.337 Ken Landreaux, L (9, PH)										3	0	1	0	0	0	0		AB 30 R 0 H 6 RBI 0 BB 2 SO 2 LOB 12								
Steve Yeager, R (1, 2) OBP: 0.295, SLG: 0.312 Ron Roenicke, S (8, PH) OBP: 0.375, SLG: 0.346										2	0	1	0	0	0	0										
Fernando Valenzuela, L (1, 1) OBP: 0.186, SLG: 0.207										2	0	0	0	0	2											
Inning Stats	R: 0 E: 0 K: 0 S: 4	H: 1 LOB: 2 BB: 1 P: 8	R: 0 E: 0 K: 0 S: 5	H: 2 LOB: 2 BB: 0 P: 5	R: 0 E: 0 K: 1 S: 5	H: 0 LOB: 0 BB: 0 P: 5	R: 0 E: 0 K: 0 S: 3	H: 0 LOB: 0 BB: 0 P: 3	R: 0 E: 0 K: 0 S: 3	H: 1 LOB: 2 BB: 1 P: 8	R: 0 E: 0 K: 0 S: 4	H: 1 LOB: 1 BB: 0 P: 4	R: 0 E: 0 K: 0 S: 4	H: 1 LOB: 2 BB: 1 P: 8	R: 0 E: 0 K: 0 S: 4	H: 1 LOB: 1 BB: 0 P: 4			1B: 6 2B: 0 3B: 0 HR: 0	SF: 0 SAC: 2 DP: 0 HBP: 0	WP: 0 PB: 0 SB: 0 CS: 0	PA: 35				
PITCHER Lee Tunnell, R (1, 1) ERA: 1.66 Rod Scurry, L (8, 1) ERA: 1.66 Kent Tekulve, R (8, 1) ERA: 2.77	IP: 7.0 WLS: W BF: 25	H: 4 R: 0 ER: 0 SO: 2	BB: 1 IBB: 0 HBP: 0 BLK: 0	WP: 0 HR: 0 S: 28 P: 32	ERA: 0.00 WHIP: 0.714	PITCHER										ERA: 0.00 WHIP: 0.714										

Batter	1	2	3	4	5	6	7	8	9	10	AB	R	H	RBI	BB	SO	LOB		
Lee Lacy, R OBP: 0.360, SLG: 0.398 (1, 8)	0-0 5-3 1B		0-0 6-3		0-0 F8		0-0 FC6-4 WP 1-2		0-0 P4		5	0	1	0	0	0	1		
Johnny Ray, S OBP: 0.311, SLG: 0.385 (1, 4)	0-0 F9		0-0 3-1		0-0 1B		0-0 4-3 2-3		0-0 4-3		5	0	1	0	0	0	2		
Bill Madlock, R OBP: 0.371, SLG: 0.481 (1, 5)	0-0 5-3 1-2		0-0 1B		0-0 F9				0-0 F7		5	0	2	0	0	0	2		
Jason Thompson, L OBP: 0.401, SLG: 0.532 (1, 3)	0-0 BB		0-0 4-3		0-3 K				0-0 FC3-6 1B		5	0	2	0	0	0	2		
Richie Hebner, L OBP: 0.350, SLG: 0.419 (1, 9)	0-0 5-3				0-0 G3 1B				0-0 FC3-6 1B		4	0	2	0	0	0	2		
Doug Frobel, L (8, PR)					0-0 G3 1-2				0-3 K		1	0	0	0	0	1	1		
Mike Easter, L OBP: 0.346, SLG: 0.444 (1, 7)		0-0 F9			0-0 G3 1-2				0-0 FC3-6 1B		5	0	0	0	0	0	4		
Dale Berra, R OBP: 0.304, SLG: 0.379 (1, 6)		1-0 HBP			0-0 6-3				0-0 F8		3	0	1	1	0	0	1		
Steve Nicosia, R OBP: 0.352, SLG: 0.366 (1, 2)		0-3 K			4-0 IBB				0-0 F9		3	0	0	0	1	1	3		
Larry McWilliams, L OBP: 0.200, SLG: 0.172 (9, PH)		0-0 F8			0-0 1-3				0-0 F8		3	0	1	0	0	0	3		
John Milner, L OBP: 0.269, SLG: 0.289 (9, PH)											1	0	0	0	0	0	0		
Kent Tekulve, R OBP: 0.063, SLG: 0.063 (9, 1)											0	0	0	0	0	0	0		
Rod Scurrey, L OBP: 0.250, SLG: 0.350 (10, 1)											0	0	0	0	0	0	0		
Inning Stats	R: 0 E: 0 K: 1 S: 4	H: 1 LOB: 2 BB: 1 P: 8	R: 0 E: 0 K: 1 S: 5	H: 0 LOB: 1 BB: 0 P: 6	R: 0 E: 0 K: 0 S: 4	H: 1 LOB: 1 BB: 0 P: 4	R: 0 E: 0 K: 0 S: 4	H: 0 LOB: 0 BB: 0 P: 3	R: 0 E: 1 K: 0 S: 4	H: 1 LOB: 1 BB: 0 P: 4	R: 1 E: 0 K: 0 S: 6	H: 3 LOB: 2 BB: 0 P: 6	R: 0 E: 0 K: 1 S: 6	H: 0 LOB: 1 BB: 0 P: 3	R: 0 E: 0 K: 1 S: 6	H: 1 LOB: 1 BB: 0 P: 6	1B: 9 2B: 0 3B: 0 HR: 0	SF: 0 SAC: 0 DP: 0 HBP: 1	
PITCHER	IP 8.0	WLS 35	H 8	R 1	ER 1	SO 2	BB 1	IBB 1	HBP 1	BLK 0	WP 1	HR 0	S 36	P 45	ERA 1.12	WHIP 1.125			
Burt Hooton, R ERA: 4.37 (1, 1)																			
Tom Niedenfuer, R ERA: 2.73 (9, 1)	IP 2.0	WLS 7	H 1	R 0	ER 0	SO 1	BB 0	IBB 0	HBP 0	BLK 0	WP 0	HR 0	S 9	P 9	ERA 0.00	WHIP 0.500			

TOP

Pittsburgh Pirates @ Los Angeles Dodgers
Dodger Stadium, Los Angeles, CA

Sun Sep 05 1982, 3:33 AM PDT
Att: 46,819 - Unknown

AB	39
R	1
H	9
RBI	1
BB	2
SO	3
LOB	22

P

WP: 1 PA: 42
PB: 0
SB: 0
CS: 0

Batter	1	2	3	4	5	6	7	8	9	10	AB	R	H	RBI	BB	SO	LOB			
Steve Sax, R OBP: 0.332, SLG: 0.352 (1, 4)	0-3 K		0-0 F2			0-0 4-3		0-0 6-3			4	0	0	0	0	1	0			
Bill Russell, R OBP: 0.352, SLG: 0.334 (1, 6)	0-0 F8		0-0 5-3			0-0 F7			0-0 F7		3	0	0	0	0	0	0			
Ken Landreau, L OBP: 0.346, SLG: 0.403 (9, PH)											1	0	0	0	0	0	0			
Mark Belanger, R OBP: 0.288, SLG: 0.234 (10, 6)											0	0	0	0	0	0	0			
Dusty Baker Jr., R OBP: 0.357, SLG: 0.456 (1, 7)	0-0 2B 1B		0-0 4-3			0-0 F7			0-0 2-3		4	0	1	0	0	0	0			
Pedro Guerrero, R OBP: 0.363, SLG: 0.542 (1, 8)	0-0 1-3 2B					0-3 K		0-0 G6-4-3 1B		4	0	2	0	0	1	0	0			
Ron Cey, R OBP: 0.326, SLG: 0.426 (1, 5)	0-0 F2					0-0 P4		0-0 G6-4-3 1-2		3	0	0	0	0	0	0	3			
Ron Roenicke, S OBP: 0.380, SLG: 0.361 (8, 8)						0-0 P4		0-0 G6-4-3 1-2		1	1	1	0	0	0	0	0			
Steve Garvey, R OBP: 0.291, SLG: 0.407 (1, 3)			0-0 F2			0-3 K		0-0 F9		3	0	0	0	0	1	0	0			
Mike Marshall, R OBP: 0.341, SLG: 0.430 (10, PH)									0-0 SH3 1B 2B		3	0	0	0	0	1	0			
Jorge Orta, L OBP: 0.296, SLG: 0.337 (10, PH)									0-0 SH3		3	0	0	0	0	1	0			
Mike Marshall, R OBP: 0.341, SLG: 0.430 (10, PH)									4-0 1B IBB		3	0	1	0	0	0	0			
Steve Yeager, R OBP: 0.280, SLG: 0.306 (1, 2)									4-0 1B IBB		3	0	0	0	0	2	1			
Mike Scioscia, L OBP: 0.304, SLG: 0.288 (10, PH)									1-2 1B IBB		0	0	0	0	0	0	0			
Candy Maldonado, R (10, PH)											0	0	0	0	1	0	0			
Burt Hooton, R OBP: 0.074, SLG: 0.111 (1, 1)									0-0 1B IBB		2	0	0	0	0	0	1			
Jose Morales, R OBP: 0.303, SLG: 0.308 (8, PH)											1	1	1	1	0	0	0			
Tom Niedenfuer, R (9, 1)											0	0	0	0	0	0	0			
Greg Brock, L OBP: 0.353, SLG: 0.333 (10, PH)									1-2 2-3 3-H		1	0	1	1	0	0	0			
Inning Stats	R: 0 E: 0 K: 1 S: 7	H: 2 LOB: 2 BB: 0 P: 7	R: 0 E: 0 K: 0 S: 4	H: 1 LOB: 1 BB: 0 P: 4	R: 0 E: 0 K: 0 S: 3	H: 0 LOB: 0 BB: 0 P: 3	R: 0 E: 0 K: 2 S: 7	H: 0 LOB: 0 BB: 0 P: 7	R: 0 E: 0 K: 1 S: 5	H: 0 LOB: 0 BB: 0 P: 5	R: 0 E: 0 K: 0 S: 3	H: 1 LOB: 0 BB: 0 P: 3	R: 1 E: 0 K: 1 S: 6	H: 1 LOB: 0 BB: 0 P: 6	R: 0 E: 0 K: 0 S: 3	H: 0 LOB: 0 BB: 0 P: 3	R: 1 E: 0 K: 0 S: 3	H: 2 LOB: 3 BB: 2 P: 11	1B: 4 2B: 2 3B: 0 HR: 1	SF: 0 SAC: 1 DP: 1 HBP: 0
PITCHER	IP 8.0	WLS 28	H 5	R 1	ER 1	SO 5	BB 0	IBB 0	HBP 0	BLK 0	WP 0	HR 1	S 38	P 38	ERA 1.12	WHIP 0.625				
Larry McWilliams, L ERA: 3.99 (1, 1)																				
Kent Tekulve, R ERA: 2.85 (9, 1)	IP 1.1	WLS 6	H 1	R 1	ER 1	SO 0	BB 0	IBB 0	HBP 0	BLK 0	WP 0	HR 0	S 5	P 9	ERA 6.75	WHIP 0.750				
Rod Scurrey, L ERA: 1.66 (10, 1)	IP 0.0	WLS 2	H 1	R 0	ER 0	SO 0	BB 0	IBB 0	HBP 0	BLK 0	WP 0	HR 0	S 1	P 5	ERA =	WHIP =				

BOTTOM

Pittsburgh Pirates @ Los Angeles Dodgers
Dodger Stadium, Los Angeles, CA

Sun Sep 05 1982, 3:33 AM PDT
Att: 46,819 - Unknown

AB	33
R	2
H	7
RBI	2
BB	2
SO	5
LOB	5

Dodgers

WP: 0 PA: 36
PB: 0
SB: 0
CS: 0

Batter	1	2	3	4	5	6	7	8	9	AB	R	H	RBI	BB	SO	LOB	TOP		
Mookie Wilson, S (1, 8) OBP: 0.310, SLG: 0.356	L6		P5			4-3		F8		4	0	0	0	0	0	1			
Bob Bailor, R (1, 4) OBP: 0.296, SLG: 0.304	6-3		F8			6-3				4	0	1	0	0	0	0			
Ellis Valentine, R (1, 9) OBP: 0.296, SLG: 0.418	FC5-4 1B									4	0	2	0	0	0	1			
Dave Kingman, R (1, 3) OBP: 0.287, SLG: 0.450	FC5-4 1-2					G6-4-3 1-2				4	0	1	0	0	0	2			
George Foster, R (1, 7) OBP: 0.316, SLG: 0.372		6-3								4	0	1	0	0	0	2			
Ron Hodges, L (1, 2) OBP: 0.385, SLG: 0.394		F8				4-3				3	0	0	0	0	0	1			
Hubie Brooks, R (1, 5) OBP: 0.312, SLG: 0.329			F7			G3				3	0	0	0	0	0	0			
Ron Gardenhire, R (1, 6) OBP: 0.275, SLG: 0.296										2	1	1	0	0	0	0			
Mike Jorgensen, L (8, PH) OBP: 0.351, SLG: 0.326						1-6-3				1	0	0	0	0	0	0			
Tom Verzyer, R (8, 4) OBP: 0.396, SLG: 0.408			WP 6-3 2B							0	0	0	0	0	0	0			
Pete Falcone, L (1, 1) OBP: 0.128, SLG: 0.149										2	0	0	1	0	0	0			
Rusty Staub, L (8, PH) OBP: 0.329, SLG: 0.354			6-3							1	0	1	0	0	0	0			
Doug Sisk, R (8, 1) OBP: 0.329, SLG: 0.354						6-3				0	0	0	0	0	0	0			
Inning Stats	R: 0 E: 0 K: 0 S: 4	H: 1 LOB: 1 BB: 0 P: 4	R: 0 E: 0 K: 0 S: 3	H: 0 LOB: 0 BB: 0 P: 3	R: 1 E: 0 K: 0 S: 4	H: 1 LOB: 0 BB: 0 P: 4	R: 0 E: 0 K: 0 S: 3	H: 1 LOB: 0 BB: 0 P: 3	R: 0 E: 0 K: 0 S: 3	H: 0 LOB: 0 BB: 0 P: 3	R: 0 E: 0 K: 0 S: 4	H: 1 LOB: 1 BB: 0 P: 4	R: 0 E: 0 K: 0 S: 4	H: 1 LOB: 1 BB: 0 P: 4	R: 0 E: 0 K: 0 S: 4	H: 2 LOB: 1 BB: 0 P: 4	1B: 6 2B: 1 3B: 0 HR: 0	SF: 0 SAC: 0 DP: 2 HBP: 0	WP: 1 PA: 32
PITCHER Rick Rhoden, R (1, 1) ERA: 4.46	IP: 9.0 WLS: W BF: 32 H: 7 R: 1 ER: 1 SO: 0 BB: 0 IBB: 0 HBP: 0 BLK: 0 WP: 1 HR: 0 S: 32 P: 32 ERA: 1.00 WHIP: 0.778															ERA: 1.00 WHIP: 0.778			

New York Mets @ Pittsburgh Pirates
Three Rivers Stadium, Pittsburgh, PA
Mon Sep 06 1982, 7:05 PM EDT
Att: 38,052 - Unknown

AB	32
R	1
H	7
RBI	1
BB	0
SO	0
LOB	7



Batter	1	2	3	4	5	6	7	8	9	AB	R	H	RBI	BB	SO	LOB	BOTTOM		
Lee Lacy, R (1, 8) OBP: 0.362, SLG: 0.408	6-3			L8		SF8 SH3-4 HR 1-2 1B				4	2	2	2	0	0	0			
Brian Harper, R (1, 7) OBP: 0.143, SLG: 0.357	6-3			K2-3		SH3-4		F7		3	0	0	0	0	1	0			
Bill Madlock, R (1, 5) OBP: 0.372, SLG: 0.480	6-3			1B		HR IBB		F7		3	1	1	0	1	0	0			
Jason Thompson, L (1, 3) OBP: 0.400, SLG: 0.530			K			SF8		6-3		3	0	1	1	0	1	0			
Tony Peña, R (1, 2) OBP: 0.324, SLG: 0.437			K			2-3 3-H				3	1	1	3	0	2	2			
Willie Stargell, L (8, PH) OBP: 0.329, SLG: 0.433			K							1	0	1	0	0	0	0			
Rafael Belliard, R (8, PR) OBP: 0.352, SLG: 0.366						1-H 3-H HR		FC6-4 1B		0	0	0	0	0	0	0			
Steve Nicosia, R (9, 2) OBP: 0.352, SLG: 0.366										0	0	0	0	0	0	0			
Dick Davis, R (1, 9) OBP: 0.261, SLG: 0.379	6-3					P4		FC6-4 1-2		4	0	0	0	0	0	1			
Dale Berra, R (1, 6) OBP: 0.304, SLG: 0.378						F8				3	1	1	0	0	0	0			
Johnny Ray, S (1, 4) OBP: 0.309, SLG: 0.383						K		F9		3	0	0	0	0	1	1			
Rick Rhoden, R (1, 1) OBP: 0.280, SLG: 0.472										3	1	1	0	0	1	1			
Inning Stats	R: 0 E: 0 K: 0 S: 3	H: 0 LOB: 0 BB: 0 P: 3	R: 0 E: 0 K: 2 S: 7	H: 0 LOB: 0 BB: 0 P: 7	R: 0 E: 0 K: 0 S: 3	H: 0 LOB: 0 BB: 0 P: 3	R: 0 E: 0 K: 2 S: 9	H: 2 LOB: 2 BB: 0 P: 9	R: 0 E: 0 K: 1 S: 5	H: 0 LOB: 0 BB: 0 P: 5	R: 4 E: 0 K: 0 S: 6	H: 3 LOB: 0 BB: 1 P: 10	R: 2 E: 1 K: 1 S: 7	H: 2 LOB: 0 BB: 0 P: 7	R: 0 E: 0 K: 0 S: 4	H: 1 LOB: 1 BB: 0 P: 4	1B: 6 2B: 0 3B: 0 HR: 2	SF: 1 SAC: 1 DP: 0 HBP: 0	WP: 0 PA: 33
PITCHER Pete Falcone, L (1, 1) ERA: 4.18	IP: 7.0 WLS: L BF: 29 H: 7 R: 6 ER: 6 SO: 6 BB: 0 IBB: 0 HBP: 0 BLK: 0 WP: 0 HR: 2 S: 40 P: 44 ERA: 7.71 WHIP: 1.000															ERA: 7.71 WHIP: 1.000			
Doug Sisk, R (8, 1) ERA:	IP: 1.0 WLS: L BF: 4 H: 1 R: 0 ER: 0 SO: 0 BB: 0 IBB: 0 HBP: 0 BLK: 0 WP: 0 HR: 0 S: 4 P: 4 ERA: 0.00 WHIP: 1.000															ERA: 0.00 WHIP: 1.000			

New York Mets @ Pittsburgh Pirates
Three Rivers Stadium, Pittsburgh, PA
Mon Sep 06 1982, 7:05 PM EDT
Att: 38,052 - Unknown

AB	30
R	6
H	8
RBI	6
BB	1
SO	6
LOB	5



Batter	1	2	3	4	5	6	7	8	9	AB	R	H	RBI	BB	SO	LOB	TOP					
Mookie Wilson, S OBP: 0.313, SLG: 0.359 (1, 8)										4	1	0	0	1	1	2	New York Mets @ Pittsburgh Pirates Three Rivers Stadium, Pittsburgh, PA Wed Sep 08 1982, 7:05 PM EDT Att: 7,092 - Unknown					
Bob Bailor, R OBP: 0.305, SLG: 0.313 (1, 5)										3	4	2	0	2	0	0						
George Foster, R OBP: 0.316, SLG: 0.370 Ellis Valentine, R OBP: 0.292, SLG: 0.412 (1, 7) (9, 9)										4	1	1	1	1	1	3						
Dave Kingman, R OBP: 0.292, SLG: 0.458 Mike Jorgensen, L OBP: 0.337, SLG: 0.333 (1, 3) (9, 3)										4	1	2	4	1	1	2						
Gary Rajsich, L OBP: 0.263, SLG: 0.298 Mike Howard, S OBP: 0.304, SLG: 0.167 (1, 9) (8, 9) (9, 7)										4	0	1	0	0	2	3						
Ron Hodges, L OBP: 0.388, SLG: 0.427 (1, 2)										5	1	2	4	0	2	0						
Brian Giles, R OBP: 0.288, SLG: 0.313 (1, 4)										4	0	0	0	1	1	2						
Ron Gardenhire, R OBP: 0.274, SLG: 0.298 (1, 6)										5	0	1	0	0	2	3						
Rick Ownbey, R OBP: 0.300, SLG: 0.222 (1, 1)										4	0	1	0	0	1	1						
Inning Stats	R: 1 E: 0 K: 1 S: 7	H: 2 LOB: 1 BB: 0 P: 7	R: 0 E: 0 K: 1 S: 5	H: 0 LOB: 0 BB: 0 P: 5	R: 1 E: 0 K: 1 S: 6	H: 1 LOB: 2 BB: 2 P: 14	R: 0 E: 0 K: 1 S: 6	H: 1 LOB: 1 BB: 0 P: 6	R: 3 E: 1 K: 2 S: 10	H: 3 LOB: 2 BB: 2 P: 18	R: 0 E: 0 K: 0 S: 3	H: 0 LOB: 0 BB: 0 P: 3	R: 0 E: 0 K: 2 S: 7	H: 0 LOB: 0 BB: 0 P: 7	R: 0 E: 0 K: 2 S: 8	H: 1 LOB: 2 BB: 1 P: 12		R: 4 E: 0 K: 1 S: 7	H: 2 LOB: 0 BB: 2 P: 15	1B: 5 2B: 3 3B: 0 HR: 2	SF: 0 SAC: 0 DP: 0 HBP: 0	WP: 0 PB: 0 SB: 3 CS: 0
PITCHER	IP WLS BF H R ER SO BB IBB HBP BLK WP HR S P ERA WHIP																					
Don Robinson, R ERA: 3.97 (1, 1)	4.1 L 22 5 5 5 4 4 0 0 0 0 0 1 26 42 10.38 2.077																					
Cecilio Guante, R ERA: 3.57 (5, 1)	2.2 10 2 0 0 4 0 0 0 0 0 0 0 18 18 0.00 0.750																					
Enrique Romo, R ERA: 4.68 (8, 1)	1.1 9 2 3 3 3 3 0 0 0 0 0 0 12 24 20.25 3.750																					
Grant Jackson, L ERA: 5.31 (9, 1)	0.2 3 1 1 1 0 0 0 0 0 0 0 1 3 3 13.50 1.500																					

Batter	1	2	3	4	5	6	7	8	9	AB	R	H	RBI	BB	SO	LOB	BOTTOM					
Lee Lacy, R OBP: 0.360, SLG: 0.409 (1, 8)										5	0	0	0	0	1	5	New York Mets @ Pittsburgh Pirates Three Rivers Stadium, Pittsburgh, PA Wed Sep 08 1982, 7:05 PM EDT Att: 7,092 - Unknown					
Mike Easter, L OBP: 0.348, SLG: 0.449 (1, 7)										3	0	0	0	1	0	1						
Bill Madlock, R OBP: 0.373, SLG: 0.483 (1, 5)										4	0	1	0	0	0	1						
Jason Thompson, L OBP: 0.403, SLG: 0.534 (1, 3)										2	0	0	0	2	1	1						
Richie Hebner, L OBP: 0.357, SLG: 0.440 (1, 9)										3	0	1	0	1	0	2						
Tony Peña, R OBP: 0.324, SLG: 0.439 (1, 2)										4	0	1	0	0	0	3						
Johnny Ray, S OBP: 0.313, SLG: 0.383 (1, 4)										2	0	0	0	2	0	1						
Dale Berra, R OBP: 0.309, SLG: 0.390 (1, 6)										4	1	4	1	0	0	0						
Don Robinson, R Cecilio Guante, R John Milner, L Enrique Romo, R Grant Jackson, S Eddie Vargas, R (1, 1) (5, 1) (7, PH) (8, 1) (9, 1) (9, PH)										2	0	0	0	0	1	3						
Inning Stats	R: 0 E: 0 K: 1 S: 6	H: 1 LOB: 2 BB: 1 P: 10	R: 0 E: 0 K: 1 S: 6	H: 1 LOB: 2 BB: 1 P: 10	R: 0 E: 0 K: 0 S: 4	H: 1 LOB: 2 BB: 1 P: 8	R: 0 E: 0 K: 0 S: 2	H: 1 LOB: 0 BB: 1 P: 6	R: 0 E: 0 K: 1 S: 5	H: 0 LOB: 1 BB: 1 P: 9	R: 0 E: 0 K: 0 S: 3	H: 1 LOB: 0 BB: 0 P: 3	R: 0 E: 0 K: 0 S: 3	H: 1 LOB: 1 BB: 1 P: 7	R: 0 E: 0 K: 0 S: 3	H: 0 LOB: 1 BB: 1 P: 7		R: 1 E: 0 K: 0 S: 4	H: 2 LOB: 0 BB: 0 P: 4	1B: 6 2B: 1 3B: 0 HR: 1	SF: 0 SAC: 0 DP: 4 HBP: 0	WP: 0 PB: 0 SB: 0 CS: 0
PITCHER	IP WLS BF H R ER SO BB IBB HBP BLK WP HR S P ERA WHIP																					
Rick Ownbey, R ERA: 3.27 (1, 1)	9.0 W 37 8 1 1 3 7 0 0 0 0 0 1 36 64 1.00 1.667																					

Batter	1	2	3	4	5	6	7	8	9	AB	R	H	RBI	BB	SO	LOB	TOP								
Pete Rose, S OBP: 0.339, SLG: 0.341 (1, 3)										5	2	1	0	0	0	2									
Gary Matthews, R OBP: 0.357, SLG: 0.452 (1, 7)										3	2	3	0	2	0	0									
Mike Schmidt, R OBP: 0.426, SLG: 0.585 (1, 5)										4	1	1	2	0	2	4									
Bo Diaz, R OBP: 0.348, SLG: 0.475 (1, 2)										5	0	4	0	0	0	2									
Bill Robinson, R OBP: 0.303, SLG: 0.460 George Vukovich, L OBP: 0.334, SLG: 0.411 (1, 9) (5, 9)										3	0	2	3	0	0	2									
Gary Maddox, R OBP: 0.308, SLG: 0.436 (1, 8)										4	0	1	0	1	0	4									
Manny Trillo, R OBP: 0.322, SLG: 0.324 (1, 4)										5	0	0	0	0	0	4									
Ivan De Jesus, R OBP: 0.313, SLG: 0.314 (1, 6)										5	2	2	0	0	2	1									
Dick Ruthven, R OBP: 0.109, SLG: 0.159 Len Matuszek, L OBP: 0.139, SLG: 0.121 Sid Monge, S OBP: 0.200, SLG: 0.111 (1, 1) (7, PH) (7, 1)										2	0	1	1	0	1	1									
Inning Stats	R: 2 E: 0 K: 0 S: 7	H: 5 LOB: 2 BB: 0 P: 7	R: 2 E: 2 K: 0 S: 6	H: 2 LOB: 2 BB: 1 P: 10	R: 0 E: 0 K: 2 S: 7	H: 0 LOB: 1 BB: 1 P: 11	R: 2 E: 0 K: 0 S: 6	H: 3 LOB: 1 BB: 0 P: 6	R: 1 E: 0 K: 1 S: 7	H: 2 LOB: 2 BB: 1 P: 11	R: 0 E: 0 K: 1 S: 6	H: 1 LOB: 1 BB: 0 P: 6	R: 0 E: 0 K: 1 S: 5	H: 0 LOB: 0 BB: 5 P: 5	R: 0 E: 0 K: 1 S: 6	H: 2 LOB: 2 BB: 1 P: 10	R: 0 E: 0 K: 0 S: 3	H: 0 LOB: 0 BB: 3 P: 3	1B: 11 2B: 4 3B: 0 HR: 0	SF: 1 SAC: 1 DP: 0 HBP: 0	WP: 0 PB: 0 SB: 2 CS: 0	PA: 45			
PITCHER	IP	WLS	BF	H	R	ER	SO	BB	IBB	HBP	BLK	WP	HR	S	P	ERA	WHIP								
John Candelaria, L ERA: 2.8 (1, 1)	4.0	L	24	10	6	4	2	2	0	0	0	0	0	26	34	9.00	3.000								
Cecilio Guante, R ERA: 3.51 (5, 1)	3.0		13	3	1	1	3	1	0	0	0	0	0	18	22	3.00	1.333								
Kent Tekulve, R ERA: 2.8 (8, 1)	2.0		8	2	0	0	1	0	1	0	0	0	0	9	13	0.00	1.000								

Philadelphia Phillies @ Pittsburgh Pirates
Three Rivers Stadium, Pittsburgh, PA
Fri Sep 10 1982, 7:05 PM EDT
Att: 15,596 - Unknown

AB 39
R 7
H 15
RBI 6
BB 4
SO 6
LOB 21



Batter	1	2	3	4	5	6	7	8	9	AB	R	H	RBI	BB	SO	LOB	BOTTOM								
Omar Moreno, L OBP: 0.286, SLG: 0.302 Willie Stargell, L OBP: 0.324, SLG: 0.426 (1, 8) (9, PH)										4	0	0	0	0	0	2									
Lee Lacy, R OBP: 0.364, SLG: 0.416 (1, 9)										4	1	3	0	0	0	0									
Bill Madlock, R OBP: 0.372, SLG: 0.487 (1, 5)										4	1	1	2	0	0	2									
Jason Thompson, L OBP: 0.402, SLG: 0.534 (1, 3)										4	1	1	0	0	2	0									
Mike Easter, L OBP: 0.349, SLG: 0.457 (1, 7)										4	1	2	2	0	1	0									
Tony Peña, R OBP: 0.321, SLG: 0.435 (1, 2)										4	0	0	0	0	0	1									
Johnny Ray, S OBP: 0.209, SLG: 0.385 Brian Harper, R OBP: 0.200, SLG: 0.400 Jim Smith, R OBP: 0.313, SLG: 0.333 (1, 4) (9, PH) (9, PR)										3	1	1	0	0	0	1									
Dale Berra, R OBP: 0.308, SLG: 0.389 (1, 6)										4	0	1	1	0	1	2									
John Candelaria, L OBP: 0.209, SLG: 0.286 John Mitterer, R OBP: 0.281, SLG: 0.283 Cecilio Guante, R (5, 1) Dick Davis, R OBP: 0.281, SLG: 0.377 Kent Tekulve, R OBP: 0.283, SLG: 0.283 Jim Morrison, R OBP: 0.233, SLG: 0.440 (1, 1) (4, PH) (5, 1) (7, PH) (9, 1) (9, PH)										1	0	0	0	0	0	0									
Inning Stats	R: 0 E: 0 K: 0 S: 3	H: 1 LOB: 0 BB: 0 P: 3	R: 2 E: 0 K: 1 S: 7	H: 2 LOB: 0 BB: 0 P: 7	R: 2 E: 0 K: 0 S: 5	H: 2 LOB: 0 BB: 0 P: 5	R: 1 E: 0 K: 1 S: 7	H: 2 LOB: 2 BB: 0 P: 8	R: 0 E: 0 K: 1 S: 5	H: 0 LOB: 0 BB: 0 P: 5	R: 0 E: 0 K: 0 S: 4	H: 1 LOB: 1 BB: 0 P: 4	R: 0 E: 0 K: 0 S: 4	H: 1 LOB: 1 BB: 0 P: 4	R: 0 E: 0 K: 1 S: 5	H: 0 LOB: 0 BB: 5 P: 5	R: 0 E: 0 K: 0 S: 4	H: 1 LOB: 1 BB: 0 P: 4	1B: 5 2B: 3 3B: 0 HR: 2	SF: 0 SAC: 0 DP: 0 HBP: 1	WP: 0 PB: 0 SB: 0 CS: 1	PA: 37			
PITCHER	IP	WLS	BF	H	R	ER	SO	BB	IBB	HBP	BLK	WP	HR	S	P	ERA	WHIP								
Dick Ruthven, R ERA: 3.45 (1, 1)	6.0	W	26	8	5	5	3	0	0	1	0	0	0	31	32	7.50	1.333								
Sid Monge, L ERA: 3.95 (7, 1)	3.0	S	11	2	0	0	1	0	0	0	0	0	0	13	13	0.00	0.667								

Philadelphia Phillies @ Pittsburgh Pirates
Three Rivers Stadium, Pittsburgh, PA
Fri Sep 10 1982, 7:05 PM EDT
Att: 15,596 - Unknown

AB 36
R 5
H 10
RBI 5
BB 0
SO 4
LOB 10



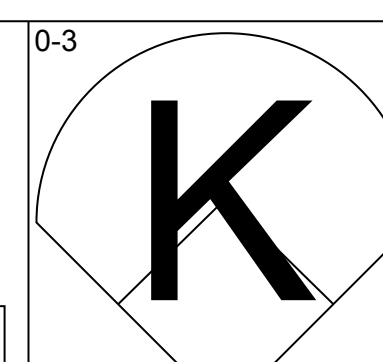
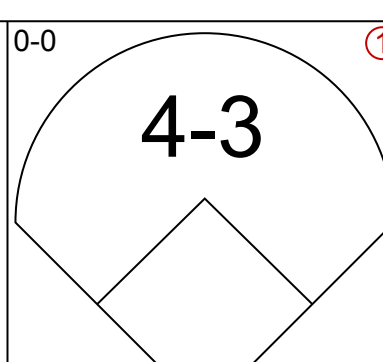
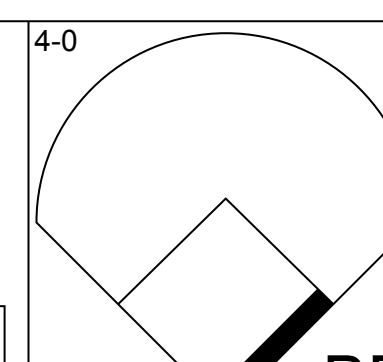
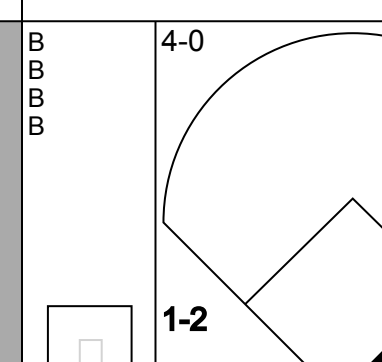
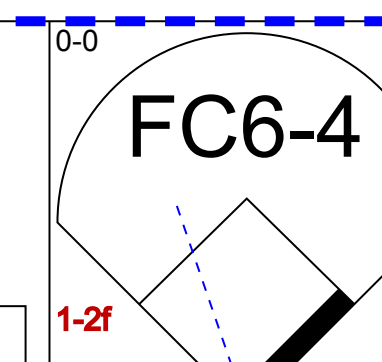
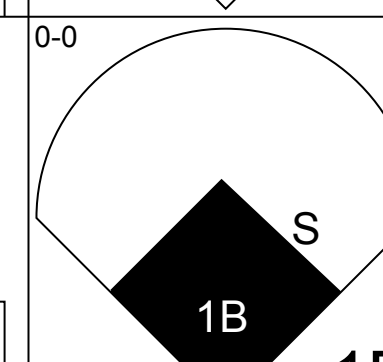
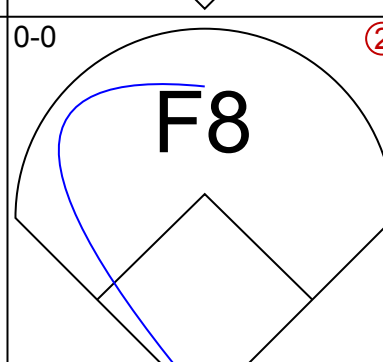
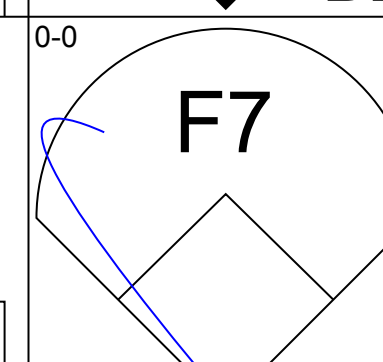
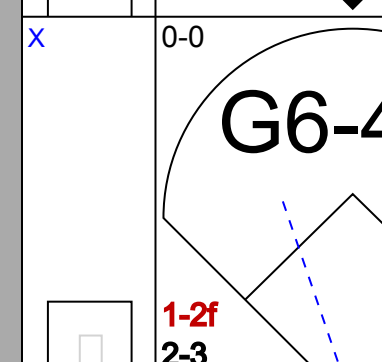

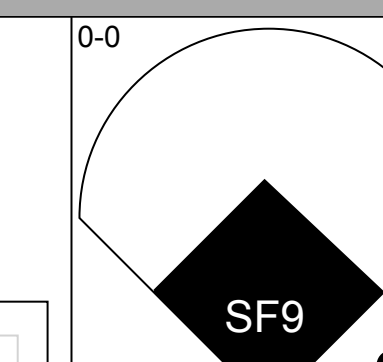
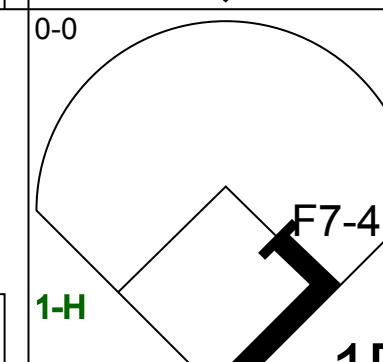
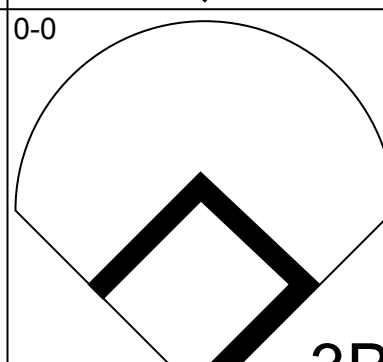
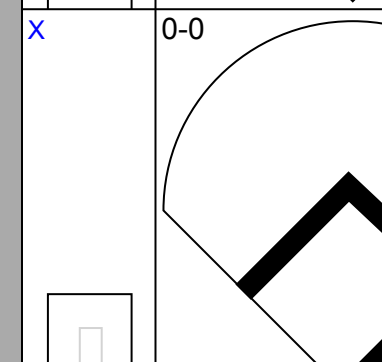

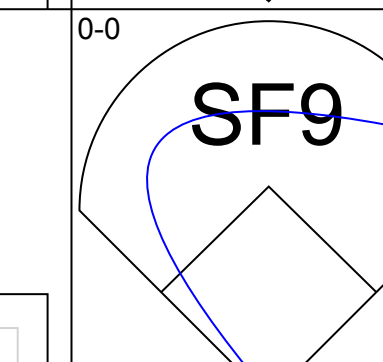
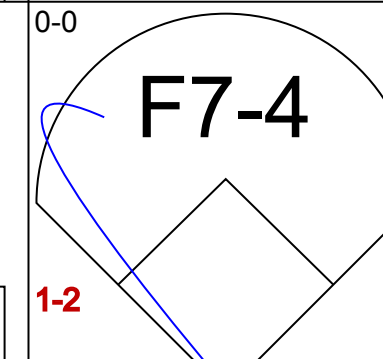
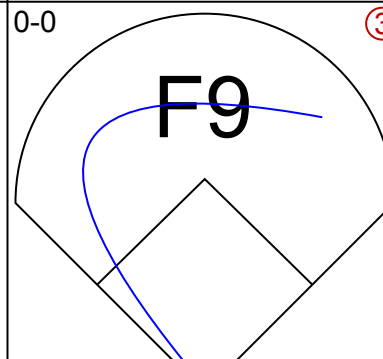
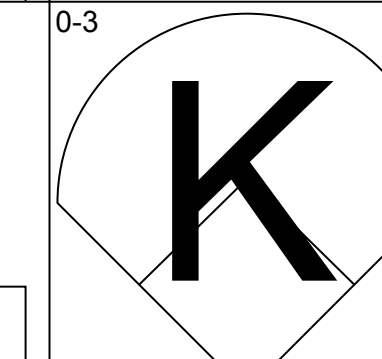
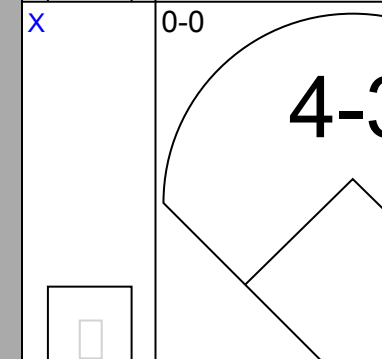

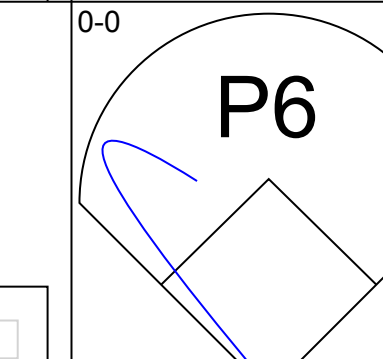
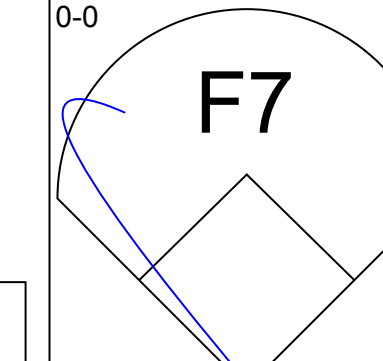
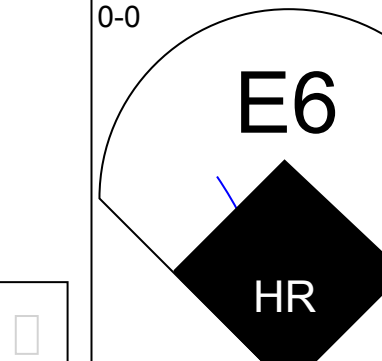
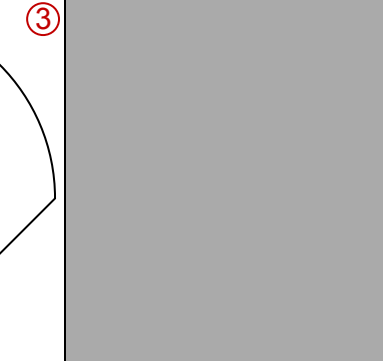
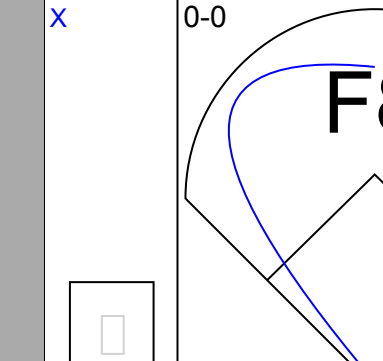
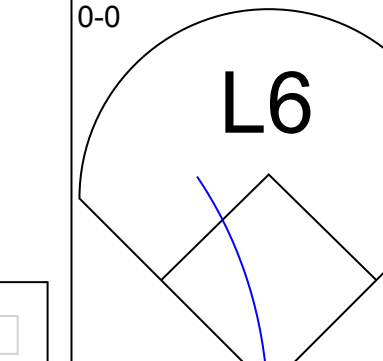
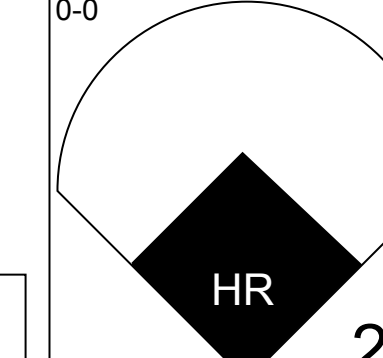
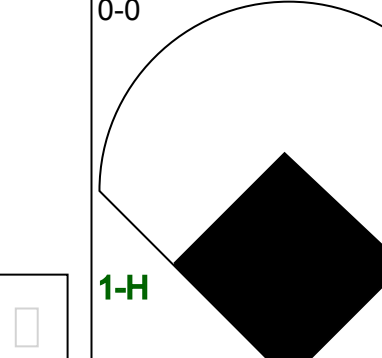
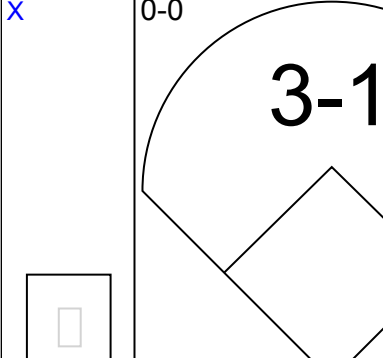
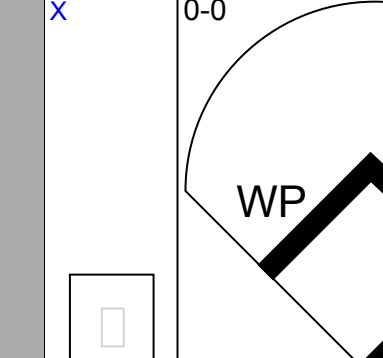
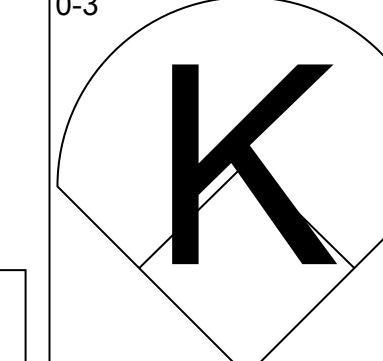
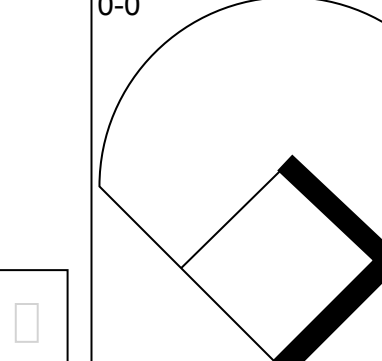
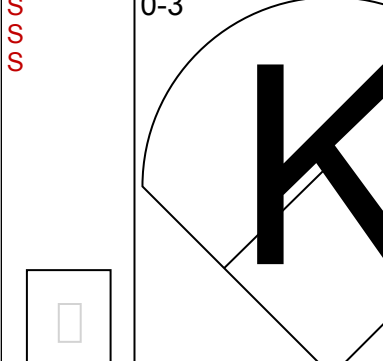
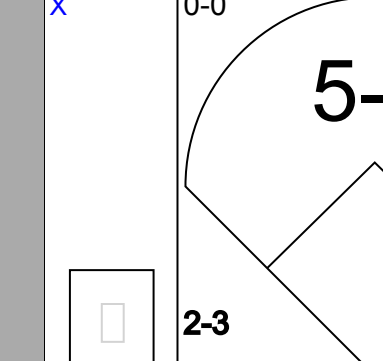
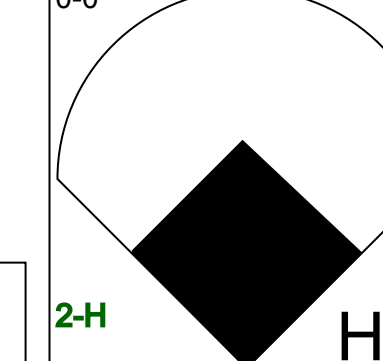
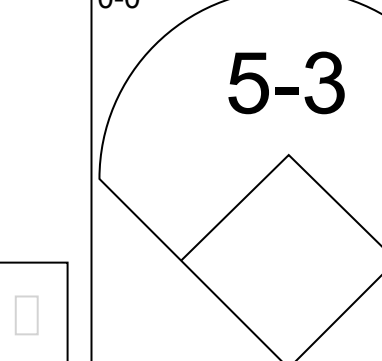
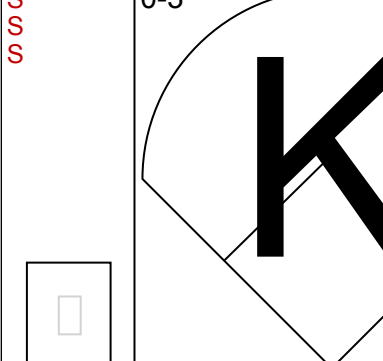
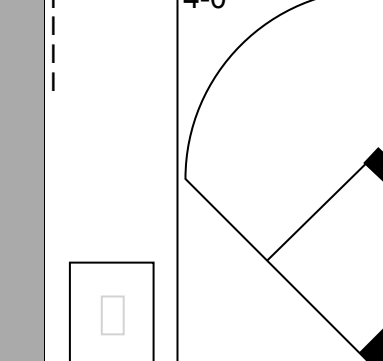
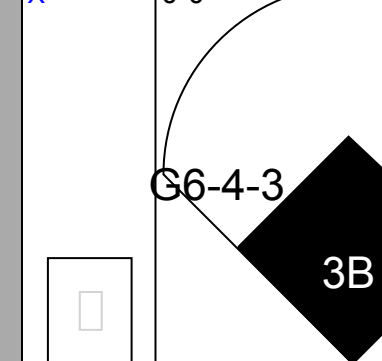
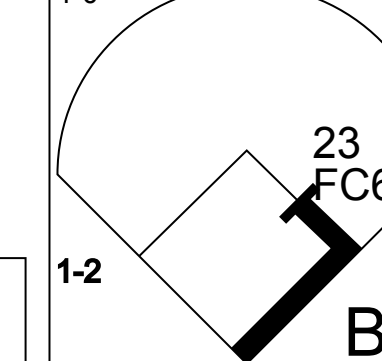
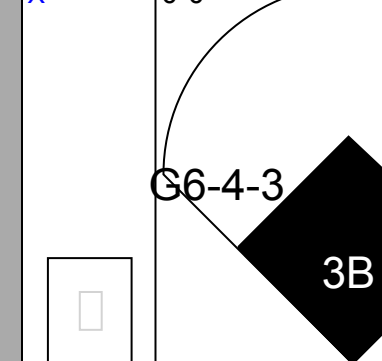
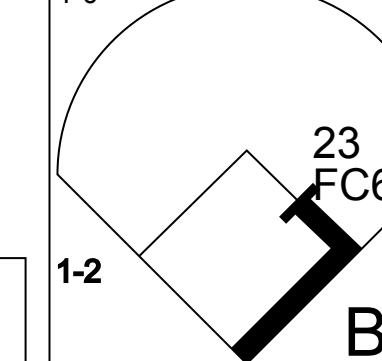
Batter	1	2	3	4	5	6	7	8	9	AB	R	H	RBI	BB	SO	LOB	TOP																		
Pete Rose, S OBP: 0.344, SLG: 0.345 (1, 3)										4	1	4	2	1	0	0	Philadelphia Phillies @ Pittsburgh Pirates Three Rivers Stadium, Pittsburgh, PA Sat Sep 11 1982, 7:05 PM EDT Att: 19,842 - Unknown																		
Gary Matthews, R OBP: 0.357, SLG: 0.452 (1, 7)										5	0	2	1	0	0	4																			
Mike Schmidt, R OBP: 0.426, SLG: 0.590 (1, 5)										5	2	2	3	0	0	4																			
Bo Diaz, R OBP: 0.347, SLG: 0.472 (1, 2)										5	0	1	0	0	0	4																			
Bob Demler, R OBP: 0.318, SLG: 0.323 (9, PR)										0	0	0	0	0	0	0																			
Dave Roberts, R OBP: 0.235, SLG: 0.219 (9, 2)										0	0	0	0	0	0	0																			
Bill Robinson, R OBP: 0.303, SLG: 0.464 (6, 9)										3	1	1	0	0	1	0																			
George Vukovich, L OBP: 0.337, SLG: 0.413 (7, 1)										1	0	1	0	0	0	0																			
Len Matuszek, L OBP: 0.135, SLG: 0.118 (9, PH)										1	0	0	0	0	1	2																			
Ron Reed, R OBP: 0.357, SLG: 0.364 (9, 1)										0	0	0	0	0	0	0																			
Gary Maddox, R OBP: 0.310, SLG: 0.438 (1, 8)										5	1	2	1	0	0	3																			
Manny Trillo, R OBP: 0.323, SLG: 0.325 (1, 4)										5	1	2	1	0	0	1																			
Ivan De Jesus, R OBP: 0.310, SLG: 0.311 (1, 6)										5	1	0	1	0	1	3																			
Mike Krukow, R Ed Farmer, R Alfonso Sanchez, R Steve Babin, R Bob Motzko, L Coco Stapp, R Luis Aguayo, Jr. Porfi Altamirano, R Greg Gandy, R										0	0	0	0	0	0	0																			
Inning Stats	R: 0 E: 0 K: 0 S: 4	H: 2 LOB: 1 BB: 0 P: 4	R: 0 E: 0 K: 1 S: 5	H: 0 LOB: 0 BB: 0 P: 5	R: 0 E: 0 K: 1 S: 6	H: 1 LOB: 1 BB: 0 P: 6	R: 1 E: 0 K: 0 S: 5	H: 2 LOB: 0 BB: 1 P: 9	R: 3 E: 0 K: 0 S: 5	H: 2 LOB: 0 BB: 1 P: 9	R: 4 E: 2 K: 0 S: 8	H: 4 LOB: 2 BB: 1 P: 12	R: 0 E: 0 K: 0 S: 3	H: 1 LOB: 0 BB: 0 P: 3	R: 0 E: 0 K: 0 S: 4	H: 2 LOB: 1 BB: 0 P: 4	R: 1 E: 0 K: 1 S: 8	H: 3 LOB: 2 BB: 0 P: 8	1B: 14 2B: 2 3B: 0 HR: 1	SF: 0 SAC: 0 DP: 1 HBP: 0	WP: 0 PB: 0 SB: 0 CS: 2	PA: 44													
PITCHER	IP WLS BF H R ER SO BB IBB HBP BLK WP HR S P ERA WHIP																																		
Larry McWilliams, L ERA: 4.17	(1, 1)	5.1	24	8	5	5	2	1	0	0	0	0	0	0	1	27	31	8.44	1.688																
Enrique Romo, R ERA: 4.93	(6, 1)	0.0	2	1	0	0	0	0	0	0	0	0	0	0	0	2	2	∞	∞																
Rod Scurry, L ERA: 1.75	(6, 1)	0.2	5	2	3	3	0	1	0	0	0	0	0	0	4	8	40.50	4.500																	
Manny Sarmiento, R ERA: 3.42	(7, 1)	2.1	10	5	1	1	1	0	0	0	0	0	0	0	12	12	3.86	2.143																	
Kent Tekulve, R ERA: 2.79	(9, 1)	0.2	W	3	1	0	0	0	0	0	0	0	0	0	3	3	0.00	1.500																	

Batter	1	2	3	4	5	6	7	8	9	AB	R	H	RBI	BB	SO	LOB	BOTTOM																		
Omar Moreno, L OBP: 0.289, SLG: 0.312 (1, 8)										5	2	3	1	0	0	0	Philadelphia Phillies @ Pittsburgh Pirates Three Rivers Stadium, Pittsburgh, PA Sat Sep 11 1982, 7:05 PM EDT Att: 19,842 - Unknown																		
Lee Lacy, R OBP: 0.394, SLG: 0.415 (1, 9)										3	1	1	1	0	1	2																			
Dave Parker, L OBP: 0.332, SLG: 0.453 (7, PH)										1	1	1	0	0	0	0																			
Doug Frobel, L (8, 9)										1	0	0	0	0	1	0																			
Bill Madlock, R OBP: 0.374, SLG: 0.496 (1, 5)										5	3	3	3	0	0	1																			
Jason Thompson, L OBP: 0.402, SLG: 0.536 (1, 3)										4	0	2	2	0	1	1																			
Mike Easter, L OBP: 0.348, SLG: 0.455 (1, 7)										4	0	1	1	0	1	2																			
Rafael Belliard, R (7, PR)										0	1	0	0	0	0	0																			
Brian Harper, R OBP: 0.200, SLG: 0.400 (8, 7)										0	0	0	0	0	0	0																			
Tony Peña, R OBP: 0.323, SLG: 0.436 (1, 2)										4	1	2	0	0	1	1																			
Johnny Ray, S OBP: 0.313, SLG: 0.384 (1, 4)										3	0	1	0	0	0	1																			
Willie Stargell, L OBP: 0.333, SLG: 0.452 (7, PH)										1	0	1	2	0	0	0																			
Jim Smith, R OBP: 0.313, SLG: 0.333 (7, PR)										0	0	0	0	0	0	0																			
Dale Berra, R OBP: 0.308, SLG: 0.390 (1, 6)										4	1	1	0	0	1	3																			
Larry McWilliams, L ERA: 3.06 Enrique Romo, R Rod Scurry, L John Milner, R Manny Sarmiento, R Kent Tekulve, R										2	0	0	0	0	1	2																			
Inning Stats	R: 2 E: 0 K: 2 S: 10	H: 3 LOB: 1 BB: 0 P: 10	R: 4 E: 1 K: 1 S: 10	H: 5 LOB: 1 BB: 0 P: 10	R: 0 E: 0 K: 0 S: 4	H: 1 LOB: 1 BB: 0 P: 4	R: 0 E: 0 K: 1 S: 5	H: 1 LOB: 0 BB: 0 P: 5	R: 0 E: 0 K: 1 S: 6	H: 1 LOB: 1 BB: 0 P: 6	R: 0 E: 0 K: 2 S: 7	H: 0 LOB: 0 BB: 0 P: 7	R: 3 E: 0 K: 0 S: 7	H: 4 LOB: 2 BB: 0 P: 7	R: 0 E: 0 K: 1 S: 5	H: 0 LOB: 0 BB: 0 P: 5	R: 1 E: 0 K: 0 S: 1	H: 1 LOB: 0 BB: 0 P: 1	1B: 8 2B: 4 3B: 3 HR: 1	SF: 0 SAC: 0 DP: 0 HBP: 0	WP: 1 PB: 0 SB: 0 CS: 1	PA: 39													
PITCHER	IP WLS BF H R ER SO BB IBB HBP BLK WP HR S P ERA WHIP																																		
Mike Krukow, R ERA: 3.06	(1, 1)	1.2	12	7	6	6	3	0	0	0	0	0	0	0	1	18	18	32.40	4.200																
Ed Farmer, R ERA: 4.86	(2, 1)	2.1	9	3	0	0	1	0	0	0	0	0	0	0	11	11	0.00	1.286																	
Stan Bahnsen, R ERA: 3.07	(5, 1)	1.0	4	1	0	0	1	0	0	0	0	0	0	0	6	6	0.00	1.000																	
Porfi Altamirano, R ERA: 4.91	(6, 1)	1.1	5	1	1	1	2	0	0	0	0	0	0	0	9	9	6.75	0.750																	
Tug McGraw, L ERA: 4.37	(7, 1)	1.2	8	3	2	2	1	0	0	0	0	0	0	0	10	10	10.80	1.800																	



Batter	1	2	3	4	5	6	7	8	9	AB	R	H	RBI	BB	SO	LOB	TOP										
Pete Rose, S OBP: 0.341, SLG: 0.342 (1, 3)	5-3		5-3		F7		E6		4-3	5	0	0	0	0	0	3	Philadelphia Phillies @ Pittsburgh Pirates Three Rivers Stadium, Pittsburgh, PA Sun Sep 12 1982, 3:33 AM EDT Att: 19,089 - Unknown livebaseballscores.com										
Gary Matthews, R OBP: 0.356, SLG: 0.449 (1, 7)	4-3		6-3		K				K	4	0	0	0	1	2	2											
Mike Schmidt, R OBP: 0.426, SLG: 0.598 (1, 5)						P3	FC5			4	1	2	1	0	0	3											
Bo Diaz, R OBP: 0.345, SLG: 0.469 (1, 2)	K		4-3			F8			K	4	0	0	0	0	2	1											
George Vukovich, L OBP: 0.332, SLG: 0.407 (1, 9)						F7			6-3	4	0	0	0	0	0	0											
Gary Maddox, R OBP: 0.315, SLG: 0.443 (1, 8)		1B			5-3					3	1	2	0	1	0	0											
Manny Trillo, R OBP: 0.320, SLG: 0.323 (1, 4)					1-3		G3		FC5-4	4	0	0	0	0	0	3											
Ivan De Jesus, R OBP: 0.312, SLG: 0.313 (9, PH)										3	0	2	1	0	0	0											
Greg Gross, L OBP: 0.380, SLG: 0.327 (9, PH)										0	0	0	0	0	1	0											
Larry Christenson, R OBP: 0.111, SLG: 0.164 (7, PH)										1	0	0	0	0	1	2											
Willie Montanez, L OBP: 0.259, SLG: 0.262 (7, 1)										1	0	1	0	0	0	0											
Sid Monge, S OBP: 0.250, SLG: 0.111 (8, 1)										0	0	0	0	0	0	0											
Porfi Altamirano, R OBP: 0.250, SLG: 0.250 (9, PH)										0	0	0	0	0	0	0											
Bob Molinaro, L OBP: 0.260, SLG: 0.261 (9, PH)										1	0	0	0	0	0	1											
Inning Stats	R: 0 E: 0 K: 1 S: 6	H: 1 LOB: 1 BB: 0 P: 6	R: 0 E: 0 K: 1 S: 6	H: 1 LOB: 2 BB: 1 P: 10	R: 1 E: 0 K: 0 S: 4	H: 1 LOB: 0 BB: 0 P: 4	R: 0 E: 0 K: 0 S: 3	H: 0 LOB: 0 BB: 0 P: 3	R: 0 E: 0 K: 1 S: 6	H: 1 LOB: 1 BB: 1 P: 6	R: 0 E: 0 K: 0 S: 3	H: 0 LOB: 0 BB: 0 P: 3	R: 1 E: 1 K: 0 S: 6	H: 2 LOB: 3 BB: 1 P: 10	R: 0 E: 0 K: 1 S: 6	H: 1 LOB: 1 BB: 0 P: 6		R: 0 E: 0 K: 1 S: 5	H: 0 LOB: 1 BB: 1 P: 9	1B: 4 2B: 2 3B: 0 HR: 1	SF: 0 SAC: 1 DP: 0 HBP: 0	WP: 0 PA: 38 PB: 0 SB: 0 CS: 0					
PITCHER	IP	WLS	BF	H	R	ER	SO	BB	IBB	HBP	BLK	WP	HR	S	P	ERA	WHIP										
Rick Rhoden, R ERA: 4.4 (1, 1)	6.2	W	28	6	2	2	3	1	0	0	0	0	1	33	37	2.70	1.050										
Kent Tekulve, R ERA: 2.73 (7, 1)	2.1	S	10	1	0	0	2	2	0	0	0	0	0	12	20	0.00	1.286										

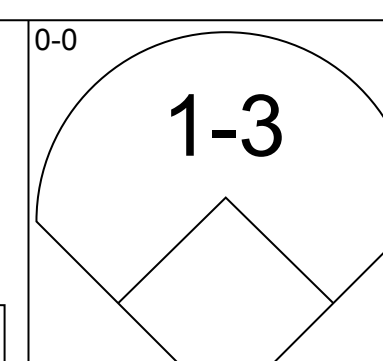
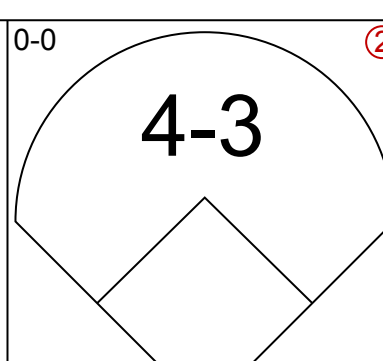
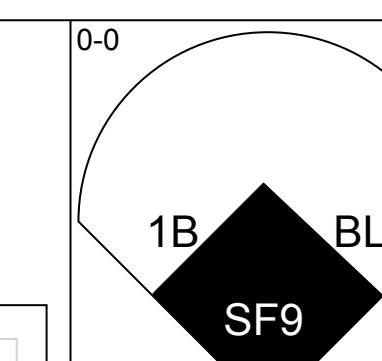
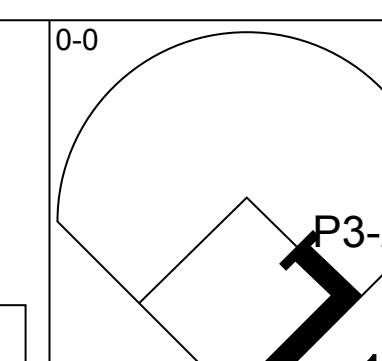
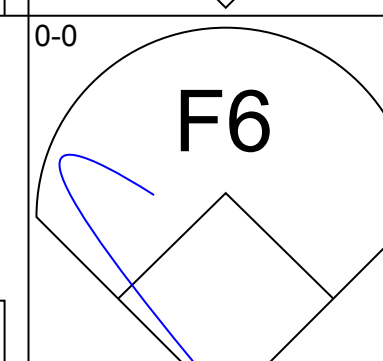
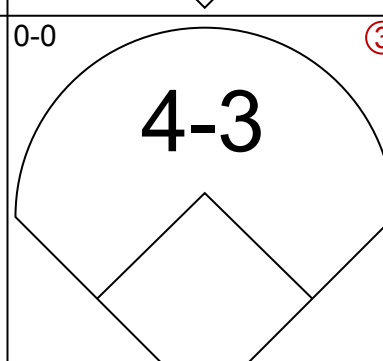
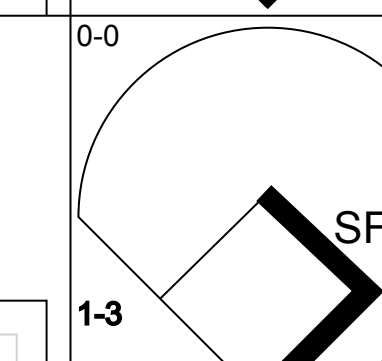
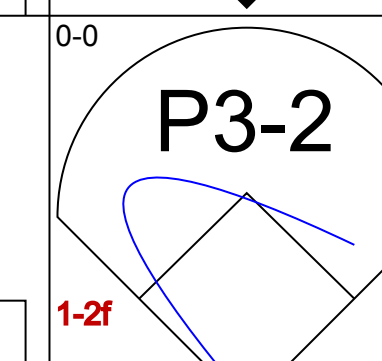
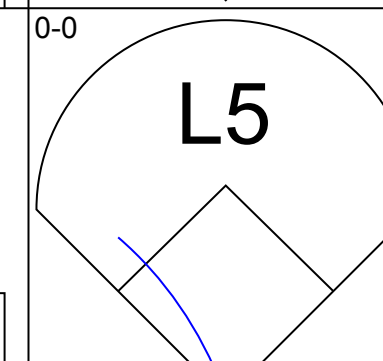
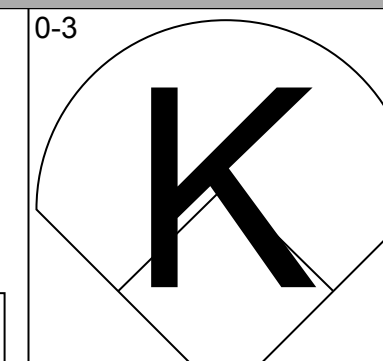
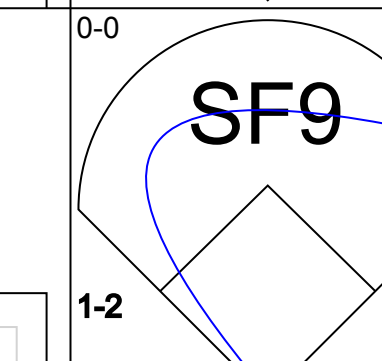
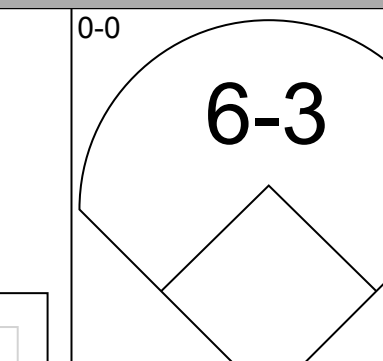
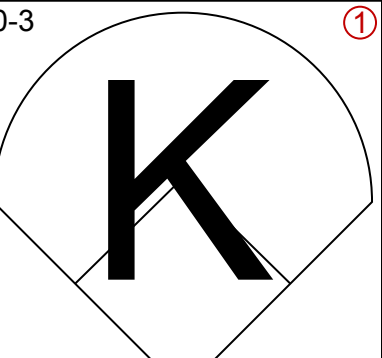
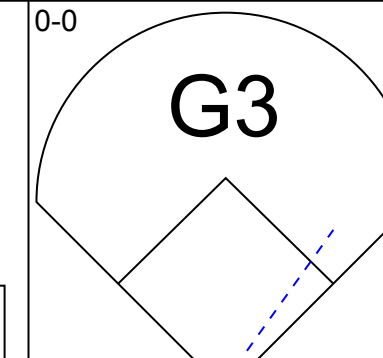
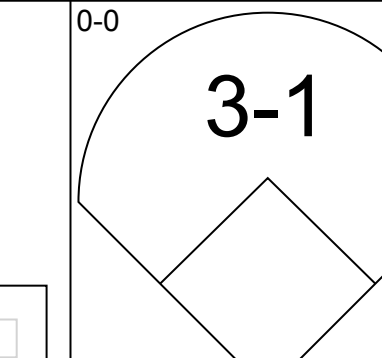
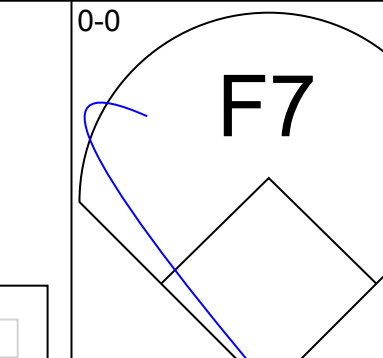
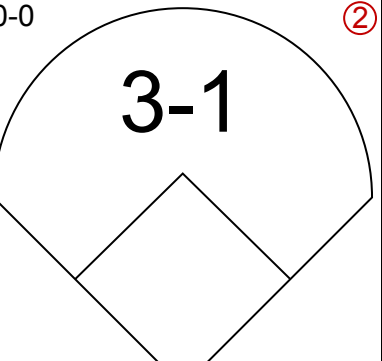
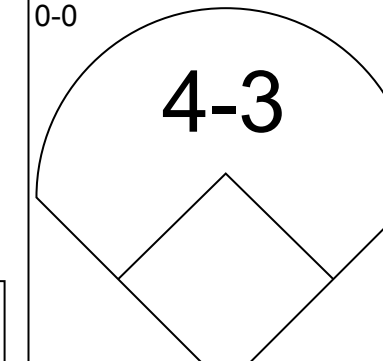
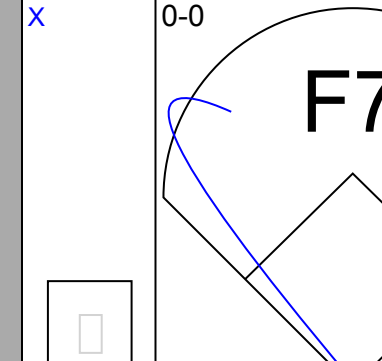
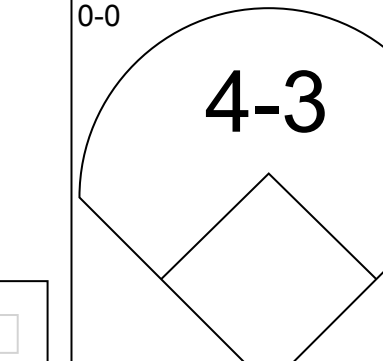
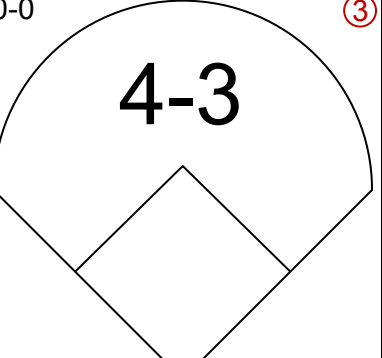
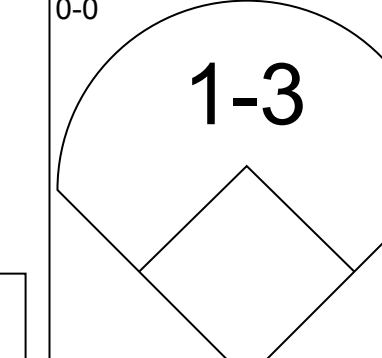
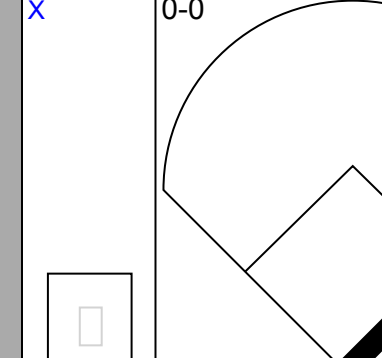
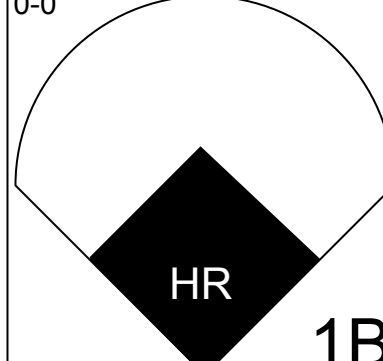
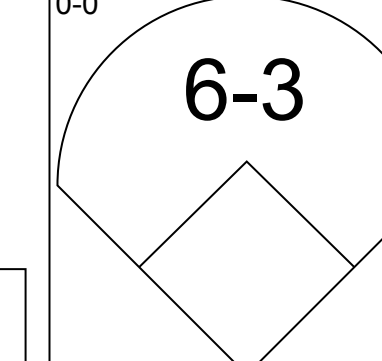
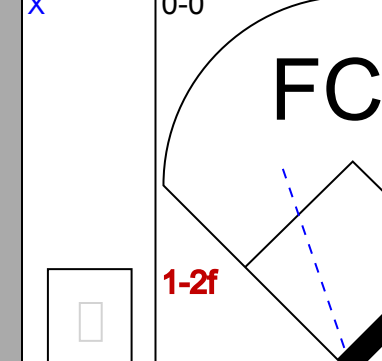
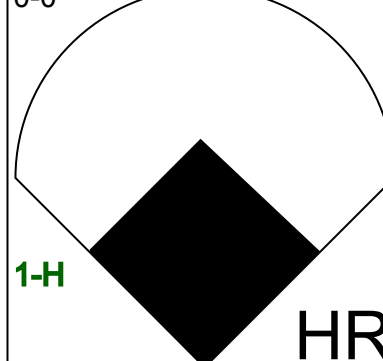
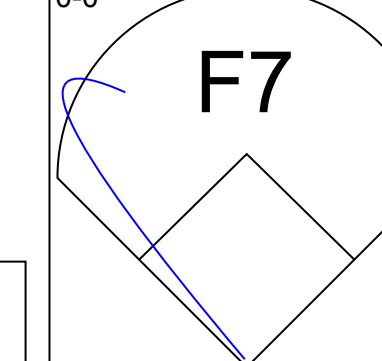
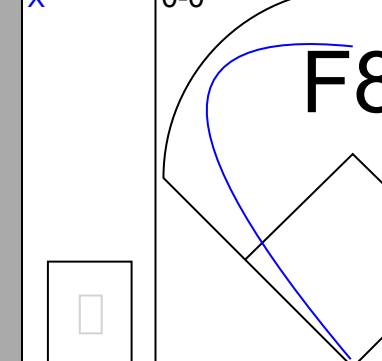

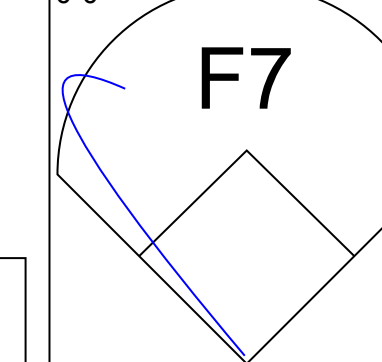
Batter	1	2	3	4	5	6	7	8	9	AB	R	H	RBI	BB	SO	LOB	BOTTOM										
Omar Moreno, L OBP: 0.287, SLG: 0.310 (1, 8)	K	4-3			P5	4-3				4	0	0	0	0	1	3	Philadelphia Phillies @ Pittsburgh Pirates Three Rivers Stadium, Pittsburgh, PA Sun Sep 12 1982, 3:33 AM EDT Att: 19,089 - Unknown livebaseballscores.com										
Johnny Ray, S OBP: 0.315, SLG: 0.387 (1, 4)					4-3				F9	4	0	2	0	0	0	0											
Bill Madlock, R OBP: 0.372, SLG: 0.492 (1, 5)	6-3				F8					4	0	0	0	0	1	2											
Jason Thompson, L OBP: 0.401, SLG: 0.532 (1, 3)	1-3				P3					3	1	0	0	1	1	2											
Dave Parker, L OBP: 0.340, SLG: 0.465 (7, 9)										3	2	3	0	0	0	0											
Lee Lacy, R OBP: 0.363, SLG: 0.414 (7, 9)										1	0	0	0	0	1	0											
Mike Easter, L OBP: 0.350, SLG: 0.452 (1, 7)										2	1	0	0	1	0	3											
Dale Berra, R OBP: 0.310, SLG: 0.393 (1, 6)										4	0	2	3	0	0	1											
Steve Nicosia, R OBP: 0.366, SLG: 0.373 (8, PH)										1	0	1	0	1	0	0											
Willie Stargell, L OBP: 0.329, SLG: 0.444 (9, 2)										1	0	0	0	0	1	2											
Tony Peña, R OBP: 0.323, SLG: 0.436 (9, 2)										0	0	0	0	0	0	0											
Rick Rhoden, R OBP: 0.282, SLG: 0.467 (7, 1)										3	0	1	1	0	1	2											
Kent Tekulve, R OBP: 0.077, SLG: 0.077 (7, 1)										1	0	0	0	0	1	2											
Inning Stats	R: 0 E: 0 K: 1 S: 6	H: 1 LOB: 1 BB: 0 P: 6	R: 1 E: 0 K: 0 S: 5	H: 2 LOB: 2 BB: 1 P: 9	R: 0 E: 0 K: 0 S: 3	H: 1 LOB: 0 BB: 0 P: 3	R: 0 E: 0 K: 0 S: 3	H: 0 LOB: 0 BB: 0 P: 3	R: 3 E: 0 K: 1 S: 7	H: 2 LOB: 1 BB: 2 P: 15	R: 0 E: 0 K: 2 S: 7	H: 0 LOB: 0 BB: 0 P: 7	R: 0 E: 0 K: 3 S: 10	H: 1 LOB: 2 BB: 0 P: 11	1B: 6 2B: 3 3B: 0 HR: 0	SF: 0 SAC: 1 DP: 1 HBP: 1		WP: 0 PA: 36 PB: 0 SB: 0 CS: 0									
PITCHER	IP	WLS	BF	H	R	ER	SO	BB	IBB	HBP	BLK	WP	HR	S	P	ERA		WHIP									
Larry Christenson, R ERA: 3.61 (1, 1)	6.0	L	28	6	4	4	2	1	2	0	0	0	0	29	41	6.00	1.500										
Sid Monge, L ERA: 3.88 (7, 1)	1.1		6	1	0	0	3	0	0	1	0	0	0	11	12	0.00	0.750										
Porfi Altamirano, R ERA: 4.8 (8, 1)	0.2		2	0	0	0	2	0	0	0	0	0	0	6	6	0.00	0.000										

Batter	1	2	3	4	5	6	7	8	9	AB	R	H	RBI	BB	SO	LOB	TOP					
23 Ryne Sandberg, R OBP: 0.310, SLG: 0.373 (1, 4)										3	0	0	0	2	1	3	Chicago Cubs @ Pittsburgh Pirates Three Rivers Stadium, Pittsburgh, PA Mon Sep 13 1982, 7:05 PM EDT Att. 2,859 - Unknown - 79 F					
Larry Bowa, S OBP: 0.303, SLG: 0.308 (1, 6)										5	2	2	0	0	0	4						
Bill Buckner, L OBP: 0.347, SLG: 0.445 (1, 3)										4	0	3	3	0	1	0						
Leon Durham, L OBP: 0.378, SLG: 0.508 (1, 9)										5	0	0	0	0	1	3						
Jerry Morales, R OBP: 0.317, SLG: 0.424 (1, 8)										5	1	0	0	0	0	0						
Jay Johnstone, L OBP: 0.350, SLG: 0.429 (1, 7)										4	2	3	2	0	0	0						
Pat Tabler, R OBP: 0.297, SLG: 0.444 (1, 5)										4	0	1	0	0	2	2						
Jody Davis, R OBP: 0.307, SLG: 0.399 (1, 2)										3	1	1	2	1	1	1						
Allen Ripley, R OBP: 0.143, SLG: 0.143 (8, PH)										3	1	1	0	0	1	1						
Keith Moreland, R OBP: 0.330, SLG: 0.401 (8, 1)										0	0	0	0	1	0	0						
Willie Hernandez, L (8, 1)										0	0	0	0	0	0	0						
Inning Stats	R: 1 E: 0 K: 1 S: 6	H: 2 LOB: 0 BB: 0 P: 6	R: 2 E: 0 K: 2 S: 9	H: 2 LOB: 0 BB: 0 P: 9	R: 0 E: 0 K: 0 S: 4	H: 1 LOB: 1 BB: 0 P: 4	R: 2 E: 1 K: 0 S: 6	H: 2 LOB: 2 BB: 1 P: 10	R: 0 E: 0 K: 2 S: 7	H: 0 LOB: 0 BB: 0 P: 7	R: 0 E: 0 K: 2 S: 7	H: 0 LOB: 0 BB: 0 P: 7	R: 1 E: 0 K: 0 S: 4	H: 2 LOB: 1 BB: 1 P: 8	R: 0 E: 0 K: 0 S: 4	H: 1 LOB: 0 BB: 2 P: 12	R: 1 E: 0 K: 0 S: 4	H: 1 LOB: 0 BB: 0 P: 4	1B: 3 2B: 4 3B: 3 HR: 2	SF: 1 SAC: 0 DP: 2 HBP: 0	WP: 1 PB: 0 SB: 1 CS: 0	PA: 41
PITCHER	IP	WLS	BF	H	R	ER	SO	BB	IBB	HBP	BLK	WP	HR	S	P	ERA	WHIP					
Don Robinson, R ERA: 4.09 (1, 1)	3.0	L	16	7	5	4	3	0	0	0	0	0	2	22	22	12.00	2.333					
Enrique Romo, R ERA: 4.74 (4, 1)	3.0		10	0	0	0	4	1	0	0	0	0	0	17	21	0.00	0.333					
Rod Scurry, L ERA: 1.81 (7, 1)	1.2		10	3	1	1	0	2	1	0	0	1	0	7	19	5.40	3.000					
Manny Sarmiento, R ERA: 3.45 (8, 1)	1.1		5	1	1	1	0	0	0	0	0	0	0	5	5	6.75	0.750					

livebaseballscores.com

AB	36
R	7
H	11
RBI	7
BB	4
SO	7
LOB	14



Batter	1	2	3	4	5	6	7	8	9	AB	R	H	RBI	BB	SO	LOB	BOTTOM				
Omar Moreno, L OBP: 0.288, SLG: 0.311 (1, 8)										4	1	2	0	0	0	0	Chicago Cubs @ Pittsburgh Pirates Three Rivers Stadium, Pittsburgh, PA Mon Sep 13 1982, 7:05 PM EDT Att. 2,859 - Unknown - 79 F				
Johnny Ray, S OBP: 0.314, SLG: 0.386 (1, 4)										4	0	1	0	0	0	1					
Bill Madlock, R OBP: 0.369, SLG: 0.490 (1, 5)										3	0	0	1	0	1	0					
Jason Thompson, L OBP: 0.399, SLG: 0.528 (1, 3)										4	0	0	0	0	1	1					
Dave Parker, L OBP: 0.335, SLG: 0.457 (1, 9)										4	0	0	0	0	0	0					
Mike Easter, L OBP: 0.349, SLG: 0.451 (1, 7)										3	0	1	0	0	0	0					
Tony Peña, R OBP: 0.323, SLG: 0.435 (1, 2)										3	1	1	0	0	0	1					
Dale Berra, R OBP: 0.310, SLG: 0.399 (1, 6)										3	1	1	2	0	0	1					
Manny Sarmiento, R OBP: 0.209, SLG: 0.150 (8, 1)										0	0	0	0	0	0	0					
Don Robinson, R OBP: 0.321, SLG: 0.434 (4, 1)										1	0	0	0	0	0	0					
Enrique Romo, R OBP: 0.333, SLG: 0.556 (6, PH)										0	0	0	0	0	0	0					
Doug Frobel, L (6, PH)										0	0	0	0	0	0	0					
Rod Scurry, L OBP: 0.263, SLG: 0.350 (7, 1)										0	0	0	0	0	0	0					
Rafael Belliard, R (8, 6)										0	0	0	0	0	0	0					
Brian Harper, R OBP: 0.169, SLG: 0.375 (8, PH)										0	0	0	0	0	0	0					
Jim Smith, R OBP: 0.333, SLG: 0.333 (9, 6)										0	0	0	0	0	0	0					
Inning Stats	R: 0 E: 0 K: 0 S: 3	H: 0 LOB: 0 BB: 0 P: 3	R: 0 E: 0 K: 1 S: 5	H: 0 LOB: 0 BB: 0 P: 5	R: 2 E: 0 K: 0 S: 5	H: 2 LOB: 0 BB: 0 P: 5	R: 0 E: 0 K: 1 S: 5	H: 0 LOB: 0 BB: 0 P: 5	R: 0 E: 0 K: 1 S: 7	H: 2 LOB: 1 BB: 0 P: 7	R: 0 E: 0 K: 0 S: 4	H: 1 LOB: 1 BB: 0 P: 4	R: 0 E: 0 K: 0 S: 3	H: 1 LOB: 0 BB: 0 P: 3	R: 0 E: 0 K: 0 S: 3	H: 0 LOB: 0 BB: 0 P: 3	1B: 5 2B: 1 3B: 0 HR: 1	SF: 1 SAC: 0 DP: 1 HBP: 0	WP: 0 PB: 0 SB: 0 CS: 0	PA: 32	
PITCHER	IP	WLS	BF	H	R	ER	SO	BB	IBB	HBP	BLK	WP	HR	S	P	ERA	WHIP				
Allen Ripley, R ERA: 4.23 (1, 1)	7.0	W	26	5	3	3	3	0	0	0	1	0	0	32	32	3.86	0.714				
Willie Hernandez, L ERA: 3.15 (8, 1)	2.0	S	6	1	0	0	0	0	0	0	0	0	0	6	6	0.00	0.500				

AB	31
R	3
H	6
RBI	3
BB	0
SO	3
LOB	4



Batter	1	2	3	4	5	6	7	8	9	AB R H RBI BB SO LOB	TOP												
23 Ryne Sandberg, R (1.4) OBP: 0.309, SLG: 0.371										5 0 1 0 0 0 0	Chicago Cubs @ Pittsburgh Pirates Three Rivers Stadium, Pittsburgh, PA Wed Sep 15 1982, 7:05 PM EDT Alt: 8,678 - Unknown - 80 F livebaseballscores.com AB 36 R 7 H 13 RBI 7 BB 3 SO 3 LOB 10 												
Larry Bowa, S (1.6) OBP: 0.302, SLG: 0.305										4 0 0 0 1 1 1													
Bill Buckner, L (1.3) OBP: 0.351, SLG: 0.448										5 1 2 0 0 0 2													
Jerry Morales, R (1.8) OBP: 0.321, SLG: 0.423										5 1 2 1 0 1 1													
Leon Durham, L (1.9) OBP: 0.382, SLG: 0.517										4 1 2 1 1 0 1													
Keith Moreland, R (1.7) OBP: 0.331, SLG: 0.412										3 2 2 1 0 0 1													
Gary Woods, R (9.7) OBP: 0.327, SLG: 0.390										0 0 0 0 0 0 0													
Pat Tabler, R (1.5) OBP: 0.326, SLG: 0.465										3 1 2 1 0 0 0													
Jody Davis, R (1.2) OBP: 0.314, SLG: 0.408										3 1 2 3 1 0 0													
Fergie Jenkins, R (1.1) OBP: 0.148, SLG: 0.183										4 0 0 0 0 1 4													
Inning Stats	R: 0 E: 0 K: 0 S: 3	H: 1 LOB: 0 BB: 0 P: 3	R: 1 E: 0 K: 0 S: 6	H: 3 LOB: 2 BB: 0 P: 6	R: 0 E: 0 K: 0 S: 3	H: 0 LOB: 0 BB: 0 P: 3	R: 1 E: 0 K: 0 S: 4	H: 1 LOB: 2 BB: 2 P: 12	R: 0 E: 0 K: 1 S: 6	H: 1 LOB: 1 BB: 0 P: 6	R: 4 E: 0 K: 1 S: 9	H: 4 LOB: 1 BB: 1 P: 13	R: 0 E: 0 K: 1 S: 5	H: 1 LOB: 0 BB: 0 P: 5	R: 0 E: 0 K: 0 S: 3	H: 0 LOB: 0 BB: 0 P: 3	R: 1 E: 0 K: 0 S: 5	H: 2 LOB: 1 BB: 0 P: 5	1B: 8 2B: 3 3B: 0 HR: 3	SF: 1 SAC: 1 DP: 2 HBP: 0	WP: 0 PB: 0 SB: 0 CS: 0	PA: 41	
PITCHER	IP WLS BF H R ER SO BB IBB HBP BLK WP HR S P ERA WHIP											PITCHER	IP WLS BF H R ER SO BB IBB HBP BLK WP HR S P ERA WHIP										
John Candelaria, L (1.1) ERA: 2.99	5.0 L 25 9 5 5 1 1 1 0 0 0 0 2 25 33 9.00 2.000																						
Enrique Romo, R (6.1) ERA: 4.51	0.2 4 1 1 1 1 1 0 0 0 0 1 5 9 13.50 3.000																						
Rod Scurry, L (6.1) ERA: 1.79	1.1 4 1 0 0 1 0 0 0 0 0 0 6 6 0.00 0.750																						
Kent Tekulve, R (8.1) ERA: 2.76	2.0 8 2 1 1 0 0 0 0 0 0 0 8 8 4.50 1.000																						

Batter	1	2	3	4	5	6	7	8	9	AB R H RBI BB SO LOB	BOTTOM												
Omar Moreno, L (1.8) OBP: 0.288, SLG: 0.310										5 0 1 0 0 0 1	Chicago Cubs @ Pittsburgh Pirates Three Rivers Stadium, Pittsburgh, PA Wed Sep 15 1982, 7:05 PM EDT Alt: 8,678 - Unknown - 80 F livebaseballscores.com AB 37 R 2 H 11 RBI 1 BB 1 SO 4 LOB 18 												
Johnny Ray, S (1.4) OBP: 0.319, SLG: 0.388										4 0 0 0 1 0 1													
Bill Madlock, R (1.5) OBP: 0.369, SLG: 0.495										4 0 2 0 0 0 1													
Jason Thompson, L (1.3) OBP: 0.401, SLG: 0.529										4 1 2 0 0 1 4													
Richie Hebner, L (1.9) OBP: 0.360, SLG: 0.452										4 0 1 0 0 1 2													
Mike Easter, L (1.7) OBP: 0.349, SLG: 0.454										4 1 2 0 0 0 2													
Tony Peña, R (1.2) OBP: 0.325, SLG: 0.434										4 0 1 0 0 1 4													
Dale Berra, R (1.6) OBP: 0.308, SLG: 0.400										4 0 1 1 0 1 2													
John Candelaria, L (1.1) ERA: 2.99										2 0 0 0 0 0 1													
Enrique Romo, R (6.1) ERA: 4.51										0 0 0 0 0 0 0													
Rod Scurry, L (6.1) ERA: 1.79										0 0 0 0 0 0 0													
Doug Froese, L (7.9) ERA: 1.42										1 0 1 0 0 0 0													
Kent Tekulve, R (8.1) ERA: 2.76										0 0 0 0 0 0 0													
Dave Parker, L (9.9) ERA: 6.33										1 0 0 0 0 0 0													
Inning Stats	R: 0 E: 0 K: 0 S: 3	H: 0 LOB: 0 BB: 0 P: 3	R: 0 E: 0 K: 1 S: 6	H: 1 LOB: 1 BB: 0 P: 6	R: 0 E: 0 K: 0 S: 5	H: 2 LOB: 3 BB: 1 P: 9	R: 1 E: 0 K: 1 S: 7	H: 2 LOB: 1 BB: 0 P: 7	R: 0 E: 0 K: 1 S: 6	H: 1 LOB: 1 BB: 0 P: 6	R: 0 E: 0 K: 1 S: 4	H: 2 LOB: 1 BB: 0 P: 6	R: 0 E: 0 K: 0 S: 5	H: 1 LOB: 1 BB: 0 P: 5	R: 0 E: 0 K: 0 S: 3	H: 0 LOB: 0 BB: 0 P: 3	R: 1 E: 0 K: 0 S: 5	H: 2 LOB: 1 BB: 0 P: 5	1B: 8 2B: 2 3B: 1 HR: 0	SF: 0 SAC: 0 DP: 1 HBP: 0	WP: 0 PB: 0 SB: 1 CS: 0	PA: 38	
PITCHER	IP WLS BF H R ER SO BB IBB HBP BLK WP HR S P ERA WHIP											PITCHER	IP WLS BF H R ER SO BB IBB HBP BLK WP HR S P ERA WHIP										
Fergie Jenkins, R (1.1) ERA: 3.35	9.0 W 38 11 2 2 4 1 0 0 0 0 0 45 49 2.00 1.333																						

Batter	1	2	3	4	5	6	7	8	9	AB	R	H	RBI	BB	SO	LOB	TOP									
Lee Lacy, R OBP: 0.369, SLG: 0.415 (1, 8)										2	1	2	0	2	0	0	Pittsburgh Pirates @ Philadelphia Phillies Veterans Stadium, Philadelphia, PA Fri Sep 17 1982, 7:05 PM EDT Att: 37,262 - Unknown									
Brian Harper, R OBP: 0.283, SLG: 0.579 (1, 7)										3	1	2	3	0	0	2										
Mike Easter, L OBP: 0.348, SLG: 0.453 (7, PH)										4	0	1	0	0	2	3										
Bill Madlock, R OBP: 0.369, SLG: 0.493 (1, 3)										3	0	0	0	0	2	4										
Jim Morrison, R OBP: 0.278, SLG: 0.432 (1, 5)										1	0	0	0	0	0	0										
Jason Thompson, L OBP: 0.400, SLG: 0.528 (7, 3)										0	0	0	0	0	0	0										
Dick Davis, R OBP: 0.255, SLG: 0.369 (1, 9)											0	0	0	0	0	0										
Omar Moreno, L OBP: 0.287, SLG: 0.310 (7, 8)											4	0	0	0	0	1										
Dale Berra, R OBP: 0.306, SLG: 0.397 (1, 6)											4	0	0	0	0	1										
Steve Nicosia, R OBP: 0.361, SLG: 0.368 (1, 2)										4	0	1	0	0	1	0										
Johnny Ray, S OBP: 0.317, SLG: 0.386 (1, 4)										4	0	0	0	0	0	1										
Rick Rhoden, R OBP: 0.296, SLG: 0.468 (1, 1)										2	2	1	0	1	0	0										
Kent Tekulve, R OBP: 0.071, SLG: 0.071 (8, 1)										1	0	0	0	0	1	0										
Inning Stats	R: 0 E: 0 K: 1 S: 5	H: 1 LOB: 1 BB: 1 P: 9	R: 0 E: 0 K: 2 S: 7	H: 0 LOB: 0 BB: 0 P: 7	R: 1 E: 0 K: 1 S: 7	H: 2 LOB: 2 BB: 1 P: 11	R: 0 E: 0 K: 1 S: 6	H: 1 LOB: 1 BB: 0 P: 6	R: 3 E: 0 K: 1 S: 7	H: 2 LOB: 0 BB: 1 P: 11	R: 0 E: 0 K: 0 S: 3	H: 0 LOB: 0 BB: 0 P: 3	R: 0 E: 0 K: 1 S: 6	H: 1 LOB: 1 BB: 0 P: 6	R: 0 E: 0 K: 0 S: 3	H: 0 LOB: 0 BB: 0 P: 3	R: 0 E: 0 K: 2 S: 7	H: 0 LOB: 0 BB: 0 P: 7	1B: 6 2B: 0 3B: 0 HR: 1	SF: 0 SAC: 0 DP: 1 HBP: 0	WP: 1 PB: 0 SB: 1 CS: 0	PA: 36				
PITCHER	IP	WLS	BF	H	R	ER	SO	BB	IBB	HBP	BLK	WP	HR	S	P	ERA	WHIP									
Steve Carlton, L ERA: 3.34	(1, 1)	5.0	L	23	6	4	4	6	3	0	0	0	1	1	32	44	7.20	1.800								
Ed Farmer, R ERA: 4.65	(6, 1)	3.0		10	1	0	0	1	0	0	0	0	0	0	12	12	0.00	0.333								
Porfi Altamirano, R ERA: 4.65	(9, 1)	1.0		3	0	0	0	2	0	0	0	0	0	0	7	7	0.00	0.000								

Batter	1	2	3	4	5	6	7	8	9	AB	R	H	RBI	BB	SO	LOB	BOTTOM									
Bob Dernier, R OBP: 0.315, SLG: 0.321 (1, 9)										3	0	0	0	0	2	1	Pittsburgh Pirates @ Philadelphia Phillies Veterans Stadium, Philadelphia, PA Fri Sep 17 1982, 7:05 PM EDT Att: 37,262 - Unknown									
Ed Farmer, R OBP: 0.383, SLG: 0.333 (8, PH)										0	0	0	0	0	0	0										
Greg Gross, L OBP: 0.383, SLG: 0.333 (9, 8)										2	0	2	0	0	0	0										
Pete Rose, S OBP: 0.341, SLG: 0.340 (1, 3)										4	0	3	1	1	0	1										
Julio Franco, R OBP: 0.320, SLG: 0.304 (9, FR)										0	0	0	0	0	0	0										
Mike Schmidt, R OBP: 0.419, SLG: 0.584 (1, 5)										4	0	0	0	1	0	5										
Gary Matthews, R OBP: 0.355, SLG: 0.441 (1, 7)										3	0	0	0	0	0	4										
Bo Diaz, R OBP: 0.338, SLG: 0.457 (1, 2)										3	0	0	0	0	0	3										
Alejandro Sanchez, R OBP: 1.000, SLG: 1.000 (8, PR)										0	0	0	0	0	0	0										
Dave Roberts, R OBP: 0.235, SLG: 0.219 (9, 2)										0	0	0	0	0	0	0										
Gary Maddox, R OBP: 0.305, SLG: 0.428 (1, 8)										4	0	1	0	0	1	3										
Porfi Altamirano, R OBP: 0.250, SLG: 0.250 (9, 1)										0	0	0	0	0	0	0										
Manny Trillo, R OBP: 0.320, SLG: 0.322 (1, 4)										4	1	2	0	0	0	1										
Ivan De Jesus, R OBP: 0.312, SLG: 0.314 (1, 6)										3	0	1	0	0	0	1										
Bob Molinaro, L OBP: 0.298, SLG: 0.254 (9, PH)										1	0	0	0	0	0	0										
Steve Carlton, L OBP: 0.211, SLG: 0.311 (1, 1)										1	0	0	0	0	0	0										
George Vukovich, L OBP: 0.334, SLG: 0.400 (5, PH)										3	1	1	1	0	0	2										
Inning Stats	R: 0 E: 0 K: 1 S: 6	H: 1 LOB: 2 BB: 1 P: 10	R: 0 E: 0 K: 0 S: 3	H: 1 LOB: 0 BB: 0 P: 3	R: 0 E: 0 K: 0 S: 3	H: 0 LOB: 1 BB: 1 P: 7	R: 0 E: 0 K: 1 S: 4	H: 0 LOB: 0 BB: 0 P: 5	R: 1 E: 0 K: 1 S: 7	H: 2 LOB: 1 BB: 0 P: 7	R: 0 E: 0 K: 0 S: 3	H: 0 LOB: 0 BB: 0 P: 3	R: 0 E: 0 K: 0 S: 4	H: 1 LOB: 1 BB: 0 P: 4	R: 0 E: 0 K: 0 S: 5	H: 2 LOB: 3 BB: 0 P: 6	R: 1 E: 0 K: 0 S: 6	H: 3 LOB: 2 BB: 0 P: 6	1B: 9 2B: 1 3B: 0 HR: 0	SF: 0 SAC: 0 DP: 1 HBP: 2	WP: 0 PB: 0 SB: 0 CS: 1	PA: 39				
PITCHER	IP	WLS	BF	H	R	ER	SO	BB	IBB	HBP	BLK	WP	HR	S	P	ERA	WHIP									
Rick Rhoden, R ERA: 4.3	(1, 1)	7.0	W	29	7	1	1	3	2	0	1	0	0	0	32	41	1.29	1.286								
Kent Tekulve, R ERA: 2.79	(8, 1)	2.0	S	10	3	1	1	0	0	0	1	0	0	0	9	10	4.50	1.500								

Batter	1	2	3	4	5	6	7	8	9	AB	R	H	RBI	BB	SO	LOB	TOP										
Omar Moreno, L (1, 8) OBP: 0.287, SLG: 0.309 Jim Morrison, R (9, PH) OBP: 0.277, SLG: 0.430										4	0	1	0	0	2	0	Pittsburgh Pirates @ Philadelphia Phillies Veterans Stadium, Philadelphia, PA Sat Sep 18 1982, 7:05 PM EDT Att: 31,468 - Unknown livebaseballscorecards.com										
Johnny Ray, S (1, 4) OBP: 0.377, SLG: 0.386										5	1	2	0	0	0	2											
Bill Madlock, R (1, 5) OBP: 0.372, SLG: 0.502										5	1	4	3	0	0	1											
Jason Thompson, L (1, 3) OBP: 0.399, SLG: 0.524										4	0	0	0	1	2	4											
Dave Parker, L (1, 9) OBP: 0.332, SLG: 0.456										4	1	1	0	0	2	4											
Mike Easter, L (1, 7) OBP: 0.350, SLG: 0.454 Lee Lacy, R (8, PH) OBP: 0.371, SLG: 0.415										3	0	2	1	0	0	0											
Tony Peña, R (1, 2) OBP: 0.323, SLG: 0.430										4	0	0	0	0	1	3											
Dale Berra, R (1, 6) OBP: 0.305, SLG: 0.395										4	0	1	0	0	2	3											
Don Robinson, R (1, 1) OBP: 0.310, SLG: 0.418 Brian Harper, R (9, PH) OBP: 0.300, SLG: 0.650										3	0	0	0	0	2	3											
										1	1	1	0	0	0	0											
Inning Stats	R: 0 E: 0 K: 1 S: 6	H: 1 LOB: 2 BB: 1 P: 10	R: 0 E: 0 K: 1 S: 6	H: 1 LOB: 1 BB: 0 P: 6	R: 0 E: 0 K: 1 S: 6	H: 1 LOB: 1 BB: 0 P: 6	R: 1 E: 0 K: 1 S: 7	H: 2 LOB: 1 BB: 0 P: 7	R: 2 E: 0 K: 3 S: 10	H: 2 LOB: 0 BB: 0 P: 7	R: 0 E: 0 K: 2 S: 9	H: 2 LOB: 2 BB: 0 P: 9	R: 0 E: 0 K: 0 S: 2	H: 0 LOB: 0 BB: 1 P: 6	R: 1 E: 0 K: 1 S: 7	H: 2 LOB: 1 BB: 0 P: 7	1B: 9 2B: 2 3B: 0 HR: 1	SF: 0 SAC: 0 DP: 1 HBP: 0	WP: 0 PB: 0 SB: 2 CS: 0	PA: 40							
PITCHER	IP	WLS	BF	H	R	ER	SO	BB	IBB	HBP	BLK	WP	HR	S	P	ERA	WHIP										
Larry Christenson, R (1, 1) ERA: 3.63	6.1		30	10	3	3	9	1	0	0	0	0	1	47	51	4.26	1.737										
Sid Monge, L (7, 1) ERA: 3.82	2.0	W	7	1	1	1	1	1	0	0	0	0	0	8	12	4.50	1.000										
Ron Reed, R (9, 1) ERA: 2.74	0.2	S	3	1	0	0	1	0	0	0	0	0	0	5	5	0.00	1.500										

Batter	1	2	3	4	5	6	7	8	9	AB	R	H	RBI	BB	SO	LOB	BOTTOM										
Garry Maddox, R (1, 8) OBP: 0.307, SLG: 0.432										4	2	2	0	0	0	0	Pittsburgh Pirates @ Philadelphia Phillies Veterans Stadium, Philadelphia, PA Sat Sep 18 1982, 7:05 PM EDT Att: 31,468 - Unknown livebaseballscorecards.com										
Pete Rose, S (1, 3) OBP: 0.342, SLG: 0.346										4	1	2	2	0	0	0											
Gary Matthews, R (1, 7) OBP: 0.356, SLG: 0.441										4	0	2	0	0	0	1											
Mike Schmidt, R (1, 5) OBP: 0.418, SLG: 0.580										3	0	0	0	1	1	1											
George Vukovich, L (1, 9) OBP: 0.333, SLG: 0.396										3	1	0	0	1	1	2											
Manny Trillo, R (1, 4) OBP: 0.317, SLG: 0.320										4	0	0	0	0	0	1											
Ozzie Virgil, R (1, 2) OBP: 0.301, SLG: 0.403 Sid Monge, S (7, 1) OBP: 0.200, SLG: 0.111 Ron Reed, R (9, 1) OBP: 0.357, SLG: 0.364										3	1	2	1	0	1	0											
Ivan De Jesus, R (1, 6) OBP: 0.310, SLG: 0.312										2	0	0	1	0	0	0											
Larry Christenson, R (1, 1) OBP: 0.108, SLG: 0.199 Dave Roberts, R (7, 2) OBP: 0.229, SLG: 0.212										2	0	0	0	0	1	1											
										1	0	0	0	0	1	0											
Inning Stats	R: 0 E: 0 K: 1 S: 6	H: 1 LOB: 0 BB: 0 P: 6	R: 1 E: 0 K: 1 S: 6	H: 1 LOB: 1 BB: 1 P: 10	R: 0 E: 0 K: 1 S: 6	H: 1 LOB: 2 BB: 1 P: 10	R: 1 E: 0 K: 0 S: 4	H: 1 LOB: 0 BB: 0 P: 4	R: 1 E: 0 K: 0 S: 4	H: 2 LOB: 0 BB: 0 P: 4	R: 0 E: 0 K: 1 S: 5	H: 0 LOB: 0 BB: 0 P: 5	R: 2 E: 0 K: 1 S: 7	H: 2 LOB: 0 BB: 0 P: 7	R: 0 E: 0 K: 0 S: 3	H: 0 LOB: 0 BB: 0 P: 3	1B: 4 2B: 2 3B: 0 HR: 2	SF: 1 SAC: 0 DP: 1 HBP: 0	WP: 0 PB: 0 SB: 1 CS: 0	PA: 33							
PITCHER	IP	WLS	BF	H	R	ER	SO	BB	IBB	HBP	BLK	WP	HR	S	P	ERA	WHIP										
Don Robinson, R (1, 1) ERA: 4.15	8.0	L	33	8	5	5	5	2	0	0	0	0	2	41	49	5.62	1.250										

Batter	1	2	3	4	5	6	7	8	9	AB	R	H	RBI	BB	SO	LOB	TOP								
Omar Moreno, L (1,8) OBP: 0.286, SLG: 0.308	F7	E6	FC4-6 1B		K		G4-6-3 1B		K	6	0	1	1	0	2	5	Pittsburgh Pirates @ Philadelphia Phillies Veterans Stadium, Philadelphia, PA Sun Sep 19 1982, 3:33 AM EDT Att: 37,352 - Unknown								
Johnny Ray, S (1,4) OBP: 0.317, SLG: 0.384	1-3	4-3	FC6-4 1B		F8		G4-6-3 1B			5	0	1	0	0	0	4									
Bill Madlock, R (1,5) OBP: 0.372, SLG: 0.501	F8		FC6-4 1B					6-3		5	1	2	0	0	0	2									
Jason Thompson, L (1,3) OBP: 0.399, SLG: 0.521		HR 1B	HBP E BB		F5			F7		4	2	1	0	1	1	1									
Dave Parker, L (1,9) OBP: 0.330, SLG: 0.452		K	G3					5-3		2	0	0	0	0	1	3									
Lee Lacy, R (3,9) OBP: 0.371, SLG: 0.413			1-2 2-3		S 1B BB					2	1	0	0	1	1	0									
Mike Easter, L (1,7) OBP: 0.355, SLG: 0.461		HR	E HBP 1B IBB		1B IBB		FC5-4 BB		K	2	2	1	2	3	1	0									
Tony Peña, R (1,2) OBP: 0.323, SLG: 0.429			1-2 2-3 3-H		F9		FC5-4 1-2		SH1-3 1B	1	1	0	1	0	1	0									
Willie Stargell, L (4,PH) OBP: 0.324, SLG: 0.438	K		1B HBP						1B	1	0	0	0	0	0	2									
Steve Nicosia, R (4,2) OBP: 0.364, SLG: 0.371			1-2 2-3 3-H		1B HBP				1B	2	0	1	0	0	0	1									
Dale Berra, R (1,6) OBP: 0.308, SLG: 0.398		E 1B	1B FC4-6				K		SH1-3 1B	5	1	3	2	0	1	3									
Manny Sarmiento, R (1,1) OBP: 0.234, SLG: 0.182			1-2 2-3 3-H		F8				SH1-3 1B	4	0	2	2	0	0	2									
Inning Stats	R: 0 E: 0 K: 0 S: 3	H: 0 LOB: 0 BB: 0 P: 3	R: 2 E: 1 K: 2 S: 12	H: 4 LOB: 3 BB: 0 P: 12	R: 5 E: 1 K: 0 S: 7	H: 3 LOB: 2 BB: 2 P: 16	R: 1 E: 0 K: 0 S: 4	H: 1 LOB: 2 BB: 2 P: 12	R: 0 E: 0 K: 2 S: 8	H: 0 LOB: 1 BB: 1 P: 11	R: 0 E: 0 K: 0 S: 3	H: 1 LOB: 0 BB: 0 P: 3	R: 0 E: 0 K: 0 S: 3	H: 0 LOB: 0 BB: 0 P: 3	R: 0 E: 0 K: 2 S: 9	H: 2 LOB: 2 BB: 0 P: 9	1B: 11 2B: 0 3B: 0 HR: 1	SF: 0 SAC: 1 DP: 1 HBP: 1	WP: 0 PB: 0 SB: 2 CS: 0	PA: 46					
PITCHER	IP WLS BF H R ER SO BB IBB HBP BLK WP HR S P ERA WHIP	IP WLS BF H R ER SO BB IBB HBP BLK WP HR S P ERA WHIP	IP WLS BF H R ER SO BB IBB HBP BLK WP HR S P ERA WHIP	IP WLS BF H R ER SO BB IBB HBP BLK WP HR S P ERA WHIP	IP WLS BF H R ER SO BB IBB HBP BLK WP HR S P ERA WHIP	IP WLS BF H R ER SO BB IBB HBP BLK WP HR S P ERA WHIP	IP WLS BF H R ER SO BB IBB HBP BLK WP HR S P ERA WHIP	IP WLS BF H R ER SO BB IBB HBP BLK WP HR S P ERA WHIP	IP WLS BF H R ER SO BB IBB HBP BLK WP HR S P ERA WHIP	IP WLS BF H R ER SO BB IBB HBP BLK WP HR S P ERA WHIP	IP WLS BF H R ER SO BB IBB HBP BLK WP HR S P ERA WHIP	IP WLS BF H R ER SO BB IBB HBP BLK WP HR S P ERA WHIP	IP WLS BF H R ER SO BB IBB HBP BLK WP HR S P ERA WHIP	IP WLS BF H R ER SO BB IBB HBP BLK WP HR S P ERA WHIP	IP WLS BF H R ER SO BB IBB HBP BLK WP HR S P ERA WHIP	IP WLS BF H R ER SO BB IBB HBP BLK WP HR S P ERA WHIP	ERA WHIP	ERA WHIP	ERA WHIP	ERA WHIP	ERA WHIP	ERA WHIP	ERA WHIP	ERA WHIP	ERA WHIP

AB 39
R 8
H 12
RBI 8
BB 5
SO 8
LOB 23



Batter	1	2	3	4	5	6	7	8	9	AB	R	H	RBI	BB	SO	LOB	BOTTOM							
Garry Maddox, R (1,8) OBP: 0.304, SLG: 0.427	F6		K		5-3			F4		4	0	0	0	0	1	0	Pittsburgh Pirates @ Philadelphia Phillies Veterans Stadium, Philadelphia, PA Sun Sep 19 1982, 3:33 AM EDT Att: 37,352 - Unknown							
Pete Rose, S (1,3) OBP: 0.340, SLG: 0.345	F7		4-3		F5			F7		3	0	0	0	0	0	0								
Marty Bystrom, R (6,1) OBP: 0.130, SLG: 0.136										0	0	0	0	0	0	0								
Jay Baller, R (8,1) OBP: 0.381, SLG: 0.331										0	0	0	0	0	0	0								
Greg Gross, L (8,PH) OBP: 0.381, SLG: 0.331										1	0	0	0	0	0	0								
Tug McGraw, R (9,1) OBP: 0.355, SLG: 0.439										0	0	0	0	0	0	0								
Gary Matthews, R (1,7) OBP: 0.355, SLG: 0.439		BB			6-3		F9		6-3	3	0	0	0	1	0	0								
Mike Schmidt, R (1,5) OBP: 0.415, SLG: 0.575		5-3			K		K		5-3	4	0	0	0	0	2	1								
George Vukovich, L (1,9) OBP: 0.338, SLG: 0.404			3-1 1B		1B		G3		1B	4	1	3	0	0	0	0								
Manny Trillo, R (1,4) OBP: 0.316, SLG: 0.318			3-1		F9				F9	3	0	0	0	0	0	2								
Bob Molinaro, L (8,PH) OBP: 0.284, SLG: 0.250			2-3							1	0	0	0	0	0	1								
Ozzie Virgil, R (1,2) OBP: 0.312, SLG: 0.408		K			1B				F7	4	0	2	0	0	1	2								
Ivan De Jesus, R (1,6) OBP: 0.310, SLG: 0.313					F3		FC5-4 1B			3	0	1	1	0	0	3								
Mike Krukow, R (1,1) OBP: 0.188, SLG: 0.203			3-H		F9					1	0	0	0	0	0	1								
Stan Bahnsen, R (3,1) OBP: 0.125, SLG: 0.108					K				3-1	0	0	0	0	0	0	0								
Len Matuszek, L (5,PH) OBP: 0.125, SLG: 0.108										2	0	0	0	0	1	1								
Inning Stats	R: 0 E: 0 K: 0 S: 3	H: 0 LOB: 1 BB: 1 P: 7	R: 1 E: 0 K: 1 S: 7	H: 2 LOB: 1 BB: 0 P: 7	R: 0 E: 0 K: 1 S: 5	H: 0 LOB: 0 BB: 0 P: 5	R: 0 E: 0 K: 1 S: 7	H: 2 LOB: 2 BB: 0 P: 7	R: 0 E: 0 K: 1 S: 5	H: 0 LOB: 0 BB: 0 P: 5	R: 0 E: 0 K: 1 S: 5	H: 0 LOB: 0 BB: 0 P: 5	R: 0 E: 0 K: 0 S: 4	H: 1 LOB: 1 BB: 0 P: 4	R: 0 E: 0 K: 0 S: 3	H: 0 LOB: 0 BB: 0 P: 3	R: 0 E: 0 K: 0 S: 4	H: 1 LOB: 1 BB: 0 P: 4	1B: 5 2B: 1 3B: 0 HR: 0	SF: 0 SAC: 0 DP: 0 HBP: 0	WP: 0 PB: 0 SB: 0 CS: 0	PA: 34		
PITCHER	IP WLS BF H R ER SO BB IBB HBP BLK WP HR S P ERA WHIP	IP WLS BF H R ER SO BB IBB HBP BLK WP HR S P ERA WHIP	IP WLS BF H R ER SO BB IBB HBP BLK WP HR S P ERA WHIP	IP WLS BF H R ER SO BB IBB HBP BLK WP HR S P ERA WHIP	IP WLS BF H R ER SO BB IBB HBP BLK WP HR S P ERA WHIP	IP WLS BF H R ER SO BB IBB HBP BLK WP HR S P ERA WHIP	IP WLS BF H R ER SO BB IBB HBP BLK WP HR S P ERA WHIP	IP WLS BF H R ER SO BB IBB HBP BLK WP HR S P ERA WHIP	IP WLS BF H R ER SO BB IBB HBP BLK WP HR S P ERA WHIP	IP WLS BF H R ER SO BB IBB HBP BLK WP HR S P ERA WHIP	IP WLS BF H R ER SO BB IBB HBP BLK WP HR S P ERA WHIP	IP WLS BF H R ER SO BB IBB HBP BLK WP HR S P ERA WHIP	IP WLS BF H R ER SO BB IBB HBP BLK WP HR S P ERA WHIP	IP WLS BF H R ER SO BB IBB HBP BLK WP HR S P ERA WHIP	IP WLS BF H R ER SO BB IBB HBP BLK WP HR S P ERA WHIP	IP WLS BF H R ER SO BB IBB HBP BLK WP HR S P ERA WHIP	ERA WHIP	ERA WHIP	ERA WHIP	ERA WHIP	ERA WHIP	ERA WHIP	ERA WHIP	ERA WHIP



Batter	1	2	3	4	5	6	7	8	9	AB	R	H	RBI	BB	SO	LOB	TOP			
Omar Moreno, L (1, 8) OBP: 0.285, SLG: 0.309	0-3 K		0-3 K					0-3 K		4	1	1	0	0	3	3	Pittsburgh Pirates @ Chicago Cubs Wrigley Field, Chicago, IL Mon Sep 20 1982, 3:33 AM CDT Att. 3,607 - Overcast - 54 F			
Johnny Ray, S (1, 4) OBP: 0.317, SLG: 0.384	0-0 4-3			0-0 6-3		0-0 1B 2B		0-0 P4		3	0	1	1	0	0	0				
Brian Harper, R (8, PH) OBP: 0.300, SLG: 0.650										0	0	0	0	0	0	0				
Dave Parker, L (8, PH) OBP: 0.328, SLG: 0.450										1	0	0	0	0	0	2				
Nelson Norman, S (8, 4)										0	0	0	0	0	0	0				
Bill Madlock, R (1, 5) OBP: 0.373, SLG: 0.499	0-3 K			4-0 WP BB		0-0 P4		4-0 1-2 2-3 BB		2	0	0	0	2	1	1				
Jason Thompson, L (1, 3) OBP: 0.396, SLG: 0.517		0-0 4-3		0-3 K		0-0 4-3		0-0 F5		4	0	0	0	0	1	5				
Richie Hebner, L (1, 9) OBP: 0.360, SLG: 0.451		0-0 4-3						0-0 F8		3	0	1	0	0	0	1				
Doug Frobel, L (7, PR) OBP: 0.125, SLG: 0.125										1	0	0	0	0	0	0				
Mike Easter, L (1, 7) OBP: 0.352, SLG: 0.457	0-3 K					0-3 K		0-0 F7		4	0	0	0	0	2	1				
Dale Berra, R (1, 6) OBP: 0.306, SLG: 0.395			0-3 K			0-0 4-3		0-0 F8		3	0	0	0	0	1	1				
Kent Tekulve, R (7, 1) OBP: 0.071, SLG: 0.071										0	0	0	0	0	0	0				
Lee Lacy, R (9, PH) OBP: 0.370, SLG: 0.411										1	0	0	0	0	1	0				
Steve Nicosia, R (1, 2) OBP: 0.356, SLG: 0.363			0-0 4-3			0-3 K		4-0 BB 1B BB		2	0	0	0	0	1	0				
John Milner, L (8, PH) OBP: 0.298, SLG: 0.277										0	0	0	0	1	0	0				
Junior Ortiz, R (8, 2)										0	0	0	0	0	0	0				
Larry McWilliams, L (1, 1) OBP: 0.200, SLG: 0.176								0-0 F7		2	0	1	0	0	0	0				
Rafael Belliard, R (7, 6)										0	0	0	0	0	0	0				
Willie Stargell, L (8, PH) OBP: 0.333, SLG: 0.446										1	0	1	0	0	0	0				
Jim Smith, R (8, PR) OBP: 0.313, SLG: 0.333										0	0	0	0	0	0	0				
Inning Stats	R: 0 E: 0 K: 2 S: 7	H: 0 LOB: 0 BB: 7	R: 0 E: 0 K: 1 S: 5	H: 0 LOB: 0 BB: 5	R: 0 E: 0 K: 2 S: 8	H: 1 LOB: 1 BB: 0 P: 8	R: 0 E: 0 K: 1 S: 5	H: 0 LOB: 1 BB: 1 P: 9	R: 0 E: 0 K: 2 S: 7	H: 0 LOB: 0 BB: 0 P: 7	R: 1 E: 0 K: 0 S: 5	H: 2 LOB: 1 BB: 0 P: 5	R: 0 E: 0 K: 0 S: 3	H: 1 LOB: 3 BB: 2 P: 14	R: 0 E: 0 K: 1 S: 5	H: 0 LOB: 0 BB: 5	1B: 4 2B: 1 3B: 0 HR: 0	SF: 0 SAC: 0 DP: 0 HBP: 0	WP: 1 PB: 0 SB: 0 CS: 1	PA: 34
PITCHER	IP WLS BF H R ER SO BB IBB HBP BLK WP HR S P ERA WHIP																			
Dickie Noles, R (1, 1) ERA: 4.53	7.0 W 27 5 1 1 8 2 0 0 0 1 0 41 49 1.29 1.000																			
Willie Hernandez, L (8, 1) ERA: 3.14	0.1 1 0 0 0 1 0 0 0 0 0 0 0 3 3 0.00 0.000																			
Dick Tidrow, R (8, 1) ERA: 3.51	1.2 S 6 0 0 0 1 1 0 0 0 0 0 0 7 11 0.00 0.600																			

Batter	1	2	3	4	5	6	7	8	9	AB	R	H	RBI	BB	SO	LOB	BOTTOM				
23 Ryne Sandberg, R (1, 4) OBP: 0.308, SLG: 0.370	0-0 1-3		0-0 2B		0-0 P4		0-0 2H 2B			4	0	2	1	0	0	1	Pittsburgh Pirates @ Chicago Cubs Wrigley Field, Chicago, IL Mon Sep 20 1982, 3:33 AM CDT Att. 3,607 - Overcast - 54 F				
Gary Woods, R (1, 9) OBP: 0.323, SLG: 0.388	0-0 1-3		0-0 4-3		0-0 2B		0-0 6-3			3	0	1	1	0	0	1					
Scot Thompson, L (7, PH) OBP: 0.362, SLG: 0.340										1	0	0	0	0	0	1					
Bill Buckner, L (1, 3) OBP: 0.347, SLG: 0.442	0-0 F7			0-0 6-3		0-0 F7		0-0 6-3		4	0	0	0	0	0	1					
Keith Moreland, R (1, 7) OBP: 0.331, SLG: 0.416		0-0 4-3		4-0 WP 1B BB		0-0 6-3		0-0 6-3		3	1	0	0	1	0	0					
Jay Johnstone, L (9, 9) OBP: 0.350, SLG: 0.421										0	0	0	0	0	0	0					
Jerry Morales, R (1, 8) OBP: 0.322, SLG: 0.443		0-0 6-3		0-0 1H 1B		0-3 K		0-0 5-3		4	0	1	1	0	1	0					
Pat Tabler, R (1, 5) OBP: 0.365, SLG: 0.491		0-0 1B		0-3 K		0-0 L1				3	0	1	0	0	1	1					
Jody Davis, R (1, 2) OBP: 0.312, SLG: 0.404	0-0 5-3		0-0 4-3				0-0 F9			3	0	0	0	0	0	2					
Junior Kennedy, R (1, 6) OBP: 0.286, SLG: 0.271			0-0 6-3		0-0 2B 1B		0-0 5-3			3	1	1	0	0	0	0					
Dickie Noles, R (1, 1) ERA: 4.08			0-3 K		0-3 K		0-0 23 2B			3	1	1	0	0	2	1					
Willie Hernandez, L (8, 1)										0	0	0	0	0	0	0					
Dick Tidrow, R (8, 1)										0	0	0	0	0	0	0					
Inning Stats	R: 0 E: 0 K: 0 S: 3	H: 0 LOB: 0 BB: 0 P: 3	R: 0 E: 0 K: 0 S: 4	H: 1 LOB: 1 BB: 0 P: 4	R: 0 E: 0 K: 1 S: 6	H: 1 LOB: 1 BB: 0 P: 6	R: 1 E: 0 K: 1 S: 6	H: 1 LOB: 1 BB: 1 P: 10	R: 1 E: 0 K: 1 S: 7	H: 2 LOB: 1 BB: 0 P: 7	R: 0 E: 0 K: 1 S: 5	H: 0 LOB: 0 BB: 0 P: 5	R: 1 E: 0 K: 0 S: 5	H: 2 LOB: 1 BB: 0 P: 5	R: 0 E: 0 K: 0 S: 3	H: 0 LOB: 0 BB: 0 P: 3		1B: 3 2B: 4 3B: 0 HR: 0	SF: 0 SAC: 0 DP: 0 HBP: 0	WP: 1 PB: 0 SB: 0 CS: 0	PA: 32
PITCHER	IP WLS BF H R ER SO BB IBB HBP BLK WP HR S P ERA WHIP																				
Larry McWilliams, L (1, 1) ERA: 2.76	6.2 L 27 6 3 3 4 1 0 34 38 4.05 1.050																				
Kent Tekulve, R (7, 1)	1.1 5 1 0 0 0 0 0 0 0 0 0 0 5 5 0.00 0.750																				



Batter	1	2	3	4	5	6	7	8	9	AB	R	H	RBI	BB	SO	LOB	TOP				
Omar Moreno, L (1,8) OBP: 0.286, SLG: 0.308	F7		4-3														Pittsburgh Pirates @ Chicago Cubs Wrigley Field, Chicago, IL Tue Sep 21 1982, 3:33 AM CDT Att: 5,237 - Sunny - 54 F				
Willie Stargell, L (7, PH) OBP: 0.329, SLG: 0.439							K		G3	2	0	0	0	1	0	0					
Rod Scully, L (7, 1) OBP: 0.250, SLG: 0.350										1	0	0	0	0	1	2					
Doug Frobel, L (9, PH) OBP: 0.111, SLG: 0.111										0	0	0	0	0	0	0					
Johnny Ray, S (1,4) OBP: 0.317, SLG: 0.386	P4						F7			5	0	2	0	0	0	4					
Bill Madlock, R (1,5) OBP: 0.372, SLG: 0.496	5-3									5	0	1	0	0	1	2					
Jason Thompson, L (1,3) OBP: 0.307, SLG: 0.514										3	0	0	0	1	1	0					
Jim Smith, R (8, PR) OBP: 0.313, SLG: 0.333										0	0	0	0	0	0	0					
Richie Hebner, L (1,9) OBP: 0.363, SLG: 0.451										2	0	1	0	1	0	0					
Mike Easter, L (1,7) OBP: 0.350, SLG: 0.454										3	0	0	0	0	0	2					
Brian Harper, R (8, PH) OBP: 0.286, SLG: 0.619										1	0	0	0	0	1	3					
Dale Berra, R (1,6) OBP: 0.395, SLG: 0.395										3	0	1	0	0	0	0					
Dave Parker, L (8, PH) OBP: 0.331, SLG: 0.450										0	0	0	0	1	0	0					
Eddie Vargas, R (8, 3) OBP: 1.000, SLG: 1.000										0	0	0	0	0	0	0					
Steve Nicosia, R (1,2) OBP: 0.365, SLG: 0.366										2	0	1	0	1	0	2					
Rafael Belliard, R (7, PR)										0	0	0	0	0	0	0					
Lee Lacy, R (7, 8) OBP: 0.369, SLG: 0.410										1	0	0	0	0	0	3					
Lee Tunnell, R (1,1)										1	0	0	0	0	1	0					
John Milner, L (7, PH) OBP: 0.310, SLG: 0.277										0	0	0	0	1	0	0					
Junior Ortiz, R (7, 2)										1	0	0	0	0	0	0					
Inning Stats	R: 0 E: 0 K: 0 S: 3	H: 0 LOB: 0 BB: 0 P: 3	R: 0 E: 0 K: 1 S: 7	H: 2 LOB: 2 BB: 0 P: 7	R: 0 E: 0 K: 1 S: 6	H: 1 LOB: 1 BB: 0 P: 6	R: 0 E: 0 K: 0 S: 3	H: 0 LOB: 0 BB: 0 P: 3	R: 0 E: 0 K: 0 S: 3	H: 0 LOB: 2 BB: 2 P: 11	R: 0 E: 0 K: 1 S: 6	H: 1 LOB: 2 BB: 1 P: 10	R: 0 E: 0 K: 1 S: 6	H: 1 LOB: 3 BB: 0 P: 14	R: 0 E: 0 K: 1 S: 6	H: 1 LOB: 1 BB: 0 P: 6	1B: 5 2B: 1 3B: 0 HR: 0	SF: 0 SAC: 2 DP: 0 HBP: 0	WP: 0 PB: 0 SB: 1 CS: 0	PA: 39	
PITCHER	IP	WLS	BF	H	R	ER	SO	BB	IBB	HBP	BLK	WP	HR	S	P	ERA	WHIP				
Fergie Jenkins, R (1,1) ERA: 3.29	7.0	W	30	5	0	0	3	4	0	0	0	0	0	32	48	0.00	1.286				
Willie Hernandez, L (8,1) ERA: 3.13	0.1	L	2	0	0	0	0	1	0	0	0	0	0	1	5	0.00	3.000				
Bill Campbell, R (8,1) ERA: 3.65	1.2	S	7	1	0	0	2	0	1	0	0	0	0	10	14	0.00	0.600				

Batter	1	2	3	4	5	6	7	8	9	AB	R	H	RBI	BB	SO	LOB	BOTTOM				
23 Ryne Sandberg, R (1,4) OBP: 0.307, SLG: 0.369	F7																Pittsburgh Pirates @ Chicago Cubs Wrigley Field, Chicago, IL Tue Sep 21 1982, 3:33 AM CDT Att: 5,237 - Sunny - 54 F				
Mel Hall, L (1,8) OBP: 0.277, SLG: 0.256										4	0	1	0	0	0	0					
Bill Buckner, L (1,3) OBP: 0.346, SLG: 0.439										4	0	1	0	0	1	2					
Keith Moreland, R (1,7) OBP: 0.329, SLG: 0.413										3	0	0	0	0	1	0					
Jay Johnstone, L (1,9) OBP: 0.347, SLG: 0.418										2	0	0	0	0	0	0					
Gary Woods, R (7, PH) OBP: 0.326, SLG: 0.388										0	1	0	0	1	0	0					
Pat Tabler, R (1,5) OBP: 0.364, SLG: 0.475										2	0	0	0	1	0	0					
Jody Davis, R (1,2) OBP: 0.315, SLG: 0.404										2	0	1	1	1	0	0					
Junior Kennedy, R (1,6) OBP: 0.282, SLG: 0.268										3	0	0	0	0	1	3					
Fergie Jenkins, R (1,1) OBP: 0.145, SLG: 0.180										1	0	0	0	0	0	0					
Willie Hernandez, L (8,1)										0	0	0	0	0	0	0					
Bill Campbell, R (8,1) OBP: 0.167, SLG: 0.167										1	0	0	0	0	0	0					
Inning Stats	R: 0 E: 0 K: 0 S: 3	H: 1 LOB: 0 BB: 0 P: 3	R: 0 E: 0 K: 0 S: 3	H: 0 LOB: 0 BB: 0 P: 3	R: 0 E: 0 K: 0 S: 3	H: 0 LOB: 0 BB: 0 P: 3	R: 0 E: 0 K: 0 S: 3	H: 0 LOB: 0 BB: 0 P: 3	R: 0 E: 0 K: 1 S: 6	H: 1 LOB: 2 BB: 1 P: 10	R: 1 E: 0 K: 1 S: 6	H: 1 LOB: 2 BB: 2 P: 14	R: 0 E: 0 K: 1 S: 5	H: 0 LOB: 0 BB: 0 P: 5	1B: 3 2B: 0 3B: 0 HR: 0	SF: 0 SAC: 1 DP: 0 HBP: 0	WP: 0 PB: 0 SB: 0 CS: 1	PA: 29			
PITCHER	IP	WLS	BF	H	R	ER	SO	BB	IBB	HBP	BLK	WP	HR	S	P	ERA	WHIP				
Lee Tunnell, R (1,1) ERA: 2.35	6.0	L	20	2	0	0	1	1	0	0	0	0	0	21	25	0.00	0.500				
Rod Scully, L (7,1) ERA: 1.64	2.0	L	9	1	1	1	2	2	0	0	0	0	0	11	19	4.50	1.500				



Batter	1	2	3	4	5	6	7	8	9	AB	R	H	RBI	BB	SO	LOB	TOP			
Omar Moreno, L OBP: 0.285, SLG: 0.308 (1, 8)	4-3		FC4-6 1B				F8			4	0	1	0	0	0	2	Pittsburgh Pirates @ St. Louis Cardinals Busch Stadium, St. Louis, MO Wed Sep 22 1982, 7:05 PM CDT Att: 23,587 - Unknown livebaseballscorecards.com			
Lee Lacy, R OBP: 0.370, SLG: 0.417 (1, 9)	6-3 3B				G4-6-3 1B			5-3		4	1	2	0	0	0	1				
Bill Madlock, R OBP: 0.373, SLG: 0.495 (1, 5)	6-3					F9 1B		6-3		3	0	1	1	1	0	0				
Jason Thompson, L OBP: 0.394, SLG: 0.512 (1, 3)	1B		K			F9 1-3		4-3		4	0	1	0	0	1	4				
Brian Harper, R OBP: 0.317, SLG: 0.542 Mike Easter, L OBP: 0.349, SLG: 0.453 (9, PH)	5-3		K			K			G3	3	0	0	0	0	2	5				
Dale Berra, R OBP: 0.307, SLG: 0.394 John Milner, L OBP: 0.305, SLG: 0.271 (9, PH)		F9				F8			3-1	3	0	1	0	0	0	1				
Johnny Ray, S OBP: 0.250, SLG: 0.388 Willie Stargell, L OBP: 0.325, SLG: 0.433 (9, PH)		F9			K				F9	3	0	1	0	0	1	1				
Steve Nicosia, R OBP: 0.355, SLG: 0.354 (1, 2)	5-3					F8		FC3-6 1B		1	0	0	0	0	0	0				
Rick Rhoden, R OBP: 0.298, SLG: 0.463 (1, 1)						F8				3	0	1	0	0	0	1				
Inning Stats	R: 1 E: 0 K: 0 S: 5	H: 2 LOB: 1 BB: 0 P: 5	R: 0 E: 0 K: 0 S: 3	H: 0 LOB: 0 BB: 0 P: 3	R: 0 E: 0 K: 2 S: 9	H: 2 LOB: 3 BB: 1 P: 13	R: 0 E: 0 K: 1 S: 5	H: 1 LOB: 0 BB: 0 P: 5	R: 0 E: 0 K: 1 S: 6	H: 1 LOB: 1 BB: 0 P: 6	R: 0 E: 0 K: 0 S: 4	H: 1 LOB: 1 BB: 0 P: 4	R: 0 E: 0 K: 0 S: 3	H: 0 LOB: 0 BB: 0 P: 3	R: 0 E: 0 K: 0 S: 3	H: 0 LOB: 0 BB: 0 P: 3		1B: 7 2B: 1 3B: 1 HR: 0	SF: 0 SAC: 0 DP: 2 HBP: 0	WP: 0 PB: 0 SB: 1 CS: 1
PITCHER	IP	WLS	BF	H	R	ER	SO	BB	IBB	HBP	BLK	WP	HR	S	P	ERA	WHIP			
Dave LaPoint, L ERA: 3.42 Bruce Sutter, R ERA: 3.01 (9, 1)	8.0	W	31	8	1	1	4	0	1	0	0	0	0	38	42	1.12	1.000			

Batter	1	2	3	4	5	6	7	8	9	AB	R	H	RBI	BB	SO	LOB	BOTTOM			
Tom Herr, S OBP: 0.336, SLG: 0.314 (1, 4)	F7					6-3				3	0	1	1	1	0	0	Pittsburgh Pirates @ St. Louis Cardinals Busch Stadium, St. Louis, MO Wed Sep 22 1982, 7:05 PM CDT Att: 23,587 - Unknown livebaseballscorecards.com			
Lonnie Smith, R OBP: 0.387, SLG: 0.446 David Green, R OBP: 0.316, SLG: 0.397 (9, 9)	F9							F9		4	0	1	0	0	1	2				
Keith Hernandez, L OBP: 0.398, SLG: 0.418 (1, 3)	L7									1	0	0	0	3	0	0				
Dane Iorg, L OBP: 0.354, SLG: 0.362 Bruce Sutter, R OBP: 0.111, SLG: 0.125 (9, 1)	P5									4	0	0	0	0	0	5				
Darrell Porter, L OBP: 0.346, SLG: 0.395 (1, 2)										0	0	0	0	0	0	0				
Willie McGee, S OBP: 0.319, SLG: 0.392 (1, 8)	FC6-4 1B									3	0	1	0	0	0	1				
Ken Oberkfell, L OBP: 0.330, SLG: 0.349 (1, 5)										3	1	1	1	0	0	1				
Mike Ramsey, S OBP: 0.309, SLG: 0.308 (1, 6)										3	0	0	0	0	1	0				
Dave LaPoint, L OBP: 0.086, SLG: 0.059 Steve Braun, L OBP: 0.403, SLG: 0.377 Tito Landrum, R OBP: 0.359, SLG: 0.414 (9, 7)										2	0	0	0	0	2	0				
Inning Stats	R: 0 E: 0 K: 0 S: 3	H: 0 LOB: 0 BB: 0 P: 3	R: 0 E: 0 K: 0 S: 3	H: 1 LOB: 0 BB: 0 P: 3	R: 1 E: 0 K: 2 S: 8	H: 1 LOB: 1 BB: 1 P: 12	R: 0 E: 0 K: 0 S: 2	H: 0 LOB: 0 BB: 1 P: 6	R: 0 E: 0 K: 1 S: 5	H: 1 LOB: 0 BB: 0 P: 5	R: 0 E: 1 K: 1 S: 6	H: 1 LOB: 2 BB: 1 P: 10	R: 0 E: 0 K: 0 S: 3	H: 0 LOB: 0 BB: 0 P: 3	R: 1 E: 0 K: 0 S: 5	H: 2 LOB: 2 BB: 1 P: 9		1B: 3 2B: 2 3B: 0 HR: 1	SF: 0 SAC: 0 DP: 1 HBP: 0	WP: 0 PB: 0 SB: 0 CS: 2
PITCHER	IP	WLS	BF	H	R	ER	SO	BB	IBB	HBP	BLK	WP	HR	S	P	ERA	WHIP			
Rick Rhoden, R ERA: 4.22 (1, 1)	8.0	L	31	6	2	2	4	2	2	0	0	0	1	35	51	2.25	1.000			

Batter	1	2	3	4	5	6	7	8	9	10	11	AB	R	H	RBI	BB	SO	LOB	TOP					
Omar Moreno, L OBP: 0.286, SLG: 0.310 (1, 8)												5	1	2	0	0	2	0						
Johnny Ray, S OBP: 0.316, SLG: 0.386 (1, 4)												5	1	1	0	0	0	2						
Bill Madlock, R OBP: 0.371, SLG: 0.493 (1, 5)												5	0	1	1	0	0	2						
Jason Thompson, L OBP: 0.393, SLG: 0.510 (1, 3)												4	0	1	1	0	1	1						
Rafael Belliard, R OBP: 1.000, SLG: 1.000 (11, PR)												0	1	0	0	0	0	0						
Eddie Vargas, R OBP: 1.000, SLG: 1.000 (11, 3)												0	0	0	0	0	0	0						
Richie Hebner, L OBP: 0.259, SLG: 0.443 (1, 9)												4	0	0	0	0	0	1						
Enrique Romo, R OBP: 0.333, SLG: 0.556 (8, 1)												0	0	0	0	0	0	0						
Dick Davis, R OBP: 0.259, SLG: 0.373 (11, PH)												1	1	1	0	0	0	0						
Randy Niemann, L OBP: 1.000, SLG: 1.000 (11, 1)												0	0	0	0	0	0	0						
Mike Easter, L OBP: 0.350, SLG: 0.452 (1, 7)												5	0	2	1	0	0	0						
Dale Berra, R OBP: 0.309, SLG: 0.393 (1, 6)												2	0	0	0	3	0	0						
Steve Nicosia, R OBP: 0.358, SLG: 0.351 (1, 2)												1	0	0	0	1	0	2						
John Milner, L OBP: 0.317, SLG: 0.347 (7, PH)												1	1	1	1	0	0	0						
Junior Ortiz, R OBP: 0.321, SLG: 0.433 (11, PH)												1	0	0	0	0	0	1						
Willie Stargell, L OBP: 0.321, SLG: 0.433 (11, PH)												0	0	0	1	0	0	0						
Tony Peña, R OBP: 0.323, SLG: 0.429 (11, 2)												0	0	0	0	0	0	0						
John Candelaria, L OBP: 0.293, SLG: 0.264 (7, PH)												2	0	0	0	0	1	1						
Doug Fobel, L OBP: 0.100, SLG: 0.100 (7, 1)												1	0	0	0	0	0	0						
Rod Scury, L OBP: 0.250, SLG: 0.350 (7, 1)												0	0	0	0	0	0	0						
Kent Tekulve, R OBP: 0.071, SLG: 0.071 (8, 1)												0	0	0	0	0	0	0						
Dave Parker, L OBP: 0.329, SLG: 0.446 (8, 9)												2	0	0	0	0	1	2						
Inning Stats	R: 1 E: 0 K: 0 S: 5	H: 2 LOB: 1 BB: 0 P: 5	R: 0 E: 0 K: 0 S: 3	H: 0 LOB: 1 BB: 1 P: 7	R: 0 E: 0 K: 1 S: 5	H: 0 LOB: 0 BB: 0 P: 5	R: 0 E: 0 K: 0 S: 4	H: 1 LOB: 2 BB: 1 P: 8	R: 0 E: 0 K: 1 S: 5	H: 0 LOB: 0 BB: 0 P: 5	R: 1 E: 0 K: 0 S: 4	H: 1 LOB: 0 BB: 0 P: 4	R: 1 E: 0 K: 0 S: 4	H: 1 LOB: 0 BB: 0 P: 4	R: 0 E: 0 K: 0 S: 2	H: 0 LOB: 0 BB: 1 P: 6	R: 0 E: 0 K: 1 S: 5	H: 0 LOB: 0 BB: 0 P: 5	R: 2 E: 0 K: 1 S: 8	H: 3 LOB: 2 BB: 1 P: 12	1B: 6 2B: 2 3B: 0 HR: 1	SF: 2 SAC: 0 DP: 1 HBP: 0	WP: 1 PB: 0 SB: 0 CS: 0	PA: 45
PITCHER	IP: 7.1 WLS: 3.43 BF: 30 H: 6 R: 3 ER: 3 SO: 3 BB: 2 IBB: 0 HBP: 0 BLK: 0 WP: 1 HR: 1 S: 34 P: 42 ERA: 3.68 WHIP: 1.091	IP: 0.2 WLS: 0.2 BF: 2 H: 0 R: 0 ER: 0 SO: 0 BB: 0 IBB: 0 HBP: 0 BLK: 0 WP: 0 HR: 0 S: 2 P: 2 ERA: 0.00 WHIP: 0.000	IP: 1.0 WLS: 1.0 BF: 3 H: 0 R: 0 ER: 0 SO: 1 BB: 0 IBB: 0 HBP: 0 BLK: 0 WP: 0 HR: 0 S: 6 P: 6 ERA: 0.00 WHIP: 1.000	IP: 1.1 WLS: 1.1 BF: 7 H: 3 R: 2 ER: 2 SO: 1 BB: 0 IBB: 0 HBP: 0 BLK: 0 WP: 0 HR: 0 S: 9 P: 9 ERA: 13.50 WHIP: 2.250	IP: 0.2 WLS: 0.2 BF: 3 H: 0 R: 0 ER: 0 SO: 1 BB: 1 IBB: 0 HBP: 0 BLK: 0 WP: 0 HR: 4 S: 8 P: 8 ERA: 0.00 WHIP: 0.000	PITCHER																IP: 6.0 WLS: 2.99 BF: 25 H: 8 R: 2 ER: 2 SO: 3 BB: 0 IBB: 0 HBP: 0 BLK: 0 WP: 0 HR: 1 S: 31 P: 31 ERA: 3.00 WHIP: 1.333		
Bob Forsch, R ERA: 3.43 (1, 1)	Jim Kaat, L ERA: 3.71 (8, 1)	Bruce Sutter, R ERA: 2.98 (9, 1)	John Martin, L ERA: 4.47 (10, 1)	Doug Bair, R ERA: 2.6 (11, 1)																	Bob Forsch, R ERA: 2.99 (1, 1)			
Tom Herr, S OBP: 0.335, SLG: 0.313 (1, 4)												5	0	1	0	0	0	2						
Lonnie Smith, R OBP: 0.394, SLG: 0.442 (1, 7)												5	0	0	0	0	1	3						
John Martin, S OBP: 0.167, SLG: 0.091 (10, 1)												0	0	0	0	0	0	0						
Doug Bair, R OBP: 0.083, SLG: 0.083 (11, 1)												0	0	0	0	0	0	0						
Keith Hernandez, L OBP: 0.399, SLG: 0.419 (1, 3)												4	1	2	0	1	0	0						
George Hendrick, R OBP: 0.323, SLG: 0.451 (1, 9)												5	2	2	1	0	1	4						
David Green, R OBP: 0.323, SLG: 0.403 (1, 8)												3	0	2	1	0	0	2						
Dane Iorg, L OBP: 0.356, SLG: 0.365 (8, PH)												1	0	1	0	0	0	0						
Tito Landrum, R OBP: 0.359, SLG: 0.414 (8, PR)												0	0	0	0	0	0	0						
Bruce Sutter, R OBP: 0.111, SLG: 0.125 (9, 1)												0	0	0	0	0	0	0						
Gene Roof, S OBP: 0.200, SLG: 0.200 (10, 7)												1	0	0	0	0	0	1						
Gene Tenace, R OBP: 0.455, SLG: 0.530 (1, 2)												3	0	1	0	0	0	2						
Steve Braun, L OBP: 0.413, SLG: 0.389 (8, PH)												1	0	1	1	0	0	0						
Glenn Brummer, R OBP: 0.263, SLG: 0.333 (8, PR)												0	0	0	0	0	0	0						
Kelly Paris, R OBP: 0.071, SLG: 0.071 (11, PH)												1	0	0	0	0	0	0						
Julio Gonzalez, R OBP: 0.241, SLG: 0.299 (1, 5)												3	0	0	0	0	0	3						
Willie McGee, S OBP: 0.317, SLG: 0.390 (8, PH)												2	0	0	0	0	0	2						
Mike Ramsey, S OBP: 0.307, SLG: 0.303 (1, 6)												4	0	0	0	0	1	0						
Bob Forsch, R OBP: 0.220, SLG: 0.288 (1, 1)												3	0	1	0	0	1	0						
Jim Kaat, L OBP: 0.353, SLG: 0.349 (8, 1)												0	0	0	0	0	0	0						
Ken Oberkfell, L OBP: 0.353, SLG: 0.349 (9, 5)												1	0	0	0	0	0	1						
Inning Stats	R: 0 E: 0 K: 2 S: 9	H: 2 LOB: 2 BB: 0 P: 9	R: 0 E: 0 K: 1 S: 5	H: 1 LOB: 0 BB: 0 P: 5	R: 0 E: 0 K: 0 S: 3	H: 0 LOB: 0 BB: 0 P: 3	R: 1 E: 0 K: 0 S: 5	H: 2 LOB: 1 BB: 0 P: 5	R: 0 E: 0 K: 0 S: 4	H: 0 LOB: 0 BB: 0 P: 5	R: 1 E: 0 K: 0 S: 5	H: 2 LOB: 2 BB: 1 P: 9	R: 0 E: 0 K: 0 S: 3	H: 0 LOB: 1 BB: 0 P: 4	R: 0 E: 0 K: 0 S: 3	H: 1 LOB: 0 BB: 0 P: 3	R: 0 E: 0 K: 0 S: 3	H: 0 LOB: 0 BB: 0 P: 3	1B: 9 2B: 1 3B: 0 HR: 1	SF: 0 SAC: 0 DP: 2 HBP: 1	WP: 0 PB: 0 SB: 0 CS: 0	PA: 44		
PITCHER	IP: 6.0 WLS: 1.82 BF: 25 H: 8 R: 1 ER: 1 SO: 8 BB: 0 IBB: 0 HBP: 1 BLK: 0 WP: 0 HR: 0 S: 31 P: 31 ERA: 1.82 WHIP: 4.500	IP: 0.2 WLS: 0.2 BF: 5 H: 2 R: 1 ER: 1 SO: 0 BB: 1 IBB: 0 HBP: 0 BLK: 0 WP: 0 HR: 0 S: 8 P: 8 ERA: 13.50 WHIP: 0.429	IP: 1.0 WLS: 1.0 BF: 3 H: 0 R: 0 ER: 0 SO: 1 BB: 0 IBB: 0 HBP: 0 BLK: 0 WP: 0 HR: 0 S: 3 P: 3 ERA: 0.00 WHIP: 0.000	IP: 1.1 WLS: 1.1 BF: 7 H: 3 R: 2 ER: 2 SO: 1 BB: 0 IBB: 0 HBP: 0 BLK: 0 WP: 0 HR: 0 S: 9 P: 9 ERA: 13.50 WHIP: 2.250	IP: 0.2 WLS: 0.2 BF: 3 H: 0 R: 0 ER: 0 SO: 1 BB: 1 IBB: 0 HBP: 0 BLK: 0 WP: 0 HR: 4 S: 8 P: 8 ERA: 0.00 WHIP: 0.000	PITCHER																IP: 6.0 WLS: 2.99 BF: 25 H: 8 R: 2 ER: 2 SO: 3 BB: 0 IBB: 0 HBP: 0 BLK: 0 WP: 0 HR: 1 S: 31 P: 31 ERA: 3.00 WHIP: 1.333		
John Candelaria, L ERA: 2.99 (1, 1)	Rod Scury, L ERA: 1.82 (7, 1)	Kent Tekulve, R ERA: 2.82 (8, 1)	Enrique Romo, R ERA: 4.67 (8, 1)	Randy Niemann, L ERA: 4.56 (11, 1)																	John Candelaria, L ERA: 2.99 (1, 1)			

Pittsburgh Pirates @ St. Louis Cardinals
 Busch Stadium, St. Louis, MO
 Thu Sep 23 1982, 7:05 PM CDT
 Att: 17,399 - Unknown

AB 39
 R 5
 H 9
 RBI 5
 BB 4
 SO 5
 LOB 12



Pittsburgh Pirates @ St. Louis Cardinals
 Busch Stadium, St. Louis, MO
 Thu Sep 23 1982, 7:05 PM CDT
 Att: 17,399 - Unknown

AB 42
 R 3
 H 11
 RBI 3
 BB 1
 SO 4
 LOB 20



Batter	1	2	3	4	5	6	7	8	9	AB	R	H	RBI	BB	SO	LOB	TOP					
Omar Moreno, L (1, 8) OBP: 0.289, SLG: 0.312 Jim Morrison, R (9, PH) OBP: 0.276, SLG: 0.429	F5		S 1B BB			6-3 1B	1B 2H 1B		5-3	3	1	2	1	1	0	0						
Lee Lacy, R (1, 9) OBP: 0.370, SLG: 0.416 Mike Easter, L (7, PH) OBP: 0.350, SLG: 0.452	F7		FC6-4 1B 1-H			6-3 1-2	1B 1-3		F8	3	0	1	1	0	0	1						
Bill Madlock, R (1, 5) OBP: 0.369, SLG: 0.489	F8		FC6-4 1-2			F7	F9			4	0	0	0	0	0	4						
Jason Thompson, L (1, 3) OBP: 0.392, SLG: 0.508		F4-3		F6-4-3 1B		F7		F7		4	0	1	0	0	0	1						
Brian Harper, R (1, 7) OBP: 0.250, SLG: 0.500		6-3		F6-4-3 1-2			2B E 1B	F8		4	1	1	0	0	0	1						
Dale Berra, R (1, 6) OBP: 0.313, SLG: 0.398		FC6-4 1B		F8			E 1-3 FC3-6 2B	1B		4	1	3	0	0	0	0						
Tony Peña, R (1, 2) OBP: 0.325, SLG: 0.430		FC6-4 1-2			F6-4-3 1B		E5 FC3-6	1B		4	0	2	1	0	0	2						
Johnny Ray, S (1, 4) OBP: 0.276, SLG: 0.334 Eddie Vargas, R (7, PH) OBP: 0.282, SLG: 1.000 John Milner, R (7, PH) OBP: 0.315, SLG: 0.340 Jim Smith, R (7, 4) OBP: 0.333, SLG: 0.333 Dave Parker, R (8, PH) OBP: 0.287, SLG: 0.444 Neilson Norman, S (8, 4)			F4		F6-4-3 1-2		2-3 3-H FC3-6 S 1B	K		2	0	0	0	0	0	1	AB 37 R 4 H 11 RBI 4 BB 1 SO 3 LOB 14					
Don Robinson, R (1, 1) OBP: 0.302, SLG: 0.407 Willie Stargell, L (7, PH) OBP: 0.316, SLG: 0.426 Lee Tunnell, R (7, 1) Dick Davis, R (9, PH) OBP: 0.258, SLG: 0.371			F4		F8		K	K		2	0	0	0	0	0	0						
Inning Stats	R: 0 E: 0 K: 0 S: 3	H: 0 LOB: 0 BB: 0 P: 3	R: 0 E: 0 K: 0 S: 4	H: 1 LOB: 1 BB: 0 P: 4	R: 1 E: 0 K: 0 S: 4	H: 1 LOB: 1 BB: 1 P: 8	R: 0 E: 0 K: 0 S: 3	H: 1 LOB: 0 BB: 0 P: 3	R: 0 E: 0 K: 0 S: 4	H: 1 LOB: 1 BB: 0 P: 4	R: 3 E: 1 K: 1 S: 10	H: 4 LOB: 2 BB: 0 P: 10	R: 0 E: 0 K: 1 S: 7	H: 2 LOB: 2 BB: 0 P: 7	R: 0 E: 0 K: 1 S: 5	H: 0 LOB: 0 BB: 0 P: 5	1B: 10 2B: 1 3B: 0 HR: 0	SF: 0 SAC: 0 DP: 2 HBP: 0	WP: 0 PB: 0 SB: 2 CS: 0	PA: 38		
PITCHER	IP WLS BF H R ER SO BB IBB HBP BLK WP HR S P ERA WHIP	IP WLS BF H R ER SO BB IBB HBP BLK WP HR S P ERA WHIP	IP WLS BF H R ER SO BB IBB HBP BLK WP HR S P ERA WHIP	IP WLS BF H R ER SO BB IBB HBP BLK WP HR S P ERA WHIP	IP WLS BF H R ER SO BB IBB HBP BLK WP HR S P ERA WHIP	IP WLS BF H R ER SO BB IBB HBP BLK WP HR S P ERA WHIP	IP WLS BF H R ER SO BB IBB HBP BLK WP HR S P ERA WHIP	IP WLS BF H R ER SO BB IBB HBP BLK WP HR S P ERA WHIP	IP WLS BF H R ER SO BB IBB HBP BLK WP HR S P ERA WHIP	IP WLS BF H R ER SO BB IBB HBP BLK WP HR S P ERA WHIP	IP WLS BF H R ER SO BB IBB HBP BLK WP HR S P ERA WHIP	IP WLS BF H R ER SO BB IBB HBP BLK WP HR S P ERA WHIP	IP WLS BF H R ER SO BB IBB HBP BLK WP HR S P ERA WHIP	IP WLS BF H R ER SO BB IBB HBP BLK WP HR S P ERA WHIP	IP WLS BF H R ER SO BB IBB HBP BLK WP HR S P ERA WHIP	IP WLS BF H R ER SO BB IBB HBP BLK WP HR S P ERA WHIP	IP WLS BF H R ER SO BB IBB HBP BLK WP HR S P ERA WHIP	IP WLS BF H R ER SO BB IBB HBP BLK WP HR S P ERA WHIP	IP WLS BF H R ER SO BB IBB HBP BLK WP HR S P ERA WHIP	IP WLS BF H R ER SO BB IBB HBP BLK WP HR S P ERA WHIP	IP WLS BF H R ER SO BB IBB HBP BLK WP HR S P ERA WHIP	IP WLS BF H R ER SO BB IBB HBP BLK WP HR S P ERA WHIP

Pittsburgh Pirates @ Montreal Expos
Olympic Stadium, Montreal, QB
Fri Sep 24 1982, 7:05 PM EDT
Att: 27,678 - Unknown

livebaseballscorecards.com



Batter	1	2	3	4	5	6	7	8	9	AB	R	H	RBI	BB	SO	LOB	BOTTOM					
Tim Raines, S (1, 7) OBP: 0.348, SLG: 0.359	E HR 2B	K		1-3		K				4	1	1	0	0	2	2						
Jerry White, S (1, 8) OBP: 0.304, SLG: 0.365 Roy Johnson, L (6, 8) OBP: 0.250, SLG: 0.318	F5		K		6-3 1B BB		6-3			2	1	0	0	1	1	1						
Al Oliver, L (1, 3) OBP: 0.396, SLG: 0.527	E6 HR 2-3 1B				6-3 1-2		G5-4-3 1B			4	1	3	0	0	0	1						
Gary Carter, R (1, 2) OBP: 0.384, SLG: 0.527	F8		F7		P6		G5-4-3 1-2			4	0	0	0	0	0	5						
Tim Wallach, R (1, 5) OBP: 0.316, SLG: 0.458	1-H 3-H HR		K			2-H 1B		HR		4	2	3	5	0	1	1						
Warren Cromartie, L (1, 9) OBP: 0.350, SLG: 0.407	K				F9 SF9 2B			BB BB BB BB BB		2	1	1	0	2	1	0						
Chris Speier, R (1, 6) OBP: 0.321, SLG: 0.370		4-3		F9	F8			F5		4	0	0	0	0	0	4						
Doug Flynn, R (1, 4) OBP: 0.241, SLG: 0.273				SF9 1B		F8		F8		3	0	1	1	0	0	1						
Randy Lerch, L (1, 1) OBP: 0.250, SLG: 0.250 Jeff Reardon, R (7, 1) OBP: 0.100, SLG: 0.200 Woodie Fryman, R (8, 1) OBP: 0.222, SLG: 0.222		F3			3-H 1B		4-3		F8	3	0	1	0	0	0	1						
Inning Stats	R: 3 E: 1 K: 1 S: 8	H: 3 LOB: 0 BB: 0 P: 8	R: 0 E: 0 K: 1 S: 6	H: 1 LOB: 1 BB: 0 P: 6	R: 0 E: 0 K: 2 S: 8	H: 1 LOB: 1 BB: 0 P: 8	R: 1 E: 0 K: 0 S: 5	H: 2 LOB: 1 BB: 0 P: 5	R: 1 E: 0 K: 0 S: 4	H: 1 LOB: 2 BB: 2 P: 12	R: 0 E: 0 K: 1 S: 5	H: 0 LOB: 0 BB: 0 P: 5	R: 0 E: 0 K: 0 S: 3	H: 1 LOB: 0 BB: 0 P: 3	R: 1 E: 0 K: 0 S: 4	H: 1 LOB: 1 BB: 1 P: 8	1B: 6 2B: 2 3B: 0 HR: 2	SF: 1 SAC: 0 DP: 1 HBP: 0	WP: 0 PB: 0 SB: 0 CS: 0	PA: 36		
PITCHER	IP WLS BF H R ER SO BB IBB HBP BLK WP HR S P ERA WHIP	IP WLS BF H R ER SO BB IBB HBP BLK WP HR S P ERA WHIP	IP WLS BF H R ER SO BB IBB HBP BLK WP HR S P ERA WHIP	IP WLS BF H R ER SO BB IBB HBP BLK WP HR S P ERA WHIP	IP WLS BF H R ER SO BB IBB HBP BLK WP HR S P ERA WHIP	IP WLS BF H R ER SO BB IBB HBP BLK WP HR S P ERA WHIP	IP WLS BF H R ER SO BB IBB HBP BLK WP HR S P ERA WHIP	IP WLS BF H R ER SO BB IBB HBP BLK WP HR S P ERA WHIP	IP WLS BF H R ER SO BB IBB HBP BLK WP HR S P ERA WHIP	IP WLS BF H R ER SO BB IBB HBP BLK WP HR S P ERA WHIP	IP WLS BF H R ER SO BB IBB HBP BLK WP HR S P ERA WHIP	IP WLS BF H R ER SO BB IBB HBP BLK WP HR S P ERA WHIP	IP WLS BF H R ER SO BB IBB HBP BLK WP HR S P ERA WHIP	IP WLS BF H R ER SO BB IBB HBP BLK WP HR S P ERA WHIP	IP WLS BF H R ER SO BB IBB HBP BLK WP HR S P ERA WHIP	IP WLS BF H R ER SO BB IBB HBP BLK WP HR S P ERA WHIP	IP WLS BF H R ER SO BB IBB HBP BLK WP HR S P ERA WHIP	IP WLS BF H R ER SO BB IBB HBP BLK WP HR S P ERA WHIP	IP WLS BF H R ER SO BB IBB HBP BLK WP HR S P ERA WHIP	IP WLS BF H R ER SO BB IBB HBP BLK WP HR S P ERA WHIP	IP WLS BF H R ER SO BB IBB HBP BLK WP HR S P ERA WHIP	IP WLS BF H R ER SO BB IBB HBP BLK WP HR S P ERA WHIP

Pittsburgh Pirates @ Montreal Expos
Olympic Stadium, Montreal, QB
Fri Sep 24 1982, 7:05 PM EDT
Att: 27,678 - Unknown

livebaseballscorecards.com



Batter	1	2	3	4	5	6	7	8	9	AB	R	H	RBI	BB	SO	LOB	TOP			
Omar Moreno, L (1, 8) OBP: 0.288, SLG: 0.312										5	1	1	0	0	0	2	Pittsburgh Pirates @ Montreal Expos Olympic Stadium, Montreal, QB Sun Sep 26 1982, 3:33 AM EDT Att: 33,473 - Unknown			
Johnny Ray, S (1, 4) OBP: 0.316, SLG: 0.383										4	0	1	0	1	1	1				
Mike Easler, L (1, 7) OBP: 0.351, SLG: 0.452										3	0	2	0	0	0	1				
Jason Thompson, L (1, 3) OBP: 0.390, SLG: 0.509										3	1	1	2	1	1	4				
Doug Frobel, L (1, 9) OBP: 0.176, SLG: 0.176										3	0	1	0	0	0	2				
Bill Maclock, R (7, PH) OBP: 0.368, SLG: 0.488										1	0	0	0	0	0	2				
Lee Lacy, R (7, 9) OBP: 0.370, SLG: 0.416										0	0	0	0	0	0	0				
Jim Morrison, R (1, 5) OBP: 0.280, SLG: 0.454										3	1	1	1	0	0	0				
Tony Peña, R (1, 2) OBP: 0.322, SLG: 0.427										4	0	1	0	0	0	1				
Dale Berra, R (1, 6) OBP: 0.312, SLG: 0.394										3	0	0	0	1	2	1				
Larry McWilliams, L (1, 1) OBP: 0.211, SLG: 0.189										3	0	1	0	0	1	2				
Inning Stats	R: 2 E: 0 K: 1 S: 7	H: 2 LOB: 0 BB: 0 P: 7	R: 0 E: 0 K: 1 S: 5	H: 0 LOB: 0 BB: 0 P: 5	R: 0 E: 0 K: 0 S: 4	H: 2 LOB: 2 BB: 1 P: 8	R: 0 E: 0 K: 0 S: 4	H: 1 LOB: 2 BB: 1 P: 8	R: 0 E: 0 K: 0 S: 5	H: 2 LOB: 1 BB: 0 P: 5	R: 0 E: 0 K: 1 S: 5	H: 1 LOB: 1 BB: 0 P: 6	R: 0 E: 0 K: 1 S: 5	H: 0 LOB: 0 BB: 0 P: 5	R: 0 E: 0 K: 1 S: 5	H: 0 LOB: 0 BB: 0 P: 5	1B: 5 2B: 2 3B: 0 HR: 2	SF: 0 SAC: 2 DP: 2 HBP: 1	WP: 0 PB: 0 SB: 2 CS: 0	PA: 38
PITCHER	IP WLS BF H R ER SO BB IBB HBP BLK WP HR S P ERA WHIP																			
Charlie Lea, R (1, 1) ERA: 3.13	5.2 L 27 8 3 3 2 1 2 0 0 0 2 28 40 4.76 1.588																			
Dan Schatzeder, L (6, 1) ERA: 5.48	0.2 4 1 0 0 1 0 0 1 0 0 0 5 6 0.00 1.500																			
Bryn Smith, R (7, 1) ERA: 4.0	0.2 1 0 0 0 0 0 0 0 0 0 0 1 1 0.00 0.000																			
Jeff Reardon, R (8, 1) ERA: 2.06	2.0 6 0 0 0 2 0 0 0 0 0 0 10 10 0.00 0.000																			

Batter	1	2	3	4	5	6	7	8	9	AB	R	H	RBI	BB	SO	LOB	BOTTOM					
Tim Raines, S (1, 7) OBP: 0.349, SLG: 0.362										4	0	0	0	0	0	3	Pittsburgh Pirates @ Montreal Expos Olympic Stadium, Montreal, QB Sun Sep 26 1982, 3:33 AM EDT Att: 33,473 - Unknown					
Andra Dawson, R (1, 8) OBP: 0.340, SLG: 0.491										4	0	1	0	0	1	0						
Al Oliver, L (1, 3) OBP: 0.397, SLG: 0.525										3	0	1	0	0	0	0						
Gary Carter, R (1, 2) OBP: 0.384, SLG: 0.523										3	0	0	0	1	0	2						
Tim Wallach, R (1, 5) OBP: 0.315, SLG: 0.459										4	0	1	0	0	1	4						
Chris Speier, R (1, 6) OBP: 0.319, SLG: 0.365										4	0	0	0	0	1	3						
Joel Youngblood, R (1, 9) OBP: 0.295, SLG: 0.317										4	0	1	0	0	1	1						
Doug Flynn, R (1, 4) OBP: 0.243, SLG: 0.277										4	0	1	0	0	1	2						
Charlie Lea, R (1, 1) OBP: 0.191, SLG: 0.143										1	0	0	0	1	0	0						
Dan Schatzeder, L (6, 1) OBP: 0.286, SLG: 0.231										0	0	0	0	0	0	0						
Bryn Smith, R (7, 1) ERA: 4.0										0	0	0	0	0	0	0						
Dan Norman, R (7, PH) OBP: 0.292, SLG: 0.354										1	0	0	0	0	0	1						
Jeff Reardon, R (8, 1) OBP: 0.100, SLG: 0.200										0	0	0	0	0	0	0						
Inning Stats	R: 0 E: 0 K: 1 S: 6	H: 1 LOB: 2 BB: 1 P: 10	R: 0 E: 0 K: 0 S: 4	H: 1 LOB: 1 BB: 1 P: 8	R: 0 E: 0 K: 1 S: 5	H: 0 LOB: 0 BB: 0 P: 5	R: 0 E: 0 K: 1 S: 5	H: 0 LOB: 0 BB: 0 P: 5	R: 0 E: 0 K: 0 S: 3	H: 0 LOB: 0 BB: 0 P: 3	R: 0 E: 0 K: 1 S: 6	H: 1 LOB: 2 BB: 0 P: 7	R: 0 E: 0 K: 1 S: 6	H: 1 LOB: 1 BB: 0 P: 6	R: 0 E: 0 K: 0 S: 3	H: 0 LOB: 0 BB: 0 P: 3	R: 0 E: 0 K: 0 S: 4	H: 1 LOB: 1 BB: 0 P: 4	1B: 4 2B: 1 3B: 0 HR: 0	SF: 0 SAC: 0 DP: 0 HBP: 1	WP: 0 PB: 0 SB: 0 CS: 0	PA: 35
PITCHER	IP WLS BF H R ER SO BB IBB HBP BLK WP HR S P ERA WHIP																					
Larry McWilliams, L (1, 1) ERA: 3.84	9.0 W 35 5 0 0 5 2 0 1 0 0 0 42 51 0.00 0.778																					



Batter	1	2	3	4	5	6	7	8	9	AB	R	H	RBI	BB	SO	LOB	TOP			
Omar Moreno, L (1,8) OBP: 0.287, SLG: 0.310	0-0 4-3		0-0 1-3			0-0 5-3		0-3 K		4	0	0	0	0	1	0				
Johnny Ray, S (1,4) OBP: 0.316, SLG: 0.385	0-0 1B			0-0 4-3		0-0 1B		0-0 1B		4	0	3	0	0	0	0				
Mike Easter, L (1,7) OBP: 0.348, SLG: 0.448	0-0 F7			0-0 F7		0-3 K		0-0 4-3		4	0	0	0	0	1	3				
Jason Thompson, L (1,3) OBP: 0.391, SLG: 0.508	0-0 F7			4-0 BB		0-0 1-3			0-0 1B 1B	3	0	1	0	1	0	2				
Doug Frobel, L (1,9) OBP: 0.143, SLG: 0.143		0-0 5-3		0-0 F7			0-0 4-3		0-3 K	4	0	0	0	0	1	2				
Jim Morrison, R (1,5) OBP: 0.277, SLG: 0.448		0-0 F9			0-0 F7		0-0 5-3		0-0 1-2 1B	3	0	0	0	0	0	0				
Dave Parker, L (9, PH) OBP: 0.330, SLG: 0.447										1	0	1	0	0	0	0				
Tony Peña, R (1,2) OBP: 0.323, SLG: 0.434		0-0 1-3			0-0 HR		0-0 1B		0-0 F7	4	1	2	1	0	0	2				
Dale Berra, R (1,6) OBP: 0.310, SLG: 0.392			0-0 F8		0-0 5-3		0-0 P5		0-3 K	3	0	0	0	0	0	1				
Willie Stargell, L (9, PH) OBP: 0.315, SLG: 0.420										1	0	0	0	0	1	2				
Rick Rhoden, R (1,1) OBP: 0.291, SLG: 0.451			0-0 F7			0-0 F7			0-0 F9	2	0	0	0	0	0	0				
John Milner, L (8, PH) OBP: 0.306, SLG: 0.333										1	0	0	0	0	0	0				
Rod Scurry, L (8,1) OBP: 0.250, SLG: 0.350										0	0	0	0	0	0	0				
Inning Stats	R: 0 E: 0 K: 0 S: 4	H: 1 LOB: 1 BB: 0 P: 4	R: 0 E: 0 K: 0 S: 3	H: 0 LOB: 0 BB: 0 P: 3	R: 0 E: 0 K: 0 S: 3	H: 0 LOB: 0 BB: 1 P: 3	R: 0 E: 0 K: 0 S: 3	H: 0 LOB: 1 BB: 1 P: 7	R: 1 E: 0 K: 0 S: 4	H: 1 LOB: 1 BB: 0 P: 4	R: 0 E: 0 K: 0 S: 6	H: 1 LOB: 1 BB: 0 P: 6	R: 0 E: 0 K: 0 S: 4	H: 1 LOB: 1 BB: 0 P: 4	R: 0 E: 0 K: 2 S: 9	H: 2 LOB: 2 BB: 0 P: 9	1B: 6 2B: 0 3B: 0 HR: 1	SF: 0 SAC: 0 DP: 0 HBP: 0	WP: 0 PB: 0 SB: 0 CS: 0	PA: 35
PITCHER Scott Holman, R (1,1) ERA: 1.74	IP: 9.0 WLS: W BF: 35 H: 7 R: 1 ER: 1 SO: 4 BB: 1 IBB: 0 HBP: 0 BLK: 0 WP: 0 HR: 1 S: 42 P: 46 ERA: 1.00 WHIP: 0.889																			

Pittsburgh Pirates @ New York Mets
Shea Stadium, Flushing, NY
Mon Sep 27 1982, 7:05 PM EDT
Att: 4,412 - Unknown

AB 34
R 1
H 7
RBI 1
BB 1
SO 4
LOB 12



Batter	1	2	3	4	5	6	7	8	9	AB	R	H	RBI	BB	SO	LOB	BOTTOM			
Mike Howard, S (1,8) OBP: 0.343, SLG: 0.321	0-0 G3		0-0 F9		0-0 WP 1B		0-0 1B			4	0	2	1	0	0	0				
Ron Gardenhire, R (1,6) OBP: 0.284, SLG: 0.308	0-3 K		0-0 6-3		0-0 1-3		0-0 5-3			4	0	0	0	0	1	2				
Ellis Valentine, R (1,9) OBP: 0.294, SLG: 0.406	0-0 FC6-4 1B			0-0 G4-6-3 1B		0-0 4-3		0-0 3-1 2B		4	0	3	0	0	0	0				
Dave Kingman, R (1,3) OBP: 0.290, SLG: 0.445	0-0 FC6-4			0-3 K		0-0 4-3		0-0 F7		4	0	0	0	0	1	3				
Mike Jorgensen, L (9,3) OBP: 0.304, SLG: 0.333	1-2 1B									0	0	0	0	0	0	0				
Gary Rajsich, L (1,7) OBP: 0.313, SLG: 0.365		0-0 6-3 3B		0-0 G4-6-3 1-2		0-0 4-3 1B		0-0 3-1 2B		4	1	2	0	0	0	2				
Ron Hodges, L (1,2) OBP: 0.358, SLG: 0.379		0-0 6-3			0-0 3-1		0-0 P4		0-0 1-3	4	0	0	1	0	0	2				
Hubie Brooks, R (1,5) OBP: 0.310, SLG: 0.332		3-H 6-3			0-0 1B 1B			0-0 6-3		3	1	1	0	0	0	0				
Brian Giles, R (1,4) OBP: 0.278, SLG: 0.333			0-0 F7		0-0 1B 1B		0-0 1B 1B		0-0 SH1-4 1B	3	1	2	0	0	0	0				
Scott Holman, R (1,1) OBP: 0.286, SLG: 0.286			0-3 K		0-0 1B WP 1B		0-0 SH1-4			2	1	1	1	0	1	0				
Inning Stats	R: 0 E: 0 K: 1 S: 6	H: 1 LOB: 1 BB: 0 P: 6	R: 1 E: 0 K: 0 S: 4	H: 1 LOB: 0 BB: 0 P: 4	R: 0 E: 0 K: 1 S: 5	H: 0 LOB: 0 BB: 0 P: 5	R: 0 E: 0 K: 1 S: 5	H: 1 LOB: 0 BB: 0 P: 5	R: 2 E: 0 K: 0 S: 6	H: 4 LOB: 1 BB: 0 P: 6	R: 0 E: 0 K: 0 S: 4	H: 1 LOB: 1 BB: 0 P: 4	R: 1 E: 0 K: 0 S: 5	H: 2 LOB: 1 BB: 0 P: 5	R: 0 E: 0 K: 0 S: 4	H: 1 LOB: 1 BB: 0 P: 4	1B: 9 2B: 1 3B: 1 HR: 0	SF: 0 SAC: 1 DP: 1 HBP: 0	WP: 1 PB: 0 SB: 0 CS: 0	PA: 33
PITCHER Rick Rhoden, R (1,1) ERA: 4.25	IP: 7.0 WLS: L BF: 29 H: 10 R: 4 ER: 4 SO: 3 BB: 0 IBB: 0 HBP: 0 BLK: 0 WP: 1 HR: 0 S: 35 P: 35 ERA: 5.14 WHIP: 1.429																			
Rod Scurry, L (8,1) ERA: 1.81	IP: 1.0 WLS: L BF: 4 H: 1 R: 0 ER: 0 SO: 0 BB: 0 IBB: 0 HBP: 0 BLK: 0 WP: 0 HR: 0 S: 4 P: 4 ERA: 0.00 WHIP: 1.000																			

Pittsburgh Pirates @ New York Mets
Shea Stadium, Flushing, NY
Mon Sep 27 1982, 7:05 PM EDT
Att: 4,412 - Unknown

AB 32
R 4
H 11
RBI 3
BB 0
SO 3
LOB 9



Batter	1	2	3	4	5	6	7	8	9	10	AB	R	H	RBI	BB	SO	LOB	TOP			
Omar Moreno, L OBP: 0.287, SLG: 0.310 (1, 8)	F7		4-3		L5		1B		SH1-3 BB		4	0	1	1	1	0	2	Pittsburgh Pirates @ New York Mets Shea Stadium, Flushing, NY Tue Sep 28 1982, 7:05 PM EDT Att: 3,921 - Unknown			
Johnny Ray, S OBP: 0.316, SLG: 0.383 (1, 4)	1-4-3		L8		6-3		4-3		SH1-3		4	0	0	0	0	0	3				
Mike Easter, L OBP: 0.345, SLG: 0.443 (1, 7)	4-3				4-3				K		5	0	0	0	0	2	1				
Jason Thompson, L OBP: 0.389, SLG: 0.505 (1, 3)		P6			5-3				F8		5	0	1	0	0	0	1				
Tony Peña, R OBP: 0.324, SLG: 0.435 (1, 2)	4-3						1B														
Jim Morrison, R OBP: 0.263, SLG: 0.451 (1, 5)					F8																
Doug Frobel, L OBP: 0.200, SLG: 0.208 (10, PH)																					
Lee Lacy, R OBP: 0.369, SLG: 0.415 (10, 9)																					
Rod Scurry, L OBP: 0.220, SLG: 0.350 (10, 1)																					
Dale Berra, R OBP: 0.310, SLG: 0.391 (8, PH)					F7																
John Milner, L OBP: 0.317, SLG: 0.333 (8, PR)																					
Rafael Belliard, R OBP: 1.000, SLG: 1.000 (8, 6)																					
John Candelaria, L OBP: 0.298, SLG: 0.299 (7, PR)																					
Willie Stargell, L OBP: 0.342, SLG: 0.420 (7, PR)																					
Jim Smith, R OBP: 0.319, SLG: 0.333 (7, 1)																					
Kent Tekulve, R OBP: 0.292, SLG: 0.271 (8, PH)																					
Dave Parker, R OBP: 0.285, SLG: 0.447 (8, PH)																					
Bill Madlock, R OBP: 0.266, SLG: 0.488 (8, 1)																					
Enrique Romo, R OBP: 0.203, SLG: 0.556 (10, 9)																					
Richie Hebner, L OBP: 0.268, SLG: 0.443 (10, 9)																					
Inning Stats	R: 0 E: 0 K: 3 S: 3	H: 0 LOB: 0 BB: 3	R: 0 E: 0 K: 1 S: 6	H: 1 LOB: 1 BB: 0 P: 6	R: 0 E: 0 K: 0 S: 3	H: 0 LOB: 1 BB: 1 P: 7	R: 0 E: 0 K: 0 S: 4	H: 1 LOB: 1 BB: 0 P: 4	R: 0 E: 0 K: 1 S: 6	H: 1 LOB: 1 BB: 0 P: 6	R: 1 E: 0 K: 1 S: 7	H: 3 LOB: 2 BB: 1 P: 11	R: 1 E: 0 K: 1 S: 7	H: 2 LOB: 3 BB: 2 P: 15	R: 0 E: 0 K: 1 S: 5	H: 0 LOB: 1 BB: 1 P: 9	R: 0 E: 0 K: 0 S: 3	H: 0 LOB: 0 BB: 0 P: 3	1B: 7 2B: 2 3B: 0 HR: 0	SF: 0 SAC: 1 DP: 0 HBP: 0	WP: 0 PA: 43 PB: 0 SB: 0 CS: 0
PITCHER	IP 7.2	WLS 35	BF 9	H 2	R 2	ER 2	SO 4	BB 4	IBB 0	HBP 0	BLK 1	WP 0	HR 0	S 39	P 55	ERA 2.35	WHIP 1.696				
Ed Lynch, R ERA: 3.47 (8, 1)	2.1	W	8	0	0	0	1	1	0	0	0	0	0	9	13	0.00	0.429				

AB	37
R	2
H	9
RBI	2
BB	5
SO	5
LOB	16



Batter	1	2	3	4	5	6	7	8	9	10	AB	R	H	RBI	BB	SO	LOB	BOTTOM	
Mike Howard, S OBP: 0.333, SLG: 0.313 (10, PH)	1B SF8		K			5-3		F9		1B	4	1	1	0	0	1	1	Pittsburgh Pirates @ New York Mets Shea Stadium, Flushing, NY Tue Sep 28 1982, 7:05 PM EDT Att: 3,921 - Unknown	
Ron Gardenhire, R OBP: 0.286, SLG: 0.310 (1, 6)	1B CS				4-3		1B FC5-2		K		4	0	2	0	0	1	1		
Ellis Valentine, R OBP: 0.294, SLG: 0.407 (9, 9)	SF8				6-3		1B E FC5-2				2	1	1	1	0	0	0		
Gary Reisch, L OBP: 0.317, SLG: 0.365 (1, 3)	1B				K		FC5-2 E		FC1-6 BB		4	0	0	0	0	2	4		
Dave Kingman, R OBP: 0.288, SLG: 0.441 (1, 7)	K						E6		F7		4	0	0	0	0	2	2		
George Foster, R OBP: 0.305, SLG: 0.362 (1, 5)					K		1-3 2-H		K		4	0	0	0	0	1	3		
Hubie Brooks, R OBP: 0.307, SLG: 0.329 (1, 4)					F9		K		FC5-4		4	0	0	0	0	1	3		
Brian Giles, R OBP: 0.277, SLG: 0.331 (1, 2)					K		F8				4	1	1	0	0	2	2		
Bruce Bochy, R OBP: 0.348, SLG: 0.524 (10, PH)					4-3		P4		P6		3	0	0	0	0	0	0		
Ron Hodges, L OBP: 0.358, SLG: 0.379 (1, 1)							K				2	0	0	0	0	2	0		
Ed Lynch, R ERA: 3.47 (8, 1)	2.1	L	11	2	1	1	1	1	1	0	1	1	1	1	1	19	3.86	1.286	
Jesse Orosco, R ERA: 2.79 (10, PH)	0.0		1	1	0	0	0	0	0	0	0	0	0	0	0	1	1	∞	
Mookie Wilson, S OBP: 0.315, SLG: 0.372 (10, 1)	0.0		1	1	0	0	0	0	0	0	0	0	0	0	0	1	1	∞	
Inning Stats	R: 1 E: 0 K: 1 S: 6	H: 2 LOB: 1 BB: 0 P: 6	R: 0 E: 0 K: 2 S: 7	H: 0 LOB: 0 BB: 0 P: 7	R: 0 E: 0 K: 2 S: 7	H: 0 LOB: 0 BB: 0 P: 7	R: 0 E: 0 K: 1 S: 5	H: 0 LOB: 0 BB: 0 P: 5	R: 1 E: 1 K: 1 S: 8	H: 2 LOB: 2 BB: 0 P: 8	R: 0 E: 0 K: 1 S: 6	H: 1 LOB: 1 BB: 0 P: 6	R: 0 E: 0 K: 0 S: 3	H: 0 LOB: 1 BB: 1 P: 7	R: 1 E: 0 K: 0 S: 3	H: 2 LOB: 2 BB: 1 P: 7	1B: 7 2B: 1 3B: 0 HR: 0	SF: 1 SAC: 1 DP: 1 HBP: 0	WP: 0 PA: 37 PB: 0 SB: 0 CS: 1
PITCHER	IP 6.0	WLS 19	BF 6	H 2	R 1	ER 1	SO 9	BB 0	IBB 0	HBP 0	BLK 0	WP 0	HR 0	S 37	P 50	ERA 1.50	WHIP 0.333		
John Candelaria, L ERA: 2.94 (7, 1)	1.0		6	2	1	0	1	0	0	0	0	0	0	8	8	0.00	2.000		
Kent Tekulve, R ERA: 4.65 (10, 1)	2.1	L	11	2	1	1	1	1	1	0	0	0	0	11	19	3.86	1.286		
Enrique Romo, R ERA: 1.81 (10, 1)	0.0		1	1	0	0	0	0	0	0	0	0	0	1	1	∞	∞		


AB	33
R	3
H	7
RBI	2
BB	2
SO	11
LOB	13



Batter	1	2	3	4	5	6	7	8	9	AB	R	H	RBI	BB	SO	LOB	TOP		
Tom Herr, S OBP: 0.342, SLG: 0.321 Mike Ramsey, S OBP: 0.305, SLG: 0.301	CS E 1B		6-3		BB BB 1B	1-3			F8	2	1	1	0	0	0	0			
Steve Braun, L OBP: 0.412, SLG: 0.368 David Green, R OBP: 0.314, SLG: 0.384	K		1B BB		BB BB 1B		6-3		1-3	1	1	0	0	2	1	1			
Lonnie Smith, R OBP: 0.379, SLG: 0.434	L3		FC5-4 1B		F9		F7			4	0	1	0	0	0	3			
Dane Iorg, L OBP: 0.356, SLG: 0.366	E7 1B		FC5-4		BB 1B BB		F9			3	0	1	1	1	0	2			
Willie McGee, S OBP: 0.321, SLG: 0.395 John Martin, S OBP: 0.167, SLG: 0.091 Darrell Porter, L OBP: 0.342, SLG: 0.386 Doug Bair, R OBP: 0.077, SLG: 0.077	6-3			S 1B	1-2 2-H 3-H 1B			F8		3	0	2	2	0	0	1			
Gene Tenace, R OBP: 0.447, SLG: 0.517		F8		F7	1-2 2-3 BB			K		3	0	0	0	1	1	1			
Julio Gonzalez, R OBP: 0.229, SLG: 0.284		E5	G6-4-3		K			K		4	0	0	0	0	3	4			
Kelly Paris, R OBP: 0.091, SLG: 0.095		G6-4-3		F9				F8		4	0	1	0	0	0	2			
John Stuper, R OBP: 0.140, SLG: 0.167 Gene Roof, S OBP: 0.333, SLG: 0.273			4-3		1B S 1B			6-3		1	0	0	0	0	0	0			
Inning Stats	R: 1 E: 1 K: 1 S: 7	H: 2 LOB: 1 BB: 0 P: 7	R: 0 E: 1 K: 0 S: 3	H: 0 LOB: 0 BB: 0 P: 3	R: 0 E: 0 K: 0 S: 4	H: 1 LOB: 2 BB: 1 P: 8	R: 0 E: 0 K: 1 S: 6	H: 1 LOB: 1 BB: 0 P: 6	R: 2 E: 0 K: 1 S: 7	H: 3 LOB: 3 BB: 3 P: 19	R: 0 E: 0 K: 0 S: 3	H: 0 LOB: 0 BB: 0 P: 3	R: 0 E: 0 K: 2 S: 7	H: 0 LOB: 0 BB: 0 P: 7	R: 0 E: 0 K: 0 S: 4	H: 1 LOB: 1 BB: 0 P: 4	1B: 8 2B: 0 3B: 0 HR: 0	SF: 0 SAC: 0 DP: 1 HBP: 0	WP: 0 PA: 38
PITCHER	IP	WLS	BF	H	R	ER	SO	BB	IBB	HBP	BLK	WP	HR	S	P	ERA	WHIP		
Don Robinson, R ERA: 4.23	(1, 1)	4.2	23	7	3	2	2	3	0	0	0	0	0	24	36	3.86	2.143		
Enrique Romo, R ERA: 4.41	(5, 1)	4.1	W	15	1	0	0	3	1	0	0	0	0	20	24	0.00	0.462		

St. Louis Cardinals @ Pittsburgh Pirates
Three Rivers Stadium, Pittsburgh, PA
Wed Sep 29 1982, 7:05 PM EDT
Att: 4,930 - Unknown

AB 34
R 3
H 8
RBI 3
BB 4
SO 5
LOB 17



Batter	1	2	3	4	5	6	7	8	9	AB	R	H	RBI	BB	SO	LOB	BOTTOM		
Omar Moreno, L OBP: 0.290, SLG: 0.311	BLK 2B	4-3		CS 1B			2B BB			2	2	1	0	2	0	0			
Johnny Ray, S OBP: 0.316, SLG: 0.383	WP 2B		6-3	CS	P4		P2			4	1	1	1	0	0	1			
Mike Easter, L OBP: 0.346, SLG: 0.447	2B BB		4-3		E		F8			3	2	1	0	1	0	1			
Jason Thompson, L OBP: 0.391, SLG: 0.511 Eddie Vargas, R OBP: 0.750, SLG: 1.000	1B G5-4-3 2B		1B 2B		E5		2B			2	2	2	2	0	0	0			
Richie Hebner, L OBP: 0.360, SLG: 0.444	G5-4-3 1B		1B		F8		G3			4	0	2	1	0	0	2			
Jim Morrison, R OBP: 0.283, SLG: 0.446	G5-4-3		FC5-4 BB		L5			F7		3	0	0	0	1	0	2			
Tony Peña, R OBP: 0.323, SLG: 0.435 Steve Nicosia, R OBP: 0.348, SLG: 0.340	K		FC5-4			F2		F9		1	0	0	0	0	1	0			
Dale Berra, R OBP: 0.308, SLG: 0.388		K		6-3		F2		P3		4	0	0	0	0	1	0			
Don Robinson, R OBP: 0.295, SLG: 0.398 Enrique Romo, R OBP: 0.300, SLG: 0.500		4-3		6-3		K				2	0	0	0	0	0	0			
Inning Stats	R: 4 E: 0 K: 1 S: 7	H: 3 LOB: 0 BB: 2 P: 15	R: 0 E: 0 K: 1 S: 5	H: 0 LOB: 0 BB: 0 P: 5	R: 1 E: 0 K: 0 S: 5	H: 2 LOB: 2 BB: 1 P: 9	R: 0 E: 0 K: 0 S: 3	H: 1 LOB: 0 BB: 0 P: 3	R: 1 E: 0 K: 0 S: 5	H: 1 LOB: 1 BB: 0 P: 5	R: 0 E: 0 K: 1 S: 5	H: 0 LOB: 0 BB: 0 P: 5	R: 1 E: 0 K: 0 S: 4	H: 1 LOB: 1 BB: 1 P: 8	R: 0 E: 0 K: 0 S: 3	H: 0 LOB: 0 BB: 0 P: 3	1B: 3 2B: 4 3B: 1 HR: 0	SF: 0 SAC: 0 DP: 1 HBP: 0	WP: 1 PA: 36
PITCHER	IP	WLS	BF	H	R	ER	SO	BB	IBB	HBP	BLK	WP	HR	S	P	ERA	WHIP		
John Stuper, R ERA: 3.41	(1, 1)		19	6	5	5	2	3	0	0	1	1	0	20	32	11.25	2.250		
John Martin, L ERA: 4.34	(5, 1)	3.0	L	13	2	2	2	1	1	0	0	0	0	14	18	6.00	1.000		
Doug Bair, R ERA: 2.62	(8, 1)	1.0		3	0	0	0	0	0	0	0	0	0	3	3	0.00	0.000		

St. Louis Cardinals @ Pittsburgh Pirates
Three Rivers Stadium, Pittsburgh, PA
Wed Sep 29 1982, 7:05 PM EDT
Att: 4,930 - Unknown

AB 31
R 7
H 8
RBI 6
BB 4
SO 3
LOB 8



Batter	1	2	3	4	5	6	7	8	9	AB	R	H	RBI	BB	SO	LOB	TOP					
Tom Herr, S (1,4) Mike Ramsey, S (3,4) OBP: 0.341, SLG: 0.320 OBP: 0.303, SLG: 0.298	F7		F9		P6		5-3			2	0	0	0	0	0	0	2					
Lonnie Smith, R (1,7) Jim Kaat, L (5,1) Gene Roof, S (7,7) OBP: 0.377, SLG: 0.432 OBP: 0.308, SLG: 0.250	6-3		K		F8			K		3	0	0	0	0	1	1	3					
Keith Hernandez, L (1,3) Dane Iorg, L (6,3) OBP: 0.399, SLG: 0.413 OBP: 0.395, SLG: 0.364	FC6-4 BB			1B G4-6-3 1B	F8			F7		2	1	1	0	1	0	0	2					
George Hendrick, R (1,9) Tito Landrum, R (6, PR) OBP: 0.326, SLG: 0.454 OBP: 0.393, SLG: 0.408	FC6-4 1-2			G4-6-3 BB 1B	E5 4-3 1B 1B					4	0	2	0	0	1	0	4					
Darrell Porter, L (1,2) Glenn Brummer, R (6,2) OBP: 0.342, SLG: 0.384 OBP: 0.259, SLG: 0.328				1-2 BB	4-3					2	0	0	0	1	0	1	2					
Ken Oberkfell, L (1,5) Julio Gonzalez, R (6,5) OBP: 0.341, SLG: 0.362 OBP: 0.226, SLG: 0.280				BB BB BB BB	2-3					3	0	1	1	0	0	2	3					
David Green, R (1,8) OBP: 0.312, SLG: 0.377				1-2 2-3 3-H 6-0	1B					3	0	0	0	1	0	3	3					
Kelly Paris, R (1,6) OBP: 0.115, SLG: 0.120										4	0	1	0	0	1	1	4					
Steve Mura, R (1,1) Steve Braun, L (5, PH) OBP: 0.091, SLG: 0.057 OBP: 0.400, SLG: 0.356										1	0	0	0	0	0	0	1					
Jeff Lahti, R (7,1) Doug Bair, R (8,1) OBP: 0.077, SLG: 0.077 OBP: 0.077, SLG: 0.077										0	0	0	0	0	0	0	0					
Inning Stats	R: 0 E: 0 K: 0 S: 3	H: 0 LOB: 1 BB: 1 P: 7	R: 0 E: 0 K: 0 S: 3	H: 0 LOB: 1 BB: 1 P: 7	R: 0 E: 0 K: 1 S: 5	H: 0 LOB: 0 BB: 0 P: 5	R: 1 E: 0 K: 0 S: 4	H: 2 LOB: 1 BB: 0 P: 8	R: 0 E: 0 K: 0 S: 4	H: 1 LOB: 0 BB: 0 P: 4	R: 1 E: 1 K: 0 S: 5	H: 2 LOB: 2 BB: 0 P: 5	R: 0 E: 0 K: 1 S: 5	H: 0 LOB: 0 BB: 0 P: 5	R: 0 E: 0 K: 2 S: 7	H: 0 LOB: 1 BB: 0 P: 11	R: 0 E: 0 K: 1 S: 5	H: 0 LOB: 0 BB: 0 P: 5	1B: 5 2B: 0 3B: 0 HR: 0	SF: 0 SAC: 0 DP: 1 HBP: 0	WP: 0 PA: 35 PB: 0 SB: 1 CS: 0	
PITCHER	IP WLS BF H R ER SO BB IBB HBP BLK WP HR S P ERA WHIP	Manny Sarmiento, R (1,1) ERA: 3.39	6.0 W 25 5 2 1 1 3 0 0 0 0 0 24 36 1.50 1.333	Rod Scurry, L (7,1) ERA: 1.75	3.0 S 10 0 0 0 4 1 0 0 0 0 0 17 21 0.00 0.333	PITCHER	IP WLS BF H R ER SO BB IBB HBP BLK WP HR S P ERA WHIP															

St. Louis Cardinals @ Pittsburgh Pirates
Three Rivers Stadium, Pittsburgh, PA
Thu Sep 30 1982, 7:05 PM EDT
Att: 4,237 - Unknown

AB	31
R	2
H	5
RBI	1
BB	4
SO	5
LOB	12



Batter	1	2	3	4	5	6	7	8	9	AB	R	H	RBI	BB	SO	LOB	BOTTOM			
Omar Moreno, L (1,8) OBP: 0.291, SLG: 0.315	G3		WP 3B		SF8 BB 1B	K				4	2	2	0	0	1	3	4			
Johnny Ray, S (1,4) OBP: 0.317, SLG: 0.383	1B PB 1B		4-3		FC6-4 BB	P3				3	1	1	0	1	0	3	3			
Mike Easter, L (1,7) OBP: 0.345, SLG: 0.446	1B E 1B		6-3		SF8	F7				3	1	1	1	0	0	0	3			
Eddie Vargas, R (1,3) OBP: 0.375, SLG: 0.571	6-3		K		SF7	G3				3	0	0	1	0	1	1	3			
Richie Hebner, L (1,9) OBP: 0.358, SLG: 0.441	E7 1B			K	FC6-4	F7				4	0	1	1	0	1	1	4			
Jim Morrison, R (1,5) OBP: 0.290, SLG: 0.461	5-3			E S SF9 BB	1B 3B					3	2	2	0	1	0	1	3			
Dale Berra, R (1,6) Rafael Belliard, R (6, PR) OBP: 0.389, SLG: 0.389 OBP: 0.500, SLG: 0.500					SF9	F9				2	0	1	2	0	0	0	2			
Junior Ortiz, R (1,2) OBP: 0.167, SLG: 0.167					1B	F9				1	0	0	0	0	0	1	1			
Manny Sarmiento, R (1,1) Willie Stargell, L (6, PH) Rod Scurry, L (7,1) OBP: 0.240, SLG: 0.191 OBP: 0.317, SLG: 0.414 OBP: 0.238, SLG: 0.333					5-3	K				4	0	1	0	0	1	1	4			
					4-3	F3				2	1	1	0	0	0	0	2			
Inning Stats	R: 2 E: 1 K: 0 S: 6	H: 3 LOB: 1 BB: 0 P: 6	R: 0 E: 0 K: 0 S: 3	H: 0 LOB: 0 BB: 0 P: 3	R: 1 E: 0 K: 1 S: 6	H: 1 LOB: 0 BB: 0 P: 6	R: 1 E: 0 K: 1 S: 5	H: 0 LOB: 0 BB: 1 P: 9	R: 2 E: 0 K: 0 S: 5	H: 2 LOB: 1 BB: 1 P: 9	R: 1 E: 0 K: 1 S: 8	H: 3 LOB: 3 BB: 0 P: 8	R: 0 E: 0 K: 0 S: 3	H: 0 LOB: 0 BB: 0 P: 3	R: 0 E: 0 K: 1 S: 6	H: 1 LOB: 1 BB: 0 P: 6	1B: 7 2B: 1 3B: 2 HR: 0	SF: 3 SAC: 0 DP: 0 HBP: 0	WP: 1 PA: 36 PB: 1 SB: 1 CS: 0	
PITCHER	IP WLS BF H R ER SO BB IBB HBP BLK WP HR S P ERA WHIP	Steve Mura, R (1,1) ERA: 4.05	4.0 L 17 4 4 2 2 1 0 0 0 0 0 13 17 13.50 3.000	Jim Kaat, L (5,1) ERA: 3.57	2.0 12 5 3 3 1 1 0 0 0 0 0 0 3 3 0.00 0.000	Jeff Lahti, R (7,1) ERA: 3.83	1.0 3 0 0 0 0 0 0 0 0 0 0 3 3 0.00 0.000	Doug Bair, R (8,1) ERA: 2.59	1.0 4 1 0 0 0 1 0 0 0 0 0 6 6 0.00 1.000	PITCHER	IP WLS BF H R ER SO BB IBB HBP BLK WP HR S P ERA WHIP									

St. Louis Cardinals @ Pittsburgh Pirates
Three Rivers Stadium, Pittsburgh, PA
Thu Sep 30 1982, 7:05 PM EDT
Att: 4,237 - Unknown

AB	31
R	7
H	10
RBI	5
BB	2
SO	4
LOB	14



Batter	1	2	3	4	5	6	7	8	9	AB	R	H	RBI	BB	SO	LOB	TOP										
Bryan Little, S OBP: 0.277, SLG: 0.214 (1, 6)	F9			G3		G3	FC6			4	0	0	0	0	0	1	Montreal Expos @ Pittsburgh Pirates Three Rivers Stadium, Pittsburgh, PA Sat Oct 02 1982, 7:05 PM EDT Att: 4,496 - Unknown										
Tim Raines, S OBP: 0.354, SLG: 0.370 (1, 7)	F8			4-3		HR		4-3		4	1	1	1	0	0	0											
Andre Dawson, R OBP: 0.340, SLG: 0.492 (1, 8)	K			WP		2B		G6-3	1B	4	0	3	0	0	1	0											
Al Oliver, L OBP: 0.391, SLG: 0.513 (1, 3)		L7			4-0			G6-3		2	0	0	0	2	0	1											
Gary Carter, R OBP: 0.381, SLG: 0.510 (1, 2)		L8			0-0			P5		4	0	0	0	0	0	4											
Tim Lincecum, R OBP: 0.313, SLG: 0.468 (1, 5)		P1			0-3		K	F8		4	0	0	0	0	2	2											
Roy Johnson, L OBP: 0.235, SLG: 0.281 (1, 9)			K		0-0					4	0	1	0	0	2	0											
Jeff Reardon, R OBP: 0.100, SLG: 0.200 (9, 1)									6-3	0	0	0	0	0	0	0											
Doug Flynn, R OBP: 0.238, SLG: 0.270 (1, 4)				F4-3		F8		F9		3	0	0	0	0	0	1											
Bill Gullickson, R OBP: 0.133, SLG: 0.159 (1, 1)				5-3		F9				3	0	1	0	0	0	1											
Dan Schatzeder, L OBP: 0.256, SLG: 0.231 (9, 1)										0	0	0	0	0	0	0											
Warren Cromartie, L OBP: 0.349, SLG: 0.402 (9, 9)								FC6	1B	0	0	0	0	0	0	0											
Inning Stats	R: 0 E: 0 K: 1 S: 5	H: 0 LOB: 0 BB: 0 P: 5	R: 0 E: 0 K: 0 S: 3	H: 0 LOB: 0 BB: 0 P: 3	R: 0 E: 0 K: 1 S: 5	H: 0 LOB: 0 BB: 0 P: 5	R: 0 E: 0 K: 0 S: 4	H: 1 LOB: 2 BB: 1 P: 8	R: 0 E: 0 K: 1 S: 6	H: 1 LOB: 1 BB: 0 P: 6	R: 1 E: 0 K: 0 S: 5	H: 2 LOB: 2 BB: 1 P: 9	R: 0 E: 0 K: 1 S: 6	H: 1 LOB: 1 BB: 0 P: 6	R: 0 E: 0 K: 0 S: 3	H: 1 LOB: 0 BB: 0 P: 3	R: 0 E: 0 K: 1 S: 5	H: 0 LOB: 0 BB: 0 P: 5	1B: 3 2B: 2 3B: 0 HR: 1	SF: 0 SAC: 0 DP: 1 HBP: 0	WP: 1 PB: 0 CS: 0	PA: 34					
PITCHER	IP	WLS	BF	H	R	ER	SO	BB	IBB	HBP	BLK	WP	HR	S	P	ERA	WHIP										
Rick Rhoden, R ERA: 4.14 (1, 1)	8.0		31	6	1	1	4	2	0	0	0	1	1	37	45	1.12	1.000										
Kent Tekulve, R ERA: 2.87 (9, 1)	1.0	W	3	0	0	0	1	0	0	0	0	0	0	5	5	0.00	0.000										

AB	32
R	1
H	6
RBI	1
BB	2
SO	5
LOB	10



Batter	1	2	3	4	5	6	7	8	9	AB	R	H	RBI	BB	SO	LOB	BOTTOM										
Omar Moreno, L OBP: 0.292, SLG: 0.315 (1, 8)	F8			2-3		G3			SH3-4	1B	4	1	1	0	0	1	Montreal Expos @ Pittsburgh Pirates Three Rivers Stadium, Pittsburgh, PA Sat Oct 02 1982, 7:05 PM EDT Att: 4,496 - Unknown										
Johnny Ray, S OBP: 0.317, SLG: 0.382 (1, 4)	F8					G3			SH3-4		3	0	1	0	0	1											
Mike Easter, L OBP: 0.340, SLG: 0.439 (1, 7)											3	0	0	0	0	1											
Brian Harper, R OBP: 0.300, SLG: 0.517 (9, PH)	F9			F8			6-3		1B	0	0	0	0	1	0	0											
Richie Hebner, L OBP: 0.361, SLG: 0.439 (1, 3)		F7			F7			F8		4	0	0	0	0	0	2											
Doug Frobel, L OBP: 0.250, SLG: 0.484 (1, 9)										3	1	2	1	0	1	0											
Bill Madlock, R OBP: 0.368, SLG: 0.488 (9, PH)		K								1	0	1	1	0	0	0											
Jim Morrison, R OBP: 0.293, SLG: 0.454 (1, 5)							5-3			3	0	0	0	0	1	1											
Dale Berra, R OBP: 0.306, SLG: 0.386 (1, 6)					F4					3	0	0	0	0	0	0											
Junior Ortiz, R OBP: 0.308, SLG: 0.333 (1, 2)									F9	3	0	1	0	0	0	0											
Rick Rhoden, R OBP: 0.287, SLG: 0.446 (1, 1)										1	0	0	0	0	0	0											
Willie Stargell, L OBP: 0.310, SLG: 0.403 (8, PH)										1	0	0	0	0	1	0											
Kent Tekulve, R OBP: 0.071, SLG: 0.071 (9, 1)										0	0	0	0	0	0	0											
Inning Stats	R: 0 E: 0 K: 0 S: 3	H: 0 LOB: 0 BB: 0 P: 3	R: 0 E: 0 K: 2 S: 7	H: 0 LOB: 0 BB: 0 P: 7	R: 0 E: 0 K: 0 S: 3	H: 0 LOB: 0 BB: 0 P: 3	R: 0 E: 0 K: 0 S: 3	H: 1 LOB: 0 BB: 0 P: 3	R: 1 E: 0 K: 0 S: 4	H: 1 LOB: 0 BB: 0 P: 4	R: 0 E: 0 K: 0 S: 4	H: 1 LOB: 1 BB: 0 P: 4	R: 0 E: 0 K: 1 S: 5	H: 0 LOB: 0 BB: 0 P: 5	R: 1 E: 0 K: 0 S: 4	H: 2 LOB: 2 BB: 1 P: 8	1B: 3 2B: 2 3B: 0 HR: 1	SF: 0 SAC: 2 DP: 0 HBP: 0	WP: 0 PB: 0 CS: 1	PA: 32							
PITCHER	IP	WLS	BF	H	R	ER	SO	BB	IBB	HBP	BLK	WP	HR	S	P	ERA	WHIP										
Bill Gullickson, R ERA: 3.57 (1, 1)	8.1	L	29	5	2	2	3	0	0	0	0	0	0	35	35	2.16	0.600										
Dan Schatzeder, L ERA: 5.32 (9, 1)	0.1		2	0	0	0	0	0	1	0	0	0	0	1	5	0.00	0.000										
Jeff Reardon, R ERA: 2.06 (9, 1)	0.0		1	1	0	0	0	0	0	0	0	0	0	1	1	∞	∞										



Batter	1	2	3	4	5	6	7	8	9	AB	R	H	RBI	BB	SO	LOB	TOP										
Tim Raines, S OBP: 0.353, SLG: 0.369 (1, 7)										4	1	1	1	0	1	0	Montreal Expos @ Pittsburgh Pirates Three Rivers Stadium, Pittsburgh, PA Sun Oct 03 1982, 3:33 AM EDT Att: 14,948 - Unknown										
Andre Dawson, R OBP: 0.343, SLG: 0.498 (1, 8)										4	1	3	2	0	1	0											
Al Oliver, L OBP: 0.392, SLG: 0.514 Roy Johnson, L OBP: 0.235, SLG: 0.281 Mike Stenhouse, L (8, PH) Joel Youngblood, R OBP: 0.299, SLG: 0.318 (8, 9)										3	1	2	0	0	0	1											
Gary Carter, R OBP: 0.381, SLG: 0.510 (1, 2)										4	1	1	0	0	2	2											
Tim Wallach, R OBP: 0.313, SLG: 0.471 (1, 5)										4	1	1	3	0	1	1											
Warren Cromartie, L OBP: 0.366, SLG: 0.398 (1, 9) (6, 3)										4	0	0	0	0	0	1											
Chris Speier, R OBP: 0.316, SLG: 0.360 (1, 6)										4	1	2	0	0	0	0											
Doug Flynn, R OBP: 0.236, SLG: 0.268 (1, 4)										4	0	0	0	0	0	2											
Steve Rogers, R OBP: 0.229, SLG: 0.141 (1, 1)										3	0	0	0	0	1	1											
Inning Stats	R: 0 E: 0 K: 0 S: 4	H: 1 LOB: 1 BB: 0 P: 4	R: 0 E: 0 K: 0 S: 3	H: 0 LOB: 0 BB: 0 P: 3	R: 0 E: 0 K: 2 S: 7	H: 0 LOB: 0 BB: 0 P: 7	R: 1 E: 0 K: 1 S: 7	H: 2 LOB: 1 BB: 0 P: 7	R: 2 E: 1 K: 0 S: 5	H: 3 LOB: 0 BB: 0 P: 5	R: 3 E: 0 K: 0 S: 6	H: 3 LOB: 0 BB: 0 P: 6	R: 0 E: 0 K: 1 S: 5	H: 0 LOB: 0 BB: 0 P: 5	R: 0 E: 0 K: 3 S: 9	H: 0 LOB: 0 BB: 0 P: 9		R: 0 E: 0 K: 0 S: 4	H: 1 LOB: 1 BB: 0 P: 4	1B: 7 2B: 1 3B: 0 HR: 2	SF: 0 SAC: 1 DP: 0 HBP: 0	WP: 2 PB: 0 CS: 1	PA: 37				
PITCHER	IP	WLS	BF	H	R	ER	SO	BB	IBB	HBP	BLK	WP	HR	S	P	ERA	WHIP										
Don Robinson, R ERA: 4.28 (1, 1)	8.0	L	32	9	6	5	7	0	0	0	0	2	2	46	46	5.62	1.125										
Rod Scurry, L ERA: 1.74 (9, 1)	1.0		4	1	0	0	0	0	0	0	0	0	0	4	4	0.00	1.000										

AB	35
R	6
H	10
RBI	6
BB	0
SO	7
LOB	8



Batter	1	2	3	4	5	6	7	8	9	AB	R	H	RBI	BB	SO	LOB	BOTTOM										
Willie Stargell, L OBP: 0.316, SLG: 0.411 Doug Frobel, L OBP: 0.229, SLG: 0.441 (1, PR) (2, 9)										1	0	1	0	0	0	0	Montreal Expos @ Pittsburgh Pirates Three Rivers Stadium, Pittsburgh, PA Sun Oct 03 1982, 3:33 AM EDT Att: 14,948 - Unknown										
Omar Moreno, L OBP: 0.292, SLG: 0.315 (1, 8)										4	0	1	0	0	1	1											
Johnny Ray, S OBP: 0.318, SLG: 0.382 (1, 4)										3	0	1	0	1	0	1											
Mike Easter, L OBP: 0.337, SLG: 0.436 (1, 7)										3	0	0	1	0	1	1											
Richie Hebner, L OBP: 0.357, SLG: 0.434 (1, 9) (2, 3)										3	0	0	0	0	0	2											
Jim Morrison, R OBP: 0.289, SLG: 0.448 (1, 5)										3	0	0	0	0	1	0											
Nelson Norman, S (1, 6)										3	0	0	0	0	0	0											
Junior Ortiz, R OBP: 0.250, SLG: 0.267 (1, 2)										3	0	0	0	0	2	0											
Don Robinson, R OBP: 0.311, SLG: 0.412 John Milner, L OBP: 0.308, SLG: 0.321 Rod Scurry, L OBP: 0.238, SLG: 0.333 (1, 1) (8, PH) (9, 1)										2	0	2	0	0	0	0											
Inning Stats	R: 1 E: 0 K: 0 S: 4	H: 2 LOB: 2 BB: 1 P: 8	R: 0 E: 0 K: 0 S: 3	H: 0 LOB: 0 BB: 0 P: 3	R: 0 E: 0 K: 1 S: 6	H: 1 LOB: 1 BB: 0 P: 6	R: 0 E: 0 K: 2 S: 7	H: 0 LOB: 0 BB: 0 P: 7	R: 0 E: 0 K: 1 S: 6	H: 1 LOB: 1 BB: 0 P: 6	R: 0 E: 0 K: 1 S: 5	H: 1 LOB: 0 BB: 0 P: 5	R: 0 E: 0 K: 0 S: 3	H: 0 LOB: 0 BB: 0 P: 3	R: 0 E: 0 K: 2 S: 7	H: 0 LOB: 0 BB: 0 P: 7		R: 0 E: 0 K: 0 S: 3	H: 0 LOB: 0 BB: 0 P: 3	1B: 5 2B: 0 3B: 0 HR: 0	SF: 1 SAC: 0 DP: 1 HBP: 0	WP: 0 PB: 0 CS: 1	PA: 31				
PITCHER	IP	WLS	BF	H	R	ER	SO	BB	IBB	HBP	BLK	WP	HR	S	P	ERA	WHIP										
Steve Rogers, R ERA: 2.4 (1, 1)	9.0	W	31	5	1	1	7	1	0	0	0	0	0	44	48	1.00	0.667										

