

Pittsburgh Pirates - 1983

Batter	1	2	3	4	5	6	7	8	9	AB R H RBI BB SO LOB	TOP
--------	---	---	---	---	---	---	---	---	---	----------------------	-----

Lee Lacy, R OBP: 0.400, SLG: 1.000 (1, 7) X	0-0 HR		0-0 F9		0-0 4-3		0-0 S 1B		0-3 K	5 1 2 1 0 1 0	
Lee Mazzilli, S OBP: 0.800, SLG: 1.667 (1, 8) X	0-0 F8		0-0 S 1B		0-0 HR		4-0 BB 1-2 C1-4-6		4-0 1B HR BB	3 2 2 1 2 0 0	
Bill Madlock, R OBP: 0.400, SLG: 0.250 (1, 5) X	0-0 5-3		4-0 BB 1-2		0-0 6-3		0-0 F2		0-0 HR 1-3 1B	4 1 1 0 1 0 2	
Jason Thompson, L OBP: 0.600, SLG: 1.500 (1, 3) B B B	4-0 BB		0-3 K		0-0 2B		0-3 K		0-0 HR 1-H 3-H	4 1 2 3 1 2 4	
Dave Parker, L OBP: 0.200, SLG: 0.200 (1, 9) X	0-0 F8		0-3 K2-3		0-0 4-3		0-0 FC1-4-6 1-2f		0-0 1B S 1B	5 0 1 0 0 1 6	

Johnny Ray, S (1, 4) X		0-0 6-3		0-0 F9		0-0 F8		0-0 E4 SF9	4-0 1B BB	4 1 0 0 1 0 0	
---------------------------	--	---------	--	--------	--	--------	--	---------------	--------------	---------------	--

Tony Peña, R OBP: 0.600, SLG: 0.667 (1, 2) B B B		4-0 FC5-4 BB		0-0 F3		0-0 BB 1B		0-0 SF9 3-H	0-0 1B 1-2 2-3	3 0 2 1 1 0 0	
--	--	-----------------	--	--------	--	--------------	--	----------------	----------------------	---------------	--

Dale Berra, R OBP: 0.400, SLG: 1.000 (1, 6) X		0-0 F8		0-0 HR		4-0 G4-3 BB		0-3 K	0-3 K	4 1 1 1 1 2 4	
---	--	--------	--	--------	--	----------------	--	-------	-------	---------------	--

John Candelaria, L (1, 1) X		0-0 FC5-4 1-2f		0-0 1-6-3		0-0 G4-3 1-2f		0-3 K	0-3 K	5 0 0 0 0 2 6	
--------------------------------	--	-------------------	--	-----------	--	------------------	--	-------	-------	---------------	--

<b>Inning Stats</b>	R: 1 E: 0 K: 0 S: 4	H: 1 LOB: 1 BB: 1 P: 8	R: 0 E: 0 K: 0 S: 3	H: 0 LOB: 1 BB: 1 P: 7	R: 0 E: 0 K: 2 S: 8	H: 1 LOB: 2 BB: 1 P: 12	R: 1 E: 0 K: 0 S: 4	H: 1 LOB: 0 BB: 0 P: 4	R: 1 E: 0 K: 0 S: 5	H: 2 LOB: 1 BB: 0 P: 5	R: 0 E: 0 K: 1 S: 6	H: 1 LOB: 2 BB: 1 P: 10	R: 0 E: 1 K: 2 S: 8	H: 0 LOB: 0 BB: 0 P: 8	R: 3 E: 0 K: 3 S: 13	H: 4 LOB: 3 BB: 2 P: 21	1B: 6 2B: 1 3B: 0 HR: 4	SF: 1 SAC: 0 DP: 1 HBP: 0	WP: 0 PB: 0 SB: 3 CS: 0	PA: 45
---------------------	------------------------------	---------------------------------	------------------------------	---------------------------------	------------------------------	----------------------------------	------------------------------	---------------------------------	------------------------------	---------------------------------	------------------------------	----------------------------------	------------------------------	---------------------------------	-------------------------------	----------------------------------	----------------------------------	------------------------------------	----------------------------------	--------

<b>PITCHER</b>	IP	WLS	BF	H	R	ER	SO	BB	IBB	HBP	BLK	WP	HR	S	P	ERA	WHIP	<b>PITCHER</b>	IP	WLS	BF	H	R	ER	SO	BB	IBB	HBP	BLK	WP	HR	S	P	ERA	WHIP			
Bob Forsch, R ERA: 5.06 (1, 1)	5.1	L	26	6	3	3	2	4	0	0	0	0	3	26	42	5.06	1.875	Eric Rasmussen, R ERA: (9, 1)	0.2		3	1	0	0	2	0	0	0	0	0	7	7	0.00	1.500				
John Martin, L ERA: (6, 1)	0.2		1	0	0	0	0	0	0	0	0	0	0	1	1	0.00	0.000																					
Jeff Lahti, R ERA: (7, 1)	0.1		3	1	0	0	0	1	0	0	0	0	0	2	6	0.00	6.000																					
Jim Kaat, L ERA: (7, 1)	0.2		3	0	1	0	1	0	0	0	0	0	0	5	5	0.00	0.000																					
Doug Bair, R ERA: 20.25 (8, 1)	1.1		9	3	3	3	3	2	0	0	0	0	1	13	21	20.25	3.750																					

**Pittsburgh Pirates @ St. Louis Cardinals**  
 Busch Stadium, St. Louis, MO  
 Tue Apr 05 1983, 3:33 AM CST  
 Att: 43,509 - Unknown

livebaseballscorecards.com

<b>AB</b>	37
<b>R</b>	7
<b>H</b>	11
<b>RBI</b>	7
<b>BB</b>	7
<b>SO</b>	8
<b>LOB</b>	22







Batter	1	2	3	4	5	6	7	8	9	AB R H RBI BB SO LOB
Omar Moreno, L (1, 8) OBP: 0.357, SLG: 0.500	0-0 1B		0-0 1B	0-0 F6			0-0 FC3-6		0-3 K	5 1 2 0 0 1 2
Bill Doran, S (1, 4) OBP: 0.286, SLG: 0.091	0-3 K		0-0 F9		0-0 6-3		0-0 4-3		4-0 BB	4 0 0 0 1 1 4
Dickie Thon, R (1, 6) OBP: 0.500, SLG: 0.500	0-3 K		4-0 1B FC5-2 BB		0-0 CS 1B			0-0 1B FC1-5 1B	0-3 K	4 0 2 0 1 2 3
Phil Garner, R (1, 5) OBP: 0.385, SLG: 0.417	0-0 G2		0-0 FC5-2 BB 1B		0-0 5-3			0-0 F9		4 0 1 2 0 0 3
Jose Cruz, L (1, 7) OBP: 0.462, SLG: 0.455		0-3 K	4-0 FC5-2 BB		0-0 G3			0-0 FC1-5 1B		3 0 1 0 1 1 0
Ray Knight, R (1, 3) OBP: 0.231, SLG: 0.167		4-0 BB	0-0 FC5-2		0-0 4-3			0-0 FC1-5		3 0 0 0 1 0 5
Terry Puhl, L (1, 9) OBP: 0.154, SLG: 0.083		0-0 F7	0-0 F9		0-0 L6			0-3 K		4 0 0 0 0 1 6
Mike Madden, L (9, 1)										0 0 0 0 0 0 0
Alan Ashby, S (1, 2) OBP: 0.500, SLG: 0.667		0-0 5-3			0-0 L9-3 1B			0-0 4-3		4 0 2 0 0 0 1
Kevin Bass, S (9, PR)										0 0 0 0 0 0 0
Bob Knepper, L (1, 1) OBP: 0.667, SLG: 0.667			0-0 F9 1B		0-0 L9-3			0-0 FC3-6 1B		3 1 2 0 0 0 1
Tony Scott, S (9, 9) OBP: 0.500, SLG: 0.333									0-3 K	1 0 0 0 0 1 1


Inning Stats	R: 0 E: 0 K: 2 S: 8	H: 1 LOB: 1 BB: 0 P: 8	R: 0 E: 0 K: 1 S: 5	H: 0 LOB: 1 BB: 1 P: 9	R: 2 E: 0 K: 0 S: 6	H: 3 LOB: 3 BB: 2 P: 14	R: 0 E: 0 K: 0 S: 3	H: 1 LOB: 0 BB: 0 P: 3	R: 0 E: 0 K: 0 S: 3	H: 1 LOB: 0 BB: 0 P: 3	R: 0 E: 0 K: 0 S: 3	H: 0 LOB: 0 BB: 0 P: 3	R: 0 E: 0 K: 0 S: 4	H: 1 LOB: 1 BB: 0 P: 4	R: 0 E: 0 K: 1 S: 7	H: 2 LOB: 2 BB: 0 P: 7	R: 0 E: 0 K: 3 S: 10	H: 1 LOB: 2 BB: 1 P: 14	1B: 9 2B: 2 3B: 0 HR: 0	SF: 0 SAC: 0 DP: 1 HBP: 0
--------------	------------------------------	---------------------------------	------------------------------	---------------------------------	------------------------------	----------------------------------	------------------------------	---------------------------------	------------------------------	---------------------------------	------------------------------	---------------------------------	------------------------------	---------------------------------	------------------------------	---------------------------------	-------------------------------	----------------------------------	----------------------------------	------------------------------------

**BOTTOM**

**Pittsburgh Pirates @ Houston Astros**  
Astrodome, Houston, TX

Thu Apr 07 1983, 7:05 PM EST  
Att. 7,741 - Unknown

<b>AB</b>	<b>35</b>
<b>R</b>	<b>2</b>
<b>H</b>	<b>10</b>
<b>RBI</b>	<b>2</b>
<b>BB</b>	<b>4</b>
<b>SO</b>	<b>7</b>
<b>LOB</b>	<b>26</b>



PITCHER	IP	WLS	BF	H	R	ER	SO	BB	IBB	HBP	BLK	WP	HR	S	P	ERA	WHIP
Rick Rhoden, R (1, 1) ERA: 2.45	7.1		32	9	2	2	3	3	0	0	0	0	0	35	47	2.46	1.636
Kent Tekulve, R (8, 1) ERA:	0.1		1	0	0	0	0	0	0	0	0	0	0	1	1	0.00	0.000
Rod Scurry, L (8, 1) ERA:	1.1	W	6	1	0	0	4	1	0	0	0	0	0	13	17	0.00	1.500

Batter	1	2	3	4	5	6	7	8	9	AB R H RBI BB SO LOB	TOP															
Lee Lacy, R (1, 7) OBP: 0.400, SLG: 0.800	0-0 F8		0-0 5-3		0-0 4-3 SF8 2B		0-0 4-3 S 1B		0-0 HR 3B	5 2 3 0 0 0 0	<b>Pittsburgh Pirates @ Houston Astros</b> Astrodome, Houston, TX Fri Apr 08 1983, 7:05 PM EST Att. 10,862 - Unknown <a href="http://livebaseballscorecards.com">livebaseballscorecards.com</a>															
Lee Mazzilli, S (1, 8) OBP: 0.467, SLG: 0.833	0-3 K		4-0 CS BB		0-0 4-3		0-0 4-3		0-0 HR	4 1 1 2 1 1 2																
Bill Madlock, R (1, 5) OBP: 0.333, SLG: 0.250	0-0 E6 1B		0-0 5-3		0-0 SF8		0-0 6-3		0-0 5-3	4 0 0 1 0 0 2																
Jason Thompson, L (1, 3) OBP: 0.400, SLG: 0.615	0-0 1-3 1B				0-3 K				0-0 3-1	4 0 1 0 1 2 0																
Dave Parker, L (1, 9) OBP: 0.357, SLG: 0.308 Brian Harper, R (8, PR)	0-0 1-3				0-0 2B 6-3 1B				0-0 2B 1B	4 1 2 0 0 0 3 0 1 0 0 0 0 0																
Johnny Ray, S (1, 4) OBP: 0.333, SLG: 0.364					0-0 1-3 2B				0-0 F4	4 0 2 0 0 1 1																
Tony Peña, R (1, 2) OBP: 0.538, SLG: 0.636					0-0 6-3				0-0 L5	4 0 1 2 0 0 2																
Dale Berra, R (1, 6) OBP: 0.417, SLG: 1.000					0-0 3-H 4-0 IBB				0-3 F3	3 0 1 0 1 1 2																
Lee Tunnell, R (1, 1) Kent Tekulve, R (5, 1) Mike Easler, L (7, PH) Manny Sarmiento, R (7, 1) Rod Scurry, L (8, 1) Gene Tenace, R (9, PH) Jim Bibby, R (9, 1)					0-0 6-3				0-0 F8	2 0 0 0 0 0 3 0 0 0 0 0 0 0 1 0 1 0 0 0 0 0 0 0 0 0 0 0 0 0																
<b>Inning Stats</b>	R: 0 E: 1 K: 1 S: 7	H: 1 LOB: 2 BB: 0 P: 7	R: 0 E: 0 K: 0 S: 4	H: 2 LOB: 1 BB: 0 P: 4	R: 0 E: 0 K: 0 S: 2	H: 0 LOB: 0 BB: 1 P: 6	R: 1 E: 0 K: 1 S: 7	H: 2 LOB: 2 BB: 1 P: 11	R: 1 E: 0 K: 0 S: 4	H: 1 LOB: 1 BB: 1 P: 8	R: 0 E: 0 K: 1 S: 5	H: 0 LOB: 0 BB: 0 P: 5	R: 0 E: 0 K: 0 S: 4	H: 1 LOB: 1 BB: 0 P: 4	R: 1 E: 0 K: 2 S: 9	H: 2 LOB: 2 BB: 0 P: 9	R: 2 E: 0 K: 0 S: 5	H: 2 LOB: 0 BB: 0 P: 5	1B: 5 2B: 4 3B: 1 HR: 1	SF: 1 SAC: 0 DP: 1 HBP: 0	WP: 0 PB: 0 SB: 1 CS: 1	PA: 40				
<b>PITCHER</b>	IP WLS BF H R ER SO BB IBB HBP BLK WP HR S P ERA WHIP																									
Vern Ruhle, R (1, 1) ERA: 3.6	5.0		23	6	2	2	2	2	2	2	0	0	24	36	3.60	1.600										
Julio Solano, R (6, 1) ERA: 2.25	2.0		7	1	0	0	1	0	0	0	0	0	9	9	0.00	0.500										
Frank DiPino, L (8, 1) ERA: 10.8	1.1	L	7	3	2	2	2	0	0	0	0	0	11	11	13.50	2.250										
Dave Smith, R (9, 1) ERA: 20.25	0.2		3	1	1	1	0	0	0	0	0	0	1	3	13.50	1.500										



Batter	1	2	3	4	5	6	7	8	9	AB R H RBI BB SO LOB
Omar Moreno, L OBP: 0.474, SLG: 0.579 (1, 8)	0-0 G5-4-3 1B		0-0 1B 2B 1B		0-0 1-2 BB 1B		0-0 1B		0-0 4-3	5 1 4 0 0 0 0
Bill Doran, S OBP: 0.333, SLG: 0.143 (1, 4)	0-0 F7		0-0 2B 1-3 2-H 1B		4-0 1-2 2-3 BB		0-0 F7			3 0 1 1 1 0 2
Dickie Thon, R OBP: 0.444, SLG: 0.500 (1, 6)	0-0 G5-4-3 1-2f		0-0 1-3 3-H 2B		0-0 G1-4-3 1-2f		0-3 K			4 0 1 1 0 1 5
Phil Garner, R OBP: 0.353, SLG: 0.375 (1, 5)		0-3 K	0-0 F8		0-0 FC5-6 BB 1B		0-0 F7			4 0 1 0 0 1 2
Jose Cruz, L OBP: 0.471, SLG: 0.429 (1, 7)		0-0 5-3		0-0 G3		4-0 1-2 BB FC5-6		0-0 3B 1B		3 1 1 0 1 0 0
Ray Knight, R OBP: 0.176, SLG: 0.125 (1, 3)		0-0 5-3		0-0 5-3		0-0 FC5-6 1-2 2-3f		0-3 K		4 0 0 0 0 1 3
Terry Puhl, L OBP: 0.235, SLG: 0.313 (1, 9)			0-3 K	0-0 CS 1B		0-0 F7		0-0 1-H 3B		4 0 2 1 0 1 2
Dave Smith, R (9, 1)										0 0 0 0 0 0 0
Alan Ashby, S OBP: 0.400, SLG: 0.444 (1, 2)			4-0 1B BB	0-0 CS 1-2	0-0 4-3	0-0 F7		0-0 F6		3 1 0 0 1 0 2
Vern Ruhle, R (1, 1)			0-3 K		0-0 BB 1B		0-3 K		0-0 F6	1 0 0 0 0 0 1 1
Kevin Bass, S (5, PH)										1 0 1 0 0 0 0 0
Julio Solano, R (6, 1)										0 0 0 0 0 0 0 0
Denny Walling, L (7, PH)										1 0 0 0 0 0 1 0
Frank DiPino, L (8, 1)										0 0 0 0 0 0 0 0
Tony Scott, S (9, 9)										1 0 0 0 0 0 0 0

**BOTTOM**

**Pittsburgh Pirates @ Houston Astros**  
Astrodome, Houston, TX  
Fri Apr 08 1983, 7:05 PM EST  
Att. 10,862 - Unknown

[livebaseballscorecards.com](http://livebaseballscorecards.com)

<b>AB</b>	<b>34</b>
<b>R</b>	<b>3</b>
<b>H</b>	<b>11</b>
<b>RBI</b>	<b>3</b>
<b>BB</b>	<b>3</b>
<b>SO</b>	<b>6</b>
<b>LOB</b>	<b>17</b>



Inning Stats	R: 0	H: 1	E: 0	K: 0	S: 3	LOB: 0	BB: 0	P: 3	R: 0	H: 0	E: 0	K: 1	S: 5	LOB: 0	BB: 0	P: 5	R: 2	H: 3	E: 0	K: 2	S: 10	LOB: 2	BB: 1	P: 14	R: 0	H: 1	E: 0	K: 0	S: 3	LOB: 0	BB: 0	P: 3	R: 0	H: 2	E: 0	K: 0	S: 4	LOB: 2	BB: 1	P: 8	R: 0	H: 1	E: 0	K: 2	S: 8	LOB: 1	BB: 0	P: 8	R: 1	H: 2	E: 0	K: 1	S: 6	LOB: 1	BB: 0	P: 6	R: 0	H: 0	E: 0	K: 0	S: 3	LOB: 0	BB: 0	P: 3	1B: 9	SF: 0	2B: 1	SAC: 0	3B: 1	DP: 2	HR: 0	HBP: 0	WP: 0	PA: 38	PB: 0	SB: 0	CS: 1	ERA	WHIP
--------------	------	------	------	------	------	--------	-------	------	------	------	------	------	------	--------	-------	------	------	------	------	------	-------	--------	-------	-------	------	------	------	------	------	--------	-------	------	------	------	------	------	------	--------	-------	------	------	------	------	------	------	--------	-------	------	------	------	------	------	------	--------	-------	------	------	------	------	------	------	--------	-------	------	-------	-------	-------	--------	-------	-------	-------	--------	-------	--------	-------	-------	-------	-----	------

PITCHER	IP	WLS	BF	H	R	ER	SO	BB	IBB	HBP	BLK	WP	HR	S	P	ERA	WHIP
Lee Tunnell, R (1, 1) ERA: 4.15	4.1		20	7	2	2	3	2	0	0	0	0	0	24	32	4.15	2.077
Kent Tekulve, R (5, 1) ERA:	1.2		6	1	0	0	0	1	0	0	0	0	0	5	9	0.00	1.200
Manny Sarmiento, R (7, 1) ERA: 6.75	1.1		6	2	1	1	2	0	0	0	0	0	0	10	10	6.75	1.500
Rod Scurry, L (8, 1) ERA:	0.2	W	2	1	0	0	1	0	0	0	0	0	0	4	4	0.00	1.500
Jim Bibby, R (9, 1) ERA:	1.0	S	3	0	0	0	0	0	0	0	0	0	0	3	3	0.00	0.000

Batter	1	2	3	4	5	6	7	8	9	AB R H RBI BB SO LOB	TOP											
Lee Lacy, R (1, 9) OBP: 0.368, SLG: 0.667	4-0 E S PB BB		0-3 K		0-0 4-3		0-0 FC6-4 1-2f			3 1 0 0 1 1 2												
Lee Mazzilli, S (1, 8) OBP: 0.474, SLG: 0.714	0-0 F7		4-0 BB		4-0 BB		0-0 G3			2 0 0 0 2 0 2												
Bill Madlock, R (1, 5) OBP: 0.263, SLG: 0.188	0-3 K 1-3		0-0 L6		0-0 F8			0-0 5-3		4 0 0 0 0 1 4												
Jason Thompson, L (1, 3) OBP: 0.421, SLG: 0.563	4-0 PB BB			0-0 FC3-6 1B		0-0 F9		0-3 K		3 0 1 0 1 1 0												
Mike Easler, L (1, 7) OBP: 0.400, SLG: 0.600	0-3 K 1-2 3-H			0-0 FC3-6 FC4-6 1-2f		0-0 2-3 2B		0-0 1B		4 0 2 0 0 1 2												
Johnny Ray, S (1, 4) OBP: 0.250, SLG: 0.267		0-0 4-3		0-0 FC4-6 1-2f		0-0 2-3		0-0 F8		4 0 0 0 0 0 3												
Tony Peña, R (1, 2) OBP: 0.412, SLG: 0.467		0-0 1-3		0-0 6-3		0-3 K			0-0 5-3	4 0 0 0 0 1 2	AB 30 R 1 H 3 RBI 0 BB 5 SO 6 LOB 15											
Dale Berra, R (1, 6) OBP: 0.313, SLG: 0.714		0-0 G3			0-0 E6 4-3 SH3-4		0-0 F6		0-0 F8	4 0 0 0 0 0 0												
Larry McWilliams, L (1, 1) OBP: 0.313, SLG: 0.714			0-3 K		0-0 SH3-4 1-2		4-0 FC6-4 BB		0-0 F2	2 0 0 0 1 1 0												
<b>Inning Stats</b>	R: 1 E: 0 K: 2 S: 7	H: 0 LOB: 1 BB: 2 P: 15	R: 0 E: 0 K: 0 S: 3	H: 0 LOB: 0 BB: 0 P: 3	R: 0 E: 0 K: 2 S: 7	H: 0 LOB: 1 BB: 1 P: 11	R: 0 E: 1 K: 0 S: 4	H: 1 LOB: 1 BB: 0 P: 4	R: 0 E: 1 K: 0 S: 4	H: 0 LOB: 2 BB: 1 P: 8	R: 0 E: 0 K: 1 S: 6	H: 1 LOB: 1 BB: 0 P: 6	R: 0 E: 1 K: 0 S: 3	H: 0 LOB: 1 BB: 1 P: 7	R: 0 E: 0 K: 1 S: 6	H: 1 LOB: 1 BB: 0 P: 6	R: 0 E: 0 K: 0 S: 3	H: 0 LOB: 0 BB: 0 P: 3	1B: 2 2B: 1 3B: 0 HR: 0	SF: 0 SAC: 1 DP: 0 HBP: 0	WP: 0 PB: 1 SB: 1 CS: 0	PA: 36
<b>PITCHER</b> Joe Niekro, R (1, 1) ERA: 3.75	IP 9.0 WLS L BF 36 H 3 R 1 ER 0 SO 6 BB 5 IBB 0 HBP 0 BLK 0 WP 0 HR 0 S 43 P 63 ERA 0.00 WHIP 0.889											<b>PITCHER</b>	IP WLS BF H R ER SO BB IBB HBP BLK WP HR S P ERA WHIP									

**Pittsburgh Pirates @ Houston Astros**  
Astrodome, Houston, TX  
Sat Apr 09 1983, 7:05 PM EST  
Att. 13,856 - Unknown

[livebaseballscorecards.com](http://livebaseballscorecards.com)





Batter	1	2	3	4	5	6	7	8	9	AB	R	H	RBI	BB	SO	LOB
Omar Moreno, L OBP: 0.391, SLG: 0.478 (1, 8)	0-3 K ①		0-0 6-3 ③			0-0 6-3 ③			0-3 K ③	4	0	0	0	0	2	0
Bill Doran, S OBP: 0.286, SLG: 0.118 (1, 4)	0-0 F6 ②			0-0 6-3 ①			0-0 G3 ①			3	0	0	0	0	0	0
Dickie Thon, R OBP: 0.429, SLG: 0.474 (1, 6)	0-0 F6 ③			0-0 CS 1B			0-0 F8 ②			3	0	1	0	0	0	0
Phil Garner, R OBP: 0.300, SLG: 0.316 (1, 5)		0-0 6-3 ①		0-3 K ② ③ 1-2			0-0 1-3 ③			3	0	0	0	0	1	1
Jose Cruz, L OBP: 0.400, SLG: 0.353 (1, 7)		0-3 K ②			0-0 L4 ①			0-0 F7 ①		3	0	0	0	0	1	0
Ray Knight, R OBP: 0.200, SLG: 0.158 (1, 3)		0-0 1B			0-0 G3 ②			0-0 4-3 ②		3	0	1	0	0	0	0
Terry Puhl, L OBP: 0.211, SLG: 0.278 (8, PH)		0-0 F6 ③			0-3 K ③			0-0 F6 ③		2	0	0	0	0	1	1
Kevin Bass, S OBP: 0.500, SLG: 0.500 (9, 9)										1	0	0	0	0	0	0
Luis Pujols, R OBP: 0.250, SLG: 0.143 (1, 2)			0-0 F4 ①			0-3 K ①			0-0 F2 ①	2	0	0	0	0	1	0
Tony Scott, S OBP: 0.333, SLG: 0.200 (9, PH)										1	0	0	0	0	0	0
Joe Niekro, R (1, 1)			0-3 K ②			0-0 F9 ②			0-0 F9 ②	2	0	0	0	0	1	0
Tim Tolman, R (9, PH)										1	0	0	0	0	0	0

**BOTTOM**

**Pittsburgh Pirates @ Houston Astros**  
Astrodome, Houston, TX  
Sat Apr 09 1983, 7:05 PM EST  
Att. 13,856 - Unknown

[livebaseballscorecards.com](http://livebaseballscorecards.com)

<b>AB</b>	<b>28</b>
<b>R</b>	<b>0</b>
<b>H</b>	<b>2</b>
<b>RBI</b>	<b>0</b>
<b>BB</b>	<b>0</b>
<b>SO</b>	<b>7</b>
<b>LOB</b>	<b>2</b>



Inning Stats	R: 0	H: 0	E: 0	K: 1	S: 5	R: 0	H: 1	E: 0	K: 1	S: 6	R: 0	H: 0	E: 0	K: 1	S: 5	R: 0	H: 1	E: 0	K: 1	S: 5	R: 0	H: 0	E: 0	K: 1	S: 5	R: 0	H: 0	E: 0	K: 1	S: 5	R: 0	H: 0	E: 0	K: 0	S: 3	R: 0	H: 0	E: 0	K: 0	S: 3	R: 0	H: 0	E: 0	K: 1	S: 5	R: 0	H: 0	E: 0	K: 1	S: 5	R: 0	H: 0	E: 0	K: 0	S: 3	R: 0	H: 0	E: 0	K: 1	S: 5	R: 0	H: 0	E: 0	K: 0	S: 3		
<b>IP</b>	9.0	<b>WLS</b>	W	<b>BF</b>	28	<b>H</b>	2	<b>R</b>	0	<b>ER</b>	0	<b>SO</b>	7	<b>BB</b>	0	<b>IBB</b>	0	<b>HBP</b>	0	<b>BLK</b>	0	<b>WP</b>	0	<b>HR</b>	0	<b>S</b>	42	<b>P</b>	42	<b>ERA</b>	0.00	<b>WHIP</b>	0.222	<b>IP</b>	9.0	<b>WLS</b>	W	<b>BF</b>	28	<b>H</b>	2	<b>R</b>	0	<b>ER</b>	0	<b>SO</b>	7	<b>BB</b>	0	<b>IBB</b>	0	<b>HBP</b>	0	<b>BLK</b>	0	<b>WP</b>	0	<b>HR</b>	0	<b>S</b>	42	<b>P</b>	42	<b>ERA</b>	0.00	<b>WHIP</b>	0.222

<b>WP: 0</b>	<b>PA: 28</b>
<b>PB: 0</b>	
<b>SB: 0</b>	
<b>CS: 1</b>	



Batter	1	2	3	4	5	6	7	8	9	AB R H RBI BB SO LOB
Tony Scott, S OBP: 0.364, SLG: 0.600 (1, 8)	0-0 HR		0-0 HR 1B	0-0 F9			0-0 F9		0-3 K	5 2 2 1 0 1 0
Bill Doran, S OBP: 0.269, SLG: 0.273 (1, 4)	0-0 L4		0-0 HR 1-H	0-3 K			0-0 F8		0-0 5-3	5 1 1 2 0 1 0
Dickie Thon, R OBP: 0.385, SLG: 0.417 (1, 6)	0-0 L5		0-0 F7	0-0 F5			0-0 FC5-4 1B		0-0 4-3	5 0 1 0 0 0 0
Phil Garner, R OBP: 0.292, SLG: 0.304 (1, 5)	0-0 5-3		0-0 2B 1B				0-0 FC5-4 1-2f			4 1 1 0 0 0 1
Jose Cruz, L OBP: 0.458, SLG: 0.476 (1, 7)		0-0 1B 1B	0-0 1B 2B					0-0 FC6-4 1B		4 1 3 1 0 0 0
Ray Knight, R OBP: 0.208, SLG: 0.174 (1, 3)		0-0 F4	0-0 HR 1B					0-0 FC6-4 1-2f 3B		4 2 1 1 0 0 2
Kevin Bass, S OBP: 0.500, SLG: 0.833 (1, 9)		0-0 FC6-4 1B	0-0 F7				0-0 4-3	0-0 FC6-4 1-H 3B		4 0 2 1 0 0 1
Alan Ashby, S OBP: 0.357, SLG: 0.615 (1, 2)		0-0 F6	0-0 HR				0-0 F7	0-0 F7		4 1 1 2 0 0 3
Michael LaCoss, R (1, 1) Mike Madden, L (4, 1) Frank LaCorte, R (6, 1) Denny Walling, L (6, PH) Julio Solano, R (7, 1) Tim Tolman, R (8, PH) Dave Smith, R (9, 1)		0-0 FC6-4 1-2f	0-0 1-3				0-0 F8	0-0 6-3		2 0 0 0 0 0 2 0 0 0 0 0 0 0 0 0 0 0 0 0 0 1 0 0 0 0 0 0 0 0 0 0 0 0 0 1 0 0 0 0 0 1 0 0 0 0 0 0 0

Inning Stats	R: 1	H: 1	E: 0	LOB: 0	K: 0	BB: 0	S: 4	P: 4	R: 0	H: 2	E: 0	LOB: 2	K: 0	BB: 0	S: 5	P: 5	R: 6	H: 6	E: 0	LOB: 0	K: 0	BB: 0	S: 9	P: 9	R: 0	H: 0	E: 0	LOB: 0	K: 0	BB: 0	S: 3	P: 3	R: 0	H: 0	E: 0	LOB: 0	K: 0	BB: 0	S: 3	P: 3	R: 0	H: 1	E: 0	LOB: 1	K: 0	BB: 0	S: 4	P: 4	R: 1	H: 2	E: 0	LOB: 1	K: 0	BB: 0	S: 5	P: 5	R: 0	H: 0	E: 0	LOB: 0	K: 1	BB: 0	S: 5	P: 5	1B: 7	SF: 0	2B: 1	SAC: 0	3B: 1	DP: 0	HR: 3	HBP: 0	WP: 0	PA: 39
--------------	------	------	------	--------	------	-------	------	------	------	------	------	--------	------	-------	------	------	------	------	------	--------	------	-------	------	------	------	------	------	--------	------	-------	------	------	------	------	------	--------	------	-------	------	------	------	------	------	--------	------	-------	------	------	------	------	------	--------	------	-------	------	------	------	------	------	--------	------	-------	------	------	-------	-------	-------	--------	-------	-------	-------	--------	-------	--------

PITCHER	IP	WLS	BF	H	R	ER	SO	BB	IBB	HBP	BLK	WP	HR	S	P	ERA	WHIP
John Candelaria, L (1, 1) ERA: 5.56	2.1		15	8	6	6	0	0	0	0	0	0	2	15	15	23.14	3.429
Manny Sarmiento, R (3, 1) ERA: 9.0	0.2		3	1	1	1	0	0	0	0	0	0	1	3	3	13.50	1.500
Jim Winn, R (4, 1) ERA:	2.0		6	0	0	0	1	0	0	0	0	0	0	8	8	0.00	0.000
Jim Bibby, R (6, 1) ERA: 3.0	2.0	W	8	2	1	1	0	0	0	0	0	0	0	8	8	4.50	1.000
Kent Tekulve, R (8, 1) ERA:	0.1		2	1	0	0	0	0	0	0	0	0	0	2	2	0.00	3.000


**BOTTOM**

**Pittsburgh Pirates @ Houston Astros**  
Astrodome, Houston, TX

Sun Apr 10 1983, 4:33 AM EST  
Att. 7,668 - Unknown

livebaseballscorecards.com

AB	39
R	8
H	12
RBI	8
BB	0
SO	2
LOB	10



Batter	1	2	3	4	5	6	7	8	9	10	AB	R	H	RBI	BB	SO	LOB	TOP				
Lonnie Smith, R OBP: 0.308, SLG: 0.182 (1, 7)	0-3 K			0-0 5-3		0-3 K	0-0 1B		0-0 F8		5	0	1	1	0	2	2					
Ozzie Smith, S OBP: 0.462, SLG: 0.545 (1, 6)	4-0 BB			0-0 F4		0-0 2B	0-0 5-3		0-3 K		4	1	1	0	1	1	4					
Keith Hernandez, L OBP: 0.231, SLG: 0.385 (1, 3)	0-0 4-3			0-0 4-3		0-0 2B			0-0 F8		5	2	2	1	0	0	1					
Darrell Porter, L OBP: 0.333, SLG: 0.222 (1, 2)			0-0 F8		0-3 K	0-0 2B			0-3 K		5	0	1	1	0	2	1					
George Hendrick, R OBP: 0.417, SLG: 0.545 Bruce Sutter, R Steve Braun, L Glenn Brummer, R Jim Kaat, L Eric Rasmussen, R (1, 9) (8, 1) (10, PH) (10, PR) (10, 1) (10, 1)			0-3 K		0-0 F9	0-3 K			0-0 2B		4	0	2	0	0	2	1					
Ken Oberkfell, L OBP: 0.250, SLG: 0.273 (1, 5)			0-0 4-3		0-0 1B				0-0 F9		4	0	1	1	0	0	1					
David Green, R OBP: 0.231, SLG: 0.167 (1, 8)			0-3 K		0-0 F9				0-3 K		4	0	0	0	1	2	2					
Mike Ramsey, S OBP: 0.250, SLG: 0.200 (1, 4)			0-0 6-3		0-0 4-3				0-0 F8		4	1	2	0	1	0	2					
Dave LaPoint, L Jeff Lahti, R Dane Iorg, L Doug Bair, R Tito Landrum, R (1, 1) (6, 1) (7, PH) (7, 1) (8, 9)			0-0 1-3		0-3 K				4-0 1B		2	0	0	0	0	1	0					
<b>Inning Stats</b>	R: 0 E: 0 K: 1 S: 4	H: 0 LOB: 0 BB: 1 P: 8	R: 0 E: 0 K: 1 S: 5	H: 0 LOB: 0 BB: 0 P: 5	R: 0 E: 0 K: 1 S: 5	H: 0 LOB: 0 BB: 0 P: 5	R: 0 E: 0 K: 0 S: 3	H: 2 LOB: 2 BB: 0 P: 7	R: 2 E: 0 K: 3 S: 12	H: 3 LOB: 1 BB: 0 P: 12	R: 1 E: 0 K: 0 S: 5	H: 2 LOB: 2 BB: 1 P: 9	R: 0 E: 0 K: 1 S: 6	H: 1 LOB: 1 BB: 0 P: 6	R: 0 E: 0 K: 2 S: 8	H: 1 LOB: 2 BB: 1 P: 12	R: 1 E: 0 K: 0 S: 4	H: 1 LOB: 3 BB: 3 P: 16	1B: 6 2B: 4 3B: 0 HR: 0	SF: 1 SAC: 0 DP: 0 HBP: 0	WP: 0 PB: 0 SB: 2 CS: 0	PA: 45
<b>PITCHER</b>	IP WLS BF H R ER SO BB IBB HBP BLK WP HR S P ERA WHIP																					
Rick Rhoden, R ERA: 3.14 (1, 1)	7.0																					
Rod Scurry, L ERA: (8, 1)	2.0																					
Jim Bibby, R ERA: 4.91 (10, 1)	0.2	L																				
Kent Tekulve, R ERA: (10, 1)	0.1																					

St. Louis Cardinals @ Pittsburgh Pirates  
 Three Rivers Stadium, Pittsburgh, PA  
 Tue Apr 12 1983, 3:33 AM EST  
 Att. 46,869 - Unknown

livebaseballscorecards.com

AB	38
R	4
H	10
RBI	4
BB	6
SO	10
LOB	17



BOTTOM

St. Louis Cardinals @ Pittsburgh Pirates  
Three Rivers Stadium, Pittsburgh, PA

Tue Apr 12 1983, 3:33 AM EST  
Att: 46,869 - Unknown

livebaseballscorecards.com

AB 34  
R 3  
H 8  
RBI 3  
BB 6  
SO 3  
LOB 20



WP: 1 PA: 41  
PB: 0  
SB: 0  
CS: 1

AB R H RBI BB SO LOB

5 0 2 0 0 1 1

3 0 1 0 2 0 1

5 0 1 1 0 0 4

2 1 0 0 3 0 1

1 0 0 0 0 0 2

4 0 1 0 0 0 4

4 0 0 0 0 0 3

2 0 0 0 0 0 0

2 1 2 0 0 0 0

1B: 6 SF: 1  
2B: 2 SAC: 0  
3B: 0 DP: 3  
HR: 1 HBP: 0

Batter	1	2	3	4	5	6	7	8	9	10
Lee Lacy, R (1, 9) OBP: 0.345, SLG: 0.536	F3		L3-1 1B			F8		K		G1-2-3 BB 1B
Lee Mazzilli, S (1, 8) OBP: 0.517, SLG: 0.579	6-3		L3-1 1-2			WP 1B BB		FC5-4 1B		G1-2-3 BB
Bill Madlock, R (1, 5) OBP: 0.250, SLG: 0.190	6-3			F6		WP 1B		FC5-4 CS		G1-2-3
Jason Thompson, L (1, 3) OBP: 0.500, SLG: 0.714 Gene Tenace, R (9, PR) OBP: 0.250, SLG: 0.250		2B SF9 BB		G3		G4-6-3 IBB			1-3 2-3 BB	F7
Tony Peña, R (1, 2) OBP: 0.400, SLG: 0.429				F7		G4-6-3			2-3	
Brian Harper, R (1, 7) OBP: 0.333, SLG: 2.000 Rod Scurry, L (8, 1) Richie Hebner, L (9, PH) OBP: 0.667, SLG: 0.667 Jim Bibby, R (10, 1) Kent Tekulve, R (10, 1)		SF9						F8		1-3 IBB
Dale Berra, R (1, 6) OBP: 0.261, SLG: 0.571				F4		F8		6-3		1-3
Johnny Ray, S (1, 4) OBP: 0.208, SLG: 0.261						6-3		K		L9
Rick Rhoden, R (1, 1) Mike Easler, L (8, 7) OBP: 0.417, SLG: 0.500				F9		5-3		1B FC5-4 1B		1B G1-2-3 1B

Inning Stats	R: 0	H: 0	E: 0	K: 0	S: 3	R: 1	H: 1	E: 0	K: 1	S: 6	R: 0	H: 1	E: 0	K: 0	S: 3	R: 0	H: 0	E: 0	K: 0	S: 3	R: 1	H: 1	E: 0	K: 0	S: 4	R: 0	H: 1	E: 0	K: 1	S: 5	R: 1	H: 2	E: 0	K: 1	S: 6	R: 0	H: 0	E: 0	K: 0	S: 3	R: 0	H: 2	E: 0	K: 0	S: 4	R: 0	H: 2	E: 0	K: 0	S: 4	1B: 6	SF: 1	2B: 2	SAC: 0	3B: 0	DP: 3	HR: 1	HBP: 0
--------------	------	------	------	------	------	------	------	------	------	------	------	------	------	------	------	------	------	------	------	------	------	------	------	------	------	------	------	------	------	------	------	------	------	------	------	------	------	------	------	------	------	------	------	------	------	------	------	------	------	------	-------	-------	-------	--------	-------	-------	-------	--------

PITCHER	IP	WLS	BF	H	R	ER	SO	BB	IBB	HBP	BLK	WP	HR	S	P	ERA	WHIP
Dave LaPoint, L (1, 1) ERA: 3.38	5.1		22	4	2	2	1	2	1	0	0	1	1	21	33	3.38	1.125
Jeff Lahti, R (6, 1) ERA:	0.2		1	0	0	0	0	0	0	0	0	0	0	1	1	0.00	0.000
Doug Bair, R (7, 1) ERA: 11.57	1.0		3	0	0	0	1	0	0	0	0	0	0	5	5	0.00	0.000
Bruce Sutter, R (8, 1) ERA: 4.5	2.0	W	10	2	1	1	1	1	1	0	0	0	0	9	17	4.50	1.500
Jim Kaat, L (10, 1) ERA:	0.0		1	1	0	0	0	0	0	0	0	0	0	1	1	∞	∞

PITCHER	IP	WLS	BF	H	R	ER	SO	BB	IBB	HBP	BLK	WP	HR	S	P	ERA	WHIP
Eric Rasmussen, R (10, 1) ERA:	1.0		4	1	0	0	0	1	0	0	0	0	0	3	7	0.00	2.000

Batter	1	2	3	4	5	6	7	8	9	AB R H RBI BB SO LOB	TOP			
Lonnie Smith, R (1, 7) OBP: 0.333, SLG: 0.200	0-0 CS 1B		0-0 F8		0-0 HBP			0-0 5-3		4 1 1 0 0 0 2				
Ozzie Smith, S (1, 6) OBP: 0.444, SLG: 0.500	0-0 WP 1B		0-0 F8		0-0 1B 1B	0-0 G3		0-0 G3		5 1 2 0 0 0 0				
Keith Hernandez, L (1, 3) OBP: 0.389, SLG: 0.471	4-0 L6-4 BB		0-0 1B		0-0 FC3-6 1B 1B	0-0 G3		0-0 F8 HR 1B		4 2 3 1 1 0 0				
Darrell Porter, L (1, 2) OBP: 0.235, SLG: 0.143	0-0 L6-4		0-0 L3		0-3 K	0-3 K		0-0 F8		5 0 0 0 0 2 6				
George Hendrick, R (1, 9) OBP: 0.588, SLG: 1.063		0-0 FC1 PB 1B		0-0 FC1-5 1B	0-0 FC3-6 1B		0-0 HR	0-0 HR		5 2 5 4 0 0 0				
Ken Oberkfell, L (1, 5) OBP: 0.294, SLG: 0.313		0-0 FC1 2B		0-0 FC1-5 1B	0-0 FC3-6 BB 1B		0-0 G6-4-3 1B	0-0 3-1		5 2 2 0 0 0 3				
David Green, R (1, 8) OBP: 0.278, SLG: 0.250		0-0 4-3 2B		0-0 FC1-5 1B	4-0 1B BB		0-0 F9	0-0 F9		4 1 1 1 1 0 3				
Mike Ramsey, S (1, 4) OBP: 0.250, SLG: 0.214		0-0 4-3		0-0 F8	0-0 1B 1B		0-0 G6-4-3			4 0 1 2 0 0 4				
Joaquin Andujar, S (1, 1) OBP: 0.143, SLG: 0.143		0-3 K		0-0 F7	0-0 FC6-4 1B			0-0 5-3		4 0 1 1 0 1 3				
<b>Inning Stats</b>	R: 0 E: 0 K: 0 S: 3 H: 2 LOB: 1 BB: 1 P: 7	R: 1 E: 0 K: 1 S: 7 H: 2 LOB: 1 BB: 0 P: 7	R: 0 E: 0 K: 0 S: 4 H: 1 LOB: 1 BB: 0 P: 4	R: 0 E: 0 K: 0 S: 5 H: 2 LOB: 2 BB: 0 P: 5	R: 5 E: 0 K: 1 S: 10 H: 5 LOB: 2 BB: 1 P: 15	R: 0 E: 0 K: 1 S: 5 H: 0 LOB: 0 BB: 0 P: 5	R: 1 E: 0 K: 0 S: 4 H: 2 LOB: 0 BB: 0 P: 4	R: 0 E: 0 K: 0 S: 3 H: 0 LOB: 0 BB: 0 P: 3	R: 2 E: 0 K: 0 S: 5 H: 2 LOB: 0 BB: 0 P: 5	1B: 13 2B: 2 3B: 0 HR: 2 SF: 0 SAC: 0 DP: 2 HBP: 1	WP: 1 PB: 1 SB: 0 CS: 1 PA: 43			
<b>PITCHER</b>	IP WLS BF H R ER SO BB IBB HBP BLK WP HR S P ERA WHIP												<b>PITCHER</b>	IP WLS BF H R ER SO BB IBB HBP BLK WP HR S P ERA WHIP
Lee Tunnell, R (1, 1) ERA: 5.4	4.0 L 20 8 3 3 1 1 0 0 0 1 0 20 25 6.75 2.250													
Randy Niemann, L (5, 1) ERA: 40.5	0.2 7 4 3 3 1 1 0 0 0 0 0 8 12 40.50 7.500													
Manny Sarmiento, R (5, 1) ERA: 6.23	2.1 8 2 1 1 1 0 0 0 0 0 1 10 10 3.86 0.857													
Jim Winn, R (8, 1) ERA: 4.5	2.0 8 2 2 2 0 0 0 0 0 0 0 1 8 9.00 1.000													

St. Louis Cardinals @ Pittsburgh Pirates  
 Three Rivers Stadium, Pittsburgh, PA  
 Wed Apr 13 1983, 3:33 AM EST  
 Att. 4,126 - Unknown

livebaseballscorecards.com

AB	40
R	9
H	16
RBI	9
BB	2
SO	3
LOB	21



Batter	1	2	3	4	5	6	7	8	9	AB	R	H	RBI	BB	SO	LOB
Lee Lacy, R OBP: 0.364, SLG: 0.563 (1, 9)	0-0 F3		0-0 1B S 1B		0-0 6-3			0-0 2B		4	0	2	0	0	0	0
Lee Mazzilli, S OBP: 0.485, SLG: 0.522 (1, 8)	0-0 1B S 1B		0-0 5-3 1-2			0-0 F9		0-0 1-3		4	1	1	0	0	0	2
Bill Madlock, R OBP: 0.250, SLG: 0.200 (1, 5)	0-3 K 1-2		0-0 FC6-4 2-3 1B			0-0 5-3		0-0 F8		4	0	1	0	0	1	1
Jason Thompson, L OBP: 0.469, SLG: 0.640 (1, 3)	0-0 1B 2-H		0-0 FC6-4 1-2f			0-0 G3		0-0 1-6-3		4	0	1	1	0	0	2
Mike Easler, L OBP: 0.375, SLG: 0.438 (1, 7)	0-0 L6			0-0 F8			0-0 3-1	0-0 1B		4	0	1	0	0	0	1
Johnny Ray, S OBP: 0.185, SLG: 0.231 (1, 4)		0-3 K		0-3 K			0-0 1-3	0-0 F4		3	0	0	0	0	2	0
Junior Ortiz, R (9, PH)										1	0	0	0	0	0	1
Tony Peña, R OBP: 0.370, SLG: 0.391 (1, 2)		0-0 2-3		0-0 1-3			0-3 K			2	0	0	0	0	0	0
Manny Sarmiento, R (5, 1)										0	0	0	0	0	0	0
Jim Morrison, R (7, PH)										1	0	0	0	0	1	0
Jim Winn, R (8, 1)										0	0	0	0	0	0	0
Dale Berra, R OBP: 0.269, SLG: 0.542 (1, 6)		0-3 K			0-0 F9			0-0 G6-4-3 1B		3	0	1	0	0	1	0
Lee Tunnell, R (1, 1)			0-0 4-3			0-0 6-3		0-0 G6-4-3		1	0	0	0	0	0	0
Randy Niemann, L (5, 1)										0	0	0	0	0	0	0
Steve Nicosia, R OBP: 0.250, SLG: 0.250 (5, 2)										2	0	0	0	0	0	1

Inning Stats	R: 1	H: 2	E: 0	K: 1	S: 7	H: 2	LOB: 1	BB: 0	P: 7	R: 0	H: 0	E: 0	K: 2	S: 7	H: 0	LOB: 0	BB: 0	P: 7	R: 0	H: 2	E: 0	K: 0	S: 5	H: 0	LOB: 2	BB: 0	P: 5	R: 0	H: 0	E: 0	K: 1	S: 5	H: 0	LOB: 0	BB: 0	P: 5	R: 0	H: 0	E: 0	K: 0	S: 3	H: 0	LOB: 0	BB: 0	P: 3	R: 0	H: 0	E: 0	K: 1	S: 5	H: 0	LOB: 0	BB: 0	P: 5	R: 0	H: 2	E: 0	K: 0	S: 4	H: 2	LOB: 1	BB: 0	P: 4	R: 0	H: 1	E: 0	K: 0	S: 4	H: 1	LOB: 1	BB: 0	P: 4	1B: 6	SF: 0	2B: 1	SAC: 0	3B: 0	DP: 1	HR: 0	HBP: 0
--------------	------	------	------	------	------	------	--------	-------	------	------	------	------	------	------	------	--------	-------	------	------	------	------	------	------	------	--------	-------	------	------	------	------	------	------	------	--------	-------	------	------	------	------	------	------	------	--------	-------	------	------	------	------	------	------	------	--------	-------	------	------	------	------	------	------	------	--------	-------	------	------	------	------	------	------	------	--------	-------	------	-------	-------	-------	--------	-------	-------	-------	--------

PITCHER	IP	WLS	BF	H	R	ER	SO	BB	IBB	HBP	BLK	WP	HR	S	P	ERA	WHIP
Joaquin Andujar, R ERA: 0.5 (1, 1)	9.0	W	33	7	1	1	5	0	0	0	0	0	0	43	43	1.00	0.778

**BOTTOM**

**St. Louis Cardinals @ Pittsburgh Pirates**  
 Three Rivers Stadium, Pittsburgh, PA

Wed Apr 13 1983, 3:33 AM EST  
 Att. 4,126 - Unknown

AB	33
R	1
H	7
RBI	1
BB	0
SO	5
LOB	8



PITCHER	IP	WLS	BF	H	R	ER	SO	BB	IBB	HBP	BLK	WP	HR	S	P	ERA	WHIP
---------	----	-----	----	---	---	----	----	----	-----	-----	-----	----	----	---	---	-----	------





BOTTOM

Chicago Cubs @ Pittsburgh Pirates  
Three Rivers Stadium, Pittsburgh, PA

Sat Apr 16 1983, 3:33 AM EST  
Att. 5,494 - Unknown

livebaseballscorecards.com

AB 34  
R 5  
H 11  
RBI 4  
BB 0  
SO 7  
LOB 12



WP: 1 PA: 36  
PB: 0  
SB: 2  
CS: 0

AB	R	H	RBI	BB	SO	LOB
4	0	0	1	0	1	2
4	1	2	1	0	0	0
4	0	1	0	0	1	2
4	0	0	1	0	1	1
4	0	2	0	0	1	1
0	0	0	0	0	0	0
4	1	2	0	0	0	2
3	1	1	0	0	0	2
4	2	2	1	0	1	1
2	0	1	0	0	1	0
0	0	0	0	0	0	0
1	0	0	0	0	1	1

Batter	1	2	3	4	5	6	7	8	9
Lee Lacy, R OBP: 0.324, SLG: 0.500 (1, 9)	0-0 F9		0-0 4-3		0-0 G4-6-3		0-3 K		
Lee Mazzilli, S OBP: 0.486, SLG: 0.519 (1, 8)	0-0 4-3		0-0 F3		0-0 S 1B			0-0 WP 4-3 1B	
Bill Madlock, R OBP: 0.250, SLG: 0.207 (1, 5)	0-3 K			0-0 G3-6-3 1B	0-0 6-3			0-0 5-3	0-0 5-3
Jason Thompson, L OBP: 0.417, SLG: 0.552 (1, 3)		0-3 K		0-0 F7		0-0 F8		0-0 4-3	0-0 4-3
Mike Easler, L OBP: 0.400, SLG: 0.450 Kent Tekulve, R (9, 1)		0-0 S 1B		0-0 G3-6-3		0-0 1B		0-3 K	
Johnny Ray, S OBP: 0.226, SLG: 0.300 (1, 4)		0-0 F8			0-0 1B 2B	0-0 F8			0-0 SH3-4 1B
Tony Peña, R OBP: 0.367, SLG: 0.385 (1, 2)		0-0 4-3			0-0 1B 1B G4-6-3 1B	0-0 F3			0-0 SH3-4
Dale Berra, R OBP: 0.300, SLG: 0.571 (1, 6)			0-0 SH1-3 4-3 2B		0-0 G4-6-3 1B 1B		0-0 F9	0-3 K	0-3 K
Larry McWilliams, L OBP: 0.400, SLG: 0.250 Rod Scurry, L Richie Hebner, L OBP: 0.571, SLG: 0.500 (1, 1) (8, 1) (9, 7)			0-0 SH1-3		0-0 G4-6-3 1B		0-3 K		0-3 K

Inning	R	H	E	K	S	H	LOB	BB	P
1	0	0	0	1	5	1	0	0	4
2	0	0	0	1	5	1	0	0	6
3	1	1	0	0	7	0	0	0	4
4	0	0	0	0	7	0	0	0	3
5	0	0	0	0	7	0	0	0	7
6	0	0	0	0	7	0	0	0	4
7	0	0	0	0	7	0	0	0	7
8	1	1	0	0	6	0	0	0	6
9	0	0	0	0	8	1	0	0	8

PITCHER	IP	WLS	BF	H	R	ER	SO	BB	IBB	HBP	BLK	WP	HR	S	P	ERA	WHIP
Fergie Jenkins, R ERA: 4.41 (1, 1)	5.0		21	8	4	4	2	0	0	0	0	0	0	25	25	7.20	1.600
Willie Hernandez, L ERA: 1.93 (6, 1)	2.0	W	7	1	0	0	2	0	0	0	0	0	0	11	11	0.00	0.500
Bill Campbell, R ERA: 6.23 (8, 1)	1.0		5	2	1	1	1	0	0	0	0	1	0	7	7	9.00	2.000
Lee Smith, R ERA: (9, 1)	1.0	S	3	0	0	0	2	0	0	0	0	0	0	7	7	0.00	0.000

Batter	1	2	3	4	5	6	7	8	9	AB R H RBI BB SO LOB	TOP									
23 Ryne Sandberg, R (1, 4) OBP: 0.163, SLG: 0.209	0-0 F9		0-0 F9			0-0 F7			0-0 6-3	4 0 0 0 0 0 1										
Larry Bowa, S (1, 6) OBP: 0.216, SLG: 0.250	0-0 1B		0-0 F6			0-0 F8			0-0 4-3	4 0 1 0 0 0 1										
Bill Buckner, L (1, 3) OBP: 0.195, SLG: 0.244	0-0 F9			0-3 K			0-0 4-3			3 0 0 0 0 1 1										
Ron Cey, R (1, 5) OBP: 0.250, SLG: 0.222	0-0 F7			0-0 F8			0-0 F9			3 0 0 0 0 0 1										
Leon Durham, L (1, 8) OBP: 0.405, SLG: 0.345		0-3 K		0-3 K			0-0 F7			3 0 0 0 0 2 0										
Keith Moreland, R (1, 9) OBP: 0.355, SLG: 0.536		0-3 K			0-0 6-3			0-0 1B		3 0 1 0 0 1 0										
Wayne Nordhagen, R (1, 7) OBP: 0.167, SLG: 0.400		0-0 F9			0-0 L3			0-0 G5-4-3		3 0 0 0 0 0 1										
Jody Davis, R (1, 2) OBP: 0.286, SLG: 0.290			0-0		0-0 F7			0-0 6-3		2 0 1 0 0 0 0										
Scot Thompson, L (8, PH) OBP: 0.278, SLG: 0.444										1 0 0 0 0 0 0										
Steve Lake, R (8, 2) OBP: 0.500, SLG: 1.000										0 0 0 0 0 0 0										
Steve Trout, L (1, 1)			0-3 K			0-0 1-3			0-0 F8	2 0 0 0 0 1 1										
Warren Brusstar, R (6, 1)										0 0 0 0 0 0 0										
Jay Johnstone, L (9, PH)										1 0 0 0 0 0 0										
<b>Inning Stats</b>	R: 0 E: 0 K: 0 S: 4	H: 1 LOB: 1 BB: 0 P: 4	R: 0 E: 0 K: 2 S: 7	H: 0 LOB: 0 BB: 0 P: 7	R: 0 E: 0 K: 1 S: 6	H: 1 LOB: 1 BB: 0 P: 6	R: 0 E: 0 K: 2 S: 7	H: 0 LOB: 0 BB: 0 P: 7	R: 0 E: 0 K: 0 S: 3	H: 0 LOB: 0 BB: 0 P: 3	R: 0 E: 0 K: 0 S: 3	H: 0 LOB: 0 BB: 0 P: 3	R: 0 E: 0 K: 0 S: 3	H: 1 LOB: 0 BB: 0 P: 3	R: 0 E: 0 K: 0 S: 3	H: 0 LOB: 0 BB: 0 P: 3	1B: 2 2B: 1 3B: 0 HR: 0	SF: 0 SAC: 0 DP: 1 HBP: 0	WP: 0 PB: 0 SB: 0 CS: 0	PA: 29
<b>PITCHER</b>	IP WLS BF H R ER SO BB IBB HBP BLK WP HR S P ERA WHIP																			
John Candelaria, L (1, 1) ERA: 3.63	6.0 W 20 2 0 0 5 0 0 0 0 0 0 0 30 30 0.00 0.333																			
Rick Rhoden, R (7, 1) ERA: 2.6	3.0 S 9 1 0 0 0 0 0 0 0 0 0 0 9 9 0.00 0.333																			

Chicago Cubs @ Pittsburgh Pirates  
Three Rivers Stadium, Pittsburgh, PA

Sun Apr 17 1983, 3:33 AM EST  
Att. 14,285 - Unknown

livebaseballscorecards.com

AB	29
R	0
H	3
RBI	0
BB	0
SO	5
LOB	6



Batter	1	2	3	4	5	6	7	8	9
Lee Lacy, R OBP: 0.357, SLG: 0.537 (1, 9)	0-0 1-3		0-0 SF9 PB 1B	0-0 1B 1B		0-0 FC5-4 2B		0-0 SF9 2B	
Lee Mazzilli, S OBP: 0.476, SLG: 0.567 (1, 8)	0-0 F9		0-0 SF9 1-3 2-H	0-0 1B 1B		0-0 1B 2B 1-H		0-0 SF9 2-H	
Bill Madlock, R OBP: 0.297, SLG: 0.265 (1, 5)	0-0 E5		0-0 5-3	0-0 1B 1-3 2-H 3-H		0-0 1B 1B 2-3		0-0 FC6 1B	
Jason Thompson, L OBP: 0.415, SLG: 0.515 (1, 3)	0-3 K		4-0 BB		0-0 4-3	0-0 FC3-6 1B 1-2 3-H		0-0 FC6 1-2f	
Tony Peña, R OBP: 0.353, SLG: 0.367 (1, 2)		0-0 CS 1B	0-0 G3		0-3 K FC6-4	0-0 FC3-6 1-2f			
Brian Harper, R OBP: 0.286, SLG: 1.333 (1, 7)		0-3 K 1-2		0-0 HR	0-0 FC6-4 1-2f		0-0 F8		
Dale Berra, R OBP: 0.324, SLG: 0.563 (1, 6)		0-0 E8 1B		0-0 CS 1B	0-0 F3		0-0 5-3		
Johnny Ray, S OBP: 0.229, SLG: 0.324 (1, 4)		0-0 4-3		0-0 5-3 1-2		0-0 FC2-5 2B	0-0 4-3		
John Candelaria, L OBP: 0.111, SLG: 0.111 (1, 1)			0-0 E3 PB 1B SF9	0-0 1B 1B 1B 1B		0-0 FC2-5 FC5-4 2-3	0-0 4-3		
Rick Rhoden, R (7, 1)									

Inning Stats	R: 0	H: 0	E: 1	K: 1	S: 6	LOB: 1	BB: 0	P: 6
	R: 0	H: 2	E: 1	K: 1	S: 6	LOB: 1	BB: 0	P: 6
	R: 1	H: 1	E: 1	K: 0	S: 5	LOB: 2	BB: 1	P: 9
	R: 3	H: 6	E: 0	K: 0	S: 7	LOB: 2	BB: 0	P: 7
	R: 0	H: 0	E: 0	K: 1	S: 6	LOB: 1	BB: 0	P: 6
	R: 2	H: 4	E: 0	K: 0	S: 7	LOB: 2	BB: 0	P: 7
	R: 0	H: 0	E: 0	K: 0	S: 3	LOB: 0	BB: 0	P: 3
	R: 1	H: 2	E: 0	K: 0	S: 5	LOB: 1	BB: 0	P: 5

PITCHER	IP	WLS	BF	H	R	ER	SO	BB	IBB	HBP	BLK	WP	HR	S	P	ERA	WHIP
Steve Trout, L (1, 1)	5.0	L	26	10	5	4	3	1	0	0	0	0	1	31	35	7.20	2.200
Warren Brusstar, R (6, 1)	3.0		14	5	2	2	0	0	0	0	0	0	0	14	14	6.00	1.667

**BOTTOM**

AB R H RBI BB SO LOB

5	3	3	0	0	0	1
3	1	2	3	0	0	0
5	0	3	2	0	0	1
4	0	1	1	1	1	2
4	0	1	0	0	1	4
4	1	1	1	0	1	2
4	0	2	0	0	0	1
4	0	1	0	0	0	2
3	2	1	0	0	0	1
1	0	0	0	0	0	0

WP: 0 PA: 40  
PB: 1  
SB: 2  
CS: 2

livebaseballscorecards.com

**AB 37**  
**R 7**  
**H 15**  
**RBI 7**  
**BB 1**  
**SO 3**  
**LOB 14**



**Chicago Cubs @ Pittsburgh Pirates**  
**Three Rivers Stadium, Pittsburgh, PA**  
 Sun Apr 17 1983, 3:33 AM EST  
 Att. 14,285 - Unknown

Batter	1	2	3	4	5	6	7	8	9	AB R H RBI BB SO LOB	TOP	
Lee Lacy, R (1, 9) OBP: 0.391, SLG: 0.545	4-0 BB 4-3 S BB		x 0-0 1B		x 0-0 1B		x 0-0 1B	x 0-0 6-3 ①		3 0 2 0 1 0 0	<b>Pittsburgh Pirates @ New York Mets</b> Shea Stadium, Flushing, NY Wed Apr 20 1983, 6:05 PM EST Unknown	
Lee Mazzilli, S (1, 8) OBP: 0.435, SLG: 0.500	x 0-0 F6 1-2		x 0-0 3-1 ③		x 0-0 3-1 ①	x 0-0 3-1 ①	x 0-0 3-1 ②	x 0-3 K ②		4 0 0 0 0 1 3		
Bill Madlock, R (1, 5) OBP: 0.268, SLG: 0.237	x 0-0 4-3 2-3			x 0-0 F8 ①		x 0-0 1-3 ②	x 0-0 4-3 ③	x 0-0 4-3 ③		4 0 0 0 0 0 2		
Jason Thompson, L (1, 3) OBP: 0.378, SLG: 0.459	0-3 K ③			0-3 K ②		x 0-0 1-3 ③		x 0-0 F4 ①		4 0 0 0 0 2 2		
Mike Easler, L (1, 7) OBP: 0.375, SLG: 0.391		0-3 K ①		x 0-0 G3 ③			4-0 BB CS BB	0-3 K ②		3 0 0 0 1 2 0		
Johnny Ray, S (1, 4) OBP: 0.205, SLG: 0.289		x 0-0 1-3 ②			x 0-0 L4 ①		0-3 K ① ②	x 0-0 6-3 ③		4 0 0 0 0 1 1		
Tony Peña, R (1, 2) OBP: 0.351, SLG: 0.364		0-3 K ③			x 0-0 1B		x 0-0 E5 BB			3 0 1 0 0 1 0		
Dale Berra, R (1, 6) OBP: 0.324, SLG: 0.529			x 0-0 5-3 ①		x 0-0 F8 ②		4-0 BB 1-2 BB			2 0 0 0 1 0 1		
Larry McWilliams, L (1, 1) OBP: 0.333, SLG: 0.200			0-3 K ②		x 0-0 4-1 ③		0-3 K ③			1 0 0 0 0 1 0		
Dave Parker, L (5, PH) OBP: 0.333, SLG: 0.286										1 0 0 0 0 0 1		
Manny Sarmiento, R (5, 1)										0 0 0 0 0 0 0		
Richie Hebner, L (7, PH) OBP: 0.500, SLG: 0.400										1 0 0 0 0 1 2		
Jim Winn, R (7, 1)										0 0 0 0 0 0 0		
<b>Inning Stats</b>	R: 0 H: 0 E: 0 LOB: 1 K: 1 BB: 1 S: 5 P: 9	R: 0 H: 0 E: 0 LOB: 0 K: 2 BB: 0 S: 7 P: 7	R: 0 H: 1 E: 0 LOB: 1 K: 1 BB: 0 S: 6 P: 6	R: 0 H: 0 E: 0 LOB: 0 K: 1 BB: 0 S: 5 P: 5	R: 0 H: 1 E: 0 LOB: 1 K: 0 BB: 0 S: 4 P: 4	R: 0 H: 1 E: 0 LOB: 1 K: 0 BB: 0 S: 4 P: 4	R: 0 H: 0 E: 1 LOB: 2 K: 2 BB: 2 S: 7 P: 15	R: 0 H: 0 E: 0 LOB: 0 K: 1 BB: 0 S: 5 P: 5	R: 0 H: 0 E: 0 LOB: 0 K: 1 BB: 0 S: 5 P: 5	1B: 3 SF: 0 2B: 1 SAC: 0 3B: 0 DP: 1 HR: 0 HBP: 0	WP: 0 PA: 33 PB: 0 SB: 1 CS: 1	
<b>PITCHER</b> Tom Seaver, R (1, 1) ERA: 0.82	IP WLS BF H R ER SO BB IBB HBP BLK WP HR S P ERA WHIP	9.0 W 33 3 0 0 9 3 0 0 0 0 0 0 48 60 0.00 0.667										

livebaseballscorecards.com

<b>AB</b>	<b>30</b>
<b>R</b>	<b>0</b>
<b>H</b>	<b>3</b>
<b>RBI</b>	<b>0</b>
<b>BB</b>	<b>3</b>
<b>SO</b>	<b>9</b>
<b>LOB</b>	<b>12</b>



Batter	1	2	3	4	5	6	7	8	9
Mookie Wilson, S OBP: 0.275, SLG: 0.289 (1, 8)	0-3 K	0-0 SF8		0-0 E 1B		0-0 4-3		0-0 FC6-4 1B	
Bob Bailor, R OBP: 0.297, SLG: 0.364 (1, 6)	0-0 G3	0-0 4-3		0-0 E6 G6-4-3 1-2			0-0 HR 1B	0-0 FC6-4 1-2f	
Dave Kingman, R OBP: 0.269, SLG: 0.459 Mike Jorgensen, L OBP: 0.667, SLG: 1.000 (1, 3) (8, 3)	0-0 BLK 1B		0-0 F3	0-0 G6-4-3 1-2f			0-0 HR 1-H		
George Foster, R OBP: 0.297, SLG: 0.353 (1, 7)	4-0 1-3 BB		4-0 BB 1B BB		0-3 K		0-0 6-3		
Mark Bradley, R (1, 9)	0-3 K		4-0 1B 1-2 BB		0-0 1-3		0-0 1-3		
Hubie Brooks, R OBP: 0.235, SLG: 0.303 (1, 5)		0-3 K	0-3 K		0-0 6-3		0-0 6-3		
Ron Hodges, L OBP: 0.281, SLG: 0.179 (1, 2)		0-0 E1 E 2B	0-0 1-3 2-H 1B			0-0 4-3		0-0 4-3	
Brian Giles, R OBP: 0.286, SLG: 0.250 (1, 4)		0-0 1-H 3B 2B	0-0 L4			4-0 SH2-4 BB		0-0 5-3	
Tom Seaver, R OBP: 0.429, SLG: 1.000 (1, 1)		0-0 2-H SF8 3B		0-0 P6		0-0 SH2-4 1-2		4-0 1B BB	

Inning Stats	R: 0	H: 1	E: 0	K: 2	S: 8	L: 2	LOB: 2	BB: 1	P: 12	R: 3	H: 2	E: 2	K: 1	S: 8	R: 1	H: 1	E: 0	K: 1	S: 6	R: 0	H: 1	E: 1	K: 0	S: 4	R: 0	H: 0	E: 0	K: 1	S: 5	R: 0	H: 0	E: 0	K: 0	S: 3	R: 2	H: 2	E: 0	K: 0	S: 5	R: 0	H: 1	E: 0	K: 0	S: 4
--------------	------	------	------	------	------	------	--------	-------	-------	------	------	------	------	------	------	------	------	------	------	------	------	------	------	------	------	------	------	------	------	------	------	------	------	------	------	------	------	------	------	------	------	------	------	------

PITCHER															PITCHER																																	
IP	WLS	BF	H	R	ER	SO	BB	IBB	HBP	BLK	WP	HR	S	P	ERA	WHIP	IP	WLS	BF	H	R	ER	SO	BB	IBB	HBP	BLK	WP	HR	S	P	ERA	WHIP															
Larry McWilliams, L ERA: 3.1 (1, 1)	4.0	L	21	5	4	4	3	0	0	1	0	0	26	38	4.50	2.000	Manny Sarmiento, R ERA: 4.26 (5, 1)	2.0	7	0	0	0	1	0	0	0	0	8	12	0.00	0.500	Jim Winn, R ERA: 6.0 (7, 1)	2.0	10	3	2	2	0	1	0	0	0	0	1	9	13	9.00	2.000

**BOTTOM**

AB	R	H	RBI	BB	SO	LOB
4	0	2	1	0	1	1
5	1	1	0	0	0	3
4	1	2	2	0	0	2
0	0	0	0	0	0	0
2	1	0	0	2	1	0
3	0	0	0	1	1	2
4	0	0	0	0	2	2
4	1	1	1	0	0	0
3	1	1	1	1	0	2
2	1	1	1	1	0	0

<b>AB</b>	<b>31</b>
<b>R</b>	<b>6</b>
<b>H</b>	<b>8</b>
<b>RBI</b>	<b>6</b>
<b>BB</b>	<b>5</b>
<b>SO</b>	<b>5</b>
<b>LOB</b>	<b>12</b>



WP: 0	PA: 38
PB: 0	SB: 0
CS: 0	

**Pittsburgh Pirates @ New York Mets**  
**Shea Stadium, Flushing, NY**  
 Wed Apr 20 1983, 6:05 PM EST  
 Unknown

livebaseballscores.com



Batter	1	2	3	4	5	6	7	8	9
Mookie Wilson, S OBP: 0.311, SLG: 0.372 (1, 8)	0-3 K	0-0 3B 1-H 2-H			0-0 1B S WP 1B	0-3 K		0-0 E2 1B 1-H 2-H	
Ron Gardenhire, R (1, 6)	0-0 1-3	0-0 4-3			0-0 F8 1-2		0-0 6-3	0-0 G3	
Dave Kingman, R OBP: 0.286, SLG: 0.463 Mike Jorgensen, L (7, PR) OBP: 0.667, SLG: 1.000 (8, 3)	0-0 3-1		0-0 6-3		0-0 F4		0-0 2B		
Rusty Staub, L Mark Bradley, R (5, PR) (6, 7)		0-0 4-3	0-0 6-3		4-0 WP 1B BB		0-3 K		
Danny Heep, L OBP: 0.625, SLG: 0.880 (1, 9)		4-0 2B 1B BB	0-0 4-3		0-0 WP 1B 1-2 2-3		0-3 K		
Mike Bishop, R OBP: 0.429, SLG: 0.400 (1, 2)		0-0 1B 2B		4-0 FC4-6 BB	4-0 1-2 2-3 3-H BB		0-0 F8		
Wally Backman, S OBP: 0.100, SLG: 0.100 (1, 5)		0-0 3B 1B 2-H 3-H		0-0 FC4-6 1-2f	0-3 K		0-0 5-3		
Brian Giles, R OBP: 0.313, SLG: 0.259 (1, 4)		0-0 3B 1B 1-2		0-0 F8		0-0 F9	4-0 BB 1B BB		
Mike Torrez, R Carlos Diaz, R George Foster, R OBP: 0.316, SLG: 0.353 Neil Allen, R (9, 1)		0-0 B1		0-3 K		0-3 K	4-0 1B BB 1-2 E		

Inning Stats	R: 0 E: 0 K: 1 S: 5	H: 0 LOB: 0 BB: 0 P: 5	R: 4 E: 0 K: 0 S: 7	H: 4 LOB: 1 BB: 1 P: 11	R: 0 E: 0 K: 0 S: 3	H: 0 LOB: 0 BB: 0 P: 3	R: 0 E: 0 K: 1 S: 5	H: 0 LOB: 1 BB: 1 P: 9	R: 1 E: 0 K: 1 S: 7	H: 2 LOB: 3 BB: 2 P: 15	R: 0 E: 0 K: 2 S: 7	H: 0 LOB: 0 BB: 0 P: 7	R: 0 E: 0 K: 2 S: 8	H: 1 LOB: 1 BB: 0 P: 8	R: 2 E: 1 K: 0 S: 4	H: 1 LOB: 1 BB: 2 P: 12
--------------	------------------------------	---------------------------------	------------------------------	----------------------------------	------------------------------	---------------------------------	------------------------------	---------------------------------	------------------------------	----------------------------------	------------------------------	---------------------------------	------------------------------	---------------------------------	------------------------------	----------------------------------

PITCHER	IP	WLS	BF	H	R	ER	SO	BB	IBB	HBP	BLK	WP	HR	S	P	ERA	WHIP
Lee Tunnell, R ERA: 6.92 (1, 1)	4.2		21	5	5	5	2	2	0	0	0	0	0	23	31	9.64	1.500
Rod Scurry, L ERA: 0.96 (5, 1)	2.1		11	2	0	0	5	2	0	0	0	1	0	19	27	0.00	1.714
Kent Tekulve, R ERA: 2.25 (8, 1)	1.0	L	6	1	2	1	0	2	0	0	0	0	0	4	12	9.00	3.000


**BOTTOM**

**Pittsburgh Pirates @ New York Mets**  
 Shea Stadium, Flushing, NY  
 Wed Apr 20 1983, 6:05 PM EST  
 Att. 4,041 - Unknown

AB	R	H	RBI	BB	SO	LOB
5	1	3	3	0	2	0
5	0	0	0	0	0	3
4	0	1	0	0	0	1
0	0	0	0	0	0	0
2	0	0	0	1	0	0
1	0	0	0	0	1	1
3	1	1	0	1	1	1
2	1	1	0	2	0	0
4	1	1	2	0	1	4
3	2	1	0	1	0	1
2	0	0	0	0	1	3
1	0	0	0	0	1	0
0	1	0	0	1	0	0
0	0	0	0	0	0	0

AB	32
R	7
H	8
RBI	5
BB	6
SO	7
LOB	14

1B	2B	3B	HR	SF	SAC	DP	HBP	WP	PB	SB	CS	PA
5	2	1	0	0	0	0	0	1	0	1	0	38



WP	PA
1	38







Batter	1	2	3	4	5	6	7	8	9	AB R H RBI BB SO LOB	TOP		
Steve Sax, R (1, 4) OBP: 0.394, SLG: 0.433	0-0 F8 HR 2B		0-0 5-3			0-3 K	0-0 6-3		0-0 5-3	5 1 1 0 0 1 2			
Ken Landreaux, L (1, 8) OBP: 0.267, SLG: 0.309 Derrel Thomas, S (7, PH) OBP: 0.432, SLG: 0.367 (7, 8)	0-0 L6		0-0 G3			0-3 K	0-3 K			3 0 0 0 0 1 1 1 0 0 0 0 1 1			
Dusty Baker Jr., R (1, 7) OBP: 0.353, SLG: 0.433	0-0 F8 2-3			0-0 G5-4-3 1B		0-0 BB 2B		0-0 F5		4 0 2 0 0 0 1			
Pedro Guerrero, R (1, 5) OBP: 0.394, SLG: 0.694	0-0 HR			0-0 G5-4-3 1-2f		4-0 BB IBB		0-0 6-3		3 1 1 2 1 0 1			
Mike Marshall, R (1, 9) OBP: 0.286, SLG: 0.237 Ron Roenicke, S (8, PR) OBP: 0.188, SLG: 0.200 (8, 9)	0-3 K			0-0 6-3		4-0 FC4 BB 1-2 2-3		4-0 S BB		2 0 0 0 2 1 0 0 0 0 0 0 0 0			
Greg Brock, L (1, 3) OBP: 0.318, SLG: 0.541		0-0 F8			0-0 4-3	0-0 FC4 1-2f		0-3 K 1-2		4 0 0 0 0 1 4			
Bill Russell, R (1, 6) OBP: 0.311, SLG: 0.275		0-3 K			0-0 1B		4-0 SH1-4 2B BB		0-0 2B	3 1 2 0 1 1 0			
Steve Yeager, R (1, 2) OBP: 0.380, SLG: 0.559		0-0 F4			0-0 F8 1B		0-0 SH1-4 1-2		4-0 FC3-6 BB	2 0 0 0 1 0 1			
Bob Welch, R (1, 1) Jose Morales, R (7, PH) OBP: 0.500, SLG: 0.750 Alex Taveras, R (7, PR) Dave Stewart, R (7, 1) Steve Howe, L (8, 1)			0-0 6-3		0-3 K		0-0 2B 2-H		0-0 FC3-6 1-2f	2 0 0 0 0 1 1 1 0 1 1 0 0 0 0 0 0 0 0 0 0 0 0 0 0 0 0 0 1 0 0 0 0 0 1			
<b>Inning Stats</b>	R: 2 H: 2 E: 0 LOB: 0 K: 1 BB: 0 S: 7 P: 7	R: 0 H: 0 E: 0 LOB: 0 K: 1 BB: 0 S: 5 P: 5	R: 0 H: 0 E: 0 LOB: 0 K: 0 BB: 0 S: 3 P: 3	R: 0 H: 1 E: 0 LOB: 0 K: 0 BB: 0 S: 3 P: 3	R: 0 H: 1 E: 0 LOB: 1 K: 1 BB: 0 S: 6 P: 6	R: 0 H: 1 E: 0 LOB: 3 K: 2 BB: 2 S: 8 P: 16	R: 1 H: 1 E: 0 LOB: 1 K: 1 BB: 1 S: 6 P: 10	R: 0 H: 0 E: 0 LOB: 2 K: 1 BB: 1 S: 5 P: 9	R: 0 H: 1 E: 0 LOB: 1 K: 0 BB: 1 S: 3 P: 7	1B: 2 SF: 0 2B: 4 SAC: 1 3B: 0 DP: 1 HR: 1 HBP: 0	WP: 0 PA: 37 PB: 0 SB: 1 CS: 0		
<b>PITCHER</b>	IP WLS BF H R ER SO BB IBB HBP BLK WP HR S P ERA WHIP											<b>PITCHER</b>	IP WLS BF H R ER SO BB IBB HBP BLK WP HR S P ERA WHIP
John Candelaria, L (1, 1) ERA: 3.7	7.0 L 29 6 3 3 6 2 1 0 0 0 1 38 50 3.86 1.143												
Kent Tekulve, R (8, 1) ERA: 1.13	2.0 8 1 0 0 1 2 0 0 0 0 0 8 16 0.00 1.500												

Los Angeles Dodgers @ Pittsburgh Pirates  
 Three Rivers Stadium, Pittsburgh, PA  
 Sat Apr 23 1983, 3:33 AM EST  
 Att. 8,187 - Unknown

livebaseballscorecards.com

AB	31
R	3
H	7
RBI	3
BB	5
SO	7
LOB	13



Batter	1	2	3	4	5	6	7	8	9	AB R H RBI BB SO LOB
Lee Lacy, R OBP: 0.373, SLG: 0.518 (1, 7)	0-0 SF9 3B		0-0 F9		0-0 F8			0-0 E6 L1-3		4 1 1 0 0 0 1
Lee Mazzilli, S OBP: 0.414, SLG: 0.477 (1, 8)	0-0 SF9 3-H		0-0 F9			0-0 F9		0-0 L1-3 1-2		3 0 0 1 0 0 1
Bill Madlock, R OBP: 0.306, SLG: 0.283 (1, 5)	0-0 1B 1B		0-0 4-3			0-0 6-3		0-0 1B 1B		4 0 2 0 0 0 0
Jason Thompson, L OBP: 0.386, SLG: 0.500 (1, 3)	0-0 FC6 1-2 1B			0-0 3-1		0-0 HR		0-0 1-2 1B		4 1 3 1 0 0 0
Dave Parker, L OBP: 0.263, SLG: 0.222 (1, 9)	0-3 K			0-3 K		0-3 K		0-3 K		4 0 0 0 0 4 4
Johnny Ray, S OBP: 0.260, SLG: 0.333 (1, 4) Jim Morrison, R (9, PH)	0-0 FC6 1-2f			0-0 3-1			0-0 1B	0-0 F8		3 0 1 0 0 0 2 1 0 0 0 0 0 0
Tony Peña, R OBP: 0.333, SLG: 0.341 (1, 2)		0-0 F4			0-0 SH1-4 1B		0-3 K		0-0 1-4-3	4 0 1 0 0 1 1
Dale Berra, R OBP: 0.313, SLG: 0.477 (1, 6)		0-0 5-3			0-0 F7		0-0 F7		0-3 K	4 0 0 0 0 1 2
John Candelaria, L OBP: 0.100, SLG: 0.100 (1, 1) Richie Hebner, L OBP: 0.308, SLG: 0.200 (7, PH) Kent Tekulve, R (8, 1)		0-0 6-3			0-0 SH1-4 1-2		0-0 4-3			1 0 0 0 0 0 0 1 0 0 0 0 0 1 0 0 0 0 0 0 0

Inning Stats	R: 1	H: 3	E: 0	K: 1	S: 8	LOB: 2	BB: 0	P: 8	R: 0	H: 0	E: 0	K: 0	S: 3	LOB: 0	BB: 0	P: 3	R: 0	H: 0	E: 0	K: 0	S: 3	LOB: 0	BB: 0	P: 3	R: 0	H: 1	E: 0	K: 0	S: 4	LOB: 1	BB: 0	P: 4	R: 1	H: 1	E: 0	K: 1	S: 6	LOB: 0	BB: 0	P: 6	R: 0	H: 1	E: 0	K: 1	S: 6	LOB: 1	BB: 0	P: 6	R: 0	H: 2	E: 1	K: 1	S: 7	LOB: 2	BB: 0	P: 7	R: 0	H: 0	E: 0	K: 1	S: 5	LOB: 0	BB: 0	P: 5	1B: 6	SF: 1	2B: 1	3B: 1	HR: 1	SAC: 1	DP: 1	HBP: 0	WP: 0	PB: 0	SB: 0	CS: 0	PA: 35
--------------	------	------	------	------	------	--------	-------	------	------	------	------	------	------	--------	-------	------	------	------	------	------	------	--------	-------	------	------	------	------	------	------	--------	-------	------	------	------	------	------	------	--------	-------	------	------	------	------	------	------	--------	-------	------	------	------	------	------	------	--------	-------	------	------	------	------	------	------	--------	-------	------	-------	-------	-------	-------	-------	--------	-------	--------	-------	-------	-------	-------	--------

PITCHER	IP	WLS	BF	H	R	ER	SO	BB	IBB	HBP	BLK	WP	HR	S	P	ERA	WHIP
Bob Welch, R ERA: 5.28 (1, 1)	6.0	W	23	5	2	2	3	0	0	0	0	0	1	29	29	3.00	0.833
Dave Stewart, R ERA: 2.25 (7, 1)	1.2		7	2	0	0	1	0	0	0	0	0	0	9	9	0.00	1.200
Steve Howe, L ERA: (8, 1)	1.1	S	5	1	0	0	2	0	0	0	0	0	0	9	9	0.00	0.750


**BOTTOM**

**Los Angeles Dodgers @ Pittsburgh Pirates**  
 Three Rivers Stadium, Pittsburgh, PA

Sat Apr 23 1983, 3:33 AM EST  
 Att. 8,187 - Unknown

livebaseballscorecards.com

AB	33
R	2
H	8
RBI	2
BB	0
SO	6
LOB	12



Batter	1	2	3	4	5	6	7	8	9	AB R H RBI BB SO LOB	TOP
<b>Johnnie LeMaster, R</b> <small>(1, 6) OBP: 0.397, SLG: 0.367</small> 	4-0  		0-0 F7  			4-0 G6-4-3 BB  			0-0 F3  	2 0 0 0 2 0 2	<b>San Francisco Giants @ Pittsburgh Pirates</b> Three Rivers Stadium, Pittsburgh, PA Tue Apr 26 1983, 7:05 PM EDT Att. 7,103 - Unknown  livebaseballscorecards.com  <b>AB 25</b> <b>R 0</b> <b>H 1</b> <b>RBI 0</b> <b>BB 5</b> <b>SO 8</b> <b>LOB 11</b>  
<b>Joel Youngblood, R</b> <small>(1, 5) OBP: 0.269, SLG: 0.375</small> 	0-0 1-3  		0-3 K  			0-0 G6-4-3  		0-3 K  	4 0 0 0 0 2 4		
<b>Chili Davis, S</b> <small>(1, 8) OBP: 0.328, SLG: 0.600</small> 	0-3 K  		0-3 K  			0-0 6-3  		0-0 FC5-4  	4 0 0 0 0 2 2		
<b>Jack Clark, R</b> <small>(1, 9) OBP: 0.258, SLG: 0.237</small> 	0-0 6-3  		4-0  			0-3 K  			2 0 0 0 1 1 1		
<b>Jeffrey Leonard, R</b> <small>(1, 7) OBP: 0.254, SLG: 0.313</small> 		0-0 4-3  		0-0 G4-6-3  		0-0 5-3  			3 0 0 0 0 0 1		
<b>Mike Vail, R</b> <small>(1, 3) OBP: 0.150, SLG: 0.105</small> 		0-3 K  		0-0 G3  		0-0 5-3  			3 0 0 0 0 1 0		
<b>Bob Brenly, R</b> <small>(1, 2) OBP: 0.289, SLG: 0.419</small> 		0-0 6-3  		0-0  		0-3 K  			3 0 1 0 0 1 0		
<b>Joe Pettini, R</b> <small>(1, 4) OBP: 0.133, SLG: 0.214</small> <b>Greg Minton, S</b> <small>(8, 1)</small> 			0-0 F7  		0-0 L3  		0-0 F8  		3 0 0 0 0 0 1 0 0 0 0 0 0 0		
<b>Fred Breining, R</b> <small>(1, 1) OBP: 0.273, SLG: 0.111</small> <b>Tom O'Malley, L</b> <small>(8, 5) OBP: 0.354, SLG: 0.293</small> 			4-0  		0-3 K  		4-0  		1 0 0 0 1 1 0 0 0 0 0 1 0 0		
<b>Inning Stats</b>	R: 0 H: 0 E: 0 LOB: 1 K: 1 BB: 1 S: 5 P: 9	R: 0 H: 0 E: 0 LOB: 0 K: 1 BB: 0 S: 5 P: 5	R: 0 H: 0 E: 0 LOB: 1 K: 1 BB: 1 S: 5 P: 9	R: 0 H: 0 E: 0 LOB: 0 K: 1 BB: 1 S: 4 P: 8	R: 0 H: 1 E: 0 LOB: 0 K: 0 BB: 0 S: 3 P: 3	R: 0 H: 0 E: 0 LOB: 0 K: 1 BB: 1 S: 4 P: 8	R: 0 H: 0 E: 0 LOB: 0 K: 1 BB: 0 S: 5 P: 5	R: 0 H: 0 E: 0 LOB: 0 K: 1 BB: 0 S: 5 P: 5	R: 0 H: 0 E: 0 LOB: 1 K: 1 BB: 1 S: 5 P: 9	1B: 1 SF: 0 2B: 1 SAC: 0 3B: 0 DP: 3 HR: 0 HBP: 0	
<b>PITCHER</b> <b>Larry McWilliams, L</b> <small>(1, 1) ERA: 2.15</small>	IP WLS BF H R ER SO BB IBB HBP BLK WP HR S P ERA WHIP 9.0 W 30 1 0 0 8 5 0 0 0 0 0 0 41 61 0.00 0.667										

Batter	1	2	3	4	5	6	7	8	9	AB	R	H	RBI	BB	SO	LOB
Lee Lacy, R OBP: 0.365, SLG: 0.500 (1, 7)	F4		1B 2B 1B		6-3	L7				4	1	1	0	0	0	2
Lee Mazzilli, S OBP: 0.403, SLG: 0.458 (1, 8)	F4		1-3 2B 1B		K				4-3	4	1	1	0	0	1	0
Bill Madlock, R OBP: 0.321, SLG: 0.340 (1, 5)	F8		1B 1-H 3-H 2B						F4	4	0	2	2	0	0	0
Jason Thompson, L OBP: 0.361, SLG: 0.462 (1, 3)			F7		G3				4-3	4	0	0	0	0	1	2
Dave Parker, L OBP: 0.304, SLG: 0.273 (1, 9)			1B 1B			K			4-3	4	0	2	0	0	1	0
Johnny Ray, S OBP: 0.259, SLG: 0.385 (1, 4)			F7		1-3				4-3	4	1	1	1	0	0	3
Tony Peña, R OBP: 0.327, SLG: 0.333 (1, 2)			1-2 1B		1-3				4-3	4	0	1	0	0	1	0
Dale Berra, R OBP: 0.294, SLG: 0.447 (1, 6)			1-3		F8				K 1B	3	0	0	0	0	1	2
Larry McWilliams, L OBP: 0.333, SLG: 0.250 (1, 1)			1-3		K				1-2 1B	3	0	1	0	0	1	0

Inning Stats	R: 0	H: 0	E: 0	K: 0	S: 3	R: 0	H: 2	E: 0	K: 1	S: 7	R: 2	H: 4	E: 0	K: 0	S: 7	R: 0	H: 0	E: 0	K: 1	S: 5	R: 0	H: 1	E: 0	K: 1	S: 6	R: 1	H: 2	E: 0	K: 2	S: 10	R: 0	H: 0	E: 0	K: 0	S: 3	R: 0	H: 0	E: 0	K: 1	S: 5
	LOB: 0	BB: 0	P: 3	LOB: 2	BB: 0	P: 7	LOB: 2	BB: 0	P: 7	LOB: 0	BB: 0	P: 5	LOB: 1	BB: 0	P: 6	LOB: 2	BB: 0	P: 10	LOB: 0	BB: 0	P: 5	LOB: 0	BB: 0	P: 5	LOB: 0	BB: 0	P: 3	LOB: 0	BB: 0	P: 5	LOB: 0	BB: 0	P: 5	LOB: 0	BB: 0	P: 5	LOB: 0	BB: 0	P: 5	


PITCHER	IP	WLS	BF	H	R	ER	SO	BB	IBB	HBP	BLK	WP	HR	S	P	ERA	WHIP
Fred Breining, R ERA: 3.78 (1, 1)	7.0	L	31	9	3	3	5	0	0	0	0	1	1	41	41	3.86	1.286
Greg Minton, R ERA: 8.31 (8, 1)	1.0		3	0	0	0	1	0	0	0	0	0	0	5	5	0.00	0.000

**BOTTOM**


**San Francisco Giants @ Pittsburgh Pirates**  
 Three Rivers Stadium, Pittsburgh, PA

Tue Apr 26 1983, 7:05 PM EDT  
 Att. 7,103 - Unknown

AB	34
R	3
H	9
RBI	3
BB	0
SO	6
LOB	9



1B	2B	3B	HR	SF	SAC	DP	HBP	WP	HR	S	P	ERA	WHIP
6	2	0	1	0	0	0	0	1	1	5	5	3.86	1.286

Batter	1	2	3	4	5	6	7	8	9	AB R H RBI BB SO LOB	TOP	
Johnnie LeMaster, R (1, 6) OBP: 0.390, SLG: 0.359	0-0 F8		0-0 F8		0-0 S 1B			0-0 1-3		4 0 1 0 0 0 0	<b>San Francisco Giants @ Pittsburgh Pirates</b> Three Rivers Stadium, Pittsburgh, PA Wed Apr 27 1983, 3:33 AM EDT Att. 5,267 - Unknown <a href="http://livebaseballscorecards.com">livebaseballscorecards.com</a>	
Max Venable, L (1, 7) OBP: 0.160, SLG: 0.417	0-0 F9		0-0 1-3		0-0 F9			0-3 K		4 0 0 0 0 1 1		
Chili Davis, S (1, 8) OBP: 0.324, SLG: 0.578	0-0 5-3			0-0 6-3 BLK CS 1B				0-0 F2		4 0 1 0 0 0 0		
Jack Clark, R (1, 9) OBP: 0.257, SLG: 0.238		0-0 E S 1B		0-0 6-3		0-0 F7		0-0 F8		4 1 1 0 0 0 1		
Darrell Evans, L (1, 3) OBP: 0.306, SLG: 0.392		0-0 F7		4-0 CS 1B BB		0-0 HR		4-0 1B BB		2 2 1 1 2 0 1		
Tom O'Malley, L (1, 5) OBP: 0.385, SLG: 0.318		4-0 1B BB		0-0 1B		0-0 G3		0-0 1B		3 0 2 1 1 0 0		
Milt May, L (1, 2) OBP: 0.192, SLG: 0.280		0-0 G1-6-3 1B		0-0 F7			0-0 5-3	0-3 K		3 0 1 1 0 0 1		
Jeffrey Leonard, R (9, PH) OBP: 0.250, SLG: 0.309		1-2 3-H 1B		0-0 G1-6-3				0-3 K		1 0 0 0 0 1 2		
Bob Brenly, R (9, 2) OBP: 0.269, SLG: 0.419		0-0 G1-6-3		0-0 K				0-3 CS 1B		0 0 0 0 0 0 0		
Duane Kuiper, L (1, 4) OBP: 0.321, SLG: 0.229		0-0 1-2f		0-3 K						3 0 1 0 0 1 2		
Mike Vail, R (9, PH) OBP: 0.143, SLG: 0.100										1 0 0 0 0 1 2		
Joe Pettini, R (9, 4) OBP: 0.133, SLG: 0.214										0 0 0 0 0 0 0		
Bill Laskey, R (1, 1)			0-3 K		0-0 G3					3 0 0 0 0 1 1		
Gary Lavelle, S (8, 1)										0 0 0 0 0 0 0		
Greg Minton, S (9, 1)										0 0 0 0 0 0 0		
<b>Inning Stats</b>	R: 0 E: 0 K: 0 S: 3 H: 0 LOB: 0 BB: 0 P: 3	R: 1 E: 0 K: 0 S: 4 H: 2 LOB: 1 BB: 1 P: 8	R: 0 E: 0 K: 1 S: 5 H: 0 LOB: 0 BB: 0 P: 5	R: 1 E: 0 K: 0 S: 4 H: 2 LOB: 1 BB: 1 P: 8	R: 0 E: 0 K: 1 S: 6 H: 1 LOB: 1 BB: 0 P: 6	R: 1 E: 0 K: 0 S: 4 H: 1 LOB: 0 BB: 0 P: 4	R: 0 E: 0 K: 0 S: 3 H: 1 LOB: 0 BB: 0 P: 3	R: 0 E: 0 K: 1 S: 5 H: 0 LOB: 0 BB: 0 P: 5	R: 0 E: 0 K: 2 S: 8 H: 1 LOB: 2 BB: 1 P: 12	1B: 7 2B: 0 3B: 0 HR: 1 SF: 0 SAC: 0 DP: 1 HBP: 0	WP: 0 PB: 0 SB: 2 CS: 3 PA: 35	
<b>PITCHER</b>	IP WLS BF H R ER SO BB IBB HBP BLK WP HR S P ERA WHIP											
Rick Rhoden, R (1, 1) ERA: 3.16	7.0 L 27 7 3 2 2 2 2 0 0 1 0 1 29 37 2.57 1.286											
Rod Scurry, L (8, 1) ERA: 0.79	2.0 8 1 0 0 3 1 0 0 0 0 0 0 13 17 0.00 1.000											



Batter	1	2	3	4	5	6	7	8	9	AB R H RBI BB SO LOB	TOP		
Alan Wiggins, S (1, 7) X OBP: 0.526, SLG: 0.429	0-0 S 6-3 2B 1B		0-3 K	0-0 G4-6-3 1-2 1B		0-0 3-1 2-3		0-0 4-3		5 1 2 0 0 1 1			
Juan Bonilla, R (1, 4) X OBP: 0.364, SLG: 0.442	0-0 6-3 1-2		0-0 1B 1B	0-0 G4-6-3 1-2f 2-3		0-0 2B 2B		0-0 6-3		5 2 2 1 0 0 3			
Steve Garvey, R (1, 3) H OBP: 0.391, SLG: 0.530	1-0 S 2B HBP		0-0 1B 1B	0-0 1B 3-H		0-0 2B 2-H		0-0 2B 1B		4 3 4 2 0 0 0			
Sixto Lezcano, R (1, 9) X OBP: 0.433, SLG: 0.380	0-0 WP 1-H 2-H 2B		0-0 WP 1-2 2-H 1B	0-0 1-2 1B		0-3 K		0-0 F7		5 0 3 3 0 1 2			
Terry Kennedy, L (1, 2) S S S OBP: 0.444, SLG: 0.568	0-3 K 2-3		0-0 WP 1-2 2-H 1B		0-0 F9		4-0 BB		0-0 4-3 1-H 2B	4 0 2 2 1 1 1			
Luis Salazar, R (1, 5) S S S OBP: 0.339, SLG: 0.321	0-3 K		4-0 FC6-4 1-2 2-3 BB		0-0 CS 1B		0-0 F9		0-0 4-3 2-3	4 0 1 0 1 1 3			
Ruppert Jones, L (1, 8) S S S OBP: 0.250, SLG: 0.365		0-3 K	0-3 K		0-3 K 1-2		0-0 L5		0-0 F7	5 0 0 0 0 3 6			
Mario Ramirez, R (1, 6) X OBP: 0.200, SLG: 0.200		0-0 F8	0-0 FC6-4 1-2f		4-0 3-1 SH2-4 2B BB		0-0 F9			3 1 0 0 1 0 4			
Andy Hawkins, R (1, 1) X OBP: 0.200, SLG: 0.200		0-0 4-3		0-0 G4-6-3 1B 1B		0-0 SH2-4 1-2		0-0 F9		3 1 1 0 0 0 0			
<b>Inning Stats</b>	R: 2 H: 2 E: 0 LOB: 1 K: 2 BB: 0 S: 9 P: 10	R: 0 H: 0 E: 0 LOB: 0 K: 1 BB: 0 S: 5 P: 5	R: 2 H: 4 E: 0 LOB: 3 K: 2 BB: 1 S: 11 P: 15	R: 1 H: 4 E: 0 LOB: 1 K: 0 BB: 0 S: 5 P: 5	R: 0 H: 1 E: 0 LOB: 0 K: 1 BB: 0 S: 5 P: 5	R: 2 H: 2 E: 0 LOB: 1 K: 1 BB: 1 S: 7 P: 11	R: 0 H: 0 E: 0 LOB: 1 K: 0 BB: 1 S: 3 P: 7	R: 0 H: 0 E: 0 LOB: 0 K: 0 BB: 0 S: 3 P: 3	R: 1 H: 2 E: 0 LOB: 1 K: 0 BB: 0 S: 5 P: 5	1B: 11 SF: 0 2B: 4 SAC: 1 3B: 0 DP: 1 HR: 0 HBP: 1	WP: 2 PA: 43 PB: 0 SB: 2 CS: 1		
<b>PITCHER</b>	IP WLS BF H R ER SO BB IBB HBP BLK WP HR S P ERA WHIP											<b>PITCHER</b>	IP WLS BF H R ER SO BB IBB HBP BLK WP HR S P ERA WHIP
John Candelaria, L (1, 1) ERA: 4.6	5.0 L 25 11 5 5 6 1 0 1 0 2 0 35 40 9.00 2.400												
Manny Sarmiento, R (6, 1) ERA: 5.4	2.0 10 2 2 2 1 2 0 0 0 0 0 10 18 9.00 2.000												
Jim Winn, R (8, 1) ERA: 5.63	2.0 8 2 1 1 0 0 0 0 0 0 0 8 8 4.50 1.000												

San Diego Padres @ Pittsburgh Pirates  
 Three Rivers Stadium, Pittsburgh, PA  
 Sat Apr 30 1983, 3:33 AM EDT  
 Overcast

AB	38
R	8
H	15
RBI	8
BB	3
SO	7
LOB	20



livebaseballscorecards.com





Batter	1	2	3	4	5	6	7	8	9	AB R H RBI BB SO LOB	TOP									
Alan Wiggins, S (1, 7) OBP: 0.435, SLG: 0.333	0-0 6-3		0-0 F9		0-0 P1		0-0 G6-4-3			4 0 0 0 0 0 3										
Juan Bonilla, R (1, 4) OBP: 0.350, SLG: 0.424	0-3 K		0-0 6-3		0-0 G5-4-3			0-0 4-3		4 0 0 0 0 1 1										
Steve Garvey, R (1, 3) OBP: 0.396, SLG: 0.563	0-0 1B		0-0 F7			0-0 HR		0-3 K		4 1 2 1 0 1 0										
Sixto Lezcano, R (1, 9) OBP: 0.426, SLG: 0.373	0-3 K			0-3 K		0-0 F8		0-0 1B		4 0 1 0 0 2 1										
Luis Salazar, R (1, 5) OBP: 0.323, SLG: 0.305 Terry Kennedy, L (8, PH) OBP: 0.440, SLG: 0.561 Tim Flannery, L (8, 5) OBP: 0.342, SLG: 0.541		0-0 5-3		0-0 6-3		0-3 K		0-0 4-3		3 0 0 0 0 1 0 1 0 0 0 0 0 1 0 0 0 0 0 0 0										
Ruppert Jones, L (1, 8) OBP: 0.261, SLG: 0.356		4-0 BB BB		4-0 BB BB		0-0 F7			0-0 1-3	2 0 0 0 2 0 0										
Mario Ramirez, R (1, 6) OBP: 0.375, SLG: 0.167		0-0 F9		4-0 1-2 BB			0-0 SH 1B		0-3 K	3 0 1 0 1 1 1										
Doug Gwosdz, R (1, 2)		4-0 1-2 BB		0-3 K			0-0 SH G6-4-3		0-0 6-3	2 0 0 0 1 1 2										
Chris Welsh, L (1, 1) Mike Couchee, R (4, 1) Luis DeLeon, R (7, 1) OBP: 0.500, SLG: 0.500		0-0 F7			0-0 G5-4-3 1B		0-0 F1			1 0 0 0 0 0 2 2 0 1 0 0 0 2 0 0 0 0 0 0 0										
<b>Inning Stats</b>	R: 0 E: 0 K: 2 S: 8	H: 1 LOB: 1 BB: 0 P: 8	R: 0 E: 0 K: 0 S: 3	H: 0 LOB: 2 BB: 2 P: 11	R: 0 E: 0 K: 0 S: 3	H: 0 LOB: 2 BB: 2 P: 15	R: 0 E: 0 K: 2 S: 7	H: 1 LOB: 0 BB: 0 P: 3	R: 1 E: 0 K: 1 S: 6	H: 1 LOB: 0 BB: 0 P: 6	R: 0 E: 0 K: 0 S: 4	H: 1 LOB: 1 BB: 0 P: 4	R: 0 E: 0 K: 1 S: 6	H: 1 LOB: 1 BB: 0 P: 6	R: 0 E: 0 K: 1 S: 5	H: 0 LOB: 0 BB: 0 P: 5	1B: 4 2B: 0 3B: 0 HR: 1	SF: 0 SAC: 1 DP: 2 HBP: 0	WP: 0 PB: 0 SB: 0 CS: 0	PA: 35
<b>PITCHER</b>	IP WLS BF H R ER SO BB IBB HBP BLK WP HR S P ERA WHIP																			
Larry McWilliams, L (1, 1) ERA: 1.98	7.0 W 28 4 1 1 5 4 0 0 0 0 1 34 50 1.29 1.143																			
Kent Tekulve, R (8, 1) ERA: 1.04	0.2 3 1 0 0 1 0 0 0 0 0 0 5 5 0.00 1.500																			
Rod Scurry, L (8, 1) ERA: 0.71	1.1 S 4 0 0 0 1 0 0 0 0 0 0 6 6 0.00 0.000																			

San Diego Padres @ Pittsburgh Pirates  
 Three Rivers Stadium, Pittsburgh, PA  
 Sat Apr 30 1983, 7:05 PM EDT  
 Att. 19,593 - Unknown

livebaseballscorecards.com

AB	30
R	1
H	5
RBI	1
BB	4
SO	7
LOB	13



BOTTOM

San Diego Padres @ Pittsburgh Pirates  
Three Rivers Stadium, Pittsburgh, PA

Sat Apr 30 1983, 7:05 PM EDT  
Att. 19,593 - Unknown

livebaseballscorecards.com

AB	31
R	2
H	6
RBI	2
BB	1
SO	1
LOB	16



WP:	1	PA:	34
PB:	0	SB:	0
CS:	0		

AB	R	H	RBI	BB	SO	LOB									
4	0	1	1	0	0	4									
4	0	0	0	0	0	3									
4	0	0	0	0	0	1									
4	0	1	0	0	1	0									
4	0	1	0	0	0	0									
4	0	1	0	0	0	2									
3	1	0	0	1	0	2									
2	0	1	1	0	0	2									
1	0	0	0	0	0	2									
1	1	1	0	0	0	0									
0	0	0	0	0	0	0									
0	0	0	0	0	0	0									
1B:	4	SF:	1	2B:	2	SAC:	1	3B:	0	DP:	0	HR:	0	HBP:	0

Batter	1	2	3	4	5	6	7	8	9								
Lee Lacy, R OBP: 0.342, SLG: 0.466 (1, 7)	0-0 5-3 ①		0-0 FC5-4 WP 1-2f 2-3 ②		0-0 4-3 ③		0-0 2B 1-H ④										
Lee Mazzilli, S OBP: 0.365, SLG: 0.390 (1, 8)	0-0 F9 ②		0-0 F9 1-2 ③			0-0 L9 ①	0-0 F7 ②										
Bill Madlock, R OBP: 0.292, SLG: 0.306 (1, 5)	0-0 5-3 ③			0-0 F8 ①		0-0 F7 ②	0-0 6-3 ③										
Jason Thompson, L OBP: 0.342, SLG: 0.484 (1, 3)		0-3 K ①		0-0 L6 ②		0-0 1B 1B ③		0-0 4-3 ④									
Dave Parker, L OBP: 0.314, SLG: 0.353 (1, 9)		0-0 F9 ②		0-0 F7 ③		0-0 1B 1-2 ④		0-0 4-3 ⑤									
Tony Peña, R OBP: 0.295, SLG: 0.316 (1, 2)		0-0 F8 ③			0-0 E5 4-3 E ④	0-0 6-3 ⑤		0-0 2B ⑥									
Dale Berra, R OBP: 0.290, SLG: 0.393 (1, 6)			0-0 6-3 ①		0-0 E4 4-3 1-2 ②		4-0 SF8 BB ③	0-0 F3 ④									
Johnny Ray, S OBP: 0.292, SLG: 0.435 (1, 4)			0-0 FC5-4 SH 1B ④		0-0 F5 ①		0-0 SF8 1-H ②										
Larry McWilliams, L OBP: 0.300, SLG: 0.222 Mike Easter, L OBP: 0.436, SLG: 0.433 Kent Tekulve, R Rod Scurrey, L			0-0 SH FC5-4 1-2 ④		0-0 4-3 1-2 2-3 ②		0-0 2B 1B ④										
Inning Stats	R: 0 E: 0 K: 0 S: 3	H: 0 LOB: 0 BB: 0 P: 3	R: 0 E: 0 K: 1 S: 5	H: 0 LOB: 0 BB: 0 P: 5	R: 0 E: 1 K: 0 S: 5	H: 1 LOB: 2 BB: 0 P: 5	R: 0 E: 0 K: 0 S: 3	H: 0 LOB: 0 BB: 0 P: 3	R: 0 E: 2 K: 0 S: 5	H: 2 LOB: 2 BB: 0 P: 5	R: 2 E: 1 K: 0 S: 5	H: 2 LOB: 1 BB: 1 P: 9	R: 0 E: 0 K: 0 S: 4	H: 1 LOB: 1 BB: 0 P: 4			
PITCHER	IP	WLS	BF	H	R	ER	SO	BB	IBB	HBP	BLK	WP	HR	S	P	ERA	WHIP
Chris Welsh, L ERA: 2.51 (1, 1)	3.0		11	1	0	0	1	0	0	0	0	1	0	13	13	0.00	0.333
Mike Couchee, R ERA: 4.5 (4, 1)	3.0		13	2	0	0	0	0	0	0	0	0	0	13	13	0.00	0.667
Luis DeLeon, R ERA: 2.45 (7, 1)	2.0	L	10	3	2	2	0	1	0	0	0	0	0	9	13	9.00	2.000

Batter	1	2	3	4	5	6	7	8	9	AB R H RBI BB SO LOB	TOP									
Lee Lacy, R (1, 7) OBP: 0.370, SLG: 0.481	0-0 S BLK 1B	0-0 F8		0-0 FC5 S 1B		4-0 1B IBB		0-0 CS 1B		4 1 3 0 1 0 1	<b>Pittsburgh Pirates @ Los Angeles Dodgers</b> <b>Dodger Stadium, Los Angeles, CA</b> Mon May 02 1983, 7:05 PM PDT Att: 39,765 - Unknown <a href="http://livebaseballscorecards.com">livebaseballscorecards.com</a>									
Lee Mazzilli, S (1, 8) OBP: 0.392, SLG: 0.413	0-0 G3 1B 6-3 1B		0-3 K	4-0 BB		0-0 FC6 1B		0-0 S 1B		4 1 3 2 1 1 0										
Bill Madlock, R (1, 5) OBP: 0.314, SLG: 0.333	0-0 6-3 G3 1-2 1B		0-0 4-3 2B	0-0 FC5 2-3f		0-0 FC6 1-2f		4-0 BB		4 1 2 0 1 0 4										
Jason Thompson, L (1, 3) OBP: 0.346, SLG: 0.463	0-0 G3 1-2 2-3		0-0 4-3 2-3		4-0 G1-6-3 BB		4-0 FC4-6 BB	0-3 K		3 0 0 0 2 1 5										
Dave Parker, L (1, 9) OBP: 0.300, SLG: 0.359	0-0 6-3 2-3 3-H		0-0 3-H 2B		0-3 K		0-0 FC4-6 1B 1-2f		0-0 F7	5 0 1 2 0 1 3										
Tony Peña, R (1, 2) OBP: 0.303, SLG: 0.361	0-0 3-1		0-0 FC6-4 BB		0-0 G1-6-3 1-2f		0-3 K		0-0 HR	4 1 1 1 1 1 3										
Dale Berra, R (1, 6) OBP: 0.299, SLG: 0.393		0-0 1-3	0-0 FC6-4 1-2f			0-0 SH1-4 1B		0-0 1-2 1B	0-0 F3	5 1 2 0 0 0 2										
Johnny Ray, S (1, 4) OBP: 0.290, SLG: 0.439		0-0 F4		0-0 1-3		0-0 SH1-4 1-2		0-0 F7	0-0 2B	4 0 1 0 0 0 2										
Rick Rhoden, R (1, 1) OBP: 0.067, SLG: 0.067		0-0 1B		0-0 F8		0-3 K		0-0 6-3	0-0 1-3	5 0 1 0 0 1 2										
<b>Inning Stats</b>	R: 2 E: 0 K: 0 S: 6	H: 3 LOB: 1 BB: 0 P: 6	R: 0 E: 0 K: 0 S: 4	H: 1 LOB: 1 BB: 0 P: 4	R: 1 E: 0 K: 1 S: 7	H: 2 LOB: 2 BB: 1 P: 11	R: 0 E: 0 K: 0 S: 4	H: 0 LOB: 0 BB: 1 P: 8	R: 1 E: 0 K: 1 S: 7	H: 2 LOB: 2 BB: 1 P: 11	R: 0 E: 0 K: 1 S: 6	H: 1 LOB: 2 BB: 1 P: 10	R: 0 E: 0 K: 1 S: 6	H: 2 LOB: 2 BB: 1 P: 10	R: 1 E: 0 K: 0 S: 5	H: 2 LOB: 1 BB: 0 P: 5	1B: 10 2B: 3 3B: 0 HR: 1	SF: 0 SAC: 1 DP: 1 HBP: 0	WP: 0 PB: 0 SB: 3 CS: 1	PA: 45
<b>PITCHER</b>	IP WLS BF H R ER SO BB IBB HBP BLK WP HR S P ERA WHIP																			
Jerry Reuss, L (1, 1) ERA: 3.86	5.2 L 29 9 4 4 3 3 1 0 0 0 0 0 31 47 6.35 2.118																			
Joe Beckwith, R (6, 1) ERA: 4.32	2.1 11 3 0 0 2 2 0 0 0 0 0 0 13 21 0.00 2.143																			
Pat Zachry, R (9, 1) ERA: 1.35	1.0 5 2 1 1 0 0 0 0 0 0 0 0 5 5 9.00 2.000																			

AB	38
R	5
H	14
RBI	5
BB	6
SO	5
LOB	22





Batter	1	2	3	4	5	6	7	8	9	AB R H RBI BB SO LOB	TOP											
Lee Lacy, R (1, 7) OBP: 0.372, SLG: 0.476	0-0 4-3			0-0 6-3		0-0 1B E	0-3 K		0-0 FC4-6 1B	5 1 2 0 0 1 0	<b>Pittsburgh Pirates @ Los Angeles Dodgers</b> Dodger Stadium, Los Angeles, CA Tue May 03 1983, 7:05 PM PDT Att: 34,624 - Unknown <a href="http://livebaseballscorecards.com">livebaseballscorecards.com</a>											
Lee Mazzilli, S (1, 8) OBP: 0.405, SLG: 0.418	4-0 1-3-5 BB			0-3 K		0-0 PB E 1B	0-0		0-0 FC4-6 1-2f	4 1 2 0 1 1 1												
Bill Madlock, R (1, 5) OBP: 0.311, SLG: 0.329	0-0 1-3-5 1-3f			0-0		0-0 E1 PB E 1-2 3-H	0-0 F7			4 1 1 1 0 0 3												
Jason Thompson, L (1, 3) OBP: 0.341, SLG: 0.451 Steve Nicosia, R (8, PR) OBP: 0.111, SLG: 0.111 Gene Tenace, R (8, 3) OBP: 0.125, SLG: 0.125			0-3 K	0-0 F7		0-0 P6			0-0 1B	4 0 1 0 0 1 3 0 0 0 0 0 0 0 0 0 0 0 0 0 0												
Dave Parker, L (1, 9) OBP: 0.295, SLG: 0.333			0-0 6-3		0-3 K	4-0 E BB		0-3 K		3 0 0 0 1 2 1												
Johnny Ray, S (1, 4) OBP: 0.268, SLG: 0.429			0-0 5-3		0-0 2B 6-3 1B	0-3 K		0-0 F8		4 1 1 0 0 1 4												
Tony Peña, R (1, 2) OBP: 0.314, SLG: 0.385				0-0 G1-6-3 1B		0-0 1-3 2B	0-0 E6 1-2 2-H 3-H		0-0 1-3	4 0 2 0 0 0 2												
Dale Berra, R (1, 6) OBP: 0.282, SLG: 0.369			0-0 G1-6-3 1-2f		0-0 6-3	0-3 K			0-0 F7	4 0 0 1 0 1 4												
Jim Bibby, R (1, 1) Richie Hebner, L (5, PH) OBP: 0.286, SLG: 0.182 Lee Tunnell, R (5, 1) Brian Harper, R (7, PH) OBP: 0.143, SLG: 0.615 Kent Tekulve, R (7, 1) Jim Morrison, R (8, PH)			0-3 K		0-3 K		0-3 K		0-0 F8	1 0 0 0 0 1 0 1 0 0 0 0 1 1 0 0 0 0 0 0 0 1 0 0 0 0 1 0 0 0 0 0 0 0 0 1 0 0 0 0 0 0												
<b>Inning Stats</b>	R: 0 E: 0 K: 0 S: 2	H: 0 LOB: 0 BB: 1 P: 6	R: 0 E: 0 K: 1 S: 5	H: 0 LOB: 0 BB: 0 P: 5	R: 0 E: 0 K: 1 S: 5	H: 1 LOB: 0 BB: 0 P: 5	R: 0 E: 0 K: 1 S: 6	H: 1 LOB: 1 BB: 0 P: 6	R: 1 E: 0 K: 2 S: 9	H: 2 LOB: 1 BB: 0 P: 9		R: 3 E: 2 K: 2 S: 11	H: 2 LOB: 2 BB: 1 P: 15	R: 0 E: 0 K: 2 S: 8	H: 1 LOB: 1 BB: 0 P: 8	R: 0 E: 0 K: 1 S: 6	H: 1 LOB: 1 BB: 0 P: 6	R: 0 E: 0 K: 0 S: 4	H: 1 LOB: 1 BB: 0 P: 4	1B: 8 2B: 2 3B: 0 HR: 0	SF: 0 SAC: 0 DP: 2 HBP: 0	WP: 0 PB: 1 SB: 0 CS: 0
<b>PITCHER</b>	IP WLS BF H R ER SO BB IBB HBP BLK WP HR S P ERA WHIP																					
Alejandro Peña, R (1, 1) ERA: 2.14	5.0 W 21 6 4 2 5 1 0 0 0 0 0 0 30 34 3.60 1.400																					
Dave Stewart, R (6, 1) ERA: 1.96	2.0 9 1 0 0 4 1 0 0 0 0 0 0 16 20 0.00 1.000																					
Steve Howe, L (8, 1) ERA:	2.0 S 8 2 0 0 1 0 0 0 0 0 0 0 10 10 0.00 1.000																					

**Pittsburgh Pirates @ Los Angeles Dodgers**  
 Dodger Stadium, Los Angeles, CA  
 Tue May 03 1983, 7:05 PM PDT  
 Att: 34,624 - Unknown

AB	36
R	4
H	9
RBI	2
BB	2
SO	10
LOB	19



Batter	1	2	3	4	5	6	7	8	9	AB	R	H	RBI	BB	SO	LOB
Steve Sax, R (1, 4) OBP: 0.350, SLG: 0.365	0-0 4-3 3B		0-0 5-3	4-0 CS BB			0-3 K			3	1	1	0	1	1	0
Ken Landreaux, L (1, 8) OBP: 0.283, SLG: 0.435	0-0 4-3		0-0 P5	0-0 CS 1-2	0-0 HR		0-0 4-3			4	1	1	2	0	0	0
Dusty Baker Jr., R (1, 7) OBP: 0.326, SLG: 0.424	0-0 5-3		0-0 1B 2B 1B		0-0 4-3			0-0 5-3		4	1	1	0	0	0	0
Pedro Guerrero, R (1, 5) OBP: 0.388, SLG: 0.598	4-0 S BB		0-0 1-2 2B 1B		0-0 F9			0-0 6-3		3	1	1	0	1	0	0
Greg Brock, L (1, 3) OBP: 0.337, SLG: 0.511	0-0 1-3 1-2		0-0 1-1 1B 2B		0-0 F7			0-0 S 1B		4	1	2	2	0	0	1
Mike Marshall, R (1, 9) OBP: 0.348, SLG: 0.424		0-3 K	0-0 1B		0-3 K			0-0 G3 1-2		3	0	1	1	0	2	0
Ron Roenicke, S (8, 9) OBP: 0.192, SLG: 0.208										1	0	0	0	0	0	1
Steve Yeager, R (1, 2) OBP: 0.328, SLG: 0.471		0-0 P4	0-0 F8		0-0 P6					3	0	0	0	0	0	1
Bill Russell, R (1, 6) OBP: 0.295, SLG: 0.226		4-0 BB		0-0 F7		0-0 L6				2	0	0	0	1	0	0
Alejandro Pena, R (1, 1) OBP: 0.200, SLG: 0.200		0-0 1-3		0-3 K			0-0 4-3			2	0	0	0	0	1	1
Dave Stewart, R (6, 1)										0	0	0	0	0	0	0
Candy Maldonado, R (7, PH) OBP: 0.167, SLG: 0.167										1	0	0	0	0	0	0
Steve Howe, L (8, 1)										0	0	0	0	0	0	0

Inning Stats	R: 1	H: 1	E: 0	K: 0	S: 4	R: 0	H: 0	E: 0	K: 1	S: 5	R: 3	H: 4	E: 0	K: 0	S: 7	R: 0	H: 0	E: 0	K: 1	S: 4	R: 1	H: 1	E: 0	K: 0	S: 4	R: 0	H: 0	E: 0	K: 1	S: 5	R: 0	H: 1	E: 0	K: 0	S: 4	R: 0	H: 0	E: 0	K: 1	S: 5	R: 0	H: 1	E: 0	K: 0	S: 4	R: 0	H: 0	E: 0	K: 1	S: 5	R: 0	H: 1	E: 0	K: 0	S: 4
--------------	------	------	------	------	------	------	------	------	------	------	------	------	------	------	------	------	------	------	------	------	------	------	------	------	------	------	------	------	------	------	------	------	------	------	------	------	------	------	------	------	------	------	------	------	------	------	------	------	------	------	------	------	------	------	------

PITCHER	IP	WLS	BF	H	R	ER	SO	BB	IBB	HBP	BLK	WP	HR	S	P	ERA	WHIP
Jim Bibby, R (1, 1) ERA: 7.04	4.0	L	19	5	4	4	2	3	0	0	0	0	0	20	32	9.00	2.000
Lee Tunnell, R (5, 1) ERA: 6.6	2.0		7	1	1	1	1	0	0	0	0	0	1	9	9	4.50	0.500
Kent Tekulve, R (7, 1) ERA: 0.84	2.0		7	1	0	0	1	0	0	0	0	0	0	9	9	0.00	0.500

**BOTTOM**

**Pittsburgh Pirates @ Los Angeles Dodgers**  
**Dodger Stadium, Los Angeles, CA**

Tue May 03 1983, 7:05 PM PDT  
Att. 34,624 - Unknown

livebaseballscorecards.com

<b>AB</b>	<b>30</b>
<b>R</b>	<b>5</b>
<b>H</b>	<b>7</b>
<b>RBI</b>	<b>5</b>
<b>BB</b>	<b>3</b>
<b>SO</b>	<b>4</b>
<b>LOB</b>	<b>4</b>



WP: 0	PA: 34
PB: 0	
SB: 2	
CS: 1	

Batter	1	2	3	4	5	6	7	8	9	AB R H RBI BB SO LOB	TOP
Lee Lacy, R (1, 7) OBP: 0.351, SLG: 0.438	0-3 K		0-3 K		0-0 6-3			0-0 6-3		4 0 0 0 0 2 1	<b>Pittsburgh Pirates @ San Francisco Giants</b> Candlestick Park, San Francisco, CA Fri May 06 1983, 10:05 PM EDT Att. 16,476 - Unknown
Johnny Ray, S (1, 4) OBP: 0.296, SLG: 0.449	0-0 F7		0-0 F7			0-0 G3 2B		0-0 6-3		4 0 1 0 0 0 0	
Bill Madlock, R (1, 5) OBP: 0.329, SLG: 0.338	0-0 BLK WP 1B		0-0 5-3			0-0 G3 2-3		0-0 1B		4 1 2 0 0 0 1	
Jason Thompson, L (1, 3) OBP: 0.337, SLG: 0.421 Gene Tenace, R (8, PH) OBP: 0.111, SLG: 0.111 (8, 3)	4-0 1-H BB		0-3 K		0-3 K	0-3 K		0-3 K		2 0 0 0 1 2 1 1 0 0 0 0 1 1	
Dave Parker, L (1, 9) OBP: 0.288, SLG: 0.367	0-0 F8		0-0 F8		0-0 F7			0-0 L5		4 0 0 0 0 0 2	
Lee Mazzilli, S (1, 8) OBP: 0.402, SLG: 0.413		0-0 S 1B		0-3 K		0-0 3-1		0-0 5-3		4 0 1 0 0 1 0	
Tony Peña, R (1, 2) OBP: 0.295, SLG: 0.356		0-3 K 1-2		0-0 F6		0-0 1B		0-0 4-3		4 0 1 0 0 1 1	
Dale Berra, R (1, 6) OBP: 0.256, SLG: 0.333		0-3 K		0-0 F8		0-0 F3				3 0 0 0 0 1 2	
John Candelaria, L (1, 1) OBP: 0.154, SLG: 0.083 Mike Easler, L (7, PH) OBP: 0.412, SLG: 0.406 Rod Scurry, L (7, 1) Kent Tekulve, R (7, 1)		0-3 K		0-0 F2 BB						1 0 0 0 1 1 1 1 0 0 0 0 0 1 0 0 0 0 0 0 0 0 0 0 0 0 0 0	
<b>Inning Stats</b>	R: 1 H: 1 E: 0 LOB: 1 K: 1 BB: 1 S: 6 P: 10	R: 0 H: 1 E: 0 LOB: 1 K: 3 BB: 0 S: 10 P: 10	R: 0 H: 0 E: 0 LOB: 0 K: 1 BB: 0 S: 5 P: 5	R: 0 H: 0 E: 0 LOB: 0 K: 2 BB: 0 S: 7 P: 7	R: 0 H: 0 E: 0 LOB: 1 K: 0 BB: 1 S: 3 P: 7	R: 0 H: 1 E: 0 LOB: 1 K: 1 BB: 0 S: 6 P: 6	R: 0 H: 1 E: 0 LOB: 1 K: 0 BB: 0 S: 4 P: 4	R: 0 H: 1 E: 0 LOB: 1 K: 1 BB: 0 S: 3 P: 6	R: 0 H: 0 E: 0 LOB: 0 K: 0 BB: 0 S: 3 P: 3	1B: 4 SF: 0 2B: 1 SAC: 0 3B: 0 DP: 0 HR: 0 HBP: 0	
<b>PITCHER</b> Andy McGaffigan, R (1, 1) ERA: 3.21 Gary Lavelle, L (8, 1) ERA: 1.42	IP WLS BF H R ER SO BB IBB HBP BLK WP HR S P ERA WHIP	7.2 W 30 5 1 1 8 2 0 0 1 1 0 44 52 1.17 0.913	1.1 S 4 0 0 0 1 0 0 0 0 0 0 6 6 0.00 0.000	<b>PITCHER</b> IP WLS BF H R ER SO BB IBB HBP BLK WP HR S P ERA WHIP							

<b>AB</b>	32
<b>R</b>	1
<b>H</b>	5
<b>RBI</b>	0
<b>BB</b>	2
<b>SO</b>	9
<b>LOB</b>	11







Batter	1	2	3	4	5	6	7	8	9	AB R H RBI BB SO LOB	TOP											
Lee Lacy, R (1, 7) OBP: 0.337, SLG: 0.419	0-0 6-3			0-0 F4	0-0 3-2			0-0 6-3		4 0 0 0 0 0 3	<b>Pittsburgh Pirates @ San Francisco Giants</b> Candlestick Park, San Francisco, CA Sat May 07 1983, 6:33 AM EDT Att: 10,874 - Unknown <a href="http://livebaseballscorecards.com">livebaseballscorecards.com</a>											
Johnny Ray, S (1, 4) OBP: 0.282, SLG: 0.427	0-0 G3			0-0 G3			0-0 3-1		0-0 F7	4 0 0 0 0 0 0												
Bill Madlock, R (1, 5) OBP: 0.326, SLG: 0.333	0-3 K			0-0 1B			0-0 F7		0-0 5-3	4 0 1 0 0 1 0												
Jason Thompson, L (1, 3) OBP: 0.333, SLG: 0.413		0-0 G3		0-3 K			0-0 5-3		0-0 1B	4 0 1 0 0 1 1												
Dave Parker, L (1, 9) OBP: 0.286, SLG: 0.346		0-0 G3			4-0 1B FC5-4 BB		0-0 F7		0-0 E3	3 1 0 0 1 0 1												
Lee Mazzilli, S (1, 8) OBP: 0.396, SLG: 0.405	0-3 K			0-0 1B FC5-4			0-0 F8		0-0 F8	4 0 1 0 0 1 2												
Tony Peña, R (1, 2) OBP: 0.284, SLG: 0.342			0-3 K		0-0 1B FC5-4 1-2 3-2		0-0 5-3			3 0 0 1 0 1 1												
Dale Berra, R (1, 6) OBP: 0.259, SLG: 0.333			0-3 K		0-0 1B 1-2			0-0 6-3		3 0 1 0 0 1 0												
Rick Rhoden, R (1, 1) OBP: 0.118, SLG: 0.118			0-3 K		0-0 1B 1-2 2-3			0-0 F8		2 0 1 0 0 1 0												
Richie Hebner, L (8, PH) OBP: 0.267, SLG: 0.167										1 0 0 0 0 0 0												
Randy Niemann, L (8, 1)										0 0 0 0 0 0 0												
<b>Inning Stats</b>	R: 0 E: 0 K: 1 S: 5	H: 0 LOB: 0 BB: 0 P: 5	R: 0 E: 0 K: 1 S: 5	H: 0 LOB: 0 BB: 0 P: 5	R: 0 E: 0 K: 3 S: 9	H: 0 LOB: 0 BB: 0 P: 9	R: 0 E: 0 K: 1 S: 6	H: 1 LOB: 1 BB: 0 P: 6	R: 1 E: 0 K: 0 S: 5	H: 3 LOB: 2 BB: 1 P: 9	R: 0 E: 0 K: 0 S: 3	H: 0 LOB: 0 BB: 0 P: 3	R: 0 E: 0 K: 0 S: 3	H: 0 LOB: 0 BB: 0 P: 3	R: 0 E: 0 K: 0 S: 3	H: 0 LOB: 0 BB: 0 P: 3	R: 0 E: 1 K: 0 S: 5	H: 1 LOB: 2 BB: 0 P: 5	1B: 5 2B: 1 3B: 0 HR: 0	SF: 0 SAC: 0 DP: 1 HBP: 0	WP: 0 PB: 0 SB: 0 CS: 0	PA: 33
<b>PITCHER</b> Fred Breining, R (1, 1) ERA: 3.77	IP: 9.0 WLS: W BF: 33 H: 5 R: 1 ER: 1 SO: 6 BB: 1 IBB: 0 HBP: 0 BLK: 0 WP: 0 HR: 0 S: 44 P: 48 ERA: 1.00 WHIP: 0.667											<b>PITCHER</b>	IP: 9.0 WLS: W BF: 33 H: 5 R: 1 ER: 1 SO: 6 BB: 1 IBB: 0 HBP: 0 BLK: 0 WP: 0 HR: 0 S: 44 P: 48 ERA: 1.00 WHIP: 0.667									







Batter	1	2	3	4	5	6	7	8	9
<b>Johnnie LeMaster, R</b> <small>(1, 6) OBP: 0.424, SLG: 0.396</small>	4-0  1B	0-0  1B		0-0  F9		4-0  WP, S, BB		0-0  HR, 1-2, 2-H	
<b>Darrell Evans, L</b> <small>(1, 3) OBP: 0.406, SLG: 0.595</small>	0-0  SF8, HR, 1-3	0-0  HR, 1-H		4-0  FC3-6, BB		0-3  K, 1-3		0-0  HR, 1-H, 2-H	
<b>Chili Davis, S</b> <small>(1, 8) OBP: 0.351, SLG: 0.515</small>	0-0  SF8, 1-2, 3-H	4-0  L6-3, BB		0-0  FC3-6, 1-2f		0-0  5-3		0-0  L8-3, 1B	
<b>Jack Clark, R</b> <small>(1, 9) OBP: 0.301, SLG: 0.319</small>	0-0  HR, 2-H	0-0  F7		0-0  5-3		0-0  G6-4-3, WP, 1B		0-0  L8-3, 1-2	
<b>Jeffrey Leonard, R</b> <small>(1, 7) OBP: 0.252, SLG: 0.316</small>	0-0  G3	0-0  L6-3, 1-2		0-0  F8		0-0  G6-4-3, 1B		0-3  K	
<b>Tom O'Malley, L</b> <small>(1, 5) OBP: 0.379, SLG: 0.342</small>	4-0  BB, 3B		0-0  F8		0-0  G3	0-0  G6-4-3, 1-2f, 2-3			
<b>Bob Brenly, R</b> <small>(1, 2) OBP: 0.333, SLG: 0.327</small>	4-0  3B, BB, 1-2		0-0  F9		4-0  BB	0-0  6-3, 3-H			
<b>Duane Kuiper, L</b> <small>(1, 4) OBP: 0.355, SLG: 0.292</small>	0-0  1-H, 2-H, 3B		0-0  FC6, 1B		0-0  L3	4-0  HBP, 1B, BB			
<b>Bill Laskey, R</b> <small>(1, 1)</small>	0-3  K		0-0  FC6, 1-2f			0-3  K		1-0  HR, HBP, 1B	
<b>Jim Barr, R</b> <small>(9, 1)</small>									

Inning Stats	R: 5	H: 3	LOB: 1	K: 1	S: 8	P: 20	R: 2	H: 2	LOB: 0	K: 0	S: 4	P: 8	R: 0	H: 1	LOB: 1	K: 0	S: 4	P: 4	R: 0	H: 0	LOB: 1	K: 0	S: 3	P: 7	R: 0	H: 0	LOB: 1	K: 0	S: 3	P: 7	R: 1	H: 2	LOB: 0	K: 0	S: 4	P: 4	R: 4	H: 3	LOB: 0	K: 1	S: 7	P: 12
--------------	------	------	--------	------	------	-------	------	------	--------	------	------	------	------	------	--------	------	------	------	------	------	--------	------	------	------	------	------	--------	------	------	------	------	------	--------	------	------	------	------	------	--------	------	------	-------

PITCHER	IP	WLS	BF	H	R	ER	SO	BB	IBB	HBP	BLK	WP	HR	S	P	ERA	WHIP
<b>Jim Bibby, R</b> <small>ERA: 13.5</small>	1.0	L	11	5	7	7	1	3	0	0	0	0	2	10	22	63.00	8.000
<b>Manny Sarmiento, R</b> <small>ERA: 4.63</small>	3.0		11	1	0	0	0	2	0	0	0	0	0	9	17	0.00	1.000
<b>Jim Winn, R</b> <small>ERA: 4.5</small>	2.0		8	0	0	0	2	2	0	0	0	1	0	10	18	0.00	1.000
<b>Randy Niemann, L</b> <small>ERA: 19.64</small>	2.0		11	5	5	5	1	1	0	1	0	1	1	11	16	22.50	3.000

**BOTTOM**

AB 31  
 R 12  
 H 11  
 RBI 11  
 BB 8  
 SO 4  
 LOB 12

**GIANTS**

WP: 2 PA: 41  
 PB: 0  
 SB: 2  
 CS: 0

**Pittsburgh Pirates @ San Francisco Giants**  
 Candlestick Park, San Francisco, CA  
 Sun May 08 1983, 6:33 AM EDT  
 Att. 19,123 - Unknown

[livebaseballscorecards.com](http://livebaseballscorecards.com)

Batter	1	2	3	4	5	6	7	8	9	10	11	12	13	14	AB R H RBI BB SO LOB	TOP																
Lee Mazzilli, S OBP: 0.402, SLG: 0.425 (1, 8)	0-3 K		0-3 K		0-0 1B		0-0 HR		0-0 1-3			4-0 BB		0-0 F5	6 2 2 2 1 2 0																	
Johnny Ray, S OBP: 0.302, SLG: 0.441 (1, 4)	0-0 2B		0-0 L4		0-0 1B		0-0 CS		0-0 F8			0-0 L7-2		0-0 2B	7 1 4 1 0 0 2																	
Bill Madlock, R OBP: 0.322, SLG: 0.329 (1, 5)	0-0 F7		0-0 F7		0-0 F5		0-0 CS		0-0 1B			0-0 G4-6-3		0-0 1B	4 0 1 0 0 0 2																	
Richie Hebner, L OBP: 0.364, SLG: 0.278 (8, 5)														4-0 2B	2 1 2 0 1 0 0																	
Jason Thompson, L OBP: 0.356, SLG: 0.444 (1, 3)	0-0 2B				0-0 3-1				0-0 1B			0-0 G4-6-3		0-0 1B	7 0 5 2 0 0 1																	
Dave Parker, L OBP: 0.254, SLG: 0.302 (1, 9)	0-0 6-3				0-0 4-3				0-3 F6			0-0 G3		0-0 1B	7 0 1 0 0 1 6																	
Mike Easter, L OBP: 0.381, SLG: 0.375 (1, 7)			0-0 4-3		0-3 K				0-0 F8			0-0 F8		0-3 K	4 0 0 0 0 2 3																	
Lee Lacy, R OBP: 0.330, SLG: 0.411 (8, 7)															2 0 0 0 0 1 3																	
Tony Peña, R OBP: 0.289, SLG: 0.353 (1, 2)									0-0 6-3					0-3 K	5 1 2 0 0 0 3																	
Kent Tekulve, R (11, 1)															0 0 0 0 0 0 0																	
Brian Harper, R OBP: 0.125, SLG: 0.533 (13, PH)															1 0 0 0 0 1 3																	
Manny Sarmiento, R (13, 1)															0 0 0 0 0 0 0																	
Dale Berra, R OBP: 0.267, SLG: 0.325 (1, 6)														0-0 F5	6 0 1 0 0 2 5																	
Larry McWilliams, L OBP: 0.200, SLG: 0.143 (1, 1)														0-0 F4	2 0 0 0 0 1 1																	
Gene Tenace, R OBP: 0.091, SLG: 0.091 (9, PH)															1 0 0 0 0 0 0																	
Rod Scurry, L (9, 1)															0 0 0 0 0 0 0																	
Junior Ortiz, R (11, 2)															1 0 0 0 0 0 0																	
<b>Inning Stats</b>	R: 0 E: 0 K: 1 S: 7	H: 2 LOB: 2 BB: 0 P: 7	R: 0 E: 0 K: 0 S: 4	H: 1 LOB: 1 BB: 0 P: 4	R: 0 E: 0 K: 1 S: 5	H: 0 LOB: 0 BB: 0 P: 5	R: 0 E: 0 K: 1 S: 5	H: 0 LOB: 0 BB: 0 P: 5	R: 2 E: 0 K: 0 S: 6	H: 3 LOB: 1 BB: 0 P: 6	R: 0 E: 0 K: 1 S: 6	H: 1 LOB: 1 BB: 0 P: 6	R: 1 E: 0 K: 2 S: 8	H: 2 LOB: 0 BB: 0 P: 8	R: 0 E: 0 K: 1 S: 7	H: 2 LOB: 2 BB: 0 P: 7	R: 0 E: 0 K: 1 S: 5	H: 0 LOB: 0 BB: 0 P: 5	R: 0 E: 0 K: 0 S: 3	H: 1 LOB: 0 BB: 0 P: 3	R: 0 E: 0 K: 0 S: 3	H: 0 LOB: 0 BB: 0 P: 3	R: 0 E: 0 K: 0 S: 3	H: 1 LOB: 1 BB: 1 P: 7	R: 0 E: 0 K: 2 S: 10	H: 3 LOB: 3 BB: 0 P: 10	R: 2 E: 0 K: 0 S: 5	H: 2 LOB: 1 BB: 1 P: 9	1B: 13 2B: 5 3B: 0 HR: 1	SF: 0 SAC: 2 DP: 2 HBP: 0	WP: 1 PB: 0 SB: 2 CS: 1	PA: 60
<b>PITCHER</b>	IP WLS BF H R ER SO BB IBB HBP BLK WP HR S P ERA WHIP																															
Eric Show, R ERA: 2.78 (1, 1)	7.0 29 9 3 3 6 0 0 0 0 0 0 1 41 41 3.86 1.286																															
Luis DeLeon, R ERA: 1.64 (8, 1)	4.0 14 3 0 0 2 0 0 0 0 0 0 0 18 18 0.00 0.750																															
Elias Sosa, R ERA: 7.71 (12, 1)	2.0 10 4 0 0 2 1 0 0 0 0 0 1 13 17 0.00 2.500																															
Mike Couchee, R ERA: 5.68 (14, 1)	0.2 4 1 2 2 0 0 1 0 0 0 0 3 7 27.00 1.500																															
Gary Lucas, L ERA: 4.86 (14, 1)	0.1 2 1 0 0 0 0 0 0 0 0 0 0 2 2 0.00 3.000																															

Pittsburgh Pirates @ San Diego Padres  
 Jack Murphy Stadium, San Diego, CA  
 Mon May 09 1983, 10:05 PM EDT  
 Att. 17,885 - Unknown

livebaseballscorecards.com

AB	55
R	5
H	18
RBI	5
BB	2
SO	10
LOB	29




Batter	1	2	3	4	5	6	7	8	9	10	11	12	13	14	AB	R	H	RBI	BB	SO	LOB
Alan Wiggins, S OBP: 0.357, SLG: 0.327 (1, 8)	0-0 G6-4-3 WP BB 1B		0-0 F7		0-0 SH1 1-2		0-0 FC4-6 1-2f CS			0-0 5-3	0-0 FC1-2 1-2 2-3 3-HF			0-0 G4-3 1-2f	6	1	1	0	0	0	5
Juan Bonilla, R OBP: 0.356, SLG: 0.430 (1, 4)	4-0 G6-4-3 BB		0-0 1-3		0-0 F8		0-0 CS 1-2	0-0 G3		0-0 1-3		0-0 3-1			5	0	0	0	1	0	1
Steve Garvey, R OBP: 0.386, SLG: 0.531 (1, 3)	0-0 G6-4-3 1-2f 2-3			0-0 1B SF9 2B	0-0 F2			0-0 HR		4-0 BB		0-0 E4 G1-4-3			5	2	2	1	1	0	3
Sixto Lezcano, R OBP: 0.390, SLG: 0.363 (1, 9)	4-0 BB			0-0 1B 2-3 1B	0-0 F2		0-0 1-3	0-3 K		0-3 K		0-0 G1-4-3 1-2f			5	0	1	0	1	2	2
Terry Kennedy, L OBP: 0.413, SLG: 0.533 Gene Richards, L OBP: 0.341, SLG: 0.382 Elias Sosa, R (12, 1) Tim Flannery, L OBP: 0.367, SLG: 0.511 (14, 5)	0-3 K			0-0 SF9	0-3 K		0-3 K	0-3 K			4-0 BB FC4-2 BB		0-0 4-3		3	0	0	1	1	3	1
Kurt Bevacqua, R OBP: 0.417, SLG: 0.455 (1, 7)		0-3 K		0-0 1-2 1B	0-0 1B		0-0 1B		0-0 F9		0-0 FC4-2 FC1-2 1B		0-3 K		6	0	3	0	0	2	0
Luis Salazar, R OBP: 0.309, SLG: 0.333 Mike Couchee, R OBP: 0.500, SLG: 0.500 Gary Lucas, L (14, 1)		0-0 F8		0-3 K	0-3 K		0-3 K		0-0 F9		0-3 K		0-0 F8		6	0	0	0	0	3	5
Mario Ramirez, R OBP: 0.485, SLG: 0.375 (1, 6)		0-0 6-3		0-3 K	0-3 K		0-0 6-3		4-0 FC6-4 BB		4-0 FC1-2 FC4-2 BB		0-3 K		4	0	0	0	2	2	2
Eric Show, R OBP: 0.267, SLG: 0.333 Jerry Turner, R OBP: 0.182, SLG: 0.100 Luis Del Leon, R OBP: 0.333, SLG: 0.333 Doug Givofsz, R OBP: 0.284, SLG: 0.250 Joe Lefebvre, L OBP: 0.284, SLG: 0.250 (12, 2)			0-0 6-3		0-0 SH1 1B		0-0 FC4-6 1-2f		0-0 FC6-4		0-0 FC4-2 FC1-2		4-0 G4-3 BB		2	0	1	0	0	0	0

Inning Stats	R: 1	H: 1	E: 0	LOB: 1	K: 1	S: 5	P: 13	R: 0	H: 0	E: 0	LOB: 0	K: 1	S: 5	P: 5	R: 0	H: 0	E: 0	LOB: 0	K: 0	S: 3	R: 1	H: 3	E: 0	LOB: 2	K: 2	S: 10	P: 10	R: 0	H: 1	E: 0	LOB: 1	K: 0	S: 4	P: 4	R: 0	H: 1	E: 0	LOB: 1	K: 2	S: 8	P: 8	R: 0	H: 1	E: 0	LOB: 0	K: 0	S: 3	R: 1	H: 1	E: 0	LOB: 0	K: 2	S: 8	P: 8	R: 0	H: 0	E: 0	LOB: 1	K: 0	S: 3	R: 0	H: 0	E: 0	LOB: 1	K: 1	S: 5	P: 9	R: 0	H: 1	E: 0	LOB: 3	K: 1	S: 6	P: 14	R: 0	H: 0	E: 1	LOB: 0	K: 0	S: 3	P: 3	R: 0	H: 0	E: 0	LOB: 0	K: 1	S: 5	P: 5	R: 0	H: 0	E: 0	LOB: 0	K: 1	S: 5	P: 5	R: 0	H: 0	E: 0	LOB: 0	K: 1	S: 4	P: 8	1B: 7	2B: 1	3B: 0	HR: 1	SF: 1	SAC: 1	DP: 3	HBP: 0	WP: 1	PA: 56
--------------	------	------	------	--------	------	------	-------	------	------	------	--------	------	------	------	------	------	------	--------	------	------	------	------	------	--------	------	-------	-------	------	------	------	--------	------	------	------	------	------	------	--------	------	------	------	------	------	------	--------	------	------	------	------	------	--------	------	------	------	------	------	------	--------	------	------	------	------	------	--------	------	------	------	------	------	------	--------	------	------	-------	------	------	------	--------	------	------	------	------	------	------	--------	------	------	------	------	------	------	--------	------	------	------	------	------	------	--------	------	------	------	-------	-------	-------	-------	-------	--------	-------	--------	-------	--------

**BOTTOM**

**Pittsburgh Pirates @ San Diego Padres**  
**Jack Murphy Stadium, San Diego, CA**  
 Mon May 09 1983, 10:05 PM EDT  
 Att. 17,865 - Unknown

AB	46
R	3
H	9
RBI	2
BB	7
SO	12
LOB	23



Batter	1	2	3	4	5	6	7	8	9	AB R H RBI BB SO LOB	TOP	
Lee Mazzilli, S (1, 8) OBP: 0.396, SLG: 0.411	0-3 K		0-0 F6			4-0 1B SF8 BB		0-0 G4-6-3		3 1 0 0 1 1 2		
Johnny Ray, S (1, 4) OBP: 0.310, SLG: 0.454	0-0 2B		0-0 F8			0-0 1B		0-0 F5		4 0 2 0 0 0 1		
Richie Hebner, L (1, 5) OBP: 0.346, SLG: 0.250	0-0 F7			4-0 G4-6-3 BB BB		0-0 SF8		0-0 F8		2 0 0 1 1 0 1		
Jason Thompson, L (1, 3) OBP: 0.352, SLG: 0.430	0-3 K			4-0 G4-6-3 BB		0-3 K		0-0 F7		3 0 0 0 1 2 1		
Dave Parker, L (1, 9) OBP: 0.243, SLG: 0.288		0-0 6-3		0-0 G4-6-3			0-0 4-3			3 0 0 0 0 0 2		
Mike Easter, L (1, 7) OBP: 0.356, SLG: 0.349		0-0 F8		0-0 3-1			0-0 F8			3 0 0 0 0 0 1		
Tony Peña, R (1, 2) OBP: 0.280, SLG: 0.341		0-0 1-4-3			0-0 6-3		0-0 4-3			3 0 0 0 0 0 0		
Dale Berra, R (1, 6) OBP: 0.280, SLG: 0.341			0-0 SH3-4 2B		4-0 CS BB		0-3 K			2 0 1 0 1 1 0		
Lee Tunnell, R (1, 1)			0-0 SH3-4		0-0 4-3			1-0 G4-6-3 HBP		1 0 0 0 0 0 1		
Rod Scurry, L (6, 1)										0 0 0 0 0 0 0		
Gene Tenace, R (8, PH) OBP: 0.167, SLG: 0.091										0 0 0 0 0 0 0		
Manny Sarmiento, R (8, 1)										0 0 0 0 0 0 0		
<b>Inning Stats</b>	R: 0 H: 1 E: 0 LOB: 1 K: 2 BB: 0 S: 8 P: 8	R: 0 H: 0 E: 0 LOB: 0 K: 0 BB: 0 S: 3 P: 3	R: 0 H: 1 E: 0 LOB: 1 K: 0 BB: 0 S: 4 P: 4	R: 0 H: 0 E: 0 LOB: 1 K: 0 BB: 2 S: 2 P: 10	R: 0 H: 0 E: 0 LOB: 0 K: 0 BB: 1 S: 2 P: 6	R: 1 H: 1 E: 0 LOB: 0 K: 1 BB: 1 S: 5 P: 9	R: 0 H: 0 E: 0 LOB: 0 K: 0 BB: 0 S: 3 P: 3	R: 0 H: 0 E: 0 LOB: 0 K: 1 BB: 0 S: 4 P: 5	R: 0 H: 0 E: 0 LOB: 0 K: 0 BB: 0 S: 3 P: 3	1B: 1 SF: 1 2B: 2 SAC: 1 3B: 0 DP: 2 HR: 0 HBP: 1	WP: 0 PA: 31 PB: 0 SB: 0 CS: 1	
<b>PITCHER</b> Andy Hawkins, R (1, 1) ERA: 2.05	IP WLS BF H R ER SO BB IBB HBP BLK WP HR S P ERA WHIP	9.0 W 31 3 1 1 4 4 0 1 0 0 0 0 34 51 1.00 0.778										

Pittsburgh Pirates @ San Diego Padres  
 Jack Murphy Stadium, San Diego, CA  
 Tue May 10 1983, 10:05 PM EDT  
 Att. 9,965 - Unknown

livebaseballscorecards.com

AB	24
R	1
H	3
RBI	1
BB	4
SO	4
LOB	9





Batter	1	2	3	4	5	6	7	8	9	AB	R	H	RBI	BB	SO	LOB
Alan Wiggins, S OBP: 0.328, SLG: 0.296 (1, 7)	0-0 6-3		0-0 F8		0-0 4-3		0-0 FC3-6 1B	0-0 F8		5	1	0	0	0	0	2
Juan Bonilla, R OBP: 0.364, SLG: 0.432 (1, 4)	0-0 1B WP 1B		0-0 6-3			4-0 FC4-6 BB FC6-4	0-0 1-2 2B 1B	0-0 F9		4	2	2	0	1	0	1
Steve Garvey, R OBP: 0.389, SLG: 0.526 (1, 3)	0-0 5-3 1-2		0-0 6-3			4-0 FC4-6 BB	0-0 1-2 2B 1B			3	1	1	1	1	0	1
Terry Kennedy, L OBP: 0.424, SLG: 0.550 (1, 2)	0-0 FC5-4 1B			0-0 FC1-5 1B		0-0 FC4-6 FC6-4	0-0 1-2 1B 2B			4	0	3	2	0	0	2
Joe Lefebvre, L OBP: 0.333, SLG: 0.263 (1, 9)	0-0 FC5-4 1-2f			0-0 FC1-5 1B		0-0 FC6-4 BB	4-0 1B BB			3	0	1	1	1	0	3
Ruppert Jones, L OBP: 0.252, SLG: 0.318 (1, 8)		0-3 K		0-0 FC1-5 G4-3		4-0 BB BB	0-0 F7			3	0	0	0	1	1	4
Tim Flannery, L OBP: 0.373, SLG: 0.510 (1, 5)		0-0		0-0 G4-3		4-0 BB BB	0-0			2	0	1	0	0	0	2
Kurt Bevacqua, R OBP: 0.440, SLG: 0.455 (6, PH)				0-0 G4-3		1-2 2-3	0-0			0	0	0	0	1	0	0
Luis Salazar, R OBP: 0.317, SLG: 0.342 (7, 5)				1-2f		1-2 2-3	0-0 1-2 2-H	1B		1	0	1	0	0	0	0
Mario Ramirez, R OBP: 0.459, SLG: 0.357 (1, 6)		0-0 FC5-4			0-0 G3	0-3 K		0-0 SH3-4 1B		4	0	1	0	0	1	4
Andy Hawkins, R OBP: 0.200, SLG: 0.111 (1, 1)		0-0 2-3			0-0 6-3		4-0 FC3-6 BB	0-0 SH3-4		2	0	0	0	1	0	1


Inning Stats	R: 0	H: 2	E: 0	K: 0	S: 5	R: 0	H: 1	E: 0	K: 1	S: 6	R: 0	H: 0	E: 0	K: 0	S: 3	R: 0	H: 2	E: 0	K: 0	S: 4	R: 0	H: 0	E: 0	K: 0	S: 3	R: 1	H: 0	E: 0	K: 1	S: 5	R: 3	H: 4	E: 0	K: 0	S: 6	R: 0	H: 1	E: 0	K: 0	S: 4
	LOB: 2	BB: 0	P: 5	LOB: 1	BB: 0	P: 6	LOB: 0	BB: 0	P: 3	LOB: 1	BB: 1	LOB: 0	BB: 0	P: 3	LOB: 3	BB: 4	LOB: 2	BB: 2	P: 14	LOB: 1	BB: 0	P: 4	LOB: 0	BB: 0	P: 3	LOB: 0	BB: 4	LOB: 2	BB: 2	P: 14	LOB: 1	BB: 0	P: 4	LOB: 0	SF: 0	SAC: 1	DP: 1	HBP: 0		

PITCHER	IP	WLS	BF	H	R	ER	SO	BB	IBB	HBP	BLK	WP	HR	S	P	ERA	WHIP
Lee Tunnell, R ERA: 5.23 (1, 1)	5.2		24	5	1	1	1	3	0	0	0	1	0	23	35	1.59	1.412
Rod Scurry, L ERA: 2.04 (6, 1)	1.1	L	10	4	3	3	1	3	0	0	0	0	0	9	21	20.25	5.250
Manny Sarmiento, R ERA: 3.68 (8, 1)	1.0		4	1	0	0	0	0	0	0	0	0	0	4	4	0.00	1.000

**BOTTOM**

**Pittsburgh Pirates @ San Diego Padres**  
**Jack Murphy Stadium, San Diego, CA**  
 Tue May 10 1983, 10:05 PM EDT  
 Att. 9,965 - Unknown

AB	31
R	4
H	10
RBI	4
BB	6
SO	2
LOB	20



WP	PA	ERA	WHIP
1	38		

Batter	1	2	3	4	5	6	7	8	9	AB R H RBI BB SO LOB	TOP											
Mookie Wilson, S (1, 8) OBP: 0.326, SLG: 0.403	0-0 F8		0-0 S 1B		0-0 1B 1B		0-0 4-3		0-0 FC6-4 1-2f	5 1 2 0 0 0 1												
Mark Bradley, R (1, 9) OBP: 0.368, SLG: 0.313	4-0 1B 1B BB		0-0 F9 1-2		0-0 1B 1B		0-3 K			3 0 1 1 1 1 1												
Hubie Brooks, R (1, 5) OBP: 0.308, SLG: 0.364	0-0 1B 1B		4-0 BB BB BB		0-0 G4-6-3 1B		0-3 K			3 0 2 1 1 1 0												
George Foster, R (1, 7) OBP: 0.342, SLG: 0.440	0-0 1-2 1B		0-3 K		0-0 G4-6-3 1-2f		0-0 E6			4 0 1 0 0 1 4												
Dave Kingman, R (1, 3) OBP: 0.224, SLG: 0.415	0-0 F8			0-3 K		0-0 5-3		0-3 K		4 0 0 0 0 2 3												
Brian Giles, R (1, 4) OBP: 0.307, SLG: 0.275		0-0 L9		0-0 5-3		0-0 1B		0-0 4-3		4 0 1 0 0 0 1												
Ronn Reynolds, R (1, 2) OBP: 0.111, SLG: 0.080		0-0 1-3		0-3 K		0-0 F8		0-0 L6		3 0 0 0 0 1 1												
Danny Heep, L (9, PH) OBP: 0.369, SLG: 0.500										1 0 0 0 0 0 0												
José Oquendo, S (1, 6) OBP: 0.292, SLG: 0.158		0-3 K								3 1 1 0 0 1 1												
Mike Jorgensen, L (9, PH) OBP: 0.429, SLG: 0.636					0-0 1B SH2-4 1B		0-0 F4		0-0 G3	1 0 0 0 0 0 0												
Mike Torrez, R (1, 1) OBP: 0.167, SLG: 0.167			0-0 6-3		0-0 SH2-4		0-0 F8		0-0 FC6-4 1B	1 0 0 0 0 0 0												
Tucker Ashford, R (7, PH)										1 0 0 0 0 0 0												
Carlos Diaz, R (7, 1)										0 0 0 0 0 0 0												
Craig Swan, R (7, 1) OBP: 0.143, SLG: 0.143										0 0 0 0 0 0 0												
Rusty Staub, L (9, PH) OBP: 0.379, SLG: 0.292										1 0 1 0 0 0 0												
<b>Inning Stats</b>	R: 0 E: 0 K: 0 S: 4	H: 2 LOB: 2 BB: 1 P: 8	R: 0 E: 0 K: 1 S: 5	H: 0 LOB: 0 BB: 0 P: 5	R: 0 E: 0 K: 1 S: 6	H: 1 LOB: 2 BB: 1 P: 10	R: 0 E: 0 K: 2 S: 7	H: 0 LOB: 0 BB: 0 P: 7	R: 2 E: 0 K: 0 S: 6	H: 4 LOB: 1 BB: 0 P: 6	R: 0 E: 0 K: 0 S: 4	H: 1 LOB: 1 BB: 0 P: 4	R: 0 E: 0 K: 1 S: 5	H: 0 LOB: 0 BB: 0 P: 5	R: 0 E: 1 K: 2 S: 8	H: 0 LOB: 1 BB: 0 P: 8	R: 0 E: 0 K: 0 S: 4	H: 1 LOB: 1 BB: 0 P: 4	1B: 9 2B: 0 3B: 0 HR: 0	SF: 0 SAC: 1 DP: 1 HBP: 0	WP: 0 PB: 0 SB: 1 CS: 0	PA: 37
<b>PITCHER</b>	IP WLS BF H R ER SO BB IBB HBP BLK WP HR S P ERA WHIP																					
John Candelaria, L (1, 1) ERA: 4.04	7.0 W 29 8 2 2 5 2 0 0 0 0 0 0 37 45 2.57 1.429																					
Kent Tekulve, R (8, 1) ERA: 0.57	2.0 8 1 0 0 2 0 0 0 0 0 0 0 12 12 0.00 0.500																					

**New York Mets @ Pittsburgh Pirates**  
**Three Rivers Stadium, Pittsburgh, PA**  
 Thu May 12 1983, 7:05 PM EDT  
 Att. 7,944 - Unknown

[livebaseballscorecards.com](http://livebaseballscorecards.com)

<b>AB</b>	34
<b>R</b>	2
<b>H</b>	9
<b>RBI</b>	2
<b>BB</b>	2
<b>SO</b>	7
<b>LOB</b>	12



Batter	1	2	3	4	5	6	7	8	9	AB	R	H	RBI	BB	SO	LOB
Lee Lacy, R OBP: 0.314, SLG: 0.390 (1, 7)	0-0 F9	0-3 K		0-0 4-3			0-0 4-3	0-0 F2		5	0	0	0	0	1	1
Johnny Ray, S OBP: 0.327, SLG: 0.485 (1, 4)	0-0 2B	0-0 1B			0-0 F8		0-0 1B			4	2	3	1	0	0	0
Dave Parker, L OBP: 0.270, SLG: 0.343 (1, 9)	0-0 1B	0-0 F6			0-0 2B		0-0 1B			4	3	3	2	0	0	1
Jason Thompson, L OBP: 0.366, SLG: 0.438 (1, 3)	0-0 1B		4-0 BB	FC3-6	0-0 2B		0-0 SF8			3	0	2	1	1	0	1
Richie Hebner, L OBP: 0.400, SLG: 0.348 (1, 5)	4-0 1B		0-0 FC3-6	4-3 S	0-0 2B		0-0 S			3	0	2	1	1	0	1
Lee Mazzilli, S OBP: 0.383, SLG: 0.398 (1, 8)	0-0 F7		0-0 4-3	1-3	0-0 F8		0-0 SF8			3	0	0	1	0	0	4
Tony Peña, R OBP: 0.278, SLG: 0.337 (1, 2)	0-0 1B		0-0 F9			0-0 F9	0-0 5-3			4	0	1	0	0	0	3
Dale Berra, R OBP: 0.278, SLG: 0.337 (1, 6)		0-0 SH1-4		0-3 K		0-0 5-3		0-0 F4		4	1	1	0	0	1	0
John Candelaria, L OBP: 0.133, SLG: 0.071 (1, 1)		0-0 SH1-4		0-0 6-3		0-0 F8		0-0 4-3		2	0	0	0	0	0	0
Kent Tekulve, R (8, 1)										1	0	0	0	0	0	0


Inning Stats		R: 2	H: 4	R: 1	H: 2	R: 0	H: 0	R: 0	H: 0	R: 1	H: 2	R: 0	H: 0	R: 2	H: 4	R: 0	H: 0	
Pitcher		IP	WLS	BF	H	R	ER	SO	BB	IBB	HBP	BLK	WP	HR	S	P	ERA	WHIP
Mike Torrez, R ERA: 5.48 (1, 1)	6.0	L	27	8	4	4	2	2	2	0	0	0	0	0	0	29	6.00	1.667
Carlos Diaz, L ERA: 3.38 (7, 1)	0.2		6	4	2	2	0	0	0	0	0	0	0	0	6	6	27.00	6.000
Craig Swan, R ERA: 5.79 (7, 1)	1.1		4	0	0	0	0	0	0	0	0	0	0	0	4	4	0.00	0.000

**BOTTOM**

**New York Mets @ Pittsburgh Pirates**  
 Three Rivers Stadium, Pittsburgh, PA  
 Thu May 12 1983, 7:05 PM EDT  
 Att. 7,944 - Unknown

livebaseballscorecards.com

<b>AB</b>	<b>33</b>
<b>R</b>	<b>6</b>
<b>H</b>	<b>12</b>
<b>RBI</b>	<b>6</b>
<b>BB</b>	<b>2</b>
<b>SO</b>	<b>2</b>
<b>LOB</b>	<b>11</b>



WP: 0	PA: 37
PB: 0	
SB: 2	
CS: 0	

Batter 1 2 3 4 5 6 7 8 9 AB R H RBI BB SO LOB TOP

<b>Mookie Wilson, S</b> OBP: 0.313, SLG: 0.388 (1, 8)	0-3 K		0-3 K		0-3 K		0-0 E4 1B	0-0 FC6 1-2f	5 1 0 0 0 3 2
<b>Hubie Brooks, R</b> OBP: 0.306, SLG: 0.359 (1, 5)	0-3 K		0-3 K		0-0 6-3		0-0 FC4-6 1B		4 0 1 0 0 2 0
<b>Danny Heep, L</b> OBP: 0.364, SLG: 0.487 (1, 7)	0-0 F8			0-0 1-3		0-0 F7	0-0 FC4-8 1B		4 0 1 1 0 0 0
<b>Darryl Strawberry, L</b> OBP: 0.222, SLG: 0.167 (1, 9)		0-0 6-3		0-0 1B 1B 1B		0-0 6-3	0-0 FC4-6 1-2f 2-3		4 0 1 0 0 0 2
<b>Rusty Staub, L</b> OBP: 0.424, SLG: 0.333 (1, 3)		4-0 1B BB BB		0-0 1-2 1B		0-0 5-3 1B	0-0 G3		3 0 2 0 1 0 2
<b>Ron Hodges, L</b> OBP: 0.342, SLG: 0.262 (1, 2)		4-0 1B BB		0-0 1-2 2-3 1B		0-0 5-3 1B	0-0 G3		3 0 1 0 1 0 1
<b>Brian Giles, R</b> OBP: 0.314, SLG: 0.284 (1, 4) (7, 6)		0-0 G6-4-3 1B		0-3 K		0-0 6-3	0-0 FC6-4 BB 1B		4 0 2 0 0 1 3
<b>José Oquendo, S</b> OBP: 0.308, SLG: 0.190 (1, 6)		0-0 G6-4-3			0-0 CS 1B	0-0 4-3	4-0 FC6-4 BB		2 0 1 0 0 0 3
<b>Mike Jorgensen, L</b> OBP: 0.400, SLG: 0.583 (7, PH)									1 0 0 0 0 0 1
<b>Wally Backman, S</b> OBP: 0.182, SLG: 0.129 (7, 4)									0 0 0 0 1 0 0
<b>Scott Holman, R</b> OBP: 0.375, SLG: 0.375 (1, 1)			0-3 K		0-3 K		0-3 K	0-0 FC6-4 FC6 1-2f 2-3	2 0 0 0 0 2 1
<b>Mark Bradley, R</b> OBP: 0.350, SLG: 0.294 (8, PH)									1 0 0 0 0 1 0
<b>Doug Sisk, R</b> (8, 1)									0 0 0 0 0 0 0
<b>George Foster, R</b> OBP: 0.339, SLG: 0.436 (9, PH)									1 0 0 0 0 0 2
<b>Carlos Diaz, R</b> (9, 1)									0 0 0 0 0 0 0

**New York Mets @ Pittsburgh Pirates**  
Three Rivers Stadium, Pittsburgh, PA  
Fri May 13 1983, 7:05 PM EDT  
Att: 11,000 - Unknown

livebaseballscorecards.com

<b>AB</b>	<b>34</b>
<b>R</b>	<b>1</b>
<b>H</b>	<b>9</b>
<b>RBI</b>	<b>1</b>
<b>BB</b>	<b>3</b>
<b>SO</b>	<b>9</b>
<b>LOB</b>	<b>17</b>



<b>Inning Stats</b>	R: 0 E: 0 K: 2 S: 7	H: 0 LOB: 0 BB: 0 P: 7	R: 0 E: 0 K: 0 S: 3	H: 1 LOB: 2 BB: 2 P: 11	R: 0 E: 0 K: 3 S: 9	H: 0 LOB: 0 BB: 0 P: 9	R: 0 E: 0 K: 1 S: 7	H: 3 LOB: 2 BB: 0 P: 7	R: 0 E: 0 K: 2 S: 7	H: 1 LOB: 0 BB: 0 P: 7	R: 0 E: 0 K: 0 S: 3	H: 0 LOB: 0 BB: 0 P: 3	R: 0 E: 0 K: 0 S: 4	H: 1 LOB: 1 BB: 0 P: 4	R: 1 E: 1 K: 1 S: 8	H: 2 LOB: 2 BB: 0 P: 8	R: 0 E: 0 K: 0 S: 4	H: 1 LOB: 2 BB: 1 P: 8	1B: 9 2B: 0 3B: 0 HR: 0	SF: 0 SAC: 0 DP: 1 HBP: 0	WP: 0 PB: 0 SB: 0 CS: 1	PA: 37
---------------------	------------------------------	---------------------------------	------------------------------	----------------------------------	------------------------------	---------------------------------	------------------------------	---------------------------------	------------------------------	---------------------------------	------------------------------	---------------------------------	------------------------------	---------------------------------	------------------------------	---------------------------------	------------------------------	---------------------------------	----------------------------------	------------------------------------	----------------------------------	--------

<b>PITCHER</b>	IP	WLS	BF	H	R	ER	SO	BB	IBB	HBP	BLK	WP	HR	S	P	ERA	WHIP
<b>Rick Rhoden, R</b> ERA: 2.44 (1, 1)	8.0		32	8	1	0	9	2	0	0	0	0	0	48	56	0.00	1.250
<b>Rod Scurry, L</b> ERA: 2.0 (9, 1)	0.1		3	1	0	0	0	1	0	0	0	0	0	2	6	0.00	6.000
<b>Kent Tekulve, R</b> ERA: 0.55 (9, 1)	0.2	W	2	0	0	0	0	0	0	0	0	0	0	2	2	0.00	0.000

BOTTOM

New York Mets @ Pittsburgh Pirates  
Three Rivers Stadium, Pittsburgh, PA

Fri May 13 1983, 7:05 PM EDT  
Att. 11,000 - Unknown

livebaseballscores.com

AB	26
R	2
H	7
RBI	2
BB	5
SO	4
LOB	11



WP:	0	PA:	34
PB:	0		
SB:	2		
CS:	2		

AB R H RBI BB SO LOB

2	0	0	0	2	1	2
4	0	0	0	0	1	3
4	1	2	0	0	0	0
4	0	0	0	0	1	2
2	1	1	0	1	1	0
0	0	0	0	1	0	0
4	0	3	2	0	0	1
2	0	1	0	0	0	1
2	0	0	0	0	0	1
2	0	0	0	0	0	1
0	0	0	0	1	0	0
0	0	0	0	0	0	0
0	0	0	0	0	0	0

Batter	1	2	3	4	5	6	7	8	9
Lee Mazzilli, S (1, 8) OBP: 0.387, SLG: 0.389	0-3 K		4-0 BB			4-0 BB		0-0 L8	
Johnny Ray, S (1, 4) OBP: 0.315, SLG: 0.467	0-0 4-3		0-0 CS	0-0 F2		0-0 G4-6-3		0-3 K	
Dave Parker, L (1, 9) OBP: 0.262, SLG: 0.365	0-0 2B			0-0 1-4-3		0-0 F8		0-0 1B	
Jason Thompson, L (1, 3) OBP: 0.353, SLG: 0.420	0-0 4-1			0-0 F9			0-0 F9	0-3 K	
Richie Hebner, L (1, 5) OBP: 0.424, SLG: 0.360 Jim Morrison, R (9, PH)		0-3 K			0-0 S		4-0 CS	4-0 1B	
Mike Easler, L (1, 7) OBP: 0.388, SLG: 0.404		0-0 1B			0-0 SH1		0-0 F8	0-0 1B	
Tony Peña, R (1, 2) OBP: 0.283, SLG: 0.340		0-0 G4-6-3			0-0 SH1			0-0 SH1-3	
Dale Berra, R (1, 6) OBP: 0.273, SLG: 0.330			0-0 L5		0-0 6-3			0-0 SH1-3	
Rick Rhoden, R (1, 1) OBP: 0.105, SLG: 0.105 Gene Tenace, R (8, PH) Rod Scurry, L (9, 1) Kent Tekulve, R (9, 1)			0-0 5-3		0-0 F4			4-0 BB	

Inning Stats	R: 0	H: 1	E: 0	K: 1	S: 6	R: 0	H: 1	E: 0	K: 1	S: 5	R: 0	H: 0	E: 0	K: 0	S: 2	R: 0	H: 0	E: 0	K: 0	S: 3	R: 1	H: 2	E: 0	K: 0	S: 5	R: 0	H: 0	E: 0	K: 0	S: 2	R: 0	H: 0	E: 0	K: 1	S: 6	R: 0	H: 1	E: 0	K: 1	S: 6	R: 1	H: 2	E: 0	K: 1	S: 5
--------------	------	------	------	------	------	------	------	------	------	------	------	------	------	------	------	------	------	------	------	------	------	------	------	------	------	------	------	------	------	------	------	------	------	------	------	------	------	------	------	------	------	------	------	------	------

PITCHER	IP	WLS	BF	H	R	ER	SO	BB	IBB	HBP	BLK	WP	HR	S	P	ERA	WHIP
Scott Holman, R (1, 1) ERA: 4.84	7.0		24	4	1	1	2	3	0	0	0	0	0	25	37	1.29	1.000
Doug Sisk, R (8, 1) ERA: 3.66	1.0		5	1	0	0	1	1	0	0	0	0	0	6	10	0.00	2.000
Carlos Diaz, L (9, 1) ERA: 3.86	0.1	L	4	2	1	1	1	0	1	0	0	0	0	5	9	27.00	6.000

Batter	1	2	3	4	5	6	7	8	9	AB R H RBI BB SO LOB	TOP											
Mookie Wilson, S OBP: 0.324, SLG: 0.396 (1, 8)	0-3 K	0-0 S 1B		0-0 2-3 1B		0-3 K			0-0 F9 S 1B	5 1 3 0 0 2 1												
Hubie Brooks, R OBP: 0.301, SLG: 0.352 (1, 5)	0-0 BB HR 1B	0-0 4-3		0-0 F9			0-0 L5		0-0 F9	5 1 1 0 0 0 4												
Dave Kingman, R OBP: 0.235, SLG: 0.406 Mike Jorgensen, L OBP: 0.438, SLG: 0.615 (1, 3) (7, PR) (7, 3)	4-0 HR BB		0-0 6-3		0-0 F2		4-0 G5-4-3 BB		0-0 1B	2 1 0 0 2 0 0 1 0 1 1 0 0 0												
George Foster, R OBP: 0.333, SLG: 0.453 Darryl Strawberry, L OBP: 0.222, SLG: 0.167 (1, 7) (9, 9)	0-0 HR		0-0 5-3		0-3 K		0-0 G5-4-3		0-3 K	5 1 1 3 0 2 2 0 0 0 0 0 0 0												
Mark Bradley, R OBP: 0.333, SLG: 0.250 (1, 9) (9, 7)	4-0 CS BB		0-0 5-3		0-0 F9			0-3 K		3 0 0 0 1 1 0												
Brian Giles, R OBP: 0.330, SLG: 0.316 (1, 4)	4-0 BB			0-0 6-3 1B 2B		0-0 6-3 1B 2B		0-0 F8		3 2 2 0 1 0 0												
Ronn Reynolds, R OBP: 0.129, SLG: 0.071 (1, 2)	0-3 K		0-0 6-3		0-0 6-3		4-0 BB			3 0 0 0 1 1 3												
José Oquendo, S OBP: 0.333, SLG: 0.240 (1, 6)		0-0 F9		0-0 1B SH2-4 1B		0-0 6-3 1B		0-3 K		4 0 2 2 0 1 1												
Neil Allen, R Rusty Staub, L OBP: 0.412, SLG: 0.321 Jesse Orosco, R OBP: 0.333, SLG: 0.333 (1, 1) (6, PH) (6, 1)		0-0 1-3		0-0 SH2-4		0-0 6-3		0-0 L9		1 0 0 0 0 0 0 1 0 0 0 0 0 1 1 0 0 0 0 0 0												
<b>Inning Stats</b>	R: 3 E: 0 K: 2 S: 8	H: 2 LOB: 1 BB: 3 P: 20	R: 0 E: 0 K: 0 S: 4	H: 1 LOB: 1 BB: 0 P: 4	R: 0 E: 0 K: 0 S: 3	H: 0 LOB: 0 BB: 0 P: 3	R: 1 E: 0 K: 0 S: 6	H: 3 LOB: 2 BB: 0 P: 6	R: 0 E: 0 K: 1 S: 5	H: 0 LOB: 0 BB: 0 P: 5	R: 1 E: 0 K: 1 S: 7	H: 2 LOB: 1 BB: 0 P: 7	R: 0 E: 0 K: 0 S: 2	H: 0 LOB: 1 BB: 1 P: 6	R: 0 E: 0 K: 2 S: 7	H: 0 LOB: 1 BB: 1 P: 11	R: 1 E: 0 K: 1 S: 7	H: 2 LOB: 1 BB: 0 P: 7	1B: 7 2B: 2 3B: 0 HR: 1	SF: 0 SAC: 1 DP: 1 HBP: 0	WP: 0 PB: 0 SB: 2 CS: 1	PA: 40
<b>PITCHER</b>	IP WLS BF H R ER SO BB IBB HBP BLK WP HR S P ERA WHIP																					
Larry McWilliams, L ERA: 2.54 Manny Sarmiento, R ERA: 3.57 Rod Scurry, L ERA: 2.37	(1, 1) (6, 1) (9, 1)	5.0 3.0 1.0	L	23 12 5	6 2 2	4 1 1	4 3 1	3 2 0	0 0 0	0 0 0	0 0 0	0 0 0	1 16 7	26 24 7	38 24 7	7.20 3.00 9.00	1.800 1.333 2.000					

**New York Mets @ Pittsburgh Pirates**  
**Three Rivers Stadium, Pittsburgh, PA**  
 Sat May 14 1983, 7:05 PM EDT  
 Att. 8,931 - Unknown

[livebaseballscorecards.com](http://livebaseballscorecards.com)

**AB 34**  
**R 6**  
**H 10**  
**RBI 6**  
**BB 5**  
**SO 7**  
**LOB 12**





**New York Mets @ Pittsburgh Pirates**  
**Three Rivers Stadium, Pittsburgh, PA**

Mon May 16 1983, 7:05 PM EDT  
 Att. 1,970 - Unknown

[livebaseballscorecards.com](http://livebaseballscorecards.com)



WP: 2 PA: 40  
 PB: 0  
 SB: 0  
 CS: 1

AB	36
R	11
H	10
RBI	11
BB	3
SO	4
LOB	11

AB R H RBI BB SO LOB

5	1	0	1	0	0	4
5	1	2	3	0	0	0
5	1	1	2	0	0	1
4	1	1	0	0	0	0
3	2	1	0	1	1	0
0	0	0	0	0	0	0
3	2	1	0	1	0	0
4	1	1	0	0	1	3
3	2	2	3	1	0	0
3	0	1	2	0	1	3
1	0	0	0	0	1	0

Batter	1	2	3	4	5	6	7	8	9
Mookie Wilson, S OBP: 0.313, SLG: 0.381 (1, 8)	F7	FC6 CS 1-2f 3-H			FC3-2 2B	1-3			L4
Hubie Brooks, R OBP: 0.305, SLG: 0.381 (1, 5)	6-3	CS 1-2	F4		WP HR 2B			5-3	
Darryl Strawberry, L OBP: 0.219, SLG: 0.276 (1, 9)	F8		4-3		HR	F8		F9	
George Foster, R OBP: 0.331, SLG: 0.455 (1, 7)		BB 1B 2B	F8		6-3		4-3		
Dave Kingman, R OBP: 0.245, SLG: 0.404 (1, 3)		BB 1B BB		F8		1B 1B 1B	K		
Mike Jorgensen, L OBP: 0.438, SLG: 0.615 (7, 3)		BB 1B BB				1B 1B			
Ron Hodges, L OBP: 0.350, SLG: 0.265 (1, 2)		BB 1B BB		6-3		1B 1B	F8		
Brian Giles, R OBP: 0.327, SLG: 0.314 (1, 4)		BB 1B BB		5-3		1B 3B 1B		4-3	
José Oquendo, S OBP: 0.382, SLG: 0.286 (1, 6)		BB 1B FC6 1B			WP FC3-2 BB	3B 1B		F7	
Ed Lynch, R OBP: 0.300, SLG: 0.300 (1, 1)		BB 1B FC6 1B			WP FC3-2 BB	3B 1B			
Craig Swan, R OBP: 0.125, SLG: 0.125 (6, 1)		BB 1B FC6 1B			WP FC3-2 BB	3B 1B		K	

Inning Stats	R: 0 H: 0 E: 0 K: 0 S: 3	R: 4 H: 3 E: 0 K: 1 S: 7	R: 0 H: 0 E: 0 K: 0 S: 3	R: 0 H: 0 E: 0 K: 0 S: 3	R: 3 H: 2 E: 0 K: 1 S: 7	R: 4 H: 5 E: 0 K: 0 S: 8	R: 0 H: 0 E: 0 K: 1 S: 5	R: 0 H: 0 E: 0 K: 1 S: 5	R: 0 H: 0 E: 0 K: 0 S: 3
--------------	--------------------------	--------------------------	--------------------------	--------------------------	--------------------------	--------------------------	--------------------------	--------------------------	--------------------------

PITCHER	IP	WLS	BF	H	R	ER	SO	BB	IBB	HBP	BLK	WP	HR	S	P	ERA	WHIP
Jim Bibby, R ERA: 15.3 (1, 1)	1.1	L	9	3	4	4	1	2	0	0	0	0	0	9	17	27.00	3.750
Lee Tunnell, R ERA: 5.55 (2, 1)	3.2		13	2	3	3	1	1	0	0	1	2	1	14	18	7.36	0.818
Jim Winn, R ERA: 7.36 (6, 1)	1.0		8	5	4	4	0	0	0	0	0	0	0	8	8	36.00	5.000
Randy Niemann, L ERA: 12.71 (7, 1)	2.0		6	0	0	0	2	0	0	0	0	0	0	10	10	0.00	0.000
Manny Sarmiento, R ERA: 3.38 (9, 1)	1.0		3	0	0	0	0	0	0	0	0	0	0	3	3	0.00	0.000





Batter	1	2	3	4	5	6	7	8	9	AB R H RBI BB SO LOB	TOP												
<b>Gary Redus, R</b> (1, 7) OBP: 0.356, SLG: 0.558	0-0 F7		0-3 K		0-0 E7 2-H 1B			0-0 HR		4 1 2 2 0 1 1	<b>Cincinnati Reds @ Pittsburgh Pirates</b> Three Rivers Stadium, Pittsburgh, PA Tue May 17 1983, 7:05 PM EDT Att. 5,207 - Unknown <a href="http://livebaseballscorecards.com">livebaseballscorecards.com</a>												
<b>Eddie Milner, L</b> (1, 8) OBP: 0.359, SLG: 0.323	0-0 3-1			0-0 F8	0-0 5-3			0-3 K		4 0 0 0 0 1 1													
<b>Dave Concepcion, R</b> (1, 6) OBP: 0.338, SLG: 0.302	0-0 4-3			0-0 2B			0-0 4-3	4-0 BB		3 0 1 0 1 0 0													
<b>Johnny Bench, R</b> (1, 3) OBP: 0.366, SLG: 0.515		0-0 1B		0-0 F4		0-3 K		0-0 F4		4 0 1 0 0 1 2													
<b>Paul Householder, S</b> (1, 9) OBP: 0.282, SLG: 0.444		0-0 F4		4-0 BB		0-0 F1			0-0 F7	3 0 0 0 1 0 0													
<b>Kelly Paris, R</b> (1, 5) OBP: 0.188, SLG: 0.200		0-0 L6		0-3 K			0-0 F7		1-0 HBP	3 0 0 0 0 1 2													
<b>Ron Oester, S</b> (1, 4) OBP: 0.359, SLG: 0.500			0-3 K		0-0 SH2-4 E 1B		0-0 F7		0-0 F8	4 1 1 0 0 1 1													
<b>Alex Trevino, R</b> (1, 2) OBP: 0.266, SLG: 0.271			0-0 4-3		0-0 F9		0-0 F9		4-0 IBB	3 0 0 0 1 0 1													
<b>Mario Soto, R</b> (1, 1) OBP: 0.136, SLG: 0.182			0-0 1B		0-0 SH2-4			0-3 K	0-3 K	3 0 1 0 0 2 2													
<b>Inning Stats</b>	R: 0 E: 0 K: 0 S: 3	H: 0 LOB: 0 BB: 0 P: 3	R: 0 E: 0 K: 0 S: 3	H: 1 LOB: 0 BB: 0 P: 3	R: 0 E: 0 K: 2 S: 8	H: 1 LOB: 1 BB: 0 P: 8	R: 0 E: 0 K: 1 S: 6	H: 1 LOB: 2 BB: 1 P: 10	R: 1 E: 1 K: 0 S: 5	H: 2 LOB: 1 BB: 0 P: 5	R: 0 E: 0 K: 1 S: 5	H: 0 LOB: 0 BB: 0 P: 5	R: 0 E: 0 K: 0 S: 3	H: 0 LOB: 0 BB: 0 P: 3	R: 1 E: 0 K: 2 S: 8	H: 1 LOB: 1 BB: 1 P: 12	R: 0 E: 0 K: 1 S: 5	H: 0 LOB: 2 BB: 1 P: 10	1B: 4 2B: 1 3B: 0 HR: 1	SF: 0 SAC: 1 DP: 0 HBP: 1	WP: 0 PB: 0 SB: 1 CS: 0	PA: 36	
<b>PITCHER</b>	IP	WLS	BF	H	R	ER	SO	BB	IBB	HBP	BLK	WP	HR	S	P	ERA	WHIP						
<b>John Candelaria, L</b> (1, 1) ERA: 3.75	8.0	L	31	6	2	2	6	2	0	0	0	0	1	41	49	2.25	1.000						
<b>Rod Scurry, L</b> (9, 1) ERA: 2.29	0.2		4	0	0	0	0	0	1	1	0	0	0	2	7	0.00	0.000						
<b>Kent Tekulve, R</b> (9, 1) ERA: 0.54	0.1		1	0	0	0	1	0	0	0	0	0	0	3	3	0.00	0.000						



Batter	1	2	3	4	5	6	7	8	9	AB	R	H	RBI	BB	SO	LOB
Lee Mazzilli, S (1, 8) OBP: 0.398, SLG: 0.419	0-0 F2		0-0 F8			4-0 SH2-4 BB		0-3 K		3	0	0	0	1	1	1
Johnny Ray, S (1, 4) OBP: 0.317, SLG: 0.452	0-0 F9		0-0 F7			0-0 SH2-4		4-0 BB		2	0	0	0	1	0	1
Dave Parker, L (1, 9) OBP: 0.253, SLG: 0.333	0-0 F7				0-0 F8		0-3 K	0-0 F8		4	0	0	0	0	1	2
Jason Thompson, L (1, 3) OBP: 0.380, SLG: 0.422		0-0 1B			0-0 F9		4-0 IBB		0-3 K	3	0	1	0	1	1	0
Richie Hebner, L (1, 5) OBP: 0.386, SLG: 0.281		0-3 K			4-0 CS BB		0-3 K		0-0 F6	3	0	0	0	1	2	2
Mike Easler, L (1, 7) OBP: 0.377, SLG: 0.448		4-0 BB			0-0 CS		0-0 HR		0-3 K	3	1	1	1	1	1	0
Tony Peña, R (1, 2) OBP: 0.273, SLG: 0.317		0-3 K			0-0 1-3				0-3 K	3	0	0	0	0	2	1
Dale Berra, R (1, 6) OBP: 0.275, SLG: 0.330			0-0 F3		0-0 F9			0-3 K		3	0	0	0	0	1	0
John Candelaria, L (1, 1) OBP: 0.176, SLG: 0.125			0-0		0-0			0-0 F2		2	0	1	0	0	0	0
Gene Tenace, R (8, PH) OBP: 0.188, SLG: 0.071					5-3					1	0	0	0	0	0	0
Rod Scurry, L (9, 1)										0	0	0	0	0	0	0
Kent Tekulve, R (9, 1)										0	0	0	0	0	0	0

Inning Stats	R: 0	H: 0	E: 0	K: 0	S: 3	R: 0	H: 1	E: 0	K: 2	S: 7	R: 0	H: 1	E: 0	K: 0	S: 4	R: 0	H: 0	E: 0	K: 0	S: 2	R: 1	H: 1	E: 0	K: 0	S: 4	R: 0	H: 0	E: 0	K: 2	S: 7	R: 0	H: 0	E: 0	K: 1	S: 5	R: 0	H: 0	E: 0	K: 2	S: 7	R: 0	H: 0	E: 0	K: 2	S: 7	R: 0	H: 0	E: 0	K: 2	S: 7						
	LOB: 0	BB: 0	P: 3	LOB: 1	BB: 1	P: 11	LOB: 1	BB: 0	P: 4	LOB: 0	BB: 1	P: 6	LOB: 0	BB: 0	P: 4	LOB: 2	BB: 2	P: 15	LOB: 0	BB: 0	P: 7	LOB: 1	BB: 1	P: 9	LOB: 0	BB: 0	P: 7	LOB: 0	BB: 0	P: 7	LOB: 0	BB: 0	P: 7	LOB: 0	BB: 0	P: 7	LOB: 0	BB: 0	P: 7	LOB: 0	BB: 0	P: 7	LOB: 0	BB: 0	P: 7	LOB: 0	BB: 0	P: 7								
	1B: 2	2B: 0	3B: 0	HR: 1	SF: 0	SAC: 1	DP: 0	HBP: 0	WP: 0	HR: 1	S: 46	P: 66	ERA: 1.00	WHIP: 0.778	1B: 2	2B: 0	3B: 0	HR: 1	SF: 0	SAC: 1	DP: 0	HBP: 0	WP: 0	HR: 1	S: 46	P: 66	ERA: 1.00	WHIP: 0.778	1B: 2	2B: 0	3B: 0	HR: 1	SF: 0	SAC: 1	DP: 0	HBP: 0	WP: 0	HR: 1	S: 46	P: 66	ERA: 1.00	WHIP: 0.778	1B: 2	2B: 0	3B: 0	HR: 1	SF: 0	SAC: 1	DP: 0	HBP: 0	WP: 0	HR: 1	S: 46	P: 66	ERA: 1.00	WHIP: 0.778
PITCHER Mario Soto, R (1, 1) ERA: 2.22	IP: 9.0	WLS: W	BF: 33	H: 3	R: 1	ER: 1	SO: 9	BB: 4	IBB: 1	HBP: 0	BLK: 0	WP: 0	HR: 1	S: 46	P: 66	ERA: 1.00	WHIP: 0.778	IP: 9.0	WLS: W	BF: 33	H: 3	R: 1	ER: 1	SO: 9	BB: 4	IBB: 1	HBP: 0	BLK: 0	WP: 0	HR: 1	S: 46	P: 66	ERA: 1.00	WHIP: 0.778	IP: 9.0	WLS: W	BF: 33	H: 3	R: 1	ER: 1	SO: 9	BB: 4	IBB: 1	HBP: 0	BLK: 0	WP: 0	HR: 1	S: 46	P: 66	ERA: 1.00	WHIP: 0.778					

**BOTTOM**

**Cincinnati Reds @ Pittsburgh Pirates**  
 Three Rivers Stadium, Pittsburgh, PA  
 Tue May 17 1983, 7:05 PM EDT  
 Att. 5,207 - Unknown

AB	27
R	1
H	3
RBI	1
BB	5
SO	9
LOB	7



WP	PA	ERA	WHIP
0	34		
0			
0			

Batter	1	2	3	4	5	6	7	8	9	AB R H RBI BB SO LOB	TOP
Gary Redus, R (1, 7) OBP: 0.341, SLG: 0.531	0-0 F4		0-0 F7			0-0 F8		0-3 K		4 0 0 0 0 1 1	<b>Cincinnati Reds @ Pittsburgh Pirates</b> Three Rivers Stadium, Pittsburgh, PA Wed May 18 1983, 7:05 PM EDT Att. 6,402 - Unknown <a href="http://livebaseballscorecards.com">livebaseballscorecards.com</a>
Eddie Milner, L (1, 8) OBP: 0.363, SLG: 0.336	0-0 2B		0-0 1B			0-0 4-3		0-0 F7	4 0 2 1 0 0 0		
Dave Concepcion, R (1, 6) OBP: 0.329, SLG: 0.293	0-3 K			0-3 K		0-3 K		0-0 G3	4 0 0 0 0 3 1		
Johnny Bench, R (1, 3) OBP: 0.363, SLG: 0.504 Kelly Paris, R (9, PR) OBP: 0.188, SLG: 0.200	0-0 5-3			0-0 F9		0-0 F5		4-0 BB	3 0 0 0 1 0 1 0 0 0 0 0 0 0		
Ron Oester, S (1, 4) OBP: 0.356, SLG: 0.493		0-0 5-3		0-0 1B		0-0 E3		0-0 4-3	4 0 1 0 0 0 1		
Paul Householder, S (1, 9) OBP: 0.310, SLG: 0.462		0-0 1B		0-0 F7		0-0 1B			3 0 2 0 0 0 1		
Wayne Krenchicki, L (1, 5) OBP: 0.211, SLG: 0.222		0-0 4-3			0-0 3-1		0-0 L4		3 0 0 0 0 0 2		
Dann Bilardello, R (1, 2) OBP: 0.230, SLG: 0.322			0-0 1B		0-0 F5		0-0 5-3		3 1 1 0 0 0 0		
Bruce Berenyi, R (1, 1) OBP: 0.158, SLG: 0.158 Duane Walker, L (8, PH) OBP: 0.356, SLG: 0.500 Bill Scherrer, L (8, 1) OBP: 0.667, SLG: 0.500			0-0 SH3-4		0-0 6-3		0-0 F7		1 0 0 0 0 0 0 1 0 0 0 0 0 0 0 0 0 0 0 0 0		
<b>Inning Stats</b>	R: 0 H: 1 E: 0 LOB: 1 K: 1 BB: 0 S: 6 P: 6	R: 0 H: 1 E: 0 LOB: 0 K: 0 BB: 0 S: 3 P: 3	R: 1 H: 2 E: 0 LOB: 1 K: 0 BB: 0 S: 4 P: 4	R: 0 H: 1 E: 0 LOB: 1 K: 1 BB: 0 S: 6 P: 6	R: 0 H: 0 E: 0 LOB: 0 K: 0 BB: 0 S: 3 P: 3	R: 0 H: 0 E: 0 LOB: 0 K: 0 BB: 0 S: 5 P: 5	R: 0 H: 1 E: 1 LOB: 1 K: 0 BB: 0 S: 4 P: 4	R: 0 H: 0 E: 0 LOB: 0 K: 1 BB: 0 S: 5 P: 5	R: 0 H: 0 E: 0 LOB: 1 K: 0 BB: 1 S: 3 P: 7	1B: 5 SF: 0 2B: 1 SAC: 1 3B: 0 DP: 0 HR: 0 HBP: 0	
<b>PITCHER</b> Rick Rhoden, R (1, 1) ERA: 2.24	IP WLS BF H R ER SO BB IBB HBP BLK WP HR S P ERA WHIP										
	9.0 W 32 6 1 1 4 1 0 0 0 0 0 0 39 43 1.00 0.778										



Batter	1	2	3	4	5	6	7	8	9	AB	R	H	RBI	BB	SO	LOB
Lee Mazzilli, S OBP: 0.409, SLG: 0.444 (1, 8)	0-3 K		0-0 1B 2B		4-0 BB		0-0 E7 2B			3	0	2	1	1	1	0
Johnny Ray, S OBP: 0.315, SLG: 0.445 (1, 4)	0-0 G4-3 1B		0-3 K		0-0 4-3		0-0 F6			4	0	1	0	0	1	3
Bill Madlock, R OBP: 0.319, SLG: 0.326 (1, 5)	0-0 G4-3		0-0 1B			0-0 5-3	0-0 G3			4	0	1	0	0	0	2
Jason Thompson, L OBP: 0.376, SLG: 0.411 (1, 3)		0-0 F7	0-0 6-3			4-0 F8 1B BB		0-0 F9		3	0	0	0	1	0	2
Dave Parker, L OBP: 0.253, SLG: 0.330 (1, 9)		0-0 4-3		0-0 6-3		0-0 F8 1B		0-3 K		4	0	1	0	0	1	0
Mike Easler, L OBP: 0.375, SLG: 0.443 (1, 7)		0-0 1B 1B		0-0 F8		0-0 F8		0-0 CS 1B		3	0	1	0	0	0	2
Lee Lacy, R OBP: 0.318, SLG: 0.392 (8, PH) (9, 7)						1-2 2-3				1	0	1	0	0	0	0
Tony Peña, R OBP: 0.274, SLG: 0.318 (1, 2)		0-0 1-3 1B		0-0 1-3		0-0 6-3		0-0 CS		3	0	1	0	0	0	2
Dale Berra, R OBP: 0.286, SLG: 0.340 (1, 6)			0-0 SH1-4 2B 1B		0-0 6-3		0-0 2B E 1B			3	2	2	0	0	0	0
Rick Rhoden, R OBP: 0.095, SLG: 0.095 (1, 1)			0-0 SH1-4		0-0 6-3		0-3 K			2	0	0	0	0	1	1

Inning Stats	R: 0	H: 1	R: 0	H: 2	R: 1	H: 3	R: 0	H: 0	R: 0	H: 1	R: 1	H: 2	R: 0	H: 1	R: 0	H: 1
	E: 0	LOB: 0	E: 0	LOB: 2	E: 0	LOB: 2	E: 0	LOB: 0	E: 0	LOB: 2	E: 1	LOB: 1	E: 0	LOB: 0	E: 0	LOB: 0
	K: 1	BB: 0	K: 0	BB: 0	K: 1	BB: 0	K: 0	BB: 0	K: 0	BB: 1	K: 1	BB: 0	K: 1	BB: 0	K: 1	BB: 0
	S: 5	P: 5	S: 4	P: 4	S: 8	P: 8	S: 3	P: 3	S: 3	P: 7	S: 4	P: 8	S: 5	P: 5	S: 5	P: 5

PITCHER	IP	WLS	BF	H	R	ER	SO	BB	IBB	HBP	BLK	WP	HR	S	P	ERA	WHIP
Bruce Berenyi, R ERA: 2.34 (1, 1)	7.0	L	30	9	2	1	3	2	0	0	0	0	0	34	42	1.29	1.571
Bill Scherrer, L ERA: 3.32 (8, 1)	1.0		3	1	0	0	1	0	0	0	0	0	0	5	5	0.00	1.000

**BOTTOM**

**Cincinnati Reds @ Pittsburgh Pirates**  
 Three Rivers Stadium, Pittsburgh, PA  
 Wed May 18 1983, 7:05 PM EDT  
 Att. 6,402 - Unknown

<b>AB</b>	<b>30</b>
<b>R</b>	<b>2</b>
<b>H</b>	<b>10</b>
<b>RBI</b>	<b>1</b>
<b>BB</b>	<b>2</b>
<b>SO</b>	<b>4</b>
<b>LOB</b>	<b>12</b>



WP	PA	ERA	WHIP
0	34		
0			
1			
1			

Batter	1	2	3	4	5	6	7	8	9	AB R H RBI BB SO LOB	TOP																						
<b>Omar Moreno, L</b> (1, 8) OBP: 0.293, SLG: 0.345 <b>Kevin Bass, S</b> (7, PH) OBP: 0.286, SLG: 0.362 <b>Denny Walling, L</b> (9, PR) OBP: 0.133, SLG: 0.103	0-3 K		0-0 5-3		0-3 K		0-0 F9		0-0 FC6 FC6-4	3 0 0 0 0 2 0 2 0 0 0 0 0 4 0 0 0 0 0 0 0																							
<b>Tony Scott, S</b> (1, 9) OBP: 0.256, SLG: 0.321 (7, 8)	0-0 F9		0-0 6-3		0-0 1-3		0-0 1-3		0-0 SF7	4 0 0 1 0 0 2																							
<b>Dickie Thon, R</b> (1, 6) OBP: 0.343, SLG: 0.431	4-0 BB		0-3 K		0-0 F9		0-0 HR		0-0 FC6-4	4 1 1 1 1 1 1																							
<b>Phil Garner, R</b> (1, 5) OBP: 0.337, SLG: 0.384	0-3 K		0-0 6-3		0-3 K		0-0 BB 1B			4 0 1 0 0 2 1																							
<b>Jose Cruz, L</b> (1, 7) OBP: 0.393, SLG: 0.401		0-0 F7		0-0 5-3		0-0 F7		4-0 BB G4-6-3		3 0 0 0 1 0 0																							
<b>Ray Knight, R</b> (1, 3) OBP: 0.328, SLG: 0.441		0-0 BB 1B		0-0 2B		0-0 F9		0-0 F9		4 0 2 0 0 0 2																							
<b>Alan Ashby, S</b> (1, 2) OBP: 0.298, SLG: 0.427 <b>Frank LaCorte, R</b> (8, 1)		0-0 F9		0-0 E6		0-0 2B		0-0 G4-6-3		4 1 1 0 0 0 4 0 0 0 0 0 0 0																							
<b>Bill Doran, S</b> (1, 4) OBP: 0.357, SLG: 0.295 <b>Vern Ruhie, R</b> (4, 1) <b>Tim Tolman, R</b> (7, PH) OBP: 0.364, SLG: 0.667 <b>Dave Smith, R</b> (7, 1) <b>Luis Pujols, R</b> (8, 2) OBP: 0.286, SLG: 0.231 <b>Terry Puhl, L</b> (9, PH) OBP: 0.303, SLG: 0.338		4-0 BB		0-3 K		0-0 2B		0-0 FC6 E SF7 1B		1 0 0 0 0 1 1 2 0 0 0 0 0 0 0 0 1 0 1 1 0 1 1 1 0 0 0 0 0																							
<b>Bob Knepper, L</b> (1, 1) OBP: 0.158, SLG: 0.111 <b>Craig Reynolds, L</b> (4, 4) OBP: 0.125, SLG: 0.125		0-3 K		0-0 L5		0-0 E6		0-0 E3 FC6		1 0 0 0 0 1 2 3 0 0 0 0 0 2																							
<b>Inning Stats</b>	R: 0 E: 0 K: 2 S: 7	H: 0 LOB: 1 BB: 1 P: 11	R: 0 E: 0 K: 1 S: 6	H: 1 LOB: 2 BB: 1 P: 10	R: 0 E: 0 K: 1 S: 5	H: 0 LOB: 0 BB: 0 P: 5	R: 0 E: 1 K: 1 S: 7	H: 1 LOB: 2 BB: 0 P: 7	R: 0 E: 0 K: 1 S: 5	H: 0 LOB: 0 BB: 0 P: 5	R: 1 E: 1 K: 0 S: 6	H: 2 LOB: 2 BB: 0 P: 6	R: 1 E: 0 K: 0 S: 4	H: 2 LOB: 1 BB: 1 P: 8	R: 1 E: 1 K: 0 S: 5	H: 1 LOB: 1 BB: 0 P: 5	1B: 3 2B: 3 3B: 0 HR: 1	SF: 1 SAC: 0 DP: 1 HBP: 0	WP: 0 PB: 0 SB: 0 CS: 0	PA: 39													
<b>PITCHER</b> <b>Larry McWilliams, L</b> (1, 1) ERA: 2.54 <b>Kent Tekulve, R</b> (8, 1) ERA: 0.48	IP 7.0	WLS W	BF 30	H 5	R 2	ER 2	SO 7	BB 2	IBB 0	HBP 0	BLK 0	WP 0	HR 1	S 42	P 50	ERA 2.57	WHIP 1.000																
											<b>PITCHER</b>	IP 2.0	WLS S	BF 9	H 2	R 1	ER 0	SO 0	BB 1	IBB 0	HBP 0	BLK 0	WP 0	HR 0	S 8	P 12	ERA 0.00	WHIP 1.500					

Houston Astros @ Pittsburgh Pirates  
 Three Rivers Stadium, Pittsburgh, PA  
 Fri May 20 1983, 7:05 PM EDT  
 Att. 13,643 - Unknown

livebaseballscorecards.com

AB	35
R	3
H	7
RBI	3
BB	3
SO	7
LOB	20





Batter	1	2	3	4	5	6	7	8	9	AB R H RBI BB SO LOB	TOP											
<b>Omar Moreno, L</b> (1, 8) OBP: 0.296, SLG: 0.353	0-0 3-1	0-0 WP 1B		0-0 F7			0-0 PB SF9 2B		0-0 F7	5 2 2 0 0 0 0												
<b>Tony Scott, S</b> (1, 9) OBP: 0.253, SLG: 0.321	0-0 3B 1B	0-0 SF9		0-3 K			0-0 SF9		0-3 K	3 1 1 2 0 2 0												
<b>Dickie Thon, R</b> (1, 6) OBP: 0.346, SLG: 0.445	0-0 1-H HR 3B	0-0 PO 1B				0-0 E5 6-3		0-0 F7		4 1 2 2 0 0 0												
<b>Phil Garner, R</b> (1, 5) OBP: 0.335, SLG: 0.400	0-0 3-H HR	0-0 PO 1-2	0-0 F8			0-0 6-3 1-2		0-0 F9		4 1 1 2 0 0 1												
<b>Jose Cruz, L</b> (1, 7) OBP: 0.395, SLG: 0.407	0-3 K		4-0 S BB			0-0 1B 2B		0-3 K		3 0 1 0 1 2 0												
<b>Ray Knight, R</b> (1, 3) OBP: 0.333, SLG: 0.438	0-0 E7		0-0 5-3 1-2			0-0 2-H 1B		4-0 BB BB		3 0 1 0 1 0 1												
<b>Bill Doran, S</b> (1, 4) OBP: 0.361, SLG: 0.290	0-0 6-3		4-0 BB			0-3 K2-3		4-0 G6-4-3 BB		2 0 0 0 2 1 1												
<b>Luis Pujols, R</b> (1, 2) OBP: 0.278, SLG: 0.235		0-0 WP SF9 SH3-4 1B	0-0 F9			0-0 6-3		0-0 G6-4-3 1-2f		4 1 1 0 0 0 4												
<b>Michael LaCoss, R</b> (1, 1) OBP: 0.091, SLG: 0.048		0-0 SH3-4		0-0 5-3		0-0 F8		0-3 K		2 0 0 0 0 0 0												
<b>Frank DiPino, L</b> (8, 1) OBP: 0.333, SLG: 0.667		1-2 SH3-4								1 0 0 0 0 1 0												
<b>Inning Stats</b>	R: 3 E: 1 K: 1 S: 9	H: 3 LOB: 1 BB: 0 P: 9	R: 2 E: 0 K: 0 S: 5	H: 3 LOB: 0 BB: 0 P: 5	R: 0 E: 0 K: 0 S: 3	H: 0 LOB: 2 BB: 2 P: 11	R: 0 E: 0 K: 1 S: 5	H: 0 LOB: 0 BB: 0 P: 5	R: 0 E: 1 K: 0 S: 4	H: 2 LOB: 2 BB: 0 P: 4	R: 0 E: 0 K: 1 S: 5	H: 0 LOB: 0 BB: 0 P: 5	R: 1 E: 0 K: 0 S: 4	H: 1 LOB: 0 BB: 0 P: 4	R: 0 E: 0 K: 1 S: 4	H: 0 LOB: 1 BB: 2 P: 12	R: 0 E: 0 K: 2 S: 7	H: 0 LOB: 0 BB: 0 P: 7	1B: 5 2B: 2 3B: 1 HR: 1	SF: 2 SAC: 1 DP: 1 HBP: 0	WP: 1 PB: 1 SB: 1 CS: 0	PA: 39
<b>PITCHER</b>	IP WLS BF H R ER SO BB IBB HBP BLK WP HR S P ERA WHIP																					
<b>Randy Niemann, L</b> (1, 1) ERA: 15.95	1.2 L 12 6 5 5 1 0 0 0 0 1 1 14 14 27.00 3.600																					
<b>Lee Tunnell, R</b> (2, 1) ERA: 4.55	5.1 19 3 1 0 2 2 0 0 0 0 0 0 21 29 0.00 0.938																					
<b>Jim Bibby, R</b> (8, 1) ERA: 12.75	2.0 7 0 0 0 3 2 0 0 0 0 0 0 11 19 0.00 1.000																					

Houston Astros @ Pittsburgh Pirates  
 Three Rivers Stadium, Pittsburgh, PA  
 Sat May 21 1983, 7:05 PM EDT  
 Att. 8,804 - Unknown

livebaseballscorecards.com

AB	31
R	6
H	9
RBI	6
BB	4
SO	6
LOB	7







Batter	1	2	3	4	5	6	7	8	9	AB R H RBI BB SO LOB	TOP
Lee Lacy, R (1, 7) OBP: 0.316, SLG: 0.378	0-0 CS 1B		0-0 F2		0-0 1-6-3		0-3 K		0-0 F9	5 0 1 0 0 1 3	
Johnny Ray, S (1, 4) OBP: 0.318, SLG: 0.437	4-0 L5-3 BB			0-0 BB BB L7-2 1B		0-0 F4		0-0 F4		3 0 1 0 1 0 0	
Bill Madlock, R (1, 5) OBP: 0.368, SLG: 0.394	0-0 L5-3			4-0 BB 1-2 BB		0-0 HR		0-0 1B 1B		3 1 2 1 1 0 1	
Jason Thompson, L (1, 3) OBP: 0.387, SLG: 0.458		0-3 K		4-0 FC6-4 BB		0-0 E 2B		0-0 F5		3 1 1 0 1 1 1	
Dave Parker, L (1, 9) OBP: 0.260, SLG: 0.330		0-0 CS 1B		0-0 L7-2		0-0 E9 G3-6-3 1B		0-0 1-2 1B		4 0 3 0 0 0 3	
Lee Mazzilli, S (1, 8) OBP: 0.403, SLG: 0.419		0-0 F3		0-0 FC6-4		0-0 G3-6-3		0-3 K		4 0 0 0 0 1 6	
Dale Berra, R (1, 6) OBP: 0.279, SLG: 0.348			0-0 F3		0-0 F7		0-3 K		0-0 6-3	3 0 0 0 0 1 0	
Gene Tenace, R (9, PH) OBP: 0.238, SLG: 0.059										1 0 0 0 0 0 0	AB 34 R 3 H 12 RBI 2 BB 3 SO 5 LOB 14
Steve Nicosia, R (1, 2) OBP: 0.154, SLG: 0.385			0-0 1-3		0-0 HR		0-3 K		0-0 F9	3 1 1 1 0 1 0	
Brian Harper, R (9, PH) OBP: 0.136, SLG: 0.429										1 0 0 0 0 0 0	
Rick Rhoden, R (1, 1) OBP: 0.130, SLG: 0.174			0-0		0-0 6-3		0-0 1B		0-0	2 0 1 0 0 0 0	
Manny Sarmiento, R (5, 1)										0 0 0 0 0 0 0	
Richie Hebner, L (7, PH) OBP: 0.400, SLG: 0.303										1 0 1 0 0 0 0	
Rod Scurry, L (7, 1)										0 0 0 0 0 0 0	
Mike Easler, L (9, PH) OBP: 0.397, SLG: 0.492										1 0 1 0 0 0 0	
<b>Inning Stats</b>	R: 0 H: 1 E: 0 LOB: 0 K: 0 BB: 1 S: 2 P: 6	R: 0 H: 1 E: 0 LOB: 0 K: 1 BB: 0 S: 5 P: 5	R: 0 H: 1 E: 0 LOB: 1 K: 0 BB: 0 S: 4 P: 4	R: 0 H: 1 E: 0 LOB: 2 K: 0 BB: 2 S: 3 P: 11	R: 1 H: 1 E: 0 LOB: 0 K: 0 BB: 0 S: 4 P: 4	R: 2 H: 3 E: 1 LOB: 0 K: 0 BB: 0 S: 5 P: 5	R: 0 H: 1 E: 0 LOB: 1 K: 3 BB: 0 S: 10 P: 10	R: 0 H: 2 E: 0 LOB: 2 K: 1 BB: 0 S: 7 P: 7	R: 0 H: 1 E: 0 LOB: 1 K: 0 BB: 0 S: 4 P: 4	1B: 7 SF: 0 2B: 4 SAC: 0 3B: 1 DP: 3 HR: 2 HBP: 0	WP: 0 PA: 37 PB: 0 SB: 0 CS: 2
<b>PITCHER</b>	IP WLS BF H R ER SO BB IBB HBP BLK WP HR S P ERA WHIP										
Pete Falcone, L (1, 1) ERA: 2.66	5.1 W 23 8 3 2 1 3 0 0 0 0 0 2 22 34 3.38 2.062										
Donnie Moore, R (6, 1) ERA: 1.8	3.2 S 14 4 0 0 4 0 0 0 0 0 0 0 22 22 0.00 1.091										

Pittsburgh Pirates @ Atlanta Braves  
Atlanta-Fulton County Stadium, Atlanta, GA  
Mon May 23 1983, 7:05 PM EDT  
Att. 16,743 - Unknown

livebaseballscorecards.com



Batter	1	2	3	4	5	6	7	8	9	AB	R	H	RBI	BB	SO	LOB
<b>Brett Butler, L</b> (1, 7) OBP: 0.310, SLG: 0.299	0-0 4-3 ①		0-0 E 2B		0-0 3B 1B		0-3 K ①			4	2	2	0	0	1	0
<b>Rafael Ramirez, R</b> (1, 6) OBP: 0.333, SLG: 0.348	0-0 4-3 ②		0-0 E6 CS 1B 2-H		0-0 3B 1B 1-2		0-0 2B			4	1	3	0	0	0	0
<b>Claudell Washington, L</b> (1, 9) OBP: 0.310, SLG: 0.382	0-3 K ③		0-0 1-3 ① ② 1-2		0-0 1B 3B 1-H 2-H		4-0 BB G4-6-3			3	1	1	2	1	1	1
<b>Dale Murphy, R</b> (1, 8) OBP: 0.399, SLG: 0.583		4-0 1B BB	0-0 2B 2B		0-3 K ①		0-0 G4-6-3 ② ③ 1-2f			3	2	1	0	1	1	3
<b>Bob Horner, R</b> (1, 5) OBP: 0.354, SLG: 0.477		0-3 K ①	0-0 2B 2B 2-H		0-0 1B G6-4-3		0-3 K ②			4	0	2	2	0	2	1
<b>Chris Chambliss, L</b> (1, 3) OBP: 0.309, SLG: 0.410		0-0 F6 ②	0-0 F8 ③		0-0 G6-4-3 ② ③ 1-2f		0-3 K ②			4	0	0	0	0	1	3
<b>Glenn Hubbard, R</b> (1, 4) OBP: 0.405, SLG: 0.477		0-0 1B 1B 1-2		0-0 F9 ①		0-0 F8 ①		0-0 1B ②		4	0	2	0	0	0	0
<b>Bruce Benedict, R</b> (1, 2) OBP: 0.411, SLG: 0.398		0-0 1B 1-3 2-H		0-0 4-3 ②		0-0 F9 ②		0-0 1-3 ③		4	0	1	1	0	0	1
<b>Pete Falcone, L</b> (1, 1) <b>Donnie Moore, L</b> (6, 1)		0-0 6-3 ③		0-0 1-3 ③		0-3 K ③				2	0	0	0	0	0	2
										1	0	0	0	0	1	0

Inning Stats	R: 0	H: 0	E: 0	K: 1	S: 5	LOB: 0	BB: 0	P: 5	R: 1	H: 2	E: 0	K: 1	S: 7	LOB: 2	BB: 1	P: 11	R: 2	H: 4	E: 1	K: 0	S: 6	LOB: 1	BB: 0	P: 6	R: 0	H: 0	E: 0	K: 0	S: 3	LOB: 0	BB: 0	P: 3	R: 3	H: 4	E: 0	K: 1	S: 8	LOB: 0	BB: 0	P: 8	R: 0	H: 0	E: 0	K: 1	S: 5	LOB: 0	BB: 0	P: 5	R: 0	H: 1	E: 0	K: 1	S: 5	LOB: 1	BB: 1	P: 9	R: 0	H: 1	E: 0	K: 2	S: 8	LOB: 1	BB: 0	P: 8
--------------	------	------	------	------	------	--------	-------	------	------	------	------	------	------	--------	-------	-------	------	------	------	------	------	--------	-------	------	------	------	------	------	------	--------	-------	------	------	------	------	------	------	--------	-------	------	------	------	------	------	------	--------	-------	------	------	------	------	------	------	--------	-------	------	------	------	------	------	------	--------	-------	------

PITCHER	IP	WLS	BF	H	R	ER	SO	BB	IBB	HBP	BLK	WP	HR	S	P	ERA	WHIP
<b>Rick Rhoden, R</b> (1, 1) ERA: 2.88	4.1	L	23	10	6	6	3	1	0	0	0	0	0	28	32	12.46	2.538
<b>Manny Sarmiento, R</b> (5, 1) ERA: 3.1	1.2		4	0	0	0	1	0	0	0	0	0	0	6	6	0.00	0.000
<b>Rod Scurry, L</b> (7, 1) ERA: 2.08	2.0		8	2	0	0	3	1	0	0	0	0	0	13	17	0.00	1.500

**BOTTOM**

**Pittsburgh Pirates @ Atlanta Braves**  
Atlanta-Fulton County Stadium, Atlanta, GA

Mon May 23 1983, 7:05 PM EDT  
Att. 16,743 - Unknown

livebaseballscorecards.com

<b>AB</b>	<b>33</b>
<b>R</b>	<b>6</b>
<b>H</b>	<b>12</b>
<b>RBI</b>	<b>5</b>
<b>BB</b>	<b>2</b>
<b>SO</b>	<b>7</b>
<b>LOB</b>	<b>11</b>

**Braves**

WP: 0	PA: 35
PB: 0	
SB: 0	
CS: 1	

Batter	1	2	3	4	5	6	7	8	9	AB R H RBI BB SO LOB	TOP											
Lee Mazzilli, S (1, 8) OBP: 0.409, SLG: 0.451	0-0 4-3 S SF8 1B		0-0 1B		0-0 4-3		0-0 1-H HR		0-3 K	5 2 3 2 0 1 0	<b>Pittsburgh Pirates @ Atlanta Braves</b> Atlanta-Fulton County Stadium, Atlanta, GA Tue May 24 1983, 7:05 PM EDT Att. 17,447 - Unknown <a href="http://livebaseballscorecards.com">livebaseballscorecards.com</a>											
Johnny Ray, S (1, 4) OBP: 0.328, SLG: 0.443	0-0 4-3 1-3		0-0 1B			0-0 1B 2B 1B	0-0 G3	0-0 1B	5 1 3 0 0 0 1													
Bill Madlock, R (1, 5) OBP: 0.373, SLG: 0.402	0-0 SF8		0-0 F6			0-0 1B 2B 1B	0-0 1B	0-3 K	3 1 2 1 0 0 2 1 0 0 0 0 1 1													
Jim Morrison, R (7, 5) OBP: 0.250, SLG: 0.182	0-0 3-H G3		0-0 4-3			0-0 1-H 2-H 4-3 2B	0-0 F8		4 1 1 2 0 0 3													
Jason Thompson, L (1, 3) OBP: 0.384, SLG: 0.460			0-0 4-3			0-0 4-3 2B	0-0 F8		4 1 1 2 0 0 3													
Dave Parker, L (1, 9) OBP: 0.259, SLG: 0.320		0-0 F7		0-0 4-3		4-0 FC6-5 4-3 BB	0-3 K		3 0 0 0 1 1 1													
Mike Easler, L (1, 7) OBP: 0.389, SLG: 0.471		4-0 6-3 WP BB		0-0 6-3		0-0 4-3	0-0 F8		3 0 0 1 1 0 1													
Dale Berra, R (1, 6) OBP: 0.278, SLG: 0.345		0-0 6-3 1-3		0-0 F7		0-0 FC6-5 2-3	0-0 G6-4-3 1B		4 0 1 0 0 0 2													
Steve Nicosia, R (1, 2) OBP: 0.118, SLG: 0.294		0-0 F8		0-0 F9		0-0 4-3	0-0 G6-4-3 1-2f		4 0 0 0 0 0 3													
Larry McWilliams, L (1, 1) OBP: 0.182, SLG: 0.143			0-0 4-3		0-0 4-3		0-0 HR 1B	0-0 F4	3 1 1 0 0 0 0 1 0 0 0 0 0 0													
Kent Tekulve, R (8, 1)																						
<b>Inning Stats</b>	R: 1 E: 0 K: 0 S: 4	H: 1 LOB: 0 BB: 0 P: 4	R: 0 E: 0 K: 0 S: 3	H: 0 LOB: 1 BB: 1 P: 7	R: 0 E: 0 K: 0 S: 5	H: 2 LOB: 2 BB: 0 P: 5	R: 0 E: 0 K: 0 S: 3	H: 0 LOB: 0 BB: 0 P: 3	R: 0 E: 0 K: 0 S: 3	H: 0 LOB: 0 BB: 0 P: 3	R: 3 E: 0 K: 0 S: 6	H: 3 LOB: 1 BB: 1 P: 10	R: 2 E: 0 K: 1 S: 8	H: 3 LOB: 1 BB: 0 P: 8	R: 0 E: 0 K: 0 S: 3	H: 1 LOB: 0 BB: 0 P: 3	R: 0 E: 0 K: 2 S: 8	H: 1 LOB: 1 BB: 0 P: 8	1B: 9 2B: 1 3B: 0 HR: 1	SF: 1 SAC: 0 DP: 1 HBP: 0	WP: 1 PB: 0 SB: 1 CS: 0	PA: 39
<b>PITCHER</b>	IP WLS BF H R ER SO BB IBB HBP BLK WP HR S P ERA WHIP																					
Rick Camp, R (1, 1) ERA: 3.55	6.0 L 28 8 6 6 0 2 0 0 0 0 1 1 26 34 9.00 1.667																					
Donnie Moore, R (7, 1) ERA: 1.5	1.0 4 1 0 0 1 0 0 0 0 0 0 0 6 6 0.00 1.000																					
Terry Forster, L (8, 1) ERA: 0.82	1.0 3 1 0 0 0 0 0 0 0 0 0 0 3 3 0.00 1.000																					
Gene Garber, R (9, 1) ERA: 2.3	1.0 4 1 0 0 2 0 0 0 0 0 0 0 8 8 0.00 1.000																					

**Pittsburgh Pirates @ Atlanta Braves**  
Atlanta-Fulton County Stadium, Atlanta, GA

Tue May 24 1983, 7:05 PM EDT  
Att. 17,447 - Unknown

**AB 36**  
**R 6**  
**H 11**  
**RBI 6**  
**BB 2**  
**SO 3**  
**LOB 14**



Batter	1	2	3	4	5	6	7	8	9	AB	R	H	RBI	BB	SO	LOB
Claudell Washington, L (1, 9) OBP: 0.306, SLG: 0.375	0-0 1-3 S S S	0-3 K		0-0 L6			0-0 5-3	0-0 1B		5	0	1	1	0	1	5
Rafael Ramirez, R (1, 6) OBP: 0.330, SLG: 0.343	0-0 1B		0-0 F8		0-0 6-3		0-0 5-3	0-3 K		5	0	1	0	0	1	1
Terry Harper, R (1, 7) OBP: 0.370, SLG: 0.365 Brett Butler, L (9, PH) OBP: 0.308, SLG: 0.297	0-3 K		0-0 F9		0-0 E4			0-3 K	0-0 1-3	4	0	0	0	0	2	1
Dale Murphy, R (1, 8) OBP: 0.399, SLG: 0.574	0-0 F7		4-0 BB		0-0 F4			0-0 2B	0-0 F8	4	1	1	0	1	0	2
Bob Horner, R (1, 5) OBP: 0.355, SLG: 0.481 Ken Smith, L (9, PR) OBP: 0.200, SLG: 0.444		0-0 F9	0-3 K		0-0 F4			0-0 2B	0-0 1B	5	1	2	1	0	1	2
Bob Watson, R (1, 3) OBP: 0.515, SLG: 0.586		4-0 BB 1B BB		0-0 1B		0-0 6-3		0-0 1B	0-0 F9	4	1	2	1	1	0	1
Glenn Hubbard, R (1, 4) OBP: 0.408, SLG: 0.477		0-0 BB 1B		0-0 F7		0-0 F9		0-0 2B		4	1	2	1	0	0	1
Bruce Benedict, R (1, 2) OBP: 0.414, SLG: 0.397		4-0 BB		0-0 1B		0-0 6-3		0-0 F6		3	0	1	0	1	0	1
Rick Camp, R (1, 1) OBP: 0.087, SLG: 0.095 Donnie Moore, L (7, 1) Randy Johnson, R (7, PH) OBP: 0.556, SLG: 0.714 Terry Forster, L (8, 1) OBP: 1.000, SLG: 1.500 Chris Chambliss, L (8, PH) OBP: 0.314, SLG: 0.423 Gene Garber, R (9, 1)		0-3 K		0-3 K			0-0 6-3	0-0 1B		2	0	0	0	0	2	5

BOTTOM

Pittsburgh Pirates @ Atlanta Braves  
Atlanta-Fulton County Stadium, Atlanta, GA

Tue May 24 1983, 7:05 PM EDT  
Att. 17,447 - Unknown

livebaseballscores.com

AB	39
R	5
H	11
RBI	5
BB	3
SO	7
LOB	19



Inning Stats																	
R: 0	H: 1	R: 0	H: 1	R: 0	H: 0	R: 0	H: 2	R: 0	H: 0	R: 0	H: 0	R: 0	H: 0	R: 5	H: 6	R: 0	H: 1
E: 0	LOB: 1	E: 0	LOB: 3	E: 0	LOB: 1	E: 0	LOB: 2	E: 1	LOB: 1	E: 0	LOB: 0	E: 0	LOB: 0	E: 0	LOB: 1	E: 0	LOB: 1
K: 1	BB: 0	K: 2	BB: 2	K: 1	BB: 1	K: 0	BB: 0	K: 0	BB: 0	K: 0	BB: 0	K: 0	BB: 0	K: 2	BB: 0	K: 0	BB: 0
S: 6	P: 6	S: 8	P: 16	S: 5	P: 9	S: 7	P: 7	S: 4	P: 4	S: 3	P: 3	S: 3	P: 3	S: 13	P: 13	S: 4	P: 4

PITCHER																	
Larry McWilliams, L (1, 1) ERA: 2.66	IP: 7.1	WLS: 1	BF: 33	H: 7	R: 3	ER: 3	SO: 6	BB: 3	IBB: 0	HBP: 0	BLK: 0	WP: 0	HR: 0	S: 42	P: 54	ERA: 3.68	WHIP: 1.364
Kent Tekulve, R (8, 1) ERA: 1.33	IP: 1.2	WLS: 0	BF: 9	H: 4	R: 2	ER: 2	SO: 1	BB: 0	IBB: 0	HBP: 0	BLK: 0	WP: 0	HR: 0	S: 11	P: 11	ERA: 10.80	WHIP: 2.400

PITCHER																	
R: 0	H: 0	R: 0	H: 0	R: 0	H: 0	R: 0	H: 0	R: 0	H: 0	R: 0	H: 0	R: 0	H: 0	R: 0	H: 0	R: 0	H: 0
E: 0	LOB: 0	E: 0	LOB: 0	E: 0	LOB: 0	E: 0	LOB: 0	E: 0	LOB: 0	E: 0	LOB: 0	E: 0	LOB: 0	E: 0	LOB: 0	E: 0	LOB: 0
K: 0	BB: 0	K: 0	BB: 0	K: 0	BB: 0	K: 0	BB: 0	K: 0	BB: 0	K: 0	BB: 0	K: 0	BB: 0	K: 0	BB: 0	K: 0	BB: 0
S: 3	P: 3	S: 3	P: 3	S: 3	P: 3	S: 3	P: 3	S: 3	P: 3	S: 3	P: 3	S: 3	P: 3	S: 3	P: 3	S: 3	P: 3

WP: 0	PA: 42
PB: 0	SB: 1
CS: 0	

Batter	1	2	3	4	5	6	7	8	9	AB R H RBI BB SO LOB	TOP	
Lee Mazzilli, S (1, 8) OBP: 0.405, SLG: 0.440	4-0 BB 1B		0-3 K		0-0 F9			0-0 4-3		3 0 0 0 1 1 0		
Johnny Ray, S (1, 4) OBP: 0.326, SLG: 0.437	0-0 F3		0-0 1B 1B			0-3 K		0-0 4-3		4 0 1 0 0 1 1		
Bill Madlock, R (1, 5) OBP: 0.377, SLG: 0.406	0-0 1-2 1B		0-0 1-3 1B			0-0 F7		0-0 F7		4 0 2 0 0 0 0		
Jason Thompson, L (1, 3) OBP: 0.380, SLG: 0.449	0-0 F6		0-3 K			0-0 F9		4-0 BB BB		3 0 0 0 1 1 4		
Dave Parker, L (1, 9) OBP: 0.259, SLG: 0.311	0-3 K			0-0 1-3			0-0 F8	4-0 BB BB		3 0 0 0 1 1 2		
Mike Easter, L (1, 7) OBP: 0.368, SLG: 0.444		0-3 K		0-0 F8			0-0 4-3	0-0 BB		4 0 0 0 0 1 2		
Dale Berra, R (1, 6) OBP: 0.271, SLG: 0.336		0-3 K		0-0 F6			0-0 5-3			3 0 0 0 0 1 0		
Steve Nicosia, R (1, 2) OBP: 0.100, SLG: 0.250		0-0 L4			0-0 F4			0-3 K		3 0 0 0 0 1 0		
Jim Bibby, R (1, 1)			0-3 K				0-0 4-3	0-0 F8		1 0 0 0 0 1 0		
Jim Winn, R (3, 1)										0 0 0 0 0 0 0		
Randy Niemann, L (3, 1)										1 0 0 0 0 0 0		
Brian Harper, R (8, PH) OBP: 0.130, SLG: 0.409										1 0 0 0 0 0 0		
Manny Sarmiento, R (8, 1)										0 0 0 0 0 0 0		
<b>Inning Stats</b>	R: 0 E: 0 K: 1 S: 6 H: 1 LOB: 2 BB: 1 P: 10	R: 0 E: 0 K: 2 S: 7 H: 0 LOB: 0 BB: 0 P: 7	R: 0 E: 0 K: 3 S: 11 H: 2 LOB: 2 BB: 0 P: 11	R: 0 E: 0 K: 0 S: 3 H: 0 LOB: 0 BB: 0 P: 3	R: 0 E: 0 K: 0 S: 3 H: 0 LOB: 0 BB: 0 P: 3	R: 0 E: 0 K: 1 S: 5 H: 0 LOB: 0 BB: 0 P: 5	R: 0 E: 0 K: 0 S: 3 H: 0 LOB: 0 BB: 0 P: 3	R: 0 E: 0 K: 1 S: 5 H: 0 LOB: 0 BB: 0 P: 5	R: 0 E: 0 K: 0 S: 3 H: 0 LOB: 2 BB: 2 P: 11	R: 0 E: 0 K: 0 S: 3 H: 0 LOB: 2 BB: 2 P: 11	1B: 3 2B: 0 3B: 0 HR: 0 SF: 0 SAC: 0 DP: 0 HBP: 0	WP: 0 PB: 0 SB: 0 CS: 0 PA: 33
PITCHER Craig McMurtry, R (1, 1) ERA: 2.32	IP: 9.0 WLS: W BF: 33 H: 3 R: 0 ER: 0 SO: 8 BB: 3 IBB: 0 HBP: 0 BLK: 0 WP: 0 HR: 0 S: 46 P: 58 ERA: 0.00 WHIP: 0.667											

Pittsburgh Pirates @ Atlanta Braves  
Atlanta-Fulton County Stadium, Atlanta, GA

Wed May 25 1983, 7:05 PM EDT  
Att: 15,034 - Unknown

livebaseballscorecards.com

AB 30  
R 0  
H 3  
RBI 0  
BB 3  
SO 8  
LOB 9



Batter	1	2	3	4	5	6	7	8	9
<b>Brett Butler, L</b> (1, 7) OBP: 0.304, SLG: 0.287	0-0 F8	0-0 F8	4-0 FC6-4 BB		0-0 F6			0-0 F4	
<b>Rafael Ramirez, R</b> (1, 6) OBP: 0.326, SLG: 0.339	0-0 4-3		K			0-0 G5-4-3 1B		0-0 3-1	
<b>Claudell Washington, L</b> (1, 9) OBP: 0.303, SLG: 0.369	0-3 K		0-0 4-3	0-3 K		0-0 G5-4-3 1B		0-0 1B	
<b>Dale Murphy, R</b> (1, 8) OBP: 0.404, SLG: 0.572		0-0 1B BLK 1B	4-0 BB S BB	0-0 G1-4-3 1B		0-3 K		0-3 K	
<b>Bob Horner, R</b> (1, 5) OBP: 0.365, SLG: 0.493		0-0 1B 1B	4-0 BB BB	0-0 G1-4-3 1-2f		0-0 G3 2B			
<b>Bob Watson, R</b> (1, 3) OBP: 0.514, SLG: 0.563 <b>Ken Smith, L</b> (8, 3) OBP: 0.200, SLG: 0.444		0-0 SH3-4 1B 1B	4-0 BB BB		0-0 F7		0-0 5-3		
<b>Glenn Hubbard, R</b> (1, 4) OBP: 0.404, SLG: 0.467		0-0 F8	4-0 BB BB		0-0 F9		0-0 G3		
<b>Bruce Benedict, R</b> (1, 2) OBP: 0.430, SLG: 0.402		0-0 SH3-4 1B	4-0 BB BB		4-0 BB		4-0 IBB		
<b>Craig McMurtry, R</b> (1, 1) OBP: 0.190, SLG: 0.105		0-0 SH3-4	4-0 BB		4-0 BB		0-0 F9		

Inning Stats	R: 0	H: 0	E: 0	K: 1	S: 5	R: 2	H: 4	E: 0	K: 0	S: 7	R: 4	H: 0	E: 0	K: 1	S: 5	R: 0	H: 1	E: 0	K: 1	S: 5	R: 0	H: 0	E: 0	K: 0	S: 3	R: 0	H: 1	E: 0	K: 0	S: 4	R: 0	H: 1	E: 0	K: 1	S: 6
	0	0	0	1	5	2	4	0	0	7	4	0	0	1	5	0	1	0	1	5	0	0	0	0	3	0	0	1	0	1	0	1	0	6	

PITCHER	IP	WLS	BF	H	R	ER	SO	BB	IBB	HBP	BLK	WP	HR	S	P	ERA	WHIP
<b>Jim Bibby, R</b> (1, 1) ERA: 14.11	2.2	L	16	4	6	6	2	4	0	0	1	0	0	16	32	20.25	3.000
<b>Jim Winn, R</b> (3, 1) ERA: 7.36	0.0		3	0	0	0	0	3	0	0	0	0	0	0	12	∞	∞
<b>Randy Niemann, L</b> (3, 1) ERA: 10.03	4.1		17	3	0	0	2	2	1	0	0	0	0	18	30	0.00	1.154
<b>Manny Sarmiento, R</b> (8, 1) ERA: 2.95	1.0		4	1	0	0	1	0	0	0	0	0	0	6	6	0.00	1.000

**BOTTOM**

AB	R	H	RBI	BB	SO	LOB
4	0	0	1	1	0	4
5	0	1	0	0	1	3
5	0	1	0	0	2	1
4	2	2	0	1	2	1
3	2	2	0	1	0	1
3	1	1	1	1	0	1
0	0	0	0	0	0	0
3	1	0	1	1	0	3
1	0	1	2	3	0	0
1	0	0	1	2	0	2

<b>AB</b>	<b>29</b>
<b>R</b>	<b>6</b>
<b>H</b>	<b>8</b>
<b>RBI</b>	<b>6</b>
<b>BB</b>	<b>10</b>
<b>SO</b>	<b>5</b>
<b>LOB</b>	<b>16</b>

1B: 7	SF: 0	WP: 0	PA: 40
2B: 1	SAC: 1	PB: 0	
3B: 0	DP: 2	SB: 1	
HR: 0	HBP: 0	CS: 0	

PITCHER	IP	WLS	BF	H	R	ER	SO	BB	IBB	HBP	BLK	WP	HR	S	P	ERA	WHIP
<b>Braves</b>																	

**Pittsburgh Pirates @ Atlanta Braves**  
**Atlanta-Fulton County Stadium, Atlanta, GA**  
 Wed May 25 1983, 7:05 PM EDT  
 Att. 15,034 - Unknown

[livebaseballscorecards.com](http://livebaseballscorecards.com)







Batter	1	2	3	4	5	6	7	8	9	AB	R	H	RBI	BB	SO	LOB
<b>Gary Redus, R</b> (1, 7) OBP: 0.350, SLG: 0.523	4-0 G3 1B BB		X 0-0 SF8 3B		X 0-0 4-3 S 1B	BBB 4-0 1-2 BB		SS 0-3 K		3	1	2	0	2	1	1
<b>Eddie Milner, L</b> (1, 8) OBP: 0.371, SLG: 0.354	X 0-0 G3 1-2 1B		BBB 4-0 FC6-4 BB		X 0-0 4-3 1-3	BBB 4-0 1-2 2-3 BB		X 0-0 F9	1	2	0	1	0	2	0	1
<b>Bill Scherrer, L</b> (7, 1) OBP: 0.667, SLG: 0.500										0	0	0	0	0	0	0
<b>Dan Driessen, L</b> (9, PH) OBP: 0.378, SLG: 0.345										1	0	0	0	0	0	0
<b>Dave Concepcion, R</b> (1, 6) OBP: 0.324, SLG: 0.308	X 0-0 G3 1-2 2-3		X 0-0 SF8		BBB 4-0 BB	X 0-0 G6-4-3 1-2f		X 0-0 G4-6-3 1B		3	0	1	1	1	0	5
<b>Johnny Bench, R</b> (1, 3) OBP: 0.354, SLG: 0.485	SS 0-3 K		X 0-0 FC6-4 1-2f		X 0-0 F8		X 0-0 6-3	X 0-0 G4-6-3 1-2f		5	0	0	0	0	1	6
<b>Ron Oester, S</b> (1, 4) OBP: 0.351, SLG: 0.488	X 0-0 4-3				X 0-0 F7		X 0-0 HR			4	1	1	1	0	1	2
<b>Paul Householder, S</b> (1, 9) OBP: 0.343, SLG: 0.446		X 0-0 L6		X 0-0 FC3-6 1B		X 0-0 G3		X 0-3 K		4	0	1	0	0	1	0
<b>Wayne Krenchicki, L</b> (1, 5) OBP: 0.244, SLG: 0.256		X 0-0 G3		X 0-0 FC3-6 1-2f 1B		X 0-0 2B 1B 1B		X 0-0 1B 1B		4	1	2	0	0	0	1
<b>Alex Trevino, R</b> (1, 2) OBP: 0.272, SLG: 0.280		X 0-0 1-3		X 0-0 5-3		X 0-0 1B 2B		X 0-0 F8		4	1	1	0	0	0	2
<b>Charlie Puleo, R</b> (1, 1) OBP: 0.380, SLG: 0.512			SS 0-3 K		X 0-0 F4	X 0-0 BB BB 1B		X 0-0 F8		2	0	0	0	0	1	0
<b>Duane Walker, L</b> (6, PH) OBP: 0.380, SLG: 0.512										2	0	1	2	0	0	1

Inning Stats	R: 0	H: 1	E: 0	K: 1	S: 6	LOB: 2	BB: 1	P: 10	R: 0	H: 0	E: 0	K: 0	S: 3	LOB: 0	BB: 0	P: 3	R: 1	H: 1	E: 0	K: 1	S: 6	LOB: 1	BB: 1	P: 10	R: 0	H: 1	E: 0	K: 0	S: 4	LOB: 1	BB: 0	P: 4	R: 0	H: 1	E: 0	K: 0	S: 4	LOB: 2	BB: 1	P: 8	R: 3	H: 4	E: 0	K: 2	S: 6	LOB: 2	BB: 2	P: 14	R: 0	H: 0	E: 0	K: 2	S: 7	LOB: 0	BB: 0	P: 7	R: 0	H: 1	E: 0	K: 1	S: 6	LOB: 1	BB: 0	P: 6	R: 0	H: 1	E: 0	K: 0	S: 3	LOB: 0	BB: 0	P: 3
1B: 7	SF: 1	2B: 1	SAC: 0	3B: 1	DP: 2	HR: 1	HBP: 0	WP: 0	PA: 40																																																															

PITCHER	IP	WLS	BF	H	R	ER	SO	BB	IBB	HBP	BLK	WP	HR	S	P	ERA	WHIP
<b>Lee Tunnell, R</b> (1, 1) ERA: 4.89	5.1	W	26	7	4	4	2	3	0	0	0	0	1	27	39	6.75	1.875
<b>Manny Sarmiento, R</b> (6, 1) ERA: 2.59	3.0		13	3	0	0	3	2	0	0	0	0	0	17	25	0.00	1.667
<b>Kent Tekulve, R</b> (9, 1) ERA: 1.29	0.2	S	1	0	0	0	0	0	0	0	0	0	0	1	1	0.00	0.000

**BOTTOM**

**Pittsburgh Pirates @ Cincinnati Reds**  
Riverfront Stadium, Cincinnati, OH  
Thu May 26 1983, 7:05 PM EDT  
Att. 10,018 - Unknown

livebaseballscorecards.com

<b>AB</b>	<b>34</b>
<b>R</b>	<b>4</b>
<b>H</b>	<b>10</b>
<b>RBI</b>	<b>4</b>
<b>BB</b>	<b>5</b>
<b>SO</b>	<b>5</b>
<b>LOB</b>	<b>19</b>



Batter	1	2	3	4	5	6	7	8	9	AB R H RBI BB SO LOB	TOP	
Lee Mazzilli, S (1, 8) OBP: 0.401, SLG: 0.424	4-0 BB G4-3		0-0 F8			0-0 F9		0-0 1B		3 0 1 0 1 0 1		
Johnny Ray, S (1, 4) OBP: 0.307, SLG: 0.410	0-0 F9			0-0 F5		0-0 G3		0-0 F7		4 0 0 0 0 0 2		
Randy Niemann, L (8, 1)										0 0 0 0 0 0 0		
Bill Madlock, R (1, 5) OBP: 0.369, SLG: 0.389	0-0 G4-3			0-0 F8		0-0 1B		0-3 K		3 0 1 0 0 0 1		
Steve Nicosia, R (6, 2) OBP: 0.095, SLG: 0.238	1-2f									1 0 0 0 0 1 1		
Jason Thompson, L (1, 3) OBP: 0.373, SLG: 0.444		0-0 F8		0-3 K		0-0 1B		0-0 F6		4 0 1 0 0 1 0		
Dave Parker, L (1, 9) OBP: 0.267, SLG: 0.319		0-0 4-3			0-3 K	0-0 F7		0-3 K		4 0 0 0 0 2 2		
Mike Easler, L (1, 7) OBP: 0.357, SLG: 0.462		0-3 K			0-3 K		0-0 5-3	0-0 F7		4 0 0 0 0 2 0		
Tony Peña, R (1, 2) OBP: 0.260, SLG: 0.300			0-3 K		4-0 1B		0-0 G3			1 0 0 0 1 1 0		
Richie Hebner, L (6, 5) OBP: 0.391, SLG: 0.294					BB					1 0 0 0 0 0 0		
Dale Berra, R (1, 6) OBP: 0.272, SLG: 0.333			0-0 L5		0-0 1B		0-3 K			3 0 1 0 0 1 0		
John Candelaria, L (1, 1) OBP: 0.211, SLG: 0.167			0-0 1B		0-0 5-3			0-0 4-3		2 0 1 0 0 0 2		
Cecilio Guante, R (5, 1)										0 0 0 0 0 0 0		
Jim Morrison, R (8, PH) OBP: 0.231, SLG: 0.167										1 0 0 0 0 0 0		
Inning Stats	R: 0 E: 0 K: 0 S: 2 H: 0 LOB: 0 BB: 1 P: 6	R: 0 E: 0 K: 1 S: 5 H: 0 LOB: 0 BB: 0 P: 5	R: 0 E: 0 K: 1 S: 6 H: 1 LOB: 1 BB: 0 P: 6	R: 0 E: 0 K: 1 S: 5 H: 0 LOB: 0 BB: 0 P: 5	R: 0 E: 0 K: 2 S: 8 H: 1 LOB: 2 BB: 1 P: 12	R: 0 E: 0 K: 0 S: 5 H: 2 LOB: 2 BB: 0 P: 5	R: 0 E: 0 K: 1 S: 5 H: 0 LOB: 0 BB: 0 P: 5	R: 0 E: 0 K: 1 S: 6 H: 1 LOB: 1 BB: 0 P: 6	R: 0 E: 0 K: 1 S: 5 H: 0 LOB: 0 BB: 0 P: 5	R: 0 E: 0 K: 1 S: 5 H: 0 LOB: 0 BB: 0 P: 5	1B: 5 2B: 0 3B: 0 HR: 0 SF: 0 SAC: 0 DP: 1 HBP: 0	WP: 0 PB: 0 SB: 0 CS: 0 PA: 33
PITCHER Mario Soto, R (1, 1) ERA: 2.06	IP 9.0 WLS W BF 33 H 5 R 0 ER 0 SO 8 BB 2 IBB 0 HBP 0 BLK 0 WP 0 HR 0 S 47 P 55 ERA 0.00 WHIP 0.778											

Pittsburgh Pirates @ Cincinnati Reds  
Riverfront Stadium, Cincinnati, OH  
Fri May 27 1983, 7:05 PM EDT  
Att. 13,224 - Unknown

livebaseballscorecards.com

AB	31
R	0
H	5
RBI	0
BB	2
SO	8
LOB	9



Batter	1	2	3	4	5	6	7	8	9
<b>Gary Redus, R</b> OBP: 0.359, SLG: 0.514 (1, 7) X	0-0 F9		0-0 F7		4-0 2B 1B BB	4-0 PB 1B BB		4-0 WP G1 BB	
<b>Eddie Milner, L</b> OBP: 0.377, SLG: 0.368 (1, 8) X	0-0 BB 1B		0-0 1-3		0-0 1B 2B	0-0 WP 1B		0-0 F6	
<b>Dave Concepcion, R</b> OBP: 0.328, SLG: 0.309 (1, 6) B B B B	4-0 1-2 BB		0-0 4-3		0-0 2B 1B	0-0 F8		0-0 G1	
<b>Tom Foley, L</b> OBP: 0.333, SLG: 0.267 (7, 6) B B B B					2-H 3-H	1-2		1-2 2-3 BB	
<b>Johnny Bench, R</b> OBP: 0.350, SLG: 0.473 (1, 3) S S S S	0-3 K			0-0 F9	0-0 F6	0-3 K		4-0 BB	
<b>Paul Householder, S</b> OBP: 0.333, SLG: 0.429 (1, 9) X	0-0 F8			0-0 L6	0-0 2B 1B	0-3 K		0-0 F9	
<b>Ron Oester, S</b> OBP: 0.348, SLG: 0.479 (1, 4) X		0-0 5-3		4-0 BB	0-3 K		0-0 F4		
<b>Kelly Paris, R</b> OBP: 0.185, SLG: 0.231 (1, 5) X		0-0 E6		0-0 4-3	0-0 E 2B		0-3 K		
<b>Alex Trevino, R</b> OBP: 0.281, SLG: 0.302 (1, 2) X		0-0 F3			1B 2B		0-0 F9		
<b>Mario Soto, R</b> OBP: 0.172, SLG: 0.207 (1, 1) X		0-0 F8			2B 1B			0-0 G1 BB WP 1B	

Inning Stats	R: 0	H: 1	E: 0	K: 1	S: 6	LOB: 2	BB: 1	P: 10
	R: 0	H: 0	E: 1	K: 0	S: 4	LOB: 1	BB: 0	P: 4
	R: 0	H: 0	E: 0	K: 0	S: 3	LOB: 0	BB: 0	P: 3
	R: 0	H: 0	E: 0	K: 0	S: 3	LOB: 1	BB: 1	P: 7
	R: 7	H: 7	E: 1	K: 12	S: 12	LOB: 1	BB: 1	P: 16
	R: 1	H: 1	E: 0	K: 2	S: 8	LOB: 1	BB: 1	P: 12
	R: 0	H: 0	E: 0	K: 1	S: 5	LOB: 0	BB: 0	P: 5
	R: 1	H: 1	E: 0	K: 0	S: 4	LOB: 2	BB: 2	P: 12

PITCHER	IP	WLS	BF	H	R	ER	SO	BB	IBB	HBP	BLK	WP	HR	S	P	ERA	WHIP
<b>John Candelaria, L</b> ERA: 4.45 (1, 1)	4.1	L	23	6	6	6	1	3	0	0	0	0	0	22	34	12.46	2.077
<b>Cecilio Guante, R</b> ERA: 3.38 (5, 1)	2.2		12	3	2	1	4	1	0	0	0	1	0	19	23	3.38	1.500
<b>Randy Niemann, L</b> ERA: 9.95 (8, 1)	1.0		6	1	1	1	0	2	0	0	0	1	0	4	12	9.00	3.000

**BOTTOM**

AB	R	H	RBI	BB	SO	LOB
2	2	0	0	3	0	0
5	1	3	3	0	0	2
3	1	1	2	1	0	1
1	0	0	0	0	0	2
4	0	0	0	1	2	4
5	1	1	0	0	1	5
3	0	0	0	1	1	2
4	1	1	2	0	1	1
4	1	2	0	0	0	1
4	2	2	0	0	0	2

<b>AB</b>	<b>35</b>
<b>R</b>	<b>9</b>
<b>H</b>	<b>10</b>
<b>RBI</b>	<b>7</b>
<b>BB</b>	<b>6</b>
<b>SO</b>	<b>5</b>
<b>LOB</b>	<b>20</b>



WP	PA	1B	2B	3B	HR	SF	SAC	DP	HBP
2	41	7	3	0	0	0	0	0	0

**Pittsburgh Pirates @ Cincinnati Reds**  
Riverfront Stadium, Cincinnati, OH  
Fri May 27 1983, 7:05 PM EDT  
Att. 13,224 - Unknown

[livebaseballscorecards.com](http://livebaseballscorecards.com)

Batter	1	2	3	4	5	6	7	8	9	AB	R	H	RBI	BB	SO	LOB	TOP										
Lee Lacy, R (1, 7) OBP: 0.306, SLG: 0.365 (1, 8)	0-0 5-3	0-0 F8			0-0 F4			0-3 K		4	0	0	0	0	1	1											
Lee Mazzilli, S (1, 8) OBP: 0.399, SLG: 0.421 Brian Harper, R (1, 7) OBP: 0.115, SLG: 0.360	0-3 K		0-0 F2		0-0 F6			0-0 F6		1	0	0	0	0	1	0											
Bill Madlock, R (1, 5) OBP: 0.373, SLG: 0.397	4-0 BB		0-0 F8		0-0 1B 2B				0-0 F7	3	1	1	0	1	0	0											
Jason Thompson, L (1, 3) OBP: 0.364, SLG: 0.432	0-0 G3		0-3 K		0-3 K				0-0 L9	4	0	0	0	0	2	2											
Jim Morrison, R (1, 4) OBP: 0.294, SLG: 0.250		0-0 F8		0-0 G6-4-3 1B		0-0 2-H 1B			0-0 F6	4	0	2	1	0	0	0											
Dave Parker, L (1, 9) OBP: 0.268, SLG: 0.328		0-0 2B 2B		0-0 F8					0-0 F6	3	1	1	0	0	0	1											
Tony Peña, R (1, 2) OBP: 0.254, SLG: 0.293		0-0 F3		0-0 G6-4-3 1-2f					0-0 F4	3	0	0	0	0	0	2											
Dale Berra, R (1, 6) OBP: 0.273, SLG: 0.341		0-0 2-H 1B 2B			0-0 F7				0-0 F7	3	1	1	1	0	0	0											
Rick Rhoden, R (1, 1) OBP: 0.160, SLG: 0.200 Richie Hebner, L (8, PH) OBP: 0.383, SLG: 0.286 Rod Scurry, L (8, 1)		0-0 2-H 1B			0-0 6-3				0-3 K	2	0	1	1	0	0	0											
										1	0	0	0	0	1	0											
										0	0	0	0	0	0	0											
<b>Inning Stats</b>	R: 0 E: 0 K: 1 S: 5	H: 0 LOB: 1 BB: 1 P: 9	R: 2 E: 0 K: 0 S: 6	H: 3 LOB: 1 BB: 0 P: 6	R: 0 E: 0 K: 1 S: 5	H: 0 LOB: 0 BB: 0 P: 5	R: 0 E: 0 K: 0 S: 3	H: 1 LOB: 0 BB: 0 P: 3	R: 0 E: 0 K: 0 S: 3	H: 0 LOB: 0 BB: 0 P: 3	R: 1 E: 0 K: 1 S: 6	H: 2 LOB: 1 BB: 0 P: 6	R: 0 E: 0 K: 0 S: 3	H: 0 LOB: 0 BB: 0 P: 3	R: 0 E: 0 K: 0 S: 7	H: 0 LOB: 0 BB: 0 P: 7	R: 0 E: 0 K: 0 S: 3	H: 0 LOB: 0 BB: 0 P: 3	1B: 3 2B: 3 3B: 0 HR: 0	SF: 0 SAC: 0 DP: 1 HBP: 0	WP: 0 PB: 0 SB: 0 CS: 0	PA: 32					
<b>PITCHER</b>	IP	WLS	BF	H	R	ER	SO	BB	IBB	HBP	BLK	WP	HR	S	P	ERA	WHIP										
Joe Price, L (1, 1) ERA: 2.48	7.0		26	6	3	3	3	1	0	0	0	0	0	31	35	3.86	1.000										
Ben Hayes, R (8, 1) ERA: 9.24	1.1	W	4	0	0	0	2	0	0	0	0	0	0	8	8	0.00	0.000										
Bill Scherrer, L (9, 1) ERA: 2.39	0.2	S	2	0	0	0	0	0	0	0	0	0	0	2	2	0.00	0.000										

**Pittsburgh Pirates @ Cincinnati Reds**  
Riverfront Stadium, Cincinnati, OH  
Sat May 28 1983, 3:33 AM EDT  
Att. 23,994 - Unknown

[livebaseballscorecards.com](http://livebaseballscorecards.com)

<b>AB</b>	<b>31</b>
<b>R</b>	<b>3</b>
<b>H</b>	<b>6</b>
<b>RBI</b>	<b>3</b>
<b>BB</b>	<b>1</b>
<b>SO</b>	<b>5</b>
<b>LOB</b>	<b>6</b>



Batter	1	2	3	4	5	6	7	8	9
<b>Gary Redus, R</b> OBP: 0.364, SLG: 0.513 (1, 7) X	0-0 CS 1B		0-0 FC5-4 CS 1-2f 3-H		0-0 F9			0-0 WP S 1B	
<b>Eddie Milner, L</b> OBP: 0.369, SLG: 0.359 (1, 8) X	0-0 6-3 1-2		0-0 CS 1-2	0-0 F7	0-0 F6			0-0 F2 1-H	
<b>Dave Concepcion, R</b> OBP: 0.326, SLG: 0.313 (1, 6) S S S	0-3 K			0-0 5-3		0-0 6-3		0-0 S 2B	
<b>Dan Driessen, L</b> OBP: 0.374, SLG: 0.342 (1, 3) X		0-0 4-3		0-0 WP BB 1B		0-0 6-3		0-0 G3 2-3	
<b>Ron Oester, S</b> OBP: 0.346, SLG: 0.471 (1, 4) S S S S		0-3 K		4-0 1B 1-2 BB		0-0 4-3		0-0 6-3	
<b>Paul Householder, S</b> OBP: 0.333, SLG: 0.425 (1, 9) X		0-0 6-3		0-0 1B 1-3 2-H			0-3 K		
<b>Wayne Krenchicki, L</b> OBP: 0.273, SLG: 0.310 (1, 5) X			0-0 1B FC5-4 2B	0-0 1-2 3-H 1B		0-0 F9			
<b>Dann Bilardello, R</b> OBP: 0.234, SLG: 0.320 (1, 2) X			0-0 FC5-4 1B	0-0 FC6-4 1B		0-0 PB 1B			
<b>Tom Foley, L</b> OBP: 0.333, SLG: 0.267 (7, PR)			0-0 FC5-4 1B	0-0 FC6-4					
<b>Alex Trevino, R</b> OBP: 0.281, SLG: 0.302 (8, 2) S S S			0-3 K		0-0 6-3		0-3 K 1-2		
<b>Joe Price, R</b> OBP: 0.176, SLG: 0.125 (1, 1) S S S									
<b>Duane Walker, L</b> OBP: 0.373, SLG: 0.500 (7, PH)									
<b>Ben Hayes, R</b> (8, 1)									
<b>Bill Scherrer, L</b> OBP: 0.667, SLG: 0.500 (9, 1)									

Inning Stats		R: 0	H: 1	E: 0	LOB: 0	K: 1	P: 5	R: 0	H: 0	E: 0	LOB: 0	K: 1	P: 5	R: 1	H: 2	E: 0	LOB: 0	K: 1	P: 6	R: 2	H: 3	E: 0	LOB: 2	K: 0	P: 10	R: 0	H: 0	E: 0	LOB: 0	K: 0	P: 3	R: 0	H: 0	E: 0	LOB: 0	K: 2	P: 8	R: 1	H: 2	E: 0	LOB: 1	K: 0	P: 5							
<b>PITCHER</b>	IP	WLS	BF	H	R	ER	SO	BB	IBB	HBP	BLK	WP	HR	S	P	ERA	WHIP													<b>PITCHER</b>	IP	WLS	BF	H	R	ER	SO	BB	IBB	HBP	BLK	WP	HR	S	P	ERA	WHIP			
<b>Rick Rhoden, R</b> ERA: 2.97 (1, 1)	7.0		27	7	3	3	5	1	0	0	0	1	0	36	40	3.86	1.143																																	
<b>Rod Scurry, L</b> ERA: 2.38 (8, 1)	1.0	L	5	2	1	1	0	0	0	0	0	1	0	5	5	9.00	2.000																																	

**BOTTOM**


**Pittsburgh Pirates @ Cincinnati Reds**  
Riverfront Stadium, Cincinnati, OH

Sat May 28 1983, 3:33 AM EDT  
Att. 23,994 - Unknown

AB	R	H	RBI	BB	SO	LOB
4	1	2	1	0	0	1
4	0	0	0	0	0	1
4	0	1	0	0	1	0
4	1	1	0	0	0	1
3	1	0	0	1	1	1
3	0	1	1	0	1	0
3	1	2	1	0	0	0
3	0	2	0	0	0	2
0	0	0	0	0	0	0
0	0	0	0	0	0	0
2	0	0	0	0	1	2
1	0	0	0	0	1	1
0	0	0	0	0	0	0
0	0	0	0	0	0	0

1B: 7	SF: 0	WP: 2	PA: 33
2B: 2	SAC: 0	PB: 1	
3B: 0	DP: 0	SB: 3	
HR: 0	HBP: 0	CS: 2	

livebaseballscorecards.com





Batter	1	2	3	4	5	6	7	8	9	AB	R	H	RBI	BB	SO	LOB
<b>Gary Redus, R</b> (1, 7) OBP: 0.358, SLG: 0.496	0-3 K		0-3 K		4-0 IBB		0-3 K		0-0 F8	4	0	0	0	1	3	0
<b>Eddie Milner, L</b> (1, 8) OBP: 0.367, SLG: 0.353	0-0 6-3			0-0 F6	0-0 L4		4-0 G5-4-3 BB			3	0	0	0	1	0	2
<b>Dave Concepcion, R</b> (1, 5) OBP: 0.320, SLG: 0.306	0-0 F8			0-0 4-3		0-0 1-3	0-0 G5-4-3			4	0	0	0	0	0	1
<b>Cesar Cedeno, R</b> (1, 3) OBP: 0.360, SLG: 0.389		0-0 F8		4-0 S BB		0-0 3-1		0-3 K		3	0	0	0	1	1	0
<b>Paul Householder, S</b> (1, 9) OBP: 0.354, SLG: 0.427		4-0 BB		0-0 1-3		0-0 3B 1B		4-0 L5-3 BB		2	1	1	0	2	0	1
<b>Ron Oester, S</b> (1, 4) OBP: 0.344, SLG: 0.477		0-3 K			0-0 1-3	0-0 1B 3B		0-0 L5-3		4	1	1	1	0	1	2
<b>Kelly Paris, R</b> (1, 6) OBP: 0.200, SLG: 0.241		0-3 K			0-0 E6 1B FC6-4	0-0 1B E 1B			0-0 F7	3	2	1	1	0	1	1
<b>Wayne Krenchicki, L</b> (9, PH) OBP: 0.267, SLG: 0.302										1	0	0	0	0	0	0
<b>Dann Bilardello, R</b> (1, 2) OBP: 0.250, SLG: 0.333			0-3 K		0-0 FC6-4 1B	0-0 E9 1B			0-0 F9	3	0	2	0	0	1	0
<b>Duane Walker, L</b> (9, PH) OBP: 0.365, SLG: 0.489										1	0	0	0	0	0	0
<b>Frank Pastore, R</b> (1, 1) OBP: 0.278, SLG: 0.235			0-3 K		0-0 FC6-4	0-3 K			0-0 HR	3	0	0	1	0	2	2
<b>Bill Scherrer, L</b> (7, 1) OBP: 0.667, SLG: 0.500										0	0	0	0	0	0	0
<b>Ben Hayes, R</b> (7, 1)										0	0	0	0	0	0	0
<b>Brad Lesley, R</b> (8, 1)										0	0	0	0	0	0	0
<b>Dan Driessen, L</b> (9, PH) OBP: 0.378, SLG: 0.372					1-2 3-H					1	1	1	1	0	0	0

**BOTTOM**


**Pittsburgh Pirates @ Cincinnati Reds**  
Riverfront Stadium, Cincinnati, OH  
Sun May 29 1983, 3:33 AM EDT  
Att. 13,394 - Unknown

livebaseballscorecards.com

<b>AB</b>	<b>32</b>
<b>R</b>	<b>5</b>
<b>H</b>	<b>6</b>
<b>RBI</b>	<b>4</b>
<b>BB</b>	<b>5</b>
<b>SO</b>	<b>9</b>
<b>LOB</b>	<b>9</b>



Inning Stats																	WP: 0	PA: 37													
R: 0		H: 0		R: 0		H: 0		R: 0		H: 0		R: 1		H: 4		R: 0		H: 0		R: 0		H: 1		1B: 4		SF: 0		WP: 0		PA: 37	
E: 0		LOB: 0		E: 0		LOB: 1		E: 0		LOB: 1		E: 2		LOB: 1		E: 0		LOB: 0		E: 0		LOB: 0		2B: 1		SAC: 0		PB: 0		CS: 0	
K: 1		BB: 0		K: 2		BB: 1		K: 3		BB: 0		K: 0		BB: 1		K: 1		BB: 1		K: 0		BB: 0		3B: 1		DP: 2		SB: 1		CS: 0	
S: 5		P: 5		S: 7		P: 11		S: 9		P: 9		S: 5		P: 9		S: 4		P: 8		S: 4		P: 8		HR: 1		HBP: 0					
<b>PITCHER</b>																															
<b>Larry McWilliams, L</b> (1, 1) ERA: 2.69	IP: 6.0	WLS: W	BF: 27	H: 5	R: 4	ER: 2	SO: 7	BB: 2	IBB: 1	HBP: 0	BLK: 0	WP: 0	HR: 0	S: 38	P: 50	ERA: 3.00	WHIP: 1.167														
<b>Manny Sarmiento, R</b> (7, 1) ERA: 2.63	IP: 3.0	WLS: S	BF: 10	H: 1	R: 1	ER: 1	SO: 2	BB: 2	IBB: 0	HBP: 0	BLK: 0	WP: 0	HR: 1	S: 12	P: 20	ERA: 3.00	WHIP: 1.000														

Batter	1	2	3	4	5	6	7	8	9	AB R H RBI BB SO LOB	TOP									
<b>Brett Butler, L</b> (1, 7) OBP: 0.311, SLG: 0.319 <b>Terry Harper, R</b> (7, PH) OBP: 0.350, SLG: 0.333	0-0 6-3 S SF8 1B	0-0 F7		0-0 F8			0-3 K		0-0 F9	3 1 1 0 0 0 1 2 0 0 0 0 1 0										
<b>Rafael Ramirez, R</b> (1, 6)	0-0 6-3 1-3	0-0 1-3 1B			0-0 6-3-5 1B		0-0 5-3		0-3 K	5 0 2 0 0 1 1										
<b>Claudell Washington, L</b> (1, 9)	0-0 SF8	0-0 F7			0-0 6-3-5 1-3f		0-3 K		0-0 4-3	4 0 0 1 0 1 3										
<b>Dale Murphy, R</b> (1, 8) OBP: 0.417, SLG: 0.585	4-0 S 1B BB		0-0 HR		4-0 BB			0-0 F3		2 2 1 1 2 0 0										
<b>Bob Homer, R</b> (1, 5) OBP: 0.373, SLG: 0.503	4-0 1B 1-2 BB		0-3 K		0-0 F4			0-0 L6		3 0 0 0 1 1 1										
<b>Chris Chambliss, L</b> (1, 3) OBP: 0.323, SLG: 0.421	0-0 1-3 2-H 1B		0-0 CS 1B			0-0 3-1		0-0 F9		4 0 2 1 0 0 0										
<b>Glenn Hubbard, R</b> (1, 4) OBP: 0.384, SLG: 0.435	0-0 F8		0-0 F9 1-2		0-0 F4				0-0 1B 2B	4 1 1 0 0 0 3	<b>AB 35</b> <b>R 6</b> <b>H 11</b> <b>RBI 6</b> <b>BB 3</b> <b>SO 5</b> <b>LOB 10</b>									
<b>Bruce Benedict, R</b> (1, 2) OBP: 0.435, SLG: 0.421		0-0 F1		0-0 F7		0-0 1B			0-0 HR 1B	4 1 2 1 0 0 0										
<b>Craig McMurtry, R</b> (1, 1) OBP: 0.217, SLG: 0.143 <b>Rick Behnen, R</b> (5, 1) OBP: 0.300, SLG: 0.300 <b>Randy Johnson, R</b> (6, PH) OBP: 0.500, SLG: 0.500 <b>Donnie Moore, L</b> (6, 1) <b>Pete Falcone, L</b> (8, 1) <b>Bob Watson, R</b> (9, PH) OBP: 0.500, SLG: 0.622		0-0 1B 1B		0-0 4-3		0-3 K		0-0 HR	0-0 HR	2 0 1 0 0 0 0 0 0 0 0 0 0 0 1 0 0 0 0 1 1 0 0 0 0 0 0 0 0 0 0 0 0 0 0 1 1 1 2 0 0 0										
<b>Inning Stats</b>	R: 2 E: 0 K: 0 S: 5	H: 2 LOB: 2 BB: 2 P: 13	R: 0 E: 0 K: 0 S: 5	H: 2 LOB: 2 BB: 0 P: 5	R: 1 E: 0 K: 1 S: 6	H: 2 LOB: 0 BB: 0 P: 6	R: 0 E: 0 K: 0 S: 3	H: 0 LOB: 0 BB: 0 P: 3	R: 0 E: 0 K: 1 S: 6	H: 1 LOB: 1 BB: 0 P: 6	R: 0 E: 0 K: 2 S: 7	H: 0 LOB: 0 BB: 0 P: 7	R: 0 E: 0 K: 0 S: 3	H: 0 LOB: 0 BB: 0 P: 3	R: 3 E: 0 K: 1 S: 8	H: 3 LOB: 0 BB: 0 P: 8	1B: 8 2B: 2 3B: 0 HR: 2	SF: 1 SAC: 0 DP: 1 HBP: 0	WP: 0 PB: 0 SB: 2 CS: 1	PA: 39
<b>PITCHER</b>	IP WLS BF H R ER SO BB IBB HBP BLK WP HR S P ERA WHIP																			
<b>Jim Bibby, R</b> (1, 1) ERA: 11.9	5.0 W 23 7 3 3 1 3 0 0 0 0 0 1 22 34 5.40 2.000																			
<b>Cecilio Guante, R</b> (6, 1) ERA: 2.45	1.0 4 1 0 0 1 0 0 0 0 0 0 0 6 6 0.00 1.000																			
<b>Rod Scurry, L</b> (7, 1) ERA: 3.28	2.0 9 3 3 3 2 0 0 0 0 0 0 1 13 13 13.50 1.500																			
<b>Kent Tekulve, R</b> (9, 1) ERA: 1.23	1.0 S 3 0 0 0 1 0 0 0 0 0 0 0 5 5 0.00 0.000																			

**Atlanta Braves @ Pittsburgh Pirates**  
**Three Rivers Stadium, Pittsburgh, PA**  
 Mon May 30 1983, 3:33 AM EDT  
 Att: 12,211 - Unknown

[livebaseballscorecards.com](http://livebaseballscorecards.com)



Batter	1	2	3	4	5	6	7	8	9
Lee Mazzilli, S (1, 8) OBP: 0.412, SLG: 0.447 Rod Scurry, L (7, 1) Kent Tekulve, R (9, 1)	0-0 4-3 1B 2B	0-0 S 1B		0-0 G3		0-0 FC6-4 FC2-5 1-3 1B		0-3 K	
Johnny Ray, S (1, 4) OBP: 0.306, SLG: 0.399	0-0 4-3 2-3	0-0 F7 1-2			0-0 F6	0-0 FC2-5 FC6-4 1-2 3-H		0-0 2B SF8 1B	
Bill Madlock, R (1, 5) OBP: 0.362, SLG: 0.403	4-0 1B BB 1B BB	0-0 6-3			0-0 1-3	0-0 FC6-4 1-2f 2-3		0-0 1-3 2B	
Jason Thompson, L (1, 3) OBP: 0.378, SLG: 0.452	4-0 1B 1-2 FC1-2 BB		0-0 4-3		0-0 HR	0-3 K		4-0 IBB	
Dave Parker, L (1, 9) OBP: 0.278, SLG: 0.360	0-0 FC1-2 1-2 2-3 3-H 1B		0-0 4-3		0-0 HR		0-0 L5	0-0 SF8	
Mike Easler, L (1, 7) OBP: 0.370, SLG: 0.459	0-0 FC1-2 1-2 2-3 3-H 1B		0-0 4-3		0-0 1B 1B		4-0 PB HR BB	0-3 K	
Dale Berra, R (1, 6) OBP: 0.284, SLG: 0.387	0-0 FC1-2 1-2 2-3 3-H 1B			0-0 HR	0-0 1-2 1B		0-0 1-H HR		
Steve Nicosia, R (1, 2) OBP: 0.080, SLG: 0.200	0-3 K			0-0 4-3	0-0 L6		0-0 L3		
Jim Bibby, R (1, 1) Cecilio Guante, R (6, 1) Lee Lacy, R (6, PH) OBP: 0.304, SLG: 0.361 (7, 8)		0-0 4-3		0-3 K		0-0 1B FC2-5 1B		6-3	

Inning Stats	R: 2 E: 0 K: 1 S: 8	H: 3 LOB: 3 BB: 2 P: 16	R: 0 E: 0 K: 0 S: 4	H: 1 LOB: 1 BB: 0 P: 4	R: 0 E: 0 K: 0 S: 3	H: 0 LOB: 0 BB: 0 P: 3	R: 1 E: 0 K: 1 S: 6	H: 1 LOB: 0 BB: 0 P: 6	R: 2 E: 0 K: 0 S: 7	H: 4 LOB: 2 BB: 0 P: 7	R: 0 E: 0 K: 1 S: 7	H: 2 LOB: 2 BB: 0 P: 7	R: 2 E: 0 K: 0 S: 4	H: 1 LOB: 0 BB: 1 P: 8	R: 1 E: 0 K: 2 S: 9	H: 2 LOB: 2 BB: 1 P: 13
--------------	------------------------------	----------------------------------	------------------------------	---------------------------------	------------------------------	---------------------------------	------------------------------	---------------------------------	------------------------------	---------------------------------	------------------------------	---------------------------------	------------------------------	---------------------------------	------------------------------	----------------------------------

PITCHER	IP	WLS	BF	H	R	ER	SO	BB	IBB	HBP	BLK	WP	HR	S	P	ERA	WHIP
Craig McMurtry, R (1, 1) ERA: 2.84	4.2	L	24	8	5	5	2	2	0	0	0	0	3	26	34	9.64	2.143
Rick Behenna, R (5, 1) ERA: 4.34	0.1		2	1	0	0	0	0	0	0	0	0	0	2	2	0.00	3.000
Donnie Moore, R (6, 1) ERA: 3.72	2.1		14	5	3	3	2	1	1	0	0	0	1	16	24	11.57	2.571
Pete Falcone, L (8, 1) ERA: 3.33	0.2		2	0	0	0	1	0	0	0	0	0	0	4	4	0.00	0.000

**BOTTOM**

**Atlanta Braves @ Pittsburgh Pirates**  
**Three Rivers Stadium, Pittsburgh, PA**  
 Mon May 30 1983, 3:33 AM EDT  
 Att. 12,211 - Unknown

AB	R	H	RBI	BB	SO	LOB
4	1	3	0	0	0	0
1	0	0	0	0	1	0
0	0	0	0	0	0	0
5	1	1	0	0	0	4
4	1	1	0	1	0	3
3	1	1	1	2	1	2
4	1	2	3	0	0	0
4	1	2	1	1	1	2
4	2	3	3	0	0	3
4	0	0	0	0	1	5
2	0	0	0	0	1	0
0	0	0	0	0	0	0
2	0	1	0	0	0	0

AB	37
R	8
H	14
RBI	8
BB	4
SO	5
LOB	19



WP: 0	PA: 42
PB: 1	
SB: 2	
CS: 0	

livebaseballscorecards.com

Batter	1	2	3	4	5	6	7	8	9	AB R H RBI BB SO LOB	TOP											
<b>Brett Butler, L</b> OBP: 0.312, SLG: 0.347 (1, 7) (8, 8)	0-0 4-3		0-0 4-3	0-0 3B		0-0 F8		0-0 1B 3B	0-3 K	6 1 2 2 0 1 2												
<b>Glenn Hubbard, R</b> OBP: 0.383, SLG: 0.428 (1, 4)	0-0 1-3		4-0 3B BB	0-0 F4		0-0 5-3		0-0 6-3 1B HR 1B	0-0 6-3	5 2 1 1 1 0 2												
<b>Claudell Washington, L</b> OBP: 0.326, SLG: 0.398 (1, 9)	0-0 BLK 1B		0-0 1-H 3-H 3B		0-0 6-3 2B		4-0 S SF8 1B BB	0-0 1-2 HR 1B		4 2 4 2 1 0 0												
<b>Dale Murphy, R</b> OBP: 0.412, SLG: 0.574 <b>Jerry Royster, R</b> OBP: 0.311, SLG: 0.293 (1, 8) (8, 7)	0-0 F4		0-3 K		0-0 6-3		0-0 SF8 S 1B	0-0 6-3		5 0 1 0 0 1 5 0 0 0 0 0 0 0												
<b>Bob Horner, R</b> OBP: 0.385, SLG: 0.532 (1, 5)		0-0 6-3		0-0 1B 2B	4-0 BB		4-0 1-2 2-3 SF8 BB	0-0 2-H 3-H HR		3 2 2 3 2 0 0												
<b>Chris Chambliss, L</b> OBP: 0.313, SLG: 0.407 <b>Ken Smith, L</b> OBP: 0.200, SLG: 0.444 (1, 3) (8, 3)		0-0 F7		0-0 F7	0-0 F6		0-0 F7	0-0 L4		5 0 0 0 0 0 6 0 0 0 0 0 0 0												
<b>Bruce Benedict, R</b> OBP: 0.432, SLG: 0.418 <b>Biff Pocoroba, S</b> OBP: 0.200, SLG: 0.154 (1, 2) (3, 2)		0-0 4-3		0-3 K	0-0 4-3		0-0 SF8	0-0 1B		1 0 0 0 0 0 0 3 0 1 1 0 1 3												
<b>Rafael Ramirez, R</b> OBP: 0.327, SLG: 0.332 (1, 6)			0-0 4-3 BLK 3B 1B	4-0 1B 3B IBB		0-0 F8	4-0 IBB	0-3 K		3 2 1 0 2 1 1												
<b>Phil Niekro, R</b> OBP: 0.190, SLG: 0.158 <b>Terry Harper, R</b> OBP: 0.358, SLG: 0.333 <b>Steve Bedrosian, R</b> (1, 1) (6, PH) (6, 1)			0-3 K	0-0 3B 1B		4-0 BB	0-0 L4	0-0 1-3		2 1 1 1 0 1 1 0 0 0 0 1 0 0 2 0 0 0 0 0 3												
<b>Inning Stats</b>	R: 0 E: 0 K: 0 S: 4	H: 1 LOB: 1 BB: 0 P: 4	R: 0 E: 0 K: 0 S: 3	H: 0 LOB: 0 BB: 0 P: 3	R: 2 E: 0 K: 2 S: 9	H: 2 LOB: 1 BB: 1 P: 13	R: 3 E: 0 K: 1 S: 8	H: 3 LOB: 1 BB: 1 P: 12	R: 0 E: 0 K: 0 S: 4	H: 1 LOB: 2 BB: 1 P: 8	R: 0 E: 0 K: 0 S: 3	H: 0 LOB: 1 BB: 1 P: 7	R: 1 E: 0 K: 0 S: 4	H: 1 LOB: 3 BB: 3 P: 16	R: 4 E: 0 K: 1 S: 10	H: 5 LOB: 1 BB: 0 P: 10	R: 0 E: 0 K: 1 S: 5	H: 0 LOB: 0 BB: 0 P: 5	1B: 7 2B: 2 3B: 3 HR: 1	SF: 1 SAC: 0 DP: 0 HBP: 0	WP: 0 PB: 0 SB: 2 CS: 0	PA: 47
<b>PITCHER</b>	IP WLS BF H R ER SO BB IBB HBP BLK WP HR S P ERA WHIP																					
<b>Lee Tunnell, R</b> ERA: 5.59 (1, 1)	3.2 L 19 6 5 5 3 1 1 0 2 0 0 23 31 12.27 1.909																					
<b>Cecilio Guante, R</b> ERA: 1.5 (4, 1)	2.1 10 1 0 0 0 2 0 0 0 0 0 8 16 0.00 1.286																					
<b>Manny Sarmiento, R</b> ERA: 3.99 (7, 1)	2.0 15 6 5 5 1 2 1 0 0 0 1 14 26 22.50 4.000																					
<b>Randy Niemann, L</b> ERA: 9.22 (9, 1)	1.0 3 0 0 0 0 1 0 0 0 0 0 5 5 0.00 0.000																					

Atlanta Braves @ Pittsburgh Pirates  
Three Rivers Stadium, Pittsburgh, PA  
Tue May 31 1983, 7:05 PM EDT  
Att. 5,262 - Unknown

livebaseballscorecards.com

AB	39
R	10
H	13
RBI	10
BB	7
SO	5
LOB	23





Batter	1	2	3	4	5	6	7	8	9	AB R H RBI BB SO LOB	TOP											
Rafael Ramirez, R (1, 6) OBP: 0.329, SLG: 0.333	0-0 F9 SH1-3 1B		0-0 BB FC6-5 1B	0-0 F2		0-0 6-3			0-0 F3	5 1 2 0 0 0 0												
Glenn Hubbard, R (1, 4) OBP: 0.385, SLG: 0.442	0-0 SH1-3 1-2		0-0 FC6-5 BB 1B		0-0 SF7 3B		0-0 6-3		0-0 L9	4 1 2 0 0 0 0												
Dale Murphy, R (1, 8) OBP: 0.409, SLG: 0.567	0-0 F9 2-3		4-0 S FC6-5 HR BB		0-0 SF7 3-H		0-3 K			2 1 0 1 1 1 1												
Bob Horner, R (1, 5) OBP: 0.387, SLG: 0.531	0-0 5-3		0-0 FC6-5 HR		0-0 1B 1B		0-0 1B			4 1 2 1 0 0 3												
Bob Watson, R (1, 3) OBP: 0.478, SLG: 0.610		0-0 4-3 5-3 2B	0-3 K		0-3 K		0-0 L4			4 1 1 0 0 2 4												
Ken Smith, L (9, 3) OBP: 0.200, SLG: 0.444			1-2 2-3							0 0 0 0 0 0 0												
Terry Harper, R (1, 9) OBP: 0.365, SLG: 0.384		0-0 4-3 2-3	0-0 HR		0-0 1B		0-3 K			4 1 2 3 0 1 1												
Jerry Royster, R (1, 7) OBP: 0.306, SLG: 0.273		4-0 5-3 BB	0-0 5-3		0-0 L9		0-0 F3			3 0 0 0 1 0 2												
Gene Garber, R (8, 1)										0 0 0 0 0 0 0												
Larry Owen, R (1, 2) OBP: 0.091, SLG: 0.091		0-0 5-3 1-2 3-H		0-0 F7		0-0 F5		0-0 6-3		4 0 0 1 0 0 1												
Pascual Perez, R (1, 1) OBP: 0.154, SLG: 0.154		0-0 G3		0-3 K		0-3 K			0-0 F8	3 0 0 0 0 2 1												
Terry Forster, L (8, 1) OBP: 1.000, SLG: 1.500										0 0 0 0 0 0 0												
Claudell Washington, L (8, 7) OBP: 0.324, SLG: 0.395										1 0 0 0 0 0 0												
<b>Inning Stats</b>	R: 0 E: 0 K: 0 S: 4	H: 1 LOB: 1 BB: 0 P: 4	R: 1 E: 0 K: 0 S: 4	H: 1 LOB: 1 BB: 1 P: 8	R: 4 E: 0 K: 1 S: 8	H: 3 LOB: 0 BB: 1 P: 12	R: 0 E: 0 K: 1 S: 5	H: 0 LOB: 0 BB: 0 P: 5	R: 1 E: 0 K: 1 S: 8	H: 3 LOB: 2 BB: 0 P: 8	R: 0 E: 0 K: 1 S: 5	H: 0 LOB: 0 BB: 0 P: 5	R: 0 E: 0 K: 1 S: 6	H: 1 LOB: 1 BB: 0 P: 6	R: 0 E: 0 K: 1 S: 5	H: 0 LOB: 0 BB: 0 P: 5	R: 0 E: 0 K: 0 S: 3	H: 0 LOB: 0 BB: 0 P: 3	1B: 6 2B: 1 3B: 1 HR: 1	SF: 1 SAC: 1 DP: 0 HBP: 0	WP: 0 PB: 0 SB: 2 CS: 0	PA: 38
<b>PITCHER</b>	IP WLS BF H R ER SO BB IBB HBP BLK WP HR S P ERA WHIP																					
John Candelaria, L (1, 1) ERA: 4.98	5.0 L 25 8 6 6 3 2 0 0 0 0 0 1 29 37 10.80 2.000																					
Cecilio Guante, R (6, 1) ERA: 1.13	2.0 7 1 0 0 2 0 0 0 0 0 0 0 11 11 0.00 0.500																					
Kent Tekulve, R (8, 1) ERA: 1.13	2.0 6 0 0 0 1 0 0 0 0 0 0 0 8 8 0.00 0.000																					

Atlanta Braves @ Pittsburgh Pirates  
Three Rivers Stadium, Pittsburgh, PA

Wed Jun 01 1983, 7:05 PM EDT  
Att. 6,255 - Unknown

livebaseballscorecards.com

AB 34  
R 6  
H 9  
RBI 6  
BB 2  
SO 6  
LOB 13



BOTTOM

Atlanta Braves @ Pittsburgh Pirates  
Three Rivers Stadium, Pittsburgh, PA

Wed Jun 01 1983, 7:05 PM EDT  
Att. 6,255 - Unknown

livebaseballscorecards.com

AB	34
R	3
H	5
RBI	3
BB	4
SO	4
LOB	16



WP:	0	PA:	39
PB:	0		
SB:	1		
CS:	0		

AB R H RBI BB SO LOB

4	0	1	1	1	0	0
5	0	0	0	0	0	2
5	1	1	0	0	0	2
4	0	1	0	0	0	1
3	1	2	2	1	0	0
3	0	0	0	0	1	2
1	0	0	0	0	0	2
1	0	0	0	2	0	0
3	0	0	0	0	0	4
0	0	0	0	0	0	0
1	0	0	0	0	1	3
0	0	0	0	0	0	0
1	0	0	0	0	1	0
1	0	0	0	0	0	0
1	0	0	0	0	1	0

1B:	4	SF:	0
2B:	0	SAC:	0
3B:	0	DP:	1
HR:	1	HBP:	0


WP HR S P ERA WHIP

7.1	WLS	W	31	H	4	R	3	ER	2	SO	2	BB	2	IBB	0	HBP	0	BLK	0	WP	0	HR	1	S	33	P	41	ERA	2.46	WHIP	0.818
0.1			3	1	0	0	0	0	0	1	0	0	0	0	0	0	0	0	0	0	0	0	2	6	0.00	6.000					
1.1	S		5	0	0	0	0	0	2	1	0	0	0	0	0	0	0	0	0	0	0	0	8	12	0.00	0.750					

Batter	1	2	3	4	5	6	7	8	9
Lee Mazzilli, S (1, 8) OBP: 0.409, SLG: 0.432	0-0 4-3 ①		0-0 F9 ②		0-0 FC6 1B 2-H		0-0 L4 ②		4-0 BB BB S BB
Johnny Ray, S (1, 4) OBP: 0.296, SLG: 0.379	0-0 4-3 ②		0-0 E3 FC6-4		0-0 FC6 1-2f		0-0 4-3 ③		0-0 F7 1-2 ②
Bill Madlock, R (1, 5) OBP: 0.386, SLG: 0.429	0-0 5-3 ③		0-0 FC6-4 1-2f				0-0 4-3 HR 1B		0-0 F6 ①
Jason Thompson, L (1, 3) OBP: 0.372, SLG: 0.442		0-0 E3 F8 BB G5-2-3		0-0 F8 ①		0-0 4-3 ①		0-0 FC4-6 1B 1B	
Dave Parker, L (1, 9) OBP: 0.291, SLG: 0.382		4-0 BB BB BB G5-2-3 CI 1-2 BB		0-0 L8 ②		0-0 HR 2-H		0-0 FC4-6 1B 1B	
Mike Easler, L (1, 7) OBP: 0.343, SLG: 0.424		0-0 F8 ①		0-3 K ③		0-0 4-3 ②		0-0 FC4-6 BB	
Lee Lacy, R (8, PH) OBP: 0.302, SLG: 0.358								1-2f 2-3	
Dale Berra, R (1, 6) OBP: 0.290, SLG: 0.380		0-1 CI G5-2-3 1-2			0-0 3-1 ①	4-0 BB BB BB		4-0 BB 1-2	
Steve Nicosia, R (1, 2) OBP: 0.065, SLG: 0.161		0-0 G5-2-3 ② ③			0-0 F6 ②	0-0 4-3 ③		0-3 K ③	
Tony Peña, R (8, PH) OBP: 0.281, SLG: 0.331									
Richie Hebner, L (8, PH) OBP: 0.388, SLG: 0.297									
Junior Ortiz, R (9, 2)									
John Candelaria, L (1, 1) OBP: 0.000, SLG: 0.158			0-0 4-3 ①			0-0 E5 1B			0-3 K ①
Brian Harper, R (5, PH) OBP: 0.143, SLG: 0.370									
Ceciliano Guante, R (6, 1)									
Gene Tenace, R (7, PH) OBP: 0.217, SLG: 0.053									
Kent Tekulve, R (8, 1)									
Jim Morrison, R (9, PH) OBP: 0.278, SLG: 0.235									

Inning Stats	R: 0	H: 0	E: 0	LOB: 0	K: 0	BB: 0	S: 3	P: 3	R: 0	H: 0	E: 2	LOB: 2	K: 0	BB: 1	S: 4	P: 8	R: 0	H: 0	E: 1	LOB: 1	K: 0	BB: 0	S: 4	P: 4	R: 0	H: 0	E: 0	LOB: 0	K: 1	BB: 0	S: 5	P: 5	R: 1	H: 1	E: 1	LOB: 1	K: 0	BB: 0	S: 5	P: 5	R: 2	H: 2	E: 0	LOB: 1	K: 0	BB: 1	S: 5	P: 9	R: 0	H: 0	E: 0	LOB: 0	K: 1	BB: 0	S: 5	P: 5	R: 0	H: 2	E: 0	LOB: 3	K: 1	BB: 1	S: 7	P: 11	R: 0	H: 0	E: 0	LOB: 1	K: 1	BB: 1	S: 5	P: 9
--------------	------	------	------	--------	------	-------	------	------	------	------	------	--------	------	-------	------	------	------	------	------	--------	------	-------	------	------	------	------	------	--------	------	-------	------	------	------	------	------	--------	------	-------	------	------	------	------	------	--------	------	-------	------	------	------	------	------	--------	------	-------	------	------	------	------	------	--------	------	-------	------	-------	------	------	------	--------	------	-------	------	------

PITCHER	IP	WLS	BF	H	R	ER	SO	BB	IBB	HBP	BLK	WP	HR	S	P	ERA	WHIP
Pascual Perez, R (1, 1) ERA: 2.97	7.1	W	31	4	3	2	2	2	0	0	0	0	1	33	41	2.46	0.818
Terry Forster, L (8, 1) ERA: 0.7	0.1		3	1	0	0	0	1	0	0	0	0	0	2	6	0.00	6.000
Gene Garber, R (8, 1) ERA: 2.37	1.1	S	5	0	0	0	2	1	0	0	0	0	0	8	12	0.00	0.750

Batter	1	2	3	4	5	6	7	8	9	AB R H RBI BB SO LOB	TOP											
Lee Lacy, R (1, 7) OBP: 0.292, SLG: 0.347 Bill Madlock, R (9, PH) OBP: 0.384, SLG: 0.425	0-0 F9		0-0 4-3		0-0 E6		0-3 K		0-0 FC6-4	4 0 0 1 0 1 1 1 0 0 0 0 0 3												
Johnny Ray, S (1, 4) OBP: 0.295, SLG: 0.372	4-0 BLK 2B BB		0-0 L4		0-0 F8			0-0 5-3		3 1 0 0 1 0 2												
Dave Parker, L (1, 9) OBP: 0.297, SLG: 0.381	4-0 2B 1-2 FC6-2 BB		0-0 F8		0-0 F8			0-0 CS 1B		3 0 1 0 1 0 2												
Jim Morrison, R (1, 5) OBP: 0.318, SLG: 0.333 Kent Tekulve, R (8, 1)	0-0 FC6-2 1-3 2-H 2B			0-3 K		0-0 CS 1B		0-3 K2-3		4 0 2 1 0 2 1 0 0 0 0 0 0 0												
Lee Mazzilli, S (1, 8) OBP: 0.405, SLG: 0.424	0-0 FC6-2 2-3 3-H			0-3 K		0-0 F9		1-0 CS HBP		3 0 0 0 0 1 3												
Gene Tenace, R (1, 3) OBP: 0.231, SLG: 0.048 Jason Thompson, L (9, PH) OBP: 0.376, SLG: 0.442	0-3 K			0-3 K		4-0 BB		4-0 WP 1B BB		2 0 0 0 1 2 2 0 0 0 0 1 0 0												
Dale Berra, R (1, 6) OBP: 0.289, SLG: 0.372		4-0 5-4-3 BB BB			0-0 6-3		0-3 K		0-3 K	3 0 0 0 1 2 2	AB 29 R 2 H 6 RBI 2 BB 7 SO 8 LOB 18											
Junior Ortiz, R (1, 2) OBP: 0.400, SLG: 0.250 Mike Easler, L (9, PH) OBP: 0.350, SLG: 0.430		4-0 5-4-3 1-2 BB			0-0 1B E 1B		0-0 6-3		0-0 WP 1B	2 1 1 0 1 0 0 1 0 1 0 0 0 0												
Rick Rhoden, R (1, 1) OBP: 0.179, SLG: 0.214 Richie Hebner, L (8, 5) OBP: 0.400, SLG: 0.297		0-0 5-4-3 1-2f 2-3f			0-0 E 1B		0-0 5-3		4-0 FC6-4 IBB	3 0 1 0 0 0 2 0 0 0 0 1 0 0												
<b>Inning Stats</b>	R: 1 E: 0 K: 1 S: 6	H: 1 LOB: 2 BB: 2 P: 14	R: 0 E: 0 K: 0 S: 1	H: 0 LOB: 0 BB: 2 P: 9	R: 0 E: 0 K: 3 S: 3	H: 0 LOB: 0 BB: 0 P: 3	R: 0 E: 0 K: 3 S: 9	H: 0 LOB: 0 BB: 0 P: 9	R: 1 E: 1 K: 0 S: 6	H: 2 LOB: 2 BB: 0 P: 6	R: 0 E: 0 K: 1 S: 5	H: 1 LOB: 1 BB: 1 P: 9	R: 0 E: 0 K: 1 S: 5	H: 0 LOB: 0 BB: 0 P: 5	R: 0 E: 0 K: 1 S: 5	H: 1 LOB: 0 BB: 0 P: 5	R: 0 E: 0 K: 1 S: 5	H: 1 LOB: 3 BB: 2 P: 14	1B: 5 2B: 1 3B: 1 HR: 0	SF: 0 SAC: 0 DP: 0 HBP: 1	WP: 1 PB: 0 SB: 0 CS: 3	PA: 37
<b>PITCHER</b>	IP WLS BF H R ER SO BB IBB HBP BLK WP HR S P ERA WHIP																					
Steve Trout, L (1, 1) ERA: 4.36 Lee Smith, R (9, 1) ERA: 1.73	8.0 W 31 5 2 2 7 5 0 0 1 0 0 40 60 2.25 1.250																					
	1.0 S 6 1 0 0 1 1 1 1 0 1 0 5 14 0.00 2.000																					

Pittsburgh Pirates @ Chicago Cubs  
Wrigley Field, Chicago, IL  
Thu Jun 02 1983, 3:33 AM CDT  
Att. 6,589 - Unknown

livebaseballscorecards.com



Batter	1	2	3	4	5	6	7	8	9	AB R H RBI BB SO LOB	TOP
Lee Mazzilli, S (1, 8) OBP: 0.402, SLG: 0.419	0-0 L6	0-0 G3			0-3 K		0-0 1B			4 0 1 1 0 1 1	<b>Pittsburgh Pirates @ Chicago Cubs</b> Wrigley Field, Chicago, IL Fri Jun 03 1983, 3:33 AM CDT Att. 6,213 - Unknown
Johnny Ray, S (1, 4) OBP: 0.288, SLG: 0.363	0-0 L7	0-0 F8			0-0 G3		0-0 G3			4 0 0 0 0 0 2	
Dave Parker, L (1, 9) OBP: 0.295, SLG: 0.384	0-0 2B			0-0 4-3		0-0 F7		0-0 4-3		4 0 1 0 0 0 0	
Jason Thompson, L (1, 3) OBP: 0.373, SLG: 0.437	0-3 K			0-0 L8		0-0 1B		0-0 F7		4 0 1 0 0 1 1	
Mike Easler, L (1, 7) Cecilio Guante, R (8, 1)		4-0 1B		0-0 E		0-0 L8		0-0 F7		3 1 1 0 1 0 1	
Richie Hebner, L (1, 5) OBP: 0.407, SLG: 0.317		0-0 2B		0-3 K		0-0 1B		0-0 F8		4 1 2 0 0 1 1	
Dale Berra, R (1, 6) OBP: 0.288, SLG: 0.376		0-0 1B		0-3 K		0-0 G6-4-3		0-0 G3		4 1 1 1 0 1 2	
Junior Ortiz, R (1, 2) OBP: 0.222, SLG: 0.125		0-0 F6		0-0 5-3		0-0 3-1		0-0 6-3		4 0 0 0 0 0 2	
Larry McWilliams, L (1, 1) Rod Scurry, L (7, 1) Kent Tekulve, R (7, 1) Brian Harper, R (8, 7) OBP: 0.143, SLG: 0.370		0-0 G3		0-3 K		0-3 K				3 0 1 1 0 2 0	
<b>Inning Stats</b>	R: 0 H: 1 E: 0 LOB: 1 K: 1 BB: 0 S: 6 P: 6	R: 3 H: 3 E: 0 LOB: 1 K: 0 BB: 1 S: 6 P: 10	R: 0 H: 1 E: 0 LOB: 1 K: 1 BB: 0 S: 6 P: 6	R: 0 H: 0 E: 0 LOB: 0 K: 2 BB: 0 S: 7 P: 7	R: 0 H: 0 E: 0 LOB: 0 K: 1 BB: 0 S: 5 P: 5	R: 0 H: 2 E: 0 LOB: 1 K: 0 BB: 0 S: 4 P: 4	R: 0 H: 1 E: 0 LOB: 1 K: 1 BB: 0 S: 6 P: 6	R: 0 H: 0 E: 0 LOB: 0 K: 0 BB: 0 S: 3 P: 3	R: 0 H: 0 E: 0 LOB: 0 K: 0 BB: 0 S: 3 P: 3	1B: 6 SF: 0 2B: 2 SAC: 0 3B: 0 DP: 1 HR: 0 HBP: 0	WP: 0 PA: 35 PB: 0 SB: 1 CS: 0
<b>PITCHER</b>	IP WLS BF H R ER SO BB IBB HBP BLK WP HR S P ERA WHIP										
Dick Ruthven, R (1, 1) ERA: 5.15	7.0 W 29 8 3 3 6 1 0 0 0 0 0 0 40 44 3.86 1.286										
Bill Campbell, R (8, 1) ERA: 3.33	2.0 6 0 0 0 0 0 0 0 0 0 0 0 6 6 0.00 0.000										

livebaseballscorecards.com

<b>AB</b>	34
<b>R</b>	3
<b>H</b>	8
<b>RBI</b>	3
<b>BB</b>	1
<b>SO</b>	6
<b>LOB</b>	10





Batter	1	2	3	4	5	6	7	8	9
Mel Hall, L OBP: 0.433, SLG: 0.480 (1, 8)	0-3 K		0-3 K			0-0 G1-4-6-3 1-2f	4-0 23 1B HR BB	0-3 K	
23 Ryne Sandberg, R OBP: 0.286, SLG: 0.331 (1, 4)	0-0 F9		0-0 L1-3 1-2			0-3 K	0-0 1-2 HR 1B		
Bill Buckner, L OBP: 0.284, SLG: 0.416 (1, 3)	0-0 BLK BB 1B			0-0 1-3			K		
Ron Cey, R OBP: 0.317, SLG: 0.400 (1, 5)	4-0 BLK 1-2 BB			0-0 F9			4-0 1B BB BB		
Keith Moreland, R OBP: 0.345, SLG: 0.468 (1, 9)	0-3 K 1-2 2-3			0-3 K			0-0 BB 1B 1-2 E 1B	4-0 BB BB 6-3 BB	
Gary Woods, R OBP: 0.316, SLG: 0.377 (1, 7)		0-0 L4			0-0 5-3		0-0 BB 1-2 2-3 E 1B	4-0 6-3 BB BB	
Jody Davis, R OBP: 0.288, SLG: 0.406 (1, 2)		4-0 L1-3 BB			0-0 6-3		4-0 1-2 2-3 3-H E BB	0-3 K	
Larry Bowa, S OBP: 0.299, SLG: 0.368 (1, 6)		0-0 L1-3 1-2			0-0 6-3		0-0 E6 1-H 2-H 3-H 3B	4-0 6-3 BB	
Dick Ruthven, R OBP: 0.250, SLG: 0.313 (1, 1)			0-0 23 L1-3 1B			0-0 1B	0-0 5-3	0-0 6-3	
Bill Campbell, R (8, 1)								1-2 2-3 3-H	


AB	R	H	RBI	BB	SO	LOB
4	1	0	0	1	3	4
4	1	1	0	0	1	1
4	1	2	3	0	1	0
2	1	0	0	2	0	0
3	2	1	0	1	2	2
3	1	1	0	1	0	0
2	1	0	1	2	1	2
3	1	1	3	1	0	1
3	0	2	0	0	0	0
1	0	0	1	0	0	2

**BOTTOM**

**Pittsburgh Pirates @ Chicago Cubs**  
Wrigley Field, Chicago, IL  
Fri Jun 03 1983, 3:33 AM CDT  
Att. 6,213 - Unknown

livebaseballscores.com

AB	29
R	9
H	8
RBI	8
BB	8
SO	8
LOB	12



Inning Stats		R: 0	H: 1	R: 0	H: 0	R: 0	H: 1	R: 0	H: 0	R: 8	H: 5	R: 1	H: 0
R: 0		E: 0	LOB: 2	E: 0	LOB: 0	E: 0	LOB: 0	E: 0	LOB: 0	E: 1	LOB: 0	E: 0	LOB: 2
K: 2		BB: 1	K: 0	BB: 1	K: 1	BB: 0	K: 1	BB: 0	K: 1	BB: 3	K: 2	BB: 3	
S: 8		P: 12	S: 2	P: 6	S: 5	P: 5	S: 5	P: 3	S: 3	P: 22	S: 7	P: 19	

PITCHER		IP	WLS	BF	H	R	ER	SO	BB	IBB	HBP	BLK	WP	HR	S	P	ERA	WHIP
Larry McWilliams, L	(1, 1)	6.1		24	5	3	3	6	3	0	0	1	0	0	33	45	4.26	1.263
Rod Scurry, L	(7, 1)	0.1	L	4	1	2	2	0	2	0	0	0	0	0	2	10	54.00	9.000
Kent Tekulve, R	(7, 1)	0.1		3	2	3	3	0	0	0	0	0	0	1	3	3	81.00	6.000
Cecilio Guante, R	(8, 1)	1.0		6	0	1	1	2	3	0	0	0	0	0	7	19	9.00	3.000

WP	PA	ERA	WHIP
0	37		
0			
0			
0			

Batter	1	2	3	4	5	6	7	8	9	AB R H RBI BB SO LOB	TOP	
Lee Mazzilli, S (1, 8) OBP: 0.399, SLG: 0.411	0-3 K		0-0 L3		0-0 G3			4-0 G3 BB BB		3 0 0 0 1 1 0		
Johnny Ray, S (1, 4) OBP: 0.287, SLG: 0.357	0-0 F8		0-0 L7		0-0 5-3			4-0 1-2 BB		3 0 0 0 1 0 0		
Bill Madlock, R (1, 5) OBP: 0.393, SLG: 0.426	4-0 1B BB			4-0 3-1 1B BB		0-0 1B		0-0 L7		2 1 1 0 2 0 2		
Jason Thompson, L (1, 3) OBP: 0.376, SLG: 0.438	0-0 1-2 1B			0-0 1-2 1B		0-0 F8		0-0 G3		4 1 2 0 0 0 3		
Dave Parker, L (1, 9) OBP: 0.288, SLG: 0.373	0-3 K			0-0 3-1 1-2 2-3		0-3 K		0-0 F9		4 0 0 0 0 2 7		
Mike Easler, L (1, 7) OBP: 0.352, SLG: 0.420		0-0 3-1		0-0 1B 2-H 3-H		0-3 K		0-0 F8		4 0 1 2 0 1 1		
Tony Peña, R (1, 2) OBP: 0.281, SLG: 0.328		0-3 K		0-0 F9			0-0 G6-4-3 1B		0-0 F4	4 0 1 0 0 1 1		
Dale Berra, R (1, 6) OBP: 0.281, SLG: 0.366		0-3 K		0-0 5-3			0-0 G6-4-3 1-2f		0-3 K	4 0 0 0 0 2 2		
Jim Bibby, R (1, 1) Manny Sarmiento, R (4, 1) Gene Tenace, R (7, PH) Rod Scurry, L (7, 1)			0-0 F6		0-3 K		0-0 F8			1 0 0 0 0 0 0 1 0 0 0 0 1 0 1 0 0 0 0 0 0 0 0 0 0 0 0 0		
<b>Inning Stats</b>	R: 0 E: 0 K: 2 S: 8 H: 1 LOB: 2 BB: 1 P: 12	R: 0 E: 0 K: 2 S: 7 H: 0 LOB: 0 BB: 0 P: 7	R: 0 E: 0 K: 0 S: 3 H: 0 LOB: 0 BB: 0 P: 3	R: 2 E: 0 K: 0 S: 5 H: 2 LOB: 1 BB: 1 P: 9	R: 0 E: 0 K: 1 S: 5 H: 0 LOB: 0 BB: 0 P: 5	R: 0 E: 0 K: 2 S: 8 H: 1 LOB: 1 BB: 0 P: 8	R: 0 E: 0 K: 0 S: 3 H: 1 LOB: 0 BB: 0 P: 3	R: 0 E: 0 K: 0 S: 3 H: 0 LOB: 2 BB: 2 P: 11	R: 0 E: 0 K: 1 S: 5 H: 0 LOB: 0 BB: 0 P: 5	1B: 5 2B: 0 3B: 0 HR: 0 SF: 0 SAC: 0 DP: 1 HBP: 0	WP: 0 PB: 0 SB: 0 CS: 0 PA: 35	
<b>PITCHER</b>	IP WLS BF H R ER SO BB IBB HBP BLK WP HR S P ERA WHIP											
Fergie Jenkins, R (1, 1) ERA: 4.48	6.0 W 25 5 2 2 7 2 0 0 0 0 0 0 37 45 3.00 1.167											
Mike Proly, R (7, 1) ERA: 2.91	1.0 4 0 0 0 0 2 0 0 0 0 0 0 2 10 0.00 2.000											
Bill Campbell, R (8, 1) ERA: 3.19	2.0 S 6 0 0 0 1 0 0 0 0 0 0 0 8 8 0.00 0.000											

Pittsburgh Pirates @ Chicago Cubs  
Wrigley Field, Chicago, IL  
Sat Jun 04 1983, 3:33 AM CDT  
Att: 30,110 - Unknown

livebaseballscorecards.com

AB	31
R	2
H	5
RBI	2
BB	4
SO	8
LOB	16





Batter	1	2	3	4	5	6	7	8	9	AB R H RBI BB SO LOB	TOP	
Lee Lacy, R (1, 7) OBP: 0.299, SLG: 0.352	0-0 L8-2 1B		0-0 F8		0-0 SH3 1B		0-0 5-3			4 0 2 0 0 0 0		
Lee Mazzilli, S (1, 8) OBP: 0.398, SLG: 0.406	4-0 1-3 BB		0-3 K		0-0 SH3		0-0 F7			2 0 0 0 1 1 0		
Bill Madlock, R (1, 5) OBP: 0.383, SLG: 0.414	0-0 F6				0-0 5-3		0-0 5-3			4 0 0 0 0 0 3		
Jason Thompson, L (1, 3) OBP: 0.383, SLG: 0.439	0-0 L8-2 3-H				0-0 1B 1B		4-0 BB			2 1 1 0 2 0 2		
Jim Morrison, R (1, 6) OBP: 0.308, SLG: 0.320					0-0 5-3		0-0 4-3			4 0 1 0 0 1 3		
Dave Parker, L (1, 9) OBP: 0.280, SLG: 0.363					0-0 K		0-0 F8			4 0 0 0 0 2 3		
Tony Peña, R (1, 2) OBP: 0.287, SLG: 0.333					0-0 1B		0-0 6-3			4 0 2 1 0 1 0		
Johnny Ray, S (1, 4) OBP: 0.286, SLG: 0.351					0-0 F3		0-0 L7			3 0 0 0 1 0 1		
Lee Tunnell, R (1, 1) OBP: 0.200, SLG: 0.143					0-0 L8		0-0 F9			2 0 0 0 0 0 3		
Brian Harper, R (7, PH) OBP: 0.138, SLG: 0.357					0-0 5-3					1 0 0 0 0 0 0		
Rod Scurry, L (7, 1)										0 0 0 0 0 0 0		
Richie Hebner, L (9, PH) OBP: 0.400, SLG: 0.310										1 0 0 0 0 1 0		
<b>Inning Stats</b>	R: 0 H: 1 E: 0 LOB: 1 K: 0 BB: 1 S: 3 P: 7	R: 0 H: 1 E: 0 LOB: 1 K: 1 BB: 0 S: 6 P: 6	R: 0 H: 0 E: 0 LOB: 0 K: 1 BB: 0 S: 5 P: 5	R: 1 H: 3 E: 0 LOB: 3 K: 0 BB: 1 S: 6 P: 10	R: 0 H: 1 E: 0 LOB: 2 K: 0 BB: 1 S: 4 P: 8	R: 0 H: 0 E: 0 LOB: 0 K: 0 BB: 0 S: 3 P: 3	R: 0 H: 0 E: 0 LOB: 0 K: 0 BB: 0 S: 3 P: 3	R: 0 H: 0 E: 0 LOB: 1 K: 2 BB: 1 S: 7 P: 11	R: 0 H: 0 E: 0 LOB: 0 K: 2 BB: 0 S: 7 P: 7	1B: 6 SF: 0 2B: 1 SAC: 1 3B: 0 DP: 1 HR: 0 HBP: 0	WP: 0 PA: 36 PB: 0 SB: 2 CS: 0	
<b>PITCHER</b>	IP WLS BF H R ER SO BB IBB HBP BLK WP HR S P ERA WHIP											
Craig Lefferts, L (1, 1) ERA: 2.2	7.1 W 31 6 1 1 2 3 1 0 0 0 0 0 31 47 1.23 1.227											
Lee Smith, R (8, 1) ERA: 1.63	1.2 S 5 0 0 0 4 0 0 0 0 0 0 0 13 13 0.00 0.000											

Pittsburgh Pirates @ Chicago Cubs  
Wrigley Field, Chicago, IL  
Sun Jun 05 1983, 3:33 AM CDT  
Att. 22,649 - Unknown

livebaseballscorecards.com

AB 31  
R 1  
H 6  
RBI 1  
BB 4  
SO 6  
LOB 15





Batter	1	2	3	4	5	6	7	8	9	AB R H RBI BB SO LOB	TOP	
Lee Mazzilli, S (1, 8) OBP: 0.408, SLG: 0.417	4-0 WP BB BB		4-0 2B BB		0-0 F3	0-0 BB 1B 1-3 2-H		0-0 SH1-3 2B		3 1 2 1 2 0 0		
Johnny Ray, S (1, 4) OBP: 0.296, SLG: 0.356	4-0 S 1-2 BB		0-0 L8		0-0 1B 1B	0-0 BB 1-2 3-H 1B		0-0 SH1-3 2-3		3 0 2 1 1 0 1		
Bill Madlock, R (1, 5) OBP: 0.390, SLG: 0.424	0-3 K 1-2 2-3		0-0 1-H 2B		0-0 1B 1-2	4-0 FC6-4 BB 1-2 2-3		0-0 L1		4 0 2 1 1 1 3		
Jason Thompson, L (1, 3) OBP: 0.374, SLG: 0.426	0-3 K		0-3 K		0-0 F5	0-0 FC6-4 1-2f		0-3 K		5 0 0 0 0 3 9		
Dave Parker, L (1, 9) OBP: 0.280, SLG: 0.367 Lee Lacy, R (8, 9) OBP: 0.304, SLG: 0.357	0-3 K				0-0 F8	0-0 1-3		0-0 F4-3 2B		4 0 1 0 0 1 4 1 0 1 0 0 0 0		
Mike Easler, L (1, 7) OBP: 0.354, SLG: 0.419		0-0 F6-4-3 1B			0-0 1-3 1B		0-0 F7 2-3		0-0 G3 1-2	5 0 2 0 0 0 2		
Tony Peña, R (1, 2) OBP: 0.277, SLG: 0.321		0-0 F6-4-3 1-2			0-0 1-3 1-2		0-0 F7		0-0 5-3	5 0 0 0 0 1 4		
Dale Berra, R (1, 6) OBP: 0.297, SLG: 0.364		0-3 K			4-0 IBB		4-0 1B BB 1B		4-0 IBB	1 1 0 0 4 1 0		
John Candelaria, L (1, 1) OBP: 0.217, SLG: 0.182 Manny Sarmiento, R (6, 1) Kent Tekulve, R (8, 1)			0-0 F4		0-3 K		0-0 1B BB 1-2 1B		0-0 1-3	3 1 1 0 0 1 2 1 0 0 0 0 1 2 1 0 0 0 0 0 2		
<b>Inning Stats</b>	R: 0 H: 0 E: 0 LOB: 2 K: 3 BB: 2 S: 9 P: 17	R: 0 H: 1 E: 0 LOB: 0 K: 1 BB: 0 S: 5 P: 5	R: 1 H: 1 E: 0 LOB: 1 K: 1 BB: 1 S: 6 P: 10	R: 0 H: 1 E: 0 LOB: 2 K: 1 BB: 1 S: 6 P: 10	R: 0 H: 2 E: 0 LOB: 2 K: 0 BB: 0 S: 5 P: 5	R: 2 H: 3 E: 0 LOB: 3 K: 0 BB: 2 S: 6 P: 14	R: 0 H: 1 E: 0 LOB: 2 K: 2 BB: 1 S: 8 P: 12	R: 0 H: 1 E: 0 LOB: 1 K: 1 BB: 0 S: 6 P: 6	R: 0 H: 1 E: 0 LOB: 2 K: 0 BB: 1 S: 4 P: 8	1B: 8 SF: 0 2B: 3 SAC: 1 3B: 0 DP: 1 HR: 0 HBP: 0	WP: 1 PA: 45 PB: 0 SB: 1 CS: 0	
<b>PITCHER</b>	IP WLS BF H R ER SO BB IBB HBP BLK WP HR S P ERA WHIP											
Charlie Lea, R (1, 1) ERA: 3.44	5.2 L 30 8 3 3 6 5 1 0 0 1 0 36 60 4.76 2.294											
Dan Schatzeder, L (6, 1) ERA: 0.84	1.1 6 1 0 0 2 0 1 0 0 0 0 9 13 0.00 0.750											
Bryn Smith, R (8, 1) ERA: 2.67	2.0 9 2 0 0 1 0 1 0 0 0 0 10 14 0.00 1.000											

Pittsburgh Pirates @ Montreal Expos  
Olympic Stadium, Montreal, QB  
Tue Jun 07 1983, 7:05 PM EDT  
Att: 31,730 - Unknown

livebaseballscorecards.com

AB	36
R	3
H	11
RBI	3
BB	8
SO	9
LOB	29



Batter	1	2	3	4	5	6	7	8	9	AB	R	H	RBI	BB	SO	LOB
Tim Raines, S (1, 7) OBP: 0.377, SLG: 0.368	0-0 1-3		0-0 F9		0-0 1-3		0-0 F7		0-0 4-3	5	0	0	0	0	0	3
Bryan Little, S (1, 6) OBP: 0.370, SLG: 0.399	0-0 5-3		0-0 1-3			0-3 K				4	1	1	0	0	1	1
Andre Dawson, R (1, 8) OBP: 0.358, SLG: 0.611	0-0 1B			0-0 2B 3B		0-0 F7		0-0 6-3		4	1	2	0	0	0	1
Al Oliver, L (1, 3) OBP: 0.360, SLG: 0.449	0-0 5-3			0-0 BLK 2B		4-0 FC5-4 BB		4-0 2B BB		2	0	1	1	2	0	1
Gary Carter, R (1, 2) OBP: 0.303, SLG: 0.406		0-0 F8		0-3 K		0-0 FC5-4		0-3 K		4	0	0	0	0	2	4
Tim Wallach, R (1, 5) OBP: 0.330, SLG: 0.451		0-0 F8		0-3 K			0-0 P1			4	0	1	1	0	1	1
Mike Vail, R (1, 9) OBP: 0.171, SLG: 0.265		0-3 K		0-0 F9			0-0 F7			2	0	0	0	0	1	1
Terry Francona, L (7, PH) OBP: 0.203, SLG: 0.259										2	0	0	0	0	0	2
Doug Flynn, R (1, 4) OBP: 0.240, SLG: 0.255			0-0 F5-3		0-0 F1-3		4-0 BB BB		0-0 L7	2	0	0	0	1	0	0
Warren Cromartie, L (9, PH) OBP: 0.340, SLG: 0.427										1	0	0	0	0	0	0
Charlie Lea, R (1, 1) OBP: 0.091, SLG: 0.048			0-0 1B		0-3 K		4-0 BB BB		0-0 F6	2	0	1	0	0	1	0
Dan Schatzeder, L (6, 1)										0	0	0	0	0	0	0
Terry Crowley, L (7, PH) OBP: 0.750, SLG: 0.500										0	0	0	0	1	0	0
Bryn Smith, R (8, 1)										0	0	0	0	0	0	0
Jerry White, S (9, PH) OBP: 0.158, SLG: 0.059										1	0	0	0	0	0	0

Inning Stats	R: 0	H: 1	E: 0	K: 0	S: 4	H: 0	LOB: 0	BB: 0	P: 5	R: 0	H: 1	E: 0	K: 0	S: 4	R: 1	H: 2	E: 0	K: 2	S: 9	R: 0	H: 0	E: 0	K: 1	S: 5	R: 0	H: 0	E: 0	K: 0	S: 5	R: 0	H: 0	E: 0	K: 0	S: 3	R: 1	H: 2	E: 0	K: 1	S: 7	R: 0	H: 0	E: 0	K: 0	S: 3	R: 0	H: 0	E: 0	K: 0	S: 3	R: 0	H: 0	E: 0	K: 0	S: 3	1B: 2	2B: 3	3B: 1	HR: 0	SF: 0	SAC: 0	DP: 0	HBP: 0	WP: 0	PB: 0	SB: 0	CS: 0	PA: 37
--------------	------	------	------	------	------	------	--------	-------	------	------	------	------	------	------	------	------	------	------	------	------	------	------	------	------	------	------	------	------	------	------	------	------	------	------	------	------	------	------	------	------	------	------	------	------	------	------	------	------	------	------	------	------	------	------	-------	-------	-------	-------	-------	--------	-------	--------	-------	-------	-------	-------	--------

PITCHER	IP	WLS	BF	H	R	ER	SO	BB	IBB	HBP	BLK	WP	HR	S	P	ERA	WHIP
John Candelaria, L (1, 1) ERA: 4.73	5.0	W	19	4	1	1	4	0	0	0	1	0	0	27	27	1.80	0.800
Manny Sarmiento, R (6, 1) ERA: 3.71	2.0		10	1	1	1	1	3	0	0	0	0	0	9	21	4.50	2.000
Kent Tekulve, R (8, 1) ERA: 1.69	2.0	S	8	1	0	0	1	1	0	0	0	0	0	9	13	0.00	1.000

**BOTTOM**

**Pittsburgh Pirates @ Montreal Expos**  
**Olympic Stadium, Montreal, QB**  
 Tue Jun 07 1983, 7:05 PM EDT  
 Att. 31,730 - Unknown

livebaseballscorecards.com

<b>AB</b>	<b>33</b>
<b>R</b>	<b>2</b>
<b>H</b>	<b>6</b>
<b>RBI</b>	<b>2</b>
<b>BB</b>	<b>4</b>
<b>SO</b>	<b>6</b>
<b>LOB</b>	<b>14</b>









Batter	1	2	3	4	5	6	7	8	9	AB R H RBI BB SO LOB	TOP											
Lee Mazzilli, S OBP: 0.407, SLG: 0.409 (1, 8) X	0-0 BB 1B 1B	0-3 K		0-0 3-1	4-0 WP BB			0-0 CS SH2-4 1B		4 1 2 0 1 1 1												
Johnny Ray, S OBP: 0.299, SLG: 0.368 (1, 4) X	0-0 1B BB 1-2 FC1-2 1B	0-0 L3		0-0 3B	0-0 6-3			0-0 SH2-4		4 0 2 0 0 0 3												
Bill Madlock, R OBP: 0.375, SLG: 0.405 (1, 5) S S S	0-3 K		0-0 F4	0-0 5-3		0-0 6-3		0-0 F6		5 0 0 0 0 1 4												
Jason Thompson, L OBP: 0.372, SLG: 0.411 (1, 3) B B B	4-0 FC1-2 1B 1-2 2-3 1B BB		4-0 HBP 1B 2B BB	0-3 K		4-0 F4-6-3 BB		0-0 L7		2 2 0 0 3 1 1												
Dave Parker, L OBP: 0.288, SLG: 0.371 (1, 9) X	0-0 FC1-2 1-2 2-3 1B 1B		0-0 HBP 1-2 2B 1B		0-0 3-1	0-0 F4-6-3		0-3 K		5 1 2 1 0 1 1												
Mike Easler, L OBP: 0.369, SLG: 0.434 (1, 7) X	0-0 FC1-2 1-2 2-3 1B		1-0 2B 1-2 2-3 HBP		0-0 3-1 1B 2B 1B		0-0 F4-3		0-0 2B	4 1 2 0 0 0 3												
Tony Peña, R OBP: 0.280, SLG: 0.329 (1, 2) X	0-0 1-2 2-H 2-3 3-H 1B		0-0 1-3 2-H 2-3 3-H 2B		0-0 3-1 2B 1B		0-0 1-3		0-0 F8	5 1 3 3 0 0 1												
Dale Berra, R OBP: 0.311, SLG: 0.388 (1, 6) X		0-0 SH3-4 1B	0-0 F3		0-0 3-1		4-0 FC6-4 BB			3 0 1 0 1 0 4												
Larry McWilliams, L OBP: 0.194, SLG: 0.200 (1, 1) X		0-0 SH3-4	0-3 K		0-0 WP 2B		0-0 FC6-4			3 0 1 2 0 1 3												
<b>Inning Stats</b>	R: 2 E: 0 K: 1 S: 8	H: 4 LOB: 2 BB: 1 P: 12	R: 0 E: 0 K: 1 S: 6	H: 1 LOB: 1 BB: 0 P: 6	R: 2 E: 0 K: 1 S: 7	H: 2 LOB: 2 BB: 1 P: 12	R: 0 E: 0 K: 1 S: 6	H: 1 LOB: 1 BB: 0 P: 6	R: 2 E: 0 K: 0 S: 6	H: 3 LOB: 2 BB: 1 P: 10	R: 0 E: 0 K: 0 S: 2	H: 0 LOB: 0 BB: 1 P: 6	R: 0 E: 0 K: 0 S: 3	H: 0 LOB: 1 BB: 1 P: 7	R: 0 E: 0 K: 0 S: 3	H: 1 LOB: 0 BB: 0 P: 3	R: 0 E: 0 K: 1 S: 6	H: 1 LOB: 1 BB: 0 P: 6	1B: 9 2B: 3 3B: 1 HR: 0	SF: 0 SAC: 2 DP: 1 HBP: 1	WP: 1 PB: 0 SB: 0 CS: 1	PA: 43
<b>PITCHER</b>	IP WLS BF H R ER SO BB IBB HBP BLK WP HR S P ERA WHIP																					
Steve Rogers, R ERA: 2.77 (1, 1)	4.2 L 27 11 6 6 4 2 0 0 1 0 0 0 32 41 11.57 2.786																					
Chris Welsh, L ERA: 4.46 (5, 1)	1.1 5 0 0 0 0 2 0 0 0 1 0 3 11 0.00 1.500																					
Bryn Smith, R ERA: 2.51 (7, 1)	2.0 7 1 0 0 0 1 0 0 0 0 0 6 10 0.00 1.000																					
Dan Schatzeder, L ERA: 0.81 (9, 1)	1.0 4 1 0 0 0 1 0 0 0 0 0 6 6 0.00 1.000																					

Pittsburgh Pirates @ Montreal Expos  
Olympic Stadium, Montreal, QB  
Thu Jun 09 1983, 7:05 PM EDT  
Att. 34,313 - Unknown

livebaseballscorecards.com

AB	35
R	6
H	13
RBI	6
BB	5
SO	5
LOB	21



BOTTOM

Pittsburgh Pirates @ Montreal Expos  
Olympic Stadium, Montreal, QB  
Thu Jun 09 1983, 7:05 PM EDT  
Att. 34,313 - Unknown

livebaseballscorecards.com

AB	37
R	3
H	10
RBI	3
BB	2
SO	3
LOB	20



WP:	0	PA:	40
PB:	0	SB:	0
CS:	0		

AB R H RBI BB SO LOB

5	2	1	0	0	1	2
4	0	0	0	1	0	3
5	0	1	1	0	1	2
5	0	1	1	0	0	2
4	0	1	0	0	1	1
0	0	0	0	0	0	0
3	1	2	0	1	0	0
4	0	1	0	0	0	5
4	0	3	1	0	0	1
1	0	0	0	0	0	1
0	0	0	0	0	0	0
1	0	0	0	0	0	1
0	0	0	0	0	0	0

1B:	7	SF:	0
2B:	2	SAC:	1
3B:	1	DP:	0
HR:	0	HBP:	0

1	0	0	0	0	0	1
0	0	0	0	0	0	0
1	0	0	0	0	0	2
0	0	0	0	0	0	0
1	0	0	0	0	0	1
0	0	0	0	0	0	0

1B:	7	SF:	0
2B:	2	SAC:	1
3B:	1	DP:	0
HR:	0	HBP:	0

WP:	0	PA:	40
PB:	0	SB:	0
CS:	0		

Batter	1	2	3	4	5	6	7	8	9
Tim Raines, S OBP: 0.366, SLG: 0.361 (1, 7)	0-0 E1 4-3 1B	0-0 G3 2-3		0-3 K			0-0 4-3 1B 2B		0-0 L7
Bryan Little, S OBP: 0.363, SLG: 0.387 (1, 6)	0-0 4-3 1-2	0-0 6-3			0-0 F9		0-0 4-3 2-3		4-0 6-3 BB
Andre Dawson, R OBP: 0.357, SLG: 0.595 (1, 8)	0-3 K		0-0 F7		0-0 F8		0-0 3-H 1B		0-0 6-3 1-2
Al Oliver, L OBP: 0.364, SLG: 0.446 (1, 3)	0-0 BB 1B 2-H		0-0 F8		0-0 2-3		0-0 F8		0-0 F7
Gary Carter, R OBP: 0.306, SLG: 0.416 Bobby Ramos, R OBP: 0.357, SLG: 0.417 (1, 2) (8, 2)	0-0 BB 1B 1-2		0-0 4-3			0-0 5-3	0-3 K		
Tim Wallach, R OBP: 0.341, SLG: 0.463 (1, 5)	4-0 1-2 2-3 BB			0-0 L9 3B 2B		0-0 1B 1B		0-0 F7	
Mike Vail, R OBP: 0.179, SLG: 0.263 (1, 9)	0-0 1-3			0-0 L9 2-3		0-0 F8		0-0 FC6-4 1B	
Doug Flynn, R OBP: 0.247, SLG: 0.274 (1, 4)		0-0 G3 SH1-4 1B		0-0 3-H 3B		0-0 1-2 1B		0-0 FC6-4 1-2f	
Steve Rogers, R OBP: 0.156, SLG: 0.129 Chris Welsh, L OBP: 0.357, SLG: 0.308 Jerry White, S OBP: 0.150, SLG: 0.056 Bryn Smith, R OBP: 0.276, SLG: 0.375 Jim Wohlford, R OBP: 0.276, SLG: 0.375 Dan Schatzeder, L (1, 1) (5, 1) (6, PH) (7, 1) (8, PH) (9, 1)		0-0 SH1-4 1-2		0-0 4-3		0-0 1-3		0-0 4-3	

Inning Stats	R: 1 E: 1 K: 1 S: 8	H: 2 LOB: 3 BB: 1 P: 12	R: 0 E: 0 K: 0 S: 4	H: 1 LOB: 1 BB: 0 P: 4	R: 0 E: 0 K: 0 S: 3	H: 0 LOB: 0 BB: 0 P: 3	R: 1 E: 0 K: 1 S: 7	H: 2 LOB: 1 BB: 0 P: 7	R: 0 E: 0 K: 0 S: 3	H: 0 LOB: 0 BB: 0 P: 3	R: 0 E: 0 K: 0 S: 5	H: 2 LOB: 2 BB: 0 P: 5	R: 1 E: 0 K: 1 S: 7	H: 2 LOB: 1 BB: 0 P: 7	R: 0 E: 0 K: 0 S: 4	H: 1 LOB: 1 BB: 0 P: 4	R: 0 E: 0 K: 0 S: 3	H: 0 LOB: 1 BB: 1 P: 7
--------------	------------------------------	----------------------------------	------------------------------	---------------------------------	------------------------------	---------------------------------	------------------------------	---------------------------------	------------------------------	---------------------------------	------------------------------	---------------------------------	------------------------------	---------------------------------	------------------------------	---------------------------------	------------------------------	---------------------------------

PITCHER	IP	WLS	BF	H	R	ER	SO	BB	IBB	HBP	BLK	WP	HR	S	P	ERA	WHIP
Larry McWilliams, L ERA: 2.73 (1, 1)	9.0	W	40	10	3	2	3	2	0	0	0	0	0	44	52	2.00	1.333

PITCHER	IP	WLS	BF	H	R	ER	SO	BB	IBB	HBP	BLK	WP	HR	S	P	ERA	WHIP
---------	----	-----	----	---	---	----	----	----	-----	-----	-----	----	----	---	---	-----	------

Batter	1	2	3	4	5	6	7	8	9	10	11	12	AB R H RBI BB SO LOB	TOP		
Lee Mazzilli, S OBP: 0.418, SLG: 0.416 Lee Lacy, R OBP: 0.307, SLG: 0.359	(1, 8) BB 4-0		X 0-0			BB 4-0		X 0-0		X 0-0		X 0-0	2 1 2 0 2 0 0 2 0 1 0 0 0 0			
Johnny Ray, S OBP: 0.302, SLG: 0.368	(1, 4) F7		X 0-0			X 0-0		X 0-0		X 0-0		X 0-0	5 2 2 0 0 0 3			
Bill Madlock, R OBP: 0.385, SLG: 0.418	(1, 5) F2					X 0-0		X 0-0				X 0-0	5 0 3 2 1 0 1			
Jason Thompson, L OBP: 0.371, SLG: 0.402	(1, 3) L6					X 0-0		X 0-0				X 0-0	4 0 0 0 2 1 4			
Dave Parker, L OBP: 0.278, SLG: 0.358	(1, 9) K					X 0-0		X 0-0				X 0-0	6 0 0 1 0 2 6			
Mike Easler, L OBP: 0.370, SLG: 0.432	(1, 7) K					X 0-0		X 0-0				X 0-0	5 1 2 0 0 1 2			
Tony Peña, R OBP: 0.278, SLG: 0.325	(1, 2) 6-3					X 0-0		X 0-0				X 0-0	5 0 1 0 0 1 1			
Dale Berra, R OBP: 0.311, SLG: 0.387 Manny Sarmiento, R (7, 1) Brian Harper, R OBP: 0.133, SLG: 0.345 Kent Tekulve, R (11, 1)	(1, 6) K					X 0-0		X 0-0				X 0-0	3 0 1 1 0 1 2 1 0 0 0 0 1 0 1 0 0 0 0 0 0 0 0 0 0 0 0 0			
Jim Bibby, R (1, 1) Jim Morrison, R OBP: 0.276, SLG: 0.286 (7, 6)	(1, 1) 3-1					X 0-0		X 0-0				X 0-0	2 0 0 0 0 1 1 3 0 0 0 0 0 0			
<b>Inning Stats</b>	R: 0 H: 0 E: 0 LOB: 1 K: 0 BB: 1 S: 3 P: 7	R: 0 H: 0 E: 0 LOB: 0 K: 2 BB: 0 S: 7 P: 7	R: 0 H: 1 E: 0 LOB: 1 K: 1 BB: 0 S: 6 P: 6	R: 0 H: 1 E: 0 LOB: 0 K: 0 BB: 0 S: 3 P: 3	R: 1 H: 2 E: 0 LOB: 1 K: 1 BB: 0 S: 6 P: 6	R: 0 H: 0 E: 0 LOB: 0 K: 0 BB: 1 S: 2 P: 6	R: 0 H: 2 E: 0 LOB: 2 K: 0 BB: 0 S: 5 P: 5	R: 2 H: 3 E: 0 LOB: 2 K: 0 BB: 1 S: 6 P: 10	R: 0 H: 0 E: 0 LOB: 0 K: 1 BB: 0 S: 5 P: 5	R: 0 H: 1 E: 0 LOB: 2 K: 1 BB: 1 S: 6 P: 10	R: 0 H: 0 E: 0 LOB: 0 K: 1 BB: 0 S: 5 P: 5	R: 1 H: 2 E: 0 LOB: 2 K: 1 BB: 1 S: 7 P: 11	1B: 11 SF: 0 2B: 2 SAC: 1 3B: 0 DP: 3 HR: 0 HBP: 0	WP: 0 PA: 50 PB: 0 SB: 0 CS: 1		
<b>PITCHER</b>	IP WLS BF H R ER SO BB IBB HBP BLK WP HR S P ERA WHIP															
Charles Hudson, R ERA: 2.78 (1, 1)	7.1	29	8	3	3	4	2	0	0	0	0	0	0	0	3.68	1.364
Ron Reed, R ERA: 2.1 (8, 1)	0.0	1	1	0	0	0	0	0	0	0	0	0	0	1	∞	∞
Willie Hernandez, L ERA: 2.37 (8, 1)	0.2	3	0	0	0	0	1	0	0	0	0	0	0	2	0.00	1.500
Porfi Altamirano, R ERA: 3.73 (9, 1)	1.1	6	1	0	0	1	0	1	0	0	0	0	0	7	0.00	0.750
Al Holland, L ERA: 1.99 (10, 1)	1.2	5	0	0	0	2	0	0	0	0	0	0	0	9	0.00	0.000
<b>PITCHER</b>	IP WLS BF H R ER SO BB IBB HBP BLK WP HR S P ERA WHIP															
Ed Farmer, R ERA: 7.56 (12, 1)	1.0	6	2	1	1	1	0	1	0	0	0	0	0	1	9.00	2.000


Pittsburgh Pirates @ Philadelphia Phillies  
Veterans Stadium, Philadelphia, PA  
Fri Jun 10 1983, 7:05 PM EDT  
Att. 31,092 - Unknown

livebaseballscorecards.com

AB	44
R	4
H	12
RBI	4
BB	5
SO	8
LOB	20





Batter	1	2	3	4	5	6	7	8	9	AB R H RBI BB SO LOB	TOP
Lee Lacy, R (1, 9) OBP: 0.303, SLG: 0.353 (7, 8)	0-0 5-3		0-0 BLK BB SF7 1B	0-0 6-3		0-0 F9			0-0 F8	5 1 1 0 0 0 3	
Lee Mazzilli, S (1, 8) OBP: 0.420, SLG: 0.415 Dave Parker, L (7, 9) OBP: 0.277, SLG: 0.355	0-0 HR 1B		4-0 SF7 BLK 1-2 BB		0-0 6-3		0-0 4-3		0-0 FC5 1B 1B 1-2 FC6-4	3 1 1 0 1 0 0 1 1 0 0 0 0 1	
Bill Madlock, R (1, 5) OBP: 0.385, SLG: 0.436	0-0 HR		0-3 K		0-3 K		0-0 F7		0-0 FC6-4 1B 1-2 2-H	5 1 2 3 0 2 2	
Jim Morrison, R (1, 4) OBP: 0.353, SLG: 0.344	0-0 1B		4-0 BB		0-0 WP 1B		0-0 5-3		0-0 FC6-4 1B 1-2 2-3	4 0 3 0 1 0 0	
Brian Harper, R (1, 7) OBP: 0.114, SLG: 0.303	0-0 F9		0-0 SF7		0-0 6-3			0-0 F7	0-0 FC6-4 1-2f 2-3 3-H	4 0 0 2 0 0 4	
Gene Tenace, R (1, 3) OBP: 0.212, SLG: 0.071	0-3 K		0-3 K			0-3 K		0-0 G6-4-3 1B	0-0 P3	5 0 1 0 0 3 5	
Dale Berra, R (1, 6) OBP: 0.310, SLG: 0.383		0-3 K		0-0 WP WP 1B		0-3 K		0-0 G6-4-3 1-2f		4 0 1 0 0 2 1	AB 39 R 7 H 13 RBI 7 BB 2 SO 9 LOB 18
Steve Nicosia, R (1, 2) OBP: 0.114, SLG: 0.257		0-0 P4		0-0 P6		0-0 1B 2B			0-0 1B 2B	4 2 2 0 0 0 1	
Lee Tunnell, R (1, 1) OBP: 0.222, SLG: 0.176 Cecilio Guante, R (6, 1) Rod Scurry, L (6, 1) Tony Peña, R (9, PH) OBP: 0.282, SLG: 0.329		0-3 K		0-3 K2-1-3		0-0 1B			0-0 1B 2-H	3 0 1 1 0 2 1 0 0 0 0 0 0 0 0 0 0 0 0 0 0 1 1 1 1 0 0 0	
Inning Stats	R: 2 H: 3 E: 0 LOB: 1 K: 1 BB: 0 S: 8 P: 8	R: 0 H: 0 E: 0 LOB: 0 K: 2 BB: 0 S: 7 P: 7	R: 1 H: 1 E: 0 LOB: 2 K: 2 BB: 2 S: 8 P: 16	R: 0 H: 1 E: 0 LOB: 1 K: 1 BB: 0 S: 6 P: 6	R: 0 H: 1 E: 0 LOB: 1 K: 1 BB: 0 S: 6 P: 6	R: 1 H: 2 E: 0 LOB: 1 K: 2 BB: 0 S: 9 P: 9	R: 0 H: 0 E: 0 LOB: 0 K: 0 BB: 0 S: 3 P: 3	R: 0 H: 1 E: 0 LOB: 0 K: 0 BB: 0 S: 3 P: 3	R: 3 H: 4 E: 1 LOB: 2 K: 0 BB: 0 S: 8 P: 8	1B: 10 SF: 1 2B: 2 SAC: 0 3B: 0 DP: 1 HR: 1 HBP: 0	WP: 3 PA: 42 PB: 0 SB: 0 CS: 0
PITCHER Steve Carlton, L (1, 1) ERA: 2.74 Al Holland, L (9, 1) ERA: 1.93	IP WLS BF H R ER SO BB IBB HBP BLK WP HR S P ERA WHIP	8.1 W 40 13 7 5 9 2 0 0 0 3 1 56 64 5.40 1.800	0.2 S 2 0 0 0 0 0 0 0 0 0 0 0 2 2 0.00 0.000								

Pittsburgh Pirates @ Philadelphia Phillies  
Veterans Stadium, Philadelphia, PA  
Sat Jun 11 1983, 7:05 PM EDT  
Att. 34,820 - Unknown

livebaseballscorecards.com

Batter	1	2	3	4	5	6	7	8	9
Joe Morgan, L OBP: 0.396, SLG: 0.381 (1, 4)	0-0 F8	0-0 FC5 1B		0-0 F8		0-0 SF9		4-0 HR 1B BB	
Von Hayes, L OBP: 0.283, SLG: 0.318 (1, 8) (8, 9)	0-0 E3 2B	0-0 1B		0-0 3-1		0-0 P1		0-0 HR 1B	
Mike Schmidt, R OBP: 0.395, SLG: 0.506 (1, 5)	0-0 2B	0-0 FC5			4-0 CS BB		1-0 HR HBP	0-0 HR	
Tony Perez, R OBP: 0.329, SLG: 0.456 (1, 3)	4-0 BB		0-3 K		0-0 L9		0-0 HR	4-0 BB	
Pete Rose, S OBP: 0.317, SLG: 0.316 (8, 3)					0-3 K			0-0 F8	0-0 F6
Gary Matthews, R OBP: 0.347, SLG: 0.374 (1, 7)	0-3 K		0-0 6-3						
Bob Dernier, R OBP: 0.258, SLG: 0.148 (8, 8)									
Joe Lefebvre, L OBP: 0.325, SLG: 0.405 (1, 9) (8, 7)	0-0 3-1		0-0 L7			4-0 2B BB		0-0 F8	
Bo Diaz, R OBP: 0.291, SLG: 0.344 (1, 2)		0-0 FC5-4 1B		0-0 6-3		0-0 1B SF9 2B		0-0 4-3	
Ivan De Jesus, R OBP: 0.274, SLG: 0.290 (1, 6)		0-0 FC5-4 1B		0-0 F8 1B		0-0 1B		0-0 F9	
Steve Carlton, L OBP: 0.205, SLG: 0.289 (1, 1)		0-0 G3		0-0 1B		0-3 K		0-0 F7	
Al Holland, R (9, 1)				1-2 1B					

Inning Stats	R: 1	H: 1	E: 1	K: 1	S: 7	LOB: 2	BB: 1	P: 11
	R: 1	H: 3	E: 0	K: 0	S: 6	LOB: 2	BB: 0	P: 6
	R: 0	H: 0	E: 0	K: 1	S: 5	LOB: 0	BB: 0	P: 5
	R: 0	H: 2	E: 0	K: 0	S: 5	LOB: 2	BB: 0	P: 5
	R: 0	H: 0	E: 0	K: 1	S: 4	LOB: 0	BB: 1	P: 8
	R: 2	H: 2	E: 0	K: 1	S: 7	LOB: 1	BB: 1	P: 11
	R: 2	H: 1	E: 0	K: 0	S: 4	LOB: 0	BB: 0	P: 5
	R: 3	H: 2	E: 0	K: 0	S: 5	LOB: 1	BB: 2	P: 13

PITCHER	IP	WLS	BF	H	R	ER	SO	BB	IBB	HBP	BLK	WP	HR	S	P	ERA	WHIP
Lee Tunnell, R ERA: 5.26 (1, 1)	5.0		25	7	4	3	3	3	3	0	0	0	0	28	40	5.40	2.000
Cecilio Guante, R ERA: 2.0 (6, 1)	0.0		1	1	0	0	0	0	0	0	0	0	0	1	1	∞	∞
Rod Scurry, L ERA: 5.03 (6, 1)	3.0	L	15	3	5	5	1	2	0	1	0	0	2	14	23	15.00	1.667

**BOTTOM**

Pittsburgh Pirates @ Philadelphia Phillies  
Veterans Stadium, Philadelphia, PA


Sat Jun 11 1983, 7:05 PM EDT  
Att. 34,820 - Unknown

AB	34
R	9
H	11
RBI	9
BB	5
SO	4
LOB	17

livebaseballscorecards.com



WP	HR	S	P	ERA	WHIP
WP: 0	HR: 2	S: 13	P: 41	ERA: 5.40	WHIP: 2.000

Batter	1	2	3	4	5	6	7	8	9	10	11	AB R H RBI BB SO LOB	TOP																		
Lee Lacy, R OBP: 0.293, SLG: 0.340 (1, 8)	0-3 K		0-0 FC4-6 CS		0-0 FC5-2 FC5-2		0-0 E5 FC1-6		0-0 F7			5 0 0 0 0 1 5																			
Johnny Ray, S OBP: 0.304, SLG: 0.366 (1, 4)	0-0 1B		4-0 CS BB		0-0 FC5-2 FC6-4		0-0 FC1-6 FC6-4		0-0 P3			4 1 1 0 1 0 5																			
Bill Madlock, R OBP: 0.375, SLG: 0.423 (1, 5)	0-0 5-3		0-0 CS	0-3 K	0-0 FC6-4		0-0 FC6-4			0-0 6-3		5 0 0 0 0 1 5																			
Jason Thompson, L OBP: 0.381, SLG: 0.410 Gene Tenace, R OBP: 0.212, SLG: 0.071 (1, 3) (10, PR) (10, 3)	0-0 1B			0-0 1B		4-0 1B HR BB	0-0 4-3			0-0 1B		4 1 3 1 1 0 1 0 0 0 0 0 0 0																			
Dave Parker, L OBP: 0.275, SLG: 0.351 (1, 9)	0-0 4-3		0-3 K		0-0 1B		0-0 HR 1B		0-0 F8	0-0 F7		5 1 1 0 0 1 3																			
Mike Easler, L OBP: 0.371, SLG: 0.455 (1, 7)		0-0 FC5-4 1B		0-0 L7		0-0 HR		0-0 F9		0-3 K		5 1 2 3 0 1 2																			
Tony Peña, R OBP: 0.280, SLG: 0.331 (1, 2)		0-0 FC5-4 G6-4-3			0-0 1B FC5-2 2B		0-0 6-3		0-0 4-3		0-3 K	5 0 1 0 0 1 1	AB 39 R 4 H 10 RBI 4 BB 5 SO 6 LOB 24																		
Dale Berra, R OBP: 0.318, SLG: 0.382 (1, 6)		0-0 G6-4-3			0-0 FC5-2 BB FC5-2 1B	4-0 G1-6-3 BB			4-0 SH3 BB		0-3 K	3 0 1 0 2 1 1																			
John Candelaria, L OBP: 0.269, SLG: 0.208 Kent Tekulive, R (8, 1) Steve Nicosia, R OBP: 0.114, SLG: 0.297 Manny Sarmiento, R (9, PH) Brian Harper, R OBP: 0.111, SLG: 0.294 Rod Scurry, L (11, PH) (11, 1)			0-0 FC4-6 1B		4-0 FC5-2 FC5-2 BB	0-0 G1-6-3 BB			0-0 SH3		0-0 L8	2 0 1 0 1 0 1 0 1 0 0 0 0 0 0 0 0 0 0 0 0 0																			
<b>Inning Stats</b>	R: 1 E: 0 K: 1 S: 7	H: 2 LOB: 1 BB: 0 P: 7	R: 0 E: 0 K: 0 S: 3	H: 1 LOB: 0 BB: 0 P: 3	R: 0 E: 0 K: 0 S: 2	H: 1 LOB: 1 BB: 1 P: 6	R: 0 E: 0 K: 2 S: 8	H: 1 LOB: 1 BB: 0 P: 8	R: 0 E: 0 K: 0 S: 5	H: 2 LOB: 3 BB: 1 P: 9	R: 3 E: 0 K: 0 S: 4	H: 2 LOB: 0 BB: 2 P: 12	R: 0 E: 1 K: 0 S: 4	H: 0 LOB: 1 BB: 0 P: 4	R: 0 E: 0 K: 0 S: 3	H: 0 LOB: 0 BB: 0 P: 3	R: 0 E: 0 K: 0 S: 3	H: 0 LOB: 1 BB: 1 P: 7	R: 0 E: 0 K: 1 S: 6	H: 1 LOB: 1 BB: 0 P: 6	R: 0 E: 0 K: 2 S: 7	H: 0 LOB: 0 BB: 0 P: 7	1B: 8 2B: 1 3B: 0 HR: 1	SF: 0 SAC: 1 DP: 2 HBP: 0	WP: 0 PB: 0 SB: 0 CS: 2	PA: 46					
<b>PITCHER</b>	IP WLS BF H R ER SO BB IBB HBP BLK WP HR S P ERA WHIP																														
John Denny, R ERA: 2.45 (1, 1)	5.1	26	9	4	4	3	4	0	0	0	0	0	1	28	44	6.75	2.438														
Tug McGraw, L ERA: 2.7 (6, 1)	2.2	8	0	0	0	0	0	0	0	0	0	0	0	8	8	0.00	0.000														
Porfi Altamirano, R ERA: 3.66 (9, 1)	0.2	3	0	0	0	0	1	0	0	0	0	0	0	2	6	0.00	1.500														
Willie Hernandez, L ERA: 2.27 (9, 1)	1.1	5	1	0	0	1	0	0	0	0	0	0	0	7	7	0.00	0.750														
Ron Reed, R ERA: 2.03 (11, 1)	1.0	W	3	0	0	0	2	0	0	0	0	0	0	7	7	0.00	0.000														

Pittsburgh Pirates @ Philadelphia Phillies  
Veterans Stadium, Philadelphia, PA  
Sun Jun 12 1983, 3:33 AM EDT  
Att. 37,154 - Unknown

livebaseballscorecards.com



Batter	1	2	3	4	5	6	7	8	9	10	11	AB R H RBI BB SO LOB	BOTTOM	
Bob Dernier, R (1, 8) OBP: 0.278, SLG: 0.188												5 2 2 0 0 0 5	Pittsburgh Pirates @ Philadelphia Phillies Veterans Stadium, Philadelphia, PA Sun Jun 12 1983, 3:33 AM EDT Att. 37,154 - Unknown	
Von Hayes, L (1, 9) OBP: 0.288, SLG: 0.323												5 1 2 0 0 2 0		
Gary Matthews, R (1, 7) OBP: 0.339, SLG: 0.366												4 0 0 1 0 1 1		
Tony Perez, R (1, 3) Mike Schmidt, R (8, PR) Porti Altamirano, R (9, 1) Willie Hernandez, L (9, 1) Greg Gross, L (10, PH) Ron Reed, R (11, 1)												4 0 1 2 0 1 0 1 0 0 0 0 1 0 0 0 0 0 0 0 0		
Bo Diaz, R (1, 2) OBP: 0.288, SLG: 0.345												5 0 1 0 0 1 1		
Kiko Garcia, R (1, 4) Joe Morgan, L (9, PH)												3 0 0 0 0 1 1 0 1 0 0 2 0 0		
Joe Lefebvre, L (1, 5) OBP: 0.333, SLG: 0.390												4 0 1 0 1 1 1		
Ivan De Jesus, R (1, 6) OBP: 0.278, SLG: 0.289												4 0 1 0 1 2 4		
John Denny, R (1, 1) Tug McGraw, R (6, 1) Pete Rose, S (8, PH)												2 0 1 0 0 1 0 0 0 0 0 0 0 0 3 1 1 1 0 0 3		
<b>Inning Stats</b>	R: 1 H: 2 E: 0 LOB: 0 K: 1 BB: 0 S: 6 P: 6	R: 0 H: 0 E: 0 LOB: 0 K: 1 BB: 0 S: 5 P: 5	R: 0 H: 0 E: 0 LOB: 0 K: 2 BB: 0 S: 7 P: 7	R: 0 H: 0 E: 0 LOB: 0 K: 1 BB: 0 S: 5 P: 5	R: 0 H: 2 E: 0 LOB: 3 K: 1 BB: 1 S: 7 P: 11	R: 0 H: 0 E: 0 LOB: 0 K: 2 BB: 0 S: 7 P: 7	R: 0 H: 0 E: 0 LOB: 0 K: 0 BB: 0 S: 3 P: 3	R: 3 H: 4 E: 0 LOB: 1 K: 0 BB: 0 S: 7 P: 7	R: 0 H: 0 E: 0 LOB: 2 K: 0 BB: 2 S: 3 P: 11	R: 0 H: 0 E: 0 LOB: 0 K: 1 BB: 0 S: 5 P: 5	R: 1 H: 2 E: 0 LOB: 2 K: 2 BB: 1 S: 8 P: 12	1B: 8 SF: 1 2B: 2 SAC: 0 3B: 0 DP: 1 HR: 0 HBP: 0		WP: 0 PA: 45 PB: 0 SB: 0 CS: 0
<b>PITCHER</b>	IP WLS BF H R ER SO BB IBB HBP BLK WP HR S P ERA WHIP													
John Candelaria, L (1, 1) ERA: 4.75	7.1 29 7 4 4 8 0 1 0 0 0 0 0 44 48 4.91 0.955													
Kent Tekulve, R (8, 1) ERA: 1.53	0.2 3 1 0 0 0 0 0 0 0 0 0 0 3 3 0.00 1.500													
Manny Sarmiento, R (9, 1) ERA: 3.38	2.0 8 0 0 0 1 2 0 0 0 0 0 0 8 16 0.00 1.000													
Rod Scoury, L (11, 1) ERA: 5.19	0.2 L 5 2 1 1 2 1 0 0 0 0 0 0 8 12 13.50 4.500													

livebaseballscorecards.com

AB	40
R	5
H	10
RBI	4
BB	4
SO	11
LOB	16



Batter	1	2	3	4	5	6	7	8	9	AB R H RBI BB SO LOB	TOP											
Tim Raines, S (1, 7) OBP: 0.362, SLG: 0.362	0-0 1-3		0-0 HR		0-0 CS 1B	0-0 4-3			0-3 K	5 1 2 1 0 1 3	<b>Montreal Expos @ Pittsburgh Pirates</b> Three Rivers Stadium, Pittsburgh, PA Mon Jun 13 1983, 7:05 PM EDT Att. 8,229 - Unknown  <a href="http://livebaseballscorecards.com">livebaseballscorecards.com</a>											
Bryan Little, S (1, 6) OBP: 0.354, SLG: 0.363	0-0 F8		0-3 K		0-0 F9 1-2			0-0 4-3	4 0 0 0 0 1 1													
Andre Dawson, R (1, 8) OBP: 0.347, SLG: 0.566	0-3 K		0-0 F8			0-0 L3		0-0 F9	4 0 0 0 0 1 0													
Al Oliver, L (1, 3) OBP: 0.354, SLG: 0.435		0-0 2B 1B	0-0 3B			4-0 1B 1B BB		0-3 K	3 1 2 0 1 1 0													
Gary Carter, R (1, 2) OBP: 0.306, SLG: 0.401		0-0 F9	0-3 K			0-0 1B 2B 1B 1-2		0-0 F9	4 1 1 0 0 1 2													
Warren Cromartie, L (1, 9) OBP: 0.341, SLG: 0.416		0-0 F7		0-3 K		0-0 2B 1B 1-2 2-H		0-0 F7	4 0 1 1 0 1 1													
Tim Wallach, R (1, 5) OBP: 0.343, SLG: 0.456		0-0 2B 1-3		0-0 F8		0-0 2B 1-3 2-H		0-3 K	4 0 2 1 0 1 0													
Doug Flynn, R (1, 4) OBP: 0.241, SLG: 0.257 Terry Crowley, L (9, PH) OBP: 0.667, SLG: 0.333		4-0 IBB		0-0 F1-3		4-0 IBB		0-0 4-3	1 0 0 0 2 0 0 1 0 0 0 0 0 0													
Bill Gullickson, R (1, 1) OBP: 0.100, SLG: 0.071 Terry Francona, L (9, PH) OBP: 0.191, SLG: 0.239		0-0 4-3			0-0 4-3	0-0 L6		0-0 1-3	3 0 0 0 0 0 6 1 0 0 0 0 0 0													
<b>Inning Stats</b>	R: 0 E: 0 K: 1 S: 5	H: 0 LOB: 0 BB: 0 P: 5	R: 0 E: 0 K: 0 S: 5	H: 2 LOB: 3 BB: 1 P: 9	R: 1 E: 0 K: 2 S: 9	H: 2 LOB: 1 BB: 0 P: 9	R: 0 E: 0 K: 1 S: 5	H: 0 LOB: 0 BB: 0 P: 5	R: 0 E: 0 K: 0 S: 3	H: 1 LOB: 0 BB: 0 P: 3		R: 2 E: 0 K: 0 S: 6	H: 3 LOB: 3 BB: 2 P: 14	R: 0 E: 0 K: 1 S: 5	H: 0 LOB: 0 BB: 0 P: 5	R: 0 E: 0 K: 1 S: 5	H: 0 LOB: 0 BB: 0 P: 5	R: 0 E: 0 K: 1 S: 5	H: 0 LOB: 0 BB: 0 P: 5	1B: 4 2B: 2 3B: 1 HR: 1	SF: 0 SAC: 0 DP: 0 HBP: 0	WP: 0 PB: 0 SB: 0 CS: 1
<b>PITCHER</b>	IP WLS BF H R ER SO BB IBB HBP BLK WP HR S P ERA WHIP												<b>PITCHER</b>	IP WLS BF H R ER SO BB IBB HBP BLK WP HR S P ERA WHIP								
Rick Rhoden, R (1, 1) ERA: 3.27	7.0 W 31 8 3 3 5 1 2 0 0 0 1 38 50 3.86 1.286																					
Kent Tekulve, R (8, 1) ERA: 1.44	2.0 S 6 0 0 0 2 0 0 0 0 0 0 0 10 10 0.00 0.000																					





Batter	1	2	3	4	5	6	7	8	9	AB R H RBI BB SO LOB	TOP											
<b>Tim Raines, S</b> (1, 7) <small>OBP: 0.367, SLG: 0.383</small>	0-3 K		0-0 HR		0-0 5-3		0-0 2B		4-0 SH1-4 FC BB	4 3 2 1 1 1 0												
<b>Chris Speier, R</b> (1, 6) <small>OBP: 0.343, SLG: 0.302</small>	0-0 F7		0-0 F8		0-3 K		0-0 2B		0-0 SH1-4	4 0 1 1 0 1 0												
<b>Andre Dawson, R</b> (1, 8) <small>OBP: 0.348, SLG: 0.575</small>	0-0 1B		0-0 HR		0-0 L8		0-0 F7		0-0 FC 1B S 1B	5 2 2 2 0 0 1												
<b>Al Oliver, L</b> (1, 3) <small>OBP: 0.357, SLG: 0.434</small> <b>Terry Francona, L</b> (7, 3) <small>OBP: 0.203, SLG: 0.250</small>	0-0 FC5-4 1B		0-0 1-3		0-0 3-1		4-0 G6-4-3 IBB		0-0 1B 1B	3 0 1 0 1 0 0 1 0 1 0 0 0 0												
<b>Gary Carter, R</b> (1, 2) <small>OBP: 0.313, SLG: 0.403</small>	0-0 FC5-4		4-0 BB		0-0 HR 1B		0-0 G6-4-3		0-0 FC6-4 1B	4 1 2 1 1 0 4												
<b>Tim Wallach, R</b> (1, 5) <small>OBP: 0.340, SLG: 0.464</small>		0-0 4-3	0-0 4-3		0-0 HR		0-0 6-3		0-0 F7	5 1 1 2 0 0 3												
<b>Mike Vail, R</b> (1, 9) <small>OBP: 0.209, SLG: 0.286</small> <b>Warren Cromartie, L</b> (8, PH) <small>OBP: 0.343, SLG: 0.423</small> (8, 9)		0-0 4-3		0-0 F9		0-0 F6-3 1B		0-0 2B	0-0 FC6-4	3 0 1 0 0 0 0 2 0 1 0 0 0 2												
<b>Doug Flynn, R</b> (1, 4) <small>OBP: 0.242, SLG: 0.257</small>		0-0 FC6-4 1B		0-0 F6-3		0-0 F6-3		0-3 K		4 0 1 0 0 1 2												
<b>Steve Rogers, R</b> (1, 1) <small>OBP: 0.143, SLG: 0.118</small> <b>Dan Schatzeder, L</b> (7, 1) <small>OBP: 0.250, SLG: 0.250</small> <b>Terry Crowley, L</b> (8, PH) <small>OBP: 0.571, SLG: 0.250</small> <b>Jeff Reardon, R</b> (8, 1) <small>OBP: 0.167, SLG: 0.167</small>		0-0 FC6-4		0-3 K2-3		0-3 K		0-0 1-3		3 0 0 0 0 2 2 0 0 0 0 0 0 0 1 0 0 0 0 0 1 0 0 0 0 0 0 0												
<b>Inning Stats</b>	R: 0 E: 0 K: 1 S: 7	H: 2 LOB: 2 BB: 0 P: 7	R: 0 E: 0 K: 0 S: 4	H: 1 LOB: 1 BB: 0 P: 4	R: 2 E: 0 K: 0 S: 5	H: 2 LOB: 1 BB: 1 P: 9	R: 0 E: 0 K: 1 S: 5	H: 0 LOB: 0 BB: 0 P: 5	R: 0 E: 0 K: 1 S: 5	H: 0 LOB: 0 BB: 0 P: 5	R: 2 E: 0 K: 1 S: 8	H: 3 LOB: 1 BB: 0 P: 8	R: 1 E: 0 K: 0 S: 4	H: 2 LOB: 1 BB: 1 P: 8	R: 0 E: 0 K: 1 S: 6	H: 1 LOB: 1 BB: 0 P: 6	R: 2 E: 0 K: 0 S: 6	H: 2 LOB: 2 BB: 1 P: 10	1B: 7 2B: 3 3B: 0 HR: 3	SF: 0 SAC: 1 DP: 1 HBP: 0	WP: 0 PB: 0 SB: 2 CS: 0	PA: 43
<b>PITCHER</b>	IP WLS BF H R ER SO BB IBB HBP BLK WP HR S P ERA WHIP																					
<b>Larry McWilliams, L</b> (1, 1) <small>ERA: 3.02</small>	6.0 L 28 9 5 5 4 1 0 0 0 0 3 35 39 7.50 1.667																					
<b>Manny Sarmiento, R</b> (7, 1) <small>ERA: 3.29</small>	1.0 4 1 0 0 0 0 0 1 0 0 0 3 7 0.00 1.000																					
<b>Kent Tekulve, R</b> (8, 1) <small>ERA: 1.89</small>	2.0 11 3 2 2 1 1 0 0 0 0 0 12 16 9.00 2.000																					

**Montreal Expos @ Pittsburgh Pirates**  
**Three Rivers Stadium, Pittsburgh, PA**

Tue Jun 14 1983, 7:05 PM EDT  
 Att. 9,588 - Unknown

[livebaseballscorecards.com](http://livebaseballscorecards.com)

<b>AB</b>	<b>39</b>
<b>R</b>	<b>7</b>
<b>H</b>	<b>13</b>
<b>RBI</b>	<b>7</b>
<b>BB</b>	<b>3</b>
<b>SO</b>	<b>5</b>
<b>LOB</b>	<b>15</b>





Batter	1	2	3	4	5	6	7	8	9	AB R H RBI BB SO LOB	TOP	
<b>Tim Raines, S</b> (1, 7) <small>OBP: 0.371, SLG: 0.380</small>	4-0 		4-0 		4-0 	0-0 6-3 		0-0 5-3 		2 3 0 0 3 0 0		
<b>Chris Speier, R</b> (1, 6) <small>OBP: 0.346, SLG: 0.308</small>	0-0 6-3 		0-0 		0-0 	0-0 6-3 		0-0 		5 1 2 0 0 0 1		
<b>Andre Dawson, R</b> (1, 8) <small>OBP: 0.353, SLG: 0.589</small>	4-0 		0-0 SF9 		0-0 		0-0 	0-3 		3 2 2 4 1 1 0		
<b>Al Oliver, L</b> (1, 3) <small>OBP: 0.355, SLG: 0.435</small> <b>Terry Francona, L</b> (7, 3) <small>OBP: 0.200, SLG: 0.246</small>	0-0 FC4-6 		0-0 F2 		0-0 		0-0 L8 	0-0 		4 0 1 1 0 0 3 1 0 0 0 0 0 0		
<b>Gary Carter, R</b> (1, 2) <small>OBP: 0.312, SLG: 0.400</small>	0-0 		0-0 F6 		0-3 		0-0 6-3 			4 0 1 1 0 1 3		
<b>Warren Cromartie, L</b> (1, 9) <small>OBP: 0.341, SLG: 0.416</small>	0-0 1-3 			0-3 	0-0 4-3 		4-0 			3 0 0 1 1 1 3		
<b>Tim Wallach, R</b> (1, 5) <small>OBP: 0.339, SLG: 0.458</small>		0-0 F7 		0-0 F8 	4-0 		0-0 F7 			3 0 0 0 1 0 1		
<b>Doug Flynn, R</b> (1, 4) <small>OBP: 0.236, SLG: 0.251</small>		0-0 F9 		0-0 F3-4-1 	0-3 		0-0 F5-3 			4 0 0 0 0 1 2		
<b>Ray Burris, R</b> (1, 1) <small>OBP: 0.364, SLG: 0.455</small> <b>Jeff Reardon, R</b> (8, 1) <small>OBP: 0.167, SLG: 0.167</small>		0-0 4-3 			0-0 	0-0 1-3 		0-3 		4 1 1 0 0 1 0 0 0 0 0 0 0 0		
<b>Inning Stats</b>	R: 1 H: 1 E: 0 LOB: 2 K: 0 BB: 2 S: 4 P: 12	R: 0 H: 0 E: 0 LOB: 0 K: 0 BB: 0 S: 3 P: 3	R: 1 H: 1 E: 0 LOB: 1 K: 0 BB: 1 S: 4 P: 8	R: 0 H: 0 E: 0 LOB: 0 K: 1 BB: 0 S: 5 P: 5	R: 4 H: 4 E: 0 LOB: 2 K: 2 BB: 2 S: 11 P: 19	R: 0 H: 0 E: 0 LOB: 0 K: 0 BB: 0 S: 3 P: 3	R: 1 H: 1 E: 0 LOB: 1 K: 0 BB: 1 S: 4 P: 8	R: 0 H: 0 E: 0 LOB: 0 K: 1 BB: 0 S: 5 P: 5	R: 0 H: 0 E: 0 LOB: 0 K: 1 BB: 0 S: 5 P: 5	R: 0 H: 0 E: 0 LOB: 0 K: 1 BB: 0 S: 5 P: 5	1B: 4 SF: 1 2B: 2 SAC: 0 3B: 0 DP: 0 HR: 1 HBP: 0	WP: 0 PA: 40 PB: 0 SB: 2 CS: 0
<b>PITCHER</b> <b>Jim Bibby, R</b> (1, 1) <small>ERA: 10.36</small> <b>Lee Tunnell, R</b> (5, 1) <small>ERA: 5.05</small> <b>Cecilio Guante, R</b> (7, 1) <small>ERA: 2.45</small> <b>Don Robinson, R</b> (9, 1) <small>ERA:</small>	IP WLS BF H R ER SO BB IBB HBP BLK WP HR S P ERA WHIP 4.0 L 21 5 6 6 1 4 0 0 0 0 0 0 19 35 13.50 2.250 2.0 8 1 0 0 2 0 1 0 0 0 0 0 11 15 0.00 0.500 2.0 8 1 1 1 1 1 0 0 0 0 0 1 9 13 4.50 1.000 1.0 3 0 0 0 0 1 0 0 0 0 0 0 5 5 0.00 0.000	<b>PITCHER</b> IP WLS BF H R ER SO BB IBB HBP BLK WP HR S P ERA WHIP										

**Montreal Expos @ Pittsburgh Pirates**  
 Three Rivers Stadium, Pittsburgh, PA  
 Wed Jun 15 1983, 7:05 PM EDT  
 Att: 11,809 - Unknown

[livebaseballscorecards.com](http://livebaseballscorecards.com)

<b>AB</b>	33
<b>R</b>	7
<b>H</b>	7
<b>RBI</b>	7
<b>BB</b>	6
<b>SO</b>	5
<b>LOB</b>	13



BOTTOM

Montreal Expos @ Pittsburgh Pirates  
Three Rivers Stadium, Pittsburgh, PA  
Wed Jun 15 1983, 7:05 PM EDT  
Att. 11,809 - Unknown

livebaseballscorecards.com

AB 39  
R 4  
H 13  
RBI 4  
BB 2  
SO 5  
LOB 21



WP: 0 PA: 42  
PB: 0  
SB: 1  
CS: 1

AB R H RBI BB SO LOB

4 1 1 0 1 0 2

4 1 2 0 1 0 0

5 0 1 1 0 1 5

5 1 1 1 0 2 4

5 0 2 0 0 1 1

5 1 2 1 0 0 3

4 0 2 0 0 0 2

4 0 1 1 0 0 3

1B: 10 SF: 0  
2B: 2 SAC: 1  
3B: 1 DP: 0  
HR: 0 HBP: 0

Batter	1	2	3	4	5	6	7	8	9
Marvell Wynne, L (1, 8) OBP: 0.400, SLG: 0.250	0-0 2B 6-3 1B	4-0 1B BB		0-0 FC1-6 CS 1-2f		0-0 F9		0-0 F5	
Johnny Ray, S (1, 4) OBP: 0.326, SLG: 0.391	0-0 3B 2B	0-0 1-2 2-3 1B		4-0 S BB 1-2		0-0 G3		0-0 F9	
Bill Madlock, R (1, 5) OBP: 0.364, SLG: 0.412	0-0 6-3	0-0 F7		0-3 K 1-2		0-0 6-3		0-0 1B 1B	
Jason Thompson, L (1, 3) OBP: 0.379, SLG: 0.426	0-0 1B 3B	0-3 K		0-3 K		0-0 F8		0-0 F9	
Mike Easler, L (1, 7) OBP: 0.372, SLG: 0.444	0-0 G3			0-0 F4		0-0 FC4-6 1B		0-0 1-2 1B	
Dave Parker, L (1, 9) OBP: 0.277, SLG: 0.353	0-0 1B			0-0 F7		0-0 FC4-6 1B 1-2f		0-0 5-3 1B 2B	
Tony Peña, R (1, 2) OBP: 0.285, SLG: 0.339	0-0 1-3			0-0 1B		0-0 FC5-4 1B 1-2		0-0 5-3 2-3	
Dale Berra, R (1, 6) OBP: 0.310, SLG: 0.381		0-0 E5 1B SH1-4		0-0 F3		0-0 FC5-4 1-2f		0-0 1B	
Jim Bibby, R (1, 1) OBP: 0.113, SLG: 0.111		0-0 SH1-4		0-0 FC1-6 1B		0-0 F6		0-3 K	
Lee Turnell, R (5, 1) OBP: 0.222, SLG: 0.176									
Lee Mazzilli, S (6, PH) OBP: 0.418, SLG: 0.412									
Cecilio Guante, R (7, 1) OBP: 0.390, SLG: 0.326									
Richie Hebner, L (8, PH) OBP: 0.390, SLG: 0.326									
Don Robinson, R (9, 1)									

Inning Stats	R: 3	H: 4	E: 0	LOB: 1	K: 0	BB: 0	S: 7	R: 0	H: 1	E: 1	LOB: 3	K: 1	BB: 1	S: 7	R: 0	H: 1	E: 0	LOB: 1	K: 0	BB: 0	S: 4	R: 0	H: 1	E: 0	LOB: 1	K: 1	BB: 1	S: 5	R: 0	H: 2	E: 0	LOB: 2	K: 1	BB: 0	S: 7	R: 0	H: 0	E: 0	LOB: 0	K: 1	BB: 0	S: 3	R: 0	H: 0	E: 0	LOB: 0	K: 1	BB: 0	S: 5	R: 1	H: 2	E: 0	LOB: 1	K: 1	BB: 0	S: 7	R: 0	H: 2	E: 0	LOB: 2	K: 0	BB: 0	S: 5
--------------	------	------	------	--------	------	-------	------	------	------	------	--------	------	-------	------	------	------	------	--------	------	-------	------	------	------	------	--------	------	-------	------	------	------	------	--------	------	-------	------	------	------	------	--------	------	-------	------	------	------	------	--------	------	-------	------	------	------	------	--------	------	-------	------	------	------	------	--------	------	-------	------

PITCHER	IP	WLS	BF	H	R	ER	SO	BB	IBB	HBP	BLK	WP	HR	S	P	ERA	WHIP
Ray Burris, R (1, 1) ERA: 2.6	7.1	W	35	11	4	4	4	2	0	0	0	0	0	41	49	4.91	1.773
Jeff Reardon, R (8, 1) ERA: 3.06	1.2	S	7	2	0	0	1	0	0	0	0	0	0	9	9	0.00	1.200

PITCHER	IP	WLS	BF	H	R	ER	SO	BB	IBB	HBP	BLK	WP	HR	S	P	ERA	WHIP
Ray Burris, R (1, 1) ERA: 2.6	7.1	W	35	11	4	4	4	2	0	0	0	0	0	41	49	4.91	1.773
Jeff Reardon, R (8, 1) ERA: 3.06	1.2	S	7	2	0	0	1	0	0	0	0	0	0	9	9	0.00	1.200

Batter	1	2	3	4	5	6	7	8	9	AB R H RBI BB SO LOB	TOP											
<b>Joe Morgan, L</b> (1, 4) <small>OBP: 0.389, SLG: 0.371</small> <b>Bob Dernier, R</b> (8, PR) <small>OBP: 0.279, SLG: 0.231</small> <b>Kiko Garcia, R</b> (8, 4) <small>OBP: 0.353, SLG: 0.375</small>	0-3 K			x 0-0 1-3		x 0-0 F7		B B B B 4-0 S BB		3 0 0 0 1 1 0 0 0 0 0 0 0 0 0 0 0 0 0 0 0	<b>Philadelphia Phillies @ Pittsburgh Pirates</b> <b>Three Rivers Stadium, Pittsburgh, PA</b> Fri Jun 17 1983, 7:05 PM EDT Att: 19,814 - Unknown											
<b>Gary Matthews, R</b> (1, 7) <small>OBP: 0.336, SLG: 0.366</small>	0-3 K		x 0-0 2B		x 0-3 K		x 0-0 L9		4 0 1 0 0 2 1													
<b>Mike Schmidt, R</b> (1, 5) <small>OBP: 0.386, SLG: 0.476</small>	0-3 K		x 0-0 P4		x 0-3 K		x 0-0 L5		4 0 0 0 0 2 3													
<b>Tony Perez, R</b> (1, 3) <small>OBP: 0.337, SLG: 0.448</small>		x 0-0 L8		x 0-3 K		x 0-0 1B 1B		x 0-0 4-3	4 0 1 0 0 1 1													
<b>Bo Diaz, R</b> (1, 2) <small>OBP: 0.303, SLG: 0.368</small>		x 0-0 5-3		x 0-0 SF8 2B		x 0-0 1-2 1B		x 0-0 F9	4 1 2 0 0 0 0													
<b>Von Hayes, L</b> (1, 9) <small>OBP: 0.320, SLG: 0.398</small>		B B B B 4-0 CS BB		x 0-3 K		x 0-3 K		x 0-0 1B	3 0 1 0 1 2 3													
<b>Garry Maddox, R</b> (1, 8) <small>OBP: 0.292, SLG: 0.372</small>		0-0 CS	x 0-0 F9		x 0-0 E5		x 0-0 F9		x 0-3 K	4 0 0 0 0 1 4												
<b>Ivan De Jesus, R</b> (1, 6) <small>OBP: 0.278, SLG: 0.286</small>			x 0-0 L8		x 0-0 SF8		x 0-0 L4			2 0 0 1 0 0 2												
<b>John Denny, R</b> (1, 1) <small>OBP: 0.194, SLG: 0.167</small> <b>Pete Rose, S</b> (8, PH) <small>OBP: 0.316, SLG: 0.315</small> <b>Willie Hernandez, L</b> (8, 1) <small>OBP: 0.600, SLG: 0.600</small>			x 0-0 F8		x 0-0 F8		x 0-0 4-3			2 0 0 0 0 0 1 1 0 0 0 0 0 0 0 0 0 0 0 0 0												
<b>Inning Stats</b>	R: 0 E: 0 K: 3 S: 9	H: 0 LOB: 0 BB: 0 P: 9	R: 0 E: 0 K: 0 S: 2	H: 0 LOB: 0 BB: 1 P: 6	R: 0 E: 0 K: 0 S: 3	H: 0 LOB: 0 BB: 0 P: 3	R: 0 E: 0 K: 1 S: 6	H: 1 LOB: 1 BB: 0 P: 6	R: 1 E: 1 K: 1 S: 7	H: 1 LOB: 1 BB: 0 P: 7	R: 0 E: 0 K: 2 S: 7	H: 0 LOB: 0 BB: 0 P: 7	R: 0 E: 0 K: 1 S: 7	H: 2 LOB: 2 BB: 0 P: 7	R: 0 E: 0 K: 0 S: 3	H: 0 LOB: 2 BB: 1 P: 7	R: 0 E: 0 K: 1 S: 6	H: 1 LOB: 1 BB: 0 P: 6	1B: 3 2B: 2 3B: 0 HR: 0	SF: 1 SAC: 0 DP: 0 HBP: 0	WP: 0 PB: 0 SB: 1 CS: 1	PA: 35
<b>PITCHER</b>	IP WLS BF H R ER SO BB IBB HBP BLK WP HR S P ERA WHIP																					
<b>John Candelaria, L</b> (1, 1) <small>ERA: 4.33</small> <b>Manny Sarmiento, R</b> (8, 1) <small>ERA: 3.27</small> <b>Kent Tekulve, R</b> (8, 1) <small>ERA: 1.8</small>	7.0 W 26 4 1 0 8 1 0 0 0 0 0 0 41 45 0.00 0.714																					
	0.1 2 0 0 0 0 1 0 0 0 0 0 0 1 5 0.00 3.000																					
	1.2 S 6 1 0 0 1 0 0 0 0 0 0 0 8 8 0.00 0.600																					

livebaseballscores.com

**AB** 31  
**R** 1  
**H** 5  
**RBI** 1  
**BB** 2  
**SO** 9  
**LOB** 15





BOTTOM

Philadelphia Phillies @ Pittsburgh Pirates  
Three Rivers Stadium, Pittsburgh, PA

Fri Jun 17 1983, 7:05 PM EDT  
Att. 19,814 - Unknown

livebaseballscorecards.com

AB	30
R	2
H	8
RBI	1
BB	3
SO	3
LOB	12



WP:	0	PA:	34
PB:	0	SB:	0
CS:	2		

AB	R	H	RBI	BB	SO	LOB
4	0	2	0	0	0	0
4	0	1	0	0	0	2
4	0	1	0	0	0	2
3	0	0	0	1	0	1
3	1	2	0	0	0	0
1	0	0	0	0	1	1
4	1	2	1	0	0	1
2	0	0	0	1	0	1
2	0	0	0	1	0	1
2	0	0	0	0	2	3
1	0	0	0	0	0	0
0	0	0	0	0	0	0
0	0	0	0	0	0	0

Batter	1	2	3	4	5	6	7	8	9
Marvell Wynne, L (1, 8) OBP: 0.444, SLG: 0.375	0-0 FC4-6 1B		0-0 L4		0-0 4-3		0-0 1B		
Johnny Ray, S (1, 4) OBP: 0.324, SLG: 0.389	0-0 FC4-6 1-2f		0-0 CS 1B		0-0 F8		0-0 F7		
Bill Madlock, R (1, 5) OBP: 0.361, SLG: 0.409	0-0 FC4-6 1-2f		0-0 5-3		0-0 CS 1B			0-0 6-3	
Jason Thompson, L (1, 3) OBP: 0.377, SLG: 0.419	0-0 1-3			0-0 4-3	0-0 CS	0-0 F5		4-0 BB	
Mike Easler, L (1, 7) OBP: 0.378, SLG: 0.449 Lee Lacy, R (8, PH) OBP: 0.299, SLG: 0.351 (9, 7)		0-0 F8		0-0 3B 1B		0-0 1B 1B		0-3 K	
Dave Parker, L (1, 9) OBP: 0.281, SLG: 0.367		0-0 3-1		0-0 1-H E 3B		0-0 1-3 1B		0-0 F8	
Tony Peña, R (1, 2) OBP: 0.286, SLG: 0.335		4-0 BB BB		0-0 E2 G3		0-0 4-3			
Dale Berra, R (1, 6) OBP: 0.311, SLG: 0.377		4-0 BB BB		0-0 3-H G3			0-0 5-3		
John Candelaria, L (1, 1) OBP: 0.250, SLG: 0.192 Lee Mazzilli, S (7, PH) OBP: 0.416, SLG: 0.410 Manny Sarmiento, R (8, 1) Kent Tekulve, R (8, 1)		0-3 K		0-3 K			0-0 4-3		

Inning	R	H	E	K	S	IP	WLS	BF	H	R	ER	SO	BB	IBB	HBP	BLK	WP	HR	S	P	ERA	WHIP
1	0	1	0	4	4	7.0	L	29	8	2	1	2	2	0	0	0	0	0	31	39	1.29	1.429
2	0	0	0	4	4	1.0		4	0	0	0	1	1	0	0	0	0	5	9	0.00	1.000	

PITCHER	IP	WLS	BF	H	R	ER	SO	BB	IBB	HBP	BLK	WP	HR	S	P	ERA	WHIP
John Denny, R (1, 1) ERA: 2.36	7.0	L	29	8	2	1	2	2	0	0	0	0	0	31	39	1.29	1.429
Willie Hernandez, L (8, 1) ERA: 2.02	1.0		4	0	0	0	1	1	0	0	0	0	0	5	9	0.00	1.000

PITCHER	IP	WLS	BF	H	R	ER	SO	BB	IBB	HBP	BLK	WP	HR	S	P	ERA	WHIP
John Denny, R (1, 1) ERA: 2.36	7.0	L	29	8	2	1	2	2	0	0	0	0	0	31	39	1.29	1.429
Willie Hernandez, L (8, 1) ERA: 2.02	1.0		4	0	0	0	1	1	0	0	0	0	0	5	9	0.00	1.000

Batter	1	2	3	4	5	6	7	8	9	AB R H RBI BB SO LOB	TOP									
Joe Morgan, L (1, 4) OBP: 0.382, SLG: 0.358	0-0 P6	0-0 4-3	4-0 BB		0-3 K			0-0 F7	0-0 P6	5 0 0 0 1 1 4										
Pete Rose, S (1, 3) OBP: 0.322, SLG: 0.333	0-0 1B	0-0 2B	0-0 G3		0-0 4-3			0-0 2B		5 2 3 1 0 0 3										
Gary Matthews, R (1, 7) OBP: 0.338, SLG: 0.386	0-3 K	0-0 2B				0-3 K		0-3 K		5 1 2 2 0 3 2										
Bob Dernier, R (8, 7) OBP: 0.279, SLG: 0.231		1-H 2B								0 0 0 0 0 0 0										
Mike Schmidt, R (1, 5) OBP: 0.382, SLG: 0.466	4-0 1B	0-0 5-3			0-3 K			0-3 K		4 0 0 0 1 3 2										
Von Hayes, L (1, 9) OBP: 0.331, SLG: 0.407	0-0 FC6-4		0-0 G6-3		0-0 1-3				0-0 BB	5 1 3 1 0 0 0										
Garry Maddox, R (1, 8) OBP: 0.295, SLG: 0.373	0-0 FC6-4		0-0 G6-3		0-0 1B				0-0 F7	5 0 2 0 0 1 3										
Ozzie Virgil, R (1, 2) OBP: 0.282, SLG: 0.432		0-0 2B	0-0 G6-3		0-0 1B			0-0 4-3		4 1 2 0 1 0 2										
Ivan De Jesus, R (1, 6) OBP: 0.287, SLG: 0.297		0-0 4-3	4-0 BB		0-3 K			0-0 1B		4 1 2 1 1 1 4										
Marty Bystrom, R (1, 1) OBP: 0.400, SLG: 0.308		0-3 K	0-0 BB		0-3 K			0-0 1B		3 0 1 1 0 2 1										
Greg Gross, L (7, PH) OBP: 0.362, SLG: 0.333								0-0 1B		1 0 0 0 0 1 1										
Willie Hernandez, L (7, 1) OBP: 0.600, SLG: 0.600										0 0 0 0 0 0 0										
Tony Perez, R (9, PH) OBP: 0.341, SLG: 0.448										0 0 0 0 1 0 0										
Al Holland, R (9, 1) OBP: 0.341, SLG: 0.448			1-2 3-H						1-2 2-3	0 0 0 0 0 0 0										
<b>Inning Stats</b>	R: 1 E: 0 K: 1 S: 7	H: 2 LOB: 2 BB: 1 P: 11	R: 3 E: 0 K: 1 S: 9	H: 4 LOB: 1 BB: 0 P: 9	R: 1 E: 0 K: 0 S: 5	H: 3 LOB: 3 BB: 2 P: 13	R: 1 E: 0 K: 2 S: 10	H: 3 LOB: 2 BB: 0 P: 10	R: 0 E: 0 K: 2 S: 7	H: 0 LOB: 0 BB: 0 P: 7	R: 0 E: 0 K: 2 S: 8	H: 1 LOB: 1 BB: 0 P: 8	R: 0 E: 0 K: 2 S: 8	H: 1 LOB: 1 BB: 0 P: 8	R: 0 E: 0 K: 0 S: 4	H: 1 LOB: 3 BB: 2 P: 12	1B: 10 2B: 4 3B: 0 HR: 1	SF: 0 SAC: 0 DP: 1 HBP: 0	WP: 0 PB: 0 SB: 1 CS: 0	PA: 46
<b>PITCHER</b>	IP WLS BF H R ER SO BB IBB HBP BLK WP HR S P ERA WHIP																			
Rick Rhoden, R (1, 1) ERA: 3.64	2.2 L 18 9 5 5 2 1 1 0 0 0 0 0 20 28 16.88 3.750																			
Cecilio Guante, R (3, 1) ERA: 2.51	3.1 14 3 1 1 6 1 0 0 0 0 0 1 25 29 2.70 1.200																			
Manny Sarmiento, R (7, 1) ERA: 3.12	2.0 8 2 0 0 4 0 0 0 0 0 0 0 16 16 0.00 1.000																			
Rod Scurry, L (9, 1) ERA: 5.05	1.0 6 1 0 0 0 2 0 0 0 0 0 0 4 12 0.00 3.000																			

Philadelphia Phillies @ Pittsburgh Pirates  
 Three Rivers Stadium, Pittsburgh, PA  
 Sat Jun 18 1983, 7:05 PM EDT  
 Att. 26,662 - Unknown

livebaseballscorecards.com

AB	41
R	6
H	15
RBI	6
BB	5
SO	12
LOB	22



Batter	1	2	3	4	5	6	7	8	9	AB	R	H	RBI	BB	SO	LOB
Marvell Wynne, L (1, 8) OBP: 0.308, SLG: 0.250 Brian Harper, R (9, PH) OBP: 0.132, SLG: 0.389	0-3 K		0-0 4-3		0-0 6-3		0-0 6-3		0-0 HR	4	0	0	0	0	1	0
Johnny Ray, S (1, 4) OBP: 0.317, SLG: 0.380	0-0 F9		0-0 G3		0-0 F7		0-0 F9		0-0 P5	5	0	0	0	0	0	0
Bill Madlock, R (1, 5) OBP: 0.357, SLG: 0.403	0-0 BB 1B		0-0 F9			0-0 P5	0-0 E3		0-0 F3	5	0	1	0	0	0	0
Jason Thompson, L (1, 3) OBP: 0.379, SLG: 0.418	4-0 1-2 BB			0-0 2-3 1B 1B		0-0 4-3	0-0 F8			3	0	1	0	1	0	1
Mike Easler, L (1, 7) OBP: 0.377, SLG: 0.447 Lee Lacy, R (8, PH) OBP: 0.297, SLG: 0.349 (9, 7)	0-0 F8			0-0 F9		0-0 BB 1B 1B		0-0 F9		3	1	1	0	0	0	3
Dave Parker, L (1, 9) OBP: 0.291, SLG: 0.377		0-0 1B 2B		0-0 1-2 1B		4-0 1-2 1B BB		0-0 L7		3	1	2	0	1	0	0
Tony Peña, R (1, 2) OBP: 0.285, SLG: 0.330 Rod Scurry, L (9, 1)		0-3 K		0-0 2-3 1-2 2-3		4-0 1-2 2-3 BB		0-0 5-3		3	0	0	0	1	1	3
Dale Berra, R (1, 6) OBP: 0.319, SLG: 0.382		0-0 G5-4-3 2-3 1B		0-0 P6		0-0 1-3 2-H 3-H 1B		4-0 FC4-6 BB		3	0	2	2	1	0	2
Rick Rhoden, R (1, 1) OBP: 0.182, SLG: 0.212 Cecilio Guante, R (3, 1) Lee Mazzilli, S (6, PH) OBP: 0.414, SLG: 0.408 Manny Sarmiento, R (7, 1) Steve Nicosia, R (9, 2) OBP: 0.111, SLG: 0.250		0-0 G5-4-3 1-2f		0-3 K		0-0 4-3		0-0 FC4-6 HR		1	0	0	0	0	0	2

Inning Stats	R: 0	H: 1	E: 0	K: 1	S: 6	R: 0	H: 2	E: 0	K: 1	S: 6	R: 0	H: 0	E: 0	K: 0	S: 3	R: 0	H: 2	E: 0	K: 0	S: 5	R: 0	H: 0	E: 0	K: 1	S: 5	R: 2	H: 2	E: 0	K: 0	S: 5	R: 0	H: 0	E: 1	K: 0	S: 4	R: 0	H: 0	E: 0	K: 0	S: 3	R: 2	H: 1	E: 0	K: 0	S: 4	1B: 6	SF: 0	2B: 1	SAC: 0	3B: 0	DP: 1	HR: 1	HBP: 0	WP: 0	PA: 39
--------------	------	------	------	------	------	------	------	------	------	------	------	------	------	------	------	------	------	------	------	------	------	------	------	------	------	------	------	------	------	------	------	------	------	------	------	------	------	------	------	------	------	------	------	------	------	-------	-------	-------	--------	-------	-------	-------	--------	-------	--------

PITCHER	IP	WLS	BF	H	R	ER	SO	BB	IBB	HBP	BLK	WP	HR	S	P	ERA	WHIP
Marty Bystrom, R (1, 1) ERA: 5.31	6.0	W	27	7	2	2	3	3	0	0	0	0	0	30	42	3.00	1.667
Willie Hernandez, L (7, 1) ERA: 1.91	2.0		7	0	0	0	0	0	0	0	0	0	0	7	7	0.00	0.000
Al Holland, L (9, 1) ERA: 2.73	1.0		5	1	2	2	0	1	0	0	0	0	1	4	8	18.00	2.000

BOTTOM

Philadelphia Phillies @ Pittsburgh Pirates  
Three Rivers Stadium, Pittsburgh, PA  
Sat Jun 18 1983, 7:05 PM EDT  
Att. 26,662 - Unknown

livebaseballscorecards.com

AB	35
R	4
H	8
RBI	4
BB	4
SO	3
LOB	14



Batter	1	2	3	4	5	6	7	8	9	AB R H RBI BB SO LOB	TOP											
<b>Joe Morgan, L</b> (1, 4) <small>OBP: 0.383, SLG: 0.358</small> <b>Bob Dernier, R</b> (8, 8) <small>OBP: 0.295, SLG: 0.250</small>	0-0 6-3		0-0 1B 1B		0-3 K	0-0 SF9		4-0 1B BB	0-0 1-3 1B PB	3 1 1 1 1 1 1 1 1 1 0 0 0 0												
<b>Pete Rose, S</b> (1, 9) <small>OBP: 0.327, SLG: 0.332</small> <small>(8, 3)</small>	0-0 P4		0-0 1B 1-2 2-H		4-0 WP 2B BB	0-0 L8		4-0 1B BB	0-0 1-3 1B	4 2 1 3 2 0 2												
<b>Gary Matthews, R</b> (1, 7) <small>OBP: 0.335, SLG: 0.384</small> <b>Greg Gross, L</b> (8, 7) <small>OBP: 0.371, SLG: 0.345</small>	0-0 6-3		0-0 6-3		0-3 K		0-0 FC5-4 1B	0-0 SF8	0-0 HBP 1B 1B	4 0 1 1 0 1 4 1 0 1 1 0 0 0												
<b>Tony Perez, R</b> (1, 3) <small>OBP: 0.343, SLG: 0.453</small> <b>Larry Milbourne, S</b> (8, 4) <small>OBP: 0.262, SLG: 0.263</small>		0-0 L3		0-0 WP 1B 1B	0-0 2B 2-H 3-H		0-0 F9	0-0 P4	0-0 P6	5 1 2 2 0 0 3 1 0 0 0 0 0 1												
<b>Mike Schmidt, R</b> (1, 5) <small>OBP: 0.389, SLG: 0.467</small> <b>Kiko Garcia, R</b> (9, 5) <small>OBP: 0.353, SLG: 0.375</small>		4-0 CS BB		0-3 K	4-0 IBB		0-0 FC5-4 1B 1-2f	0-0 HR 1B	0-0 HBP 1B	4 1 2 2 2 1 2 0 0 0 0 0 0 0												
<b>Von Hayes, L</b> (1, 8) <small>OBP: 0.338, SLG: 0.402</small> <small>(8, 9)</small>		0-3 K 1-2		0-0 5-3	0-0 P5		0-0 1B	4-0 HR IBB	1-0 HBP	4 1 1 0 1 1 4												
<b>Ozzie Virgil, R</b> (1, 2) <small>OBP: 0.311, SLG: 0.512</small>			0-3 K		0-0 1B 2-H		0-0 SH1-4 SF9 1B	0-0 HR 1-H 2-H	0-3 K	6 2 3 4 0 3 5												
<b>Ivan De Jesus, R</b> (1, 6) <small>OBP: 0.296, SLG: 0.306</small>			0-0 1B 1B		4-3		0-0 SF9 SH1-4 1B		0-0 SH BB 1B	5 2 3 0 0 0 1												
<b>Charles Hudson, S</b> (1, 1) <small>OBP: 0.333, SLG: 0.200</small>			0-3 K		4-0 WP 2B BB		0-0 SH1-4	0-0 SH BB BB	4-0 PB 1B 1-3 BB	1 3 0 0 2 1 1												
<b>Inning Stats</b>	R: 0 E: 0 K: 0 S: 3	H: 0 LOB: 0 BB: 0 P: 3	R: 0 E: 0 K: 1 S: 4	H: 0 LOB: 1 BB: 1 P: 8	R: 1 E: 0 K: 2 S: 10	H: 3 LOB: 2 BB: 0 P: 10	R: 1 E: 0 K: 1 S: 7	H: 2 LOB: 1 BB: 0 P: 7	R: 2 E: 0 K: 2 S: 8	H: 1 LOB: 2 BB: 3 P: 20	R: 1 E: 0 K: 0 S: 5	H: 2 LOB: 1 BB: 0 P: 5	R: 0 E: 0 K: 1 S: 7	H: 2 LOB: 2 BB: 0 P: 7	R: 7 E: 1 K: 0 S: 7	H: 3 LOB: 0 BB: 3 P: 19	R: 2 E: 0 K: 1 S: 8	H: 3 LOB: 3 BB: 1 P: 13	1B: 14 2B: 2 3B: 0 HR: 1	SF: 2 SAC: 2 DP: 1 HBP: 1	WP: 2 PB: 1 SB: 0 CS: 1	PA: 52
<b>PITCHER</b>	IP WLS BF H R ER SO BB IBB HBP BLK WP HR S P ERA WHIP	IP WLS BF H R ER SO BB IBB HBP BLK WP HR S P ERA WHIP																				
<b>Larry McWilliams, L</b> (1, 1) <small>ERA: 3.25</small> <b>Manny Sarmiento, R</b> (8, 1) <small>ERA: 3.25</small> <b>Rod Scurry, L</b> (9, 1) <small>ERA: 5.4</small>	7.0 L 34 10 5 5 7 3 1 0 0 2 0 44 60 6.43 1.857	1.0 10 3 7 1 0 2 1 0 0 0 0 0 7 19 9.00 5.000	1.0 8 3 2 2 1 1 0 1 0 0 0 0 8 13 18.00 4.000																			

Philadelphia Phillies @ Pittsburgh Pirates  
Three Rivers Stadium, Pittsburgh, PA  
Sun Jun 19 1983, 3:33 AM EDT  
Att. 19,369 - Unknown

livebaseballscorecards.com

<b>AB</b>	39
<b>R</b>	14
<b>H</b>	16
<b>RBI</b>	14
<b>BB</b>	8
<b>SO</b>	8
<b>LOB</b>	24




Batter	1	2	3	4	5	6	7	8	9	AB	R	H	RBI	BB	SO	LOB
Marvell Wynne, L (1, 8) OBP: 0.353, SLG: 0.500	0-0 F8 ①		0-0 HR		0-0 1B		0-0 3-1 ③			4	1	2	1	0	0	0
Johnny Ray, S (1, 4) OBP: 0.312, SLG: 0.373	0-0 F7 ②		0-0 6-3 ①		0-0 P6 ①			0-0 L9 ①		4	0	0	0	0	0	1
Bill Madlock, R (1, 5) OBP: 0.360, SLG: 0.405	0-0 1B		0-0 1B		0-0 F7 ②			0-0 P6 ②		4	0	2	0	0	0	1
Jason Thompson, L (1, 3) OBP: 0.377, SLG: 0.415	0-0 4-3 ③		0-3 K ②		0-0 F7 ③			0-0 1B		4	0	1	0	0	1	3
Mike Easler, L (1, 7) OBP: 0.374, SLG: 0.441		0-0 1B 1B	0-0 4-3 ③		0-0 F7 ①			0-0 4-3 ③		4	0	1	0	0	0	2
Rod Scurry, L (9, 1)										0	0	0	0	0	0	0
Dave Parker, L (1, 9) OBP: 0.285, SLG: 0.369		0-0 F7 ①		0-0 5-3 ①		0-0 P6 ②		0-0 F8 ①		4	0	0	0	0	0	1
Tony Peña, R (1, 2) OBP: 0.284, SLG: 0.344		0-0 F7 ②		0-0 6-3 ②		0-0 P4 ③			0-0 HR	4	1	1	1	0	0	1
Dale Berra, R (1, 6) OBP: 0.322, SLG: 0.381		0-0 1B		4-0 PB BB		0-0 P4 ①		0-3 K ②		3	0	1	0	1	1	0
Larry McWilliams, L (1, 1) OBP: 0.171, SLG: 0.176		0-3 K ③		0-3 K ③		0-0 F8 ②		0-3 K ③		2	0	0	0	0	2	3
Lee Mazzilli, S (7, PH) OBP: 0.412, SLG: 0.406				1-2 K ③						1	0	0	0	0	0	0
Manny Sarmiento, R (8, 1)										0	0	0	0	0	0	0
Brian Harper, R (9, 7) OBP: 0.128, SLG: 0.378										1	0	0	0	0	1	0

Inning Stats	R: 0	H: 1	E: 0	LOB: 1	K: 0	BB: 0	S: 4	P: 4	R: 0	H: 2	E: 0	LOB: 2	K: 1	BB: 0	S: 7	P: 7	R: 1	H: 2	E: 0	LOB: 1	K: 1	BB: 0	S: 7	P: 7	R: 0	H: 0	E: 0	LOB: 1	K: 1	BB: 1	S: 5	P: 9	R: 0	H: 1	E: 0	LOB: 1	K: 0	BB: 0	S: 4	P: 4	R: 0	H: 0	E: 0	LOB: 0	K: 0	BB: 0	S: 3	P: 3	R: 0	H: 0	E: 0	LOB: 0	K: 0	BB: 0	S: 3	P: 3	R: 0	H: 1	E: 0	LOB: 1	K: 0	BB: 0	S: 4	P: 4	R: 1	H: 1	E: 0	LOB: 0	K: 2	BB: 0	S: 8	P: 8	R: 0	H: 1	E: 0	LOB: 1	K: 0	BB: 0	S: 4	P: 4	R: 0	H: 1	E: 0	LOB: 0	K: 2	BB: 0	S: 8	P: 8
1B: 6	SF: 0	2B: 0	SAC: 0	3B: 0	DP: 0	HR: 2	HBP: 0	WP: 0	HR: 2	S: 45	P: 49	ERA: 2.00	WHIP: 1.000	1B: 6	SF: 0	2B: 0	SAC: 0	3B: 0	DP: 0	HR: 2	HBP: 0	WP: 0	HR: 2	S: 45	P: 49	ERA: 2.00	WHIP: 1.000	1B: 6	SF: 0	2B: 0	SAC: 0	3B: 0	DP: 0	HR: 2	HBP: 0	WP: 0	HR: 2	S: 45	P: 49	ERA: 2.00	WHIP: 1.000	1B: 6	SF: 0	2B: 0	SAC: 0	3B: 0	DP: 0	HR: 2	HBP: 0	WP: 0	HR: 2	S: 45	P: 49	ERA: 2.00	WHIP: 1.000																																	

**BOTTOM**

Philadelphia Phillies @ Pittsburgh Pirates  
 Three Rivers Stadium, Pittsburgh, PA  
 Sun Jun 19 1983, 3:33 AM EDT  
 Att. 19,369 - Unknown

AB	35
R	2
H	8
RBI	2
BB	1
SO	5
LOB	12



PITCHER	IP	WLS	BF	H	R	ER	SO	BB	IBB	HBP	BLK	WP	HR	S	P	ERA	WHIP
Charles Hudson, R (1, 1) ERA: 2.67	9.0	W	36	8	2	2	5	1	0	0	0	0	2	45	49	2.00	1.000

Batter	1	2	3	4	5	6	7	8	9	10	AB R H RBI BB SO LOB	TOP													
Mel Hall, L OBP: 0.402, SLG: 0.437 (1, 8) X	0-0 1-3	0-0 FC4-6		0-0 F5		0-0 FC1-6 23 FC6			0-0 23 SH3 1B		5 0 1 0 0 0 4	<b>Chicago Cubs @ Pittsburgh Pirates</b> Three Rivers Stadium, Pittsburgh, PA Mon Jun 20 1983, 7:05 PM EDT Unknown													
23 Ryne Sandberg, R OBP: 0.319, SLG: 0.385 (1, 4) X	0-0 HR		4-0 G1-6-3 BB	4-0 FC4-6 BB		0-0 FC6 FC4-6			0-0 SH3		2 1 1 1 2 0 2														
Bill Buckner, L OBP: 0.294, SLG: 0.429 (1, 3) X	0-0 BB 1B		0-0 G1-6-3 1-2f	0-0 FC4-6 1-2f		0-0 FC4-6 1-2f			4-0 G4-3 IBB		4 0 1 0 1 0 5														
Ron Cey, R OBP: 0.329, SLG: 0.396 (1, 5) X	0-0 F8		4-0 BB		0-0 HR			0-0 6-3	0-0 G4-3 1-2f		4 1 1 1 1 0 3														
Jay Johnstone, L OBP: 0.396, SLG: 0.488 (1, 7) B B B	4-0 FC6-4 BB		0-0 F5		0-0 F9		0-3 K		4-0 G4-3 BB		3 0 0 0 2 1 1														
Keith Moreland, R OBP: 0.333, SLG: 0.445 (1, 9) X	0-0 FC6-4 1-2f			0-0 F8 WP 1B	0-3 K		0-0 L6		0-0 G4-3 1-2f		5 1 1 0 0 1 3														
Larry Bowa, S OBP: 0.313, SLG: 0.344 (1, 6) X		0-0 E6 G6-4-3		4-0 F8 1B BB	0-0 F9			0-0 5-3	4-0 FC6-4 BB		3 1 0 0 2 0 0														
Jody Davis, R OBP: 0.288, SLG: 0.467 (1, 2) X		0-0 G6-4-3 1-2f		0-0 F8 1-2 2-3		0-0 FC1-6 1B		0-0 1-3	0-0 FC6-4 1-2f		5 0 1 0 0 0 4														
Fergie Jenkins, R OBP: 0.323, SLG: 0.387 Junior Kennedy, R OBP: 0.182, SLG: 0.150 Mike Proly, R Bill Campbell, R		0-0 FC4-6 1B		0-0 23 BB 1B		0-0 23 FC6 FC1-6 1B		0-3 K			3 0 3 2 0 0 0 0 0 0 0 0 0 0 0 0 0 0 0 0 0 1 0 0 0 0 1 0														
<b>Inning Stats</b>	R: 1 E: 0 K: 0 S: 5	H: 2 LOB: 2 BB: 1 P: 9	R: 0 E: 1 K: 0 S: 4	H: 1 LOB: 1 BB: 0 P: 4	R: 0 E: 0 K: 0 S: 2	H: 0 LOB: 1 BB: 2 P: 10	R: 2 E: 0 K: 0 S: 5	H: 2 LOB: 2 BB: 2 P: 13	R: 1 E: 0 K: 1 S: 6	H: 1 LOB: 0 BB: 0 P: 6	R: 0 E: 0 K: 0 S: 5		H: 2 LOB: 2 BB: 0 P: 5	R: 0 E: 0 K: 1 S: 5	H: 0 LOB: 0 BB: 0 P: 5	R: 0 E: 0 K: 1 S: 3	H: 1 LOB: 1 BB: 1 P: 7	R: 0 E: 0 K: 0 S: 2	H: 0 LOB: 1 BB: 2 P: 10	1B: 7 2B: 0 3B: 0 HR: 2	SF: 0 SAC: 1 DP: 4 HBP: 0	WP: 1 PB: 0 SB: 0 CS: 0	PA: 44		
<b>PITCHER</b>	IP WLS BF H R ER SO BB IBB HBP BLK WP HR S P ERA WHIP												IP WLS BF H R ER SO BB IBB HBP BLK WP HR S P ERA WHIP												
Lee Tunnell, R ERA: 5.24	(1, 1) 5.0																								
Cecilio Guante, R ERA: 2.2	(6, 1) 2.0	W	8	2	0	0	1	0	0	0	0	0	0	10	10	0.00	1.000								
Kent Tekulve, R ERA: 1.66	(8, 1) 3.0		11	1	0	0	1	2	1	0	0	0	0	10	22	0.00	1.000								

livebaseballscorecards.com

AB 35  
R 4  
H 9  
RBI 4  
BB 8  
SO 3  
LOB 22



Batter	1	2	3	4	5	6	7	8	9	10
Marvell Wynne, L (1, 8) OBP: 0.364, SLG: 0.476	0-0 F8	0-0 F7			0-0 G6-4-3 1B		0-0 G3 2B 1B	0-0 CS	0-0 L4	
Johnny Ray, S (1, 4) OBP: 0.314, SLG: 0.375	4-0 S BB		0-0 F8		0-0 G6-4-3		0-0 G3		0-0 2B	
Bill Madlock, R (1, 5) OBP: 0.366, SLG: 0.412	0-3 K		0-3 K		0-0 HR 1B		0-0 BB 2B		4-0 IBB	
Jason Thompson, L (1, 3) OBP: 0.386, SLG: 0.433	4-0 BB		0-0 1B		0-0 HR		4-0 BB BB		0-3 K	
Mike Easler, L (1, 7) OBP: 0.369, SLG: 0.430	0-0 L9		0-3 K		0-0 F7		4-0 BB		0-3 K	
Dave Parker, L (1, 9) OBP: 0.284, SLG: 0.367		0-3 K		0-0 1B		0-0 6-3	0-0 F6			0-0 HR
Kent Tekulve, R (8, 1)										
Richie Hebner, L (10, PH) OBP: 0.400, SLG: 0.404										
Tony Peña, R (1, 2) OBP: 0.289, SLG: 0.348		0-0 BB 1B		0-0 G6-4-3		0-0 4-3		0-0 FC5-4 1B		
Dale Berra, R (1, 6) OBP: 0.321, SLG: 0.375		4-0 BB		0-0 F8		0-0 6-3		0-3 K		
Lee Tunnell, R (1, 1) OBP: 0.211, SLG: 0.167		0-0 F7			0-0 G6-4-3 1B 1B		0-3 K	0-0 FC5-4 CS		
Gene Tenace, R (5, PH) OBP: 0.257, SLG: 0.103										
Cecilio Guante, R (6, 1)										
Lee Mazzilli, S (7, PH) OBP: 0.410, SLG: 0.403										
Lee Lacy, R (8, 9) OBP: 0.296, SLG: 0.346										

AB	R	H	RBI	BB	SO	LOB
5	1	2	0	0	0	2
4	0	1	0	1	0	3
4	1	2	2	1	2	1
3	1	2	2	2	1	2
4	0	0	0	1	2	5
4	0	1	0	0	1	3
0	0	0	0	0	0	0
1	1	1	1	0	0	0
4	0	2	0	0	0	1
3	0	0	0	1	1	1
1	0	0	0	0	0	2
1	1	1	0	0	0	0
0	0	0	0	0	0	0
1	0	0	0	0	1	0
1	0	0	0	0	0	1

WP	PA
0	43

Inning Stats	R: 0	H: 0	E: 0	K: 1	S: 5	P: 13	R: 0	H: 1	E: 0	K: 2	S: 8	R: 0	H: 1	E: 0	K: 0	S: 3	R: 3	H: 4	E: 0	K: 0	S: 6	R: 0	H: 0	E: 0	K: 0	S: 3	R: 1	H: 2	E: 0	K: 1	S: 7	R: 0	H: 1	E: 0	K: 1	S: 5	R: 0	H: 1	E: 0	K: 2	S: 8	R: 1	H: 1	E: 0	K: 0	S: 1	1B: 8	SF: 0	2B: 2	SAC: 0	3B: 0	DP: 2	HR: 2	HBP: 0
PITCHER	IP	WLS	BF	H	R	ER	SO	BB	IBB	HBP	BLK	WP	HR	S	P	ERA	WHIP																																					
Fergie Jenkins, R (1, 1) ERA: 4.2	5.0		23	7	3	3	4	3	0	0	0	0	1	28	40	5.40	2.000																																					
Mike Proly, R (6, 1) ERA: 3.48	1.2		7	2	1	1	1	0	0	0	0	0	0	9	9	5.40	1.200																																					
Bill Campbell, R (7, 1) ERA: 3.22	2.1	L	12	3	1	1	3	2	1	0	0	0	1	15	27	3.86	2.143																																					

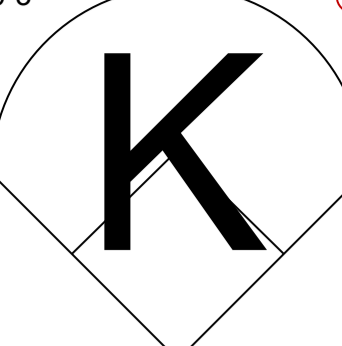
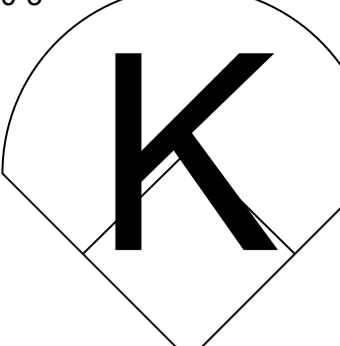
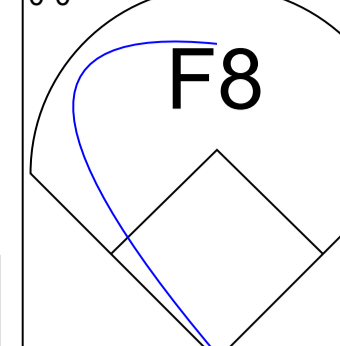
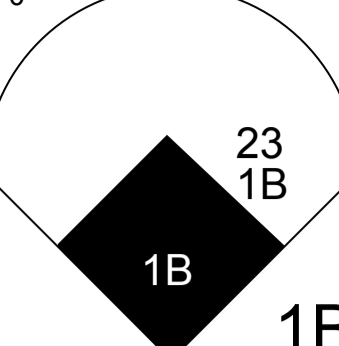
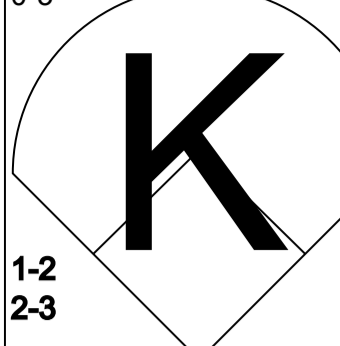
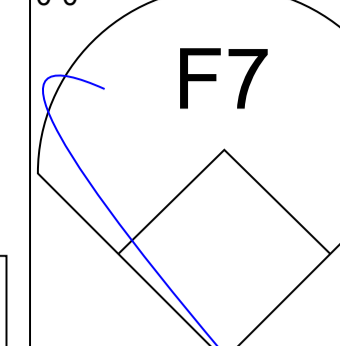
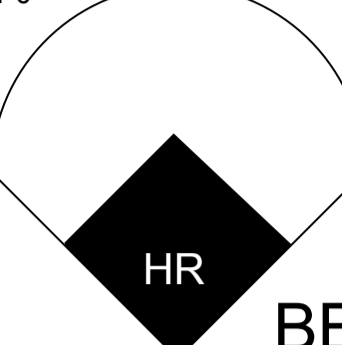
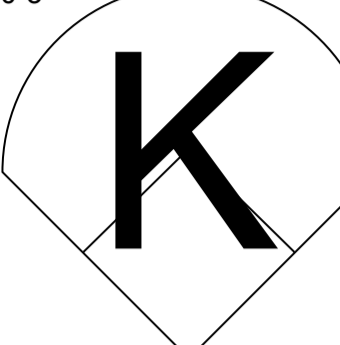
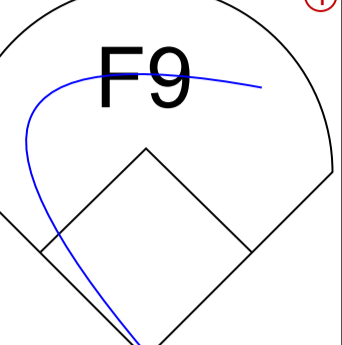
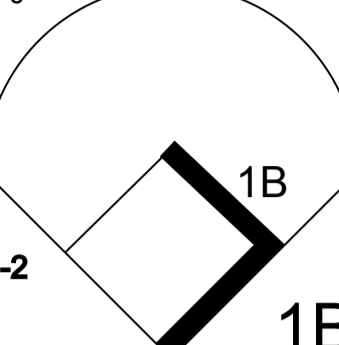
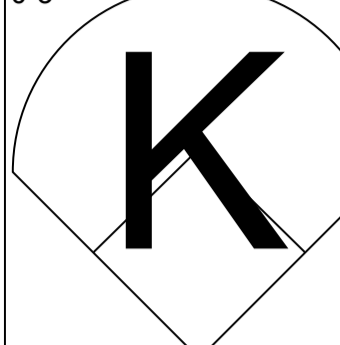
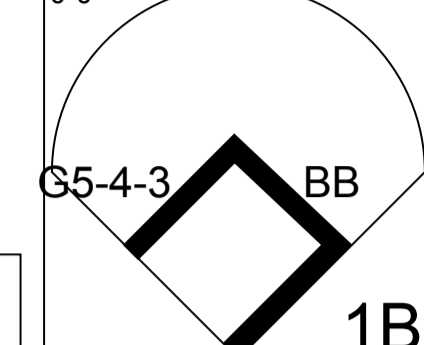
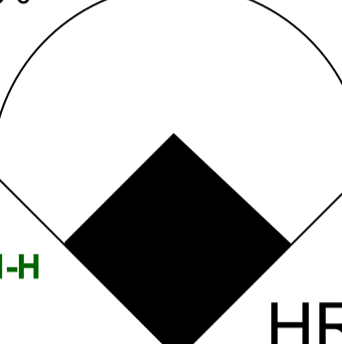
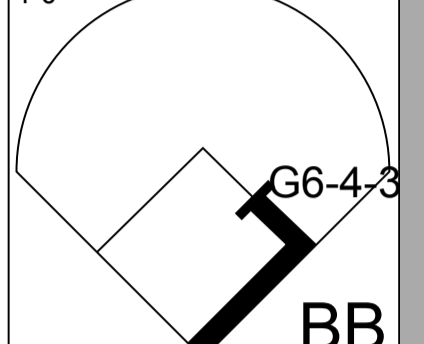
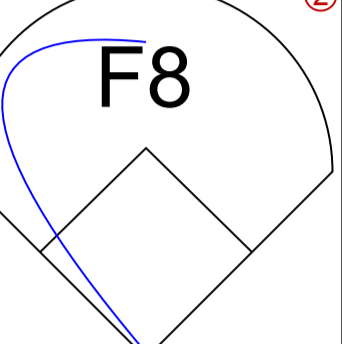
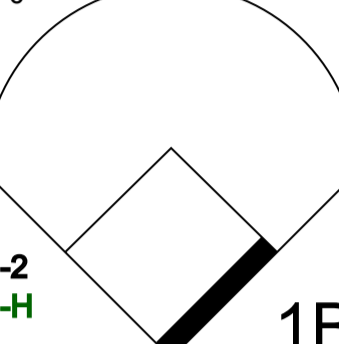
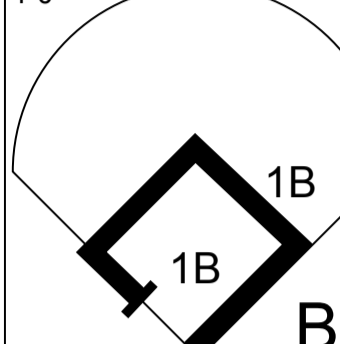
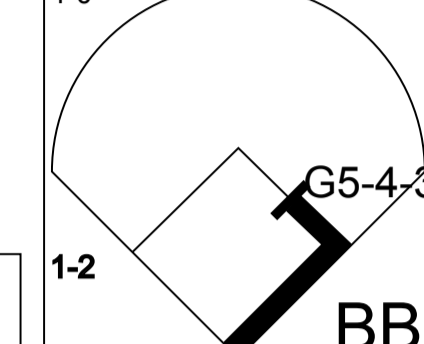
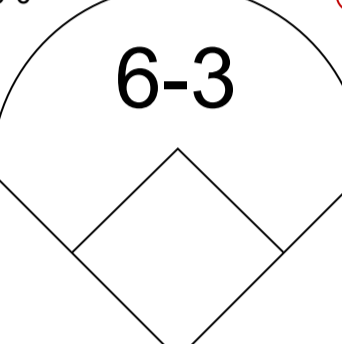
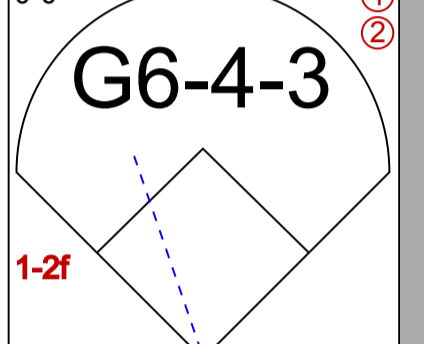
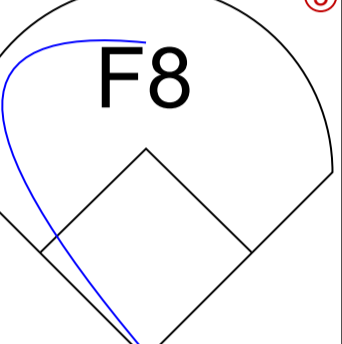
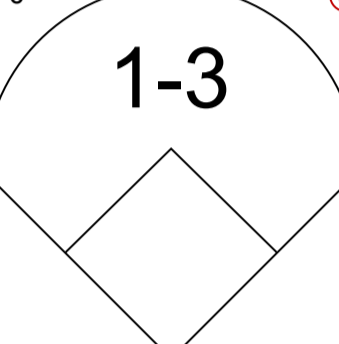
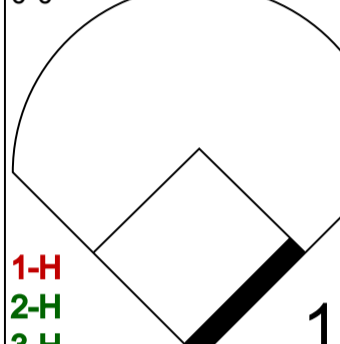
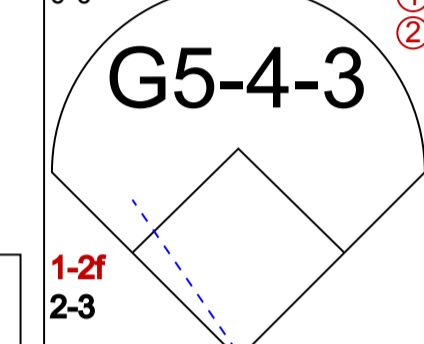
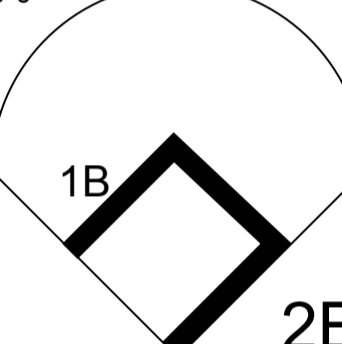
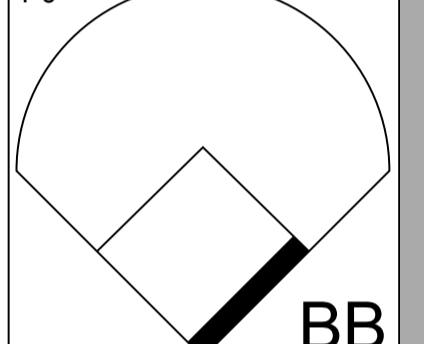
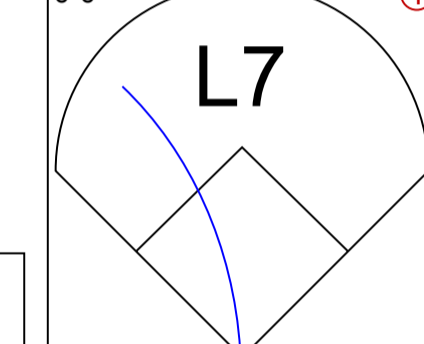
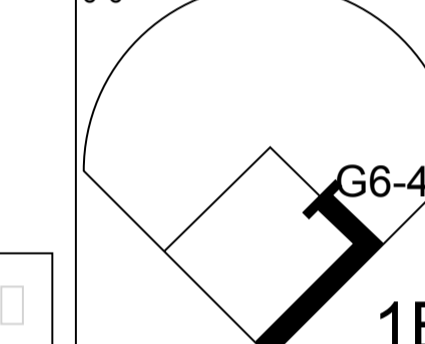
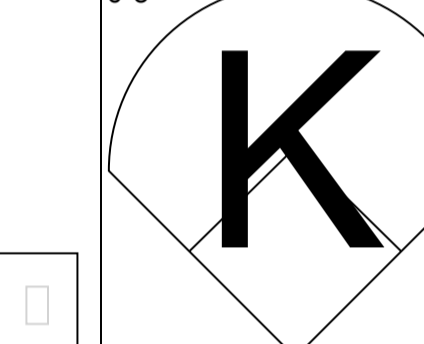
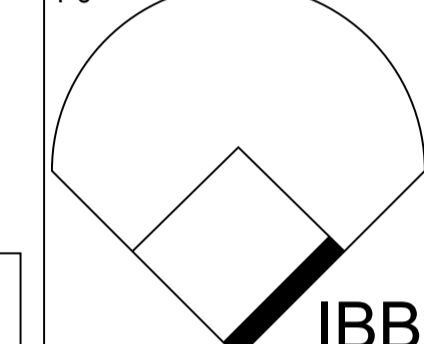
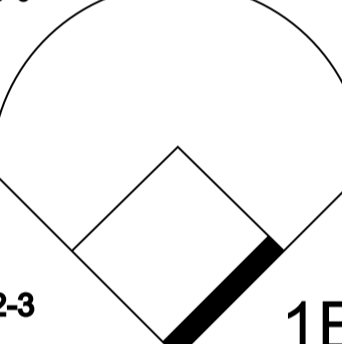
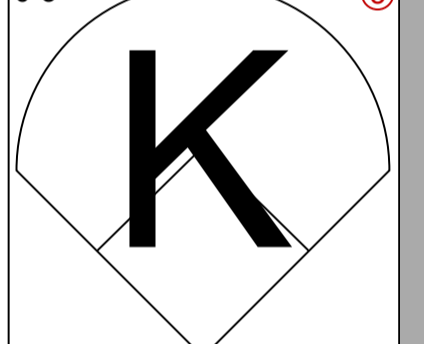
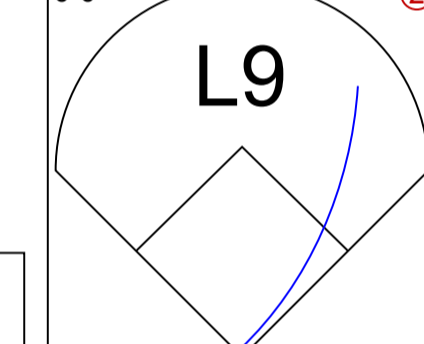
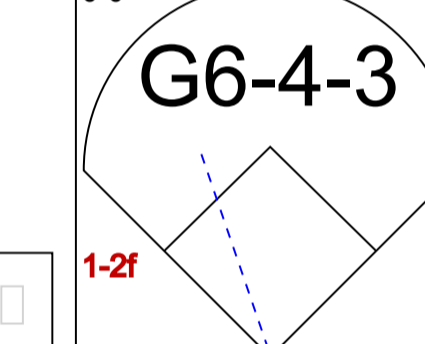
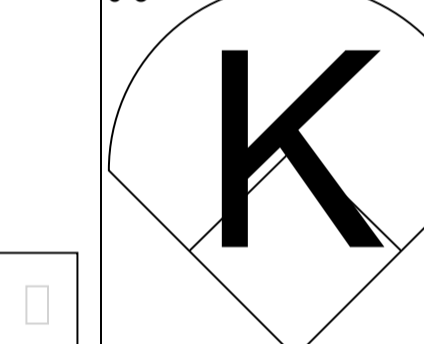
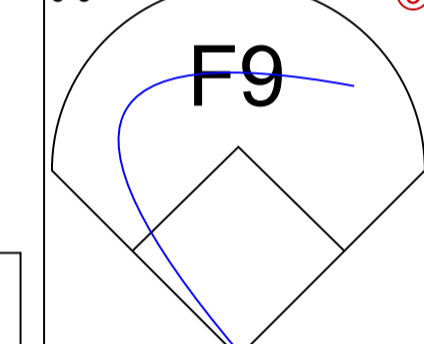
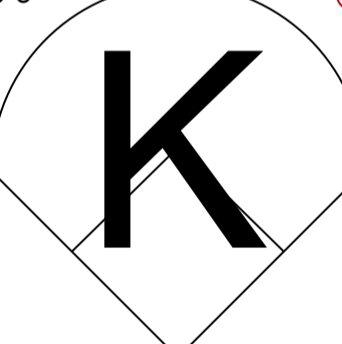
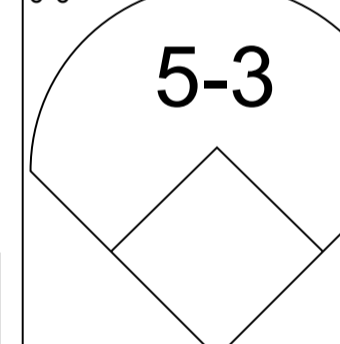
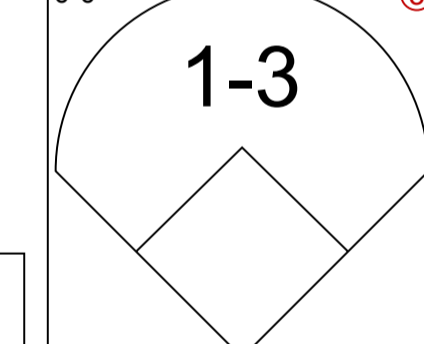
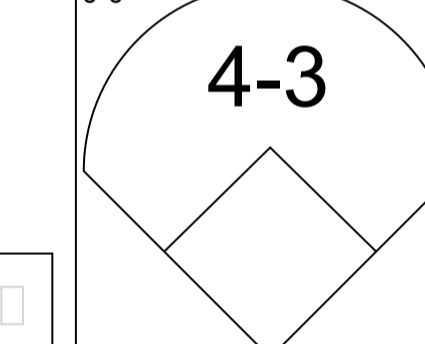
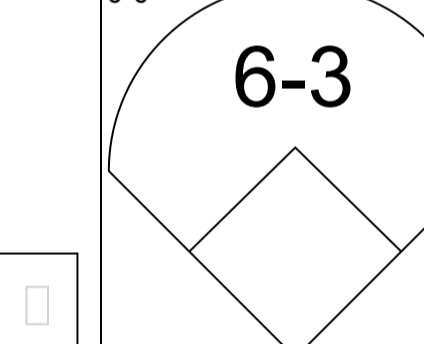
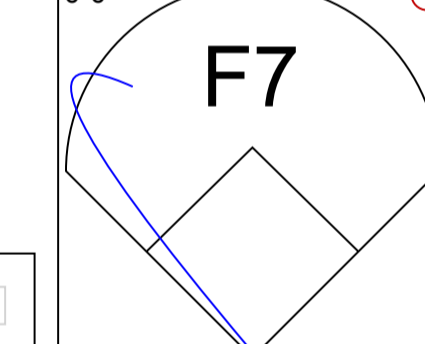
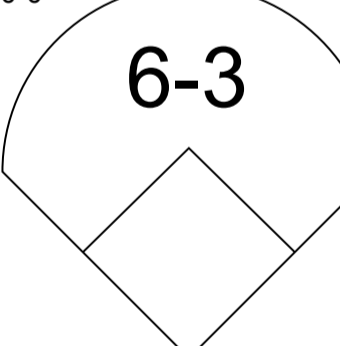
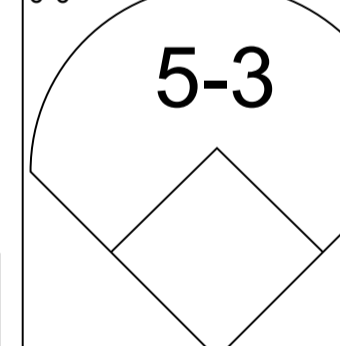
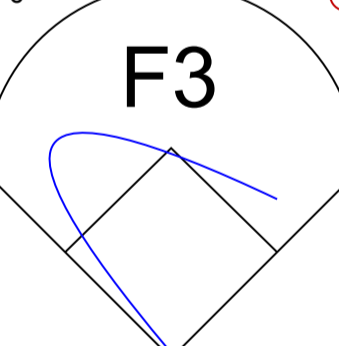
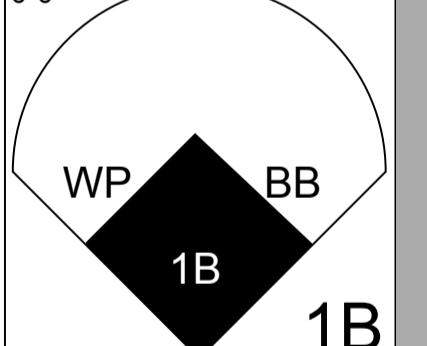
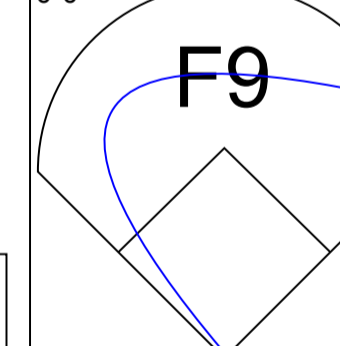
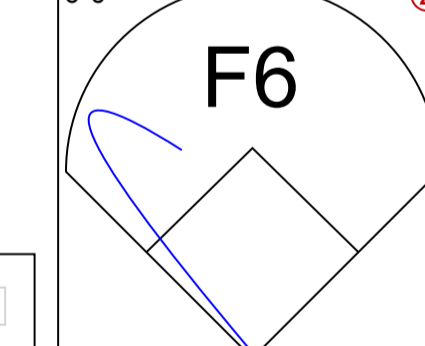
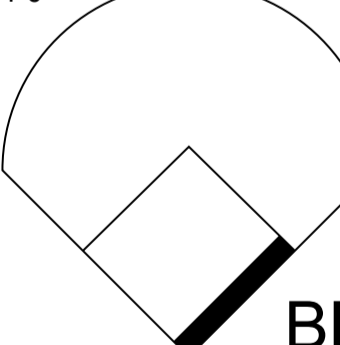

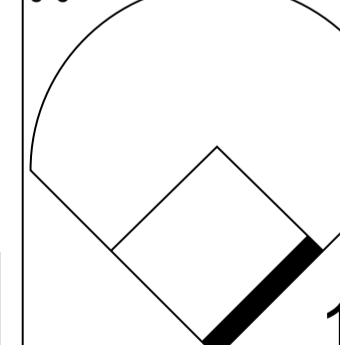
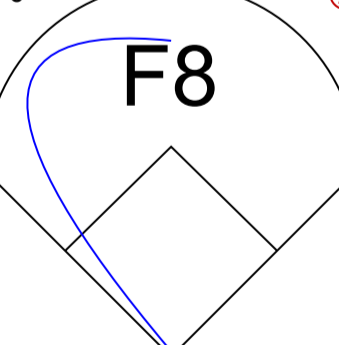

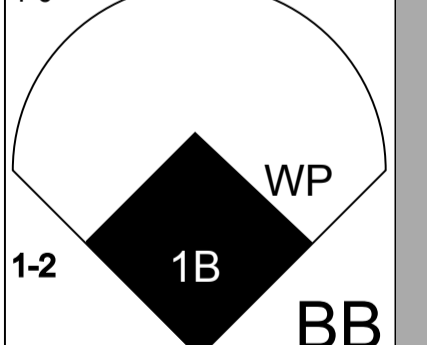
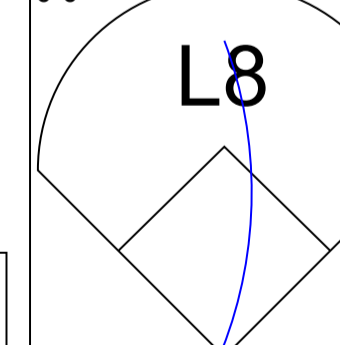
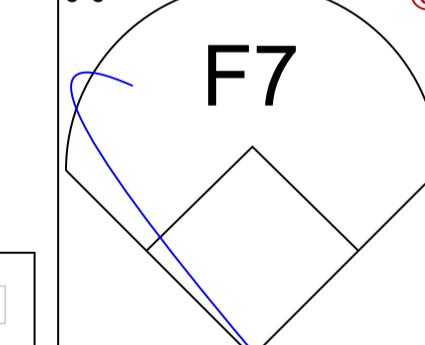
**BOTTOM**

**Chicago Cubs @ Pittsburgh Pirates**  
 Three Rivers Stadium, Pittsburgh, PA  
 Mon Jun 20 1983, 7:05 PM EDT  
 Unknown

[livebaseballscores.com](http://livebaseballscores.com)

<b>AB</b>	36
<b>R</b>	5
<b>H</b>	12
<b>RBI</b>	5
<b>BB</b>	6
<b>SO</b>	8
<b>LOB</b>	21



Batter	1	2	3	4	5	6	7	8	9	10	11	12	13	AB R H RBI BB SO LOB	TOP	
<b>Mel Hall, L</b> <small>(1, 8) OBP: 0.388, SLG: 0.419</small>														6 1 1 0 0 3 4	<b>Chicago Cubs @ Pittsburgh Pirates</b> Three Rivers Stadium, Pittsburgh, PA Mon Jun 20 1983, 7:05 PM EDT Att: 5,839 - Unknown	
<b>23 Ryne Sandberg, R</b> <small>(1, 4) OBP: 0.323, SLG: 0.385</small>														5 1 2 0 1 2 3		
<b>Bill Buckner, L</b> <small>(1, 3) OBP: 0.306, SLG: 0.443</small>														3 1 2 3 3 0 0		
<b>Ron Cey, R</b> <small>(1, 5) OBP: 0.325, SLG: 0.390</small>														6 0 1 2 0 0 5		
<b>Keith Moreland, R</b> <small>(1, 9) OBP: 0.342, SLG: 0.451</small>														4 0 2 0 2 1 0		
<b>Scot Thompson, L</b> <small>(1, 7) OBP: 0.257, SLG: 0.250</small> <b>Warren Erusstar, R</b> <small>(6, 1)</small> <b>Jay Johnstone, L</b> <small>(8, PH) OBP: 0.302, SLG: 0.482</small> <b>Lee Smith, R</b> <small>(8, 1)</small> <b>Gary Woods, R</b> <small>(12, PH) OBP: 0.209, SLG: 0.372</small> <b>Bill Campbell, R</b> <small>(12, 1)</small>														3 0 1 0 0 1 1 0 0 0 0 0 0 0 1 0 0 0 0 0 1 1 0 0 0 0 1 0 1 0 0 0 0 0 2 0 0 0 0 0 0 0		
<b>Steve Lake, R</b> <small>(1, 2) OBP: 0.370, SLG: 0.533</small>														6 0 0 0 0 1 2		
<b>Tom Verzyer, R</b> <small>(1, 6) OBP: 0.194, SLG: 0.222</small> <b>Larry Bowa, S</b> <small>(9, PH) OBP: 0.313, SLG: 0.344</small> <small>(9, 6)</small>														3 0 0 0 0 0 0 3 1 1 0 0 0 0		
<b>Craig Lefferts, L</b> <small>(1, 1) OBP: 0.154, SLG: 0.083</small> <b>Tom Grant, L</b> <small>(6, 7)</small>														1 0 1 0 1 0 0 3 1 0 0 1 0 0		
<b>Inning Stats</b>	R: 2 H: 3 E: 0 LOB: 2 K: 2 BB: 1 S: 10 P: 14	R: 0 H: 0 E: 0 LOB: 1 K: 2 BB: 1 S: 7 P: 11	R: 0 H: 0 E: 0 LOB: 1 K: 1 BB: 2 S: 4 P: 12	R: 0 H: 1 E: 0 LOB: 1 K: 0 BB: 0 S: 4 P: 4	R: 0 H: 0 E: 0 LOB: 0 K: 0 BB: 0 S: 3 P: 3	R: 0 H: 0 E: 0 LOB: 0 K: 0 BB: 0 S: 3 P: 3	R: 1 H: 3 E: 0 LOB: 2 K: 0 BB: 0 S: 6 P: 6	R: 0 H: 1 E: 0 LOB: 0 K: 0 BB: 0 S: 3 P: 3	R: 2 H: 2 E: 0 LOB: 2 K: 2 BB: 2 S: 8 P: 16	R: 0 H: 0 E: 0 LOB: 0 K: 2 BB: 0 S: 7 P: 7	R: 0 H: 0 E: 0 LOB: 0 K: 0 BB: 0 S: 3 P: 3	R: 0 H: 1 E: 0 LOB: 2 K: 0 BB: 2 S: 3 P: 11	R: 0 H: 0 E: 0 LOB: 0 K: 0 BB: 0 S: 3 P: 3	1B: 9 SF: 0 2B: 1 SAC: 0 3B: 0 DP: 3 HR: 1 HBP: 0		WP: 1 PA: 54 PB: 0 SB: 0 CS: 0
<b>PITCHER</b> <b>Jim Bibby, R</b> <small>(1, 1) ERA: 9.3</small> <b>Kent Tekulve, R</b> <small>(7, 1) ERA: 2.06</small> <b>Don Robinson, R</b> <small>(9, 1) ERA:</small>	IP WLS BF H R ER SO BB IBB HBP BLK WP HR S P ERA WHIP 6.2 1.1 6 2 2 2 0 1 0 0 0 0 5 9 13.50 2.250 5.0 W 18 2 0 0 4 2 1 0 0 1 0 23 35 0.00 0.800	<b>PITCHER</b> IP WLS BF H R ER SO BB IBB HBP BLK WP HR S P ERA WHIP														







Batter	1	2	3	4	5	6	7	8	9	AB R H RBI BB SO LOB	TOP	
Mel Hall, L OBP: 0.393, SLG: 0.433 (1, 8) X	0-0 G3		0-3 K			0-0 2B		0-0 E8 FC6-5 1-3 1B		4 0 2 0 0 1 0	<b>Chicago Cubs @ Pittsburgh Pirates</b> Three Rivers Stadium, Pittsburgh, PA Tue Jun 21 1983, 7:05 PM EDT Att. 6,363 - Unknown  <a href="http://livebaseballscorecards.com">livebaseballscorecards.com</a>	
23 Ryne Sandberg, R OBP: 0.319, SLG: 0.380 Junior Kennedy, R OBP: 0.174, SLG: 0.143 (1, 4) X (6, 4)	0-0 4-3		0-3 K			0-3 K		0-0 FC6-5 2B		3 0 0 0 0 2 1 1 1 0 1 0 0 1		
Bill Buckner, L OBP: 0.309, SLG: 0.447 (1, 3) X	0-0 1B			0-0 4-3		0-0 6-3		0-0 1B 1-H 2B		4 0 2 1 0 0 1		
Jay Johnstone, L OBP: 0.386, SLG: 0.483 Warren Brusstar, R (8, 1) X (1, 7)	0-0 3-1			0-0 L7			0-0 L6-4 2B	0-3 K		4 0 1 0 0 1 2 0 0 0 0 0 0 0		
Ron Cey, R OBP: 0.320, SLG: 0.384 (1, 5) X		0-0 L3		0-0 P5		0-0 L6-4 2-3		0-3 K		4 0 0 0 0 1 1		
Keith Moreland, R OBP: 0.348, SLG: 0.466 (1, 9) X		0-0 P6			0-0 L3-4 1B			0-0 1B 3B		4 1 3 0 0 0 0		
Larry Bowa, S OBP: 0.312, SLG: 0.342 (1, 6) X		0-0 6-3			0-0 F7		0-0 4-3	0-0 1B S 1B		4 0 1 1 0 0 2		
Jody Davis, R OBP: 0.292, SLG: 0.484 (1, 2) X			0-0 HR		0-0 L3-4 1-2			0-0 E FC6-5 1B 1B	0-3 K	4 2 2 1 0 1 2		
Dickie Noles, R Mike Proly, R Scot Thompson, L OBP: 0.221, SLG: 0.243 (8, PH) (8, 7) X			0-3 K			0-0 F9		0-0 F7	0-3 K2-3	1 0 0 0 0 1 0 1 0 0 0 0 0 0 2 0 0 0 0 1 2		
<b>Inning Stats</b>	R: 0 H: 1 E: 0 LOB: 1 K: 0 BB: 0 S: 4 P: 4	R: 0 H: 0 E: 0 LOB: 0 K: 0 BB: 0 S: 3 P: 3	R: 1 H: 1 E: 0 LOB: 0 K: 3 BB: 0 S: 10 P: 10	R: 0 H: 0 E: 0 LOB: 0 K: 0 BB: 0 S: 3 P: 3	R: 0 H: 1 E: 0 LOB: 0 K: 0 BB: 0 S: 3 P: 3	R: 0 H: 1 E: 0 LOB: 1 K: 1 BB: 0 S: 6 P: 6	R: 0 H: 2 E: 0 LOB: 1 K: 0 BB: 0 S: 4 P: 4	R: 2 H: 3 E: 1 LOB: 1 K: 1 BB: 0 S: 8 P: 8	R: 1 H: 2 E: 0 LOB: 1 K: 3 BB: 0 S: 11 P: 11	1B: 6 SF: 0 2B: 5 SAC: 0 3B: 1 DP: 2 HR: 1 HBP: 0		WP: 0 PA: 36 PB: 0 SB: 1 CS: 0
<b>PITCHER</b> Rick Rhoden, R ERA: 3.67 (1, 1)	IP WLS BF H R ER SO BB IBB HBP BLK WP HR S P ERA WHIP											<b>PITCHER</b> IP WLS BF H R ER SO BB IBB HBP BLK WP HR S P ERA WHIP
	9.0 W 36 11 4 4 8 0 0 0 0 0 0 1 52 52 4.00 1.222											




Batter	1	2	3	4	5	6	7	8	9	AB	R	H	RBI	BB	SO	LOB
Marvell Wynne, L (1, 8) OBP: 0.406, SLG: 0.429	4-0 BB G4-6-3		0-3 K		0-0 3-1	0-0 E6				3	0	0	0	1	1	1
Johnny Ray, S (1, 4) OBP: 0.317, SLG: 0.377	0-0 G4-6-3 1-2f		0-0 1B 2B 1B		0-0 1B 1B	0-0 1-3				4	2	2	1	0	0	2
Bill Madlock, R (1, 5) OBP: 0.363, SLG: 0.404	0-0 P4		0-0 1B 2B 1B		0-0 1B 1B	0-0 6-3				4	2	2	1	0	0	0
Jason Thompson, L (1, 3) OBP: 0.395, SLG: 0.441		0-0 1B	0-0 1B 2B		4-0 2B BB	0-0 2B 1B				3	2	3	2	1	0	0
Mike Easter, L (1, 7) OBP: 0.378, SLG: 0.451		0-0 F8	0-0 1B		0-0 2B 2B	0-0 2B				4	1	3	3	0	0	1
Richie Hebner, L (1, 9) OBP: 0.391, SLG: 0.412		0-0 FC3-6	0-0 F9		0-0 2B	0-0 F9				3	0	1	1	0	0	3
Lee Lacy, R (5, PR) OBP: 0.305, SLG: 0.369 (6, 9)		0-0 1-2f	0-0 1-2f		0-0 K 2B	0-0 F9				1	0	0	0	0	0	0
Tony Peña, R (1, 2) OBP: 0.283, SLG: 0.340		0-0 F9		0-0 F8	0-3 K				0-0 F9	4	0	0	0	0	1	2
Dale Berra, R (1, 6) OBP: 0.329, SLG: 0.406			0-0 F9 1B 2B	0-0 L8		0-3 K			0-0 6-3	4	1	1	0	0	1	0
Rick Rhoden, R (1, 1) OBP: 0.162, SLG: 0.189			0-0 F9 2-3	0-3 K		0-0 4-3			0-0 L8	4	0	0	0	0	1	1

Inning Stats		R: 0	H: 0	E: 0	K: 0	S: 2	R: 0	H: 1	E: 0	K: 0	S: 4	R: 3	H: 5	E: 0	K: 1	S: 10	R: 0	H: 0	E: 0	K: 1	S: 5	R: 4	H: 4	E: 0	K: 1	S: 8	R: 0	H: 0	E: 1	K: 1	S: 6	R: 1	H: 2	E: 0	K: 0	S: 4	R: 0	H: 0	E: 0	K: 0	S: 3																			
PITCHER		IP	WLS	BF	H	R	ER	SO	BB	IBB	HBP	BLK	WP	HR	S	P	ERA	WHIP	PITCHER																		IP	WLS	BF	H	R	ER	SO	BB	IBB	HBP	BLK	WP	HR	S	P	ERA	WHIP							
Dickie Notes, R (1, 1) ERA: 7.8	4.1	L	23	9	7	7	2	2	2	0	0	0	0	0	25	33	14.54	2.538																																										
Mike Proly, R (5, 1) ERA: 3.48	2.2		10	3	1	1	2	0	0	0	0	0	0	0	14	14	3.38	1.125																																										
Warren Brusstar, R (8, 1) ERA: 3.64	1.0		3	0	0	0	0	0	0	0	0	0	0	0	3	3	0.00	0.000																																										

**BOTTOM**

**Chicago Cubs @ Pittsburgh Pirates**  
 Three Rivers Stadium, Pittsburgh, PA  
 Tue Jun 21 1983, 7:05 PM EDT  
 Att. 6,363 - Unknown

<b>AB</b>	<b>34</b>
<b>R</b>	<b>8</b>
<b>H</b>	<b>12</b>
<b>RBI</b>	<b>8</b>
<b>BB</b>	<b>2</b>
<b>SO</b>	<b>4</b>
<b>LOB</b>	<b>10</b>



1B: 7	SF: 0	WP: 0	PA: 36
2B: 5	SAC: 0	PB: 0	
3B: 0	DP: 1	SB: 1	
HR: 0	HBP: 0	CS: 0	

Batter	1	2	3	4	5	6	7	8	9	AB R H RBI BB SO LOB	TOP		
Gary Woods, R (1, 8) OBP: 0.299, SLG: 0.360 Mel Hall, L (7, PH) OBP: 0.389, SLG: 0.429 (7, 8)	0-0 1-3		0-0 F8		0-0 L9		0-0 F7			3 0 0 0 0 0 1 1 0 0 0 0 0 2			
23 Ryne Sandberg, R (1, 4) OBP: 0.326, SLG: 0.392	0-0 L9			0-0 4-3 HR 2B		4-0 G1 4-3 BB		0-0 F8 2B		3 1 2 0 1 0 0			
Bill Buckner, L (1, 3) OBP: 0.304, SLG: 0.441	0-3 K			0-0 4-3		0-0 4-3		0-0 F8		4 0 0 0 0 1 3			
Keith Moreland, R (1, 9) OBP: 0.347, SLG: 0.475		0-0 F9		0-0 3-H HR		0-0 G1		0-0 F9		4 1 1 2 0 0 2			
Ron Cey, R (1, 5) OBP: 0.316, SLG: 0.377		0-0 F9		0-3 K		0-0 4-3		0-0 F4		4 0 0 0 0 1 2			
Jerry Morales, R (1, 7) OBP: 0.200, SLG: 0.226 Tom Grant, L (7, PH) (7, 7)		0-0 2B		0-0 4-3			4-0 1B BB		0-0 L3	2 0 1 0 0 0 0 1 0 0 0 1 0 0			
Larry Bowa, S (1, 6) OBP: 0.311, SLG: 0.341		0-3 K			0-0 6-3		0-0 1-2 1B		0-0 F9	4 0 1 0 0 1 1			
Jody Davis, R (1, 2) OBP: 0.286, SLG: 0.474			0-3 K		0-0 F9		0-3 K 1B		0-0 1-3	4 0 0 0 0 2 2			
Chuck Rainey, R (1, 1) OBP: 0.231, SLG: 0.167 Warren Brusstar, R (5, 1) Scott Thompson, L (7, PH) OBP: 0.218, SLG: 0.240 Bill Campbell, R (7, 1)			0-0 4-3		0-0 1B		0-0 F4			2 0 1 0 0 0 0 0 0 0 0 0 0 0 1 0 0 0 0 0 2 0 0 0 0 0 0 0			
<b>Inning Stats</b>	R: 0 H: 0 E: 0 LOB: 0 K: 1 BB: 0 S: 5 P: 5	R: 0 H: 1 E: 0 LOB: 1 K: 1 BB: 0 S: 6 P: 6	R: 0 H: 0 E: 0 LOB: 0 K: 1 BB: 0 S: 5 P: 5	R: 2 H: 2 E: 0 LOB: 0 K: 1 BB: 0 S: 7 P: 7	R: 0 H: 1 E: 0 LOB: 1 K: 0 BB: 0 S: 4 P: 4	R: 0 H: 0 E: 0 LOB: 1 K: 0 BB: 1 S: 3 P: 7	R: 0 H: 1 E: 0 LOB: 2 K: 1 BB: 1 S: 6 P: 10	R: 0 H: 1 E: 0 LOB: 1 K: 0 BB: 0 S: 4 P: 4	R: 0 H: 0 E: 0 LOB: 0 K: 0 BB: 0 S: 3 P: 3	1B: 2 SF: 0 2B: 3 SAC: 0 3B: 0 DP: 0 HR: 1 HBP: 0	WP: 0 PA: 35 PB: 0 SB: 0 CS: 0		
<b>PITCHER</b>	IP WLS BF H R ER SO BB IBB HBP BLK WP HR S P ERA WHIP											<b>PITCHER</b>	IP WLS BF H R ER SO BB IBB HBP BLK WP HR S P ERA WHIP
John Candelaria, L (1, 1) ERA: 4.29	5.0 W 19 4 2 2 4 0 0 0 0 0 1 27 27 3.60 0.800												
Cecilio Guante, R (6, 1) ERA: 1.77	4.0 S 16 2 0 0 1 2 0 0 0 0 0 0 16 24 0.00 1.000												

Chicago Cubs @ Pittsburgh Pirates  
 Three Rivers Stadium, Pittsburgh, PA  
 Wed Jun 22 1983, 7:05 PM EDT  
 Att. 8,666 - Unknown

livebaseballscorecards.com

AB	33
R	2
H	6
RBI	2
BB	2
SO	5
LOB	15



Batter	1	2	3	4	5	6	7	8	9
Marvell Wynne, L (1, 8) OBP: 0.444, SLG: 0.531	0-0 4-3 1B 2B	0-0 1-3 2-3 3-H		0-0 1-3 2-H 2B		0-0 1B			
Johnny Ray, S (1, 4) OBP: 0.316, SLG: 0.374	0-0 4-3 2-3		0-0 G6-4-3 1B	0-0 F9		0-0 G3			
Bill Madlock, R (1, 5) OBP: 0.365, SLG: 0.420	0-0 G4-6-3 1B 3-H		0-0 G6-4-3 1-2f		0-0 HR		0-0 6-3		
Jason Thompson, L (1, 3) OBP: 0.392, SLG: 0.442	0-0 G4-6-3 1-2f		0-0 2B		0-0 G3		0-0 4-3		
Mike Easler, L (1, 7) OBP: 0.381, SLG: 0.449		0-0 FC4-6 1B	0-0 6-3		4-0 E S BB		0-3 K		
Richie Hebner, L (1, 9) OBP: 0.368, SLG: 0.382 Lee Lacy, R (9, 9) OBP: 0.305, SLG: 0.369		0-0 FC4-6 BB 1B 3-1 1-2f		0-0 F8	0-3 K		0-0 F7		
Tony Peña, R (1, 2) OBP: 0.287, SLG: 0.344		0-0 3-1 BB WP 1B 1-2		0-0 4-3	0-0 6-3		0-0 S 1B		
Dale Berra, R (1, 6) OBP: 0.332, SLG: 0.402		4-0 WP 3-1 BB 1-2 2-3		4-0 BB 2B BB		0-0 F8	0-3 K		
John Candelaria, L (1, 1) OBP: 0.267, SLG: 0.185 Cecilio Guante, R (6, 1)		0-0 3-1 1-2 2-3 3-H		4-0 2B BB 1-2		0-0 G3	0-3 K		

Inning Stats	R: 1	H: 2	E: 0	K: 0	S: 4	R: 2	H: 2	E: 0	K: 0	S: 5	R: 0	H: 2	E: 0	K: 0	S: 4	R: 1	H: 1	E: 0	K: 0	S: 4	R: 1	H: 1	E: 0	K: 1	S: 6	R: 0	H: 0	E: 0	K: 1	S: 5	R: 0	H: 1	E: 0	K: 2	S: 8	R: 0	H: 1	E: 0	K: 1	S: 8
	LOB: 0	BB: 0	P: 4	LOB: 1	BB: 1	LOB: 1	BB: 0	LOB: 2	BB: 2	P: 12	LOB: 1	BB: 1	LOB: 0	BB: 0	P: 5	LOB: 1	BB: 1	LOB: 0	BB: 0	P: 8	LOB: 0	BB: 0	LOB: 1	BB: 0	P: 8	LOB: 0	BB: 0	LOB: 0	BB: 0	P: 8	LOB: 0	BB: 0	LOB: 1	BB: 0	P: 8	LOB: 0	BB: 0	P: 8		

PITCHER	IP	WLS	BF	H	R	ER	SO	BB	IBB	HBP	BLK	WP	HR	S	P	ERA	WHIP
Chuck Rainey, R (1, 1) ERA: 4.13	4.1	L	23	8	5	5	0	4	0	0	0	1	1	19	35	10.38	2.769
Warren Brusstar, R (5, 1) ERA: 3.45	1.2		6	1	0	0	1	0	0	0	0	0	0	8	8	0.00	0.600
Bill Campbell, R (7, 1) ERA: 3.19	2.0		7	1	0	0	3	0	0	0	0	0	0	13	13	0.00	0.500

**BOTTOM**

**Chicago Cubs @ Pittsburgh Pirates**  
 Three Rivers Stadium, Pittsburgh, PA  
 Wed Jun 22 1983, 7:05 PM EDT  
 Att. 8,666 - Unknown

AB	32
R	5
H	10
RBI	4
BB	4
SO	4
LOB	15



1B	2B	3B	HR	SF	SAC	DP	HBP	WP	HR	S	P	ERA	WHIP
6	3	0	1	0	2	0	0	1	0	0	0	10.38	2.769
0	0	0	0	0	0	0	0	0	0	0	0	0.00	0.600
0	0	0	0	0	0	0	0	0	0	0	0	0.00	0.500

Batter	1	2	3	4	5	6	7	8	9	AB R H RBI BB SO LOB	TOP														
Gary Woods, R (1, 8) OBP: 0.307, SLG: 0.376	0-0 6-3	0-0 FC6-4 1B			0-3 K		0-0 2B			4 0 2 0 0 1 0															
23 Ryne Sandberg, R (1, 4) OBP: 0.321, SLG: 0.386	0-0 5-3	0-0 FC6-4			0-0 5-3		0-0 5-3			4 0 0 0 0 0 2															
Bill Buckner, L (1, 3) OBP: 0.300, SLG: 0.434	0-0 E1 HR				0-0 F8			0-0 4-3		4 1 0 0 0 0 0															
Keith Moreland, R (1, 9) OBP: 0.349, SLG: 0.489	0-0 1-H HR				0-0 WP 1B		0-0 6-3		0-0 1-3	4 1 2 2 0 0 0															
Ron Cey, R (1, 5) OBP: 0.315, SLG: 0.372	4-0 BB BB				0-3 K 1-2		0-0 F9		0-0 F9	3 0 0 0 1 1 1															
Jerry Morales, R (1, 7) OBP: 0.220, SLG: 0.250	4-0 1-2 BB				0-3 K		0-0 2B		0-3 K	3 0 1 0 1 2 1															
Larry Bowa, S (1, 6) OBP: 0.306, SLG: 0.335	0-0 L6				0-0 F8		0-0 F3		0-0 1-3	4 0 0 0 0 0 3															
Steve Lake, R (1, 2) OBP: 0.340, SLG: 0.490					0-0 F9		0-0 F4		0-0 F6	4 0 0 0 0 0 0															
Steve Trout, L (1, 1) OBP: 0.212, SLG: 0.212					0-3 K		0-0 4-3			2 0 0 0 0 1 0															
Mike Proly, R (4, 1)										0 0 0 0 0 0 0															
Tom Verzyer, R (7, PH) OBP: 0.189, SLG: 0.216										1 0 0 0 0 0 0															
Craig Lefferts, L (7, 1) OBP: 0.154, SLG: 0.083										0 0 0 0 0 0 0															
Bill Campbell, R (7, 1)										0 0 0 0 0 0 0															
<b>Inning Stats</b>	R: 2 E: 1 K: 0 S: 5	H: 1 LOB: 2 BB: 2 P: 13	R: 0 E: 0 K: 1 S: 6	H: 1 LOB: 1 BB: 0 P: 6	R: 0 E: 0 K: 2 S: 8	H: 1 LOB: 1 BB: 0 P: 8	R: 0 E: 0 K: 0 S: 3	H: 0 LOB: 0 BB: 0 P: 3	R: 0 E: 0 K: 1 S: 5	H: 0 LOB: 0 BB: 0 P: 5	R: 0 E: 0 K: 0 S: 4	H: 1 LOB: 1 BB: 0 P: 4	R: 0 E: 0 K: 0 S: 4	H: 1 LOB: 1 BB: 0 P: 4	R: 0 E: 0 K: 0 S: 3	H: 0 LOB: 0 BB: 0 P: 3	R: 0 E: 0 K: 1 S: 5	H: 0 LOB: 0 BB: 0 P: 5	1B: 2 2B: 2 3B: 0 HR: 1	SF: 0 SAC: 0 DP: 0 HBP: 0	WP: 1 PB: 0 SB: 0 CS: 0	PA: 35			
<b>PITCHER</b> Larry McWilliams, L (1, 1) ERA: 2.99	IP 9.0	WLS W	BF 35	H 5	R 2	ER 0	SO 5	BB 2	IBB 0	HBP 0	BLK 0	WP 1	HR 1	S 43	P 51	ERA 0.00	WHIP 0.778								

Chicago Cubs @ Pittsburgh Pirates  
Three Rivers Stadium, Pittsburgh, PA

Thu Jun 23 1983, 7:05 PM EDT  
Att. 8,296 - Unknown

livebaseballscorecards.com

AB	33
R	2
H	5
RBI	2
BB	2
SO	5
LOB	7



Batter	1	2	3	4	5	6	7	8	9
Lee Lacy, R OBP: 0.304, SLG: 0.372 (1, 9)	0-0 4-3 SF8 2B		0-0 F8	0-0 SH1-4		0-0 F8		0-0 5-3	
Marvell Wynne, L OBP: 0.439, SLG: 0.500 (1, 8)	0-0 4-3 2-3		0-0 4-3	4-0 G4-6-3 BB			0-0 S 1B	0-0 G3	
Jim Morrison, R OBP: 0.366, SLG: 0.500 (1, 5)	0-0 SF8 3-H		0-0 S 1B	0-0 G4-6-3 1-2f			0-0 F5 1-2		
Jason Thompson, L OBP: 0.394, SLG: 0.441 (1, 3)	0-3 K		4-0 1B 1B BB		0-3 K		0-0 1B 1B		
Brian Harper, R OBP: 0.143, SLG: 0.340 (1, 7)		0-0 L8	0-0 1B 1-2 2-H 1B		0-3 K		0-3 K		
Tony Peña, R OBP: 0.301, SLG: 0.362 (1, 2)		0-0 1B E 1B	0-0 FC4-6 1-3 2-H 1B		0-0 2B		0-0 1-2 1B		
Dale Berra, R OBP: 0.326, SLG: 0.394 (1, 6)		0-0 F4	0-0 FC4-6 1-2f		0-0 6-3		0-3 K		
Johnny Ray, S OBP: 0.323, SLG: 0.376 (1, 4)		0-0 E8 1-H 1B		4-0 SH1-4 SH BB		0-0 4-3		4-0 5-3 BB	
Larry McWilliams, L OBP: 0.158, SLG: 0.162 (1, 1)		0-0 1-3		0-0 SH SH1-4 1-2		0-0 G3		0-3 K	

Inning Stats	R: 1	H: 1	E: 0	K: 1	S: 6	LOB: 0	BB: 0	P: 6	R: 1	H: 2	E: 1	K: 0	S: 5	LOB: 1	BB: 0	P: 5	R: 2	H: 3	E: 0	K: 0	S: 6	LOB: 2	BB: 1	P: 10	R: 0	H: 0	E: 0	K: 0	S: 3	LOB: 2	BB: 2	P: 11	R: 0	H: 1	E: 0	K: 2	S: 8	LOB: 1	BB: 0	P: 8	R: 0	H: 0	E: 0	K: 0	S: 3	LOB: 0	BB: 0	P: 3	R: 1	H: 3	E: 0	K: 2	S: 10	LOB: 2	BB: 0	P: 10	R: 0	H: 0	E: 0	K: 1	S: 5	LOB: 1	BB: 1	P: 9
--------------	------	------	------	------	------	--------	-------	------	------	------	------	------	------	--------	-------	------	------	------	------	------	------	--------	-------	-------	------	------	------	------	------	--------	-------	-------	------	------	------	------	------	--------	-------	------	------	------	------	------	------	--------	-------	------	------	------	------	------	-------	--------	-------	-------	------	------	------	------	------	--------	-------	------

PITCHER	IP	WLS	BF	H	R	ER	SO	BB	IBB	HBP	BLK	WP	HR	S	P	ERA	WHIP
Steve Trout, L ERA: 3.89 (1, 1)	3.1	L	20	6	4	3	1	3	0	0	0	0	0	19	31	8.10	2.700
Mike Proly, R ERA: 3.28 (4, 1)	2.2		8	1	0	0	2	0	0	0	0	0	0	12	12	0.00	0.375
Craig Lefferts, L ERA: 3.43 (7, 1)	0.1		3	2	1	1	0	0	0	0	0	0	0	3	3	27.00	6.000
Bill Campbell, R ERA: 3.11 (7, 1)	1.2		7	1	0	0	3	1	0	0	0	0	0	12	16	0.00	1.200

**BOTTOM**

**Chicago Cubs @ Pittsburgh Pirates**  
 Three Rivers Stadium, Pittsburgh, PA  
 Thu Jun 23 1983, 7:05 PM EDT  
 Att. 8,296 - Unknown

AB	R	H	RBI	BB	SO	LOB
4	1	1	0	0	0	1
4	1	1	0	1	0	2
3	1	1	1	0	0	4
3	1	1	1	1	2	0
4	0	1	1	0	2	1
4	1	4	1	0	0	0
4	0	0	0	0	1	6
2	0	1	0	2	0	0
3	0	0	0	0	1	2

AB	31
R	5
H	10
RBI	4
BB	4
SO	6
LOB	16

WP: 0 PA: 38  
 PB: 0  
 SB: 2  
 CS: 0



PITCHER	IP	WLS	BF	H	R	ER	SO	BB	IBB	HBP	BLK	WP	HR	S	P	ERA	WHIP
---------	----	-----	----	---	---	----	----	----	-----	-----	-----	----	----	---	---	-----	------





Batter	1	2	3	4	5	6	7	8	9	AB	R	H	RBI	BB	SO	LOB
Willie McGee, S OBP: 0.342, SLG: 0.376 (1, 8)	0-0 G3		0-0 4-3		0-0 FC5-4			4-0 FC6-4 BB		3	0	0	0	1	0	1
Ken Oberkfell, L OBP: 0.352, SLG: 0.358 (1, 5) (8, 4)	0-0 CS 1B			0-0 6-3		0-0 4-3		0-0 FC6-4		4	0	1	0	0	0	1
Andy Van Slyke, L OBP: 0.341, SLG: 0.559 (1, 7)	0-0 1-2 3B			4-0 2B BB		0-0 F7			0-0 6-3	3	1	1	0	1	0	0
George Hendrick, R OBP: 0.392, SLG: 0.561 (1, 3)	0-0 F9			0-0 1B 2B		0-0 F4			0-0 FC5 1B 1B	4	1	2	1	0	0	1
Darrell Porter, L OBP: 0.342, SLG: 0.419 (1, 2)		0-0 L9		0-3 K		0-0 4-3			0-0 F7	4	0	0	0	0	1	2
David Green, R OBP: 0.358, SLG: 0.412 (1, 9)		0-0 6-3		0-0 CS 1B		0-0 5-3			0-0 1-2 1B	4	0	2	1	0	0	0
Tom Herr, S OBP: 0.367, SLG: 0.366 (1, 4) Jim Kaat, L (8, 1) Floyd Rayford, R (9, PH) OBP: 0.211, SLG: 0.421		0-0 G3		0-0 CS 1-2 1B		0-0 G6-4-3 1B		0-0 4-3	0-0 FC5 2-3f	3	0	1	0	0	0	0
Ozzie Smith, S OBP: 0.259, SLG: 0.261 (1, 6) Steve Braun, L (8, PH) OBP: 0.452, SLG: 0.440 Rafael Santana, R (9, 6) OBP: 0.385, SLG: 0.200			0-0 6-3		0-0 G6-4-3			0-0 G3		2	0	0	0	0	0	1
Dave LaPoint, L OBP: 0.156, SLG: 0.100 (1, 1) John Martin, S (5, 1) OBP: 0.250, SLG: 0.313 Jamie Quirk, L (8, 5) OBP: 0.326, SLG: 0.415			0-3 K		0-0 FC5-4 1B			0-3 K		1	0	0	0	0	1	0

Inning Stats	R: 0	H: 2	E: 0	LOB: 1	K: 0	BB: 0	S: 4	P: 4	R: 0	H: 0	E: 0	LOB: 0	K: 0	BB: 0	S: 3	P: 3	R: 0	H: 0	E: 0	LOB: 0	K: 1	BB: 0	S: 5	P: 5	R: 2	H: 2	E: 0	LOB: 0	K: 1	BB: 1	S: 6	P: 10	R: 0	H: 2	E: 0	LOB: 1	K: 0	BB: 0	S: 4	P: 4	R: 0	H: 0	E: 0	LOB: 0	K: 0	BB: 0	S: 3	P: 3	R: 0	H: 0	E: 0	LOB: 0	K: 0	BB: 0	S: 3	P: 3	R: 0	H: 0	E: 0	LOB: 1	K: 1	BB: 1	S: 5	P: 9	R: 0	H: 2	E: 0	LOB: 2	K: 0	BB: 0	S: 5	P: 5	1B: 6	SF: 0	2B: 1	SAC: 0	3B: 1	DP: 1	HR: 0	HBP: 0	WP: 0	PA: 35
--------------	------	------	------	--------	------	-------	------	------	------	------	------	--------	------	-------	------	------	------	------	------	--------	------	-------	------	------	------	------	------	--------	------	-------	------	-------	------	------	------	--------	------	-------	------	------	------	------	------	--------	------	-------	------	------	------	------	------	--------	------	-------	------	------	------	------	------	--------	------	-------	------	------	------	------	------	--------	------	-------	------	------	-------	-------	-------	--------	-------	-------	-------	--------	-------	--------

PITCHER	IP	WLS	BF	H	R	ER	SO	BB	IBB	HBP	BLK	WP	HR	S	P	ERA	WHIP
Jim Bibby, R ERA: 8.66 (1, 1)	5.0	W	19	6	2	2	2	1	0	0	0	0	0	22	26	3.60	1.400
Manny Sarmiento, R ERA: 2.98 (6, 1)	4.0	S	15	2	0	0	1	1	0	0	0	0	0	16	20	0.00	0.750

BOTTOM

Pittsburgh Pirates @ St. Louis Cardinals  
 Busch Stadium, St. Louis, MO  
 Fri Jun 24 1983, 7:05 PM CDT  
 Att. 39,475 - Unknown

livebaseballscores.com

AB	32
R	2
H	8
RBI	2
BB	2
SO	3
LOB	8



Batter	1	2	3	4	5	6	7	8	9	AB R H RBI BB SO LOB	TOP		
<b>Marvell Wynne, L</b> (1, 8) <small>OBP: 0.431, SLG: 0.455</small>	4-0 		4-0 	0-0 		0-3 		0-3 		3 2 1 0 2 2 0			
<b>Johnny Ray, S</b> (1, 4) <small>OBP: 0.327, SLG: 0.379</small>	0-0 		0-0 	0-0 		0-0 		0-0 		5 2 2 1 0 0 3			
<b>Bill Madlock, R</b> (1, 5) <small>OBP: 0.370, SLG: 0.436</small> <b>Jim Morrison, R</b> (7, 5) <small>OBP: 0.383, SLG: 0.591</small>	0-0 		0-0 		4-0 		0-0 	0-0 		3 0 0 1 1 0 1 1 0 1 0 0 0 0			
<b>Jason Thompson, L</b> (1, 3) <small>OBP: 0.394, SLG: 0.447</small>	0-3 		0-0 		0-0 		0-0 	0-3 		5 2 2 2 0 2 3			
<b>Mike Easler, L</b> (1, 7) <small>OBP: 0.387, SLG: 0.453</small>		0-0 	0-3 		0-0 		0-3 	0-0 		5 0 3 1 0 2 0			
<b>Dave Parker, L</b> (1, 9) <small>OBP: 0.282, SLG: 0.360</small>		0-3 		4-0 	0-0 		0-0 	0-3 		4 2 0 0 1 2 5			
<b>Dale Berra, R</b> (1, 6) <small>OBP: 0.331, SLG: 0.407</small>		0-1 		4-0 	0-0 		0-0 		0-0 	3 2 2 3 1 0 0			
<b>Steve Nicosia, R</b> (1, 2) <small>OBP: 0.159, SLG: 0.256</small>		4-0 		0-0 	0-0 		0-0 		0-0 	3 0 1 0 1 0 2			
<b>Don Robinson, R</b> (1, 1) <small>OBP: 0.333, SLG: 0.333</small> <b>Lee Tunnell, R</b> (5, 1) <small>OBP: 0.182, SLG: 0.143</small>		0-0 		0-0 		0-0 	0-0 		0-0 	2 0 1 2 0 0 2 3 0 0 0 0 0 1			
<b>Inning Stats</b>	R: 1 H: 0 E: 0 LOB: 0 K: 1 BB: 1 S: 5 P: 9	R: 0 H: 1 E: 1 LOB: 2 K: 1 BB: 1 S: 6 P: 10	R: 2 H: 2 E: 1 LOB: 0 K: 1 BB: 1 S: 6 P: 10	R: 2 H: 2 E: 0 LOB: 1 K: 0 BB: 2 S: 4 P: 12	R: 1 H: 2 E: 0 LOB: 2 K: 0 BB: 1 S: 5 P: 9	R: 0 H: 0 E: 0 LOB: 0 K: 1 BB: 0 S: 5 P: 5	R: 3 H: 3 E: 1 LOB: 1 K: 1 BB: 0 S: 9 P: 9	R: 1 H: 3 E: 0 LOB: 2 K: 3 BB: 0 S: 12 P: 12	R: 0 H: 0 E: 0 LOB: 0 K: 0 BB: 0 S: 3 P: 3	1B: 11 SF: 0 2B: 1 SAC: 1 3B: 0 DP: 2 HR: 2 HBP: 0	WP: 1 PA: 45 PB: 0 SB: 3 CS: 0		
<b>PITCHER</b>	IP WLS BF H R ER SO BB IBB HBP BLK WP HR S P ERA WHIP											<b>PITCHER</b>	IP WLS BF H R ER SO BB IBB HBP BLK WP HR S P ERA WHIP
<b>Kevin Hagen, R</b> (1, 1) <small>ERA: 4.3</small>	3.1 L 18 4 5 4 3 5 0 0 0 1 0 19 39 10.80 2.700												
<b>Dave Vonohlen, L</b> (4, 1) <small>ERA: 2.92</small>	1.2 8 3 1 1 0 1 0 0 0 0 0 7 11 5.40 2.400												
<b>Jim Kaat, L</b> (6, 1) <small>ERA: 3.77</small>	3.0 16 6 4 2 5 0 0 0 0 0 2 26 26 6.00 2.000												
<b>John Stuper, R</b> (9, 1) <small>ERA: 4.48</small>	1.0 3 0 0 0 0 0 0 0 0 0 0 3 3 0.00 0.000												

**Pittsburgh Pirates @ St. Louis Cardinals**  
 Busch Stadium, St. Louis, MO  
 Sat Jun 25 1983, 3:33 AM CDT  
 Att. 29,567 - Unknown

[livebaseballscorecards.com](http://livebaseballscorecards.com)

**AB 37**  
**R 10**  
**H 13**  
**RBI 10**  
**BB 6**  
**SO 8**  
**LOB 17**





Batter	1	2	3	4	5	6	7	8	9	AB R H RBI BB SO LOB	TOP
<b>Marvell Wynne, L</b> (1, 8) <small>OBP: 0.411, SLG: 0.417</small>	4-0 		0-0 3-1 		0-0 F8 	0-0 F9 			0-0 F8 	4 0 0 0 1 0 1	
<b>Johnny Ray, S</b> (1, 4) <small>OBP: 0.325, SLG: 0.375</small>	0-0 		0-0 3-1 		0-0 F8 	0-0 F7 			0-0 4-3 	5 0 1 0 0 0 0	
<b>Bill Madlock, R</b> (1, 5) <small>OBP: 0.370, SLG: 0.435</small>	0-0 FC 			0-0 1B BB FC3-6 	0-0 BB 1B 			0-0 F9 	0-0 5-3 	5 2 2 0 0 0 2	
<b>Jason Thompson, L</b> (1, 3) <small>OBP: 0.396, SLG: 0.443</small>	0-3 K 			4-0 FC3-6 1B 	4-0 1B 			0-0 6-3 		2 1 0 0 2 1 3	
<b>Mike Easler, L</b> (1, 7) <small>OBP: 0.390, SLG: 0.455</small>	0-0 G4-6-3 			0-0 	0-0 			0-0 4-3 		4 0 2 1 0 0 3	
<b>Dave Parker, L</b> (1, 9) <small>OBP: 0.286, SLG: 0.359</small>		0-0 F7 		0-0 FC3-6 	4-0 FC5-4 			0-0 	0-0 5-3 	3 1 1 1 1 0 2	
<b>Tony Peña, R</b> (1, 2) <small>OBP: 0.312, SLG: 0.365</small>		0-3 K 		0-0 	0-0 FC5-4 			0-0 5-3 		4 0 1 1 0 1 4	
<b>Dale Berra, R</b> (1, 6) <small>OBP: 0.329, SLG: 0.405</small>		0-0 5-3 		0-0 F4 		0-0 F9 SH5-4 		0-0 L8 		4 1 1 0 0 0 2	
<b>Rick Rhoden, R</b> (1, 1) <small>OBP: 0.150, SLG: 0.175</small>			0-0 5-3 	0-3 K 		0-0 SH5-4 		0-3 K 		3 0 0 0 0 2 2	
<b>Inning Stats</b>	R: 0 H: 1 E: 0 LOB: 2 K: 1 BB: 1 S: 6 P: 10	R: 0 H: 0 E: 0 LOB: 0 K: 1 BB: 0 S: 5 P: 5	R: 0 H: 0 E: 0 LOB: 0 K: 0 BB: 0 S: 3 P: 3	R: 3 H: 3 E: 0 LOB: 1 K: 1 BB: 1 S: 8 P: 12	R: 1 H: 2 E: 0 LOB: 3 K: 0 BB: 2 S: 5 P: 13	R: 1 H: 1 E: 0 LOB: 0 K: 0 BB: 0 S: 4 P: 4	R: 0 H: 0 E: 0 LOB: 0 K: 0 BB: 0 S: 3 P: 3	R: 0 H: 1 E: 0 LOB: 1 K: 1 BB: 0 S: 6 P: 6	R: 0 H: 0 E: 0 LOB: 0 K: 0 BB: 0 S: 3 P: 3	1B: 8 SF: 0 2B: 0 SAC: 1 3B: 0 DP: 1 HR: 0 HBP: 0	WP: 0 PA: 39 PB: 2 SB: 0 CS: 0
<b>PITCHER</b> <b>Neil Allen, R</b> (1, 1) <small>ERA: 4.03</small> <b>Jeff Lahti, R</b> (6, 1) <small>ERA: 3.08</small> <b>John Martin, L</b> (9, 1) <small>ERA: 3.86</small>	IP WLS BF H R ER SO BB IBB HBP BLK WP HR S P ERA WHIP 5.0 L 25 6 4 3 3 3 1 0 0 0 0 0 27 43 5.40 1.800 3.0 11 2 1 0 1 0 0 0 0 0 0 0 13 13 0.00 0.667 1.0 3 0 0 0 0 0 0 0 0 0 0 0 3 3 0.00 0.000	<b>PITCHER</b> IP WLS BF H R ER SO BB IBB HBP BLK WP HR S P ERA WHIP 0 0 0 0 0 0 0 0 0 0 0 0 0 0 0 0.00 0.000									

**Pittsburgh Pirates @ St. Louis Cardinals**  
 Busch Stadium, St. Louis, MO  
 Sun Jun 26 1983, 3:33 AM CDT  
 Att. 32,306 - Unknown

<b>AB</b>	34
<b>R</b>	5
<b>H</b>	8
<b>RBI</b>	3
<b>BB</b>	4
<b>SO</b>	4
<b>LOB</b>	19




Batter	1	2	3	4	5	6	7	8	9	AB R H RBI BB SO LOB
Ken Oberkfell, L (1, 4) OBP: 0.349, SLG: 0.359	0-0 4-3		0-3 K		0-0 F7			0-0 E6		4 0 0 0 0 1 2
Willie McGee, S (1, 8) OBP: 0.352, SLG: 0.405	0-0 2B		0-0 F2 1B			0-0 6-3		0-0 F8		4 0 2 0 0 0 2
Steve Braun, L (1, 7) OBP: 0.444, SLG: 0.414	0-0 G5-4-3 1B		0-0 F2			0-0 L7		0-0 F9		4 0 1 0 0 0 3
George Hendrick, R (1, 3) OBP: 0.388, SLG: 0.550	0-0 G5-4-3			0-0 G6-3 1B		0-0 6-3			0-0 6-3	4 0 1 0 0 0 2
Andy Van Slyke, L (1, 5) OBP: 0.306, SLG: 0.476		0-0 BLK 1B		0-0 G6-3			0-0 F6		0-0 4-3	4 0 1 0 0 0 1
David Green, R (1, 9) OBP: 0.346, SLG: 0.396		0-0 F9		0-0 G3		0-3 K		0-3 K		4 0 0 0 0 2 1
Darrell Porter, L (1, 2) OBP: 0.345, SLG: 0.418		4-0 BB			0-0 3-1		0-0 F8			2 0 0 0 1 0 0
Ozzie Smith, S (1, 6) Rafael Santana, R (8, 6) OBP: 0.260, SLG: 0.257 OBP: 0.429, SLG: 0.273		0-0 F5			4-0 BB			0-0 E 1B		1 0 0 0 1 0 2 1 0 1 0 0 0 0
Neil Allen, R (1, 1) Jamie Quirk, L (5, PH) Jeff Lahti, R (6, 1) Tom Herr, S (8, PH) John Martin, S (9, 1) OBP: 0.071, SLG: 0.071 OBP: 0.294, SLG: 0.370 OBP: 0.250, SLG: 0.313		0-3 K			0-0 F7			0-0 F9		1 0 0 0 0 1 2 1 0 0 0 0 0 1 0 0 0 0 0 0 0 1 0 0 0 0 0 1 0 0 0 0 0 0 0

Inning Stats	R: 0	H: 2	E: 0	LOB: 1	K: 0	BB: 0	S: 4	P: 4	R: 0	H: 1	E: 0	LOB: 2	K: 1	BB: 1	S: 6	P: 10	R: 0	H: 1	E: 0	LOB: 0	K: 1	BB: 0	S: 5	P: 5	R: 0	H: 1	E: 0	LOB: 0	K: 0	BB: 0	S: 3	P: 3	R: 0	H: 0	E: 0	LOB: 1	K: 0	BB: 1	S: 3	P: 7	R: 0	H: 0	E: 0	LOB: 0	K: 0	BB: 0	S: 3	P: 3	R: 0	H: 0	E: 0	LOB: 0	K: 1	BB: 0	S: 5	P: 5	R: 0	H: 1	E: 1	LOB: 2	K: 0	BB: 0	S: 5	P: 5	R: 0	H: 0	E: 0	LOB: 0	K: 1	BB: 0	S: 5	P: 5
PITCHER Rick Rhoden, R (1, 1) ERA: 3.38	IP	WLS	BF	H	R	ER	SO	BB	IBB	HBP	BLK	WP	HR	S	P	ERA	WHIP																			PITCHER	IP	WLS	BF	H	R	ER	SO	BB	IBB	HBP	BLK	WP	HR	S	P	ERA	WHIP																			

**BOTTOM**

**Pittsburgh Pirates @ St. Louis Cardinals**  
 Busch Stadium, St. Louis, MO  
 Sun Jun 26 1983, 3:33 AM CDT  
 Att. 32,306 - Unknown

AB	31
R	0
H	6
RBI	0
BB	2
SO	4
LOB	17



WP: 0	PA: 33
PB: 0	SB: 0
CS: 0	

livebaseballscores.com

Batter	1	2	3	4	5	6	7	8	9	AB R H RBI BB SO LOB	TOP
<b>Marvell Wynne, L</b> (1, 8) OBP: 0.424, SLG: 0.420 <b>Lee Lacy, R</b> (6, 8) OBP: 0.307, SLG: 0.386	0-0 		0-0 <b>L4</b> 		4-0 <b>1B SF8</b> 		4-0 <b>1B 1B</b> 	0-0 <b>FC5-4</b> 		2 2 1 0 1 0 0 1 1 0 0 1 0 1	
<b>Johnny Ray, S</b> (1, 4) OBP: 0.326, SLG: 0.375	0-0 <b>4-3</b> 		0-0 <b>6-3</b> 		0-0 <b>SF8</b> 		0-0 <b>1B E</b> 	0-3 <b>K</b> 		5 1 2 1 0 1 2	
<b>Bill Madlock, R</b> (1, 5) OBP: 0.371, SLG: 0.436	0-0 <b>6-3</b> 		0-0 <b>5-3</b> 		4-0 <b>IBB</b> 		0-0 <b>F8</b> 		0-0 <b>1B 2B</b> 	4 0 1 1 1 0 2	
<b>Jason Thompson, L</b> (1, 3) OBP: 0.392, SLG: 0.440	0-3 <b>K</b> 			0-3 <b>K</b> 	0-0 <b>SF8</b> 		0-0 <b>E BB</b> 		0-0 <b>F5</b> 	4 0 1 2 0 2 1	
<b>Mike Easler, L</b> (1, 7) OBP: 0.396, SLG: 0.473		0-0 <b>HR</b>		0-0 <b>E7</b> 	0-0 <b>G3</b> 		4-0 <b>E BB</b> 		0-0 <b>1B</b>	4 1 2 1 1 0 2	
<b>Dave Parker, L</b> (1, 9) OBP: 0.269, SLG: 0.360		0-0 <b>G3 1B</b>		0-0 <b>5-3</b> 		0-0 <b>G6-3 1B</b>		0-0 <b>E4</b> 	0-0 <b>F5</b> 	5 0 2 0 0 0 5	
<b>Tony Peña, R</b> (1, 2) OBP: 0.305, SLG: 0.356		0-0 <b>G3</b> 		0-0 <b>4-3</b> 		0-0 <b>G6-3</b> 	0-0 <b>6-3</b> 		0-0 <b>F8</b> 	5 0 0 0 0 0 8	
<b>Dale Berra, R</b> (1, 6) OBP: 0.324, SLG: 0.397		0-0 <b>6-3</b> 			0-0 <b>L8</b> 	0-0 <b>F4</b> 		0-0 <b>F8</b> 		4 0 0 0 0 0 1	
<b>John Candelaria, L</b> (1, 1) OBP: 0.258, SLG: 0.179 <b>Cecilio Guante, R</b> (3, 1) OBP: 0.333, SLG: 0.333		0-0 <b>F8</b> 			0-0 <b>BB 1B</b> 		0-0 <b>L3</b> 	0-0 <b>FC5-4</b> 		1 0 0 0 0 0 1 3 1 2 0 0 0 0	
<b>Inning Stats</b>	R: 1 H: 1 E: 0 LOB: 0 K: 1 BB: 0 S: 6 P: 6	R: 1 H: 2 E: 0 LOB: 1 K: 0 BB: 0 S: 5 P: 5	R: 0 H: 0 E: 0 LOB: 0 K: 0 BB: 0 S: 3 P: 3	R: 0 H: 0 E: 1 LOB: 1 K: 1 BB: 0 S: 6 P: 6	R: 2 H: 2 E: 0 LOB: 2 K: 0 BB: 2 S: 5 P: 13	R: 0 H: 1 E: 0 LOB: 0 K: 0 BB: 0 S: 3 P: 3	R: 2 H: 2 E: 1 LOB: 3 K: 0 BB: 2 S: 6 P: 14	R: 0 H: 1 E: 0 LOB: 1 K: 1 BB: 0 S: 6 P: 6	R: 0 H: 2 E: 0 LOB: 2 K: 0 BB: 0 S: 5 P: 5	1B: 9 SF: 1 2B: 1 SAC: 0 3B: 0 DP: 1 HR: 1 HBP: 0	WP: 0 PA: 43 PB: 0 SB: 0 CS: 0
<b>PITCHER</b> <b>Joaquin Andujar, R</b> (1, 1) ERA: 4.01 <b>Dave Vonohlen, L</b> (5, 1) ERA: 2.84 <b>John Stuper, R</b> (6, 1) ERA: 4.5 <b>Jim Kaat, L</b> (7, 1) ERA: 3.6 <b>John Martin, L</b> (9, 1) ERA: 3.78	IP WLS BF H R ER SO BB IBB HBP BLK WP HR S P ERA WHIP 4.1 L 19 4 4 4 2 1 0 0 0 0 1 22 26 8.31 1.154 0.2 4 1 0 0 0 0 0 1 0 0 0 3 7 0.00 1.500 1.2 8 3 2 1 0 1 0 0 0 0 0 7 11 5.40 2.400 1.1 7 1 0 0 1 1 0 0 0 0 0 8 12 0.00 1.500 1.0 5 2 0 0 0 0 0 0 0 0 0 5 5 0.00 2.000					<b>PITCHER</b> IP WLS BF H R ER SO BB IBB HBP BLK WP HR S P ERA WHIP 0.2 4 1 0 0 0 0 0 1 0 0 0 3 7 0.00 1.500 1.2 8 3 2 1 0 1 0 0 0 0 0 7 11 5.40 2.400 1.1 7 1 0 0 1 1 0 0 0 0 0 8 12 0.00 1.500 1.0 5 2 0 0 0 0 0 0 0 0 0 5 5 0.00 2.000					

**Pittsburgh Pirates @ St. Louis Cardinals**  
 Busch Stadium, St. Louis, MO  
 Mon Jun 27 1983, 7:05 PM CDT  
 Att. 23,286 - Unknown

<b>AB</b>	<b>38</b>
<b>R</b>	<b>6</b>
<b>H</b>	<b>11</b>
<b>RBI</b>	<b>5</b>
<b>BB</b>	<b>4</b>
<b>SO</b>	<b>3</b>
<b>LOB</b>	<b>23</b>



BOTTOM

Pittsburgh Pirates @ St. Louis Cardinals  
Busch Stadium, St. Louis, MO  
Mon Jun 27 1983, 7:05 PM CDT  
Att. 23,286 - Unknown

livebaseballscorecards.com

AB	34
R	1
H	7
RBI	1
BB	2
SO	4
LOB	15



WP:	0	PA:	36
PB:	0	SB:	1
CS:	0		

AB R H RBI BB SO LOB

4	0	0	0	0	0	3
3	0	0	0	0	1	1
1	0	0	0	0	0	2
4	0	0	0	0	1	0
4	1	2	0	0	0	0
3	0	1	0	1	0	2
3	0	2	1	0	0	1
0	0	0	0	0	0	0
1	0	0	0	0	0	1
0	0	0	0	0	0	0
4	0	0	0	0	1	3
1	0	0	0	0	0	1
0	0	0	0	0	0	0
2	0	1	0	0	0	0
1	0	0	0	0	1	0
0	0	0	0	0	0	0
2	0	0	0	1	0	1

1B:	5	SF:	0
2B:	2	SAC:	0
3B:	0	DP:	0
HR:	0	HBP:	0

IP	WLS	BF	H	R	ER	SO	BB	IBB	HBP	BLK	WP	HR	S	P	ERA	WHIP
2.0		8	2	1	1	2	0	0	0	0	0	0	12	12	4.50	1.000
7.0	W	28	5	0	0	2	2	0	0	0	0	0	30	38	0.00	1.000

Batter	1	2	3	4	5	6	7	8	9
Ozzie Smith, S OBP: 0.256, SLG: 0.253 (1, 6)	0-0 L7 ①		0-0 F9 ②		0-0 F8 ②		0-0 FC4-3 ② FC6-4 1-2f 2-3		
Rafael Santana, R OBP: 0.353, SLG: 0.214 Tom Herr, S OBP: 0.364, SLG: 0.360 (7, PH) (8, 4)	0-0 F7 ②		0-3 K ③		0-0 4-3 ③		0-0 FC6-4 ③ 1-2f		
Willie McGee, S OBP: 0.346, SLG: 0.397 (1, 8)	0-3 K ③			0-0 F7 ①		0-0 6-3 ①		0-0 5-3 ①	
George Hendrick, R OBP: 0.389, SLG: 0.557 (1, 3)		0-0 F8 1B 2B ①		0-0 L9 ②		0-0 4-3 ②		0-0 2B ②	
David Green, R OBP: 0.350, SLG: 0.395 (1, 9)		0-0 F8 2-3 ①		4-0 1B BB ①		0-0 1B S ①		0-0 F8 ②	
Floyd Rayford, R OBP: 0.273, SLG: 0.455 Jim Kaat, L (7, 1) Jamie Quirk, L OBP: 0.288, SLG: 0.362 (8, PH) John Martin, S OBP: 0.250, SLG: 0.313 (9, 1)		0-0 1B ①		0-0 1B ①		0-0 F7 1-2 ③		0-0 F7 ③	
Andy Van Slyke, L OBP: 0.283, SLG: 0.435 (1, 7)		0-3 K ②		0-0 F8 ③			0-0 F6 ①		0-0 3-1 ①
Glenn Brummer, R OBP: 0.370, SLG: 0.375 Steve Braun, L OBP: 0.459, SLG: 0.433 (5, PH) John Stuper, R OBP: 0.231, SLG: 0.200 (6, 1) Ken Oberkfell, L OBP: 0.350, SLG: 0.360 (7, 5)		0-0 F8 ③			0-0 1B ①		0-0 FC4-3 BB 1B ①		0-0 F8 ②
Joaquin Andujar, S OBP: 0.103, SLG: 0.103 Dave Vonohlen, L (5, 1) Darrell Porter, L OBP: 0.345, SLG: 0.414 (6, 2)			0-3 K ①		0-0 F9 ①		4-0 FC4-3 BB ①		0-0 F9 ③

Inning Stats	R: 0	H: 0	E: 0	K: 1	S: 5	R: 1	H: 2	E: 0	K: 1	S: 7	R: 0	H: 0	E: 0	K: 2	S: 7	R: 0	H: 1	E: 0	K: 0	S: 4	R: 0	H: 1	E: 0	K: 0	S: 4	R: 0	H: 1	E: 0	K: 0	S: 4	R: 0	H: 1	E: 0	K: 0	S: 4	R: 0	H: 1	E: 0	K: 0	S: 4	R: 0	H: 0	E: 0	K: 0	S: 3
--------------	------	------	------	------	------	------	------	------	------	------	------	------	------	------	------	------	------	------	------	------	------	------	------	------	------	------	------	------	------	------	------	------	------	------	------	------	------	------	------	------	------	------	------	------	------

PITCHER	IP	WLS	BF	H	R	ER	SO	BB	IBB	HBP	BLK	WP	HR	S	P	ERA	WHIP
John Candelaria, L ERA: 4.29 (1, 1)	2.0		8	2	1	1	2	0	0	0	0	0	0	12	12	4.50	1.000
Cecilio Guante, R ERA: 1.32 (3, 1)	7.0	W	28	5	0	0	2	2	0	0	0	0	0	30	38	0.00	1.000

Batter	1	2	3	4	5	6	7	8	9	10	11	AB R H RBI BB SO LOB	TOP
Lee Lacy, R (1, 9) OBP: 0.313, SLG: 0.391 Mike Easter, L (7, PH) OBP: 0.389, SLG: 0.465 (7, 7)	FC6-5 1B		2B 1B		4-3		K	F8			F9	3 1 2 0 0 0 0 3 0 0 0 0 1 3	
Marvell Wynne, L (1, 8) OBP: 0.415, SLG: 0.446	FC6-5 1-3		F9 3B 2B		F3		E 2B	F7			4-3	6 2 2 3 0 0 2	
Bill Madlock, R (1, 5) OBP: 0.368, SLG: 0.429	F6		F9 2-3		G3		1-3 E IBB				6-3	4 0 0 0 1 0 2	
Jim Morrison, R (1, 4) OBP: 0.380, SLG: 0.617 Johnny Ray, S (7, PH) OBP: 0.324, SLG: 0.373 (7, 4)	G3		3B		6-3		E6 1-3				F7	3 0 1 1 0 0 1 2 0 0 1 0 0 1	
Brian Harper, R (1, 7) OBP: 0.155, SLG: 0.375 Rod Scurry, L (7, 1) Manny Sarmiento, R (7, 1) Dave Parker, L (9, PH) OBP: 0.288, SLG: 0.358 Kent Tekulve, R (9, 1)		F9 BB 1B	5-3		5-3		1-3				K	4 0 1 0 0 0 3 0 0 0 0 0 0 0 0 0 0 0 0 0 0 1 0 0 0 0 1 0 0 0 0 0 0 0 0	
Gene Tenace, R (1, 3) OBP: 0.268, SLG: 0.147 Jason Thompson, L (7, PH) OBP: 0.393, SLG: 0.438 (7, 3)		G4-6-3 BB	K		K		IBB				K	2 0 0 0 1 2 1 1 0 0 0 1 1 0	
Dale Berra, R (1, 6) OBP: 0.322, SLG: 0.406		F9 2-3			F7		HR				6-3	5 1 1 1 0 0 5	
Steve Nicosia, R (1, 2) OBP: 0.152, SLG: 0.244 Lee Mazzilli, S (7, PH) OBP: 0.411, SLG: 0.401 Tony Peña, R (7, 2) OBP: 0.306, SLG: 0.357		G4-6-3 1-2f			5-3		1B 2B BB				K	2 0 0 0 0 0 2 0 1 0 0 1 0 0 2 0 1 0 0 1 0	
Larry McWilliams, L (1, 1) OBP: 0.175, SLG: 0.179 Richie Hebner, L (7, PH) OBP: 0.371, SLG: 0.386 (7, 9)			E 1B 2B 1B		6-3		2B E 1B				SH2-4 1B	2 1 1 0 0 0 0 2 1 1 0 0 0 0	
<b>Inning Stats</b>	R: 0 H: 1 E: 0 LOB: 1 K: 0 BB: 0 S: 4 P: 4	R: 0 H: 1 E: 0 LOB: 1 K: 0 BB: 1 S: 3 P: 7	R: 3 H: 4 E: 1 LOB: 1 K: 1 BB: 0 S: 9 P: 9	R: 0 H: 0 E: 0 LOB: 0 K: 0 BB: 0 S: 3 P: 3	R: 0 H: 0 E: 0 LOB: 0 K: 0 BB: 0 S: 3 P: 3	R: 0 H: 0 E: 0 LOB: 0 K: 1 BB: 0 S: 5 P: 5	R: 4 H: 3 E: 1 LOB: 3 K: 1 BB: 3 S: 9 P: 21	R: 0 H: 1 E: 0 LOB: 1 K: 0 BB: 0 S: 4 P: 4	R: 0 H: 0 E: 0 LOB: 0 K: 2 BB: 0 S: 7 P: 7	R: 0 H: 0 E: 0 LOB: 0 K: 0 BB: 0 S: 3 P: 3	1B: 6 SF: 0 2B: 2 SAC: 1 3B: 1 DP: 1 HR: 1 HBP: 0	WP: 0 PA: 47 PB: 0 SB: 1 CS: 0	
<b>PITCHER</b>	IP WLS BF H R ER SO BB IBB HBP BLK WP HR S P ERA WHIP												
Steve Trout, L (1, 1) ERA: 4.01	4.0 18 6 3 3 1 1 0 0 0 0 0 19 23 6.75 1.750												
Mike Proly, R (5, 1) ERA: 3.49	2.0 8 1 2 2 1 1 0 0 0 0 1 9 13 9.00 1.000												
Bill Campbell, R (7, 1) ERA: 3.32	0.1 4 2 0 0 1 0 1 0 0 0 0 5 9 0.00 6.000												
Warren Brusstar, R (7, 1) ERA: 3.12	0.2 4 0 2 1 0 0 1 0 0 0 0 3 7 13.50 0.000												
Lee Smith, R (8, 1) ERA: 1.39	2.0 7 1 0 0 1 0 0 0 0 0 0 9 9 0.00 0.500												
<b>PITCHER</b>	IP WLS BF H R ER SO BB IBB HBP BLK WP HR S P ERA WHIP												
Craig Lefferts, L (10, 1) ERA: 3.4	2.0 6 0 0 0 2 0 0 0 0 0 0 9 10 0.00 0.000												

Pittsburgh Pirates @ Chicago Cubs  
Wrigley Field, Chicago, IL  
Tue Jun 28 1983, 3:33 AM CDT  
Att. 11,832 - Unknown

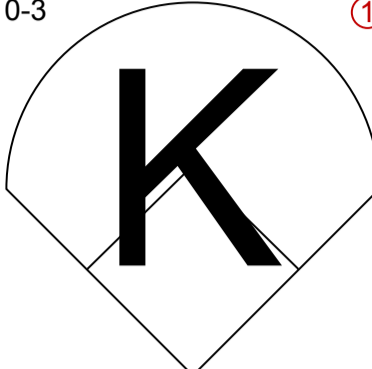
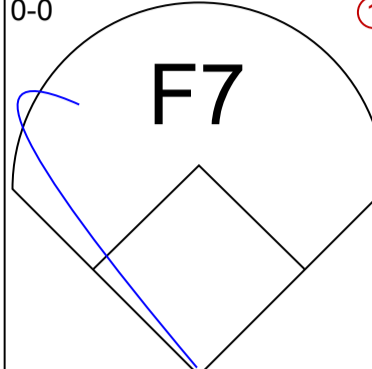
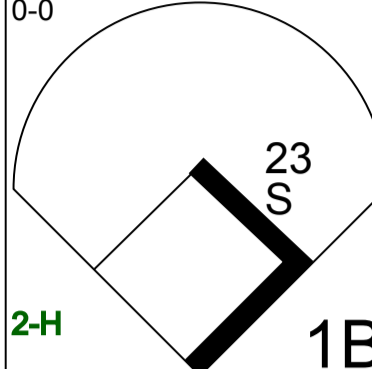
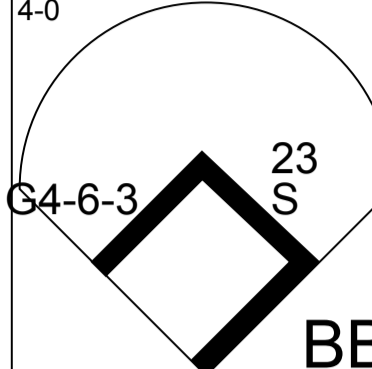
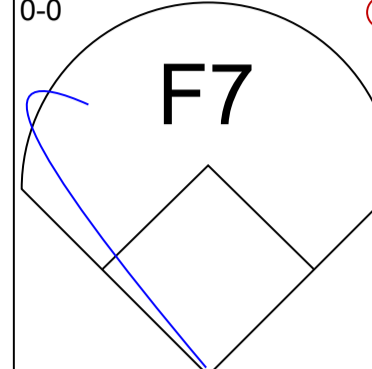
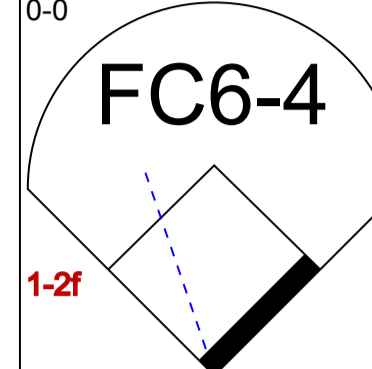
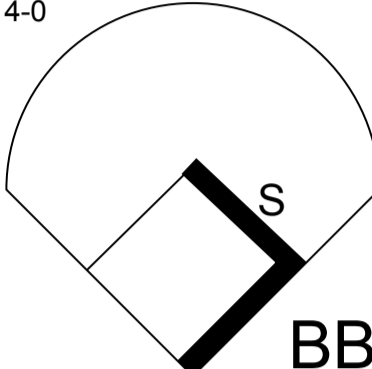
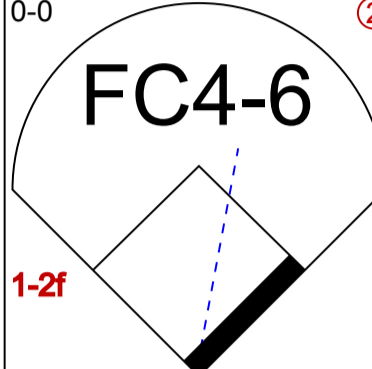
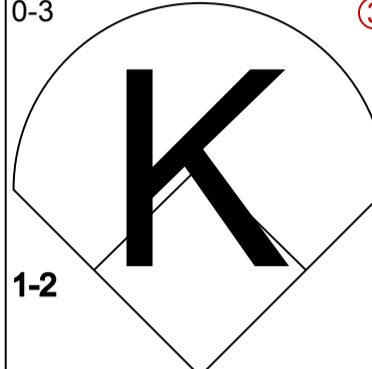
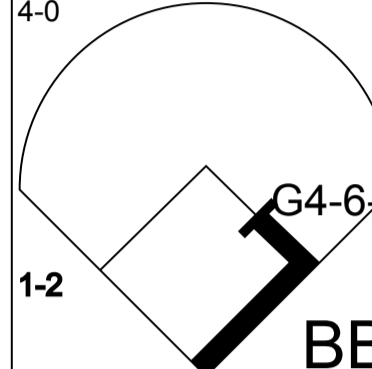
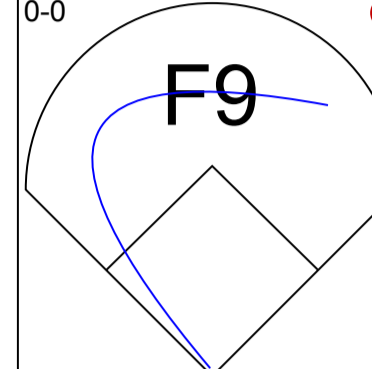
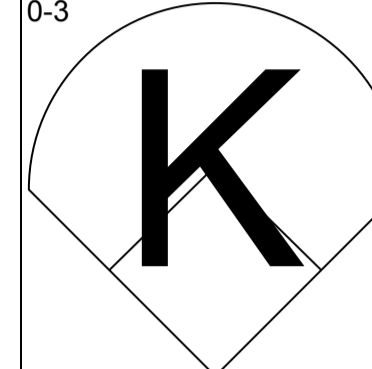
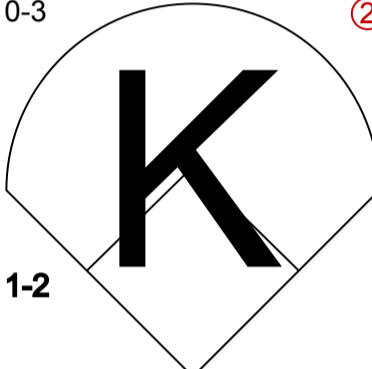
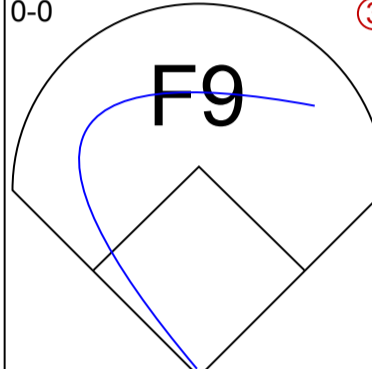
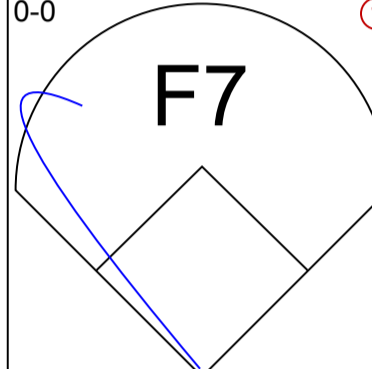
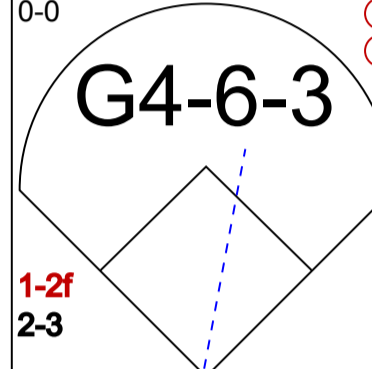
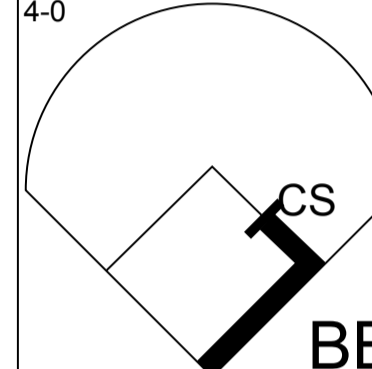
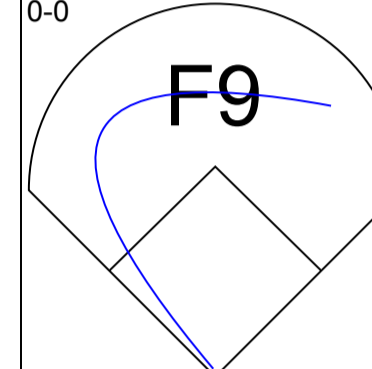
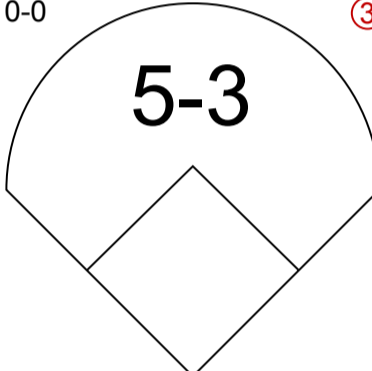
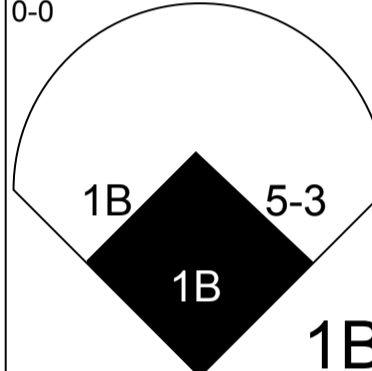
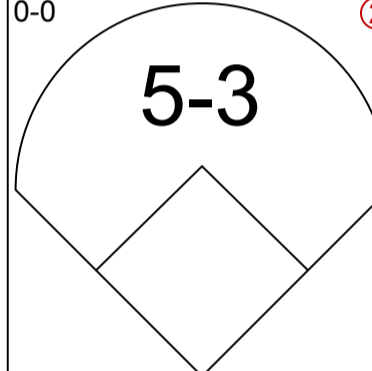
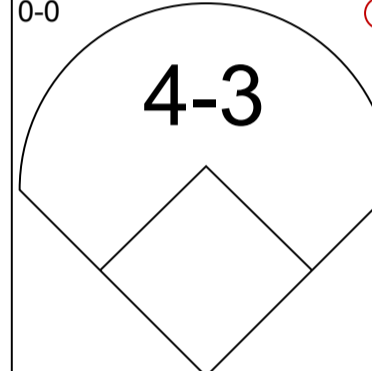
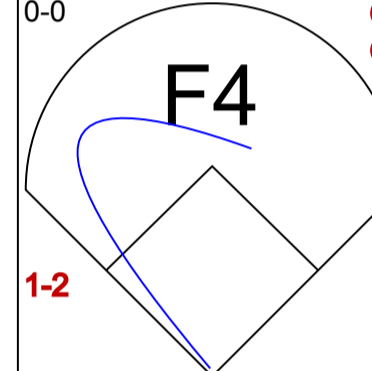
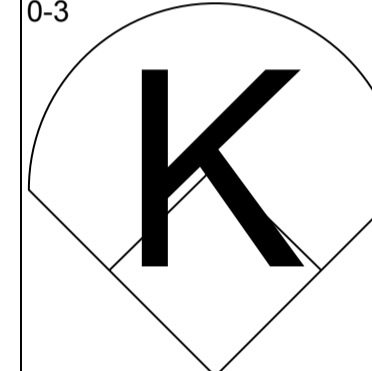
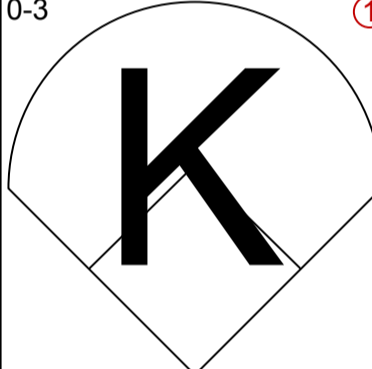
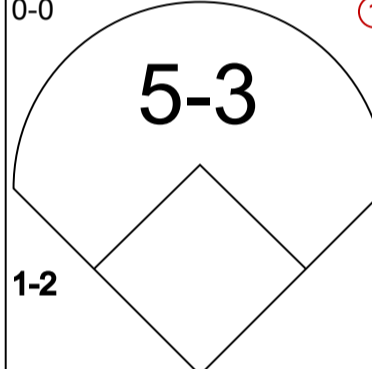
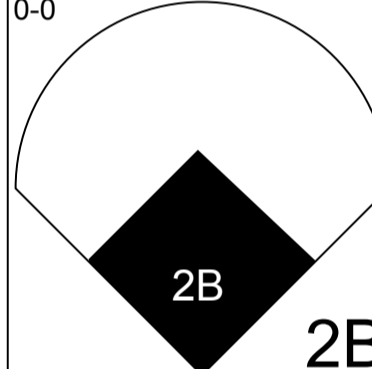
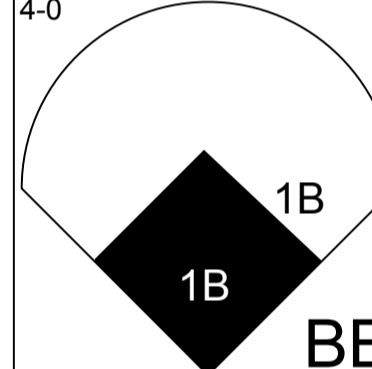
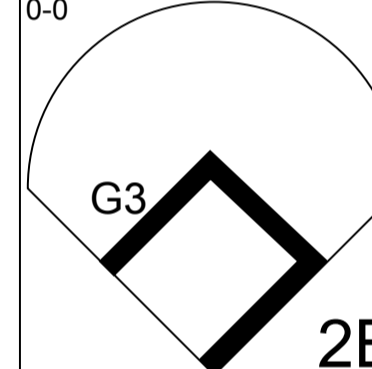
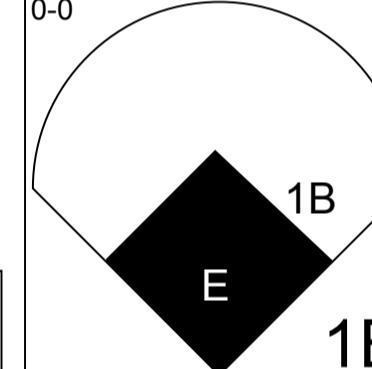
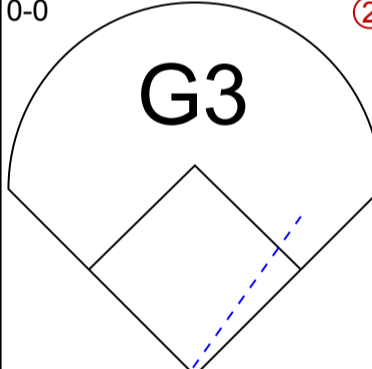
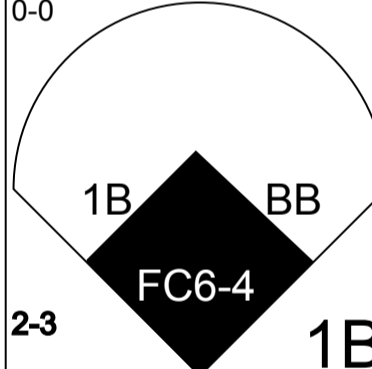
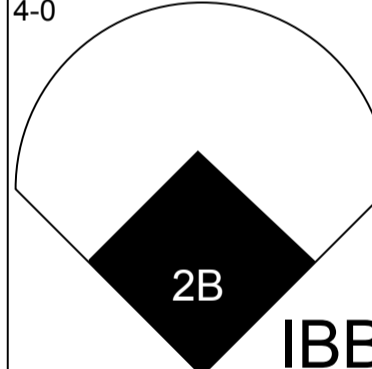
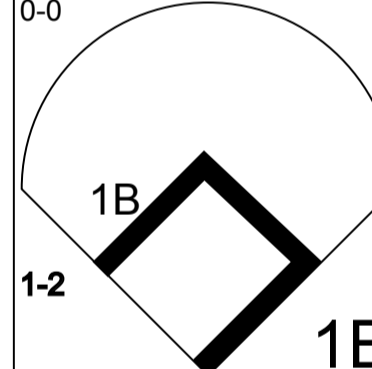
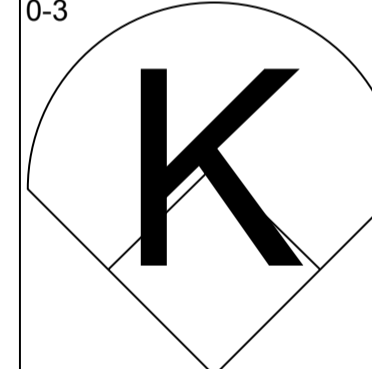
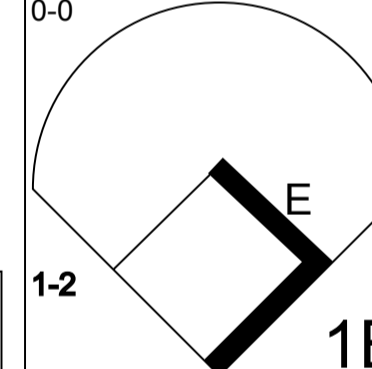
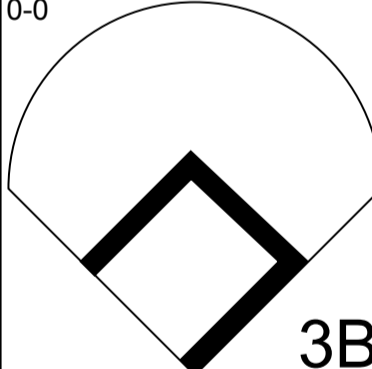
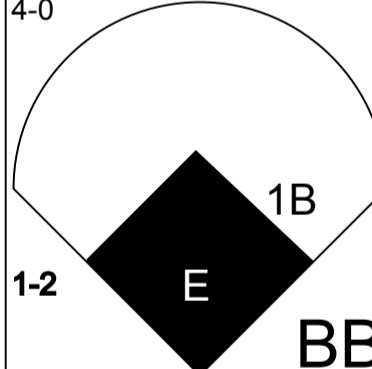
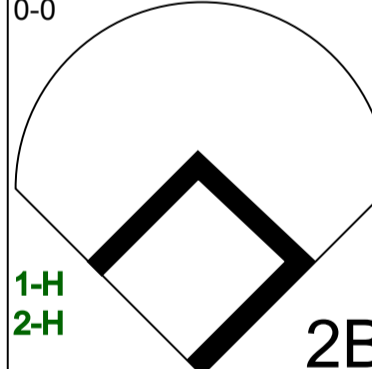
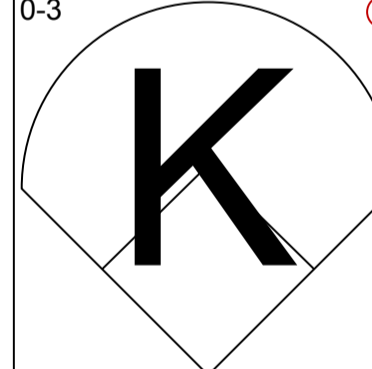
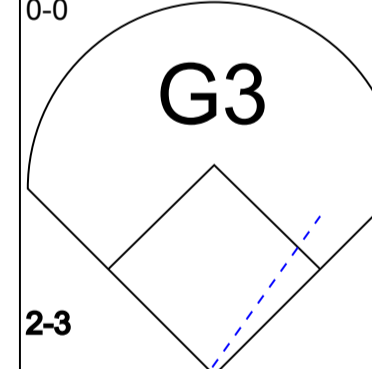
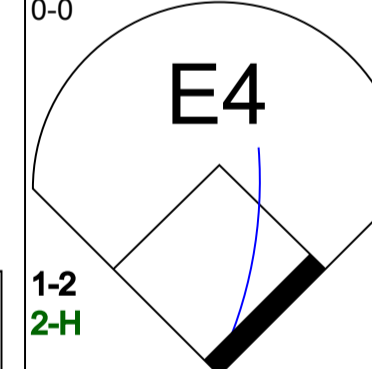
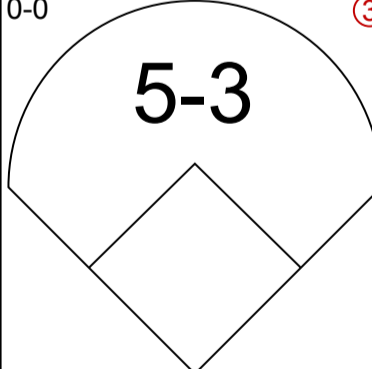
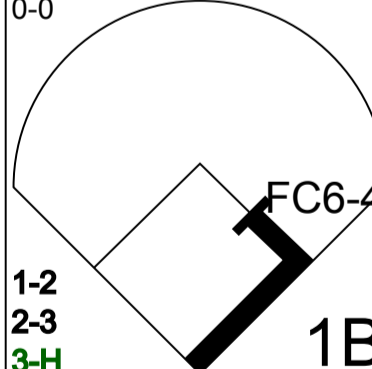
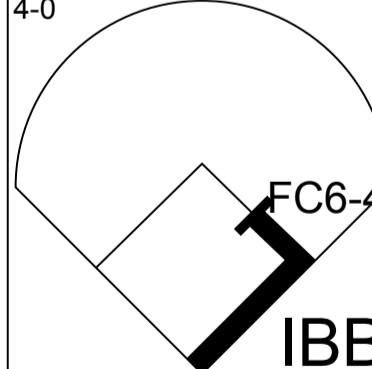
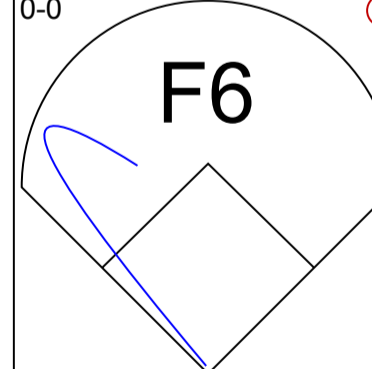
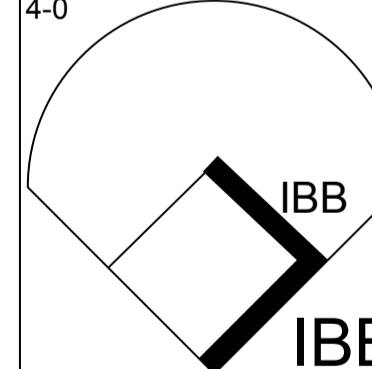

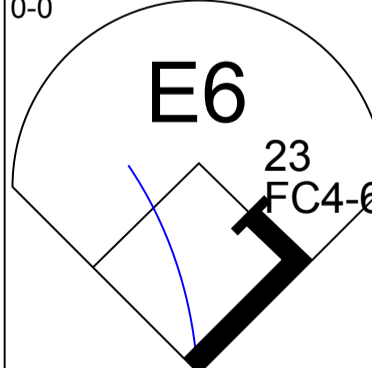
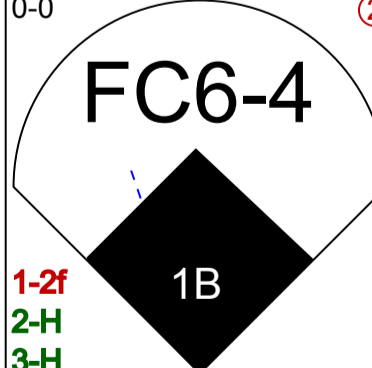
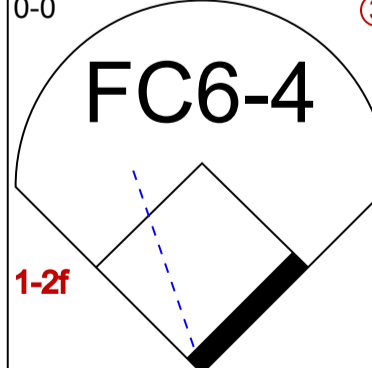
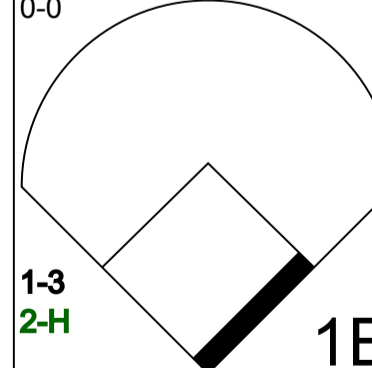
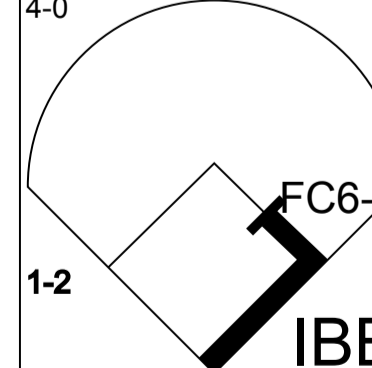
AB	42
R	7
H	10
RBI	6
BB	4
SO	6
LOB	20



livebaseballscorecards.com



Batter	1	2	3	4	5	6	7	8	9	10	11	AB R H RBI BB SO LOB	BOTTOM
--------	---	---	---	---	---	---	---	---	---	----	----	----------------------	--------

<b>Gary Woods, R</b> <small>(1, 8)            OBP: 0.319, SLG: 0.369</small> <b>Craig Lefferts, L</b> <small>(10, 1)            OBP: 0.143, SLG: 0.077</small>												5 0 1 1 1 1 6 0 0 0 0 0 0 0	
<b>23 Ryne Sandberg, R</b> <small>(1, 4)            OBP: 0.320, SLG: 0.393</small>												4 0 0 0 2 2 2	
<b>Bill Buckner, L</b> <small>(1, 3)            OBP: 0.298, SLG: 0.435</small>												5 0 0 0 1 1 4	
<b>Ron Cey, R</b> <small>(1, 5)            OBP: 0.312, SLG: 0.380</small>												6 1 1 0 0 1 3	
<b>Leon Durham, L</b> <small>(1, 7)            OBP: 0.434, SLG: 0.569</small>												5 3 3 0 1 1 1	
<b>Keith Moreland, R</b> <small>(1, 9)            OBP: 0.358, SLG: 0.476</small>												5 2 3 0 1 1 1	
<b>Larry Bowa, S</b> <small>(1, 6)            OBP: 0.303, SLG: 0.339</small>												5 1 2 2 1 1 4	
<b>Steve Lake, R</b> <small>(1, 2)            OBP: 0.358, SLG: 0.490</small> <b>Jay Johnstone, L</b> <small>(7, PH)            OBP: 0.379, SLG: 0.472</small> <b>Jody Davis, R</b> <small>(8, 2)            OBP: 0.296, SLG: 0.480</small>												2 0 1 1 1 0 1 1 0 0 0 0 0 2 0 0 0 0 1 0 0	
<small>Steve Todd, L            Jerry Morales, R            Mike Proby, R            Bill Campbell, R            Warren Baustar, R            Scott Thompson, L            Lee Smith, R            Mel Hill, R</small>												1 0 0 0 0 0 0 1 1 0 0 1 0 0 1 0 0 0 0 0 0 0 0 0 0 0 0 0 1 0 0 0 0 0 0 1 0 0 0 0 0 0 0 0 0 0 0 1 0	

Inning Stats	R: 0	H: 0	R: 0	H: 1	R: 0	H: 0	R: 4	H: 4	R: 2	H: 2	R: 0	H: 0	R: 0	H: 0	R: 0	H: 1	R: 0	H: 0	R: 1	H: 2	R: 0	H: 0	R: 0	H: 1	R: 0	H: 0	R: 1	H: 2
	E: 0	LOB: 1	E: 0	LOB: 1	E: 1	LOB: 1	E: 1	LOB: 1	E: 0	LOB: 2	E: 0	LOB: 1	E: 0	LOB: 0	E: 0	LOB: 3	E: 0	LOB: 0	E: 1	LOB: 2	E: 0	LOB: 0	E: 0	LOB: 3	E: 0	LOB: 0	E: 1	LOB: 2
	K: 2	BB: 1	K: 1	BB: 0	K: 0	BB: 0	K: 1	BB: 1	K: 0	BB: 2	K: 0	BB: 1	K: 0	BB: 2	K: 1	BB: 2	K: 1	BB: 1	K: 1	BB: 1	K: 0	BB: 1	K: 1	BB: 2	K: 2	BB: 0	K: 0	BB: 0
	S: 7	P: 11	S: 6	P: 6	S: 4	P: 4	S: 9	P: 13	S: 5	P: 13	S: 2	P: 10	S: 7	P: 11	S: 6	P: 14	S: 7	P: 7	S: 3	P: 3	S: 3	P: 3	S: 6	P: 14	S: 7	P: 7	S: 3	P: 3

PITCHER	IP	WLS	BF	H	R	ER	SO	BB	IBB	HBP	BLK	WP	HR	S	P	ERA	WHIP
<b>Larry McWilliams, L</b> <small>(1, 1) ERA: 3.22</small>	6.0		31	7	6	5	4	4	2	0	0	0	0	33	57	7.50	1.833
<b>Rod Scurry, L</b> <small>(7, 1) ERA: 5.65</small>	0.0		2	1	1	1	0	1	0	0	0	0	0	1	5	∞	∞
<b>Manny Sarmiento, R</b> <small>(7, 1) ERA: 2.86</small>	2.0		7	1	0	0	1	1	0	0	0	0	0	8	12	0.00	1.000
<b>Kent Tekulve, R</b> <small>(9, 1) ERA: 1.96</small>	2.0	L	12	3	1	0	3	0	2	0	0	0	0	16	24	0.00	1.500

**Pittsburgh Pirates @ Chicago Cubs**  
 Wrigley Field, Chicago, IL  
 Tue Jun 28 1983, 3:33 AM CDT  
 Att. 11,832 - Unknown

[livebaseballscorecards.com](http://livebaseballscorecards.com)

AB	42
R	8
H	12
RBI	6
BB	10
SO	8
LOB	27



1B:	8	SF:	0	WP:	0	PA:	52
2B:	3	SAC:	0	PB:	0		
3B:	1	DP:	1	SB:	3		
HR:	0	HBP:	0	CS:	1		

Batter	1	2	3	4	5	6	7	8	9	AB R H RBI BB SO LOB	TOP										
Marvell Wynne, L (1, 8) OBP: 0.391, SLG: 0.417	0-0 6-3		0-0 F7			0-0 F8		0-0 F8		4 0 0 0 0 0 0											
Johnny Ray, S (1, 4) OBP: 0.326, SLG: 0.378	0-3 K			0-0 G3 1B		0-0 4-3		0-0 1B 2B		4 0 2 0 0 1 0											
Bill Madlock, R (1, 5) OBP: 0.362, SLG: 0.421	0-0 F3			0-0 G3 1-2		0-0 5-3		0-3 K		4 0 0 0 0 1 2											
Jason Thompson, L (1, 3) OBP: 0.394, SLG: 0.439		0-3 K		0-0 F8		0-0 G4-6-3 1B		0-0 G4-6-3 1B		4 0 2 0 0 1 1											
Mike Easler, L (1, 7) OBP: 0.381, SLG: 0.455		0-0 6-3		0-0 4-3		0-0 G4-6-3 1-2f		0-0 G4-6-3 1-2f		4 0 0 0 0 0 4											
Dave Parker, L (1, 9) OBP: 0.293, SLG: 0.363		0-0 1B		0-0 4-3		0-0 1B				3 0 2 0 0 0 0											
Tony Peña, R (1, 2) OBP: 0.307, SLG: 0.357		0-0 4-3		0-0 FC3-6 1B		0-0 2-3				3 0 1 0 0 0 2											
Dale Berra, R (1, 6) OBP: 0.318, SLG: 0.401			0-0 6-3		0-0 FC3-6 1-2f		0-0 5-3			3 0 0 0 0 0 1											
Jim Bibby, R (1, 1) OBP: 0.133, SLG: 0.133			0-0 F6		0-3 K		0-0 F9			2 0 0 0 0 1 1											
Rod Scurry, L (7, 1)										0 0 0 0 0 0 0											
Lee Mazzilli, S (8, PH) OBP: 0.409, SLG: 0.399										1 0 0 0 0 0 0											
Lee Tunnell, R (8, 1) OBP: 0.182, SLG: 0.143										0 0 0 0 0 0 0											
<b>Inning Stats</b>	R: 0 E: 0 K: 1 S: 5	H: 0 LOB: 0 BB: 0 P: 5	R: 0 E: 0 K: 1 S: 6	H: 1 LOB: 1 BB: 0 P: 6	R: 0 E: 0 K: 0 S: 3	H: 0 LOB: 0 BB: 0 P: 3	R: 0 E: 0 K: 0 S: 4	H: 1 LOB: 1 BB: 0 P: 4	R: 0 E: 0 K: 1 S: 6	H: 1 LOB: 1 BB: 0 P: 6	R: 0 E: 0 K: 0 S: 3	H: 0 LOB: 0 BB: 0 P: 3	R: 0 E: 0 K: 1 S: 6	H: 2 LOB: 1 BB: 0 P: 6	R: 0 E: 0 K: 1 S: 6	H: 2 LOB: 1 BB: 0 P: 6	1B: 6 2B: 1 3B: 0 HR: 0	SF: 0 SAC: 0 DP: 2 HBP: 0	WP: 0 PB: 0 SB: 0 CS: 0	PA: 32	
<b>PITCHER</b> Dick Ruthven, R (1, 1) ERA: 3.8	IP 9.0	WLS W	BF 32	H 7	R 0	ER 0	SO 4	BB 0	IBB 0	HBP 0	BLK 0	WP 0	HR 0	S 40	P 40	ERA 0.00	WHIP 0.778				
<b>PITCHER</b>	IP	WLS	BF	H	R	ER	SO	BB	IBB	HBP	BLK	WP	HR	S	P	ERA	WHIP				

**Pittsburgh Pirates @ Chicago Cubs**  
 Wrigley Field, Chicago, IL  
 Wed Jun 29 1983, 3:33 AM CDT  
 Att. 28,504 - Unknown

[livebaseballscorecards.com](http://livebaseballscorecards.com)

<b>AB</b>	32
<b>R</b>	0
<b>H</b>	7
<b>RBI</b>	0
<b>BB</b>	0
<b>SO</b>	4
<b>LOB</b>	11



Batter	1	2	3	4	5	6	7	8	9
Mel Hall, L OBP: 0.380, SLG: 0.436 (1, 8)	0-0 HR		0-3 K		0-0 L3 1B		0-3 K		
23 Ryne Sandberg, R OBP: 0.327, SLG: 0.398 (1, 4)	0-3 K		0-0 3B		0-0 L3 1-2		0-0 FC6-4 1-2f		
Bill Buckner, L OBP: 0.294, SLG: 0.430 (1, 3)	0-0 F8		0-0 L7			0-0 G3		0-0 L8	
Leon Durham, L OBP: 0.440, SLG: 0.568 (1, 7)	0-0 FC5-4 1B			4-0 FC3-6 1B BB		0-0 L9		4-0 HR BB	
Ron Cey, R OBP: 0.314, SLG: 0.393 (1, 5)	0-0 FC5-4 1-2f			0-0 F8		0-0 HR 1B		0-0 HR 1-H	
Keith Moreland, R OBP: 0.358, SLG: 0.488 (1, 9)		0-0 F8		0-0 FC3-6 1B		0-0 HR 1-H		0-0 5-3	
Jody Davis, R OBP: 0.291, SLG: 0.471 (1, 2)		0-3 K		0-0 FC3-6 FC4-6 1-2f 2-3		0-0 6-3		0-0 F9	
Larry Bowa, S OBP: 0.300, SLG: 0.335 (1, 6)		0-0 G3		0-0 FC4-6 1-2f			0-0 F9		
Dick Ruthven, R OBP: 0.194, SLG: 0.200 (1, 1)			0-3 K		0-3 K		0-0 23 FC6-4 1B		

Inning Stats	R: 1 E: 0 K: 1 S: 7	H: 2 LOB: 1 BB: 0 P: 7	R: 0 E: 0 K: 1 S: 5	H: 0 LOB: 0 BB: 0 P: 5	R: 0 E: 0 K: 2 S: 8	H: 1 LOB: 1 BB: 0 P: 8	R: 0 E: 0 K: 0 S: 4	H: 1 LOB: 2 BB: 1 P: 8	R: 0 E: 0 K: 1 S: 5	H: 1 LOB: 0 BB: 0 P: 5	R: 2 E: 0 K: 0 S: 5	H: 2 LOB: 0 BB: 0 P: 5	R: 0 E: 0 K: 1 S: 6	H: 1 LOB: 1 BB: 0 P: 6	R: 2 E: 0 K: 0 S: 4	H: 1 LOB: 0 BB: 1 P: 8
1B: 5 2B: 1 3B: 1 HR: 3	SF: 0 SAC: 0 DP: 1 HBP: 0	WP: 0 PB: 0 SB: 0 CS: 0														


PITCHER	IP	WLS	BF	H	R	ER	SO	BB	IBB	HBP	BLK	WP	HR	S	P	ERA	WHIP
Jim Bibby, R ERA: 8.12 (1, 1)	6.1	L	27	8	3	3	5	1	0	0	0	0	2	36	40	4.26	1.421
Rod Scurry, L ERA: 5.54 (7, 1)	0.2		2	0	0	0	1	0	0	0	0	0	0	4	4	0.00	0.000
Lee Tunnell, R ERA: 5.08 (8, 1)	1.0		5	1	2	2	0	1	0	0	0	0	1	4	8	18.00	2.000

**BOTTOM**

**Pittsburgh Pirates @ Chicago Cubs**  
**Wrigley Field, Chicago, IL**  
 Wed Jun 29 1983, 3:33 AM CDT  
 Att. 28,504 - Unknown

AB	R	H	RBI	BB	SO	LOB
4	1	2	1	0	2	1
4	0	1	0	0	1	2
4	0	0	0	0	0	1
2	1	1	0	2	0	0
4	2	2	2	0	0	2
4	1	2	2	0	0	0
4	0	0	0	0	1	2
3	0	0	0	0	0	2
3	0	1	0	0	2	0

AB	32
R	5
H	9
RBI	5
BB	2
SO	6
LOB	10



WP	HR	S	P	ERA	WHIP
0	0	0	0	0	0



Batter	1	2	3	4	5	6	7	8	9	AB	R	H	RBI	BB	SO	LOB
Mel Hall, L OBP: 0.368, SLG: 0.425 (1, 8)	F7		SF8		K			K		3	0	0	1	0	2	0
23 Ryne Sandberg, R OBP: 0.326, SLG: 0.396 (1, 4)	G3		6-3		1B			F9		4	0	1	0	0	0	1
Bill Buckner, L OBP: 0.291, SLG: 0.424 (1, 3)	4-3			G4	F7			F8		4	0	0	0	0	0	1
Leon Durham, L OBP: 0.431, SLG: 0.554 (1, 7)		L7		K		G3			5-3	4	0	0	0	0	1	0
Ron Cey, R OBP: 0.320, SLG: 0.394 (1, 5)		G5-4-3 BB		2B 1B	1B	F8			BB 1B BB	2	2	1	0	2	0	0
Keith Moreland, R OBP: 0.360, SLG: 0.490 (1, 9)		G5-4-3 1-2f		1B 2B		6-3			BB BB BB 1B BB	3	1	1	0	1	0	1
Jody Davis, R OBP: 0.299, SLG: 0.481 (1, 2)			SH1-4 SF8 2B	2-H 3-H 1B			F4		1-2 2-H 1B	4	1	3	3	0	0	0
Larry Bowa, S OBP: 0.300, SLG: 0.335 (1, 6)			SH1-4 1B	4-3		4-3				3	0	1	0	0	0	1
Fergie Jenkins, R OBP: 0.286, SLG: 0.343 (1, 1)			SH1-4		5-3		F6			2	0	0	0	0	0	0
Lee Smith, R (8, 1)										0	0	0	0	0	0	0

**BOTTOM**

**Pittsburgh Pirates @ Chicago Cubs**  
**Wrigley Field, Chicago, IL**  
 Thu Jun 30 1983, 3:33 AM CDT  
 Att. 17,261 - Unknown

[livebaseballscorecards.com](http://livebaseballscorecards.com)


<b>AB</b>	<b>29</b>
<b>R</b>	<b>4</b>
<b>H</b>	<b>7</b>
<b>RBI</b>	<b>4</b>
<b>BB</b>	<b>3</b>
<b>SO</b>	<b>3</b>
<b>LOB</b>	<b>4</b>



Inning Stats																1B	SF	WP	PA		
R: 0	H: 0	R: 0	H: 0	R: 1	H: 2	R: 2	H: 3	R: 0	H: 1	R: 0	H: 0	R: 0	H: 0	R: 0	H: 0	R: 1	H: 1	1B: 5	SF: 1	WP: 0	PA: 34
E: 0	LOB: 0	E: 0	LOB: 0	E: 0	LOB: 1	E: 0	LOB: 1	E: 0	LOB: 1	E: 0	LOB: 0	E: 0	LOB: 0	E: 0	LOB: 0	E: 0	LOB: 2	2B: 2	SAC: 1	PB: 0	
K: 0	BB: 0	K: 0	BB: 1	K: 0	BB: 0	K: 1	BB: 0	K: 1	BB: 0	K: 0	BB: 0	K: 0	BB: 0	K: 1	BB: 0	K: 0	BB: 2	3B: 0	DP: 1	SB: 0	
S: 3	P: 3	S: 2	P: 6	S: 5	P: 5	S: 8	P: 8	S: 6	P: 6	S: 3	P: 3	S: 3	P: 3	S: 5	P: 5	S: 2	P: 10	HR: 0	HBP: 0	CS: 0	

PITCHER																IP	WLS	BF	H	R	ER	SO	BB	IBB	HBP	BLK	WP	HR	S	P	ERA	WHIP
Rick Rhoden, R (1, 1)																7.0		27	6	3	3	2	1	0	0	0	0	0	30	34	3.86	1.000
Manny Sarmiento, R (8, 1)																1.1	L	6	0	1	1	1	2	0	0	0	0	0	6	14	6.75	1.500
Kent Tekulve, R (9, 1)																0.0		1	1	0	0	0	0	0	0	0	0	0	1	1	∞	∞

Batter	1	2	3	4	5	6	7	8	9	AB R H RBI BB SO LOB	TOP											
Tom Herr, S (1, 4) OBP: 0.373, SLG: 0.384 Jamie Quirk, L (7, 5) OBP: 0.309, SLG: 0.380	0-0 6-3	0-0 1-H 3-H 3B		0-3 K		0-0 S 2B 1B	0-0 4-3		0-0 2-3 3-H FC6-4 1B	5 1 2 3 0 1 2 1 0 1 0 0 0 0												
Willie McGee, S (1, 8) OBP: 0.349, SLG: 0.397	0-0 S 1B	0-0 F7		0-0 1B 1B		0-0 F8	0-0 FC6-4 1B		0-0 FC6-4 FC6 1-2f 3-H	6 1 3 2 0 0 3												
David Green, R (1, 9) OBP: 0.361, SLG: 0.426	0-0 L7 1-2		0-0 CS 1B	0-0 1B 1B		0-3 K	0-0 FC6-4 FC4 1-2f		0-0 FC6 1-2f	6 1 2 0 0 1 4												
George Hendrick, R (1, 3) OBP: 0.389, SLG: 0.544 Steve Braun, L (7, PH) OBP: 0.447, SLG: 0.419	0-0 5-3		0-0 1-2 2B	0-0 1-2 2B 1B		0-0 2B	0-0 FC4 1-2f			4 1 3 2 0 0 1 1 0 0 0 0 0 1												
Andy Van Slyke, L (1, 7) OBP: 0.336, SLG: 0.500		0-0 1B 1B	0-0 1B 2B	0-0 1-2 2-H 1B		4-0 BB		0-0 3-1		4 2 3 2 1 0 0												
Ken Oberkfell, L (1, 5) OBP: 0.353, SLG: 0.355		0-0 1B 3B 1B	4-0 1B BB	0-0 G4-6-3 1-2f		0-0 G3		0-3 K		4 2 1 0 1 1 4												
Darrell Porter, L (1, 2) OBP: 0.345, SLG: 0.421		0-3 K	0-0 1B 1-3 2-H 1B		4-0 G6-4-3 BB		0-0 HR	0-0 G3		4 1 2 2 1 1 2	AB 44 R 13 H 22 RBI 13 BB 3 SO 5 LOB 23											
Ozzie Smith, S (1, 6) OBP: 0.254, SLG: 0.251 Mike Ramsey, S (7, PR) OBP: 0.318, SLG: 0.327		0-0 F8	0-0 K 1B	0-0 2-3 3-H 1B		0-0 F9	0-0 2B 4-3 1B		0-0 1B SH2-4 FC6-4 1B	4 0 2 1 0 0 3 1 2 1 0 0 0 0												
Joaquin Andujar, S (1, 1) OBP: 0.140, SLG: 0.163 Jim Kaat, L (8, 1)		0-0 1-3 2-H 3B 1B	0-3 K		0-0 G6-4-3 1-2f		0-0 4-3 1B 2B		0-0 SH2-4	4 2 2 1 0 1 3 0 0 0 0 0 0 0												
<b>Inning Stats</b>	R: 0 E: 0 K: 0 S: 4	H: 1 LOB: 1 BB: 0 P: 4	R: 3 E: 0 K: 1 S: 9	H: 4 LOB: 1 BB: 0 P: 9	R: 3 E: 0 K: 1 S: 8	H: 5 LOB: 1 BB: 1 P: 12	R: 2 E: 0 K: 1 S: 8	H: 4 LOB: 1 BB: 0 P: 8	R: 0 E: 0 K: 0 S: 2	H: 0 LOB: 0 BB: 1 P: 6	R: 1 E: 0 K: 1 S: 7	H: 2 LOB: 2 BB: 1 P: 11	R: 3 E: 0 K: 0 S: 7	H: 4 LOB: 1 BB: 0 P: 7	R: 0 E: 0 K: 1 S: 5	H: 0 LOB: 0 BB: 0 P: 5	R: 1 E: 0 K: 0 S: 5	H: 2 LOB: 1 BB: 0 P: 5	1B: 16 2B: 4 3B: 1 HR: 1	SF: 0 SAC: 1 DP: 2 HBP: 0	WP: 0 PB: 0 SB: 3 CS: 1	PA: 48
<b>PITCHER</b>	IP WLS BF H R ER SO BB IBB HBP BLK WP HR S P ERA WHIP																					
Don Robinson, R (1, 1) ERA: 6.23	2.1 L 16 9 6 6 1 1 0 0 0 0 0 0 17 21 23.14 4.286																					
Cecilio Guante, R (3, 1) ERA: 2.87	4.0 22 11 6 6 3 2 0 0 0 0 0 1 26 34 13.50 3.250																					
Lee Tunnell, R (7, 1) ERA: 4.95	1.2 5 0 0 0 1 0 0 0 0 0 0 0 7 7 0.00 0.000																					
Kent Tekulve, R (9, 1) ERA: 2.13	1.0 5 2 1 1 0 0 0 0 0 0 0 0 5 5 9.00 2.000																					

St. Louis Cardinals @ Pittsburgh Pirates  
Three Rivers Stadium, Pittsburgh, PA

Fri Jul 01 1983, 7:05 PM EDT  
Att: 26,019 - Unknown

livebaseballscorecards.com

BOTTOM

St. Louis Cardinals @ Pittsburgh Pirates  
Three Rivers Stadium, Pittsburgh, PA  
Fri Jul 01 1983, 7:05 PM EDT  
Att. 26,019 - Unknown

livebaseballscorecards.com

AB	35
R	6
H	8
RBI	6
BB	2
SO	5
LOB	9



WP:	1	PA:	37
PB:	0		
SB:	1		
CS:	0		

AB R H RBI BB SO LOB

5	2	2	0	0	0	0
4	1	2	1	0	0	0
2	0	0	1	1	0	1
1	0	0	0	0	1	1
2	0	0	0	1	0	1
1	1	1	1	0	0	0
3	1	1	0	0	0	2
0	0	0	0	0	0	0
1	1	1	0	0	0	0
4	0	1	2	0	0	1
0	0	0	0	0	0	0
4	0	0	1	0	1	2
4	0	0	0	0	1	1
0	0	0	0	0	0	0
2	0	0	0	0	2	0
2	0	0	0	0	0	0

1B:	7	SF:	0
2B:	1	SAC:	0
3B:	0	DP:	1
HR:	0	HBP:	0

WP:	1	PA:	37
PB:	0		
SB:	1		
CS:	0		

1B:	7	SF:	0
2B:	1	SAC:	0
3B:	0	DP:	1
HR:	0	HBP:	0

WP:	1	PA:	37
PB:	0		
SB:	1		
CS:	0		

Batter	1	2	3	4	5	6	7	8	9
Marvell Wynne, L (1, 8) OBP: 0.397, SLG: 0.493	0-0 4-3 ①		0-0 FC6-4 1B		0-0 F9 ③			0-0 WP 2B 1B	0-0 6-3 ③
Johnny Ray, S (1, 4) OBP: 0.331, SLG: 0.383	0-0 3-1 ②		0-0 FC6-4 1B			0-0 F9 ①		0-0 1B 2B	
Bill Madlock, R (1, 5) OBP: 0.362, SLG: 0.418 Richie Hebner, L (6, PR) OBP: 0.360, SLG: 0.367 (7, 5)	0-0 F6 ③		0-0 FC6-4 ②			4-0 S BB		0-3 K ②	
Jason Thompson, L (1, 3) OBP: 0.392, SLG: 0.430 Gene Tenace, R (7, 3) OBP: 0.286, SLG: 0.171		0-0 5-3 ①	0-0 G3 ③			4-0 G1-6-3 BB		0-0 E 1B 1B	
Mike Easler, L (1, 7) OBP: 0.378, SLG: 0.448 Lee Tunnell, R (7, 1) OBP: 0.182, SLG: 0.143 Lee Lacy, R (8, PH) OBP: 0.317, SLG: 0.394 (9, 9)		0-0 E BLK 4-3 1B		0-0 F7 ①		0-0 G1-6-3 ② ③		0-0 E5 1B 1B	
Dave Parker, L (1, 9) OBP: 0.291, SLG: 0.359 Kent Tekulve, R (9, 1)		0-0 E6 4-3 1-3		0-0 F8 ②			0-0 F7 ①	0-0 2-H 3-H 1B	
Tony Peña, R (1, 2) OBP: 0.299, SLG: 0.347		0-0 4-3 ②		0-3 K ③			0-0 G2 ②	0-0 3-1 ③	
Dale Berra, R (1, 6) OBP: 0.310, SLG: 0.389		0-3 K ③			0-0 F9 ①		0-0 F9 ③		0-0 L6 ①
Don Robinson, R (1, 1) OBP: 0.333, SLG: 0.333 Cecilio Guante, R (3, 1) OBP: 0.250, SLG: 0.250 Lee Mazzilli, S (7, 7) OBP: 0.404, SLG: 0.392			0-3 K ①			0-3 K ②		0-0 G3 ①	0-0 F8 ②

Inning Stats	R: 0	H: 0	R: 1	H: 1	R: 1	H: 2	R: 0	H: 0	R: 0	H: 0	R: 0	H: 0	R: 4	H: 5	R: 0	H: 0
	E: 0	LOB: 0	E: 1	LOB: 1	E: 0	LOB: 1	E: 0	LOB: 0	E: 0	LOB: 2	E: 0	LOB: 0	E: 1	LOB: 1	E: 0	LOB: 0
	K: 0	BB: 0	K: 1	BB: 0	K: 1	BB: 0	K: 1	BB: 0	K: 0	BB: 2	K: 0	BB: 0	K: 1	BB: 0	K: 0	BB: 0
	S: 3	P: 3	S: 7	P: 7	S: 7	P: 7	S: 5	P: 5	S: 2	P: 10	S: 3	P: 3	S: 10	P: 10	S: 3	P: 3

PITCHER	IP	WLS	BF	H	R	ER	SO	BB	IBB	HBP	BLK	WP	HR	S	P	ERA	WHIP
Joaquin Andujar, R (1, 1) ERA: 4.05	7.2	W	32	7	6	4	5	2	0	0	1	1	0	40	48	4.70	1.174
Jim Kaat, L (8, 1) ERA: 3.89	1.1		5	1	0	0	0	0	0	0	0	0	0	5	5	0.00	0.750

PITCHER	IP	WLS	BF	H	R	ER	SO	BB	IBB	HBP	BLK	WP	HR	S	P	ERA	WHIP
---------	----	-----	----	---	---	----	----	----	-----	-----	-----	----	----	---	---	-----	------

Batter	1	2	3	4	5	6	7	8	9	AB R H RBI BB SO LOB	TOP									
Tom Herr, S (1, 4) OBP: 0.366, SLG: 0.376	0-0 6-3		0-0 4-3		0-0 5-3			0-0 F9		4 0 0 0 0 0 0										
Willie McGee, S (1, 8) OBP: 0.347, SLG: 0.394	0-0 5-3		0-0 BLK 1B			0-0 6-3		0-0 4-3		4 0 1 0 0 0 0										
David Green, R (1, 9) OBP: 0.358, SLG: 0.422	0-3 K		0-0 6-3			0-0 G4-6-3 1B		0-0 1-3		4 0 1 0 0 1 1										
George Hendrick, R (1, 3) OBP: 0.390, SLG: 0.541		0-0 F8		4-0 E BB		0-0 G4-6-3 1-2f		0-0 FC6-4 1B		3 0 1 0 1 0 1										
Floyd Rayford, R (1, 5) OBP: 0.182, SLG: 0.303		0-0 F8		0-0 E5 L4-3 1-3			0-3 K	0-0 FC6-4 1-2f		4 0 0 0 0 1 2										
Glenn Brummer, R (1, 2) OBP: 0.417, SLG: 0.485		0-0 1B 2B		0-0 L4-3 1-2			0-0 CS 1B			3 1 2 0 0 0 2										
Andy Van Slyke, L (1, 7) OBP: 0.338, SLG: 0.492		0-0 2-H S 1B		0-0 F8			0-3 K 1-2			3 0 1 1 0 1 2										
Ozzie Smith, S (1, 6) OBP: 0.252, SLG: 0.248		0-0 6-3 1-2			0-0 6-3			0-0 6-3		3 0 0 0 0 0 1										
Dave LaPoint, L (1, 1) OBP: 0.211, SLG: 0.118			0-3 K		0-0 1-3			0-0 5-3		2 0 0 0 0 1 0										
Jeff Lahti, R (7, 1)										0 0 0 0 0 0 0										
Mike Ramsey, S (8, PH) OBP: 0.315, SLG: 0.323										1 0 0 0 0 0 0										
Dave Vonohlen, L (8, 1)										0 0 0 0 0 0 0										
<b>Inning Stats</b>	R: 0 E: 0 K: 1 S: 5	H: 0 LOB: 0 BB: 0 P: 5	R: 1 E: 0 K: 0 S: 5	H: 2 LOB: 1 BB: 0 P: 5	R: 0 E: 0 K: 1 S: 6	H: 1 LOB: 1 BB: 0 P: 6	R: 0 E: 1 K: 0 S: 3	H: 0 LOB: 1 BB: 1 P: 7	R: 0 E: 0 K: 0 S: 3	H: 0 LOB: 0 BB: 0 P: 3	R: 0 E: 0 K: 2 S: 7	H: 1 LOB: 0 BB: 0 P: 7	R: 0 E: 0 K: 0 S: 3	H: 0 LOB: 0 BB: 0 P: 3	R: 0 E: 0 K: 0 S: 4	H: 1 LOB: 1 BB: 0 P: 4	1B: 5 2B: 2 3B: 0 HR: 0	SF: 0 SAC: 0 DP: 2 HBP: 0	WP: 0 PB: 0 SB: 1 CS: 1	PA: 32
<b>PITCHER</b> John Candelaria, L (1, 1) ERA: 3.98	IP: 9.0 WLS: W BF: 32 H: 6 R: 1 ER: 1 SO: 4 BB: 1 IBB: 0 HBP: 0 BLK: 1 WP: 0 HR: 0 S: 39 P: 43 ERA: 1.00 WHIP: 0.778																			

St. Louis Cardinals @ Pittsburgh Pirates  
 Three Rivers Stadium, Pittsburgh, PA  
 Sat Jul 02 1983, 7:05 PM EDT  
 Att: 27,446 - Unknown

livebaseballscorecards.com

AB 31  
 R 1  
 H 6  
 RBI 1  
 BB 1  
 SO 4  
 LOB 9





Batter	1	2	3	4	5	6	7	8	9	AB	R	H	RBI	BB	SO	LOB
Lee Lacy, R OBP: 0.326, SLG: 0.402 (1, 9)	0-0 E S 1B	0-0 F7			0-0 SH1-3 1B		0-0 G4-6-3 1B			4	2	3	0	0	0	1
Marvell Wynne, L OBP: 0.395, SLG: 0.486 (1, 8)	0-0 F7		0-3 K		0-0 SH1-3 1B		0-0 G4-6-3 1B			3	0	1	0	0	1	1
Bill Madlock, R OBP: 0.364, SLG: 0.419 (1, 5)	0-0 S 2B		0-0 F8		0-0 1B		0-0 G4-6-3 1-2f 2-3			4	1	2	2	0	0	2
Jason Thompson, L OBP: 0.393, SLG: 0.429 (1, 3)	0-3 K		0-0 1B		0-0 F8		4-0 IBB			3	0	1	0	1	1	2
Jim Morrison, R OBP: 0.377, SLG: 0.620 (7, PH) Johnny Ray, S OBP: 0.330, SLG: 0.382 (8, 4)	0-0 2-H 2B		0-3 K		0-0 4-3		0-0 F8			3	0	1	1	0	1	2
Brian Harper, R OBP: 0.161, SLG: 0.367 (1, 7)	0-0 F7			0-0 6-3		0-0 L5-4 1B		0-0 F3		4	0	1	0	0	0	1
Tony Peña, R OBP: 0.302, SLG: 0.350 (1, 2)		0-0 F5		0-0 FC5-4 1B		0-0 FC5-4 1B		0-0 4-3		4	0	2	0	0	0	0
Dale Berra, R OBP: 0.305, SLG: 0.383 (1, 6)		0-0 F7		0-0 F7		0-0 L5-4 2-3		0-0 F9		4	0	0	0	0	0	3
John Candelaria, L OBP: 0.265, SLG: 0.194 (1, 1)		0-0 1B		0-0 FC5-4 1-2f		0-0 FC5-4 1-2f				3	0	1	0	0	0	2

Inning Stats	R: 2	H: 3	E: 0	K: 1	S: 8	LOB: 1	BB: 0	P: 8	R: 0	H: 1	E: 0	K: 0	S: 4	LOB: 1	BB: 0	P: 4	R: 0	H: 1	E: 0	K: 2	S: 8	LOB: 1	BB: 0	P: 8	R: 0	H: 1	E: 0	K: 0	S: 4	LOB: 1	BB: 0	P: 5	R: 0	H: 2	E: 0	K: 0	S: 4	LOB: 1	BB: 0	P: 4	R: 0	H: 2	E: 0	K: 0	S: 4	LOB: 2	BB: 1	P: 8	R: 0	H: 0	E: 0	K: 0	S: 3	LOB: 0	BB: 0	P: 3
--------------	------	------	------	------	------	--------	-------	------	------	------	------	------	------	--------	-------	------	------	------	------	------	------	--------	-------	------	------	------	------	------	------	--------	-------	------	------	------	------	------	------	--------	-------	------	------	------	------	------	------	--------	-------	------	------	------	------	------	------	--------	-------	------

PITCHER	IP	WLS	BF	H	R	ER	SO	BB	IBB	HBP	BLK	WP	HR	S	P	ERA	WHIP
Dave LaPoint, L ERA: 3.35 (1, 1)	6.0	L	29	12	3	3	3	0	0	0	0	0	0	35	35	4.50	2.000
Jeff Lahti, R ERA: 2.7 (7, 1)	1.0		3	0	0	0	0	0	1	0	0	0	0	2	6	0.00	0.000
Dave Vonohlen, L ERA: 2.54 (8, 1)	1.0		3	0	0	0	0	0	0	0	0	0	0	3	3	0.00	0.000

**BOTTOM**

**St. Louis Cardinals @ Pittsburgh Pirates**  
 Three Rivers Stadium, Pittsburgh, PA

Sat Jul 02 1983, 7:05 PM EDT  
 Att. 27,446 - Unknown

AB	33
R	3
H	12
RBI	3
BB	1
SO	3
LOB	16



WP	HR	S	P	ERA	WHIP
3	0	0	0	0.00	0.000

Batter	1	2	3	4	5	6	7	8	9	AB R H RBI BB SO LOB	TOP																
Tom Herr, S (1, 4) OBP: 0.366, SLG: 0.376	0-0 BB 3B 1B	0-0 F9			0-0 SH1-3 1-2		0-0 4-3			3 1 1 0 0 0 1																	
Ken Oberkfell, L (1, 5) OBP: 0.351, SLG: 0.351	4-0 BB 3B	0-0 F9			0-0 F4		0-0 3-1			3 1 0 0 1 0 2																	
David Green, R (1, 9) OBP: 0.356, SLG: 0.429	0-0 1-H 2-H 3B		0-0 1-3		0-0 6-3			0-0 F9		4 0 1 2 0 0 1																	
George Hendrick, R (1, 3) OBP: 0.392, SLG: 0.541	0-0 4-3		0-0 6-3		0-0 G4-6-3 1B			0-0 1B		4 0 2 0 0 0 1																	
Willie McGee, S (1, 8) OBP: 0.342, SLG: 0.388	0-3 K2-3		0-0 F7		0-0 G4-6-3 1-2f			0-0 F8		4 0 0 0 0 1 3																	
Andy Van Slyke, L (1, 7) OBP: 0.333, SLG: 0.471	4-0 BB		0-3 K		0-3 K			0-0 4-3		3 0 0 0 1 2 1																	
Darrell Porter, L (1, 2) OBP: 0.344, SLG: 0.418	0-0 F8		0-0 4-3				0-0 SH2-4 HR 1B		0-0 4-3	4 1 1 0 0 0 2	AB 32 R 4 H 8 RBI 4 BB 2 SO 3 LOB 12																
Ozzie Smith, S (1, 6) OBP: 0.253, SLG: 0.249		0-0 1B		0-0 1-3			0-0 SH2-4 1-2		0-0 4-3	3 0 1 0 0 0 0																	
Bob Forsch, R (1, 1) OBP: 0.206, SLG: 0.258		0-0 P1			0-0 SH1-3 1B		0-0 HR 2-H		0-0 4-3	2 0 1 0 0 0 1																	
Steve Braun, L (7, PH) OBP: 0.462, SLG: 0.531										1 1 1 2 0 0 0																	
Jeff Lahti, R (7, 1)										0 0 0 0 0 0 0																	
Bruce Sutter, R (8, 1)										1 0 0 0 0 0 0																	
<b>Inning Stats</b>	R: 2 E: 0 K: 1 S: 7	H: 2 LOB: 2 BB: 2 P: 15	R: 0 E: 0 K: 0 S: 4	H: 1 LOB: 1 BB: 0 P: 4	R: 0 E: 0 K: 0 S: 3	H: 0 LOB: 0 BB: 0 P: 3	R: 0 E: 0 K: 1 S: 5	H: 0 LOB: 0 BB: 0 P: 5	R: 0 E: 0 K: 0 S: 4	H: 1 LOB: 1 BB: 0 P: 4	R: 0 E: 0 K: 1 S: 5	H: 1 LOB: 0 BB: 0 P: 5	R: 2 E: 0 K: 0 S: 5	H: 2 LOB: 0 BB: 0 P: 5	R: 0 E: 0 K: 0 S: 4	H: 1 LOB: 1 BB: 0 P: 4	R: 0 E: 0 K: 0 S: 3	H: 0 LOB: 0 BB: 0 P: 3	1B: 6 2B: 0 3B: 1 HR: 1	SF: 0 SAC: 2 DP: 1 HBP: 0	WP: 0 PB: 0 SB: 0 CS: 0	PA: 36					
<b>PITCHER</b>	IP WLS BF H R ER SO BB IBB HBP BLK WP HR S P ERA WHIP																										
Larry McWilliams, L (1, 1) ERA: 3.25	4.1		19	4	2	2	2	2	0	0	0	0	0	21	29	4.15	1.385										
Manny Sarmiento, R (5, 1) ERA: 3.15	2.2	L	10	3	2	2	1	0	0	0	0	0	1	12	12	6.75	1.125										
Lee Tunnell, R (8, 1) ERA: 4.8	2.0		7	1	0	0	0	0	0	0	0	0	0	7	7	0.00	0.500										

St. Louis Cardinals @ Pittsburgh Pirates  
 Three Rivers Stadium, Pittsburgh, PA  
 Sun Jul 03 1983, 3:33 AM EDT  
 Att: 14,469 - Unknown

livebaseballscorecards.com





Batter	1	2	3	4	5	6	7	8	9	AB R H RBI BB SO LOB	TOP											
Tom Herr, S (1, 4) OBP: 0.364, SLG: 0.373	0-0 4-3		0-3 K			0-0 1B 1B		0-0 F7		4 1 1 0 0 1 0	<b>St. Louis Cardinals @ Pittsburgh Pirates</b> Three Rivers Stadium, Pittsburgh, PA Mon Jul 04 1983, 3:33 AM EDT Cloudy <a href="http://livebaseballscorecards.com">livebaseballscorecards.com</a>											
Willie McGee, S (1, 8) OBP: 0.348, SLG: 0.398	0-3 K			0-0 4-3 2B		0-0 G5-4-3 1B 1B		0-0 L3 1B		4 1 3 0 0 1 0												
David Green, R (1, 9) OBP: 0.354, SLG: 0.425	0-0 6-3			0-0 4-3		0-0 G5-4-3 1B		0-0 L3		4 0 1 1 0 0 2												
George Hendrick, R (1, 3) OBP: 0.390, SLG: 0.536		0-0 FC4-6 1B		0-0 4-3		0-0 G5-4-3		0-0 L7		4 0 1 1 0 0 2												
Andy Van Slyke, L (1, 7) OBP: 0.318, SLG: 0.444		0-0 FC4-6		0-0 G3		0-3 K		0-0 F8		4 0 0 0 0 1 2												
Ken Oberkfell, L (1, 5) OBP: 0.353, SLG: 0.353		0-0 F7			0-0 1B		0-0 G6-4-3 1B		0-0 4-3			4 0 2 0 0 0 1										
Darrell Porter, L (1, 2) OBP: 0.340, SLG: 0.413		0-3 K			0-0 F9		0-0 G6-4-3					3 0 0 0 0 1 3										
Ozzie Smith, S (1, 6) OBP: 0.253, SLG: 0.250			0-0 F8		0-0 F9		0-0 1B					3 0 1 0 0 0 1										
Kevin Hagen, R (1, 1) John Stuper, R (4, 1) Jamie Quirk, L (5, PH) John Martin, S (5, 1) Steve Braun, L (7, PH) Dave Voronien, L (7, 1)			0-3 K		0-3 K		0-0 F7					1 0 0 0 0 1 0 0 0 0 0 0 0 0 1 0 0 0 0 1 1 0 0 0 0 0 0 0 1 0 0 0 0 0 1 0 0 0 0 0 0 0										
<b>Inning Stats</b>	R: 0 E: 0 K: 1 S: 5	H: 0 LOB: 0 BB: 0 P: 5	R: 0 E: 0 K: 1 S: 6	H: 1 LOB: 1 BB: 0 P: 6	R: 0 E: 0 K: 2 S: 7	H: 0 LOB: 0 BB: 0 P: 7	R: 1 E: 0 K: 0 S: 4	H: 1 LOB: 0 BB: 0 P: 4	R: 0 E: 0 K: 1 S: 6	H: 1 LOB: 1 BB: 0 P: 6	R: 1 E: 0 K: 1 S: 7	H: 3 LOB: 1 BB: 0 P: 7	R: 0 E: 0 K: 0 S: 4	H: 2 LOB: 1 BB: 0 P: 4	R: 0 E: 0 K: 0 S: 3	H: 1 LOB: 0 BB: 0 P: 3	R: 0 E: 0 K: 0 S: 3	H: 0 LOB: 0 BB: 0 P: 3	1B: 8 2B: 2 3B: 0 HR: 0	SF: 0 SAC: 0 DP: 3 HBP: 0	WP: 0 PB: 0 SB: 0 CS: 0	PA: 33
<b>PITCHER</b> Rick Rhoden, R (1, 1) ERA: 3.32	IP 9.0 WLS W BF 33 H 9 R 2 ER 2 SO 6 BB 0 IBB 0 HBP 0 BLK 0 WP 0 HR 0 S 45 P 45 ERA 2.00 WHIP 1.000											<b>PITCHER</b>	IP WLS BF H R ER SO BB IBB HBP BLK WP HR S P ERA WHIP									



Batter	1	2	3	4	5	6	7	8	9
Marvell Wynne, L (1, 8) OBP: 0.367, SLG: 0.444	0-0 6-3 PB 6-3 1B		0-0 F2	0-0 FC6-4 1-2f			0-0 4-3	0-0 1-3	
Johnny Ray, S (1, 4) OBP: 0.331, SLG: 0.382	0-0 6-3 1-3		0-0 3-1		0-0 5-3		0-0 1B HR 1B		
Bill Madlock, R (1, 5) OBP: 0.368, SLG: 0.427	0-0 6-3 3-H			0-0 1B 1B 2B	0-0 2B		0-0 1-3 HR 1B		
Jason Thompson, L (1, 3) OBP: 0.396, SLG: 0.453	0-3 K			0-0 F8 1B 1B 2-3	0-0 F5		0-0 1-H 3-H HR		
Mike Easler, L (1, 7) OBP: 0.373, SLG: 0.440		0-3 K		0-0 1-2 3-H 1B 1B	0-0 6-3		0-0 F4		
Dave Parker, L (1, 9) OBP: 0.282, SLG: 0.346		0-0 L7		0-0 F8 2-3		0-3 K	0-0 F7		
Tony Peña, R (1, 2) OBP: 0.317, SLG: 0.365		0-0 1B		0-0 1B 1-2 3-H 1B		0-0 1B		0-0 L4	
Dale Berra, R (1, 6) OBP: 0.304, SLG: 0.376		0-0 1-3		0-0 FC6-4 1-3 2-H 1B		0-0 F9	0-0 E1		
Rick Rhoden, R (1, 1) OBP: 0.130, SLG: 0.152			0-0 5-3	0-0 F7		0-0 F4	0-0 6-3		

Inning Stats	R: 1	H: 1	E: 0	K: 1	S: 6	LOB: 0	BB: 0	P: 6	R: 0	H: 1	E: 0	K: 1	S: 6	LOB: 1	BB: 0	P: 6	R: 0	H: 0	E: 0	K: 0	S: 3	LOB: 0	BB: 0	P: 3	R: 3	H: 5	E: 0	K: 0	S: 8	LOB: 2	BB: 0	P: 8	R: 0	H: 1	E: 0	K: 0	S: 4	LOB: 1	BB: 0	P: 4	R: 0	H: 1	E: 0	K: 1	S: 6	LOB: 1	BB: 0	P: 6	R: 3	H: 3	E: 0	K: 0	S: 6	LOB: 0	BB: 0	P: 6	R: 0	H: 0	E: 1	K: 0	S: 4	LOB: 1	BB: 0	P: 4	R: 0	H: 0	E: 0	K: 0	S: 4	LOB: 0	BB: 0	P: 4
--------------	------	------	------	------	------	--------	-------	------	------	------	------	------	------	--------	-------	------	------	------	------	------	------	--------	-------	------	------	------	------	------	------	--------	-------	------	------	------	------	------	------	--------	-------	------	------	------	------	------	------	--------	-------	------	------	------	------	------	------	--------	-------	------	------	------	------	------	------	--------	-------	------	------	------	------	------	------	--------	-------	------

PITCHER	IP	WLS	BF	H	R	ER	SO	BB	IBB	HBP	BLK	WP	HR	S	P	ERA	WHIP
Kevin Hagen, R (1, 1) ERA: 4.84	3.1	L	17	7	4	3	2	0	0	0	0	0	0	21	21	8.10	2.100
John Stuper, R (4, 1) ERA: 4.47	0.2		2	0	0	0	0	0	0	0	0	0	0	2	2	0.00	0.000
John Martin, L (5, 1) ERA: 3.64	2.0		8	2	0	0	1	0	0	0	0	0	0	10	10	0.00	1.000
Dave Vonohlen, L (7, 1) ERA: 3.26	2.0		10	3	3	3	0	0	0	0	0	0	1	10	10	13.50	1.500

**BOTTOM**

AB R H RBI BB SO LOB

5 1 1 0 0 0 3

4 1 1 0 0 0 1

4 2 3 1 0 0 0

4 2 2 3 0 1 1

4 1 1 1 0 1 1

4 0 0 0 0 1 2

4 0 3 1 0 0 0

4 0 1 1 0 0 2

4 0 0 0 0 0 4


**St. Louis Cardinals @ Pittsburgh Pirates**  
**Three Rivers Stadium, Pittsburgh, PA**  
 Mon Jul 04 1983, 3:33 AM EDT  
 Cloudy

livebaseballscorecards.com

**AB 37**  
**R 7**  
**H 12**  
**RBI 7**  
**BB 0**  
**SO 3**  
**LOB 14**

**P**

WP: 0 PA: 37  
 PB: 1  
 SB: 0  
 CS: 0

Batter	1	2	3	4	5	6	7	8	9	AB R H RBI BB SO LOB	TOP											
Tom Herr, S (1, 4) OBP: 0.369, SLG: 0.379 Mike Ramsey, S (7, PR) OBP: 0.321, SLG: 0.340 (7, 4)	0-0 FC6-4 1B		0-0 CS 1B	0-0 F8	0-0 G3		0-0 1B 1B		0-0 WP 2B	5 0 3 0 0 0 3 1 1 1 0 0 0 0												
Willie McGee, S (1, 8) OBP: 0.348, SLG: 0.396	0-0 FC6-4 1-2f		0-0 BB 1B	0-0 F8		0-3 K	0-0 1B 1B		0-3 K	6 1 2 1 0 2 2												
David Green, R (1, 9) OBP: 0.348, SLG: 0.422	0-0 G4-6-3 1-2f		0-0 L9	0-0 F9		0-0 1B 2B	0-3 K		0-0 1-3	6 1 1 0 0 1 5												
George Hendrick, R (1, 3) OBP: 0.397, SLG: 0.541		0-0 6-3	0-0 BB 1B		0-0 BB 1B	0-0 1B 1B	0-0 1B 1B			5 2 4 2 0 0 0												
Andy Van Slyke, L (1, 7) OBP: 0.322, SLG: 0.427		4-0 1B 2B	4-0 1-2 2-3 HR BB		0-3 K	0-0 F8	0-0 4-3			3 2 0 0 2 1 4												
Ken Oberkfell, L (1, 5) OBP: 0.361, SLG: 0.357		0-0 1-3 2B 1B	4-0 1-2 2-3 3-H HR BB		4-0 1B BB	0-0 1-3 1B			0-0 3-1	3 2 2 1 2 0 0												
Darrell Porter, L (1, 2) OBP: 0.341, SLG: 0.423 Glenn Brummer, R (8, 2) OBP: 0.417, SLG: 0.485		0-3 K	0-0 1-H 2-H 3-H HR		4-0 1-2 2-3 BB 1B	0-0 F6			0-0 L4	4 1 1 4 1 1 4 0 0 0 0 0 0 0	AB 42 R 11 H 18 RBI 11 BB 5 SO 7 LOB 23											
Ozzie Smith, S (1, 6) OBP: 0.263, SLG: 0.264		0-0 2-H 3-H 2B	0-0 1B		0-0 1-2 2-3 3-H 1B		0-0 1B SH1-4 1B		0-3 K	5 1 4 3 0 1 0												
Neil Allen, R (1, 1) OBP: 0.095, SLG: 0.143		0-0 F2	0-0 F7		0-3 K		0-0 SH1-4		0-0 5-3	4 0 0 0 0 1 5												
Inning Stats	R: 0 E: 0 K: 0 S: 3	H: 1 LOB: 0 BB: 0 P: 3	R: 2 E: 0 K: 1 S: 7	H: 2 LOB: 1 BB: 1 P: 11	R: 5 E: 0 K: 0 S: 7	H: 5 LOB: 1 BB: 2 P: 15	R: 0 E: 0 K: 0 S: 3	H: 0 LOB: 0 BB: 0 P: 3	R: 1 E: 0 K: 1 S: 9	H: 2 LOB: 3 BB: 2 P: 17	R: 1 E: 0 K: 1 S: 8	H: 3 LOB: 2 BB: 0 P: 8	R: 2 E: 0 K: 1 S: 9	H: 4 LOB: 2 BB: 0 P: 9	R: 0 E: 0 K: 1 S: 5	H: 0 LOB: 0 BB: 0 P: 5	R: 0 E: 0 K: 1 S: 6	H: 1 LOB: 1 BB: 0 P: 6	1B: 14 2B: 3 3B: 0 HR: 1	SF: 0 SAC: 1 DP: 1 HBP: 0	WP: 2 PB: 0 SB: 1 CS: 1	PA: 48
PITCHER	IP WLS BF H R ER SO BB IBB HBP BLK WP HR S P ERA WHIP												PITCHER	IP WLS BF H R ER SO BB IBB HBP BLK WP HR S P ERA WHIP								
Jim Bibby, R (1, 1) ERA: 8.83	3.0 L 18 8 7 7 1 3 0 0 0 0 0 1 17 29 21.00 3.667																					
Cecilio Guante, R (4, 1) ERA: 3.15	3.0 16 5 2 2 3 2 0 0 0 0 1 0 20 28 6.00 2.333																					
Lee Tunnell, R (7, 1) ERA: 4.92	2.0 10 4 2 2 2 0 0 0 0 0 0 0 14 14 9.00 2.000																					
Kent Tekulve, R (9, 1) ERA: 2.08	1.0 4 1 0 0 1 0 0 0 0 0 1 0 6 6 0.00 1.000																					

St. Louis Cardinals @ Pittsburgh Pirates  
 Three Rivers Stadium, Pittsburgh, PA  
 Mon Jul 04 1983, 3:38 AM EDT  
 Att. 22,185 - Sunny - 81 F

livebaseballscorecards.com

Batter	1	2	3	4	5	6	7	8	9	AB R H RBI BB SO LOB	BOTTOM														
<b>Marvell Wynne, L</b> (1, 8) <small>OBP: 0.351, SLG: 0.424</small>	0-3 		0-0 			0-0 			0-3 	4 0 0 0 0 2 1	<b>St. Louis Cardinals @ Pittsburgh Pirates</b> Three Rivers Stadium, Pittsburgh, PA Mon Jul 04 1983, 3:38 AM EDT Att. 22,185 - Sunny - 81 F  livebaseballscorecards.com  <table border="0"> <tr><td><b>AB</b></td><td><b>31</b></td></tr> <tr><td><b>R</b></td><td><b>4</b></td></tr> <tr><td><b>H</b></td><td><b>8</b></td></tr> <tr><td><b>RBI</b></td><td><b>4</b></td></tr> <tr><td><b>BB</b></td><td><b>2</b></td></tr> <tr><td><b>SO</b></td><td><b>5</b></td></tr> <tr><td><b>LOB</b></td><td><b>10</b></td></tr> </table> 	<b>AB</b>	<b>31</b>	<b>R</b>	<b>4</b>	<b>H</b>	<b>8</b>	<b>RBI</b>	<b>4</b>	<b>BB</b>	<b>2</b>	<b>SO</b>	<b>5</b>	<b>LOB</b>	<b>10</b>
<b>AB</b>	<b>31</b>																								
<b>R</b>	<b>4</b>																								
<b>H</b>	<b>8</b>																								
<b>RBI</b>	<b>4</b>																								
<b>BB</b>	<b>2</b>																								
<b>SO</b>	<b>5</b>																								
<b>LOB</b>	<b>10</b>																								
<b>Johnny Ray, S</b> (1, 4) <small>OBP: 0.333, SLG: 0.384</small>	0-0 			0-0 		0-0 		0-0 	4 1 2 0 0 0 0																
<b>Bill Madlock, R</b> (1, 5) <small>OBP: 0.370, SLG: 0.440</small>	0-0 			0-0 			0-0 	0-0 	4 1 2 1 0 0 2																
<b>Jason Thompson, L</b> (1, 3) <small>OBP: 0.397, SLG: 0.451</small>		0-0 		4-0 			0-0 	0-0 	3 1 1 0 1 0 1																
<b>Richie Hebner, L</b> (1, 9) <small>OBP: 0.350, SLG: 0.400</small>		0-0 		0-0 			0-3 	0-0 	4 1 1 3 0 1 1																
<b>Mike Easler, L</b> (1, 7) <small>OBP: 0.370, SLG: 0.436</small>		0-3 			0-0 			0-0 	4 0 1 0 0 1 0																
<b>Tony Peña, R</b> (1, 2) <small>OBP: 0.317, SLG: 0.365</small>			0-0 		0-3 			0-0 	3 0 1 0 0 1 1																
<b>Dale Berra, R</b> (1, 6) <b>Kent Tekulve, R</b> (9, 1)			4-0 		0-0 			0-0 	2 0 0 0 1 0 1																
<b>Jim Bibby, R</b> (1, 1) <b>Brian Harper, R</b> (3, PH) <b>Cecilio Guante, R</b> (4, 1) <b>Lee Mazzilli, S</b> (6, PH) <b>Lee Tunneil, S</b> (7, 1) <b>Jim Morrison, R</b> (8, PH)			0-0 			0-0 		0-0 	0 0 0 0 0 0 0																
<b>Inning Stats</b>	R: 0 H: 1 E: 0 LOB: 0 K: 1 BB: 0 S: 5 P: 5	R: 0 H: 0 E: 0 LOB: 0 K: 1 BB: 0 S: 5 P: 5	R: 0 H: 1 E: 0 LOB: 1 K: 0 BB: 1 S: 3 P: 7	R: 1 H: 1 E: 0 LOB: 0 K: 0 BB: 1 S: 3 P: 7	R: 0 H: 0 E: 0 LOB: 0 K: 1 BB: 0 S: 5 P: 5	R: 0 H: 0 E: 0 LOB: 0 K: 0 BB: 0 S: 3 P: 3	R: 0 H: 1 E: 0 LOB: 0 K: 1 BB: 0 S: 5 P: 5	R: 0 H: 1 E: 0 LOB: 1 K: 0 BB: 0 S: 4 P: 4	R: 3 H: 3 E: 0 LOB: 0 K: 1 BB: 0 S: 8 P: 8	1B: 6 SF: 0 2B: 0 SAC: 0 3B: 0 DP: 4 HR: 2 HBP: 0	WP: 0 PA: 33 PB: 0 SB: 0 CS: 0														
<b>PITCHER</b> <b>Neil Allen, R</b> (1, 1) <small>ERA: 3.8</small>	IP 9.0 WLS W BF 33 H 8 R 4 ER 4 SO 5 BB 2 IBB 0 HBP 0 BLK 0 WP 0 HR 2 S 41 P 49 ERA 4.00 WHIP 1.111											<b>PITCHER</b> IP WLS BF H R ER SO BB IBB HBP BLK WP HR S P ERA WHIP													

Batter	1	2	3	4	5	6	7	8	9	AB R H RBI BB SO LOB	TOP											
Lee Lacy, R (1, 9) OBP: 0.319, SLG: 0.393	0-3 K		0-0 F9		0-0 SH5-4		0-0 5-3		0-0 6-3	4 0 0 0 0 1 1												
Marvell Wynne, L (1, 8) OBP: 0.347, SLG: 0.409	0-0 5-3			0-0 4-3	0-3 K2-6-2		1-0 CS HBP			3 0 0 0 0 1 2												
Bill Madlock, R (1, 5) OBP: 0.371, SLG: 0.439	0-0 6-3			0-0 1B 1B		4-0 1B HR BB	0-0 CS	0-0 F8		3 2 1 0 1 0 0												
Jason Thompson, L (1, 3) OBP: 0.402, SLG: 0.454		0-3 K		0-0 1B 1B		0-0 HR 1B		4-0 PB BB		3 1 2 0 1 1 0												
Jim Morrison, R (1, 4) OBP: 0.368, SLG: 0.648		0-0 5-3		0-3 K		0-0 HR		4-0 IBB		3 1 1 3 0 1 2												
Johnny Ray, S (6, 4) OBP: 0.336, SLG: 0.384						1-H 3-H HR		1-2 IBB		0 0 0 0 1 0 0												
Brian Harper, R (1, 7) OBP: 0.167, SLG: 0.359		0-0 5-3		0-0 1B		0-0 5-3		0-0 F8		3 0 1 1 0 0 0												
Mike Easler, L (8, PH) OBP: 0.368, SLG: 0.434				1-2 2-H 1B						1 0 0 0 0 0 2												
Tony Peña, R (1, 2) OBP: 0.312, SLG: 0.359			0-3 K	0-3 K		0-3 K		0-0 6-3		4 0 0 0 0 3 4												
Dale Berra, R (1, 6) OBP: 0.307, SLG: 0.375			0-0 FC5-6 1B		0-0 SH5-4 BB 1B	0-0 3-1			0-3 K	4 0 2 0 0 1 0												
John Candelaria, L (1, 1) OBP: 0.270, SLG: 0.182			0-0 FC5-6		4-0 K2-6-2 SH5-4 BB		0-0 5-3		0-3 K	2 0 0 0 1 0 1												
Kent Tekulve, R (8, 1)			1-2							1 0 0 0 0 1 0												
<b>Inning Stats</b>	R: 0 E: 0 K: 1 S: 5	H: 0 LOB: 0 BB: 0 P: 5	R: 0 E: 0 K: 1 S: 5	H: 0 LOB: 0 BB: 0 P: 5	R: 0 E: 0 K: 1 S: 6	H: 1 LOB: 1 BB: 0 P: 6	R: 1 E: 0 K: 2 S: 10	H: 3 LOB: 2 BB: 0 P: 10	R: 0 E: 0 K: 1 S: 5	H: 1 LOB: 2 BB: 1 P: 9	R: 3 E: 0 K: 1 S: 7	H: 2 LOB: 0 BB: 1 P: 11	R: 0 E: 0 K: 0 S: 2	H: 0 LOB: 0 BB: 0 P: 3	R: 0 E: 0 K: 0 S: 3	H: 0 LOB: 2 BB: 2 P: 11	R: 0 E: 0 K: 2 S: 7	H: 0 LOB: 0 BB: 0 P: 7	1B: 6 2B: 1 3B: 0 HR: 1	SF: 0 SAC: 1 DP: 1 HBP: 1	WP: 0 PB: 1 SB: 0 CS: 1	PA: 38
<b>PITCHER</b>	IP WLS BF H R ER SO BB IBB HBP BLK WP HR S P ERA WHIP																				IP WLS BF H R ER SO BB IBB HBP BLK WP HR S P ERA WHIP	
Jerry Reuss, L (1, 1) ERA: 2.66	7.0 L 29 7 4 4 7 2 0 1 0 0 1 40 49 5.14 1.286																					
Tom Niedenfuer, R (8, 1) ERA: 1.88	0.1 3 0 0 0 0 0 1 1 0 0 0 0 1 9 0.00 3.000																					
Steve Howe, L (8, 1) ERA: 0.91	1.2 5 0 0 0 0 2 0 0 0 0 0 0 9 9 0.00 0.000																					

Pittsburgh Pirates @ Los Angeles Dodgers  
Dodger Stadium, Los Angeles, CA  
Fri Jul 08 1983, 7:05 PM PDT  
Att: 41,397 - Unknown

AB	31
R	4
H	7
RBI	4
BB	4
SO	9
LOB	12



livebaseballscorecards.com



Batter	1	2	3	4	5	6	7	8	9	AB	R	H	RBI	BB	SO	LOB
Steve Sax, R (1, 4) OBP: 0.344, SLG: 0.384	0-0 F6		0-0 FC4-6 1B	0-0 F9			0-0 CS 1B		0-3 K	5	0	2	0	0	1	2
Bill Russell, R (1, 6) OBP: 0.319, SLG: 0.291	0-0 5-3		0-0 FC4-6 CS 1B			0-3 K	0-3 K			4	0	0	0	0	2	3
Dusty Baker Jr., R (1, 7) OBP: 0.312, SLG: 0.370	0-0 F8		0-0 CS 1B			4-0 G6-4-3 BB		0-0 F9		3	0	1	1	1	0	0
Pedro Guerrero, R (1, 5) OBP: 0.381, SLG: 0.538		0-0 HR	0-3 K			0-0 G6-4-3		0-0 S 1B		4	1	2	1	0	1	3
Mike Marshall, R (1, 3) OBP: 0.302, SLG: 0.398		0-0 F9		0-3 K		0-0 1B		0-3 K		4	0	1	0	0	2	1
Ron Roenicke, S (1, 9) OBP: 0.295, SLG: 0.299		0-0 6-3		0-0 1B 1B		0-3 K		4-0 BB		3	1	1	0	1	1	1
Steve Yeager, R (1, 2) OBP: 0.289, SLG: 0.457		0-0 1B 1B		0-0 1B 1B		0-0 L9		0-3 K		0	0	0	0	0	0	0
Gilberto Reyes, R (2, 2) OBP: 0.231, SLG: 0.308		0-0 1B 1B		1-2 1B 1B		0-0 F7				4	0	2	0	0	1	3
Derrel Thomas, S (1, 8) OBP: 0.392, SLG: 0.408		0-0 1B		0-3 K		0-0 F7				4	0	1	0	0	2	3
Jerry Reuss, L (1, 1) OBP: 0.286, SLG: 0.275			0-0 FC4-6 1B	0-0 1B			0-0 F4		0-0 L7	2	1	2	1	0	0	0
Rafael Landestoy, S (7, PH) OBP: 0.244, SLG: 0.231										1	0	0	0	0	0	0
Tom Niedenfuer, R (8, 1)										0	0	0	0	0	0	0
Steve Howe, L (8, 1)										0	0	0	0	0	0	0
Rick Monday, L (9, PH) OBP: 0.326, SLG: 0.384				1-2 2-H 1B						1	0	0	0	0	0	0

Inning Stats	R: 0	H: 0	E: 0	K: 0	S: 3	H: 0	LOB: 0	BB: 0	P: 3	R: 1	H: 3	E: 0	K: 0	S: 5	H: 3	LOB: 2	BB: 0	P: 5	R: 1	H: 3	E: 0	K: 1	S: 7	H: 3	LOB: 1	BB: 0	P: 7	R: 1	H: 3	E: 0	K: 2	S: 10	H: 3	LOB: 2	BB: 0	P: 10	R: 0	H: 0	E: 0	K: 1	S: 4	H: 0	LOB: 0	BB: 1	P: 8	R: 0	H: 1	E: 0	K: 1	S: 6	H: 1	LOB: 1	BB: 0	P: 6	R: 0	H: 1	E: 0	K: 1	S: 5	H: 1	LOB: 0	BB: 0	P: 5	R: 0	H: 1	E: 0	K: 2	S: 8	H: 1	LOB: 2	BB: 1	P: 12	R: 0	H: 0	E: 0	K: 2	S: 7	H: 0	LOB: 0	BB: 0	P: 7	1B: 11	SF: 0	2B: 0	SAC: 0	3B: 0	DP: 1	HR: 1	HBP: 0	WP: 0	PA: 37
--------------	------	------	------	------	------	------	--------	-------	------	------	------	------	------	------	------	--------	-------	------	------	------	------	------	------	------	--------	-------	------	------	------	------	------	-------	------	--------	-------	-------	------	------	------	------	------	------	--------	-------	------	------	------	------	------	------	------	--------	-------	------	------	------	------	------	------	------	--------	-------	------	------	------	------	------	------	------	--------	-------	-------	------	------	------	------	------	------	--------	-------	------	--------	-------	-------	--------	-------	-------	-------	--------	-------	--------

PITCHER	IP	WLS	BF	H	R	ER	SO	BB	IBB	HBP	BLK	WP	HR	S	P	ERA	WHIP
John Candelaria, L (1, 1) ERA: 3.97	7.0	W	29	11	3	3	6	1	0	0	0	0	1	40	44	3.86	1.714
Kent Tekulve, R (8, 1) ERA: 1.99	2.0	S	8	1	0	0	4	1	0	0	0	0	0	15	19	0.00	1.000

BOTTOM

Pittsburgh Pirates @ Los Angeles Dodgers  
Dodger Stadium, Los Angeles, CA

Fri Jul 08 1983, 7:05 PM PDT  
Att. 41,397 - Unknown

livebaseballscores.com

AB	35
R	3
H	12
RBI	3
BB	2
SO	10
LOB	16



Batter	1	2	3	4	5	6	7	8	9	AB R H RBI BB SO LOB	TOP	
<b>Marvell Wynne, L</b> (1, 8) <small>OBP: 0.333, SLG: 0.391</small>	0-3 	0-0 			0-0 		0-0 			4 0 0 0 0 1 0	<b>Pittsburgh Pirates @ Los Angeles Dodgers</b> Dodger Stadium, Los Angeles, CA Sat Jul 09 1983, 7:05 PM PDT Att: 46,046 - Unknown <a href="http://livebaseballscorecards.com">livebaseballscorecards.com</a>	
<b>Johnny Ray, S</b> (1, 4) <small>OBP: 0.331, SLG: 0.378</small>	0-0 		0-0 		0-0 		0-3 			4 1 0 0 0 1 0		
<b>Bill Madlock, R</b> (1, 5) <small>OBP: 0.373, SLG: 0.440</small>	0-0 		0-0 		0-0 		0-0 			4 1 2 0 0 0 0		
<b>Jason Thompson, L</b> (1, 3) <small>OBP: 0.403, SLG: 0.452</small>	0-0 		0-0 		4-0 		0-3 			3 1 1 1 1 1 1		
<b>Mike Easler, L</b> (1, 7) <small>OBP: 0.366, SLG: 0.430</small>	0-0 		0-0 		0-0 		0-3 			4 0 1 1 0 1 2		
<b>Dave Parker, L</b> (1, 9) <small>OBP: 0.261, SLG: 0.346</small>	0-0 		0-0 		0-0 		0-0 			3 0 1 1 0 0 1		
<b>Tony Peña, R</b> (1, 2) <small>OBP: 0.311, SLG: 0.357</small>	0-3 		0-0 		0-0 		0-3 			4 0 1 0 0 2 3		
<b>Dale Berra, R</b> (1, 6) <small>OBP: 0.302, SLG: 0.369</small>		0-0 		0-0 		0-0 		0-0 		4 0 0 0 0 0 2		
<b>Larry McWilliams, L</b> (1, 1) <small>OBP: 0.156, SLG: 0.159</small>		0-0 		0-3 		0-3 		0-0 		4 0 0 0 0 2 2		
<b>Inning Stats</b>	R: 2 H: 3 E: 1 LOB: 2 K: 2 BB: 0 S: 11 P: 11	R: 0 H: 0 E: 0 LOB: 0 K: 0 BB: 0 S: 3 P: 3	R: 0 H: 0 E: 0 LOB: 0 K: 0 BB: 0 S: 3 P: 3	R: 0 H: 1 E: 1 LOB: 2 K: 1 BB: 0 S: 7 P: 7	R: 0 H: 0 E: 0 LOB: 0 K: 0 BB: 0 S: 3 P: 3	R: 1 H: 1 E: 0 LOB: 1 K: 0 BB: 1 S: 4 P: 8	R: 0 H: 0 E: 0 LOB: 0 K: 2 BB: 0 S: 7 P: 7	R: 0 H: 1 E: 1 LOB: 1 K: 2 BB: 0 S: 8 P: 8	R: 0 H: 0 E: 0 LOB: 0 K: 1 BB: 0 S: 5 P: 5	1B: 6 SF: 1 2B: 0 SAC: 0 3B: 0 DP: 0 HR: 0 HBP: 0	WP: 0 PA: 36 PB: 0 SB: 0 CS: 0	
<b>PITCHER</b> <b>Alejandro Pena, R</b> (1, 1) <small>ERA: 2.41</small> <b>Tom Niedenfuer, R</b> (7, 1) <small>ERA: 1.76</small>	IP WLS BF H R ER SO BB IBB HBP BLK WP HR S P ERA WHIP											IP WLS BF H R ER SO BB IBB HBP BLK WP HR S P ERA WHIP



Batter	1	2	3	4	5	6	7	8	9	AB R H RBI BB SO LOB	TOP	
<b>Marvell Wynne, L</b> (1, 8) <small>OBP: 0.349, SLG: 0.432</small> 	4-0 		0-0 		0-0 			0-0 		3 2 2 1 1 0 0	<b>Pittsburgh Pirates @ Los Angeles Dodgers</b> Dodger Stadium, Los Angeles, CA Sun Jul 10 1983, 3:33 AM PDT Att: 42,480 - Unknown <a href="http://livebaseballscorecards.com">livebaseballscorecards.com</a>	
<b>Johnny Ray, S</b> (1, 4) <small>OBP: 0.327, SLG: 0.373</small> 	0-0 		0-0 		0-0 			0-0 		4 0 0 0 0 0 2		
<b>Bill Madlock, R</b> (1, 5) <small>OBP: 0.375, SLG: 0.452</small> 	0-0 		0-0 			0-0 		0-0 		4 1 2 2 0 0 1		
<b>Jason Thompson, L</b> (1, 3) <small>OBP: 0.404, SLG: 0.449</small> 	0-3 		4-0 			4-0 		0-3 		2 0 0 0 2 2 2		
<b>Mike Easler, L</b> (1, 7) <small>OBP: 0.361, SLG: 0.424</small> <b>Gene Tenace, R</b> (9, PH) <small>OBP: 0.279, SLG: 0.167</small>		0-0 	0-0 			0-0 		0-0 		3 0 0 0 0 0 2 1 0 0 0 0 0 0		
<b>Dave Parker, L</b> (1, 9) <small>OBP: 0.278, SLG: 0.342</small> <b>Lee Lacy, R</b> (9, PH) <small>OBP: 0.318, SLG: 0.391</small>		0-0 		0-0 		0-0 		0-0 		3 0 0 0 0 0 1 1 0 0 0 0 0 0		
<b>Tony Peña, R</b> (1, 2) <small>OBP: 0.314, SLG: 0.363</small> 		0-0 		0-0 			0-0 		0-0 			4 0 2 0 0 0 0
<b>Dale Berra, R</b> (1, 6) <small>OBP: 0.303, SLG: 0.369</small> 	0-0 			0-0 			0-0 		0-1 			3 0 1 0 0 0 1
<b>Rick Rhoden, R</b> (1, 1) <small>OBP: 0.125, SLG: 0.146</small> <b>Lee Mazzilli, S</b> (7, PH) <small>OBP: 0.399, SLG: 0.386</small> <b>Cecilio Guante, R</b> (7, 1) <small>OBP: 0.250, SLG: 0.250</small> <b>Rod Scurry, L</b> (8, 1) <b>Jim Morrison, R</b> (9, PH) <small>OBP: 0.362, SLG: 0.636</small>			0-0 		0-3 		0-0 	0-0 		2 0 0 0 0 1 0 1 0 0 0 0 0 1 0 0 0 0 0 0 0 0 0 0 0 0 0 0 1 0 0 0 0 0 2		
<b>Inning Stats</b>	R: 1 H: 1 E: 1 LOB: 1 K: 1 BB: 1 S: 5 P: 9	R: 0 H: 1 E: 0 LOB: 1 K: 0 BB: 0 S: 4 P: 4	R: 2 H: 2 E: 0 LOB: 1 K: 0 BB: 1 S: 5 P: 9	R: 0 H: 0 E: 0 LOB: 0 K: 0 BB: 0 S: 3 P: 3	R: 0 H: 0 E: 0 LOB: 0 K: 1 BB: 0 S: 5 P: 5	R: 0 H: 0 E: 0 LOB: 1 K: 0 BB: 1 S: 3 P: 7	R: 0 H: 1 E: 0 LOB: 0 K: 0 BB: 0 S: 3 P: 3	R: 0 H: 1 E: 1 LOB: 1 K: 1 BB: 0 S: 6 P: 6	R: 0 H: 1 E: 1 LOB: 2 K: 0 BB: 0 S: 5 P: 5	1B: 4 SF: 0 2B: 3 SAC: 0 3B: 0 DP: 2 HR: 2 HBP: 0		WP: 0 PA: 36 PB: 0 SB: 1 CS: 1
<b>PITCHER</b> <b>Burt Hooton, R</b> (1, 1) <small>ERA: 3.34</small> <b>Dave Stewart, R</b> (7, 1) <small>ERA: 2.01</small> <b>Steve Howe, L</b> (8, 1) <small>ERA: 0.87</small>	IP WLS BF H R ER SO BB IBB HBP BLK WP HR S P ERA WHIP 6.0 W 24 4 3 2 2 3 0 0 0 0 2 25 37 3.00 1.167 1.2 6 2 0 0 0 0 0 0 0 0 0 6 6 0.00 1.200 1.1 S 6 1 0 0 1 0 0 0 0 0 0 8 8 0.00 0.750	<b>PITCHER</b> IP WLS BF H R ER SO BB IBB HBP BLK WP HR S P ERA WHIP										

AB	32
R	3
H	7
RBI	3
BB	3
SO	3
LOB	12



Batter	1	2	3	4	5	6	7	8	9
Steve Sax, R OBP: 0.337, SLG: 0.376 (1, 4)	0-0 CS 1B		0-0 1-2 4-3	0-0 4-3		0-0 4-3		0-0 2-3 3-H 1B BB	
Derrel Thomas, S OBP: 0.372, SLG: 0.378 (1, 8)	0-0 P5 1-2		4-0 2B 1B BB		0-0 F7	0-0 P5		0-3 K	
Dusty Baker Jr., R OBP: 0.315, SLG: 0.372 Steve Howe, L (8, 1)	0-0 6-3		0-0 1-3 2-H 1B 2B		4-0 1B 1B BB		0-0 6-3 1-2 E BB	4-0 1B BB	
Pedro Guerrero, R OBP: 0.387, SLG: 0.547 (1, 5)		0-0 HR	4-0 1B IBB		0-0 E 1B FC5-2 1B		0-0 F6	0-0 1-H 2-H 3-H 1B	
Greg Brock, L OBP: 0.334, SLG: 0.398 (1, 3)		0-0 5-3	0-0 1-3 2-H 3-H 1B FC6-4		0-0 E7 FC5-2 1B		0-0 4-3	0-0 F8	
Rick Monday, L OBP: 0.333, SLG: 0.373 Ken Landreaux, L OBP: 0.319, SLG: 0.422 (8, PR) (9, 7)		0-0 6-3	0-0 1-2f FC6-4		4-0 FC5-2 IBB			4-0 FC5-6 BB BB	
Bill Russell, R OBP: 0.316, SLG: 0.285 (1, 6)		0-0 F2		0-0 4-3		0-0 FC5-2		4-0 1-2 2-3 3-Hf 1B BB	
Gilberto Reyes, R OBP: 0.200, SLG: 0.300 (1, 2)			0-0 F7	0-0 6-3 2B		0-0 P4		0-0 FC5-6 1B E	
Burt Hooton, R OBP: 0.216, SLG: 0.229 Rafael Landestoy, S OBP: 0.233, SLG: 0.220 Dave Stewart, R OBP: 0.167, SLG: 0.167 Ron Roenicke, S OBP: 0.294, SLG: 0.297 (8, 7) (9, 9)			0-0 4-3 2B 1B	0-0 6-3		0-0 4-3		0-0 E 1B 1B	

Inning Stats	R: 0 E: 0 K: 0 S: 3	H: 1 LOB: 0 BB: 0 P: 3	R: 1 E: 0 K: 0 S: 4	H: 1 LOB: 0 BB: 0 P: 4	R: 3 E: 0 K: 0 S: 6	H: 3 LOB: 2 BB: 2 P: 14	R: 0 E: 0 K: 0 S: 4	H: 1 LOB: 1 BB: 0 P: 4	R: 1 E: 1 K: 0 S: 5	H: 2 LOB: 3 BB: 2 P: 13	R: 0 E: 0 K: 0 S: 3	H: 0 LOB: 0 BB: 0 P: 3	R: 0 E: 0 K: 0 S: 3	H: 0 LOB: 0 BB: 0 P: 3	R: 5 E: 2 K: 1 S: 8	H: 2 LOB: 2 BB: 3 P: 20
--------------	------------------------------	---------------------------------	------------------------------	---------------------------------	------------------------------	----------------------------------	------------------------------	---------------------------------	------------------------------	----------------------------------	------------------------------	---------------------------------	------------------------------	---------------------------------	------------------------------	----------------------------------

PITCHER	IP	WLS	BF	H	R	ER	SO	BB	IBB	HBP	BLK	WP	HR	S	P	ERA	WHIP
Rick Rhoden, R ERA: 3.5 (1, 1)	6.0	L	29	8	5	5	0	2	2	0	0	0	1	25	41	7.50	1.667
Cecilio Guante, R ERA: 3.28 (7, 1)	1.1		8	1	4	1	0	2	0	0	0	0	0	6	14	6.75	2.250
Rod Scurry, L ERA: 5.45 (8, 1)	0.2		4	1	1	0	1	1	0	0	0	0	0	5	9	0.00	3.000

**BOTTOM**

**Pittsburgh Pirates @ Los Angeles Dodgers**  
**Dodger Stadium, Los Angeles, CA**  
 Sun Jul 10 1983, 3:33 AM PDT  
 Att. 42,480 - Unknown

AB	R	H	RBI	BB	SO	LOB
5	1	1	0	0	0	4
4	1	0	0	1	1	3
3	2	1	1	1	0	0
0	1	0	0	1	0	0
4	1	3	3	1	0	0
5	0	2	3	0	0	2
2	0	0	0	2	0	2
0	0	0	0	0	0	0
3	1	0	0	1	0	3
4	1	1	0	0	0	5
2	1	1	0	0	0	1
1	0	0	0	0	0	0
0	0	0	0	0	0	0
1	1	1	1	0	0	0

AB	34
R	10
H	10
RBI	8
BB	7
SO	1
LOB	20

WP: 0 PA: 41  
 PB: 0  
 SB: 0  
 CS: 1



WP	HR	S	P	ERA	WHIP
0	0	0	0	0	0

Batter	1	2	3	4	5	6	7	8	9	AB R H RBI BB SO LOB	TOP
Marvell Wynne, L (1, 8) OBP: 0.336, SLG: 0.414	0-0 G3	0-0 G3			0-3 K		0-0 F2			4 0 0 0 0 1 2	<b>Pittsburgh Pirates @ San Francisco Giants</b> Candlestick Park, San Francisco, CA Mon Jul 11 1983, 10:05 PM EDT Att: 18,429 - Unknown <a href="http://livebaseballscorecards.com">livebaseballscorecards.com</a>
Johnny Ray, S (1, 4) OBP: 0.326, SLG: 0.375	0-0 F9		0-0 4-3		0-0 2B		0-0 F7			4 0 1 0 0 0 0	
Bill Madlock, R (1, 5) OBP: 0.373, SLG: 0.447	4-0 BB 1B BB		0-0 F7		0-0 F6		0-0 L5			3 1 0 0 1 0 1	
Jason Thompson, L (1, 3) OBP: 0.402, SLG: 0.444	4-0 1B 1-2 BB		0-0 L7		0-0 L9		0-3 K			3 0 0 0 1 1 0	
Mike Easler, L (1, 7) OBP: 0.368, SLG: 0.444	0-0 1B 1-2 2-H		0-0 1B G6-4-3 1B		0-0 1-3		0-0 HR			4 2 3 2 0 0 0	
Dave Parker, L (1, 9) OBP: 0.285, SLG: 0.349	0-0 F8		0-0 1B G6-4-3		0-0 1B CS		0-0 1B K 1B			4 0 3 0 0 0 2	
Tony Peña, R (1, 2) OBP: 0.313, SLG: 0.361		0-0 1B 6-3 SH5-3		0-0 1B G6-4-3		0-0 CS	0-0 4-3		0-3 K	4 0 1 0 0 1 2	
Dale Berra, R (1, 6) OBP: 0.306, SLG: 0.372		0-0 SH5-3		0-0 L9		0-0 1B E S	0-0 1B		0-0 1B	3 0 2 0 0 0 0	
Don Robinson, R (1, 1) OBP: 0.167, SLG: 0.167 Manny Sarmiento, R (8, 1) Rod Scurry, L (9, 1)		0-0 6-3		0-0 F5		0-3 K	0-3 K		0-3 K	3 0 0 0 0 1 2 1 0 0 0 0 1 2 0 0 0 0 0 0 0	
<b>Inning Stats</b>	R: 1 H: 1 E: 0 LOB: 2 K: 0 BB: 2 S: 4 P: 12	R: 0 H: 1 E: 0 LOB: 1 K: 0 BB: 0 S: 4 P: 4	R: 0 H: 0 E: 0 LOB: 0 K: 0 BB: 0 S: 3 P: 3	R: 1 H: 2 E: 0 LOB: 0 K: 0 BB: 0 S: 4 P: 4	R: 0 H: 1 E: 0 LOB: 1 K: 1 BB: 0 S: 6 P: 6	R: 0 H: 1 E: 0 LOB: 0 K: 0 BB: 0 S: 3 P: 3	R: 0 H: 1 E: 1 LOB: 1 K: 1 BB: 0 S: 6 P: 6	R: 0 H: 0 E: 0 LOB: 0 K: 1 BB: 0 S: 5 P: 5	R: 1 H: 3 E: 0 LOB: 2 K: 2 BB: 0 S: 9 P: 9	1B: 8 SF: 0 2B: 1 SAC: 1 3B: 0 DP: 1 HR: 1 HBP: 0	WP: 0 PA: 37 PB: 0 SB: 2 CS: 1
<b>PITCHER</b>	IP WLS BF H R ER SO BB IBB HBP BLK WP HR S P ERA WHIP										
Fred Breining, R (1, 1) ERA: 4.19	8.0 L 33 9 3 3 3 2 0 0 0 0 0 1 37 45 3.38 1.375										
Jim Barr, R (9, 1) ERA: 4.32	1.0 3 1 0 0 2 0 0 0 0 0 0 0 7 7 0.00 1.000										

AB	33
R	3
H	10
RBI	2
BB	2
SO	5
LOB	11



Batter	1	2	3	4	5	6	7	8	9	AB R H RBI BB SO LOB
Johnnie LeMaster, R (1, 6) OBP: 0.356, SLG: 0.344 Dave Bergman, L (9, PH) OBP: 0.348, SLG: 0.255	0-0 E 4-3 2B	0-0 F8		0-3 K			0-0 F4		0-3 K	4 1 1 0 0 1 2 1 0 0 0 0 1 1
Darrell Evans, L (1, 3) OBP: 0.398, SLG: 0.557	4-0 4-3 E BB		0-0 HR		0-3 K		0-0 1-3		0-0 4-3	4 1 1 1 1 1 1
Joel Youngblood, R (1, 5) OBP: 0.310, SLG: 0.459	0-0 4-3 1-3 2-H		4-0 FC6-4 BB		0-0 5-3		0-3 K			3 0 0 1 1 1 1
Jack Clark, R (1, 9) OBP: 0.344, SLG: 0.429	0-0 F3		0-0 FC6-4 FC3-6 BB 1-2f		0-0 6-3			0-0 F9 2B		4 0 1 0 0 0 2
Jeffrey Leonard, R (1, 7) OBP: 0.327, SLG: 0.447	0-3 K		4-0 FC3-6 BB 1-2			0-0 G3 1B		0-0 F9 2-3		3 0 1 0 1 1 2
Chili Davis, S (1, 8) OBP: 0.314, SLG: 0.385		0-0 CS 1B	0-0 FC3-6 1-2f 2-3			0-0 F2		0-0 4-3		4 0 1 0 0 0 4
Milt May, L (1, 2) OBP: 0.302, SLG: 0.324		0-3 K 1-2	0-0 F9			0-0 G3 1-2		0-0 F5		4 0 0 0 0 1 5
Duane Kuiper, L (1, 4) OBP: 0.386, SLG: 0.315		0-0 1B 1B		0-0 4-3		4-0 FC4-6 IBB		0-0 4-3		3 0 1 0 1 0 0
Fred Breining, R (1, 1) OBP: 0.211, SLG: 0.194 Jim Barr, R (9, 1) OBP: 0.143, SLG: 0.286 Max Venable, L (9, PH) OBP: 0.269, SLG: 0.373		0-0 1B	0-3 K		0-3 K		0-0 FC4-6 1-2f		0-0 E8 1B	3 0 1 0 0 1 2 0 0 0 0 0 0 0 1 0 1 0 0 0 0

Inning Stats	R: 1 E: 1 K: 1 S: 6	H: 1 LOB: 1 BB: 1 P: 10	R: 0 E: 0 K: 1 S: 7	H: 3 LOB: 2 BB: 0 P: 7	R: 1 E: 0 K: 0 S: 4	H: 1 LOB: 2 BB: 2 P: 12	R: 0 E: 0 K: 2 S: 7	H: 0 LOB: 0 BB: 0 P: 7	R: 0 E: 0 K: 1 S: 5	H: 0 LOB: 0 BB: 0 P: 5	R: 0 E: 0 K: 0 S: 4	H: 1 LOB: 2 BB: 1 P: 8	R: 0 E: 0 K: 1 S: 5	H: 0 LOB: 0 BB: 0 P: 5	R: 0 E: 0 K: 0 S: 4	H: 1 LOB: 1 BB: 0 P: 4	R: 0 E: 1 K: 1 S: 6	H: 1 LOB: 1 BB: 0 P: 6	1B: 5 2B: 2 3B: 0 HR: 1	SF: 0 SAC: 0 DP: 0 HBP: 0	WP: 0 PB: 0 SB: 0 CS: 1	PA: 38
--------------	------------------------------	----------------------------------	------------------------------	---------------------------------	------------------------------	----------------------------------	------------------------------	---------------------------------	------------------------------	---------------------------------	------------------------------	---------------------------------	------------------------------	---------------------------------	------------------------------	---------------------------------	------------------------------	---------------------------------	----------------------------------	------------------------------------	----------------------------------	--------

PITCHER	IP	WLS	BF	H	R	ER	SO	BB	IBB	HBP	BLK	WP	HR	S	P	ERA	WHIP
Don Robinson, R (1, 1) ERA: 4.5	7.0		30	6	2	1	6	3	1	0	0	0	1	38	54	1.29	1.286
Manny Sarmiento, R (8, 1) ERA: 3.05	1.2	W	7	2	0	0	1	0	0	0	0	0	0	9	9	0.00	1.200
Rod Scurry, L (9, 1) ERA: 5.4	0.1	S	1	0	0	0	0	0	0	0	0	0	0	1	1	0.00	0.000


**BOTTOM**

**Pittsburgh Pirates @ San Francisco Giants**  
Candlestick Park, San Francisco, CA

Mon Jul 11 1983, 10:05 PM EDT  
Att. 18,429 - Unknown

livebaseballscores.com

<b>AB</b>	<b>34</b>
<b>R</b>	<b>2</b>
<b>H</b>	<b>8</b>
<b>RBI</b>	<b>2</b>
<b>BB</b>	<b>4</b>
<b>SO</b>	<b>7</b>
<b>LOB</b>	<b>20</b>



Batter	1	2	3	4	5	6	7	8	9	AB R H RBI BB SO LOB	TOP											
Marvell Wynne, L (1, 8) OBP: 0.330, SLG: 0.404	0-0 F5		0-0 F2		0-0 G6-4-3		0-0 4-3		0-0 1B	5 1 1 0 0 0 3												
Johnny Ray, S (1, 4) OBP: 0.327, SLG: 0.373	0-0 4-3			4-0 CS BB		0-0 E1 2B	0-0 G3		0-0 1-H FC4-6 1B	4 2 1 1 1 0 0												
Bill Madlock, R (1, 5) OBP: 0.377, SLG: 0.450	0-0 6-3			0-0 F6 1-2		4-0 2B BB	0-0 2B		4-0 1-3 FC4-6 BB	3 1 1 0 2 0 1												
Jason Thompson, L (1, 3) OBP: 0.402, SLG: 0.445		0-0 F9		4-0 BB		0-0 1-H 2-H 1B 2B	0-3 K		0-0 FC4-6	4 1 1 3 1 1 2												
Mike Easler, L (1, 7) OBP: 0.360, SLG: 0.434		0-3 K		0-3 K		0-3 K		0-3 K	0-0 G3	5 0 0 0 0 4 3												
Dave Parker, L (1, 9) OBP: 0.292, SLG: 0.357		0-0 F6			0-0 2B 1B	4-0 1B IBB		0-0 F8 2B		3 1 2 0 1 0 0												
Tony Peña, R (1, 2) OBP: 0.316, SLG: 0.368			0-0 F9		0-0 1B 2B	0-0 1-2 2-H 1B		0-0 F8		4 0 2 2 0 0 1												
Dale Berra, R (1, 6) OBP: 0.312, SLG: 0.375			0-0 1B		0-0 G6-4-3 1B	0-0 F3		4-0 CS IBB		3 0 2 0 1 0 2												
Lee Tunnell, R (1, 1) OBP: 0.160, SLG: 0.125			0-3 K		0-3 K	0-3 K		0-0 CS	0-3 K	3 0 0 0 0 3 5												
Cecilio Guante, R (6, 1) OBP: 0.222, SLG: 0.222								1-2 CS		1 0 0 0 0 1 0												
<b>Inning Stats</b>	R: 0 E: 0 K: 0 S: 3	H: 0 LOB: 0 BB: 0 P: 3	R: 0 E: 0 K: 1 S: 5	H: 0 LOB: 0 BB: 0 P: 5	R: 0 E: 0 K: 1 S: 6	H: 1 LOB: 1 BB: 0 P: 6	R: 0 E: 0 K: 1 S: 4	H: 0 LOB: 1 BB: 2 P: 12	R: 1 E: 0 K: 1 S: 7	H: 3 LOB: 1 BB: 0 P: 7	R: 3 E: 1 K: 2 S: 10	H: 2 LOB: 2 BB: 2 P: 18	R: 0 E: 0 K: 1 S: 6	H: 1 LOB: 1 BB: 0 P: 6	R: 0 E: 0 K: 1 S: 5	H: 1 LOB: 1 BB: 1 P: 9	R: 2 E: 0 K: 1 S: 7	H: 2 LOB: 1 BB: 1 P: 11	1B: 6 2B: 4 3B: 0 HR: 0	SF: 0 SAC: 0 DP: 1 HBP: 0	WP: 0 PB: 0 SB: 3 CS: 2	PA: 42
<b>PITCHER</b>	IP WLS BF H R ER SO BB IBB HBP BLK WP HR S P ERA WHIP																					
Bill Laskey, R (1, 1) ERA: 4.3	5.0 L 22 5 4 3 4 3 0 0 0 0 0 0 27 39 5.40 1.600																					
Andy McGaffigan, R (6, 1) ERA: 3.94	2.0 9 2 0 0 3 0 1 0 0 0 0 0 14 18 0.00 1.000																					
Greg Minton, R (8, 1) ERA: 4.14	2.0 10 3 2 1 2 1 1 0 0 0 0 0 12 20 4.50 2.000																					

Pittsburgh Pirates @ San Francisco Giants  
 Candlestick Park, San Francisco, CA  
 Tue Jul 12 1983, 10:05 PM EDT  
 Att. 7,789 - Unknown

AB	35
R	6
H	10
RBI	6
BB	6
SO	9
LOB	17



WP: 0	PA: 42
-------	--------



Batter	1	2	3	4	5	6	7	8	9	AB	R	H	RBI	BB	SO	LOB
Johnnie LeMaster, R (1, 6) OBP: 0.355, SLG: 0.342	0-0 F8			0-0 6-3	0-3 K		0-0 1B			4	0	1	0	0	1	1
Darrell Evans, L (1, 3) OBP: 0.396, SLG: 0.560	0-0 4-3			0-0 SF8 3B		0-0 4-3	0-0 4-3			4	1	1	0	0	0	1
Jack Clark, R (1, 9) OBP: 0.343, SLG: 0.426	0-0 F9			0-0 SF8		4-0 BLK 1B BB		0-0 6-3		2	1	0	1	1	0	0
Jeffrey Leonard, R (1, 7) OBP: 0.326, SLG: 0.444		0-0 F8		0-0 WP 1B		0-3 K 1-2		0-3 K		4	0	1	0	0	2	1
Chili Davis, S (1, 8) OBP: 0.317, SLG: 0.385		0-3 K		4-0 1-2 BB		0-0 1B 1B		0-0 F4		3	0	1	1	1	1	0
Joel Youngblood, R (1, 5) OBP: 0.321, SLG: 0.467		0-0 PO 1B		0-0 F8		0-0 1-2 1B		0-0 1B		4	0	3	0	0	0	2
Bob Brenly, R (1, 2) OBP: 0.282, SLG: 0.331		0-0 PO 1-2	0-0 L9		0-0 F4	0-0 F2			0-3 K	3	0	0	0	0	0	2
Milt May, L (9, PH) OBP: 0.300, SLG: 0.322										1	0	0	0	0	1	1
Duane Kuiper, L (1, 4) OBP: 0.382, SLG: 0.313			0-0 F8		0-0 1B		0-0 F8		0-0 F7	4	0	1	0	0	0	1
Bill Laskey, R (1, 1) OBP: 0.244, SLG: 0.105			0-0 L3		0-0 F3		0-0 F6		0-3 K	2	0	0	0	0	0	1
Andy McGaffigan, R (6, 1) OBP: 0.080, SLG: 0.083										0	0	0	0	0	0	0
Tom O'Malley, L (7, PH) OBP: 0.341, SLG: 0.353										1	0	0	0	0	0	0
Greg Minton, S (8, 1) OBP: 0.333, SLG: 0.333										0	0	0	0	0	0	0
Dave Bergman, L (9, PH) OBP: 0.343, SLG: 0.250										1	0	0	0	0	1	1

Inning Stats	R: 0	H: 0	E: 0	K: 0	S: 3	R: 0	H: 1	E: 0	K: 1	S: 5	R: 0	H: 0	E: 0	K: 0	S: 3	R: 1	H: 2	E: 0	K: 0	S: 5	R: 0	H: 1	E: 0	K: 1	S: 6	R: 1	H: 2	E: 0	K: 1	S: 7	R: 0	H: 1	E: 0	K: 0	S: 4	R: 0	H: 0	E: 0	K: 1	S: 5	R: 0	H: 1	E: 0	K: 2	S: 8	1B: 7	2B: 0	3B: 1	SF: 1	SAC: 0	DP: 0	HBP: 0	WP: 1	PA: 37
PITCHER	IP	WLS	BF	H	R	ER	SO	BB	IBB	HBP	BLK	WP	HR	S	P	ERA	WHIP																																					
Lee Tunnell, R (1, 1) ERA: 4.79	5.2	W	23	5	2	2	3	2	0	0	1	1	0	27	35	3.18	1.235																																					
Cecilio Guante, R (6, 1) ERA: 3.0	3.1	S	13	3	0	0	3	0	0	0	0	0	0	19	19	0.00	0.900																																					

**BOTTOM**

**Pittsburgh Pirates @ San Francisco Giants**  
 Candlestick Park, San Francisco, CA

Tue Jul 12 1983, 10:05 PM EDT  
 Att. 7,789 - Unknown

livebaseballscorecards.com

**AB 33**  
**R 2**  
**H 8**  
**RBI 2**  
**BB 2**  
**SO 6**  
**LOB 11**



Batter	1	2	3	4	5	6	7	8	9	AB R H RBI BB SO LOB	TOP																	
Lee Lacy, R (1, 8) OBP: 0.321, SLG: 0.420 Johnny Ray, S (9, PH) OBP: 0.329, SLG: 0.385 (9, 4)	0-0 HR 3B	0-0 2-H HR			0-0 F8		0-0 4-3		0-0 HR	4 2 2 2 0 0 0 1 1 1 1 0 0 0	<b>Pittsburgh Pirates @ San Francisco Giants</b> Candlestick Park, San Francisco, CA Wed Jul 13 1983, 6:33 AM EDT Att: 14,316 - Unknown <a href="http://livebaseballscorecards.com">livebaseballscorecards.com</a>																	
Brian Harper, R (1, 7) OBP: 0.174, SLG: 0.403 Mike Easler, L (7, PH) OBP: 0.361, SLG: 0.449 (7, 7)	0-0 HR 3-H	0-0 5-3			0-0 4-3		0-0 4-3		0-0 HR	3 1 1 2 0 0 0 2 1 1 1 0 0 0																		
Bill Madlock, R (1, 5) OBP: 0.374, SLG: 0.443	0-0 5-3		0-0 6-3		4-0 1B BB		0-0 E6		0-0 L6	4 0 0 0 1 0 0																		
Jim Morrison, R (1, 4) OBP: 0.355, SLG: 0.610 (9, 6)	0-3 K		0-0 5-3		0-0 1-2 1B		0-0 1-3			4 0 1 0 0 1 1																		
Tony Peña, R (1, 2) OBP: 0.315, SLG: 0.366	0-0 F3		0-0 F3		0-0 4-3			0-0 G3-6-3 1B		4 0 1 0 0 0 2																		
Dave Parker, L (1, 9) OBP: 0.299, SLG: 0.363		0-0 5-3 E 1B		0-0 F9 BLK 1B		0-0 CS 1B		0-0 G3-6-3 1-2f		4 1 3 0 0 0 1																		
Gene Tenace, R (1, 3) OBP: 0.267, SLG: 0.158 Jason Thompson, L (6, PH) OBP: 0.400, SLG: 0.442 (6, 3)		0-0 5-3 1-2		0-0 2-3 1-2		0-0 4-3 1-2		0-0 4-3		2 0 0 0 0 0 2 2 0 0 0 0 0 1																		
Dale Berra, R (1, 6) OBP: 0.316, SLG: 0.379 Marvell Wynne, L (9, PH) OBP: 0.328, SLG: 0.400 (9, 8)		0-0 E7 SH2 HR 1B 2-H		0-0 F9 2-3		0-0 1B		0-0 F8		3 1 2 0 0 0 1 1 0 0 0 0 0 0																		
John Candelaria, L (1, 1) OBP: 0.263, SLG: 0.176 Jim Bibby, R (4, 1) OBP: 0.133, SLG: 0.133 Lee Mazzilli, S (6, PH) OBP: 0.397, SLG: 0.394 Manny Sarmiento, R (6, 1) Richie Hebner, L (9, PH) OBP: 0.346, SLG: 0.394 Kent Tekulve, R (9, 1)		0-0 SH2 1-2		0-0 6-3		0-0 G3		0-0 G3		1 0 0 0 0 0 0 1 0 0 0 0 0 0 0 0 1 0 0 0 0 0 0 1 0 0 0 0 0 0 0 0 1 0 0 0 0 0 0 0 0 0 0 0 0 0 0 0																		
<b>Inning Stats</b>	R: 2 E: 0 K: 1 S: 7	H: 2 LOB: 0 BB: 0 P: 7	R: 3 E: 1 K: 0 S: 6	H: 3 LOB: 0 BB: 0 P: 6	R: 0 E: 0 K: 0 S: 3	H: 0 LOB: 0 BB: 0 P: 3	R: 0 E: 0 K: 0 S: 4	H: 1 LOB: 1 BB: 0 P: 4	R: 0 E: 0 K: 0 S: 4	H: 2 LOB: 1 BB: 0 P: 4		R: 0 E: 1 K: 0 S: 4	H: 0 LOB: 1 BB: 0 P: 4	R: 0 E: 0 K: 0 S: 3	H: 1 LOB: 0 BB: 0 P: 3	R: 2 E: 0 K: 0 S: 5	H: 2 LOB: 0 BB: 0 P: 5	1B: 7 2B: 0 3B: 1 HR: 4	SF: 0 SAC: 1 DP: 1 HBP: 0	WP: 0 PB: 0 SB: 0 CS: 1	PA: 39							
<b>PITCHER</b>	IP WLS BF H R ER SO BB IBB HBP BLK WP HR S P ERA WHIP																											
Mark Davis, L (1, 1) ERA: 6.46	1.2		10	5	5	5	1	0	0	0	0	0	2	12	12	27.00	3.000											
Renie Martin, R (2, 1) ERA: 3.21	3.1		14	3	0	0	0	1	0	0	1	0	0	13	17	0.00	1.200											
Jim Barr, R (6, 1) ERA: 4.24	1.0		3	1	0	0	0	0	0	0	0	0	0	3	3	0.00	1.000											
Greg Minton, R (7, 1) ERA: 4.25	3.0	L	12	3	2	2	0	0	0	0	0	0	2	12	12	6.00	1.000											

**Pittsburgh Pirates @ San Francisco Giants**  
 Candlestick Park, San Francisco, CA  
 Wed Jul 13 1983, 6:33 AM EDT  
 Att: 14,316 - Unknown

AB	37
R	7
H	12
RBI	6
BB	1
SO	1
LOB	10



Batter	1	2	3	4	5	6	7	8	9	AB	R	H	RBI	BB	SO	LOB
Johnnie LeMaster, R OBP: 0.355, SLG: 0.344 (1, 6)	0-0 1B		0-3 K	0-0 SF9		0-0 1B E 1B		0-0 G3		4	1	2	1	0	1	1
Darrell Evans, L OBP: 0.399, SLG: 0.570 (1, 3)	0-0 F8		0-0 HR 1B	0-0 HR		0-0 E4 1B		0-0 6-3		5	2	3	1	0	0	1
Jack Clark, R OBP: 0.343, SLG: 0.433 (1, 9)	0-0 F7		0-0 HR 1B	4-0 BB		0-0 L7		0-0 6-3		4	1	1	2	1	0	2
Jeffrey Leonard, R OBP: 0.320, SLG: 0.435 (1, 7)	0-0 F6		0-3 K	0-3 K		0-3 K		0-0 5-3		5	0	0	0	0	3	2
Chili Davis, S OBP: 0.319, SLG: 0.382 (1, 8)		4-0 FC3-6 1B FC4-6 BB	4-0 BB			0-0 F7		0-0 F6		2	1	0	0	2	0	0
Joel Youngblood, R OBP: 0.325, SLG: 0.464 (1, 5)		0-0 FC3-6 1B	4-0 BB			0-3 K		0-0 6-3		3	0	1	0	1	1	0
Bob Brenly, R OBP: 0.282, SLG: 0.329 (1, 2)		0-0 FC3-6 FC4-6 1-2f 2-3	0-3 K			0-0 CS 1B		0-0 F2		4	0	1	0	0	1	4
Brad Wellman, R OBP: 0.298, SLG: 0.264 (1, 4)		0-0 FC4-6		0-0 L6		0-0 CS		0-0 F8		4	0	0	1	0	0	1
Mark Davis, L (1, 1)		0-3 K		0-0 SF9 3B		0-0 4-3		0-0 F7		0	0	0	0	0	0	0
Renie Martin, R OBP: 0.455, SLG: 0.818 (2, 1)										2	1	1	0	0	1	1
Jim Bibby, R OBP: 0.143, SLG: 0.286 (6, 1)										0	0	0	0	0	0	0
Tom O'Malley, L OBP: 0.340, SLG: 0.351 (6, PH)										1	0	0	0	0	0	0
Greg Minton, S OBP: 0.500, SLG: 0.500 (7, 1)										1	0	1	0	0	0	0

Inning Stats	R: 0	H: 1	E: 0	LOB: 1	K: 0	BB: 0	S: 4	P: 4	R: 1	H: 1	E: 0	LOB: 1	K: 1	BB: 1	S: 6	P: 10	R: 2	H: 2	E: 0	LOB: 2	K: 3	BB: 2	S: 11	P: 19	R: 2	H: 2	E: 0	LOB: 1	K: 1	BB: 1	S: 7	P: 11	R: 0	H: 1	E: 0	LOB: 0	K: 1	BB: 0	S: 5	P: 5	R: 1	H: 2	E: 1	LOB: 1	K: 0	BB: 0	S: 5	P: 5	R: 0	H: 0	E: 0	LOB: 0	K: 1	BB: 0	S: 5	P: 5	R: 0	H: 1	E: 0	LOB: 1	K: 0	BB: 0	S: 4	P: 4	R: 0	H: 0	E: 0	LOB: 0	K: 0	BB: 0	S: 3	P: 3	1B: 7	SF: 1	2B: 0	SAC: 0	3B: 1	DP: 0	HR: 2	HBP: 0	WP: 0	PA: 41
--------------	------	------	------	--------	------	-------	------	------	------	------	------	--------	------	-------	------	-------	------	------	------	--------	------	-------	-------	-------	------	------	------	--------	------	-------	------	-------	------	------	------	--------	------	-------	------	------	------	------	------	--------	------	-------	------	------	------	------	------	--------	------	-------	------	------	------	------	------	--------	------	-------	------	------	------	------	------	--------	------	-------	------	------	-------	-------	-------	--------	-------	-------	-------	--------	-------	--------

PITCHER	IP	WLS	BF	H	R	ER	SO	BB	IBB	HBP	BLK	WP	HR	S	P	ERA	WHIP
John Candelaria, L ERA: 4.26 (1, 1)	3.2		20	6	5	5	4	3	0	0	0	0	2	25	37	12.27	2.455
Jim Bibby, R ERA: 8.62 (4, 1)	1.1		5	1	0	0	2	1	0	0	0	0	0	8	12	0.00	1.500
Manny Sarmiento, R ERA: 2.9 (6, 1)	3.0	W	12	3	1	0	1	0	0	0	0	0	0	14	14	0.00	1.000
Kent Tekulve, R ERA: 1.94 (9, 1)	1.0	S	3	0	0	0	0	0	0	0	0	0	0	3	3	0.00	0.000

BOTTOM

Pittsburgh Pirates @ San Francisco Giants  
Candlestick Park, San Francisco, CA  
Wed Jul 13 1983, 6:33 AM EDT  
Att. 14,316 - Unknown

livebaseballscores.com

AB	35
R	6
H	10
RBI	5
BB	4
SO	7
LOB	12





Batter	1	2	3	4	5	6	7	8	9	AB	R	H	RBI	BB	SO	LOB
Alan Wiggins, S OBP: 0.362, SLG: 0.325 (1, 8)	0-0 5-3		0-0 F9		0-0 FC3-6 1B		0-0 1B 1B	0-0 S FC5-2 2B		5	1	3	0	0	0	0
Juan Bonilla, R OBP: 0.315, SLG: 0.315 (1, 4)	0-0 6-3		0-0 1B		0-0 FC3-6		0-0 1B HR 1B	4-0 FC5-2 S BB		4	1	2	0	1	0	2
Steve Garvey, R OBP: 0.352, SLG: 0.482 (1, 3)	4-0 BB		0-0 F8		0-0 5-3		0-0 E9 HR 1B	4-0 FC5-2 IBB		3	1	1	1	2	0	3
Sixto Lezcano, R OBP: 0.345, SLG: 0.370 (1, 9)	0-0 L9		0-3 K		0-3 K		0-3 K	0-0 FC5-2		5	0	0	0	0	3	7
Garry Templeton, S OBP: 0.299, SLG: 0.370 (1, 6)		0-0 3B		4-0 BB		0-0 2B	4-0 HR IBB	0-0 F7		3	2	2	0	2	0	3
Luis Salazar, R OBP: 0.295, SLG: 0.346 (1, 5)		0-3 K		0-0 F8		0-0 L9	0-0 HR	0-0 F7		3	0	0	0	0	1	3
Gene Richards, L OBP: 0.342, SLG: 0.413 (7, PH)										0	0	0	0	0	0	0
Kurt Bevacqua, R OBP: 0.448, SLG: 0.509 (7, PH)										1	1	1	4	0	0	0
Tim Flannery, L OBP: 0.320, SLG: 0.394 (8, 5)										1	0	0	0	0	0	0
Bruce Bochy, R OBP: 0.222, SLG: 0.375 (1, 2)		0-0 F9		0-0 G6-4-3		0-0 2B	0-0 F8	0-0 F9		4	0	1	1	0	0	2
Ruppert Jones, L OBP: 0.271, SLG: 0.311 (9, PH)										1	0	0	0	0	0	0
Tony Gwynn, L OBP: 0.313, SLG: 0.333 (1, 7)		4-0 BB				0-0 FC3-6 1B	4-0 IBB	0-0 6-3		3	0	1	0	2	0	0
Dave Dravecky, R OBP: 0.154, SLG: 0.160 (1, 1)		0-3 K				0-3 K	0-0 F7	0-0 G3		3	0	0	0	0	2	5
Sid Monge, S OBP: 0.200, SLG: 0.200 (8, 1)										1	0	0	0	0	0	0
John Montefusco, R OBP: 0.250, SLG: 0.100 (9, 1)										0	0	0	0	0	0	0
Gary Lucas, L OBP: 0.250, SLG: 0.100 (9, 1)										0	0	0	0	0	0	0

Inning Stats	R: 0	H: 0	E: 0	K: 3	S: 3	R: 0	H: 1	E: 0	K: 2	S: 8	R: 0	H: 1	E: 0	K: 1	S: 6	R: 0	H: 0	E: 0	K: 0	S: 2	R: 0	H: 2	E: 0	K: 1	S: 7	R: 1	H: 2	E: 0	K: 1	S: 7	R: 5	H: 4	E: 1	K: 1	S: 9	R: 0	H: 1	E: 0	K: 0	S: 4	R: 0	H: 0	E: 0	K: 0	S: 3	1B: 6	2B: 3	3B: 1	SF: 0	SAC: 0	DP: 1	HBP: 0	WP: 0	PA: 44
--------------	------	------	------	------	------	------	------	------	------	------	------	------	------	------	------	------	------	------	------	------	------	------	------	------	------	------	------	------	------	------	------	------	------	------	------	------	------	------	------	------	------	------	------	------	------	-------	-------	-------	-------	--------	-------	--------	-------	--------

PITCHER	IP	WLS	BF	H	R	ER	SO	BB	IBB	HBP	BLK	WP	HR	S	P	ERA	WHIP
Larry McWilliams, L ERA: 3.09 (1, 1)	6.0		29	8	3	3	5	3	1	0	0	0	0	35	51	4.50	1.833
Kent Tekulve, R ERA: 2.31 (7, 1)	0.1		3	1	0	0	1	0	1	0	0	0	0	4	8	0.00	3.000
Rod Scurry, L ERA: 5.49 (7, 1)	1.0		7	2	3	3	0	1	1	0	0	0	1	5	13	27.00	3.000
Cecilio Guante, R ERA: 2.95 (8, 1)	0.2	W	2	0	0	0	0	0	0	0	0	0	0	2	2	0.00	0.000
Jim Bibby, R ERA: 8.47 (9, 1)	1.0	S	3	0	0	0	0	0	0	0	0	0	0	3	3	0.00	0.000

BOTTOM

Pittsburgh Pirates @ San Diego Padres  
Jack Murphy Stadium, San Diego, CA

Thu Jul 14 1983, 6:33 AM EDT  
Att. 17,001 - Unknown

livebaseballscorecards.com

AB	37
R	6
H	11
RBI	6
BB	7
SO	6
LOB	25



Batter	1	2	3	4	5	6	7	8	9	AB R H RBI BB SO LOB	TOP	
Lee Lacy, R OBP: 0.338, SLG: 0.431 (1, 8) BB (8, 7)	4-0 FC5-4 BB			x 0-0 S 1B		0-3 K		x 0-0 FC1-5 1B		3 0 2 0 1 1 0		
Brian Harper, R OBP: 0.156, SLG: 0.360 Kent Tekulve, R (8, 1)	0-0 FC5-4 G6-4-3 1-2f		x 0-0 F8	x 0-0 F4				x 0-0 FC1-5 G6-4-3 1-2 2-3f		4 0 0 0 0 0 4 0 0 0 0 0 0 0		
Bill Madlock, R OBP: 0.379, SLG: 0.443 (1, 5)	0-0 G6-4-3 1-2f		BB BB BB BB 0-0 BB	4-0 BB			x 0-0 F7	x 0-0 G6-4-3 1-2f		3 0 0 0 1 0 3		
Jason Thompson, L OBP: 0.390, SLG: 0.429 (1, 3)		x 0-0 L6	x 0-0 F5	x 0-0 F5			x 0-0 F6	SS 0-3 K		4 0 0 0 0 1 2		
Jim Morrison, R OBP: 0.362, SLG: 0.636 Johnny Ray, S OBP: 0.333, SLG: 0.393 (9, 4)		x 0-0 G3	x 0-0 F5				x 0-0 HR 1B	x 0-0 HR		4 2 2 1 0 0 2 0 0 0 0 0 0 0		
Dave Parker, L OBP: 0.297, SLG: 0.370 (1, 9)		x 0-0 F2		x 0-0 F8			x 0-0 HR 1-H	x 0-0 L6		4 1 1 2 0 0 0		
Tony Peña, R OBP: 0.317, SLG: 0.377 (1, 2)			x 0-0 4-3	x 0-0 F8			x 0-0 1B	x 0-0 HR		4 1 2 1 0 0 0		
Dale Berra, R OBP: 0.314, SLG: 0.379 (1, 6)			x 0-0 F3	x 0-0 6-3			x 0-0 F8	x 0-0 F8		4 0 0 0 0 0 1		
Rick Rhoden, R OBP: 0.120, SLG: 0.140 Lee Mazzilli, S OBP: 0.402, SLG: 0.387 Manny Sarmiento, R (8, 1) John Candelaria, L OBP: 0.263, SLG: 0.176 Marvell Wynne, L OBP: 0.328, SLG: 0.400 (8, 8)			x 0-0 1-3			0-3 K		BB BB BB 4-0 FC1-5 1B BB		2 0 0 0 0 1 0 0 0 0 0 1 0		
<b>Inning Stats</b>	R: 0 H: 0 E: 0 LOB: 0 K: 0 BB: 1 S: 2 P: 6	R: 0 H: 0 E: 0 LOB: 0 K: 0 BB: 0 S: 3 P: 3	R: 0 H: 0 E: 0 LOB: 0 K: 0 BB: 0 S: 3 P: 3	R: 0 H: 1 E: 0 LOB: 2 K: 0 BB: 1 S: 4 P: 8	R: 0 H: 0 E: 0 LOB: 0 K: 0 BB: 0 S: 3 P: 3	R: 0 H: 0 E: 0 LOB: 0 K: 2 BB: 0 S: 7 P: 7	R: 2 H: 3 E: 0 LOB: 1 K: 0 BB: 0 S: 6 P: 6	R: 0 H: 1 E: 0 LOB: 1 K: 0 BB: 1 S: 3 P: 7	R: 2 H: 2 E: 0 LOB: 0 K: 1 BB: 0 S: 7 P: 7	1B: 4 SF: 0 2B: 0 SAC: 0 3B: 0 DP: 2 HR: 3 HBP: 0	WP: 0 PA: 35 PB: 0 SB: 1 CS: 0	
<b>PITCHER</b> Mark Thurmond, L ERA: 1.93 (1, 1)	IP WLS BF H R ER SO BB IBB HBP BLK WP HR S P ERA WHIP	9.0 L 35 7 4 4 3 3 0 0 0 0 0 3 38 50 4.00 1.111										

Pittsburgh Pirates @ San Diego Padres  
Jack Murphy Stadium, San Diego, CA  
Fri Jul 15 1983, 10:05 PM EDT  
Att: 15,601 - Unknown

livebaseballscorecards.com

AB	32
R	4
H	7
RBI	4
BB	3
SO	3
LOB	12





Batter	1	2	3	4	5	6	7	8	9	AB R H RBI BB SO LOB	TOP	
<b>Marvell Wynne, L</b> (1, 8) <small>OBP: 0.331, SLG: 0.394</small>	0-3 K		4-0 L4-3 BB		0-0 F8		0-0 1B 1B		0-0 4-3	4 0 1 0 1 1 0	<b>Pittsburgh Pirates @ San Diego Padres</b> <b>Jack Murphy Stadium, San Diego, CA</b> Sat Jul 16 1983, 10:05 PM EDT Att: 26,414 - Unknown	
<b>Johnny Ray, S</b> (1, 4) <small>OBP: 0.331, SLG: 0.399</small>	0-0 F2		0-0 L4-3 1-2		0-0 HR		0-0 F7		0-0 F9	5 1 1 1 0 0 2		
<b>Bill Madlock, R</b> (1, 5) <small>OBP: 0.383, SLG: 0.446</small>	0-0 L5		0-0 1B 1B		0-0 F4		0-0 1-2 1B		0-0 1B 1B	5 0 3 0 0 0 0		
<b>Jason Thompson, L</b> (1, 3) <small>OBP: 0.393, SLG: 0.443</small>		0-0 HR	0-0 1-2 1B		0-0 F5		0-3 K		0-0 1-2 1B	5 1 3 1 0 1 2		
<b>Mike Easler, L</b> (1, 7) <small>OBP: 0.364, SLG: 0.450</small> <b>Lee Lacy, R</b> (8, PH) <small>OBP: 0.340, SLG: 0.431</small> (8, 7)	0-3 K		0-0 F7		0-0 G4-6-3 1B		0-0 S 1B		0-0 F9	3 0 1 0 0 1 2 2 0 1 0 0 0 2		
<b>Dave Parker, L</b> (1, 9) <small>OBP: 0.292, SLG: 0.364</small>		0-0 L7		0-0 L4		0-0 F8		0-0 F9 1-2		4 0 0 0 0 0 2		
<b>Tony Peña, R</b> (1, 2) <small>OBP: 0.316, SLG: 0.375</small>		0-0 1B 1B		0-0 6-3		0-0 G4-6-3 1-2		0-3 K		4 0 1 0 0 1 2		
<b>Dale Berra, R</b> (1, 6) <small>OBP: 0.320, SLG: 0.382</small>		0-0 1-2 1B		0-0 1B		0-0 6-3		4-0 6-3 IBB		3 0 2 0 1 0 0		
<b>Don Robinson, R</b> (1, 1) <small>OBP: 0.222, SLG: 0.556</small> <b>Rod Scurry, L</b> (7, 1) <b>Kent Tekulve, R</b> (9, 1)		0-0 F7		0-0 F6		0-0 HR		0-0 6-3		3 1 1 1 0 0 3 1 0 0 0 0 0 2 0 0 0 0 0 0 0		
<b>Inning Stats</b>	R: 0 H: 0 E: 0 LOB: 0 K: 1 BB: 0 S: 5 P: 5	R: 1 H: 3 E: 0 LOB: 2 K: 1 BB: 0 S: 8 P: 8	R: 0 H: 2 E: 0 LOB: 2 K: 0 BB: 1 S: 4 P: 8	R: 0 H: 1 E: 0 LOB: 1 K: 0 BB: 0 S: 4 P: 4	R: 1 H: 1 E: 0 LOB: 0 K: 0 BB: 0 S: 4 P: 4	R: 0 H: 1 E: 0 LOB: 0 K: 0 BB: 0 S: 3 P: 3	R: 1 H: 3 E: 0 LOB: 2 K: 1 BB: 0 S: 8 P: 8	R: 0 H: 1 E: 0 LOB: 2 K: 1 BB: 1 S: 6 P: 10	R: 0 H: 2 E: 0 LOB: 2 K: 0 BB: 0 S: 5 P: 5	1B: 11 SF: 0 2B: 1 SAC: 0 3B: 0 DP: 2 HR: 3 HBP: 0		WP: 0 PA: 41 PB: 0 SB: 1 CS: 0
<b>PITCHER</b> <b>Ed Whitson, R</b> (1, 1) <small>ERA: 3.86</small> <b>Gary Lucas, L</b> (8, 1) <small>ERA: 2.53</small>	IP WLS BF H R ER SO BB IBB HBP BLK WP HR S P ERA WHIP 7.0 L 31 11 3 3 3 1 0 0 0 0 3 36 40 3.86 1.714											IP WLS BF H R ER SO BB IBB HBP BLK WP HR S P ERA WHIP 2.0 10 3 0 0 0 1 0 1 0 0 0 0 11 15 0.00 1.500

livebaseballscorecards.com

<b>AB</b>	<b>39</b>
<b>R</b>	<b>3</b>
<b>H</b>	<b>14</b>
<b>RBI</b>	<b>3</b>
<b>BB</b>	<b>2</b>
<b>SO</b>	<b>4</b>
<b>LOB</b>	<b>17</b>





Batter	1	2	3	4	5	6	7	8	9	AB R H RBI BB SO LOB
Alan Wiggins, S (1, 7) OBP: 0.354, SLG: 0.317	0-0 4-3 	0-0 FC4-6 			0-0 6-3 		0-0 5-3 		0-0 L6-4 	5 0 0 0 0 0 4
Juan Bonilla, R (1, 4) OBP: 0.317, SLG: 0.314	0-0 5-3 		0-3 K 		4-0 BB 		0-0 5-3 			3 0 0 0 1 1 1
Steve Garvey, R (1, 3) OBP: 0.353, SLG: 0.481	0-0 		0-0 L8 		0-3 K2-3 			0-3 K 		4 1 1 0 0 2 1
Terry Kennedy, L (1, 2) OBP: 0.357, SLG: 0.430	4-0 		0-0 		0-0 F6 			0-3 K 		3 0 1 0 1 1 0
Sixto Lezcano, R (1, 9) OBP: 0.346, SLG: 0.380	0-0 E5 		0-0 F3 		0-0 HR 			4-0 BB 		3 1 1 1 1 0 2
Garry Templeton, S (1, 6) OBP: 0.293, SLG: 0.359	0-0 F8 			0-3 K 		0-0 1-3 		0-3 K 		4 0 0 0 0 2 3
Ruppert Jones, L (1, 8) OBP: 0.271, SLG: 0.310		0-0 F7 		0-0 3-1 		0-0 		0-0 F8 		3 0 1 0 0 0 0
Luis Salazar, R (9, PH) OBP: 0.294, SLG: 0.344						0-0 CS 				1 0 0 0 0 0 0
Tim Flannery, L (1, 5) OBP: 0.325, SLG: 0.387		0-0 4-3 		0-0 4-3 		0-0 CS 		0-0 		2 0 0 0 1 0 0
Bruce Bochy, R (9, PH) OBP: 0.300, SLG: 0.444						1-2 		4-0 WP 		1 0 1 0 0 0 0
Tony Gwynn, L (9, PR) OBP: 0.296, SLG: 0.313								BB 		0 0 0 0 0 0 0
Ed Whitson, R (1, 1) OBP: 0.174, SLG: 0.136		0-0 			0-3 K 		0-3 		0-0 	2 0 1 0 0 1 0
Gene Richards, L (7, PH) OBP: 0.340, SLG: 0.411									1-2 	1 0 0 0 0 1 1
Gary Lucas, L (8, 1)										0 0 0 0 0 0 0
Kurt Bevacqua, R (9, PH) OBP: 0.456, SLG: 0.517		FC4-6 							1-2 	1 0 1 0 0 0 0

Inning Stats	R: 1	H: 1	E: 1	K: 0	S: 5	LOB: 2	BB: 1	P: 9	R: 0	H: 1	E: 0	K: 0	S: 4	LOB: 1	BB: 0	P: 4	R: 0	H: 1	E: 0	K: 1	S: 6	LOB: 1	BB: 0	P: 6	R: 0	H: 0	E: 0	K: 1	S: 5	LOB: 0	BB: 0	P: 5	R: 0	H: 0	E: 0	K: 2	S: 7	LOB: 1	BB: 1	P: 11	R: 1	H: 2	E: 0	K: 0	S: 4	LOB: 0	BB: 0	P: 4	R: 0	H: 0	E: 0	K: 1	S: 5	LOB: 1	BB: 1	P: 9	R: 0	H: 0	E: 0	K: 3	S: 9	LOB: 1	BB: 1	P: 13	R: 0	H: 2	E: 0	K: 0	S: 4	LOB: 2	BB: 0	P: 4	1B: 5	2B: 2	3B: 0	HR: 1	SF: 0	SAC: 0	DP: 1	HBP: 0	WP: 1	PB: 1	SB: 0	CS: 1	PA: 38
--------------	------	------	------	------	------	--------	-------	------	------	------	------	------	------	--------	-------	------	------	------	------	------	------	--------	-------	------	------	------	------	------	------	--------	-------	------	------	------	------	------	------	--------	-------	-------	------	------	------	------	------	--------	-------	------	------	------	------	------	------	--------	-------	------	------	------	------	------	------	--------	-------	-------	------	------	------	------	------	--------	-------	------	-------	-------	-------	-------	-------	--------	-------	--------	-------	-------	-------	-------	--------

PITCHER	IP	WLS	BF	H	R	ER	SO	BB	IBB	HBP	BLK	WP	HR	S	P	ERA	WHIP
Don Robinson, R (1, 1) ERA: 3.81	6.0	W	26	5	2	1	4	3	0	0	0	0	1	31	43	1.50	1.333
Rod Scurry, L (7, 1) ERA: 5.18	2.1		9	1	0	0	4	1	0	0	0	1	0	16	20	0.00	0.857
Kent Tekulve, R (9, 1) ERA: 2.22	0.2	S	2	1	0	0	0	0	0	0	0	0	0	2	2	0.00	1.500

**BOTTOM**

**Pittsburgh Pirates @ San Diego Padres**  
**Jack Murphy Stadium, San Diego, CA**

Sat Jul 16 1983, 10:05 PM EDT  
Att. 26,414 - Unknown

<b>AB</b>	<b>33</b>
<b>R</b>	<b>2</b>
<b>H</b>	<b>7</b>
<b>RBI</b>	<b>1</b>
<b>BB</b>	<b>4</b>
<b>SO</b>	<b>8</b>
<b>LOB</b>	<b>12</b>

[livebaseballscorecards.com](http://livebaseballscorecards.com)

Batter	1	2	3	4	5	6	7	8	9	AB R H RBI BB SO LOB	TOP
<b>Marvell Wynne, L</b> (1, 8) <small>OBP: 0.325, SLG: 0.386</small>	0-0 3-1 	0-0 4-3 2-3 		0-3 K 		0-0 1B		0-3 K 		5 0 1 1 0 2 2	
<b>Johnny Ray, S</b> (1, 4) <small>OBP: 0.329, SLG: 0.396</small>	0-0 HBP 1B 	0-0 4-3 		0-0 F8 		0-0 F8 		0-0 F4 		5 1 1 0 0 0 3	
<b>Bill Madlock, R</b> (1, 5) <small>OBP: 0.385, SLG: 0.446</small> <b>Richie Hebner, L</b> (2, 5) <small>OBP: 0.341, SLG: 0.386</small>	1-0 1B 1B 1-2 HBP 		0-0 S HR 1B 		0-3 K 		0-0 4-3 	0-0 F9 		0 0 0 0 0 0 0 4 1 1 0 0 1 0	
<b>Jason Thompson, L</b> (1, 3) <small>OBP: 0.395, SLG: 0.455</small>	0-0 1B 1B 1-2 2-H 		0-0 1-H HR 		0-0 4-3 		0-0 4-3 	0-0 FC6 1B 		5 1 3 3 0 0 0	
<b>Mike Easler, L</b> (1, 7) <small>OBP: 0.360, SLG: 0.444</small>	0-0 F8 		0-3 K 		0-0 F8 		0-0 1B	0-0 FC6 		5 0 1 0 0 1 3	
<b>Dave Parker, L</b> (1, 9) <small>OBP: 0.299, SLG: 0.370</small>	0-0 1-2 2-3 1B		0-0 FC4-6 1B 			0-0 FC3-6 1B 		0-0 F8 		4 0 3 0 0 0 1	
<b>Tony Peña, R</b> (1, 2) <small>OBP: 0.311, SLG: 0.370</small>	0-0 4-3 		0-0 FC4-6 		0-0 FC3-6 CS 		0-0 6-3 			4 0 0 0 0 0 5	
<b>Dale Berra, R</b> (1, 6) <small>OBP: 0.325, SLG: 0.387</small>		0-0 4-3 SH2-4 1B 	0-0 5-3 		0-0 1-2 BB 1B 		0-0 1B 			4 1 3 0 0 0 1	
<b>Lee Tunnell, R</b> (1, 1) <small>OBP: 0.154, SLG: 0.120</small> <b>Lee Mazzilli, S</b> (6, PH) <small>OBP: 0.405, SLG: 0.387</small> <b>Manny Sarmiento, R</b> (6, 1) <b>Kent Tekulve, R</b> (9, 1)		0-0 SH2-4 		0-3 K 		4-0 BB 		0-0 F3 		1 0 0 0 0 1 0 0 0 0 0 1 0 0 1 0 0 0 0 0 1 0 0 0 0 0 0 0	
<b>Inning Stats</b>	R: 1 H: 3 E: 0 LOB: 3 K: 0 BB: 0 S: 6 P: 7	R: 0 H: 1 E: 0 LOB: 1 K: 0 BB: 0 S: 4 P: 4	R: 2 H: 3 E: 1 LOB: 1 K: 1 BB: 0 S: 8 P: 8	R: 0 H: 0 E: 0 LOB: 0 K: 2 BB: 0 S: 7 P: 7	R: 0 H: 0 E: 0 LOB: 0 K: 1 BB: 0 S: 5 P: 5	R: 1 H: 3 E: 0 LOB: 2 K: 0 BB: 1 S: 5 P: 9	R: 0 H: 1 E: 0 LOB: 1 K: 0 BB: 0 S: 4 P: 4	R: 0 H: 1 E: 0 LOB: 1 K: 0 BB: 0 S: 4 P: 4	R: 0 H: 1 E: 0 LOB: 1 K: 0 BB: 0 S: 4 P: 4	1B: 12 SF: 0 2B: 0 SAC: 1 3B: 0 DP: 0 HR: 1 HBP: 1	WP: 0 PA: 41 PB: 0 SB: 1 CS: 1
<b>PITCHER</b> <b>Eric Show, R</b> (1, 1) <small>ERA: 3.38</small> <b>Sid Monge, L</b> (7, 1) <small>ERA: 2.95</small>	IP WLS BF H R ER SO BB IBB HBP BLK WP HR S P ERA WHIP 6.0 L 29 10 4 4 4 1 0 1 0 0 1 35 40 6.00 1.833										

**Pittsburgh Pirates @ San Diego Padres**  
 Jack Murphy Stadium, San Diego, CA  
 Sun Jul 17 1983, 6:33 AM EDT  
 Att: 17,897 - Unknown

[livebaseballscorecards.com](http://livebaseballscorecards.com)

<b>AB</b>	<b>38</b>
<b>R</b>	<b>4</b>
<b>H</b>	<b>13</b>
<b>RBI</b>	<b>4</b>
<b>BB</b>	<b>1</b>
<b>SO</b>	<b>5</b>
<b>LOB</b>	<b>16</b>



Batter	1	2	3	4	5	6	7	8	9	AB R H RBI BB SO LOB
Alan Wiggins, S (1, 7) OBP: 0.358, SLG: 0.315	4-0 1B BB		4-0 F9 S 4-3 BB	0-0 1-3			0-0 4-3		4-0 FC5 FC3-2 IBB	2 2 0 0 3 0 1
Juan Bonilla, R (1, 4) OBP: 0.320, SLG: 0.314	0-0 1B 1-2 1B		4-0 4-3 BB		4-0 G1-6-3 BB		0-0 F4		0-0 FC3-2	3 0 1 0 2 0 3
Steve Garvey, R (1, 3) OBP: 0.351, SLG: 0.477	0-0 1B 1-2 2-H		0-0 F9		0-0 G1-6-3		0-0 F3		0-0 FC5	5 0 1 1 0 0 6
Terry Kennedy, L (1, 2) OBP: 0.356, SLG: 0.427	0-0 L3 1-2		0-0 4-3		0-0 1B			0-3 K		4 0 1 1 0 1 3
Sixto Lezcano, R (1, 9) OBP: 0.341, SLG: 0.374	0-3 K		0-0 5-3		0-0 1-3			0-0 F8		4 0 0 0 0 1 3
Garry Templeton, S (1, 6) OBP: 0.292, SLG: 0.357		0-0 4-3		0-0 FC4-6 1B		0-3 K		0-0 6-3		4 0 1 0 0 1 0
Ruppert Jones, L (1, 8) OBP: 0.264, SLG: 0.302		0-3 K2-3		0-0 FC4-6 CS 1-2f		0-0 E7		0-0 4-3		4 0 0 0 0 1 1
Tim Flannery, L (1, 5) OBP: 0.335, SLG: 0.411		0-0		0-0 1B 2B		0-3 K		0-0 1B FC3-2 2B		4 1 3 0 0 1 1 0 0 0 0 0 0 0
Luis Salazar, R (9, PR) OBP: 0.294, SLG: 0.344										
Eric Show, R (1, 1) OBP: 0.220, SLG: 0.225		0-3 K		0-0 1B		0-0 1-3		0-0 FC3-2 1B		2 0 1 1 0 1 1 1 0 0 0 0 0 1 0 0 0 0 0 0 0 1 0 1 0 0 0 0
Gene Richards, L (6, PH) OBP: 0.338, SLG: 0.409										
Sid Monge, S (7, 1) OBP: 0.200, SLG: 0.200										
Kurt Bevacqua, R (9, PH) OBP: 0.464, SLG: 0.525										

Inning Stats	R: 1	H: 2	E: 0	K: 1	S: 6	H: 1	LOB: 1	BB: 1	P: 10	R: 0	H: 1	E: 0	K: 2	S: 8	R: 0	H: 0	E: 0	K: 0	S: 3	R: 1	H: 0	E: 0	K: 0	S: 3	R: 0	H: 1	E: 0	K: 0	S: 3	R: 0	H: 3	E: 0	K: 0	S: 5	R: 0	H: 1	E: 0	K: 0	S: 3	R: 0	H: 0	E: 1	K: 2	S: 8	R: 0	H: 0	E: 0	K: 0	S: 3	R: 0	H: 0	E: 0	K: 1	S: 5	R: 0	H: 0	E: 0	K: 0	S: 5	R: 0	H: 2	E: 0	K: 0	S: 5	R: 0	H: 2	E: 0	K: 0	S: 9	1B: 7	2B: 3	3B: 0	HR: 0	SF: 0	SAC: 0	DP: 2	HBP: 0	WP: 0	PB: 0	SB: 1	CS: 1	PA: 39
--------------	------	------	------	------	------	------	--------	-------	-------	------	------	------	------	------	------	------	------	------	------	------	------	------	------	------	------	------	------	------	------	------	------	------	------	------	------	------	------	------	------	------	------	------	------	------	------	------	------	------	------	------	------	------	------	------	------	------	------	------	------	------	------	------	------	------	------	------	------	------	------	-------	-------	-------	-------	-------	--------	-------	--------	-------	-------	-------	-------	--------

PITCHER	IP	WLS	BF	H	R	ER	SO	BB	IBB	HBP	BLK	WP	HR	S	P	ERA	WHIP
Lee Tunnell, R (1, 1) ERA: 4.83	5.0		23	7	3	3	3	4	0	0	0	0	0	25	41	5.40	2.200
Manny Sarmiento, R (6, 1) ERA: 2.73	3.1		12	1	0	0	3	0	0	0	0	0	0	18	18	0.00	0.300
Kent Tekulve, R (9, 1) ERA: 2.19	0.2	S	4	1	0	0	0	0	1	0	0	0	0	3	7	0.00	1.500

BOTTOM

Pittsburgh Pirates @ San Diego Padres  
 Jack Murphy Stadium, San Diego, CA  
 Sun Jul 17 1983, 6:33 AM EDT  
 Att. 17,897 - Unknown

livebaseballscorecards.com

AB	34
R	3
H	9
RBI	3
BB	5
SO	6
LOB	20



Batter	1	2	3	4	5	6	7	8	9	AB R H RBI BB SO LOB	TOP									
Steve Sax, R (1, 4) OBP: 0.338, SLG: 0.373	0-0 4-3		0-3 K		0-0 F6		0-0 FC6-4		0-0 6-3	5 0 0 0 0 1 1										
Bill Russell, R (1, 6) OBP: 0.322, SLG: 0.305	0-0 FC6-4 1B		0-0 F8			0-0 F7		0-0 F8		4 0 1 0 0 0 0										
Dusty Baker Jr., R (1, 7) OBP: 0.342, SLG: 0.427	0-0 FC6-4 1-2f		4-0 BB			0-0 1B		0-0 BB 1B		3 0 2 0 1 0 1										
Pedro Guerrero, R (1, 5) OBP: 0.385, SLG: 0.550	0-0 F9		0-3 K			0-0 F9		0-0 1-2 BB 1B		4 0 1 0 0 1 3										
Mike Marshall, R (1, 3) OBP: 0.309, SLG: 0.403		0-3 K		0-3 K		0-0 F9		0-3 K		4 0 0 0 0 3 3										
Steve Yeager, R (1, 2) OBP: 0.276, SLG: 0.427		0-0 5-3		0-0 F3			0-0 1B SF7 2B	4-0 1-2 2-3 BB		3 1 1 0 1 0 0										
Candy Maldonado, R (1, 9) OBP: 0.208, SLG: 0.174		4-0 BB 1B		0-0 6-3			0-0 2-3 FC6-4 1B	0-0 F8		3 0 1 0 1 0 3										
Derrel Thomas, S (1, 8) OBP: 0.376, SLG: 0.392		0-0 1-2 1B			0-0 5-3		0-0 SF7	0-3 K		3 0 1 1 0 1 0										
Jerry Reuss, L (1, 1) OBP: 0.267, SLG: 0.256		0-0 F7			0-3 K		0-0 3-H F9	0-0 F6		2 0 0 0 0 1 2										
Pat Zachry, R (5, 1)										0 0 0 0 0 0 0										
Jose Morales, R (7, PH) OBP: 0.345, SLG: 0.621										1 0 0 0 0 0 1										
Dave Stewart, R (7, 1) OBP: 0.167, SLG: 0.167										0 0 0 0 0 0 0										
Rafael Landestoy, S (9, PH) OBP: 0.222, SLG: 0.209										1 0 0 0 0 0 0										
<b>Inning Stats</b>	R: 0 E: 0 K: 0 S: 4	H: 1 LOB: 1 BB: 0 P: 4	R: 0 E: 0 K: 1 S: 6	H: 1 LOB: 2 BB: 1 P: 10	R: 0 E: 0 K: 2 S: 7	H: 0 LOB: 1 BB: 1 P: 11	R: 0 E: 0 K: 1 S: 5	H: 0 LOB: 0 BB: 0 P: 5	R: 0 E: 0 K: 1 S: 4	H: 1 LOB: 1 BB: 0 P: 4	R: 1 E: 0 K: 0 S: 5	H: 2 LOB: 1 BB: 0 P: 5	R: 0 E: 0 K: 1 S: 7	H: 2 LOB: 3 BB: 1 P: 11	R: 0 E: 0 K: 1 S: 5	H: 0 LOB: 0 BB: 0 P: 5	1B: 6 2B: 1 3B: 0 HR: 0	SF: 1 SAC: 0 DP: 0 HBP: 0	WP: 0 PB: 0 SB: 0 CS: 0	PA: 37
<b>PITCHER</b>	IP WLS BF H R ER SO BB IBB HBP BLK WP HR S P ERA WHIP																			
John Candelaria, L (1, 1) ERA: 4.04	7.2 W 33 7 1 1 6 3 0 0 0 0 0 0 42 54 1.17 1.304																			
Rod Scurry, L (8, 1) ERA: 5.02	1.1 S 4 0 0 0 1 0 0 0 0 0 0 0 6 6 0.00 0.000																			

Los Angeles Dodgers @ Pittsburgh Pirates  
 Three Rivers Stadium, Pittsburgh, PA  
 Tue Jul 19 1983, 7:05 PM EDT  
 Unknown

livebaseballscorecards.com

AB	33
R	1
H	7
RBI	1
BB	3
SO	7
LOB	14



Batter	1	2	3	4	5	6	7	8	9	AB	R	H	RBI	BB	SO	LOB
Lee Lacy, R OBP: 0.343, SLG: 0.438 (1, 9) (6, 7)	0-0 1B SH1-3 PB 1B	0-0 F8		0-0 FC6-4 1-2f		0-0 6-3 2B				4	1	2	0	0	0	3
Marvell Wynne, L OBP: 0.326, SLG: 0.379 (1, 8)	0-0 SH1-3 1-2		4-0 FC5-4 BB	0-3 K2-3		0-0 6-3 2-3				2	0	0	0	1	1	2
Bill Madlock, R OBP: 0.363, SLG: 0.443 (1, 5)	0-0 PB 2-3 1B		0-0 FC5-4 1-2f 1B		0-0 6-3		0-0 F6			4	1	1	0	0	0	1
Jim Morrison, R OBP: 0.347, SLG: 0.609 Jason Thompson, L OBP: 0.394, SLG: 0.454 (1, 4) (6, 3)	0-0 5-3 1-2 3-H		0-0 F8		0-0 F9		0-3 K			3	0	0	0	0	0	2
Brian Harper, R OBP: 0.175, SLG: 0.410 Dave Parker, L OBP: 0.298, SLG: 0.368 (1, 7) (6, 9)	0-0 F8		0-0 1B 1-2 2B 1B			HR		0-3 K		3	2	2	1	0	0	1
Tony Peña, R OBP: 0.314, SLG: 0.370 (1, 2)		0-3 K2-3		0-0 1-3 2-H 2B 1B		4-0 1B BB		0-3 K		3	0	1	1	1	2	0
Gene Tenace, R OBP: 0.313, SLG: 0.225 Johnny Ray, S OBP: 0.331, SLG: 0.405 (1, 3) (6, 4)		4-0 BB BB		0-0 1-H 3-H 2B		0-0 FC6-4 1-3 1B		0-0 3B		2	0	2	1	1	0	0
Dale Berra, R OBP: 0.324, SLG: 0.385 (1, 6)		0-3 K		0-0 FC6-4 1B		0-0 FC6-4 1-2f 1B		0-3 K		4	0	1	0	0	2	4
John Candelaria, L OBP: 0.268, SLG: 0.167 Rod Scurry, L (1, 1) (8, 1)		4-0 BB		0-0 F5		0-3 K		0-3 K		2	0	0	0	1	1	1
										1	0	0	0	0	1	1

Inning Stats	R: 1	H: 2	E: 0	K: 0	S: 5	H: 2	LOB: 1	BB: 0	P: 5	R: 0	H: 0	E: 0	K: 2	S: 7	H: 3	LOB: 2	BB: 2	P: 15	R: 2	H: 3	E: 0	K: 0	S: 5	H: 1	LOB: 1	BB: 0	P: 6	R: 1	H: 2	E: 0	K: 0	S: 5	H: 1	LOB: 0	BB: 0	P: 5	R: 0	H: 0	E: 0	K: 2	S: 7	H: 1	LOB: 1	BB: 0	P: 10
--------------	------	------	------	------	------	------	--------	-------	------	------	------	------	------	------	------	--------	-------	-------	------	------	------	------	------	------	--------	-------	------	------	------	------	------	------	------	--------	-------	------	------	------	------	------	------	------	--------	-------	-------

PITCHER	IP	WLS	BF	H	R	ER	SO	BB	IBB	HBP	BLK	WP	HR	S	P	ERA	WHIP
Jerry Reuss, L ERA: 3.04 (1, 1)	4.2	L	25	8	4	4	3	4	0	0	0	0	1	27	43	7.71	2.571
Pat Zachry, R ERA: 2.39 (5, 1)	1.1		4	1	0	0	1	0	0	0	0	0	0	6	6	0.00	0.750
Dave Stewart, R ERA: 2.2 (7, 1)	2.0		7	1	0	0	5	0	0	0	0	0	0	17	17	0.00	0.500

BOTTOM

Los Angeles Dodgers @ Pittsburgh Pirates  
Three Rivers Stadium, Pittsburgh, PA  
Tue Jul 19 1983, 7:05 PM EDT  
Unknown

AB	31
R	4
H	10
RBI	3
BB	4
SO	9
LOB	15



WP	PA	ERA	WHIP
0	36		

Batter	1	2	3	4	5	6	7	8	9	10	11	AB R H RBI BB SO LOB	TOP														
Steve Sax, R OBP: 0.337, SLG: 0.372 (1, 4)	0-0 6-3		0-0 SH3-4		0-0 5-3			0-0 F8			0-0 1B SF8 1B	4 1 1 0 0 0 1	<b>Los Angeles Dodgers @ Pittsburgh Pirates</b> Three Rivers Stadium, Pittsburgh, PA Tue Jul 19 1983, 7:05 PM EDT Att. 31,304 - Unknown <a href="http://livebaseballscorecards.com">livebaseballscorecards.com</a>														
Derrel Thomas, S OBP: 0.377, SLG: 0.387 (1, 8)	4-0 BLK HR BB		0-3 K2-3			0-0 F2		0-3 K			0-0 BB 1B	4 1 1 0 1 2 1															
Dusty Baker Jr, R OBP: 0.342, SLG: 0.436 Rafael Landestoy, S OBP: 0.217, SLG: 0.205 Steve Howe, L (8, 1) Rick Monday, L (11, PH) OBP: 0.337, SLG: 0.380 (11, 9)	0-0 1-H HR		0-3 K			0-3 K		0-0 F4			0-0 SF8 3-H	3 1 1 2 0 2 1 1 0 0 0 0 0 0 0 0 0 0 0 0 0 0 0 0 0 1 0 0 0															
Pedro Guerrero, R OBP: 0.388, SLG: 0.550 (1, 5)	0-3 K			0-0 6-3		0-0 2B			0-0 6-3		4-0 1-2 BB	4 0 1 0 1 1 0															
Steve Yeager, R OBP: 0.275, SLG: 0.421 (1, 2)	0-0 5-3			0-0 6-3		4-0 BB			0-0 1-3		0-0 F3	4 0 0 0 1 0 2															
Candy Maldonado, R OBP: 0.179, SLG: 0.148 Bill Russell, R OBP: 0.321, SLG: 0.303 Tom Niedenfuer, R (11, 1)		0-0 F9		0-0 4-3		0-3 K			0-0 6-3		0-0 F3	4 0 0 0 0 1 2 1 0 0 0 0 0 2 0 0 0 0 0 0 0															
Greg Brock, L OBP: 0.315, SLG: 0.380 (1, 3)		0-0 4-3			0-3 K		0-0 6-3			0-0 4-3		4 0 0 0 0 1 0															
Dave Anderson, R OBP: 0.227, SLG: 0.274 (1, 6)		0-0 4-3			0-0 3B		0-0 F9			0-3 K		4 0 1 0 0 1 0															
Alejandro Pena, R OBP: 0.120, SLG: 0.120 Ken Landreaux, L OBP: 0.320, SLG: 0.423 (8, 7)			0-0 WP SH3-4 1B		0-3 K		0-0 5-3			0-3 K		3 0 1 0 0 1 1 1 0 0 0 0 1 0															
<b>Inning Stats</b>	R: 2 E: 0 K: 1 S: 6	H: 1 LOB: 0 BB: 1 P: 10	R: 0 E: 0 K: 0 S: 3	H: 0 LOB: 0 BB: 0 P: 3	R: 0 E: 0 K: 2 S: 8	H: 1 LOB: 1 BB: 0 P: 8	R: 0 E: 0 K: 2 S: 8	H: 0 LOB: 2 BB: 0 P: 12	R: 0 E: 0 K: 1 S: 5	H: 0 LOB: 0 BB: 0 P: 5	R: 0 E: 0 K: 0 S: 7	H: 0 LOB: 0 BB: 0 P: 7		R: 1 E: 0 K: 0 S: 5	H: 2 LOB: 2 BB: 1 P: 9	1B: 3 2B: 1 3B: 1 HR: 1	SF: 1 SAC: 1 DP: 0 HBP: 0	WP: 1 PB: 0 SB: 0 CS: 0	PA: 42								
<b>PITCHER</b>	IP	WLS	BF	H	R	ER	SO	BB	IBB	HBP	BLK	WP		HR	S	P	ERA	WHIP									
Larry McWilliams, L ERA: 3.05 (1, 1)	8.0		30	4	2	2	8	2	0	0	1	1	1	44	52	2.25	0.750										
Kent Tekulve, R ERA: 2.1 (9, 1)	2.0		6	0	0	0	2	0	0	0	0	0	0	10	10	0.00	0.000										
Manny Sarmiento, R ERA: 2.83 (11, 1)	1.0	L	6	2	1	1	0	1	0	0	0	0	0	5	9	9.00	3.000										

AB	37
R	3
H	6
RBI	3
BB	3
SO	10
LOB	10



Batter	1	2	3	4	5	6	7	8	9	10	11	AB R H RBI BB SO LOB
Marvell Wynne, L (1, 8) OBP: 0.321, SLG: 0.372	L9		1B		F9			F4		FC1-6		5 0 1 1 0 0 1
Johnny Ray, S (1, 4) OBP: 0.332, SLG: 0.404	4-3		CS			F6				L4		5 0 2 0 0 0 1
Dave Parker, L (1, 9) OBP: 0.293, SLG: 0.362	K		CS		F7	F7		1-3			K	5 0 0 0 0 2 1
Jason Thompson, L (1, 3) OBP: 0.392, SLG: 0.460		HR			K	F7					F9	5 1 1 1 0 2 0
Mike Easler, L (1, 7) OBP: 0.360, SLG: 0.442		F7					F5				F7	3 0 1 0 0 0 0
Lee Lacy, R (9, PH) OBP: 0.340, SLG: 0.433					1B				4-3			2 0 0 0 0 0 0
Richie Hebner, L (1, 5) OBP: 0.337, SLG: 0.380							F7					1 0 0 0 0 0 0
Jim Morrison, R (4, PH) OBP: 0.360, SLG: 0.611		G3										3 0 2 0 0 0 0
Dale Berra, R (1, 6) OBP: 0.323, SLG: 0.381		5-3			K					L4		3 0 0 0 1 1 3
Gene Tenace, R (1, 2) OBP: 0.314, SLG: 0.214												2 1 0 0 1 1 1
Tony Peña, R (8, 2) OBP: 0.316, SLG: 0.372			SH1-4		K			F8			FC1-6	1 0 1 0 0 0 0
Larry McWilliams, L (1, 1) OBP: 0.143, SLG: 0.146			1B								1B	1 0 0 0 0 1 0
Lee Mazzilli, S (8, PH) OBP: 0.403, SLG: 0.385			SH1-4									1 0 0 0 0 0 0
Kent Tekulve, R (9, 1)					K							0 0 0 0 0 0 0
Don Robinson, R (10, PH) OBP: 0.200, SLG: 0.500												1 0 0 0 0 1 1
Manny Sarmiento, R (11, 1)												0 0 0 0 0 0 0

Inning Stats	R: 0	H: 0	R: 1	H: 1	R: 1	H: 2	R: 0	H: 2	R: 0	H: 0	R: 0	H: 0	R: 0	H: 1	R: 0	H: 1	R: 0	H: 1	R: 0	H: 0	1B: 7	SF: 0	WP: 0	PA: 42
	E: 0	LOB: 0	E: 0	LOB: 0	E: 0	LOB: 2	E: 0	LOB: 0	E: 0	LOB: 0	E: 0	LOB: 1	E: 0	LOB: 1	E: 0	LOB: 1	E: 0	LOB: 0	E: 0	LOB: 0	2B: 0	SAC: 1	PB: 0	
	K: 1	BB: 0	K: 0	BB: 0	K: 0	BB: 1	K: 2	BB: 0	K: 0	BB: 0	K: 2	BB: 0	K: 0	BB: 1	K: 1	BB: 0	K: 1	BB: 0	K: 1	BB: 0	3B: 0	DP: 0	SB: 1	
	S: 5	P: 5	S: 4	P: 4	S: 3	P: 7	S: 9	P: 9	S: 3	P: 3	S: 7	P: 7	S: 3	P: 7	S: 4	P: 4	S: 6	P: 6	S: 6	P: 6	HR: 1	HBP: 0	CS: 1	

PITCHER	IP	WLS	BF	H	R	ER	SO	BB	IBB	HBP	BLK	WP	HR	S	P	ERA	WHIP
Alejandro Pena, R (1, 1) ERA: 2.35	7.2		29	6	2	2	5	2	0	0	0	0	1	37	45	2.35	1.043
Steve Howe, L (8, 1) ERA: 0.99	2.1	W	9	2	0	0	2	0	0	0	0	0	0	13	13	0.00	0.857
Tom Niedenfuer, R (11, 1) ERA: 1.56	1.0	S	3	0	0	0	1	0	0	0	0	0	0	5	5	0.00	0.000

PITCHER	IP	WLS	BF	H	R	ER	SO	BB	IBB	HBP	BLK	WP	HR	S	P	ERA	WHIP

BOTTOM

Los Angeles Dodgers @ Pittsburgh Pirates  
 Three Rivers Stadium, Pittsburgh, PA  
 Tue Jul 19 1983, 7:05 PM EDT  
 Att. 31,304 - Unknown

livebaseballscorecards.com

AB	38
R	2
H	8
RBI	2
BB	2
SO	8
LOB	8









Batter	1	2	3	4	5	6	7	8	9	AB R H RBI BB SO LOB	TOP																
Derrel Thomas, S OBP: 0.368, SLG: 0.377 (1, 4) (8, 8)	0-0 F5		0-0 F8	0-0 F6		0-0 F8		0-0 L8		5 0 0 0 0 0 5																	
Ken Landreaux, L OBP: 0.331, SLG: 0.435 Jose Morales, R OBP: 0.333, SLG: 0.600 Rafael Landestoy, S OBP: 0.217, SLG: 0.205 (1, 8) (8, PH) (8, 4)	0-0 F8		0-0 2B 1B		0-0 4-3		0-0 F8	0-0 G4-6-3		4 1 1 0 0 0 0 1 0 0 0 0 0 2 0 0 0 0 0 0 0																	
Dusty Baker Jr., R OBP: 0.343, SLG: 0.434 Candy Maldonado, R OBP: 0.179, SLG: 0.148 (1, 7) (9, 7)	0-0 1B		0-0 1-H 2B		0-0 F2		0-0 L9		0-0 4-3	5 0 2 1 0 0 0 0 0 0 0 0 0 0																	
Pedro Guerrero, R OBP: 0.384, SLG: 0.545 (1, 5)	0-0 F9		0-3 K2-3		0-0 6-3		4-0 BB S BB		0-0 2B	4 0 1 0 1 1 2																	
Rick Monday, L OBP: 0.355, SLG: 0.419 (1, 9)		0-3 K		0-0 E3 SH5-4 1B 1B		0-0 HR	4-0 BB BB BB BB		4-0 IBB	3 2 1 1 2 1 0																	
Greg Brock, L OBP: 0.319, SLG: 0.378 (1, 3)		4-0 BB		0-0 1B SH5-4 1B 1-2		0-0 4-3	4-0 FC5-4 BB 1-2 2-3		0-0 F7	3 0 1 0 2 0 2																	
Steve Yeager, R OBP: 0.274, SLG: 0.419 (1, 2)		0-0 F5		0-0 SH5-4		0-0 2B 2B	0-0 FC5-4		0-0 F4	4 1 1 0 0 0 6																	
Bill Russell, R OBP: 0.331, SLG: 0.323 (1, 6)		0-3 K		0-0 1B 2-3 3-H		0-0 2B		0-0 BB 1B		4 0 3 2 0 1 1																	
Fernando Valenzuela, L OBP: 0.271, SLG: 0.368 Tom Niedenfuer, R Steve Howe, L (1, 1) (8, 1) (8, 1)		0-3 K	0-3 K	0-3 K	0-3 K	0-3 K		4-0 BB 1B		3 0 0 0 1 3 3 0 0 0 0 0 0 0 0 0 0 0 0 0 0																	
Inning Stats	R: 0 E: 0 K: 0 S: 4	H: 1 LOB: 1 BB: 0 P: 4	R: 0 E: 0 K: 2 S: 7	H: 0 LOB: 1 BB: 1 P: 11	R: 1 E: 0 K: 2 S: 8	H: 2 LOB: 1 BB: 0 P: 8	R: 1 E: 1 K: 1 S: 8	H: 2 LOB: 2 BB: 0 P: 8	R: 0 E: 0 K: 0 S: 3	H: 0 LOB: 0 BB: 0 P: 3	R: 2 E: 0 K: 1 S: 8	H: 3 LOB: 1 BB: 0 P: 8	R: 0 E: 0 K: 0 S: 3	H: 0 LOB: 3 BB: 3 P: 15	R: 0 E: 0 K: 0 S: 3	H: 1 LOB: 1 BB: 1 P: 7	R: 0 E: 0 K: 0 S: 4	H: 1 LOB: 2 BB: 1 P: 8	1B: 5 2B: 4 3B: 0 HR: 1	SF: 0 SAC: 1 DP: 1 HBP: 0	WP: 0 PB: 0 SB: 1 CS: 0	PA: 43					
PITCHER	IP WLS BF H R ER SO BB IBB HBP BLK WP HR S P ERA WHIP																										
Don Robinson, R ERA: 4.02 (1, 1)	5.1		26	8	4	3	5	1	0	0	0	0	1	35	39	5.06	1.688										
Jim Bibby, R ERA: 8.22 (6, 1)	1.2		8	0	0	0	1	3	0	0	0	0	0	7	19	0.00	1.800										
Rod Scurry, L ERA: 4.98 (8, 1)	0.1		3	1	0	0	0	1	0	0	0	0	0	2	6	0.00	6.000										
Kent Tekulve, R ERA: 2.0 (8, 1)	1.2	W	6	1	0	0	0	0	1	0	0	0	0	5	9	0.00	0.600										

Los Angeles Dodgers @ Pittsburgh Pirates  
 Three Rivers Stadium, Pittsburgh, PA  
 Thu Jul 21 1983, 7:05 PM EDT  
 Att. 16,351 - Unknown

AB	36
R	4
H	10
RBI	4
BB	6
SO	6
LOB	21



BOTTOM

Los Angeles Dodgers @ Pittsburgh Pirates  
Three Rivers Stadium, Pittsburgh, PA

livebaseballscorecards.com

AB 37  
R 5  
H 10  
RBI 5  
BB 4  
SO 10  
LOB 18



WP: 1 PA: 41  
PB: 0  
SB: 0  
CS: 1

ERA WHIP

ERA 3.71  
WHIP 1.50  
ERA 1.55  
WHIP 3.00

Thu Jul 21 1983, 7:05 PM EDT  
Att. 16,351 - Unknown

AB R H RBI BB SO LOB

4 1 1 0 1 0 1  
4 0 1 1 0 1 1  
0 0 0 0 0 0 0  
0 0 0 0 0 0 0  
1 0 0 0 0 1 1

5 1 2 0 0 1 2

2 1 0 0 3 1 2

5 1 3 2 0 1 3

4 0 2 0 0 0 1

4 0 1 2 0 1 2

3 0 0 0 0 1 2

1 0 0 0 0 0 1

2 0 0 0 0 2 2  
0 0 0 0 0 0 0  
2 1 0 0 0 1 0

1B: 7 SF: 0  
2B: 4 SAC: 0  
3B: 0 DP: 1  
HR: 0 HBP: 0

Batter	1	2	3	4	5	6	7	8	9
Lee Lacy, R OBP: 0.339, SLG: 0.428 (1, 8)	F8		1B BB		F7		2B 1B		B1
Brian Harper, R OBP: 0.179, SLG: 0.415 Rod Scurry, L (8, 1)	E3 FC5 WP		L7		K		2B		K
Kent Tekulve, R Gene Tenace, R OBP: 0.308, SLG: 0.209 (9, PH)							1-H 2B		
Bill Madlock, R OBP: 0.362, SLG: 0.440 (1, 5)	K				F8		F3		BB 1B
Jason Thompson, L OBP: 0.398, SLG: 0.460 (1, 3)	1-2 BB		G3					2B 4-3 BB	1B BB
Jim Morrison, R OBP: 0.375, SLG: 0.610 (1, 4) (9, 6)	FC5 2-3f				2B 1B			K	1-2 2-H 3-H 1B
Dave Parker, L OBP: 0.292, SLG: 0.366 (1, 9)			4-3		1B CS 2B		F4		4-3 1-3 2B
Tony Peña, R OBP: 0.321, SLG: 0.373 (1, 2)			K				F6		4-3
Dale Berra, R OBP: 0.322, SLG: 0.389 Johnny Ray, S OBP: 0.330, SLG: 0.401 (8, PH) (9, 4)					2-3 3-H 1B			2-3 3-H	4-3
Don Robinson, R OBP: 0.167, SLG: 0.417 Jim Bibby, R OBP: 0.133, SLG: 0.133 Lee Mazzilli, S OBP: 0.400, SLG: 0.381 (7, PH) (8, 7)			K		P6		K		F7
					3-H K				E6 BB 1B 1B

Inning Stats	R: 0	H: 0	R: 0	H: 0	R: 0	H: 1	R: 1	H: 2	R: 1	H: 1	R: 2	H: 2
	E: 1	LOB: 2	E: 0	LOB: 0	E: 0	LOB: 2	E: 0	LOB: 1	E: 0	LOB: 1	E: 1	LOB: 2
	K: 1	BB: 1	K: 1	BB: 0	K: 1	BB: 1	K: 2	BB: 0	K: 1	BB: 1	K: 1	BB: 1
	S: 6	P: 10	S: 5	P: 5	S: 6	P: 10	S: 7	P: 6	S: 9	P: 9	S: 7	P: 11

PITCHER	IP	WLS	BF	H	R	ER	SO	BB	IBB	HBP	BLK	WP	HR	S	P	ERA	WHIP
Fernando Valenzuela, L ERA: 3.71 (1, 1)	7.1		33	8	3	3	9	3	0	0	0	1	0	48	60	3.68	1.500
Tom Niedenfuer, R ERA: 1.55 (8, 1)	0.1		1	0	0	0	0	0	0	0	0	0	0	1	1	0.00	0.000
Steve Howe, L ERA: 0.94 (8, 1)	1.0	L	7	2	2	0	1	1	0	0	0	0	0	8	12	0.00	3.000

Batter	1	2	3	4	5	6	7	8	9	AB R H RBI BB SO LOB	TOP																										
Johnnie LeMaster, R (1, 6) OBP: 0.346, SLG: 0.333	0-3 K		0-0 5-3		0-0 5-3		0-0 SF8	0-3 K		4 0 0 1 0 2 2	<b>San Francisco Giants @ Pittsburgh Pirates</b> Three Rivers Stadium, Pittsburgh, PA Fri Jul 22 1983, 7:05 PM EDT Att. 23,834 - Unknown <a href="http://livebaseballscorecards.com">livebaseballscorecards.com</a>																										
Darrell Evans, L (1, 3) OBP: 0.384, SLG: 0.532	0-0 G3		0-0 6-3		0-3 K		0-0 F2		0-0 F8	5 0 0 0 0 1 0																											
Jack Clark, R (1, 9) OBP: 0.355, SLG: 0.447	0-0 1B			0-0 1B 5-3	0-0 1B			0-0 G3 1B	0-0 2B 1B	5 2 5 0 0 0 0																											
Jeffrey Leonard, R (1, 7) OBP: 0.329, SLG: 0.459	0-0 F9			0-0 1B FC3-2	0-3 K			4-0 1B BB	0-0 2B	4 1 2 0 1 1 2																											
Milt May, L (1, 2) OBP: 0.315, SLG: 0.394		0-0 F8		0-0 5-3		0-0 6-3		0-0 G3	4-0 IBB	4 0 0 1 1 0 3																											
Max Venable, L (1, 8) OBP: 0.272, SLG: 0.396		0-0 F8		0-0 FC3-2		0-3 K		4-0 1B IBB	0-0 G5-4-3	3 0 1 0 0 1 0																											
Bob Brenly, R (8, PH) OBP: 0.286, SLG: 0.346				2-3 1B					1-2 2-3	1 1 0 0 1 0 3																											
Tom O'Malley, L (1, 5) OBP: 0.337, SLG: 0.340		0-0 1B		4-0 FC3-2		0-0 F7		0-0 SF8		2 0 1 0 1 0 0																											
Joel Youngblood, R (8, PH) OBP: 0.326, SLG: 0.453				IBB				1-3 2-H 3-H		1 0 1 2 0 0 0																											
Duane Kuiper, L (1, 4) OBP: 0.382, SLG: 0.317		0-0 4-3		0-0 FC3-2			0-0 4-3 WP SF8	4-0 IBB		3 1 1 0 1 0 4																											
Fred Breining, R (1, 1) OBP: 0.195, SLG: 0.179			0-3 K		0-0 1-3		0-0 4-3	0-0 SF8		2 0 0 0 0 1 3																											
Dave Bergman, L (7, PH) OBP: 0.333, SLG: 0.241										1 0 0 0 0 0 1																											
Jim Barr, R (7, 1) OBP: 0.125, SLG: 0.250										0 0 0 0 0 0 0																											
Chili Davis, S (8, PH) OBP: 0.313, SLG: 0.393										0 0 0 1 0 0 0																											
Greg Minton, S (8, 1) OBP: 0.500, SLG: 0.500								2-3 3-H		0 0 0 0 0 0 0																											
<b>Inning Stats</b>	R: 0 E: 0 K: 1 S: 6	H: 1 LOB: 1 BB: 0 P: 6	R: 0 E: 0 K: 0 S: 4	H: 1 LOB: 1 BB: 0 P: 4	R: 0 E: 0 K: 1 S: 5	H: 0 LOB: 0 BB: 0 P: 5	R: 1 E: 0 K: 0 S: 6	H: 3 LOB: 3 BB: 1 P: 10	R: 0 E: 0 K: 2 S: 8	H: 1 LOB: 1 BB: 0 P: 8	R: 0 E: 0 K: 1 S: 5	H: 0 LOB: 0 BB: 0 P: 5	R: 1 E: 0 K: 0 S: 4	H: 1 LOB: 0 BB: 0 P: 4	R: 3 E: 0 K: 1 S: 7	H: 2 LOB: 2 BB: 3 P: 19	R: 0 E: 0 K: 0 S: 4	H: 2 LOB: 2 BB: 1 P: 8	1B: 10 2B: 1 3B: 0 HR: 0	SF: 2 SAC: 0 DP: 1 HBP: 0	WP: 1 PB: 0 SB: 0 CS: 0	PA: 42															
<b>PITCHER</b>	IP WLS BF H R ER SO BB IBB HBP BLK WP HR S P ERA WHIP																																				
Lee Tunnell, R (1, 1) ERA: 4.66	6.2		28	7	2	2	5	0	1	0	0	1	0	37	41	2.70	1.050																				
Rod Scurry, L (7, 1) ERA: 5.52	0.2	L	5	1	3	3	0	1	1	0	0	0	0	3	11	40.50	3.000																				
Kent Tekulve, R (8, 1) ERA: 1.94	1.2		9	3	0	0	1	0	2	0	0	0	0	9	17	0.00	1.800																				



Batter	1	2	3	4	5	6	7	8	9	AB R H RBI BB SO LOB
Marvell Wynne, L OBP: 0.322, SLG: 0.377 (1, 8)	0-0 SH2-3 1B 2B	0-0 1-2 2-H 3-H 1B		0-0 1-2 2-3 1B		0-0 F8			0-3 K	5 1 3 1 0 1 0
Johnny Ray, S OBP: 0.327, SLG: 0.398 (1, 4)	0-0 SH2-3 2-3	0-0 F9		0-0 SF8 3-H			0-0 4-3		0-0 4-3	3 0 0 1 0 0 2
Bill Madlock, R OBP: 0.362, SLG: 0.439 (1, 5)	0-0 3-H 1B		0-0 CS 1B	0-0 F9 2-3			0-0 4-3		0-3 K	5 0 2 1 0 1 2
Jason Thompson, L OBP: 0.397, SLG: 0.458 (1, 3)	0-0 F7		0-0 F7 1-2	0-0 FC4-6 1-2f			0-0 1B			4 0 1 0 0 0 4
Mike Easler, L OBP: 0.363, SLG: 0.442 (1, 7)	0-3 K2-3		0-0 1B 1B		0-0 4-3		0-0 F7			4 0 1 0 0 1 2
Kent Tekulve, R (8, 1)										0 0 0 0 0 0 0
Dave Parker, L OBP: 0.298, SLG: 0.371 (1, 9)		0-0 SH 1B 1B	0-0 1-2 1B		0-0 6-3			0-0 FC4-6 1B		4 1 3 0 0 0 0
Tony Peña, R OBP: 0.317, SLG: 0.368 (1, 2)		0-0 F8	0-3 K		0-3 K			0-3 K		4 0 0 0 0 3 4
Dale Berra, R OBP: 0.324, SLG: 0.390 (1, 6)		0-0 1-2 SH 1B 1B		0-0 1B SH SF8 1B		0-0 F4		0-0 F7		4 1 2 0 0 0 1
Lee Tunnell, R OBP: 0.148, SLG: 0.115 (1, 1)		0-0 SH		0-0 SH		0-0 F8		0-0 FC4-6		1 0 0 0 0 0 0
Rod Scurry, L (7, 1)										0 0 0 0 0 0 0
Lee Lacy, R OBP: 0.338, SLG: 0.426 (8, 7)		1-2 2-3		1-2				1-2f		1 0 0 0 0 0 1

Inning Stats	R: 1	H: 2	E: 0	K: 1	S: 7	H: 2	LOB: 1	BB: 0	P: 7	R: 1	H: 3	E: 1	K: 0	S: 6	H: 3	LOB: 2	BB: 0	P: 6	R: 0	H: 3	E: 0	K: 1	S: 7	R: 1	H: 2	E: 1	K: 0	S: 6	R: 0	H: 0	E: 0	K: 1	S: 5	R: 0	H: 0	E: 0	K: 0	S: 3	R: 0	H: 1	E: 0	K: 0	S: 4	R: 0	H: 1	E: 0	K: 1	S: 6	R: 0	H: 0	E: 0	K: 2	S: 7	R: 0	H: 0	E: 0	K: 0	S: 7	R: 0	H: 0	E: 0	K: 0	S: 7	1B: 11	SF: 1	2B: 1	SAC: 3	3B: 0	DP: 0	HR: 0	HBP: 0	WP: 0	PA: 39
--------------	------	------	------	------	------	------	--------	-------	------	------	------	------	------	------	------	--------	-------	------	------	------	------	------	------	------	------	------	------	------	------	------	------	------	------	------	------	------	------	------	------	------	------	------	------	------	------	------	------	------	------	------	------	------	------	------	------	------	------	------	------	------	------	------	------	--------	-------	-------	--------	-------	-------	-------	--------	-------	--------

PITCHER	IP	WLS	BF	H	R	ER	SO	BB	IBB	HBP	BLK	WP	HR	S	P	ERA	WHIP
Fred Breining, R ERA: 4.49 (1, 1)	6.0		28	10	3	3	3	0	0	0	0	0	0	34	34	4.50	1.667
Jim Barr, R ERA: 4.07 (7, 1)	1.0	W	4	1	0	0	0	0	0	0	0	0	0	4	4	0.00	1.000
Greg Minton, R ERA: 3.84 (8, 1)	2.0	S	7	1	0	0	3	0	0	0	0	0	0	13	13	0.00	0.500


**BOTTOM**

**San Francisco Giants @ Pittsburgh Pirates**  
 Three Rivers Stadium, Pittsburgh, PA

Fri Jul 22 1983, 7:05 PM EDT  
 Att. 23,834 - Unknown

livebaseballscorecards.com

<b>AB</b>	<b>35</b>
<b>R</b>	<b>3</b>
<b>H</b>	<b>12</b>
<b>RBI</b>	<b>3</b>
<b>BB</b>	<b>0</b>
<b>SO</b>	<b>6</b>
<b>LOB</b>	<b>16</b>



Batter	1	2	3	4	5	6	7	8	9	AB R H RBI BB SO LOB	TOP	
Johnnie LeMaster, R OBP: 0.350, SLG: 0.342 (1, 6)	0-0 PB 2B		0-0 3-H 2B		0-3 K			4-0 BLK BB		3 0 2 1 1 1 0	<b>San Francisco Giants @ Pittsburgh Pirates</b> Three Rivers Stadium, Pittsburgh, PA Sat Jul 23 1983, 3:33 AM EDT Att. 14,585 - Unknown	
Darrell Evans, L OBP: 0.383, SLG: 0.528 (1, 3)	0-0 F8 2-3		0-3 K			4-0 BB		0-0 F8 1-2		3 0 0 0 1 1 3		
Jack Clark, R OBP: 0.354, SLG: 0.443 (1, 9)	4-0 BB		0-3 K			0-0 F4		0-3 K		3 0 0 0 1 2 3		
Jeffrey Leonard, R OBP: 0.325, SLG: 0.453 (1, 7)	0-3 K		0-0 F8			0-0 F8		0-0 F6		4 0 0 0 0 1 5		
Milt May, L OBP: 0.314, SLG: 0.387 (1, 2)	0-0 4-3			0-3 K		0-3 K			4-0 BB G6-4-3	3 0 0 0 1 2 3		
Max Venable, L OBP: 0.273, SLG: 0.409 Bob Brenly, R OBP: 0.285, SLG: 0.344 (1, 8) (9, PH)		0-0 L8		0-0 L4			0-0 4-3 3B		0-3 K G6-4-3	3 1 1 0 0 0 0 1 0 0 0 0 1 1		
Tom O'Malley, L OBP: 0.332, SLG: 0.335 (1, 5)		0-0 F9		0-0 F6			0-0 4-3		0-0 G6-4-3 1-2f	4 0 0 1 0 0 1		
Duane Kuiper, L OBP: 0.384, SLG: 0.310 (1, 4)		0-0 F8			0-0 F4		0-0 1-3			3 0 0 0 0 0 0		
Bill Laskey, R OBP: 0.229, SLG: 0.098 Renie Martin, R OBP: 0.462, SLG: 0.923 Dave Bergman, L OBP: 0.329, SLG: 0.237 Pat Larkin, L (7, 1)			0-0 2B 3B		0-3 K		0-3 K			0 0 0 0 0 0 0 2 1 1 0 0 1 0 1 0 0 0 0 1 0 0 0 0 0 0 0 0		
<b>Inning Stats</b>	R: 0 H: 1 E: 0 LOB: 2 K: 1 BB: 1 S: 6 P: 10	R: 0 H: 0 E: 0 LOB: 0 K: 0 BB: 0 S: 3 P: 3	R: 1 H: 2 E: 0 LOB: 1 K: 2 BB: 0 S: 9 P: 9	R: 0 H: 0 E: 0 LOB: 0 K: 1 BB: 0 S: 5 P: 5	R: 0 H: 0 E: 0 LOB: 0 K: 2 BB: 0 S: 7 P: 7	R: 0 H: 0 E: 0 LOB: 1 K: 1 BB: 1 S: 5 P: 9	R: 1 H: 1 E: 0 LOB: 0 K: 1 BB: 0 S: 6 P: 6	R: 0 H: 0 E: 0 LOB: 1 K: 1 BB: 1 S: 5 P: 9	R: 0 H: 0 E: 0 LOB: 0 K: 1 BB: 1 S: 4 P: 8	1B: 0 SF: 0 2B: 2 SAC: 0 3B: 2 DP: 1 HR: 0 HBP: 0	WP: 0 PA: 34 PB: 1 SB: 0 CS: 0	
<b>PITCHER</b> Jose DeLeon, R ERA: 2.25 Rod Scurry, L ERA: 5.4	IP WLS BF H R ER SO BB IBB HBP BLK WP HR S P ERA WHIP											<b>PITCHER</b> IP WLS BF H R ER SO BB IBB HBP BLK WP HR S P ERA WHIP
	(1, 1) 8.0 W 32 4 2 2 9 4 0 0 1 0 0 0 46 62 2.25 1.000											
	(9, 1) 1.0 S 2 0 0 0 1 0 0 0 0 0 0 0 4 4 0.00 0.000											

livebaseballscorecards.com

<b>AB</b>	30
<b>R</b>	2
<b>H</b>	4
<b>RBI</b>	2
<b>BB</b>	4
<b>SO</b>	10
<b>LOB</b>	16





Batter	1	2	3	4	5	6	7	8	9	AB R H RBI BB SO LOB	TOP
<b>Johnnie LeMaster, R</b> (1, 6) <small>OBP: 0.347, SLG: 0.339</small>										3 0 0 0 0 1 1	<b>San Francisco Giants @ Pittsburgh Pirates</b> Three Rivers Stadium, Pittsburgh, PA Sun Jul 24 1983, 3:33 AM EDT Unknown
<b>Darrell Evans, L</b> (1, 3) <small>OBP: 0.379, SLG: 0.522</small>										4 0 0 0 0 3 4	
<b>Jack Clark, R</b> (1, 9) <small>OBP: 0.351, SLG: 0.438</small>										4 0 0 0 0 0 0	
<b>Jeffrey Leonard, R</b> (1, 7) <small>OBP: 0.327, SLG: 0.463</small>										4 1 2 1 0 0 1	
<b>Chili Davis, S</b> (1, 8) <small>OBP: 0.315, SLG: 0.398</small>										4 0 2 0 0 1 1	
<b>Joel Youngblood, R</b> (1, 4) <small>OBP: 0.324, SLG: 0.448</small>										4 0 1 0 0 0 2	
<b>Bob Brenly, R</b> (1, 2) <small>OBP: 0.286, SLG: 0.343</small>										3 0 1 0 0 1 1	
<b>Tom O'Malley, L</b> (1, 5) <small>OBP: 0.332, SLG: 0.335</small> <b>Joe Pettini, R</b> (8, PR) <small>OBP: 0.224, SLG: 0.182</small> (8, 5)										3 0 1 0 0 0 2 0 0 0 0 0 0 0	
<b>Mike Krukow, R</b> (1, 1) <small>OBP: 0.250, SLG: 0.250</small> <b>Greg Minton, S</b> (8, 1) <small>OBP: 0.500, SLG: 0.500</small>										3 0 1 0 0 0 1 0 0 0 0 0 0 0	
<b>Inning Stats</b>	R: 0 H: 0 E: 0 LOB: 0 K: 2 BB: 0 S: 7 P: 7	R: 1 H: 2 E: 0 LOB: 1 K: 1 BB: 0 S: 7 P: 7	R: 0 H: 1 E: 0 LOB: 1 K: 1 BB: 0 S: 5 P: 5	R: 0 H: 2 E: 0 LOB: 2 K: 0 BB: 0 S: 4 P: 4	R: 0 H: 1 E: 0 LOB: 0 K: 0 BB: 0 S: 3 P: 3	R: 0 H: 0 E: 0 LOB: 0 K: 0 BB: 0 S: 3 P: 3	R: 0 H: 0 E: 0 LOB: 0 K: 1 BB: 0 S: 5 P: 5	R: 0 H: 1 E: 1 LOB: 3 K: 1 BB: 0 S: 7 P: 7	R: 0 H: 1 E: 1 LOB: 1 K: 0 BB: 0 S: 4 P: 4	1B: 6 SF: 0 2B: 3 SAC: 1 3B: 0 DP: 3 HR: 1 HBP: 0	
<b>PITCHER</b> <b>John Candelaria, L</b> (1, 1) <small>ERA: 3.88</small> <b>Manny Sarmiento, R</b> (8, 1) <small>ERA: 2.8</small> <b>Rod Scurry, L</b> (8, 1) <small>ERA: 5.36</small> <b>Kent Tekulve, R</b> (9, 1) <small>ERA: 1.91</small>	IP WLS BF H R ER SO BB IBB HBP BLK WP HR S P ERA WHIP 7.0 0 24 6 1 1 5 0 0 0 0 0 1 34 34 1.29 0.857 0.2 0 4 1 0 0 0 0 0 0 0 0 0 4 4 0.00 1.500 0.1 W 1 0 0 0 1 0 0 0 0 0 0 0 3 3 0.00 0.000 1.0 S 4 1 0 0 0 0 0 0 0 0 0 0 4 4 0.00 1.000	<b>PITCHER</b> IP WLS BF H R ER SO BB IBB HBP BLK WP HR S P ERA WHIP									

<b>AB</b>	32
<b>R</b>	1
<b>H</b>	8
<b>RBI</b>	1
<b>BB</b>	0
<b>SO</b>	6
<b>LOB</b>	13



<b>AB</b>	32
<b>R</b>	1
<b>H</b>	8
<b>RBI</b>	1
<b>BB</b>	0
<b>SO</b>	6
<b>LOB</b>	13





Batter	1	2	3	4	5	6	7	8	9	10	11	AB R H RBI BB SO LOB	TOP													
Brad Wellman, R OBP: 0.290, SLG: 0.254 (1, 4)												6 1 2 0 0 0 2	<p><b>San Francisco Giants @ Pittsburgh Pirates</b></p> <p>Three Rivers Stadium, Pittsburgh, PA</p> <p>Sun Jul 24 1983, 3:38 AM EDT Att. 39,660 - Unknown</p> <p>livebaseballscorecards.com</p> <p><b>AB 45</b> <b>R 8</b> <b>H 13</b> <b>RBI 8</b> <b>BB 6</b> <b>SO 9</b> <b>LOB 23</b></p>													
Joe Pettini, R OBP: 0.236, SLG: 0.200 (1, 6)												6 1 2 0 0 0 3														
Chili Davis, S OBP: 0.315, SLG: 0.394 (1, 8)												5 2 1 0 1 1 3														
Jeffrey Leonard, R OBP: 0.327, SLG: 0.469 (1, 7)														5 2 1 4 1 0 5												
Joel Youngblood, R OBP: 0.330, SLG: 0.472 (1, 9)														6 1 3 3 0 1 0												
Bob Brenly, R OBP: 0.285, SLG: 0.337 (1, 3)														3 0 0 0 1 0 0												
Dave Bergman, L OBP: 0.333, SLG: 0.233 (10, PH)														1 0 0 0 1 1 1												
Tom O'Malley, L OBP: 0.332, SLG: 0.336 (1, 5)														5 0 2 1 0 1 2												
John Rabb, R OBP: 0.286, SLG: 0.370 (1, 2)															4 0 2 0 1 2 3											
Mark Davis, L (1, 1)														3 0 0 0 0 2 3												
Jim Barr, R OBP: 0.111, SLG: 0.222 (8, 1)														1 0 0 0 0 1 1												
Greg Minton, S OBP: 0.571, SLG: 0.500 (10, 1)													0 1 0 0 1 0 0													
Andy McGaffigan, R OBP: 0.080, SLG: 0.083 (11, 1)													0 0 0 0 0 0 0													
<b>Inning Stats</b>	R: 0 E: 0 K: 1 S: 6	H: 1 LOB: 1 BB: 0 P: 6	R: 0 E: 0 K: 1 S: 6	H: 1 LOB: 1 BB: 0 P: 6	R: 0 E: 0 K: 1 S: 7	H: 2 LOB: 2 BB: 0 P: 7	R: 0 E: 0 K: 1 S: 5	H: 0 LOB: 0 BB: 0 P: 5	R: 0 E: 0 K: 0 S: 4	H: 1 LOB: 1 BB: 0 P: 4	R: 2 E: 0 K: 2 S: 8	H: 1 LOB: 2 BB: 3 P: 20	R: 0 E: 0 K: 0 S: 3	H: 0 LOB: 0 BB: 0 P: 3	R: 0 E: 0 K: 0 S: 3	H: 0 LOB: 0 BB: 0 P: 3	R: 0 E: 0 K: 1 S: 6	H: 2 LOB: 1 BB: 0 P: 6	R: 2 E: 1 K: 1 S: 8	H: 2 LOB: 2 BB: 1 P: 12	R: 4 E: 0 K: 1 S: 8	H: 3 LOB: 1 BB: 2 P: 16	1B: 10 2B: 1 3B: 0 HR: 2	SF: 1 SAC: 0 DP: 0 HBP: 0	WP: 0 PB: 0 SB: 1 CS: 0	PA: 52
<b>PITCHER</b>	IP	WLS	BF	H	R	ER	SO	BB	IBB	HBP	BLK	WP	HR	S	P	ERA	WHIP									
Larry McWilliams, L ERA: 3.03 (1, 1)	7.0		30	6	2	2	6	2	1	0	0	0	1	39	51	2.57	1.143									
Kent Tekulve, R ERA: 1.83 (8, 1)	2.1		11	4	2	0	1	0	0	0	0	0	0	13	13	0.00	1.714									
Rod Scully, L ERA: 5.48 (10, 1)	0.2	L	4	0	1	1	1	2	0	0	0	0	0	4	12	13.50	3.000									
Manny Sarmiento, R ERA: 3.17 (11, 1)	1.0		7	3	3	3	1	0	1	0	0	0	1	8	12	27.00	3.000									



Batter	1	2	3	4	5	6	7	8	9	AB R H RBI BB SO LOB	TOP
Luis Salazar, R (1, 5) OBP: 0.291, SLG: 0.353	0-0 4-3		0-0 1B S 2B 1B		0-3 K		0-3 K		0-0 FC5-4 1B	5 1 2 0 0 2 0	
Alan Wiggins, S (1, 7) OBP: 0.361, SLG: 0.332	0-3 K		0-0 2B 1-3 1B			0-0 BB 2B 1B	0-0 4-3		0-3 K	5 1 2 0 0 2 1	
Steve Garvey, R (1, 3) OBP: 0.341, SLG: 0.460	0-0 1B		0-0 2B 1-2 2B 3-H			4-0 2B 1-2 1B BB	0-3 K		0-0 FC5-4 1-2f	4 1 2 1 1 1 1	
Terry Kennedy, L (1, 2) OBP: 0.357, SLG: 0.452 Luis DeLeon, R (8, PR) OBP: 0.143, SLG: 0.143 Doug Gwosdz, R (8, 2) OBP: 0.185, SLG: 0.043	0-0 F5		0-3 K			0-0 1B 1-3 2-H 2B		0-0 FC3-6 BB 1B		4 0 2 1 0 1 2 0 0 0 0 0 0 0 0 0 0 0 0 0 0	
Sixto Lezcano, R (1, 9) OBP: 0.345, SLG: 0.362		0-3 K		0-0 G4-6-3 1B		4-0 1B BB		4-0 FC3-6 1-2 BB		2 0 1 0 2 1 0	
Garry Templeton, S (1, 6) OBP: 0.261, SLG: 0.339		0-0 F8		0-0 G4-6-3 1-2f		0-0 1B 1-2 2-3 3-H		0-0 F3		4 0 1 1 0 0 3	
Ruppert Jones, L (1, 8) OBP: 0.278, SLG: 0.324		0-0 FC4-6 1B		0-0 CS 1B		0-3 K		0-0 FC3-6 1-2f 2-3 FC6-4		4 0 2 0 0 1 5	
Juan Bonilla, R (1, 4) OBP: 0.310, SLG: 0.297 Kurt Bevacqua, R (8, PH) OBP: 0.444, SLG: 0.500 Sid Monge, S (8, 1) OBP: 0.200, SLG: 0.200		0-0 FC4-6 1-2f		0-0 CS 1-2	0-0 6-3	0-3 K	0-3 K	0-0 FC6-4 1-2f		3 0 0 0 0 1 4 1 0 0 0 0 0 2 0 0 0 0 0 0 0	
Dave Dravecky, R (1, 1) OBP: 0.148, SLG: 0.154 Tony Gwynn, L (6, PH) OBP: 0.273, SLG: 0.288 John Montefusco, R (6, 1) OBP: 0.250, SLG: 0.100 Tim Flannery, L (8, 4) OBP: 0.321, SLG: 0.392			0-0 F8		0-3 K	0-3 K		0-0 F7		2 0 0 0 0 1 0 1 0 0 0 0 1 3 0 0 0 0 0 0 0 1 0 0 0 0 0 0	
<b>Inning Stats</b>	R: 0 H: 1 E: 0 LOB: 1 K: 1 BB: 0 S: 6 P: 6	R: 0 H: 1 E: 0 LOB: 1 K: 1 BB: 0 S: 6 P: 6	R: 1 H: 3 E: 0 LOB: 1 K: 1 BB: 0 S: 7 P: 7	R: 0 H: 2 E: 0 LOB: 0 K: 0 BB: 0 S: 3 P: 3	R: 0 H: 0 E: 0 LOB: 0 K: 2 BB: 0 S: 7 P: 7	R: 2 H: 3 E: 0 LOB: 3 K: 3 BB: 2 S: 12 P: 20	R: 0 H: 0 E: 0 LOB: 0 K: 2 BB: 0 S: 7 P: 7	R: 0 H: 1 E: 0 LOB: 2 K: 0 BB: 1 S: 4 P: 8	R: 0 H: 1 E: 0 LOB: 1 K: 1 BB: 0 S: 6 P: 6	1B: 10 SF: 0 2B: 2 SAC: 0 3B: 0 DP: 1 HR: 0 HBP: 0	WP: 0 PA: 40 PB: 0 SB: 1 CS: 1
<b>PITCHER</b> Rick Rhoden, R (1, 1) ERA: 3.45 Cecilio Guante, R (6, 1) ERA: 2.68	IP WLS BF H R ER SO BB IBB HBP BLK WP HR S P ERA WHIP	IP WLS BF H R ER SO BB IBB HBP BLK WP HR S P ERA WHIP	IP WLS BF H R ER SO BB IBB HBP BLK WP HR S P ERA WHIP	IP WLS BF H R ER SO BB IBB HBP BLK WP HR S P ERA WHIP	IP WLS BF H R ER SO BB IBB HBP BLK WP HR S P ERA WHIP	IP WLS BF H R ER SO BB IBB HBP BLK WP HR S P ERA WHIP	IP WLS BF H R ER SO BB IBB HBP BLK WP HR S P ERA WHIP	IP WLS BF H R ER SO BB IBB HBP BLK WP HR S P ERA WHIP	IP WLS BF H R ER SO BB IBB HBP BLK WP HR S P ERA WHIP	ERA WHIP	

San Diego Padres @ Pittsburgh Pirates  
 Three Rivers Stadium, Pittsburgh, PA  
 Mon Jul 25 1983, 7:05 PM EDT  
 Att: 12,161 - Unknown

livebaseballscorecards.com

AB	36
R	3
H	12
RBI	3
BB	3
SO	11
LOB	21



Batter	1	2	3	4	5	6	7	8	9
Lee Lacy, R OBP: 0.335, SLG: 0.424 (1, 8) (7, 7)	0-0 6-3 ①		0-0 6-3 ①		0-3 K ①		0-3 K ①		
Brian Harper, R OBP: 0.198, SLG: 0.472 Marvell Wynne, L OBP: 0.307, SLG: 0.353 (1, 7) (7, 8)	0-0 SF9 3B		0-3 K ②		0-0 5-3 ②		0-3 K ②		
Bill Madlock, R OBP: 0.363, SLG: 0.456 (1, 5)	0-0 SF9 ②		0-0 6-3 ③		0-0 HR		0-0 F8 ③		
Jason Thompson, L OBP: 0.405, SLG: 0.456 (1, 3)	0-0 1B			4-0 SH2-3 1B BB	4-0 1B BB			0-0 HR 1B	
Jim Morrison, R OBP: 0.375, SLG: 0.576 (1, 4)	0-0 F4 ③			0-0 SH2-3 ①	0-0 1B			0-0 F9 ①	
Dave Parker, L OBP: 0.313, SLG: 0.415 (1, 9)		0-0 SH1-4-3 1B 2B		0-0 E S 1B	0-0 L7 ③			0-0 1-H HR	
Tony Peña, R OBP: 0.323, SLG: 0.379 (1, 2)		0-0 SH1-4-3 ①		0-3 K ②		0-0 F8 ①		0-0 1-3 ②	
Dale Berra, R OBP: 0.329, SLG: 0.386 (1, 6)		0-0 G6-4-3 1B		4-0 FC6-4 IBB		0-0 4-3 ②		0-0 1B ③	
Rick Rhoden, R OBP: 0.107, SLG: 0.125 Cecilio Guante, R OBP: 0.182, SLG: 0.182 (1, 1) (6, 1)		0-0 G6-4-3 ② ③		0-0 FC6-4 ③		0-3 K ③		0-0 F9 ③	

Inning Stats	R: 1	H: 2	E: 0	K: 0	S: 5	R: 1	H: 2	E: 0	K: 0	S: 4	R: 0	H: 0	E: 0	K: 1	S: 5	R: 1	H: 1	E: 0	K: 1	S: 6	R: 1	H: 2	E: 0	K: 1	S: 7	R: 0	H: 0	E: 0	K: 2	S: 7	R: 2	H: 3	E: 0	K: 0	S: 6
	LOB: 1	BB: 0	P: 5	LOB: 0	BB: 4	LOB: 0	BB: 0	LOB: 2	BB: 2	P: 14	LOB: 0	BB: 1	LOB: 0	BB: 0	P: 5	LOB: 0	BB: 0	LOB: 0	BB: 0	P: 6	LOB: 0	BB: 0	LOB: 1	BB: 0	LOB: 0	BB: 0	LOB: 0	BB: 0	LOB: 1	BB: 0	LOB: 0	BB: 0	LOB: 0	BB: 0	

PITCHER	IP	WLS	BF	H	R	ER	SO	BB	IBB	HBP	BLK	WP	HR	S	P	ERA	WHIP
Dave Dravecky, L ERA: 3.58 (1, 1)	5.0	L	24	7	4	4	3	2	1	0	0	0	1	27	39	7.20	1.800
John Montefusco, R ERA: 3.79 (6, 1)	2.0		6	0	0	0	3	0	0	0	0	0	0	12	12	0.00	0.000
Sid Monge, L ERA: 3.24 (8, 1)	1.0		6	3	2	2	0	0	0	0	0	0	1	6	6	18.00	3.000

AB	R	H	RBI	BB	SO	LOB
4	0	0	0	0	2	0
3	1	1	0	0	1	0
1	0	0	0	0	1	0
3	1	1	2	0	0	0
2	2	2	0	2	0	0
3	0	1	0	0	0	2
4	2	3	3	0	0	2
3	0	0	0	0	1	1
3	0	2	1	1	0	0
2	0	0	0	0	0	3
2	0	0	0	0	1	1

WP	PA	ERA	WHIP
0	36		
0			
0			
0			
0			

**San Diego Padres @ Pittsburgh Pirates**  
**Three Rivers Stadium, Pittsburgh, PA**  
 Mon Jul 25 1983, 7:05 PM EDT  
 Att. 12,161 - Unknown

AB	30
R	6
H	10
RBI	6
BB	3
SO	6
LOB	9



1B	2B	3B	HR	SF	SAC	DP	HBP
6	1	1	2	1	2	1	0

Batter	1	2	3	4	5	6	7	8	9	AB R H RBI BB SO LOB	TOP									
Luis Salazar, R (1, 5) OBP: 0.297, SLG: 0.361	0-0 G1-4-3 1B	0-0 F7		0-0 E5 1B		0-0 1-3			0-0 G3 1B 2B	5 1 3 0 0 0 2										
Alan Wiggins, S (1, 7) OBP: 0.358, SLG: 0.330	0-0 G1-4-3 1B	0-0 6-3		0-0 F8		0-0 6-3			0-0 G3	5 0 1 0 0 0 4										
Steve Garvey, R (1, 3) OBP: 0.342, SLG: 0.459	0-0 G1-4-3 1-2f 2-3		0-0 WP E 1B		0-0 F8		0-0 F9		0-0 E 1B	5 1 2 1 0 0 2										
Terry Kennedy, L (1, 2) OBP: 0.355, SLG: 0.451	0-0 F8		0-0 F8		0-0 1B 2B		0-3 K		0-0 E6 FC6-4	5 1 1 0 0 1 3										
Sixto Lezcano, R (1, 9) OBP: 0.343, SLG: 0.356		4-0 1B HR BB		0-0 E5		0-0 F3		0-0 6-3	0-0 F2	4 1 0 0 1 0 3										
Garry Templeton, S (1, 6) OBP: 0.263, SLG: 0.341		0-0 1B HR		0-3 K		0-0 2-H 1B		0-0 4-3	0-0 FC6-4	5 1 2 1 0 1 3										
Ruppert Jones, L (1, 8) OBP: 0.277, SLG: 0.339		0-0 HR		0-0 4-3		0-0 4-3		0-0 F8		4 1 1 3 0 0 2										
Juan Bonilla, R (1, 4) OBP: 0.309, SLG: 0.300		0-0 F3		0-0 6-3		0-0 L6		0-0 2B		4 0 1 0 0 0 0										
Mark Thurmond, L (1, 1) OBP: 0.154, SLG: 0.231		0-0 2B		0-0 F8		0-0 1-3 1B		0-3 K		3 0 2 0 0 0 0										
Luis DeLeon, R (7, 1) OBP: 0.125, SLG: 0.125										1 0 0 0 0 1 1										
<b>Inning Stats</b>	R: 0 E: 0 K: 0 S: 4	H: 2 LOB: 1 BB: 0 P: 4	R: 3 E: 0 K: 0 S: 6	H: 3 LOB: 1 BB: 1 P: 10	R: 1 E: 1 K: 1 S: 7	H: 1 LOB: 1 BB: 0 P: 7	R: 0 E: 1 K: 0 S: 4	H: 1 LOB: 1 BB: 0 P: 4	R: 1 E: 0 K: 0 S: 5	H: 2 LOB: 1 BB: 0 P: 5	R: 0 E: 0 K: 1 S: 5	H: 0 LOB: 0 BB: 0 P: 5	R: 0 E: 0 K: 1 S: 6	H: 1 LOB: 1 BB: 0 P: 6	R: 1 E: 1 K: 0 S: 6	H: 2 LOB: 2 BB: 0 P: 6	1B: 8 2B: 4 3B: 0 HR: 1	SF: 0 SAC: 0 DP: 1 HBP: 0	WP: 1 PB: 0 SB: 0 CS: 0	PA: 42
<b>PITCHER</b>	IP WLS BF H R ER SO BB IBB HBP BLK WP HR S P ERA WHIP																			
Don Robinson, R (1, 1) ERA: 4.73	1.0 L 7 4 3 3 0 1 0 0 0 0 0 1 6 10 27.00 5.000																			
Jim Bibby, R (2, 1) ERA: 7.71	5.0 22 6 2 1 1 0 0 0 0 0 1 0 24 24 1.80 1.200																			
Rod Scurry, L (7, 1) ERA: 5.25	2.0 7 1 0 0 2 0 0 0 0 0 0 0 11 11 0.00 0.500																			
Manny Sarmiento, R (9, 1) ERA: 3.26	1.0 6 2 1 1 0 0 0 0 0 0 0 0 6 6 9.00 2.000																			

San Diego Padres @ Pittsburgh Pirates  
 Three Rivers Stadium, Pittsburgh, PA  
 Tue Jul 26 1983, 7:05 PM EDT  
 Unknown

AB	41
R	6
H	13
RBI	5
BB	1
SO	3
LOB	20



livebaseballscorecards.com



Batter	1	2	3	4	5	6	7	8	9	AB R H RBI BB SO LOB	TOP																								
Luis Salazar, R (1, 5) OBP: 0.293, SLG: 0.356	0-3 K			0-3 K		0-0 L8		0-0 5-3		4 0 0 0 0 2 2																									
Alan Wiggins, S (1, 9) OBP: 0.355, SLG: 0.326	0-0 6-3			0-3 K		0-0 4-3		0-0 1-3		3 0 0 1 0 1 0																									
Gary Lucas, L (6, 1)										0 0 0 0 0 0 0																									
Terry Kennedy, L (8, PH) OBP: 0.354, SLG: 0.450										1 0 0 0 0 0 1																									
John Montefusco, R (8, 1) OBP: 0.250, SLG: 0.100										0 0 0 0 0 0 0																									
Gene Richards, L (1, 7) OBP: 0.330, SLG: 0.398	0-0 F9			0-3 K		0-0 6-3		0-0 F8		4 0 0 0 0 1 1																									
Steve Garvey, R (1, 3) OBP: 0.343, SLG: 0.460		0-0 L6				0-0 G3 1B		0-0 1-3		2 1 1 0 0 0 0																									
Kurt Bevacqua, R (5, 3) OBP: 0.432, SLG: 0.484									0-0 E9 2B	2 1 0 0 0 0 0																									
Garry Templeton, S (1, 6) OBP: 0.285, SLG: 0.342		0-0 G6-4-3 1B				0-0 G3		0-0 3B		2 0 1 0 0 0 1																									
Mario Ramirez, R (5, 6) OBP: 0.364, SLG: 0.345									0-0 6-3	2 1 1 0 0 0 1																									
Ruppert Jones, L (1, 8) OBP: 0.286, SLG: 0.363		0-0 G6-4-3				0-0 1B		0-0 3B		4 1 3 3 0 0 1																									
Bruce Bochy, R (1, 2) OBP: 0.313, SLG: 0.429			0-0 5-3			0-0 F4		0-0 5-3		3 0 0 1 0 0 2																									
Tim Flannery, L (1, 4) OBP: 0.314, SLG: 0.382			0-0 F8			0-0 6-3		0-0 L7		4 0 0 0 0 0 2																									
Ed Whitson, R (1, 1) OBP: 0.167, SLG: 0.130			0-3 K						0-0 E4	1 0 0 0 0 1 0																									
Elias Sosa, R (4, 1)										0 0 0 0 0 0 0																									
Tony Gwynn, L (6, PH) (6, 9)						0-0 WP 4-3 1B				2 1 1 0 0 0 0																									
<b>Inning Stats</b>	R: 0 E: 0 K: 1 S: 5	H: 0 LOB: 0 BB: 0 P: 5	R: 0 E: 0 K: 0 S: 3	H: 1 LOB: 0 BB: 0 P: 3	R: 0 E: 0 K: 1 S: 5	H: 0 LOB: 0 BB: 0 P: 5	R: 0 E: 0 K: 3 S: 9	H: 0 LOB: 0 BB: 0 P: 9	R: 1 E: 0 K: 0 S: 5	H: 2 LOB: 1 BB: 0 P: 5	R: 1 E: 0 K: 0 S: 4	H: 1 LOB: 0 BB: 0 P: 4	R: 1 E: 0 K: 0 S: 5	H: 2 LOB: 1 BB: 0 P: 5	R: 0 E: 1 K: 0 S: 4	H: 0 LOB: 1 BB: 0 P: 4	R: 2 E: 1 K: 0 S: 5	H: 1 LOB: 0 BB: 0 P: 5	1B: 4 2B: 2 3B: 1 HR: 0	SF: 1 SAC: 0 DP: 1 HBP: 0	WP: 3 PB: 0 SB: 0 CS: 0	PA: 35													
<b>PITCHER</b> Lee Tunnell, R (1, 1) ERA: 4.5	IP 9.0	WLS W	BF 35	H 7	R 5	ER 3	SO 5	BB 0	IBB 0	HBP 0	BLK 0	WP 2	HR 0	S 45	P 45	ERA 3.00	WHIP 0.778	<b>PITCHER</b>	IP	WLS	BF	H	R	ER	SO	BB	IBB	HBP	BLK	WP	HR	S	P	ERA	WHIP

San Diego Padres @ Pittsburgh Pirates  
 Three Rivers Stadium, Pittsburgh, PA  
 Tue Jul 26 1983, 7:05 PM EDT  
 Att. 20,660 - Unknown

AB	34
R	5
H	7
RBI	5
BB	0
SO	5
LOB	11





Batter	1	2	3	4	5	6	7	8	9
Marvell Wynne, L (1, 8) OBP: 0.316, SLG: 0.382	0-0 1B S SF8 1B	0-0 F8		0-0 HR		0-0 2B 1B		0-3 K	
Johnny Ray, S (1, 4) OBP: 0.333, SLG: 0.414	0-0 F6 1-2	0-0 HR 2B		4-0 6-3 BB		0-0 2B		0-0 3B	
Bill Madlock, R (1, 5) OBP: 0.387, SLG: 0.468	0-0 BB E 2-3 1B	0-0 HR		0-0 6-3 1-2		0-0 F8		0-0 F9	
Jason Thompson, L (1, 3) OBP: 0.403, SLG: 0.451	4-0 E 1-2 BB	0-0 F5		0-3 K		0-3 K			
Dave Parker, L (1, 9) OBP: 0.312, SLG: 0.410	0-0 SF8 3-H		0-3 K HR	0-0 F7		0-0 F8			
Mike Easler, L (1, 7) OBP: 0.371, SLG: 0.461	0-0 E8 1-H 2-H 2B		0-0 HR		0-0 G3		0-0 FC6-4 1B		
Tony Peña, R (1, 2) OBP: 0.319, SLG: 0.371	0-0 4-3		0-3 K		0-0 F8		0-3 K		
Dale Berra, R (1, 6) OBP: 0.324, SLG: 0.379		0-0 F8	0-3 K		0-0 4-3		0-0 FC6-4 1-2f		
Lee Tunnell, R (1, 1) OBP: 0.161, SLG: 0.133		0-0 2B 1B	0-0 L8			0-3 K		0-3 K	

Inning Stats	R: 3 E: 1 K: 0 S: 6	H: 3 LOB: 1 BB: 1 P: 10	R: 3 E: 0 K: 0 S: 6	H: 3 LOB: 0 BB: 0 P: 6	R: 2 E: 0 K: 3 S: 11	H: 1 LOB: 0 BB: 0 P: 11	R: 1 E: 0 K: 1 S: 6	H: 1 LOB: 1 BB: 1 P: 10	R: 0 E: 0 K: 0 S: 3	H: 0 LOB: 0 BB: 0 P: 3	R: 1 E: 0 K: 2 S: 9	H: 2 LOB: 1 BB: 0 P: 9	R: 0 E: 0 K: 1 S: 6	H: 1 LOB: 1 BB: 0 P: 6	R: 0 E: 0 K: 2 S: 8	H: 1 LOB: 1 BB: 0 P: 8
--------------	------------------------------	----------------------------------	------------------------------	---------------------------------	-------------------------------	----------------------------------	------------------------------	----------------------------------	------------------------------	---------------------------------	------------------------------	---------------------------------	------------------------------	---------------------------------	------------------------------	---------------------------------

PITCHER	IP	WLS	BF	H	R	ER	SO	BB	IBB	HBP	BLK	WP	HR	S	P	ERA	WHIP
Ed Whitson, R (1, 1) ERA: 4.73	3.0	L	20	8	9	9	3	2	0	0	0	1	3	24	32	27.00	3.333
Elias Sosa, R (4, 1) ERA: 5.06	2.0		6	0	0	0	1	0	0	0	0	0	0	8	8	0.00	0.000
Gary Lucas, L (6, 1) ERA: 3.4	2.0		9	3	1	1	3	0	0	0	0	0	0	15	15	4.50	1.500
John Montefusco, R (8, 1) ERA: 3.73	1.0		4	1	0	0	2	0	0	0	0	0	0	8	8	0.00	1.000

AB R H RBI BB SO LOB

5	3	3	1	0	1	1
4	1	3	2	1	0	1
5	2	2	2	0	0	3
3	1	0	0	1	2	2
3	1	0	1	0	1	1
4	1	3	4	0	0	0
4	0	0	0	0	2	2
4	0	0	0	0	1	1
4	1	1	0	0	2	0

1B: 5	SF: 1	WP: 1	PA: 39
2B: 3	SAC: 0	PB: 0	
3B: 1	DP: 0	SB: 1	
HR: 3	HBP: 0	CS: 0	

**San Diego Padres @ Pittsburgh Pirates**  
 Three Rivers Stadium, Pittsburgh, PA  
 Tue Jul 26 1983, 7:05 PM EDT  
 Att. 20,660 - Unknown

AB	36
R	10
H	12
RBI	10
BB	2
SO	9
LOB	11





Batter	1	2	3	4	5	6	7	8	9	AB	R	H	RBI	BB	SO	LOB
Marvell Wynne, L (1, 8) OBP: 0.319, SLG: 0.389	0-0 HR 1B	0-3 K			0-0 4-3		0-0 HR 2B	0-0 F7		5	2	2	0	0	1	0
Johnny Ray, S (1, 4) OBP: 0.337, SLG: 0.435	0-0 HR 1-H	0-0 F7			0-0 G5-4-3 1B		0-0 HR	0-0 5-3		5	2	3	4	0	0	0
Bill Madlock, R (1, 5) OBP: 0.391, SLG: 0.470 Jim Morrison, R (8, 5) OBP: 0.370, SLG: 0.563	0-0 BB 1B		0-0 G4-6-3 1B		0-0 G5-4-3 1-2f		1-0 BB 1B HBP	0-0 FC4-6 1B		3	2	2	0	0	0	1
Jason Thompson, L (1, 3) OBP: 0.401, SLG: 0.446	0-3 K		0-0 G4-6-3 1-2f		0-0 F2		4-0 1B BB	0-0 FC4-6 1-2f		4	1	0	0	1	1	3
Dave Parker, L (1, 9) OBP: 0.314, SLG: 0.411 Lee Lacy, R (7, PR) OBP: 0.345, SLG: 0.432 (8, 9)	0-0 F8		0-0 4-3		0-0 1B S		0-0 G3 1B 1-3 2-H			4	1	2	1	0	0	1
Mike Easler, L (1, 7) OBP: 0.376, SLG: 0.463	4-0 1B 1-2 BB			0-0 G3		0-0 HR 1B 1-H	0-0 G3 1B 1-2 3-H			3	1	2	2	1	0	0
Tony Peña, R (1, 2) OBP: 0.324, SLG: 0.386	0-0 1B 1-2 2-H			0-0 1B		0-0 HR	0-0 G3 1B 1-2 2-3			4	1	3	3	0	0	2
Dale Berra, R (1, 6) OBP: 0.323, SLG: 0.376	0-0 L7			0-0 L8		0-0 L4	4-0 G4-6-3 IBB			3	0	0	0	1	0	3
Jose DeLeon, R (1, 1)		0-3 K		0-3 K		0-3 K	0-0 G4-6-3 1-2f			4	0	0	0	0	3	4

Inning Stats	R: 3	H: 4	E: 0	K: 1	S: 9	LOB: 2	BB: 1	P: 13	R: 0	H: 0	E: 0	K: 2	S: 7	LOB: 0	BB: 0	P: 7	R: 0	H: 1	E: 0	K: 0	S: 3	LOB: 0	BB: 0	P: 3	R: 0	H: 1	E: 0	K: 1	S: 6	LOB: 0	BB: 0	P: 3	R: 3	H: 3	E: 0	K: 1	S: 8	LOB: 0	BB: 0	P: 8	R: 4	H: 4	E: 0	K: 0	S: 6	LOB: 3	BB: 2	P: 15	R: 0	H: 1	E: 0	K: 0	S: 4	LOB: 1	BB: 0	P: 4
--------------	------	------	------	------	------	--------	-------	-------	------	------	------	------	------	--------	-------	------	------	------	------	------	------	--------	-------	------	------	------	------	------	------	--------	-------	------	------	------	------	------	------	--------	-------	------	------	------	------	------	------	--------	-------	-------	------	------	------	------	------	--------	-------	------

PITCHER	IP	WLS	BF	H	R	ER	SO	BB	IBB	HBP	BLK	WP	HR	S	P	ERA	WHIP
Eric Show, R (1, 1) ERA: 3.56	6.0	L	27	10	6	6	5	1	0	0	0	0	2	36	40	9.00	1.833
Elias Sosa, R (7, 1) ERA: 5.77	1.0		9	4	4	4	0	1	1	1	0	0	1	6	15	36.00	5.000
Sid Monge, L (8, 1) ERA: 3.16	1.0		4	1	0	0	0	0	0	0	0	0	0	4	4	0.00	1.000

**BOTTOM**

**San Diego Padres @ Pittsburgh Pirates**  
**Three Rivers Stadium, Pittsburgh, PA**  
 Wed Jul 27 1983, 7:05 PM EDT  
 Att. 18,793 - Unknown

AB	36
R	10
H	15
RBI	10
BB	3
SO	5
LOB	14



WP	HR	S	P	ERA	WHIP
0	0	3	4	0.00	1.000
0	0	3	4	36.00	5.000
0	0	0	0	9.00	1.833

Batter	1	2	3	4	5	6	7	8	9	AB R H RBI BB SO LOB	TOP
<b>Marvell Wynne, L</b> (1, 8) <small>OBP: 0.327, SLG: 0.399</small>	4-0 	0-0 <b>E3</b> 		0-0 <b>4-3</b> 			0-0 		0-0 <b>5-3</b> 	4 3 2 0 1 0 0	
<b>Johnny Ray, S</b> (1, 4) <small>OBP: 0.335, SLG: 0.432</small>	0-0 	0-0 <b>5-3</b> 		0-0 <b>5-3</b> 			0-0 <b>F3</b> 		0-0 <b>3-1</b> 	5 0 1 0 0 0 2	
<b>Bill Madlock, R</b> (1, 5) <small>OBP: 0.390, SLG: 0.467</small>	0-0 <b>G5-4-3</b> 	0-0 		0-0 <b>F7</b> 			0-0 <b>F9</b> 			4 0 1 1 0 0 2	
<b>Jason Thompson, L</b> (1, 3) <small>OBP: 0.404, SLG: 0.450</small>	0-0 	0-3 <b>K</b> 			0-0 		0-0 			4 1 3 1 0 1 1	
<b>Dave Parker, L</b> (1, 9) <small>OBP: 0.313, SLG: 0.412</small>	0-0 		0-0 <b>E3</b> 		0-0 <b>L3</b> 		0-3 <b>K</b> 		0-3 <b>K</b> 	4 1 1 0 0 1 2	
<b>Mike Easler, L</b> (1, 7) <small>OBP: 0.375, SLG: 0.464</small>	0-0 		0-3 <b>K</b> 		0-3 <b>K</b> 			0-3 <b>K</b> 		4 0 1 2 0 3 1	
<b>Tony Peña, R</b> (1, 2) <small>OBP: 0.320, SLG: 0.381</small>	0-0 <b>L9</b> 		0-3 <b>K</b> 			0-0 <b>5-3</b> 		0-0 <b>6-3</b> 		4 0 0 0 0 1 2	
<b>Dale Berra, R</b> (1, 6) <small>OBP: 0.323, SLG: 0.372</small>			0-3 <b>K</b> 	4-0 		0-0 <b>F9</b> 		0-0 <b>F7</b> 		3 0 0 0 1 1 0	
<b>Larry McWilliams, L</b> (1, 1) <small>OBP: 0.145, SLG: 0.148</small> <b>Kent Tekulve, R</b> (9, 1) <b>Rod Scurry, L</b> (9, 1)		0-0 	0-3 <b>K</b> 			0-0 <b>3-1</b> 			0-3 <b>K</b> 	4 1 1 0 0 2 2 0 0 0 0 0 0 0 0 0 0 0 0 0 0	
<b>Inning Stats</b>	R: 3 H: 4 E: 0 LOB: 1 K: 0 BB: 1 S: 6 P: 10	R: 2 H: 3 E: 1 LOB: 1 K: 2 BB: 0 S: 10 P: 10	R: 0 H: 0 E: 1 LOB: 2 K: 3 BB: 1 S: 10 P: 14	R: 0 H: 0 E: 0 LOB: 0 K: 0 BB: 0 S: 3 P: 3	R: 0 H: 1 E: 0 LOB: 0 K: 1 BB: 0 S: 5 P: 5	R: 0 H: 0 E: 0 LOB: 0 K: 0 BB: 0 S: 3 P: 3	R: 1 H: 2 E: 0 LOB: 1 K: 1 BB: 0 S: 7 P: 7	R: 0 H: 0 E: 0 LOB: 0 K: 1 BB: 0 S: 5 P: 5	R: 0 H: 0 E: 0 LOB: 0 K: 1 BB: 0 S: 5 P: 5	1B: 7 SF: 0 2B: 4 SAC: 0 3B: 0 DP: 2 HR: 0 HBP: 0	WP: 0 PA: 38 PB: 0 SB: 2 CS: 0
<b>PITCHER</b> <b>Craig Swan, R</b> (1, 1) <small>ERA: 5.43</small> <b>Carlos Diaz, L</b> (2, 1) <small>ERA: 2.49</small> <b>Tom Gorman, L</b> (6, 1) <small>ERA: 5.88</small> <b>Scott Holman, R</b> (8, 1) <small>ERA: 4.17</small>	IP WLS BF H R ER SO BB IBB HBP BLK WP HR S P ERA WHIP 1.1 L 10 6 5 5 1 1 0 0 0 0 0 0 11 15 33.75 5.250 3.2 14 2 0 0 5 0 1 0 0 0 0 0 23 27 0.00 0.545 2.0 8 2 1 1 1 0 0 0 0 0 0 0 10 10 4.50 1.000 2.0 6 0 0 0 0 2 0 0 0 0 0 0 10 10 0.00 0.000	<b>PITCHER</b> IP WLS BF H R ER SO BB IBB HBP BLK WP HR S P ERA WHIP									

**Pittsburgh Pirates @ New York Mets**  
 Shea Stadium, Flushing, NY  
 Thu Jul 28 1983, 7:05 PM EDT  
 Att. 12,233 - Unknown

livebaseballscorecards.com

<b>AB</b>	<b>36</b>
<b>R</b>	<b>6</b>
<b>H</b>	<b>10</b>
<b>RBI</b>	<b>4</b>
<b>BB</b>	<b>2</b>
<b>SO</b>	<b>9</b>
<b>LOB</b>	<b>12</b>



Batter	1	2	3	4	5	6	7	8	9	AB R H RBI BB SO LOB	TOP									
Marvell Wynne, L (1, 8) OBP: 0.320, SLG: 0.389	0-0 F7		0-0 3-1			0-0 F7		0-0 FC1-6		4 0 0 0 0 0 1										
Johnny Ray, S (1, 4) OBP: 0.334, SLG: 0.428	0-0 F6			4-0 BB		0-0 F8		0-0 F6		3 0 0 0 1 0 1										
Bill Madlock, R (1, 5) OBP: 0.388, SLG: 0.467	0-0 3-1			0-0 4-3		0-0 2B		0-0 L4		4 0 1 0 0 0 2										
Jason Thompson, L (1, 3) OBP: 0.400, SLG: 0.444		0-0 F4		0-3 K		0-0 L7			0-0 G3	4 0 0 0 0 1 2										
Dave Parker, L (1, 9) Lee Lacy, R (4, 9) OBP: 0.311, SLG: 0.410 OBP: 0.342, SLG: 0.429		0-0 6-3		0-3 K			0-0 3-1		0-3 K	2 0 0 0 0 1 1 2 0 0 0 0 1 0										
Mike Easler, L (1, 7) OBP: 0.376, SLG: 0.476		0-0 HR			0-0 6-3 1B		0-3 K		0-0 F9	4 1 2 1 0 1 0										
Tony Peña, R (1, 2) OBP: 0.320, SLG: 0.390		0-0 4-3			0-0 6-3		0-0 HR			3 1 1 1 0 0 1										
Dale Berra, R (1, 6) OBP: 0.320, SLG: 0.369			0-0 4-3		0-0 6-3		0-0 F9			3 0 0 0 0 0 1										
John Candelaria, L (1, 1) Cecilio Guante, R (7, 1) OBP: 0.244, SLG: 0.150 OBP: 0.250, SLG: 0.182			0-3 K		0-0 3-1			4-0 FC1-6 BB		2 0 0 0 0 1 1 0 0 0 0 1 0 0										
Inning Stats	R: 0 E: 0 K: 0 S: 3	H: 0 LOB: 0 BB: 0 P: 3	R: 1 E: 0 K: 0 S: 4	H: 1 LOB: 0 BB: 0 P: 4	R: 0 E: 0 K: 1 S: 5	H: 0 LOB: 0 BB: 0 P: 5	R: 0 E: 0 K: 2 S: 7	H: 0 LOB: 1 BB: 1 P: 11	R: 0 E: 0 K: 0 S: 4	H: 1 LOB: 1 BB: 0 P: 4	R: 1 E: 0 K: 1 S: 6	H: 1 LOB: 0 BB: 0 P: 6	R: 0 E: 0 K: 0 S: 3	H: 0 LOB: 1 BB: 1 P: 7	R: 0 E: 0 K: 1 S: 5	H: 0 LOB: 0 BB: 0 P: 5	1B: 1 2B: 1 3B: 0 HR: 2	SF: 0 SAC: 0 DP: 0 HBP: 0	WP: 0 PB: 0 SB: 1 CS: 0	PA: 33
PITCHER	IP WLS BF H R ER SO BB IBB HBP BLK WP HR S P ERA WHIP																			
Tom Seaver, R (1, 1) ERA: 3.76	8.0 L 30 4 2 2 4 2 0 0 0 0 0 2 36 44 2.25 0.750																			
Jesse Orosco, L (9, 1) ERA: 1.53	1.0 3 0 0 0 1 0 0 0 0 0 0 0 5 5 0.00 0.000																			

Pittsburgh Pirates @ New York Mets  
 Shea Stadium, Flushing, NY  
 Fri Jul 29 1983, 7:05 PM EDT  
 Att. 14,306 - Unknown

AB	31
R	2
H	4
RBI	2
BB	2
SO	5
LOB	10





Batter	1	2	3	4	5	6	7	8	9	AB R H RBI BB SO LOB	TOP											
Marvell Wynne, L (1, 8) OBP: 0.318, SLG: 0.385	0-0 F8		0-0 G3		0-0 E 1B		0-3 K			4 1 1 0 0 1 1												
Johnny Ray, S (1, 4) OBP: 0.331, SLG: 0.423	0-0 L4			0-0 F9	0-0 F5		0-3 K			4 0 0 0 0 1 3												
Bill Madlock, R (1, 5) OBP: 0.384, SLG: 0.462	0-0 5-3			0-0 5-3	0-0 E9 1B			0-0 5-3		4 1 0 0 0 0 0												
Jason Thompson, L (1, 3) OBP: 0.399, SLG: 0.442		0-0 4-3		0-0 F7	0-0 1B			0-3 K		4 0 1 1 0 1 0												
Dave Parker, L (1, 9) OBP: 0.308, SLG: 0.404		0-0 L9			0-0 F8 K			0-0 F4		4 0 0 0 0 1 1												
Mike Easler, L (1, 7) OBP: 0.375, SLG: 0.473		0-0 F7			0-0 E4 1B	0-0 G4-6-3 1B			0-0 L8	4 1 1 0 0 0 0												
Tony Peña, R (1, 2) OBP: 0.320, SLG: 0.388			0-0 5-3		0-0 1B	0-0 G4-6-3			0-0 F3	4 1 1 0 0 0 1												
Dale Berra, R (1, 6) OBP: 0.319, SLG: 0.368			0-3 K		0-0 1B	0-0 F2			0-0 F7	4 1 1 0 0 1 0												
Rick Rhoden, R (1, 1) OBP: 0.138, SLG: 0.155			0-0 1B		0-0 E 1B		0-3 K			2 1 2 2 0 0 0												
Rod Scurry, L (5, 1)										1 0 0 0 0 1 0												
Manny Sarmiento, R (7, 1)										0 0 0 0 0 0 0												
<b>Inning Stats</b>	R: 0 E: 0 K: 0 S: 3	H: 0 LOB: 0 BB: 0 P: 3	R: 0 E: 0 K: 0 S: 3	H: 0 LOB: 0 BB: 0 P: 3	R: 0 E: 0 K: 1 S: 6	H: 1 LOB: 1 BB: 0 P: 6	R: 0 E: 0 K: 0 S: 3	H: 0 LOB: 0 BB: 0 P: 3	R: 6 E: 2 K: 1 S: 12	H: 5 LOB: 1 BB: 0 P: 12	R: 0 E: 0 K: 0 S: 3	H: 1 LOB: 0 BB: 0 P: 3	R: 0 E: 0 K: 3 S: 9	H: 0 LOB: 0 BB: 0 P: 9	R: 0 E: 0 K: 1 S: 5	H: 0 LOB: 0 BB: 0 P: 5	R: 0 E: 0 K: 0 S: 3	H: 0 LOB: 0 BB: 0 P: 3	1B: 7 2B: 0 3B: 0 HR: 0	SF: 0 SAC: 0 DP: 1 HBP: 0	WP: 0 PB: 0 SB: 0 CS: 0	PA: 35
<b>PITCHER</b>	IP WLS BF H R ER SO BB IBB HBP BLK WP HR S P ERA WHIP																					
Ed Lynch, R (1, 1) ERA: 3.61	4.2 L 21 5 6 1 1 0 0 0 0 0 0 0 23 23 1.93 1.071																					
Carlos Diaz, L (5, 1) ERA: 2.38	2.1 8 2 0 0 4 0 0 0 0 0 0 0 16 16 0.00 0.857																					
Tom Gorman, L (8, 1) ERA: 5.46	2.0 6 0 0 0 1 0 0 0 0 0 0 0 8 8 0.00 0.000																					

Pittsburgh Pirates @ New York Mets  
Shea Stadium, Flushing, NY  
Sat Jul 30 1983, 3:33 AM EDT  
Att. 17,721 - Unknown

livebaseballscorecards.com

AB	35
R	6
H	7
RBI	3
BB	0
SO	6
LOB	6





Batter	1	2	3	4	5	6	7	8	9	AB	R	H	RBI	BB	SO	LOB
Mookie Wilson, S OBP: 0.285, SLG: 0.336 (1, 8)	0-0 BB 1B		0-0 E6 FC3-6 BLK		0-0 FC5-4 1B			0-0 F8		4	1	2	0	0	0	0
Hubie Brooks, R OBP: 0.313, SLG: 0.365 (1, 5)	4-0 1B E BB		1-0 FC3-6 1-2 HBP		0-0 F8			0-3 K		2	1	0	0	1	1	1
Keith Hernandez, L OBP: 0.360, SLG: 0.426 (1, 3)	0-0 S SF8 1B		0-0 FC3-6 1-2f 2-3		0-0 FC5-4 1-2f			0-0 L8		4	1	1	1	0	0	3
Danny Heep, L OBP: 0.346, SLG: 0.420 (1, 7)	0-3 K 1-3 3-H		0-3 K		0-0 F3			0-0 F2		4	0	0	0	0	2	3
Darryl Strawberry, L OBP: 0.298, SLG: 0.421 (1, 9)	0-0 SF8 3-H		0-0 4-3		0-3 K			0-0 4-1		3	0	0	1	0	1	2
Ron Hodges, L OBP: 0.360, SLG: 0.236 (1, 2)	0-0 5-3			0-0 G2				0-0 F7		4	0	0	0	0	0	0
Bob Bailor, R OBP: 0.298, SLG: 0.305 (1, 6) (5, 4)		0-0 F9		0-0 G3				0-0 F9		3	0	0	0	0	0	0
Brian Giles, R OBP: 0.312, SLG: 0.291 Carlos Diaz, R (5, 1) Mark Bradley, R OBP: 0.287, SLG: 0.333 (7, PH) Tom Gorman, L OBP: 0.250, SLG: 0.250 (8, 1)		0-0 F8		0-3 K				0-0 G3		2	0	0	0	0	1	0
Ed Lynch, R OBP: 0.167, SLG: 0.143 José Oquendo, S OBP: 0.275, SLG: 0.255 (5, 6)		0-3 K			0-3 K			0-0 F4		1	0	0	0	0	1	0
										2	0	0	0	0	1	0


Inning Stats	R: 3	H: 2	E: 1	K: 1	S: 7	LOB: 0	BB: 1	P: 11	R: 0	H: 0	E: 0	K: 1	S: 5	LOB: 0	BB: 0	P: 5	R: 0	H: 0	E: 1	K: 1	S: 6	LOB: 2	BB: 0	P: 7	R: 0	H: 0	E: 0	K: 1	S: 5	LOB: 0	BB: 0	P: 5	R: 0	H: 1	E: 0	K: 1	S: 6	LOB: 1	BB: 0	P: 6	R: 0	H: 0	E: 0	K: 1	S: 5	LOB: 0	BB: 0	P: 5	R: 0	H: 0	E: 0	K: 0	S: 3	LOB: 0	BB: 0	P: 3	R: 0	H: 0	E: 0	K: 1	S: 5	LOB: 0	BB: 0	P: 5	R: 0	H: 0	E: 0	K: 0	S: 3	LOB: 0	BB: 0	P: 3
PITCHER	IP	WLS	BF	H	R	ER	SO	BB	IBB	HBP	BLK	WP	HR	S	P	ERA	WHIP																																																							
Rick Rhoden, R ERA: 3.47 (1, 1)	4.1		19	3	3	2	5	1	0	1	1	0	0	27	32	4.15	0.923																																																							
Rod Scurrey, L ERA: 5.01 (5, 1)	1.2	W	5	0	0	0	1	0	0	0	0	0	0	7	7	0.00	0.000																																																							
Manny Sarmiento, R ERA: 3.12 (7, 1)	3.0	S	9	0	0	0	1	0	0	0	0	0	0	11	11	0.00	0.000																																																							

**BOTTOM**

**Pittsburgh Pirates @ New York Mets**  
Shea Stadium, Flushing, NY  
Sat Jul 30 1983, 3:33 AM EDT  
Att. 17,721 - Unknown

livebaseballscorecards.com

AB	30
R	3
H	3
RBI	2
BB	1
SO	7
LOB	9



WP	HR	S	P	ERA	WHIP
0	0	0	33	0	0

Batter	1	2	3	4	5	6	7	8	9	10	11	12	AB	R	H	RBI	BB	SO	LOB	TOP						
<b>Marvell Wynne, L</b> (1, 8) OBP: 0.330, SLG: 0.395		5-3 											6	1	4	1	0	0	1							
<b>Johnny Ray, S</b> (1, 4) OBP: 0.332, SLG: 0.422		1-3 											5	1	2	0	0	0	2							
<b>Bill Madlock, R</b> (1, 5) OBP: 0.386, SLG: 0.459													4	1	1	0	2	0	2							
<b>Jason Thompson, L</b> (1, 3) OBP: 0.399, SLG: 0.448													4	1	1	4	1	1	2							
<b>Cecilio Guante, R</b> (9, 1) OBP: 0.250, SLG: 0.182													0	0	0	0	0	0	0							
<b>Lee Mazzilli, S</b> (12, PH) OBP: 0.386, SLG: 0.365													1	0	0	0	0	1	0							
<b>Dave Parker, L</b> (1, 9) OBP: 0.302, SLG: 0.397													6	0	0	0	0	1	2							
<b>Mike Easler, L</b> (1, 7) OBP: 0.369, SLG: 0.466													4	0	0	0	0	3	0							
<b>Brian Harper, R</b> (10, PH) OBP: 0.196, SLG: 0.463													2	0	0	0	0	1	0							
<b>Jim Bibby, R</b> (12, 1) OBP: 0.118, SLG: 0.118													0	0	0	0	0	0	0							
<b>Tony Peña, R</b> (1, 2) OBP: 0.324, SLG: 0.391													5	1	3	0	0	0	0							
<b>Dale Berra, R</b> (1, 6) OBP: 0.316, SLG: 0.365													5	1	1	0	0	0	2							
<b>Lee Tunnell, R</b> (1, 1) OBP: 0.147, SLG: 0.121													3	0	0	0	0	1	2							
<b>Rod Scurry, L</b> (8, 1)													0	0	0	0	0	0	0							
<b>Kent Tekulve, R</b> (8, 1)													0	0	0	0	0	0	0							
<b>Lee Lacy, R</b> (9, PH) OBP: 0.340, SLG: 0.427													1	0	0	0	0	0	0							
<b>Gene Tenace, R</b> (9, 3) OBP: 0.300, SLG: 0.200													1	0	1	0	0	0	0							
<b>Inning Stats</b>	R: 4 E: 0 K: 1 S: 9	H: 4 LOB: 1 BB: 1 P: 13	R: 0 E: 0 K: 0 S: 3	H: 0 LOB: 0 BB: 0 P: 3	R: 0 E: 0 K: 1 S: 6	H: 1 LOB: 1 BB: 0 P: 6	R: 0 E: 0 K: 0 S: 4	H: 2 LOB: 2 BB: 1 P: 8	R: 2 E: 1 K: 1 S: 8	H: 3 LOB: 1 BB: 0 P: 8	R: 0 E: 0 K: 1 S: 5	H: 0 LOB: 0 BB: 0 P: 5	R: 0 E: 0 K: 1 S: 5	H: 0 LOB: 0 BB: 0 P: 5	R: 0 E: 0 K: 0 S: 4	H: 1 LOB: 2 BB: 1 P: 8	R: 0 E: 0 K: 1 S: 5	H: 0 LOB: 0 BB: 0 P: 5	R: 0 E: 0 K: 0 S: 5	H: 2 LOB: 2 BB: 0 P: 5	R: 0 E: 0 K: 2 S: 7	H: 0 LOB: 0 BB: 0 P: 7	1B: 12 2B: 0 3B: 0 HR: 1	SF: 0 SAC: 1 DP: 0 HBP: 0	WP: 0 PB: 0 SB: 0 CS: 0	PA: 51
<b>PITCHER</b>	IP WLS BF H R ER SO BB IBB HBP BLK WP HR S P ERA WHIP																									
<b>Walt Terrell, R</b> (1, 1) ERA: 4.62	0.0																									
<b>Scott Holman, R</b> (1, 1) ERA: 3.95	4.0	14	2	0	0	2	0	0	0	0	0	0	0	0	0	0	0	0	0	0						
<b>Tom Gorman, L</b> (5, 1) ERA: 5.23	3.0	14	5	2	1	2	1	0	0	0	0	0	0	0	0	0	0	0	0	0						
<b>Carlos Diaz, L</b> (8, 1) ERA: 2.33	1.0	3	0	0	0	1	0	0	0	0	0	0	0	0	0	0	0	0	0	0						
<b>Jesse Orosco, L</b> (9, 1) ERA: 1.45	4.0	W 16	3	0	0	3	0	1	0	0	0	0	0	0	0	0	0	0	0	0						

Pittsburgh Pirates @ New York Mets  
 Shea Stadium, Flushing, NY  
 Sun Jul 31 1983, 3:33 AM EDT  
 Unknown

livebaseballscorecards.com

**AB** 47  
**R** 6  
**H** 13  
**RBI** 5  
**BB** 3  
**SO** 8  
**LOB** 13



Batter	1	2	3	4	5	6	7	8	9	10	11	12	AB	R	H	RBI	BB	SO	LOB	BOTTOM		
Mookie Wilson, S OBP: 0.291, SLG: 0.341 (1, 8)	0-0 4-3		4-0 FC4-6 BB		0-0 4-3		0-0 1-H 2B	0-0 1-3 3-H 1B			0-0 SH3-4 1B		5	0	3	2	1	0	0			
Hubie Brooks, R OBP: 0.309, SLG: 0.360 Jesse Orosco, R OBP: 0.222, SLG: 0.222 (1, 5) (9, 1)	0-0 6-3		0-0 F4		0-3 K		0-0 5-3	0-0 4-3			0-0 SH3-4		5	0	0	0	0	1	5			
Keith Hernandez, L OBP: 0.360, SLG: 0.430 (1, 3)	0-0 3-1		0-0 FC4-6 1-2f 2-3		0-0 L8			0-0 HR			4-0 G6-4-3 IBB		5	1	1	1	1	0	2			
George Foster, R OBP: 0.309, SLG: 0.433 (1, 7)		0-0 4-3	0-0 F8			4-0 G4-6-3 BB		0-0 HR		0-3 K	0-0 G6-4-3		5	1	1	1	1	1	4			
Darryl Strawberry, L OBP: 0.303, SLG: 0.421 (1, 9)		0-0 F8		0-0 2B SF9 1B		0-0 F7		4-0 E 1B FC5-4 BB		0-0 G3		0-0 BB 1B	5	3	2	0	1	0	1			
Ron Hodges, L OBP: 0.364, SLG: 0.244 Dave Kingman, R OBP: 0.267, SLG: 0.407 Junior Ortiz, R OBP: 0.242, SLG: 0.225 (1, 2) (8, PH) (9, 2)		4-0 1B BB		0-0 1-3 2B		0-0 G4-6-3 1-2f		0-0 F7			0-0 E 1B		2	0	1	0	1	0	1			
Brian Giles, R OBP: 0.316, SLG: 0.297 (1, 4)		0-0 1-2 1B		0-0 SF9		0-0 6-3		0-0 FC5-4 E 1B		0-3 K		0-0 1B BB	5	1	3	1	0	1	1			
José Oquendo, S OBP: 0.272, SLG: 0.251 Rusty Staub, L OBP: 0.396, SLG: 0.420 Tucker Ashford, R OBP: 0.281, SLG: 0.235 (1, 6) (8, PH) (9, 5)		0-0 6-3		0-0 6-3		0-0 6-3		0-0 E6 FC5-4		0-0 5-3		4-0 1B BB	3	0	0	0	0	0	3			
Wait Terrell, L Scott Holman, R Danny Hesp, L Tom Coorman, L Mark Bradley, R Carlos Diaz, R Bob Bailor, R (1, 1) (1, 1) (4, PH) (5, 1) (7, PH) (8, 1) (8, PH) (9, 6)			0-0 FC4-6 BB 1B		0-3 K		0-0 2B 1B	0-0 FC5-4 1B 1-2f 2-3 3-H		0-0 1-3		0-0 1-2 2-3 3-H 1B	0	0	0	0	0	0	0			
<b>Inning Stats</b>	R: 0 E: 0 K: 0 S: 3	H: 0 LOB: 0 BB: 0 P: 3	R: 0 E: 0 K: 0 S: 4	H: 1 LOB: 2 BB: 1 P: 8	R: 0 E: 0 K: 0 S: 4	H: 1 LOB: 2 BB: 1 P: 8	R: 0 E: 0 K: 1 S: 7	H: 2 LOB: 1 BB: 0 P: 7	R: 0 E: 0 K: 0 S: 5	H: 0 LOB: 0 BB: 1 P: 6	R: 0 E: 0 K: 0 S: 5	H: 0 LOB: 0 BB: 0 P: 5	R: 0 E: 0 K: 1 S: 6	H: 1 LOB: 1 BB: 0 P: 6	R: 0 E: 0 K: 0 S: 3	H: 1 LOB: 1 BB: 0 P: 7	R: 0 E: 0 K: 1 S: 6	H: 3 LOB: 3 BB: 1 P: 10	1B: 11 2B: 2 3B: 0 HR: 2	SF: 1 SAC: 1 DP: 2 HBP: 0	WP: 0 PB: 0 SB: 0 CS: 0	PA: 54
<b>PITCHER</b>	IP	WLS	BF	H	R	ER	SO	BB	IBB	HBP	BLK	WP	HR	S	P	ERA	WHIP					
Lee Tunnell, R ERA: 4.46 (1, 1)	7.0		30	7	3	3	2	3	0	0	0	0	1	31	43	3.86	1.429					
Rod Scurry, L ERA: 5.19 (8, 1)	0.0		2	1	1	1	0	1	0	0	0	0	1	1	5	∞	∞					
Kent Tekulve, R ERA: 1.79 (8, 1)	1.0		6	2	2	0	0	0	0	0	0	0	0	6	6	0.00	2.000					
Cecilio Guante, R ERA: 2.39 (9, 1)	3.0		11	2	0	0	2	0	1	0	0	0	0	14	18	0.00	0.667					
Jim Bibby, R ERA: 7.82 (12, 1)	0.1	L	5	3	1	1	1	1	0	0	0	0	0	6	10	27.00	12.000					

Pittsburgh Pirates @ New York Mets  
Shea Stadium, Flushing, NY  
Sun Jul 31 1983, 3:33 AM EDT  
Unknown

livebaseballscorecards.com

AB	46
R	7
H	15
RBI	7
BB	6
SO	5
LOB	26



Batter	1	2	3	4	5	6	7	8	9	10	11	12	AB R H RBI BB SO LOB	TOP																	
Lee Lacy, R OBP: 0.340, SLG: 0.424 (1, 9)	0-0 CS 1B		0-0 L7		0-0 F9			0-0 CS 1B		0-0 L7		0-3 K	6 0 2 0 0 1 4																		
Marvell Wynne, L OBP: 0.337, SLG: 0.398 (1, 8)	0-0 6-3 1-2			0-0 S 1B		0-0 4-3		4-0 CS BB 1-2		0-0 1-3 1B			4 0 2 0 1 0 1																		
Johnny Ray, S OBP: 0.330, SLG: 0.418 (1, 4)	0-0 F9			4-0 BB 1-2		0-0 F5		0-0 CS 1-2	0-0 F8	0-0 F8			4 0 0 0 1 0 2																		
Jason Thompson, L OBP: 0.396, SLG: 0.448 (1, 3)		0-0 G3		0-0 F8		0-0 3-1			0-0 FC3-6 2B		0-0 F9		5 0 1 0 0 0 2																		
Mike Easter, L OBP: 0.366, SLG: 0.459 (1, 7)		0-0 F8		0-0 F7		0-0 4-3			4-0 FC3-6 IBB		0-0 6-3		4 0 0 0 1 0 2																		
Richie Hebner, L OBP: 0.323, SLG: 0.358 (1, 5)		0-0 L7		0-3 K		0-0 F8			0-0 FC3-6 FC6-4 1-2f 2-3		0-0 G1		5 0 0 0 0 1 4																		
Tony Peña, R OBP: 0.325, SLG: 0.390 (1, 2)			0-0 SH3-4 1B		0-0 F9		4-0 PB CS BB		0-0 FC6-4 1-2f			0-0 4-3	4 0 1 0 1 0 2	AB 39 R 0 H 8 RBI 0 BB 6 SO 3 LOB 19																	
Dale Berra, R OBP: 0.319, SLG: 0.366 (1, 6)			0-0 F8		0-0 PB 1B 1-2		0-0 PB 1B			0-0 F7		0-0 6-3	5 0 2 0 0 0 1																		
Jose DeLeon, R (1, 1)			0-0 SH3-4		0-3 K		0-0 CS	0-0 4-3		4-0 1B BB		4-0 BB BB	2 0 0 0 0 0 1 1 0 0 0 0 1 0 0 0 0 0 0 0 0 0 0 0 0 0 1 0 0 0 0 0 0 0 0 0																		
Lee Mazzilli, S OBP: 0.388, SLG: 0.365 (10, PH)																															
Kent Tekulve, R (10, 1)																															
Gene Tenace, R OBP: 0.311, SLG: 0.200 (12, PH)																															
Manny Sarmiento, R (12, 1)																															
<b>Inning Stats</b>	R: 0 E: 0 K: 0 S: 3	H: 1 LOB: 0 BB: 0 P: 3	R: 0 E: 0 K: 0 S: 3	H: 0 LOB: 0 BB: 0 P: 3	R: 0 E: 0 K: 1 S: 4	H: 1 LOB: 1 BB: 0 P: 4	R: 0 E: 0 K: 1 S: 6	H: 1 LOB: 2 BB: 1 P: 10	R: 0 E: 0 K: 1 S: 6	H: 1 LOB: 1 BB: 0 P: 6	R: 0 E: 0 K: 0 S: 3	H: 0 LOB: 0 BB: 0 P: 3	R: 0 E: 0 K: 0 S: 3	H: 1 LOB: 1 BB: 1 P: 7	R: 0 E: 0 K: 0 S: 2	H: 1 LOB: 0 BB: 1 P: 6	R: 0 E: 0 K: 0 S: 4	H: 1 LOB: 2 BB: 1 P: 8	R: 0 E: 0 K: 0 S: 3	H: 0 LOB: 0 BB: 0 P: 3	R: 0 E: 0 K: 1 S: 5	H: 0 LOB: 1 BB: 1 P: 9	1B: 7 2B: 1 3B: 0 HR: 0	SF: 0 SAC: 1 DP: 0 HBP: 0	WP: 0 PB: 1 SB: 1 CS: 4	PA: 48					
<b>PITCHER</b>	IP WLS BF H R ER SO BB IBB HBP BLK WP HR S P ERA WHIP															IP WLS BF H R ER SO BB IBB HBP BLK WP HR S P ERA WHIP															
Mike Torres, R ERA: 3.95 (1, 1)	11.0	42	8	0	0	0	2	4	1	0	0	0	0	0	0	0.00	1.091														
Jesse Orosco, L ERA: 1.43 (12, 1)	1.0	4	0	0	0	0	1	1	0	0	0	0	0	0	0	0.00	1.000														

Pittsburgh Pirates @ New York Mets  
Shea Stadium, Flushing, NY  
Sun Jul 31 1983, 7:05 PM EDT  
Att. 17,591 - Unknown

livebaseballscorecards.com




Batter	1	2	3	4	5	6	7	8	9	10	11	12
Mookie Wilson, S OBP: 0.290, SLG: 0.340	0-0 F5		0-3 K			0-0 6-3			0-0 L9			0-0 SH3-4 FC4-6 1B
Hubie Brooks, R OBP: 0.311, SLG: 0.360	4-0 E BB		0-3 K			0-0 6-3			0-0 G4-3 1B			0-0 SH3-4 1-2
Keith Hernandez, L OBP: 0.360, SLG: 0.427	0-0 E1 1-2			4-0 CS BB		0-0 L7			0-0 G4-3 1-2f			4-0 FC4-6 IBB
George Foster, R OBP: 0.305, SLG: 0.427	0-3 K			0-0 F9		0-3 K				0-0 4-3		0-0 FC4-6 1-2f 2-H
Darryl Strawberry, L OBP: 0.302, SLG: 0.418	0-3 K			0-3 K 1-2		0-3 K				0-0 L3 1B		
Bob Bailor, R OBP: 0.297, SLG: 0.301		0-0 L9			4-0 S 5-3 BB		0-0 6-3			0-0 L3 1-2		
Brian Giles, R OBP: 0.314, SLG: 0.295		0-3 K			0-0 5-3			0-3 K			0-0 F9	
Danny Heep, L (8, PH) OBP: 0.342, SLG: 0.415					1-2							
José Oquendo, S (9, 6) OBP: 0.271, SLG: 0.250												
Junior Ortiz, R OBP: 0.237, SLG: 0.220		0-0 6-3			0-0 F9			0-0 F3			0-0 F6	
Dave Kingman, R (8, PH) OBP: 0.266, SLG: 0.405					2-3							
Ron Hodges, L (9, 2) OBP: 0.362, SLG: 0.243												
Mike Torrez, R OBP: 0.071, SLG: 0.049			0-0 F9			0-3 K		0-3 K			0-0 5-3	
Rusty Staub, L (11, PH) OBP: 0.392, SLG: 0.415												
Jesse Orosco, R OBP: 0.222, SLG: 0.222												

AB	R	H	RBI	BB	SO	LOB
5	1	1	0	0	1	0
3	0	1	0	1	1	0
3	0	0	0	2	0	2
5	0	0	1	0	2	4
4	0	1	0	0	3	3
3	0	0	0	1	0	1
2	0	0	0	0	1	1
1	0	0	0	0	1	0
1	0	0	0	0	0	0
2	0	0	0	0	0	1
1	0	0	0	0	0	0
1	0	0	0	0	0	0
3	0	0	0	0	2	1
1	0	0	0	0	0	0
0	0	0	0	0	0	0

AB	R	H	RBI	BB	SO	LOB
35	1	3	1	4	11	13

Inning Stats	R: 0	H: 0	E: 1	LOB: 2	K: 2	BB: 1	P: 8	R: 0	H: 0	E: 0	LOB: 0	K: 1	BB: 0	P: 5	R: 0	H: 0	E: 0	LOB: 0	K: 2	BB: 0	P: 7	R: 0	H: 0	E: 0	LOB: 1	K: 1	BB: 1	P: 9	R: 0	H: 0	E: 0	LOB: 0	K: 0	BB: 0	P: 3	R: 0	H: 0	E: 0	LOB: 0	K: 2	BB: 0	P: 7	R: 0	H: 1	E: 0	LOB: 0	K: 0	BB: 0	P: 3	R: 0	H: 1	E: 0	LOB: 0	K: 0	BB: 0	P: 3	R: 0	H: 0	E: 0	LOB: 0	K: 0	BB: 0	P: 3	R: 1	H: 1	E: 0	LOB: 2	K: 0	BB: 1	P: 7	1B: 3	SF: 0	2B: 2	SAC: 1	3B: 0	DP: 3	HR: 0	HBP: 0	WP: 0	PA: 40
PITCHER	IP	WLS	BF	H	R	ER	SO	BB	IBB	HBP	BLK	WP	HR	S	P	ERA	WHIP																																																															
Jose DeLeon, R (1, 1) ERA: 1.04	9.0		30	1	0	0	11	3	0	0	0	0	0	49	61	0.00	0.444																																																															
Kent Tekulve, R (10, 1) ERA: 1.73	2.0		6	1	0	0	0	0	0	0	0	0	0	6	6	0.00	0.500																																																															
Manny Sarmiento, R (12, 1) ERA: 3.21	0.2	L	4	1	1	1	0	0	1	0	0	0	0	3	7	13.50	1.500																																																															

**Pittsburgh Pirates @ New York Mets**  
 Shea Stadium, Flushing, NY  
 Sun Jul 31 1983, 7:05 PM EDT  
 Att: 17,591 - Unknown



Batter	1	2	3	4	5	6	7	8	9	AB R H RBI BB SO LOB	TOP											
Bob Dernier, R (1, 9) OBP: 0.290, SLG: 0.295	0-0 F8		0-0 5-3		0-0 6-3	0-3 K			0-0 5-3	5 0 0 0 0 1 2	Philadelphia Phillies @ Pittsburgh Pirates Three Rivers Stadium, Pittsburgh, PA Tue Aug 02 1983, 7:05 PM EDT Att: 25,130 - Unknown											
Pete Rose, S (1, 3) OBP: 0.332, SLG: 0.314	0-3 K		0-0 6-3 HBP 1B		0-3 K		0-0 1-3	0-0 G3	5 0 1 0 0 2 0													
Joe Morgan, L (1, 4) OBP: 0.357, SLG: 0.320	0-0 3B 1B		1-0 6-3 1-2 HBP		4-0 BB		0-0 F9	0-0 P5	3 1 1 0 1 0 0													
Mike Schmidt, R (1, 5) OBP: 0.390, SLG: 0.507	0-0 1-H 3B		0-0 6-3		0-3 K		0-3 K		4 0 1 1 0 2 3													
Gary Matthews, R (1, 7) OBP: 0.352, SLG: 0.386	0-0 4-3		4-0 BB		0-0 1B 1B		0-0 HR		3 2 2 1 1 0 1													
Garry Maddox, R (1, 8) OBP: 0.315, SLG: 0.372		0-0 FC5-4 1B	0-0 F8		0-0 L5		0-0 1B		4 0 2 0 0 0 4													
Bo Diaz, R (1, 2) OBP: 0.304, SLG: 0.381		0-0 F9		0-0 F8		0-0 1B 1B	0-3 K		4 0 1 0 0 1 2													
Ivan De Jesus, R (1, 6) OBP: 0.321, SLG: 0.307		0-3 K		0-0 F9		0-0 1-2 2-H 1B	0-0 F5		3 0 1 1 0 1 1													
Joe Lefebvre, L (8, PH) OBP: 0.390, SLG: 0.600									1 0 0 0 0 0 1													
Kiko Garcia, R (8, 6) OBP: 0.395, SLG: 0.493									0 0 0 0 0 0 0													
Kevin Gross, R (1, 1) OBP: 0.067, SLG: 0.067		0-0 FC5-4		0-0 6-3		0-3 K		0-0 F7	2 0 0 0 0 0 1													
Tony Peretz, R (8, PH) OBP: 0.315, SLG: 0.385									1 0 0 0 0 1 2													
Tug McGraw, R (6, 1) OBP: 0.333, SLG: 0.333									0 0 0 0 0 0 0													
Greg Gross, L (8, PH) OBP: 0.433, SLG: 0.398									1 0 0 0 0 0 1													
Larry Andersen, R (8, 1)									0 0 0 0 0 0 0													
Willie Hernandez, L (8, 1) OBP: 0.556, SLG: 0.556		1-2							0 0 0 0 0 0 0													
<b>Inning Stats</b>	R: 1 E: 0 K: 1 S: 7	H: 2 LOB: 1 BB: 0 P: 7	R: 0 E: 0 K: 1 S: 6	H: 1 LOB: 1 BB: 0 P: 6	R: 0 E: 0 K: 0 S: 4	H: 1 LOB: 3 BB: 1 P: 9	R: 0 E: 0 K: 0 S: 3	H: 0 LOB: 0 BB: 0 P: 3	R: 0 E: 0 K: 2 S: 7	H: 0 LOB: 1 BB: 1 P: 11	R: 1 E: 0 K: 2 S: 10	H: 3 LOB: 2 BB: 0 P: 10	R: 0 E: 0 K: 1 S: 5	H: 0 LOB: 0 BB: 0 P: 5	R: 1 E: 0 K: 1 S: 7	H: 2 LOB: 1 BB: 0 P: 7	R: 0 E: 0 K: 0 S: 3	H: 0 LOB: 0 BB: 0 P: 3	1B: 7 2B: 0 3B: 1 HR: 1	SF: 0 SAC: 0 DP: 0 HBP: 1	WP: 0 PB: 0 SB: 0 CS: 0	PA: 39
<b>PITCHER</b>	IP WLS BF H R ER SO BB IBB HBP BLK WP HR S P ERA WHIP												<b>PITCHER</b>	IP WLS BF H R ER SO BB IBB HBP BLK WP HR S P ERA WHIP								
Larry McWilliams, L (1, 1) ERA: 3.02	7.0 W 33 9 3 3 7 2 0 1 0 0 1 44 53 3.86 1.571																					
Cecilio Guante, R (8, 1) ERA: 2.29	2.0 6 0 0 0 1 0 0 0 0 0 0 8 8 0.00 0.000																					

livebaseballscorecards.com

<b>AB</b>	36
<b>R</b>	3
<b>H</b>	9
<b>RBI</b>	3
<b>BB</b>	2
<b>SO</b>	8
<b>LOB</b>	18





Batter	1	2	3	4	5	6	7	8	9	AB R H RBI BB SO LOB	TOP												
<b>Bob Dernier, R</b> (1, 9) <small>OBP: 0.291, SLG: 0.296</small> <b>Greg Gross, L</b> (8, PH) <small>OBP: 0.430, SLG: 0.394</small> (8, 9)	0-0 F7		0-0 FC6-4			0-0 S 1B		0-0 4-3		3 0 1 1 0 0 1 1 0 0 0 0 0 0													
<b>Gary Matthews, R</b> (1, 7) <small>OBP: 0.351, SLG: 0.384</small>	0-0 F4		0-0 F9			0-0 F9		0-0 FC5-4 BB 1B		4 0 1 0 0 0 2													
<b>Mike Schmidt, R</b> (1, 5) <small>OBP: 0.389, SLG: 0.503</small>	0-0 F6			0-3 K		0-3 K		4-0 FC5-4 BB 1-2		3 0 0 0 1 2 1													
<b>Tony Perez, R</b> (1, 3) <small>OBP: 0.310, SLG: 0.377</small>		0-3 K		0-0 F8		0-3 K		0-0 FC5-4 1-2f 2-3		4 0 0 0 0 2 3													
<b>Bo Diaz, R</b> (1, 2) <small>OBP: 0.300, SLG: 0.376</small>		0-0 4-3		0-0 F8			0-0 F6	0-0 F7		4 0 0 0 0 0 2													
<b>Garry Maddox, R</b> (1, 8) <small>OBP: 0.318, SLG: 0.389</small>		0-0 F8			0-0 4-3 2B		0-0 SF8 3B		0-0 6-3	4 1 2 0 0 0 0													
<b>Kiko Garcia, R</b> (1, 4) <small>OBP: 0.398, SLG: 0.506</small> <b>Joe Morgan, L</b> (7, PH) <small>OBP: 0.355, SLG: 0.319</small> (7, 4)			0-0 1B FC6-4 2B		0-0 4-3		0-0 SF8		0-0 G3	2 1 1 0 0 0 1 1 0 0 1 0 0 0													
<b>Ivan De Jesus, R</b> (1, 6) <small>OBP: 0.329, SLG: 0.314</small>			0-0 FC6-4 1B		4-0 G6-3 BB		0-0 1B		0-0 1B	3 0 3 0 1 0 0													
<b>Marty Bystrom, R</b> (1, 1) <small>OBP: 0.259, SLG: 0.208</small> <b>Pete Rose, S</b> (5, PH) <small>OBP: 0.331, SLG: 0.314</small> <b>Ron Reed, R</b> (5, 1) <b>Joe Lefebvre, L</b> (7, PH) <small>OBP: 0.387, SLG: 0.595</small> <b>Willie Hernandez, L</b> (7, 1) <small>OBP: 0.656, SLG: 0.556</small> <b>Von Hayes, L</b> (8, PH) <small>OBP: 0.324, SLG: 0.371</small>			0-3 K		0-0 G6-3		0-0 4-3		0-0 4-3	1 0 0 0 0 0 1 2 1 0 0 0 0 0 0 2 0 0 0 0 0 0 0 0 1 0 0 0 0 0 0 1 0 0 0 0 0 0 0 0 1 0 0 0 0 0 0 1													
<b>Inning Stats</b>	R: 0 E: 0 K: 0 S: 3	H: 0 LOB: 0 BB: 0 P: 3	R: 0 E: 0 K: 1 S: 5	H: 0 LOB: 0 BB: 0 P: 5	R: 1 E: 0 K: 1 S: 7	H: 2 LOB: 1 BB: 0 P: 7	R: 0 E: 0 K: 1 S: 5	H: 0 LOB: 0 BB: 0 P: 5	R: 0 E: 0 K: 0 S: 3	H: 1 LOB: 1 BB: 1 P: 7	R: 0 E: 0 K: 2 S: 8	H: 1 LOB: 1 BB: 0 P: 8	R: 1 E: 0 K: 0 S: 5	H: 2 LOB: 1 BB: 0 P: 5	R: 0 E: 0 K: 0 S: 4	H: 1 LOB: 2 BB: 1 P: 8	R: 0 E: 0 K: 0 S: 4	H: 1 LOB: 1 BB: 0 P: 4	1B: 5 2B: 2 3B: 1 HR: 0	SF: 1 SAC: 0 DP: 1 HBP: 0	WP: 0 PB: 0 SB: 1 CS: 0	PA: 36	
<b>PITCHER</b>	IP WLS BF H R ER SO BB IBB HBP BLK WP HR S P ERA WHIP																						
<b>John Candelaria, L</b> (1, 1) <small>ERA: 3.67</small> <b>Manny Sarmiento, R</b> (6, 1) <small>ERA: 3.24</small> <b>Kent Tekulve, R</b> (8, 1) <small>ERA: 1.69</small>	5.0 W 18 3 1 1 3 1 0 0 0 0 0 0 23 27 1.80 0.800	2.1 12 4 1 1 2 1 0 0 0 0 0 0 15 19 3.86 2.143	1.2 S 6 1 0 0 0 0 0 0 0 0 0 0 6 6 0.00 0.600																				

Philadelphia Phillies @ Pittsburgh Pirates  
 Three Rivers Stadium, Pittsburgh, PA  
 Wed Aug 03 1983, 7:05 PM EDT  
 Att: 23,070 - Unknown

livebaseballscorecards.com

AB	33
R	2
H	8
RBI	2
BB	2
SO	5
LOB	16









Batter	1	2	3	4	5	6	7	8	9	AB	R	H	RBI	BB	SO	LOB
Marvell Wynne, L (1, 8) OBP: 0.345, SLG: 0.421	0-0 1B		0-0 F2		0-0 G3		0-3 K			4	0	1	0	0	1	2
Johnny Ray, S (1, 4) OBP: 0.336, SLG: 0.421	0-0 F8		0-0 FC3-6 1B		0-0 4-3		0-0 5-3			4	0	0	0	0	0	3
Bill Madlock, R (1, 5) OBP: 0.388, SLG: 0.465	0-0 6-3		0-0 1B			0-0 1B 1B		0-0 P5		4	1	2	0	0	0	1
Jason Thompson, L (1, 3) OBP: 0.391, SLG: 0.438	0-0 F5		0-3 K			0-0 1B		0-3 K		4	0	1	0	0	2	3
Dave Parker, L (1, 9) OBP: 0.300, SLG: 0.396		0-0 CS 1B		0-0 G3		0-0 P5		0-0 4-3		4	0	1	0	0	0	1
Rod Scurry, L (9, 1)										0	0	0	0	0	0	0
Mike Easler, L (1, 7) OBP: 0.366, SLG: 0.455		0-3 K		0-0 2B		0-0 FC6-4 1B			0-0 P3	3	0	2	1	0	1	1
Brian Harper, R (9, PH) OBP: 0.194, SLG: 0.458		1-2								1	0	0	0	0	0	0
Tony Peña, R (1, 2) OBP: 0.333, SLG: 0.408		0-0 1B		0-0 6-3		0-0 FC6-4			0-0 P3	4	0	1	0	0	0	2
Dale Berra, R (1, 6) OBP: 0.319, SLG: 0.365		0-0 L5		0-0 F7			0-0 F8		0-0 1B	4	0	1	0	0	0	2
Rick Rhoden, R (1, 1) OBP: 0.133, SLG: 0.150			0-0 E1 FC3-6				0-0 F8		0-0 1B	2	0	0	0	0	0	0
Lee Mazzilli, S (7, PH) OBP: 0.391, SLG: 0.368									0-0 F8	1	0	1	0	0	0	0
Cecilio Guante, R (8, 1) OBP: 0.231, SLG: 0.167										0	0	0	0	0	0	0
Lee Lacy, R (9, 9) OBP: 0.342, SLG: 0.425										1	0	0	0	0	0	1


Inning Stats	R: 0	H: 1	R: 0	H: 2	R: 0	H: 1	R: 0	H: 1	R: 0	H: 0	R: 1	H: 3	R: 0	H: 1	R: 0	H: 0	R: 0	H: 1	R: 0	H: 1	1B: 9	SF: 0	WP: 0	PA: 36	
	E: 0	LOB: 1	E: 0	LOB: 1	E: 1	LOB: 2	E: 0	LOB: 1	E: 0	LOB: 0	E: 0	LOB: 1	E: 0	LOB: 1	E: 0	LOB: 0	E: 0	LOB: 1	E: 0	LOB: 1	2B: 2	SAC: 0	PB: 0		
	K: 0	BB: 0	K: 1	BB: 0	K: 1	BB: 0	K: 0	BB: 0	K: 0	BB: 0	K: 1	BB: 0	K: 1	BB: 0	K: 0	BB: 0	K: 1	BB: 0	K: 0	BB: 0	3B: 0	DP: 1	SB: 2		
	S: 4	P: 4	S: 6	P: 6	S: 7	P: 7	S: 4	P: 4	S: 3	P: 3	S: 5	P: 5	S: 6	P: 6	S: 5	P: 5	S: 4	P: 4	S: 4	P: 4	HR: 0	HBP: 0	CS: 1		
PITCHER	IP	WLS	BF	H	R	ER	SO	BB	IBB	HBP	BLK	WP	HR	S	P	ERA	WHIP								
Charles Hudson, R (1, 1) ERA: 3.06	6.2	W	28	9	1	1	3	0	0	0	0	0	0	34	34	1.35	1.350								
Al Holland, L (7, 1) ERA: 2.17	2.1	S	8	1	0	0	1	0	0	0	0	0	0	10	10	0.00	0.429								

**BOTTOM**

Philadelphia Phillies @ Pittsburgh Pirates  
 Three Rivers Stadium, Pittsburgh, PA  
 Thu Aug 04 1983, 7:05 PM EDT  
 Att. 20,574 - Unknown

livebaseballscorecards.com

AB	36
R	1
H	10
RBI	1
BB	0
SO	4
LOB	16



Batter	1	2	3	4	5	6	7	8	9	AB R H RBI BB SO LOB	TOP		
Tim Raines, S (1, 7) X OBP: 0.376, SLG: 0.418	0-0 F9		4-0 1B S BB	0-3 K		0-0 4-3		0-0 F8		4 1 0 0 1 1 4			
Bryan Little, S (1, 6) B B B B	4-0 1B BB		0-0 4-3	0-0 CS		0-0 4-3 1B		0-0 5-3		3 2 1 0 2 0 1			
Andre Dawson, R (1, 8) B B B B	4-0 1B BB		0-0 6-3 1B			0-3 K		0-0 F4		4 1 2 1 1 1 1			
Al Oliver, L (1, 3) X Terry Francona, L (9, 3)	0-0 1B		0-0 6-3 1B			0-0 4-3		0-0 E4 2B		5 1 1 1 0 1 3 0 0 0 0 0 0 0			
Mike Stenhouse, L (1, 9) S S S Mike Vail, R (7, PH) Warren Cromartie, L (7, PH) (7, 9)	0-3 K		0-3 K			0-3 K		0-0 2B		3 0 0 0 0 3 4 0 0 0 0 0 0 0 2 0 1 2 0 1 0			
Gary Carter, R (1, 2) S S S	0-3 K			0-0 WP 1B PB		0-0 1B 2B		0-0 F5		5 2 3 1 0 1 3			
Tim Wallach, R (1, 5)		0-3 K		0-0 1B WP CS		0-0 1B		0-3 K		5 0 3 1 0 2 1			
Doug Flynn, R (1, 4)		0-0 F6-3		0-0 SH3-4 1B		0-0 F7		4-0 F6-3		4 0 1 0 1 0 3			
Bill Gullickson, R (1, 1)		0-3 K		0-0 SH3-4		0-0 F6		0-0 P1		3 0 0 0 0 1 4			
<b>Inning Stats</b>	R: 1 H: 1 E: 0 LOB: 2 K: 2 BB: 2 S: 8 P: 16	R: 0 H: 0 E: 0 LOB: 0 K: 2 BB: 0 S: 7 P: 7	R: 1 H: 1 E: 0 LOB: 1 K: 1 BB: 1 S: 6 P: 10	R: 1 H: 3 E: 0 LOB: 1 K: 1 BB: 0 S: 7 P: 7	R: 0 H: 1 E: 0 LOB: 1 K: 2 BB: 0 S: 8 P: 8	R: 0 H: 2 E: 0 LOB: 2 K: 0 BB: 0 S: 5 P: 5	R: 3 H: 2 E: 2 LOB: 2 K: 1 BB: 2 S: 8 P: 16	R: 0 H: 0 E: 0 LOB: 0 K: 0 BB: 0 S: 3 P: 3	R: 1 H: 2 E: 0 LOB: 1 K: 2 BB: 0 S: 9 P: 9	1B: 8 SF: 0 2B: 3 SAC: 1 3B: 0 DP: 0 HR: 1 HBP: 0	WP: 2 PA: 45 PB: 1 SB: 2 CS: 1		
<b>PITCHER</b>	IP WLS BF H R ER SO BB IBB HBP BLK WP HR S P ERA WHIP											<b>PITCHER</b>	IP WLS BF H R ER SO BB IBB HBP BLK WP HR S P ERA WHIP
Jose DeLeon, R (1, 1) ERA: 1.97	6.0 L 30 9 5 4 8 4 0 0 0 0 2 0 42 58 6.00 2.167												
Dave Tomlin, L (7, 1) ERA:	0.0 1 0 0 0 0 0 0 0 0 0 0 0 1 1 ∞ ∞												
Manny Sarmiento, R (7, 1) ERA: 3.19	1.0 5 1 1 0 1 0 1 0 0 0 0 0 6 10 0.00 1.000												
Rod Scurry, L (8, 1) ERA: 5.06	2.0 8 2 1 1 2 0 0 0 0 0 0 1 12 12 4.50 1.000												

**Montreal Expos @ Pittsburgh Pirates**  
 Three Rivers Stadium, Pittsburgh, PA  
 Fri Aug 05 1983, 7:05 PM EDT  
 Att: 33,089 - Unknown

livebaseballscorecards.com

AB	38
R	7
H	12
RBI	6
BB	5
SO	11
LOB	24





Batter	1	2	3	4	5	6	7	8	9	AB R H RBI BB SO LOB	TOP											
Tim Raines, S OBP: 0.378, SLG: 0.419 (1, 7) X	0-0 BB HR 1B	0-0 G1-6-3 1B		0-0 F7		0-0 F9		0-0 WP SH1-4 1B	0-0 4-3	6 2 3 0 0 0 0												
Bryan Little, S OBP: 0.354, SLG: 0.319 (1, 6) B B B	4-0 HR BB	0-0 G1-6-3 1-2f		0-0 F7		0-0 1B 1B		0-0 SH1-4 1-2		3 1 1 0 1 0 1												
Andre Dawson, R OBP: 0.343, SLG: 0.581 (1, 8) X	0-0 HR 1-H 2-H		0-0 HR	0-0 E5		0-0 FC4-6 1B		4-0 WP 1B IBB		4 3 3 4 1 0 0												
Al Oliver, L OBP: 0.358, SLG: 0.419 (1, 3) X	0-0 4-3		0-0 6-3	0-0 4-3		0-0 FC4-6 1-2f		0-3 K 1-2 2-3		5 0 0 0 0 1 5 0 0 0 0 0 0 0												
Warren Cromartie, L OBP: 0.348, SLG: 0.389 (1, 9) S S S	0-3 K		0-0 HR		0-3 K		0-0 G3	4-0 1B BB		4 1 1 1 0 2 0 0 0 0 0 1 0 0												
Jim Wohlford, R OBP: 0.325, SLG: 0.419 (8, PH) (8, 9)																						
Gary Carter, R OBP: 0.335, SLG: 0.448 (1, 2) X	0-0 E2 1B		0-0 1B 1B		0-0 F9		0-0 2B	0-0 1-3 2-H 3-H 1B		5 0 3 2 0 0 0												
Tim Wallach, R OBP: 0.350, SLG: 0.455 (1, 5) X	0-0 1-2 1B		0-0 F5		4-0 FC5-4 BB		4-0 IBB	0-3 K		3 0 1 0 2 1 3												
Doug Flynn, R OBP: 0.249, SLG: 0.278 (1, 4) S S S	0-3 K		0-0 1-2 1B		0-0 FC5-4 1-2f		0-3 K		0-0 F4-3	5 0 1 0 0 2 5												
Bryn Smith, R OBP: 0.083, SLG: 0.083 (1, 1) X		0-0 F7	0-0 1-3		0-3 K		0-3 K	0-3 K		5 0 0 0 0 3 4												
<b>Inning Stats</b>	R: 3 E: 1 K: 2 S: 11	H: 3 LOB: 2 BB: 1 P: 15	R: 0 E: 0 K: 0 S: 3	H: 1 LOB: 0 BB: 0 P: 3	R: 2 E: 0 K: 0 S: 7	H: 4 LOB: 2 BB: 0 P: 7	R: 0 E: 1 K: 0 S: 4	H: 0 LOB: 1 BB: 0 P: 4	R: 0 E: 0 K: 1 S: 5	H: 0 LOB: 1 BB: 1 P: 9	R: 0 E: 0 K: 1 S: 7	H: 2 LOB: 2 BB: 0 P: 7	R: 0 E: 0 K: 2 S: 8	H: 1 LOB: 2 BB: 1 P: 12	R: 2 E: 0 K: 2 S: 9	H: 2 LOB: 2 BB: 2 P: 17	R: 0 E: 0 K: 1 S: 5	H: 0 LOB: 0 BB: 0 P: 5	1B: 9 2B: 1 3B: 0 HR: 3	SF: 0 SAC: 1 DP: 1 HBP: 0	WP: 1 PB: 0 SB: 0 CS: 0	PA: 46
<b>PITCHER</b>	IP WLS BF H R ER SO BB IBB HBP BLK WP HR S P ERA WHIP																					
Lee Tunnell, R ERA: 4.79 (1, 1)	2.1 L 14 6 5 5 2 1 0 0 0 0 3 17 21 19.29 3.000																					
Jim Bibby, R ERA: 7.5 (3, 1)	2.2 12 2 0 0 1 1 0 0 0 0 0 13 17 0.00 1.125																					
Cecilio Guante, R ERA: 2.17 (6, 1)	2.0 10 3 0 0 3 0 1 0 0 0 0 15 19 0.00 1.500																					
Rod Scurry, L ERA: 5.33 (8, 1)	0.2 5 1 2 2 1 1 1 0 0 1 0 5 13 27.00 3.000																					
Kent Tekulve, R ERA: 1.65 (8, 1)	1.1 5 1 0 0 2 0 0 0 0 0 0 9 9 0.00 0.750																					

**Montreal Expos @ Pittsburgh Pirates**  
**Three Rivers Stadium, Pittsburgh, PA**  
 Sat Aug 06 1983, 3:33 AM EDT  
 Att: 24,561 - Unknown

[livebaseballscorecards.com](http://livebaseballscorecards.com)

**AB 40**  
**R 7**  
**H 13**  
**RBI 7**  
**BB 5**  
**SO 9**  
**LOB 18**



BOTTOM

Montreal Expos @ Pittsburgh Pirates  
Three Rivers Stadium, Pittsburgh, PA

Sat Aug 06 1983, 3:33 AM EDT  
Att. 24,561 - Unknown

livebaseballscorecards.com

AB	33
R	3
H	6
RBI	3
BB	1
SO	2
LOB	12



WP:	1	PA:	34
PB:	0	SB:	0
CS:	0		

AB R H RBI BB SO LOB

4 1 1 0 0 0 0

4 0 0 0 0 0 2

4 0 0 0 0 0 3

3 1 1 1 1 0 0

4 1 2 0 0 0 1

4 0 1 2 0 0 1

4 0 1 0 0 1 2

3 0 0 0 0 0 2

1B:	4	SF:	0
2B:	2	SAC:	0
3B:	0	DP:	2
HR:	0	HBP:	0

Batter	1	2	3	4	5	6	7	8	9
Marvell Wynne, L (1, 8) OBP: 0.346, SLG: 0.421	0-0 F7		0-0 F4 F4-3 1B		0-0 E 1B			0-0 F2	
Johnny Ray, S (1, 4) OBP: 0.329, SLG: 0.412	0-0 6-3		0-0 F4-3 1-2		0-0 F4 F5-4-3 1-2			0-0 F5	
Bill Madlock, R (1, 5) OBP: 0.386, SLG: 0.460	0-0 5-3		0-0 L9		0-0 F5-4-3 1-2			0-0 L8	
Jason Thompson, L (1, 3) OBP: 0.391, SLG: 0.434		4-0 BB 1B 2B BB	0-0 1B 2-H 1B		0-0 F8			0-0 L6	
Dave Parker, L (1, 9) OBP: 0.301, SLG: 0.399		0-0 1B 2B	0-0 F7		0-0 F4-3			0-0 G3 2B	
Mike Easler, L (1, 7) OBP: 0.360, SLG: 0.449		0-0 WP 1-H 2-H 2B		0-0 6-3		0-0 F8		0-0 G3 2-3	
Tony Peña, R (1, 2) OBP: 0.332, SLG: 0.406		0-3 K		0-0 F4-3			0-0 G6-3 1B	0-0 F4-3	
Dale Berra, R (1, 6) OBP: 0.314, SLG: 0.359		0-0 5-3		0-0 F4-3			0-0 G6-3 1-2f		
Lee Tunnell, R (1, 1) OBP: 0.143, SLG: 0.118		0-3 K			0-0 F4		0-0 P2		
Jim Bibby, S (3, 1) OBP: 0.118, SLG: 0.118									
Gene Tenace, R (5, PH) OBP: 0.306, SLG: 0.196									
Cecilio Guante, R (6, 1) OBP: 0.231, SLG: 0.167									
Lee Mazzilli, S (7, PH) OBP: 0.266, SLG: 0.364									
Rod Scurry, L (8, 1)									
Kent Tekulve, R (8, 1)									

Inning Stats	R: 0	H: 0	E: 0	LOB: 0	K: 0	BB: 0	S: 3	R: 2	H: 2	E: 0	LOB: 1	K: 2	BB: 1	S: 9	R: 1	H: 1	E: 1	LOB: 1	K: 0	BB: 0	S: 5	R: 0	H: 0	E: 0	LOB: 0	K: 0	BB: 0	S: 3	R: 0	H: 1	E: 1	LOB: 1	K: 0	BB: 0	S: 4	R: 0	H: 0	E: 0	LOB: 0	K: 0	BB: 0	S: 3	R: 0	H: 1	E: 0	LOB: 0	K: 0	BB: 0	S: 3	R: 0	H: 0	E: 0	LOB: 0	K: 0	BB: 0	S: 3	R: 0	H: 1	E: 0	LOB: 1	K: 0	BB: 0	S: 4	R: 0	H: 1	E: 0	LOB: 1	K: 0	BB: 0	S: 4
--------------	------	------	------	--------	------	-------	------	------	------	------	--------	------	-------	------	------	------	------	--------	------	-------	------	------	------	------	--------	------	-------	------	------	------	------	--------	------	-------	------	------	------	------	--------	------	-------	------	------	------	------	--------	------	-------	------	------	------	------	--------	------	-------	------	------	------	------	--------	------	-------	------	------	------	------	--------	------	-------	------

PITCHER	IP	WLS	BF	H	R	ER	SO	BB	IBB	HBP	BLK	WP	HR	S	P	ERA	WHIP
Bryn Smith, R (1, 1) ERA: 2.69	9.0	W	34	6	3	2	2	1	0	0	0	1	0	37	41	2.00	0.778

Batter	1	2	3	4	5	6	7	8	9	AB R H RBI BB SO LOB	TOP		
<b>Tim Raines, S</b> (1, 7) <small>OBP: 0.378, SLG: 0.424</small>	0-3 	0-0 		4-0 		0-0 		0-0 		4 1 1 4 1 1 1			
<b>Jim Wohlford, R</b> (1, 9) <small>OBP: 0.305, SLG: 0.392</small>	0-0 	0-0 		0-0 		0-0 		0-0 		5 0 0 0 0 0 2			
<b>Andre Dawson, R</b> (1, 8) <small>OBP: 0.348, SLG: 0.585</small>	4-0 	0-0 		0-0 			0-0 		0-0 	4 0 3 0 1 0 0			
<b>Al Oliver, L</b> (1, 3) <b>Terry Francona, L</b> (9, 3) <small>OBP: 0.358, SLG: 0.421</small> <small>OBP: 0.218, SLG: 0.248</small>	0-0 	0-0 		0-3 			0-0 		0-0 	5 0 2 0 0 1 4 0 0 0 0 0 0 0			
<b>Gary Carter, R</b> (1, 2) <small>OBP: 0.333, SLG: 0.447</small>	0-0 		0-0 		0-0 		0-0 		0-0 	5 1 1 0 0 0 4			
<b>Tim Wallach, R</b> (1, 5) <small>OBP: 0.353, SLG: 0.464</small>		0-0 	0-0 		0-0 		4-0 			3 2 2 1 1 0 1			
<b>Chris Speier, R</b> (1, 6) <small>OBP: 0.331, SLG: 0.329</small>		0-0 	0-0 		0-0 		0-0 			3 0 0 1 0 0 3			
<b>Doug Flynn, R</b> (1, 4) <small>OBP: 0.249, SLG: 0.278</small>		0-0 	0-0 		0-0 			0-0 		4 1 1 0 0 0 0			
<b>Steve Rogers, R</b> (1, 1) <small>OBP: 0.143, SLG: 0.129</small>		0-0 		0-0 		0-3 		0-0 		4 1 1 0 0 1 2			
<b>Inning Stats</b>	R: 0 H: 1 E: 0 LOB: 2 K: 1 BB: 1 S: 6 P: 10	R: 4 H: 4 E: 1 LOB: 1 K: 0 BB: 0 S: 8 P: 8	R: 1 H: 1 E: 0 LOB: 0 K: 0 BB: 0 S: 4 P: 4	R: 0 H: 1 E: 0 LOB: 2 K: 1 BB: 1 S: 6 P: 10	R: 1 H: 1 E: 0 LOB: 0 K: 0 BB: 0 S: 4 P: 4	R: 0 H: 0 E: 0 LOB: 0 K: 1 BB: 0 S: 5 P: 5	R: 0 H: 1 E: 0 LOB: 2 K: 0 BB: 1 S: 4 P: 8	R: 0 H: 1 E: 0 LOB: 1 K: 0 BB: 0 S: 4 P: 4	R: 0 H: 1 E: 0 LOB: 0 K: 0 BB: 0 S: 3 P: 3	1B: 6 SF: 1 2B: 4 SAC: 0 3B: 0 DP: 1 HR: 2 HBP: 0	WP: 0 PA: 41 PB: 0 SB: 1 CS: 0		
<b>PITCHER</b> <b>Larry McWilliams, L</b> (1, 1) <small>ERA: 3.18</small> <b>Jim Bibby, R</b> (7, 1) <small>ERA: 7.28</small> <b>Kent Tekulve, R</b> (9, 1) <small>ERA: 1.63</small>	IP WLS BF H R ER SO BB IBB HBP BLK WP HR S P ERA WHIP												<b>PITCHER</b> IP WLS BF H R ER SO BB IBB HBP BLK WP HR S P ERA WHIP

**Montreal Expos @ Pittsburgh Pirates**  
 Three Rivers Stadium, Pittsburgh, PA  
 Sun Aug 07 1983, 3:33 AM EDT  
 Att: 29,187 - Unknown

[livebaseballscorecards.com](http://livebaseballscorecards.com)

<b>AB</b>	37
<b>R</b>	6
<b>H</b>	11
<b>RBI</b>	6
<b>BB</b>	3
<b>SO</b>	3
<b>LOB</b>	17











Batter	1	2	3	4	5	6	7	8	9	AB R H RBI BB SO LOB	TOP	
Marvell Wynne, L (1, 8) OBP: 0.348, SLG: 0.433	0-0 FC5-4 1B		0-3 K		0-3 K		0-0 4-3		0-3 K	5 0 1 0 0 3 1		
Johnny Ray, S (1, 4) OBP: 0.327, SLG: 0.409	0-3 K		0-0 1B E 1B		0-0 4-3		0-0 F7			4 1 1 0 0 1 2		
Bill Madlock, R (1, 5) OBP: 0.384, SLG: 0.455	0-0 FC5-4 BB 1-2f		0-0 E 1B		0-0 1B			0-0 6-3		4 0 2 0 0 0 1		
Jason Thompson, L (1, 3) OBP: 0.388, SLG: 0.439	4-0 BB		0-0 E4 1-2 3-H BB		0-3 K			0-0 HR 2B		3 1 1 0 1 1 2		
Dave Parker, L (1, 9) OBP: 0.295, SLG: 0.398	0-0 P6		0-0 6-3		0-3 K			0-0 HR 2-H		4 1 1 2 0 1 4		
Mike Easter, L (1, 7) OBP: 0.355, SLG: 0.440		0-0 4-3		0-3 K		0-3 K		0-3 K		4 0 0 0 0 3 0		
Lee Lacy, R (9, 7) OBP: 0.340, SLG: 0.423										0 0 0 0 0 0 0		
Tony Peña, R (1, 2) OBP: 0.325, SLG: 0.396		0-0 6-3		0-3 K		0-0 6-3		0-0 5-3		4 0 0 0 0 1 0		
Dale Berra, R (1, 6) OBP: 0.311, SLG: 0.354		0-0 6-3		0-0 E 1B		0-0 4-3 SH3-4 1B			0-0 P4	4 0 2 0 0 0 0		
Rick Rhoden, R (1, 1) OBP: 0.129, SLG: 0.145			0-3 K		0-3 K		0-0 SH3-4		0-3 K	2 0 0 0 0 2 1		
Lee Mazzilli, S (7, PH) OBP: 0.385, SLG: 0.361										0 0 0 0 0 0 0		
Rod Scurry, L (7, 1)										0 0 0 0 0 0 0		
Kent Tekulve, R (7, 1)										1 0 0 0 0 1 0		
<b>Inning Stats</b>	R: 0 H: 1 E: 0 LOB: 2 K: 1 BB: 1 S: 6 P: 10	R: 0 H: 0 E: 0 LOB: 0 K: 0 BB: 0 S: 3 P: 3	R: 1 H: 2 E: 1 LOB: 2 K: 2 BB: 0 S: 10 P: 10	R: 0 H: 1 E: 1 LOB: 1 K: 3 BB: 0 S: 10 P: 10	R: 0 H: 1 E: 0 LOB: 1 K: 2 BB: 0 S: 8 P: 8	R: 0 H: 0 E: 0 LOB: 0 K: 2 BB: 0 S: 7 P: 7	R: 0 H: 1 E: 0 LOB: 1 K: 0 BB: 0 S: 4 P: 4	R: 2 H: 2 E: 0 LOB: 0 K: 1 BB: 0 S: 7 P: 7	R: 0 H: 0 E: 0 LOB: 0 K: 2 BB: 0 S: 7 P: 7	1B: 6 SF: 0 2B: 1 SAC: 1 3B: 0 DP: 0 HR: 1 HBP: 0	WP: 0 PA: 37 PB: 0 SB: 0 CS: 0	
<b>PITCHER</b> John Denny, R (1, 1) ERA: 2.5 Al Holland, L (8, 1) ERA: 2.33	IP WLS BF H R ER SO BB IBB HBP BLK WP HR S P ERA WHIP	7.0 29 6 1 0 10 1 0 0 0 0 0 0 48 52 0.00 1.000	2.0 L 8 2 2 2 3 0 0 0 0 0 0 1 14 14 9.00 1.000	<b>PITCHER</b> IP WLS BF H R ER SO BB IBB HBP BLK WP HR S P ERA WHIP								

Pittsburgh Pirates @ Philadelphia Phillies  
Veterans Stadium, Philadelphia, PA  
Tue Aug 09 1983, 7:05 PM EDT  
Att: 37,719 - Unknown

livebaseballscorecards.com

AB 35  
R 3  
H 8  
RBI 2  
BB 1  
SO 13  
LOB 11



Batter	1	2	3	4	5	6	7	8	9	AB	R	H	RBI	BB	SO	LOB
Greg Cross, L (1, 7) OBP: 0.407, SLG: 0.385	0-0 F8		0-0 F7	0-0 F9		0-0 3B		0-0 6-3		5	0	1	1	0	0	1
Pete Rose, S (1, 3) OBP: 0.332, SLG: 0.316	0-0 4-3		4-0 BB 1B BB		0-0 FC4-2 3B	0-0 L6		0-0 1B	0-0 1B	4	0	2	0	1	0	1
Joe Morgan, L (1, 4) OBP: 0.362, SLG: 0.370	0-0 2B		0-0 BB 1B	1-2	4-0 FC4-2 S BB	0-0 4-3		0-0 P4	0-0 1B	4	0	2	0	1	0	1
Mike Schmidt, R (1, 5) OBP: 0.386, SLG: 0.507	0-0 6-3		0-3 K	0-3	0-3 K	1-2	0-0 F8	0-3 K	0-3 K	5	0	0	0	0	3	5
Joe Lefebvre, L (1, 9) OBP: 0.432, SLG: 0.646		0-0 1-3 1B	4-0 FC3-6 BB	1-2 2-3	4-0 FC4-2 IBB		0-0 FC6-4 1B			1	0	1	0	2	0	0
Garry Maddox, R (7, PH) OBP: 0.327, SLG: 0.399										1	0	1	0	0	0	0
Von Hayes, L (1, 8) OBP: 0.338, SLG: 0.379		0-3 K	0-0 FC3-6	0-0	0-0 FC4-2	0-0 FC6-4	0-0 FC6-4	0-0 FC6-4		3	0	0	0	0	1	7
Gary Matthews, R (7, PH) OBP: 0.355, SLG: 0.388										1	0	0	0	0	0	1
Al Holland, R (8, 1)										0	0	0	0	0	0	0
Bo Diaz, R (1, 2) OBP: 0.301, SLG: 0.367		0-0 1-3 1-2		0-0 1-3	0-0 5-3		0-0 FC6-4 1-2f			4	0	0	0	0	0	5
Ivan De Jesus, R (1, 6) OBP: 0.327, SLG: 0.313		4-0 FC6-4 IBB		0-0 SH3-4 1B		0-3 K		0-0 6-3		3	0	1	0	1	1	0
John Denny, R (1, 1) OBP: 0.175, SLG: 0.161		0-0 FC6-4 1-2f		0-0 SH3-4		0-0 3B 1B		0-0 4-3		2	1	1	0	0	0	2
Bob Dernier, R (8, 9) OBP: 0.284, SLG: 0.289										1	0	0	0	0	0	0

Inning Stats	R: 0	H: 1	E: 0	LOB: 1	K: 0	BB: 0	S: 4	P: 4									
R: 0 H: 1 E: 0 LOB: 2 K: 1 BB: 1 S: 6	R: 0 H: 1 E: 0 LOB: 3 K: 1 BB: 2 S: 6	R: 0 H: 1 E: 0 LOB: 1 K: 0 BB: 0 S: 4	R: 0 H: 1 E: 0 LOB: 3 K: 1 BB: 2 S: 6	R: 1 H: 2 E: 0 LOB: 1 K: 1 BB: 0 S: 7	R: 0 H: 1 E: 0 LOB: 1 K: 0 BB: 0 S: 3	R: 0 H: 1 E: 0 LOB: 0 K: 1 BB: 0 S: 5	1B: 6 SF: 0 2B: 1 SAC: 1 3B: 2 DP: 0 HR: 0 HBP: 0	WP: 0 PA: 40 PB: 0 SB: 1 CS: 0									
PITCHER	IP	WLS	BF	H	R	ER	SO	BB	IBB	HBP	BLK	WP	HR	S	P	ERA	WHIP
Rick Rhoden, R (1, 1) ERA: 3.37	6.0		30	7	1	1	4	3	2	0	0	0	0	33	53	1.50	1.667
Rod Scurrey, L (7, 1) ERA: 5.3	0.1		2	1	0	0	0	0	0	0	0	0	0	2	2	0.00	3.000
Kent Tekulve, R (7, 1) ERA: 1.57	2.2	W	8	1	0	0	1	0	0	0	0	0	0	10	10	0.00	0.375

BOTTOM

Pittsburgh Pirates @ Philadelphia Phillies  
Veterans Stadium, Philadelphia, PA  
Tue Aug 09 1983, 7:05 PM EDT  
Att. 37,719 - Unknown

livebaseballscorecards.com

AB	34
R	1
H	9
RBI	1
BB	5
SO	5
LOB	23



Batter	1	2	3	4	5	6	7	8	9	AB R H RBI BB SO LOB	TOP
Lee Lacy, R (1, 9) OBP: 0.337, SLG: 0.418	0-0 F8		0-0 E6	0-0 F8			0-0 F9		0-0 2B 1B	5 0 1 0 0 0 3	<b>Pittsburgh Pirates @ Philadelphia Phillies</b> <b>Veterans Stadium, Philadelphia, PA</b> Wed Aug 10 1983, 7:05 PM EDT Att: 38,705 - Unknown
Lee Mazzilli, S (1, 3) OBP: 0.381, SLG: 0.357	0-0 BLK 1B		0-3 K		0-0 P4		0-3 K		0-0 F9	5 0 1 0 0 2 2	
Bill Madlock, R (1, 5) OBP: 0.384, SLG: 0.454	0-0 F9			0-0 1B BB E 1B	0-0 6-3		0-0 1B		0-3 K	5 1 2 0 0 1 2	
Jim Morrison, R (1, 4) OBP: 0.371, SLG: 0.560	0-3 K			4-0 E BB 1-2 BB	0-3 K		0-0 F8		0-0 1-3 2B	4 1 1 0 1 2 2	
Brian Harper, R (1, 7) OBP: 0.212, SLG: 0.461		0-0 K 1B		0-0 E1 BB 1-3 2-H 1B		0-0 E5 WP FC5-2		0-0 HBP 1B	0-0 F9	5 0 3 0 0 0 2	
Tony Peña, R (1, 2) OBP: 0.322, SLG: 0.392		0-0 F9		0-0 5-3		0-0 6-3		0-0 F9		4 0 0 0 0 0 5	
Dale Berra, R (1, 6) OBP: 0.313, SLG: 0.352		0-3 K		4-0 BB IBB		4-0 FC5-2 IBB		0-3 K		2 0 0 0 2 2 2	
Marvell Wynne, L (1, 8) OBP: 0.351, SLG: 0.429			0-0 L7	4-0 BB 1-2 2-3 3-H BB		0-0 FC5-2		1-0 1-2 HBP		2 0 0 1 1 0 2	
Jose DeLeon, R (1, 1) Steve Nicosia, R (8, PH) Rod Scurry, L (8, 1) Cecilio Guante, R (8, 1) OBP: 0.149, SLG: 0.239			0-3 K2-3	0-3 K		0-3 K		0-0 P6		3 0 0 0 0 3 5 1 0 0 0 0 0 2 0 0 0 0 0 0 0 0 0 0 0 0 0 0	
<b>Inning Stats</b>	R: 0 H: 1 E: 0 LOB: 1 K: 1 BB: 0 S: 6 P: 6	R: 0 H: 1 E: 0 LOB: 0 K: 1 BB: 0 S: 5 P: 5	R: 0 H: 0 E: 1 LOB: 1 K: 2 BB: 0 S: 8 P: 8	R: 2 H: 2 E: 1 LOB: 3 K: 1 BB: 3 S: 7 P: 19	R: 0 H: 0 E: 0 LOB: 0 K: 1 BB: 0 S: 5 P: 5	R: 0 H: 0 E: 1 LOB: 2 K: 1 BB: 1 S: 6 P: 10	R: 0 H: 1 E: 0 LOB: 1 K: 1 BB: 0 S: 6 P: 6	R: 0 H: 1 E: 0 LOB: 2 K: 1 BB: 0 S: 6 P: 7	R: 0 H: 2 E: 0 LOB: 2 K: 1 BB: 0 S: 7 P: 7	1B: 7 SF: 0 2B: 1 SAC: 0 3B: 0 DP: 0 HR: 0 HBP: 1	WP: 1 PA: 41 PB: 0 SB: 0 CS: 0
<b>PITCHER</b>	IP WLS BF H R ER SO BB IBB HBP BLK WP HR S P ERA WHIP										
Steve Carlton, L (1, 1) ERA: 2.96	8.2 W 40 8 2 0 10 2 2 1 1 1 0 55 72 0.00 1.154										
Al Holland, L (9, 1) ERA: 2.31	0.1 S 1 0 0 0 0 0 0 0 0 0 0 0 1 1 0.00 0.000										

<b>AB</b>	<b>36</b>
<b>R</b>	<b>2</b>
<b>H</b>	<b>8</b>
<b>RBI</b>	<b>1</b>
<b>BB</b>	<b>4</b>
<b>SO</b>	<b>10</b>
<b>LOB</b>	<b>27</b>



livebaseballscorecards.com



Batter	1	2	3	4	5	6	7	8	9	AB R H RBI BB SO LOB	TOP
<b>Marvell Wynne, L</b> (1, 8) <small>OBP: 0.348, SLG: 0.424</small>	0-0 		0-0 		0-0 		0-3 		0-3 	5 1 1 0 0 2 1	
<b>Johnny Ray, S</b> (1, 4) <small>OBP: 0.329, SLG: 0.411</small>	0-0 		0-0 			0-0 	0-0 		4-0 	3 1 1 0 1 0 0	
<b>Bill Madlock, R</b> (1, 5) <small>OBP: 0.384, SLG: 0.453</small> <b>Richie Hebner, L</b> (8, PH) <small>OBP: 0.327, SLG: 0.354</small>	0-0 		0-0 			0-0 		4-0 	0-0 	3 0 1 1 0 0 1 1 1 0 0 1 0 1	
<b>Jason Thompson, L</b> (1, 3) <small>OBP: 0.386, SLG: 0.435</small>	4-0 			0-0 		0-0 		0-0 	0-0 	4 0 0 0 1 0 3	
<b>Dave Parker, L</b> (1, 9) <small>OBP: 0.297, SLG: 0.397</small>	0-0 			0-0 		4-0 		0-0 		3 1 1 1 1 0 2	
<b>Doug Frobel, L</b> (1, 7) <small>OBP: 0.250, SLG: 0.500</small> <b>Lee Lacy, R</b> (9, 7) <small>OBP: 0.337, SLG: 0.418</small>	0-0 			0-0 		0-0 		0-3 		4 1 1 1 0 1 3 0 0 0 0 0 0 0	
<b>Tony Peña, R</b> (1, 2) <small>OBP: 0.324, SLG: 0.399</small>		0-0 			0-0 	0-0 		4-0 		3 1 1 3 1 0 0	
<b>Dale Berra, R</b> (1, 6) <small>OBP: 0.315, SLG: 0.352</small>		0-0 			0-0 	0-0 		4-0 		3 0 1 0 1 0 0	
<b>Larry McWilliams, L</b> (1, 1) <small>OBP: 0.150, SLG: 0.153</small> <b>Cecilio Guante, R</b> (6, 1) <small>OBP: 0.188, SLG: 0.133</small>		0-3 			0-0 		0-0 	0-3 		1 0 0 0 0 1 0 2 0 0 0 0 1 3	
<b>Inning Stats</b>	R: 1 H: 2 E: 0 LOB: 2 K: 0 BB: 1 S: 5 P: 9	R: 0 H: 0 E: 0 LOB: 0 K: 1 BB: 0 S: 5 P: 5	R: 0 H: 0 E: 0 LOB: 0 K: 0 BB: 0 S: 3 P: 3	R: 0 H: 0 E: 0 LOB: 0 K: 0 BB: 0 S: 3 P: 3	R: 0 H: 1 E: 0 LOB: 1 K: 0 BB: 0 S: 4 P: 4	R: 4 H: 3 E: 0 LOB: 0 K: 0 BB: 1 S: 6 P: 10	R: 0 H: 0 E: 0 LOB: 0 K: 1 BB: 0 S: 5 P: 5	R: 1 H: 1 E: 0 LOB: 3 K: 2 BB: 3 S: 8 P: 20	R: 0 H: 0 E: 0 LOB: 1 K: 1 BB: 1 S: 5 P: 9	1B: 4 SF: 0 2B: 2 SAC: 2 3B: 0 DP: 0 HR: 1 HBP: 0	WP: 1 PA: 40 PB: 1 SB: 1 CS: 0
<b>PITCHER</b> <b>Steve Rogers, R</b> (1, 1) <small>ERA: 2.98</small> <b>Bob James, R</b> (8, 1) <small>ERA: 5.03</small> <b>Dan Schatzeder, L</b> (8, 1) <small>ERA: 2.91</small>	IP WLS BF H R ER SO BB IBB HBP BLK WP HR S P ERA WHIP 7.0 L 29 6 5 5 2 1 1 0 0 0 1 31 39 6.43 1.000 0.2 6 1 1 1 1 3 0 0 0 1 0 5 17 13.50 6.000 1.1 5 0 0 0 0 2 1 0 0 0 0 0 8 12 0.00 0.750	<b>PITCHER</b> IP WLS BF H R ER SO BB IBB HBP BLK WP HR S P ERA WHIP									

**Pittsburgh Pirates @ Montreal Expos**  
 Olympic Stadium, Montreal, QB  
 Fri Aug 12 1983, 7:05 PM EDT  
 Att: 45,862 - Unknown

<b>AB</b>	<b>32</b>
<b>R</b>	<b>6</b>
<b>H</b>	<b>7</b>
<b>RBI</b>	<b>6</b>
<b>BB</b>	<b>6</b>
<b>SO</b>	<b>5</b>
<b>LOB</b>	<b>14</b>

[livebaseballscorecards.com](http://livebaseballscorecards.com)





Batter	1	2	3	4	5	6	7	8	9	AB R H RBI BB SO LOB	TOP	
<b>Marvell Wynne, L</b> (1, 8) <small>OBP: 0.350, SLG: 0.423</small> 	4-0  		0-0  		0-0  		0-0  		0-0  	3 1 1 0 1 0 1		
<b>Johnny Ray, S</b> (1, 4) <small>OBP: 0.325, SLG: 0.407</small> 	0-0  		0-0  		0-0  		0-0  		0-0  	4 0 0 0 0 0 3		
<b>Bill Madlock, R</b> (1, 5) <small>OBP: 0.387, SLG: 0.455</small> 	0-0  		4-0  		0-0  		0-0  			3 0 2 0 1 0 0		
<b>Jason Thompson, L</b> (1, 3) <small>OBP: 0.387, SLG: 0.435</small> 	0-0  		0-3  		4-0  			0-0  		2 0 1 1 1 1 1		
<b>Dave Parker, L</b> (1, 9) <small>OBP: 0.297, SLG: 0.396</small> 	0-0  			0-0  	0-0  			0-0  		4 0 1 0 0 0 4		
<b>Doug Frobel, L</b> (1, 7) <small>OBP: 0.250, SLG: 0.286</small> 	0-0  			0-0  		4-0  		0-0  		3 0 0 0 1 0 2		
<b>Tony Peña, R</b> (1, 2) <small>OBP: 0.328, SLG: 0.411</small> 		0-0  		0-0  		0-0  			0-0  	4 1 3 1 0 0 1		
<b>Dale Berra, R</b> (1, 6) <small>OBP: 0.314, SLG: 0.351</small> 		0-0  		0-0  		0-0  			0-0  	4 0 1 0 0 0 3		
<b>John Candelaria, L</b> (1, 1) <small>OBP: 0.255, SLG: 0.174</small> <b>Kent Tekulve, R</b> (9, 1)		0-0  			0-0  	0-0  			0-0  	3 0 1 0 0 0 1 0 0 0 0 0 0 0		
<b>Inning Stats</b>	R: 1 H: 2 E: 0 LOB: 2 K: 0 BB: 1 S: 5 P: 9	R: 0 H: 1 E: 0 LOB: 0 K: 0 BB: 0 S: 3 P: 3	R: 0 H: 0 E: 0 LOB: 1 K: 1 BB: 1 S: 5 P: 9	R: 0 H: 1 E: 0 LOB: 1 K: 0 BB: 0 S: 4 P: 4	R: 0 H: 2 E: 0 LOB: 3 K: 0 BB: 1 S: 5 P: 9	R: 0 H: 0 E: 0 LOB: 1 K: 0 BB: 1 S: 3 P: 7	R: 0 H: 1 E: 0 LOB: 0 K: 0 BB: 0 S: 3 P: 3	R: 0 H: 1 E: 0 LOB: 0 K: 0 BB: 0 S: 3 P: 3	R: 1 H: 2 E: 0 LOB: 1 K: 0 BB: 0 S: 5 P: 5	1B: 9 SF: 1 2B: 0 SAC: 3 3B: 0 DP: 1 HR: 1 HBP: 0	WP: 0 PA: 38 PB: 0 SB: 0 CS: 2	
<b>PITCHER</b>	IP WLS BF H R ER SO BB IBB HBP BLK WP HR S P ERA WHIP											
<b>Bryn Smith, R</b> (1, 1) <small>ERA: 2.55</small>	8.0 L 33 8 1 1 1 4 0 0 0 0 0 0 31 47 1.12 1.500											
<b>Jeff Reardon, R</b> (9, 1) <small>ERA: 2.87</small>	1.0 5 2 1 1 0 0 0 0 0 0 0 1 5 5 9.00 2.000											

**Pittsburgh Pirates @ Montreal Expos**  
 Olympic Stadium, Montreal, QB  
 Sat Aug 13 1983, 3:33 AM EDT  
 Att: 38,658 - Unknown

[livebaseballscorecards.com](http://livebaseballscorecards.com)

<b>AB</b>	30
<b>R</b>	2
<b>H</b>	10
<b>RBI</b>	2
<b>BB</b>	4
<b>SO</b>	1
<b>LOB</b>	16





Batter	1	2	3	4	5	6	7	8	9	AB R H RBI BB SO LOB	TOP																									
Marvell Wynne, L (1, 8) OBP: 0.353, SLG: 0.419	4-0 2B BB	0-0 F8			0-0 F8		0-0 SH1-4		4-0 BLK BB	2 1 0 0 2 0 1																										
Johnny Ray, S (1, 4) OBP: 0.326, SLG: 0.410	0-0 1-H 2B	0-0 F2			0-0 2B 1B		0-0 G3		0-0 L9	5 1 2 1 0 0 3																										
Bill Madlock, R (1, 5) OBP: 0.387, SLG: 0.455	0-0 F8		0-0 6-3		0-0 4-3 2B		4-0 BB 1B IBB		0-0 G3	4 1 1 1 1 0 2																										
Jason Thompson, L (1, 3) OBP: 0.388, SLG: 0.433	4-0 BB		0-0 F4-1		0-0 4-3		4-0 1B 1-2 BB			2 0 0 0 2 0 1																										
Dave Parker, L (1, 9) OBP: 0.296, SLG: 0.394	0-0 F2		0-0 F3		0-0 4-3		0-0 1-3 2-H 3-H 1B			4 0 1 2 0 0 3																										
Doug Frobel, L (1, 7) OBP: 0.300, SLG: 0.250	0-3 K			4-0 CS BB		0-0 P4		0-0 F8		1 0 0 0 1 1 2																										
Lee Lacy, R (6, PH) OBP: 0.335, SLG: 0.415										2 0 0 0 0 0 0																										
Tony Peña, R (1, 2) OBP: 0.325, SLG: 0.407		0-0 F4-3		0-3 K 1-2		0-0 5-3		0-0 6-3		4 0 0 0 0 1 1																										
Dale Berra, R (1, 6) OBP: 0.316, SLG: 0.353		0-0 1B 2B		4-0 BB		0-0 F9		0-0 4-3		3 1 1 0 1 0 0																										
Rick Rhoden, R (1, 1) OBP: 0.141, SLG: 0.156		0-0 2-H 1B		0-0 F4-3			0-0 SH1-4 WP 1B		0-3 K	2 0 1 1 0 0 1																										
Brian Harper, R (7, PH) OBP: 0.219, SLG: 0.466										1 1 1 0 0 0 0																										
Rod Scurry, L (7, 1)										1 0 0 0 0 1 0																										
Kent Tekulve, R (9, 1)										0 0 0 0 0 0 0																										
<b>Inning Stats</b>	R: 1 H: 1 E: 0 K: 1 S: 6	H: 1 LOB: 2 BB: 2 P: 14	R: 1 H: 2 E: 0 K: 0 S: 5	H: 2 LOB: 1 BB: 0 P: 5	R: 0 H: 0 E: 0 K: 0 S: 3	H: 0 LOB: 0 BB: 0 P: 3	R: 0 H: 0 E: 0 K: 1 S: 4	H: 0 LOB: 1 BB: 2 P: 12	R: 1 H: 2 E: 0 K: 0 S: 5	H: 2 LOB: 1 BB: 0 P: 5	R: 0 H: 0 E: 0 K: 0 S: 3	H: 0 LOB: 0 BB: 0 P: 3	R: 2 H: 2 E: 0 K: 0 S: 4	H: 2 LOB: 2 BB: 2 P: 12	R: 0 H: 0 E: 0 K: 0 S: 3	H: 0 LOB: 0 BB: 0 P: 3	R: 0 H: 0 E: 0 K: 1 S: 5	H: 0 LOB: 1 BB: 1 P: 9	1B: 4 SF: 0 2B: 3 SAC: 1 3B: 0 DP: 0 HR: 0 HBP: 0	WP: 1 PA: 39 PB: 0 SB: 0 CS: 1																
<b>PITCHER</b>	IP WLS BF H R ER SO BB IBB HBP BLK WP HR S P ERA WHIP																																			
Ray Burris, R (1, 1) ERA: 3.04	5.0		23	5	3	3	2	4	0	0	0	0	0	23	39	5.40	1.800																			
Dan Schatzeder, L (6, 1) ERA: 3.09	2.0	L	9	2	2	2	0	1	1	0	0	1	0	7	15	9.00	1.500																			
Bob James, R (8, 1) ERA: 4.57	2.0		7	0	0	0	1	1	0	0	1	0	0	8	12	0.00	0.500																			

Pittsburgh Pirates @ Montreal Expos  
Olympic Stadium, Montreal, QB  
Sun Aug 14 1983, 3:33 AM EDT  
Att: 50,062 - Unknown

livebaseballscorecards.com

AB	31
R	5
H	7
RBI	5
BB	7
SO	3
LOB	14



Batter	1	2	3	4	5	6	7	8	9	AB	R	H	RBI	BB	SO	LOB
Tim Raines, S (1, 7) OBP: 0.376, SLG: 0.419	0-0 4-3		0-0 4-3		0-0 FC4-6		4-0 G3 BB		4-0 BB 1-2 BB	3	0	0	0	2	0	1
Bryan Little, S (1, 6) OBP: 0.349, SLG: 0.310	0-0 4-3			4-0 5-3 BB BB	0-0 G3-6-3		0-0 G3		0-0 F8	3	1	0	0	1	0	2
Bobby Ramos, R (9, PH) OBP: 0.385, SLG: 0.349					1-2f		1-2			0	0	0	0	0	0	0
Mike Stenhouse, L (9, PH) OBP: 0.222, SLG: 0.235					1-2f					1	0	0	0	0	0	2
Andre Dawson, R (1, 8) OBP: 0.344, SLG: 0.566	0-0 4-3			4-0 BB 1-2 5-3 BB		0-0 6-3	0-0 5-3			3	0	0	0	1	0	1
Al Oliver, L (1, 3) OBP: 0.354, SLG: 0.416		0-0 L7		0-0 5-3	1-2 2-3	0-0 FC4-6 1B		0-0 F4		4	0	1	0	0	0	2
Warren Cromartie, L (1, 9) OBP: 0.347, SLG: 0.390		0-0 1-3		4-0 BB BB		0-0 FC4-6 PB 2B		0-3 K		3	1	0	0	1	1	1
Gary Carter, R (1, 2) OBP: 0.340, SLG: 0.454		0-0 2B		4-0 1-2 2-3 3-H BB		4-0 1-2 2B BB		0-0 5-3		2	1	1	1	2	0	0
Tim Wallach, R (1, 5) OBP: 0.352, SLG: 0.468		0-3 K		0-3 K		0-0 1-H 2-H 2B		0-0 5-3		4	0	1	2	0	2	4
Doug Flynn, R (1, 4) OBP: 0.245, SLG: 0.272			0-0 F4-3	0-0 F8		0-3 K2-3		0-0 5-3		1	0	0	0	0	0	0
Terry Crowley, L (4, PH) OBP: 0.378, SLG: 0.179										1	0	0	0	0	0	3
Angel Salazar, R (5, 6) OBP: 0.500, SLG: 0.500										1	0	0	0	0	1	1
Chris Speier, R (9, PH) OBP: 0.329, SLG: 0.327										1	0	0	0	0	0	0
Ray Burris, R (1, 1) OBP: 0.278, SLG: 0.314			0-3 K		0-0 FC4-6 1B		0-0 L9		4-0 BB BB	1	0	0	0	0	1	0
Terry Francona, L (5, PH) OBP: 0.224, SLG: 0.254										1	0	1	0	0	0	0
Dan Schatzeder, L (6, 1) OBP: 0.200, SLG: 0.200										0	0	0	0	0	0	0
Jim Wohlford, R (7, PH) OBP: 0.300, SLG: 0.385										1	0	0	0	0	0	0
Bob James, R (8, 1) OBP: 0.316, SLG: 0.353										0	0	0	0	0	0	0

Inning Stats	R: 0	H: 0	E: 0	K: 0	S: 3	H: 0	LOB: 0	BB: 0	P: 3	R: 0	H: 1	E: 0	K: 1	S: 6	R: 0	H: 0	E: 0	K: 1	S: 5	R: 1	H: 0	E: 0	K: 1	S: 5	R: 0	H: 1	E: 0	K: 0	S: 3	R: 2	H: 2	E: 0	K: 1	S: 7	R: 0	H: 0	E: 0	K: 0	S: 3	R: 0	H: 0	E: 0	K: 1	S: 5	R: 0	H: 0	E: 0	K: 0	S: 3	R: 0	H: 0	E: 0	K: 0	S: 3	1B: 2	2B: 2	3B: 0	HR: 0	SF: 0	SAC: 0	DP: 1	HBP: 0	WP: 0	PA: 38
--------------	------	------	------	------	------	------	--------	-------	------	------	------	------	------	------	------	------	------	------	------	------	------	------	------	------	------	------	------	------	------	------	------	------	------	------	------	------	------	------	------	------	------	------	------	------	------	------	------	------	------	------	------	------	------	------	-------	-------	-------	-------	-------	--------	-------	--------	-------	--------

PITCHER	IP	WLS	BF	H	R	ER	SO	BB	IBB	HBP	BLK	WP	HR	S	P	ERA	WHIP
Rick Rhoden, R (1, 1) ERA: 3.36	6.0	W	26	4	3	2	4	5	0	0	0	0	0	29	49	3.00	1.500
Rod Scurry, L (7, 1) ERA: 4.99	2.2		11	0	0	0	1	3	0	0	0	0	0	10	22	0.00	1.125
Kent Tekulve, R (9, 1) ERA: 1.55	0.1	S	1	0	0	0	0	0	0	0	0	0	0	1	1	0.00	0.000


BOTTOM

Pittsburgh Pirates @ Montreal Expos  
Olympic Stadium, Montreal, QB  
Sun Aug 14 1983, 3:33 AM EDT  
Att. 50,062 - Unknown

AB	30
R	3
H	4
RBI	3
BB	8
SO	5
LOB	17



WP	PA	ERA	WHIP
0	38		

Batter	1	2	3	4	5	6	7	8	9	AB R H RBI BB SO LOB	TOP	
Mookie Wilson, S (1, 8) OBP: 0.300, SLG: 0.352 Danny Heep, L (3, PR) OBP: 0.351, SLG: 0.444 (3, 8)	0-0 2-3		0-0 4-3 3B		0-0 F9		0-0 G3			2 0 1 0 0 0 0 2 1 0 0 0 0 1		
Hubie Brooks, R (1, 5) OBP: 0.312, SLG: 0.356	0-0 1-3		0-0 4-3		0-0 4-3			0-3 K		4 0 0 1 0 1 0		
Keith Hernandez, L (1, 3) OBP: 0.367, SLG: 0.418	4-0 S BB		0-3 3-H K			4-0 S BB		0-0 F6		2 0 0 0 2 1 1		
George Foster, R (1, 7) OBP: 0.298, SLG: 0.419	0-3 S K		0-0 F8		0-0 F2		0-0 F4			4 0 0 0 0 1 3		
Darryl Strawberry, L (1, 9) OBP: 0.313, SLG: 0.465		0-0 4-3		0-0 HR		0-3 S K		0-0 5-3		4 1 1 1 0 1 1		
Bob Bailor, R (1, 6) OBP: 0.298, SLG: 0.303		0-0 G3 S 1B		0-3 S K		0-0 L7		0-0 G3 2B		4 0 2 0 0 1 1		
Brian Giles, R (1, 4) OBP: 0.309, SLG: 0.289 Rusty Staub, L (9, PH) OBP: 0.387, SLG: 0.407		0-0 G3		0-3 S K		0-0 F2		0-0 G3		3 0 0 0 0 1 1 1 0 0 0 0 0 1	AB 31 R 2 H 4 RBI 2 BB 4 SO 7 LOB 12	
Ron Hodges, L (1, 2) OBP: 0.366, SLG: 0.262 Mark Bradley, R (9, PH) OBP: 0.292, SLG: 0.338		4-0 S BB		0-0 1-3		0-0 F6		0-3 S K		2 0 0 0 1 0 0 1 0 0 0 0 1 1		
Mike Torrez, R (1, 1) OBP: 0.063, SLG: 0.043 Dave Kingman, R (7, PH) OBP: 0.264, SLG: 0.397 Carlos Diaz, R (7, 1)		0-0 6-3		0-0 4-3		4-0 S BB				2 0 0 0 0 0 2 0 0 0 0 1 0 0 0 0 0 0 0 0 0		
<b>Inning Stats</b>	R: 0 H: 0 E: 0 LOB: 1 K: 1 BB: 1 S: 5 P: 9	R: 0 H: 1 E: 0 LOB: 2 K: 0 BB: 1 S: 4 P: 8	R: 1 H: 1 E: 0 LOB: 1 K: 1 BB: 0 S: 6 P: 6	R: 1 H: 1 E: 0 LOB: 0 K: 2 BB: 0 S: 8 P: 8	R: 0 H: 0 E: 0 LOB: 0 K: 0 BB: 0 S: 3 P: 3	R: 0 H: 0 E: 0 LOB: 1 K: 1 BB: 1 S: 5 P: 9	R: 0 H: 0 E: 0 LOB: 1 K: 0 BB: 1 S: 3 P: 7	R: 0 H: 0 E: 0 LOB: 0 K: 1 BB: 0 S: 5 P: 5	R: 0 H: 1 E: 0 LOB: 1 K: 1 BB: 0 S: 6 P: 6	1B: 1 SF: 0 2B: 1 SAC: 0 3B: 1 DP: 0 HR: 1 HBP: 0	WP: 0 PA: 35 PB: 0 SB: 3 CS: 0	
<b>PITCHER</b>	IP WLS BF H R ER SO BB IBB HBP BLK WP HR S P ERA WHIP											
Jose DeLeon, R (1, 1) ERA: 2.28	8.1 W 33 4 2 2 6 4 0 0 0 0 0 1 41 57 2.16 0.960											
Rod Scurrey, L (9, 1) ERA: 4.97	0.1 1 0 0 0 0 0 0 0 0 0 0 0 1 1 0.00 0.000											
Kent Tekulve, R (9, 1) ERA: 1.54	0.1 S 1 0 0 0 1 0 0 0 0 0 0 0 3 3 0.00 0.000											

**New York Mets @ Pittsburgh Pirates**  
**Three Rivers Stadium, Pittsburgh, PA**  
 Mon Aug 15 1983, 7:05 PM EDT  
 Att: 15,053 - Unknown

livebaseballscorecards.com



Batter	1	2	3	4	5	6	7	8	9	AB R H RBI BB SO LOB	TOP									
Bob Bailor, R OBP: 0.297, SLG: 0.302 (1, 4) X	0-0 F9		0-0 G4-6-3 1B			0-0 6-3		0-3 K		4 0 1 1 0 1 1										
Hubie Brooks, R OBP: 0.310, SLG: 0.353 (1, 5) X	0-0 4-3		0-0 G4-6-3 1B			0-0 4-3			0-0 1-3	4 0 0 0 0 0 2										
Keith Hernandez, L OBP: 0.368, SLG: 0.418 (1, 3) X	0-0 F7				0-3 K		0-0 1B 1B		4-0 1B BB	3 0 1 0 1 1 0										
George Foster, R OBP: 0.298, SLG: 0.417 (1, 7) X		0-0 6-3		0-0 4-3		0-0 4-3	0-0 1B 1B		0-3 K	4 0 1 0 0 1 1										
Darryl Strawberry, L OBP: 0.312, SLG: 0.462 (1, 9) X		0-3 K		0-0 L7		0-3 K	0-3 K		0-0 1B	4 0 1 0 0 2 2										
Danny Heep, L OBP: 0.344, SLG: 0.435 (1, 8) X		0-0 F9			0-0 5-3		0-0 G5-4-3		0-0 F6	4 0 0 0 0 0 4										
José Oquendo, S OBP: 0.263, SLG: 0.243 (1, 6) X			0-0 1B S 1B 1B		0-0 6-3		0-3 K			3 1 1 0 0 1 0										
Junior Ortiz, R OBP: 0.243, SLG: 0.229 (1, 2) X			0-0 1B 1B		0-0 4-3		0-3 K			3 0 1 0 0 1 0										
Craig Swan, R OBP: 0.083, SLG: 0.083 (1, 1) X			0-3 K			0-0 6-3		1-0 HBP		2 0 0 0 0 1 2										
Doug Sisk, R OBP: 0.500, SLG: 0.500 (7, 1) X										0 0 0 0 0 0 0										
Dave Kingman, R OBP: 0.266, SLG: 0.397 (8, PH) X										0 0 0 0 0 0 0										
Tom Gorman, L OBP: 0.250, SLG: 0.250 (8, 1) X										0 0 0 0 0 0 0										
<b>Inning Stats</b>	R: 0 E: 0 K: 0 S: 3	H: 0 LOB: 0 BB: 0 P: 3	R: 0 E: 0 K: 1 S: 5	H: 0 LOB: 0 BB: 0 P: 5	R: 1 E: 0 K: 1 S: 7	H: 3 LOB: 1 BB: 0 P: 7	R: 0 E: 0 K: 1 S: 5	H: 0 LOB: 0 BB: 0 P: 5	R: 0 E: 0 K: 0 S: 3	H: 0 LOB: 0 BB: 0 P: 3	R: 0 E: 0 K: 1 S: 6	H: 2 LOB: 1 BB: 0 P: 6	R: 0 E: 0 K: 3 S: 9	H: 0 LOB: 1 BB: 0 P: 10	R: 0 E: 0 K: 1 S: 6	H: 1 LOB: 2 BB: 1 P: 10	1B: 6 2B: 0 3B: 0 HR: 0	SF: 0 SAC: 0 DP: 2 HBP: 1	WP: 0 PB: 0 SB: 1 CS: 0	PA: 33
<b>PITCHER</b>	IP WLS BF H R ER SO BB IBB HBP BLK WP HR S P ERA WHIP																			
Lee Tunnell, R ERA: 4.53 (1, 1)	6.0 W 22 5 1 1 3 0 0 0 0 0 0 0 28 28 1.50 0.833																			
Rod Scurry, L ERA: 4.88 (7, 1)	1.0 2 0 0 0 1 0 0 0 0 0 0 0 4 4 0.00 0.000																			
Cecilio Cuante, R ERA: 2.83 (8, 1)	2.0 S 9 1 0 0 4 1 0 1 0 0 0 0 15 20 0.00 1.000																			

**New York Mets @ Pittsburgh Pirates**  
 Three Rivers Stadium, Pittsburgh, PA  
 Tue Aug 16 1983, 3:33 AM EDT  
 Att: 12,061 - Unknown

livebaseballscorecards.com

**AB 31**  
**R 1**  
**H 6**  
**RBI 1**  
**BB 1**  
**SO 8**  
**LOB 12**





Batter	1	2	3	4	5	6	7	8	9	AB	R	H	RBI	BB	SO	LOB
Marvell Wynne, L (1, 8) OBP: 0.350, SLG: 0.410	0-0 F6		4-0 3B BB		0-0 G3			0-0 CS 1B		3	1	1	0	1	0	0
Johnny Ray, S (1, 4) OBP: 0.327, SLG: 0.411	4-0 1B BB		0-0 1-H SF9 3B		0-0 L3			0-0 1-2		3	1	1	1	1	0	1
Bill Madlock, R (1, 5) OBP: 0.387, SLG: 0.462	0-0 1-2 1B		0-0 SF9		0-0 6-3			0-0 6-3		3	0	1	1	0	0	0
Jason Thompson, L (1, 3) OBP: 0.386, SLG: 0.429	0-0 F6		0-0 3-H F7					0-0 G4-6-3 1B		3	0	1	0	0	0	2
Dave Parker, L (1, 9) OBP: 0.294, SLG: 0.389	0-0 4-3				0-0 G3			0-0 G4-6-3 1-2f		3	0	0	0	0	0	3
Doug Frobel, L (1, 7) OBP: 0.313, SLG: 0.714		0-0 F3			0-0 HR			0-0 4-3		3	1	1	1	0	0	0
Tony Peña, R (1, 2) OBP: 0.320, SLG: 0.401		0-0 5-3			0-0 4-3			0-0 4-3		3	0	0	0	0	0	0
Dale Berra, R (1, 6) OBP: 0.316, SLG: 0.355		0-0 F7			0-0 1B			0-0 6-3		3	0	1	0	0	0	0
Lee Tunnell, R (1, 1) OBP: 0.135, SLG: 0.111			0-0 6-3		0-0 F8			0-3 K		2	0	0	0	0	0	1
Rod Scurry, L (7, 1)										0	0	0	0	0	0	0
Lee Mazzilli, S (7, PH) OBP: 0.380, SLG: 0.355										1	0	0	0	0	1	0
Cecilio Guante, R (8, 1) OBP: 0.188, SLG: 0.133										0	0	0	0	0	0	0


Inning Stats	R: 0	H: 1	E: 0	LOB: 2	K: 0	P: 8	R: 0	H: 0	E: 0	LOB: 0	K: 0	P: 3	R: 2	H: 1	E: 0	LOB: 0	K: 0	P: 8	R: 1	H: 2	E: 0	LOB: 1	K: 0	P: 5	R: 0	H: 0	E: 0	LOB: 0	K: 0	P: 3	R: 0	H: 1	E: 0	LOB: 0	K: 1	P: 5	R: 0	H: 1	E: 0	LOB: 0	K: 0	P: 3				
	S: 4	BB: 1	S: 3	S: 3	S: 4	S: 3	S: 3	S: 5	S: 3	S: 3	S: 5	S: 3	S: 3	S: 5	S: 3	S: 5	S: 3	S: 5	S: 3	S: 5	S: 3	S: 5	S: 3	S: 5	S: 3	S: 5	S: 3	S: 5	S: 3	S: 5	S: 3	S: 5	S: 3	S: 5	S: 3	S: 5	S: 3	S: 5	S: 3	S: 5	S: 3	S: 5	S: 3	S: 5	S: 3	S: 5

PITCHER	IP	WLS	BF	H	R	ER	SO	BB	IBB	HBP	BLK	WP	HR	S	P	ERA	WHIP
Craig Swan, R (1, 1) ERA: 5.3	6.0	L	24	5	3	3	0	2	0	0	0	0	1	22	30	4.50	1.167
Doug Sisk, R (7, 1) ERA: 2.59	1.0		3	0	0	0	1	0	0	0	0	0	0	5	5	0.00	0.000
Tom Gorman, L (8, 1) ERA: 4.91	1.0		3	1	0	0	0	0	0	0	0	0	0	3	3	0.00	1.000

**BOTTOM**

**New York Mets @ Pittsburgh Pirates**  
 Three Rivers Stadium, Pittsburgh, PA  
 Tue Aug 16 1983, 3:33 AM EDT  
 Att. 12,061 - Unknown

AB	27
R	3
H	6
RBI	3
BB	2
SO	1
LOB	7



1B: 4	SF: 1	WP: 0	PA: 30
2B: 0	SAC: 0	PB: 0	
3B: 1	DP: 1	SB: 0	
HR: 1	HBP: 0	CS: 1	

livebaseballscorecards.com

Batter	1	2	3	4	5	6	7	8	9	AB R H RBI BB SO LOB	TOP																									
Paul Householder, S (1, 8) OBP: 0.326, SLG: 0.376 Tom Hume, R (8, 1) Ben Hayes, R (9, 1)	0-0 G6-3 1B		0-0 4-3			0-0 4-3		0-3 K	0-0 5-3	4 0 1 0 0 1 1 1 0 0 0 0 0 2 0 0 0 0 0 0 0																										
Gary Redus, R (1, 7) OBP: 0.351, SLG: 0.441	0-0 F7				0-3 K	0-0 CS 1B			0-0 HR	4 1 2 1 0 1 1																										
Dave Concepcion, R (1, 6) OBP: 0.317, SLG: 0.301	0-0 G6-3 1-2f				0-0 6-3	0-0 CS 1-2	0-0 F8		0-0 6-3	4 0 0 0 0 0 1																										
Johnny Bench, R (1, 3) OBP: 0.305, SLG: 0.433 Kelly Paris, R (9, PR) Alex Trevino, R (9, 2) OBP: 0.272, SLG: 0.265		0-0 HR			0-0 3B		0-3 K		0-0 BB BB 1B	4 1 3 1 0 1 0 0 1 0 0 0 0 0 0 0 0 0 0 0 0																										
Cesar Cedeno, R (1, 9) OBP: 0.310, SLG: 0.366 (9, 3)		0-0 E S L5 1B			0-0 F7		0-0 S 1B		0-0 F9	4 0 2 0 0 0 2																										
Nick Esasky, R (1, 5) OBP: 0.323, SLG: 0.444		0-0 5-3 1-3			0-0 G5-4-3 1B		0-0 F9 1-2		4-0 BB BB 2B BB	3 1 1 0 1 0 2																										
Dann Bilardello, R (1, 2) OBP: 0.265, SLG: 0.336 Eddie Milner, L (8, PH) OBP: 0.360, SLG: 0.397 (8, 8)		0-0 L5 3-H			0-0 G5-4-3 1-2f			4-0 BB BB	4-0 BB BB 2B BB	2 0 0 0 0 0 2 0 1 0 0 2 0 0																										
Ron Oester, S (1, 4) OBP: 0.311, SLG: 0.402			0-3 K		0-0 F5			0-3 K	4-0 BB BB 2B BB	3 1 0 1 1 2 1																										
Jeff Russell, R (1, 1) OBP: 0.400, SLG: 0.500 Dan Driessen, L (8, PH) OBP: 0.399, SLG: 0.455 Alan Knicely, R (8, 2) OBP: 0.317, SLG: 0.318 Duane Walker, L (9, PH) OBP: 0.331, SLG: 0.396 (9, 9)			0-3 K		0-3 K			0-0 F7	0-0 1-H 2-H 3-H 2B	2 0 0 0 0 2 0 1 0 0 0 0 0 1 0 0 0 0 0 0 0 1 0 1 3 0 0 0																										
<b>Inning Stats</b>	R: 0 E: 0 K: 0 S: 3	H: 1 LOB: 0 BB: 0 P: 3	R: 1 E: 0 K: 0 S: 4	H: 2 LOB: 0 BB: 0 P: 4	R: 0 E: 0 K: 2 S: 7	H: 0 LOB: 0 BB: 0 P: 7	R: 0 E: 0 K: 1 S: 6	H: 1 LOB: 1 BB: 0 P: 6	R: 0 E: 0 K: 1 S: 3	H: 1 LOB: 0 BB: 0 P: 3	R: 0 E: 0 K: 1 S: 5	H: 1 LOB: 0 BB: 0 P: 5	R: 0 E: 0 K: 1 S: 6	H: 1 LOB: 1 BB: 0 P: 6	R: 0 E: 0 K: 2 S: 7	H: 0 LOB: 1 BB: 1 P: 11	R: 5 E: 0 K: 0 S: 6	H: 3 LOB: 2 BB: 3 P: 18	1B: 6 2B: 2 3B: 1 HR: 2	SF: 0 SAC: 0 DP: 3 HBP: 0	WP: 0 PB: 0 SB: 2 CS: 1	PA: 38														
<b>PITCHER</b>	IP WLS BF H R ER SO BB IBB HBP BLK WP HR S P ERA WHIP																																			
John Candelaria, L (1, 1) ERA: 3.58	6.0		20	6	1	1	4	0	0	0	0	0	1	28	28	1.50	1.000																			
Cecilio Guante, R (7, 1) ERA: 2.89	2.0		9	2	1	1	3	1	0	0	0	0	1	14	18	4.50	1.500																			
Kent Tekulve, R (9, 1) ERA: 1.78	0.2	L	4	1	0	0	0	1	0	0	0	0	0	3	7	0.00	3.000																			
Rod Scurry, L (9, 1) ERA: 5.19	0.0		2	0	1	1	0	2	0	0	0	0	0	0	8	∞	∞																			
Manny Sarmiento, R (9, 1) ERA: 3.16	0.1		2	1	3	3	0	0	0	0	0	0	0	2	2	81.00	3.000																			

Cincinnati Reds @ Pittsburgh Pirates  
 Three Rivers Stadium, Pittsburgh, PA  
 Thu Aug 18 1983, 7:05 PM EDT  
 Att: 18,007 - Unknown

livebaseballscorecards.com

AB	33
R	6
H	10
RBI	6
BB	4
SO	7
LOB	13



BOTTOM

Cincinnati Reds @ Pittsburgh Pirates  
Three Rivers Stadium, Pittsburgh, PA  
Thu Aug 18 1983, 7:05 PM EDT  
Att. 18,007 - Unknown

livebaseballscorecards.com

AB 37  
R 5  
H 12  
RBI 4  
BB 0  
SO 5  
LOB 10



WP: 1 PA: 39  
PB: 0  
SB: 1  
CS: 0

AB R H RBI BB SO LOB

4	0	0	1	0	0	1
5	0	1	1	0	0	0
5	1	2	0	0	0	1
4	1	2	1	0	2	2
4	0	2	0	0	0	1
3	0	0	0	0	1	2
1	0	0	0	0	1	1
0	0	0	0	0	0	0
0	0	0	0	0	0	0
0	0	0	0	0	0	0
4	2	3	1	0	0	0
4	0	1	0	0	0	2
1	0	0	0	0	1	0
1	0	0	0	0	0	0
1	1	1	0	0	0	0

Batter	1	2	3	4	5	6	7	8	9
Marvell Wynne, L (1, 8) OBP: 0.343, SLG: 0.403	0-0 F9	0-0 4-3			0-0 G3		0-0 F8		0-0 SF9
Johnny Ray, S (1, 4) OBP: 0.326, SLG: 0.408	0-0 4-3		0-0 F9		0-0 L1		0-0 F8		0-0 1B
Bill Madlock, R (1, 5) OBP: 0.387, SLG: 0.461	0-0 2B WP 1B		0-0 2B 1B		0-0 6-3		0-0 E5 2B		0-0 F9
Jason Thompson, L (1, 3) OBP: 0.387, SLG: 0.440	0-0 WP 1-3 2B		0-3 K		0-0 HR		0-3 K		
Dave Parker, L (1, 9) OBP: 0.296, SLG: 0.396	0-0 F7		0-0 1-3 2B		0-0 4-3		0-0 1-H 2B		
Doug Frobel, L (1, 7) OBP: 0.263, SLG: 0.588		0-3 K	0-0 F7		0-0 F8		0-3 K		
Cecilio Guante, R (7, 1) OBP: 0.176, SLG: 0.125									
Kent Tekulve, R (9, 1)									
Rod Scurry, L (9, 1)									
Manny Sarmiento, R (9, 1)									
Tony Peña, R (1, 2) OBP: 0.324, SLG: 0.412		0-0 HR			0-0 F8		0-0 S 1B		0-0 2B SF9 1B
Dale Berra, R (1, 6) OBP: 0.315, SLG: 0.354		0-0 SH1-3 1B			0-0 5-3		0-0 5-3		0-0 F9
John Candelaria, L (1, 1) OBP: 0.250, SLG: 0.170		0-0 SH1-3			0-3 K		0-0 F9		0-0 1B 2B
Lee Lacy, R (7, 7) OBP: 0.333, SLG: 0.413									
Lee Mazzilli, S (9, PH) OBP: 0.382, SLG: 0.363									

Inning Stats	R: 1 E: 0 K: 0 S: 5	H: 2 LOB: 1 BB: 0 P: 5	R: 1 E: 0 K: 1 S: 7	H: 2 LOB: 1 BB: 0 P: 7	R: 0 E: 0 K: 1 S: 7	H: 2 LOB: 2 BB: 0 P: 7	R: 0 E: 0 K: 1 S: 5	H: 0 LOB: 0 BB: 0 P: 5	R: 0 E: 0 K: 0 S: 3	H: 0 LOB: 0 BB: 0 P: 3	R: 1 E: 0 K: 0 S: 5	H: 2 LOB: 1 BB: 0 P: 5	R: 0 E: 0 K: 0 S: 3	H: 0 LOB: 0 BB: 0 P: 3	R: 0 E: 1 K: 2 S: 8	H: 1 LOB: 1 BB: 0 P: 8	R: 2 E: 0 K: 0 S: 6	H: 3 LOB: 1 BB: 0 P: 6	1B: 6 2B: 4 3B: 0 HR: 2	SF: 1 SAC: 1 DP: 0 HBP: 0
--------------	------------------------------	---------------------------------	------------------------------	---------------------------------	------------------------------	---------------------------------	------------------------------	---------------------------------	------------------------------	---------------------------------	------------------------------	---------------------------------	------------------------------	---------------------------------	------------------------------	---------------------------------	------------------------------	---------------------------------	----------------------------------	------------------------------------

PITCHER	IP	WLS	BF	H	R	ER	SO	BB	IBB	HBP	BLK	WP	HR	S	P	ERA	WHIP
Jeff Russell, R (1, 1) ERA: 1.69	7.0		29	8	3	3	3	0	0	0	0	1	2	35	35	3.86	1.143
Tom Hume, R (8, 1) ERA: 6.11	1.2	W	9	4	2	2	2	0	0	0	0	0	0	13	13	10.80	2.400
Ben Hayes, R (9, 1) ERA: 6.19	0.1	S	1	0	0	0	0	0	0	0	0	0	0	1	1	0.00	0.000

Batter	1	2	3	4	5	6	7	8	9	AB R H RBI BB SO LOB	TOP											
<b>Eddie Milner, L</b> (1, 8) OBP: 0.359, SLG: 0.395	0-0 4-3 BLK 1B		0-0 F7		0-0 F8		0-0 1-3			4 0 1 0 0 0 1												
<b>Gary Redus, R</b> (1, 7) OBP: 0.350, SLG: 0.437	0-3 K		0-0 F3		4-0 E BB		0-0 6-3			3 1 0 0 1 1 2												
<b>Dave Concepcion, R</b> (1, 6) OBP: 0.316, SLG: 0.301	0-0 4-3		0-3 K		0-0 E9 1B		0-0 F9			4 0 1 1 0 1 2												
<b>Dan Driessen, L</b> (1, 3) OBP: 0.401, SLG: 0.457	0-0 1-3			0-0 2B	4-0 BB		0-0 6-3			3 0 1 0 1 0 1												
<b>Paul Householder, S</b> (1, 9) OBP: 0.325, SLG: 0.378		0-0 1B G6-3 2B		0-0 6-3	0-3 K		0-0 5-3			4 1 1 0 0 1 3												
<b>Nick Esasky, R</b> (1, 5) OBP: 0.322, SLG: 0.440		0-0 2B G6-3 1B		0-3 K		0-0 5-3		0-0 4-3		4 0 1 0 0 1 1												
<b>Ron Oester, S</b> (1, 4) OBP: 0.310, SLG: 0.399		0-0 G6-3 1-2f 3-H		4-0 IBB		0-3 K		0-0 4-3		3 0 0 0 1 1 1												
<b>Alex Trevino, R</b> (1, 2) OBP: 0.272, SLG: 0.265		0-3 K		0-0 1-3		0-0 4-3		0-0 FC4-6 1B		4 0 1 0 0 1 2												
<b>Mario Soto, R</b> (1, 1) OBP: 0.174, SLG: 0.206			0-0 1B		0-0 4-3		0-3 K		0-0 FC4-6	4 0 1 0 0 1 1												
<b>Inning Stats</b>	R: 0 E: 0 K: 1 S: 6	H: 1 LOB: 1 BB: 0 P: 6	R: 1 E: 0 K: 1 S: 6	H: 2 LOB: 0 BB: 0 P: 6	R: 0 E: 0 K: 1 S: 6	H: 1 LOB: 1 BB: 0 P: 6	R: 0 E: 0 K: 1 S: 6	H: 1 LOB: 2 BB: 1 P: 10	R: 1 E: 1 K: 1 S: 6	H: 1 LOB: 2 BB: 2 P: 14	R: 0 E: 0 K: 1 S: 5	H: 0 LOB: 0 BB: 0 P: 5	R: 0 E: 0 K: 1 S: 5	H: 0 LOB: 0 BB: 0 P: 5	R: 0 E: 0 K: 0 S: 3	H: 0 LOB: 0 BB: 0 P: 3	R: 0 E: 0 K: 0 S: 4	H: 1 LOB: 1 BB: 0 P: 4	1B: 5 2B: 2 3B: 0 HR: 0	SF: 0 SAC: 0 DP: 1 HBP: 0	WP: 0 PB: 0 SB: 1 CS: 0	PA: 36
<b>PITCHER</b>	IP WLS BF H R ER SO BB IBB HBP BLK WP HR S P ERA WHIP																					
<b>Rick Rhoden, R</b> (1, 1) ERA: 3.31	8.0 L 32 6 2 2 7 2 1 0 1 0 0 43 55 2.25 1.000																					
<b>Kent Tekulve, R</b> (9, 1) ERA: 1.76	1.0 4 1 0 0 0 0 0 0 0 0 0 4 4 0.00 1.000																					

Cincinnati Reds @ Pittsburgh Pirates  
 Three Rivers Stadium, Pittsburgh, PA  
 Fri Aug 19 1983, 7:05 PM EDT  
 Att: 15,995 - Unknown

livebaseballscorecards.com

<b>AB</b>	33
<b>R</b>	2
<b>H</b>	7
<b>RBI</b>	1
<b>BB</b>	3
<b>SO</b>	7
<b>LOB</b>	14





Batter	1	2	3	4	5	6	7	8	9	AB R H RBI BB SO LOB	TOP																						
<b>Eddie Milner, L</b> (1, 8) OBP: 0.358, SLG: 0.394	0-0 F9		0-0 F2			0-3 K			0-0 G6-4-3 1B	4 0 1 0 0 1 0																							
<b>Paul Householder, S</b> (1, 9) OBP: 0.324, SLG: 0.373	4-0 BB			0-0 1-3			0-0 6-3		0-0 L9	3 0 0 0 1 0 1																							
<b>Dave Concepcion, R</b> (1, 6) OBP: 0.316, SLG: 0.299	0-3 K			4-0 G3-6-3 BB			0-3 K		0-0 G6-4-3 1-2f	3 0 0 0 1 2 2																							
<b>Dan Driessen, L</b> (1, 3) OBP: 0.400, SLG: 0.459	0-3 K			0-0 G3-6-3 1-2f			0-0 2B			3 0 1 0 0 1 2																							
<b>Duane Walker, L</b> (1, 7) OBP: 0.326, SLG: 0.389		0-3 K			0-0 5-3		0-0 4-3			3 0 0 0 0 1 1																							
<b>Nick Esasky, R</b> (1, 5) OBP: 0.318, SLG: 0.434		0-3 K			0-3 K				0-3 K	3 0 0 0 0 3 0																							
<b>Ron Oester, S</b> (1, 4) OBP: 0.311, SLG: 0.397		0-0 6-3			0-3 K				4-0 FC5-4 BB	2 0 0 0 1 1 0																							
<b>Dann Bilardello, R</b> (1, 2) OBP: 0.263, SLG: 0.333			0-0 5-3			0-3 K			0-3 K	2 0 0 0 0 1 0																							
<b>Cesar Cedeno, R</b> (8, PH) OBP: 0.310, SLG: 0.365										1 0 0 0 0 1 1																							
<b>Alan Knicely, R</b> (8, 2) OBP: 0.317, SLG: 0.318										0 0 0 0 0 0 0																							
<b>Bruce Berenyi, R</b> (1, 1) OBP: 0.195, SLG: 0.244			0-3 K			0-3 K			0-0 FC5-4 1-2f	1 0 0 0 0 1 0																							
<b>Bill Scherrer, L</b> (5, 1) OBP: 0.200, SLG: 0.111										0 0 0 0 0 0 0																							
<b>Tom Foley, L</b> (6, PH) OBP: 0.250, SLG: 0.281										1 0 0 0 0 1 0																							
<b>Ted Power, R</b> (6, 1) OBP: 0.204, SLG: 0.431										0 0 0 0 0 0 0																							
<b>Johnny Bench, R</b> (8, PH) OBP: 0.304, SLG: 0.431										1 0 0 0 0 0 1																							
<b>Tom Hume, R</b> (8, 1) OBP: 0.304, SLG: 0.431										0 0 0 0 0 0 0																							
<b>Inning Stats</b>	R: 0 E: 0 K: 2 S: 7	H: 0 LOB: 1 BB: 1 P: 11	R: 0 E: 0 K: 2 S: 7	H: 0 LOB: 0 BB: 0 P: 7	R: 0 E: 0 K: 1 S: 5	H: 0 LOB: 0 BB: 0 P: 5	R: 0 E: 0 K: 0 S: 2	H: 0 LOB: 0 BB: 1 P: 6	R: 0 E: 0 K: 2 S: 7	H: 0 LOB: 0 BB: 0 P: 7	R: 0 E: 0 K: 3 S: 9	H: 0 LOB: 0 BB: 0 P: 9	R: 0 E: 0 K: 1 S: 6	H: 1 LOB: 1 BB: 0 P: 6	R: 0 E: 0 K: 2 S: 7	H: 0 LOB: 1 BB: 1 P: 11	R: 0 E: 0 K: 0 S: 3	H: 1 LOB: 0 BB: 0 P: 3	1B: 1 2B: 1 3B: 0 HR: 0	SF: 0 SAC: 0 DP: 2 HBP: 0	WP: 0 PB: 0 SB: 0 CS: 0	PA: 30											
<b>PITCHER</b> <b>Jose DeLeon, R</b> (1, 1) ERA: 1.92	IP 9.0	WLS W	BF 30	H 2	R 0	ER 0	SO 13	BB 3	IBB 0	HBP 0	BLK 0	WP 0	HR 0	S 53	P 65	ERA 0.00	WHIP 0.556																
											<b>PITCHER</b>	IP	WLS	BF	H	R	ER	SO	BB	IBB	HBP	BLK	WP	HR	S	P	ERA	WHIP					

Cincinnati Reds @ Pittsburgh Pirates  
 Three Rivers Stadium, Pittsburgh, PA  
 Sat Aug 20 1983, 7:05 PM EDT  
 Att: 44,481 - Unknown

livebaseballscorecards.com

AB	27
R	0
H	2
RBI	0
BB	3
SO	13
LOB	8



BOTTOM

Cincinnati Reds @ Pittsburgh Pirates  
Three Rivers Stadium, Pittsburgh, PA

Sat Aug 20 1983, 7:05 PM EDT  
Att. 44,481 - Unknown

livebaseballscorecards.com

AB	29
R	4
H	7
RBI	4
BB	6
SO	3
LOB	18



WP:	0	PA:	37
PB:	1		
SB:	0		
CS:	1		

AB R H RBI BB SO LOB

3 1 0 1 1 0 1

4 0 1 0 0 0 4

3 0 0 1 1 0 3

4 1 2 1 0 1 3

4 0 1 0 0 1 1

4 0 1 1 0 1 0

0 0 0 0 0 0 0

3 1 2 0 1 0 2

2 1 0 0 1 0 1

2 0 0 0 2 0 3

1B:	7	SF:	0
2B:	1	SAC:	0
3B:	0	DP:	2
HR:	0	HBP:	0

Batter	1	2	3	4	5	6	7	8	9
Marvell Wynne, L (1, 8) OBP: 0.340, SLG: 0.392	0-0 E7 G3 1B		0-0 F7		4-0 BB BB BB		0-0 F8		
Johnny Ray, S (1, 4) OBP: 0.322, SLG: 0.403	0-0 G3 1-2		0-0 6-3		0-0 L4		0-0 PB 1B		
Bill Madlock, R (1, 5) OBP: 0.387, SLG: 0.458	0-0 6-3		0-0 F8		4-0 BB BB BB BB		0-0 F2 1-2 2-3		
Jason Thompson, L (1, 3) OBP: 0.387, SLG: 0.438	0-0 2-H 1B			0-3 K	0-0 G4-6-3 1-2 2-3 3-H			0-0 1B 1B	
Dave Parker, L (1, 9) OBP: 0.295, SLG: 0.393	0-0 L7			0-0 6-3	0-3 K	0-3 K		0-0 1B 1-2 FC1-2-5 1B	
Doug Frobel, L (1, 7) OBP: 0.296, SLG: 0.625		0-0 L5		0-3 K		0-0 L7		0-0 FC1-2-5 1-3 2-H 1B	
Lee Lacy, R (8, PR) OBP: 0.333, SLG: 0.413 (9, 7)								0-0 FC1-2-5 1-3 2-H 1B	
Tony Peña, R (1, 2) OBP: 0.326, SLG: 0.411		4-0 BB BB BB			0-0 BB CI BB 1B	0-0 CS 1B		0-0 FC1-2-5 BB 1-3 3-H	
Dale Berra, R (1, 6) OBP: 0.314, SLG: 0.351		0-0 F3			0-1 CI BB BB BB	0-0 CS 1-2	0-0 6-3	4-0 FC6-5-2 BB 1-2	
Jose DeLeon, R (1, 1)		0-0 1-3			4-0 BB BB BB		4-0 PB 1B BB	0-0 FC6-5-2 1-2 2-3	

Inning Stats	R: 1	H: 1	E: 1	K: 0	S: 5	H: 1	LOB: 1	BB: 0	P: 5	R: 0	H: 0	E: 0	K: 0	S: 3	H: 0	LOB: 0	BB: 0	P: 7	R: 0	H: 0	E: 0	K: 2	S: 7	H: 0	LOB: 0	BB: 0	P: 7	R: 2	H: 1	E: 1	K: 0	S: 4	H: 1	LOB: 2	BB: 3	P: 16	R: 0	H: 1	E: 0	K: 1	S: 5	H: 1	LOB: 0	BB: 0	P: 5	R: 0	H: 1	E: 0	K: 0	S: 4	H: 3	LOB: 2	BB: 1	P: 9
--------------	------	------	------	------	------	------	--------	-------	------	------	------	------	------	------	------	--------	-------	------	------	------	------	------	------	------	--------	-------	------	------	------	------	------	------	------	--------	-------	-------	------	------	------	------	------	------	--------	-------	------	------	------	------	------	------	------	--------	-------	------

PITCHER	IP	WLS	BF	H	R	ER	SO	BB	IBB	HBP	BLK	WP	HR	S	P	ERA	WHIP
Bruce Berenyi, R (1, 1) ERA: 4.08	4.1	L	21	2	3	1	2	4	0	0	0	0	0	21	37	2.08	1.385
Bill Scherrer, L (5, 1) ERA: 3.19	0.2		1	0	0	0	0	0	0	0	0	0	0	1	1	0.00	0.000
Ted Power, R (6, 1) ERA: 4.24	2.0		8	2	0	0	1	1	0	0	0	0	0	9	13	0.00	1.500
Tom Hume, R (8, 1) ERA: 6.17	1.0		6	3	1	1	0	1	0	0	0	0	0	5	9	9.00	4.000

PITCHER	IP	WLS	BF	H	R	ER	SO	BB	IBB	HBP	BLK	WP	HR	S	P	ERA	WHIP
---------	----	-----	----	---	---	----	----	----	-----	-----	-----	----	----	---	---	-----	------

Batter	1	2	3	4	5	6	7	8	9	AB R H RBI BB SO LOB	TOP																				
<b>Kelly Paris, R</b> (1, 6) <small>OBP: 0.303, SLG: 0.276</small> <b>Dave Concepcion, R</b> (8, PH) <small>OBP: 0.317, SLG: 0.300</small> (8, 6) (8, 5)	0-0 F9	0-0 6-3		4-0 1B BB		4-0 BB		0-0 1B E 1B		2 0 0 0 2 0 1 1 1 1 0 0 0 0																					
<b>Gary Redus, R</b> (1, 7) <small>OBP: 0.353, SLG: 0.438</small> BB BB BB	4-0 BB BB		0-3 K	0-0 1B		0-3 K		0-0 1B S E 1B		4 1 2 1 1 2 1																					
<b>Cesar Cedeno, R</b> (1, 9) <small>OBP: 0.308, SLG: 0.362</small> <b>Duane Walker, L</b> (3, 9) <small>OBP: 0.320, SLG: 0.381</small> <b>Alan Knicely, R</b> (8, 2) <small>OBP: 0.317, SLG: 0.318</small>	0-0 F9		0-3 K	0-0 F9			0-0 F7	0-0 E4 FC6-4		2 0 0 0 0 1 1 3 0 0 0 0 0 3 0 0 0 0 0 0 0																					
<b>Johnny Bench, R</b> (1, 3) <small>OBP: 0.302, SLG: 0.425</small> <b>Tom Foley, L</b> (8, 6) <small>OBP: 0.282, SLG: 0.281</small> BB BB BB	4-0 1-2 BB		0-0 E7 2B	0-3 K			0-0 6-3	0-0 FC6-4		4 1 0 0 1 1 4 0 0 0 0 0 0 0																					
<b>Paul Householder, S</b> (1, 8) <small>OBP: 0.325, SLG: 0.382</small> (8, 9)	0-0 L6		0-0 2B		0-3 K		0-0 2B		0-0 1-3	5 0 2 1 0 1 2																					
<b>Nick Esasky, R</b> (1, 5) <small>OBP: 0.312, SLG: 0.426</small> <b>Bill Scherrer, L</b> (7, 1) <small>OBP: 0.182, SLG: 0.100</small>		0-0 E6 1B 1B	0-3 K		0-3 K		0-0 F7		0-0 4-3	4 1 0 0 0 2 2 1 0 0 0 0 0 0																					
<b>Dann Bilardello, R</b> (1, 2) <small>OBP: 0.284, SLG: 0.333</small> <b>Eddie Milner, L</b> (8, PH) <small>OBP: 0.357, SLG: 0.392</small> (8, 8)		0-0 G4-3 1B 1B		0-0 F7	0-0 F7			0-0 F9	0-0 G3	3 0 1 0 0 0 0 2 0 0 0 0 0 0																					
<b>Ron Oester, S</b> (1, 4) <small>OBP: 0.314, SLG: 0.403</small> (8, 8)		0-0 G4-3 1B		0-0 1B 2B		0-3 K		0-0 1B 1B		4 2 3 1 0 1 0																					
<b>Charlie Puleo, R</b> (1, 1) <small>OBP: 0.190, SLG: 0.105</small> <b>Ben Hayes, R</b> (6, 1) <b>Dan Driessen, L</b> (7, 3) <small>OBP: 0.399, SLG: 0.458</small>		0-0 G4-3		0-0 1B BB 1B		0-3 K		0-0 F7		3 0 1 1 0 1 2 0 0 0 0 0 0 0 1 0 0 0 0 0 1																					
<b>Inning Stats</b>	R: 0 E: 0 K: 0 S: 3	H: 0 LOB: 2 BB: 2 P: 11	R: 1 E: 1 K: 0 S: 5	H: 2 LOB: 1 BB: 0 P: 5	R: 1 E: 1 K: 3 S: 11	H: 1 LOB: 1 BB: 0 P: 11	R: 1 E: 0 K: 1 S: 8	H: 3 LOB: 3 BB: 1 P: 12	R: 0 E: 0 K: 2 S: 7	H: 0 LOB: 0 BB: 0 P: 7	R: 0 E: 0 K: 3 S: 9	H: 0 LOB: 1 BB: 1 P: 13	R: 0 E: 0 K: 0 S: 4	H: 1 LOB: 1 BB: 0 P: 4	R: 3 E: 1 K: 0 S: 7	H: 3 LOB: 1 BB: 0 P: 7	R: 0 E: 0 K: 0 S: 3	H: 0 LOB: 0 BB: 0 P: 3	1B: 7 2B: 3 3B: 0 HR: 0	SF: 0 SAC: 0 DP: 1 HBP: 0	WP: 0 PB: 0 SB: 1 CS: 0	PA: 43									
<b>PITCHER</b>	IP WLS BF H R ER SO BB IBB HBP BLK WP HR S P ERA WHIP																														
<b>Larry McWilliams, L</b> (1, 1) <small>ERA: 3.17</small> <b>Jim Bibby, R</b> (4, 1) <small>ERA: 7.11</small> <b>Cecilio Guante, R</b> (6, 1) <small>ERA: 2.91</small> <b>Kent Tekulve, R</b> (8, 1) <small>ERA: 1.73</small>	3.1		19	5	3	1	3	3	0	0	0	0	0	22	34	2.70	2.400														
	1.2		6	1	0	0	3	0	0	0	0	0	0	12	12	0.00	0.600														
	2.2	L	12	3	2	1	3	1	0	0	0	0	0	17	21	3.38	1.500														
	1.1		6	1	1	0	0	0	0	0	0	0	0	6	6	0.00	0.750														

**Cincinnati Reds @ Pittsburgh Pirates**  
 Three Rivers Stadium, Pittsburgh, PA  
 Sun Aug 21 1983, 3:33 AM EDT  
 Att: 24,635 - Unknown

livebaseballscorecards.com

<b>AB</b>	<b>39</b>
<b>R</b>	<b>6</b>
<b>H</b>	<b>10</b>
<b>RBI</b>	<b>4</b>
<b>BB</b>	<b>4</b>
<b>SO</b>	<b>9</b>
<b>LOB</b>	<b>17</b>





Batter	1	2	3	4	5	6	7	8	9	AB R H RBI BB SO LOB
<b>Marvell Wynne, L</b> (1, 8) <small>OBP: 0.338, SLG: 0.394</small> <b>Lee Mazzilli, S</b> (9, PH) <small>OBP: 0.379, SLG: 0.359</small>	0-0 4-3 2B		0-0 L1		0-0 4-3		0-3 K		0-0 G6-4-3	4 0 1 0 0 1 0 1 0 0 0 0 0 1
<b>Johnny Ray, S</b> (1, 4) <small>OBP: 0.318, SLG: 0.398</small>	0-0 4-3 2-3		0-0 1-3		0-0 1-3		0-0 F9		0-0 F7	5 0 0 0 0 0 1
<b>Richie Hebner, L</b> (1, 5) <small>OBP: 0.320, SLG: 0.337</small>	0-0 L3			0-3 K		0-0 F9	4-0 S BB			3 0 0 0 1 1 1
<b>Jason Thompson, L</b> (1, 3) <small>OBP: 0.386, SLG: 0.435</small>	0-3 K			0-0 F8		4-0 1B BB	0-0 4-3			3 1 0 0 1 1 2
<b>Dave Parker, L</b> (1, 9) <small>OBP: 0.297, SLG: 0.394</small>		0-0 F5		0-0 E4 1B 2B 1B		0-0 F9 1-2 E 1B		0-3 K	4 2 2 0 0 1 0	
<b>Doug Frobel, L</b> (1, 7) <small>OBP: 0.333, SLG: 0.630</small> <b>Lee Lacy, R</b> (8, PH) <small>OBP: 0.332, SLG: 0.412</small> (9, 7)		0-0 F7		0-0 2B 1B		0-0 E 1B		0-0 5-3	3 1 2 1 0 0 0 1 0 0 0 0 0 0	
<b>Tony Peña, R</b> (1, 2) <small>OBP: 0.330, SLG: 0.417</small>		0-0 1B		0-0 1-H 3-H 2B		0-0 F9		0-0 1B	4 0 3 2 0 0 2	
<b>Dale Berra, R</b> (1, 6) <small>OBP: 0.311, SLG: 0.347</small>		0-0 F7		0-3 K		0-0 E6		0-0 L6	4 0 0 0 0 1 4	
<b>Larry McWilliams, L</b> (1, 1) <small>OBP: 0.148, SLG: 0.150</small> <b>Jim Bibby, S</b> (4, 1) <small>OBP: 0.118, SLG: 0.118</small> <b>Brian Harper, R</b> (5, PH) <small>OBP: 0.217, SLG: 0.462</small> <b>Ceciliano Guante, R</b> (8, 1) <small>OBP: 0.167, SLG: 0.118</small> <b>Kent Tekulve, R</b> (8, 1) <b>Jim Morrison, R</b> (9, PH) <small>OBP: 0.377, SLG: 0.564</small>			0-3 K		0-0 6-3	0-0 F8		0-0 G6-4-3 1B	1 0 0 0 0 0 1 0 0 0 0 0 0 0 0 0 1 0 0 0 0 0 0 0 1 0 0 0 0 0 0 2 0 0 0 0 0 0 0 0 1 0 1 0 0 0 0 0	

Inning Stats	R: 0 E: 0 K: 1 S: 6	H: 1 LOB: 1 BB: 0 P: 6	R: 0 E: 0 K: 0 S: 4	H: 1 LOB: 1 BB: 0 P: 4	R: 0 E: 0 K: 1 S: 5	H: 0 LOB: 0 BB: 0 P: 5	R: 2 E: 1 K: 2 S: 10	H: 3 LOB: 1 BB: 0 P: 10	R: 0 E: 0 K: 0 S: 3	H: 0 LOB: 0 BB: 0 P: 3	R: 2 E: 1 K: 0 S: 6	H: 2 LOB: 2 BB: 1 P: 10	R: 0 E: 0 K: 1 S: 5	H: 0 LOB: 1 BB: 1 P: 9	R: 0 E: 0 K: 1 S: 6	H: 1 LOB: 1 BB: 0 P: 6	R: 0 E: 0 K: 0 S: 3	H: 1 LOB: 0 BB: 0 P: 3	1B: 7 2B: 2 3B: 0 HR: 0	SF: 0 SAC: 0 DP: 1 HBP: 0
--------------	------------------------------	---------------------------------	------------------------------	---------------------------------	------------------------------	---------------------------------	-------------------------------	----------------------------------	------------------------------	---------------------------------	------------------------------	----------------------------------	------------------------------	---------------------------------	------------------------------	---------------------------------	------------------------------	---------------------------------	----------------------------------	------------------------------------

PITCHER	IP	WLS	BF	H	R	ER	SO	BB	IBB	HBP	BLK	WP	HR	S	P	ERA	WHIP
<b>Charlie Puleo, R</b> (1, 1) <small>ERA: 4.78</small>	5.1		24	7	4	3	4	1	0	0	0	0	0	31	35	5.06	1.500
<b>Ben Hayes, R</b> (6, 1) <small>ERA: 6.12</small>	0.2		3	0	0	0	0	0	0	0	0	0	0	3	3	0.00	0.000
<b>Bill Scherrer, L</b> (7, 1) <small>ERA: 3.06</small>	3.0	W	11	2	0	0	2	1	0	0	0	0	0	14	18	0.00	1.000

**BOTTOM**

**Cincinnati Reds @ Pittsburgh Pirates**  
 Three Rivers Stadium, Pittsburgh, PA

Sun Aug 21 1983, 3:33 AM EDT  
 Att. 24,635 - Unknown

<b>AB</b>	<b>36</b>
<b>R</b>	<b>4</b>
<b>H</b>	<b>9</b>
<b>RBI</b>	<b>3</b>
<b>BB</b>	<b>2</b>
<b>SO</b>	<b>6</b>
<b>LOB</b>	<b>13</b>



WP	PA	ERA	WHIP
0	38		
0			
1			
0			

Batter	1	2	3	4	5	6	7	8	9	AB R H RBI BB SO LOB	TOP						
Tony Scott, S (1, 7) Terry Puhl, L (9, PH) OBP: 0.274, SLG: 0.295 OBP: 0.354, SLG: 0.442 (9, 9)	0-0 F9	0-3 K			4-0 FC4-6 BB		0-0 F9		0-0 1B 2B	3 0 0 0 1 1 3 1 1 1 0 0 0 0							
Bill Doran, S (1, 4) OBP: 0.372, SLG: 0.338	0-0 2B	0-0 F9			0-0 F8		0-0 F8		0-0 F5	5 0 1 0 0 0 5							
Dickie Thon, R (1, 6) OBP: 0.348, SLG: 0.467	0-0 F8		0-3 K		0-0 FC4-6 1-2f			0-0 F9	0-0 1B 2-3	5 1 1 0 0 0 1 2							
Phil Garner, R (1, 5) Jose Cruz, L (9, PH) OBP: 0.317, SLG: 0.353 OBP: 0.387, SLG: 0.478 (9, 7)	4-0 BB		0-0 F8		0-0 F4			4-0 BB	0-3 K 1-2	2 0 0 0 2 0 1 1 0 0 0 0 1 2							
Ray Knight, R (1, 3) Craig Reynolds, L (9, 5) OBP: 0.365, SLG: 0.471 OBP: 0.297, SLG: 0.323	0-0 L9		0-0 5-3			0-0 FC3-6 1B		0-0 F9	0-0 1B 2-H 3-H	5 0 2 2 0 0 3 0 0 0 0 0 0 0							
Kevin Bass, S (1, 9) Frank DiPino, L (9, 1) OBP: 0.241, SLG: 0.329 OBP: 0.400, SLG: 0.500		0-0 1B 2B		0-0 L7		0-0 FC3-6 F2 1-2f		0-0 F3	0-3 K 3	5 1 1 0 0 1 3 0 0 0 0 0 0 0							
Jerry Mumphrey, S (1, 8) OBP: 0.329, SLG: 0.394		0-0 6-3		0-0 1B		0-0 F2 1-2			0-0 1B HR 1B	4 1 2 0 0 0 2							
Alan Ashby, S (1, 2) OBP: 0.308, SLG: 0.417		0-0 1B 2-3 1B		0-0 F8			0-0 6-3		0-0 1B 1-2 HR 1B	4 1 2 0 0 0 1							
Mike Scott, R (1, 1) Michael LaCoss, R (6, 1) Tim Tolman, R (7, PH) Vern Ruhle, R (7, 1) Denny Walling, L (9, PH) OBP: 0.111, SLG: 0.111 OBP: 0.091, SLG: 0.063 OBP: 0.270, SLG: 0.387 OBP: 0.250, SLG: 0.143 OBP: 0.317, SLG: 0.387 (9, 3)		0-0 1B 1-2 3-H 1B		0-0 4-3			4-0 BB		0-0 HR 1-H 2-H	2 0 1 1 0 0 1 0 0 0 0 0 0 0 0 0 0 0 1 0 0 0 0 0 0 0 0 0 1 1 1 3 0 0 0							
<b>Inning Stats</b>	R: 0 H: 1 E: 0 LOB: 2 K: 0 BB: 1 S: 4 P: 8	R: 1 H: 3 E: 0 LOB: 2 K: 1 BB: 0 S: 8 P: 8	R: 0 H: 0 E: 0 LOB: 0 K: 1 BB: 0 S: 5 P: 5	R: 0 H: 1 E: 0 LOB: 1 K: 0 BB: 0 S: 4 P: 4	R: 0 H: 0 E: 0 LOB: 1 K: 0 BB: 1 S: 3 P: 7	R: 0 H: 1 E: 0 LOB: 0 K: 0 BB: 0 S: 3 P: 3	R: 0 H: 0 E: 0 LOB: 1 K: 0 BB: 1 S: 3 P: 7	R: 0 H: 0 E: 0 LOB: 1 K: 2 BB: 0 S: 13 P: 13	1B: 8 SF: 0 2B: 3 SAC: 0 3B: 0 DP: 0 HR: 1 HBP: 0	WP: 0 PA: 42 PB: 0 SB: 1 CS: 0							
<b>PITCHER</b>	IP WLS BF H R ER SO BB IBB HBP BLK WP HR S P ERA WHIP																
John Candelaria, L (1, 1) ERA: 3.63	8.0		36	9	4	4	2	4	0	0	0	0	1	36	52	4.50	1.625
Cecilio Guante, R (9, 1) ERA: 3.03	0.1		2	1	0	0	0	0	0	0	0	0	0	2	2	0.00	3.000
Kent Tekulve, R (9, 1) ERA: 1.85	0.0	L	1	1	0	0	0	0	0	0	0	0	1	1	∞	∞	
Rod Scurry, L (9, 1) ERA: 5.13	0.2		3	1	2	2	2	0	0	0	0	0	0	7	7	27.00	1.500

Houston Astros @ Pittsburgh Pirates  
 Three Rivers Stadium, Pittsburgh, PA  
 Tue Aug 23 1983, 7:05 PM EDT  
 Unknown

livebaseballscorecards.com

AB	38
R	6
H	12
RBI	6
BB	4
SO	4
LOB	23





Batter	1	2	3	4	5	6	7	8	9	AB R H RBI BB SO LOB	TOP									
Bill Doran, S (1, 4) OBP: 0.373, SLG: 0.338	0-0 CS 1B		4-0 2B BB		0-3 K			0-0 F7		3 1 1 0 1 1 1										
Terry Puhl, L (1, 9) OBP: 0.356, SLG: 0.444	4-0 G6-4-3 1-2 BB		0-0 1B 2B			0-0 4-3		0-0 L6		3 1 1 1 1 0 1										
Dickie Thon, R (1, 6) OBP: 0.349, SLG: 0.467	0-0 G6-4-3 1-2f		0-0 PO 1B			0-0 F8			0-0 S CS 1B 1B	4 0 2 1 0 0 1										
Jose Cruz, L (1, 7) OBP: 0.388, SLG: 0.478		0-0 1B 5-3 1B	0-0 PO 1-2	0-3 K		0-0 F8			0-0 S 1B	4 0 2 0 0 1 0										
Ray Knight, R (1, 3) OBP: 0.362, SLG: 0.466		0-0 5-3 1-2		0-3 K			0-0 6-3		0-3 K 1-2 2-3	4 0 0 0 0 2 3										
Phil Garner, R (1, 5) OBP: 0.320, SLG: 0.355		0-0 G4-6-3 2-3 1B		0-0 1B			0-0 1-3		4-0 BB	3 0 2 0 1 0 0										
Jerry Mumphrey, S (1, 8) OBP: 0.326, SLG: 0.390		0-0 G4-6-3 1-2f		0-3 K			0-3 K		0-3 K	3 0 0 0 0 2 3										
John Mizerock, L (1, 2) OBP: 0.282, SLG: 0.311			0-0 G3		0-0 G3			4-0 SH1-3 BB		2 0 0 0 1 0 0										
Joe Niekro, R (1, 1) OBP: 0.101, SLG: 0.103			0-0 F8		0-3 K			0-0 SH1-3 1-2		2 0 0 0 0 1 0										
Bill Dawley, R (7, 1) OBP: 0.143, SLG: 0.143										1 0 0 0 0 1 2										
Tony Scott, S (7, 8) OBP: 0.274, SLG: 0.295										0 0 0 0 0 0 0										
<b>Inning Stats</b>	R: 0 E: 0 K: 0 S: 2	H: 1 LOB: 0 BB: 1 P: 6	R: 0 E: 0 K: 0 S: 4	H: 2 LOB: 1 BB: 0 P: 4	R: 2 E: 0 K: 0 S: 4	H: 2 LOB: 0 BB: 1 P: 8	R: 0 E: 0 K: 3 S: 10	H: 1 LOB: 1 BB: 0 P: 10	R: 0 E: 0 K: 2 S: 7	H: 0 LOB: 0 BB: 0 P: 7	R: 0 E: 0 K: 1 S: 5	H: 0 LOB: 0 BB: 0 P: 5	R: 0 E: 0 K: 0 S: 3	H: 0 LOB: 1 BB: 1 P: 7	R: 0 E: 0 K: 2 S: 8	H: 2 LOB: 2 BB: 1 P: 12	1B: 7 2B: 1 3B: 0 HR: 0	SF: 0 SAC: 1 DP: 2 HBP: 0	WP: 0 PB: 0 SB: 2 CS: 2	PA: 35
<b>PITCHER</b>	IP WLS BF H R ER SO BB IBB HBP BLK WP HR S P ERA WHIP																			
Lee Tunnell, R (1, 1) ERA: 4.41	7.0 L 25 6 2 2 6 2 0 0 0 0 0 0 35 43 2.57 1.143																			
Cecilio Guante, R (8, 1) ERA: 2.94	2.0 9 2 0 0 2 2 0 0 0 0 0 0 11 19 0.00 2.000																			

Houston Astros @ Pittsburgh Pirates  
 Three Rivers Stadium, Pittsburgh, PA  
 Tue Aug 23 1983, 7:05 PM EDT  
 Att: 17,484 - Unknown

livebaseballscorecards.com

AB 29  
 R 2  
 H 8  
 RBI 2  
 BB 4  
 SO 8  
 LOB 11





Batter	1	2	3	4	5	6	7	8	9	AB R H RBI BB SO LOB	TOP											
Bill Doran, S (1, 4) OBP: 0.370, SLG: 0.342	0-3 K		0-0 HR		0-0 FC4		0-0 L6		0-0 F7	6 1 1 1 0 1 6												
Terry Puhl, L (1, 9) OBP: 0.358, SLG: 0.443	0-0 4-3		0-0 L6	0-0 G3		4-0 BB		0-0 SF8 1B	0-0 1B	5 1 2 0 1 0 0												
Dickie Thon, R (1, 6) OBP: 0.351, SLG: 0.474	0-0 HR		0-0 1B E	0-0 6-3		0-0 F8		0-0 S 1B	0-0 F9	6 2 3 1 0 0 3												
Jose Cruz, L (1, 7) OBP: 0.386, SLG: 0.475	0-0 4-3		0-0 1B E 2B	0-0 6-3		0-3 K		0-3 K		5 1 1 0 0 2 3												
Ray Knight, R (1, 3) OBP: 0.361, SLG: 0.463		0-0 4-3	0-0 4-3		4-0 2B	0-3 K		0-0 SF8		3 1 0 1 1 1 2												
Phil Garner, R (1, 5) OBP: 0.324, SLG: 0.363		0-0 F9	0-0 2B 1B		0-0 2B		0-0 1B 2B		0-3 K	4 2 3 1 0 0 0												
Craig Reynolds, L (7, 5) OBP: 0.292, SLG: 0.317			2-3 1B		1-H 2B		0-0 2B			1 0 0 0 0 1 1												
Jerry Mumphrey, S (1, 8) OBP: 0.332, SLG: 0.401		0-0 2B	0-0 1B 2B		4-0 FC4		0-0 1B		0-0 F8	4 1 3 2 1 0 0												
John Mizerock, L (1, 2) OBP: 0.303, SLG: 0.328		4-0 BB	4-0 1B IBB		0-0 F2		0-0 F6		0-0 1B 2B	3 1 1 0 2 0 3												
Mike Madden, L (1, 1) OBP: 0.125, SLG: 0.067		0-3 K	0-0 1B		0-3 K		0-3 K		0-0 1B	4 0 1 2 0 3 5												
Michael LaCoss, R (7, 1) OBP: 0.118, SLG: 0.091			1-3 2-H 3-H						2-H 1B	1 0 1 1 0 0 0												
<b>Inning Stats</b>	R: 1 E: 0 K: 1 S: 6	H: 1 LOB: 0 BB: 0 P: 6	R: 0 E: 0 K: 1 S: 6	H: 1 LOB: 2 BB: 1 P: 10	R: 5 E: 1 K: 0 S: 9	H: 6 LOB: 2 BB: 1 P: 13	R: 0 E: 0 K: 0 S: 3	H: 0 LOB: 0 BB: 0 P: 3	R: 1 E: 0 K: 1 S: 6	H: 1 LOB: 2 BB: 2 P: 14	R: 0 E: 0 K: 2 S: 7	H: 0 LOB: 1 BB: 1 P: 11	R: 1 E: 0 K: 1 S: 7	H: 2 LOB: 1 BB: 0 P: 7	R: 1 E: 0 K: 2 S: 9	H: 2 LOB: 1 BB: 0 P: 9	R: 1 E: 0 K: 0 S: 6	H: 3 LOB: 2 BB: 0 P: 6	1B: 9 2B: 5 3B: 0 HR: 2	SF: 1 SAC: 0 DP: 0 HBP: 0	WP: 0 PB: 0 SB: 2 CS: 0	PA: 48
<b>PITCHER</b>	IP WLS BF H R ER SO BB IBB HBP BLK WP HR S P ERA WHIP																					
Rick Rhoden, R (1, 1) ERA: 3.36	2.2 L 18 8 6 2 2 1 1 0 0 0 2 20 28 6.75 3.375																					
Jim Bibby, R (3, 1) ERA: 6.9	3.1 14 1 1 1 3 3 0 0 0 0 0 17 29 2.70 1.200																					
Dave Tomlin, L (7, 1) ERA: 6.75	1.0 5 2 1 1 1 0 0 0 0 0 0 7 7 9.00 2.000																					
Manny Sarmiento, R (8, 1) ERA: 3.32	2.0 11 5 2 2 2 0 0 0 0 0 0 15 15 9.00 2.500																					

Houston Astros @ Pittsburgh Pirates  
 Three Rivers Stadium, Pittsburgh, PA  
 Wed Aug 24 1983, 7:05 PM EDT  
 Att: 14,279 - Unknown

livebaseballscorecards.com

AB	42
R	10
H	16
RBI	9
BB	5
SO	8
LOB	23



Batter	1	2	3	4	5	6	7	8	9	AB	R	H	RBI	BB	SO	LOB
Lee Lacy, R OBP: 0.337, SLG: 0.410 (1, 8)	4-0 BB G4-6-3 BB			0-0 6-3		0-0 FC5-4 1-2f		0-0 G4-6-3 1B		3	0	1	0	1	0	1
Lee Mazzilli, S OBP: 0.376, SLG: 0.353 (1, 3)	0-0 G4-6-3 1-2f			4-0 E 1B 6-3 BB		0-3 K		0-0 G4-6-3 1-2f		3	1	0	0	1	1	3
Bill Madlock, R OBP: 0.385, SLG: 0.452 (1, 5)	0-0 6-3			0-0 E7 1-3 1B		0-0 1-3		0-0 6-3		4	0	1	0	0	0	1
Jim Morrison, R OBP: 0.369, SLG: 0.543 (1, 4)		0-0 6-3		0-0 6-3		4-0 HR BB		0-0 6-3		3	1	0	1	1	0	1
Dave Parker, L OBP: 0.298, SLG: 0.404 (1, 9)		0-3 K		0-0 F4		0-0 HR		0-0 L9		4	1	1	2	0	1	1
Tony Peña, R OBP: 0.329, SLG: 0.416 (1, 2)		0-0 6-3		0-0 5-3		0-0 1B G6-4-3 1B		0-0 6-3		4	1	1	0	0	0	0
Brian Harper, R OBP: 0.220, SLG: 0.458 (1, 7)			0-0 F9		0-0 4-3		0-0 G6-4-3 1B			3	0	1	0	0	0	0
Dale Berra, R OBP: 0.310, SLG: 0.342 (1, 6)			0-0 F9		0-0 F8		0-0 G6-4-3 1-2f 3-H			3	0	0	0	0	0	1
Rick Rhoden, R OBP: 0.138, SLG: 0.152 (1, 1)			0-0 6-3		4-0 FC5-4 BB		0-0 F9			0	0	0	0	0	0	0
Jim Bibby, S OBP: 0.111, SLG: 0.111 (3, 1)										1	0	0	0	0	0	0
Doug Frobel, L OBP: 0.371, SLG: 0.677 (6, PH)										0	0	0	0	1	0	0
Dave Tomlin, L OBP: 0.334, SLG: 0.330 (7, PH)										0	0	0	0	0	0	0
Richie Hebner, L OBP: 0.330 (7, PH)										1	0	0	0	0	0	0
Manny Sarmiento, R OBP: 0.330 (8, 1)										0	0	0	0	0	0	0

Inning Stats	R: 0	H: 0	E: 0	LOB: 0	K: 0	S: 2	P: 6	R: 0	H: 0	E: 0	LOB: 0	K: 1	S: 5	P: 5	R: 0	H: 0	E: 0	LOB: 0	K: 0	S: 3	R: 1	H: 1	E: 1	LOB: 1	K: 0	S: 4	R: 0	H: 0	E: 0	LOB: 0	K: 0	S: 3	R: 0	H: 0	E: 0	LOB: 1	K: 1	S: 5	R: 3	H: 3	E: 0	LOB: 0	K: 0	S: 5	R: 0	H: 1	E: 0	LOB: 0	K: 0	S: 3	R: 0	H: 0	E: 0	LOB: 0	K: 0	S: 3	1B: 4	SF: 0	2B: 0	SAC: 0	3B: 0	DP: 3	HR: 1	HBP: 0	WP: 0	PA: 33
--------------	------	------	------	--------	------	------	------	------	------	------	--------	------	------	------	------	------	------	--------	------	------	------	------	------	--------	------	------	------	------	------	--------	------	------	------	------	------	--------	------	------	------	------	------	--------	------	------	------	------	------	--------	------	------	------	------	------	--------	------	------	-------	-------	-------	--------	-------	-------	-------	--------	-------	--------

PITCHER	IP	WLS	BF	H	R	ER	SO	BB	IBB	HBP	BLK	WP	HR	S	P	ERA	WHIP
Mike Madden, L ERA: 2.27 (1, 1)	6.0	W	23	2	3	3	2	4	0	0	0	0	1	23	39	4.50	1.000
Michael LaCoss, R ERA: 4.78 (7, 1)	3.0	S	10	3	1	1	0	0	0	0	0	0	0	10	10	3.00	1.000

**BOTTOM**

**Houston Astros @ Pittsburgh Pirates**  
 Three Rivers Stadium, Pittsburgh, PA

Wed Aug 24 1983, 7:05 PM EDT  
 Att. 14,279 - Unknown

AB	29
R	4
H	5
RBI	3
BB	4
SO	2
LOB	8



PITCHER	IP	WLS	BF	H	R	ER	SO	BB	IBB	HBP	BLK	WP	HR	S	P	ERA	WHIP
---------	----	-----	----	---	---	----	----	----	-----	-----	-----	----	----	---	---	-----	------

Batter	1	2	3	4	5	6	7	8	9	AB R H RBI BB SO LOB	TOP
<b>Bill Doran, S</b> (1, 4) <small>OBP: 0.373, SLG: 0.342</small>	0-0 		0-3 			4-0 		0-0 	4-0 	3 2 1 0 2 1 1	
<b>Terry Puhl, L</b> (1, 9) <small>OBP: 0.357, SLG: 0.441</small> <b>Tim Tolman, R</b> (9, PH) <small>OBP: 0.263, SLG: 0.375</small>	0-0 			0-0 		0-0 		0-0 	0-0 	4 0 1 0 0 0 1 1 0 0 0 0 0 1	
<b>Dickie Thon, R</b> (1, 6) <small>OBP: 0.348, SLG: 0.471</small>	0-3 			0-3 		0-0 		0-0 		3 0 0 1 0 2 1	
<b>Jose Cruz, L</b> (1, 7) <small>OBP: 0.387, SLG: 0.474</small>		0-0 		4-0 		0-0 		0-0 		3 0 1 0 1 0 1	
<b>Ray Knight, R</b> (1, 3) <small>OBP: 0.360, SLG: 0.461</small>		0-3 		0-0 		0-0 		0-0 		4 0 1 1 0 1 2	
<b>Phil Garner, R</b> (1, 5) <small>OBP: 0.323, SLG: 0.362</small>		0-3 		0-0 		0-3 		0-0 		4 0 1 0 0 2 2	
<b>Jerry Mumphrey, S</b> (1, 8) <small>OBP: 0.334, SLG: 0.402</small>			0-0 		0-3 		0-0 		0-0 	4 0 2 0 0 1 1	
<b>Alan Ashby, S</b> (1, 2) <small>OBP: 0.307, SLG: 0.427</small>			0-3 		0-0 		0-0 		0-0 	4 1 1 1 0 1 3	
<b>Bob Knepper, L</b> (1, 1) <small>OBP: 0.203, SLG: 0.279</small> <b>Kevin Bass, S</b> (7, PH) <small>OBP: 0.240, SLG: 0.326</small> <b>Dave Smith, R</b> (7, 1) <b>Denny Walling, L</b> (9, PH) <small>OBP: 0.313, SLG: 0.382</small>			0-3 		0-3 		0-0 		0-3 	2 0 0 0 0 2 2 1 0 0 0 0 0 1 0 0 0 0 0 0 0 1 0 0 0 0 1 0	
<b>Inning Stats</b>	R: 0 H: 0 E: 0 LOB: 0 K: 1 BB: 0 S: 5 P: 5	R: 0 H: 0 E: 0 LOB: 0 K: 2 BB: 0 S: 7 P: 7	R: 0 H: 1 E: 0 LOB: 1 K: 3 BB: 0 S: 10 P: 10	R: 0 H: 0 E: 0 LOB: 1 K: 1 BB: 1 S: 5 P: 9	R: 0 H: 1 E: 0 LOB: 1 K: 2 BB: 0 S: 8 P: 8	R: 1 H: 1 E: 0 LOB: 1 K: 0 BB: 1 S: 4 P: 8	R: 0 H: 1 E: 0 LOB: 1 K: 1 BB: 0 S: 6 P: 6	R: 1 H: 3 E: 0 LOB: 2 K: 0 BB: 0 S: 6 P: 6	R: 1 H: 1 E: 0 LOB: 1 K: 1 BB: 1 S: 6 P: 10	1B: 7 SF: 1 2B: 0 SAC: 0 3B: 0 DP: 0 HR: 1 HBP: 0	WP: 1 PA: 38 PB: 0 SB: 0 CS: 0
<b>PITCHER</b> <b>Jose DeLeon, R</b> (1, 1) <small>ERA: 2.08</small> <b>Rod Scurry, L</b> (9, 1) <small>ERA: 5.1</small>	IP WLS BF H R ER SO BB IBB HBP BLK WP HR S P ERA WHIP 8.2 W 37 8 3 3 11 3 0 0 1 1 1 56 68 3.12 1.269										

**Houston Astros @ Pittsburgh Pirates**  
 Three Rivers Stadium, Pittsburgh, PA  
 Thu Aug 25 1983, 7:05 PM EDT  
 Att: 11,019 - Unknown

[livebaseballscorecards.com](http://livebaseballscorecards.com)

<b>AB</b>	34
<b>R</b>	3
<b>H</b>	8
<b>RBI</b>	3
<b>BB</b>	3
<b>SO</b>	11
<b>LOB</b>	16







Batter	1	2	3	4	5	6	7	8	9	AB R H RBI BB SO LOB	TOP									
<b>Brett Butler, L</b> (1, 7) OBP: 0.335, SLG: 0.400	0-3 K			0-0 2B		0-0 1-3		0-0 L5		4 1 1 0 0 1 0										
<b>Randy Johnson, R</b> (1, 5) OBP: 0.405, SLG: 0.353	0-3 K			0-0 F2		0-0 1-3		0-0 FC6-4 1B		4 0 1 0 0 1 1										
<b>Terry Harper, R</b> (1, 9) OBP: 0.358, SLG: 0.422	0-3 K			0-0 6-3 2B		0-0 4-3		0-0 FC6-4 1-2f		4 0 1 1 0 1 1										
<b>Dale Murphy, R</b> (1, 8) OBP: 0.398, SLG: 0.531		0-0 6-3		0-0 6-3		0-0 BB 1B		0-3 K		4 0 1 0 0 1 1										
<b>Chris Chambliss, L</b> (1, 3) OBP: 0.377, SLG: 0.516		0-0 F8		0-3 K		0-3 K		0-0 L7		4 0 0 0 0 2 2										
<b>Rafael Ramirez, R</b> (1, 6) OBP: 0.334, SLG: 0.363		0-0 4-3		0-0 4-3		4-0 1-2 BB		0-0 F9		3 0 0 0 1 0 0										
<b>Glenn Hubbard, R</b> (1, 4) OBP: 0.328, SLG: 0.391			4-0 L4-3 BB		0-0 F7		0-3 K			2 0 0 0 1 1 2										
<b>Bruce Benedict, R</b> (1, 2) OBP: 0.387, SLG: 0.343			0-0 L4-3		0-0 FC6-4 1B		0-0 1-3			3 0 1 0 0 0 3										
<b>Pascual Perez, R</b> (1, 1) OBP: 0.172, SLG: 0.145			0-3 K		0-0 FC6-4 1-2f			0-0 F8		1 0 0 0 0 1 0										
<b>Brad Komminsk, R</b> (5, PH) OBP: 0.214, SLG: 0.083										1 0 0 0 0 0 1										
<b>Donnie Moore, L</b> (5, 1) OBP: 0.500, SLG: 0.500										0 0 0 0 0 0 0										
<b>Paul Zuvella, R</b> (8, PH)										1 0 0 0 0 0 0										
<b>Gene Garber, R</b> (8, 1)										0 0 0 0 0 0 0										
<b>Inning Stats</b>	R: 0 E: 0 K: 3 S: 9	H: 0 LOB: 0 BB: 0 P: 9	R: 0 E: 0 K: 0 S: 3	H: 0 LOB: 0 BB: 0 P: 3	R: 0 E: 0 K: 1 S: 4	H: 0 LOB: 0 BB: 1 P: 8	R: 1 E: 0 K: 1 S: 7	H: 2 LOB: 1 BB: 0 P: 7	R: 0 E: 0 K: 0 S: 4	H: 1 LOB: 1 BB: 0 P: 4	R: 0 E: 0 K: 2 S: 8	H: 0 LOB: 0 BB: 1 P: 12	R: 0 E: 0 K: 0 S: 4	H: 1 LOB: 2 BB: 1 P: 4	R: 0 E: 0 K: 1 S: 5	H: 0 LOB: 0 BB: 0 P: 5	1B: 3 2B: 3 3B: 0 HR: 0	SF: 0 SAC: 0 DP: 1 HBP: 0	WP: 0 PB: 0 SB: 0 CS: 0	PA: 33
<b>PITCHER</b> <b>Larry McWilliams, L</b> (1, 1) ERA: 3.07	IP: 9.0 WLS: W BF: 33 H: 5 R: 1 ER: 1 SO: 8 BB: 2 IBB: 0 HBP: 0 BLK: 0 WP: 0 HR: 0 S: 47 P: 55 ERA: 1.00 WHIP: 0.778																			

Atlanta Braves @ Pittsburgh Pirates  
 Three Rivers Stadium, Pittsburgh, PA  
 Fri Aug 26 1983, 7:05 PM EDT  
 Att: 23,772 - Unknown

livebaseballscorecards.com

AB 31  
 R 1  
 H 5  
 RBI 1  
 BB 2  
 SO 8  
 LOB 11



Batter	1	2	3	4	5	6	7	8	9
<b>Marvell Wynne, L</b> <small>(1, 8) OBP: 0.333, SLG: 0.381</small>	4-0 		0-0 6-3 	0-0 4-3 		0-0 F2 		0-3 K 	
<b>Johnny Ray, S</b> <small>(1, 4) OBP: 0.325, SLG: 0.400</small>	0-0 F7 		0-0 1B 	4-0 FC5-4 		0-0 G3 		0-0 1B 	
<b>Bill Madlock, R</b> <small>(1, 5) OBP: 0.362, SLG: 0.446</small>	0-0 FC5-4 		0-0 1B 	0-0 FC5-4 		0-0 6-3 		0-0 FC5 	
<b>Jason Thompson, L</b> <small>(1, 3) OBP: 0.385, SLG: 0.429</small>	4-0 1-2 		0-0 6-3 		0-0 E 		0-3 K 		
<b>Dave Parker, L</b> <small>(1, 9) OBP: 0.298, SLG: 0.405</small>	0-0 F8 		0-0 1-2 		0-0 E3 		0-0 F7 		
<b>Doug Frobel, L</b> <small>(1, 7) OBP: 0.350, SLG: 0.611</small>		0-3 K 	0-0 6-3 		0-0 4-3 		0-0 F8 		
<b>Tony Peña, R</b> <small>(1, 2) OBP: 0.329, SLG: 0.430</small>		0-0 5-3 	0-0 HR 		0-0 4-3 		0-0 E5 		
<b>Dale Berra, R</b> <small>(1, 6) OBP: 0.312, SLG: 0.345</small>		0-0 2B 	0-0 F5 		0-0 SF9 		0-0 FC5 		
<b>Larry McWilliams, L</b> <small>(1, 1) OBP: 0.138, SLG: 0.141</small>	4-3 			4-3 		0-3 K 		0-0 F2 	

AB	R	H	RBI	BB	SO	LOB
4	0	0	0	1	1	2
4	1	2	1	1	0	1
5	1	1	0	0	0	4
3	2	2	1	1	1	0
4	2	1	1	0	0	3
4	1	1	2	0	1	2
4	2	1	3	0	0	1
3	0	2	1	0	0	0
4	0	0	0	0	1	3

BOTTOM	
<b>Atlanta Braves @ Pittsburgh Pirates</b> Three Rivers Stadium, Pittsburgh, PA Fri Aug 26 1983, 7:05 PM EDT Att. 23,772 - Unknown	
<b>AB 35</b> <b>R 9</b> <b>H 10</b> <b>RBI 9</b> <b>BB 3</b> <b>SO 4</b> <b>LOB 16</b>	
1B: 8    SF: 1 2B: 1    SAC: 0 3B: 0    DP: 0 HR: 1    HBP: 0	WP: 0    PA: 39 PB: 0 SB: 0 CS: 0

Inning Stats		R: 0	H: 0	R: 0	H: 1	R: 5	H: 5	R: 0	H: 0	R: 3	H: 2	R: 0	H: 0	R: 0	H: 0	R: 1	H: 2	
		E: 0	LOB: 2	E: 0	LOB: 1	E: 0	LOB: 0	E: 0	LOB: 1	E: 1	LOB: 0	E: 0	LOB: 0	E: 0	LOB: 0	E: 1	LOB: 2	
		K: 0	BB: 2	K: 1	BB: 0	K: 0	BB: 0	K: 0	BB: 1	K: 1	BB: 0	K: 1	BB: 0	K: 1	BB: 0	K: 1	BB: 0	
		S: 3	P: 11	S: 6	P: 6	S: 8	P: 8	S: 3	P: 7	S: 8	P: 8	S: 3	P: 3	S: 5	P: 5	S: 8	P: 8	
PITCHER		IP	WLS	BF	H	R	ER	SO	BB	IBB	HBP	BLK	WP	HR	S	P	ERA	WHIP
<b>Pascual Perez, R</b> <small>(1, 1) ERA: 3.63</small>		4.0	L	21	6	5	5	1	3	0	0	0	0	0	20	32	11.25	2.250
<b>Donnie Moore, R</b> <small>(5, 1) ERA: 3.98</small>		3.0		12	2	3	1	2	0	0	0	0	0	0	16	16	3.00	0.667
<b>Gene Garber, R</b> <small>(8, 1) ERA: 4.3</small>		1.0		6	2	1	0	1	0	0	0	0	0	0	8	8	0.00	2.000

Batter	1	2	3	4	5	6	7	8	9	AB R H RBI BB SO LOB	TOP											
<b>Brett Butler, L</b> (1, 7) OBP: 0.332, SLG: 0.396	0-0 L1	0-0 4-3			0-0 G3			0-0 F5		4 0 0 0 0 0 5												
<b>Glenn Hubbard, R</b> (1, 4) OBP: 0.325, SLG: 0.387	0-3 K		0-3 K		0-3 K			0-0 G5-4-3		4 0 0 0 0 3 2												
<b>Chris Chambliss, L</b> (1, 3) OBP: 0.375, SLG: 0.513	0-0 1B		0-0 G3			0-3 K			0-0 4-3	4 0 1 0 0 1 0												
<b>Dale Murphy, R</b> (1, 8) OBP: 0.397, SLG: 0.528	0-3 K		0-0 F9			0-0 L8			4-0 G3 BB	3 0 0 0 1 1 1												
<b>Claudell Washington, L</b> (1, 9) OBP: 0.317, SLG: 0.406		0-0 BB 1B 1B		0-0 L4		0-3 K			0-0 G3	4 0 1 0 0 1 1												
<b>Rafael Ramirez, R</b> (1, 6) OBP: 0.333, SLG: 0.361		0-0 P3		0-0 F7			0-0 6-3		4-0 BB	3 0 0 0 1 0 1												
<b>Biff Pocoroba, S</b> (1, 2) OBP: 0.311, SLG: 0.381		0-0 BB 1B		0-0 F7			0-0 4-3		0-0 F8	4 0 1 0 0 0 2												
<b>Randy Johnson, R</b> (1, 5) OBP: 0.415, SLG: 0.357		4-0 BB			0-0 G3 5-3 1B		0-3 K			2 0 1 0 1 1 0												
<b>Ken Dayley, L</b> (1, 1) OBP: 0.259, SLG: 0.167		0-3 K			0-0 5-3			0-0 G5-4-3 1B		2 0 0 0 0 1 4												
<b>Gerald Perry, L</b> (8, PH) OBP: 0.458, SLG: 0.650										1 0 1 0 0 0 0												
<b>Rick Camp, R</b> (8, 1) OBP: 0.119, SLG: 0.103										0 0 0 0 0 0 0												
<b>Inning Stats</b>	R: 0 E: 0 K: 2 S: 8	H: 1 LOB: 1 BB: 0 P: 8	R: 0 E: 0 K: 1 S: 7	H: 2 LOB: 3 BB: 1 P: 11	R: 0 E: 0 K: 1 S: 5	H: 0 LOB: 0 BB: 0 P: 5	R: 0 E: 0 K: 0 S: 3	H: 0 LOB: 0 BB: 0 P: 3	R: 0 E: 0 K: 1 S: 6	H: 1 LOB: 1 BB: 0 P: 6	R: 0 E: 0 K: 2 S: 7	H: 0 LOB: 0 BB: 0 P: 7	R: 0 E: 0 K: 1 S: 5	H: 0 LOB: 0 BB: 0 P: 5	R: 0 E: 0 K: 0 S: 3	H: 1 LOB: 0 BB: 0 P: 3	R: 0 E: 0 K: 0 S: 3	H: 0 LOB: 2 BB: 2 P: 11	1B: 5 2B: 0 3B: 0 HR: 0	SF: 0 SAC: 0 DP: 1 HBP: 0	WP: 0 PB: 0 SB: 0 CS: 0	PA: 34
<b>PITCHER Lee Tunnell, R</b> (1, 1) ERA: 4.1	IP: 9.0 WLS: W BF: 34 H: 5 R: 0 ER: 0 SO: 8 BB: 3 IBB: 0 HBP: 0 BLK: 0 WP: 0 HR: 0 S: 47 P: 59 ERA: 0.00 WHIP: 0.889											<b>PITCHER</b>	IP: WLS: BF: H: R: ER: SO: BB: IBB: HBP: BLK: WP: HR: S: P: ERA: WHIP:									

Atlanta Braves @ Pittsburgh Pirates  
 Three Rivers Stadium, Pittsburgh, PA  
 Sat Aug 27 1983, 7:05 PM EDT  
 Att: 22,811 - Unknown

livebaseballscorecards.com

AB	31
R	0
H	5
RBI	0
BB	3
SO	8
LOB	16



Batter	1	2	3	4	5	6	7	8	9
Lee Lacy, R OBP: 0.346, SLG: 0.416 (1, 8) (8, 7)	0-0 1B S		0-0 2B HR		0-0 P3			0-3 K	
Jim Morrison, R OBP: 0.361, SLG: 0.531 (1, 4)	0-0 F9 1-2		0-3 K		0-3 K			0-0 F7	
Bill Madlock, R OBP: 0.361, SLG: 0.451 (1, 5)	0-0 F8		0-0 HR 2-H			0-0 L6		0-0 5-3	
Jason Thompson, L OBP: 0.383, SLG: 0.425 (1, 3)	0-0 4-3		0-3 K			0-0 F9			
Dave Parker, L OBP: 0.298, SLG: 0.404 (1, 9)		0-0 1B S		0-0 F8		0-3 K			
Tony Peña, R OBP: 0.329, SLG: 0.428 (1, 2)		0-0 L7 1-2		0-0 F8		4-0 BB			
Brian Harper, R OBP: 0.217, SLG: 0.451 Marvell Wynne, L OBP: 0.333, SLG: 0.381 (1, 7) (8, 8)		0-0 F9		0-0 2B		0-0 L7			
Dale Berra, R OBP: 0.310, SLG: 0.343 (1, 6)		0-3 K		0-0 F9		0-0 L8			
Lee Tunnell, R OBP: 0.143, SLG: 0.122 (1, 1)			0-0 P4		0-0 6-3		0-0 F8		

Inning Stats	R: 0 E: 0 K: 0 S: 4	H: 1 LOB: 1 BB: 0 P: 4	R: 0 E: 0 K: 1 S: 6	H: 1 LOB: 1 BB: 0 P: 6	R: 2 E: 0 K: 2 S: 9	H: 2 LOB: 0 BB: 0 P: 9	R: 0 E: 0 K: 0 S: 4	H: 1 LOB: 1 BB: 0 P: 4	R: 0 E: 0 K: 1 S: 5	H: 0 LOB: 0 BB: 0 P: 5	R: 0 E: 0 K: 1 S: 5	H: 0 LOB: 0 BB: 0 P: 5	R: 0 E: 0 K: 0 S: 3	H: 0 LOB: 1 BB: 1 P: 7	R: 0 E: 0 K: 1 S: 5	H: 0 LOB: 0 BB: 0 P: 5
1B: 2 2B: 2 3B: 0 HR: 1	SF: 0 SAC: 0 DP: 0 HBP: 0	WP: 0 PB: 0 SB: 2 CS: 0														

PITCHER	IP	WLS	BF	H	R	ER	SO	BB	IBB	HBP	BLK	WP	HR	S	P	ERA	WHIP
Ken Dayley, L ERA: 3.86 Rick Camp, R ERA: 3.7	(1, 1) (8, 1)	7.0 1.0	L 3	27 0	5 0	2 0	5 1	0 0	0 0	0 0	0 0	0 0	1 0	36 5	40 5	2.57 0.00	0.857 0.000

**BOTTOM**

AB R H RBI BB SO LOB

4	1	2	0	0	1	0
4	0	0	0	0	2	2
4	1	1	2	0	0	1
3	0	0	0	0	1	1
3	0	1	0	0	1	0
2	0	0	0	1	0	1
3	0	1	0	0	0	2
0	0	0	0	0	0	0
3	0	0	0	0	1	3
3	0	0	0	0	0	1

AB 29  
R 2  
H 5  
RBI 2  
BB 1  
SO 6  
LOB 11



**Atlanta Braves @ Pittsburgh Pirates**  
**Three Rivers Stadium, Pittsburgh, PA**  
 Sat Aug 27 1983, 7:05 PM EDT  
 Att. 22,811 - Unknown

WP: 0 PA: 30  
 PB: 0  
 SB: 2  
 CS: 0

Batter	1	2	3	4	5	6	7	8	9	AB R H RBI BB SO LOB	TOP											
<b>Brett Butler, L</b> (1, 7) OBP: 0.331, SLG: 0.394	0-3 K		0-3 K		0-0 F7			0-0 SH3-4 1B		4 0 1 0 0 2 1												
<b>Glenn Hubbard, R</b> (1, 4) OBP: 0.325, SLG: 0.389	0-3 K		0-0 2B		0-0 F8			0-0 SH3-4		3 0 1 1 0 1 0												
<b>Terry Harper, R</b> (1, 9) OBP: 0.356, SLG: 0.418	0-3 K		0-3 K		0-0 1B			0-0 F3		4 0 1 0 0 2 2												
<b>Dale Murphy, R</b> (1, 8) OBP: 0.396, SLG: 0.525		0-0 5-3		0-0 4-3		0-3 K		4-0 BB		3 0 0 0 1 1 1												
<b>Bob Watson, R</b> (1, 3) OBP: 0.417, SLG: 0.563		0-0 CS 1B		0-0 HR		4-0 BB		0-0 F8		3 1 2 1 1 0 2												
<b>Mike Jorgensen, L</b> (8, 3) OBP: 0.347, SLG: 0.393		0-0 1B		0-0 HR		1-2 BB		0-0 F8		0 0 0 0 0 0 0												
<b>Rafael Ramirez, R</b> (1, 6) OBP: 0.335, SLG: 0.362		0-0 1B		0-0 4-3		0-0 F6		0-0 L9-4 SH1-4 1B		4 0 2 0 0 0 2												
<b>Randy Johnson, R</b> (1, 5) OBP: 0.400, SLG: 0.342		0-3 K		0-0 F8		0-3 K		0-0 SH1-4		3 0 0 0 0 2 2												
<b>Bruce Benedict, R</b> (1, 2) OBP: 0.388, SLG: 0.348		0-0 2B		0-0 2B		0-0 B5-6-4 1B		0-0 6-3		4 1 2 0 0 0 1												
<b>Pete Falcone, L</b> (1, 1) OBP: 0.111, SLG: 0.115		0-3 K		0-0 K		0-0 B5-6-4		0-0 6-3		2 0 0 0 0 1 2												
<b>Terry Forster, L</b> (6, 1) OBP: 0.667, SLG: 0.833										1 0 0 0 0 0 0												
<b>Inning Stats</b>	R: 0 E: 0 K: 3 S: 9	H: 0 LOB: 0 BB: 0 P: 9	R: 0 E: 0 K: 1 S: 6	H: 2 LOB: 2 BB: 0 P: 6	R: 1 E: 0 K: 3 S: 11	H: 2 LOB: 1 BB: 0 P: 11	R: 1 E: 0 K: 0 S: 4	H: 1 LOB: 0 BB: 0 P: 4	R: 0 E: 0 K: 1 S: 3	H: 1 LOB: 0 BB: 0 P: 3	R: 0 E: 0 K: 1 S: 6	H: 1 LOB: 2 BB: 1 P: 10	R: 0 E: 0 K: 1 S: 5	H: 0 LOB: 0 BB: 0 P: 5	R: 0 E: 0 K: 1 S: 4	H: 1 LOB: 2 BB: 1 P: 8	R: 0 E: 0 K: 0 S: 3	H: 1 LOB: 0 BB: 0 P: 3	1B: 6 2B: 4 3B: 0 HR: 1	SF: 0 SAC: 2 DP: 3 HBP: 0	WP: 0 PB: 0 SB: 0 CS: 1	PA: 35
<b>PITCHER</b>	IP WLS BF H R ER SO BB IBB HBP BLK WP HR S P ERA WHIP																					
<b>John Candelaria, L</b> (1, 1) ERA: 3.61	6.0 L 24 7 2 2 8 1 0 0 0 0 1 39 43 3.00 1.333																					
<b>Cecilio Guante, R</b> (7, 1) ERA: 2.82	3.0 11 2 0 0 1 1 0 0 0 0 0 12 16 0.00 1.000																					

Atlanta Braves @ Pittsburgh Pirates  
 Three Rivers Stadium, Pittsburgh, PA  
 Sun Aug 28 1983, 3:33 AM EDT  
 Att: 26,193 - Unknown

livebaseballscorecards.com

AB 31  
 R 2  
 H 9  
 RBI 2  
 BB 2  
 SO 9  
 LOB 13





Batter	1	2	3	4	5	6	7	8	9	AB R H RBI BB SO LOB	TOP	
<b>Marvell Wynne, L</b> (1, 8) <small>OBP: 0.332, SLG: 0.390</small>	0-3 		0-0 		0-0 		0-0 			4 1 1 1 0 1 1		
<b>Johnny Ray, S</b> (1, 4) <small>OBP: 0.321, SLG: 0.394</small>	0-0 		0-0 		0-0 		0-0 			4 0 0 0 0 0 1		
<b>Dave Parker, L</b> (1, 9) <small>OBP: 0.297, SLG: 0.402</small>	0-0 		0-0 							4 0 0 0 0 2 0		
<b>Jason Thompson, L</b> (1, 3) <small>OBP: 0.379, SLG: 0.420</small>		0-3 		0-3 		0-0 		0-0 		4 0 0 0 0 2 0		
<b>Richie Hebner, L</b> (1, 5) <small>OBP: 0.300, SLG: 0.312</small>		0-0 		0-0 		0-0 		0-0 		4 0 0 0 0 0 0		
<b>Doug Frobel, L</b> (1, 7) <small>OBP: 0.364, SLG: 0.600</small>		0-0 		0-0 		0-0 		0-0 		4 0 2 0 0 0 0		
<b>Tony Peña, R</b> (1, 2) <small>OBP: 0.328, SLG: 0.423</small>		0-3 			0-3 	4-0 		0-0 		3 0 0 0 1 2 2		
<b>Dale Berra, R</b> (1, 6) <small>OBP: 0.309, SLG: 0.343</small>		0-0 			0-0 	0-0 		0-0 		4 1 1 0 0 0 5		
<b>Rick Rhoden, R</b> (1, 1) <small>OBP: 0.145, SLG: 0.159</small> <b>Kent Tekulve, R</b> (8, 1)			0-3 		0-0 		0-0 			3 0 1 1 0 1 0		
<b>Inning Stats</b>	R: 0 H: 0 E: 0 LOB: 0 K: 1 BB: 0 S: 5 P: 5	R: 0 H: 1 E: 1 LOB: 2 K: 2 BB: 0 S: 9 P: 9	R: 1 H: 1 E: 0 LOB: 0 K: 1 BB: 0 S: 6 P: 6	R: 0 H: 0 E: 0 LOB: 0 K: 1 BB: 0 S: 5 P: 5	R: 1 H: 2 E: 0 LOB: 1 K: 1 BB: 0 S: 7 P: 7	R: 0 H: 1 E: 1 LOB: 3 K: 1 BB: 1 S: 7 P: 11	R: 0 H: 0 E: 0 LOB: 0 K: 0 BB: 0 S: 3 P: 3	R: 0 H: 0 E: 0 LOB: 0 K: 1 BB: 0 S: 3 P: 3	R: 0 H: 0 E: 0 LOB: 0 K: 0 BB: 0 S: 3 P: 3	1B: 3 SF: 0 2B: 1 SAC: 0 3B: 0 DP: 0 HR: 1 HBP: 0	WP: 0 PA: 35 PB: 0 SB: 0 CS: 0	
<b>PITCHER</b> <b>Mario Soto, R</b> (1, 1) <small>ERA: 2.59</small> <b>Ted Power, R</b> (9, 1) <small>ERA: 4.31</small>	IP WLS BF H R ER SO BB IBB HBP BLK WP HR S P ERA WHIP 8.0 L 32 5 2 2 8 1 0 0 0 0 0 1 47 51 2.25 0.750											IP WLS BF H R ER SO BB IBB HBP BLK WP HR S P ERA WHIP 1.0 3 0 0 0 0 0 0 0 0 0 0 0 3 3 0.00 0.000

**Pittsburgh Pirates @ Cincinnati Reds**  
 Riverfront Stadium, Cincinnati, OH  
 Mon Aug 29 1983, 7:05 PM EDT  
 Att: 11,173 - Unknown

livebaseballscorecards.com

<b>AB</b>	34
<b>R</b>	2
<b>H</b>	5
<b>RBI</b>	2
<b>BB</b>	1
<b>SO</b>	8
<b>LOB</b>	9







Batter	1	2	3	4	5	6	7	8	9	AB R H RBI BB SO LOB	TOP											
Marvell Wynne, L (1, 8) OBP: 0.326, SLG: 0.383	0-0 F2		0-0 6-3	0-0 4-3			0-0 4-3		0-0 F8	5 0 0 0 0 0 3												
Johnny Ray, S (1, 4) OBP: 0.323, SLG: 0.400	0-0 2B		0-0 F8		0-0 4-3		4-0 1B BB		0-0 1B 2B	4 1 2 0 1 0 0												
Dave Parker, L (1, 9) OBP: 0.303, SLG: 0.414	0-0 6-3			0-0 2B 1B	0-0 HR		0-0 1-3 1B		0-0 4-3 1B	5 2 4 2 0 0 1												
Jason Thompson, L (1, 3) OBP: 0.377, SLG: 0.420	0-0 G3			0-0 2B	0-3 K		0-0 F8		0-0 4-3	5 1 1 1 0 1 4												
Richie Hebner, L (1, 5) OBP: 0.296, SLG: 0.299		0-0 4-3		0-0 F7	0-0 F8			0-0 L3	4-0 BB	4 0 0 0 1 0 1												
Doug Frobel, L (1, 7) OBP: 0.367, SLG: 0.600		0-3 K		0-0 BB 2B		0-0 F9		0-0 S 1B	0-3 K	5 1 2 1 0 2 2												
Tony Peña, R (1, 2) OBP: 0.330, SLG: 0.424		0-0 1B		0-3 K		0-0 F7		0-0 E4 1B		4 0 2 1 0 1 1	AB 38											
Dale Berra, R (1, 6) OBP: 0.311, SLG: 0.343		0-0 5-3		4-0 BB IBB		0-0 5-3		0-0 2-3 1B		3 0 1 0 1 0 1	R 5											
Jose DeLeon, R (1, 1)			0-3 K	4-0 BB			0-0 G3	0-0 5-3-2		1 0 0 0 1 1 0	H 12											
Lee Mazzilli, S (7, PH) OBP: 0.373, SLG: 0.350										1 0 0 0 0 0 0	RBI 5											
Cecilio Guante, R (7, 1) OBP: 0.158, SLG: 0.111										1 0 0 0 0 0 2	BB 4											
Rod Scurry, L (8, 1)										0 0 0 0 0 0 0	SO 5											
Kent Tekulve, R (9, 1)										0 0 0 0 0 0 0	LOB 15											
<b>Inning Stats</b>	R: 0 E: 0 K: 0 S: 4	H: 1 LOB: 1 BB: 0 P: 4	R: 0 E: 0 K: 1 S: 6	H: 1 LOB: 1 BB: 0 P: 6	R: 0 E: 0 K: 1 S: 5	H: 0 LOB: 0 BB: 0 P: 5	R: 2 E: 0 K: 1 S: 8	H: 3 LOB: 3 BB: 2 P: 16	R: 1 E: 0 K: 1 S: 6	H: 1 LOB: 0 BB: 0 P: 6	R: 0 E: 0 K: 0 S: 3	H: 0 LOB: 0 BB: 0 P: 3	R: 0 E: 0 K: 0 S: 4	H: 1 LOB: 2 BB: 1 P: 8	R: 1 E: 1 K: 0 S: 5	H: 3 LOB: 1 BB: 0 P: 5	R: 1 E: 0 K: 1 S: 7	H: 2 LOB: 2 BB: 1 P: 11	1B: 7 2B: 5 3B: 0 HR: 1	SF: 0 SAC: 0 DP: 1 HBP: 0	WP: 0 PB: 0 SB: 1 CS: 0	PA: 42
<b>PITCHER</b>	IP WLS BF H R ER SO BB IBB HBP BLK WP HR S P ERA WHIP																					
Jeff Russell, R (1, 1) ERA: 2.17	6.0 L 26 6 3 3 4 1 1 0 0 0 1 32 40 4.50 1.167																					
Tom Hume, R (7, 1) ERA: 5.68	1.0 5 1 0 0 0 1 0 0 0 0 0 4 8 0.00 2.000																					
Ted Power, R (8, 1) ERA: 4.44	1.1 7 4 2 2 0 0 0 0 0 0 0 7 7 13.50 3.000																					
Bill Scherrer, L (9, 1) ERA: 2.83	0.2 4 1 0 0 0 1 1 0 0 0 0 5 9 0.00 3.000																					

Pittsburgh Pirates @ Cincinnati Reds  
Riverfront Stadium, Cincinnati, OH

Tue Aug 30 1983, 7:05 PM EDT  
Att: 10,160 - Unknown

livebaseballscorecards.com





Batter	1	2	3	4	5	6	7	8	9	AB R H RBI BB SO LOB	TOP										
Lee Lacy, R (1, 7) OBP: 0.347, SLG: 0.410	0-0 F8			0-3 K2-3		0-0 4-3		0-3 K		4 0 0 0 0 2 1											
Marvell Wynne, L (1, 8) OBP: 0.329, SLG: 0.382	0-0 G3			4-0 CS BB		0-0 1B		0-3 K2-3		3 0 1 0 1 1 1											
Bill Madlock, R (1, 5) OBP: 0.380, SLG: 0.447	0-0 F7			4-0 1-2 BB		0-0 6-3			0-0 F8	3 0 0 0 1 0 1											
Jason Thompson, L (1, 3) OBP: 0.374, SLG: 0.416		0-0 6-3		0-0 G3			0-0 G3		0-0 4-3	4 0 0 0 0 0 1											
Dave Parker, L (1, 9) OBP: 0.302, SLG: 0.413		0-0 4-3			0-0 F8		0-3 K		0-0 1B	4 0 1 0 0 1 0											
Johnny Ray, S (1, 4) OBP: 0.321, SLG: 0.396		0-0 F8			0-3 K2-3		0-0 3-1		0-0 F3	4 0 0 0 0 1 1											
Tony Peña, R (1, 2) OBP: 0.330, SLG: 0.423			0-0 F4		0-0 1B			0-0 F7		3 0 1 0 0 0 0											
Dale Berra, R (1, 6) OBP: 0.311, SLG: 0.343			0-0 F7		0-3 K			0-0 1B PB 1B		3 1 1 0 0 1 1											
Larry McWilliams, L (1, 1) OBP: 0.134, SLG: 0.136			0-0 G3		0-3 K2-3			0-0 PB 1-2 1B		2 0 0 0 0 1 0											
Lee Mazzilli, S (8, PH) OBP: 0.375, SLG: 0.353										1 0 1 0 0 0 0											
Rod Scurry, L (8, 1)										0 0 0 0 0 0 0											
Kent Tekulve, R (8, 1)										0 0 0 0 0 0 0											
<b>Inning Stats</b>	R: 0 E: 0 K: 0 S: 3	H: 0 LOB: 0 BB: 0 P: 3	R: 0 E: 0 K: 0 S: 3	H: 0 LOB: 0 BB: 0 P: 3	R: 0 E: 0 K: 1 S: 4	H: 0 LOB: 1 BB: 2 P: 12	R: 0 E: 0 K: 2 S: 8	H: 1 LOB: 1 BB: 0 P: 8	R: 0 E: 0 K: 1 S: 6	H: 1 LOB: 1 BB: 0 P: 6	R: 0 E: 0 K: 1 S: 5	H: 0 LOB: 0 BB: 0 P: 5	R: 1 E: 0 K: 2 S: 9	H: 2 LOB: 1 BB: 0 P: 9	R: 0 E: 0 K: 0 S: 4	H: 1 LOB: 1 BB: 0 P: 4	1B: 5 2B: 0 3B: 0 HR: 0	SF: 0 SAC: 0 DP: 0 HBP: 0	WP: 0 PB: 2 SB: 0 CS: 1	PA: 33	
<b>PITCHER</b> Joe Niekro, R (1, 1) ERA: 3.37	IP: 9.0 WLS: W BF: 33 H: 5 R: 1 ER: 0 SO: 7 BB: 2 IBB: 0 HBP: 0 BLK: 0 WP: 0 HR: 0 S: 45 P: 53 ERA: 0.00 WHIP: 0.778																				

Pittsburgh Pirates @ Houston Astros  
Astrodome, Houston, TX  
Wed Aug 31 1983, 8:05 PM EDT  
Att: 12,347 - Unknown

livebaseballscorecards.com

AB	31
R	1
H	5
RBI	0
BB	2
SO	7
LOB	6



Batter	1	2	3	4	5	6	7	8	9	AB R H RBI BB SO LOB
Bill Doran, S (1, 4) OBP: 0.377, SLG: 0.355	0-3 K		0-0 1B		0-0 F3			0-0 1B		4 1 2 0 0 1 0
Terry Puhl, L (1, 9) OBP: 0.364, SLG: 0.450	0-0 F9		0-0 1B			0-0 F4		0-0 1B		4 1 2 0 0 0 0
Dickie Thon, R (1, 6) OBP: 0.348, SLG: 0.468	0-0 6-3		4-0 1B			0-3 K		0-0 1B		3 1 1 1 1 1 0
Phil Garner, R (1, 5) OBP: 0.320, SLG: 0.360		0-0 WP	0-3 K			0-3 K		0-0 E9		4 1 2 2 0 2 3
Jose Cruz, L (1, 7) OBP: 0.386, SLG: 0.470		0-3 K		0-0 G1-6-3			0-0 6-3	0-3 K		4 0 1 0 0 2 1
Ray Knight, R (1, 3) OBP: 0.352, SLG: 0.447		0-0 4-3		0-0 G1-6-3		0-0 5-3				3 0 0 0 0 0 1
Jerry Mumphrey, S (1, 8) OBP: 0.333, SLG: 0.403		0-0 4-3		0-0 5-3			0-0 F8			1 0 0 0 0 0 0
Tony Scott, S (4, 8) OBP: 0.271, SLG: 0.292										2 0 0 0 0 0 0
Alan Ashby, S (1, 2) OBP: 0.302, SLG: 0.413			0-3 K		0-0 4-3			0-3 K		1 0 0 0 0 1 0
Kevin Bass, S (5, PH) OBP: 0.240, SLG: 0.324										1 0 0 0 0 0 0
John Mizerock, L (6, 2) OBP: 0.274, SLG: 0.292										1 0 0 0 0 1 0
Joe Niekro, R (1, 1) OBP: 0.095, SLG: 0.096			0-0 6-3		0-3 K			0-3 K		3 0 0 0 0 2 0

Inning Stats		R: 0	H: 0	R: 1	H: 1	R: 0	H: 2	R: 0	H: 1	R: 0	H: 0	R: 0	H: 0	R: 0	H: 0	R: 3	H: 4
E: 0	LOB: 0	E: 0	LOB: 0	E: 0	LOB: 0	E: 0	LOB: 3	E: 0	LOB: 0	E: 0	LOB: 0	E: 0	LOB: 0	E: 0	LOB: 0	E: 1	LOB: 1
K: 1	BB: 0	K: 1	BB: 0	K: 2	BB: 1	K: 0	BB: 0	K: 1	BB: 0	K: 2	BB: 0	K: 0	BB: 0	K: 0	BB: 0	K: 3	BB: 0
S: 5	P: 5	S: 6	P: 6	S: 9	P: 13	S: 3	P: 3	S: 5	P: 5	S: 7	P: 7	S: 3	P: 3	S: 3	P: 3	S: 13	P: 13


**BOTTOM**

**Pittsburgh Pirates @ Houston Astros**  
Astrodome, Houston, TX

Wed Aug 31 1983, 8:05 PM EDT  
Att. 12,347 - Unknown

livebaseballscorecards.com

AB	31
R	4
H	8
RBI	3
BB	1
SO	10
LOB	5



1B: 7	SF: 0	WP: 1	PA: 32
2B: 1	SAC: 0	PB: 0	
3B: 0	DP: 1	SB: 1	
HR: 0	HBP: 0	CS: 0	

PITCHER	IP	WLS	BF	H	R	ER	SO	BB	IBB	HBP	BLK	WP	HR	S	P	ERA	WHIP
Larry McWilliams, L (1, 1) ERA: 3.01	7.0		25	4	1	1	7	1	0	0	0	1	0	38	42	1.29	0.714
Rod Scurry, L (8, 1) ERA: 5.4	0.2	L	4	2	2	2	2	0	0	0	0	0	0	8	8	27.00	3.000
Kent Tekulve, R (8, 1) ERA: 2.01	0.1		3	2	1	1	1	0	0	0	0	0	0	5	5	27.00	6.000

Batter	1	2	3	4	5	6	7	8	9	AB R H RBI BB SO LOB	TOP	
<b>Marvell Wynne, L</b> (1, 8) <small>OBP: 0.325, SLG: 0.378</small> <b>Lee Lacy, R</b> (8, PH) <small>OBP: 0.345, SLG: 0.408</small> (8, 8)	0-3 K		0-0 6-3		0-0 P5			0-0 4-3		3 0 0 0 0 1 1 1 0 0 0 0 0 0	<b>Pittsburgh Pirates @ Houston Astros</b> Astrodome, Houston, TX Thu Sep 01 1983, 4:33 AM EDT Att. 7,645 - Unknown	
<b>Lee Mazzilli, S</b> (1, 3) <small>OBP: 0.370, SLG: 0.346</small>	0-0 1-3		0-3 K		0-3 K			0-3 K		4 0 0 0 0 3 1		
<b>Bill Madlock, R</b> (1, 5) <small>OBP: 0.381, SLG: 0.446</small>	4-0 BB			0-0 5-3		0-0 BB 1B		0-0 F9		3 0 1 0 1 0 0		
<b>Dave Parker, L</b> (1, 9) <small>OBP: 0.304, SLG: 0.412</small>	0-0 6-3			0-0 BLK S 1B		4-0 1-2 BB		0-0 4-3		3 0 1 0 1 0 1		
<b>Johnny Ray, S</b> (1, 4) <small>OBP: 0.320, SLG: 0.393</small>		0-0 F9		4-0 1-2 BLK BB		0-0 F7		0-3 K		3 0 0 0 1 1 2		
<b>Doug Frobel, L</b> (1, 7) <b>Brian Harper, R</b> (9, PH) <small>OBP: 0.217, SLG: 0.436</small>		0-3 K		0-3 K 1-2 2-3		0-0 G4-6-3 1-2f		0-0 F8		3 0 0 0 0 2 4 1 0 0 0 0 0 0		
<b>Milt May, L</b> (1, 2) <small>OBP: 0.322, SLG: 0.370</small>		0-0 P6		4-0 IBB		0-0 F6				2 0 0 0 1 0 0		
<b>Rafael Belliard, R</b> (1, 6) <b>Richie Hebner, L</b> (4, PH) <b>Dale Berra, R</b> (4, 6) <small>OBP: 0.310, SLG: 0.342</small>			0-3 K	0-3 K		0-3 K		0-3 K		1 0 0 0 0 1 0 1 0 0 0 0 1 3 1 0 0 0 0 1 0		
<b>Lee Tunnell, R</b> (1, 1) <small>OBP: 0.159, SLG: 0.186</small> <b>Joe Orsulak, L</b> (7, PH) <b>Cecilio Guante, R</b> (7, 1) <small>OBP: 0.158, SLG: 0.111</small> <b>Rod Scurry, L</b> (7, 1) <b>Kent Tekulve, R</b> (7, 1)			0-0 3B		0-3 K		0-3 K			2 0 1 0 0 1 0 1 0 0 0 0 1 0		
<b>Inning Stats</b>	R: 0 H: 0 E: 0 LOB: 1 K: 1 BB: 1 S: 5 P: 9	R: 0 H: 0 E: 0 LOB: 0 K: 1 BB: 0 S: 5 P: 5	R: 0 H: 1 E: 0 LOB: 1 K: 2 BB: 0 S: 8 P: 8	R: 0 H: 1 E: 0 LOB: 3 K: 2 BB: 2 S: 8 P: 16	R: 0 H: 0 E: 0 LOB: 0 K: 2 BB: 0 S: 7 P: 7	R: 0 H: 1 E: 0 LOB: 1 K: 0 BB: 1 S: 3 P: 7	R: 0 H: 0 E: 0 LOB: 0 K: 2 BB: 0 S: 7 P: 7	R: 0 H: 0 E: 0 LOB: 0 K: 1 BB: 0 S: 5 P: 5	R: 0 H: 0 E: 0 LOB: 0 K: 1 BB: 0 S: 5 P: 5	1B: 2 SF: 0 2B: 0 SAC: 0 3B: 1 DP: 1 HR: 0 HBP: 0		WP: 0 PA: 33 PB: 0 SB: 1 CS: 0
<b>PITCHER</b> <b>Nolan Ryan, R</b> (1, 1) <small>ERA: 2.36</small> <b>Frank DiPino, L</b> (8, 1) <small>ERA: 2.47</small>	IP WLS BF H R ER SO BB IBB HBP BLK WP HR S P ERA WHIP 7.0 W 27 3 0 0 10 3 1 0 1 0 0 43 59 0.00 0.857											<b>PITCHER</b> IP WLS BF H R ER SO BB IBB HBP BLK WP HR S P ERA WHIP

livebaseballscorecards.com

AB	29
R	0
H	3
RBI	0
BB	4
SO	12
LOB	12



Batter	1	2	3	4	5	6	7	8	9
<b>Bill Doran, S</b> <small>(1, 4) OBP: 0.378, SLG: 0.355</small>	4-0 		0-0 			0-0 	0-0 		
<b>Terry Puhl, L</b> <small>(1, 8) OBP: 0.363, SLG: 0.448 (8, 9)</small>	0-0 		0-0 			0-0 		0-3 	
<b>Dickie Thon, R</b> <small>(1, 6) OBP: 0.347, SLG: 0.471</small>	0-0 			0-0 		0-0 		0-0 	
<b>Jose Cruz, L</b> <small>(1, 7) OBP: 0.385, SLG: 0.469</small> <b>Tony Scott, S</b> <small>(8, 8) OBP: 0.269, SLG: 0.290</small>	0-3 			0-0 			0-0 	0-3 	
<b>Ray Knight, R</b> <small>(1, 3) OBP: 0.354, SLG: 0.447</small>		0-0 		0-0 			4-0 		
<b>Denny Walling, L</b> <small>(1, 9) OBP: 0.323, SLG: 0.409 (8, 7)</small>		0-0 			0-0 		4-0 		
<b>Phil Garner, R</b> <small>(1, 5) OBP: 0.320, SLG: 0.360</small>		0-0 			0-0 		0-0 		
<b>John Mizerock, L</b> <small>(1, 2) OBP: 0.267, SLG: 0.284</small> <b>Jerry Mumphy, S</b> <small>(7, PH) OBP: 0.332, SLG: 0.402</small> <b>George Bjorkman, R</b> <small>(8, 2) OBP: 0.354, SLG: 0.346</small>			0-0 		0-0 		0-0 		
<b>Nolan Ryan, R</b> <small>(1, 1) OBP: 0.088, SLG: 0.055</small> <b>Kevin Bass, S</b> <small>(7, PH) OBP: 0.245, SLG: 0.342</small> <b>Frank DiPino, L</b> <small>(8, 1) OBP: 0.400, SLG: 0.500</small>			0-3 		0-3 		0-0 		


AB	R	H	RBI	BB	SO	LOB
3	0	1	0	1	0	1
4	0	1	0	0	1	1
4	0	1	0	0	0	2
3	0	1	0	0	1	1
1	0	0	0	0	1	1
2	0	1	0	1	0	1
2	1	0	0	1	0	1
3	1	1	0	0	0	3
2	0	0	0	0	0	1
1	1	0	0	0	0	3
0	0	0	0	0	0	0
2	0	0	0	0	2	1
1	0	1	3	0	0	0
0	0	0	0	0	0	0

**BOTTOM**

**Pittsburgh Pirates @ Houston Astros**  
 Astrodome, Houston, TX

Thu Sep 01 1983, 4:33 AM EDT  
 Att. 7,645 - Unknown

<b>AB</b>	<b>28</b>
<b>R</b>	<b>3</b>
<b>H</b>	<b>7</b>
<b>RBI</b>	<b>3</b>
<b>BB</b>	<b>3</b>
<b>SO</b>	<b>5</b>
<b>LOB</b>	<b>16</b>



Inning Stats	R: 0	H: 1	E: 0	LOB: 1	K: 1	BB: 1	S: 5	P: 9									
<b>Lee Tunnell, R</b> <small>ERA: 3.92</small>	IP: 6.0	WLS: 0	BF: 21	H: 4	R: 0	ER: 0	SO: 3	BB: 1	IBB: 0	HBP: 0	BLK: 0	WP: 0	HR: 0	S: 26	P: 30	ERA: 0.00	WHIP: 0.833
<b>Cecilio Guante, R</b> <small>ERA: 3.14</small>	IP: 0.0	WLS: L	BF: 2	H: 1	R: 2	ER: 2	SO: 0	BB: 1	IBB: 0	HBP: 0	BLK: 0	WP: 0	HR: 0	S: 1	P: 5	ERA: ∞	WHIP: ∞
<b>Rod Scurry, L</b> <small>ERA: 5.55</small>	IP: 0.0	WLS: 0	BF: 1	H: 0	R: 0	ER: 0	SO: 0	BB: 1	IBB: 0	HBP: 0	BLK: 0	WP: 0	HR: 0	S: 0	P: 4	ERA: ∞	WHIP: ∞
<b>Kent Tekulve, R</b> <small>ERA: 1.96</small>	IP: 2.0	WLS: 0	BF: 7	H: 2	R: 1	ER: 1	SO: 2	BB: 0	IBB: 0	HBP: 0	BLK: 0	WP: 0	HR: 0	S: 11	P: 11	ERA: 4.50	WHIP: 1.000

WP	PA	ERA	WHIP
0	31		
0			
1			
1			









Batter	1	2	3	4	5	6	7	8	9	AB	R	H	RBI	BB	SO	LOB
<b>Brett Butler, L</b> (1, 7) OBP: 0.331, SLG: 0.391	0-0 4-3		0-0 3-1		0-0 WP 2-3 1B		0-0 P3			4	0	1	0	0	0	1
<b>Rafael Ramirez, R</b> (1, 6) OBP: 0.333, SLG: 0.356	0-0 F9		4-0 4-3 BB		0-0 F4 1-2		0-0 6-3			3	0	0	0	1	0	3
<b>Claudell Washington, L</b> (1, 9) OBP: 0.320, SLG: 0.414	0-3 K		0-0 4-3 1-2		4-0 BB		0-0 F7			3	0	0	0	1	1	1
<b>Dale Murphy, R</b> (1, 8) OBP: 0.399, SLG: 0.523		0-0 2B 1B	0-0 1-3		0-3 K		0-0 FC4-6 1B			4	1	2	0	0	1	4
<b>Chris Chambliss, L</b> (1, 3) OBP: 0.364, SLG: 0.493		0-0 SH1-3 1-H SF8 2B		0-3 K		0-0 P6		0-3 K		4	1	1	1	0	2	1
<b>Brook Jacoby, R</b> (1, 5) OBP: 0.364, SLG: 0.493		0-0 SH1-3 2-3		0-0 6-3		0-0 F2		0-0 FC4-6 1-2f		3	0	0	0	0	0	1
<b>Glenn Hubbard, R</b> (1, 4) OBP: 0.323, SLG: 0.385		0-0 SF8 3-H		0-3 K		0-0 6-3		0-0 F8		3	0	0	1	0	1	0
<b>Bruce Benedict, R</b> (1, 2) OBP: 0.387, SLG: 0.346		0-0 WP 2B		0-0 F9		0-0 5-3		0-0 F7		4	0	1	0	0	0	0
<b>Phil Niekro, R</b> (1, 1) OBP: 0.172, SLG: 0.196 <b>Steve Bedrosian, R</b> (6, 1) OBP: 0.133, SLG: 0.133 <b>Jeff Dedmon, L</b> (7, 1) OBP: 0.464, SLG: 0.609 <b>Gerald Perry, L</b> (7, PH) OBP: 0.464, SLG: 0.609 <b>Tommy Boggs, R</b> (8, 1) OBP: 0.391, SLG: 0.394 <b>Mike Jorgensen, L</b> (9, PH)		0-0 4-3 2-3		0-0 1B 2B		4-0 BB		0-0 F2		2	0	1	0	0	0	1

Inning Stats	R: 0	H: 0	E: 0	K: 1	S: 5	LOB: 0	BB: 0	P: 5	R: 2	H: 3	E: 0	K: 0	S: 6	LOB: 1	BB: 0	P: 6	R: 0	H: 0	E: 0	K: 2	S: 7	LOB: 0	BB: 0	P: 7	R: 0	H: 2	E: 0	K: 1	S: 7	LOB: 3	BB: 1	P: 11	R: 0	H: 0	E: 0	K: 0	S: 3	LOB: 0	BB: 0	P: 3	R: 0	H: 0	E: 0	K: 0	S: 3	LOB: 1	BB: 1	P: 7	R: 0	H: 1	E: 0	K: 1	S: 6	LOB: 1	BB: 0	P: 6	R: 0	H: 0	E: 0	K: 0	S: 3	LOB: 0	BB: 0	P: 3	1B: 3	SF: 1	2B: 3	SAC: 1	3B: 0	DP: 0	HR: 0	HBP: 0	WP: 2	PA: 36
--------------	------	------	------	------	------	--------	-------	------	------	------	------	------	------	--------	-------	------	------	------	------	------	------	--------	-------	------	------	------	------	------	------	--------	-------	-------	------	------	------	------	------	--------	-------	------	------	------	------	------	------	--------	-------	------	------	------	------	------	------	--------	-------	------	------	------	------	------	------	--------	-------	------	-------	-------	-------	--------	-------	-------	-------	--------	-------	--------

PITCHER	IP	WLS	BF	H	R	ER	SO	BB	IBB	HBP	BLK	WP	HR	S	P	ERA	WHIP
<b>Rick Rhoden, R</b> (1, 1) ERA: 3.25	5.0		22	5	2	2	4	2	0	0	0	2	0	28	36	3.60	1.400
<b>Jim Bibby, R</b> (6, 1) ERA: 6.81	1.0	W	3	0	0	0	0	0	0	0	0	0	0	3	3	0.00	0.000
<b>Cecilio Guante, R</b> (7, 1) ERA: 3.01	3.0	S	11	1	0	0	1	1	0	0	0	0	0	12	16	0.00	0.667

**BOTTOM**

**Pittsburgh Pirates @ Atlanta Braves**  
Atlanta-Fulton County Stadium, Atlanta, GA

Sat Sep 03 1983, 7:05 PM EDT  
Att. 31,233 - Unknown

livebaseballscores.com

<b>AB</b>	<b>31</b>
<b>R</b>	<b>2</b>
<b>H</b>	<b>6</b>
<b>RBI</b>	<b>2</b>
<b>BB</b>	<b>3</b>
<b>SO</b>	<b>5</b>
<b>LOB</b>	<b>12</b>





Batter	1	2	3	4	5	6	7	8	9	AB	R	H	RBI	BB	SO	LOB
Albert Hall, S (1, 7) X	0-0 P3			0-3 K	0-3 K			0-0 L1		4	0	0	0	0	2	3
Claudell Washington, L (1, 9) X OBP: 0.322, SLG: 0.413	0-0 G3			0-0 HR 1B		4-0 HR BB		0-0 1-3		3	2	1	0	1	0	0
Dale Murphy, R (1, 8) S S S	0-3 K			0-0 HR		0-0 HR		0-0 2B 1B		4	3	3	4	0	1	0
Chris Chambliss, L (1, 3) OBP: 0.363, SLG: 0.493		0-0 F3		0-0 3-1		0-0 5-3		0-0 SH 2B		4	0	1	1	0	0	0
Brett Butler, L (8, PR) OBP: 0.331, SLG: 0.391										0	1	0	0	0	0	0
Mike Jorgensen, L (9, 3) OBP: 0.351, SLG: 0.394										0	0	0	0	0	0	0
Brook Jacoby, R (1, 5) X		0-0 F7		0-0 F7		0-0 F9		0-0 SH CS		3	0	0	0	0	0	0
Glenn Hubbard, R (7, 4) OBP: 0.323, SLG: 0.385										0	0	0	0	0	0	0
Biff Pocoroba, S (1, 2) OBP: 0.313, SLG: 0.379						0-0 F8		0-0 SH5-4		3	0	1	0	0	0	0
Terry Forster, L (7, 1) OBP: 0.667, SLG: 0.833							0-0 1B 1B			0	0	0	0	0	0	0
Steve Bedrosian, R (9, 1) OBP: 0.133, SLG: 0.133										0	0	0	0	0	0	0
Rafael Ramirez, R (1, 6) X OBP: 0.334, SLG: 0.357			0-0 F9		0-0 SH5-4 BB 1B	0-0 1-2 1B		0-0 4-3		4	0	2	0	0	0	2
Randy Johnson, R (1, 4) OBP: 0.360, SLG: 0.330 (7, 5) S S S			0-3 K		4-0 SH5-4 BB	0-3 K				2	0	0	0	1	2	2
Craig McMurtry, R (1, 1) OBP: 0.117, SLG: 0.070			0-3 K2-3		0-0 SH5-4					1	0	0	0	0	1	0
Gene Garber, R (7, 1) S S S					1-2 2-3					0	0	0	0	0	0	0
Bruce Benedict, R (7, 2) OBP: 0.388, SLG: 0.346							4-0 L1 BB			0	0	0	0	1	0	0

Inning Stats	R: 0	H: 0	E: 0	LOB: 0	K: 1	BB: 0	S: 5	P: 5	R: 0	H: 0	E: 0	LOB: 0	K: 0	BB: 0	S: 3	P: 3	R: 0	H: 0	E: 0	LOB: 0	K: 2	BB: 0	S: 7	P: 7	R: 2	H: 2	E: 0	LOB: 0	K: 1	BB: 0	S: 7	P: 7	R: 0	H: 1	E: 0	LOB: 2	K: 1	BB: 1	S: 6	P: 10	R: 2	H: 3	E: 0	LOB: 2	K: 1	BB: 1	S: 8	P: 12	R: 0	H: 0	E: 0	LOB: 0	K: 0	BB: 1	S: 2	P: 6	R: 2	H: 2	E: 1	LOB: 1	K: 0	BB: 0	S: 5	P: 5
--------------	------	------	------	--------	------	-------	------	------	------	------	------	--------	------	-------	------	------	------	------	------	--------	------	-------	------	------	------	------	------	--------	------	-------	------	------	------	------	------	--------	------	-------	------	-------	------	------	------	--------	------	-------	------	-------	------	------	------	--------	------	-------	------	------	------	------	------	--------	------	-------	------	------

PITCHER																	IP	WLS	BF	H	R	ER	SO	BB	IBB	HBP	BLK	WP	HR	S	P	ERA	WHIP
Jose DeLeon, R (1, 1) ERA: 2.37																	5.0		21	4	4	4	5	2	0	0	0	0	0	29	37	7.20	1.200
Dave Tomlin, L (6, 1) ERA: 5.4																	0.2		3	1	0	0	0	0	0	0	0	0	0	3	3	0.00	1.500
Manny Sarmiento, R (6, 1) ERA: 3.3																	0.1		2	1	0	0	1	0	0	0	0	0	0	4	4	0.00	3.000
Jim Bibby, R (7, 1) ERA: 6.84																	1.0	L	5	2	2	1	0	1	0	0	0	0	0	4	8	9.00	3.000
Kent Tekulve, R (8, 1) ERA: 1.89																	1.0		3	0	0	0	0	0	0	0	0	0	0	3	3	0.00	0.000

**BOTTOM**

**Pittsburgh Pirates @ Atlanta Braves**  
Atlanta-Fulton County Stadium, Atlanta, GA

Sun Sep 04 1983, 3:33 AM EDT  
Att. 24,610 - Unknown

AB	28
R	6
H	8
RBI	5
BB	3
SO	6
LOB	7

livebaseballscorecards.com

WP: 0	PA: 34
PB: 0	
SB: 3	
CS: 1	






Batter	1	2	3	4	5	6	7	8	9
Lonnie Smith, R OBP: 0.373, SLG: 0.433 (1, 7)	0-0 CS 1B		0-0 1B 3B 2B		0-0 G4-6-3 1B		0-0 F9		
Ozzie Smith, S OBP: 0.314, SLG: 0.335 (1, 6)	0-0 6-3 1-2		0-0 3B 1B		0-0 G4-6-3 1-2		0-3 K		
Willie McGee, S OBP: 0.324, SLG: 0.388 (1, 8)	0-0 F8		0-0 1-H 3-H SF9 3B		0-0 F9		0-3 K		
George Hendrick, R OBP: 0.377, SLG: 0.507 (1, 3)		4-0 BB	0-0 SF9		0-0 1B 1B		4-0 6-3 1B BB		
David Green, R OBP: 0.325, SLG: 0.425 (1, 9)		0-0 L4	0-0 F9		0-0 1B		0-0 6-3		
Floyd Rayford, R OBP: 0.277, SLG: 0.359 (1, 5)		0-0 F9		4-0 BB	0-3 K		4-0 1B BB		
Andy Van Slyke, L OBP: 0.363, SLG: 0.448 (4, PH)									
Bill Lyons, R OBP: 0.238, SLG: 0.293 (1, 4)		0-0 6-3		0-0 F4 1-2			0-0 1B IBB		
Ken Oberkfell, L OBP: 0.369, SLG: 0.369 (4, PH)									
Glenn Brummer, R OBP: 0.341, SLG: 0.342 (1, 2)			0-0 1-3		0-0 F7		0-3 K	4-0 1B IBB	
Darrell Porter, L OBP: 0.341, SLG: 0.417 (4, PH)									
Neil Allen, R OBP: 0.122, SLG: 0.171 (1, 1)			0-0 2B 1B 1B				4-0 BB	0-0 1B	
Dave LaPoint, L OBP: 0.258, SLG: 0.164 (4, 1)									

AB	R	H	RBI	BB	SO	LOB	
4	1	3	0	0	0	1	
4	1	1	1	0	1	3	
4	1	1	2	0	1	0	
1	1	1	1	2	0	0	
4	0	1	0	0	0	2	
1	0	0	0	0	0	1	
1	1	0	0	2	1	2	
1	0	0	0	0	0	1	
3	1	1	1	0	1	3	
1	0	0	0	0	0	0	
2	0	0	0	1	1	0	
1	1	1	0	0	0	0	
2	0	1	2	1	1	0	
1B: 8	SF: 1	2B: 1	SAC: 0	3B: 1	DP: 1	HR: 0	HBP: 0

**BOTTOM**

**Pittsburgh Pirates @ St. Louis Cardinals**  
 Busch Stadium, St. Louis, MO  
 Mon Sep 05 1983, 3:33 AM CDT  
 Unknown

AB	29
R	7
H	10
RBI	7
BB	6
SO	6
LOB	13



Inning Stats														
R	H	E	K	S	P	IP	WLS	BF	H	R	ER	SO	BB	IBB
0	1	0	3	3	3	2.1		12	5	4	4	0	1	0
0	0	0	0	0	0	0.2		2	0	0	0	0	0	0
0	0	0	0	0	0	2.1		9	3	0	0	1	1	0
0	0	0	0	0	0	2.2	L	13	2	3	3	5	3	1

PITCHER														
IP	WLS	BF	H	R	ER	SO	BB	IBB	HBP	BLK	WP	HR	S	P
2.1		12	5	4	4	0	1	0	0	0	0	0	11	15
0.2		2	0	0	0	0	0	0	0	0	0	0	2	2
2.1		9	3	0	0	1	1	0	0	0	0	0	10	14
2.2	L	13	2	3	3	5	3	1	0	0	0	0	19	35

PITCHER														
IP	WLS	BF	H	R	ER	SO	BB	IBB	HBP	BLK	WP	HR	S	P
2.1		12	5	4	4	0	1	0	0	0	0	0	11	15
0.2		2	0	0	0	0	0	0	0	0	0	0	2	2
2.1		9	3	0	0	1	1	0	0	0	0	0	10	14
2.2	L	13	2	3	3	5	3	1	0	0	0	0	19	35

WP	PA	ERA	WHIP
0	36		
0			
0			







Batter	1	2	3	4	5	6	7	8	9	AB R H RBI BB SO LOB	TOP	
Joe Orsulak, L (1, 8) OBP: 0.182, SLG: 0.200	0-0 G3	0-0 L9-2 3-H		0-0 F8			0-0 4-3		0-0 SF8 3-H	4 0 0 1 0 0 3		
Johnny Ray, S (1, 4) OBP: 0.319, SLG: 0.392	0-3 K		0-0 F9		0-0 F8		0-0 2B		0-0 6-3	5 0 1 0 0 1 0		
Dave Parker, L (1, 9) OBP: 0.308, SLG: 0.413	0-0 1B		4-0 BB		0-3 K		4-0 IBB			2 0 1 0 2 1 0		
Richie Hebner, L (1, 3) OBP: 0.286, SLG: 0.287	0-0 G3		0-0 P6		0-0 F5		0-0 4-3			4 0 0 0 0 0 4		
Mike Easler, L (1, 7) OBP: 0.361, SLG: 0.460		0-0 6-3	0-0 F8			0-0 4-3 5-3 2B		0-0 FC1-5 2B		4 1 2 0 0 0 1		
Tony Peña, R (1, 2) OBP: 0.332, SLG: 0.417		0-0 BB 1B		0-0 5-3		0-0 4-3 2-3		0-0 FC1-5 CS 2-3		4 1 1 0 0 0 2		
Jim Morrison, R (1, 5) OBP: 0.370, SLG: 0.528		4-0 BB 1B E BB		0-0 HR		0-0 5-3 3-H		0-0 F8 1-2		3 2 1 2 1 0 1		
Dale Berra, R (1, 6) OBP: 0.319, SLG: 0.353		0-0 E L9-2 1B 1-2 2-H		4-0 BB		0-0 F7		0-0 SH1-4 SF8 2B		3 1 2 1 1 0 0		
Lee Tunnell, R (1, 1) OBP: 0.152, SLG: 0.178		0-0 SH 1-3 2-H		0-3 K		0-0 3-1		0-0 SH1-4 2-3		2 0 0 0 0 1 1		
<b>Inning Stats</b>	R: 0 E: 0 K: 1 S: 6 H: 1 LOB: 1 BB: 0 P: 6	R: 2 E: 1 K: 0 S: 5 H: 2 LOB: 1 BB: 1 P: 9	R: 0 E: 0 K: 0 S: 3 H: 0 LOB: 1 BB: 1 P: 7	R: 1 E: 0 K: 1 S: 6 H: 1 LOB: 1 BB: 1 P: 10	R: 0 E: 0 K: 1 S: 5 H: 0 LOB: 0 BB: 0 P: 5	R: 1 E: 0 K: 0 S: 4 H: 1 LOB: 0 BB: 0 P: 4	R: 0 E: 0 K: 0 S: 4 H: 1 LOB: 2 BB: 1 P: 8	R: 0 E: 0 K: 0 S: 3 H: 1 LOB: 0 BB: 0 P: 3	R: 1 E: 0 K: 0 S: 4 H: 1 LOB: 0 BB: 0 P: 4	1B: 3 2B: 5 3B: 0 HR: 1 SF: 1 SAC: 2 DP: 1 HBP: 0	WP: 0 PB: 0 SB: 0 CS: 1 PA: 38	
<b>PITCHER</b>	IP WLS BF H R ER SO BB IBB HBP BLK WP HR S P ERA WHIP											
John Stuper, R (1, 1) ERA: 3.5	6.2 L 30 6 4 3 3 3 3 1 0 0 0 1 32 48 4.05 1.350											
Dave Vonohlen, L (7, 1) ERA: 3.57	0.1 1 0 0 0 0 0 0 0 0 0 0 0 1 1 0.00 0.000											
Steve Baker, R (8, 1) ERA: 4.34	2.0 7 2 1 1 0 0 0 0 0 0 0 0 7 7 4.50 1.000											

Pittsburgh Pirates @ St. Louis Cardinals  
 Busch Stadium, St. Louis, MO  
 Tue Sep 06 1983, 7:05 PM CDT  
 Att: 23,604 - Unknown

livebaseballscorecards.com

AB 31  
 R 5  
 H 8  
 RBI 4  
 BB 4  
 SO 3  
 LOB 12



Batter	1	2	3	4	5	6	7	8	9	AB	R	H	RBI	BB	SO	LOB
Lonnie Smith, R OBP: 0.372, SLG: 0.436 (1, 7)	0-3 K		4-0 BB		0-0 L5			0-0 5-3		3	0	0	0	1	1	0
Ozzie Smith, S OBP: 0.316, SLG: 0.338 (1, 6)	0-0 G3		0-0 4-3			4-0 BLK BB		0-0 G3		3	0	0	0	1	0	1
Willie McGee, S OBP: 0.323, SLG: 0.385 (1, 8)	0-3 K2-3		0-0 G3			0-0 F7		0-0 4-3		4	0	0	0	0	1	2
George Hendrick, R OBP: 0.375, SLG: 0.500 (1, 3)		0-0 F5		0-0 F3		0-3 K2-3		0-0 F9		4	0	0	0	0	1	1
Andy Van Slyke, L OBP: 0.363, SLG: 0.456 (1, 9) (8, 5)		0-0 L6		0-0 4-3		0-0 L4		0-0 G3		4	0	0	0	0	0	1
Ken Oberkfell, L OBP: 0.376, SLG: 0.380 (1, 5) (8, 4)		0-0 BB 1B		0-0 1B			0-0 F9 6-3 1B		0-0 L9		4	0	3	0	0	0
Darrell Porter, L OBP: 0.342, SLG: 0.418 (1, 2)		4-0 FC5-4 BB		0-0 F8			0-0 6-3			2	0	0	0	1	0	2
Bill Lyons, R OBP: 0.213, SLG: 0.261 Dane Iorg, L OBP: 0.331, SLG: 0.375 (7, PH) (8, 9)		0-0 FC5-4			0-0 1-3		0-0 F9			2	0	0	0	0	0	2
John Stuper, R OBP: 0.180, SLG: 0.109 Dave Vonohlen, L OBP: 0.250, SLG: 0.143 Steve Braun, L OBP: 0.423, SLG: 0.410 Steve Baker, R (8, 1)			0-3 K		0-3 K		0-0 L7			1	0	0	0	0	0	1


Inning Stats	R: 0	H: 0	E: 0	K: 2	S: 7	R: 0	H: 1	E: 0	K: 0	S: 4	R: 0	H: 0	E: 0	K: 1	S: 5	R: 0	H: 1	E: 0	K: 0	S: 4	R: 0	H: 0	E: 0	K: 1	S: 5	R: 0	H: 0	E: 0	K: 0	S: 3	R: 0	H: 0	E: 0	K: 0	S: 3	R: 0	H: 0	E: 0	K: 0	S: 3
	LOB: 0	BB: 0	P: 7	LOB: 2	BB: 1	P: 8	LOB: 1	BB: 1	P: 9	LOB: 0	BB: 0	P: 5	LOB: 1	BB: 1	P: 9	LOB: 1	BB: 0	P: 4	LOB: 0	BB: 0	P: 5	LOB: 1	BB: 1	P: 9	LOB: 1	BB: 0	P: 4	LOB: 0	BB: 0	P: 3	LOB: 0	BB: 0	P: 3	LOB: 0	BB: 0	P: 3	LOB: 0	BB: 0	P: 3	

PITCHER	IP	WLS	BF	H	R	ER	SO	BB	IBB	HBP	BLK	WP	HR	S	P	ERA	WHIP
Lee Tunnell, R ERA: 3.67 (1, 1)	9.0	W	33	3	0	0	5	3	0	0	1	0	0	40	52	0.00	0.667

**BOTTOM**

**Pittsburgh Pirates @ St. Louis Cardinals**  
 Busch Stadium, St. Louis, MO  
 Tue Sep 06 1983, 7:05 PM CDT  
 Att. 23,604 - Unknown

AB	30
R	0
H	3
RBI	0
BB	3
SO	5
LOB	11



WP	PA	ERA	WHIP
0	33		

Batter	1	2	3	4	5	6	7	8	9	AB R H RBI BB SO LOB	TOP									
Marvell Wynne, L (1, 8) OBP: 0.323, SLG: 0.373	0-0 F7		0-0 1B			0-0 P6			0-0 4-3 1B 2B	4 1 2 0 0 0 0										
Johnny Ray, S (1, 4) OBP: 0.317, SLG: 0.389	0-0 L8		0-0 G3			0-0 4-3			0-0 4-3 2-3	4 0 0 0 0 0 2										
Dave Parker, L (1, 9) OBP: 0.308, SLG: 0.411	0-0 F8			0-0 4-3			0-0 F7		0-0 BB 1B	4 0 1 1 0 0 0										
Richie Hebner, L (1, 3) OBP: 0.295, SLG: 0.324		0-0 HR		0-0 G4-6-3 1B			0-0 3-1		3-4 BB 1B	3 1 2 1 0 0 0 0 0 0 0 1 0 0										
Mike Easler, L (1, 7) OBP: 0.358, SLG: 0.455		0-0 6-3		0-0 G4-6-3 1-2f			0-0 5-3		0-3 K	3 0 0 0 0 0 1 0 0 0 0 0 0 0 1 0 0 0 0 0 12										
Lee Lacy, R (9, PH) OBP: 0.347, SLG: 0.399																				
Doug Frobel, L (9, PH) OBP: 0.322, SLG: 0.527																				
Tony Peña, R (1, 2) OBP: 0.329, SLG: 0.414		0-0 5-3			0-0 F9			0-0 L1	0-0 FC6-4 1-2f	4 0 0 0 0 0 2										
Jim Morrison, R (1, 5) OBP: 0.362, SLG: 0.516		0-3 K			0-0 6-3			0-0 L9		3 0 0 0 0 0 1 0										
Dale Berra, R (1, 6) OBP: 0.319, SLG: 0.351			0-0 P3		0-3 K			4-0 BB		2 0 0 0 1 1 0										
Rick Rhoden, R (1, 1) OBP: 0.137, SLG: 0.151			0-3 K			0-3 K		0-0 3-1		2 0 0 0 0 2 0 0 0 0 0 0 0 0 1 0 0 0 0 0 1 0 0 0 0 0 0 0										
Rod Scurry, L (7, 1)																				
Lee Mazzilli, S (8, PH) OBP: 0.375, SLG: 0.347																				
Cecilio Guante, R (8, 1) OBP: 0.190, SLG: 0.105																				
<b>Inning Stats</b>	R: 0 E: 0 K: 0 S: 3	H: 0 LOB: 0 BB: 0 P: 3	R: 1 E: 0 K: 1 S: 6	H: 1 LOB: 0 BB: 0 P: 6	R: 0 E: 0 K: 1 S: 6	H: 1 LOB: 1 BB: 0 P: 6	R: 0 E: 0 K: 1 S: 5	H: 0 LOB: 0 BB: 0 P: 5	R: 0 E: 0 K: 1 S: 5	H: 0 LOB: 0 BB: 0 P: 5	R: 0 E: 0 K: 0 S: 3	H: 0 LOB: 0 BB: 0 P: 3	R: 0 E: 0 K: 0 S: 3	H: 0 LOB: 1 BB: 1 P: 7	R: 1 E: 0 K: 1 S: 7	H: 2 LOB: 2 BB: 1 P: 11	1B: 3 2B: 1 3B: 0 HR: 1	SF: 0 SAC: 0 DP: 1 HBP: 0	WP: 0 PB: 0 SB: 0 CS: 0	PA: 33
<b>PITCHER</b>	IP WLS BF H R ER SO BB IBB HBP BLK WP HR S P ERA WHIP																			
Danny Cox, R (1, 1) ERA: 2.84	8.1 W 30 5 2 2 4 1 0 0 0 0 1 37 41 2.16 0.720																			
Dave Rucker, L (9, 1) ERA: 6.14	0.0 1 0 0 0 0 1 0 0 0 0 0 0 4 ∞ ∞																			
Bruce Sutter, R (9, 1) ERA: 4.14	0.2 S 2 0 0 0 1 0 0 0 0 0 0 0 4 4 0.00 0.000																			

Pittsburgh Pirates @ St. Louis Cardinals  
 Busch Stadium, St. Louis, MO  
 Wed Sep 07 1983, 7:05 PM CDT  
 Att: 25,981 - Unknown

livebaseballscorecards.com

AB	31
R	2
H	5
RBI	2
BB	2
SO	5
LOB	8



Batter	1	2	3	4	5	6	7	8	9
Lonnie Smith, R OBP: 0.372, SLG: 0.435 (1, 7)	0-0 1B S 1B	0-0 L4		0-0 1B		0-0 4-3		0-3 K	
Ozzie Smith, S OBP: 0.319, SLG: 0.341 (1, 6)	0-0 FC5-4 1-3 SF7 1B	0-0 S 1B		0-0 1-3 1B		0-3 K			
Willie McGee, S OBP: 0.326, SLG: 0.388 (1, 8)	0-0 FC5-4 1-2 3-H 1B	4-0 1-2 IBB		0-0 F8			0-0 4-3 3B 2B		
Dane Iorg, L OBP: 0.321, SLG: 0.362 (1, 3)	0-0 FC5-4 1B	0-0 F8			0-0 L8		0-0 4-3		
George Hendrick, R OBP: 0.375, SLG: 0.500 (9, 3)	1-2 2-3						2-3		
Andy Van Slyke, L OBP: 0.362, SLG: 0.456 (1, 9)	0-0 SF7		0-0 5-3		0-0 S 1B		0-0 SH1-3 3B		
David Green, R OBP: 0.324, SLG: 0.428 (7, PH) (8, 9)	3-H						3-H		
Ken Oberkfell, L OBP: 0.376, SLG: 0.380 (1, 5)	0-0 1-2 1B		0-0 5-3		0-3 K		0-0 SH1-3		
Darrell Porter, L OBP: 0.341, SLG: 0.414 (1, 2)	0-0 P5		0-0 F7		4-0 IBB		0-0 F9		
Mike Ramsey, S OBP: 0.315, SLG: 0.331 (1, 4)		0-0 SH3 1B		0-0 G3		0-0 4-3		0-0 CS 1B	
Danny Cox, R OBP: 0.105, SLG: 0.105 (1, 1)		0-0 SH3		0-0 G3		0-3 K		0-3 K	
Dave Rucker, L (9, 1)		1-2						1-2	
Bruce Sutter, R (9, 1)									

Inning Stats	R: 2	H: 4	E: 0	LOB: 2	K: 0	P: 7	R: 1	H: 2	E: 0	LOB: 2	K: 0	P: 9	R: 0	H: 0	E: 0	LOB: 0	K: 0	P: 3	R: 0	H: 2	E: 0	LOB: 2	K: 0	P: 5	R: 0	H: 1	E: 0	LOB: 2	K: 1	P: 10	R: 0	H: 0	E: 0	LOB: 0	K: 2	P: 7	R: 2	H: 2	E: 0	LOB: 0	K: 0	P: 5	R: 0	H: 1	E: 0	LOB: 0	K: 2	P: 7	
	S: 7	BB: 0	S: 5	BB: 1	S: 3	S: 3	S: 5	S: 3	S: 5	S: 3	S: 5	S: 7	S: 5	S: 7	S: 6	S: 7	S: 5	S: 7	S: 5	S: 7	S: 5	S: 7	S: 5	S: 7	S: 5	S: 7	S: 5	S: 7	S: 6	S: 7	S: 5	S: 7	S: 5	S: 7	S: 5	S: 7	S: 5	S: 7	S: 5	S: 7	S: 5	S: 7	S: 5	S: 7	S: 5	S: 7	S: 5	S: 7	S: 5

PITCHER	IP	WLS	BF	H	R	ER	SO	BB	IBB	HBP	BLK	WP	HR	S	P	ERA	WHIP
Rick Rhoden, R ERA: 3.32 (1, 1)	6.1	L	31	10	4	4	3	0	2	0	0	0	0	35	43	5.68	1.579
Rod Scurry, L ERA: 5.82 (7, 1)	0.2		3	1	1	1	0	0	0	0	0	0	0	3	3	13.50	1.500
Cecilio Guante, R ERA: 2.94 (8, 1)	1.0		3	1	0	0	2	0	0	0	0	0	0	7	7	0.00	1.000


**BOTTOM**

**Pittsburgh Pirates @ St. Louis Cardinals**  
**Busch Stadium, St. Louis, MO**  
 Wed Sep 07 1983, 7:05 PM CDT  
 Att. 25,981 - Unknown

AB	R	H	RBI	BB	SO	LOB
5	1	2	0	0	1	1
4	1	3	1	0	1	0
3	1	2	1	1	0	2
4	0	0	0	0	0	5
0	0	0	0	0	0	0
2	0	1	1	0	0	0
1	1	1	1	0	0	0
3	0	1	1	0	1	1
3	0	0	0	1	0	2
4	1	2	0	0	0	2
3	0	0	0	0	2	1
0	0	0	0	0	0	0
0	0	0	0	0	0	0

AB	32
R	5
H	12
RBI	5
BB	2
SO	5
LOB	14

livebaseballscorecards.com



WP	PA
0	37
PB	0
SB	3
CS	1



Batter	1	2	3	4	5	6	7	8	9	10	11	12	13
Lee Lacy, R (1, 8) OBP: 0.353, SLG: 0.406	4-0 SH3 BLK BB		0-0 1-2 1B		0-0 SH3 2B		0-0 1B		0-0 F7			0-0 F4	
Brian Harper, R (1, 7) OBP: 0.211, SLG: 0.418	0-0 SH3		0-0 F7		0-0 SH3		0-0 L6		0-0 F8			0-0 F6	
Bill Madlock, R (12, PH) OBP: 0.382, SLG: 0.443	1-3				2-3								
Jim Bibby, R (13, 1) OBP: 0.111, SLG: 0.111													
Dave Parker, L (1, 9) OBP: 0.306, SLG: 0.415	0-3 K		0-3 K		0-0 G3		0-0 HR		0-0 F7			0-0 6-3	
Jim Morrison, R (1, 5) OBP: 0.354, SLG: 0.522	0-0 F9			0-0 HR	0-3 K		0-0 F9		0-0 F8			0-0 6-3	
Tony Peña, R (1, 2) OBP: 0.327, SLG: 0.417		0-0 F4		0-0 F8		0-3 K		0-0 HR		0-0 P3		0-0 F8	
Gene Tenace, R (1, 3) OBP: 0.356, SLG: 0.276	4-0 BB					0-0 F9		0-0 F7		0-3 K			
Miguel Dilone, S (8, PR) OBP: 0.284, SLG: 0.254		CS BB				2B		2B					
Richie Hebner, L (9, 3) OBP: 0.292, SLG: 0.321													
Johnny Ray, S (1, 4) OBP: 0.314, SLG: 0.385	0-0 L6				0-0 6-3		0-0 6-3		0-0 F7			0-0 E5	
Dale Berra, R (1, 6) OBP: 0.320, SLG: 0.351					0-0 1B 1B		0-0 IBB		0-0 F7			0-0 P4	
John Candelaria, L (1, 1) OBP: 0.206, SLG: 0.138			0-3 K		0-0 1-3				0-3 K			0-3 K	
Ron Wotus, R (7, PH) OBP: 0.190, SLG: 0.105													
Cecilio Guante, R (8, 1) OBP: 0.373, SLG: 0.346													
Lee Mazzilli, S (9, PH) OBP: 0.373, SLG: 0.346													
Marvel Wynne, L (10, 8) OBP: 0.322, SLG: 0.371													

Inning Stats	R: 0	H: 0	E: 0	LOB: 1	K: 1	S: 5	P: 9	R: 0	H: 0	E: 0	LOB: 0	K: 0	S: 2	P: 6	R: 0	H: 2	E: 0	LOB: 2	K: 2	S: 9	P: 9	R: 1	H: 2	E: 0	LOB: 2	K: 0	S: 5	P: 9	R: 0	H: 1	E: 0	LOB: 1	K: 1	S: 6	P: 6	R: 0	H: 0	E: 0	LOB: 0	K: 1	S: 5	P: 5	R: 0	H: 1	E: 0	LOB: 1	K: 2	S: 8	P: 8	R: 2	H: 3	E: 0	LOB: 2	K: 0	S: 6	P: 6	R: 0	H: 0	E: 0	LOB: 0	K: 0	S: 3	P: 3	R: 0	H: 0	E: 0	LOB: 0	K: 0	S: 3	P: 3	R: 0	H: 0	E: 1	LOB: 0	K: 1	S: 5	P: 5	R: 0	H: 0	E: 0	LOB: 0	K: 1	S: 5	P: 5	R: 0	H: 0	E: 0	LOB: 0	K: 0	S: 3	P: 3	R: 0	H: 0	E: 0	LOB: 0	K: 0	S: 3	P: 3
--------------	------	------	------	--------	------	------	------	------	------	------	--------	------	------	------	------	------	------	--------	------	------	------	------	------	------	--------	------	------	------	------	------	------	--------	------	------	------	------	------	------	--------	------	------	------	------	------	------	--------	------	------	------	------	------	------	--------	------	------	------	------	------	------	--------	------	------	------	------	------	------	--------	------	------	------	------	------	------	--------	------	------	------	------	------	------	--------	------	------	------	------	------	------	--------	------	------	------	------	------	------	--------	------	------	------

PITCHER	IP	WLS	BF	H	R	ER	SO	BB	IBB	HBP	BLK	WP	HR	S	P	ERA	WHIP
Steve Carlton, L (1, 1) ERA: 3.05	7.1		33	9	3	3	7	2	1	0	1	0	3	44	56	3.68	1.500
Al Holland, L (8, 1) ERA: 2.57	2.2		8	0	0	0	0	0	0	0	0	0	0	8	8	0.00	0.000
Willie Hernandez, L (11, 1) ERA: 3.11	3.0	W	9	0	0	0	2	0	0	0	0	0	0	13	13	0.00	0.000

AB	R	H	RBI	BB	SO	LOB
5	0	3	0	1	0	0
3	0	0	0	0	0	3
0	0	0	0	0	0	0
1	0	0	0	0	0	0
0	0	0	0	0	0	0
6	1	1	1	0	2	4
6	1	1	1	0	1	2
6	1	1	1	0	1	0
3	0	2	0	1	0	0
0	0	0	0	0	0	0
1	0	0	0	0	1	0
5	0	0	0	0	0	3
4	0	1	0	1	1	3
2	0	0	0	0	1	3
1	0	0	0	0	1	0
0	0	0	0	0	0	0
1	0	0	0	0	0	0
1	0	0	0	0	1	0

WP	PA
0	50

AB	45
R	3
H	9
RBI	3
BB	3
SO	9
LOB	18



**BOTTOM**

Philadelphia Phillies @ Pittsburgh Pirates  
 Three Rivers Stadium, Pittsburgh, PA  
 Fri Sep 09 1983, 7:05 PM EDT  
 Att: 24,304 - Unknown

livebaseballscorecards.com

Batter	1	2	3	4	5	6	7	8	9	10	AB	R	H	RBI	BB	SO	LOB	TOP					
Juan Samuel, R (1, 4) OBP: 0.304, SLG: 0.500 Al Holland, R (8, 1)	0-0 F9		0-0 HR	0-3 K			0-0 SH 1B	0-3 K			5	2	2	1	0	2	1						
Pete Rose, S (1, 3) OBP: 0.312, SLG: 0.283	0-0 F9		0-0 F7		0-0 4-3		0-0 SH 1-2 FC6-5 1B		0-0 5-3		5	1	1	0	0	0	0						
Gary Matthews, R (1, 7) OBP: 0.352, SLG: 0.380 Willie Hernandez, L (7, 1) Kiko Garcia, R (8, 4) OBP: 0.342, SLG: 0.426	0-3 K2-3		0-0 4-3		0-3 K		0-0 SH FC6-5 1-3 2-H		0-3 K		3	0	0	0	0	2	0						
Mike Schmidt, R (1, 5) OBP: 0.397, SLG: 0.516		0-3 K	4-0 1B 1B BB		0-0 F6		4-0 L5-4 FC6-5 IBB		0-0 F8		3	1	0	0	2	1	0						
Sixto Lezcano, R (1, 9) OBP: 0.327, SLG: 0.347 Joe Lefebvre, L (10, PH) OBP: 0.408, SLG: 0.557	0-0 F7		0-0 1B 1B			0-0 FC4-6 1B	0-0 FC6-5 1-2 2-3f 3-H		0-0 SH1-4 2B		4	1	2	2	0	0	2						
Garry Maddox, R (1, 8) OBP: 0.323, SLG: 0.381	4-0 1B BB		0-0 1B			0-0 FC4-6 1-2 1B	0-0 L5-4 2-3		0-0 SH1-4 2-3		3	0	2	1	1	0	2						
Bo Diaz, R (1, 2) OBP: 0.290, SLG: 0.360	0-0 1B BB		0-0 F8			0-0 FC4-6 1-2f 2-3 FC2-4		0-0 SH1-4 1B		0-0 1-3	5	0	2	0	0	0	4						
Ivan De Jesus, R (1, 6) OBP: 0.319, SLG: 0.314	4-0 1-2 BB			0-3 K		0-0 FC2-4 1-2f FC6-4		0-0 SH1-4 1-2		0-3 K	3	0	0	0	1	2	3						
Kevin Gross, R (1, 1) OBP: 0.143, SLG: 0.148 Larry Andersen, R (6, 1) Greg Gross, L (7, 7) OBP: 0.369, SLG: 0.352	0-3 K			0-0 F3		0-0 FC6-4 1-2f		0-0 F7			3	0	0	0	0	1	5						
											0	0	0	0	0	0	0						
											1	0	0	0	0	0	1						
<b>Inning Stats</b>	R: 0 E: 0 K: 1 S: 5	H: 0 LOB: 0 BB: 0 P: 5	R: 0 E: 0 K: 2 S: 8	H: 1 LOB: 3 BB: 2 P: 16	R: 3 E: 0 K: 0 S: 6	H: 3 LOB: 1 BB: 1 P: 10	R: 0 E: 0 K: 2 S: 7	H: 0 LOB: 0 BB: 0 P: 7	R: 0 E: 0 K: 1 S: 5	H: 0 LOB: 0 BB: 0 P: 5	R: 0 E: 1 K: 0 S: 5	H: 2 LOB: 1 BB: 1 P: 9	R: 0 E: 0 K: 1 S: 6	H: 1 LOB: 1 BB: 0 P: 6	R: 0 E: 0 K: 1 S: 5	H: 0 LOB: 0 BB: 0 P: 5	R: 0 E: 0 K: 1 S: 6	H: 1 LOB: 1 BB: 0 P: 6	1B: 8 2B: 2 3B: 0 HR: 1	SF: 0 SAC: 3 DP: 1 HBP: 0	WP: 0 PB: 0 SB: 0 CS: 0	PA: 44	
<b>PITCHER</b>	IP	WLS	BF	H	R	ER	SO	BB	IBB	HBP	BLK	WP	HR	S	P	ERA	WHIP						
Larry McWilliams, L (1, 1) ERA: 3.23	6.0		29	8	5	4	6	3	0	0	0	0	1	38	50	6.00	1.833						
Cecilio Guante, R (7, 1) ERA: 2.8	2.0		8	1	0	0	1	0	1	0	0	0	0	9	13	0.00	0.500						
Kent Tekulve, R (9, 1) ERA: 1.76	2.0	W	7	1	0	0	2	0	0	0	0	0	0	11	11	0.00	0.500						

Philadelphia Phillies @ Pittsburgh Pirates  
 Three Rivers Stadium, Pittsburgh, PA  
 Sat Sep 10 1983, 7:05 PM EDT  
 Att. 26,246 - Unknown

livebaseballscorecards.com

AB 37  
 R 5  
 H 10  
 RBI 4  
 BB 4  
 SO 9  
 LOB 18







Batter	1	2	3	4	5	6	7	8	9	AB R H RBI BB SO LOB	TOP						
Juan Samuel, R (1, 4) OBP: 0.294, SLG: 0.468	0-3 K 4-3 BB 1B		0-0 F9 1B		0-0 S 1B		0-0 6-3 1B		0-3 K 1B	5 2 1 0 0 2 0	Philadelphia Phillies @ Pittsburgh Pirates Three Rivers Stadium, Pittsburgh, PA Sun Sep 11 1983, 3:33 AM EDT Att: 19,130 - Unknown <a href="http://livebaseballscorecards.com">livebaseballscorecards.com</a>						
Greg Gross, L (1, 8) OBP: 0.376, SLG: 0.353 Bob Dernier, R (7, PR) OBP: 0.288, SLG: 0.290	4-0 4-3 1B BB		0-0 F2 1B		4-0 1B BB		0-0 1B 1B		0-3 K 1B	2 1 1 0 2 0 0 1 1 0 0 0 1 0							
Mike Schmidt, R (1, 5) OBP: 0.397, SLG: 0.515	0-3 K		0-3 K		0-0 F8 1B		0-0 1B E 1B		0-0 CS 1B	5 1 2 0 0 2 4							
Joe Lefebvre, L (1, 7) OBP: 0.412, SLG: 0.557 Sixto Lezcano, R (7, PH) OBP: 0.329, SLG: 0.349	0-0 4-3 1-2 2-3			4-0 G3 5-3 BB	0-0 1-3 2-H 1B		0-0 E9 4-3 1B 1-H 3-H		0-0 CS 1-2	2 0 1 1 1 0 2 1 0 1 1 0 0 0							
Von Hayes, L (1, 9) OBP: 0.327, SLG: 0.367	0-0 1B 2-H 3-H			0-0 5-3 1-2		0-0 F8 1B		0-0 4-3 2-3		4 0 1 2 0 0 3							
Len Matuszek, L (1, 3) OBP: 0.176, SLG: 0.071	0-0 F9			0-0 G3 2-3		0-0 1B 1B		0-0 4-3		4 0 1 0 0 0 4							
Bo Diaz, R (1, 2) OBP: 0.292, SLG: 0.360		0-0 F5 1B		4-0 BB		0-0 1-3 1B		0-0 F2 1B		3 0 1 0 1 0 0							
Ivan De Jesus, R (1, 6) OBP: 0.316, SLG: 0.311		0-3 K		0-3 K		0-0 F2 1B		0-0 F8 1B		4 0 0 0 0 2 4							
Charles Hudson, S (1, 1) OBP: 0.163, SLG: 0.109 Ron Reed, R (6, 1) OBP: 0.167, SLG: 0.167		0-3 K			0-0 F3 1B		0-0 F8 1B		0-0 5-3	3 0 0 0 0 1 2 1 0 0 0 0 0 0							
<b>Inning Stats</b>	R: 2 H: 1 E: 0 LOB: 1 K: 2 BB: 1 S: 9 P: 13	R: 0 H: 0 E: 0 LOB: 0 K: 2 BB: 0 S: 7 P: 7	R: 0 H: 0 E: 0 LOB: 0 K: 1 BB: 0 S: 5 P: 5	R: 0 H: 0 E: 0 LOB: 2 K: 1 BB: 2 S: 5 P: 13	R: 1 H: 2 E: 0 LOB: 2 K: 0 BB: 1 S: 4 P: 8	R: 0 H: 2 E: 0 LOB: 2 K: 0 BB: 0 S: 5 P: 5	R: 2 H: 3 E: 1 LOB: 2 K: 0 BB: 0 S: 6 P: 6	R: 0 H: 0 E: 0 LOB: 0 K: 0 BB: 0 S: 3 P: 3	R: 0 H: 1 E: 0 LOB: 0 K: 2 BB: 0 S: 7 P: 7	1B: 9 SF: 0 2B: 0 SAC: 0 3B: 0 DP: 0 HR: 0 HBP: 0	WP: 1 PA: 40 PB: 0 SB: 1 CS: 1						
<b>PITCHER</b>	IP WLS BF H R ER SO BB IBB HBP BLK WP HR S P ERA WHIP											<b>PITCHER</b>	IP WLS BF H R ER SO BB IBB HBP BLK WP HR S P ERA WHIP				
Jose DeLeon, R (1, 1) ERA: 2.52	6.0																
Cecilio Guante, R (7, 1) ERA: 3.0	0.1	L	3	2	2	2	0	0	0	0	0	0	0	3	3	54.00	6.000
Rod Scurry, L (7, 1) ERA: 5.59	2.2		9	2	0	0	2	0	0	0	0	0	13	13	0.00	0.750	

Philadelphia Phillies @ Pittsburgh Pirates  
 Three Rivers Stadium, Pittsburgh, PA  
 Sun Sep 11 1983, 3:33 AM EDT  
 Att: 19,130 - Unknown

AB	35
R	5
H	9
RBI	4
BB	4
SO	8
LOB	19



Batter	1	2	3	4	5	6	7	8	9	AB	R	H	RBI	BB	SO	LOB
Marvell Wynne, L (1, 8) OBP: 0.323, SLG: 0.367	4-0 BB		0-0 F9			4-0 BB		0-0 4-3	0-0 F2	3	0	0	0	2	0	1
Johnny Ray, S (1, 4) OBP: 0.312, SLG: 0.382	0-0 F5			4-0 2B BB		0-0 F8		0-0 6-3	0-0 4-3	4	1	0	0	1	0	4
Dave Parker, L (1, 9) OBP: 0.309, SLG: 0.415	0-3 K			0-0 2B		0-0 1B 1B		0-0 4-3		4	1	2	1	0	1	1
Jason Thompson, L (1, 3) OBP: 0.369, SLG: 0.406	0-0 F9			0-0 F7		0-0 1B 1B		0-3 K		3	0	1	0	0	0	2
Doug Frobel, L (6, PR) OBP: 0.322, SLG: 0.527						1-3 1B 1B				0	1	0	0	0	0	0
Richie Hebner, L (7, 3) OBP: 0.290, SLG: 0.319										1	0	0	0	0	1	0
Mike Easler, L (1, 7) OBP: 0.360, SLG: 0.453		0-0 F6		0-0 F7		0-0 F9		0-0 F8		4	0	0	0	0	0	3
Tony Peña, R (1, 2) OBP: 0.330, SLG: 0.418		0-3 K		0-0 F8		0-0 PB 1B 1B		0-0 1B		4	0	2	1	0	1	1
Jim Morrison, R (1, 5) OBP: 0.355, SLG: 0.511		0-3 K				0-0 SH2-4 1B		0-0 F7		4	0	1	0	0	2	3
Dale Berra, R (1, 6) OBP: 0.321, SLG: 0.354			0-0 F4		0-0 F7	0-0 PB 1B		0-0 1B		4	0	2	1	0	0	1
Jose DeLeon, R (1, 1) OBP: 0.371, SLG: 0.343			0-3 K		0-0 SH2-4	0-3 K		0-3 K		1	0	0	0	0	1	0
Lee Mazzilli, S (6, PH) OBP: 0.190, SLG: 0.105					1-2 2-H					1	0	0	0	0	1	2
Cecilio Guante, R (7, 1) OBP: 0.190, SLG: 0.105										0	0	0	0	0	0	0
Rod Scurry, L (7, 1) OBP: 0.355, SLG: 0.267										0	0	0	0	0	0	0
Gene Tenace, R (9, PH) OBP: 0.355, SLG: 0.267										1	0	0	0	0	1	1

Inning Stats	R: 0	H: 0	E: 0	K: 1	S: 5	LOB: 1	BB: 1	P: 9	R: 0	H: 0	E: 0	K: 2	S: 7	LOB: 0	BB: 0	P: 7	R: 0	H: 0	E: 0	K: 1	S: 5	LOB: 0	BB: 0	P: 5	R: 1	H: 1	E: 0	K: 0	S: 4	LOB: 1	BB: 1	P: 8	R: 0	H: 1	E: 0	K: 0	S: 4	LOB: 2	BB: 1	P: 8	R: 2	H: 4	E: 0	K: 2	S: 11	LOB: 3	BB: 0	P: 11	R: 0	H: 0	E: 0	K: 0	S: 3	LOB: 0	BB: 0	P: 3	R: 0	H: 1	E: 0	K: 1	S: 6	LOB: 1	BB: 0	P: 6	R: 0	H: 1	E: 0	K: 1	S: 6	LOB: 1	BB: 0	P: 6	1B: 7	SF: 0	2B: 1	SAC: 1	3B: 0	DP: 0	HR: 0	HBP: 0	WP: 0	PA: 38
--------------	------	------	------	------	------	--------	-------	------	------	------	------	------	------	--------	-------	------	------	------	------	------	------	--------	-------	------	------	------	------	------	------	--------	-------	------	------	------	------	------	------	--------	-------	------	------	------	------	------	-------	--------	-------	-------	------	------	------	------	------	--------	-------	------	------	------	------	------	------	--------	-------	------	------	------	------	------	------	--------	-------	------	-------	-------	-------	--------	-------	-------	-------	--------	-------	--------

PITCHER	IP	WLS	BF	H	R	ER	SO	BB	IBB	HBP	BLK	WP	HR	S	P	ERA	WHIP
Charles Hudson, R (1, 1) ERA: 3.57	5.1		24	5	3	3	4	3	0	0	0	0	0	29	41	5.06	1.500
Ron Reed, R (6, 1) ERA: 3.51	3.2	W	14	3	0	0	4	0	0	0	0	0	0	22	22	0.00	0.818

**BOTTOM**

Philadelphia Phillies @ Pittsburgh Pirates  
 Three Rivers Stadium, Pittsburgh, PA  
 Sun Sep 11 1983, 3:33 AM EDT  
 Att. 19,130 - Unknown

livebaseballscorecards.com

AB	34
R	3
H	8
RBI	3
BB	3
SO	8
LOB	19



Batter	1	2	3	4	5	6	7	8	9	AB R H RBI BB SO LOB	TOP											
<b>Lonnie Smith, R</b> (1, 7) <small>OBP: 0.373, SLG: 0.434</small> <b>Bill Lyons, R</b> (7, 4) <small>OBP: 0.208, SLG: 0.255</small> <b>David Green, R</b> (9, PH) <small>OBP: 0.322, SLG: 0.425</small>	0-0 4-3 1B 2B	0-0 L8-3 1B			0-3 K		0-3 K		0-3 K	4 1 2 0 0 2 0 0 0 0 0 0 0 0 1 0 0 0 0 1 1												
<b>Ozzie Smith, S</b> (1, 6) <small>OBP: 0.319, SLG: 0.340</small>	0-0 4-3 2-3	0-0 L8-3 1-2			0-0 4-3		0-0 F8			4 0 0 0 0 0 2												
<b>Willie McGee, S</b> (1, 8) <small>OBP: 0.326, SLG: 0.388</small>	0-0 F6				0-0 4-3		0-0 6-3		0-3 K	4 0 0 0 0 1 1												
<b>George Hendrick, R</b> (1, 3) <small>OBP: 0.380, SLG: 0.504</small>	0-0 1B 2B 3-H				0-0 6-3		4-0 2B BB		0-0 L8	3 2 1 1 1 0 0												
<b>Andy Van Slyke, L</b> (1, 9) <small>OBP: 0.361, SLG: 0.449</small>	0-0 1-2 2B 1B				0-0 6-3		0-0 1-H 2B		0-0 1B	4 1 3 1 0 0 0												
<b>Ken Oberkfell, L</b> (1, 5) <small>OBP: 0.375, SLG: 0.388</small>	0-0 1-H 2-H 2B				0-0 F8		0-0 F8		0-0 L4	4 0 1 2 0 0 1												
<b>Darrell Porter, L</b> (1, 2) <small>OBP: 0.346, SLG: 0.410</small>	4-0 BB				4-0 1B BB		0-0 4-3		0-0 G3	2 0 0 0 2 0 0												
<b>Mike Ramsey, S</b> (1, 4) <small>OBP: 0.318, SLG: 0.354</small> <b>Steve Braun, L</b> (7, PH) <small>OBP: 0.426, SLG: 0.457</small> (7, 7)	0-0 4-3				0-0 1-3 G6-3 1B		0-0 HR		0-0 1B	2 0 1 0 0 0 2 2 1 2 1 0 0 0												
<b>Danny Cox, R</b> (1, 1) <small>OBP: 0.095, SLG: 0.095</small> <b>Dave LaPoint, L</b> (5, 1) <small>OBP: 0.258, SLG: 0.164</small> <b>Jeff Lahti, R</b> (6, 1) <small>OBP: 0.258, SLG: 0.164</small> <b>Dave Rucker, L</b> (6, 1) <small>OBP: 0.258, SLG: 0.164</small> <b>Orlando Sanchez, L</b> (7, PH) <small>OBP: 0.258, SLG: 0.164</small> <b>Steve Baker, R</b> (7, 1) <small>OBP: 0.258, SLG: 0.164</small> <b>Dave Vonohlen, L</b> (8, 1) <small>OBP: 0.258, SLG: 0.164</small> <b>Jim Adduci, L</b> (9, PH)		0-0 5-3			0-0 1-2f G6-3		0-3 K		0-0 F8	2 0 0 0 0 0 2 0 1 0 0 0 0 1 0 0 0 0 0 0 0 0 0 0 0 0 0 0 0 1 0 0 0 0 0 1												
<b>Inning Stats</b>	R: 3 E: 0 K: 0 S: 7	H: 4 LOB: 2 BB: 1 P: 11	R: 0 E: 0 K: 0 S: 3	H: 1 LOB: 0 BB: 0 P: 3	R: 0 E: 0 K: 0 S: 3	H: 0 LOB: 0 BB: 0 P: 3	R: 0 E: 0 K: 0 S: 3	H: 1 LOB: 1 BB: 1 P: 7	R: 0 E: 0 K: 1 S: 5	H: 0 LOB: 0 BB: 0 P: 5	R: 1 E: 0 K: 0 S: 3	H: 1 LOB: 0 BB: 1 P: 7	R: 1 E: 0 K: 2 S: 8	H: 1 LOB: 0 BB: 0 P: 8	R: 0 E: 0 K: 1 S: 6	H: 1 LOB: 1 BB: 0 P: 6	R: 0 E: 0 K: 1 S: 6	H: 1 LOB: 1 BB: 0 P: 6	1B: 6 2B: 4 3B: 0 HR: 1	SF: 0 SAC: 0 DP: 2 HBP: 0	WP: 0 PB: 0 SB: 0 CS: 0	PA: 37
<b>PITCHER</b>	IP WLS BF H R ER SO BB IBB HBP BLK WP HR S P ERA WHIP																					
<b>Lee Tunnell, R</b> (1, 1) <small>ERA: 3.82</small> <b>Manny Sarmiento, R</b> (7, 1) <small>ERA: 3.14</small>	6.0 W 26 8 5 5 1 3 0 0 0 0 1 25 37 7.50 1.833																					
	3.0 S 11 2 0 0 4 0 0 0 0 0 0 19 19 0.00 0.667																					

St. Louis Cardinals @ Pittsburgh Pirates  
 Three Rivers Stadium, Pittsburgh, PA  
 Mon Sep 12 1983, 7:05 PM EDT  
 Att. 10,458 - Unknown

livebaseballscorecards.com

AB	34
R	5
H	10
RBI	5
BB	3
SO	5
LOB	10



BOTTOM

St. Louis Cardinals @ Pittsburgh Pirates  
Three Rivers Stadium, Pittsburgh, PA  
Mon Sep 12 1983, 7:05 PM EDT  
Att. 10,458 - Unknown

livebaseballscorecards.com

AB 34  
R 7  
H 12  
RBI 7  
BB 3  
SO 3  
LOB 17



WP: 0 PA: 39  
PB: 0  
SB: 0  
CS: 0

AB R H RBI BB SO LOB

4 2 1 0 1 0 1

4 1 1 0 1 0 1

3 1 2 1 0 0 0  
0 0 0 0 0 0 0  
0 0 0 0 0 0 0  
1 0 1 2 0 0 0  
1 0 0 0 0 1 0

3 0 0 0 1 0 3

3 0 1 1 0 0 3  
0 0 0 0 0 0 0

4 1 1 0 0 1 3

4 1 2 1 0 0 3

4 0 2 2 0 1 1

2 1 1 0 0 0 1  
1 0 0 0 0 0 1

1B: 9 SF: 1  
2B: 3 SAC: 1  
3B: 0 DP: 0  
HR: 0 HBP: 0

Batter	1	2	3	4	5	6	7	8	9
Marvell Wynne, L (1, 8) OBP: 0.324, SLG: 0.369	0-0 F5		0-0 G3		4-0 1B BB	0-0 1B 2B		0-0 4-3	
Johnny Ray, S (1, 4) OBP: 0.313, SLG: 0.381	0-0 G3		0-0 F9		0-0 1B SF8 1B	4-0 FC4-6 1B IBB		0-0 F8	
Bill Madlock, R (1, 5) OBP: 0.363, SLG: 0.445 Jim Morrison, R (5, PR) OBP: 0.355, SLG: 0.511 Lee Mazzilli, S (6, PH) OBP: 0.371, SLG: 0.343 Brian Harper, R (6, PH) OBP: 0.221, SLG: 0.432 Doug Frobel, L (7, 9) OBP: 0.317, SLG: 0.518	0-0 5-3			0-0 1B 2B 1B	0-0 BB 1B	0-0 FC4-6 1B		0-3 K	
Jason Thompson, L (1, 3) OBP: 0.368, SLG: 0.403		0-0 F9		0-0 F8	4-0 BB	0-0 FC4-6			
Dave Parker, L (1, 9) OBP: 0.308, SLG: 0.414 Richie Hebner, L (7, 5) OBP: 0.290, SLG: 0.319		0-0 1B		0-0 F8	0-0 SF8	0-0 L1			
Mike Easler, L (1, 7) OBP: 0.358, SLG: 0.450		0-0 F7		0-0 2B 1B	0-3 K		0-0 1-3		
Tony Peña, R (1, 2) OBP: 0.331, SLG: 0.421		0-0 F4		0-0 2B 2B	0-0 L4		0-0 FC5-4 1B		
Dale Berra, R (1, 6) OBP: 0.322, SLG: 0.357			0-0 G3 SH1-4 1B	0-0 2B 2B		0-3 K	0-0 P4		
Lee Tunnell, R (1, 1) OBP: 0.167, SLG: 0.191 Manny Sarmiento, R (7, 1)			0-0 SH1-4	0-0 F8		0-0 2B 1B	0-0 FC5-4		

Inning Stats	R: 0	H: 0	E: 0	K: 0	S: 3	H: 0	LOB: 0	BB: 0	P: 3	R: 0	H: 1	E: 0	K: 0	S: 4	H: 1	LOB: 1	BB: 0	P: 4	R: 0	H: 1	E: 0	K: 0	S: 4	R: 3	H: 4	E: 0	K: 0	S: 7	R: 2	H: 2	E: 0	K: 1	S: 7	R: 2	H: 3	E: 0	K: 1	S: 8	R: 0	H: 1	E: 0	K: 0	S: 4	R: 0	H: 0	E: 0	K: 1	S: 5
--------------	------	------	------	------	------	------	--------	-------	------	------	------	------	------	------	------	--------	-------	------	------	------	------	------	------	------	------	------	------	------	------	------	------	------	------	------	------	------	------	------	------	------	------	------	------	------	------	------	------	------

PITCHER	IP	WLS	BF	H	R	ER	SO	BB	IBB	HBP	BLK	WP	HR	S	P	ERA	WHIP
Danny Cox, R (1, 1) ERA: 3.25	4.0	L	19	6	4	4	0	1	0	0	0	0	0	18	22	9.00	1.750
Dave LaPoint, L (5, 1) ERA: 3.71	1.1		9	4	3	3	2	1	0	0	0	0	0	12	16	20.25	3.750
Jeff Lahti, R (6, 1) ERA: 3.16	0.0		1	0	0	0	0	0	1	0	0	0	0	4	4	∞	∞
Dave Rucker, L (6, 1) ERA: 6.03	0.2		3	1	0	0	0	0	0	0	0	0	0	3	3	0.00	1.500
Steve Baker, R (7, 1) ERA: 4.14	1.0		4	1	0	0	0	0	0	0	0	0	0	4	4	0.00	1.000

PITCHER	IP	WLS	BF	H	R	ER	SO	BB	IBB	HBP	BLK	WP	HR	S	P	ERA	WHIP
Dave Vonohlen, L (8, 1) ERA: 3.51	1.0		3	0	0	0	1	0	0	0	0	0	0	5	5	0.00	0.000

Batter	1	2	3	4	5	6	7	8	9	AB R H RBI BB SO LOB	TOP									
Lonnie Smith, R (1, 7) OBP: 0.374, SLG: 0.437	0-0 SH1-3 1B		0-0 2B		0-0 FC6-4 1-2f			0-0 F8		4 0 2 0 0 0 1										
Ozzie Smith, S (1, 6) OBP: 0.319, SLG: 0.339	0-0 SH1-3 1-2		4-0 BB			0-0 G3		0-0 4-3		2 0 0 0 1 0 0										
Willie McGee, S (1, 8) OBP: 0.324, SLG: 0.385	0-3 K		0-0 3-1			0-0 F7			0-3 K	4 0 0 0 0 2 3										
Steve Braun, L (1, 9) OBP: 0.419, SLG: 0.440	0-3 K			0-0 F7		0-0 F7			4-0 1B BB	3 0 0 0 1 1 1										
Andy Van Slyke, L (1, 3) OBP: 0.359, SLG: 0.446		0-3 K		0-0 F8			0-0 F8		0-0 G4-6-3 1B	4 0 1 0 0 1 0										
Ken Oberkfell, L (1, 5) OBP: 0.374, SLG: 0.387		0-0 G1-6-3 1B		0-0 4-3			0-0 L1		0-0 G4-6-3 1-2f	4 0 1 0 0 0 2										
Darrell Porter, L (1, 2) OBP: 0.346, SLG: 0.409		0-0 G1-6-3			0-0 4-3		0-0 FC6-4 1B			3 0 1 0 0 0 1										
Ralph Citarella, R (7, 1)										0 0 0 0 0 0 0										
Dave LaPoint, L (8, 1) OBP: 0.258, SLG: 0.164										0 0 0 0 0 0 0										
Jeff Keener, L (8, 1)										0 0 0 0 0 0 0										
Mike Ramsey, S (1, 4) OBP: 0.318, SLG: 0.350			0-0 F7		4-0 FC6-4 BB		0-0 FC6-4 1-2f			2 0 0 0 1 0 1										
Joaquin Andujar, S (1, 1) OBP: 0.099, SLG: 0.100			0-3 K		0-0 L6			0-3 K		1 0 0 0 0 1 0										
Dave Vonohlen, L (3, 1) OBP: 0.250, SLG: 0.143										0 0 0 0 0 0 0										
Jeff Doyle, S (5, PH)										1 0 0 0 0 0 1										
Dave Rucker, L (5, 1)										0 0 0 0 0 0 0										
Orlando Sanchez, L (7, 2)										1 0 0 0 0 1 0										
<b>Inning Stats</b>	R: 0 E: 0 K: 2 S: 8	H: 1 LOB: 1 BB: 0 P: 8	R: 0 E: 0 K: 1 S: 5	H: 1 LOB: 0 BB: 0 P: 5	R: 0 E: 0 K: 1 S: 6	H: 1 LOB: 2 BB: 1 P: 10	R: 0 E: 0 K: 0 S: 3	H: 0 LOB: 0 BB: 0 P: 3	R: 0 E: 0 K: 0 S: 3	H: 0 LOB: 1 BB: 1 P: 7	R: 0 E: 0 K: 0 S: 4	H: 1 LOB: 1 BB: 0 P: 4	R: 0 E: 0 K: 1 S: 5	H: 0 LOB: 0 BB: 0 P: 5	R: 0 E: 0 K: 1 S: 5	H: 1 LOB: 1 BB: 1 P: 9	1B: 4 2B: 1 3B: 0 HR: 0	SF: 0 SAC: 1 DP: 2 HBP: 0	WP: 0 PB: 0 SB: 0 CS: 0	PA: 33
<b>PITCHER</b> Rick Rhoden, R (1, 1) ERA: 3.19	IP: 9.0 WLS: W BF: 33 H: 5 R: 0 ER: 0 SO: 6 BB: 3 IBB: 0 HBP: 0 BLK: 0 WP: 0 HR: 0 S: 42 P: 54 ERA: 0.00 WHIP: 0.889																			

St. Louis Cardinals @ Pittsburgh Pirates  
Three Rivers Stadium, Pittsburgh, PA

Tue Sep 13 1983, 7:05 PM EDT  
Att. 9,771 - Unknown

livebaseballscorecards.com

AB	29
R	0
H	5
RBI	0
BB	3
SO	6
LOB	10





Batter	1	2	3	4	5	6	7	8	9	AB R H RBI BB SO LOB	TOP													
23 Ryne Sandberg, R (1, 4) OBP: 0.317, SLG: 0.361	0-0 F9		0-0 1B		0-0 2-3 1B		0-3 K	0-3 K		5 0 2 0 0 2 2														
Joe Carter, R (1, 7) OBP: 0.091, SLG: 0.091 Tom Grant, L (8, PH) Bill Campbell, R (8, 1) OBP: 0.100, SLG: 0.100	0-3 K		0-0 F8		0-3 K		0-0 2B 1B	0-0 4-3		4 1 1 0 0 2 3 1 0 0 0 0 0 2 0 0 0 0 0 0 0														
Mel Hall, L (1, 8) OBP: 0.355, SLG: 0.501	0-3 K		0-3 K		0-3 K		0-0 1-H 2B		0-3 K	5 0 1 1 0 4 3														
Keith Moreland, R (1, 9) OBP: 0.376, SLG: 0.461		0-0 F8 1B 1B		0-0 P4		0-0 F4	0-0 F7		0-0 FC6-4 1B	5 0 2 0 0 0 1														
Ron Cey, R (1, 5) OBP: 0.344, SLG: 0.447		0-0 F8		0-0 P4		0-0 1B BB		4-0 BB 1B BB	0-0 FC6-4 1-2f	3 1 0 0 2 0 2														
Jody Davis, R (1, 2) OBP: 0.315, SLG: 0.471		0-0 FC5-4 1-2 1B		0-0 1B		0-0 1-2 1B		4-0 1B FC5-4 BB	0-3 K	4 1 3 0 1 1 1														
Carmelo Martinez, R (1, 3) OBP: 0.271, SLG: 0.493 Bill Buckner, L (8, PH) OBP: 0.313, SLG: 0.442 (8, 3)		0-0 F8		0-3 K		0-0 F7		0-0 1-3 2-H 1B FC5-4		3 0 0 0 0 1 5 1 0 1 1 0 0 0														
Dave Owen, S (1, 6) Thad Bosley, L (8, PH) OBP: 0.440, SLG: 0.571 Larry Bowa, S (8, 6) OBP: 0.301, SLG: 0.328		0-0 FC5-4 1-2f		0-0 F7		0-0 F3		0-0 FC5-4 BB 1-2f 3-H		3 0 0 0 0 0 4 1 0 0 1 0 0 1 0 0 0 0 0 0 0														
Steve Trout, L (1, 1) OBP: 0.226, SLG: 0.200 Fritzie Connally, R (5, PH) Fergie Jenkins, R (5, 1) OBP: 0.259, SLG: 0.321 Dan Rohn, L (7, PH) OBP: 0.389, SLG: 0.647 Rich Bardi, R (7, 1) Craig Lefferts, L (7, 1) OBP: 0.158, SLG: 0.111 Jay Johnstone, L (8, PH) OBP: 0.395, SLG: 0.448 Gary Woods, R (8, 7) OBP: 0.250, SLG: 0.314			0-3 K		0-0 E5 23 1B		0-0 F6		4-0 1-2 BB	1 0 0 0 0 1 0 1 0 0 0 0 0 0 0 0 0 0 0 0 0 1 0 1 0 0 0 0 0 0 0 0 0														
<b>Inning Stats</b>	R: 0 E: 0 K: 2 S: 7	H: 0 LOB: 0 BB: 0 P: 7	R: 0 E: 0 K: 0 S: 5	H: 2 LOB: 2 BB: 0 P: 5	R: 0 E: 0 K: 2 S: 8	H: 1 LOB: 1 BB: 0 P: 8	R: 0 E: 0 K: 1 S: 6	H: 1 LOB: 1 BB: 0 P: 6	R: 0 E: 1 K: 2 S: 9	H: 1 LOB: 2 BB: 0 P: 9	R: 0 E: 0 K: 0 S: 4	H: 1 LOB: 2 BB: 1 P: 8	R: 1 E: 0 K: 1 S: 7	H: 2 LOB: 1 BB: 0 P: 7	R: 2 E: 0 K: 1 S: 6	H: 1 LOB: 2 BB: 3 P: 18	R: 0 E: 0 K: 2 S: 8	H: 1 LOB: 1 BB: 0 P: 8	1B: 9 2B: 1 3B: 0 HR: 0	SF: 0 SAC: 0 DP: 0 HBP: 0	WP: 0 PB: 0 SB: 0 CS: 0	PA: 42		
<b>PITCHER</b>	IP WLS BF H R ER SO BB IBB HBP BLK WP HR S P ERA WHIP	IP WLS BF H R ER SO BB IBB HBP BLK WP HR S P ERA WHIP	IP WLS BF H R ER SO BB IBB HBP BLK WP HR S P ERA WHIP	IP WLS BF H R ER SO BB IBB HBP BLK WP HR S P ERA WHIP	IP WLS BF H R ER SO BB IBB HBP BLK WP HR S P ERA WHIP	IP WLS BF H R ER SO BB IBB HBP BLK WP HR S P ERA WHIP	IP WLS BF H R ER SO BB IBB HBP BLK WP HR S P ERA WHIP	IP WLS BF H R ER SO BB IBB HBP BLK WP HR S P ERA WHIP	IP WLS BF H R ER SO BB IBB HBP BLK WP HR S P ERA WHIP	IP WLS BF H R ER SO BB IBB HBP BLK WP HR S P ERA WHIP	IP WLS BF H R ER SO BB IBB HBP BLK WP HR S P ERA WHIP	IP WLS BF H R ER SO BB IBB HBP BLK WP HR S P ERA WHIP	IP WLS BF H R ER SO BB IBB HBP BLK WP HR S P ERA WHIP	IP WLS BF H R ER SO BB IBB HBP BLK WP HR S P ERA WHIP	IP WLS BF H R ER SO BB IBB HBP BLK WP HR S P ERA WHIP	IP WLS BF H R ER SO BB IBB HBP BLK WP HR S P ERA WHIP	IP WLS BF H R ER SO BB IBB HBP BLK WP HR S P ERA WHIP	IP WLS BF H R ER SO BB IBB HBP BLK WP HR S P ERA WHIP	IP WLS BF H R ER SO BB IBB HBP BLK WP HR S P ERA WHIP	IP WLS BF H R ER SO BB IBB HBP BLK WP HR S P ERA WHIP	IP WLS BF H R ER SO BB IBB HBP BLK WP HR S P ERA WHIP	IP WLS BF H R ER SO BB IBB HBP BLK WP HR S P ERA WHIP	IP WLS BF H R ER SO BB IBB HBP BLK WP HR S P ERA WHIP	
John Candelaria, L (1, 1) ERA: 3.36	6.0 W	26 6	0 0	0 0	7 0	1 0	0 0	0 0	0 0	0 0	0 0	39 43	0.00 1.167											
Cecilio Guante, R (7, 1) ERA: 3.28	1.0	7 2	3 3	1 2	0 0	0 0	0 0	0 0	0 0	0 0	0 0	7 15	27.00 4.000											
Kent Tekulve, R (8, 1) ERA: 1.72	2.0	9 2	0 0	0 0	3 1	0 0	0 0	0 0	0 0	0 0	0 0	14 18	0.00 1.500											

Chicago Cubs @ Pittsburgh Pirates  
 Three Rivers Stadium, Pittsburgh, PA  
 Wed Sep 14 1983, 7:05 PM EDT  
 Att: 16,329 - Unknown

AB	38
R	3
H	10
RBI	3
BB	4
SO	11
LOB	24





Batter	1	2	3	4	5	6	7	8	9	AB	R	H	RBI	BB	SO	LOB
Lee Lacy, R OBP: 0.353, SLG: 0.408 (1, 8) (6, 7)	0-0 G3		0-0 G4-3 1B		0-0 L6		0-0 2B			4	0	2	2	0	0	0
Brian Harper, R OBP: 0.224, SLG: 0.430 Marvell Wynne, L OBP: 0.325, SLG: 0.367 (1, 7) (6, 8)	0-0 G1-6-3 1B		0-0 G4-3 1-2f		0-0 F2		0-0 L8			3	0	1	0	0	0	1
Dave Parker, L OBP: 0.305, SLG: 0.410 (1, 9)	0-0 G1-6-3 1-2f			0-0 6-3	0-0 P5		0-0 F9			4	0	0	0	0	0	2
Jason Thompson, L OBP: 0.370, SLG: 0.402 (1, 3)		0-0 1B PB 6-3 1B		4-0 1B 2B BB		0-0 P5		4-0 FC4-6 BB		2	2	1	0	2	0	0
Tony Peña, R OBP: 0.330, SLG: 0.425 (1, 2)		0-3 K 1-2		0-0 2B 1B		0-3 K		0-0 FC4-6 FC6-4 1-2f		4	1	1	0	0	2	2
Jim Morrison, R OBP: 0.361, SLG: 0.517 (1, 5)		0-0 2-3 1B		0-0 5-3 1B 2B		0-0 CS 1B		0-0 FC6-4 CS 1-2f		4	1	3	2	0	0	1
Johnny Ray, S OBP: 0.316, SLG: 0.389 (1, 4)		0-0 6-3		0-0 5-3		0-0 CS		0-0 CS		3	1	1	1	0	0	2
Dale Berra, R OBP: 0.324, SLG: 0.358 (1, 6)		0-3 K 3-H		0-0 3-H 1B		0-0 3-H 1B		4-0 2B BB		2	1	1	1	1	1	1
John Candelaria, L OBP: 0.200, SLG: 0.133 Cecilio Guante, R OBP: 0.182, SLG: 0.100 Kent Tekulve, R (1, 1) (7, 1) (8, 1)			0-0 4-3	0-0 6-3			0-3 K			2	0	0	0	0	0	1
										1	0	0	0	0	1	2
										0	0	0	0	0	0	0

Inning Stats	R: 0	H: 1	E: 0	LOB: 0	K: 0	P: 3	R: 1	H: 2	E: 0	LOB: 1	K: 2	P: 9	R: 0	H: 1	E: 0	LOB: 0	K: 0	P: 3	R: 3	H: 3	E: 0	LOB: 1	K: 0	P: 6	R: 0	H: 0	E: 0	LOB: 0	K: 0	P: 3	R: 0	H: 1	E: 0	LOB: 0	K: 1	P: 5	R: 2	H: 2	E: 0	LOB: 1	K: 1	P: 11	R: 0	H: 0	E: 0	LOB: 0	K: 0	P: 6
	S: 3	BB: 0	S: 9	BB: 0	S: 3	BB: 0	S: 6	BB: 10	S: 5	BB: 0	S: 7	BB: 11	S: 2	BB: 1	S: 2	BB: 6	S: 2	BB: 1	S: 2	BB: 6	S: 2	BB: 1	S: 2	BB: 6	S: 2	BB: 1	S: 2	BB: 6	S: 2	BB: 1	S: 2	BB: 6	S: 2	BB: 1	S: 2	BB: 6	S: 2	BB: 1	S: 2	BB: 6	S: 2	BB: 1	S: 2	BB: 6	S: 2	BB: 1	S: 2	BB: 6

PITCHER	IP	WLS	BF	H	R	ER	SO	BB	IBB	HBP	BLK	WP	HR	S	P	ERA	WHIP
Steve Trout, L ERA: 4.53 (1, 1)	4.0	L	18	7	4	3	2	1	0	0	0	0	0	21	25	6.75	2.000
Fergie Jenkins, R ERA: 4.2 (5, 1)	2.0		6	1	0	0	1	0	0	0	0	0	0	8	8	0.00	0.500
Rich Bordi, R ERA: 4.71 (7, 1)	0.1		3	1	2	2	1	1	0	0	0	0	0	4	8	54.00	6.000
Craig Lefferts, L ERA: 3.18 (7, 1)	0.2		3	1	0	0	0	0	0	0	0	0	0	3	3	0.00	1.500
Bill Campbell, R ERA: 4.14 (8, 1)	1.0		3	0	0	0	0	1	0	0	0	0	0	2	6	0.00	1.000

**BOTTOM**

**Chicago Cubs @ Pittsburgh Pirates**  
**Three Rivers Stadium, Pittsburgh, PA**  
 Wed Sep 14 1983, 7:05 PM EDT  
 Att. 16,329 - Unknown

AB	30
R	6
H	10
RBI	6
BB	3
SO	4
LOB	13



WP	PA	ERA	WHIP
0	35		
1			
1			
2			

Batter	1	2	3	4	5	6	7	8	9	AB R H RBI BB SO LOB	TOP											
23 Ryne Sandberg, R (1, 4) OBP: 0.315, SLG: 0.359	0-0 E6 CS		0-3 K		0-0 F9		0-0 6-3			4 0 0 0 0 1 0												
Larry Bowa, S (1, 6) OBP: 0.301, SLG: 0.330	0-0 2B		0-0 F8		0-0 6-3			0-0 6-3		4 0 1 0 0 0 0												
Mel Hall, L (1, 8) OBP: 0.352, SLG: 0.497 Jerry Morales, R (8, PH) OBP: 0.253, SLG: 0.289	0-3 K		0-3 K		0-3 K			0-0 6-3		3 0 0 0 0 3 1 1 0 0 0 0 0 0												
Keith Moreland, R (1, 9) OBP: 0.375, SLG: 0.458	4-0 BB				0-0 6-3			0-0 6-3		3 0 0 0 1 1 0												
Ron Cey, R (1, 5) OBP: 0.345, SLG: 0.459	0-0 P6				0-0 6-3			0-0 HR		4 2 2 2 0 0 2												
Gary Woods, R (1, 7) OBP: 0.293, SLG: 0.312			0-3 K		0-0 2B 1B			0-0 6-3		4 1 1 0 0 1 0												
Jody Davis, R (1, 2) OBP: 0.316, SLG: 0.474					0-0 1B 2B			0-0 6-3		4 1 2 0 0 0 0												
Carmelo Martinez, R (1, 3) OBP: 0.284, SLG: 0.493					0-0 2-H 3-H 1B			0-0 F2		4 0 2 2 0 0 1												
Chuck Rainey, R (1, 1) OBP: 0.299, SLG: 0.173 Craig Lefferts, L (5, 1) OBP: 0.158, SLG: 0.111 Reggie Patterson, R (6, 1) Mike Diaz, R (7, PH) Bill Campbell, R (7, 1) Lee Smith, R (8, 1) Fritzie Connally, R (9, PH)			0-3 K		0-3 K			0-0 P4		2 0 0 0 0 0 2 2 0 0 0 0 0 0 0 0 0 0 0 0 0 0 0 0 1 0 1 0 0 0 0 0 1 1												
<b>Inning Stats</b>	R: 0 E: 1 K: 1 S: 6	H: 1 LOB: 2 BB: 1 P: 10	R: 0 E: 0 K: 2 S: 8	H: 1 LOB: 1 BB: 0 P: 8	R: 0 E: 0 K: 2 S: 7	H: 0 LOB: 0 BB: 0 P: 7	R: 2 E: 0 K: 1 S: 8	H: 3 LOB: 1 BB: 0 P: 8	R: 0 E: 0 K: 1 S: 5	H: 0 LOB: 0 BB: 0 P: 5	R: 1 E: 0 K: 0 S: 4	H: 1 LOB: 0 BB: 0 P: 4	R: 0 E: 0 K: 0 S: 3	H: 0 LOB: 0 BB: 0 P: 3	R: 0 E: 0 K: 1 S: 5	H: 0 LOB: 0 BB: 0 P: 5	R: 1 E: 0 K: 1 S: 7	H: 2 LOB: 1 BB: 0 P: 7	1B: 4 2B: 2 3B: 0 HR: 2	SF: 0 SAC: 0 DP: 0 HBP: 0	WP: 0 PB: 0 SB: 0 CS: 1	PA: 36
<b>PITCHER</b> Larry McWilliams, L (1, 1) ERA: 3.27	IP 9.0	WLS W	BF 36	H 8	R 4	ER 4	SO 9	BB 1	IBB 0	HBP 0	BLK 0	WP 0	HR 2	S 53	P 57	ERA 4.00	WHIP 1.000					

Chicago Cubs @ Pittsburgh Pirates  
Three Rivers Stadium, Pittsburgh, PA

Thu Sep 15 1983, 7:05 PM EDT  
Att. 7,943 - Unknown

livebaseballscorecards.com

AB	35
R	4
H	8
RBI	4
BB	1
SO	9
LOB	7



Batter	1	2	3	4	5	6	7	8	9	AB	R	H	RBI	BB	SO	LOB
Marvell Wynne, L OBP: 0.327, SLG: 0.367 (1, 8)	4-0 2B BB	0-0 1B		4-3			6-3			3	1	1	0	1	0	0
Johnny Ray, S OBP: 0.317, SLG: 0.392 (1, 4)	0-0 3-1 SF7 1-H 2B	0-0 F8				0-0 PB 2B 1B	0-0 P4			4	2	2	1	0	0	2
Dave Parker, L OBP: 0.309, SLG: 0.414 Doug Frobel, L OBP: 0.317, SLG: 0.518 (1, 9) (9, 9)	0-0 3-1 2-3		0-0 FC6-4 E 1B			0-0 1-H 2B		0-0 SH1-3 HR 1B		4	2	3	1	0	0	1
Jason Thompson, L OBP: 0.373, SLG: 0.405 (1, 3)	0-0 SF7 3-H		4-0 FC6-4 1-2 BB 1B			0-0 7-6-4 1B		0-0 SH1-3 HR 1B		2	1	2	1	1	0	0
Mike Easler, L OBP: 0.357, SLG: 0.447 (1, 7)	0-0 FC6-4 1B		0-3 K			0-0 7-6-4 1-2f		0-0 SH1-3		3	0	1	0	0	1	3
Tony Peña, R OBP: 0.329, SLG: 0.422 (1, 2)	0-0 FC6-4 1-2f		0-0 FC6-4 1-2f 2-3			0-0 6-3		4-0 HR IBB		3	1	0	0	1	0	3
Jim Morrison, R OBP: 0.354, SLG: 0.507 Richie Hebner, L OBP: 0.295, SLG: 0.351 (1, 5) (8, PH) (9, 5)		0-0 6-3	0-0 F2 1-2 3-H			0-0 F8		0-0 1-H 2-H 3-H HR		3	0	0	0	0	0	1
Dale Berra, R OBP: 0.323, SLG: 0.357 (1, 6)		0-0 1B SH1-3 1B		0-0 4-3		0-3 K		0-0 F9		4	0	1	0	0	1	0
Larry McWilliams, L OBP: 0.135, SLG: 0.137 (1, 1)		0-0 SH1-3 1-2		0-0 4-3		0-3 K		0-3 K		3	0	0	0	0	2	0

Inning Stats	R: 2	H: 2	E: 0	LOB: 1	K: 0	BB: 1	S: 5	P: 9	R: 0	H: 2	E: 0	LOB: 2	K: 0	BB: 0	S: 5	P: 5	R: 1	H: 1	E: 1	LOB: 1	K: 1	BB: 1	S: 6	P: 10	R: 0	H: 0	E: 0	LOB: 0	K: 0	BB: 0	S: 3	P: 3	R: 1	H: 3	E: 0	LOB: 0	K: 0	BB: 0	S: 4	P: 4	R: 0	H: 0	E: 0	LOB: 0	K: 1	BB: 0	S: 5	P: 5	R: 0	H: 0	E: 0	LOB: 0	K: 1	BB: 0	S: 5	P: 5	R: 4	H: 3	E: 0	LOB: 0	K: 1	BB: 1	S: 8	P: 12
--------------	------	------	------	--------	------	-------	------	------	------	------	------	--------	------	-------	------	------	------	------	------	--------	------	-------	------	-------	------	------	------	--------	------	-------	------	------	------	------	------	--------	------	-------	------	------	------	------	------	--------	------	-------	------	------	------	------	------	--------	------	-------	------	------	------	------	------	--------	------	-------	------	-------

PITCHER	IP	WLS	BF	H	R	ER	SO	BB	IBB	HBP	BLK	WP	HR	S	P	ERA	WHIP
Chuck Rainey, R ERA: 4.36 (1, 1)	4.1	L	22	8	4	3	1	2	0	0	0	0	0	22	30	6.23	2.308
Craig Lefferts, L ERA: 3.15 (5, 1)	0.2		1	0	0	0	0	0	0	0	0	0	0	1	1	0.00	0.000
Reggie Patterson, R ERA: (6, 1)	1.0		3	0	0	0	1	0	0	0	0	0	0	5	5	0.00	0.000
Bill Campbell, R ERA: 4.33 (7, 1)	1.1		7	2	3	3	1	0	1	0	0	0	0	8	12	20.25	1.500
Lee Smith, R ERA: 1.68 (8, 1)	0.2		3	1	1	1	1	0	0	0	0	0	0	5	5	13.50	1.500

**BOTTOM**

**Chicago Cubs @ Pittsburgh Pirates**  
 Three Rivers Stadium, Pittsburgh, PA  
 Thu Sep 15 1983, 7:05 PM EDT  
 Att. 7,943 - Unknown

AB	30
R	8
H	11
RBI	7
BB	3
SO	4
LOB	10



WP	PA	ERA	WHIP
0	36		

Batter	1	2	3	4	5	6	7	8	9	AB R H RBI BB SO LOB	TOP
<b>Tim Raines, S</b> (1, 7) OBP: 0.386, SLG: 0.418	0-0 		0-0 1-3 		4-0 1-2 SH3 BB 		0-0 		0-0 L4 	4 0 3 0 1 0 0	
<b>Manny Trillo, R</b> (1, 4) OBP: 0.319, SLG: 0.348	4-0 1-2 		0-0 6-3 		0-0 1-2 2-3 SH3 		4-0 		0-0 P6 	2 0 0 0 2 0 1	
<b>Andre Dawson, R</b> (1, 8) OBP: 0.343, SLG: 0.555	0-0 		0-0 6-3 		0-0 		0-0 		0-0 L4 	5 0 0 0 0 0 7	
<b>Al Oliver, L</b> (1, 3) OBP: 0.345, SLG: 0.415	0-0 7-4 			0-0 	4-0 		0-0 			3 0 1 0 1 0 4	
<b>Gary Carter, R</b> (1, 2) OBP: 0.344, SLG: 0.458		0-0 		4-0 1-2 	0-0 			0-0 G3 		3 0 2 0 1 0 3	
<b>Tim Wallach, R</b> (1, 5) OBP: 0.338, SLG: 0.446		0-3 		0-0 		0-3 		0-3 		4 0 0 0 0 3 4	
<b>Terry Francona, L</b> (1, 9) OBP: 0.274, SLG: 0.331		0-0 1-2 		0-0 		0-0 		0-0 1-2 		4 0 2 0 0 0 2	
<b>Doug Flynn, R</b> (1, 6) OBP: 0.273, SLG: 0.299 <b>Terry Crowley, L</b> (8, PH) OBP: 0.347, SLG: 0.184 <b>Angel Salazar, R</b> (8, 6) OBP: 0.231, SLG: 0.167		0-0 		0-3 		0-3 		0-0 1-2 2-3 		3 0 0 0 0 2 4 1 0 0 0 0 0 2 0 0 0 0 0 0 0	
<b>Charlie Lea, R</b> (1, 1) OBP: 0.119, SLG: 0.092 <b>Brad Mills, L</b> (7, PH) OBP: 0.231, SLG: 0.231 <b>Dan Schatzeder, L</b> (7, 1) OBP: 0.200, SLG: 0.200 <b>Mike Stenhouse, L</b> (8, PH) OBP: 0.212, SLG: 0.167 <b>Jeff Reardon, R</b> (8, 1) OBP: 0.125, SLG: 0.125		0-3 		0-0 SH3 		0-3 		0-3 		2 0 1 0 0 1 2 1 0 0 0 0 1 0 0 0 0 0 0 0 0 1 0 0 0 0 1 2 0 0 0 0 0 0 0	
<b>Inning Stats</b>	R: 0 H: 1 E: 0 LOB: 1 K: 0 BB: 1 S: 3 P: 7	R: 0 H: 2 E: 0 LOB: 2 K: 2 BB: 0 S: 9 P: 9	R: 0 H: 0 E: 0 LOB: 0 K: 0 BB: 0 S: 3 P: 3	R: 0 H: 1 E: 0 LOB: 2 K: 1 BB: 1 S: 6 P: 10	R: 0 H: 1 E: 0 LOB: 3 K: 0 BB: 2 S: 4 P: 12	R: 0 H: 0 E: 0 LOB: 0 K: 2 BB: 0 S: 7 P: 7	R: 0 H: 1 E: 0 LOB: 2 K: 1 BB: 1 S: 6 P: 10	R: 0 H: 2 E: 0 LOB: 2 K: 2 BB: 0 S: 9 P: 9	R: 0 H: 1 E: 0 LOB: 0 K: 0 BB: 0 S: 3 P: 3	1B: 7 SF: 0 2B: 4 SAC: 1 3B: 0 DP: 2 HR: 0 HBP: 0	WP: 0 PA: 39 PB: 0 SB: 1 CS: 0
<b>PITCHER</b> <b>Jose DeLeon, R</b> (1, 1) ERA: 2.27	IP WLS BF H R ER SO BB IBB HBP BLK WP HR S P ERA WHIP 9.0 W 39 9 0 0 8 4 1 0 0 0 0 50 70 0.00 1.444										

**Montreal Expos @ Pittsburgh Pirates**  
 Three Rivers Stadium, Pittsburgh, PA  
 Fri Sep 16 1983, 7:05 PM EDT  
 Att: 13,057 - Unknown

[livebaseballscorecards.com](http://livebaseballscorecards.com)

AB	33
R	0
H	9
RBI	0
BB	5
SO	8
LOB	31





Batter	1	2	3	4	5	6	7	8	9	10	11	12	13	AB R H RBI BB SO LOB	TOP																		
Tim Raines, S (1, 7) OBP: 0.386, SLG: 0.417	G3 1B		6-3	G3					4-3		G4-6-3			6 0 2 0 0 0 2	<b>Montreal Expos @ Pittsburgh Pirates</b> <b>Three Rivers Stadium, Pittsburgh, PA</b> Sat Sep 17 1983, 7:05 PM EDT Att. 29,748 - Unknown <a href="http://livebaseballscorecards.com">livebaseballscorecards.com</a>																		
Manny Trillo, R (1, 4) OBP: 0.320, SLG: 0.346	G3		E BB						1B					5 1 1 0 1 1 2																			
Andre Dawson, R (1, 8) OBP: 0.345, SLG: 0.555	L6		E7 1B 2B						1B					5 2 2 1 0 0 1																			
Al Oliver, L (1, 3) OBP: 0.347, SLG: 0.414	BB		G1-4-3 1B						L1					4 0 1 1 2 0 2																			
Gary Carter, R (1, 2) OBP: 0.342, SLG: 0.457	6-3		G1-4-3 1B						F5					6 0 1 1 0 0 4																			
Tim Wallach, R (1, 5) OBP: 0.338, SLG: 0.445			E5 1B						1-3					6 1 2 0 0 0 2																			
Terry Francona, L (1, 9) OBP: 0.272, SLG: 0.328			P6						4-3					5 0 1 0 0 1 3																			
Tom Dixon, R (13, 1)			FC6-4 1B						5-3					0 0 0 0 0 0 0																			
Doug Flynn, R (1, 6) OBP: 0.271, SLG: 0.297			F6-3						F7					3 0 0 1 0 0 2																			
Gene Roof, S (8, PH)			FC6-4 SH1-4						F9					1 0 0 0 0 0 0																			
Angel Salazar, R (8, 6) OBP: 0.231, SLG: 0.167			1-2r						4-3					0 0 0 0 0 0 0																			
Mike Stenhouse, L (11, PH) OBP: 0.206, SLG: 0.161			3-H						4-3					1 0 0 0 0 0 0																			
Chris Speier, R (11, 6) OBP: 0.333, SLG: 0.331			SH1-4						4-3					1 0 0 0 0 1 1																			
Steve Rogers, R (1, 1) OBP: 0.165, SLG: 0.156			K											2 0 0 0 0 2 1																			
Terry Crowley, L (9, PH) OBP: 0.340, SLG: 0.179														1 0 0 0 0 0 0																			
Bob James, R (9, 1) OBP: 0.209, SLG: 0.200														0 0 0 0 0 0 0																			
Dan Schatzeder, L (10, 1) OBP: 0.200, SLG: 0.200														0 0 0 0 0 0 0																			
Jeff Reardon, R (10, 1) OBP: 0.125, SLG: 0.125														0 0 0 0 0 0 0																			
Jerry White, S (10, 9) OBP: 0.370, SLG: 0.176														1 0 0 0 1 1 1																			
Brad Mills, L (13, PH) OBP: 0.286, SLG: 0.231														0 0 0 0 1 0 0																			
<b>Inning Stats</b>	R: 0 E: 0 S: 4	H: 1 LOB: 2 BB: 1 P: 8	R: 0 E: 1 K: 1 S: 6	H: 1 LOB: 1 BB: 0 P: 6	R: 2 E: 1 K: 0 S: 4	H: 2 LOB: 0 BB: 1 P: 8	R: 1 E: 0 K: 0 S: 5	H: 2 LOB: 0 BB: 0 P: 5	R: 1 E: 0 K: 1 S: 6	H: 1 LOB: 2 BB: 1 P: 11	R: 0 E: 0 K: 2 S: 8	H: 1 LOB: 1 BB: 0 P: 8	R: 0 E: 0 K: 0 S: 3	H: 0 LOB: 0 BB: 0 P: 3	R: 0 E: 0 K: 0 S: 3	H: 0 LOB: 0 BB: 0 P: 3	R: 0 E: 0 K: 0 S: 5	H: 2 LOB: 2 BB: 0 P: 5	R: 0 E: 0 K: 0 S: 3	H: 0 LOB: 0 BB: 0 P: 3	R: 0 E: 0 K: 0 S: 2	H: 0 LOB: 0 BB: 1 P: 6	R: 0 E: 1 K: 0 S: 4	H: 0 LOB: 1 BB: 0 P: 4	R: 0 E: 0 K: 2 S: 7	H: 0 LOB: 1 BB: 1 P: 11	1B: 8 2B: 2 3B: 0 HR: 0	SF: 0 SAC: 1 DP: 2 HBP: 1	WP: 0 PB: 0 SB: 2 CS: 0	PA: 54			
<b>PITCHER</b>	IP WLS BF H R ER SO BB IBB HBP BLK WP HR S P ERA WHIP	4.1 0.1 0.1 2.0 4.0	7 0 0 7 2	23 1 0 1 4	4 0 0 1 0	4 0 0 2 0	1 0 0 1 0	1 0 0 1 0	34 1 3 11 17	8.31 0.00 0.00 0.00 0.00	2.308 0.000 0.000 0.500 0.750																						
Lee Tunnell, R (1, 1) ERA: 3.95																																	
Manny Sarmiento, R (5, 1) ERA: 3.12																																	
Rod Scurry, L (5, 1) ERA: 5.56																																	
Cecilio Guante, R (6, 1) ERA: 3.21																																	
Kent Tekulve, R (8, 1) ERA: 1.65																																	
<b>PITCHER</b>	IP WLS BF H R ER SO BB IBB HBP BLK WP HR S P ERA WHIP	2.0 0.0 0.0 2.0 4.0	8 0 0 8 15	0 0 0 2 15	0 0 0 1 15	0 0 0 2 15	0 0 0 2 15	0 0 0 2 15	2 0 0 2 15	6.69 0.00 0.00 0.500 0.500																							





Batter	1	2	3	4	5	6	7	8	9	AB R H RBI BB SO LOB	TOP	
<b>Tim Raines, S</b> (1, 7) <small>OBP: 0.386, SLG: 0.416</small>	4-0 		0-0 		0-0 		0-0 		0-0 	4 1 1 0 1 0 0		
<b>Manny Trillo, R</b> (1, 4) <small>OBP: 0.323, SLG: 0.348</small>	0-0 		0-3 		0-0 		0-0 		4-0 	4 1 2 1 1 1 1		
<b>Andre Dawson, R</b> (1, 8) <small>OBP: 0.345, SLG: 0.559</small>	0-3 		0-0 		0-0 		0-0 		0-0 	5 2 2 0 0 1 3		
<b>Al Oliver, L</b> (1, 3) <small>OBP: 0.349, SLG: 0.414</small>	0-0 		4-0 		0-0 		0-0 	0-0 	4-0 	3 1 1 1 2 0 1		
<b>Terry Francona, L</b> (1, 9) <small>OBP: 0.277, SLG: 0.342</small> <b>Jim Wohlford, R</b> (9, PH) <small>OBP: 0.312, SLG: 0.376</small>		0-0 	0-0 		0-0 		0-0 	0-0 	0-0 	4 0 2 1 0 0 2 1 0 1 2 0 0 0		
<b>Tim Wallach, R</b> (1, 5) <small>OBP: 0.340, SLG: 0.449</small> <b>Mike Fuentes, R</b> (8, PR) <small>OBP: 0.333, SLG: 0.333</small> <b>Gary Carter, R</b> (8, 2) <small>OBP: 0.342, SLG: 0.456</small>		0-0 		0-0 	0-0 		0-0 	0-0 	0-0 	4 0 3 0 0 0 1 0 0 0 0 0 0 0 1 0 0 0 0 0 2		
<b>Chris Speier, R</b> (1, 6) <small>OBP: 0.332, SLG: 0.329</small>		0-3 	0-3 		0-0 		0-0 	0-0 		4 0 1 0 0 2 3		
<b>Bobby Ramos, R</b> (1, 2) <small>OBP: 0.333, SLG: 0.296</small> <b>Terry Crowley, L</b> (8, PH) <small>OBP: 0.333, SLG: 0.175</small> <b>Doug Flynn, R</b> (8, 6) <small>OBP: 0.271, SLG: 0.297</small>		0-3 	0-0 		0-0 		0-0 	0-0 		3 0 0 0 0 1 3 1 0 0 0 0 0 2 0 0 0 0 0 0 0		
<b>Scott Sanderson, R</b> (1, 1) <small>OBP: 0.143, SLG: 0.214</small> <b>Bob James, R</b> (6, 1) <small>OBP: 0.167, SLG: 0.167</small>		0-0 	0-3 		0-0 		0-0 	0-3 		3 0 0 0 0 1 3 1 0 0 0 0 1 0		
<b>Inning Stats</b>	R: 1 H: 1 E: 0 LOB: 0 K: 1 BB: 1 S: 5 P: 9	R: 0 H: 2 E: 0 LOB: 2 K: 2 BB: 0 S: 9 P: 9	R: 0 H: 1 E: 0 LOB: 2 K: 1 BB: 1 S: 6 P: 10	R: 0 H: 1 E: 0 LOB: 1 K: 2 BB: 0 S: 8 P: 8	R: 2 H: 3 E: 0 LOB: 1 K: 0 BB: 0 S: 6 P: 6	R: 0 H: 0 E: 0 LOB: 0 K: 0 BB: 0 S: 3 P: 3	R: 0 H: 1 E: 0 LOB: 0 K: 0 BB: 0 S: 3 P: 3	R: 0 H: 2 E: 0 LOB: 2 K: 0 BB: 0 S: 5 P: 5	R: 2 H: 2 E: 0 LOB: 2 K: 1 BB: 2 S: 7 P: 15	1B: 9 SF: 0 2B: 2 SAC: 0 3B: 2 DP: 1 HR: 0 HBP: 0	WP: 0 PA: 43 PB: 0 SB: 2 CS: 1	
<b>PITCHER</b>	IP WLS BF H R ER SO BB IBB HBP BLK WP HR S P ERA WHIP											
<b>Rick Rhoden, R</b> (1, 1) <small>ERA: 3.21</small>	7.0 L 30 9 3 3 6 1 1 0 0 0 0 0 40 48 3.86 1.429											
<b>Cecilio Guante, R</b> (8, 1) <small>ERA: 3.35</small>	1.2 10 3 2 2 1 1 1 0 0 0 0 0 10 18 10.80 2.400											
<b>Rod Scurry, L</b> (9, 1) <small>ERA: 5.56</small>	0.0 1 1 0 0 0 0 0 0 0 0 0 0 1 1 ∞ ∞											
<b>Manny Sarmiento, R</b> (9, 1) <small>ERA: 3.11</small>	0.1 1 0 0 0 0 0 0 0 0 0 0 0 0 1 1 0.00 0.000											

**Montreal Expos @ Pittsburgh Pirates**  
 Three Rivers Stadium, Pittsburgh, PA  
 Sun Sep 18 1983, 3:33 AM EDT  
 Att: 25,738 - Unknown

<b>AB</b>	<b>38</b>
<b>R</b>	<b>5</b>
<b>H</b>	<b>13</b>
<b>RBI</b>	<b>5</b>
<b>BB</b>	<b>4</b>
<b>SO</b>	<b>7</b>
<b>LOB</b>	<b>21</b>





Batter	1	2	3	4	5	6	7	8	9	AB	R	H	RBI	BB	SO	LOB
Marvell Wynne, L (1, 8) OBP: 0.330, SLG: 0.372	4-0 BB S BB		0-0 1B G4-6-3		0-0 F9		4-0 BB			2	1	1	0	2	0	0
Johnny Ray, S (1, 4) OBP: 0.315, SLG: 0.391	0-0 F6 1-2		0-0 1B G4-6-3			0-0 3-1	0-0 F9			4	0	1	0	0	0	3
Dave Parker, L (1, 9) OBP: 0.308, SLG: 0.412	4-0 BB		0-0 G4-6-3 1-2f 3-H			0-0 CS 1B		0-3 K		3	0	1	0	1	1	1
Jason Thompson, L (1, 3) OBP: 0.370, SLG: 0.400	0-0 F9		0-0 G3			0-0 1B 1-2		0-0 4-3		4	0	1	0	0	0	2
Mike Easter, L (1, 7) OBP: 0.359, SLG: 0.444	0-3 K			0-0 3-1		0-0 1B 1-3		0-0 F7		4	0	1	0	0	1	2
Tony Peña, R (1, 2) OBP: 0.330, SLG: 0.426		0-0 HR		0-0 F7		0-3 K		0-3 K		4	1	1	1	0	2	2
Richie Hebner, L (1, 5) OBP: 0.315, SLG: 0.379		0-0 F8		0-0 4-3			0-0 S 1B		0-0 E5	3	0	1	0	0	0	0
Miguel Dilone, S (7, PR) OBP: 0.284, SLG: 0.254										0	0	0	0	0	0	0
Jim Morrison, R (8, 5) OBP: 0.354, SLG: 0.500										1	0	0	0	0	0	0
Dale Berra, R (1, 6) OBP: 0.324, SLG: 0.357		0-3 K			0-0 6-3		0-3 K		0-3 K	3	0	0	0	0	2	1
Doug Frobel, L (9, PH) OBP: 0.323, SLG: 0.534							1-2			1	0	0	0	0	1	1
Rick Rhoden, R (1, 1) OBP: 0.128, SLG: 0.141		0-0 L8			0-0 5-3			0-0 F5		2	0	0	0	0	0	0
Lee Mazzilli, S (7, PH) OBP: 0.368, SLG: 0.340										1	0	0	0	0	0	2
Cecilio Guante, R (8, 1) OBP: 0.182, SLG: 0.100										0	0	0	0	0	0	0
Rod Scurry, L (9, 1)										0	0	0	0	0	0	0
Manny Sarmiento, R (9, 1)										0	0	0	0	0	0	0
Milt May, L (9, PH) OBP: 0.324, SLG: 0.371										1	0	0	0	0	1	1

Inning Stats	R: 0	H: 0	E: 0	K: 5	S: 5	R: 1	H: 1	E: 0	K: 1	S: 6	R: 1	H: 2	E: 0	K: 0	S: 4	R: 0	H: 0	E: 0	K: 0	S: 3	R: 0	H: 0	E: 0	K: 1	S: 7	R: 0	H: 3	E: 0	K: 1	S: 7	R: 0	H: 1	E: 0	K: 1	S: 6	R: 0	H: 0	E: 0	K: 1	S: 5	R: 0	H: 0	E: 1	K: 3	S: 10	
	0	0	0	2	13	1	1	0	1	6	0	2	0	0	4	0	0	0	0	3	0	0	0	0	1	7	0	2	0	0	7	0	1	10	0	0	5	0	0	0	0	5	0	0	1	10

PITCHER	IP	WLS	BF	H	R	ER	SO	BB	IBB	HBP	BLK	WP	HR	S	P	ERA	WHIP
Scott Sanderson, R (1, 1) ERA: 4.2	5.2	W	23	6	2	2	2	2	0	0	0	0	1	25	33	3.18	1.412
Bob James, R (6, 1) ERA: 3.31	3.1	S	13	1	0	0	6	1	0	0	0	0	0	24	28	0.00	0.600

**BOTTOM**

**Montreal Expos @ Pittsburgh Pirates**  
**Three Rivers Stadium, Pittsburgh, PA**  
 Sun Sep 18 1983, 3:33 AM EDT  
 Att. 25,738 - Unknown

AB	33
R	2
H	7
RBI	1
BB	3
SO	8
LOB	15



WP: 0	PA: 36
PB: 0	
SB: 2	
CS: 1	

Batter	1	2	3	4	5	6	7	8	9	10	AB	R	H	RBI	BB	SO	LOB	TOP						
<b>Marvell Wynne, L</b> (1, 8) OBP: 0.330, SLG: 0.371 <b>Brian Harper, R</b> (9, PH) OBP: 0.228, SLG: 0.426 <b>Kent Tekulve, R</b> (9, 1)											4	1	1	0	0	1	1							
<b>Johnny Ray, S</b> (1, 4) OBP: 0.314, SLG: 0.388											4	0	0	0	1	0	2							
<b>Dave Parker, L</b> (1, 9) OBP: 0.311, SLG: 0.414											5	1	3	0	0	0	2							
<b>Jason Thompson, L</b> (1, 3) OBP: 0.369, SLG: 0.396											4	0	0	0	1	1	3							
<b>Mike Easler, L</b> (1, 7) OBP: 0.361, SLG: 0.446 <b>Lee Lacy, R</b> (9, PH) OBP: 0.354, SLG: 0.409										3	0	2	2	0	0	0	0							
<b>Tony Peña, R</b> (1, 2) OBP: 0.330, SLG: 0.424										3	1	0	0	1	1	3								
<b>Richie Hebner, L</b> (1, 5) OBP: 0.308, SLG: 0.370 <b>Jim Morrison, R</b> (9, PH) OBP: 0.352, SLG: 0.497											3	0	0	0	0	2	0							
<b>Dale Berra, R</b> (1, 6) OBP: 0.325, SLG: 0.359											3	0	1	0	1	1	0							
<b>John Candelaria, L</b> (1, 1) OBP: 0.191, SLG: 0.127 <b>Bill Madlock, R</b> (9, PH) OBP: 0.386, SLG: 0.448 <b>Joe Orsulak, L</b> (9, PR) OBP: 0.167, SLG: 0.182											3	0	0	0	0	1	1							
<b>Inning Stats</b>	R: 0 E: 0 K: 0 S: 3	H: 0 LOB: 0 BB: 0 P: 3	R: 0 E: 0 K: 0 S: 3	H: 0 LOB: 0 BB: 0 P: 3	R: 0 E: 0 K: 1 S: 5	H: 0 LOB: 0 BB: 0 P: 5	R: 1 E: 0 K: 1 S: 6	H: 2 LOB: 2 BB: 2 P: 14	R: 0 E: 0 K: 2 S: 8	H: 1 LOB: 1 BB: 0 P: 8	R: 1 E: 0 K: 1 S: 7	H: 2 LOB: 1 BB: 0 P: 7	R: 0 E: 0 K: 2 S: 7	H: 0 LOB: 0 BB: 0 P: 7	R: 0 E: 0 K: 0 S: 4	H: 1 LOB: 1 BB: 0 P: 4	R: 2 E: 0 K: 0 S: 6	H: 2 LOB: 2 BB: 1 P: 10	R: 0 E: 0 K: 0 S: 4	H: 1 LOB: 2 BB: 1 P: 8	1B: 8 2B: 1 3B: 0 HR: 0	SF: 0 SAC: 2 DP: 1 HBP: 0	WP: 1 PB: 0 SB: 2 CS: 0	PA: 43
<b>PITCHER</b> <b>Tom Seaver, R</b> (1, 1) ERA: 3.65 <b>Carlos Diaz, L</b> (9, 1) ERA: 2.13	IP: 8.0 WLS: W BF: 31 H: 6 R: 2 ER: 2 SO: 7 BB: 2 IBB: 0 HBP: 0 BLK: 0 WP: 1 HR: 0 S: 43 P: 51 ERA: 2.25 WHIP: 1.000																							

**Pittsburgh Pirates @ New York Mets**  
 Shea Stadium, Flushing, NY  
 Mon Sep 19 1983, 7:05 PM EDT  
 Att: 6,381 - Unknown

livebaseballscores.com

**AB** 37  
**R** 4  
**H** 9  
**RBI** 4  
**BB** 4  
**SO** 7  
**LOB** 17



**BOTTOM**

**Pittsburgh Pirates @ New York Mets**  
 Shea Stadium, Flushing, NY  
 Mon Sep 19 1983, 7:05 PM EDT  
 Att. 6,381 - Unknown

[livebaseballscorecards.com](http://livebaseballscorecards.com)

<b>AB</b>	<b>37</b>
<b>R</b>	<b>5</b>
<b>H</b>	<b>11</b>
<b>RBI</b>	<b>4</b>
<b>BB</b>	<b>1</b>
<b>SO</b>	<b>6</b>
<b>LOB</b>	<b>8</b>



AB	R	H	RBI	BB	SO	LOB
5	1	3	0	0	0	0
5	0	1	1	0	0	1
4	1	1	0	0	2	1
4	0	0	0	0	1	2
4	1	1	0	0	1	1
3	0	0	0	0	1	1
1	0	0	0	0	0	0
0	1	0	0	0	0	0
3	1	3	0	0	0	0
0	0	0	0	1	0	0
0	0	0	0	0	0	0
0	0	0	0	0	0	0
3	0	1	2	0	0	1
1	0	1	1	0	0	0
2	0	0	0	0	0	1
1	0	0	0	0	1	0
0	0	0	0	0	0	0
1	0	0	0	0	0	0

Batter	1	2	3	4	5	6	7	8	9	10
<b>Mookie Wilson, S</b> (1, 8) OBP: 0.305, SLG: 0.365	0-0 F9		0-0 FC3-6 1B		0-0 CS 1B			0-0 6-3		0-0 S 1B
<b>Hubie Brooks, R</b> (1, 5) OBP: 0.293, SLG: 0.332	0-0 6-3		0-0 FC3-6 5-3 1-2f		0-0 CS 1-2	0-0 F9		0-0 F8		0-0 1-H 1B
<b>Darryl Strawberry, L</b> (1, 9) OBP: 0.333, SLG: 0.510	0-3 K		0-0 5-3 1-2			0-3 K			0-0 4-3 E 5-3 1B	
<b>George Foster, R</b> (1, 7) OBP: 0.287, SLG: 0.405		0-0 4-3	0-0 P6			0-3 K			0-0 5-3 1-2	
<b>Danny Heep, L</b> (1, 3) OBP: 0.325, SLG: 0.402		0-0 2B 1B 1B		0-0 F8			0-3 K		0-0 4-3 2-3	
<b>Bob Bailor, R</b> (1, 6) OBP: 0.291, SLG: 0.285		0-3 K		0-0 6-3			0-0 6-3		0-0 E3 2B	
<b>Rusty Staub, L</b> (9, PH) OBP: 0.376, SLG: 0.417									3-H 4-0	
<b>José Oquendo, S</b> (9, PR) OBP: 0.273, SLG: 0.259										2B IBB
<b>Brian Giles, R</b> (1, 4) OBP: 0.301, SLG: 0.284		0-0 1B 2B		0-0 CS 1B			0-0 1B			0-0 2B
<b>Keith Hernandez, L</b> (9, PH) OBP: 0.398, SLG: 0.435										
<b>John Stearns, R</b> (9, PR)										
<b>Tucker Ashford, R</b> (10, 4) OBP: 0.270, SLG: 0.214										
<b>Junior Ortiz, R</b> (1, 2) OBP: 0.265, SLG: 0.274						0-0 CS	0-0 F9			
<b>Ron Hodges, L</b> (9, PH) OBP: 0.380, SLG: 0.302		2-H 3-H			1-2			0-0 G3		1-H 2-H
<b>Tom Seaver, R</b> (1, 1) OBP: 0.224, SLG: 0.230										
<b>Mark Bradley, R</b> (8, PH) OBP: 0.278, SLG: 0.327										
<b>Carlos Diaz, R</b> (9, 1)										
<b>Clint Hurdle, L</b> (10, PH) OBP: 0.167, SLG: 0.118										0-0 F7

Inning Stats	R: 0	H: 0	E: 0	K: 1	S: 5	P: 5	R: 2	H: 3	E: 0	K: 1	S: 8	R: 0	H: 1	E: 0	K: 0	S: 4	R: 0	H: 1	E: 0	K: 0	S: 3	R: 0	H: 0	E: 0	K: 2	S: 7	R: 0	H: 1	E: 0	K: 1	S: 6	R: 0	H: 0	E: 0	K: 1	S: 5	R: 2	H: 2	E: 1	K: 0	S: 3	R: 1	H: 2	E: 0	K: 0	S: 3	1B: 9	SF: 0	2B: 2	SAC: 0	3B: 0	DP: 0	HR: 0	HBP: 0	WP: 0	PA: 40
--------------	------	------	------	------	------	------	------	------	------	------	------	------	------	------	------	------	------	------	------	------	------	------	------	------	------	------	------	------	------	------	------	------	------	------	------	------	------	------	------	------	------	------	------	------	------	------	-------	-------	-------	--------	-------	-------	-------	--------	-------	--------

PITCHER	IP	WLS	BF	H	R	ER	SO	BB	IBB	HBP	BLK	WP	HR	S	P	ERA	WHIP
<b>John Candelaria, L</b> (1, 1) ERA: 3.32	8.0		29	7	2	2	6	0	0	0	0	0	0	41	41	2.25	0.875
<b>Kent Tekulve, R</b> (9, 1) ERA: 1.72	1.1	L	9	4	3	1	0	0	1	0	0	0	0	8	12	6.75	3.000

Batter	1	2	3	4	5	6	7	8	9	AB R H RBI BB SO LOB	TOP											
Marvell Wynne, L (1, 8) OBP: 0.331, SLG: 0.371	0-0 6-3		0-0 1B		0-0 4-3		0-0 4-3		0-0 CS 1B	5 0 2 0 0 0 1												
Johnny Ray, S (1, 4) OBP: 0.314, SLG: 0.388	0-0 1-3		0-0 F8		0-0 1B		0-0 1B		0-0 F8 1-2	5 0 2 1 0 0 2												
Dave Parker, L (1, 9) OBP: 0.314, SLG: 0.421	0-0 1B			0-0 HR		0-0 4-3		0-0 L9	0-0 1B 1B	5 1 3 1 0 0 2												
Jason Thompson, L (1, 3) OBP: 0.373, SLG: 0.403	0-0 P5			0-0 2B		0-0 3B 1B		0-0 1B G3 1B	0-0 1-2 1B	5 2 4 0 0 0 1												
Mike Easler, L (1, 7) OBP: 0.362, SLG: 0.454		0-0 G3		0-0 4-3 2B		0-0 6-3 3B		0-0 G3 1-2	0-0 6-3	5 0 2 2 0 0 3												
Tony Peña, R (1, 2) OBP: 0.329, SLG: 0.421		0-0 F8		0-0 4-3 2-3		0-0 6-3		4-0 1B IBB		3 0 0 0 1 0 2												
Richie Hebner, L (1, 5) OBP: 0.309, SLG: 0.364		0-0 6-3		4-0 G5-4-3 IBB		0-0 P6		0-0 F9		2 0 0 0 1 0 0												
Jim Morrison, R (8, PH) OBP: 0.349, SLG: 0.494										1 0 0 0 0 0 2												
Dale Berra, R (1, 6) OBP: 0.326, SLG: 0.360			0-3 K	0-0 G5-4-3			0-0 4-3 SH2-4 1B	0-0 1-2 2-3 1B		4 1 2 0 0 1 2												
Larry McWilliams, L (1, 1) OBP: 0.130, SLG: 0.132			0-0 L4	0-3 K			0-0 SH2-4	0-3 K		3 0 0 0 0 2 3												
<b>Inning Stats</b>	R: 0 E: 0 K: 0 S: 4	H: 1 LOB: 1 BB: 0 P: 4	R: 0 E: 0 K: 0 S: 3	H: 0 LOB: 0 BB: 0 P: 3	R: 0 E: 0 K: 1 S: 6	H: 1 LOB: 1 BB: 0 P: 6	R: 2 E: 0 K: 0 S: 5	H: 3 LOB: 1 BB: 1 P: 9	R: 0 E: 0 K: 1 S: 6	H: 1 LOB: 1 BB: 0 P: 6	R: 1 E: 0 K: 0 S: 4	H: 2 LOB: 0 BB: 0 P: 4	R: 1 E: 0 K: 0 S: 5	H: 2 LOB: 1 BB: 0 P: 5	R: 0 E: 0 K: 1 S: 7	H: 2 LOB: 3 BB: 1 P: 11	R: 0 E: 0 K: 0 S: 5	H: 3 LOB: 2 BB: 0 P: 5	1B: 11 2B: 2 3B: 1 HR: 1	SF: 0 SAC: 1 DP: 1 HBP: 0	WP: 0 PB: 0 SB: 0 CS: 1	PA: 41
<b>PITCHER</b>	IP WLS BF H R ER SO BB IBB HBP BLK WP HR S P ERA WHIP																					
Ed Lynch, R (1, 1) ERA: 4.28	6.2 L 29 10 4 4 2 0 0 0 0 0 0 1 32 36 5.40 1.500																					
Tom Gorman, L (7, 1) ERA: 4.37	1.1 7 2 0 0 1 0 0 1 0 0 0 0 8 12 0.00 1.500																					
Scott Holman, R (9, 1) ERA: 3.79	1.0 5 3 0 0 0 0 0 0 0 0 0 0 5 5 0.00 3.000																					

Pittsburgh Pirates @ New York Mets  
Shea Stadium, Flushing, NY  
Tue Sep 20 1983, 3:33 AM EDT  
Att. 3,112 - Unknown

livebaseballscorecards.com

AB	38
R	4
H	15
RBI	4
BB	2
SO	3
LOB	18







Batter	1	2	3	4	5	6	7	8	9	AB	R	H	RBI	BB	SO	LOB
23 Ryne Sandberg, R (1, 4) OBP: 0.319, SLG: 0.357	0-0 E 1B		4-0 E S 2B BB		4-0 BB SF8 BB	0-3 K		0-0 2-3		3	3	1	0	2	1	0
Bill Buckner, L (1, 7) OBP: 0.309, SLG: 0.441	0-0 E3 1B		0-0 F8		0-0 E BB 2B 1B	0-0 P6		0-0 4-3		5	1	1	0	0	0	2
Mel Hall, L (1, 8) OBP: 0.351, SLG: 0.489	0-3 K		0-0 2B		4-0 E 2B BB		1-0 SH1-4 1B SF9 HBP	0-3 K		2	1	1	1	1	1	2
Joe Carter, R (7, PR) OBP: 0.130, SLG: 0.174										0	1	0	0	0	0	0
Gary Woods, R (8, 8) OBP: 0.293, SLG: 0.330										1	0	0	0	0	1	0
Ron Cey, R (1, 5) OBP: 0.352, SLG: 0.463	0-0 G6-4-3 1B		0-3 K		0-0 SF8		0-0 SF9 SH1-4 1B 1B			3	1	2	2	0	1	1
Keith Moreland, R (1, 9) OBP: 0.377, SLG: 0.453	0-0 G6-4-3		0-0 6-3		0-0 2B BB		0-0 SH1-4			2	0	0	0	1	0	3
Jody Davis, R (1, 2) OBP: 0.318, SLG: 0.471		0-0 E6		0-0 6-3	0-0 2B		0-0 SF9			3	0	1	3	0	0	0
Carmelo Martinez, R (1, 3) OBP: 0.282, SLG: 0.450		0-3 K		0-3 K	0-3 K		4-0 1B IBB			3	0	0	0	0	3	3
Fergie Jenkins, R (6, 1) OBP: 0.259, SLG: 0.321										0	0	0	0	0	0	0
Jay Johnstone, L (7, PH) OBP: 0.367, SLG: 0.444										0	0	0	0	1	0	0
Lee Smith, R (8, 1) OBP: 0.222, SLG: 0.125										0	0	0	0	0	0	0
Larry Bowa, S (1, 6) OBP: 0.302, SLG: 0.331		0-0 F9		0-0 2B	0-0 L6		0-0 FC6-4 1B			4	0	2	1	0	0	3
Chuck Rainey, R (1, 1) OBP: 0.250, SLG: 0.167		0-3 K		0-3 K		0-0 P5	0-0 FC6-4			2	0	0	0	0	2	2
Thad Bosley, L (6, 7) OBP: 0.409, SLG: 0.544										2	0	0	0	0	0	2

Inning Stats	R: 1	H: 2	E: 1	LOB: 1	K: 1	BB: 0	S: 7	R: 0	H: 0	E: 1	LOB: 1	K: 2	BB: 0	S: 8	R: 1	H: 1	E: 0	LOB: 1	K: 1	BB: 1	S: 6	R: 0	H: 1	E: 0	LOB: 1	K: 2	BB: 0	S: 8	R: 3	H: 2	E: 1	LOB: 2	K: 1	BB: 3	S: 7	R: 0	H: 0	E: 0	LOB: 0	K: 1	BB: 0	S: 5	R: 2	H: 2	E: 0	LOB: 2	K: 0	BB: 1	S: 5	R: 0	H: 0	E: 0	LOB: 0	K: 1	BB: 0	S: 5
--------------	------	------	------	--------	------	-------	------	------	------	------	--------	------	-------	------	------	------	------	--------	------	-------	------	------	------	------	--------	------	-------	------	------	------	------	--------	------	-------	------	------	------	------	--------	------	-------	------	------	------	------	--------	------	-------	------	------	------	------	--------	------	-------	------


PITCHER	IP	WLS	BF	H	R	ER	SO	BB	IBB	HBP	BLK	WP	HR	S	P	ERA	WHIP
Jose DeLeon, R (1, 1) ERA: 2.53	5.0		26	6	5	4	7	4	0	0	0	0	0	36	52	7.20	2.000
Cecilio Guante, R (6, 1) ERA: 3.51	1.0	L	5	1	2	2	1	0	0	1	0	0	0	6	7	18.00	1.000
Kent Tekulve, R (7, 1) ERA: 1.68	2.0		8	1	0	0	1	0	1	0	0	0	0	9	13	0.00	0.500

**BOTTOM**

**Pittsburgh Pirates @ Chicago Cubs**  
 Wrigley Field, Chicago, IL  
 Wed Sep 21 1983, 3:33 AM CDT  
 Att. 3,029 - Unknown

AB	R	H	RBI	BB	SO	LOB
30	7	8	7	5	9	18

livebaseballscorecards.com



WP	HR	S	P	ERA	WHIP
0	0	0	0	0	0

Batter	1	2	3	4	5	6	7	8	9	AB R H RBI BB SO LOB	TOP			
Marvell Wynne, L (1, 8) OBP: 0.326, SLG: 0.371	0-0 1-3		0-0 4-3		0-0 3B 2B	0-0 P5	0-0 L9-6		0-0 G3	6 1 1 0 0 0 2				
Johnny Ray, S (1, 4) OBP: 0.318, SLG: 0.398	0-0 4-3 1B		0-0 E3 1-3		0-0 2-H FC4-6 3B	0-0 S 2B 1B		0-0 PB SF7 2B		5 3 4 1 0 0 0				
Dave Parker, L (1, 9) OBP: 0.313, SLG: 0.419	0-0 4-3 1-2		0-0 1-3 1-2		4-0 FC4-6 BB 1B BB	0-3 K 1-2		0-0 SF7 2-H		3 1 0 1 1 1 3				
Jason Thompson, L (1, 3) OBP: 0.376, SLG: 0.407	0-0 P4		4-0 BB		4-0 FC4-6 BB 1-2	0-0 2B		0-0 3-1 2B		3 0 2 1 2 0 1				
Mike Easler, L (1, 7) OBP: 0.355, SLG: 0.443		0-0 G3	0-0 4-3		0-0 FC4-6 1B 1-2 2-3 3-H	0-0 F7		0-0 3-1 2-3		5 1 0 1 0 0 6				
Tony Peña, R (1, 2) OBP: 0.332, SLG: 0.422		0-0 5-3		0-0 5-3	0-0 1B 1-2 3-H		0-0 1B 1B	0-0 4-3		5 1 2 1 0 0 1				
Richie Hebner, L (1, 5) OBP: 0.333, SLG: 0.417		0-0 1B 1B		0-0 F7	0-0 1-3 2-H 1B		0-0 1B PB 1B	0-0 1B		5 1 4 1 0 0 0				
Dale Berra, R (1, 6) OBP: 0.332, SLG: 0.363		0-0 1-2 1B		0-0 4-3	4-0 IBB		0-0 L9-6 PB 1-3 3-H 1B	0-0 F8		4 0 2 1 1 0 1				
Lee Tunnell, R (1, 1) OBP: 0.151, SLG: 0.173		0-3 K		0-0 L4	0-0 5-3		0-3 K	0-3 K		5 0 0 0 0 3 7				
<b>Inning Stats</b>	R: 0 E: 0 K: 0 S: 4 H: 1 LOB: 1 P: 4	R: 0 E: 0 K: 1 S: 7 H: 2 LOB: 2 BB: 0 P: 7	R: 0 E: 1 K: 0 S: 4 H: 0 LOB: 2 BB: 1 P: 8	R: 0 E: 0 K: 0 S: 3 H: 0 LOB: 0 BB: 0 P: 3	R: 4 E: 0 K: 0 S: 7 H: 4 LOB: 3 BB: 3 P: 19	R: 1 E: 0 K: 1 S: 7 H: 2 LOB: 1 BB: 0 P: 7	R: 2 E: 0 K: 1 S: 7 H: 3 LOB: 0 BB: 0 P: 7	R: 1 E: 0 K: 0 S: 5 H: 2 LOB: 1 BB: 0 P: 5	R: 0 E: 0 K: 1 S: 6 H: 1 LOB: 1 BB: 0 P: 6	1B: 10 2B: 5 3B: 1 HR: 0 SF: 1 SAC: 0 DP: 1 HBP: 0	WP: 0 PB: 2 SB: 1 CS: 0 PA: 46			
<b>PITCHER</b>	IP WLS BF H R ER SO BB IBB HBP BLK WP HR S P ERA WHIP												<b>PITCHER</b>	IP WLS BF H R ER SO BB IBB HBP BLK WP HR S P ERA WHIP
Rick Reuschel, R (1, 1) ERA: 4.34	5.0 L 27 7 4 4 1 3 1 0 0 0 0 0 0 25 41 7.20 2.000													
Bill Campbell, R (6, 1) ERA: 4.47	1.0 7 4 3 2 1 0 0 0 0 0 0 0 9 9 18.00 4.000													
Rich Bardi, R (7, 1) ERA: 5.01	1.0 3 1 0 0 1 0 0 0 0 0 0 0 5 5 0.00 1.000													
Bill Johnson, R (8, 1) ERA: 2.08	1.0 5 2 1 1 0 0 0 0 0 0 0 0 5 5 9.00 2.000													
Mike Proly, R (9, 1) ERA: 3.64	1.0 4 1 0 0 1 0 0 0 0 0 0 0 6 6 0.00 1.000													

**Pittsburgh Pirates @ Chicago Cubs**  
 Wrigley Field, Chicago, IL  
 Thu Sep 22 1983, 3:33 AM CDT  
 Att. 3,426 - Unknown

[livebaseballscorecards.com](http://livebaseballscorecards.com)

**AB** 41  
**R** 8  
**H** 15  
**RBI** 7  
**BB** 4  
**SO** 4  
**LOB** 21





Batter	1	2	3	4	5	6	7	8	9
Thad Bosley, L (1.7) Carmelo Martinez, R (9.3) OBP: 0.400, SLG: 0.525 OBP: 0.282, SLG: 0.450	0-0 G3 23 G3 1B		0-0 4-3		0-0 F5			0-0 L5	
23 Ryne Sandberg, R (1.4) OBP: 0.320, SLG: 0.357	0-0 G3 1-2		0-3 K			0-0 G1-6-3 1B		4-0 BB 1-2	
Bill Buckner, L (1.3) Mike Proly, R (9.1) OBP: 0.307, SLG: 0.438 OBP: 0.167, SLG: 0.091	0-0 G3 2-3		0-3 K			0-0 G1-6-3 1-2f		0-0 G3	
Mel Hall, L (1.8) OBP: 0.350, SLG: 0.486	0-0 F7			4-0 BB		0-0 4-3		0-3 K	
Ron Cey, R (1.5) OBP: 0.351, SLG: 0.466		0-0 6-3		0-0 F7		0-0 5-3		0-0 IHR	
Keith Moreland, R (1.9) OBP: 0.374, SLG: 0.450		0-0 F8		0-0 L5		0-0 1-3		0-0 F9	
Jody Davis, R (1.2) Bill Johnson, R (8.1) Tom Grant, L (9.7) OBP: 0.319, SLG: 0.474		0-0 1B 3B		0-3 K		0-0 F7		0-0 6-3	
Larry Bowa, S (1.6) Dave Owen, S (8.6) OBP: 0.303, SLG: 0.332		0-0 1B 3-H			0-0 F8		0-0 4-3		
Rick Reuschel, R (1.1) Dan Rohn, L (5. PH) Bill Campbell, R (6.1) Rich Bardi, R (7.1) Mike Diaz, R (8.2) OBP: 0.143, SLG: 0.143 OBP: 0.360, SLG: 0.583 OBP: 0.100, SLG: 0.100		0-0 F9			0-0 P2		0-0 1B 23 BB		

AB	R	H	RBI	BB	SO	LOB
4	0	1	0	0	0	1
0	0	0	0	0	0	0
3	0	1	0	1	1	1
4	0	0	0	0	1	4
0	0	0	0	0	0	0
3	0	0	0	1	1	1
4	1	1	1	0	0	1
4	0	0	0	0	0	1
3	1	1	0	0	1	1
0	0	0	0	0	0	0
1	0	0	0	0	0	0
2	0	1	1	0	0	0
1	0	0	0	0	0	0
1	0	0	0	0	0	0
0	0	0	0	0	0	0
1	0	1	0	0	0	0

**BOTTOM**

**Pittsburgh Pirates @ Chicago Cubs**  
**Wrigley Field, Chicago, IL**  
 Thu Sep 22 1983, 3:33 AM CDT  
 Att. 3,426 - Unknown

livebaseballscorecards.com

<b>AB</b>	<b>32</b>
<b>R</b>	<b>2</b>
<b>H</b>	<b>6</b>
<b>RBI</b>	<b>2</b>
<b>BB</b>	<b>2</b>
<b>SO</b>	<b>4</b>
<b>LOB</b>	<b>11</b>



Inning Stats	R: 0	H: 1	E: 0	K: 0	S: 4	R: 1	H: 2	E: 0	K: 0	S: 5	R: 0	H: 0	E: 0	K: 2	S: 7	R: 0	H: 0	E: 0	K: 1	S: 5	R: 0	H: 0	E: 0	K: 0	S: 3	R: 0	H: 1	E: 0	K: 0	S: 3	R: 0	H: 0	E: 0	K: 0	S: 3	R: 0	H: 1	E: 0	K: 0	S: 4	R: 1	H: 1	E: 0	K: 1	S: 6
	LOB: 1	BB: 0	P: 4	LOB: 1	BB: 0	P: 5	LOB: 0	BB: 0	P: 7	LOB: 1	BB: 1	P: 9	LOB: 0	BB: 0	P: 3	LOB: 0	BB: 0	P: 3	LOB: 2	BB: 1	P: 8	LOB: 0	BB: 0	P: 6	LOB: 0	BB: 0	P: 6	LOB: 0	BB: 0	P: 6	LOB: 0	BB: 0	P: 6	LOB: 0	BB: 0	P: 8	LOB: 0	BB: 0	P: 6	LOB: 0	BB: 0	P: 6			
<b>PITCHER</b> Lee Tunnell, R (1.1) ERA: 3.84	<b>IP</b> 9.0	<b>WLS</b> W	<b>BF</b> 34	<b>H</b> 6	<b>R</b> 2	<b>ER</b> 2	<b>SO</b> 4	<b>BB</b> 2	<b>IBB</b> 0	<b>HBP</b> 0	<b>BLK</b> 0	<b>WP</b> 0	<b>HR</b> 0	<b>S</b> 40	<b>P</b> 48	<b>ERA</b> 2.00	<b>WHIP</b> 0.889																												
	<b>IP</b>	<b>WLS</b>	<b>BF</b>	<b>H</b>	<b>R</b>	<b>ER</b>	<b>SO</b>	<b>BB</b>	<b>IBB</b>	<b>HBP</b>	<b>BLK</b>	<b>WP</b>	<b>HR</b>	<b>S</b>	<b>P</b>	<b>ERA</b>	<b>WHIP</b>																												

<b>WP</b> : 0	<b>PA</b> : 34
<b>PB</b> : 0	
<b>SB</b> : 0	
<b>CS</b> : 0	

Batter	1	2	3	4	5	6	7	8	9	AB R H RBI BB SO LOB	TOP											
<b>Marvell Wynne, L</b> (1, 8) <small>OBP: 0.326, SLG: 0.368</small>	4-0  1B HR BB	0-0  F7			0-0  1B E	0-0  G3		0-0  F8	0-3  K	5 2 1 0 1 1 3												
<b>Johnny Ray, S</b> (1, 4) <small>OBP: 0.316, SLG: 0.397</small>	0-0  1-3 HR BB	4-0  BB			0-0  F9		0-3  K	0-0  F2		4 1 1 0 1 1 2												
<b>Dave Parker, L</b> (1, 9) <small>OBP: 0.313, SLG: 0.417</small> <b>Doug Frobel, L</b> (7, 9) <small>OBP: 0.333, SLG: 0.542</small>	0-3  K	0-0  F7			0-0  1-3		0-0  1B E	0-0  1-2 1B		4 1 1 0 0 1 4 1 0 1 0 0 0 0												
<b>Jason Thompson, L</b> (1, 3) <small>OBP: 0.378, SLG: 0.408</small>	4-0  1-2 HR BB		0-0  1-3		0-0  1B 2-H		0-0  4-3 1B 1-H	0-0  F5		4 2 2 2 1 0 2												
<b>Mike Easler, L</b> (1, 7) <small>OBP: 0.358, SLG: 0.456</small>	0-0  1-H HR		0-3  K		0-0  1-2 1B		0-0  4-3		0-0  WP HR 2B	5 2 3 4 0 1 1												
<b>Tony Peña, R</b> (1, 2) <small>OBP: 0.335, SLG: 0.434</small>	0-0  HR		0-0  F6-3		0-0  F8		4-0  1B IBB		0-0  HR	4 2 2 3 1 0 2												
<b>Richie Hebner, L</b> (1, 5) <small>OBP: 0.335, SLG: 0.413</small>	0-0  F9			0-0  3-1		1-0  7-5 1B HBP		0-0  1-2 1B	0-0  F9	4 0 1 1 0 0 0												
<b>Dale Berra, R</b> (1, 6) <small>OBP: 0.330, SLG: 0.362</small>	0-0  F8			0-0  F8		0-0  1-2 1B		0-0  P4	0-0  L7	5 0 1 0 0 0 2												
<b>Rick Rhoden, R</b> (1, 1) <small>OBP: 0.133, SLG: 0.145</small>		0-0  F8		0-0  F8		0-0  7-5		0-0  E3	0-0  1B	5 0 1 0 0 0 2												
<b>Inning Stats</b>	R: 5 E: 0 K: 1 S: 8	H: 3 LOB: 0 BB: 2 P: 16	R: 0 E: 0 K: 0 S: 3	H: 0 LOB: 1 BB: 1 P: 7	R: 0 E: 0 K: 1 S: 5	H: 0 LOB: 0 BB: 0 P: 5	R: 0 E: 0 K: 0 S: 3	H: 0 LOB: 0 BB: 0 P: 3	R: 1 E: 1 K: 0 S: 6	H: 3 LOB: 2 BB: 0 P: 6	R: 0 E: 0 K: 0 S: 3	H: 1 LOB: 1 BB: 0 P: 4	R: 2 E: 1 K: 1 S: 8	H: 3 LOB: 2 BB: 1 P: 12	R: 0 E: 1 K: 0 S: 5	H: 1 LOB: 2 BB: 0 P: 5	R: 2 E: 0 K: 1 S: 8	H: 3 LOB: 1 BB: 0 P: 8	1B: 10 2B: 2 3B: 0 HR: 3	SF: 0 SAC: 0 DP: 1 HBP: 1	WP: 1 PB: 0 SB: 0 CS: 0	PA: 46
<b>PITCHER</b>	IP WLS BF H R ER SO BB IBB HBP BLK WP HR S P ERA WHIP																					
<b>Scott Sanderson, R</b> (1, 1) <small>ERA: 4.65</small>	2.0 L 12 3 5 5 1 3 0 0 0 0 0 2 11 23 22.50 3.000																					
<b>Chris Welsh, L</b> (3, 1) <small>ERA: 4.42</small>	2.2 11 3 1 0 1 0 0 0 0 0 0 0 13 13 0.00 1.125																					
<b>Dan Schatzeder, L</b> (5, 1) <small>ERA: 3.21</small>	2.0 11 4 2 2 1 0 1 1 0 0 0 0 11 16 9.00 2.000																					
<b>Greg Bargar, R</b> (7, 1) <small>ERA: 7.11</small>	1.1 6 1 0 0 0 0 0 0 0 0 0 0 6 6 0.00 0.750																					
<b>Tom Dixon, R</b> (9, 1) <small>ERA: 9.82</small>	1.0 6 3 2 2 1 0 0 0 0 0 1 1 8 8 18.00 3.000																					

**Pittsburgh Pirates @ Montreal Expos**  
 Olympic Stadium, Montreal, QB  
 Fri Sep 23 1983, 7:05 PM EDT  
 Att: 37,115 - Unknown

AB	41
R	10
H	14
RBI	10
BB	4
SO	4
LOB	18





Batter	1	2	3	4	5	6	7	8	9	AB R H RBI BB SO LOB	TOP											
Marvell Wynne, L (1, 8) OBP: 0.323, SLG: 0.364	0-0 F9		0-0 L8		0-0 G3			0-3 K		4 0 0 0 0 1 1												
Johnny Ray, S (1, 4) OBP: 0.320, SLG: 0.397	0-3 K			0-0 F4-6-3 1B		0-0 CS G3 1B		0-0 P4		4 0 2 0 0 1 0												
Dave Parker, L (1, 9) OBP: 0.312, SLG: 0.416	0-3 K			0-0 F4-6-3 1B		0-0 G3		0-0 F5		4 0 1 0 0 1 1												
Jason Thompson, L (1, 3) OBP: 0.378, SLG: 0.407		0-0 4-3		0-0 F4-6-3		0-3 K		0-0		4 0 1 0 0 1 3												
Mike Easler, L (1, 7) OBP: 0.354, SLG: 0.451		0-0 4-3		0-0 3-1			0-0 F8		0-0 F6-3	4 0 0 0 0 0 2												
Tony Peña, R (1, 2) OBP: 0.335, SLG: 0.432		4-0 BB			0-3 K		0-0 L4			2 0 0 0 1 1 0												
Richie Hebner, L (1, 5) OBP: 0.329, SLG: 0.404		0-0 F7			0-0 F6-3		0-0 F6			3 0 0 0 0 0 1												
Dale Berra, R (1, 6) OBP: 0.330, SLG: 0.364			0-3 K		0-0 2B		0-3 K			3 1 1 0 0 2 0												
John Candelaria, L (1, 1) OBP: 0.200, SLG: 0.154			0-3 K		0-0 2B			0-3 K		2 0 1 1 0 1 0												
Cecilio Guante, R (6, 1) OBP: 0.167, SLG: 0.091										1 0 0 0 0 1 0												
<b>Inning Stats</b>	R: 0 E: 0 K: 2 S: 7	H: 0 LOB: 0 BB: 0 P: 7	R: 0 E: 0 K: 0 S: 3	H: 0 LOB: 1 BB: 1 P: 7	R: 0 E: 0 K: 2 S: 7	H: 0 LOB: 0 BB: 0 P: 7	R: 0 E: 0 K: 0 S: 4	H: 2 LOB: 1 BB: 0 P: 4	R: 1 E: 0 K: 1 S: 7	H: 2 LOB: 1 BB: 0 P: 7	R: 0 E: 0 K: 1 S: 5	H: 1 LOB: 0 BB: 0 P: 5	R: 0 E: 0 K: 0 S: 3	H: 0 LOB: 0 BB: 0 P: 3	R: 0 E: 0 K: 3 S: 9	H: 0 LOB: 0 BB: 0 P: 9	R: 0 E: 0 K: 0 S: 4	H: 1 LOB: 1 BB: 0 P: 4	1B: 4 2B: 2 3B: 0 HR: 0	SF: 0 SAC: 0 DP: 1 HBP: 0	WP: 0 PB: 0 SB: 0 CS: 1	PA: 32
<b>PITCHER</b>	IP WLS BF H R ER SO BB IBB HBP BLK WP HR S P ERA WHIP																					
Bryn Smith, R (1, 1) ERA: 2.64	7.0 L 25 5 1 1 6 1 0 0 0 0 0 0 36 40 1.29 0.857																					
Jeff Reardon, R (8, 1) ERA: 3.0	2.0 7 1 0 0 3 0 0 0 0 0 0 0 13 13 0.00 0.500																					

Pittsburgh Pirates @ Montreal Expos  
Olympic Stadium, Montreal, QB  
Sat Sep 24 1983, 3:33 AM EDT  
Att: 43,359 - Unknown

livebaseballscorecards.com

AB	31
R	1
H	6
RBI	1
BB	1
SO	9
LOB	8





Batter	1	2	3	4	5	6	7	8	9	AB R H RBI BB SO LOB	TOP		
Marvell Wynne, L (1, 8) OBP: 0.322, SLG: 0.363	0-0 1B 1B		0-0 4-3		0-0 P6			0-3 K		4 1 1 0 0 1 1			
Johnny Ray, S (1, 4) OBP: 0.319, SLG: 0.396	0-0 1B 1B		0-0 P4			0-0 F9		0-0 L9		4 1 1 0 0 0 1			
Dave Parker, L (1, 9) OBP: 0.312, SLG: 0.415	0-0 1B 1B		0-0 F7			0-0 4-3			0-0 F5	4 0 1 1 0 0 0			
Jason Thompson, L (1, 3) OBP: 0.378, SLG: 0.407	0-0 1B 1B			0-0 G3 1B		0-0 4-3			0-0 4-3	4 0 2 1 0 0 0			
Mike Easler, L (1, 7) OBP: 0.353, SLG: 0.452	0-0 F6			0-0 G3			0-0 F8		0-0 2B	4 1 1 0 0 0 2			
Tony Peña, R (1, 2) OBP: 0.336, SLG: 0.435	0-0 1B			0-0 P5			0-0 F8		0-0 2B	4 0 2 1 0 0 1			
Richie Hebner, L (1, 5) OBP: 0.324, SLG: 0.396		0-0 F9		0-0 G3			0-0 F5		0-0 3-1	3 0 0 0 0 0 1			
Kent Tekulve, R (7, 1) Lee Mazzilli, S (9, PH) OBP: 0.366, SLG: 0.337										0 0 0 0 0 0 0			
Dale Berra, R (1, 6) OBP: 0.330, SLG: 0.365		0-0 4-3			0-0 1-3					1 0 0 0 0 0 1			
Larry McWilliams, L (1, 1) OBP: 0.127, SLG: 0.128						0-3 K				3 0 1 0 0 0 0			
Jim Morrison, R (7, 5) OBP: 0.347, SLG: 0.490		0-0 4-3					0-0 5-3			2 0 0 0 0 1 0			
										1 0 0 0 0 0 1			
<b>Inning Stats</b>	R: 2 H: 5 E: 0 LOB: 2 K: 0 BB: 0 S: 6 P: 6	R: 0 H: 0 E: 0 LOB: 0 K: 0 BB: 0 S: 3 P: 3	R: 0 H: 0 E: 0 LOB: 0 K: 0 BB: 0 S: 3 P: 3	R: 0 H: 1 E: 0 LOB: 1 K: 0 BB: 0 S: 4 P: 4	R: 0 H: 0 E: 0 LOB: 0 K: 1 BB: 0 S: 5 P: 5	R: 0 H: 0 E: 0 LOB: 0 K: 0 BB: 0 S: 3 P: 3	R: 0 H: 0 E: 0 LOB: 0 K: 0 BB: 0 S: 3 P: 3	R: 0 H: 1 E: 0 LOB: 1 K: 1 BB: 0 S: 6 P: 6	R: 1 H: 2 E: 0 LOB: 1 K: 0 BB: 0 S: 5 P: 5	1B: 6 SF: 0 2B: 3 SAC: 0 3B: 0 DP: 0 HR: 0 HBP: 0	WP: 0 PA: 34 PB: 0 SB: 0 CS: 0		
<b>PITCHER</b>	IP WLS BF H R ER SO BB IBB HBP BLK WP HR S P ERA WHIP											<b>PITCHER</b>	IP WLS BF H R ER SO BB IBB HBP BLK WP HR S P ERA WHIP
Bill Gullickson, R (1, 1) ERA: 3.66	8.2 W 33 9 3 3 2 0 0 0 0 0 0 0 37 37 3.12 1.038												
Jeff Reardon, R (9, 1) ERA: 2.99	0.1 S 1 0 0 0 0 0 0 0 0 0 0 0 1 1 0.00 0.000												

Pittsburgh Pirates @ Montreal Expos  
Olympic Stadium, Montreal, QB  
Sun Sep 25 1983, 3:33 AM EDT  
Att: 37,602 - Unknown

livebaseballscorecards.com

AB 34  
R 3  
H 9  
RBI 3  
BB 0  
SO 2  
LOB 8





Batter	1	2	3	4	5	6	7	8	9	AB R H RBI BB SO LOB	TOP
Mookie Wilson, S OBP: 0.301, SLG: 0.363 (1, 8) X	0-0 1B 1B 2B	0-0 1-3			0-0 S SF7 S 1B		0-0 P6			4 2 2 0 0 0 0	
Hubie Brooks, R OBP: 0.288, SLG: 0.325 (1, 5) X	0-0 BB 1B 1B 2-3	0-0 5-3			0-3 K 1-2		0-3 K			4 1 1 0 0 2 1	
Darryl Strawberry, L OBP: 0.336, SLG: 0.507 (1, 9) X	0-0 BB 1B 1B 1-2 3-H		0-0 S 1B		4-0 S IBB		0-3 K			3 1 2 1 1 1 0	
George Foster, R OBP: 0.293, SLG: 0.421 (1, 7) S S	0-3 K		0-3 K		0-0 SF7 1-2 2-H		0-0 6-3			3 0 0 1 0 2 3	
Gary Rajsich, L OBP: 0.273, SLG: 0.350 (1, 3) B B B	4-0 1B BB 1-2 2-3		0-0 P6		0-0 3-1		0-0 F8			3 0 0 0 1 0 2	
Bob Bailor, R OBP: 0.288, SLG: 0.280 (1, 6) X	0-0 F9		0-0 F8		0-0 1-3		0-3 K			4 0 0 0 0 1 4	
Brian Giles, R OBP: 0.309, SLG: 0.299 (1, 4) X	0-0 1B 1-2 2-H 3-H		0-0 5-3		0-0 F8		0-3 K			4 0 1 2 0 1 0	
Junior Ortiz, R OBP: 0.277, SLG: 0.284 (1, 2) X	0-0 F8		0-0 F8		0-0 F9		0-3 K			4 0 0 0 0 1 2	
Mike Torrez, R OBP: 0.061, SLG: 0.046 Doug Sisk, R OBP: 0.500, SLG: 0.500 (9, 1)		0-0 6-3		0-3 K		0-0 6-3				3 0 0 0 0 1 0 0 0 0 0 0 0 0	
<b>Inning Stats</b>	R: 3 E: 0 K: 1 S: 9 H: 4 LOB: 2 BB: 1 P: 13	R: 0 E: 0 K: 0 S: 3 H: 0 LOB: 0 BB: 0 P: 3	R: 0 E: 0 K: 1 S: 6 H: 1 LOB: 1 BB: 0 P: 6	R: 0 E: 0 K: 1 S: 5 H: 0 LOB: 0 BB: 0 P: 5	R: 1 E: 0 K: 1 S: 6 H: 1 LOB: 1 BB: 1 P: 10	R: 0 E: 0 K: 0 S: 3 H: 0 LOB: 0 BB: 0 P: 3	R: 0 E: 0 K: 1 S: 5 H: 0 LOB: 0 BB: 0 P: 5	R: 0 E: 0 K: 3 S: 9 H: 0 LOB: 0 BB: 0 P: 9	R: 0 E: 0 K: 3 S: 9 H: 0 LOB: 0 BB: 0 P: 9	1B: 5 2B: 1 3B: 0 HR: 0 SF: 1 SAC: 0 DP: 0 HBP: 0	WP: 0 PB: 0 SB: 4 CS: 0 PA: 35
<b>PITCHER</b> Jose DeLeon, R ERA: 2.74 Cecilio Guante, R ERA: 3.29 Kent Tekulve, R ERA: 1.64	IP WLS BF H R ER SO BB IBB HBP BLK WP HR S P ERA WHIP	IP WLS BF H R ER SO BB IBB HBP BLK WP HR S P ERA WHIP	IP WLS BF H R ER SO BB IBB HBP BLK WP HR S P ERA WHIP	IP WLS BF H R ER SO BB IBB HBP BLK WP HR S P ERA WHIP	IP WLS BF H R ER SO BB IBB HBP BLK WP HR S P ERA WHIP	IP WLS BF H R ER SO BB IBB HBP BLK WP HR S P ERA WHIP	IP WLS BF H R ER SO BB IBB HBP BLK WP HR S P ERA WHIP	IP WLS BF H R ER SO BB IBB HBP BLK WP HR S P ERA WHIP	IP WLS BF H R ER SO BB IBB HBP BLK WP HR S P ERA WHIP	IP WLS BF H R ER SO BB IBB HBP BLK WP HR S P ERA WHIP	IP WLS BF H R ER SO BB IBB HBP BLK WP HR S P ERA WHIP

**New York Mets @ Pittsburgh Pirates**  
**Three Rivers Stadium, Pittsburgh, PA**  
 Tue Sep 27 1983, 7:05 PM EDT  
 Att: 10,913 - Unknown

[livebaseballscorecards.com](http://livebaseballscorecards.com)

AB	32
R	4
H	6
RBI	4
BB	2
SO	9
LOB	12







Batter	1	2	3	4	5	6	7	8	9	AB R H RBI BB SO LOB	TOP							
Mookie Wilson, S OBP: 0.300, SLG: 0.363 (1, 8) X	0-0 HR 1B	0-3 K			0-0 FC4-6 1B S 1-2f 3-1		0-0 L6			4 2 1 0 0 1 1								
Hubie Brooks, R OBP: 0.288, SLG: 0.324 (1, 5) X	0-0 F9	0-0 P6			0-0 3-1 1-3 1B			0-0 P4		4 0 1 0 0 0 2								
Darryl Strawberry, L OBP: 0.335, SLG: 0.512 (1, 9) X	0-0 HR		0-3 K		0-0 3-1 1-2 3-H			0-0 4-3		4 1 1 3 0 1 1								
George Foster, R OBP: 0.291, SLG: 0.418 (1, 7) X	0-0 6-3		0-0 E6 G4-6-3		0-3 K			0-0 6-3		4 0 0 0 0 1 1								
Gary Rajsich, L OBP: 0.269, SLG: 0.375 (1, 3) X	0-0 1B 2B		0-0 G4-6-3 1-2f		0-0 F9			0-0 F7		4 1 1 0 0 0 1								
Brian Giles, R OBP: 0.308, SLG: 0.299 (1, 4) X	0-0 1B		0-0 L5		0-0 F8			0-0 F9		4 0 1 1 0 0 0								
Junior Ortiz, R OBP: 0.276, SLG: 0.283 (1, 2) X	0-0 F9		0-3 K		0-0 6-3			0-0 1B		4 0 1 0 0 1 1								
José Oquendo, S OBP: 0.263, SLG: 0.247 (1, 6) X		0-0 6-3		0-0 P4			0-0 5-3	0-3 K		4 0 0 0 0 1 1								
Ron Darling, R OBP: 0.100, SLG: 0.100 (1, 1) X		0-0 3-1		0-0 E5 FC4-6		0-3 K				3 0 0 0 0 1 0								
<b>Inning Stats</b>	R: 3 E: 0 K: 0 S: 7	H: 4 LOB: 1 BB: 0 P: 7	R: 0 E: 0 K: 1 S: 6	H: 0 LOB: 1 BB: 0 P: 6	R: 0 E: 1 K: 1 S: 5	H: 0 LOB: 0 BB: 0 P: 5	R: 0 E: 0 K: 1 S: 5	H: 0 LOB: 0 BB: 0 P: 3	R: 0 E: 0 K: 1 S: 5	H: 0 LOB: 0 BB: 0 P: 5	R: 0 E: 0 K: 0 S: 3	H: 0 LOB: 0 BB: 0 P: 3	R: 0 E: 0 K: 1 S: 6	H: 1 LOB: 1 BB: 0 P: 6	1B: 4 2B: 1 3B: 0 HR: 1	SF: 0 SAC: 0 DP: 1 HBP: 0	WP: 1 PB: 0 SB: 1 CS: 0	PA: 35
<b>PITCHER</b>	IP WLS BF H R ER SO BB IBB HBP BLK WP HR S P ERA WHIP																	
Lee Tunnell, R ERA: 3.84 (1, 1)	7.0 L 28 5 4 3 5 0 0 0 0 1 1 38 38 3.86 0.714																	
Manny Sarmiento, R ERA: 3.04 (8, 1)	2.0 7 1 0 0 1 0 0 0 0 0 0 9 9 0.00 0.500																	

**New York Mets @ Pittsburgh Pirates**  
**Three Rivers Stadium, Pittsburgh, PA**  
 Wed Sep 28 1983, 7:05 PM EDT  
 Att. 8,672 - Unknown

[livebaseballscorecards.com](http://livebaseballscorecards.com)

<b>AB</b>	35
<b>R</b>	4
<b>H</b>	6
<b>RBI</b>	4
<b>BB</b>	0
<b>SO</b>	6
<b>LOB</b>	8



Batter	1	2	3	4	5	6	7	8	9	AB	R	H	RBI	BB	SO	LOB
Marvell Wynne, L (1, 8) OBP: 0.320, SLG: 0.357	0-0 4-1		0-0 P6	0-0 G4-6-3			0-0 F7			4	0	0	0	0	0	2
Johnny Ray, S (1, 4) OBP: 0.318, SLG: 0.394	0-0 4-3		0-0 F8			4-0 L6-3 BB	0-0 F9			3	0	0	0	1	0	0
Bill Madlock, R (1, 5) OBP: 0.367, SLG: 0.448 Richie Hebner, L (3, 5) OBP: 0.322, SLG: 0.392	4-0 WP 1B BB		0-0 1B 1B			0-0 L6-3 1-2	0-0 F7			0	1	0	0	1	0	0
Jason Thompson, L (1, 3) OBP: 0.378, SLG: 0.406	0-0 1B		0-0 1B 1B			4-0 BB	0-0 4-3			3	0	2	1	1	0	0
Dave Parker, L (1, 9) OBP: 0.311, SLG: 0.414	0-0 4-3		0-0 1B	1-3 2-H		0-0 F8	0-0 4-3			4	0	1	1	0	0	2
Mike Easler, L (1, 7) OBP: 0.356, SLG: 0.450		0-0 1B	0-3 K			0-0 L4-3 1B			0-3 K	4	0	2	0	0	2	2
Tony Peña, R (1, 2) OBP: 0.338, SLG: 0.436		0-3 K		0-0 FC1-5 2B		0-0 L4-3 1-2			4-0 F9 WP BB	3	0	1	0	1	1	2
Dale Berra, R (1, 6) OBP: 0.328, SLG: 0.362		0-3 K		0-1 CI FC1-5		0-0 F9			0-0 F9 1-3	3	0	0	0	0	1	2
Lee Tunnell, R (1, 1) OBP: 0.145, SLG: 0.167 Lee Mazzilli, S (7, PH) OBP: 0.363, SLG: 0.335 Manny Sarmiento, R (8, 1) Doug Frobel, L (9, PH) OBP: 0.328, SLG: 0.533		0-0 P4		0-0 FC1-5 G4-6-3 1-2 2-3f			0-0 4-3		0-3 K	2	0	0	0	0	0	3

Inning Stats	R: 1	H: 1	R: 0	H: 1	R: 1	H: 3	R: 0	H: 1	R: 0	H: 0	R: 0	H: 1	R: 0	H: 0	R: 0	H: 0	R: 0	H: 0	R: 0	H: 0	1B: 6	SF: 0	WP: 2	PA: 36	
E: 0	LOB: 1	E: 0	LOB: 1	E: 1	LOB: 2	E: 1	LOB: 1	E: 0	LOB: 0	E: 0	LOB: 0	E: 0	LOB: 0	E: 0	LOB: 1	E: 0	LOB: 1	E: 0	LOB: 0	E: 0	LOB: 1	2B: 3 <td>SAC: 0 <td>PB: 0 <td></td> </td></td>	SAC: 0 <td>PB: 0 <td></td> </td>	PB: 0 <td></td>	
K: 0	BB: 1	K: 2	BB: 0	K: 1	BB: 0	K: 0	BB: 0	K: 0	BB: 0	K: 0	BB: 0	K: 2	BB: 1	K: 0	BB: 0	K: 2	BB: 1	K: 0	BB: 0	K: 0	BB: 0	3B: 0	DP: 3 <td>SB: 0</td> <td></td>	SB: 0	
S: 4	P: 8	S: 8	P: 8	S: 8	P: 8	S: 4	P: 4	S: 2	P: 10	S: 3	P: 3	S: 3	P: 3	S: 7	P: 11	S: 7	P: 11	S: 3	P: 3	S: 3	P: 3	HR: 0	HBP: 0 <td>CS: 0</td> <td></td>	CS: 0	

PITCHER	IP	WLS	BF	H	R	ER	SO	BB	IBB	HBP	BLK	WP	HR	S	P	ERA	WHIP	PITCHER	IP	WLS	BF	H	R	ER	SO	BB	IBB	HBP	BLK	WP	HR	S	P	ERA	WHIP	
Ron Darling, R (1, 1) ERA: 2.8	9.0	W	36	7	2	2	5	4	0	0	0	2	0	42	58	2.00	1.222																			


**BOTTOM**

**New York Mets @ Pittsburgh Pirates**  
 Three Rivers Stadium, Pittsburgh, PA

Wed Sep 28 1983, 7:05 PM EDT  
 Att. 8,672 - Unknown

livebaseballscorecards.com

<b>AB</b>	<b>31</b>
<b>R</b>	<b>2</b>
<b>H</b>	<b>7</b>
<b>RBI</b>	<b>2</b>
<b>BB</b>	<b>4</b>
<b>SO</b>	<b>5</b>
<b>LOB</b>	<b>15</b>



Batter	1	2	3	4	5	6	7	8	9	AB R H RBI BB SO LOB	TOP									
Mookie Wilson, S (1, 8) OBP: 0.300, SLG: 0.367	0-0 G2		0-0 F7			0-0 HR		0-0 F7		4 1 1 1 0 0 0										
Hubie Brooks, R (1, 5) OBP: 0.286, SLG: 0.322	0-3 K			0-0 4-3		0-0 F9		0-0 3-1		4 0 0 0 0 1 0										
Darryl Strawberry, L (1, 9) OBP: 0.335, SLG: 0.512	0-0 4-3			0-0 G3			0-0 1B FC5-4 2B	0-0 F8		4 1 1 0 0 0 0										
George Foster, R (1, 7) OBP: 0.291, SLG: 0.419		0-0 4-3 2B		0-3 K2-3			0-3 K	0-3 K		4 0 1 0 0 3 1										
Gary Rajsich, L (1, 3) OBP: 0.276, SLG: 0.370	0-0 4-3			0-0 4-3		0-0 F7		0-0 FC5-4 1B		3 0 1 0 0 0 1										
Brian Giles, R (1, 4) OBP: 0.306, SLG: 0.297	0-0 6-3			0-0 K		0-3 K		0-0 FC5-4		3 0 0 1 0 1 2										
Junior Ortiz, R (1, 2) OBP: 0.273, SLG: 0.280	0-0 P4			0-0 G3		0-0 G3		0-0 4-3		2 0 0 0 0 0 1										
Rusty Staub, L (7, PH) OBP: 0.369, SLG: 0.416										1 0 0 0 0 0 1										
Mike Fitzgerald, R (7, 2) OBP: 0.250, SLG: 0.294										0 0 0 0 0 0 0										
José Oquendo, S (1, 6) OBP: 0.261, SLG: 0.245			0-0 F8			0-0 4-3		0-0 G3		2 0 0 0 0 0 0										
Clint Hurdle, L (8, PH) OBP: 0.194, SLG: 0.138										1 0 0 0 0 0 0										
Ron Gardenhire, R (8, 6) OBP: 0.100, SLG: 0.069										0 0 0 0 0 0 0										
Scott Holman, R (1, 1) OBP: 0.217, SLG: 0.217		0-3 K				0-0 3-1		0-0 G3		1 0 0 0 0 1 0										
Wally Backman, S (6, PH) OBP: 0.200, SLG: 0.211										1 0 0 0 0 0 0										
Tom Gorman, L (6, 1) OBP: 0.250, SLG: 0.250										0 0 0 0 0 0 0										
Danny Heep, L (8, PH) OBP: 0.320, SLG: 0.384										1 0 0 0 0 0 0										
Brent Gaff, R (8, 1) OBP: 0.320, SLG: 0.384										0 0 0 0 0 0 0										
<b>Inning Stats</b>	R: 0 E: 0 K: 1 S: 5	H: 0 LOB: 0 BB: 0 P: 5	R: 0 E: 0 K: 0 S: 4	H: 1 LOB: 1 BB: 0 P: 4	R: 0 E: 0 K: 1 S: 5	H: 0 LOB: 0 BB: 0 P: 5	R: 0 E: 0 K: 1 S: 5	H: 0 LOB: 0 BB: 0 P: 5	R: 1 E: 0 K: 0 S: 4	H: 1 LOB: 0 BB: 0 P: 4	R: 1 E: 0 K: 1 S: 7	H: 2 LOB: 1 BB: 0 P: 7	R: 0 E: 0 K: 0 S: 3	H: 0 LOB: 0 BB: 0 P: 3	R: 0 E: 0 K: 1 S: 5	H: 0 LOB: 0 BB: 0 P: 5	1B: 1 2B: 2 3B: 0 HR: 1	SF: 0 SAC: 0 DP: 0 HBP: 0	WP: 0 PB: 0 SB: 0 CS: 0	PA: 31
<b>PITCHER</b>	IP WLS BF H R ER SO BB IBB HBP BLK WP HR S P ERA WHIP																			
Rick Rhoden, R (1, 1) ERA: 3.09	8.0 W 28 4 2 2 5 0 0 0 0 0 1 38 38 2.25 0.500																			
Cecilio Guante, R (9, 1) ERA: 3.26	1.0 S 3 0 0 0 1 0 0 0 0 0 0 5 5 0.00 0.000																			

**New York Mets @ Pittsburgh Pirates**  
**Three Rivers Stadium, Pittsburgh, PA**  
 Thu Sep 29 1983, 7:05 PM EDT  
 Att. 7,677 - Unknown

[livebaseballscorecards.com](http://livebaseballscorecards.com)

**AB 31**  
**R 2**  
**H 4**  
**RBI 2**  
**BB 0**  
**SO 6**  
**LOB 6**



Batter	1	2	3	4	5	6	7	8	9
<b>Marvell Wynne, L</b> (1, 8) <small>OBP: 0.322, SLG: 0.359</small>	0-0 3-1	0-0 E6 PB E 1-2 3-H		0-0 S E 1B		0-0 1-2 1B			
<b>Johnny Ray, S</b> (1, 4) <small>OBP: 0.319, SLG: 0.395</small>	0-0 BB BB 1B	0-0 E4 PB 1-2 2-3		0-0 E9 1B 1-H		0-0 F8			
<b>Bill Madlock, R</b> (1, 5) <small>OBP: 0.368, SLG: 0.447</small> <b>Richie Hebner, L</b> (4, 5) <small>OBP: 0.320, SLG: 0.390</small> <b>Jim Morrison, R</b> (7, PH) <small>OBP: 0.351, SLG: 0.494</small>	4-0 1B BB 1-2 G1-2-3	0-3 K 1-2 2-3 3-H		0-0 4-3			0-0 CS 1B		
<b>Jason Thompson, L</b> (1, 3) <small>OBP: 0.377, SLG: 0.403</small>	4-0 1B BB 1-2 2-3	0-0 F7		0-3 K			0-0 2-3 1-2		
<b>Dave Parker, L</b> (1, 9) <small>OBP: 0.311, SLG: 0.413</small>	0-0 1-2 2-3 3-H 1B		0-0 F9		0-0 6-3		0-0 P6		
<b>Mike Easler, L</b> (1, 7) <small>OBP: 0.353, SLG: 0.445</small> <b>Cecilio Guante, R</b> (9, 1) <small>OBP: 0.167, SLG: 0.091</small>	0-0 G1-2-3 3-H		0-0 F5		0-0 F8			0-0 3-4-1	
<b>Tony Peña, R</b> (1, 2) <small>OBP: 0.337, SLG: 0.435</small>		0-0 1B SH1-3 E 1B		0-0 F9		0-3 K		0-0 4-3	
<b>Dale Berra, R</b> (1, 6) <small>OBP: 0.326, SLG: 0.360</small>		0-0 SH1-3		0-0 4-3		0-0 F8		0-0 6-3	
<b>Rick Rhoden, R</b> (1, 1) <small>OBP: 0.151, SLG: 0.163</small> <b>Doug Frobel, L</b> (9, 7) <small>OBP: 0.328, SLG: 0.533</small>		0-0 E E PB 2-3 1B		0-0 F3		0-0 1B 1B			

Inning Stats	R: 1	H: 2	E: 0	K: 0	S: 4	LOB: 2	BB: 2	P: 12	R: 2	H: 2	E: 2	K: 1	S: 9	LOB: 2	BB: 0	P: 9	R: 0	H: 0	E: 0	K: 0	S: 3	LOB: 0	BB: 0	P: 3	R: 1	H: 2	E: 1	K: 0	S: 5	LOB: 1	BB: 0	P: 5	R: 0	H: 0	E: 0	K: 1	S: 5	LOB: 0	BB: 0	P: 5	R: 0	H: 2	E: 0	K: 1	S: 7	LOB: 2	BB: 0	P: 7	R: 0	H: 1	E: 0	K: 0	S: 3	LOB: 0	BB: 0	P: 3	R: 0	H: 0	E: 0	K: 0	S: 3	LOB: 0	BB: 0	P: 3
--------------	------	------	------	------	------	--------	-------	-------	------	------	------	------	------	--------	-------	------	------	------	------	------	------	--------	-------	------	------	------	------	------	------	--------	-------	------	------	------	------	------	------	--------	-------	------	------	------	------	------	------	--------	-------	------	------	------	------	------	------	--------	-------	------	------	------	------	------	------	--------	-------	------

PITCHER															PITCHER																																			
IP	WLS	BF	H	R	ER	SO	BB	IBB	HBP	BLK	WP	HR	S	P	ERA	WHIP	IP	WLS	BF	H	R	ER	SO	BB	IBB	HBP	BLK	WP	HR	S	P	ERA	WHIP																	
Scott Holman, R (1, 1)	5.0	L	24	6	4	3	2	2	0	0	0	0	26	34	5.40	1.600	Tom Gorman, L (6, 1)	2.0		8	3	0	0	1	0	0	0	0	0	10	10	0.00	1.500	Brent Gaff, R (8, 1)	1.0		3	0	0	0	0	0	0	0	0	0	3	3	0.00	0.000


**BOTTOM**

**New York Mets @ Pittsburgh Pirates**  
**Three Rivers Stadium, Pittsburgh, PA**

Thu Sep 29 1983, 7:05 PM EDT  
 Att. 7,677 - Unknown

AB	R	H	RBI	BB	SO	LOB
4	1	2	1	0	0	1
4	1	2	1	0	0	4
1	0	0	0	1	1	2
1	0	0	0	0	0	1
1	0	1	0	0	0	0
3	0	0	0	1	1	3
4	0	1	1	0	0	0
4	0	0	0	0	0	3
0	0	0	0	0	0	0
4	1	1	0	0	1	0
3	0	0	0	0	0	0
3	1	2	0	0	0	0
0	0	0	0	0	0	0

AB 32  
 R 4  
 H 9  
 RBI 3  
 BB 2  
 SO 3  
 LOB 14



WP: 0 PA: 35  
 PB: 1  
 SB: 1  
 CS: 1

livebaseballscores.com

Batter	1	2	3	4	5	6	7	8	9	AB R H RBI BB SO LOB	TOP													
Marvell Wynne, L (1, 8) OBP: 0.318, SLG: 0.355	0-3 K			0-0 P4		0-0 FC3-6 1B		0-0 P6		4 1 0 0 0 1 1	<b>Pittsburgh Pirates @ Philadelphia Phillies</b> <b>Veterans Stadium, Philadelphia, PA</b> Fri Sep 30 1983, 7:05 PM EDT Att: 26,685 - Unknown													
Johnny Ray, S (1, 4) OBP: 0.320, SLG: 0.398	0-0 F7			0-0 2B		0-0 1B		0-3 K		4 0 2 1 0 1 0														
Bill Madlock, R (1, 5) OBP: 0.386, SLG: 0.445	0-3 K			0-0 1-3		0-0 4-3		0-0 4-3		2 0 0 0 0 1 1														
Richie Hebner, L (4, 5) OBP: 0.316, SLG: 0.385	0-3 K			0-0 K		0-0 K		0-0 K		2 0 0 0 0 0 1														
Jason Thompson, L (1, 3) OBP: 0.377, SLG: 0.403		0-3 K		0-3 K		0-0 7-4 1B		0-3 K		3 0 1 0 0 2 1														
Miguel Dilone, S (7, PR) OBP: 0.284, SLG: 0.254		0-0 CS 1B		0-0 E3 G3-6-3		0-0 7-4		0-3 K		0 0 0 0 0 0 0														
Jim Morrison, R (7, 5) OBP: 0.349, SLG: 0.490		0-3 K		0-0 G3-6-3		0-0 7-4		0-0 1-3		1 0 0 0 0 1 0														
Dave Parker, L (1, 9) OBP: 0.310, SLG: 0.412		0-0 CS 1B		0-0 E3 G3-6-3		0-0 7-4		0-0 1-3		4 0 1 0 0 1 1														
Mike Easter, L (1, 7) OBP: 0.351, SLG: 0.442		0-3 K		0-0 G3-6-3		0-0 2B 1B		0-0 1-3		2 0 0 0 0 1 2														
Brian Harper, R (7, PH) OBP: 0.234, SLG: 0.431		0-3 K		0-0 G3-6-3		0-0 2B 1B		0-0 1-3		1 0 1 0 0 0 0														
Lee Lacy, R (7, PR) OBP: 0.353, SLG: 0.408		0-0 CS		0-0 6-3		0-0 6-3		0-0 2B		1 0 0 0 0 0 0														
Tony Peña, R (1, 2) OBP: 0.337, SLG: 0.436		0-0 CS		0-0 5-3		0-0 6-3		0-0 2B		3 0 1 0 0 0 0														
Dale Berra, R (1, 6) OBP: 0.326, SLG: 0.358		0-0 CS		0-0 6-3		0-0 5-3		4-0 IBB		2 0 0 0 1 0 0														
Larry McWilliams, L (1, 1) OBP: 0.125, SLG: 0.127		0-0 CS		0-0 4-3		0-0 5-3		0-0 P5		1 0 0 0 0 0 0														
Lee Mazzilli, S (6, PH) OBP: 0.365, SLG: 0.337		0-0 CS		0-0 4-3		0-0 FC3-6 1B		0-0 P5		1 0 1 0 0 0 0														
Manny Sarmiento, R (6, 1)		0-0 CS		0-0 4-3		0-0 FC3-6 1B		0-0 P5		0 0 0 0 0 0 0														
Gene Tenace, R (7, PH) OBP: 0.346, SLG: 0.258		0-0 CS		0-0 4-3		0-0 FC3-6 1B		0-0 P5		1 0 0 0 0 0 3														
Cecilio Guante, R (7, 1) OBP: 0.167, SLG: 0.091		0-0 CS		0-0 4-3		0-0 FC3-6 1B		0-0 P5		0 0 0 0 0 0 0														
<b>Inning Stats</b>	R: 0 E: 0 K: 2 S: 7	H: 0 LOB: 0 BB: 0 P: 7	R: 0 E: 0 K: 2 S: 7	H: 1 LOB: 0 BB: 0 P: 7	R: 0 E: 0 K: 0 S: 3	H: 0 LOB: 0 BB: 0 P: 3	R: 0 E: 0 K: 1 S: 6	H: 1 LOB: 1 BB: 0 P: 6	R: 0 E: 1 K: 0 S: 3	H: 0 LOB: 0 BB: 0 P: 3	R: 1 E: 0 K: 0 S: 5	H: 2 LOB: 1 BB: 0 P: 5	R: 0 E: 0 K: 0 S: 5	H: 3 LOB: 3 BB: 1 P: 9	R: 0 E: 0 K: 1 S: 5	H: 0 LOB: 0 BB: 0 P: 5	R: 0 E: 0 K: 2 S: 7	H: 0 LOB: 0 BB: 0 P: 7	R: 0 E: 0 K: 2 S: 7	H: 0 LOB: 0 BB: 0 P: 7	1B: 5 2B: 3 3B: 0 HR: 0	SF: 0 SAC: 0 DP: 2 HBP: 0	WP: 0 PB: 0 SB: 1 CS: 1	PA: 34
<b>PITCHER</b>	IP WLS BF H R ER SO BB IBB HBP BLK WP HR S P ERA WHIP																							
John Denny, R (1, 1) ERA: 2.37	6.0 W 21 4 1 1 5 0 0 0 0 0 0 0 31 31 1.50 0.667																							
Willie Hernandez, L (7, 1) ERA: 3.3	0.2 5 3 0 0 0 0 0 1 0 0 0 0 4 8 0.00 4.500																							
Ron Reed, R (7, 1) ERA: 3.48	1.1 4 0 0 0 1 0 0 0 0 0 0 0 6 6 0.00 0.000																							
Al Holland, L (9, 1) ERA: 2.26	1.0 S 3 0 0 0 2 0 0 0 0 0 0 0 7 7 0.00 0.000																							

AB	32
R	1
H	7
RBI	1
BB	1
SO	8
LOB	10





Batter	1	2	3	4	5	6	7	8	9	AB R H RBI BB SO LOB	TOP											
<b>Marvell Wynne, L</b> (1, 8) <small>OBP: 0.318, SLG: 0.354</small> <b>Brian Harper, R</b> (9, PH) <small>OBP: 0.232, SLG: 0.427</small>	0-0 4-3		0-0 E4 1B		0-0 G3 1B	0-0 F7			0-0 L1	4 1 1 0 0 0 2 1 0 0 0 0 0 0												
<b>Johnny Ray, S</b> (1, 4) <small>OBP: 0.321, SLG: 0.398</small>	0-0 4-3 S 1B		0-0 1B 1B		0-0 G3 1-2		0-0 3-1		0-0 F3	5 1 2 1 0 0 1												
<b>Bill Madlock, R</b> (1, 5) <small>OBP: 0.386, SLG: 0.444</small> <b>Richie Hebner, L</b> (1, 5) <small>OBP: 0.328, SLG: 0.392</small> <b>Jim Morrison, R</b> (9, PH) <small>OBP: 0.347, SLG: 0.487</small>	0-0 4-3 1-3		0-0 BB 1B 1-3 1B		4-0 BB		0-0 4-3 S 2B 1B		0-0 F3	1 0 0 0 0 0 1 2 1 2 0 1 0 0 1 0 0 0 0 0 0												
<b>Jason Thompson, L</b> (1, 3) <small>OBP: 0.376, SLG: 0.402</small>	0-3 K		0-0 BB 1-2 1B 3-H		0-3 K		0-0 4-3 1-3			4 0 1 1 0 2 4												
<b>Dave Parker, L</b> (1, 9) <small>OBP: 0.313, SLG: 0.415</small> <b>Doug Frobel, L</b> (7, 9) <small>OBP: 0.328, SLG: 0.533</small>		0-0 1B	4-0 1-2 2-3 BB		0-0 F2		0-0 3-H 2B			3 0 2 1 1 0 2 0 0 0 0 0 0 0												
<b>Mike Easter, L</b> (1, 7) <small>OBP: 0.347, SLG: 0.438</small> <b>Cecilio Guante, R</b> (7, 1) <small>OBP: 0.167, SLG: 0.091</small>		0-0 4-3	0-3 K			0-0 F7		0-0 4-3		4 0 0 0 0 1 4 0 0 0 0 0 0 0												
<b>Tony Peña, R</b> (1, 2) <small>OBP: 0.337, SLG: 0.435</small>		0-0 5-3		0-3 K				0-0 F9		4 0 1 0 0 1 0												
<b>Dale Berra, R</b> (1, 6) <small>OBP: 0.326, SLG: 0.358</small>			0-0 5-3		0-0 F8			0-3 K		4 0 1 0 0 1 0												
<b>Jose DeLeon, R</b> (1, 1) <small>OBP: 0.200, SLG: 0.059</small> <b>Manny Sarmiento, R</b> (7, 1) <small>OBP: 0.352, SLG: 0.406</small> <b>Lee Lacy, R</b> (7, 7)			0-0 1-3		0-0 4-3			0-0 P6		3 0 0 0 0 1 2 0 0 0 0 0 0 0 1 0 0 0 0 0 0												
<b>Inning Stats</b>	R: 0 E: 0 K: 1 S: 6	H: 1 LOB: 1 BB: 0 P: 6	R: 0 E: 0 K: 0 S: 3	H: 1 LOB: 0 BB: 0 P: 3	R: 2 E: 1 K: 1 S: 9	H: 3 LOB: 3 BB: 1 P: 13	R: 0 E: 0 K: 1 S: 5	H: 0 LOB: 0 BB: 0 P: 5	R: 0 E: 0 K: 1 S: 7	H: 2 LOB: 2 BB: 0 P: 7	R: 1 E: 0 K: 0 S: 5	H: 2 LOB: 1 BB: 0 P: 5	R: 0 E: 0 K: 1 S: 5	H: 0 LOB: 0 BB: 0 P: 5	R: 0 E: 0 K: 0 S: 3	H: 0 LOB: 0 BB: 0 P: 3	1B: 9 2B: 1 3B: 0 HR: 0	SF: 0 SAC: 0 DP: 0 HBP: 0	WP: 0 PB: 0 SB: 2 CS: 0	PA: 39		
<b>PITCHER</b>	IP WLS BF H R ER SO BB IBB HBP BLK WP HR S P ERA WHIP	IP WLS BF H R ER SO BB IBB HBP BLK WP HR S P ERA WHIP	IP WLS BF H R ER SO BB IBB HBP BLK WP HR S P ERA WHIP	IP WLS BF H R ER SO BB IBB HBP BLK WP HR S P ERA WHIP	IP WLS BF H R ER SO BB IBB HBP BLK WP HR S P ERA WHIP	IP WLS BF H R ER SO BB IBB HBP BLK WP HR S P ERA WHIP	IP WLS BF H R ER SO BB IBB HBP BLK WP HR S P ERA WHIP	IP WLS BF H R ER SO BB IBB HBP BLK WP HR S P ERA WHIP	IP WLS BF H R ER SO BB IBB HBP BLK WP HR S P ERA WHIP	IP WLS BF H R ER SO BB IBB HBP BLK WP HR S P ERA WHIP	IP WLS BF H R ER SO BB IBB HBP BLK WP HR S P ERA WHIP	IP WLS BF H R ER SO BB IBB HBP BLK WP HR S P ERA WHIP	IP WLS BF H R ER SO BB IBB HBP BLK WP HR S P ERA WHIP	IP WLS BF H R ER SO BB IBB HBP BLK WP HR S P ERA WHIP	IP WLS BF H R ER SO BB IBB HBP BLK WP HR S P ERA WHIP	IP WLS BF H R ER SO BB IBB HBP BLK WP HR S P ERA WHIP	IP WLS BF H R ER SO BB IBB HBP BLK WP HR S P ERA WHIP	IP WLS BF H R ER SO BB IBB HBP BLK WP HR S P ERA WHIP	IP WLS BF H R ER SO BB IBB HBP BLK WP HR S P ERA WHIP	IP WLS BF H R ER SO BB IBB HBP BLK WP HR S P ERA WHIP	IP WLS BF H R ER SO BB IBB HBP BLK WP HR S P ERA WHIP	
<b>Kevin Gross, R</b> (1, 1) <small>ERA: 3.56</small> <b>Marty Bystrom, R</b> (5, 1) <small>ERA: 4.6</small> <b>Willie Hernandez, L</b> (6, 1) <small>ERA: 3.29</small> <b>Steve Comer, R</b> (7, 1) <small>ERA: 5.14</small> <b>Porfi Altamirano, R</b> (8, 1) <small>ERA: 3.7</small>	4.0 18 5 2 0 3 1 0 0 0 0 0 0 23 27 0.00 1.500	1.2 9 3 0 0 2 1 0 0 0 0 0 0 12 16 0.00 2.400	0.1 1 0 0 0 0 0 0 0 0 0 0 0 1 1 0.00 0.000	1.0 5 2 1 1 0 0 0 0 0 0 0 0 5 5 9.00 2.000	1.0 3 0 0 0 1 0 0 0 0 0 0 0 5 5 0.00 0.000																	

Pittsburgh Pirates @ Philadelphia Phillies  
Veterans Stadium, Philadelphia, PA  
Sat Oct 01 1983, 7:05 PM EDT  
Att: 34,763 - Unknown

livebaseballscorecards.com

<b>AB</b>	37
<b>R</b>	3
<b>H</b>	10
<b>RBI</b>	3
<b>BB</b>	2
<b>SO</b>	6
<b>LOB</b>	16





Batter	1	2	3	4	5	6	7	8	9
Juan Samuel, R OBP: 0.313, SLG: 0.426 (1, 4)	0-0 F8		0-3 K		0-3 K		0-0 SH1-4 FC5 1B	0-3 K	
Pete Rose, S OBP: 0.316, SLG: 0.286 Willie Hernandez, L OBP: 0.400, SLG: 0.400 Steve Jeltz, S OBP: 0.333, SLG: 0.600 (1, 3) (6, 1) (7, 5)	0-0 3-1		0-0 F8		0-0 F3		0-0 SH1-4 1-2		
Greg Gross, L OBP: 0.367, SLG: 0.377 Alejandro Sanchez, R OBP: 0.286, SLG: 0.286 (1, 8) (5, 9)	0-0 F8		0-0 G3			0-3 K	0-0 FC5 2-H		
Joe Lefebvre, L OBP: 0.384, SLG: 0.523 Marty Bystrom, R OBP: 0.268, SLG: 0.263 Tony Perez, R OBP: 0.317, SLG: 0.373 Porfi Altamirano, R Don Carman, L (1, 9) (5, 1) (6, 3) (8, 1) (9, 1)		0-0 1B 3B		0-0 G3		0-0 E9 2B	0-3 K		
Von Hayes, L OBP: 0.336, SLG: 0.371 (1, 7)		0-0 1B		0-0 1B		4-0 BB		4-0 SH2-4 1B 3B BB	
Darren Daulton, L OBP: 0.500, SLG: 0.333 (1, 2)		0-0 F4		4-0 BB 1-2 BB		0-3 K		0-0 SH2-4 1B 3B	
Kiko Garcia, R OBP: 0.344, SLG: 0.417 Steve Comer, S Tim Corcoran, L (1, 5) (7, 1) (8, 3)		0-0 P4		0-3 K		0-3 K		0-0 SH2-4 1-2 2-3	
Luis Aguayo, R OBP: 0.400, SLG: 0.250 (1, 6)		4-0 BB 1-2 BB		0-0 F7			0-0 3B 1B	0-3 K	
Kevin Gross, R OBP: 0.118, SLG: 0.121 Jeff Stone, L OBP: 0.750, SLG: 1.750 (1, 1) (5, 8)		0-3 K			0-3 K		0-0 1B 3B	0-0 3B	

AB	R	H	RBI	BB	SO	LOB
5	0	1	1	0	3	1
3	0	0	0	0	0	0
0	0	0	0	0	0	0
0	0	0	0	0	0	0
2	0	0	0	0	0	0
2	0	0	0	0	1	1
2	1	1	0	0	0	0
0	0	0	0	0	0	0
2	0	1	0	0	1	1
0	0	0	0	0	0	0
0	0	0	0	0	0	0
2	1	2	1	2	0	0
3	1	1	0	1	1	3
3	0	0	0	0	2	5
0	0	0	0	0	0	0
0	0	0	0	0	0	0
3	1	1	0	1	1	4
1	0	0	0	0	1	2
3	1	2	3	0	1	0

AB	R	H	RBI	BB	SO	LOB
31	5	9	5	4	11	17


Inning Stats	R: 0	H: 0	E: 0	K: 0	S: 3	LOB: 0	BB: 0	P: 3
R: 1	H: 2	E: 0	K: 1	S: 7	LOB: 2	BB: 1	P: 11	
R: 0	H: 0	E: 0	K: 1	S: 5	LOB: 0	BB: 0	P: 5	
R: 0	H: 1	E: 0	K: 1	S: 6	LOB: 2	BB: 1	P: 10	
R: 0	H: 0	E: 0	K: 2	S: 7	LOB: 0	BB: 0	P: 7	
R: 0	H: 1	E: 1	K: 3	S: 10	LOB: 2	BB: 1	P: 14	
R: 2	H: 3	E: 0	K: 1	S: 8	LOB: 1	BB: 0	P: 8	
R: 2	H: 2	E: 0	K: 2	S: 9	LOB: 1	BB: 1	P: 13	

**Pittsburgh Pirates @ Philadelphia Phillies**  
Veterans Stadium, Philadelphia, PA

Sat Oct 01 1983, 7:05 PM EDT  
Att. 34,763 - Unknown

[livebaseballscorecards.com](http://livebaseballscorecards.com)

WP: 0	PA: 37
PB: 0	CS: 0
SB: 2	



PITCHER	IP	WLS	BF	H	R	ER	SO	BB	IBB	HBP	BLK	WP	HR	S	P	ERA	WHIP
Jose DeLeon, R ERA: 2.83 (1, 1)	6.0		28	7	3	3	8	3	0	0	0	0	0	41	53	4.50	1.667
Manny Sarmiento, R ERA: 2.99 (7, 1)	0.1		1	0	0	0	0	0	0	0	0	0	0	1	1	0.00	0.000
Cecilio Guante, R ERA: 3.32 (7, 1)	1.2	L	8	2	2	2	3	1	0	0	0	0	0	13	17	10.80	1.800

Batter	1	2	3	4	5	6	7	8	9	AB R H RBI BB SO LOB	TOP		
<b>Marvell Wynne, L</b> (1, 8) <small>OBP: 0.319, SLG: 0.355</small>	0-0 		4-0 		0-0 	0-0 			0-0 	4 0 1 0 1 0 2			
<b>Johnny Ray, S</b> (1, 4) <small>OBP: 0.323, SLG: 0.399</small>	0-0 		0-0 		0-0 		0-3 		0-0 	5 0 3 0 0 1 0			
<b>Dave Parker, L</b> (1, 9) <small>OBP: 0.311, SLG: 0.411</small>	0-3 		0-0 		0-0 		0-0 		0-0 	5 0 0 0 0 1 4			
<b>Jason Thompson, L</b> (1, 3) <small>OBP: 0.376, SLG: 0.406</small>		0-0 		0-0 	0-0 		0-0 			4 1 1 1 0 0 1			
<b>Mike Easler, L</b> (1, 7) <small>OBP: 0.349, SLG: 0.441</small>		0-0 		0-0 		0-0 		0-0 		4 1 2 0 0 0 0			
<b>Tony Peña, R</b> (1, 2) <small>OBP: 0.338, SLG: 0.435</small>		0-0 		0-0 		0-0 		0-0 		4 1 2 0 0 0 1			
<b>Richie Hebner, L</b> (1, 5) <small>OBP: 0.332, SLG: 0.395</small>		0-0 		0-0 		0-0 		0-0 		4 1 2 1 0 0 3			
<b>Dale Berra, R</b> (1, 6) <small>OBP: 0.327, SLG: 0.358</small>		0-0 		0-0 		4-0 		0-0 		3 0 1 1 1 0 2			
<b>Lee Tunnell, R</b> (1, 1) <small>OBP: 0.136, SLG: 0.155</small>			0-3 	0-0 		0-0 		0-0 		4 0 0 1 0 1 3			
<b>Inning Stats</b>	R: 0 H: 0 E: 0 LOB: 0 K: 1 BB: 0 S: 5 P: 5	R: 1 H: 2 E: 1 LOB: 1 K: 0 BB: 0 S: 5 P: 5	R: 0 H: 1 E: 0 LOB: 1 K: 1 BB: 1 S: 5 P: 9	R: 2 H: 3 E: 0 LOB: 1 K: 0 BB: 0 S: 6 P: 6	R: 0 H: 1 E: 0 LOB: 1 K: 0 BB: 0 S: 4 P: 4	R: 1 H: 2 E: 0 LOB: 2 K: 0 BB: 1 S: 5 P: 9	R: 0 H: 0 E: 0 LOB: 0 K: 1 BB: 0 S: 5 P: 5	R: 0 H: 1 E: 0 LOB: 1 K: 0 BB: 0 S: 4 P: 4	R: 0 H: 2 E: 0 LOB: 1 K: 0 BB: 0 S: 4 P: 4	1B: 9 SF: 0 2B: 2 SAC: 0 3B: 0 DP: 1 HR: 1 HBP: 0	WP: 0 PA: 39 PB: 0 SB: 2 CS: 1		
<b>PITCHER</b>	IP WLS BF H R ER SO BB IBB HBP BLK WP HR S P ERA WHIP											<b>PITCHER</b>	IP WLS BF H R ER SO BB IBB HBP BLK WP HR S P ERA WHIP
<b>Charles Hudson, R</b> (1, 1) <small>ERA: 3.35</small>	5.0 L 22 7 3 3 2 1 0 0 0 1 0 1 25 29 5.40 1.600												
<b>Steve Comer, R</b> (6, 1) <small>ERA: 5.19</small>	1.2 8 2 1 1 1 1 0 0 0 0 0 0 9 13 5.40 1.800												
<b>Willie Hernandez, L</b> (7, 1) <small>ERA: 3.28</small>	0.1 1 0 0 0 0 0 0 0 0 0 0 0 1 1 0.00 0.000												
<b>Tug McGraw, L</b> (8, 1) <small>ERA: 3.56</small>	2.0 8 3 0 0 0 0 0 0 0 0 0 0 8 8 0.00 1.500												

Pittsburgh Pirates @ Philadelphia Phillies  
 Veterans Stadium, Philadelphia, PA

Sun Oct 02 1983, 3:33 AM EDT  
 Att: 33,284 - Unknown

[livebaseballscorecards.com](http://livebaseballscorecards.com)

<b>AB</b>	37
<b>R</b>	4
<b>H</b>	12
<b>RBI</b>	4
<b>BB</b>	2
<b>SO</b>	3
<b>LOB</b>	16



Batter	1	2	3	4	5	6	7	8	9	AB R H RBI BB SO LOB
Juan Samuel, R OBP: 0.324, SLG: 0.446 (1, 4)	0-0 1B 1B		0-0 2B			0-0 F8			0-0 P4	4 0 2 0 0 0 0
Gary Matthews, R OBP: 0.352, SLG: 0.374 (1, 7) Von Hayes, L OBP: 0.337, SLG: 0.370 (7, 7)	0-0 G1-4-3 1-3 1B		0-0 5-3			0-0 4-3			0-0 F8	3 0 1 0 0 0 1 1 0 0 0 0 0 0
Tony Perez, R OBP: 0.316, SLG: 0.372 (1, 3)	0-0 G1-4-3 1-2f				0-0 G6-4-3 BB 1B	0-0 F9			0-0 6-3	4 0 1 0 0 0 2
Sixto Lezcano, R OBP: 0.334, SLG: 0.351 (1, 9) Tug McGraw, R OBP: 0.333, SLG: 0.333 (8, 1)	0-3 K				4-0 BB G6-4-3 1-2 BB				0-0 L5	2 0 0 0 1 1 1 0 0 0 0 0 0 0
Garry Maddox, R OBP: 0.312, SLG: 0.367 (1, 8) Bob Dernier, R OBP: 0.288, SLG: 0.290 (6, 8)					0-0 G6-4-3 1-2f 2-3				0-0 6-3	2 0 0 0 0 0 2 1 0 0 0 0 0 0
Bo Diaz, R OBP: 0.295, SLG: 0.367 (1, 2) Ozzie Virgil, R OBP: 0.272, SLG: 0.393 (6, 2)					0-0 5-3				0-0 L7	2 0 0 0 0 0 1 1 0 0 0 0 0 0
Kiko Garcia, R OBP: 0.344, SLG: 0.415 (1, 5)									0-3 K	3 0 1 0 0 2 0
Steve Jeltz, S OBP: 0.222, SLG: 0.375 (1, 6)									0-3 K	3 0 0 0 0 1 1
Charles Hudson, S OBP: 0.140, SLG: 0.093 (1, 1) Greg Gross, L OBP: 0.365, SLG: 0.376 (5, PH) Steve Comer, S OBP: 0.400, SLG: 0.400 (7, 1) Joe Lefebvre, L OBP: 0.383, SLG: 0.522 (8, 9)									0-3 K	1 0 0 0 0 1 0 1 0 1 0 0 0 0 0 0

<b>Inning Stats</b>	R: 0 E: 0 K: 1 S: 6	H: 2 LOB: 1 BB: 0 P: 6	R: 0 E: 0 K: 1 S: 5	H: 0 LOB: 0 BB: 0 P: 5	R: 0 E: 0 K: 2 S: 8	H: 1 LOB: 1 BB: 0 P: 8	R: 0 E: 0 K: 0 S: 3	H: 1 LOB: 0 BB: 0 P: 3	R: 0 E: 0 K: 0 S: 3	H: 0 LOB: 0 BB: 0 P: 3	R: 0 E: 0 K: 1 S: 5	H: 0 LOB: 0 BB: 0 P: 5	R: 0 E: 0 K: 0 S: 3	H: 0 LOB: 0 BB: 0 P: 3	R: 0 E: 0 K: 0 S: 3	H: 0 LOB: 0 BB: 0 P: 3	1B: 4 2B: 1 3B: 0 HR: 0	SF: 0 SAC: 0 DP: 3 HBP: 0	WP: 0 PB: 0 SB: 0 CS: 0	PA: 30	
<b>PITCHER</b> Lee Tunnell, R ERA: 3.65 (1, 1)	IP 9.0	WLS W	BF 30	H 5	R 0	ER 0	SO 5	BB 1	IBB 0	HBP 0	BLK 0	WP 0	HR 0	S 39	P 43	ERA 0.00	WHIP 0.667				
<b>PITCHER</b>	IP	WLS	BF	H	R	ER	SO	BB	IBB	HBP	BLK	WP	HR	S	P	ERA	WHIP				

**BOTTOM**

Pittsburgh Pirates @ Philadelphia Phillies  
Veterans Stadium, Philadelphia, PA

Sun Oct 02 1983, 3:33 AM EDT  
Att. 33,284 - Unknown

livebaseballscorecards.com

<b>AB</b>	<b>29</b>
<b>R</b>	<b>0</b>
<b>H</b>	<b>5</b>
<b>RBI</b>	<b>0</b>
<b>BB</b>	<b>1</b>
<b>SO</b>	<b>5</b>
<b>LOB</b>	<b>8</b>

