

Pittsburgh Pirates - 1985

Batter	1	2	3	4	5	6	7	8	9	AB	R	H	RBI	BB	SO	LOB	TOP					
Tom Herr, S OBP: 0.526, SLG: 0.588 (1, 4)										3	3	3	0	1	0	0						
Terry Pendleton, S OBP: 0.211, SLG: 0.167 (1, 5)										4	0	1	0	0	1	3						
Willie McGee, S OBP: 0.364, SLG: 0.500 (1, 8)										3	0	1	1	1	0	2						
Jack Clark, R OBP: 0.556, SLG: 0.692 (1, 3)										3	0	2	2	1	1	1						
Lonnie Smith, R OBP: 0.333, SLG: 0.214 Andy Hassler, L (8, 1)										4	0	0	0	0	1	5						
Andy Van Slyke, L OBP: 0.400, SLG: 0.385 (1, 9)										4	0	1	0	0	0	0						
Michael LaValliere, L Art Howe, R (9, PH)										2	0	0	0	1	0	1						
Ozzie Smith, S OBP: 0.235, SLG: 0.200 (1, 6)										4	0	0	0	0	1	2						
Danny Cox, R Ken Dayley, L Steve Braun, L Bill Campbell, R Neil Allen, R Brian Harper, R (8, 7)										2	0	0	0	0	1	0						
Inning Stats	R: 1 E: 0 K: 0 S: 5	H: 3 LOB: 1 BB: 0 P: 5	R: 0 E: 0 K: 0 S: 3	H: 0 LOB: 0 BB: 0 P: 3	R: 0 E: 0 K: 0 S: 2	H: 0 LOB: 0 BB: 1 P: 6	R: 0 E: 0 K: 1 S: 4	H: 0 LOB: 1 BB: 1 P: 8	R: 0 E: 0 K: 0 S: 2	H: 0 LOB: 0 BB: 1 P: 6	R: 1 E: 0 K: 2 S: 9	H: 2 LOB: 1 BB: 0 P: 9	R: 0 E: 0 K: 0 S: 4	H: 1 LOB: 1 BB: 0 P: 4	R: 1 E: 0 K: 1 S: 7	H: 2 LOB: 2 BB: 1 P: 11	R: 0 E: 0 K: 1 S: 5	H: 0 LOB: 0 BB: 0 P: 5	1B: 6 2B: 3 3B: 1 HR: 0	SF: 0 SAC: 0 DP: 4 HBP: 0	WP: 0 PB: 0 SB: 1 CS: 1	PA: 35
PITCHER	IP WLS BF H R ER SO BB IBB HBP BLK WP HR S P ERA WHIP																					
Lee Tunnell, R ERA: 1.8 (1, 1)	5.0	17	3	1	1	1	1	3	0	0	0	0	0	0	0	16	28	1.80	1.200			
Rod Scurry, L ERA: 13.5 (6, 1)	0.2	4	2	1	1	1	0	0	0	0	0	0	0	0	0	6	6	13.50	3.000			
Cecilio Guante, R ERA: 3.38 (6, 1)	1.2	7	2	1	1	1	0	0	0	0	0	0	0	0	9	9	5.40	1.200				
John Candelaria, L ERA: (8, 1)	1.2	W 7	1	0	0	2	1	0	0	0	0	0	0	0	10	14	0.00	1.200				

St. Louis Cardinals @ Pittsburgh Pirates
Three Rivers Stadium, Pittsburgh, PA
Sat Apr 13 1985, 6:05 PM EST
Att: 9,171 - Unknown

AB 31
R 3
H 8
RBI 3
BB 4
SO 5
LOB 14

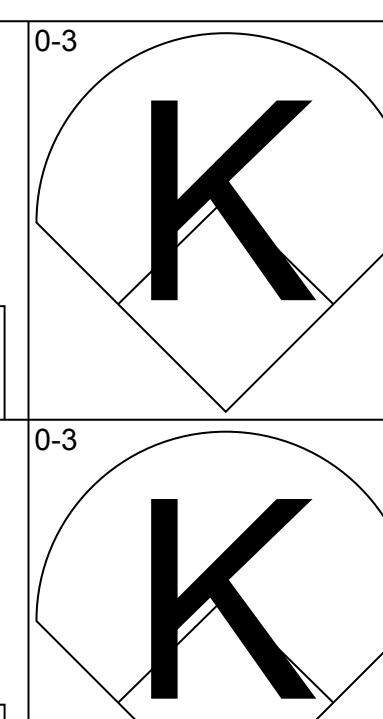
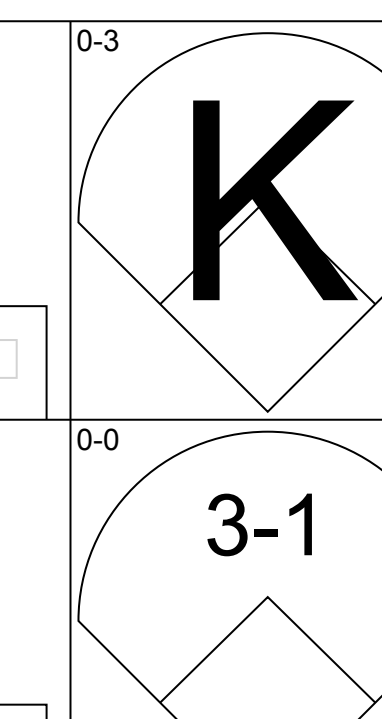
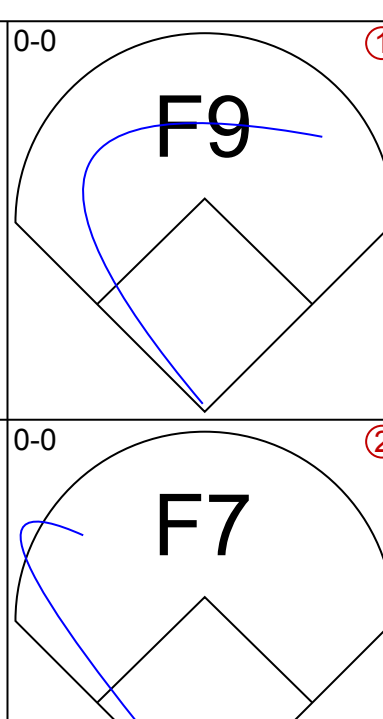
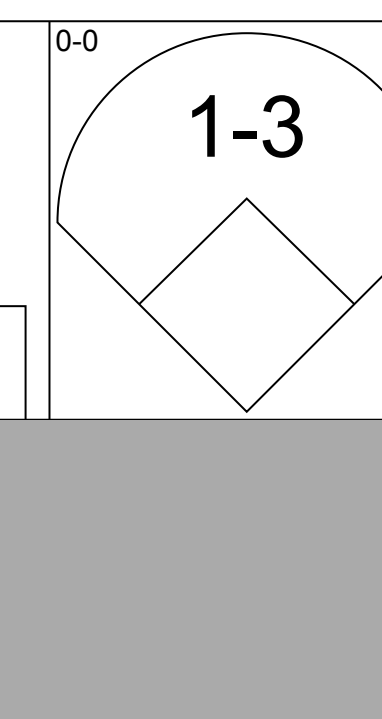
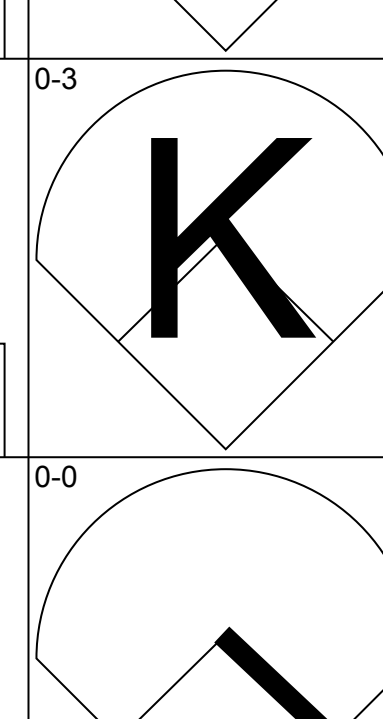
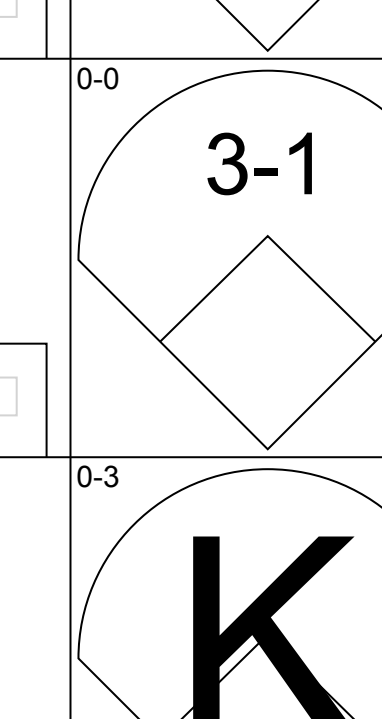
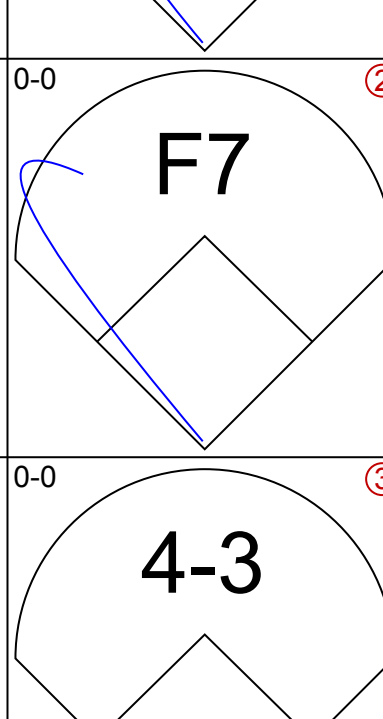

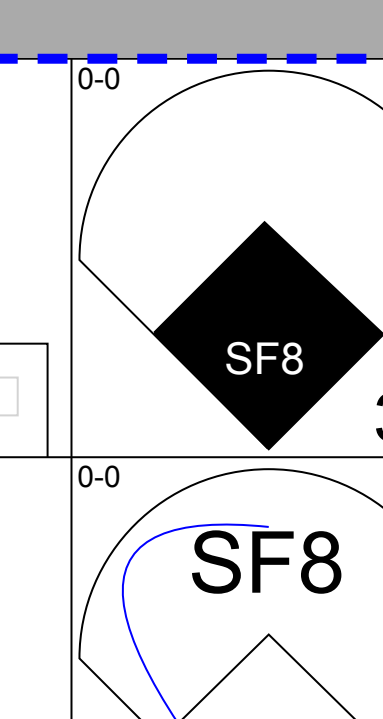
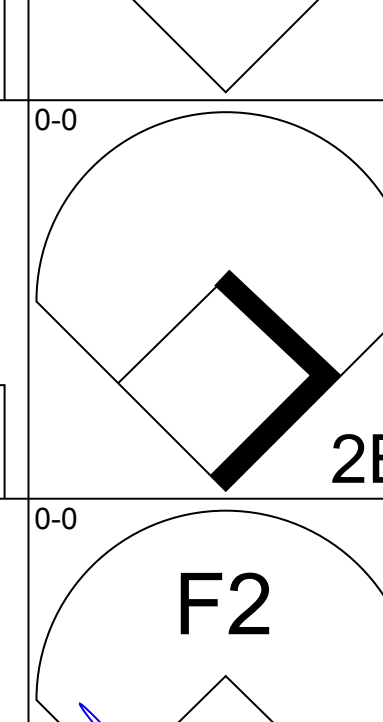
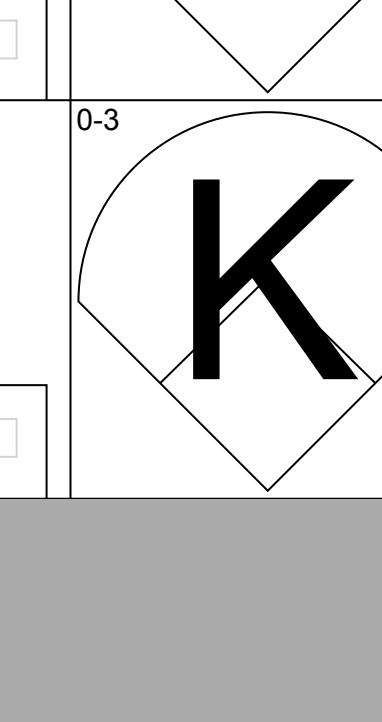
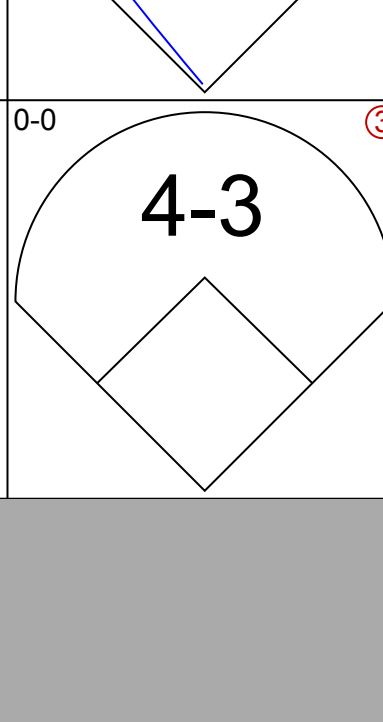

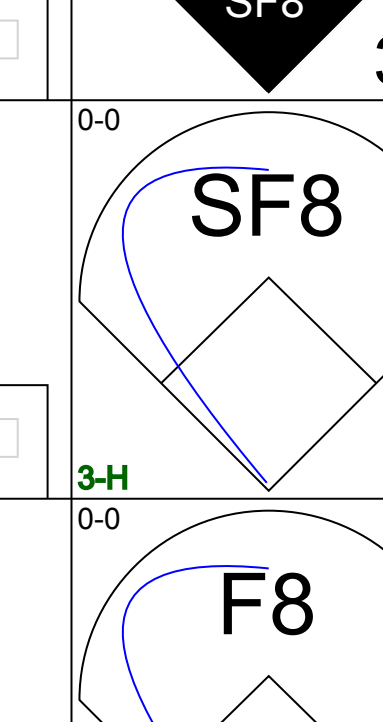
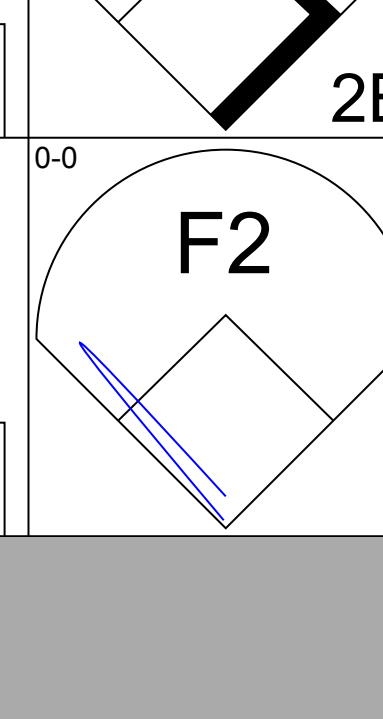
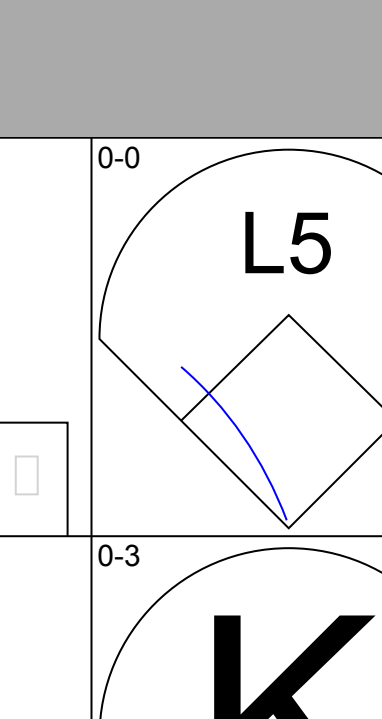
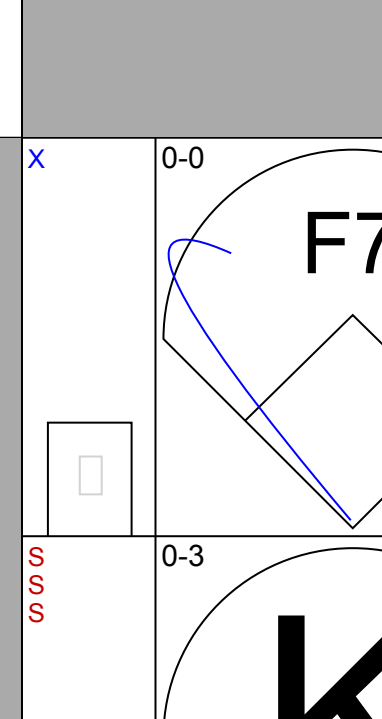
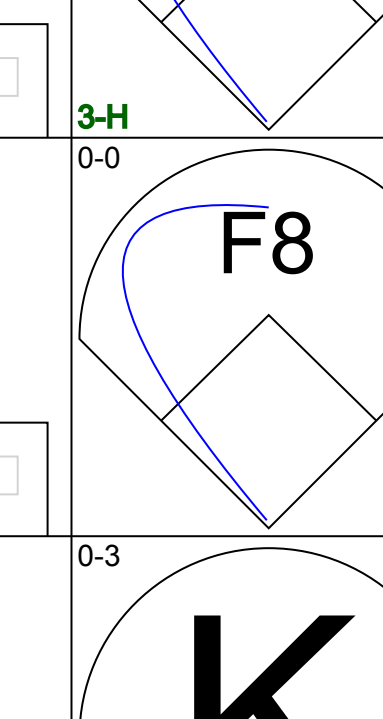
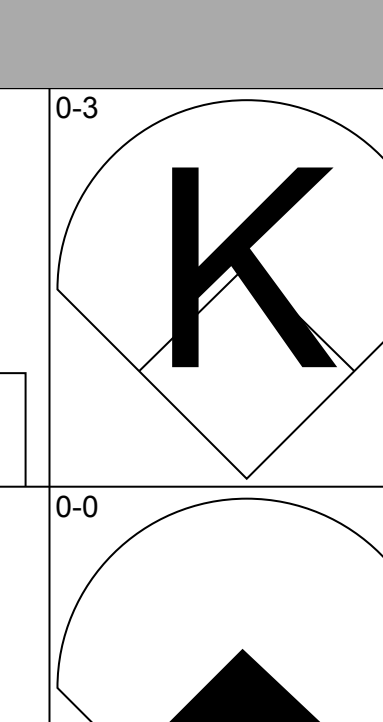
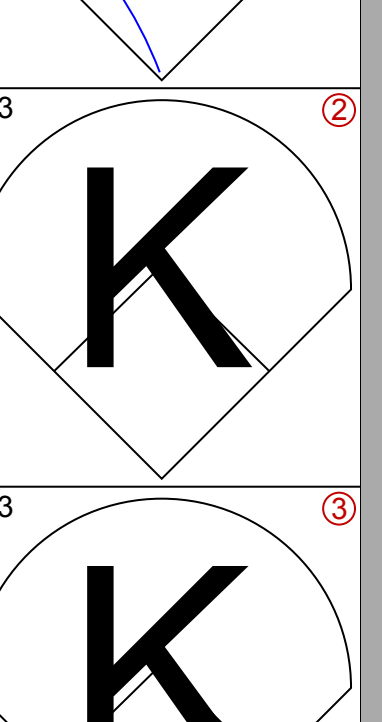
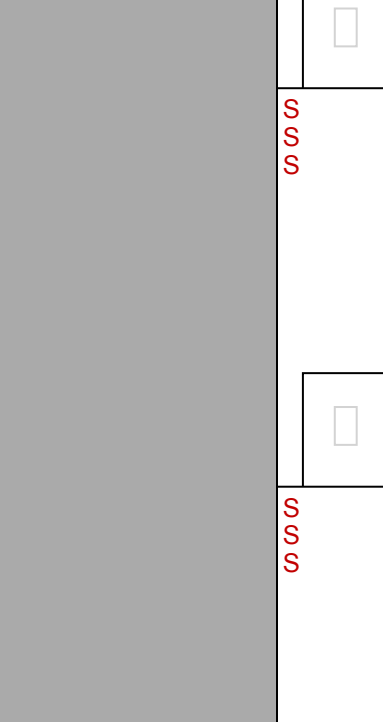

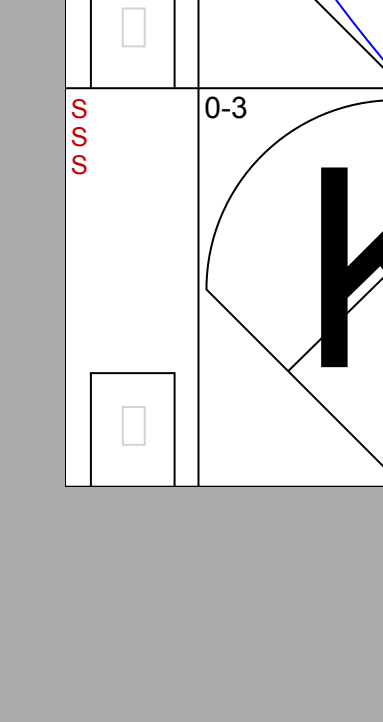
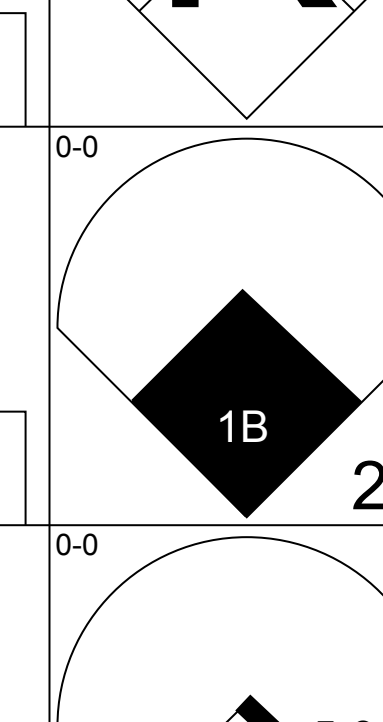
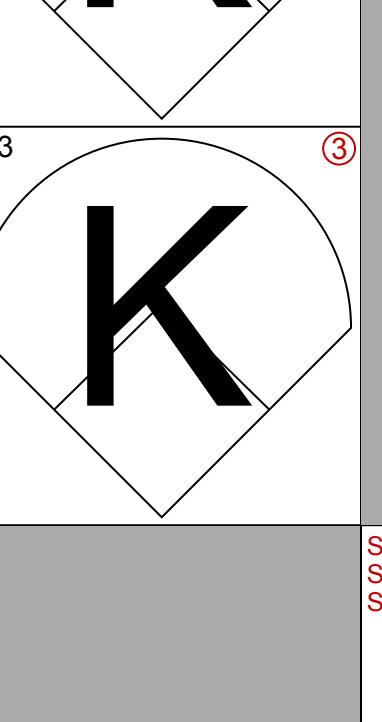
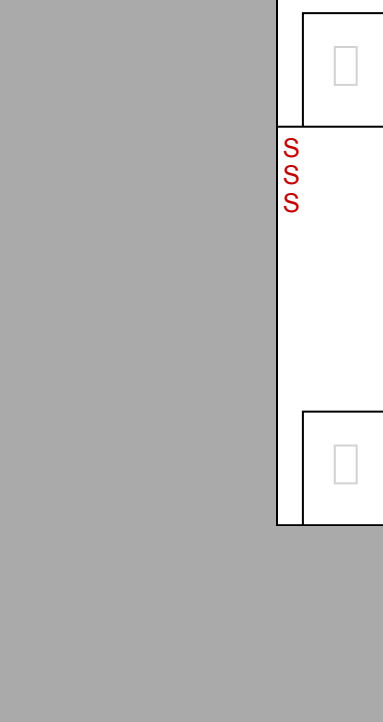
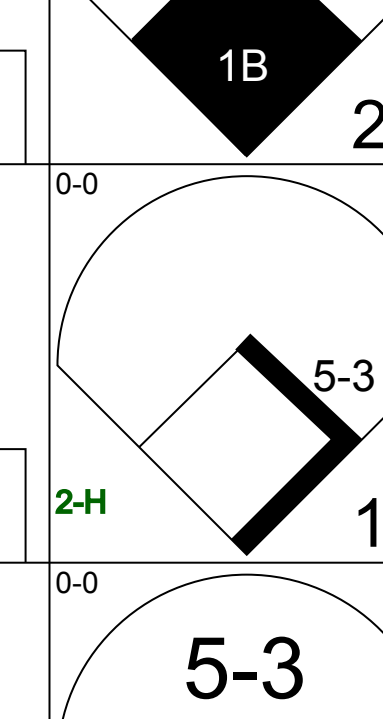
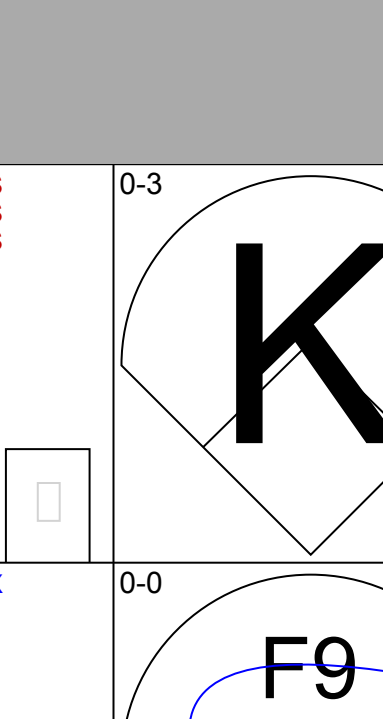
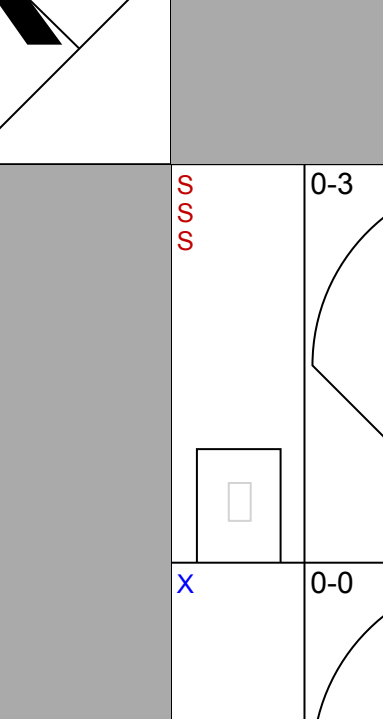
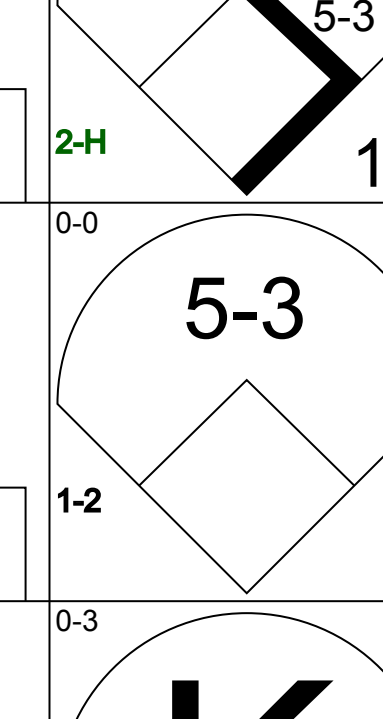
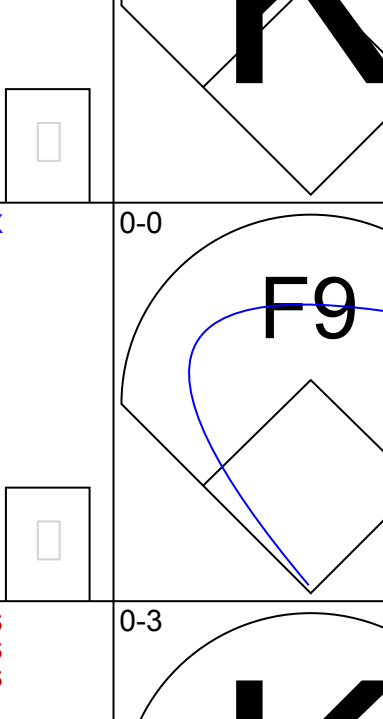

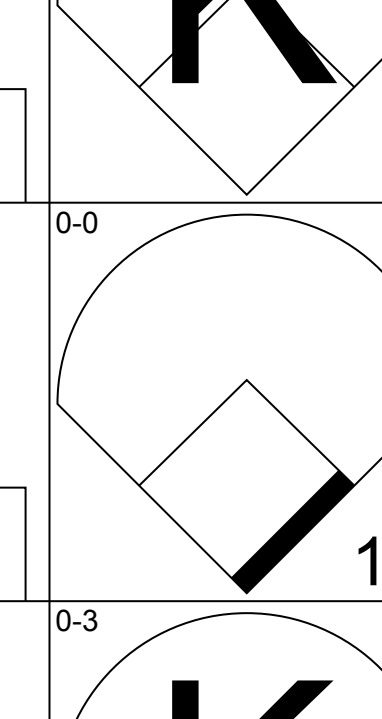
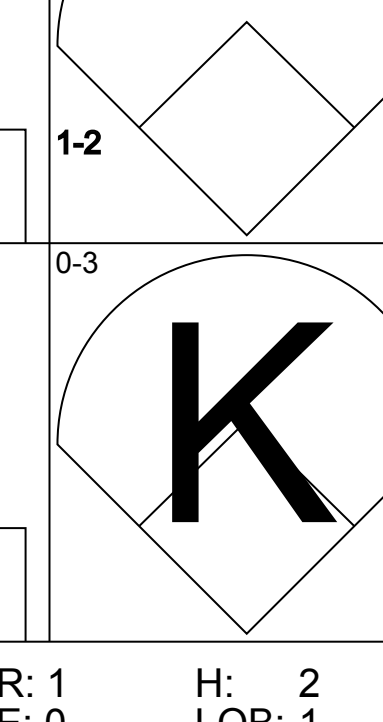
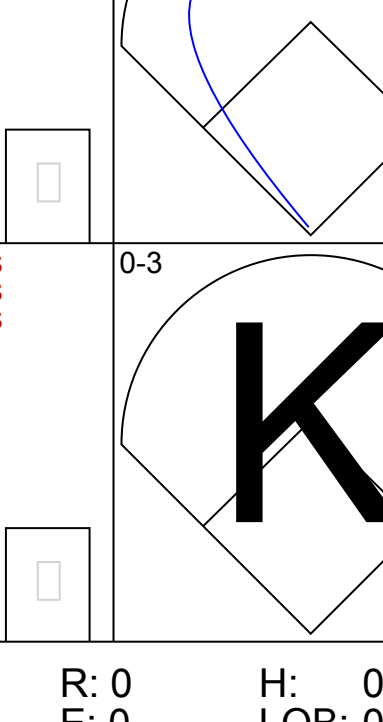

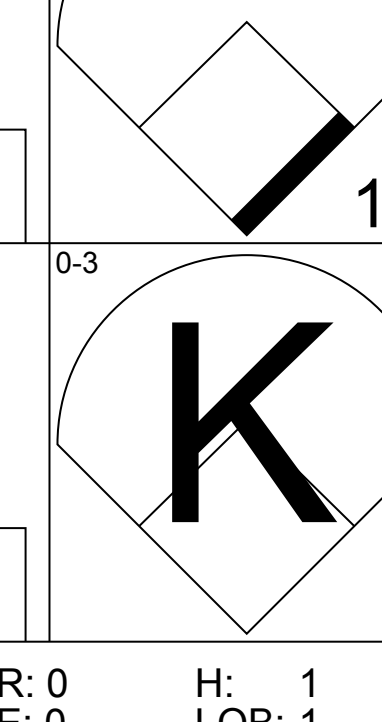
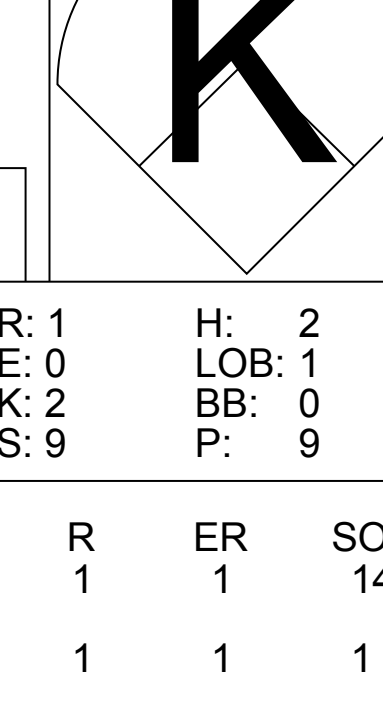
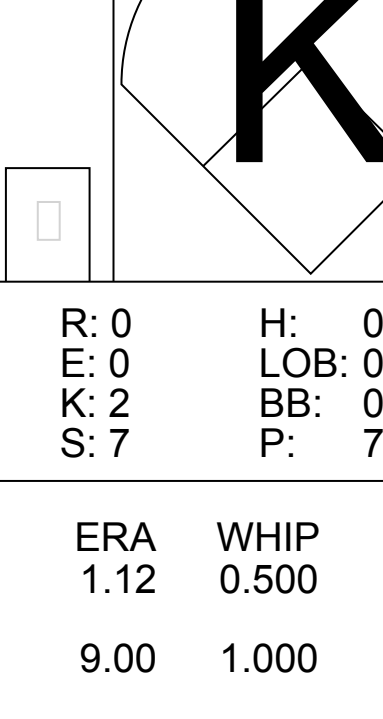
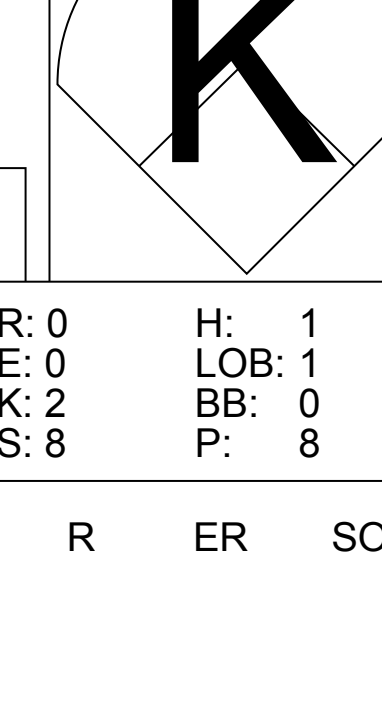
Batter	1	2	3	4	5	6	7	8	9	AB	R	H	RBI	BB	SO	LOB	BOTTOM					
Marvell Wynne, L OBP: 0.267, SLG: 0.214 Sixto Lezcano, R (7, PH)										3	2	2	0	0	1	0						
Joe Orsulak, L (8, 8)										0	0	0	0	1	0	0						
Johnny Ray, S OBP: 0.313, SLG: 0.357 (1, 4)										4	1	3	2	0	0	2						
Bill Madlock, R OBP: 0.188, SLG: 0.200 (1, 5)										4	1	1	0	0	1	3						
Jason Thompson, L OBP: 0.375, SLG: 0.571 (1, 3)										3	0	0	0	1	0	2						
George Hendrick, R OBP: 0.313, SLG: 0.214 (1, 9)										3	0	2	1	1	0	0						
Tony Peña, R OBP: 0.188, SLG: 0.200 (1, 2)										3	0	0	1	0	0	2						
Doug Frobel, L OBP: 0.364, SLG: 0.222 (1, 7)										2	0	0	0	2	1	0						
Tim Foli, R OBP: 0.200, SLG: 0.143 (1, 6)										4	0	0	0	0	0	4						
Lee Tunnell, R (1, 1)										1	0	0	0	0	1	0						
Bill Almon, R OBP: 0.500, SLG: 0.500 (5, PH)										1	0	0	0	0	1	0						
Rod Scurry, L (6, 1)										0	0	0	0	0	0	0						
Cecilio Guante, R (6, 1)										1	0	0	0	0	1	1						
John Candelaria, L (8, 1)										0	0	0	0	0	0	0						
Inning Stats	R: 2 E: 0 K: 0 S: 6	H: 3 LOB: 1 BB: 0 P: 6	R: 0 E: 0 K: 1 S: 5	H: 0 LOB: 0 BB: 0 P: 5	R: 0 E: 0 K: 1 S: 6	H: 1 LOB: 1 BB: 0 P: 6	R: 0 E: 0 K: 1 S: 4	H: 0 LOB: 0 BB: 1 P: 8	R: 1 E: 0 K: 2 S: 9	H: 2 LOB: 1 BB: 0 P: 9	R: 0 E: 0 K: 0 S: 3	H: 0 LOB: 0 BB: 0 P: 3	R: 0 E: 0 K: 1 S: 5	H: 0 LOB: 2 BB: 2 P: 13	R: 1 E: 0 K: 0 S: 4	H: 2 LOB: 2 BB: 2 P: 12	R: 0 E: 0 K: 0 S: 4	H: 0 LOB: 2 BB: 2 P: 12	1B: 6 2B: 2 3B: 0 HR: 0	SF: 1 SAC: 0 DP: 2 HBP: 0	WP: 0 PB: 0 SB: 1 CS: 0	PA: 35
PITCHER	IP WLS BF H R ER SO BB IBB HBP BLK WP HR S P ERA WHIP																					
Danny Cox, R ERA: 4.05 (7, 1)	0.1	2	0	0	0	0	0	1	0	0	0	1	5	0.00	0.000							
Ken Dayley, L ERA: (8, 1)	0.0	L 2	1	1	1	0	0	1	0	0	0	1	5	∞	∞							
Bill Campbell, R ERA: 6.75 (8, 1)	0.1	2	1	0	0	0	0	0	0	0	0	2	2	0.00	3.000							
Neil Allen, R ERA: 5.4 (8, 1)	0.2	2	0	0	0	0	1	0	0	0	0	1	5	0.00	1.500							

St. Louis Cardinals @ Pittsburgh Pirates
Three Rivers Stadium, Pittsburgh, PA
Sat Apr 13 1985, 6:05 PM EST
Att: 9,171 - Unknown


AB 29
R 4
H 8
RBI 4
BB 5
SO 6
LOB 14

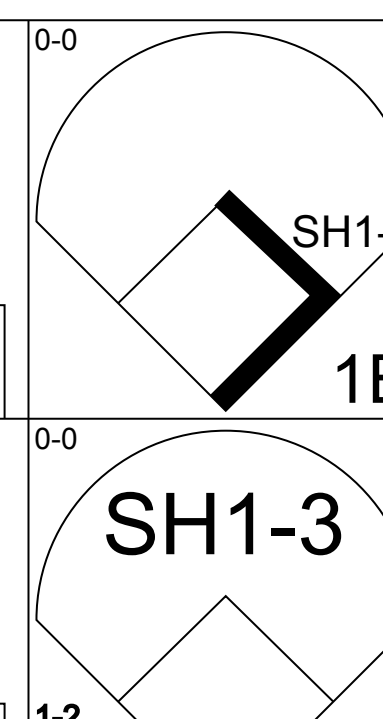
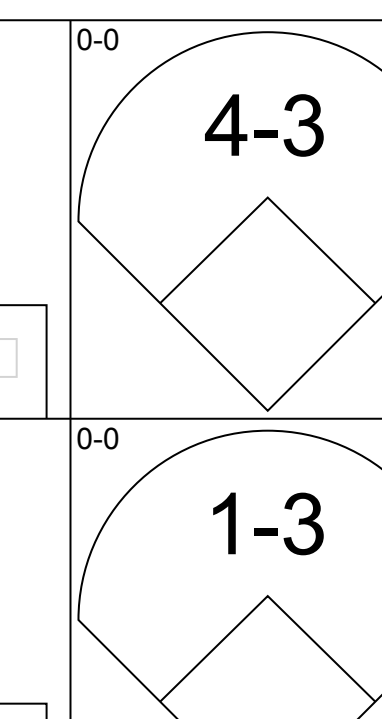
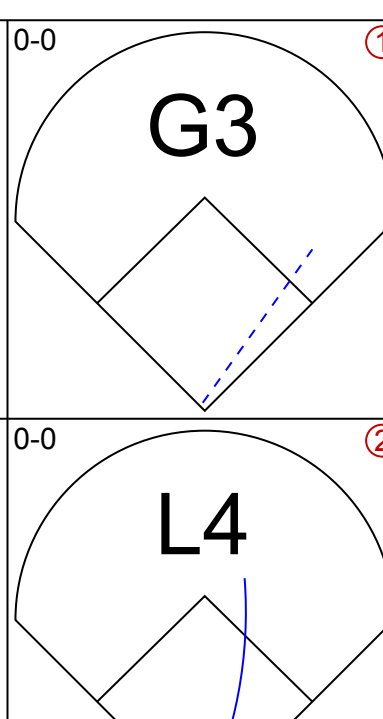
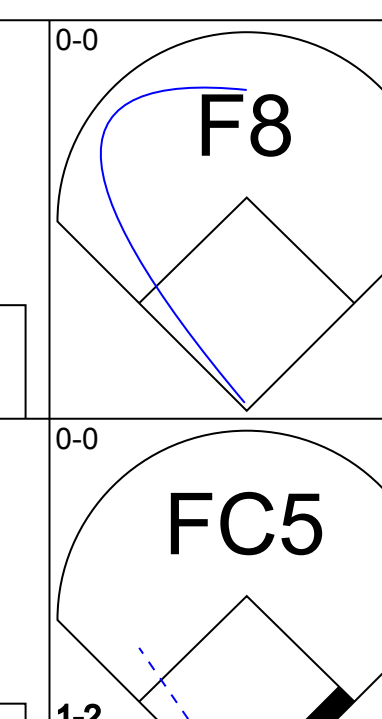
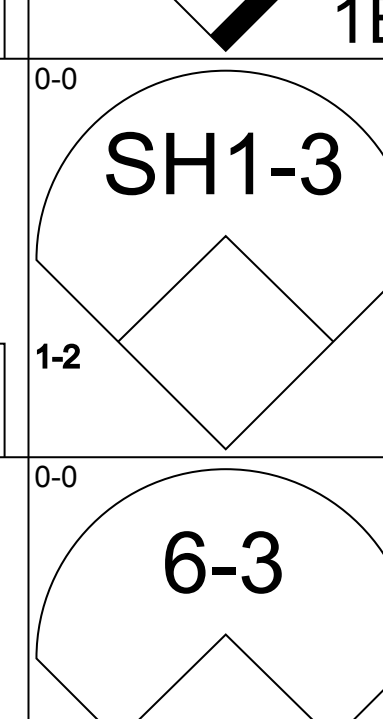
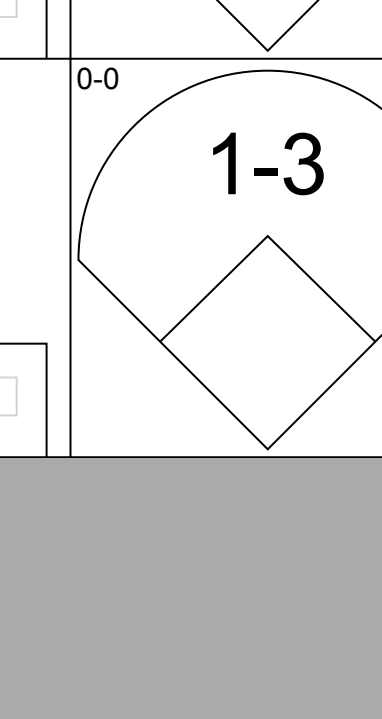
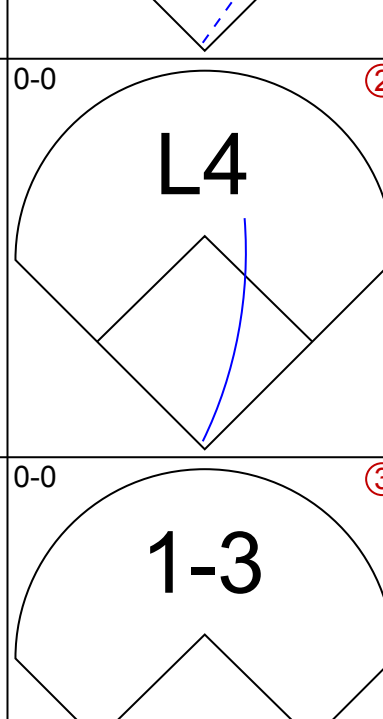
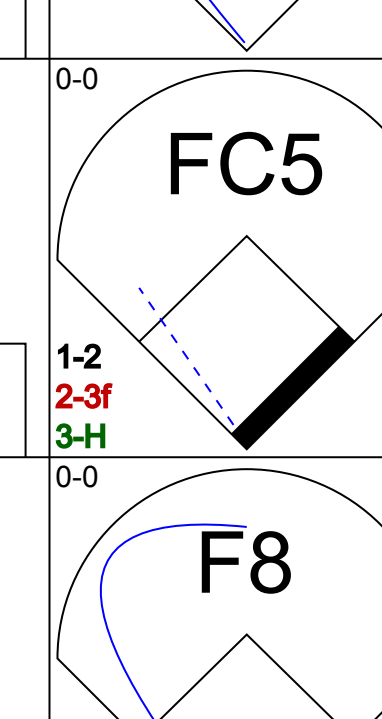
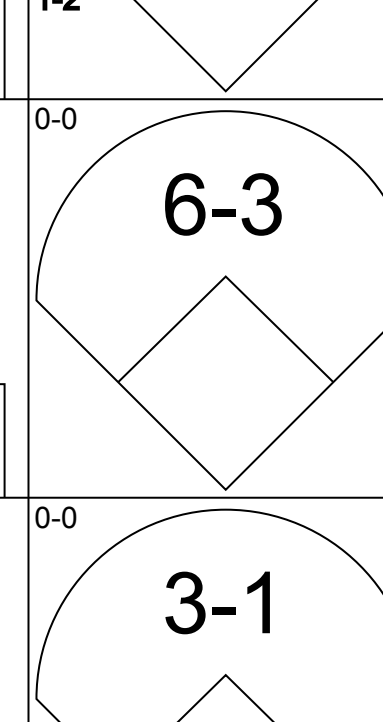
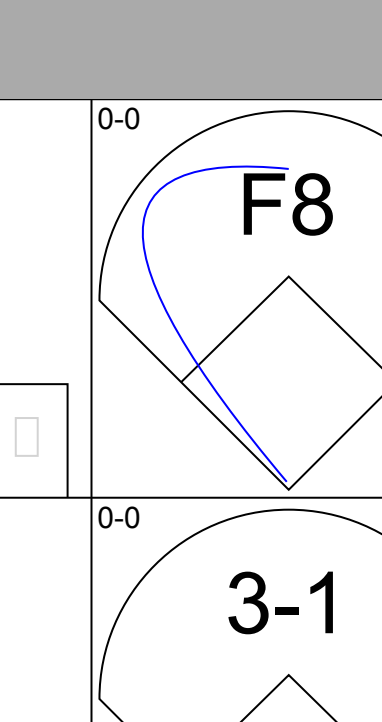
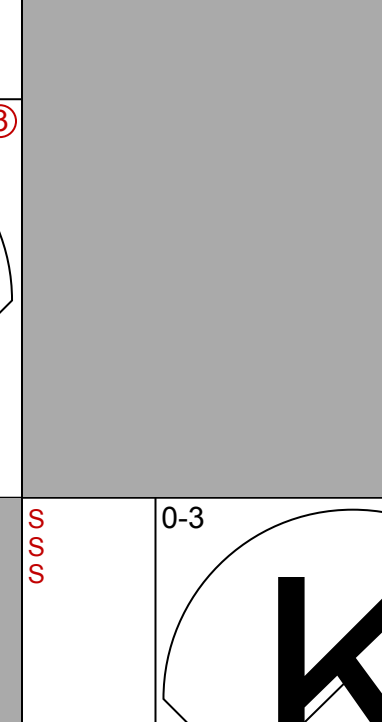
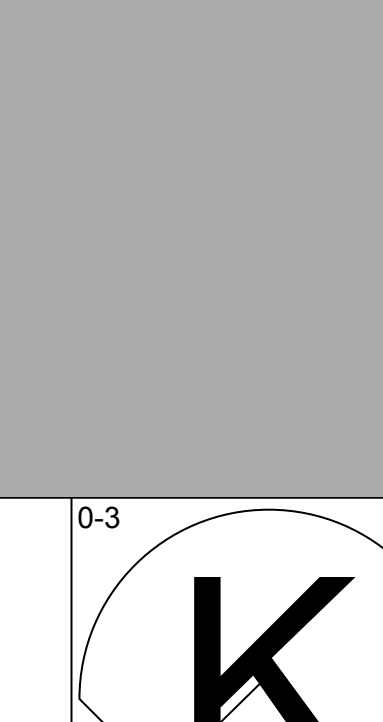
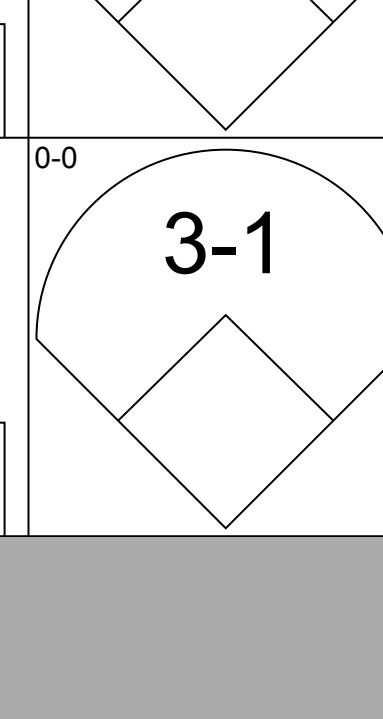

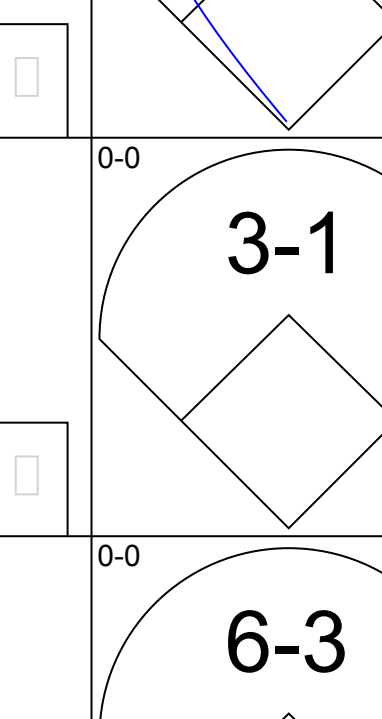
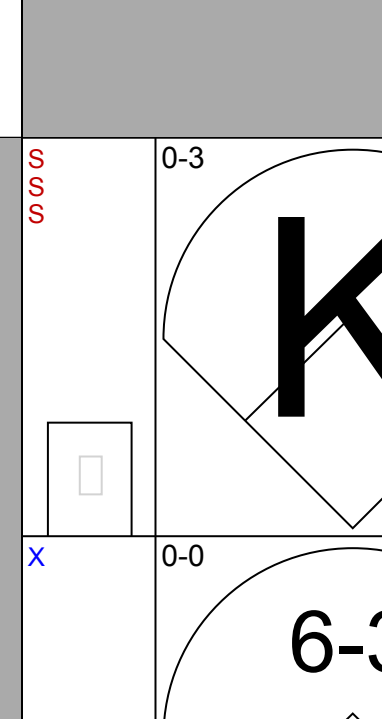
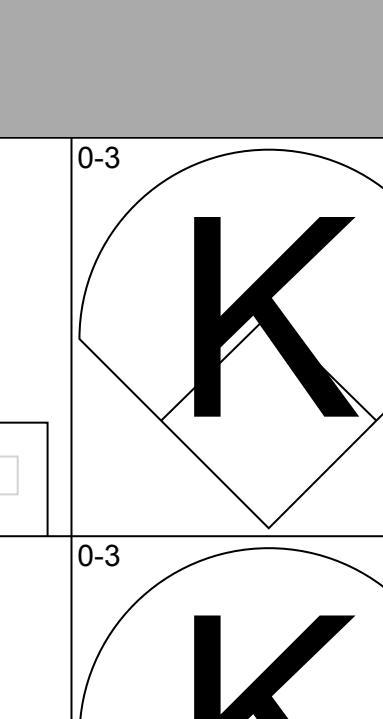
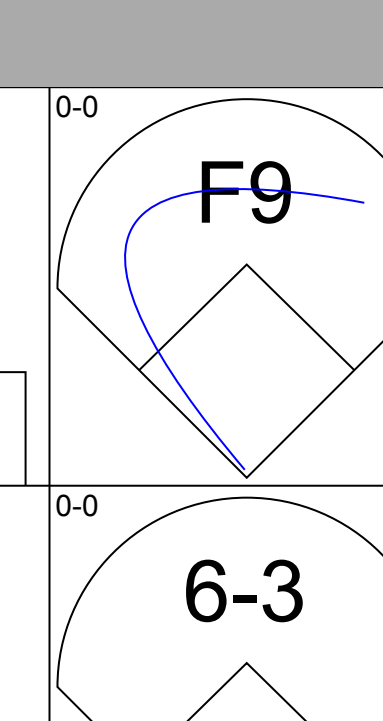
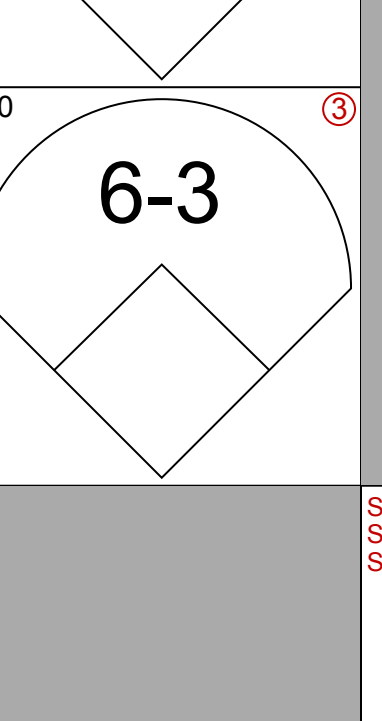
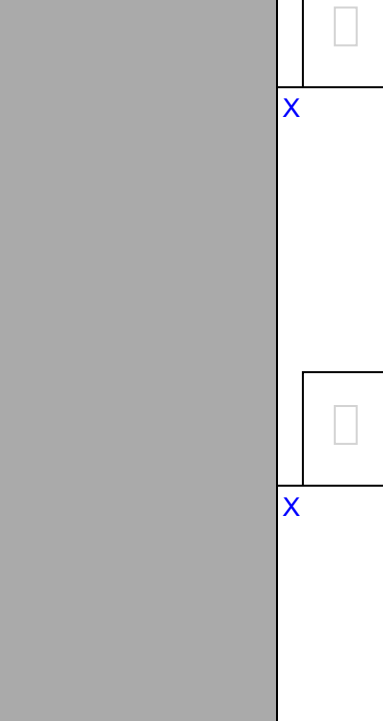

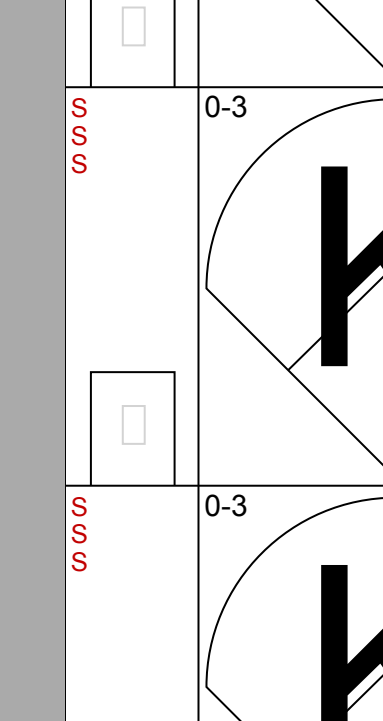
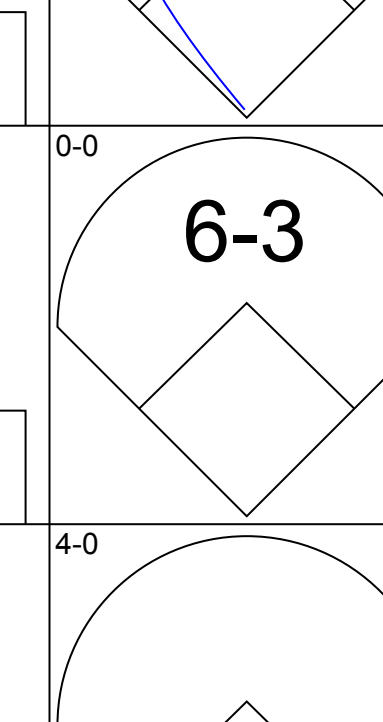
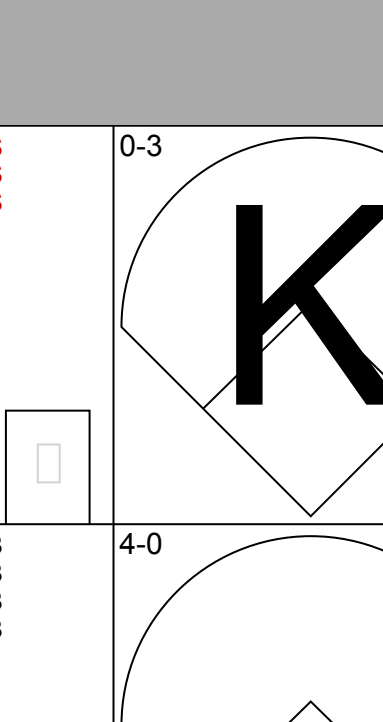
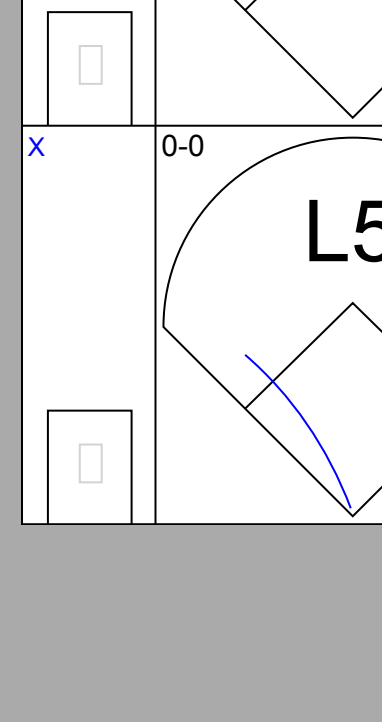
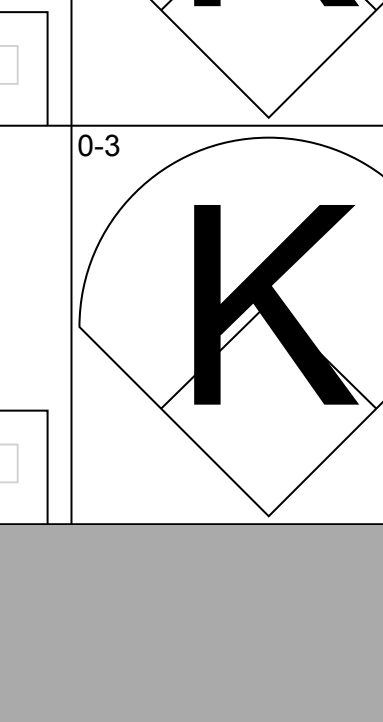
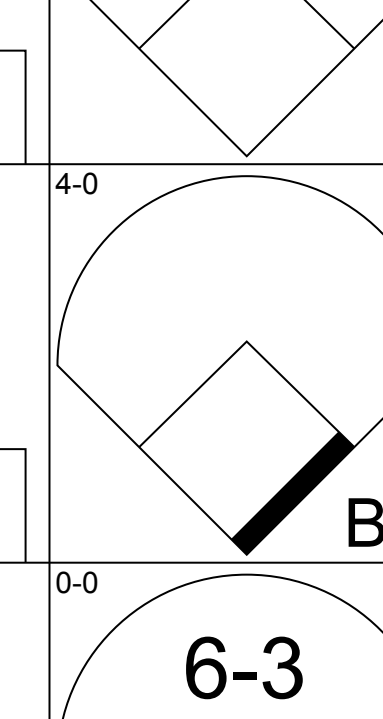
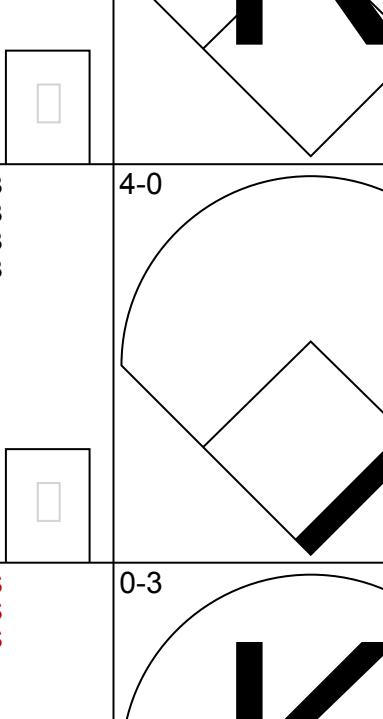
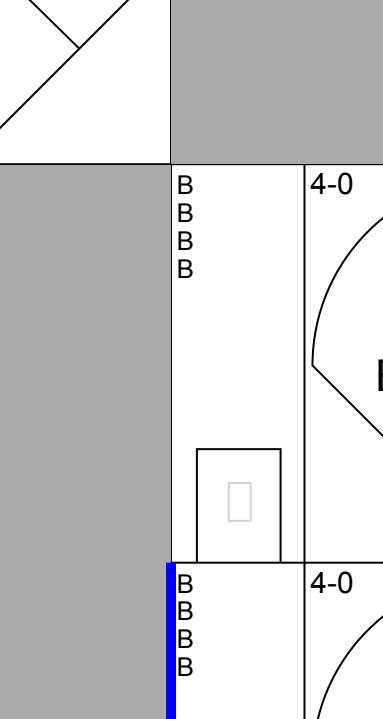
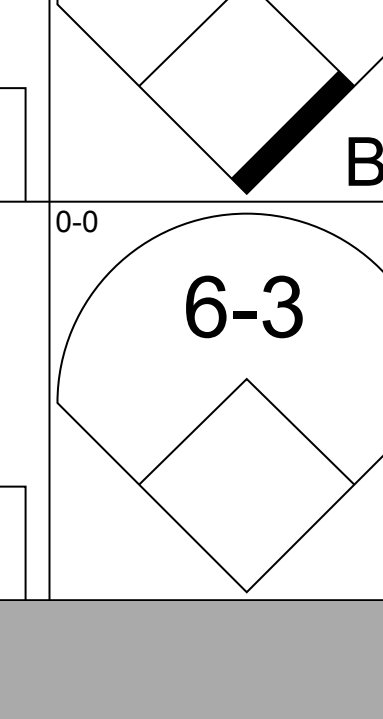
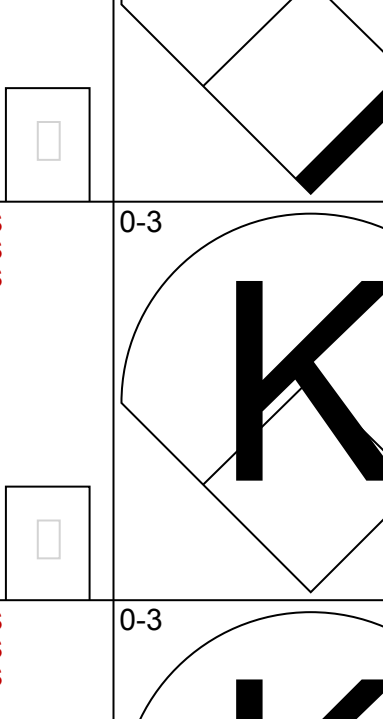
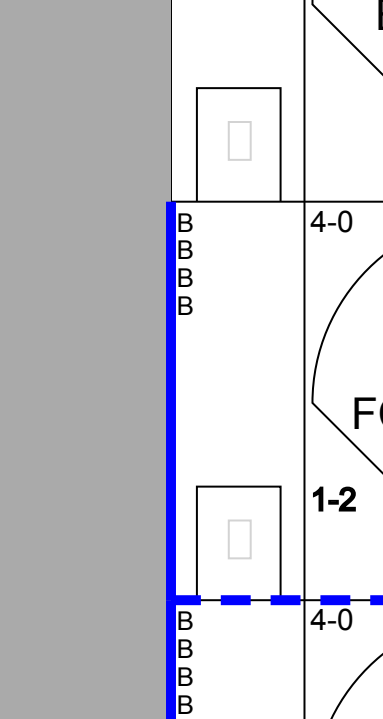
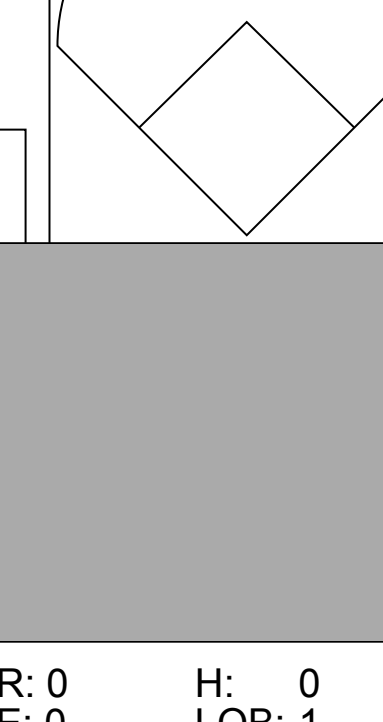
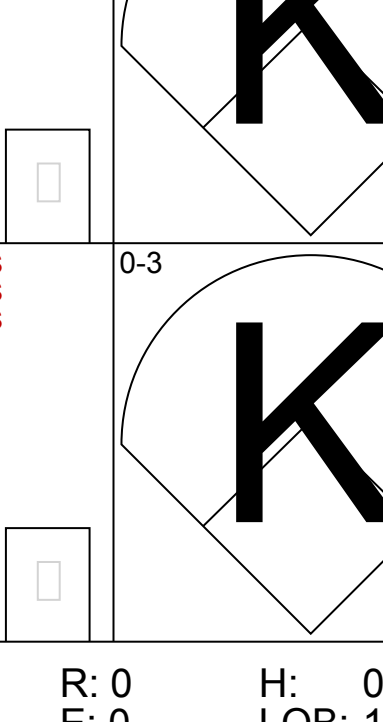
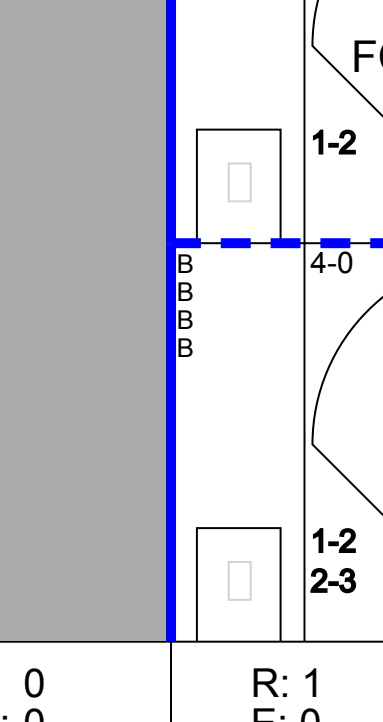
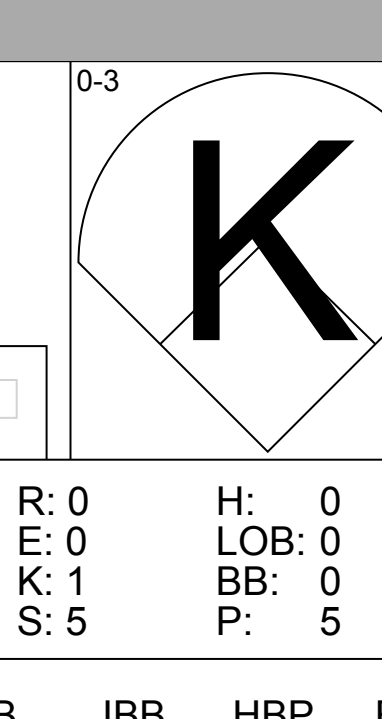
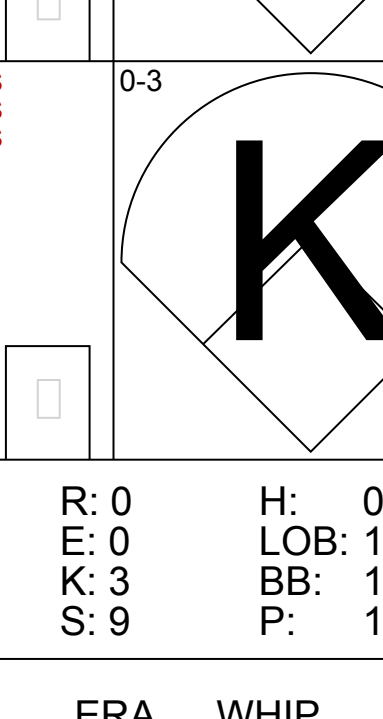
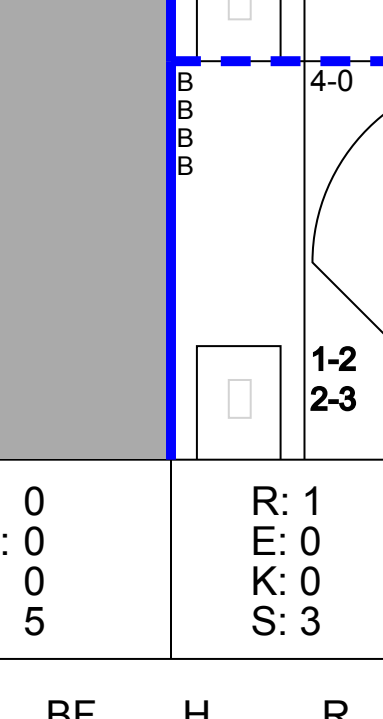
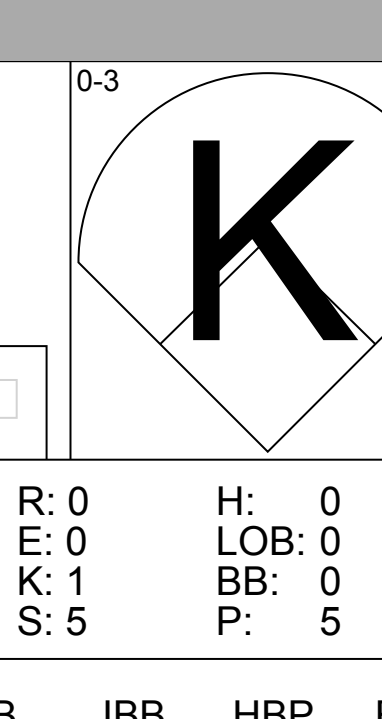
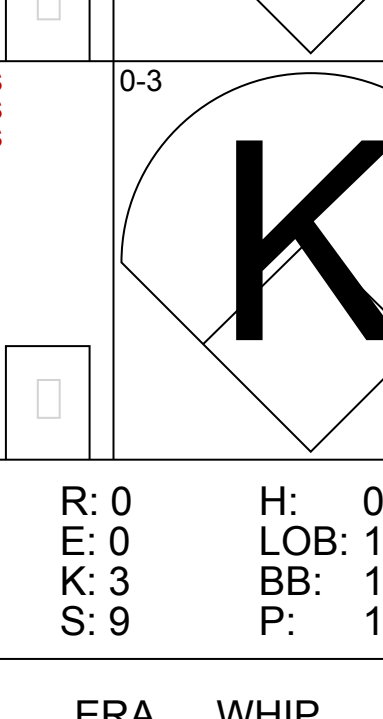
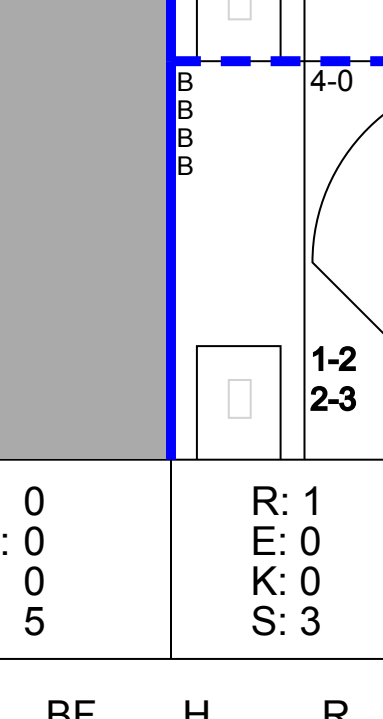
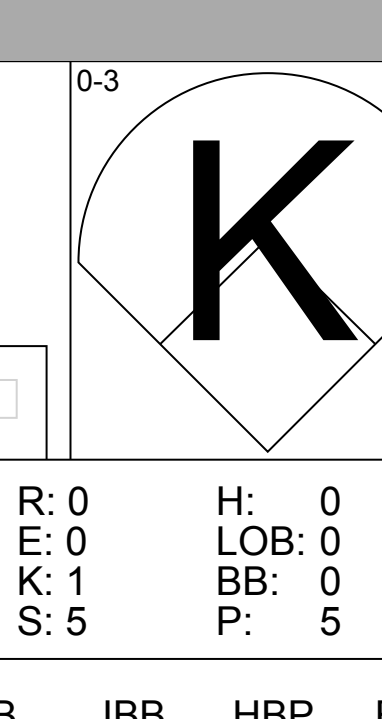
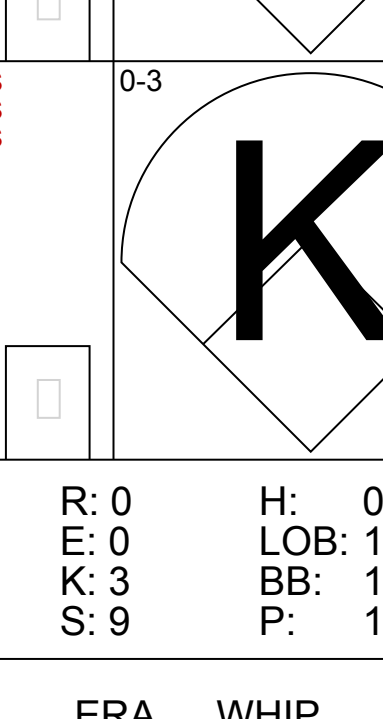
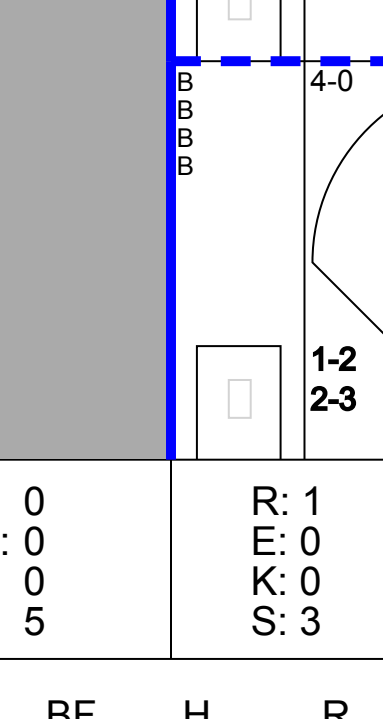
Batter	1	2	3	4	5	6	7	8	9	AB	R	H	RBI	BB	SO	LOB	TOP					
Tom Herr, S OBP: 0.500, SLG: 0.500 (1, 4)										3	1	0	0	1	1	3	St. Louis Cardinals @ Pittsburgh Pirates Three Rivers Stadium, Pittsburgh, PA Sun Apr 14 1985, 3:33 AM EST Att: 12,483 - Unknown livebaseballscorecards.com					
Terry Pendleton, S OBP: 0.250, SLG: 0.217 (1, 5)										5	1	2	1	0	0	3						
Willie McGee, S OBP: 0.375, SLG: 0.600 (1, 8)										5	2	2	1	0	0	2						
Jack Clark, R OBP: 0.609, SLG: 0.875 Mike Jorgensen, L (9, 3)										3	2	2	3	2	0	0						
Lonnie Smith, R OBP: 0.333, SLG: 0.235 Brian Harper, R OBP: 0.500, SLG: 0.500 (1, 7) (8, 7)										3	0	1	0	0	0	2						
Andy Van Slyke, L OBP: 0.400, SLG: 0.313 (1, 9)										3	2	0	0	2	0	2						
Michael LaValliere, L OBP: 0.375, SLG: 0.167 (1, 2)										4	1	1	0	1	0	1						
Ozzie Smith, S OBP: 0.238, SLG: 0.211 (1, 6)										4	1	1	1	0	0	2						
Joaquin Andujar, S OBP: 0.500, SLG: 0.667 Neil Allen, R (8, 1) (1, 1)										4	0	2	2	0	0	2						
Inning Stats	R: 2 E: 1 K: 0 S: 4	H: 2 LOB: 0 BB: 1 P: 8	R: 0 E: 0 K: 0 S: 3	H: 0 LOB: 0 BB: 0 P: 3	R: 0 E: 0 K: 0 S: 3	H: 0 LOB: 0 BB: 0 P: 3	R: 0 E: 0 K: 0 S: 4	H: 1 LOB: 1 BB: 0 P: 4	R: 0 E: 0 K: 0 S: 4	H: 1 LOB: 2 BB: 0 P: 5	R: 0 E: 0 K: 0 S: 2	H: 0 LOB: 0 BB: 1 P: 6	R: 2 E: 0 K: 0 S: 6	H: 3 LOB: 2 BB: 1 P: 10	R: 3 E: 0 K: 1 S: 6	H: 1 LOB: 1 BB: 3 P: 18	R: 3 E: 0 K: 0 S: 6	H: 4 LOB: 0 BB: 0 P: 6	1B: 9 2B: 1 3B: 1 HR: 1	SF: 0 SAC: 1 DP: 2 HBP: 1	WP: 0 PB: 1 SB: 1 CS: 0	PA: 44
PITCHER	IP WLS BF H R ER SO BB IBB HBP BLK WP HR S P ERA WHIP	7.0 L 30 7 4 4 0 3 0 1 1 0 0 26 39 5.14 1.429	2.0 L 13 5 6 5 1 3 0 0 0 0 1 12 24 22.50 4.000																			

Batter	1	2	3	4	5	6	7	8	9	AB	R	H	RBI	BB	SO	LOB	BOTTOM					
Marvell Wynne, L OBP: 0.263, SLG: 0.222 Kent Tekulve, R (8, 1) Jim Morrison, R (9, PH)										4	0	1	0	0	0	3	St. Louis Cardinals @ Pittsburgh Pirates Three Rivers Stadium, Pittsburgh, PA Sun Apr 14 1985, 3:33 AM EST Att: 12,483 - Unknown livebaseballscorecards.com					
Johnny Ray, S OBP: 0.286, SLG: 0.316 (1, 4)									5	1	1	0	0	0	5							
Bill Madlock, R OBP: 0.190, SLG: 0.200 (1, 5)										5	0	1	0	0	1	3						
Jason Thompson, L OBP: 0.350, SLG: 0.500 (1, 3)										4	0	1	1	0	1	2						
George Hendrick, R OBP: 0.250, SLG: 0.167 (1, 9)										4	0	0	0	0	1	2						
Tony Peña, R OBP: 0.250, SLG: 0.316 (1, 2)										4	1	2	0	0	0	1						
Doug Frobel, L OBP: 0.333, SLG: 0.231 (1, 7)										4	1	1	0	0	2	2						
Rafael Belliard, R OBP: 0.500, SLG: 0.500 Joe Orsulak, L OBP: 1.000, SLG: 1.000 (7, PH) (8, 8)										2	0	1	0	0	0	0						
Rick Rhoden, R OBP: 0.250, SLG: 0.250 Lee Mazzilli, S OBP: 1.000, SLG: 2.000 Bill Almon, R OBP: 0.667, SLG: 0.667 (1, 1) (7, PH) (8, 6)										2	0	0	0	0	0	1						
Inning Stats	R: 0 E: 0 K: 0 S: 4	H: 1 LOB: 1 BB: 0 P: 4	R: 0 E: 0 K: 2 S: 7	H: 0 LOB: 0 BB: 0 P: 7	R: 0 E: 0 K: 0 S: 4	H: 1 LOB: 1 BB: 0 P: 4	R: 0 E: 0 K: 0 S: 5	H: 2 LOB: 2 BB: 0 P: 5	R: 0 E: 0 K: 0 S: 3	H: 0 LOB: 0 BB: 0 P: 3	R: 1 E: 0 K: 1 S: 7	H: 2 LOB: 1 BB: 0 P: 7	R: 0 E: 0 K: 1 S: 6	H: 1 LOB: 2 BB: 1 P: 10	R: 0 E: 0 K: 1 S: 5	H: 0 LOB: 0 BB: 0 P: 5	R: 3 E: 1 K: 0 S: 7	H: 4 LOB: 1 BB: 0 P: 7	1B: 10 2B: 1 3B: 0 HR: 0	SF: 0 SAC: 0 DP: 0 HBP: 0	WP: 0 PB: 0 SB: 1 CS: 0	PA: 39
PITCHER	IP WLS BF H R ER SO BB IBB HBP BLK WP HR S P ERA WHIP	7.0 W 29 4 3 2 1 0 0 0 0 0 0 12 12 9.00 2.000																				


Batter	1	2	3	4	5	6	7	8	9	AB	R	H	RBI	BB	SO	LOB	TOP								
Wally Backman, S OBP: 0.217, SLG: 0.273 (1, 4)										4	0	0	0	0	2	1	New York Mets @ Pittsburgh Pirates Three Rivers Stadium, Pittsburgh, PA Tue Apr 16 1985, 6:05 PM EST Att: 5,879 - Unknown								
Mookie Wilson, S OBP: 0.375, SLG: 0.500 (1, 8)										4	1	1	0	0	1	0									
Keith Hernandez, L OBP: 0.344, SLG: 0.357 (1, 3)										3	0	1	1	0	1	0									
Gary Carter, R OBP: 0.419, SLG: 0.720 (1, 2)										4	0	0	0	0	0	1									
Darryl Strawberry, L OBP: 0.250, SLG: 0.318 (1, 9)										4	0	0	0	0	4	0									
George Foster, R OBP: 0.400, SLG: 0.476 (1, 7)										3	1	1	0	0	2	0									
Howard Johnson, S OBP: 0.259, SLG: 0.174 (1, 5)										3	0	1	1	0	2	0									
Rafael Santana, R OBP: 0.238, SLG: 0.211 (1, 6)										3	0	1	0	0	0	1									
Ron Darling, R OBP: 0.200, SLG: 0.200 (1, 1)										3	0	0	0	0	3	2									
Jesse Orosco, R (8, 1)										0	0	0	0	0	0	0									
Inning Stats	R: 0 E: 0 K: 2 S: 8	H: 1 LOB: 1 BB: 0 P: 8	R: 1 E: 0 K: 2 S: 9	H: 2 LOB: 1 BB: 0 P: 9	R: 0 E: 0 K: 2 S: 7	H: 0 LOB: 0 BB: 0 P: 7	R: 0 E: 0 K: 2 S: 7	H: 0 LOB: 0 BB: 0 P: 7	R: 0 E: 0 K: 2 S: 3	H: 0 LOB: 0 BB: 0 P: 3	R: 0 E: 0 K: 2 S: 7	H: 0 LOB: 0 BB: 0 P: 7	R: 0 E: 0 K: 2 S: 3	H: 0 LOB: 0 BB: 0 P: 7	R: 0 E: 0 K: 2 S: 8	H: 1 LOB: 1 BB: 0 P: 8	R: 1 E: 0 K: 1 S: 6	H: 1 LOB: 0 BB: 0 P: 6	1B: 2 2B: 2 3B: 1 HR: 0	SF: 1 SAC: 0 DP: 0 HBP: 0	WP: 0 PB: 0 SB: 0 CS: 0	PA: 32			
PITCHER	IP	WLS	BF	H	R	ER	SO	BB	IBB	HBP	BLK	WP	HR	S	P	ERA	WHIP								
Jose DeLeon, R ERA: 2.4 (1, 1)	8.0		28	4	1	1	14	0	0	0	0	0	0	56	56	1.12	0.500								
John Candelaria, L ERA: 1.5 (9, 1)	1.0	L	4	1	1	1	1	0	0	0	0	0	0	6	6	9.00	1.000								

AB	31
R	2
H	5
RBI	2
BB	0
SO	15
LOB	5



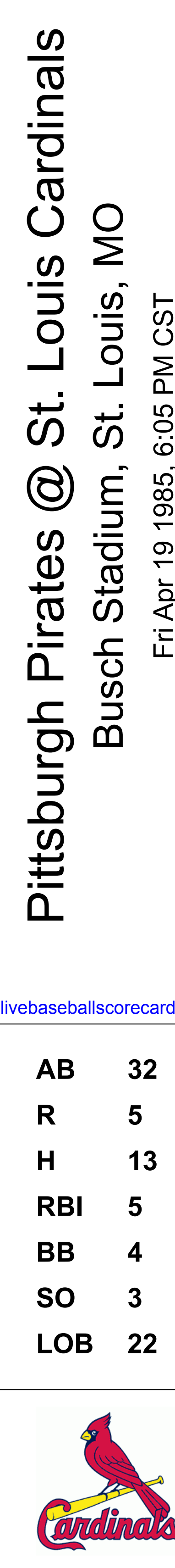
Batter	1	2	3	4	5	6	7	8	9	AB	R	H	RBI	BB	SO	LOB	BOTTOM								
Johnny Ray, S OBP: 0.308, SLG: 0.333 (1, 4)										4	0	1	0	0	0	3	New York Mets @ Pittsburgh Pirates Three Rivers Stadium, Pittsburgh, PA Tue Apr 16 1985, 6:05 PM EST Att: 5,879 - Unknown								
Bill Madlock, R OBP: 0.179, SLG: 0.222 (1, 5)										3	0	0	1	0	0	2									
George Hendrick, R OBP: 0.250, SLG: 0.200 (1, 9)										4	0	0	0	0	0	3									
Jason Thompson, L OBP: 0.250, SLG: 0.346 (1, 3)										4	0	0	0	0	2	1									
Tony Peña, R OBP: 0.250, SLG: 0.269 (1, 2)										4	0	0	0	0	1	0									
Marvell Wynne, L OBP: 0.208, SLG: 0.174 (1, 8)										4	0	0	0	0	2	0									
Sixto Lezcano, R (1, 7)										0	0	0	0	3	0	0									
Bill Almon, R OBP: 0.667, SLG: 0.833 (8, PR) (9, 6)										0	1	0	0	0	0	0									
Rafael Belliard, R OBP: 0.250, SLG: 0.250 (8, PH) (9, 7)										2	0	0	0	0	1	2									
Jose DeLeon, R OBP: 0.500, SLG: 0.333 (8, PH) (9, 1)										2	0	0	0	0	2	1									
Lee Mazzilli, S OBP: 1.000, SLG: 2.000 (8, PH) (9, 1)										0	0	0	0	1	0	0									
John Candelaria, L (9, 1)										0	0	0	0	0	0	0									
Inning Stats	R: 0 E: 0 K: 0 S: 4	H: 1 LOB: 1 BB: 0 P: 4	R: 0 E: 0 K: 0 S: 3	H: 0 LOB: 1 BB: 1 P: 7	R: 0 E: 0 K: 1 S: 5	H: 0 LOB: 0 BB: 0 P: 5	R: 0 E: 0 K: 0 S: 3	H: 0 LOB: 0 BB: 0 P: 3	R: 0 E: 0 K: 1 S: 5	H: 0 LOB: 0 BB: 0 P: 5	R: 0 E: 0 K: 0 S: 3	H: 0 LOB: 2 BB: 3 P: 15	R: 0 E: 0 K: 3 S: 9	H: 0 LOB: 0 BB: 0 P: 9	1B: 1 2B: 0 3B: 0 HR: 0	SF: 0 SAC: 1 DP: 0 HBP: 0	WP: 0 PB: 0 SB: 1 CS: 0	PA: 33							
PITCHER	IP	WLS	BF	H	R	ER	SO	BB	IBB	HBP	BLK	WP	HR	S	P	ERA	WHIP								
Ron Darling, R ERA: 1.29 (1, 1)	7.0		26	1	1	1	5	4	0	0	0	0	0	32	48	1.29	0.714								
Jesse Orosco, L ERA: (8, 1)	2.0	W	7	0	0	0	3	1	0	0	0	0	0	12	16	0.00	0.500								

AB	27
R	1
H	1
RBI	1
BB	5
SO	8
LOB	12



Batter	1	2	3	4	5	6	7	8	9	AB	R	H	RBI	BB	SO	LOB	TOP										
Johnny Ray, S (1,4) OBP: 0.314, SLG: 0.364	F7			F7		F9	FC6-4			4	0	1	2	0	0	0	Pittsburgh Pirates @ St. Louis Cardinals Busch Stadium, St. Louis, MO Fri Apr 19 1985, 6:05 PM CST Att: 30,510 - Unknown										
Bill Madlock, R (1,5) OBP: 0.189, SLG: 0.200	6-3			2B 9-5		F7	FC6-4			4	0	1	0	0	0	1											
George Hendrick, R (1,9) OBP: 0.243, SLG: 0.212	5-3			1-3		6-3		K		4	0	1	0	0	1	0											
Jason Thompson, L (1,3) OBP: 0.297, SLG: 0.333		F8			4-0			1-3		3	1	1	0	1	0	0											
Tony Peña, R (1,2) OBP: 0.297, SLG: 0.250	F8				0-0	9-5		6-3		3	1	0	0	1	0	3											
Manvell Wynne, L (1,8) OBP: 0.258, SLG: 0.233					0-0					2	0	1	0	0	0	0											
Joe Orsulak, L (5,8) OBP: 1.000, SLG: 1.667	4-3									0	1	0	0	1	0	0											
Bill Almon, R (9, PH) OBP: 0.600, SLG: 0.667										1	0	1	0	0	0	0											
Doug Frobel, L (1,7) OBP: 0.389, SLG: 0.313										3	1	2	1	0	0	1											
Jim Morrison, R (9, PH) OBP: 0.333, SLG: 0.333										1	0	0	0	0	0	1											
Tim Foli, R (1,6) OBP: 0.261, SLG: 0.150										4	0	1	0	0	0	3											
Rick Rhoden, R (1,1) OBP: 0.167, SLG: 0.167										2	0	0	0	0	0	1											
Lee Mazzilli, S (7, PH) OBP: 0.600, SLG: 0.667										1	0	0	0	0	1	2											
Don Robinson, R (7,1) OBP: 0.600, SLG: 0.667										0	0	0	0	0	0	0											
John Candelaria, L (7,1) OBP: 0.600, SLG: 0.667										0	0	0	0	0	0	0											
Inning Stats	R: 0 E: 0 K: 0 S: 3	H: 0 LOB: 0 BB: 0 P: 3	R: 0 E: 0 K: 0 S: 3	H: 0 LOB: 0 BB: 0 P: 3	R: 0 E: 0 K: 0 S: 3	H: 1 LOB: 1 BB: 0 P: 3	R: 0 E: 0 K: 0 S: 4	H: 2 LOB: 2 BB: 1 P: 8	R: 0 E: 0 K: 0 S: 4	H: 2 LOB: 1 BB: 0 P: 4	R: 0 E: 0 K: 0 S: 3	H: 0 LOB: 0 BB: 0 P: 3	R: 4 E: 1 K: 1 S: 8	H: 3 LOB: 1 BB: 2 P: 16	R: 0 E: 0 K: 1 S: 5	H: 0 LOB: 0 BB: 0 P: 5	R: 0 E: 0 K: 0 S: 3	H: 1 LOB: 0 BB: 0 P: 3	1B: 8 2B: 2 3B: 0 HR: 0	SF: 0 SAC: 0 DP: 3 HBP: 0	WP: 0 PB: 0 SB: 0 CS: 1	PA: 35					
PITCHER	IP	WLS	BF	H	R	ER	SO	BB	IBB	HBP	BLK	WP	HR	S	P	ERA	WHIP										
Joaquin Andujar, R (1,1) ERA: 4.05	8.0	W	32	8	4	3	2	2	1	0	0	0	0	33	45	3.38	1.250										
Ricky Horton, L (9,1) ERA	0.0		1	1	0	0	0	0	0	0	0	0	0	1	1	∞	∞										
Neil Allen, R (9,1) ERA: 5.79	1.0	S	2	0	0	0	0	0	0	0	0	0	0	2	2	0.00	0.000										

Batter	1	2	3	4	5	6	7	8	9	AB	R	H	RBI	BB	SO	LOB	BOTTOM										
Vince Coleman, S (1,8) OBP: 0.667, SLG: 1.000										5	1	4	2	0	0	0	Pittsburgh Pirates @ St. Louis Cardinals Busch Stadium, St. Louis, MO Fri Apr 19 1985, 6:05 PM CST Att: 30,510 - Unknown										
Lonnie Smith, R (1,7) OBP: 0.353, SLG: 0.250										4	2	2	0	1	0	3											
Ricky Horton, L (9,1) ERA										0	0	0	0	0	0	0											
Neil Allen, R (9,1) ERA										0	0	0	0	0	0	0											
Tom Herr, S (1,4) OBP: 0.425, SLG: 0.424										4	0	2	3	0	0	2											
Jack Clark, R (1,3) OBP: 0.538, SLG: 0.607										1	0	1	0	3	0	0											
Andy Van Slyke, L (1,9) OBP: 0.343, SLG: 0.323										3	0	1	0	0	0	2											
Art Howe, R (7, PH) ERA										1	0	0	0	0	0	2											
Terry Pendleton, S (1,5) OBP: 0.275, SLG: 0.289										4	0	0	0	0	1	5											
Tom Nieto, R (1,2) OBP: 0.333, SLG: 0.273										4	0	2	0	0	0	2											
Ivan De Jesus, R (8, PH) OBP: 0.500, SLG: 0.500										0	1	0	0	0	0	0											
Michael LaValliere, L (9,2) OBP: 0.313, SLG: 0.091										0	0	0	0	0	0	0											
Ozzie Smith, S (1,6) OBP: 0.265, SLG: 0.344										3	1	1	0	0	0	3											
Joaquin Andujar, S (1,1) OBP: 0.375, SLG: 0.500										2	0	0	0	0	2	1											
Brian Harper, R (8, PH) OBP: 0.500, SLG: 0.571										1	0	0	0	0	0	2											
Inning Stats	R: 0 E: 0 K: 0 S: 3	H: 1 LOB: 0 BB: 0 P: 3	R: 0 E: 0 K: 1 S: 4	H: 0 LOB: 0 BB: 1 P: 8	R: 1 E: 0 K: 0 S: 6	H: 3 LOB: 2 BB: 0 P: 6	R: 0 E: 0 K: 0 S: 4	H: 1 LOB: 2 BB: 1 P: 8	R: 2 E: 1 K: 1 S: 7	H: 3 LOB: 1 BB: 1 P: 11	R: 0 E: 0 K: 1 S: 6	H: 1 LOB: 1 BB: 0 P: 6	R: 1 E: 0 K: 0 S: 5	H: 2 LOB: 2 BB: 1 P: 9	R: 1 E: 0 K: 0 S: 5	H: 2 LOB: 2 BB: 0 P: 5	R: 0 E: 0 K: 0 S: 3	H: 0 LOB: 0 BB: 0 P: 3	1B: 10 2B: 2 3B: 1 HR: 0	SF: 0 SAC: 2 DP: 0 HBP: 0	WP: 0 PB: 0 SB: 1 CS: 2	PA: 38					
PITCHER	IP	WLS	BF	H	R	ER	SO	BB	IBB	HBP	BLK	WP	HR	S	P	ERA	WHIP										
Rick Rhoden, R (1,1) ERA: 4.12	6.0		27	9	3	3	3	3	0	0	0	0	0	30	42	4.50	2.000										
Don Robinson, R (7,1) ERA: 4.05	0.1		4	2	1	1	0	0	1	0	0	0	0	3	7	27.00	6.000										
John Candelaria, L (7,1) ERA: 2.35	1.2	L	7	2	1	1	0	0	0	0	0	0	0	7	7	5.40	1.200										



Batter	1	2	3	4	5	6	7	8	9	AB	R	H	RBI	BB	SO	LOB	TOP					
Johnny Ray, S OBP: 0.300, SLG: 0.342 (1,4)	5-3		6-3				E3		4-3	5	1	1	0	0	0	1	Pittsburgh Pirates @ St. Louis Cardinals Busch Stadium, St. Louis, MO Sat Apr 20 1985, 6:05 PM CST Att: 32,978 - Unknown					
Joe Orsulak, L OBP: 0.600, SLG: 0.875 (1,8)	F8		3-1				F7		F7	5	0	1	2	0	0	1						
Bill Madlock, R OBP: 0.190, SLG: 0.225 (1,5)	6-3						F7		1-3	5	1	1	0	0	0	1						
Jason Thompson, L OBP: 0.293, SLG: 0.306 (1,3)										3	0	0	0	1	0	1						
Jerry Dybzinski, R (8, PR) (8, 6)										0	0	0	0	0	0	0						
George Hendrick, R OBP: 0.268, SLG: 0.229 (1, 9)										2	0	1	1	1	0	1						
Tony Peña, R OBP: 0.325, SLG: 0.314 (1, 2)										3	0	2	0	0	0	1						
Doug Frobel, L OBP: 0.409, SLG: 0.368 (1, 7)										3	1	1	0	1	0	3						
Tim Foli, R OBP: 0.231, SLG: 0.130 (1, 6)										3	0	0	0	0	0	3						
Lee Mazzilli, S OBP: 0.500, SLG: 0.500 (8, PH) (8, 3)										1	0	0	0	0	1	3						
Lee Tunnell, R (1, 1)										2	0	0	0	0	1	0						
Jim Morrison, R (7, PH) OBP: 0.286, SLG: 0.286										1	0	0	0	0	1	1						
Cecilio Guante, R (7, 1)										0	0	0	0	0	0	0						
Sixto Lezcano, R (8, PH)										1	0	0	0	0	0	3						
Don Robinson, R (8, 1)										0	0	0	0	0	0	0						
Inning Stats	R: 0 E: 0 K: 0 S: 3	H: 0 LOB: 0 BB: 0 P: 3	R: 0 E: 0 K: 0 S: 4	H: 1 LOB: 2 BB: 1 P: 8	R: 0 E: 0 K: 1 S: 5	H: 0 LOB: 0 BB: 0 P: 5	R: 1 E: 0 K: 0 S: 5	H: 2 LOB: 1 BB: 0 P: 5	R: 0 E: 0 K: 0 S: 4	H: 1 LOB: 1 BB: 0 P: 4	R: 0 E: 0 K: 0 S: 4	H: 1 LOB: 1 BB: 0 P: 4	R: 2 E: 1 K: 1 S: 8	H: 2 LOB: 1 BB: 0 P: 8	R: 0 E: 1 K: 1 S: 6	H: 0 LOB: 3 BB: 2 P: 14	R: 0 E: 0 K: 0 S: 3	H: 0 LOB: 0 BB: 0 P: 3	1B: 3 2B: 4 3B: 0 HR: 0	SF: 1 SAC: 1 DP: 0 HBP: 0	WP: 0 PB: 0 SB: 0 CS: 0	PA: 39
PITCHER	IP WLS BF H R ER SO BB IBB HBP BLK WP HR S P ERA WHIP																					
Danny Cox, R (1, 1) ERA: 2.63	7.0 W 30 7 3 1 2 1 0 0 0 0 0 0 33 37 1.29 1.143																					
Andy Hassler, L (8, 1) ERA: 4.5	0.0 1 0 0 0 0 0 0 0 0 0 0 0 1 1 ∞ ∞																					
Neil Allen, R (8, 1) ERA: 4.05	2.0 S 8 0 0 0 1 1 1 0 0 0 0 0 8 16 0.00 0.500																					

Batter	1	2	3	4	5	6	7	8	9	AB	R	H	RBI	BB	SO	LOB	BOTTOM					
Vince Coleman, S OBP: 0.462, SLG: 0.667 (1,8) (8, 7)	4-3		F8				L4		G3	4	0	0	0	0	0	3	Pittsburgh Pirates @ St. Louis Cardinals Busch Stadium, St. Louis, MO Sat Apr 20 1985, 6:05 PM CST Att: 32,978 - Unknown					
Lonnie Smith, R (1, 7) OBP: 0.342, SLG: 0.313	5-3						5-3			4	1	1	1	0	1	0						
Andy Hassler, L (8, 1)										0	0	0	0	0	0	0						
Neil Allen, R (8, 1)										0	0	0	0	0	0	0						
Tom Herr, S (1, 4) OBP: 0.409, SLG: 0.389										3	0	0	1	1	0	0						
Jack Clark, R (1, 3) OBP: 0.535, SLG: 0.613										3	0	1	0	1	1	1						
Andy Van Slyke, L (1, 9) OBP: 0.410, SLG: 0.323										0	1	0	0	3	0	0						
Terry Pendleton, S (1, 5) OBP: 0.273, SLG: 0.268										3	1	0	0	1	2	5						
Michael LaValliere, L (1, 2) OBP: 0.350, SLG: 0.143										3	0	1	0	1	0	3						
Ozzie Smith, S (1, 6) OBP: 0.263, SLG: 0.333										4	0	1	1	0	0	4						
Danny Cox, R (1, 1) OBP: 0.200, SLG: 0.200										3	1	1	0	0	2	2						
Willie McGee, S (8, 8) OBP: 0.286, SLG: 0.450										1	0	0	0	0	1	2						
Inning Stats	R: 0 E: 0 K: 1 S: 5	H: 0 LOB: 1 BB: 1 P: 9	R: 0 E: 0 K: 1 S: 4	H: 0 LOB: 2 BB: 2 P: 12	R: 2 E: 0 K: 1 S: 8	H: 3 LOB: 2 BB: 1 P: 12	R: 0 E: 0 K: 1 S: 5	H: 1 LOB: 0 BB: 0 P: 5	R: 0 E: 0 K: 0 S: 3	H: 0 LOB: 0 BB: 0 P: 3	R: 2 E: 2 K: 1 S: 7	H: 1 LOB: 2 BB: 1 P: 12	R: 0 E: 0 K: 1 S: 5	H: 0 LOB: 0 BB: 0 P: 5	R: 0 E: 1 K: 1 S: 5	H: 0 LOB: 2 BB: 2 P: 13	R: 0 E: 1 K: 1 S: 5	H: 0 LOB: 2 BB: 2 P: 13	1B: 3 2B: 1 3B: 1 HR: 0	SF: 0 SAC: 0 DP: 1 HBP: 1	WP: 0 PB: 0 SB: 0 CS: 1	PA: 36
PITCHER	IP WLS BF H R ER SO BB IBB HBP BLK WP HR S P ERA WHIP																					
Lee Tunnell, R (1, 1) ERA: 3.27	6.0 L 28 5 4 3 5 5 0 1 0 0 0 0 32 53 4.50 1.667																					
Cecilio Guante, R (7, 1) ERA: 7.2	1.0 3 0 0 0 1 0 0 0 0 0 0 0 5 5 0.00 0.000																					
Don Robinson, R (8, 1) ERA: 3.52	1.0 5 0 0 0 1 2 0 0 0 0 0 0 5 13 0.00 2.000																					

Batter	1	2	3	4	5	6	7	8	9	AB	R	H	RBI	BB	SO	LOB	TOP										
Johnny Ray, S OBP: 0.273, SLG: 0.310	F7		G6-4-3			1-3		F8		4	0	0	0	0	0	2	Pittsburgh Pirates @ St. Louis Cardinals Busch Stadium, St. Louis, MO Sun Apr 21 1985, 3:33 AM CST Att: 28,860 - Unknown livebaseballscorecards.com										
Joe Orsulak, L OBP: 0.571, SLG: 0.750	1B		3-1			1-3		1B		4	0	2	0	0	0	0											
Bill Madlock, R OBP: 0.174, SLG: 0.205	F7			5-3		F8		FC5		4	0	0	0	0	0	3											
Jason Thompson, L OBP: 0.311, SLG: 0.350	1B			F4			3-1			4	0	2	0	0	0	0											
Steve Kemp, L OBP: 0.174, SLG: 0.205	F8			3-1			F7		F3	4	0	0	0	0	0	3											
Tony Peña, R OBP: 0.318, SLG: 0.308		5-3			F8			1B	6-3	4	0	1	0	0	0	1											
Doug Frobel, L OBP: 0.385, SLG: 0.391		F9				G3		F9		4	0	1	0	0	0	2											
Jerry Dybzinski, R OBP: 0.174, SLG: 0.205		F3			F9			F5		3	0	0	0	0	0	1											
Jose DeLeon, R OBP: 0.500, SLG: 0.250			4-0			4-3		FC5	1B	1	0	0	0	0	1	0											
Rod Scurrey, L OBP: 0.375, SLG: 0.286			BB					BB		0	0	0	0	0	0	0											
Cecilio Guante, R OBP: 0.375, SLG: 0.286										0	0	0	0	1	0	0											
Inning Stats	R: 0 E: 0 K: 0 S: 5	H: 2 LOB: 2 BB: 0 P: 5	R: 0 E: 0 K: 0 S: 3	H: 0 LOB: 0 BB: 0 P: 3	R: 0 E: 0 K: 0 S: 2	H: 0 LOB: 0 BB: 1 P: 6	R: 0 E: 0 K: 0 S: 3	H: 0 LOB: 0 BB: 0 P: 3	R: 0 E: 0 K: 0 S: 4	H: 1 LOB: 1 BB: 0 P: 4	R: 0 E: 0 K: 0 S: 3	H: 0 LOB: 0 BB: 0 P: 3	R: 0 E: 0 K: 0 S: 4	H: 1 LOB: 1 BB: 0 P: 4	R: 0 E: 0 K: 0 S: 4	H: 1 LOB: 2 BB: 1 P: 8	R: 0 E: 0 K: 0 S: 4	H: 1 LOB: 1 BB: 0 P: 4	1B: 4 2B: 2 3B: 0 HR: 0	SF: 0 SAC: 0 DP: 1 HBP: 0	WP: 0 PB: 0 SB: 0 CS: 0	PA: 34					
PITCHER	IP	WLS	BF	H	R	ER	SO	BB	IBB	HBP	BLK	WP	HR	S	P	ERA	WHIP										
Bob Forsch, R ERA: 0.6	6.0	W	21	3	0	0	0	1	0	0	0	0	0	20	24	0.00	0.667										
Andy Hassler, L ERA: 3.5	1.0		4	1	0	0	0	0	0	0	0	0	0	4	4	0.00	1.000										
Bill Campbell, R ERA: 2.7	2.0		9	2	0	0	0	1	0	0	0	0	0	8	12	0.00	1.500										

Batter	1	2	3	4	5	6	7	8	9	AB	R	H	RBI	BB	SO	LOB	BOTTOM										
Vince Coleman, S OBP: 0.556, SLG: 0.667	S		CS		S		CS	F2		3	1	2	0	2	0	1	Pittsburgh Pirates @ St. Louis Cardinals Busch Stadium, St. Louis, MO Sun Apr 21 1985, 3:33 AM CST Att: 28,860 - Unknown livebaseballscorecards.com										
Lonnie Smith, R OBP: 0.357, SLG: 0.333	BB		1B		BB		1B	1-3		4	1	2	0	0	1	2											
Bill Campbell, R OBP: 0.357, SLG: 0.333	E6		4-3		K		HR	1-3		1	0	0	0	0	0	1											
Tom Herr, S OBP: 0.458, SLG: 0.447	1B						BB	1B		2	1	2	0	2	0	0											
Jack Clark, R OBP: 0.489, SLG: 0.543	1B		2B		BB		HR	BB		4	0	0	0	0	3	6											
Jack Clark, R OBP: 0.489, SLG: 0.543	K		K		6-3		K			4	0	0	0	0	3	6											
Andy Van Slyke, L OBP: 0.442, SLG: 0.382		F3		4-3		FC2-5	1B	HR	BB	3	2	2	0	1	0	0											
Terry Pendleton, S OBP: 0.292, SLG: 0.356		F3		2-3		FC3-6	FC2-5	HR		4	1	2	4	0	0	1											
Michael LaValliere, L OBP: 0.375, SLG: 0.176				FC4-6		FC2-5	FC3-6	F4		3	0	1	1	1	0	2											
Ozzie Smith, S OBP: 0.262, SLG: 0.375		F9		FC4-6		FC3-6				4	0	1	0	0	0	4											
Bob Forsch, R OBP: 0.250, SLG: 0.250					6-3		K			2	0	0	0	0	0	1											
Steve Braun, L OBP: 0.214, SLG: 0.286										1	0	0	0	0	1	2											
Andy Hassler, L ERA: 13.5										0	0	0	0	0	0	0											
Willie McGee, S OBP: 0.273, SLG: 0.429										1	0	0	0	0	1	1											
Inning Stats	R: 1 E: 1 K: 1 S: 5	H: 2 LOB: 0 BB: 1 P: 9	R: 1 E: 0 K: 0 S: 5	H: 2 LOB: 1 BB: 0 P: 5	R: 0 E: 0 K: 1 S: 6	H: 2 LOB: 1 BB: 0 P: 6	R: 0 E: 0 K: 0 S: 3	H: 0 LOB: 1 BB: 1 P: 7	R: 0 E: 0 K: 1 S: 5	H: 0 LOB: 2 BB: 2 P: 13	R: 0 E: 0 K: 1 S: 7	H: 2 LOB: 2 BB: 0 P: 7	R: 4 E: 0 K: 1 S: 7	H: 3 LOB: 0 BB: 2 P: 15	R: 0 E: 0 K: 1 S: 6	H: 1 LOB: 1 BB: 0 P: 6	1B: 8 2B: 2 3B: 1 HR: 1	SF: 0 SAC: 0 DP: 0 HBP: 0	WP: 0 PB: 0 SB: 4 CS: 4	PA: 38							
PITCHER	IP	WLS	BF	H	R	ER	SO	BB	IBB	HBP	BLK	WP	HR	S	P	ERA	WHIP										
Jose DeLeon, R ERA: 3.74	6.2	L	32	10	5	5	5	6	0	0	0	0	0	36	60	6.75	2.400										
Rod Scurrey, L ERA: 13.5	0.1		2	1	1	1	0	0	0	0	0	0	1	2	2	27.00	3.000										
Cecilio Guante, R ERA: 6.0	1.0		4	1	0	0	1	0	0	0	0	0	0	6	6	0.00	1.000										



Batter	1	2	3	4	5	6	7	8	9	AB	R	H	RBI	BB	SO	LOB	TOP			
Bob Dernier, R (1, 8) OBP: 0.292, SLG: 0.267	0-0 FC5-4 1B		0-0 1-3		0-0 F4			0-0 2B WP		4	1	2	0	0	0	1				
23 Ryne Sandberg, R (1, 4) OBP: 0.194, SLG: 0.191	0-0 FC5-4 1B		0-3 K		0-0 F4			0-0 F9		4	0	0	0	0	1	4				
Gary Matthews, R (1, 7) OBP: 0.372, SLG: 0.486	0-0 1-2 1B		0-0 F9		0-0 1-3			0-0 WP 1-3 2-H		4	0	2	1	0	0	0				
Keith Moreland, R (1, 9) OBP: 0.326, SLG: 0.390	0-0 L6			0-0 G3		0-0 6-3		0-0 5-3		4	0	0	0	0	0	4				
Ron Cey, R (1, 5) OBP: 0.244, SLG: 0.341	0-0 F7			0-0 F8		0-0 4-3		0-0 F3		4	0	0	0	0	0	3				
Leon Durham, L (1, 3) OBP: 0.257, SLG: 0.303		0-0 L6		0-0 HR		0-0 6-3			0-3 K	4	1	1	1	0	1	0				
Steve Lake, R (1, 2) OBP: 0.300, SLG: 0.300		0-0 F8		0-0 5-3		0-0 F8			0-0 F8	3	0	0	0	0	0	0				
Brian Dayett, R (9, PH) OBP: 0.250, SLG: 0.250		0-0 F8							0-0 F8	1	0	0	0	0	0	0				
Shawn Dunston, R (1, 6) OBP: 0.176, SLG: 0.235		0-0 E4			0-0 5-3		0-0 6-3		0-0 F5	3	0	0	0	0	0	0				
Ray Fontenot, L (7, 1) OBP: 0.357, SLG: 0.182		0-0 E4							0-0 F5	0	0	0	0	0	0	0				
Davey Lopes, R (9, PH) OBP: 0.357, SLG: 0.182		0-0 E4							0-0 F5	1	0	0	0	0	0	0				
Dick Ruthven, R (1, 1) OBP: 0.500, SLG: 0.500		0-0 5-3							0-0 2B	2	0	1	0	0	0	1				
George Frazier, R (6, 1) OBP: 0.250, SLG: 0.667		0-0 5-3							0-0 2B	0	0	0	0	0	0	0				
Chris Speier, R (7, 6) OBP: 0.250, SLG: 0.667		0-0 5-3							0-0 2B	1	1	1	0	0	0	0				
Inning Stats	R: 0 E: 0 K: 0 S: 5	H: 2 LOB: 2 BB: 0 P: 5	R: 0 E: 1 K: 0 S: 4	H: 0 LOB: 1 BB: 0 P: 4	R: 0 E: 0 K: 1 S: 5	H: 0 LOB: 0 BB: 0 P: 5	R: 1 E: 0 K: 0 S: 4	H: 1 LOB: 0 BB: 0 P: 4	R: 0 E: 0 K: 0 S: 3	H: 0 LOB: 0 BB: 0 P: 3	R: 0 E: 0 K: 0 S: 3	H: 0 LOB: 0 BB: 0 P: 3	R: 2 E: 0 K: 1 S: 6	H: 3 LOB: 1 BB: 0 P: 6	R: 0 E: 0 K: 1 S: 5	H: 0 LOB: 0 BB: 0 P: 5	1B: 4 2B: 2 3B: 0 HR: 1	SF: 0 SAC: 0 DP: 0 HBP: 0	WP: 1 PB: 0 SB: 0 CS: 0	PA: 35
PITCHER	IP WLS BF H R ER SO BB IBB HBP BLK WP HR S P ERA WHIP																			
Larry McWilliams, L (1, 1) ERA: 5.17	7.1 W 30 7 3 3 1 0 0 0 0 0 1 32 32 3.68 0.955																			
Don Robinson, R (8, 1) ERA: 3.24	0.2 2 0 0 0 0 0 0 0 0 0 1 0 2 2 0.00 0.000																			
John Candelaria, L (9, 1) ERA: 2.08	1.0 S 3 0 0 0 1 0 0 0 0 0 0 0 5 5 0.00 0.000																			

Chicago Cubs @ Pittsburgh Pirates
Three Rivers Stadium, Pittsburgh, PA
Mon Apr 22 1985, 6:05 PM EST
Att: 6,329 - Unknown

AB 35
R 3
H 7
RBI 2
BB 0
SO 2
LOB 13



Batter	1	2	3	4	5	6	7	8	9	AB	R	H	RBI	BB	SO	LOB	BOTTOM			
Johnny Ray, S (1, 4) OBP: 0.292, SLG: 0.333	0-0 6-3		0-0 2H 2B		4-0 IBB		0-0 F9			3	0	1	1	1	0	0				
Joe Orsulak, L (1, 8) OBP: 0.500, SLG: 0.625	0-0 1-3		0-0 G3		0-0 F9		0-0 2B		0-0 1B	4	1	1	0	0	0	4				
Bill Madlock, R (1, 5) OBP: 0.160, SLG: 0.229	0-0 4-3			0-0 F9		0-0 5-3		0-0 PB 1-H 2B		4	0	1	1	0	0	0				
Don Robinson, R (8, 1) OBP: 0.289, SLG: 0.237	0-0 4-3			0-0 F9		0-0 5-3		0-0 PB 1-H 2B		0	0	0	0	0	0	0				
John Candelaria, L (9, 1) OBP: 0.333, SLG: 0.349	0-0 G5-4-3		0-0 L3		0-0 F8		4-0 1B 1B BB	4-0 G1-4-3 BB		2	1	0	0	2	0	0				
George Hendrick, R (1, 9) OBP: 0.289, SLG: 0.237	0-0 G5-4-3 BB		4-0 G5-4-3 BB		0-3 K		0-0 1B 1B	0-0 G1-4-3		3	1	1	0	1	1	2				
Tony Peña, R (1, 2) OBP: 0.333, SLG: 0.349	0-0 G5-4-3		0-0 G5-4-3		0-0 SH3-4 2B		0-0 1B SH3-4 1B	0-0 F9		4	1	2	0	0	0	1				
Steve Kemp, L (1, 7) OBP: 0.286, SLG: 0.286	0-0 SH3-4 2B 1B		0-0 SH3-4 1B		0-0 F4		0-0 SH3-4 1B	0-0 4-3		3	1	2	2	0	0	1				
Doug Frobel, L (6, PR) OBP: 0.370, SLG: 0.375	0-0 SH3-4 2B 1B		0-0 SH3-4 1B		0-0 F4		0-0 SH3-4 1B	0-0 4-3		1	0	0	0	0	0	0				
Bill Almon, R (1, 6) OBP: 0.538, SLG: 0.545	0-0 F8		0-0 F8		4-0 SH3-4 BB		0-0 SH3-4	0-0 6-3		2	0	0	1	1	0	1				
Larry McWilliams, L (1, 1) OBP: 0.375, SLG: 0.286	0-0 SH3-4		0-0 SH3-4		0-0 SH3-4		0-0 4-3			1	0	0	0	0	0	2				
Jim Morrison, R (8, 5) OBP: 0.375, SLG: 0.286	0-0 SH3-4		0-0 SH3-4		0-0 SH3-4		0-0 4-3			0	0	0	0	0	0	0				
Inning Stats	R: 0 E: 0 K: 0 S: 3	H: 0 LOB: 0 BB: 0 P: 3	R: 0 E: 0 K: 0 S: 2	H: 0 LOB: 1 BB: 1 P: 6	R: 1 E: 0 K: 0 S: 5	H: 2 LOB: 1 BB: 0 P: 5	R: 0 E: 0 K: 1 S: 5	H: 0 LOB: 0 BB: 0 P: 5	R: 0 E: 0 K: 0 S: 4	H: 1 LOB: 3 BB: 2 P: 12	R: 3 E: 0 K: 0 S: 6	H: 3 LOB: 2 BB: 1 P: 10	R: 1 E: 0 K: 0 S: 4	H: 2 LOB: 1 BB: 1 P: 8	R: 0 E: 0 K: 0 S: 3	H: 0 LOB: 0 BB: 0 P: 3	1B: 5 2B: 3 3B: 0 HR: 0	SF: 0 SAC: 3 DP: 2 HBP: 0	WP: 0 PB: 1 SB: 0 CS: 0	PA: 35
PITCHER	IP WLS BF H R ER SO BB IBB HBP BLK WP HR S P ERA WHIP																			
Dick Ruthven, R (1, 1) ERA: 5.06	5.1 L 23 4 3 3 1 0 0 0 0 0 0 21 37 5.06 1.312																			
George Frazier, R (6, 1) ERA: 12.0	1.0 7 4 2 2 0 0 0 0 0 0 0 7 7 18.00 4.000																			
Ray Fontenot, L (7, 1) ERA: 1.59	1.2 5 0 0 0 0 0 1 0 0 0 0 0 4 8 0.00 0.600																			

Chicago Cubs @ Pittsburgh Pirates
Three Rivers Stadium, Pittsburgh, PA
Mon Apr 22 1985, 6:05 PM EST
Att: 6,329 - Unknown

AB 27
R 5
H 8
RBI 5
BB 5
SO 1
LOB 11



Batter	1	2	3	4	5	6	7	8	9	AB	R	H	RBI	BB	SO	LOB	TOP			
Bob Dernier, R OBP: 0.269, SLG: 0.245 (1, 8)	F7		SH 1B	6-3		5-3		K		4	1	0	0	0	1	0				
23 Ryne Sandberg, R OBP: 0.165, SLG: 0.220 (1, 4)	6-3		F9			6-3			K	5	1	1	1	0	1	2				
Gary Matthews, R OBP: 0.404, SLG: 0.474 Brian Dayett, R OBP: 0.200, SLG: 0.200 (1, 7) (6, 7)			BB 1B	1B	BB				F8	1	1	0	0	3	0	0				
Leon Durham, L OBP: 0.250, SLG: 0.289 (1, 3)	6-3		F2	1B					F9	5	0	1	0	0	1	4				
Keith Moreland, R OBP: 0.380, SLG: 0.432 (1, 9)			FC5 BB	1B						3	0	3	3	1	0	0				
Ron Cey, R OBP: 0.245, SLG: 0.318 (1, 5)			BB	1B						3	0	0	0	1	2	4				
Jody Davis, R OBP: 0.263, SLG: 0.400 (1, 2)			BB	1B						3	0	0	0	1	1	4				
Larry Bowa, S OBP: 0.364, SLG: 0.545 (1, 6)			BB	1B						4	0	1	0	0	1	1				
Rick Sutcliffe, L OBP: 0.250, SLG: 0.455 (1, 1)			BB SH 1B	1B						4	2	2	1	0	1	1				
Inning Stats	R: 0 E: 0 K: 0 S: 3	H: 0 LOB: 1 BB: 1 P: 7	R: 0 E: 0 K: 2 S: 7	H: 0 LOB: 1 BB: 1 P: 11	R: 2 E: 0 K: 0 S: 6	H: 2 LOB: 3 BB: 2 P: 14	R: 3 E: 0 K: 0 S: 7	H: 4 LOB: 2 BB: 1 P: 11	R: 0 E: 0 K: 2 S: 3	H: 0 LOB: 0 BB: 0 P: 7	R: 0 E: 0 K: 0 S: 3	H: 1 LOB: 1 BB: 1 P: 11	R: 0 E: 0 K: 1 S: 5	H: 1 LOB: 0 BB: 0 P: 5	R: 0 E: 0 K: 1 S: 5	H: 0 LOB: 0 BB: 0 P: 5	1B: 6 2B: 0 3B: 0 HR: 2	SF: 0 SAC: 1 DP: 1 HBP: 0	WP: 1 PB: 0 SB: 0 CS: 0	PA: 41
PITCHER	IP	WLS	BF	H	R	ER	SO	BB	IBB	HBP	BLK	WP	HR	S	P	ERA	WHIP			
Mike Bielecki, R ERA: 5.23 (1, 1)	3.2	L	23	6	5	5	2	5	0	0	0	0	2	22	42	12.27	3.000			
Al Holland, L ERA: 3.39 (4, 1)	1.1	4	0	0	0	2	0	0	0	0	0	0	0	8	8	0.00	0.000			
Rod Scurrey, L ERA: 6.75 (6, 1)	2.0	7	1	0	0	2	1	0	0	0	0	1	0	10	14	0.00	1.000			
Cecilio Guante, R ERA: 4.5 (8, 1)	2.0	6	1	0	0	2	0	0	0	0	0	0	0	10	10	0.00	0.500			

Chicago Cubs @ Pittsburgh Pirates
Three Rivers Stadium, Pittsburgh, PA
Tue Apr 23 1985, 6:05 PM EST
Att: 9,387 - Unknown

AB 33
R 5
H 8
RBI 5
BB 6
SO 8
LOB 16



Batter	1	2	3	4	5	6	7	8	9	AB	R	H	RBI	BB	SO	LOB	BOTTOM					
Johnny Ray, S OBP: 0.269, SLG: 0.306 (1, 4)	4-3		6-3			6-3		F9		4	0	0	0	0	0	0						
Joe Orsulak, L OBP: 0.545, SLG: 0.700 (1, 8)			F2							4	0	3	0	0	0	0						
Steve Kemp, L OBP: 0.182, SLG: 0.182 (1, 7)			1B							4	0	0	0	0	1	3						
Jason Thompson, L OBP: 0.321, SLG: 0.326 (1, 3)			F3							4	0	1	0	0	0	3						
George Hendrick, R OBP: 0.265, SLG: 0.214 (1, 9)										4	0	0	0	0	2	1						
Tony Peña, R OBP: 0.327, SLG: 0.340 (1, 2)										4	0	1	0	0	0	1						
Jim Morrison, R OBP: 0.417, SLG: 0.300 (1, 5)										3	0	1	0	1	2	1						
Bill Almon, R OBP: 0.529, SLG: 0.533 (1, 6)										4	0	2	0	0	1	1						
Mike Bielecki, R Al Holland, R Rafael Belliard, R Rod Scurrey, L Lee Mazzilli, S Cecilio Guante, R (1, 1) (4, 1) (5, PH) (6, 1) (7, PH) (8, 1)										1	0	0	0	0	1	2						
Inning Stats	R: 0 E: 0 K: 0 S: 4	H: 1 LOB: 1 BB: 0 P: 4	R: 0 E: 0 K: 2 S: 9	H: 2 LOB: 2 BB: 0 P: 9	R: 0 E: 0 K: 1 S: 5	H: 0 LOB: 0 BB: 0 P: 5	R: 0 E: 0 K: 1 S: 5	H: 1 LOB: 0 BB: 0 P: 5	R: 0 E: 0 K: 2 S: 7	H: 0 LOB: 0 BB: 0 P: 7	R: 0 E: 0 K: 0 S: 4	H: 1 LOB: 1 BB: 0 P: 4	R: 0 E: 0 K: 0 S: 4	H: 1 LOB: 2 BB: 1 P: 8	R: 0 E: 0 K: 0 S: 4	H: 1 LOB: 1 BB: 0 P: 4	R: 0 E: 0 K: 1 S: 6	H: 1 LOB: 0 BB: 0 P: 6	1B: 7 2B: 1 3B: 0 HR: 0	SF: 0 SAC: 0 DP: 1 HBP: 0	WP: 0 PB: 0 SB: 1 CS: 0	PA: 35
PITCHER	IP	WLS	BF	H	R	ER	SO	BB	IBB	HBP	BLK	WP	HR	S	P	ERA	WHIP					
Rick Sutcliffe, R ERA: 1.74 (1, 1)	9.0	W	35	8	0	0	7	1	0	0	0	0	0	48	52	0.00	1.000					

Chicago Cubs @ Pittsburgh Pirates
Three Rivers Stadium, Pittsburgh, PA
Tue Apr 23 1985, 6:05 PM EST
Att: 9,387 - Unknown

AB 34
R 0
H 8
RBI 0
BB 1
SO 7
LOB 14



Batter	1	2	3	4	5	6	7	8	9	AB	R	H	RBI	BB	SO	LOB	TOP										
Davey Lopes, R OBP: 0.421, SLG: 0.313 (1, 8)										5	0	3	2	0	0	2	Chicago Cubs @ Pittsburgh Pirates Three Rivers Stadium, Pittsburgh, PA Wed Apr 24 1985, 6:05 PM EST Att: 3,981 - Unknown AB 38 R 5 H 11 RBI 5 BB 4 SO 8 LOB 19										
23 Ryne Sandberg, R OBP: 0.169, SLG: 0.226 (1, 4)										5	0	0	0	0	0	4											
Gary Matthews, R OBP: 0.404, SLG: 0.452 Bob Demier, R OBP: 0.269, SLG: 0.245 (1, 7) (8, 8)										4	1	1	0	1	1	2											
Leon Durham, L OBP: 0.267, SLG: 0.372 (1, 3)										5	1	2	2	0	1	1											
Keith Moreland, R OBP: 0.382, SLG: 0.417 (1, 9)										4	1	1	0	1	1	0											
Ron Cey, R OBP: 0.226, SLG: 0.292 (1, 5)										4	0	0	0	0	2	4											
Jody Davis, R OBP: 0.286, SLG: 0.421 (1, 2)										3	0	1	1	1	1	0											
Shawon Dunston, R OBP: 0.263, SLG: 0.351 (1, 6)										3	2	3	0	1	0	0											
Steve Trout, L Warren Brusstar, R Lee Smith, R Chris Speier, R OBP: 0.200, SLG: 0.500 (1, 1) (6, 1) (7, 1) (7, 5)										3	0	0	0	0	1	5											
Inning Stats	R: 0 E: 0 K: 0 S: 4	H: 2 LOB: 3 BB: 2 P: 12	R: 1 E: 0 K: 1 S: 7	H: 2 LOB: 1 BB: 0 P: 7	R: 2 E: 0 K: 2 S: 10	H: 3 LOB: 2 BB: 1 P: 14	R: 0 E: 0 K: 0 S: 4	H: 1 LOB: 1 BB: 0 P: 4	R: 1 E: 0 K: 0 S: 5	H: 2 LOB: 2 BB: 1 P: 9	R: 0 E: 0 K: 2 S: 5	H: 0 LOB: 0 BB: 0 P: 5	R: 0 E: 0 K: 1 S: 7	H: 0 LOB: 0 BB: 0 P: 7	R: 1 E: 0 K: 0 S: 5	H: 1 LOB: 1 BB: 0 P: 5	R: 0 E: 0 K: 2 S: 7	H: 0 LOB: 0 BB: 0 P: 7	R: 0 E: 0 K: 1 S: 6	H: 1 LOB: 1 BB: 0 P: 6	1B: 7 2B: 3 3B: 0 HR: 1	SF: 0 SAC: 0 DP: 1 HBP: 0	WP: 1 PB: 0 SB: 2 CS: 0	PA: 42			
PITCHER	IP	WLS	BF	H	R	ER	SO	BB	IBB	HBP	BLK	WP	HR	S	P	ERA	WHIP										
Rick Rhoden, R ERA: 4.88 (1, 1)	4.1	L	25	10	4	4	3	3	0	0	0	1	1	28	40	8.31	3.000										
Cecilio Guante, R ERA: 3.72 (5, 1)	1.2		6	0	0	0	1	1	0	0	0	0	0	7	11	0.00	0.600										
Don Robinson, R ERA: 3.48 (7, 1)	2.0		8	1	1	1	2	0	0	0	0	0	0	12	12	4.50	0.500										
Al Holland, L ERA: 2.84 (9, 1)	1.0		3	0	0	0	2	0	0	0	0	0	0	7	7	0.00	0.000										

Batter	1	2	3	4	5	6	7	8	9	AB	R	H	RBI	BB	SO	LOB	BOTTOM										
Bill Almon, R OBP: 0.409, SLG: 0.400 (1, 6)										5	0	0	0	0	1	4	Chicago Cubs @ Pittsburgh Pirates Three Rivers Stadium, Pittsburgh, PA Wed Apr 24 1985, 6:05 PM EST Att: 3,981 - Unknown AB 38 R 2 H 12 RBI 2 BB 3 SO 5 LOB 22										
Johnny Ray, S OBP: 0.296, SLG: 0.352 (1, 4)										5	1	3	0	0	0	0											
Jim Morrison, R OBP: 0.412, SLG: 0.333 (1, 5)										5	0	2	0	0	1	1											
George Hendrick, R OBP: 0.315, SLG: 0.261 (1, 9)										4	0	3	1	1	0	2											
Jason Thompson, L OBP: 0.310, SLG: 0.300 (1, 3)										4	0	0	0	1	0	6											
Sixto Lezcano, R OBP: 0.318, SLG: 0.250 (1, 7)										4	1	1	1	0	1	5											
Junior Ortiz, R OBP: 0.250, SLG: 0.250 (1, 2)										4	0	1	0	0	1	0											
Joe Orsulak, L OBP: 0.500, SLG: 0.625 (1, 8)										4	0	1	0	0	1	2											
Rick Rhoden, R OBP: 0.125, SLG: 0.125 (5, 1) Cecilio Guante, R ERA: 3.72 (5, 1) Lee Mazzilli, S OBP: 0.340, SLG: 0.400 (7, 1) Don Robinson, R ERA: 3.48 (7, 1) Doug Frobel, L OBP: 0.390, SLG: 0.440 (8, 1) Al Holland, R ERA: 2.84 (9, 1)										2	0	0	0	0	0	2											
Inning Stats	R: 0 E: 0 K: 0 S: 4	H: 1 LOB: 3 BB: 2 P: 12	R: 0 E: 1 K: 0 S: 4	H: 0 LOB: 1 BB: 0 P: 4	R: 0 E: 0 K: 0 S: 4	H: 1 LOB: 1 BB: 0 P: 4	R: 1 E: 0 K: 0 S: 4	H: 2 LOB: 0 BB: 0 P: 4	R: 1 E: 0 K: 0 S: 5	H: 3 LOB: 1 BB: 0 P: 5	R: 0 E: 0 K: 0 S: 4	H: 1 LOB: 2 BB: 1 P: 8	R: 0 E: 0 K: 1 S: 7	H: 2 LOB: 2 BB: 0 P: 7	R: 0 E: 0 K: 3 S: 10	H: 1 LOB: 1 BB: 0 P: 10	R: 0 E: 0 K: 1 S: 6	H: 1 LOB: 1 BB: 0 P: 6	1B: 9 2B: 2 3B: 0 HR: 1	SF: 0 SAC: 0 DP: 1 HBP: 0	WP: 0 PB: 0 SB: 0 CS: 1	PA: 41					
PITCHER	IP	WLS	BF	H	R	ER	SO	BB	IBB	HBP	BLK	WP	HR	S	P	ERA	WHIP										
Steve Trout, L ERA: 1.55 (1, 1)	5.0	W	23	7	2	2	0	2	0	0	0	0	0	21	29	3.60	1.800										
Warren Brusstar, R ERA: 1.08 (6, 1)	1.0		7	3	0	0	0	1	0	0	0	0	0	6	10	0.00	4.000										
Lee Smith, R ERA: 1.08 (7, 1)	3.0	S	11	2	0	0	5	0	0	0	0	0	0	21	21	0.00	0.667										

Batter	1	2	3	4	5	6	7	8	9	AB	R	H	RBI	BB	SO	LOB	TOP			
Joe Orsulak, L (1, 8) OBP: 0.500, SLG: 0.630	4-0 BB		0-0 F9		0-0 2B		0-0 F5			3	0	1	0	1	0	1				
Johnny Ray, S (1, 4) OBP: 0.276, SLG: 0.328	0-0 6-3		0-0 F2		0-0 4-3			0-0 6-3		4	0	0	0	0	0	2				
Steve Kemp, L (1, 7) OBP: 0.133, SLG: 0.133	0-3 K		0-3 K			0-3 K		0-0 F8		4	0	0	0	0	3	1				
Jason Thompson, L (1, 3) OBP: 0.323, SLG: 0.333	0-3 K			0-0 2B		0-0 FC5-4 1B		0-3 K		4	0	2	0	0	2	1				
George Hendrick, R (1, 9) OBP: 0.293, SLG: 0.240		0-0 F7		0-0 1-3		0-0 F3		0-0 F9		4	0	0	0	0	0	2				
Tony Peña, R (1, 2) OBP: 0.321, SLG: 0.320	4-0 1B BB		0-3 K		0-0 FC5-4 1-2			0-0 F4		3	0	0	0	1	1	2				
Jim Morrison, R (1, 5) OBP: 0.429, SLG: 0.421	0-0 1-2 1B		0-3 K			0-3 K		0-0 2B		4	0	2	0	0	2	1				
Bill Almon, R (1, 6) OBP: 0.346, SLG: 0.333	0-0 F8			0-0 F7		0-0 F7		0-0 6-3		4	0	0	0	0	1	3				
Jose DeLeon, R (1, 1) OBP: 0.375, SLG: 0.167	0-3 K		0-3 K		0-3 K		4-0 BB			2	0	0	0	0	2	2				
Al Holland, R (6, 1) Lee Mazzilli, S (7, PH) Cecilio Guante, R (7, 1)										0	0	0	0	0	0	0				
Inning Stats	R: 0 E: 0 K: 2 S: 7	H: 0 LOB: 1 BB: 1 P: 11	R: 0 E: 0 K: 1 S: 6	H: 1 LOB: 2 BB: 1 P: 10	R: 0 E: 0 K: 1 S: 5	H: 0 LOB: 0 BB: 0 P: 5	R: 0 E: 0 K: 2 S: 8	H: 1 LOB: 1 BB: 0 P: 8	R: 0 E: 0 K: 1 S: 6	H: 1 LOB: 1 BB: 0 P: 6	R: 0 E: 0 K: 1 S: 6	H: 0 LOB: 1 BB: 1 P: 11	R: 0 E: 0 K: 1 S: 5	H: 0 LOB: 0 BB: 0 P: 5	R: 0 E: 0 K: 0 S: 4	H: 1 LOB: 1 BB: 0 P: 4	1B: 2 2B: 3 3B: 0 HR: 0	SF: 0 SAC: 0 DP: 0 HBP: 0	WP: 0 PB: 0 SB: 0 CS: 0	PA: 35
PITCHER Ron Darling, R (1, 1) ERA: 2.25	IP: 9.0 WLS: W BF: 35 H: 5 R: 0 ER: 0 SO: 11 BB: 3 IBB: 0 HBP: 0 BLK: 0 WP: 0 HR: 0 S: 54 P: 66 ERA: 0.00 WHIP: 0.889															PITCHER				

Pittsburgh Pirates @ New York Mets
Shea Stadium, Flushing, NY
Fri Apr 26 1985, 6:05 PM EST
Att: 31,846 - Unknown

AB 32
R 0
H 5
RBI 0
BB 3
SO 11
LOB 15



Batter	1	2	3	4	5	6	7	8	9	AB	R	H	RBI	BB	SO	LOB	BOTTOM	
Wally Backman, S (1, 4) OBP: 0.378, SLG: 0.465	0-0 WP S 1B			0-0 2H 1B		0-0 SF9 BB 1B		0-0 PB 2B		5	1	5	3	0	0	0		
Howard Johnson, S (1, 5) OBP: 0.271, SLG: 0.171	0-0 1H BB 1B		0-3 K	0-0 4-3		0-0 SF9 BB		0-3 K		4	0	1	1	1	2	4		
Keith Hernandez, L (1, 3) OBP: 0.338, SLG: 0.328	4-0 1-2 BB		0-0 F5		0-3 K		0-0 SF9		0-0 6-3	3	0	0	1	1	1	3		
Gary Carter, R (1, 2) OBP: 0.371, SLG: 0.490	0-3 K		0-3 K		0-0 1-3		0-0 IBB		0-0 F9	4	0	0	0	1	2	3		
Darryl Strawberry, L (1, 8) OBP: 0.276, SLG: 0.545	0-3 K		0-0 F8		0-0 HR		0-0 F3			4	1	1	1	0	1	5		
Danny Heep, L (1, 7) OBP: 0.333, SLG: 0.375	0-0 F8		0-0 F8		4-0 BB			0-3 K		3	0	0	0	1	1	2		
John Christensen, R (1, 9)		4-0 1B BB		4-0 5-3 1B BB		0-3 K		0-3 K		2	2	0	0	2	2	1		
Rafael Santana, R (1, 6) OBP: 0.298, SLG: 0.333	0-0 1B 1B		0-0 F8		0-0 5-3		4-0 FC1-5 WP BB		0-3 K	3	0	1	0	1	1	1		
Ron Darling, R (1, 1) OBP: 0.182, SLG: 0.273	0-3 K		0-0 F8		0-0 5-3		0-0 FC1-5 BB 1B SF9		0-0 2B 2B	4	2	1	0	0	1	4		
Inning Stats	R: 1 E: 0 K: 2 S: 9	H: 2 LOB: 2 BB: 1 P: 13	R: 1 E: 0 K: 2 S: 9	H: 2 LOB: 2 BB: 1 P: 13	R: 0 E: 0 K: 1 S: 5	H: 0 LOB: 0 BB: 0 P: 5	R: 1 E: 0 K: 0 S: 4	H: 1 LOB: 1 BB: 1 P: 8	R: 1 E: 0 K: 0 S: 4	H: 1 LOB: 3 BB: 3 P: 16	R: 0 E: 0 K: 3 S: 9	H: 0 LOB: 0 BB: 0 P: 9	R: 1 E: 0 K: 1 S: 7	H: 2 LOB: 1 BB: 0 P: 7	1B: 6 2B: 2 3B: 0 HR: 1	SF: 1 SAC: 0 DP: 0 HBP: 0	WP: 2 PB: 1 SB: 1 CS: 0	PA: 40
PITCHER Jose DeLeon, R (1, 1) ERA: 4.67 Al Holland, L (6, 1) ERA: 2.57 Cecilio Guante, R (7, 1) ERA: 3.86	IP: 5.1 WLS: L BF: 29 H: 7 R: 5 ER: 5 SO: 7 BB: 6 IBB: 0 HBP: 0 BLK: 0 WP: 2 HR: 1 S: 37 P: 61 ERA: 8.44 WHIP: 2.438															PITCHER		

Pittsburgh Pirates @ New York Mets
Shea Stadium, Flushing, NY
Fri Apr 26 1985, 6:05 PM EST
Att: 31,846 - Unknown


AB 32
R 6
H 9
RBI 6
BB 7
SO 11
LOB 23



Batter	1	2	3	4	5	6	7	8	9	AB	R	H	RBI	BB	SO	LOB	TOP								
Joe Orsulak, L (1, 8) OBP: 0.495, SLG: 0.633 Sixto Lezcano, R (8, PH) OBP: 0.348, SLG: 0.294										3	0	1	0	0	0	0									
Tony Peña, R (1, 2) OBP: 0.317, SLG: 0.315										4	0	1	1	0	0	1									
Johnny Ray, S (1, 4) OBP: 0.262, SLG: 0.306										4	0	0	0	0	0	3									
Jason Thompson, L (1, 3) OBP: 0.318, SLG: 0.328										4	0	1	0	0	2	3									
Steve Kemp, L (1, 7) OBP: 0.158, SLG: 0.263 John Candelaria, L (8, 1)										4	0	1	0	0	0	3									
Bill Madlock, R (1, 5) OBP: 0.185, SLG: 0.231										4	0	1	0	0	0	1									
Doug Frobel, L (1, 9) George Hendrick, R (8, PH) OBP: 0.300, SLG: 0.269										2	0	0	0	0	0	0									
Rafael Belliard, R (1, 6) Jim Morrison, R (8, PH) Jerry Dybzinski, R (8, 6)										2	0	0	0	0	0	0									
Larry McWilliams, L (1, 1) Bill Almon, R (8, PH) OBP: 0.321, SLG: 0.308										2	0	0	0	0	2	0									
Inning Stats	R: 0 E: 0 K: 0 S: 4	H: 1 LOB: 1 BB: 0 P: 4	R: 0 E: 0 K: 0 S: 3	H: 0 LOB: 0 BB: 0 P: 3	R: 0 E: 0 K: 1 S: 5	H: 0 LOB: 0 BB: 0 P: 5	R: 0 E: 0 K: 0 S: 4	H: 1 LOB: 1 BB: 0 P: 4	R: 0 E: 0 K: 0 S: 3	H: 0 LOB: 0 BB: 0 P: 3	R: 0 E: 0 K: 1 S: 5	H: 0 LOB: 0 BB: 0 P: 5	R: 0 E: 0 K: 1 S: 6	H: 1 LOB: 1 BB: 0 P: 6	R: 3 E: 1 K: 1 S: 9	H: 3 LOB: 2 BB: 1 P: 13	R: 0 E: 0 K: 0 S: 4	H: 1 LOB: 1 BB: 0 P: 4	1B: 4 2B: 2 3B: 1 HR: 0	SF: 0 SAC: 0 DP: 0 HBP: 0	WP: 0 PB: 0 SB: 0 CS: 0	PA: 36			
PITCHER	IP	WLS	BF	H	R	ER	SO	BB	IBB	HBP	BLK	WP	HR	S	P	ERA	WHIP								
Ed Lynch, R (1, 1) ERA: 3.92	7.0		24	3	0	0	3	0	0	0	0	0	0	30	30	0.00	0.429								
Jesse Orosco, L (8, 1) ERA: 2.7	1.0	L	8	3	3	2	1	1	0	0	0	0	0	9	13	18.00	4.000								
Doug Sisk, R (9, 1) ERA: 5.17	1.0		4	1	0	0	0	0	0	0	0	0	0	4	4	0.00	1.000								

Pittsburgh Pirates @ New York Mets
Shea Stadium, Flushing, NY
Sat Apr 27 1985, 3:33 AM EST
Att: 24,786 - Unknown


AB 35
R 3
H 7
RBI 2
BB 1
SO 4
LOB 15



Batter	1	2	3	4	5	6	7	8	9	AB	R	H	RBI	BB	SO	LOB	BOTTOM								
Kevin Chapman, R (1, 4) OBP: 0.179, SLG: 0.148										4	0	0	0	0	0	0									
Ray Knight, R (1, 5) OBP: 0.385, SLG: 0.300										4	0	1	0	0	0	1									
Keith Hernandez, L (1, 3) OBP: 0.375, SLG: 0.371										4	1	4	0	0	0	0									
Gary Carter, R (1, 2) OBP: 0.379, SLG: 0.500										3	1	1	0	1	0	3									
Darryl Strawberry, L (1, 8) OBP: 0.274, SLG: 0.525										4	0	1	0	0	1	4									
John Christensen, R (1, 9)										3	0	0	0	1	1	1									
Danny Heep, L (1, 7) OBP: 0.318, SLG: 0.350										4	0	1	2	0	0	1									
Rafael Santana, R (1, 6) OBP: 0.280, SLG: 0.311 Mookie Wilson, S (9, PH) OBP: 0.308, SLG: 0.410										3	0	0	0	0	0	3									
Ed Lynch, R (1, 1) OBP: 0.200, SLG: 0.200 Ron Gardenhire, R (7, PH) OBP: 0.294, SLG: 0.250 Jesse Orosco, R (8, 1)										2	0	0	0	0	0	2									
Doug Sisk, R (9, 1) George Foster, R (9, PH) OBP: 0.319, SLG: 0.524										1	0	0	0	0	0	0									
Inning Stats	R: 0 E: 0 K: 0 S: 4	H: 1 LOB: 1 BB: 0 P: 4	R: 0 E: 0 K: 0 S: 4	H: 1 LOB: 1 BB: 0 P: 4	R: 0 E: 0 K: 0 S: 2	H: 0 LOB: 0 BB: 0 P: 3	R: 2 E: 0 K: 0 S: 6	H: 3 LOB: 2 BB: 1 P: 10	R: 0 E: 1 K: 0 S: 4	H: 1 LOB: 2 BB: 1 P: 8	R: 0 E: 0 K: 0 S: 3	H: 0 LOB: 0 BB: 0 P: 3	R: 0 E: 0 K: 2 S: 7	H: 2 LOB: 2 BB: 0 P: 5	R: 0 E: 0 K: 2 S: 7	H: 0 LOB: 0 BB: 0 P: 7	R: 0 E: 0 K: 1 S: 5	H: 0 LOB: 0 BB: 0 P: 5	1B: 7 2B: 1 3B: 0 HR: 0	SF: 0 SAC: 0 DP: 0 HBP: 1	WP: 0 PB: 0 SB: 0 CS: 1	PA: 38			
PITCHER	IP	WLS	BF	H	R	ER	SO	BB	IBB	HBP	BLK	WP	HR	S	P	ERA	WHIP								
Larry McWilliams, L (1, 1) ERA: 4.37	7.0	W	31	8	2	2	0	1	1	1	0	0	0	28	37	2.57	1.286								
John Candelaria, L (8, 1) ERA: 1.69	2.0	S	6	0	0	0	3	0	0	0	0	0	0	12	12	0.00	0.000								

Pittsburgh Pirates @ New York Mets
Shea Stadium, Flushing, NY
Sat Apr 27 1985, 3:33 AM EST
Att: 24,786 - Unknown

AB 34
R 2
H 8
RBI 2
BB 2
SO 3
LOB 15



Batter	1	2	3	4	5	6	7	8	9	10	11	12	13	14	15	16	17	18	AB	R	H	RBI	BB	SO	LOB	TOP
Joe Orsulak, L OBP: 0.450, SLG: 0.556			4-3		G3		1-3		2-1		4-3			SH1-3		4-3			6	0	1	0	1	0	1	
Johnny Ray, S OBP: 0.280, SLG: 0.300			F7			F7	F4		K		5-3			WP FC5-2		5-3			8	0	2	0	0	1	3	
Bill Madlock, R OBP: 0.194, SLG: 0.250				E6		2B	CS		F6		F4			FC5-2					8	1	2	0	0	1	6	
Jason Thompson, L OBP: 0.238, SLG: 0.344		4-3		F7		HR	CS		2-1		F9			WP					6	1	2	1	2	1	1	
George Hendrick, R OBP: 0.294, SLG: 0.333		HR		F9		K	G6-4-3		G6-4-3		1B			1B					8	1	2	1	0	1	7	
Tony Peña, R OBP: 0.338, SLG: 0.367		6-3		F8		HR			BB		1B								6	1	2	2	2	1	1	
Steve Kemp, L OBP: 0.271, SLG: 0.324					4-3				F7		F9			6-3					4	0	2	0	0	0	1	AB 64
Shay Legum, R OBP: 0.276, SLG: 0.276																			0	0	0	0	0	0	0	R 4
Larry McWilliams, L OBP: 0.250, SLG: 0.250																			1	0	0	0	0	0	1	H 18
Rafael Ballant, R OBP: 0.250, SLG: 0.250																			4	0	2	0	0	1	1	RBI 4
Bill Almon, R OBP: 0.213, SLG: 0.300																			4	0	1	0	0	3	2	BB 7
Joe Mauer, R OBP: 0.271, SLG: 0.324																			1	0	1	0	0	0	0	SO 10
Refael Ballant, R OBP: 0.250, SLG: 0.250																			4	0	2	0	0	1	1	LOB 29
Bill Almon, R OBP: 0.213, SLG: 0.300																			4	0	1	0	0	3	2	
Joe Mauer, R OBP: 0.271, SLG: 0.324																			1	0	1	0	0	0	0	
Refael Ballant, R OBP: 0.250, SLG: 0.250																			4	0	2	0	0	1	1	
Bill Almon, R OBP: 0.213, SLG: 0.300																			4	0	1	0	0	3	2	
Joe Mauer, R OBP: 0.271, SLG: 0.324																			1	0	1	0	0	0	0	
Refael Ballant, R OBP: 0.250, SLG: 0.250																			4	0	2	0	0	1	1	
Bill Almon, R OBP: 0.213, SLG: 0.300																			4	0	1	0	0	3	2	
Joe Mauer, R OBP: 0.271, SLG: 0.324																			1	0	1	0	0	0	0	
Refael Ballant, R OBP: 0.250, SLG: 0.250																			4	0	2	0	0	1	1	
Bill Almon, R OBP: 0.213, SLG: 0.300																			4	0	1	0	0	3	2	
Joe Mauer, R OBP: 0.271, SLG: 0.324																			1	0	1	0	0	0	0	
Refael Ballant, R OBP: 0.250, SLG: 0.250																			4	0	2	0	0	1	1	
Bill Almon, R OBP: 0.213, SLG: 0.300																			4	0	1	0	0	3	2	
Joe Mauer, R OBP: 0.271, SLG: 0.324																			1	0	1	0	0	0	0	
Refael Ballant, R OBP: 0.250, SLG: 0.250																			4	0	2	0	0	1	1	
Bill Almon, R OBP: 0.213, SLG: 0.300																			4	0	1	0	0	3	2	
Joe Mauer, R OBP: 0.271, SLG: 0.324																			1	0	1	0	0	0	0	
Refael Ballant, R OBP: 0.250, SLG: 0.250																			4	0	2	0	0	1	1	
Bill Almon, R OBP: 0.213, SLG: 0.300																			4	0	1	0	0	3	2	
Joe Mauer, R OBP: 0.271, SLG: 0.324																			1	0	1	0	0	0	0	
Refael Ballant, R OBP: 0.250, SLG: 0.250																			4	0	2	0	0	1	1	
Bill Almon, R OBP: 0.213, SLG: 0.300																			4	0	1	0	0	3	2	
Joe Mauer, R OBP: 0.271, SLG: 0.324																			1	0	1	0	0	0	0	
Refael Ballant, R OBP: 0.250, SLG: 0.250																			4	0	2	0	0	1	1	
Bill Almon, R OBP: 0.213, SLG: 0.300																			4	0	1	0	0	3	2	
Joe Mauer, R OBP: 0.271, SLG: 0.324																			1	0	1	0	0	0	0	
Refael Ballant, R OBP: 0.250, SLG: 0.250																			4	0	2	0	0	1	1	
Bill Almon, R OBP: 0.213, SLG: 0.300																			4	0	1	0	0	3	2	
Joe Mauer, R OBP: 0.271, SLG: 0.324																			1	0	1	0	0	0	0	
Refael Ballant, R OBP: 0.250, SLG: 0.250																			4	0	2	0	0	1	1	
Bill Almon, R OBP: 0.213, SLG: 0.300																			4	0	1	0	0	3	2	
Joe Mauer, R OBP: 0.271, SLG: 0.324																			1	0	1	0	0	0	0	
Refael Ballant, R OBP: 0.250, SLG: 0.250																			4	0	2	0	0	1	1	
Bill Almon, R OBP: 0.213, SLG: 0.300																			4	0	1	0	0	3	2	
Joe Mauer, R OBP: 0.271, SLG: 0.324																			1	0	1	0	0	0	0	
Refael Ballant, R OBP: 0.250, SLG: 0.250																			4	0	2	0	0	1	1	
Bill Almon, R OBP: 0.213, SLG: 0.300																			4	0	1	0	0	3	2	
Joe Mauer, R OBP: 0.271, SLG: 0.324																			1	0	1	0	0	0	0	
Refael Ballant, R OBP: 0.250, SLG: 0.250																			4	0	2	0	0	1	1	
Bill Almon, R OBP: 0.213, SLG: 0.300																			4	0	1	0	0	3	2	
Joe Mauer, R OBP: 0.271, SLG: 0.324																			1	0	1	0	0	0	0	
Refael Ballant, R OBP: 0.250, SLG: 0.250																			4	0	2	0	0	1	1	
Bill Almon, R OBP: 0.213, SLG: 0.300																			4	0	1	0	0	3	2	
Joe Mauer, R OBP: 0.271, SLG: 0.324																			1	0	1	0	0	0	0	
Refael Ballant, R OBP: 0.250, SLG: 0.250																			4	0	2	0	0	1	1	
Bill Almon, R OBP: 0.213, SLG: 0.300																			4	0	1	0	0	3	2	
Joe Mauer, R OBP: 0.271, SLG: 0.324																			1	0	1	0	0	0	0	
Refael Ballant, R OBP: 0.250, SLG: 0.250																			4	0	2	0	0	1	1	
Bill Almon, R OBP: 0.213, SLG: 0.300																			4	0	1	0	0	3	2	
Joe Mauer, R OBP: 0.271, SLG: 0.324																			1	0	1	0	0	0	0	
Refael Ballant, R OBP: 0.250, SLG: 0.250																			4	0	2	0	0	1	1	
Bill Almon, R OBP: 0.213, SLG: 0.300																			4	0	1	0	0	3	2	
Joe Mauer, R OBP: 0.271, SLG:																										

Batter	1	2	3	4	5	6	7	8	9	AB	R	H	RBI	BB	SO	LOB	TOP		
Al Bumby, L (1,7) OBP: 0.381, SLG: 0.400	0-0 G6-4-3 1B		0-0 FC6-4 1B		0-0 FC6-4 FC3-2 1B		0-0 E6		0-0 F6	5	0	3	0	0	0	1			
Tony Gwynn, L (1,9) OBP: 0.342, SLG: 0.459	0-0 G6-4-3 1-2		0-0 F8		4-0 FC6-4 1-2 BB		0-0 F8			3	0	0	0	1	0	4			
Steve Garvey, R (1,3) OBP: 0.313, SLG: 0.468	0-0 1B		0-0 FC6-4 1-2		0-0 FC6-4 FC3-2 1-2 2-3		0-0 F2			4	0	1	0	0	0	5			
Terry Kennedy, L (1,2) OBP: 0.216, SLG: 0.353	0-0 4-3			0-0 G3	0-0 FC3-2 1-2		0-0 F6			4	0	0	0	0	0	5			
Graig Nettles, L (1,5) OBP: 0.442, SLG: 0.394		0-0 3-1		0-0 2B	0-0 3-1			0-0 F7		4	1	1	0	0	0	2			
Kevin McReynolds, R (1,8) OBP: 0.255, SLG: 0.333				0-0 1B FC6 2B		0-0 F8		0-0 L4		4	1	2	1	0	0	0			
Tim Flannery, L (1,4) OBP: 0.375, SLG: 0.345				0-0 F9	0-0 FC6 1B		0-0 F7		0-0 L4	4	0	1	0	0	0	1			
Garry Templeton, S (1,6) OBP: 0.269, SLG: 0.283				0-0 F8	0-0 FC6 1-2 3-H		0-3 K		0-0 4-3	4	0	0	1	0	1	2			
LaMarr Hoyt, R (1,1) Gerry Davis, R (7,PH) Greg Booker, R (7,1) Edwin Rodriguez, R (9,PH)			0-3 K	0-0 1-3			0-0 2B		0-0 F9	2	0	0	0	0	1	1			
Inning Stats	R: 0 E: 0 K: 0 S: 4	H: 2 LOB: 1 BB: 0 P: 4	R: 0 E: 0 K: 0 S: 4	H: 1 LOB: 1 BB: 0 P: 4	R: 0 E: 0 K: 1 S: 6	H: 1 LOB: 1 BB: 0 P: 6	R: 2 E: 0 K: 0 S: 6	H: 3 LOB: 1 BB: 0 P: 6	R: 0 E: 0 K: 1 S: 5	H: 0 LOB: 0 BB: 0 P: 5	R: 0 E: 1 K: 0 S: 5	H: 1 LOB: 2 BB: 0 P: 5	R: 0 E: 0 K: 0 S: 3	H: 0 LOB: 0 BB: 0 P: 3	R: 0 E: 0 K: 0 S: 3	H: 0 LOB: 0 BB: 0 P: 3	1B: 6 2B: 3 3B: 0 HR: 0	SF: 0 SAC: 0 DP: 1 HBP: 0	WP: 0 PA: 37
PITCHER	IP WLS BF H R ER SO BB IBB HBP BLK WP HR S P ERA WHIP																		
Rick Rhoden, R (1,1) ERA: 4.66	5.0 W 23 8 2 2 1 1 0 0 0 0 0 24 28 3.60 1.800																		
Al Holland, L (6,1) ERA: 1.5	4.0 S 14 1 0 0 1 0 0 0 0 0 0 16 16 0.00 0.250																		

San Diego Padres @ Pittsburgh Pirates
 Three Rivers Stadium, Pittsburgh, PA
 Tue Apr 30 1985, 7:05 PM EDT
 Att: 6,166 - Unknown

livebaseballscores.com

AB 36
 R 2
 H 9
 RBI 2
 BB 1
 SO 2
 LOB 21



Batter	1	2	3	4	5	6	7	8	9	AB	R	H	RBI	BB	SO	LOB	BOTTOM
Joe Orsulak, L (1,8) OBP: 0.432, SLG: 0.525	0-0 1-3 1B		0-0 3-1		0-0 4-3		0-0 4-3			4	1	1	0	0	0	0	
Johnny Ray, S (1,4) OBP: 0.250, SLG: 0.297	0-0 1-3 1-2		0-0 1B		0-0 3-1		0-0 4-3			4	0	1	0	0	0	1	
Bill Madlock, R (1,5) OBP: 0.212, SLG: 0.254	0-0 2-H HR 1B		0-0 F8		0-0 5-3	0-0 K	4-0 S BB			3	1	1	1	1	0	1	
Jason Thompson, L (1,3) OBP: 0.346, SLG: 0.388	0-0 1-H HR		0-0 F9		0-3 K	4-0 1-2 IBB				3	1	1	2	1	1	1	
George Hendrick, R (1,9) OBP: 0.292, SLG: 0.328	0-0 1-3		0-0 F9	0-0 F9	0-0 1B 2B	0-0 1B	0-0 F7			4	1	1	0	0	0	2	
Tony Peña, R (1,2) OBP: 0.347, SLG: 0.365	0-0 6-3		0-0 1-3	0-0 1-3	0-0 1B 2B	0-0 1B	4-0 6-4 4-3 BB			3	1	1	0	1	0	0	
Steve Kemp, L (1,7) OBP: 0.269, SLG: 0.360		0-0 6-3		4-0 BB	0-0 1B 2B	0-0 1B	0-0 4-3			2	0	1	2	1	0	0	
Doug Frobel, L (6,PR) OBP: 0.371, SLG: 0.387					0-0 1B 2B	0-0 1B	0-0 4-3			1	1	0	0	0	0	1	
Rafael Belliard, R (1,6) OBP: 0.250, SLG: 0.250		0-3 K		0-0 F7	0-0 1B	0-0 1B	0-0 6-4			4	0	1	1	0	1	2	
Rick Rhoden, R (1,1) OBP: 0.091, SLG: 0.091		0-0 F9			0-0 5-3	0-3 K				2	0	0	0	0	0	0	
Al Holland, R (6,1) ERA:										1	0	0	0	0	1	1	
Inning Stats	R: 3 E: 0 K: 0 S: 6	H: 3 LOB: 0 BB: 0 P: 6	R: 0 E: 0 K: 1 S: 5	H: 0 LOB: 0 BB: 0 P: 5	R: 0 E: 0 K: 0 S: 4	H: 1 LOB: 1 BB: 0 P: 4	R: 0 E: 0 K: 0 S: 3	H: 0 LOB: 1 BB: 1 P: 7	R: 0 E: 0 K: 2 S: 11	H: 4 LOB: 1 BB: 0 P: 11	R: 0 E: 0 K: 0 S: 3	H: 0 LOB: 2 BB: 2 P: 11	R: 0 E: 0 K: 0 S: 2	H: 0 LOB: 0 BB: 1 P: 6	1B: 6 2B: 2 3B: 0 HR: 1	SF: 0 SAC: 0 DP: 1 HBP: 0	WP: 0 PA: 35
PITCHER	IP WLS BF H R ER SO BB IBB HBP BLK WP HR S P ERA WHIP																
LaMarr Hoyt, R (1,1) ERA: 4.09	6.0 L 27 8 6 6 3 1 0 0 0 0 0 1 32 36 9.00 1.500																
Greg Booker, R (7,1) ERA:	2.0 8 0 0 0 0 2 1 0 0 0 0 5 17 0.00 1.000																

San Diego Padres @ Pittsburgh Pirates
 Three Rivers Stadium, Pittsburgh, PA
 Tue Apr 30 1985, 7:05 PM EDT
 Att: 6,166 - Unknown


livebaseballscores.com

AB 31
 R 6
 H 8
 RBI 6
 BB 4
 SO 3
 LOB 9



Batter	1	2	3	4	5	6	7	8	9	AB	R	H	RBI	BB	SO	LOB	TOP										
Al Bumby, L OBP: 0.423, SLG: 0.440 (1.7)										5	1	3	1	0	1	0	San Diego Padres @ Pittsburgh Pirates Three Rivers Stadium, Pittsburgh, PA Wed May 01 1985, 7:05 PM EDT Att: 3,845 - Unknown livebaseballscorecards.com										
Tony Gwynn, L OBP: 0.337, SLG: 0.442 (1.9)										3	0	0	0	1	0	2											
Steve Garvey, R OBP: 0.321, SLG: 0.470 (1.3)										4	1	2	2	0	0	1											
Graig Nettles, L OBP: 0.426, SLG: 0.378 (1.5)										4	1	1	0	0	1	2											
Kevin McReynolds, R OBP: 0.280, SLG: 0.315 (1.8)										4	0	0	0	0	2	2											
Terry Kennedy, L OBP: 0.218, SLG: 0.347 (1.2)										4	1	1	1	0	1	0											
Tim Flannery, L OBP: 0.389, SLG: 0.394 (1.4)										4	1	2	2	0	1	0											
Garry Templeton, S OBP: 0.268, SLG: 0.281 (1.6)										4	1	1	0	0	1	1											
Eric Show, R (1.1)										1	0	0	0	0	1	0											
Tim Stoddard, R (6.1)										1	0	0	0	0	0	1											
Rich Gossage, R (8.1)										1	0	0	0	0	0	0											
Inning Stats	R: 0 E: 0 K: 0 S: 3	H: 0 LOB: 0 BB: 0 P: 3	R: 0 E: 1 K: 1 S: 5	H: 0 LOB: 0 BB: 0 P: 5	R: 1 E: 0 K: 1 S: 7	H: 2 LOB: 1 BB: 0 P: 7	R: 3 E: 0 K: 1 S: 8	H: 4 LOB: 1 BB: 0 P: 8	R: 0 E: 0 K: 1 S: 6	H: 1 LOB: 1 BB: 0 P: 6	R: 0 E: 0 K: 2 S: 7	H: 0 LOB: 0 BB: 0 P: 7	R: 2 E: 0 K: 1 S: 8	H: 3 LOB: 2 BB: 1 P: 12	R: 0 E: 0 K: 0 S: 3	H: 0 LOB: 0 BB: 0 P: 3	R: 0 E: 0 K: 1 S: 5	H: 0 LOB: 0 BB: 0 P: 5	1B: 9 2B: 1 3B: 0 HR: 0	SF: 0 SAC: 1 DP: 0 HBP: 0	WP: 0 PB: 0 SB: 1 CS: 0	PA: 37					
PITCHER	IP	WLS	BF	H	R	ER	SO	BB	IBB	HBP	BLK	WP	HR	S	P	ERA	WHIP										
Jose DeLeon, R (1.1)	6.2	L	28	9	6	6	7	0	0	0	1	0	0	42	42	8.10	1.350										
Rod Scurry, L (7.1)	0.0		1	0	0	0	0	1	0	0	0	0	0	0	4	∞	∞										
Don Robinson, R (7.1)	0.1		2	1	0	0	0	0	0	0	0	0	0	2	2	0.00	3.000										
Cecilio Guante, R (8.1)	1.0		3	0	0	0	0	0	0	0	0	0	0	3	3	0.00	0.000										
John Candelaria, L (9.1)	1.0		3	0	0	0	1	0	0	0	0	0	0	5	5	0.00	0.000										

Batter	1	2	3	4	5	6	7	8	9	AB	R	H	RBI	BB	SO	LOB	BOTTOM										
Joe Orsulak, L OBP: 0.408, SLG: 0.489 (1.8)										5	0	1	0	0	1	2	San Diego Padres @ Pittsburgh Pirates Three Rivers Stadium, Pittsburgh, PA Wed May 01 1985, 7:05 PM EDT Att: 3,845 - Unknown livebaseballscorecards.com										
Johnny Ray, S OBP: 0.265, SLG: 0.316 (1.4)										5	1	2	0	0	0	2											
Bill Madlock, R OBP: 0.211, SLG: 0.265 (1.5)										5	2	1	0	0	0	2											
Jason Thompson, L OBP: 0.361, SLG: 0.437 (1.3)										4	1	2	2	1	0	1											
George Hendrick, R OBP: 0.299, SLG: 0.324 (1.9)										4	0	1	0	1	1	3											
Tony Peña, R OBP: 0.329, SLG: 0.348 (1.2)										3	0	0	1	0	1	2											
Steve Kemp, L OBP: 0.287, SLG: 0.345 (1.7)										4	0	1	0	0	2	0											
Rafael Belliard, R (1.6) Jim Morrison, R (7. PH) Jerry Dybzinski, R (7. PH) Doug Frobel, L (8. PH) John Candelaria, L (8.1)										2	0	0	0	0	1	0											
Jose DeLeon, R (1.1) Rod Scurry, L (7.1) Don Robinson, R (7.1) Lee Mazzilli, S (7. PH) Cecilio Guante, R (8.1) Bill Almon, R (9.6)										2	0	0	0	0	0	0											
Inning Stats	R: 0 E: 0 K: 1 S: 5	H: 0 LOB: 0 BB: 0 P: 5	R: 0 E: 0 K: 1 S: 5	H: 0 LOB: 0 BB: 0 P: 5	R: 0 E: 0 K: 1 S: 5	H: 0 LOB: 0 BB: 0 P: 5	R: 3 E: 1 K: 1 S: 8	H: 2 LOB: 0 BB: 0 P: 8	R: 0 E: 0 K: 0 S: 4	H: 1 LOB: 2 BB: 1 P: 8	R: 0 E: 0 K: 1 S: 7	H: 2 LOB: 2 BB: 0 P: 7	R: 1 E: 0 K: 1 S: 8	H: 3 LOB: 0 BB: 0 P: 8	R: 0 E: 0 K: 0 S: 5	H: 2 LOB: 3 BB: 1 P: 9	1B: 6 2B: 3 3B: 0 HR: 1	SF: 1 SAC: 0 DP: 0 HBP: 0	WP: 0 PB: 0 SB: 0 CS: 0	PA: 41							
PITCHER	IP	WLS	BF	H	R	ER	SO	BB	IBB	HBP	BLK	WP	HR	S	P	ERA	WHIP										
Eric Show, R (1.1)	5.2	W	23	4	3	2	5	1	0	0	0	0	0	11	36	3.18	0.706										
Tim Stoddard, R (6.1)	1.2		9	4	1	1	1	0	0	0	0	0	0	11	11	5.40	2.400										
Rich Gossage, R (8.1)	1.2	S	9	3	0	0	1	1	0	0	0	0	0	10	14	0.00	2.400										

Batter	1	2	3	4	5	6	7	8	9	AB	R	H	RBI	BB	SO	LOB	TOP			
R.J. Reynolds, S OBP: 0.333, SLG: 0.476 (1, 7)	0-0 5-3		0-0 1-3		0-0 1-2		0-0 F7			0	0	0	0	0	0	0	Los Angeles Dodgers @ Pittsburgh Pirates Three Rivers Stadium, Pittsburgh, PA Fri May 03 1985, 7:05 PM EDT Att: 17,628 - Unknown livebaseballscorecards.com			
Bill Russell, R OBP: 0.394, SLG: 0.333 Bob Bailor, R OBP: 0.100, SLG: 0.053 (1, 6) (5, 4)	0-0 F7		3-H 4-0 2B BB		0-0 F8			0-3 K		2	1	0	0	1	0	2				
Candy Maldonado, R OBP: 0.275, SLG: 0.383 (1, 8)	0-0 F7		0-0 2B			0-3 K		0-0 6-3		4	0	1	1	0	1	0				
Pedro Guerrero, R OBP: 0.390, SLG: 0.390 (1, 5)		0-0 CS 1B		0-0 5-3		0-0 G3		0-0 6-3		4	0	1	0	0	0	0				
Mike Marshall, R OBP: 0.351, SLG: 0.448 (1, 9)	0-3 K		0-0 5-3		0-0 2B			4-0 BB BB		3	0	1	0	1	1	1				
Steve Yeager, R OBP: 0.200, SLG: 0.174 (1, 2)	0-0 1B		0-0 F8		0-0 F8			0-0 F8		4	0	1	0	0	0	2				
Greg Brock, L OBP: 0.192, SLG: 0.125 (1, 3)	0-0 F7			0-0 F4			0-0 6-3		0-3 K	4	0	0	0	0	1	2				
Mike Ramsey, S OBP: 0.250, SLG: 0.286 (1, 4) (5, 6)			0-0 SH1-4 1-3 2B		0-0 5-3		0-0 F8		4-0 BB	3	1	1	0	1	0	0				
Rick Honeycutt, L Tom Brennan, R Bobby Castillo, R Terry Whitfield, L Steve Howe, L Carlos Diaz, R Al Oliver, L OBP: 0.266, SLG: 0.200 (1, 1) (4, 1) (4, 1) (7, PH) (7, 1) (8, 1) (9, PH)			0-0 SH1-4 2-3		0-0 1B		0-0 1B		0-3 K	0	0	0	0	0	0	0				
Inning Stats	R: 0 E: 0 K: 0 S: 3	H: 0 LOB: 0 BB: 0 P: 3	R: 0 E: 0 K: 1 S: 6	H: 2 LOB: 1 BB: 0 P: 6	R: 2 E: 0 K: 0 S: 4	H: 2 LOB: 1 BB: 1 P: 8	R: 0 E: 0 K: 0 S: 3	H: 0 LOB: 0 BB: 0 P: 3	R: 0 E: 0 K: 1 S: 5	H: 2 LOB: 2 BB: 0 P: 5	R: 0 E: 0 K: 0 S: 4	H: 1 LOB: 1 BB: 0 P: 4	R: 0 E: 0 K: 1 S: 5	H: 0 LOB: 0 BB: 0 P: 5	R: 0 E: 0 K: 2 S: 7	H: 0 LOB: 2 BB: 2 P: 15			1B: 5 2B: 4 3B: 0 HR: 0	SF: 0 SAC: 1 DP: 1 HBP: 0
PITCHER Larry McWilliams, L ERA: 3.69 (1, 1)	IP: 9.0 WLS: W BF: 36 H: 8 R: 2 ER: 2 SO: 5 BB: 3 IBB: 0 HBP: 0 BLK: 0 WP: 1 HR: 0 S: 43 P: 55 ERA: 2.00 WHIP: 1.222															PITCHER	IP: 9.0 WLS: W BF: 36 H: 8 R: 2 ER: 2 SO: 5 BB: 3 IBB: 0 HBP: 0 BLK: 0 WP: 1 HR: 0 S: 43 P: 55 ERA: 2.00 WHIP: 1.222			

Batter	1	2	3	4	5	6	7	8	9	AB	R	H	RBI	BB	SO	LOB	BOTTOM			
Bill Almon, R OBP: 0.359, SLG: 0.405 (1, 6) (7, 5)	0-0 E 2B		0-3 K		0-0 CS 1B		0-0 F8		0-0 6-3	6	2	3	2	0	1	0	Los Angeles Dodgers @ Pittsburgh Pirates Three Rivers Stadium, Pittsburgh, PA Fri May 03 1985, 7:05 PM EDT Att: 17,628 - Unknown livebaseballscorecards.com			
Jim Morrison, R OBP: 0.444, SLG: 0.417 Johnny Ray, S OBP: 0.271, SLG: 0.329 (1, 4) (4, PH) (5, 4)	0-0 E6 BB 5-3		0-0 F6		0-0 E 1B		0-0 F7		0-0 4-3	3	1	1	1	0	0	0				
Bill Madlock, R OBP: 0.227, SLG: 0.268 Rafael Belliard, R OBP: 0.211, SLG: 0.211 (1, 5) (7, 6)	0-0 5-3		0-0 2B 1B		0-0 E 1B		0-0 5-3			3	2	1	0	1	0	2				
George Hendrick, R OBP: 0.321, SLG: 0.343 Doug Frobel, L OBP: 0.376, SLG: 0.394 (1, 9) (6, PR) (6, 9)	4-0 BB BB		0-0 1B 2B		0-0 E6 BB 1B		4-0 HR BB		0-0 WP PB 1B	2	2	1	0	2	0	1				
Jason Thompson, L OBP: 0.391, SLG: 0.493 Lee Mazzilli, S OBP: 0.583, SLG: 0.429 (1, 3) (7, 3)	4-0 L1-3 BB		0-0 E 1B		4-0 BLK 1B BB		0-0 HR 1B		0-0 PB WP 2B 1B	2	2	2	4	2	0	0				
Tony Peña, R OBP: 0.321, SLG: 0.338 (1, 2)	0-0 L1-3		0-0 E6		0-0 BLK 1B 1B		0-0 5-3		0-3 K 2B	5	1	1	2	0	1	6				
Sixto Lezcano, R OBP: 0.379, SLG: 0.364 (1, 7)		0-0 5-3		4-0 BLK 2B 1B		0-0 F6		0-0 1-1 2B		4	1	2	3	1	0	1				
Joe Orsulak, L OBP: 0.389, SLG: 0.449 (1, 8)	0-0 F7		0-0 F9		4-0 2B 1B IBB		0-0 G3		0-0 6-3	4	1	0	0	1	0	5				
Larry McWilliams, L OBP: 0.182, SLG: 0.200 (1, 1)	0-3 K		0-0 K		0-0 K 1B		0-0 F8		0-3 K	5	1	1	1	0	3	0				
Inning Stats	R: 1 E: 2 K: 0 S: 4	H: 1 LOB: 2 BB: 2 P: 12	R: 0 E: 0 K: 1 S: 5	H: 0 LOB: 0 BB: 0 P: 5	R: 2 E: 1 K: 1 S: 9	H: 3 LOB: 3 BB: 1 P: 13	R: 9 E: 1 K: 1 S: 12	H: 7 LOB: 3 BB: 3 P: 24	R: 2 E: 0 K: 0 S: 4	H: 1 LOB: 1 BB: 1 P: 8	R: 0 E: 0 K: 0 S: 3	H: 0 LOB: 0 BB: 0 P: 3	R: 2 E: 0 K: 1 S: 8	H: 3 LOB: 1 BB: 0 P: 8	R: 0 E: 0 K: 1 S: 5	H: 0 LOB: 0 BB: 0 P: 5		1B: 9 2B: 6 3B: 0 HR: 1	SF: 0 SAC: 0 DP: 1 HBP: 0	WP: 1 PB: 1 SB: 2 CS: 1
PITCHER Rick Honeycutt, L ERA: 2.66 Tom Brennan, R ERA: 5.09 Bobby Castillo, R ERA: 9.82 Steve Howe, L ERA: 15.0 Carlos Diaz, L ERA: 2.08 (1, 1) (4, 1) (4, 1) (7, 1) (8, 1)	IP: 3.2 WLS: L BF: 23 H: 6 R: 4 ER: 4 SO: 3 BB: 4 IBB: 1 HBP: 0 BLK: 2 WP: 0 HR: 0 S: 24 P: 44 ERA: 12.27 WHIP: 2.727															PITCHER	IP: 3.2 WLS: L BF: 23 H: 6 R: 4 ER: 4 SO: 3 BB: 4 IBB: 1 HBP: 0 BLK: 2 WP: 0 HR: 0 S: 24 P: 44 ERA: 12.27 WHIP: 2.727			

Batter	1	2	3	4	5	6	7	8	9	10	AB	R	H	RBI	BB	SO	LOB					
Steve Sax, R OBP: 0.500, SLG: 0.800 (1, 4)											4	1	2	0	1	0	1					
R.J. Reynolds, S OBP: 0.308, SLG: 0.400 (1, 9)											0	0	0	0	0	0	0					
Ken Landreaux, L OBP: 0.200, SLG: 0.407 Bill Russell, R OBP: 0.403, SLG: 0.345 (10, PH) (10, 7)											4	0	1	1	0	0	3					
Pedro Guerrero, R OBP: 0.400, SLG: 0.453 (1, 5)											4	2	2	2	1	0	2					
Mike Marshall, R OBP: 0.353, SLG: 0.473 (1, 3)											4	1	1	1	1	1	1					
Mike Scjocia, L OBP: 0.338, SLG: 0.328 (1, 2)											5	0	1	2	0	0	1					
Terry Whitfield, L OBP: 0.350, SLG: 0.600 Candy Maldonado, R OBP: 0.269, SLG: 0.375 (8, PH) (8, 7) (10, 8)											3	0	0	0	0	1	2					
Mike Ramsey, S OBP: 0.167, SLG: 0.182 (1, 6)											4	0	0	0	0	0	0					
Fernando Valenzuela, L OBP: 0.167, SLG: 0.222 (1, 1)											4	1	2	0	0	1	0					
Inning Stats	R: 2 E: 0 K: 1 S: 7	H: 2 LOB: 2 BB: 2 P: 15	R: 0 E: 0 K: 0 S: 4	H: 1 LOB: 2 BB: 1 P: 8	R: 1 E: 0 K: 0 S: 4	H: 1 LOB: 0 BB: 0 P: 4	R: 1 E: 0 K: 1 S: 5	H: 2 LOB: 2 BB: 1 P: 9	R: 0 E: 0 K: 1 S: 5	H: 0 LOB: 0 BB: 0 P: 5	R: 1 E: 0 K: 0 S: 4	H: 1 LOB: 0 BB: 0 P: 4	R: 0 E: 0 K: 0 S: 3	H: 0 LOB: 0 BB: 0 P: 3	R: 0 E: 0 K: 0 S: 3	H: 1 LOB: 0 BB: 0 P: 3	R: 1 E: 0 K: 1 S: 6	H: 2 LOB: 0 BB: 0 P: 6	1B: 5 2B: 1 3B: 2 HR: 2	SF: 0 SAC: 0 DP: 1 HBP: 0	WP: 1 PB: 0 SB: 0 CS: 1	PA: 42
PITCHER	IP 4.0	WLS 6	BF 22	H 6	R 4	ER 4	SO 1	BB 4	IBB 0	HBP 0	BLK 1	WP 1	HR 1	S 20	P 36	ERA 9.00	WHIP 2.500					
Mike Bielecki, R ERA: 6.87 (5, 1)	5.0	16	2	1	1	1	0	0	0	0	0	0	1	18	18	1.80	0.400					
John Candelaria, L ERA: 1.93 (10, 1)	1.0	L	4	2	1	1	1	0	0	0	0	0	0	6	6	9.00	2.000					

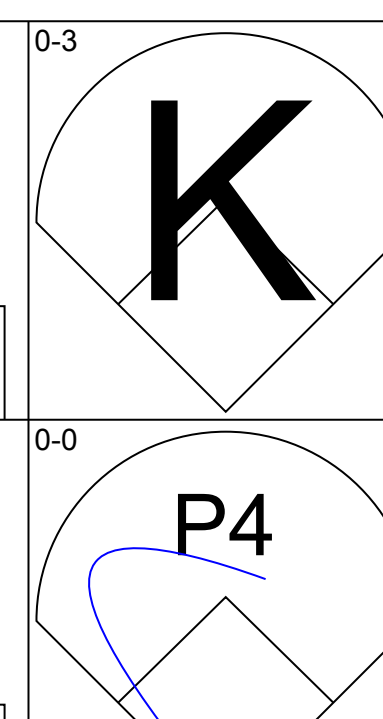
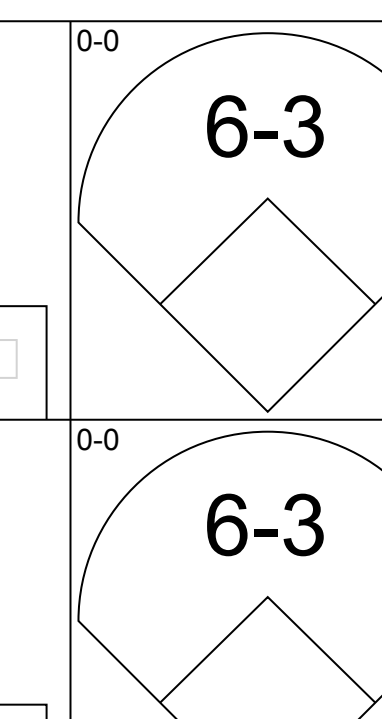
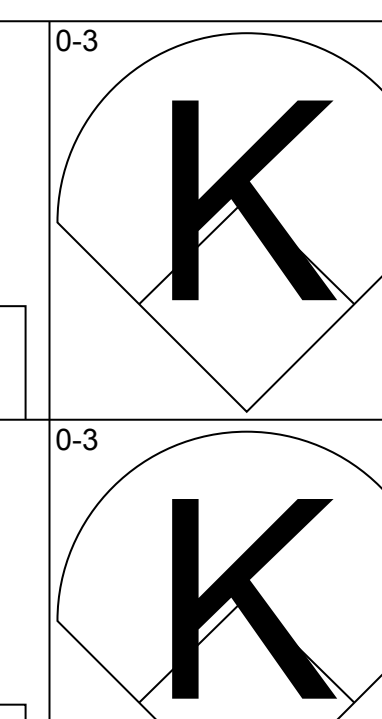
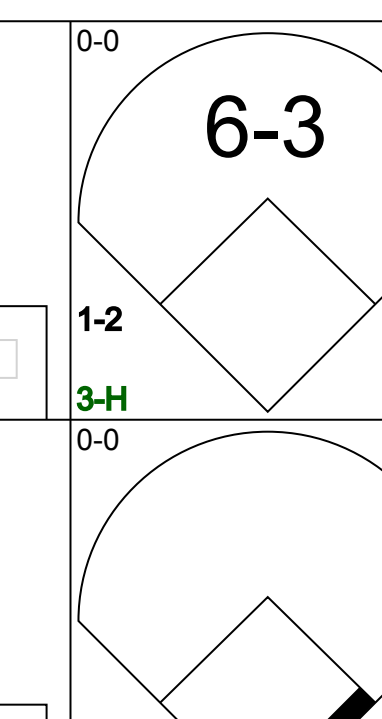
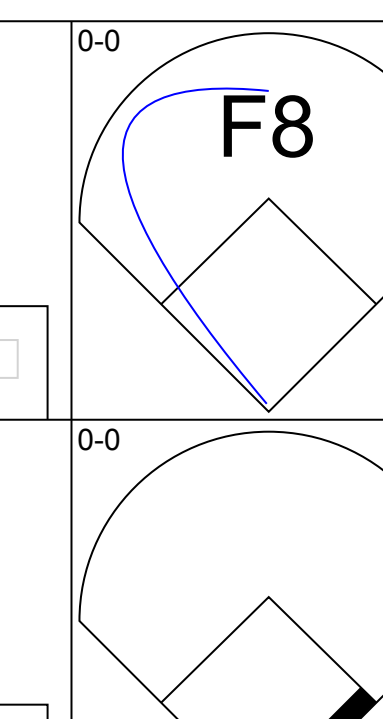
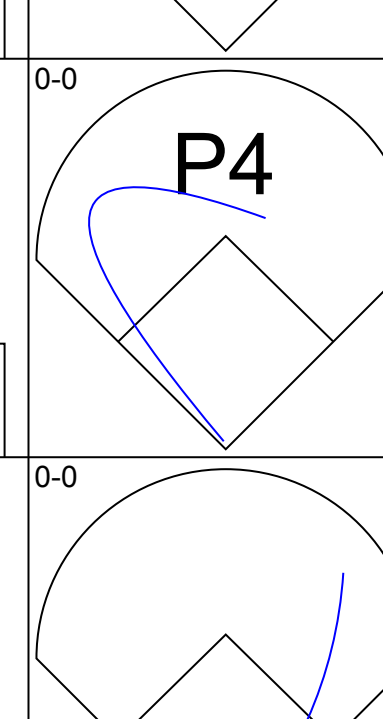
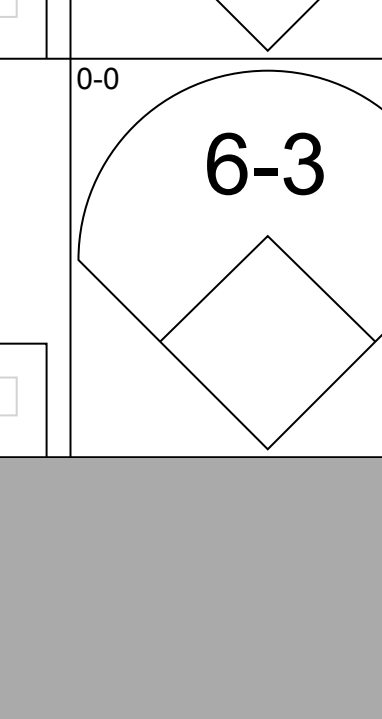
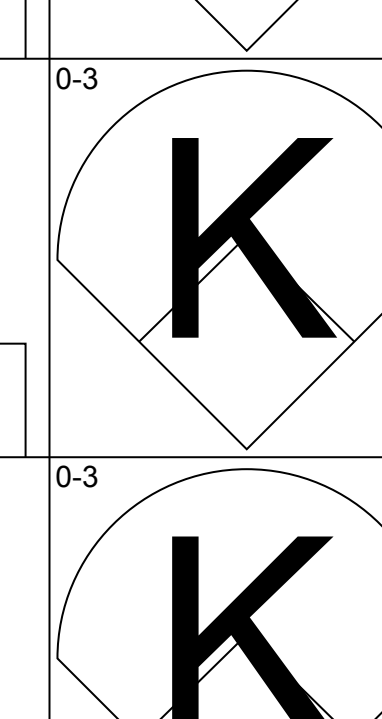
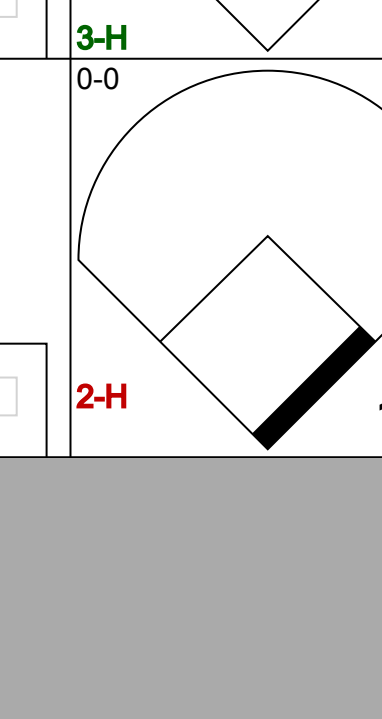
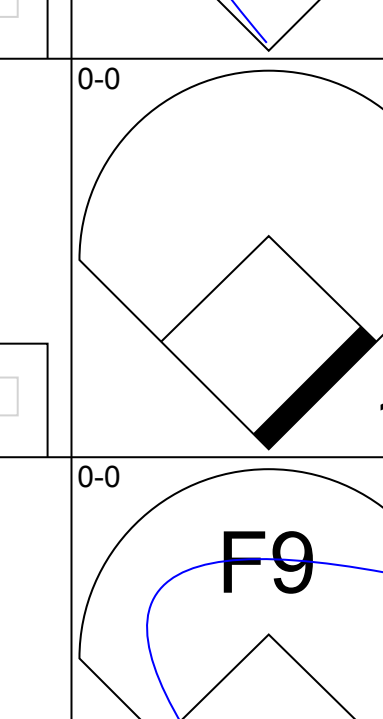
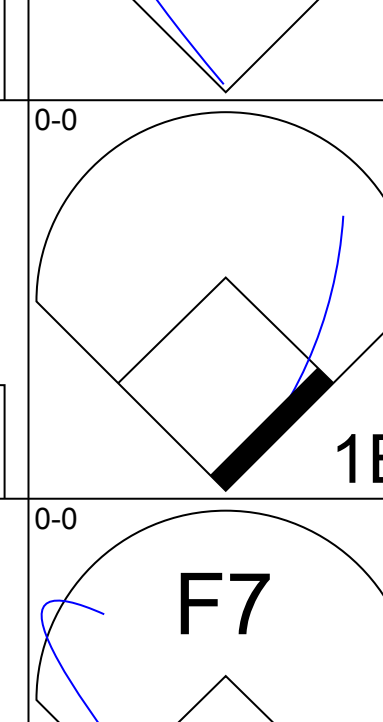
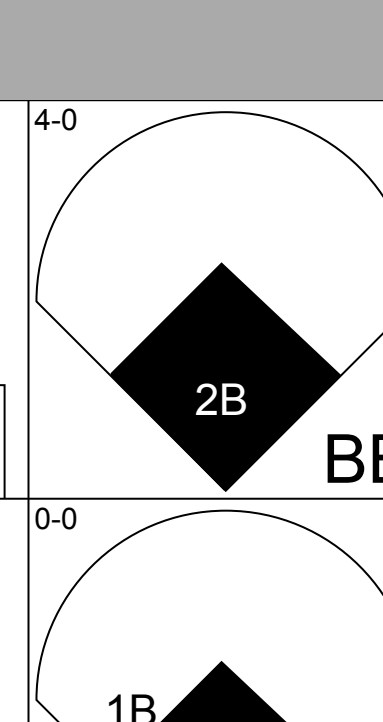
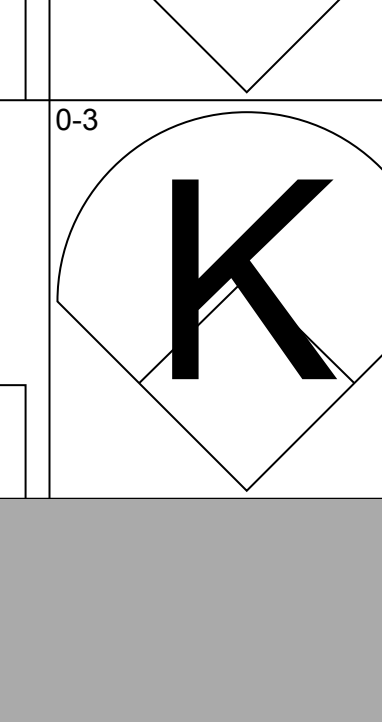
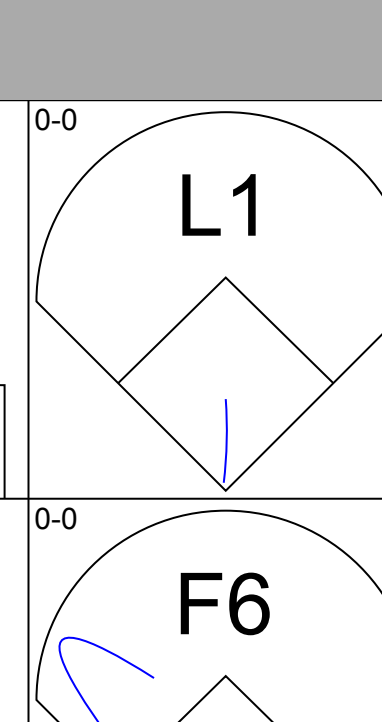
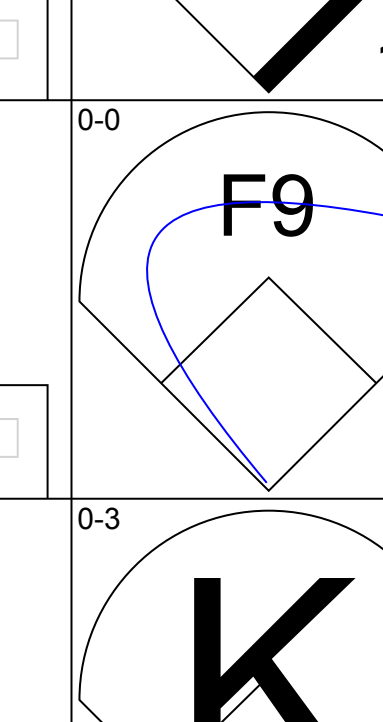
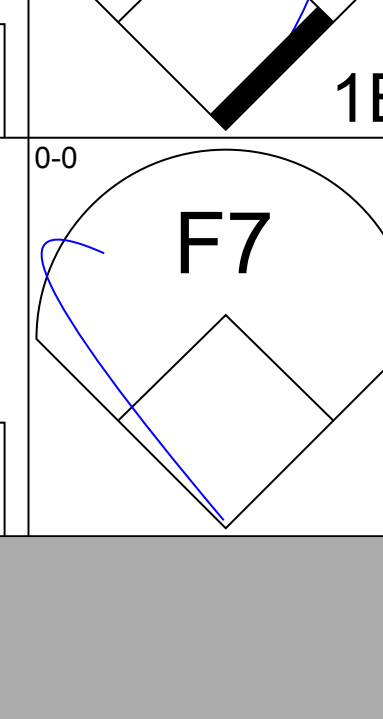
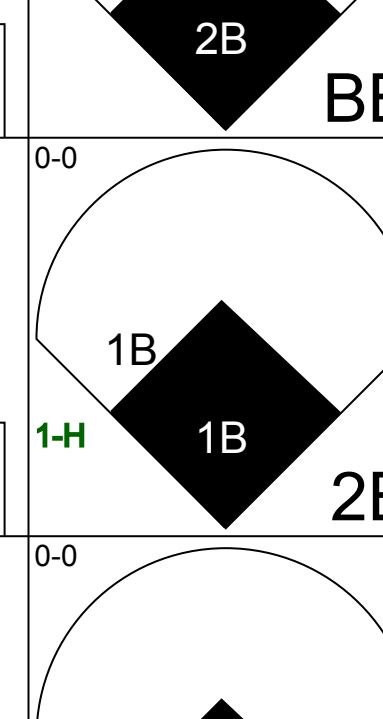
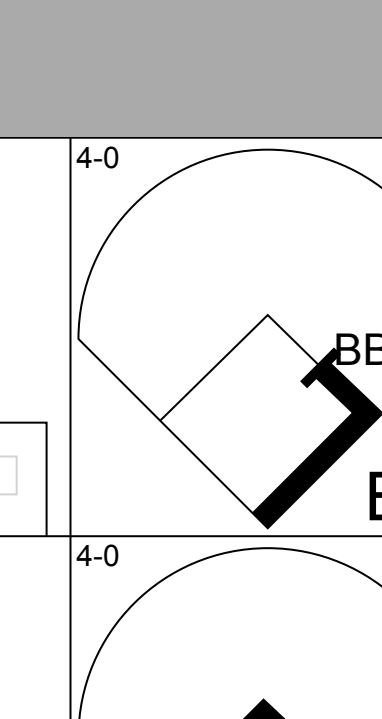
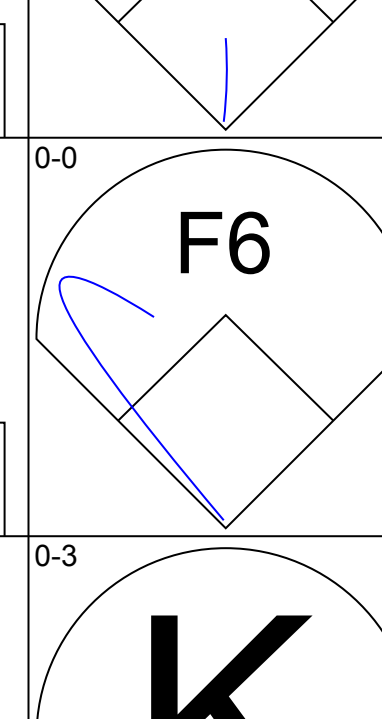
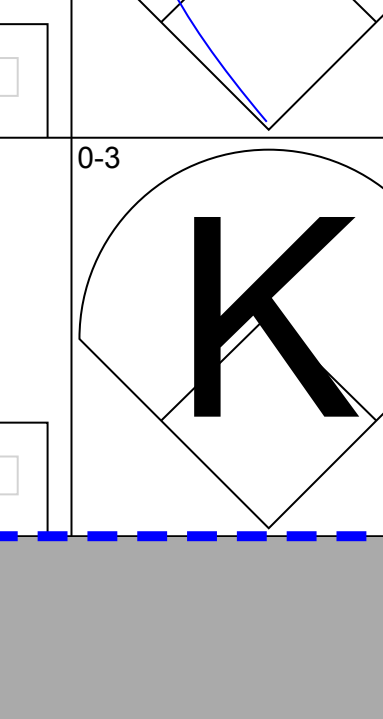
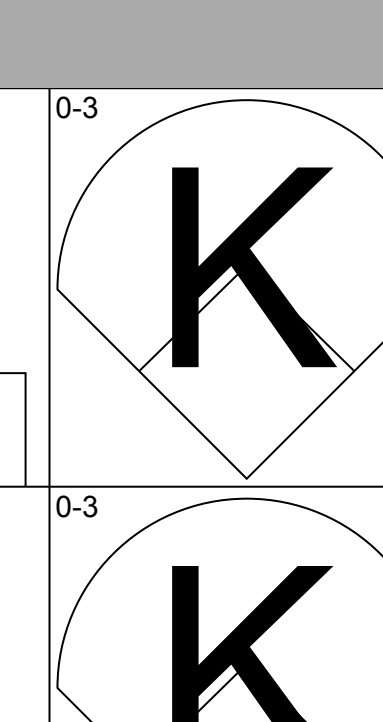
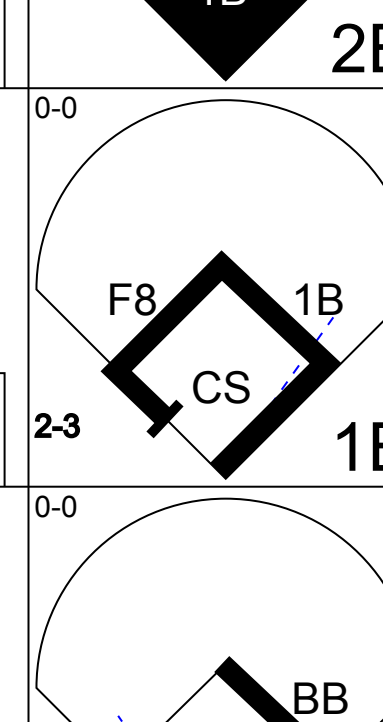
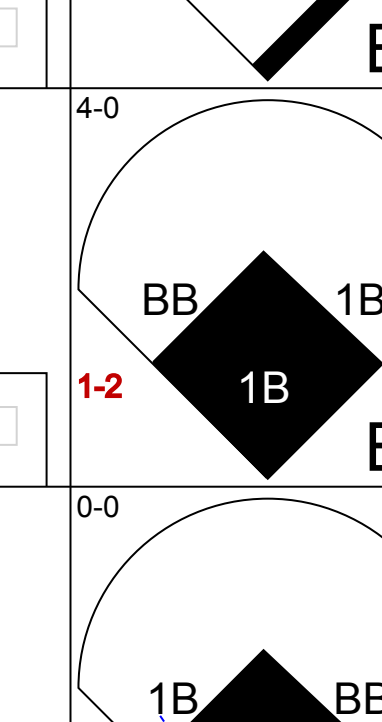
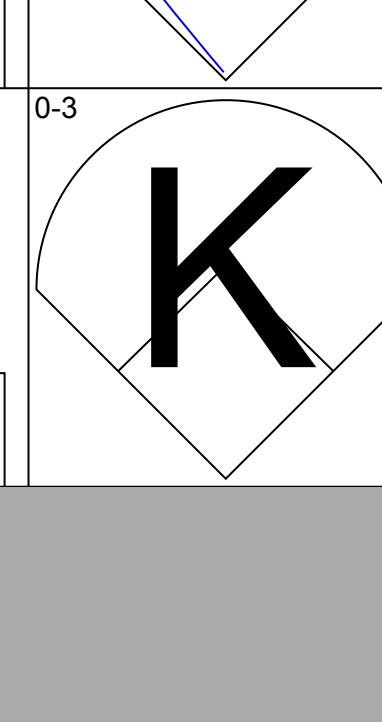
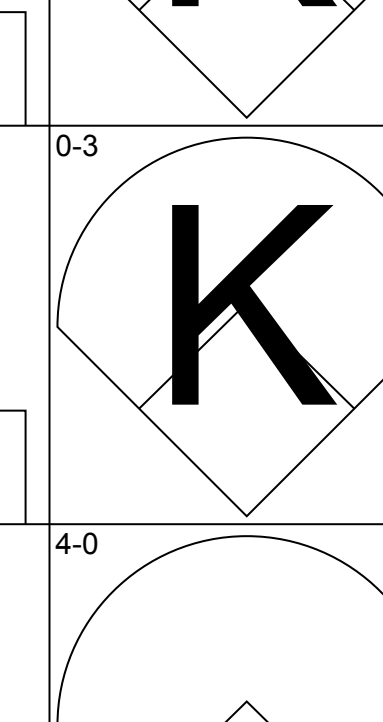
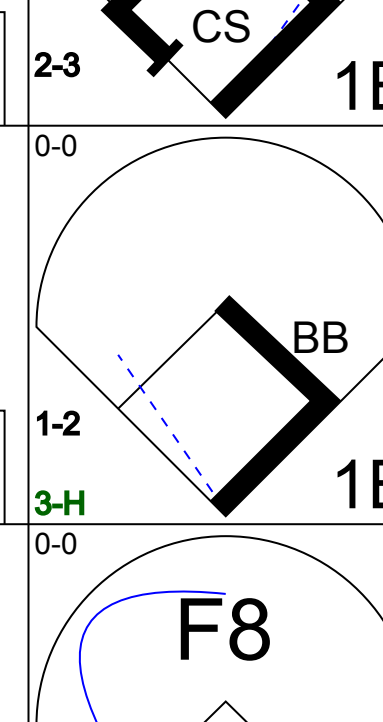
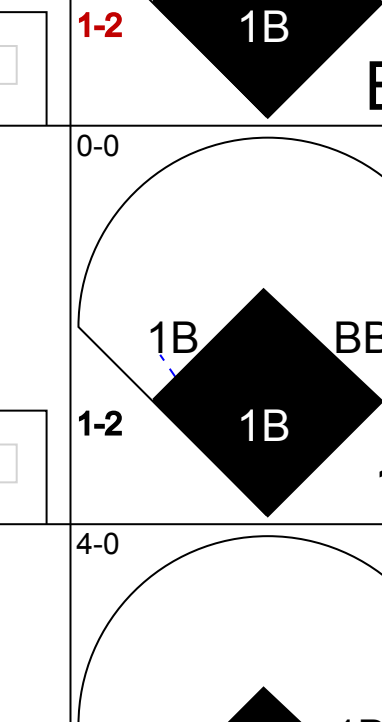
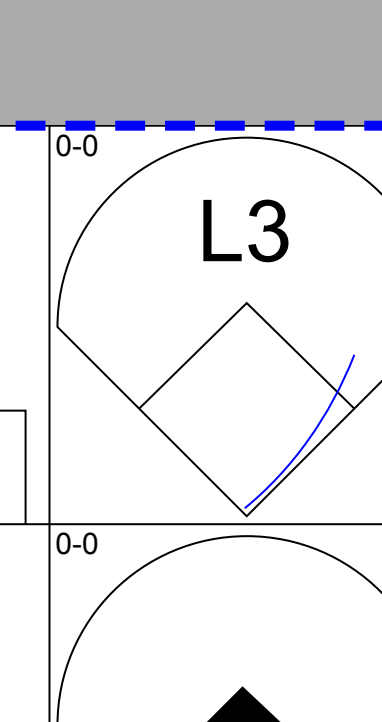
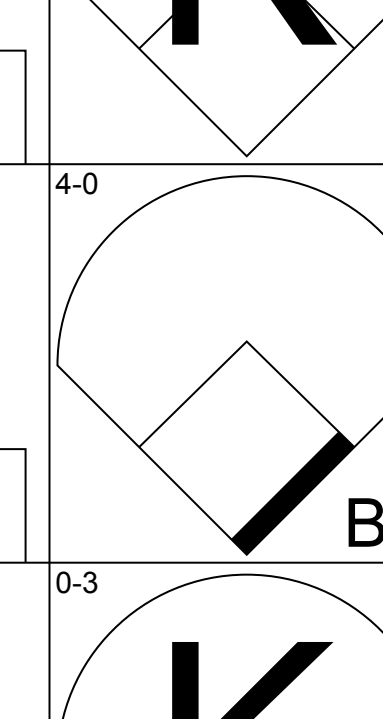
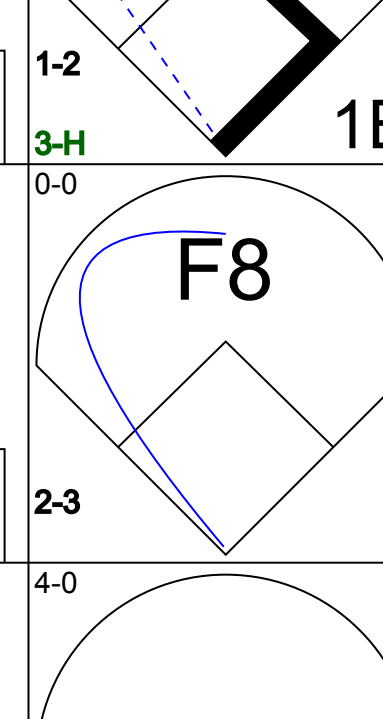
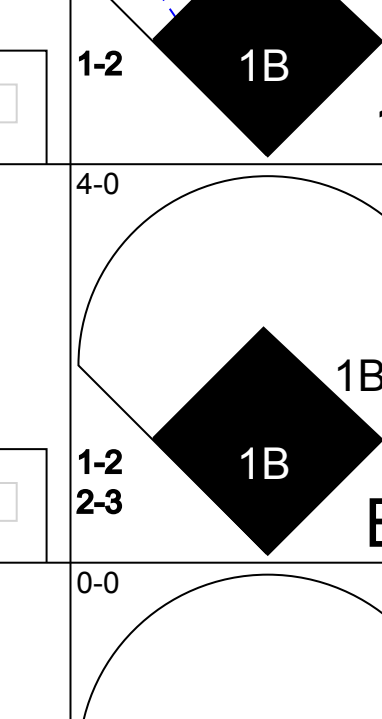
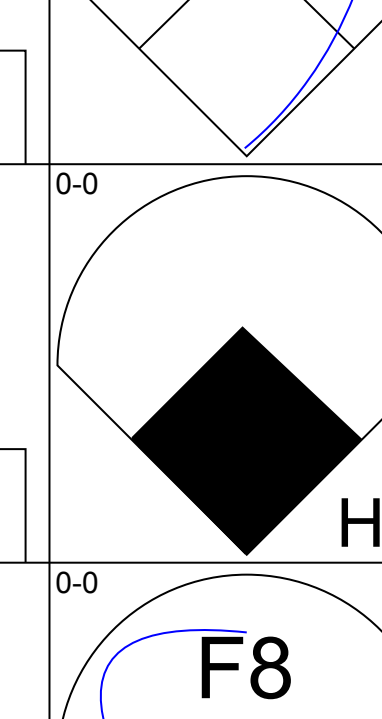
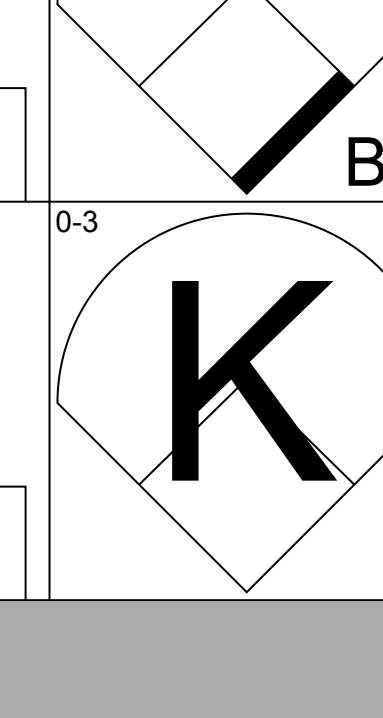
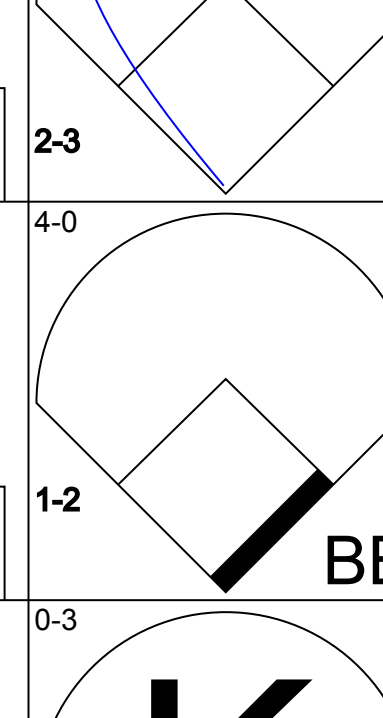
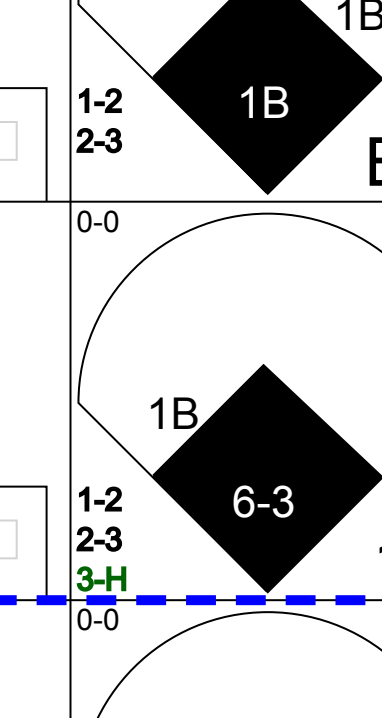
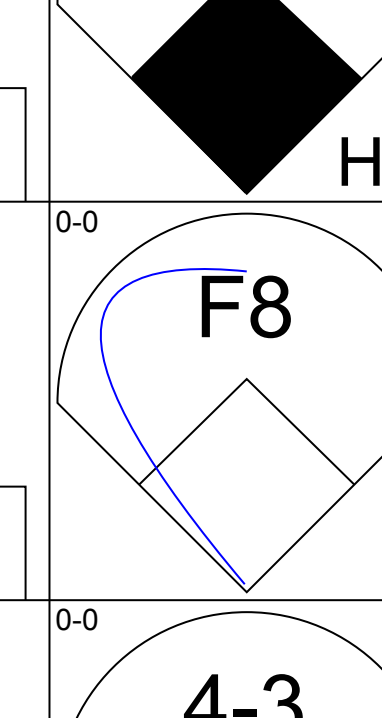
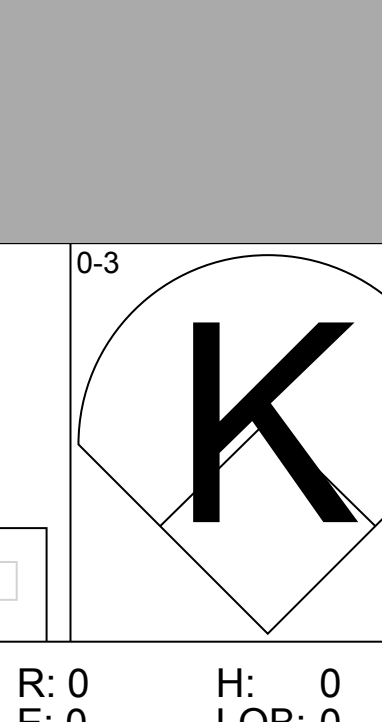
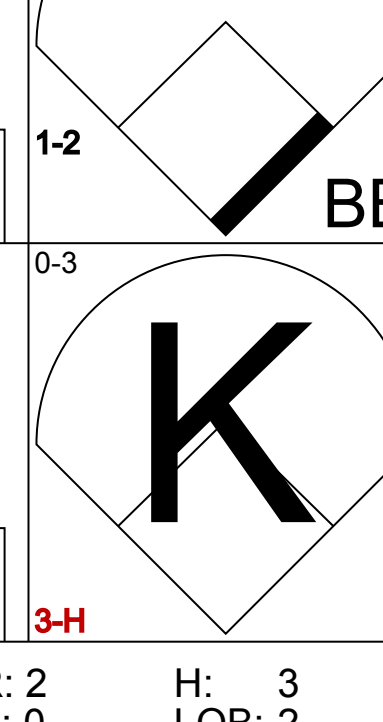
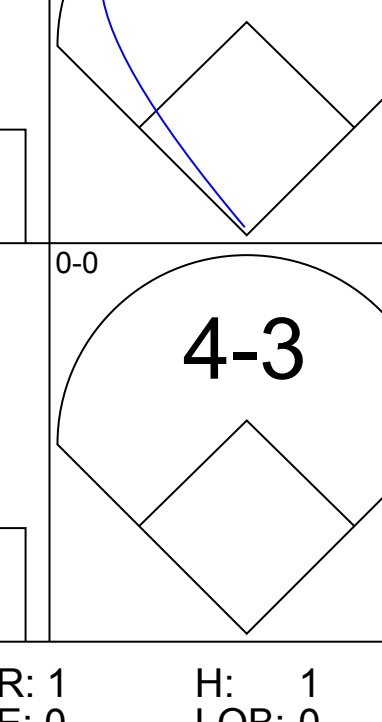
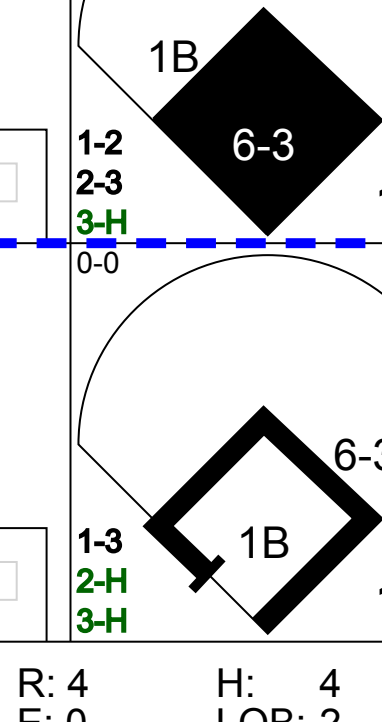
Los Angeles Dodgers @ Pittsburgh Pirates
 Three Rivers Stadium, Pittsburgh, PA
 Sat May 04 1985, 3:33 AM EDT
 Att: 14,093 - Unknown

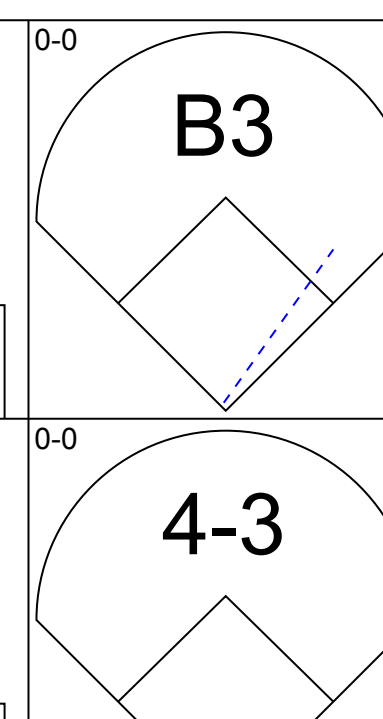
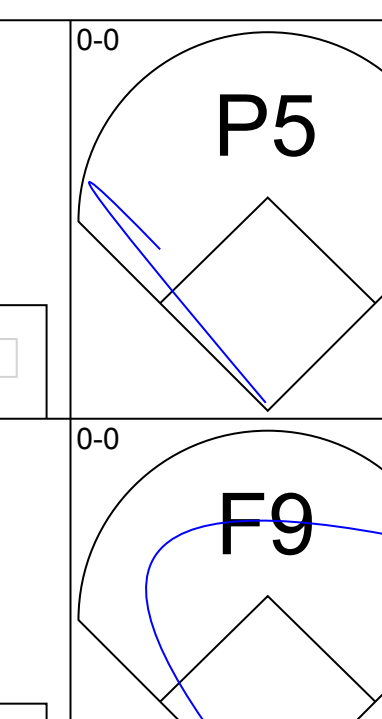
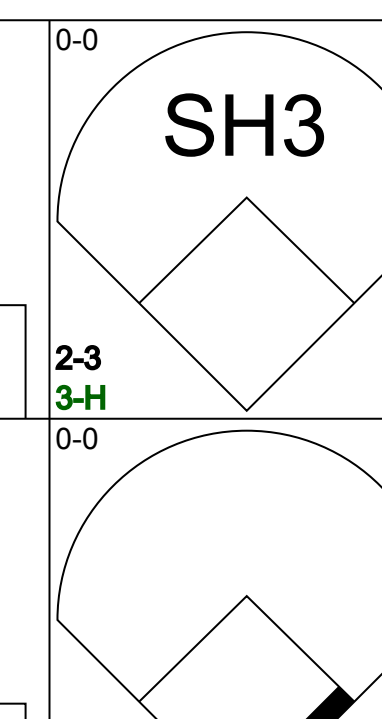
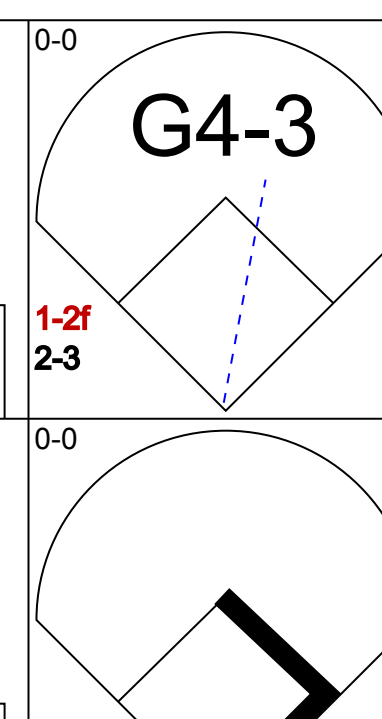
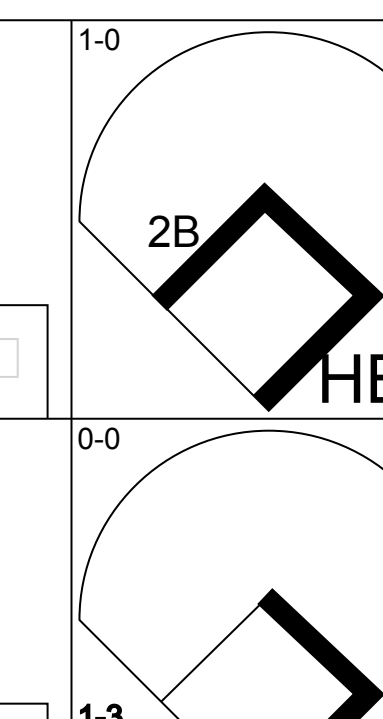
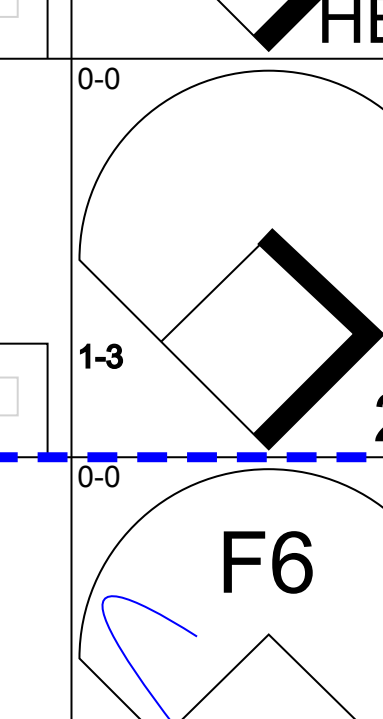
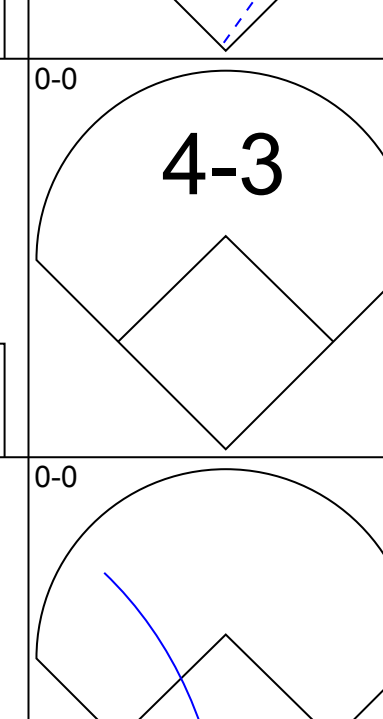
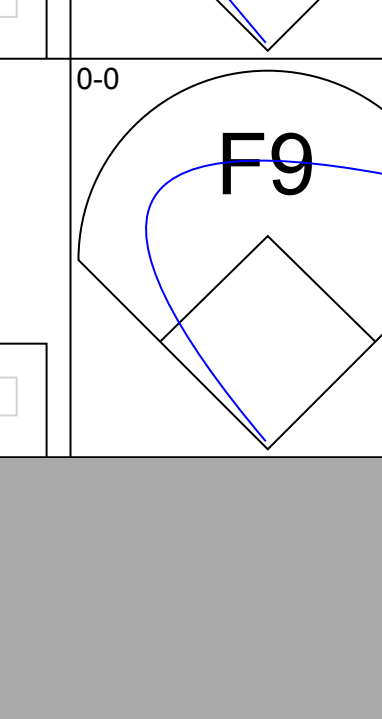
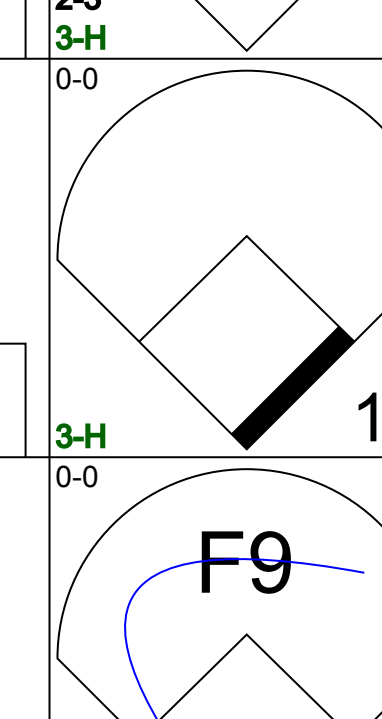
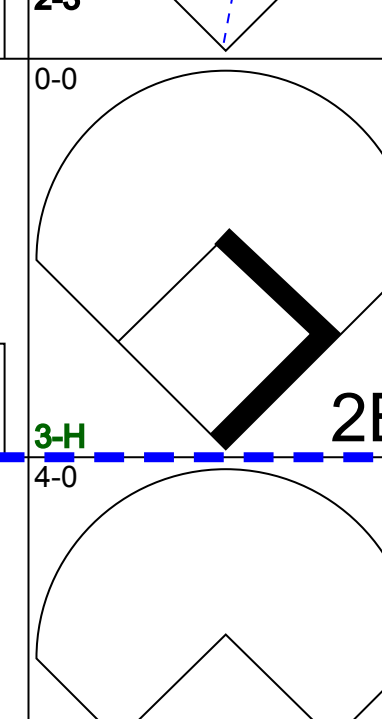
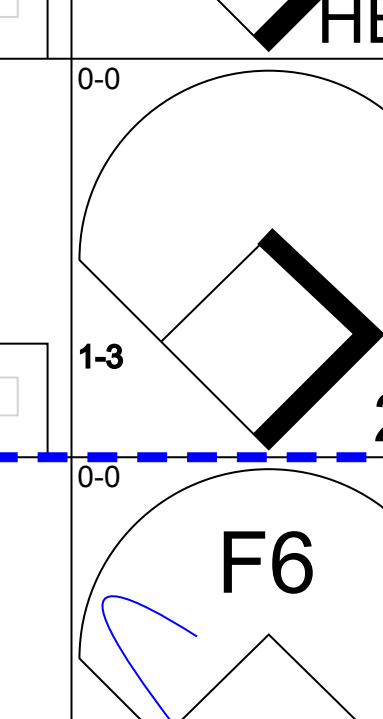
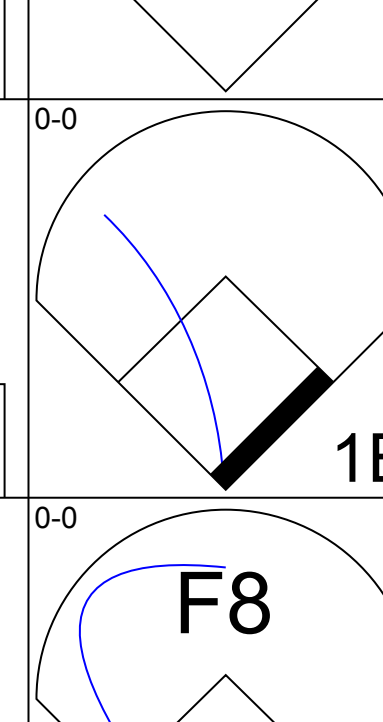
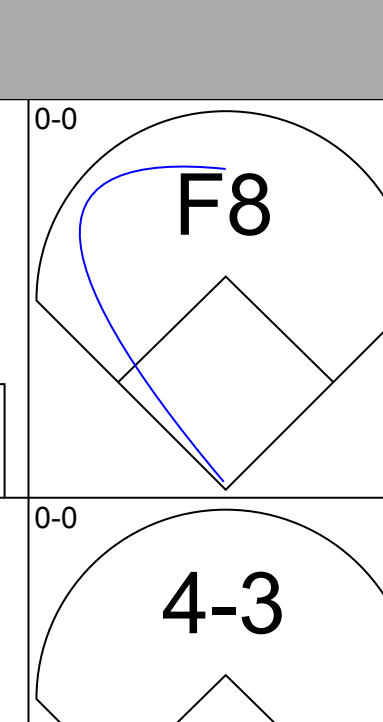
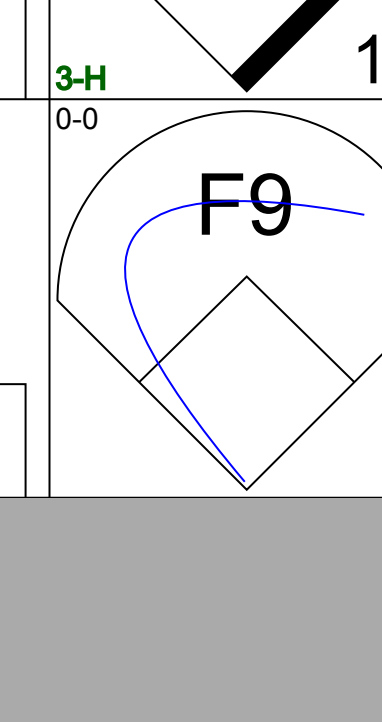
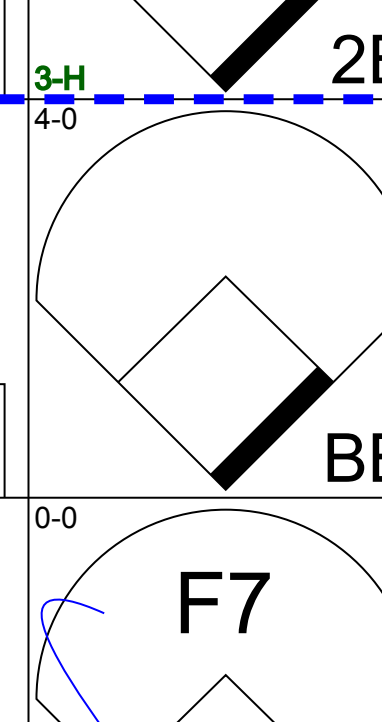
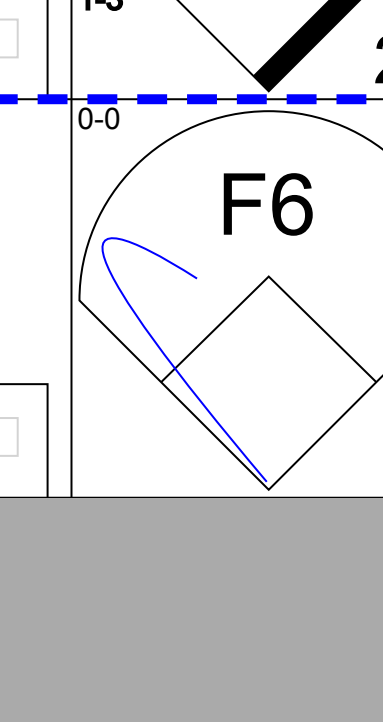
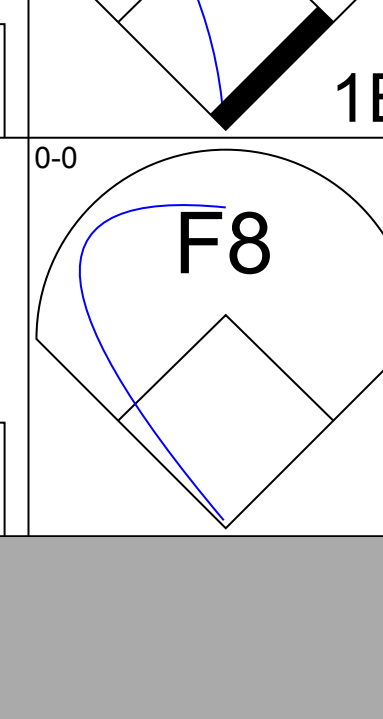
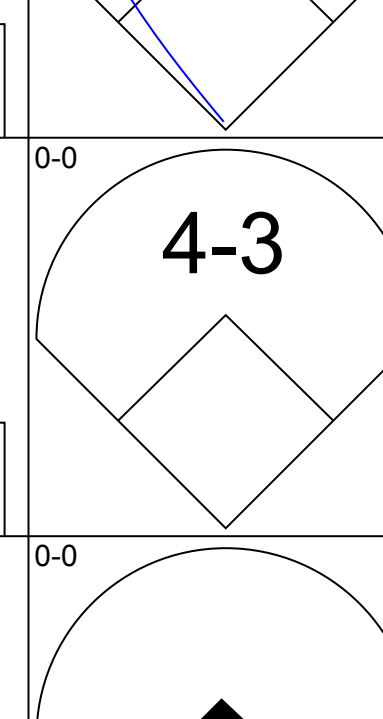
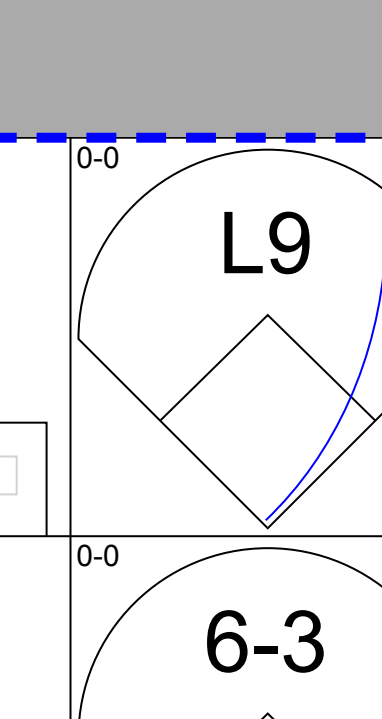
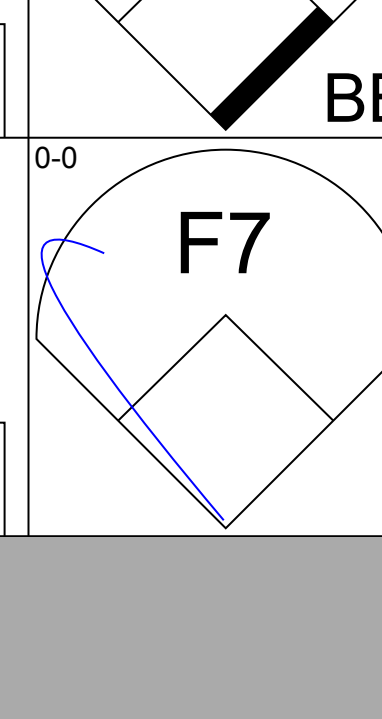
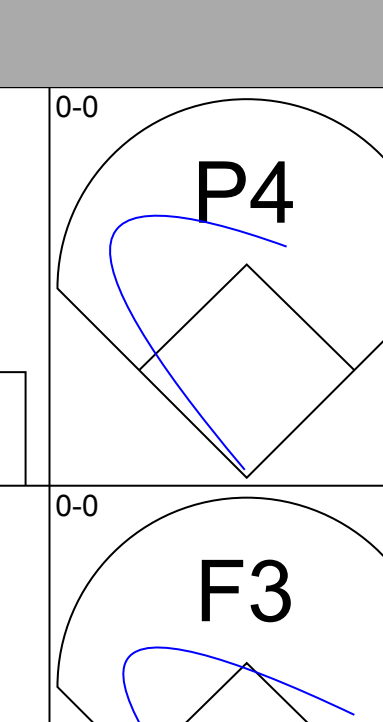
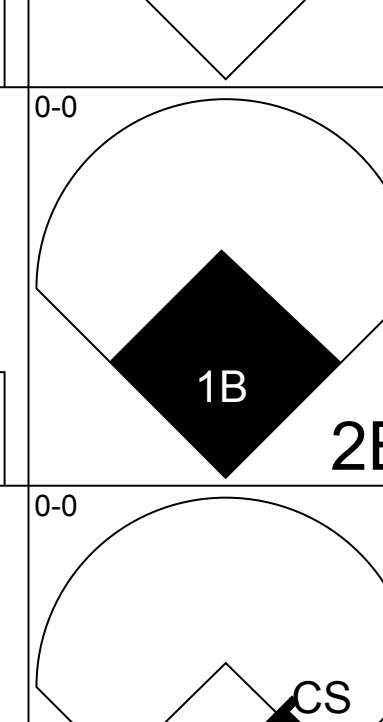
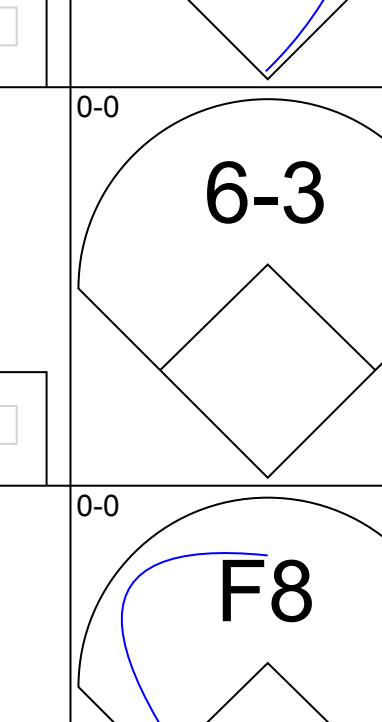
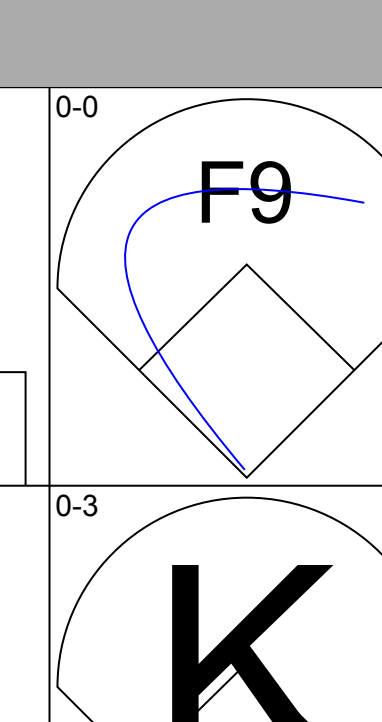
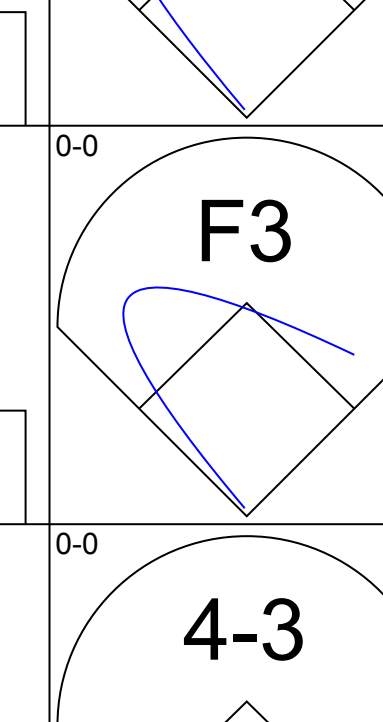
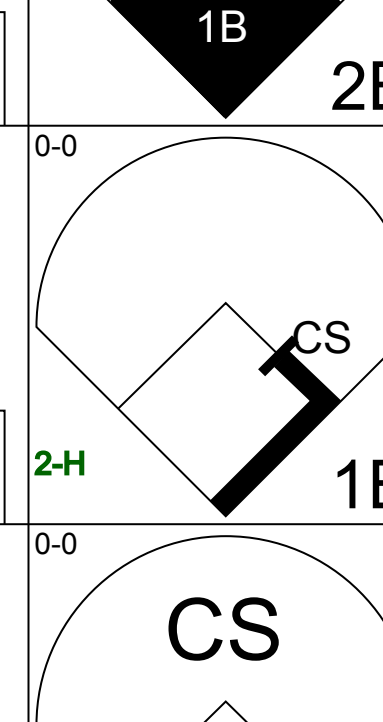
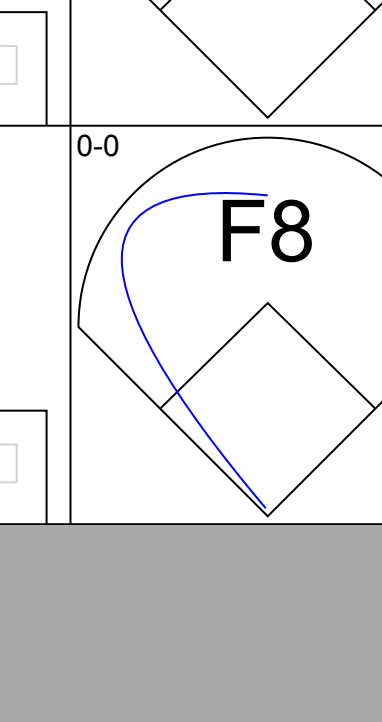
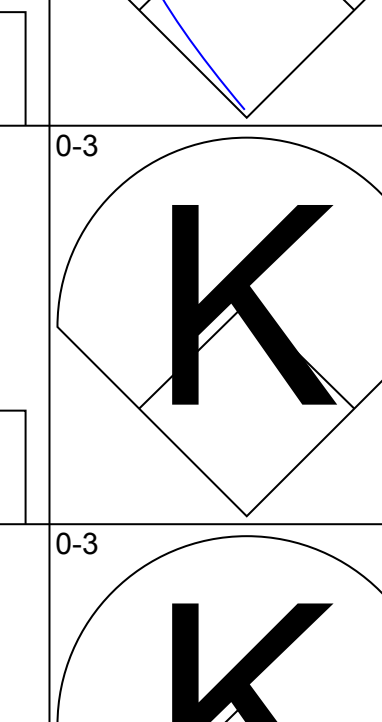
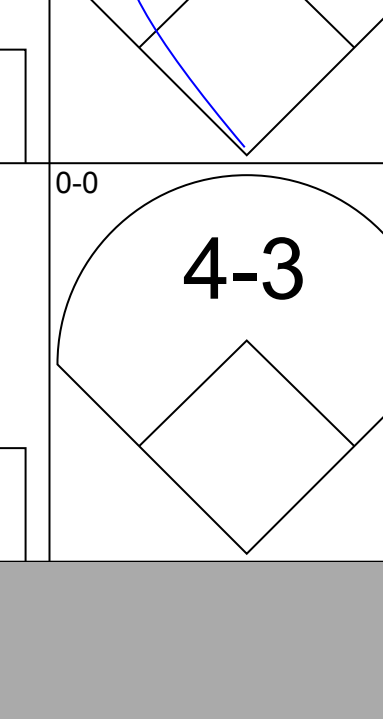
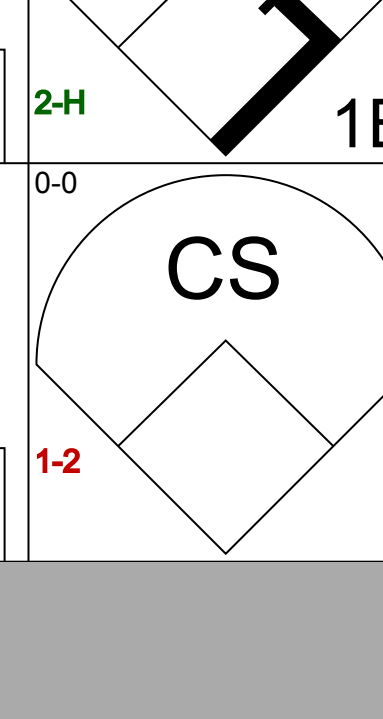
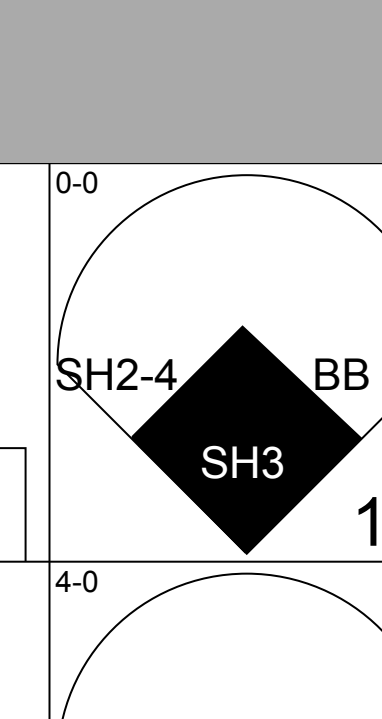
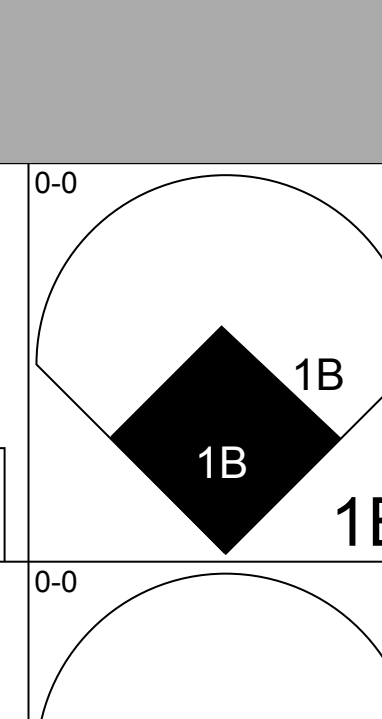
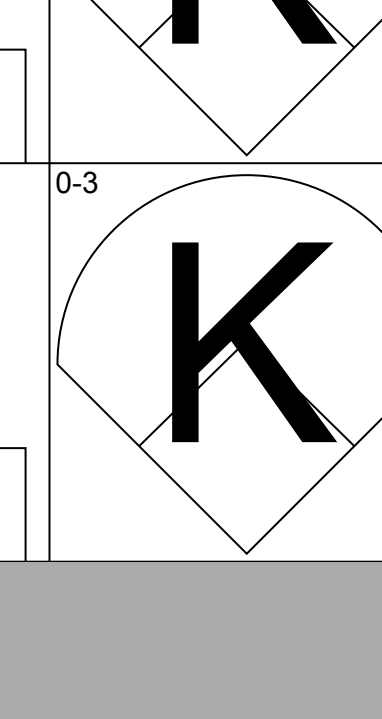
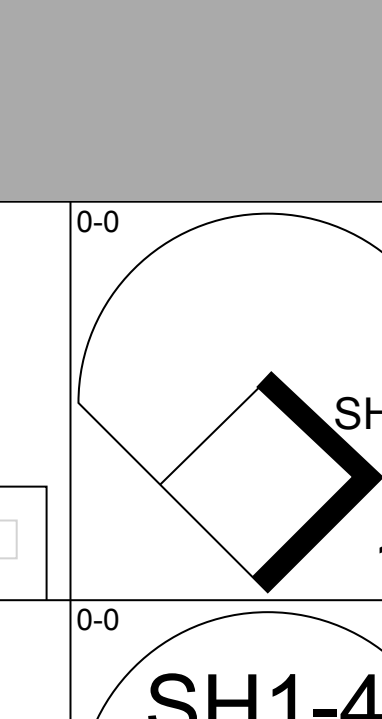
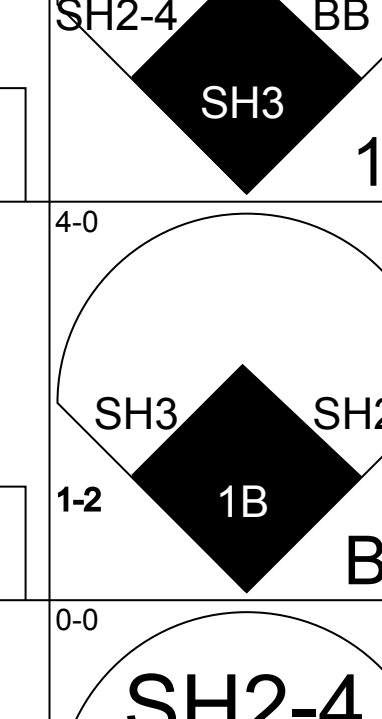

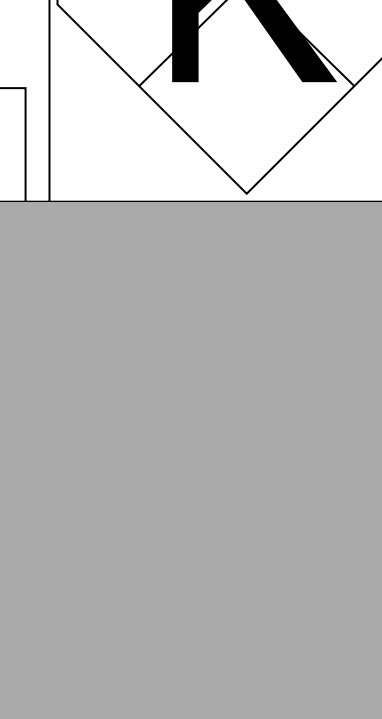
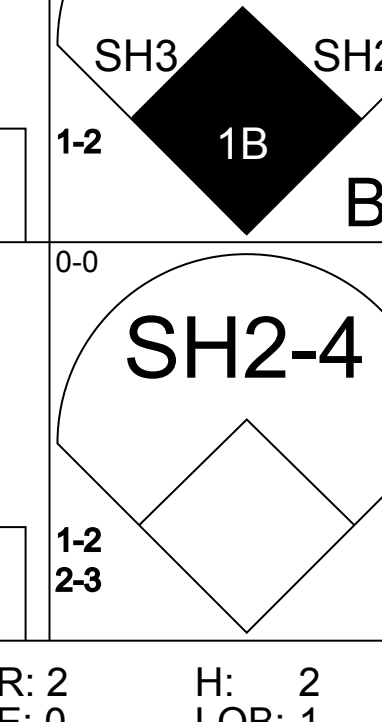


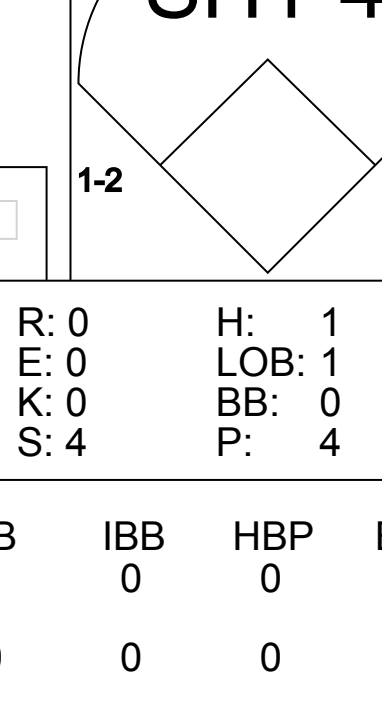
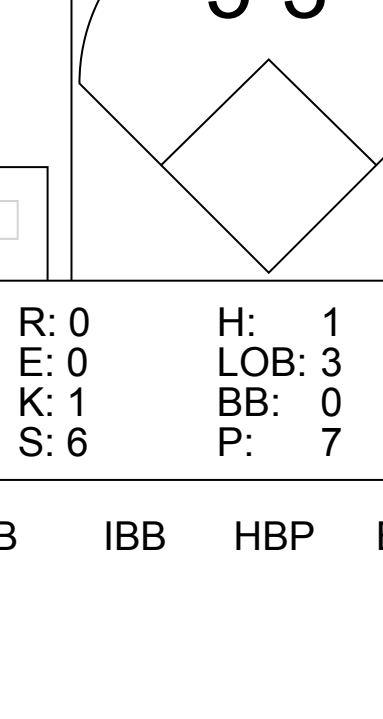
AB 34
 R 6
 H 10
 RBI 6
 BB 3
 SO 3
 LOB 10

Batter	1	2	3	4	5	6	7	8	9	10	AB	R	H	RBI	BB	SO	LOB					
Bill Almon, R OBP: 0.341, SLG: 0.366 (1, 6)											4	0	0	0	1	2	2					
Johnny Ray, S OBP: 0.289, SLG: 0.337 (1, 4)											4	2	2	0	1	0	1					
Bill Madlock, R OBP: 0.238, SLG: 0.316 (1, 5)											5	1	2	2	0	1	1					
George Hendrick, R OBP: 0.326, SLG: 0.347 (1, 9)											5	0	2	0	0	1	2					
Jason Thompson, L OBP: 0.390, SLG: 0.481 (1, 3)											4	0	1	1	0	1	3					
Tony Peña, R OBP: 0.314, SLG: 0.329 (1, 2)											5	2	1	0	0	1	3					
Sixto Lezcano, R OBP: 0.394, SLG: 0.385 (1, 7)											4	0	2	0	0	1	0					
Joe Orsulak, L OBP: 0.368, SLG: 0.423 (1, 8)											3	0	0	0	0	0	1					
Mike Bielecki, R (1, 1)											1	0	0	0	0	1	2					
Jim Morrison, R OBP: 0.429, SLG: 0.417 (4, PH) (5, 1)											0	0	0	1	0	0	0					
Lee Mazzilli, S OBP: 0.538, SLG: 0.375 (9, PH) (10, 1)											0	0	0	0	1	0	0					
John Candelaria, L (10, 1)											0	0	0	0	0	0	0					
Inning Stats	R: 0 E: 0 K: 2 S: 7	H: 2 LOB: 2 BB: 10	R: 2 E: 0 K: 1 S: 10	H: 2 LOB: 0 BB: 7	R: 1 E: 0 K: 1 S: 7	H: 2 LOB: 1 BB: 7	R: 1 E: 0 K: 0 S: 4	H: 1 LOB: 1 BB: 1 P: 8	R: 0 E: 0 K: 1 S: 5	H: 0 LOB: 1 BB: 1 P: 9	R: 0 E: 0 K: 0 S: 4	H: 2 LOB: 1 BB: 0 P: 4	R: 0 E: 0 K: 0 S: 3	H: 0 LOB: 0 BB: 0 P: 3	R: 0 E: 0 K: 0 S: 2	H: 0 LOB: 0 BB: 1 P: 6	R: 0 E: 0 K: 1 S: 6	H: 1 LOB: 1 BB: 0 P: 6	1B: 9 2B: 0 3B: 0 HR: 1	SF: 2 SAC: 1 DP: 1 HBP: 0	WP: 0 PB: 0 SB: 0 CS: 1	PA: 43
PITCHER	IP 10.0	WLS W	BF 42	H 10	R 5	ER 4	SO 8	BB 3	IBB 0	HBP 0	BLK 0	WP 0	HR 1	S 55	P 67	ERA 3.60	WHIP 1.300					

Los Angeles Dodgers @ Pittsburgh Pirates
 Three Rivers Stadium, Pittsburgh, PA
 Sat May 04 1985, 3:33 AM EDT
 Att: 14,093 - Unknown

AB 36
 R 5
 H 10
 RBI 4
 BB 3
 SO 8
 LOB 15

Batter	1	2	3	4	5	6	7	8	9	AB	R	H	RBI	BB	SO	LOB	TOP					
Dan Gladden, R OBP: 0.306, SLG: 0.363 (1, 8)										5	0	0	1	0	2	1	San Francisco Giants @ Pittsburgh Pirates Three Rivers Stadium, Pittsburgh, PA Mon May 06 1985, 7:05 PM EDT Att. 4,533 - Overcast - 70 F					
Manny Trillo, R OBP: 0.310, SLG: 0.289 (1, 4)										5	0	2	0	0	1	0						
Jeffrey Leonard, R OBP: 0.202, SLG: 0.238 (1, 7)										4	1	1	0	1	1	1						
Chili Davis, S OBP: 0.333, SLG: 0.458 (1, 9)										4	1	1	1	1	1	2						
Gary Rajsich, L OBP: 0.238, SLG: 0.263 (1, 3)										3	1	1	0	1	2	0						
Chris Brown, R OBP: 0.310, SLG: 0.286 (1, 5)										4	1	2	1	0	1	0						
Bob Brenly, R OBP: 0.280, SLG: 0.364 (1, 2)										2	2	1	1	2	0	2						
Jose Uribe, S OBP: 0.267, SLG: 0.305 (1, 6)										3	1	1	1	1	1	1						
Bill Laskey, R (1, 1)										2	0	0	0	0	2	3						
Scot Thompson, L OBP: 0.162, SLG: 0.162 (6, PH)										1	0	1	2	0	0	0						
Greg Minton, S (6, 1)										0	0	0	0	0	0	0						
Mark Davis, L (7, 1)										1	0	0	0	0	0	0						
Scott Garretts, R (9, 1)										0	0	0	0	0	0	0						
Inning Stats	R: 0 E: 0 K: 1 S: 6	H: 1 LOB: 1 P: 6	R: 0 E: 0 K: 3 S: 9	H: 0 LOB: 1 BB: 1 P: 13	R: 0 E: 0 K: 1 S: 5	H: 0 LOB: 0 BB: 0 P: 5	R: 2 E: 0 K: 1 S: 7	H: 3 LOB: 2 BB: 2 P: 15	R: 0 E: 0 K: 3 S: 9	H: 0 LOB: 0 BB: 0 P: 9	R: 4 E: 0 K: 0 S: 5	H: 4 LOB: 2 BB: 3 P: 17	R: 0 E: 0 K: 1 S: 5	H: 0 LOB: 0 BB: 0 P: 5	R: 1 E: 0 K: 0 S: 4	H: 1 LOB: 0 BB: 0 P: 4	R: 0 E: 0 K: 1 S: 6	H: 1 LOB: 1 BB: 0 P: 6	1B: 8 2B: 1 3B: 0 HR: 1	SF: 0 SAC: 0 DP: 0 HBP: 0	WP: 0 PB: 0 SB: 0 CS: 1	PA: 40
PITCHER	IP	WLS	BF	H	R	ER	SO	BB	IBB	HBP	BLK	WP	HR	S	P	ERA	WHIP					
Jose DeLeon, R ERA: 6.0 (1, 1)	5.1	L	26	6	6	6	9	6	0	0	0	0	0	38	62	10.12	2.250					
Cecilio Guante, R ERA: 2.33 (6, 1)	1.2		6	2	0	0	1	0	0	0	0	0	0	8	8	0.00	1.200					
Don Robinson, R ERA: 3.38 (8, 1)	2.0		8	2	1	1	1	0	0	0	0	0	1	10	10	4.50	1.000					

Batter	1	2	3	4	5	6	7	8	9	AB	R	H	RBI	BB	SO	LOB	BOTTOM				
Joe Orsulak, L OBP: 0.375, SLG: 0.431 (1, 8)										3	0	0	1	0	0	3	San Francisco Giants @ Pittsburgh Pirates Three Rivers Stadium, Pittsburgh, PA Mon May 06 1985, 7:05 PM EDT Att. 4,533 - Overcast - 70 F				
Sixto Lezcano, R OBP: 0.378, SLG: 0.345 (9, PH)										0	0	0	0	0	0	0					
Rafael Belliard, R OBP: 0.211, SLG: 0.211 (9, PR)										0	0	0	0	0	0	0					
Johnny Ray, S OBP: 0.313, SLG: 0.374 (1, 4)										5	0	3	2	0	0	1					
Bill Madlock, R OBP: 0.281, SLG: 0.337 (1, 5)										4	0	1	0	1	0	4					
Jason Thompson, L OBP: 0.360, SLG: 0.447 (1, 3)										4	0	0	0	0	0	3					
George Hendrick, R OBP: 0.309, SLG: 0.337 (1, 9)										4	1	1	0	0	0	0					
Tony Peña, R OBP: 0.298, SLG: 0.310 (1, 2)										4	0	1	1	0	1	0					
Steve Kemp, L OBP: 0.314, SLG: 0.364 (1, 7)										4	2	2	0	0	1	0					
Bill Almon, R OBP: 0.377, SLG: 0.408 (1, 6)										3	2	2	0	1	1	0					
Jose DeLeon, R OBP: 0.300, SLG: 0.125 (1, 1)										0	0	0	0	0	0	0					
Cecilio Guante, R (6, 1)										0	0	0	0	0	0	0					
Lee Mazzilli, S OBP: 0.571, SLG: 0.444 (7, PH)										1	0	1	1	0	0	0					
Don Robinson, R (8, 1)										0	0	0	0	0	0	0					
Jim Morrison, R OBP: 0.394, SLG: 0.379 (9, PH)										1	0	0	0	0	0	0					
Inning Stats	R: 0 E: 0 K: 0 S: 4	H: 1 LOB: 1 P: 4	R: 0 E: 0 K: 0 S: 3	H: 0 LOB: 0 BB: 0 P: 3	R: 0 E: 0 K: 0 S: 4	H: 1 LOB: 1 BB: 0 P: 4	R: 1 E: 0 K: 0 S: 4	H: 2 LOB: 0 BB: 0 P: 4	R: 2 E: 0 K: 0 S: 3	H: 0 LOB: 0 BB: 0 P: 3	R: 2 E: 0 K: 0 S: 6	H: 4 LOB: 2 BB: 1 P: 10	R: 0 E: 0 K: 2 S: 7	H: 0 LOB: 0 BB: 0 P: 7	R: 0 E: 0 K: 1 S: 6	H: 1 LOB: 3 BB: 0 P: 7	1B: 8 2B: 3 3B: 0 HR: 0	SF: 0 SAC: 3 DP: 1 HBP: 1	WP: 0 PB: 0 SB: 0 CS: 1	PA: 40	
PITCHER	IP	WLS	BF	H	R	ER	SO	BB	IBB	HBP	BLK	WP	HR	S	P	ERA	WHIP				
Bill Laskey, R ERA: 3.55 (1, 1)	5.0	W	21	6	3	3	0	0	0	0	0	0	0	20	24	5.40	1.400				
Greg Minton, R ERA: 5.4 (6, 1)	1.2		8	4	2	2	0	0	0	0	0	0	0	8	8	10.80	2.400				
Mark Davis, L ERA: 1.35 (7, 1)	2.0		9	1	0	0	3	1	0	1	0	0	0	13	18	0.00	1.000				
Scott Garretts, R ERA: 2.25 (9, 1)	0.1	S	1	0	0	0	0	0	0	0	0	0	0	1	1	0.00	0.000				



Batter	1	2	3	4	5	6	7	8	9	AB	R	H	RBI	BB	SO	LOB	TOP																			
Joe Orsulak L (1, 8) OBP: 0.347, SLG: 0.385	F9		F7			F8	4-3		G3	5	0	0	0	0	0	3	Pittsburgh Pirates @ San Diego Padres Jack Murphy Stadium, San Diego, CA Wed May 08 1985, 10:05 PM EDT Att: 22,092 - Unknown																			
Johnny Ray S (1, 4) OBP: 0.337, SLG: 0.404	F8 1B WP									4	1	4	0	0	0	0																				
Bill Maclock R (1, 5) OBP: 0.293, SLG: 0.337 Jim Morrison R (8, PH) OBP: 0.368, SLG: 0.353 (8, 5)			F8			4-3		B1		3	0	1	0	0	0	2																				
Jason Thompson L (1, 3) OBP: 0.352, SLG: 0.435	F8			5-3		G3				4	0	1	0	0	0	3																				
George Hendrick R (1, 9) OBP: 0.303, SLG: 0.330	F7			1-3				F6		4	1	1	0	0	0	3																				
Tony Peña R (1, 2) OBP: 0.293, SLG: 0.303		K		F5				F3	FC6-4	4	0	0	0	0	1	3																				
Steve Kemp L (1, 7) OBP: 0.326, SLG: 0.350		L8				3-1				4	0	2	0	0	0	0																				
Bill Almon R (1, 6) OBP: 0.350, SLG: 0.375 Marvell Wynne L (9, PH) OBP: 0.222, SLG: 0.200		F9				F7			F5	3	0	0	0	0	1	2																				
Larry McWilliams L (1, 1) OBP: 0.154, SLG: 0.167 Cecilio Guante R (5, 1) Doug Fobel L (7, PH) OBP: 0.352, SLG: 0.400 Rod Scurry L (7, 1) Lee Mazzilli S (9, PH) OBP: 0.263, SLG: 0.545			K			4-3			K	2	0	0	0	0	1	0																				
Inning Stats	R: 1 E: 0 K: 0 S: 5	H: 2 LOB: 1 BB: 0 P: 5	R: 0 E: 0 K: 1 S: 5	H: 0 LOB: 0 BB: 0 P: 5	R: 0 E: 0 K: 1 S: 6	H: 1 LOB: 1 BB: 0 P: 6	R: 0 E: 0 K: 0 S: 3	H: 0 LOB: 0 BB: 0 P: 3	R: 0 E: 0 K: 0 S: 4	H: 1 LOB: 1 BB: 0 P: 4	R: 1 E: 0 K: 1 S: 8	H: 3 LOB: 2 BB: 0 P: 8	R: 0 E: 0 K: 0 S: 5	H: 2 LOB: 2 BB: 0 P: 5	R: 0 E: 0 K: 1 S: 6	H: 1 LOB: 1 BB: 0 P: 6		1B: 9 2B: 1 3B: 0 HR: 0	SF: 0 SAC: 0 DP: 0 HBP: 0	WP: 1 PB: 0 SB: 0 CS: 0	PA: 37															
PITCHER	IP	WLS	BF	H	R	ER	SO	BB	IBB	HBP	BLK	WP	HR	S	P	ERA	WHIP	PITCHER		IP	WLS	BF	H	R	ER	SO	BB	IBB	HBP	BLK	WP	HR	S	P	ERA	WHIP
Andy Hawkins R (1, 1) ERA: 2.63	8.0	W	33	9	2	2	3	0	0	0	0	1	0	39	39	2.25	1.125																			
Luis DeLeon R (9, 1) ERA: 4.5	1.0		4	1	0	0	1	0	0	0	0	0	0	6	6	0.00	1.000																			


AB	37
R	2
H	10
RBI	1
BB	0
SO	4
LOB	19




Batter	1	2	3	4	5	6	7	8	9	AB	R	H	RBI	BB	SO	LOB	BOTTOM																			
Jerry Royster R (1, 4) OBP: 0.195, SLG: 0.268	K					F7		G3		5	0	2	1	0	1	2	Pittsburgh Pirates @ San Diego Padres Jack Murphy Stadium, San Diego, CA Wed May 08 1985, 10:05 PM EDT Att: 22,092 - Unknown																			
Tony Gwynn L (1, 9) OBP: 0.330, SLG: 0.442	K		1-3		F7					5	2	2	2	0	1	2																				
Steve Garvey R (1, 3) OBP: 0.348, SLG: 0.550 Kurt Bevacqua R (7, 3) OBP: 0.778, SLG: 0.833				3-1						4	2	3	2	0	0	0																				
Kevin McReynolds R (1, 8) OBP: 0.284, SLG: 0.320 Luis DeLeon R (9, 1) OBP: 1.000, SLG: 1.000		F3				F7				5	2	2	1	0	1	1																				
Graig Nettles L (1, 5) OBP: 0.458, SLG: 0.509 Mario Ramirez R (8, PH) OBP: 0.333, SLG: 0.333				3-1						0	0	0	0	0	0	0																				
Carmelo Martinez R (1, 7) OBP: 0.342, SLG: 0.508		F7				FC5-4				2	0	0	0	2	0	2																				
Terry Kennedy L (1, 2) OBP: 0.359 Bruce Bochy R (8, PH) OBP: 0.222, SLG: 0.222										3	1	0	0	1	1	2																				
Garry Templeton S (1, 6) OBP: 0.323, SLG: 0.430			1-3							4	2	2	1	0	1	1																				
Andy Hawkins R (1, 1) ERA: 4.75 Gerry Davis R (8, PH) OBP: 0.412, SLG: 0.529										3	0	0	0	0	1	2																				
Inning Stats	R: 0 E: 0 K: 2 S: 7	H: 0 LOB: 0 BB: 0 P: 7	R: 0 E: 0 K: 1 S: 5	H: 0 LOB: 1 BB: 1 P: 9	R: 0 E: 0 K: 0 S: 4	H: 1 LOB: 1 BB: 0 P: 4	R: 5 E: 0 K: 0 S: 8	H: 5 LOB: 1 BB: 1 P: 12	R: 1 E: 0 K: 0 S: 4	H: 1 LOB: 1 BB: 1 P: 8	R: 2 E: 0 K: 2 S: 10	H: 3 LOB: 1 BB: 0 P: 10	R: 0 E: 0 K: 1 S: 5	H: 0 LOB: 1 BB: 1 P: 9	R: 4 E: 0 K: 0 S: 7	H: 5 LOB: 2 BB: 1 P: 11		1B: 8 2B: 5 3B: 1 HR: 1	SF: 1 SAC: 0 DP: 0 HBP: 0	WP: 1 PB: 0 SB: 0 CS: 0	PA: 43															
PITCHER	IP	WLS	BF	H	R	ER	SO	BB	IBB	HBP	BLK	WP	HR	S	P	ERA	WHIP	PITCHER		IP	WLS	BF	H	R	ER	SO	BB	IBB	HBP	BLK	WP	HR	S	P	ERA	WHIP
Larry McWilliams L (1, 1) ERA: 2.95	2.0	L	10	3	2	2	2	1	0	0	0	0	0	13	17	9.00	2.000																			
Rod Scurry L (7, 1) ERA: 6.3	2.0		12	5	4	4	1	2	0	0	0	1	0	12	20	18.00	3.500																			

AB	37
R	12
H	15
RBI	12
BB	5
SO	6
LOB	14



Batter	1	2	3	4	5	6	7	8	9	AB	R	H	RBI	BB	SO	LOB	TOP			
Bill Almon, R OBP: 0.359, SLG: 0.383 (1, 6)	0-0 6-3		0-0 F8			0-0 S 1B		0-0 G4-6-3 1B	4 0 2 0 0 0 1								Pittsburgh Pirates @ San Diego Padres Jack Murphy Stadium, San Diego, CA Thu May 09 1985, 6:33 AM EDT Att: 24,862 - Unknown			
Johnny Ray, S OBP: 0.324, SLG: 0.388 (1, 4)	0-0 5-3			0-0 5-3		0-3 K		0-0 G4-6-3 1-2	4 0 0 0 0 1 2											
Bill Madlock, R OBP: 0.274, SLG: 0.326 (1, 3)	0-0 F7			0-0 5-3			0-0 6-3		3 0 0 0 0 0 0											
George Hendrick, R OBP: 0.294, SLG: 0.319 (1, 9)		0-0 L6		0-0 L5			0-0 F6		3 0 0 0 0 0 0											
Tony Peña, R OBP: 0.284, SLG: 0.293 (1, 2)	0-0 F2				0-0 6-3		0-0 F7		3 0 0 0 0 0 0											
Jim Morrison, R OBP: 0.341, SLG: 0.324 (1, 5)	0-0 F8				0-0 5-3		0-3 K		3 0 0 0 0 1 0											
Sixto Lezcano, R OBP: 0.341, SLG: 0.303 (1, 7)			0-0 4-3		0-0 5-3			0-0 F9	3 0 0 0 0 0 0											
Marvell Wynne, L OBP: 0.231, SLG: 0.211 (1, 8)			0-0 SH1 1B			0-0 F8		0-0 4-3	3 0 1 0 0 0 0											
Mike Bielecki, R (1, 1)			0-0 SH1			0-0 B5-3		0-3 K	1 0 0 0 0 0 0											
Al Holland, R (8, 1)									0 0 0 0 0 0 0											
Rick Rhoden, R OBP: 0.143, SLG: 0.143 (9, PH)			1-2						1 0 0 0 0 1 0											
Inning Stats	R: 0 E: 0 K: 0 S: 3	H: 0 LOB: 0 BB: 0 P: 3	R: 0 E: 0 K: 0 S: 3	H: 0 LOB: 0 BB: 0 P: 3	R: 0 E: 0 K: 0 S: 4	H: 1 LOB: 1 BB: 0 P: 4	R: 0 E: 0 K: 0 S: 3	H: 0 LOB: 0 BB: 0 P: 3	R: 0 E: 0 K: 1 S: 6	H: 1 LOB: 1 BB: 0 P: 6	R: 0 E: 0 K: 0 S: 3	H: 0 LOB: 0 BB: 0 P: 3	R: 0 E: 0 K: 1 S: 5	H: 0 LOB: 0 BB: 0 P: 5	R: 0 E: 0 K: 1 S: 5	H: 1 LOB: 0 BB: 0 P: 5	1B: 3 2B: 0 3B: 0 HR: 0	SF: 0 SAC: 1 DP: 1 HBP: 0	WP: 0 PB: 0 SB: 1 CS: 0	PA: 29
PITCHER Mark Thurmond, L ERA: 3.41 (1, 1)	IP: 9.0 WLS: W BF: 29 H: 3 R: 0 ER: 0 SO: 3 BB: 0 IBB: 0 HBP: 0 BLK: 0 WP: 0 HR: 0 S: 35 P: 35 ERA: 0.00 WHIP: 0.333															PITCHER				

Batter	1	2	3	4	5	6	7	8	9	AB	R	H	RBI	BB	SO	LOB	BOTTOM	
Tim Flannery, L OBP: 0.361, SLG: 0.364 (1, 4)	0-3 K		0-0 F7			1-0 CS HBP		0-0 1B 2H 1B	3 0 1 1 0 1 0								Pittsburgh Pirates @ San Diego Padres Jack Murphy Stadium, San Diego, CA Thu May 09 1985, 6:33 AM EDT Att: 24,862 - Unknown	
Tony Gwynn, L OBP: 0.336, SLG: 0.454 (1, 9)	0-0 G1		0-0 1B 2B		0-0 F8		0-0 1B		4 0 2 0 0 0 1									
Steve Garvey, R OBP: 0.345, SLG: 0.539 (1, 3)	0-0 E4		0-0 2-3 1B		0-3 K			0-0 F2	4 0 1 0 0 1 1									
Graig Nettles, L OBP: 0.447, SLG: 0.482 (1, 5)	0-0 G3		0-0 L3			0-3 K		0-0 F9 E BB	3 0 0 0 1 1 3									
Kevin McReynolds, R OBP: 0.292, SLG: 0.320 (1, 8)		4-0 BB		0-0 1B		0-0 F8		0-0 F9 1-3	3 0 1 0 1 0 1									
Terry Kennedy, L OBP: 0.243, SLG: 0.347 (1, 2)		0-0 F7		0-0 F9		0-0 F7			3 0 0 0 0 0 2									
Carmelo Martinez, R OBP: 0.354, SLG: 0.507 (1, 7)		0-0 F7		0-0 1-3 1B			4-0 SH1-3 1B BB		2 1 1 0 1 0 1									
Garry Templeton, S OBP: 0.313, SLG: 0.416 (1, 6)		0-3 K		0-3 K			0-0 F4		3 0 0 0 0 2 4									
Mark Thurmond, L (1, 1)			0-0 L6		0-0 1-3		0-0 SH1-3		2 0 0 0 0 0 2									
Inning Stats	R: 0 E: 1 K: 1 S: 6	H: 0 LOB: 1 BB: 0 P: 6	R: 0 E: 0 K: 1 S: 5	H: 0 LOB: 1 BB: 1 P: 9	R: 0 E: 0 K: 0 S: 5	H: 2 LOB: 2 BB: 0 P: 5	R: 0 E: 0 K: 1 S: 7	H: 2 LOB: 2 BB: 0 P: 7	R: 0 E: 0 K: 1 S: 4	H: 0 LOB: 0 BB: 0 P: 5	R: 1 E: 0 K: 0 S: 4	H: 2 LOB: 2 BB: 1 P: 8	R: 0 E: 1 K: 0 S: 2	H: 0 LOB: 1 BB: 1 P: 6	1B: 5 2B: 1 3B: 0 HR: 0	SF: 0 SAC: 1 DP: 0 HBP: 1		WP: 0 PB: 0 SB: 0 CS: 1
PITCHER Mike Bielecki, R ERA: 5.33 Al Holland, L ERA: 1.5 (8, 1)	IP: 7.0 WLS: L BF: 29 H: 6 R: 1 ER: 0 SO: 5 BB: 2 IBB: 1 HBP: 0 BLK: 0 WP: 0 HR: 0 S: 36 P: 45 ERA: 1.29 WHIP: 1.143															PITCHER		

Batter	1	2	3	4	5	6	7	8	9	10	11	12	AB	R	H	RBI	BB	SO	LOB	TOP				
Marvell Wynne, L Al Holland, R	6-3			L4	G3			F5			6-3		5	0	0	0	0	0	1					
Johnny Ray, S	6-3			3-1		6-3		F8					5	0	1	0	0	0	0					
Bill Madlock, R	K			HR	1B				E6		6-3		4	1	1	0	0	1	1					
Jason Thompson, L Rafael Belliard, R		F7		HR		4-3			F6			1B	5	1	2	2	0	0	2					
Sieve Kemp, L Don Robinson, R												2B	3	0	2	0	0	1	1					
Sixto Lezcano, R			G6-4-3									HR	1	0	0	0	0	1	1					
Tony Peña, R			G6-4-3		5-3							HR	1	1	1	0	0	0	0					
Doug Frobeld, L						6-3						HR	5	0	0	0	0	0	1					
Bill Almon, R													4	0	1	0	1	2	1					
Jose DeLeon, R John Candelaria, L													2	0	0	0	0	2	1					
Joe Orsulak, L													3	0	0	0	0	1	1					
Inning Stats	R: 0 E: 0 K: 1 S: 5	H: 0 LOB: 0 BB: 5	R: 0 E: 0 K: 0 S: 3	H: 1 LOB: 0 BB: 3	R: 0 E: 0 K: 2 S: 7	H: 0 LOB: 0 BB: 7	R: 2 E: 0 K: 0 S: 6	H: 3 LOB: 1 BB: 6	R: 0 E: 0 K: 1 S: 6	H: 1 LOB: 1 BB: 6	R: 0 E: 0 K: 1 S: 5	H: 0 LOB: 0 BB: 5	R: 0 E: 1 K: 1 S: 5	H: 0 LOB: 1 BB: 5	R: 0 E: 0 K: 0 S: 2	H: 0 LOB: 0 BB: 6	R: 0 E: 0 K: 0 S: 4	H: 1 LOB: 1 BB: 4	R: 3 E: 0 K: 0 S: 6	H: 3 LOB: 1 BB: 6	1B: 5 2B: 3 3B: 0 HR: 2	SF: 0 SAC: 0 DP: 2 HBP: 1	WP: 0 PB: 0 SB: 0 CS: 2	PA: 46
PITCHER	IP WLS BF H R ER SO BB IBB HBP BLK WP HR S P ERA WHIP																							
Orel Hershiser, R	(1, 1)	7.0	26	5	2	2	7	0	0	0	0	0	0	0	10	10	0.00	0.000						
Tom Niedenfuer, R	(8, 1)	2.0	6	0	0	0	2	0	0	0	0	0	0	0	6	10	0.00	1.000						
Ken Howell, R	(10, 1)	2.0	7	1	0	0	0	1	0	0	0	0	0	0	6	10	0.00	1.000						
Tom Brennan, R	(12, 1)	1.0	L	6	3	3	3	0	0	0	0	0	0	1	6	6	27.00	3.000						

Pittsburgh Pirates @ Los Angeles Dodgers
Dodger Stadium, Los Angeles, CA

AB 43
R 5
H 9
RBI 5
BB 1
SO 9
LOB 12



WP: 0
PB: 0
SB: 0
CS: 2

Batter	1	2	3	4	5	6	7	8	9	10	11	12	AB	R	H	RBI	BB	SO	LOB	BOTTOM
Steve Sax, R	1B				F9			FC1-2				6-3	4	1	0	0	2	1	4	
Mariano Duncan, R	F8				F9			F8					6	0	1	0	0	3	4	
Mike Marshall, R	SF9				F7				F9				4	0	0	1	0	1	0	
Pedro Guerrero, R	F8				F8							G1-4-3	5	0	1	0	0	0	1	
Mike Scioscia, L	F9											6-3	4	1	1	0	1	0	2	
Greg Brock, L					F3								4	0	1	0	1	0	2	
Terry Whitfield, L Bob Baker, R Tom Niedenfuer, R Ken Howell, R													2	0	0	0	0	1	0	
Al Oliver, L Rick Honeycutt, L Tom Brennan, R													1	0	0	0	0	0	0	
R.J. Reynolds, S Candy Maldonado, R													2	0	1	0	0	1	0	
Orel Hershiser, R Bill Russell, R													1	0	0	0	0	0	0	
Inning Stats	R: 1 E: 0 K: 0 S: 4	H: 1 LOB: 1 BB: 1 P: 8	R: 0 E: 0 K: 2 S: 7	H: 0 LOB: 0 BB: 0 P: 7	R: 0 E: 0 K: 0 S: 4	H: 0 LOB: 0 BB: 1 P: 6	R: 0 E: 0 K: 0 S: 4	H: 1 LOB: 1 BB: 4	R: 0 E: 0 K: 0 S: 4	H: 1 LOB: 0 BB: 1 P: 4	R: 0 E: 0 K: 1 S: 5	H: 0 LOB: 0 BB: 0 P: 5	R: 0 E: 0 K: 0 S: 5	H: 2 LOB: 2 BB: 0 P: 5	R: 0 E: 0 K: 1 S: 5	H: 0 LOB: 0 BB: 6	1B: 7 2B: 0 3B: 0 HR: 0	SF: 1 SAC: 1 DP: 0 HBP: 0	WP: 0 PB: 0 SB: 1 CS: 1	PA: 47
PITCHER	IP WLS BF H R ER SO BB IBB HBP BLK WP HR S P ERA WHIP																			
Jose DeLeon, R	(1, 1)	6.0	24	3	2	2	4	4	0	0	0	0	0	0	28	44	3.00	1.167		
John Candelaria, L	(7, 1)	1.0	5	1	0	0	1	1	0	0	0	0	0	0	6	10	0.00	2.000		
Don Robinson, R	(8, 1)	3.2	13	2	0	0	3	0	0	0	0	0	0	0	19	19	0.00	0.545		
Al Holland, L	(11, 1)	1.1	W	5	1	0	0	1	0	0	0	0	0	0	7	7	0.00	0.750		

Pittsburgh Pirates @ Los Angeles Dodgers
Dodger Stadium, Los Angeles, CA

AB 40
R 2
H 7
RBI 2
BB 5
SO 9
LOB 18



WP: 0
PB: 0
SB: 1
CS: 1

Batter	1	2	3	4	5	6	7	8	9	AB	R	H	RBI	BB	SO	LOB	TOP								
Marvell Wynne, L (1, 8) OBP: 0.196, SLG: 0.200	0-3 K		0-0 2B		0-3 K		0-3 K			4	0	1	0	0	3	1	Pittsburgh Pirates @ Los Angeles Dodgers Dodger Stadium, Los Angeles, CA Sun May 12 1985, 3:33 AM PDT Att: 40,924 - Unknown livebaseballscorecards.com								
Johnny Ray, S (1, 4) OBP: 0.305, SLG: 0.363	0-0 4-3		0-0 F9		0-0 6-3			0-0 6-3		4	0	0	0	0	0	1									
Bill Madlock, R (1, 5) OBP: 0.306, SLG: 0.350 (7, 3)	0-0 1B		4-0 BB		0-0 F8			0-0 F2		3	0	1	0	1	0	0									
Steve Kemp, L (1, 7) OBP: 0.320, SLG: 0.362	0-0 F9		0-3 K			0-0 G3		0-0 1-3		4	0	0	0	0	1	3									
Tony Peña, R (1, 2) OBP: 0.281, SLG: 0.317		0-0 E1		0-0 F9		0-0 1B		0-0 4-3		4	0	1	0	0	0	0									
Lee Mazzilli, S (1, 3) OBP: 0.500, SLG: 0.429		0-3 K		4-0 BB		0-0 3		0-0 1B		2	0	0	0	0	1	2									
Rod Scurry, L (6, 1)										0	0	0	0	0	0	0									
Joe Orsulak, L (6, PH) OBP: 0.342, SLG: 0.377										1	0	1	0	0	0	0									
Doug Frobel, L (1, 9) OBP: 0.313, SLG: 0.318		0-0 1-3		0-0 F3			0-0 F4		0-3 K	4	0	0	0	0	1	3									
Bill Almon, R (1, 6) OBP: 0.351, SLG: 0.366 (6, 3) (7, 6)		0-0 6-3		0-0 E5			0-0 6-3		0-0 4-3	4	0	1	0	0	0	3									
Lee Tunnell, R (1, 1) OBP: 0.143, SLG: 0.143			0-3 K		0-3 K					2	0	0	0	0	2	2									
Rafael Belliard, R (6, 6) OBP: 0.211, SLG: 0.211										0	0	0	0	0	0	0									
Jim Morrison, R (7, PH) OBP: 0.304, SLG: 0.286 (7, 5)										1	0	0	0	0	0	1									
Inning Stats	R: 0 E: 0 K: 1 S: 6	H: 1 LOB: 1 BB: 0 P: 6	R: 0 E: 1 K: 1 S: 6	H: 0 LOB: 1 BB: 0 P: 6	R: 0 E: 0 K: 2 S: 8	H: 1 LOB: 2 BB: 1 P: 12	R: 0 E: 1 K: 1 S: 6	H: 0 LOB: 0 BB: 0 P: 10	R: 0 E: 0 K: 0 S: 5	H: 1 LOB: 0 BB: 0 P: 3	R: 0 E: 0 K: 1 S: 6	H: 1 LOB: 1 BB: 0 P: 6	R: 0 E: 0 K: 0 S: 3	H: 0 LOB: 0 BB: 0 P: 3	R: 0 E: 0 K: 1 S: 6	H: 1 LOB: 1 BB: 0 P: 6		1B: 3 2B: 3 3B: 0 HR: 0	SF: 0 SAC: 0 DP: 1 HBP: 0	WP: 0 PB: 0 SB: 0 CS: 0	PA: 35				
PITCHER	IP	WLS	BF	H	R	ER	SO	BB	IBB	HBP	BLK	WP	HR	S	P	ERA		WHIP							
Bobby Castillo, R (1, 1) ERA: 4.32	6.1	W	26	4	0	0	6	2	0	0	0	0	0	36	44	0.00	0.947								
Tom Niedenfuer, R (7, 1) ERA: 3.0	2.2	S	9	1	0	0	2	0	0	0	0	0	0	13	13	0.00	0.375								

Batter	1	2	3	4	5	6	7	8	9	AB	R	H	RBI	BB	SO	LOB	BOTTOM									
Steve Sax, R (1, 4) OBP: 0.429, SLG: 0.417	0-0 4-3		0-0 1B		0-0 G6-4-3		0-0 F6			4	0	1	0	0	0	1	Pittsburgh Pirates @ Los Angeles Dodgers Dodger Stadium, Los Angeles, CA Sun May 12 1985, 3:33 AM PDT Att: 40,924 - Unknown livebaseballscorecards.com									
Mariano Duncan, R (1, 6) OBP: 0.310, SLG: 0.366	0-0 CS		0-0 1B		0-0 1B		0-3 K		0-3 K	4	1	3	0	0	1	0										
Ken Landreaux, L (1, 8) OBP: 0.185, SLG: 0.350	0-0 4-3		0-0 F6		0-0 6-3		0-0 4-3		0-0 K	4	0	0	0	0	0	3										
Pedro Guerrero, R (1, 5) OBP: 0.371, SLG: 0.390		0-3 K		0-0 F8		4-0 1B		0-3 K		3	0	0	0	1	2	0										
Mike Scioscia, L (1, 2) OBP: 0.343, SLG: 0.365		0-0 1-3		0-0 6-3		0-3 K		0-0 K		3	0	0	0	0	1	2										
Greg Brock, L (1, 3) OBP: 0.279, SLG: 0.282		0-0 HR		4-0 BB		1-2 2H		1-2 2H		2	1	2	2	1	0	0										
Terry Whitfield, L (1, 7) OBP: 0.392, SLG: 0.618		0-0 E4		0-3 K		0-0 FC5-4		0-0 FC5-4		2	0	0	0	0	1	1										
Candy Maldonado, R (6, PH) OBP: 0.250, SLG: 0.333 (7, 9)										1	0	0	0	0	0	2										
Tom Niedenfuer, R (7, 1) OBP: 0.500, SLG: 0.500										0	0	0	0	0	0	0										
R.J. Reynolds, S (1, 9) OBP: 0.255, SLG: 0.300 (7, 7) (7, 9)		0-0 4-3			0-0 G4-1		0-0 1-3			3	0	0	0	0	0	1										
Bobby Castillo, R (1, 1) OBP: 0.667, SLG: 0.500			0-0 5-3		4-0 BB		0-0 F3			1	0	0	0	1	0	0										
Bill Russell, R (7, 7) OBP: 0.403, SLG: 0.368										1	0	0	0	0	0	0										
Inning Stats	R: 0 E: 0 K: 0 S: 3	H: 1 LOB: 0 BB: 0 P: 3	R: 1 E: 1 K: 1 S: 7	H: 1 LOB: 0 BB: 0 P: 7	R: 0 E: 0 K: 0 S: 4	H: 2 LOB: 1 BB: 0 P: 4	R: 0 E: 0 K: 1 S: 5	H: 0 LOB: 1 BB: 1 P: 9	R: 0 E: 0 K: 0 S: 2	H: 0 LOB: 0 BB: 1 P: 6	R: 1 E: 0 K: 1 S: 7	H: 2 LOB: 2 BB: 1 P: 11	R: 0 E: 0 K: 0 S: 3	H: 0 LOB: 0 BB: 0 P: 3	R: 0 E: 0 K: 2 S: 7	H: 0 LOB: 0 BB: 0 P: 7		1B: 5 2B: 0 3B: 0 HR: 1	SF: 0 SAC: 0 DP: 1 HBP: 0	WP: 0 PB: 0 SB: 0 CS: 1	PA: 31					
PITCHER	IP	WLS	BF	H	R	ER	SO	BB	IBB	HBP	BLK	WP	HR	S	P	ERA		WHIP								
Lee Tunnell, R (1, 1) ERA: 4.07	5.1	L	22	5	2	2	2	3	0	0	0	0	0	23	35	3.38		1.500								
Rod Scurry, L (6, 1) ERA: 4.97	2.2		9	1	0	0	3	0	0	0	0	0	0	15	15	0.00	0.375									



Batter	1	2	3	4	5	6	7	8	9	AB	R	H	RBI	BB	SO	LOB	TOP			
Marvell Wynne, L OBP: 0.182, SLG: 0.185	F7		5-3			6-3		1-3		4	0	0	0	0	0	1	Pittsburgh Pirates @ San Francisco Giants Candlestick Park, San Francisco, CA Tue May 14 1985, 6:33 AM EDT Att: 4,484 - Unknown livebaseballscorecards.com			
Lee Mazzilli, S OBP: 0.500, SLG: 0.588	L4			HR		FC6 BB		F6		3	1	1	1	1	0	1				
Johnny Ray, S OBP: 0.311, SLG: 0.376				6-3		FC6 1-2			G3-6 1B	4	0	2	0	0	0	1				
Bill Madlock, R OBP: 0.304, SLG: 0.356	F8			F3					L4	4	0	1	0	0	0	2				
Steve Kemp, L OBP: 0.315, SLG: 0.353		G6-4-3 1B		K					6-3	4	0	1	0	0	1	2				
Tony Peña, R OBP: 0.274, SLG: 0.308		G6-4-3 1-2			K					3	0	0	0	0	2	2				
Joe Orsulak, L OBP: 0.333, SLG: 0.366 Cecilio Guante, R (7, 1)		4-3			6-3					2	0	0	0	0	0	0				
Bill Almon, R OBP: 0.338, SLG: 0.351				F7		K		E6 1-3		3	0	0	0	0	1	0				
Larry McWilliams, L OBP: 0.143, SLG: 0.154 Mike Bielecki, R (5, 1) Doug Fobel, L OBP: 0.300, SLG: 0.304 Jason Thompson, L OBP: 0.342, SLG: 0.455				K		F5		F2		1	0	0	0	0	1	0				
Inning Stats	R: 0 E: 0 K: 0 S: 4	H: 1 LOB: 1 BB: 0 P: 4	R: 0 E: 0 K: 0 S: 3	H: 1 LOB: 0 BB: 0 P: 3	R: 0 E: 0 K: 1 S: 5	H: 0 LOB: 0 BB: 0 P: 5	R: 1 E: 0 K: 1 S: 6	H: 1 LOB: 0 BB: 0 P: 6	R: 0 E: 0 K: 2 S: 7	H: 0 LOB: 1 BB: 1 P: 7	R: 0 E: 0 K: 2 S: 8	H: 1 LOB: 1 BB: 0 P: 8	R: 0 E: 1 K: 0 S: 4	H: 0 LOB: 1 BB: 0 P: 4	R: 0 E: 0 K: 0 S: 3	H: 1 LOB: 0 BB: 0 P: 3	1B: 2 2B: 2 3B: 0 HR: 1	SF: 0 SAC: 0 DP: 2 HBP: 0	WP: 0 PB: 0 SB: 0 CS: 0	PA: 32
PITCHER Mike Krukow, R ERA: 1.45	IP: 9.0 WLS: W BF: 32	H: 5 R: 1 ER: 1 SO: 6	BB: 1 IBB: 0 HBP: 0 BLK: 0	WP: 0 HR: 1 S: 43 P: 47	ERA: 1.00 WHIP: 0.667															

Batter	1	2	3	4	5	6	7	8	9	AB	R	H	RBI	BB	SO	LOB	BOTTOM			
Dan Gladden, R OBP: 0.297, SLG: 0.339	G4-6-3 BB	F7			K			F8		3	0	0	0	1	1	2	Pittsburgh Pirates @ San Francisco Giants Candlestick Park, San Francisco, CA Tue May 14 1985, 6:33 AM EDT Att: 4,484 - Unknown livebaseballscorecards.com			
Manny Trillo, R OBP: 0.289, SLG: 0.252	G4-6-3 1-2				5-3			K		4	0	1	0	0	1	2				
Jeffrey Leonard, R OBP: 0.218, SLG: 0.241	F9				F9			6-3		4	0	0	0	0	1	2				
Chili Davis, S OBP: 0.344, SLG: 0.453		F7	G6-4-3 1-2					4-3		3	0	0	0	0	0	1				
Chris Brown, R OBP: 0.327, SLG: 0.341		2B HBP			6-3			1-3		2	1	0	0	0	0	0				
Bob Brenly, R OBP: 0.293, SLG: 0.407		F7			5-3			F4		3	0	0	0	0	0	1				
David Green, R OBP: 0.231, SLG: 0.172		2B						F4		3	1	2	1	0	0	0				
Jose Uribe, S OBP: 0.267, SLG: 0.301		2B HBP			L5			K		2	1	0	0	0	1	1				
Mike Krukow, R OBP: 0.286, SLG: 0.462		2B						K		3	0	2	2	0	1	0				
Inning Stats	R: 0 E: 0 K: 0 S: 2	H: 0 LOB: 0 BB: 1 P: 6	R: 3 E: 0 K: 0 S: 5	H: 2 LOB: 1 BB: 0 P: 7	R: 0 E: 0 K: 0 S: 3	H: 1 LOB: 0 BB: 0 P: 3	R: 0 E: 0 K: 0 S: 4	H: 1 LOB: 1 BB: 0 P: 4	R: 0 E: 0 K: 2 S: 8	H: 1 LOB: 1 BB: 0 P: 8	R: 0 E: 0 K: 2 S: 3	H: 0 LOB: 0 BB: 0 P: 3	R: 0 E: 0 K: 1 S: 5	H: 0 LOB: 0 BB: 0 P: 5	R: 0 E: 0 K: 0 S: 3	H: 0 LOB: 0 BB: 0 P: 5	1B: 2 2B: 3 3B: 0 HR: 0	SF: 0 SAC: 0 DP: 2 HBP: 2	WP: 0 PB: 0 SB: 0 CS: 0	PA: 30
PITCHER Larry McWilliams, L ERA: 4.99 Mike Bielecki, R ERA: 4.94 Cecilio Guante, R ERA: 2.7	IP: 4.0 WLS: L BF: 18	H: 3 R: 3 ER: 3 SO: 3	BB: 1 IBB: 0 HBP: 0 BLK: 0	WP: 0 HR: 0 S: 15 P: 21	ERA: 6.75 WHIP: 1.500															

Batter	1	2	3	4	5	6	7	8	9	AB	R	H	RBI	BB	SO	LOB	TOP								
Bill Almon, R OBP: 0.333, SLG: 0.338 (1, 6)										3	0	0	0	1	0	0									
Johnny Ray, S OBP: 0.302, SLG: 0.364 (1, 4)										4	0	0	0	0	1	2									
Bill Madlock, R OBP: 0.310, SLG: 0.370 (1, 3)										4	1	2	0	0	1	0									
George Hendrick, R OBP: 0.275, SLG: 0.296 (1, 9)										4	0	0	0	0	3	2									
Tony Peña, R OBP: 0.281, SLG: 0.324 (1, 2)										4	0	2	0	0	0	1									
Jim Morrison, R OBP: 0.327, SLG: 0.311 Steve Kemp, L OBP: 0.327, SLG: 0.353 Rafael Belliard, R OBP: 0.211, SLG: 0.211 (1, 5)										3	1	2	0	0	0	0									
Sixto Lezcano, R OBP: 0.282, SLG: 0.282 Jason Thompson, L OBP: 0.347, SLG: 0.455 Joe Orsulak, L OBP: 0.333, SLG: 0.366 (1, 7)										2	1	0	0	1	0	3									
Marvell Wynne, L OBP: 0.190, SLG: 0.193 (1, 8)										3	0	1	1	0	0	3									
Rick Rhoden, R OBP: 0.167, SLG: 0.167 Lee Mazzilli, S OBP: 0.520, SLG: 0.611 Don Robinson, R (1, 1)										2	0	0	0	0	0	1									
Inning Stats	R: 0 E: 0 K: 1 S: 5	H: 0 LOB: 0 BB: 0 P: 5	R: 0 E: 0 K: 0 S: 4	H: 2 LOB: 1 BB: 0 P: 4	R: 0 E: 0 K: 0 S: 3	H: 0 LOB: 0 BB: 0 P: 3	R: 0 E: 0 K: 1 S: 6	H: 1 LOB: 1 BB: 0 P: 6	R: 1 E: 0 K: 0 S: 4	H: 2 LOB: 0 BB: 0 P: 4	R: 0 E: 0 K: 1 S: 5	H: 0 LOB: 0 BB: 0 P: 5	R: 0 E: 0 K: 1 S: 5	H: 0 LOB: 0 BB: 0 P: 5	R: 1 E: 0 K: 0 S: 3	H: 1 LOB: 1 BB: 2 P: 11	R: 1 E: 0 K: 1 S: 7	H: 2 LOB: 2 BB: 2 P: 15	1B: 6 2B: 2 3B: 0 HR: 0	SF: 0 SAC: 1 DP: 3 HBP: 0	WP: 0 PB: 0 SB: 0 CS: 0	PA: 36			
PITCHER	IP	WLS	BF	H	R	ER	SO	BB	IBB	HBP	BLK	WP	HR	S	P	ERA	WHIP								
Atlee Hammaker, L ERA: 3.53 Mark Davis, L ERA: 1.5 Scott Garretts, R ERA: 1.96	(1, 1)	7.0	25	5	2	2	4	1	0	0	1	0	0	32	36	2.57	0.857								

Pittsburgh Pirates @ San Francisco Giants
Candlestick Park, San Francisco, CA
Wed May 15 1985, 6:33 AM EDT
Att: 6,852 - Unknown

AB 31
R 3
H 8
RBI 3
BB 4
SO 5
LOB 15



Batter	1	2	3	4	5	6	7	8	9	AB	R	H	RBI	BB	SO	LOB	BOTTOM								
Dan Gladden, R OBP: 0.301, SLG: 0.358 (1, 8)										5	2	2	0	0	1	1									
Manny Trillo, R OBP: 0.288, SLG: 0.262 Gary Rajsich, L OBP: 0.222, SLG: 0.212 (1, 4)										4	0	1	1	0	0	1									
Jeffrey Leonard, R OBP: 0.228, SLG: 0.250 (1, 7)										4	0	2	1	0	1	1									
Chili Davis, S OBP: 0.349, SLG: 0.444 (1, 9)										2	0	0	0	2	1	1									
Chris Brown, R OBP: 0.324, SLG: 0.330 (1, 5)										3	0	0	0	0	1	4									
Bob Brenly, R OBP: 0.292, SLG: 0.400 (1, 2)										4	0	1	0	0	1	2									
David Green, R OBP: 0.232, SLG: 0.194 Scott Garretts, R (1, 3)										4	0	1	0	0	1	1									
Jose Uribe, S OBP: 0.267, SLG: 0.299 (1, 6)										4	0	1	0	0	0	1									
Atlee Hammaker, S Mark Davis, L Scott Thompson, L OBP: 0.143, SLG: 0.143 (1, 1)										3	0	0	0	0	1	3									
Inning Stats	R: 1 E: 0 K: 0 S: 5	H: 2 LOB: 2 BB: 0 P: 6	R: 0 E: 0 K: 0 S: 4	H: 1 LOB: 1 BB: 0 P: 4	R: 0 E: 0 K: 1 S: 5	H: 0 LOB: 0 BB: 0 P: 5	R: 0 E: 0 K: 0 S: 5	H: 2 LOB: 2 BB: 0 P: 5	R: 0 E: 0 K: 1 S: 5	H: 1 LOB: 2 BB: 1 P: 10	R: 0 E: 0 K: 1 S: 5	H: 0 LOB: 0 BB: 0 P: 5	R: 1 E: 0 K: 2 S: 9	H: 2 LOB: 2 BB: 1 P: 13	R: 0 E: 0 K: 1 S: 5	H: 0 LOB: 0 BB: 0 P: 5	R: 0 E: 0 K: 1 S: 5	H: 0 LOB: 0 BB: 0 P: 5	1B: 5 2B: 2 3B: 1 HR: 0	SF: 0 SAC: 0 DP: 0 HBP: 1	WP: 0 PB: 0 SB: 1 CS: 0	PA: 38			
PITCHER	IP	WLS	BF	H	R	ER	SO	BB	IBB	HBP	BLK	WP	HR	S	P	ERA	WHIP								
Rick Rhoden, R ERA: 3.51 Don Robinson, R ERA: 2.14	(1, 1)	7.0	32	8	2	2	5	1	1	1	0	0	0	10	10	0.00	0.000								

Pittsburgh Pirates @ San Francisco Giants
Candlestick Park, San Francisco, CA
Wed May 15 1985, 6:33 AM EDT
Att: 6,852 - Unknown

AB 35
R 2
H 8
RBI 2
BB 2
SO 7
LOB 15



Batter	1	2	3	4	5	6	7	8	9	AB	R	H	RBI	BB	SO	LOB	TOP										
Eddie Milner, L (1, 8) OBP: 0.354, SLG: 0.282	0-3 K		0-0 F3	4-0 2B BB		0-0 L3		4-0 BB 1B WP BB	0-0 1B	4	2	1	0	2	1	0	Cincinnati Reds @ Pittsburgh Pirates Three Rivers Stadium, Pittsburgh, PA Sat May 18 1985, 7:05 PM EDT Att: 9,708 - Unknown										
Pete Rose, S (1, 3) OBP: 0.409, SLG: 0.371 Tom Foley, L (8, 4) OBP: 0.135, SLG: 0.167	4-0 BB 1B BB		0-0 4-3	0-0 1B 2B		0-0 F9		0-0 WP BB 1B		4	1	2	2	1	0	0											
Dave Parker, L (1, 9) OBP: 0.384, SLG: 0.601	0-0 1B		0-0 1B 2B	4-0 1B 1B IBB		0-0 HR		4-0 WP BB		3	2	3	1	2	0	0											
Alan Knicely, R (1, 2) OBP: 0.500, SLG: 0.556	4-0 1B		0-0 BB 1B	0-0 1B		0-0 6-3		0-0 5-3		4	0	2	2	1	0	2											
Gary Redus, R (1, 7) OBP: 0.571, SLG: 0.500	0-3 K		4-0 BB	0-0 1B 2B			0-3 K		4-0 6-3 2B BB	3	1	1	0	2	2	3											
Dave Concepcion, R (1, 6) OBP: 0.281, SLG: 0.372	0-3 K		0-0 F9	0-0 1-3			0-0 F8		0-0 6-3	5	0	0	0	0	1	9											
Nick Esasky, R (1, 5) OBP: 0.299, SLG: 0.398		0-0 F9		0-0 FC1-6 1B	0-0 1-3		0-0 F9		4-0 2B BB	4	1	1	0	1	0	0											
Ron Oester, S (1, 4) OBP: 0.377, SLG: 0.396 Cesar Cedeno, R (8, 3) OBP: 0.313, SLG: 0.298		0-0 1-3		0-0 FC1-6 SH1-4 2B	0-0 3-1			0-0 SH4-4 1B	0-0 1B 2B	4	1	1	0	0	0	1											
Tom Browning, L (1, 1)	0-3 K		0-0 SH1-4	0-0 F7				0-0 SH5-4-2 1B	0-0 5-3	3	0	0	0	0	1	1											
Inning Stats	R: 0 E: 0 K: 3 S: 10	H: 1 LOB: 3 BB: 2 P: 18	R: 0 E: 0 K: 1 S: 5	H: 0 LOB: 0 BB: 0 P: 5	R: 1 E: 0 K: 0 S: 5	H: 2 LOB: 2 BB: 1 P: 9	R: 3 E: 0 K: 0 S: 7	H: 4 LOB: 3 BB: 2 P: 15	R: 0 E: 0 K: 0 S: 3	H: 0 LOB: 0 BB: 0 P: 3	R: 1 E: 0 K: 0 S: 4	H: 1 LOB: 0 BB: 0 P: 4	R: 0 E: 0 K: 1 S: 5	H: 0 LOB: 0 BB: 0 P: 5	R: 1 E: 0 K: 0 S: 4	H: 2 LOB: 2 BB: 2 P: 12	R: 2 E: 0 K: 0 S: 4	H: 2 LOB: 2 BB: 2 P: 12	1B: 8 2B: 4 3B: 0 HR: 1	SF: 0 SAC: 2 DP: 1 HBP: 0	WP: 1 PB: 0 SB: 0 CS: 0	PA: 46					
PITCHER	IP	WLS	BF	H	R	ER	SO	BB	IBB	HBP	BLK	WP	HR	S	P	ERA	WHIP										
Mike Bielecki, R (1, 1) ERA: 5.4	6.0	L	31	8	5	5	4	4	1	0	0	0	1	34	54	7.50	2.000										
Cecilio Guante, R (7, 1) ERA: 2.77	2.0		9	2	1	1	1	2	0	0	0	1	0	9	17	4.50	2.000										
Don Robinson, R (9, 1) ERA: 2.86	1.0		6	2	2	2	0	2	0	0	0	0	0	4	12	18.00	4.000										
Batter	1	2	3	4	5	6	7	8	9	AB	R	H	RBI	BB	SO	LOB	BOTTOM										
Bill Almon, R (1, 6) OBP: 0.348, SLG: 0.345	0-3 K		4-0 BB			0-0 G6-4-3		0-0 F9		3	0	0	0	1	1	1	Cincinnati Reds @ Pittsburgh Pirates Three Rivers Stadium, Pittsburgh, PA Sat May 18 1985, 7:05 PM EDT Att: 9,708 - Unknown										
Jim Morrison, R (1, 4) OBP: 0.321, SLG: 0.306	0-3 K		0-0 L6			0-0 1B		0-3 K		4	0	1	0	0	2	2											
Bill Madlock, R (1, 5) OBP: 0.298, SLG: 0.348	0-0 6-3			0-0 F8		0-0 6-3			0-0 6-3	4	0	0	0	0	0	1											
George Hendrick, R (1, 9) OBP: 0.274, SLG: 0.286		0-0 F8		0-0 F3			0-0 1B 1B		0-0 F3	4	0	1	0	0	0	0											
Jason Thompson, L (1, 3) OBP: 0.349, SLG: 0.439		0-3 K		0-0 4-3			0-0 1B		0-0 F8	4	0	1	0	0	1	0											
Tony Peña, R (1, 2) OBP: 0.266, SLG: 0.305		0-0 F5			0-0 F7		0-0 F7			3	0	0	0	0	0	2											
Sixto Lezcano, R (1, 7) OBP: 0.314, SLG: 0.262			0-0 F9		0-0 6-3		0-0 F8			3	0	0	0	0	0	2											
Marvell Wynne, L (1, 8) OBP: 0.200, SLG: 0.203				0-0 BB 1B		0-0 1-3			0-0 1B	3	0	2	0	0	0	0											
Mike Bielecki, R (1, 1) Tim Foli, R (6, PH) Cecilio Guante, R (7, 1) Rafael Belliard, R (8, PH) Don Robinson, R (9, 1)			0-3 K		4-0 BB		0-0 G6-4-3 BB		0-0 5-3	1	0	0	0	0	1	1											
Inning Stats	R: 0 E: 0 K: 2 S: 7	H: 0 LOB: 0 BB: 0 P: 7	R: 0 E: 0 K: 1 S: 5	H: 0 LOB: 0 BB: 0 P: 5	R: 0 E: 0 K: 1 S: 6	H: 1 LOB: 2 BB: 1 P: 10	R: 0 E: 0 K: 0 S: 3	H: 0 LOB: 0 BB: 0 P: 3	R: 0 E: 0 K: 0 S: 3	H: 0 LOB: 0 BB: 0 P: 3	R: 0 E: 0 K: 0 S: 3	H: 1 LOB: 1 BB: 1 P: 7	R: 0 E: 0 K: 0 S: 5	H: 3 LOB: 2 BB: 0 P: 5	R: 0 E: 0 K: 1 S: 5	H: 0 LOB: 0 BB: 0 P: 5	R: 0 E: 0 K: 0 S: 3	H: 0 LOB: 0 BB: 0 P: 3	1B: 5 2B: 0 3B: 0 HR: 0	SF: 0 SAC: 0 DP: 1 HBP: 0	WP: 0 PB: 0 SB: 0 CS: 0	PA: 32					
PITCHER	IP	WLS	BF	H	R	ER	SO	BB	IBB	HBP	BLK	WP	HR	S	P	ERA	WHIP										
Tom Browning, L (1, 1) ERA: 1.7	9.0	W	32	5	0	0	5	2	0	0	0	0	0	40	48	0.00	0.778										

AB 35
R 8
H 12
RBI 7
BB 9
SO 5
LOB 16



WP: 1
PB: 0
SB: 0
CS: 0

AB 30
R 0
H 5
RBI 0
BB 2
SO 5
LOB 9



WP: 0
PB: 0
SB: 0
CS: 0

Batter	1	2	3	4	5	6	7	8	9	AB	R	H	RBI	BB	SO	LOB	TOP					
Eddie Milner, L OBP: 0.346, SLG: 0.270 (1, 8)	F9		K	S BB			G3		6-3	4	0	0	0	1	1	3	Cincinnati Reds @ Pittsburgh Pirates Three Rivers Stadium, Pittsburgh, PA Sun May 19 1985, 3:33 AM EDT Att: 11,990 - Unknown					
Pete Rose, S OBP: 0.405, SLG: 0.361 Eric Davis, R OBP: 0.211, SLG: 0.466 (1, 3) (7, 7)	4-3				L5		F7		HR	3	0	0	0	1	0	1						
Dave Parker, L OBP: 0.391, SLG: 0.596 (1, 9)	F9								F8	3	0	1	1	2	0	0						
Alan Knicely, R OBP: 0.333, SLG: 0.357 (1, 2)		F3	K		F4		CS		K	5	0	0	0	0	3	4						
Cesar Cedeno, R OBP: 0.303, SLG: 0.288 (1, 7) (7, 3)		K	F6		6-3				K	4	0	0	0	0	2	4						
Nick Esasky, R OBP: 0.305, SLG: 0.397 (1, 5)	F4						F6		FC6-4 BB	3	1	1	0	1	0	0						
Dave Concepcion, R OBP: 0.288, SLG: 0.400 (1, 6)							6-3		FC6-4	4	2	2	2	0	0	1						
Tom Foley, L OBP: 0.195, SLG: 0.250 (1, 4)										4	2	3	0	0	0	0						
Mario Soto, R OBP: 0.250, SLG: 0.296 (1, 1)										4	1	2	2	0	1	1						
Inning Stats	R: 0 E: 0 K: 0 S: 3	H: 0 LOB: 0 BB: 0 P: 3	R: 0 E: 0 K: 1 S: 5	H: 0 LOB: 0 BB: 0 P: 5	R: 2 E: 0 K: 2 S: 10	H: 3 LOB: 3 BB: 2 P: 18	R: 2 E: 0 K: 0 S: 5	H: 2 LOB: 1 BB: 1 P: 9	R: 0 E: 0 K: 0 S: 3	H: 1 LOB: 0 BB: 0 P: 3	R: 0 E: 0 K: 1 S: 6	H: 1 LOB: 1 BB: 0 P: 6	R: 0 E: 0 K: 0 S: 2	H: 0 LOB: 0 BB: 1 P: 6	R: 0 E: 0 K: 2 S: 7	H: 0 LOB: 1 BB: 0 P: 11		R: 3 E: 0 K: 1 S: 8	H: 3 LOB: 0 BB: 0 P: 8	1B: 6 2B: 1 3B: 1 HR: 2	SF: 0 SAC: 0 DP: 0 HBP: 0	WP: 0 PB: 0 SB: 1 CS: 2
PITCHER	IP	WLS	BF	H	R	ER	SO	BB	IBB	HBP	BLK	WP	HR	S	P	ERA	WHIP					
Lee Tunnell, R ERA: 4.6 (1, 1)	5.0	L	23	6	4	4	3	3	0	0	0	0	1	26	38	7.20	1.800					
Cecilio Guante, R ERA: 2.48 (6, 1)	3.0		11	1	0	0	3	2	0	0	0	0	0	15	23	0.00	1.000					
John Candelaria, L ERA: 3.18 (9, 1)	1.0		6	3	3	3	1	0	0	0	0	0	1	8	8	27.00	3.000					
Batter	1	2	3	4	5	6	7	8	9	AB	R	H	RBI	BB	SO	LOB	BOTTOM					
Marvell Wynne, L OBP: 0.188, SLG: 0.191 (1, 8)	F7		4-3						F6	4	0	0	0	0	0	1	Cincinnati Reds @ Pittsburgh Pirates Three Rivers Stadium, Pittsburgh, PA Sun May 19 1985, 3:33 AM EDT Att: 11,990 - Unknown					
Johnny Ray, S OBP: 0.306, SLG: 0.364 (1, 4)	6-3								F9	4	0	1	0	0	0	0						
Bill Madlock, R OBP: 0.289, SLG: 0.336 (1, 5)	F8								F2	4	0	0	0	0	0	1						
Jason Thompson, L OBP: 0.338, SLG: 0.423 (1, 3)		K							F5	4	0	0	0	0	1	0						
George Hendrick, R OBP: 0.289, SLG: 0.303 (1, 9)		FC5 1B							1B BB 1B	4	1	3	0	0	0	0						
Steve Kemp, L OBP: 0.333, SLG: 0.333 (1, 7)									BB 1B BB	3	0	1	0	1	2	1						
Tim Foli, R OBP: 0.281, SLG: 0.179 (1, 6)									1B BB	4	0	1	0	0	0	3						
Junior Ortiz, R OBP: 0.222, SLG: 0.222 Lee Mazzilli, S OBP: 0.556, SLG: 0.632 (9, PH)									1B BB	3	0	0	0	0	1	3						
Lee Tunnell, R OBP: 0.125, SLG: 0.125 Doug Frobel, L OBP: 0.314, SLG: 0.304 Cecilio Guante, R OBP: 0.306, SLG: 0.364 Joe Orsulak, L OBP: 0.306, SLG: 0.301 John Candelaria, L OBP: 0.310, SLG: 0.300 (1, 1) (5, PH) (6, 1) (8, PH) (9, 1) (9, PH)										1	0	0	0	0	0	0						
Inning Stats	R: 0 E: 0 K: 0 S: 3	H: 0 LOB: 0 BB: 0 P: 3	R: 0 E: 0 K: 2 S: 9	H: 2 LOB: 2 BB: 0 P: 9	R: 0 E: 0 K: 0 S: 4	H: 1 LOB: 1 BB: 0 P: 4	R: 0 E: 0 K: 1 S: 5	H: 0 LOB: 0 BB: 0 P: 5	R: 0 E: 0 K: 0 S: 3	H: 0 LOB: 0 BB: 0 P: 3	R: 0 E: 0 K: 1 S: 6	H: 1 LOB: 1 BB: 0 P: 6	R: 0 E: 0 K: 1 S: 5	H: 0 LOB: 0 BB: 0 P: 5	R: 1 E: 0 K: 1 S: 7	H: 2 LOB: 3 BB: 2 P: 15		1B: 6 2B: 0 3B: 0 HR: 0	SF: 0 SAC: 0 DP: 0 HBP: 0	WP: 0 PB: 0 SB: 1 CS: 0	PA: 36	
PITCHER	IP	WLS	BF	H	R	ER	SO	BB	IBB	HBP	BLK	WP	HR	S	P	ERA	WHIP					
Mario Soto, R ERA: 2.52 (1, 1)	9.0	W	36	6	1	1	6	3	0	0	0	0	0	45	57	1.00	1.000					

AB	35
R	7
H	10
RBI	7
BB	5
SO	7
LOB	14



AB	33
R	1
H	6
RBI	1
BB	3
SO	6
LOB	12



Batter	1	2	3	4	5	6	7	8	9	AB	R	H	RBI	BB	SO	LOB	TOP											
Bill Doran, S OBP: 0.373, SLG: 0.418 Jim Pankovits, R OBP: 0.444, SLG: 0.542 (8, 4)	0-0 HR		0-3 K			0-0 4-3		0-0 F3		3	1	1	1	0	1	1												
Terry Puhl, L OBP: 0.394, SLG: 0.407 (1, 9)	0-0 F8		0-0 F8			0-0 F8		0-3 K		4	0	0	0	0	1	2												
Denny Walling, L OBP: 0.377, SLG: 0.490 Kevin Bass, S OBP: 0.277, SLG: 0.372 (9, PH)	0-0 F8		0-0 F8			0-0 F7			0-0 5-3	3	0	0	0	0	0	1												
Jose Cruz, L OBP: 0.382, SLG: 0.517 (1, 7)	0-0 G3			0-0 F7 1B				0-0 F6		4	0	2	0	0	0	0												
Jerry Mumphy, S OBP: 0.336, SLG: 0.364 (1, 8)		0-0 5-3		0-0 F7 1-2				0-0 FC6-4 1B		4	0	1	0	0	0	2												
Phil Garner, R OBP: 0.318, SLG: 0.374 (1, 5)		0-3 K		0-0 F9				0-0 FC6-4 1-2		4	0	0	0	0	1	2												
Alan Ashby, S OBP: 0.356, SLG: 0.431 (1, 2)		0-0 1B			0-0 F7			0-0 5-3		3	0	1	0	0	0	1												
Craig Reynolds, L OBP: 0.310, SLG: 0.439 (1, 6)		0-0 G3			0-0 L4				0-0 2B	3	0	1	0	0	0	1												
Joe Niekro, R OBP: 0.300, SLG: 0.368 Enos Cabell, R OBP: 0.270, SLG: 0.338 Jeff Calhoun, L (8, 1)			0-0 1B		0-0 F8			0-0 5-3		2	0	1	0	0	0	0												
Inning Stats	R: 1 E: 0 K: 0 S: 4	H: 1 LOB: 0 BB: 0 P: 4	R: 0 E: 0 K: 1 S: 6	H: 1 LOB: 1 BB: 0 P: 6	R: 0 E: 0 K: 1 S: 6	H: 1 LOB: 0 BB: 0 P: 3	R: 0 E: 0 K: 0 S: 3	H: 0 LOB: 0 BB: 0 P: 3	R: 0 E: 0 K: 0 S: 3	H: 1 LOB: 1 BB: 0 P: 4	R: 0 E: 0 K: 1 S: 6	H: 1 LOB: 1 BB: 0 P: 4	R: 0 E: 0 K: 0 S: 4	H: 1 LOB: 1 BB: 0 P: 4	R: 0 E: 0 K: 0 S: 4	H: 1 LOB: 1 BB: 0 P: 4	1B: 5 2B: 1 3B: 0 HR: 1	SF: 0 SAC: 0 DP: 0 HBP: 0	WP: 0 PB: 0 SB: 0 CS: 0	PA: 33								
PITCHER	IP	WLS	BF	H	R	ER	SO	BB	IBB	HBP	BLK	WP	HR	S	P	ERA	WHIP											
Rick Rhoden, R ERA: 3.3 Al Holland, L ERA: 1.08	6.0	W	21	4	1	1	2	0	0	0	0	0	0	1	25	25	1.50	0.667										

Houston Astros @ Pittsburgh Pirates
Three Rivers Stadium, Pittsburgh, PA
Mon May 20 1985, 7:05 PM EDT
Att: 4,768 - Unknown

AB	33
R	1
H	7
RBI	1
BB	0
SO	3
LOB	12



Batter	1	2	3	4	5	6	7	8	9	AB	R	H	RBI	BB	SO	LOB	BOTTOM										
Marvell Wynne, L OBP: 0.208, SLG: 0.211 (1, 8)	0-3 K		0-0 CS 1B			0-0 SH3		0-0 4-3 S 1B		3	0	2	0	0	1	0											
Johnny Ray, S OBP: 0.312, SLG: 0.364 (1, 4)	0-0 1B		0-0 F8		0-0 SF9 BB IBB		0-0 F4			3	1	1	0	1	0	2											
Steve Kemp, L OBP: 0.358, SLG: 0.339 Sixto Lezcano, R OBP: 0.314, SLG: 0.262 (8, 7)	0-0 1B		0-0 1B		0-0 FC6-4 BB		0-0 4-3			2	0	1	1	2	0	1											
Jason Thompson, L OBP: 0.328, SLG: 0.412 (1, 3)	0-0 F7		0-0 F4		0-0 SF9		0-0 G3			3	0	0	1	0	0	4											
George Hendrick, R OBP: 0.288, SLG: 0.301 (1, 9)	0-0 1B			0-3 K		0-0 FC6-4		0-3 K		4	0	1	1	0	2	2											
Tony Peña, R OBP: 0.285, SLG: 0.303 (1, 2)	0-0 F9			0-3 K			0-0 F8		0-0 CS 1B	4	0	1	0	0	1	2											
Jim Morrison, R OBP: 0.293, SLG: 0.278 (1, 5)		0-0 F6		0-0 5-3			0-3 K FC6-4		0-0 F7	4	0	0	0	0	1	1											
Bill Almon, R OBP: 0.347, SLG: 0.345 (1, 6)		0-3 K			0-0 SH3 BB 1B		0-3 K		0-0 CS	3	1	1	0	0	2	1											
Rick Rhoden, R OBP: 0.190, SLG: 0.190 Al Holland, R (7, 1)		0-0 1-3			0-0 BB SH3 SF9 1B		0-0 FC6-4			3	1	1	0	0	0	1											
Inning Stats	R: 1 E: 0 K: 1 S: 8	H: 3 LOB: 2 BB: 0 P: 8	R: 0 E: 0 K: 1 S: 5	H: 0 LOB: 0 BB: 0 P: 5	R: 0 E: 0 K: 2 S: 7	H: 0 LOB: 0 BB: 0 P: 7	R: 2 E: 0 K: 0 S: 5	H: 2 LOB: 2 BB: 2 P: 13	R: 0 E: 0 K: 2 S: 8	H: 0 LOB: 1 BB: 0 P: 8	R: 0 E: 0 K: 0 S: 4	H: 1 LOB: 1 BB: 0 P: 4	R: 0 E: 0 K: 1 S: 5	H: 1 LOB: 0 BB: 0 P: 5	R: 0 E: 0 K: 0 S: 4	H: 1 LOB: 0 BB: 0 P: 5	1B: 8 2B: 0 3B: 0 HR: 0	SF: 1 SAC: 1 DP: 0 HBP: 0	WP: 0 PB: 1 SB: 1 CS: 2	PA: 35							
PITCHER	IP	WLS	BF	H	R	ER	SO	BB	IBB	HBP	BLK	WP	HR	S	P	ERA	WHIP										
Joe Niekro, R ERA: 2.91 Jeff Calhoun, L ERA: 4.7	7.0	L	31	7	3	3	6	2	1	0	0	0	0	40	52	3.86	1.286										

Houston Astros @ Pittsburgh Pirates
Three Rivers Stadium, Pittsburgh, PA
Mon May 20 1985, 7:05 PM EDT
Att: 4,768 - Unknown

AB	29
R	3
H	8
RBI	3
BB	3
SO	7
LOB	14



Batter	1	2	3	4	5	6	7	8	9	AB	R	H	RBI	BB	SO	LOB	TOP								
Bill Doran, S OBP: 0.369, SLG: 0.409 (1,4)	F9		F9			F7		BB		3	0	0	0	1	0	1	Houston Astros @ Pittsburgh Pirates Three Rivers Stadium, Pittsburgh, PA Tue May 21 1985, 7:05 PM EDT Att: 5,146 - Unknown livebaseballscorecards.com								
Terry Puhl, L OBP: 0.381, SLG: 0.393 (1,9)	6-3			F8		4-3		BB		3	0	0	0	0	0	1									
Mark Ross, R (6,1)										0	0	0	0	0	0	0									
Harry Spilman, L OBP: 0.294, SLG: 0.294 (6,PH)										0	0	0	0	0	0	0									
Jim Pankovits, R OBP: 0.429, SLG: 0.520 (8,PH)										1	0	0	0	0	1	2									
Dave Smith, R (8,1)										0	0	0	0	0	0	0									
Denny Walling, L OBP: 0.367, SLG: 0.476 (1,3)	4-3			K						3	0	0	0	0	1	0									
Enos Cabell, R OBP: 0.280, SLG: 0.338 (9,PH)										0	1	0	0	1	0	0									
Jose Cruz, L OBP: 0.385, SLG: 0.513 (1,7)		F8		6-3				BB		3	0	1	0	1	0	0									
Jerry Mumphy, S OBP: 0.326, SLG: 0.355 (1,8)	6-3				4-3			BB		3	0	0	1	0	0	1									
Phil Garner, R OBP: 0.309, SLG: 0.362 (1,5)										4	0	0	0	0	2	2									
Mark Bailey, S OBP: 0.254, SLG: 0.254 (1,2)				F8		F7				4	0	1	0	0	0	0									
Bert Pena, R (9,PR)										0	0	0	0	0	0	0									
Craig Reynolds, L OBP: 0.322, SLG: 0.471 (1,6)										3	1	2	0	0	0	0									
Tim Tolman, R (9,PH)										1	0	0	0	0	0	2									
Mike Scott, R (1,1)				SF7						0	0	0	1	0	0	0									
Jeff Calhoun, L (5,1)						L6				0	0	0	0	0	0	0									
Kevin Bass, S OBP: 0.282, SLG: 0.375 (6,PH)										2	0	1	0	0	0	1									
Inning Stats	R: 0 E: 0 K: 0 S: 3	H: 0 LOB: 0 BB: 0 P: 3	R: 0 E: 0 K: 1 S: 5	H: 0 LOB: 0 BB: 0 P: 5	R: 1 E: 0 K: 1 S: 4	H: 1 LOB: 0 BB: 0 P: 4	R: 0 E: 0 K: 1 S: 5	H: 0 LOB: 0 BB: 0 P: 5	R: 0 E: 0 K: 0 S: 3	H: 0 LOB: 0 BB: 0 P: 3	R: 0 E: 0 K: 0 S: 4	H: 1 LOB: 1 BB: 0 P: 4	R: 0 E: 0 K: 0 S: 3	H: 0 LOB: 1 BB: 1 P: 7	R: 0 E: 0 K: 1 S: 6	H: 1 LOB: 2 BB: 1 P: 10	R: 1 E: 0 K: 1 S: 7	H: 2 LOB: 2 BB: 1 P: 11	1B: 4 2B: 0 3B: 1 HR: 0	SF: 2 SAC: 0 DP: 0 HBP: 0	WP: 0 PB: 0 SB: 0 CS: 0	PA: 35			
PITCHER	IP	WLS	BF	H	R	ER	SO	BB	IBB	HBP	BLK	WP	HR	S	P	ERA	WHIP								
Rick Reuschel, R ERA: 1.17 (1,1)	7.2	W	28	3	1	1	2	2	0	0	0	0	0	30	38	1.17	0.652								
John Candelaria, L ERA: 3.44 (8,1)	1.1	S	7	2	1	1	2	1	0	0	0	0	0	10	14	6.75	2.250								

Batter	1	2	3	4	5	6	7	8	9	AB	R	H	RBI	BB	SO	LOB	BOTTOM									
Marvell Wynne, L OBP: 0.211, SLG: 0.213 (1,8)	3-1			K		3-1				4	0	1	0	0	1	1	Houston Astros @ Pittsburgh Pirates Three Rivers Stadium, Pittsburgh, PA Tue May 21 1985, 7:05 PM EDT Att: 5,146 - Unknown livebaseballscorecards.com									
Johnny Ray, S OBP: 0.310, SLG: 0.356 (1,4)	6-3					F7				3	1	0	0	1	1	1										
Bill Madlock, R OBP: 0.288, SLG: 0.333 (1,5)										4	1	1	0	0	1	1										
Jim Morrison, R OBP: 0.293, SLG: 0.278 (8,5)	BB									0	0	0	0	0	0	0										
Jason Thompson, L OBP: 0.333, SLG: 0.405 (1,3)	BB									2	1	0	0	2	0	0										
George Hendrick, R OBP: 0.295, SLG: 0.308 (1,9)	BB									4	0	2	1	0	1	2										
Tony Peña, R OBP: 0.272, SLG: 0.304 (1,2)	BB									3	0	1	1	1	1	1										
Steve Kemp, L OBP: 0.371, SLG: 0.344 (1,7)										2	0	1	1	1	1	0										
Sixto Lezcano, R OBP: 0.308, SLG: 0.256 (8,7)										1	0	0	0	0	1	0										
Bill Almon, R OBP: 0.343, SLG: 0.333 (1,6)										3	0	0	0	1	2	6										
Rick Reuschel, R (1,1)										3	0	0	0	0	1	1										
John Candelaria, L (8,1)										0	0	0	0	0	0	0										
Inning Stats	R: 2 E: 0 K: 1 S: 9	H: 4 LOB: 3 BB: 1 P: 13	R: 0 E: 0 K: 1 S: 5	H: 1 LOB: 0 BB: 0 P: 5	R: 0 E: 0 K: 1 S: 6	H: 1 LOB: 1 BB: 0 P: 6	R: 0 E: 0 K: 3 S: 9	H: 0 LOB: 1 BB: 1 P: 13	R: 1 E: 0 K: 3 S: 9	H: 0 LOB: 3 BB: 4 P: 25	R: 0 E: 0 K: 0 S: 3	H: 0 LOB: 0 BB: 0 P: 3	R: 0 E: 0 K: 1 S: 5	H: 0 LOB: 0 BB: 0 P: 5	1B: 6 2B: 0 3B: 0 HR: 0	SF: 0 SAC: 0 DP: 0 HBP: 0		WP: 0 PB: 0 SB: 2 CS: 1	PA: 36							
PITCHER	IP	WLS	BF	H	R	ER	SO	BB	IBB	HBP	BLK	WP	HR	S	P	ERA		WHIP								
Mike Scott, R ERA: 3.4 (1,1)	4.2	L	25	6	3	3	8	6	0	0	0	0	0	35	59	5.79		2.571								
Jeff Calhoun, L ERA: 4.5 (5,1)	0.1		1	0	0	0	1	0	0	0	0	0	0	3	3	0.00		0.000								
Mark Ross, R ERA: (6,1)	2.0		6	0	0	0	0	0	0	0	0	0	0	6	6	0.00	0.000									
Dave Smith, R ERA: 0.72 (8,1)	1.0		3	0	0	0	1	0	0	0	0	0	0	5	5	0.00	0.000									

Batter	1	2	3	4	5	6	7	8	9	AB	R	H	RBI	BB	SO	LOB	TOP								
Johnny Ray, S OBP: 0.311, SLG: 0.375 (1, 4)	F7	4-3					G3		FC4-6 1B	5	0	2	0	0	0	0	Pittsburgh Pirates @ Atlanta Braves Atlanta-Fulton County Stadium, Atlanta, GA Fri May 24 1985, 7:05 PM EDT Att: 18,490 - Unknown								
Steve Kemp, L OBP: 0.378, SLG: 0.344 Doug Frobel, L OBP: 0.308, SLG: 0.298 (7, FR) (7, 7)	4-0 2B HR	F8					K		FC4-6 1B	3	1	1	0	1	1	1									
Bill Madlock, R OBP: 0.296, SLG: 0.344 (1, 5)	0-0 1-3 HR								K	4	1	2	0	1	1	1									
Jason Thompson, L OBP: 0.347, SLG: 0.433 (1, 3)	0-0 2B HR									3	1	2	4	2	0	0									
George Hendrick, R OBP: 0.283, SLG: 0.294 (1, 9)	0-0 1B 1B								F9	5	0	1	0	0	1	7									
Tony Peña, R OBP: 0.257, SLG: 0.286 (1, 2)	0-0 F8									4	0	0	0	0	0	1									
Marvell Wynne, L OBP: 0.250, SLG: 0.305 (1, 8)	0-0 1-2 1B									3	0	1	0	1	0	0									
Bill Almon, R OBP: 0.340, SLG: 0.330 (1, 6)	0-3 K									4	0	2	0	0	2	2									
Jim Winn, R (1, 1) Lee Mazzilli, S OBP: 0.517, SLG: 0.571 (8, PH) John Candelaria, L (8, 1)	0-0 F7									3	0	0	0	0	1	1									
Inning Stats	R: 3 E: 0 K: 1 S: 9	H: 4 LOB: 2 BB: 1 P: 13	R: 0 E: 0 K: 0 S: 3	H: 0 LOB: 0 BB: 0 P: 3	R: 0 E: 0 K: 0 S: 3	H: 0 LOB: 0 BB: 0 P: 3	R: 0 E: 0 K: 1 S: 5	H: 0 LOB: 0 BB: 0 P: 5	R: 0 E: 0 K: 3 S: 11	H: 2 LOB: 3 BB: 1 P: 15	R: 0 E: 0 K: 0 S: 4	H: 1 LOB: 1 BB: 0 P: 4	R: 0 E: 0 K: 0 S: 3	H: 1 LOB: 3 BB: 2 P: 11	R: 0 E: 0 K: 0 S: 3	H: 1 LOB: 1 BB: 1 P: 7		R: 1 E: 0 K: 1 S: 7	H: 2 LOB: 1 BB: 0 P: 7	1B: 8 2B: 3 3B: 0 HR: 1	SF: 0 SAC: 0 DP: 2 HBP: 0	WP: 0 PB: 0 SB: 2 CS: 0	PA: 41		
PITCHER	IP	WLS	BF	H	R	ER	SO	BB	IBB	HBP	BLK	WP	HR	S	P	ERA	WHIP								
Steve Bedrosian, R ERA: 2.78 Zane Smith, L ERA: 5.23 Jeff Dedmon, R ERA: 1.98 Terry Forster, L ERA: 1.31	(1, 1) (7, 1) (7, 1) (9, 1)	6.1 0.0 1.2 1.0	L 1 6 4	30 0 2 1	8 0 1 1	3 0 1 0	5 0 0 1	2 1 0 0	1 0 0 0	0 0 0 0	0 0 0 0	0 0 0 0	1 0 5 6	37 4 9 6	49 4 5 6	4.26 ∞ 5.40 0.00	1.579 ∞ 1.800 1.000								

AB	36
R	4
H	11
RBI	4
BB	5
SO	6
LOB	16



Batter	1	2	3	4	5	6	7	8	9	AB	R	H	RBI	BB	SO	LOB	BOTTOM								
Claudell Washington, L OBP: 0.324, SLG: 0.416 (1, 9)	4-3									4	0	0	0	0	0	0	Pittsburgh Pirates @ Atlanta Braves Atlanta-Fulton County Stadium, Atlanta, GA Fri May 24 1985, 7:05 PM EDT Att: 18,490 - Unknown								
Gerald Perry, L OBP: 0.282, SLG: 0.266 (1, 3)	2-3									3	1	0	0	1	0	0									
Dale Murphy, R OBP: 0.399, SLG: 0.611 (1, 8)	F8									4	0	0	0	0	1	1									
Bob Horner, R OBP: 0.296, SLG: 0.405 (1, 5)										4	1	1	2	0	1	0									
Terry Harper, R OBP: 0.312, SLG: 0.430 (1, 7)										2	0	0	0	1	0	0									
Rafael Ramirez, R OBP: 0.280, SLG: 0.341 (1, 6)										3	0	1	0	0	0	0									
Rick Cerone, R OBP: 0.308, SLG: 0.320 (1, 2)										3	0	0	0	0	0	2									
Glenn Hubbard, R OBP: 0.356, SLG: 0.326 (1, 4)										3	0	1	0	0	0	2									
Steve Bedrosian, R OBP: 0.289, SLG: 0.359 (7, 1) Zane Smith, L OBP: 0.333, SLG: 0.333 (7, 7) Brad Komminsk, R OBP: 0.336, SLG: 0.271 (9, 1) Terry Forster, L OBP: 0.300, SLG: 0.333 (9, PH)										2	0	0	0	0	1	1									
Inning Stats	R: 0 E: 0 K: 0 S: 3	H: 0 LOB: 0 BB: 0 P: 3	R: 0 E: 0 K: 0 S: 4	H: 1 LOB: 2 BB: 1 P: 8	R: 0 E: 0 K: 0 S: 3	H: 0 LOB: 0 BB: 0 P: 3	R: 0 E: 0 K: 0 S: 3	H: 0 LOB: 0 BB: 0 P: 3	R: 0 E: 0 K: 1 S: 6	H: 1 LOB: 1 BB: 0 P: 6	R: 2 E: 0 K: 1 S: 6	H: 1 LOB: 0 BB: 1 P: 10	R: 0 E: 0 K: 0 S: 3	H: 0 LOB: 0 BB: 0 P: 3	R: 0 E: 0 K: 1 S: 5	H: 0 LOB: 0 BB: 0 P: 5		R: 0 E: 0 K: 1 S: 5	H: 0 LOB: 0 BB: 0 P: 5	1B: 2 2B: 0 3B: 0 HR: 1	SF: 0 SAC: 0 DP: 0 HBP: 0	WP: 0 PB: 0 SB: 0 CS: 0	PA: 32		
PITCHER	IP	WLS	BF	H	R	ER	SO	BB	IBB	HBP	BLK	WP	HR	S	P	ERA	WHIP								
Jim Winn, R ERA: 2.57 John Candelaria, L ERA: 3.39	(1, 1) (8, 1)	7.0 2.0	W S	26 6	3 0	2 0	2 0	2 0	2 0	2 0	2 0	0 0	0 0	10 10	36 10	0.00 0.000	0.714								



Batter	1	2	3	4	5	6	7	8	9	10	AB	R	H	RBI	BB	SO	LOB	TOP			
Johnny Ray, S <small>(1, 4)</small> <small>OBP: 0.313, SLG: 0.373</small>											4	1	1	0	0	0	0				
Lee Mazzilli, S <small>(1, 3)</small> <small>OBP: 0.472, SLG: 0.519</small>											4	0	1	1	1	0	0				
Steve Kemp, L <small>(1, 7)</small> <small>OBP: 0.330, SLG: 0.338</small> Cecilio Guante, R <small>(7, 1)</small> <small>OBP: 0.351, SLG: 0.444</small> Jason Thompson, L <small>(8, PH)</small> <small>OBP: 0.203, SLG: 0.267</small> Tom Faut, R <small>(10, PH)</small> <small>OBP: 0.203, SLG: 0.267</small> Ray Krawczyk, R <small>(10, 1)</small> <small>OBP: 0.203, SLG: 0.267</small> Al Holland, R <small>(10, 1)</small> <small>OBP: 0.203, SLG: 0.267</small>											3	0	0	0	0	0	1				
Bill Madlock, R <small>(1, 5)</small> <small>OBP: 0.289, SLG: 0.350</small>											4	2	1	1	1	1	1				
Tony Peña, R <small>(1, 2)</small> <small>OBP: 0.261, SLG: 0.289</small>											4	0	2	0	0	0	0				
Marvell Wynne, L <small>(1, 8)</small> <small>OBP: 0.228, SLG: 0.278</small>											3	0	0	0	0	0	1				
Doug Frobel, L <small>(1, 9)</small> <small>OBP: 0.361, SLG: 0.321</small>											3	0	1	0	1	0	0				
Bill Almon, R <small>(1, 6)</small> <small>OBP: 0.333, SLG: 0.365</small>											3	0	0	1	0	2	2				
Rick Reuschel, R <small>(1, 1)</small> Scott Loucks, R <small>(7, 7)</small> <small>OBP: 0.500, SLG: 1.000</small>											2	0	0	0	0	0	2				
Inning Stats	R: 0 E: 0 K: 0 S: 3	H: 0 LOB: 0 BB: 0 P: 3	R: 0 E: 0 K: 0 S: 3	H: 0 LOB: 0 BB: 0 P: 3	R: 0 E: 0 K: 1 S: 5	H: 0 LOB: 0 BB: 0 P: 3	R: 1 E: 0 K: 0 S: 4	H: 1 LOB: 2 BB: 2 P: 12	R: 0 E: 0 K: 1 S: 5	H: 0 LOB: 0 BB: 0 P: 5	R: 1 E: 0 K: 0 S: 4	H: 1 LOB: 0 BB: 0 P: 4	R: 1 E: 0 K: 2 S: 9	H: 2 LOB: 1 BB: 0 P: 9	R: 0 E: 0 K: 1 S: 7	H: 2 LOB: 2 BB: 0 P: 7	R: 1 E: 0 K: 0 S: 4	H: 2 LOB: 1 BB: 1 P: 8	1B: 5 2B: 2 3B: 0 HR: 1	SF: 1 SAC: 2 DP: 1 HBP: 0	WP: 0 PA: 40
PITCHER	IP WLS BF H R ER SO BB IBB HBP BLK WP HR S P ERA WHIP																				
Rick Mahler, R <small>(1, 1)</small> <small>ERA: 2.88</small>	7.0																				
Bruce Sutter, R <small>(8, 1)</small> <small>ERA: 3.2</small>	2.0																				
Jeff Dedmon, R <small>(10, 1)</small> <small>ERA: 2.45</small>	1.0																				
PITCHER	IP WLS BF H R ER SO BB IBB HBP BLK WP HR S P ERA WHIP																				
Rick Reuschel, R <small>(1, 1)</small> <small>ERA: 0.66</small>	6.0																				
Cecilio Guante, R <small>(7, 1)</small> <small>ERA: 2.4</small>	1.0																				
John Candelaria, L <small>(8, 1)</small> <small>ERA: 4.24</small>	2.0																				
Ray Krawczyk, R <small>(10, 1)</small> <small>ERA: 4.24</small>	0.0																				
Al Holland, L <small>(10, 1)</small> <small>ERA: 1.71</small>	0.0																				
Inning Stats	R: 0 E: 0 K: 1 S: 5	H: 0 LOB: 0 BB: 0 P: 5	R: 0 E: 0 K: 0 S: 3	H: 1 LOB: 1 BB: 0 P: 4	R: 0 E: 0 K: 0 S: 4	H: 1 LOB: 1 BB: 0 P: 4	R: 0 E: 0 K: 0 S: 4	H: 2 LOB: 1 BB: 0 P: 4	R: 0 E: 0 K: 1 S: 6	H: 0 LOB: 1 BB: 1 P: 10	R: 0 E: 0 K: 1 S: 5	H: 0 LOB: 0 BB: 1 P: 9	R: 0 E: 0 K: 1 S: 5	H: 0 LOB: 0 BB: 0 P: 5	R: 3 E: 0 K: 1 S: 8	H: 3 LOB: 1 BB: 2 P: 12	R: 2 E: 1 K: 0 S: 3	H: 3 LOB: 3 BB: 2 P: 11	1B: 9 2B: 2 3B: 0 HR: 0	SF: 0 SAC: 0 DP: 3 HBP: 1	WP: 0 PA: 42
PITCHER	IP WLS BF H R ER SO BB IBB HBP BLK WP HR S P ERA WHIP																				
Rick Reuschel, R <small>(1, 1)</small> <small>ERA: 0.66</small>	6.0																				
Cecilio Guante, R <small>(7, 1)</small> <small>ERA: 2.4</small>	1.0																				
John Candelaria, L <small>(8, 1)</small> <small>ERA: 4.24</small>	2.0																				
Ray Krawczyk, R <small>(10, 1)</small> <small>ERA: 4.24</small>	0.0																				
Al Holland, L <small>(10, 1)</small> <small>ERA: 1.71</small>	0.0																				

Pittsburgh Pirates @ Atlanta Braves
 Atlanta-Fulton County Stadium, Atlanta, GA
 Sun May 26 1986, 3:33 AM EDT
 Att: 21,723 - Unknown

AB 34
 R 4
 H 8
 RBI 4
 BB 3
 SO 5
 LOB 8

Pittsburgh Pirates @ Atlanta Braves
 Atlanta-Fulton County Stadium, Atlanta, GA
 Sun May 26 1986, 3:33 AM EDT
 Att: 21,723 - Unknown

AB 35
 R 5
 H 11
 RBI 4
 BB 6
 SO 5
 LOB 17

Batter	1	2	3	4	5	6	7	8	9	AB	R	H	RBI	BB	SO	LOB	TOP				
Bill Almon, R OBP: 0.339, SLG: 0.370 (1, 6)	0-0 6-3		0-0 2B 1B		0-0 4-3			0-0 1B		4	1	2	0	0	0	0					
Scott Loucks, R OBP: 0.333, SLG: 0.667 (1, 9)	0-0 1-3		0-0 1-H 2B		0-0 5-3			0-3 K		4	0	1	1	0	1	1					
Bill Madlock, R OBP: 0.282, SLG: 0.340 (1, 3)	0-0 F4		0-3 K		0-0 F7			0-0 L4		4	0	0	0	0	1	2					
Jim Morrison, R OBP: 0.299, SLG: 0.286 (1, 5)		0-3 K	0-0 5-3		0-0 G6-4-3 1B			0-0 5-3		4	0	1	0	0	1	2					
Tony Peña, R OBP: 0.268, SLG: 0.301 (1, 2)		0-0 S 1B		0-0 F7		0-0 G6-4-3 1-2		0-0 1B FC4-6 2B		4	1	2	0	0	0	1					
Johnny Ray, S OBP: 0.311, SLG: 0.369 (1, 4)		0-0 F8		0-0 F7		0-0 6-3		0-0 FC4-6 1B		4	0	1	0	0	0	1					
Sixto Lezcano, R OBP: 0.339, SLG: 0.255 (9, PH)	4-0 BB	0-0 1-2 BB	0-0 BB	4-0 BB	0-0 1B BB		0-0 F8	0-0 FC4-6 4-3 WP		1	0	0	0	2	0	0	AB 34				
Steve Kemp, L OBP: 0.361, SLG: 0.333 (9, PH)								1-2 3-H		1	0	0	1	0	0	1	R 2				
Marvell Wynne, L OBP: 0.229, SLG: 0.277 (1, 8)	0-0 F6		0-0 BB	0-0 1B	0-0 1B		0-0 G3	0-0 4-3		4	0	1	0	0	0	3	H 8				
Jose DeLeon, R OBP: 0.188, SLG: 0.071 (1, 1)			0-3 K	0-0 5-3	0-0 5-3		0-0 4-3	0-0 F7		0	0	0	0	0	0	0	RBI 2				
Rod Scurry, L OBP: 0.459, SLG: 0.500 (7, PH)										2	0	0	0	0	1	2	BB 2				
Lee Mazzilli, S OBP: 0.459, SLG: 0.500 (7, PH)										1	0	0	0	0	0	0	SO 4				
Al Holland, R OBP: 0.349, SLG: 0.440 (9, PH)										1	0	0	0	0	0	1	LOB 14				
Jason Thompson, L OBP: 0.349, SLG: 0.440 (9, PH)										1	0	0	0	0	0	1					
Inning Stats	R: 0 E: 0 K: 0 S: 3	H: 0 LOB: 0 BB: 0 P: 3	R: 0 E: 0 K: 1 S: 6	H: 1 LOB: 2 BB: 1 P: 10	R: 1 E: 0 K: 2 S: 9	H: 2 LOB: 1 BB: 0 P: 9	R: 0 E: 0 K: 0 S: 4	H: 1 LOB: 2 BB: 1 P: 8	R: 0 E: 0 K: 0 S: 3	H: 0 LOB: 0 BB: 0 P: 3	R: 0 E: 0 K: 0 S: 3	H: 0 LOB: 0 BB: 0 P: 3	R: 0 E: 0 K: 1 S: 6	H: 1 LOB: 1 BB: 0 P: 6	R: 1 E: 0 K: 0 S: 5	H: 2 LOB: 1 BB: 0 P: 5	1B: 6 2B: 2 3B: 0 HR: 0	SF: 0 SAC: 0 DP: 1 HBP: 0	WP: 1 PB: 0 SB: 1 CS: 0	PA: 36	
PITCHER	IP WLS BF H R ER SO BB IBB HBP BLK WP HR S P ERA WHIP	8.0 W 33 8 2 2 4 2 0 0 0 0 0 0 39 47 2.25 1.250	1.0 S 3 0 0 0 0 0 0 0 0 1 0 3 3 0.00 0.000																		

Pittsburgh Pirates @ Houston Astros
Astrodome, Houston, TX
Mon May 27 1985, 8:05 PM EDT
Att: 9,692 - Unknown

AB	34
R	2
H	8
RBI	2
BB	2
SO	4
LOB	14



Batter	1	2	3	4	5	6	7	8	9	AB	R	H	RBI	BB	SO	LOB	BOTTOM				
Terry Puhl, L OBP: 0.378, SLG: 0.467 (1, 9)	0-0 F5	0-0 1B 2B		0-3 K			0-0 1-3			4	1	1	2	0	1	0					
Craig Reynolds, L OBP: 0.339, SLG: 0.455 (1, 6)	0-0 F8	0-0 2-H 3-H 1B			0-0 1-3		0-3 K			4	0	1	1	0	1	0					
Denny Walling, L OBP: 0.349, SLG: 0.438 (1, 5)	0-0 E4 BB	0-3 K			0-0 4-3			0-3 K		4	0	0	0	0	2	1					
Kevin Bass, S OBP: 0.280, SLG: 0.415 (1, 7)	4-0 1-2 BB	0-0 5-3			0-0 F4			0-0 F7		3	0	0	0	1	0	1					
Jerry Mumphrey, S OBP: 0.323, SLG: 0.371 (1, 8)	0-0 4-3		0-0 6-3		0-0 5-3			0-3 K		4	0	0	0	0	1	2					
Harry Spilman, L OBP: 0.200, SLG: 0.292 (1, 3)		0-0 3B 1B	0-0 4-3		0-0 BB 1B			0-0 BB 1B		3	1	2	0	0	0	0					
Phil Garner, R OBP: 0.312, SLG: 0.373 (1, 4)		0-0 1-H 2B 3B	0-0 F4		4-0 G6-4-3 BB			0-0 G6-4-3 BB		2	1	1	1	1	0	0	AB 28				
Mark Bailey, S OBP: 0.294, SLG: 0.247 (1, 2)		4-0 SH1-3 2B BB		0-3 K		0-0 G6-4-3 1-2		0-0 G6-4-3		2	1	0	0	1	1	2	R 4				
Bob Knepper, L OBP: 0.312, SLG: 0.373 (1, 4)		0-0 SH1-3		0-0 F7				0-3 K		2	0	0	0	0	1	0	H 5				
Dave Smith, R OBP: 0.312, SLG: 0.373 (9, 1)										0	0	0	0	0	0	0	RBI 4				
Inning Stats	R: 0 E: 1 K: 0 S: 4	H: 0 LOB: 2 BB: 1 P: 8	R: 4 E: 0 K: 1 S: 9	H: 4 LOB: 1 BB: 1 P: 13	R: 0 E: 0 K: 0 S: 3	H: 0 LOB: 0 BB: 0 P: 3	R: 0 E: 0 K: 2 S: 7	H: 0 LOB: 0 BB: 0 P: 7	R: 0 E: 0 K: 0 S: 3	H: 1 LOB: 1 BB: 1 P: 7	R: 0 E: 0 K: 2 S: 7	H: 0 LOB: 0 BB: 0 P: 7	R: 0 E: 0 K: 2 S: 7	H: 0 LOB: 0 BB: 0 P: 7	R: 0 E: 0 K: 2 S: 7	H: 0 LOB: 0 BB: 0 P: 7	1B: 3 2B: 1 3B: 1 HR: 0	SF: 0 SAC: 1 DP: 1 HBP: 0	WP: 0 PB: 0 SB: 0 CS: 0	PA: 32	
PITCHER	IP WLS BF H R ER SO BB IBB HBP BLK WP HR S P ERA WHIP	1.1 L 11 4 4 4 0 2 0 0 0 0 0 0 9 17 27.00 4.500	4.2 15 1 0 0 3 1 0 0 0 0 0 0 20 24 0.00 0.429	2.0 6 0 0 0 4 0 0 0 0 0 0 0 14 14 0.00 0.000																	

Pittsburgh Pirates @ Houston Astros
Astrodome, Houston, TX
Mon May 27 1985, 8:05 PM EDT
Att: 9,692 - Unknown

AB	28
R	4
H	5
RBI	4
BB	3
SO	7
LOB	6



Batter	1	2	3	4	5	6	7	8	9	10	11	12	AB	R	H	RBI	BB	SO	LOB	TOP						
Johnny Ray, S OBP: 0.324, SLG: 0.393 (1.4)													6	0	4	0	0	1	3							
Marvell Wynne, L OBP: 0.225, SLG: 0.270 (1.8)													6	0	1	0	0	1	2							
Lee Mazzilli, S OBP: 0.488, SLG: 0.484 (1.3)													3	2	1	0	3	0	2							
George Hendrick, R OBP: 0.285, SLG: 0.303 (1.9)													6	1	2	0	0	1	4							
Siege Kemp, L OBP: 0.348, SLG: 0.324 (1.7)													2	0	0	1	0	0	0							
Tony Peña, R OBP: 0.270, SLG: 0.304 Junior Ortiz, R OBP: 0.333, SLG: 0.333 (4, FR)													2	0	1	1	0	0	0							
Jim Morrison, R OBP: 0.301, SLG: 0.279 (1.5)													5	0	1	0	1	2	5							
Bill Almon, R OBP: 0.333, SLG: 0.360 Cecilio Guante, R (10, 1)													3	0	0	1	1	1	2							
Don Robinson, R Al Holland, R Scott Loucks, R Doug Lortie, L John Candelaria, L Tim Foa, R (1.1)													2	0	0	0	0	2	1							
Inning Stats	R: 0 E: 0 K: 1 S: 5	H: 0 LOB: 1 BB: 1 P: 9	R: 0 E: 0 K: 0 S: 3	H: 0 LOB: 0 BB: 0 P: 3	R: 0 E: 0 K: 1 S: 6	H: 1 LOB: 1 BB: 0 P: 6	R: 3 E: 0 K: 1 S: 9	H: 4 LOB: 1 BB: 0 P: 9	R: 0 E: 0 K: 0 S: 4	H: 2 LOB: 1 BB: 0 P: 4	R: 0 E: 0 K: 0 S: 6	H: 1 LOB: 2 BB: 1 P: 8	R: 0 E: 0 K: 0 S: 3	H: 0 LOB: 3 BB: 3 P: 15	R: 0 E: 0 K: 1 S: 5	H: 0 LOB: 1 BB: 0 P: 11	R: 0 E: 0 K: 2 S: 7	H: 1 LOB: 0 BB: 1 P: 7	R: 1 E: 0 K: 2 S: 9	H: 2 LOB: 3 BB: 2 P: 17	1B: 9 2B: 3 3B: 0 HR: 0	SF: 2 SAC: 1 DP: 1 HBP: 0	WP: 1 PB: 0 SB: 0 CS: 0	PA: 54		
PITCHER	IP WLS BF H R ER SO BB IBB HBP BLK WP HR S P ERA WHIP	PITCHER												IP WLS BF H R ER SO BB IBB HBP BLK WP HR S P ERA WHIP												
Ron Mathis, R ERA: 3.78 Jeff Cathoun, L ERA: 3.86 Bill Dawley, R ERA: 4.06 Frank DiPino, L ERA: 4.64 Dave Smith, R ERA: 0.64	(1.1) (5.1) (8.1) (8.1) (10.1)	4.0 3.0 0.2 1.1 1.0	18 13 5 4 0	3 0 0 0 0	3 0 0 0 0	3 1 0 0 0	3 0 0 0 0	3 0 0 0 0	0 1 0 0 0	0 0 0 0 0	0 0 0 0 0	0 0 0 0 0	0 0 0 0 0	0 0 0 0 0	0 0 0 0 0	0 0 0 0 0	0 0 0 0 0	0 0 0 0 0	0 0 0 0 0	0 0 0 0 0	0 0 0 0 0	0 0 0 0 0	0 0 0 0 0	0 0 0 0 0	0 0 0 0 0	0 0 0 0 0
Julio Solano, R ERA: 5.0	(11.1)	2.0	10	3	1	1	4	1	1	0	0	0	4.50	2.000												

Pittsburgh Pirates @ Houston Astros
Astrodome, Houston, TX
Tue May 28 1985, 8:05 PM EDT
Att. 8,686 - Unknown

AB 43
R 4
H 12
RBI 4
BB 8
SO 11
LOB 25



Batter	1	2	3	4	5	6	7	8	9	10	11	12	AB	R	H	RBI	BB	SO	LOB	BOTTOM						
Terry Puhl, L OBP: 0.376, SLG: 0.459 (1.9)													4	0	1	1	1	1	2							
Craig Reynolds, L OBP: 0.330, SLG: 0.439 (1.6)													6	0	1	0	0	1	5							
Denny Walling, L OBP: 0.341, SLG: 0.433 (10.7)													6	1	1	0	0	1	3							
Kevin Bass, S OBP: 0.283, SLG: 0.404 (10.8)													5	1	1	1	1	0	1							
Jerry Mumphrey, S OBP: 0.327, SLG: 0.374 Dave Smith, R Tim Tolman, R (10, PH)													4	0	2	0	0	0	1							
Harry Spillman, L OBP: 0.222, SLG: 0.280 Enos Cabell, R OBP: 0.286, SLG: 0.363 Julio Solano, R (11.1)													1	0	0	0	1	1	0							
Phil Garner, R OBP: 0.309, SLG: 0.367 (1.4)													5	0	1	0	0	0	3							
Mark Bailey, S Jose Cruz, L Jeff Cathoun, L Jim Pankovits, R Bill Dawley, R Frank DiPino, L Bert Blyden, R (1.3)													1	0	0	0	0	0	0							
Ron Mathis, R Alan Ashby, S (5.2)													1	0	0	0	0	0	0							
Inning Stats	R: 0 E: 0 K: 0 S: 4	H: 2 LOB: 1 BB: 0 P: 5	R: 0 E: 0 K: 1 S: 5	H: 0 LOB: 0 BB: 0 P: 5	R: 0 E: 0 K: 1 S: 6	H: 0 LOB: 0 BB: 0 P: 3	R: 1 E: 1 K: 2 S: 17	H: 1 LOB: 3 BB: 2 P: 17	R: 0 E: 0 K: 0 S: 5	H: 0 LOB: 0 BB: 0 P: 5	R: 1 E: 0 K: 0 S: 5	H: 2 LOB: 1 BB: 0 P: 8	R: 0 E: 0 K: 0 S: 3	H: 1 LOB: 2 BB: 1 P: 3	R: 0 E: 0 K: 0 S: 3	H: 0 LOB: 1 BB: 0 P: 4	R: 0 E: 0 K: 0 S: 4	H: 1 LOB: 2 BB: 1 P: 8	R: 0 E: 0 K: 0 S: 3	H: 0 LOB: 0 BB: 0 P: 3	1B: 8 2B: 2 3B: 0 HR: 0	SF: 1 SAC: 1 DP: 1 HBP: 1	WP: 1 PB: 0 SB: 0 CS: 1	PA: 51		
PITCHER	IP WLS BF H R ER SO BB IBB HBP BLK WP HR S P ERA WHIP	PITCHER												IP WLS BF H R ER SO BB IBB HBP BLK WP HR S P ERA WHIP												
Don Robinson, R ERA: 2.87 Al Holland, L ERA: 1.78 John Candelaria, L ERA: 3.91 Cecilio Guante, R ERA: 2.18	(1.1) (8.1) (6.1) (8.1) (10.1)	5.0 2.0 2.0 3.0	22 8 2 12	5 2 0 1	2 1 0 0	4 0 0 0	4 0 0 0	4 0 0 0	0 0 0 0	0 0 0 0	0 0 0 0	0 0 0 0	0 0 0 0	0 0 0 0	0 0 0 0	0 0 0 0	0 0 0 0	0 0 0 0	0 0 0 0	0 0 0 0	0 0 0 0	0 0 0 0	0 0 0 0	0 0 0 0	0 0 0 0	0 0 0 0

Pittsburgh Pirates @ Houston Astros
Astrodome, Houston, TX
Tue May 28 1985, 8:05 PM EDT
Att. 8,686 - Unknown

AB 43
R 3
H 10
RBI 2
BB 4
SO 4
LOB 21



Batter	1	2	3	4	5	6	7	8	9	AB	R	H	RBI	BB	SO	LOB	TOP								
Johnny Ray, S (1,4) OBP: 0.322, SLG: 0.386	F8		4-3			4-0 BB		4-3		3	0	0	0	1	0	0	Pittsburgh Pirates @ Houston Astros Astrodome, Houston, TX Wed May 29 1985, 8:05 PM EDT Att: 10,133 - Unknown								
Marvell Wynne, L (1,8) OBP: 0.217, SLG: 0.260	6-3		F7			G6-4-3		5-3		4	0	0	0	0	0	1									
Lee Mazzilli, S (1,3) OBP: 0.300, SLG: 0.485										2	1	1	0	1	1	0									
Bill Madlock, R (7,3) OBP: 0.287, SLG: 0.345										1	0	1	0	0	0	0									
Steve Kemp, L (1,7) OBP: 0.348, SLG: 0.338										3	1	1	1	0	1	1									
Scott Loucks, R (7,7) OBP: 0.444, SLG: 0.571	F7									0	0	0	0	1	0	0									
Jim Morrison, R (1,5) OBP: 0.312, SLG: 0.306										4	1	2	1	0	1	2									
Doug Frobel, L (1,9) OBP: 0.379, SLG: 0.309										1	0	0	0	1	0	0									
Tim Foli, R (9,PH) OBP: 0.278, SLG: 0.188										1	0	0	0	0	0	0									
Bill Almon, R (1,6) OBP: 0.331, SLG: 0.351										3	0	0	0	1	2	2									
Junior Ortiz, R (1,2) OBP: 0.250, SLG: 0.250										4	0	0	0	0	1	3									
Jim Winn, R (1,1)										3	0	0	0	0	2	2									
Ray Krawczyk, R (7,1)										0	0	0	0	0	0	0									
John Candelaria, L (7,1)										0	0	0	0	0	0	0									
Cecilio Guante, R (8,1)										0	0	0	0	0	0	0									
Inning Stats	R: 0 E: 0 K: 0 S: 3	H: 0 LOB: 1 BB: 1 P: 7	R: 1 E: 0 K: 1 S: 5	H: 1 LOB: 1 BB: 1 P: 9	R: 0 E: 0 K: 1 S: 5	H: 0 LOB: 0 BB: 0 P: 5	R: 0 E: 0 K: 3 S: 9	H: 0 LOB: 0 BB: 0 P: 9	R: 0 E: 0 K: 1 S: 5	H: 0 LOB: 0 BB: 0 P: 5	R: 0 E: 0 K: 0 S: 2	H: 0 LOB: 0 BB: 1 P: 6	R: 2 E: 0 K: 2 S: 10	H: 3 LOB: 2 BB: 1 P: 14	R: 0 E: 0 K: 0 S: 4	H: 1 LOB: 2 BB: 1 P: 8	R: 0 E: 0 K: 0 S: 3	H: 0 LOB: 0 BB: 0 P: 3	1B: 3 2B: 3 3B: 0 HR: 0	SF: 0 SAC: 1 DP: 2 HBP: 0	WP: 1 PB: 0 SB: 0 CS: 1	PA: 35			
PITCHER	IP	WLS	BF	H	R	ER	SO	BB	IBB	HBP	BLK	WP	HR	S	P	ERA	WHIP								
Nolan Ryan, R (1,1) ERA: 2.67	7.0	W	27	4	3	3	8	4	0	0	0	1	0	39	55	3.86	1.143								
Frank DiPino, L (8,1) ERA: 4.24	2.0		8	1	0	0	0	1	0	0	0	0	0	7	11	0.00	1.000								

livebaseballscores.com

AB	29
R	3
H	5
RBI	2
BB	5
SO	8
LOB	11



Batter	1	2	3	4	5	6	7	8	9	AB	R	H	RBI	BB	SO	LOB	BOTTOM								
Jim Pankovits, R (1,4) OBP: 0.447, SLG: 0.588	F7		1B		6-3			K		5	1	2	4	0	1	2	Pittsburgh Pirates @ Houston Astros Astrodome, Houston, TX Wed May 29 1985, 8:05 PM EDT Att: 10,133 - Unknown								
Craig Reynolds, L (1,6) OBP: 0.325, SLG: 0.429	F9		1B					3-1		5	0	1	1	0	0	3									
Terry Puhl, L (1,9) OBP: 0.384, SLG: 0.442	F8		G3							4	0	0	0	0	0	3									
Denny Walling, L (1,7) OBP: 0.338, SLG: 0.435										4	1	1	0	0	0	0									
Kevin Bass, S (1,8) OBP: 0.291, SLG: 0.408										4	1	2	1	0	0	0									
Harry Spilman, L (1,3) OBP: 0.233, SLG: 0.286										3	1	1	0	0	0	1									
Enos Cabell, R (7,PH) OBP: 0.282, SLG: 0.358										1	0	0	0	0	0	1									
Phil Garner, R (1,5) OBP: 0.313, SLG: 0.377										4	1	2	1	0	0	1									
Mark Bailey, S (1,2) OBP: 0.322, SLG: 0.263										2	1	2	1	2	0	0									
Nolan Ryan, R (1,1) OBP: 0.077, SLG: 0.077										2	1	1	0	0	0	1									
Jose Cruz, L (7,PH) OBP: 0.370, SLG: 0.500										0	0	0	0	1	0	0									
Bert Pena, R (7,PR) OBP: 0.250, SLG: 0.250										0	1	0	0	0	0	0									
Frank DiPino, L (8,1) OBP: 0.250, SLG: 0.250										1	0	0	0	0	1	2									
Inning Stats	R: 0 E: 0 K: 0 S: 3	H: 0 LOB: 0 BB: 0 P: 3	R: 0 E: 0 K: 0 S: 3	H: 0 LOB: 0 BB: 0 P: 3	R: 1 E: 0 K: 0 S: 5	H: 3 LOB: 2 BB: 1 P: 9	R: 0 E: 1 K: 0 S: 4	H: 0 LOB: 1 BB: 0 P: 4	R: 0 E: 0 K: 0 S: 3	H: 1 LOB: 0 BB: 0 P: 3	R: 0 E: 0 K: 0 S: 3	H: 0 LOB: 0 BB: 0 P: 3	R: 7 E: 0 K: 0 S: 10	H: 7 LOB: 1 BB: 1 P: 14	R: 0 E: 0 K: 2 S: 8	H: 1 LOB: 2 BB: 1 P: 12	1B: 9 2B: 2 3B: 0 HR: 1	SF: 0 SAC: 0 DP: 1 HBP: 0	WP: 0 PB: 0 SB: 0 CS: 0	PA: 38					
PITCHER	IP	WLS	BF	H	R	ER	SO	BB	IBB	HBP	BLK	WP	HR	S	P	ERA	WHIP								
Jim Winn, R (1,1) ERA: 3.46	6.0		24	6	3	3	0	1	0	0	1	0	0	23	27	4.50	1.167								
Ray Krawczyk, R (7,1)	0.0	L	3	2	0	0	0	0	1	0	0	0	0	2	6	∞	∞								
John Candelaria, L (7,1) ERA: 4.44	1.0		6	3	5	5	0	0	0	0	0	0	1	6	6	45.00	3.000								
Cecilio Guante, R (8,1) ERA: 2.12	1.0		5	1	0	0	2	1	0	0	0	0	0	8	12	0.00	2.000								

livebaseballscores.com

AB	35
R	8
H	12
RBI	8
BB	3
SO	2
LOB	14



Batter	1	2	3	4	5	6	7	8	9	AB	R	H	RBI	BB	SO	LOB	TOP								
Claudell Washington, L OBP: 0.329, SLG: 0.413 (1.9)	0-0 HR		0-0 6-3	4-0 F8 1B BB	4-0 IBB			0-0 F4		3	2	1	1	2	0	0	Atlanta Braves @ Pittsburgh Pirates Three Rivers Stadium, Pittsburgh, PA Fri May 31 1985, 7:05 PM EDT Att: 7,822 - Unknown livebaseballscores.com								
Rafael Ramirez, R OBP: 0.291, SLG: 0.347 (1.6)	4-0 1B BB		0-0 L4	0-0 BB BB 1B	0-3 K			0-0 6-3		4	0	1	2	1	1	2									
Gerald Perry, L OBP: 0.271, SLG: 0.267 (1.3)	0-0 F7		0-0 S 2B 1B	0-0 F8				0-0 K		5	1	1	0	0	1	3									
Dale Murphy, R OBP: 0.402, SLG: 0.623 (1.8)	0-0 G6-4-3 1B		0-0 1H 2B	4-0 BB BB				0-0 HR 1B		4	1	3	1	1	0	0									
Bob Horner, R OBP: 0.295, SLG: 0.395 (1.5)	0-0 G6-4-3		0-0 5-3	4-0 BB BB				0-0 F9		3	0	0	1	1	0	3									
Ken Oberkfell, L OBP: 0.302, SLG: 0.326 (8.5)	1-2		1-2 2-3 3-4	1-2 2-3 3-4				0-0 F9		1	0	0	0	0	0	1									
Terry Harper, R OBP: 0.336, SLG: 0.477 (1.7)		0-0 6-3		1-2 2-3 3-4 1B				0-0 HR		5	2	2	2	0	0	3									
Rick Cerone, R OBP: 0.304, SLG: 0.308 (1.2)		0-0 1-3		0-0 G3 1B 1B	0-0 F4			0-0 F7		5	1	1	0	0	1	0									
Glenn Hubbard, R OBP: 0.347, SLG: 0.330 (1.4)		0-0 E3		0-0 G3 1B 1B	0-0 SH1-3 1B			0-0 F7		4	1	2	0	0	0	0									
Pascual Perez, R OBP: 0.250, SLG: 0.250 (1.1)		0-0 FC6		0-0 G3 1B 1B	0-0 SH1-3 1B			0-3 K		1	0	0	0	0	0	1									
Chris Chambliss, L (4, PH) Rick Camp, R Bruce Sutter, R	1-2		1-2 2-3 3-4	1-2 2-3 3-4	1-2					1	0	0	1	0	0	2									
Inning Stats	R: 1 E: 0 K: 0 S: 4	H: 2 LOB: 1 BB: 1 P: 8	R: 0 E: 1 K: 0 S: 4	H: 0 LOB: 2 BB: 0 P: 4	R: 1 E: 0 K: 0 S: 5	H: 2 LOB: 1 BB: 0 P: 5	R: 4 E: 0 K: 0 S: 7	H: 4 LOB: 3 BB: 3 P: 19	R: 0 E: 0 K: 1 S: 6	H: 1 LOB: 2 BB: 1 P: 10	R: 0 E: 0 K: 0 S: 3	H: 0 LOB: 0 BB: 0 P: 3	R: 0 E: 0 K: 1 S: 5	H: 0 LOB: 0 BB: 0 P: 5	R: 0 E: 0 K: 1 S: 5	H: 0 LOB: 0 BB: 0 P: 5	R: 2 E: 0 K: 1 S: 7	H: 2 LOB: 0 BB: 0 P: 7	1B: 8 2B: 1 3B: 0 HR: 2	SF: 0 SAC: 1 DP: 1 HBP: 0	WP: 0 PB: 0 SB: 1 CS: 0	PA: 43			
PITCHER	IP	WLS	BF	H	R	ER	SO	BB	IBB	HBP	BLK	WP	HR	S	P	ERA	WHIP								
Rick Rhoden, R ERA: 3.73 (1.1)	3.2	L	23	8	6	6	0	3	1	0	0	0	1	19	35	14.73	3.000								
Cecilio Guante, R ERA: 1.98 (4.1)	2.1		9	1	0	0	1	0	1	0	0	0	0	10	14	0.00	0.429								
Ray Krawczyk, R ERA: 21.0 (7.1)	3.0		11	2	2	2	3	0	0	0	0	0	1	17	17	6.00	0.667								

Batter	1	2	3	4	5	6	7	8	9	AB	R	H	RBI	BB	SO	LOB	BOTTOM								
Johnny Ray, S OBP: 0.313, SLG: 0.374 (1.4)	0-0 F7	0-0 F7		0-0 4-3			0-0 4-3		0-0 4-3	5	0	0	0	0	0	2	Atlanta Braves @ Pittsburgh Pirates Three Rivers Stadium, Pittsburgh, PA Fri May 31 1985, 7:05 PM EDT Att: 7,822 - Unknown livebaseballscores.com								
Lee Mazzilli, S OBP: 0.500, SLG: 0.472 (1.3)	4-0 S BB	0-0 F8		0-0 4-3			0-0 1B			3	0	1	0	1	0	2									
Steve Kemp, L OBP: 0.344, SLG: 0.325 (1.7)	0-3 K		4-0 BB BB	0-0 BB BB	0-0 6-3		0-0 L6			3	0	0	0	1	1	2									
George Hendrick, R OBP: 0.284, SLG: 0.296 (1.9)	0-0 5-3		0-0 F6	4-0 FC6-4 BB	4-0 FC6-4 BB		0-3 K			3	0	0	0	1	1	3									
Tony Peña, R OBP: 0.270, SLG: 0.309 (1.2)		0-0 SH3-4 E 2B	0-0 L6	0-0 FC6-4 FC6-4	0-0 FC6-4 FC6-4		0-0 F4			4	1	1	0	0	0	2									
Bill Madlock, R OBP: 0.292, SLG: 0.345 (1.5)		0-0 SH3-4 E 1B	4-0 FC6-4 BB	0-0 FC6-4 BB	0-0 FC6-4 BB		0-0 5-3			3	1	1	0	1	0	1									
Marvell Wynne, L OBP: 0.229, SLG: 0.257 (1.8)		0-0 SH3-4	4-0 SH3-4 BB	0-0 SH3-4 BB	4-0 G4-6-3 BB		0-0 6-3			1	0	0	0	2	0	0									
Johnnie LeMaster, R OBP: 0.122, SLG: 0.077 (1.6)		4-0 E IBB	0-0 F7	0-0 G4-6-3	0-0 G4-6-3		0-0 4-3		0-0 4-3	3	0	0	0	1	0	4									
Rick Rhoden, R OBP: 0.192, SLG: 0.192 (1.1)		0-0 E3		0-0 3-1			0-3 K		0-0 5-3	1	0	0	1	0	0	1									
Cecilio Guante, R Jim Morrison, R Ray Krawczyk, R Tim Foli, R	1-2 2-3 3-4		1-2 2-3 3-4	1-2 2-3 3-4	1-2					1	0	0	0	0	0	0									
Inning Stats	R: 0 E: 0 K: 1 S: 5	H: 0 LOB: 1 BB: 1 P: 9	R: 2 E: 1 K: 0 S: 6	H: 2 LOB: 2 BB: 1 P: 10	R: 0 E: 0 K: 0 S: 3	H: 0 LOB: 3 BB: 3 P: 15	R: 0 E: 0 K: 0 S: 3	H: 0 LOB: 0 BB: 0 P: 3	R: 0 E: 0 K: 1 S: 4	H: 0 LOB: 1 BB: 1 P: 8	R: 0 E: 0 K: 1 S: 6	H: 1 LOB: 0 BB: 0 P: 6	R: 0 E: 0 K: 0 S: 3	H: 0 LOB: 0 BB: 0 P: 3	R: 0 E: 0 K: 0 S: 3	H: 0 LOB: 0 BB: 0 P: 3	1B: 2 2B: 1 3B: 0 HR: 0	SF: 0 SAC: 1 DP: 1 HBP: 0	WP: 0 PB: 0 SB: 1 CS: 0	PA: 37					
PITCHER	IP	WLS	BF	H	R	ER	SO	BB	IBB	HBP	BLK	WP	HR	S	P	ERA	WHIP								
Pascual Perez, R ERA: 6.89 (1.1)	3.0		17	2	2	1	1	4	1	0	0	0	0	14	34	3.00	2.000								
Rick Camp, R ERA: 3.58 (4.1)	5.0	W	17	1	0	0	2	2	0	0	0	0	0	19	27	0.00	0.600								
Bruce Sutter, R ERA: 2.86 (9.1)	1.0		3	0	0	0	0	0	0	0	0	0	0	3	3	0.00	0.000								

Batter	1	2	3	4	5	6	7	8	9	AB	R	H	RBI	BB	SO	LOB	TOP				
Claudell Washington, L (1.9) OBP: 0.327, SLG: 0.428 Brad Komminsk, R (9. PH) OBP: 0.339, SLG: 0.257	F7	HR			6-3		K		F7	4	1	1	1	0	1	0					
Rafael Ramirez, R (1.6) OBP: 0.290, SLG: 0.344 Paul Zuvella, R (7.6) OBP: 0.212, SLG: 0.194	K	6-3			1B		K			4	0	1	0	0	2	0					
Gerald Perry, L (1.3) OBP: 0.276, SLG: 0.268	2B				FC5-4		4-3			3	1	1	0	1	0	0					
Dale Murphy, R (1.8) OBP: 0.404, SLG: 0.624	1B	2B			FC5-4		4-3			3	1	1	1	1	0	2					
Bob Horner, R (1.5) OBP: 0.308, SLG: 0.402	1B				G6-4-3		4-3			3	0	2	1	1	0	1					
Terry Harper, R (1.7) OBP: 0.333, SLG: 0.464	BB				6-3		4-3		K	3	0	0	0	1	1	2					
Rick Cerone, R (1.2) OBP: 0.303, SLG: 0.306	K2-3				CS		K		1-3	4	0	1	0	0	2	4					
Glenn Hubbard, R (1.4) OBP: 0.344, SLG: 0.321		6-3			F8		FC6-4		6-3	3	0	0	0	1	0	1					
Steve Shields, R (1.1) Jeff Dedmon, L (5.1) Chris Chambliss, L (6. PH) Gene Garber, R (6.1) Terry Forster, L (7.1) Albert Hall, S (9. PH) OBP: 0.206, SLG: 0.211	6-3				K		FC6-4		K	2	0	0	0	0	1	0					
Inning Stats	R: 2 E: 0 K: 2 S: 9	H: 2 LOB: 2 BB: 2 P: 17	R: 1 E: 0 K: 0 S: 4	H: 1 LOB: 0 BB: 0 P: 4	R: 0 E: 0 K: 0 S: 2	H: 0 LOB: 0 BB: 1 P: 6	R: 0 E: 0 K: 0 S: 3	H: 1 LOB: 0 BB: 0 P: 3	R: 0 E: 0 K: 1 S: 7	H: 2 LOB: 2 BB: 1 P: 7	R: 0 E: 0 K: 2 S: 6	H: 0 LOB: 0 BB: 0 P: 7	R: 0 E: 0 K: 1 S: 5	H: 0 LOB: 1 BB: 1 P: 9	R: 0 E: 0 K: 1 S: 5	H: 0 LOB: 0 BB: 0 P: 5	1B: 5 2B: 1 3B: 0 HR: 1	SF: 0 SAC: 0 DP: 1 HBP: 0	WP: 0 PB: 0 SB: 1 CS: 1	PA: 37	
PITCHER	IP	WLS	BF	H	R	ER	SO	BB	IBB	HBP	BLK	WP	HR	S	P	ERA	WHIP				
Rick Reuschel, R (1.1) ERA: 1.83	6.0	W	27	7	3	3	4	4	0	0	0	0	1	31	47	4.50	1.833				
Rod Scurry, L (7.1) ERA: 3.92	3.0	S	10	0	0	0	4	1	0	0	0	0	0	17	21	0.00	0.333				

Atlanta Braves @ Pittsburgh Pirates
Three Rivers Stadium, Pittsburgh, PA
Sat Jun 01 1985, 7:05 PM EDT
Att: 14,579 - Unknown

AB 32
R 3
H 7
RBI 3
BB 5
SO 8
LOB 12



Batter	1	2	3	4	5	6	7	8	9	AB	R	H	RBI	BB	SO	LOB	BOTTOM				
Johnny Ray, S (1.4) OBP: 0.315, SLG: 0.375	F7				1B		1-3		K	5	1	2	1	0	1	0					
Lee Mazzilli, S (1.3) OBP: 0.500, SLG: 0.475	G3				1B		1B		BB	4	2	2	0	0	0	1					
Steve Kemp, L (1.7) OBP: 0.351, SLG: 0.325 Sixto Lezcano, R (6.7) OBP: 0.339, SLG: 0.255	4-3				L6		1B		BB	3	1	1	1	1	0	0					
George Hendrick, R (1.9) OBP: 0.289, SLG: 0.302	4-3				F3		1B		1B	4	0	2	1	0	0	0					
Tony Peña, R (1.2) OBP: 0.269, SLG: 0.305	1B	BB			K		4-3		SF8	2	0	0	1	1	1	2					
Bill Madlock, R (1.5) OBP: 0.303, SLG: 0.358	1B	BB			5-3		1B		FC6-4	3	1	2	1	1	0	0					
Marvell Wynne, L (1.8) OBP: 0.230, SLG: 0.257	1B				3-1		3-1		FC6-4	4	0	1	0	0	0	3					
Johnnie LeMaster, R (1.6) OBP: 0.133, SLG: 0.093	K				SH1-4		F8		F3	4	1	1	0	0	1	4					
Rick Reuschel, R (1.1) Doug Frobel, L (6. PH) Rod Scurry, L (7.1)	1-3				SH1-4		CS		4-3	1	0	0	0	0	0	0					
Inning Stats	R: 0 E: 0 K: 0 S: 3	H: 0 LOB: 0 BB: 0 P: 3	R: 0 E: 0 K: 1 S: 6	H: 1 LOB: 3 BB: 2 P: 14	R: 0 E: 0 K: 0 S: 3	H: 1 LOB: 0 BB: 0 P: 3	R: 0 E: 0 K: 1 S: 5	H: 0 LOB: 0 BB: 0 P: 5	R: 3 E: 0 K: 0 S: 8	H: 5 LOB: 2 BB: 0 P: 8	R: 1 E: 0 K: 0 S: 4	H: 2 LOB: 0 BB: 0 P: 4	R: 2 E: 0 K: 0 S: 6	H: 3 LOB: 2 BB: 1 P: 10	R: 0 E: 0 K: 1 S: 5	H: 0 LOB: 0 BB: 0 P: 5	1B: 11 2B: 1 3B: 0 HR: 0	SF: 1 SAC: 1 DP: 1 HBP: 0	WP: 0 PB: 0 SB: 0 CS: 1	PA: 38	
PITCHER	IP	WLS	BF	H	R	ER	SO	BB	IBB	HBP	BLK	WP	HR	S	P	ERA	WHIP				
Steve Shields, R (1.1) ERA: 5.79	4.2		21	6	3	3	2	2	0	0	0	0	0	2	2	0.00	3.000				
Jeff Dedmon, R (5.1) ERA: 2.65	0.1	2	1	0	0	0	0	0	0	0	0	0	0	2	2	0.00	3.000				
Gene Garber, R (6.1) ERA: 5.84	1.2	L	10	5	3	3	0	1	0	0	0	0	0	9	13	16.20	3.600				
Terry Forster, L (7.1) ERA: 1.5	1.1	4	0	0	0	0	1	0	0	0	0	0	0	6	6	0.00	0.000				

Atlanta Braves @ Pittsburgh Pirates
Three Rivers Stadium, Pittsburgh, PA
Sat Jun 01 1985, 7:05 PM EDT
Att: 14,579 - Unknown

AB 32
R 6
H 12
RBI 6
BB 3
SO 3
LOB 13



Batter	1	2	3	4	5	6	7	8	9	AB	R	H	RBI	BB	SO	LOB	TOP					
Johnny Ray, S OBP: 0.316, SLG: 0.373 (1, 4)	F7		F9		F8		F3			4	0	0	0	0	0	3	Pittsburgh Pirates @ Cincinnati Reds Riverfront Stadium, Cincinnati, OH Tue Jun 04 1985, 7:05 PM EDT Att: 13,222 - Unknown					
Lee Mazzilli, S OBP: 0.506, SLG: 0.444 (1, 3)	WP S 1B		F7			K		BB 1B BB		3	1	1	0	1	1	0						
Steve Kemp, L OBP: 0.358, SLG: 0.307 (1, 7)	K				K		HR BB	BB 1B BB		2	1	0	0	2	2	1						
George Hendrick, R OBP: 0.286, SLG: 0.318 (1, 9)	6-3				F8		HR BB	BB 1B BB		4	1	1	2	0	1	3						
Tony Peña, R OBP: 0.290, SLG: 0.335 (1, 2)					K			BB 1B BB		4	0	3	1	0	1	0						
Bill Madlock, R OBP: 0.301, SLG: 0.352 Ray Krawczyk, R (8, 1)	6-3					WP 1B	G5-4-3 1B	BB 1B BB		4	0	1	0	0	0	4						
Trench Davis, L OBP: 0.250, SLG: 0.250 (1, 8)	F9				F8		S 1B			4	0	1	0	0	0	2						
Johnnie LeMaster, R OBP: 0.135, SLG: 0.100 (1, 6)	K				F8		K			4	0	0	0	0	2	3						
Jim Winn, R Doug Frobel, L Cecilio Cuatrecasas, R Al Holland, R John Candelaria, L Jim Morrison, R OBP: 0.310, SLG: 0.307 (1, 1) (7, PR) (7, 1) (7, 1) (7, 1) (8, 9)	K						F4			1	0	0	0	1	1	0						
Inning Stats	R: 0 E: 0 K: 1 S: 6	H: 1 LOB: 1 BB: 0 P: 6	R: 0 E: 0 K: 1 S: 6	H: 1 LOB: 1 BB: 0 P: 6	R: 0 E: 0 K: 1 S: 5	H: 0 LOB: 0 BB: 0 P: 5	R: 0 E: 0 K: 2 S: 7	H: 0 LOB: 0 BB: 0 P: 7	R: 0 E: 0 K: 0 S: 4	H: 1 LOB: 2 BB: 1 P: 8	R: 2 E: 0 K: 1 S: 6	H: 2 LOB: 0 BB: 1 P: 10	R: 0 E: 0 K: 1 S: 6	H: 1 LOB: 1 BB: 0 P: 6	R: 1 E: 0 K: 1 S: 5	H: 1 LOB: 2 BB: 2 P: 13		R: 0 E: 0 K: 1 S: 5	H: 0 LOB: 0 BB: 0 P: 5	1B: 5 2B: 1 3B: 0 HR: 1	SF: 0 SAC: 0 DP: 2 HBP: 0	WP: 2 PB: 0 SB: 2 CS: 0
PITCHER	IP WLS BF H R ER SO BB IBB HBP BLK WP HR S P ERA WHIP																					
Mario Soto, R ERA: 2.48 Ted Power, R ERA: 2.57 (1, 1) (8, 1)	7.0 W 28 6 2 2 7 2 0 0 0 2 1 40 48 2.57 1.143																					

AB 32
R 3
H 7
RBI 3
BB 4
SO 9
LOB 17



Batter	1	2	3	4	5	6	7	8	9	AB	R	H	RBI	BB	SO	LOB	BOTTOM			
Gary Redus, R OBP: 0.444, SLG: 0.537 (1, 7)	K		F8			HR		FC6-4 WP		5	2	2	2	0	1	2	Pittsburgh Pirates @ Cincinnati Reds Riverfront Stadium, Cincinnati, OH Tue Jun 04 1985, 7:05 PM EDT Att: 13,222 - Unknown			
Eddie Milner, L OBP: 0.309, SLG: 0.241 (1, 8)	6-3		F8			G3		F9		5	1	1	1	0	0	2				
Pete Rose, S OBP: 0.406, SLG: 0.392 Dave Vangorder, R OBP: 0.273, SLG: 0.293 (1, 3) (8, 2)	1B		6-3			G3		K		4	1	2	1	0	0	0				
Dave Parker, L OBP: 0.354, SLG: 0.518 (1, 9)	1B				4-3		1B			4	0	2	0	0	0	0				
Alan Knicely, R OBP: 0.403, SLG: 0.576 Eric Davis, R OBP: 0.215, SLG: 0.422 Ted Power, R (7, PR) (8, 1)	F2				G6-4-3 1B		BB 1B			2	0	1	0	1	0	2				
Dave Concepcion, R OBP: 0.310, SLG: 0.415 (1, 6)	F7		G6-4-3			E8 1B		6-3		4	1	1	1	0	0	3				
Ron Oester, S OBP: 0.364, SLG: 0.398 (1, 4)	4-3				F7		SH3 2B 2B			4	2	2	1	0	0	0				
Wayne Krenchicki, L OBP: 0.354, SLG: 0.393 (1, 5)	HR				F6		SH3 FC6-4 1B			3	1	2	1	0	0	0				
Mario Soto, R OBP: 0.200, SLG: 0.235 Tony Perez, R OBP: 0.581, SLG: 1.000 (7, PH) (8, 3)	3-1				5-3		K FC6-4 1B			2	0	0	0	0	0	0				
Inning Stats	R: 0 E: 0 K: 1 S: 7	H: 2 LOB: 2 BB: 0 P: 7	R: 1 E: 0 K: 0 S: 4	H: 1 LOB: 0 BB: 0 P: 4	R: 0 E: 0 K: 0 S: 3	H: 0 LOB: 0 BB: 0 P: 3	R: 0 E: 0 K: 0 S: 3	H: 1 LOB: 0 BB: 0 P: 3	R: 0 E: 0 K: 0 S: 3	H: 0 LOB: 0 BB: 0 P: 3	R: 1 E: 0 K: 1 S: 4	H: 1 LOB: 0 BB: 0 P: 4	R: 6 E: 1 K: 1 S: 12	H: 7 LOB: 2 BB: 1 P: 16	R: 1 E: 0 K: 1 S: 8	H: 3 LOB: 2 BB: 0 P: 8		1B: 10 2B: 3 3B: 0 HR: 2	SF: 0 SAC: 1 DP: 1 HBP: 0	WP: 1 PB: 0 SB: 1 CS: 0
PITCHER	IP WLS BF H R ER SO BB IBB HBP BLK WP HR S P ERA WHIP																			
Jim Winn, R ERA: 3.32 Cecilio Cuatrecasas, R ERA: 2.48 Al Holland, L ERA: 2.57 John Candelaria, L ERA: 4.39 Ray Krawczyk, R ERA: 18.0 (1, 1) (7, 1) (7, 1) (7, 1) (7, 1) (8, 1)	6.0 L 22 5 2 2 1 0 0 0 0 0 0 1 5 3.00 0.833																			

AB 37
R 9
H 15
RBI 9
BB 1
SO 3
LOB 13



Batter	1	2	3	4	5	6	7	8	9	10	11	12	AB	R	H	RBI	BB	SO	LOB	TOP			
Johnny Ray, S OBP: 0.320, SLG: 0.374 (1.4)	4-3		F7			4-3		E7			1-3		5	0	1	2	0	0	1				
Lee Mazzilli, S OBP: 0.493, SLG: 0.434 (1.8)	1-3			4-3		4-3		F6			5-3		5	0	0	0	0	0	2				
Steve Kemp, L OBP: 0.362, SLG: 0.320 (1.7)								F8			F7		5	0	2	0	0	1	1				
Jason Thompson, L OBP: 0.344, SLG: 0.431 (1.3)	F7							6-3			F7		5	0	1	0	0	1	2				
George Hendrick, R OBP: 0.275, SLG: 0.304 (1.9)													5	0	0	0	0	3	2				
Bill Matlock, R OBP: 0.302, SLG: 0.351 (1.5)													5	1	2	0	0	1	0				
Tony Peña, R OBP: 0.297, SLG: 0.347 (1.2)													4	0	0	0	0	1	2				
Johnnie LeMaster, R OBP: 0.140, SLG: 0.164 (8. PH)													2	0	0	0	0	0	0				
Doug Frabel, L OBP: 0.386, SLG: 0.310 (8. PH)													1	0	0	0	0	1	1				
Tim Foli, R OBP: 0.296, SLG: 0.171 (8.6)													1	0	0	0	0	0	1				
Al Holland, R OBP: 0.296, SLG: 0.171 (10.1)													0	0	0	0	0	0	0				
Rick Reuschel, R OBP: 0.350, SLG: 0.292 (8. PH)													2	0	0	0	0	1	0				
Sixto Lezcano, R OBP: 0.350, SLG: 0.292 (8. PH)													1	1	1	0	0	0	0				
Cecilio Guante, R OBP: 0.350, SLG: 0.292 (8.1)													0	0	0	0	0	0	0				
John Candelaria, L OBP: 0.328, SLG: 0.356 (10.6)													1	0	1	0	0	0	0				
Bill Almon, R OBP: 0.328, SLG: 0.356 (10.6)													1	0	1	0	0	0	0				
Inning Stats	R: 0 E: 0 K: 0 S: 4	H: 1 LOB: 1 BB: 4	R: 0 E: 0 K: 1 S: 5	H: 0 LOB: 0 BB: 5	R: 0 E: 0 K: 0 S: 3	H: 0 LOB: 0 BB: 3	R: 0 E: 0 K: 2 S: 8	H: 1 LOB: 1 BB: 0 P: 8	R: 0 E: 0 K: 1 S: 5	H: 0 LOB: 0 BB: 0 P: 5	R: 2 E: 1 K: 1 S: 8	H: 3 LOB: 1 BB: 0 P: 8	R: 0 E: 0 K: 0 S: 3	H: 1 LOB: 0 BB: 0 P: 3	R: 0 E: 0 K: 0 S: 3	H: 1 LOB: 1 BB: 0 P: 3	R: 0 E: 0 K: 0 S: 4	H: 1 LOB: 1 BB: 0 P: 4	R: 0 E: 0 K: 2 S: 7	H: 0 LOB: 0 BB: 0 P: 7	1B: 5 2B: 3 3B: 0 HR: 0	SF: 0 SAC: 0 DP: 2 HBP: 0	WP: 0 PA: 42 PB: 0 SB: 0 CS: 0
PITCHER	IP WLS BF H R ER SO BB IBB HBP BLK WP HR S P ERA WHIP	IP WLS BF H R ER SO BB IBB HBP BLK WP HR S P ERA WHIP	IP WLS BF H R ER SO BB IBB HBP BLK WP HR S P ERA WHIP	IP WLS BF H R ER SO BB IBB HBP BLK WP HR S P ERA WHIP	IP WLS BF H R ER SO BB IBB HBP BLK WP HR S P ERA WHIP	IP WLS BF H R ER SO BB IBB HBP BLK WP HR S P ERA WHIP	IP WLS BF H R ER SO BB IBB HBP BLK WP HR S P ERA WHIP	IP WLS BF H R ER SO BB IBB HBP BLK WP HR S P ERA WHIP	IP WLS BF H R ER SO BB IBB HBP BLK WP HR S P ERA WHIP	IP WLS BF H R ER SO BB IBB HBP BLK WP HR S P ERA WHIP	IP WLS BF H R ER SO BB IBB HBP BLK WP HR S P ERA WHIP	IP WLS BF H R ER SO BB IBB HBP BLK WP HR S P ERA WHIP	IP WLS BF H R ER SO BB IBB HBP BLK WP HR S P ERA WHIP	IP WLS BF H R ER SO BB IBB HBP BLK WP HR S P ERA WHIP	IP WLS BF H R ER SO BB IBB HBP BLK WP HR S P ERA WHIP	IP WLS BF H R ER SO BB IBB HBP BLK WP HR S P ERA WHIP	IP WLS BF H R ER SO BB IBB HBP BLK WP HR S P ERA WHIP	IP WLS BF H R ER SO BB IBB HBP BLK WP HR S P ERA WHIP	IP WLS BF H R ER SO BB IBB HBP BLK WP HR S P ERA WHIP	IP WLS BF H R ER SO BB IBB HBP BLK WP HR S P ERA WHIP	IP WLS BF H R ER SO BB IBB HBP BLK WP HR S P ERA WHIP	IP WLS BF H R ER SO BB IBB HBP BLK WP HR S P ERA WHIP	

Pittsburgh Pirates @ Chicago Cubs
Wrigley Field, Chicago, IL

Thu Jun 06 1985, 3:33 AM CDT
Att. 22,368 - Unknown

AB 42
R 2
H 8
RBI 2
BB 0
SO 9
LOB 12



Batter	1	2	3	4	5	6	7	8	9	10	11	12	AB	R	H	RBI	BB	SO	LOB	BOTTOM							
Bob Dernier, R OBP: 0.324, SLG: 0.323 (1.8)	WP 1B	1-3			6-3			SH 1B					4	1	2	0	0	0	1								
Thad Bosley, L OBP: 0.317, SLG: 0.343 (8. PH)													2	1	0	0	1	0	0								
Gary Woods, R OBP: 0.313, SLG: 0.154 (9.7)	1B BB												2	0	1	0	0	0	1								
Keith Moreland, R OBP: 0.362, SLG: 0.395 (1.9)													5	0	2	1	0	0	3								
Richie Hebner, L OBP: 0.303, SLG: 0.333 (1.3)													3	0	0	0	0	0	2								
Davey Lopes, R OBP: 0.436, SLG: 0.457 (8. PH)													1	0	0	0	0	0	2								
Ray Fontenot, L OBP: 0.263, SLG: 0.389 (11. PH)													0	0	0	0	0	0	0								
Brian Dayett, R OBP: 0.263, SLG: 0.389 (12.1)													1	0	0	0	0	1	0								
Warren Brusstar, R OBP: 0.317, SLG: 0.482 (1.5)													5	0	1	0	0	1	1								
Jody Davis, R OBP: 0.314, SLG: 0.374 (1.2)													5	1	1	0	0	1	1								
Chris Speier, R OBP: 0.299, SLG: 0.356 (1.4)													4	0	0	0	0	0	0								
Larry Bowa, S OBP: 0.225, SLG: 0.257 (1.6)													5	0	1	0	0	1	1								
Dennis Eckerstey, R OBP: 0.219, SLG: 0.107 (8. PH)													2	0	0	0	1	2	1								
Chico Walker, S OBP: 0.320, SLG: 0.418 (8.3)													2	0	1	1	0	0	0								
Leon Durham, L OBP: 0.320, SLG: 0.418 (8.3)													2	0	1	1	0	0	0								
Inning Stats	R: 2 E: 0 K: 0 S: 5	H: 3 LOB: 1 BB: 1 P: 1	R: 0 E: 0 K: 1 S: 6	H: 1 LOB: 1 BB: 0 P: 6	R: 0 E: 0 K: 0 S: 3	H: 1 LOB: 1 BB: 0 P: 4	R: 0 E: 0 K: 0 S: 3	H: 0 LOB: 0 BB: 0 P: 3	R: 0 E: 0 K: 1 S: 5	H: 0 LOB: 0 BB: 0 P: 5	R: 0 E: 0 K: 1 S: 5	H: 0 LOB: 0 BB: 0 P: 5	R: 0 E: 0 K: 0 S: 3	H: 1 LOB: 1 BB: 0 P: 6	R: 0 E: 0 K: 1 S: 5	H: 1 LOB: 1 BB: 0 P: 3	R: 0 E: 0 K: 0 S: 4	H: 0 LOB: 0 BB: 0 P: 5	R: 0 E: 0 K: 1 S: 6	H: 1 LOB: 1 BB: 0 P: 6	R: 0 E: 0 K: 0 S: 5	H: 0 LOB: 0 BB: 0 P: 5	R: 1 E: 0 K: 0 S: 4	H: 2 LOB: 1 BB: 0 P: 4	1B: 8 2B: 1 3B: 0 HR: 0	SF: 0 SAC: 2 DP: 1 HBP: 0	WP: 1 PA: 45 PB: 0 SB: 2 CS: 0
PITCHER	IP WLS BF H R ER SO BB IBB HBP BLK WP HR S P ERA WHIP	IP WLS BF H R ER SO BB IBB HBP BLK WP HR S P ERA WHIP	IP WLS BF H R ER SO BB IBB HBP BLK WP HR S P ERA WHIP	IP WLS BF H R ER SO BB IBB HBP BLK WP HR S P ERA WHIP	IP WLS BF H R ER SO BB IBB HBP BLK WP HR S P ERA WHIP	IP WLS BF H R ER SO BB IBB HBP BLK WP HR S P ERA WHIP	IP WLS BF H R ER SO BB IBB HBP BLK WP HR S P ERA WHIP	IP WLS BF H R ER SO BB IBB HBP BLK WP HR S P ERA WHIP	IP WLS BF H R ER SO BB IBB HBP BLK WP HR S P ERA WHIP	IP WLS BF H R ER SO BB IBB HBP BLK WP HR S P ERA WHIP	IP WLS BF H R ER SO BB IBB HBP BLK WP HR S P ERA WHIP	IP WLS BF H R ER SO BB IBB HBP BLK WP HR S P ERA WHIP	IP WLS BF H R ER SO BB IBB HBP BLK WP HR S P ERA WHIP	IP WLS BF H R ER SO BB IBB HBP BLK WP HR S P ERA WHIP	IP WLS BF H R ER SO BB IBB HBP BLK WP HR S P ERA WHIP	IP WLS BF H R ER SO BB IBB HBP BLK WP HR S P ERA WHIP	IP WLS BF H R ER SO BB IBB HBP BLK WP HR S P ERA WHIP	IP WLS BF H R ER SO BB IBB HBP BLK WP HR S P ERA WHIP	IP WLS BF H R ER SO BB IBB HBP BLK WP HR S P ERA WHIP	IP WLS BF H R ER SO BB IBB HBP BLK WP HR S P ERA WHIP	IP WLS BF H R ER SO BB IBB HBP BLK WP HR S P ERA WHIP	IP WLS BF H R ER SO BB IBB HBP BLK WP HR S P ERA WHIP	IP WLS BF H R ER SO BB IBB HBP BLK WP HR S P ERA WHIP				

Pittsburgh Pirates @ Chicago Cubs
Wrigley Field, Chicago, IL

Thu Jun 06 1985, 3:33 AM CDT
Att. 22,368 - Unknown

AB 41
R 3
H 9
RBI 2
BB 2
SO 6
LOB 13



Batter	1	2	3	4	5	6	7	8	9	AB	R	H	RBI	BB	SO	LOB	TOP	
Johnny Ray, S OBP: 0.314, SLG: 0.367 (1, 4)	5-3	FC6-4		F4			1-3			4	0	0	0	0	0	3		
Lee Mazzilli, S OBP: 0.466, SLG: 0.404 (1, 8)	4-3		F7		K			K		4	0	0	0	0	2	0		
Steve Kemp, L OBP: 0.358, SLG: 0.310 (1, 7)	1B		K		4-3			F4		3	0	0	0	1	1	0		
Jason Thompson, L OBP: 0.348, SLG: 0.429 (1, 3)	1B		FC5	1B	6-3			3-1		3	0	1	0	1	0	0		
Tony Peña, R OBP: 0.302, SLG: 0.351 (1, 2)	K						5-3			4	0	2	0	0	1	2		
Bill Madlock, R OBP: 0.301, SLG: 0.355 (1, 5)			FC5		L5			6-3		4	0	1	0	0	0	3		
Doug Frobel, L OBP: 0.378, SLG: 0.306 (1, 9)			F2					K		4	0	1	0	0	2	1		
Johnnie LeMaster, R OBP: 0.150, SLG: 0.158 (1, 6)								K		2	0	0	0	1	2	1		
Jose DeLeon, R OBP: 0.158, SLG: 0.059 (1, 1)										1	0	0	0	0	1	2		
Sixto Lezcano, R OBP: 0.344, SLG: 0.286 (7, PH)					SH1-3					1	0	0	0	0	0	0		
Rod Scurry, L (7, 1)										0	0	0	0	0	0	0		
Inning Stats	R: 0 E: 0 K: 1 S: 6	H: 1 LOB: 2 BB: 1 P: 10	R: 0 E: 0 K: 1 S: 6	H: 1 LOB: 2 BB: 1 P: 10	R: 0 E: 0 K: 1 S: 6	H: 1 LOB: 1 BB: 0 P: 6	R: 0 E: 0 K: 1 S: 5	H: 0 LOB: 0 BB: 0 P: 5	R: 0 E: 0 K: 1 S: 5	H: 0 LOB: 0 BB: 0 P: 5	R: 0 E: 0 K: 1 S: 5	H: 0 LOB: 0 BB: 0 P: 5	R: 0 E: 0 K: 1 S: 5	H: 1 LOB: 0 BB: 0 P: 5	1B: 4 2B: 2 3B: 0 HR: 0	SF: 0 SAC: 1 DP: 1 HBP: 0	WP: 0 PB: 0 SB: 0 CS: 0	PA: 34
PITCHER Rick Sutcliffe, R ERA: 2.04 (1, 1)	IP: 9.0 WLS: W BF: 34 H: 5 R: 0 ER: 0 SO: 9 BB: 3 IBB: 0 HBP: 0 BLK: 0 WP: 0 HR: 0 S: 49 P: 61 ERA: 0.00 WHIP: 0.889																	

Pittsburgh Pirates @ Chicago Cubs
Wrigley Field, Chicago, IL
Fri Jun 07 1985, 3:33 AM CDT
Att: 37,414 - Unknown

AB	30
R	0
H	5
RBI	0
BB	3
SO	9
LOB	12



Batter	1	2	3	4	5	6	7	8	9	AB	R	H	RBI	BB	SO	LOB	BOTTOM			
Bob Dernier, R OBP: 0.322, SLG: 0.321 (1, 8)	K	K			F8					4	0	1	0	0	2	1				
Thad Bosley, L OBP: 0.341, SLG: 0.351 (1, 7)										2	0	1	0	1	1	0				
Gary Woods, R OBP: 0.294, SLG: 0.143 (7, PH)	1B									1	0	0	0	0	0	1				
Keith Moreland, R OBP: 0.360, SLG: 0.392 (1, 9)	1B				F4					4	0	1	0	0	1	1				
Richie Hebner, L OBP: 0.306, SLG: 0.313 (1, 3)										2	0	0	0	1	0	2				
Leon Durham, L OBP: 0.316, SLG: 0.415 (8, 3)	F6				L6					1	0	0	0	0	0	0				
Ron Cey, R OBP: 0.311, SLG: 0.470 (1, 5)	K				5-3					4	0	0	0	0	1	3				
Jody Davis, R OBP: 0.326, SLG: 0.411 (1, 2)										3	1	3	1	0	0	0				
Chris Speier, R OBP: 0.286, SLG: 0.339 (1, 4)					F8					3	0	0	0	0	1	2				
Larry Bowa, S OBP: 0.230, SLG: 0.250 (1, 6)										2	0	0	0	1	0	1				
Rick Sutcliffe, L OBP: 0.269, SLG: 0.333 (1, 1)										3	0	0	0	0	1	1				
Inning Stats	R: 0 E: 0 K: 2 S: 9	H: 2 LOB: 0 BB: 0 P: 9	R: 1 E: 0 K: 1 S: 6	H: 1 LOB: 1 BB: 1 P: 10	R: 0 E: 0 K: 1 S: 5	H: 0 LOB: 0 BB: 0 P: 5	R: 0 E: 0 K: 0 S: 4	H: 1 LOB: 1 BB: 0 P: 4	R: 0 E: 0 K: 0 S: 3	H: 0 LOB: 1 BB: 1 P: 7	R: 0 E: 0 K: 1 S: 5	H: 1 LOB: 1 BB: 1 P: 9	R: 0 E: 0 K: 1 S: 6	H: 1 LOB: 0 BB: 0 P: 6	R: 0 E: 0 K: 1 S: 5	H: 0 LOB: 0 BB: 0 P: 5	1B: 4 2B: 1 3B: 0 HR: 1	SF: 0 SAC: 0 DP: 1 HBP: 0	WP: 0 PB: 0 SB: 0 CS: 0	PA: 32
PITCHER Jose DeLeon, R ERA: 4.82 (1, 1)	IP: 6.0 WLS: L BF: 25 H: 5 R: 1 ER: 1 SO: 1 BB: 3 IBB: 0 HBP: 0 BLK: 0 WP: 0 HR: 1 S: 32 P: 44 ERA: 1.50 WHIP: 1.333																			
Rod Scurry, L ERA: 3.66 (7, 1)	IP: 2.0 WLS: 7 BF: 1 H: 0 R: 0 ER: 0 SO: 2 BB: 0 IBB: 0 HBP: 0 BLK: 0 WP: 0 HR: 0 S: 11 P: 11 ERA: 0.00 WHIP: 0.500																			

Pittsburgh Pirates @ Chicago Cubs
Wrigley Field, Chicago, IL
Fri Jun 07 1985, 3:33 AM CDT
Att: 37,414 - Unknown

AB	29
R	1
H	6
RBI	1
BB	3
SO	7
LOB	12



Batter	1	2	3	4	5	6	7	8	9	AB	R	H	RBI	BB	SO	LOB	TOP				
Bill Almon, R OBP: 0.326, SLG: 0.377 (1, 8)	0-0 6-3		0-0 4-3		0-0 G6-3			0-0 HR		4	1	1	2	0	0	3	Pittsburgh Pirates @ Chicago Cubs Wrigley Field, Chicago, IL Sat Jun 08 1985, 3:33 AM CDT Att: 35,232 - Unknown				
Jim Morrison, R OBP: 0.318, SLG: 0.313 (1, 4)	0-0 1B		0-0 F7			0-0 FC5-4 1B		0-3 K		4	0	2	0	0	1	0					
Bill Madlock, R OBP: 0.305, SLG: 0.358 (1, 5)	0-0 G6-4-3 1B			0-0 G4-3 1B		0-0 FC5-4 1-2		0-0 G1		4	0	2	0	0	0	1					
George Hendrick, R OBP: 0.274, SLG: 0.309 (1, 9)	0-0 G6-4-3			0-0 G4-3		0-0 F9		0-0 2B		4	1	1	0	0	0	4					
Jason Thompson, L OBP: 0.352, SLG: 0.438 (1, 3)		0-0 6-3		0-0 WP 1B		0-0 G3		0-0 2B		4	0	2	1	0	0	1					
Tony Peña, R OBP: 0.301, SLG: 0.348 (1, 2)		0-0 WP 6-3 1B		0-0 F9			0-3 K	0-0 4-3		4	0	1	0	0	1	2					
Sixto Lezcano, R OBP: 0.338, SLG: 0.283 (1, 7)		0-0 6-3			0-0 BB 1B		0-3 K		0-0 F9	4	0	1	0	0	1	1					
Johnnie LeMaster, R OBP: 0.159, SLG: 0.153 Cecilio Guante, R OBP: 0.355, SLG: 0.307 (9, PH)		0-0 4-3			4-0 G6-3 BB		0-0 5-3		0-0 F8	2	0	0	0	1	0	1					
Larry McWilliams, L OBP: 0.188, SLG: 0.200 Don Robinson, R OBP: 0.300, SLG: 0.421 Rod Scurry, L OBP: 0.468, SLG: 0.407 (7, 8)				0-0 4-3 1B		0-3 K		0-0 HR 1B	0-3 K	2	0	1	0	0	1	2					
Inning Stats	R: 0 E: 0 K: 0 S: 4	H: 2 LOB: 1 BB: 0 P: 4	R: 0 E: 0 K: 0 S: 4	H: 1 LOB: 1 BB: 0 P: 4	R: 0 E: 0 K: 0 S: 3	H: 1 LOB: 0 BB: 0 P: 3	R: 0 E: 0 K: 0 S: 4	H: 2 LOB: 1 BB: 0 P: 4	R: 0 E: 0 K: 1 S: 5	H: 1 LOB: 1 BB: 1 P: 9	R: 0 E: 0 K: 0 S: 4	H: 1 LOB: 2 BB: 0 P: 7	R: 3 E: 0 K: 1 S: 9	H: 4 LOB: 1 BB: 0 P: 9	R: 0 E: 0 K: 1 S: 5	H: 0 LOB: 0 BB: 0 P: 5		1B: 9 2B: 3 3B: 0 HR: 1	SF: 0 SAC: 0 DP: 4 HBP: 0	WP: 2 PA: 36 PB: 0 SB: 0 CS: 0	
PITCHER	IP WLS BF H R ER SO BB IBB HBP BLK WP HR S P ERA WHIP	7.0 W 26 8 0 0 3 1 0 0 0 2 0 31 35 0.00 1.286	1.0 L 7 4 3 3 1 0 0 0 0 1 9 9 27.00 4.000	1.0 L 3 0 0 0 1 0 0 0 0 0 0 5 5 0.00 0.000	PITCHER																

Batter	1	2	3	4	5	6	7	8	9	AB	R	H	RBI	BB	SO	LOB	BOTTOM					
Bob Dernier, R OBP: 0.324, SLG: 0.320 George Frazier, R OBP: 0.300, SLG: 0.421 Lee Smith, R OBP: 0.313, SLG: 0.462 (9, 1)	0-3 K		0-0 6-3	0-0 F7		4-0 BB	0-0 E7 1B			4	0	1	0	1	1	2	Pittsburgh Pirates @ Chicago Cubs Wrigley Field, Chicago, IL Sat Jun 08 1985, 3:33 AM CDT Att: 35,232 - Unknown					
Gary Woods, R OBP: 0.318, SLG: 0.211 (8, 8)	0-0 BB 1B		0-0 F8		0-0 CS 1B	0-0 6-3	0-0 F4			5	0	2	0	0	0	3						
Keith Moreland, R OBP: 0.375, SLG: 0.404 (1, 9)	4-0 1-2 BB		4-0 BB		0-0 FC5-4 1B		0-0 2B	4-0 FC5-4 E SF9 BB		2	2	2	0	3	0	0						
Ron Cey, R OBP: 0.313, SLG: 0.462 (1, 5)	0-0 F7		4-0 FC6-4 BB		0-0 FC5-4 2B 1B		4-0 2B	0-0 E5 FC5-4		3	2	0	0	2	0	4						
Jody Davis, R OBP: 0.328, SLG: 0.423 (1, 2)	0-0 L1		0-0 FC6-4		0-0 1B 2B		0-0 HR 2B	0-0 FC5-4		5	2	2	2	0	0	6						
Leon Durham, L OBP: 0.320, SLG: 0.420 (1, 3)		0-0 2B		0-0 6-3	4-0 1B IBB		0-3 K	0-0 SF9		3	0	1	1	1	1	1						
Chris Speier, R OBP: 0.293, SLG: 0.388 (1, 4)		0-0 5-3		0-0 4-3	0-0 1B		0-0 HR	0-3 K		5	1	2	4	0	1	2						
Larry Bowa, S OBP: 0.231, SLG: 0.250 (1, 6)		0-0 F9		0-0 BB 1B		0-0 4-3	0-0 F8			4	0	1	0	0	0	1						
Steve Trout, L OBP: 0.300, SLG: 0.421 Brian Dayett, R OBP: 0.300, SLG: 0.421 Chico Walker, S OBP: 0.239 (7, PH)		0-3 K		4-0 1-2 BB		0-3 K	0-0 E 1B			2	0	0	0	1	2	1						
Inning Stats	R: 0 E: 0 K: 1 S: 6	H: 1 LOB: 2 BB: 1 P: 10	R: 0 E: 0 K: 1 S: 6	H: 1 LOB: 0 BB: 0 P: 6	R: 0 E: 0 K: 0 S: 3	H: 0 LOB: 2 BB: 2 P: 11	R: 0 E: 0 K: 0 S: 4	H: 1 LOB: 2 BB: 1 P: 8	R: 2 E: 0 K: 0 S: 5	H: 4 LOB: 2 BB: 1 P: 9	R: 0 E: 0 K: 1 S: 5	H: 0 LOB: 1 BB: 1 P: 9	R: 4 E: 1 K: 1 S: 10	H: 5 LOB: 2 BB: 1 P: 14	R: 1 E: 1 K: 1 S: 6	H: 0 LOB: 1 BB: 1 P: 10		1B: 7 2B: 4 3B: 0 HR: 1	SF: 1 SAC: 0 DP: 0 HBP: 0	WP: 0 PA: 43 PB: 0 SB: 0 CS: 1		
PITCHER	IP WLS BF H R ER SO BB IBB HBP BLK WP HR S P ERA WHIP	5.0 L 25 7 2 2 2 4 1 0 0 0 0 24 4 3.60 2.200	1.0 L 7 2 3 3 1 2 0 0 0 0 0 7 7 27.00 4.000	0.2 L 5 3 1 1 1 0 0 0 0 0 1 7 7 13.50 4.500	1.1 L 6 0 1 0 1 1 0 0 0 0 0 0 7 11 0.00 0.750	PITCHER																



Batter	1	2	3	4	5	6	7	8	9	AB	R	H	RBI	BB	SO	LOB	TOP								
Johnny Ray, S OBP: 0.311, SLG: 0.373 (1,4)	F7		L4		F7		F8		3B	5	0	1	0	0	0	1	Pittsburgh Pirates @ Chicago Cubs Wrigley Field, Chicago, IL Sun Jun 09 1985, 3:33 AM CDT Att: 36,475 - Unknown								
Joe Orsulak, L OBP: 0.321, SLG: 0.364 (1,8)	F8		F7				G3		F4	5	0	1	0	0	0	1									
Steve Kemp, L OBP: 0.341, SLG: 0.292 (1,7)	K			3-1	F8		4-3		F2	5	0	0	0	0	1	3									
Jason Thompson, L OBP: 0.355, SLG: 0.436 (1,3)		G3		BB		FC6-4		5-3		3	0	1	0	1	0	0									
Tony Peña, R OBP: 0.299, SLG: 0.346 (1,2)		1B		BB	F9	FC6-4		F6		4	1	1	0	0	0	2									
Sixto Lezcano, R OBP: 0.382, SLG: 0.278 (1,9)		1B		BB		SF7		2B		1	0	0	0	3	0	1									
Jim Morrison, R OBP: 0.326, SLG: 0.337 (1,5)				BB		BB		BB		3	0	2	1	0	0	2									
Johnnie LeMaster, R OBP: 0.167, SLG: 0.148 (8, PH)					F7					2	0	0	0	1	0	2									
Lee Mazzilli, S OBP: 0.463, SLG: 0.400 (8, PH)										1	0	0	0	0	0	2									
Tim Folt, R OBP: 0.256, SLG: 0.171 (8, 6)										0	0	0	0	0	0	0									
Jim Winn, R OBP: 0.304, SLG: 0.356 (9, PH)			K		E5				F5	3	0	0	0	0	1	2									
Al Holland, R OBP: 0.326, SLG: 0.337 (6, 1)										0	0	0	0	0	0	0									
Don Robinson, R OBP: 0.304, SLG: 0.356 (6, 1)										0	0	0	0	0	0	0									
Bill Madlock, R OBP: 0.304, SLG: 0.356 (9, PH)										1	0	0	0	0	0	0									
Inning Stats	R: 0 E: 0 K: 1 S: 5	H: 0 LOB: 0 BB: 0 P: 5	R: 0 E: 0 K: 0 S: 5	H: 2 LOB: 2 BB: 0 P: 5	R: 0 E: 0 K: 1 S: 5	H: 0 LOB: 0 BB: 0 P: 5	R: 0 E: 0 K: 0 S: 3	H: 0 LOB: 0 BB: 2 P: 11	R: 0 E: 1 K: 0 S: 5	H: 1 LOB: 2 BB: 0 P: 5	R: 1 E: 0 K: 0 S: 4	H: 1 LOB: 2 BB: 2 P: 12	R: 0 E: 0 K: 0 S: 3	H: 0 LOB: 0 BB: 0 P: 3	R: 0 E: 0 K: 0 S: 4	H: 1 LOB: 2 BB: 1 P: 8	R: 0 E: 0 K: 0 S: 4	H: 1 LOB: 1 BB: 0 P: 4	1B: 3 2B: 2 3B: 1 HR: 0	SF: 1 SAC: 0 DP: 0 HBP: 0	WP: 0 PB: 0 SB: 1 CS: 0	PA: 39			
PITCHER	IP	WLS	BF	H	R	ER	SO	BB	IBB	HBP	BLK	WP	HR	S	P	ERA	WHIP								
Dick Ruthven, R ERA: 3.38 (1, 1)	6.0	W	27	4	1	1	2	3	1	0	0	0	0	27	43	1.50	1.167								
Warren Brusstar, R ERA: 3.44 (7, 1)	3.0	S	12	2	0	0	0	1	0	0	0	0	0	11	15	0.00	1.000								

AB	33
R	1
H	6
RBI	1
BB	5
SO	2
LOB	16



Batter	1	2	3	4	5	6	7	8	9	AB	R	H	RBI	BB	SO	LOB	BOTTOM								
Thad Bosley, L OBP: 0.333, SLG: 0.341 (1, 7)			F7			1-3	3-1			4	0	1	0	0	0	0	Pittsburgh Pirates @ Chicago Cubs Wrigley Field, Chicago, IL Sun Jun 09 1985, 3:33 AM CDT Att: 36,475 - Unknown								
Gary Woods, R OBP: 0.318, SLG: 0.211 (9, 7)										0	0	0	0	0	0	0									
Davey Lopes, R OBP: 0.446, SLG: 0.479 (1, 8)		F9				BB				4	2	3	0	0	0	1									
Keith Moreland, R OBP: 0.377, SLG: 0.403 (1, 9)						BB				3	1	1	1	1	0	2									
Leon Durham, L OBP: 0.319, SLG: 0.422 (1, 3)						BB				4	1	1	1	0	0	2									
Ron Cey, R OBP: 0.317, SLG: 0.460 (1, 5)						BB				3	1	1	0	1	0	1									
Jody Davis, R OBP: 0.332, SLG: 0.418 (1, 2)						BB				2	0	0	1	2	1	2									
Chris Speier, R OBP: 0.291, SLG: 0.380 (7, 6)						BB				4	0	1	2	0	0	2									
Larry Bowa, S OBP: 0.225, SLG: 0.244 (6, PH)						BB				2	0	0	0	0	0	2									
23 Ryne Sandberg, R OBP: 0.304, SLG: 0.423 (7, 4)						BB				2	0	0	0	0	1	2									
Dick Ruthven, R OBP: 0.154, SLG: 0.154 (6, PH)						BB				2	0	0	0	0	0	2									
Brian Dayett, R OBP: 0.288, SLG: 0.400 (6, PH)						BB				1	0	0	0	0	0	2									
Warren Brusstar, R ERA: 3.24 (7, 1)						BB				1	0	0	0	0	1	0									
Inning Stats	R: 0 E: 0 K: 0 S: 4	H: 1 LOB: 1 BB: 0 P: 4	R: 0 E: 0 K: 0 S: 3	H: 0 LOB: 0 BB: 0 P: 3	R: 0 E: 0 K: 0 S: 3	H: 0 LOB: 0 BB: 0 P: 3	R: 0 E: 0 K: 0 S: 3	H: 1 LOB: 0 BB: 0 P: 3	R: 0 E: 0 K: 0 S: 4	H: 1 LOB: 2 BB: 1 P: 8	R: 4 E: 0 K: 0 S: 6	H: 3 LOB: 3 BB: 3 P: 18	R: 1 E: 1 K: 1 S: 8	H: 2 LOB: 2 BB: 0 P: 8	R: 0 E: 0 K: 2 S: 7	H: 0 LOB: 0 BB: 0 P: 7	1B: 6 2B: 2 3B: 0 HR: 0	SF: 0 SAC: 0 DP: 1 HBP: 0	WP: 0 PB: 0 SB: 0 CS: 0	PA: 36					
PITCHER	IP	WLS	BF	H	R	ER	SO	BB	IBB	HBP	BLK	WP	HR	S	P	ERA	WHIP								
Jim Winn, R ERA: 3.33 (1, 1)	5.1	L	21	4	2	2	0	2	0	0	0	0	0	19	27	3.38	1.125								
Al Holland, L ERA: 3.11 (6, 1)	0.0		2	1	0	0	0	0	1	0	0	0	0	1	5	∞	∞								
Don Robinson, R ERA: 3.24 (6, 1)	2.2		13	3	3	3	3	1	0	0	0	0	0	18	22	10.12	1.500								

AB	32
R	5
H	8
RBI	5
BB	4
SO	3
LOB	18



Batter	1	2	3	4	5	6	7	8	9	AB	R	H	RBI	BB	SO	LOB	TOP				
Vince Coleman, S (1, 7) OBP: 0.346, SLG: 0.359	6-3	FC6-4 BB		4-3		K			K	4	0	0	0	1	2	1					
Willie McGee, S (1, 8) OBP: 0.398, SLG: 0.500	BLK 1B	FC6-4 S		K			CS 1B		F8	5	1	2	0	0	1	3					
Tom Herr, S (1, 4) OBP: 0.436, SLG: 0.485	S 1B			5-3			1-2		1-3	3	1	1	1	1	0	1					
Jack Clark, R (1, 3) OBP: 0.403, SLG: 0.550	K	K				HR			5-3	4	1	1	1	0	2	4					
Andy Van Slyke, L (1, 9) OBP: 0.383, SLG: 0.503	1B			5-3 1B		F7			G3	4	1	2	1	0	0	0					
Terry Pendleton, S (1, 5) OBP: 0.276, SLG: 0.298		K		5-3		4-3			F8	4	0	0	0	0	1	1					
Ozzie Smith, S (1, 6) OBP: 0.321, SLG: 0.321		2B 1B		G3 S 1B		F8			F9	4	1	2	1	0	0	0					
Tom Nieto, R (1, 2) OBP: 0.340, SLG: 0.306		1B		G3		4-3			F7	4	1	1	0	0	0	1					
Danny Cox, R (1, 1) OBP: 0.121, SLG: 0.152		FC6-4 BB 1B		F9		6-3			1B	4	0	2	2	0	0	1					
Inning Stats	R: 2 E: 0 K: 1 S: 7	H: 3 LOB: 1 BB: 0 P: 7	R: 2 E: 0 K: 2 S: 10	H: 3 LOB: 3 BB: 2 P: 18	R: 1 E: 0 K: 0 S: 5	H: 2 LOB: 1 BB: 0 P: 5	R: 0 E: 0 K: 1 S: 5	H: 0 LOB: 0 BB: 0 P: 5	R: 1 E: 0 K: 0 S: 4	H: 1 LOB: 0 BB: 0 P: 4	R: 0 E: 0 K: 0 S: 3	H: 1 LOB: 0 BB: 0 P: 3	R: 0 E: 0 K: 0 S: 3	H: 0 LOB: 1 BB: 0 P: 6	R: 0 E: 0 K: 1 S: 6	H: 1 LOB: 1 BB: 0 P: 6	1B: 9 2B: 1 3B: 0 HR: 1	SF: 0 SAC: 0 DP: 0 HBP: 0	WP: 0 PB: 0 SB: 3 CS: 1	PA: 38	
PITCHER	IP	WLS	BF	H	R	ER	SO	BB	IBB	HBP	BLK	WP	HR	S	P	ERA	WHIP				
Rick Rhoden, R (1, 1) ERA: 4.54	8.0	L	34	10	6	6	5	2	0	0	1	0	1	42	50	6.75	1.500				
Al Holland, L (9, 1) ERA: 3.03	1.0		4	1	0	0	1	0	0	0	0	0	0	6	6	0.00	1.000				

St. Louis Cardinals @ Pittsburgh Pirates
Three Rivers Stadium, Pittsburgh, PA
Mon Jun 10 1985, 7:05 PM EDT
Att: 5,557 - Unknown

AB 36
R 6
H 11
RBI 6
BB 2
SO 6
LOB 12



Batter	1	2	3	4	5	6	7	8	9	AB	R	H	RBI	BB	SO	LOB	BOTTOM				
Johnny Ray, S (1, 4) OBP: 0.306, SLG: 0.365	6-3		3		G3			G3		4	0	0	0	0	0	1					
Joe Orsulak, L (1, 8) OBP: 0.330, SLG: 0.370	1B		E3			2-3		FC6-4 1B		4	0	2	0	0	0	0					
Bill Madlock, R (1, 5) OBP: 0.297, SLG: 0.348	F2		K			F9		FC6-4		4	0	0	0	0	1	3					
Jason Thompson, L (1, 3) OBP: 0.359, SLG: 0.458	1B			HR		K			F7	4	1	2	1	0	1	0					
Tony Peña, R (1, 2) OBP: 0.294, SLG: 0.339	F9			5-3		6-3			5-3	4	0	0	0	0	0	2					
Steve Kemp, L (1, 7) OBP: 0.331, SLG: 0.282		K		6-3		4-3			1-3	4	0	0	0	0	1	0					
Sixto Lezcano, R (1, 9) OBP: 0.361, SLG: 0.268		K		6-3			BB			2	0	0	0	1	1	0					
Johnnie LeMaster, R (1, 6) OBP: 0.159, SLG: 0.141		F8				F7		F9		3	0	0	0	0	0	1					
Rick Rhoden, R (1, 1) OBP: 0.207, SLG: 0.179										1	0	0	0	1	1	0					
Doug Frobel, L (8, PH) OBP: 0.373, SLG: 0.302										1	0	0	0	0	0	0					
Al Holland, R (9, 1) ERA: 2.67										0	0	0	0	0	0	0					
Inning Stats	R: 0 E: 0 K: 0 S: 5	H: 2 LOB: 2 BB: 0 P: 5	R: 0 E: 0 K: 2 S: 7	H: 0 LOB: 0 BB: 0 P: 7	R: 0 E: 1 K: 1 S: 5	H: 0 LOB: 1 BB: 1 P: 9	R: 1 E: 0 K: 0 S: 4	H: 1 LOB: 0 BB: 0 P: 4	R: 0 E: 0 K: 1 S: 5	H: 0 LOB: 0 BB: 0 P: 5	R: 0 E: 0 K: 1 S: 3	H: 0 LOB: 1 BB: 1 P: 7	R: 0 E: 0 K: 0 S: 4	H: 1 LOB: 1 BB: 0 P: 4	R: 0 E: 0 K: 0 S: 3	H: 0 LOB: 0 BB: 0 P: 3	1B: 3 2B: 1 3B: 0 HR: 1	SF: 0 SAC: 0 DP: 1 HBP: 0	WP: 0 PB: 0 SB: 0 CS: 0	PA: 33	
PITCHER	IP	WLS	BF	H	R	ER	SO	BB	IBB	HBP	BLK	WP	HR	S	P	ERA	WHIP				
Danny Cox, R (1, 1) ERA: 2.67	9.0	W	33	4	1	1	5	2	0	0	0	0	1	41	49	1.00	0.667				

St. Louis Cardinals @ Pittsburgh Pirates
Three Rivers Stadium, Pittsburgh, PA
Mon Jun 10 1985, 7:05 PM EDT
Att: 5,557 - Unknown

AB 31
R 1
H 4
RBI 1
BB 2
SO 5
LOB 7



Batter	1	2	3	4	5	6	7	8	9	AB	R	H	RBI	BB	SO	LOB	TOP				
Vince Coleman, S OBP: 0.339, SLG: 0.352 (1, 7)	4-3		4-3			3-1		K		4	0	0	0	0	1	0	St. Louis Cardinals @ Pittsburgh Pirates Three Rivers Stadium, Pittsburgh, PA Tue Jun 11 1985, 7:05 PM EDT Att. 4,817 - Unknown livebaseballscores.com				
Willie McGee, S OBP: 0.394, SLG: 0.495 Steve Braun, L OBP: 0.281, SLG: 0.250 (1, 8) (6, PH)	K			5-3		4-3 1B		K		2	0	0	0	0	1	0					
Tom Herr, S OBP: 0.437, SLG: 0.485 Tom Lawless, R OBP: 0.313, SLG: 0.375 (1, 4) (4, 4)	FC6-4 1B			K		4-3				2	0	1	0	0	1	0					
Jack Clark, R OBP: 0.400, SLG: 0.544 Brian Harper, R OBP: 0.369, SLG: 0.412 (1, 3) (5, 5)	FC6-4 1-2			K				FC6 1B		2	0	0	0	0	1	1					
Andy Van Slyke, L OBP: 0.380, SLG: 0.503 (1, 9)		K				6-3 4-3 2B		FC6 1-2		4	1	1	0	0	1	1					
Terry Pendleton, S OBP: 0.274, SLG: 0.295 Randy Hunt, R OBP: 0.273, SLG: 0.273 (1, 5) (5, 2)		3-1				6-3				2	0	0	0	0	0	1					
Ozzie Smith, S OBP: 0.319, SLG: 0.320 Ivan De Jesus, R OBP: 0.375, SLG: 0.400 (1, 6) (4, 6)						4-3				2	0	1	0	0	0	0					
Tom Nieto, R OBP: 0.344, SLG: 0.310 Bill Campbell, R OBP: 0.500, SLG: 0.250 Tito Landrum, R OBP: 0.364, SLG: 0.762 Jeff Lahti, R OBP: 0.364, SLG: 0.762 Ken Dayley, L OBP: 0.333, SLG: 0.333 (1, 2) (5, 1) (7, PH) (7, 1)				1-3						2	0	1	0	0	0	0					
Neil Allen, R OBP: 0.355, SLG: 0.174 Ricky Horton, L OBP: 0.355, SLG: 0.174 Mike Jorgensen, L OBP: 0.355, SLG: 0.174 (1, 1) (3, 1) (5, PH) (5, 3)				K		G3				1	0	0	0	0	1	0					
Inning Stats	R: 0 E: 0 K: 1 S: 6	H: 1 LOB: 1 BB: 0 P: 6	R: 0 E: 0 K: 1 S: 5	H: 0 LOB: 0 BB: 0 P: 5	R: 0 E: 0 K: 1 S: 5	H: 0 LOB: 0 BB: 0 P: 5	R: 0 E: 0 K: 2 S: 7	H: 0 LOB: 0 BB: 0 P: 7	R: 1 E: 0 K: 0 S: 5	H: 2 LOB: 1 BB: 0 P: 5	R: 1 E: 0 K: 0 S: 5	H: 2 LOB: 1 BB: 0 P: 5	R: 0 E: 0 K: 1 S: 6	H: 1 LOB: 1 BB: 0 P: 6	R: 0 E: 0 K: 0 S: 3	H: 0 LOB: 0 BB: 0 P: 3		1B: 5 2B: 2 3B: 0 HR: 0	SF: 0 SAC: 0 DP: 0 HBP: 0	WP: 0 PB: 0 SB: 0 CS: 0	PA: 34
PITCHER	IP	WLS	BF	H	R	ER	SO	BB	IBB	HBP	BLK	WP	HR	S	P	ERA	WHIP				
Rick Reuschel, R ERA: 2.14 Al Holland, L ERA: 2.89	(1, 1)	7.0	W	27	6	2	2	6	0	0	0	0	0	39	39	2.57	0.857				
(8, 1)	2.0	7	1	0	0	2	0	0	0	0	0	0	0	11	11	0.00	0.500				

Batter	1	2	3	4	5	6	7	8	9	AB	R	H	RBI	BB	SO	LOB	BOTTOM				
Johnny Ray, S OBP: 0.303, SLG: 0.362 (1, 4)	F7	F7	1B		4-3			5-3		5	0	1	2	0	0	0	St. Louis Cardinals @ Pittsburgh Pirates Three Rivers Stadium, Pittsburgh, PA Tue Jun 11 1985, 7:05 PM EDT Att. 4,817 - Unknown livebaseballscores.com				
Joe Orsulak, L OBP: 0.344, SLG: 0.384 (1, 8)			1B		F7			6-3		5	1	3	1	0	0	0					
Bill Madlock, R OBP: 0.363, SLG: 0.370 Jim Morrison, R OBP: 0.330, SLG: 0.353 (1, 5) (5, 5)			1B					1B		3	2	2	1	0	0	2					
Jason Thompson, L OBP: 0.354, SLG: 0.453 (1, 3)	5-3		SF7		P1			2B		4	0	1	2	0	0	0					
Tony Peña, R OBP: 0.299, SLG: 0.360 Junior Ortiz, R OBP: 0.278, SLG: 0.333 (1, 2) (6, PH) (7, 2)		4-3	1B					1B		3	2	2	1	0	0	0					
Steve Kemp, L OBP: 0.326, SLG: 0.289 (1, 7)			SF8		F8			4-3		4	1	1	1	0	0	2					
Sixto Lezcano, R OBP: 0.382, SLG: 0.276 (1, 9)			1B							2	2	1	0	2	0	0					
Johnnie LeMaster, R OBP: 0.178, SLG: 0.162 (1, 6)			1B							4	2	2	2	0	1	1					
Rick Reuschel, R OBP: 0.182, SLG: 0.182 Al Holland, R OBP: 0.667, SLG: 1.500 (1, 1) (8, 1)			1B					6-3		3	1	2	3	0	0	0					
Inning Stats	R: 1 E: 0 K: 0 S: 4	H: 2 LOB: 0 BB: 0 P: 4	R: 3 E: 1 K: 0 S: 5	H: 3 LOB: 0 BB: 1 P: 9	R: 6 E: 0 K: 0 S: 10	H: 7 LOB: 2 BB: 1 P: 14	R: 1 E: 0 K: 0 S: 5	H: 2 LOB: 1 BB: 0 P: 5	R: 0 E: 0 K: 1 S: 5	H: 0 LOB: 0 BB: 0 P: 5	R: 0 E: 0 K: 1 S: 5	H: 0 LOB: 0 BB: 0 P: 5	R: 0 E: 0 K: 0 S: 7	H: 4 LOB: 2 BB: 0 P: 7	1B: 12 2B: 3 3B: 1 HR: 2	SF: 2 SAC: 0 DP: 0 HBP: 0		WP: 0 PB: 0 SB: 0 CS: 1	PA: 42		
PITCHER	IP	WLS	BF	H	R	ER	SO	BB	IBB	HBP	BLK	WP	HR	S	P	ERA	WHIP				
Neil Allen, R ERA: 6.57 Ricky Horton, L ERA: 2.51 Bill Campbell, R ERA: 3.14 Jeff Lahti, R ERA: 2.89 Ken Dayley, L ERA: 3.38	(1, 1)	1.2	12	6	4	4	0	1	0	0	0	0	1	11	15	21.60	4.200				
(3, 1)	2.0	6	0	0	0	1	0	0	0	0	0	0	0	8	8	0.00	0.000				
(5, 1)	1.0	3	0	0	0	1	0	0	0	0	0	0	0	5	5	0.00	0.000				
(8, 1)	1.0	7	4	2	2	0	0	0	0	0	0	0	0	7	7	18.00	4.000				

Batter	1	2	3	4	5	6	7	8	9	AB	R	H	RBI	BB	SO	LOB	TOP		
Vince Coleman, S (1, 7) OBP: 0.338, SLG: 0.347	4-0 CS BB		0-0 F8			0-0 F8		0-0 L3		3	0	0	0	1	0	1			
Willie McGee, S (1, 8) OBP: 0.396, SLG: 0.484	0-3 K		0-0 FC6-4			0-0 F9		0-0 F9		4	0	0	0	0	1	2			
Tom Herr, S (1, 4) OBP: 0.434, SLG: 0.478	0-3 K			0-0 5-3			4-0 WP 2B BB		0-0 1-3	3	1	0	0	1	1	0			
Jack Clark, R (1, 3) OBP: 0.398, SLG: 0.553		0-0 HR		0-0 F7			0-0 F9		0-0 F9	4	1	1	1	0	0	1			
Tito Landrum, R (1, 9) OBP: 0.346, SLG: 0.720		0-0 F3		0-0 6-3			0-0 1-H 2B		0-0 6-3	4	0	1	1	0	0	0			
Terry Pendleton, S (1, 5) OBP: 0.270, SLG: 0.291		0-0 4-3			0-0 F8		0-3 K			3	0	0	0	0	1	1			
Ozzie Smith, S (1, 6) OBP: 0.319, SLG: 0.316		0-0 F5			0-0 F8		4-0 BB			2	0	0	0	1	0	0			
Tom Nieto, R (1, 2) OBP: 0.333, SLG: 0.300			0-0 F8		0-0 F9		0-0 F9			3	0	0	0	0	0	2			
John Tudor, L (1, 1) OBP: 0.071, SLG: 0.037			4-0 FC6-4 BB			0-0 4-3		0-0 1-3		2	0	0	0	1	0	0			
Jeff Lahti, R (9, 1)										0	0	0	0	0	0	0			
Inning Stats	R: 0 E: 0 K: 2 S: 6	H: 0 LOB: 0 BB: 1 P: 10	R: 1 E: 0 K: 0 S: 4	H: 1 LOB: 0 BB: 0 P: 4	R: 0 E: 0 K: 0 S: 3	H: 0 LOB: 1 BB: 1 P: 7	R: 0 E: 0 K: 0 S: 3	H: 0 LOB: 0 BB: 0 P: 3	R: 0 E: 0 K: 0 S: 3	H: 0 LOB: 0 BB: 0 P: 3	R: 1 E: 0 K: 1 S: 6	H: 1 LOB: 2 BB: 2 P: 14	R: 0 E: 0 K: 0 S: 3	H: 0 LOB: 0 BB: 0 P: 3	R: 0 E: 0 K: 0 S: 3	H: 0 LOB: 0 BB: 0 P: 3	1B: 0 2B: 2 3B: 0 HR: 1	SF: 0 SAC: 0 DP: 1 HBP: 0	WP: 1 PA: 32 PB: 0 SB: 0 CS: 1
PITCHER	IP	WLS	BF	H	R	ER	SO	BB	IBB	HBP	BLK	WP	HR	S	P	ERA	WHIP		
Larry McWilliams, L (1, 1) ERA: 4.53	7.0	L	26	2	2	2	3	4	0	0	0	1	1	28	44	2.57	0.857		
John Candelaria, L (8, 1) ERA: 3.69	2.0		6	0	0	0	0	0	0	0	0	0	0	6	6	0.00	0.000		

St. Louis Cardinals @ Pittsburgh Pirates
 Three Rivers Stadium, Pittsburgh, PA
 Thu Jun 13 1985, 7:05 PM EDT
 Att: 4,833 - Unknown

AB 28
 R 2
 H 2
 RBI 2
 BB 4
 SO 3
 LOB 7



Batter	1	2	3	4	5	6	7	8	9	AB	R	H	RBI	BB	SO	LOB	BOTTOM		
Johnnie LeMaster, R (1, 6) OBP: 0.171, SLG: 0.155	0-0 P4		0-0 F9			0-0 5-3		0-0 F7		3	0	0	0	0	0	0			
Johnny Ray, S (8, PH) OBP: 0.362, SLG: 0.360								1-2		1	0	0	0	0	0	1			
Jim Morrison, R (1, 4) OBP: 0.326, SLG: 0.348	0-0 F9		0-0 G4-6-3 1B			0-3 K			0-3 K	4	0	1	0	0	2	0			
Bill Madlock, R (1, 5) OBP: 0.297, SLG: 0.362	0-3 K		0-0 G4-6-3			0-0 5-3			0-0 5-3	4	0	0	0	0	1	1			
George Hendrick, R (1, 9) OBP: 0.279, SLG: 0.313		0-0 FC4-6 1B		0-0 G4-6-3 1B			0-0 5-3		0-3 K	4	0	2	0	0	1	0			
Jason Thompson, L (1, 3) OBP: 0.354, SLG: 0.470		0-0 F9		0-0 F9			0-0 HR			3	1	1	1	0	0	2			
Tony Peña, R (1, 2) OBP: 0.295, SLG: 0.354		0-0 FC4-6 1B BB		0-0 G4-6-3			0-0 F9			3	0	0	0	0	0	2			
Sixto Lezcano, R (1, 7) OBP: 0.380, SLG: 0.267		4-0 1B BB			0-0 6-3			0-0 F9		2	0	0	0	1	0	0			
John Candelaria, L (8, 1)										0	0	0	0	0	0	0			
Joe Orsulak, L (1, 8) OBP: 0.344, SLG: 0.382		0-0 1B			0-0 P3			0-0 6-3		3	0	1	0	0	0	0			
Larry McWilliams, L (1, 1) OBP: 0.167, SLG: 0.176		1-2 2-3 1B			0-0 F8			0-0 CS 1B		2	0	0	0	0	1	3			
Bill Almon, R (8, 7) OBP: 0.331, SLG: 0.382										1	0	1	0	0	0	0			
Inning Stats	R: 0 E: 0 K: 1 S: 5	H: 2 LOB: 3 BB: 1 P: 11	R: 0 E: 0 K: 1 S: 7	H: 1 LOB: 0 BB: 0 P: 3	R: 0 E: 0 K: 0 S: 3	H: 1 LOB: 0 BB: 0 P: 3	R: 0 E: 0 K: 0 S: 3	H: 0 LOB: 0 BB: 0 P: 3	R: 0 E: 0 K: 1 S: 5	H: 0 LOB: 0 BB: 0 P: 5	R: 1 E: 0 K: 0 S: 4	H: 1 LOB: 0 BB: 0 P: 4	R: 0 E: 0 K: 0 S: 3	H: 1 LOB: 0 BB: 0 P: 3	R: 0 E: 0 K: 2 S: 7	H: 0 LOB: 0 BB: 0 P: 7	1B: 5 2B: 0 3B: 0 HR: 1	SF: 0 SAC: 0 DP: 2 HBP: 0	WP: 0 PA: 31 PB: 0 SB: 0 CS: 1
PITCHER	IP	WLS	BF	H	R	ER	SO	BB	IBB	HBP	BLK	WP	HR	S	P	ERA	WHIP		
John Tudor, L (1, 1) ERA: 3.08	8.2	W	30	6	1	1	4	1	0	0	0	0	1	37	41	1.04	0.808		
Jeff Lahti, R (9, 1) ERA: 2.84	0.1	S	1	0	0	0	1	0	0	0	0	0	0	3	3	0.00	0.000		

St. Louis Cardinals @ Pittsburgh Pirates
 Three Rivers Stadium, Pittsburgh, PA
 Thu Jun 13 1985, 7:05 PM EDT
 Att: 4,833 - Unknown

AB 30
 R 1
 H 6
 RBI 1
 BB 1
 SO 5
 LOB 9



Batter	1	2	3	4	5	6	7	8	9	AB	R	H	RBI	BB	SO	LOB	TOP								
Johnny Ray, S OBP: 0.303, SLG: 0.370 (1, 4)	F5		SH1 2B 1B		6-3		F8		6-3	5	1	1	0	0	0	0									
Joe Orsulak, L OBP: 0.326, SLG: 0.352 (1, 7)	F5		SH1 1-2		G3		F5			3	0	0	0	0	0	0									
Bill Madlock, R OBP: 0.302, SLG: 0.356 (1, 5)	E 1B		2B BB				5-3			2	0	1	0	2	0	0									
Jason Thompson, L OBP: 0.333, SLG: 0.447 (1, 3)	E4 FC5-4		F6		F2				G1-4-3	4	0	0	0	0	0	4									
George Hendrick, R OBP: 0.293, SLG: 0.331 (1, 9)	FC5-4								F7	4	1	2	1	0	0	2									
Tony Peña, R OBP: 0.296, SLG: 0.367 (1, 2)		K	5-3						K	3	0	0	0	0	2	2									
Marvell Wynne, L OBP: 0.258, SLG: 0.319 (1, 8)		E6 1B			F7				S E 5-3 1B	4	2	2	1	0	0	0									
Johnnie LeMaster, R OBP: 0.176, SLG: 0.153 (1, 6)			G4-6-3 1B		5-3				5-3	4	0	1	1	0	0	2									
Larry McWilliams, L OBP: 0.136, SLG: 0.143 (1, 1)			G4-6-3		F7				K	4	0	0	0	0	1	2									
Inning Stats	R: 0 E: 1 K: 0 S: 5	H: 1 LOB: 2 BB: 0 P: 5	R: 1 E: 1 K: 1 S: 6	H: 1 LOB: 0 BB: 0 P: 6	R: 1 E: 0 K: 0 S: 5	H: 2 LOB: 2 BB: 1 P: 9	R: 0 E: 0 K: 0 S: 3	H: 0 LOB: 0 BB: 0 P: 3	R: 0 E: 0 K: 0 S: 3	H: 0 LOB: 1 BB: 0 P: 7	R: 1 E: 0 K: 0 S: 5	H: 2 LOB: 1 BB: 0 P: 5	R: 0 E: 0 K: 0 S: 3	H: 0 LOB: 0 BB: 0 P: 3	R: 0 E: 0 K: 1 S: 5	H: 0 LOB: 0 BB: 0 P: 5	R: 1 E: 0 K: 1 S: 6	H: 1 LOB: 0 BB: 0 P: 6	1B: 4 2B: 2 3B: 1 HR: 0	SF: 0 SAC: 2 DP: 1 HBP: 0	WP: 0 PB: 0 SB: 1 CS: 0	PA: 37			
PITCHER	IP	WLS	BF	H	R	ER	SO	BB	IBB	HBP	BLK	WP	HR	S	P	ERA	WHIP								
Bryn Smith, R ERA: 3.33 (1, 1)	8.0	L	33	6	3	2	2	2	0	0	0	0	0	35	43	2.25	1.000								
Gary Lucas, L ERA: 2.7 (9, 1)	1.0		4	1	1	0	1	0	0	0	0	0	0	6	6	0.00	1.000								

Pittsburgh Pirates @ Montreal Expos
Olympic Stadium, Montreal, QB
Tue Jun 18 1985, 7:05 PM EDT
Att: 24,318 - Unknown

AB 33
R 4
H 7
RBI 3
BB 2
SO 3
LOB 12



Batter	1	2	3	4	5	6	7	8	9	AB	R	H	RBI	BB	SO	LOB	BOTTOM								
Tim Raines, S OBP: 0.367, SLG: 0.414 (1, 7)	SF8 3B		5-3			6-3			5-3	4	1	1	0	0	0	0									
Miguel Dilone, S OBP: 0.238, SLG: 0.224 (1, 8)	SF8		F9			5-3			K	3	0	0	1	0	1	0									
Vance Law, R OBP: 0.339, SLG: 0.346 (1, 4)	K			G4-6-3 HBP		5-3			F8	3	0	0	0	0	1	0									
Hubie Brooks, R OBP: 0.316, SLG: 0.383 (1, 6)	5-3			F7					G6-4-3 1B	3	0	1	0	0	0	1									
Tim Wallach, R OBP: 0.325, SLG: 0.436 (1, 5)		FC6 BB		G4-6-3					G6-4-3	2	0	0	0	1	0	2									
Dan Driessen, L OBP: 0.329, SLG: 0.402 (1, 3)		F9				G3			G3	3	0	1	0	0	0	1									
Jim Wohlford, R OBP: 0.250, SLG: 0.250 (1, 9)		F7				F9			L6	3	0	0	0	0	0	2									
Steve Nicosia, R OBP: 0.143, SLG: 0.100 (1, 2)		FC6				6-3			F9	3	0	0	0	0	0	2									
Bryn Smith, R OBP: 0.250, SLG: 0.259 (8, PH) Skeeter Barnes, R Gary Lucas, L (9, 1)				G3					4-3	2	0	0	0	0	1	1									
Inning Stats	R: 1 E: 0 K: 1 S: 6	H: 1 LOB: 0 BB: 1 P: 6	R: 0 E: 0 K: 0 S: 3	H: 0 LOB: 1 BB: 1 P: 7	R: 0 E: 0 K: 0 S: 3	H: 0 LOB: 0 BB: 0 P: 3	R: 0 E: 0 K: 0 S: 2	H: 0 LOB: 0 BB: 0 P: 3	R: 0 E: 0 K: 1 S: 6	H: 1 LOB: 1 BB: 0 P: 6	R: 0 E: 0 K: 0 S: 3	H: 0 LOB: 0 BB: 0 P: 3	R: 0 E: 0 K: 0 S: 3	H: 1 LOB: 0 BB: 0 P: 3	R: 0 E: 0 K: 0 S: 3	H: 0 LOB: 0 BB: 0 P: 3	R: 0 E: 0 K: 1 S: 5	H: 0 LOB: 0 BB: 0 P: 5	1B: 2 2B: 0 3B: 1 HR: 0	SF: 1 SAC: 0 DP: 2 HBP: 1	WP: 0 PB: 0 SB: 0 CS: 0	PA: 30			
PITCHER	IP	WLS	BF	H	R	ER	SO	BB	IBB	HBP	BLK	WP	HR	S	P	ERA	WHIP								
Larry McWilliams, L ERA: 4.01 (1, 1)	9.0	W	30	3	1	1	3	1	0	1	0	0	0	34	39	1.00	0.444								

Pittsburgh Pirates @ Montreal Expos
Olympic Stadium, Montreal, QB
Tue Jun 18 1985, 7:05 PM EDT
Att: 24,318 - Unknown

AB 27
R 1
H 3
RBI 1
BB 1
SO 3
LOB 9



Batter	1	2	3	4	5	6	7	8	9	AB	R	H	RBI	BB	SO	LOB	TOP			
Bill Almon, R OBP: 0.336, SLG: 0.426 (1, 7)	4-0 BB G5-4-3		X 0-0 1-H HR		X 0-0 F8		X 0-0 6-3		X 0-0 F8	4	1	2	1	0	1					
Jim Morrison, R OBP: 0.323, SLG: 0.344 (1, 5)	0-0 F3		X 0-0 2B 4-3 1B		X 0-3 K		X 0-0 F7			4	1	1	0	0	1	1				
Bill Madlock, R OBP: 0.301, SLG: 0.351 (1, 3)	0-0 G5-4-3 1-2		X 0-0 F7		X 4-0 BB BB		X 0-0 F4			3	0	0	0	1	0	2				
George Hendrick, R OBP: 0.297, SLG: 0.337 (1, 9)		X 0-3 K	X 0-0 4-3 1-3 2B		X 4-0 1-2 BB			X 0-0 F8		3	0	1	0	1	1	0				
Tony Peña, R OBP: 0.293, SLG: 0.360 (1, 2)		X 0-0 5-3	X 0-0 4-3		X 0-0 5-3			X 0-0 4-3		4	0	0	1	0	0	3				
Johnny Ray, S OBP: 0.306, SLG: 0.372 (1, 4)		X 0-0 1B 1B	X 0-0 4-3		X 0-0 6-3 1B			X 0-0 4-3		4	0	2	0	0	0	1				
Marvell Wynne, L OBP: 0.258, SLG: 0.317 (1, 8)		X 0-0 1-2 1B		X 0-0 F8		X 0-0 6-3		X 0-0 F9		4	0	1	0	0	0	1				
Johnnie LeMaster, R OBP: 0.170, SLG: 0.148 (1, 6)		X 0-0 5-3		X 0-0 F8		X 0-3 K		X 0-0 4-3		3	0	0	0	0	1	3				
Lee Mazzilli, S OBP: 0.459, SLG: 0.391 (9, PH)									X 0-0 4-3	1	0	0	0	0	0	0				
Jose DeLeon, R OBP: 0.130, SLG: 0.048 (1, 1)				X 0-3 K		X 0-0 F9			X 0-0 1B	3	1	0	0	0	2	1				
John Candelaria, L (8, 1)										0	0	0	0	0	0	0				
Jason Thompson, L OBP: 0.337, SLG: 0.450 (9, PH)										1	0	1	0	0	0	0				
Joe Orsulak, L OBP: 0.328, SLG: 0.352 (9, PR)										0	0	0	0	0	0	0				
Inning Stats	R: 0 E: 0 K: 0 S: 2	H: 0 LOB: 0 BB: 1 P: 6	R: 0 E: 0 K: 1 S: 7	H: 2 LOB: 2 BB: 0 P: 7	R: 3 E: 0 K: 1 S: 9	H: 3 LOB: 1 BB: 0 P: 9	R: 0 E: 0 K: 0 S: 3	H: 0 LOB: 0 BB: 0 P: 3	R: 0 E: 0 K: 1 S: 5	H: 1 LOB: 1 BB: 2 P: 8	R: 0 E: 0 K: 0 S: 3	H: 0 LOB: 0 BB: 0 P: 3	R: 0 E: 0 K: 0 S: 3	H: 0 LOB: 0 BB: 0 P: 3	R: 0 E: 0 K: 0 S: 4	H: 1 LOB: 1 BB: 0 P: 4	1B: 5 2B: 1 3B: 0 HR: 1	SF: 0 SAC: 0 DP: 1 HBP: 0	WP: 0 PB: 1 SB: 0 CS: 0	PA: 37
PITCHER	IP	WLS	BF	H	R	ER	SO	BB	IBB	HBP	BLK	WP	HR	S	P	ERA	WHIP			
Joe Hesketh, L ERA: 2.34 (1, 1)	4.2		22	5	3	1	3	3	0	0	0	0	1	25	37	1.93	1.714			
Tim Burke, R ERA: 1.99 (5, 1)	3.1	W	11	1	0	0	2	0	0	0	0	0	0	15	15	0.00	0.300			
Jeff Reardon, R ERA: 1.41 (9, 1)	1.0	S	4	1	0	0	0	0	0	0	0	0	0	4	4	0.00	1.000			

Pittsburgh Pirates @ Montreal Expos
Olympic Stadium, Montreal, QB
Wed Jun 19 1985, 7:05 PM EDT
Att: 10,204 - Unknown

AB 34
R 3
H 7
RBI 3
BB 3
SO 5
LOB 13



Batter	1	2	3	4	5	6	7	8	9	AB	R	H	RBI	BB	SO	LOB	BOTTOM			
Tim Raines, S OBP: 0.369, SLG: 0.413 (1, 7)	4-0 1-3 HR BB	X 0-0 1-2 1B			X 0-0 G3-6 1-2			X 0-0 F6		3	1	1	0	1	0	1				
Vance Law, R OBP: 0.347, SLG: 0.358 (1, 4)	4-0 1-2 HR BB	X 0-0 L6			X 4-0 CS BB			X 0-0 1B 3B		2	2	1	0	2	0	2				
Terry Francona, L OBP: 0.303, SLG: 0.333 (1, 9)	0-0 1-3		X 0-0 F9		X 0-0 CS		X 0-0 F2		X 0-0 1B	3	0	0	0	0	0	2				
Jim Wohlford, R OBP: 0.259, SLG: 0.260 (9, PH)	1-2 2-3				X 1-2			X 3-H		1	0	1	1	0	0	0				
Dan Driessen, L OBP: 0.323, SLG: 0.394 (1, 3)	0-0 F6		X 0-0 F5		X 0-0 3-1			X 0-3 K		4	0	0	0	0	1	3				
Hubie Brooks, R OBP: 0.316, SLG: 0.395 (1, 6)	0-0 2-H 3-H HR		X 0-0 4-3		X 0-0 5-3					3	1	1	3	0	0	0				
Tim Lincecum, R OBP: 0.325, SLG: 0.435 (1, 5)	0-0 F3			X 0-0 F8		X 0-0 FC1-6 1B				3	0	1	0	0	0	0				
Herm Winningham, L OBP: 0.333, SLG: 0.338 (1, 8)		X 0-0 F7		X 0-3 K		X 0-0 FC1-6				3	0	0	0	0	1	1				
Miguel Dilone, S OBP: 0.238, SLG: 0.224 (8, 8)										0	0	0	0	0	0	0				
Mike Fitzgerald, R OBP: 0.296, SLG: 0.208 (1, 2)		X 0-3 K		X 0-0 F8		X 0-0 4-3				3	0	0	0	0	1	1				
Joe Hesketh, R OBP: 0.200, SLG: 0.167 (1, 1)					X 0-0 1B					1	0	1	0	0	0	0				
Tim Burke, R OBP: 0.333, SLG: 0.333 (5, 1)										1	0	1	0	0	0	0				
Steve Nicosia, R OBP: 0.136, SLG: 0.095 (9, PH)										1	0	0	0	0	0	0				
Jeff Reardon, R OBP: 0.250, SLG: 0.250 (9, 1)					X 0-0 G3-6 1B				X 0-0 L4	0	0	0	0	0	0	0				
Inning Stats	R: 3 E: 0 K: 0 S: 4	H: 1 LOB: 0 BB: 2 P: 12	R: 0 E: 0 K: 1 S: 7	H: 2 LOB: 0 BB: 0 P: 7	R: 0 E: 0 K: 1 S: 5	H: 0 LOB: 0 BB: 0 P: 5	R: 0 E: 0 K: 0 S: 3	H: 0 LOB: 0 BB: 0 P: 3	R: 0 E: 0 K: 0 S: 3	H: 1 LOB: 1 BB: 0 P: 3	R: 0 E: 0 K: 0 S: 3	H: 0 LOB: 0 BB: 0 P: 3	R: 1 E: 0 K: 1 S: 7	H: 2 LOB: 1 BB: 0 P: 7	1B: 5 2B: 1 3B: 1 HR: 1	SF: 0 SAC: 0 DP: 2 HBP: 0	WP: 0 PB: 0 SB: 1 CS: 1	PA: 32		
PITCHER	IP	WLS	BF	H	R	ER	SO	BB	IBB	HBP	BLK	WP	HR	S	P	ERA	WHIP			
Jose DeLeon, R ERA: 4.62 (1, 1)	7.2	L	29	6	4	4	2	3	0	0	0	0	0	30	42	4.70	1.174			
John Candelaria, L ERA: 3.66 (8, 1)	0.1		2	1	0	0	1	0	0	0	0	0	0	4	4	0.00	3.000			

Pittsburgh Pirates @ Montreal Expos
Olympic Stadium, Montreal, QB
Wed Jun 19 1985, 7:05 PM EDT
Att: 10,204 - Unknown

AB 28
R 4
H 7
RBI 4
BB 3
SO 3
LOB 10



Batter	1	2	3	4	5	6	7	8	9	AB	R	H	RBI	BB	SO	LOB	TOP								
Bill Almon, R OBP: 0.338, SLG: 0.425 (1, 7)										5	0	2	0	0	1	6	Pittsburgh Pirates @ Montreal Expos Olympic Stadium, Montreal, QB Thu Jun 20 1985, 7:05 PM EDT Att: 15,157 - Unknown								
Jim Morrison, R OBP: 0.311, SLG: 0.330 (1, 5)										4	0	0	0	0	1	6									
Bill Madlock, R OBP: 0.300, SLG: 0.346 (1, 3)										3	0	0	0	0	1	1									
George Hendrick, R OBP: 0.291, SLG: 0.330 (1, 9)										4	0	0	0	0	1	4									
Tony Peña, R OBP: 0.296, SLG: 0.362 (1, 2)										4	0	2	0	0	0	0									
Johnny Ray, S OBP: 0.302, SLG: 0.366 (1, 4)										4	0	0	0	0	0	2									
Marvell Wynne, L OBP: 0.266, SLG: 0.323 (1, 8)										4	1	2	0	0	1	2									
Johnnie LeMaster, R OBP: 0.179, SLG: 0.157 (3, PR)										1	0	1	0	0	0	0									
Joe Orsulak, L OBP: 0.322, SLG: 0.345 (6, PH)										2	0	0	0	0	0	2									
Rick Rhoden, R OBP: 0.250, SLG: 0.258 (8, 1)										2	0	2	1	0	0	0									
Inning Stats	R: 0 E: 0 K: 1 S: 6	H: 1 LOB: 1 BB: 0 P: 6	R: 0 E: 0 K: 0 S: 3	H: 1 LOB: 0 BB: 0 P: 3	R: 0 E: 0 K: 1 S: 6	H: 1 LOB: 2 BB: 0 P: 6	R: 0 E: 0 K: 0 S: 3	H: 0 LOB: 0 BB: 0 P: 3	R: 2 E: 1 K: 1 S: 9	H: 3 LOB: 3 BB: 0 P: 10	R: 0 E: 0 K: 0 S: 6	H: 1 LOB: 1 BB: 0 P: 6	R: 0 E: 0 K: 0 S: 3	H: 1 LOB: 0 BB: 0 P: 3	R: 0 E: 0 K: 1 S: 5	H: 0 LOB: 0 BB: 0 P: 5	R: 0 E: 0 K: 0 S: 5	H: 2 LOB: 2 BB: 0 P: 5	1B: 9 2B: 2 3B: 0 HR: 0	SF: 1 SAC: 1 DP: 3 HBP: 1	WP: 0 PB: 0 SB: 1 CS: 0	PA: 37			
PITCHER	IP	WLS	BF	H	R	ER	SO	BB	IBB	HBP	BLK	WP	HR	S	P	ERA	WHIP								
Dan Schatzeder, L ERA: 3.96	(1, 1)	4.1	L	17	4	2	1	2	0	0	0	0	0	21	21	2.08	0.923								
Tim Burke, R ERA: 1.96	(5, 1)	0.2		5	2	0	0	1	0	0	1	0	0	6	7	0.00	3.000								
Randy St. Claire, R ERA: 2.94	(6, 1)	2.0		7	2	0	0	1	0	0	0	0	0	9	9	0.00	1.000								
Gary Lucas, L ERA: 2.35	(8, 1)	2.0		8	2	0	0	1	0	0	0	0	0	10	10	0.00	1.000								

Batter	1	2	3	4	5	6	7	8	9	AB	R	H	RBI	BB	SO	LOB	BOTTOM								
Tim Raines, S OBP: 0.367, SLG: 0.410 (1, 7)										4	0	1	0	0	0	1	Pittsburgh Pirates @ Montreal Expos Olympic Stadium, Montreal, QB Thu Jun 20 1985, 7:05 PM EDT Att: 15,157 - Unknown								
Vance Law, R OBP: 0.345, SLG: 0.361 (1, 4)										4	1	1	0	0	2	2									
Terry Francona, L OBP: 0.300, SLG: 0.320 (1, 9)										3	0	0	0	1	1	1									
Dan Driessen, L OBP: 0.321, SLG: 0.391 (9, PR)										4	0	1	0	0	1	1									
Hubie Brooks, R OBP: 0.311, SLG: 0.388 (1, 6)										4	0	0	0	0	2	2									
Tim Wallach, R OBP: 0.324, SLG: 0.429 (1, 5)										3	0	0	0	1	0	1									
Miguel Dilone, S OBP: 0.242, SLG: 0.230 (1, 8)										3	0	1	0	0	0	0									
Mike Fitzgerald, R OBP: 0.293, SLG: 0.205 (6, 1)										2	0	0	0	0	1	0									
Randy St. Claire, R OBP: 1.000, SLG: 1.000 (7, PH)										0	0	0	0	0	0	0									
Andre Dawson, R OBP: 0.394, SLG: 0.456 (8, 1)										1	0	0	0	0	0	2									
Gary Lucas, L ERA: 2.35										0	0	0	0	0	0	0									
Dan Schatzeder, L OBP: 0.222, SLG: 0.412 (5, 1)										1	0	0	0	0	0	0									
Tim Burke, R OBP: 0.333, SLG: 0.333 (6, 2)										0	0	0	0	0	0	0									
Steve Nicosia, R OBP: 0.167, SLG: 0.130 (8, 1)										2	0	1	0	0	0	0									
Inning Stats	R: 1 E: 1 K: 1 S: 6	H: 1 LOB: 1 BB: 1 P: 10	R: 0 E: 0 K: 1 S: 5	H: 0 LOB: 0 BB: 0 P: 5	R: 0 E: 0 K: 0 S: 3	H: 0 LOB: 0 BB: 0 P: 3	R: 0 E: 0 K: 1 S: 5	H: 0 LOB: 0 BB: 0 P: 5	R: 0 E: 0 K: 1 S: 6	H: 1 LOB: 1 BB: 0 P: 6	R: 0 E: 0 K: 1 S: 6	H: 1 LOB: 2 BB: 1 P: 10	R: 0 E: 0 K: 1 S: 5	H: 1 LOB: 0 BB: 0 P: 5	R: 0 E: 0 K: 1 S: 6	H: 1 LOB: 1 BB: 0 P: 6	1B: 4 2B: 1 3B: 0 HR: 0	SF: 0 SAC: 0 DP: 0 HBP: 0	WP: 0 PB: 0 SB: 0 CS: 1	PA: 33					
PITCHER	IP	WLS	BF	H	R	ER	SO	BB	IBB	HBP	BLK	WP	HR	S	P	ERA	WHIP								
Rick Rhoden, R ERA: 4.63	(1, 1)	7.0	W	26	3	1	0	0	2	0	0	0	0	11	11	0.00	0.714								
Al Holland, L ERA: 2.62	(8, 1)	2.0	S	7	2	0	0	2	0	0	0	0	0	11	11	0.00	1.000								

AB 34
R 2
H 10
RBI 2
BB 0
SO 5
LOB 23



AB 31
R 1
H 5
RBI 0
BB 2
SO 7
LOB 10



Batter	1	2	3	4	5	6	7	8	9	10	11	12	13	14	15	16	AB	R	H	RBI	BB	SO	LOB	TOP						
Johnny Ray, S OBP: 0.292, SLG: 0.355 (1,4)	F8		F7		F6		4-3		K			F6		4-3	5-3		8	0	0	1	0	1	2							
Marvell Wynne, L OBP: 0.272, SLG: 0.321 (1,8)	WP HBP		K		G3		G3		K			G1-6-3 1B		1B S 1B		F9	7	0	2	0	0	2	1							
Bill Madlock, R OBP: 0.298, SLG: 0.352 (1,5)	F9				F5		BB 1B		K			G1-6-3 1-2		F8		F7	8	1	2	1	0	1	3							
Jason Thompson, L OBP: 0.338, SLG: 0.438 (1,3)	4-3		G3				1-3					IBB		1B BB		4-3	5	0	0	0	3	1	2							
Steve Gano, L OBP: 0.215, SLG: 0.286 (1,7)																	4	0	1	1	0	1	0							
Don Robinson, R OBP: 0.293, SLG: 0.333 (8,1)																	0	0	0	0	0	0	0							
Ceciliano Guante, R OBP: 0.270, SLG: 0.310 (10,8)																	1	0	0	0	0	1	0							
Rod Scurry, L OBP: 0.303, SLG: 0.333 (14,1)																	0	0	0	0	0	1	2							
George Hendrick, R OBP: 0.303, SLG: 0.333 (14,1)																	0	0	1	0	0	0	0							
Jim Wynn, R OBP: 0.300, SLG: 0.364 (1,2)																	7	0	3	0	0	0	5							
Joe Orsulik, L OBP: 0.304, SLG: 0.325 (1,9)																	7	0	0	0	0	1	3							
Bill Almon, R OBP: 0.348, SLG: 0.424 (1,6)																	5	1	2	0	2	1	0							
Rick Reuschel, R OBP: 0.214, SLG: 0.214 (7, PH)																	2	0	0	0	0	1	4							
Lee Mazzilli, S OBP: 0.405, SLG: 0.415 (7, PH)																	1	1	1	0	0	0	0							
Doug Fribel, L OBP: 0.341, SLG: 0.287 (7,7)																	4	0	0	0	0	2	2							
Inning Stats	R: 0 E: 0 K: 0 S: 3	H: 0 LOB: 1 BB: 0 P: 4	R: 0 E: 0 K: 0 S: 4	H: 1 LOB: 2 BB: 1 P: 8	R: 0 E: 0 K: 1 S: 6	H: 1 LOB: 0 BB: 0 P: 6	R: 0 E: 0 K: 1 S: 7	H: 2 LOB: 2 BB: 0 P: 7	R: 0 E: 0 K: 0 S: 3	H: 0 LOB: 0 BB: 0 P: 3	R: 0 E: 0 K: 3 S: 9	H: 0 LOB: 0 BB: 0 P: 9	R: 0 E: 0 K: 1 S: 6	H: 1 LOB: 2 BB: 1 P: 10	R: 0 E: 0 K: 0 S: 5	H: 1 LOB: 1 BB: 0 P: 4	R: 0 E: 0 K: 1 S: 5	H: 0 LOB: 1 BB: 1 P: 9	R: 0 E: 0 K: 0 S: 3	H: 0 LOB: 0 BB: 0 P: 3	R: 0 E: 0 K: 0 S: 3	H: 0 LOB: 0 BB: 0 P: 3	R: 0 E: 0 K: 0 S: 3	H: 0 LOB: 0 BB: 0 P: 3	1B: 10 2B: 1 3B: 1 HR: 0	SF: 0 SAC: 0 DP: 0 HBP: 1	WP: 1 PB: 0 SB: 0 CS: 0	PA: 67		
PITCHER	IP 7.0	WLS 33	BF 8	H 3	R 0	ER 0	SO 3	BB 2	IBB 0	HBP 0	BLK 0	WP 0	HR 0	S 36	P 45	ERA 0.00	WHIP 1.429													
John Denny, R ERA: 3.88																														
Don Carman, L ERA: 2.25																														
Shane Rawley, L ERA: 3.5																														
Kent Tekulve, R ERA: 3.44																														
Dave Rucker, L ERA: 3.41																														

Pittsburgh Pirates @ Philadelphia Phillies
Veterans Stadium, Philadelphia, PA
Fri Jun 21 1985, 7:05 PM EDT
Att. 22,493 - Unknown

AB 61
R 3
H 12
RBI 3
BB 5
SO 13
LOB 24



Batter	1	2	3	4	5	6	7	8	9	10	11	12	13	14	15	16	AB	R	H	RBI	BB	SO	LOB	BOTTOM						
Juan Samuel, R OBP: 0.288, SLG: 0.395 (1,4)	4-3		K					FC5-2 G4-6-3	K			E S 1B		1-3			8	0	3	1	0	2	7							
Rick Schu, R OBP: 0.352, SLG: 0.400 (8, PH)			6-3					G4-6-3 1-2 2-3 3-4				F8				E5 1B	3	0	1	0	0	1	1							
Tim Corcoran, L OBP: 0.313, SLG: 0.286 (8, PH)																	0	0	0	0	0	0	0							
Ozzie Virgil, R OBP: 0.355, SLG: 0.464 (9,2)																	4	0	0	0	0	0	4							
Von Hayes, L OBP: 0.360, SLG: 0.389 (1,7)																	6	1	2	0	1	0	0							
Mike Schmidt, R OBP: 0.315, SLG: 0.366 (9,5)																	5	2	2	0	2	2	2							
Glenn Wilson, R OBP: 0.286, SLG: 0.457 (1,9)																	7	0	1	1	0	0	7							
Garry Maddox, R OBP: 0.337, SLG: 0.361 (1,8)																	6	0	1	1	1	1	3							
Bo Diaz, R OBP: 0.214, SLG: 0.250 (1,2)																	2	0	0	0	0	1	0							
Greg Gross, L OBP: 0.354, SLG: 0.329 (9,3)																	0	0	0	0	1	0	0							
John Wockenfuss, R OBP: 0.316, SLG: 0.133 (10,3)																	3	0	0	1	1	1	2							
Steve Jeltz, S OBP: 0.260, SLG: 0.205 (1,6)																	2	0	0	0	0	0	0							
Derral Thomas, S OBP: 0.333, SLG: 0.200 (9,6)																	3	1	1	0	2	0	0							
Jeff Curry, R OBP: 0.214, SLG: 0.250 (1,2)																	0	0	0	0	0	0	0							
Lee Allyn, R OBP: 0.214, SLG: 0.250 (1,2)																	0	0	0	0	0	0	0							
Mark Johnson, R OBP: 0.214, SLG: 0.250 (1,2)																	0	0	0	0	0	0	0							
Neil Green, R OBP: 0.214, SLG: 0.250 (1,2)																	0	0	0	0	0	0	0							
Larry Anderson, R OBP: 0.214, SLG: 0.250 (1,2)																	0	0	0	0	0	0	0							
Inning Stats	R: 0 E: 0 K: 1 S: 7	H: 2 LOB: 2 BB: 0 P: 7	R: 0 E: 0 K: 1 S: 5	H: 0 LOB: 0 BB: 0 P: 5	R: 1 E: 0 K: 0 S: 4	H: 2 LOB: 0 BB: 0 P: 4	R: 0 E: 0 K: 0 S: 3	H: 0 LOB: 0 BB: 0 P: 3	R: 0 E: 0 K: 0 S: 3	H: 1 LOB: 1 BB: 1 P: 11	R: 2 E: 0 K: 2 S: 9	H: 2 LOB: 3 BB: 3 P: 21	R: 0 E: 0 K: 0 S: 3	H: 0 LOB: 0 BB: 0 P: 3	R: 0 E: 0 K: 1 S: 6	H: 1 LOB: 1 BB: 0 P: 6	R: 0 E: 0 K: 0 S: 3	H: 1 LOB: 1 BB: 0 P: 7	R: 0 E: 0 K: 1 S: 6	H: 1 LOB: 1 BB: 0 P: 6	R: 1 E: 0 K: 0 S: 4	H: 1 LOB: 2 BB: 1 P: 8	R: 1 E: 0 K: 0 S: 3	H: 2 LOB: 2 BB: 1 P: 7	1B: 10 2B: 4 3B: 0 HR: 0	SF: 0 SAC: 0 DP: 2 HBP: 0	WP: 0 PB: 0 SB: 1 CS: 2	PA: 65		
PITCHER	IP 6.0	WLS 21	BF 5	H 1	R 1	ER 0	SO 4	BB 0	IBB 0	HBP 0	BLK 0	WP 0	HR 0	S 29	P 29	ERA 1.50	WHIP 0.833													
Rick Reuschel, R ERA: 2.36																														
Don Robinson, R ERA: 2.69																														
Al Holland, L ERA: 2.98																														
Ceciliano Guante, R ERA: 2.32																														
Rod Scurry, L ERA: 3.86																														

Pittsburgh Pirates @ Philadelphia Phillies
Veterans Stadium, Philadelphia, PA
Fri Jun 21 1985, 7:05 PM EDT
Att. 22,493 - Unknown

AB 56
R 4
H 13
RBI 4
BB 8
SO 10
LOB 31



Batter	1	2	3	4	5	6	7	8	9	AB	R	H	RBI	BB	SO	LOB	TOP			
Johnny Ray, S OBP: 0.292, SLG: 0.365 (1, 4)										4	1	1	1	0	0	0	Pittsburgh Pirates @ Philadelphia Phillies Veterans Stadium, Philadelphia, PA Sat Jun 22 1985, 7:05 PM EDT Att: 23,623 - Unknown			
Marvell Wynne, L OBP: 0.284, SLG: 0.311 (1, 8)										4	1	0	0	0	0	0				
Bill Madlock, R OBP: 0.306, SLG: 0.360 (1, 5)										3	0	2	0	1	1	0				
Jason Thompson, L OBP: 0.332, SLG: 0.428 (1, 3)										4	0	0	0	0	0	4				
George Hendrick, R OBP: 0.299, SLG: 0.333 (1, 9)										3	0	1	1	1	1	0				
Steve Kemp, L OBP: 0.315, SLG: 0.281 (1, 7)										3	0	1	0	0	0	2				
Joe Orsulak, L OBP: 0.302, SLG: 0.322 (7, 7)										1	0	0	0	0	0	0				
John Candelaria, L (9, 1)										0	0	0	0	0	0	0				
Bill Almon, R OBP: 0.340, SLG: 0.413 (1, 6)										4	0	0	0	0	2	3				
Junior Ortiz, R OBP: 0.227, SLG: 0.273 (1, 2)										3	0	0	0	0	0	0				
Larry McWilliams, L OBP: 0.120, SLG: 0.125 (1, 1)										3	0	0	0	0	1	0				
Don Robinson, R (8, 1)										0	0	0	0	0	0	0				
Doug Frobel, L OBP: 0.341, SLG: 0.267 (9, 7)										0	0	0	0	0	0	0				
Inning Stats	R: 2 E: 1 K: 0 S: 7	H: 4 LOB: 2 BB: 0 P: 7	R: 0 E: 0 K: 0 S: 3	H: 0 LOB: 0 BB: 0 P: 3	R: 0 E: 0 K: 0 S: 4	H: 1 LOB: 2 BB: 1 P: 8	R: 0 E: 0 K: 2 S: 7	H: 0 LOB: 0 BB: 0 P: 7	R: 0 E: 0 K: 1 S: 5	H: 0 LOB: 0 BB: 0 P: 5	R: 0 E: 0 K: 1 S: 5	H: 0 LOB: 0 BB: 0 P: 5	R: 0 E: 0 K: 0 S: 3	H: 0 LOB: 1 BB: 0 P: 7	R: 0 E: 0 K: 0 S: 3	H: 0 LOB: 0 BB: 0 P: 3	1B: 3 2B: 1 3B: 0 HR: 1	SF: 0 SAC: 0 DP: 1 HBP: 0	WP: 0 PB: 0 SB: 1 CS: 0	PA: 34
PITCHER	IP	WLS	BF	H	R	ER	SO	BB	IBB	HBP	BLK	WP	HR	S	P	ERA	WHIP			
Charles Hudson, R ERA: 3.42 (1, 1)	7.0		27	5	2	1	5	1	0	0	0	0	1	36	40	1.29	0.857			
Don Carman, L ERA: 2.12 (8, 1)	2.0	W	7	0	0	0	0	1	0	0	0	0	0	6	10	0.00	0.500			

AB 32
R 2
H 5
RBI 2
BB 2
SO 5
LOB 9



Batter	1	2	3	4	5	6	7	8	9	AB	R	H	RBI	BB	SO	LOB	BOTTOM					
Juan Samuel, R OBP: 0.295, SLG: 0.409 (1, 4)										3	2	3	2	0	1	Pittsburgh Pirates @ Philadelphia Phillies Veterans Stadium, Philadelphia, PA Sat Jun 22 1985, 7:05 PM EDT Att: 23,623 - Unknown						
Rick Schu, R OBP: 0.348, SLG: 0.393 (1, 5)										4	0	1	0	0	1		2					
Mike Schmidt, R OBP: 0.318, SLG: 0.370 (1, 3)										3	1	1	0	1	0		2					
Glenn Wilson, R OBP: 0.293, SLG: 0.460 (1, 9)										3	0	2	0	1	0		1					
Bo Diaz, R OBP: 0.217, SLG: 0.250 (1, 2)										4	0	1	1	0	0		2					
Gary Maddox, R OBP: 0.323, SLG: 0.345 (1, 8)										4	0	0	0	0	0		2					
John Russell, R OBP: 0.319, SLG: 0.300 (1, 7)										3	0	1	0	0	0		0					
Greg Gross, L OBP: 0.349, SLG: 0.324 (9, PH)										1	0	0	0	0	0		0					
Steve Jeltz, S OBP: 0.257, SLG: 0.201 (1, 6)										2	0	0	0	0	0		1					
Luis Aguayo, R OBP: 0.353, SLG: 0.397 (7, PH)										0	1	0	0	1	0		0					
Charles Hudson, S OBP: 0.176, SLG: 0.176 (1, 1)										2	0	0	0	0	1	1						
Ozzie Virgil, R OBP: 0.353, SLG: 0.462 (7, PH)										1	0	0	0	0	0	1						
Don Carman, L (8, 1)										0	0	0	0	0	0	0						
Tim Corcoran, L OBP: 0.318, SLG: 0.292 (9, PH)										1	1	1	0	0	0	0						
Inning Stats	R: 0 E: 0 K: 1 S: 4	H: 0 LOB: 1 BB: 2 P: 12	R: 0 E: 0 K: 0 S: 3	H: 0 LOB: 0 BB: 0 P: 3	R: 0 E: 0 K: 0 S: 4	H: 1 LOB: 1 BB: 0 P: 4	R: 1 E: 0 K: 0 S: 4	H: 2 LOB: 0 BB: 0 P: 4	R: 0 E: 0 K: 0 S: 6	H: 1 LOB: 1 BB: 0 P: 6	R: 0 E: 0 K: 0 S: 4	H: 1 LOB: 1 BB: 0 P: 4	R: 0 E: 0 K: 0 S: 3	H: 0 LOB: 1 BB: 1 P: 7	R: 1 E: 0 K: 0 S: 4	H: 2 LOB: 2 BB: 2 P: 12	R: 3 E: 0 K: 0 S: 3	H: 2 LOB: 0 BB: 0 P: 4	1B: 7 2B: 1 3B: 0 HR: 1	SF: 0 SAC: 0 DP: 2 HBP: 1	WP: 0 PB: 0 SB: 1 CS: 1	PA: 37
PITCHER	IP	WLS	BF	H	R	ER	SO	BB	IBB	HBP	BLK	WP	HR	S	P	ERA	WHIP					
Larry McWilliams, L ERA: 3.86 (1, 1)	7.0		29	6	2	2	2	4	0	0	0	0	0	29	45	2.57	1.429					
Don Robinson, R ERA: 2.72 (8, 1)	1.1	L	6	1	1	1	0	1	0	1	0	0	0	4	9	6.75	1.500					
John Candelaria, L ERA: 4.22 (9, 1)	0.0		2	2	2	2	0	0	0	0	0	0	1	2	2	*	*					

AB 31
R 5
H 9
RBI 4
BB 5
SO 2
LOB 13



Batter	1	2	3	4	5	6	7	8	9	AB	R	H	RBI	BB	SO	LOB	TOP				
Marvell Wynne, L (1, 8) OBP: 0.262, SLG: 0.307	0-0 1-3		0-0 4-3		0-0 1B		0-0 FC5-4		0-0 6-3	5	0	1	0	0	0	2	Pittsburgh Pirates @ Philadelphia Phillies Veterans Stadium, Philadelphia, PA Sun Jun 23 1985, 3:33 AM EDT Att: 29,082 - Unknown				
Joe Orsulak, L (1, 9) OBP: 0.305, SLG: 0.320	0-0 1B		4-0 3B BB		0-0 3-1		0-0 4-3		0-0 5-3	4	1	1	0	1	0	2					
Johnny Ray, S (1, 4) OBP: 0.291, SLG: 0.363	0-0 F8		0-0 F3		0-0 F8		0-0 SH1-3 BB E 1B			4	1	1	0	0	0	2					
Jason Thompson, L (1, 3) OBP: 0.340, SLG: 0.443	0-3 K		0-0 1-H 3B		0-0 1B		0-0 SH1-3 BB E FC5 1-2			3	0	2	1	1	1	1					
Steve Kemp, L (1, 7) OBP: 0.309, SLG: 0.275		0-3 K	0-0 3-1		0-0 F8		0-0 SH1-3			3	0	0	0	0	1	2					
Tony Peña, R (1, 2) OBP: 0.299, SLG: 0.362	0-0 1B 1B		0-0 F4		0-3 K		0-0 E6 FC5			4	0	1	1	0	1	2					
Jim Morrison, R (1, 5) OBP: 0.308, SLG: 0.327	0-0 1-2 1B		0-0 6-3		0-0 6-3		0-0 FC5			4	0	1	0	0	0	2					
Bill Almon, R (1, 6) OBP: 0.337, SLG: 0.408	0-0 F8		0-0 F8		0-0 FC5-4 S 1B		0-3 K			4	0	1	0	0	1	4					
Jose DeLeon, R (1, 1) OBP: 0.120, SLG: 0.043	0-3 K		0-0 F4		4-0 FC5-4 BB 1-2		0-0 1-3			2	0	0	0	0	1	2					
Lee Mazzilli, S (7, PH) OBP: 0.471, SLG: 0.415										0	0	0	0	1	0	0					
Cecilio Guante, R (7, 1)										0	0	0	0	0	0	0					
Sixto Lezcano, R (9, PH)										1	0	0	0	0	0	0					
Jim Winn, R (9, 1)										0	0	0	0	0	0	0					
Inning Stats	R: 0 E: 0 K: 1 S: 6	H: 1 LOB: 1 BB: 0 P: 6	R: 0 E: 0 K: 2 S: 9	H: 2 LOB: 2 BB: 0 P: 9	R: 1 E: 0 K: 0 S: 4	H: 1 LOB: 1 BB: 1 P: 8	R: 0 E: 0 K: 0 S: 3	H: 0 LOB: 0 BB: 0 P: 3	R: 0 E: 0 K: 1 S: 6	H: 1 LOB: 1 BB: 0 P: 6	R: 0 E: 0 K: 0 S: 4	H: 1 LOB: 2 BB: 1 P: 8	R: 1 E: 1 K: 0 S: 7	H: 1 LOB: 2 BB: 1 P: 11	R: 0 E: 0 K: 0 S: 3	H: 0 LOB: 0 BB: 0 P: 3	1B: 7 2B: 0 3B: 1 HR: 0	SF: 0 SAC: 1 DP: 0 HBP: 0	WP: 0 PB: 0 SB: 1 CS: 0	PA: 38	
PITCHER	IP WLS BF H R ER SO BB IBB HBP BLK WP HR S P ERA WHIP	IP WLS BF H R ER SO BB IBB HBP BLK WP HR S P ERA WHIP	IP WLS BF H R ER SO BB IBB HBP BLK WP HR S P ERA WHIP	IP WLS BF H R ER SO BB IBB HBP BLK WP HR S P ERA WHIP	IP WLS BF H R ER SO BB IBB HBP BLK WP HR S P ERA WHIP	IP WLS BF H R ER SO BB IBB HBP BLK WP HR S P ERA WHIP	IP WLS BF H R ER SO BB IBB HBP BLK WP HR S P ERA WHIP	IP WLS BF H R ER SO BB IBB HBP BLK WP HR S P ERA WHIP	IP WLS BF H R ER SO BB IBB HBP BLK WP HR S P ERA WHIP	IP WLS BF H R ER SO BB IBB HBP BLK WP HR S P ERA WHIP	IP WLS BF H R ER SO BB IBB HBP BLK WP HR S P ERA WHIP	IP WLS BF H R ER SO BB IBB HBP BLK WP HR S P ERA WHIP	IP WLS BF H R ER SO BB IBB HBP BLK WP HR S P ERA WHIP	IP WLS BF H R ER SO BB IBB HBP BLK WP HR S P ERA WHIP	IP WLS BF H R ER SO BB IBB HBP BLK WP HR S P ERA WHIP	IP WLS BF H R ER SO BB IBB HBP BLK WP HR S P ERA WHIP	IP WLS BF H R ER SO BB IBB HBP BLK WP HR S P ERA WHIP	IP WLS BF H R ER SO BB IBB HBP BLK WP HR S P ERA WHIP	IP WLS BF H R ER SO BB IBB HBP BLK WP HR S P ERA WHIP	IP WLS BF H R ER SO BB IBB HBP BLK WP HR S P ERA WHIP	IP WLS BF H R ER SO BB IBB HBP BLK WP HR S P ERA WHIP
Kevin Gross, R (1, 1) ERA: 3.35	7.0	29	7	1	1	4	2	0	0	0	0	0	0	0	35	43	1.29	1.286			
Shane Rawley, L (8, 1) ERA: 3.52	0.1	3	1	1	1	0	1	0	0	0	0	0	0	2	6	27.00	6.000				
Kent Tekulve, R (8, 1) ERA: 3.38	0.2	3	0	0	0	1	0	0	0	0	0	0	0	5	5	0.00	0.000				
Don Carman, L (9, 1) ERA: 2.06	1.0	W 3	0	0	0	0	0	0	0	0	0	0	0	3	3	0.00	0.000				

AB 34
R 2
H 8
RBI 2
BB 3
SO 5
LOB 19



Batter	1	2	3	4	5	6	7	8	9	AB	R	H	RBI	BB	SO	LOB	BOTTOM					
Juan Samuel, R (1, 4) OBP: 0.294, SLG: 0.404	0-3 K		0-0 F4		0-0 F3		0-0 F3		1-0 BLK E HBP	3	1	0	0	0	1	0	Pittsburgh Pirates @ Philadelphia Phillies Veterans Stadium, Philadelphia, PA Sun Jun 23 1985, 3:33 AM EDT Att: 29,082 - Unknown					
Rick Schu, R (1, 5) OBP: 0.344, SLG: 0.386	0-3 K		0-0 F7		0-0 5-3		0-0 E5		1-H 1B	4	0	1	0	0	1	0						
Greg Gross, L (1, 7) OBP: 0.349, SLG: 0.315	0-0 F8		4-0 FC5-4 BB		0-0 F5		0-0 F3			2	0	0	0	1	0	0						
Mike Schmidt, R (1, 3) OBP: 0.318, SLG: 0.383		0-0 HR	0-0 FC5-4		0-0 F3		0-0 F3			3	1	1	1	0	0	1						
Glenn Wilson, R (1, 9) OBP: 0.294, SLG: 0.456	0-0 6-3		0-3 K2-3		0-0 CS BB		0-3 K			2	0	0	0	1	1	1						
Ozzie Virgil, R (1, 2) OBP: 0.348, SLG: 0.454	0-3 K		0-0 F6		0-0 F6		0-3 K			3	0	0	0	0	2	1						
Garry Maddox, R (1, 8) OBP: 0.313, SLG: 0.333	0-0 F6		0-0 F6		0-0 F6		0-0 F7			3	0	0	0	0	0	0						
Derrel Thomas, S (1, 6) OBP: 0.333, SLG: 0.389			0-0 F4		0-0 HR		0-0 F8			3	1	1	1	0	0	0						
Steve Jeltz, S (9, 6) OBP: 0.257, SLG: 0.201			0-0 K		0-0 HR		0-0 F9			0	0	0	0	0	0	0						
Kevin Gross, R (1, 1) OBP: 0.217, SLG: 0.182			0-3 K		0-0 5-3		0-0 F9			2	0	0	0	0	1	0						
Shane Rawley, R (8, 1) OBP: 0.143, SLG: 0.053										0	0	0	0	0	0	0						
Kent Tekulve, R (8, 1)										0	0	0	0	0	0	0						
Tim Corcoran, L (8, PH)										1	0	0	0	0	0	0						
Don Carman, L (9, 1)										0	0	0	0	0	0	0						
Inning Stats	R: 0 E: 0 K: 2 S: 7	H: 0 LOB: 0 BB: 0 P: 7	R: 1 E: 0 K: 1 S: 6	H: 1 LOB: 0 BB: 0 P: 6	R: 0 E: 0 K: 1 S: 5	H: 0 LOB: 0 BB: 0 P: 5	R: 0 E: 0 K: 1 S: 5	H: 0 LOB: 1 BB: 1 P: 9	R: 1 E: 0 K: 0 S: 4	H: 1 LOB: 0 BB: 0 P: 4	R: 0 E: 0 K: 0 S: 3	H: 0 LOB: 0 BB: 0 P: 3	R: 0 E: 0 K: 1 S: 4	H: 0 LOB: 0 BB: 0 P: 8	R: 0 E: 0 K: 0 S: 3	H: 0 LOB: 0 BB: 0 P: 3	R: 1 E: 1 K: 0 S: 1	H: 1 LOB: 1 BB: 0 P: 2	1B: 1 2B: 0 3B: 0 HR: 2	SF: 0 SAC: 0 DP: 0 HBP: 1	WP: 0 PB: 0 SB: 0 CS: 1	PA: 29
PITCHER	IP WLS BF H R ER SO BB IBB HBP BLK WP HR S P ERA WHIP	IP WLS BF H R ER SO BB IBB HBP BLK WP HR S P ERA WHIP	IP WLS BF H R ER SO BB IBB HBP BLK WP HR S P ERA WHIP	IP WLS BF H R ER SO BB IBB HBP BLK WP HR S P ERA WHIP	IP WLS BF H R ER SO BB IBB HBP BLK WP HR S P ERA WHIP	IP WLS BF H R ER SO BB IBB HBP BLK WP HR S P ERA WHIP	IP WLS BF H R ER SO BB IBB HBP BLK WP HR S P ERA WHIP	IP WLS BF H R ER SO BB IBB HBP BLK WP HR S P ERA WHIP	IP WLS BF H R ER SO BB IBB HBP BLK WP HR S P ERA WHIP	IP WLS BF H R ER SO BB IBB HBP BLK WP HR S P ERA WHIP	IP WLS BF H R ER SO BB IBB HBP BLK WP HR S P ERA WHIP	IP WLS BF H R ER SO BB IBB HBP BLK WP HR S P ERA WHIP	IP WLS BF H R ER SO BB IBB HBP BLK WP HR S P ERA WHIP	IP WLS BF H R ER SO BB IBB HBP BLK WP HR S P ERA WHIP	IP WLS BF H R ER SO BB IBB HBP BLK WP HR S P ERA WHIP	IP WLS BF H R ER SO BB IBB HBP BLK WP HR S P ERA WHIP	IP WLS BF H R ER SO BB IBB HBP BLK WP HR S P ERA WHIP	IP WLS BF H R ER SO BB IBB HBP BLK WP HR S P ERA WHIP	IP WLS BF H R ER SO BB IBB HBP BLK WP HR S P ERA WHIP	IP WLS BF H R ER SO BB IBB HBP BLK WP HR S P ERA WHIP	IP WLS BF H R ER SO BB IBB HBP BLK WP HR S P ERA WHIP	
Jose DeLeon, R (1, 1) ERA: 4.52	6.0	21	2	2	2	5	1	0	0	0	0	0	0	0	30	34	3.00	0.500				
Cecilio Guante, R (7, 1) ERA: 2.22	2.0	6	0	0	0	1	1	0	0	0	0	0	0	7	11	0.00	0.500					
Jim Winn, R (9, 1) ERA: 3.41	0.0	L 2	1	1	0	0	0	0	1	1	0	0	0	1	2	∞	∞					

AB 26
R 3
H 3
RBI 2
BB 2
SO 6
LOB 3



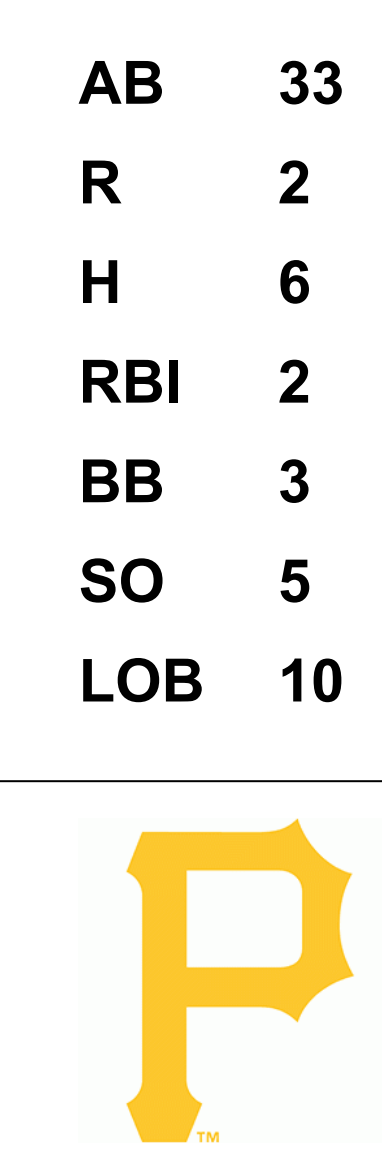
Batter	1	2	3	4	5	6	7	8	9	AB	R	H	RBI	BB	SO	LOB	TOP				
Tim Raines, S <small>OBP: 0.358, SLG: 0.418</small> (1, 7)											5	1	2	1	0	0	1	Montreal Expos @ Pittsburgh Pirates Three Rivers Stadium, Pittsburgh, PA Tue Jun 25 1985, 7:05 PM EDT Att: 6,874 - Unknown			
U L Washington, S <small>OBP: 0.371, SLG: 0.435</small> (1, 4)										4	1	2	0	1	2	1					
Vance Law, R <small>OBP: 0.340, SLG: 0.367</small> (1, 5)										5	0	1	1	0	1	3					
Dan Driessen, L <small>OBP: 0.328, SLG: 0.399</small> (1, 3)										4	0	1	1	0	0	3					
Hubie Brooks, R <small>OBP: 0.307, SLG: 0.382</small> (1, 6)										4	0	2	0	0	1	0					
Terry Francona, L <small>OBP: 0.259, SLG: 0.316</small> (1, 9)										3	0	1	0	0	0	1					
Jim Wohlford, R <small>OBP: 0.294, SLG: 0.256</small> (7, PH)										1	0	0	0	0	1	2					
Randy St. Claire, R <small>OBP: 1.000, SLG: 1.000</small> (7, 1)										0	0	0	0	0	0	0					
Jeff Reardon, R <small>OBP: 0.250, SLG: 0.250</small> (7, 1)										0	0	0	0	0	0	0					
Mitch Webster, S <small>OBP: 0.200, SLG: 0.400</small> (1, 8)										4	0	1	0	0	0	2					
Steve Nicosia, R <small>OBP: 0.263, SLG: 0.206</small> (1, 2)										3	1	0	0	1	0	2					
Joe Hesketh, R <small>OBP: 0.192, SLG: 0.160</small> (1, 1)										1	0	0	0	0	1	0					
Tim Burke, R <small>OBP: 0.333, SLG: 0.333</small> (6, 1)										0	0	0	0	0	0	0					
Skeeter Barnes, R <small>OBP: 0.286, SLG: 0.286</small> (7, PH)										1	0	0	0	0	0	0					
Miguel Dilone, S <small>OBP: 0.244, SLG: 0.239</small> (7, 8)										1	0	0	0	0	0	0					
Inning Stats	R: 0 E: 0 K: 1 S: 6	H: 1 LOB: 1 BB: 0 P: 6	R: 0 E: 0 K: 1 S: 6	H: 1 LOB: 1 BB: 0 P: 6	R: 0 E: 0 K: 2 S: 8	H: 1 LOB: 1 BB: 0 P: 8	R: 0 E: 1 K: 0 S: 4	H: 0 LOB: 1 BB: 0 P: 4	R: 1 E: 0 K: 0 S: 5	H: 2 LOB: 2 BB: 1 P: 9	R: 0 E: 0 K: 0 S: 4	H: 2 LOB: 1 BB: 0 P: 4	R: 2 E: 0 K: 1 S: 8	H: 3 LOB: 2 BB: 1 P: 12	R: 0 E: 0 K: 0 S: 3	H: 0 LOB: 0 BB: 0 P: 3	R: 0 E: 0 K: 1 S: 5	H: 0 LOB: 0 BB: 0 P: 5	1B: 7 2B: 2 3B: 0 HR: 1	SF: 0 SAC: 1 DP: 0 HBP: 0	WP: 0 PA: 39
PITCHER	IP WLS BF H R ER SO BB IBB HBP BLK WP HR S P ERA WHIP																				
Rick Rhoden, R <small>ERA: 4.44</small> (1, 1)	6.0	26	7	1	1	4	1	0	0	0	0	0	0	0	33	37	1.50	1.333			
Al Holland, L <small>ERA: 3.33</small> (7, 1)	0.2	L	6	3	2	2	0	1	0	0	0	0	0	1	5	9	27.00	6.000			
Don Robinson, R <small>ERA: 2.64</small> (7, 1)	1.1		4	0	0	0	1	0	0	0	0	0	0	0	6	6	0.00	0.000			
John Candelaria, L <small>ERA: 4.09</small> (9, 1)	1.0		3	0	0	0	1	0	0	0	0	0	0	0	5	5	0.00	0.000			

AB	36
R	3
H	10
RBI	3
BB	2
SO	6
LOB	15



BOTTOM

Bill Almon, R <small>OBP: 0.331, SLG: 0.400</small> (1, 7)										3	0	0	0	0	2	1			
Joe Orsulak, L <small>OBP: 0.311, SLG: 0.325</small> (7, 7)										1	0	1	0	0	0	0			
Johnny Ray, S <small>OBP: 0.297, SLG: 0.357</small> (1, 4)										4	0	0	0	0	0	3			
Bill Madlock, R <small>OBP: 0.310, SLG: 0.359</small> (1, 5)										1	0	0	0	2	1	0			
Al Holland, R <small>OBP: 0.750, SLG: 1.333</small> (7, 1)										0	0	0	0	0	0	0			
Don Robinson, R <small>OBP: 0.496, SLG: 0.409</small> (8, PH)										0	0	0	0	0	0	0			
Lee Mazzilli, S <small>OBP: 0.496, SLG: 0.409</small> (9, 1)										4	0	1	1	0	0	1			
George Hendrick, R <small>OBP: 0.298, SLG: 0.332</small> (1, 9)										3	0	0	0	1	0	0			
Jason Thompson, L <small>OBP: 0.338, SLG: 0.435</small> (1, 3)										4	0	0	0	0	0	3			
Tony Peña, R <small>OBP: 0.294, SLG: 0.356</small> (1, 2)										4	0	0	0	0	0	3			
Marvell Wynne, L <small>OBP: 0.255, SLG: 0.299</small> (1, 8)										4	0	0	0	0	1	0			
Sam Khalifa, R <small>OBP: 0.750, SLG: 0.750</small> (1, 6)										4	1	3	0	0	0	0			
Rick Rhoden, R <small>OBP: 0.242, SLG: 0.250</small> (1, 1)										1	0	0	0	0	0	0			
Jim Morrison, R <small>OBP: 0.309, SLG: 0.337</small> (6, PH)										3	1	1	1	0	1	2			
Inning Stats	R: 0 E: 0 K: 0 S: 3	H: 0 LOB: 1 BB: 1 P: 7	R: 0 E: 0 K: 0 S: 3	H: 0 LOB: 0 BB: 0 P: 3	R: 0 E: 0 K: 1 S: 5	H: 0 LOB: 0 BB: 0 P: 5	R: 0 E: 0 K: 1 S: 5	H: 0 LOB: 0 BB: 0 P: 5	R: 0 E: 0 K: 1 S: 8	H: 3 LOB: 3 BB: 2 P: 16	R: 0 E: 0 K: 1 S: 7	H: 2 LOB: 2 BB: 0 P: 7	R: 0 E: 0 K: 0 S: 3	H: 0 LOB: 0 BB: 0 P: 3	R: 0 E: 0 K: 1 S: 6	H: 1 LOB: 1 BB: 0 P: 6	1B: 5 2B: 1 3B: 0 HR: 0	SF: 0 SAC: 0 DP: 0 HBP: 0	WP: 0 PA: 36
PITCHER	IP WLS BF H R ER SO BB IBB HBP BLK WP HR S P ERA WHIP																		
Joe Hesketh, L <small>ERA: 2.19</small> (1, 1)	5.2		23	3	2	0	3	3	0	0	0	0	0	0	26	38	0.00	1.059	
Tim Burke, R <small>ERA: 1.88</small> (6, 1)	0.1	W	1	0	0	0	0	0	0	0	0	0	0	1	1	0.00	0.000		
Randy St. Claire, R <small>ERA: 2.3</small> (7, 1)	0.2		4	2	0	0	1	0	0	0	0	0	0	6	6	0.00	3.000		
Jeff Reardon, R <small>ERA: 1.91</small> (7, 1)	2.1	S	8	1	0	0	1	0	0	0	0	0	0	10	10	0.00	0.429		



Batter	1	2	3	4	5	6	7	8	9	AB	R	H	RBI	BB	SO	LOB	TOP
Tim Raines, S (1,7) <small>OBP: 0.360, SLG: 0.419</small> Skeeter Barnes, R (7,5) <small>OBP: 0.250, SLG: 0.250</small>										4	1	2	0	0	0	0	Montreal Expos @ Pittsburgh Pirates Three Rivers Stadium, Pittsburgh, PA <small>Wed Jun 26 1985, 7:05 PM EDT</small> <small>Att: 16,770 - Unknown</small>
U L Washington, S (1,4) <small>OBP: 0.367, SLG: 0.446</small>										4	0	1	0	0	0	3	
Vance Law, R (1,5) <small>OBP: 0.343, SLG: 0.363</small>										2	1	0	0	2	1	1	
Dan Driessen, L (1,3) <small>OBP: 0.326, SLG: 0.396</small> Jim Wohlford, R (7,9) <small>OBP: 0.294, SLG: 0.256</small>										4	0	1	0	0	0	4	
Hubie Brooks, R (1,6) <small>OBP: 0.307, SLG: 0.385</small> Mitch Webster, S (7,7) <small>OBP: 0.167, SLG: 0.333</small>										3	0	1	2	0	0	0	
Terry Francona, L (1,9) <small>OBP: 0.295, SLG: 0.325</small>										4	0	1	0	0	0	2	
Miguel Dilone, S (1,8) <small>OBP: 0.256, SLG: 0.253</small>										4	0	2	0	0	1	0	
Steve Nicosia, R (1,2) <small>OBP: 0.256, SLG: 0.200</small> Randy St. Claire, R (2,1) <small>OBP: 0.500, SLG: 0.333</small> Gary Lucas, L (6,1) <small>OBP: 0.227, SLG: 0.195</small>										1	0	0	0	0	1	2	
Jack O'Connor, L (1,1) Mike Fitzgerald, R (2,2) <small>OBP: 0.292, SLG: 0.206</small>										4	0	1	0	0	1	0	
Inning Stats	R: 0 H: 0 E: 0 LOB: 0 K: 0 BB: 0 S: 3 P: 3	R: 0 H: 2 E: 0 LOB: 2 K: 1 BB: 0 S: 7 P: 7	R: 2 H: 3 E: 0 LOB: 2 K: 2 BB: 1 S: 6 P: 10	R: 0 H: 0 E: 0 LOB: 0 K: 2 BB: 0 S: 7 P: 7	R: 0 H: 1 E: 0 LOB: 1 K: 1 BB: 0 S: 6 P: 6	R: 0 H: 1 E: 0 LOB: 1 K: 1 BB: 0 S: 6 P: 6	R: 0 H: 2 E: 0 LOB: 2 K: 0 BB: 1 S: 4 P: 8	R: 0 H: 0 E: 0 LOB: 0 K: 1 BB: 0 S: 5 P: 5	R: 0 H: 0 E: 0 LOB: 0 K: 1 BB: 0 S: 5 P: 5	1B: 6 SF: 0 2B: 2 SAC: 0 3B: 1 DP: 1 HR: 0 HBP: 0	WP: 0 PA: 37 SB: 0 CS: 0						
PITCHER Rick Reuschel, R (1,1) <small>ERA: 2.3</small>	IP: 9.0 WLS: W BF: 37 H: 9 R: 2 ER: 2 SO: 7 BB: 2 IBB: 0 HBP: 0 BLK: 0 WP: 0 HR: 0 S: 49 P: 57 ERA: 2.00 WHIP: 1.222																

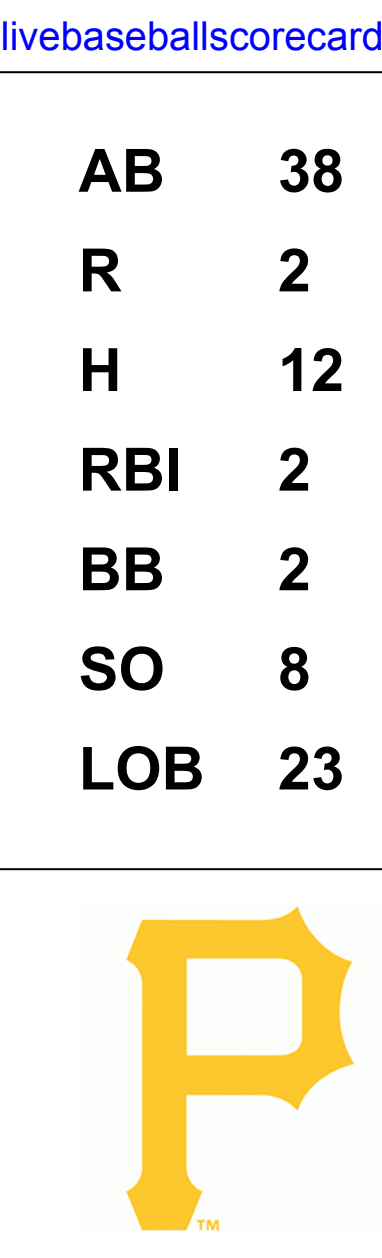
Batter	1	2	3	4	5	6	7	8	9	AB	R	H	RBI	BB	SO	LOB	BOTTOM
Bill Almon, R (1,7) <small>OBP: 0.339, SLG: 0.419</small>										5	2	3	2	0	0	0	Montreal Expos @ Pittsburgh Pirates Three Rivers Stadium, Pittsburgh, PA <small>Wed Jun 26 1985, 7:05 PM EDT</small> <small>Att: 16,770 - Unknown</small>
Johnny Ray, S (1,4) <small>OBP: 0.285, SLG: 0.361</small>										3	1	1	1	1	0	1	
Jim Morrison, R (1,5) <small>OBP: 0.296, SLG: 0.321</small>										5	1	0	0	0	0	4	
George Hendrick, R (1,9) <small>OBP: 0.295, SLG: 0.335</small>										4	1	1	1	0	0	0	
Jason Thompson, L (1,3) <small>OBP: 0.344, SLG: 0.437</small>										4	2	2	2	1	0	0	
Tony Peña, R (1,2) <small>OBP: 0.304, SLG: 0.371</small>										4	1	3	1	1	0	0	
Marvell Wynne, L (1,8) <small>OBP: 0.281, SLG: 0.304</small>										4	0	2	3	0	0	3	
Sam Khalifa, R (1,6) <small>OBP: 0.625, SLG: 0.875</small>										4	2	2	0	0	1	3	
Rick Reuschel, R (1,1) <small>OBP: 0.176, SLG: 0.176</small>										3	1	0	0	0	2	3	
Inning Stats	R: 3 H: 3 E: 1 LOB: 1 K: 0 BB: 1 S: 6 P: 10	R: 6 H: 5 E: 0 LOB: 1 K: 0 BB: 1 S: 9 P: 13	R: 0 H: 0 E: 0 LOB: 1 K: 1 BB: 1 S: 5 P: 9	R: 0 H: 1 E: 0 LOB: 1 K: 0 BB: 0 S: 4 P: 4	R: 1 H: 2 E: 0 LOB: 1 K: 1 BB: 0 S: 7 P: 7	R: 1 H: 3 E: 0 LOB: 2 K: 1 BB: 0 S: 8 P: 8	R: 0 H: 0 E: 0 LOB: 0 K: 0 BB: 0 S: 3 P: 3	R: 0 H: 0 E: 0 LOB: 0 K: 0 BB: 0 S: 3 P: 3	R: 0 H: 0 E: 0 LOB: 0 K: 0 BB: 0 S: 3 P: 3	1B: 6 SF: 2 2B: 8 SAC: 1 3B: 0 DP: 1 HR: 0 HBP: 0	WP: 3 PA: 42 SB: 0 CS: 0						
PITCHER Jack O'Connor, L (1,1) <small>ERA: 15.43</small> Randy St. Claire, R (2,1) <small>ERA: 2.79</small> Gary Lucas, L (6,1) <small>ERA: 2.94</small> Sal Butera, R (8,1) <small>ERA:</small>	IP: 1.2 WLS: L BF: 16 H: 8 R: 9 ER: 8 SO: 2 BB: 2 IBB: 0 HBP: 0 BLK: 0 WP: 1 HR: 0 S: 14 P: 22 ERA: 43.20 WHIP: 6.000																

Batter	1	2	3	4	5	6	7	8	9	AB	R	H	RBI	BB	SO	LOB	TOP					
Tim Raines, S OBP: 0.362, SLG: 0.432 (1, 7)										4	1	2	2	0	0	1	Montreal Expos @ Pittsburgh Pirates Three Rivers Stadium, Pittsburgh, PA Thu Jun 27 1985, 7:05 PM EDT Att: 9,517 - Unknown					
U L Washington, S OBP: 0.365, SLG: 0.456 Terry Francona, L OBP: 0.289, SLG: 0.318 (1, 4) (4, 3)										2	1	1	0	0	0	0						
Vance Law, R OBP: 0.345, SLG: 0.367 (1, 3) (4, 4)										3	1	1	0	1	1	0						
Hubie Brooks, R OBP: 0.306, SLG: 0.381 (1, 6)										3	0	0	0	1	0	1						
Jim Wohlford, R OBP: 0.264, SLG: 0.256 (1, 9)										4	0	1	1	0	1	0						
Skeeter Barnes, R OBP: 0.167, SLG: 0.167 (1, 5)										4	0	0	0	0	0	2						
Mitch Webster, S OBP: 0.200, SLG: 0.300 (1, 8)										4	0	1	0	0	2	1						
Mike Fitzgerald, R OBP: 0.302, SLG: 0.215 (1, 2)										3	1	2	0	1	1	0						
David Palmer, R OBP: 0.111, SLG: 0.148 Tim Burke, R OBP: 0.333, SLG: 0.333 Tim Wallach, R OBP: 0.333, SLG: 0.442 Jeff Reardon, R OBP: 0.250, SLG: 0.250 (1, 1) (7, 1) (9, PH) (9, 1)										2	0	0	0	0	0	2						
Inning Stats	R: 0 E: 0 K: 1 S: 5	H: 0 LOB: 0 BB: 0 P: 5	R: 0 E: 0 K: 0 S: 3	H: 0 LOB: 0 BB: 0 P: 3	R: 0 E: 0 K: 0 S: 3	H: 1 LOB: 1 BB: 1 P: 7	R: 2 E: 0 K: 0 S: 4	H: 2 LOB: 1 BB: 2 P: 12	R: 2 E: 0 K: 0 S: 6	H: 3 LOB: 1 BB: 0 P: 6	R: 0 E: 0 K: 2 S: 7	H: 0 LOB: 0 BB: 0 P: 7	R: 0 E: 0 K: 1 S: 6	H: 1 LOB: 1 BB: 0 P: 6	R: 0 E: 0 K: 0 S: 3	H: 0 LOB: 0 BB: 0 P: 3		R: 0 E: 0 K: 2 S: 8	H: 1 LOB: 1 BB: 0 P: 8	1B: 5 2B: 2 3B: 0 HR: 1	SF: 0 SAC: 1 DP: 2 HBP: 0	WP: 0 PB: 0 SB: 1 CS: 0
PITCHER	IP WLS BF H R ER SO BB IBB HBP BLK WP HR S P ERA WHIP																					
Larry McWilliams, L ERA: 4.11 Cecilio Cuante, R ERA: 2.11 Jim Winn, R ERA: 3.31 John Candelaria, L ERA: 3.97 (1, 1) (5, 1) (8, 1) (9, 1)	4.2 L 21 6 4 4 1 3 0 0 0 0 0 1 20 32 7.71 1.929																					

AB	32
R	4
H	8
RBI	3
BB	3
SO	6
LOB	9



Batter	1	2	3	4	5	6	7	8	9	AB	R	H	RBI	BB	SO	LOB	BOTTOM			
Marvell Wynne, L OBP: 0.259, SLG: 0.301 (1, 8)										5	0	1	0	0	1	0	Montreal Expos @ Pittsburgh Pirates Three Rivers Stadium, Pittsburgh, PA Thu Jun 27 1985, 7:05 PM EDT Att: 9,517 - Unknown			
Joe Orsulak, L OBP: 0.336, SLG: 0.362 (1, 7)										4	1	4	0	1	0	0				
Johnny Ray, S OBP: 0.287, SLG: 0.358 (1, 4)										5	1	1	1	0	1	5				
Jason Thompson, L OBP: 0.341, SLG: 0.436 (1, 3)										5	0	1	1	0	2	5				
George Hendrick, R OBP: 0.294, SLG: 0.333 (1, 9)										4	0	1	0	0	2	3				
Tony Peña, R OBP: 0.307, SLG: 0.382 (1, 2)										4	0	2	0	0	0	1				
Jim Morrison, R OBP: 0.294, SLG: 0.319 (1, 5)										4	0	1	0	0	0	2				
Sam Khalifa, R OBP: 0.583, SLG: 0.727 (1, 6)										3	0	1	0	1	1	3				
Larry McWilliams, L OBP: 0.111, SLG: 0.148 Cecilio Cuante, R ERA: 2.11 Steve Kemp, L OBP: 0.273, SLG: 0.273 Jim Winn, R ERA: 3.31 Lee Mazzilli, S OBP: 0.250, SLG: 0.250 John Candelaria, L ERA: 3.97 (1, 1) (5, 1) (7, PH) (8, 1) (9, 1)										2	0	0	0	0	1	3				
Inning Stats	R: 0 E: 0 K: 2 S: 7	H: 0 LOB: 1 BB: 1 P: 11	R: 0 E: 0 K: 1 S: 6	H: 1 LOB: 2 BB: 1 P: 10	R: 0 E: 0 K: 1 S: 7	H: 2 LOB: 2 BB: 0 P: 7	R: 0 E: 0 K: 1 S: 6	H: 1 LOB: 1 BB: 0 P: 6	R: 0 E: 0 K: 0 S: 4	H: 2 LOB: 1 BB: 0 P: 4	R: 2 E: 0 K: 1 S: 8	H: 3 LOB: 1 BB: 0 P: 8	R: 0 E: 0 K: 0 S: 4	H: 1 LOB: 1 BB: 0 P: 4	R: 0 E: 0 K: 2 S: 8	H: 1 LOB: 1 BB: 0 P: 8		1B: 9 2B: 1 3B: 2 HR: 0	SF: 0 SAC: 0 DP: 1 HBP: 0	WP: 0 PB: 0 SB: 1 CS: 0
PITCHER	IP WLS BF H R ER SO BB IBB HBP BLK WP HR S P ERA WHIP																			
David Palmer, R ERA: 2.88 Tim Burke, R ERA: 1.53 Jeff Reardon, R ERA: 1.88 (1, 1) (7, 1) (9, 1)	6.2 W 31 10 2 2 5 2 0 0 0 0 0 0 7 7 0.00 0.750																			



Batter	1	2	3	4	5	6	7	8	9	AB	R	H	RBI	BB	SO	LOB	TOP								
Billy Hatcher, R OBP: 0.316, SLG: 0.556 (1, 8)	F9		23 1B BB	FC5-4 23 BB 1-2		2B		K		4	1	1	0	1	1	2	Chicago Cubs @ Pittsburgh Pirates Three Rivers Stadium, Pittsburgh, PA Fri Jun 28 1985, 7:05 PM EDT Att: 16,432 - Unknown								
23 Ryne Sandberg, R OBP: 0.315, SLG: 0.427 (1, 4)	F9		1B FC6-4 1B	1-2 2-3 BB		F8		F8		4	1	1	0	1	0	1									
Gary Matthews, R OBP: 0.367, SLG: 0.363 (6, PH)	1B BB		FC6-4 1B	K			4-0 2B BB	FC5-4 1B		2	1	1	1	2	1	3									
Gary Woods, R OBP: 0.310, SLG: 0.171 (8, 7)	1B BB		1-3 3-H 1B				4-0 2B BB	FC5-4 1B		1	0	1	0	0	0	0									
Keith Moreland, R OBP: 0.382, SLG: 0.423 (1, 9)	1B		F8				0-0 BB SF8 2B	FC5-4		5	2	3	1	0	0	3									
Leon Durham, L OBP: 0.342, SLG: 0.443 (1, 3)	F8		FC6-4				0-0 HR			5	0	0	1	0	2	5									
Ron Cey, R OBP: 0.325, SLG: 0.413 (1, 5)		4-3	L5				0-0 F3			4	0	0	0	1	0	1									
Steve Lake, R OBP: 0.182, SLG: 0.245 (1, 2)		K		FC1-5 2B			0-0 F3			4	0	1	1	1	1	0									
Larry Bowa, S OBP: 0.245, SLG: 0.239 (1, 6)				23 BB FC1-5 BB			4-0 4-3	SF8		2	0	1	1	1	0	0									
Steve Trout, L OBP: 0.143, SLG: 0.115 (1, 1)	F2			FC1-5 FC5-4			0-0 F9	K		4	0	0	0	0	1	5									
Inning Stats	R: 0 E: 0 K: 0 S: 4	H: 1 LOB: 2 BB: 1 P: 8	R: 0 E: 0 K: 1 S: 6	H: 1 LOB: 1 BB: 0 P: 6	R: 2 E: 0 K: 0 S: 5	H: 2 LOB: 1 BB: 1 P: 9	R: 0 E: 0 K: 1 S: 6	H: 1 LOB: 3 BB: 2 P: 14	R: 1 E: 0 K: 0 S: 4	H: 1 LOB: 0 BB: 0 P: 4	R: 0 E: 0 K: 0 S: 4	H: 1 LOB: 1 BB: 0 P: 4	R: 2 E: 0 K: 2 S: 8	H: 1 LOB: 2 BB: 3 P: 20	R: 0 E: 0 K: 1 S: 6	H: 1 LOB: 1 BB: 0 P: 6	R: 0 E: 0 K: 1 S: 5	H: 0 LOB: 0 BB: 0 P: 5	1B: 5 2B: 3 3B: 0 HR: 1	SF: 1 SAC: 0 DP: 0 HBP: 0	WP: 0 PB: 0 SB: 0 CS: 0	PA: 43			
PITCHER	IP	WLS	BF	H	R	ER	SO	BB	IBB	HBP	BLK	WP	HR	S	P	ERA	WHIP								
Jose DeLeon, R ERA: 4.61 (1, 1)	6.0	L	30	7	4	4	2	5	0	0	0	0	1	29	49	6.00	2.000								
Al Holland, L ERA: 3.45 (7, 1)	1.0		6	1	1	1	2	1	1	0	0	0	0	8	16	9.00	2.000								
Cecilio Guante, R ERA: 2.02 (8, 1)	2.0		7	1	0	0	2	0	0	0	0	0	0	11	11	0.00	0.500								

AB	35
R	5
H	9
RBI	5
BB	7
SO	6
LOB	20



Batter	1	2	3	4	5	6	7	8	9	AB	R	H	RBI	BB	SO	LOB	BOTTOM								
Bill Almon, R OBP: 0.349, SLG: 0.420 (1, 7)	G6-3 1B		2B CS BB					G6-4-3 1-2		2	0	1	0	2	0	1	Chicago Cubs @ Pittsburgh Pirates Three Rivers Stadium, Pittsburgh, PA Fri Jun 28 1985, 7:05 PM EDT Att: 16,432 - Unknown								
Johnny Ray, S OBP: 0.290, SLG: 0.364 (1, 4)	G6-3 1B		1-3 2B				4-3	6-3		4	0	2	0	0	0	2									
Bill Madlock, R OBP: 0.305, SLG: 0.352 (1, 5)	G6-3 1-2 2-3		CS				F8	F9		4	0	0	0	0	0	2									
George Hendrick, R OBP: 0.289, SLG: 0.327 (1, 9)	3-1		3-H				0-3 K	4-3		4	0	0	0	0	1	1									
Jason Thompson, L OBP: 0.343, SLG: 0.442 (1, 3)		4-3					0-0 2B	BB 1B		4	0	2	0	0	0	0									
Tony Peña, R OBP: 0.307, SLG: 0.380 (1, 2)		1-3					0-0 1-3	BB 1B		4	0	1	0	0	0	1									
Marvell Wynne, L OBP: 0.285, SLG: 0.301 (1, 8)		2-3					0-0 FC6 1B	FC6-4 BB		3	0	1	0	1	0	0									
Sam Khalifa, R OBP: 0.438, SLG: 0.533 (1, 6)			G3				0-0 FC6 BB	FC6-4		4	0	0	0	0	0	4									
Jose DeLeon, R OBP: 0.111, SLG: 0.040 (1, 1)							0-3 K			2	0	0	0	0	2	1									
Al Holland, R OBP: 0.750, SLG: 1.333 (7, 1)							0-0 K			0	0	0	0	0	0	0									
Sixto Lezcano, R OBP: 0.379, SLG: 0.306 (7, PH)								G6-4-3 BB		0	0	0	0	1	0	0									
Cecilio Guante, R OBP: 0.379, SLG: 0.306 (8, 1)										0	0	0	0	0	0	0									
Inning Stats	R: 0 E: 0 K: 0 S: 4	H: 2 LOB: 1 BB: 0 P: 4	R: 0 E: 0 K: 0 S: 3	H: 0 LOB: 0 BB: 0 P: 3	R: 0 E: 0 K: 1 S: 5	H: 1 LOB: 1 BB: 1 P: 9	R: 0 E: 0 K: 1 S: 6	H: 1 LOB: 1 BB: 0 P: 6	R: 0 E: 0 K: 1 S: 6	H: 1 LOB: 2 BB: 1 P: 10	R: 0 E: 0 K: 0 S: 5	H: 2 LOB: 3 BB: 1 P: 9	R: 0 E: 0 K: 0 S: 2	H: 0 LOB: 0 BB: 1 P: 6	R: 0 E: 0 K: 0 S: 3	H: 0 LOB: 0 BB: 0 P: 3	R: 0 E: 0 K: 0 S: 3	H: 0 LOB: 0 BB: 0 P: 3	1B: 5 2B: 2 3B: 0 HR: 0	SF: 0 SAC: 0 DP: 2 HBP: 0	WP: 0 PB: 0 SB: 0 CS: 1	PA: 36			
PITCHER	IP	WLS	BF	H	R	ER	SO	BB	IBB	HBP	BLK	WP	HR	S	P	ERA	WHIP								
Steve Trout, L ERA: 2.26 (1, 1)	9.0	W	35	7	0	0	3	4	0	0	0	0	0	37	53	0.00	1.222								

AB	31
R	0
H	7
RBI	0
BB	4
SO	3
LOB	12



Batter	1	2	3	4	5	6	7	8	9	10	11	12	13	14	15	AB	R	H	RBI	BB	SO	LOB	TOP			
Billy Hatcher, R OBP: 0.269, SLG: 0.417 (1.8)	F8		1-3		2B E	F9		4-3		F4			5-3			6	1	0	0	1	0	3				
23 Ryne Sandberg, R OBP: 0.325, SLG: 0.438 (1.4)	6-3 1B		5-3		2B S				E1 SF9 1B							7	2	5	1	0	1	0				
Gary Matthews, R OBP: 0.381, SLG: 0.377 (1.7)	6-3				2B											4	1	2	0	2	0	1				
Chico Walker, S OBP: 0.083, SLG: 0.083 (13.7)	6-3				2B											1	0	0	0	0	1	1				
Keith Moreland, R OBP: 0.380, SLG: 0.422 (1.9)	6-3				2B											5	0	1	2	1	0	4				
Leon Durham, L OBP: 0.345, SLG: 0.444 (1.3)					2B											6	0	2	1	1	2	4				
Ron Cey, R OBP: 0.316, SLG: 0.401 (1.5)	F9				1B											7	0	0	0	0	2	8				
Steve Lake, R OBP: 0.172, SLG: 0.232 (8. PH)	5-3				1B											3	0	0	0	0	0	5				
Thad Bosley, L OBP: 0.305, SLG: 0.347 (8. PH)	5-3				1B											1	0	1	0	0	0	0				
Chris Spieser, R OBP: 0.295, SLG: 0.376 (8.8)					1B											3	0	1	0	0	0	0				
Larry Brown, S OBP: 0.172, SLG: 0.232 (8. PH)	F9				1B											0	0	0	0	0	0	0				
Don Robinson, R OBP: 0.377, SLG: 0.438 (1.4)					1B											0	0	0	0	0	0	0				
John Candelaria, L OBP: 0.381, SLG: 0.377 (1.7)					1B											0	0	0	0	1	0	0				
Cecilio Guante, R OBP: 0.305, SLG: 0.347 (8. PH)					1B											0	0	0	0	0	0	0				
Al Holland, L OBP: 0.295, SLG: 0.376 (8.8)					1B											1	0	0	0	1	0	0				
Dick Ruthven, R OBP: 0.176, SLG: 0.176 (5.1)					1B											2	1	1	0	0	0	0				
Warren Brusstar, R OBP: 0.314, SLG: 0.418 (8.2)					1B											4	0	0	0	0	2	3				
Jody Davis, R OBP: 0.314, SLG: 0.418 (8.2)					1B											1	0	0	0	0	0	0				
Inning Stats	R: 0 E: 0 K: 0 S: 4	H: 1 LOB: 1 BB: 0 P: 4	R: 0 E: 0 K: 0 S: 4	H: 1 LOB: 1 BB: 0 P: 4	R: 0 E: 0 K: 0 S: 3	H: 0 LOB: 0 BB: 0 P: 3	R: 1 E: 0 K: 0 S: 5	H: 2 LOB: 1 BB: 0 P: 5	R: 0 E: 0 K: 0 S: 3	H: 0 LOB: 0 BB: 0 P: 3	R: 0 E: 0 K: 0 S: 4	H: 2 LOB: 1 BB: 0 P: 4	R: 0 E: 0 K: 1 S: 5	H: 0 LOB: 0 BB: 0 P: 5	R: 0 E: 0 K: 1 S: 5	H: 0 LOB: 0 BB: 0 P: 5	R: 0 E: 0 K: 2 S: 7	H: 0 LOB: 0 BB: 0 P: 7	R: 0 E: 0 K: 2 S: 6	H: 1 LOB: 2 BB: 1 P: 12	R: 0 E: 0 K: 0 S: 3	H: 0 LOB: 0 BB: 0 P: 3	1B: 8 2B: 5 3B: 0 HR: 0	SF: 1 SAC: 1 DP: 1 HBP: 0	WP: 1 PB: 0 SB: 1 CS: 0	PA: 63
Lee Tunnel, R ERA: 5.08 (1.1)	IP: 4.1 WLS: 4 BF: 21 H: 6 R: 4 ER: 4 SO: 0 BB: 2 IBB: 0 HBP: 0 BLK: 0 WP: 0 HR: 0 S: 19 P: 27 ERA: 8.31 WHIP: 1.846																									
Don Robinson, R ERA: 2.47 (5.1)	IP: 3.0 WLS: 13 BF: 4 H: 0 R: 0 ER: 0 SO: 0 BB: 0 IBB: 0 HBP: 0 BLK: 0 WP: 0 HR: 0 S: 12 P: 16 ERA: 0.00 WHIP: 1.333																									
John Candelaria, L ERA: 3.68 (8.1)	IP: 2.2 WLS: 12 BF: 2 H: 1 R: 0 ER: 0 SO: 0 BB: 0 IBB: 0 HBP: 0 BLK: 0 WP: 0 HR: 0 S: 16 P: 24 ERA: 0.00 WHIP: 1.500																									
Cecilio Guante, R ERA: 1.94 (11.1)	IP: 2.0 WLS: 6 BF: 0 H: 0 R: 0 ER: 0 SO: 2 BB: 0 IBB: 0 HBP: 0 BLK: 0 WP: 0 HR: 0 S: 10 P: 10 ERA: 0.00 WHIP: 0.000																									
Al Holland, L ERA: 3.31 (13.1)	IP: 2.0 WLS: 8 BF: 1 H: 0 R: 0 ER: 0 SO: 4 BB: 0 IBB: 1 HBP: 0 BLK: 0 WP: 0 HR: 0 S: 15 P: 19 ERA: 0.00 WHIP: 0.500																									

Chicago Cubs @ Pittsburgh Pirates
Three Rivers Stadium, Pittsburgh, PA
Sat Jun 29 1985, 7:05 PM EDT
Att: 13,934 - Unknown

AB 55
R 5
H 13
RBI 4
SO 9
LOB 30



Batter	1	2	3	4	5	6	7	8	9	10	11	12	13	14	15	AB	R	H	RBI	BB	SO	LOB	BOTTOM			
Johnny Ray, S OBP: 0.293, SLG: 0.397 (1.4)	1B E	F8		4-3		F7		1B		F9		F8		1B		5	1	0	0	3	0	5				
Joe Orsulak, L OBP: 0.352, SLG: 0.373 (1.9)	FC6-4 1B	4-3			1B FC3-2 BB			4-3						F8		7	0	4	0	1	0	5				
Tony Peña, R OBP: 0.313, SLG: 0.398 (1.2)	FC6-4 2B				1B FC3-2 BB	4-3				F9						6	4	3	1	1	0	2				
Jason Thompson, L OBP: 0.342, SLG: 0.431 (1.3)	2B G3 BB				1B FC3-2 BB					F7						5	1	0	0	2	0	5				
Bill Madlock, R OBP: 0.305, SLG: 0.352 (1.5)	G3 2B									F2						6	0	1	1	1	1	6				
Steve Kemp, L OBP: 0.306, SLG: 0.274 (1.7)	G3															3	0	1	2	0	0	1				
Doug Frobel, L OBP: 0.352, SLG: 0.273 (8.7)																2	0	1	0	1	0	2				
Marvell Wynne, L OBP: 0.272, SLG: 0.304 (1.8)	G3															5	0	1	1	2	0	3				
Sam Khalifa, R OBP: 0.409, SLG: 0.450 (1.6)		1-3														5	0	1	0	1	2	5				
Lee Tunnel, R ERA: 5.08 (1.1)	IP: 4.1 WLS: 4 BF: 21 H: 6 R: 4 ER: 4 SO: 0 BB: 2 IBB: 0 HBP: 0 BLK: 0 WP: 0 HR: 0 S: 19 P: 27 ERA: 8.31 WHIP: 1.846																									
Don Robinson, R ERA: 2.47 (5.1)	IP: 3.0 WLS: 13 BF: 4 H: 0 R: 0 ER: 0 SO: 0 BB: 0 IBB: 0 HBP: 0 BLK: 0 WP: 0 HR: 0 S: 12 P: 16 ERA: 0.00 WHIP: 1.333																									
John Candelaria, L ERA: 3.68 (8.1)	IP: 2.2 WLS: 12 BF: 2 H: 1 R: 0 ER: 0 SO: 0 BB: 0 IBB: 0 HBP: 0 BLK: 0 WP: 0 HR: 0 S: 16 P: 24 ERA: 0.00 WHIP: 1.500																									
Cecilio Guante, R ERA: 1.94 (11.1)	IP: 2.0 WLS: 6 BF: 0 H: 0 R: 0 ER: 0 SO: 2 BB: 0 IBB: 0 HBP: 0 BLK: 0 WP: 0 HR: 0 S: 10 P: 10 ERA: 0.00 WHIP: 0.000																									
Al Holland, L ERA: 3.31 (13.1)	IP: 2.0 WLS: 8 BF: 1 H: 0 R: 0 ER: 0 SO: 4 BB: 0 IBB: 1 HBP: 0 BLK: 0 WP: 0 HR: 0 S: 15 P: 19 ERA: 0.00 WHIP: 0.500																									
Inning Stats	R: 3 E: 1 K: 0 S: 5	H: 2 LOB: 1 BB: 2 P: 13	R: 0 E: 1 K: 0 S: 4	H: 0 LOB: 1 BB: 0 P: 4	R: 1 E: 0 K: 0 S: 4	H: 1 LOB: 1 BB: 1 P: 8	R: 0 E: 0 K: 1 S: 5	H: 0 LOB: 0 BB: 0 P: 5	R: 0 E: 0 K: 0 S: 3	H: 0 LOB: 0 BB: 0 P: 3	R: 0 E: 0 K: 0 S: 4	H: 0 LOB: 0 BB: 0 P: 3	R: 0 E: 0 K: 1 S: 5	H: 1 LOB: 2 BB: 1 P: 7	R: 0 E: 0 K: 0 S: 2	H: 0 LOB: 2 BB: 3 P: 14	R: 0 E: 0 K: 0 S: 4	H: 1 LOB: 2 BB: 1 P: 8	R: 0 E: 0 K: 0 S: 4	H: 1 LOB: 2 BB: 1 P: 8	R: 1 E: 0 K: 0 S: 1	H: 1 LOB: 0 BB: 0 P: 1	1B: 9 2B: 3 3B: 0 HR: 1	SF: 1 SAC: 3 DP: 1 HBP: 0	WP: 0 PB: 0 SB: 0 CS: 1	PA: 66
Dick Ruthven, R ERA: 4.55 (1.1)	IP: 4.0 WLS: 12 BF: 2 H: 2 R: 0 ER: 0 SO: 1 BB: 4 IBB: 0 HBP: 0 BLK: 0 WP: 0 HR: 0 S: 15 P: 19 ERA: 0.00 WHIP: 1.000																									
Warren Brusstar, R ERA: 3.65 (8.1)	IP: 2.0 WLS: 10 BF: 2 H: 0 R: 0 ER: 0 SO: 1 BB: 3 IBB: 0 HBP: 0 BLK: 0 WP: 0 HR: 0 S: 16 P: 16 ERA: 0.00 WHIP: 1.500																									
Lary Sorensen, R ERA: 4.44 (10.1)	IP: 3.0 WLS: 12 BF: 2 H: 0 R: 0 ER: 0 SO: 1 BB: 3 IBB: 0 HBP: 0 BLK: 0 WP: 0 HR: 0 S: 10 P: 26 ERA: 0.00 WHIP: 1.667																									
Lee Smith, R ERA: 2.57 (13.1)	IP: 2.0 WLS: 11 BF: 3 H: 1 R: 1 ER: 0 SO: 0 BB: 2 IBB: 0 HBP: 0 BLK: 0 WP: 1 HR: 0 S: 9 P: 17 ERA: 4.50 WHIP: 1.500																									

Chicago Cubs @ Pittsburgh Pirates
Three Rivers Stadium, Pittsburgh, PA
Sat Jun 29 1985, 7:05 PM EDT
Att: 13,934 - Unknown

AB 49
R 6
H 13
RBI 5
SO 13
LOB 35



Batter	1	2	3	4	5	6	7	8	9	AB	R	H	RBI	BB	SO	LOB	TOP				
Billy Hatcher, R OBP: 0.355, SLG: 0.552 (1, 8)										5	2	4	0	0	0	0					
23 Ryne Sandberg, R OBP: 0.326, SLG: 0.438 (1, 4)										5	1	2	0	0	1	3					
Davey Lopes, R OBP: 0.421, SLG: 0.446 (1, 7)										5	3	3	2	0	0	2					
Keith Moreland, R OBP: 0.382, SLG: 0.427 (8, PR)										4	1	2	3	0	0	1					
Gary Woods, R OBP: 0.295, SLG: 0.162 (8, 9)										1	1	0	0	0	0	0					
Leon Durham, L OBP: 0.347, SLG: 0.443 (1, 3)										3	1	1	0	1	0	0					
Richie Hebner, L OBP: 0.321, SLG: 0.333 (1, 5)										4	0	1	2	0	0	2					
Steve Lake, R OBP: 0.316, SLG: 0.419 (7, PH)										2	0	0	0	0	0	0					
Jody Davis, R OBP: 0.316, SLG: 0.419 (7, 2)										2	0	1	2	0	0	2					
Larry Bowa, S OBP: 0.229, SLG: 0.222 (1, 6)										4	0	0	0	0	0	3					
Scott Sanderson, R OBP: 0.115, SLG: 0.042 (1, 1)										4	0	0	0	0	2	0					
Inning Stats	R: 0 E: 0 K: 0 S: 4	H: 1 LOB: 1 BB: 0 P: 4	R: 0 E: 0 K: 0 S: 3	H: 0 LOB: 0 BB: 0 P: 3	R: 0 E: 0 K: 1 S: 5	H: 0 LOB: 0 BB: 0 P: 5	R: 0 E: 0 K: 0 S: 3	H: 1 LOB: 0 BB: 0 P: 3	R: 0 E: 0 K: 0 S: 3	H: 0 LOB: 0 BB: 0 P: 3	R: 2 E: 0 K: 0 S: 6	H: 4 LOB: 1 BB: 0 P: 6	R: 5 E: 0 K: 0 S: 8	H: 5 LOB: 2 BB: 1 P: 12	R: 2 E: 0 K: 2 S: 9	H: 2 LOB: 0 BB: 0 P: 9	1B: 10 2B: 3 3B: 0 HR: 1	SF: 0 SAC: 0 DP: 2 HBP: 0	WP: 0 PB: 0 SB: 1 CS: 0	PA: 40	
PITCHER	IP	WLS	BF	H	R	ER	SO	BB	IBB	HBP	BLK	WP	HR	S	P	ERA	WHIP				
Jim Winn, R ERA: 3.26 (1, 1)	6.0		23	6	2	2	1	0	0	0	0	0	0	25	25	3.00	1.000				
Don Robinson, R ERA: 3.95 (7, 1)	3.0	L	17	8	7	7	2	0	1	0	0	0	1	20	24	21.00	2.667				

Chicago Cubs @ Pittsburgh Pirates
Three Rivers Stadium, Pittsburgh, PA
Sun Jun 30 1985, 3:33 AM EDT
Att: 31,384 - Unknown

AB 39
R 9
H 14
RBI 9
BB 1
SO 3
LOB 13



Batter	1	2	3	4	5	6	7	8	9	AB	R	H	RBI	BB	SO	LOB	BOTTOM					
Johnny Ray, S OBP: 0.292, SLG: 0.360 (1, 4)										3	0	1	2	0	0	0						
Joe Orsulak, L OBP: 0.349, SLG: 0.370 (1, 9)										4	0	1	0	0	1	1						
Tony Peña, R OBP: 0.313, SLG: 0.396 (1, 2)										4	0	1	0	0	0	1						
Lee Mazzilli, S OBP: 0.457, SLG: 0.417 (1, 3)										4	0	1	0	0	0	2						
Steve Kemp, L OBP: 0.298, SLG: 0.266 (1, 7)										4	0	0	0	0	2	1						
Jim Morrison, R OBP: 0.282, SLG: 0.305 (1, 5)										4	0	0	0	0	1	1						
Marvell Wynne, L OBP: 0.273, SLG: 0.301 (1, 8)										2	1	0	0	1	0	0						
Sam Khalifa, R OBP: 0.400, SLG: 0.478 (1, 6)										3	1	1	0	0	0	1						
Jim Winn, R Don Robinson, R (7, 1)										0	0	0	0	0	0	0						
Inning Stats	R: 0 E: 0 K: 1 S: 6	H: 1 LOB: 1 BB: 0 P: 6	R: 0 E: 0 K: 1 S: 5	H: 0 LOB: 0 BB: 0 P: 5	R: 1 E: 0 K: 0 S: 4	H: 1 LOB: 0 BB: 0 P: 4	R: 0 E: 0 K: 1 S: 6	H: 1 LOB: 1 BB: 0 P: 6	R: 1 E: 0 K: 0 S: 4	H: 1 LOB: 1 BB: 1 P: 8	R: 0 E: 1 K: 1 S: 5	H: 0 LOB: 0 BB: 0 P: 5	R: 0 E: 0 K: 0 S: 3	H: 0 LOB: 0 BB: 0 P: 3	R: 0 E: 0 K: 1 S: 6	H: 1 LOB: 1 BB: 0 P: 6	R: 0 E: 0 K: 0 S: 3	H: 0 LOB: 0 BB: 0 P: 3	1B: 2 2B: 4 3B: 0 HR: 0	SF: 1 SAC: 2 DP: 1 HBP: 0	WP: 0 PB: 0 SB: 0 CS: 0	PA: 33
PITCHER	IP	WLS	BF	H	R	ER	SO	BB	IBB	HBP	BLK	WP	HR	S	P	ERA	WHIP					
Scott Sanderson, R ERA: 2.19 (1, 1)	9.0	W	33	5	2	2	5	1	0	0	0	0	0	42	46	2.00	0.667					

Chicago Cubs @ Pittsburgh Pirates
Three Rivers Stadium, Pittsburgh, PA
Sun Jun 30 1985, 3:33 AM EDT
Att: 31,384 - Unknown

AB 29
R 2
H 5
RBI 2
BB 1
SO 5
LOB 7



Batter	1	2	3	4	5	6	7	8	9	AB	R	H	RBI	BB	SO	LOB	TOP										
Bill Almon, R OBP: 0.341, SLG: 0.410 Joe Orsulak, L OBP: 0.349, SLG: 0.370	4-3	F3		FC6-4			F8			4	0	0	0	0	0	4											
Johnny Ray, S OBP: 0.298, SLG: 0.355	K	L5			F4		F2			4	0	0	0	0	1	3											
Tony Peña, R OBP: 0.308, SLG: 0.390	E5		6-3		F9			L1		4	0	0	0	0	0	0											
George Hendrick, R OBP: 0.293, SLG: 0.335	F9							K		4	0	2	0	0	1	1											
Bill Madlock, R OBP: 0.304, SLG: 0.347		BB 2B BB		K				5-3		3	1	0	0	1	1	2											
Jim Morrison, R OBP: 0.281, SLG: 0.298		2B BB		F8					6-3	3	0	0	0	1	0	1											
Marvell Wynne, L OBP: 0.273, SLG: 0.305				F4			K			4	0	1	1	0	1	0											
Sam Khalifa, R OBP: 0.414, SLG: 0.462							4-3			3	0	1	0	1	1	0											
Rick Reuschel, R OBP: 0.150, SLG: 0.150 John Candelaria, L (7, 1)				FC2-6 1B						3	0	0	0	0	2	4											
				FC2-6 FC6-4			K			0	0	0	0	0	0	0											
Inning Stats	R: 0 E: 1 K: 1 S: 6	H: 0 LOB: 1 BB: 0 P: 6	R: 1 E: 0 K: 1 S: 6	H: 1 LOB: 3 BB: 3 P: 18	R: 0 E: 0 K: 1 S: 6	H: 1 LOB: 1 BB: 0 P: 6	R: 0 E: 0 K: 0 S: 4	H: 1 LOB: 1 BB: 0 P: 4	R: 0 E: 0 K: 0 S: 5	H: 0 LOB: 0 BB: 0 P: 5	R: 0 E: 0 K: 1 S: 5	H: 0 LOB: 0 BB: 0 P: 5	R: 0 E: 0 K: 1 S: 5	H: 0 LOB: 0 BB: 0 P: 5	R: 0 E: 0 K: 1 S: 5	H: 0 LOB: 0 BB: 0 P: 5	1B: 2 2B: 2 3B: 0 HR: 0	SF: 0 SAC: 0 DP: 0 HBP: 0	WP: 0 PB: 0 SB: 1 CS: 0	PA: 35							
PITCHER	IP	WLS	BF	H	R	ER	SO	BB	IBB	HBP	BLK	WP	HR	S	P	ERA	WHIP										
Sid Fernandez, L ERA: 2.59	7.0	L	29	4	1	1	5	3	0	0	0	0	0	36	48	1.29	1.000										
Roger McDowell, R ERA: 3.07	2.0		6	0	0	0	2	0	0	0	0	0	0	10	10	0.00	0.000										

Pittsburgh Pirates @ New York Mets
Shea Stadium, Flushing, NY
Mon Jul 01 1985, 7:05 PM EDT
Att: 21,610 - Unknown

AB 32
R 1
H 4
RBI 1
BB 3
SO 7
LOB 15



Batter	1	2	3	4	5	6	7	8	9	AB	R	H	RBI	BB	SO	LOB	BOTTOM										
Wally Backman, S OBP: 0.314, SLG: 0.288 Kelvin Chapman, R OBP: 0.246, SLG: 0.207	G3						6-3			1	0	0	0	2	0	0											
Danny Heep, L OBP: 0.318, SLG: 0.406 Mookie Wilson, S OBP: 0.304, SLG: 0.386	K									3	0	0	0	0	2	3											
Keith Hernandez, L OBP: 0.346, SLG: 0.347										1	0	0	0	1	2												
Gary Carter, R OBP: 0.366, SLG: 0.444	K									3	0	0	0	1	1	3											
Darryl Strawberry, L OBP: 0.282, SLG: 0.410										4	0	0	0	0	1	1											
George Foster, R OBP: 0.304, SLG: 0.455										4	0	1	0	0	2	0											
Ray Knight, R OBP: 0.217, SLG: 0.299										4	0	1	0	0	1	1											
Rafael Santana, R OBP: 0.286, SLG: 0.298										4	0	1	0	0	1	2											
Sid Fernandez, L OBP: 0.290, SLG: 0.200 Howard Johnson, S OBP: 0.258, SLG: 0.259 Roger McDowell, R OBP: 0.182, SLG: 0.100 John Christensen, R OBP: 0.321, SLG: 0.347										2	0	1	0	0	1	0											
										1	0	1	0	0	0	0											
										0	0	0	0	0	0	0											
										1	0	0	0	0	0	1											
Inning Stats	R: 0 E: 0 K: 2 S: 8	H: 1 LOB: 1 BB: 0 P: 8	R: 0 E: 0 K: 0 S: 4	H: 1 LOB: 1 BB: 0 P: 4	R: 0 E: 0 K: 0 S: 4	H: 1 LOB: 2 BB: 1 P: 8	R: 0 E: 0 K: 1 S: 5	H: 0 LOB: 0 BB: 0 P: 5	R: 0 E: 0 K: 3 S: 9	H: 0 LOB: 1 BB: 1 P: 13	R: 0 E: 0 K: 0 S: 3	H: 0 LOB: 0 BB: 0 P: 3	R: 0 E: 0 K: 1 S: 7	H: 2 LOB: 2 BB: 0 P: 7	R: 0 E: 0 K: 2 S: 7	H: 0 LOB: 1 BB: 1 P: 11	R: 0 E: 0 K: 1 S: 6	H: 1 LOB: 1 BB: 0 P: 6	1B: 4 2B: 2 3B: 0 HR: 0	SF: 0 SAC: 0 DP: 0 HBP: 0	WP: 0 PB: 0 SB: 0 CS: 0	PA: 36					
PITCHER	IP	WLS	BF	H	R	ER	SO	BB	IBB	HBP	BLK	WP	HR	S	P	ERA	WHIP										
Rick Reuschel, R ERA: 2.02	6.2	W	27	5	0	0	7	2	0	0	0	0	0	39	47	0.00	1.050										
John Candelaria, L ERA: 3.46	2.1	S	9	1	0	0	3	1	0	0	0	0	0	14	18	0.00	0.857										

Pittsburgh Pirates @ New York Mets
Shea Stadium, Flushing, NY
Mon Jul 01 1985, 7:05 PM EDT
Att: 21,610 - Unknown

AB 33
R 0
H 6
RBI 0
BB 3
SO 10
LOB 15



Batter	1	2	3	4	5	6	7	8	9	AB	R	H	RBI	BB	SO	LOB	TOP								
Johnny Ray, S OBP: 0.287, SLG: 0.363 (1, 4)										5	1	2	0	0	2										
Joe Orsulak, L OBP: 0.344, SLG: 0.359 (1, 7)										4	0	0	0	1	1	0									
Tony Peña, R OBP: 0.307, SLG: 0.385 (1, 2)										3	0	0	0	1	1	1									
Jason Thompson, L OBP: 0.348, SLG: 0.432 (1, 3)										2	0	1	0	2	0	0									
George Hendrick, R OBP: 0.292, SLG: 0.333 (1, 9)										4	0	1	0	0	1	4									
Bill Madlock, R OBP: 0.307, SLG: 0.360 (1, 5)										3	1	1	1	1	0	2									
Marvell Wynne, L OBP: 0.278, SLG: 0.310 (1, 8)										4	1	2	0	0	0	4									
Sam Khalifa, R OBP: 0.394, SLG: 0.467 (1, 6)										4	1	1	0	0	0	1									
Larry McWilliams, L OBP: 0.103, SLG: 0.107 (7, PH)										2	0	0	0	0	1	0									
Steve Kemp, L OBP: 0.352, SLG: 0.271 (7, 1)										1	0	1	0	0	0	0									
Cecilio Guante, R (7, 1)										0	0	0	0	0	0	0									
Lee Mazzilli, S OBP: 0.453, SLG: 0.411 (9, PH)										1	0	0	0	0	0	1									
Inning Stats	R: 0 E: 0 K: 0 S: 2	H: 0 LOB: 0 BB: 1 P: 6	R: 0 E: 0 K: 0 S: 4	H: 1 LOB: 1 BB: 0 P: 4	R: 0 E: 0 K: 1 S: 5	H: 0 LOB: 0 BB: 0 P: 5	R: 0 E: 0 K: 0 S: 3	H: 0 LOB: 3 BB: 3 P: 15	R: 1 E: 0 K: 1 S: 6	H: 1 LOB: 0 BB: 0 P: 6	R: 0 E: 0 K: 2 S: 8	H: 1 LOB: 1 BB: 0 P: 8	R: 0 E: 0 K: 0 S: 4	H: 2 LOB: 1 BB: 0 P: 4	R: 0 E: 0 K: 0 S: 3	H: 0 LOB: 1 BB: 1 P: 7	R: 3 E: 1 K: 0 S: 6	H: 3 LOB: 0 BB: 0 P: 6	1B: 5 2B: 1 3B: 0 HR: 2	SF: 0 SAC: 0 DP: 2 HBP: 0	WP: 0 PB: 0 SB: 0 CS: 0	PA: 38			
PITCHER	IP	WLS	BF	H	R	ER	SO	BB	IBB	HBP	BLK	WP	HR	S	P	ERA	WHIP								
Ron Darling, R ERA: 2.46 (1, 1)	8.0	W	35	8	4	4	4	5	0	0	0	0	2	38	58	4.50	1.625								
Roger McDowell, R ERA: 3.02 (9, 1)	1.0	S	3	0	0	0	0	0	0	0	0	0	0	3	3	0.00	0.000								

Pittsburgh Pirates @ New York Mets
Shea Stadium, Flushing, NY
Tue Jul 02 1985, 7:05 PM EDT
Att: 22,651 - Unknown

AB 33
R 4
H 8
RBI 3
BB 5
SO 4
LOB 15



Batter	1	2	3	4	5	6	7	8	9	AB	R	H	RBI	BB	SO	LOB	BOTTOM								
Kelvin Chapman, R OBP: 0.246, SLG: 0.202 (1, 4)										3	0	0	0	1	1	0									
John Christensen, R OBP: 0.319, SLG: 0.354 (1, 9)										4	1	1	0	0	0	2									
Keith Hernandez, L OBP: 0.345, SLG: 0.350 (1, 3)										4	1	1	1	0	0	0									
Gary Carter, R OBP: 0.368, SLG: 0.443 (1, 2)										3	2	1	0	1	0	1									
George Foster, R OBP: 0.307, SLG: 0.456 (1, 7)										4	0	2	1	0	1	2									
Darryl Strawberry, L OBP: 0.289, SLG: 0.417 (1, 8)										3	1	1	1	1	1	2									
Ray Knight, R OBP: 0.225, SLG: 0.305 (1, 5)										4	0	2	2	0	0	1									
Rafael Santana, R OBP: 0.282, SLG: 0.293 (1, 6)										4	0	0	0	0	0	3									
Ron Darling, R ERA: 4.25 OBP: 0.186, SLG: 0.238 (1, 1)										3	0	1	0	0	2	0									
Roger McDowell, R OBP: 0.182, SLG: 0.100 (9, 1)										0	0	0	0	0	0	0									
Inning Stats	R: 2 E: 0 K: 1 S: 8	H: 3 LOB: 1 BB: 0 P: 8	R: 0 E: 0 K: 0 S: 4	H: 1 LOB: 2 BB: 1 P: 8	R: 2 E: 0 K: 1 S: 6	H: 2 LOB: 1 BB: 1 P: 10	R: 0 E: 0 K: 1 S: 5	H: 0 LOB: 0 BB: 0 P: 5	R: 0 E: 0 K: 0 S: 3	H: 0 LOB: 0 BB: 0 P: 3	R: 0 E: 0 K: 0 S: 4	H: 1 LOB: 1 BB: 0 P: 4	R: 0 E: 0 K: 2 S: 7	H: 0 LOB: 0 BB: 0 P: 7	R: 1 E: 0 K: 0 S: 5	H: 2 LOB: 2 BB: 1 P: 9	1B: 5 2B: 4 3B: 0 HR: 0	SF: 0 SAC: 0 DP: 0 HBP: 0	WP: 0 PB: 0 SB: 0 CS: 0	PA: 35					
PITCHER	IP	WLS	BF	H	R	ER	SO	BB	IBB	HBP	BLK	WP	HR	S	P	ERA	WHIP								
Larry McWilliams, L ERA: 2.04 (1, 1)	6.0	L	26	7	4	4	3	2	0	0	0	0	0	30	38	6.00	1.500								
Cecilio Guante, R (7, 1)	2.0		9	2	1	1	2	0	1	0	0	0	0	12	16	4.50	1.000								

Pittsburgh Pirates @ New York Mets
Shea Stadium, Flushing, NY
Tue Jul 02 1985, 7:05 PM EDT
Att: 22,651 - Unknown

AB 32
R 5
H 9
RBI 5
BB 3
SO 5
LOB 11



Batter	1	2	3	4	5	6	7	8	9	AB	R	H	RBI	BB	SO	LOB	TOP					
Johnny Ray, S OBP: 0.283, SLG: 0.358 (1, 4)	F3		F8		L6			G3		4	0	0	0	0	0	0						
Joe Orsulak, L OBP: 0.342, SLG: 0.356 (1, 7)	5-3			K		F9		L3		4	0	1	0	0	1	0						
Tony Peña, R OBP: 0.310, SLG: 0.402 (1, 2)	5-3			HR		6-3			1B 2B	4	2	2	1	0	0	1						
Jason Thompson, L OBP: 0.351, SLG: 0.433 (1, 3)	F5			1B		1B		F9	1B	4	0	2	0	0	0	2						
George Hendrick, R OBP: 0.296, SLG: 0.336 (1, 9)		4-3		1B		F9		1B		4	0	2	1	0	0	1						
Bill Madlock, R OBP: 0.310, SLG: 0.362 (1, 5)	K			1B			FC4	1B	F2	4	0	2	0	0	1	1						
Marvell Wynne, L OBP: 0.272, SLG: 0.303 (1, 8)	6-3			1B		FC4	G6-4-3	3-1		4	0	0	0	0	0	4						
Sam Khalifa, R OBP: 0.361, SLG: 0.424 (1, 6)			6-3		F9		G6-4-3			3	0	0	0	0	0	1						
Jose DeLeon, R OBP: 0.103, SLG: 0.037 (8, PH)	6-3				1-3			F8		2	0	0	0	0	0	0						
Steve Kemp, L OBP: 0.301, SLG: 0.270 (8, 1)										1	0	0	0	0	0	0						
Jim Winn, R (8, 1)										0	0	0	0	0	0	0						
Inning Stats	R: 0 E: 0 K: 0 S: 4	H: 1 LOB: 1 BB: 0 P: 4	R: 0 E: 0 K: 1 S: 5	H: 0 LOB: 0 BB: 0 P: 5	R: 0 E: 0 K: 0 S: 3	H: 0 LOB: 0 BB: 0 P: 3	R: 1 E: 0 K: 1 S: 8	H: 4 LOB: 2 BB: 0 P: 8	R: 0 E: 0 K: 0 S: 3	H: 0 LOB: 0 BB: 0 P: 3	R: 0 E: 0 K: 0 S: 4	H: 1 LOB: 1 BB: 0 P: 4	R: 0 E: 0 K: 0 S: 3	H: 1 LOB: 0 BB: 0 P: 3	R: 0 E: 0 K: 0 S: 3	H: 0 LOB: 0 BB: 0 P: 3	R: 1 E: 0 K: 0 S: 5	H: 2 LOB: 1 BB: 0 P: 5	1B: 7 2B: 1 3B: 0 HR: 1	SF: 0 SAC: 0 DP: 1 HBP: 0	WP: 0 PB: 0 SB: 0 CS: 0	PA: 34
PITCHER Ed Lynch, R ERA: 2.94 (1, 1)	IP: 9.0 WLS: W BF: 34 H: 9 R: 2 ER: 2 SO: 2 BB: 0 IBB: 0 HBP: 0 BLK: 0 WP: 0 HR: 1 S: 38 P: 38 ERA: 2.00 WHIP: 1.000															PITCHER	IP: 9.0 WLS: W BF: 34 H: 9 R: 2 ER: 2 SO: 2 BB: 0 IBB: 0 HBP: 0 BLK: 0 WP: 0 HR: 1 S: 38 P: 38 ERA: 2.00 WHIP: 1.000					

Pittsburgh Pirates @ New York Mets
Shea Stadium, Flushing, NY
Wed Jul 03 1985, 7:05 PM EDT
Att: 46,220 - Unknown

AB 34
R 2
H 9
RBI 2
BB 0
SO 2
LOB 10



Batter	1	2	3	4	5	6	7	8	9	AB	R	H	RBI	BB	SO	LOB	BOTTOM			
Lenny Dykstra, L OBP: 0.286, SLG: 0.394 (1, 8)	S 1B BB		F8		5-3		4-3			3	1	0	0	1	0	1				
Wally Backman, S OBP: 0.317, SLG: 0.293 (1, 4)	F9 1B HR		4-3		F8			WP 1B		4	2	2	0	0	0	0				
Keith Hernandez, L OBP: 0.344, SLG: 0.348 (1, 3)	1-2 2H HR		4-3		F8		F9			4	1	1	1	0	0	1				
Gary Carter, R OBP: 0.367, SLG: 0.440 (1, 2)	F9		5-3		6-3		G4-6-3	1B		4	0	1	1	0	0	2				
Darryl Strawberry, L OBP: 0.296, SLG: 0.423 (1, 9)	K			6-3 SF9 2B		S BB	G4-6-3	1-2		3	1	1	0	1	1	3				
George Foster, R OBP: 0.307, SLG: 0.469 (1, 7)	1-H 3-H HR		6-3		K		K			3	1	1	3	0	1	2				
Ray Knight, R OBP: 0.221, SLG: 0.301 (1, 5)	F5			SF9		K		K		2	0	0	1	0	1	0				
Howard Johnson, S OBP: 0.260, SLG: 0.291 (8, 6)		F8		K			S 1B			3	0	1	0	0	1	0				
Rafael Santana, R OBP: 0.292, SLG: 0.293 (8, 6)										0	0	0	0	0	0	0				
Ed Lynch, R OBP: 0.161, SLG: 0.071 (1, 1)	F9				K		K			3	0	0	0	0	2	1				
Inning Stats	R: 4 E: 0 K: 1 S: 8	H: 3 LOB: 0 BB: 1 P: 12	R: 0 E: 0 K: 0 S: 3	H: 0 LOB: 0 BB: 0 P: 3	R: 0 E: 0 K: 0 S: 3	H: 0 LOB: 0 BB: 0 P: 3	R: 1 E: 0 K: 1 S: 6	H: 1 LOB: 0 BB: 0 P: 6	R: 0 E: 0 K: 1 S: 5	H: 0 LOB: 0 BB: 0 P: 5	R: 0 E: 0 K: 1 S: 5	H: 0 LOB: 1 BB: 1 P: 9	R: 0 E: 0 K: 2 S: 8	H: 1 LOB: 0 BB: 0 P: 8	R: 1 E: 0 K: 0 S: 4	H: 2 LOB: 0 BB: 0 P: 4	1B: 5 2B: 1 3B: 0 HR: 1	SF: 1 SAC: 0 DP: 1 HBP: 0	WP: 1 PB: 0 SB: 3 CS: 0	PA: 32
PITCHER Jose DeLeon, R ERA: 4.73 Jim Winn, R ERA: 3.4 (8, 1)	IP: 7.0 WLS: L BF: 28 H: 5 R: 5 ER: 5 SO: 6 BB: 2 IBB: 0 HBP: 0 BLK: 0 WP: 0 HR: 1 S: 38 P: 46 ERA: 6.43 WHIP: 1.000															PITCHER	IP: 1.0 WLS: L BF: 4 H: 2 R: 1 ER: 1 SO: 0 BB: 0 IBB: 0 HBP: 0 BLK: 0 WP: 0 HR: 0 S: 4 P: 4 ERA: 9.00 WHIP: 2.000			

Pittsburgh Pirates @ New York Mets
Shea Stadium, Flushing, NY
Wed Jul 03 1985, 7:05 PM EDT
Att: 46,220 - Unknown

AB 29
R 6
H 7
RBI 6
BB 2
SO 6
LOB 10




Batter	1	2	3	4	5	6	7	8	9	AB	R	H	RBI	BB	SO	LOB	TOP					
Jerry Royster, R OBP: 0.378, SLG: 0.425										5	0	1	0	0	0	3						
Tony Gwynn, L OBP: 0.352, SLG: 0.436										3	2	1	0	1	0	3						
Steve Garvey, R OBP: 0.297, SLG: 0.443										5	2	3	0	0	0	2						
Kurt Bevacqua, R OBP: 0.400, SLG: 0.436										4	1	1	2	1	0	3						
Carmelo Martinez, R OBP: 0.345, SLG: 0.468										5	1	2	0	0	0	5						
Kevin McReynolds, R OBP: 0.384, SLG: 0.380										5	0	1	2	0	1	5						
Bruce Bochy, R OBP: 0.327, SLG: 0.490										5	1	2	2	0	0	2	AB 41					
Al Bumbry, L OBP: 0.293, SLG: 0.259										0	0	0	0	0	0	0	R 7					
Terry Kennedy, L OBP: 0.293, SLG: 0.390										0	0	0	0	0	0	0	H 14					
Garry Templeton, S OBP: 0.350, SLG: 0.410										5	0	1	0	0	1	1	RBI 7					
Andy Hawkins, R OBP: 0.119, SLG: 0.098																	BB 2					
Bobby Brown, S OBP: 0.227, SLG: 0.220										2	0	0	0	0	0	0	SO 2					
Mark Thurmond, L OBP: 0.394, SLG: 0.452										0	0	0	0	0	0	0	LOB 24					
Gerry Davis, R OBP: 0.394, SLG: 0.452										1	0	1	0	0	0	0						
Craig Lefferts, L OBP: 0.333, SLG: 0.333										0	0	0	0	0	0	0						
Inning Stats	R: 2 E: 0 K: 0 S: 6	H: 3 LOB: 2 BB: 1 P: 10	R: 0 E: 0 K: 1 S: 5	H: 0 LOB: 0 BB: 0 P: 5	R: 0 E: 0 K: 0 S: 5	H: 2 LOB: 2 BB: 0 P: 5	R: 0 E: 0 K: 0 S: 3	H: 0 LOB: 0 BB: 0 P: 3	R: 0 E: 0 K: 0 S: 3	H: 0 LOB: 1 BB: 0 P: 4	R: 2 E: 0 K: 0 S: 7	H: 4 LOB: 2 BB: 0 P: 7	R: 0 E: 0 K: 0 S: 4	H: 1 LOB: 1 BB: 0 P: 4	R: 0 E: 0 K: 0 S: 4	H: 1 LOB: 1 BB: 0 P: 4	R: 3 E: 0 K: 1 S: 8	H: 3 LOB: 1 BB: 1 P: 12	1B: 10 2B: 4 3B: 0 HR: 0	SF: 0 SAC: 0 DP: 0 HBP: 1	WP: 0 PB: 0 SB: 0 CS: 0	PA: 44
PITCHER	IP WLS BF H R ER SO BB IBB HBP BLK WP HR S P ERA WHIP																					
Larry McWilliams, L ERA: 4.41	(1, 1) 5.1 27 9 4 4 1 1 0 1 0 0 0 0 0 27 32 6.75 1.875																					
Al Holland, L ERA: 3.48	(6, 1) 2.2 12 3 2 2 0 1 0 0 0 0 0 0 0 11 15 6.75 1.500																					
John Candelaria, L ERA: 3.43	(9, 1) 1.0 W 5 2 1 1 1 0 0 0 0 0 0 0 0 7 7 9.00 2.000																					

San Diego Padres @ Pittsburgh Pirates
Three Rivers Stadium, Pittsburgh, PA
Sat Jul 06 1985, 7:05 PM EDT
Att: 10,281 - Unknown

livebaseballscores.com

AB 41
R 7
H 14
RBI 7
BB 2
SO 2
LOB 24




Batter	1	2	3	4	5	6	7	8	9	AB	R	H	RBI	BB	SO	LOB	BOTTOM					
Marvell Wynne, L OBP: 0.289, SLG: 0.321										6	1	2	1	0	0	0						
Tony Peña, R OBP: 0.308, SLG: 0.395										5	0	2	1	0	1	0						
Bill Madlock, R OBP: 0.318, SLG: 0.388										5	3	3	0	0	0	1						
Jason Thompson, L OBP: 0.362, SLG: 0.433										2	2	2	2	3	0	0						
George Hendrick, R OBP: 0.290, SLG: 0.333										5	0	2	0	0	1	3						
Steve Kemp, L OBP: 0.309, SLG: 0.291										4	1	1	1	0	0	6						
Joe Orsulak, L OBP: 0.344, SLG: 0.353										1	0	0	0	0	0	0						
Jim Morrison, R OBP: 0.293, SLG: 0.311										5	0	2	2	0	0	2	AB 41					
Sam Khalifa, R OBP: 0.360, SLG: 0.378										3	1	1	0	2	0	3	R 8					
Larry McWilliams, L OBP: 0.129, SLG: 0.133																	H 17					
Al Holland, R OBP: 0.500, SLG: 0.800																	RBI 8					
John Candelaria, L ERA: 4.54																	BB 5					
Sixto Lezcano, R OBP: 0.388, SLG: 0.311										3	1	1	0	2	0	3	SO 4					
Inning Stats	R: 0 E: 0 K: 0 S: 3	H: 0 LOB: 0 BB: 0 P: 3	R: 1 E: 0 K: 0 S: 4	H: 2 LOB: 2 BB: 2 P: 12	R: 1 E: 0 K: 1 S: 7	H: 2 LOB: 1 BB: 0 P: 7	R: 1 E: 0 K: 1 S: 6	H: 1 LOB: 0 BB: 0 P: 6	R: 2 E: 0 K: 0 S: 7	H: 5 LOB: 3 BB: 1 P: 11	R: 0 E: 0 K: 0 S: 4	H: 1 LOB: 1 BB: 0 P: 4	R: 1 E: 0 K: 1 S: 6	H: 1 LOB: 2 BB: 2 P: 14	R: 1 E: 0 K: 1 S: 7	H: 2 LOB: 1 BB: 0 P: 7	R: 1 E: 0 K: 0 S: 5	H: 3 LOB: 2 BB: 0 P: 5	1B: 10 2B: 5 3B: 1 HR: 1	SF: 0 SAC: 0 DP: 0 HBP: 0	WP: 0 PB: 0 SB: 1 CS: 0	PA: 46
PITCHER	IP WLS BF H R ER SO BB IBB HBP BLK WP HR S P ERA WHIP																					
Andy Hawkins, R ERA: 3.35	(1, 1) 5.0 26 10 5 5 2 1 2 0 0 0 0 0 1 27 39 9.00 2.200																					
Mark Thurmond, L ERA: 4.54	(6, 1) 2.0 10 2 1 1 1 1 1 0 0 0 0 0 10 18 4.50 1.500																					
Craig Lefferts, L ERA: 4.14	(8, 1) 1.2 L 10 5 2 2 2 1 0 0 0 0 0 0 0 12 12 10.80 3.000																					

San Diego Padres @ Pittsburgh Pirates
Three Rivers Stadium, Pittsburgh, PA
Sat Jul 06 1985, 7:05 PM EDT
Att: 10,281 - Unknown

livebaseballscores.com

AB 41
R 8
H 17
RBI 8
BB 5
SO 4
LOB 17



Batter	1	2	3	4	5	6	7	8	9	AB	R	H	RBI	BB	SO	LOB	TOP			
Tim Flannery, L (1,4) OBP: 0.372, SLG: 0.361	0-0 3-1		0-0 F8			0-0 4-3	0-0 2B		0-3 K	5	0	1	2	0	1	1				
Tony Gwynn, L (1,9) OBP: 0.351, SLG: 0.432	0-0 F7		0-0 6-3			0-0 3-1	1-3 2-H 3-H 4-0 IBB			3	0	0	0	1	0	0				
Steve Garvey, R (1,3) OBP: 0.293, SLG: 0.438	0-0 5-3		0-3 K			0-0 1-3	0-0 F9			4	0	0	0	0	1	3				
Graig Nettles, L (1,5) OBP: 0.381, SLG: 0.396		0-0 F9		0-0 G6-4-3 1B		0-0 SH5-3 1B	0-3 K			4	1	2	0	0	1	0				
Terry Kennedy, L (1,2) OBP: 0.292, SLG: 0.388	0-0 F7		0-0 G6-4-3			0-0 1B SH5-3 FC3-5 1B	0-0 3-1			4	0	1	0	0	0	1				
Carmelo Martinez, R (1,7) OBP: 0.349, SLG: 0.469	0-0 E 1B		0-0 5-3			0-0 SH5-3	4-0			2	0	1	0	1	0	0				
Kevin McReynolds, R (1,8) OBP: 0.300, SLG: 0.362	0-0 E7 1B				0-0 1-3 1B	0-0 1-3 2-3 2B	0-0 FC3-5 1B	0-0 4-3		4	1	2	1	0	0	1				
Garry Templeton, S (1,6) OBP: 0.352, SLG: 0.413	4-0				0-0 6-3	0-0 FC3-5 2B		0-0 SH5-4 CS 2B		3	1	1	0	1	0	2				
LaMarr Hoyt, R (1,1) OBP: 0.122, SLG: 0.100	0-0 F8				0-0 1-3	0-0 2B BB		0-0 SH5-4		2	0	0	0	1	0	3				
Inning Stats	R: 0 E: 0 K: 0 S: 3	H: 0 LOB: 0 BB: 0 P: 3	R: 0 E: 1 K: 0 S: 5	H: 2 LOB: 3 BB: 1 P: 9	R: 0 E: 0 K: 1 S: 5	H: 0 LOB: 0 BB: 0 P: 5	R: 0 E: 0 K: 0 S: 3	H: 1 LOB: 0 BB: 0 P: 3	R: 0 E: 0 K: 0 S: 3	H: 0 LOB: 0 BB: 0 P: 3	R: 3 E: 0 K: 0 S: 7	H: 4 LOB: 3 BB: 2 P: 15	R: 0 E: 0 K: 1 S: 5	H: 0 LOB: 1 BB: 1 P: 9	R: 0 E: 0 K: 1 S: 5	H: 1 LOB: 0 BB: 0 P: 5	1B: 6 2B: 2 3B: 0 HR: 0	SF: 0 SAC: 2 DP: 1 HBP: 0	WP: 0 PA: 37 CS: 1	
PITCHER	IP WLS BF H R ER SO BB IBB HBP BLK WP HR S P ERA WHIP	IP WLS BF H R ER SO BB IBB HBP BLK WP HR S P ERA WHIP	IP WLS BF H R ER SO BB IBB HBP BLK WP HR S P ERA WHIP	IP WLS BF H R ER SO BB IBB HBP BLK WP HR S P ERA WHIP	IP WLS BF H R ER SO BB IBB HBP BLK WP HR S P ERA WHIP	IP WLS BF H R ER SO BB IBB HBP BLK WP HR S P ERA WHIP	IP WLS BF H R ER SO BB IBB HBP BLK WP HR S P ERA WHIP	IP WLS BF H R ER SO BB IBB HBP BLK WP HR S P ERA WHIP	IP WLS BF H R ER SO BB IBB HBP BLK WP HR S P ERA WHIP	IP WLS BF H R ER SO BB IBB HBP BLK WP HR S P ERA WHIP	IP WLS BF H R ER SO BB IBB HBP BLK WP HR S P ERA WHIP	IP WLS BF H R ER SO BB IBB HBP BLK WP HR S P ERA WHIP	IP WLS BF H R ER SO BB IBB HBP BLK WP HR S P ERA WHIP	IP WLS BF H R ER SO BB IBB HBP BLK WP HR S P ERA WHIP	IP WLS BF H R ER SO BB IBB HBP BLK WP HR S P ERA WHIP	IP WLS BF H R ER SO BB IBB HBP BLK WP HR S P ERA WHIP	IP WLS BF H R ER SO BB IBB HBP BLK WP HR S P ERA WHIP	IP WLS BF H R ER SO BB IBB HBP BLK WP HR S P ERA WHIP	IP WLS BF H R ER SO BB IBB HBP BLK WP HR S P ERA WHIP	
Rick Reuschel, R (1,1) ERA: 2.4	8.0	L	34	7	3	3	2	2	2	0	0	0	0	0	0	0	3.38	1.125		
Al Holland, L (9,1) ERA: 3.42	1.0	3	1	0	0	1	0	0	0	0	0	0	0	0	5	5	0.00	1.000		

San Diego Padres @ Pittsburgh Pirates
Three Rivers Stadium, Pittsburgh, PA
Sun Jul 07 1985, 3:33 AM EDT
Att: 11,608 - Unknown

AB 31
R 3
H 8
RBI 3
BB 4
SO 3
LOB 11

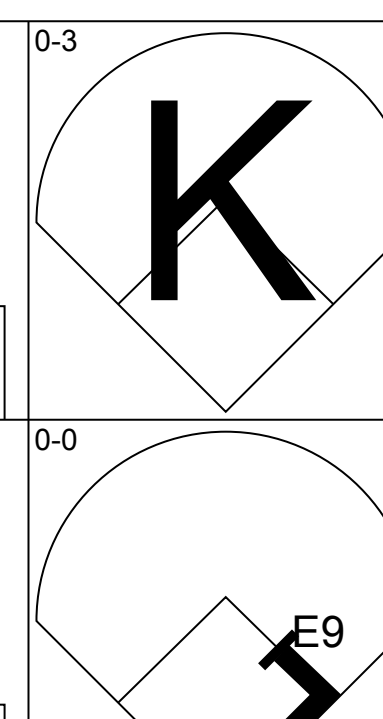
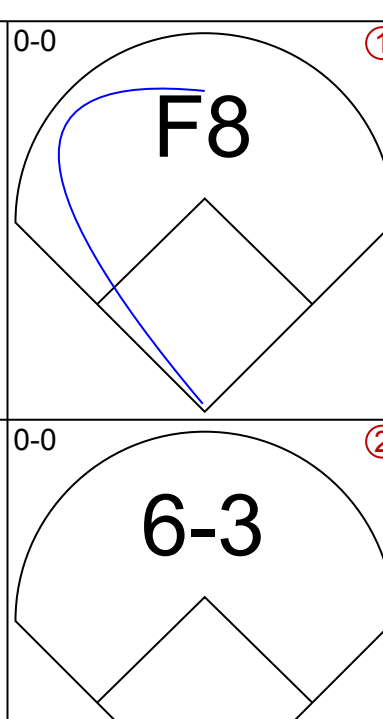
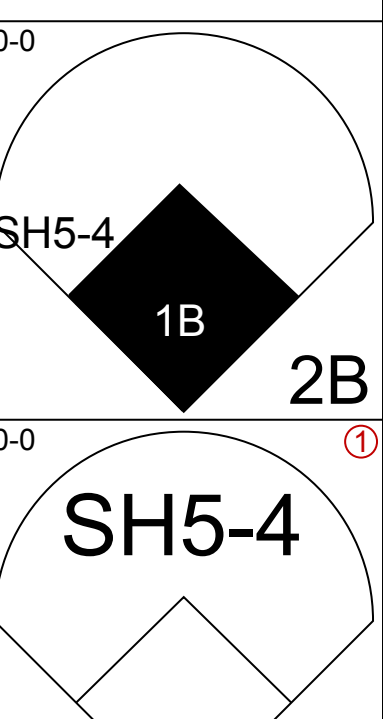
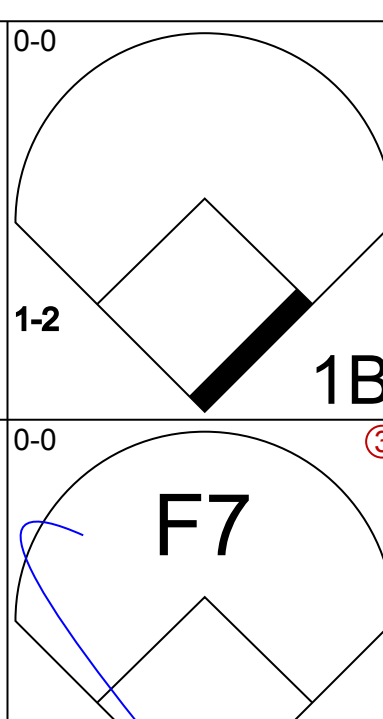
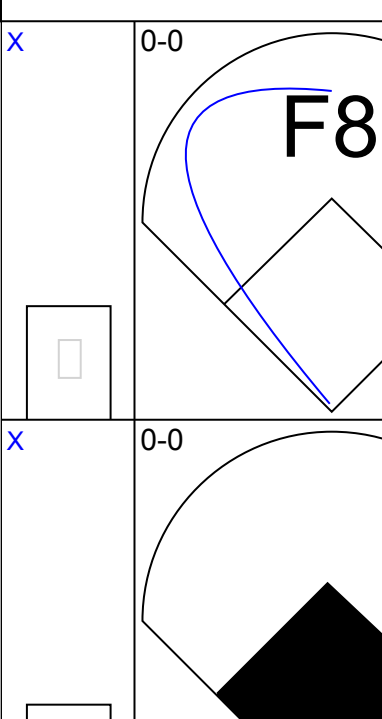
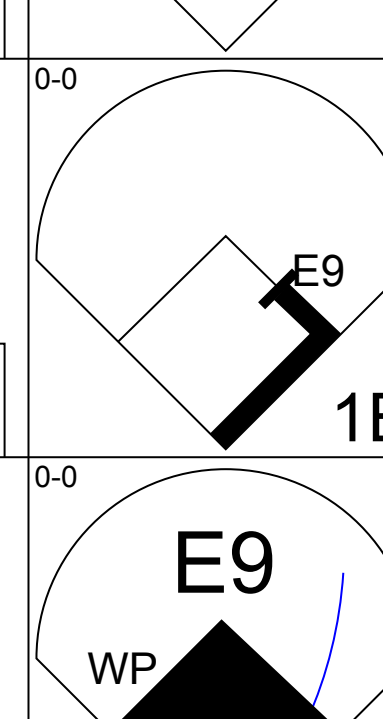
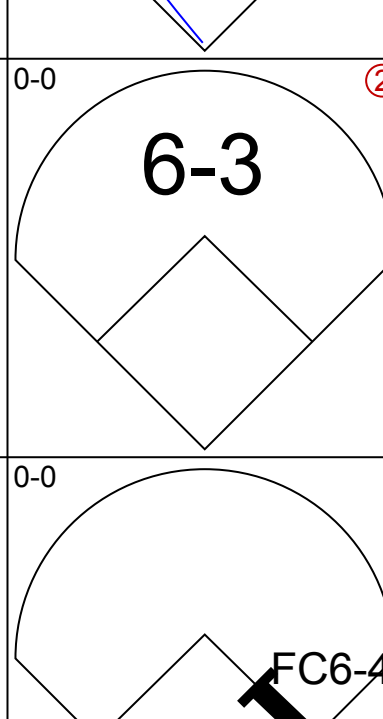
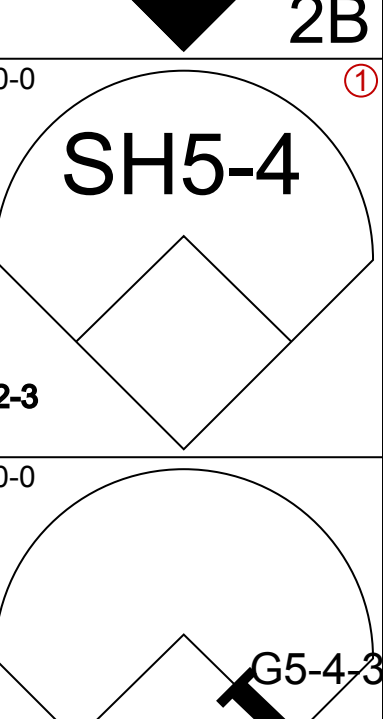
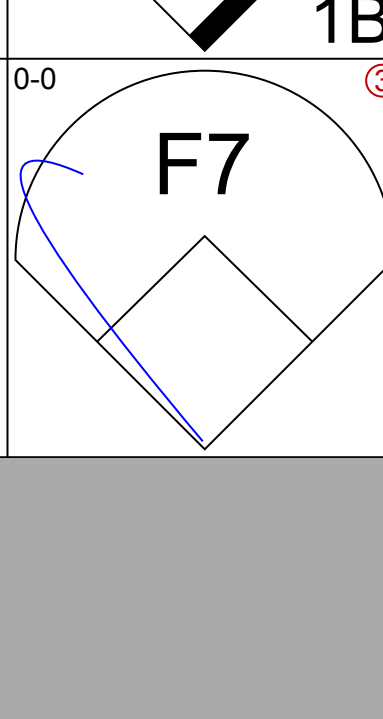
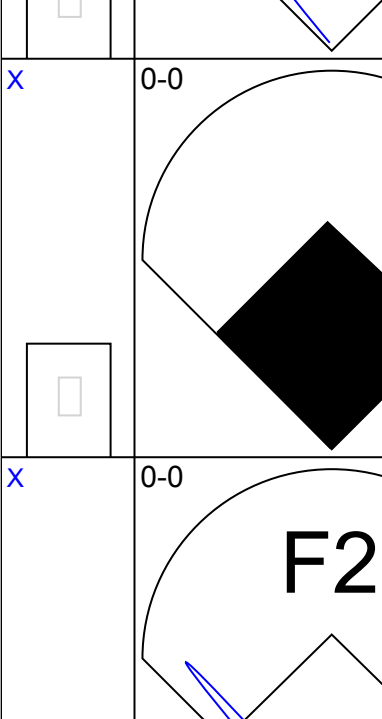
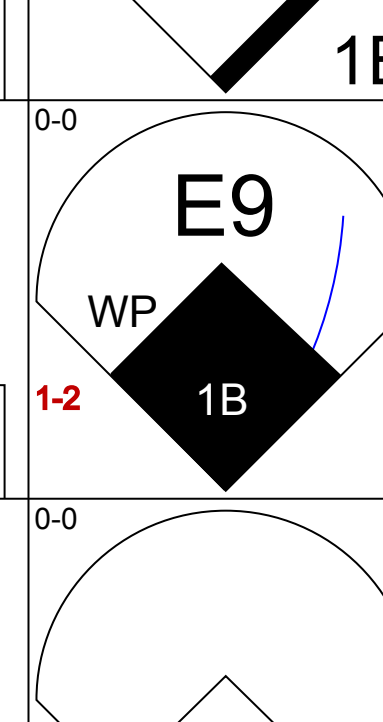
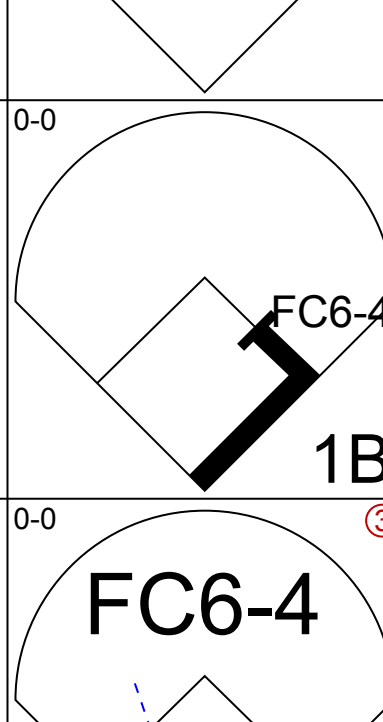
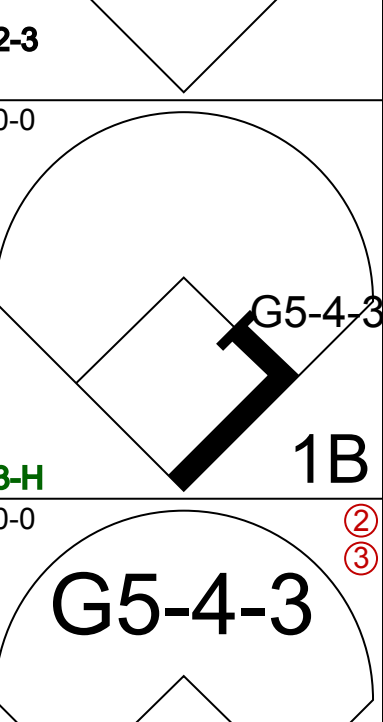

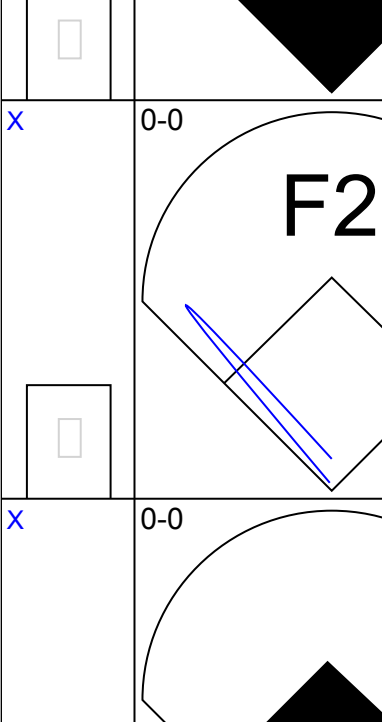
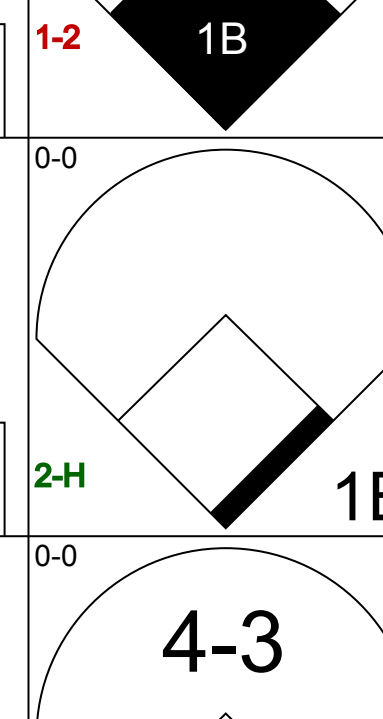
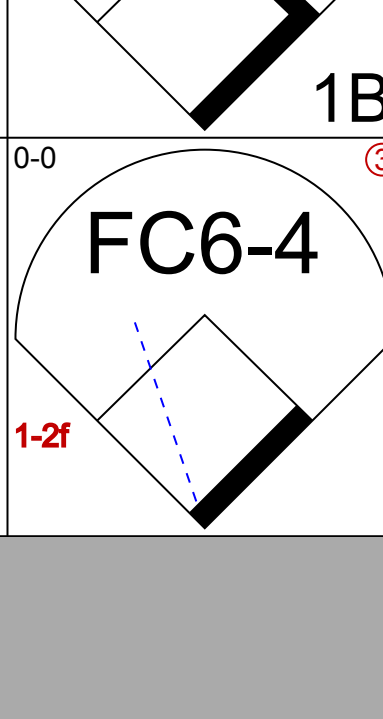
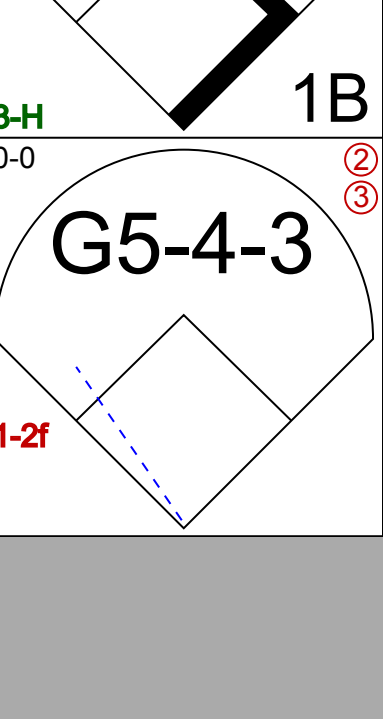

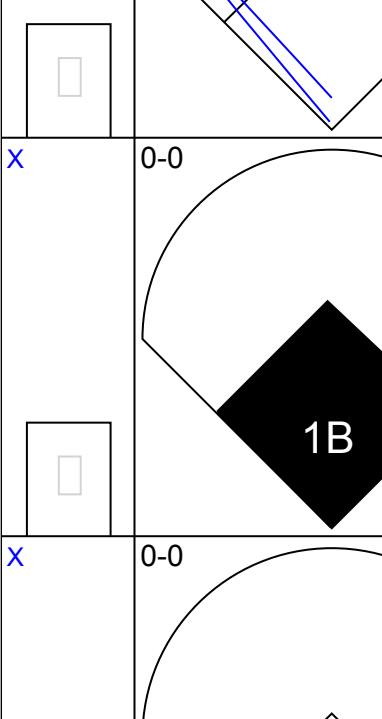
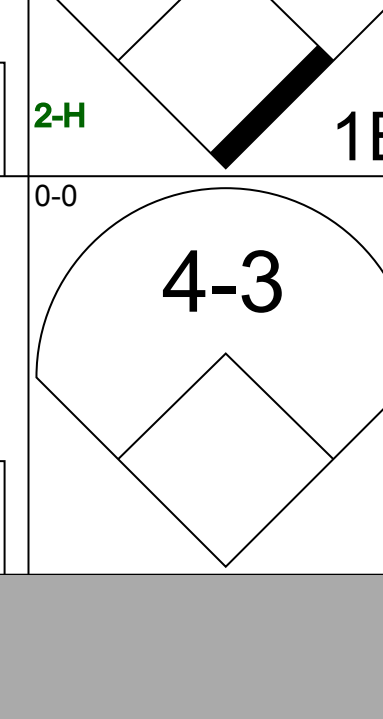

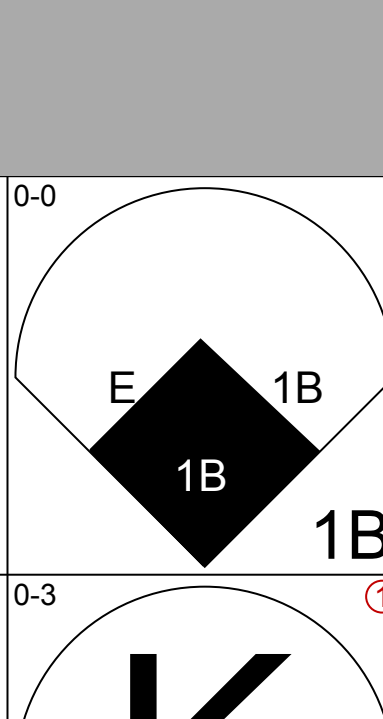
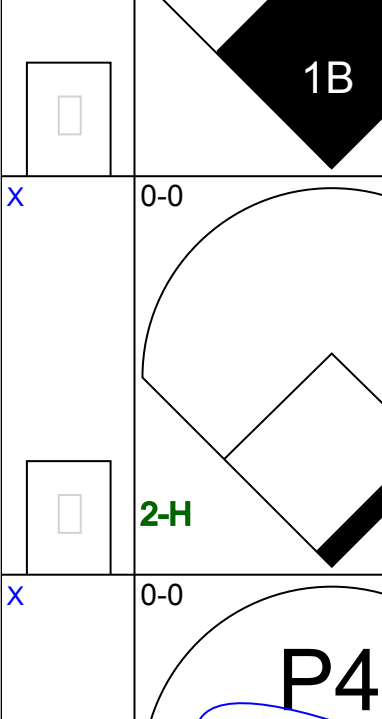

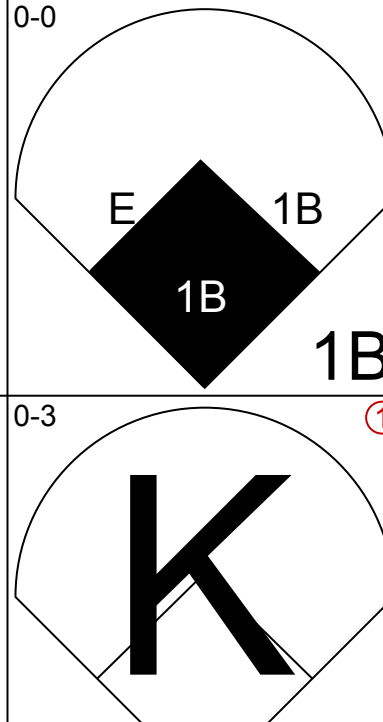
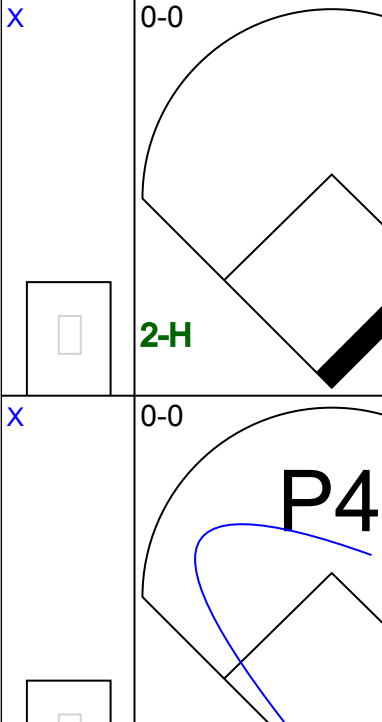







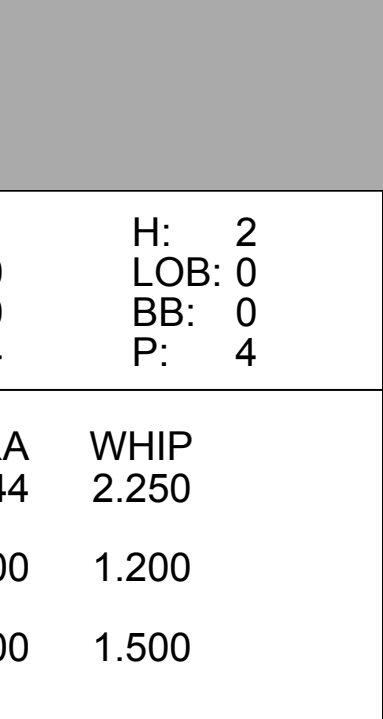
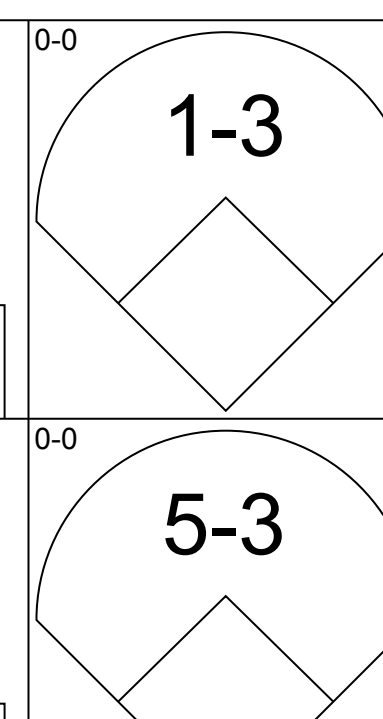
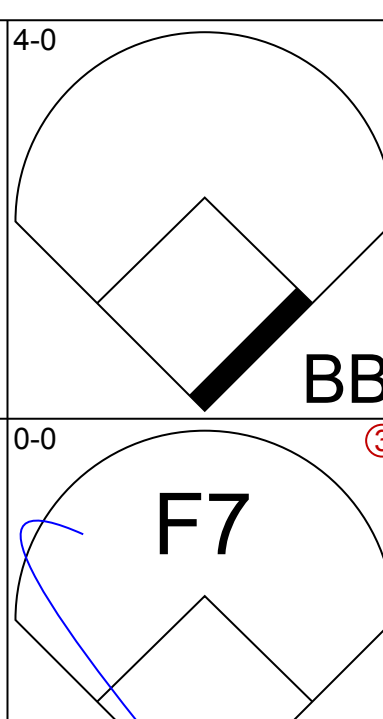
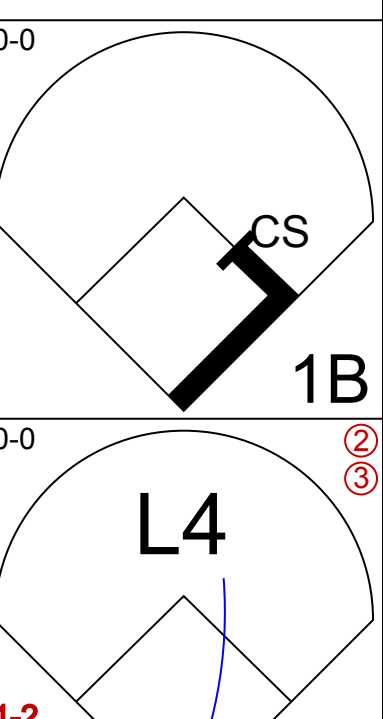

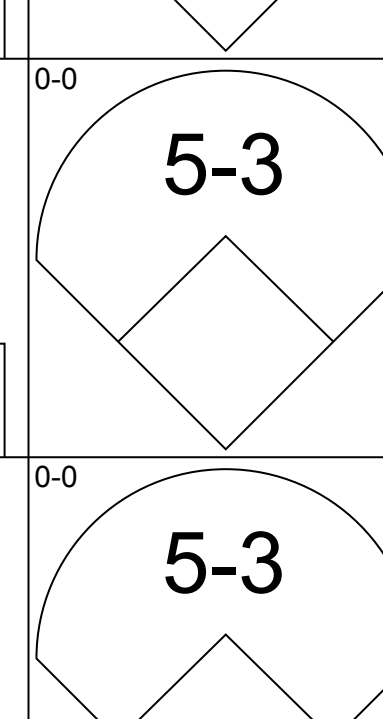
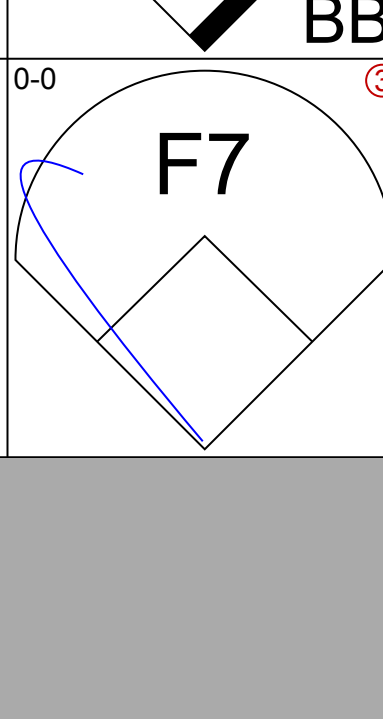
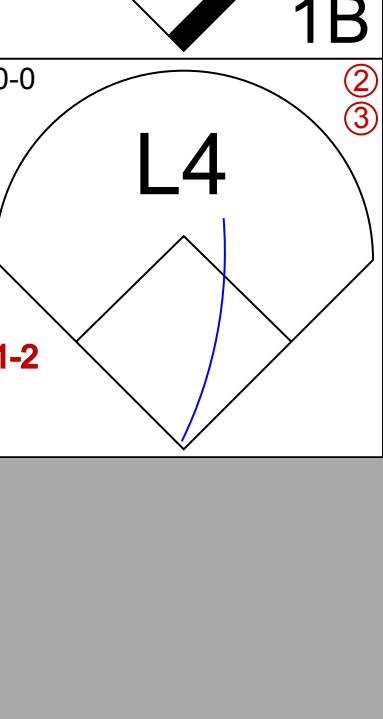

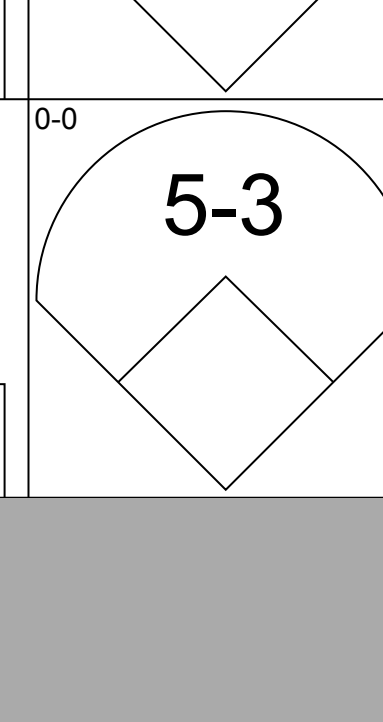

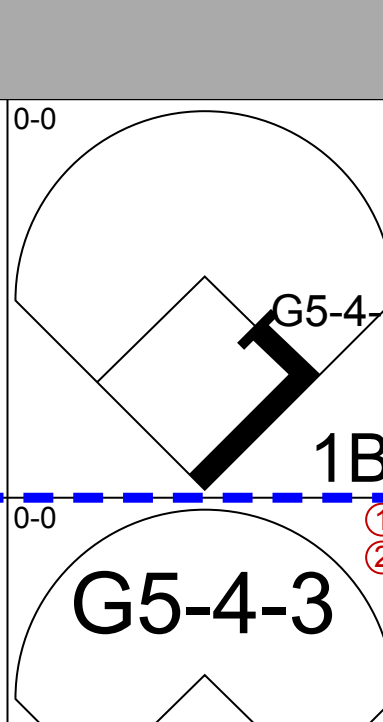



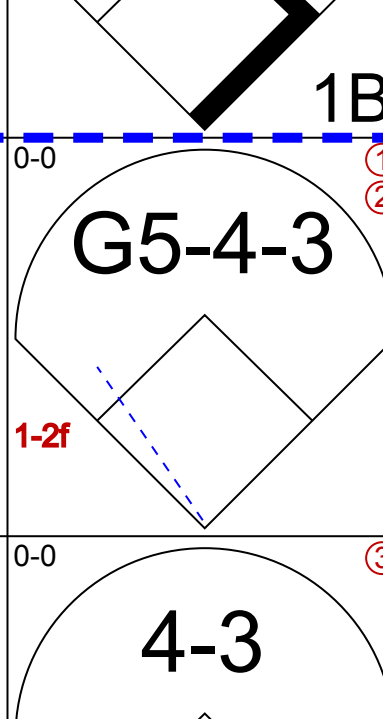



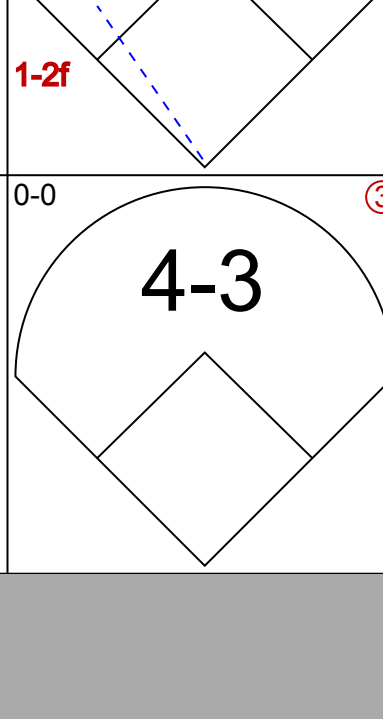
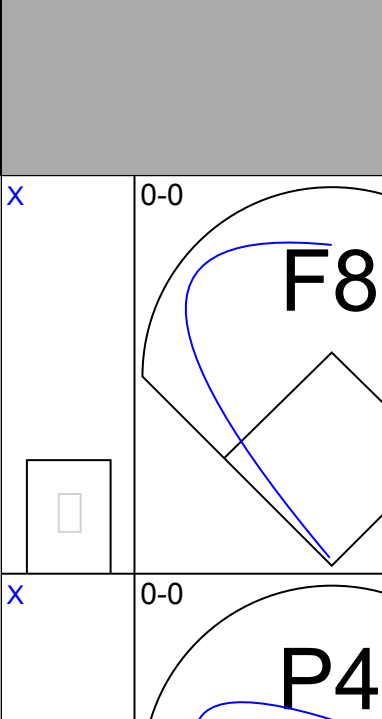


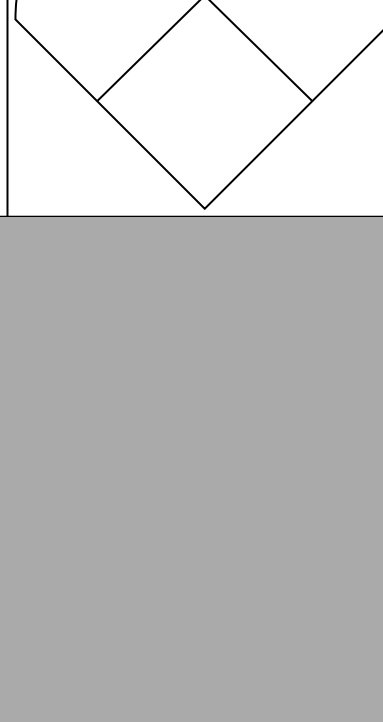
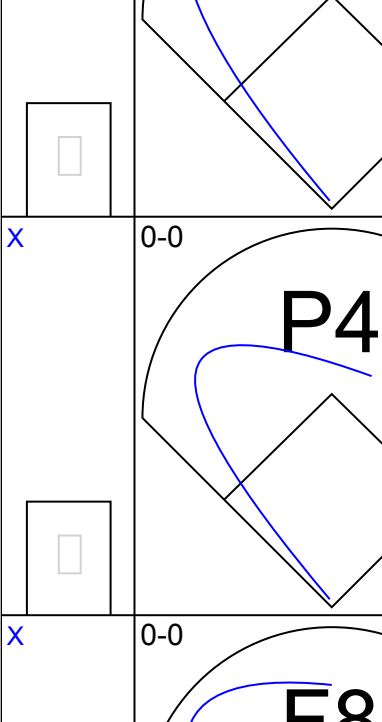
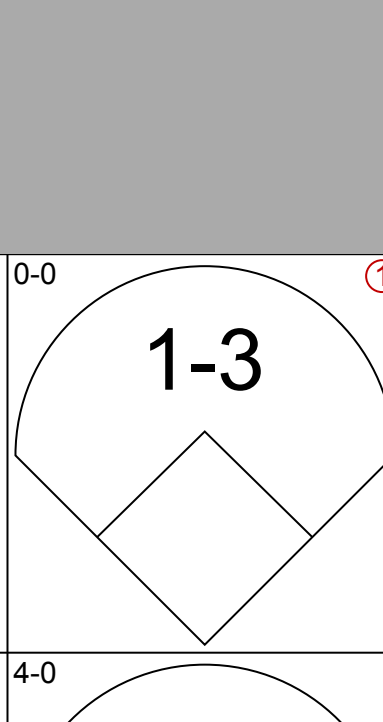


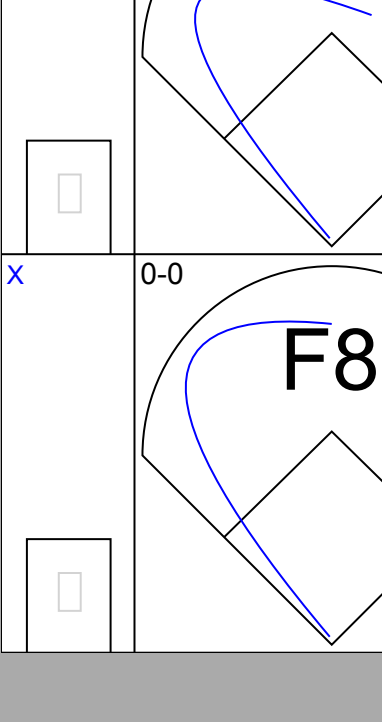
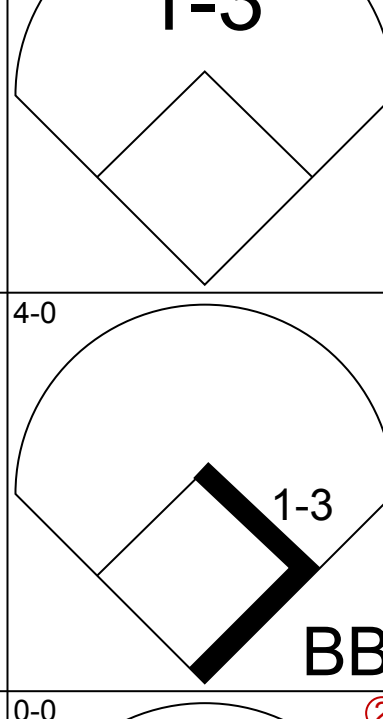


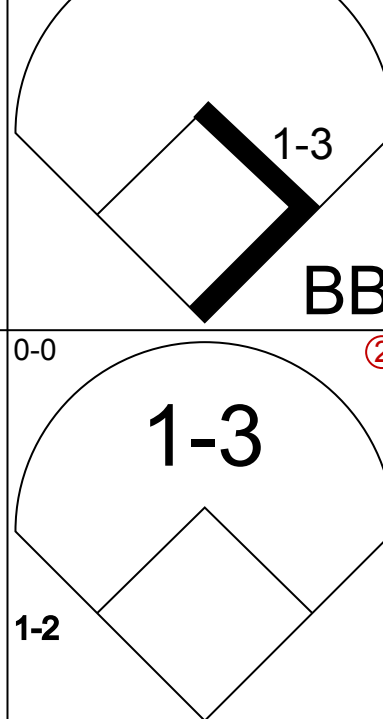
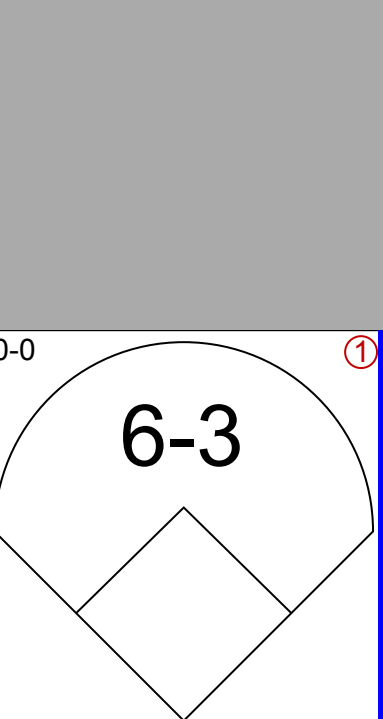

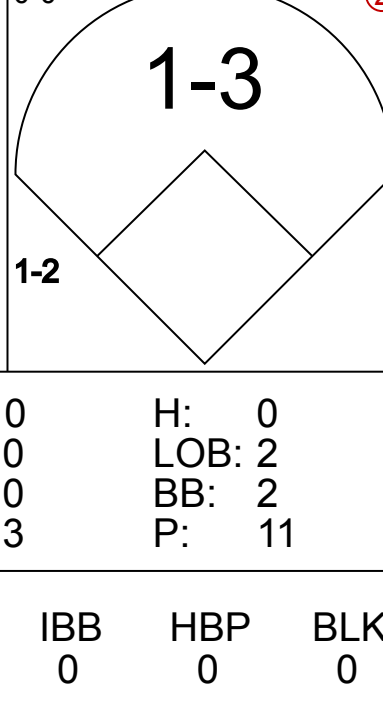
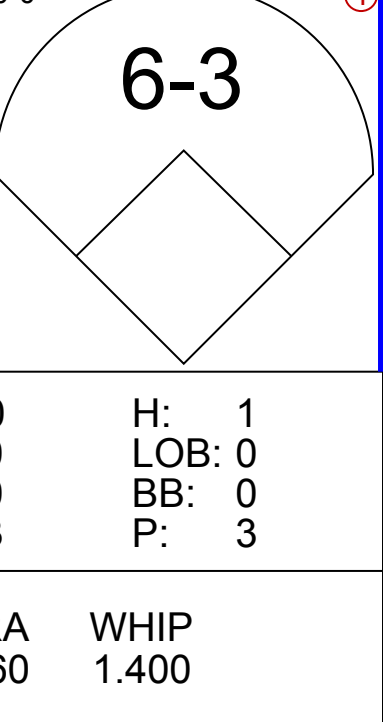



Batter	1	2	3	4	5	6	7	8	9	AB	R	H	RBI	BB	SO	LOB	BOTTOM				
Marvell Wynne, L (1,8) OBP: 0.288, SLG: 0.320	0-0 4-3		0-0 5-3			0-0 F9 FC3-2 1B		0-0 FC5-4 1B		4	0	1	0	0	0	1					
Lee Mazzilli, S (1,7) OBP: 0.451, SLG: 0.413	0-3 K				0-0 G3	0-0 FC3-2		0-0 FC6-4 1B		4	0	1	0	0	1	2					
Al Holland, R (9,1) OBP: 0.500, SLG: 0.800						1-2 3-H				0	0	0	0	0	0	0					
Johnny Ray, S (1,4) OBP: 0.282, SLG: 0.356	0-0 1B				0-0 1B	0-0 F9		0-0 FC6-4		4	0	2	0	0	0	4					
Jason Thompson, L (1,3) OBP: 0.356, SLG: 0.425	0-0 G3				0-0 F7	0-0 L4				4	0	0	0	0	0	4					
Tony Peña, R (1,2) OBP: 0.304, SLG: 0.389		0-0 5-3		0-0 4-3			0-3 K		0-0 4-3	4	0	0	0	0	1	1					
Joe Orsulak, L (1,9) OBP: 0.335, SLG: 0.344		0-0 6-3				0-0 F4		0-0 G3		4	0	0	0	0	0	0					
Jim Morrison, R (1,5) OBP: 0.287, SLG: 0.304		0-0 F7				0-0 F9		0-0 F8		3	0	0	0	0	0	0					
Sam Khalifa, R (1,6) OBP: 0.340, SLG: 0.354			0-0 6-3			0-0 L4		0-0 F5		3	0	0	0	0	0	0					
Rick Reuschel, R (1,1) OBP: 0.182, SLG: 0.227			0-0 F7			0-0 1B FC3-2 2B		0-0 FC5-4 1B		2	0	1	0	0	0	0					
Steve Kemp, L (8,PH) OBP: 0.313, SLG: 0.296										1	0	1	0	0	0	0					
Inning Stats	R: 0 E: 0 K: 1 S: 6	H: 1 LOB: 1 BB: 0 P: 6	R: 0 E: 0 K: 0 S: 3	H: 0 LOB: 0 BB: 0 P: 3	R: 0 E: 0 K: 0 S: 3	H: 0 LOB: 0 BB: 0 P: 3	R: 0 E: 0 K: 0 S: 4	H: 1 LOB: 0 BB: 0 P: 4	R: 0 E: 0 K: 0 S: 3	H: 0 LOB: 0 BB: 0 P: 3	R: 0 E: 0 K: 0 S: 5	H: 2 LOB: 2 BB: 0 P: 5	R: 0 E: 0 K: 1 S: 5	H: 0 LOB: 0 BB: 0 P: 5	R: 0 E: 0 K: 0 S: 5	H: 2 LOB: 2 BB: 0 P: 5	R: 0 E: 0 K: 0 S: 3	H: 0 LOB: 0 BB: 0 P: 3	1B: 5 2B: 1 3B: 0 HR: 0	SF: 0 SAC: 0 DP: 0 HBP: 0	WP: 0 PA: 33 CS: 0
PITCHER	IP WLS BF H R ER SO BB IBB HBP BLK WP HR S P ERA WHIP	IP WLS BF H R ER SO BB IBB HBP BLK WP HR S P ERA WHIP	IP WLS BF H R ER SO BB IBB HBP BLK WP HR S P ERA WHIP	IP WLS BF H R ER SO BB IBB HBP BLK WP HR S P ERA WHIP	IP WLS BF H R ER SO BB IBB HBP BLK WP HR S P ERA WHIP	IP WLS BF H R ER SO BB IBB HBP BLK WP HR S P ERA WHIP	IP WLS BF H R ER SO BB IBB HBP BLK WP HR S P ERA WHIP	IP WLS BF H R ER SO BB IBB HBP BLK WP HR S P ERA WHIP	IP WLS BF H R ER SO BB IBB HBP BLK WP HR S P ERA WHIP	IP WLS BF H R ER SO BB IBB HBP BLK WP HR S P ERA WHIP	IP WLS BF H R ER SO BB IBB HBP BLK WP HR S P ERA WHIP	IP WLS BF H R ER SO BB IBB HBP BLK WP HR S P ERA WHIP	IP WLS BF H R ER SO BB IBB HBP BLK WP HR S P ERA WHIP	IP WLS BF H R ER SO BB IBB HBP BLK WP HR S P ERA WHIP	IP WLS BF H R ER SO BB IBB HBP BLK WP HR S P ERA WHIP	IP WLS BF H R ER SO BB IBB HBP BLK WP HR S P ERA WHIP	IP WLS BF H R ER SO BB IBB HBP BLK WP HR S P ERA WHIP	IP WLS BF H R ER SO BB IBB HBP BLK WP HR S P ERA WHIP	IP WLS BF H R ER SO BB IBB HBP BLK WP HR S P ERA WHIP		
LaMarr Hoyt, R (1,1) ERA: 3.09	9.0	W	33	6	0	0	2	0	0	0	0	0	0	0	0	0	0.00	0.667			

San Diego Padres @ Pittsburgh Pirates
Three Rivers Stadium, Pittsburgh, PA
Sun Jul 07 1985, 3:33 AM EDT
Att: 11,608 - Unknown

AB 33
R 0
H 6
RBI 0
BB 0
SO 2
LOB 12



Batter	1	2	3	4	5	6	7	8	9	AB	R	H	RBI	BB	SO	LOB	TOP					
Dave Anderson, R (1.5) OBP: 0.341, SLG: 0.302										5	1	2	0	0	1	0	Los Angeles Dodgers @ Pittsburgh Pirates Three Rivers Stadium, Pittsburgh, PA Tue Jul 09 1985, 7:05 PM EDT Att: 6,748 - Unknown livebaseballscorecards.com					
Mariano Duncan, R (1.6) OBP: 0.284, SLG: 0.325										4	1	2	1	0	0	2						
Ken Landreaux, L (1.8) OBP: 0.284, SLG: 0.386										4	1	2	1	1	0	1						
Pedro Guerrero, R (1.7) OBP: 0.408, SLG: 0.574										5	1	2	1	0	0	3						
Greg Brock, L (1.3) OBP: 0.338, SLG: 0.469										5	2	3	1	0	0	2						
Terry Whitfield, L (1.9) OBP: 0.281, SLG: 0.429										4	1	1	1	0	1	2						
Candy Maldonado, R (7.9) OBP: 0.226, SLG: 0.247										1	0	0	0	0	0	1						
Mike Scioscia, L (1.2) OBP: 0.372, SLG: 0.380										4	1	2	1	0	0	0						
Steve Sax, R (1.4) OBP: 0.332, SLG: 0.278										4	0	2	2	0	0	1						
Rick Honeycutt, L (1.1) OBP: 0.138, SLG: 0.111										3	0	0	0	0	0	3						
Tom Niedenfuer, R (6.1) OBP: 0.143, SLG: 0.143										1	0	0	0	0	1	0						
Inning Stats	R: 1 E: 1 K: 1 S: 7	H: 2 LOB: 1 BB: 0 P: 7	R: 0 E: 0 K: 0 S: 4	H: 1 LOB: 1 BB: 0 P: 4	R: 0 E: 0 K: 0 S: 4	H: 1 LOB: 0 BB: 0 P: 4	R: 2 E: 0 K: 0 S: 5	H: 3 LOB: 0 BB: 0 P: 5	R: 1 E: 0 K: 0 S: 4	H: 2 LOB: 0 BB: 0 P: 4	R: 2 E: 1 K: 1 S: 9	H: 4 LOB: 2 BB: 0 P: 9	R: 0 E: 0 K: 0 S: 3	H: 0 LOB: 1 BB: 1 P: 7	R: 0 E: 0 K: 1 S: 5	H: 0 LOB: 0 BB: 0 P: 5	R: 2 E: 0 K: 0 S: 6	H: 3 LOB: 1 BB: 0 P: 6	1B: 11 2B: 4 3B: 0 HR: 1	SF: 0 SAC: 1 DP: 1 HBP: 0	WP: 1 PB: 0 SB: 0 CS: 0	PA: 42
PITCHER	IP WLS BF H R ER SO BB IBB HBP BLK WP HR S P ERA WHIP																					
Rick Rhoden, R (1.1) ERA: 4.47	5.1 L 26 12 6 5 2 0 0 0 0 0 1 0 30 30 8.44 2.250																					
Jim Winn, R (6.1) ERA: 3.74	1.2 7 1 0 0 0 1 0 0 0 0 0 0 6 10 0.00 1.200																					
Al Holland, L (8.1) ERA: 3.6	2.0 9 3 2 2 1 0 0 0 0 0 0 1 11 11 9.00 1.500																					
Batter	1	2	3	4	5	6	7	8	9	AB	R	H	RBI	BB	SO	LOB	BOTTOM					
Marvell Wynne, L (1.8) OBP: 0.286, SLG: 0.313										3	0	1	0	1	0	1	Los Angeles Dodgers @ Pittsburgh Pirates Three Rivers Stadium, Pittsburgh, PA Tue Jul 09 1985, 7:05 PM EDT Att: 6,748 - Unknown livebaseballscorecards.com					
Johnny Ray, S (1.4) OBP: 0.276, SLG: 0.354										4	0	0	0	0	0	3						
Bill Madlock, R (1.5) OBP: 0.316, SLG: 0.383										4	1	2	0	0	0	0						
George Hendrick, R (1.9) OBP: 0.285, SLG: 0.326										4	0	0	0	0	0	2						
Jason Thompson, L (1.3) OBP: 0.353, SLG: 0.417										3	1	0	0	1	1	0						
Tony Peña, R (1.2) OBP: 0.306, SLG: 0.392										4	0	1	1	0	0	0						
Steve Kemp, L (1.7) OBP: 0.315, SLG: 0.308										3	1	1	1	0	0	0						
Sam Khalifa, R (1.6) OBP: 0.339, SLG: 0.327										2	0	0	0	1	0	2						
Rick Rhoden, R (1.1) OBP: 0.216, SLG: 0.222										2	0	0	0	0	0	1						
Jim Winn, R (6.1) ERA: 2.81										0	0	0	0	0	0	0						
Doug Frobel, L (7. PH) OBP: 0.365, SLG: 0.288										1	0	1	1	0	0	0						
Al Holland, R (8.1) OBP: 0.500, SLG: 0.800										0	0	0	0	0	0	0						
Inning Stats	R: 0 E: 0 K: 0 S: 3	H: 0 LOB: 0 BB: 0 P: 3	R: 0 E: 0 K: 1 S: 5	H: 0 LOB: 0 BB: 0 P: 5	R: 0 E: 0 K: 0 S: 3	H: 0 LOB: 2 BB: 2 P: 11	R: 2 E: 0 K: 0 S: 5	H: 2 LOB: 1 BB: 1 P: 9	R: 0 E: 0 K: 0 S: 3	H: 1 LOB: 0 BB: 0 P: 3	R: 1 E: 0 K: 0 S: 5	H: 2 LOB: 1 BB: 0 P: 5	R: 0 E: 0 K: 0 S: 3	H: 0 LOB: 0 BB: 0 P: 3	R: 0 E: 0 K: 0 S: 3	H: 0 LOB: 0 BB: 0 P: 3	1B: 4 2B: 2 3B: 0 HR: 0	SF: 1 SAC: 0 DP: 1 HBP: 0	WP: 0 PB: 0 SB: 0 CS: 1	PA: 34		
PITCHER	IP WLS BF H R ER SO BB IBB HBP BLK WP HR S P ERA WHIP																					
Rick Honeycutt, L (1.1) ERA: 2.81	5.0 W 21 4 2 2 1 0 0 0 0 0 0 0 20 32 3.60 1.400																					
Tom Niedenfuer, R (6.1) ERA: 2.13	4.0 S 13 2 1 1 0 0 0 0 0 0 0 0 13 13 2.25 0.500																					

Batter	1	2	3	4	5	6	7	8	9	AB	R	H	RBI	BB	SO	LOB	TOP					
Dave Anderson, R (1, 5) OBP: 0.332, SLG: 0.292										5	1	0	0	0	0	2						
Mariano Duncan, R (1, 6) OBP: 0.287, SLG: 0.332										4	2	2	0	0	1	1						
Ken Landreaux, L (1, 8) OBP: 0.283, SLG: 0.382										2	0	0	1	1	0	1						
Pedro Guerrero, R (1, 7) OBP: 0.408, SLG: 0.582										3	1	1	2	0	1	2						
Candy Maldonado, R (5, 7) OBP: 0.234, SLG: 0.255										1	0	1	0	0	0	0						
Greg Brock, L (1, 3) OBP: 0.336, SLG: 0.469										4	1	1	1	0	1	1						
Ken Howell, R (8, 1)										0	0	0	0	0	0	0						
Terry Whitfield, L (1, 9) OBP: 0.284, SLG: 0.415										2	0	0	0	1	1	0						
Enos Cabell, R (8, PH) OBP: 0.319, SLG: 0.354										1	0	0	0	0	0	1						
Mike Scioscia, L (1, 2) OBP: 0.370, SLG: 0.375										3	0	0	0	1	1	0						
Steve Sax, R (1, 4) OBP: 0.331, SLG: 0.277										4	0	1	1	0	0	0						
Jerry Reuss, L (1, 1) OBP: 0.225, SLG: 0.205										3	0	1	0	0	2	0						
Bill Russell, R (8, 7) OBP: 0.328, SLG: 0.304										1	0	1	0	0	0	0						
Inning Stats	R: 0 E: 1 K: 0 S: 3	H: 0 LOB: 1 BB: 1 P: 7	R: 0 E: 0 K: 0 S: 3	H: 0 LOB: 0 BB: 0 P: 3	R: 0 E: 0 K: 1 S: 5	H: 0 LOB: 0 BB: 0 P: 5	R: 2 E: 1 K: 1 S: 7	H: 3 LOB: 2 BB: 2 P: 15	R: 3 E: 0 K: 1 S: 8	H: 3 LOB: 0 BB: 0 P: 8	R: 0 E: 0 K: 1 S: 5	H: 0 LOB: 0 BB: 0 P: 5	R: 0 E: 0 K: 2 S: 7	H: 0 LOB: 0 BB: 0 P: 7	R: 0 E: 0 K: 0 S: 4	H: 1 LOB: 1 BB: 0 P: 4	R: 0 E: 0 K: 1 S: 6	H: 1 LOB: 1 BB: 0 P: 6	1B: 5 2B: 2 3B: 0 HR: 1	SF: 1 SAC: 0 DP: 1 HBP: 0	WP: 0 PB: 0 SB: 0 CS: 0	PA: 37
PITCHER	IP	WLS	BF	H	R	ER	SO	BB	IBB	HBP	BLK	WP	HR	S	P	ERA	WHIP					
Lee Tunnell, R (1, 1) ERA: 5.08	4.2	L	22	6	5	5	2	3	0	0	0	0	1	23	35	9.64	1.929					
Al Holland, L (5, 1) ERA: 3.45	2.1		7	0	0	0	4	0	0	0	0	0	0	15	15	0.00	0.000					
John Candelaria, L (8, 1) ERA: 3.27	2.0		8	2	0	0	1	0	0	0	0	0	0	10	10	0.00	1.000					

Los Angeles Dodgers @ Pittsburgh Pirates
Three Rivers Stadium, Pittsburgh, PA
Wed Jul 10 1985, 7:05 PM EDT
Att: 12,934 - Unknown

AB 33
R 5
H 8
RBI 5
BB 3
SO 7
LOB 8



Batter	1	2	3	4	5	6	7	8	9	AB	R	H	RBI	BB	SO	LOB	BOTTOM					
Bill Almon, R (1, 7) OBP: 0.339, SLG: 0.406										4	1	1	0	0	1	0						
Johnny Ray, S (1, 4) OBP: 0.251, SLG: 0.359										4	1	2	1	0	1	0						
Bill Madlock, R (1, 5) OBP: 0.319, SLG: 0.383										3	1	1	0	1	1	1						
George Hendrick, R (1, 9) OBP: 0.289, SLG: 0.329										4	1	2	1	0	2	2						
Jason Thompson, L (1, 3) OBP: 0.348, SLG: 0.409										4	0	0	0	0	2	4						
Tony Peña, R (1, 2) OBP: 0.305, SLG: 0.390										4	0	1	0	0	2	2						
Marvell Wynne, L (1, 8) OBP: 0.286, SLG: 0.312										4	0	1	1	0	1	0						
Sam Khalifa, R (1, 6) OBP: 0.349, SLG: 0.339										4	0	2	1	0	0	0						
Lee Tunnell, R (1, 1) OBP: 0.071, SLG: 0.071										2	0	0	0	0	0	2						
Al Holland, R (5, 1) OBP: 0.500, SLG: 0.800										0	0	0	0	0	0	0						
Sixto Lezcano, R (7, PH) OBP: 0.390, SLG: 0.316										1	0	0	0	0	0	0						
John Candelaria, L (8, 1)										0	0	0	0	0	0	0						
Lee Mazzilli, S (9, PH) OBP: 0.447, SLG: 0.407										1	0	0	0	0	1							
Inning Stats	R: 0 E: 0 K: 1 S: 5	H: 0 LOB: 0 BB: 0 P: 5	R: 0 E: 0 K: 0 S: 3	H: 1 LOB: 0 BB: 0 P: 3	R: 0 E: 0 K: 0 S: 3	H: 0 LOB: 0 BB: 0 P: 3	R: 4 E: 0 K: 2 S: 12	H: 5 LOB: 2 BB: 1 P: 16	R: 0 E: 0 K: 3 S: 10	H: 1 LOB: 1 BB: 0 P: 10	R: 0 E: 0 K: 1 S: 5	H: 1 LOB: 0 BB: 0 P: 5	R: 0 E: 0 K: 0 S: 3	H: 0 LOB: 0 BB: 0 P: 3	R: 0 E: 0 K: 1 S: 6	H: 1 LOB: 1 BB: 0 P: 6	R: 0 E: 0 K: 2 S: 8	H: 1 LOB: 1 BB: 0 P: 8	1B: 9 2B: 1 3B: 0 HR: 0	SF: 0 SAC: 0 DP: 1 HBP: 0	WP: 0 PB: 0 SB: 0 CS: 0	PA: 36
PITCHER	IP	WLS	BF	H	R	ER	SO	BB	IBB	HBP	BLK	WP	HR	S	P	ERA	WHIP					
Jerry Reuss, L (1, 1) ERA: 3.18	7.0	W	28	8	4	4	7	1	0	0	0	0	0	41	45	5.14	1.286					
Ken Howell, R (8, 1) ERA: 2.95	2.0	S	8	2	0	0	3	0	0	0	0	0	0	14	14	0.00	1.000					

Los Angeles Dodgers @ Pittsburgh Pirates
Three Rivers Stadium, Pittsburgh, PA
Wed Jul 10 1985, 7:05 PM EDT
Att: 12,934 - Unknown

AB 35
R 4
H 10
RBI 4
BB 1
SO 10
LOB 12



Batter	1	2	3	4	5	6	7	8	9	AB	R	H	RBI	BB	SO	LOB	TOP																			
Dan Gladden, R (1, 8) OBP: 0.292, SLG: 0.308	0-0 F7	0-0		0-0 F8		4-0			0-3 K	4	0	1	1	1	1	1																				
Brad Wellman, R (1, 4) OBP: 0.309, SLG: 0.333	4-0	0-0 P4			1-0	0-0 P6			0-0	3	1	1	0	1	0	3																				
Chili Davis, S (1, 9) OBP: 0.332, SLG: 0.410	0-0 P4		0-0 4-3		0-0 F8		0-0 F9		4-0	4	0	0	0	1	0	2																				
Jeffrey Leonard, R (1, 7) OBP: 0.272, SLG: 0.369	0-3 K		0-0 P4		0-0 F8		0-0 P4		0-3 K	5	0	0	0	0	2	4																				
Bob Brently, R (1, 2) OBP: 0.324, SLG: 0.438		4-0 BB 1B FC4-6 BB	0-0 E6		0-0		0-0 F7		0-3 K	4	2	1	2	1	1	2																				
David Green, R (1, 3) OBP: 0.289, SLG: 0.273		0-0 FC4-6 BB 1B	0-3 K		4-0			0-0 5-3		3	1	1	0	1	1	1																				
Ricky Adams, R (1, 5) OBP: 0.230, SLG: 0.333		0-3 K		0-0 F8		0-0 FC6-4		0-3 K		4	0	0	0	0	2	3	AB 33 R 4 H 6 RBI 4 BB 6 SO 8 LOB 19																			
Jose Uribe, S (1, 6) OBP: 0.271, SLG: 0.323		4-0 FC4-6 BB 1B	0-0 SH3 1B		0-0		0-0 F2		0-0	3	0	2	0	1	0	0																				
Dave LaPoint, L (1, 1) OBP: 0.297, SLG: 0.265		0-0 FC4-6 1B	0-0 SH3		0-0		0-0 4-3		0-3 K	3	0	0	1	0	1	3																				
Inning Stats	R: 0 E: 0 K: 1 S: 5	H: 0 LOB: 1 BB: 1 P: 9	R: 2 E: 0 K: 1 S: 7	H: 2 LOB: 2 BB: 2 P: 15	R: 0 E: 1 K: 1 S: 6	H: 0 LOB: 1 BB: 0 P: 6	R: 0 E: 0 K: 0 S: 4	H: 1 LOB: 1 BB: 0 P: 4	R: 2 E: 0 K: 0 S: 4	H: 1 LOB: 1 BB: 1 P: 9	R: 0 E: 0 K: 0 S: 3	H: 0 LOB: 0 BB: 0 P: 3	R: 0 E: 0 K: 2 S: 8	H: 1 LOB: 1 BB: 0 P: 8	R: 0 E: 0 K: 3 S: 10	H: 1 LOB: 2 BB: 1 P: 14	1B: 4 2B: 1 3B: 0 HR: 1	SF: 0 SAC: 1 DP: 0 HBP: 1	WP: 0 PA: 41 PB: 0 SB: 1 CS: 0																	
PITCHER	IP	WLS	BF	H	R	ER	SO	BB	IBB	HBP	BLK	WP	HR	S	P	ERA	WHIP	PITCHER		IP	WLS	BF	H	R	ER	SO	BB	IBB	HBP	BLK	WP	HR	S	P	ERA	WHIP
Jose DeLeon, R (1, 1) ERA: 4.72	7.0	L	32	4	4	4	3	5	0	1	0	0	1	32	53	5.14	1.286																			
Don Robinson, R (8, 1) ERA: 3.44	2.0		9	2	0	0	5	0	1	0	0	0	0	18	22	0.00	1.000																			

San Francisco Giants @ Pittsburgh Pirates
Three Rivers Stadium, Pittsburgh, PA
Sat Jul 13 1985, 3:33 AM EDT
Att: 10,050 - Unknown - 90 F

AB	33
R	4
H	6
RBI	4
BB	6
SO	8
LOB	19



Batter	1	2	3	4	5	6	7	8	9	AB	R	H	RBI	BB	SO	LOB	BOTTOM																			
Bill Almon, R (1, 7) OBP: 0.342, SLG: 0.414	0-0 F8 1B		0-0	0-0 6-3			0-0 6-3			4	0	2	0	0	0	2																				
Johnny Ray, S (1, 4) OBP: 0.286, SLG: 0.376	0-0	0-0 G5-4-3 1B	0-0 B2		0-0 5-3		0-0 5-3		0-0	4	0	1	0	0	0	1																				
Bill Madlock, R (1, 5) OBP: 0.320, SLG: 0.380	0-0 F8		0-0 P4		0-3 K		0-3 K		0-3 K	4	0	0	0	0	2	3																				
George Hendrick, R (1, 9) OBP: 0.291, SLG: 0.328	0-0 G5-4-3		4-0		0-3 K		0-0 4-3			3	0	0	0	1	1	2																				
Jason Thompson, L (1, 3) OBP: 0.347, SLG: 0.411		0-0 HR	0-0 F8			0-3 K		0-0 4-3		4	1	1	1	0	1	2																				
Tony Peña, R (1, 2) OBP: 0.307, SLG: 0.384		4-0 G6-4-3 BB		0-0 6-3		0-0 5-3		0-0 F9		3	0	0	0	1	0	0																				
Marvell Wynne, L (1, 8) OBP: 0.285, SLG: 0.311		0-0 G6-4-3	0-0 L6		0-0 F6			0-0 1B		4	0	1	0	0	0	1																				
Sam Khalifa, R (1, 6) OBP: 0.365, SLG: 0.348		0-0 1B	0-0 1B		0-0 1B		0-3 K		0-0 6-3	4	0	2	0	0	1	1																				
Jose DeLeon, R (1, 1) OBP: 0.152, SLG: 0.067		0-0 1-3		0-0 1B			0-0 F9			2	0	1	0	0	0	1																				
Sixto Lezcano, R (7, PH) OBP: 0.386, SLG: 0.312										1	0	0	0	0	0	0																				
Don Robinson, R (8, 1) ERA: 3.44										0	0	0	0	0	0	0																				
Inning Stats	R: 0 E: 0 K: 0 S: 4	H: 2 LOB: 1 BB: 0 P: 4	R: 1 E: 0 K: 0 S: 4	H: 2 LOB: 1 BB: 1 P: 8	R: 0 E: 0 K: 0 S: 4	H: 1 LOB: 2 BB: 1 P: 8	R: 0 E: 0 K: 0 S: 5	H: 2 LOB: 2 BB: 0 P: 5	R: 0 E: 0 K: 2 S: 7	H: 0 LOB: 0 BB: 0 P: 7	R: 0 E: 0 K: 1 S: 5	H: 0 LOB: 0 BB: 0 P: 5	R: 0 E: 0 K: 1 S: 5	H: 0 LOB: 0 BB: 0 P: 5	R: 0 E: 0 K: 0 S: 4	H: 1 LOB: 1 BB: 0 P: 4	1B: 6 2B: 1 3B: 0 HR: 1	SF: 0 SAC: 0 DP: 2 HBP: 0	WP: 0 PA: 35 PB: 0 SB: 0 CS: 0																	
PITCHER	IP	WLS	BF	H	R	ER	SO	BB	IBB	HBP	BLK	WP	HR	S	P	ERA	WHIP	PITCHER		IP	WLS	BF	H	R	ER	SO	BB	IBB	HBP	BLK	WP	HR	S	P	ERA	WHIP
Dave LaPoint, L (1, 1) ERA: 2.77	9.0	W	35	8	1	1	5	2	0	0	0	0	1	43	51	1.00	1.111																			

San Francisco Giants @ Pittsburgh Pirates
Three Rivers Stadium, Pittsburgh, PA
Sat Jul 13 1985, 3:33 AM EDT
Att: 10,050 - Unknown - 90 F

AB	33
R	1
H	8
RBI	1
BB	2
SO	5
LOB	13



Batter	1	2	3	4	5	6	7	8	9	AB	R	H	RBI	BB	SO	LOB	TOP										
Dan Gladden, R (1, 8) OBP: 0.294, SLG: 0.308 Joel Youngblood, R (7, FR) OBP: 0.308, SLG: 0.240 (7, 8)	G3																3 0 1 0 0 0 0 1 1 1 0 0 0 0										
Brad Wellman, R (1, 4) OBP: 0.301, SLG: 0.338	K																5 0 1 2 0 2 3										
Chili Davis, S (1, 9) OBP: 0.331, SLG: 0.418	G3																4 1 1 1 0 1 2										
Jeffrey Leonard, R (1, 7) OBP: 0.269, SLG: 0.364																	4 0 0 0 0 1 0										
Bob Brently, R (1, 2) OBP: 0.319, SLG: 0.430																	4 0 0 0 0 3 0										
Chris Brown, R (1, 5) OBP: 0.336, SLG: 0.443																	4 1 1 0 0 1 0										
David Green, R (1, 3) OBP: 0.275, SLG: 0.305 Scot Thompson, L (7, 3) OBP: 0.224, SLG: 0.257																	3 3 2 1 0 0 0 1 0 1 0 0 0 0										
Jose Uribe, S (1, 6) OBP: 0.274, SLG: 0.330																	4 1 2 2 0 0 1										
Bill Laskey, R (1, 1) OBP: 0.222, SLG: 0.087 Mark Davis, L (6, 1) OBP: 0.200, SLG: 0.400																	2 0 0 0 0 1 1 0 0 0 0 0 0 0										
Inning Stats	R: 0 E: 0 K: 1 S: 5	H: 0 LOB: 0 BB: 0 P: 5	R: 2 E: 1 K: 3 S: 12	H: 2 LOB: 1 BB: 0 P: 12	R: 0 E: 0 K: 1 S: 5	H: 1 LOB: 0 BB: 0 P: 5	R: 0 E: 0 K: 1 S: 5	H: 0 LOB: 0 BB: 0 P: 5	R: 1 E: 0 K: 0 S: 4	H: 1 LOB: 0 BB: 0 P: 4	R: 1 E: 0 K: 0 S: 4	H: 1 LOB: 0 BB: 0 P: 4	R: 3 E: 0 K: 1 S: 8	H: 3 LOB: 2 BB: 0 P: 9	R: 0 E: 0 K: 1 S: 5	H: 0 LOB: 0 BB: 0 P: 5	R: 0 E: 0 K: 1 S: 7	H: 2 LOB: 2 BB: 0 P: 7	1B: 4 2B: 4 3B: 0 HR: 2	SF: 0 SAC: 1 DP: 0 HBP: 1	WP: 0 PB: 0 SB: 0 CS: 1	PA: 38					
PITCHER	IP	WLS	BF	H	R	ER	SO	BB	IBB	HBP	BLK	WP	HR	S	P	ERA	WHIP										
Rick Rhoden, R (1, 1) ERA: 4.6	6.2	L	28	7	7	5	7	0	0	1	0	0	2	41	42	6.75	1.050										
Jim Winn, R (7, 1) ERA: 3.53	1.1		5	1	0	0	1	0	0	0	0	0	0	7	7	0.00	0.750										
Al Holland, L (9, 1) ERA: 3.41	0.2		4	2	0	0	0	0	0	0	0	0	0	4	4	0.00	3.000										
Cecilio Guante, R (9, 1) ERA: 1.8	0.1		1	0	0	0	1	0	0	0	0	0	0	3	3	0.00	0.000										

San Francisco Giants @ Pittsburgh Pirates
Three Rivers Stadium, Pittsburgh, PA
Sun Jul 14 1985, 3:33 AM EDT
Att: 18,313 - Cloudy

livebaseballscorecards.com

AB 35
R 7
H 10
RBI 6
BB 0
SO 9
LOB 7

Batter	1	2	3	4	5	6	7	8	9	AB	R	H	RBI	BB	SO	LOB	BOTTOM										
Marvell Wynne, L (1, 8) OBP: 0.280, SLG: 0.305	6-3																4 0 0 0 0 1 2										
Sam Khalifa, R (1, 6) OBP: 0.372, SLG: 0.371																	4 1 2 1 0 0 1										
Johnny Ray, S (1, 4) OBP: 0.285, SLG: 0.375																	4 1 1 1 0 0 2										
Jason Thompson, L (1, 3) OBP: 0.346, SLG: 0.412																	4 0 1 1 0 2 1										
George Hendrick, R (1, 9) OBP: 0.286, SLG: 0.323																	4 0 0 0 0 0 1										
Tony Peña, R (1, 2) OBP: 0.303, SLG: 0.379																	4 0 0 0 0 0 1										
Steve Kemp, L (1, 7) OBP: 0.306, SLG: 0.298 Bill Almon, R (7, PH) OBP: 0.340, SLG: 0.412 (8, 7)																	2 0 0 0 0 1 0 1 0 0 0 0 1 0										
Jim Morrison, R (1, 5) OBP: 0.284, SLG: 0.300																	3 1 1 0 0 0 0										
Rick Rhoden, R (1, 1) OBP: 0.205, SLG: 0.211 Jim Winn, R (7, 1) OBP: 0.392, SLG: 0.321 Al Holland, R (9, 1) OBP: 0.500, SLG: 0.800 Cecilio Guante, R (9, 1) OBP: 0.125, SLG: 0.125																	2 0 0 0 0 0 0 0 0 0 0 0 0 0 1 0 1 0 0 0 0 0 0 0 0 0 0 0 0 0 0 0 0 0 0										
Inning Stats	R: 2 E: 0 K: 0 S: 6	H: 3 LOB: 1 BB: 0 P: 6	R: 0 E: 0 K: 1 S: 5	H: 0 LOB: 0 BB: 0 P: 5	R: 0 E: 0 K: 0 S: 3	H: 0 LOB: 0 BB: 0 P: 3	R: 0 E: 0 K: 0 S: 3	H: 0 LOB: 0 BB: 0 P: 3	R: 0 E: 0 K: 2 S: 8	H: 1 LOB: 1 BB: 0 P: 8	R: 0 E: 0 K: 1 S: 5	H: 0 LOB: 0 BB: 0 P: 5	R: 1 E: 0 K: 0 S: 5	H: 2 LOB: 1 BB: 0 P: 5	R: 0 E: 0 K: 1 S: 5	H: 0 LOB: 0 BB: 0 P: 5	1B: 4 2B: 2 3B: 0 HR: 0	SF: 0 SAC: 0 DP: 0 HBP: 0	WP: 0 PB: 0 SB: 0 CS: 0	PA: 33							
PITCHER	IP	WLS	BF	H	R	ER	SO	BB	IBB	HBP	BLK	WP	HR	S	P	ERA	WHIP										
Bill Laskey, R (1, 1) ERA: 3.8	5.1	W	20	4	2	2	2	0	0	0	0	0	0	24	24	3.38	0.750										
Mark Davis, L (6, 1) ERA: 2.27	3.2	S	13	2	1	1	3	0	0	0	0	0	0	19	19	2.46	0.545										

San Francisco Giants @ Pittsburgh Pirates
Three Rivers Stadium, Pittsburgh, PA
Sun Jul 14 1985, 3:33 AM EDT
Att: 18,313 - Cloudy

livebaseballscorecards.com

AB 33
R 3
H 6
RBI 3
BB 0
SO 5
LOB 8

Batter	1	2	3	4	5	6	7	8	9	AB	R	H	RBI	BB	SO	LOB	TOP										
Bill Almon, R (1, 7) OBP: 0.342, SLG: 0.419 Joe Orsulak, L (4, 7) OBP: 0.339, SLG: 0.348										2	1	1	0	0	0	0	Pittsburgh Pirates @ San Diego Padres Jack Murphy Stadium, San Diego, CA Thu Jul 18 1985, 6:33 AM EDT Att: 20,740 - Unknown										
Johnny Ray, S (1, 4) OBP: 0.295, SLG: 0.373										4	0	1	0	0	0	1											
Bill Madlock, R (1, 5) OBP: 0.316, SLG: 0.375										4	0	0	0	0	0	1											
Sixto Lezcano, R (1, 9) OBP: 0.396, SLG: 0.366										4	1	2	1	0	0	0											
Jason Thompson, L (1, 3) OBP: 0.348, SLG: 0.414 Jim Morrison, R (9, PR) OBP: 0.284, SLG: 0.300										4	0	2	0	0	0	0											
Tony Peña, R (1, 2) OBP: 0.302, SLG: 0.377										4	0	1	0	0	0	3											
Marvell Wynne, L (1, 8) OBP: 0.275, SLG: 0.300										4	0	0	0	0	1	5											
Sam Khalifa, R (1, 6) OBP: 0.370, SLG: 0.370										3	0	1	0	0	0	1											
Rick Reuschel, R (1, 1) OBP: 0.231, SLG: 0.269 Lee Mazzilli, S (8, PH) OBP: 0.442, SLG: 0.402 John Candelaria, L (8, 1)										2	0	1	0	0	0	0											
Inning Stats	R: 1 E: 0 K: 0 S: 4	H: 2 LOB: 0 BB: 0 P: 4	R: 0 E: 1 K: 0 S: 4	H: 1 LOB: 1 BB: 0 P: 4	R: 0 E: 0 K: 0 S: 3	H: 0 LOB: 0 BB: 0 P: 3	R: 1 E: 0 K: 0 S: 4	H: 1 LOB: 0 BB: 0 P: 4	R: 0 E: 0 K: 1 S: 6	H: 1 LOB: 1 BB: 0 P: 6	R: 0 E: 0 K: 0 S: 3	H: 0 LOB: 0 BB: 0 P: 3	R: 0 E: 0 K: 0 S: 3	H: 1 LOB: 1 BB: 0 P: 3	R: 0 E: 0 K: 1 S: 6	H: 1 LOB: 2 BB: 0 P: 5		R: 0 E: 0 K: 0 S: 5	H: 2 LOB: 3 BB: 0 P: 5	1B: 7 2B: 1 3B: 0 HR: 1	SF: 0 SAC: 1 DP: 2 HBP: 0	WP: 0 PB: 0 SB: 0 CS: 0	PA: 34				
PITCHER	IP	WLS	BF	H	R	ER	SO	BB	IBB	HBP	BLK	WP	HR	S	P	ERA	WHIP										
Dave Dravecky, L (1, 1) ERA: 2.21	6.0		22	5	2	2	1	0	0	0	0	0	1	24	24	3.00	0.833										
Craig Lefferts, L (7, 1) ERA: 3.72	2.0	W	7	2	0	0	1	0	0	0	0	0	0	9	9	0.00	1.000										
Rich Gossage, R (9, 1) ERA: 1.69	1.0	S	5	2	0	0	0	0	0	0	0	0	0	5	5	0.00	2.000										

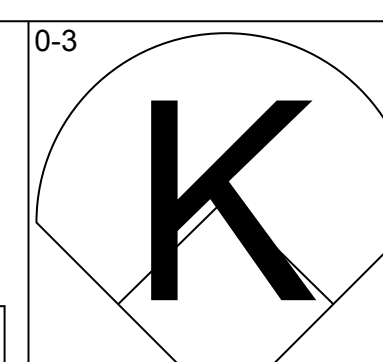
AB	33
R	2
H	9
RBI	1
BB	0
SO	2
LOB	13



Batter	1	2	3	4	5	6	7	8	9	AB	R	H	RBI	BB	SO	LOB	BOTTOM										
Tim Flannery, L (1, 4) OBP: 0.380, SLG: 0.369										4	0	1	0	0	1	0	Pittsburgh Pirates @ San Diego Padres Jack Murphy Stadium, San Diego, CA Thu Jul 18 1985, 6:33 AM EDT Att: 20,740 - Unknown										
Tony Gwynn, L (1, 9) OBP: 0.339, SLG: 0.414										4	0	0	0	0	0	1											
Steve Garvey, R (1, 3) OBP: 0.284, SLG: 0.424										4	1	1	0	0	1	0											
Graig Nettles, L (1, 5) OBP: 0.394, SLG: 0.404										3	1	1	0	1	0	0											
Terry Kennedy, L (1, 2) OBP: 0.301, SLG: 0.395										4	0	1	0	0	1	3											
Carmelo Martinez, R (1, 7) OBP: 0.345, SLG: 0.454										4	1	2	1	0	0	3											
Kevin McReynolds, R (1, 8) OBP: 0.307, SLG: 0.433										4	0	1	2	0	1	3											
Garry Templeton, S (1, 6) OBP: 0.348, SLG: 0.397										1	0	0	0	2	0	0											
Dave Dravecky, R (1, 1) OBP: 0.146, SLG: 0.128 Al Bumbry, L (6, PH) OBP: 0.270, SLG: 0.237 Craig Lefferts, L (7, 1) OBP: 0.333, SLG: 0.333 Rich Gossage, R (9, 1)										2	0	0	0	0	2	2											
Inning Stats	R: 0 E: 0 K: 1 S: 5	H: 0 LOB: 0 BB: 0 P: 5	R: 0 E: 0 K: 1 S: 6	H: 1 LOB: 1 BB: 0 P: 6	R: 0 E: 0 K: 1 S: 6	H: 1 LOB: 1 BB: 0 P: 6	R: 2 E: 0 K: 1 S: 7	H: 2 LOB: 2 BB: 2 P: 15	R: 0 E: 0 K: 0 S: 3	H: 0 LOB: 0 BB: 0 P: 3	R: 0 E: 0 K: 1 S: 7	H: 2 LOB: 3 BB: 1 P: 11	R: 0 E: 0 K: 1 S: 5	H: 0 LOB: 0 BB: 0 P: 5	R: 1 E: 0 K: 0 S: 4	H: 1 LOB: 0 BB: 0 P: 4		R: 0 E: 0 K: 0 S: 5	H: 1 LOB: 3 BB: 0 P: 5	1B: 5 2B: 1 3B: 0 HR: 1	SF: 0 SAC: 0 DP: 0 HBP: 0	WP: 1 PB: 0 SB: 0 CS: 0	PA: 34				
PITCHER	IP	WLS	BF	H	R	ER	SO	BB	IBB	HBP	BLK	WP	HR	S	P	ERA	WHIP										
Rick Reuschel, R (1, 1) ERA: 2.35	7.0		30	6	2	2	6	1	2	0	0	0	0	39	51	2.57	1.000										
John Candelaria, L (8, 1) ERA: 3.19	1.0	L	4	1	1	1	0	0	0	0	0	0	1	4	4	9.00	1.000										

AB	31
R	3
H	7
RBI	3
BB	3
SO	6
LOB	15



Batter	1	2	3	4	5	6	7	8	9	AB	R	H	RBI	BB	SO	LOB	TOP				
Marvell Wynne, L OBP: 0.275, SLG: 0.299 (1, 8)			4-3			G5-3 1B		F7		4	0	1	0	0	1	1	Pittsburgh Pirates @ San Diego Padres Jack Murphy Stadium, San Diego, CA Fri Jul 19 1985, 10:05 PM EDT Att: 30,386 - Unknown				
Lee Mazzilli, S OBP: 0.426, SLG: 0.384 (1, 3)	E4 G3		3-1			F9		P6		4	0	0	0	0	2						
Johnny Ray, S OBP: 0.285, SLG: 0.372 (1, 4)	G3 1-2			4-3				F7		4	0	1	0	0	2						
Sixto Lezcano, R OBP: 0.391, SLG: 0.353 (1, 9)	6-3			5-3		G5-3 2-3f			FC8-4 BB	3	0	0	0	1	3						
Bill Madlock, R OBP: 0.315, SLG: 0.373 (1, 5)		F7					F7		FC8-4 G4-6-3	4	0	1	0	0	1						
Tony Peña, R OBP: 0.299, SLG: 0.373 (1, 2)	F9			F2			F9		G4-6-3	4	0	0	0	0	2						
Steve Kemp, L OBP: 0.311, SLG: 0.316 (1, 7)					F2					3	0	2	0	0	0						
Sam Khalifa, R OBP: 0.357, SLG: 0.355 (1, 6)	6-3				K		F8			3	0	0	0	1	2						
Jose DeLeon, R OBP: 0.147, SLG: 0.065 (5, PH)			L3			P6				1	0	0	0	0	0						
Doug Froese, L OBP: 0.327, SLG: 0.280 (5, PH)										0	0	0	0	0	0						
Jim Winn, R OBP: 0.377, SLG: 0.179 (5, PH)										0	0	0	0	0	0						
Larry McWilliams, L OBP: 0.453, SLG: 0.352 (8, PH)										1	0	1	0	0	0						
Joe Orsulik, R OBP: 0.340, SLG: 0.352 (8, PH)										0	0	1	0	0	0						
Al Holland, R OBP: 0.500, SLG: 0.800 (8, PH)										0	0	0	0	0	0						
Inning Stats	R: 0 E: 1 K: 1 S: 6	H: 0 LOB: 1 BB: 0 P: 6	R: 0 E: 0 K: 0 S: 4	H: 1 LOB: 1 BB: 0 P: 4	R: 0 E: 0 K: 0 S: 3	H: 0 LOB: 0 BB: 0 P: 3	R: 0 E: 0 K: 0 S: 4	H: 1 LOB: 1 BB: 0 P: 4	R: 0 E: 0 K: 1 S: 5	H: 0 LOB: 0 BB: 0 P: 5	R: 0 E: 0 K: 0 S: 4	H: 2 LOB: 1 BB: 0 P: 4	R: 0 E: 0 K: 0 S: 4	H: 1 LOB: 1 BB: 0 P: 4	R: 0 E: 0 K: 0 S: 4	H: 1 LOB: 1 BB: 0 P: 4	R: 0 E: 0 K: 0 S: 2	H: 0 LOB: 0 BB: 1 P: 6	1B: 4 2B: 2 3B: 0 HR: 0	SF: 0 SAC: 0 DP: 2 HBP: 0	WP: 0 PA: 33 PB: 0 SB: 0 CS: 0
PITCHER	IP WLS BF H R ER SO BB IBB HBP BLK WP HR S P ERA WHIP																				
Andy Hawkins, R ERA: 3.16 (1, 1)	7.0 W 26 5 0 0 2 0 0 0 0 0 0 30 30 0.00 0.714																				
Tim Stoddard, R ERA: 3.52 (8, 1)	2.0 7 1 0 0 0 1 0 0 0 0 0 6 10 0.00 1.000																				

Batter	1	2	3	4	5	6	7	8	9	AB	R	H	RBI	BB	SO	LOB	BOTTOM		
Tim Flannery, L OBP: 0.382, SLG: 0.371 (1, 4)	1-3			WP 1B	1B BB		F8			4	2	2	0	0	0	0	Pittsburgh Pirates @ San Diego Padres Jack Murphy Stadium, San Diego, CA Fri Jul 19 1985, 10:05 PM EDT Att: 30,386 - Unknown		
Tony Gwynn, L OBP: 0.338, SLG: 0.413 (1, 9)	6-3			F7	BB BB 1B		F8			4	0	1	0	0	1				
Steve Garvey, R OBP: 0.286, SLG: 0.423 (1, 3)	6-3			1B HR	1B BB		5-3			3	1	1	1	1	0				
Graig Nettles, L OBP: 0.399, SLG: 0.420 (1, 5)		F8		HR	1B BB			HR		3	2	2	2	1	0				
Terry Kennedy, L OBP: 0.300, SLG: 0.403 (1, 2)	6-3			HR	4-3		F9			4	1	1	3	0	3				
Carmelo Martinez, R OBP: 0.347, SLG: 0.450 (1, 7)	5-3			F7		FC4-6 BB		BB		2	0	0	0	2	0				
Kevin McReynolds, R OBP: 0.304, SLG: 0.396 (1, 8)	6-3		K			F9		K		4	0	0	0	0	2				
Garry Templeton, S OBP: 0.344, SLG: 0.392 (1, 6)			F7		4-3	FC4-6		L4		4	0	0	0	0	2				
Andy Hawkins, R OBP: 0.111, SLG: 0.091 (1, 1)			K		6-3		F7			3	0	0	0	0	1				
Tim Stoddard, R (8, 1)										0	0	0	0	0	0				
Inning Stats	R: 0 E: 0 K: 0 S: 3	H: 0 LOB: 0 BB: 0 P: 3	R: 0 E: 0 K: 0 S: 3	H: 0 LOB: 0 BB: 0 P: 3	R: 0 E: 0 K: 1 S: 5	H: 0 LOB: 0 BB: 0 P: 5	R: 4 E: 0 K: 1 S: 9	H: 4 LOB: 0 BB: 0 P: 9	R: 1 E: 0 K: 0 S: 5	H: 2 LOB: 3 BB: 2 P: 13	R: 0 E: 0 K: 0 S: 3	H: 0 LOB: 1 BB: 1 P: 7	R: 0 E: 0 K: 0 S: 3	H: 0 LOB: 0 BB: 0 P: 3	R: 1 E: 0 K: 1 S: 6	H: 1 LOB: 1 BB: 1 P: 10	1B: 5 2B: 0 3B: 0 HR: 2	SF: 0 SAC: 0 DP: 0 HBP: 0	WP: 1 PA: 35 PB: 0 SB: 0 CS: 0
PITCHER	IP WLS BF H R ER SO BB IBB HBP BLK WP HR S P ERA WHIP																		
Jose DeLeon, R ERA: 4.88 (5, 1)	4.0 L 16 4 4 4 2 0 0 0 0 0 0 20 20 9.00 1.000																		
Jim Winn, R ERA: 3.77 (5, 1)	0.2 6 2 1 1 0 2 0 0 0 0 0 4 12 13.50 6.000																		
Larry McWilliams, L ERA: 4.53 (5, 1)	2.1 8 0 0 0 0 1 0 0 0 0 0 7 11 0.00 0.429																		
Al Holland, L ERA: 3.51 (8, 1)	1.0 5 1 1 1 1 1 0 0 0 0 0 1 6 9.00 2.000																		

Batter	1	2	3	4	5	6	7	8	9	AB	R	H	RBI	BB	SO	LOB	TOP										
Marvell Wynne, L OBP: 0.275, SLG: 0.302	0-0 S 2B 1B	0-0 5-3		0-3 K			0-0 4-3		0-3 K	5	1	1	0	0	2	3	Pittsburgh Pirates @ Los Angeles Dodgers Dodger Stadium, Los Angeles, CA Mon Jul 22 1985, 7:05 PM PDT Att: 29,888 - Unknown livebaseballscorecards.com										
Jim Morrison, R OBP: 0.283, SLG: 0.306 Johnny Ray, S OBP: 0.290, SLG: 0.372	0-3 K		0-0 1-3	0-0 F3					0-0 6-3	4	0	1	0	0	1	2											
Bill Madlock, R OBP: 0.318, SLG: 0.370	0-0 1B 2B		0-0 F9							3	1	1	1	1	0	0											
George Hendrick, R OBP: 0.283, SLG: 0.319 Joe Orsulak, L OBP: 0.337, SLG: 0.345	0-0 6-3		0-0 5-3						0-0 F7	3	0	0	0	0	0	1											
Jason Thompson, L OBP: 0.350, SLG: 0.414	0-0 1B			4-0 1B HR BB					0-0 F4	3	1	1	1	1	0	0											
Tony Peña, R OBP: 0.294, SLG: 0.376		0-0 5-3		0-0 F4					0-0 6-3	4	1	1	1	0	0	1											
Sixto Lezcano, R OBP: 0.404, SLG: 0.364				0-0 1B 1B					4-0 G4-6-3 BB	3	1	2	0	1	0	0											
Sam Khalifa, R OBP: 0.358, SLG: 0.402				0-0 1B					0-0 G4-6-3 1-2	4	1	2	3	0	0	1											
Larry McWilliams, L OBP: 0.118, SLG: 0.121 Cecilio Guante, R OBP: 0.100, SLG: 0.100	0-3 K			0-0 E6					0-3 K	2	0	0	0	0	1	2											
									0-3 K	2	0	0	0	0	2	0											
Inning Stats	R: 2 E: 0 K: 1 S: 7	H: 3 LOB: 1 BB: 0 P: 7	R: 0 E: 0 K: 1 S: 7	H: 2 LOB: 2 BB: 0 P: 7	R: 0 E: 0 K: 0 S: 3	H: 0 LOB: 0 BB: 0 P: 3	R: 3 E: 1 K: 1 S: 8	H: 2 LOB: 1 BB: 1 P: 12	R: 0 E: 0 K: 0 S: 3	H: 0 LOB: 0 BB: 0 P: 3	R: 0 E: 0 K: 0 S: 2	H: 0 LOB: 0 BB: 1 P: 6	R: 0 E: 0 K: 1 S: 6	H: 1 LOB: 2 BB: 1 P: 10	R: 1 E: 0 K: 0 S: 4	H: 1 LOB: 0 BB: 0 P: 4	R: 0 E: 0 K: 2 S: 7	H: 0 LOB: 0 BB: 0 P: 7	1B: 5 2B: 2 3B: 0 HR: 2	SF: 0 SAC: 0 DP: 1 HBP: 0	WP: 0 PB: 0 SB: 1 CS: 0	PA: 38					
PITCHER	IP	WLS	BF	H	R	ER	SO	BB	IBB	HBP	BLK	WP	HR	S	P	ERA	WHIP										
Rick Honeycutt, L ERA: 3.34	2.0	L	10	5	2	2	2	0	0	0	0	0	0	14	14	9.00	2.500										
Bobby Castillo, R ERA: 8.18	2.0		10	2	3	3	1	1	0	0	0	0	1	11	15	13.50	1.500										
Dennis Powell, L ERA: 5.4	2.0		6	0	0	0	1	0	0	0	0	0	0	5	9	0.00	0.500										
Carlos Diaz, L ERA: 2.06	3.0		12	2	1	1	3	0	1	0	0	0	1	17	21	3.00	0.667										

Batter	1	2	3	4	5	6	7	8	9	AB	R	H	RBI	BB	SO	LOB	BOTTOM										
Steve Sax, R OBP: 0.339, SLG: 0.287	0-0 4-3								0-0 F8	5	0	1	2	0	0	3	Pittsburgh Pirates @ Los Angeles Dodgers Dodger Stadium, Los Angeles, CA Mon Jul 22 1985, 7:05 PM PDT Att: 29,888 - Unknown livebaseballscorecards.com										
Mariano Duncan, R OBP: 0.288, SLG: 0.324 Len Matuszek, L OBP: 0.251, SLG: 0.319 Carlos Diaz, R	0-0 6-3		0-3 K						0-0 F2	3	0	1	0	0	1	0											
Ken Landreaux, L OBP: 0.277, SLG: 0.377									0-0 F6	4	0	0	0	1	3	0											
Enos Cabell, R OBP: 0.326, SLG: 0.355	0-3 K		0-3 K						0-0 F6	4	0	0	0	1	3	0											
Pedro Guerrero, R OBP: 0.407, SLG: 0.579			0-3 K							4	1	2	0	0	1	2											
Mike Marshall, R OBP: 0.326, SLG: 0.435										4	0	1	0	0	1	4											
Greg Brock, L OBP: 0.335, SLG: 0.474										4	0	0	0	0	1	3											
Candy Maldonado, R ERA: 4.45 Terry Whitfield, L OBP: 0.325, SLG: 0.446									0-0 F8	1	1	1	0	2	0	0											
Steve Yeager, R OBP: 0.253, SLG: 0.253 Mike Scioscia, L OBP: 0.371, SLG: 0.378									0-0 F8	1	0	0	0	0	0	0											
Rick Honeycutt, L OBP: 0.198, SLG: 0.111 Bill Russell, R OBP: 0.301, SLG: 0.318 Bobby Castillo, R OBP: 0.279, SLG: 0.125 Bob Ball, R OBP: 0.266, SLG: 0.298 Dennis Powell, R OBP: 0.318, SLG: 0.330									0-0 F4	0	0	0	0	0	0	0											
									0-3 K	0	0	0	0	0	1	2											
Inning Stats	R: 0 E: 0 K: 1 S: 5	H: 0 LOB: 0 BB: 0 P: 5	R: 1 E: 1 K: 0 S: 4	H: 1 LOB: 3 BB: 3 P: 16	R: 0 E: 0 K: 3 S: 9	H: 0 LOB: 0 BB: 0 P: 9	R: 0 E: 0 K: 2 S: 8	H: 1 LOB: 2 BB: 1 P: 12	R: 0 E: 0 K: 0 S: 4	H: 1 LOB: 2 BB: 1 P: 8	R: 2 E: 0 K: 1 S: 8	H: 3 LOB: 1 BB: 0 P: 8	R: 0 E: 0 K: 2 S: 8	H: 1 LOB: 1 BB: 0 P: 8	R: 0 E: 0 K: 1 S: 5	H: 0 LOB: 0 BB: 0 P: 5	R: 0 E: 0 K: 0 S: 3	H: 0 LOB: 0 BB: 0 P: 3	1B: 5 2B: 2 3B: 0 HR: 0	SF: 0 SAC: 0 DP: 0 HBP: 0	WP: 0 PB: 1 SB: 0 CS: 0	PA: 39					
PITCHER	IP	WLS	BF	H	R	ER	SO	BB	IBB	HBP	BLK	WP	HR	S	P	ERA	WHIP										
Larry McWilliams, L ERA: 1.7	5.2	W	28	6	3	2	6	4	1	0	0	0	0	35	55	3.18	1.765										
Cecilio Guante, R ERA: 1.7	3.1	S	11	1	0	0	4	0	0	0	0	0	0	19	19	0.00	0.300										

Batter	1	2	3	4	5	6	7	8	9	AB	R	H	RBI	BB	SO	LOB	TOP					
Marvell Wynne, L (1, 8) OBP: 0.271, SLG: 0.297	0-3 K		0-3 K			0-0 F6		0-0 F7		4	0	0	0	0	2	1	Pittsburgh Pirates @ Los Angeles Dodgers Dodger Stadium, Los Angeles, CA Tue Jul 23 1985, 7:05 PM PDT Att: 33,013 - Unknown livebaseballscorecards.com					
Steve Kemp, L (1, 7) OBP: 0.309, SLG: 0.331	0-0 4-3		0-0 1-3			0-3 K		0-0 F6		4	0	0	0	0	1	0						
Johnny Ray, S (1, 4) OBP: 0.290, SLG: 0.369	0-0 6-3		0-0 6-3			0-0 F9		4-0 BB		3	0	0	0	1	0	0						
Jason Thompson, L (1, 3) OBP: 0.355, SLG: 0.414		0-0 G3 BB		4-0 G6-4-3 BB			0-0 5-3		4-0 BB	2	0	1	0	2	0	0						
Bill Madlock, R (1, 5) OBP: 0.317, SLG: 0.367		4-0 G3 BB		0-0 G6-4-3			0-0 6-3		0-0 F9	3	0	0	0	1	0	3						
Tony Peña, R (1, 2) OBP: 0.291, SLG: 0.371		0-0 F6		0-3 K			0-3 K		0-0 F8	4	0	0	0	0	2	4						
Doug Frobel, L (1, 9) OBP: 0.349, SLG: 0.289		0-0 G3				0-0 4-3		0-0 F3		3	0	0	0	0	0	2						
Sam Khalifa, R (1, 6) OBP: 0.357, SLG: 0.393		4-0 IBB				0-0 5-3		0-0 6-3		2	0	0	0	1	0	0						
Rick Reuschel, R (1, 1) OBP: 0.214, SLG: 0.250		0-3 K				0-3 K		4-0 BB		2	0	0	0	0	2	3						
Rod Scurry, L (5, 1)										0	0	0	0	0	0	0						
Lee Mazzilli, S (8, PH) OBP: 0.427, SLG: 0.379										0	0	0	0	1	0	0						
Jim Winn, R (8, 1)										0	0	0	0	0	0	0						
Inning Stats	R: 0 E: 0 K: 1 S: 5	H: 0 LOB: 0 BB: 0 P: 5	R: 0 E: 0 K: 1 S: 6	H: 1 LOB: 3 BB: 2 P: 14	R: 0 E: 0 K: 1 S: 5	H: 0 LOB: 0 BB: 1 P: 5	R: 0 E: 0 K: 1 S: 4	H: 0 LOB: 0 BB: 1 P: 8	R: 0 E: 0 K: 1 S: 5	H: 0 LOB: 0 BB: 0 P: 5	R: 0 E: 0 K: 1 S: 5	H: 0 LOB: 0 BB: 0 P: 5	R: 0 E: 0 K: 1 S: 5	H: 0 LOB: 1 BB: 0 P: 5	R: 0 E: 0 K: 0 S: 3	H: 0 LOB: 1 BB: 1 P: 7	R: 0 E: 0 K: 0 S: 3	H: 0 LOB: 2 BB: 2 P: 11	1B: 1 2B: 0 3B: 0 HR: 0	SF: 0 SAC: 0 DP: 1 HBP: 0	WP: 0 PB: 0 SB: 0 CS: 0	PA: 33
PITCHER Orel Hershiser, R (1, 1) ERA: 2.47	IP: 9.0 WLS: W BF: 33 H: 1 R: 0 ER: 0 SO: 7 BB: 5 IBB: 1 HBP: 0 BLK: 0 WP: 0 HR: 0 S: 41 P: 65 ERA: 0.00 WHIP: 0.667															PITCHER						

Batter	1	2	3	4	5	6	7	8	9	AB	R	H	RBI	BB	SO	LOB	BOTTOM			
Mariano Duncan, R (1, 6) OBP: 0.286, SLG: 0.325	0-0 3-1		0-0 2B	0-0 FC4-6		0-3 K		0-0 F2		5	0	1	0	0	1	3	Pittsburgh Pirates @ Los Angeles Dodgers Dodger Stadium, Los Angeles, CA Tue Jul 23 1985, 7:05 PM PDT Att: 33,013 - Unknown livebaseballscorecards.com			
Enos Cabell, R (1, 5) OBP: 0.323, SLG: 0.347	0-3 K		0-3 K		0-0 6-3		4-0 BB	0-0 L6		4	0	0	0	1	2	1				
Bob Bailor, R (9, 5) OBP: 0.268, SLG: 0.296										0	0	0	0	0	0	0				
Ken Landreaux, L (1, 8) OBP: 0.283, SLG: 0.382	0-0 F7			0-0 BB	0-0 1B	0-0 2B		0-0 F3		5	2	3	0	0	0	2				
Pedro Guerrero, R (1, 7) OBP: 0.408, SLG: 0.585		0-0 F8		0-3 K	0-0 1B	0-0 2B		0-0 F8		4	2	2	1	0	1	1				
Candy Maldonado, R (8, 7) OBP: 0.260, SLG: 0.266				1-2 K	1-2 1B	1-2 2B		0-0 F8		1	0	0	0	0	0	1				
Greg Brock, L (1, 3) OBP: 0.337, SLG: 0.474		0-0 FC5-4		0-0 F7	0-0 1B	0-0 2B		0-0 4-3		4	0	2	1	0	0	2				
Mike Marshall, R (1, 9) OBP: 0.328, SLG: 0.431		0-0 FC5-4		1-0 F6	2-2 1B	2-3 2B		0-0 K		2	1	0	0	1	1	2				
Mike Scioscia, L (1, 2) OBP: 0.373, SLG: 0.382		0-0 FC5-4		1-2 K	1-2 1B	1-2 2B		0-0 K		3	1	1	1	1	0	3				
Steve Sax, R (1, 4) OBP: 0.345, SLG: 0.291		0-0 4-3		4-0 1B	1-2 2-3 1B	1-2 2-3 1B		0-0 2B		3	1	1	1	0	3					
Orel Hershiser, R (1, 1) OBP: 0.209, SLG: 0.214		0-0 6-3		0-0 1B	0-0 1B	0-0 1B		0-0 SH4-3		3	0	1	1	0	2					
Inning Stats	R: 0 E: 0 K: 1 S: 5	H: 0 LOB: 0 BB: 0 P: 5	R: 0 E: 0 K: 0 S: 4	H: 1 LOB: 1 BB: 0 P: 4	R: 0 E: 0 K: 1 S: 6	H: 1 LOB: 1 BB: 0 P: 6	R: 3 E: 0 K: 1 S: 8	H: 3 LOB: 2 BB: 1 P: 13	R: 2 E: 0 K: 0 S: 5	H: 3 LOB: 2 BB: 1 P: 9	R: 0 E: 0 K: 1 S: 6	H: 1 LOB: 2 BB: 1 P: 10	R: 1 E: 0 K: 1 S: 7	H: 2 LOB: 2 BB: 1 P: 11	R: 0 E: 0 K: 0 S: 4	H: 1 LOB: 1 BB: 0 P: 4	1B: 8 2B: 4 3B: 0 HR: 0	SF: 0 SAC: 1 DP: 0 HBP: 1	WP: 1 PB: 0 SB: 1 CS: 0	PA: 40
PITCHER Rick Reuschel, R (1, 1) ERA: 2.74	IP: 4.1 WLS: L BF: 22 H: 7 R: 5 ER: 5 SO: 3 BB: 1 IBB: 0 HBP: 1 BLK: 0 WP: 0 HR: 0 S: 26 P: 31 ERA: 10.38 WHIP: 1.846															PITCHER				
Rod Scurry, L (5, 1) ERA: 3.52	2.2 4 1 1 2 2 1 0 0 1 0 15 27 3.38 2.250																			
Jim Winn, R (8, 1) ERA: 3.69	1.0 4 1 0 0 0 0 0 0 0 0 4 4 0.00 1.000																			

Batter	1	2	3	4	5	6	7	8	9	AB	R	H	RBI	BB	SO	LOB	TOP					
Marvell Wynne, L (1, 8) OBP: 0.271, SLG: 0.293										3	0	0	0	1	1	2						
Johnny Ray, S (1, 4) OBP: 0.297, SLG: 0.364										4	0	0	0	0	0	3						
Bill Madlock, R (1, 5) OBP: 0.319, SLG: 0.376										3	1	1	1	1	0	0						
Jason Thompson, L (1, 3) OBP: 0.353, SLG: 0.412										4	0	1	0	0	0	0						
George Hendrick, R (1, 9) OBP: 0.279, SLG: 0.314										4	0	0	0	0	0	3						
Tony Peña, R (1, 2) OBP: 0.293, SLG: 0.371										3	0	1	0	1	0	0						
Doug Frobel, L (1, 7) OBP: 0.336, SLG: 0.277										4	0	0	0	0	2	2						
Sam Khalifa, R (1, 6) OBP: 0.353, SLG: 0.387										4	0	1	0	0	0	1						
Don Robinson, R (1, 1) OBP: 0.083, SLG: 0.083										2	0	1	0	0	1	1						
Al Holland, R (6, 1) OBP: 0.500, SLG: 0.800										0	0	0	0	0	0	0						
Lee Mazzilli, S (7, PH) OBP: 0.423, SLG: 0.375										1	0	0	0	0	0	0						
Jim Winn, R (7, 1)										0	0	0	0	0	0	0						
John Candelaria, L (8, 1)										0	0	0	0	0	0	0						
Inning Stats	R: 0 E: 0 K: 0 S: 3	H: 1 LOB: 2 BB: 2 P: 11	R: 0 E: 0 K: 2 S: 8	H: 2 LOB: 1 BB: 0 P: 8	R: 0 E: 0 K: 1 S: 5	H: 0 LOB: 0 BB: 0 P: 5	R: 0 E: 0 K: 0 S: 3	H: 0 LOB: 0 BB: 0 P: 3	R: 0 E: 1 K: 0 S: 5	H: 1 LOB: 2 BB: 0 P: 5	R: 1 E: 0 K: 1 S: 6	H: 1 LOB: 1 BB: 1 P: 10	R: 0 E: 0 K: 0 S: 3	H: 0 LOB: 0 BB: 0 P: 3	R: 0 E: 1 K: 0 S: 4	H: 0 LOB: 1 BB: 0 P: 4	R: 0 E: 0 K: 0 S: 3	H: 0 LOB: 0 BB: 0 P: 3	1B: 4 2B: 0 3B: 0 HR: 1	SF: 0 SAC: 0 DP: 0 HBP: 0	WP: 0 PB: 0 SB: 1 CS: 1	PA: 35
PITCHER Bob Welch, R (1, 1) ERA: 1.97	IP: 9.0 WLS: W BF: 35 H: 5 R: 1 ER: 1 SO: 4 BB: 3 IBB: 0 HBP: 0 BLK: 0 WP: 0 HR: 1 S: 40 P: 52 ERA: 1.00 WHIP: 0.889											PITCHER	IP: WLS: BF: H: R: ER: SO: BB: IBB: HBP: BLK: WP: HR: S: P: ERA: WHIP:									

Pittsburgh Pirates @ Los Angeles Dodgers
Dodger Stadium, Los Angeles, CA
Wed Jul 24 1985, 7:05 PM PDT
Att: 34,051 - Unknown

AB 32
R 1
H 5
RBI 1
BB 3
SO 4
LOB 12



Batter	1	2	3	4	5	6	7	8	9	AB	R	H	RBI	BB	SO	LOB	BOTTOM			
Dave Anderson, R (1, 5) OBP: 0.315, SLG: 0.300										5	0	1	2	0	1	1				
Mariano Duncan, R (1, 6) OBP: 0.285, SLG: 0.321										4	1	0	0	1	2	2				
Ken Landreaux, L (1, 8) OBP: 0.289, SLG: 0.383										4	2	2	0	1	1	2				
Pedro Guerrero, R (1, 7) OBP: 0.415, SLG: 0.586										1	2	1	0	3	0	0				
Greg Brock, L (1, 3) OBP: 0.339, SLG: 0.486										4	2	2	5	0	0	3				
Mike Marshall, R (1, 9) OBP: 0.331, SLG: 0.432										4	1	2	0	0	1	1				
Mike Scioscia, L (1, 2) OBP: 0.371, SLG: 0.380										4	1	1	1	0	1	1				
Steve Sax, R (1, 4) OBP: 0.341, SLG: 0.287										4	0	0	0	0	1	4				
Bob Welch, R (1, 1) OBP: 0.316, SLG: 0.235										3	0	0	1	1	0	1				
Inning Stats	R: 0 E: 0 K: 2 S: 8	H: 1 LOB: 2 BB: 1 P: 12	R: 0 E: 0 K: 1 S: 5	H: 0 LOB: 0 BB: 0 P: 5	R: 0 E: 0 K: 0 S: 4	H: 1 LOB: 1 BB: 0 P: 4	R: 0 E: 0 K: 0 S: 6	H: 0 LOB: 0 BB: 2 P: 6	R: 4 E: 0 K: 0 S: 5	H: 3 LOB: 0 BB: 2 P: 13	R: 0 E: 0 K: 0 S: 3	H: 0 LOB: 0 BB: 0 P: 3	R: 5 E: 0 K: 3 S: 13	H: 4 LOB: 2 BB: 3 P: 25	R: 0 E: 0 K: 0 S: 3	H: 0 LOB: 0 BB: 0 P: 3	1B: 8 2B: 0 3B: 0 HR: 1	SF: 0 SAC: 0 DP: 1 HBP: 0	WP: 1 PB: 0 SB: 0 CS: 0	PA: 39
PITCHER Don Robinson, R (1, 1) ERA: 3.55	IP: 1.0 WLS: L BF: 4 H: 3 R: 3 ER: 3 SO: 4 BB: 0 IBB: 0 HBP: 0 BLK: 0 WP: 0 HR: 0 S: 27 P: 39 ERA: 9.00 WHIP: 2.000											PITCHER	IP: WLS: BF: H: R: ER: SO: BB: IBB: HBP: BLK: WP: HR: S: P: ERA: WHIP:							
Al Holland, L (6, 1) ERA: 3.58	1.0	4	2	1	1	0	0	0	0	0	0	0	0	0	0	0	9.00	2.000		
Jim Winn, R (7, 1) ERA: 4.37	1.0	7	2	4	4	0	2	0	0	0	1	0	5	13	36.00	4.000				
John Candelaria, L (8, 1) ERA: 3.51	1.0	6	2	1	1	3	1	0	0	0	0	0	11	15	9.00	3.000				

Pittsburgh Pirates @ Los Angeles Dodgers
Dodger Stadium, Los Angeles, CA
Wed Jul 24 1985, 7:05 PM PDT
Att: 34,051 - Unknown

AB 33
R 9
H 9
RBI 9
BB 6
SO 7
LOB 15



Batter	1	2	3	4	5	6	7	8	9	AB	R	H	RBI	BB	SO	LOB	TOP										
Bill Almon, R (1, 7) OBP: 0.342, SLG: 0.417 Joe Orsulak, L (6, PR) OBP: 0.335, SLG: 0.343 (6, 7)	F7		K			5-3 1B		F7		3	0	1	0	0	1	0	Pittsburgh Pirates @ San Francisco Giants Candlestick Park, San Francisco, CA Thu Jul 25 1985, 6:33 AM EDT Att: 3,821 - Sunny										
Johnny Ray, S (1, 4) OBP: 0.269, SLG: 0.367	HR		FC5-4 1B			K		SF7		3	1	2	1	0	1	1											
Bill Madlock, R (1, 3) OBP: 0.319, SLG: 0.384	1B HR		FC5-4			5-3		K		4	1	1	2	0	1	2											
Sixto Lezcano, R (1, 9) OBP: 0.398, SLG: 0.352	6-3					F9		5-3		3	0	0	0	1	0	0											
Tony Peña, R (1, 2) OBP: 0.290, SLG: 0.366	K					F9		F6		4	0	0	0	0	1	2											
Jim Morrison, R (1, 5) OBP: 0.277, SLG: 0.299 Jason Thompson, L (8, PH) OBP: 0.355, SLG: 0.412			K			1-3				3	0	0	0	0	1	0											
Sam Khalifa, R (1, 6) OBP: 0.340, SLG: 0.371			F3			F4		5-3		4	0	0	0	0	1	1											
Marvell Wynne, L (1, 8) OBP: 0.267, SLG: 0.290			K			F6		6-3		3	0	0	0	0	1	0											
Rick Rhoden, R (1, 1) OBP: 0.186, SLG: 0.190 Lee Mazzilli, S (8, PH) OBP: 0.429, SLG: 0.375 Cecilio Guante, R (8, 1) OBP: 0.100, SLG: 0.100			K			G3		PB SF7 BB		2	0	0	0	0	1	0											
Inning Stats	R: 2 E: 0 K: 1 S: 7	H: 2 LOB: 0 BB: 7 P: 7	R: 0 E: 0 K: 2 S: 7	H: 0 LOB: 0 BB: 7 P: 7	R: 0 E: 0 K: 2 S: 8	H: 1 LOB: 1 BB: 0 P: 8	R: 0 E: 0 K: 0 S: 3	H: 0 LOB: 0 BB: 0 P: 3	R: 0 E: 0 K: 0 S: 3	H: 1 LOB: 2 BB: 1 P: 10	R: 0 E: 0 K: 0 S: 3	H: 0 LOB: 0 BB: 0 P: 3	R: 1 E: 0 K: 1 S: 5	H: 0 LOB: 1 BB: 1 P: 9	R: 0 E: 0 K: 1 S: 5	H: 0 LOB: 1 BB: 1 P: 9	1B: 3 2B: 0 3B: 0 HR: 1	SF: 1 SAC: 0 DP: 0 HBP: 0	WP: 0 PB: 1 SB: 1 CS: 0	PA: 34							
PITCHER	IP	WLS	BF	H	R	ER	SO	BB	IBB	HBP	BLK	WP	HR	S	P	ERA	WHIP										
Atlee Hammaker, L (1, 1) ERA: 3.44	7.0		26	4	2	2	6	1	0	0	0	0	1	37	41	2.57	0.714										
Greg Minton, R (8, 1) ERA: 2.78	2.0	W	8	0	1	0	2	2	0	0	0	0	0	10	18	0.00	1.000										

Batter	1	2	3	4	5	6	7	8	9	AB	R	H	RBI	BB	SO	LOB	BOTTOM										
Dan Gladden, R (1, 8) OBP: 0.291, SLG: 0.307	K		6-3					F7		4	0	1	0	0	1	2	Pittsburgh Pirates @ San Francisco Giants Candlestick Park, San Francisco, CA Thu Jul 25 1985, 6:33 AM EDT Att: 3,821 - Sunny										
Manny Trillo, R (1, 4) OBP: 0.299, SLG: 0.308	F8		2B 1B			1B		WP 1B 1B		4	2	2	0	0	0	2											
Chili Davis, S (1, 9) OBP: 0.348, SLG: 0.424	1B BB		1B 2B			S 1B		WP 1B 1B		3	1	3	1	1	0	0											
Jeffrey Leonard, R (1, 7) OBP: 0.278, SLG: 0.387	1B					F7		F4		4	0	1	0	0	1	3											
Chris Brown, R (1, 5) OBP: 0.332, SLG: 0.428	K					L6		2B 1B		4	1	1	2	0	2	3											
David Green, R (1, 3) OBP: 0.281, SLG: 0.291	K					6-3		4-3		4	0	0	0	0	2	2											
Alex Trevino, R (1, 2) OBP: 0.277, SLG: 0.267 Ricky Adams, R (7, PR) OBP: 0.230, SLG: 0.333 Bob Brenly, R (8, 2) OBP: 0.314, SLG: 0.414			6-3			F6		SH2-3 1B		3	0	1	0	0	0	0											
Jose Uribe, S (1, 6) OBP: 0.271, SLG: 0.316	F8					1B 1B		SH2-3 1B		2	0	1	0	1	0	0											
Atlee Hammaker, S (1, 1) Ron Roenicke, S (7, PH) OBP: 0.385, SLG: 0.381 Greg Minton, S (8, 1) ERA: 2.06			K			K		K		2	0	0	0	0	2	1											
Inning Stats	R: 0 E: 0 K: 2 S: 8	H: 1 LOB: 2 BB: 1 P: 12	R: 0 E: 0 K: 1 S: 5	H: 0 LOB: 0 BB: 0 P: 5	R: 1 E: 0 K: 1 S: 6	H: 2 LOB: 1 BB: 0 P: 6	R: 0 E: 0 K: 0 S: 3	H: 0 LOB: 0 BB: 0 P: 3	R: 0 E: 0 K: 1 S: 7	H: 2 LOB: 2 BB: 0 P: 7	R: 0 E: 0 K: 3 S: 10	H: 1 LOB: 1 BB: 0 P: 10	R: 0 E: 0 K: 1 S: 6	H: 1 LOB: 2 BB: 0 P: 6	R: 3 E: 0 K: 1 S: 9	H: 4 LOB: 2 BB: 1 P: 13	1B: 9 2B: 2 3B: 0 HR: 0	SF: 0 SAC: 1 DP: 0 HBP: 0	WP: 1 PB: 0 SB: 1 CS: 0	PA: 36							
PITCHER	IP	WLS	BF	H	R	ER	SO	BB	IBB	HBP	BLK	WP	HR	S	P	ERA	WHIP										
Rick Rhoden, R (1, 1) ERA: 4.4	7.0		28	7	1	1	9	1	0	0	0	0	0	45	49	1.29	1.143										
Cecilio Guante, R (8, 1) ERA: 2.06	1.0	L	8	4	3	3	1	0	1	0	0	1	0	9	13	27.00	4.000										



Batter	1	2	3	4	5	6	7	8	9	AB	R	H	RBI	BB	SO	LOB	TOP				
Bill Almon, R OBP: 0.338, SLG: 0.411 (1, 7)										5	0	1	0	0	1	5					
Sam Khalifa, R OBP: 0.325, SLG: 0.352 (1, 6)										4	0	0	0	0	0	2					
Johnny Ray, S OBP: 0.288, SLG: 0.365 (1, 4)										4	0	0	0	0	0	1					
Sixto Lezcano, R OBP: 0.402, SLG: 0.344 (1, 9)										2	1	0	0	2	0	1					
Jason Thompson, L OBP: 0.356, SLG: 0.409 (1, 3)										4	1	1	0	0	0	1					
Jim Morrison, R OBP: 0.277, SLG: 0.298 (1, 5)										4	1	1	1	0	0	0					
Junior Ortiz, R OBP: 0.297, SLG: 0.286 (1, 2)										2	0	1	0	2	0	0					
Marvell Wynne, L OBP: 0.268, SLG: 0.290 (1, 8)										4	0	1	0	0	1	4					
Larry McWilliams, L OBP: 0.143, SLG: 0.147 (4, PH)										1	0	1	0	0	0	0					
Bill Madlock, R OBP: 0.317, SLG: 0.381 (4, 1)										0	0	0	0	0	0	0					
Don Robinson, R OBP: 0.385, SLG: 0.489 (4, 1)										0	0	0	0	0	0	0					
Al Holland, L OBP: 0.296, SLG: 0.312 (6, PH)										0	0	0	0	0	0	2					
George Hendrick, R OBP: 0.276, SLG: 0.312 (6, 1)										0	0	0	0	0	0	0					
John Candelaria, L OBP: 0.421, SLG: 0.387 (9, PH)										1	0	0	0	0	0	0					
Inning Stats	R: 0 E: 0 K: 0 S: 4	H: 1 LOB: 1 BB: 0 P: 4	R: 0 E: 0 K: 0 S: 3	H: 0 LOB: 1 BB: 1 P: 7	R: 0 E: 0 K: 1 S: 5	H: 1 LOB: 0 BB: 0 P: 5	R: 3 E: 0 K: 1 S: 8	H: 3 LOB: 2 BB: 2 P: 16	R: 0 E: 0 K: 0 S: 3	H: 0 LOB: 1 BB: 1 P: 7	R: 0 E: 0 K: 0 S: 5	H: 2 LOB: 2 BB: 0 P: 5	R: 0 E: 0 K: 0 S: 3	H: 0 LOB: 0 BB: 0 P: 3	R: 0 E: 0 K: 0 S: 3	H: 0 LOB: 0 BB: 0 P: 3	R: 0 E: 0 K: 0 S: 3	H: 0 LOB: 0 BB: 0 P: 3	1B: 7 2B: 0 3B: 0 HR: 0	SF: 0 SAC: 0 DP: 1 HBP: 0	WP: 1 PA: 37 PB: 0 SB: 0 CS: 0
PITCHER	IP WLS BF H R ER SO BB IBB HBP BLK WP HR S P ERA WHIP																				
Dave LaPoint, L ERA: 2.9 (1, 1)	6.0 W 28 7 3 3 2 4 0 0 0 0 1 0 28 44 4.50 1.833																				
Greg Minton, R ERA: 2.64 (7, 1)	3.0 S 9 0 0 0 0 0 0 0 0 0 0 0 9 9 0.00 0.000																				

Pittsburgh Pirates @ San Francisco Giants
Candlestick Park, San Francisco, CA
Sat Jul 27 1985, 6:33 AM EDT
Att: 8,271 - Sunny

AB 33
R 3
H 7
RBI 3
BB 4
SO 2
LOB 16



Batter	1	2	3	4	5	6	7	8	9	AB	R	H	RBI	BB	SO	LOB	BOTTOM		
Dan Gladden, R OBP: 0.292, SLG: 0.306 (1, 8)										4	1	2	1	1	0	3			
Brad Wellman, R OBP: 0.305, SLG: 0.351 (1, 4)										5	0	2	2	0	0	3			
Joel Youngblood, R OBP: 0.323, SLG: 0.288 (1, 9)										4	1	3	2	0	1	0			
Jeffrey Leonard, R OBP: 0.272, SLG: 0.378 (1, 7)										4	0	0	0	0	1	4			
Chris Brown, R OBP: 0.330, SLG: 0.434 (1, 5)										4	1	1	0	0	1	2			
Bob Brenly, R OBP: 0.316, SLG: 0.424 (1, 2)										3	2	1	1	1	0	0			
David Green, R OBP: 0.287, SLG: 0.301 (1, 3)										4	1	1	0	0	2	2			
Jose Uribe, S OBP: 0.268, SLG: 0.312 (1, 6)										4	1	1	0	0	0	2			
Dave LaPoint, L OBP: 0.317, SLG: 0.270 (1, 1)										1	1	1	2	1	0	0			
Ron Roenicke, S OBP: 0.407, SLG: 0.381 (6, PH)										0	0	0	0	1	0	0			
Greg Minton, S (7, 1)										0	0	0	0	1	0	0			
Inning Stats	R: 0 E: 0 K: 1 S: 4	H: 0 LOB: 1 BB: 1 P: 8	R: 2 E: 1 K: 1 S: 8	H: 2 LOB: 2 BB: 1 P: 12	R: 0 E: 0 K: 0 S: 4	H: 2 LOB: 1 BB: 0 P: 4	R: 4 E: 0 K: 0 S: 7	H: 5 LOB: 1 BB: 1 P: 11	R: 0 E: 0 K: 2 S: 7	H: 0 LOB: 0 BB: 0 P: 7	R: 0 E: 0 K: 0 S: 2	H: 0 LOB: 0 BB: 1 P: 6	R: 1 E: 0 K: 1 S: 6	H: 1 LOB: 0 BB: 0 P: 6	R: 1 E: 1 K: 0 S: 5	H: 2 LOB: 2 BB: 1 P: 9	1B: 8 2B: 3 3B: 0 HR: 2	SF: 0 SAC: 0 DP: 3 HBP: 0	WP: 0 PA: 38 PB: 0 SB: 0 CS: 1
PITCHER	IP WLS BF H R ER SO BB IBB HBP BLK WP HR S P ERA WHIP																		
Larry McWilliams, L ERA: 4.32 (4, 1)	0.1 L 6 4 4 4 0 1 0 0 0 0 0 0 5 9 108.00 15.000																		
Al Holland, L ERA: 3.45 (4, 1)	1.2 5 1 0 0 2 0 0 0 0 0 0 0 9 9 0.00 0.600																		
John Candelaria, L ERA: 3.64 (6, 1)	3.0 13 3 2 2 1 2 0 0 0 0 0 2 13 21 6.00 1.667																		


Pittsburgh Pirates @ San Francisco Giants
Candlestick Park, San Francisco, CA
Sat Jul 27 1985, 6:33 AM EDT
Att: 8,271 - Sunny

AB 33
R 8
H 12
RBI 8
BB 5
SO 5
LOB 16




Batter	1	2	3	4	5	6	7	8	9	10	AB	R	H	RBI	BB	SO	LOB	TOP
Marvell Wynne, L OBP: 0.267, SLG: 0.285	F5		4-3		K		F8			SH1-4 1B BB	4	0	0	0	1	1	0	
Johnny Ray, S OBP: 0.293, SLG: 0.371						6-3 1B		F7		SH1-4	3	1	2	0	1	0	0	
Bill Madlock, R OBP: 0.315, SLG: 0.377	5-3					6-3		F3		1B IBB	4	0	0	0	1	1	3	
Jason Thompson, L OBP: 0.356, SLG: 0.409	F8				K			4-3		1B	5	0	2	1	0	1	1	
Tony Peña, R OBP: 0.294, SLG: 0.370										4-3	5	0	3	0	0	1	2	
Doug Frobel, L OBP: 0.233, SLG: 0.283										SH1-4	2	1	0	0	1	2	3	
Joe Orsulak, L OBP: 0.332, SLG: 0.335											3	0	1	1	1	0	3	
Sam Khalifa, R OBP: 0.314, SLG: 0.339											4	0	0	0	0	0	2	
Rick Reuschel, R OBP: 0.194, SLG: 0.226											3	0	0	0	0	2	0	
Lee Mazzilli, S OBP: 0.417, SLG: 0.363											1	0	0	0	0	0	2	
Cecilio Guante, R OBP: 0.100, SLG: 0.100											0	0	0	0	0	0	0	
Inning Stats	R: 0 E: 0 K: 0 S: 4	H: 1 LOB: 1 BB: 0 P: 4	R: 1 E: 0 K: 1 S: 5	H: 1 LOB: 0 BB: 1 P: 9	R: 0 E: 0 K: 2 S: 8	H: 0 LOB: 1 BB: 1 P: 11	R: 0 E: 0 K: 1 S: 5	H: 3 LOB: 2 BB: 0 P: 8	R: 0 E: 0 K: 1 S: 5	H: 0 LOB: 0 BB: 0 P: 3	R: 0 E: 0 K: 0 S: 4	H: 1 LOB: 2 BB: 1 P: 8	R: 0 E: 0 K: 0 S: 3	H: 1 LOB: 2 BB: 2 P: 11	1B: 7 2B: 1 3B: 0 HR: 0	SF: 0 SAC: 2 DP: 0 HBP: 0	WP: 0 PA: 41	
PITCHER	IP WLS BF H R ER SO BB IBB HBP BLK WP HR S P ERA WHIP	9.0 0.2 4 1 0 0 0 1 1 0 0 0 0 0 2 10 0.00 3.000	1.1 0.1 W 1 0 0 0 0 0 0 0 0 0 0 1 1 0.00 0.000															

Pittsburgh Pirates @ San Francisco Giants
Candlestick Park, San Francisco, CA
Sun Jul 28 1985, 6:33 AM EDT
Alt. 10.976 - Overcast

AB	34
R	2
H	8
RBI	2
BB	5
SO	8
LOB	16
	
WP: 0	PA: 41
PB: 1	
SB: 1	
CS: 0	

Batter	1	2	3	4	5	6	7	8	9	10	AB	R	H	RBI	BB	SO	LOB	BOTTOM
Dan Gladden, R OBP: 0.291, SLG: 0.302	6-3										4	0	0	0	1	2	1	
Brad Wellman, R OBP: 0.302, SLG: 0.346											4	1	1	0	0	1	2	
Ron Roenicke, S OBP: 0.429, SLG: 0.381	6-3										0	0	0	0	1	0	0	
Mark Davis, L OBP: 0.200, SLG: 0.400											0	0	0	0	0	0	0	
Scott Garrelts, R OBP: 0.222, SLG: 0.125											0	0	0	0	0	0	0	
Joel Youngblood, R OBP: 0.326, SLG: 0.293											5	0	2	0	0	1	3	
Chili Davis, S OBP: 0.348, SLG: 0.420											4	0	0	0	1	0	3	
Chris Brown, R OBP: 0.338, SLG: 0.452											4	2	3	2	1	0	0	
Bob Brenly, R OBP: 0.311, SLG: 0.416											5	0	0	0	0	3	5	
David Green, R OBP: 0.270, SLG: 0.303											5	0	2	1	0	1	2	
Jose Uribe, S OBP: 0.271, SLG: 0.314											4	0	2	0	0	0	1	
Mike Krukow, R OBP: 0.238, SLG: 0.275											3	0	0	0	0	1	2	
Manny Trillo, R OBP: 0.301, SLG: 0.308											0	0	0	0	0	0	0	
Inning Stats	R: 0 E: 0 K: 1 S: 5	H: 0 LOB: 0 BB: 0 P: 5	R: 0 E: 0 K: 1 S: 5	H: 0 LOB: 0 BB: 0 P: 5	R: 0 E: 0 K: 0 S: 4	H: 2 LOB: 1 BB: 0 P: 4	R: 1 E: 1 K: 2 S: 9	H: 1 LOB: 2 BB: 1 P: 13	R: 0 E: 0 K: 0 S: 4	H: 1 LOB: 2 BB: 1 P: 8	R: 0 E: 0 K: 1 S: 6	H: 1 LOB: 2 BB: 1 P: 10	R: 1 E: 0 K: 0 S: 4	H: 2 LOB: 1 BB: 0 P: 4	1B: 8 2B: 1 3B: 0 HR: 1	SF: 0 SAC: 1 DP: 1 HBP: 0	WP: 0 PA: 43	
PITCHER	IP WLS BF H R ER SO BB IBB HBP BLK WP HR S P ERA WHIP	8.0 1.2 L 9 3 1 1 1 1 0 0 0 0 0 10 14 5.40 2.400																

Pittsburgh Pirates @ San Francisco Giants
Candlestick Park, San Francisco, CA
Sun Jul 28 1985, 6:33 AM EDT
Alt. 10.976 - Overcast

AB	38
R	3
H	10
RBI	3
BB	4
SO	9
LOB	19
	
WP: 0	PA: 43
PB: 0	
SB: 1	
CS: 0	

Batter	1	2	3	4	5	6	7	8	9	AB	R	H	RBI	BB	SO	LOB	TOP									
Juan Samuel, R OBP: 0.304, SLG: 0.429 (1, 4)	F8		F9			1-3			4-3 S BB	4	0	1	0	1	0	2	Philadelphia Phillies @ Pittsburgh Pirates Three Rivers Stadium, Pittsburgh, PA Tue Jul 30 1985, 7:05 PM EDT Att: 7,496 - Unknown									
Von Hayes, L OBP: 0.355, SLG: 0.434 (1, 8) (8, 7)	BLK 1B		4-3 BB			4-3			4-3	4	0	1	0	1	0	3										
Mike Schmidt, R OBP: 0.334, SLG: 0.444 (1, 3)	F7		P6			1B BB 1B			K G6-4-3 BB	4	0	1	0	1	1	5										
Glenn Wilson, R OBP: 0.301, SLG: 0.426 (1, 9)	4-3		K			F8			G6-4-3 1-2	4	0	0	0	0	1	6										
Ozzie Virgil, R OBP: 0.361, SLG: 0.458 (1, 2)		6-3				F8			K	3	0	0	0	1	1	1										
John Russell, R OBP: 0.336, SLG: 0.411 Garry Maddox, R OBP: 0.301, SLG: 0.355 (1, 7) (8, 8)	F8					F8			P4	3	1	1	0	1	0	0										
Rick Schu, R OBP: 0.343, SLG: 0.389 (1, 5)	F2					FC6-5 2B 1B			F7	4	1	1	0	0	0	2										
Steve Jeltz, S OBP: 0.291, SLG: 0.230 (1, 6)						K			K	4	0	1	0	0	2	5										
Kevin Gross, R OBP: 0.190, SLG: 0.220 Don Carman, L (7, 1) Greg Gross, L OBP: 0.365, SLG: 0.317 Kent Tekulve, R (9, 1)	E3 BB					6-3			F8	3	0	1	2	0	0	1										
Inning Stats	R: 0 E: 0 K: 0 S: 4	H: 1 LOB: 1 BB: 0 P: 4	R: 0 E: 0 K: 0 S: 3	H: 0 LOB: 0 BB: 0 P: 3	R: 0 E: 1 K: 1 S: 7	H: 1 LOB: 3 BB: 1 P: 11	R: 2 E: 0 K: 1 S: 8	H: 3 LOB: 2 BB: 1 P: 12	R: 0 E: 0 K: 0 S: 5	H: 0 LOB: 0 BB: 0 P: 3	R: 0 E: 0 K: 1 S: 4	H: 0 LOB: 0 BB: 1 P: 8	R: 0 E: 0 K: 1 S: 5	H: 0 LOB: 0 BB: 1 P: 5	R: 0 E: 0 K: 1 S: 5	H: 0 LOB: 1 BB: 1 P: 9		1B: 6 2B: 1 3B: 0 HR: 0	SF: 0 SAC: 0 DP: 1 HBP: 0	WP: 0 PB: 0 SB: 1 CS: 0	PA: 39					
PITCHER	IP WLS BF H R ER SO BB IBB HBP BLK WP HR S P ERA WHIP	IP WLS BF H R ER SO BB IBB HBP BLK WP HR S P ERA WHIP	IP WLS BF H R ER SO BB IBB HBP BLK WP HR S P ERA WHIP	IP WLS BF H R ER SO BB IBB HBP BLK WP HR S P ERA WHIP	IP WLS BF H R ER SO BB IBB HBP BLK WP HR S P ERA WHIP	IP WLS BF H R ER SO BB IBB HBP BLK WP HR S P ERA WHIP	IP WLS BF H R ER SO BB IBB HBP BLK WP HR S P ERA WHIP	IP WLS BF H R ER SO BB IBB HBP BLK WP HR S P ERA WHIP	IP WLS BF H R ER SO BB IBB HBP BLK WP HR S P ERA WHIP	IP WLS BF H R ER SO BB IBB HBP BLK WP HR S P ERA WHIP	IP WLS BF H R ER SO BB IBB HBP BLK WP HR S P ERA WHIP	IP WLS BF H R ER SO BB IBB HBP BLK WP HR S P ERA WHIP	IP WLS BF H R ER SO BB IBB HBP BLK WP HR S P ERA WHIP	IP WLS BF H R ER SO BB IBB HBP BLK WP HR S P ERA WHIP	IP WLS BF H R ER SO BB IBB HBP BLK WP HR S P ERA WHIP	IP WLS BF H R ER SO BB IBB HBP BLK WP HR S P ERA WHIP	ERA WHIP	ERA WHIP	ERA WHIP	ERA WHIP	ERA WHIP	ERA WHIP	ERA WHIP	ERA WHIP	ERA WHIP	ERA WHIP

AB	34
R	2
H	7
RBI	2
BB	5
SO	5
LOB	25




Batter	1	2	3	4	5	6	7	8	9	AB	R	H	RBI	BB	SO	LOB	BOTTOM								
Marvell Wynne, L OBP: 0.266, SLG: 0.285 (1, 8)	4-3					F7			1-3	4	0	1	0	0	0	1	Philadelphia Phillies @ Pittsburgh Pirates Three Rivers Stadium, Pittsburgh, PA Tue Jul 30 1985, 7:05 PM EDT Att: 7,496 - Unknown								
Johnny Ray, S OBP: 0.290, SLG: 0.367 (1, 4)	G3					F9			P4	4	0	0	0	0	0	3									
Bill Madlock, R OBP: 0.316, SLG: 0.377 Jim Morrison, R OBP: 0.273, SLG: 0.294 (1, 5) (6, 5)	F8					1B			P4	2	0	1	0	0	0	0									
Jason Thompson, L OBP: 0.355, SLG: 0.404 (1, 3)		3-1				F9			E6 G4-3	3	0	0	0	1	0	1									
Tony Peña, R OBP: 0.297, SLG: 0.371 (1, 2)						G1			G4-3	4	0	2	0	0	0	1									
Doug Frobel, L OBP: 0.331, SLG: 0.262 (1, 9)						F9			1B	4	0	1	0	0	1	3									
Joe Orsulak, L OBP: 0.333, SLG: 0.337 Sixto Lezcano, R OBP: 0.398, SLG: 0.340 (1, 7) (7, PH) (8, 7)	CS					L4			F9	2	0	1	0	0	0	0									
Lee Mazzilli, S OBP: 0.414, SLG: 0.359 (9, PH)						L4			F7	1	0	0	0	0	0	1									
Sam Khalifa, R OBP: 0.306, SLG: 0.330 (1, 6)						G4-6-3			6-3	3	0	0	0	0	0	3									
Rick Rhoden, R OBP: 0.200, SLG: 0.227 Bill Almon, R OBP: 0.342, SLG: 0.411 Cecilio Guante, R OBP: 0.100, SLG: 0.100 (1, 1) (8, PH) (9, 1)						6-3			1-3 BB	2	0	1	0	0	0	0									
Inning Stats	R: 0 E: 0 K: 0 S: 3	H: 0 LOB: 0 BB: 0 P: 3	R: 0 E: 0 K: 0 S: 3	H: 1 LOB: 0 BB: 0 P: 3	R: 0 E: 0 K: 0 S: 3	H: 1 LOB: 0 BB: 0 P: 3	R: 0 E: 0 K: 0 S: 4	H: 1 LOB: 1 BB: 0 P: 4	R: 0 E: 0 K: 0 S: 5	H: 2 LOB: 2 BB: 0 P: 5	R: 0 E: 0 K: 1 S: 6	H: 1 LOB: 2 BB: 1 P: 10	R: 0 E: 0 K: 0 S: 3	H: 0 LOB: 1 BB: 1 P: 7	R: 0 E: 1 K: 0 S: 4	H: 1 LOB: 1 BB: 0 P: 4	1B: 6 2B: 1 3B: 0 HR: 0	SF: 0 SAC: 0 DP: 2 HBP: 0	WP: 0 PB: 0 SB: 0 CS: 1	PA: 35					
PITCHER	IP WLS BF H R ER SO BB IBB HBP BLK WP HR S P ERA WHIP	IP WLS BF H R ER SO BB IBB HBP BLK WP HR S P ERA WHIP	IP WLS BF H R ER SO BB IBB HBP BLK WP HR S P ERA WHIP	IP WLS BF H R ER SO BB IBB HBP BLK WP HR S P ERA WHIP	IP WLS BF H R ER SO BB IBB HBP BLK WP HR S P ERA WHIP	IP WLS BF H R ER SO BB IBB HBP BLK WP HR S P ERA WHIP	IP WLS BF H R ER SO BB IBB HBP BLK WP HR S P ERA WHIP	IP WLS BF H R ER SO BB IBB HBP BLK WP HR S P ERA WHIP	IP WLS BF H R ER SO BB IBB HBP BLK WP HR S P ERA WHIP	IP WLS BF H R ER SO BB IBB HBP BLK WP HR S P ERA WHIP	IP WLS BF H R ER SO BB IBB HBP BLK WP HR S P ERA WHIP	IP WLS BF H R ER SO BB IBB HBP BLK WP HR S P ERA WHIP	IP WLS BF H R ER SO BB IBB HBP BLK WP HR S P ERA WHIP	IP WLS BF H R ER SO BB IBB HBP BLK WP HR S P ERA WHIP	IP WLS BF H R ER SO BB IBB HBP BLK WP HR S P ERA WHIP	IP WLS BF H R ER SO BB IBB HBP BLK WP HR S P ERA WHIP	ERA WHIP	ERA WHIP	ERA WHIP	ERA WHIP	ERA WHIP	ERA WHIP	ERA WHIP	ERA WHIP	ERA WHIP



Batter	1	2	3	4	5	6	7	8	9	10	AB	R	H	RBI	BB	SO	LOB	TOP							
Juan Samuel, R OBP: 0.300, SLG: 0.424 (1, 4)											5	0	0	0	0	3	0								
Von Hayes, L OBP: 0.359, SLG: 0.444 (1, 8) (10, 7)											2	2	1	1	2	0	0								
Mike Schmidt, R OBP: 0.338, SLG: 0.446 (1, 3)											3	0	2	0	1	1	0								
Glenn Wilson, R OBP: 0.297, SLG: 0.421 (1, 9)											4	0	0	0	0	0	5								
Bo Diaz, R OBP: 0.282, SLG: 0.403 (1, 2)											3	0	0	0	0	0	1								
Tim Corcoran, L OBP: 0.314, SLG: 0.281 (9, PH)											1	0	0	0	0	2									
Luis Aguayo, R OBP: 0.343, SLG: 0.367 (9, 6)											0	0	0	0	0	0									
John Russell, R OBP: 0.328, SLG: 0.400 (1, 7)											3	0	0	0	0	2									
Ozzie Virgil, R OBP: 0.360, SLG: 0.457 (9, PH) (9, 2)											1	0	0	0	1	1									
Rick Schu, R OBP: 0.337, SLG: 0.380 (1, 5)											4	0	0	0	0	2	0								
Steve Jeltz, S OBP: 0.288, SLG: 0.228 (8, PH)											2	0	0	0	0	1	0								
Derrel Thomas, S OBP: 0.289, SLG: 0.359 (8, 6) (9, 7)											2	1	1	1	0	0	0								
Kent Tekulve, R (10, 1)											0	0	0	0	0	0	0								
Shane Rawley, R OBP: 0.158, SLG: 0.086 (8, PH)											2	0	0	0	0	2	0								
Greg Gross, L OBP: 0.352, SLG: 0.315 (8, 1)											1	0	0	0	0	0	0								
Don Carman, L (8, 1)											0	0	0	0	0	0	0								
Garry Maddox, R OBP: 0.259, SLG: 0.353 (10, 8)											1	0	0	0	0	1	0								
Inning Stats	R: 1 E: 0 K: 1 S: 6	H: 1 LOB: 0 BB: 0 P: 6	R: 0 E: 0 K: 1 S: 5	H: 0 LOB: 0 BB: 0 P: 5	R: 0 E: 0 K: 3 S: 9	H: 0 LOB: 0 BB: 0 P: 9	R: 0 E: 0 K: 0 S: 3	H: 0 LOB: 1 BB: 1 P: 7	R: 0 E: 0 K: 1 S: 5	H: 0 LOB: 0 BB: 0 P: 5	R: 0 E: 0 K: 1 S: 6	H: 1 LOB: 2 BB: 1 P: 10	R: 0 E: 0 K: 2 S: 7	H: 0 LOB: 0 BB: 0 P: 7	R: 0 E: 0 K: 1 S: 5	H: 0 LOB: 0 BB: 0 P: 5	R: 1 E: 0 K: 1 S: 6	H: 1 LOB: 1 BB: 0 P: 10	R: 1 E: 0 K: 2 S: 8	H: 1 LOB: 0 BB: 0 P: 8	1B: 2 2B: 0 3B: 0 HR: 2	SF: 0 SAC: 0 DP: 0 HBP: 0	WP: 1 PB: 0 SB: 0 CS: 0	PA: 37	
PITCHER	IP 8.0	WLS 3	BF 30	H 3	R 2	ER 2	SO 10	BB 3	IBB 0	HBP 0	BLK 0	WP 0	HR 1	S 47	P 59	ERA 2.25	WHIP 0.750								
Lee Tunnell, R ERA: 4.24 (1, 1)																									
Cecilio Guante, R ERA: 2.17 (9, 1)																									

Philadelphia Phillies @ Pittsburgh Pirates
Three Rivers Stadium, Pittsburgh, PA
Wed Jul 31 1986, 7:05 PM EDT
Att: 6,797 - Unknown


AB 34
R 3
H 4
RBI 2
BB 3
SO 13
LOB 9



Batter	1	2	3	4	5	6	7	8	9	10	AB	R	H	RBI	BB	SO	LOB	BOTTOM							
Bill Almon, R OBP: 0.345, SLG: 0.413 (1, 7)											4	0	2	0	0	1	0								
Joe Orsulak, L OBP: 0.332, SLG: 0.335 (8, 7)											1	0	0	0	0	0	0								
Johnny Ray, S OBP: 0.289, SLG: 0.370 (1, 4)											5	1	1	0	0	1	2								
Bill Madlock, R OBP: 0.312, SLG: 0.373 (1, 5)											4	0	0	1	0	0	2								
Sixto Lezcano, R OBP: 0.409, SLG: 0.351 (1, 9)											3	0	2	0	1	1	0								
Lee Mazzilli, S OBP: 0.419, SLG: 0.366 (10, PH)											1	1	1	0	0	0	0								
Jason Thompson, L OBP: 0.362, SLG: 0.407 (1, 3)											3	1	2	0	2	0	1								
Larry McWilliams, L OBP: 0.143, SLG: 0.147 (10, PR)											0	1	0	0	0	0	0								
Tony Peña, R OBP: 0.299, SLG: 0.371 (1, 2)											3	0	1	0	1	0	4								
Sam Khalifa, R OBP: 0.296, SLG: 0.319 (1, 6)											4	0	0	0	0	1	6								
Doug Frobel, L OBP: 0.336, SLG: 0.262 (10, PH)											0	0	0	0	1	0	0								
Marvell Wynne, L OBP: 0.269, SLG: 0.284 (1, 8)											4	0	1	2	1	2	3								
Lee Tunnell, R OBP: 0.087, SLG: 0.087 (1, 1)											4	0	0	0	0	3	4								
Cecilio Guante, R ERA: 2.62 (9, 1)											0	0	0	0	0	0	0								
Steve Kemp, L OBP: 0.311, SLG: 0.333 (10, PH)											1	0	1	1	0	0	0								
Inning Stats	R: 1 E: 0 K: 0 S: 5	H: 2 LOB: 1 BB: 0 P: 5	R: 0 E: 0 K: 2 S: 8	H: 1 LOB: 1 BB: 0 P: 8	R: 0 E: 0 K: 1 S: 5	H: 0 LOB: 0 BB: 0 P: 5	R: 1 E: 1 K: 1 S: 6	H: 1 LOB: 1 BB: 1 P: 10	R: 0 E: 0 K: 1 S: 6	H: 1 LOB: 1 BB: 0 P: 6	R: 0 E: 0 K: 1 S: 6	H: 2 LOB: 3 BB: 2 P: 14	R: 0 E: 0 K: 0 S: 4	H: 1 LOB: 3 BB: 2 P: 12	R: 0 E: 0 K: 3 S: 9	H: 0 LOB: 0 BB: 0 P: 9	R: 0 E: 0 K: 0 S: 3	H: 0 LOB: 0 BB: 0 P: 3	R: 2 E: 0 K: 0 S: 5	H: 3 LOB: 2 BB: 1 P: 9	1B: 10 2B: 0 3B: 1 HR: 0	SF: 1 SAC: 1 DP: 1 HBP: 0	WP: 0 PB: 0 SB: 2 CS: 0	PA: 46	
PITCHER	IP 7.0	WLS 8	BF 33	H 8	R 2	ER 1	SO 6	BB 3	IBB 2	HBP 0	BLK 0	WP 0	HR 0	S 40	P 60	ERA 1.29	WHIP 1.571								
Shane Rawley, L ERA: 3.03 (8, 1)																									
Don Carman, L ERA: 2.62 (8, 1)																									
Kent Tekulve, R ERA: 4.09 (10, 1)																									

Philadelphia Phillies @ Pittsburgh Pirates
Three Rivers Stadium, Pittsburgh, PA
Wed Jul 31 1986, 7:05 PM EDT
Att: 6,797 - Unknown

AB 37
R 4
H 11
RBI 4
BB 6
SO 9
LOB 22



Batter	1	2	3	4	5	6	7	8	9	AB	R	H	RBI	BB	SO	LOB	TOP					
Tim Raines, S OBP: 0.366, SLG: 0.406 (1, 7)	F7		F7		4-3		G6-4-3 IBB	K		4	0	0	0	1	1	1	Montreal Expos @ Pittsburgh Pirates Three Rivers Stadium, Pittsburgh, PA Fri Aug 02 1985, 7:05 PM EDT Att: 6,705 - Unknown					
Vance Law, R OBP: 0.359, SLG: 0.393 (1, 4)	FC6-4 1B			L4	6-3		G6-4-3		4	0	1	0	0	0	3							
Andre Dawson, R OBP: 0.308, SLG: 0.414 (1, 9)	K			1B 2B		3-1		F9 1-3 BB	3	1	1	0	1	1	1							
Hubie Brooks, R OBP: 0.297, SLG: 0.374 (1, 6)	FC6-4			S 2B 1B		4-3 2B		1-3	4	1	2	1	0	0	2							
Terry Francona, L OBP: 0.309, SLG: 0.344 (1, 3)		F8		S 2B 1B		4-3 2B		F9	4	1	1	0	0	0	2							
Tim Lincecum, R OBP: 0.319, SLG: 0.438 (1, 5)	K			G3 1H 2H 2B		5-3		K	4	0	1	2	0	2	2							
Herm Winningham, L OBP: 0.333, SLG: 0.380 (1, 8)	K			G3			WP 2B	E3	4	0	1	0	0	1	1							
Mike Fitzgerald, R OBP: 0.292, SLG: 0.275 (1, 2)			K	K			WP BB	F8	3	0	0	0	1	2	2							
Joe Hesketh, R OBP: 0.140, SLG: 0.098 Jeff Reardon, R OBP: 0.200, SLG: 0.200 (7, 1)			6-3		K		P5	K	3	0	0	0	0	1	2							
Inning Stats	R: 0 E: 0 K: 1 S: 6	H: 1 LOB: 1 BB: 0 P: 6	R: 0 E: 0 K: 2 S: 7	H: 0 LOB: 0 BB: 0 P: 7	R: 0 E: 0 K: 1 S: 5	H: 0 LOB: 0 BB: 0 P: 5	R: 3 E: 0 K: 1 S: 9	H: 4 LOB: 1 BB: 0 P: 9	R: 0 E: 0 K: 0 S: 4	H: 1 LOB: 1 BB: 0 P: 4	R: 0 E: 0 K: 0 S: 3	H: 1 LOB: 2 BB: 2 P: 11	R: 0 E: 0 K: 1 S: 5	H: 0 LOB: 1 BB: 0 P: 9	R: 0 E: 1 K: 2 S: 8	H: 0 LOB: 1 BB: 0 P: 8	1B: 3 2B: 4 3B: 0 HR: 0	SF: 0 SAC: 0 DP: 1 HBP: 0	WP: 1 PB: 0 CS: 0	PA: 37		
PITCHER	IP WLS BF H R ER SO BB IBB HBP BLK WP HR S P ERA WHIP	7.0 L 29 7 3 3 6 1 1 0 0 1 0 39 47 3.86 1.143	2.0 S 8 0 0 0 3 1 0 0 0 0 0 13 17 0.00 0.500																			

AB	34
R	3
H	7
RBI	3
BB	3
SO	9
LOB	17



Batter	1	2	3	4	5	6	7	8	9	AB	R	H	RBI	BB	SO	LOB	BOTTOM				
Bill Almon, R OBP: 0.350, SLG: 0.419 Lee Mazzilli, S OBP: 0.412, SLG: 0.358 Jim Winn, R (8, 1)	F8		E 6-3 2B				1-3			2	1	1	0	1	0	0	Montreal Expos @ Pittsburgh Pirates Three Rivers Stadium, Pittsburgh, PA Fri Aug 02 1985, 7:05 PM EDT Att: 6,705 - Unknown				
Johnny Ray, S OBP: 0.291, SLG: 0.370 (1, 4)	CS BB 1B		E5 6-3		F3			F8	4	0	1	0	0	0	2						
Bill Madlock, R OBP: 0.310, SLG: 0.368 (1, 5)	1-2 BB		2-3 3-H 6-3		5-3			P6	3	0	0	1	1	0	1						
Sixto Lezcano, R OBP: 0.397, SLG: 0.337 (1, 9)	K		2-3 3-H F8		K			F9	4	0	0	0	0	2	3						
Jason Thompson, L OBP: 0.365, SLG: 0.401 (1, 3)		L4			F8			K	3	0	0	0	1	1	0						
Tony Peña, R OBP: 0.293, SLG: 0.363 (1, 2)	K				4-3			K	4	0	0	0	0	2	1						
Sam Khalifa, R OBP: 0.303, SLG: 0.328 (1, 6)			F9		F9			4-3	3	0	0	0	1	0	0						
Marvell Wynne, L OBP: 0.263, SLG: 0.278 (1, 8)			G3		4-3			SH3-4 BB	2	0	0	0	0	0	0						
Rick Reuschel, R OBP: 0.212, SLG: 0.219 Jim Morrison, R OBP: 0.273, SLG: 0.294 Steve Kemp, L OBP: 0.310, SLG: 0.332 (8, 7)			2B E BB		5-3			G3	1	1	0	0	1	0	0						
Inning Stats	R: 0 E: 0 K: 1 S: 5	H: 1 LOB: 2 BB: 1 P: 9	R: 0 E: 0 K: 1 S: 5	H: 0 LOB: 0 BB: 0 P: 5	R: 2 E: 1 K: 0 S: 5	H: 1 LOB: 1 BB: 1 P: 9	R: 0 E: 0 K: 0 S: 3	H: 0 LOB: 0 BB: 0 P: 3	R: 0 E: 0 K: 0 S: 3	H: 0 LOB: 1 BB: 1 P: 9	R: 0 E: 0 K: 1 S: 5	H: 0 LOB: 1 BB: 1 P: 9	R: 0 E: 0 K: 0 S: 3	H: 0 LOB: 0 BB: 0 P: 3	R: 0 E: 0 K: 2 S: 7	H: 0 LOB: 0 BB: 0 P: 7	1B: 1 2B: 2 3B: 0 HR: 0	SF: 0 SAC: 1 DP: 1 HBP: 0	WP: 0 PB: 0 CS: 1	PA: 34	
PITCHER	IP WLS BF H R ER SO BB IBB HBP BLK WP HR S P ERA WHIP	6.1 W 26 2 2 0 3 5 0 0 0 0 0 12 12 0.00 1.105	2.2 S 8 0 0 0 2 0 0 0 0 0 0 12 12 0.00 0.000																		



Batter	1	2	3	4	5	6	7	8	9	AB	R	H	RBI	BB	SO	LOB	TOP								
U L Washington, S OBP: 0.348, SLG: 0.434										4	1	1	0	1	0	1									
Vance Law, R OBP: 0.360, SLG: 0.394										4	0	2	0	0	1	1									
Terry Francona, L OBP: 0.314, SLG: 0.349										1	0	1	0	0	0	0									
Andre Dawson, R OBP: 0.307, SLG: 0.410										5	0	1	0	0	2	3									
Hubie Brooks, R OBP: 0.296, SLG: 0.380										5	1	1	2	0	0	4									
Tim Wallach, R OBP: 0.320, SLG: 0.440										5	2	2	0	0	2	2									
Jim Wehlford, R OBP: 0.271, SLG: 0.260										2	1	2	1	0	0	0									
Herm Winningham, L OBP: 0.335, SLG: 0.381										2	0	1	0	0	0	0									
Mitch Webster, S OBP: 0.268, SLG: 0.444										1	1	0	0	3	0	1									
Mike Fitzgerald, R OBP: 0.295, SLG: 0.277										2	0	1	2	1	0	1									
Bryn Smith, R OBP: 0.218, SLG: 0.222										3	0	0	1	0	0	4									
Bert Roberge, R										0	0	0	0	0	0	0									
Scot Thompson, L OBP: 0.228, SLG: 0.268										1	0	1	0	0	0	0									
Tim Burke, R OBP: 0.200, SLG: 0.200										0	0	0	0	0	0	0									
Jeff Reardon, R OBP: 0.200, SLG: 0.200										0	0	0	0	0	0	0									
Inning Stats	R: 1 E: 0 K: 2 S: 9	H: 2 LOB: 1 BB: 0 P: 9	R: 2 E: 0 K: 1 S: 6	H: 2 LOB: 1 BB: 2 P: 14	R: 2 E: 0 K: 0 S: 6	H: 3 LOB: 2 BB: 1 P: 10	R: 0 E: 0 K: 0 S: 4	H: 2 LOB: 1 BB: 0 P: 4	R: 1 E: 0 K: 0 S: 4	H: 2 LOB: 1 BB: 1 P: 8	R: 0 E: 0 K: 0 S: 3	H: 0 LOB: 0 BB: 0 P: 3	R: 0 E: 0 K: 1 S: 5	H: 0 LOB: 0 BB: 0 P: 5	R: 0 E: 0 K: 0 S: 3	H: 1 LOB: 1 BB: 1 P: 7	R: 0 E: 0 K: 1 S: 6	H: 1 LOB: 1 BB: 0 P: 6	1B: 8 2B: 5 3B: 0 HR: 1	SF: 1 SAC: 0 DP: 2 HBP: 0	WP: 0 PB: 0 SB: 1 CS: 1	PA: 41			
PITCHER	IP	WLS	BF	H	R	ER	SO	BB	IBB	HBP	BLK	WP	HR	S	P	ERA	WHIP								
Larry McWilliams, L ERA: 4.68	2.1	L	15	7	5	5	3	2	0	0	0	0	1	19	27	19.29	3.857								
Jim Winn, R ERA: 4.15	2.2		12	4	1	1	0	2	0	0	0	0	0	10	18	3.38	2.250								
Pat Clements, L ERA: 3.23	2.0		6	0	0	0	1	0	0	0	0	0	0	8	8	0.00	0.000								
Cecilio Guante, R ERA: 2.17	2.0		8	2	0	0	1	1	0	0	0	0	0	9	13	0.00	1.500								

Montreal Expos @ Pittsburgh Pirates
 Three Rivers Stadium, Pittsburgh, PA
 Sat Aug 03 1985, 7:05 PM EDT
 Att: 10,593 - Unknown

AB	35
R	6
H	13
RBI	6
BB	5
SO	5
LOB	17



Batter	1	2	3	4	5	6	7	8	9	AB	R	H	RBI	BB	SO	LOB	BOTTOM								
Joe Orsulak, L OBP: 0.332, SLG: 0.346										5	2	2	0	0	0	2									
Johnny Ray, S OBP: 0.290, SLG: 0.369										4	1	1	1	0	0	1									
Bill Madlock, R OBP: 0.313, SLG: 0.369										2	0	1	1	0	0	0									
Pat Clements, R										0	0	0	0	0	0	0									
Steve Kemp, L OBP: 0.308, SLG: 0.330										1	0	0	0	0	1	0									
Cecilio Guante, R OBP: 0.100, SLG: 0.100										0	0	0	0	0	0	0									
Jason Thompson, L OBP: 0.369, SLG: 0.408										3	1	2	1	1	0	2									
Bill Almon, R OBP: 0.350, SLG: 0.419										0	0	0	0	0	0	0									
Mike Brown, R OBP: 0.297, SLG: 0.408										4	0	0	1	0	1	5									
Tony Peña, R OBP: 0.292, SLG: 0.361										4	0	1	1	0	1	3									
Marvell Wynne, L OBP: 0.283, SLG: 0.277										4	0	1	0	0	0	1									
Sam Khalifa, R OBP: 0.304, SLG: 0.328										3	0	1	0	0	1	1									
Larry McWilliams, L OBP: 0.143, SLG: 0.147										0	0	0	0	0	0	0									
Jim Winn, R OBP: 0.154										1	1	1	0	0	0	0									
Doug Frobel, L OBP: 0.323, SLG: 0.250										1	0	0	0	0	0	0									
Jim Morrison, R OBP: 0.270, SLG: 0.290										2	0	0	0	0	0	2									
Inning Stats	R: 1 E: 0 K: 0 S: 5	H: 3 LOB: 1 BB: 0 P: 5	R: 0 E: 0 K: 1 S: 5	H: 0 LOB: 0 BB: 0 P: 5	R: 1 E: 0 K: 0 S: 4	H: 1 LOB: 0 BB: 0 P: 4	R: 1 E: 0 K: 2 S: 9	H: 2 LOB: 1 BB: 0 P: 9	R: 2 E: 0 K: 0 S: 6	H: 2 LOB: 2 BB: 0 P: 7	R: 0 E: 0 K: 0 S: 3	H: 1 LOB: 0 BB: 0 P: 3	R: 0 E: 0 K: 1 S: 5	H: 0 LOB: 0 BB: 0 P: 5	R: 0 E: 0 K: 0 S: 2	H: 0 LOB: 1 BB: 1 P: 6	R: 0 E: 0 K: 0 S: 4	H: 1 LOB: 1 BB: 0 P: 4	1B: 7 2B: 3 3B: 1 HR: 0	SF: 0 SAC: 1 DP: 3 HBP: 1	WP: 0 PB: 0 SB: 0 CS: 0	PA: 37			
PITCHER	IP	WLS	BF	H	R	ER	SO	BB	IBB	HBP	BLK	WP	HR	S	P	ERA	WHIP								
Bryn Smith, R ERA: 2.89	4.1		22	8	1	0	0	1	0	0	0	0	0	10	10	0.00	0.375								
Bert Roberge, R ERA: 1.95	2.2	W	8	1	0	0	1	0	0	0	0	0	0	4	8	0.00	1.500								
Tim Burke, R ERA: 1.57	1.1		5	1	0	0	0	1	0	0	0	0	0	2	2	0.00	0.000								
Jeff Reardon, R ERA: 2.34	0.2	S	2	0	0	0	0	0	0	0	0	0	0	2	2	0.00	0.000								

Montreal Expos @ Pittsburgh Pirates
 Three Rivers Stadium, Pittsburgh, PA
 Sat Aug 03 1985, 7:05 PM EDT
 Att: 10,593 - Unknown

AB	34
R	5
H	10
RBI	5
BB	1
SO	4
LOB	17



Batter	1	2	3	4	5	6	7	8	9	AB	R	H	RBI	BB	SO	LOB	TOP										
Tim Raines, S (1, 7) OBP: 0.363, SLG: 0.402	4-3		6-3			4-3			2B	4	1	1	0	0	0	0											
Vance Law, R (1, 4) OBP: 0.362, SLG: 0.398			K			5-3			2B	3	2	1	0	1	1	0											
Mitch Webster, S (9, 9) OBP: 0.265, SLG: 0.440	HR								1B	0	0	0	0	0	0	0											
Andre Dawson, R (1, 9) OBP: 0.307, SLG: 0.420									1B	4	2	2	3	0	0	0											
Jeff Reardon, R (9, 1) OBP: 0.200, SLG: 0.200	HR								2B	0	0	0	0	0	0	0											
Hubie Brooks, R (1, 6) OBP: 0.301, SLG: 0.391	6-3								1B	4	0	2	2	0	0	0											
Terry Francona, L (1, 3) OBP: 0.306, SLG: 0.333	3-1								1B	4	0	0	0	0	0	2											
Tim Lincecum, R (1, 5) OBP: 0.316, SLG: 0.432									F2	4	0	0	0	0	1	1											
Herm Winningham, L (1, 8) OBP: 0.326, SLG: 0.370									F9	3	0	0	0	0	0	0											
Steve Nicosia, R (1, 2) OBP: 0.246, SLG: 0.217										2	0	0	0	0	1	0											
Razor Shines, S (9, PH) OBP: 0.179, SLG: 0.148	6-3									1	0	0	0	0	0	0											
Mike Fitzgerald, R (8, 2) OBP: 0.302, SLG: 0.289									2-3	0	0	0	0	0	0	0											
Dan Schatzeder, L (1, 1) Bert Roberge, R (4, 1) Scot Thompson, L (6, PH) Tim Burke, R (6, 1) U L Washington, S (9, PH) OBP: 0.344, SLG: 0.428									1-3	1	0	0	0	0	0	0											
Inning Stats	R: 2 E: 0 K: 0 S: 5	H: 2 LOB: 0 BB: 0 P: 5	R: 0 E: 0 K: 0 S: 3	H: 0 LOB: 0 BB: 0 P: 3	R: 0 E: 0 K: 1 S: 5	H: 0 LOB: 0 BB: 0 P: 5	R: 0 E: 0 K: 0 S: 3	H: 1 LOB: 0 BB: 0 P: 3	R: 0 E: 0 K: 1 S: 5	H: 0 LOB: 0 BB: 0 P: 5	R: 0 E: 0 K: 0 S: 3	H: 0 LOB: 0 BB: 0 P: 3	R: 0 E: 0 K: 1 S: 5	H: 0 LOB: 0 BB: 0 P: 5	R: 3 E: 0 K: 0 S: 6	H: 3 LOB: 1 BB: 1 P: 10	1B: 3 2B: 1 3B: 1 HR: 1	SF: 0 SAC: 0 DP: 0 HBP: 0	WP: 0 PB: 0 SB: 1 CS: 1	PA: 33							
PITCHER	IP	WLS	BF	H	R	ER	SO	BB	IBB	HBP	BLK	WP	HR	S	P	ERA	WHIP										
Lee Tunnell, R (1, 1) ERA: 4.02	8.0		26	3	2	2	4	0	0	0	0	0	1	34	34	2.25	0.375										
Jim Winn, R (9, 1) ERA: 4.47	0.1	L	3	1	2	2	0	1	0	0	0	0	0	2	6	54.00	6.000										
Rick Reuschel, R (9, 1) ERA: 2.76	0.2		4	2	1	1	0	0	0	0	0	0	0	4	4	13.50	3.000										

Montreal Expos @ Pittsburgh Pirates
 Three Rivers Stadium, Pittsburgh, PA
 Mon Aug 05 1985, 7:05 PM EDT
 Att: 7,838 - Unknown

AB 32
 R 5
 H 6
 RBI 5
 BB 1
 SO 4
 LOB 3



Batter	1	2	3	4	5	6	7	8	9	AB	R	H	RBI	BB	SO	LOB	BOTTOM										
Bill Almon, R (1, 7) OBP: 0.357, SLG: 0.444									L5	3	1	2	1	1	1	3											
Lee Mazzilli, S (9, PH) OBP: 0.408, SLG: 0.354	HR									1	0	0	0	0	0	0											
Jim Morrison, R (1, 4) OBP: 0.271, SLG: 0.315										3	0	1	0	0	1	1											
Bill Madlock, R (1, 5) OBP: 0.313, SLG: 0.365										4	0	0	0	0	1	3											
Mike Brown, R (1, 9) OBP: 0.306, SLG: 0.418										4	1	2	0	0	0	2											
Jason Thompson, L (1, 3) OBP: 0.372, SLG: 0.402										2	0	0	0	2	1	1											
Tony Peña, R (1, 2) OBP: 0.289, SLG: 0.357										4	0	1	0	0	1	4											
Sam Khalifa, R (1, 6) OBP: 0.294, SLG: 0.316										4	0	0	0	0	1	2											
Marvell Wynne, L (1, 8) OBP: 0.263, SLG: 0.271										3	0	0	0	1	0	1											
Lee Tunnell, R (1, 1) OBP: 0.077, SLG: 0.077										3	0	0	0	0	1	3											
Jim Winn, R (9, 1) OBP: 0.143, SLG: 0.154										0	0	0	0	0	0	0											
Rick Reuschel, R (9, 1) OBP: 0.212, SLG: 0.219										0	0	0	0	0	0	0											
Steve Kemp, L (9, PH) OBP: 0.307, SLG: 0.328										1	0	0	0	0	1	0											
Inning Stats	R: 1 E: 0 K: 0 S: 5	H: 2 LOB: 1 BB: 0 P: 5	R: 0 E: 0 K: 1 S: 5	H: 1 LOB: 0 BB: 0 P: 5	R: 0 E: 0 K: 1 S: 6	H: 1 LOB: 1 BB: 0 P: 6	R: 1 E: 1 K: 3 S: 11	H: 1 LOB: 2 BB: 2 P: 19	R: 0 E: 0 K: 1 S: 6	H: 0 LOB: 0 BB: 0 P: 10	R: 0 E: 0 K: 0 S: 3	H: 0 LOB: 1 BB: 1 P: 7	R: 0 E: 0 K: 1 S: 5	H: 0 LOB: 0 BB: 0 P: 5	R: 0 E: 0 K: 1 S: 5	H: 0 LOB: 0 BB: 0 P: 5	1B: 2 2B: 3 3B: 0 HR: 1	SF: 0 SAC: 1 DP: 1 HBP: 0	WP: 0 PB: 0 SB: 1 CS: 0	PA: 37							
PITCHER	IP	WLS	BF	H	R	ER	SO	BB	IBB	HBP	BLK	WP	HR	S	P	ERA	WHIP										
Dan Schatzeder, L (1, 1) ERA: 3.79	3.0		14	5	2	1	2	1	0	0	0	0	0	17	21	3.00	2.000										
Bert Roberge, R (4, 1) ERA: 1.90	2.0		10	1	0	0	4	0	2	0	0	0	0	16	24	0.00	0.500										
Tim Burke, R (6, 1) ERA: 1.49	3.0	W	10	0	0	0	1	1	0	0	0	0	0	11	15	0.00	0.333										
Jeff Reardon, R (9, 1) ERA: 2.3	1.0	S	3	0	0	0	1	0	0	0	0	0	0	5	5	0.00	0.000										

Montreal Expos @ Pittsburgh Pirates
 Three Rivers Stadium, Pittsburgh, PA
 Mon Aug 05 1985, 7:05 PM EDT
 Att: 7,838 - Unknown

AB 32
 R 2
 H 6
 RBI 1
 BB 4
 SO 8
 LOB 20




Batter	1	2	3	4	5	6	7	8	9	AB	R	H	RBI	BB	SO	LOB	TOP					
Joe Orsulak, L (1.7) OBP: 0.333, SLG: 0.354	G3	G1-6-3			SH3		SF8		K	3	0	1	0	1	0	1	Pittsburgh Pirates @ Philadelphia Phillies Veterans Stadium, Philadelphia, PA Thu Aug 08 1985, 3:33 AM EDT Att: 18,142 - Unknown					
Johnny Ray, S (1.4) OBP: 0.292, SLG: 0.367	BB SF8 BB		6-3		1-3		BB			2	1	0	0	2	0	1						
Bill Madlock, R (1.5) OBP: 0.315, SLG: 0.365	BB BB		K				F7			3	0	1	1	1	1	1						
Jason Thompson, L (1.3) OBP: 0.374, SLG: 0.399	BB BB		5-3		4-3			G1-6-3 BB		2	0	0	0	2	0	1						
Mike Brown, R (1.9) OBP: 0.305, SLG: 0.417	SF8			E 9-2 1B		4-3		K		3	0	1	1	0	1	1						
Marvell Wynne, L (1.8) OBP: 0.259, SLG: 0.268	3-H P4			E4 1-3		4-3		G1-6-3 1-2		4	0	0	0	0	0	4						
Bill Almon, R (1.6) OBP: 0.350, SLG: 0.435		K		9-2		6-3			F8	4	0	0	0	0	1	2						
Junior Ortiz, R (1.2) OBP: 0.293, SLG: 0.282				3-H K					K	4	0	1	0	0	2	1						
Don Robinson, R (1.1) OBP: 0.188, SLG: 0.250										2	1	2	0	0	0	0						
Pat Clements, R (5.1)										0	0	0	0	0	0	0						
Steve Kemp, L (7. PH) OBP: 0.310, SLG: 0.342					SH3 1B					1	1	1	0	0	0	0						
Rod Scurry, L (7.1)										0	0	0	0	0	0	0						
Sixto Lezcano, R (9. PH)										0	0	0	0	1	0	0						
Inning Stats	R: 1 E: 0 K: 0 S: 3	H: 0 LOB: 2 BB: 3 P: 15	R: 0 E: 0 K: 1 S: 6	H: 2 LOB: 1 BB: 0 P: 6	R: 0 E: 0 K: 1 S: 5	H: 0 LOB: 0 BB: 0 P: 5	R: 0 E: 1 K: 1 S: 6	H: 1 LOB: 1 BB: 0 P: 6	R: 1 E: 0 K: 0 S: 5	H: 2 LOB: 1 BB: 0 P: 5	R: 0 E: 0 K: 0 S: 3	H: 0 LOB: 0 BB: 0 P: 3	R: 1 E: 0 K: 0 S: 4	H: 1 LOB: 1 BB: 1 P: 8	R: 0 E: 0 K: 1 S: 4	H: 0 LOB: 0 BB: 1 P: 8	R: 0 E: 0 K: 2 S: 7	H: 0 LOB: 1 BB: 1 P: 11	1B: 4 2B: 2 3B: 1 HR: 0	SF: 2 SAC: 1 DP: 3 HBP: 0	WP: 0 PB: 0 SB: 1 CS: 0	PA: 37
PITCHER	IP WLS BF H R ER SO BB IBB HBP BLK WP HR S P ERA WHIP																					
John Denny, R (1.1) ERA: 3.69	7.0 W 30 6 3 3 3 4 0 0 0 0 0 0 0 32 48 3.86 1.429																					
Don Carman, L (8.1) ERA: 2.98	2.0 S 7 0 0 0 3 2 0 0 0 0 0 0 0 11 19 0.00 1.000																					


Batter	1	2	3	4	5	6	7	8	9	AB	R	H	RBI	BB	SO	LOB	BOTTOM			
Juan Samuel, R (1.4) OBP: 0.295, SLG: 0.415	6-3	G6-3		FC6-4			CS 1B			4	0	1	0	0	0	3	Pittsburgh Pirates @ Philadelphia Phillies Veterans Stadium, Philadelphia, PA Thu Aug 08 1985, 3:33 AM EDT Att: 18,142 - Unknown			
Tom Foley, L (1.6) OBP: 0.255, SLG: 0.284	HR 2B			F9		G3		BB		3	1	1	0	1	0	0				
Von Hayes, L (1.8) OBP: 0.361, SLG: 0.441	HR BB			F7		S 1B BB		K		2	2	0	0	2	1	1				
Mike Schmidt, R (1.3) OBP: 0.348, SLG: 0.464	HR			FC6-4 BB		1B 8-2 BB		K		2	1	1	3	2	1	1				
Glenn Wilson, R (1.9) OBP: 0.301, SLG: 0.419	F9			FC6-4		1-3 2-H 1B			HR 1B	4	1	2	1	0	0	1				
Ozzie Virgil, R (1.2) OBP: 0.366, SLG: 0.486	HR					8-2			K	4	1	2	1	0	1	3				
John Russell, R (1.7) OBP: 0.315, SLG: 0.415	K			F2					K	4	0	0	0	0	3	2				
Rick Schu, R (1.5) OBP: 0.336, SLG: 0.400		L7		P4					K	4	1	1	2	0	1	1				
John Denny, R (1.1) OBP: 0.217, SLG: 0.193										3	0	2	0	0	0	0				
Don Carman, L (8.1) ERA: 3.89										1	0	0	0	0	0	0				
Inning Stats	R: 4 E: 0 K: 1 S: 8	H: 3 LOB: 0 BB: 1 P: 12	R: 0 E: 0 K: 0 S: 3	H: 1 LOB: 0 BB: 0 P: 3	R: 0 E: 0 K: 0 S: 3	H: 0 LOB: 1 BB: 1 P: 7	R: 0 E: 0 K: 0 S: 5	H: 2 LOB: 2 BB: 0 P: 5	R: 1 E: 0 K: 0 S: 3	H: 1 LOB: 1 BB: 2 P: 11	R: 0 E: 0 K: 2 S: 7	H: 0 LOB: 0 BB: 0 P: 7	R: 0 E: 0 K: 2 S: 7	H: 1 LOB: 1 BB: 1 P: 11	R: 2 E: 0 K: 2 S: 9	H: 2 LOB: 0 BB: 0 P: 9	1B: 6 2B: 2 3B: 0 HR: 3	SF: 0 SAC: 0 DP: 2 HBP: 0	WP: 0 PB: 0 SB: 1 CS: 1	PA: 36
PITCHER	IP WLS BF H R ER SO BB IBB HBP BLK WP HR S P ERA WHIP																			
Don Robinson, R (1.1) ERA: 4.37	4.1 L 23 7 5 5 1 4 0 0 0 0 0 0 0 21 37 10.38 2.538																			
Pat Clements, L (5.1) ERA: 3.03	1.2 4 0 0 0 2 0 0 0 0 0 0 0 8 8 0.00 0.000																			
Rod Scurry, L (7.1) ERA: 3.89	2.0 9 3 2 2 4 1 0 0 0 0 0 1 16 20 9.00 2.000																			

Batter	1	2	3	4	5	6	7	8	9	AB	R	H	RBI	BB	SO	LOB	TOP										
Joe Orsulak L (1.7) OBP: 0.333, SLG: 0.357	F6		F5						G3	5	1	2	1	0	0	0	Pittsburgh Pirates @ Montreal Expos Olympic Stadium, Montreal, QB Sat Aug 10 1985, 7:05 PM EDT Att: 19,982 - Unknown										
Marvell Wynne L (1.8) OBP: 0.259, SLG: 0.267	L6		1B						K	5	1	2	0	0	1	0											
Johnny Ray S (1.4) OBP: 0.291, SLG: 0.364	4-3		1B						F8	4	0	1	1	0	0	2											
Jason Thompson L (1.3) OBP: 0.376, SLG: 0.398		1B	1B						K	3	1	2	1	1	1	2											
Mike Brown R (1.9) OBP: 0.303, SLG: 0.415		1B	1B						FC6-4	4	1	1	0	0	0	5											
Tony Peña R (1.2) OBP: 0.289, SLG: 0.356		1B	L6						F4	4	0	2	0	0	0	2											
Jim Morrison R (1.5) OBP: 0.269, SLG: 0.311		1B	5-3						L5-3	4	0	1	2	0	1	3											
Sam Khalifa R (1.6) OBP: 0.287, SLG: 0.307		FC1-5-2							F2	4	0	0	0	0	0	2											
Rick Rhoden R (1.1) OBP: 0.184, SLG: 0.208		G5-3-2							3-1	2	0	0	0	0	1	2											
Pat Clements R (6.1) Lee Mazzilli S (7, PH) Rod Scurry L (7.1) Steve Kemp L (9, PH)										0	0	0	0	0	0	0											
Inning Stats	R: 0 E: 0 K: 0 S: 3	H: 0 LOB: 0 BB: 0 P: 3	R: 2 E: 0 K: 0 S: 6	H: 4 LOB: 1 BB: 0 P: 6	R: 2 E: 0 K: 0 S: 7	H: 4 LOB: 2 BB: 0 P: 7	R: 0 E: 0 K: 1 S: 5	H: 0 LOB: 0 BB: 0 P: 5	R: 0 E: 0 K: 0 S: 3	H: 1 LOB: 1 BB: 1 P: 3	R: 1 E: 0 K: 1 S: 8	H: 3 LOB: 2 BB: 0 P: 8	R: 0 E: 0 K: 1 S: 5	H: 0 LOB: 0 BB: 0 P: 5	R: 0 E: 0 K: 1 S: 5	H: 0 LOB: 0 BB: 0 P: 5	1B: 10 2B: 4 3B: 0 HR: 0	SF: 0 SAC: 0 DP: 2 HBP: 0	WP: 0 PB: 0 SB: 2 CS: 0	PA: 38							
PITCHER	IP	WLS	BF	H	R	ER	SO	BB	IBB	HBP	BLK	WP	HR	S	P	ERA	WHIP										
Bill Gullickson R (1.1) ERA: 3.53	2.0		13	8	4	4	0	0	0	0	0	0	0	13	13	18.00	4.000										
Randy St. Claire R (3.1) ERA: 2.27	4.0	W	13	1	0	0	1	1	0	0	0	0	0	14	18	0.00	0.500										
Tim Burke R (7.1) ERA: 1.59	0.0		3	3	1	1	0	0	0	0	0	0	0	3	3	∞	∞										
Bert Roberge R (7.1) ERA: 2.47	3.0	S	9	0	0	0	3	0	0	0	0	0	0	15	15	0.00	0.000										

Batter	1	2	3	4	5	6	7	8	9	AB	R	H	RBI	BB	SO	LOB	BOTTOM										
Tim Raines S (1.7) OBP: 0.371, SLG: 0.413	L1	K		1B		F7				5	0	2	0	0	1	3	Pittsburgh Pirates @ Montreal Expos Olympic Stadium, Montreal, QB Sat Aug 10 1985, 7:05 PM EDT Att: 19,982 - Unknown										
U L Washington S (1.4) OBP: 0.341, SLG: 0.412	K		6-3	L6		F8		F9		5	0	0	0	0	1	4											
Andre Dawson R (1.9) OBP: 0.309, SLG: 0.433	F7			1B		HR		HR		4	2	3	3	0	0	0											
Hubie Brooks R (1.6) OBP: 0.308, SLG: 0.398		1B	2B	BB		F8		F7		3	1	1	0	1	0	0											
Terry Francona L (1.3) OBP: 0.323, SLG: 0.356		6-3		K				1-3		4	1	1	0	0	1	3											
Tim Wallach R (1.5) OBP: 0.319, SLG: 0.432		1B	HBP			F3		L6		3	1	0	0	0	1	3											
Herm Winningham L (1.8) OBP: 0.331, SLG: 0.376		1B	BB			G3		K		3	1	1	1	1	1	0											
Mike Fitzgerald R (1.2) OBP: 0.300, SLG: 0.285						K		F2		4	0	1	2	0	2	0											
Bill Gullickson R (1.1) OBP: 0.150, SLG: 0.175										1	0	0	0	0	1	2											
Randy St. Claire R (3.1) OBP: 0.500, SLG: 0.250										0	0	0	0	1	0	0											
Scott Thompson L (6, PH) OBP: 0.231, SLG: 0.270										1	1	1	0	0	0	0											
Tim Burke R (7.1) OBP: 0.200, SLG: 0.200										0	0	0	0	0	0	0											
Bert Roberge R (7.1)										1	0	0	0	0	1	0											
Inning Stats	R: 0 E: 0 K: 1 S: 5	H: 0 LOB: 0 BB: 0 P: 5	R: 2 E: 0 K: 2 S: 9	H: 2 LOB: 2 BB: 1 P: 14	R: 0 E: 0 K: 2 S: 8	H: 1 LOB: 2 BB: 1 P: 12	R: 0 E: 0 K: 1 S: 6	H: 1 LOB: 2 BB: 1 P: 10	R: 3 E: 0 K: 0 S: 6	H: 3 LOB: 0 BB: 0 P: 6	R: 2 E: 0 K: 0 S: 5	H: 2 LOB: 0 BB: 0 P: 5	R: 0 E: 0 K: 1 S: 5	H: 1 LOB: 1 BB: 0 P: 8	R: 0 E: 0 K: 2 S: 8	H: 1 LOB: 1 BB: 0 P: 8	1B: 5 2B: 1 3B: 2 HR: 2	SF: 0 SAC: 0 DP: 0 HBP: 1	WP: 1 PB: 0 SB: 1 CS: 0	PA: 38							
PITCHER	IP	WLS	BF	H	R	ER	SO	BB	IBB	HBP	BLK	WP	HR	S	P	ERA	WHIP										
Rick Rhoden R (1.1) ERA: 4.53	5.0	L	27	8	6	6	6	3	0	1	0	0	1	35	48	10.80	2.200										
Pat Clements L (6.1) ERA: 3.12	1.0		4	1	1	1	0	0	0	0	0	0	1	4	4	9.00	1.000										
Rod Scurry L (7.1) ERA: 3.69	2.0		7	1	0	0	3	0	0	0	0	0	0	13	13	0.00	0.500										



Batter	1	2	3	4	5	6	7	8	9	AB	R	H	RBI	BB	SO	LOB	TOP			
Joe Orsulak, L (1.7)	6-3		1-3		F7		G3			4	0	0	0	0	0	0	Pittsburgh Pirates @ Montreal Expos Olympic Stadium, Montreal, QB Sun Aug 11 1985, 3:33 AM EDT Att: 21,741 - Unknown			
Marvell Wynne, L (1.8)	4-0		F9				F4			3	1	1	1	1	0					
Johnny Ray, S (1.4)	G4-6-3				3-1					4	1	1	0	0	0					
Jason Thompson, L (1.3)				1B						2	2	2	0	2	0					
Mike Brown, R (1.9)				1B						4	0	1	1	0	0					
Tony Peña, R (1.2)				1B						4	1	1	1	0	0					
Jim Morrison, R (1.5)				1B						4	0	1	1	0	0					
Sam Khalifa, R (1.6)				1B						3	0	0	1	0	2					
Lee Tunnell, R (1.1)										3	0	0	0	0	0					
Cecilio Guante, R (7.1)										1	0	0	0	0	1					
Inning Stats	R: 0 E: 0 K: 0 S: 2	H: 0 LOB: 0 BB: 1 P: 6	R: 1 E: 0 K: 1 S: 6	H: 1 LOB: 1 BB: 1 P: 10	R: 0 E: 0 K: 0 S: 3	H: 0 LOB: 0 BB: 0 P: 3	R: 3 E: 0 K: 0 S: 7	H: 4 LOB: 1 BB: 0 P: 7	R: 1 E: 0 K: 0 S: 4	H: 1 LOB: 1 BB: 1 P: 8	R: 0 E: 0 K: 0 S: 3	H: 0 LOB: 0 BB: 0 P: 3	R: 0 E: 0 K: 0 S: 4	H: 1 LOB: 1 BB: 0 P: 4	R: 0 E: 0 K: 2 S: 7	H: 0 LOB: 0 BB: 0 P: 7	1B: 5 2B: 1 3B: 0 HR: 1	SF: 1 SAC: 0 DP: 1 HBP: 0	WP: 0 PB: 0 SB: 0 CS: 0	PA: 36
PITCHER	IP WLS BF H R ER SO BB IBB HBP BLK WP HR S P ERA WHIP																			
Bill Laskey, R (1.1)	6.0	26	6	5	5	1	3	0	0	0	0	0	0	1	25	37	7.50	1.500		
Gary Lucas, L (7.1)	1.2	6	1	0	0	0	0	0	0	0	0	0	0	6	6	0.00	0.600			
Tim Burke, R (8.1)	1.1	W	4	0	0	0	2	0	0	0	0	0	0	8	8	0.00	0.000			

Batter	1	2	3	4	5	6	7	8	9	AB	R	H	RBI	BB	SO	LOB	BOTTOM					
Tim Raines, S (1.7)		FC6-4		K					F9	4	1	1	0	1	1	3	Pittsburgh Pirates @ Montreal Expos Olympic Stadium, Montreal, QB Sun Aug 11 1985, 3:33 AM EDT Att: 21,741 - Unknown					
Vance Law, R (1.4)										3	1	1	0	2	1	2						
Andre Dawson, R (1.9)										5	2	1	3	0	1	5						
Hubie Brooks, R (1.6)										4	1	2	2	0	0	2						
Terry Francona, L (1.3)										4	0	1	1	0	1	3						
Tim Burke, R (8.1)										0	0	0	0	0	0	0						
Tim Wallach, R (1.5)										4	0	1	0	0	0	1						
Herm Winningham, L (1.8)										4	0	0	0	0	0	3						
Steve Nicosia, R (1.2)										3	0	1	0	1	1	0						
Bill Laskey, R (1.1)										1	0	0	0	0	0	1						
Razor Shines, S (6. PH)										1	0	0	0	0	0	0						
Gary Lucas, L (7.1)										0	0	0	0	0	0	0						
Scot Thompson, L (8.3)										1	1	1	0	0	0	0						
Inning Stats	R: 3 E: 1 K: 1 S: 9	H: 3 LOB: 1 BB: 0 P: 9	R: 0 E: 0 K: 0 S: 3	H: 0 LOB: 1 BB: 1 P: 7	R: 0 E: 0 K: 0 S: 5	H: 2 LOB: 2 BB: 0 P: 5	R: 0 E: 0 K: 1 S: 6	H: 1 LOB: 2 BB: 1 P: 10	R: 0 E: 0 K: 0 S: 3	H: 0 LOB: 0 BB: 0 P: 3	R: 0 E: 0 K: 1 S: 5	H: 0 LOB: 0 BB: 0 P: 5	R: 0 E: 0 K: 2 S: 7	H: 0 LOB: 2 BB: 2 P: 15	R: 0 E: 0 K: 0 S: 3	H: 0 LOB: 0 BB: 0 P: 3	R: 3 E: 0 K: 0 S: 4	H: 3 LOB: 0 BB: 0 P: 4	1B: 6 2B: 1 3B: 1 HR: 1	SF: 0 SAC: 1 DP: 0 HBP: 0	WP: 0 PB: 0 SB: 2 CS: 0	PA: 39
PITCHER	IP WLS BF H R ER SO BB IBB HBP BLK WP HR S P ERA WHIP																					
Lee Tunnell, R (1.1)	6.0	28	6	3	3	3	3	0	0	0	0	0	0	1	31	43	4.50	1.500				
Cecilio Guante, R (7.1)	2.1	L	11	3	3	3	2	1	0	0	0	0	0	1	14	18	11.57	1.714				

Batter	1	2	3	4	5	6	7	8	9	AB	R	H	RBI	BB	SO	LOB	TOP										
Bill Almon, R OBP: 0.349, SLG: 0.429 Lee Mazzilli, S OBP: 0.418, SLG: 0.371	4-0 CS BB		0-3 K			0-0 6-3		0-3 K	4-0 1-2 2-3 BB	3	0	0	0	1	2	1											
Denny Gonzalez, R OBP: 0.400, SLG: 0.500	0-0 PB 1-2 2B		0-0 F8			4-0 BB		0-3 K	0-3 K	4	0	1	0	1	2	4											
Bill Madlock, R OBP: 0.314, SLG: 0.361	0-0 6-3 2-3			0-0 6-3		0-0 G3		4-0 1B 1-2 BB		3	0	0	0	1	0	2											
Mike Brown, R OBP: 0.306, SLG: 0.424	0-0 1-3			0-3 K				0-0 1B 2B	0-0 1-2 2-3 1B	4	1	2	0	0	1	1											
Jason Thompson, L OBP: 0.379, SLG: 0.397		0-0 F7		0-3 K				0-3 K	0-0 6-3	4	0	0	0	0	2	4											
Tony Peña, R OBP: 0.285, SLG: 0.351		0-0 1-3				0-0 F4		0-0 F8	0-0 BB 1B	4	0	0	0	0	0	1											
Sam Khalifa, R OBP: 0.285, SLG: 0.301		4-0 BB				0-0 4-3		0-0 2-H 1B	0-0 F6	3	0	1	1	1	0	1											
Joe Orsulak, L OBP: 0.326, SLG: 0.349		0-3 K				0-0 F6		0-0 4-3	0-0 BB 1B	4	0	1	0	0	1	2											
Jim Winn, R OBP: 0.133, SLG: 0.143 Larry McWilliams, L OBP: 0.139, SLG: 0.143 Sixto Lezcano, R OBP: 0.436, SLG: 0.343 Rod Scurrey, L OBP: 0.350, SLG: 0.337			0-0 6-3			0-0 6-3		0-0 1B BB 1B	0-0 F8	1	0	0	0	0	0	0											
Inning Stats	R: 0 E: 0 K: 0 S: 3	H: 1 LOB: 1 BB: 1 P: 7	R: 0 E: 0 K: 1 S: 5	H: 0 LOB: 1 BB: 1 P: 9	R: 0 E: 0 K: 1 S: 5	H: 0 LOB: 0 BB: 0 P: 5	R: 0 E: 0 K: 2 S: 7	H: 0 LOB: 0 BB: 0 P: 7	R: 0 E: 0 K: 0 S: 3	H: 0 LOB: 1 BB: 1 P: 3	R: 1 E: 0 K: 1 S: 7	H: 2 LOB: 1 BB: 0 P: 7	R: 0 E: 0 K: 2 S: 9	H: 2 LOB: 3 BB: 1 P: 13	R: 0 E: 1 K: 1 S: 7	H: 1 LOB: 3 BB: 1 P: 11	1B: 4 2B: 2 3B: 0 HR: 0	SF: 0 SAC: 0 DP: 0 HBP: 0	WP: 0 PB: 1 SB: 0 CS: 1	PA: 38							
PITCHER	IP	WLS	BF	H	R	ER	SO	BB	IBB	HBP	BLK	WP	HR	S	P	ERA	WHIP										
John Tudor, L ERA: 2.07 Bill Campbell, R ERA: 3.97	(1, 1) (9, 1)	8.0 1.0	W 6	32 6	5 1	1 0	7 1	4 1	0 0	0 0	0 0	0 0	0 0	42 7	58 11	1.12 0.00	1.125 2.000										

Pittsburgh Pirates @ St. Louis Cardinals
 Busch Stadium, St. Louis, MO
 Mon Aug 12 1985, 7:05 PM CDT
 Att: 24,516 - Unknown

AB	33
R	1
H	6
RBI	1
BB	5
SO	8
LOB	18



Batter	1	2	3	4	5	6	7	8	9	AB	R	H	RBI	BB	SO	LOB	BOTTOM										
Vince Coleman, S OBP: 0.327, SLG: 0.352	0-0 G3 S 1B		0-0 G3			0-0 F8		0-0 5-3		5	1	2	0	0	0	0											
Willie McGee, S OBP: 0.382, SLG: 0.516	0-0 G3		0-0 WP 1B			4-0 S 1B		0-0 1B		4	3	3	0	1	0	1											
Tom Herr, S OBP: 0.391, SLG: 0.514 Tom Lawless, R OBP: 0.236, SLG: 0.216	4-0 G5-4-3 BB		0-0 E 1B			4-0 F9 1-2 HR BB		0-0 SF9 3B	0-0 F9	1	1	1	2	2	0	0											
Jack Clark, R OBP: 0.391, SLG: 0.514	0-0 G5-4-3		0-0 E6			0-0 F4		0-0 F4	0-3 K	5	0	0	0	0	1	7											
Andy Van Slyke, L OBP: 0.338, SLG: 0.444 Tito Landrum, R OBP: 0.363, SLG: 0.427		0-0 S 1B	0-3 K			0-0 HR 1B		0-0 6-3		2	1	1	0	0	1	2											
Terry Pendleton, S OBP: 0.294, SLG: 0.289		0-0 1B 1B	0-0 G3			0-0 F9		0-3 K		4	0	1	1	0	1	4											
Darrell Porter, L OBP: 0.303, SLG: 0.420		0-0 F9		0-0 G3		0-0 HR		4-0 HBP BB		3	1	1	3	1	0	1											
Ozzie Smith, S OBP: 0.326, SLG: 0.343		0-0 1B	0-0 F7			0-0 BB BB		1-0 HBP		2	0	1	0	1	0	0											
John Tudor, L OBP: 0.174, SLG: 0.197 Bill Campbell, R OBP: 0.625, SLG: 0.400		0-0 1-3	0-0 F5			0-0 1-3		0-0 F8		4	0	0	0	0	0	4											
Inning Stats	R: 0 E: 0 K: 0 S: 3	H: 1 LOB: 1 BB: 1 P: 7	R: 1 E: 0 K: 0 S: 5	H: 3 LOB: 0 BB: 0 P: 5	R: 1 E: 1 K: 1 S: 8	H: 2 LOB: 2 BB: 0 P: 8	R: 0 E: 0 K: 0 S: 3	H: 0 LOB: 0 BB: 0 P: 3	R: 5 E: 0 K: 0 S: 6	H: 3 LOB: 1 BB: 3 P: 18	R: 1 E: 0 K: 0 S: 4	H: 1 LOB: 0 BB: 0 P: 4	R: 0 E: 0 K: 1 S: 5	H: 0 LOB: 2 BB: 1 P: 10	R: 0 E: 0 K: 1 S: 6	H: 1 LOB: 1 BB: 0 P: 6	1B: 8 2B: 1 3B: 1 HR: 1	SF: 1 SAC: 0 DP: 1 HBP: 1	WP: 1 PB: 0 SB: 5 CS: 0	PA: 40							
PITCHER	IP	WLS	BF	H	R	ER	SO	BB	IBB	HBP	BLK	WP	HR	S	P	ERA	WHIP										
Jim Winn, R ERA: 4.89 Larry McWilliams, L ERA: 4.89 Rod Scurrey, L ERA: 3.6	(1, 1) (5, 1) (8, 1)	4.1 2.2 1.0	L 14	22 3	5 3	5 3	1 1	3 2	0 0	0 1	0 0	0 0	0 0	21 13	33 22	10.38 10.12	2.308 1.875										

Pittsburgh Pirates @ St. Louis Cardinals
 Busch Stadium, St. Louis, MO
 Mon Aug 12 1985, 7:05 PM CDT
 Att: 24,516 - Unknown

AB	33
R	8
H	11
RBI	8
BB	5
SO	3
LOB	20



Batter	1	2	3	4	5	6	7	8	9	AB	R	H	RBI	BB	SO	LOB	TOP										
Joe Orsulak, L (1, 9) OBP: 0.325, SLG: 0.347 Sixto Lezcano, R (9, PH) OBP: 0.403, SLG: 0.340	0-0 6-3 1B		0-0 L9		0-0 F8		0-0 F9		0-0 G6-4-3	4	0	1	0	0	0	2											
Marvell Wynne, L (1, 8) OBP: 0.282, SLG: 0.278	0-0 F8		0-0 1-3		0-0 4-3					4	0	1	0	0	0	2											
Bill Madlock, R (1, 5) OBP: 0.314, SLG: 0.360	0-0 6-3			0-0 BB FC6-4 1B		0-0 F3		0-0 FC1-4 1B FC6-4		4	2	1	0	0	0	2											
Jason Thompson, L (1, 3) OBP: 0.383, SLG: 0.399		0-0 1B		4-0 FC6-4 1B BB		0-0 4-3		0-0 1B		3	2	2	0	1	0	0											
Steve Kemp, L (1, 7) OBP: 0.309, SLG: 0.337	0-0 L7		4-0 FC6-4 1B BB		0-3 K			0-0 FC6-4 1B		3	0	1	0	1	1	1											
Tony Peña, R (1, 2) OBP: 0.283, SLG: 0.347	0-0 F8		0-0 F6			0-0 B1-3		0-0 FC6-4		4	0	0	1	0	0	5											
Denny Gonzalez, R (1, 4) OBP: 0.333, SLG: 0.750	0-0 F4		0-0 FC6-4 1B			0-0 HR		0-3 K		4	1	1	2	0	1	4											
Sam Khalifa, R (1, 6) OBP: 0.290, SLG: 0.307		0-0 6-3		0-0 1B		0-0 5-3		0-0 1B		4	0	2	1	0	0	0											
Don Robinson, R (1, 1) OBP: 0.222, SLG: 0.235 Lee Mazzilli, S (7, PH) OBP: 0.423, SLG: 0.378 Pat Clements, R (7, 1) Johnny Ray, S (9, PH) OBP: 0.290, SLG: 0.362			1-0 HBP		0-3 K		0-0 1B		0-0 F8	1	0	0	0	0	1	0											
Inning Stats	R: 0 E: 0 K: 0 S: 3	H: 1 LOB: 0 BB: 0 P: 3	R: 0 E: 0 K: 0 S: 4	H: 1 LOB: 1 BB: 0 P: 4	R: 0 E: 0 K: 0 S: 3	H: 0 LOB: 1 BB: 0 P: 4	R: 2 E: 0 K: 0 S: 4	H: 2 LOB: 2 BB: 2 P: 12	R: 0 E: 0 K: 1 S: 5	H: 0 LOB: 0 BB: 0 P: 5	R: 1 E: 0 K: 0 S: 5	H: 2 LOB: 1 BB: 0 P: 5	R: 2 E: 1 K: 1 S: 8	H: 3 LOB: 1 BB: 0 P: 8	R: 0 E: 0 K: 0 S: 3	H: 1 LOB: 0 BB: 0 P: 3	1B: 9 2B: 1 3B: 0 HR: 1	SF: 0 SAC: 0 DP: 2 HBP: 1	WP: 0 PB: 0 SB: 0 CS: 0	PA: 37							
PITCHER	IP	WLS	BF	H	R	ER	SO	BB	IBB	HBP	BLK	WP	HR	S	P	ERA	WHIP										
Joaquin Andujar, R (1, 1) ERA: 2.62	7.1	W	32	9	5	4	2	2	0	1	0	0	1	33	42	4.91	1.500										
Jeff Lahti, R (8, 1) ERA: 2.32	0.2		3	1	0	0	1	0	0	0	0	0	0	5	5	0.00	1.500										
Ken Dayley, L (9, 1) ERA: 2.42	1.0	S	2	0	0	0	0	0	0	0	0	0	0	2	2	0.00	0.000										

Pittsburgh Pirates @ St. Louis Cardinals
 Busch Stadium, St. Louis, MO
 Tue Aug 13 1985, 7:05 PM CDT
 Att: 30,469 - Unknown

AB	34
R	5
H	10
RBI	4
BB	2
SO	3
LOB	18



Batter	1	2	3	4	5	6	7	8	9	AB	R	H	RBI	BB	SO	LOB	BOTTOM										
Vince Coleman, S (1, 7) OBP: 0.328, SLG: 0.357	4-0 CS BB		0-0 5-3		0-0 4-3		0-0 1B			3	1	1	0	1	0	3											
Willie McGee, S (1, 8) OBP: 0.394, SLG: 0.516	0-0 6-3		0-0 CS 1B			0-0 E6 1B FC3-2		0-0 1B CS		4	0	2	2	0	0	1											
Tom Herr, S (1, 4) OBP: 0.392, SLG: 0.413	0-0 F7		0-0 CS		0-0 F8		0-0 FC3-2 1B BB		0-0 1B	4	1	2	0	0	0	0											
Jack Clark, R (1, 3) OBP: 0.392, SLG: 0.515		0-0 4-3 6-3 2B		0-0 5-3		4-0 1B FC3-2		0-0 F5		3	2	1	0	1	0	2											
Andy Van Slyke, L (1, 9) OBP: 0.334, SLG: 0.439 Tito Landrum, R (7, PH) OBP: 0.360, SLG: 0.423		0-0 4-3		0-0 G3		0-0 FC3-2 1B		0-3 K		3	1	0	0	0	0	4											
Terry Pendleton, S (1, 5) OBP: 0.294, SLG: 0.288		0-0 6-3			0-0 4-3		0-0 2B 1B		0-0 6-3	4	0	1	2	0	0	0											
Darrell Porter, L (1, 2) OBP: 0.309, SLG: 0.431		0-3 K			0-0 1B		1-2 2-3 3-H 1B		0-3 K	4	0	2	2	0	2	0											
Ozzie Smith, S (1, 6) OBP: 0.333, SLG: 0.351			0-0 SH1-4 1B		0-0 1B		0-0 1B		0-0 2B	3	1	3	0	1	0	0											
Joaquin Andujar, S (1, 1) OBP: 0.179, SLG: 0.151 Jeff Lahti, R (8, 1) Ken Dayley, L (9, 1) OBP: 0.333, SLG: 0.333			0-0 SH1-4		0-3 K		0-3 K		0-0 F7	2	0	0	0	0	2	4											
Inning Stats	R: 0 E: 0 K: 0 S: 2	H: 0 LOB: 0 BB: 1 P: 6	R: 1 E: 0 K: 1 S: 6	H: 1 LOB: 0 BB: 0 P: 6	R: 1 E: 0 K: 0 S: 4	H: 2 LOB: 0 BB: 0 P: 4	R: 0 E: 0 K: 0 S: 3	H: 0 LOB: 0 BB: 0 P: 3	R: 0 E: 0 K: 1 S: 7	H: 2 LOB: 2 BB: 0 P: 7	R: 3 E: 1 K: 1 S: 8	H: 3 LOB: 2 BB: 2 P: 16	R: 1 E: 0 K: 1 S: 7	H: 3 LOB: 2 BB: 0 P: 7	R: 0 E: 0 K: 1 S: 6	H: 1 LOB: 1 BB: 0 P: 6	1B: 8 2B: 4 3B: 1 HR: 0	SF: 0 SAC: 1 DP: 1 HBP: 0	WP: 0 PB: 0 SB: 1 CS: 3	PA: 37							
PITCHER	IP	WLS	BF	H	R	ER	SO	BB	IBB	HBP	BLK	WP	HR	S	P	ERA	WHIP										
Don Robinson, R (1, 1) ERA: 4.5	6.0	L	27	8	5	4	3	2	1	0	0	0	0	30	42	6.00	1.667										
Pat Clements, L (7, 1) ERA: 3.15	2.0		9	4	1	1	2	0	0	0	0	0	0	13	13	4.50	2.000										

Pittsburgh Pirates @ St. Louis Cardinals
 Busch Stadium, St. Louis, MO
 Tue Aug 13 1985, 7:05 PM CDT
 Att: 30,469 - Unknown

AB	32
R	6
H	12
RBI	6
BB	3
SO	5
LOB	17



Batter	1	2	3	4	5	6	7	8	9	AB	R	H	RBI	BB	SO	LOB	TOP
Joe Orsulak, L (1, 9) OBP: 0.324, SLG: 0.345	F8			F8			3-1		G5-2-3 1B 1B	4	1	1	0	0	0	0	Pittsburgh Pirates @ St. Louis Cardinals Busch Stadium, St. Louis, MO Thu Aug 15 1985, 3:33 AM CDT Unknown livebaseballscorecards.com
Johnny Ray, S (1, 4) OBP: 0.292, SLG: 0.366	F5			4-3			6-3 2B		1B G5-2-3 1B	4	0	2	0	0	0	0	
Bill Madlock, R (1, 5) OBP: 0.310, SLG: 0.356	F8			5-3			6-3		G5-2-3 1B 1-2 2-3 3-H	4	0	0	0	0	0	4	
Jason Thompson, L (1, 3) OBP: 0.381, SLG: 0.397 Bill Almon, R (9, PR) OBP: 0.349, SLG: 0.429		G3			4-3		K		1B 2-3 3-H	4	0	1	1	0	1	1	
Steve Kemp, L (1, 7) OBP: 0.309, SLG: 0.337 Sixto Lezcano, R (9, PH) OBP: 0.400, SLG: 0.337		F9			4-3			FC6-4 1B	F8	3	0	1	0	0	0	0	
Tony Peña, R (1, 2) OBP: 0.280, SLG: 0.345		6-3			F5			FC6-4 1B 1-2		3	0	0	0	0	0	1	
Marvell Wynne, L (1, 8) OBP: 0.259, SLG: 0.275				F9			F1		F8	3	0	0	0	0	0	1	
Sam Khalifa, R (1, 6) OBP: 0.285, SLG: 0.301				F9			4-3			3	0	0	0	0	0	1	
Rick Reuschel, R (1, 1) OBP: 0.194, SLG: 0.200 Lee Mazzilli, S (9, PH) OBP: 0.427, SLG: 0.384				F2			F5		1B G5-2-3 1B	2	0	0	0	0	0	0	
Inning Stats	R: 0 E: 0 K: 0 S: 3	H: 0 LOB: 0 BB: 0 P: 3	R: 0 E: 0 K: 0 S: 3	H: 0 LOB: 0 BB: 0 P: 3	R: 0 E: 0 K: 0 S: 3	H: 0 LOB: 0 BB: 0 P: 3	R: 0 E: 0 K: 0 S: 3	H: 0 LOB: 0 BB: 0 P: 3	R: 0 E: 0 K: 1 S: 6	H: 1 LOB: 1 BB: 0 P: 6	R: 0 E: 0 K: 0 S: 4	H: 1 LOB: 1 BB: 0 P: 4	R: 1 E: 0 K: 0 S: 6	H: 4 LOB: 2 BB: 0 P: 6	1B: 5 2B: 1 3B: 0 HR: 0	SF: 0 SAC: 0 DP: 1 HBP: 0	WP: 0 PA: 32 PB: 0 SB: 0 CS: 0
PITCHER	IP WLS BF H R ER SO BB IBB HBP BLK WP HR S P ERA WHIP																
Kurt Kephshire, R (1, 1) ERA: 4.29	8.0 W 29 5 1 1 1 0 0 0 0 0 0 0 0 0 0 1.12 0.625																
Jeff Lahti, R (9, 1) ERA: 2.29	0.2 1 0 0 0 0 0 0 0 0 0 0 0 0 0 1 0.00 0.000																
Ken Dayley, L (9, 1) ERA: 2.4	0.1 S 2 1 0 0 0 0 0 0 0 0 0 0 0 0 2 0.00 3.000																

Batter	1	2	3	4	5	6	7	8	9	AB	R	H	RBI	BB	SO	LOB	BOTTOM		
Vince Coleman, S (1, 7) OBP: 0.325, SLG: 0.353	1-3	F7		4-3			1-3			4	0	0	0	0	0	1	Pittsburgh Pirates @ St. Louis Cardinals Busch Stadium, St. Louis, MO Thu Aug 15 1985, 3:33 AM CDT Unknown livebaseballscorecards.com		
Willie McGee, S (1, 8) OBP: 0.397, SLG: 0.520	2B 1B	2B			F7			SH 1B		4	1	3	1	0	0	0			
Tom Herr, S (1, 4) OBP: 0.396, SLG: 0.417	1-3 2B	IBB			4-0 BB BB			SH 1-2		1	1	1	0	2	0	0			
Darrell Porter, L (1, 2) OBP: 0.307, SLG: 0.425	2B 1B	K			F7			K		4	0	1	2	0	2	4			
Mike Jorgensen, L (1, 3) OBP: 0.388, SLG: 0.316	2B			4-3			K		K	4	0	1	0	0	2	1			
Andy Van Slyke, L (1, 9) OBP: 0.331, SLG: 0.434	L4			4-3			3-1			3	0	0	0	0	0	2			
Terry Pendleton, S (1, 5) OBP: 0.253, SLG: 0.286	6-3			F8			K			3	0	0	0	0	1	2			
Ozzie Smith, S (1, 6) OBP: 0.333, SLG: 0.349		SH2-4 2B BB		4-3			3-1			2	1	0	0	1	0	0			
Kurt Kephshire, L (1, 1) OBP: 0.152, SLG: 0.205 Jeff Lahti, R (9, 1) Ken Dayley, L (9, 1) OBP: 0.333, SLG: 0.333		SH2-4		K			4-3			2	0	0	0	0	1	0			
Inning Stats	R: 2 E: 0 K: 0 S: 7	H: 4 LOB: 2 BB: 0 P: 7	R: 1 E: 0 K: 1 S: 6	H: 1 LOB: 2 BB: 2 P: 14	R: 0 E: 0 K: 0 S: 3	H: 0 LOB: 0 BB: 0 P: 3	R: 0 E: 0 K: 1 S: 5	H: 0 LOB: 0 BB: 0 P: 5	R: 0 E: 0 K: 0 S: 2	H: 0 LOB: 0 BB: 1 P: 6	R: 0 E: 0 K: 2 S: 7	H: 0 LOB: 0 BB: 0 P: 7	R: 0 E: 0 K: 0 S: 3	H: 0 LOB: 0 BB: 0 P: 3	R: 0 E: 0 K: 2 S: 8	H: 1 LOB: 1 BB: 0 P: 8	1B: 3 2B: 3 3B: 0 HR: 0	SF: 0 SAC: 2 DP: 0 HBP: 0	WP: 0 PA: 32 PB: 0 SB: 0 CS: 1
PITCHER	IP WLS BF H R ER SO BB IBB HBP BLK WP HR S P ERA WHIP																		
Rick Reuschel, R (1, 1) ERA: 2.94	8.0 L 32 6 3 3 3 2 1 0 0 0 0 0 0 0 41 53 3.38 1.000																		

Batter	1	2	3	4	5	6	7	8	9	AB	R	H	RBI	BB	SO	LOB	TOP					
Lenny Dykstra, L OBP: 0.338, SLG: 0.337 (1, 8)	F9		K						F7	5	0	2	0	0	1	0						
Wally Backman, S OBP: 0.352, SLG: 0.384 (1, 4)	G3		3-1							4	0	0	0	0	1	4						
Keith Hernandez, L OBP: 0.380, SLG: 0.430 (1, 3)	1B		K							4	0	2	0	0	1	0						
Darryl Strawberry, L OBP: 0.384, SLG: 0.534 (1, 9)	FC5-4									4	0	1	0	0	1	1						
George Foster, R OBP: 0.328, SLG: 0.478 (1, 7)	FC5-4									4	1	1	0	0	1	3						
Howard Johnson, S OBP: 0.298, SLG: 0.343 (1, 5)										3	0	1	1	1	0	1						
Clint Hurdle, L OBP: 0.346, SLG: 0.424 (1, 2)										4	0	1	0	0	0	2						
Rafael Santana, R OBP: 0.281, SLG: 0.291 (1, 6)										4	0	0	0	0	0	1						
Ed Lynch, R Tom Gorman, L Rusty Staub, L Ron Gorman, R Doug Sisk, R Danny Heep, L OBP: 0.145, SLG: 0.075 OBP: 0.365, SLG: 0.364 OBP: 0.278, SLG: 0.276 OBP: 0.333, SLG: 0.432 (1, 1) (6, 1) (7, PH) (7, PH) (7, 1) (6, PH)										2	0	0	0	0	2	1						
Inning Stats	R: 0 E: 0 K: 0 S: 5	H: 2 LOB: 2 BB: 0 P: 5	R: 0 E: 0 K: 1 S: 6	H: 1 LOB: 1 BB: 0 P: 6	R: 0 E: 0 K: 2 S: 7	H: 0 LOB: 0 BB: 0 P: 7	R: 0 E: 0 K: 2 S: 7	H: 0 LOB: 1 BB: 1 P: 11	R: 0 E: 0 K: 1 S: 6	H: 1 LOB: 1 BB: 0 P: 6	R: 0 E: 0 K: 1 S: 4	H: 1 LOB: 3 BB: 0 P: 4	R: 0 E: 0 K: 1 S: 7	H: 2 LOB: 3 BB: 0 P: 7	R: 1 E: 1 K: 0 S: 5	H: 2 LOB: 1 BB: 0 P: 5	R: 0 E: 0 K: 0 S: 3	H: 0 LOB: 0 BB: 0 P: 3	1B: 7 2B: 2 3B: 0 HR: 0	SF: 0 SAC: 0 DP: 0 HBP: 0	WP: 0 PB: 0 SB: 0 CS: 0	PA: 37
PITCHER Rick Rhoden, R ERA: 4.27 (1, 1)	IP: 9.0 WLS: W BF: 37 H: 9 R: 1 ER: 0 SO: 7 BB: 1 IBB: 0 HBP: 0 BLK: 0 WP: 0 HR: 0 S: 50 P: 54 ERA: 0.00 WHIP: 1.111															PITCHER						

New York Mets @ Pittsburgh Pirates
Three Rivers Stadium, Pittsburgh, PA
Fri Aug 16 1985, 7:05 PM EDT
Att: 9,289 - Unknown

AB 36
R 1
H 9
RBI 1
BB 1
SO 7
LOB 13



Batter	1	2	3	4	5	6	7	8	9	AB	R	H	RBI	BB	SO	LOB	BOTTOM			
Joe Orsulak, L OBP: 0.321, SLG: 0.343 (1, 9) (7, 7)	F9	SF8		FC4-6						4	0	1	1	0	0	5				
Steve Kemp, L OBP: 0.308, SLG: 0.333 Sixto Lezcano, R OBP: 0.393, SLG: 0.324 (1, 7) (6, PH) (7, 9)	FC6-5	K		F7						3	0	1	0	0	1	3				
Johnny Ray, S OBP: 0.292, SLG: 0.361 (1, 4)	FC6-5			F6						4	1	0	0	1	0	3				
Jason Thompson, L OBP: 0.383, SLG: 0.402 (1, 3)										4	1	2	0	1	0	3				
Bill Madlock, R OBP: 0.316, SLG: 0.368 (1, 5)	F9			5-3						4	2	2	2	1	0	3				
Tony Peña, R OBP: 0.283, SLG: 0.347 (1, 2)		6-3		6-3						4	1	2	1	1	0	1				
Marvell Wynne, L OBP: 0.283, SLG: 0.276 (1, 8)										4	1	2	0	1	0	3				
Sam Khalifa, R OBP: 0.297, SLG: 0.325 (1, 6)										4	1	2	2	0	0	3				
Rick Rhoden, R OBP: 0.204, SLG: 0.231 (1, 1)										4	0	1	1	1	0	4				
Inning Stats	R: 0 E: 0 K: 0 S: 4	H: 1 LOB: 2 BB: 1 P: 8	R: 2 E: 0 K: 1 S: 8	H: 3 LOB: 1 BB: 0 P: 8	R: 0 E: 0 K: 0 S: 4	H: 1 LOB: 1 BB: 0 P: 4	R: 0 E: 1 K: 0 S: 5	H: 1 LOB: 2 BB: 0 P: 5	R: 2 E: 0 K: 0 S: 5	H: 2 LOB: 1 BB: 1 P: 9	R: 0 E: 0 K: 0 S: 4	H: 1 LOB: 2 BB: 1 P: 8	R: 0 E: 0 K: 0 S: 3	H: 0 LOB: 3 BB: 3 P: 15	R: 3 E: 0 K: 1 S: 9	H: 4 LOB: 2 BB: 1 P: 13	1B: 7 2B: 5 3B: 0 HR: 1	SF: 1 SAC: 1 DP: 0 HBP: 0	WP: 0 PB: 0 SB: 1 CS: 0	PA: 45
PITCHER Ed Lynch, R ERA: 2.96 Tom Gorman, L ERA: 5.12 Doug Sisk, R ERA: 6.06 (1, 1) (6, 1) (7, 1)	IP: 5.0 WLS: L BF: 26 H: 8 R: 4 ER: 4 SO: 4 BB: 2 IBB: 0 HBP: 0 BLK: 0 WP: 0 HR: 1 S: 26 P: 34 ERA: 7.20 WHIP: 2.000															PITCHER				

New York Mets @ Pittsburgh Pirates
Three Rivers Stadium, Pittsburgh, PA
Fri Aug 16 1985, 7:05 PM EDT
Att: 9,289 - Unknown

AB 36
R 7
H 13
RBI 7
BB 7
SO 2
LOB 28



Batter	1	2	3	4	5	6	7	8	9	AB	R	H	RBI	BB	SO	LOB	TOP								
Lenny Dykstra, L OBP: 0.338, SLG: 0.333 Tom Paciorek, R OBP: 0.318, SLG: 0.318 (7, PH) (7, 9)	6-3		1B BB			K	1-H 2-H 3B		L5	2	0	0	0	1	1	0									
Wally Backman, S OBP: 0.351, SLG: 0.382 (1, 4)	4-3		1-2 1B			4-3	F8			4	0	1	0	0	0	1									
Keith Hernandez, L OBP: 0.379, SLG: 0.429 (1, 3)	4-3			G3		F7				4	0	1	0	0	0	0									
Gary Carter, R OBP: 0.355, SLG: 0.435 (1, 2)		G3		6-3			HR 1B	F2		4	1	1	0	0	0	1									
Darryl Strawberry, L OBP: 0.386, SLG: 0.546 (1, 9) (7, 8)	4-3						1-H HR	K		4	1	2	2	0	1	1									
George Foster, R OBP: 0.324, SLG: 0.472 (1, 7)	K			CS 1B	L6		6-3	F9		4	0	0	0	0	1	1									
Ray Knight, R OBP: 0.245, SLG: 0.346 (1, 5)			F8		G3		P6		P5	4	0	0	0	0	0	0									
Rafael Santana, R OBP: 0.281, SLG: 0.291 (1, 6)			6-3		E5		1B 3B 1B		K	4	1	1	0	0	1	0									
Sid Fernandez, L OBP: 0.222, SLG: 0.278 Roger McDowell, R OBP: 0.214, SLG: 0.154 (9, 1)			1B 1B		5-3		1-2 3B 1B			4	1	3	0	0	0	1									
										0	0	0	0	0	0	0									
Inning Stats	R: 0 E: 0 K: 0 S: 3	H: 0 LOB: 0 BB: 0 P: 3	R: 0 E: 0 K: 1 S: 5	H: 0 LOB: 0 BB: 0 P: 5	R: 0 E: 0 K: 0 S: 4	H: 2 LOB: 2 BB: 1 P: 8	R: 0 E: 0 K: 0 S: 3	H: 1 LOB: 0 BB: 0 P: 3	R: 0 E: 1 K: 0 S: 4	H: 0 LOB: 1 BB: 0 P: 4	R: 0 E: 0 K: 1 S: 5	H: 0 LOB: 1 BB: 0 P: 5	R: 4 E: 0 K: 0 S: 8	H: 5 LOB: 1 BB: 0 P: 8	R: 0 E: 0 K: 1 S: 6	H: 1 LOB: 1 BB: 0 P: 6	R: 0 E: 0 K: 1 S: 6	H: 1 LOB: 1 BB: 0 P: 6	1B: 7 2B: 0 3B: 2 HR: 1	SF: 0 SAC: 0 DP: 0 HBP: 0	WP: 0 PB: 0 SB: 0 CS: 1	PA: 38			
PITCHER	IP	WLS	BF	H	R	ER	SO	BB	IBB	HBP	BLK	WP	HR	S	P	ERA	WHIP								
Lee Tunnell, R ERA: 4.16 Rod Scurry, L ERA: 3.32 Cecilio Guante, R ERA: 2.63	(1, 1)	6.2	L	27	7	4	4	2	1	0	0	0	1	30	34	5.40	1.200								

New York Mets @ Pittsburgh Pirates
Three Rivers Stadium, Pittsburgh, PA
Sat Aug 17 1985, 7:05 PM EDT
Att: 10,200 - Unknown




AB	36
R	4
H	10
RBI	4
BB	1
SO	4
LOB	6


Batter	1	2	3	4	5	6	7	8	9	AB	R	H	RBI	BB	SO	LOB	BOTTOM								
Bill Almon, R OBP: 0.345, SLG: 0.424 Joe Orsulak, L OBP: 0.321, SLG: 0.343 Denny Gonzalez, R OBP: 0.313, SLG: 0.600 Cecilio Guante, R OBP: 0.083, SLG: 0.083 (9, 1)	K		5-3			SH1-4		K		2	0	0	0	0	1	0									
Johnny Ray, S OBP: 0.294, SLG: 0.362 (1, 4)	P4			PB S 1B		S 1B		K		4	0	2	1	0	1	0									
Bill Madlock, R OBP: 0.320, SLG: 0.377 (1, 3)	HR			G4-3 BB		K			4-0 1B BB	2	2	1	1	2	1	1									
Mike Brown, R OBP: 0.303, SLG: 0.423 (1, 9)	F8			K		5-3			F9	4	0	0	0	0	1	4									
Jim Morrison, R OBP: 0.272, SLG: 0.330 (1, 5)		F2		G4-3			L1			4	0	1	0	0	0	2									
Tony Peña, R OBP: 0.285, SLG: 0.347 (1, 2)	6-3				K					3	0	1	1	1	1	0									
Sam Khalifa, R OBP: 0.291, SLG: 0.317 (1, 6)	F8				K					4	0	0	0	0	3	3									
Marvell Wynne, L OBP: 0.260, SLG: 0.272 (1, 8)			P4		K					4	0	0	0	0	1	3									
Lee Tunnell, R OBP: 0.097, SLG: 0.067 Rod Scurry, L Lee Mazzilli, S OBP: 0.429, SLG: 0.386 (9, 7)			K			SH1-4 1B BB		K		1	1	0	0	1	1	0									
										0	0	0	0	0	0	0									
										1	0	0	0	0	1	0									
Inning Stats	R: 1 E: 0 K: 1 S: 6	H: 1 LOB: 0 BB: 0 P: 6	R: 0 E: 0 K: 0 S: 3	H: 0 LOB: 0 BB: 0 P: 3	R: 0 E: 0 K: 1 S: 5	H: 0 LOB: 0 BB: 0 P: 5	R: 0 E: 0 K: 1 S: 5	H: 1 LOB: 1 BB: 1 P: 9	R: 0 E: 0 K: 3 S: 9	H: 0 LOB: 0 BB: 0 P: 9	R: 1 E: 0 K: 1 S: 6	H: 1 LOB: 1 BB: 1 P: 10	R: 0 E: 0 K: 1 S: 5	H: 0 LOB: 1 BB: 1 P: 9	R: 0 E: 0 K: 3 S: 9	H: 0 LOB: 0 BB: 0 P: 9	R: 1 E: 0 K: 1 S: 7	H: 2 LOB: 2 BB: 1 P: 11	1B: 4 2B: 0 3B: 0 HR: 1	SF: 0 SAC: 1 DP: 1 HBP: 0	WP: 0 PB: 1 SB: 2 CS: 0	PA: 35			
PITCHER	IP	WLS	BF	H	R	ER	SO	BB	IBB	HBP	BLK	WP	HR	S	P	ERA	WHIP								
Sid Fernandez, L ERA: 2.72 Roger McDowell, R ERA: 2.99	(1, 1)	8.1	W	32	4	3	3	11	4	0	0	0	0	50	66	3.24	0.960								

New York Mets @ Pittsburgh Pirates
Three Rivers Stadium, Pittsburgh, PA
Sat Aug 17 1985, 7:05 PM EDT
Att: 10,200 - Unknown



AB	30
R	3
H	5
RBI	3
BB	4
SO	12
LOB	13

Batter	1	2	3	4	5	6	7	8	9	AB	R	H	RBI	BB	SO	LOB	TOP										
Lenny Dykstra, L OBP: 0.341, SLG: 0.333 (1, 8)	G3		F7			1B 1B		2B BB		3	0	1	0	1	0	1	New York Mets @ Pittsburgh Pirates Three Rivers Stadium, Pittsburgh, PA Sun Aug 18 1985, 3:33 AM EDT Att: 14,508 - Unknown 										
Wally Backman, S OBP: 0.349, SLG: 0.381 (1, 4)	F7		K2-3			1B 1-2 1B		F9		4	0	1	0	0	1	2											
Keith Hernandez, L OBP: 0.380, SLG: 0.430 (1, 3)	BB			F7		P6		1-3 2B		3	0	1	0	1	0	2											
Darryl Strawberry, L OBP: 0.381, SLG: 0.537 (1, 9)	F7			P6		6-3		F7		4	0	0	0	0	0	5											
Danny Heep, L OBP: 0.331, SLG: 0.427 Tom Paciorek, R OBP: 0.316, SLG: 0.316 (9, PH)		P4		6-3			4-3		5-3	3	0	0	0	0	0	0											
Clint Hurdle, L OBP: 0.333, SLG: 0.406 George Foster, R OBP: 0.323, SLG: 0.471 (9, PH)		K			P4		K		F9	3	0	0	0	0	2	0											
Howard Johnson, S OBP: 0.298, SLG: 0.342 (1, 5)		P4			K		FC6 1B		K	4	0	1	0	0	2	0											
Rafael Santana, R OBP: 0.281, SLG: 0.291 (1, 6)					F9		FC6 1-2			3	0	1	0	0	0	1											
Rick Aguilera, R OBP: 0.409, SLG: 0.476 Ray Knight, R OBP: 0.244, SLG: 0.344 Terry Leach, R OBP: 0.333, SLG: 0.500 Ron Reynolds, R OBP: 0.303, SLG: 0.344 Tom Gorman, L (8, 1)					FC1-6 1-2		5-3		5-3	1	0	0	0	0	0	1											
										1	0	0	0	0	0	0											
										0	0	0	0	0	0	0											
										0	0	0	0	0	0	0											
Inning Stats	R: 0 E: 0 K: 0 S: 3	H: 0 LOB: 1 BB: 1 P: 7	R: 0 E: 0 K: 1 S: 5	H: 0 LOB: 0 BB: 0 P: 5	R: 0 E: 0 K: 1 S: 6	H: 1 LOB: 1 BB: 0 P: 6	R: 0 E: 0 K: 0 S: 3	H: 0 LOB: 0 BB: 0 P: 3	R: 0 E: 0 K: 1 S: 5	H: 2 LOB: 2 BB: 0 P: 5	R: 0 E: 0 K: 1 S: 6	H: 1 LOB: 1 BB: 0 P: 6	R: 0 E: 0 K: 0 S: 4	H: 1 LOB: 2 BB: 1 P: 8	R: 0 E: 0 K: 1 S: 5	H: 0 LOB: 0 BB: 0 P: 5	1B: 4 2B: 1 3B: 0 HR: 0	SF: 0 SAC: 0 DP: 0 HBP: 0	WP: 0 PB: 0 SB: 0 CS: 0	PA: 34							
PITCHER	IP WLS BF H R ER SO BB IBB HBP BLK WP HR S P ERA WHIP	IP WLS BF H R ER SO BB IBB HBP BLK WP HR S P ERA WHIP																									
Don Robinson, R ERA: 4.17 Pat Clements, L ERA: 2.95	(1, 1) (7, 1)	6.0 W 22	3 0 0 3	0 0 0 2	0 0 0 2	1 0 0 0	0 0 0 0	0 0 0 0	0 0 15 19	0.00 0.667	0.00 1.000																

Batter	1	2	3	4	5	6	7	8	9	AB	R	H	RBI	BB	SO	LOB	BOTTOM									
Joe Orsulak, L OBP: 0.324, SLG: 0.350 (1, 8) (7, 7)	1B BB FC3-2 1B		K		WP 2B		3-1			4	0	2	0	0	1	1	New York Mets @ Pittsburgh Pirates Three Rivers Stadium, Pittsburgh, PA Sun Aug 18 1985, 3:33 AM EDT Att: 14,508 - Unknown 									
Johnny Ray, S OBP: 0.296, SLG: 0.360 (1, 4)	FC3-2 1B SF9 BB		HR BB		L4 2-3		F9			2	2	0	0	2	0	1										
Bill Madlock, R OBP: 0.327, SLG: 0.400 (1, 5)	SF9 FC3-2 1B 1-2 2-3		HR		HR		1B			4	2	4	3	0	0	0										
Jason Thompson, L OBP: 0.380, SLG: 0.397 (1, 3)	FC3-2 1-2 2-3 3-H		4-3		K		6-3			4	0	0	0	0	1	4										
Mike Brown, R OBP: 0.297, SLG: 0.417 (1, 9)	SF9 2-3 3-H		K		6-3		6-3			3	0	0	1	0	1	0										
Tony Peña, R OBP: 0.287, SLG: 0.347 (1, 2)	F2 2-3 3-H		S 1B		K		SH1-4 BB			3	1	1	0	1	1	2										
Denny Gonzalez, R OBP: 0.316, SLG: 0.556 Pat Clements, R (7, 1)		K		1B		6-3		SH1-4		3	0	1	1	0	1	0										
Sam Khalifa, R OBP: 0.290, SLG: 0.312 (1, 6)		1-3		1B		6-3		IBB		3	0	0	0	1	0	0										
Don Robinson, R OBP: 0.250, SLG: 0.316 Marvell Wynne, L OBP: 0.258, SLG: 0.270 (7, 8)				2B		K		2-3		2	0	1	0	0	1	0										
										2	0	0	0	0	0	2										
Inning Stats	R: 1 E: 0 K: 0 S: 5	H: 2 LOB: 2 BB: 1 P: 9	R: 0 E: 0 K: 2 S: 8	H: 1 LOB: 1 BB: 0 P: 8	R: 3 E: 0 K: 1 S: 7	H: 3 LOB: 1 BB: 1 P: 11	R: 0 E: 0 K: 1 S: 6	H: 1 LOB: 1 BB: 0 P: 6	R: 1 E: 0 K: 2 S: 8	H: 1 LOB: 0 BB: 0 P: 8	R: 0 E: 0 K: 0 S: 3	H: 0 LOB: 0 BB: 0 P: 3	R: 0 E: 0 K: 0 S: 4	H: 1 LOB: 1 BB: 0 P: 4	R: 0 E: 0 K: 0 S: 3	H: 0 LOB: 2 BB: 2 P: 11		1B: 5 2B: 2 3B: 0 HR: 2	SF: 1 SAC: 1 DP: 0 HBP: 0	WP: 1 PB: 0 SB: 1 CS: 0	PA: 36					
PITCHER	IP WLS BF H R ER SO BB IBB HBP BLK WP HR S P ERA WHIP	IP WLS BF H R ER SO BB IBB HBP BLK WP HR S P ERA WHIP																								
Rick Aguilera, R ERA: 3.18 Terry Leach, R ERA: 1.93 Tom Gorman, L ERA: 5.01	(1, 1) (6, 1) (8, 1)	5.0 L 24	8 5 5 6	0 0 0 0	0 0 0 0	1 1 0 0	1 1 0 0	0 0 3 11	0.00 0.500	0.00 1.000																

Batter	1	2	3	4	5	6	7	8	9	AB	R	H	RBI	BB	SO	LOB	TOP			
Eddie Milner, L OBP: 0.331, SLG: 0.315 (1, 8)	0-0 4-3		0-0 CS 1B			0-0 BB 2B	0-0 P4		0-0 3-1	5	0	2	0	0	0	3	Cincinnati Reds @ Pittsburgh Pirates Three Rivers Stadium, Pittsburgh, PA Tue Aug 20 1985, 7:05 PM EDT Att: 7,827 - Unknown			
Pete Rose, S OBP: 0.397, SLG: 0.328 (1, 3)	0-3 K		0-0 6-3			4-0 BB BB		0-0 G3		3	0	0	0	1	1					
Dave Parker, L OBP: 0.353, SLG: 0.530 (1, 9)	0-0 G3			0-0 E3		0-0 F7		0-0 4-3		4	0	0	0	0	2					
Buddy Bell, R OBP: 0.312, SLG: 0.321 (1, 5)		0-0 E5 1B		0-3 K		4-0 FC6-4 BB		0-0 F9		3	1	0	0	1	1					
Nick Esasky, R OBP: 0.346, SLG: 0.469 (1, 7)	0-3 K		4-0 FC6 BB		0-3 K			0-0 1B E 1B		3	1	1	0	1	2	4				
Dave Concepcion, R OBP: 0.320, SLG: 0.345 (1, 6)	0-0 1B		0-0 FC6		0-0 FC6-4			0-0 1B		4	0	2	0	0	4					
Bo Diaz, R OBP: 0.236, SLG: 0.297 (1, 2)	0-0 G4-6-3 1B		0-0 6-3			0-0 5-3		0-0 F7		3	0	1	1	0	0	0				
Max Venable, L OBP: 0.311, SLG: 0.373 (9, PH)	1-2 2-H 1B		0-0 F9			0-0 1B		0-0 E4		4	0	1	0	0	0	3				
Ron Oester, S OBP: 0.341, SLG: 0.366 (1, 4)	0-0 G4-6-3 1-2		0-3 K		0-3 K			0-3 K		2	0	0	0	0	2	0				
Mario Soto, R OBP: 0.149, SLG: 0.164 (1, 1)										1	0	0	0	0	1	1				
Wayne Krenchicki, L OBP: 0.379, SLG: 0.422 (7, PH)										0	0	0	0	0	0	0				
Tom Hume, R OBP: 0.407, SLG: 0.500 (9, PH)										1	0	0	0	0	1	2				
Inning Stats	R: 0 E: 0 K: 1 S: 5	H: 0 LOB: 0 BB: 0 P: 5	R: 1 E: 1 K: 1 S: 7	H: 2 LOB: 1 BB: 0 P: 7	R: 0 E: 0 K: 1 S: 5	H: 1 LOB: 0 BB: 0 P: 5	R: 0 E: 0 K: 1 S: 5	H: 0 LOB: 0 BB: 0 P: 5	R: 0 E: 0 K: 1 S: 6	H: 1 LOB: 3 BB: 2 P: 14	R: 0 E: 0 K: 1 S: 6	H: 1 LOB: 1 BB: 0 P: 6	R: 0 E: 0 K: 0 S: 3	H: 0 LOB: 0 BB: 0 P: 3	R: 1 E: 1 K: 1 S: 8	H: 2 LOB: 2 BB: 0 P: 8	1B: 6 2B: 1 3B: 0 HR: 0	SF: 0 SAC: 0 DP: 1 HBP: 0	WP: 0 PB: 0 SB: 0 CS: 2	PA: 37
PITCHER Rick Reuschel, R ERA: 2.73 (1, 1)	IP: 9.0 WLS: W BF: 37 H: 7 R: 2 ER: 0 SO: 8 BB: 3 IBB: 0 HBP: 0 BLK: 0 WP: 0 HR: 0 S: 50 P: 62 ERA: 0.00 WHIP: 1.111																			

AB 34
R 2
H 7
RBI 1
BB 3
SO 8
LOB 23



Batter	1	2	3	4	5	6	7	8	9	AB	R	H	RBI	BB	SO	LOB	BOTTOM			
Joe Orsulak, L OBP: 0.323, SLG: 0.353 (1, 8)	0-0 F8 SF8 2B		0-0 F8			0-0 6-3		0-0 3-1		4	1	1	0	0	0	1	Cincinnati Reds @ Pittsburgh Pirates Three Rivers Stadium, Pittsburgh, PA Tue Aug 20 1985, 7:05 PM EDT Att: 7,827 - Unknown			
Johnny Ray, S OBP: 0.300, SLG: 0.364 (1, 4)	0-0 F8		0-0 FC5-4 1B		0-0 CS 1B			0-0 G5-4-3 1B		4	0	3	1	0	0	1				
Bill Madlock, R OBP: 0.326, SLG: 0.399 (1, 5)	0-0 SF8		0-0 FC5-4		0-0 CS		0-0 BB 1B	0-0 G5-4-3		3	0	1	1	0	0	2				
Jason Thompson, L OBP: 0.383, SLG: 0.408 (1, 3)	0-0 1B			0-0 HR		4-0 1-2 BB		0-0 F5		3	1	2	1	1	0	0				
Mike Brown, R OBP: 0.293, SLG: 0.410 (1, 9)	0-0 6-3		0-3 K		0-3 K		0-3 K			3	0	0	0	0	2	3				
Tony Peña, R OBP: 0.285, SLG: 0.344 (1, 2)		0-0 5-3		0-0 F9		0-0 P4				3	0	0	0	0	0	2				
Denny Gonzalez, R OBP: 0.273, SLG: 0.476 (1, 7)		0-3 K		0-0 1-3		0-0 F4				3	0	0	0	0	1	2				
Marvell Wynne, L OBP: 0.258, SLG: 0.270 (7, 8)										0	0	0	0	0	0	0				
Sam Khalifa, R OBP: 0.290, SLG: 0.312 (1, 6)		0-3 K		0-0 6-3 SH2-4 1B		0-0 F9				3	1	1	0	0	1	0				
Rick Reuschel, R OBP: 0.184, SLG: 0.189 (1, 1)			0-0 1-3		0-0 SH2-4		0-0 F8			2	0	0	0	0	0	0				
Inning Stats	R: 1 E: 0 K: 0 S: 5	H: 2 LOB: 1 BB: 0 P: 5	R: 0 E: 0 K: 2 S: 7	H: 0 LOB: 0 BB: 0 P: 7	R: 0 E: 0 K: 0 S: 4	H: 1 LOB: 1 BB: 0 P: 4	R: 1 E: 0 K: 1 S: 6	H: 1 LOB: 0 BB: 0 P: 6	R: 1 E: 0 K: 0 S: 4	H: 2 LOB: 0 BB: 0 P: 4	R: 0 E: 0 K: 1 S: 6	H: 1 LOB: 2 BB: 1 P: 10	R: 0 E: 0 K: 0 S: 3	H: 0 LOB: 0 BB: 0 P: 3	R: 0 E: 0 K: 0 S: 3	H: 1 LOB: 0 BB: 0 P: 3	1B: 6 2B: 1 3B: 0 HR: 1	SF: 1 SAC: 1 DP: 1 HBP: 0	WP: 0 PB: 0 SB: 0 CS: 1	PA: 32
PITCHER Mario Soto, R ERA: 3.41 (1, 1)	IP: 6.0 WLS: L BF: 25 H: 7 R: 3 ER: 3 SO: 4 BB: 1 IBB: 0 HBP: 0 BLK: 0 WP: 0 HR: 1 S: 32 P: 36 ERA: 4.50 WHIP: 1.333																			
Tom Hume, R ERA: 3.32 (7, 1)	IP: 2.0 WLS: 6 BF: 1 H: 0 R: 0 ER: 0 SO: 0 BB: 0 IBB: 0 HBP: 0 BLK: 0 WP: 0 HR: 0 S: 6 P: 6 ERA: 0.00 WHIP: 0.500																			

AB 28
R 3
H 8
RBI 3
BB 1
SO 4
LOB 11



Batter	1	2	3	4	5	6	7	8	9	AB	R	H	RBI	BB	SO	LOB	TOP										
Eddie Milner, L OBP: 0.339, SLG: 0.325 (1, 8)	0-0 WP 4-3 1B		0-0 3-1 3B	0-0 F3		4-0 E 4-3 BB		4-0 BB BB BB	4-0 FC6-4 BB	3	2	1	3	0	1		Cincinnati Reds @ Pittsburgh Pirates Three Rivers Stadium, Pittsburgh, PA Wed Aug 21 1985, 7:05 PM EDT Att: 17,198 - Unknown										
Pete Rose, S OBP: 0.393, SLG: 0.325 (1, 3)	0-0 4-3 1-2		0-0 3-1	0-0 1B		0-0 FC1 4-3		0-0 F9 2-3	0-0 FC6-4 1-2	6	0	1	2	0	7												
Dave Parker, L OBP: 0.351, SLG: 0.526 (1, 9)	0-3 K 2-3		0-0 HR 1B	0-0 F7		0-0 4-3 1-2		0-3 K		5	1	1	1	0	2	5											
Buddy Bell, R OBP: 0.309, SLG: 0.317 (1, 5)	0-0 P6		0-3 K		0-3 K		0-0 F8		0-0 F8	5	0	0	0	0	2	3											
Nick Esasky, R OBP: 0.350, SLG: 0.481 Gary Redus, R OBP: 0.373, SLG: 0.423 (9, PR)		0-0 6-3	0-0 HR		1-0 HBP		0-0 F6		0-0 BB 1B BB	4	1	2	2	0	0	0											
Dave Concepcion, R OBP: 0.318, SLG: 0.343 (1, 6)		0-0 6-3	0-0 S 1B		0-0 F8		0-0 F7		0-0 F8	5	0	1	0	0	0	2											
Bo Diaz, R OBP: 0.289, SLG: 0.289 John Franco, L OBP: 0.333, SLG: 0.333 (7, 1)		4-0 BB 1B	0-3 K		0-3 K		0-3 K		0-0 BB BB 1B	3	0	0	0	1	3	2											
Ron Oester, S OBP: 0.349, SLG: 0.373 (1, 4)		0-0 1-2 1B		0-0 WP SH5-4 1B		0-0 FC1 BB E 1B		0-0 F9 BB 1B	4	2	4	0	1	0	0												
Tom Browning, L OBP: 0.194, SLG: 0.186 Max Venable, L OBP: 0.308, SLG: 0.369 Tom Hume, R (6, PH)		0-3 K		0-0 SH5-4		0-3 K		0-3 K	1-2 2-3 3-H BB	1	0	0	0	0	1	2											
Dave Vangorder, R OBP: 0.268, SLG: 0.316 (7, 2)			1-2							1	0	0	0	0	1	1											
Inning Stats	R: 0 E: 0 K: 1 S: 6	H: 1 LOB: 1 BB: 0 P: 6	R: 0 E: 0 K: 1 S: 6	H: 1 LOB: 2 BB: 1 P: 10	R: 3 E: 0 K: 2 S: 11	H: 4 LOB: 1 BB: 0 P: 11	R: 1 E: 0 K: 0 S: 5	H: 2 LOB: 1 BB: 0 P: 5	R: 0 E: 0 K: 2 S: 7	H: 0 LOB: 0 BB: 0 P: 8	R: 2 E: 1 K: 1 S: 7	H: 1 LOB: 1 BB: 1 P: 11	R: 0 E: 0 K: 1 S: 5	H: 0 LOB: 0 BB: 0 P: 5	R: 0 E: 0 K: 2 S: 8	H: 1 LOB: 2 BB: 3 P: 12	R: 2 E: 0 K: 0 S: 5	H: 2 LOB: 3 BB: 3 P: 17	1B: 10 2B: 0 3B: 1 HR: 1	SF: 0 SAC: 1 DP: 0 HBP: 1	WP: 2 PB: 0 SB: 1 CS: 0	PA: 47					
PITCHER	IP	WLS	BF	H	R	ER	SO	BB	IBB	HBP	BLK	WP	HR	S	P	ERA	WHIP										
Bob Walk, R ERA: 6.3	4.0	L	21	8	4	4	4	1	0	0	0	2	1	28	32	9.00	2.250										
Jose Del Leon, R ERA: 4.51	3.0		13	1	2	1	4	1	0	1	0	0	0	19	24	3.00	0.667										
Pat Clements, L ERA: 2.91	1.0		5	1	0	0	2	1	0	0	0	0	0	8	12	0.00	2.000										
Cecilio Guante, R ERA: 2.81	0.2		7	2	2	2	0	3	0	0	0	0	0	4	16	27.00	7.500										
Rod Scurrey, L ERA: 3.5	0.1		1	0	0	0	0	0	0	0	0	0	0	1	1	0.00	0.000										

AB	39
R	8
H	12
RBI	7
BB	6
SO	10
LOB	24



Batter	1	2	3	4	5	6	7	8	9	AB	R	H	RBI	BB	SO	LOB	BOTTOM										
Denny Gonzalez, R OBP: 0.296, SLG: 0.577 (1, 7)	0-0 HR		0-0 CS 1B	0-0 FC6-4 1-2			0-0 F8		0-0 4-3	5	1	2	1	0	0	3	Cincinnati Reds @ Pittsburgh Pirates Three Rivers Stadium, Pittsburgh, PA Wed Aug 21 1985, 7:05 PM EDT Att: 17,198 - Unknown										
Johnny Ray, S OBP: 0.236, SLG: 0.360 (1, 4)	0-3 K		0-0 4-3 1-2		0-0 6-3		4-0 4-3 HBP BB		0-0 4-3	4	1	0	0	1	1	1											
Bill Madlock, R OBP: 0.328, SLG: 0.397 Jim Morrison, R OBP: 0.276, SLG: 0.330 (7, PR)	4-0 BB BB		0-0 F9		0-0 6-3		1-0 1B 4-3 HBP		4-0 1B BB	2	0	0	0	1	0	0											
Mike Brown, R OBP: 0.300, SLG: 0.420 (1, 9)	0-0 E5 1-2			0-0 2B 1B 2B		0-0 1B		0-0 4-3	0-0 FC6-4 1B	5	1	3	1	0	0	3											
Jason Thompson, L OBP: 0.383, SLG: 0.411 (1, 3)	0-0 4-3			0-0 1B SF9 2B		0-3 K		0-0 1B	0-0 FC6-4 1-2	5	1	2	1	0	1	4											
Tony Peña, R OBP: 0.287, SLG: 0.344 (1, 2)		0-0 F9		0-0 SF9 1B		4-0 L4 BB		0-0 F9		3	0	1	1	1	0	2											
Sam Khalifa, R OBP: 0.289, SLG: 0.318 (1, 6)		0-0 2B		0-0 SF9 1-2		0-3 K		0-0 4-3		3	0	1	1	0	1	1											
Marvell Wynne, L OBP: 0.256, SLG: 0.268 Bill Almon, R OBP: 0.344, SLG: 0.422 (8, PH)		0-0 P4		0-0 K		0-0 L4 1-2		0-0 P4		3	0	0	0	0	1	3											
Bob Walk, R ERA: 3.61 Sixto Lezcano, R OBP: 0.297, SLG: 0.324 Jose Del Leon, R ERA: 4.51 Steve Kemp, R OBP: 0.336, SLG: 0.341 Pat Clements, L ERA: 2.91 Lee Mazzilli, S OBP: 0.425, SLG: 0.362 Cecilio Guante, R OBP: 0.283, SLG: 0.283 Rod Scurrey, L ERA: 3.5		0-0 4-3		4-0 FC6-4 BB				0-0 4-3		1	0	0	0	0	0	1											
Inning Stats	R: 1 E: 1 K: 1 S: 6	H: 1 LOB: 1 BB: 1 P: 10	R: 0 E: 0 K: 0 S: 4	H: 1 LOB: 1 BB: 0 P: 4	R: 0 E: 0 K: 0 S: 3	H: 1 LOB: 0 BB: 0 P: 3	R: 2 E: 0 K: 1 S: 8	H: 3 LOB: 2 BB: 1 P: 12	R: 0 E: 0 K: 1 S: 6	H: 1 LOB: 1 BB: 0 P: 6	R: 0 E: 0 K: 1 S: 4	H: 0 LOB: 0 BB: 1 P: 8	R: 2 E: 0 K: 0 S: 5	H: 2 LOB: 2 BB: 1 P: 10	R: 0 E: 0 K: 0 S: 3	H: 0 LOB: 0 BB: 0 P: 3		R: 0 E: 0 K: 0 S: 4	H: 1 LOB: 2 BB: 1 P: 8	1B: 5 2B: 5 3B: 0 HR: 1	SF: 1 SAC: 0 DP: 1 HBP: 1	WP: 0 PB: 0 SB: 0 CS: 1	PA: 41				
PITCHER	IP	WLS	BF	H	R	ER	SO	BB	IBB	HBP	BLK	WP	HR	S	P	ERA	WHIP										
Tom Browning, L ERA: 3.61	5.0	W	23	7	3	3	3	2	0	0	0	0	0	7	16	10.80	1.800										
Tom Hume, R ERA: 3.53	1.2		8	1	2	2	1	2	0	1	0	0	0	7	16	10.80	1.800										
John Franco, L ERA: 1.78	2.1	S	10	2	0	0	0	1	0	0	0	0	0	9	13	0.00	1.286										

AB	34
R	5
H	10
RBI	5
BB	5
SO	4
LOB	18



Batter	1	2	3	4	5	6	7	8	9	AB	R	H	RBI	BB	SO	LOB	TOP					
Eddie Milner, L OBP: 0.341, SLG: 0.327 (1, 8)										4	0	2	0	0	0	1	Cincinnati Reds @ Pittsburgh Pirates Three Rivers Stadium, Pittsburgh, PA Thu Aug 22 1985, 7:05 PM EDT Att: 10,437 - Unknown					
Pete Rose, S OBP: 0.394, SLG: 0.325 (1, 3)										3	1	1	0	1	1							
Dave Parker, L OBP: 0.352, SLG: 0.527 (1, 9)										3	0	1	0	1	0	2						
Nick Esasky, R OBP: 0.349, SLG: 0.478 (1, 7)											4	0	1	0	0	1		2				
Wayne Krenchicki, L OBP: 0.371, SLG: 0.311 Tony Perez, R OBP: 0.404, SLG: 0.500 (1, 5) (8, PH)											3	0	0	0	0	0		1				
Dave Concepcion, R OBP: 0.315, SLG: 0.340 (1, 6)											4	0	0	0	0	1		2				
Dave Vangorder, R OBP: 0.284, SLG: 0.311 Tom Runnels, S OBP: 0.214, SLG: 0.154 Bo Diaz, R OBP: 0.242, SLG: 0.289 (1, 2) (8, PH) (8, 2)											2	0	0	0	0	0		0				
Ron Oester, S OBP: 0.345, SLG: 0.369 (1, 4)											4	0	0	0	0	2		4				
Jay Tibbs, R OBP: 0.109, SLG: 0.068 Joe Price, R (7, 1)											2	0	0	0	0	2		0				
Max Venable, L OBP: 0.315, SLG: 0.376 Ted Power, R (8, 1)										0	0	0	0	0	0	0		0				
Inning Stats	R: 0 E: 0 K: 1 S: 6	H: 1 LOB: 1 BB: 0 P: 6	R: 0 E: 0 K: 0 S: 3	H: 0 LOB: 0 BB: 0 P: 3	R: 0 E: 0 K: 1 S: 5	H: 0 LOB: 0 BB: 0 P: 5	R: 0 E: 0 K: 1 S: 6	H: 1 LOB: 1 BB: 0 P: 6	R: 0 E: 0 K: 1 S: 5	H: 0 LOB: 0 BB: 0 P: 5	R: 0 E: 0 K: 1 S: 6	H: 2 LOB: 1 BB: 0 P: 6	R: 0 E: 0 K: 0 S: 3	H: 0 LOB: 0 BB: 0 P: 3	R: 0 E: 0 K: 1 S: 5	H: 1 LOB: 1 BB: 1 P: 9	R: 1 E: 0 K: 1 S: 6	H: 1 LOB: 3 BB: 3 P: 18	1B: 5 2B: 1 3B: 0 HR: 0	SF: 1 SAC: 0 DP: 0 HBP: 0	WP: 0 PB: 0 SB: 1 CS: 1	PA: 35
PITCHER	IP WLS BF H R ER SO BB IBB HBP BLK WP HR S P ERA WHIP	8.0 W 31 6 1 1 6 3 0 0 0 0 0 40 52 1.12 1.125	1.0 S 4 0 0 0 1 1 0 0 0 0 0 5 9 0.00 1.000																			

AB	30
R	1
H	6
RBI	1
BB	4
SO	7
LOB	13



Batter	1	2	3	4	5	6	7	8	9	AB	R	H	RBI	BB	SO	LOB	BOTTOM			
Joe Orsulak, L OBP: 0.323, SLG: 0.353 (1, 8) (7, 7)										3	1	1	1	0	0	1	Cincinnati Reds @ Pittsburgh Pirates Three Rivers Stadium, Pittsburgh, PA Thu Aug 22 1985, 7:05 PM EDT Att: 10,437 - Unknown			
Johnny Ray, S OBP: 0.296, SLG: 0.364 (1, 4)										4	1	1	1	0	0	1				
Bill Madlock, R OBP: 0.328, SLG: 0.397 Marvell Wynne, L OBP: 0.255, SLG: 0.267 (1, 5) (7, 8)										3	0	1	1	0	1	1				
Jason Thompson, L OBP: 0.380, SLG: 0.406 (1, 3)										4	0	0	0	0	1	1				
Mike Brown, R OBP: 0.304, SLG: 0.422 (1, 9)										4	0	2	0	0	0	1				
Tony Peña, R OBP: 0.287, SLG: 0.342 (1, 2)										3	0	0	0	1	0	2				
Denny Gonzalez, R OBP: 0.290, SLG: 0.533 (1, 7) (7, 5)										4	1	1	0	0	1	3				
Sam Khalifa, R OBP: 0.289, SLG: 0.322 (1, 6)										4	1	1	0	0	2	3				
Rick Rhoden, R OBP: 0.228, SLG: 0.255 Rod Scurry, L (1, 1) (9, 1)										3	1	2	1	0	0	0				
Inning Stats	R: 0 E: 0 K: 0 S: 3	H: 0 LOB: 0 BB: 0 P: 3	R: 0 E: 0 K: 0 S: 4	H: 1 LOB: 1 BB: 0 P: 4	R: 1 E: 0 K: 1 S: 7	H: 2 LOB: 1 BB: 0 P: 7	R: 0 E: 0 K: 0 S: 3	H: 0 LOB: 0 BB: 0 P: 3	R: 0 E: 0 K: 0 S: 3	H: 0 LOB: 0 BB: 0 P: 3	R: 2 E: 0 K: 1 S: 8	H: 3 LOB: 1 BB: 0 P: 8	R: 2 E: 1 K: 2 S: 10	H: 2 LOB: 1 BB: 0 P: 10	R: 0 E: 0 K: 2 S: 8	H: 1 LOB: 2 BB: 1 P: 12		1B: 7 2B: 1 3B: 1 HR: 0	SF: 0 SAC: 1 DP: 0 HBP: 0	WP: 1 PB: 0 SB: 0 CS: 0
PITCHER	IP WLS BF H R ER SO BB IBB HBP BLK WP HR S P ERA WHIP	6.1 L 27 8 5 4 3 0 0 0 0 0 0 5 33 5.68 1.263	0.2 3 0 0 0 1 0 0 0 0 0 0 5 5 0.00 0.000	1.0 5 1 0 0 2 1 0 0 0 0 0 8 12 0.00 2.000																


AB	33
R	5
H	9
RBI	4
BB	1
SO	6
LOB	14



Batter	1	2	3	4	5	6	7	8	9	10	AB	R	H	RBI	BB	SO	LOB	TOP	
Bill Doran, S OBP: 0.361, SLG: 0.430 (1, 4)	3-1		F7			4-3			F8 SH1-3 BB	F3	4	0	0	0	1	0	1		
Terry Puhl, L OBP: 0.341, SLG: 0.417 (1, 9)	F7		F6			F7			SH1-3		3	0	0	0	1	0	0		
Denny Walling, L OBP: 0.350, SLG: 0.376 Phil Garner, R OBP: 0.299, SLG: 0.359 (9, PH) (9, 5)	K			5-3			4-3		F8	K	3	0	0	0	0	1	0		
Jose Cruz, L OBP: 0.344, SLG: 0.416 (1, 7)				4-3							4	0	3	0	0	0	0		
Jerry Mumphrey, S OBP: 0.356, SLG: 0.401 (1, 8)				1-3							4	0	1	0	0	1	3		
Glenn Davis, R OBP: 0.315, SLG: 0.417 Jim Pankovits, R OBP: 0.350, SLG: 0.385 Tim Tolman, R OBP: 0.120, SLG: 0.125 (10, PR) (10, 3)		5-3				F8					3	0	0	0	1	0	1		
Mark Bailey, S OBP: 0.387, SLG: 0.430 (1, 2)						F7					2	0	0	0	2	0	1		
Dickie Thon, R OBP: 0.282, SLG: 0.356 Craig Reynolds, L OBP: 0.310, SLG: 0.401 (8, PH) (8, 6)						5-3					2	0	0	0	0	0	2		
Nolan Ryan, R OBP: 0.136, SLG: 0.127 Bill Dawley, R OBP: 0.291, SLG: 0.388 Kevin Bass, S OBP: 0.291, SLG: 0.388 Frank DiPino, L OBP: 0.286, SLG: 0.286 (10, PH) (10, 1)					6-3						3	0	0	0	0	1	1		
Inning Stats	R: 0 E: 0 K: 1 S: 5	H: 0 LOB: 0 BB: 0 P: 5	R: 0 E: 0 K: 0 S: 4	H: 2 LOB: 2 BB: 1 P: 8	R: 0 E: 0 K: 0 S: 3	H: 0 LOB: 0 BB: 0 P: 3	R: 0 E: 0 K: 0 S: 3	H: 0 LOB: 0 BB: 0 P: 3	R: 0 E: 0 K: 1 S: 5	H: 1 LOB: 0 BB: 0 P: 5	R: 0 E: 0 K: 1 S: 5	H: 0 LOB: 1 BB: 1 P: 9	R: 0 E: 0 K: 0 S: 4	H: 1 LOB: 2 BB: 1 P: 8	R: 2 E: 0 K: 1 S: 7	H: 2 LOB: 2 BB: 2 P: 15	1B: 4 2B: 2 3B: 0 HR: 0	SF: 0 SAC: 1 DP: 0 HBP: 0	WP: 0 PA: 40 PB: 0 SB: 0 CS: 2
PITCHER	IP WLS BF H R ER SO ERA WHIP	IP WLS BF H R ER SO ERA WHIP	IP WLS BF H R ER SO ERA WHIP	IP WLS BF H R ER SO ERA WHIP	IP WLS BF H R ER SO ERA WHIP	IP WLS BF H R ER SO ERA WHIP	IP WLS BF H R ER SO ERA WHIP	IP WLS BF H R ER SO ERA WHIP	IP WLS BF H R ER SO ERA WHIP	IP WLS BF H R ER SO ERA WHIP	IP WLS BF H R ER SO ERA WHIP	IP WLS BF H R ER SO ERA WHIP	IP WLS BF H R ER SO ERA WHIP	IP WLS BF H R ER SO ERA WHIP	IP WLS BF H R ER SO ERA WHIP	IP WLS BF H R ER SO ERA WHIP	IP WLS BF H R ER SO ERA WHIP	IP WLS BF H R ER SO ERA WHIP	
Lee Tunnell, R ERA: 3.8 (1, 1)	8.0	WLS L	27	3	0	0	3	2	0	0	0	0	0	0	0	0	0	0.00	0.625
Pat Clements, L ERA: 3.88 (9, 1)	1.2	WLS L	11	3	2	2	0	3	0	0	0	0	0	0	0	0	0	10.80	3.600
Don Robinson, R ERA: 4.15 (10, 1)	0.1	WLS L	1	0	0	0	1	0	0	0	0	0	0	0	0	0	0	0.00	0.000

Houston Astros @ Pittsburgh Pirates
Three Rivers Stadium, Pittsburgh, PA
Fri Aug 23 1985, 7:05 PM EDT
Att: 4,198 - Unknown


AB 33
R 2
H 6
RBI 2
BB 5
SO 4
LOB 13



Batter	1	2	3	4	5	6	7	8	9	10	AB	R	H	RBI	BB	SO	LOB	BOTTOM			
Joe Orsulak, L OBP: 0.318, SLG: 0.347 (1, 8) (10, 7)	F7		F7			P4		1-3			4	0	0	0	0	0	0				
Johnny Ray, S OBP: 0.298, SLG: 0.362 Maneill Wynne, L OBP: 0.255, SLG: 0.267 (9, PR) (10, 8)	5-3					F7					3	0	0	0	1	0	0				
Bill Madlock, R OBP: 0.328, SLG: 0.395 (1, 5)	K					F7					2	0	0	0	1	1	0				
Jason Thompson, L OBP: 0.381, SLG: 0.404 (1, 3)											2	0	0	0	2	0	1				
Mike Brown, R OBP: 0.312, SLG: 0.422 (1, 9)											2	0	1	0	2	1	0				
Tony Peña, R OBP: 0.286, SLG: 0.343 (1, 2)											4	0	1	0	0	0	6				
Denny Gonzalez, R OBP: 0.257, SLG: 0.471 (1, 7) (10, 4)											4	0	0	0	0	1	2				
Sam Khalifa, R OBP: 0.283, SLG: 0.315 (1, 6)											4	0	0	0	0	1	0				
Lee Tunnell, R OBP: 0.091, SLG: 0.063 Lee Mazzilli, S OBP: 0.422, SLG: 0.379 Pat Clements, R OBP: 0.274, SLG: 0.328 (10, PH) (10, 1)											2	0	0	0	0	1	0				
Inning Stats	R: 0 E: 0 K: 1 S: 5	H: 0 LOB: 0 BB: 0 P: 5	R: 0 E: 0 K: 1 S: 6	H: 1 LOB: 1 BB: 0 P: 6	R: 0 E: 0 K: 2 S: 7	H: 0 LOB: 0 BB: 0 P: 7	R: 0 E: 0 K: 0 S: 3	H: 0 LOB: 2 BB: 2 P: 11	R: 0 E: 0 K: 1 S: 5	H: 0 LOB: 0 BB: 0 P: 5	R: 0 E: 0 K: 0 S: 3	H: 1 LOB: 1 BB: 0 P: 7	R: 0 E: 0 K: 1 S: 5	H: 0 LOB: 0 BB: 0 P: 5	R: 0 E: 0 K: 0 S: 2	H: 0 LOB: 2 BB: 3 P: 14	R: 0 E: 0 K: 1 S: 5	H: 0 LOB: 0 BB: 0 P: 5	1B: 1 2B: 1 3B: 0 HR: 0	SF: 0 SAC: 1 DP: 1 HBP: 0	WP: 1 PA: 36 PB: 0 SB: 0 CS: 1
PITCHER	IP WLS BF H R ER SO ERA WHIP	IP WLS BF H R ER SO ERA WHIP	IP WLS BF H R ER SO ERA WHIP	IP WLS BF H R ER SO ERA WHIP	IP WLS BF H R ER SO ERA WHIP	IP WLS BF H R ER SO ERA WHIP	IP WLS BF H R ER SO ERA WHIP	IP WLS BF H R ER SO ERA WHIP	IP WLS BF H R ER SO ERA WHIP	IP WLS BF H R ER SO ERA WHIP	IP WLS BF H R ER SO ERA WHIP	IP WLS BF H R ER SO ERA WHIP	IP WLS BF H R ER SO ERA WHIP	IP WLS BF H R ER SO ERA WHIP	IP WLS BF H R ER SO ERA WHIP	IP WLS BF H R ER SO ERA WHIP	IP WLS BF H R ER SO ERA WHIP	IP WLS BF H R ER SO ERA WHIP			
Nolan Ryan, R ERA: 3.88 (1, 1)	8.0	WLS W	28	2	0	0	6	3	0	0	0	0	0	0	0	0	0	0.00	1.000		
Frank DiPino, L ERA: 3.26 (10, 1)	1.0	WLS S	3	0	0	0	1	0	0	0	0	0	0	0	0	0	0	0.00	0.000		

Houston Astros @ Pittsburgh Pirates
Three Rivers Stadium, Pittsburgh, PA
Fri Aug 23 1985, 7:05 PM EDT
Att: 4,198 - Unknown

AB 29
R 0
H 2
RBI 0
BB 6
SO 7
LOB 9



Batter	1	2	3	4	5	6	7	8	9	AB	R	H	RBI	BB	SO	LOB	TOP			
Bill Doran, S OBP: 0.359, SLG: 0.426 (1, 4)	4-3		F8		5-3		3-1			4	0	0	0	0	0	2	Houston Astros @ Pittsburgh Pirates Three Rivers Stadium, Pittsburgh, PA Sun Aug 25 1985, 3:33 AM EDT Unknown			
Terry Puhl, L OBP: 0.343, SLG: 0.418 Kevin Bass, S OBP: 0.289, SLG: 0.386 (1, 9) (3, 9)	G3		1B		F8		3-1			2	1	1	0	0	0	0				
Denny Walling, L OBP: 0.296, SLG: 0.371 Mike Madden, L (7, 1)	4-3		E6 1B FC5-4		4-3		F7			4	1	0	0	0	0	2				
Jose Cruz, L OBP: 0.345, SLG: 0.416 (1, 7)										3	0	1	1	1	1	0				
Jerry Mumphrey, S OBP: 0.332, SLG: 0.396 (1, 8)										4	0	0	1	0	0	2				
Glenn Davis, R OBP: 0.314, SLG: 0.410 (1, 3)										3	0	0	0	1	1	1				
Mark Bailey, S OBP: 0.365, SLG: 0.431 (1, 2)										4	0	1	0	0	1	1				
Dickie Thon, R OBP: 0.281, SLG: 0.350 (1, 6)										3	1	0	0	1	0	0				
Mike Scott, R OBP: 0.200, SLG: 0.255 Jeff Calhoun, L (4, 1) Harry Spilman, L OBP: 0.190, SLG: 0.217 Phil Garner, R OBP: 0.299, SLG: 0.358 (7, PH) (7, 5)	6-3				6-3					2	0	0	0	0	0	3				
Inning Stats	R: 0 E: 0 K: 0 S: 3	H: 0 LOB: 0 BB: 0 P: 3	R: 0 E: 0 K: 0 S: 3	H: 1 LOB: 3 BB: 3 P: 15	R: 2 E: 1 K: 1 S: 8	H: 2 LOB: 1 BB: 0 P: 8	R: 0 E: 0 K: 0 S: 3	H: 0 LOB: 0 BB: 0 P: 3	R: 0 E: 0 K: 1 S: 6	H: 0 LOB: 1 BB: 0 P: 6	R: 1 E: 1 K: 0 S: 5	H: 1 LOB: 1 BB: 0 P: 5	R: 0 E: 0 K: 1 S: 5	H: 0 LOB: 0 BB: 0 P: 5	R: 0 E: 0 K: 0 S: 3	H: 0 LOB: 0 BB: 0 P: 3		1B: 3 2B: 1 3B: 0 HR: 0	SF: 0 SAC: 0 DP: 1 HBP: 0	WP: 0 PB: 0 SB: 1 CS: 0
PITCHER Rick Reuschel, R ERA: 2.61 (1, 1)	IP: 9.0 WLS: W BF: 36 H: 4 R: 3 ER: 1 SO: 3 BB: 2 IBB: 1 HBP: 0 BLK: 0 WP: 0 HR: 0 S: 39 P: 51 ERA: 1.00 WHIP: 0.667																			

AB 33
R 3
H 4
RBI 3
BB 3
SO 3
LOB 12



Batter	1	2	3	4	5	6	7	8	9	AB	R	H	RBI	BB	SO	LOB	BOTTOM			
Joe Orsulak, L OBP: 0.320, SLG: 0.347 (1, 8) (7, 7)	WP S BB	G3		SF9		BB 2B 1B		F9		3	1	1	1	1	0	1	Houston Astros @ Pittsburgh Pirates Three Rivers Stadium, Pittsburgh, PA Sun Aug 25 1985, 3:33 AM EDT Unknown			
Johnny Ray, S OBP: 0.301, SLG: 0.364 (1, 4)	F9		F9		2B	2B BB		BB 1B BB		3	1	1	1	2	0	1				
Bill Madlock, R OBP: 0.327, SLG: 0.396 Marvell Wynne, L OBP: 0.254, SLG: 0.266 (6, PR) (7, 8)	F7		6-3		K			K		4	0	1	1	0	1	2				
Jason Thompson, L OBP: 0.381, SLG: 0.401 (1, 3)	FC5-4 BB		F7		K			K		3	0	0	0	2	2	3				
Mike Brown, R OBP: 0.314, SLG: 0.427 (1, 9)	FC5-4				E 1B 2B			1-3 2B 1B		5	1	2	1	0	1	2				
Tony Peña, R OBP: 0.288, SLG: 0.344 (1, 2)			F9		BB 2B 1B			FC4-6 1B		5	1	2	1	0	1	2				
Denny Gonzalez, R OBP: 0.256, SLG: 0.526 (7, 5)			HR		E1 2B BB		F3			4	2	1	1	0	0	2				
Sam Khalifa, R OBP: 0.287, SLG: 0.321 (1, 6)					2B SF9 BB			5-3		3	1	1	0	1	0	1				
Rick Reuschel, R OBP: 0.214, SLG: 0.317 (1, 1)	F9				SF9 2B 2B		1-3			4	2	2	3	0	0	1				
Inning Stats	R: 0 E: 0 K: 0 S: 3	H: 0 LOB: 2 BB: 2 P: 11	R: 1 E: 0 K: 0 S: 5	H: 2 LOB: 1 BB: 0 P: 5	R: 0 E: 0 K: 0 S: 3	H: 0 LOB: 0 BB: 0 P: 3	R: 5 E: 2 K: 2 S: 12	H: 4 LOB: 1 BB: 1 P: 16	R: 0 E: 0 K: 2 S: 7	H: 0 LOB: 0 BB: 0 P: 7	R: 1 E: 0 K: 1 S: 7	H: 2 LOB: 2 BB: 1 P: 11	R: 0 E: 0 K: 0 S: 4	H: 1 LOB: 1 BB: 0 P: 4	R: 2 E: 0 K: 1 S: 7	H: 2 LOB: 2 BB: 2 P: 15		1B: 4 2B: 5 3B: 0 HR: 2	SF: 1 SAC: 0 DP: 0 HBP: 0	WP: 0 PB: 0 SB: 1 CS: 0
PITCHER Mike Scott, R ERA: 2.78 Jeff Calhoun, L ERA: 2.4 Mike Madden, L ERA: 5.79 (1, 1) (4, 1) (7, 1)	IP: 3.0 WLS: L BF: 18 H: 5 R: 6 ER: 5 SO: 0 BB: 3 IBB: 0 HBP: 0 BLK: 0 WP: 0 HR: 1 S: 15 P: 27 ERA: 15.00 WHIP: 2.667																			

AB 35
R 9
H 11
RBI 9
BB 6
SO 6
LOB 16



Batter	1	2	3	4	5	6	7	8	9	AB	R	H	RBI	BB	SO	LOB	TOP										
Joe Orsulak L (1,8) OBP: 0.331, SLG: 0.355	0-0 4-3 1B		0-0 4-3			0-0 4-3			0-3 K	4	1	1	0	0	1	0	Pittsburgh Pirates @ Atlanta Braves Atlanta-Fulton County Stadium, Atlanta, GA Mon Aug 26 1985, 7:05 PM EDT Att: 4,125 - Unknown livebaseballscorecards.com										
Johnny Ray S (1,4) OBP: 0.295, SLG: 0.360	0-0 4-3			0-0 6-3			0-0 4-3		0-0 6-3	4	0	0	0	0	0	1											
Bill Madlock R (1,5) OBP: 0.328, SLG: 0.395	0-0 G6-3 1B			0-0 5-3			0-0 F7		0-0 5-3	4	0	1	1	0	0	0											
Jason Thompson L (1,3) OBP: 0.379, SLG: 0.397	0-0 G6-3 1-2			0-0 F5			0-0 4-3			3	0	0	0	0	0	1											
Mike Brown R (1,9) OBP: 0.325, SLG: 0.443		0-0 F6			0-0 G6-4-3 1B			0-0 SH1-4 1B		3	0	2	0	0	0	0											
Tony Peña R (1,2) OBP: 0.288, SLG: 0.344		0-0 CS 1B			0-0 G6-4-3 1-2			0-0 SH1-4 1-2		2	0	1	0	0	0	1											
Denny Gonzalez R (1,7) OBP: 0.295, SLG: 0.455		0-0 1-3 1-2			0-0 G3			4-0 IBB		2	0	0	0	1	0	1											
Sam Khalifa R (1,6) OBP: 0.290, SLG: 0.335			0-0 4-3			0-0 5-3		0-3 K		3	0	0	0	0	1	2											
Bob Walk R (1,1) Steve Kemp L (8,PH) Don Robinson R (8,1)			0-3 K			0-3 K		0-0 F7		2	0	0	0	0	2	0											
										1	0	0	0	0	0	2											
										0	0	0	0	0	0	0											
Inning Stats	R: 1 E: 0 K: 0 S: 4	H: 2 LOB: 0 BB: 0 P: 4	R: 0 E: 0 K: 0 S: 3	H: 1 LOB: 0 BB: 0 P: 3	R: 0 E: 0 K: 1 S: 5	H: 0 LOB: 0 BB: 0 P: 5	R: 0 E: 0 K: 0 S: 3	H: 0 LOB: 0 BB: 0 P: 3	R: 0 E: 0 K: 0 S: 3	H: 0 LOB: 0 BB: 0 P: 3	R: 0 E: 0 K: 0 S: 6	H: 1 LOB: 2 BB: 1 P: 10	R: 0 E: 0 K: 1 S: 5	H: 0 LOB: 0 BB: 0 P: 5	1B: 5 2B: 0 3B: 0 HR: 0	SF: 0 SAC: 1 DP: 2 HBP: 0	WP: 0 PB: 0 SB: 1 CS: 1	PA: 30									
PITCHER	IP	WLS	BF	H	R	ER	SO	BB	IBB	HBP	BLK	WP	HR	S	P	ERA	WHIP										
Joe Johnson R (1,1) ERA: 2.63	8.0		27	5	1	1	3	0	1	0	0	0	0	32	36	1.12	0.625										
Gene Garber R (9,1) ERA: 3.97	1.0	W	3	0	0	0	1	0	0	0	0	0	0	5	5	0.00	0.000										

AB	28
R	1
H	5
RBI	1
BB	1
SO	4
LOB	8



Batter	1	2	3	4	5	6	7	8	9	AB	R	H	RBI	BB	SO	LOB	BOTTOM										
Milt Thompson L (1,9) Gene Garber R (9,1)	0-3 K		0-3 K			0-0 6-3		0-3 K		4	0	0	0	0	3	0	Pittsburgh Pirates @ Atlanta Braves Atlanta-Fulton County Stadium, Atlanta, GA Mon Aug 26 1985, 7:05 PM EDT Att: 4,125 - Unknown livebaseballscorecards.com										
Rafael Ramirez R (1,6)	0-0 6-3			0-0 5-3		0-0 FC5-4 1B		0-0 F4		4	0	1	0	0	0	0											
Dale Murphy R (1,8)	0-0 5-3			0-0 F3		0-0 FC5-4 1-2		4-0 SH2-3 1B BB		3	1	0	0	1	0	1											
Terry Harper R (1,7)		0-3 K2-3		0-0 5-3		0-0 3-1 1B		0-0 SH2-3		3	1	1	0	0	1	0											
Gerald Perry L (1,3)		0-0 CS 1B			0-0 CS 1B		0-0 F3		0-0 SH2-3 1B 2H	4	0	3	1	0	0	1											
Ken Oberkfell L (1,5)		0-0 1-2 2B			0-0 1-2 1B		0-0 3-1			3	0	2	0	0	0	1											
Glenn Hubbard R (1,4)		0-0 6-3			0-0 L6		0-0 1B			3	0	1	1	0	0	2											
Bruce Benedict R (1,2)			0-0 6-3		0-0 5-3		0-0 6-3			3	0	0	0	0	0	2											
Joe Johnson R (1,1) Claudell Washington L (8,PH)			0-0 4-3			0-3 K		0-3 K		2	0	0	0	0	1	0											
										1	0	0	0	0	1	0											
Inning Stats	R: 0 E: 0 K: 1 S: 5	H: 0 LOB: 0 BB: 0 P: 5	R: 0 E: 0 K: 1 S: 6	H: 2 LOB: 1 BB: 0 P: 6	R: 0 E: 0 K: 1 S: 5	H: 0 LOB: 0 BB: 0 P: 5	R: 0 E: 0 K: 0 S: 3	H: 0 LOB: 0 BB: 0 P: 3	R: 0 E: 0 K: 0 S: 4	H: 2 LOB: 1 BB: 0 P: 4	R: 0 E: 0 K: 1 S: 6	H: 1 LOB: 1 BB: 0 P: 6	R: 1 E: 0 K: 0 S: 5	H: 2 LOB: 1 BB: 0 P: 5	R: 0 E: 0 K: 2 S: 7	H: 0 LOB: 0 BB: 0 P: 7	R: 1 E: 0 K: 0 S: 2	H: 1 LOB: 1 BB: 1 P: 6	1B: 7 2B: 1 3B: 0 HR: 0	SF: 0 SAC: 1 DP: 0 HBP: 0	WP: 0 PB: 0 SB: 0 CS: 2	PA: 32					
PITCHER	IP	WLS	BF	H	R	ER	SO	BB	IBB	HBP	BLK	WP	HR	S	P	ERA	WHIP										
Bob Walk R (1,1) Don Robinson R (8,1)	7.0		26	7	1	1	4	0	0	0	0	0	0	34	34	1.29	1.000										
	1.1	L	6	1	1	1	2	1	0	0	0	0	0	9	13	6.75	1.500										



Batter	1	2	3	4	5	6	7	8	9	AB	R	H	RBI	BB	SO	LOB	TOP										
Joe Orsulak, L (1, 8) OBP: 0.329, SLG: 0.352	0-3 K		0-0 1-3 SF8 1B		0-0 F7			0-0 4-3	0-0 FC6-4 1B	5	2	1	0	0	1	2											
Johnny Ray, S (1, 4) OBP: 0.301, SLG: 0.365	0-0 1B		0-0 1-3		0-0 4-3			0-0 1B	0-0 1B	5	2	3	1	0	0	2											
Bill Madlock, R (1, 5) OBP: 0.326, SLG: 0.394	0-0 F8		0-0 SF8		0-0 F6			0-0 HR	0-3 K	4	1	1	1	0	1	2											
Jason Thompson, L (1, 3) OBP: 0.380, SLG: 0.407	0-0 1B		0-0 3-H F7		0-0 F8			0-0 1B	0-0 1B	4	1	2	3	0	0	0											
Mike Brown, R (1, 9) OBP: 0.323, SLG: 0.439	0-0 1B			0-0 5-3		0-0 F8		0-0 HR	0-0 E6 1B	4	0	1	1	0	0	0											
Tony Peña, R (1, 2) OBP: 0.288, SLG: 0.343	0-3 K			0-0 4-3			0-0 5-3		0-0 1B	4	0	1	0	0	1	2											
Denny Gonzalez, R (1, 7) Lee Mazzilli, S (8, PH) Marvell Wynne, L (8, 8) OBP: 0.249, SLG: 0.428 OBP: 0.419, SLG: 0.375 OBP: 0.252, SLG: 0.264	0-3 K			0-0 6-3			0-0 F3		0-0 4-3	3	0	0	0	0	1	0											
Sam Khalifa, R (1, 6) OBP: 0.285, SLG: 0.328	0-0 6-3			0-0 K			0-0 F9		0-0 6-3	4	0	0	0	0	1	0											
Rick Rhoden, R (1, 1) Don Robinson, R (9, 1) OBP: 0.246, SLG: 0.271 OBP: 0.250, SLG: 0.316	0-0 F6				0-0 1B			0-0 4-3	0-0 FC6-4 1B	4	0	2	0	0	0	0											
Inning Stats	R: 1 E: 0 K: 2 S: 10	H: 3 LOB: 2 BB: 0 P: 10	R: 0 E: 0 K: 1 S: 5	H: 0 LOB: 0 BB: 0 P: 5	R: 1 E: 0 K: 0 S: 4	H: 1 LOB: 0 BB: 0 P: 4	R: 0 E: 0 K: 0 S: 3	H: 0 LOB: 0 BB: 0 P: 3	R: 0 E: 0 K: 0 S: 3	H: 0 LOB: 0 BB: 0 P: 3	R: 0 E: 0 K: 0 S: 3	H: 0 LOB: 0 BB: 0 P: 3	R: 0 E: 0 K: 0 S: 3	H: 0 LOB: 0 BB: 0 P: 3	R: 3 E: 1 K: 0 S: 8	H: 4 LOB: 2 BB: 0 P: 8	R: 1 E: 0 K: 1 S: 7	H: 2 LOB: 1 BB: 0 P: 7	1B: 9 2B: 1 3B: 0 HR: 1	SF: 1 SAC: 0 DP: 0 HBP: 0	WP: 0 PB: 0 CS: 0	PA: 39					
PITCHER	IP	WLS	BF	H	R	ER	SO	BB	IBB	HBP	BLK	WP	HR	S	P	ERA	WHIP										
Steve Bedrosian, R (1, 1) ERA: 3.37	7.0		26	5	2	2	4	0	0	0	0	0	0	34	34	2.57	0.714										
Rick Camp, R (8, 1) ERA: 4.01	0.2		4	2	2	2	0	0	0	0	0	0	0	4	4	27.00	3.000										
Terry Forster, L (8, 1) ERA: 2.13	0.0		3	2	1	1	0	0	0	0	0	0	1	3	3	∞	∞										
Gene Garber, R (8, 1) ERA: 4.03	1.1	W	6	2	1	1	1	0	0	0	0	0	0	8	8	6.75	1.500										

Pittsburgh Pirates @ Atlanta Braves
Atlanta-Fulton County Stadium, Atlanta, GA
Tue Aug 27 1985, 7:05 PM EDT
Att: 4,580 - Unknown


AB 38
R 6
H 11
RBI 6
BB 0
SO 5
LOB 10



Batter	1	2	3	4	5	6	7	8	9	AB	R	H	RBI	BB	SO	LOB	BOTTOM										
Milt Thompson, L (1, 9) OBP: 0.330, SLG: 0.409	0-0 1-3		0-0 E8		0-3 K		0-0 F7		0-3 K	4	0	1	0	0	1	2											
Rick Camp, R (8, 1) OBP: 0.250, SLG: 0.455	0-0 1B		0-0 6-3 1B		0-0 K		0-0 F7		0-0 K	0	0	0	0	0	0	0											
Terry Forster, L (8, 1)	0-0 1B		0-0 6-3		0-0 F9		0-0 K		0-0 1B	0	0	0	0	0	0	0											
Gene Garber, R (8, 1) OBP: 0.250, SLG: 0.250	0-0 F8		0-0 2-3		0-3 K		0-0 HR		0-0 1B	5	1	1	1	0	1	3											
Gerald Perry, L (9, PH) OBP: 0.294, SLG: 0.241	0-0 WP		0-0 6-3		0-3 K		0-0 HR		0-0 1B	5	2	3	1	0	1	1											
Rafael Ramirez, R (1, 6) OBP: 0.294, SLG: 0.353	0-0 2B			0-0 F8		0-0 F7		0-3 K	0-0 1B	4	1	1	3	1	1	0											
Dale Murphy, R (1, 8) OBP: 0.379, SLG: 0.571	0-0 BB			0-0 F8		0-0 F7		0-3 K	0-0 HR	4	1	1	3	1	1	0											
Bob Horner, R (1, 3) OBP: 0.345, SLG: 0.525	0-0 2B			0-0 F8		0-0 F7		0-3 K	0-0 HR	4	1	0	0	0	0	2											
Terry Harper, R (1, 7) OBP: 0.311, SLG: 0.405	0-0 F7			0-0 E6	0-0 FC5-4 1B		0-0 F7		0-0 F9	4	1	0	0	0	0	2											
Ken Oberkfell, L (1, 5) OBP: 0.370, SLG: 0.397	0-0 1B		0-0 6-3		0-0 FC5-4 1B		0-0 6-3		0-0 L6	4	0	1	0	0	0	0											
Glenn Hubbard, R (1, 4) OBP: 0.330, SLG: 0.321	0-0 1B		0-0 F8		0-0 FC5-4 1B		0-0 FC1-6 1B		0-0 F9	4	1	2	0	0	0	2											
Bruce Benedict, R (1, 2) OBP: 0.308, SLG: 0.226	0-0 1B		0-0 4-3		0-0 FC5-4 1B		0-0 FC1-6 1B		0-0 F9	3	0	1	1	0	0	1											
Paul Runge, R (7, PR) OBP: 0.328, SLG: 0.250	0-0 1B			0-0 1B		0-0 1B		0-0 HR	0-0 F9	0	0	0	0	0	0	0											
Rick Cerone, R (8, 2) OBP: 0.288, SLG: 0.287	0-0 1B			0-0 1B		0-0 1B		0-0 HR	0-0 F9	1	0	0	0	0	0	1											
Steve Bedrosian, R (1, 1) OBP: 0.074, SLG: 0.074	0-0 1B		0-3 K		0-0 K		0-0 1B		0-0 E6	2	0	0	0	0	2	2											
Claudell Washington, L (7, PH) OBP: 0.341, SLG: 0.446	0-0 1B			0-0 K		0-0 K		0-0 HR	0-0 E6	1	1	1	1	1	0	0											
Inning Stats	R: 0 E: 0 K: 0 S: 4	H: 1 LOB: 2 BB: 1 P: 8	R: 0 E: 0 K: 0 S: 3	H: 0 LOB: 0 BB: 0 P: 3	R: 0 E: 1 K: 1 S: 6	H: 1 LOB: 1 BB: 0 P: 6	R: 1 E: 1 K: 1 S: 8	H: 2 LOB: 2 BB: 0 P: 8	R: 0 E: 0 K: 2 S: 7	H: 0 LOB: 0 BB: 0 P: 7	R: 0 E: 0 K: 0 S: 3	H: 0 LOB: 0 BB: 0 P: 3	R: 0 E: 0 K: 1 S: 6	H: 1 LOB: 2 BB: 1 P: 10	R: 1 E: 0 K: 1 S: 6	H: 1 LOB: 0 BB: 0 P: 6	R: 5 E: 1 K: 1 S: 9	H: 5 LOB: 0 BB: 0 P: 9	1B: 7 2B: 2 3B: 0 HR: 2	SF: 0 SAC: 0 DP: 0 HBP: 0	WP: 1 PB: 0 CS: 0	PA: 40					
PITCHER	IP	WLS	BF	H	R	ER	SO	BB	IBB	HBP	BLK	WP	HR	S	P	ERA	WHIP										
Rick Rhoden, R (1, 1) ERA: 4.12	8.2		38	9	5	4	7	2	0	0	0	0	1	50	58	4.15	1.269										
Don Robinson, R (9, 1) ERA: 4.34	0.0	L	2	2	2	2	0	0	0	0	0	0	1	2	2	∞	∞										

Pittsburgh Pirates @ Atlanta Braves
Atlanta-Fulton County Stadium, Atlanta, GA
Tue Aug 27 1985, 7:05 PM EDT
Att: 4,580 - Unknown

AB 38
R 7
H 11
RBI 7
BB 2
SO 7
LOB 15



Batter	1	2	3	4	5	6	7	8	9	AB	R	H	RBI	BB	SO	LOB	TOP			
Joe Orsulak L (1,8) OBP: 0.324, SLG: 0.347	G3		4-3		F6		4-3			4	0	0	0	0	0	0	Pittsburgh Pirates @ Atlanta Braves Atlanta-Fulton County Stadium, Atlanta, GA Wed Aug 28 1985, 7:05 PM EDT Att: 5,187 - Unknown			
Johnny Ray S (1,4) OBP: 0.301, SLG: 0.364	F4		5-3 1B		F5		F5			4	0	1	0	0	0					
Bill Madlock R (1,5) OBP: 0.326, SLG: 0.392	BB 1B		5-3		E6 1B		5-3			4	1	1	0	0	0	1				
Jason Thompson L (1,3) OBP: 0.381, SLG: 0.404	1-2 BB		4-3		K		BB			2	0	0	0	2	1	2				
Mike Brown R (1,9) OBP: 0.318, SLG: 0.432	K				E5 1B		F3			4	0	0	0	0	2	4				
Tony Peña R (1,2) OBP: 0.287, SLG: 0.344			F9		K		F9			4	0	1	0	0	1	3				
Denny Gonzalez R (1,7) OBP: 0.259, SLG: 0.420			CS 2B		K		BB			3	0	1	1	1	2	1				
Sam Khalifa R (1,6) OBP: 0.284, SLG: 0.323			BB		2-3 1B		1-3 2-H 1B			3	0	0	0	1	1	3				
Lee Tunnell R (1,1) OBP: 0.088, SLG: 0.061			K		1-3		4-3			1	0	0	0	0	0	1				
Cecilio Guante R (4,1) OBP: 0.077, SLG: 0.077			F9		CS		G3			1	0	0	0	0	1	0				
Steve Kemp L (7,PH) OBP: 0.306, SLG: 0.338					K					1	0	0	0	0	1	0				
Rod Scurry L (7,1) OBP: 0.415, SLG: 0.371					3-H					0	0	0	0	0	0	0				
Lee Mazzilli S (9,PH) OBP: 0.415, SLG: 0.371										1	0	0	0	0	0	0				
Inning Stats	R: 0 E: 0 K: 1 S: 6	H: 1 LOB: 2 BB: 1 P: 10	R: 0 E: 0 K: 1 S: 5	H: 0 LOB: 1 BB: 1 P: 9	R: 0 E: 0 K: 0 S: 4	H: 1 LOB: 1 BB: 0 P: 4	R: 0 E: 0 K: 2 S: 7	H: 1 LOB: 1 BB: 1 P: 11	R: 0 E: 0 K: 1 S: 5	H: 0 LOB: 0 BB: 0 P: 5	R: 1 E: 2 K: 2 S: 10	H: 1 LOB: 2 BB: 0 P: 10	R: 0 E: 0 K: 0 S: 3	H: 0 LOB: 1 BB: 1 P: 7	R: 0 E: 0 K: 1 S: 5	H: 0 LOB: 0 BB: 0 P: 5	1B: 3 2B: 1 3B: 0 HR: 0	SF: 0 SAC: 0 DP: 0 HBP: 0	WP: 0 PB: 0 SB: 1 CS: 1	PA: 37
PITCHER	IP WLS BF H R ER SO BB IBB HBP BLK WP HR S P ERA WHIP																			
Len Barker R (1,1) ERA: 5.71	5.0 W 20 3 0 0 5 2 1 0 0 0 0 0 27 39 0.00 1.000																			
Craig McMurtry R (6,1) ERA: 7.12	4.0 S 16 1 1 0 4 1 0 0 0 0 0 0 23 27 0.00 0.500																			

AB	32
R	1
H	4
RBI	1
BB	4
SO	9
LOB	15

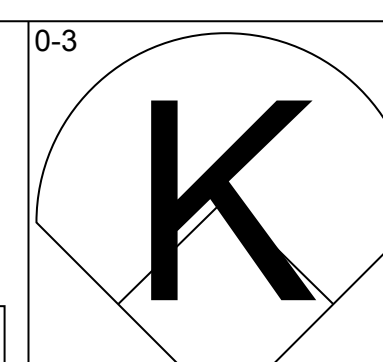
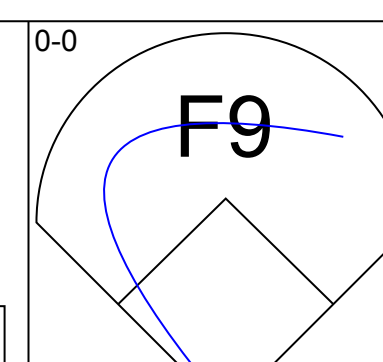
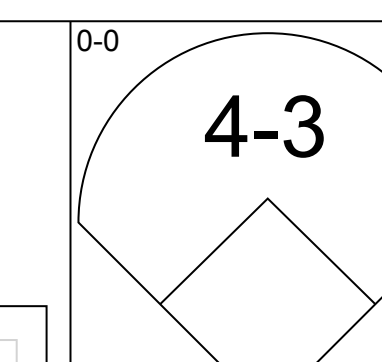
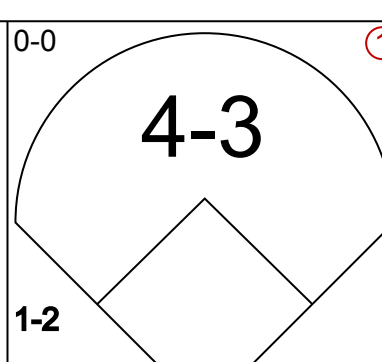
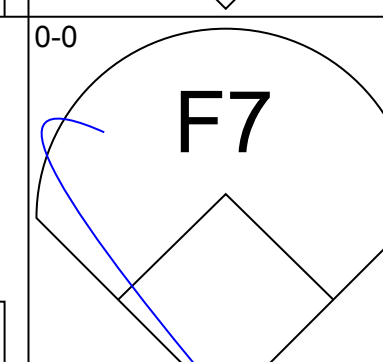
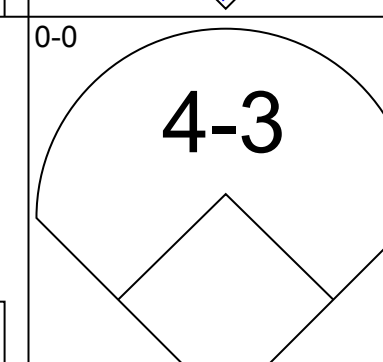
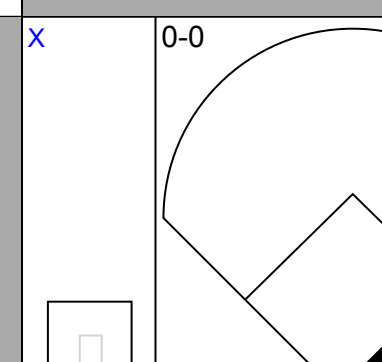
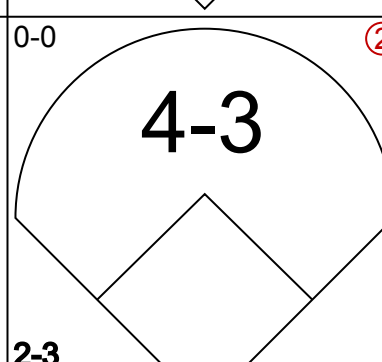
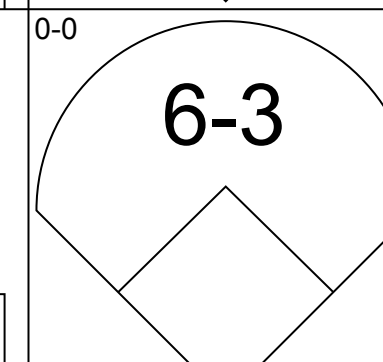
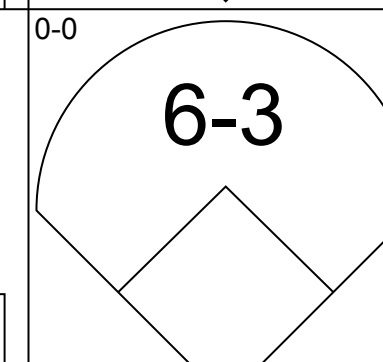
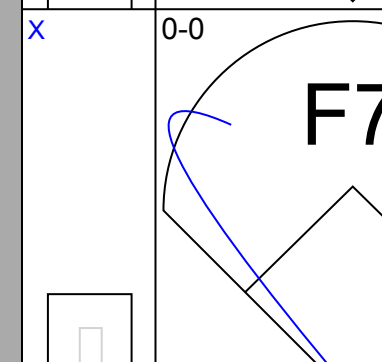
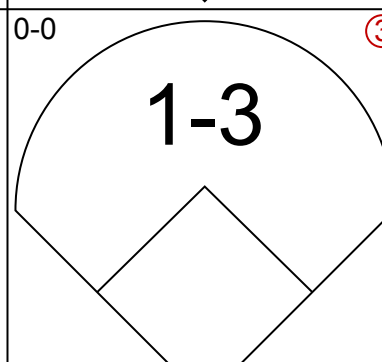
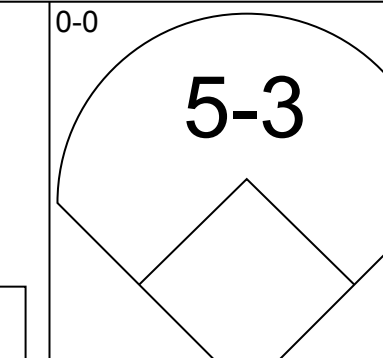
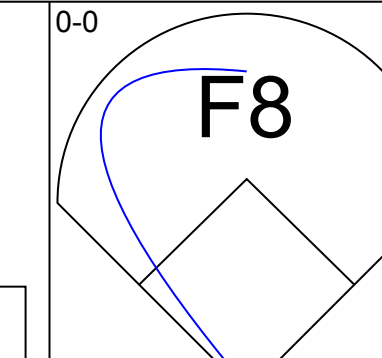
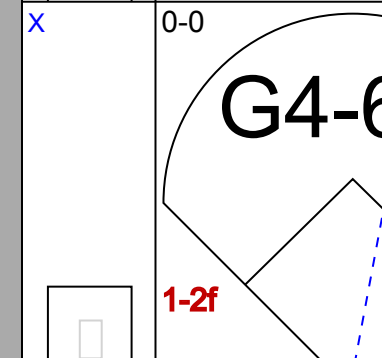
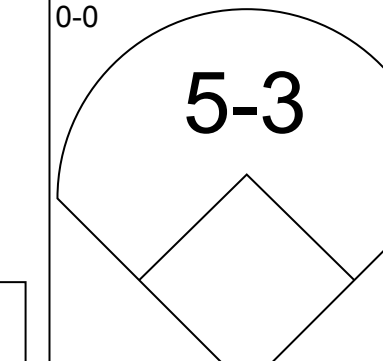
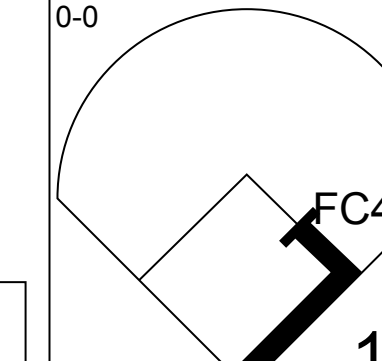
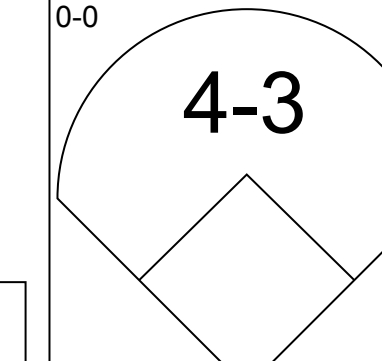
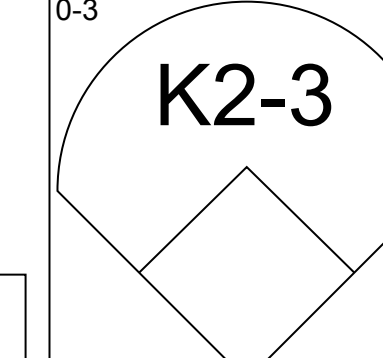
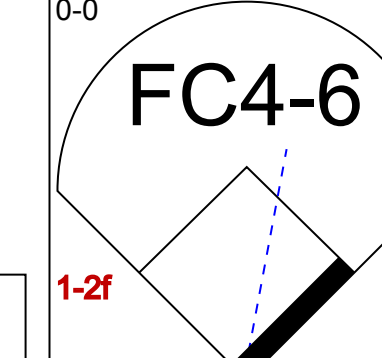
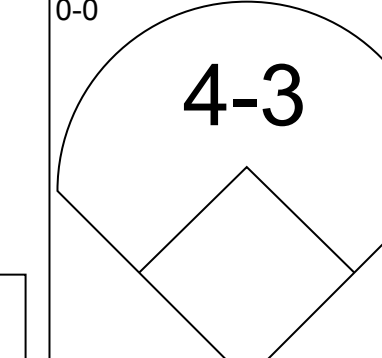
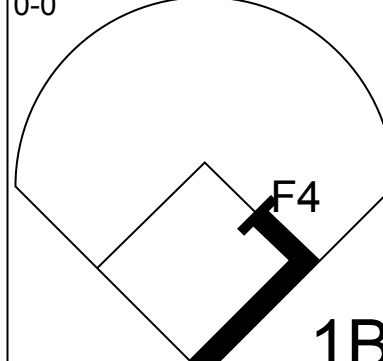
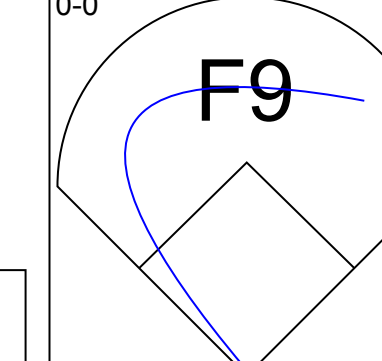
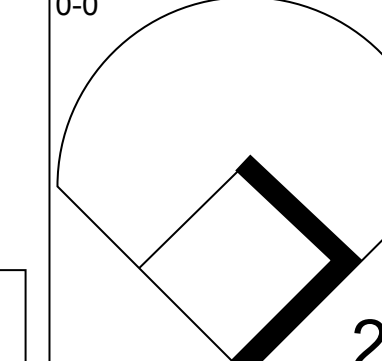
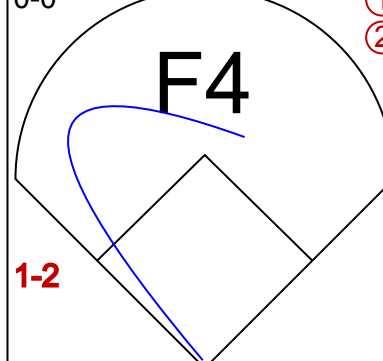
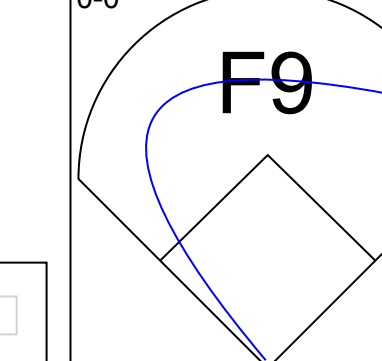
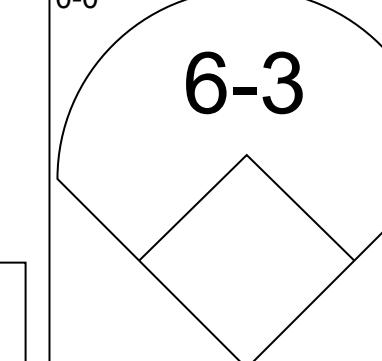
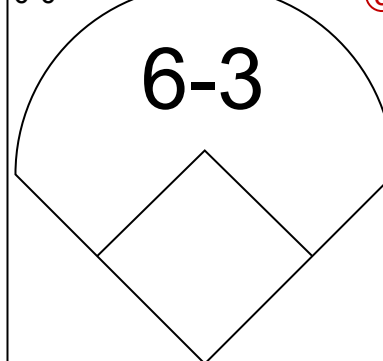
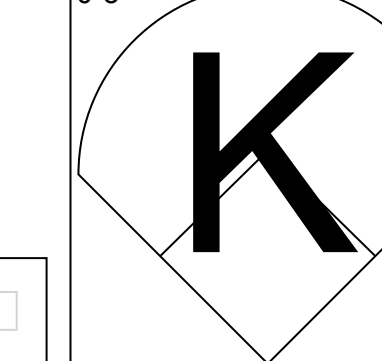
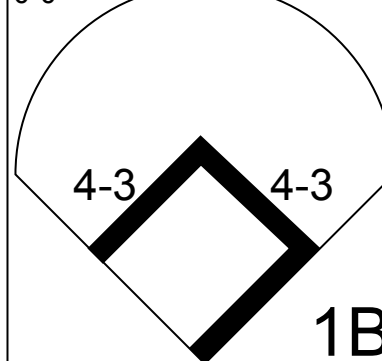



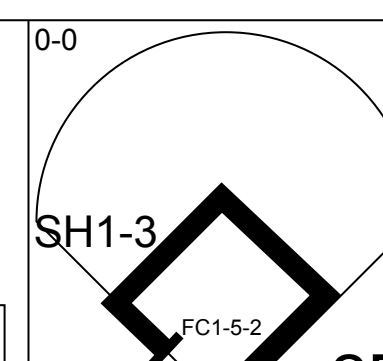
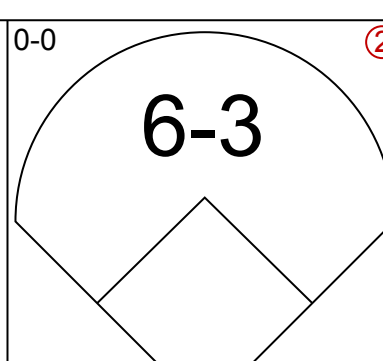
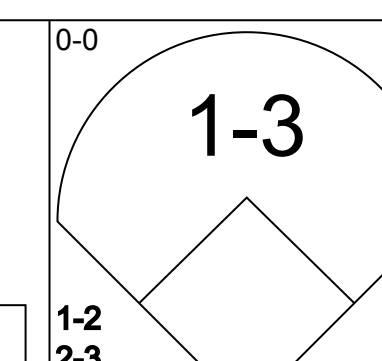
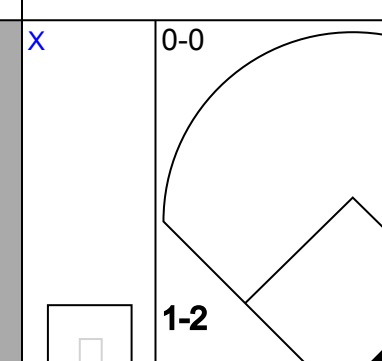
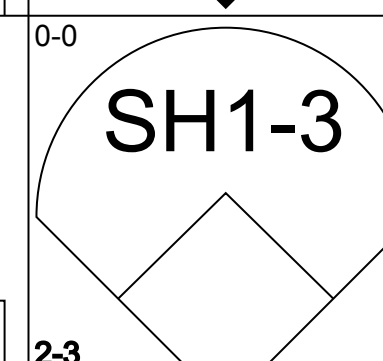
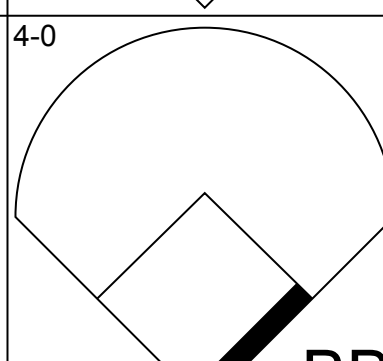
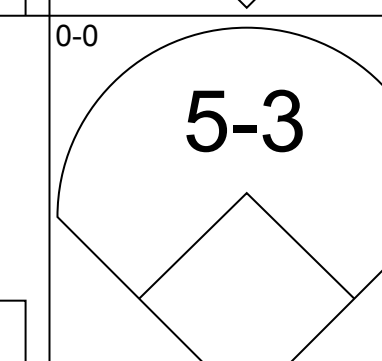
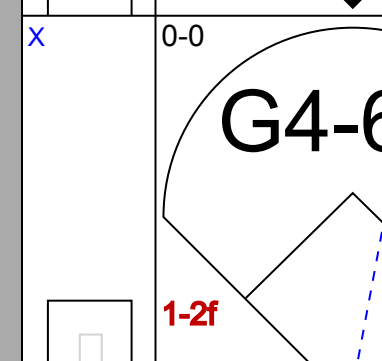
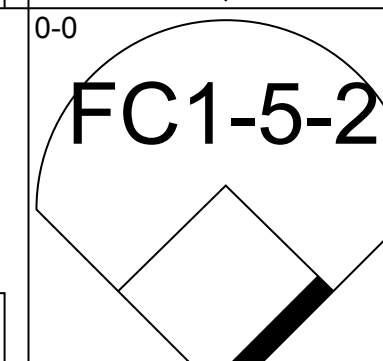
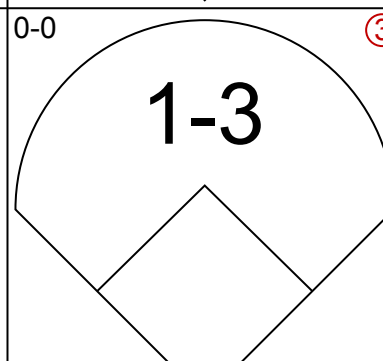
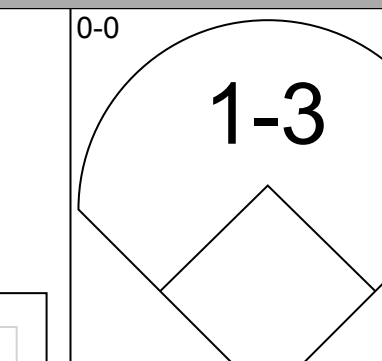
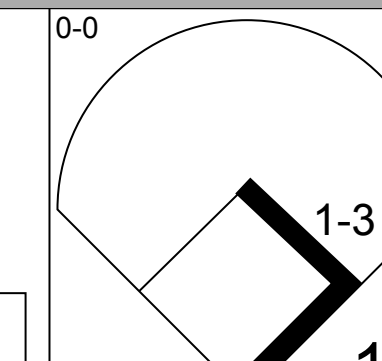
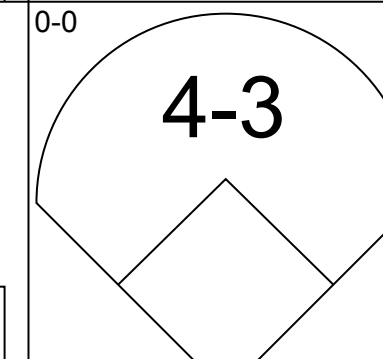
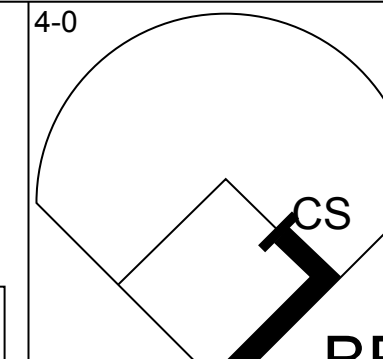
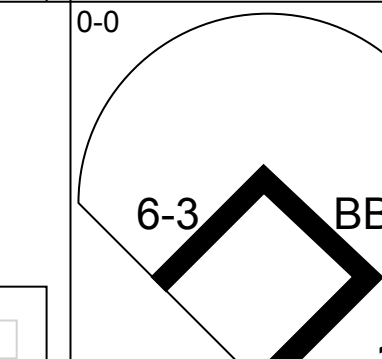
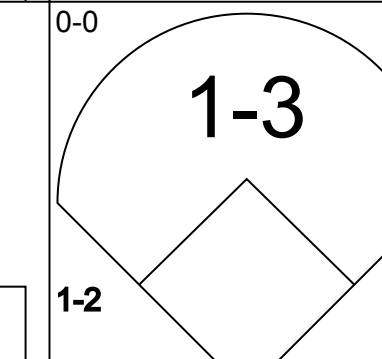
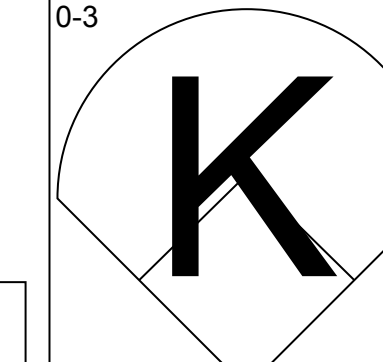
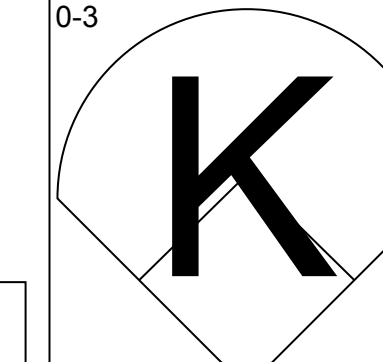
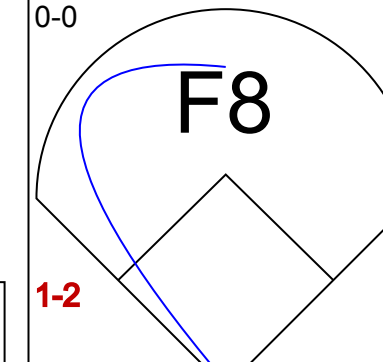
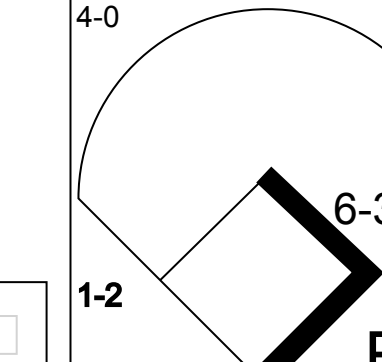
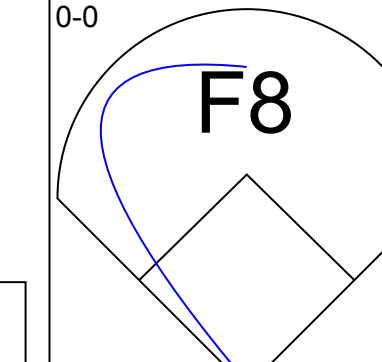
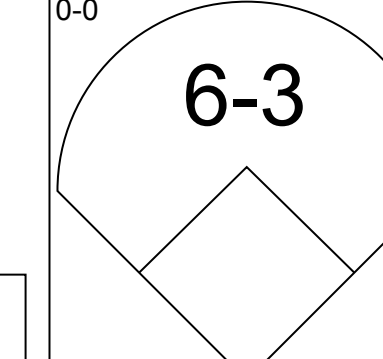
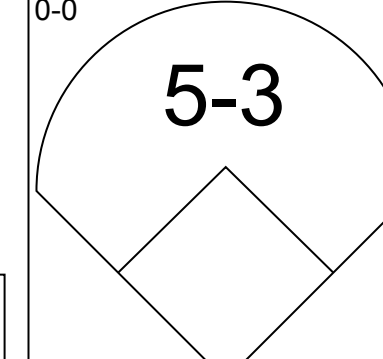
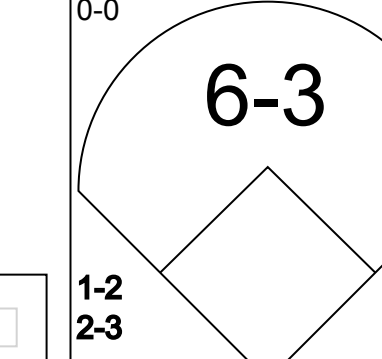
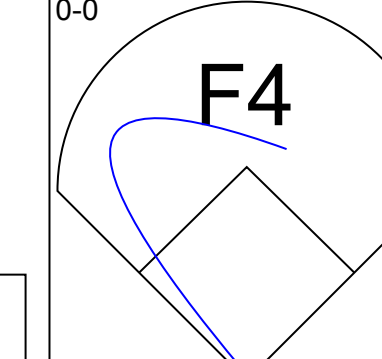
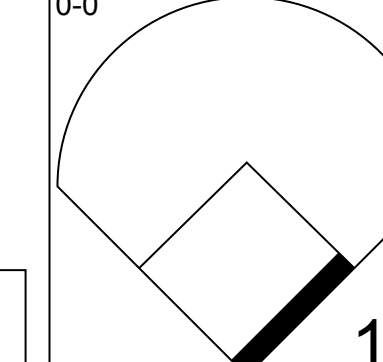
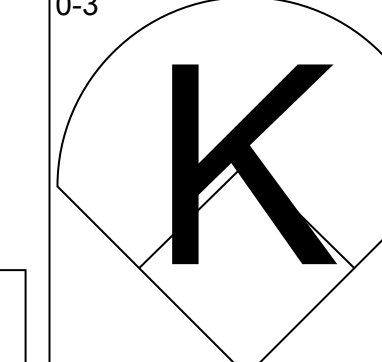
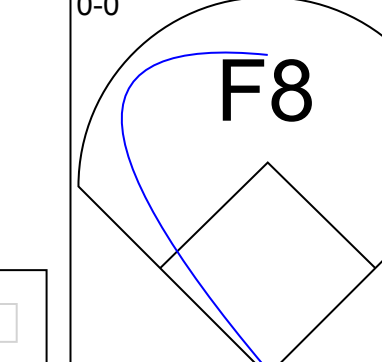
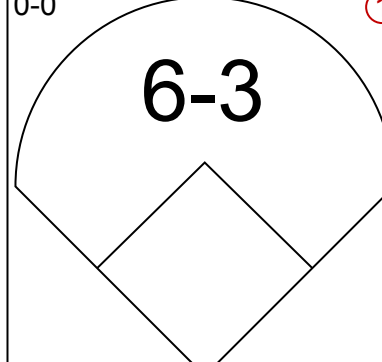
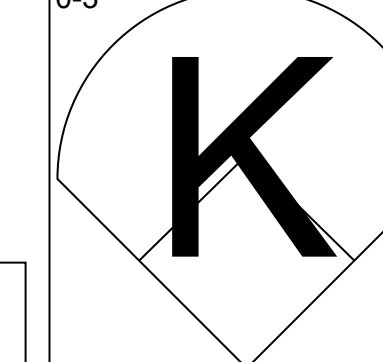
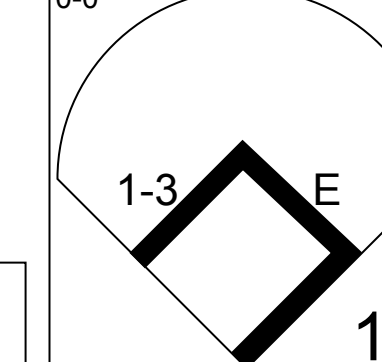
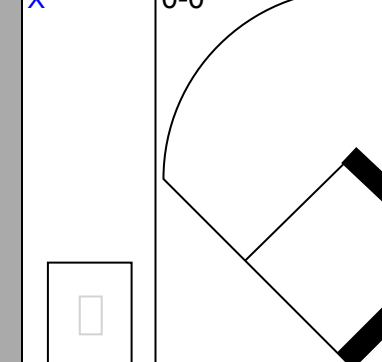
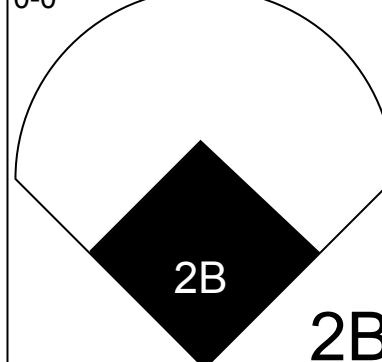
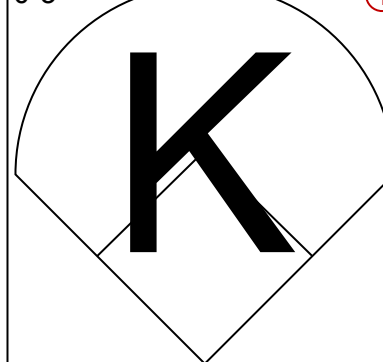
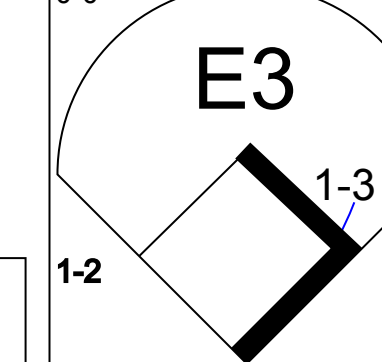
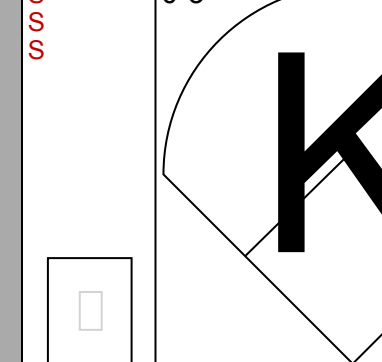
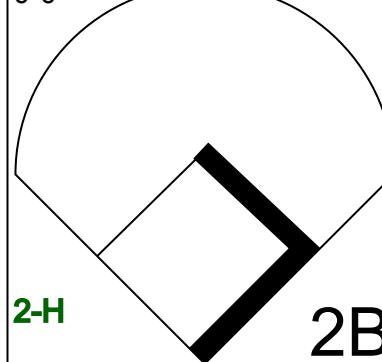
Batter	1	2	3	4	5	6	7	8	9	AB	R	H	RBI	BB	SO	LOB	BOTTOM			
Milt Thompson L (1,9) OBP: 0.343, SLG: 0.412	CS 1B		E5 FC6-4 1-2 3-H	1B		HBP		FC4-6 BB 1-2 2-3		4	0	2	1	0	0	3	Pittsburgh Pirates @ Atlanta Braves Atlanta-Fulton County Stadium, Atlanta, GA Wed Aug 28 1985, 7:05 PM EDT Att: 5,187 - Unknown			
Rafael Ramirez R (1,6) OBP: 0.295, SLG: 0.352	6-3 1-2		F7	1B		4-3		BB BB		4	0	1	0	1	0	4				
Dale Murphy R (1,8) OBP: 0.376, SLG: 0.566	K		FC6-4 1-2	6-3		5-3		BB BB		4	0	0	1	1	1	4				
Bob Horner R (1,3) OBP: 0.343, SLG: 0.529			K	HR		K		K		5	1	1	1	0	4	3				
Terry Harper R (1,7) OBP: 0.313, SLG: 0.406			6-3	1B 2B		F4				4	1	2	0	0	0	0				
Ken Oberkfell L (1,5) OBP: 0.371, SLG: 0.396			K	FC1-6 1B		F4		F4		3	0	1	0	0	1	1				
Glenn Hubbard R (1,4) OBP: 0.329, SLG: 0.320			E S 1B	FC1-6 2B		4-3		K		4	2	1	0	0	1	3				
Bruce Benedict R (1,2) OBP: 0.313, SLG: 0.236			FC2-6 BB	G1-4-3 1-H 1B 2B		F6		E5 FC4-6 1B BB		3	2	1	2	1	0	0				
Len Barker R (1,1) ERA: 4.03			FC2-6 1-2	G1-4-3 2-3		K		FC4-6 1B		2	0	0	0	0	0	3				
Craig McMurtry R (6,1) OBP: 0.100, SLG: 0.100			FC2-6 E	G1-4-3		K		FC4-6 1B		2	0	1	0	0	1	0				
Inning Stats	R: 0 E: 0 K: 1 S: 5	H: 1 LOB: 0 BB: 0 P: 5	R: 0 E: 0 K: 2 S: 7	H: 0 LOB: 0 BB: 0 P: 7	R: 1 E: 1 K: 0 S: 5	H: 1 LOB: 2 BB: 1 P: 9	R: 4 E: 0 K: 0 S: 9	H: 6 LOB: 2 BB: 0 P: 9	R: 0 E: 0 K: 1 S: 5	H: 0 LOB: 1 BB: 0 P: 6	R: 0 E: 0 K: 1 S: 5	H: 0 LOB: 1 BB: 0 P: 6	R: 0 E: 0 K: 1 S: 6	H: 1 LOB: 1 BB: 0 P: 6	R: 1 E: 1 K: 2 S: 9	H: 1 LOB: 3 BB: 2 P: 17	1B: 8 2B: 1 3B: 0 HR: 1	SF: 0 SAC: 0 DP: 0 HBP: 2	WP: 0 PB: 0 SB: 1 CS: 1	PA: 40
PITCHER	IP WLS BF H R ER SO BB IBB HBP BLK WP HR S P ERA WHIP																			
Lee Tunnell R (1,1) ERA: 4.03	3.2 L 20 8 5 4 3 0 0 0 0 0 0 0 11 25 29 9.82 2.455																			
Cecilio Guante R (4,1) ERA: 2.74	2.1 9 0 0 0 2 0 0 2 0 0 0 0 11 13 0.00 0.000																			
Rod Scurry L (7,1) ERA: 3.09	2.0 11 2 1 0 3 2 0 0 0 0 0 0 15 23 0.00 2.000																			



Batter	1	2	3	4	5	6	7	8	9	AB	R	H	RBI	BB	SO	LOB	TOP					
Bill Almon, R OBP: 0.338, SLG: 0.414 (1, 7)										4	0	0	0	0	2	1	Pittsburgh Pirates @ Cincinnati Reds Riverfront Stadium, Cincinnati, OH Thu Aug 29 1985, 7:05 PM EDT Att: 18,789 - Unknown					
Denny Gonzalez, R OBP: 0.259, SLG: 0.407 (1, 4)										4	0	1	0	0	0	1						
Jim Morrison, R OBP: 0.277, SLG: 0.326 (1, 5)										4	0	1	0	0	0	1						
Mike Brown, R OBP: 0.321, SLG: 0.433 (1, 9)										4	0	2	0	0	0	1						
Jason Thompson, L OBP: 0.380, SLG: 0.401 (1, 3)										3	0	0	0	1	0	1						
Tony Peña, R OBP: 0.289, SLG: 0.346 (1, 2)										4	0	2	0	0	1	1						
Sam Khalifa, R OBP: 0.279, SLG: 0.317 (1, 6)										4	0	0	0	0	0	6						
Joe Orsulak, L OBP: 0.324, SLG: 0.347 (1, 8)										3	0	1	0	0	0	1						
Jose DeLeon, R OBP: 0.139, SLG: 0.061 (8, PH)										1	0	0	0	0	1	0						
Sixto Lezcano, R OBP: 0.396, SLG: 0.318 (8, PH)										1	0	0	0	0	0	0						
Rod Scurry, L OBP: 0.317 (8, 1)										0	0	0	0	0	0	0						
Inning Stats	R: 0 E: 0 K: 1 S: 6	H: 1 LOB: 1 BB: 0 P: 6	R: 0 E: 0 K: 1 S: 5	H: 0 LOB: 0 BB: 0 P: 5	R: 0 E: 0 K: 1 S: 6	H: 1 LOB: 1 BB: 0 P: 6	R: 0 E: 1 K: 0 S: 4	H: 2 LOB: 2 BB: 1 P: 8	R: 0 E: 0 K: 1 S: 5	H: 0 LOB: 0 BB: 0 P: 5	R: 0 E: 0 K: 0 S: 3	H: 1 LOB: 1 BB: 0 P: 3	R: 0 E: 0 K: 0 S: 4	H: 1 LOB: 1 BB: 0 P: 4	R: 0 E: 0 K: 0 S: 3	H: 0 LOB: 0 BB: 0 P: 3	R: 0 E: 1 K: 0 S: 5	H: 1 LOB: 2 BB: 0 P: 5	1B: 7 2B: 1 3B: 0 HR: 0	SF: 0 SAC: 1 DP: 2 HBP: 0	WP: 0 PB: 0 SB: 0 CS: 0	PA: 34
PITCHER Tom Browning, L ERA: 3.47 (1, 1)	IP: 9.0 WLS: W BF: 34 H: 7 R: 0 ER: 0 SO: 4	BB: 1 IBB: 0 HBP: 0 BLK: 0	WP: 0 HR: 0 S: 41 P: 45	ERA: 0.00 WHIP: 0.889	PITCHER	IP: 9.0 WLS: W BF: 34 H: 7 R: 0 ER: 0 SO: 4	BB: 1 IBB: 0 HBP: 0 BLK: 0	WP: 0 HR: 0 S: 41 P: 45	ERA: 0.00 WHIP: 0.889													

Batter	1	2	3	4	5	6	7	8	9	AB	R	H	RBI	BB	SO	LOB	BOTTOM			
Eddie Milner, L OBP: 0.344, SLG: 0.328 (1, 8)										5	1	1	0	0	0	2	Pittsburgh Pirates @ Cincinnati Reds Riverfront Stadium, Cincinnati, OH Thu Aug 29 1985, 7:05 PM EDT Att: 18,789 - Unknown			
Pete Rose, S OBP: 0.394, SLG: 0.323 (1, 3)										3	2	1	0	2	0	1				
Dave Parker, L OBP: 0.349, SLG: 0.515 (1, 9)										2	2	1	1	2	0	1				
Nick Esasky, R OBP: 0.338, SLG: 0.467 (1, 7)										4	0	0	0	0	1	6				
Buddy Bell, R OBP: 0.310, SLG: 0.332 (1, 5)										3	1	3	5	1	0	0				
Dave Concepcion, R OBP: 0.321, SLG: 0.344 (1, 6)										3	0	1	0	1	0	2				
Bo Diaz, R OBP: 0.276, SLG: 0.317 (1, 2)										4	0	1	0	0	0	3				
Ron Oester, S OBP: 0.352, SLG: 0.374 (1, 4)										3	0	0	0	1	2	4				
Tom Browning, L OBP: 0.191, SLG: 0.185 (1, 1)										4	0	1	0	0	2	1				
Inning Stats	R: 0 E: 0 K: 0 S: 2	H: 0 LOB: 0 BB: 1 P: 6	R: 0 E: 0 K: 1 S: 7	H: 2 LOB: 2 BB: 0 P: 7	R: 3 E: 0 K: 0 S: 7	H: 4 LOB: 1 BB: 0 P: 7	R: 0 E: 0 K: 1 S: 5	H: 0 LOB: 1 BB: 1 P: 9	R: 3 E: 0 K: 0 S: 4	H: 1 LOB: 1 BB: 3 P: 16	R: 0 E: 0 K: 1 S: 6	H: 1 LOB: 1 BB: 1 P: 10	R: 0 E: 0 K: 1 S: 5	H: 1 LOB: 1 BB: 1 P: 9	R: 0 E: 0 K: 1 S: 5	H: 0 LOB: 0 BB: 0 P: 5		1B: 6 2B: 2 3B: 0 HR: 1	SF: 0 SAC: 0 DP: 2 HBP: 0	WP: 0 PB: 0 SB: 0 CS: 0
PITCHER Jose DeLeon, R ERA: 4.98 (8, 1)	IP: 7.0 WLS: L BF: 35 H: 9 R: 6 ER: 6 SO: 4	BB: 6 IBB: 1 HBP: 0 BLK: 0	WP: 0 HR: 1 S: 36 P: 64	ERA: 7.71 WHIP: 2.143	PITCHER	IP: 7.0 WLS: L BF: 35 H: 9 R: 6 ER: 6 SO: 4	BB: 6 IBB: 1 HBP: 0 BLK: 0	WP: 0 HR: 1 S: 36 P: 64	ERA: 7.71 WHIP: 2.143											

Batter	1	2	3	4	5	6	7	8	9	AB	R	H	RBI	BB	SO	LOB	TOP			
Joe Orsulak L (1, 8) OBP: 0.320, SLG: 0.342										4	0	0	0	0	1	1	Pittsburgh Pirates @ Cincinnati Reds Riverfront Stadium, Cincinnati, OH Fri Aug 30 1985, 7:05 PM EDT Att: 21,253 - Unknown			
Johnny Ray S (1, 4) OBP: 0.301, SLG: 0.363										4	0	1	0	0	0	1				
Bill Madlock R (1, 5) OBP: 0.323, SLG: 0.388										4	0	0	0	0	0	2				
Jason Thompson L (1, 3) OBP: 0.377, SLG: 0.398										3	0	0	0	0	0	1				
Mike Brown R (1, 9) OBP: 0.321, SLG: 0.432										3	0	1	0	0	0	0				
Tony Peña R (1, 2) OBP: 0.287, SLG: 0.343										3	0	0	0	0	1	1				
Denny Gonzalez R (1, 7) OBP: 0.279, SLG: 0.439										3	0	2	0	0	0	1				
Sam Khalifa R (1, 6) OBP: 0.276, SLG: 0.313										3	0	0	0	0	0	2				
Rick Reuschel R (1, 1) OBP: 0.222, SLG: 0.318										3	0	1	0	0	1	0				
Inning Stats	R: 0 E: 0 K: 1 S: 5	H: 0 LOB: 0 BB: 0 P: 5	R: 0 E: 0 K: 1 S: 5	H: 0 LOB: 0 BB: 0 P: 5	R: 0 E: 0 K: 0 S: 3	H: 1 LOB: 0 BB: 0 P: 3	R: 0 E: 0 K: 0 S: 3	H: 0 LOB: 0 BB: 0 P: 3	R: 0 E: 0 K: 0 S: 4	H: 1 LOB: 1 BB: 0 P: 4	R: 0 E: 0 K: 0 S: 3	H: 1 LOB: 0 BB: 0 P: 3	R: 0 E: 0 K: 0 S: 4	H: 1 LOB: 1 BB: 0 P: 4	R: 0 E: 0 K: 0 S: 4	H: 1 LOB: 1 BB: 0 P: 4	1B: 4 2B: 1 3B: 0 HR: 0	SF: 0 SAC: 0 DP: 1 HBP: 0	WP: 0 PB: 0 SB: 0 CS: 0	PA: 30
PITCHER Jay Tibbs R (1, 1) ERA: 3.89	IP: 9.0 WLS: W BF: 30 H: 5 R: 0 ER: 0 SO: 3 BB: 0 IBB: 0 HBP: 0 BLK: 0 WP: 0 HR: 0 S: 36 P: 36 ERA: 0.00 WHIP: 0.556																			

Batter	1	2	3	4	5	6	7	8	9	AB	R	H	RBI	BB	SO	LOB	BOTTOM					
Eddie Milner L (1, 8) OBP: 0.345, SLG: 0.333										4	0	2	0	0	0	2	Pittsburgh Pirates @ Cincinnati Reds Riverfront Stadium, Cincinnati, OH Fri Aug 30 1985, 7:05 PM EDT Att: 21,253 - Unknown					
Pete Rose S (1, 3) OBP: 0.394, SLG: 0.321										2	0	0	0	1	0	4						
Dave Parker L (1, 9) OBP: 0.348, SLG: 0.513										4	0	1	0	0	0	2						
Nick Esasky R (1, 7) OBP: 0.340, SLG: 0.465										3	0	1	0	1	0	2						
Buddy Bell R (1, 5) OBP: 0.309, SLG: 0.330										3	0	0	0	1	1	2						
Dave Concepcion R (1, 6) OBP: 0.319, SLG: 0.341										4	0	0	0	0	0	3						
Bo Diaz R (1, 2) OBP: 0.276, SLG: 0.315										4	0	1	0	0	1	2						
Ron Oester S (1, 4) OBP: 0.356, SLG: 0.381										4	1	3	0	0	1	1						
Jay Tibbs R (1, 1) OBP: 0.098, SLG: 0.061 Max Venable L (9, PH) OBP: 0.323, SLG: 0.407										3	0	0	0	0	2	2						
Inning Stats	R: 0 E: 0 K: 0 S: 4	H: 1 LOB: 1 BB: 0 P: 4	R: 0 E: 0 K: 2 S: 8	H: 1 LOB: 1 BB: 0 P: 8	R: 0 E: 0 K: 1 S: 5	H: 0 LOB: 1 BB: 1 P: 9	R: 0 E: 0 K: 0 S: 2	H: 0 LOB: 0 BB: 1 P: 6	R: 0 E: 1 K: 1 S: 7	H: 1 LOB: 2 BB: 0 P: 7	R: 0 E: 0 K: 0 S: 4	H: 1 LOB: 2 BB: 1 P: 8	R: 0 E: 0 K: 1 S: 6	H: 2 LOB: 1 BB: 0 P: 6	R: 0 E: 0 K: 0 S: 4	H: 1 LOB: 1 BB: 0 P: 4	R: 1 E: 0 K: 0 S: 3	H: 2 LOB: 1 BB: 0 P: 3	1B: 6 2B: 3 3B: 0 HR: 0	SF: 0 SAC: 1 DP: 1 HBP: 0	WP: 0 PB: 0 SB: 0 CS: 1	PA: 36
PITCHER Rick Reuschel R (1, 1) ERA: 2.52	IP: 8.1 WLS: L BF: 36 H: 9 R: 1 ER: 1 SO: 5 BB: 3 IBB: 0 HBP: 0 BLK: 0 WP: 0 HR: 0 S: 43 P: 55 ERA: 1.08 WHIP: 1.440																					

Batter	1	2	3	4	5	6	7	8	9	AB	R	H	RBI	BB	SO	LOB	TOP								
Joe Orsulak, L (1.8) OBP: 0.322, SLG: 0.344										4	2	2	0	0	0	0									
Denny Gonzalez, R (1.5) OBP: 0.292, SLG: 0.459										4	1	2	1	0	0	1									
Johnny Ray, S (1.4) OBP: 0.302, SLG: 0.367										4	1	2	1	0	0	1									
Jason Thompson, L (1.3) OBP: 0.376, SLG: 0.396										4	0	1	1	0	0	1									
Mike Brown, R (1.9) OBP: 0.320, SLG: 0.429										4	1	1	0	0	1	2									
Tony Peña, R (1.2) OBP: 0.287, SLG: 0.349										4	1	1	3	0	3	2									
Steve Kemp, L (1.7) OBP: 0.301, SLG: 0.332										4	0	0	0	0	2	2									
Sam Khalifa, R (1.6) OBP: 0.275, SLG: 0.308										3	0	0	0	1	0	0									
Bob Walk, R (1.1)										4	0	0	0	0	2	1									
Inning Stats	R: 4 E: 0 K: 0 S: 7	H: 4 LOB: 0 BB: 0 P: 7	R: 0 E: 0 K: 0 S: 2	H: 0 LOB: 0 BB: 1 P: 6	R: 0 E: 0 K: 3 S: 3	H: 0 LOB: 0 BB: 0 P: 3	R: 0 E: 0 K: 3 S: 9	H: 0 LOB: 0 BB: 0 P: 9	R: 0 E: 0 K: 0 S: 3	H: 0 LOB: 0 BB: 0 P: 3	R: 1 E: 0 K: 1 S: 8	H: 3 LOB: 2 BB: 0 P: 8	R: 1 E: 0 K: 1 S: 7	H: 2 LOB: 1 BB: 0 P: 7	R: 0 E: 0 K: 1 S: 5	H: 0 LOB: 0 BB: 0 P: 5	R: 0 E: 0 K: 2 S: 7	H: 0 LOB: 0 BB: 0 P: 7	1B: 6 2B: 3 3B: 0 HR: 1	SF: 0 SAC: 0 DP: 1 HBP: 0	WP: 0 PB: 0 SB: 2 CS: 0	PA: 36			
PITCHER	IP	WLS	BF	H	R	ER	SO	BB	IBB	HBP	BLK	WP	HR	S	P	ERA	WHIP								
Andy McGaffigan, R (1.1) ERA: 3.75	6.0	L	25	7	5	5	4	1	0	0	0	0	1	32	36	7.50	1.333								
Tom Hume, R (7.1) ERA: 3.54	2.0		8	2	1	1	2	0	0	0	0	0	0	12	12	4.50	1.000								
Ted Power, R (9.1) ERA: 2.83	1.0		3	0	0	0	2	0	0	0	0	0	0	7	7	0.00	0.000								

Pittsburgh Pirates @ Cincinnati Reds
Riverfront Stadium, Cincinnati, OH
Sat Aug 31 1985, 7:05 PM EDT
Att: 28,656 - Unknown

AB 35
R 6
H 9
RBI 6
BB 1
SO 8
LOB 10



Batter	1	2	3	4	5	6	7	8	9	AB	R	H	RBI	BB	SO	LOB	BOTTOM								
Eddie Milner, L (1.8) OBP: 0.342, SLG: 0.329										4	0	0	0	0	1	3									
Pete Rose, S (1.3) OBP: 0.390, SLG: 0.317										4	0	0	0	0	1	1									
Dave Parker, L (1.9) OBP: 0.346, SLG: 0.509										4	0	0	0	0	1	0									
Nick Esasky, R (1.7) OBP: 0.342, SLG: 0.464										3	0	1	0	1	1	0									
Buddy Bell, R (1.5) OBP: 0.309, SLG: 0.331										4	0	1	0	0	0	1									
Dave Concepcion, R (1.6) OBP: 0.320, SLG: 0.341										3	0	1	0	1	1	2									
Bo Diaz, R (1.2) OBP: 0.277, SLG: 0.322										3	0	1	0	0	1	1									
Ron Oester, S (1.4) OBP: 0.356, SLG: 0.380										3	0	1	0	0	0	2									
Andy McGaffigan, R (1.1)										1	0	0	0	0	1	0									
Tom Runnels, S (6. PH) OBP: 0.222, SLG: 0.125										1	0	0	0	0	0	1									
Tom Hume, R (7.1)										0	0	0	0	0	0	0									
Wayne Krenchicki, L (8. PH) OBP: 0.371, SLG: 0.399										1	0	0	0	0	0	2									
Ted Power, R (9.1)										0	0	0	0	0	0	0									
Inning Stats	R: 0 E: 0 K: 0 S: 3	H: 0 LOB: 0 BB: 0 P: 3	R: 0 E: 0 K: 0 S: 2	H: 0 LOB: 0 BB: 1 P: 6	R: 0 E: 0 K: 1 S: 5	H: 0 LOB: 0 BB: 0 P: 5	R: 0 E: 0 K: 1 S: 5	H: 0 LOB: 0 BB: 0 P: 5	R: 0 E: 0 K: 1 S: 5	H: 0 LOB: 0 BB: 1 P: 9	R: 0 E: 0 K: 0 S: 4	H: 1 LOB: 1 BB: 0 P: 4	R: 0 E: 0 K: 2 S: 7	H: 0 LOB: 0 BB: 0 P: 7	R: 0 E: 0 K: 1 S: 7	H: 2 LOB: 2 BB: 0 P: 7	R: 0 E: 0 K: 1 S: 7	H: 2 LOB: 2 BB: 0 P: 7	1B: 3 2B: 2 3B: 0 HR: 0	SF: 0 SAC: 0 DP: 1 HBP: 0	WP: 0 PB: 0 SB: 0 CS: 0	PA: 33			
PITCHER	IP	WLS	BF	H	R	ER	SO	BB	IBB	HBP	BLK	WP	HR	S	P	ERA	WHIP								
Bob Walk, R (1.1) ERA: 2.77	9.0	W	33	5	0	0	7	2	0	0	0	0	0	45	53	0.00	0.778								

Pittsburgh Pirates @ Cincinnati Reds
Riverfront Stadium, Cincinnati, OH
Sat Aug 31 1985, 7:05 PM EDT
Att: 28,656 - Unknown

AB 31
R 0
H 5
RBI 0
BB 2
SO 7
LOB 13



Batter	1	2	3	4	5	6	7	8	9	AB	R	H	RBI	BB	SO	LOB	TOP			
Joe Orsulak, L (1, 8) OBP: 0.321, SLG: 0.341	0-3 K		4-0 BB 1B SF9		0-0 F8		0-3 K		0-0 F8	3	1	0	0	1	2	0	Pittsburgh Pirates @ Cincinnati Reds Riverfront Stadium, Cincinnati, OH Sun Sep 01 1985, 3:33 AM EDT Att: 30,062 - Unknown			
Sixto Lezcano, R (9, PH) OBP: 0.393, SLG: 0.315										1	0	0	0	0	0	1				
Steve Kemp, L (1, 7) OBP: 0.305, SLG: 0.335	0-0		0-0		0-3 K		0-0 4-3			4	0	2	0	0	1	0				
Marvell Wynne, L (7, 8) OBP: 0.252, SLG: 0.264	4-3 1B		1-3 1B							0	0	0	0	0	0	0				
Johnny Ray, S (1, 4) OBP: 0.300, SLG: 0.364	0-0 4-3		0-0 SF9		0-0 F9				0-0 1-3	3	0	0	1	0	0	1				
Jason Thompson, L (1, 3) OBP: 0.375, SLG: 0.393	0-0 4-3		3-H 4-0 1-2 BB			0-0 F5			0-0 F6	3	0	0	0	1	0	1				
Mike Brown, R (1, 9) OBP: 0.327, SLG: 0.433		0-0 BLK 2B	0-3 K			4-0 1B BB			4-0 2B BB	2	1	1	0	2	1	2				
Tony Peña, R (1, 2) OBP: 0.289, SLG: 0.353		0-0 F2	0-0 F4			0-0 1B			0-0 2B	4	0	2	1	0	0	3				
Jim Morrison, R (1, 5) OBP: 0.277, SLG: 0.324		0-0 BLK 1B		0-0 5-3		0-0 F7			0-3 K	4	0	1	0	0	1	3				
Sam Khalifa, R (1, 6) OBP: 0.270, SLG: 0.302		0-3 K	0-0 F8		0-3 K				0-0 4-3	4	0	0	0	0	2	4				
Rick Rhoden, R (1, 1) OBP: 0.234, SLG: 0.258	0-0 6-3			0-0 F8					4-0	3	0	0	0	0	1	2				
Rod Scurrey, L (8, 1)										0	0	0	0	0	0	0				
Don Robinson, R (8, 1) OBP: 0.250, SLG: 0.316										0	0	0	0	0	0	0				
Lee Mazzilli, S (9, PH) OBP: 0.420, SLG: 0.371									CS BB	0	0	0	0	1	0	0				
Inning Stats	R: 0 E: 0 K: 1 S: 6	H: 1 LOB: 1 BB: 0 P: 6	R: 0 E: 0 K: 1 S: 7	H: 2 LOB: 2 BB: 7 P: 7	R: 1 E: 0 K: 1 S: 6	H: 1 LOB: 2 BB: 2 P: 14	R: 0 E: 0 K: 0 S: 3	H: 0 LOB: 0 BB: 0 P: 3	R: 0 E: 0 K: 1 S: 5	H: 1 LOB: 2 BB: 1 P: 10	R: 0 E: 0 K: 2 S: 7	H: 0 LOB: 0 BB: 0 P: 7	R: 1 E: 0 K: 1 S: 6	H: 1 LOB: 1 BB: 1 P: 10	R: 0 E: 0 K: 0 S: 2	H: 0 LOB: 0 BB: 1 P: 6	1B: 4 2B: 2 3B: 0 HR: 0	SF: 1 SAC: 0 DP: 0 HBP: 0	WP: 0 PB: 0 SB: 0 CS: 1	PA: 37
PITCHER	IP WLS BF H R ER SO BB IBB HBP BLK WP HR S P ERA WHIP																			
Mario Soto, R (1, 1) ERA: 3.46	8.0 W 34 6 2 2 8 4 0 0 0 0 0 0 46 62 2.25 1.250																			
Ted Power, R (9, 1) ERA: 2.51	0.1 2 0 0 0 0 1 0 0 0 0 0 0 1 5 0.00 3.000																			
John Franco, L (9, 1) ERA: 1.53	0.2 S 1 0 0 0 0 0 0 0 0 0 0 0 1 1 0.00 0.000																			

AB 31
R 2
H 6
RBI 2
BB 5
SO 8
LOB 17



Batter	1	2	3	4	5	6	7	8	9	AB	R	H	RBI	BB	SO	LOB	BOTTOM	
Eddie Milner, L (1, 8) OBP: 0.339, SLG: 0.327	0-0 G3		0-0 F6			0-0 6-3		0-0 1B BB		3	0	0	0	0	0	1	Pittsburgh Pirates @ Cincinnati Reds Riverfront Stadium, Cincinnati, OH Sun Sep 01 1985, 3:33 AM EDT Att: 30,062 - Unknown	
Tony Perez, R (8, PH) OBP: 0.413, SLG: 0.493										1	0	1	0	0	0	0		
Gary Redus, R (8, PR) OBP: 0.372, SLG: 0.420										0	1	0	0	0	0	0		
Pete Rose, S (1, 3) OBP: 0.391, SLG: 0.319	0-0 6-3			0-0 4-3		0-0 1B		0-0 E 1B		4	0	2	1	0	0	0		
Dave Parker, L (1, 9) OBP: 0.345, SLG: 0.507	0-0 6-3			0-0 F9		0-0 F9		0-0 E9 1B		4	0	1	1	0	0	1		
Nick Esasky, R (1, 7) OBP: 0.338, SLG: 0.458		0-0 F9		0-3 K			0-3 K	0-3 K		4	0	0	0	0	3	3		
John Franco, L (9, 1) OBP: 0.333, SLG: 0.333										0	0	0	0	0	0	0		
Buddy Bell, R (1, 5) OBP: 0.306, SLG: 0.328		0-0 F6			0-0 4-3		0-0 4-3	0-0 F8		4	0	0	0	0	0	3		
Ron Oester, S (1, 4) OBP: 0.353, SLG: 0.377		0-0 G3			0-0 F7		0-3 K			3	0	0	0	0	1	0		
Bo Diaz, R (1, 2) OBP: 0.290, SLG: 0.351			0-0 SH3-4 1B			4-0 BB				2	1	2	1	1	0	0		
Tom Runnels, S (1, 6) OBP: 0.200, SLG: 0.111					0-0 F8					2	0	0	0	0	1	2		
Max Venabie, L (8, PH) OBP: 0.330, SLG: 0.413										1	1	1	0	0	0	0		
Dave Concepcion, R (9, 6) OBP: 0.320, SLG: 0.341								1B SH3-4 1B		0	0	0	0	0	0	0		
Mario Soto, R (1, 1) OBP: 0.156, SLG: 0.171			0-0 SH3-4			0-0 F9		0-0 SH3-4		1	0	0	0	0	0	0		
Ted Power, R (9, 1) ERA: 2.51										0	0	0	0	0	0	0		
Eric Davis, R (9, 8) OBP: 0.215, SLG: 0.422			1-2					1-2		0	0	0	0	0	0	0		
Inning Stats	R: 0 E: 0 K: 0 S: 3	H: 0 LOB: 0 BB: 0 P: 3	R: 0 E: 0 K: 0 S: 3	H: 0 LOB: 0 BB: 0 P: 3	R: 0 E: 0 K: 0 S: 4	H: 1 LOB: 1 BB: 0 P: 4	R: 0 E: 0 K: 1 S: 5	H: 0 LOB: 0 BB: 0 P: 5	R: 0 E: 0 K: 1 S: 5	H: 1 LOB: 1 BB: 1 P: 9	R: 0 E: 0 K: 2 S: 7	H: 0 LOB: 0 BB: 0 P: 7	R: 3 E: 1 K: 1 S: 10	H: 5 LOB: 3 BB: 0 P: 10	1B: 6 2B: 0 3B: 0 HR: 1	SF: 0 SAC: 2 DP: 0 HBP: 0	WP: 0 PB: 0 SB: 0 CS: 0	PA: 32
PITCHER	IP WLS BF H R ER SO BB IBB HBP BLK WP HR S P ERA WHIP																	
Rick Rhoden, R (1, 1) ERA: 4.05	7.1 27 4 2 2 2 4 1 0 0 0 0 0 34 38 2.46 0.682																	
Rod Scurrey, L (8, 1) ERA: 3.21	0.0 L 3 3 1 1 0 0 0 0 0 0 0 0 3 3 ∞ ∞																	
Don Robinson, R (8, 1) ERA: 4.31	0.2 2 0 0 0 0 1 0 0 0 0 0 0 4 4 0.00 0.000																	

AB 29
R 3
H 7
RBI 3
BB 1
SO 5
LOB 10



Batter	1	2	3	4	5	6	7	8	9	AB	R	H	RBI	BB	SO	LOB	TOP			
Milt Thompson, L (1,9) OBP: 0.363, SLG: 0.413	0-0 6-3		0-0 FC1-5 1B		0-3 K2-3		0-0 PB SF8 1B			4	1	2	0	0	1	0	Atlanta Braves @ Pittsburgh Pirates Three Rivers Stadium, Pittsburgh, PA Tue Sep 03 1985, 7:05 PM EDT Att: 3,019 - Unknown livebaseballscorecards.com			
Rafael Ramirez, R (1,6) OBP: 0.288, SLG: 0.349	0-3 K		0-0 FC1-5 1-2 2-3f		0-3 K		0-0 SF8			3	0	0	1	0	2	2				
Dale Murphy, R (1,8) OBP: 0.377, SLG: 0.553	4-0 BB		0-3 K		0-3 K		0-3 K			3	0	0	0	1	3	3				
Bob Horner, R (1,3) OBP: 0.351, SLG: 0.529	0-0 F3		0-0 F4		4-0 5-3 BB		0-0 CS 1B			3	0	1	0	1	0	3				
Terry Harper, R (1,7) OBP: 0.319, SLG: 0.411 Bruce Sutter, R (8,1)		0-0 FC5-4 2B		0-0 FC4-6 1B		0-0 5-3		0-3 K		4	0	2	0	0	1	2				
Ken Oberkfell, L (1,5) OBP: 0.397, SLG: 0.382		1-0 FC5-4 HBP		0-0 FC4-6 1-2f		4-0 IBB		0-0 F7		2	0	0	0	1	0	2				
Glenn Hubbard, R (1,4) OBP: 0.313, SLG: 0.299		0-0 FC5-4 1-2 2-3		0-3 K		0-3 K		0-0 CS	0-0 5-3	4	0	0	0	0	2	5				
Bruce Benedict, R (1,2) OBP: 0.315, SLG: 0.244 Andres Thomas, R (7,PR) Rick Cerone, R (7,2) OBP: 0.290, SLG: 0.286		0-0 F8		0-0 F8			0-0 1B PB 1B		0-0 F6	3	0	1	0	0	0	2				
Joe Johnson, R (1,1) Zane Smith, L (7,1) OBP: 0.133, SLG: 0.133 Albert Hall, S (8,7) OBP: 0.226, SLG: 0.241			4-0 FC1-5 1B BB		0-0 F8		0-3 K		0-0 F9	0	0	0	0	0	0	0				
										1	0	0	0	0	0	0				
Inning Stats	R: 0 E: 0 K: 1 S: 5	H: 0 LOB: 1 BB: 1 P: 9	R: 0 E: 0 K: 0 S: 3	H: 1 LOB: 1 BB: 0 P: 4	R: 0 E: 0 K: 1 S: 6	H: 1 LOB: 2 BB: 1 P: 10	R: 0 E: 0 K: 1 S: 6	H: 1 LOB: 0 BB: 0 P: 6	R: 0 E: 0 K: 2 S: 7	H: 0 LOB: 0 BB: 2 P: 15	R: 2 E: 0 K: 2 S: 9	H: 2 LOB: 1 BB: 0 P: 9	R: 0 E: 0 K: 1 S: 5	H: 1 LOB: 0 BB: 0 P: 5	R: 0 E: 0 K: 0 S: 3	H: 0 LOB: 0 BB: 3 P: 3	1B: 5 2B: 1 3B: 0 HR: 0	SF: 1 SAC: 0 DP: 1 HBP: 1	WP: 0 PB: 1 SB: 0 CS: 1	PA: 37
PITCHER Jose DeLeon, R (1,1) ERA: 4.74	IP: 9.0 WLS: L BF: 36 H: 6 R: 2 ER: 1 SO: 10 BB: 3 IBB: 1 HBP: 1 BLK: 0 WP: 0 HR: 0 S: 51 P: 68 ERA: 1.00 WHIP: 1.000															PITCHER				

Batter	1	2	3	4	5	6	7	8	9	AB	R	H	RBI	BB	SO	LOB	BOTTOM			
Joe Orsulak, L (1,8) OBP: 0.322, SLG: 0.341	0-3 K			0-0 CS 1B		0-0 F5			0-0 F7	4	0	1	0	0	1	0	Atlanta Braves @ Pittsburgh Pirates Three Rivers Stadium, Pittsburgh, PA Tue Sep 03 1985, 7:05 PM EDT Att: 3,019 - Unknown livebaseballscorecards.com			
R.J. Reynolds, S (1,7) OBP: 0.311, SLG: 0.355	0-0 6-3			0-0 F4 1-2			0-0 G6-4-3 1B		0-0 1B	4	0	2	0	0	0	1				
Johnny Ray, S (1,4) OBP: 0.297, SLG: 0.359	0-3 K			4-0 S BB			0-0 F9		0-0 6-3	3	0	0	0	1	1	2				
Jason Thompson, L (1,3) OBP: 0.374, SLG: 0.389		0-0 F5		0-0 4-3 1-2			0-0 G6-4-3 1-2f			3	0	0	0	0	0	2				
Mike Brown, R (1,9) OBP: 0.326, SLG: 0.441		0-0 6-3			0-0 F9			0-0 FC1-5 1B		3	0	1	0	0	0	0				
Tony Peña, R (1,2) OBP: 0.287, SLG: 0.350		0-0 4-3			0-0 F9			0-0 FC1-5 1B		3	0	1	0	0	0	0				
Denny Gonzalez, R (1,5) OBP: 0.279, SLG: 0.438			0-0 5-3		0-3 K			0-0 FC1-5 G5-3 1-2 2-3f		3	0	0	0	0	1	2				
Sam Khalifa, R (1,6) OBP: 0.271, SLG: 0.299			0-0 1-3			0-0 6-3		0-0 G5-3 1-2f		3	0	0	0	0	0	2				
Jose DeLeon, R (1,1) OBP: 0.132, SLG: 0.057 Lee Mazzilli, S (8,PH)			0-0 4-3			0-3 K			0-0 F6	2	0	0	0	0	1	0				
										1	0	0	0	0	0	0				
Inning Stats	R: 0 E: 0 K: 2 S: 7	H: 0 LOB: 0 BB: 0 P: 7	R: 0 E: 0 K: 0 S: 3	H: 0 LOB: 0 BB: 0 P: 3	R: 0 E: 0 K: 0 S: 3	H: 1 LOB: 1 BB: 1 P: 7	R: 0 E: 0 K: 1 S: 5	H: 0 LOB: 0 BB: 0 P: 5	R: 0 E: 0 K: 1 S: 5	H: 0 LOB: 0 BB: 0 P: 5	R: 0 E: 0 K: 0 S: 3	H: 1 LOB: 0 BB: 0 P: 3	R: 0 E: 0 K: 0 S: 4	H: 2 LOB: 1 BB: 0 P: 4	R: 0 E: 0 K: 0 S: 4	H: 1 LOB: 1 BB: 0 P: 4	1B: 5 2B: 0 3B: 0 HR: 0	SF: 0 SAC: 0 DP: 2 HBP: 0	WP: 0 PB: 0 SB: 1 CS: 1	PA: 30
PITCHER Joe Johnson, R (1,1) ERA: 2.08 Zane Smith, L (7,1) ERA: 3.39 Bruce Sutter, R (8,1) ERA: 4.05	IP: 6.1 WLS: W BF: 21 H: 2 R: 0 ER: 0 SO: 4 BB: 1 IBB: 0 HBP: 0 BLK: 0 WP: 0 HR: 0 S: 28 P: 32 ERA: 0.00 WHIP: 0.474															PITCHER				

Batter	1	2	3	4	5	6	7	8	9	AB	R	H	RBI	BB	SO	LOB	TOP		
Milt Thompson, L (1,9) OBP: 0.350, SLG: 0.398	0-0 4-3			0-3 K		0-0 1-3		0-0 4-3		4	0	0	0	0	1	0			
Rafael Ramirez, R (1,6) OBP: 0.287, SLG: 0.346	0-3 K			0-0 6-3			0-0 F9		0-0 4-3	4	0	0	0	0	1	0			
Dale Murphy, R (1,8) OBP: 0.377, SLG: 0.551	0-3 K			0-0 5-3			4-0 S BB			2	0	0	0	1	1	0			
Bob Horner, R (1,3) OBP: 0.348, SLG: 0.525		0-0 F9			0-3 K		0-3 K			3	0	0	0	0	2	1			
Terry Harper, R (1,7) OBP: 0.319, SLG: 0.410		0-0 F7 S 1B			0-0 1-3		0-0 1-3			3	0	1	0	0	0	1			
Ken Oberkfell, L (1,5) OBP: 0.397, SLG: 0.382		0-0 F7 1-3			0-0 1B			0-0 P6		3	0	1	0	0	0	1			
Glenn Hubbard, R (1,4) OBP: 0.314, SLG: 0.300			0-0 G5-4-3 1B		0-0 5-3			0-0 4-3		2	0	1	0	0	0	1	AB 28		
Gerald Perry, L (8,PH) OBP: 0.280, SLG: 0.237										1	0	0	0	0	0	0	R 0		
Rick Cerone, R (8,2) OBP: 0.290, SLG: 0.286										0	0	0	0	0	0	0	H 3		
Bruce Benedict, R (1,2) OBP: 0.311, SLG: 0.241				0-0 G5-4-3		0-0 5-3		0-0 6-3		2	0	0	0	0	0	1	RBI 0		
John Rabb, R (8,PH) OBP: 0.256, SLG: 0.256				1-2						1	0	0	0	0	0	0	BB 1		
Paul Zuvella, R (8,4) OBP: 0.256, SLG: 0.256										0	0	0	0	0	0	0	SO 6		
Pascual Perez, R (1,1) OBP: 0.280, SLG: 0.187						0-0 P5			0-0 F7	1	0	0	0	0	1	0	LOB 5		
Dave Schuler, R (5,1) OBP: 0.279, SLG: 0.233										0	0	0	0	0	0	0			
Albert Hall, S (8,PH) OBP: 0.279, SLG: 0.233										0	0	0	0	0	0	0			
Rick Camp, R (8,1) OBP: 0.289, SLG: 0.360										0	0	0	0	0	0	0			
Gene Garber, R (8,1) OBP: 0.289, SLG: 0.360										0	0	0	0	0	0	0			
Claudell Washington, L (8,PH) OBP: 0.340, SLG: 0.491										0	0	0	0	0	0	0			
Inning Stats	R: 0 E: 0 K: 2 S: 7	H: 0 LOB: 0 BB: 0 P: 7	R: 0 E: 0 K: 0 S: 3	H: 1 LOB: 1 BB: 0 P: 3	R: 0 E: 0 K: 1 S: 5	H: 1 LOB: 0 BB: 0 P: 5	R: 0 E: 0 K: 1 S: 5	H: 0 LOB: 0 BB: 0 P: 5	R: 0 E: 0 K: 1 S: 6	H: 1 LOB: 1 BB: 0 P: 6	R: 0 E: 0 K: 0 S: 3	H: 0 LOB: 0 BB: 0 P: 3	R: 0 E: 0 K: 0 S: 3	H: 0 LOB: 0 BB: 0 P: 3	R: 0 E: 0 K: 0 S: 3	H: 0 LOB: 0 BB: 0 P: 3	1B: 3 2B: 0 3B: 0 HR: 0	SF: 0 SAC: 0 DP: 1 HBP: 0	WP: 0 PA: 29 CS: 0
PITCHER Rick Reuschel, R (1,1) ERA: 2.37	IP: 9.0 WLS: W BF: 29 H: 3 R: 0 ER: 0 SO: 6 BB: 1 IBB: 0 HBP: 0 BLK: 0 WP: 0 HR: 0 S: 40 P: 44 ERA: 0.00 WHIP: 0.444															PITCHER IP: 9.0 WLS: W BF: 29 H: 3 R: 0 ER: 0 SO: 6 BB: 1 IBB: 0 HBP: 0 BLK: 0 WP: 0 HR: 0 S: 40 P: 44 ERA: 0.00 WHIP: 0.444			

Atlanta Braves @ Pittsburgh Pirates
Three Rivers Stadium, Pittsburgh, PA
Wed Sep 04 1985, 7:05 PM EDT
Att: 4,613 - Unknown

AB 28
R 0
H 3
RBI 0
BB 1
SO 6
LOB 5



Batter	1	2	3	4	5	6	7	8	9	AB	R	H	RBI	BB	SO	LOB	BOTTOM		
Joe Orsulak, L (1,8) OBP: 0.323, SLG: 0.339	0-0 F7		0-0 5-3		4-0 S 3B BB		0-0 SH3-4			2	1	0	0	1	0	0			
R.J. Reynolds, S (1,7) OBP: 0.319, SLG: 0.374	0-0 1-3				0-0 1B		4-0 1B IBB			3	0	2	1	1	0	0			
Johnny Ray, S (1,4) OBP: 0.299, SLG: 0.360			0-0 G3		0-3 K		0-0 1B			4	0	2	1	0	1	2			
Jason Thompson, L (1,3) OBP: 0.375, SLG: 0.392	0-3 K				0-0 F2		4-0 1B			3	0	1	0	1	1	2			
Mike Brown, R (1,9) OBP: 0.328, SLG: 0.450		0-0 2B			0-0 F8		0-0 S 2B		0-3 K2-3	4	0	2	0	0	1	3			
Tony Peña, R (1,2) OBP: 0.284, SLG: 0.347		0-3 K			0-3 K		0-0 P3		0-0 5-3	4	0	0	0	0	2	3			
Denny Gonzalez, R (1,5) OBP: 0.278, SLG: 0.418		0-0 F8			4-0 IBB		0-3 K		0-0 6-3	3	0	0	0	1	1	2	AB 29		
Sam Khalifa, R (1,6) OBP: 0.266, SLG: 0.293		0-0 F9			0-0 F8		0-0 F7		0-3 K	4	0	0	0	0	1	4	R 2		
Rick Reuschel, R (1,1) OBP: 0.229, SLG: 0.304			0-0 F7		0-3 K		4-0 SH3-4 1B BB			2	1	0	0	1	1	0	H 7		
Inning Stats	R: 0 E: 0 K: 1 S: 6	H: 1 LOB: 1 BB: 0 P: 6	R: 0 E: 0 K: 1 S: 6	H: 1 LOB: 0 BB: 0 P: 6	R: 0 E: 0 K: 0 S: 4	H: 1 LOB: 0 BB: 0 P: 4	R: 0 E: 0 K: 1 S: 6	H: 1 LOB: 2 BB: 1 P: 10	R: 1 E: 0 K: 2 S: 8	H: 1 LOB: 1 BB: 1 P: 12	R: 0 E: 0 K: 1 S: 6	H: 1 LOB: 1 BB: 0 P: 6	R: 1 E: 0 K: 1 S: 5	H: 1 LOB: 3 BB: 3 P: 17	R: 0 E: 0 K: 1 S: 5	H: 0 LOB: 0 BB: 0 P: 5	1B: 2 2B: 4 3B: 1 HR: 0	SF: 0 SAC: 1 DP: 0 HBP: 0	WP: 0 PA: 35 CS: 0
PITCHER Pascual Perez, R (1,1) ERA: 5.97	IP: 4.1 WLS: L BF: 19 H: 4 R: 1 ER: 1 SO: 4 BB: 1 IBB: 0 HBP: 0 BLK: 0 WP: 0 HR: 0 S: 25 P: 33 ERA: 2.08 WHIP: 1.154															PITCHER IP: 4.1 WLS: L BF: 19 H: 4 R: 1 ER: 1 SO: 4 BB: 1 IBB: 0 HBP: 0 BLK: 0 WP: 0 HR: 0 S: 25 P: 33 ERA: 2.08 WHIP: 1.154			
Dave Schuler, L (5,1) ERA: 14.54	0.2 3 1 0 0 1 0 0 0 0 0 0 5 5 0.00 1.500															PITCHER IP: 0.2 WLS: L BF: 3 H: 1 R: 0 ER: 0 SO: 1 BB: 0 IBB: 0 HBP: 0 BLK: 0 WP: 0 HR: 0 S: 5 P: 5 ERA: 0.00 WHIP: 1.500			
Rick Camp, R (6,1) ERA: 4.05	2.0 10 2 1 1 2 1 2 0 0 0 0 11 23 4.50 1.500															PITCHER IP: 2.0 WLS: L BF: 10 H: 2 R: 1 ER: 1 SO: 2 BB: 1 IBB: 0 HBP: 0 BLK: 0 WP: 0 HR: 0 S: 11 P: 23 ERA: 4.50 WHIP: 1.500			
Gene Garber, R (8,1) ERA: 3.93	1.0 3 0 0 0 1 0 0 0 0 0 0 5 5 0.00 0.000															PITCHER IP: 1.0 WLS: L BF: 3 H: 0 R: 0 ER: 0 SO: 1 BB: 0 IBB: 0 HBP: 0 BLK: 0 WP: 0 HR: 0 S: 5 P: 5 ERA: 0.00 WHIP: 0.000			

Atlanta Braves @ Pittsburgh Pirates
Three Rivers Stadium, Pittsburgh, PA
Wed Sep 04 1985, 7:05 PM EDT
Att: 4,613 - Unknown

AB 29
R 2
H 7
RBI 2
BB 5
SO 8
LOB 16



Batter	1	2	3	4	5	6	7	8	9	AB	R	H	RBI	BB	SO	LOB	TOP				
R.J. Reynolds, S OBP: 0.318, SLG: 0.372 (1, 7)										4	1	1	0	0	0	2	Pittsburgh Pirates @ Houston Astros Astrodome, Houston, TX Thu Sep 05 1985, 8:05 PM EDT Att: 6,003 - Unknown				
Denny Gonzalez, R OBP: 0.297, SLG: 0.400 (1, 5)										3	0	0	0	0	1	0					
Johnny Ray, S OBP: 0.300, SLG: 0.361 (1, 4)										4	1	2	0	0	0	0					
Mike Brown, R OBP: 0.331, SLG: 0.455 (1, 9)										4	0	2	2	0	0	1					
Jason Thompson, L OBP: 0.372, SLG: 0.388 (1, 3)										4	0	0	0	0	1	1					
Tony Peña, R OBP: 0.287, SLG: 0.351 (1, 2)										3	1	2	0	0	0	0					
Sam Khalifa, R OBP: 0.268, SLG: 0.295 (1, 6)										2	0	1	0	0	0	1					
Joe Orsulak, L OBP: 0.321, SLG: 0.337 (7, PH)										2	0	0	0	0	0	1					
Bill Almon, R OBP: 0.336, SLG: 0.412 (7, 7)										1	0	0	0	0	0	1					
Bob Walk, R (1, 1)										1	0	0	0	0	1	0					
Sixto Lezcano, R OBP: 0.397, SLG: 0.315 (8, PH)										0	0	0	0	1	0	0					
Pat Clements, R (8, 1)										0	0	0	0	0	0	0					
Inning Stats	R: 2 E: 0 K: 0 S: 5	H: 3 LOB: 0 BB: 0 P: 5	R: 1 E: 0 K: 0 S: 4	H: 1 LOB: 1 BB: 0 P: 5	R: 0 E: 0 K: 0 S: 3	H: 0 LOB: 0 BB: 0 P: 3	R: 0 E: 0 K: 1 S: 5	H: 1 LOB: 0 BB: 0 P: 5	R: 0 E: 0 K: 1 S: 6	H: 1 LOB: 1 BB: 0 P: 6	R: 0 E: 0 K: 0 S: 3	H: 1 LOB: 0 BB: 0 P: 3	R: 0 E: 0 K: 0 S: 2	H: 0 LOB: 0 BB: 1 P: 6	R: 0 E: 0 K: 0 S: 3	H: 1 LOB: 0 BB: 0 P: 3	1B: 6 2B: 2 3B: 0 HR: 0	SF: 0 SAC: 2 DP: 2 HBP: 1	WP: 1 PB: 0 SB: 1 CS: 2	PA: 33	
PITCHER	IP WLS BF H R ER SO BB IBB HBP BLK WP HR S P ERA WHIP	IP WLS BF H R ER SO BB IBB HBP BLK WP HR S P ERA WHIP	IP WLS BF H R ER SO BB IBB HBP BLK WP HR S P ERA WHIP	IP WLS BF H R ER SO BB IBB HBP BLK WP HR S P ERA WHIP	IP WLS BF H R ER SO BB IBB HBP BLK WP HR S P ERA WHIP	IP WLS BF H R ER SO BB IBB HBP BLK WP HR S P ERA WHIP	IP WLS BF H R ER SO BB IBB HBP BLK WP HR S P ERA WHIP	IP WLS BF H R ER SO BB IBB HBP BLK WP HR S P ERA WHIP	IP WLS BF H R ER SO BB IBB HBP BLK WP HR S P ERA WHIP	IP WLS BF H R ER SO BB IBB HBP BLK WP HR S P ERA WHIP	IP WLS BF H R ER SO BB IBB HBP BLK WP HR S P ERA WHIP	IP WLS BF H R ER SO BB IBB HBP BLK WP HR S P ERA WHIP	IP WLS BF H R ER SO BB IBB HBP BLK WP HR S P ERA WHIP	IP WLS BF H R ER SO BB IBB HBP BLK WP HR S P ERA WHIP	IP WLS BF H R ER SO BB IBB HBP BLK WP HR S P ERA WHIP	IP WLS BF H R ER SO BB IBB HBP BLK WP HR S P ERA WHIP	IP WLS BF H R ER SO BB IBB HBP BLK WP HR S P ERA WHIP	IP WLS BF H R ER SO BB IBB HBP BLK WP HR S P ERA WHIP	IP WLS BF H R ER SO BB IBB HBP BLK WP HR S P ERA WHIP	IP WLS BF H R ER SO BB IBB HBP BLK WP HR S P ERA WHIP	IP WLS BF H R ER SO BB IBB HBP BLK WP HR S P ERA WHIP

AB	28
R	3
H	8
RBI	2
BB	1
SO	3
LOB	7



Batter	1	2	3	4	5	6	7	8	9	AB	R	H	RBI	BB	SO	LOB	BOTTOM				
Bill Doran, S OBP: 0.363, SLG: 0.437 (1, 4)										3	0	0	0	1	1	0	Pittsburgh Pirates @ Houston Astros Astrodome, Houston, TX Thu Sep 05 1985, 8:05 PM EDT Att: 6,003 - Unknown				
Craig Reynolds, L OBP: 0.303, SLG: 0.393 (1, 6)										4	1	1	0	0	0	2					
Denny Walling, L OBP: 0.316, SLG: 0.380 (1, 5)										3	2	1	0	1	0	0					
Jose Cruz, L OBP: 0.349, SLG: 0.418 (1, 7)										2	1	1	0	1	0	0					
Phil Garner, R OBP: 0.311, SLG: 0.382 (8, 5)										1	0	0	0	0	0	0					
Jerry Mumphy, S OBP: 0.326, SLG: 0.389 (1, 9)										3	0	0	2	0	0	2					
Glenn Davis, R OBP: 0.317, SLG: 0.435 (1, 3)										3	0	1	2	0	2	1					
Kevin Bass, S OBP: 0.292, SLG: 0.396 (1, 8)										3	0	0	0	0	0	1					
Mark Bailey, S OBP: 0.390, SLG: 0.434 (1, 2)										3	0	1	0	0	0	0					
Bob Knepper, L OBP: 0.149, SLG: 0.197 (1, 1)										2	0	0	0	0	0	0					
Dave Smith, R (9, 1)										0	0	0	0	0	0	0					
Inning Stats	R: 3 E: 0 K: 0 S: 5	H: 2 LOB: 1 BB: 2 P: 13	R: 0 E: 0 K: 1 S: 5	H: 0 LOB: 0 BB: 0 P: 5	R: 1 E: 0 K: 1 S: 7	H: 2 LOB: 1 BB: 0 P: 7	R: 0 E: 0 K: 0 S: 3	H: 0 LOB: 0 BB: 0 P: 3	R: 0 E: 0 K: 1 S: 5	H: 0 LOB: 0 BB: 0 P: 5	R: 0 E: 0 K: 0 S: 4	H: 1 LOB: 2 BB: 1 P: 8	R: 0 E: 0 K: 0 S: 3	H: 0 LOB: 0 BB: 0 P: 3	R: 0 E: 0 K: 0 S: 3	H: 0 LOB: 0 BB: 0 P: 3	1B: 5 2B: 0 3B: 0 HR: 0	SF: 1 SAC: 1 DP: 0 HBP: 0	WP: 0 PB: 0 SB: 0 CS: 0	PA: 32	
PITCHER	IP WLS BF H R ER SO BB IBB HBP BLK WP HR S P ERA WHIP	IP WLS BF H R ER SO BB IBB HBP BLK WP HR S P ERA WHIP	IP WLS BF H R ER SO BB IBB HBP BLK WP HR S P ERA WHIP	IP WLS BF H R ER SO BB IBB HBP BLK WP HR S P ERA WHIP	IP WLS BF H R ER SO BB IBB HBP BLK WP HR S P ERA WHIP	IP WLS BF H R ER SO BB IBB HBP BLK WP HR S P ERA WHIP	IP WLS BF H R ER SO BB IBB HBP BLK WP HR S P ERA WHIP	IP WLS BF H R ER SO BB IBB HBP BLK WP HR S P ERA WHIP	IP WLS BF H R ER SO BB IBB HBP BLK WP HR S P ERA WHIP	IP WLS BF H R ER SO BB IBB HBP BLK WP HR S P ERA WHIP	IP WLS BF H R ER SO BB IBB HBP BLK WP HR S P ERA WHIP	IP WLS BF H R ER SO BB IBB HBP BLK WP HR S P ERA WHIP	IP WLS BF H R ER SO BB IBB HBP BLK WP HR S P ERA WHIP	IP WLS BF H R ER SO BB IBB HBP BLK WP HR S P ERA WHIP	IP WLS BF H R ER SO BB IBB HBP BLK WP HR S P ERA WHIP	IP WLS BF H R ER SO BB IBB HBP BLK WP HR S P ERA WHIP	IP WLS BF H R ER SO BB IBB HBP BLK WP HR S P ERA WHIP	IP WLS BF H R ER SO BB IBB HBP BLK WP HR S P ERA WHIP	IP WLS BF H R ER SO BB IBB HBP BLK WP HR S P ERA WHIP	IP WLS BF H R ER SO BB IBB HBP BLK WP HR S P ERA WHIP	IP WLS BF H R ER SO BB IBB HBP BLK WP HR S P ERA WHIP



Batter	1	2	3	4	5	6	7	8	9	AB	R	H	RBI	BB	SO	LOB	TOP					
Joe Orsulak, L (1.8) OBP: 0.320, SLG: 0.336										5	2	3	0	0	0	0						
R.J. Reynolds, S (1.7) OBP: 0.321, SLG: 0.373										5	1	3	0	0	1	1						
Johnny Ray, S (1.4) OBP: 0.300, SLG: 0.357										4	2	1	0	1	0	3						
Jason Thompson, L (1.3) OBP: 0.374, SLG: 0.384										3	1	1	1	2	0	1						
Mike Brown, R (1.9) OBP: 0.337, SLG: 0.462										5	0	2	1	0	1	3						
Tony Peña, R (1.2) OBP: 0.281, SLG: 0.344										4	0	0	1	0	0	4						
Denny Gonzalez, R (1.5) OBP: 0.262, SLG: 0.372										4	0	0	0	0	1	4						
Sam Khalifa, R (1.6) OBP: 0.274, SLG: 0.310										3	1	1	1	0	2	0						
Lee Tunnell, R (1.1) OBP: 0.125, SLG: 0.158										2	0	0	1	0	1	2						
Lee Mazzilli, S (8, PH) OBP: 0.414, SLG: 0.364										1	0	0	0	0	1	0						
Pat Clements, R (8, 1)										0	0	0	0	0	0	0						
Inning Stats	R: 3 E: 1 K: 1 S: 9	H: 4 LOB: 1 BB: 0 P: 9	R: 0 E: 0 K: 1 S: 7	H: 2 LOB: 2 BB: 0 P: 7	R: 1 E: 1 K: 2 S: 9	H: 1 LOB: 2 BB: 1 P: 13	R: 2 E: 1 K: 1 S: 6	H: 1 LOB: 1 BB: 2 P: 14	R: 1 E: 0 K: 0 S: 4	H: 1 LOB: 0 BB: 0 P: 4	R: 0 E: 0 K: 0 S: 3	H: 0 LOB: 0 BB: 0 P: 3	R: 0 E: 0 K: 0 S: 3	H: 0 LOB: 0 BB: 0 P: 3	R: 0 E: 0 K: 2 S: 7	H: 0 LOB: 2 BB: 0 P: 7	R: 0 E: 0 K: 0 S: 5	H: 2 LOB: 2 BB: 0 P: 5	1B: 10 2B: 0 3B: 1 HR: 0	SF: 2 SAC: 1 DP: 0 HBP: 0	WP: 0 PB: 0 SB: 2 CS: 0	PA: 42
PITCHER	IP WLS BF H R ER SO BB IBB HBP BLK WP HR S P ERA WHIP											IP WLS BF H R ER SO BB IBB HBP BLK WP HR S P ERA WHIP										
Charlie Kerfeld, R (1.1) ERA: 7.98	3.1 L 21 8 6 4 5 2 0 0 0 0 0 29 37 10.80 3.000																					
Mike Madden, L (4.1) ERA: 5.27	1.2 7 1 1 1 0 1 0 0 0 0 0 0 6 10 5.40 1.200																					
Jeff Heathcock, R (6.1) ERA: 3.04	2.0 6 0 0 0 0 0 0 0 0 0 0 0 6 6 0.00 0.000																					
Ron Mathis, R (8.1) ERA: 5.27	2.0 8 2 0 0 2 0 0 0 0 0 0 0 12 12 0.00 1.000																					

Pittsburgh Pirates @ Houston Astros
Astrodome, Houston, TX
Sat Sep 07 1985, 8:05 PM EDT
Att: 15,999 - Unknown

AB	36
R	7
H	11
RBI	5
BB	3
SO	7
LOB	18



Batter	1	2	3	4	5	6	7	8	9	AB	R	H	RBI	BB	SO	LOB	BOTTOM			
Bill Doran, S (1.4) OBP: 0.366, SLG: 0.440										2	0	1	0	0	0	0				
Jim Pankovits, R (6, PH) OBP: 0.348, SLG: 0.373										2	0	1	0	0	1	0				
Craig Reynolds, L (1.6) OBP: 0.299, SLG: 0.387										3	0	0	0	0	0	1				
Dickie Thon, R (8, PH) OBP: 0.290, SLG: 0.347										1	0	0	0	0	0	1				
Denny Walling, L (1.5) OBP: 0.315, SLG: 0.376										3	0	1	0	0	0	0				
Phil Garner, R (8, PH) OBP: 0.310, SLG: 0.382										1	0	0	0	0	0	1				
Jose Cruz, L (1.7) OBP: 0.348, SLG: 0.417										4	1	1	0	0	1	1				
Jerry Mumphy, S (1.9) OBP: 0.325, SLG: 0.386										4	0	1	0	0	1	0				
Glenn Davis, R (1.3) OBP: 0.318, SLG: 0.445										4	0	1	0	0	0	0				
Kevin Bass, S (1.8) OBP: 0.288, SLG: 0.389										3	0	0	0	0	1	3				
Mark Bailey, S (1.2) OBP: 0.391, SLG: 0.430										2	0	0	1	1	1	2				
Charlie Kerfeld, R (1.1) ERA: 7.98										1	0	0	0	0	1	0				
Mike Madden, L (4.1) ERA: 5.27										0	0	0	0	0	0	0				
Harry Spilman, L (5, PH) OBP: 0.186, SLG: 0.210										1	0	0	0	0	0	1				
Jeff Heathcock, R (6.1) ERA: 3.04										0	0	0	0	0	0	0				
Eric Bullock, L (7, PH) OBP: 0.167, SLG: 0.333										1	0	0	0	0	1	2				
Ron Mathis, R (8.1) ERA: 5.27										0	0	0	0	0	0	0				
Inning Stats	R: 0 E: 0 K: 0 S: 4	H: 1 LOB: 1 BB: 0 P: 4	R: 0 E: 0 K: 0 S: 3	H: 0 LOB: 0 BB: 0 P: 3	R: 0 E: 0 K: 2 S: 8	H: 1 LOB: 1 BB: 0 P: 8	R: 0 E: 0 K: 2 S: 7	H: 0 LOB: 0 BB: 0 P: 7	R: 0 E: 0 K: 1 S: 5	H: 0 LOB: 0 BB: 0 P: 5	R: 1 E: 0 K: 2 S: 10	H: 3 LOB: 2 BB: 0 P: 10	R: 0 E: 0 K: 0 S: 3	H: 1 LOB: 0 BB: 0 P: 3	R: 0 E: 0 K: 0 S: 3	H: 0 LOB: 0 BB: 0 P: 3	1B: 5 2B: 2 3B: 0 HR: 0	SF: 0 SAC: 0 DP: 1 HBP: 0	WP: 0 PB: 0 SB: 0 CS: 0	PA: 33
PITCHER	IP WLS BF H R ER SO BB IBB HBP BLK WP HR S P ERA WHIP											IP WLS BF H R ER SO BB IBB HBP BLK WP HR S P ERA WHIP								
Lee Tunnell, R (1.1) ERA: 3.95	7.0 W 27 5 1 1 7 1 0 0 0 0 0 40 44 1.29 0.857																			
Pat Clements, L (8.1) ERA: 3.07	2.0 6 1 0 0 0 0 0 0 0 0 0 0 6 6 0.00 0.500																			

Pittsburgh Pirates @ Houston Astros
Astrodome, Houston, TX
Sat Sep 07 1985, 8:05 PM EDT
Att: 15,999 - Unknown

AB	32
R	1
H	6
RBI	1
BB	1
SO	7
LOB	12



Batter	1	2	3	4	5	6	7	8	9	AB	R	H	RBI	BB	SO	LOB	TOP			
Bob Dernier, R OBP: 0.312, SLG: 0.325 (1, 8)	1-3		5-3	FC6-4			K			4	0	0	0	0	1	2				
Billy Hatcher, R OBP: 0.313, SLG: 0.393 (1, 7)	6-3		1-3				K			4	0	1	0	0	0	1				
23 Ryne Sandberg, R OBP: 0.358, SLG: 0.502 (1, 4)				E			F9			4	1	2	0	0	1	1				
Keith Moreland, R OBP: 0.362, SLG: 0.425 (1, 9)	K		E3				1-3			4	0	0	0	0	1	2				
Ron Cey, R OBP: 0.327, SLG: 0.422 (1, 5)			F9	K			K			4	0	0	0	0	2	1				
Leon Durham, L OBP: 0.366, SLG: 0.470 (1, 3)							K2-3			4	0	2	0	0	1	0				
Jody Davis, R OBP: 0.285, SLG: 0.367 (1, 2)										3	0	1	0	0	2	0				
Richie Hebner, L OBP: 0.272, SLG: 0.290 (9, PH)				K			K			1	0	0	0	0	1	1				
Shawon Dunston, R OBP: 0.290, SLG: 0.335 (1, 6)							F8			4	0	2	0	0	0	1				
Steve Engel, R OBP: 0.313, SLG: 0.429 (1, 1)										1	0	0	0	1	1	3				
Thad Bosley, L OBP: 0.391, SLG: 0.535 (7, PH)							K			1	0	0	0	0	1	0				
Lary Sorensen, R (7, 1)										0	0	0	0	0	0	0				
Inning Stats	R: 0 E: 0 K: 1 S: 6	H: 1 LOB: 1 BB: 0 P: 6	R: 0 E: 0 K: 1 S: 7	H: 3 LOB: 2 BB: 0 P: 7	R: 1 E: 1 K: 1 S: 7	H: 1 LOB: 1 BB: 0 P: 7	R: 0 E: 0 K: 1 S: 6	H: 1 LOB: 2 BB: 1 P: 10	R: 0 E: 0 K: 3 S: 9	H: 0 LOB: 0 BB: 0 P: 9	R: 0 E: 0 K: 2 S: 7	H: 0 LOB: 0 BB: 0 P: 7	R: 0 E: 0 K: 1 S: 5	H: 1 LOB: 1 BB: 0 P: 6	R: 0 E: 0 K: 1 S: 6	H: 1 LOB: 1 BB: 0 P: 6	1B: 7 2B: 1 3B: 0 HR: 0	SF: 0 SAC: 0 DP: 1 HBP: 0	WP: 0 PB: 0 SB: 0 CS: 3	PA: 35
PITCHER Rick Reuschel, R ERA: 2.24 (1, 1)	IP: 9.0 WLS: W BF: 35 H: 8 R: 1 ER: 0 SO: 12 BB: 1 IBB: 0 HBP: 0 BLK: 0 WP: 0 HR: 0 S: 58 P: 62 ERA: 0.00 WHIP: 1.000															PITCHER				

Chicago Cubs @ Pittsburgh Pirates
Three Rivers Stadium, Pittsburgh, PA
Tue Sep 10 1985, 7:05 PM EDT
Att: 3,133 - Unknown

AB 34
R 1
H 8
RBI 0
BB 1
SO 12
LOB 11



Batter	1	2	3	4	5	6	7	8	9	AB	R	H	RBI	BB	SO	LOB	BOTTOM			
Bill Almon, R OBP: 0.336, SLG: 0.411 (1, 7)	5-3									3	0	1	0	0	0	0				
Sid Bream, L OBP: 0.226, SLG: 0.296 (7, PH)										1	0	0	0	0	0	1				
Marvell Wynne, L OBP: 0.252, SLG: 0.264 (8, 8)										0	0	0	0	0	0	0				
R.J. Reynolds, S OBP: 0.320, SLG: 0.375 (1, 8)	6-3									4	0	1	0	0	0	1				
Johnny Ray, S OBP: 0.300, SLG: 0.357 (1, 4)	F4									3	0	1	0	0	0	1				
Mike Brown, R OBP: 0.339, SLG: 0.461 (1, 9)										3	0	1	0	1	0	1				
Jason Thompson, L OBP: 0.373, SLG: 0.383 (1, 3)	F2									4	0	1	0	0	0	4				
Tony Peña, R OBP: 0.282, SLG: 0.346 (1, 2)										3	1	1	0	0	0	3				
Denny Gonzalez, R OBP: 0.264, SLG: 0.407 (1, 5)										3	1	1	2	0	1	1				
Sam Khalifa, R OBP: 0.278, SLG: 0.315 (1, 6)										3	0	2	0	0	0	0				
Rick Reuschel, R OBP: 0.220, SLG: 0.292 (1, 1)										2	0	0	0	0	1	1				
Inning Stats	R: 0 E: 0 K: 0 S: 3	H: 0 LOB: 0 BB: 0 P: 3	R: 2 E: 0 K: 1 S: 8	H: 4 LOB: 1 BB: 0 P: 8	R: 0 E: 0 K: 0 S: 3	H: 1 LOB: 0 BB: 0 P: 3	R: 0 E: 0 K: 0 S: 4	H: 1 LOB: 1 BB: 0 P: 4	R: 0 E: 0 K: 0 S: 3	H: 0 LOB: 0 BB: 0 P: 3	R: 0 E: 0 K: 0 S: 4	H: 1 LOB: 2 BB: 1 P: 8	R: 0 E: 0 K: 1 S: 6	H: 1 LOB: 1 BB: 0 P: 6	R: 0 E: 0 K: 0 S: 4	H: 1 LOB: 1 BB: 0 P: 4	1B: 6 2B: 3 3B: 0 HR: 1	SF: 0 SAC: 2 DP: 1 HBP: 0	WP: 0 PB: 0 SB: 0 CS: 0	PA: 32
PITCHER Steve Engel, L ERA: 5.8 (1, 1)	IP: 6.0 WLS: L BF: 24 H: 7 R: 2 ER: 2 SO: 2 BB: 0 IBB: 1 HBP: 0 BLK: 0 WP: 0 HR: 1 S: 25 P: 29 ERA: 3.00 WHIP: 1.167															PITCHER				

Chicago Cubs @ Pittsburgh Pirates
Three Rivers Stadium, Pittsburgh, PA
Tue Sep 10 1985, 7:05 PM EDT
Att: 3,133 - Unknown

AB 29
R 2
H 9
RBI 2
BB 1
SO 2
LOB 13



Batter	1	2	3	4	5	6	7	8	9	AB	R	H	RBI	BB	SO	LOB	TOP																			
Bob Demier, R (1, 8) OBP: 0.312, SLG: 0.323	F5		K		CS	23 1B CS BB		SH2-4		2	1	0	0	1	1	0	Chicago Cubs @ Pittsburgh Pirates Three Rivers Stadium, Pittsburgh, PA Wed Sep 11, 1985, 7:05 PM EDT Att: 5,432 - Unknown																			
Gary Matthews, R (1, 7) OBP: 0.356, SLG: 0.389 Billy Hatcher, R (8, 7) OBP: 0.313, SLG: 0.393	K		23 S BB			F9		1B		3	0	1	1	1	1	1																				
23 Ryne Sandberg, R (1, 4) OBP: 0.359, SLG: 0.502	1B		F3			1B		K		4	0	2	0	0	1	1																				
Keith Moreland, R (1, 9) OBP: 0.359, SLG: 0.422	6-3			K		F2			F7	4	0	0	0	0	1	3																				
Ron Cey, R (1, 5) OBP: 0.325, SLG: 0.418 Chris Speier, R (9, 5) OBP: 0.286, SLG: 0.340		F7		K		CS	6-3		F7	4	0	0	0	0	1	0																				
Leon Durham, L (1, 3) OBP: 0.365, SLG: 0.475		F7		F6			HR		F9	4	1	1	1	0	0	0																				
Jody Davis, R (1, 2) OBP: 0.286, SLG: 0.367		1B		K			5-3			3	0	1	0	0	1	0																				
Shawon Dunston, R (1, 6) OBP: 0.291, SLG: 0.335 Jay Baller, R (7, 1)		K				CS	F8			3	0	1	0	0	1	1																				
Johnny Abrego, R (1, 1) Ron Meredith, L (6, 1) Dave Owen, S (7, 6) OBP: 0.500, SLG: 0.500			K		B2			SH2-4 1B		2	0	0	0	0	1	1																				
Inning Stats	R: 0 E: 0 K: 1 S: 6	H: 1 LOB: 1 BB: 0 P: 6	R: 0 E: 0 K: 1 S: 6	H: 1 LOB: 1 BB: 0 P: 6	R: 0 E: 0 K: 2 S: 7	H: 0 LOB: 1 BB: 1 P: 11	R: 0 E: 0 K: 2 S: 7	H: 0 LOB: 0 BB: 0 P: 7	R: 0 E: 0 K: 1 S: 5	H: 1 LOB: 0 BB: 0 P: 5	R: 1 E: 0 K: 0 S: 3	H: 1 LOB: 0 BB: 1 P: 7	R: 1 E: 0 K: 0 S: 4	H: 1 LOB: 0 BB: 0 P: 4	R: 1 E: 0 K: 0 S: 6	H: 2 LOB: 0 BB: 0 P: 6		R: 0 E: 0 K: 0 S: 3	H: 0 LOB: 0 BB: 0 P: 3	1B: 6 2B: 0 3B: 0 HR: 1	SF: 0 SAC: 1 DP: 0 HBP: 0	WP: 0 PB: 0 SB: 2 CS: 3	PA: 35													
PITCHER	IP	WLS	BF	H	R	ER	SO	BB	IBB	HBP	BLK	WP	HR	S	P	ERA	WHIP	PITCHER		IP	WLS	BF	H	R	ER	SO	BB	IBB	HBP	BLK	WP	HR	S	P	ERA	WHIP
Jose DeLeon, R (1, 1) ERA: 4.67	8.0	L	30	7	3	3	8	2	0	0	0	0	1	44	52	3.38	1.125																			
Cecilio Guante, R (9, 1) ERA: 2.63	1.0		3	0	0	0	0	0	0	0	0	0	0	3	3	0.00	0.000																			

AB	30
R	3
H	7
RBI	2
BB	2
SO	8
LOB	7



Batter	1	2	3	4	5	6	7	8	9	AB	R	H	RBI	BB	SO	LOB	BOTTOM																			
Joe Orsulak, L (1, 8) OBP: 0.319, SLG: 0.334 Cecilio Guante, R (9, 1) OBP: 0.071, SLG: 0.071	G3		F8			SH1-3 1B		F7		4	0	1	0	0	0	2	Chicago Cubs @ Pittsburgh Pirates Three Rivers Stadium, Pittsburgh, PA Wed Sep 11, 1985, 7:05 PM EDT Att: 5,432 - Unknown																			
R.J. Reynolds, S (1, 7) OBP: 0.320, SLG: 0.374	CS 1B			F7		SH1-3		F6		3	0	1	0	0	1																					
Johnny Ray, S (1, 4) OBP: 0.302, SLG: 0.357	F7				1B	G4-6-3 IBB			4-3	3	0	1	0	1	0	1																				
Jason Thompson, L (1, 3) OBP: 0.370, SLG: 0.379		K		F7		G4-6-3		F4		4	0	0	0	0	1	3																				
Mike Brown, R (1, 9) OBP: 0.334, SLG: 0.454	F7			F8			F8		F4	4	0	0	0	0	1	1																				
Tony Peña, R (1, 2) OBP: 0.282, SLG: 0.348		6-3			1B G4-3 2B		F9			3	1	1	0	0	0	0																				
Denny Gonzalez, R (1, 5) OBP: 0.278, SLG: 0.410			K		G4-3 1B		CS BB			2	0	1	0	1	1	0																				
Sam Khalifa, R (1, 6) OBP: 0.280, SLG: 0.316 Marvell Wynne, L (8, PH) OBP: 0.251, SLG: 0.263				SH1-4 1B		G4-3		6-3		2	0	1	0	0	0	1																				
Jose DeLeon, R (1, 1) OBP: 0.128, SLG: 0.056 Lee Mazzilli, S (8, PH) OBP: 0.418, SLG: 0.380 Bill Almon, R (9, 6) OBP: 0.336, SLG: 0.411			SH1-4		G3					1	0	0	0	0	0	0																				
Inning Stats	R: 0 E: 0 K: 0 S: 3	H: 1 LOB: 0 BB: 0 P: 3	R: 0 E: 0 K: 1 S: 5	H: 0 LOB: 0 BB: 0 P: 5	R: 0 E: 0 K: 1 S: 6	H: 1 LOB: 1 BB: 0 P: 6	R: 0 E: 0 K: 0 S: 4	H: 1 LOB: 1 BB: 0 P: 4	R: 1 E: 0 K: 0 S: 4	H: 2 LOB: 0 BB: 0 P: 4	R: 0 E: 0 K: 0 S: 3	H: 1 LOB: 1 BB: 1 P: 7	R: 0 E: 0 K: 0 S: 2	H: 0 LOB: 0 BB: 1 P: 6	R: 0 E: 0 K: 0 S: 4	H: 1 LOB: 1 BB: 0 P: 4		R: 0 E: 0 K: 0 S: 3	H: 0 LOB: 0 BB: 0 P: 3	1B: 5 2B: 2 3B: 0 HR: 0	SF: 0 SAC: 2 DP: 2 HBP: 0	WP: 0 PB: 0 SB: 0 CS: 2	PA: 33													
PITCHER	IP	WLS	BF	H	R	ER	SO	BB	IBB	HBP	BLK	WP	HR	S	P	ERA	WHIP	PITCHER		IP	WLS	BF	H	R	ER	SO	BB	IBB	HBP	BLK	WP	HR	S	P	ERA	WHIP
Johnny Abrego, R (1, 1) ERA: 5.4	5.1		21	6	1	1	2	0	0	0	0	0	0	24	28	1.69	1.125																			
Ron Meredith, L (6, 1) ERA: 4.54	0.2	W	1	0	0	0	0	0	0	0	0	0	0	1	1	0.00	0.000																			
Jay Baller, R (7, 1) ERA: 3.66	3.0	S	10	1	0	0	0	1	0	0	0	0	0	9	13	0.00	0.667																			

AB	28
R	1
H	7
RBI	0
BB	2
SO	2
LOB	9



Batter	1	2	3	4	5	6	7	8	9	AB	R	H	RBI	BB	SO	LOB	TOP								
Billy Hatcher, R OBP: 0.308, SLG: 0.378 (1, 8)	0-0 4-3	0-0 F6		0-0 F7			4-0 BB		0-0 1-3	4	0	0	0	1	0	3	Chicago Cubs @ Pittsburgh Pirates Three Rivers Stadium, Pittsburgh, PA Thu Sep 12 1985, 7:05 PM EDT Att: 3,439 - Unknown livebaseballscorecards.com								
Shawon Dunston, R OBP: 0.282, SLG: 0.325 (1, 6)	0-0 F7		0-0 6-3		0-0 L3		0-0 F8		0-0 F3	5	0	0	0	0	0	1									
23 Ryne Sandberg, R OBP: 0.360, SLG: 0.499 (1, 4)	4-0 BB		0-0 F9		0-0 F9		4-0 BB		0-0 6-3	3	1	0	0	2	0	0									
Keith Moreland, R OBP: 0.360, SLG: 0.421 (1, 9)	0-0 1B		4-0 BB		0-0 F9		0-0 F9			3	0	1	1	1	0	2									
Leon Durham, L OBP: 0.362, SLG: 0.471 (1, 3)	0-0 F2		0-0 F7			0-0 4-3		0-0 F2		4	0	0	0	0	0	4									
Thad Bosley, L OBP: 0.400, SLG: 0.554 (1, 7)		0-0 1B		0-0 FC4-6		0-3 K		0-0 1B		4	1	3	0	0	1	0									
Dave Owen, S OBP: 0.500, SLG: 0.500 (1, 5)			0-0 1B		0-0 FC4-6		0-0 1B		0-3 K	4	0	2	1	0	1	2									
Steve Lake, R OBP: 0.191, SLG: 0.210 (8, PH)			0-0 F4		0-0 1B		0-0 1B		0-3 K	3	0	2	0	0	0	1									
Jody Davis, R OBP: 0.295, SLG: 0.366 (8, 2)			0-0 F4		1-3 1B		1-2 1B		0-3 K	1	0	0	0	0	1	1									
Dennis Eckersley, R OBP: 0.232, SLG: 0.174 (5, 1)			0-3 K		0-3 K		0-0 F5		0-3 K	2	0	0	0	0	2	3									
Jon Perlmutter, L OBP: 0.270, SLG: 0.287 (6, PH)										0	0	0	0	0	0	0									
Richie Hebner, L OBP: 0.270, SLG: 0.287 (6, PH)										0	0	0	0	0	0	2									
Dave Beard, L OBP: 0.270, SLG: 0.287 (6, PH)										0	0	0	0	0	0	0									
Ron Cay, R OBP: 0.284, SLG: 0.417 (8, PH)										0	0	0	0	0	1	1									
Warren Brusstar, R OBP: 0.226, SLG: 0.143 (8, 1)										0	0	0	0	0	0	0									
Inning Stats	R: 1 E: 0 K: 0 S: 4	H: 1 LOB: 1 BB: 1 P: 8	R: 1 E: 0 K: 1 S: 7	H: 2 LOB: 1 BB: 0 P: 7	R: 0 E: 0 K: 0 S: 3	H: 0 LOB: 1 BB: 1 P: 7	R: 0 E: 0 K: 1 S: 7	H: 2 LOB: 2 BB: 0 P: 7	R: 0 E: 0 K: 0 S: 3	H: 0 LOB: 0 BB: 0 P: 3	R: 0 E: 0 K: 1 S: 7	H: 2 LOB: 2 BB: 0 P: 7	R: 0 E: 0 K: 0 S: 3	H: 0 LOB: 2 BB: 2 P: 11	R: 0 E: 0 K: 3 S: 10	H: 1 LOB: 1 BB: 0 P: 10	R: 0 E: 0 K: 0 S: 3	H: 0 LOB: 0 BB: 0 P: 3	1B: 7 2B: 0 3B: 1 HR: 0	SF: 0 SAC: 0 DP: 0 HBP: 0	WP: 0 PB: 0 SB: 2 CS: 0	PA: 39			
PITCHER	IP	WLS	BF	H	R	ER	SO	BB	IBB	HBP	BLK	WP	HR	S	P	ERA	WHIP								
Rick Rhoden, R ERA: 3.92 (1, 1)	7.0	W	32	7	2	2	3	4	0	0	0	0	0	34	50	2.57	1.571								
Don Robinson, R ERA: 4.13 (8, 1)	2.0	S	7	1	0	0	3	0	0	0	0	0	0	13	13	0.00	0.500								

Batter	1	2	3	4	5	6	7	8	9	AB	R	H	RBI	BB	SO	LOB	BOTTOM								
Joe Orsulak, L OBP: 0.320, SLG: 0.333 (1, 8)	0-0 4-3		4-0 HR		0-0 F8		0-0 G3		0-0 F4	4	1	1	0	1	0	1	Chicago Cubs @ Pittsburgh Pirates Three Rivers Stadium, Pittsburgh, PA Thu Sep 12 1985, 7:05 PM EDT Att: 3,439 - Unknown livebaseballscorecards.com								
R.J. Reynolds, S OBP: 0.319, SLG: 0.385 (1, 7)	0-3 K		0-0 HR		0-0 5-3				0-0 F8	4	1	1	3	0	1	1									
Johnny Ray, S OBP: 0.301, SLG: 0.356 (1, 4)	0-0 4-3		0-0 F7		0-0 F7				0-0 2B	4	1	1	0	0	0	1									
Sid Bream, L OBP: 0.227, SLG: 0.310 (1, 3)	0-0 F4		0-0 F6			0-0 F5			0-0 1B	4	1	1	0	0	0	1									
Mike Brown, R OBP: 0.337, SLG: 0.464 (1, 9)		0-0 B1-3		0-0 HR		0-0 F7		4-0 BB	0-0 1B	3	2	1	1	1	0	0									
Tony Peña, R OBP: 0.282, SLG: 0.347 (1, 2)		0-0 6-3		0-0 5-3		0-0 B1-3		0-3 K		4	0	1	0	0	1	3									
Denny Gonzalez, R OBP: 0.277, SLG: 0.402 (1, 5)		0-0 F4		0-0 5-3			0-0 F8		0-0 HR	4	1	1	1	0	0	1									
Sam Khalifa, R OBP: 0.284, SLG: 0.321 (1, 6)			0-0 HR		0-0 F2		0-0 F8		4-0 HR	3	2	1	1	1	0	1									
Rick Rhoden, R OBP: 0.214, SLG: 0.235 (1, 1)			0-0 2B		0-0 F2		4-0 BB		1-2 2-3 3-H	2	0	0	0	0	0	2									
Steve Kemp, L OBP: 0.315, SLG: 0.342 (7, PH)			0-0 B1		0-0 6-3				1-2 2-3 3-H	0	0	0	0	1	0	0									
Don Robinson, R OBP: 0.286, SLG: 0.500 (8, 1)			0-0 B1		0-0 6-3				1-1 2-H 2-H	1	1	1	4	0	0	0									
Inning Stats	R: 0 E: 0 K: 1 S: 6	H: 1 LOB: 0 BB: 0 P: 6	R: 0 E: 0 K: 0 S: 3	H: 0 LOB: 0 BB: 0 P: 3	R: 3 E: 0 K: 0 S: 5	H: 2 LOB: 0 BB: 1 P: 9	R: 1 E: 0 K: 0 S: 5	H: 2 LOB: 1 BB: 0 P: 5	R: 0 E: 0 K: 0 S: 3	H: 0 LOB: 0 BB: 0 P: 3	R: 0 E: 0 K: 0 S: 3	H: 0 LOB: 0 BB: 0 P: 3	R: 0 E: 0 K: 0 S: 3	H: 0 LOB: 1 BB: 1 P: 7	R: 6 E: 0 K: 1 S: 9	H: 4 LOB: 2 BB: 2 P: 17	1B: 4 2B: 2 3B: 0 HR: 3	SF: 0 SAC: 0 DP: 0 HBP: 0	WP: 0 PB: 0 SB: 0 CS: 0	PA: 37					
PITCHER	IP	WLS	BF	H	R	ER	SO	BB	IBB	HBP	BLK	WP	HR	S	P	ERA	WHIP								
Dennis Eckersley, R ERA: 2.92 (1, 1)	4.0	L	18	5	4	4	1	1	0	0	0	0	0	3	3	0.00	0.000								
Jon Perlmutter, R ERA: 4.15 (5, 1)	1.0		3	0	0	0	0	0	0	0	0	0	0	3	3	0.00	0.000								
Dave Beard, R ERA: 3.6 (6, 1)	2.0		7	0	0	0	0	1	0	0	0	0	0	6	10	0.00	0.500								
Warren Brusstar, R ERA: 6.01 (8, 1)	1.0		9	4	6	6	1	1	1	0	0	0	1	9	17	54.00	5.000								

Chicago Cubs @ Pittsburgh Pirates
 Three Rivers Stadium, Pittsburgh, PA
 Thu Sep 12 1985, 7:05 PM EDT
 Att: 3,439 - Unknown

AB	35
R	2
H	8
RBI	2
BB	4
SO	6
LOB	20



Chicago Cubs @ Pittsburgh Pirates
 Three Rivers Stadium, Pittsburgh, PA
 Thu Sep 12 1985, 7:05 PM EDT
 Att: 3,439 - Unknown

AB	33
R	10
H	9
RBI	10
BB	4
SO	2
LOB	11



Batter	1	2	3	4	5	6	7	8	9	AB	R	H	RBI	BB	SO	LOB	TOP		
Jeff Stone, L OBP: 0.292, SLG: 0.321 Garry Maddox, R OBP: 0.299, SLG: 0.353 (7, PH)	K		K			K	K			3	0	0	0	0	3	0			
Juan Samuel, R OBP: 0.441, SLG: 0.441 (1, 4)	F7			L4		F7	F7			4	0	0	0	0	0	1			
Von Hayes, L OBP: 0.347, SLG: 0.432 (7, 7)	4-3			K			1B	4-3		4	1	1	0	0	1	0			
Mike Schmidt, R OBP: 0.370, SLG: 0.522 (1, 3)		5-3			BB		E7	K		3	1	1	0	1	1	0			
Glenn Wilson, R OBP: 0.312, SLG: 0.425 (1, 9)	K			F8			1B	5-3		4	1	1	2	0	1	1			
Ozzie Virgil, R OBP: 0.342, SLG: 0.457 (1, 2)	FC4-6				6-3		1B		1B	3	2	2	1	1	0	0			
Tom Foley, L OBP: 0.285, SLG: 0.318 (1, 6)	FC4-6				6-3		E9		1B	4	1	2	0	0	0	1			
Rick Schu, R OBP: 0.326, SLG: 0.397 (1, 5)			F9		K		K		G1-6-3	4	0	0	0	0	2	3			
John Denny, R OBP: 0.175, SLG: 0.145 Don Carman, L Kent Tekulve, R			5-3			5-3	FC		F9	4	0	0	1	0	0	1			
Inning Stats	R: 0 E: 0 K: 1 S: 5	H: 0 LOB: 0 BB: 0 P: 5	R: 0 E: 0 K: 1 S: 5	H: 0 LOB: 1 BB: 1 P: 9	R: 0 E: 0 K: 1 S: 5	H: 0 LOB: 0 BB: 0 P: 5	R: 0 E: 0 K: 1 S: 5	H: 0 LOB: 1 BB: 1 P: 9	R: 0 E: 0 K: 1 S: 5	H: 0 LOB: 0 BB: 0 P: 5	R: 5 E: 2 K: 11 S: 11	H: 6 LOB: 1 BB: 0 P: 11	R: 0 E: 0 K: 1 S: 5	H: 0 LOB: 0 BB: 0 P: 5	R: 1 E: 0 K: 0 S: 4	H: 2 LOB: 2 BB: 0 P: 4	1B: 8 2B: 0 3B: 0 HR: 0	SF: 0 SAC: 0 DP: 1 HBP: 0	WP: 0 PA: 36 PB: 0 SB: 1 CS: 0
PITCHER	IP	WLS	BF	H	R	ER	SO	BB	IBB	HBP	BLK	WP	HR	S	P	ERA	WHIP		
Bob Walk, R ERA: 3.89 Pat Clements, L ERA: 3.01 Ray Krawczyk, R ERA: 16.2	6.1	L	27	5	5	5	7	2	0	0	0	0	0	39	47	7.11	1.105		

Philadelphia Phillies @ Pittsburgh Pirates
Three Rivers Stadium, Pittsburgh, PA
Fri Sep 13 1985, 7:05 PM EDT
Att: 4,429 - Unknown

AB 34
R 6
H 8
RBI 5
BB 2
SO 8
LOB 7



Batter	1	2	3	4	5	6	7	8	9	AB	R	H	RBI	BB	SO	LOB	BOTTOM				
Joe Orsulak, L OBP: 0.321, SLG: 0.334 (1, 8)	F9		FC4-6		F8	3-1			BB	5	0	2	0	0	0	1					
R.J. Reynolds, S OBP: 0.321, SLG: 0.385 (1, 7)	G3		FC4-6		S		F7		BB	5	1	2	0	0	0	1					
Johnny Ray, S OBP: 0.302, SLG: 0.355 (1, 4)			4-3		F5		G4-6-3		F9	4	0	1	0	1	0	5					
Sid Bream, L OBP: 0.254, SLG: 0.300 Bill Almon, R OBP: 0.336, SLG: 0.411 (9, PR)	F7			FC1-5		1B	G4-6-3		BB	2	0	0	1	3	0	2					
Mike Brown, R OBP: 0.338, SLG: 0.462 (1, 9)		K		1B	FC5-4		1B	6-3	K	5	1	2	1	0	2	3					
Tony Peña, R OBP: 0.280, SLG: 0.344 (1, 2)	4-3			FC1-5	FC4-6			F9		4	0	0	0	0	0	4					
Denny Gonzalez, R OBP: 0.296, SLG: 0.404 (1, 5)				FC5-4		SH1-4		K		2	0	1	0	2	1	0					
Sam Khalifa, R OBP: 0.279, SLG: 0.316 (1, 6)	K			FC5-4		F8			6-3	4	0	0	1	0	1	4					
Bob Walk, R Pat Clements, R Ray Krawczyk, R Steve Kemp, L (9, PH)			K		K	SH1-4			1B	2	0	0	0	0	2	2					
Inning Stats	R: 0 E: 0 K: 0 S: 4	H: 1 LOB: 1 BB: 0 P: 4	R: 0 E: 0 K: 2 S: 7	H: 0 LOB: 1 BB: 1 P: 11	R: 0 E: 0 K: 1 S: 6	H: 1 LOB: 0 BB: 0 P: 6	R: 1 E: 0 K: 1 S: 7	H: 2 LOB: 2 BB: 1 P: 11	R: 1 E: 0 K: 0 S: 5	H: 2 LOB: 2 BB: 1 P: 9	R: 0 E: 0 K: 0 S: 3	H: 0 LOB: 1 BB: 1 P: 7	R: 0 E: 0 K: 0 S: 2	H: 0 LOB: 0 BB: 1 P: 6	R: 0 E: 0 K: 1 S: 5	H: 0 LOB: 0 BB: 0 P: 5	R: 1 E: 0 K: 1 S: 8	H: 3 LOB: 3 BB: 1 P: 12	1B: 9 2B: 0 3B: 0 HR: 0	SF: 0 SAC: 1 DP: 1 HBP: 0	WP: 0 PA: 41 PB: 0 SB: 1 CS: 0
PITCHER	IP	WLS	BF	H	R	ER	SO	BB	IBB	HBP	BLK	WP	HR	S	P	ERA	WHIP				
John Denny, R ERA: 3.48 Don Carman, L ERA: 2.2 Kent Tekulve, R ERA: 3.69	8.1	W	38	9	3	3	5	5	0	0	0	0	0	43	63	3.24	1.680				

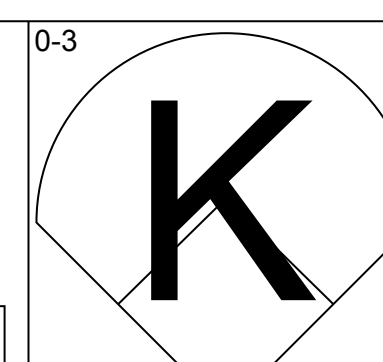
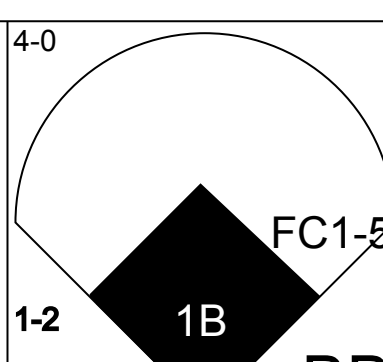
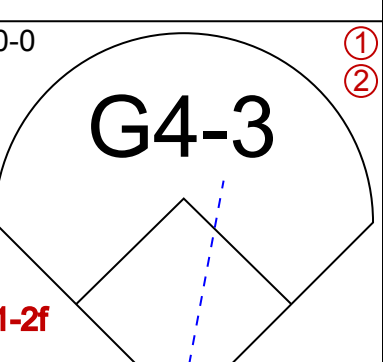
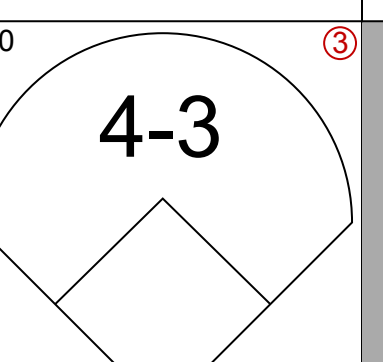
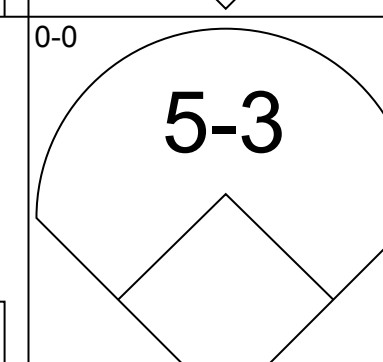
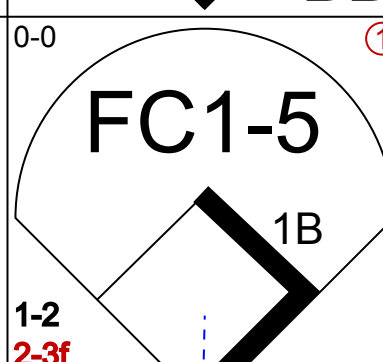
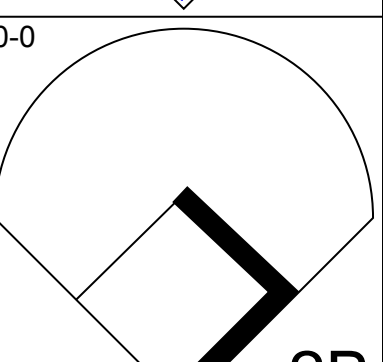

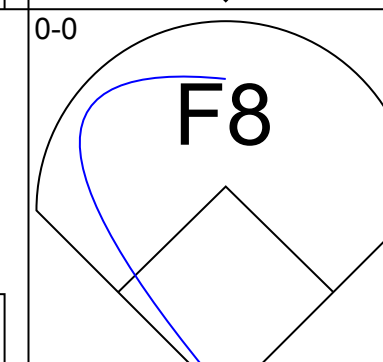
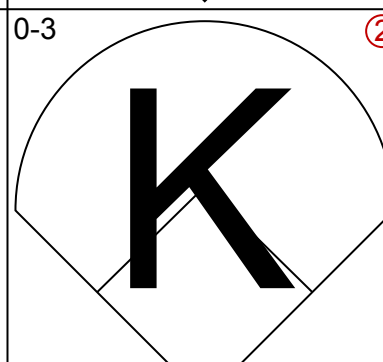
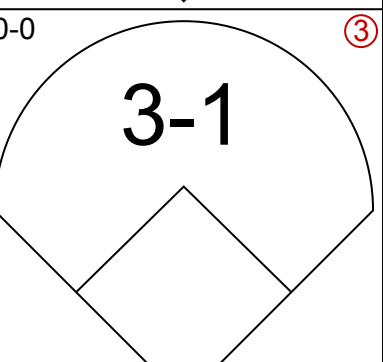

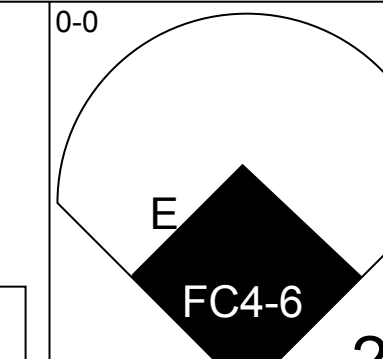
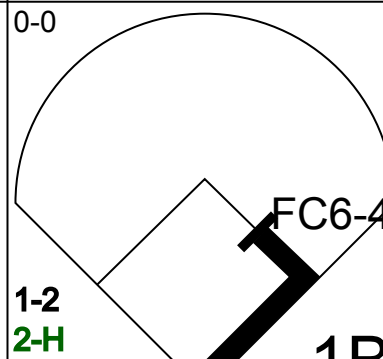



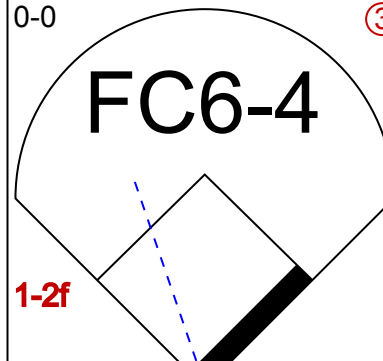



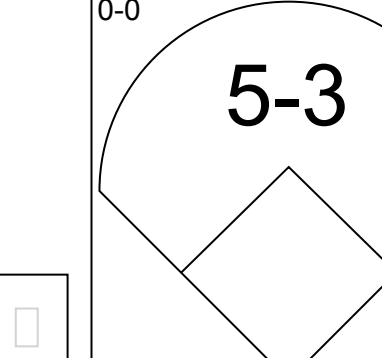



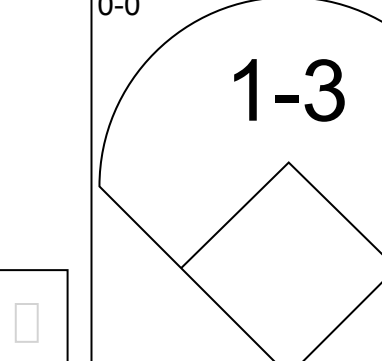
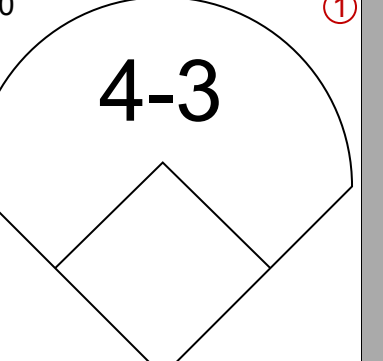

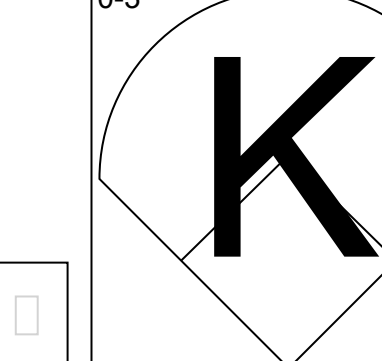
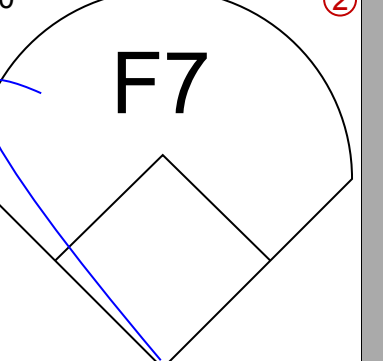
Philadelphia Phillies @ Pittsburgh Pirates
Three Rivers Stadium, Pittsburgh, PA
Fri Sep 13 1985, 7:05 PM EDT
Att: 4,429 - Unknown

AB 34
R 3
H 9
RBI 3
BB 6
SO 6
LOB 22



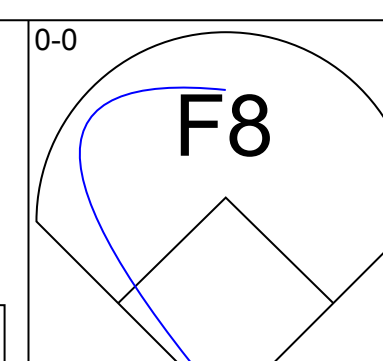
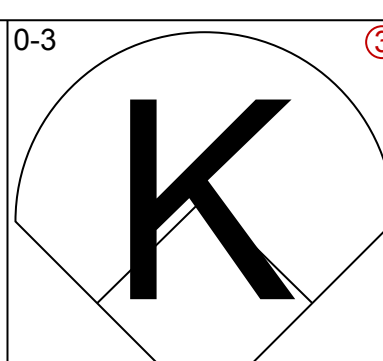
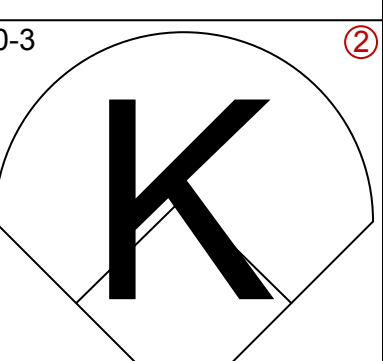

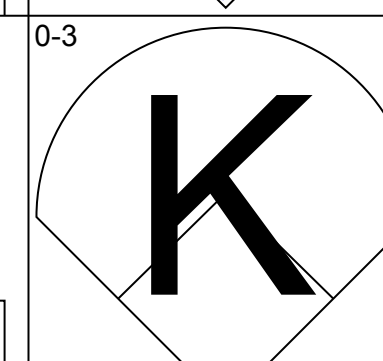
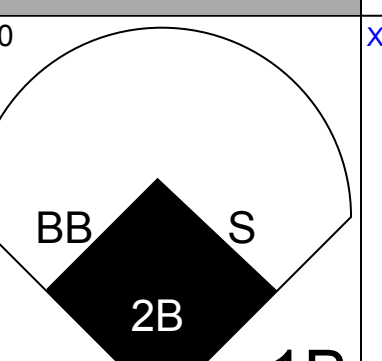
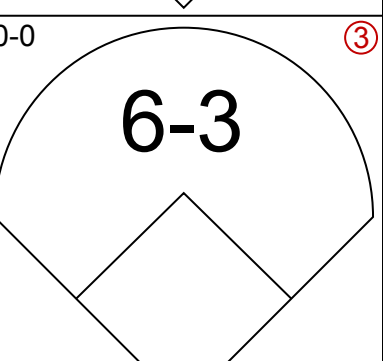

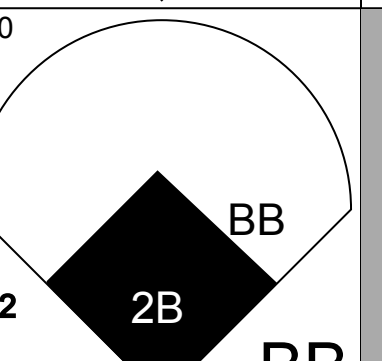


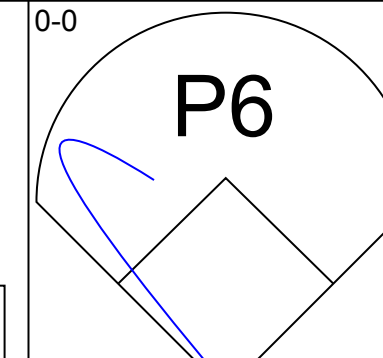
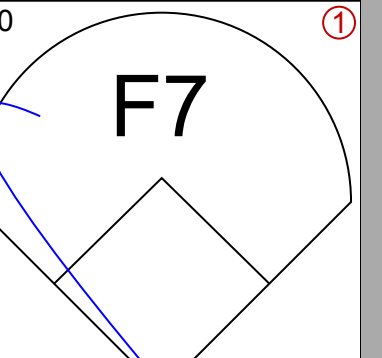


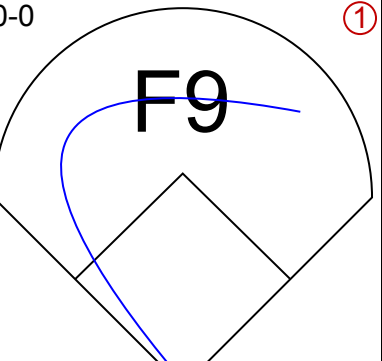
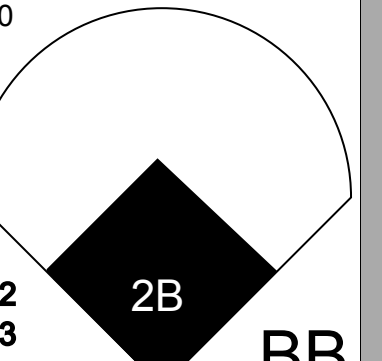


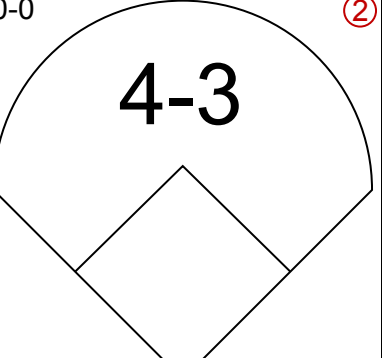
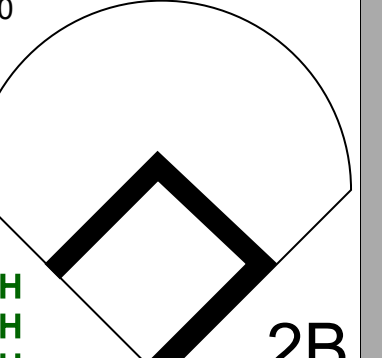


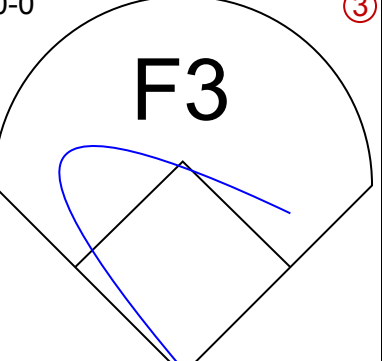

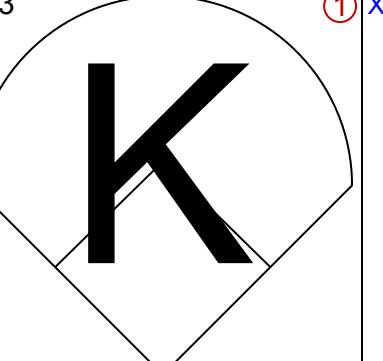
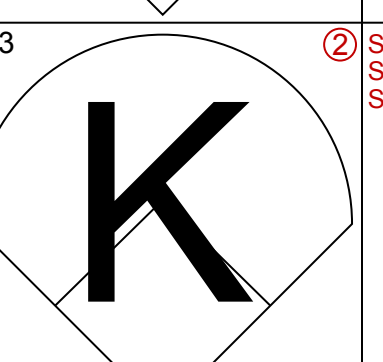
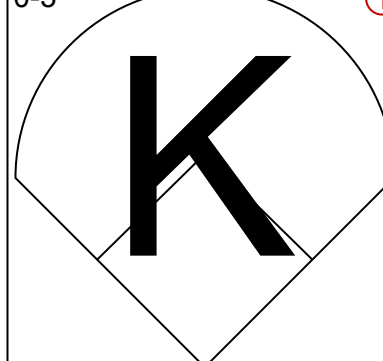
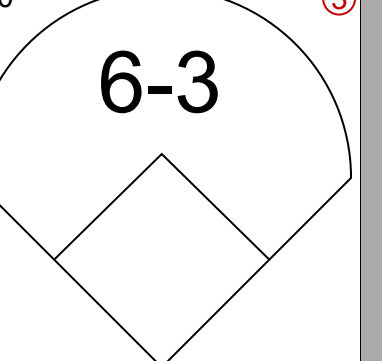
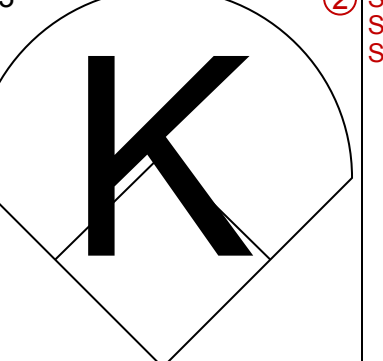
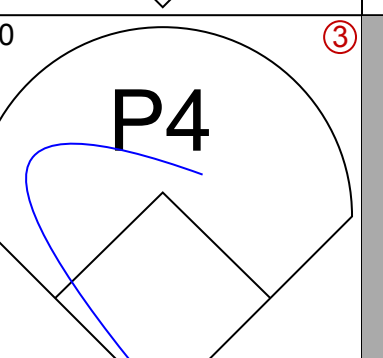
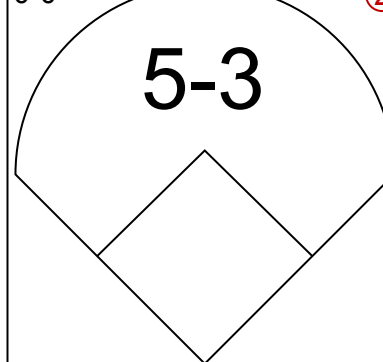
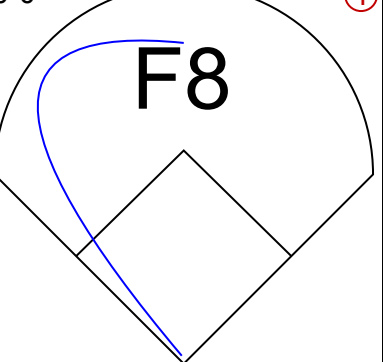
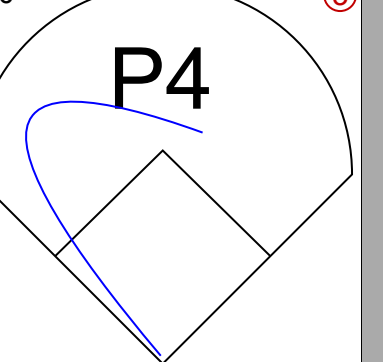
Batter	1	2	3	4	5	6	7	8	9	AB	R	H	RBI	BB	SO	LOB	TOP								
Derrel Thomas, S OBP: 0.295, SLG: 0.400 (1, 7)										4	1	1	0	0	1	2	Philadelphia Phillies @ Pittsburgh Pirates Three Rivers Stadium, Pittsburgh, PA Sat Sep 14 1985, 7:05 PM EDT Att: 5,549 - Unknown								
Juan Samuel, R OBP: 0.299, SLG: 0.439 (1, 4)										3	1	0	0	0	2	2									
Von Hayes, L OBP: 0.348, SLG: 0.432 (1, 8)										3	0	1	1	1	0	1									
Mike Schmidt, R OBP: 0.369, SLG: 0.520 (1, 3)										4	0	1	1	0	2	2									
Glenn Wilson, R OBP: 0.312, SLG: 0.426 (1, 9)										4	0	1	0	0	1	2									
Darren Daulton, L OBP: 0.287, SLG: 0.333 (1, 2)										2	1	0	0	2	0	0									
Tom Foley, L OBP: 0.284, SLG: 0.316 (1, 6)										4	0	1	0	0	1	3									
Rick Schu, R OBP: 0.325, SLG: 0.395 (1, 5)										4	0	1	1	0	0	3									
Steve Carlton, L OBP: 0.200, SLG: 0.214 Larry Andersen, R (6, 1)										2	0	1	0	0	0	1									
Jeff Stone, L OBP: 0.291, SLG: 0.320 Freddie Toliver, R (7, 1)										0	0	0	0	0	0	0									
Tim Corcoran, L OBP: 0.298, SLG: 0.250 (9, PH)										1	0	0	0	0	0	2									
Inning Stats	R: 2 E: 2 K: 1 S: 7	H: 3 LOB: 2 BB: 0 P: 7	R: 0 E: 0 K: 0 S: 3	H: 0 LOB: 0 BB: 0 P: 3	R: 0 E: 0 K: 1 S: 6	H: 1 LOB: 2 BB: 1 P: 10	R: 1 E: 1 K: 1 S: 6	H: 1 LOB: 1 BB: 1 P: 10	R: 0 E: 0 K: 1 S: 5	H: 0 LOB: 0 BB: 0 P: 5	R: 0 E: 0 K: 1 S: 5	H: 0 LOB: 0 BB: 0 P: 5	R: 0 E: 0 K: 2 S: 8	H: 1 LOB: 1 BB: 0 P: 8	R: 0 E: 0 K: 1 S: 4	H: 0 LOB: 0 BB: 0 P: 5	R: 0 E: 0 K: 0 S: 4	H: 1 LOB: 2 BB: 1 P: 8	1B: 5 2B: 3 3B: 0 HR: 0	SF: 0 SAC: 0 DP: 1 HBP: 1	WP: 0 PB: 0 SB: 1 CS: 0	PA: 36			
PITCHER	IP	WLS	BF	H	R	ER	SO	BB	IBB	HBP	BLK	WP	HR	S	P	ERA	WHIP								
Lee Tunnell, R ERA: 3.9 Cecilio Guante, R ERA: 2.55	(1, 1) (7, 1)	6.0 S	25 11	6 1	3 0	2 0	5 3	2 1	0 0	0 1	0 0	0 0	0 0	33 15	41 20	3.00 0.00	1.333 0.667								

Batter	1	2	3	4	5	6	7	8	9	AB	R	H	RBI	BB	SO	LOB	BOTTOM								
Bill Almon, R OBP: 0.335, SLG: 0.412 Sid Bream, L OBP: 0.254, SLG: 0.300 (1, 3) (8, 3)										4	1	1	0	0	1	1	Philadelphia Phillies @ Pittsburgh Pirates Three Rivers Stadium, Pittsburgh, PA Sat Sep 14 1985, 7:05 PM EDT Att: 5,549 - Unknown								
R.J. Reynolds, S OBP: 0.320, SLG: 0.381 (1, 8) (7, 7)										3	0	0	0	1	1	0									
Johnny Ray, S OBP: 0.304, SLG: 0.355 (1, 4)										3	0	1	0	1	0	2									
Mike Brown, R OBP: 0.340, SLG: 0.472 (1, 9)										3	2	1	2	1	2	1									
Jim Morrison, R OBP: 0.279, SLG: 0.325 Joe Orsulak, L OBP: 0.322, SLG: 0.333 (1, 5) (6, PH) (7, 8)										2	0	0	0	0	0	0									
Tony Peña, R OBP: 0.283, SLG: 0.354 (1, 2)										4	2	3	2	0	0	2									
Denny Gonzalez, R OBP: 0.314, SLG: 0.407 (1, 7) (7, 5)										2	0	1	1	2	0	1									
Sam Khalifa, R OBP: 0.279, SLG: 0.319 (1, 6)										4	0	1	1	0	1	5									
Lee Tunnell, R OBP: 0.119, SLG: 0.150 Cecilio Guante, R OBP: 0.067, SLG: 0.067 (1, 1) (7, 1)										2	0	0	0	0	2	1									
Inning Stats	R: 2 E: 0 K: 0 S: 4	H: 2 LOB: 1 BB: 1 P: 8	R: 1 E: 0 K: 1 S: 7	H: 2 LOB: 1 BB: 0 P: 7	R: 0 E: 0 K: 2 S: 7	H: 0 LOB: 0 BB: 0 P: 7	R: 0 E: 0 K: 0 S: 3	H: 1 LOB: 1 BB: 1 P: 7	R: 0 E: 0 K: 1 S: 5	H: 0 LOB: 0 BB: 0 P: 5	R: 3 E: 0 K: 0 S: 4	H: 2 LOB: 2 BB: 2 P: 12	R: 0 E: 0 K: 2 S: 7	H: 0 LOB: 0 BB: 0 P: 7	R: 0 E: 0 K: 2 S: 8	H: 1 LOB: 3 BB: 2 P: 16		1B: 3 2B: 3 3B: 1 HR: 1	SF: 0 SAC: 0 DP: 2 HBP: 0	WP: 0 PB: 0 SB: 1 CS: 0	PA: 35				
PITCHER	IP	WLS	BF	H	R	ER	SO	BB	IBB	HBP	BLK	WP	HR	S	P	ERA	WHIP								
Steve Carlton, L ERA: 3.33 Larry Andersen, R ERA: 4.5 Freddie Toliver, R ERA: 1.23	(1, 1) (6, 1) (7, 1)	5.0 L	22 4	5 2	3 1	5 1	4 0	4 0	0 0	0 0	0 0	0 0	0 0	26 4	42 4	9.00 9.00	1.800 2.000								

Batter	1	2	3	4	5	6	7	8	9	AB	R	H	RBI	BB	SO	LOB	TOP					
Derrel Thomas, S (1, 7) OBP: 0.293, SLG: 0.386										3	1	0	0	1	1	1	Philadelphia Phillies @ Pittsburgh Pirates Three Rivers Stadium, Pittsburgh, PA Sun Sep 15 1985, 3:33 AM EDT Att: 5,961 - Unknown					
Juan Samuel, R (1, 4) OBP: 0.296, SLG: 0.440										4	0	1	0	0	0	2						
Von Hayes, L (1, 8) OBP: 0.345, SLG: 0.428										4	0	0	0	0	2	3						
Mike Schmidt, R (1, 3) OBP: 0.372, SLG: 0.530										4	2	3	2	0	1	0						
Glenn Wilson, R (1, 9) OBP: 0.310, SLG: 0.422										4	0	0	0	0	0	3						
Ozzie Virgil, R (1, 2) OBP: 0.341, SLG: 0.455										4	0	1	0	0	0	0						
Tom Foley, L (1, 6) OBP: 0.279, SLG: 0.310										4	0	0	1	0	0	1						
Rick Schu, R (1, 5) OBP: 0.321, SLG: 0.390										4	0	0	0	0	2	1						
Charles Hudson, S (1, 1) OBP: 0.173, SLG: 0.140										1	0	1	0	0	0	0						
Jeff Stone, L (7, PH) OBP: 0.284, SLG: 0.336										1	1	1	1	0	0	0						
Dave Shipanoff, R (7, 1)										0	0	0	0	0	0	0						
Inning Stats	R: 0 E: 0 K: 1 S: 5	H: 0 LOB: 0 BB: 0 P: 5	R: 1 E: 1 K: 1 S: 7	H: 2 LOB: 1 BB: 0 P: 7	R: 1 E: 0 K: 1 S: 6	H: 1 LOB: 2 BB: 1 P: 11	R: 0 E: 0 K: 1 S: 5	H: 0 LOB: 0 BB: 0 P: 5	R: 0 E: 0 K: 0 S: 4	H: 2 LOB: 1 BB: 0 P: 4	R: 0 E: 0 K: 1 S: 5	H: 0 LOB: 0 BB: 0 P: 5	R: 1 E: 0 K: 0 S: 4	H: 1 LOB: 0 BB: 0 P: 4	R: 1 E: 0 K: 0 S: 6	H: 1 LOB: 0 BB: 0 P: 6	R: 0 E: 0 K: 0 S: 3	H: 0 LOB: 0 BB: 0 P: 3	1B: 3 2B: 2 3B: 0 HR: 2	SF: 0 SAC: 0 DP: 1 HBP: 1	WP: 0 PB: 0 CS: 0	PA: 35
PITCHER Rick Reuschel, R (1, 1) ERA: 2.28	IP: 9.0 WLS: W BF: 35 H: 7 R: 4 ER: 3 SO: 6 BB: 1 IBB: 0 HBP: 1 BLK: 0 WP: 0 HR: 2 S: 45 P: 50 ERA: 3.00 WHIP: 0.889															PITCHER						

AB	33
R	4
H	7
RBI	4
BB	1
SO	6
LOB	11



Batter	1	2	3	4	5	6	7	8	9	AB	R	H	RBI	BB	SO	LOB	BOTTOM			
Joe Orsulak, L (1, 8) OBP: 0.319, SLG: 0.329										4	0	0	0	0	2	0	Philadelphia Phillies @ Pittsburgh Pirates Three Rivers Stadium, Pittsburgh, PA Sun Sep 15 1985, 3:33 AM EDT Att: 5,961 - Unknown			
R.J. Reynolds, S (1, 7) OBP: 0.322, SLG: 0.390										4	2	2	0	0	1	0				
Johnny Ray, S (1, 4) OBP: 0.309, SLG: 0.360										2	2	2	1	2	0	0				
Sid Bream, L (1, 3) OBP: 0.253, SLG: 0.286										3	0	0	0	1	0	4				
Mike Brown, R (1, 9) OBP: 0.342, SLG: 0.470										3	1	1	0	1	0	1				
Tony Peña, R (1, 2) OBP: 0.283, SLG: 0.355										4	0	1	3	0	0	4				
Denny Gonzalez, R (1, 5) OBP: 0.311, SLG: 0.400										4	0	1	1	0	2	1				
Sam Khalifa, R (1, 6) OBP: 0.275, SLG: 0.313										4	0	0	0	0	3	4				
Rick Reuschel, R (1, 1) OBP: 0.208, SLG: 0.275										3	0	0	0	0	0	0				
Inning Stats	R: 0 E: 0 K: 1 S: 5	H: 0 LOB: 1 BB: 1 P: 9	R: 0 E: 0 K: 0 S: 3	H: 0 LOB: 0 BB: 0 P: 3	R: 0 E: 0 K: 2 S: 7	H: 0 LOB: 0 BB: 0 P: 7	R: 3 E: 0 K: 1 S: 7	H: 2 LOB: 1 BB: 2 P: 15	R: 0 E: 0 K: 1 S: 5	H: 0 LOB: 0 BB: 0 P: 5	R: 0 E: 0 K: 0 S: 4	H: 1 LOB: 1 BB: 0 P: 4	R: 0 E: 0 K: 2 S: 7	H: 0 LOB: 0 BB: 0 P: 7	R: 2 E: 0 K: 1 S: 9	H: 4 LOB: 3 BB: 1 P: 13	1B: 4 2B: 2 3B: 1 HR: 0	SF: 0 SAC: 0 DP: 0 HBP: 0	WP: 0 PB: 0 CS: 0	PA: 35
PITCHER Charles Hudson, R (1, 1) ERA: 3.76	IP: 6.0 WLS: L BF: 24 H: 3 R: 3 ER: 3 SO: 5 BB: 3 IBB: 0 HBP: 0 BLK: 0 WP: 0 HR: 0 S: 31 P: 43 ERA: 4.50 WHIP: 1.000															PITCHER				
Dave Shipanoff, R (7, 1) ERA: 1.96	IP: 2.0 WLS: L BF: 11 H: 4 R: 2 ER: 2 SO: 3 BB: 0 IBB: 1 HBP: 0 BLK: 0 WP: 0 HR: 0 S: 16 P: 20 ERA: 9.00 WHIP: 2.000															PITCHER				



Batter	1	2	3	4	5	6	7	8	9	AB	R	H	RBI	BB	SO	LOB	TOP										
Vince Coleman, S (1, 7) OBP: 0.319, SLG: 0.345	0-0 4-3		0-0 5-3			0-0 6-3		0-0 1B	0-0 F8	5	1	1	0	0	0	2											
Willie McGee, S (1, 8) OBP: 0.393, SLG: 0.520	0-3 K2-3		0-0 G3			4-0 1B S WP BB		0-0 4-3 2H	0-0 6-3	4	2	1	1	1	1	1											
Tom Herr, S (1, 4) OBP: 0.386, SLG: 0.415	0-0 3-1			0-0 L7		0-0 WP 1B		0-0 4-3		4	0	1	0	0	0	1											
Andy Van Slyke, L (1, 9) OBP: 0.333, SLG: 0.449		0-0 F8		0-0 4-3		0-0 F3		4-0 1B		3	0	0	0	0	0	1											
Brian Harper, R (8, PH) OBP: 0.313, SLG: 0.370										0	0	0	0	0	0	0											
Curt Ford, L (8, PH) OBP: 0.556, SLG: 0.429										0	0	0	0	1	0	0											
Tito Landrum, R (8, 9) OBP: 0.373, SLG: 0.459										0	0	0	0	0	0	0											
Terry Pendleton, S (1, 5) OBP: 0.272, SLG: 0.291		0-0 BB G1-2-3 1B								4	0	3	1	0	1	0											
Darrell Porter, L (1, 2) OBP: 0.312, SLG: 0.391		0-0 BB 1B			0-0 G4-6-3 1B			0-0 G3	0-3 K	4	0	2	0	0	1	3											
Mike Jorgensen, L (1, 3) OBP: 0.390, SLG: 0.272		4-0 1-2 2-3 BB		0-0 G4-6-3 1-2 BB		0-0 K	0-3 K	0-3 K		3	0	0	0	1	2	4											
Ozzie Smith, S (1, 6) OBP: 0.344, SLG: 0.344		0-0 G1-2-3		0-3 K			4-0 IBB		0-0 F5	3	0	0	0	1	1	3											
Ricky Horton, L (1, 1) OBP: 0.200, SLG: 0.077			0-0			0-0 4-3		0-0 F6		2	0	1	0	0	0	0											
Steve Braun, L (7, PH) OBP: 0.324, SLG: 0.345										1	0	0	0	0	0	2											
Bill Campbell, R (7, 1) OBP: 0.556, SLG: 0.333										0	0	0	0	0	0	0											
Pat Perry, L (7, 1) OBP: 0.500, SLG: 0.500										1	0	1	0	0	0	0											
Inning Stats	R: 0 E: 0 K: 1 S: 5	H: 0 LOB: 0 BB: 0 P: 5	R: 0 E: 0 K: 0 S: 4	H: 2 LOB: 2 BB: 1 P: 8	R: 0 E: 0 K: 0 S: 3	H: 1 LOB: 0 BB: 0 P: 3	R: 0 E: 0 K: 1 S: 5	H: 0 LOB: 0 BB: 0 P: 5	R: 0 E: 0 K: 1 S: 5	H: 1 LOB: 1 BB: 1 P: 8	R: 0 E: 0 K: 1 S: 6	H: 1 LOB: 2 BB: 1 P: 10	R: 2 E: 0 K: 2 S: 10	H: 3 LOB: 2 BB: 1 P: 14	R: 0 E: 0 K: 0 S: 4	H: 1 LOB: 1 BB: 0 P: 4	1B: 9 2B: 2 3B: 0 HR: 0	SF: 0 SAC: 0 DP: 3 HBP: 0	WP: 1 PB: 0 SB: 1 CS: 0	PA: 38							
PITCHER	IP	WLS	BF	H	R	ER	SO	BB	IBB	HBP	BLK	WP	HR	S	P	ERA	WHIP										
Rick Rhoden, R (1, 1) ERA: 3.83	7.0		27	6	1	1	4	2	1	0	0	1	0	32	44	1.29	1.143										
Pat Clements, L (8, 1) ERA: 3.29	0.1	L	3	2	2	2	0	0	0	0	0	0	0	3	3	54.00	6.000										
Don Robinson, R (8, 1) ERA: 4.05	1.2		8	2	0	0	2	1	0	0	0	0	0	11	15	0.00	1.800										

St. Louis Cardinals @ Pittsburgh Pirates
Three Rivers Stadium, Pittsburgh, PA
Mon Sep 16 1985, 3:38 AM EDT
Att: 3,601 - Unknown

livebaseballscorecards.com

AB 34
R 3
H 10
RBI 2
BB 4
SO 6
LOB 17



Batter	1	2	3	4	5	6	7	8	9	AB	R	H	RBI	BB	SO	LOB	BOTTOM										
Bill Almon, R (1, 3) OBP: 0.336, SLG: 0.429	0-0 5-3		0-0 6-3		0-0 L8		4-0 1-2 2-3 IBB			3	0	0	0	0	0	1											
Jason Thompson, L (7, PH) OBP: 0.370, SLG: 0.379										0	0	0	0	0	0	0											
Sixto Lezcano, R (7, PH) OBP: 0.399, SLG: 0.313										0	0	0	0	1	0	0											
Pat Clements, R (8, 1) OBP: 0.286, SLG: 0.500										0	0	0	0	0	0	0											
Don Robinson, R (8, 1) OBP: 0.286, SLG: 0.500										0	0	0	0	0	0	0											
R.J. Reynolds, S (1, 8) OBP: 0.323, SLG: 0.388		0-0 1B		0-0 6-3		0-3 K	0-0 F9			4	0	1	0	0	1	3											
Johnny Ray, S (1, 4) OBP: 0.313, SLG: 0.361		0-0 G5-4-3 1B		0-0 6-3		0-0 1B		0-3 K		4	0	2	0	0	1	0											
Mike Brown, R (1, 9) OBP: 0.339, SLG: 0.464		0-0 G5-4-3 1-2		0-0 F2		0-0 F6		0-0 5-3		4	0	0	0	0	0	3											
Jim Morrison, R (1, 5) OBP: 0.274, SLG: 0.323		0-3 K		0-0 F9		0-0 F9		0-0 F7		4	0	0	0	0	1	1											
Denny Gonzalez, R (1, 7) OBP: 0.307, SLG: 0.388		0-0 F3		0-0 6-3 SH2-4 1B		0-0 1B		0-0 G3		4	1	1	0	0	0	0											
Sam Khalifa, R (1, 6) OBP: 0.286, SLG: 0.318		4-0 BB		0-0 SH2-4 1-2		4-0 WP BB BB		0-0 F9		1	0	0	0	2	0	0											
Junior Ortiz, R (1, 2) OBP: 0.260, SLG: 0.250		0-0 1-6-3		0-0 6-3		0-0 6-3		0-0 F9		2	0	0	0	0	0	2											
Lee Mazzilli, S (7, PH) OBP: 0.423, SLG: 0.376										1	0	0	0	1	0	0											
Rick Rhoden, R (1, 1) OBP: 0.222, SLG: 0.243										2	0	1	1	0	0	0											
Steve Kemp, L (7, PH) OBP: 0.315, SLG: 0.342										1	0	0	0	0	1	2											
Tony Peña, R (8, 2) OBP: 0.282, SLG: 0.354										0	0	0	0	0	0	0											
Inning Stats	R: 0 E: 0 K: 0 S: 4	H: 2 LOB: 1 BB: 0 P: 4	R: 0 E: 0 K: 1 S: 5	H: 0 LOB: 1 BB: 1 P: 9	R: 0 E: 0 K: 0 S: 3	H: 0 LOB: 0 BB: 0 P: 3	R: 0 E: 0 K: 0 S: 3	H: 0 LOB: 0 BB: 0 P: 3	R: 1 E: 0 K: 1 S: 6	H: 2 LOB: 1 BB: 0 P: 5	R: 0 E: 0 K: 1 S: 6	H: 1 LOB: 1 BB: 0 P: 6	R: 0 E: 0 K: 1 S: 5	H: 0 LOB: 0 BB: 3 P: 17	R: 0 E: 0 K: 1 S: 5	H: 0 LOB: 0 BB: 0 P: 5	R: 0 E: 0 K: 0 S: 3	H: 0 LOB: 0 BB: 0 P: 3	1B: 5 2B: 0 3B: 0 HR: 0	SF: 0 SAC: 1 DP: 1 HBP: 0	WP: 1 PB: 0 SB: 0 CS: 0	PA: 35					
PITCHER	IP	WLS	BF	H	R	ER	SO	BB	IBB	HBP	BLK	WP	HR	S	P	ERA	WHIP										
Ricky Horton, L (1, 1) ERA: 2.8	6.0		23	5	1	1	2	1	0	0	0	0	0	26	30	1.50	1.000										
Bill Campbell, R (7, 1) ERA: 3.36	0.2		4	0	0	0	1	2	0	0	0	0	0	4	12	0.00	3.000										
Pat Perry, L (7, 1) ERA:	2.1	W	8	0	0	0	1	0	1	0	0	1	0	9	13	0.00	0.000										

St. Louis Cardinals @ Pittsburgh Pirates
Three Rivers Stadium, Pittsburgh, PA
Mon Sep 16 1985, 3:38 AM EDT
Att: 3,601 - Unknown

livebaseballscorecards.com

AB 30
R 1
H 5
RBI 1
BB 4
SO 4
LOB 12



Batter	1	2	3	4	5	6	7	8	9	AB	R	H	RBI	BB	SO	LOB	TOP					
Vince Coleman, S (1, 7) OBP: 0.321, SLG: 0.346	6-3		E BB		K	E3 HR 1B		F9 S 1B		4	2	2	1	1	1	0	St. Louis Cardinals @ Pittsburgh Pirates Three Rivers Stadium, Pittsburgh, PA Tue Sep 17 1985, 7:05 PM EDT Att: 3,924 - Unknown livebaseballscorecards.com					
Willie McGee, S (1, 8) OBP: 0.391, SLG: 0.522	1-3		K		K2-3	HR		F9		5	1	1	2	0	2	2						
Tom Herr, S (1, 4) OBP: 0.386, SLG: 0.415 Tom Lawless, R (6, PH) OBP: 0.254, SLG: 0.259 (6, 4)	6-3		E6		HR 1B					3	1	1	0	0	0	0						
Cesar Cedeno, R (1, 3) OBP: 0.337, SLG: 0.428 Mike Jorgensen, L (8, 3) OBP: 0.390, SLG: 0.272		F8	F8		HR			F6		4	1	1	2	1	0	3						
Tito Landrum, R (1, 9) OBP: 0.371, SLG: 0.454 Andy Van Slyke, L (8, PH) OBP: 0.332, SLG: 0.448 (8, 9)			F7		HR 1B			K		0	0	0	0	0	0	0						
Terry Pendleton, S (1, 5) OBP: 0.271, SLG: 0.290					1-3					4	1	1	0	0	1	3						
Ozzie Smith, S (1, 6) OBP: 0.348, SLG: 0.354										5	1	1	0	0	0	0						
Tom Nieto, R (1, 2) OBP: 0.301, SLG: 0.280										4	2	3	3	1	0	1						
Joaquin Andujar, S (1, 1) OBP: 0.161, SLG: 0.136										5	1	1	0	0	1	3						
Inning Stats	R: 0 E: 0 K: 0 S: 3	H: 0 LOB: 0 BB: 0 P: 3	R: 3 E: 0 K: 0 S: 6	H: 3 LOB: 0 BB: 0 P: 6	R: 1 E: 1 K: 1 S: 6	H: 0 LOB: 1 BB: 1 P: 10	R: 0 E: 0 K: 1 S: 5	H: 0 LOB: 1 BB: 1 P: 9	R: 2 E: 0 K: 2 S: 9	H: 2 LOB: 0 BB: 0 P: 9	R: 4 E: 1 K: 1 S: 10	H: 5 LOB: 2 BB: 1 P: 14	R: 0 E: 1 K: 2 S: 8	H: 0 LOB: 1 BB: 0 P: 8	R: 0 E: 0 K: 1 S: 6	H: 1 LOB: 2 BB: 1 P: 10	R: 0 E: 0 K: 0 S: 3	H: 1 LOB: 0 BB: 0 P: 3	1B: 8 2B: 0 3B: 1 HR: 3	SF: 0 SAC: 1 DP: 1 HBP: 0	WP: 0 PB: 0 SB: 2 CS: 0	PA: 44
PITCHER	IP WLS BF H R ER SO BB IBB HBP BLK WP HR S P ERA WHIP																					
Bob Kipper, L (1, 1) ERA: 14.84	5.0	L	23	5	6	5	4	0	0	2	0	0	0	0	0	0	2	29	37	9.00	1.400	
Larry McWilliams, L (6, 1) ERA: 5.08	0.2		7	5	4	4	0	0	0	0	0	0	0	0	0	0	1	7	7	54.00	7.500	
Ray Krawczyk, R (6, 1) ERA: 12.75	1.1		6	0	0	0	3	1	0	0	0	0	0	0	0	0	0	11	15	0.00	0.750	
Jim Winn, R (8, 1) ERA: 5.05	2.0		8	2	0	0	1	1	0	0	0	0	0	0	0	0	0	9	13	0.00	1.500	

Batter	1	2	3	4	5	6	7	8	9	AB	R	H	RBI	BB	SO	LOB	BOTTOM				
Joe Orsulak, L (1, 8) OBP: 0.323, SLG: 0.340	G3 S 1B		E		E3				F8	5	2	3	1	0	0	1	St. Louis Cardinals @ Pittsburgh Pirates Three Rivers Stadium, Pittsburgh, PA Tue Sep 17 1985, 7:05 PM EDT Att: 3,924 - Unknown livebaseballscorecards.com				
R.J. Reynolds, S (1, 7) OBP: 0.318, SLG: 0.383	F9		E5		G4-3			FC4-6		4	0	0	2	0	0	4					
Johnny Ray, S (1, 4) OBP: 0.311, SLG: 0.358	G3		CS		G4-3			FC4-6		4	0	0	0	0	0	3					
Sid Bream, L (1, 3) OBP: 0.259, SLG: 0.290										4	0	2	1	0	0	0					
Mike Brown, R (1, 9) OBP: 0.338, SLG: 0.465										4	0	1	0	0	1	2					
Tony Peña, R (1, 2) OBP: 0.282, SLG: 0.353										4	0	1	0	0	0	2					
Denny Gonzalez, R (1, 5) OBP: 0.297, SLG: 0.374										4	0	0	0	0	1	2					
Sam Khalifa, R (1, 6) OBP: 0.285, SLG: 0.320										4	1	1	0	0	3	0					
Bob Kipper, R (1, 1) Steve Kemp, L (5, PH) OBP: 0.136, SLG: 0.390 Larry McWilliams, L (8, 1) OBP: 0.318, SLG: 0.443 Ray Krawczyk, R (6, 1) OBP: 0.339, SLG: 0.432 Bill Almon, R (7, PH) OBP: 0.165, SLG: 0.200 Jim Winn, R (8, 1) OBP: 0.165, SLG: 0.200 Jim Morrison, R (9, PH) OBP: 0.275, SLG: 0.322										1	0	0	0	0	0	0					
Inning Stats	R: 1 E: 0 K: 0 S: 5	H: 2 LOB: 1 BB: 0 P: 5	R: 0 E: 0 K: 2 S: 7	H: 0 LOB: 0 BB: 0 P: 7	R: 1 E: 1 K: 0 S: 4	H: 1 LOB: 0 BB: 0 P: 4	R: 0 E: 0 K: 1 S: 6	H: 1 LOB: 1 BB: 0 P: 6	R: 0 E: 1 K: 1 S: 4	H: 1 LOB: 1 BB: 0 P: 4	R: 2 E: 1 K: 0 S: 6	H: 3 LOB: 1 BB: 0 P: 6	R: 0 E: 0 K: 0 S: 4	H: 1 LOB: 1 BB: 0 P: 4	R: 0 E: 0 K: 1 S: 5	H: 0 LOB: 0 BB: 0 P: 5	1B: 6 2B: 3 3B: 1 HR: 0	SF: 0 SAC: 0 DP: 1 HBP: 0	WP: 0 PB: 0 SB: 1 CS: 1	PA: 37	
PITCHER	IP WLS BF H R ER SO BB IBB HBP BLK WP HR S P ERA WHIP																				
Joaquin Andujar, R (1, 1) ERA: 3.2	9.0	W	37	10	4	3	5	0	0	0	0	0	0	0	0	0	0	47	47	3.00	1.111

Batter	1	2	3	4	5	6	7	8	9	10	AB	R	H	RBI	BB	SO	LOB	TOP							
Joe Ursulak, L OBP: 0.329, SLG: 0.346 (1, 8)	4-0 6-3 S 4-3 BB		0-0 2B 1B		0-0 CS 1B	0-0 L3			0-0 1-3		4	2	2	0	1	0	1								
R.J. Reynolds, S OBP: 0.321, SLG: 0.394 (1, 7)	0-0 6-3		0-0 2B 1B		0-0 4-3			0-3 K		0-0 HR	5	2	2	1	0	1	2								
Johnny Ray, S OBP: 0.313, SLG: 0.362 (1, 4)	0-0 4-3		0-0 1B 2B		0-0 2B 1B			0-0 F8		0-0 SH2-3 WP 2B	5	3	3	3	0	0	0								
Sid Bream, L OBP: 0.297, SLG: 0.397 (1, 3)	0-3 K		0-0 CS 1B		0-0 1B 2B			0-0 F5		0-0 SH2-3	4	1	2	2	0	1	0								
Mike Brown, R OBP: 0.335, SLG: 0.456 (1, 9)		0-0 5-3	0-0 CS		0-0 6-3 1B			0-0 6-3		0-0 4-3	5	0	2	1	0	0	0								
Tony Peña, R OBP: 0.282, SLG: 0.363 (1, 2)		0-0 F8			0-0 6-3 1B			0-0 F2		0-0 F8	5	0	1	0	0	0	2								
Denny Gonzalez, R OBP: 0.289, SLG: 0.359 (1, 5)		0-0 6-3			0-3 K			0-0 1-3		0-0 G6-3-2 1B	4	0	0	0	0	1	2								
Sam Khalifa, R OBP: 0.290, SLG: 0.317 (1, 6)			0-0 F9		4-0 IBB			0-3 BB		0-3 K	2	0	0	0	2	1	0								
Lee Tunnell, R OBP: 0.114, SLG: 0.143 (1, 1)			0-0 4-3		0-0 F2			0-3 K		0-0 F9	2	0	0	0	0	0	2								
Steve Kemp, L OBP: 0.319, SLG: 0.351 (6, PH)											1	0	0	0	0	1	1								
Cecilio Guante, R OBP: 0.067, SLG: 0.067 (6, 1)											0	0	0	0	0	0	0								
Lee Mazzilli, S OBP: 0.424, SLG: 0.378 (9, PH)											1	0	0	0	0	0	0								
Jim Winn, R OBP: 0.188, SLG: 0.200 (9, 1)											0	0	0	0	0	0	0								
Inning Stats	R: 1 E: 0 K: 1 S: 5	H: 0 LOB: 0 BB: 1 P: 9	R: 0 E: 0 K: 0 S: 3	H: 0 LOB: 0 BB: 0 P: 3	R: 3 E: 0 K: 0 S: 6	H: 4 LOB: 0 BB: 0 P: 6	R: 0 E: 0 K: 1 S: 6	H: 1 LOB: 2 BB: 1 P: 10	R: 2 E: 0 K: 0 S: 6	H: 4 LOB: 1 BB: 0 P: 6	R: 0 E: 0 K: 1 S: 5	H: 0 LOB: 0 BB: 0 P: 5	R: 0 E: 0 K: 0 S: 3	H: 1 LOB: 0 BB: 0 P: 3	R: 0 E: 0 K: 1 S: 5	H: 0 LOB: 0 BB: 0 P: 5	R: 2 E: 0 K: 0 S: 5	H: 2 LOB: 0 BB: 0 P: 5	1B: 8 2B: 4 3B: 0 HR: 1	SF: 0 SAC: 1 DP: 1 HBP: 0	WP: 1 PB: 0 SB: 3 CS: 2	PA: 43			
PITCHER	IP WLS BF H R ER SO ERA WHIP	IP WLS BF H R ER SO ERA WHIP	IP WLS BF H R ER SO ERA WHIP	IP WLS BF H R ER SO ERA WHIP	IP WLS BF H R ER SO ERA WHIP	IP WLS BF H R ER SO ERA WHIP	IP WLS BF H R ER SO ERA WHIP	IP WLS BF H R ER SO ERA WHIP	IP WLS BF H R ER SO ERA WHIP	IP WLS BF H R ER SO ERA WHIP	IP WLS BF H R ER SO ERA WHIP	IP WLS BF H R ER SO ERA WHIP	IP WLS BF H R ER SO ERA WHIP	IP WLS BF H R ER SO ERA WHIP	IP WLS BF H R ER SO ERA WHIP	IP WLS BF H R ER SO ERA WHIP	IP WLS BF H R ER SO ERA WHIP	IP WLS BF H R ER SO ERA WHIP	IP WLS BF H R ER SO ERA WHIP	IP WLS BF H R ER SO ERA WHIP	IP WLS BF H R ER SO ERA WHIP	IP WLS BF H R ER SO ERA WHIP	IP WLS BF H R ER SO ERA WHIP	IP WLS BF H R ER SO ERA WHIP	
Bryn Smith, R ERA: 3.01	4.2	2.0	1.0	1.0	1.0	1.0	1.0	1.0	1.0	1.0	11.57	2.143													
Randy St. Claire, R ERA: 3.08	1.1	5.0	0.0	0.0	1.0	1.0	0.0	0.0	0.0	0.0	0.00	0.750													
Jack O'Connor, L ERA: 4.87	1.0	3.0	0.0	0.0	1.0	0.0	0.0	0.0	0.0	0.0	0.00	0.000													
Tim Burke, R ERA: 2.3	2.0	L	8	3	2	2	1	0	0	0	9.00	1.500													
Gary Lucas, L ERA: 3.23	1.0	3.0	0.0	0.0	0.0	0.0	0.0	1.0	0.0	3.00	0.000														

Pittsburgh Pirates @ Montreal Expos
Olympic Stadium, Montreal, QB
Thu Sep 19 1985, 7:05 PM EDT
Att: 7,627 - Unknown

AB 38
R 8
H 12
RBI 7
BB 3
SO 5
LOB 10



Batter	1	2	3	4	5	6	7	8	9	10	AB	R	H	RBI	BB	SO	LOB	BOTTOM							
Tim Raines, S OBP: 0.396, SLG: 0.456 (1, 7)	0-0 4-3 2B		0-0 F8		0-0 FC4-6 S 1B				0-0 F7		5	1	3	0	0	0	0								
Vance Law, R OBP: 0.363, SLG: 0.401 (1, 4)	0-0 4-3 2-3				0-0 FC4-6 1B			0-0 1B BB		0-0 F7	3	0	1	0	2	0	1								
Andre Dawson, R OBP: 0.287, SLG: 0.400 (1, 9)	0-3 K				0-0 FC4-6 BB HR			0-0 FC4-6 S		0-0 F9	5	1	0	1	0	1	5								
Tim Wallach, R OBP: 0.310, SLG: 0.442 (1, 5)	0-0 F8				0-0 F7 1-2 3-4 1B			0-0 F5 1-2 3-4 1B		0-0 F9 1-2 1B	5	0	1	0	0	0	3								
Terry Francona, L OBP: 0.308, SLG: 0.360 (1, 3)		0-0 F7			0-0 E5 BB			0-0 F9		0-0 E5 L3-6 1B	3	1	0	0	1	0	3								
Tim Burke, R OBP: 0.222, SLG: 0.125 (8, 1)											0	0	0	0	0	0	0								
Gary Lucas, L (10, 1)											0	0	0	0	0	0	0								
Scot Thompson, L OBP: 0.259, SLG: 0.278 (10, 9)					1-2 HR					1-2 1B	1	0	1	0	0	0	0								
Doug Frobel, L OBP: 0.299, SLG: 0.236 (1, 8)		0-0 6-3			0-0 HR BB			0-0 K		0-0 G3	4	1	0	0	1	1	4								
Fred Manrique, R OBP: 0.333, SLG: 0.333 (1, 6)										0-0 F7	1	0	0	0	0	0	0								
Hubie Brooks, R OBP: 0.311, SLG: 0.416 (4, PH)										0-0 L3-6	1	1	1	4	0	0	0								
Al Newman, S OBP: 0.174, SLG: 0.182 (5, 6)											2	0	1	0	0	0	0								
Mitch Webster, S OBP: 0.311, SLG: 0.469 (10, PH)										2-3	1	0	0	0	0	2									
Mike O'Berry, R OBP: 0.352, SLG: 0.214 (1, 2)											2	0	0	0	0	1	0								
Randy St. Claire, R OBP: 0.429, SLG: 0.220 (5, 1)											0	0	0	0	0	0	0								
Herm Winningham, L OBP: 0.300, SLG: 0.328 (6, PH)											1	0	0	0	0	0	0								
Jack O'Connor, L (7, 1)											0	0	0	0	0	0	0								
Andres Galarraga, R OBP: 0.219, SLG: 0.138 (8, 3)											1	0	0	0	0	1	1								
Bryn Smith, R OBP: 0.239, SLG: 0.265 (1, 1)											1	0	0	0	0	0	0								
Sal Butera, R OBP: 0.291, SLG: 0.283 (5, 2)											2	1	1	0	0	1	0								
Razor Shines, S OBP: 0.178, SLG: 0.140 (8, PH)											1	0	0	0	0	1									
Mike Fitzgerald, R OBP: 0.297, SLG: 0.288 (9, 2)											0	0	0	0	0	0	0								
Inning Stats	R: 0 E: 0 K: 1 S: 6	H: 1 LOB: 1 BB: 0 P: 6	R: 0 E: 0 K: 0 S: 3	H: 0 LOB: 0 BB: 0 P: 3	R: 0 E: 0 K: 0 S: 3	H: 0 LOB: 0 BB: 0 P: 3	R: 4 E: 1 K: 1 S: 8	H: 2 LOB: 0 BB: 1 P: 12	R: 2 E: 0 K: 1 S: 7	H: 2 LOB: 2 BB: 2 P: 15	R: 0 E: 0 K: 1 S: 5	H: 0 LOB: 0 BB: 0 P: 5	R: 0 E: 0 K: 0 S: 4	H: 2 LOB: 1 BB: 1 P: 8	R: 0 E: 0 K: 1 S: 6	H: 1 LOB: 1 BB: 0 P: 6	R: 0 E: 0 K: 0 S: 3	H: 0 LOB: 0 BB: 0 P: 3	R: 0 E: 1 K: 0 S: 4	H: 1 LOB: 1 BB: 0 P: 4	1B: 7 2B: 2 3B: 0 HR: 1	SF: 0 SAC: 0 DP: 1 HBP: 0	WP: 0 PB: 0 SB: 2 CS: 1	PA: 43	
PITCHER	IP WLS BF H R ER SO ERA WHIP	IP WLS BF H R ER SO ERA WHIP	IP WLS BF H R ER SO ERA WHIP	IP WLS BF H R ER SO ERA WHIP	IP WLS BF H R ER SO ERA WHIP	IP WLS BF H R ER SO ERA WHIP	IP WLS BF H R ER SO ERA WHIP	IP WLS BF H R ER SO ERA WHIP	IP WLS BF H R ER SO ERA WHIP	IP WLS BF H R ER SO ERA WHIP	IP WLS BF H R ER SO ERA WHIP	IP WLS BF H R ER SO ERA WHIP	IP WLS BF H R ER SO ERA WHIP	IP WLS BF H R ER SO ERA WHIP	IP WLS BF H R ER SO ERA WHIP	IP WLS BF H R ER SO ERA WHIP	IP WLS BF H R ER SO ERA WHIP	IP WLS BF H R ER SO ERA WHIP	IP WLS BF H R ER SO ERA WHIP	IP WLS BF H R ER SO ERA WHIP	IP WLS BF H R ER SO ERA WHIP	IP WLS BF H R ER SO ERA WHIP	IP WLS BF H R ER SO ERA WHIP	IP WLS BF H R ER SO ERA WHIP	
Lee Tunnell, R ERA: 3.89	5.0	2.0	1.0	1.0	1.0	1.0	1.0	1.0	1.0	1.0	3.60	1.400													
Cecilio Guante, R ERA: 2.44	3.0	12.0	0.0	0.0	2.0	1.0	0.0	0.0	0.0	0.0	0.00	1.333													
Jim Winn, R ERA: 4.9	2.0	W	7	1	0	0	0	0	0	0	0.00	0.500													

Pittsburgh Pirates @ Montreal Expos
Olympic Stadium, Montreal, QB
Thu Sep 19 1985, 7:05 PM EDT
Att: 7,627 - Unknown

AB 39
R 6
H 9
RBI 5
BB 4
SO 5
LOB 20



Batter	1	2	3	4	5	6	7	8	9	AB	R	H	RBI	BB	SO	LOB	TOP					
Joe Orsulak, L OBP: 0.326, SLG: 0.343	E8 SH1-4 1B 3-1	L6			F7												4 1 1 0 0 0 1					
R.J. Reynolds, S OBP: 0.323, SLG: 0.398			F7					K									4 0 2 0 0 1 1					
Johnny Ray, S OBP: 0.312, SLG: 0.362	SH1-4		6-3		F8			L8									3 0 0 0 0 0 2					
Sid Bream, L OBP: 0.287, SLG: 0.368			F7					F7									3 0 0 0 1 0 1					
Mike Brown, R OBP: 0.338, SLG: 0.452	3-1							F4									3 0 1 1 1 0 2					
Denny Gonzalez, R OBP: 0.295, SLG: 0.355	K				FC5-4 BB 1-2 2-3 3-4			F8									4 0 0 0 0 1 4					
Sam Khalifa, R OBP: 0.259, SLG: 0.314								L9									2 0 0 0 0 2 1					
Steve Kemp, L OBP: 0.318, SLG: 0.350		K															1 0 0 0 0 0 0					
Johnnie LeMaster, R OBP: 0.177, SLG: 0.156																	1 0 0 0 0 0 0					
Junior Ortiz, R OBP: 0.245, SLG: 0.235		4-3			6-3			F6									3 0 0 0 0 0 1					
Rick Rhoden, R OBP: 0.225, SLG: 0.243								F9									0 0 0 0 0 0 0					
Larry McWilliams, L OBP: 0.182, SLG: 0.187																	1 0 1 0 0 0 0					
Bill Almon, R OBP: 0.237, SLG: 0.430																	1 0 0 0 0 0 0					
Mike Bielecki, R OBP: 0.418, SLG: 0.372																	0 0 0 0 0 0 0					
Lee Mazzilli, S OBP: 0.418, SLG: 0.372																	1 0 0 0 0 0 0					
Ray Krawczyk, R OBP: 0.188, SLG: 0.200																	0 0 0 0 0 0 0					
Jim Winn, R ERA: 4.82																	0 0 0 0 0 0 0					
Inning Stats	R: 1 E: 1 K: 1 S: 7	H: 1 LOB: 2 BB: 1 P: 11	R: 0 E: 0 K: 1 S: 6	H: 1 LOB: 1 BB: 0 P: 6	R: 0 E: 0 K: 0 S: 3	H: 0 LOB: 0 BB: 0 P: 3	R: 0 E: 0 K: 1 S: 5	H: 0 LOB: 1 BB: 1 P: 9	R: 0 E: 0 K: 0 S: 4	H: 1 LOB: 1 BB: 0 P: 4	R: 0 E: 0 K: 0 S: 3	H: 0 LOB: 0 BB: 0 P: 3	R: 0 E: 0 K: 1 S: 6	H: 1 LOB: 1 BB: 0 P: 6	R: 0 E: 0 K: 0 S: 3	H: 1 LOB: 0 BB: 0 P: 3	R: 0 E: 0 K: 0 S: 3	H: 1 LOB: 1 BB: 0 P: 3	1B: 5 2B: 0 3B: 0 HR: 0	SF: 0 SAC: 1 DP: 1 HBP: 0	WP: 0 PB: 0 SB: 1 CS: 0	PA: 34
PITCHER	IP WLS BF H R ER SO BB IBB HBP BLK WP HR S P ERA WHIP	IP WLS BF H R ER SO BB IBB HBP BLK WP HR S P ERA WHIP															IP WLS BF H R ER SO BB IBB HBP BLK WP HR S P ERA WHIP					
Dwight Gooden, R ERA: 1.57	8.0 W 31 4 1 0 4 2 0 0 0 0 0 3 45 0.00 0.750	1.0 3 1 0 0 0 0 0 0 0 0 0 3 3 0.00 1.000																				
Tom Gorman, L ERA: 4.82																						

Pittsburgh Pirates @ New York Mets
Shea Stadium, Flushing, NY
Sat Sep 21 1985, 7:05 PM EDT
Att: 49,931 - Unknown

AB 31
R 1
H 5
RBI 1
BB 2
SO 4
LOB 13



Batter	1	2	3	4	5	6	7	8	9	AB	R	H	RBI	BB	SO	LOB	BOTTOM					
Mookie Wilson, S OBP: 0.341, SLG: 0.437					L7			L6									4 1 1 0 2 0 3					
Wally Backman, S OBP: 0.326, SLG: 0.345			6-3		B1 1B												6 1 4 3 0 0 1					
Keith Hernandez, L OBP: 0.368, SLG: 0.410					F7												4 1 1 1 1 1 2					
Tom Paciorek, R OBP: 0.307, SLG: 0.311			K					FC6-4 1B									1 0 0 0 0 0 3					
Gary Carter, R OBP: 0.374, SLG: 0.497																	2 1 1 0 2 0 1					
Ronn Reynolds, R OBP: 0.244, SLG: 0.275																	1 0 0 0 0 1 2					
Darryl Strawberry, L OBP: 0.385, SLG: 0.553					F7												4 0 0 0 1 1 5					
Danny Heep, L OBP: 0.336, SLG: 0.425					F5												5 1 1 1 0 0 2					
Howard Johnson, S OBP: 0.306, SLG: 0.398					F8												5 2 3 0 0 0 2					
Rafael Santana, R OBP: 0.295, SLG: 0.295																	4 3 3 2 1 0 1					
Dwight Gooden, R OBP: 0.272, SLG: 0.287																	4 2 3 4 0 0 1					
Rusty Staub, L OBP: 0.404, SLG: 0.419					L5												1 0 1 0 0 0 0					
Tom Gorman, L ERA: 4.82																	0 0 0 0 0 0 0					
Inning Stats	R: 7 E: 0 K: 0 S: 8	H: 5 LOB: 0 BB: 2 P: 16	R: 0 E: 0 K: 1 S: 5	H: 0 LOB: 1 BB: 1 P: 9	R: 0 E: 0 K: 0 S: 3	H: 0 LOB: 1 BB: 1 P: 7	R: 0 E: 0 K: 0 S: 4	H: 1 LOB: 2 BB: 1 P: 8	R: 1 E: 0 K: 0 S: 5	H: 2 LOB: 1 BB: 0 P: 5	R: 0 E: 0 K: 0 S: 4	H: 1 LOB: 2 BB: 1 P: 8	R: 2 E: 0 K: 1 S: 9	H: 5 LOB: 2 BB: 0 P: 9	R: 2 E: 0 K: 1 S: 9	H: 4 LOB: 3 BB: 1 P: 13	R: 2 E: 0 K: 1 S: 9	H: 4 LOB: 3 BB: 1 P: 13	1B: 13 2B: 3 3B: 1 HR: 1	SF: 0 SAC: 0 DP: 0 HBP: 0	WP: 1 PB: 0 SB: 1 CS: 0	PA: 48
PITCHER	IP WLS BF H R ER SO BB IBB HBP BLK WP HR S P ERA WHIP	IP WLS BF H R ER SO BB IBB HBP BLK WP HR S P ERA WHIP															IP WLS BF H R ER SO BB IBB HBP BLK WP HR S P ERA WHIP					
Rick Rhoden, R ERA: 4.13	0.2 L 9 5 7 7 0 2 1 0 0 0 0 0 13 25 0.00 0.900	3.1 14 1 0 0 1 2 1 0 0 0 0 0 9 13 4.50 2.000	2.0 10 3 1 1 0 1 0 0 0 0 0 0 17 21 6.000	1.2 14 9 4 4 2 1 0 0 0 0 0 1 1 0.00 0.000	0.1 1 0 0 0 0 0 0 0 0 0 0 1 1 0.00 0.000																	
Larry McWilliams, L ERA: 4.93																						
Mike Bielecki, R ERA: 5.4																						
Ray Krawczyk, R ERA: 14.63																						
Jim Winn, R ERA: 4.87																						

Pittsburgh Pirates @ New York Mets
Shea Stadium, Flushing, NY
Sat Sep 21 1985, 7:05 PM EDT
Att: 49,931 - Unknown

AB 41
R 12
H 18
RBI 11
BB 7
SO 3
LOB 23



Batter	1	2	3	4	5	6	7	8	9	AB	R	H	RBI	BB	SO	LOB	TOP										
Joe Orsulak, L (1, 8) OBP: 0.328, SLG: 0.350	0-3 K	0-0	0-0	0-3 K		0-0		0-0 G4-6-3		5	0	2	2	0	2	2	Pittsburgh Pirates @ St. Louis Cardinals Busch Stadium, St. Louis, MO Mon Sep 23 1985, 7:05 PM CDT Att: 17,611 - Unknown livebaseballscores.com										
R.J. Reynolds, S (1, 7) OBP: 0.319, SLG: 0.389	4-0	0-0 L5			0-0 4-3	0-0 F3			0-0 G3	4	1	0	0	1	0	3											
Johnny Ray, S (1, 4) OBP: 0.312, SLG: 0.360	0-0 F7		0-0 1-3		0-0 6-3		0-0 F3		0-0 F7	5	0	0	0	0	0	1											
Sid Bream, L (1, 3) Marvell Wynne, L (9, PR) OBP: 0.318, SLG: 0.406 OBP: 0.254, SLG: 0.265	0-0		0-0 F8		0-0	0-0	0-0	0-0	0-0	5	0	4	1	0	0	0											
Mike Brown, R (1, 9) OBP: 0.339, SLG: 0.449	0-3 K		0-0		0-0 4-3		0-0	0-0	0-0 F6	4	0	1	0	1	1	3											
Tony Peña, R (1, 2) OBP: 0.282, SLG: 0.362		0-0	0-0 F8		0-0	0-0 6-3	0-0 K			4	1	1	0	0	1	3											
Jim Morrison, R (1, 5) OBP: 0.272, SLG: 0.333		0-0 F9		0-3 K		0-0	0-0	0-3 K		4	1	1	1	0	2	3											
Sam Khalifa, R (1, 6) OBP: 0.296, SLG: 0.318		4-0		0-0		0-0		0-0	0-0 5-3	3	1	2	0	1	0	0											
Bob Walk, R (1, 1) Pat Clements, R (7, 1) Cecilio Guante, R (8, 1) Larry McWilliams, L (8, 1) OBP: 0.162, SLG: 0.167		0-0 B5		0-0 SH1-4		0-0 SH1-4		0-0	0-0 G4-6-3	1	0	0	0	0	0	2											
Inning Stats	R: 1 E: 0 K: 2 S: 8	H: 1 LOB: 1 BB: 1 P: 12	R: 1 E: 0 K: 0 S: 5	H: 2 LOB: 2 BB: 1 P: 9	R: 0 E: 0 K: 0 S: 4	H: 1 LOB: 1 BB: 0 P: 4	R: 0 E: 0 K: 2 S: 8	H: 1 LOB: 1 BB: 0 P: 8	R: 0 E: 0 K: 0 S: 4	H: 1 LOB: 2 BB: 1 P: 4	R: 0 E: 0 K: 2 S: 6	H: 3 LOB: 1 BB: 0 P: 6	R: 0 E: 0 K: 2 S: 8	H: 1 LOB: 2 BB: 1 P: 12	R: 0 E: 0 K: 0 S: 3	H: 1 LOB: 0 BB: 0 P: 3		R: 0 E: 0 K: 0 S: 4	H: 1 LOB: 1 BB: 0 P: 4	1B: 9 2B: 2 3B: 0 HR: 1	SF: 0 SAC: 2 DP: 1 HBP: 0	WP: 0 PB: 0 SB: 1 CS: 0	PA: 41				
PITCHER	IP	WLS	BF	H	R	ER	SO	BB	IBB	HBP	BLK	WP	HR	S	P	ERA	WHIP										
Bob Forsch, R (1, 1) ERA: 3.99	5.2		28	9	4	4	4	2	0	0	0	0	1	34	42	6.35	1.941										
Pat Perry, L (6, 1) ERA	0.2		4	1	0	0	0	1	0	0	0	0	0	3	7	0.00	3.000										
Bill Campbell, R (7, 1) ERA: 3.26	0.2		2	0	0	0	2	0	0	0	0	0	0	6	6	0.00	0.000										
Jeff Lahti, R (8, 1) ERA: 1.85	1.2	W	6	2	0	0	0	0	0	0	0	0	0	6	6	0.00	1.200										
Todd Worrell, R (9, 1) ERA: 2.87	0.1	S	1	0	0	0	0	0	0	0	0	0	0	1	1	0.00	0.000										
Batter	1	2	3	4	5	6	7	8	9	AB	R	H	RBI	BB	SO	LOB	BOTTOM										
Vince Coleman, S (1, 7) OBP: 0.320, SLG: 0.339	0-0 4-3		0-0 4-3		0-0 F7		0-0 F7			4	0	0	0	0	0	1	Pittsburgh Pirates @ St. Louis Cardinals Busch Stadium, St. Louis, MO Mon Sep 23 1985, 7:05 PM CDT Att: 17,611 - Unknown livebaseballscores.com										
Jeff Lahti, R (8, 1)										0	0	0	0	0	0	0											
Todd Worrell, R (9, 1)										0	0	0	0	0	0	0											
Willie McGee, S (1, 8) OBP: 0.388, SLG: 0.514	0-0 G3		0-0		0-0 F7			0-0	0-0	4	1	2	0	0	0	0											
Tom Herr, S (1, 4) OBP: 0.386, SLG: 0.420	0-0 L8		0-0 F8		0-3 K			0-0	0-0 F7	4	0	0	0	0	1	2											
Darrell Porter, L (1, 2) OBP: 0.318, SLG: 0.404		0-0	0-0		0-0		0-0	0-0	0-0 F8	3	1	1	0	0	0	1											
Brian Harper, R (8, PH) OBP: 0.294, SLG: 0.347		FC6-4	0-0	0-0 6-3		0-0		0-0	0-0	1	0	0	0	0	0	1											
Andy Van Slyke, L (1, 9) OBP: 0.335, SLG: 0.446		0-0		0-0		0-0		0-0	0-0	3	0	1	0	0	0	0											
Cesar Cedeno, R (8, PH) OBP: 0.348, SLG: 0.442		0-0		0-0		0-0		0-0	0-0	1	0	1	0	0	0	0											
Tom Lawless, R (8, PR) OBP: 0.254, SLG: 0.259		0-0		0-0		0-0		0-0	0-0	0	1	0	0	0	0	0											
Tom Nieto, R (9, 2) OBP: 0.302, SLG: 0.285		1-2		0-0		0-0		1-3	0-0	0	0	0	0	0	0	0											
Terry Pendleton, S (1, 5) OBP: 0.280, SLG: 0.301		0-0 FC6-4		0-0		0-0		0-0	0-0	4	2	2	2	0	0	2											
Mike Jorgensen, L (1, 3) OBP: 0.398, SLG: 0.274		0-0		0-0		0-0		0-0	0-0	2	0	1	1	2	0	1											
Ozzie Smith, S (1, 6) OBP: 0.346, SLG: 0.349		0-0		0-0		0-0		0-0	0-0	4	0	1	2	0	0	4											
Bob Forsch, R (1, 1) Pat Clements, L (7, 1) Bill Campbell, R (7, 1) Steve Bream, L (7, PH) Tilo Landrum, R (8, 7) OBP: 0.241, SLG: 0.390 OBP: 0.200, SLG: 0.500 OBP: 0.166, SLG: 0.333 OBP: 0.162, SLG: 0.167		0-0		0-3 K		0-3 K		0-0	0-0 F9	2	0	0	0	0	2	1											
Inning Stats	R: 0 E: 0 K: 0 S: 3	H: 0 LOB: 0 BB: 0 P: 3	R: 2 E: 0 K: 1 S: 8	H: 3 LOB: 1 BB: 0 P: 8	R: 0 E: 0 K: 0 S: 4	H: 1 LOB: 1 BB: 0 P: 4	R: 0 E: 0 K: 0 S: 3	H: 0 LOB: 1 BB: 1 P: 7	R: 0 E: 0 K: 1 S: 5	H: 0 LOB: 0 BB: 0 P: 5	R: 0 E: 0 K: 1 S: 5	H: 0 LOB: 0 BB: 0 P: 5	R: 1 E: 0 K: 0 S: 5	H: 2 LOB: 1 BB: 0 P: 5	R: 2 E: 0 K: 0 S: 6	H: 3 LOB: 2 BB: 1 P: 10	R: 0 E: 0 K: 0 S: 4	H: 1 LOB: 1 BB: 0 P: 4	1B: 7 2B: 1 3B: 1 HR: 0	SF: 0 SAC: 0 DP: 0 HBP: 0	WP: 0 PB: 1 SB: 2 CS: 0	PA: 35					
PITCHER	IP	WLS	BF	H	R	ER	SO	BB	IBB	HBP	BLK	WP	HR	S	P	ERA	WHIP										
Bob Walk, R (1, 1) ERA: 3.83	6.1		26	6	3	3	3	1	0	0	0	0	0	31	35	4.26	1.105										
Pat Clements, L (7, 1) ERA: 3.39	1.1		5	1	1	1	0	0	0	0	0	0	0	5	5	6.75	0.750										
Cecilio Guante, R (8, 1) ERA: 2.45	0.0	L	2	2	1	1	0	0	0	0	0	0	0	2	2	*	*										
Larry McWilliams, L (8, 1) ERA: 4.92	0.1		2	0	0	0	0	1	0	0	0	0	0	1	5	0.00	3.000										

Batter	1	2	3	4	5	6	7	8	9	AB	R	H	RBI	BB	SO	LOB	TOP										
Bill Almon, R OBP: 0.337, SLG: 0.433 Steve Kemp, L OBP: 0.316, SLG: 0.348 Pat Clements, R OBP: 0.500, SLG: 0.500 Sixto Lezcano, R OBP: 0.397, SLG: 0.307	E6 SH2-4		K				K		F4	3	0	1	1	0	1	0	Pittsburgh Pirates @ St. Louis Cardinals Busch Stadium, St. Louis, MO Tue Sep 24 1985, 7:05 PM CDT Att: 20,054 - Unknown										
R.J. Reynolds, S OBP: 0.314, SLG: 0.391	E4 SH2-4		1B	2B	6-3		4-3			4	1	1	0	0	0	2											
Johnny Ray, S OBP: 0.314, SLG: 0.362	SH2-4		1B	2B			4-3		F7	3	0	2	0	0	0	0											
Mike Brown, R OBP: 0.341, SLG: 0.448			1B	2B			G6-4-3		F7	3	0	1	1	1	0	1											
Sid Bream, L OBP: 0.316, SLG: 0.430			1B	2B			4-3			4	1	1	1	0	1	4											
Tony Peña, R OBP: 0.282, SLG: 0.363	F4						5-3		F8	4	1	1	0	0	0	3											
Jim Morrison, R OBP: 0.271, SLG: 0.332 Marvell Wynne, L OBP: 0.254, SLG: 0.265			K		F8		K			4	0	1	0	0	2	1											
Sam Khalifa, R OBP: 0.296, SLG: 0.317	F7		E8	2B	4-3		F9		K	4	1	1	1	0	1	1											
Lee Tunnell, R OBP: 0.109, SLG: 0.136 Larry McWilliams, L OBP: 0.162, SLG: 0.167 Joe Orsulak, L OBP: 0.327, SLG: 0.349 Lee Mazzilli, S OBP: 0.415, SLG: 0.368	L4		4-3	2B	4-3		F5		K	2	0	0	0	0	0	1											
Inning Stats	R: 0 E: 2 K: 1 S: 7	H: 0 LOB: 3 BB: 1 P: 11	R: 0 E: 0 K: 1 S: 5	H: 0 LOB: 0 BB: 0 P: 5	R: 1 E: 0 K: 1 S: 7	H: 3 LOB: 1 BB: 0 P: 7	R: 2 E: 1 K: 0 S: 6	H: 3 LOB: 1 BB: 0 P: 6	R: 0 E: 0 K: 0 S: 3	H: 0 LOB: 0 BB: 0 P: 3	R: 0 E: 0 K: 1 S: 5	H: 0 LOB: 0 BB: 0 P: 5	R: 0 E: 0 K: 0 S: 4	H: 1 LOB: 0 BB: 0 P: 4	R: 0 E: 0 K: 2 S: 8	H: 1 LOB: 1 BB: 0 P: 8		1B: 5 2B: 3 3B: 0 HR: 1	SF: 0 SAC: 1 DP: 1 HBP: 0	WP: 0 PB: 0 SB: 0 CS: 0	PA: 37						
PITCHER	IP	WLS	BF	H	R	ER	SO	BB	IBB	HBP	BLK	WP	HR	S	P	ERA	WHIP										
Ricky Horton, L ERA: 2.85	5.0	W	23	7	3	3	3	0	1	0	0	0	0	28	32	5.40	1.400										
Matt Keough, R ERA: 4.5	2.0		6	0	0	0	2	0	0	0	0	0	0	10	10	0.00	0.000										
Todd Worrell, R ERA: 3.18	1.1	S	2	0	0	0	1	0	0	0	0	0	1	8	8	6.75	1.500										
Ken Dayley, L ERA: 2.45	0.2		2	0	0	0	1	0	0	0	0	0	0	4	4	0.00	0.000										

AB	35
R	4
H	9
RBI	4
BB	1
SO	7
LOB	15



Batter	1	2	3	4	5	6	7	8	9	AB	R	H	RBI	BB	SO	LOB	BOTTOM										
Vince Coleman, S OBP: 0.321, SLG: 0.339	4-3	4-3		4-3	BB		S			5	0	2	1	0	0	1	Pittsburgh Pirates @ St. Louis Cardinals Busch Stadium, St. Louis, MO Tue Sep 24 1985, 7:05 PM CDT Att: 20,054 - Unknown										
Willie McGee, S OBP: 0.390, SLG: 0.514	2B	G3		BB	1B		L5			4	1	2	0	1	0	2											
Tom Herr, S OBP: 0.388, SLG: 0.422	1B			F8	1B		1-3		SH1-4	4	2	2	0	1	0	3											
Darrell Porter, L OBP: 0.321, SLG: 0.403 Tom Nieto, R OBP: 0.302, SLG: 0.285	L5		K	BB	1B		SH1-4			3	0	1	0	1	1	3											
Andy Van Slyke, L OBP: 0.336, SLG: 0.444 Cesar Cedeno, R OBP: 0.350, SLG: 0.442	1B		F8	BB	BB		K		FC6-4	2	0	0	0	2	1	2											
Terry Pendleton, S OBP: 0.281, SLG: 0.301	1B		F8	BB	BB		F9		F9	4	1	1	2	1	0	6											
Mike Jorgensen, L OBP: 0.386, SLG: 0.263 Tito Landrum, R OBP: 0.358, SLG: 0.437	4-3		E8		4-3		F6		FC6-4	4	0	0	0	0	0	3											
Ozzie Smith, S OBP: 0.349, SLG: 0.352			4-3	SH3-4	1B		1B		F7	3	1	2	0	1	0	0											
Ricky Horton, L ERA: 3.92 Brian Harper, R OBP: 0.298, SLG: 0.340 Matt Keough, R OBP: 0.313, SLG: 0.313 Todd Worrell, R OBP: 0.400, SLG: 0.400	SH3-4		K		6-3		6-3			1	0	0	0	0	1	2											
Inning Stats	R: 2 E: 0 K: 0 S: 6	H: 3 LOB: 2 BB: 1 P: 10	R: 0 E: 0 K: 0 S: 4	H: 1 LOB: 1 BB: 0 P: 4	R: 2 E: 1 K: 2 S: 9	H: 1 LOB: 2 BB: 2 P: 17	R: 0 E: 0 K: 0 S: 4	H: 1 LOB: 3 BB: 2 P: 12	R: 1 E: 0 K: 0 S: 5	H: 2 LOB: 2 BB: 1 P: 9	R: 0 E: 0 K: 1 S: 6	H: 1 LOB: 1 BB: 0 P: 6	R: 0 E: 0 K: 0 S: 4	H: 1 LOB: 1 BB: 0 P: 4	R: 0 E: 0 K: 0 S: 3	H: 0 LOB: 2 BB: 2 P: 11		1B: 8 2B: 2 3B: 0 HR: 0	SF: 0 SAC: 2 DP: 0 HBP: 0	WP: 0 PB: 0 SB: 3 CS: 0	PA: 43						
PITCHER	IP	WLS	BF	H	R	ER	SO	BB	IBB	HBP	BLK	WP	HR	S	P	ERA	WHIP										
Lee Tunnell, R ERA: 3.92	3.2	L	23	6	4	2	2	4	1	0	0	0	0	12	16	3.86	1.714										
Larry McWilliams, L ERA: 4.89	2.1		11	3	1	1	1	1	0	0	0	0	0	7	15	0.00	1.000										
Pat Clements, L ERA: 3.31	2.0		9	1	0	0	0	1	1	0	0	0	0	7	15	0.00	1.000										



Batter	1	2	3	4	5	6	7	8	9	AB	R	H	RBI	BB	SO	LOB	TOP					
Tim Raines, S (1, 7) OBP: 0.400, SLG: 0.455	F7		6-3			K		6-3		4	0	0	0	0	1	1	Montreal Expos @ Pittsburgh Pirates Three Rivers Stadium, Pittsburgh, PA Wed Sep 25 1985, 7:05 PM EDT Att: 2,648 - Unknown					
Mitch Webster, S (1, 8) OBP: 0.322, SLG: 0.478 Doug Frobel, L (5, 8) OBP: 0.301, SLG: 0.258	F9			P6		FC4-6		G3		2	0	0	0	0	0	0						
Andre Dawson, R (1, 9) OBP: 0.294, SLG: 0.436	1B			K		K			F8	4	0	1	0	0	2	1						
Hubie Brooks, R (1, 6) OBP: 0.308, SLG: 0.406	6-3			K					6-3	4	0	0	0	0	1	1						
Terry Francona, L (1, 3) OBP: 0.305, SLG: 0.353		P4							4-3	4	1	1	0	0	0	0						
Tim Wallach, R (1, 5) OBP: 0.310, SLG: 0.454	F7			K					1B	3	1	1	2	0	1	0						
Al Newman, S (1, 4) OBP: 0.222, SLG: 0.200	G3								6-3	3	0	1	0	0	0	0						
Ned Yost, R (1, 2)			6-3						F8	3	0	0	0	0	0	1						
Bill Laskey, R (1, 1) ERA: 2.24 Gary Lucas, L (3, 1) ERA: 3.23 Herm Winningham, L (6, PH) Bert Roberge, R (6, 1) Razor Shines, S (8, PH) Jack O'Connor, L (8, 1)			K						K	1	0	0	0	0	0	0						
Inning Stats	R: 0 E: 0 K: 0 S: 4	H: 1 LOB: 1 BB: 0 P: 4	R: 0 E: 0 K: 0 S: 3	H: 0 LOB: 0 BB: 0 P: 3	R: 0 E: 0 K: 1 S: 5	H: 0 LOB: 0 BB: 0 P: 5	R: 0 E: 0 K: 2 S: 7	H: 0 LOB: 0 BB: 0 P: 7	R: 0 E: 0 K: 1 S: 6	H: 1 LOB: 1 BB: 0 P: 6	R: 0 E: 0 K: 2 S: 8	H: 1 LOB: 1 BB: 0 P: 8	R: 2 E: 0 K: 0 S: 5	H: 2 LOB: 2 BB: 0 P: 5	R: 0 E: 0 K: 1 S: 5	H: 0 LOB: 0 BB: 0 P: 5	R: 0 E: 0 K: 0 S: 3	H: 0 LOB: 0 BB: 0 P: 3	1B: 4 2B: 0 3B: 0 HR: 1	SF: 0 SAC: 0 DP: 0 HBP: 0	WP: 0 PB: 0 CS: 0	PA: 32
PITCHER Rick Reuschel, R (1, 1) ERA: 2.24	IP: 9.0 WLS: W BF: 32 H: 5 R: 2 ER: 2 SO: 7 BB: 0 IBB: 0 HBP: 0 BLK: 0 WP: 0 HR: 1 S: 46 P: 46 ERA: 2.00 WHIP: 0.556																					

AB	32
R	2
H	5
RBI	2
BB	0
SO	7
LOB	5



Batter	1	2	3	4	5	6	7	8	9	AB	R	H	RBI	BB	SO	LOB	BOTTOM			
Joe Orsulak, L (1, 8) OBP: 0.326, SLG: 0.350	S 1B	6-3	1B		4-3		F8			5	1	2	1	0	0	2	Montreal Expos @ Pittsburgh Pirates Three Rivers Stadium, Pittsburgh, PA Wed Sep 25 1985, 7:05 PM EDT Att: 2,648 - Unknown			
R.J. Reynolds, S (1, 7) OBP: 0.326, SLG: 0.391	F9		1B			SH				2	1	1	1	3	0	1				
Johnny Ray, S (1, 4) OBP: 0.313, SLG: 0.359	1B	F8	F8			F9	G3			4	0	0	0	1	0	6				
Sid Bream, L (1, 3) OBP: 0.319, SLG: 0.423	BB		4-3	K		SH		F7		4	1	1	1	1	1	0				
Mike Brown, R (1, 9) OBP: 0.343, SLG: 0.450	BB		F8		F8	SH		F6		3	2	1	1	1	0	0				
Tony Peña, R (1, 2) OBP: 0.285, SLG: 0.366	F2		1B		F9	BLK				4	1	2	3	1	0	3				
Jim Morrison, R (1, 5) OBP: 0.270, SLG: 0.329	F3		1B		F8	K		F9		5	0	1	0	0	1	5				
Sam Khalifa, R (1, 6) OBP: 0.302, SLG: 0.320		SH2-4	1B		PB	F8				3	1	2	1	1	0	1				
Rick Reuschel, R (1, 1) OBP: 0.193, SLG: 0.255		SH2-4	FC5-1		6-3		F7			3	1	0	0	0	0	3				
Inning Stats	R: 1 E: 0 K: 0 S: 5	H: 2 LOB: 3 BB: 2 P: 13	R: 0 E: 0 K: 0 S: 4	H: 1 LOB: 2 BB: 1 P: 8	R: 4 E: 0 K: 0 S: 9	H: 6 LOB: 2 BB: 0 P: 9	R: 0 E: 0 K: 1 S: 5	H: 0 LOB: 0 BB: 0 P: 5	R: 0 E: 0 K: 1 S: 3	H: 0 LOB: 1 BB: 1 P: 7	R: 3 E: 1 K: 1 S: 7	H: 1 LOB: 1 BB: 2 P: 15	R: 0 E: 0 K: 0 S: 3	H: 0 LOB: 1 BB: 1 P: 7	R: 0 E: 0 K: 0 S: 3	H: 0 LOB: 1 BB: 1 P: 7	1B: 8 2B: 2 3B: 0 HR: 0	SF: 0 SAC: 2 DP: 0 HBP: 0	WP: 0 PB: 1 CS: 0	PA: 43
PITCHER Bill Laskey, R (1, 1) ERA: 4.57 Gary Lucas, L (3, 1) ERA: 3.23 Bert Roberge, R (6, 1) ERA: 3.44 Jack O'Connor, L (8, 1) ERA: 4.87	IP: 2.2 WLS: L BF: 20 H: 9 R: 5 ER: 5 SO: 5 BB: 3 IBB: 0 HBP: 0 BLK: 0 WP: 0 HR: 0 S: 17 P: 29 ERA: 16.88 WHIP: 4.500																			



Batter	1	2	3	4	5	6	7	8	9	AB	R	H	RBI	BB	SO	LOB	TOP				
Mookie Wilson, S (1, 8) OBP: 0.334, SLG: 0.432	F8		SF7			2B	K		FC4	4	1	1	1	0	1	3					
Larry Bowa, S (1, 4) OBP: 0.276, SLG: 0.303	F7		P6			K		F8		3	0	0	0	0	1	1					
Wally Backman, S (7, 4) OBP: 0.326, SLG: 0.348										1	0	0	0	0	0	0					
Keith Hernandez, L (1, 3) OBP: 0.378, SLG: 0.420	F6			6-3		BB		F7		4	0	1	1	0	0	0					
Gary Carter, R (1, 2) OBP: 0.366, SLG: 0.492		F7		6-3		F8		6-3		4	0	0	0	0	0	1					
Darryl Strawberry, L (1, 9) OBP: 0.386, SLG: 0.539	4-3			G3		BB		BB	S	2	0	0	0	2	0	0					
George Foster, R (1, 7) OBP: 0.331, SLG: 0.459					5-3	1B				3	1	1	1	1	0	1					
Ray Knight, R (1, 5) OBP: 0.248, SLG: 0.327						1-2	2-3	BB													
Howard Johnson, S (6, PH) OBP: 0.300, SLG: 0.388	F3				E1	FC6-4		F7		2	0	0	0	0	0	0					
Rafael Santana, R (1, 6) OBP: 0.299, SLG: 0.304			SH5-4		F7			6-3		3	1	1	0	1	0	1					
Rick Aquilera, R (1, 1) OBP: 0.286, SLG: 0.324																					
Tom Flaherty, R (9, PH) OBP: 0.306, SLG: 0.306																					
Rusty Strahl, R (9, PH) OBP: 0.416, SLG: 0.419																					
Billy Beane, R (9, PH) OBP: 0.291, SLG: 0.322																					
Roger McDowell, R (9, 1) OBP: 0.331, SLG: 0.333																					
Jesse Orosco, R (9, 1) OBP: 0.333, SLG: 0.333																					
Inning Stats	R: 0 E: 0 K: 0 S: 3	H: 0 LOB: 0 BB: 0 P: 3	R: 1 E: 0 K: 0 S: 4	H: 1 LOB: 0 BB: 0 P: 4	R: 1 E: 0 K: 0 S: 4	H: 1 LOB: 0 BB: 0 P: 4	R: 0 E: 0 K: 0 S: 3	H: 0 LOB: 0 BB: 0 P: 3	R: 0 E: 1 K: 1 S: 7	H: 0 LOB: 1 BB: 0 P: 4	R: 1 E: 0 K: 1 S: 5	H: 2 LOB: 3 BB: 0 P: 15	R: 0 E: 0 K: 1 S: 5	H: 0 LOB: 0 BB: 0 P: 5	R: 0 E: 0 K: 0 S: 3	H: 0 LOB: 0 BB: 0 P: 3	R: 0 E: 0 K: 0 S: 3	H: 0 LOB: 3 BB: 3 P: 15	1B: 0 2B: 2 3B: 1 HR: 1	SF: 1 SAC: 1 DP: 0 HBP: 0	WP: 0 PA: 37 PB: 0 SB: 1 CS: 0
PITCHER	IP WLS BF H R ER SO BB IBB HBP BLK WP HR S P ERA WHIP																				
Bob Kipper, L (1, 1) ERA: 7.36	5.1 L 21 4 3 3 1 0 0 0 0 0 0 1 23 23 5.06 0.750																				
Jim Winn, R (6, 1) ERA: 4.75	1.2 7 0 0 0 0 1 1 1 0 0 0 0 7 15 0.00 0.600																				
Pat Clements, L (8, 1) ERA: 3.24	1.2 7 0 0 0 0 1 1 1 0 0 0 0 5 13 0.00 0.600																				
Cecilio Guante, R (9, 1) ERA: 2.6	0.1 2 0 0 0 0 1 0 0 0 0 0 0 1 5 0.00 3.000																				

New York Mets @ Pittsburgh Pirates
Three Rivers Stadium, Pittsburgh, PA
Sat Sep 28 1985, 3:33 AM EDT
Att: 4,410 - Unknown

AB 30
R 3
H 4
RBI 3
BB 5
SO 2
LOB 12



Batter	1	2	3	4	5	6	7	8	9	AB	R	H	RBI	BB	SO	LOB	BOTTOM		
Joe Orsulak, L (1, 8) OBP: 0.331, SLG: 0.358	F7		FC3-6			F8		FC4-6		4	0	0	0	0	0	3			
Sixto Lezcano, R (9, PH) OBP: 0.395, SLG: 0.304										1	0	0	0	0	1	3			
R.J. Reynolds, S (1, 7) OBP: 0.325, SLG: 0.390			K			K			K	4	1	1	0	0	3	5			
Johnny Ray, S (1, 4) OBP: 0.311, SLG: 0.355	G4-6-3				F6		F7		4-3	4	0	0	0	0	0	2			
Sid Bream, L (1, 3) OBP: 0.323, SLG: 0.432		4-3			5-4-3	1B	WP		SF9	3	0	2	1	0	0	0			
Mike Brown, R (1, 9) OBP: 0.346, SLG: 0.444		F8			5-4-3	BB			F8	2	0	0	0	2	0	0			
Tony Peña, R (1, 2) OBP: 0.284, SLG: 0.363		F9			5-4-3				4-3	4	0	0	0	0	0	4			
Jim Morrison, R (1, 5) OBP: 0.269, SLG: 0.330			F9		6-3				F8	4	0	1	0	0	0	2			
Sam Khalifa, R (1, 6) OBP: 0.307, SLG: 0.319			FC3-6			F8			FC5-4	2	0	1	0	2	0	0			
Bob Kipper, R (1, 1) ERA: 7.36																			
Jim Winn, R (6, 1) ERA: 4.75																			
Pat Clements, L (8, 1) ERA: 3.24																			
Cecilio Guante, R (9, 1) ERA: 2.6																			
Lee Mazzilli, S (9, PH) OBP: 0.424, SLG: 0.374																			
Inning Stats	R: 0 E: 0 K: 0 S: 2	H: 0 LOB: 0 BB: 0 P: 3	R: 0 E: 0 K: 0 S: 3	H: 0 LOB: 0 BB: 0 P: 3	R: 0 E: 0 K: 1 S: 7	H: 2 LOB: 2 BB: 0 P: 7	R: 0 E: 0 K: 0 S: 4	H: 1 LOB: 2 BB: 1 P: 8	R: 0 E: 0 K: 1 S: 6	H: 1 LOB: 1 BB: 1 P: 10	R: 0 E: 0 K: 0 S: 3	H: 0 LOB: 1 BB: 1 P: 7	R: 1 E: 0 K: 0 S: 4	H: 1 LOB: 0 BB: 0 P: 4	R: 0 E: 0 K: 2 S: 8	H: 1 LOB: 3 BB: 2 P: 16	1B: 3 2B: 3 3B: 0 HR: 0	SF: 1 SAC: 0 DP: 1 HBP: 1	WP: 1 PA: 38 PB: 0 SB: 0 CS: 0
PITCHER	IP WLS BF H R ER SO BB IBB HBP BLK WP HR S P ERA WHIP																		
Rick Aquilera, R (1, 1) ERA: 3.09	8.0 W 32 5 1 1 2 3 0 0 0 0 0 0 32 45 1.12 1.000																		
Roger McDowell, R (9, 1) ERA: 2.73	0.1 4 1 0 0 0 2 0 0 0 0 0 0 2 10 0.00 9.000																		
Jesse Orosco, L (9, 1) ERA: 2.91	0.2 S 2 0 0 0 0 2 0 0 0 0 0 0 6 6 0.00 0.000																		

New York Mets @ Pittsburgh Pirates
Three Rivers Stadium, Pittsburgh, PA
Sat Sep 28 1985, 3:33 AM EDT
Att: 4,410 - Unknown

AB 31
R 1
H 6
RBI 1
BB 5
SO 4
LOB 20



Batter	1	2	3	4	5	6	7	8	9	AB	R	H	RBI	BB	SO	LOB	TOP					
Joe Orsulak L (1.8) OBP: 0.331, SLG: 0.356										5	1	1	0	0	0	5	Pittsburgh Pirates @ Chicago Cubs Wrigley Field, Chicago, IL Tue Oct 01 1985, 3:33 AM CDT Att: 3,446 - Unknown					
Bill Almon R (1.5) OBP: 0.336, SLG: 0.422										4	0	0	0	1	1	3						
Johnny Ray S (1.4) OBP: 0.317, SLG: 0.360										4	0	2	0	1	0	0						
Sid Bream L (1.3) OBP: 0.321, SLG: 0.417										4	1	1	0	1	1	3						
Mike Brown R (1.9) OBP: 0.344, SLG: 0.448										4	1	1	1	0	1	3						
R.J. Reynolds S (1.7) OBP: 0.326, SLG: 0.386										4	0	1	0	0	1	2						
Sam Khalifa R (1.6) OBP: 0.304, SLG: 0.316										4	0	2	1	0	0	0						
Junior Ortiz R (1.2) OBP: 0.250, SLG: 0.241										3	0	1	0	0	0	3						
Steve Kemp L (8, PH) OBP: 0.119, SLG: 0.351										1	0	1	0	0	0	0						
Tony Peña R (8.2) OBP: 0.285, SLG: 0.362										0	0	0	0	0	0	0						
Rick Reuschel R (1.1) OBP: 0.200, SLG: 0.259										3	0	1	0	0	1	1						
Lee Mazzilli S (8, PH) OBP: 0.428, SLG: 0.379										1	0	1	0	0	0	0						
Jose DeLeon R (8.1) OBP: 0.128, SLG: 0.056										0	0	0	0	0	0	0						
Inning Stats	R: 1 E: 0 K: 1 S: 7	H: 2 LOB: 2 BB: 1 P: 11	R: 0 E: 0 K: 1 S: 6	H: 1 LOB: 1 BB: 0 P: 6	R: 0 E: 0 K: 0 S: 3	H: 0 LOB: 0 BB: 0 P: 3	R: 0 E: 0 K: 0 S: 3	H: 0 LOB: 0 BB: 0 P: 3	R: 0 E: 0 K: 0 S: 4	H: 2 LOB: 1 BB: 0 P: 4	R: 1 E: 0 K: 0 S: 6	H: 3 LOB: 2 BB: 0 P: 6	R: 0 E: 0 K: 1 S: 5	H: 0 LOB: 2 BB: 2 P: 13	R: 1 E: 0 K: 1 S: 8	H: 3 LOB: 2 BB: 0 P: 8	R: 0 E: 0 K: 1 S: 5	H: 1 LOB: 0 BB: 0 P: 5	1B: 11 2B: 0 3B: 0 HR: 1	SF: 0 SAC: 0 DP: 2 HBP: 0	WP: 1 PB: 0 SB: 2 CS: 0	PA: 40
PITCHER	IP WLS BF H R ER SO BB IBB HBP BLK WP HR S P ERA WHIP																					
Reggie Patterson R (1.1) ERA: 3.3	6.2 W 30 8 2 2 2 3 0 0 0 0 1 0 31 43 2.70 1.650																					
Jay Baller R (7.1) ERA: 2.91	1.0 6 3 1 1 2 0 0 0 0 0 0 1 10 10 9.00 3.000																					
Lee Smith R (8.1) ERA: 3.04	1.1 S 4 1 0 0 1 0 0 0 0 0 0 0 6 6 0.00 0.750																					

AB	37
R	3
H	12
RBI	2
BB	3
SO	5
LOB	20



Batter	1	2	3	4	5	6	7	8	9	AB	R	H	RBI	BB	SO	LOB	BOTTOM					
Bob Dernier R (1.8) OBP: 0.313, SLG: 0.310										4	1	1	0	0	0	1	Pittsburgh Pirates @ Chicago Cubs Wrigley Field, Chicago, IL Tue Oct 01 1985, 3:33 AM CDT Att: 3,446 - Unknown					
Shawon Dunston R (1.6) OBP: 0.306, SLG: 0.383										4	0	0	0	0	1	1						
23 Ryne Sandberg R (1.4) OBP: 0.366, SLG: 0.500										3	0	0	0	0	2	2						
Keith Moreland R (1.9) OBP: 0.374, SLG: 0.444										2	1	0	1	1	0	1						
Jody Davis R (1.2) OBP: 0.303, SLG: 0.407										3	1	1	2	0	0	1						
Leon Durham L (1.3) OBP: 0.359, SLG: 0.469										3	1	1	1	0	2	0						
Ron Cey R (1.5) OBP: 0.321, SLG: 0.412										3	0	0	0	0	2	0						
Billy Hatcher R (1.7) OBP: 0.292, SLG: 0.382										3	0	0	0	0	0	0						
Lee Smith R (8.1) ERA: 4.64										0	0	0	0	0	0	0						
Reggie Patterson R (1.1) Jay Baller R (7.1) Thad Bosley L (8.7) OBP: 0.400, SLG: 0.526										2	0	0	0	0	0	0						
Inning Stats	R: 1 E: 1 K: 0 S: 5	H: 1 LOB: 1 BB: 0 P: 5	R: 1 E: 0 K: 1 S: 6	H: 1 LOB: 0 BB: 0 P: 6	R: 0 E: 0 K: 1 S: 5	H: 0 LOB: 0 BB: 0 P: 5	R: 2 E: 0 K: 1 S: 6	H: 1 LOB: 1 BB: 1 P: 10	R: 0 E: 0 K: 0 S: 3	H: 0 LOB: 0 BB: 0 P: 3	R: 0 E: 0 K: 1 S: 5	H: 0 LOB: 0 BB: 0 P: 5	R: 0 E: 0 K: 2 S: 7	H: 0 LOB: 0 BB: 0 P: 7	R: 0 E: 0 K: 1 S: 5	H: 1 LOB: 0 BB: 0 P: 5	R: 0 E: 0 K: 1 S: 5	H: 0 LOB: 0 BB: 0 P: 5	1B: 1 2B: 2 3B: 0 HR: 2	SF: 0 SAC: 0 DP: 1 HBP: 0	WP: 1 PB: 0 SB: 0 CS: 0	PA: 29
PITCHER	IP WLS BF H R ER SO BB IBB HBP BLK WP HR S P ERA WHIP																					
Rick Reuschel R (1.1) ERA: 2.3	7.0 L 26 3 4 3 6 1 0 0 0 0 1 2 37 41 3.86 0.571																					
Jose DeLeon R (8.1) ERA: 4.64	1.0 3 1 0 0 1 0 0 0 0 0 0 0 5 5 0.00 1.000																					

AB	28
R	4
H	4
RBI	4
BB	1
SO	7
LOB	6



Batter	1	2	3	4	5	6	7	8	9	AB	R	H	RBI	BB	SO	LOB	TOP					
Joe Orsulak, L (1, 8) OBP: 0.337, SLG: 0.364										5	1	4	0	0	0	0	Pittsburgh Pirates @ Chicago Cubs Wrigley Field, Chicago, IL Wed Oct 02 1985, 3:33 AM CDT Att: 4,637 - Unknown					
Bill Almon, R (1, 5) OBP: 0.337, SLG: 0.426										3	1	1	1	1	1	2						
Johnny Ray, S (1, 4) OBP: 0.318, SLG: 0.365										4	2	1	3	1	0	5						
Sid Bream, L (1, 3) OBP: 0.331, SLG: 0.439										3	2	1	1	2	0	0						
Mike Brown, R (1, 9) OBP: 0.350, SLG: 0.452										4	0	3	0	1	0	0						
R.J. Reynolds, S (1, 7) OBP: 0.324, SLG: 0.383										5	0	1	2	0	0	5						
Sam Khalifa, R (1, 6) OBP: 0.303, SLG: 0.315									5	1	1	0	0	2	2							
Junior Ortiz, R (1, 2) OBP: 0.283, SLG: 0.345									4	2	3	1	0	1	0							
Rick Rhoden, R (1, 1) OBP: 0.213, SLG: 0.233									2	0	0	0	0	0	2							
Cecilio Guante, R (6, 1) OBP: 0.059, SLG: 0.059									2	0	0	0	0	1	1							
Inning Stats	R: 0 E: 0 K: 1 S: 5	H: 1 LOB: 0 BB: 0 P: 5	R: 0 E: 0 K: 0 S: 3	H: 0 LOB: 0 BB: 0 P: 3	R: 0 E: 0 K: 2 S: 7	H: 0 LOB: 0 BB: 0 P: 7	R: 0 E: 1 K: 0 S: 4	H: 1 LOB: 3 BB: 2 P: 12	R: 4 E: 0 K: 1 S: 5	H: 4 LOB: 0 BB: 0 P: 7	R: 0 E: 0 K: 1 S: 5	H: 1 LOB: 0 BB: 0 P: 5	R: 4 E: 0 K: 1 S: 9	H: 4 LOB: 2 BB: 1 P: 17	R: 0 E: 0 K: 0 S: 4	H: 2 LOB: 2 BB: 1 P: 8	R: 1 E: 0 K: 0 S: 4	H: 2 LOB: 0 BB: 0 P: 4	1B: 9 2B: 5 3B: 0 HR: 3	SF: 1 SAC: 0 DP: 5 HBP: 0	WP: 1 PB: 1 SB: 1 CS: 1	PA: 43
PITCHER	IP WLS BF H R ER SO BB IBB HBP BLK WP HR S P ERA WHIP																					
Rick Sutcliffe, R (1, 1) ERA: 3.18	4.2 L 21 6 4 4 3 2 2 0 0 0 0 0 1 25 33 7.71 1.714																					
Jay Ballew, R (5, 1) ERA: 3.35	2.0 9 3 3 3 2 0 1 0 0 0 0 1 12 16 13.50 1.500																					
Ray Fontenot, L (7, 1) ERA: 4.36	0.0 3 2 1 1 0 1 0 0 0 0 1 0 2 6 ∞ ∞																					
Dave Beard, R (7, 1) ERA: 6.39	2.1 10 4 1 1 0 1 0 0 0 0 0 1 9 13 3.86 2.143																					

AB 37
R 9
H 15
RBI 8
BB 5
SO 5
LOB 17



Batter	1	2	3	4	5	6	7	8	9	AB	R	H	RBI	BB	SO	LOB	BOTTOM					
Bob Dernier, R (1, 8) OBP: 0.318, SLG: 0.320										5	0	4	0	0	0	0	Pittsburgh Pirates @ Chicago Cubs Wrigley Field, Chicago, IL Wed Oct 02 1985, 3:33 AM CDT Att: 4,637 - Unknown					
Billy Hatcher, R (1, 7) OBP: 0.291, SLG: 0.375										3	0	0	0	1	0	4						
Richie Hebner, L (9, FH) OBP: 0.260, SLG: 0.308										1	0	0	0	0	2							
23 Ryne Sandberg, R (1, 4) OBP: 0.366, SLG: 0.508										5	1	2	2	0	2	4						
Keith Moreland, R (1, 9) OBP: 0.373, SLG: 0.442										3	0	0	0	1	0	2						
Jody Davis, R (1, 2) OBP: 0.303, SLG: 0.408										4	1	1	0	0	1	1						
Leon Durham, L (1, 3) OBP: 0.360, SLG: 0.471										3	1	1	1	1	2	0						
Ron Cey, R (1, 5) OBP: 0.319, SLG: 0.408										4	0	0	0	0	2	2						
Dave Owen, S (1, 6) OBP: 0.412, SLG: 0.375										3	0	1	1	0	1	0						
Rick Sutcliffe, L (1, 1) OBP: 0.283, SLG: 0.302										2	0	1	0	0	1	0						
Jay Ballew, R (5, 1) ERA: 3.35										0	0	0	0	0	0	0						
Ray Fontenot, L (7, 1) ERA: 4.36										0	0	0	0	0	0	0						
Dave Beard, L (7, 1) ERA: 6.39										0	0	0	0	0	0	0						
Shawon Dunston, R (7, 6) OBP: 0.307, SLG: 0.336										2	1	1	0	0	1	1						
Thad Bosley, L (9, FH) OBP: 0.003, SLG: 0.020										1	0	1	0	0	0	0						
Inning Stats	R: 0 E: 0 K: 1 S: 5	H: 1 LOB: 1 BB: 1 P: 9	R: 2 E: 0 K: 1 S: 9	H: 5 LOB: 2 BB: 0 P: 9	R: 1 E: 0 K: 0 S: 4	H: 1 LOB: 1 BB: 1 P: 8	R: 0 E: 0 K: 2 S: 7	H: 0 LOB: 0 BB: 0 P: 7	R: 0 E: 0 K: 0 S: 3	H: 0 LOB: 0 BB: 1 P: 7	R: 0 E: 0 K: 1 S: 5	H: 0 LOB: 0 BB: 0 P: 5	R: 1 E: 0 K: 0 S: 5	H: 3 LOB: 1 BB: 0 P: 5	R: 0 E: 0 K: 3 S: 9	H: 0 LOB: 0 BB: 0 P: 9	R: 0 E: 0 K: 1 S: 7	H: 2 LOB: 2 BB: 0 P: 7	1B: 6 2B: 5 3B: 1 HR: 1	SF: 0 SAC: 0 DP: 2 HBP: 0	WP: 0 PB: 0 SB: 1 CS: 0	PA: 39
PITCHER	IP WLS BF H R ER SO BB IBB HBP BLK WP HR S P ERA WHIP																					
Rick Rhoden, R (1, 1) ERA: 4.31	5.0 W 23 7 3 3 4 3 0 0 0 0 0 0 28 40 5.40 2.000																					
Cecilio Guante, R (6, 1) ERA: 2.67	4.0 S 16 5 1 1 5 0 0 0 0 0 0 0 26 26 2.25 1.250																					

AB 36
R 4
H 12
RBI 4
BB 3
SO 9
LOB 16



Batter	1	2	3	4	5	6	7	8	9	AB	R	H	RBI	BB	SO	LOB	TOP			
Joe Orsulak, L (1.8) OBP: 0.340, SLG: 0.364	FC5-4 BB		SH5-4 1B BB	F6			E8		1B	3	1	1	0	2	0	1	Pittsburgh Pirates @ Chicago Cubs Wrigley Field, Chicago, IL Thu Oct 03 1985, 3:33 AM CDT Att: 7,437 - Unknown			
Bill Almon, R (1.5) OBP: 0.332, SLG: 0.418	FC5-4 1B 1-2		SH5-4		F7		F8		5-3	4	1	0	0	0	0	3				
Johnny Ray, S (1.4) OBP: 0.321, SLG: 0.366							F8			3	0	2	2	1	0	1				
Jim Morrison, R (8.4) OBP: 0.276, SLG: 0.349	1B		7-3 1B		G4-6-3 BB		F8			0	0	0	0	0	0	0				
Sid Bream, L (1.3) OBP: 0.329, SLG: 0.433			7-3 1B		G4-6-3		K			4	0	1	1	0	1	3				
Mike Brown, R (1.9) OBP: 0.352, SLG: 0.460									5-3	3	1	1	1	1	0	2				
Marvell Wynne, L (8.8) OBP: 0.254, SLG: 0.265	G6-4-3									0	0	0	0	0	0	0				
R.J. Reynolds, S (1.7) OBP: 0.326, SLG: 0.383		F7		HR					5-3	3	1	1	0	1	0	0				
Sam Khalifa, R (1.6) OBP: 0.299, SLG: 0.310		6-3		G3 1B					F9	4	0	0	0	0	0	2				
Junior Ortiz, R (1.2) OBP: 0.297, SLG: 0.344									F8	3	0	1	1	1	1	0				
Bob Kipper, R (1.1) OBP: 0.250, SLG: 0.250									5-3	2	1	1	0	0	1	2				
Jim Winn, R (6.1) OBP: 0.176, SLG: 0.188									F9	0	0	0	0	0	0	0				
Ray Krawczyk, R (6.1) OBP: 0.333, SLG: 0.333									F9	0	0	0	0	0	0	0				
Pat Clements, R (6.1) OBP: 0.333, SLG: 0.333									F9	0	0	0	0	0	0	0				
Johnnie LeMaster, R (9. PH) OBP: 0.175, SLG: 0.154									F9	1	0	0	0	0	0	0				
Inning Stats	R: 1 E: 0 K: 0 S: 4	H: 2 LOB: 1 BB: 1 P: 8	R: 0 E: 0 K: 1 S: 5	H: 0 LOB: 0 BB: 0 P: 5	R: 2 E: 0 K: 0 S: 4	H: 2 LOB: 0 BB: 1 P: 8	R: 2 E: 0 K: 0 S: 6	H: 3 LOB: 1 BB: 0 P: 6	R: 0 E: 0 K: 0 S: 2	H: 0 LOB: 0 BB: 1 P: 6	R: 0 E: 1 K: 1 S: 6	H: 0 LOB: 1 BB: 0 P: 6	R: 0 E: 0 K: 0 S: 3	H: 0 LOB: 0 BB: 0 P: 3	R: 0 E: 0 K: 0 S: 4	H: 1 LOB: 1 BB: 0 P: 4	1B: 7 2B: 1 3B: 0 HR: 1	SF: 0 SAC: 2 DP: 3 HBP: 0	WP: 0 PB: 0 SB: 2 CS: 1	PA: 38
PITCHER	IP WLS BF H R ER SO BB IBB HBP BLK WP HR S P ERA WHIP																			
Johnny Abrego, R (1.1) ERA: 6.38	4.0	19	7	5	5	1	2	0	0	0	0	0	0	1	19	27	11.25	2.250		
Warren Brusstar, R (5.1) ERA: 8.05	1.0	3	0	0	0	0	1	0	0	0	0	0	0	2	6	0.00	1.000			
Jon Perlman, R (6.1) ERA: 11.42	1.0	W	5	0	0	1	2	1	0	0	0	0	0	4	16	0.00	2.000			
Steve Engel, L (7.1) ERA: 5.57	3.0	S	11	1	0	0	1	0	0	0	0	0	0	13	13	0.00	0.333			

AB 30
R 5
H 8
RBI 5
BB 6
SO 3
LOB 14



Batter	1	2	3	4	5	6	7	8	9	AB	R	H	RBI	BB	SO	LOB	BOTTOM			
Bob Dernier, R (1.8) OBP: 0.319, SLG: 0.320	F8		5-3							3	1	1	0	0	0	0	Pittsburgh Pirates @ Chicago Cubs Wrigley Field, Chicago, IL Thu Oct 03 1985, 3:33 AM CDT Att: 7,437 - Unknown			
Thad Bosley, L (7. PH) OBP: 0.399, SLG: 0.523						E 1B	23 BB 1B HBP		K	2	0	0	0	0	2	1				
Shawon Dunston, R (1.6) OBP: 0.313, SLG: 0.393	F9					E5 1B	BB 23 BB 1B		23 2B 1B	5	2	3	1	0	0	1				
23 Ryne Sandberg, R (1.4) OBP: 0.366, SLG: 0.508							BB 23 BB 1B		23 2B 1B	4	2	1	2	1	1	3				
Dave Owen, S (9.4) OBP: 0.412, SLG: 0.375	K		5-3			F3	4-3 1B BB		HR 2B	0	0	0	0	0	0	0				
Keith Moreland, R (1.9) OBP: 0.377, SLG: 0.442							HR BB		HR IBB	2	3	1	1	3	0	1				
Ron Cey, R (1.5) OBP: 0.319, SLG: 0.414						F7			HR	5	2	2	4	0	0	3				
Gary Matthews, R (1.7) OBP: 0.358, SLG: 0.401							HR		F4	2	1	2	3	1	0	0				
Steve Engel, R (7.1) OBP: 0.316, SLG: 0.375						G4-6-3 1B				1	0	0	0	0	0	0				
Leon Durham, L (1.3) OBP: 0.362, SLG: 0.472						G4-6-3			G6-4-3 1B	5	0	3	2	0	1	1				
Steve Lake, R (1.2) OBP: 0.172, SLG: 0.188									G6-4-3	2	0	0	0	0	2	2				
Jody Davis, R (6. PH) OBP: 0.303, SLG: 0.407									1-2	3	1	1	0	0	1	4				
Johnny Abrego, R (1.1) ERA: 6.38										1	0	0	0	0	1	2				
Warren Brusstar, R (5.1) ERA: 8.05										0	0	0	0	0	0	0				
Billy Hitchcock, L (5. PH) ERA: 5.37										1	0	0	0	0	0	0				
Jon Perlman, L (6.1) ERA: 11.42										0	0	0	0	0	0	0				
Richie Hebner, L (5. PH) OBP: 0.306, SLG: 0.328										0	1	0	0	1	0	0				
Davey Lopes, R (7.7) OBP: 0.376, SLG: 0.430										2	0	1	0	0	1	0				
Inning Stats	R: 0 E: 0 K: 1 S: 5	H: 0 LOB: 0 BB: 0 P: 5	R: 1 E: 0 K: 2 S: 9	H: 2 LOB: 2 BB: 1 P: 13	R: 0 E: 0 K: 0 S: 4	H: 1 LOB: 1 BB: 0 P: 4	R: 0 E: 0 K: 0 S: 3	H: 1 LOB: 0 BB: 0 P: 3	R: 0 E: 1 K: 1 S: 7	H: 1 LOB: 2 BB: 0 P: 7	R: 8 E: 0 K: 2 S: 12	H: 5 LOB: 3 BB: 4 P: 30	R: 4 E: 0 K: 2 S: 10	H: 3 LOB: 0 BB: 1 P: 14	R: 0 E: 0 K: 1 S: 6	H: 2 LOB: 1 BB: 0 P: 6	1B: 10 2B: 3 3B: 0 HR: 2	SF: 0 SAC: 0 DP: 2 HBP: 2	WP: 0 PB: 0 SB: 1 CS: 0	PA: 46
PITCHER	IP WLS BF H R ER SO BB IBB HBP BLK WP HR S P ERA WHIP																			
Bob Kipper, L (1.1) ERA: 7.33	5.0	24	7	4	4	4	2	0	0	0	0	0	0	1	30	38	7.20	1.800		
Jim Winn, R (6.1) ERA: 5.37	0.1	L	6	2	2	2	2	0	1	0	0	0	0	5	14	54.00	12.000			
Ray Krawczyk, R (6.1) ERA: 14.04	0.1		3	0	2	2	1	0	1	0	0	0	0	1	6	54.00	3.000			
Pat Clements, L (6.1) ERA: 3.51	2.1		13	6	5	5	4	0	1	0	0	1	20	24	19.29	2.571				




Batter	1	2	3	4	5	6	7	8	9	AB	R	H	RBI	BB	SO	LOB	TOP										
Bill Almon, R OBP: 0.330, SLG: 0.414 Joe Orsulak, L OBP: 0.337, SLG: 0.359	K	G3		G3			PB SF9 BB		P4	1	0	0	0	0	1	0	Pittsburgh Pirates @ Philadelphia Phillies Veterans Stadium, Philadelphia, PA Fri Oct 04 1985, 7:05 PM EDT Att: 12,410 - Unknown										
R.J. Reynolds, S OBP: 0.325, SLG: 0.387	5-3		F8	K			K		P3	5	0	0	0	0	2	1											
Johnny Ray, S OBP: 0.323, SLG: 0.372	F9		L4				SF9 PB BB		F8	4	0	1	0	1	0	0											
Mike Brown, R OBP: 0.355, SLG: 0.470		1B SF8 2B	1B 1B				SF9			3	2	2	1	0	0	1											
Sid Bream, L OBP: 0.323, SLG: 0.419 Jose DeLeon, R OBP: 0.128, SLG: 0.056		1B E 1B	1B 1B				L3		4-3	4	2	2	0	0	0	1											
Jim Morrison, R OBP: 0.279, SLG: 0.352		SF8					1B		F3	3	0	2	2	0	0	0											
Junior Ortiz, R OBP: 0.324, SLG: 0.369		E		FC6-4			1B		K	4	0	3	1	0	1	0											
Johnnie LeMaster, R OBP: 0.180, SLG: 0.160 Sam Khalifa, R OBP: 0.303, SLG: 0.319		E9		FC6-4			K			3	0	1	1	0	1	3											
Lee Tunnell, R OBP: 0.102, SLG: 0.128 Lee Mazzilli, S OBP: 0.428, SLG: 0.376 Cecilio Guante, R OBP: 0.299, SLG: 0.059 Jim Winn, R OBP: 0.299, SLG: 0.188 Pat Clements, L OBP: 0.323, SLG: 0.323 Tony Peña, R OBP: 0.295, SLG: 0.290		F9		K			FC4		F8	2	0	0	0	0	1	2											
Inning Stats	R: 0 E: 0 K: 1 S: 5	H: 0 LOB: 0 BB: 0 P: 5	R: 2 E: 1 K: 0 S: 7	H: 4 LOB: 2 BB: 0 P: 7	R: 2 E: 0 K: 0 S: 7	H: 4 LOB: 0 BB: 0 P: 7	R: 0 E: 0 K: 2 S: 7	H: 0 LOB: 0 BB: 0 P: 7	R: 0 E: 0 K: 0 S: 3	H: 1 LOB: 1 BB: 0 P: 3	R: 0 E: 0 K: 1 S: 6	H: 2 LOB: 1 BB: 0 P: 6	R: 1 E: 0 K: 0 S: 5	H: 0 LOB: 1 BB: 2 P: 13	R: 0 E: 0 K: 1 S: 5	H: 0 LOB: 0 BB: 0 P: 9		R: 0 E: 0 K: 0 S: 3	H: 0 LOB: 0 BB: 0 P: 3	1B: 10 2B: 1 3B: 0 HR: 0	SF: 2 SAC: 0 DP: 1 HBP: 0	WP: 0 PB: 1 SB: 1 CS: 0	PA: 39				
PITCHER	IP	WLS	BF	H	R	ER	SO	BB	IBB	HBP	BLK	WP	HR	S	P	ERA	WHIP										
Dave Rucker, L ERA: 4.31	6.0		27	11	4	4	4	0	0	0	0	0	0	35	35	6.00	1.833										
Dave Shipanoff, R ERA: 2.53	1.0		5	0	1	0	1	2	0	0	0	0	0	5	13	0.00	2.000										
Don Carman, L ERA: 2.0	2.0	W	7	0	0	0	1	1	0	0	0	0	0	8	12	0.00	0.500										

AB	34
R	5
H	11
RBI	5
BB	3
SO	6
LOB	12



Batter	1	2	3	4	5	6	7	8	9	AB	R	H	RBI	BB	SO	LOB	BOTTOM										
Rick Schu, R OBP: 0.318, SLG: 0.374	F9				FC5-4		1B SF8 BB	FC3-2 1B		3	1	1	0	2	0	1	Pittsburgh Pirates @ Philadelphia Phillies Veterans Stadium, Philadelphia, PA Fri Oct 04 1985, 7:05 PM EDT Att: 12,410 - Unknown										
Juan Samuel, R OBP: 0.301, SLG: 0.439	FC3-6 BB		2-3 1B	K	F7		SF8 1B	FC3-2 1B		4	1	2	0	1	1	3											
Von Hayes, L OBP: 0.335, SLG: 0.402	FC3-6		4-3		F8		FC4-6 1B	FC3-2		5	0	1	0	0	0	7											
Glenn Wilson, R OBP: 0.310, SLG: 0.424	F8			G4-6-3 1B		1B	SF8	6-3		4	1	2	1	0	0	4											
Tim Corcoran, L OBP: 0.308, SLG: 0.257 Steve Jeltz, S OBP: 0.286, SLG: 0.223		F7		G4-6-3		FC6-4 1B	FC4-6 BB		1B SH1-3 BB	4	0	1	2	1	0	2											
Ozzie Virgil, R OBP: 0.328, SLG: 0.429	K			HR BB		FC6-4 1B	FC4-6 BB		SH1-3	2	1	0	0	2	1	1											
John Russell, R OBP: 0.283, SLG: 0.395 Don Carman, L	K			HR BB		FC5-4 1B	P3		HR 1B	4	1	2	2	0	1	2											
Derrel Thomas, S OBP: 0.287, SLG: 0.363	K			HR		FC5-4 1B			HR 1B	1	1	1	0	0	0	0											
Tom Foley, L OBP: 0.290, SLG: 0.329				1B 2B	P6		P2		1B SH3-4 FC3-2 1B	5	1	3	3	0	0	2											
Dave Rucker, L OBP: 0.385, SLG: 0.417 Mike Schmidt, R OBP: 0.374, SLG: 0.531 Dave Shipanoff, R Garry Maddox, R OBP: 0.287, SLG: 0.347		5-3				FC5-4 1B	FC5-4		SH3-4	2	0	1	0	0	0	1											
Inning Stats	R: 0 E: 0 K: 0 S: 3	H: 0 LOB: 1 BB: 1 P: 7	R: 0 E: 0 K: 2 S: 7	H: 0 LOB: 0 BB: 0 P: 7	R: 0 E: 0 K: 1 S: 7	H: 2 LOB: 0 BB: 0 P: 7	R: 2 E: 0 K: 0 S: 4	H: 2 LOB: 1 BB: 1 P: 8	R: 0 E: 0 K: 0 S: 4	H: 1 LOB: 1 BB: 0 P: 4	R: 1 E: 0 K: 0 S: 6	H: 3 LOB: 2 BB: 0 P: 6	R: 2 E: 0 K: 0 S: 5	H: 2 LOB: 2 BB: 2 P: 13	R: 0 E: 0 K: 0 S: 5	H: 2 LOB: 3 BB: 1 P: 9	R: 3 E: 0 K: 0 S: 3	H: 2 LOB: 1 BB: 1 P: 7	1B: 10 2B: 2 3B: 0 HR: 2	SF: 1 SAC: 2 DP: 1 HBP: 0	WP: 0 PB: 0 SB: 0 CS: 0	PA: 44					
PITCHER	IP	WLS	BF	H	R	ER	SO	BB	IBB	HBP	BLK	WP	HR	S	P	ERA	WHIP										
Lee Tunnell, R ERA: 4.01	5.0		21	5	2	2	3	2	0	0	0	0	0	6	6	9.00	3.000										
Cecilio Guante, R ERA: 2.72	1.0		6	3	1	1	0	0	0	0	0	0	0	6	6	9.00	3.000										
Jim Winn, R ERA: 5.63	0.0		2	1	2	2	0	1	0	0	0	0	0	1	5	∞	∞										
Pat Clements, L ERA: 3.48	0.2		4	1	0	0	0	1	0	0	0	0	0	3	7	0.00	3.000										
Jose DeLeon, R ERA: 4.7	1.2	L	11	4	3	3	0	2	0	0	0	0	1	9	17	16.20	3.600										

AB	35
R	8
H	14
RBI	8
BB	6
SO	3
LOB	25



Batter	1	2	3	4	5	6	7	8	9	AB	R	H	RBI	BB	SO	LOB	TOP			
Joe Orsulak, L (1, 8) OBP: 0.339, SLG: 0.359										3	1	1	0	1	0	2	Pittsburgh Pirates @ Philadelphia Phillies Veterans Stadium, Philadelphia, PA Sat Oct 05 1985, 7:05 PM EDT Unknown			
R.J. Reynolds, S (1, 7) OBP: 0.327, SLG: 0.395										4	1	2	0	0	0	1				
Johnny Ray, S (1, 4) OBP: 0.324, SLG: 0.373										4	0	2	1	0	0	2				
Sid Bream, L (1, 3) OBP: 0.321, SLG: 0.421										4	1	1	1	0	1	2				
Mike Brown, R (1, 9) OBP: 0.354, SLG: 0.471										4	0	1	1	0	0	1				
Tony Peña, R (1, 2) OBP: 0.284, SLG: 0.361										4	1	1	0	0	1	1				
Jim Morrison, R (1, 5) OBP: 0.278, SLG: 0.350										4	0	1	1	0	0	0				
Sam Khalifa, R (1, 6) OBP: 0.303, SLG: 0.318										4	0	1	0	0	1	0				
Larry McWilliams, L (1, 1) OBP: 0.146, SLG: 0.150										3	0	0	0	0	2	2	AB 35 R 4 H 10 RBI 4 BB 1 SO 6 LOB 11			
Rick Reuschel, R (8, 1) OBP: 0.197, SLG: 0.254										1	0	0	0	0	1	0				
Inning Stats	R: 2 E: 0 K: 1 S: 7	H: 2 LOB: 1 BB: 1 P: 11	R: 0 E: 0 K: 1 S: 5	H: 0 LOB: 0 BB: 0 P: 5	R: 0 E: 0 K: 1 S: 6	H: 1 LOB: 1 BB: 0 P: 6	R: 1 E: 0 K: 1 S: 8	H: 3 LOB: 2 BB: 0 P: 8	R: 0 E: 0 K: 0 S: 4	H: 0 LOB: 0 BB: 0 P: 3	R: 1 E: 0 K: 0 S: 4	H: 3 LOB: 0 BB: 0 P: 4	R: 0 E: 0 K: 0 S: 3	H: 0 LOB: 0 BB: 0 P: 3	R: 0 E: 0 K: 2 S: 7	H: 0 LOB: 0 BB: 0 P: 7	1B: 6 2B: 3 3B: 1 HR: 0	SF: 0 SAC: 0 DP: 0 HBP: 0	WP: 0 PB: 1 SB: 2 CS: 2	PA: 37
PITCHER	IP WLS BF H R ER SO BB IBB HBP BLK WP HR S P ERA WHIP																			
Freddie Toliver, R (1, 1) ERA: 4.68	5.0 L 23 7 3 3 4 1 0 0 0 0 0 0 30 34 5.40 1.600																			
Larry Andersen, R (6, 1) ERA: 4.35	2.0 7 3 1 1 0 0 0 0 0 0 0 0 7 7 4.50 1.500																			
Kent Tekulve, R (8, 1) ERA: 3.57	2.0 6 0 0 0 2 0 0 0 0 0 0 0 10 10 0.00 0.000																			

Batter	1	2	3	4	5	6	7	8	9	AB	R	H	RBI	BB	SO	LOB	BOTTOM					
Rick Schu, R (1, 5) OBP: 0.318, SLG: 0.375										4	1	1	0	0	0	2	Pittsburgh Pirates @ Philadelphia Phillies Veterans Stadium, Philadelphia, PA Sat Oct 05 1985, 7:05 PM EDT Unknown					
Gary Maddox, R (1, 8) OBP: 0.282, SLG: 0.341										4	0	0	0	0	1	2						
Juan Samuel, R (1, 4) OBP: 0.299, SLG: 0.436										4	0	0	1	0	1	0						
Mike Schmidt, R (1, 3) OBP: 0.374, SLG: 0.533										4	1	2	0	0	2	0						
Glenn Wilson, R (1, 9) OBP: 0.312, SLG: 0.425										4	0	2	1	0	0	1						
Ozzie Virgil, R (1, 2) OBP: 0.330, SLG: 0.432										4	0	2	0	0	0	2						
John Russell, R (1, 7) OBP: 0.279, SLG: 0.389										3	0	0	0	0	1	2		AB 33 R 2 H 8 RBI 2 BB 1 SO 6 LOB 11				
Jeff Stone, L (9, PH) OBP: 0.308, SLG: 0.338										1	0	0	0	0	0	0						
Steve Jeltz, S (1, 6) OBP: 0.283, SLG: 0.219										3	0	0	0	0	1	1						
Freddie Toliver, R (1, 1) OBP: 0.500, SLG: 0.500										1	0	1	0	0	0	0	WP: 0 PB: 0 SB: 0 CS: 0					
Alan Knicely, R (5, PH) OBP: 0.310, SLG: 0.388										1	0	0	0	0	0	1						
Larry Andersen, R (6, 1) ERA: 4.7										0	0	0	0	0	0	0						
Derrel Thomas, S (7, PH) OBP: 0.294, SLG: 0.363										0	0	0	0	1	0	0						
Kent Tekulve, R (8, 1) ERA: 2.28										0	0	0	0	0	0	0						
Inning Stats	R: 0 E: 0 K: 0 S: 3	H: 0 LOB: 0 BB: 0 P: 3	R: 0 E: 0 K: 1 S: 6	H: 1 LOB: 1 BB: 0 P: 6	R: 0 E: 0 K: 0 S: 4	H: 1 LOB: 1 BB: 0 P: 4	R: 0 E: 0 K: 0 S: 3	H: 1 LOB: 0 BB: 0 P: 3	R: 0 E: 0 K: 1 S: 6	H: 1 LOB: 1 BB: 0 P: 6	R: 2 E: 1 K: 1 S: 8	H: 3 LOB: 1 BB: 0 P: 8	R: 0 E: 0 K: 1 S: 5	H: 0 LOB: 1 BB: 1 P: 9	R: 0 E: 0 K: 2 S: 7	H: 0 LOB: 0 BB: 0 P: 7	R: 0 E: 0 K: 0 S: 3	H: 1 LOB: 0 BB: 0 P: 3	1B: 5 2B: 3 3B: 0 HR: 0	SF: 0 SAC: 0 DP: 2 HBP: 0	WP: 0 PB: 0 SB: 0 CS: 0	PA: 34
PITCHER	IP WLS BF H R ER SO BB IBB HBP BLK WP HR S P ERA WHIP																					
Larry McWilliams, L (1, 1) ERA: 4.7	7.0 W 28 7 2 2 4 1 0 0 0 0 0 0 35 39 2.57 1.143																					
Rick Reuschel, R (8, 1) ERA: 2.28	2.0 S 6 1 0 0 2 0 0 0 0 0 0 0 10 10 0.00 0.500																					

Batter	1	2	3	4	5	6	7	8	9	AB	R	H	RBI	BB	SO	LOB	TOP			
Joe Orsulak L (1.9) OBP: 0.342, SLG: 0.365	4-0 3-1 S BB		0-0 1B		0-0 F8			0-0 1B		3	0	2	0	1	0	0	Pittsburgh Pirates @ Philadelphia Phillies Veterans Stadium, Philadelphia, PA Sun Oct 06 1985, 3:33 AM EDT Att: 13,749 - Unknown			
Marvell Wynne L (1.8) OBP: 0.247, SLG: 0.258	0-3 K		0-3 K		0-3 K			0-0 P6		4	0	0	0	0	3	3				
Johnny Ray S (1.4) OBP: 0.325, SLG: 0.375	0-0 3-1 2-3		0-3 K		0-0 4-3			0-0 F9		4	0	0	0	0	1	3				
Sid Bream L (1.3) OBP: 0.310, SLG: 0.399	0-3 K		4-0 BB		0-0 2-3			0-0 F5		3	0	0	0	1	1	2				
Steve Kemp L (1.7) OBP: 0.317, SLG: 0.347		0-0 P6	0-0 F2		0-0 K			0-0 F5		4	0	0	0	0	1	2				
Jim Morrison R (1.5) OBP: 0.277, SLG: 0.344		0-0 1-3		0-0 1B		0-0 F9		0-3 K		4	0	1	0	0	1	0				
Sam Khalifa R (1.6) OBP: 0.307, SLG: 0.319		4-0 1B BB		0-0 F8			0-0 4-3	0-0 F8		3	0	0	0	1	0	1				
Junior Ortiz R (1.2) OBP: 0.320, SLG: 0.361		0-0 1-2 1B		0-3 K			0-0 6-3			3	0	1	0	0	1	1				
Rick Rhoden R (1.1) OBP: 0.211, SLG: 0.230		0-0 L6		0-0 F9			0-3 K			1	0	0	0	0	0	2				
Jim Winn R (3.1) OBP: 0.158, SLG: 0.167										2	0	0	0	0	1	1				
Inning Stats	R: 0 E: 0 K: 2 S: 7	H: 0 LOB: 1 BB: 1 P: 11	R: 0 E: 0 K: 0 S: 4	H: 1 LOB: 2 BB: 1 P: 8	R: 0 E: 0 K: 2 S: 8	H: 1 LOB: 2 BB: 1 P: 12	R: 0 E: 0 K: 1 S: 6	H: 0 LOB: 0 BB: 0 P: 6	R: 0 E: 0 K: 1 S: 5	H: 0 LOB: 0 BB: 0 P: 5	R: 0 E: 0 K: 1 S: 5	H: 0 LOB: 0 BB: 0 P: 5	R: 0 E: 0 K: 0 S: 4	H: 1 LOB: 1 BB: 0 P: 4	R: 0 E: 0 K: 1 S: 5	H: 0 LOB: 0 BB: 0 P: 5	1B: 4 2B: 0 3B: 0 HR: 0	SF: 0 SAC: 0 DP: 0 HBP: 0	WP: 0 PB: 0 SB: 2 CS: 0	PA: 34
PITCHER Kevin Gross R (1.1) ERA: 3.41	IP: 9.0 WLS: W BF: 34 H: 4 R: 0 ER: 0 SO: 9 BB: 3 IBB: 0 HBP: 0 BLK: 0 WP: 0 HR: 0 S: 49 P: 61 ERA: 0.00 WHIP: 0.778															PITCHER				

Batter	1	2	3	4	5	6	7	8	9	AB	R	H	RBI	BB	SO	LOB	BOTTOM			
Rick Schu R (1.5) OBP: 0.318, SLG: 0.373	0-0 4-3		0-0 6-3	0-0 1B 1B		0-0 F8		0-0 1-3		5	0	1	0	0	0	0	Pittsburgh Pirates @ Philadelphia Phillies Veterans Stadium, Philadelphia, PA Sun Oct 06 1985, 3:33 AM EDT Att: 13,749 - Unknown			
Juan Samuel R (1.4) OBP: 0.303, SLG: 0.436	4-0 FC5 S BB		0-0 S 1B	0-0 G5-4-3 1B 1B		0-0 6-3				3	1	2	0	1	0	0				
Von Hayes L (1.8) OBP: 0.332, SLG: 0.398	0-0 F7 1-2		0-0 1B 1B	0-0 F5			0-0 4-3			4	1	1	1	0	0	3				
Mike Schmidt R (1.3) OBP: 0.375, SLG: 0.532	4-0 BB		0-0 1B 1B	0-0 G5-4-3			0-0 1B 1B			2	1	1	0	1	0	2				
Tim Corcoran L (7.7, PH) OBP: 0.312, SLG: 0.258			0-0 HR 1B	0-0 1-2 HR			0-0 1B 1B			1	0	1	0	0	0	0				
Glenn Wilson R (1.9) OBP: 0.311, SLG: 0.424	0-0 FC5 2-3f		0-0 1-2 HR 1B		0-0 4-3		0-0 F9			4	1	1	1	0	0	3				
Darren Daulton L (1.2) OBP: 0.311, SLG: 0.369		0-0 FC4 1B	0-3 K	0-0 4-3		0-0 4-3		0-0 1-2 1B		4	0	2	0	0	1	2				
John Russell R (1.7) OBP: 0.278, SLG: 0.398		0-3 K	0-0 1B HR	0-0 1B		0-0 K		0-3 K		4	1	2	3	0	2	3				
Tom Foley L (1.6) OBP: 0.294, SLG: 0.336		0-0 FC4 1-2f	0-0 1B 2B	0-0 K		0-3 K		0-0 G5-4-3 1B		4	0	2	0	0	1	2				
Kevin Gross R (1.1) OBP: 0.164, SLG: 0.215		0-3 K2-3	0-0 6-3		0-0 5-3		0-0 G5-4-3			4	0	0	0	0	1	3				
Inning Stats	R: 0 E: 0 K: 0 S: 3	H: 0 LOB: 2 BB: 2 P: 11	R: 0 E: 0 K: 2 S: 8	H: 1 LOB: 1 BB: 0 P: 8	R: 5 E: 0 K: 1 S: 11	H: 6 LOB: 1 BB: 0 P: 11	R: 0 E: 0 K: 0 S: 4	H: 2 LOB: 1 BB: 0 P: 4	R: 0 E: 0 K: 1 S: 6	H: 1 LOB: 1 BB: 0 P: 6	R: 0 E: 0 K: 0 S: 3	H: 0 LOB: 0 BB: 0 P: 3	R: 0 E: 0 K: 1 S: 7	H: 2 LOB: 2 BB: 0 P: 7	R: 0 E: 0 K: 0 S: 3	H: 1 LOB: 0 BB: 0 P: 3	1B: 11 2B: 1 3B: 0 HR: 1	SF: 0 SAC: 0 DP: 2 HBP: 0	WP: 0 PB: 0 SB: 2 CS: 0	PA: 37
PITCHER Rick Rhoden R (1.1) ERA: 4.47	IP: 2.2 WLS: L BF: 17 H: 7 R: 5 ER: 5 SO: 3 BB: 2 IBB: 0 HBP: 0 BLK: 0 WP: 0 HR: 1 S: 21 P: 29 ERA: 16.88 WHIP: 3.375															PITCHER				
Jim Winn R (3.1) ERA: 5.23	IP: 5.1 WLS: L BF: 20 H: 6 R: 0 ER: 0 SO: 2 BB: 0 IBB: 0 HBP: 0 BLK: 0 WP: 0 HR: 0 S: 24 P: 24 ERA: 0.00 WHIP: 1.125															PITCHER				

AB 31
R 0
H 4
RBI 0
BB 3
SO 9
LOB 15



AB 35
R 5
H 13
RBI 5
BB 2
SO 5
LOB 18

