

Pittsburgh Pirates - 1986

Batter	1	2	3	4	5	6	7	8	9	AB	R	H	RBI	BB	SO	LOB	TOP					
Lenny Dykstra, L (1,8)										3	2	0	0	2	0	1						
Wally Backman, S (1,4)										3	0	0	0	1	0	1						
Keith Hernandez, L (1,3) OBP: 0.600, SLG: 0.750										4	1	2	2	1	0	0						
Gary Carter, R (1,2)										3	0	0	1	0	2	3						
Darryl Strawberry, L (1,9) OBP: 1.000, SLG: 2.000										1	1	1	0	3	0	0						
George Foster, R (1,7) OBP: 0.250, SLG: 0.500										4	0	1	1	0	2	6						
Howard Johnson, S (1,5)										4	0	1	0	0	0	0						
Rafael Santana, R (1,6)										4	0	0	0	0	2	1						
Dwight Gooden, R (1,1) OBP: 0.250, SLG: 0.250										4	0	1	0	0	2	1						
Inning Stats	R: 2 E: 0 K: 1 S: 6	H: 1 LOB: 1 BB: 2 P: 14	R: 0 E: 0 K: 2 S: 7	H: 0 LOB: 0 BB: 0 P: 7	R: 0 E: 0 K: 1 S: 5	H: 0 LOB: 3 BB: 3 P: 17	R: 0 E: 0 K: 1 S: 6	H: 1 LOB: 1 BB: 0 P: 6	R: 0 E: 0 K: 0 S: 3	H: 0 LOB: 0 BB: 0 P: 3	R: 1 E: 0 K: 0 S: 5	H: 3 LOB: 1 BB: 0 P: 5	R: 1 E: 0 K: 2 S: 8	H: 1 LOB: 2 BB: 2 P: 16	R: 0 E: 0 K: 1 S: 5	H: 0 LOB: 0 BB: 0 P: 5	R: 0 E: 0 K: 0 S: 3	H: 0 LOB: 0 BB: 0 P: 3	1B: 2 2B: 4 3B: 0 HR: 0	SF: 1 SAC: 1 DP: 0 HBP: 0	WP: 0 PB: 0 SB: 0 CS: 0	PA: 39
PITCHER	IP	WLS	BF	H	R	ER	SO	BB	IBB	HBP	BLK	WP	HR	S	P	ERA	WHIP					
Rick Reuschel, R (1,1) ERA: 4.5	6.0	L	27	5	3	3	5	5	0	0	0	0	0	32	52	4.50	1.667					
Pat Clements, L (7,1) ERA: 27.0	0.1		3	1	1	1	0	1	0	0	0	0	0	2	6	27.00	6.000					
Cecilio Guante, R (7,1) ERA:	1.2		6	0	0	0	3	1	0	0	0	0	0	11	15	0.00	0.600					
Jim Winn, R (9,1) ERA:	1.0		3	0	0	0	0	0	0	0	0	0	0	3	3	0.00	0.000					

New York Mets @ Pittsburgh Pirates
Three Rivers Stadium, Pittsburgh, PA
Tue Apr 08 1986, 6:05 PM EST
Att: 48,962 - Unknown

AB 30
R 4
H 6
RBI 4
BB 7
SO 8
LOB 13



Batter	1	2	3	4	5	6	7	8	9	AB	R	H	RBI	BB	SO	LOB	BOTTOM					
R.J. Reynolds, S (1,9) OBP: 0.500, SLG: 1.500										4	2	2	1	0	1	0						
Joe Orsulak, L (1,8) OBP: 0.500, SLG: 1.000										3	0	1	0	1	0	1						
Johnny Ray, S (1,4) OBP: 0.500, SLG: 0.500										4	0	2	1	0	0	1						
Sid Bream, L (1,3) OBP: 0.333, SLG: 0.667										3	0	1	0	0	0	1						
Steve Kemp, L (1,7)										4	0	0	0	0	3	4						
Tony Peña, R (1,2)										4	0	0	0	0	0	3						
Jim Morrison, R (1,5)										3	0	0	0	0	1	0						
Sam Khalifa, R (1,6)										2	0	0	0	0	0	0						
Lee Mazzilli, S (8,PH)										1	0	0	0	0	0	0						
Jim Winn, R (9,1)										0	0	0	0	0	0	0						
Rick Reuschel, R (1,1)										2	0	0	0	0	0	0						
Pat Clements, R (7,1)										0	0	0	0	0	0	0						
Cecilio Guante, R (7,1)										0	0	0	0	0	0	0						
Bill Almon, R (8,PH) (9,6)										1	0	0	0	0	1	0						
Inning Stats	R: 1 E: 0 K: 1 S: 7	H: 2 LOB: 1 BB: 0 P: 7	R: 0 E: 0 K: 0 S: 3	H: 0 LOB: 0 BB: 0 P: 3	R: 0 E: 0 K: 1 S: 6	H: 1 LOB: 1 BB: 0 P: 6	R: 0 E: 0 K: 0 S: 3	H: 1 LOB: 0 BB: 0 P: 3	R: 0 E: 0 K: 0 S: 4	H: 1 LOB: 0 BB: 0 P: 4	R: 0 E: 0 K: 2 S: 7	H: 0 LOB: 0 BB: 0 P: 7	R: 0 E: 0 K: 1 S: 5	H: 0 LOB: 0 BB: 0 P: 5	R: 0 E: 0 K: 1 S: 6	H: 1 LOB: 2 BB: 1 P: 10	1B: 2 2B: 3 3B: 1 HR: 1	SF: 0 SAC: 1 DP: 1 HBP: 0	WP: 0 PB: 0 SB: 0 CS: 0	PA: 33		
PITCHER	IP	WLS	BF	H	R	ER	SO	BB	IBB	HBP	BLK	WP	HR	S	P	ERA	WHIP					
Dwight Gooden, R (1,1) ERA: 2.0	9.0	W	33	6	2	2	6	1	0	0	0	0	1	44	48	2.00	0.778					

New York Mets @ Pittsburgh Pirates
Three Rivers Stadium, Pittsburgh, PA
Tue Apr 08 1986, 6:05 PM EST
Att: 48,962 - Unknown

AB 31
R 2
H 6
RBI 2
BB 1
SO 6
LOB 10



Batter	1	2	3	4	5	6	7	8	9	AB	R	H	RBI	BB	SO	LOB	TOP								
Bob Dernier, R OBP: 0.231, SLG: 0.308 (1, 8)	5-3 ①		6-3 2B ②	E9 1B ③			F8 ④		6-3 ⑤	5	0	2	1	0	0	0	Chicago Cubs @ Pittsburgh Pirates Three Rivers Stadium, Pittsburgh, PA Fri Apr 11 1986, 6:05 PM EST Att: 2,490 - Unknown livebaseballscores.com								
Gary Matthews, R (1, 7)	4-0		6-3 ②		4-0		K ④		F8 ⑤	2	0	0	0	2	1	1									
Jay Baller, R (7, 1)										0	0	0	0	0	0	0									
Thad Bosley, L (9, PH)	FC6-4 BB									1	0	0	0	0	0	0									
Lee Smith, R (9, 1)										0	0	0	0	0	0	0									
23 Ryne Sandberg, R OBP: 0.333, SLG: 0.723 (1, 4)	FC6-4 1-2 ②		F9 ③	F2 ④			4-3 ⑤			4	0	0	0	0	0	4									
Keith Moreland, R OBP: 0.250, SLG: 0.273 (1, 9)	F7 ③			F9 ④	6-3 ⑤				1B WP 1B ⑥	4	1	1	0	0	0	1									
Leon Durham, L OBP: 0.333, SLG: 0.200 (1, 3)		6-3 ①		1B FC5-2 1B ②	K ③				K ④	4	0	1	0	0	2	1									
Jody Davis, R OBP: 0.182, SLG: 0.200 (1, 2)		K ②		BB FC5-2 1B ③	F9 ④				K ⑤	4	1	1	0	0	2	1									
Ron Cey, R OBP: 0.500, SLG: 0.333 (1, 5)				FC5-2 1B BB E ②		F4 ①			WP 1B ③	3	1	1	0	1	0	2									
Manny Trillo, R OBP: 0.625, SLG: 0.400 (8, PR) (8, 5)				1-2 3H 4-0 E BB ③						0	0	0	0	0	0	0									
Shawon Dunston, R (1, 6)		K ③		1-2 2-3 E BB ④		L8 ②			K2-3 ③	3	1	0	0	1	2	2									
Steve Trout, L OBP: 0.333, SLG: 0.333 (1, 1)			4-3 ①	E6 E 1B ②		4-3 ③			F8 ④	3	1	1	1	0	0	0									
Brian Dayett, R (7, 7)				1-1 2-H 2-H 3-H E 1B ③						1	0	0	0	0	0	0									
Inning Stats	R: 0 E: 0 K: 0 S: 3	H: 0 LOB: 1 BB: 1 P: 7	R: 0 E: 0 K: 2 S: 7	H: 0 LOB: 1 BB: 1 P: 11	R: 0 E: 0 K: 0 S: 4	H: 1 LOB: 1 BB: 0 P: 4	R: 4 E: 2 K: 0 S: 7	H: 4 LOB: 2 BB: 2 P: 15	R: 0 E: 0 K: 1 S: 5	H: 0 LOB: 0 BB: 0 P: 5	R: 0 E: 0 K: 0 S: 3	H: 0 LOB: 0 BB: 0 P: 3	R: 0 E: 0 K: 1 S: 5	H: 0 LOB: 0 BB: 0 P: 5	R: 1 E: 0 K: 3 S: 11	H: 2 LOB: 2 BB: 0 P: 11	R: 0 E: 0 K: 0 S: 3	H: 0 LOB: 0 BB: 0 P: 3	1B: 6 2B: 1 3B: 0 HR: 0	SF: 0 SAC: 0 DP: 0 HBP: 0	WP: 1 PB: 0 SB: 0 CS: 0	PA: 38			
PITCHER	IP	WLS	BF	H	R	ER	SO	BB	IBB	HBP	BLK	WP	HR	S	P	ERA	WHIP								
Larry McWilliams, L ERA: 4.5 (1, 1)	6.0	L	27	5	4	3	3	4	0	0	0	0	0	29	45	4.50	1.500								
Don Robinson, R ERA: 4.5 (7, 1)	2.0		8	2	1	1	4	0	0	0	0	1	0	16	16	4.50	1.000								
Cecilio Guante, R ERA: (9, 1)	1.0		3	0	0	0	0	0	0	0	0	0	0	3	3	0.00	0.000								

Batter	1	2	3	4	5	6	7	8	9	AB	R	H	RBI	BB	SO	LOB	BOTTOM								
R.J. Reynolds, S OBP: 0.500, SLG: 1.125 (1, 7)	CS G3 1B ①			6-3 ②		4-3 1B 2B ③		K ④		4	1	2	0	0	1	1	Chicago Cubs @ Pittsburgh Pirates Three Rivers Stadium, Pittsburgh, PA Fri Apr 11 1986, 6:05 PM EST Att: 2,490 - Unknown livebaseballscores.com								
Sam Khalifa, R (1, 6)				4-3 ②		4-3 ③		4-3 ④		3	0	0	1	0	0	2									
Steve Kemp, L (8, PH)										1	0	0	0	0	0	1									
Cecilio Guante, R (9, 1)										0	0	0	0	0	0	0									
Johnny Ray, S OBP: 0.625, SLG: 0.750 (1, 4)	4-3 2-3 ②			FC6 1B ③		3H 1B ④			1B 1B 2B ⑤	4	1	3	1	0	0	1									
Mike Brown, R (1, 9)		3-1 ①		FC6 1-2 ③		F9 ④			L5 ⑤	4	0	0	0	0	0	3									
Mike Diaz, R (1, 3)										2	0	0	0	0	0	0									
Sid Bream, L OBP: 0.400, SLG: 0.500 (7, PH) (8, 3)		5-3 ②				F8 ①		3-1 ③		1	1	0	0	1	0	0									
Tony Peña, R OBP: 0.125, SLG: 0.125 (1, 2)									1B 1B SF8 BB ④	4	0	1	0	0	1	0									
Jim Morrison, R OBP: 0.143, SLG: 0.143 (1, 5)				5-3 ①		G3 ②		K ③		4	0	1	1	0	1	0									
Joe Orsulak, L OBP: 0.375, SLG: 0.600 (1, 8)				4-3 ②		G1-4-3 ③			SF8 ④	2	0	0	1	1	0	0									
Larry McWilliams, L (1, 1)										1	0	0	0	0	0	0									
Bill Almon, R (8, PH)										0	1	0	0	1	0	0									
Don Robinson, R (7, 1)										0	0	0	0	0	0	0									
Lee Mazzilli, S (8, PH)										1	0	0	0	0	0	1									
Rafael Belliard, R (9, 6)						2B 4-3 BB ③			K ④	1	0	0	0	0	1	2									
Inning Stats	R: 0 E: 0 K: 0 S: 3	H: 1 LOB: 0 BB: 0 P: 3	R: 0 E: 0 K: 0 S: 3	H: 0 LOB: 0 BB: 0 P: 3	R: 0 E: 0 K: 0 S: 3	H: 0 LOB: 0 BB: 0 P: 3	R: 0 E: 0 K: 0 S: 4	H: 1 LOB: 1 BB: 0 P: 4	R: 0 E: 0 K: 1 S: 5	H: 0 LOB: 0 BB: 0 P: 5	R: 2 E: 0 K: 0 S: 5	H: 2 LOB: 1 BB: 1 P: 9	R: 0 E: 0 K: 1 S: 5	H: 0 LOB: 0 BB: 0 P: 5	R: 0 E: 0 K: 1 S: 5	H: 0 LOB: 1 BB: 1 P: 9	R: 2 E: 0 K: 1 S: 8	H: 3 LOB: 2 BB: 1 P: 12	1B: 5 2B: 2 3B: 0 HR: 0	SF: 1 SAC: 0 DP: 0 HBP: 0	WP: 0 PB: 0 SB: 0 CS: 1	PA: 36			
PITCHER	IP	WLS	BF	H	R	ER	SO	BB	IBB	HBP	BLK	WP	HR	S	P	ERA	WHIP								
Steve Trout, L ERA: 3.0 (1, 1)	6.0	W	22	4	2	2	1	1	0	0	0	0	0	23	27	3.00	0.833								
Jay Baller, R ERA: (7, 1)	2.0		7	0	0	0	2	1	0	0	0	0	0	10	14	0.00	0.500								
Lee Smith, R ERA: 18.0 (9, 1)	1.0	S	7	3	2	2	1	1	0	0	0	0	0	8	12	18.00	4.000								

Batter	1	2	3	4	5	6	7	8	9	AB	R	H	RBI	BB	SO	LOB	TOP										
Bob Demier, R OBP: 0.235, SLG: 0.294 (1, 8)	F6		1B		K			FC3-6		4	0	1	0	0	1	2	Chicago Cubs @ Pittsburgh Pirates Three Rivers Stadium, Pittsburgh, PA Sat Apr 12 1986, 3:33 AM EST Att: 5,623 - Unknown livebaseballscores.com										
Davey Lopes, R Lee Smith, R (1, 7) (8, 1)	5-3		BB		F9			K		3	0	0	0	1	1	2											
23 Ryne Sandberg, R OBP: 0.250, SLG: 0.200 (1, 4)	6-3		FC5-4							0	0	0	0	0	0	0											
Keith Moreland, R OBP: 0.250, SLG: 0.214 (1, 9)		BB			F9					4	0	0	0	0	0	2											
Leon Durham, L OBP: 0.313, SLG: 0.429 (1, 3)	F3				4-3			5-3		3	0	0	0	1	0	0											
Jody Davis, R OBP: 0.143, SLG: 0.154 (1, 2)	K			HR	F8			F8		4	1	1	1	0	0	1											
Manny Trillo, R OBP: 0.455, SLG: 0.250 (1, 5)	F7				6-3			F9		3	0	0	0	0	1	1											
Shawon Dunston, R (1, 6)			5-3		6-3			L4		3	0	0	0	0	0	1											
Matt Keough, R OBP: 0.500, SLG: 0.500 Thad Bosley, L OBP: 0.333, SLG: 0.333 Brian Dayett, R (8, PH) (8, 7)			K					F7		3	0	0	0	0	1	0											
					K			FC3-6		2	0	1	0	0	1	0											
								1B		1	0	1	0	0	0	0											
										0	0	0	0	0	0	0											
Inning Stats	R: 0 E: 0 K: 0 S: 3	H: 0 LOB: 0 BB: 0 P: 3	R: 0 E: 0 K: 1 S: 5	H: 0 LOB: 1 BB: 1 P: 9	R: 0 E: 0 K: 1 S: 6	H: 1 LOB: 2 BB: 1 P: 10	R: 1 E: 0 K: 0 S: 4	H: 1 LOB: 0 BB: 0 P: 4	R: 0 E: 0 K: 2 S: 8	H: 1 LOB: 1 BB: 0 P: 8	R: 0 E: 0 K: 0 S: 3	H: 0 LOB: 0 BB: 0 P: 3	R: 0 E: 0 K: 0 S: 3	H: 0 LOB: 0 BB: 0 P: 3	R: 0 E: 0 K: 1 S: 5	H: 1 LOB: 5 BB: 0 P: 5	R: 0 E: 0 K: 0 S: 3	H: 0 LOB: 0 BB: 0 P: 3	1B: 3 2B: 1 3B: 0 HR: 1	SF: 0 SAC: 0 DP: 1 HBP: 0	WP: 0 PB: 0 SB: 1 CS: 1	PA: 32					
PITCHER	IP	WLS	BF	H	R	ER	SO	BB	IBB	HBP	BLK	WP	HR	S	P	ERA	WHIP										
Rick Rhoden, R ERA: 1.13 Cecilio Guante, R ERA:	(1, 1) (9, 1)	8.0 S	29 3	4 0	1 0	1 0	5 0	2 0	0 0	0 0	0 0	0 0	1 0	37 3	45 3	1.12 0.00	0.750 0.000										

Batter	1	2	3	4	5	6	7	8	9	AB	R	H	RBI	BB	SO	LOB	BOTTOM										
R.J. Reynolds, S OBP: 0.333, SLG: 0.750 (1, 7)	K		6-3			4-3		K		4	0	0	0	0	2	2	Chicago Cubs @ Pittsburgh Pirates Three Rivers Stadium, Pittsburgh, PA Sat Apr 12 1986, 3:33 AM EST Att: 5,623 - Unknown livebaseballscores.com										
Joe Orsulak, L OBP: 0.333, SLG: 0.444 (1, 8)	4-3		1-3			K		HR		4	1	1	0	0	1	1											
Johnny Ray, S OBP: 0.500, SLG: 0.833 (1, 4)	1-3				F8					4	1	1	3	0	0	0											
Sid Bream, L OBP: 0.333, SLG: 0.286 (1, 3)		F8			4-3					3	0	0	0	1	1	1											
Mike Brown, R OBP: 0.143, SLG: 0.143 (1, 9)		5-3			F4					3	0	1	0	0	0	0											
Tony Peña, R OBP: 0.273, SLG: 0.273 (1, 2)										3	0	2	0	0	0	2											
Jim Morrison, R OBP: 0.100, SLG: 0.100 (1, 5)										3	0	0	0	0	1	3											
Sam Khalifa, R OBP: 0.286, SLG: 0.167 Lee Mazzilli, S Cecilio Guante, R (8, PH) (9, 1)										1	0	1	0	1	0	0											
										1	0	0	0	0	1	0											
										0	0	0	0	0	0	0											
Inning Stats	R: 0 E: 0 K: 1 S: 5	H: 0 LOB: 0 BB: 0 P: 5	R: 0 E: 0 K: 1 S: 6	H: 1 LOB: 1 BB: 0 P: 6	R: 0 E: 0 K: 0 S: 4	H: 1 LOB: 1 BB: 0 P: 4	R: 0 E: 0 K: 0 S: 3	H: 0 LOB: 0 BB: 0 P: 3	R: 0 E: 0 K: 0 S: 3	H: 1 LOB: 1 BB: 1 P: 7	R: 0 E: 0 K: 1 S: 5	H: 0 LOB: 0 BB: 0 P: 5	R: 0 E: 0 K: 0 S: 3	H: 1 LOB: 1 BB: 1 P: 7	R: 3 E: 0 K: 3 S: 11	H: 2 LOB: 1 BB: 1 P: 15	R: 0 E: 0 K: 0 S: 3	H: 0 LOB: 0 BB: 0 P: 3	1B: 5 2B: 0 3B: 0 HR: 1	SF: 0 SAC: 1 DP: 2 HBP: 0	WP: 0 PB: 0 SB: 0 CS: 0	PA: 31					
PITCHER	IP	WLS	BF	H	R	ER	SO	BB	IBB	HBP	BLK	WP	HR	S	P	ERA	WHIP										
Matt Keough, R ERA: Lee Smith, R ERA: 22.5	(1, 1) (8, 1)	7.0 L	25 6	4 2	0 3	0 3	3 3	1 0	0 0	0 0	0 0	0 1	11 15	29 15	37 15	0.00 27.00	0.857 3.000										

AB	30
R	1
H	4
RBI	1
BB	2
SO	5
LOB	9



AB	27
R	3
H	6
RBI	3
BB	3
SO	6
LOB	11



Batter	1	2	3	4	5	6	7	8	9	AB	R	H	RBI	BB	SO	LOB	TOP										
Bob Dernier, R OBP: 0.190, SLG: 0.238 (1, 8)	F8		4-3		FC5			5-3		4	0	0	0	0	0	4											
Manny Trillo, R OBP: 0.333, SLG: 0.167 George Frazier, R (8, 1)	G1-4-3		4-3			6-3		5-3		4	0	0	0	0	0	2											
23 Ryne Sandberg, R OBP: 0.200, SLG: 0.158 (1, 4)	K				F8	6-3			5-3	4	0	0	0	0	1	0											
Leon Durham, L OBP: 0.300, SLG: 0.353 (1, 3)		BB			G3	F5			K	3	0	0	0	1	1	0											
Keith Moreland, R OBP: 0.200, SLG: 0.167 (1, 9)	L9				K		6-3		6-3	4	0	0	0	0	1	1											
Jerry Mumphy, S (1, 7)	F7				G3		F8			3	0	0	0	0	0	1											
Jody Davis, R OBP: 0.176, SLG: 0.188 (1, 2)	L7				FC5	1B	6-3			3	0	1	0	0	0	1											
Shawon Dunston, R OBP: 0.188, SLG: 0.200 (1, 6)					F8	1B		WP	2B	3	0	2	0	0	0	0											
Rick Sutcliffe, L OBP: 0.333, SLG: 0.667 Gary Matthews, R (5, PH) Dick Ruthven, R (5, 1) Thad Bosley, L OBP: 0.250, SLG: 0.250 Chris Speier, R (8, 5)					4-3	2B	K	F8		1	0	1	0	0	0	0											
Inning Stats	R: 0 E: 0 K: 1 S: 5	H: 0 LOB: 0 BB: 0 P: 5	R: 0 E: 0 K: 0 S: 3	H: 0 LOB: 1 BB: 1 P: 7	R: 0 E: 0 K: 0 S: 4	H: 1 LOB: 1 BB: 0 P: 4	R: 0 E: 0 K: 1 S: 5	H: 0 LOB: 0 BB: 0 P: 5	R: 0 E: 0 K: 1 S: 7	H: 2 LOB: 2 BB: 0 P: 7	R: 0 E: 0 K: 0 S: 3	H: 0 LOB: 0 BB: 0 P: 3	R: 0 E: 0 K: 0 S: 3	H: 0 LOB: 0 BB: 0 P: 3	R: 0 E: 0 K: 0 S: 4	H: 1 LOB: 1 BB: 0 P: 4	R: 0 E: 0 K: 1 S: 5	H: 0 LOB: 0 BB: 0 P: 5	1B: 2 2B: 2 3B: 0 HR: 0	SF: 0 SAC: 0 DP: 0 HBP: 0	WP: 1 PB: 0 SB: 0 CS: 0	PA: 32					
PITCHER	IP	WLS	BF	H	R	ER	SO	BB	IBB	HBP	BLK	WP	HR	S	P	ERA	WHIP										
Rick Reuschel, R ERA: 2.08 Bob Walk, R ERA: Jim Winn, R ERA:	(1, 1) (8, 1) (9, 1)	7.0 1.0 1.0	W 4 3	25 1 0	3 0 0	0 0 0	3 0 1	1 0 0	0 0 0	0 0 0	0 0 0	0 1 0	0 0 5	30 4 4	34 4 5	0.00 0.00 0.00	0.571 1.000 0.000										

Chicago Cubs @ Pittsburgh Pirates
Three Rivers Stadium, Pittsburgh, PA
Sun Apr 13 1986, 3:33 AM EST
Att: 9,337 - Unknown

livebaseballscores.com

AB 31
R 0
H 4
RBI 0
BB 1
SO 4
LOB 12



Batter	1	2	3	4	5	6	7	8	9	AB	R	H	RBI	BB	SO	LOB	BOTTOM										
R.J. Reynolds, S OBP: 0.412, SLG: 0.688 (1, 7)	S	F5		K		FC1-6				4	1	2	0	1	1	1											
Joe Orsulak, L OBP: 0.412, SLG: 0.500 (1, 8)	2B			1B		FC1-6		F8		3	4	1	0	2	0	3											
Johnny Ray, S OBP: 0.529, SLG: 0.882 Sam Khalifa, R OBP: 0.286, SLG: 0.167 (1, 4) (9, 6)	G3		4-3	1B		HR				5	0	3	3	0	0	2											
Lee Mazzilli, S OBP: 0.625, SLG: 0.250 (1, 3)	G3			1B		HR		HBP		1	1	1	1	4	0	0											
Mike Brown, R OBP: 0.250, SLG: 0.500 (1, 9)	F8		F6	1B		HR		F9		5	1	2	4	0	0	5											
Tony Peña, R OBP: 0.250, SLG: 0.200 (1, 2)	G3			5-3		HR		F9		4	0	0	0	1	0	7											
Jim Morrison, R OBP: 0.200, SLG: 0.077 (1, 5)	5-3		F2			F8				3	0	0	0	1	0	4											
Rafael Belliard, R OBP: 0.333, SLG: 0.333 (9, 4)		L9		SH1-4		K		F4		5	1	2	0	0	1	3											
Rick Reuschel, R Steve Kemp, L Bob Walk, R Jim Winn, R (1, 1) (7, PH) (8, 1) (9, 1)		5-3		SH1-4		K				2	0	0	0	0	1	0											
Inning Stats	R: 2 E: 0 K: 0 S: 5	H: 2 LOB: 2 BB: 2 P: 13	R: 0 E: 0 K: 0 S: 3	H: 0 LOB: 0 BB: 0 P: 3	R: 1 E: 0 K: 0 S: 5	H: 2 LOB: 2 BB: 1 P: 9	R: 2 E: 0 K: 1 S: 8	H: 3 LOB: 3 BB: 2 P: 16	R: 0 E: 0 K: 2 S: 7	H: 0 LOB: 0 BB: 0 P: 7	R: 3 E: 1 K: 0 S: 5	H: 2 LOB: 1 BB: 1 P: 9	R: 0 E: 0 K: 0 S: 3	H: 1 LOB: 2 BB: 2 P: 11	R: 0 E: 0 K: 0 S: 4	H: 1 LOB: 3 BB: 1 P: 9	1B: 7 2B: 3 3B: 0 HR: 1	SF: 0 SAC: 1 DP: 1 HBP: 1	WP: 1 PB: 0 SB: 2 CS: 0	PA: 44							
PITCHER	IP	WLS	BF	H	R	ER	SO	BB	IBB	HBP	BLK	WP	HR	S	P	ERA	WHIP										
Rick Sutcliffe, R ERA: 5.73 Dick Ruthven, R ERA: George Frazier, R ERA:	(1, 1) (5, 1) (8, 1)	4.0 3.0 1.0	L 14 6	24 3 1	5 3 0	5 0 0	1 2 0	0 3 0	0 0 1	0 0 0	0 0 0	0 0 0	0 1 0	15 15 4	27 27 9	0.00 0.00 0.00	2.000 2.000 2.000										

Chicago Cubs @ Pittsburgh Pirates
Three Rivers Stadium, Pittsburgh, PA
Sun Apr 13 1986, 3:33 AM EST
Att: 9,337 - Unknown

livebaseballscores.com

AB 33
R 8
H 11
RBI 8
BB 9
SO 3
LOB 27



Batter	1	2	3	4	5	6	7	8	9	10	AB	R	H	RBI	BB	SO	LOB	TOP
R.J. Reynolds, S OBP: 0.409, SLG: 0.667 (1, 7)	0-0 CI 1B		0-0 5-3		0-0 F8			0-0 F7		0-0 1B 2B	5	1	2	1	0	0	0	
Joe Orsulak, L OBP: 0.409, SLG: 0.529 (1, 8)	0-0 F9		0-0 1B 2B		0-3 K			0-0 F8		0-0 1B 2B	5	1	2	1	0	1	1	
Johnny Ray, S OBP: 0.476, SLG: 0.762 (1, 4)	0-1 CI		0-0 1B		0-0 4-3			0-0 4-3		0-0 G6-3 1B	4	0	1	1	0	0	1	
Sid Bream, L OBP: 0.231, SLG: 0.182 (1, 3)	0-0 F6		0-0 F9		0-3 K			0-0 3-1			4	0	0	0	0	1	3	
Mike Brown, R OBP: 0.313, SLG: 0.500 (1, 9)	0-0 F9		0-3 K		0-0 1B			0-0 2-3 1B			4	0	2	0	0	1	2	
Tony Peña, R OBP: 0.250, SLG: 0.211 (1, 2)		0-0 F8		0-0 5-3 1B				0-0 2-3			4	0	1	0	0	0	2	
Jim Morrison, R OBP: 0.158, SLG: 0.059 (1, 5)		0-0 F3		0-0 5-3 1B				0-0 K			4	0	0	0	0	1	2	
Sam Khalifa, R OBP: 0.200, SLG: 0.111 Lee Mazzilli, S OBP: 0.556, SLG: 0.200 Jim Winn, R (10, 1)		0-0 F8		0-0 F4				0-0 6-3			3	0	0	0	0	0	1	
Mike Bielecki, R Pat Clements, R Cecilio Guante, R Steve Kemp, L Rafael Bellard, R OBP: 0.333, SLG: 0.333 (10, 6)			0-3 K		0-3 K			0-0 F7		0-0 2B BB	2	0	0	0	0	0	2	
Inning Stats	R: 0 E: 1 K: 0 S: 5	H: 1 LOB: 2 BB: 0 P: 5	R: 0 E: 0 K: 0 S: 3	H: 0 LOB: 0 BB: 0 P: 3	R: 1 E: 0 K: 1 S: 7	H: 2 LOB: 1 BB: 0 P: 7	R: 0 E: 0 K: 1 S: 6	H: 1 LOB: 1 BB: 0 P: 6	R: 0 E: 0 K: 0 S: 3	H: 0 LOB: 0 BB: 0 P: 3	R: 0 E: 0 K: 1 S: 6	H: 1 LOB: 1 BB: 0 P: 6	R: 2 E: 0 K: 0 S: 4	H: 2 LOB: 1 BB: 1 P: 8	1B: 6 2B: 2 3B: 0 HR: 0	SF: 0 SAC: 0 DP: 1 HBP: 0	WP: 0 PA: 39	
PITCHER	IP 9.0	WLS 34	H 6	R 1	ER 1	SO 6	BB 0	IBB 0	HBP 0	BLK 0	WP 0	HR 0	S 46	P 46	ERA 1.00	WHIP 0.667		
Kevin Gross, R ERA: 5.58 Steve Bedrosian, R ERA: 9.0 (10, 1)	1.0	L	5	2	2	2	0	1	0	0	0	0	4	8	18.00	3.000		

Pittsburgh Pirates @ Philadelphia Phillies
Veterans Stadium, Philadelphia, PA
Mon Apr 14 1986, 6:05 PM EST
Att. 16,200 - Unknown

AB 37
R 3
H 8
RBI 3
BB 1
SO 6
LOB 12



Batter	1	2	3	4	5	6	7	8	9	10	AB	R	H	RBI	BB	SO	LOB	BOTTOM					
Gary Redus, R OBP: 0.424, SLG: 0.536 (1, 7)	0-3 K		0-0 1B S 1B		0-0 2B			0-0 1-3		0-0 F5	5	0	2	0	0	1	1						
Milt Thompson, L OBP: 0.154, SLG: 0.160 (1, 8)	0-0 S 1B		0-0 1-3 1B		0-0 SF7			0-3 K		0-0 CS	4	0	2	1	0	1	0						
Von Hayes, L OBP: 0.321, SLG: 0.440 (1, 3)	0-0 F7		0-0 G3		0-0 F7			0-0 F6		0-0 F7	5	0	0	0	0	0	4						
Mike Schmidt, R OBP: 0.419, SLG: 0.462 (1, 5)	0-3 K		0-0 5-3		4-0 FC5 BB			0-0 F5		0-0 F8	4	0	0	0	1	1	1						
Glenn Wilson, R OBP: 0.333, SLG: 0.261 (1, 9)		0-3 K		0-0 BB 1B		0-0 FC5		0-3 K			4	0	1	0	0	2	2						
Darren Daulton, L OBP: 0.500, SLG: 0.917 (1, 2)		0-3 K		4-0 1-2 BB		0-0 1B		0-0 2B			3	0	2	0	1	1	0						
Luis Aguayo, R OBP: 0.143, SLG: 0.077 (1, 4)		0-3 K		0-0 F8		0-0 F4		0-0 F7			4	0	0	0	0	1	4						
Steve Jeltz, S OBP: 0.444, SLG: 0.409 (1, 6)			0-0 4-3		0-0 K			0-0 G3			4	0	1	0	0	1	3						
Kevin Gross, R OBP: 0.250, SLG: 0.250 Joe Lefebvre, L (9, PH) Garry Maddox, R OBP: 0.600, SLG: 0.600 Steve Bedrosian, R (10, 1)			0-0 B3-6-4 1B		0-0 2B SF7 1B			0-0 F9		0-0 CS BB	3	1	1	0	0	0	2						
Inning Stats	R: 0 E: 0 K: 2 S: 8	H: 1 LOB: 1 BB: 0 P: 8	R: 0 E: 0 K: 3 S: 9	H: 0 LOB: 0 BB: 0 P: 9	R: 0 E: 0 K: 0 S: 5	H: 3 LOB: 2 BB: 0 P: 5	R: 0 E: 0 K: 0 S: 4	H: 1 LOB: 2 BB: 1 P: 8	R: 1 E: 0 K: 0 S: 5	H: 2 LOB: 2 BB: 1 P: 9	R: 0 E: 0 K: 1 S: 6	H: 1 LOB: 0 BB: 0 P: 6	R: 0 E: 0 K: 1 S: 5	H: 0 LOB: 0 BB: 0 P: 5	R: 0 E: 0 K: 1 S: 6	H: 1 LOB: 1 BB: 0 P: 6	R: 0 E: 0 K: 0 S: 2	H: 0 LOB: 1 BB: 1 P: 6	R: 0 E: 0 K: 0 S: 3	H: 0 LOB: 0 BB: 0 P: 3	1B: 7 2B: 2 3B: 0 HR: 0	SF: 1 SAC: 0 DP: 1 HBP: 0	WP: 0 PA: 41
PITCHER	IP 5.0	WLS 23	H 7	R 1	ER 1	SO 5	BB 2	IBB 0	HBP 0	BLK 0	WP 0	HR 0	S 31	P 39	ERA 1.80	WHIP 1.800							
Mike Bielecki, R ERA: 1.8 Pat Clements, L ERA: 3.86 Cecilio Guante, R ERA: Jim Winn, R ERA:	(1, 1)	2.0	7	1	0	0	2	0	0	0	0	0	11	11	0.00	0.500							
(8, 1)	2.0	W	7	1	0	0	1	1	0	0	0	0	8	12	0.00	1.000							
(10, 1)	1.0	S	3	0	0	0	0	0	0	0	0	0	3	3	0.00	0.000							

Pittsburgh Pirates @ Philadelphia Phillies
Veterans Stadium, Philadelphia, PA
Mon Apr 14 1986, 6:05 PM EST
Att. 16,200 - Unknown


AB 36
R 1
H 9
RBI 1
BB 3
SO 8
LOB 17



Batter	1	2	3	4	5	6	7	8	9	AB	R	H	RBI	BB	SO	LOB	TOP								
R.J. Reynolds, S OBP: 0.444, SLG: 0.680 (1, 7)										4	1	2	0	1	2	0									
Joe Orsulak, L OBP: 0.346, SLG: 0.429 (1, 8)										4	0	0	0	0	1	3									
Johnny Ray, S OBP: 0.538, SLG: 0.739 (1, 4)											2	0	1	0	3	0	1								
Sid Bream, L OBP: 0.278, SLG: 0.200 (1, 3)											4	1	1	0	1	1	3								
Mike Brown, R OBP: 0.286, SLG: 0.476 (1, 9)											5	1	1	2	0	1	3								
Tony Peña, R OBP: 0.250, SLG: 0.182 (1, 2)											3	0	0	0	1	0	2								
Jim Morrison, R OBP: 0.304, SLG: 0.381 Bill Almon, R (8, 5)										4	1	4	2	0	0	0									
Sam Khalifa, R OBP: 0.214, SLG: 0.083 (1, 6)										3	0	0	0	1	1	3									
Rick Rhoden, R Cecilio Guante, R Pat Clements, R Jim Winn, R (1, 1) (7, 1) (8, 1) (9, 1)										2	0	0	0	1	1	2									
Inning Stats	R: 0 E: 0 K: 3 S: 10	H: 1 LOB: 1 BB: 0 P: 10	R: 0 E: 0 K: 0 S: 4	H: 1 LOB: 2 BB: 1 P: 8	R: 3 E: 0 K: 0 S: 6	H: 3 LOB: 2 BB: 2 P: 14	R: 0 E: 0 K: 2 S: 7	H: 0 LOB: 0 BB: 0 P: 7	R: 0 E: 0 K: 1 S: 5	H: 0 LOB: 1 BB: 1 P: 9	R: 0 E: 0 K: 1 S: 5	H: 1 LOB: 2 BB: 2 P: 13	R: 0 E: 0 K: 0 S: 3	H: 1 LOB: 1 BB: 1 P: 7	R: 1 E: 0 K: 1 S: 7	H: 2 LOB: 1 BB: 0 P: 7	R: 0 E: 0 K: 0 S: 2	H: 0 LOB: 0 BB: 1 P: 6	1B: 6 2B: 2 3B: 0 HR: 1	SF: 0 SAC: 1 DP: 2 HBP: 0	WP: 0 PB: 0 SB: 0 CS: 2	PA: 41			
PITCHER	IP	WLS	BF	H	R	ER	SO	BB	IBB	HBP	BLK	WP	HR	S	P	ERA	WHIP								
Rick Sutcliffe, R ERA: 5.0 Dick Ruthven, R ERA: 1.6	7.0	L	33	7	3	3	7	7	0	0	0	0	0	40	68	3.86	2.000								
2.0	8	2	1	1	1	1	1	0	0	0	0	0	1	9	13	4.50	1.500								

Pittsburgh Pirates @ Chicago Cubs
Wrigley Field, Chicago, IL
Fri Apr 18 1986, 3:33 AM CST
Att: 38,151 - Unknown

AB	32
R	4
H	9
RBI	4
BB	8
SO	8
LOB	17



Batter	1	2	3	4	5	6	7	8	9	AB	R	H	RBI	BB	SO	LOB	BOTTOM								
Bob Dernier, R OBP: 0.243, SLG: 0.182 (1, 8)										4	0	1	0	0	0	2									
Gary Matthews, R OBP: 0.276, SLG: 0.133 (1, 7)										4	0	2	0	0	0	1									
23 Ryne Sandberg, R OBP: 0.250, SLG: 0.324 (1, 4)										4	0	1	0	0	0	1									
Keith Moreland, R OBP: 0.286, SLG: 0.250 (1, 9)										4	0	1	0	0	0	3									
Leon Durham, L OBP: 0.343, SLG: 0.448 (1, 3)										4	0	1	0	0	0	2									
Jody Davis, R OBP: 0.233, SLG: 0.286 (1, 2)											4	0	1	0	0	3	2								
Ron Cey, R OBP: 0.438, SLG: 0.333 (1, 5)											3	0	1	0	1	0									
Shawon Dunston, R OBP: 0.276, SLG: 0.385 (1, 6)											4	0	1	0	0	2	4								
Rick Sutcliffe, L OBP: 0.250, SLG: 0.500 Thad Bosley, L OBP: 0.286, SLG: 0.286 Dick Ruthven, R (7, PH) (8, 1)											1	0	0	0	0	1									
Inning Stats	R: 0 E: 0 K: 0 S: 3	H: 1 LOB: 0 BB: 0 P: 3	R: 0 E: 0 K: 1 S: 5	H: 0 LOB: 0 BB: 0 P: 5	R: 0 E: 0 K: 1 S: 6	H: 1 LOB: 1 BB: 0 P: 6	R: 0 E: 0 K: 1 S: 7	H: 2 LOB: 2 BB: 0 P: 7	R: 0 E: 0 K: 1 S: 6	H: 0 LOB: 1 BB: 0 P: 6	R: 0 E: 0 K: 0 S: 3	H: 1 LOB: 0 BB: 0 P: 3	R: 0 E: 0 K: 1 S: 6	H: 1 LOB: 2 BB: 1 P: 10	R: 0 E: 0 K: 0 S: 5	H: 2 LOB: 2 BB: 0 P: 5	R: 0 E: 0 K: 1 S: 5	H: 1 LOB: 0 BB: 0 P: 5	1B: 7 2B: 3 3B: 0 HR: 0	SF: 0 SAC: 1 DP: 3 HBP: 0	WP: 0 PB: 0 SB: 0 CS: 0	PA: 35			
PITCHER	IP	WLS	BF	H	R	ER	SO	BB	IBB	HBP	BLK	WP	HR	S	P	ERA	WHIP								
Rick Rhoden, R ERA: 0.63 Cecilio Guante, R ERA Pat Clements, L ERA: 3.38 Jim Winn, R ERA	6.1	W	25	6	0	0	4	1	0	0	0	0	0	8	8	0.00	1.105								
1.1	6	2	0	0	0	1	0	0	0	0	0	0	0	1	1	0.00	0.000								
0.1	1	0	0	0	0	0	0	0	0	0	0	0	0	1	1	0.00	0.000								
1.0	3	1	0	0	0	1	0	0	0	0	0	0	0	5	5	0.00	1.000								

Pittsburgh Pirates @ Chicago Cubs
Wrigley Field, Chicago, IL
Fri Apr 18 1986, 3:33 AM CST
Att: 38,151 - Unknown


AB	33
R	0
H	9
RBI	0
BB	1
SO	6
LOB	18



Batter	1	2	3	4	5	6	7	8	9	AB	R	H	RBI	BB	SO	LOB	TOP				
R.J. Reynolds, S OBP: 0.455, SLG: 0.742	4-3		F7	HR		G3			5-3	6	1	3	5	0	0	0					
Joe Orsulak, L OBP: 0.323, SLG: 0.500	F8		F5	HR		G3	4-3			5	1	1	1	0	0	2					
Johnny Ray, S OBP: 0.464, SLG: 0.679 Sam Khalifa, R OBP: 0.214, SLG: 0.083				4-3		4-3			F9	5	0	1	0	0	0	1					
Sid Bream, L OBP: 0.348, SLG: 0.389	FC4-6		F8		CS	BB			5-3	3	1	1	1	2	0	0					
Mike Brown, R OBP: 0.346, SLG: 0.500	FC4-6		1B	2B	HR	BB			6-3	3	3	1	0	2	0	2					
Tony Peña, R OBP: 0.310, SLG: 0.231 Don Robinson, R OBP: 0.310, SLG: 0.231 Bob Kipper, R	K		1B	BB	K	1B	WP		FC5-4	4	2	2	0	1	2	2					
Bill Almon, R OBP: 0.571, SLG: 1.000	F3		1B	HR	HR	BB			FC5-4	4	3	2	3	1	0	1					
Rafael Belliard, R OBP: 0.364, SLG: 0.455	K		1B	HR	K	1B			F8	5	2	2	3	0	2	0					
Rick Reuschel, R OBP: 0.125, SLG: 0.125 Junior Ortiz, R	K		K	HR	K	6-3			6-3	4	1	1	0	0	2	2					
Inning Stats	R: 0 E: 0 K: 0 S: 4	H: 1 LOB: 2 BB: 1 P: 8	R: 0 E: 0 K: 2 S: 7	H: 0 LOB: 0 BB: 0 P: 7	R: 0 E: 0 K: 1 S: 5	H: 0 LOB: 0 BB: 0 P: 5	R: 7 E: 0 K: 0 S: 9	H: 6 LOB: 0 BB: 1 P: 13	R: 2 E: 0 K: 2 S: 7	H: 1 LOB: 1 BB: 2 P: 15	R: 4 E: 0 K: 0 S: 6	H: 3 LOB: 1 BB: 2 P: 14	R: 1 E: 0 K: 0 S: 5	H: 2 LOB: 1 BB: 0 P: 5	R: 0 E: 0 K: 0 S: 3	H: 0 LOB: 0 BB: 0 P: 3	1B: 7 2B: 4 3B: 0 HR: 4	SF: 0 SAC: 0 DP: 1 HBP: 0	WP: 1 PB: 1 SB: 0 CS: 2	PA: 46	
PITCHER	IP	WLS	BF	H	R	ER	SO	BB	IBB	HBP	BLK	WP	HR	S	P	ERA	WHIP				
Scott Sanderson, R ERA: 17.18	3.2	L	20	7	7	7	3	2	0	0	0	0	2	24	32	17.18	2.455				
Matt Keough, R ERA: 1.93	2.1		10	2	2	2	3	2	0	0	0	0	1	14	22	7.71	1.714				
George Frazier, R ERA: 6.75	1.0		8	3	4	3	0	2	0	0	0	1	0	6	14	27.00	5.000				
Dick Ruthven, R ERA: 2.57	2.0		8	2	1	1	0	0	0	0	0	0	1	8	8	4.50	1.000				

Pittsburgh Pirates @ Chicago Cubs
Wrigley Field, Chicago, IL
Sat Apr 19 1986, 3:33 AM CST
Att: 26,932 - Unknown


AB 40
R 14
H 14
RBI 13
BB 6
SO 6
LOB 10



Batter	1	2	3	4	5	6	7	8	9	AB	R	H	RBI	BB	SO	LOB	BOTTOM				
Bob Dernier, R OBP: 0.233, SLG: 0.179	1-4-3	4-3				6-3		5-3	FC1-4	6	0	1	1	0	0	5					
Gary Matthews, R OBP: 0.227, SLG: 0.105 George Frazier, R	5-3		5-3		FC6-4	6-3		6-3	6-3	4	0	0	0	0	0	2					
Steve Lake, R OBP: 0.250, SLG: 0.250					BB	1B		23 HR	1B	2	1	1	1	0	0	2					
23 Ryne Sandberg, R OBP: 0.268, SLG: 0.395			F8		F3		4-3	HR		4	1	1	2	1	0	1					
Keith Moreland, R OBP: 0.325, SLG: 0.278	5-3				BB	1B		K		4	0	2	0	1	1	1					
Leon Durham, L OBP: 0.350, SLG: 0.515		HR	4-3		BB		F8		F8	4	1	1	1	1	0	2					
Jody Davis, R OBP: 0.235, SLG: 0.281 Dick Ruthven, R	K				F7	3-1				4	0	1	0	0	1	3					
Jerry Mumphrey, S OBP: 0.125, SLG: 0.286	K						FC6-4		1B	1	1	1	0	0	0	0					
Ron Cey, R OBP: 0.381, SLG: 0.250	K		K		K	E3	FC6-4		1B	4	2	0	0	1	2	2					
Shawon Dunston, R OBP: 0.382, SLG: 0.613		HR				FC6-4		1B	FC1-4	5	2	5	2	0	0	0					
Scott Sanderson, R OBP: 1.000, SLG: 1.000 Matt Keough, R OBP: 0.333, SLG: 0.333 Thad Bosley, L OBP: 0.222, SLG: 0.222					1-3	FC6-4		L8	E6	1	0	1	0	0	0	0					
Davey Lopes, R						1-2				1	0	0	1	0	0	1					
Inning Stats	R: 0 E: 0 K: 0 S: 3	H: 0 LOB: 1 BB: 1 P: 7	R: 2 E: 0 K: 2 S: 10	H: 3 LOB: 1 BB: 0 P: 10	R: 0 E: 0 K: 1 S: 6	H: 1 LOB: 1 BB: 0 P: 6	R: 0 E: 0 K: 0 S: 5	H: 2 LOB: 3 BB: 1 P: 9	R: 1 E: 1 K: 0 S: 5	H: 1 LOB: 1 BB: 0 P: 5	R: 0 E: 0 K: 0 S: 5	H: 2 LOB: 2 BB: 0 P: 5	R: 3 E: 0 K: 1 S: 8	H: 3 LOB: 0 BB: 0 P: 8	R: 2 E: 1 K: 0 S: 6	H: 2 LOB: 2 BB: 1 P: 10	1B: 9 2B: 2 3B: 0 HR: 3	SF: 0 SAC: 0 DP: 0 HBP: 0	WP: 0 PB: 0 SB: 0 CS: 0	PA: 47	
PITCHER	IP	WLS	BF	H	R	ER	SO	BB	IBB	HBP	BLK	WP	HR	S	P	ERA	WHIP				
Rick Reuschel, R ERA: 2.25	7.0	W	34	9	3	2	3	3	0	0	0	0	2	37	49	2.57	1.714				
Don Robinson, R ERA: 16.2	1.1		10	5	5	5	1	1	0	0	0	0	1	11	15	33.75	4.500				
Bob Kipper, L ERA:	0.2		3	0	0	0	0	0	0	0	0	0	0	3	3	0.00	0.000				

Pittsburgh Pirates @ Chicago Cubs
Wrigley Field, Chicago, IL
Sat Apr 19 1986, 3:33 AM CST
Att: 26,932 - Unknown

AB 43
R 8
H 14
RBI 8
BB 4
SO 4
LOB 23




Batter	1	2	3	4	5	6	7	8	9	AB	R	H	RBI	BB	SO	LOB	TOP			
R.J. Reynolds, S OBP: 0.413, SLG: 0.651 (1.7)			4-3				1-3		4-3	5	1	2	0	0	0	1				
Joe Orsulak, L OBP: 0.341, SLG: 0.474 Jim Winn, R (1.8)			K				4-3			5	0	1	1	0	1	2				
Johnny Ray, S OBP: 0.523, SLG: 0.675 (1.4)								4-3		5	1	3	1	0	1	1				
Sid Bream, L OBP: 0.324, SLG: 0.481 (1.3)										4	0	1	0	0	1	2				
Mike Brown, R OBP: 0.375, SLG: 0.586 (1.9)	K									3	1	1	2	1	1	1				
Tony Peña, R OBP: 0.293, SLG: 0.243 (1.2)			K							3	0	1	0	1	1	0				
Jim Morrison, R Cecilio Guante, R Pat Clements, R Steve Kemp, L Sam Khalifa, R Lee Mazzilli, S Rafael Belliard, R Larry McWilliams, L Bill Almon, R										4	1	1	1	0	1	3	AB 35			
										0	0	0	0	0	0	0	R 5			
										0	0	0	0	0	0	0	H 10			
										0	0	0	0	0	0	0	RBI 5			
										3	0	0	0	0	2	1	BB 3			
										0	1	0	0	1	0	0	SO 9			
										0	0	0	0	0	0	0	LOB 11			
										3	0	0	0	0	1	0				
										0	0	0	0	0	0	0				
Inning Stats	R: 1 E: 0 K: 1 S: 7	H: 2 LOB: 1 BB: 0 P: 7	R: 1 E: 0 K: 2 S: 8	H: 1 LOB: 0 BB: 0 P: 8	R: 0 E: 0 K: 1 S: 6	H: 2 LOB: 2 BB: 0 P: 6	R: 0 E: 0 K: 0 S: 3	H: 0 LOB: 0 BB: 0 P: 3	R: 0 E: 0 K: 1 S: 6	H: 1 LOB: 1 BB: 0 P: 6	R: 2 E: 0 K: 1 S: 8	H: 3 LOB: 1 BB: 0 P: 8	R: 0 E: 0 K: 1 S: 5	H: 0 LOB: 2 BB: 2 P: 13	R: 1 E: 0 K: 1 S: 6	H: 1 LOB: 1 BB: 1 P: 10	1B: 4 2B: 4 3B: 0 HR: 2	SF: 0 SAC: 1 DP: 0 HBP: 0	WP: 0 PB: 0 SB: 1 CS: 0	PA: 39
PITCHER	IP WLS BF H R ER SO BB IBB HBP BLK WP HR S P ERA WHIP	6.0 26 9 4 4 6 0 0 0 0 0 2 38 38 6.00 1.500	7.1 3 0 0 0 1 0 0 0 0 0 0 5 5 0.00 0.000	8.1 5 0 0 0 1 2 0 0 0 0 0 5 13 0.00 2.000	9.1 1.0 W 5 1 1 1 1 1 0 0 0 0 0 6 10 9.00 2.000															

Pittsburgh Pirates @ New York Mets
Shea Stadium, Flushing, NY
Mon Apr 21 1986, 6:05 PM EST
Att: 10,282 - Unknown

livebaseballscores.com

AB 35
R 5
H 10
RBI 5
BB 3
SO 9
LOB 11




Batter	1	2	3	4	5	6	7	8	9	AB	R	H	RBI	BB	SO	LOB	BOTTOM			
Kevin Mitchell, R OBP: 0.300, SLG: 0.400 (1.8)			F3				F8		SH3-4	4	0	1	0	0	0	1				
Tim Tauler, R OBP: 0.256, SLG: 0.321 (1.4)			F3				6-3			5	1	3	1	0	0	0				
Keith Hernandez, L OBP: 0.455, SLG: 0.400 (1.3)										2	1	0	0	2	0	4				
Gary Carter, R OBP: 0.432, SLG: 0.568 (1.2)							K			4	1	2	3	1	1	1				
Darryl Strawberry, L OBP: 0.357, SLG: 0.273 (1.9)	K		4-3				K		K	4	0	0	0	0	3	3				
George Foster, R OBP: 0.357, SLG: 0.320 (1.7)										3	1	1	0	1	0	3				
Ray Knight, R Roger McDowell, R										4	1	1	2	0	0	2	AB 34			
										0	0	0	0	0	0	0	R 6			
										4	0	0	0	0	2	1	H 10			
										4	0	0	0	0	2	1	RBI 6			
										2	0	0	0	0	1	1	BB 4			
										1	0	1	0	0	0	0	SO 7			
										0	0	0	0	0	0	0	LOB 16			
										2	0	0	0	0	1	1				
										0	0	0	0	0	0	0				
										1	0	1	0	0	0	0				
										0	0	0	0	0	0	0				
										1	1	1	0	0	0	0				
Inning Stats	R: 0 E: 0 K: 1 S: 7	H: 2 LOB: 3 BB: 1 P: 11	R: 0 E: 0 K: 2 S: 7	H: 0 LOB: 0 BB: 0 P: 7	R: 2 E: 0 K: 0 S: 4	H: 1 LOB: 0 BB: 0 P: 5	R: 0 E: 0 K: 1 S: 6	H: 1 LOB: 1 BB: 0 P: 6	R: 0 E: 0 K: 1 S: 5	H: 0 LOB: 0 BB: 0 P: 5	R: 0 E: 0 K: 0 S: 5	H: 0 LOB: 2 BB: 0 P: 5	R: 2 E: 0 K: 1 S: 6	H: 1 LOB: 0 BB: 1 P: 10	R: 2 E: 0 K: 0 S: 4	H: 3 LOB: 2 BB: 1 P: 8	1B: 6 2B: 2 3B: 0 HR: 2	SF: 0 SAC: 1 DP: 1 HBP: 1	WP: 0 PB: 0 SB: 0 CS: 0	PA: 40
PITCHER	IP WLS BF H R ER SO BB IBB HBP BLK WP HR S P ERA WHIP	7.0 30 6 2 2 6 2 0 1 0 0 1 39 48 2.57 1.143	8.1 5 1 2 2 1 1 0 0 0 0 0 1 6 10 18.00 2.000	9.1 0.1 L 4 2 2 2 0 1 0 0 0 0 0 3 7 54.00 9.000	9.1 0.0 1 1 0 0 0 0 0 0 0 0 0 1 1 = =															

Pittsburgh Pirates @ New York Mets
Shea Stadium, Flushing, NY
Mon Apr 21 1986, 6:05 PM EST
Att: 10,282 - Unknown

livebaseballscores.com

AB 34
R 6
H 10
RBI 6
BB 4
SO 7
LOB 16



Batter	1	2	3	4	5	6	7	8	9	AB	R	H	RBI	BB	SO	LOB	TOP										
R.J. Reynolds, S OBP: 0.400, SLG: 0.609	6-3			K			F7			3	0	0	0	1	1	0											
Sam Khalifa, R OBP: 0.190, SLG: 0.105	1-3			4-3				BB		4	1	1	0	0	1	2											
Johnny Ray, S OBP: 0.511, SLG: 0.651 Rafael Belliard, R OBP: 0.375, SLG: 0.400	F9			F2			1B			3	0	1	0	0	0	0											
Mike Brown, R OBP: 0.361, SLG: 0.531		FC6-4			F8		F9			3	0	0	0	1	0	2											
Mike Diaz, R OBP: 0.286, SLG: 0.286		F8			F9					4	0	1	1	0	0	1											
Tony Peña, R OBP: 0.273, SLG: 0.225		FC6-4			6-3					3	0	0	0	0	1	3											
Jim Morrison, R OBP: 0.270, SLG: 0.382		CS					K			3	0	1	0	0	2	0											
Junior Ortiz, R				G6-4-3			5-3			3	0	0	0	0	0	1											
Bob Kipper, R							6-3			1	0	0	0	0	0	0											
Ray Krawczyk, R								E4		0	0	0	0	0	0	0											
Bob Walk, R										1	0	0	0	0	0	0											
Joe Orsulak, L OBP: 0.333, SLG: 0.462 Pat Clements, R										0	0	0	0	0	0	0											
Inning Stats	R: 0 E: 0 K: 0 S: 3	H: 0 LOB: 0 BB: 0 P: 3	R: 0 E: 0 K: 0 S: 2	H: 0 LOB: 0 BB: 1 P: 6	R: 0 E: 0 K: 0 S: 3	H: 1 LOB: 0 BB: 0 P: 3	R: 0 E: 0 K: 1 S: 5	H: 0 LOB: 0 BB: 0 P: 5	R: 0 E: 0 K: 0 S: 3	H: 0 LOB: 0 BB: 0 P: 3	R: 0 E: 0 K: 1 S: 5	H: 0 LOB: 0 BB: 0 P: 5	R: 1 E: 0 K: 1 S: 8	H: 3 LOB: 2 BB: 0 P: 8	R: 0 E: 1 K: 2 S: 8	H: 0 LOB: 2 BB: 1 P: 12	R: 0 E: 0 K: 1 S: 5	H: 0 LOB: 0 BB: 0 P: 5	1B: 4 2B: 0 3B: 0 HR: 0	SF: 0 SAC: 0 DP: 1 HBP: 0	WP: 0 PB: 0 SB: 0 CS: 1	PA: 33					
PITCHER	IP	WLS	BF	H	R	ER	SO	BB	IBB	HBP	BLK	WP	HR	S	P	ERA	WHIP										
Bob Ojeda, L ERA: 1.46	7.0	W	24	4	1	1	3	1	0	0	0	0	0	29	33	1.29	0.714										
Roger McDowell, R ERA: 3.24	2.0		8	0	0	0	3	1	0	0	0	0	0	13	17	0.00	0.500										

Pittsburgh Pirates @ New York Mets
Shea Stadium, Flushing, NY
Tue Apr 22 1986, 6:05 PM EST
Att: 15,668 - Unknown

AB 30
R 1
H 4
RBI 1
BB 2
SO 6
LOB 9



Batter	1	2	3	4	5	6	7	8	9	AB	R	H	RBI	BB	SO	LOB	BOTTOM										
Kevin Mitchell, R OBP: 0.400, SLG: 0.500	4-3	K				FC6-4				4	2	2	1	1	1	4											
Tim Tauler, R OBP: 0.306, SLG: 0.323	K	2B					K			3	0	1	0	2	2	1											
Keith Hernandez, L OBP: 0.429, SLG: 0.400	4-3						6-3			5	0	1	2	0	1	6											
Gary Carter, R OBP: 0.429, SLG: 0.550	2B						E5			3	0	1	2	1	0	3											
Darryl Strawberry, L OBP: 0.362, SLG: 0.297		K								4	0	1	0	1	3	4											
George Foster, R OBP: 0.333, SLG: 0.333 Roger McDowell, R	F7					5-3	L4			5	1	1	0	0	0	4											
Ray Knight, R OBP: 0.333, SLG: 0.333 Howard Johnson, S		2B						F3		1	2	1	1	3	0	0											
Rafael Santana, R OBP: 0.205, SLG: 0.158		2B						F7		4	2	2	1	0	0	1											
Bob Ojeda, L OBP: 0.400, SLG: 0.400 Lenny Dykstra, L OBP: 0.395, SLG: 0.324								5-3		4	0	2	0	0	2	3											
Inning Stats	R: 1 E: 0 K: 1 S: 7	H: 2 LOB: 2 BB: 1 P: 11	R: 2 E: 0 K: 3 S: 11	H: 2 LOB: 3 BB: 3 P: 23	R: 2 E: 0 K: 0 S: 7	H: 4 LOB: 3 BB: 1 P: 11	R: 1 E: 0 K: 2 S: 8	H: 1 LOB: 1 BB: 1 P: 12	R: 1 E: 0 K: 2 S: 9	H: 2 LOB: 1 BB: 0 P: 9	R: 0 E: 0 K: 0 S: 4	H: 1 LOB: 2 BB: 1 P: 8	R: 0 E: 1 K: 1 S: 6	H: 0 LOB: 2 BB: 1 P: 10	R: 0 E: 0 K: 0 S: 3	H: 0 LOB: 0 BB: 0 P: 3	1B: 6 2B: 5 3B: 0 HR: 1	SF: 2 SAC: 0 DP: 0 HBP: 0	WP: 1 PB: 1 SB: 1 CS: 0	PA: 45							
PITCHER	IP	WLS	BF	H	R	ER	SO	BB	IBB	HBP	BLK	WP	HR	S	P	ERA	WHIP										
Bob Kipper, L ERA: 15.0	1.0	L	5	1	1	1	1	1	0	0	0	0	0	6	10	9.00	2.000										
Ray Krawczyk, R ERA: 9.0	3.1		18	3	1	0	4	3	0	0	0	1	0	23	35	0.00	1.636										
Bob Walk, R ERA: 1.93	4.1		3	0	0	0	0	0	0	0	0	0	0	3	3	0.00	0.000										
Pat Clements, L ERA: 5.4	8.1		0	0	0	0	0	0	0	0	0	0	0	3	3	0.00	0.000										

Pittsburgh Pirates @ New York Mets
Shea Stadium, Flushing, NY
Tue Apr 22 1986, 6:05 PM EST
Att: 15,668 - Unknown

AB 35
R 7
H 12
RBI 7
BB 8
SO 9
LOB 26



Batter	1	2	3	4	5	6	7	8	9	AB	R	H	RBI	BB	SO	LOB	TOP		
Gary Redus, R OBP: 0.345, SLG: 0.423 (1, 7)										4	0	1	0	0	2	2	Philadelphia Phillies @ Pittsburgh Pirates Three Rivers Stadium, Pittsburgh, PA Thu Apr 24 1986, 6:05 PM EST Att: 14,622 - Unknown		
Milt Thompson, L OBP: 0.163, SLG: 0.238 (1, 8)										4	1	1	0	0	0	1			
Von Hayes, L OBP: 0.306, SLG: 0.333 (1, 3)										3	1	0	0	1	1				
Mike Schmidt, R OBP: 0.407, SLG: 0.625 (1, 5)										3	2	2	4	0	1	0			
Glenn Wilson, R OBP: 0.283, SLG: 0.186 (1, 9)										3	0	0	0	1	0	0			
Darren Daulton, L OBP: 0.464, SLG: 0.762 (1, 2)										2	0	0	0	2	0	0			
Luis Aguayo, R OBP: 0.171, SLG: 0.152 (1, 4)										4	0	1	0	0	2	3			
Steve Jeltz, S OBP: 0.383, SLG: 0.375 (1, 6)										2	0	1	0	1	0	0			
Shane Rawley, R (1, 1)										3	0	0	0	0	2	3			
Inning Stats	R: 2 E: 1 K: 0 S: 4	H: 2 LOB: 0 BB: 1 P: 8	R: 0 E: 0 K: 3 S: 9	H: 0 LOB: 2 BB: 2 P: 17	R: 0 E: 0 K: 2 S: 7	H: 0 LOB: 0 BB: 0 P: 7	R: 0 E: 0 K: 0 S: 3	H: 1 LOB: 0 BB: 0 P: 3	R: 0 E: 0 K: 1 S: 5	H: 0 LOB: 0 BB: 0 P: 5	R: 0 E: 0 K: 1 S: 7	H: 0 LOB: 0 BB: 0 P: 7	R: 1 E: 0 K: 0 S: 3	H: 1 LOB: 1 BB: 2 P: 11	1B: 4 2B: 0 3B: 0 HR: 2	SF: 1 SAC: 0 DP: 2 HBP: 0	WP: 0 PA: 35 PB: 0 SB: 0 CS: 2		
PITCHER	IP	WLS	BF	H	R	ER	SO	BB	IBB	HBP	BLK	WP	HR	S	P	ERA	WHIP		
Rick Rhoden, R ERA: 1.59 (1, 1)	8.1	L	32	6	4	3	8	4	0	0	0	0	2	44	60	3.24	1.200		
Pat Clements, L ERA: 4.76 (9, 1)	0.2		2	0	0	0	0	1	0	0	0	0	0	1	5	0.00	1.500		

AB 28
R 4
H 6
RBI 4
BB 5
SO 8
LOB 10



Batter	1	2	3	4	5	6	7	8	9	AB	R	H	RBI	BB	SO	LOB	BOTTOM		
R.J. Reynolds, S OBP: 0.389, SLG: 0.580 (1, 8)										4	0	1	0	0	0	0	Philadelphia Phillies @ Pittsburgh Pirates Three Rivers Stadium, Pittsburgh, PA Thu Apr 24 1986, 6:05 PM EST Att: 14,622 - Unknown		
Bill Almon, R OBP: 0.429, SLG: 0.500 (1, 7)										2	0	0	0	2	0	0			
Johnny Ray, S OBP: 0.510, SLG: 0.630 (1, 4)										3	1	1	0	1	0	1			
Mike Brown, R OBP: 0.350, SLG: 0.500 (1, 9)										4	0	1	0	0	0	3			
Sid Bream, L OBP: 0.316, SLG: 0.452 (1, 3)										4	0	1	0	0	1	3			
Tony Peña, R OBP: 0.271, SLG: 0.295 (1, 2)										4	1	1	1	0	2	2			
Jim Morrison, R OBP: 0.268, SLG: 0.351 (1, 5)										3	0	0	0	1	0	3			
Sam Khalifa, R OBP: 0.167, SLG: 0.091 (1, 6)										3	0	0	0	0	1	1			
Mike Diaz, R OBP: 0.250, SLG: 0.250 (9, PH)										1	0	0	0	0	0	0			
Rick Rhoden, R Pat Clements, R Lee Mazzilli, S OBP: 0.500, SLG: 0.143 (9, PH)										3	0	0	0	0	0	0			
Inning Stats	R: 1 E: 1 K: 1 S: 8	H: 2 LOB: 3 BB: 1 P: 12	R: 0 E: 0 K: 0 S: 3	H: 1 LOB: 0 BB: 0 P: 3	R: 0 E: 0 K: 0 S: 3	H: 0 LOB: 1 BB: 1 P: 7	R: 0 E: 0 K: 2 S: 7	H: 0 LOB: 1 BB: 1 P: 11	R: 0 E: 0 K: 0 S: 4	H: 1 LOB: 2 BB: 0 P: 4	R: 0 E: 0 K: 0 S: 3	H: 0 LOB: 0 BB: 0 P: 3	R: 0 E: 0 K: 1 S: 5	H: 0 LOB: 0 BB: 0 P: 5	R: 0 E: 0 K: 1 S: 5	H: 0 LOB: 0 BB: 0 P: 5	1B: 4 2B: 0 3B: 0 HR: 1	SF: 0 SAC: 0 DP: 0 HBP: 0	WP: 0 PA: 37 PB: 0 SB: 0 CS: 1
PITCHER	IP	WLS	BF	H	R	ER	SO	BB	IBB	HBP	BLK	WP	HR	S	P	ERA	WHIP		
Shane Rawley, L ERA: 1.82 (1, 1)	9.0	W	36	5	2	1	5	4	0	0	0	0	1	42	58	1.00	1.000		

AB 32
R 2
H 5
RBI 1
BB 4
SO 5
LOB 14



Batter	1	2	3	4	5	6	7	8	9	AB	R	H	RBI	BB	SO	LOB	TOP								
Gary Redus, R OBP: 0.361, SLG: 0.444 Greg Gross, L (5, 7)	5-3	E8 4-3	H 1-2 HBP			6-3			FC4-6 1B HBP	2	1	1	0	0	0	0									
Milt Thompson, L OBP: 0.188, SLG: 0.255 (1, 8)	1B SF8	4-3	4-3			K			FC4-6 1B	5	1	2	1	0	1	3									
Von Hayes, L OBP: 0.296, SLG: 0.319 (1, 3)	1B 1B	K		1-3	1-3		4-3		FC4-6 WP 1B	5	1	1	0	0	1	2									
Mike Schmidt, R OBP: 0.390, SLG: 0.596 (1, 5)	SF8	1-3	1-3	5-3	5-3		F8		WP 1B	4	0	1	2	0	0	0									
Glenn Wilson, R OBP: 0.293, SLG: 0.208 (1, 9)	1B 1B		1B SF8	1B			K		F8	5	2	2	0	0	1	2									
Darren Daulton, L OBP: 0.500, SLG: 0.760 (1, 2)	BB 1B		E 4-3	1B			CS 1B		K	4	0	3	1	0	1	0									
Luis Aguayo, R OBP: 0.179, SLG: 0.167 (1, 4)	BB 1B		SF8	6-3	6-3		K		K	3	0	1	2	0	1	1									
Steve Jeltz, S OBP: 0.373, SLG: 0.349 (1, 6)	FC6-4 BB		4-3	K			6-3		6-3	3	0	0	0	1	1	1									
Kevin Gross, R OBP: 0.125, SLG: 0.125 Steve Bedrosian, R (8, 1)	FC6-4		E5 HBP	5-3	5-3				F9	3	0	0	0	0	0	4									
Inning Stats	R: 3 E: 0 K: 0 S: 8	H: 5 LOB: 3 BB: 1 P: 12	R: 1 E: 1 K: 1 S: 6	H: 1 LOB: 0 BB: 0 P: 6	R: 1 E: 1 K: 0 S: 6	H: 2 LOB: 2 BB: 0 P: 7	R: 0 E: 0 K: 0 S: 3	H: 0 LOB: 0 BB: 0 P: 3	R: 0 E: 0 K: 1 S: 5	H: 1 LOB: 0 BB: 0 P: 5	R: 0 E: 0 K: 1 S: 5	H: 0 LOB: 0 BB: 0 P: 5	R: 0 E: 0 K: 2 S: 7	H: 0 LOB: 0 BB: 0 P: 7	R: 0 E: 0 K: 2 S: 7	H: 0 LOB: 0 BB: 0 P: 7	R: 1 E: 0 K: 0 S: 5	H: 2 LOB: 2 BB: 0 P: 6	1B: 10 2B: 1 3B: 0 HR: 0	SF: 2 SAC: 0 DP: 0 HBP: 2	WP: 1 PB: 0 SB: 0 CS: 1	PA: 41			
PITCHER	IP	WLS	BF	H	R	ER	SO	BB	IBB	HBP	BLK	WP	HR	S	P	ERA	WHIP								
Rick Reuschel, R ERA: 3.57 Bob Patterson, L ERA: 3.57 Bob Walk, R ERA: 1.46 Cecilio Guante, R ERA: 2.25	2.2	L	19	8	5	4	1	1	0	1	0	0	0	19	24	13.50	3.375								

Philadelphia Phillies @ Pittsburgh Pirates
Three Rivers Stadium, Pittsburgh, PA
Fri Apr 25 1986, 6:05 PM EST
Att: 11,847 - Unknown

AB 36
R 6
H 11
RBI 6
BB 1
SO 6
LOB 13



Batter	1	2	3	4	5	6	7	8	9	AB	R	H	RBI	BB	SO	LOB	BOTTOM								
R.J. Reynolds, S OBP: 0.379, SLG: 0.547 (1, 7)	F7		CI 1B		1-3		FC3-6 BB		F7	3	0	0	0	1	0	2									
Joe Orsulak, L OBP: 0.300, SLG: 0.409 (1, 8)	F7		F9		F8		FC3-6		P5	5	0	0	0	0	0	4									
Johnny Ray, S OBP: 0.518, SLG: 0.620 (1, 4)	BB BB			1-2	6-3		G3		2B 1B	4	0	2	2	1	0	1									
Sid Bream, L OBP: 0.372, SLG: 0.600 (1, 3)	BB BB		P6				HR		G6-4-3 BB 1B	4	1	3	1	1	0	2									
Mike Brown, R OBP: 0.356, SLG: 0.475 (1, 9)	F8			G1 1B			F8		K	4	0	1	0	1	1	4									
Tony Peña, R OBP: 0.288, SLG: 0.298 (1, 2)		L6-3 BB		G1 1B			6-3		G6-4-3	3	0	1	0	1	0	2									
Jim Morrison, R OBP: 0.267, SLG: 0.341 (1, 5)		F3		G1			1B		F7	4	0	1	0	0	0	4									
Sam Khalifa, R OBP: 0.148, SLG: 0.080 Lee Mazzilli, S OBP: 0.536, SLG: 0.143 (9, PH)		L6-3		P4			1-3		2B 1B BB	3	0	0	0	0	0	4									
Rick Reuschel, R OBP: 0.125, SLG: 0.125 Bob Patterson, R Steve Kemp, L OBP: 0.345, SLG: 0.455 Bob Walk, R Rafael Belliard, R OBP: 0.392, SLG: 0.375 Cecilio Guante, R Bill Almon, R OBP: 0.407, SLG: 0.636 (1, 1) (3, 1) (4, PH) (5, 1) (7, PH) (8, 1) (9, PH)				K			1-3		F7	0	0	0	0	0	0	0									
Inning Stats	R: 0 E: 0 K: 0 S: 3	H: 0 LOB: 2 BB: 2 P: 11	R: 0 E: 0 K: 0 S: 2	H: 0 LOB: 0 BB: 1 P: 6	R: 0 E: 1 K: 1 S: 7	H: 1 LOB: 2 BB: 0 P: 7	R: 0 E: 0 K: 0 S: 5	H: 2 LOB: 2 BB: 0 P: 5	R: 0 E: 0 K: 0 S: 3	H: 0 LOB: 1 BB: 1 P: 7	R: 0 E: 0 K: 0 S: 3	H: 1 LOB: 1 BB: 1 P: 7	R: 0 E: 0 K: 1 S: 8	H: 3 LOB: 2 BB: 1 P: 12	1B: 6 2B: 3 3B: 0 HR: 1	SF: 0 SAC: 0 DP: 2 HBP: 0	WP: 0 PB: 0 SB: 0 CS: 0	PA: 41							
PITCHER	IP	WLS	BF	H	R	ER	SO	BB	IBB	HBP	BLK	WP	HR	S	P	ERA	WHIP								
Kevin Gross, R ERA: 5.24 Steve Bedrosian, R ERA: 7.99	7.0	W	32	6	1	1	1	5	0	0	0	0	1	29	49	1.29	1.571								

Philadelphia Phillies @ Pittsburgh Pirates
Three Rivers Stadium, Pittsburgh, PA
Fri Apr 25 1986, 6:05 PM EST
Att: 11,847 - Unknown

AB 34
R 3
H 9
RBI 3
BB 6
SO 2
LOB 25



Batter	1	2	3	4	5	6	7	8	9	AB	R	H	RBI	BB	SO	LOB	TOP			
Chris James, R OBP: 0.375, SLG: 0.714 (1, 7)	6-3		6-3						K	4	1	1	2	1	1	0	Philadelphia Phillies @ Pittsburgh Pirates Three Rivers Stadium, Pittsburgh, PA Sat Apr 26 1986, 3:33 AM EST Att: 16,373 - Unknown livebaseballscores.com			
Milt Thompson, L OBP: 0.188, SLG: 0.235 (1, 8)	4-3		5-3						K	4	1	0	0	1	1	2				
Rick Schu, R OBP: 0.357, SLG: 0.786 (1, 5)	1B		HR						HR	5	3	4	2	0	0	2				
Mike Schmidt, R OBP: 0.391, SLG: 0.596 (1, 3)	1B		F7						K	5	0	2	2	0	1	0				
Glenn Wilson, R OBP: 0.274, SLG: 0.192 (1, 9)	F7									4	0	0	0	0	1	3				
John Russell, R OBP: 0.414, SLG: 0.480 (1, 2)		6-3								3	0	0	0	0	1	1				
Luis Aguayo, R OBP: 0.163, SLG: 0.150 (1, 4)		2-3								4	0	0	0	0	0	1				
Steve Jeltz, S OBP: 0.400, SLG: 0.356 (1, 6)										2	1	1	0	2	0	0				
Charles Hudson, S (1, 1)										2	0	0	0	0	1	1				
Don Carman, L (8, 1)										0	0	0	0	0	0	0				
Kent Tekulve, R (8, 1)										0	0	0	0	0	0	0				
Dave Rucker, L (9, 1)										0	0	0	0	0	0	0				
Steve Bedrosian, R (9, 1)										0	0	0	0	0	0	0				
Inning Stats	R: 0 E: 0 K: 0 S: 5	H: 2 LOB: 2 BB: 0 P: 5	R: 0 E: 0 K: 1 S: 6	H: 1 LOB: 1 BB: 0 P: 6	R: 1 E: 0 K: 0 S: 4	H: 1 LOB: 0 BB: 0 P: 4	R: 0 E: 0 K: 0 S: 3	H: 0 LOB: 0 BB: 0 P: 3	R: 0 E: 0 K: 1 S: 5	H: 0 LOB: 2 BB: 2 P: 11	R: 4 E: 0 K: 1 S: 8	H: 3 LOB: 1 BB: 2 P: 16	R: 0 E: 0 K: 0 S: 3	H: 0 LOB: 0 BB: 0 P: 3	R: 1 E: 0 K: 3 S: 10	H: 1 LOB: 0 BB: 0 P: 10	1B: 4 2B: 1 3B: 0 HR: 3	SF: 0 SAC: 2 DP: 0 HBP: 1	WP: 0 PB: 0 SB: 0 CS: 0	PA: 40
PITCHER	IP WLS BF H R ER SO BB IBB HBP BLK WP HR S P ERA WHIP																			
Larry McWilliams, L ERA: 4.88	(1, 1)	6.1	L	30	6	5	5	2	4	0	0	1	0	0	2	29	46	7.11	1.579	
Cecilio Cuante, R ERA: 2.13	(7, 1)	0.2		3	1	0	0	1	0	0	0	0	0	0	0	5	5	0.00	1.500	
Pat Clements, L ERA: 4.05	(8, 1)	1.0		3	0	0	0	0	0	0	0	0	0	0	3	3	0.00	0.000		
Jim Winn, R ERA: 2.57	(9, 1)	1.0		4	1	1	1	3	0	0	0	0	0	1	10	10	9.00	1.000		

Batter	1	2	3	4	5	6	7	8	9	AB	R	H	RBI	BB	SO	LOB	BOTTOM					
R.J. Reynolds, S OBP: 0.365, SLG: 0.534 (1, 7)	K		FC5-4							5	1	1	0	0	1	2	Philadelphia Phillies @ Pittsburgh Pirates Three Rivers Stadium, Pittsburgh, PA Sat Apr 26 1986, 3:33 AM EST Att: 16,373 - Unknown livebaseballscores.com					
Joe Orsulak, L OBP: 0.273, SLG: 0.367 (1, 8)	L4		4-3						4-3	5	0	0	0	0	0	2						
Johnny Ray, S OBP: 0.508, SLG: 0.593 (1, 4)	F9								6-3	4	1	1	1	1	0	0						
Sid Bream, L OBP: 0.375, SLG: 0.564 (1, 3)		6-3								4	0	1	0	1	0	1						
Mike Brown, R OBP: 0.340, SLG: 0.444 (1, 9)		6-3								5	1	1	0	0	0	3						
Tony Peña, R OBP: 0.321, SLG: 0.306 (1, 2)										2	1	1	0	2	0	0						
Bill Almon, R OBP: 0.474, SLG: 0.800 (9, 6)										4	1	2	2	0	0	2						
Rafael Belliard, R OBP: 0.316, SLG: 0.333 (7, PH)										2	0	0	0	0	0	0						
Steve Kemp, L OBP: 0.268, SLG: 0.417 (8, 6)										1	0	0	0	0	1	1						
Sam Khalifa, R OBP: 0.148, SLG: 0.080 (8, PH)										0	0	0	0	0	0	0						
Mike Diaz, R OBP: 0.333, SLG: 0.250 (9, 5)										0	0	0	1	1	0	0						
Larry McWilliams, L OBP: 0.187, SLG: 0.187 (7, PH)										2	0	1	0	0	0	0						
Cecilio Cuante, R ERA: 2.13	(7, PH)									0	0	0	0	0	0	0						
Lee Mazzilli, S OBP: 0.271, SLG: 0.290 (8, 1)										1	0	1	0	0	0	0						
Pat Clements, R ERA: 4.05	(8, PH)									0	0	0	0	0	0	0						
Jim Morrison, R OBP: 0.320, SLG: 0.333 (9, 1)										1	0	0	0	0	0	3						
Jim Winn, R ERA: 2.57	(9, 1)									0	0	0	0	0	0	0						
Inning Stats	R: 0 E: 0 K: 1 S: 5	H: 0 LOB: 0 BB: 0 P: 5	R: 0 E: 0 K: 0 S: 3	H: 0 LOB: 1 BB: 1 P: 7	R: 0 E: 0 K: 0 S: 4	H: 0 LOB: 0 BB: 0 P: 4	R: 0 E: 0 K: 0 S: 3	H: 0 LOB: 0 BB: 0 P: 3	R: 1 E: 0 K: 0 S: 4	H: 1 LOB: 1 BB: 0 P: 4	R: 0 E: 0 K: 0 S: 3	H: 0 LOB: 2 BB: 2 P: 11	R: 1 E: 1 K: 1 S: 7	H: 2 LOB: 1 BB: 0 P: 7	R: 2 E: 0 K: 0 S: 6	H: 3 LOB: 3 BB: 2 P: 14	R: 1 E: 0 K: 0 S: 5	H: 2 LOB: 1 BB: 0 P: 5	1B: 7 2B: 1 3B: 0 HR: 1	SF: 0 SAC: 0 DP: 0 HBP: 0	WP: 0 PB: 0 SB: 1 CS: 0	PA: 41
PITCHER	IP WLS BF H R ER SO BB IBB HBP BLK WP HR S P ERA WHIP																					
Charles Hudson, R ERA: 3.6	(1, 1)	7.1		30	5	3	2	2	3	0	0	0	0	0	1	31	43	2.46	1.091			
Don Carman, L ERA: 6.43	(8, 1)	0.1		3	1	0	0	0	1	0	0	0	0	0	2	6	0.00	6.000				
Kent Tekulve, R ERA: 4.5	(8, 1)	0.1		4	2	2	2	0	1	0	0	0	0	0	3	7	54.00	9.000				
Dave Rucker, L ERA: 4.05	(9, 1)	0.2		3	1	0	0	0	0	0	0	0	0	3	3	0.00	1.500					
Steve Bedrosian, R ERA: 7.27	(9, 1)	0.1	S	1	0	0	0	0	0	0	0	0	0	1	1	0.00	0.000					

Batter	1	2	3	4	5	6	7	8	9	AB	R	H	RBI	BB	SO	LOB	TOP										
Greg Gross, L (1, 7) OBP: 0.400, SLG: 0.143 Chris James, R (6, PH) OBP: 0.300, SLG: 0.556 (6, 7)	4-0 FC4-6 BB	0-0 4-3		0-0 1B		0-3 K		0-0 F9		2	0	1	0	1	0	1	Philadelphia Phillies @ Pittsburgh Pirates Three Rivers Stadium, Pittsburgh, PA Sun Apr 27 1986, 3:33 AM EDT Att: 17,218 - Unknown										
Milt Thompson, L (1, 8) OBP: 0.224, SLG: 0.273	0-0 FC4-6 BB 1-2		0-0 BLK BB	0-0 1B		0-0 E 2B		0-3 K		4	0	2	1	1	1	2											
Von Hayes, L (1, 3) OBP: 0.271, SLG: 0.294	0-3 K		0-0 F7	0-0 SF8		0-0 1-3		0-0 4-3		4	0	0	1	0	1	6											
Mike Schmidt, R (1, 5) OBP: 0.377, SLG: 0.557	4-0 BB		0-0 F7	0-0 L5		0-0 E4 FC6-4		0-0 F8		4	0	0	0	1	0	5											
Joe Lefebvre, L (1, 9) Glenn Wilson, R (6, PH) OBP: 0.266, SLG: 0.185 (6, 9)	0-0 P6		0-0 BB		0-0 1-3	0-0 FC6-4		0-0 6-3		2	0	0	0	1	0	2											
Darren Daulton, L (1, 2) OBP: 0.432, SLG: 0.633		0-0 4-3	0-0 F7		0-3 K		0-0 G3		0-0 G3		5	0	0	0	0	1		2									
Luis Aguayo, R (1, 4) OBP: 0.191, SLG: 0.209		1-0 4-3 1B HBP		0-0 1B 3B		0-0 5-3		0-0 F7		3	2	1	0	0	0	0											
Steve Jeltz, S (1, 6) OBP: 0.390, SLG: 0.333		0-0 4-3		0-3 K		4-0 E 2B BB		0-0 3-1		3	1	0	0	1	1	2											
Steve Carlton, L (1, 1) Charles Hudson, S (6, PR) Dave Stewart, R (6, 1) Greg Legg, R (8, PH) Larry Andersen, R (8, 1)	0-0 BLK 1B		0-0 1B SF8 1B		0-0 E3 2B E		0-0 1B				3	1	2	2	0	0		1									
Inning Stats	R: 0 E: 0 K: 1 S: 5	H: 0 LOB: 2 BB: 2 P: 13	R: 1 E: 0 K: 0 S: 4	H: 1 LOB: 0 BB: 0 P: 5	R: 0 E: 0 K: 0 S: 3	H: 0 LOB: 2 BB: 0 P: 11	R: 2 E: 0 K: 1 S: 9	H: 4 LOB: 2 BB: 0 P: 9	R: 0 E: 0 K: 1 S: 5	H: 0 LOB: 0 BB: 0 P: 5	R: 2 E: 2 K: 1 S: 8	H: 1 LOB: 2 BB: 1 P: 12	R: 0 E: 0 K: 0 S: 3	H: 0 LOB: 0 BB: 0 P: 3	R: 0 E: 0 K: 1 S: 6	H: 1 LOB: 1 BB: 0 P: 6		R: 0 E: 0 K: 0 S: 3	H: 0 LOB: 0 BB: 0 P: 3	1B: 5 2B: 1 3B: 1 HR: 0	SF: 1 SAC: 0 DP: 0 HBP: 1	WP: 0 PB: 0 SB: 0 CS: 0	PA: 42				
PITCHER	IP	WLS	BF	H	R	ER	SO	BB	IBB	HBP	BLK	WP	HR	S	P	ERA	WHIP										
Mike Bielecki, R (1, 1) ERA: 6.75	5.0	W	27	5	5	4	3	5	0	1	2	0	0	27	48	7.20	2.000										
Bob Patterson, L (6, 1) ERA:	0.2		4	1	0	0	1	0	0	0	0	0	0	6	6	0.00	1.500										
Bob Walk, R (6, 1) ERA: 1.15	3.1	S	11	1	0	0	1	0	0	0	0	0	0	13	13	0.00	0.300										

Batter	1	2	3	4	5	6	7	8	9	AB	R	H	RBI	BB	SO	LOB	BOTTOM										
R.J. Reynolds, S (1, 8) OBP: 0.348, SLG: 0.516 (7, 7)	0-0 F3	0-0 4-3	0-3 K		0-0 E5		0-0 4-3	0-0 2B		6	0	1	2	0	1	7	Philadelphia Phillies @ Pittsburgh Pirates Three Rivers Stadium, Pittsburgh, PA Sun Apr 27 1986, 3:33 AM EDT Att: 17,218 - Unknown										
Jim Morrison, R (8, PR) OBP: 0.261, SLG: 0.333 (9, 5)	0-0 F8	1-2 2-3 3-H			0-0 FC3-2 2-3		0-0 4-3	0-0 2H 2B		0	1	0	0	0	0	0											
Bill Almon, R (1, 5) OBP: 0.520, SLG: 1.000 (9, 7)	0-0 F8	S SF8 2B			0-0 FC3-2 IBB		0-0 4-3	0-0 2H 2B		5	2	3	4	1	0	1											
Johnny Ray, S (1, 4) OBP: 0.463, SLG: 0.542	0-0 4-3	0-0 SF8		0-0 6-3	0-0 FC3-2 FC6		0-0 6-3	0-0 5-3		5	0	0	1	0	0	5											
Mike Brown, R (1, 9) OBP: 0.364, SLG: 0.469		E BB		0-0 1B	0-0 FC6		0-0 1B	0-0 1B 2B		4	2	2	0	1	0	3											
Mike Diaz, R (1, 7) Joe Orsulak, L (7, 8) OBP: 0.308, SLG: 0.250 OBP: 0.286, SLG: 0.380		0-0 BB 1B	0-0 F8	0-3 K		0-3 K		0-0 2B 1B		4	1	1	0	0	2	1											
Tony Peña, R (1, 2) OBP: 0.361, SLG: 0.377		0-0 E BB	0-0 F8	0-0 2B	0-0 1B		0-0 F9	0-0 CS 2B		4	1	3	1	1	0	0											
Sid Bream, L (1, 3) OBP: 0.396, SLG: 0.548		0-0 E3 4-3	0-0 E BB	0-0 F3		0-0 S BB		0-0 CS 2B 1B		3	2	1	1	2	0	3											
Rafael Belliard, R (1, 6) OBP: 0.292, SLG: 0.304		0-0 E4 2B	0-0 E4		0-0 E SH2-4 FC3-2 1B		0-0 4-3	0-3 K		5	1	1	1	0	1	6											
Mike Bielecki, R (1, 1) Bob Patterson, R (6, 1) Bob Walk, R (6, 1) OBP: 0.400, SLG: 0.800	0-0 E5 2B	0-0 K		0-0 SH2-4		0-0 4-3		0-0 2B 2B		2	1	0	0	0	1	5											
Inning Stats	R: 0 E: 0 K: 0 S: 3	H: 2 LOB: 0 BB: 2 P: 16	R: 0 E: 1 K: 2 S: 9	H: 1 LOB: 3 BB: 1 P: 13	R: 1 E: 0 K: 1 S: 8	H: 3 LOB: 2 BB: 0 P: 8	R: 0 E: 1 K: 0 S: 5	H: 0 LOB: 1 BB: 1 P: 9	R: 0 E: 0 K: 1 S: 4	H: 1 LOB: 0 BB: 0 P: 4	R: 5 E: 0 K: 1 S: 11	H: 7 LOB: 1 BB: 0 P: 11	R: 0 E: 0 K: 0 S: 3	H: 0 LOB: 0 BB: 0 P: 3	1B: 6 2B: 8 3B: 0 HR: 1	SF: 1 SAC: 1 DP: 0 HBP: 0	WP: 0 PB: 0 SB: 2 CS: 2	PA: 48									
PITCHER	IP	WLS	BF	H	R	ER	SO	BB	IBB	HBP	BLK	WP	HR	S	P	ERA	WHIP										
Steve Carlton, L (1, 1) ERA: 6.91	5.0	L	31	7	8	3	3	3	1	0	0	0	0	33	49	5.40	2.000										
Dave Stewart, R (6, 1) ERA: 4.29	2.0		8	1	0	0	1	1	0	0	0	0	0	9	13	0.00	1.000										
Larry Andersen, R (8, 1) ERA: 7.36	1.0		9	7	5	5	1	0	0	0	0	0	0	11	11	45.00	7.000										

Batter	1	2	3	4	5	6	7	8	9	AB	R	H	RBI	BB	SO	LOB	TOP			
R.J. Reynolds, S (1, 8) OBP: 0.356, SLG: 0.507	4-0 FC4-6 BB		0-3 K			0-0 3-1		0-0 FC4-6 1B		3	0	1	0	1	1	1	Pittsburgh Pirates @ Los Angeles Dodgers Dodger Stadium, Los Angeles, CA Mon Apr 28 1986, 7:05 PM PDT Att: 50,401 - Unknown livebaseballscorecards.com			
Bill Almon, R (1, 5) OBP: 0.448, SLG: 0.833	0-0 FC4-6 L8-3			0-0 4-3		0-0 F7		0-0 FC4-6		4	0	0	0	0	0	2				
Johnny Ray, S (1, 4) OBP: 0.465, SLG: 0.540	0-0 L8-3			0-0 1B			0-0 G5-3 1B		0-3 K	4	0	2	0	0	1	1				
Mike Brown, R (1, 9) OBP: 0.339, SLG: 0.434		0-0 6-3		0-0 F5			0-0 F7		0-0 6-3	4	0	0	0	0	0	2				
Mike Diaz, R (1, 7) OBP: 0.313, SLG: 0.267		0-3 K		0-3 K					0-3 K	3	0	1	0	0	2	1				
Joe Orsulak, L (7, PR) OBP: 0.286, SLG: 0.380										0	0	0	0	0	0	0				
Jim Morrison, R (8, PH) OBP: 0.255, SLG: 0.326							1-2 1B			1	0	0	0	0	1	0				
Tony Peña, R (1, 2) OBP: 0.344, SLG: 0.357		0-3 K				0-3 K		0-0 G5-3		3	0	0	0	0	2	2				
Sid Bream, L (1, 3) OBP: 0.393, SLG: 0.556			0-0 4-3		0-3 K			0-0 4-3 6-3 2B		3	1	1	0	0	1	0				
Rafael Belliard, R (1, 6) OBP: 0.296, SLG: 0.308			0-0 1B		0-0 F8			0-0 4-3		3	0	1	0	0	0	1				
Bob Kipper, R (1, 1) Lee Mazzilli, S (8, PH) Jim Winn, R (8, 1)			0-0 F4			0-3 K		0-0 6-3		2	0	0	0	0	1	1				
Inning Stats	R: 0 E: 0 K: 0 S: 2	H: 0 LOB: 0 BB: 1 P: 6	R: 0 E: 0 K: 2 S: 7	H: 0 LOB: 0 BB: 0 P: 7	R: 0 E: 0 K: 1 S: 6	H: 1 LOB: 1 BB: 0 P: 6	R: 0 E: 0 K: 1 S: 6	H: 1 LOB: 1 BB: 0 P: 6	R: 0 E: 0 K: 2 S: 7	H: 0 LOB: 0 BB: 0 P: 7	R: 0 E: 0 K: 0 S: 4	H: 2 LOB: 1 BB: 0 P: 4	R: 0 E: 0 K: 0 S: 5	H: 2 LOB: 1 BB: 0 P: 5	R: 0 E: 0 K: 2 S: 7	H: 0 LOB: 0 BB: 0 P: 7	1B: 5 2B: 2 3B: 0 HR: 0	SF: 0 SAC: 0 DP: 2 HBP: 0	WP: 0 PB: 0 SB: 0 CS: 0	PA: 32
PITCHER Fernando Valenzuela, L (1, 1) ERA: 2.41	IP: 9.0 WLS: W BF: 32 H: 6 R: 1 ER: 1 SO: 9 BB: 1 IBB: 0 HBP: 0 BLK: 0 WP: 0 HR: 0 S: 49 P: 53 ERA: 1.00 WHIP: 0.778															PITCHER				

Batter	1	2	3	4	5	6	7	8	9	AB	R	H	RBI	BB	SO	LOB	BOTTOM			
Steve Sax, R (1, 4) OBP: 0.400, SLG: 0.373	0-0 1-3			0-0 WP BLK 2B	0-0 F9			0-0 F7		4	1	1	0	0	0	1	Pittsburgh Pirates @ Los Angeles Dodgers Dodger Stadium, Los Angeles, CA Mon Apr 28 1986, 7:05 PM PDT Att: 50,401 - Unknown livebaseballscorecards.com			
Mariano Duncan, R (1, 6) OBP: 0.237, SLG: 0.214	0-0 F7			4-0 BLK BB 2-3 BB		0-0 CS 1B		0-0 6-3		3	0	1	0	1	0	0				
Enos Cabell, R (1, 3) OBP: 0.200, SLG: 0.125	0-0 5-3			4-0 BLK BB 1-2 BB		0-0 E5 S 1B		0-0 F7		3	1	0	0	1	0	1				
Mike Marshall, R (1, 9) OBP: 0.279, SLG: 0.444		0-3 K		0-3 K		0-0 F7 1B				3	0	1	1	0	2	3				
Cesar Cedeno, R (1, 7) OBP: 0.294, SLG: 0.233		0-0 F7		0-0 F4		0-0 F7		0-0 F7		3	0	0	0	0	0	4				
Reggie Williams, R (1, 8) OBP: 0.167, SLG: 0.167		0-0 F8		0-0 6-3		0-0 6-3				3	0	0	0	0	0	3				
Mike Scioscia, L (1, 2) OBP: 0.431, SLG: 0.439			0-0 F9		0-0 SH1-3 1B			0-0 G1		3	0	1	0	0	0	0				
Dave Anderson, R (1, 5) OBP: 0.273, SLG: 0.200			0-0 1-3		0-0 F9			0-0 F6		3	0	0	0	0	0	1				
Fernando Valenzuela, L (1, 1) OBP: 0.214, SLG: 0.214			0-0 4-3		0-0 SH1-3			0-0 4-3		2	0	0	0	0	0	0				
Inning Stats	R: 0 E: 0 K: 0 S: 3	H: 0 LOB: 0 BB: 0 P: 3	R: 0 E: 0 K: 1 S: 5	H: 0 LOB: 0 BB: 0 P: 5	R: 0 E: 0 K: 0 S: 3	H: 0 LOB: 0 BB: 0 P: 3	R: 1 E: 0 K: 1 S: 6	H: 1 LOB: 2 BB: 0 P: 14	R: 0 E: 0 K: 0 S: 4	H: 1 LOB: 1 BB: 0 P: 4	R: 1 E: 1 K: 0 S: 5	H: 2 LOB: 1 BB: 0 P: 5	R: 0 E: 0 K: 0 S: 3	H: 0 LOB: 0 BB: 0 P: 3	R: 0 E: 0 K: 0 S: 3	H: 0 LOB: 0 BB: 0 P: 3		1B: 3 2B: 1 3B: 0 HR: 0	SF: 0 SAC: 1 DP: 0 HBP: 0	WP: 1 PB: 0 SB: 1 CS: 1
PITCHER Bob Kipper, L (1, 1) Jim Winn, R (8, 1) ERA: 2.25	IP: 7.0 WLS: L BF: 27 H: 4 R: 2 ER: 1 SO: 2 BB: 2 IBB: 0 HBP: 0 BLK: 0 WP: 0 HR: 0 S: 29 P: 37 ERA: 1.29 WHIP: 0.857															PITCHER				

Batter	1	2	3	4	5	6	7	8	9	AB	R	H	RBI	BB	SO	LOB	TOP										
R.J. Reynolds, S OBP: 0.356, SLG: 0.488 (1, 8)	0-0 4-3		0-0 1B			0-0 6-3	4-0 BB 1B IBB		0-0 F5	4	0	1	0	1	0	0	Pittsburgh Pirates @ San Diego Padres Jack Murphy Stadium, San Diego, CA Fri May 02, 1986, 10:05 PM EDT Att: 19,417 - Unknown										
Jim Morrison, R OBP: 0.283, SLG: 0.339 (1, 5)	0-3 K		0-0 F4			0-0 F3	0-0 BB 1-2 2-H 1B			4	0	1	1	0	1	1											
Johnny Ray, S OBP: 0.456, SLG: 0.519 (1, 4)	0-0 BB 1B		0-0 5-3			0-0 CS 1B	4-0 BB 1-2 2-3 BB			3	0	2	0	1	0	1											
Mike Brown, R OBP: 0.359, SLG: 0.397 (1, 9)	4-0 1-2 BB			0-0 4-3		0-0 CS	0-0 BB K			2	1	0	0	2	1	3											
Mike Diaz, R OBP: 0.333, SLG: 0.263 Joe Orsulak, L OBP: 0.309, SLG: 0.435 (7, PR) (7, 8)	0-0 F8			0-0 6-3			0-0 1B SF7 1B	0-0 4-3		3	0	1	0	0	0	2											
Tony Peña, R OBP: 0.333, SLG: 0.362 (1, 2)		0-0 6-3		0-0 6-3			0-0 1B 1B	0-0 6-3		4	1	1	1	0	0	0											
Sid Bream, L OBP: 0.347, SLG: 0.492 (1, 3)		0-0 G3			0-0 F6		0-0 SF7 1B	0-0 F8		3	0	0	1	0	0	0											
Sam Khalifa, R OBP: 0.147, SLG: 0.094 (1, 6)		0-0 F3			0-0 F8		0-0 1B 1B	0-3 K		4	1	1	0	0	1	0											
Mike Bielecki, R Pat Clements, R Jim Winn, R (1, 1) (8, 1) (8, 1)			0-3 K		0-0 4-3		0-3 K	0-0 F8		3	0	0	0	0	2	2											
Inning Stats	R: 0 E: 0 K: 1 S: 6	H: 1 LOB: 2 BB: 1 P: 10	R: 0 E: 0 K: 0 S: 3	H: 0 LOB: 0 BB: 0 P: 3	R: 0 E: 0 K: 1 S: 6	H: 1 LOB: 1 BB: 0 P: 6	R: 0 E: 0 K: 0 S: 3	H: 0 LOB: 0 BB: 0 P: 3	R: 0 E: 0 K: 0 S: 3	H: 0 LOB: 0 BB: 0 P: 3	R: 4 E: 0 K: 2 S: 11	H: 4 LOB: 3 BB: 3 P: 23	R: 0 E: 0 K: 0 S: 3	H: 0 LOB: 0 BB: 0 P: 3	R: 0 E: 0 K: 1 S: 5	H: 0 LOB: 0 BB: 0 P: 5		1B: 7 2B: 0 3B: 0 HR: 0	SF: 1 SAC: 0 DP: 0 HBP: 0	WP: 0 PB: 0 SB: 0 CS: 1	PA: 38						
PITCHER	IP	WLS	BF	H	R	ER	SO	BB	IBB	HBP	BLK	WP	HR	S	P	ERA	WHIP										
Dave Dravecky, L ERA: 1.49 Tim Stoddard, R ERA: 1.59 Lance McCullers, R ERA: 2.0	(1, 1) (7, 1) (9, 1)	6.1 1.2 1.0	L 8 3	6 1 0	4 0 0	4 0 0	2 2 1	2 1 0	0 1 0	0 0 0	0 0 0	0 0 0	0 10 5	28 18 5	36 18 5	5.68 0.00 0.00	1.263 1.200 0.000										

AB 32
R 4
H 7
RBI 3
BB 4
SO 5
LOB 9



Batter	1	2	3	4	5	6	7	8	9	AB	R	H	RBI	BB	SO	LOB	BOTTOM										
Tim Flannery, L OBP: 0.364, SLG: 0.373 Jerry Royster, R OBP: 0.286, SLG: 0.364 (8, PH) (9, 4)	0-0 F7		0-0 F9			4-0 BB		0-3 K		2	0	0	0	1	0	0	Pittsburgh Pirates @ San Diego Padres Jack Murphy Stadium, San Diego, CA Fri May 02, 1986, 10:05 PM EDT Att: 19,417 - Unknown										
Tony Gwynn, L OBP: 0.397, SLG: 0.495 (1, 9)	0-0 G3		0-0 1B			0-0 F9		0-0 F8		4	0	1	0	0	0	3											
Kevin McReynolds, R OBP: 0.337, SLG: 0.383 (1, 8)	4-0 BB		0-0 G3			0-0 F8		0-3 K		3	0	0	0	1	1	4											
Steve Garvey, R OBP: 0.231, SLG: 0.356 (1, 3)	0-0 1-3			0-0 6-3		0-0 F8			0-0 5-3	4	0	0	0	0	0	2											
Terry Kennedy, L OBP: 0.313, SLG: 0.387 (1, 2)		0-0 3-1 6-3 1B		0-0 F7			0-0 6-3		0-0 G5-4-3 1B	4	0	2	0	0	0	0											
Carmelo Martinez, R OBP: 0.340, SLG: 0.447 (1, 7)		0-0 6-3 1-2		0-0 4-3			0-3 K		0-0 G5-4-3	4	0	0	0	0	1	2											
Graig Nettles, L OBP: 0.258, SLG: 0.250 (1, 5)		0-0 3-1 2-3			0-0 F9		0-0 G4-1			3	0	0	0	0	0	1											
Garry Templeton, S OBP: 0.292, SLG: 0.222 (1, 6)		0-0 F9			0-0 4-3			0-0 BB 1B		3	0	1	0	0	0	1											
Dave Dravecky, R OBP: 0.200, SLG: 0.400 Tim Stoddard, R John Kruk, L OBP: 0.276, SLG: 0.296 Lance McCullers, S (1, 1) (7, 1) (8, PH) (9, 1)			0-0 F9		0-0 4-3			4-0 BB		2	0	0	0	0	0	0											
Inning Stats	R: 0 E: 0 K: 0 S: 3	H: 0 LOB: 1 BB: 1 P: 7	R: 0 E: 0 K: 0 S: 4	H: 1 LOB: 1 BB: 0 P: 4	R: 0 E: 0 K: 0 S: 4	H: 1 LOB: 1 BB: 0 P: 4	R: 0 E: 0 K: 0 S: 3	H: 0 LOB: 0 BB: 0 P: 3	R: 0 E: 0 K: 0 S: 3	H: 0 LOB: 0 BB: 0 P: 3	R: 0 E: 0 K: 1 S: 5	H: 0 LOB: 0 BB: 0 P: 5	R: 0 E: 0 K: 2 S: 8	H: 1 LOB: 2 BB: 1 P: 12	R: 0 E: 0 K: 0 S: 3	H: 1 LOB: 1 BB: 0 P: 3		1B: 4 2B: 0 3B: 0 HR: 0	SF: 0 SAC: 0 DP: 1 HBP: 0	WP: 0 PB: 0 SB: 0 CS: 0	PA: 33						
PITCHER	IP	WLS	BF	H	R	ER	SO	BB	IBB	HBP	BLK	WP	HR	S	P	ERA	WHIP										
Mike Bielecki, R Pat Clements, L Jim Winn, R ERA: 4.43 ERA: 2.61 ERA: 1.8	(1, 1) (8, 1) (8, 1)	7.0 0.2 1.1	W 2 S	27 0 4	3 0 1	0 0 0	0 1 1	3 0 0	0 0 0	0 0 0	0 0 0	0 0 0	0 4 6	26 4 6	38 4 6	0.00 0.00 0.00	0.857 0.000 0.750										

AB 30
R 0
H 4
RBI 0
BB 3
SO 3
LOB 15



Batter	1	2	3	4	5	6	7	8	9	AB	R	H	RBI	BB	SO	LOB	TOP										
R.J. Reynolds, S (1.7) OBP: 0.361, SLG: 0.472	L4		F7		L3		K		E BB	4	0	0	0	1	1	0											
Joe Orsulak, L (1.8) OBP: 0.325, SLG: 0.437	B5-3		F8		4-3 1B			4-3	E8 1B	5	0	2	2	0	0	0											
Johnny Ray, S (1.4) OBP: 0.440, SLG: 0.494	1B			1B FC4-6 1B	4-3			F8	F7	5	1	2	0	0	0	3											
Sid Bream, L (1.3) OBP: 0.341, SLG: 0.471	1-3			FC4-6 1B	F7			K		4	1	1	0	0	1	2											
Mike Brown, R (1.9) OBP: 0.369, SLG: 0.411		S 2B		FC4-6 1B			K		F5	4	0	2	0	0	1	0											
Tony Peña, R (1.2) OBP: 0.322, SLG: 0.346	6-3			FC4-6 1B			K		K	4	0	0	1	0	2	3											
Jim Morrison, R (1.5) OBP: 0.279, SLG: 0.422	F9			F2			F2			4	1	1	1	0	0	3											
Sam Khalifa, R (1.6) OBP: 0.146, SLG: 0.103	K			1-2 3-H 1B			6-3		E6 BB BB E	4	1	1	1	0	1	1											
Rick Rhoden, R (1.1)							K			3	0	0	0	0	2	2											
Pat Clements, R (8.1)					F3					0	0	0	0	0	0	0											
Jim Winn, R (8.1)							K			0	0	0	0	0	0	0											
Lee Mazzilli, S (8.3) OBP: 0.464, SLG: 0.211									1-2 E BB	0	1	0	0	1	0	0											
Inning Stats	R: 0 E: 0 K: 0 S: 4	H: 1 LOB: 1 BB: 0 P: 4	R: 0 E: 0 K: 1 S: 6	H: 1 LOB: 1 BB: 0 P: 6	R: 0 E: 0 K: 1 S: 5	H: 0 LOB: 0 BB: 0 P: 5	R: 2 E: 0 K: 0 S: 7	H: 4 LOB: 2 BB: 0 P: 7	R: 0 E: 0 K: 2 S: 7	H: 0 LOB: 0 BB: 0 P: 7	R: 0 E: 0 K: 2 S: 7	H: 0 LOB: 0 BB: 0 P: 7	R: 0 E: 0 K: 1 S: 5	H: 0 LOB: 0 BB: 0 P: 5	R: 3 E: 2 K: 1 S: 8	H: 2 LOB: 2 BB: 2 P: 16	1B: 7 2B: 1 3B: 0 HR: 1	SF: 0 SAC: 0 DP: 0 HBP: 0	WP: 0 PB: 0 SB: 2 CS: 0	PA: 39							
PITCHER	IP	WLS	BF	H	R	ER	SO	BB	IBB	HBP	BLK	WP	HR	S	P	ERA	WHIP										
LaMarr Hoyt, R (1.1) ERA: 2.13	5.0		22	7	2	2	2	0	0	0	0	0	0	26	26	3.60	1.400										
Tim Stoddard, R (6.1) ERA: 1.35	2.0		6	0	0	0	4	0	0	0	0	0	0	14	14	0.00	0.000										
Craig Lefferts, L (8.1) ERA: 2.87	1.2	L	8	1	3	1	2	1	0	0	0	0	1	11	15	5.40	1.200										
Lance McCullers, R (9.1) ERA: 1.74	0.1		3	1	0	0	0	1	0	0	0	0	0	2	6	0.00	6.000										

Pittsburgh Pirates @ San Diego Padres
Jack Murphy Stadium, San Diego, CA
Sun May 04 1986, 6:33 AM EDT
Att.: 21,727 - Unknown

AB 37
R 5
H 9
RBI 5
BB 2
SO 8
LOB 14



Batter	1	2	3	4	5	6	7	8	9	AB	R	H	RBI	BB	SO	LOB	BOTTOM										
Tim Flannery, L (1.4) OBP: 0.373, SLG: 0.384	1-3							F6	K	5	0	2	1	0	1	1											
Tony Gwynn, L (1.9) OBP: 0.389, SLG: 0.500	1B		1-3					BB 1B		4	1	3	0	1	0	1											
Kevin McReynolds, R (1.8) OBP: 0.333, SLG: 0.367	K			6-3	F3			BB 1B	K	4	0	0	0	1	2	6											
Steve Garvey, R (1.3) OBP: 0.240, SLG: 0.385	6-3							F2		4	0	1	0	0	0	3											
Terry Kennedy, L (1.2) OBP: 0.318, SLG: 0.380										4	0	1	1	0	0	1											
Carmelo Martinez, R (1.7) OBP: 0.344, SLG: 0.472										3	0	0	0	1	0	0											
Lance McCullers, S (9.1)										0	0	0	0	0	0	0											
Graig Nettles, L (1.5) OBP: 0.268, SLG: 0.262	F8									4	1	1	0	0	0	3											
Garry Templeton, S (1.6) OBP: 0.276, SLG: 0.211										4	0	0	0	0	2	1											
LaMarr Hoyt, R (1.1) ERA: 2.13										1	0	0	0	0	1	0											
John Kruk, L (5.9) ERA: 2.29										1	0	1	0	0	0	0											
Pat Clements, L (8.1) ERA: 2.53										0	0	0	0	0	0	0											
Dane Iorg, L (7.9) ERA: 2.53										1	0	0	0	0	0	0											
Craig Lefferts, L (8.1) ERA: 2.87										0	0	0	0	0	0	0											
Marvell Wynne, L (8.8) ERA: 2.87										1	0	0	0	0	0	0											
Inning Stats	R: 0 E: 0 K: 1 S: 6	H: 1 LOB: 1 BB: 0 P: 6	R: 0 E: 0 K: 0 S: 3	H: 0 LOB: 0 BB: 0 P: 3	R: 0 E: 0 K: 1 S: 6	H: 1 LOB: 1 BB: 0 P: 6	R: 0 E: 0 K: 0 S: 3	H: 1 LOB: 0 BB: 0 P: 3	R: 1 E: 0 K: 1 S: 8	H: 3 LOB: 3 BB: 1 P: 12	R: 0 E: 0 K: 0 S: 3	H: 0 LOB: 0 BB: 0 P: 3	R: 0 E: 0 K: 0 S: 3	H: 0 LOB: 0 BB: 0 P: 3	R: 1 E: 0 K: 0 S: 5	H: 2 LOB: 2 BB: 2 P: 13	R: 0 E: 1 K: 3 S: 11	H: 1 LOB: 2 BB: 0 P: 11	1B: 9 2B: 0 3B: 0 HR: 0	SF: 0 SAC: 0 DP: 1 HBP: 0	WP: 1 PB: 0 SB: 0 CS: 0	PA: 39					
PITCHER	IP	WLS	BF	H	R	ER	SO	BB	IBB	HBP	BLK	WP	HR	S	P	ERA	WHIP										
Rick Rhoden, R (1.1) ERA: 2.29	7.2		31	7	2	2	3	2	0	0	0	0	0	35	43	2.35	1.174										
Pat Clements, L (8.1) ERA: 2.53	0.0		1	1	0	0	0	0	0	0	0	0	0	1	1	∞	∞										
Jim Winn, R (8.1) ERA: 1.59	1.1	W	7	1	0	0	3	1	0	0	0	1	0	12	16	0.00	1.500										

Pittsburgh Pirates @ San Diego Padres
Jack Murphy Stadium, San Diego, CA
Sun May 04 1986, 6:33 AM EDT
Att.: 21,727 - Unknown

AB 36
R 2
H 9
RBI 2
BB 3
SO 6
LOB 16



Batter	1	2	3	4	5	6	7	8	9	AB	R	H	RBI	BB	SO	LOB	TOP				
Candy Maldonado, R OBP: 0.326, SLG: 0.690 (1, 8)										5	2	2	2	0	0	3	San Francisco Giants @ Pittsburgh Pirates Three Rivers Stadium, Pittsburgh, PA Tue May 06 1986, 7:05 PM EDT Att: 7,461 - Unknown livebaseballscorecards.com				
Will Clark, L OBP: 0.347, SLG: 0.486 (1, 3)										3	1	0	0	1	1						
Chris Brown, R OBP: 0.393, SLG: 0.474 (1, 5)										5	2	3	3	0	0	1					
Jeffrey Leonard, R OBP: 0.377, SLG: 0.562 (1, 7)										4	1	1	0	0	1	1					
Chili Davis, S OBP: 0.317, SLG: 0.407 (1, 9)										4	0	0	0	0	0	3					
Bob Brenly, R OBP: 0.406, SLG: 0.411 (1, 2)										3	0	1	2	1	1	0					
Robby Thompson, R OBP: 0.345, SLG: 0.364 (1, 4)										4	0	1	0	0	1	1					
Jose Uribe, S OBP: 0.310, SLG: 0.256 (1, 6)										4	0	0	0	0	0	3					
Mike Krukow, R OBP: 0.222, SLG: 0.176 (1, 1)										3	1	1	0	1	0	2					
Inning Stats	R: 1 E: 0 K: 0 S: 5	H: 2 LOB: 1 BB: 0 P: 5	R: 0 E: 0 K: 0 S: 4	H: 1 LOB: 2 BB: 1 P: 8	R: 2 E: 0 K: 1 S: 6	H: 1 LOB: 0 BB: 1 P: 10	R: 2 E: 0 K: 0 S: 4	H: 1 LOB: 0 BB: 0 P: 8	R: 0 E: 0 K: 1 S: 5	H: 0 LOB: 0 BB: 0 P: 5	R: 0 E: 0 K: 1 S: 3	H: 0 LOB: 0 BB: 0 P: 3	R: 0 E: 0 K: 0 S: 6	H: 3 LOB: 1 BB: 0 P: 6	R: 0 E: 0 K: 1 S: 6	H: 1 LOB: 1 BB: 0 P: 6	1B: 4 2B: 3 3B: 0 HR: 2	SF: 0 SAC: 1 DP: 0 HBP: 0	WP: 0 PB: 0 SB: 0 CS: 0	PA: 39	
PITCHER	IP	WLS	BF	H	R	ER	SO	BB	IBB	HBP	BLK	WP	HR	S	P	ERA	WHIP				
Rick Reuschel, R ERA: 5.12 (1, 1)	4.0	L	20	5	5	5	1	3	0	0	0	0	2	19	31	11.25	2.000				
Cecilio Guante, R ERA: 1.35 (5, 1)	3.0		9	0	0	0	2	0	0	0	0	0	0	13	13	0.00	0.000				
Bob Patterson, L ERA: 7.94 (8, 1)	2.0		10	4	2	2	1	0	0	0	0	0	0	12	12	9.00	2.000				

Batter	1	2	3	4	5	6	7	8	9	AB	R	H	RBI	BB	SO	LOB	BOTTOM					
R.J. Reynolds, S OBP: 0.347, SLG: 0.452 (1, 7)										4	0	0	0	0	1	3	San Francisco Giants @ Pittsburgh Pirates Three Rivers Stadium, Pittsburgh, PA Tue May 06 1986, 7:05 PM EDT Att: 7,461 - Unknown livebaseballscorecards.com					
Joe Orsulak, L OBP: 0.321, SLG: 0.427 (1, 8)										4	1	1	0	0	1	0						
Johnny Ray, S OBP: 0.433, SLG: 0.484 (1, 4)										4	0	1	0	0	1	1						
Sid Bream, L OBP: 0.349, SLG: 0.479 (1, 3)										3	1	1	1	1	0	1						
Mike Brown, R OBP: 0.364, SLG: 0.403 (1, 9)										4	0	1	1	0	0	2						
Tony Peña, R OBP: 0.330, SLG: 0.354 (1, 2)										4	0	2	0	0	0	0						
Jim Morrison, R OBP: 0.292, SLG: 0.433 (1, 5)										3	0	1	0	1	1	0						
Sam Khalifa, R OBP: 0.133, SLG: 0.093 (1, 6)										4	0	0	0	0	0	5						
Rick Reuschel, R OBP: 0.167, SLG: 0.167 (1, 1)										1	0	0	0	0	0	0						
Steve Kemp, L OBP: 0.350, SLG: 0.375 (4, PH)										0	0	0	0	1	0	0						
Cecilio Guante, R (5, 1)										0	0	0	0	0	0	0						
Bill Almon, R OBP: 0.421, SLG: 0.813 (7, PH)										1	0	0	0	0	1	0						
Bob Patterson, R (8, 1)										0	0	0	0	0	0	0						
Inning Stats	R: 2 E: 0 K: 1 S: 9	H: 4 LOB: 3 BB: 1 P: 13	R: 0 E: 0 K: 0 S: 3	H: 0 LOB: 0 BB: 0 P: 3	R: 0 E: 0 K: 0 S: 3	H: 0 LOB: 0 BB: 0 P: 3	R: 0 E: 0 K: 0 S: 4	H: 2 LOB: 2 BB: 1 P: 8	R: 0 E: 0 K: 0 S: 3	H: 0 LOB: 1 BB: 1 P: 7	R: 0 E: 0 K: 1 S: 5	H: 0 LOB: 0 BB: 0 P: 5	R: 0 E: 0 K: 3 S: 9	H: 0 LOB: 0 BB: 0 P: 9	R: 0 E: 0 K: 0 S: 3	H: 1 LOB: 0 BB: 0 P: 3	R: 0 E: 0 K: 0 S: 3	H: 0 LOB: 0 BB: 0 P: 3	1B: 5 2B: 2 3B: 0 HR: 0	SF: 0 SAC: 0 DP: 2 HBP: 0	WP: 0 PB: 0 SB: 1 CS: 0	PA: 35
PITCHER	IP	WLS	BF	H	R	ER	SO	BB	IBB	HBP	BLK	WP	HR	S	P	ERA	WHIP					
Mike Krukow, R ERA: 3.83 (1, 1)	9.0	W	35	7	2	2	5	3	0	0	0	0	0	42	54	2.00	1.111					



Batter	1	2	3	4	5	6	7	8	9	AB	R	H	RBI	BB	SO	LOB	TOP					
Dan Gladden, R OBP: 0.339, SLG: 0.294 (1, 8)	3-1	2B BB		1B		CS 1B		G3		4	1	2	1	1	0	2	San Francisco Giants @ Pittsburgh Pirates Three Rivers Stadium, Pittsburgh, PA Wed May 07 1986, 7:05 PM EDT Att: 6,300 - Unknown livebaseballscorecards.com					
Will Clark, L OBP: 0.341, SLG: 0.482 (1, 3)	G3	2B		G3-2		CS	L3		1-3	5	0	1	1	0	0	2						
Chris Brown, R OBP: 0.394, SLG: 0.482 (1, 5)	1B	2B							5-3	5	2	2	0	0	0	1						
Jeffrey Leonard, R OBP: 0.378, SLG: 0.550 (1, 7)	1B 2B			4-3		6-3		3-1		4	1	1	1	0	0	1						
Candy Maldonado, R OBP: 0.354, SLG: 0.702 (1, 9)	1B			F7				4-3		5	1	3	1	0	0	0						
Bob Brenly, R OBP: 0.406, SLG: 0.423 (1, 2)	2B			K		K				5	1	2	2	0	3	3						
Robby Thompson, R OBP: 0.333, SLG: 0.350 (1, 4)	K			E5		K		6-3		4	1	0	0	0	2	3						
Jose Uribe, S OBP: 0.330, SLG: 0.284 (1, 6)		SH2-4		1B		4-3		1B		3	0	2	0	1	0	0						
Juan Berenguer, R (1, 1)		SH2-4		SH3-4		K				0	0	0	0	0	0	0						
Bill Laskey, R (5, 1)										1	0	0	0	0	1	0						
Mark Davis, L (7, 1)										0	0	0	0	0	0	0						
Mike Woodard, L OBP: 0.400, SLG: 0.600 (8, PH)										1	0	1	1	0	0	0						
Jeff Robinson, R (8, 1)										0	0	0	0	0	0	0						
Inning Stats	R: 3 E: 0 K: 1 S: 9	H: 4 LOB: 1 BB: 0 P: 9	R: 1 E: 0 K: 0 S: 4	H: 2 LOB: 1 BB: 1 P: 8	R: 0 E: 0 K: 1 S: 5	H: 0 LOB: 0 BB: 0 P: 5	R: 1 E: 1 K: 0 S: 5	H: 2 LOB: 1 BB: 0 P: 5	R: 1 E: 0 K: 2 S: 9	H: 2 LOB: 0 BB: 0 P: 9	R: 0 E: 0 K: 1 S: 5	H: 1 LOB: 0 BB: 0 P: 5	R: 0 E: 0 K: 0 S: 3	H: 0 LOB: 0 BB: 0 P: 3	R: 1 E: 0 K: 0 S: 5	H: 2 LOB: 2 BB: 1 P: 9	R: 0 E: 0 K: 1 S: 6	H: 1 LOB: 2 BB: 0 P: 7	1B: 9 2B: 6 3B: 0 HR: 0	SF: 0 SAC: 2 DP: 1 HBP: 1	WP: 2 PB: 0 SB: 0 CS: 1	PA: 43
PITCHER	IP WLS BF H R ER SO BB IBB HBP BLK WP HR S P ERA WHIP																					
Larry McWilliams, L ERA: 5.18 (1, 1)	4.1 L 23 10 6 5 2 1 0 0 0 0 1 0 26 30 10.38 2.538																					
Bob Walk, R ERA: 1.69 (5, 1)	4.1 18 4 1 1 3 0 1 1 0 0 0 0 22 27 2.08 0.923																					
Jim Winn, R ERA: 1.54 (9, 1)	0.1 1 0 0 0 1 0 0 0 0 0 0 0 3 3 0.00 0.000																					

Batter	1	2	3	4	5	6	7	8	9	AB	R	H	RBI	BB	SO	LOB	BOTTOM			
R.J. Reynolds, S OBP: 0.340, SLG: 0.449 (1, 7)	4-3		G3	F7		6-3			K	5	1	1	0	0	1	1	San Francisco Giants @ Pittsburgh Pirates Three Rivers Stadium, Pittsburgh, PA Wed May 07 1986, 7:05 PM EDT Att: 6,300 - Unknown livebaseballscorecards.com			
Joe Orsulak, L OBP: 0.326, SLG: 0.438 (1, 8)	1B		G3		F9				K	5	1	2	0	0	1	1				
Johnny Ray, S OBP: 0.444, SLG: 0.505 (1, 4)	1B				2B					4	1	3	1	0	0	1				
Sid Bream, L OBP: 0.360, SLG: 0.500 (1, 3)	1B									3	1	2	1	0	0	1				
Bill Almon, R OBP: 0.410, SLG: 0.788 (7, PH)	1B									1	0	0	0	0	0	1				
Mike Brown, R OBP: 0.370, SLG: 0.400 (1, 9)	F3									3	0	1	2	1	0	3				
Tony Peña, R OBP: 0.316, SLG: 0.337 (1, 2)	L9									4	0	0	0	0	0	5				
Jim Morrison, R OBP: 0.289, SLG: 0.465 (1, 5)		L6								4	1	1	1	0	0	0				
Sam Khalifa, R OBP: 0.146, SLG: 0.109 (1, 6)										0	0	0	0	0	0	0				
Lee Mazzilli, S OBP: 0.446, SLG: 0.200 (9, 3)		F8								3	0	1	0	0	0	0				
Larry McWilliams, L OBP: 0.200, SLG: 0.300 (1, 1)										2	0	0	0	0	1	1				
Bob Walk, R OBP: 0.256, SLG: 0.571 (5, 1)										1	0	0	0	0	0	0				
Mike Diaz, R OBP: 0.304, SLG: 0.238 (9, 5)										1	0	0	0	0	1	0				
Inning Stats	R: 1 E: 0 K: 0 S: 6	H: 3 LOB: 2 BB: 0 P: 6	R: 0 E: 0 K: 1 S: 5	H: 0 LOB: 0 BB: 0 P: 5	R: 1 E: 0 K: 0 S: 5	H: 2 LOB: 2 BB: 1 P: 9	R: 0 E: 0 K: 0 S: 4	H: 1 LOB: 1 BB: 0 P: 4	R: 2 E: 0 K: 0 S: 5	H: 3 LOB: 0 BB: 0 P: 5	R: 1 E: 0 K: 0 S: 4	H: 1 LOB: 0 BB: 0 P: 4	R: 0 E: 0 K: 0 S: 3	H: 0 LOB: 0 BB: 0 P: 3	R: 0 E: 0 K: 3 S: 9	H: 0 LOB: 0 BB: 0 P: 9	1B: 6 2B: 4 3B: 0 HR: 1	SF: 0 SAC: 0 DP: 1 HBP: 0	WP: 0 PB: 0 SB: 0 CS: 0	PA: 38
PITCHER	IP WLS BF H R ER SO BB IBB HBP BLK WP HR S P ERA WHIP																			
Juan Berenguer, R ERA: 6.0 (1, 1)	4.1 W 23 10 6 4 4 1 0 0 0 0 0 1 7 7 4.50 1.000																			
Bill Laskey, R ERA: 3.5 (5, 1)	2.0 W 7 2 1 1 0 0 0 0 0 0 0 0 7 7 4.50 1.000																			
Mark Davis, L ERA: 2.75 (7, 1)	0.2 2 0 0 0 0 0 0 0 0 0 0 0 2 2 0.00 0.000																			
Jeff Robinson, R ERA: 3.48 (8, 1)	2.0 S 6 0 0 0 3 0 0 0 0 0 0 0 12 12 0.00 0.000																			

Batter	1	2	3	4	5	6	7	8	9	AB	R	H	RBI	BB	SO	LOB	TOP																
Bill Doran, S (1,4) <small>OBP: 0.379, SLG: 0.309</small> Charlie Kerfeld, R (8,1) Dave Smith, R (9,1)										4	0	0	0	0	1	1	Houston Astros @ Pittsburgh Pirates Three Rivers Stadium, Pittsburgh, PA Fri May 09 1986, 7:05 PM EDT Att: 17,296 - Unknown																
Billy Hatcher, R (1,8) <small>OBP: 0.270, SLG: 0.250</small>										4	1	2	0	0	1	0																	
Jose Cruz, L (1,7) <small>OBP: 0.224, SLG: 0.200</small> Craig Reynolds, L (9,3) <small>OBP: 0.362, SLG: 0.523</small>										4	0	0	0	0	2	2																	
Glenn Davis, R (1,3) <small>OBP: 0.269, SLG: 0.444</small> Tony Walker, R (9, PR) <small>OBP: 0.290, SLG: 0.296</small>										3	0	1	0	1	1	1																	
Phil Garner, R (1,5) <small>OBP: 0.379, SLG: 0.645</small> Denny Walling, L (9, PH) <small>OBP: 0.333, SLG: 0.385</small>										3	0	1	1	0	0	1																	
Kevin Bass, S (1,9) <small>OBP: 0.311, SLG: 0.372</small>										3	0	0	0	1	1	1																	
Dickie Thon, R (1,6) <small>OBP: 0.333, SLG: 0.356</small>										4	0	2	0	0	0	2																	
Mark Bailey, S (1,2) <small>OBP: 0.227, SLG: 0.256</small>										3	1	1	1	0	0	2																	
Mike Scott, R (1,1) Jim Pankovits, R (8, PH) <small>OBP: 0.444, SLG: 0.375</small>										2	0	0	0	0	2	1																	
Inning Stats	R: 0 E: 0 K: 1 S: 5	H: 1 LOB: 0 BB: 0 P: 5	R: 0 E: 0 K: 1 S: 5	H: 0 LOB: 0 BB: 0 P: 5	R: 1 E: 0 K: 1 S: 6	H: 1 LOB: 0 BB: 0 P: 6	R: 1 E: 0 K: 2 S: 9	H: 2 LOB: 1 BB: 0 P: 9	R: 0 E: 0 K: 1 S: 6	H: 1 LOB: 1 BB: 0 P: 6	R: 0 E: 0 K: 0 S: 3	H: 0 LOB: 0 BB: 1 P: 7	R: 0 E: 0 K: 0 S: 3	H: 1 LOB: 0 BB: 0 P: 3	R: 0 E: 0 K: 1 S: 5	H: 0 LOB: 0 BB: 0 P: 5		R: 1 E: 0 K: 1 S: 6	H: 2 LOB: 2 BB: 1 P: 10	1B: 6 2B: 1 3B: 0 HR: 1	SF: 0 SAC: 0 DP: 2 HBP: 0	WP: 1 PB: 0 SB: 1 CS: 1	PA: 34										
PITCHER	IP WLS BF H R ER SO BB IBB HBP BLK WP HR S P ERA WHIP																																
Bob Kipper, L (1,1) <small>ERA: 5.09</small>	8.0	29	6	2	2	7	1	0	0	0	1	0	1	42	46	2.25	0.875																
Pat Clements, L (9,1) <small>ERA: 2.45</small>	0.1	1	0	0	0	1	0	0	0	0	0	0	0	3	3	0.00	0.000																
Jim Winn, R (9,1) <small>ERA: 1.93</small>	0.2	L	4	2	1	1	0	0	1	0	0	1	0	3	7	13.50	3.000																


Batter	1	2	3	4	5	6	7	8	9	AB	R	H	RBI	BB	SO	LOB	BOTTOM																
Trench Davis, L (1,8) <small>OBP: 0.111, SLG: 0.111</small>										4	1	1	0	0	1	0	Houston Astros @ Pittsburgh Pirates Three Rivers Stadium, Pittsburgh, PA Fri May 09 1986, 7:05 PM EDT Att: 17,296 - Unknown																
Joe Orsulak, L (1,7) <small>OBP: 0.326, SLG: 0.420</small>										4	0	0	0	0	2	1																	
Johnny Ray, S (1,4) <small>OBP: 0.444, SLG: 0.490</small>										4	0	1	0	0	1	1																	
Sid Bream, L (1,3) <small>OBP: 0.367, SLG: 0.542</small>										4	1	2	2	0	0	1																	
Mike Brown, R (1,9) <small>OBP: 0.365, SLG: 0.393</small>										4	0	1	0	0	1	1																	
Jim Morrison, R (1,5) <small>OBP: 0.298, SLG: 0.474</small>										3	0	1	0	0	2	1																	
Junior Ortiz, R (1,2) <small>OBP: 0.118, SLG: 0.176</small>										3	0	0	0	0	1	2																	
Sam Khalifa, R (1,6) <small>OBP: 0.236, SLG: 0.180</small> Lee Mazzilli, S (8, PH) <small>OBP: 0.433, SLG: 0.190</small> Rafael Belliard, R (9,6) <small>OBP: 0.229, SLG: 0.235</small>										2	0	1	0	0	1	1																	
Bob Kipper, R (1,1) R.J. Reynolds, S (8, PH) <small>OBP: 0.366, SLG: 0.455</small> Pat Clements, R (9,1) Jim Winn, R (9,1)										2	0	0	0	0	1	1																	
Inning Stats	R: 0 E: 0 K: 1 S: 5	H: 0 LOB: 0 BB: 0 P: 5	R: 1 E: 0 K: 3 S: 11	H: 2 LOB: 1 BB: 0 P: 11	R: 0 E: 0 K: 1 S: 5	H: 0 LOB: 0 BB: 0 P: 5	R: 0 E: 0 K: 0 S: 3	H: 0 LOB: 0 BB: 0 P: 3	R: 0 E: 0 K: 0 S: 4	H: 2 LOB: 1 BB: 0 P: 4	R: 1 E: 1 K: 2 S: 8	H: 2 LOB: 1 BB: 0 P: 8	R: 0 E: 0 K: 2 S: 7	H: 0 LOB: 0 BB: 0 P: 7	R: 0 E: 0 K: 1 S: 5	H: 0 LOB: 0 BB: 0 P: 5		R: 0 E: 0 K: 0 S: 4	H: 1 LOB: 1 BB: 0 P: 4	1B: 6 2B: 0 3B: 0 HR: 1	SF: 0 SAC: 0 DP: 1 HBP: 0	WP: 0 PB: 0 SB: 1 CS: 1	PA: 32										
PITCHER	IP WLS BF H R ER SO BB IBB HBP BLK WP HR S P ERA WHIP																																
Mike Scott, R (1,1) <small>ERA: 3.66</small>	7.0	25	6	2	1	9	0	0	0	0	0	0	1	43	43	1.29	0.857																
Charlie Kerfeld, R (8,1) <small>ERA: 0.79</small>	1.1	W	5	1	0	0	1	0	0	0	0	0	0	7	7	0.00	0.750																
Dave Smith, R (9,1) <small>ERA: 2.7</small>	0.2	S	2	0	0	0	0	0	0	0	0	0	0	2	2	0.00	0.000																

Batter	1	2	3	4	5	6	7	8	9	AB	R	H	RBI	BB	SO	LOB	TOP					
Bill Doran, S OBP: 0.380, SLG: 0.314 (1, 4)	3-1		4-3		G3			5-3 HR	1B	5	1	2	0	0	0	1						
Terry Puhl, L OBP: 0.308, SLG: 0.302 (1, 9)	CS			F7		F8		K	1B	5	0	2	0	0	0	1						
Jose Cruz, L OBP: 0.230, SLG: 0.193 Billy Hatcher, R OBP: 0.256, SLG: 0.237 (7, 7)	6-3			1-3		CS		5-3	FC6-4	2	0	0	0	0	1	0						
Glenn Davis, R OBP: 0.295, SLG: 0.529 (1, 3)		FC3-6		2B		HR		HR		3	3	3	3	1	0	0						
Denny Walling, L OBP: 0.328, SLG: 0.393 (1, 5)	F7			1B		F9		F7		4	1	1	1	0	0	1						
Kevin Bass, S OBP: 0.318, SLG: 0.408 Tony Walker, R OBP: 0.290, SLG: 0.296 (9, 8)	FC3-6			2B				4-3		4	1	2	2	0	0	1						
Mark Bailey, S OBP: 0.250, SLG: 0.262 (1, 2)	PO			1B		F8		FC6-4	BB	3	0	1	0	1	0	1						
Dickie Thon, R OBP: 0.314, SLG: 0.333 (1, 6)			K			P4		FC6-4		4	0	0	0	0	1	2						
Bob Knepper, L OBP: 0.048, SLG: 0.048 Frank DiPino, L OBP: 0.333, SLG: 0.333 (8, 1)			K			G3		K		3	0	0	0	0	2	2						
Inning Stats	R: 0 E: 0 K: 0 S: 3	H: 1 LOB: 0 BB: 0 P: 3	R: 0 E: 0 K: 0 S: 2	H: 0 LOB: 0 BB: 1 P: 6	R: 0 E: 0 K: 2 S: 8	H: 1 LOB: 1 BB: 0 P: 8	R: 2 E: 0 K: 0 S: 6	H: 3 LOB: 1 BB: 0 P: 6	R: 0 E: 0 K: 0 S: 3	H: 0 LOB: 0 BB: 0 P: 3	R: 1 E: 0 K: 0 S: 3	H: 1 LOB: 0 BB: 1 P: 7	R: 0 E: 0 K: 1 S: 5	H: 0 LOB: 1 BB: 1 P: 9	R: 2 E: 0 K: 1 S: 7	H: 2 LOB: 0 BB: 0 P: 7	R: 1 E: 0 K: 0 S: 7	H: 4 LOB: 3 BB: 0 P: 7	1B: 7 2B: 2 3B: 0 HR: 3	SF: 0 SAC: 0 DP: 0 HBP: 0	WP: 0 PB: 0 SB: 2 CS: 2	PA: 40
PITCHER	IP	WLS	BF	H	R	ER	SO	BB	IBB	HBP	BLK	WP	HR	S	P	ERA	WHIP					
Rick Rhoden, R ERA: 2.55 (1, 1)	7.0	L	27	6	3	3	3	3	0	0	0	0	1	30	42	3.86	1.286					
Bob Walk, R ERA: 2.54 (8, 1)	1.2		10	5	3	3	1	0	0	0	0	0	2	12	12	16.20	3.000					
Pat Clements, L ERA: 2.38 (9, 1)	0.1		2	1	0	0	0	0	0	0	0	0	0	2	2	0.00	3.000					

Houston Astros @ Pittsburgh Pirates
Three Rivers Stadium, Pittsburgh, PA
Sat May 10 1986, 7:05 PM EDT
Att: 13,344 - Unknown

livebaseballscorecards.com

AB 36
R 6
H 12
RBI 6
BB 3
SO 4
LOB 14




Batter	1	2	3	4	5	6	7	8	9	AB	R	H	RBI	BB	SO	LOB	BOTTOM				
Bill Almon, R OBP: 0.364, SLG: 0.684 (1, 7)	E6				F8		P4		F8	5	0	0	0	0	1	5					
Sam Khalifa, R OBP: 0.259, SLG: 0.208 (1, 6)	SH1-3							F3		3	0	2	0	0	0	0					
Johnny Ray, S OBP: 0.430, SLG: 0.472 (1, 4)	F8				G1-6-3		G4-6-3		K	4	0	0	0	0	1	4					
Mike Brown, R OBP: 0.360, SLG: 0.379 (1, 9)	K				K			5-3		3	1	0	0	1	2	1					
Sid Bream, L OBP: 0.392, SLG: 0.581 (1, 3)		2B						E	BB	3	1	3	0	1	0	0					
Tony Peña, R OBP: 0.313, SLG: 0.344 (1, 2)		1B			1-3			F9		4	1	1	1	0	0	3					
Jim Morrison, R OBP: 0.318, SLG: 0.475 (1, 5)		1B						G3		2	0	1	0	2	1	1					
Trench Davis, L OBP: 0.091, SLG: 0.100 Mike Diaz, R OBP: 0.292, SLG: 0.227 Bob Walk, R OBP: 0.286, SLG: 0.571 Pat Clements, R (9, 1) Joe Orsulak, L OBP: 0.323, SLG: 0.416 (9, PH)	SF9				G6-4-3					1	0	0	1	0	0	2					
Rick Rhoden, R OBP: 0.231, SLG: 0.091 Lee Mazzilli, S OBP: 0.438, SLG: 0.217 (7, PH) (8, 8)	CS									1	0	1	0	1	0	0					
Inning Stats	R: 0 E: 1 K: 1 S: 6	H: 0 LOB: 1 BB: 0 P: 6	R: 2 E: 0 K: 1 S: 6	H: 2 LOB: 1 BB: 2 P: 14	R: 0 E: 0 K: 1 S: 5	H: 1 LOB: 0 BB: 0 P: 5	R: 0 E: 0 K: 0 S: 3	H: 1 LOB: 1 BB: 1 P: 7	R: 0 E: 0 K: 0 S: 4	H: 2 LOB: 1 BB: 0 P: 4	R: 0 E: 0 K: 1 S: 6	H: 1 LOB: 0 BB: 0 P: 6	R: 0 E: 1 K: 1 S: 5	H: 1 LOB: 1 BB: 1 P: 10	R: 0 E: 0 K: 1 S: 5	H: 0 LOB: 1 BB: 1 P: 9	1B: 7 2B: 1 3B: 1 HR: 0	SF: 1 SAC: 1 DP: 3 HBP: 0	WP: 0 PB: 0 SB: 0 CS: 3	PA: 37	
PITCHER	IP	WLS	BF	H	R	ER	SO	BB	IBB	HBP	BLK	WP	HR	S	P	ERA	WHIP				
Bob Knepper, L ERA: 1.81 (1, 1)	7.0	W	28	8	2	2	5	3	0	0	0	0	0	35	47	2.57	1.571				
Frank DiPino, L ERA: 1.84 (8, 1)	2.0	S	9	1	1	0	2	2	0	0	0	0	0	11	19	0.00	1.500				

Houston Astros @ Pittsburgh Pirates
Three Rivers Stadium, Pittsburgh, PA
Sat May 10 1986, 7:05 PM EDT
Att: 13,344 - Unknown

livebaseballscorecards.com

AB 30
R 3
H 9
RBI 2
BB 5
SO 7
LOB 18



Batter	1	2	3	4	5	6	7	8	9	AB	R	H	RBI	BB	SO	LOB	TOP										
Bip Roberts, S OBP: 0.314, SLG: 0.347 (1, 4)										5	0	2	0	0	0	0											
Gary Templeton, S OBP: 0.244, SLG: 0.189 (1, 6)										4	0	0	0	0	0	1											
Tony Gwynn, L OBP: 0.381, SLG: 0.484 (1, 9)										3	1	0	0	1	0	1											
Steve Garvey, R OBP: 0.254, SLG: 0.392 (1, 3)										4	0	0	0	0	0	2											
Terry Kennedy, L OBP: 0.342, SLG: 0.425 (1, 2)										3	0	2	1	1	0	0											
Kevin McReynolds, R OBP: 0.346, SLG: 0.499 (1, 8) (9, 7)										2	1	0	0	2	2	2											
Graig Nettles, L OBP: 0.240, SLG: 0.299 (8, PH) Jerry Royster, R OBP: 0.304, SLG: 0.385 (8, 5)										3	1	1	0	0	0	2											
Dane Iorg, L OBP: 0.240, SLG: 0.440 Marvell Wynne, L OBP: 0.233, SLG: 0.462 (1, 7) (9, 8)										4	1	2	3	0	0	0											
Eric Show, R OBP: 0.200, SLG: 0.250 Craig Lefferts, L OBP: 1.000, SLG: 4.000 Lance McCullers, S (8, 1)										3	0	0	0	0	2	2											
Inning Stats	R: 0 E: 0 K: 0 S: 4	H: 1 LOB: 1 BB: 0 P: 4	R: 3 E: 0 K: 2 S: 10	H: 3 LOB: 1 BB: 1 P: 14	R: 1 E: 0 K: 1 S: 6	H: 1 LOB: 1 BB: 1 P: 10	R: 0 E: 0 K: 1 S: 5	H: 0 LOB: 0 BB: 0 P: 5	R: 0 E: 0 K: 1 S: 3	H: 1 LOB: 2 BB: 1 P: 10	R: 0 E: 0 K: 0 S: 3	H: 0 LOB: 0 BB: 0 P: 3	R: 0 E: 0 K: 0 S: 3	H: 1 LOB: 1 BB: 1 P: 7	R: 0 E: 0 K: 1 S: 5	H: 0 LOB: 0 BB: 0 P: 5	1B: 5 2B: 1 3B: 0 HR: 1	SF: 0 SAC: 0 DP: 1 HBP: 0	WP: 1 PB: 0 SB: 1 CS: 0	PA: 37							
PITCHER	IP	WLS	BF	H	R	ER	SO	BB	IBB	HBP	BLK	WP	HR	S	P	ERA	WHIP										
Mike Bielecki, R ERA: 4.55 Bob Walk, R ERA: 2.37 Pat Clements, L ERA: 1.98 Cecilio Guante, R ERA: 1.19	4.0	L	19	5	4	4	4	2	0	0	0	1	1	25	33	9.00	1.750										
	2.0		8	1	0	0	1	1	0	0	0	0	0	9	13	0.00	1.000										
	2.0		7	1	0	0	0	0	1	0	0	0	0	6	10	0.00	0.500										
	1.0		3	0	0	0	1	0	0	0	0	0	0	5	5	0.00	0.000										

San Diego Padres @ Pittsburgh Pirates
Three Rivers Stadium, Pittsburgh, PA
Tue May 13 1986, 7:05 PM EDT
Att: 5,392 - Unknown

livebaseballscorecards.com

AB 33
R 4
H 7
RBI 4
BB 4
SO 6
LOB 13



Batter	1	2	3	4	5	6	7	8	9	AB	R	H	RBI	BB	SO	LOB	BOTTOM										
Joe Orsulak, L OBP: 0.302, SLG: 0.378 (1, 8)										4	0	0	0	1	1	3											
Lee Mazzilli, S OBP: 0.463, SLG: 0.241 (1, 7)										4	1	1	0	1	1	1											
Johnny Ray, S OBP: 0.423, SLG: 0.461 (1, 4)										3	0	0	0	1	0	1											
Sid Bream, L OBP: 0.378, SLG: 0.568 (1, 3)										4	0	1	1	0	0	3											
Mike Brown, R OBP: 0.368, SLG: 0.391 (1, 9)										3	1	1	0	1	1	3											
Tony Peña, R OBP: 0.305, SLG: 0.326 (1, 2)										3	0	0	0	1	2	3											
Jim Morrison, R OBP: 0.320, SLG: 0.489 (1, 5)										3	0	1	1	1	0	1											
Sam Khalifa, R OBP: 0.277, SLG: 0.224 (1, 6)										3	0	1	0	1	2	3											
Mike Bielecki, R Trench Davis, L Bob Walk, R Mike Diaz, R Pat Clements, R Bill Almon, R Cecilio Guante, R (1, 1) (4, PH) (5, 1) (6, PH) (7, 1) (8, PH) (9, 1)										1	0	0	0	0	1	2											
Inning Stats	R: 0 E: 0 K: 0 S: 2	H: 0 LOB: 1 BB: 2 P: 10	R: 0 E: 0 K: 3 S: 9	H: 0 LOB: 2 BB: 2 P: 17	R: 0 E: 1 K: 0 S: 4	H: 0 LOB: 2 BB: 1 P: 8	R: 0 E: 0 K: 0 S: 3	H: 0 LOB: 2 BB: 2 P: 11	R: 1 E: 0 K: 2 S: 9	H: 2 LOB: 1 BB: 0 P: 9	R: 0 E: 0 K: 3 S: 10	H: 1 LOB: 1 BB: 0 P: 10	R: 0 E: 0 K: 1 S: 5	H: 0 LOB: 0 BB: 0 P: 5	R: 1 E: 0 K: 0 S: 5	H: 2 LOB: 1 BB: 0 P: 5	R: 0 E: 0 K: 0 S: 3	H: 0 LOB: 0 BB: 0 P: 3	1B: 2 2B: 3 3B: 0 HR: 0	SF: 0 SAC: 0 DP: 0 HBP: 0	WP: 0 PB: 0 SB: 1 CS: 1	PA: 39					
PITCHER	IP	WLS	BF	H	R	ER	SO	BB	IBB	HBP	BLK	WP	HR	S	P	ERA	WHIP										
Eric Show, R ERA: 2.93 Craig Lefferts, L ERA: 2.49 Lance McCullers, R ERA: 0.98	6.0	W	28	3	1	1	8	7	0	0	0	0	0	37	65	1.50	1.667										
	1.2		7	2	1	1	1	0	0	0	0	0	0	9	9	5.40	1.200										
	1.1	S	4	0	0	0	0	0	0	0	0	0	0	4	4	0.00	0.000										

San Diego Padres @ Pittsburgh Pirates
Three Rivers Stadium, Pittsburgh, PA
Tue May 13 1986, 7:05 PM EDT
Att: 5,392 - Unknown

livebaseballscorecards.com


AB 31
R 2
H 5
RBI 2
BB 7
SO 9
LOB 24



Batter	1	2	3	4	5	6	7	8	9	AB	R	H	RBI	BB	SO	LOB	TOP					
Joe Orsulak L (1,8) OBP: 0.286, SLG: 0.356	4-3		K		F7		F7		G3	5	0	0	0	0	1	4						
R.J. Reynolds S (1,7) OBP: 0.359, SLG: 0.443	5-3			K			6-3		K	5	1	1	0	0	2	3						
Johnny Ray S (1,4) OBP: 0.420, SLG: 0.455					G3				F7	4	0	2	0	0	0	2						
Sid Bream L (1,3) OBP: 0.378, SLG: 0.578	G3								4-3	3	0	1	0	1	0	1						
Mike Brown R (1,9) OBP: 0.360, SLG: 0.390		K			G3					4	0	1	1	0	1	3						
Tony Peña R (1,2) OBP: 0.292, SLG: 0.311	K			K					K	4	0	0	0	0	3	3						
Jim Morrison R (1,5) OBP: 0.314, SLG: 0.463	1-3				5-3				F7	3	1	0	0	1	0	2						
Sam Khalifa R (1,6) OBP: 0.282, SLG: 0.210										1	0	0	0	1	1	0						
Trench Davis L (7, PH) OBP: 0.111, SLG: 0.118			K							0	0	0	0	0	0	0						
Bill Almon R (7, PH) OBP: 0.358, SLG: 0.667										1	0	0	0	1	1	1						
Rick Rhoden R (1,1) OBP: 0.250, SLG: 0.143										2	0	0	0	0	1	1						
Mike Diaz R (7, PH) OBP: 0.333, SLG: 0.292			K							1	0	1	1	0	0	0						
Jose DeLeon R (7,1) OBP: 0.358, SLG: 0.667										0	0	0	0	0	0	0						
Cecilio Guante R (7,1) OBP: 0.435, SLG: 0.212										0	0	0	0	0	0	0						
Lee Mazzilli S (9, PH) OBP: 0.435, SLG: 0.212										0	0	0	0	1	0	0						
Inning Stats	R: 0 E: 0 K: 0 S: 4	H: 1 LOB: 1 BB: 0 P: 4	R: 0 E: 0 K: 2 S: 7	H: 0 LOB: 0 BB: 0 P: 7	R: 0 E: 0 K: 3 S: 9	H: 0 LOB: 0 BB: 0 P: 9	R: 1 E: 0 K: 2 S: 9	H: 1 LOB: 2 BB: 1 P: 13	R: 0 E: 0 K: 0 S: 4	H: 1 LOB: 0 BB: 1 P: 8	R: 0 E: 0 K: 0 S: 3	H: 1 LOB: 0 BB: 0 P: 3	R: 1 E: 0 K: 1 S: 6	H: 1 LOB: 1 BB: 1 P: 10	R: 0 E: 0 K: 1 S: 6	H: 1 LOB: 1 BB: 0 P: 6	R: 0 E: 0 K: 1 S: 5	H: 0 LOB: 2 BB: 2 P: 13	1B: 5 2B: 1 3B: 0 HR: 0	SF: 0 SAC: 0 DP: 1 HBP: 0	WP: 1 PB: 0 SB: 0 CS: 0	PA: 38
PITCHER	IP	WLS	BF	H	R	ER	SO	BB	IBB	HBP	BLK	WP	HR	S	P	ERA	WHIP					
John Denny R (1,1) ERA: 5.0	6.0	W	25	4	2	2	7	3	0	0	0	1	0	36	48	3.00	1.167					
John Franco L (7,1) ERA: 2.67	3.0	S	13	2	0	0	3	2	0	0	0	0	0	17	25	0.00	1.333					

Pittsburgh Pirates @ Cincinnati Reds
Riverfront Stadium, Cincinnati, OH
Fri May 16 1986, 7:05 PM EDT
Att: 21,097 - Unknown


AB 33
R 2
H 6
RBI 2
BB 5
SO 10
LOB 20



Batter	1	2	3	4	5	6	7	8	9	AB	R	H	RBI	BB	SO	LOB	BOTTOM				
Eddie Milner L (1,8) OBP: 0.358, SLG: 0.362	F8				G3				F8	4	0	1	0	1	0	0					
Pete Rose S (1,3) OBP: 0.259, SLG: 0.163										4	0	1	0	1	0	3					
Dave Parker L (1,9) OBP: 0.346, SLG: 0.512										3	2	2	0	1	0	1					
Max Venable L (8,7) OBP: 0.231, SLG: 0.320	G3									1	0	0	0	0	0	1					
Nick Esasky R (1,7) OBP: 0.333, SLG: 0.392										3	1	1	0	1	0	2					
Eric Davis R (7, PR) OBP: 0.290, SLG: 0.329	F9									1	1	1	0	0	0	0					
Dave Concepcion R (1,6) OBP: 0.289, SLG: 0.303										5	1	0	0	0	1	6					
Buddy Bell R (1,5) OBP: 0.324, SLG: 0.326										3	2	2	3	1	0	0					
Sal Butera R (1,2) OBP: 0.300, SLG: 0.474										4	0	1	0	0	0	3					
Ron Oester S (1,4) OBP: 0.284, SLG: 0.327										4	0	3	2	0	0	0					
John Denny R (1,1) OBP: 0.154, SLG: 0.083										3	0	0	0	0	2	3					
John Franco L (7,1) ERA: 1.11										1	0	0	0	0	0	2					
Inning Stats	R: 0 E: 0 K: 0 S: 4	H: 1 LOB: 1 BB: 0 P: 4	R: 1 E: 0 K: 1 S: 7	H: 2 LOB: 3 BB: 2 P: 15	R: 3 E: 0 K: 1 S: 9	H: 4 LOB: 1 BB: 0 P: 9	R: 0 E: 0 K: 0 S: 3	H: 0 LOB: 1 BB: 1 P: 7	R: 0 E: 0 K: 0 S: 3	H: 0 LOB: 0 BB: 0 P: 3	R: 0 E: 0 K: 1 S: 5	H: 1 LOB: 0 BB: 0 P: 5	R: 3 E: 1 K: 0 S: 7	H: 3 LOB: 2 BB: 1 P: 11	R: 0 E: 0 K: 0 S: 4	H: 1 LOB: 2 BB: 1 P: 8	1B: 8 2B: 3 3B: 1 HR: 0	SF: 0 SAC: 0 DP: 0 HBP: 0	WP: 0 PB: 0 SB: 0 CS: 4	PA: 42	
PITCHER	IP	WLS	BF	H	R	ER	SO	BB	IBB	HBP	BLK	WP	HR	S	P	ERA	WHIP				
Rick Rhoden R (1,1) ERA: 2.98	6.0	L	28	8	4	4	3	3	0	0	0	0	0	31	43	6.00	1.833				
Jose DeLeon R (7,1) ERA: 3.5	0.1		5	2	3	2	0	1	0	0	0	0	0	4	8	54.00	9.000				
Cecilio Guante R (7,1) ERA: 1.11	1.2		8	2	0	0	0	1	0	0	0	0	0	7	11	0.00	1.800				

Pittsburgh Pirates @ Cincinnati Reds
Riverfront Stadium, Cincinnati, OH
Fri May 16 1986, 7:05 PM EDT
Att: 21,097 - Unknown

AB 36
R 7
H 12
RBI 5
BB 5
SO 3
LOB 21



Batter	1	2	3	4	5	6	7	8	9	AB R H RBI BB SO LOB	TOP									
Joe Orsulak L (1.8) OBP: 0.299, SLG: 0.370	0-0 4-3 CS 2B		4-0 G6-3 BB		0-0 F7		0-0 F7		0-0 2B 1B	4 1 2 1 1 0 2	Pittsburgh Pirates @ Cincinnati Reds Riverfront Stadium, Cincinnati, OH Sat May 17 1986, 7:05 PM EDT Att: 32,204 - Unknown									
R.J. Reynolds S (1.7) OBP: 0.391, SLG: 0.445	0-0 F8		0-0 G6-3 1-2		0-0 F8			4-0 BB BB 2B	4 0 1 1 1 0 4											
Johnny Ray S (1.4) OBP: 0.427, SLG: 0.452	0-0 4-3			0-0 FC6-4 1B		4-0 1B FC3-2 BB		4-0 S 2B BB	3 1 1 0 2 0 2											
Sid Bream L (1.3) OBP: 0.390, SLG: 0.590	4-0 BB			0-3 K		0-0 FC3-2 1B		0-0 4-3 1-H 2B	3 1 2 1 1 1 1											
Mike Brown R (1.9) OBP: 0.356, SLG: 0.394	0-0 CS	0-0 G3 2B		0-0 FC6-4 1-2		0-0 FC3-2 1B		0-0 4-3 2B	4 0 1 0 0 0 4											
Tony Peña R (1.2) OBP: 0.291, SLG: 0.308		0-0 G3		0-0 F6		0-0 1-3 3-H 2-H 1B		0-0 5-3	4 0 1 1 0 0 3											
Jim Morrison R (1.5) OBP: 0.312, SLG: 0.465		0-3 K		0-0 F8 2B		0-0 F8		0-0 F8	4 0 1 0 0 1 2											
Sam Khalifa R (1.6) OBP: 0.280, SLG: 0.212		0-0 F9		0-3 K		0-0 5-3		0-0 SH3-4 1B	4 1 1 0 0 1 2											
Rick Reuschel R (1.1) OBP: 0.176, SLG: 0.235			0-0 5-3		0-0 E5		0-0 F7	0-0 SH3-4 1-2	3 0 0 0 0 0 1											
Inning Stats	R: 0 E: 0 K: 0 S: 3	H: 1 LOB: 1 BB: 1 P: 7	R: 0 E: 0 K: 1 S: 6	H: 1 LOB: 0 BB: 0 P: 6	R: 0 E: 0 K: 1 S: 6	H: 1 LOB: 1 BB: 0 P: 6	R: 0 E: 1 K: 1 S: 7	H: 1 LOB: 2 BB: 1 P: 7	R: 1 E: 0 K: 0 S: 4	H: 2 LOB: 1 BB: 1 P: 8	R: 0 E: 0 K: 0 S: 3	H: 0 LOB: 0 BB: 0 P: 3	R: 1 E: 0 K: 0 S: 3	H: 1 LOB: 1 BB: 2 P: 11	R: 2 E: 0 K: 0 S: 6	H: 3 LOB: 1 BB: 0 P: 6	1B: 5 2B: 5 3B: 0 HR: 0	SF: 0 SAC: 1 DP: 1 HBP: 0	WP: 0 PB: 0 SB: 2 CS: 1	PA: 40
PITCHER	IP WLS BF H R ER SO BB IBB HBP BLK WP HR S P ERA WHIP											PITCHER	IP WLS BF H R ER SO BB IBB HBP BLK WP HR S P ERA WHIP							
Mario Soto R (1.1) ERA: 4.11	7.1 L 31 7 2 2 3 5 0 0 0 0 0 0 0 2 2 2.46 1.636																			
Ron Robinson R (8.1) ERA: 1.55	0.2 2 0 0 0 0 0 0 0 0 0 0 0 2 2 0.00 0.000																			
Ted Power R (9.1) ERA: 6.46	1.0 6 3 2 2 0 0 0 0 0 0 0 0 6 6 18.00 3.000																			


Batter	1	2	3	4	5	6	7	8	9	AB R H RBI BB SO LOB	BOTTOM											
Eddie Milner L (1.8) OBP: 0.352, SLG: 0.355	0-0 FC3-6 1B			0-0 4-3		0-0 FC3-6 FC4			0-0 4-3	4 0 1 0 0 0 1	Pittsburgh Pirates @ Cincinnati Reds Riverfront Stadium, Cincinnati, OH Sat May 17 1986, 7:05 PM EDT Att: 32,204 - Unknown											
Pete Rose S (1.3) OBP: 0.258, SLG: 0.170	0-0 FC3-6 L5-3			0-3 K		0-0 FC4			0-0 1B	4 0 1 0 0 1 2												
Dave Parker L (1.9) OBP: 0.336, SLG: 0.496	0-0 L5-3			0-0 4-3			0-0 3-1		0-3 K	4 0 0 0 0 1 2												
Nick Esasky R (1.7) OBP: 0.330, SLG: 0.398		0-0 3-1			0-0 4-3 2B		0-0 F9		0-3 K	4 0 1 0 0 1 1												
Dave Concepcion R (1.6) OBP: 0.282, SLG: 0.295		0-0 5-3			0-0 F7		0-0 6-3			3 0 0 0 0 0 1												
Buddy Bell R (1.5) OBP: 0.314, SLG: 0.315		0-0 5-3			0-0 4-3				0-0 5-3	3 0 0 0 0 0 1												
Sal Butera R (1.2) OBP: 0.273, SLG: 0.429			0-3 K		0-0 1-3				0-0 4-3	2 0 0 0 0 1 1												
Tom Runnels S (8. PH) Bo Diaz R (9.2) OBP: 0.337, SLG: 0.393										1 0 0 0 0 0 0												
Ron Oester S (1.4) OBP: 0.294, SLG: 0.345			0-3 K		0-0 K		0-0 FC3-6 1B		0-0 2B	3 0 2 0 0 1 0												
Mario Soto R (1.1) OBP: 0.071, SLG: 0.071			0-0 6-3		0-0 K				0-0 3-1	2 0 0 0 0 1 1												
Ron Robinson R (8.1) Max Venable L (8. PH) OBP: 0.222, SLG: 0.308										0 0 0 0 0 0 0												
Ted Power R (9.1)										1 0 0 0 0 0 1												
										0 0 0 0 0 0 0												
Inning Stats	R: 0 E: 0 K: 0 S: 3	H: 1 LOB: 0 BB: 0 P: 3	R: 0 E: 0 K: 0 S: 3	H: 0 LOB: 0 BB: 0 P: 3	R: 0 E: 0 K: 2 S: 7	H: 0 LOB: 0 BB: 0 P: 7	R: 0 E: 0 K: 1 S: 5	H: 0 LOB: 0 BB: 0 P: 5	R: 0 E: 0 K: 1 S: 4	H: 1 LOB: 1 BB: 0 P: 4	R: 0 E: 0 K: 1 S: 6	H: 1 LOB: 1 BB: 0 P: 6	R: 0 E: 0 K: 0 S: 3	H: 0 LOB: 0 BB: 0 P: 3	R: 0 E: 0 K: 0 S: 4	H: 1 LOB: 1 BB: 0 P: 4	R: 0 E: 0 K: 2 S: 8	H: 1 LOB: 1 BB: 0 P: 8	1B: 3 2B: 3 3B: 0 HR: 0	SF: 0 SAC: 0 DP: 1 HBP: 0	WP: 0 PB: 0 SB: 0 CS: 0	PA: 31
PITCHER	IP WLS BF H R ER SO BB IBB HBP BLK WP HR S P ERA WHIP											PITCHER	IP WLS BF H R ER SO BB IBB HBP BLK WP HR S P ERA WHIP									
Rick Reuschel R (1.1) ERA: 3.66	9.0 W 31 5 0 0 6 0 0 0 0 0 0 0 43 43 0.00 0.556																					



Batter	1	2	3	4	5	6	7	8	9	AB	R	H	RBI	BB	SO	LOB	TOP				
Bill Almon, R OBP: 0.328, SLG: 0.600 (1, 7)										5	0	0	0	0	2	2					
R.J. Reynolds, S OBP: 0.394, SLG: 0.435 (1, 8)										5	1	1	0	0	2	1					
Johnny Ray, S OBP: 0.432, SLG: 0.469 (1, 4)										4	1	2	1	1	0	0					
Mike Brown, R OBP: 0.366, SLG: 0.393 (1, 9)										3	0	1	0	2	1	1					
Sid Bream, L OBP: 0.394, SLG: 0.579 (1, 3)										2	0	0	0	2	0	2					
Tony Peña, R OBP: 0.281, SLG: 0.297 (1, 2)										4	0	0	0	0	0	7					
Jim Morrison, R OBP: 0.310, SLG: 0.485 (1, 5)										4	1	1	1	0	0	1					
Sam Khalifa, R OBP: 0.295, SLG: 0.232 (8, PH)										3	0	2	0	0	0	0					
Joe Orsulak, L OBP: 0.297, SLG: 0.367 (8, 8)										1	0	0	0	0	0	0					
Mike Bielecki, R (1, 1)										0	0	0	0	0	0	0					
Larry McWilliams, L OBP: 0.182, SLG: 0.273 (6, 1)										1	0	0	0	0	1	0					
Cecilio Guante, R (6, 1)										1	0	0	0	0	0	0					
Trench Davis, L OBP: 0.105, SLG: 0.111 (8, PH)										1	0	0	0	0	1	0					
Jim Winn, R (8, 1)										0	0	0	0	0	0	0					
Inning Stats	R: 0 E: 0 K: 1 S: 6	H: 1 LOB: 3 BB: 2 P: 14	R: 0 E: 0 K: 1 S: 5	H: 0 LOB: 0 BB: 0 P: 5	R: 0 E: 0 K: 1 S: 6	H: 1 LOB: 3 BB: 2 P: 14	R: 0 E: 0 K: 1 S: 6	H: 1 LOB: 1 BB: 0 P: 6	R: 2 E: 1 K: 0 S: 6	H: 2 LOB: 1 BB: 0 P: 6	R: 0 E: 0 K: 1 S: 6	H: 1 LOB: 1 BB: 0 P: 6	R: 0 E: 0 K: 0 S: 3	H: 0 LOB: 1 BB: 1 P: 7	R: 1 E: 0 K: 1 S: 6	H: 1 LOB: 0 BB: 0 P: 6	R: 0 E: 0 K: 1 S: 5	H: 0 LOB: 0 BB: 0 P: 5	1B: 4 2B: 2 3B: 0 HR: 1	SF: 0 SAC: 2 DP: 0 HBP: 0	WP: 0 PA: 40 PB: 0 SB: 0 CS: 0
PITCHER	IP	WLS	BF	H	R	ER	SO	BB	IBB	HBP	BLK	WP	HR	S	P	ERA	WHIP				
Tom Browning, L ERA: 4.26	6.0	W	29	6	2	1	5	4	0	0	0	0	0	35	51	1.50	1.667				
Ron Robinson, R ERA: 1.75	3.0	S	11	1	1	1	2	1	0	0	0	0	1	14	18	3.00	0.667				

Pittsburgh Pirates @ Cincinnati Reds
Riverfront Stadium, Cincinnati, OH
Sun May 18 1986, 3:33 AM EDT
Att: 22,962 - Unknown


AB 33
R 3
H 7
RBI 2
BB 5
SO 7
LOB 14



Batter	1	2	3	4	5	6	7	8	9	AB	R	H	RBI	BB	SO	LOB	BOTTOM				
Eddie Milner, L OBP: 0.360, SLG: 0.400 (1, 8)										3	2	1	1	1	1	0					
Max Venable, L OBP: 0.226, SLG: 0.300 (1, 7)										4	1	1	0	0	2	0					
Dave Parker, L OBP: 0.333, SLG: 0.511 (1, 9)										4	1	1	3	0	1	0					
Nick Esasky, R OBP: 0.337, SLG: 0.395 (1, 3)										3	1	1	0	1	0	0					
Buddy Bell, R OBP: 0.321, SLG: 0.316 (1, 5)										3	0	1	1	1	0	1					
Kurt Stillwell, S OBP: 0.271, SLG: 0.190 (1, 6)										3	0	0	0	1	1	2					
Sal Butera, R OBP: 0.269, SLG: 0.375 (1, 2)										3	1	0	0	1	0	1					
Ron Oester, S OBP: 0.309, SLG: 0.375 (1, 4)										2	1	1	2	2	0	0					
Tom Browning, L OBP: 0.118, SLG: 0.118 (6, PH)										2	0	0	0	0	1	3					
Tom Runnels, S (6, PH)										1	0	0	0	0	2						
Ron Robinson, R (7, 1)										1	0	0	0	0	1	0					
Inning Stats	R: 3 E: 0 K: 0 S: 4	H: 2 LOB: 5 BB: 5 P: 24	R: 0 E: 0 K: 2 S: 7	H: 0 LOB: 0 BB: 0 P: 7	R: 0 E: 0 K: 1 S: 3	H: 1 LOB: 0 BB: 0 P: 3	R: 0 E: 0 K: 1 S: 5	H: 0 LOB: 0 BB: 0 P: 5	R: 1 E: 0 K: 0 S: 4	H: 1 LOB: 2 BB: 2 P: 12	R: 1 E: 0 K: 1 S: 6	H: 1 LOB: 0 BB: 0 P: 6	R: 2 E: 1 K: 2 S: 9	H: 1 LOB: 0 BB: 0 P: 9	R: 0 E: 0 K: 2 S: 5	H: 0 LOB: 0 BB: 0 P: 5	1B: 3 2B: 0 3B: 0 HR: 3	SF: 0 SAC: 0 DP: 1 HBP: 0	WP: 2 PA: 36 PB: 0 SB: 0 CS: 2		
PITCHER	IP	WLS	BF	H	R	ER	SO	BB	IBB	HBP	BLK	WP	HR	S	P	ERA	WHIP				
Mike Bielecki, R ERA: 5.25	0.2	L	7	2	3	3	0	4	0	0	0	0	1	3	19	40.50	9.000				
Larry McWilliams, L ERA: 4.72	4.2		17	2	1	1	4	2	0	0	0	1	0	23	31	1.93	0.857				
Cecilio Guante, R ERA: 1.38	1.2		7	1	1	1	1	1	0	0	0	0	1	8	12	5.40	1.200				
Jim Winn, R ERA: 4.5	1.0		5	1	2	0	2	0	0	0	0	0	1	9	9	0.00	1.000				

Pittsburgh Pirates @ Cincinnati Reds
Riverfront Stadium, Cincinnati, OH
Sun May 18 1986, 3:33 AM EDT
Att: 22,962 - Unknown

AB 29
R 7
H 6
RBI 7
BB 7
SO 7
LOB 9



Batter	1	2	3	4	5	6	7	8	9	AB	R	H	RBI	BB	SO	LOB	TOP								
Joe Orsulak L (1.8) OBP: 0.295, SLG: 0.363	F7		6-3			4-3 S 1B		L3		4	0	1	0	0	0	1									
R.J. Reynolds S (1.7) OBP: 0.351, SLG: 0.429	4-3		K			K			FC3-6 HR 1B	4	1	1	0	0	2	1									
Johnny Ray S (1.4) OBP: 0.428, SLG: 0.463	F9			K		4-3			FC3-6 1B	4	0	1	0	0	1	1									
Sid Bream L (1.3) OBP: 0.397, SLG: 0.569		F8 WP BB		WP BB		K			FC3-6 HR 1B	2	1	0	0	2	1	3									
Mike Brown R (1.9) OBP: 0.362, SLG: 0.414	F9		K			F9			HR	4	1	1	3	0	1	2									
Jim Morrison R (1.5) OBP: 0.308, SLG: 0.472		4-0 1-2 BB		0-3 K2-3		K G5-4-3			F6	3	0	0	0	1	2	1									
Junior Ortiz R (1.2) OBP: 0.167, SLG: 0.292	F8				1-3				1B 2B	4	1	1	0	0	0	3									
Sam Khalifa R (1.6) OBP: 0.288, SLG: 0.225								4-3		2	0	0	0	0	2	2									
Trench Davis L (8, PH) OBP: 0.100, SLG: 0.105									1B	1	0	0	0	0	0	0									
Rafael Belliard R (8, 6) OBP: 0.250, SLG: 0.235									IBB	0	0	0	0	1	0	0									
Bob Kipper R (1.1)										2	0	0	0	0	0	0									
Lee Mazzilli S (8, PH) OBP: 0.447, SLG: 0.235			5-3							1	0	1	0	0	0	0									
Bob Walk R (8, 1) OBP: 0.375, SLG: 0.625						F8			1B	1	0	1	1	0	0	0									
Inning Stats	R: 0 E: 0 K: 0 S: 3	H: 0 LOB: 0 BB: 3	R: 0 E: 0 K: 1 S: 5	H: 0 LOB: 2 BB: 13	R: 0 E: 0 K: 1 S: 5	H: 0 LOB: 1 BB: 1	R: 0 E: 0 K: 3 S: 9	H: 0 LOB: 1 BB: 1	R: 0 E: 0 K: 1 S: 5	H: 0 LOB: 0 BB: 0	R: 0 E: 0 K: 2 S: 8	H: 1 LOB: 1 BB: 0	R: 0 E: 0 K: 1 S: 5	H: 0 LOB: 0 BB: 0	R: 0 E: 0 K: 0 S: 3	H: 1 LOB: 0 BB: 3	R: 4 E: 0 K: 0 S: 7	H: 5 LOB: 2 BB: 11	1B: 5 2B: 2 3B: 0 HR: 1	SF: 0 SAC: 0 DP: 2 HBP: 0	WP: 4 PB: 1 SB: 0 CS: 1	PA: 36			
PITCHER	IP	WLS	BF	H	R	ER	SO	BB	IBB	HBP	BLK	WP	HR	S	P	ERA	WHIP								
Nolan Ryan R (1.1) ERA: 5.29	8.2	L	34	6	4	4	9	3	0	0	0	3	1	49	61	4.15	1.038								
Dave Smith R (9, 1) ERA: 2.03	0.1	2	1	0	0	0	0	0	1	0	0	0	0	1	5	0.00	3.000								

Pittsburgh Pirates @ Houston Astros
Astrodome, Houston, TX
Tue May 20 1986, 8:05 PM EDT
Att: 8,711 - Unknown


AB 32
R 4
H 7
RBI 4
BB 4
SO 9
LOB 14



Batter	1	2	3	4	5	6	7	8	9	AB	R	H	RBI	BB	SO	LOB	BOTTOM								
Bill Doran S (1.4) OBP: 0.400, SLG: 0.374	HR									4	1	2	1	0	1	2									
Billy Hatcher R (1.8) OBP: 0.306, SLG: 0.305	F8									4	0	1	0	0	0	1									
Jose Cruz L (1.7) OBP: 0.299, SLG: 0.296	F9									4	0	0	0	0	2	2									
Tony Walker R (9, 8) OBP: 0.286, SLG: 0.387	F9									0	0	0	0	0	0	0									
Glenn Davis R (1.3) OBP: 0.304, SLG: 0.470	E3									4	0	1	0	0	0	1									
Phil Garner R (1.5) OBP: 0.343, SLG: 0.536	F7									4	1	2	0	0	1	1									
Kevin Bass S (1.9) OBP: 0.333, SLG: 0.439										4	0	1	0	0	1	3									
Dave Smith R (9, 1)										0	0	0	0	0	0	0									
Dickie Thon R (1.6) OBP: 0.319, SLG: 0.395										2	0	0	1	0	0	1									
Denny Walling L (9, PH) OBP: 0.341, SLG: 0.378										1	0	0	0	0	0	0									
Mark Bailey S (1.2) OBP: 0.298, SLG: 0.282										3	0	0	0	1	0	0									
Nolan Ryan R (1.1) OBP: 0.167, SLG: 0.167										3	0	0	0	0	1	2									
Terry Puhl L (9, 9) OBP: 0.301, SLG: 0.328										1	0	0	0	0	0	0									
Inning Stats	R: 1 E: 1 K: 0 S: 5	H: 1 LOB: 1 BB: 0	R: 0 E: 0 K: 1 S: 6	H: 1 LOB: 2 BB: 1	R: 0 E: 0 K: 1 S: 7	H: 2 LOB: 0 BB: 0	R: 0 E: 0 K: 1 S: 5	H: 0 LOB: 0 BB: 0	R: 0 E: 0 K: 1 S: 6	H: 1 LOB: 1 BB: 0	R: 1 E: 0 K: 0 S: 4	H: 1 LOB: 1 BB: 0	R: 0 E: 0 K: 2 S: 7	H: 0 LOB: 0 BB: 0	R: 0 E: 0 K: 0 S: 3	H: 0 LOB: 0 BB: 3	1B: 3 2B: 3 3B: 0 HR: 1	SF: 1 SAC: 0 DP: 0 HBP: 0	WP: 0 PB: 1 SB: 0 CS: 0	PA: 36					
PITCHER	IP	WLS	BF	H	R	ER	SO	BB	IBB	HBP	BLK	WP	HR	S	P	ERA	WHIP								
Bob Kipper L (1.1) ERA: 5.0	7.0		30	7	2	2	4	1	0	0	0	0	0	10	10	2.57	1.143								
Bob Walk R (8, 1) ERA: 2.16	2.0	W	6	0	0	0	2	0	0	0	0	0	0	10	10	0.00	0.000								

Pittsburgh Pirates @ Houston Astros
Astrodome, Houston, TX
Tue May 20 1986, 8:05 PM EDT
Att: 8,711 - Unknown

AB 34
R 2
H 7
RBI 2
BB 1
SO 6
LOB 13



Batter	1	2	3	4	5	6	7	8	9	AB	R	H	RBI	BB	SO	LOB	TOP										
Joe Orsulak, L (1,8) OBP: 0.294, SLG: 0.359	1-3		1B		K			F9		4	0	1	0	0	1	1											
R.J. Reynolds, S (1,7) OBP: 0.341, SLG: 0.415	F7		F7		K			F9		4	0	0	0	0	1	2											
Johnny Ray, S (1,4) OBP: 0.417, SLG: 0.449	G3		F2			F5		F7		4	0	0	0	0	0	1											
Sid Bream, L (1,3) OBP: 0.407, SLG: 0.607		1B 2B		HR		F5		G1-6-3 BB		3	2	2	1	1	0	0											
Mike Brown, R (1,9) OBP: 0.359, SLG: 0.409		1B		1-3		K			G1-6-3	4	0	1	0	0	1	1											
Rafael Belliard, R (9,6) OBP: 0.250, SLG: 0.235		2-3 1B							1-2	0	0	0	0	0	0	0											
Jim Morrison, R (1,5) OBP: 0.314, SLG: 0.473		G6-4-3 1-2 1B		5-3			K			4	0	2	1	0	1	0											
Junior Ortiz, R (1,2) OBP: 0.179, SLG: 0.259		K		K				BB		3	0	0	0	1	2	3											
Sam Khalifa, R (1,6) OBP: 0.289, SLG: 0.243		G6-4-3								3	0	1	0	0	1	3											
Trench Davis, L (9,8) OBP: 0.100, SLG: 0.105		1-2								0	0	0	0	0	0	0											
Rick Rhoden, R (1,1) OBP: 0.211, SLG: 0.118				K			K			3	0	0	0	0	2	2											
Inning Stats	R: 0 E: 0 K: 0 S: 3	H: 0 LOB: 0 BB: 0 P: 3	R: 1 E: 0 K: 1 S: 7	H: 3 LOB: 1 BB: 0 P: 7	R: 0 E: 0 K: 1 S: 6	H: 1 LOB: 1 BB: 0 P: 6	R: 1 E: 0 K: 1 S: 6	H: 1 LOB: 0 BB: 0 P: 6	R: 0 E: 0 K: 3 S: 10	H: 1 LOB: 1 BB: 0 P: 10	R: 0 E: 0 K: 1 S: 5	H: 0 LOB: 0 BB: 0 P: 5	R: 0 E: 0 K: 2 S: 7	H: 0 LOB: 1 BB: 1 P: 11	R: 0 E: 0 K: 0 S: 3	H: 1 LOB: 1 BB: 1 P: 7	1B: 4 2B: 2 3B: 0 HR: 1	SF: 0 SAC: 0 DP: 2 HBP: 0	WP: 0 PB: 0 SB: 1 CS: 0	PA: 34							
PITCHER	IP	WLS	BF	H	R	ER	SO	BB	IBB	HBP	BLK	WP	HR	S	P	ERA	WHIP										
Mike Scott, R (1,1) ERA: 3.22	7.0	L	27	6	2	2	9	1	0	0	0	0	1	44	48	2.57	1.000										
Frank DiPino, L (8,1) ERA: 1.93	1.0		4	0	0	0	0	1	0	0	0	0	0	3	7	0.00	1.000										
Charlie Kerfeld, R (9,1) ERA: 0.92	1.0		3	1	0	0	0	0	0	0	0	0	0	3	3	0.00	1.000										

Pittsburgh Pirates @ Houston Astros
Astrodome, Houston, TX
Wed May 21 1986, 8:05 PM EDT
Att: 6,990 - Unknown


AB 32
R 2
H 7
RBI 2
BB 2
SO 9
LOB 13



Batter	1	2	3	4	5	6	7	8	9	AB	R	H	RBI	BB	SO	LOB	BOTTOM										
Bill Doran, S (1,4) OBP: 0.390, SLG: 0.363	3-1		4-3		G3		4-3			4	0	0	0	0	0	2											
Terry Puhl, L (1,9) OBP: 0.312, SLG: 0.338		G6-4-3 1B		F3	F2			G3-6-3 1B		4	0	2	0	0	0	1											
Jose Cruz, L (1,7) OBP: 0.297, SLG: 0.286		G6-4-3			1B BB		K	G3-6-3		3	1	0	0	1	1	2											
Glenn Davis, R (1,3) OBP: 0.303, SLG: 0.460		F4		K			1B BB	5-3		3	0	0	0	1	1	1											
Kevin Bass, S (1,8) OBP: 0.331, SLG: 0.434		6-3		WP 1B	1B		F7			4	0	1	0	0	1	1											
Denny Walling, L (1,5) OBP: 0.349, SLG: 0.385		F8		WP 1B	1B			4-3		4	0	2	1	0	0	0											
Alan Ashby, S (1,2) OBP: 0.382, SLG: 0.421				K	K			F9		4	0	0	0	0	2	4											
Dickie Thon, R (1,6) OBP: 0.319, SLG: 0.386				SH1-4 BB				F9		2	0	0	0	1	1	0											
Mike Scott, R (1,1) OBP: 0.091, SLG: 0.048				SH1-4						1	0	0	0	0	0	0											
Phil Garner, R (7,PH) OBP: 0.340, SLG: 0.531				SH1-4						1	0	0	0	0	0	0											
Frank DiPino, L (8,1) OBP: 0.333, SLG: 0.333					E3					0	0	0	0	0	0	0											
Charlie Kerfeld, R (9,1) OBP: 0.333, SLG: 0.333								F7		0	0	0	0	0	0	0											
Inning Stats	R: 0 E: 0 K: 0 S: 3	H: 1 LOB: 0 BB: 0 P: 3	R: 0 E: 0 K: 0 S: 3	H: 0 LOB: 0 BB: 0 P: 3	R: 0 E: 0 K: 1 S: 5	H: 0 LOB: 1 BB: 1 P: 9	R: 1 E: 0 K: 2 S: 9	H: 2 LOB: 2 BB: 1 P: 13	R: 0 E: 1 K: 0 S: 4	H: 0 LOB: 1 BB: 0 P: 4	R: 0 E: 0 K: 1 S: 6	H: 1 LOB: 2 BB: 1 P: 10	R: 0 E: 0 K: 1 S: 5	H: 0 LOB: 0 BB: 0 P: 5	R: 0 E: 0 K: 0 S: 3	H: 1 LOB: 0 BB: 0 P: 3	R: 0 E: 0 K: 1 S: 5	H: 0 LOB: 0 BB: 0 P: 5	1B: 5 2B: 0 3B: 0 HR: 0	SF: 0 SAC: 1 DP: 2 HBP: 0	WP: 1 PB: 0 SB: 0 CS: 0	PA: 34					
PITCHER	IP	WLS	BF	H	R	ER	SO	BB	IBB	HBP	BLK	WP	HR	S	P	ERA	WHIP										
Rick Rhoden, R (1,1) ERA: 2.67	9.0	W	34	5	1	1	6	3	0	0	0	1	0	43	55	1.00	0.889										

Pittsburgh Pirates @ Houston Astros
Astrodome, Houston, TX
Wed May 21 1986, 8:05 PM EDT
Att: 6,990 - Unknown

AB 30
R 1
H 5
RBI 1
BB 3
SO 6
LOB 11



Batter	1	2	3	4	5	6	7	8	9	AB	R	H	RBI	BB	SO	LOB	TOP					
Bill Almon, R OBP: 0.355, SLG: 0.611 (1, 7)										4	0	3	0	0	1	0	Pittsburgh Pirates @ Houston Astros Astrodome, Houston, TX Thu May 22 1986, 4:33 AM EDT Att: 4,784 - Unknown					
Sam Khalifa, R OBP: 0.291, SLG: 0.247 Mike Diaz, R OBP: 0.321, SLG: 0.280 Pat Clements, R OBP: 0.321, SLG: 0.280 Jose DeLeon, R OBP: 0.321, SLG: 0.280										3	0	1	0	0	0	1						
Lee Mazzilli, S OBP: 0.431, SLG: 0.237 (1, 8)										4	0	1	0	0	1	5						
Mike Brown, R OBP: 0.348, SLG: 0.395 (1, 9)										4	0	0	0	0	2	4						
Sid Bream, L OBP: 0.396, SLG: 0.586 (1, 3)										4	0	0	0	0	0	2						
Tony Peña, R OBP: 0.286, SLG: 0.322 (1, 2)										4	0	2	0	0	1	0						
Jim Morrison, R OBP: 0.312, SLG: 0.460 (1, 5)										3	0	0	0	1	0	2						
Rafael Belliard, R OBP: 0.237, SLG: 0.222 Johnny Ray, S OBP: 0.414, SLG: 0.446										2	0	0	0	0	0	1						
Rick Reuschel, R OBP: 0.158, SLG: 0.211 R.J. Reynolds, S OBP: 0.338, SLG: 0.411										2	0	0	0	0	0	1						
										1	0	0	0	0	0	0						
Inning Stats	R: 0 E: 0 K: 1 S: 7	H: 2 LOB: 2 BB: 0 P: 7	R: 0 E: 0 K: 0 S: 3	H: 0 LOB: 0 BB: 0 P: 3	R: 0 E: 0 K: 1 S: 5	H: 0 LOB: 0 BB: 0 P: 5	R: 0 E: 0 K: 0 S: 3	H: 1 LOB: 1 BB: 0 P: 3	R: 0 E: 0 K: 0 S: 4	H: 1 LOB: 1 BB: 0 P: 4	R: 0 E: 1 K: 1 S: 6	H: 1 LOB: 1 BB: 0 P: 6	R: 0 E: 0 K: 1 S: 5	H: 0 LOB: 1 BB: 1 P: 9	R: 0 E: 0 K: 0 S: 4	H: 1 LOB: 1 BB: 0 P: 4	R: 0 E: 0 K: 1 S: 6	H: 1 LOB: 1 BB: 0 P: 6	1B: 6 2B: 0 3B: 1 HR: 0	SF: 0 SAC: 0 DP: 2 HBP: 0	WP: 0 PB: 0 SB: 0 CS: 0	PA: 34
PITCHER Bob Knepper, L ERA: 1.97 (1, 1)	IP: 9.0 WLS: W BF: 34 H: 7 R: 0 ER: 0 SO: 5 BB: 1 IBB: 0 HBP: 0 BLK: 0 WP: 0 HR: 0 S: 43 P: 47 ERA: 0.00 WHIP: 0.889															PITCHER						

Batter	1	2	3	4	5	6	7	8	9	AB	R	H	RBI	BB	SO	LOB	BOTTOM					
Bill Doran, S OBP: 0.380, SLG: 0.353 (1, 4)										4	0	0	0	0	0	2	Pittsburgh Pirates @ Houston Astros Astrodome, Houston, TX Thu May 22 1986, 4:33 AM EDT Att: 4,784 - Unknown					
Terry Puhl, L OBP: 0.321, SLG: 0.338 Tony Walker, R OBP: 0.286, SLG: 0.387										3	1	1	0	1	0	1						
Denny Walling, L OBP: 0.348, SLG: 0.383 Phil Garner, R OBP: 0.346, SLG: 0.531										3	0	1	0	0	0	0						
Jose Cruz, L OBP: 0.316, SLG: 0.299 Billy Hatcher, R OBP: 0.306, SLG: 0.305										3	0	2	1	1	0	0						
Kevin Bass, S OBP: 0.329, SLG: 0.429 (1, 8)										4	0	1	0	0	1	4						
Glenn Davis, R OBP: 0.301, SLG: 0.454 (1, 3)										4	0	1	0	0	0	4						
Craig Reynolds, L OBP: 0.309, SLG: 0.406 (1, 6)										3	0	1	0	1	0	3						
Mark Bailey, S OBP: 0.307, SLG: 0.297 (1, 2)										3	1	1	1	1	0	1						
Bob Knepper, L OBP: 0.065, SLG: 0.065 (1, 1)										4	0	1	1	0	1	4						
Inning Stats	R: 0 E: 0 K: 0 S: 3	H: 0 LOB: 0 BB: 0 P: 3	R: 0 E: 0 K: 1 S: 5	H: 0 LOB: 0 BB: 0 P: 5	R: 0 E: 0 K: 0 S: 4	H: 1 LOB: 1 BB: 0 P: 4	R: 1 E: 0 K: 0 S: 4	H: 2 LOB: 1 BB: 1 P: 8	R: 1 E: 0 K: 0 S: 5	H: 2 LOB: 1 BB: 0 P: 5	R: 0 E: 0 K: 0 S: 5	H: 3 LOB: 2 BB: 0 P: 5	R: 0 E: 0 K: 0 S: 3	H: 0 LOB: 0 BB: 0 P: 3	R: 2 E: 0 K: 1 S: 6	H: 1 LOB: 3 BB: 4 P: 22	R: 0 E: 0 K: 1 S: 6	H: 1 LOB: 3 BB: 4 P: 22	1B: 8 2B: 1 3B: 0 HR: 0	SF: 0 SAC: 0 DP: 2 HBP: 0	WP: 0 PB: 0 SB: 0 CS: 0	PA: 36
PITCHER Rick Reuschel, R ERA: 3.52 Pat Clements, L ERA: 4.5 Jose DeLeon, R ERA: 3.0	IP: 7.0 WLS: L BF: 28 H: 8 R: 2 ER: 2 SO: 2 BB: 2 IBB: 0 HBP: 0 BLK: 0 WP: 0 HR: 0 S: 29 P: 33 ERA: 2.57 WHIP: 1.286															PITCHER						

Batter	1	2	3	4	5	6	7	8	9	AB	R	H	RBI	BB	SO	LOB	TOP								
Eddie Milner, L OBP: 0.333, SLG: 0.392 (1, 8)										4	1	0	0	1	1	2	Cincinnati Reds @ Pittsburgh Pirates Three Rivers Stadium, Pittsburgh, PA Sat May 24 1986, 7:05 PM EDT Att: 18,631 - Unknown								
Pete Ross, S OBP: 0.254, SLG: 0.172 (1, 3)										5	0	1	1	0	0	1									
Dave Parker, L OBP: 0.343, SLG: 0.520 (1, 9)										3	0	0	0	1	0	0									
Nick Esasky, R OBP: 0.336, SLG: 0.383 Eric Davis, R OBP: 0.277, SLG: 0.313 (8, 7)										3	1	1	0	1	1	0									
Buddy Bell, R OBP: 0.313, SLG: 0.345 (1, 5)										4	1	1	0	0	1	3									
Kurt Stillwell, S OBP: 0.288, SLG: 0.244 (1, 6)										3	1	1	2	1	1	0									
Bo Diaz, R OBP: 0.341, SLG: 0.370 (1, 2)										4	0	0	0	0	1	2									
Ron Oester, S OBP: 0.306, SLG: 0.344 Tom Runnels, S OBP: 0.143, SLG: 0.286 (7, 4)										3	0	0	1	0	1	0									
Bill Gullickson, R OBP: 0.095, SLG: 0.095 (1, 1)										3	0	0	0	0	0	2									
Inning Stats	R: 0 E: 0 K: 0 S: 3	H: 0 LOB: 0 BB: 0 P: 3	R: 3 E: 0 K: 1 S: 9	H: 3 LOB: 1 BB: 0 P: 9	R: 0 E: 0 K: 0 S: 3	H: 0 LOB: 0 BB: 0 P: 3	R: 0 E: 0 K: 0 S: 3	H: 0 LOB: 0 BB: 0 P: 3	R: 1 E: 0 K: 2 S: 8	H: 1 LOB: 3 BB: 3 P: 20	R: 0 E: 1 K: 0 S: 8	H: 0 LOB: 1 BB: 0 P: 8	R: 0 E: 0 K: 0 S: 3	H: 0 LOB: 0 BB: 0 P: 3	R: 0 E: 0 K: 1 S: 5	H: 0 LOB: 1 BB: 1 P: 9		R: 0 E: 0 K: 0 S: 4	H: 1 LOB: 1 BB: 1 P: 4	1B: 3 2B: 1 3B: 1 HR: 0	SF: 0 SAC: 1 DP: 0 HBP: 0	WP: 0 PB: 0 SB: 1 CS: 0	PA: 38		
PITCHER	IP	WLS	BF	H	R	ER	SO	BB	IBB	HBP	BLK	WP	HR	S	P	ERA	WHIP								
Mike Bielecki, R ERA: 5.54 (1, 1)	5.0	L	23	4	4	4	3	2	1	0	0	0	0	26	38	7.20	1.200								
Cecilio Guante, R ERA: 2.22 (6, 1)	2.0		7	0	0	0	2	0	0	0	0	0	0	11	11	0.00	0.000								
Pat Clements, L ERA: 3.38 (8, 1)	2.0		8	1	0	0	1	1	0	0	0	0	0	9	13	0.00	1.000								

AB	33
R	4
H	5
RBI	4
BB	4
SO	6
LOB	10



Batter	1	2	3	4	5	6	7	8	9	AB	R	H	RBI	BB	SO	LOB	BOTTOM								
Joe Orsulak, L OBP: 0.293, SLG: 0.350 (1, 8)										4	0	0	0	0	0	0	Cincinnati Reds @ Pittsburgh Pirates Three Rivers Stadium, Pittsburgh, PA Sat May 24 1986, 7:05 PM EDT Att: 18,631 - Unknown								
R.J. Reynolds, S OBP: 0.345, SLG: 0.432 (1, 7)										4	1	2	1	0	1	0									
Johnny Ray, S OBP: 0.419, SLG: 0.449 (1, 4)										4	1	2	0	0	0	0									
Sid Bream, L OBP: 0.383, SLG: 0.552 (1, 3)										3	0	1	0	1	0	0									
Mike Brown, R OBP: 0.331, SLG: 0.375 (1, 9)										4	0	0	0	0	0	3									
Jim Morrison, R OBP: 0.313, SLG: 0.446 (1, 5)										3	0	0	0	1	0	0									
Junior Ortiz, R OBP: 0.226, SLG: 0.300 Lee Mazzilli, S OBP: 0.434, SLG: 0.231 (9, PH)										3	0	2	0	0	0	0									
Sam Khalifa, R OBP: 0.293, SLG: 0.244 (1, 6)										3	0	0	0	0	1	3									
Mike Bielecki, R (1, 1)										1	0	0	0	0	0	1									
Trench Davis, L OBP: 0.136, SLG: 0.143 (5, PH) Cecilio Guante, R (6, 1) Mike Diaz, R OBP: 0.333, SLG: 0.269 Pat Clements, R (8, 1)										1	0	0	0	0	0	0									
Inning Stats	R: 0 E: 0 K: 0 S: 4	H: 2 LOB: 2 BB: 1 P: 8	R: 0 E: 0 K: 0 S: 4	H: 1 LOB: 1 BB: 0 P: 4	R: 0 E: 0 K: 1 S: 5	H: 0 LOB: 0 BB: 0 P: 5	R: 0 E: 0 K: 1 S: 6	H: 1 LOB: 2 BB: 1 P: 10	R: 0 E: 0 K: 0 S: 3	H: 0 LOB: 0 BB: 0 P: 3	R: 1 E: 0 K: 0 S: 4	H: 2 LOB: 0 BB: 0 P: 4	R: 0 E: 0 K: 0 S: 3	H: 0 LOB: 0 BB: 0 P: 3	R: 1 E: 0 K: 0 S: 4	H: 1 LOB: 1 BB: 0 P: 4	R: 0 E: 0 K: 1 S: 5	H: 0 LOB: 0 BB: 0 P: 5	1B: 5 2B: 1 3B: 0 HR: 1	SF: 0 SAC: 0 DP: 1 HBP: 0	WP: 0 PB: 0 SB: 0 CS: 1	PA: 34			
PITCHER	IP	WLS	BF	H	R	ER	SO	BB	IBB	HBP	BLK	WP	HR	S	P	ERA	WHIP								
Bill Gullickson, R ERA: 3.25 (1, 1)	9.0	W	34	7	2	2	3	1	1	0	0	0	1	38	46	2.00	0.889								

AB	32
R	2
H	7
RBI	1
BB	2
SO	3
LOB	7



Batter	1	2	3	4	5	6	7	8	9	AB	R	H	RBI	BB	SO	LOB	TOP								
Eric Davis, R OBP: 0.283, SLG: 0.345 (1, 8)										4	2	1	1	1	1	1	Cincinnati Reds @ Pittsburgh Pirates Three Rivers Stadium, Pittsburgh, PA Sun May 25 1986, 3:33 AM EDT Att: 19,568 - Unknown								
Dave Concepcion, R OBP: 0.304, SLG: 0.321 (1, 4)										3	0	0	1	1	0	0									
Dave Parker, L OBP: 0.345, SLG: 0.522 (1, 9)										5	0	2	0	0	1	1									
Tony Perez, R OBP: 0.303, SLG: 0.179 (1, 3)										5	1	2	0	0	0	2									
Buddy Bell, R OBP: 0.316, SLG: 0.347 (1, 5)										5	1	2	0	0	1	1									
Kurt Stillwell, S OBP: 0.351, SLG: 0.292 (1, 6)										3	2	3	1	2	0	0									
Wade Rowdon, R OBP: 0.333, SLG: 0.667 (6, PR)										3	0	1	1	0	0	3									
Eddie Milner, L OBP: 0.337, SLG: 0.407 (6, 8)										2	1	1	2	0	0	2									
Sal Butera, R OBP: 0.313, SLG: 0.333 (1, 2)										2	0	0	0	3	0	3									
John Denny, R OBP: 0.250, SLG: 0.211 (8, 1)										4	0	2	1	0	1	2									
Ron Robinson, R (8, 1)										1	0	0	0	0	0	3									
Inning Stats	R: 0 E: 0 K: 1 S: 5	H: 0 LOB: 0 BB: 0 P: 5	R: 0 E: 0 K: 0 S: 5	H: 2 LOB: 2 BB: 0 P: 5	R: 1 E: 0 K: 1 S: 6	H: 1 LOB: 1 BB: 1 P: 10	R: 0 E: 0 K: 0 S: 3	H: 0 LOB: 1 BB: 1 P: 7	R: 0 E: 0 K: 0 S: 3	H: 1 LOB: 2 BB: 1 P: 7	R: 1 E: 0 K: 1 S: 6	H: 1 LOB: 2 BB: 2 P: 14	R: 5 E: 0 K: 1 S: 10	H: 6 LOB: 2 BB: 1 P: 14	R: 0 E: 0 K: 0 S: 4	H: 1 LOB: 2 BB: 0 P: 4	R: 0 E: 0 K: 0 S: 4	H: 2 LOB: 2 BB: 1 P: 8	1B: 10 2B: 3 3B: 0 HR: 1	SF: 1 SAC: 0 DP: 1 HBP: 0	WP: 1 PB: 0 SB: 1 CS: 1	PA: 45			
PITCHER	IP	WLS	BF	H	R	ER	SO	BB	IBB	HBP	BLK	WP	HR	S	P	ERA	WHIP								
Bob Kipper, L ERA: 5.27 (1, 1)	6.2	L	32	8	5	5	4	4	1	0	0	1	1	35	55	6.75	1.800								
Larry McWilliams, L ERA: 6.05 (7, 1)	0.1		4	3	2	2	0	0	1	0	0	0	0	3	7	54.00	9.000								
Jose DeLeon, R ERA: 5.0 (8, 1)	2.0		9	3	0	0	0	1	0	0	0	0	0	8	12	0.00	2.000								

Batter	1	2	3	4	5	6	7	8	9	AB	R	H	RBI	BB	SO	LOB	BOTTOM								
Joe Orsulak, L OBP: 0.297, SLG: 0.359 (1, 8)										5	0	2	0	0	0	1	Cincinnati Reds @ Pittsburgh Pirates Three Rivers Stadium, Pittsburgh, PA Sun May 25 1986, 3:33 AM EDT Att: 19,568 - Unknown								
R.J. Reynolds, S OBP: 0.340, SLG: 0.431 (1, 7)										5	1	1	0	0	1	3									
Johnny Ray, S OBP: 0.421, SLG: 0.477 (1, 4)										4	2	2	2	0	0	1									
Sid Bream, L OBP: 0.386, SLG: 0.563 (1, 3)										3	1	1	1	1	0	0									
Mike Brown, R OBP: 0.336, SLG: 0.379 (1, 9)										4	0	2	1	0	0	0									
Jim Morrison, R OBP: 0.319, SLG: 0.444 (1, 5)										3	0	1	0	1	1	2									
Tony Peña, R OBP: 0.296, SLG: 0.325 (1, 2)										3	0	0	0	1	0	5									
Rafael Belliard, R OBP: 0.214, SLG: 0.200 (7, PH)										2	0	0	0	0	1	2									
Bill Almon, R OBP: 0.352, SLG: 0.567 (8, 6)										2	0	0	0	0	0	1									
Bob Kipper, R (1, 1)										2	0	0	0	0	1	0									
Larry McWilliams, L OBP: 0.250, SLG: 0.273 (7, 1)										0	0	0	0	0	0	0									
Trench Davis, L OBP: 0.130, SLG: 0.136 (7, PH)										1	0	0	0	0	0	0									
Jose DeLeon, R (8, 1)										0	0	0	0	0	0	0									
Lee Mazzilli, S OBP: 0.444, SLG: 0.231 (9, PH)										0	0	0	0	1	0	0									
Inning Stats	R: 0 E: 0 K: 1 S: 5	H: 0 LOB: 0 BB: 0 P: 5	R: 0 E: 0 K: 0 S: 4	H: 1 LOB: 2 BB: 1 P: 8	R: 0 E: 0 K: 0 S: 6	H: 1 LOB: 1 BB: 0 P: 6	R: 0 E: 0 K: 0 S: 3	H: 0 LOB: 1 BB: 1 P: 7	R: 0 E: 0 K: 0 S: 6	H: 3 LOB: 1 BB: 0 P: 5	R: 0 E: 0 K: 0 S: 3	H: 0 LOB: 0 BB: 0 P: 3	R: 3 E: 0 K: 1 S: 8	H: 3 LOB: 1 BB: 1 P: 12	R: 0 E: 0 K: 0 S: 2	H: 0 LOB: 0 BB: 1 P: 6	1B: 4 2B: 3 3B: 1 HR: 1	SF: 0 SAC: 0 DP: 2 HBP: 0	WP: 0 PB: 0 SB: 0 CS: 0	PA: 38					
PITCHER	IP	WLS	BF	H	R	ER	SO	BB	IBB	HBP	BLK	WP	HR	S	P	ERA	WHIP								
John Denny, R ERA: 5.34 (1, 1)	7.0	W	31	9	4	4	3	2	0	0	0	0	0	7	15	5.14	1.571								
Ron Robinson, R ERA: 1.83 (8, 1)	2.0		7	0	0	0	1	2	0	0	0	0	0	7	15	0.00	1.000								



Batter	1	2	3	4	5	6	7	8	9	AB	R	H	RBI	BB	SO	LOB	TOP					
Omar Moreno, L OBP: 0.321, SLG: 0.500 (1, 9)										5	1	0	1	1	1	2						
Rafael Ramirez, R OBP: 0.282, SLG: 0.388 (1, 6)										4	1	1	1	0	0	3						
Dale Murphy, R OBP: 0.403, SLG: 0.538 (1, 8)										5	0	2	2	0	3	4						
Bob Horner, R OBP: 0.318, SLG: 0.419 (1, 3)										3	1	1	0	2	0	3						
Gerald Perry, L OBP: 0.313, SLG: 0.333 (8, PH)										3	1	0	1	1	0	1						
Terry Harper, R OBP: 0.284, SLG: 0.272 (8, 7)										1	0	0	0	0	1	2						
Ken Oberkfell, L OBP: 0.415, SLG: 0.387 (1, 5)										4	1	1	1	1	0	3						
Ozzie Virgil, R OBP: 0.288, SLG: 0.364 (1, 2)										5	2	1	1	0	1	2						
Glenn Hubbard, R OBP: 0.366, SLG: 0.392 (1, 4)										5	2	1	0	0	0	2						
Joe Johnson, R OBP: 0.300, SLG: 0.467 (8, 1)										2	0	0	0	0	1	0						
Craig McMurry, R OBP: 0.285, SLG: 0.379 (7, PH)										0	0	0	0	0	0	0						
Chris Chambliss, L OBP: 0.325, SLG: 0.429 (7, 1)										1	0	0	0	0	0	0						
Paul Assenmacher, L OBP: 0.275, SLG: 0.336 (8, PH)										0	0	0	1	0	0	0						
Ted Simmons, S OBP: 0.250, SLG: 0.300 (8, 1)										0	0	0	1	0	0	0						
Gene Garber, R OBP: 0.250, SLG: 0.300 (8, 1)										0	0	0	1	0	0	0						
Inning Stats	R: 0 E: 1 K: 1 S: 6	H: 0 LOB: 3 BB: 2 P: 14	R: 0 E: 0 K: 0 S: 3	H: 0 LOB: 0 BB: 0 P: 3	R: 0 E: 0 K: 0 S: 4	H: 1 LOB: 1 BB: 0 P: 4	R: 0 E: 0 K: 1 S: 5	H: 0 LOB: 0 BB: 0 P: 5	R: 0 E: 0 K: 2 S: 7	H: 0 LOB: 1 BB: 0 P: 7	R: 2 E: 0 K: 1 S: 8	H: 3 LOB: 1 BB: 0 P: 8	R: 1 E: 1 K: 1 S: 8	H: 2 LOB: 2 BB: 0 P: 8	R: 5 E: 4 K: 1 S: 9	H: 1 LOB: 2 BB: 3 P: 21	R: 1 E: 0 K: 0 S: 4	H: 1 LOB: 1 BB: 1 P: 8	1B: 5 2B: 2 3B: 0 HR: 1	SF: 2 SAC: 0 DP: 0 HBP: 0	WP: 0 PB: 0 SB: 1 CS: 0	PA: 46
PITCHER	IP	WLS	BF	H	R	ER	SO	BB	IBB	HBP	BLK	WP	HR	S	P	ERA	WHIP					
Rick Rhoden, R ERA: 2.8 (1, 1)	7.0		31	6	3	3	6	2	0	0	0	0	0	41	49	3.86	1.143					
Bob Walk, R ERA: 1.95 (8, 1)	0.2	L	8	1	5	0	0	1	1	0	0	0	0	6	14	0.00	3.000					
Pat Clements, L ERA: 3.38 (8, 1)			1	0	0	0	0	0	1	0	0	0	0	4		∞	∞					
Cecilio Guante, R ERA: 2.43 (8, 1)	1.1		6	1	1	1	1	1	0	0	0	0	1	7	11	6.75	1.500					

Atlanta Braves @ Pittsburgh Pirates
Three Rivers Stadium, Pittsburgh, PA
Mon May 26 1986, 3:33 AM EDT
Att: 14,102 - Unknown

AB 38
R 9
H 8
RBI 8
BB 6
SO 7
LOB 22



Batter	1	2	3	4	5	6	7	8	9	AB	R	H	RBI	BB	SO	LOB	BOTTOM					
Joe Orsulak, L OBP: 0.301, SLG: 0.356 (1, 8)										4	1	1	0	1	0	2						
R.J. Reynolds, S OBP: 0.344, SLG: 0.450 (1, 7)										3	1	1	3	1	0	2						
Johnny Ray, S OBP: 0.417, SLG: 0.471 (1, 4)										4	0	1	0	0	2	1						
Sid Bream, L OBP: 0.376, SLG: 0.545 (1, 3)										4	0	0	0	0	2	3						
Mike Brown, R OBP: 0.333, SLG: 0.375 (1, 9)										4	0	1	0	0	0	0						
Jim Morrison, R OBP: 0.310, SLG: 0.430 (1, 5)										4	0	0	0	0	2	1						
Tony Peña, R OBP: 0.302, SLG: 0.349 (1, 2)										3	1	1	1	1	0	0						
Sam Khalifa, R OBP: 0.305, SLG: 0.250 (1, 6)										2	0	1	0	1	0	0						
Trench Davis, L OBP: 0.125, SLG: 0.130 (9, PH)										1	0	0	0	0	0	0						
Rick Rhoden, R OBP: 0.238, SLG: 0.111 (7, PH)										0	0	0	0	0	0	0						
Rafael Belliard, R OBP: 0.219, SLG: 0.200 (8, 1)										0	0	0	0	0	0	0						
Bob Walk, R OBP: 0.275, SLG: 0.425 (8, 1)										0	0	0	0	0	0	0						
Pat Clements, R OBP: 0.275, SLG: 0.425 (8, 1)										0	0	0	0	0	0	0						
Cecilio Guante, R OBP: 0.250, SLG: 0.275 (8, PH)										1	0	1	0	0	0	0						
Lee Mazzilli, S OBP: 0.450, SLG: 0.275 (8, PH)										0	0	0	0	0	0	0						
Inning Stats	R: 0 E: 0 K: 1 S: 5	H: 0 LOB: 1 BB: 1 P: 9	R: 0 E: 0 K: 0 S: 3	H: 1 LOB: 2 BB: 1 P: 7	R: 3 E: 0 K: 2 S: 9	H: 2 LOB: 0 BB: 1 P: 13	R: 1 E: 0 K: 0 S: 4	H: 1 LOB: 0 BB: 0 P: 4	R: 0 E: 0 K: 0 S: 3	H: 1 LOB: 1 BB: 1 P: 7	R: 0 E: 0 K: 1 S: 5	H: 0 LOB: 0 BB: 0 P: 5	R: 0 E: 0 K: 0 S: 3	H: 0 LOB: 1 BB: 1 P: 7	R: 0 E: 0 K: 2 S: 8	H: 1 LOB: 1 BB: 0 P: 8	R: 0 E: 0 K: 0 S: 4	H: 1 LOB: 1 BB: 0 P: 4	1B: 4 2B: 2 3B: 0 HR: 2	SF: 0 SAC: 1 DP: 1 HBP: 0	WP: 0 PB: 0 SB: 0 CS: 0	PA: 37
PITCHER	IP	WLS	BF	H	R	ER	SO	BB	IBB	HBP	BLK	WP	HR	S	P	ERA	WHIP					
Joe Johnson, R ERA: 3.75 (1, 1)	5.0		22	5	4	4	3	4	0	0	0	0	0	5	5	0.00	0.000					
Craig McMurry, R ERA: 3.92 (6, 1)	1.0		3	0	0	0	1	0	0	0	0	0	0	5	5	0.00	0.000					
Paul Assenmacher, L ERA: 1.74 (7, 1)	1.0	W	4	0	0	0	0	1	0	0	0	0	0	3	7	0.00	1.000					
Gene Garber, R ERA: 1.66 (8, 1)	2.0		8	2	0	0	2	0	0	0	0	0	0	12	12	0.00	1.000					

Atlanta Braves @ Pittsburgh Pirates
Three Rivers Stadium, Pittsburgh, PA
Mon May 26 1986, 3:33 AM EDT
Att: 14,102 - Unknown

AB 31
R 4
H 7
RBI 4
BB 5
SO 6
LOB 9



Batter	1	2	3	4	5	6	7	8	9	10	11	12	AB	R	H	RBI	BB	SO	LOB	TOP	
Omar Moreno, L (1.9) OBP: 0.303, SLG: 0.470	G3		K			5-3	K			SH3-4		F7	5	0	0	0	0	2	3		
Rafael Ramirez, R (1.6) OBP: 0.290, SLG: 0.388	6-3			1B		L6		6-3		HBP	1B	WP	1B	5	1	2	0	1	0	0	
Dale Murphy, R (1.8) OBP: 0.396, SLG: 0.524	6-3			F9		L5		L6		K		WP	1B	6	1	1	0	0	1	3	
Bob Horner, R (1.3) OBP: 0.335, SLG: 0.424		6-3		G4-6-3		SH1-4	1B					HR	1B	3	2	2	0	2	0	0	
Gerald Perry, L (1.7) Bruce Sutter, R (10.1) Terry Harper, R (11.7) OBP: 0.289, SLG: 0.304				G4-6-3		SH1-4	1B	1-3		4-3		HR	1B	5	1	1	0	0	0	6	
Ken Oberkfell, L (1.5) OBP: 0.469, SLG: 0.380					6-3	SH1-4						HR	1B	5	0	1	0	0	0	0	
Ozzie Virgil, R (1.2) Ted Simmons, S (7. PH) Bruce Benedict, R (7.2) OBP: 0.393, SLG: 0.458			SH3-4	BB	5-3	2B	IBB	6-3		B3-6-4			1	0	0	0	1	0	0		
Glenn Hubbard, R (1.4) Paul Assenmacher, L (9.1) Bill Sample, R (10.7) Gene Garber, R (11.1)			K					K				K	0	0	0	0	0	0	0	0	
Zane Smith, L (1.1) Chris Chambliss, L (7. PH) Jeff Dedmon, L (7.1) Andres Thomas, R (9.6) OBP: 0.359, SLG: 0.443			SH3-4		K					1B	SH3-4		1	0	0	0	0	1	1		
Inning Stats	R: 0 E: 0 K: 0 S: 3	H: 0 LOB: 0 BB: 0 P: 3	R: 0 E: 0 K: 0 S: 3	H: 0 LOB: 0 BB: 0 P: 3	R: 0 E: 0 K: 2 S: 7	H: 0 LOB: 1 BB: 1 P: 11	R: 0 E: 0 K: 0 S: 3	H: 1 LOB: 1 BB: 1 P: 7	R: 0 E: 0 K: 1 S: 6	H: 1 LOB: 1 BB: 0 P: 6	R: 0 E: 0 K: 1 S: 5	H: 0 LOB: 0 BB: 0 P: 5	R: 0 E: 0 K: 1 S: 5	H: 2 LOB: 3 BB: 0 P: 8	R: 0 E: 0 K: 1 S: 5	H: 1 LOB: 0 BB: 0 P: 5	R: 4 E: 0 K: 0 S: 5	H: 2 LOB: 0 BB: 2 P: 13	1B: 9 2B: 1 3B: 0 HR: 1	SF: 0 SAC: 3 DP: 2 HBP: 1	WP: 1 PA: 51
PITCHER	IP WLS BF H R ER SO BB IBB HBP BLK WP HR S P ERA WHIP	IP WLS BF H R ER SO BB IBB HBP BLK WP HR S P ERA WHIP	IP WLS BF H R ER SO BB IBB HBP BLK WP HR S P ERA WHIP	IP WLS BF H R ER SO BB IBB HBP BLK WP HR S P ERA WHIP	IP WLS BF H R ER SO BB IBB HBP BLK WP HR S P ERA WHIP	IP WLS BF H R ER SO BB IBB HBP BLK WP HR S P ERA WHIP	IP WLS BF H R ER SO BB IBB HBP BLK WP HR S P ERA WHIP	IP WLS BF H R ER SO BB IBB HBP BLK WP HR S P ERA WHIP	IP WLS BF H R ER SO BB IBB HBP BLK WP HR S P ERA WHIP	IP WLS BF H R ER SO BB IBB HBP BLK WP HR S P ERA WHIP	IP WLS BF H R ER SO BB IBB HBP BLK WP HR S P ERA WHIP	IP WLS BF H R ER SO BB IBB HBP BLK WP HR S P ERA WHIP	IP WLS BF H R ER SO BB IBB HBP BLK WP HR S P ERA WHIP	IP WLS BF H R ER SO BB IBB HBP BLK WP HR S P ERA WHIP	IP WLS BF H R ER SO BB IBB HBP BLK WP HR S P ERA WHIP	IP WLS BF H R ER SO BB IBB HBP BLK WP HR S P ERA WHIP	IP WLS BF H R ER SO BB IBB HBP BLK WP HR S P ERA WHIP	IP WLS BF H R ER SO BB IBB HBP BLK WP HR S P ERA WHIP	IP WLS BF H R ER SO BB IBB HBP BLK WP HR S P ERA WHIP	IP WLS BF H R ER SO BB IBB HBP BLK WP HR S P ERA WHIP	
Rick Reuschel, R (1.1) ERA: 3.2	11.0	44	9	2	2	8	2	2	8	2	2	8	36.00	1.64	1.000						
Bob Walk, R (12.1) ERA: 2.84	1.0	L	7	2	4	4	0	1	1	0	0	1	1	1	5	13	36.00	3.000			

Atlanta Braves @ Pittsburgh Pirates
Three Rivers Stadium, Pittsburgh, PA

Tue May 27 1986, 7:05 PM EDT
Att. 2,830 - Unknown

AB	42
R	6
H	11
RBI	6
BB	5
SO	8
LOB	18



Batter	1	2	3	4	5	6	7	8	9	10	11	12	AB	R	H	RBI	BB	SO	LOB	BOTTOM	
Bill Almon, R (1.7) Joe Orsulak, L (7. PH) OBP: 0.295, SLG: 0.348	K		F9		5-3		G3			K		FC	3	0	0	0	0	1	0		
R.J. Reynolds, S (1.8) OBP: 0.363, SLG: 0.472	1B	BB	E	1B	BB	6-3	2B	1B	2B	4-3		1B	4	2	3	0	2	0	0		
Johnny Ray, S (1.4) OBP: 0.414, SLG: 0.463	L3	1B	E6	1B	6-3	BB	K2-3		5-3		F7		5	0	1	0	1	1	3		
Mike Brown, R (1.9) Trench Davis, L (7. PH) Lee Mazzilli, S (10. PH) OBP: 0.439, SLG: 0.262	L3			1B	6-3		1B	1B		6-3		F8	4	0	2	2	0	0	4		
Sid Bream, L (1.3) OBP: 0.387, SLG: 0.558		FC1-5	K		F7		1B	1B			S	1B	6	0	4	0	0	1	4		
Jim Morrison, R (1.5) OBP: 0.311, SLG: 0.421	FC1-5	HBP	6-3			G3	S	1-3		F7		G4-3	5	0	1	0	1	0	6		
Tony Peña, R (1.2) OBP: 0.303, SLG: 0.338		1-2			K		G3		6-3			G4-3	4	0	0	0	1	1	3		
Sam Khalifa, R (1.6) OBP: 0.290, SLG: 0.236	K			5-3		FC6-2-5		K		4-3			5	0	0	0	0	2	5		
Rick Reuschel, R (1.1) Mike Diaz, R (11. PH) Bob Walk, R (12.1) OBP: 0.375, SLG: 0.625	K			K		L5		K			F8		4	0	0	0	0	3	3		
Inning Stats	R: 0 E: 0 K: 1 S: 5	H: 1 LOB: 1 BB: 1 P: 1	R: 0 E: 0 K: 2 S: 8	H: 1 LOB: 2 BB: 0 P: 9	R: 1 E: 1 K: 1 S: 7	H: 1 LOB: 2 BB: 1 P: 11	R: 0 E: 0 K: 0 S: 3	H: 0 LOB: 0 BB: 0 P: 7	R: 0 E: 0 K: 0 S: 4	H: 1 LOB: 2 BB: 1 P: 8	R: 0 E: 0 K: 1 S: 5	H: 0 LOB: 0 BB: 0 P: 5	R: 0 E: 0 K: 0 S: 4	H: 1 LOB: 2 BB: 1 P: 8	R: 0 E: 0 K: 0 S: 4	H: 1 LOB: 1 BB: 0 P: 4	R: 0 E: 0 K: 0 S: 4	H: 2 LOB: 1 BB: 0 P: 4	1B: 8 2B: 4 3B: 0 HR: 0	SF: 0 SAC: 0 DP: 2 HBP: 1	WP: 0 PA: 52
PITCHER	IP WLS BF H R ER SO BB IBB HBP BLK WP HR S P ERA WHIP	IP WLS BF H R ER SO BB IBB HBP BLK WP HR S P ERA WHIP	IP WLS BF H R ER SO BB IBB HBP BLK WP HR S P ERA WHIP	IP WLS BF H R ER SO BB IBB HBP BLK WP HR S P ERA WHIP	IP WLS BF H R ER SO BB IBB HBP BLK WP HR S P ERA WHIP	IP WLS BF H R ER SO BB IBB HBP BLK WP HR S P ERA WHIP	IP WLS BF H R ER SO BB IBB HBP BLK WP HR S P ERA WHIP	IP WLS BF H R ER SO BB IBB HBP BLK WP HR S P ERA WHIP	IP WLS BF H R ER SO BB IBB HBP BLK WP HR S P ERA WHIP	IP WLS BF H R ER SO BB IBB HBP BLK WP HR S P ERA WHIP	IP WLS BF H R ER SO BB IBB HBP BLK WP HR S P ERA WHIP	IP WLS BF H R ER SO BB IBB HBP BLK WP HR S P ERA WHIP	IP WLS BF H R ER SO BB IBB HBP BLK WP HR S P ERA WHIP	IP WLS BF H R ER SO BB IBB HBP BLK WP HR S P ERA WHIP	IP WLS BF H R ER SO BB IBB HBP BLK WP HR S P ERA WHIP	IP WLS BF H R ER SO BB IBB HBP BLK WP HR S P ERA WHIP	IP WLS BF H R ER SO BB IBB HBP BLK WP HR S P ERA WHIP	IP WLS BF H R ER SO BB IBB HBP BLK WP HR S P ERA WHIP	IP WLS BF H R ER SO BB IBB HBP BLK WP HR S P ERA WHIP	IP WLS BF H R ER SO BB IBB HBP BLK WP HR S P ERA WHIP	
Zane Smith, L (1.1) ERA: 3.20	6.0	27	4	1	0	6	4	0	1	0	0	34	51	0.00	1.333						
Jeff Dedmon, R (7.1) ERA: 4.34	2.0	9	3	1	1	3	0	0	0	0	0	15	15	4.50	1.500						
Paul Assenmacher, L (9.1) ERA: 1.64	1.1	5	1	0	0	1	0	0	0	0	0	7	7	0.00	0.750						
Bruce Sutter, R (10.1) ERA: 4.34	0.2	3	0	0	0	0	0	1	0	0	0	2	6	0.00	0.000						
Gene Garber, R (11.1) ERA: 1.52	2.0	W	8	3	0	0	0	0	0	0	0	8	8	0.00	1.500						

Atlanta Braves @ Pittsburgh Pirates
Three Rivers Stadium, Pittsburgh, PA

Tue May 27 1986, 7:05 PM EDT
Att. 2,830 - Unknown

AB	46
R	2
H	11
RBI	2
BB	5
SO	10
LOB	28



Batter	1	2	3	4	5	6	7	8	9	AB	R	H	RBI	BB	SO	LOB	TOP		
Bill Sample, R OBP: 0.301, SLG: 0.406 (1, 9)	G3		BB 1B		5-3		F3			4	0	1	0	0	0	0	Atlanta Braves @ Pittsburgh Pirates Three Rivers Stadium, Pittsburgh, PA Wed May 28 1986, 7:05 PM EDT Att: 6,860 - Unknown livebaseballscorecards.com		
Rafael Ramirez, R OBP: 0.283, SLG: 0.379 (1, 5) (8, 6)	3-1		F7		E5 6-3		K			4	0	0	0	0	1	1			
Dale Murphy, R OBP: 0.396, SLG: 0.518 (1, 8)	5-3		BB 1-2		BB 6-3		K			2	0	0	0	2	1	0			
Bob Horner, R OBP: 0.333, SLG: 0.426 (1, 3)		HR 2B	F2		6-3 1-2 2-3			F8		4	1	1	0	0	0	4			
Terry Harper, R OBP: 0.295, SLG: 0.336 (1, 7)		HR 2H		FC2-6 1B		K		F7		4	1	2	2	0	1	2			
Andres Thomas, R OBP: 0.353, SLG: 0.477 Paul Assenmacher, L (8, 1)	G3		FC2-6 E 1-2		HR			K		4	1	1	1	0	1	1			
Ozzie Virgil, R OBP: 0.265, SLG: 0.351 Gerald Perry, L OBP: 0.273, SLG: 0.286 (9, PH)	F7		E6 1-2		6-3			F8		3	0	0	0	0	0	1			
Glenn Hubbard, R OBP: 0.356, SLG: 0.380 Chris Chambliss, L OBP: 0.559, SLG: 0.697 (9, PH)	K		K		4-3			4-3		3	0	0	0	0	2	2			
David Palmer, R OBP: 0.087, SLG: 0.087 Craig McMurtry, R (6, 1) Ken Oberkfell, L OBP: 0.405, SLG: 0.377 (8, 5)			K 1-2		F9		F8		F7	3	0	0	0	0	1	2			
										0	0	0	0	0	0	0			
										1	0	0	0	0	0	0			
Inning Stats	R: 0 E: 0 K: 0 S: 3	H: 0 LOB: 0 BB: 0 P: 3	R: 2 E: 0 K: 1 S: 7	H: 2 LOB: 0 BB: 0 P: 7	R: 0 E: 0 K: 1 S: 6	H: 1 LOB: 2 BB: 1 P: 10	R: 0 E: 1 K: 1 S: 7	H: 1 LOB: 0 BB: 0 P: 4	R: 0 E: 0 K: 2 S: 7	H: 0 LOB: 0 BB: 0 P: 7	R: 0 E: 0 K: 1 S: 5	H: 0 LOB: 0 BB: 0 P: 5	R: 0 E: 0 K: 0 S: 3	H: 0 LOB: 0 BB: 0 P: 3	1B: 2 2B: 1 3B: 0 HR: 2	SF: 0 SAC: 0 DP: 0 HBP: 0	WP: 0 PB: 0 CS: 0	PA: 36	
PITCHER	IP	WLS	BF	H	R	ER	SO	BB	IBB	HBP	BLK	WP	HR	S	P	ERA	WHIP		
Larry McWilliams, L ERA: 5.72 Jose DeLeon, R ERA: 4.09	(1, 1) (8, 1)	7.0 S	30 6	5 0	3 0	3 0	6 1	2 0	0 0	0 0	0 0	0 0	2 0	40 8	48 8	3.86 0.00	1.000 0.000		

Batter	1	2	3	4	5	6	7	8	9	AB	R	H	RBI	BB	SO	LOB	BOTTOM			
Joe Orsulak, L OBP: 0.293, SLG: 0.345 (1, 8)	WP S 2B	4-3			G3			F7		4	1	1	0	0	0	1	Atlanta Braves @ Pittsburgh Pirates Three Rivers Stadium, Pittsburgh, PA Wed May 28 1986, 7:05 PM EDT Att: 6,860 - Unknown livebaseballscorecards.com			
R.J. Reynolds, S OBP: 0.354, SLG: 0.459 (1, 7)	F9		F8		K			5-3		4	0	0	0	0	1	1				
Johnny Ray, S OBP: 0.416, SLG: 0.470 (1, 4)	F8 1H		4-3			F7 WP 1B		FC		4	1	2	1	0	0	0				
Sid Bream, L OBP: 0.380, SLG: 0.546 (1, 3)	F8 2-3		K			F7 1-3				3	0	0	0	0	1	2				
Mike Brown, R OBP: 0.331, SLG: 0.371 (1, 9)	6-3			6-3		K		K		3	0	0	0	0	1	1				
Tony Peña, R OBP: 0.304, SLG: 0.361 (1, 2)		6-3		HR		K2-3				3	1	1	1	0	1	0				
Bill Almon, R OBP: 0.338, SLG: 0.523 (1, 5)		S 1B BB		F8						2	1	0	0	1	0	0				
Rafael Belliard, R OBP: 0.222, SLG: 0.209 (1, 6)		S 1H 1B		F9			G3			3	0	1	1	0	0	0				
Larry McWilliams, L OBP: 0.214, SLG: 0.231 Mike Diaz, R OBP: 0.313, SLG: 0.250 Jose DeLeon, R (8, 1)			K 1-2		K		F7			2	0	0	0	0	2	1				
										1	0	0	0	0	0	0				
										0	0	0	0	0	0	0				
Inning Stats	R: 1 E: 0 K: 0 S: 5	H: 2 LOB: 1 BB: 0 P: 5	R: 1 E: 0 K: 1 S: 6	H: 1 LOB: 1 BB: 1 P: 10	R: 0 E: 0 K: 1 S: 5	H: 0 LOB: 0 BB: 0 P: 5	R: 1 E: 0 K: 0 S: 4	H: 1 LOB: 0 BB: 0 P: 4	R: 0 E: 0 K: 2 S: 7	H: 0 LOB: 0 BB: 0 P: 7	R: 1 E: 0 K: 2 S: 8	H: 1 LOB: 0 BB: 0 P: 8	R: 0 E: 0 K: 0 S: 3	H: 0 LOB: 0 BB: 0 P: 3	R: 0 E: 0 K: 0 S: 3	H: 0 LOB: 0 BB: 0 P: 3	1B: 3 2B: 1 3B: 0 HR: 1	SF: 0 SAC: 0 DP: 0 HBP: 0	WP: 3 PB: 0 SB: 3 CS: 0	PA: 30
PITCHER	IP	WLS	BF	H	R	ER	SO	BB	IBB	HBP	BLK	WP	HR	S	P	ERA	WHIP			
David Palmer, R ERA: 2.85 Craig McMurtry, R ERA: 3.63 Paul Assenmacher, L ERA: 1.57	(1, 1) (6, 1) (8, 1)	5.1 L	22 5	4 0	4 0	4 0	4 2	4 0	0 0	0 0	0 0	0 1	0 0	29 9	33 9	6.75 0.00	1.125 0.000			

Batter	1	2	3	4	5	6	7	8	9	AB	R	H	RBI	BB	SO	LOB	TOP	
Mariano Duncan, R OBP: 0.278, SLG: 0.274 (1, 6)	F7		CS 1B			P5	1-3		6-3	5	0	1	0	0	0	2	Los Angeles Dodgers @ Pittsburgh Pirates Three Rivers Stadium, Pittsburgh, PA Sat May 31 1986, 7:05 PM EDT Att: 15,709 - Unknown livebaseballscorecards.com	
Steve Sax, R OBP: 0.365, SLG: 0.448 (1, 4)	K		CS 1-2	6-3		BB 2B		SH1-4 FC3-2 1B		4	0	2	0	0	1	0		
Enos Cabell, R OBP: 0.307, SLG: 0.284 (1, 3)	S 1B			F9		BB BB		FC3-2 SH1-4 1B		3	0	2	0	1	0	0		
Bill Madlock, R OBP: 0.270, SLG: 0.284 (1, 5)	K 1-2			6-3		BB 1-2 2-3		SH1-4		2	0	0	0	1	1	1		
Mike Marshall, R OBP: 0.325, SLG: 0.522 (1, 9)		F9			K	L6		FC3-2 IBB		3	0	0	0	1	1	3		
Cesar Cedeno, R OBP: 0.293, SLG: 0.289 Ken Landreaux, L OBP: 0.309, SLG: 0.382 (8, 8)	F7				CS 1B		K	FC3-2		3	0	1	0	0	1	0		
Alex Trevino, R OBP: 0.289, SLG: 0.257 (1, 2)	K				BB 1-2		K	1-2 2-3 3-H		1	0	0	0	0	0	3		
Reggie Williams, R OBP: 0.323, SLG: 0.333 (8, 7)			K		K		FC5-4 1B	1-3		3	0	1	0	1	1	3		
Rick Honeycutt, L Bill Russell, R OBP: 0.244, SLG: 0.256 Ed Vande Berg, R OBP: 0.297, SLG: 0.294 (7, 1)			4-3			6-3	FC5-4 1B	L4-3		4	0	2	0	0	2	1		
Dave Anderson, R OBP: 0.297, SLG: 0.294 (8, 7)							1-2 2-3	L4-3		2	0	0	0	0	0	0		
Inning Stats	R: 0 E: 0 K: 2 S: 8	H: 1 LOB: 1 BB: 0 P: 8	R: 0 E: 0 K: 1 S: 5	H: 0 LOB: 0 BB: 0 P: 5	R: 0 E: 0 K: 1 S: 5	H: 1 LOB: 0 BB: 0 P: 5	R: 0 E: 0 K: 0 S: 3	H: 0 LOB: 0 BB: 0 P: 3	R: 0 E: 0 K: 2 S: 7	H: 2 LOB: 2 BB: 0 P: 7	R: 0 E: 0 K: 0 S: 5	H: 2 LOB: 3 BB: 1 P: 9	R: 0 E: 0 K: 0 S: 3	H: 1 LOB: 0 BB: 0 P: 3	1B: 8 2B: 2 3B: 0 HR: 0	SF: 0 SAC: 1 DP: 1 HBP: 0	WP: 0 PA: 38 PB: 0 SB: 1 CS: 2	
PITCHER	IP	WLS	BF	H	R	ER	SO	BB	IBB	HBP	BLK	WP	HR	S	P	ERA	WHIP	
Bob Kipper, L ERA: 4.53 (1, 1)	7.0	W	30	8	0	0	7	3	0	0	0	0	0	41	53	0.00	1.571	
Bob Walk, R ERA: 2.92 (8, 1)	0.1		2	0	0	0	0	0	1	0	0	0	0	1	5	0.00	0.000	
Pat Clements, L ERA: 3.05 (8, 1)	1.2	S	5	1	0	0	0	0	0	0	0	0	0	5	5	0.00	0.600	

Batter	1	2	3	4	5	6	7	8	9	AB	R	H	RBI	BB	SO	LOB	BOTTOM		
Barry Bonds, L OBP: 0.364, SLG: 0.333 (1, 8)	1B 2B		FC6-4 SH1-4 BB		5-3		F3			3	0	1	0	1	0	0	Los Angeles Dodgers @ Pittsburgh Pirates Three Rivers Stadium, Pittsburgh, PA Sat May 31 1986, 7:05 PM EDT Att: 15,709 - Unknown livebaseballscorecards.com		
Rafael Belliard, R OBP: 0.204, SLG: 0.191 (1, 4)	K		SH1-4 1-2		6-3			K HR		3	1	0	0	0	2	1			
Bill Almon, R OBP: 0.388, SLG: 0.586 (1, 7)	1B 2-3		FC6-4 BB			G3 1B BB		HR		2	2	2	2	2	0	0			
Mike Brown, R OBP: 0.327, SLG: 0.365 Joe Orsulak, L OBP: 0.296, SLG: 0.338 (8, 9)	F8		FC6-4 1-2 2-3		5-3	5-3		1B 1B		4	0	1	0	0	0	4			
Sid Bream, L OBP: 0.375, SLG: 0.523 (1, 3)		F8	F7			G3		F2		4	0	0	0	0	0	4			
Tony Peña, R OBP: 0.312, SLG: 0.357 (1, 2)		F2		6-3		WP 1B		1B		4	0	2	1	0	0	0			
Jim Morrison, R OBP: 0.325, SLG: 0.417 (1, 5)	S 1B			K		K		G4-6-3 1B		4	0	2	1	0	2	1			
Sam Khalifa, R OBP: 0.286, SLG: 0.226 (1, 6)		BB 1-2		K			F9	G4-6-3		3	0	0	0	1	1	2			
Bob Kipper, R Bob Walk, R OBP: 0.375, SLG: 0.625 Pat Clements, R (8, 1)		K			K		3-1			3	0	0	0	0	2	2			
Inning Stats	R: 0 E: 0 K: 1 S: 6	H: 2 LOB: 1 BB: 0 P: 6	R: 0 E: 0 K: 1 S: 6	H: 1 LOB: 2 BB: 1 P: 10	R: 0 E: 0 K: 0 S: 3	H: 0 LOB: 2 BB: 2 P: 11	R: 0 E: 0 K: 2 S: 7	H: 0 LOB: 0 BB: 0 P: 7	R: 0 E: 0 K: 1 S: 5	H: 0 LOB: 0 BB: 0 P: 5	R: 1 E: 0 K: 0 S: 6	H: 1 LOB: 1 BB: 1 P: 10	R: 0 E: 0 K: 0 S: 3	H: 0 LOB: 0 BB: 0 P: 3	R: 3 E: 0 K: 1 S: 9	H: 4 LOB: 2 BB: 0 P: 9		1B: 6 2B: 1 3B: 0 HR: 1	SF: 0 SAC: 1 DP: 1 HBP: 0
PITCHER	IP	WLS	BF	H	R	ER	SO	BB	IBB	HBP	BLK	WP	HR	S	P	ERA	WHIP		
Rick Honeycutt, L ERA: 3.12 (1, 1)	6.0	L	25	4	1	1	6	4	0	0	0	0	0	33	49	1.50	1.333		
Ed Vande Berg, L ERA: 3.55 (7, 1)	2.0		10	4	3	2	1	0	0	0	0	0	1	12	12	9.00	2.000		

Batter	1	2	3	4	5	6	7	8	9	AB	R	H	RBI	BB	SO	LOB	TOP					
Steve Sax, R OBP: 0.366, SLG: 0.455 (1,4)	1-3		2B		4-3			6-3 1B		4	0	2	1	0	0	1	Los Angeles Dodgers @ Pittsburgh Pirates Three Rivers Stadium, Pittsburgh, PA Sun Jun 01 1986, 3:33 AM EDT Att: 23,530 - Unknown livebaseballscorecards.com					
Ken Landreaux, L OBP: 0.391, SLG: 0.371 (1,8)	4-3		4-3			K		6-3		4	0	0	0	0	1	2						
Bill Madlock, R OBP: 0.261, SLG: 0.274 Dave Anderson, R OBP: 0.297, SLG: 0.294 (1,5) (8,5)	F8			6-3		F8		5-3		4	0	0	0	0	0	1						
Mike Marshall, R OBP: 0.320, SLG: 0.514 Len Matuszek, L OBP: 0.250, SLG: 0.250 (1,9) (7,9)		K		F8		6-3			FC6 1B	3	0	0	0	0	1	0						
Mike Scioscia, L OBP: 0.401, SLG: 0.360 Alex Trevino, R OBP: 0.282, SLG: 0.250 (1,2) (8,2)		P5		4-3			4-3		FC6	3	0	0	0	0	0	0						
Greg Brock, L OBP: 0.307, SLG: 0.336 (1,3)		L6			HR		2B		P4	4	1	2	1	0	0	1						
Franklin Stubbs, L OBP: 0.292, SLG: 0.475 (1,7)			FC4-6 1B		SH3 BB		HR		3-1	3	1	2	1	1	0	1						
Mariano Duncan, R OBP: 0.276, SLG: 0.272 Bill Russell, R OBP: 0.238, SLG: 0.250 (1,6) (7,PH) (7,6)			FC4-6 2B		SH3		F9			1	1	0	0	0	0	1						
Bob Welch, R OBP: 0.111, SLG: 0.192 Tom Niedenfuer, R OBP: 0.500, SLG: 0.500 Alejandro Pena, R (6,1)			K		6-3			K		2	0	0	0	0	1	2						
Inning Stats	R: 0 E: 0 K: 1 S: 3	H: 0 LOB: 0 BB: 0 P: 3	R: 0 E: 0 K: 1 S: 5	H: 0 LOB: 0 BB: 0 P: 5	R: 1 E: 0 K: 1 S: 7	H: 2 LOB: 1 BB: 0 P: 7	R: 0 E: 0 K: 0 S: 3	H: 0 LOB: 0 BB: 0 P: 3	R: 1 E: 0 K: 0 S: 4	H: 1 LOB: 1 BB: 1 P: 8	R: 0 E: 0 K: 1 S: 5	H: 0 LOB: 0 BB: 0 P: 5	R: 1 E: 0 K: 0 S: 4	H: 2 LOB: 0 BB: 0 P: 4	R: 0 E: 0 K: 1 S: 6	H: 1 LOB: 1 BB: 0 P: 6		R: 0 E: 0 K: 0 S: 4	H: 1 LOB: 1 BB: 0 P: 4	1B: 3 2B: 2 3B: 0 HR: 2	SF: 0 SAC: 1 DP: 0 HBP: 0	WP: 0 PB: 0 SB: 1 CS: 0
PITCHER Rick Rhoden, R ERA: 2.82 (1,1)	IP: 9.0 WLS: W BF: 34 H: 7 R: 3 ER: 3 SO: 4 BB: 1 IBB: 0 HBP: 0 BLK: 0 WP: 0 HR: 2 S: 41 P: 45 ERA: 3.00 WHIP: 0.889															PITCHER						

Batter	1	2	3	4	5	6	7	8	9	AB	R	H	RBI	BB	SO	LOB	BOTTOM			
Rafael Belliard, R OBP: 0.185, SLG: 0.173 (1,4)	6-3		3-1	K	FC6-4		5-3			5	0	0	1	0	1	2	Los Angeles Dodgers @ Pittsburgh Pirates Three Rivers Stadium, Pittsburgh, PA Sun Jun 01 1986, 3:33 AM EDT Att: 23,530 - Unknown livebaseballscorecards.com			
Joe Orsulak, L OBP: 0.285, SLG: 0.333 (1,9)	E5				4-3		K			5	0	1	0	0	2	1				
Barry Bonds, L OBP: 0.438, SLG: 0.273 (1,8)	K		K		BB	BB	1B	BB		2	3	0	0	3	2	3				
Sid Bream, L OBP: 0.376, SLG: 0.523 (1,3)		4-3	K		BB	BB	1B	HR	BB	4	1	1	1	1	1	3				
R.J. Reynolds, S OBP: 0.362, SLG: 0.465 (1,7)		6-3	BB	BB	BB	BB	1B		K	4	3	3	1	1	1	1				
Tony Peña, R OBP: 0.323, SLG: 0.359 Junior Ortiz, R OBP: 0.273, SLG: 0.323 (1,2) (7,2)		6-3		BB	BB	BB	1B		FC4-6	2	2	1	1	2	0	1				
Jim Morrison, R OBP: 0.333, SLG: 0.465 (1,5)				SH1-3	HR		K		K	5	2	3	7	0	2	4				
Sam Khalifa, R OBP: 0.284, SLG: 0.219 (1,6)		4-3		SH1-3	BB		K		FC4-6	3	1	0	0	1	1	5				
Rick Rhoden, R OBP: 0.269, SLG: 0.217 (1,1)			3-1	2B	4-3		L5			4	0	2	1	0	0	0				
Inning Stats	R: 0 E: 1 K: 1 S: 5	H: 0 LOB: 1 BB: 0 P: 5	R: 1 E: 0 K: 0 S: 5	H: 2 LOB: 1 BB: 0 P: 5	R: 0 E: 0 K: 2 S: 9	H: 2 LOB: 2 BB: 0 P: 9	R: 3 E: 0 K: 1 S: 6	H: 1 LOB: 0 BB: 2 P: 14	R: 6 E: 0 K: 1 S: 8	H: 3 LOB: 1 BB: 4 P: 24	R: 1 E: 0 K: 2 S: 9	H: 2 LOB: 0 BB: 1 P: 13	R: 0 E: 0 K: 1 S: 5	H: 0 LOB: 0 BB: 0 P: 5	R: 1 E: 0 K: 2 S: 9	H: 2 LOB: 2 BB: 1 P: 13		1B: 6 2B: 5 3B: 1 HR: 1	SF: 0 SAC: 1 DP: 1 HBP: 0	WP: 0 PB: 0 SB: 0 CS: 1
PITCHER Bob Welch, R ERA: 4.07 (1,1) Tom Niedenfuer, R ERA: 3.5 (5,1) Alejandro Pena, R ERA: 4.76 (6,1)	IP: 4.1 WLS: L BF: 23 H: 6 R: 7 ER: 7 SO: 4 BB: 4 IBB: 0 HBP: 0 BLK: 0 WP: 0 HR: 0 S: 27 P: 43 ERA: 14.54 WHIP: 2.308															PITCHER				

Batter	1	2	3	4	5	6	7	8	9	AB	R	H	RBI	BB	SO	LOB	TOP								
Barry Bonds, L OBP: 0.409, SLG: 0.353 (1, 8)	4-3		CS 1B	K		HBP 1-3 2B	4-3		K	6	0	2	0	0	2	4	Pittsburgh Pirates @ Atlanta Braves Atlanta-Fulton County Stadium, Atlanta, GA Mon Jun 02 1986, 7:05 PM EDT Att: 12,996 - Unknown								
Rafael Bellard, R OBP: 0.186, SLG: 0.175 (1, 4)	B5		S 1B		E6 1B	K2-3		4-3		5	1	1	0	0	1	2									
Lee Mazzilli, S OBP: 0.422, SLG: 0.234 Joe Orsulak, L OBP: 0.283, SLG: 0.331 (1, 7) (6, 9)	G3		3-1		FC1-6 1B BB	HBP BB		1-3		2	0	0	0	2	0	1									
Sid Bream, L OBP: 0.382, SLG: 0.529 (1, 3)		G3		1-3	FC1-6 1B	G3-6-1 HBP		BLK 1B 2B		4	1	2	2	0	0	0									
R.J. Reynolds, S OBP: 0.369, SLG: 0.466 (1, 9) (6, 7)		S 1B BB		5-3 1B	FC1-6 1B	G3-6-1 HBP		FC5-4 1B		4	3	2	1	1	0	5									
Tony Peña, R OBP: 0.331, SLG: 0.363 Pat Clements, R (8, 1)		FC6-4 1B		5-3 1B BB	FC5-2-6-5 1B			FC5-4 1B		4	3	2	1	1	0	3									
Jim Morrison, R OBP: 0.335, SLG: 0.470 (1, 5)		F2		5-3	1B			1B		5	0	2	3	0	0	3									
Sam Khalifa, R OBP: 0.289, SLG: 0.230 (1, 6)		FC6-4		1B	F9			1-3		4	0	1	0	1	0	3									
Rick Reuschel, R OBP: 0.192, SLG: 0.231 Jim Winn, R (6, 1)				1-3						3	1	2	2	0	0	0									
Junior Ortiz, R OBP: 0.265, SLG: 0.313 (8, 2)				1-3	1B	HBP 1B		K		1	0	0	0	0	1	1									
Inning Stats	R: 0 E: 0 K: 0 S: 3	H: 0 LOB: 0 BB: 0 P: 3	R: 1 E: 0 K: 0 S: 4	H: 1 LOB: 1 BB: 1 P: 8	R: 0 E: 0 K: 0 S: 4	H: 2 LOB: 1 BB: 0 P: 4	R: 2 E: 0 K: 1 S: 7	H: 2 LOB: 2 BB: 2 P: 15	R: 3 E: 1 K: 0 S: 6	H: 2 LOB: 1 BB: 1 P: 10	R: 1 E: 0 K: 1 S: 7	H: 2 LOB: 1 BB: 0 P: 7	R: 1 E: 0 K: 0 S: 5	H: 2 LOB: 1 BB: 0 P: 5	R: 0 E: 0 K: 2 S: 8	H: 1 LOB: 1 BB: 0 P: 8	1B: 10 2B: 4 3B: 0 HR: 0	SF: 0 SAC: 0 DP: 1 HBP: 1	WP: 0 PB: 0 SB: 4 CS: 1	PA: 46					
PITCHER	IP	WLS	BF	H	R	ER	SO	BB	IBB	HBP	BLK	WP	HR	S	P	ERA	WHIP								
David Palmer, R ERA: 3.0 (1, 1)	5.0	L	26	7	6	3	1	3	1	0	0	0	0	24	40	5.40	2.000								
Craig McMurtry, R ERA: 4.1 (6, 1)	2.0		11	4	2	2	2	1	0	1	0	0	0	13	18	9.00	2.500								
Ed Olwine, L ERA: 4.5 (8, 1)	2.0		9	3	1	1	2	0	0	0	1	0	0	13	13	4.50	1.500								

Batter	1	2	3	4	5	6	7	8	9	AB	R	H	RBI	BB	SO	LOB	BOTTOM								
Omar Moreno, L OBP: 0.320, SLG: 0.495 (1, 9)	G3				K		K		K	3	0	1	0	0	1	0	Pittsburgh Pirates @ Atlanta Braves Atlanta-Fulton County Stadium, Atlanta, GA Mon Jun 02 1986, 7:05 PM EDT Att: 12,996 - Unknown								
Craig McMurtry, R (6, 1)										0	0	0	0	0	0	0									
Terry Harper, R OBP: 0.297, SLG: 0.336 (7, PH)										1	0	0	0	0	1	2									
Ed Olwine, R (8, 1)										0	0	0	0	0	0	0									
Brugs Benedict, R OBP: 0.367, SLG: 0.423 (9, PH)										1	0	0	0	0	1	0									
Ken Oberkfell, L OBP: 0.392, SLG: 0.366 (1, 5)	F8		5-3			3-1	SF8		6-3	4	0	0	1	0	0	1									
Dale Murphy, R OBP: 0.404, SLG: 0.531 (1, 8)	F8			K		SF8 2B			K	4	1	1	0	1	2	0									
Bob Horner, R OBP: 0.337, SLG: 0.465 (1, 3)		5-3		4-3 1B		BB BB		5-3		3	0	1	0	1	0	2									
Ted Simmons, S OBP: 0.340, SLG: 0.310 (1, 2)		6-3		4-3				6-3		3	0	0	0	1	0	1									
Gerald Perry, L OBP: 0.353, SLG: 0.345 (1, 7)						SF8 BB			1B	1	0	1	1	2	0	0									
Rafael Ramirez, R OBP: 0.270, SLG: 0.373 (1, 6)		FC5-4			G3	1-3		F8		4	0	0	0	0	0	6									
Glenn Hubbard, R OBP: 0.343, SLG: 0.358 (1, 4)					F8			2B SF8 BB	1B	3	1	1	0	1	1	0									
David Palmer, R OBP: 0.083, SLG: 0.083 Bill Sample, R OBP: 0.293, SLG: 0.436 (5, PH) (6, 9)					6-3		3-1		6-3	1	0	0	0	0	0	0									
Inning Stats	R: 0 E: 0 K: 0 S: 3	H: 0 LOB: 0 BB: 0 P: 3	R: 0 E: 0 K: 0 S: 3	H: 0 LOB: 1 BB: 1 P: 7	R: 0 E: 0 K: 1 S: 6	H: 1 LOB: 2 BB: 1 P: 10	R: 0 E: 0 K: 2 S: 7	H: 0 LOB: 0 BB: 0 P: 7	R: 1 E: 0 K: 0 S: 4	H: 1 LOB: 2 BB: 2 P: 12	R: 1 E: 0 K: 1 S: 6	H: 1 LOB: 2 BB: 2 P: 14	R: 0 E: 0 K: 0 S: 5	H: 2 LOB: 2 BB: 0 P: 5	R: 0 E: 0 K: 2 S: 7	H: 0 LOB: 0 BB: 0 P: 7	1B: 4 2B: 2 3B: 0 HR: 0	SF: 2 SAC: 0 DP: 0 HBP: 0	WP: 0 PB: 0 SB: 0 CS: 0	PA: 39					
PITCHER	IP	WLS	BF	H	R	ER	SO	BB	IBB	HBP	BLK	WP	HR	S	P	ERA	WHIP								
Rick Reuschel, R ERA: 3.09 (1, 1)	5.1	W	23	3	1	1	3	4	0	0	0	0	0	25	41	1.69	1.312								
Jim Winn, R ERA: 3.74 (6, 1)	1.2		8	1	1	1	1	2	0	0	0	0	0	8	16	5.40	1.800								
Pat Clements, L ERA: 2.78 (8, 1)	2.0		8	2	0	0	2	0	0	0	0	0	0	12	12	0.00	1.000								



Batter	1	2	3	4	5	6	7	8	9	AB	R	H	RBI	BB	SO	LOB	TOP								
Barry Bonds, L (1, 8) OBP: 0.385, SLG: 0.333	0-0 4-3		0-0 E 2B 1B	0-3 K		0-0 4-3		0-3 K	4 1 1 0 0 1 0 1 0 0 0 0 1 1																
Mike Diaz, R (9, PH) OBP: 0.294, SLG: 0.233																									
Lee Mazzilli, S (1, 7) OBP: 0.420, SLG: 0.275	0-0 3-1 3B		0-0 E6 2B	0-0 F7		4-0 G6-4-3 BB		0-0 FC6-4 1-2	4 2 1 0 1 0 2																
Johnny Ray, S (1, 4) OBP: 0.418, SLG: 0.480	0-0 3-1		0-0 FC4-6 1-H 3-H 2B		0-0 F8		0-0 G6-4-3 1-2		4 0 1 3 0 0 1																
Sid Bream, L (1, 3) OBP: 0.379, SLG: 0.519	0-0 F8		0-0 FC4-6 BB		0-0 F5		0-3 K		3 0 0 0 1 1 0																
R.J. Reynolds, S (1, 9) OBP: 0.377, SLG: 0.470		0-0 S 5-3 1B	0-0 FC4-6 1-2 2-3		4-0 BB			0-0 G5-4-3 1B	3 0 2 0 1 0 2																
Tony Peña, R (1, 2) OBP: 0.324, SLG: 0.353	0-0 5-3 1-2		0-0 F9 1-2		0-0 F8			0-0 G5-4-3 1-2	4 0 0 0 0 0 5																
Jim Morrison, R (1, 5) OBP: 0.339, SLG: 0.487		0-0 6-3 2-3	4-0 IBB			0-0 HR			3 1 1 1 1 1 1																
Rafael Belliard, R (1, 6) OBP: 0.177, SLG: 0.167			0-3 K			0-3 K		0-3 K	3 0 0 0 0 2 4 1 0 0 0 0 1 0																
Bill Almon, R (9, PH) OBP: 0.384, SLG: 0.577			0-0 6-3			0-0 6-3		0-0 FC6-4 1B	3 1 1 0 0 0 0 0 0 0 0 0 0 0 1 0 1 0 0 0 0																
Larry McWilliams, L (1, 1) OBP: 0.235, SLG: 0.250			0-0 E 1B		0-0 6-3																				
Cecilio Guante, R (6, 1)																									
Mike Brown, R (9, PH) OBP: 0.331, SLG: 0.389			0-0 E 1B		0-0 6-3																				
Inning Stats	R: 1 E: 0 K: 0 S: 4	H: 1 LOB: 0 BB: 0 P: 4	R: 0 E: 0 K: 1 S: 6	H: 1 LOB: 1 BB: 0 P: 6	R: 3 E: 1 K: 0 S: 7	H: 3 LOB: 3 BB: 2 P: 15	R: 0 E: 0 K: 1 S: 5	H: 0 LOB: 0 BB: 0 P: 5	R: 0 E: 0 K: 0 S: 3	H: 0 LOB: 1 BB: 1 P: 7	R: 1 E: 0 K: 1 S: 6	H: 1 LOB: 0 BB: 0 P: 6	R: 0 E: 0 K: 1 S: 4	H: 0 LOB: 0 BB: 1 P: 8	R: 0 E: 0 K: 1 S: 5	H: 1 LOB: 0 BB: 0 P: 5	R: 0 E: 0 K: 2 S: 8	H: 1 LOB: 1 BB: 0 P: 8	1B: 5 2B: 1 3B: 1 HR: 1	SF: 0 SAC: 0 DP: 2 HBP: 0	WP: 0 PB: 0 CS: 0	PA: 38			
PITCHER	IP	WLS	BF	H	R	ER	SO	BB	IBB	HBP	BLK	WP	HR	S	P	ERA	WHIP								
Rick Mahler, R (1, 1) ERA: 4.85	6.0	W	28	6	5	4	3	2	1	0	0	0	1	31	43	6.00	1.333								
Paul Assenmacher, L (7, 1) ERA: 1.38	3.0	S	10	2	0	0	4	1	0	0	0	0	0	17	21	0.00	1.000								

Pittsburgh Pirates @ Atlanta Braves
Atlanta-Fulton County Stadium, Atlanta, GA

AB 34
R 5
H 8
RBI 4
BB 4
SO 7
LOB 16



WP: 0 PA: 38
PB: 0
CS: 0

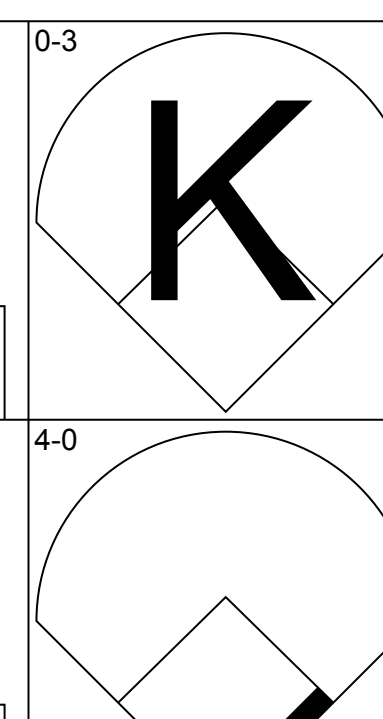
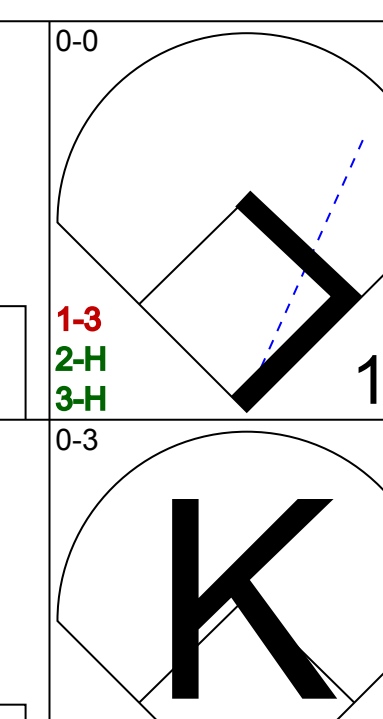
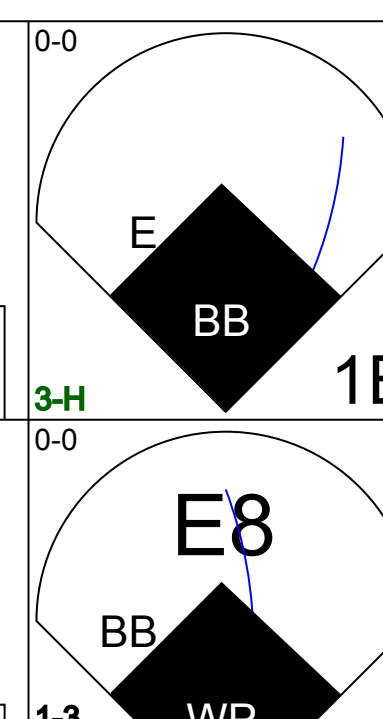
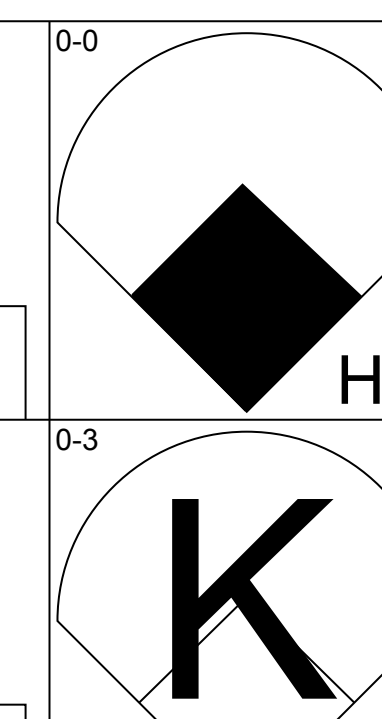
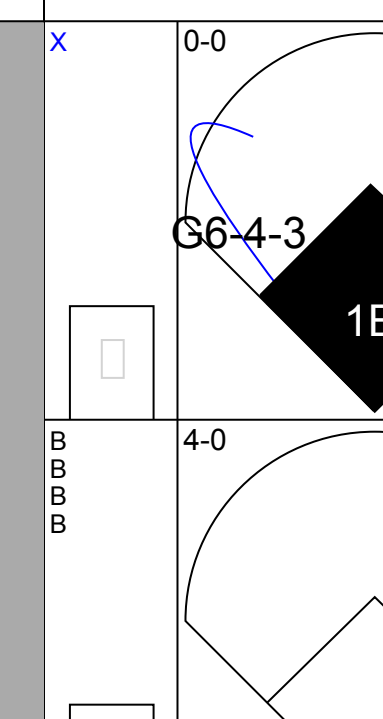
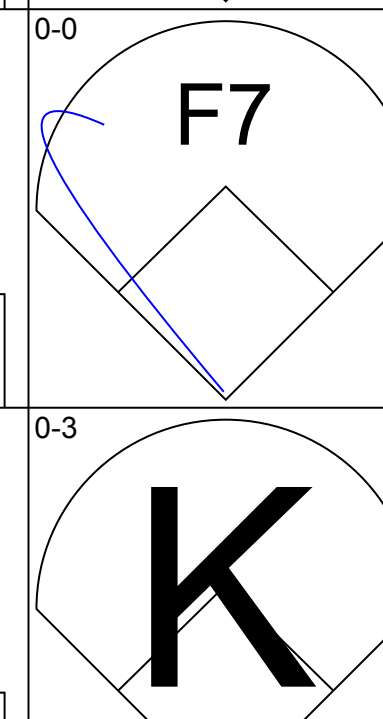
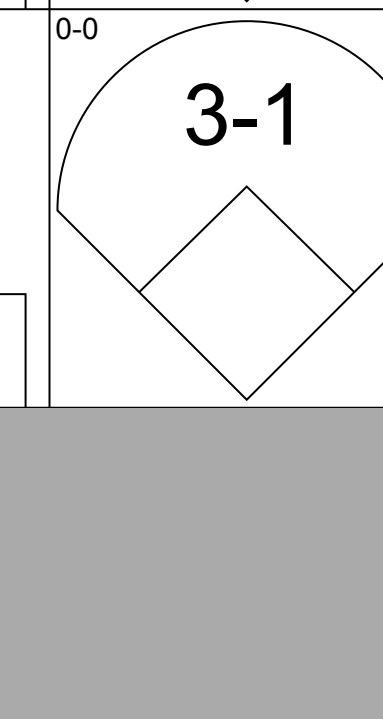
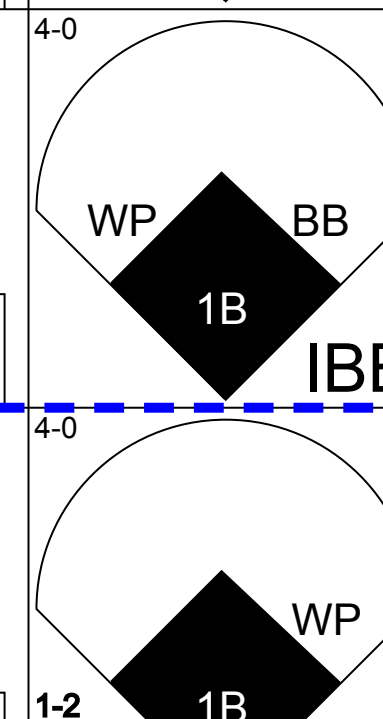

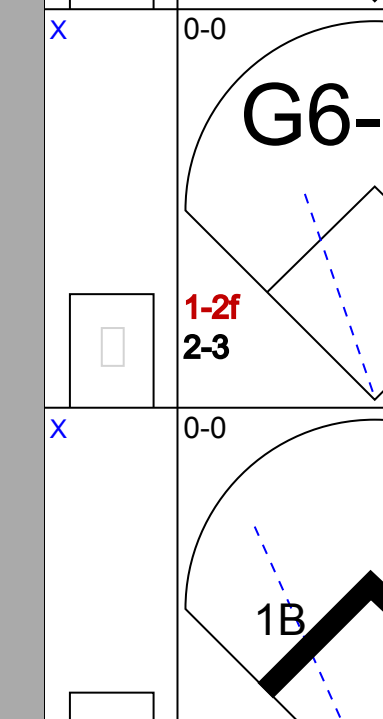

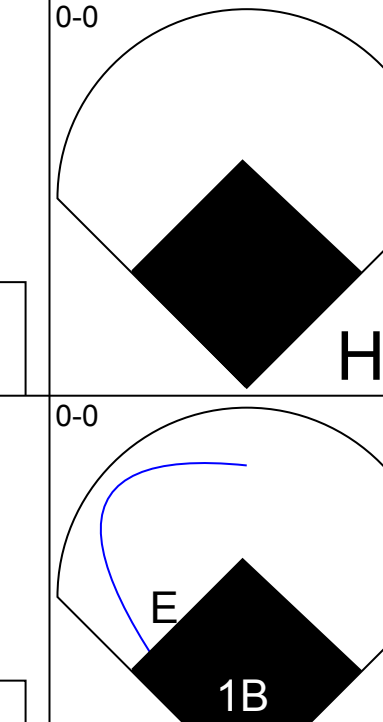
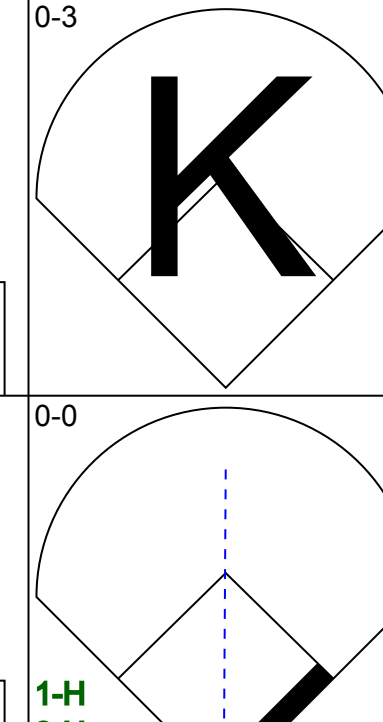

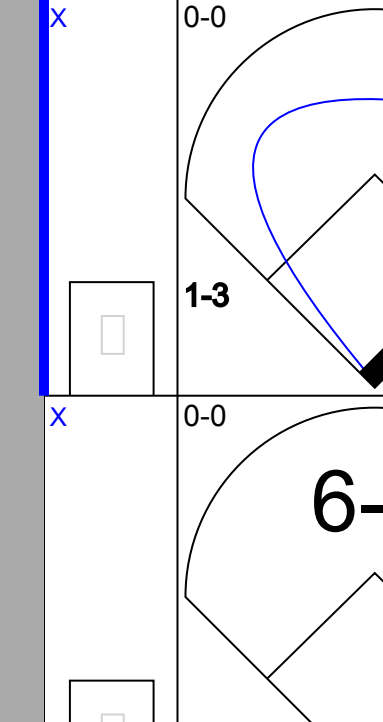

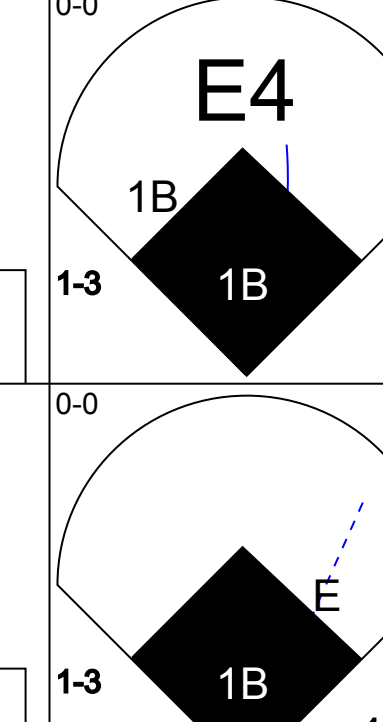
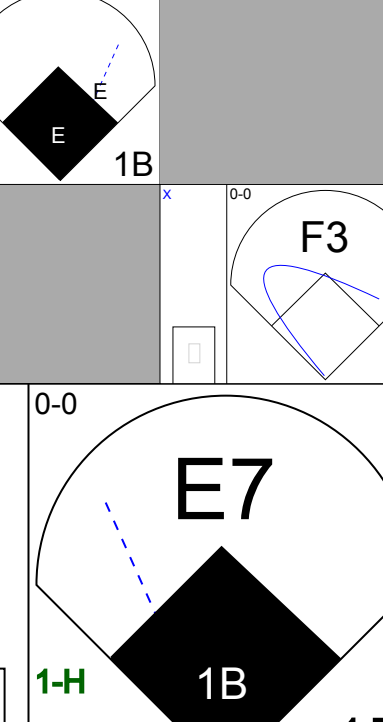
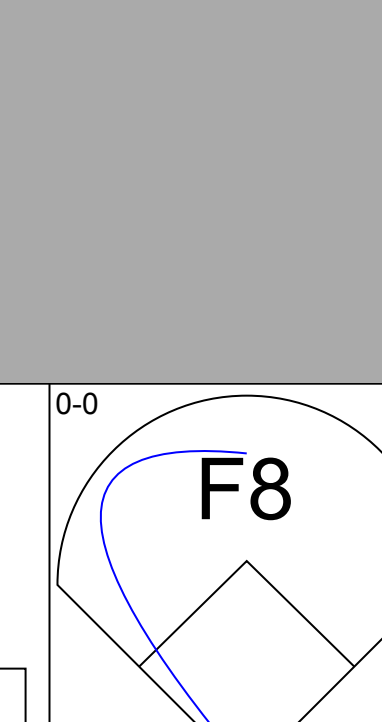

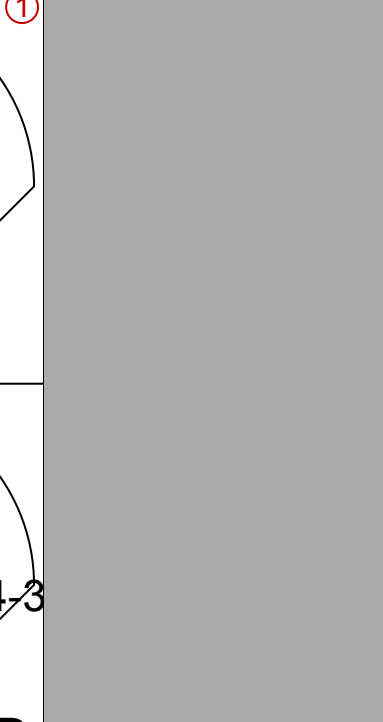

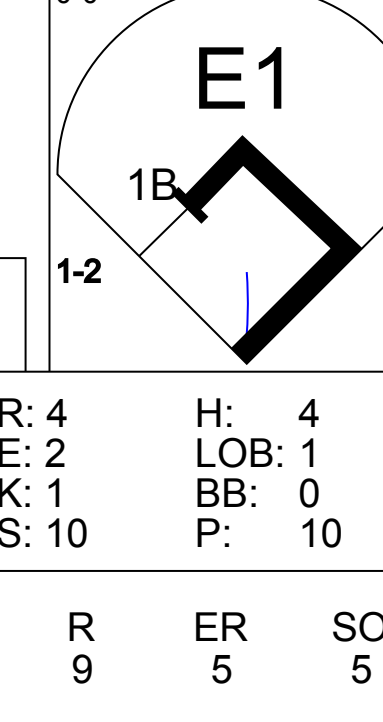
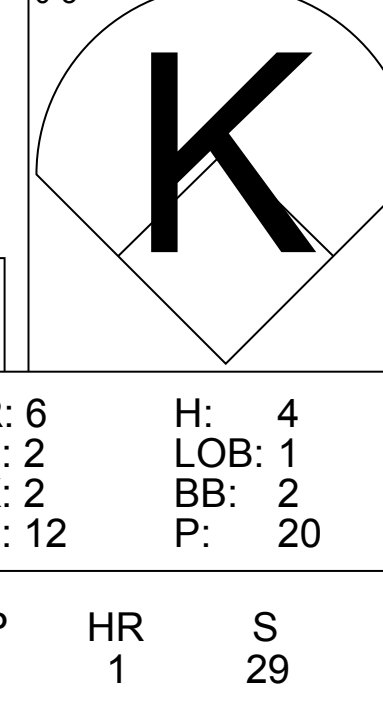
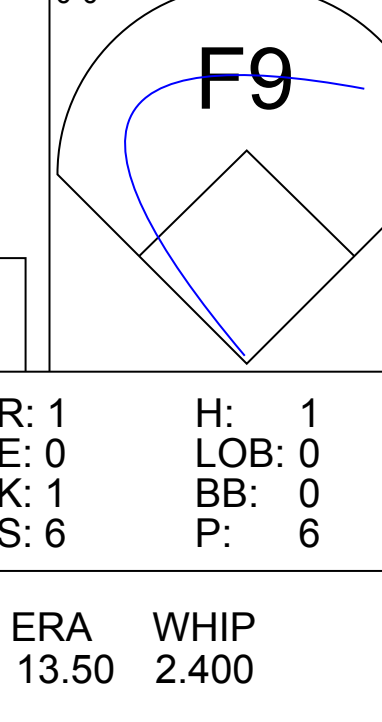
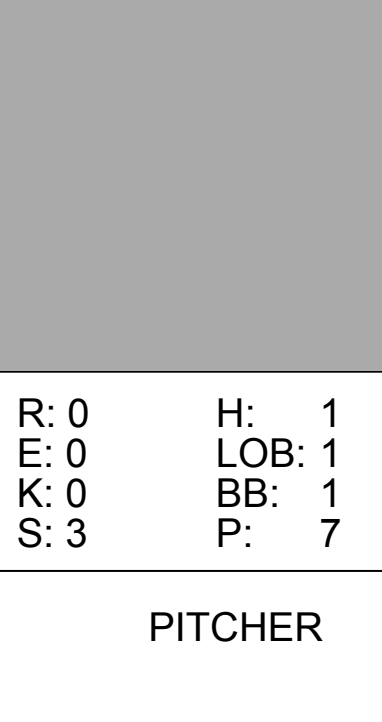
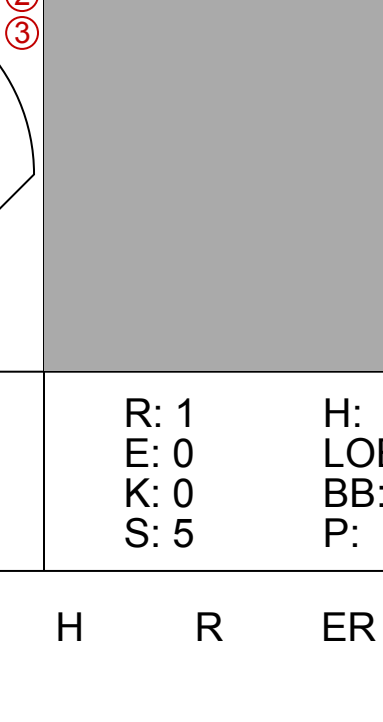
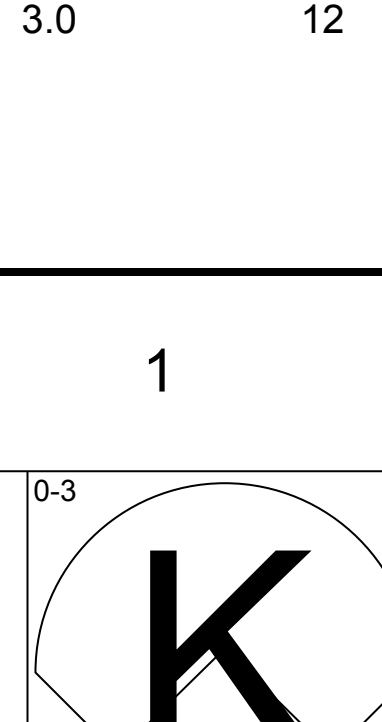
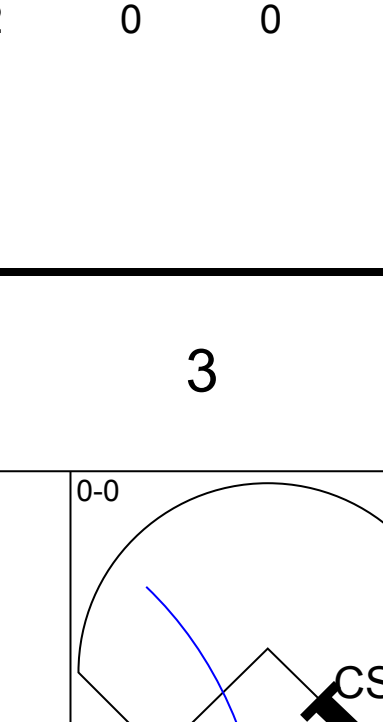
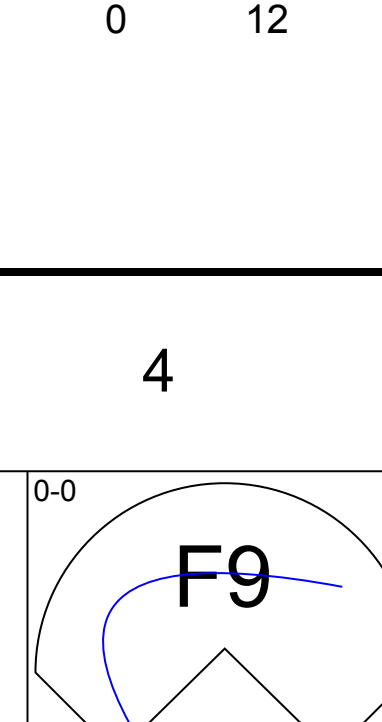
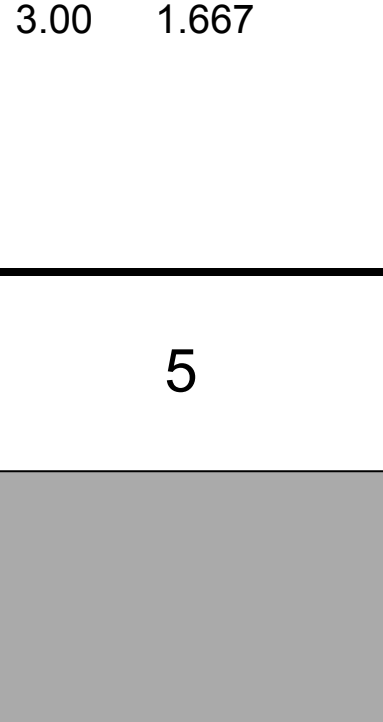
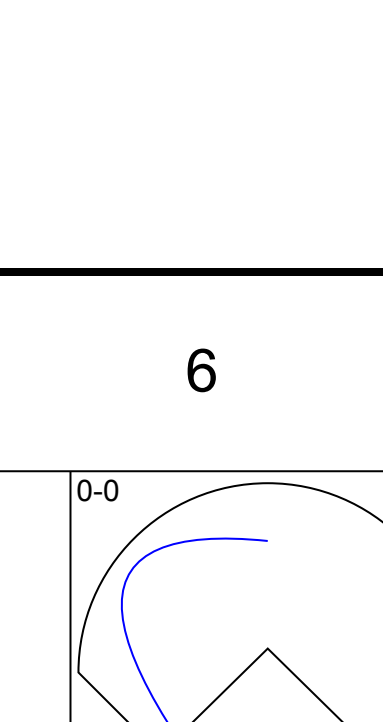
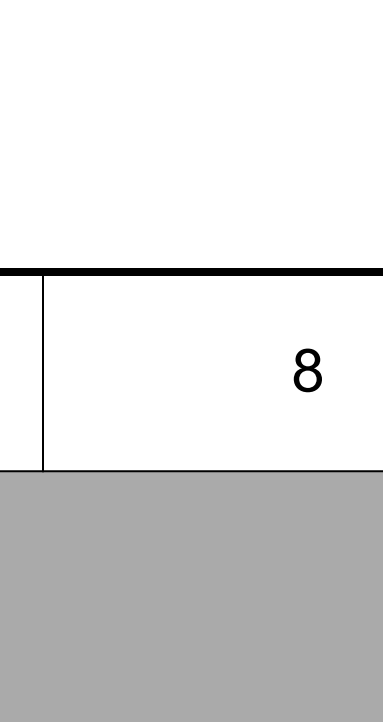


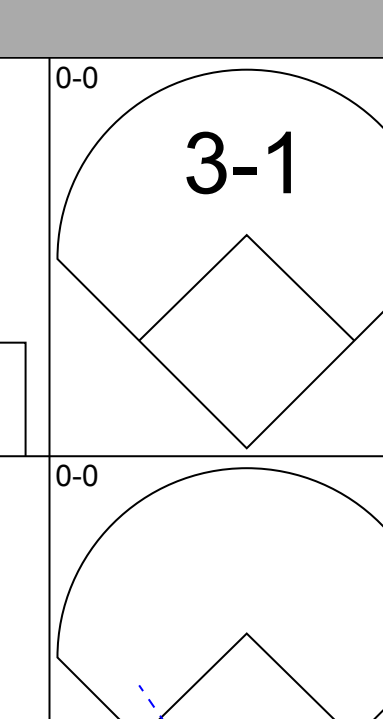
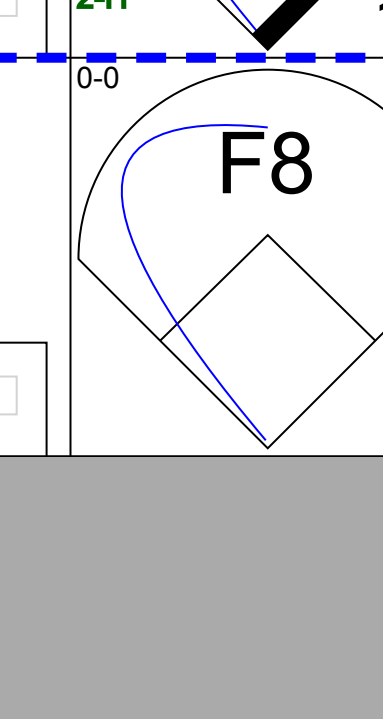

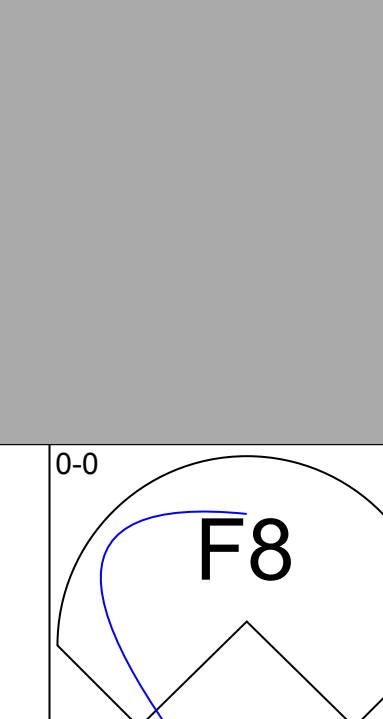
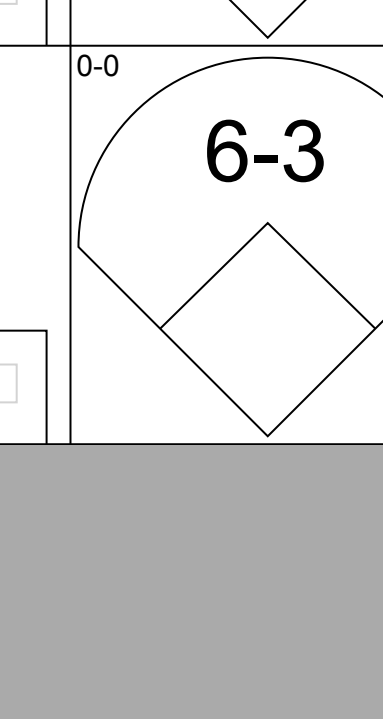
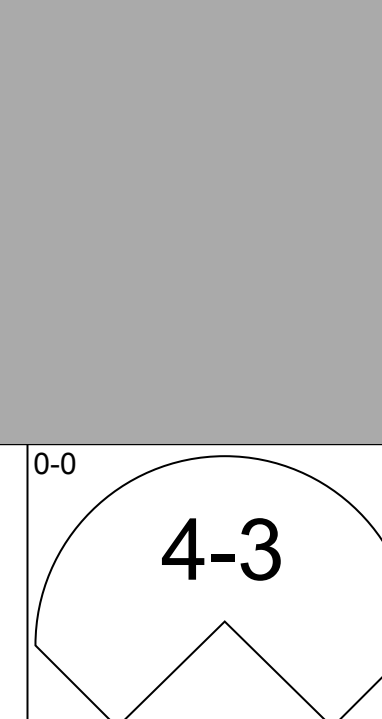
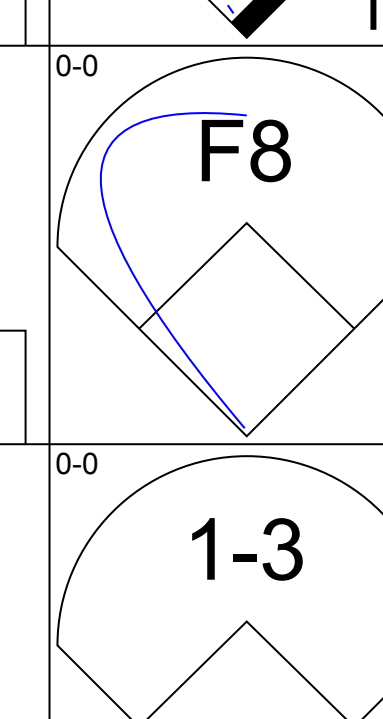

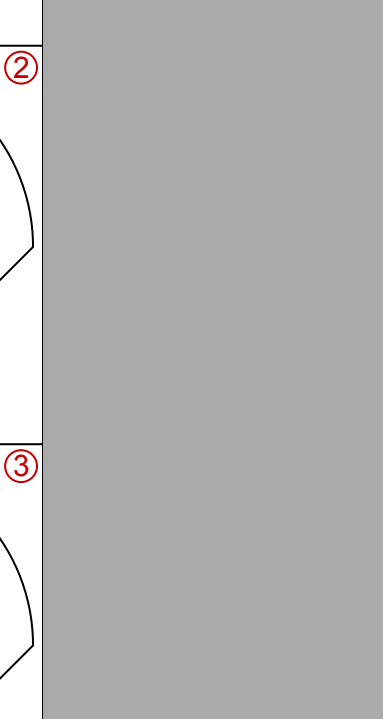
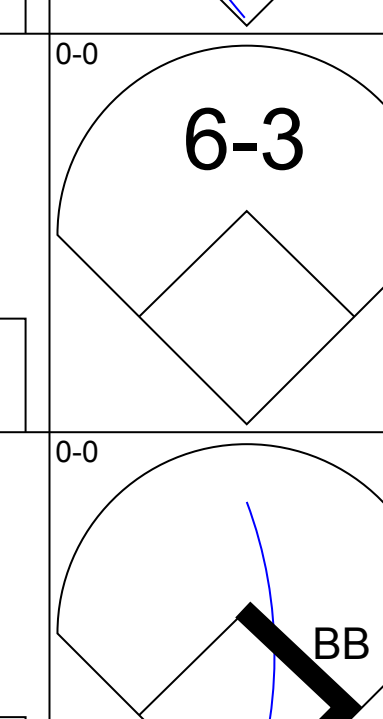

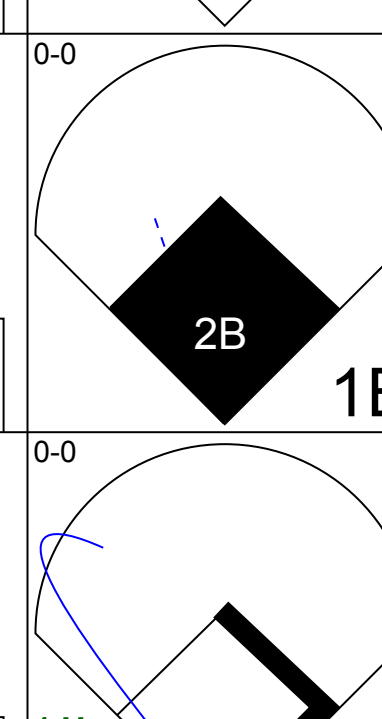

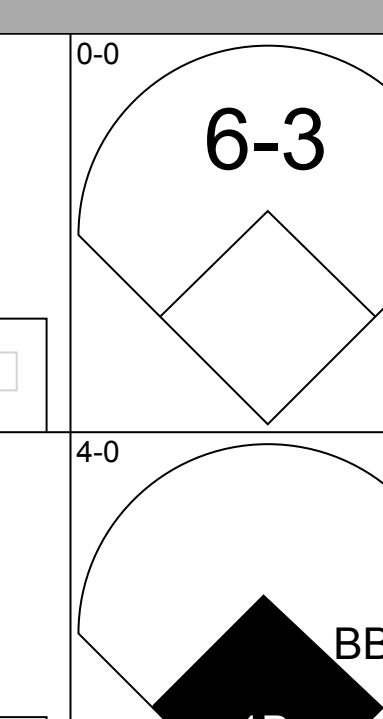
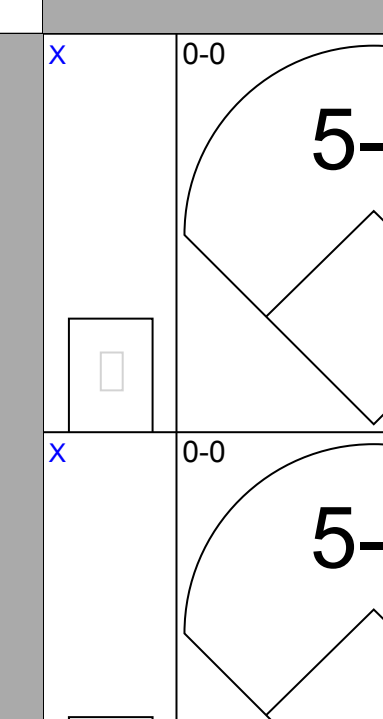
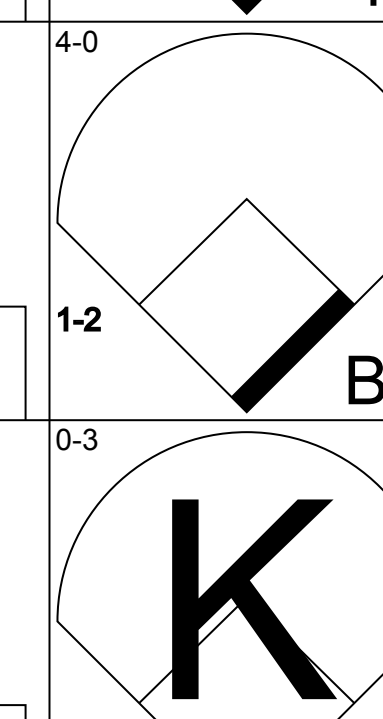

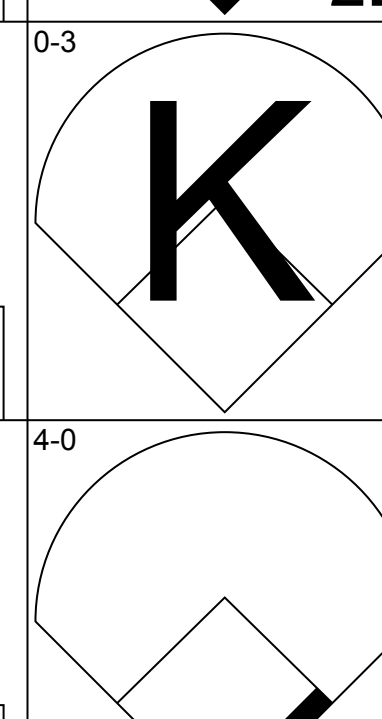

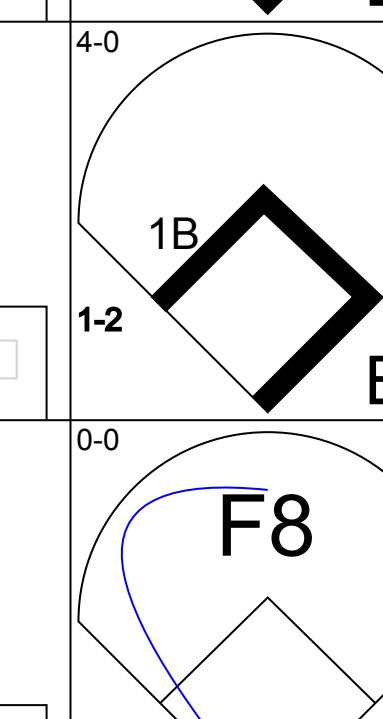
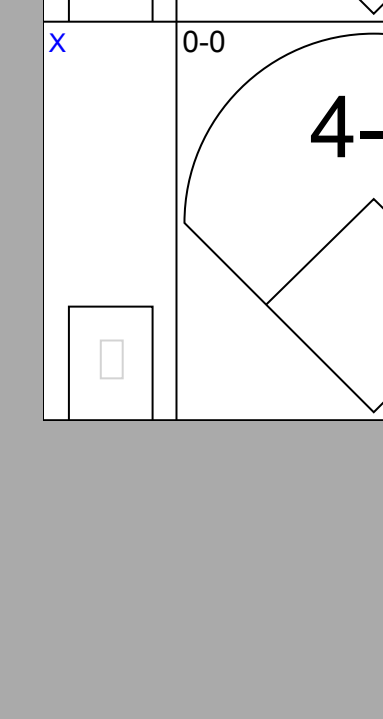
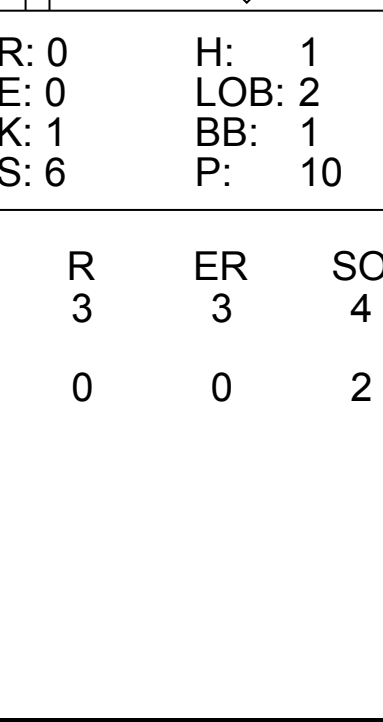
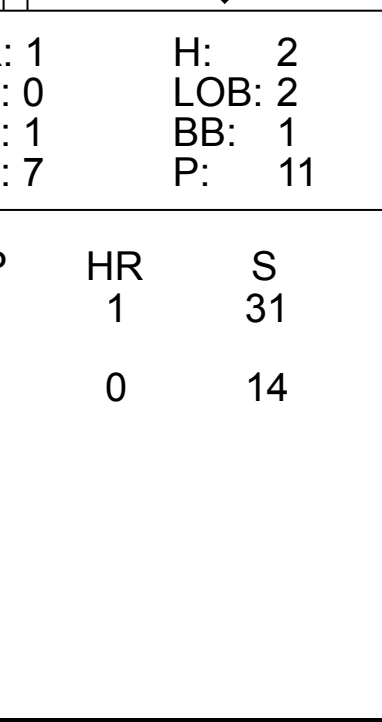
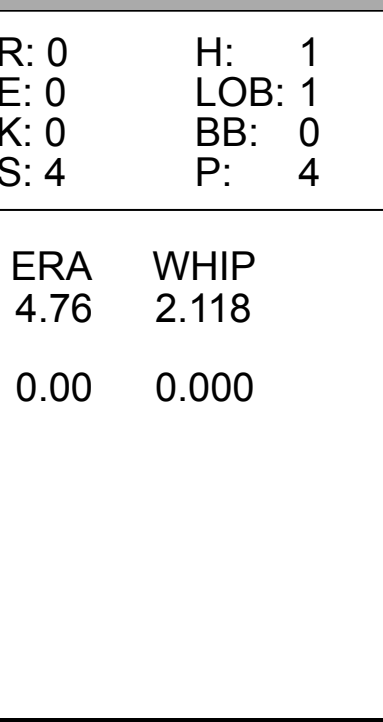
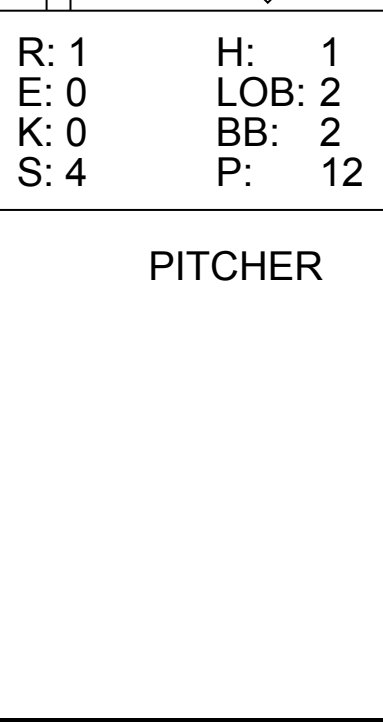
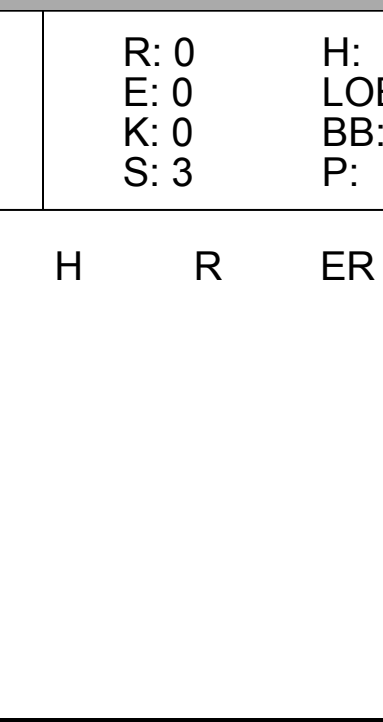
Batter	1	2	3	4	5	6	7	8	9	AB	R	H	RBI	BB	SO	LOB	BOTTOM								
Bill Sample, R (1, 9) OBP: 0.299, SLG: 0.420	4-0 G6-4-3 BB		1-0 G1-4-3 HBP			0-0 G3		0-0 5-3	3 0 0 0 1 1 1																
Rafael Ramirez, R (1, 5) OBP: 0.289, SLG: 0.370	0-0 G6-4-3 1-2		0-0 G1-4-3 1-2			0-0 K		0-0 F7	4 1 1 0 0 0 2																
Dale Murphy, R (1, 8) OBP: 0.406, SLG: 0.527	0-3 K2-3			0-3 K		4-0 2B 1B	0-0 1B	0-0 1B	3 1 1 0 1 2 0																
Bob Horner, R (1, 3) OBP: 0.345, SLG: 0.494		0-0 4-3		0-0 HR		0-0 FC6 2B 2B	0-0 1B	1-2 1B	4 2 3 3 0 0 0																
Terry Harper, R (1, 7) OBP: 0.295, SLG: 0.328		0-0 F7		0-0 F6		4-0 FC6 BB	0-0 L6		3 0 0 0 1 0 2																
Andres Thomas, R (1, 6) OBP: 0.342, SLG: 0.452		0-0 BB 1B		0-0 F9		0-0 FC6 2B HR	0-0 F8		4 1 1 0 0 0 4																
Ozzie Virgil, R (1, 2) OBP: 0.292, SLG: 0.366		4-0 BB BB			0-0 F8	0-0 HR 2B		0-0 2B	1 0 0 0 1 0 0																
Chris Chambliss, L (6, PH) OBP: 0.571, SLG: 0.655									1 1 1 1 0 0 0																
Bruce Benedict, R (7, 2) OBP: 0.387, SLG: 0.481		1-2 BB							1 0 1 0 0 0 0																
Glenn Hubbard, R (1, 4) OBP: 0.339, SLG: 0.353		0-0 F7			0-0 F9	0-0 HR BB		0-0 F9	2 0 0 0 0 0 2																
Ken Oberkell, L (6, PH) OBP: 0.353, SLG: 0.364									1 1 0 0 1 0 1																
Rick Mahler, R (1, 1) OBP: 0.235, SLG: 0.273			0-0 F8		0-0 F8	0-0 HR		0-0 1-3	2 0 0 0 0 0 0																
Ted Simmons, S (6, PH) OBP: 0.353, SLG: 0.395									1 1 1 4 0 0 0																
Paul Assenmacher, L (7, 1) ERA: 2.91									1 0 0 0 0 0 1																
Inning Stats	R: 0 E: 0 K: 1 S: 4	H: 0 LOB: 0 BB: 1 P: 8	R: 0 E: 0 K: 0 S: 4	H: 1 LOB: 2 BB: 1 P: 8	R: 0 E: 0 K: 0 S: 2	H: 0 LOB: 0 BB: 0 P: 3	R: 1 E: 0 K: 1 S: 6	H: 1 LOB: 0 BB: 0 P: 6	R: 0 E: 0 K: 0 S: 3	H: 0 LOB: 0 BB: 0 P: 3	R: 7 E: 0 K: 1 S: 9	H: 4 LOB: 0 BB: 3 P: 21	R: 0 E: 0 K: 0 S: 5	H: 2 LOB: 2 BB: 0 P: 5	R: 0 E: 0 K: 0 S: 4	H: 1 LOB: 1 BB: 0 P: 4	1B: 4 2B: 3 3B: 0 HR: 2	SF: 0 SAC: 0 DP: 2 HBP: 1	WP: 0 PB: 0 CS: 0	PA: 37					
PITCHER	IP	WLS	BF	H	R	ER	SO	BB	IBB	HBP	BLK	WP	HR	S	P	ERA	WHIP								
Larry McWilliams, L (1, 1) ERA: 5.98	5.2		24	4	5	5	2	4	0	1	0	0	1	23	40	7.94	1.412								
Cecilio Guante, R (6, 1)	2.1	L	13	5	3	3	1	1	0	0	0	0	1	14	18	11.57	2.571								

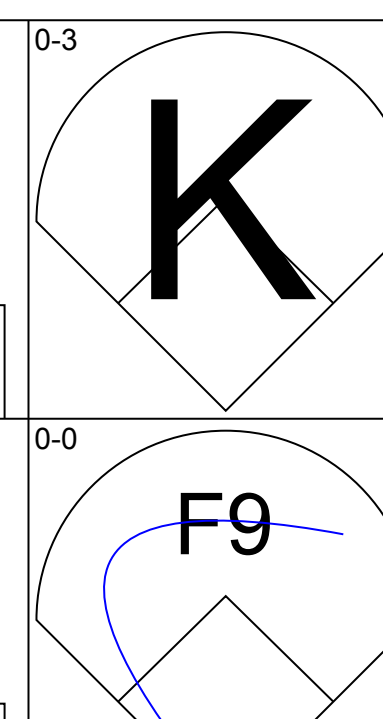
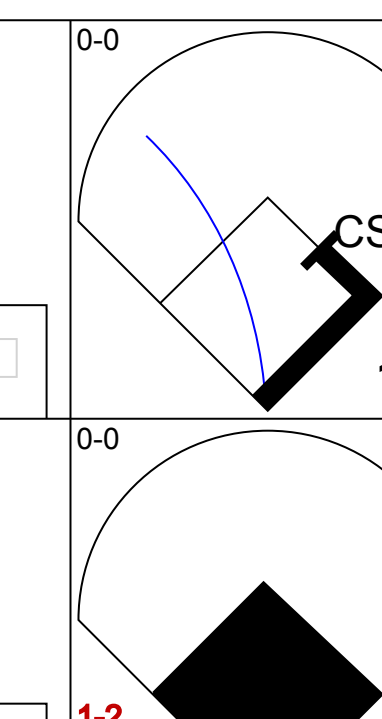
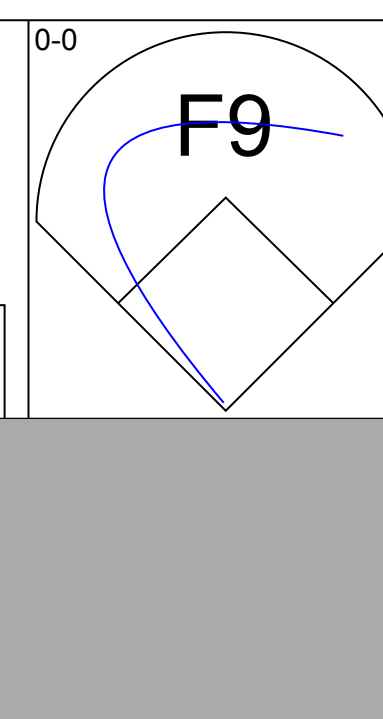
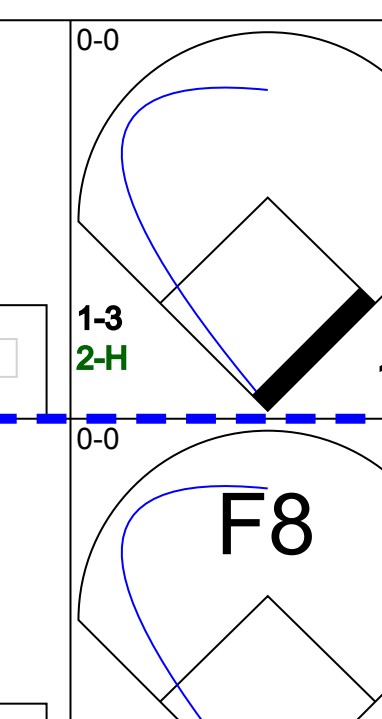

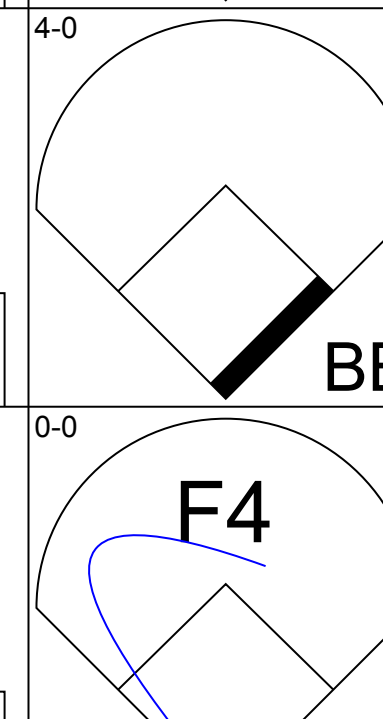
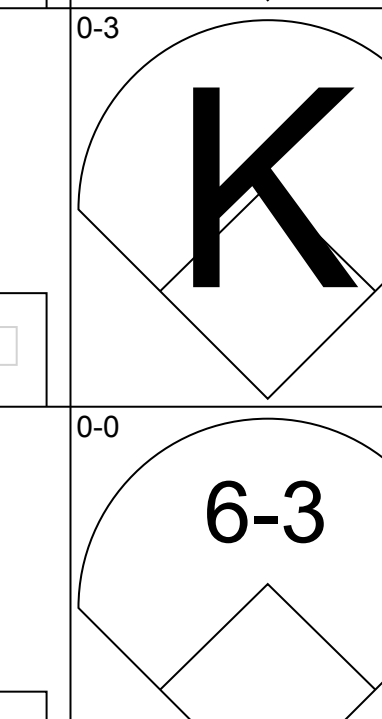


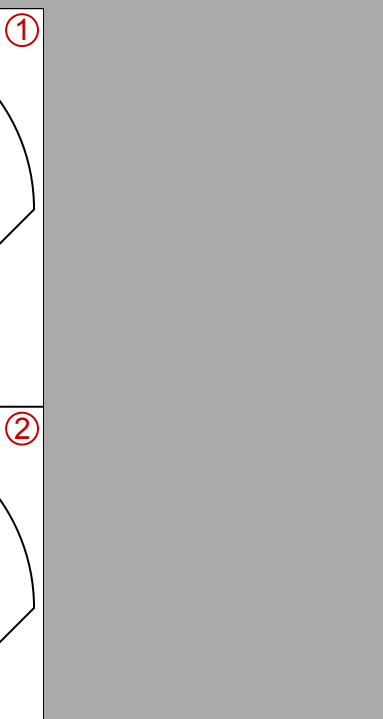


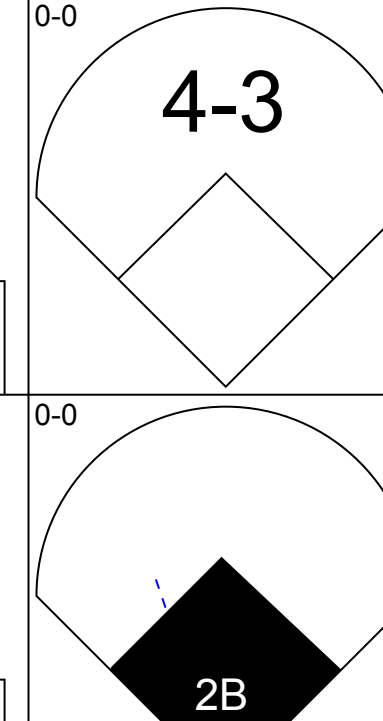
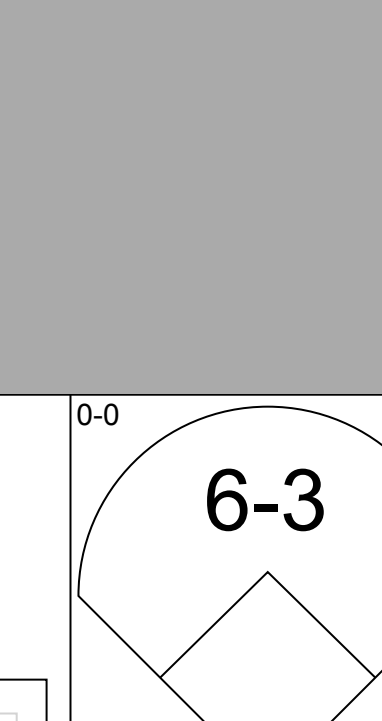
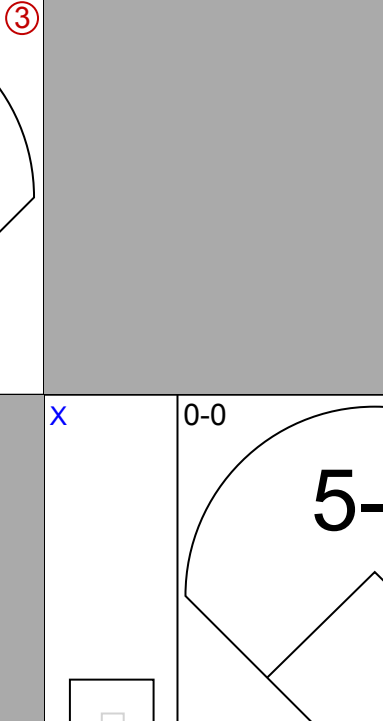


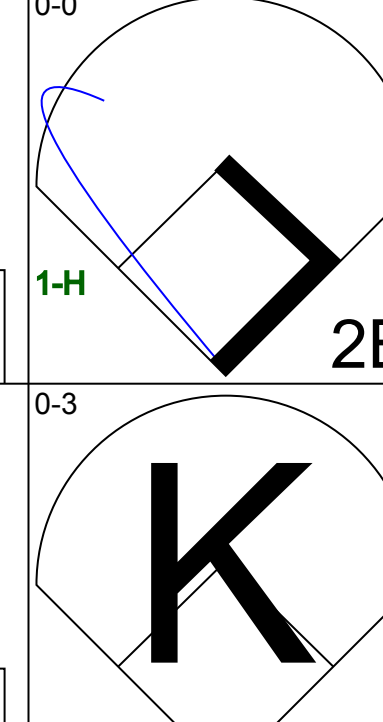
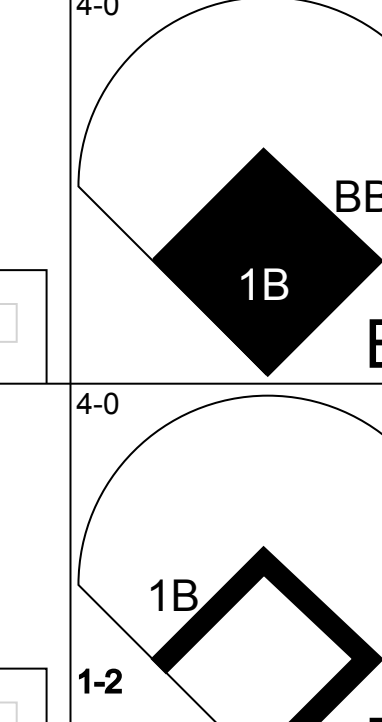
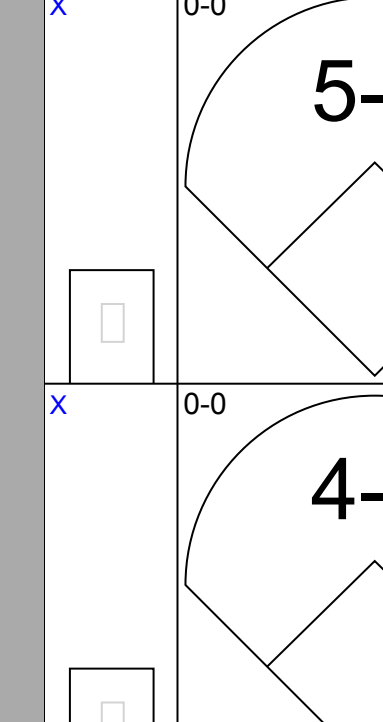

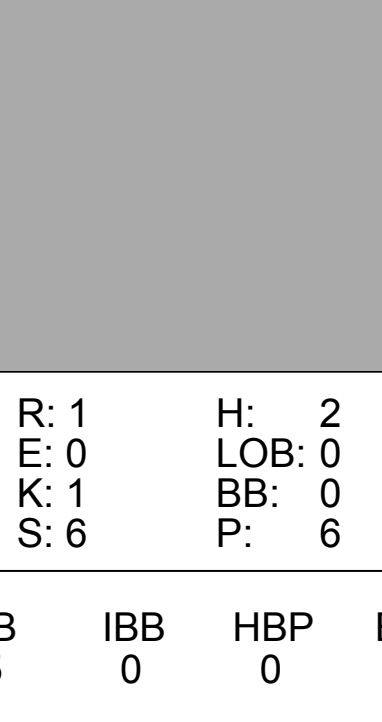
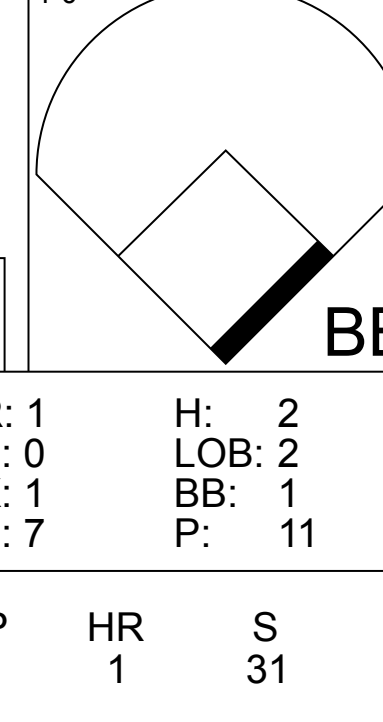
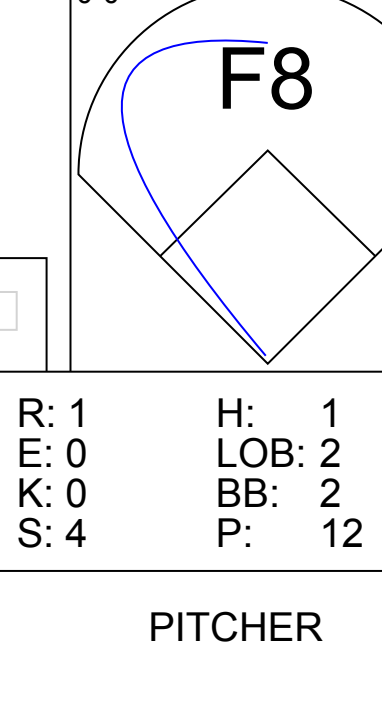
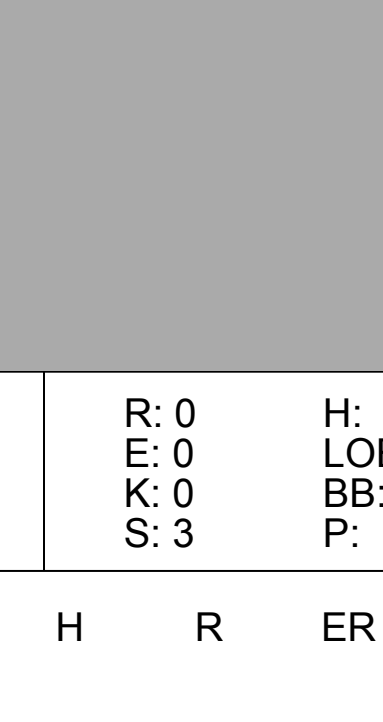





Pittsburgh Pirates @ Atlanta Braves
Atlanta-Fulton County Stadium, Atlanta, GA

AB 31
R 8
H 9
RBI 8
BB 5
SO 3
LOB 13



WP: 0 PA: 37
PB: 0
CS: 0

Batter	1	2	3	4	5	6	7	8	9	AB	R	H	RBI	BB	SO	LOB	TOP					
Barry Bonds, L (1, 8) OBP: 0.452, SLG: 0.577										5	3	4	4	0	1	0	Pittsburgh Pirates @ Atlanta Braves Atlanta-Fulton County Stadium, Atlanta, GA Wed Jun 04 1986, 7:05 PM EDT Att: 14,012 - Unknown					
Lee Mazzilli, S (1, 7) OBP: 0.419, SLG: 0.259										3	1	0	0	2	2	2						
Joe Orsulak, L (8, 9) OBP: 0.283, SLG: 0.331										0	0	0	0	0	0	0						
Johnny Ray, S (1, 4) OBP: 0.414, SLG: 0.472										3	1	0	0	1	0	2						
Sam Khalifa, R (6, 6) OBP: 0.287, SLG: 0.228										1	0	0	0	0	0	2						
Sid Bream, L (1, 3) OBP: 0.385, SLG: 0.515										3	1	1	2	2	2	1						
R.J. Reynolds, S (1, 9) OBP: 0.380, SLG: 0.488										4	1	2	1	0	1	3						
Bill Almon, R (8, PH) OBP: 0.391, SLG: 0.583										1	0	1	0	0	0	0						
Tony Peña, R (1, 2) OBP: 0.326, SLG: 0.355										5	1	2	2	0	0	4						
Junior Ortiz, R (8, 2) OBP: 0.265, SLG: 0.313										0	0	0	0	0	0	0						
Jim Morrison, R (1, 5) OBP: 0.335, SLG: 0.478										5	2	1	0	0	1	2						
Rafael Belliard, R (1, 6) OBP: 0.209, SLG: 0.188										4	2	2	1	1	0	0						
Mike Bielecki, R (1, 1) OBP: 0.265, SLG: 0.313										3	0	0	0	0	1	3						
Jim Winn, R (6, 1) OBP: 0.265, SLG: 0.313										2	0	0	0	0	0	1						
Inning Stats	R: 0 H: 0 E: 0 K: 2 S: 7	H: 0 R: 0 ER: 0 BB: 1 P: 11	R: 4 H: 4 E: 2 K: 1 S: 10	H: 4 R: 9 ER: 5 BB: 0 P: 10	R: 0 H: 0 E: 0 K: 1 S: 5	H: 0 R: 0 ER: 0 BB: 0 P: 5	R: 6 H: 4 E: 2 K: 2 S: 12	H: 4 R: 1 ER: 0 BB: 2 P: 20	R: 1 H: 1 E: 0 K: 1 S: 6	H: 1 R: 0 ER: 0 BB: 1 P: 6	R: 0 H: 1 E: 0 K: 0 S: 3	H: 1 R: 0 ER: 0 BB: 1 P: 7	R: 0 H: 0 E: 0 K: 0 S: 2	H: 0 R: 0 ER: 0 BB: 1 P: 6	R: 1 H: 3 E: 0 K: 0 S: 5	H: 3 R: 0 ER: 0 BB: 1 P: 9	R: 0 H: 0 E: 0 K: 1 S: 5	H: 0 R: 0 ER: 0 BB: 0 P: 5	1B: 10 2B: 1 3B: 0 HR: 2	SF: 0 SAC: 0 DP: 3 HBP: 0	WP: 1 PB: 0 CS: 0	PA: 45
PITCHER	IP	WLS	BF	H	R	ER	SO	BB	IBB	HBP	BLK	WP	HR	S	P	ERA	WHIP					
Joe Johnson, R (1, 1) ERA: 4.24	3.1	L	21	7	9	5	5	1	1	0	0	0	1	29	37	13.50	2.400					
Craig McMurtry, R (4, 1) ERA: 4.34	2.2		12	3	2	1	2	2	0	0	0	1	1	14	22	3.38	1.875					
Duane Ward, R (7, 1) ERA: 7.31	3.0		12	3	1	1	1	2	0	0	0	0	0	12	20	3.00	1.667					

Batter	1	2	3	4	5	6	7	8	9	AB	R	H	RBI	BB	SO	LOB	BOTTOM					
Omar Moreno, L (1, 9) OBP: 0.327, SLG: 0.495										4	0	2	1	0	1	2	Pittsburgh Pirates @ Atlanta Braves Atlanta-Fulton County Stadium, Atlanta, GA Wed Jun 04 1986, 7:05 PM EDT Att: 14,012 - Unknown					
Duane Ward, R (7, 1) ERA: 7.31										0	0	0	0	0	0	0						
Chris Chambliss, L (9, PH) OBP: 0.556, SLG: 0.633										1	0	0	0	0	0	0						
Ken Oberkfell, L (1, 5) OBP: 0.387, SLG: 0.378										5	1	1	1	0	0	2						
Dale Murphy, R (1, 8) OBP: 0.407, SLG: 0.524										3	0	1	0	1	2	0						
Bob Horner, R (1, 3) OBP: 0.338, SLG: 0.483										4	0	0	0	0	1	2						
Gerald Perry, L (1, 7) OBP: 0.316, SLG: 0.303										4	0	0	0	0	0	1						
Rafael Ramirez, R (1, 6) OBP: 0.269, SLG: 0.368										4	1	1	0	0	0	0						
Bruce Benedict, R (1, 2) OBP: 0.429, SLG: 0.533										3	1	2	1	1	0	0						
Glenn Hubbard, R (1, 4) OBP: 0.343, SLG: 0.349										2	0	0	0	2	1	1						
Joe Johnson, R (1, 1) OBP: 0.174, SLG: 0.143										1	0	0	0	0	1	2						
Craig McMurtry, R (4, 1) ERA: 4.34										0	0	0	0	1	0	0						
Terry Harper, R (6, PH) OBP: 0.291, SLG: 0.323										2	0	0	0	0	0	2						
Inning Stats	R: 0 H: 0 E: 0 K: 1 S: 5	H: 0 R: 0 ER: 0 BB: 1 P: 9	R: 0 H: 1 E: 0 K: 1 S: 6	H: 1 R: 3 ER: 3 BB: 1 P: 10	R: 1 H: 2 E: 0 K: 1 S: 6	H: 2 R: 0 ER: 0 BB: 0 P: 6	R: 1 H: 2 E: 0 K: 1 S: 7	H: 2 R: 1 ER: 0 BB: 1 P: 11	R: 0 H: 1 E: 0 K: 0 S: 4	H: 1 R: 0 ER: 0 BB: 0 P: 4	R: 1 H: 1 E: 0 K: 0 S: 4	H: 1 R: 0 ER: 0 BB: 2 P: 12	R: 0 H: 0 E: 0 K: 2 S: 7	H: 0 R: 0 ER: 0 BB: 0 P: 7	R: 0 H: 0 E: 0 K: 0 S: 3	H: 0 R: 0 ER: 0 BB: 0 P: 3	R: 0 H: 0 E: 0 K: 0 S: 3	H: 0 R: 0 ER: 0 BB: 0 P: 3	1B: 5 2B: 1 3B: 0 HR: 1	SF: 0 SAC: 0 DP: 0 HBP: 0	WP: 0 PB: 0 CS: 1	PA: 38
PITCHER	IP	WLS	BF	H	R	ER	SO	BB	IBB	HBP	BLK	WP	HR	S	P	ERA	WHIP					
Mike Bielecki, R (1, 1) ERA: 5.55	5.2	W	28	7	3	3	4	5	0	0	0	0	0	31	51	4.76	2.118					
Jim Winn, R (6, 1) ERA: 3.24	3.1	S	10	0	0	0	2	0	0	0	0	0	0	14	14	0.00	0.000					



Batter	1	2	3	4	5	6	7	8	9	AB	R	H	RBI	BB	SO	LOB	TOP										
Mookie Wilson, S OBP: 0.354, SLG: 0.397 (1, 8)	0-3 K ①		0-0 G3 ①	0-0 E9 1B ①		0-0 4-3 ③			0-0 F9 ①	5	1	0	0	0	1	1											
Kevin Mitchell, R OBP: 0.363, SLG: 0.487 (1, 9)	0-0 F8 ②		0-3 K ②	0-0 1B ③			4-0 FC6-4 BB ①		0-0 F8 ②	4	0	1	2	1	1	0											
Keith Hernandez, L OBP: 0.417, SLG: 0.452 Ed Hearn, R OBP: 0.357, SLG: 0.333 (9, PH) (9, 2)	0-0 F9 ③		0-0 P4 ③		0-0 L5 ①				0-0 4-3 ③	4	0	0	0	0	0	1											
Gary Carter, R OBP: 0.338, SLG: 0.433 (9, 3)		0-0 HR 1B ①		0-0 G3 ①	4-0 1B BB ②				0-0 FC6-4 1B ②	3	1	1	0	1	0	1											
George Foster, R OBP: 0.340, SLG: 0.532 (1, 7)		0-0 1-H HR ①		0-3 K ②	0-0 F9 ②				0-0 1B ③	4	1	2	2	0	1	1											
Ray Knight, R OBP: 0.381, SLG: 0.541 (1, 5)		0-3 K ①		0-0 3B 1B ①	0-0 1-2 1B ②				0-0 4-3 ③	4	1	2	0	0	1	2											
Tim Lincecum, R OBP: 0.313, SLG: 0.337 (1, 4)		0-0 1B ①		0-0 1-H 1B 3B ①	0-0 F8 ③				0-0 5-3 ①	4	1	2	1	0	0	2											
Rafael Santana, R OBP: 0.225, SLG: 0.198 (1, 6)		0-0 P4 ②		0-0 1B E 1B ①	0-3 K ①				0-0 5-3 ②	4	1	1	1	0	1	1											
Bob Ojeda, L OBP: 0.120, SLG: 0.120 (1, 1)		0-3 K ③		0-0 1-2 1B 1B ①	0-3 K ②				0-0 4-3 ③	4	1	1	0	0	2	1											
Inning Stats	R: 0 E: 0 K: 1 S: 5	H: 0 LOB: 0 BB: 0 P: 5	R: 2 E: 0 K: 2 S: 10	H: 3 LOB: 1 BB: 0 P: 10	R: 0 E: 0 K: 1 S: 5	H: 0 LOB: 0 BB: 0 P: 5	R: 5 E: 1 K: 1 S: 10	H: 5 LOB: 1 BB: 0 P: 10	R: 0 E: 0 K: 0 S: 4	H: 1 LOB: 2 BB: 1 P: 8	R: 0 E: 0 K: 0 S: 4	H: 1 LOB: 2 BB: 1 P: 8	R: 0 E: 0 K: 0 S: 3	H: 0 LOB: 0 BB: 0 P: 3	R: 0 E: 0 K: 0 S: 3	H: 0 LOB: 0 BB: 0 P: 3	1B: 8 2B: 0 3B: 1 HR: 1	SF: 0 SAC: 0 DP: 0 HBP: 0	WP: 0 PB: 0 SB: 0 CS: 0	PA: 39							
PITCHER	IP	WLS	BF	H	R	ER	SO	BB	IBB	HBP	BLK	WP	HR	S	P	ERA	WHIP										
Bob Kipper, L ERA: 4.69 (1, 1)	6.0	L	28	9	7	4	7	1	0	0	0	0	1	41	45	6.00	1.667										
Cecilio Guante, R ERA: 2.75 (7, 1)	2.0		8	1	0	0	0	1	0	0	0	0	0	7	11	0.00	1.000										
Pat Clements, L ERA: 2.66 (9, 1)	1.0		3	0	0	0	0	0	0	0	0	0	0	3	3	0.00	0.000										

New York Mets @ Pittsburgh Pirates
Three Rivers Stadium, Pittsburgh, PA

AB 37
R 7
H 10
RBI 6
BB 2
SO 7
LOB 10



Thu Jun 05 1986, 7:05 PM EDT
Att: 8,855 - Unknown

Batter	1	2	3	4	5	6	7	8	9	AB	R	H	RBI	BB	SO	LOB	BOTTOM										
Barry Bonds, L OBP: 0.428, SLG: 0.517 (1, 8)	4-0 CS BB ①		0-0 F7 ③			0-3 K ②			0-0 F7 ②	3	0	0	0	1	1	4											
Bill Almon, R OBP: 0.374, SLG: 0.553 (8, 6) (9, 5)	0-3 K 1-2 ②			0-0 G3 ①		0-0 F7 ③			0-0 F8 ③	4	0	0	0	0	1	4											
Johnny Ray, S OBP: 0.330, SLG: 0.469 Mike Diaz, R OBP: 0.286, SLG: 0.226 (1, 4) (8, 7)	0-0 F8 ③			0-0 BB 1B ①		0-0 1-3 ①			0-0 F7 ①	3	0	1	0	0	0	0											
Mike Brown, R OBP: 0.335, SLG: 0.368 (1, 9)		0-0 F8 ①		4-0 G6-3 BB ②		0-0 F8 ②			0-0 1B ①	3	0	1	0	1	0	0											
Lee Mazzilli, S OBP: 0.410, SLG: 0.259 (1, 3)		0-0 F7 ②		0-0 G6-3 ②		0-3 K ③			0-0 G6-4-3 1B ②	4	0	1	0	0	1	2											
Tony Peña, R OBP: 0.324, SLG: 0.352 (1, 2)		0-0 4-3 ③			0-0 F8 ①				0-0 BB E 1B ①	4	0	1	0	0	0	2											
Jim Morrison, R OBP: 0.259, SLG: 0.208 Rafael Belliard, R OBP: 0.209, SLG: 0.188 (1, 5) (9, 6)			0-0 6-3 ①		0-0 6-3 ②				0-0 F7 ①	3	0	0	0	0	0	1											
Sam Khalifa, R OBP: 0.288, SLG: 0.240 (8, 4)			0-0 4-3 2B ②		0-0 F3 ③				0-0 E4 BB ①	3	0	1	0	0	0	1											
Bob Kipper, R (1, 1)			0-0 4-3 ②			0-0 F9 ①			4-0 BB ②	1	0	0	0	0	0	1											
Rick Rhoden, R OBP: 0.259, SLG: 0.208 Cecilio Guante, R (8, 7) Junior Ortiz, R OBP: 0.286, SLG: 0.313 Pat Clements, R (9, 1)				0-0 4-3 ②					1-2 2-3 BB ③	1	0	0	0	0	0	0											
Inning Stats	R: 0 E: 0 K: 1 S: 4	H: 0 LOB: 0 BB: 1 P: 8	R: 0 E: 0 K: 0 S: 3	H: 0 LOB: 0 BB: 0 P: 3	R: 0 E: 0 K: 0 S: 4	H: 1 LOB: 1 BB: 0 P: 4	R: 0 E: 0 K: 0 S: 3	H: 1 LOB: 1 BB: 1 P: 7	R: 0 E: 0 K: 0 S: 3	H: 0 LOB: 0 BB: 0 P: 3	R: 0 E: 0 K: 1 S: 5	H: 0 LOB: 0 BB: 0 P: 5	R: 0 E: 0 K: 1 S: 5	H: 0 LOB: 0 BB: 0 P: 5	R: 0 E: 1 K: 0 S: 5	H: 1 LOB: 3 BB: 1 P: 9	R: 0 E: 0 K: 0 S: 4	H: 2 LOB: 1 BB: 0 P: 4	1B: 4 2B: 1 3B: 0 HR: 0	SF: 0 SAC: 0 DP: 2 HBP: 0	WP: 0 PB: 0 SB: 0 CS: 1	PA: 33					
PITCHER	IP	WLS	BF	H	R	ER	SO	BB	IBB	HBP	BLK	WP	HR	S	P	ERA	WHIP										
Bob Ojeda, L ERA: 2.29 (1, 1)	9.0	W	33	5	0	0	3	3	0	0	0	0	0	36	48	0.00	0.889										

New York Mets @ Pittsburgh Pirates
Three Rivers Stadium, Pittsburgh, PA

AB 30
R 0
H 5
RBI 0
BB 3
SO 3
LOB 15



Thu Jun 05 1986, 7:05 PM EDT
Att: 8,855 - Unknown

Batter	1	2	3	4	5	6	7	8	9	AB	R	H	RBI	BB	SO	LOB	TOP																																														
Mookie Wilson, S OBP: 0.371, SLG: 0.463 (1, 8)										6	2	3	1	0	0	3	New York Mets @ Pittsburgh Pirates Three Rivers Stadium, Pittsburgh, PA Fri Jun 06 1986, 7:05 PM EDT Att: 15,113 - Unknown																																														
Wally Backman, S OBP: 0.377, SLG: 0.419 (1, 4)										4	1	2	1	1	0	2																																															
Darryl Strawberry, L OBP: 0.369, SLG: 0.490 (1, 9)										4	3	2	2	1	0	3																																															
Danny Heep, L OBP: 0.367, SLG: 0.500 Jesse Orosco, R (9, 1)										4	1	2	2	1	1	0																																															
Ray Knight, R OBP: 0.378, SLG: 0.527 (1, 5)										5	0	1	1	0	1	2																																															
Kevin Mitchell, R OBP: 0.345, SLG: 0.463 Rafael Santana, R OBP: 0.217, SLG: 0.190 (6, 6)										4	0	0	0	0	1	2																																															
Tim Corcoran, L (1, 3)										4	1	0	0	1	0	0																																															
Ed Hearn, R OBP: 0.368, SLG: 0.412 (1, 2)										5	1	2	0	0	2	1																																															
Rick Aguilera, R OBP: 0.273, SLG: 0.500 Roger McDowell, R OBP: 0.286, SLG: 0.167 Lenny Dykstra, L OBP: 0.368, SLG: 0.387 (9, 7)										3	1	2	2	0	0	1																																															
Inning Stats	R: 2 E: 0 K: 1 S: 6	H: 1 LOB: 1 BB: 2 P: 14	R: 0 E: 1 K: 0 S: 4	H: 1 LOB: 1 BB: 0 P: 4	R: 0 E: 0 K: 0 S: 4	H: 2 LOB: 1 BB: 0 P: 4	R: 6 E: 0 K: 1 S: 10	H: 5 LOB: 1 BB: 2 P: 18	R: 0 E: 0 K: 0 S: 5	H: 2 LOB: 2 BB: 0 P: 5	R: 1 E: 0 K: 2 S: 8	H: 1 LOB: 0 BB: 0 P: 8	R: 1 E: 1 K: 0 S: 6	H: 2 LOB: 2 BB: 0 P: 6	R: 0 E: 0 K: 0 S: 3	H: 0 LOB: 0 BB: 0 P: 3		R: 0 E: 0 K: 1 S: 6	H: 1 LOB: 1 BB: 0 P: 6	1B: 8 2B: 4 3B: 0 HR: 3	SF: 0 SAC: 0 DP: 0 HBP: 0	WP: 0 PB: 0 SB: 4 CS: 1	PA: 46																																								
PITCHER	IP WLS BF H R ER SO BB IBB HBP BLK WP HR S P ERA WHIP	IP WLS BF H R ER SO BB IBB HBP BLK WP HR S P ERA WHIP	IP WLS BF H R ER SO BB IBB HBP BLK WP HR S P ERA WHIP	IP WLS BF H R ER SO BB IBB HBP BLK WP HR S P ERA WHIP	IP WLS BF H R ER SO BB IBB HBP BLK WP HR S P ERA WHIP	IP WLS BF H R ER SO BB IBB HBP BLK WP HR S P ERA WHIP	IP WLS BF H R ER SO BB IBB HBP BLK WP HR S P ERA WHIP	IP WLS BF H R ER SO BB IBB HBP BLK WP HR S P ERA WHIP	IP WLS BF H R ER SO BB IBB HBP BLK WP HR S P ERA WHIP	IP WLS BF H R ER SO BB IBB HBP BLK WP HR S P ERA WHIP	IP WLS BF H R ER SO BB IBB HBP BLK WP HR S P ERA WHIP	IP WLS BF H R ER SO BB IBB HBP BLK WP HR S P ERA WHIP	IP WLS BF H R ER SO BB IBB HBP BLK WP HR S P ERA WHIP	IP WLS BF H R ER SO BB IBB HBP BLK WP HR S P ERA WHIP	IP WLS BF H R ER SO BB IBB HBP BLK WP HR S P ERA WHIP	IP WLS BF H R ER SO BB IBB HBP BLK WP HR S P ERA WHIP	IP WLS BF H R ER SO BB IBB HBP BLK WP HR S P ERA WHIP	IP WLS BF H R ER SO BB IBB HBP BLK WP HR S P ERA WHIP	IP WLS BF H R ER SO BB IBB HBP BLK WP HR S P ERA WHIP	IP WLS BF H R ER SO BB IBB HBP BLK WP HR S P ERA WHIP	IP WLS BF H R ER SO BB IBB HBP BLK WP HR S P ERA WHIP	IP WLS BF H R ER SO BB IBB HBP BLK WP HR S P ERA WHIP	IP WLS BF H R ER SO BB IBB HBP BLK WP HR S P ERA WHIP	IP WLS BF H R ER SO BB IBB HBP BLK WP HR S P ERA WHIP																																							
Barry Bonds, L OBP: 0.386, SLG: 0.553 (1, 8)										5	0	0	0	0	1	0	New York Mets @ Pittsburgh Pirates Three Rivers Stadium, Pittsburgh, PA Fri Jun 06 1986, 7:05 PM EDT Att: 15,113 - Unknown																																														
Joe Orsulak, L OBP: 0.293, SLG: 0.338 (1, 9)										4	1	1	0	1	0	0																																															
Johnny Ray, S OBP: 0.411, SLG: 0.459 Mike Diaz, R OBP: 0.278, SLG: 0.219 (8, 5)										2	1	0	0	2	0	0																																															
Lee Mazzilli, S OBP: 0.415, SLG: 0.290 (1, 3)										4	2	2	0	0	0	1																																															
R.J. Reynolds, S OBP: 0.390, SLG: 0.514 (1, 7)										3	0	1	2	1	0	1																																															
Bill Almon, R OBP: 0.368, SLG: 0.532 (8, 6)										3	0	0	0	1	1	3																																															
Junior Ortiz, R OBP: 0.308, SLG: 0.333 (1, 2)										4	0	2	1	0	1	2																																															
Sam Khalifa, R OBP: 0.295, SLG: 0.236 (8, 4)										2	0	0	0	2	0	1																																															
Jose DeLeon, R OBP: 0.333, SLG: 0.366 (1, 1)										1	0	0	0	0	1	2																																															
Jim Winn, R OBP: 0.225, SLG: 0.206 Cecilio Guante, R (7, 1)										1	0	0	0	0	1	2																																															
Inning Stats	R: 0 E: 0 K: 0 S: 3	H: 0 LOB: 1 BB: 1 P: 7	R: 0 E: 0 K: 2 S: 7	H: 0 LOB: 2 BB: 2 P: 15	R: 0 E: 0 K: 0 S: 3	H: 0 LOB: 0 BB: 0 P: 3	R: 1 E: 0 K: 1 S: 7	H: 2 LOB: 1 BB: 1 P: 11	R: 3 E: 0 K: 1 S: 8	H: 3 LOB: 1 BB: 1 P: 12	R: 0 E: 0 K: 0 S: 3	H: 0 LOB: 0 BB: 0 P: 3	R: 0 E: 0 K: 0 S: 3	H: 0 LOB: 0 BB: 0 P: 3	R: 0 E: 0 K: 0 S: 3	H: 1 LOB: 1 BB: 1 P: 7	R: 0 E: 0 K: 2 S: 7	H: 0 LOB: 1 BB: 1 P: 11	1B: 4 2B: 2 3B: 0 HR: 0	SF: 0 SAC: 0 DP: 1 HBP: 0	WP: 1 PB: 0 SB: 1 CS: 0	PA: 39																																									
PITCHER	IP WLS BF H R ER SO BB IBB HBP BLK WP HR S P ERA WHIP	IP WLS BF H R ER SO BB IBB HBP BLK WP HR S P ERA WHIP	IP WLS BF H R ER SO BB IBB HBP BLK WP HR S P ERA WHIP	IP WLS BF H R ER SO BB IBB HBP BLK WP HR S P ERA WHIP	IP WLS BF H R ER SO BB IBB HBP BLK WP HR S P ERA WHIP	IP WLS BF H R ER SO BB IBB HBP BLK WP HR S P ERA WHIP	IP WLS BF H R ER SO BB IBB HBP BLK WP HR S P ERA WHIP	IP WLS BF H R ER SO BB IBB HBP BLK WP HR S P ERA WHIP	IP WLS BF H R ER SO BB IBB HBP BLK WP HR S P ERA WHIP	IP WLS BF H R ER SO BB IBB HBP BLK WP HR S P ERA WHIP	IP WLS BF H R ER SO BB IBB HBP BLK WP HR S P ERA WHIP	IP WLS BF H R ER SO BB IBB HBP BLK WP HR S P ERA WHIP	IP WLS BF H R ER SO BB IBB HBP BLK WP HR S P ERA WHIP	IP WLS BF H R ER SO BB IBB HBP BLK WP HR S P ERA WHIP	IP WLS BF H R ER SO BB IBB HBP BLK WP HR S P ERA WHIP	IP WLS BF H R ER SO BB IBB HBP BLK WP HR S P ERA WHIP	IP WLS BF H R ER SO BB IBB HBP BLK WP HR S P ERA WHIP	IP WLS BF H R ER SO BB IBB HBP BLK WP HR S P ERA WHIP	IP WLS BF H R ER SO BB IBB HBP BLK WP HR S P ERA WHIP	IP WLS BF H R ER SO BB IBB HBP BLK WP HR S P ERA WHIP	IP WLS BF H R ER SO BB IBB HBP BLK WP HR S P ERA WHIP	IP WLS BF H R ER SO BB IBB HBP BLK WP HR S P ERA WHIP	IP WLS BF H R ER SO BB IBB HBP BLK WP HR S P ERA WHIP	IP WLS BF H R ER SO BB IBB HBP BLK WP HR S P ERA WHIP																																							
Rick Aguilera, R OBP: 0.447 Roger McDowell, R OBP: 0.286, SLG: 0.167 Jesse Orosco, L OBP: 0.333, SLG: 0.366 (9, 1)	3.2 L 22 8 8 8 2 4 0 0 0 0 2 22 38 19.64 3.273	2.1 W 11 4 1 1 2 0 0 0 0 0 1 15 15 3.86 1.714	3.0 L 13 3 1 0 1 0 0 0 0 0 0 15 15 0.00 1.000	3.2 L 22 8 8 8 2 4 0 0 0 0 2 22 38 19.64 3.273	2.1 W 11 4 1 1 2 0 0 0 0 0 1 15 15 3.86 1.714	3.0 L 13 3 1 0 1 0 0 0 0 0 0 15 15 0.00 1.000	3.2 L 22 8 8 8 2 4 0 0 0 0 2 22 38 19.64 3.273	2.1 W 11 4 1 1 2 0 0 0 0 0 1 15 15 3.86 1.714	3.0 L 13 3 1 0 1 0 0 0 0 0 0 15 15 0.00 1.000	3.2 L 22 8 8 8 2 4 0 0 0 0 2 22 38 19.64 3.273	2.1 W 11 4 1 1 2 0 0 0 0 0 1 15 15 3.86 1.714	3.0 L 13 3 1 0 1 0 0 0 0 0 0 15 15 0.00 1.000	3.2 L 22 8 8 8 2 4 0 0 0 0 2 22 38 19.64 3.273	2.1 W 11 4 1 1 2 0 0 0 0 0 1 15 15 3.86 1.714	3.0 L 13 3 1 0 1 0 0 0 0 0 0 15 15 0.00 1.000	3.2 L 22 8 8 8 2 4 0 0 0 0 2 22 38 19.64 3.273	2.1 W 11 4 1 1 2 0 0 0 0 0 1 15 15 3.86 1.714	3.0 L 13 3 1 0 1 0 0 0 0 0 0 15 15 0.00 1.000	3.2 L 22 8 8 8 2 4 0 0 0 0 2 22 38 19.64 3.273	2.1 W 11 4 1 1 2 0 0 0 0 0 1 15 15 3.86 1.714	3.0 L 13 3 1 0 1 0 0 0 0 0 0 15 15 0.00 1.000	3.2 L 22 8 8 8 2 4 0 0 0 0 2 22 38 19.64 3.273	2.1 W 11 4 1 1 2 0 0 0 0 0 1 15 15 3.86 1.714	3.0 L 13 3 1 0 1 0 0 0 0 0 0 15 15 0.00 1.000	3.2 L 22 8 8 8 2 4 0 0 0 0 2 22 38 19.64 3.273	2.1 W 11 4 1 1 2 0 0 0 0 0 1 15 15 3.86 1.714	3.0 L 13 3 1 0 1 0 0 0 0 0 0 15 15 0.00 1.000	3.2 L 22 8 8 8 2 4 0 0 0 0 2 22 38 19.64 3.273	2.1 W 11 4 1 1 2 0 0 0 0 0 1 15 15 3.86 1.714	3.0 L 13 3 1 0 1 0 0 0 0 0 0 15 15 0.00 1.000	3.2 L 22 8 8 8 2 4 0 0 0 0 2 22 38 19.64 3.273	2.1 W 11 4 1 1 2 0 0 0 0 0 1 15 15 3.86 1.714	3.0 L 13 3 1 0 1 0 0 0 0 0 0 15 15 0.00 1.000	3.2 L 22 8 8 8 2 4 0 0 0 0 2 22 38 19.64 3.273	2.1 W 11 4 1 1 2 0 0 0 0 0 1 15 15 3.86 1.714	3.0 L 13 3 1 0 1 0 0 0 0 0 0 15 15 0.00 1.000	3.2 L 22 8 8 8 2 4 0 0 0 0 2 22 38 19.64 3.273	2.1 W 11 4 1 1 2 0 0 0 0 0 1 15 15 3.86 1.714	3.0 L 13 3 1 0 1 0 0 0 0 0 0 15 15 0.00 1.000	3.2 L 22 8 8 8 2 4 0 0 0 0 2 22 38 19.64 3.273	2.1 W 11 4 1 1 2 0 0 0 0 0 1 15 15 3.86 1.714	3.0 L 13 3 1 0 1 0 0 0 0 0 0 15 15 0.00 1.000	3.2 L 22 8 8 8 2 4 0 0 0 0 2 22 38 19.64 3.273	2.1 W 11 4 1 1 2 0 0 0 0 0 1 15 15 3.86 1.714	3.0 L 13 3 1 0 1 0 0 0 0 0 0 15 15 0.00 1.000	3.2 L 22 8 8 8 2 4 0 0 0 0 2 22 38 19.64 3.273	2.1 W 11 4 1 1 2 0 0 0 0 0 1 15 15 3.86 1.714	3.0 L 13 3 1 0 1 0 0 0 0 0 0 15 15 0.00 1.000	3.2 L 22 8 8 8 2 4 0 0 0 0 2 22 38 19.64 3.273	2.1 W 11 4 1 1 2 0 0 0 0 0 1 15 15 3.86 1.714	3.0 L 13 3 1 0 1 0 0 0 0 0 0 15 15 0.00 1.000	3.2 L 22 8 8 8 2 4 0 0 0 0 2 22 38 19.64 3.273	2.1 W 11 4 1 1 2 0 0 0 0 0 1 15 15 3.86 1.714	3.0 L 13 3 1 0 1 0 0 0 0 0 0 15 15 0.00 1.000	3.2 L 22 8 8 8 2 4 0 0 0 0 2 22 38 19.64 3.273	2.1 W 11 4 1 1 2 0 0 0 0 0 1 15 15 3.86 1.714	3.0 L 13 3 1 0 1 0 0 0 0 0 0 15 15 0.00 1.000	3.2 L 22 8 8 8 2 4 0 0 0 0 2 22 38 19.64 3.273	2.1 W 11 4 1 1 2 0 0 0 0 0 1 15 15 3.86 1.714	3.0 L 13 3 1 0 1 0 0 0 0 0 0 15 15 0.00 1.000	3.2 L 22 8 8 8 2 4 0 0 0 0 2 22 38 19.64 3.273	2.1 W 11 4 1 1 2 0 0 0 0 0 1 15 15 3.86 1.714	

Batter	1	2	3	4	5	6	7	8	9	AB	R	H	RBI	BB	SO	LOB	TOP					
Mookie Wilson, S OBP: 0.354, SLG: 0.456 (1, 8)	F7		4-3		F2		F8 1B 2B		K	5	1	1	0	0	1	0						
Tim Lincecum, R OBP: 0.311, SLG: 0.343 Roger McDowell, R OBP: 0.375, SLG: 0.286 Jesse Orosco, R (9, 1)	F9			E5 HR		1B 2B	F8		1B	4	2	1	0	0	0	1						
Kevin Mitchell, R OBP: 0.360, SLG: 0.518 (1, 9)				HR		5-3			K	5	1	3	3	0	1	2						
Gary Carter, R OBP: 0.333, SLG: 0.416 (1, 3)	F8			HR		1B 1B FC1-2 HBP	FC6-4 1B			3	0	1	0	0	0	2						
George Foster, R OBP: 0.347, SLG: 0.530 Lenny Dykstra, L OBP: 0.368, SLG: 0.387 (8, 8)		P4		F7		FC1-2 1B 1-2 2-H			K	4	0	1	1	0	1	1						
Ray Knight, R OBP: 0.383, SLG: 0.532 (1, 5)	6-3			E6		FC1-2 1B 1-2 2-3				4	0	2	0	0	0	1						
Ed Hearn, R OBP: 0.304, SLG: 0.333 (1, 2)	K			L6		FC1-2 FC6-4 1-2 2-3 3-H			F8	4	0	0	0	0	1	6						
Rafael Santana, R OBP: 0.220, SLG: 0.188 (1, 6)			5-3		4-3	FC6-4 1-2			4-3	4	0	0	0	0	0	4						
Sid Fernandez, L OBP: 0.179, SLG: 0.115 Wally Backman, S OBP: 0.358, SLG: 0.396 (7, 4)			K		F8				4-3	3	0	0	0	0	2	0						
Inning Stats	R: 0 E: 0 K: 0 S: 4	H: 1 LOB: 1 BB: 0 P: 4	R: 0 E: 0 K: 1 S: 5	H: 0 LOB: 0 BB: 0 P: 5	R: 0 E: 0 K: 1 S: 5	H: 0 LOB: 0 BB: 0 P: 5	R: 2 E: 2 K: 0 S: 6	H: 2 LOB: 1 BB: 0 P: 6	R: 0 E: 0 K: 0 S: 3	H: 0 LOB: 0 BB: 0 P: 3	R: 1 E: 0 K: 0 S: 6	H: 3 LOB: 3 BB: 0 P: 7	R: 1 E: 0 K: 1 S: 7	H: 2 LOB: 1 BB: 0 P: 7	R: 0 E: 0 K: 1 S: 6	H: 1 LOB: 1 BB: 0 P: 6	R: 0 E: 0 K: 2 S: 8	H: 1 LOB: 1 BB: 0 P: 8	1B: 5 2B: 5 3B: 0 HR: 1	SF: 0 SAC: 0 DP: 1 HBP: 1	WP: 0 PB: 0 SB: 0 CS: 0	PA: 39
PITCHER	IP	WLS	BF	H	R	ER	SO	BB	IBB	HBP	BLK	WP	HR	S	P	ERA	WHIP					
Larry McWilliams, L ERA: 5.72 Jim Winn, R ERA: 3.41 Don Robinson, R ERA: 10.13	5.1	L	22	4	3	2	2	0	0	1	0	0	1	25	26	3.38	0.750					

New York Mets @ Pittsburgh Pirates
Three Rivers Stadium, Pittsburgh, PA
Sun Jun 08 1986, 3:33 AM EDT
Att: 14,391 - Unknown

AB	38
R	4
H	10
RBI	4
BB	0
SO	6
LOB	17



Batter	1	2	3	4	5	6	7	8	9	AB	R	H	RBI	BB	SO	LOB	BOTTOM				
Barry Bonds, L OBP: 0.434, SLG: 0.558 (1, 8)	FC3-6 BB		S 2B			F7	CS BB			2	0	1	0	2	0	0					
Rafael Belliard, R OBP: 0.247, SLG: 0.197 R.J. Reynolds, S OBP: 0.385, SLG: 0.506 (7, PH)	FC3-6 1-2		F9			1-6-3 BB BB	K			2	0	0	0	1	0	2					
Bill Almon, R OBP: 0.370, SLG: 0.512 (1, 7)	F7		F8			1-6-3 BB 1-2 2-3	CS	F9		3	0	0	0	1	0	2					
Mike Brown, R OBP: 0.326, SLG: 0.357 Lee Mazzilli, S OBP: 0.417, SLG: 0.286 (8, PH)	5-3			F2		1-6-3 BB 1-2 2-3		F7		3	0	0	0	0	0	3					
Sid Bream, L OBP: 0.374, SLG: 0.506 (1, 3)		P4		K		F8		4-3		4	0	0	0	0	1	2					
Tony Peña, R OBP: 0.330, SLG: 0.355 (1, 2)			5-3			1B HR BB		1B		2	1	1	0	2	0	0					
Jim Morrison, R OBP: 0.314, SLG: 0.442 (1, 5)		F8			1-3		HR 1B		F9	4	1	1	0	0	0	2					
Sam Khalifa, R OBP: 0.290, SLG: 0.231 Johnny Ray, S OBP: 0.400, SLG: 0.445 (7, PH)		K			P6		K		F8	2	0	0	0	0	1	1					
Larry McWilliams, L OBP: 0.231, SLG: 0.222 Jim Winn, R OBP: 0.316, SLG: 0.333 Don Robinson, R OBP: 0.294, SLG: 0.338 Joe Orsulik, L OBP: 0.200, SLG: 0.324 (8, PH)			K		K		HR		P5	2	0	0	0	0	2	0					
Inning Stats	R: 0 E: 0 K: 0 S: 3	H: 0 LOB: 1 BB: 1 P: 7	R: 0 E: 0 K: 1 S: 5	H: 0 LOB: 1 BB: 1 P: 9	R: 0 E: 0 K: 1 S: 6	H: 1 LOB: 0 BB: 0 P: 6	R: 0 E: 0 K: 1 S: 5	H: 0 LOB: 0 BB: 0 P: 5	R: 0 E: 0 K: 0 S: 3	H: 0 LOB: 2 BB: 2 P: 11	R: 3 E: 0 K: 2 S: 8	H: 2 LOB: 0 BB: 2 P: 16	R: 0 E: 0 K: 0 S: 3	H: 0 LOB: 0 BB: 0 P: 3	R: 0 E: 0 K: 0 S: 4	H: 1 LOB: 1 BB: 0 P: 4	1B: 2 2B: 1 3B: 0 HR: 1	SF: 0 SAC: 0 DP: 0 HBP: 0	WP: 0 PB: 0 SB: 1 CS: 1	PA: 37	
PITCHER	IP	WLS	BF	H	R	ER	SO	BB	IBB	HBP	BLK	WP	HR	S	P	ERA	WHIP				
Sid Fernandez, L ERA: 3.44 Roger McDowell, R ERA: 2.47 Jesse Orosco, L ERA: 1.61	6.1	W	28	3	3	3	5	6	0	0	0	0	0	9	9	0.00	0.429				

New York Mets @ Pittsburgh Pirates
Three Rivers Stadium, Pittsburgh, PA
Sun Jun 08 1986, 3:33 AM EDT
Att: 14,391 - Unknown

AB	30
R	3
H	4
RBI	3
BB	6
SO	6
LOB	17



Batter	1	2	3	4	5	6	7	8	9	AB	R	H	RBI	BB	SO	LOB	TOP					
Davey Lopes, R OBP: 0.414, SLG: 0.479 (1, 7)										4	1	3	0	1	1	0	Chicago Cubs @ Pittsburgh Pirates Three Rivers Stadium, Pittsburgh, PA Tue Jun 10 1986, 7:05 PM EDT Att: 5,899 - Unknown					
Chris Spajer, R OBP: 0.333, SLG: 0.462 (1, 6)										4	0	0	0	0	2	3						
Thad Bosley, L OBP: 0.365, SLG: 0.302 (9, PH)										0	0	0	0	0	0	0						
Gary Matthews, R OBP: 0.355, SLG: 0.400 (9, PH)										0	0	0	0	1	0	0						
23 Ryne Sandberg, R OBP: 0.349, SLG: 0.476 (1, 4)										5	0	1	1	0	0	2						
Keith Moreland, R OBP: 0.336, SLG: 0.389 (1, 9)										4	0	0	1	0	0	2						
Ron Cey, R OBP: 0.360, SLG: 0.474 (1, 5)										5	1	3	1	0	1	2						
Jody Davis, R OBP: 0.300, SLG: 0.440 (1, 2)										4	1	2	0	0	0	2						
Leon Durham, L OBP: 0.345, SLG: 0.394 (1, 3)										4	0	1	0	0	1	3						
Jerry Mumphy, S OBP: 0.355, SLG: 0.355 (1, 8)										4	0	1	1	0	0	2						
Dennis Eckersley, R OBP: 0.231, SLG: 0.462 (7, PH)										2	0	0	0	0	2	2						
Shawon Dunston, R OBP: 0.323, SLG: 0.450 (7, 1)										1	0	0	0	0	1	0						
George Frazier, R OBP: 0.240, SLG: 0.240 (9, PH)										0	0	0	0	0	0	0						
Terry Francona, L OBP: 0.240, SLG: 0.240 (9, PH)										1	1	1	0	0	0	0						
Inning Stats	R: 0 E: 1 K: 1 S: 6	H: 0 LOB: 1 BB: 0 P: 6	R: 0 E: 0 K: 0 S: 4	H: 1 LOB: 1 BB: 0 P: 4	R: 0 E: 0 K: 2 S: 6	H: 0 LOB: 0 BB: 1 P: 10	R: 2 E: 0 K: 1 S: 9	H: 4 LOB: 2 BB: 0 P: 9	R: 0 E: 0 K: 1 S: 6	H: 1 LOB: 1 BB: 0 P: 6	R: 0 E: 0 K: 0 S: 4	H: 1 LOB: 1 BB: 0 P: 4	R: 0 E: 0 K: 1 S: 6	H: 1 LOB: 1 BB: 0 P: 6	R: 0 E: 0 K: 1 S: 6	H: 1 LOB: 2 BB: 1 P: 12	R: 2 E: 0 K: 1 S: 8	H: 3 LOB: 2 BB: 1 P: 12	1B: 9 2B: 2 3B: 0 HR: 1	SF: 1 SAC: 0 DP: 0 HBP: 0	WP: 0 PB: 0 SB: 0 CS: 1	PA: 41
PITCHER	IP	WLS	BF	H	R	ER	SO	BB	IBB	HBP	BLK	WP	HR	S	P	ERA	WHIP					
Bob Kipper, L ERA: 4.45 (1, 1)	7.0	W	30	8	2	2	6	1	0	0	0	0	1	41	45	2.57	1.286					
Jim Winn, R ERA: 3.89 (8, 1)	1.1		7	3	2	2	1	0	0	0	0	0	0	9	9	13.50	2.250					
Pat Clements, L ERA: 2.88 (9, 1)	0.0		1	0	0	0	1	0	0	0	0	0	0	0	4	∞	∞					
Cecilio Guante, R ERA: 2.36 (9, 1)	0.2	S	3	1	0	0	1	0	0	0	0	0	0	5	5	0.00	1.500					

AB 38
R 4
H 12
RBI 4
BB 2
SO 8
LOB 18



Batter	1	2	3	4	5	6	7	8	9	AB	R	H	RBI	BB	SO	LOB	BOTTOM					
Barry Bonds, L OBP: 0.413, SLG: 0.577 (1, 8)										4	1	1	0	1	0	0	Chicago Cubs @ Pittsburgh Pirates Three Rivers Stadium, Pittsburgh, PA Tue Jun 10 1986, 7:05 PM EDT Att: 5,899 - Unknown					
Joe Orsulak, L OBP: 0.302, SLG: 0.352 (1, 9)										3	1	1	0	1	0	1						
Johnny Ray, S OBP: 0.437, SLG: 0.437 (1, 4)										4	0	1	0	1	0	4						
Sam Khalifa, R OBP: 0.290, SLG: 0.231 (9, 6)										0	0	0	0	0	0	0						
Sid Bream, L OBP: 0.372, SLG: 0.514 (1, 3)										4	3	3	3	0	0	2						
R.J. Reynolds, S OBP: 0.378, SLG: 0.503 (1, 7)										4	0	0	0	0	1	4						
Tony Peña, R OBP: 0.335, SLG: 0.358 (1, 2)										3	1	2	0	1	0	0						
Jim Morrison, R OBP: 0.316, SLG: 0.443 (1, 5)										3	0	0	0	1	1	3						
Rafael Belliard, R OBP: 0.274, SLG: 0.256 (9, 4)										4	0	2	3	0	0	0						
Bob Kipper, R (1, 1)										3	0	0	0	0	0	2						
Mike Brown, R OBP: 0.324, SLG: 0.354 (7, PH)										1	0	0	0	0	0	2						
Jim Winn, R (8, 1)										0	0	0	0	0	0	0						
Pat Clements, R (9, 1)										0	0	0	0	0	0	0						
Cecilio Guante, R (9, 1)										0	0	0	0	0	0	0						
Inning Stats	R: 0 E: 1 K: 0 S: 4	H: 0 LOB: 0 BB: 1 P: 8	R: 0 E: 0 K: 1 S: 5	H: 0 LOB: 0 BB: 0 P: 5	R: 0 E: 0 K: 0 S: 4	H: 1 LOB: 1 BB: 0 P: 4	R: 1 E: 0 K: 0 S: 5	H: 2 LOB: 2 BB: 1 P: 9	R: 3 E: 0 K: 1 S: 9	H: 3 LOB: 1 BB: 0 P: 9	R: 0 E: 1 K: 0 S: 3	H: 0 LOB: 1 BB: 1 P: 7	R: 2 E: 0 K: 0 S: 6	H: 4 LOB: 2 BB: 1 P: 10	R: 0 E: 0 K: 0 S: 2	H: 0 LOB: 0 BB: 1 P: 6	R: 0 E: 0 K: 0 S: 2	H: 0 LOB: 0 BB: 1 P: 6	1B: 7 2B: 2 3B: 0 HR: 1	SF: 0 SAC: 1 DP: 0 HBP: 0	WP: 0 PB: 0 SB: 2 CS: 2	PA: 39
PITCHER	IP	WLS	BF	H	R	ER	SO	BB	IBB	HBP	BLK	WP	HR	S	P	ERA	WHIP					
Dennis Eckersley, R ERA: 5.95 (1, 1)	6.0	L	29	6	4	4	2	3	0	0	0	0	0	30	42	6.00	1.500					
George Frazier, R ERA: 3.58 (7, 1)	2.0		10	4	2	2	0	2	0	0	0	0	0	8	16	9.00	3.000					


AB 33
R 6
H 10
RBI 6
BB 5
SO 2
LOB 18



Batter	1	2	3	4	5	6	7	8	9	AB	R	H	RBI	BB	SO	LOB	TOP								
Jerry Mumphrey, S OBP: 0.348, SLG: 0.348 (1, 8)										5	0	1	0	0	0	6									
Thad Bosley, L OBP: 0.351, SLG: 0.292 (1, 7)										5	1	1	0	0	2	3									
23 Ryne Sandberg, R OBP: 0.354, SLG: 0.478 (1, 4)										5	0	3	0	0	1	0									
Keith Moreland, R OBP: 0.337, SLG: 0.395 (1, 9)										4	1	2	1	0	1	2									
Leon Durham, L OBP: 0.351, SLG: 0.393 (1, 3)										3	0	1	0	2	0	1									
Ron Cox, R OBP: 0.362, SLG: 0.495 (1, 5)										4	1	1	1	1	2	5									
Jody Davis, R OBP: 0.302, SLG: 0.449 (1, 2)										5	0	2	0	0	0	4									
Chris Speier, R OBP: 0.347, SLG: 0.452 (1, 6)										3	0	1	0	1	0	1									
Guy Hoffman, L (1, 1)										0	0	0	0	1	0	0									
Gary Matthews, R OBP: 0.359, SLG: 0.400 (6, PH)										0	0	0	0	1	0	0									
Jay Baller, R (6, 1)										0	0	0	0	0	0	0									
Terry Francona, L OBP: 0.235, SLG: 0.235 (8, PH)										1	0	0	0	0	0	0									
Ray Fontenot, L OBP: 1.000, SLG: 1.000 (8, 1)										0	0	0	0	0	0	0									
Inning Stats	R: 0 E: 0 K: 3 S: 11	H: 2 LOB: 3 BB: 1 P: 15	R: 0 E: 0 K: 0 S: 5	H: 2 LOB: 2 BB: 0 P: 5	R: 0 E: 0 K: 1 S: 5	H: 0 LOB: 0 BB: 0 P: 5	R: 0 E: 0 K: 1 S: 5	H: 0 LOB: 2 BB: 2 P: 13	R: 0 E: 0 K: 0 S: 4	H: 1 LOB: 1 BB: 0 P: 4	R: 1 E: 0 K: 0 S: 4	H: 2 LOB: 1 BB: 1 P: 8	R: 1 E: 0 K: 1 S: 6	H: 2 LOB: 2 BB: 2 P: 14	R: 0 E: 0 K: 0 S: 3	H: 0 LOB: 0 BB: 0 P: 3	R: 1 E: 0 K: 0 S: 6	H: 3 LOB: 2 BB: 0 P: 6	1B: 8 2B: 3 3B: 0 HR: 1	SF: 1 SAC: 1 DP: 1 HBP: 0	WP: 1 PB: 0 SB: 0 CS: 0	PA: 43			
PITCHER	IP	WLS	BF	H	R	ER	SO	BB	IBB	HBP	BLK	WP	HR	S	P	ERA	WHIP								
Rick Rhoden, R ERA: 2.61 (1, 1)	5.1	W	27	7	1	1	5	4	0	0	0	0	1	33	49	1.69	2.062								
Pat Clements, L ERA: 3.08 (6, 1)	1.1		5	2	1	1	1	1	0	0	0	0	0	6	10	6.75	2.250								
Bob Walk, R ERA: 2.95 (7, 1)	1.1		5	0	0	0	0	1	0	0	0	1	0	4	8	0.00	0.750								
Don Robinson, R ERA: 7.56 (9, 1)	1.0	S	6	3	1	1	0	0	0	0	0	0	0	6	6	9.00	3.000								

Chicago Cubs @ Pittsburgh Pirates
Three Rivers Stadium, Pittsburgh, PA
Wed Jun 11 1986, 7:05 PM EDT
Att: 12,702 - Unknown

AB	35
R	3
H	12
RBI	2
BB	6
SO	6
LOB	22



Batter	1	2	3	4	5	6	7	8	9	AB	R	H	RBI	BB	SO	LOB	BOTTOM								
Barry Bonds, L OBP: 0.433, SLG: 0.618 (1, 8)										3	1	2	1	0	0	0									
Bill Almon, R OBP: 0.376, SLG: 0.500 (1, 7)										4	0	2	0	0	1	2									
Johnny Ray, S OBP: 0.393, SLG: 0.429 (1, 4)										4	0	0	0	0	1	6									
Jim Morrison, R OBP: 0.315, SLG: 0.439 (1, 5)										4	0	1	0	0	0	0									
Sid Bream, L OBP: 0.365, SLG: 0.503 (1, 3)										4	0	0	0	0	0	1									
Mike Brown, R OBP: 0.324, SLG: 0.354 (1, 9)										3	1	1	0	0	0	1									
Pat Clements, R (6, 1)										0	0	0	0	0	0	0									
Bob Walk, R OBP: 0.375, SLG: 0.625 (7, 1)										0	0	0	0	0	0	0									
Mike Diaz, R OBP: 0.325, SLG: 0.343 (8, PH)										1	0	1	0	0	0	0									
Don Robinson, R (9, 1)										0	0	0	0	0	0	0									
Junior Ortiz, R OBP: 0.341, SLG: 0.390 (1, 2)										4	2	3	0	0	0	1									
Rafael Belliard, R OBP: 0.279, SLG: 0.263 (1, 6)										2	1	1	1	0	0	1									
Rick Rhoden, R OBP: 0.290, SLG: 0.286 (1, 1)										2	0	1	2	0	0	1									
Joe Orsulak, L OBP: 0.306, SLG: 0.352 (6, 9)										0	0	0	0	1	0	0									
Inning Stats	R: 0 E: 0 K: 0 S: 3	H: 1 LOB: 0 BB: 0 P: 3	R: 0 E: 0 K: 0 S: 3	H: 0 LOB: 0 BB: 0 P: 3	R: 1 E: 1 K: 1 S: 8	H: 2 LOB: 2 BB: 0 P: 8	R: 3 E: 0 K: 0 S: 8	H: 5 LOB: 3 BB: 0 P: 9	R: 0 E: 0 K: 0 S: 3	H: 1 LOB: 0 BB: 0 P: 3	R: 0 E: 0 K: 0 S: 2	H: 1 LOB: 0 BB: 1 P: 6	R: 1 E: 1 K: 1 S: 6	H: 1 LOB: 0 BB: 0 P: 6	R: 0 E: 0 K: 0 S: 3	H: 1 LOB: 0 BB: 0 P: 3	1B: 10 2B: 1 3B: 1 HR: 0	SF: 0 SAC: 1 DP: 1 HBP: 1	WP: 0 PB: 0 SB: 0 CS: 4	PA: 36					
PITCHER	IP	WLS	BF	H	R	ER	SO	BB	IBB	HBP	BLK	WP	HR	S	P	ERA	WHIP								
Guy Hoffman, L ERA: 4.88 (1, 1)	5.0	L	24	9	4	4	1	0	0	1	0	0	0	25	26	7.20	1.800								
Jay Baller, R ERA: 4.3 (6, 1)	2.0		7	2	1	0	1	1	0	0	0	0	0	8	12	0.00	1.500								
Ray Fontenot, L ERA: 1.88 (8, 1)	1.0		3	1	0	0	0	0	0	0	0	0	0	3	3	0.00	1.000								

Chicago Cubs @ Pittsburgh Pirates
Three Rivers Stadium, Pittsburgh, PA
Wed Jun 11 1986, 7:05 PM EDT
Att: 12,702 - Unknown

AB	31
R	5
H	12
RBI	4
BB	1
SO	2
LOB	13



Batter	1	2	3	4	5	6	7	8	9	AB	R	H	RBI	BB	SO	LOB	TOP			
Barry Bonds, L (1, 8) OBP: 0.440, SLG: 0.583										3	1	1	0	1	2	0	Pittsburgh Pirates @ New York Mets Shea Stadium, Flushing, NY Sat Jun 14 1986, 3:33 AM EDT Att: 47,664 - Unknown			
Rafael Belliard, R (1, 4) OBP: 0.296, SLG: 0.276										4	0	1	0	0	2	1				
Mike Brown, R (1, 9) OBP: 0.317, SLG: 0.348										3	0	0	1	0	0	0				
Jim Morrison, R (1, 5) OBP: 0.309, SLG: 0.425										3	0	0	0	0	0	1				
Bill Almon, R (1, 7) OBP: 0.363, SLG: 0.484										3	0	0	0	0	1	1				
Sid Dream, L (1, 3) OBP: 0.357, SLG: 0.505										3	0	0	0	0	1	0				
Tony Peña, R (1, 2) OBP: 0.329, SLG: 0.350										3	0	0	0	0	0	0				
Sam Khalifa, R (1, 6) OBP: 0.291, SLG: 0.243										3	0	1	0	0	0	0				
Mike Bielecki, R (1, 1) OBP: 0.045, SLG: 0.045 Larry McWilliams, L (5, 1) OBP: 0.211, SLG: 0.222 Rick Rhoades, R (6, Ph) OBP: 0.281, SLG: 0.276 Jim Winn, R (6, 1) OBP: 0.362, SLG: 0.425 Johnny Ray, S (8, Ph) OBP: 0.299, SLG: 0.420 Don Robinson, R (8, 1)										1	0	0	0	0	1	0	P			
Inning Stats	R: 1 E: 0 K: 0 S: 4	H: 1 LOB: 1 BB: 1 P: 8	R: 0 E: 0 K: 0 S: 3	H: 0 LOB: 0 BB: 0 P: 3	R: 0 E: 0 K: 3 S: 9	H: 0 LOB: 0 BB: 0 P: 9	R: 0 E: 0 K: 0 S: 3	H: 0 LOB: 0 BB: 0 P: 5	R: 0 E: 0 K: 1 S: 5	H: 1 LOB: 0 BB: 0 P: 3	R: 0 E: 0 K: 1 S: 5	H: 0 LOB: 0 BB: 0 P: 5	R: 0 E: 0 K: 1 S: 6	H: 1 LOB: 1 BB: 0 P: 6	R: 0 E: 0 K: 2 S: 7	H: 0 LOB: 0 BB: 0 P: 7		1B: 2 2B: 1 3B: 0 HR: 0	SF: 1 SAC: 0 DP: 1 HBP: 0	WP: 0 PB: 0 SB: 1 CS: 0
PITCHER Sid Fernandez, L (1, 1) ERA: 3.17	IP: 9.0 WLS: W BF: 30 H: 3 R: 1 ER: 1 SO: 8 BB: 1 IBB: 0 HBP: 0 BLK: 0 WP: 0 HR: 0 S: 45 P: 49 ERA: 1.00 WHIP: 0.444															PITCHER				

Batter	1	2	3	4	5	6	7	8	9	AB	R	H	RBI	BB	SO	LOB	BOTTOM			
Lenny Dykstra, L (1, 8) OBP: 0.392, SLG: 0.413										4	1	1	1	0	0	1	Pittsburgh Pirates @ New York Mets Shea Stadium, Flushing, NY Sat Jun 14 1986, 3:33 AM EDT Att: 47,664 - Unknown			
Wally Backman, S (1, 4) OBP: 0.355, SLG: 0.388										4	1	2	1	0	0	0				
Keith Hernandez, L (1, 3) OBP: 0.411, SLG: 0.441										4	0	1	1	0	0	1				
Darryl Strawberry, L (1, 9) OBP: 0.374, SLG: 0.503										3	0	1	0	1	0	0				
Ray Knight, R (1, 5) OBP: 0.383, SLG: 0.526										3	1	0	0	1	1	3				
Danny Heep, L (1, 7) OBP: 0.402, SLG: 0.474										2	1	0	0	2	0	0				
Ed Hearn, R (1, 2) OBP: 0.333, SLG: 0.375										3	0	1	0	1	1	2				
Rafael Santana, R (1, 6) OBP: 0.230, SLG: 0.184										2	1	0	0	2	0	4				
Sid Fernandez, L (1, 1) OBP: 0.194, SLG: 0.138										3	0	1	0	0	1	3	Mets			
Inning Stats	R: 0 E: 0 K: 0 S: 3	H: 0 LOB: 0 BB: 0 P: 3	R: 0 E: 0 K: 1 S: 5	H: 0 LOB: 0 BB: 0 P: 5	R: 0 E: 0 K: 0 S: 3	H: 1 LOB: 0 BB: 0 P: 3	R: 5 E: 0 K: 2 S: 11	H: 4 LOB: 2 BB: 3 P: 23	R: 0 E: 0 K: 0 S: 4	H: 2 LOB: 2 BB: 0 P: 4	R: 0 E: 0 K: 0 S: 3	H: 0 LOB: 0 BB: 0 P: 3	R: 0 E: 0 K: 0 S: 2	H: 0 LOB: 2 BB: 3 P: 14	R: 0 E: 0 K: 0 S: 2	H: 0 LOB: 2 BB: 3 P: 14		1B: 6 2B: 1 3B: 0 HR: 0	SF: 0 SAC: 0 DP: 2 HBP: 0	WP: 2 PB: 0 SB: 1 CS: 0
PITCHER Mike Bielecki, R (1, 1) ERA: 5.4 Larry McWilliams, L (5, 1) ERA: 5.55 Jim Winn, R (6, 1) ERA: 3.62 Don Robinson, R (8, 1) ERA: 6.75	IP: 4.2 WLS: L BF: 20 H: 5 R: 3 ER: 3 SO: 3 BB: 4 IBB: 0 HBP: 0 BLK: 0 WP: 1 HR: 0 S: 22 P: 38 ERA: 5.79 WHIP: 1.500															PITCHER				

Batter	1	2	3	4	5	6	7	8	9	AB	R	H	RBI	BB	SO	LOB	TOP								
Barry Bonds, L (1,8) OBP: 0.410, SLG: 0.529	G3		K		G3		K			4	0	0	0	0	2	3									
Joe Orsulak, L (1,9) OBP: 0.395, SLG: 0.345	4-3				F9		6-3			4	1	1	1	0	0	1									
Bill Almon, R (1,6) OBP: 0.342, SLG: 0.450 Johnny Ray, S (7,PH) OBP: 0.387, SLG: 0.418 Don Robinson, R (7,1)	4-3				5-3		6-3			3	0	0	0	0	0	1									
Sid Bream, L (1,3) OBP: 0.355, SLG: 0.497		FC6-4 BB			4-3		4-3		G3	3	0	0	0	1	0	1									
R.J. Reynolds, S (1,7) OBP: 0.374, SLG: 0.490		FC6-4 S 1-2				1B 1B	FC6-4 1B		K2 BB	3	1	2	0	1	0	1									
Jim Morrison, R (1,5) OBP: 0.312, SLG: 0.428		F9			SH1-4 1B 1-3	FC6-4 1B 1-2			K2	4	1	1	0	0	1	3									
Junior Ortiz, R (1,2) OBP: 0.354, SLG: 0.400		F9			4-3 SH1-4 1B 1-2 3-H		1B 2B		4-3	4	1	2	1	0	0	1									
Sam Khalifa, R (1,4) OBP: 0.293, SLG: 0.248					3-1				6-3	2	1	1	0	0	0	0									
Tony Peña, R (9,PH) OBP: 0.330, SLG: 0.356					SH1-4		2B 6-3 1B		6-3	1	0	0	0	0	0	0									
Bob Kipper, R (1,1) Lee Mazzilli, S (5,PH) OBP: 0.404, SLG: 0.269 Cecilio Guante, R (5,1) Mike Diaz, R (7,PH) OBP: 0.326, SLG: 0.350					6-3		4-3		K	1	0	0	0	0	0	0									
							2B			2	0	1	1	0	1	0									
Inning Stats	R: 0 E: 0 K: 0 S: 3	H: 0 LOB: 0 BB: 0 P: 3	R: 0 E: 0 K: 0 S: 3	H: 0 LOB: 1 BB: 1 P: 7	R: 0 E: 0 K: 1 S: 5	H: 0 LOB: 0 BB: 0 P: 5	R: 0 E: 0 K: 0 S: 3	H: 0 LOB: 0 BB: 0 P: 3	R: 2 E: 0 K: 0 S: 6	H: 3 LOB: 1 BB: 0 P: 6	R: 1 E: 0 K: 0 S: 5	H: 2 LOB: 1 BB: 0 P: 5	R: 2 E: 0 K: 1 S: 8	H: 3 LOB: 1 BB: 0 P: 8	R: 0 E: 0 K: 1 S: 4	H: 0 LOB: 0 BB: 1 P: 8	R: 0 E: 0 K: 1 S: 5	H: 0 LOB: 0 BB: 0 P: 5	1B: 7 2B: 2 3B: 0 HR: 0	SF: 0 SAC: 1 DP: 1 HBP: 0	WP: 1 PB: 0 SB: 1 CS: 0	PA: 36			
PITCHER	IP	WLS	BF	H	R	ER	SO	BB	IBB	HBP	BLK	WP	HR	S	P	ERA	WHIP								
Rick Aguilera, R (1,1) ERA: 6.27	5.1	W	21	4	3	3	1	1	0	0	0	0	0	22	26	5.06	0.938								
Randy Niemann, L (6,1) ERA: 4.42	1.1		8	4	2	2	1	0	0	0	0	1	0	10	10	13.50	3.000								
Roger McDowell, R (7,1) ERA: 2.19	2.1	S	7	0	0	0	2	1	0	0	0	0	0	10	14	0.00	0.429								

Pittsburgh Pirates @ New York Mets
Shea Stadium, Flushing, NY
Sun Jun 15 1986, 3:38 AM EDT
Att: 41,847 - Unknown

AB 33
R 5
H 8
RBI 4
BB 2
SO 4
LOB 13



Batter	1	2	3	4	5	6	7	8	9	AB	R	H	RBI	BB	SO	LOB	BOTTOM								
Mookie Wilson, S (1,8) OBP: 0.350, SLG: 0.491	F7		HR		G3		1B		FC4-2	5	1	2	2	0	0	4									
Tim Lincecum, R (1,4) OBP: 0.313, SLG: 0.371	F7		K				BB		SF8	4	0	2	2	0	1	0									
Kevin Mitchell, R (1,9) OBP: 0.362, SLG: 0.515	F7		F4				1B		F8	4	0	0	0	1	0	4									
Gary Carter, R (1,3) OBP: 0.339, SLG: 0.451 Lenny Dykstra, L (7,PR) OBP: 0.400, SLG: 0.435		FC5-4 1B			6-3				CS BB	3	1	2	1	1	0	2									
George Foster, R (1,7) OBP: 0.339, SLG: 0.507 Keith Hernandez, L (8,3) OBP: 0.412, SLG: 0.444		FC5-4 1B 1-2			F6		1B HR 2B		F9	4	1	1	0	0	0	2									
Ray Knight, R (1,5) OBP: 0.374, SLG: 0.510		F8			6-3		HR 1B		K	4	1	1	0	0	1	2									
Ed Hearn, R (1,2) OBP: 0.355, SLG: 0.500		F7			F4		HR		1B 1B	4	1	2	3	0	0	1									
Rafael Santana, R (1,6) OBP: 0.233, SLG: 0.189							HR		FC4-2 1B	4	3	2	0	0	0	0									
Rick Aguilera, R (1,1) OBP: 0.250, SLG: 0.455 Randy Niemann, L (6,1) OBP: 0.400, SLG: 0.250 Roger McDowell, R (7,1) OBP: 0.444, SLG: 0.375			HR		E3 G3 SH1-3 1B		5-3		FC4-2 1B SF8 1B	1	0	0	0	0	1	1									
					SH1-3		1B 1B		FC4-2 1B	1	0	1	0	0	0	0									
							1B 1B		FC4-2 1B	1	0	1	0	0	0	0									
Inning Stats	R: 0 E: 0 K: 0 S: 3	H: 0 LOB: 0 BB: 0 P: 3	R: 0 E: 0 K: 0 S: 4	H: 1 LOB: 1 BB: 0 P: 4	R: 2 E: 0 K: 2 S: 9	H: 2 LOB: 0 BB: 0 P: 9	R: 1 E: 0 K: 0 S: 4	H: 1 LOB: 0 BB: 0 P: 4	R: 1 E: 1 K: 0 S: 5	H: 1 LOB: 2 BB: 1 P: 9	R: 3 E: 0 K: 0 S: 8	H: 6 LOB: 2 BB: 0 P: 8	R: 0 E: 0 K: 1 S: 4	H: 0 LOB: 1 BB: 1 P: 8	R: 1 E: 0 K: 0 S: 6	H: 3 LOB: 2 BB: 0 P: 6	1B: 10 2B: 1 3B: 0 HR: 3	SF: 1 SAC: 1 DP: 0 HBP: 0	WP: 0 PB: 0 SB: 0 CS: 1	PA: 39					
PITCHER	IP	WLS	BF	H	R	ER	SO	BB	IBB	HBP	BLK	WP	HR	S	P	ERA	WHIP								
Bob Kipper, L (1,1) ERA: 4.59	4.0	L	16	4	3	3	2	0	0	0	0	0	2	20	20	6.75	1.000								
Cecilio Guante, R (5,1) ERA: 2.82	2.0		14	7	4	3	0	1	0	0	0	0	1	13	17	13.50	4.000								
Don Robinson, R (7,1) ERA: 6.35	2.0		9	3	1	1	1	1	0	0	0	0	0	10	14	4.50	2.000								

Pittsburgh Pirates @ New York Mets
Shea Stadium, Flushing, NY
Sun Jun 15 1986, 3:38 AM EDT
Att: 41,847 - Unknown

AB 35
R 8
H 14
RBI 8
BB 2
SO 3
LOB 16



Batter	1	2	3	4	5	6	7	8	9	AB	R	H	RBI	BB	SO	LOB	TOP							
Curt Ford, L OBP: 0.182, SLG: 0.100 (1, 7)	F7		1-3		1B E 1B		K2-3		G3	5	1	1	0	0	1	1								
Ozzie Smith, S OBP: 0.403, SLG: 0.380 (1, 6)	3-1			1B BLK 1B	E9 1B		6-3			4	1	2	1	0	0	0								
Terry Pendleton, S OBP: 0.277, SLG: 0.271 (1, 5)	4-3			F5 1-2	F8 1B		K			4	0	0	0	0	1	2								
Jack Clark, R OBP: 0.369, SLG: 0.426 (1, 3)		HR		1B BB	6-3			K		3	1	1	1	1	1	1								
Willie McGee, S OBP: 0.300, SLG: 0.343 (1, 8)		1-3 1B		1-2 2-H 1B		6-3 BB		K		3	0	2	1	1	1	0								
Andy Van Slyke, L OBP: 0.281, SLG: 0.315 (1, 9)	F7			F8	F9			F3		3	0	0	0	0	0	4								
Tito Landrum, R OBP: 0.232, SLG: 0.267 (6, 9)										1	0	0	0	0	0	0								
Michael LaValliere, L OBP: 0.339, SLG: 0.283 (1, 2)	4-3			3-1		6-3			BB	3	0	0	0	1	0	4								
José Oquendo, S OBP: 0.463, SLG: 0.467 (1, 4)			6-3		B2			F3		3	0	0	0	1	0	1								
Danny Cox, R OBP: 0.250, SLG: 0.333 (1, 1)										1	1	0	0	1	1	0								
Clint Hurdle, L OBP: 0.212, SLG: 0.224 (6, PH)										1	0	0	0	0	1	2								
Pat Perry, L (6, 1)										0	0	0	0	0	0	0								
Todd Worrell, R (8, 1)					1B 1B BB			K		1	0	0	0	0	1	1								
Inning Stats	R: 0 E: 0 K: 0 S: 3	H: 0 LOB: 0 BB: 0 P: 3	R: 1 E: 0 K: 0 S: 4	H: 2 LOB: 0 BB: 0 P: 4	R: 0 E: 0 K: 1 S: 5	H: 0 LOB: 0 BB: 0 P: 5	R: 1 E: 0 K: 0 S: 5	H: 2 LOB: 2 BB: 1 P: 9	R: 2 E: 1 K: 0 S: 5	H: 2 LOB: 1 BB: 1 P: 9	R: 0 E: 0 K: 1 S: 5	H: 0 LOB: 0 BB: 0 P: 13	R: 0 E: 0 K: 2 S: 7	H: 0 LOB: 0 BB: 0 P: 7	R: 0 E: 0 K: 2 S: 7	H: 0 LOB: 0 BB: 0 P: 7	R: 0 E: 0 K: 1 S: 5	H: 0 LOB: 1 BB: 1 P: 9	1B: 5 2B: 0 3B: 0 HR: 1	SF: 0 SAC: 0 DP: 0 HBP: 0	WP: 0 PB: 0 SB: 0 CS: 0	PA: 37		
PITCHER	IP	WLS	BF	H	R	ER	SO	BB	IBB	HBP	BLK	WP	HR	S	P	ERA	WHIP							
Rick Rhoden, R ERA: 2.85 (1, 1)	5.1	L	24	6	4	4	1	3	0	0	1	0	1	23	35	6.75	1.688							
Jim Winn, R ERA: 3.35 (6, 1)	2.2		9	0	0	0	5	1	0	0	0	0	0	18	22	0.00	0.375							
Pat Clements, L ERA: 3.18 (9, 1)	1.0		4	0	0	0	1	1	0	0	0	0	0	5	9	0.00	1.000							

St. Louis Cardinals @ Pittsburgh Pirates
Three Rivers Stadium, Pittsburgh, PA
Tue Jun 17 1986, Postponed
Att: 7,834 - Unknown

AB	32
R	4
H	6
RBI	3
BB	5
SO	7
LOB	16



Batter	1	2	3	4	5	6	7	8	9	AB	R	H	RBI	BB	SO	LOB	BOTTOM							
Barry Bonds, L OBP: 0.402, SLG: 0.556 (1, 8)	F8		HR			G3		K		4	1	1	1	0	1	1								
Rafael Belliard, R OBP: 0.317, SLG: 0.290 (1, 4)								K		2	0	1	0	1	0	0								
Johnny Ray, S OBP: 0.386, SLG: 0.416 (8, PH)						G5-4-3 BB		K		1	0	0	0	0	1	1								
Joe Orsulak, L OBP: 0.305, SLG: 0.341 (1, 9)										2	0	0	0	0	0	1								
Bill Almon, R OBP: 0.336, SLG: 0.441 (6, PH)	F9		F7			G5-4-3				2	0	0	0	0	0	1								
Sid Bream, L OBP: 0.353, SLG: 0.498 (1, 3)	K				CS 2B			F5		4	0	1	0	0	2	1								
R.J. Reynolds, S OBP: 0.368, SLG: 0.480 (7, 9)		4-3						5-3		4	0	0	0	0	2	1								
Tony Peña, R OBP: 0.330, SLG: 0.353 (1, 2)					6-3			5-3		2	0	0	0	1	0	1								
Jim Morrison, R OBP: 0.317, SLG: 0.429 (1, 5)										2	1	1	0	1	1	1								
Sam Khalifa, R OBP: 0.289, SLG: 0.244 (1, 6)										2	0	0	0	0	1	2								
Mike Brown, R OBP: 0.319, SLG: 0.349 (8, PH)										1	0	1	0	0	0	0								
Rick Rhoden, R OBP: 0.265, SLG: 0.258 (1, 1)										2	0	0	0	0	0	1								
Jim Winn, R (6, 1)										0	0	0	0	0	0	0								
Lee Mazzilli, S OBP: 0.400, SLG: 0.269 (8, PH)										0	0	0	1	0	0	0								
Pat Clements, R (9, 1)										0	0	0	0	0	0	0								
Inning Stats	R: 0 E: 0 K: 1 S: 6	H: 1 LOB: 1 BB: 0 P: 6	R: 0 E: 0 K: 1 S: 5	H: 0 LOB: 1 BB: 1 P: 9	R: 1 E: 0 K: 0 S: 4	H: 1 LOB: 0 BB: 0 P: 4	R: 0 E: 0 K: 1 S: 5	H: 1 LOB: 0 BB: 0 P: 5	R: 0 E: 0 K: 0 S: 2	H: 0 LOB: 0 BB: 1 P: 6	R: 0 E: 0 K: 0 S: 3	H: 0 LOB: 0 BB: 0 P: 3	R: 0 E: 0 K: 2 S: 8	H: 1 LOB: 1 BB: 1 P: 12	R: 0 E: 0 K: 2 S: 7	H: 0 LOB: 0 BB: 0 P: 7	1B: 3 2B: 1 3B: 0 HR: 1	SF: 1 SAC: 0 DP: 2 HBP: 0	WP: 1 PB: 0 SB: 2 CS: 1	PA: 32				
PITCHER	IP	WLS	BF	H	R	ER	SO	BB	IBB	HBP	BLK	WP	HR	S	P	ERA	WHIP							
Danny Cox, R ERA: 4.0 (1, 1)	5.0	W	18	4	1	1	4	1	0	0	0	0	0	25	29	1.80	1.000							
Pat Perry, L ERA: 4.24 (6, 1)	2.0		7	0	1	1	0	2	0	0	0	0	0	5	13	4.50	1.000							
Todd Worrell, R ERA: 1.68 (8, 1)	2.0	S	7	1	0	0	4	0	0	0	0	1	0	15	15	0.00	0.500							

St. Louis Cardinals @ Pittsburgh Pirates
Three Rivers Stadium, Pittsburgh, PA
Tue Jun 17 1986, Postponed
Att: 7,834 - Unknown

AB	28
R	2
H	5
RBI	2
BB	3
SO	8
LOB	11



Batter	1	2	3	4	5	6	7	8	9	10	11	12	AB	R	H	RBI	BB	SO	LOB	TOP						
Curt Ford, L OBP: 0.266, SLG: 0.222 (1.7)	F7			6-3		CS BB		CS	6-3 4-3 BB		K		3	0	0	0	2	1	0							
Ozzie Smith, S OBP: 0.400, SLG: 0.374 (1.6)	4-3			S 1B		F9		F9	4-3		4-3		5	0	1	0	0	0	2							
Terry Pendleton, S OBP: 0.269, SLG: 0.260 (1.5)	3-1			K		CS	4-3	CS	6-3			F2	5	0	0	0	0	1	2							
Jack Clark, R OBP: 0.372, SLG: 0.433 (1.3)		K		FC6-4 BB			K			BB		6-3	3	0	0	0	2	2	0							
Willie McGee, S OBP: 0.286, SLG: 0.333 (1.8)	4-3			FC6-4		4-3		4-3	K			1B BB	4	0	0	0	1	1	4							
Clint Hurdle, L OBP: 0.237, SLG: 0.278 (1.9)					F7			F8 BLK 1B BB			K		2	0	0	0	1	0	0							
Vince Coleman, S OBP: 0.335, SLG: 0.338 (8. FR)								F8				1B	0	1	0	0	0	0	0							
Tito Landrum, R OBP: 0.235, SLG: 0.269 (8. 9)	F3											1B	2	0	1	0	0	1	0							
Michael LaValliere, L OBP: 0.321, SLG: 0.286 (1.2)				L3									5	0	0	0	0	1	3							
Todd Worrell, R OBP: 0.286, SLG: 0.286 (12.1)					4-3			F8				K	0	0	0	0	0	0	0							
José Oquendo, S OBP: 0.452, SLG: 0.462 (1.4)													4	0	1	1	0	1	0							
Ken Dayley, L OBP: 0.353, SLG: 0.200 (10.1)				K									0	0	0	0	0	0	0							
Mike Heath, R OBP: 0.283, SLG: 0.286 (12.2)					F8				CS 1B		2-3		0	0	0	0	0	0	0							
John Tudor, L OBP: 0.051, SLG: 0.051 (1.1)													3	0	0	0	0	1	1							
Tom Herr, S OBP: 0.283, SLG: 0.256 (10.4)				G4-1				5-3				4-3	1	0	0	0	0	0	0							
Inning Stats	R: 0 E: 0 K: 3	H: 0 LOB: 0 BB: 3	R: 0 E: 0 K: 1	H: 0 LOB: 0 BB: 0	R: 0 E: 0 K: 1	H: 0 LOB: 0 BB: 0	R: 0 E: 0 K: 1	H: 1 LOB: 2 BB: 10	R: 0 E: 0 K: 0	H: 0 LOB: 0 BB: 0	R: 0 E: 0 K: 1	H: 0 LOB: 0 BB: 0	R: 0 E: 0 K: 1	H: 0 LOB: 0 BB: 0	R: 0 E: 0 K: 1	H: 1 LOB: 2 BB: 10	1B: 3 2B: 0 3B: 0 HR: 0	SF: 0 SAC: 0 DP: 0 HBP: 0	WP: 0 PB: 0 SB: 1 CS: 2	PA: 45						
PITCHER	IP WLS BF	H R ER	SO BB HBP	BLK WP HR	S P ERA	WHIP	PITCHER														IP WLS BF	H R ER	SO BB HBP	BLK WP HR	S P ERA	WHIP
Mike Bielecki, R ERA: 4.88 (1.1)	8.0	2	1	5	4	1.12															4	0	34	5	0.00	0.750
Pat Clements, L ERA: 3.1 (9.1)	0.2	0	0	0	0	0.00															2	2	0.00	0.000		
Cecilio Guante, R ERA: 2.74 (9.1)	1.1	0	0	2	1	0.00															8	12	0.00	0.750		
Don Robinson, R ERA: 5.4 (11.1)	2.0	1	0	2	1	0.00															11	15	0.00	1.000		

St. Louis Cardinals @ Pittsburgh Pirates
Three Rivers Stadium, Pittsburgh, PA

Wed Jun 18 1986, 7:05 PM EDT
Alt. 10,455 - Unknown

AB 37
R 1
H 3
RBI 1
BB 6
SO 9
LOB 12



Batter	1	2	3	4	5	6	7	8	9	10	11	12	AB	R	H	RBI	BB	SO	LOB	BOTTOM						
Barry Bonds, L OBP: 0.492, SLG: 0.532 (1.8)	K		K			P4		4-3		BB			4	0	0	0	2	2	0							
Bill Almon, R OBP: 0.326, SLG: 0.426 (1.7)	E FC6-4 1B		F8			F9		5-3		F3		SF9	5	1	1	1	0	0	2							
Johnny Ray, S OBP: 0.376, SLG: 0.404 (1.4)	E4 FC6-4			4-3		2B 1B		F7				G3	5	0	1	0	0	0	1							
Jim Morrison, R OBP: 0.322, SLG: 0.436 (1.5)	FC6-4					2B			6-3			K	5	0	2	1	0	1	1							
Mike Diaz, R OBP: 0.327, SLG: 0.333 (1.3)						2B							2	0	0	0	1	1	2							
Sid Bream, L OBP: 0.354, SLG: 0.493 (7.3)	K			F7					P6			1B	2	0	1	0	0	0	0							
Tony Peña, R OBP: 0.321, SLG: 0.342 (1.2)		F9		6-3		L1-3			F9			K	5	0	0	0	0	1	5							
Mike Brown, R OBP: 0.314, SLG: 0.345 (1.9)		4-3				F9			F3				3	0	0	0	0	0	0							
Joe Orsuta, L OBP: 0.313, SLG: 0.349 (10.9)										SH1-4 1B		SH1 SF9 1B	2	1	2	0	0	0	0							
Rafael Belliard, R OBP: 0.308, SLG: 0.283 (1.6)		F9			5-3			F2		SH1-4		SH1	3	0	0	0	0	0	0							
Mike Bielecki, R ERA: 2.32 (1.1)													3	0	0	0	0	2	0							
Cecilio Guante, R ERA: 3.86 (9.1)													0	0	0	0	0	0	0							
Lee Mazzilli, S OBP: 0.346, SLG: 0.385 (10. PR)				K									1	0	0	0	0	1	1							
Don Robinson, R OBP: 0.313, SLG: 0.349 (11.1)													0	0	0	0	0	0	0							
R.J. Reynolds, S ERA: 3.41 (12. PR)													0	0	0	0	1	0	0							
Inning Stats	R: 1 E: 1 K: 2 S: 9	H: 1 LOB: 1 BB: 0	R: 0 E: 0 K: 0 S: 3	H: 0 LOB: 0 BB: 0	R: 0 E: 0 K: 2 S: 7	H: 0 LOB: 0 BB: 0	R: 0 E: 0 K: 2 S: 4	H: 1 LOB: 1 BB: 4	R: 0 E: 0 K: 1 S: 5	H: 0 LOB: 0 BB: 0	R: 0 E: 0 K: 0 S: 3	H: 0 LOB: 0 BB: 0	R: 0 E: 0 K: 1 S: 6	H: 1 LOB: 2 BB: 10	R: 0 E: 0 K: 2 S: 8	H: 1 LOB: 1 BB: 8	1B: 5 2B: 2 3B: 0 HR: 0	SF: 1 SAC: 2 DP: 0 HBP: 0	WP: 0 PB: 0 SB: 1 CS: 0	PA: 47						
PITCHER	IP WLS BF	H R ER	SO BB HBP	BLK WP HR	S P ERA	WHIP	PITCHER														IP WLS BF	H R ER	SO BB HBP	BLK WP HR	S P ERA	WHIP
John Tudor, L ERA: 2.32 (1.1)	9.0	3	1	5	1	0.00															42	46	0.00	0.556		
Ken Dayley, L ERA: 4.44 (10.1)	2.0	2	0	3	1	0.00															14	18	0.00	1.500		
Todd Worrell, R ERA: 1.84 (12.1)	0.2	1	1	0	0	2															3	11	13.50	1.500		

St. Louis Cardinals @ Pittsburgh Pirates
Three Rivers Stadium, Pittsburgh, PA

Wed Jun 18 1986, 7:05 PM EDT
Alt. 10,455 - Unknown


AB 40
R 2
H 7
RBI 2
BB 4
SO 8
LOB 12




Batter	1	2	3	4	5	6	7	8	9	AB	R	H	RBI	BB	SO	LOB	TOP										
Barry Bonds, L (1, 8) OBP: 0.396, SLG: 0.554	0-0 4-3			0-0 HR	0-0 F8			0-0 F8		4	1	1	1	0	0	2	Pittsburgh Pirates @ Montreal Expos Olympic Stadium, Montreal, QB Thu Jun 19 1986, 7:05 PM EDT Att: 11,918 - Unknown										
Joe Orsulak, L (1, 9) OBP: 0.321, SLG: 0.358	0-0 5-3			0-0 2B 1B	0-0 1-2 3-H 0-3 1B			0-0 S 1B		4	1	3	1	0	0	0											
Johnny Ray, S (1, 4) OBP: 0.373, SLG: 0.405	0-0 F9			0-0 1-H 2B	0-0 K			0-3 K		4	0	1	1	0	2	3											
Sid Bream, L (1, 3) OBP: 0.352, SLG: 0.486		0-0 4-3		0-3 K		0-0 G3		4-0 1-2 BB		3	0	0	0	1	1	1											
R.J. Reynolds, S (1, 7) OBP: 0.358, SLG: 0.462 Cecilio Guante, R (8, 1)		0-0 G3		0-0 FC1-6-5-3-4-3 2-3		0-0 1-3		0-0 F9		4	0	0	0	0	0	3											
Tony Peña, R (1, 2) OBP: 0.325, SLG: 0.345		0-3 K			0-0 1B 1B	0-0 B1-3			0-0 FC1-6 1B	4	1	2	0	0	1	0											
Jim Morrison, R (1, 5) OBP: 0.320, SLG: 0.433			0-0 1-3		0-0 1B 1-3 1B		0-0 F3		0-0 F9	4	1	1	0	0	0	1											
Rafael Belliard, R (1, 6) OBP: 0.297, SLG: 0.272			0-0 4-3		0-3 K		0-0 6-3		0-0 FC1-6 1-2	4	0	0	0	0	1	3											
Bob Kipper, R (1, 1) OBP: 0.045, SLG: 0.045 Jim Winn, R (6, 1) Pat Clements, R (7, 1) Bill Almon, R (8, 7) OBP: 0.323, SLG: 0.422			0-0 4-3		0-0 1B 2-3 3-H 1B		0-0 2-3		0-0 F9	2	0	1	1	0	0	0											
Inning Stats	R: 0 E: 0 K: 0 S: 3	H: 0 LOB: 0 BB: 0 P: 3	R: 0 E: 0 K: 1 S: 5	H: 0 LOB: 0 BB: 0 P: 5	R: 0 E: 0 K: 0 S: 3	H: 0 LOB: 0 BB: 0 P: 3	R: 2 E: 0 K: 1 S: 7	H: 3 LOB: 0 BB: 0 P: 7	R: 2 E: 0 K: 2 S: 11	H: 4 LOB: 2 BB: 0 P: 11	R: 0 E: 0 K: 0 S: 3	H: 0 LOB: 0 BB: 0 P: 3	R: 0 E: 0 K: 1 S: 6	H: 1 LOB: 2 BB: 1 P: 10	R: 0 E: 0 K: 0 S: 4	H: 1 LOB: 1 BB: 0 P: 4		1B: 7 2B: 2 3B: 0 HR: 1	SF: 0 SAC: 0 DP: 1 HBP: 0	WP: 0 PB: 0 SB: 2 CS: 0	PA: 36						
PITCHER	IP	WLS	BF	H	R	ER	SO	BB	IBB	HBP	BLK	WP	HR	S	P	ERA	WHIP										
Bryn Smith, R (1, 1) ERA: 4.06	7.0	L	27	7	4	4	4	0	0	0	0	0	1	35	35	5.14	1.000										
Dan Schatzeder, L (8, 1) ERA: 2.49	2.0		9	2	0	0	1	1	0	0	0	0	0	10	14	0.00	1.500										

Batter	1	2	3	4	5	6	7	8	9	AB	R	H	RBI	BB	SO	LOB	BOTTOM										
Mitch Webster, S (1, 8) OBP: 0.348, SLG: 0.384 (7, 9)	0-3 K		4-0 S 2B BB		0-3 K			0-0 1B		3	1	1	0	1	2	0	Pittsburgh Pirates @ Montreal Expos Olympic Stadium, Montreal, QB Thu Jun 19 1986, 7:05 PM EDT Att: 11,918 - Unknown										
Vance Law, R (1, 4) OBP: 0.303, SLG: 0.332	0-0 F8		0-0 1-H 2B		0-0 L5		0-0 F6		0-0 F6	4	0	1	1	0	0	1											
Tim Raines, S (1, 7) OBP: 0.407, SLG: 0.494	0-0 5-3		0-0 F9		0-0 F5		0-0 F8		0-0 F8	4	0	0	0	0	0	2											
Hubie Brooks, R (1, 6) OBP: 0.385, SLG: 0.610		0-0 F9	0-0 4-3		0-0 L4		0-0 F9		0-0 F9	4	0	0	0	0	0	1											
Tim Wallach, R (1, 5) OBP: 0.352, SLG: 0.514		0-3 K		4-0 F8 1B BB	0-0 1B BB	0-0 1B	0-0 F3		0-0 F3	3	1	1	0	1	1	0											
Andres Galarraga, R (1, 3) OBP: 0.360, SLG: 0.434		0-0 BB 1B		0-0 E CS 1B	0-0 1B BB	0-0 1B	0-0 F9		0-0 F9	4	0	3	0	0	0	0											
Jim Wohlford, R (1, 9) OBP: 0.234, SLG: 0.256 George Wright, S (6, PH) OBP: 0.246, SLG: 0.315 (7, 8)		4-0 1-2 BB		0-0 F8	0-3 K	0-3 K	0-0 F8		0-0 F8	1	0	0	0	1	0	2											
Mike Fitzgerald, R (1, 2) OBP: 0.355, SLG: 0.419		0-0 F6		0-0 CS E 1B	0-0 K	0-3 K	0-0 K		0-0 F8	2	0	0	0	0	1	2											
Bryn Smith, R (1, 1) Herm Winningham, L (7, PH) OBP: 0.301, SLG: 0.387 Dan Schatzeder, L (8, 1) OBP: 0.358, SLG: 0.557 Wayne Krenchicki, L (9, PH) OBP: 0.299, SLG: 0.417			0-3 K	0-0 5-3	0-0 1-3 2-H		0-3 K		0-0 F8	2	0	0	0	0	1	2											
Inning Stats	R: 0 E: 0 K: 1 S: 5	H: 1 LOB: 2 BB: 1 P: 10	R: 1 E: 0 K: 1 S: 6	H: 1 LOB: 1 BB: 1 P: 10	R: 1 E: 1 K: 0 S: 4	H: 2 LOB: 1 BB: 1 P: 8	R: 0 E: 0 K: 2 S: 9	H: 2 LOB: 2 BB: 0 P: 9	R: 0 E: 0 K: 1 S: 6	H: 1 LOB: 1 BB: 0 P: 6	R: 0 E: 0 K: 0 S: 3	H: 0 LOB: 0 BB: 0 P: 3	R: 0 E: 0 K: 0 S: 3	H: 1 LOB: 0 BB: 0 P: 3	R: 0 E: 0 K: 0 S: 3	H: 1 LOB: 0 BB: 0 P: 3		1B: 7 2B: 1 3B: 0 HR: 0	SF: 0 SAC: 0 DP: 0 HBP: 0	WP: 0 PB: 0 SB: 2 CS: 2	PA: 36						
PITCHER	IP	WLS	BF	H	R	ER	SO	BB	IBB	HBP	BLK	WP	HR	S	P	ERA	WHIP										
Bob Kipper, L (1, 1) ERA: 4.52	5.0	W	21	4	2	2	4	3	0	0	0	0	0	9	9	3.60	1.400										
Jim Winn, R (6, 1) ERA: 3.29	1.0		5	2	0	0	2	0	0	0	0	0	0	6	6	0.00	2.000										
Pat Clements, L (7, 1) ERA: 3.0	1.0		4	1	0	0	1	0	0	0	0	0	0	6	6	0.00	1.000										
Cecilio Guante, R (8, 1) ERA: 2.83	2.0	S	6	1	0	0	0	0	0	0	0	0	0	6	6	0.00	0.500										

AB 35
R 4
H 9
RBI 4
BB 1
SO 5
LOB 14



AB 33
R 2
H 8
RBI 2
BB 3
SO 7
LOB 14



Batter	1	2	3	4	5	6	7	8	9	AB	R	H	RBI	BB	SO	LOB	TOP					
Barry Bonds, L (1, 8) OBP: 0.390, SLG: 0.540	F8		4-3				B2			4	0	1	1	0	0	1	Pittsburgh Pirates @ Montreal Expos Olympic Stadium, Montreal, QB Fri Jun 20 1986, 7:05 PM EDT Att: 16,223 - Unknown					
Joe Orsulak, L (1, 9) OBP: 0.317, SLG: 0.352 Mike Brown, R (8, PH) OBP: 0.318, SLG: 0.349	6-3		4-3					FC4-6 1B		3	0	0	0	0	0	1						
Johnny Ray, S (1, 4) OBP: 0.368, SLG: 0.398	F8			4-3			F8	F6		4	0	0	0	0	0	1						
Sid Bream, L (1, 3) OBP: 0.351, SLG: 0.481		FC4-6 1B		6-3			K	FC4-6 1-2		4	0	1	0	0	1	1						
R.J. Reynolds, S (1, 7) OBP: 0.360, SLG: 0.460		FC4-6 1-2 BB		K				L4		3	0	1	0	1	1	1						
Tony Peña, R (1, 2) OBP: 0.323, SLG: 0.357		FC4-6 1-2 2-3					K			4	1	1	1	0	2	3						
Jim Morrison, R (1, 5) OBP: 0.319, SLG: 0.427		F3					F5	G5-4-3 BB		3	0	0	0	1	0	2						
Rafael Belliard, R (1, 6) OBP: 0.304, SLG: 0.274		5-3						G5-4-3 1B		3	1	1	0	1	1	2						
Bob Walk, R (1, 1) OBP: 0.364, SLG: 0.500 U L Washington, S (5, PH)			5-3					G5-4-3		1	0	0	0	0	0	0						
Larry McWilliams, L (5, 1) OBP: 0.211, SLG: 0.222 Mike Diaz, R (7, PH) OBP: 0.320, SLG: 0.326 Don Robinson, R (7, 1)							K	G5-4-3 1-2 2-3		1	0	0	0	0	0	0						
Inning Stats	R: 0 E: 0 K: 0 S: 3	H: 0 LOB: 0 BB: 0 P: 3	R: 0 E: 0 K: 0 S: 4	H: 1 LOB: 2 BB: 1 P: 8	R: 0 E: 0 K: 0 S: 3	H: 0 LOB: 0 BB: 0 P: 3	R: 0 E: 0 K: 1 S: 5	H: 0 LOB: 0 BB: 0 P: 5	R: 2 E: 0 K: 1 S: 8	H: 3 LOB: 1 BB: 0 P: 8	R: 0 E: 0 K: 2 S: 8	H: 1 LOB: 1 BB: 0 P: 8	R: 0 E: 0 K: 0 S: 2	H: 0 LOB: 1 BB: 2 P: 10	R: 0 E: 0 K: 0 S: 4	H: 1 LOB: 1 BB: 0 P: 4	R: 0 E: 0 K: 2 S: 7	H: 0 LOB: 0 BB: 0 P: 7	1B: 5 2B: 0 3B: 0 HR: 1	SF: 0 SAC: 0 DP: 1 HBP: 0	WP: 0 PB: 0 SB: 3 CS: 0	PA: 35
PITCHER	IP	WLS	BF	H	R	ER	SO	BB	IBB	HBP	BLK	WP	HR	S	P	ERA	WHIP					
Andy McGaffigan, R (1, 1) ERA: 3.18	6.0	W	25	5	2	2	4	2	0	0	0	0	1	31	39	3.00	1.167					
Bob McClure, L (7, 1) ERA: 2.82	3.0	S	10	1	0	0	2	1	0	0	0	0	0	13	17	0.00	0.667					

Batter	1	2	3	4	5	6	7	8	9	AB	R	H	RBI	BB	SO	LOB	BOTTOM				
Mitch Webster, S (1, 9) OBP: 0.347, SLG: 0.379	4-3			FC6-4 1B BB			F8			3	1	0	0	1	0	1	Pittsburgh Pirates @ Montreal Expos Olympic Stadium, Montreal, QB Fri Jun 20 1986, 7:05 PM EDT Att: 16,223 - Unknown				
Vance Law, R (1, 4) OBP: 0.307, SLG: 0.332	2B BB		1B 1-2 1B	PO			6-3			3	2	1	0	1	1	0					
Tim Raines, S (1, 7) OBP: 0.412, SLG: 0.592 Herm Winningham, L (5, 8) OBP: 0.304, SLG: 0.388	1B 2B		1B 1-3 2-H				F8			2	1	2	2	0	0	0					
Hubie Brooks, R (1, 6) OBP: 0.396, SLG: 0.617	G6-4-3 2H 1B		1B 3-H 1B				1B			4	1	4	2	0	0	0					
Tim Wallach, R (1, 5) OBP: 0.346, SLG: 0.505	G6-4-3 1-2		F9				F4			4	0	0	0	0	0	5					
Andres Galaraga, R (1, 3) OBP: 0.363, SLG: 0.436			K				K			4	1	2	1	0	2	3					
George Wright, S (1, 8) OBP: 0.246, SLG: 0.321	F7			WP 1B 2B			F8			4	1	1	0	0	0	2					
Mike Fitzgerald, R (1, 2) OBP: 0.359, SLG: 0.430			K				F9			4	0	2	2	0	1	1					
Andy McGaffigan, R (1, 1) ERA: 3.83 Bob McClure, R (7, 1)			K				B2			3	0	0	0	0	1	2					
			K							1	0	0	0	0	1	1					
Inning Stats	R: 2 E: 0 K: 0 S: 4	H: 2 LOB: 0 BB: 1 P: 8	R: 0 E: 0 K: 2 S: 8	H: 1 LOB: 1 BB: 0 P: 8	R: 2 E: 0 K: 1 S: 7	H: 3 LOB: 1 BB: 1 P: 11	R: 1 E: 0 K: 0 S: 4	H: 2 LOB: 0 BB: 0 P: 4	R: 0 E: 0 K: 2 S: 9	H: 2 LOB: 2 BB: 0 P: 9	R: 0 E: 0 K: 0 S: 3	H: 0 LOB: 0 BB: 0 P: 3	R: 0 E: 0 K: 0 S: 3	H: 0 LOB: 0 BB: 0 P: 3	R: 2 E: 0 K: 1 S: 8	H: 3 LOB: 1 BB: 0 P: 8	1B: 10 2B: 3 3B: 0 HR: 0	SF: 0 SAC: 0 DP: 1 HBP: 0	WP: 2 PB: 0 SB: 0 CS: 0	PA: 37	
PITCHER	IP	WLS	BF	H	R	ER	SO	BB	IBB	HBP	BLK	WP	HR	S	P	ERA	WHIP				
Bob Walk, R (1, 1) ERA: 3.83	4.0	L	19	8	5	5	3	2	0	0	0	0	0	23	31	11.25	2.500				
Larry McWilliams, L (5, 1) ERA: 5.34	2.0		8	2	0	0	2	0	0	0	0	0	0	12	12	0.00	1.000				
Don Robinson, R (7, 1) ERA: 6.87	2.0		9	3	2	2	1	0	0	0	0	1	0	11	11	9.00	1.500				

AB 32
R 2
H 6
RBI 2
BB 3
SO 6
LOB 15



AB 34
R 7
H 13
RBI 7
BB 2
SO 6
LOB 15



Batter	1	2	3	4	5	6	7	8	9	AB R H RBI BB SO LOB	TOP											
Barry Bonds, L OBP: 0.396, SLG: 0.543 (1, 8)										5 1 2 1 1 2 2	Pittsburgh Pirates @ Montreal Expos Olympic Stadium, Montreal, QB Sat Jun 21 1986, 7:05 PM EDT Att: 23,381 - Unknown											
Joe Orsulak, L OBP: 0.317, SLG: 0.348 (1, 9)										5 2 1 2 1 0 4												
Johnny Ray, S OBP: 0.366, SLG: 0.402 U L Washington, S (5, 6)										3 0 1 3 0 0 3 2 0 0 0 0 0 1												
Sid Bream, L OBP: 0.360, SLG: 0.500 (1, 3)										4 2 3 2 1 0 0												
Lee Mazzilli, S OBP: 0.406, SLG: 0.278 (1, 7)										4 2 2 0 1 0 1												
Tony Peña, R OBP: 0.322, SLG: 0.355 Junior Ortiz, R OBP: 0.347, SLG: 0.391 (8, PH) (8, 2)										4 1 1 0 0 1 5 1 0 0 0 0 0 1												
Bill Almon, R OBP: 0.326, SLG: 0.430 (1, 5)										5 3 2 3 0 2 1												
Rafael Belliard, R OBP: 0.308, SLG: 0.279 (5, 4)										5 1 2 1 0 0 0												
Rick Rhoden, R OBP: 0.308, SLG: 0.306 (1, 1)										5 2 3 1 0 0 0												
Inning Stats	R: 0 E: 0 K: 1 S: 5	H: 0 LOB: 0 BB: 0 P: 5	R: 0 E: 0 K: 1 S: 5	H: 0 LOB: 0 BB: 0 P: 5	R: 4 E: 0 K: 2 S: 12	H: 5 LOB: 2 BB: 1 P: 16	R: 0 E: 0 K: 1 S: 5	H: 0 LOB: 0 BB: 0 P: 5	R: 6 E: 1 K: 0 S: 10	H: 7 LOB: 3 BB: 2 P: 18		R: 3 E: 1 K: 0 S: 5	H: 2 LOB: 0 BB: 1 P: 9	R: 0 E: 0 K: 0 S: 3	H: 0 LOB: 0 BB: 0 P: 3	R: 0 E: 0 K: 0 S: 4	H: 1 LOB: 1 BB: 0 P: 4	R: 1 E: 0 K: 0 S: 5	H: 2 LOB: 1 BB: 0 P: 5	1B: 13 2B: 3 3B: 0 HR: 1	SF: 1 SAC: 0 DP: 1 HBP: 0	WP: 1 PB: 0 SB: 0 CS: 0
PITCHER	IP WLS BF H R ER SO BB IBB HBP BLK WP HR S P ERA WHIP											PITCHER	IP WLS BF H R ER SO BB IBB HBP BLK WP HR S P ERA WHIP									
Jay Tibbs, R ERA: 3.44	2.1 L 14 5 4 4 4 1 0 0 0 0 1 0 21 25 15.43 2.571																					
Dennis Martinez, R ERA: 11.32	3.2 22 9 9 8 1 3 0 0 0 0 0 1 21 33 19.64 3.273																					
Dan Schatzeder, L ERA: 2.44	7.1 1.0 3 0 0 0 0 0 0 0 0 0 0 3 3 0.00 0.000																					
Vance Law, R ERA: 3.0	8.1 2.0 9 3 1 1 0 0 0 0 0 0 0 9 9 4.50 1.500																					

Batter	1	2	3	4	5	6	7	8	9	AB R H RBI BB SO LOB	BOTTOM											
Mitch Webster, S OBP: 0.349, SLG: 0.385 (1, 9)										4 0 2 0 0 0 0	Pittsburgh Pirates @ Montreal Expos Olympic Stadium, Montreal, QB Sat Jun 21 1986, 7:05 PM EDT Att: 23,381 - Unknown											
Vance Law, R OBP: 0.306, SLG: 0.335 (1, 4) (8, 1)										4 1 1 0 0 1 2												
George Wright, S OBP: 0.240, SLG: 0.316 (1, 7) (8, 8)										2 0 0 1 0 2 1												
Hubie Brooks, R OBP: 0.392, SLG: 0.611 Al Newman, S OBP: 0.330, SLG: 0.264 (6, 6) (8, 4)										2 0 0 0 0 2 1 1 0 0 0 0 0 0												
Tim Wallach, R OBP: 0.344, SLG: 0.500 Wayne Krenchicki, L OBP: 0.294, SLG: 0.410 (1, 5) (6, 5)										2 0 0 0 0 0 0 1 0 0 0 0 0 0												
Andres Galarraga, R OBP: 0.338, SLG: 0.429 (1, 3)										3 0 0 0 0 2 0												
Herm Winningham, L OBP: 0.297, SLG: 0.379 (1, 8) (8, 6)										3 0 0 0 0 2 0												
Dann Bilardello, R OBP: 0.250, SLG: 0.303 (1, 2)										3 0 0 0 0 1 0												
Jay Tibbs, R OBP: 0.185, SLG: 0.160 Dennis Martinez, R (3, 1)										0 0 0 0 0 0 0 1 0 0 0 0 0 0 1 0 0 0 0 0 0												
Dan Schatzeder, L OBP: 0.526, SLG: 0.800 (6, PH) (7, 1)										1 0 0 0 0 0 0												
Jim Wehlford, R OBP: 0.229, SLG: 0.250 (8, 7)										1 0 0 0 0 0 0												
Inning Stats	R: 0 E: 0 K: 1 S: 5	H: 1 LOB: 0 BB: 0 P: 5	R: 0 E: 0 K: 2 S: 7	H: 0 LOB: 0 BB: 0 P: 7	R: 0 E: 0 K: 1 S: 5	H: 0 LOB: 0 BB: 0 P: 5	R: 0 E: 0 K: 2 S: 8	H: 1 LOB: 1 BB: 0 P: 8	R: 0 E: 0 K: 1 S: 5	H: 0 LOB: 0 BB: 0 P: 5	R: 0 E: 0 K: 0 S: 3	H: 0 LOB: 0 BB: 0 P: 3	R: 1 E: 1 K: 0 S: 4	H: 1 LOB: 0 BB: 0 P: 4	R: 0 E: 0 K: 2 S: 7	H: 0 LOB: 0 BB: 0 P: 7	R: 0 E: 0 K: 1 S: 5	H: 0 LOB: 0 BB: 0 P: 5	1B: 1 2B: 2 3B: 0 HR: 0	SF: 1 SAC: 0 DP: 1 HBP: 0	WP: 0 PB: 0 SB: 0 CS: 0	PA: 29
PITCHER	IP WLS BF H R ER SO BB IBB HBP BLK WP HR S P ERA WHIP											PITCHER	IP WLS BF H R ER SO BB IBB HBP BLK WP HR S P ERA WHIP									
Rick Rhoden, R ERA: 2.59	9.0 W 29 3 1 0 10 0 0 0 0 0 0 0 49 49 0.00 0.333																					

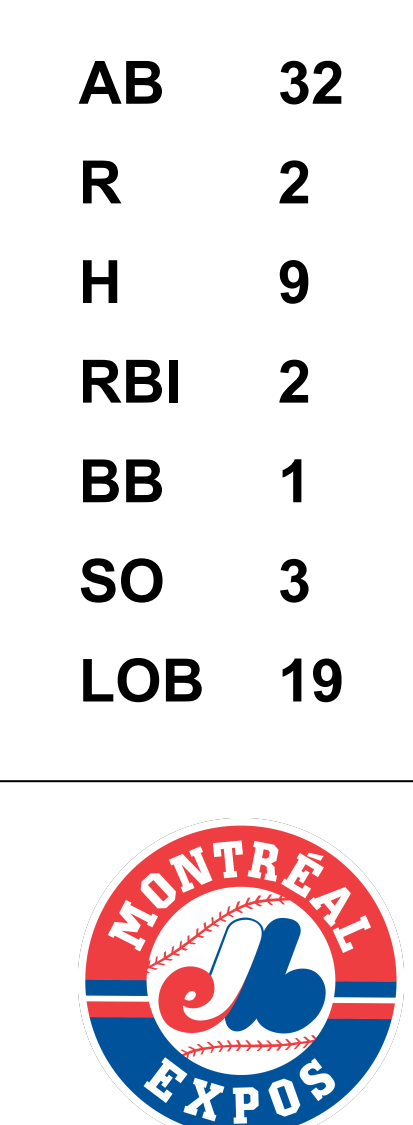


Batter	1	2	3	4	5	6	7	8	9	AB	R	H	RBI	BB	SO	LOB	TOP					
Bill Almon, R OBP: 0.343, SLG: 0.471 (1, 7)										5	1	4	1	0	0	1	Pittsburgh Pirates @ Montreal Expos Olympic Stadium, Montreal, QB Sun Jun 22 1986, 3:33 AM EDT Att: 27,129 - Unknown					
U L Washington, S OBP: 0.301, SLG: 0.222 (1, 6)										4	0	2	0	1	1	3						
Mike Brown, R OBP: 0.312, SLG: 0.341 (1, 9)										4	0	0	0	0	1	7						
Barry Bonds, L OBP: 0.393, SLG: 0.538 (9, PH)										1	0	0	0	0	1	2						
Jim Morrison, R OBP: 0.315, SLG: 0.421 (8, PH)										3	0	0	0	0	1	1						
Joe Orsulak, L OBP: 0.316, SLG: 0.346 (8, 8)										1	0	0	0	0	0	0						
Mike Diaz, R OBP: 0.321, SLG: 0.348 (1, 3)										3	0	1	0	0	1	1						
Sid Bream, L OBP: 0.358, SLG: 0.498 (8, 3)										1	0	0	0	0	1	0						
R J Reynolds, S OBP: 0.338, SLG: 0.454 (8, 7)										3	0	0	0	1	0	1						
Junior Ortiz, R OBP: 0.301, SLG: 0.388 (7, PR)										3	0	1	0	0	0	1						
Tony Peña, R OBP: 0.321, SLG: 0.354 (7, 2)										1	0	0	0	0	1	1						
Rafael Belliard, R OBP: 0.301, SLG: 0.272 (9, PH)										3	0	0	0	0	1	1						
Lee Mazzilli, S OBP: 0.402, SLG: 0.274 (9, PH)										1	0	0	0	0	0	0						
Rick Reuschel, R OBP: 0.176, SLG: 0.206 (9, PH)										3	0	1	0	0	1	1						
Johnny Ray, S OBP: 0.368, SLG: 0.404 (9, PH)										1	0	1	0	0	0	0						
Inning Stats	R: 1 E: 0 K: 2 S: 9	H: 2 LOB: 1 BB: 0 P: 9	R: 0 E: 0 K: 0 S: 3	H: 0 LOB: 0 BB: 0 P: 3	R: 0 E: 0 K: 2 S: 8	H: 1 LOB: 1 BB: 0 P: 8	R: 0 E: 0 K: 0 S: 4	H: 1 LOB: 1 BB: 0 P: 4	R: 0 E: 0 K: 1 S: 7	H: 2 LOB: 2 BB: 0 P: 7	R: 0 E: 0 K: 1 S: 5	H: 0 LOB: 0 BB: 0 P: 5	R: 0 E: 0 K: 0 S: 6	H: 3 LOB: 3 BB: 0 P: 6	R: 0 E: 0 K: 2 S: 7	H: 0 LOB: 1 BB: 1 P: 11	R: 0 E: 0 K: 1 S: 6	H: 1 LOB: 2 BB: 1 P: 10	1B: 8 2B: 1 3B: 0 HR: 1	SF: 0 SAC: 0 DP: 0 HBP: 0	WP: 0 PB: 0 SB: 2 CS: 0	PA: 39
PITCHER	IP	WLS	BF	H	R	ER	SO	BB	IBB	HBP	BLK	WP	HR	S	P	ERA	WHIP					
Joe Hesketh, L ERA: 5.4 (1, 1)	7.0	W	30	9	1	1	6	0	0	0	0	0	1	42	42	1.29	1.286					
Jeff Reardon, R ERA: 3.0 (8, 1)	2.0	S	9	1	0	0	3	2	0	0	0	0	0	13	21	0.00	1.500					

AB 37
R 1
H 10
RBI 1
BB 2
SO 9
LOB 20



Batter	1	2	3	4	5	6	7	8	9	AB	R	H	RBI	BB	SO	LOB	BOTTOM				
Al Newman, S OBP: 0.320, SLG: 0.256 (1, 4)										3	0	0	0	0	0	1	Pittsburgh Pirates @ Montreal Expos Olympic Stadium, Montreal, QB Sun Jun 22 1986, 3:33 AM EDT Att: 27,129 - Unknown				
Vance Law, R OBP: 0.309, SLG: 0.338 (7, PH)										1	0	1	1	0	0	0					
Mitch Webster, S OBP: 0.344, SLG: 0.378 (1, 9)										4	0	0	0	0	1	3					
George Wright, S OBP: 0.240, SLG: 0.314 (1, 7)										4	0	1	0	0	0	2					
Hubie Brooks, R OBP: 0.394, SLG: 0.609 (1, 6)										4	1	2	0	0	0	1					
Tim Wallach, R OBP: 0.342, SLG: 0.496 (1, 5)										4	0	1	0	0	1	1					
Jason Thomson, L OBP: 0.397, SLG: 0.275 (7, 3)										2	0	1	1	1	0	1					
Andres Galarraga, R OBP: 0.337, SLG: 0.426 (7, 3)										1	0	0	0	0	0	0					
Herm Winningham, L OBP: 0.298, SLG: 0.386 (1, 8)										3	1	1	0	0	0	3					
Mike Fitzgerald, R OBP: 0.365, SLG: 0.450 (1, 2)										3	0	2	0	0	0	2					
Joe Hesketh, R (1, 1)										2	0	0	0	0	1	3					
Wayne Krenchicki, L OBP: 0.290, SLG: 0.403 (7, PH)										1	0	0	0	0	0	2					
Jeff Reardon, R (8, 1)										0	0	0	0	0	0	0					
Inning Stats	R: 0 E: 0 K: 0 S: 3	H: 0 LOB: 0 BB: 0 P: 3	R: 1 E: 0 K: 1 S: 8	H: 3 LOB: 2 BB: 0 P: 8	R: 0 E: 0 K: 1 S: 5	H: 0 LOB: 0 BB: 0 P: 5	R: 0 E: 0 K: 1 S: 5	H: 0 LOB: 1 BB: 1 P: 9	R: 0 E: 0 K: 0 S: 4	H: 0 LOB: 1 BB: 0 P: 4	R: 0 E: 0 K: 0 S: 4	H: 1 LOB: 1 BB: 0 P: 4	R: 1 E: 0 K: 0 S: 6	H: 3 LOB: 2 BB: 0 P: 6	R: 0 E: 0 K: 0 S: 3	H: 1 LOB: 0 BB: 0 P: 3	1B: 7 2B: 1 3B: 1 HR: 0	SF: 0 SAC: 0 DP: 2 HBP: 0	WP: 0 PB: 0 SB: 0 CS: 0	PA: 33	
PITCHER	IP	WLS	BF	H	R	ER	SO	BB	IBB	HBP	BLK	WP	HR	S	P	ERA	WHIP				
Rick Reuschel, R ERA: 3.53 (1, 1)	8.0	L	33	9	2	2	3	1	0	0	0	0	0	38	42	2.25	1.250				



Batter	1	2	3	4	5	6	7	8	9	10	11	AB	R	H	RBI	BB	SO	LOB	TOP					
Barry Bonds, L OBP: 0.385, SLG: 0.515 (1, 8)	F7			6-3		K		FC5-4 BB			K	4	0	0	0	1	2	0						
Bill Almon, R OBP: 0.345, SLG: 0.484 (1, 7) (11, 5)	F9			SF8 3B		2-3		FC5-4 1-2			1B	5	1	2	0	0	0	1						
Johnny Ray, S OBP: 0.389, SLG: 0.402 (1, 4)	F9			1B BB		F9			F6		1B	4	0	1	0	1	0	0						
Jim Morrison, R OBP: 0.310, SLG: 0.415 Joe Orsulik, L OBP: 0.319, SLG: 0.346 (11, PH) (11, 9)	6-3			SF8		F3			F2		1B	3	0	0	1	0	0	0						
Mike Diaz, R OBP: 0.333, SLG: 0.360 Rick Reuschel, R OBP: 0.176, SLG: 0.206 Sid Bream, L OBP: 0.337, SLG: 0.495 (1, 3) (9, PR) (9, 3)	F8			3H 1B		F3					G6-4-3 1B	4	0	2	0	0	0	0						
Tony Peña, R OBP: 0.320, SLG: 0.356 (1, 2)	F3			F8		F8			F3			4	0	1	0	0	0	3						
Mike Brown, R OBP: 0.307, SLG: 0.335 Larry McWilliams, L OBP: 0.211, SLG: 0.222 Cecilio Guante, R (9, 1) U L Washington, S OBP: 0.273, SLG: 0.200 Pat Clements, R (10, PH) (10, 1)	1-3			F4		G3			F9			3	0	0	0	0	0	1						
Rafael Belliard, R OBP: 0.291, SLG: 0.263 (1, 6)	F9			F7		K			K			4	0	0	0	0	2	0						
Mike Bielecki, R OBP: 0.337, SLG: 0.437 R.J. Reynolds, S OBP: 0.355, SLG: 0.450 (1, 1) (7, 9) (11, 7)	K			F9		6-3			K			2	0	0	0	0	1	0						
Inning Stats	R: 0 E: 0 K: 0 S: 3	H: 0 LOB: 0 BB: 0 P: 3	R: 0 E: 0 K: 0 S: 3	H: 0 LOB: 0 BB: 0 P: 3	R: 0 E: 0 K: 1 S: 5	H: 0 LOB: 0 BB: 0 P: 5	R: 1 E: 0 K: 0 S: 5	H: 2 LOB: 2 BB: 1 P: 9	R: 0 E: 0 K: 1 S: 5	H: 0 LOB: 0 BB: 0 P: 5	R: 0 E: 0 K: 1 S: 4	H: 1 LOB: 1 BB: 0 P: 4	R: 0 E: 0 K: 1 S: 5	H: 0 LOB: 1 BB: 1 P: 9	R: 0 E: 0 K: 2 S: 4	H: 1 LOB: 1 BB: 0 P: 4	R: 0 E: 0 K: 2 S: 7	H: 0 LOB: 0 BB: 0 P: 7	R: 0 E: 0 K: 1 S: 6	H: 2 LOB: 2 BB: 1 P: 10	1B: 4 2B: 1 3B: 1 HR: 0	SF: 1 SAC: 0 DP: 1 HBP: 0	WP: 0 PB: 0 SB: 0 CS: 0	PA: 41
PITCHER	IP ERA WLS BF H R ER SO BB IBB HBP BLK WP HR S P ERA WHIP																							
John Tudor, L ERA: 2.23 Ken Dayley, L ERA: 4.06 Todd Worrell, R ERA: 1.71 (1, 1) (10, 1) (11, 1)	9.0 2.23 1.1 6 2 0 0 3 0 0 0 0 0 0 0 12 12 0.00 1.500																							

Pittsburgh Pirates @ St. Louis Cardinals
 Busch Stadium, St. Louis, MO
 Mon Jun 23 1986, 7:05 PM CDT
 Att: 25,506 - Unknown

livebaseballscorecards.com

AB 37
R 1
H 6
RBI 1
BB 3
SO 6
LOB 8



Batter	1	2	3	4	5	6	7	8	9	10	11	AB	R	H	RBI	BB	SO	LOB	BOTTOM			
Vince Coleman, S OBP: 0.326, SLG: 0.325 (1, 7)	6-3			K		BLK 1B		K			1B BB	5	1	2	0	1	2	2				
Ozzie Smith, S OBP: 0.369, SLG: 0.373 (1, 6)	4-3			S 1B		F9		6-3			F8	5	0	1	0	1	0	3				
Tom Herr, S OBP: 0.314, SLG: 0.296 (1, 4)	2B			BB 1B		6-3 1B		1B			S 1B	5	0	5	2	1	0	0				
Jack Clark, R OBP: 0.366, SLG: 0.428 (1, 3)	F8			K		6-3		K			F8	5	0	0	0	0	2	7				
Willie McGee, S OBP: 0.297, SLG: 0.337 (1, 8)	FC			4-3		F8		F9			G4-6-3 1B	5	0	1	0	0	0	2				
Curt Ford, L OBP: 0.342, SLG: 0.455 Tito Landrum, R OBP: 0.255, SLG: 0.262 (1, 9) (8, PH) (9, 9)	1-3 2B			4-3		6-3		K			F8	3	0	1	0	0	0	0				
Todd Worrell, R (11, 1)	2B			1B 1B		1B		K			G4-6-3	0	0	0	0	0	0	0				
Michael LaValliere, L OBP: 0.379, SLG: 0.381 (1, 2)	1-3			1B 1B		1B		K			1-2	5	0	2	0	0	1	2				
Terry Pendleton, S OBP: 0.272, SLG: 0.264 (1, 5)	F6			1B		1B		K			BB 1B	5	1	2	0	0	1	2				
John Tudor, L SLG: 0.071 Mike Heath, R OBP: 0.291, SLG: 0.297 Ken Dayley, L OBP: 0.333, SLG: 0.200 Andy Van Slyke, L OBP: 0.280, SLG: 0.310 (1, 1) (9, PH) (10, 1) (11, 9)	F2			K		1B		1B BB			B5	3	0	1	0	0	1	2				
Inning Stats	R: 0 E: 0 K: 0 S: 4	H: 1 LOB: 1 BB: 0 P: 4	R: 0 E: 0 K: 0 S: 4	H: 1 LOB: 1 BB: 0 P: 4	R: 0 E: 0 K: 2 S: 8	H: 1 LOB: 2 BB: 1 P: 12	R: 0 E: 0 K: 1 S: 7	H: 2 LOB: 2 BB: 0 P: 7	R: 1 E: 0 K: 1 S: 5	H: 2 LOB: 1 BB: 0 P: 5	R: 0 E: 0 K: 3 S: 9	H: 0 LOB: 0 BB: 0 P: 9	R: 0 E: 0 K: 0 S: 4	H: 2 LOB: 2 BB: 1 P: 8	R: 0 E: 0 K: 0 S: 3	H: 1 LOB: 0 BB: 0 P: 3	R: 1 E: 0 K: 0 S: 3	H: 2 LOB: 3 BB: 2 P: 11	1B: 13 2B: 2 3B: 0 HR: 0	SF: 0 SAC: 0 DP: 1 HBP: 0	WP: 0 PB: 0 SB: 2 CS: 0	PA: 48
PITCHER	IP ERA WLS BF H R ER SO BB IBB HBP BLK WP HR S P ERA WHIP																					
Mike Bielecki, R ERA: 4.6 Larry McWilliams, L ERA: 5.12 Cecilio Guante, R ERA: 2.61 Pat Clements, L ERA: 3.16 (1, 1) (7, 1) (9, 1) (10, 1)	6.0 4.6 2.2 11 3 0 0 4 1 0 0 1 0 0 0 18 22 0.00 1.500																					

Pittsburgh Pirates @ St. Louis Cardinals
 Busch Stadium, St. Louis, MO
 Mon Jun 23 1986, 7:05 PM CDT
 Att: 25,506 - Unknown

livebaseballscorecards.com

AB 44
R 2
H 15
RBI 2
BB 4
SO 8
LOB 22



Batter	1	2	3	4	5	6	7	8	9	10	AB	R	H	RBI	BB	SO	LOB	TOP	
Barry Bonds, L OBP: 0.365, SLG: 0.476 (1, 8)	F7		F7			4-3		K2-3			4	0	0	0	0	1	1		
Joe Orsulak, L OBP: 0.313, SLG: 0.338 (1, 9)	2-3		4-3			4-3			SH2-3 1B		4	0	1	0	0	0	0		
Johnny Ray, S OBP: 0.367, SLG: 0.396 (1, 4)	6-3			6-3			5-3		SH2-3		3	0	0	0	0	0	0		
Sid Bream, L OBP: 0.354, SLG: 0.482 (1, 3)		K		4-3			3-1		G4-6-3 IBB		3	0	0	0	1	1	0		
R.J. Reynolds, S OBP: 0.352, SLG: 0.447 (1, 7)				4-3			4-3		G4-6-3 1-2f		4	0	1	0	0	0	2		
Tony Peña, R OBP: 0.321, SLG: 0.379 (1, 2)		K			6-3			4-3 1B 2B		F9	4	1	1	0	0	1	1		
Bill Almon, R OBP: 0.347, SLG: 0.472 (1, 5)					5-3			4-3			2	0	0	0	2	0	1		
Rafael Belliard, R OBP: 0.287, SLG: 0.258 (8, PH)											2	0	0	0	0	1	2		
U.L. Washington, S OBP: 0.412, SLG: 0.286 (8, 6)											2	0	1	1	0	0	1		
Bob Walk, R OBP: 0.308, SLG: 0.417 (8, PH)											2	0	0	0	0	0	0		
Lee Mazzilli, S OBP: 0.394, SLG: 0.267 (8, 1)											1	0	0	0	0	0	1		
Cecilio Guante, R OBP: 0.365, SLG: 0.365 (10, PH)											0	0	0	0	0	0	0		
Mike Diaz, R OBP: 0.365, SLG: 0.365 (10, 1)											1	0	0	0	0	1	1		
Pat Clements, R OBP: 0.365, SLG: 0.365 (10, 1)											0	0	0	0	0	0	0		
Inning Stats	R: 0 E: 0 K: 0 S: 3	H: 0 LOB: 0 BB: 0 P: 3	R: 0 E: 0 K: 3 S: 10	H: 1 LOB: 2 BB: 1 P: 14	R: 0 E: 0 K: 0 S: 3	H: 0 LOB: 0 BB: 0 P: 3	R: 0 E: 0 K: 0 S: 3	H: 0 LOB: 0 BB: 0 P: 3	R: 0 E: 0 K: 0 S: 3	H: 0 LOB: 0 BB: 0 P: 3	R: 1 E: 0 K: 1 S: 7	H: 2 LOB: 1 BB: 0 P: 7	R: 0 E: 0 K: 0 S: 3	H: 1 LOB: 1 BB: 1 P: 7	R: 0 E: 0 K: 1 S: 5	H: 0 LOB: 1 BB: 1 P: 9	1B: 2 2B: 2 3B: 0 HR: 0	SF: 0 SAC: 1 DP: 1 HBP: 0	WP: 0 PA: 36
PITCHER	IP 9.0	WLS 32	BF 4	H 1	R 1	ER 1	SO 4	BB 1	IBB 0	HBP 0	BLK 0	WP 0	HR 0	S 38	P 46	ERA 1.00	WHIP 0.556		
Danny Cox, R ERA: 4.14																			
Ricky Horton, L ERA: 3.89	1.0	W	4	0	0	0	1	1	0	0	0	0	0	5	9	0.00	1.000		

Pittsburgh Pirates @ St. Louis Cardinals
 Busch Stadium, St. Louis, MO
 Wed Jun 25 1986, 7:05 PM CDT
 Att: 29,146 - Unknown

AB	32
R	1
H	4
RBI	1
BB	3
SO	5
LOB	10



Batter	1	2	3	4	5	6	7	8	9	10	AB	R	H	RBI	BB	SO	LOB	BOTTOM			
Vince Coleman, S OBP: 0.333, SLG: 0.328 (1, 7)	E7 1B		4-3		5-3			1B BB		1B WP E 1B	4	1	2	0	1	0	1				
Curt Ford, L OBP: 0.333, SLG: 0.425 (1, 9)	F3		4-3					1B BB		E BB	4	0	1	0	0	1	2				
Tito Landrum, R OBP: 0.263, SLG: 0.262 (10, PH)								1B		E BB	0	0	0	0	1	0	0				
Tom Herr, S OBP: 0.322, SLG: 0.300 (1, 4)	FC3-2-5			1B BLK 1B		FC5-4 BB		K		E9 1B	4	0	2	0	1	1	3				
Wille McGee, S OBP: 0.295, SLG: 0.335 (1, 8)	6-3			1B CS 1B		FC5-4 BB		G4-6-3		1-2f	4	0	1	0	0	0	4				
Michael LaValliere, L OBP: 0.384, SLG: 0.379 (1, 2)		3-1									3	0	1	0	1	0	2				
Tom Lawless, R OBP: 0.290, SLG: 0.300 (9, PH)											0	0	0	0	0	0	0				
Mike Heath, R OBP: 0.292, SLG: 0.296 (10, 2)											0	0	0	0	0	0	0				
Terry Pendleton, S OBP: 0.272, SLG: 0.265 (1, 5)					F3					S 1B	4	0	1	0	0	0	3				
Andy Van Slyke, L OBP: 0.289, SLG: 0.328 (1, 3)					F6					F8	4	0	1	0	0	0	3				
José Quiendo, S OBP: 0.441, SLG: 0.439 (1, 6)					F7						3	1	1	1	1	1	1				
Danny Cox, R OBP: 0.190, SLG: 0.250 (1, 1)											2	0	0	0	0	1	0				
Clint Hurdle, R OBP: 0.259, SLG: 0.250 (9, PH)											1	0	0	0	0	0	2				
Ricky Horton, L OBP: 0.167, SLG: 0.167 (10, 1)											0	0	0	0	0	0	0				
Inning Stats	R: 0 E: 1 K: 0 S: 4	H: 1 LOB: 1 BB: 0 P: 4	R: 0 E: 0 K: 0 S: 3	H: 1 LOB: 1 BB: 1 P: 7	R: 0 E: 0 K: 1 S: 5	H: 0 LOB: 0 BB: 0 P: 5	R: 0 E: 0 K: 0 S: 4	H: 2 LOB: 1 BB: 0 P: 4	R: 1 E: 0 K: 1 S: 7	H: 2 LOB: 1 BB: 0 P: 7	R: 0 E: 0 K: 0 S: 2	H: 0 LOB: 0 BB: 0 P: 3	R: 0 E: 0 K: 1 S: 5	H: 1 LOB: 1 BB: 1 P: 9	R: 0 E: 0 K: 1 S: 6	H: 1 LOB: 2 BB: 1 P: 10	R: 1 E: 1 K: 0 S: 2	H: 2 LOB: 2 BB: 1 P: 6	1B: 9 2B: 0 3B: 0 HR: 1	SF: 0 SAC: 1 DP: 1 HBP: 0	WP: 1 PA: 39
PITCHER	IP 7.0	WLS 27	BF 6	H 1	R 1	ER 1	SO 2	BB 3	IBB 0	HBP 0	BLK 1	WP 0	HR 1	S 28	P 40	ERA 1.29	WHIP 1.286				
Bob Walk, R ERA: 3.53																					
Cecilio Guante, R ERA: 2.5	2.0	9	2	0	0	2	1	1	0	0	0	0	0	11	19	0.00	1.500				
Pat Clements, L ERA: 3.06	0.0	L	3	2	1	0	0	1	0	0	0	1	0	2	6	∞	∞				

Pittsburgh Pirates @ St. Louis Cardinals
 Busch Stadium, St. Louis, MO
 Wed Jun 25 1986, 7:05 PM CDT
 Att: 29,146 - Unknown

AB	32
R	2
H	10
RBI	1
BB	6
SO	4
LOB	19



Batter	1	2	3	4	5	6	7	8	9	AB	R	H	RBI	BB	SO	LOB	TOP			
Mitch Webster, S (1, 9) OBP: 0.344, SLG: 0.377	G3		4-3					P6		4	0	0	0	0	1	1	Montreal Expos @ Pittsburgh Pirates Three Rivers Stadium, Pittsburgh, PA Fri Jun 27 1986, 7:05 PM EDT Att: 15,392 - Unknown			
Vance Law, R (1, 4) OBP: 0.301, SLG: 0.321	L4		K					6-3		4	0	0	0	0	2	1				
Tim Raines, S (1, 7) OBP: 0.412, SLG: 0.504	1B			2B				K		4	1	2	0	0	1	0				
Hubie Brooks, R (1, 6) OBP: 0.392, SLG: 0.595	K			2B				6-3		4	0	1	1	0	1	1				
Tim Wallach, R (1, 5) OBP: 0.342, SLG: 0.481		1B		P6				K		3	0	1	0	1	1	1				
Wayne Krenchicki, L (1, 3) OBP: 0.295, SLG: 0.366	K			F8				6-3		4	0	0	0	0	2	3				
Herm Winningham, L (1, 8) OBP: 0.291, SLG: 0.373	K			K				K		3	0	0	0	0	3	2				
Dann Bilardello, R (1, 2) OBP: 0.240, SLG: 0.290	F2							F9		3	0	0	0	0	0	1				
Jay Tibbs, R (1, 1) OBP: 0.207, SLG: 0.185			G3							2	0	1	0	0	0	0				
Bob McClure, R (6, 1)										0	0	0	0	0	0	0				
Dennis Martinez, R (6, 1)										0	0	0	0	0	0	0				
Dan Schatzeder, L (8, PH) OBP: 0.524, SLG: 0.765										1	0	0	0	0	0	0				
Inning Stats	R: 0 E: 0 K: 1 S: 6	H: 1 LOB: 1 BB: 0 P: 6	R: 0 E: 0 K: 2 S: 8	H: 1 LOB: 1 BB: 0 P: 8	R: 0 E: 0 K: 1 S: 5	H: 0 LOB: 0 BB: 0 P: 5	R: 1 E: 0 K: 1 S: 7	H: 2 LOB: 1 BB: 0 P: 7	R: 0 E: 0 K: 2 S: 8	H: 0 LOB: 0 BB: 0 P: 7	R: 0 E: 0 K: 1 S: 5	H: 0 LOB: 0 BB: 0 P: 5	R: 0 E: 0 K: 0 S: 3	H: 0 LOB: 0 BB: 0 P: 3	R: 0 E: 0 K: 1 S: 5	H: 0 LOB: 1 BB: 1 P: 9	1B: 3 2B: 2 3B: 0 HR: 0	SF: 0 SAC: 0 DP: 0 HBP: 0	WP: 0 PB: 0 CS: 0	PA: 33
PITCHER Rick Rhoden, R (1, 1) ERA: 2.46	IP: 9.0 WLS: W BF: 33 H: 5 R: 1 ER: 1 SO: 11 BB: 1 IBB: 0 HBP: 0 BLK: 0 WP: 0 HR: 0 S: 54 P: 58 ERA: 1.00 WHIP: 0.667																			

Batter	1	2	3	4	5	6	7	8	9	AB	R	H	RBI	BB	SO	LOB	BOTTOM			
Barry Bonds, L (1, 8) OBP: 0.362, SLG: 0.463	F8		F7							3	1	0	0	1	1	3	Montreal Expos @ Pittsburgh Pirates Three Rivers Stadium, Pittsburgh, PA Fri Jun 27 1986, 7:05 PM EDT Att: 15,392 - Unknown			
Joe Orsulak, L (1, 9) OBP: 0.317, SLG: 0.342	3-1									4	1	2	0	0	0	2				
Johnny Ray, S (1, 4) OBP: 0.365, SLG: 0.398	K									4	1	1	2	0	1	1				
Sid Bream, L (1, 3) OBP: 0.356, SLG: 0.482		CS	G3							4	1	2	1	0	1	1				
R.J. Reynolds, S (1, 7) OBP: 0.350, SLG: 0.443	G3									4	1	1	1	0	1	2				
Tony Peña, R (1, 2) OBP: 0.320, SLG: 0.382	K									4	1	1	1	0	1	1				
Jim Morrison, R (1, 5) OBP: 0.304, SLG: 0.402										3	0	0	0	1	1	0				
Rafael Belliard, R (1, 6) OBP: 0.286, SLG: 0.258										4	0	1	2	0	0	0				
Rick Rhoden, R (1, 1) OBP: 0.341, SLG: 0.368										2	1	2	0	0	0	0				
Inning Stats	R: 0 E: 0 K: 1 S: 5	H: 0 LOB: 0 BB: 0 P: 5	R: 0 E: 0 K: 1 S: 5	H: 1 LOB: 0 BB: 0 P: 5	R: 0 E: 0 K: 0 S: 4	H: 1 LOB: 1 BB: 0 P: 4	R: 0 E: 0 K: 2 S: 8	H: 1 LOB: 1 BB: 0 P: 8	R: 0 E: 0 K: 1 S: 3	H: 0 LOB: 0 BB: 0 P: 3	R: 7 E: 0 K: 1 S: 12	H: 7 LOB: 2 BB: 2 P: 20	R: 0 E: 0 K: 0 S: 3	H: 0 LOB: 0 BB: 0 P: 3	R: 0 E: 0 K: 1 S: 5	H: 0 LOB: 0 BB: 0 P: 5		1B: 7 2B: 3 3B: 0 HR: 0	SF: 0 SAC: 1 DP: 0 HBP: 0	WP: 0 PB: 0 CS: 1
PITCHER Jay Tibbs, R (1, 1) ERA: 3.73 Bob McClure, L (6, 1) ERA: 3.04 Dennis Martinez, R (6, 1) ERA: 8.16 Dan Schatzeder, L (8, 1) ERA: 2.51	IP: 5.0 WLS: L BF: 22 H: 7 R: 5 ER: 5 SO: 4 BB: 1 IBB: 0 HBP: 0 BLK: 0 WP: 0 HR: 0 S: 29 P: 33 ERA: 9.00 WHIP: 1.600																			

AB	32
R	1
H	5
RBI	1
BB	1
SO	11
LOB	10



AB	32
R	7
H	10
RBI	7
BB	2
SO	6
LOB	10



Batter	1	2	3	4	5	6	7	8	9	AB	R	H	RBI	BB	SO	LOB	TOP								
Mitch Webster, S (1.9) OBP: 0.350, SLG: 0.380										3	1	2	0	1	1	0									
George Wright, S (1.8) OBP: 0.234, SLG: 0.311										3	0	0	1	0	0	3									
Tim Raines, S (1.7) OBP: 0.410, SLG: 0.500										4	0	1	1	0	1	2									
Hubie Brooks, R (1.6) OBP: 0.390, SLG: 0.602										4	1	1	1	0	0	2									
Tim Wallach, R (1.5) OBP: 0.340, SLG: 0.478										4	0	1	0	0	0	2									
Andres Galarraga, R (1.3) OBP: 0.329, SLG: 0.405										3	0	0	0	0	1	1									
Al Newman, S (1.4) OBP: 0.318, SLG: 0.255										4	1	1	0	0	0	3									
Mike Fitzgerald, R (1.2) OBP: 0.388, SLG: 0.500										2	0	0	0	2	1	0									
Joe Hesketh, R (1.1) Herm Winningham, L (6, PH) Tim Burke, R (6.1) Bob McClure, R (7.1) Jeff Reardon, R (7.1)										1	0	0	0	0	1	1									
Inning Stats	R: 1 E: 1 K: 0 S: 6	H: 2 LOB: 3 BB: 0 P: 7	R: 0 E: 0 K: 1 S: 5	H: 1 LOB: 1 BB: 1 P: 9	R: 1 E: 0 K: 0 S: 4	H: 1 LOB: 0 BB: 0 P: 4	R: 1 E: 0 K: 1 S: 6	H: 1 LOB: 2 BB: 2 P: 14	R: 0 E: 0 K: 0 S: 3	H: 1 LOB: 0 BB: 0 P: 3	R: 0 E: 0 K: 1 S: 5	H: 0 LOB: 0 BB: 0 P: 5	R: 0 E: 0 K: 0 S: 3	H: 1 LOB: 0 BB: 0 P: 3	R: 0 E: 0 K: 2 S: 7	H: 0 LOB: 0 BB: 0 P: 7	1B: 6 2B: 0 3B: 0 HR: 1	SF: 1 SAC: 1 DP: 1 HBP: 1	WP: 0 PB: 0 SB: 1 CS: 2	PA: 38					
PITCHER	IP WLS BF H R ER SO BB IBB HBP BLK WP HR S P ERA WHIP	IP WLS BF H R ER SO BB IBB HBP BLK WP HR S P ERA WHIP	IP WLS BF H R ER SO BB IBB HBP BLK WP HR S P ERA WHIP	IP WLS BF H R ER SO BB IBB HBP BLK WP HR S P ERA WHIP	IP WLS BF H R ER SO BB IBB HBP BLK WP HR S P ERA WHIP	IP WLS BF H R ER SO BB IBB HBP BLK WP HR S P ERA WHIP	IP WLS BF H R ER SO BB IBB HBP BLK WP HR S P ERA WHIP	IP WLS BF H R ER SO BB IBB HBP BLK WP HR S P ERA WHIP	IP WLS BF H R ER SO BB IBB HBP BLK WP HR S P ERA WHIP	IP WLS BF H R ER SO BB IBB HBP BLK WP HR S P ERA WHIP	IP WLS BF H R ER SO BB IBB HBP BLK WP HR S P ERA WHIP	IP WLS BF H R ER SO BB IBB HBP BLK WP HR S P ERA WHIP	IP WLS BF H R ER SO BB IBB HBP BLK WP HR S P ERA WHIP	IP WLS BF H R ER SO BB IBB HBP BLK WP HR S P ERA WHIP	IP WLS BF H R ER SO BB IBB HBP BLK WP HR S P ERA WHIP	IP WLS BF H R ER SO BB IBB HBP BLK WP HR S P ERA WHIP	IP WLS BF H R ER SO BB IBB HBP BLK WP HR S P ERA WHIP	IP WLS BF H R ER SO BB IBB HBP BLK WP HR S P ERA WHIP	IP WLS BF H R ER SO BB IBB HBP BLK WP HR S P ERA WHIP	IP WLS BF H R ER SO BB IBB HBP BLK WP HR S P ERA WHIP	IP WLS BF H R ER SO BB IBB HBP BLK WP HR S P ERA WHIP	IP WLS BF H R ER SO BB IBB HBP BLK WP HR S P ERA WHIP			
Rick Reuschel, R (1.1) ERA: 3.58	4.0 L 21 5 3 2 2 2 1 1 0 0 1 21 34 4.50 1.750	2.0 6 1 0 0 1 0 0 0 0 0 0 8 8 0.00 0.500	1.0 3 0 0 0 1 0 0 0 0 0 0 5 5 0.00 0.000	2.0 6 1 0 0 2 0 0 0 0 0 0 10 10 0.00 0.500																					
Jim Wynn, R (5.1) ERA: 3.4																									
Larry McWilliams, L (7.1) ERA: 5.0																									
Cecilio Guante, R (8.1) ERA: 2.41																									
Batter	1	2	3	4	5	6	7	8	9	AB	R	H	RBI	BB	SO	LOB	BOTTOM								
Barry Bonds, L (1.8) OBP: 0.363, SLG: 0.469										5	1	2	0	0	1	3									
Bill Almon, R (1.7) OBP: 0.348, SLG: 0.462										3	0	0	0	2	0	1									
Johnny Ray, S (1.4) OBP: 0.362, SLG: 0.394										5	0	1	1	0	0	3									
Mike Diaz, R (1.3) OBP: 0.339, SLG: 0.364										3	0	1	0	0	1	1									
Sid Bream, L (7.3) OBP: 0.356, SLG: 0.489										1	0	1	0	0	0	0									
Jim Morrison, R (1.5) OBP: 0.304, SLG: 0.401										3	0	1	0	0	1	1									
Joe Orsulak, L (7, PH) OBP: 0.315, SLG: 0.340										1	0	0	0	0	0	2									
Cecilio Guante, R (8.1) ERA: 2.41										0	0	0	0	0	0	0									
Tony Peña, R (1.2) OBP: 0.319, SLG: 0.377										3	1	0	0	1	0	3									
Mike Brown, R (1.9) OBP: 0.304, SLG: 0.328										3	0	0	0	1	0	1									
Rafael Belliard, R (1.6) OBP: 0.292, SLG: 0.260										3	0	1	1	0	1	0									
Rick Reuschel, R (1.1) Junior Ortiz, R (4, PH) Jim Wynn, R (5.1) Lee Mazzilli, S (6, PH) Larry McWilliams, L (7.1) R.J. Reynolds, S (8.7)										1	0	0	0	0	1	0									
Inning Stats	R: 0 E: 0 K: 1 S: 5	H: 0 LOB: 1 BB: 1 P: 9	R: 0 E: 0 K: 0 S: 2	H: 0 LOB: 0 BB: 1 P: 6	R: 0 E: 0 K: 1 S: 6	H: 1 LOB: 2 BB: 1 P: 10	R: 1 E: 0 K: 0 S: 5	H: 2 LOB: 3 BB: 2 P: 13	R: 0 E: 0 K: 0 S: 3	H: 0 LOB: 1 BB: 0 P: 4	R: 1 E: 0 K: 0 S: 6	H: 3 LOB: 2 BB: 0 P: 6	R: 0 E: 0 K: 1 S: 5	H: 0 LOB: 0 BB: 0 P: 5	R: 0 E: 0 K: 1 S: 5	H: 0 LOB: 0 BB: 0 P: 5	1B: 5 2B: 2 3B: 0 HR: 0	SF: 0 SAC: 0 DP: 0 HBP: 1	WP: 0 PB: 0 SB: 2 CS: 1	PA: 39					
PITCHER	IP WLS BF H R ER SO BB IBB HBP BLK WP HR S P ERA WHIP	IP WLS BF H R ER SO BB IBB HBP BLK WP HR S P ERA WHIP	IP WLS BF H R ER SO BB IBB HBP BLK WP HR S P ERA WHIP	IP WLS BF H R ER SO BB IBB HBP BLK WP HR S P ERA WHIP	IP WLS BF H R ER SO BB IBB HBP BLK WP HR S P ERA WHIP	IP WLS BF H R ER SO BB IBB HBP BLK WP HR S P ERA WHIP	IP WLS BF H R ER SO BB IBB HBP BLK WP HR S P ERA WHIP	IP WLS BF H R ER SO BB IBB HBP BLK WP HR S P ERA WHIP	IP WLS BF H R ER SO BB IBB HBP BLK WP HR S P ERA WHIP	IP WLS BF H R ER SO BB IBB HBP BLK WP HR S P ERA WHIP	IP WLS BF H R ER SO BB IBB HBP BLK WP HR S P ERA WHIP	IP WLS BF H R ER SO BB IBB HBP BLK WP HR S P ERA WHIP	IP WLS BF H R ER SO BB IBB HBP BLK WP HR S P ERA WHIP	IP WLS BF H R ER SO BB IBB HBP BLK WP HR S P ERA WHIP	IP WLS BF H R ER SO BB IBB HBP BLK WP HR S P ERA WHIP	IP WLS BF H R ER SO BB IBB HBP BLK WP HR S P ERA WHIP	IP WLS BF H R ER SO BB IBB HBP BLK WP HR S P ERA WHIP	IP WLS BF H R ER SO BB IBB HBP BLK WP HR S P ERA WHIP	IP WLS BF H R ER SO BB IBB HBP BLK WP HR S P ERA WHIP	IP WLS BF H R ER SO BB IBB HBP BLK WP HR S P ERA WHIP	IP WLS BF H R ER SO BB IBB HBP BLK WP HR S P ERA WHIP	IP WLS BF H R ER SO BB IBB HBP BLK WP HR S P ERA WHIP	IP WLS BF H R ER SO BB IBB HBP BLK WP HR S P ERA WHIP		
Joe Hesketh, L (1.1) ERA: 5.16	5.0 W 23 4 1 1 3 5 0 0 1 0 0 0 6 7 6.75 1.500	1.1 7 2 1 1 0 0 0 0 0 0 0 1 1 ∞ ∞	0.0 1 1 0 0 0 0 0 0 0 0 0 0 0 1 1 ∞ ∞	2.2 S 8 0 0 0 2 0 0 0 0 0 0 0 12 12 0.00 0.000																					
Tim Burke, R (6.1) ERA: 2.02																									
Bob McClure, L (7.1) ERA: 3.04																									
Jeff Reardon, R (7.1) ERA: 2.85																									

Montreal Expos @ Pittsburgh Pirates
Three Rivers Stadium, Pittsburgh, PA
Sat Jun 28 1986, 7:05 PM EDT
Att: 35,385 - Unknown

AB	30
R	3
H	7
RBI	3
BB	3
SO	6
LOB	14



Montreal Expos @ Pittsburgh Pirates
Three Rivers Stadium, Pittsburgh, PA
Sat Jun 28 1986, 7:05 PM EDT
Att: 35,385 - Unknown

AB	33
R	2
H	7
RBI	2
BB	5
SO	5
LOB	16



Batter	1	2	3	4	5	6	7	8	9	AB	R	H	RBI	BB	SO	LOB	TOP																					
Al Newman, S OBP: 0.321, SLG: 0.263 (1, 6)	F9		CS 1B		G6-4-3	E8 1B		FC4-6		5	0	2	0	0	0	2	Montreal Expos @ Pittsburgh Pirates Three Rivers Stadium, Pittsburgh, PA Sun Jun 29 1986, 3:33 AM EDT Att: 26,689 - Unknown																					
Mitch Webster, S OBP: 0.347, SLG: 0.385 (1, 9)	F8		F8		1B	1-3		K		5	1	1	0	0	1	4																						
Tim Raines, S OBP: 0.413, SLG: 0.513 (1, 7)	1B		2B		1B		4-3	P6		5	1	3	1	0	0	1																						
Tim Wallach, R OBP: 0.345, SLG: 0.478 (1, 5)	1B		4-3		5-3	1B		1B	HBP	4	1	2	1	0	0	2																						
Andres Galarraga, R OBP: 0.335, SLG: 0.422 (1, 3)	K			HR		FC3-6 1B		K		4	2	2	1	1	2	2																						
George Wright, S OBP: 0.240, SLG: 0.321 Bob McClure, R (9, 1)	F7		4-3		4-3	FC3-6 1B		F9		5	0	2	1	0	0	1																						
Vance Law, R OBP: 0.303, SLG: 0.320 (1, 4)	1B		F9		F9	FC3-6 1B		K		4	0	1	0	1	1	3																						
Mike Fitzgerald, R OBP: 0.385, SLG: 0.490 (1, 2)	F4		K		K	1B		G3-2-3		3	1	0	0	1	1	4																						
Floyd Youmans, R OBP: 0.250, SLG: 0.250 Jay Tibbs, R OBP: 0.233, SLG: 0.214 Tim Burke, R (8, 1) Herm Winningham, L OBP: 0.295, SLG: 0.378 (9, 8)	K				G6-4-3 1B	FC8-5-4-5 E		FC4-6 1B		3	0	1	1	0	1	3																						
Inning Stats	R: 1 E: 0 K: 1 S: 7	H: 2 LOB: 1 BB: 0 P: 7	R: 0 E: 0 K: 1 S: 6	H: 1 LOB: 1 BB: 0 P: 6	R: 0 E: 0 K: 0 S: 4	H: 2 LOB: 1 BB: 0 P: 4	R: 1 E: 0 K: 1 S: 6	H: 1 LOB: 0 BB: 0 P: 6	R: 1 E: 0 K: 0 S: 5	H: 3 LOB: 1 BB: 0 P: 5	R: 2 E: 1 K: 0 S: 5	H: 2 LOB: 2 BB: 2 P: 13	R: 1 E: 0 K: 0 S: 5	H: 3 LOB: 2 BB: 1 P: 9	R: 0 E: 0 K: 1 S: 6	H: 1 LOB: 1 BB: 0 P: 6		R: 0 E: 0 K: 2 S: 7	H: 0 LOB: 1 BB: 0 P: 8	1B: 10 2B: 2 3B: 2 HR: 1	SF: 0 SAC: 0 DP: 2 HBP: 1	WP: 0 PB: 0 CS: 1	PA: 43															
PITCHER	IP	WLS	BF	H	R	ER	SO	BB	IBB	HBP	BLK	WP	HR	S	P	ERA	WHIP	PITCHER				IP	WLS	BF	H	R	ER	SO	BB	IBB	HBP	BLK	WP	HR	S	P	ERA	WHIP
Mike Bielecki, R ERA: 4.77 (1, 1)	5.0	L	24	10	5	4	3	1	0	0	0	0	1	29	33	7.20	2.200																					
Jim Winn, R ERA: 3.5 (6, 1)	1.1		9	4	1	1	0	0	1	0	0	0	0	8	12	6.75	3.000																					
Pat Clements, L ERA: 3.0 (7, 1)	0.2		2	0	0	0	0	0	1	0	0	0	0	1	5	0.00	0.000																					
Don Robinson, R ERA: 4.91 (8, 1)	1.0		4	1	0	0	1	0	0	0	0	0	0	6	6	0.00	1.000																					
Cecilio Guante, R ERA: 2.39 (9, 1)	1.0		4	0	0	0	2	0	0	1	0	0	0	7	8	0.00	0.000																					

AB	39
R	6
H	15
RBI	5
BB	3
SO	6
LOB	22



Batter	1	2	3	4	5	6	7	8	9	AB	R	H	RBI	BB	SO	LOB	BOTTOM																						
Barry Bonds, L OBP: 0.360, SLG: 0.470 Bill Almon, R OBP: 0.346, SLG: 0.458 (9, FH)	K		4-3		K				K	4	0	1	0	0	2	0	Montreal Expos @ Pittsburgh Pirates Three Rivers Stadium, Pittsburgh, PA Sun Jun 29 1986, 3:33 AM EDT Att: 26,689 - Unknown																						
Joe Orsulak, L OBP: 0.309, SLG: 0.333 Mike Brown, R OBP: 0.303, SLG: 0.326 (9, FH)	4-3		4-3		4-3		6-3		4-3	4	0	0	0	0	0	1																							
Johnny Ray, S OBP: 0.363, SLG: 0.398 (1, 4)	1-3		1B		G3			1B	4-3	5	1	2	0	0	0	0																							
Sid Bream, L OBP: 0.360, SLG: 0.494 (1, 3)	K		P5			2B		2B	1B	4	1	2	0	0	1	1																							
R.J. Reynolds, S OBP: 0.355, SLG: 0.453 (1, 7)	2B			S 2B	BB	F7		2B	2B	3	2	2	2	1	0	1																							
Tony Peña, R OBP: 0.318, SLG: 0.379 (1, 2)	K			6-3 1H	2B	F8		F9		4	0	1	1	0	1	3																							
Jim Morrison, R OBP: 0.307, SLG: 0.404 (9, 6)	2B			6-3		K		BB		3	0	1	1	1	1	2																							
Rafael Belliard, R OBP: 0.293, SLG: 0.256 Lee Mazzilli, S OBP: 0.386, SLG: 0.260 Cecilio Guante, R (9, 1)	HBP			6-3	2-3		F8	F5		2	0	0	0	0	0	1																							
Mike Bielecki, R OBP: 0.321, SLG: 0.263 Jim Winn, R ERA: 3.54 Pat Clements, R (7, 1) U.L. Washington, S OBP: 0.352, SLG: 0.287 Don Robinson, R (8, 1) Mike Diaz, R OBP: 0.333, SLG: 0.357 (9, 5)	K			K		4-3		F7		2	0	0	0	0	2	3																							
Inning Stats	R: 0 E: 0 K: 1 S: 5	H: 0 LOB: 0 BB: 0 P: 5	R: 1 E: 0 K: 3 S: 11	H: 2 LOB: 2 BB: 0 P: 12	R: 0 E: 0 K: 0 S: 4	H: 1 LOB: 1 BB: 0 P: 4	R: 1 E: 0 K: 1 S: 6	H: 1 LOB: 1 BB: 1 P: 10	R: 0 E: 0 K: 1 S: 5	H: 0 LOB: 0 BB: 0 P: 5	R: 0 E: 0 K: 1 S: 6	H: 1 LOB: 1 BB: 0 P: 6	R: 0 E: 0 K: 0 S: 4	H: 1 LOB: 1 BB: 0 P: 4	R: 2 E: 0 K: 0 S: 6	H: 3 LOB: 2 BB: 1 P: 10		R: 0 E: 0 K: 1 S: 5	H: 0 LOB: 0 BB: 0 P: 5	1B: 2 2B: 7 3B: 0 HR: 0	SF: 0 SAC: 0 DP: 0 HBP: 1	WP: 0 PB: 0 CS: 0	PA: 39																
PITCHER	IP	WLS	BF	H	R	ER	SO	BB	IBB	HBP	BLK	WP	HR	S	P	ERA	WHIP	PITCHER				IP	WLS	BF	H	R	ER	SO	BB	IBB	HBP	BLK	WP	HR	S	P	ERA	WHIP	
Floyd Youmans, R ERA: 4.52 (1, 1)	5.0	W	22	5	2	2	6	1	0	0	0	0	0	11	11	9.00	1.500																						
Jay Tibbs, R ERA: 3.94 (6, 1)	2.0		9	3	2	2	1	0	0	0	0	0	0	11	11	9.00	1.500																						
Tim Burke, R ERA: 1.98 (8, 1)	1.0		5	1	0	0	0	1	0	0	0	0	0	4	8	0.00	2.000																						
Bob McClure, L ERA: 2.93 (9, 1)	1.0	S	3	0	0	0	1	0	0	0	0	0	0	5	5	0.00	0.000																						

AB	36
R	4
H	9
RBI	4
BB	2
SO	8
LOB	16



Batter	1	2	3	4	5	6	7	8	9	AB	R	H	RBI	BB	SO	LOB	TOP										
Jeff Stone, L OBP: 0.315, SLG: 0.328 Rick Schu, R OBP: 0.335, SLG: 0.383 (7, PH)	F7		E6	F7			FC6-4		4-3	3	0	0	0	0	0	2											
Milt Thompson, L OBP: 0.260, SLG: 0.280 (1, 8)	G3		WP	G3			K		PO	4	0	1	0	1	1	2											
Juan Samuel, R OBP: 0.294, SLG: 0.414 (1, 4)	6-3		K	F3			FC6-4		PO	4	0	0	0	0	1	3											
Mike Schmidt, R OBP: 0.376, SLG: 0.531 (7, 3)		F9	G3		K				F9	4	0	0	0	0	1	1											
Von Hayes, L OBP: 0.386, SLG: 0.436 (7, 7)		1B					F8		1B	3	2	2	0	1	0	0											
Glenn Wilson, R OBP: 0.293, SLG: 0.353 (1, 9)		1B		FC1-5			3-1		1B	4	0	3	1	0	0	0											
John Russell, R OBP: 0.350, SLG: 0.505 (1, 2)			K	K			K		F8	4	0	0	0	0	3	5											
Steve Jeltz, S OBP: 0.360, SLG: 0.281 (1, 6)							4-3		4-3	3	0	1	1	1	0	2											
Charles Hudson, S OBP: 0.439, SLG: 0.455 Tom Foley, L OBP: 0.348 Kent Tekulve, R OBP: 0.311, SLG: 0.222 Greg Gross, L OBP: 0.443, SLG: 0.367 (9, PH)	6-3		FC1-5				1B		L6	2	0	0	0	0	0	4											
Inning Stats	R: 0 E: 0 K: 0 S: 3	H: 0 LOB: 0 BB: 0 P: 3	R: 1 E: 0 K: 1 S: 7	H: 2 LOB: 2 BB: 1 P: 11	R: 0 E: 1 K: 1 S: 6	H: 1 LOB: 1 BB: 0 P: 6	R: 1 E: 0 K: 1 S: 7	H: 2 LOB: 2 BB: 1 P: 11	R: 0 E: 0 K: 1 S: 5	H: 0 LOB: 0 BB: 0 P: 5	R: 0 E: 0 K: 1 S: 5	H: 0 LOB: 0 BB: 0 P: 5	R: 0 E: 0 K: 0 S: 5	H: 2 LOB: 2 BB: 1 P: 10	R: 0 E: 0 K: 0 S: 5	H: 2 LOB: 2 BB: 1 P: 6	R: 0 E: 0 K: 0 S: 2	H: 0 LOB: 0 BB: 1 P: 6	1B: 7 2B: 1 3B: 0 HR: 0	SF: 0 SAC: 0 DP: 0 HBP: 0	WP: 1 PB: 0 SB: 1 CS: 0	PA: 39					
PITCHER	IP	WLS	BF	H	R	ER	SO	BB	IBB	HBP	BLK	WP	HR	S	P	ERA	WHIP										
Bob Walk, R ERA: 3.48 Larry McWilliams, L ERA: 4.95 Cecilio Guante, R ERA: 2.28	6.1	W	27	5	2	2	5	3	0	0	0	1	0	34	46	2.84	1.263										
	0.2		3	1	0	0	1	0	0	0	0	0	0	5	5	0.00	1.500										
	2.0	S	8	2	0	0	0	1	0	0	0	0	0	7	11	0.00	1.500										

Philadelphia Phillies @ Pittsburgh Pirates
Three Rivers Stadium, Pittsburgh, PA
Mon Jun 30 1986, 7:05 PM EDT
Att: 5,881 - Unknown

AB	34
R	2
H	8
RBI	2
BB	4
SO	6
LOB	19



Batter	1	2	3	4	5	6	7	8	9	AB	R	H	RBI	BB	SO	LOB	BOTTOM										
Barry Bonds, L OBP: 0.364, SLG: 0.492 (1, 8)	HR		S				4-3			3	2	1	1	1	0	1											
Joe Orsulak, L OBP: 0.308, SLG: 0.332 (1, 9)	4-3		CS				4-3		B1-3	4	0	1	1	0	0	0											
Johnny Ray, S OBP: 0.368, SLG: 0.398 (1, 4)	FC4-6		G6-4-3				E6		FC4-6	2	0	1	0	2	0	0											
Sid Bream, L OBP: 0.362, SLG: 0.489 (1, 3)	FC4-6		G6-4-3				G4-3		FC4-6	2	0	0	0	2	0	2											
R.J. Reynolds, S OBP: 0.357, SLG: 0.464 (1, 7)	FC4-6								FC4-6	3	1	1	1	1	0	4											
Tony Peña, R OBP: 0.317, SLG: 0.374 (1, 2)	4-3						F8		6-3	3	0	0	0	1	0	5											
Jim Morrison, R OBP: 0.308, SLG: 0.403 (1, 5)			6-3				P4		SH3-4	3	0	1	0	0	0	1											
U.L. Washington, S OBP: 0.350, SLG: 0.235 (1, 6)			G3				G6-3		SH3-4	2	0	0	0	0	0	1											
Bob Walk, R OBP: 0.267, SLG: 0.357 Larry McWilliams, L OBP: 0.231, SLG: 0.222 Lee Mazzilli, S OBP: 0.332, SLG: 0.256 Cecilio Guante, R (8, 1)			5-3				F7		F8	2	0	0	0	0	0	0											
Inning Stats	R: 1 E: 0 K: 0 S: 4	H: 1 LOB: 2 BB: 2 P: 12	R: 0 E: 0 K: 0 S: 3	H: 0 LOB: 0 BB: 0 P: 3	R: 1 E: 0 K: 0 S: 2	H: 1 LOB: 0 BB: 2 P: 10	R: 1 E: 0 K: 0 S: 3	H: 1 LOB: 0 BB: 1 P: 7	R: 0 E: 0 K: 0 S: 3	H: 0 LOB: 0 BB: 0 P: 3	R: 0 E: 1 K: 0 S: 3	H: 0 LOB: 1 BB: 1 P: 7	R: 0 E: 0 K: 0 S: 4	H: 1 LOB: 1 BB: 0 P: 4	R: 0 E: 0 K: 0 S: 4	H: 1 LOB: 2 BB: 1 P: 8	1B: 3 2B: 0 3B: 0 HR: 2	SF: 0 SAC: 1 DP: 3 HBP: 0	WP: 0 PB: 0 SB: 4 CS: 1	PA: 33							
PITCHER	IP	WLS	BF	H	R	ER	SO	BB	IBB	HBP	BLK	WP	HR	S	P	ERA	WHIP										
Charles Hudson, R ERA: 4.52 Kent Tekulve, R ERA: 2.81	6.0	L	24	3	3	3	0	6	0	0	0	0	2	18	42	4.50	1.500										
	2.0		9	2	0	0	0	1	0	0	0	0	0	8	12	0.00	1.500										

Philadelphia Phillies @ Pittsburgh Pirates
Three Rivers Stadium, Pittsburgh, PA
Mon Jun 30 1986, 7:05 PM EDT
Att: 5,881 - Unknown

AB	25
R	3
H	5
RBI	3
BB	7
SO	0
LOB	15



Batter	1	2	3	4	5	6	7	8	9	AB	R	H	RBI	BB	SO	LOB	TOP			
Jeff Stone, L OBP: 0.319, SLG: 0.325 Kent Tekulve, R (8, 1)	K																4 0 1 0 0 1 0			
Don Carman, L (8, 1) Steve Bedrosian, R (9, 1)			CS														0 0 0 0 0 0 0			
Greg Gross, L OBP: 0.424, SLG: 0.352	5-3		CS														4 1 1 0 0 1 0			
Juan Samuel, R OBP: 0.298, SLG: 0.425	K																4 1 2 1 0 1 0			
Mike Schmidt, R OBP: 0.380, SLG: 0.538																	3 0 0 1 0 0 1			
Von Hayes, L OBP: 0.387, SLG: 0.436	K																4 0 1 0 0 2 1			
Glenn Wilson, R OBP: 0.298, SLG: 0.366																	2 1 1 1 1 0 0			
Ronn Reynolds, R OBP: 0.500, SLG: 1.333 Ron Roenicke, S OBP: 0.413, SLG: 0.444 John Russell, R OBP: 0.341, SLG: 0.496	L5																2 0 0 0 0 0 0			
Tom Foley, L OBP: 0.409, SLG: 0.417 Steve Jeltz, S OBP: 0.363, SLG: 0.284																	1 0 0 0 0 0 2			
Shane Rawley, R OBP: 0.191, SLG: 0.222 Gary Redus, R OBP: 0.382, SLG: 0.431																	0 0 0 0 0 0 0			
Inning Stats	R: 0 E: 0 K: 2 S: 7	H: 0 LOB: 0 BB: 0 P: 7	R: 1 E: 0 K: 1 S: 6	H: 1 LOB: 0 BB: 0 P: 6	R: 0 E: 0 K: 0 S: 3	H: 1 LOB: 0 BB: 0 P: 3	R: 2 E: 0 K: 0 S: 5	H: 2 LOB: 0 BB: 0 P: 5	R: 0 E: 0 K: 1 S: 5	H: 0 LOB: 0 BB: 0 P: 5	R: 0 E: 0 K: 0 S: 4	H: 1 LOB: 2 BB: 1 P: 8	R: 0 E: 0 K: 1 S: 5	H: 0 LOB: 0 BB: 0 P: 5	R: 0 E: 0 K: 1 S: 5	H: 1 LOB: 0 BB: 0 P: 5	1B: 3 2B: 1 3B: 1 HR: 1	SF: 1 SAC: 0 DP: 0 HBP: 0	WP: 0 PB: 0 SB: 0 CS: 2	PA: 33
PITCHER Rick Rhoden, R ERA: 2.5	IP: 9.0 WLS: W BF: 32 H: 6 R: 3 ER: 3 SO: 7 BB: 0 IBB: 1 HBP: 0 BLK: 0 WP: 0 HR: 1 S: 45 P: 49 ERA: 3.00 WHIP: 0.667																			

Philadelphia Phillies @ Pittsburgh Pirates
Three Rivers Stadium, Pittsburgh, PA
Wed Jul 02 1986, 7:05 PM EDT
Att: 6,782 - Unknown

AB 30
R 3
H 6
RBI 3
BB 1
SO 7
LOB 6



Batter	1	2	3	4	5	6	7	8	9	AB	R	H	RBI	BB	SO	LOB	BOTTOM			
Barry Bonds, L OBP: 0.377, SLG: 0.512	S																4 1 3 0 1 0 1			
Bill Almon, R OBP: 0.348, SLG: 0.452 Joe Orsulak, L OBP: 0.312, SLG: 0.336	S																3 0 1 1 1 1 4			
Johnny Ray, S OBP: 0.371, SLG: 0.394	K																1 0 0 0 0 0 2			
Tony Peña, R OBP: 0.315, SLG: 0.370	F8																4 0 0 0 1 1 5			
Mike Diaz, R OBP: 0.343, SLG: 0.417 Sid Bream, L OBP: 0.365, SLG: 0.488	5-3																5 0 1 1 0 1 2			
Jim Morrison, R OBP: 0.315, SLG: 0.420																	3 1 1 1 0 0 2			
Mike Brown, R OBP: 0.297, SLG: 0.319 R.J. Reynolds, S OBP: 0.359, SLG: 0.459	5-3																1 0 1 0 0 0 0			
Rafael Belliard, R OBP: 0.284, SLG: 0.243	F9																4 1 2 1 0 0 0			
Rick Rhoden, R OBP: 0.378, SLG: 0.405 Rick Reuschel, R OBP: 0.171, SLG: 0.200																	4 0 0 0 0 0 2			
Inning Stats	R: 0 E: 0 K: 1 S: 6	H: 1 LOB: 2 BB: 1 P: 10	R: 1 E: 0 K: 1 S: 8	H: 3 LOB: 2 BB: 0 P: 8	R: 0 E: 0 K: 0 S: 3	H: 0 LOB: 0 BB: 0 P: 3	R: 0 E: 0 K: 1 S: 5	H: 0 LOB: 0 BB: 0 P: 5	R: 1 E: 0 K: 0 S: 4	H: 2 LOB: 0 BB: 0 P: 4	R: 1 E: 0 K: 0 S: 4	H: 1 LOB: 2 BB: 1 P: 4	R: 0 E: 0 K: 2 S: 9	H: 2 LOB: 2 BB: 0 P: 9	R: 0 E: 0 K: 0 S: 4	H: 2 LOB: 2 BB: 1 P: 8	1B: 8 2B: 2 3B: 0 HR: 2	SF: 0 SAC: 0 DP: 0 HBP: 0	WP: 1 PB: 0 SB: 4 CS: 1	PA: 40
PITCHER Shane Rawley, L ERA: 2.73 Kent Tekulve, R ERA: 2.79 Don Carman, L ERA: 4.99 Steve Bedrosian, R ERA: 3.83	IP: 7.0 WLS: 0.1 BF: 3 H: 2 R: 0 ER: 0 SO: 3 BB: 2 IBB: 0 HBP: 0 BLK: 0 WP: 0 HR: 2 S: 34 P: 42 ERA: 3.86 WHIP: 1.429																			

Philadelphia Phillies @ Pittsburgh Pirates
Three Rivers Stadium, Pittsburgh, PA
Wed Jul 02 1986, 7:05 PM EDT
Att: 6,782 - Unknown

AB 37
R 4
H 12
RBI 4
BB 3
SO 5
LOB 20



Batter	1	2	3	4	5	6	7	8	9	AB	R	H	RBI	BB	SO	LOB	TOP			
Barry Bonds, L (1, 8) OBP: 0.377, SLG: 0.504	0-3 K		0-0 1B G6-4-3		0-0 F5		0-3 K		4-0 BB	4	1	1	0	1	2	0	Pittsburgh Pirates @ Los Angeles Dodgers Dodger Stadium, Los Angeles, CA Thu Jul 03 1986, 7:05 PM PDT Att: 30,722 - Unknown			
Joe Orsulak, L (1, 9) OBP: 0.322, SLG: 0.356	0-0 3-1 2B		0-0 1B G6-4-3		0-0 1B		0-0 2B		0-0 L5	5	1	4	0	0	0	1				
Johnny Ray, S (1, 4) OBP: 0.370, SLG: 0.390	0-0 3-1 2-3		0-0 G6-4-3		1-0 1B HBP		0-0 6-3			3	0	0	0	0	0	3				
Sid Bream, L (1, 3) OBP: 0.367, SLG: 0.488	0-3 K		0-0 L6		0-0 1B 2H 2H				0-0 1B	4	0	2	1	0	1	1				
R.J. Reynolds, S (1, 7) OBP: 0.361, SLG: 0.472		0-0 HR		0-0 1B 5-3		0-0 F7			0-0 B5	4	1	2	1	0	0	3				
Tony Peña, R (1, 2) OBP: 0.310, SLG: 0.364		0-0 F9		0-0 5-3		0-0 5-3			0-0 F9	4	0	0	0	0	0	2				
Jim Morrison, R (1, 5) OBP: 0.310, SLG: 0.413		0-0 6-3		0-0 5-3		0-3 K			0-0 F6	4	0	0	0	0	1	2				
Rafael Belliard, R (1, 6) OBP: 0.291, SLG: 0.259		0-0		0-0 6-3		0-0			0-0 F9	3	0	2	0	0	0	1				
Jim Winn, R (6, 1) Pat Clements, R (6, 1) Lee Mazzilli, S (6, PH) OBP: 0.396, SLG: 0.263		0-0 2B		0-0		0-0 CS 1B			0-0 F9	0	0	0	0	0	0	0				
Rick Reuschel, R (1, 1) OBP: 0.162, SLG: 0.189		0-0 F2		0-0		0-0 6-3		0-0 CS	0-0 F7	2	0	0	0	0	0	1				
U L Washington, S (6, PH) OBP: 0.304, SLG: 0.200						1-2				2	0	0	0	0	0	0				
Inning Stats	R: 0 E: 0 K: 2 S: 8	H: 1 LOB: 1 BB: 0 P: 8	R: 1 E: 0 K: 0 S: 5	H: 2 LOB: 1 BB: 0 P: 5	R: 1 E: 0 K: 0 S: 4	H: 2 LOB: 0 BB: 0 P: 4	R: 0 E: 0 K: 0 S: 4	H: 1 LOB: 1 BB: 0 P: 4	R: 1 E: 0 K: 0 S: 5	H: 2 LOB: 2 BB: 0 P: 6	R: 0 E: 0 K: 1 S: 6	H: 1 LOB: 1 BB: 0 P: 6	R: 0 E: 0 K: 0 S: 4	H: 1 LOB: 1 BB: 0 P: 4	R: 0 E: 0 K: 0 S: 3	H: 0 LOB: 1 BB: 1 P: 7	1B: 7 2B: 3 3B: 0 HR: 1	SF: 0 SAC: 0 DP: 1 HBP: 1	WP: 0 PB: 0 SB: 1 CS: 1	PA: 39
PITCHER Bob Welch, R (1, 1) ERA: 3.96	IP: 9.0 WLS: W BF: 38 H: 11 R: 3 ER: 3 SO: 4 BB: 1 IBB: 0 HBP: 1 BLK: 0 WP: 0 HR: 1 S: 44 P: 49 ERA: 3.00 WHIP: 1.333																			

AB 36
R 3
H 11
RBI 2
BB 1
SO 4
LOB 14



Batter	1	2	3	4	5	6	7	8	9	AB	R	H	RBI	BB	SO	LOB	BOTTOM										
Steve Sax, R (1, 4) OBP: 0.381, SLG: 0.432	4-3		0-0 4-3			4-0 1B WP BB		0-0 3-1		3	1	0	0	2	0	0	Pittsburgh Pirates @ Los Angeles Dodgers Dodger Stadium, Los Angeles, CA Thu Jul 03 1986, 7:05 PM PDT Att: 30,722 - Unknown										
Ken Landreaux, L (1, 8) OBP: 0.315, SLG: 0.371	0-0 BB K			0-3 K		0-0 F8 WP 1B		1-0 HBP		3	1	1	0	1	2	3											
Reggie Williams, R (1, 9) OBP: 0.358, SLG: 0.406	0-0 1-2 2B 1B	0-3 K		0-3 K		0-0 F8		0-0 4-3		5	1	1	0	0	2	2											
Franklin Stubbs, L (1, 7) OBP: 0.330, SLG: 0.517	0-0 4-3 1B 2B	0-0 1B FC5-2 1B		0-0 F9		0-0 F9				4	1	2	2	0	0	1											
Len Matuszek, L (1, 3) OBP: 0.368, SLG: 0.500	0-0 4-3 2-3	0-0 FC5-2 1B			0-0 G1-4-3 1B		0-0 6-3			4	0	2	0	0	0	1											
Alex Trevino, R (1, 2) OBP: 0.397, SLG: 0.431	0-0 2B 1B	0-0 FC5-2 1B			0-0 G1-4-3		4-0 BB			3	1	1	1	1	0	3											
Jeff Hamilton, R (1, 5) OBP: 0.190, SLG: 0.211	0-0 3H 1B BLK 2B	0-0 5-3			0-0 F7		0-3 K			4	1	1	1	0	1	4											
Craig Shipley, R (1, 6) OBP: 0.261, SLG: 0.200	1-0 BLK 1B HBP		0-3 K		0-3 K		0-0 6-3			3	0	0	0	0	2	2											
Bob Welch, R (1, 1) OBP: 0.143, SLG: 0.175	0-0 1-2 2-3 1B		0-0 1-3		0-0 1-3		0-0 F9			4	0	1	0	0	0	0											
Inning Stats	R: 5 E: 0 K: 1 S: 10	H: 5 LOB: 3 BB: 2 P: 19	R: 0 E: 0 K: 1 S: 7	H: 2 LOB: 2 BB: 0 P: 7	R: 0 E: 0 K: 1 S: 5	H: 0 LOB: 0 BB: 0 P: 5	R: 0 E: 0 K: 2 S: 7	H: 0 LOB: 0 BB: 0 P: 7	R: 0 E: 0 K: 0 S: 6	H: 1 LOB: 1 BB: 0 P: 6	R: 1 E: 0 K: 0 S: 4	H: 1 LOB: 1 BB: 1 P: 8	R: 0 E: 0 K: 1 S: 5	H: 0 LOB: 1 BB: 1 P: 9	R: 0 E: 0 K: 0 S: 3	H: 0 LOB: 1 BB: 0 P: 4		1B: 7 2B: 2 3B: 0 HR: 0	SF: 0 SAC: 0 DP: 0 HBP: 2	WP: 1 PB: 0 SB: 0 CS: 0	PA: 39						
PITCHER Rick Reuschel, R (1, 1) ERA: 3.82	IP: 5.0 WLS: L BF: 26 H: 8 R: 5 ER: 5 SO: 6 BB: 2 IBB: 1 HBP: 1 BLK: 1 WP: 0 HR: 0 S: 35 P: 44 ERA: 9.00 WHIP: 2.000																										
Jim Winn, R (6, 1) Pat Clements, L (6, 1) ERA: 3.13	0.2 2.1	4 9	1 0	1 0	1 0	0 1	0 1	0 0	1 0	3 9	7 14	13.50 0.00	3.000 0.429														

AB 33
R 6
H 9
RBI 4
BB 4
SO 7
LOB 16



Batter	1	2	3	4	5	6	7	8	9	AB	R	H	RBI	BB	SO	LOB	TOP				
Barry Bonds, L (1, 8) OBP: 0.373, SLG: 0.507	6-3	HR			K		E3 SH5-4 1B		G4-6-3 1B	5	2	3	0	1	0		Pittsburgh Pirates @ Los Angeles Dodgers Dodger Stadium, Los Angeles, CA Sat Jul 05 1986, 3:33 AM PDT Att: 32,694 - Unknown livebaseballscorecards.com				
Joe Orsulak, L (1, 9) OBP: 0.321, SLG: 0.363	4-3	3-1			FC5-2 3B		SH5-4		G4-6-3 1-2	4	0	1	0	0	0	1					
Johnny Ray, S (1, 4) OBP: 0.364, SLG: 0.383	1B		4-3		FC5-2 3H		FC4-6 1B		F8	5	0	2	1	0	0	1					
Sid Bream, L (1, 3) OBP: 0.362, SLG: 0.480	6-3		3-1		G3		FC4-6 1-2			4	0	0	0	0	0	3					
R.J. Reynolds, S (1, 7) OBP: 0.360, SLG: 0.468		G5-4-3 1B S	4-3			E6 WP	1-3			4	1	1	0	0	0	1					
Tony Peña, R (1, 2) OBP: 0.312, SLG: 0.359		G5-4-3 1B		F2		F8		K		4	0	1	0	0	1	1					
Jim Morrison, R (1, 5) OBP: 0.312, SLG: 0.413		G5-4-3 1-2 2-3		5-3		F2		2B		4	0	1	0	0	0	3					
Rafael Belliard, R (1, 6) OBP: 0.302, SLG: 0.262		1B S HR IBB		FC5-4 1B		S IBB		5-3		2	1	1	0	2	0	1					
Bob Walk, R (1, 1) OBP: 0.263, SLG: 0.333		1-3 3H HR 1B		FC5-4 1-2		K 1-2		4-3		4	1	1	0	0	1	4					
Inning Stats	R: 0 E: 0 K: 0 S: 4	H: 1 LOB: 1 BB: 0 P: 4	R: 4 E: 0 K: 0 S: 6	H: 4 LOB: 0 BB: 1 P: 10	R: 0 E: 0 K: 0 S: 3	H: 0 LOB: 0 BB: 0 P: 3	R: 0 E: 0 K: 0 S: 4	H: 1 LOB: 1 BB: 0 P: 4	R: 0 E: 0 K: 1 S: 6	H: 0 LOB: 2 BB: 1 P: 10	R: 1 E: 1 K: 0 S: 5	H: 1 LOB: 1 BB: 0 P: 5	R: 0 E: 0 K: 1 S: 6	H: 1 LOB: 1 BB: 0 P: 6	R: 0 E: 0 K: 0 S: 3	H: 1 LOB: 0 BB: 0 P: 3	1B: 7 2B: 1 3B: 1 HR: 1	SF: 0 SAC: 1 DP: 2 HBP: 0	WP: 1 PB: 0 SB: 3 CS: 0	PA: 39	
PITCHER	IP	WLS	BF	H	R	ER	SO	BB	IBB	HBP	BLK	WP	HR	S	P	ERA	WHIP				
Orel Hershiser, R (1, 1) ERA: 3.47	6.0	L	27	7	4	4	2	0	2	0	0	1	1	29	37	6.00	1.167				
Carlos Diaz, L (7, 1) ERA: 4.7	2.0		9	2	1	0	1	0	0	0	0	0	0	11	11	0.00	1.000				
Ed Vande Berg, L (9, 1) ERA: 3.61	1.0		3	1	0	0	0	0	0	0	0	0	0	3	3	0.00	1.000				

Batter	1	2	3	4	5	6	7	8	9	AB	R	H	RBI	BB	SO	LOB	BOTTOM				
Steve Sax, R (1, 4) OBP: 0.377, SLG: 0.429	6-3		6-3			4-3			6-3	4	0	0	0	0	0	0	Pittsburgh Pirates @ Los Angeles Dodgers Dodger Stadium, Los Angeles, CA Sat Jul 05 1986, 3:33 AM PDT Att: 32,694 - Unknown livebaseballscorecards.com				
Ken Landreaux, L (1, 8) OBP: 0.314, SLG: 0.365	F7			G4-6-3 1B		4-3		3-1	4	0	1	0	0	0	0						
Franklin Stubbs, L (1, 7) OBP: 0.324, SLG: 0.502	K		G4-6-3 1-2		L3		4-3		4	0	0	0	0	1	1						
Mike Marshall, R (1, 9) OBP: 0.327, SLG: 0.486		K		1-3		F4			3	0	0	0	0	1	0						
Len Matuszek, L (1, 3) OBP: 0.341, SLG: 0.525		K			3-1		4-3		3	0	0	0	0	1	0						
Alex Trevino, R (1, 2) OBP: 0.406, SLG: 0.435		1B			6-3		1B 1B		3	0	2	0	0	0	0						
Jeff Hamilton, R (1, 5) OBP: 0.179, SLG: 0.231		K			6-3		F4		3	0	0	0	0	1	2						
Bill Russell, R (1, 6) OBP: 0.287, SLG: 0.287			5-3			5-3		1-3 1B	3	0	1	0	0	0	0						
Orel Hershiser, R (1, 1) OBP: 0.270, SLG: 0.278			5-3			G3		4-3	1	0	0	0	0	0	0						
Ed Amelung, L (6, PH)									1	0	0	0	0	0	0						
Carlos Diaz, R (7, 1)									0	0	0	0	0	0	0						
Enos Cabell, R (8, PH)									1	0	0	0	0	0	2						
Ed Vande Berg, R (9, 1)									0	0	0	0	0	0	0						
Inning Stats	R: 0 E: 0 K: 1 S: 5	H: 0 LOB: 0 BB: 0 P: 5	R: 0 E: 0 K: 3 S: 10	H: 1 LOB: 1 BB: 0 P: 10	R: 0 E: 0 K: 0 S: 3	H: 0 LOB: 0 BB: 0 P: 3	R: 0 E: 0 K: 0 S: 3	H: 1 LOB: 0 BB: 0 P: 3	R: 0 E: 0 K: 0 S: 3	H: 0 LOB: 0 BB: 0 P: 3	R: 0 E: 0 K: 0 S: 3	H: 0 LOB: 0 BB: 0 P: 3	R: 0 E: 0 K: 0 S: 5	H: 2 LOB: 2 BB: 0 P: 5	R: 0 E: 0 K: 0 S: 3	H: 0 LOB: 0 BB: 0 P: 3	1B: 4 2B: 0 3B: 0 HR: 0	SF: 0 SAC: 0 DP: 1 HBP: 0	WP: 0 PB: 0 SB: 0 CS: 0	PA: 30	
PITCHER	IP	WLS	BF	H	R	ER	SO	BB	IBB	HBP	BLK	WP	HR	S	P	ERA	WHIP				
Bob Walk, R (1, 1) ERA: 3.04	9.0	W	30	4	0	0	4	0	0	0	0	0	0	38	38	0.00	0.444				




Batter	1	2	3	4	5	6	7	8	9	AB	R	H	RBI	BB	SO	LOB	TOP										
Barry Bonds, L (1, 8) OBP: 0.364, SLG: 0.493	4-3		1-3		G3		F2			4	0	0	0	0	0	4	Pittsburgh Pirates @ Los Angeles Dodgers Dodger Stadium, Los Angeles, CA Sun Jul 06 1986, 3:33 AM PDT Att: 27,563 - Unknown										
Rafael Belliard, R (1, 4) OBP: 0.309, SLG: 0.270	L3							K		3	1	2	2	0	0	0											
Lee Mazzilli, S (8, PH) OBP: 0.393, SLG: 0.259				3B	1B					1	0	0	0	0	1	0											
Bill Almon, R (1, 7) OBP: 0.359, SLG: 0.451	5-3									3	0	1	1	0	0	1											
Johnny Ray, S (8, PH) OBP: 0.366, SLG: 0.383				1-H	3B		F8			0	0	0	0	0	1	0											
Jim Morrison, R (1, 5) OBP: 0.308, SLG: 0.407		B5-3			L4			K		4	0	0	0	0	1	2											
Mike Diaz, R (1, 3) OBP: 0.347, SLG: 0.463		K			F6			F8		4	0	0	0	0	1	2											
Mike Brown, R (1, 9) OBP: 0.301, SLG: 0.320																											
R.J. Reynolds, S (9, PH) OBP: 0.358, SLG: 0.466	5-3				F9				L6	3	0	1	0	0	0	1											
Junior Ortiz, R (1, 2) OBP: 0.339, SLG: 0.364			F7							3	0	1	0	0	0	1											
Sid Bream, L (9, PH) OBP: 0.361, SLG: 0.478					FC1-5	1B		4-3		1	0	0	0	0	1	0											
U L Washington, S (1, 6) OBP: 0.296, SLG: 0.298			5-3						K	4	1	1	0	0	2	0											
Rich Sauveur, L (1, 1) OBP: 0.333, SLG: 0.333										1	0	1	0	0	0	0											
Jim Winn, R (3, 1)										1	1	0	0	0	0	2											
Joe Orsulak, L (7, PH) OBP: 0.324, SLG: 0.366					FC1-5	1B				1	0	1	0	0	0	0											
Don Robinson, R (7, 1)									CS	0	0	0	0	0	0	0											
Inning Stats	R: 0 E: 0 K: 0 S: 3	H: 0 LOB: 0 BB: 0 P: 3	R: 0 E: 0 K: 1 S: 5	H: 0 LOB: 0 BB: 0 P: 5	R: 0 E: 0 K: 0 S: 4	H: 1 LOB: 1 BB: 0 P: 4	R: 1 E: 0 K: 0 S: 5	H: 2 LOB: 1 BB: 0 P: 5	R: 2 E: 0 K: 0 S: 6	H: 3 LOB: 1 BB: 0 P: 6	R: 0 E: 0 K: 1 S: 6	H: 1 LOB: 1 BB: 0 P: 6	R: 0 E: 0 K: 1 S: 5	H: 1 LOB: 0 BB: 0 P: 5	R: 0 E: 0 K: 2 S: 7	H: 0 LOB: 1 BB: 0 P: 9	R: 0 E: 0 K: 2 S: 7	H: 0 LOB: 0 BB: 0 P: 7	R: 0 E: 0 K: 2 S: 7	H: 0 LOB: 0 BB: 0 P: 7	1B: 7 2B: 0 3B: 1 HR: 0	SF: 0 SAC: 0 DP: 0 HBP: 0	WP: 0 PB: 0 SB: 0 CS: 1	PA: 35			
PITCHER	IP	WLS	BF	H	R	ER	SO	BB	IBB	HBP	BLK	WP	HR	S	P	ERA	WHIP										
Rich Honeycutt, L (1, 1) ERA: 2.11	6.0	W	25	7	3	3	2	0	0	0	0	0	0	29	29	4.50	1.167										
Tom Niedenfuer, R (7, 1) ERA: 3.17	2.0		7	1	0	0	2	1	0	0	0	0	0	10	14	0.00	1.000										
Ken Howell, R (9, 1) ERA: 1.98	1.0	S	3	0	0	0	2	0	0	0	0	0	0	7	7	0.00	0.000										

Batter	1	2	3	4	5	6	7	8	9	AB	R	H	RBI	BB	SO	LOB	BOTTOM										
Steve Sax, R (1, 4) OBP: 0.379, SLG: 0.435	1B				5-3					3	2	2	0	0	0	0	Pittsburgh Pirates @ Los Angeles Dodgers Dodger Stadium, Los Angeles, CA Sun Jul 06 1986, 3:33 AM PDT Att: 27,563 - Unknown										
Bill Russell, R (1, 9) OBP: 0.296, SLG: 0.289	2B									3	1	1	1	1	0	1											
Reggie Williams, R (1, 8) OBP: 0.343, SLG: 0.388	1B									4	0	0	1	0	0	3											
Franklin Stubbs, L (1, 7) OBP: 0.329, SLG: 0.507										2	0	2	1	0	0	0											
Ken Landreaux, L (3, PR) OBP: 0.320, SLG: 0.371										2	1	2	0	0	0	0											
Enos Cabell, R (1, 3) OBP: 0.269, SLG: 0.257	1B									3	0	0	0	0	0	4											
Ken Howell, R (9, 1)	F3									0	0	0	0	0	0	0											
Alex Trevino, R (1, 2) OBP: 0.394, SLG: 0.420										4	0	0	0	0	0	5											
Jeff Hamilton, R (1, 5) OBP: 0.188, SLG: 0.233										4	0	1	1	0	1	1											
Craig Shipley, R (1, 6) OBP: 0.214, SLG: 0.160										3	0	0	0	0	0	1											
Tom Niedenfuer, R (7, 1) OBP: 0.500, SLG: 0.500	F4									0	0	0	0	0	0	0											
Len Matuszek, L (9, 3) OBP: 0.341, SLG: 0.525										0	0	0	0	0	0	0											
Rich Honeycutt, L (1, 1) OBP: 0.045, SLG: 0.045										2	0	0	0	0	0	0											
Ed Amelung, L (7, 9) OBP: 0.143, SLG: 0.143	4-3									1	0	1	0	0	0	0											
Inning Stats	R: 2 E: 0 K: 0 S: 6	H: 3 LOB: 1 BB: 0 P: 6	R: 0 E: 0 K: 1 S: 5	H: 0 LOB: 0 BB: 0 P: 5	R: 1 E: 0 K: 0 S: 5	H: 2 LOB: 2 BB: 1 P: 9	R: 0 E: 0 K: 0 S: 3	H: 0 LOB: 0 BB: 0 P: 3	R: 0 E: 0 K: 0 S: 3	H: 0 LOB: 0 BB: 0 P: 3	R: 1 E: 0 K: 0 S: 5	H: 2 LOB: 1 BB: 0 P: 5	R: 0 E: 0 K: 0 S: 4	H: 1 LOB: 1 BB: 0 P: 4	R: 0 E: 0 K: 0 S: 4	H: 1 LOB: 1 BB: 0 P: 4	R: 0 E: 0 K: 0 S: 4	H: 1 LOB: 1 BB: 0 P: 4	1B: 8 2B: 1 3B: 0 HR: 0	SF: 0 SAC: 2 DP: 0 HBP: 0	WP: 0 PB: 1 SB: 2 CS: 0	PA: 34					
PITCHER	IP	WLS	BF	H	R	ER	SO	BB	IBB	HBP	BLK	WP	HR	S	P	ERA	WHIP										
Rich Sauveur, L (1, 1) ERA: 5.0	2.1		13	5	3	3	1	0	0	0	0	0	0	14	18	11.57	2.571										
Jim Winn, R (3, 1) ERA: 3.53	3.2	L	13	2	1	1	0	0	0	0	0	1	0	13	13	2.46	0.545										
Don Robinson, R (7, 1) ERA: 4.03	2.0		8	2	0	0	0	0	0	0	0	0	0	8	8	0.00	1.000										

Batter	1	2	3	4	5	6	7	8	9	10	AB	R	H	RBI	BB	SO	LOB										
Barry Bonds, L OBP: 0.371, SLG: 0.486 (1, 8)	0-3 K		4-0 1B BB		4-0 S BB		0-3 K			4-0 1B S HR BB	2	1	0	0	3	2	0										
Joe Orsulak, L OBP: 0.324, SLG: 0.366 (1, 9)	0-3 K		0-0		0-0 3-1			0-0 6-3		0-3 K	3	0	1	0	0	1	1										
Bill Almon, R OBP: 0.339, SLG: 0.444 (8, 7)	0-0 K		1-3 1B		1-2			0-3 K		0-0 K	5	1	2	0	0	1	2										
Johnny Ray, S OBP: 0.367, SLG: 0.383 (1, 4)	0-0 G3		0-0 F9			0-0 1B 1B		0-3 K		0-0 HR 1B	4	1	2	3	1	1	1										
Sid Bream, L OBP: 0.365, SLG: 0.494 (1, 3)		0-0 1B CS 2B		4-0 WP G1-4-3 BB		0-0 F9		0-3 K		0-0 HR	5	0	2	0	0	3	2										
R.J. Reynolds, S OBP: 0.359, SLG: 0.465 (1, 7)	0-0 CS 1B		0-0 K		0-3 K			0-0 K		0-0 1B	5	0	2	0	0	3	2										
Tony Peña, R OBP: 0.314, SLG: 0.360 (1, 2)	0-0 F7		0-0 G1-4-3		1-2 1B			0-0 K		0-0 4-3	5	0	2	0	0	0	3										
Jim Morrison, R OBP: 0.303, SLG: 0.401 (1, 5)	0-0 F4		0-0 F9		2-3 K			0-3 K			4	0	0	0	0	2	6										
U L Washington, S OBP: 0.258, SLG: 0.179 (1, 6)			0-0 F8		0-0 G3			0-0 F8		0-3 K	4	0	0	0	0	1	2										
Rick Rhoden, R OBP: 0.354, SLG: 0.378 (1, 1)			0-3 K		0-0 F9			0-0 5-3		0-0 4-3	3	0	0	0	0	1	0										
Lee Mazzilli, S OBP: 0.359, SLG: 0.256 (9, PH)											1	0	0	0	0	0	2										
Cecilio Guante, R (9, 1)											0	0	0	0	0	0	0										
Inning Stats	R: 0 E: 0 K: 2 S: 7	H: 0 LOB: 0 BB: 0 P: 7	R: 0 E: 0 K: 0 S: 4	H: 2 LOB: 1 BB: 0 P: 4	R: 0 E: 0 K: 1 S: 6	H: 1 LOB: 2 BB: 1 P: 10	R: 0 E: 0 K: 1 S: 5	H: 0 LOB: 1 BB: 1 P: 9	R: 0 E: 0 K: 0 S: 3	H: 0 LOB: 0 BB: 0 P: 7	R: 0 E: 0 K: 2 S: 9	H: 2 LOB: 2 BB: 0 P: 9	R: 0 E: 0 K: 1 S: 5	H: 0 LOB: 0 BB: 0 P: 5	R: 0 E: 0 K: 2 S: 7	H: 0 LOB: 0 BB: 0 P: 7	R: 0 E: 0 K: 2 S: 9	H: 2 LOB: 2 BB: 0 P: 9	R: 3 E: 0 K: 2 S: 9	H: 2 LOB: 0 BB: 1 P: 13	1B: 7 2B: 1 3B: 0 HR: 1	SF: 0 SAC: 0 DP: 0 HBP: 0	WP: 1 PB: 0 SB: 2 CS: 2	PA: 42			
PITCHER	IP 4.2	WLS 19	BF 3	H 0	R 0	ER 0	SO 4	BB 3	IBB 0	HBP 0	BLK 0	WP 1	HR 0	S 24	P 36	ERA 0.00	WHIP 1.286										
Eric Show, R ERA: 2.65	(1, 1)																										
Gene Walter, L ERA: 3.83	(5, 1)	1.1	6	2	0	0	2	0	0	0	0	0	0	10	10	0.00	1.500										
Craig Lafferts, L ERA: 2.11	(7, 1)	2.0	6	0	0	0	3	0	0	0	0	0	0	12	12	0.00	0.000										
Rich Gossage, R ERA: 4.4	(9, 1)	2.0	L	11	4	3	3	4	1	0	0	0	0	1	18	22	13.50	2.500									

Pittsburgh Pirates @ San Diego Padres
Jack Murphy Stadium, San Diego, CA
Mon Jul 07 1986, 10:05 PM EDT
Att: 28,366 - Unknown


AB 38
R 3
H 9
RBI 3
BB 4
SO 13
LOB 20



Batter	1	2	3	4	5	6	7	8	9	10	AB	R	H	RBI	BB	SO	LOB									
Marvell Wynne, L OBP: 0.316, SLG: 0.441 (1, 8)	0-3 K		0-0 1B			0-0 F7		0-0 5-3		0-3 K	5	0	1	0	0	2	1									
Tony Gwynn, L OBP: 0.401, SLG: 0.475 (1, 9)	0-0 5-3		0-0 F8			0-0 L6		0-0 4-3			4	0	0	0	0	0	1									
Kevin McReynolds, R OBP: 0.342, SLG: 0.469 (1, 7)	0-0 CS 1B				0-0 F8			0-3 K		0-0 F8	4	0	1	0	0	1	0									
Steve Garvey, R OBP: 0.266, SLG: 0.405 (1, 3)	0-0 CS	0-0 4-3			0-0 4-3			0-3 K		0-3 K	4	0	0	0	0	2	0									
Garry Templeton, S OBP: 0.269, SLG: 0.283 (1, 6)		0-3 K			0-3 K			0-0 BB S 1B		0-3 K	4	0	1	0	0	3	0									
Graig Nettles, L OBP: 0.313, SLG: 0.415 (1, 5)		4-0 BB			0-0 G3-6-1 1B			4-0 BB 1B		4-0 E SF8 BB	1	1	1	0	3	0	0									
Terry Kennedy, L OBP: 0.326, SLG: 0.382 (1, 2)		0-0 4-3			0-0 G3-6-1			4-0 BB 1B		0-0 E3	3	0	0	0	1	0	3									
Tim Flannery, L OBP: 0.372, SLG: 0.379 (1, 4)			0-0 F8		0-0 4-3			0-0 4-3		0-3 K	4	0	0	0	0	1	5									
Eric Show, R ERA: 2.65	(1, 1)										1	0	0	0	0	0	0									
Gene Walter, L ERA: 3.83	(5, 1)	1.1	6	2	0	0	2	0	0	0	0	0	0	0	0	0	0									
Craig Lafferts, L ERA: 2.11	(7, 1)	2.0	6	0	0	0	3	0	0	0	0	0	0	0	0	0	0									
Rich Gossage, R ERA: 4.4	(9, 1)	2.0	W	8	0	1	0	4	1	0	0	0	0	0	0	0	0									
Inning Stats	R: 0 E: 0 K: 1 S: 5	H: 1 LOB: 0 BB: 0 P: 5	R: 0 E: 0 K: 1 S: 5	H: 0 LOB: 1 BB: 1 P: 9	R: 0 E: 0 K: 0 S: 4	H: 1 LOB: 1 BB: 1 P: 4	R: 0 E: 0 K: 1 S: 5	H: 0 LOB: 0 BB: 0 P: 5	R: 0 E: 0 K: 0 S: 3	H: 0 LOB: 0 BB: 0 P: 3	R: 0 E: 0 K: 2 S: 8	H: 1 LOB: 3 BB: 2 P: 16	R: 0 E: 0 K: 0 S: 3	H: 0 LOB: 0 BB: 0 P: 3	R: 0 E: 0 K: 2 S: 7	H: 0 LOB: 0 BB: 0 P: 7	R: 1 E: 1 K: 2 S: 8	H: 0 LOB: 1 BB: 1 P: 12	1B: 4 2B: 0 3B: 0 HR: 0	SF: 1 SAC: 0 DP: 1 HBP: 0	WP: 0 PB: 0 SB: 1 CS: 1	PA: 38				
PITCHER	IP 8.0	WLS 29	BF 4	H 4	R 0	ER 0	SO 5	BB 3	IBB 0	HBP 0	BLK 0	WP 0	HR 0	S 36	P 48	ERA 0.00	WHIP 0.875									
Rick Rhoden, R ERA: 2.34	(1, 1)																									
Cecilio Guante, R ERA: 2.31	(9, 1)	2.0	W	8	0	1	0	4	1	0	0	0	0	0	15	19	0.00	0.500								

Pittsburgh Pirates @ San Diego Padres
Jack Murphy Stadium, San Diego, CA
Mon Jul 07 1986, 10:05 PM EDT
Att: 28,366 - Unknown

AB 32
R 1
H 4
RBI 1
BB 4
SO 9
LOB 10



Batter	1	2	3	4	5	6	7	8	9	AB	R	H	RBI	BB	SO	LOB	TOP			
Joe Orsulak, L (1, 8) OBP: 0.323, SLG: 0.364	L4		6-3 1-3 1B		G3		F9			4	0	1	0	0	0	2	Pittsburgh Pirates @ San Diego Padres Jack Murphy Stadium, San Diego, CA Tue Jul 08 1986, 10:05 PM EDT Att: 16,051 - Unknown livebaseballscorecards.com			
U.L. Washington, S (1, 6) OBP: 0.257, SLG: 0.188	6-3		1-3 1-2		K			1B		4	0	1	0	0	1	1				
Johnny Ray, S (1, 4) OBP: 0.365, SLG: 0.381	1B 1B		6-3 2-3		4-3			3 1-2		4	1	1	0	0	0	2				
Sid Bream, L (1, 3) OBP: 0.367, SLG: 0.494	1B 1-2 1B		F8			1B	G6-4-3	4-3		4	0	2	0	0	0	1				
R.J. Reynolds, S (1, 7) OBP: 0.359, SLG: 0.463 Bill Almon, R (9, PH) OBP: 0.337, SLG: 0.441	FC6-4 1-3 2-H 1B		K		K		G6-4-3 1-2	F8		3	0	1	1	0	1	1				
Tony Peña, R (1, 2) OBP: 0.316, SLG: 0.377	FC6-4 1-2							4-3		4	1	2	1	0	0	2				
Jim Morrison, R (1, 5) OBP: 0.303, SLG: 0.396		F8			F9			6-3		3	0	0	0	1	0	1				
Mike Brown, R (1, 9) OBP: 0.300, SLG: 0.315		4-3			5-3			2-3 BB		3	0	0	0	1	0	1				
Rick Reuschel, R (1, 1) OBP: 0.150, SLG: 0.175 Larry McWilliams, L (8, 1) OBP: 0.200, SLG: 0.211			K					F7		3	0	0	0	1	0	1				
					6-3			K		3	0	0	0	0	2	2				
										0	0	0	0	0	0	0				
Inning Stats	R: 1 E: 0 K: 0 S: 6	H: 3 LOB: 2 BB: 0 P: 6	R: 0 E: 0 K: 1 S: 5	H: 0 LOB: 0 BB: 0 P: 5	R: 0 E: 0 K: 0 S: 4	H: 1 LOB: 1 BB: 0 P: 4	R: 1 E: 0 K: 1 S: 6	H: 1 LOB: 0 BB: 0 P: 6	R: 0 E: 0 K: 1 S: 5	H: 0 LOB: 0 BB: 0 P: 5	R: 0 E: 0 K: 0 S: 3	H: 1 LOB: 2 BB: 1 P: 10	R: 0 E: 0 K: 0 S: 3	H: 1 LOB: 1 BB: 1 P: 7	R: 0 E: 0 K: 0 S: 3	H: 0 LOB: 1 BB: 1 P: 7	1B: 6 2B: 2 3B: 0 HR: 1	SF: 0 SAC: 0 DP: 2 HBP: 0	WP: 0 PB: 0 SB: 0 CS: 0	PA: 35
PITCHER	IP WLS BF H R ER SO BB IBB HBP BLK WP HR S P ERA WHIP	IP WLS BF H R ER SO BB IBB HBP BLK WP HR S P ERA WHIP																		
LaMarr Hoyt, R (1, 1) ERA: 5.0	8.0	W	31	8	2	2	4	0	1	0	0	0	0	0	1	38	42	2.25	1.000	
Craig Lefferts, L (9, 1) ERA: 2.08	1.0	S	4	0	0	0	0	1	0	0	0	0	0	0	0	3	7	0.00	1.000	

Batter	1	2	3	4	5	6	7	8	9	AB	R	H	RBI	BB	SO	LOB	BOTTOM			
Marvell Wynne, L (1, 8) OBP: 0.321, SLG: 0.443	G6-4-3 1B		F9			4-3		HR 1B		4	1	2	1	0	0	0	Pittsburgh Pirates @ San Diego Padres Jack Murphy Stadium, San Diego, CA Tue Jul 08 1986, 10:05 PM EDT Att: 16,051 - Unknown livebaseballscorecards.com			
Tony Gwynn, L (1, 9) OBP: 0.395, SLG: 0.481	G6-4-3 1-2		G3			4-3		2-3 3-H 1B		4	1	1	3	0	0	1				
Kevin McReynolds, R (1, 7) OBP: 0.341, SLG: 0.465	BB BB		6-3			G3		1-H 3-H 0-3 K		3	0	0	0	1	1	0				
Steve Garvey, R (1, 3) OBP: 0.266, SLG: 0.401	4-0 1-2 FC4-6 BB				6-3			6-3		3	0	0	0	1	0	0				
Garry Templeton, S (1, 6) OBP: 0.285, SLG: 0.279	FC4-6 1-2				L1			5-3		4	0	0	0	0	0	2				
Graig Nettles, L (1, 5) OBP: 0.313, SLG: 0.419		F8			F2			2B		3	0	1	0	0	0	0				
Terry Kennedy, L (1, 2) OBP: 0.326, SLG: 0.386						4-3		K		3	0	1	0	0	1	1				
Bip Roberts, S (1, 4) OBP: 0.261, SLG: 0.281 Tim Flannery, L (8, PH) OBP: 0.376, SLG: 0.379						F8		2B 1B BB		2	0	0	0	0	0	1				
LaMarr Hoyt, R (1, 1) OBP: 0.136, SLG: 0.136 John Kruk, L (8, PH) OBP: 0.376, SLG: 0.400 Craig Lefferts, L (9, 1) OBP: 0.167, SLG: 0.667						1-3 K		1B HR 2B		2	0	0	0	0	1	1				
										1	1	1	0	0	0	0				
										0	0	0	0	0	0	0				
Inning Stats	R: 0 E: 0 K: 0 S: 3	H: 1 LOB: 2 BB: 2 P: 11	R: 0 E: 0 K: 1 S: 6	H: 1 LOB: 0 BB: 0 P: 6	R: 0 E: 0 K: 0 S: 3	H: 0 LOB: 0 BB: 0 P: 3	R: 0 E: 0 K: 0 S: 3	H: 0 LOB: 0 BB: 0 P: 3	R: 0 E: 0 K: 1 S: 6	H: 1 LOB: 1 BB: 0 P: 6	R: 4 E: 0 K: 1 S: 8	H: 3 LOB: 0 BB: 1 P: 12	R: 0 E: 0 K: 0 S: 3	H: 0 LOB: 1 BB: 1 P: 7	R: 0 E: 0 K: 0 S: 3	H: 0 LOB: 1 BB: 1 P: 7	1B: 2 2B: 3 3B: 0 HR: 1	SF: 0 SAC: 0 DP: 1 HBP: 0	WP: 0 PB: 0 SB: 0 CS: 0	PA: 32
PITCHER	IP WLS BF H R ER SO BB IBB HBP BLK WP HR S P ERA WHIP	IP WLS BF H R ER SO BB IBB HBP BLK WP HR S P ERA WHIP																		
Rick Reuschel, R (1, 1) ERA: 3.62	7.0	L	28	5	3	3	2	3	0	0	0	0	0	0	0	29	41	3.86	1.143	
Larry McWilliams, L (8, 1) ERA: 5.09	1.0		4	1	1	1	1	0	0	0	0	0	0	0	1	6	6	9.00	1.000	

Batter	1	2	3	4	5	6	7	8	9	AB	R	H	RBI	BB	SO	LOB	TOP											
Joe Orsulak, L (1, 8) OBP: 0.337, SLG: 0.382										5	1	2	0	0	0	1	Pittsburgh Pirates @ San Francisco Giants Candlestick Park, San Francisco, CA Thu Jul 10 1986, 6:33 AM EDT Att: 9,795 - Unknown											
Bill Almon, R (1, 7) OBP: 0.333, SLG: 0.424 R.J. Reynolds, S (7, PH) OBP: 0.361, SLG: 0.464										2	0	0	0	1	0	1												
Johnny Ray, S (1, 4) OBP: 0.369, SLG: 0.402										5	0	3	2	0	0	2												
Tony Peña, R (1, 2) OBP: 0.316, SLG: 0.370										3	0	0	0	2	0	5												
Mike Diaz, R (1, 3) OBP: 0.333, SLG: 0.443 Sid Bream, L (7, PH) OBP: 0.373, SLG: 0.502										3	0	0	0	0	1	3												
Jim Morrison, R (1, 5) OBP: 0.308, SLG: 0.399										3	0	1	0	1	1	3												
Mike Brown, R (1, 9) OBP: 0.303, SLG: 0.328									3	1	1	1	1	2	1													
Rafael Belliard, R (1, 6) OBP: 0.308, SLG: 0.266 Larry McWilliams, L (6, PH) OBP: 0.200, SLG: 0.211 Lee Mazzilli, S (8, PH) OBP: 0.369, SLG: 0.256 Pat Clements, R (8, 1) Cecilio Guante, R (8, 1)									3	0	1	0	0	0	0	1												
Bob Walk, R (1, 1) OBP: 0.238, SLG: 0.300 U L Washington, S (6, 6) OBP: 0.270, SLG: 0.206									2	0	0	0	0	1	2													
Inning Stats	R: 0 E: 0 K: 1 S: 7	H: 2 LOB: 3 BB: 1 P: 11	R: 1 E: 0 K: 1 S: 6	H: 1 LOB: 0 BB: 0 P: 6	R: 0 E: 0 K: 0 S: 2	H: 0 LOB: 0 BB: 1 P: 6	R: 0 E: 0 K: 0 S: 4	H: 2 LOB: 2 BB: 1 P: 8	R: 0 E: 0 K: 1 S: 3	H: 1 LOB: 1 BB: 1 P: 7	R: 0 E: 0 K: 1 S: 5	H: 0 LOB: 1 BB: 1 P: 9	R: 2 E: 0 K: 0 S: 6	H: 3 LOB: 1 BB: 0 P: 6	R: 0 E: 0 K: 2 S: 7	H: 0 LOB: 0 BB: 0 P: 7		R: 0 E: 0 K: 0 S: 4	H: 1 LOB: 2 BB: 1 P: 8	1B: 7 2B: 2 3B: 0 HR: 1	SF: 0 SAC: 0 DP: 1 HBP: 0	WP: 1 PB: 1 SB: 0 CS: 0	PA: 41					
PITCHER	IP	WLS	BF	H	R	ER	SO	BB	IBB	HBP	BLK	WP	HR	S	P	ERA	WHIP											
Vida Blue, L (1, 1) ERA: 3.51	5.0	W	22	6	1	1	2	3	1	0	0	0	0	1	22	38	1.80	1.800										
Jeff Robinson, R (6, 1) ERA: 3.97	1.1		8	3	2	2	1	1	0	0	0	0	0	0	9	13	13.50	3.000										
Frank Williams, R (7, 1) ERA: 3.97	2.0		8	1	0	0	2	1	0	0	0	0	1	0	11	15	0.00	1.000										
Scott Garrelts, R (9, 1) ERA: 3.42	0.2	S	2	0	0	0	0	0	0	0	0	0	0	0	2	2	0.00	0.000										


Batter	1	2	3	4	5	6	7	8	9	AB	R	H	RBI	BB	SO	LOB	BOTTOM											
Randy Kutcher, R (1, 8) OBP: 0.300, SLG: 0.529										5	2	2	1	0	0	1	Pittsburgh Pirates @ San Francisco Giants Candlestick Park, San Francisco, CA Thu Jul 10 1986, 6:33 AM EDT Att: 9,795 - Unknown											
Robby Thompson, R (1, 4) OBP: 0.327, SLG: 0.343										5	1	3	1	0	1	1												
Jeffrey Leonard, R (1, 7) OBP: 0.327, SLG: 0.401										4	1	3	1	0	0	0												
Chili Davis, S (1, 9) OBP: 0.375, SLG: 0.466										4	0	0	0	0	2	4												
Chris Brown, R (1, 5) OBP: 0.400, SLG: 0.463									4	0	1	0	0	0	1													
Mike Aldrete, L (1, 3) OBP: 0.321, SLG: 0.289									2	1	0	0	2	0	1													
Bob Brenly, R (1, 2) OBP: 0.370, SLG: 0.341									3	1	2	3	1	0	1													
Jose Uribe, S (1, 6) OBP: 0.307, SLG: 0.275									3	0	0	0	1	0	3													
Vida Blue, S (1, 1) OBP: 0.150, SLG: 0.056 Jeff Robinson, R (6, 1) OBP: 0.111, SLG: 0.125 Frank Williams, R (7, 1) OBP: 1.000, SLG: 1.000 Scott Garrelts, R (9, 1) OBP: 0.189, SLG: 0.194									2	0	0	0	0	2	3													
Inning Stats	R: 0 E: 0 K: 2 S: 8	H: 1 LOB: 1 BB: 0 P: 8	R: 0 E: 1 K: 0 S: 4	H: 1 LOB: 0 BB: 0 P: 4	R: 1 E: 0 K: 1 S: 6	H: 2 LOB: 0 BB: 0 P: 6	R: 0 E: 0 K: 1 S: 6	H: 1 LOB: 3 BB: 2 P: 14	R: 5 E: 0 K: 0 S: 7	H: 4 LOB: 0 BB: 1 P: 11	R: 0 E: 0 K: 1 S: 7	H: 2 LOB: 2 BB: 0 P: 7	R: 0 E: 0 K: 0 S: 3	H: 0 LOB: 1 BB: 1 P: 7	R: 0 E: 0 K: 0 S: 3	H: 1 LOB: 0 BB: 0 P: 3		1B: 8 2B: 2 3B: 0 HR: 2	SF: 0 SAC: 0 DP: 0 HBP: 0	WP: 0 PB: 0 SB: 0 CS: 2	PA: 38							
PITCHER	IP	WLS	BF	H	R	ER	SO	BB	IBB	HBP	BLK	WP	HR	S	P	ERA	WHIP											
Bob Walk, R (1, 1) ERA: 3.53	5.0	L	26	9	6	6	4	3	0	0	0	0	0	2	31	43	10.80	2.400										
Larry McWilliams, L (6, 1) ERA: 4.95	2.0		9	2	0	0	1	1	0	0	0	0	0	0	10	14	0.00	1.500										
Pat Clements, L (8, 1) ERA: 3.23	0.1		2	1	0	0	0	0	0	0	0	0	0	0	2	2	0.00	3.000										
Cecilio Guante, R (8, 1) ERA: 2.29	0.2		1	0	0	0	0	0	0	0	0	0	0	0	1	1	0.00	0.000										



Batter	1	2	3	4	5	6	7	8	9	AB	R	H	RBI	BB	SO	LOB	TOP								
Joe Orsulak, L (1.8) OBP: 0.338, SLG: 0.383	0-0 S 1B	0-3 K				0-0 FC5-4 1B		0-0 4-3		5	0	2	0	0	1	2									
Bill Almon, R (1.7) OBP: 0.335, SLG: 0.419	4-0 1-2 BB		0-0 CS 1B			0-0 F9 1B		0-0 E5 CS		4	0	1	0	1	1	1									
Johnny Ray, S (1.4) OBP: 0.370, SLG: 0.400	0-0 F8		0-0 CS 1B			0-0 FC5-4 HR		4-0 BB		4	2	1	0	1	0	3									
Mike Diaz, R (1.3) OBP: 0.333, SLG: 0.479	0-0 F2		0-3 K			0-0 HR		0-0 4-3		3	1	1	2	0	1	4									
Sid Bream, L (5.3) OBP: 0.370, SLG: 0.498			1-2 2-3			1-H HR				2	0	0	0	0	0	1									
Jim Morrison, R (1.5) OBP: 0.313, SLG: 0.418	0-0 1-3		0-0 1B			0-0 E5 1B				5	2	3	2	0	0	2									
Mike Brown, R (1.9) OBP: 0.302, SLG: 0.324		0-0 F9				4-0 1B				3	1	0	0	1	1	2									
Don Robinson, R (7.1) OBP: 1.000, SLG: 1.000			0-0 F8			1-2 3B BB		0-3 K		1	1	1	0	0	0	0									
Junior Ortiz, R (1.2) OBP: 0.375, SLG: 0.407		0-0 SH1-4 1B				0-0 G6-3 BB		0-0 F3		4	1	3	2	1	0	1									
Rafael Belliard, R (1.6) OBP: 0.310, SLG: 0.283		0-0 SH1-4 1B				0-0 G6-3		0-0 4-3		5	0	2	2	0	1	3									
Rich Sauveur, L (1.1) OBP: 0.333, SLG: 0.333		0-0 SH1-4				0-0 5-3		0-0 1-3		0	0	0	0	0	0	0									
Rick Reuschel, R (4, PH) OBP: 0.146, SLG: 0.171										1	0	0	0	0	0	0									
Jim Winn, R (4.1)										1	0	0	0	0	1	1									
R.J. Reynolds, S (7.9) OBP: 0.359, SLG: 0.462		1-2 2-3								1	0	0	0	0	0	0									
Inning Stats	R: 0 E: 0 K: 0 S: 4	H: 1 LOB: 2 BB: 1 P: 8	R: 0 E: 0 K: 1 S: 7	H: 2 LOB: 0 BB: 0 P: 7	R: 1 E: 0 K: 1 S: 7	H: 3 LOB: 1 BB: 0 P: 7	R: 0 E: 0 K: 0 S: 2	H: 0 LOB: 0 BB: 1 P: 6	R: 5 E: 1 K: 1 S: 10	H: 4 LOB: 1 BB: 1 P: 14	R: 0 E: 1 K: 0 S: 3	H: 0 LOB: 1 BB: 0 P: 7	R: 0 E: 0 K: 1 S: 6	H: 1 LOB: 1 BB: 0 P: 6	R: 0 E: 0 K: 1 S: 5	H: 0 LOB: 0 BB: 0 P: 5	R: 2 E: 0 K: 1 S: 8	H: 3 LOB: 1 BB: 0 P: 8	1B: 9 2B: 3 3B: 1 HR: 2	SF: 0 SAC: 1 DP: 2 HBP: 0	WP: 0 PB: 0 SB: 2 CS: 3	PA: 44			
PITCHER	IP	WLS	BF	H	R	ER	SO	BB	IBB	HBP	BLK	WP	HR	S	P	ERA	WHIP								
Steve Carlton, L (1.1) ERA: 6.23	4.2	L	24	8	5	4	2	3	0	0	0	0	1	25	37	7.71	2.357								
Juan Berenguer, R (5.1) ERA: 3.13	0.1	3	2	1	0	1	0	0	0	0	0	0	0	5	5	0.00	6.000								
Greg Minton, R (6.1) ERA: 4.29	2.0	8	1	0	0	1	1	0	0	0	0	0	0	9	13	0.00	1.000								
Mark Davis, L (8.1) ERA: 2.49	2.0	9	3	2	2	2	2	0	0	0	0	0	1	13	13	9.00	1.500								

Pittsburgh Pirates @ San Francisco Giants
Candlestick Park, San Francisco, CA
Fri Jul 11 1986, 10:05 PM EDT
Att: 18,703 - Unknown


AB	39
R	8
H	14
RBI	8
BB	4
SO	6
LOB	20

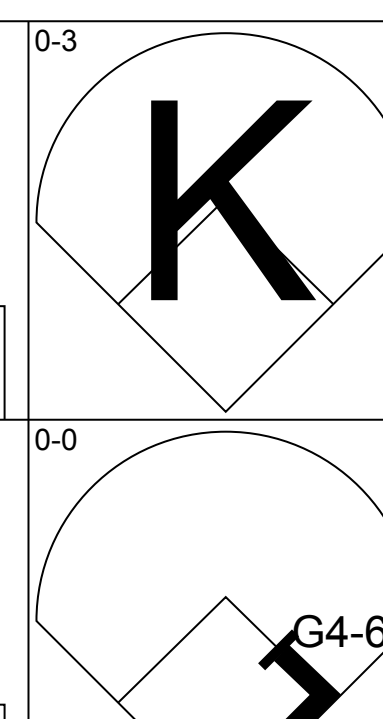
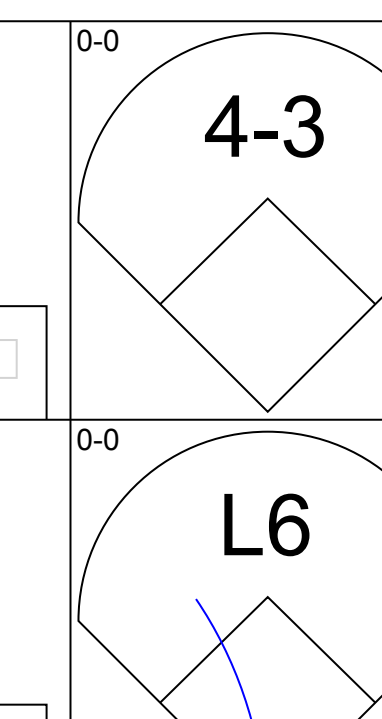
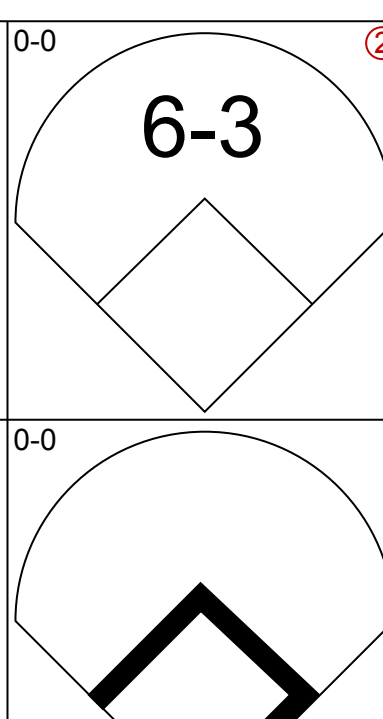
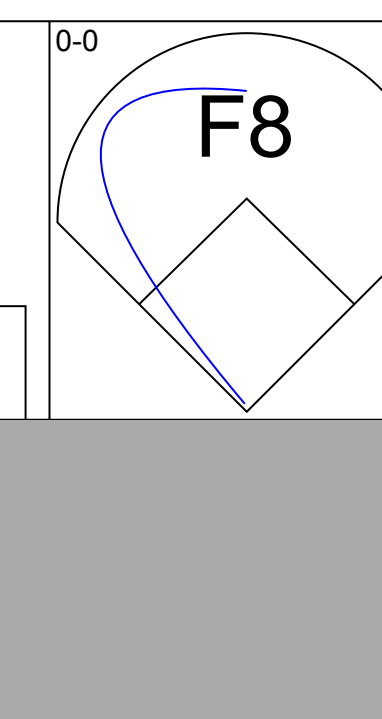
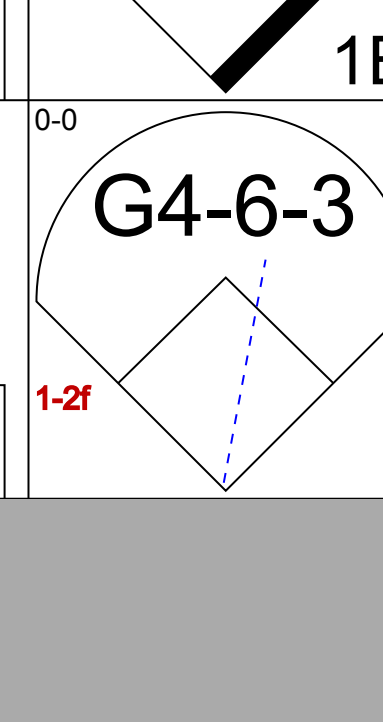

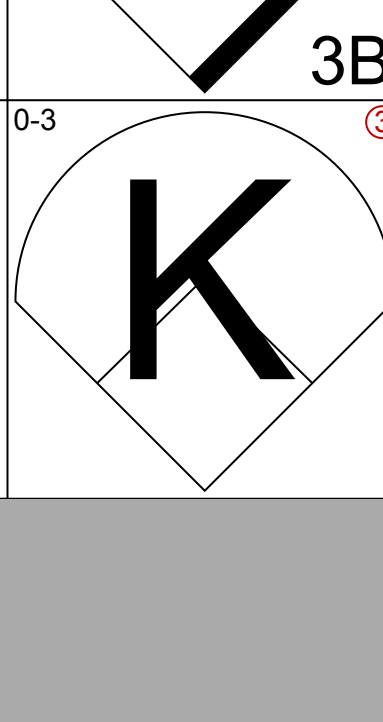
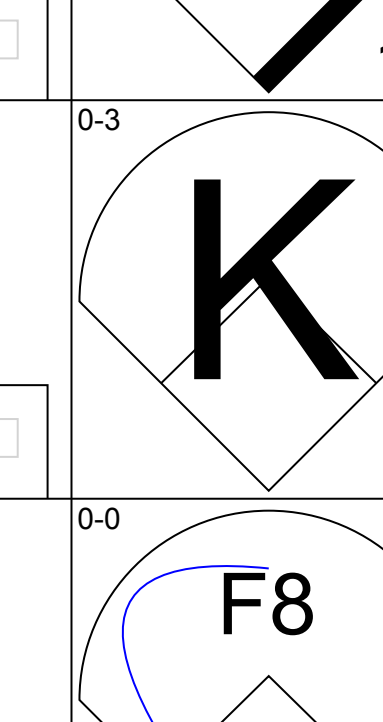

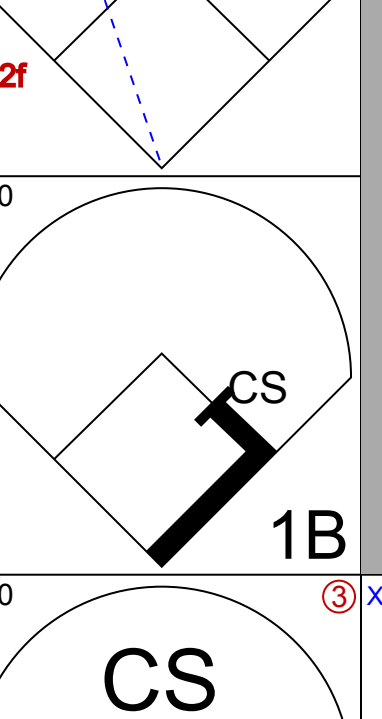

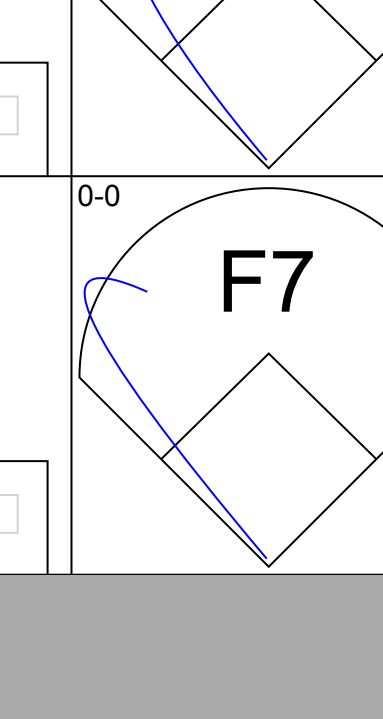
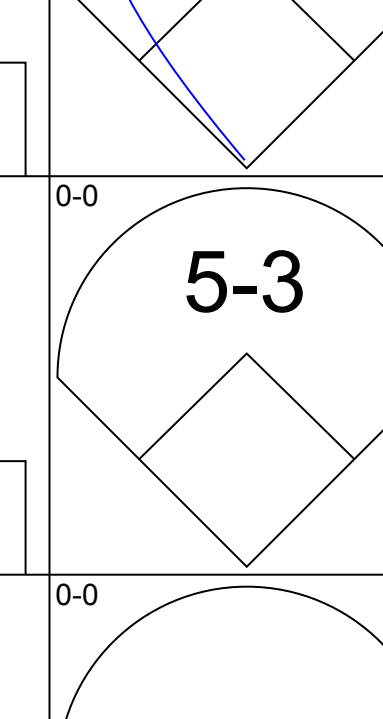
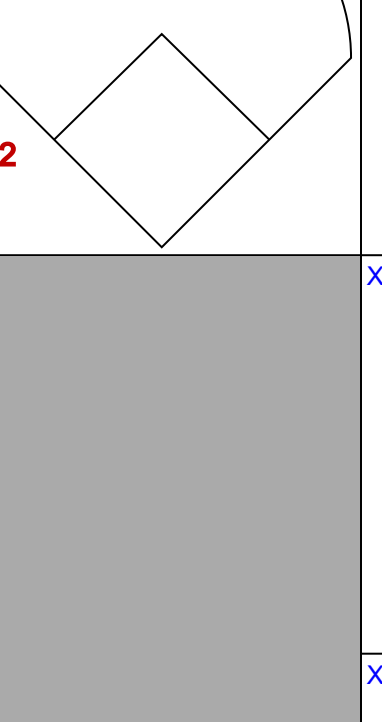
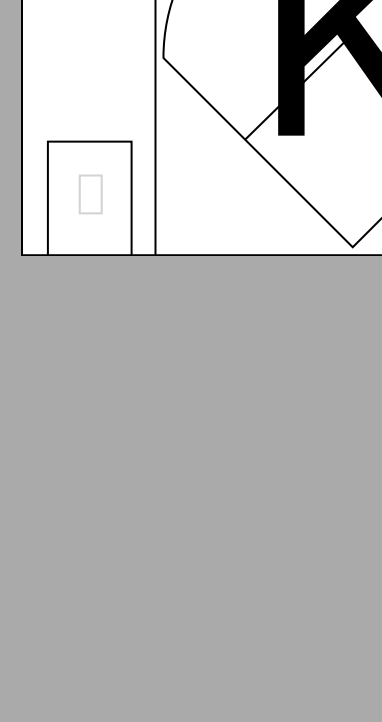





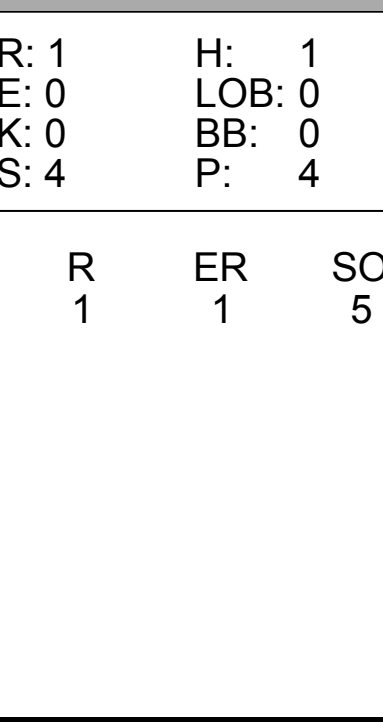
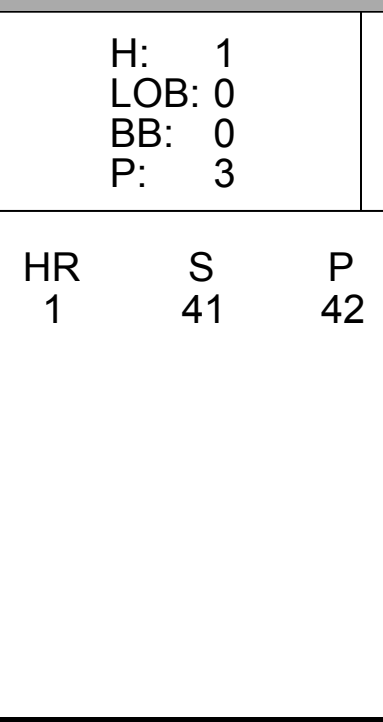
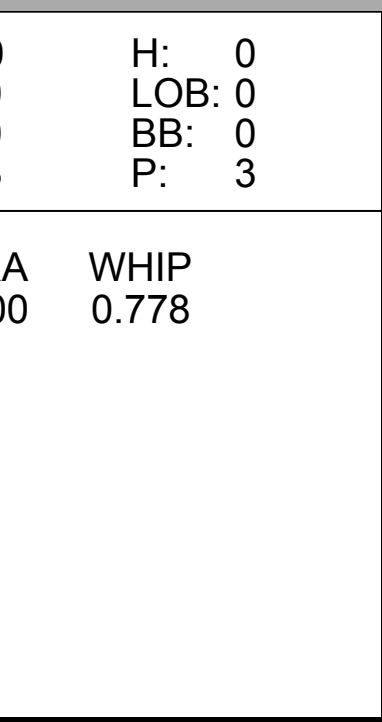
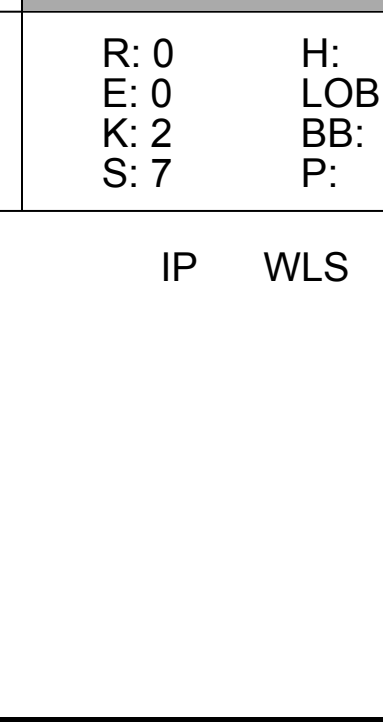

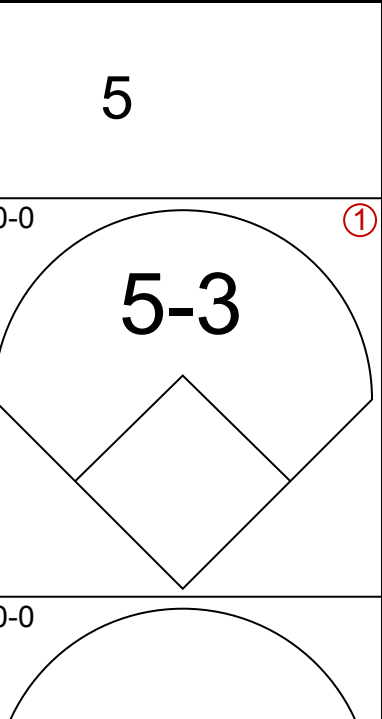
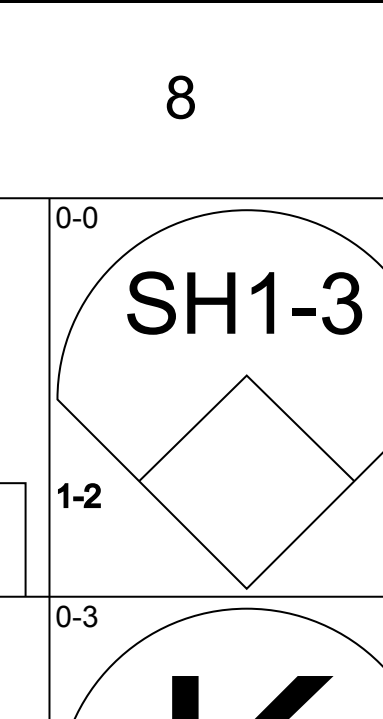
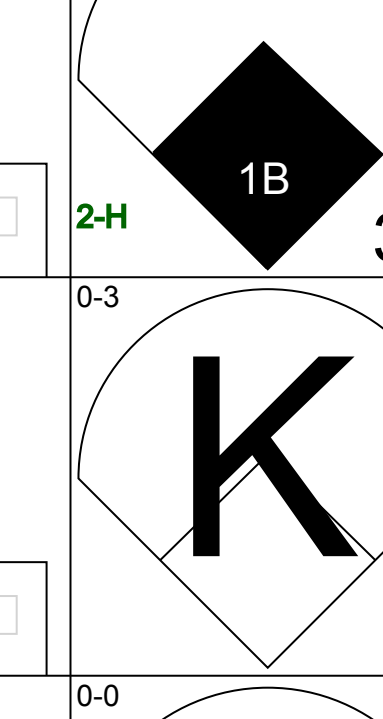
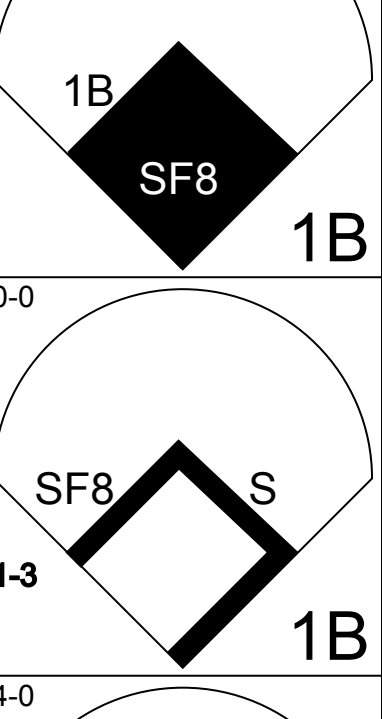
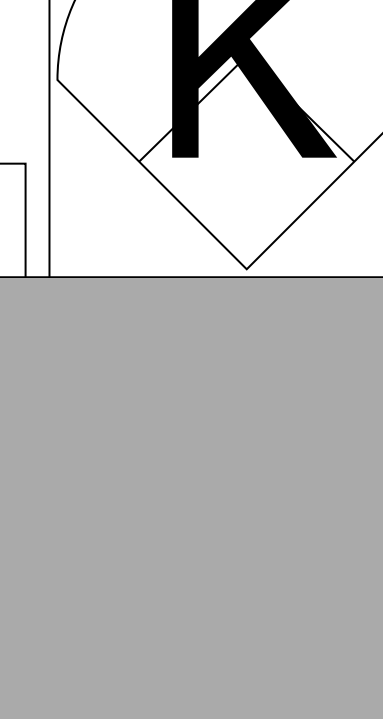
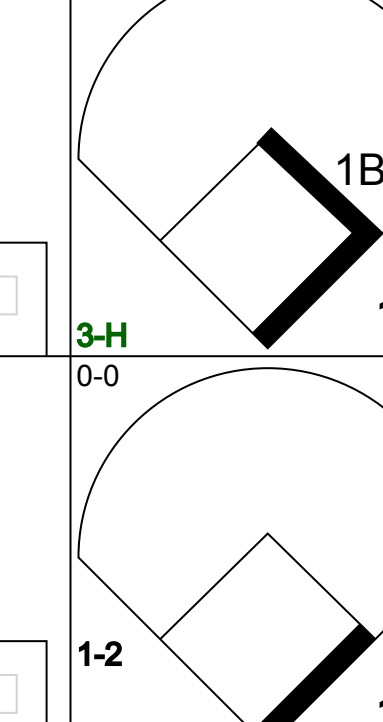




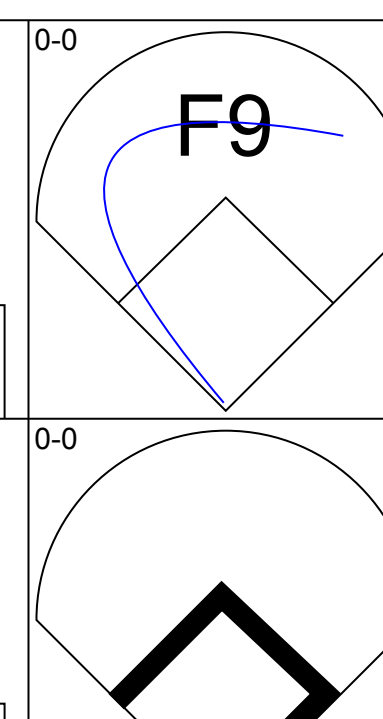
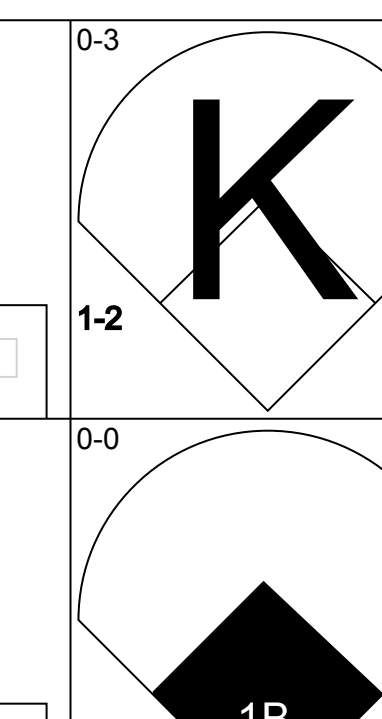
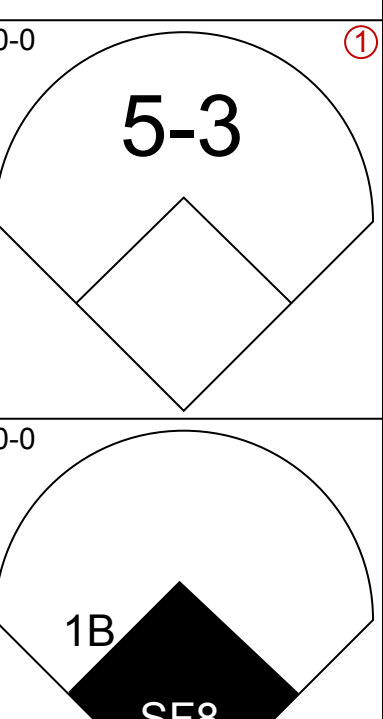
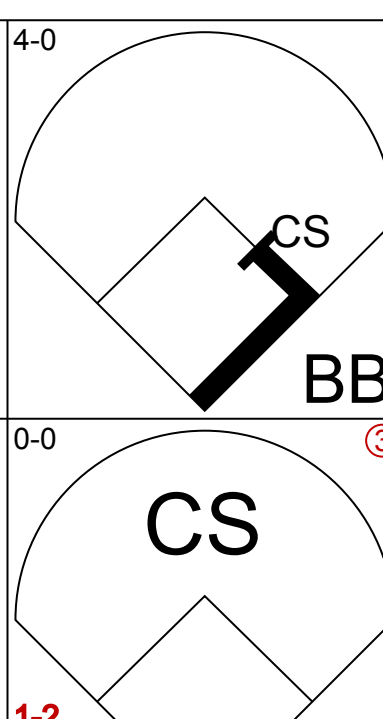
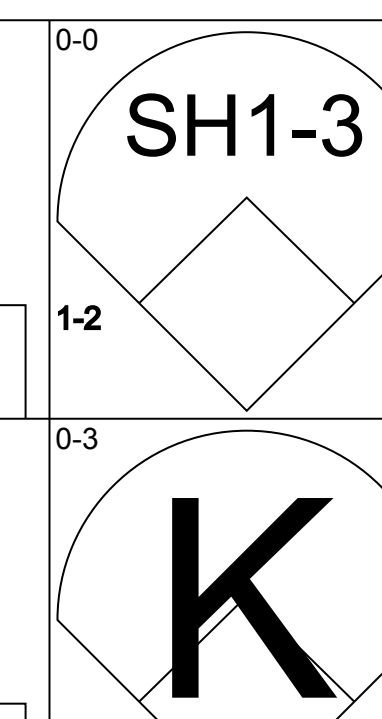
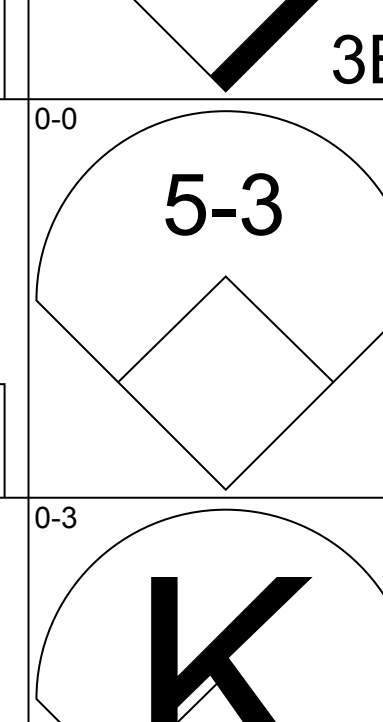
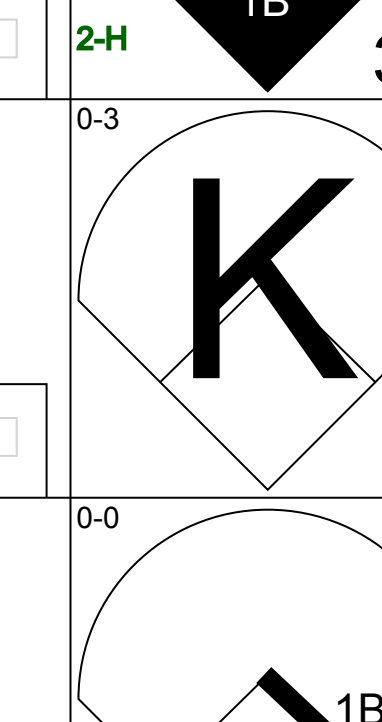
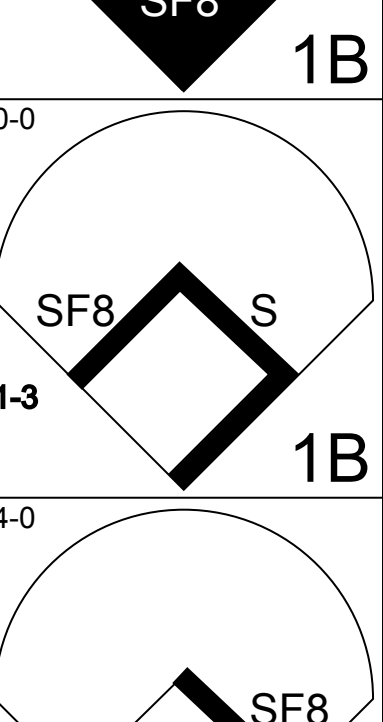

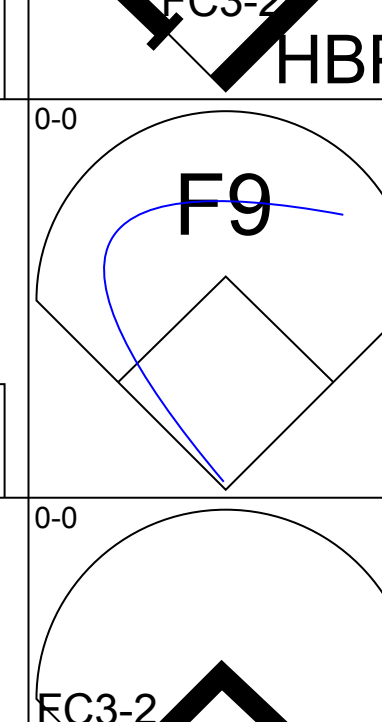


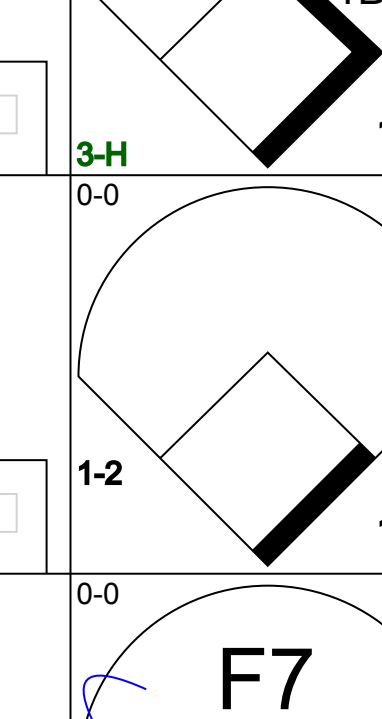
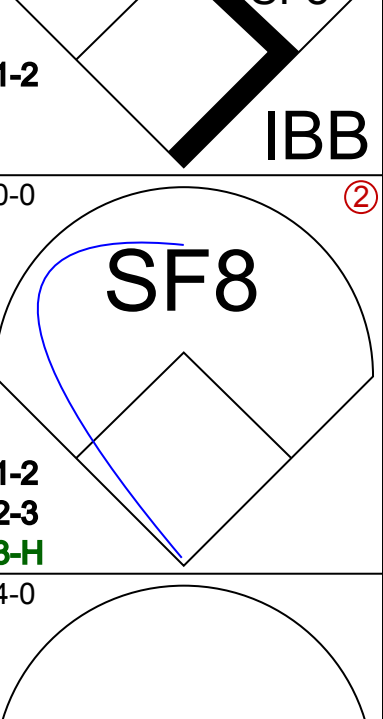
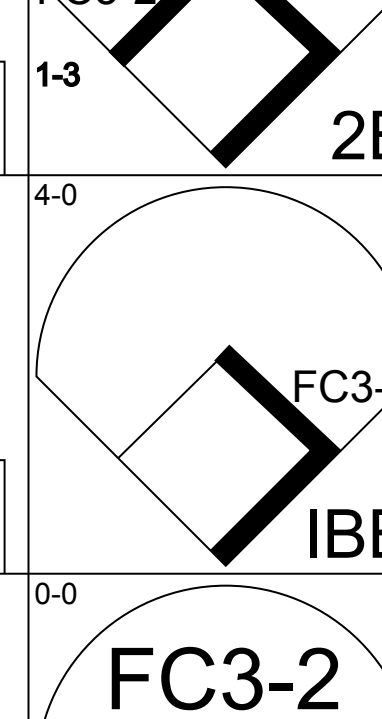

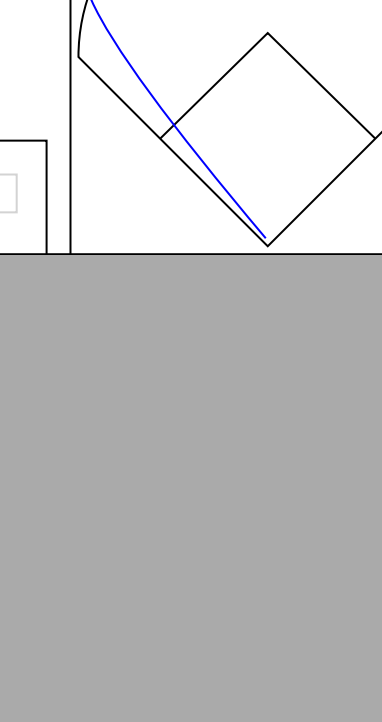
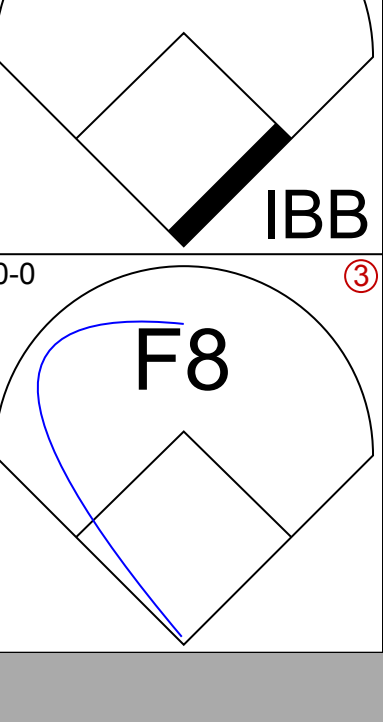
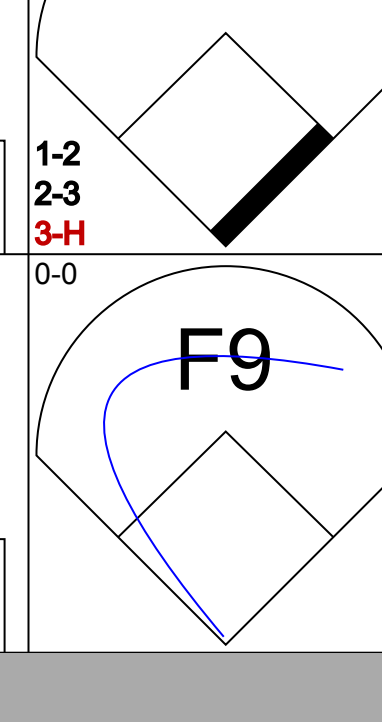
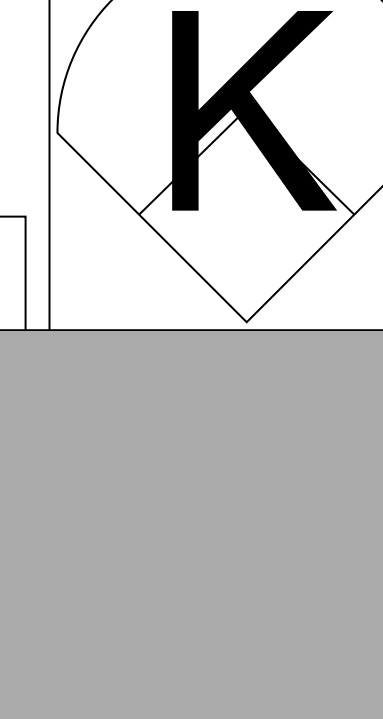
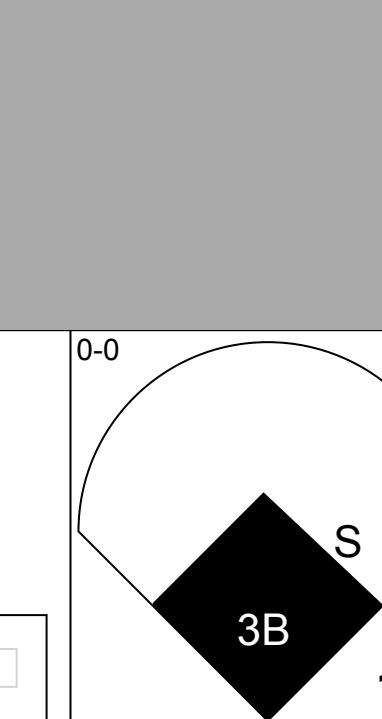


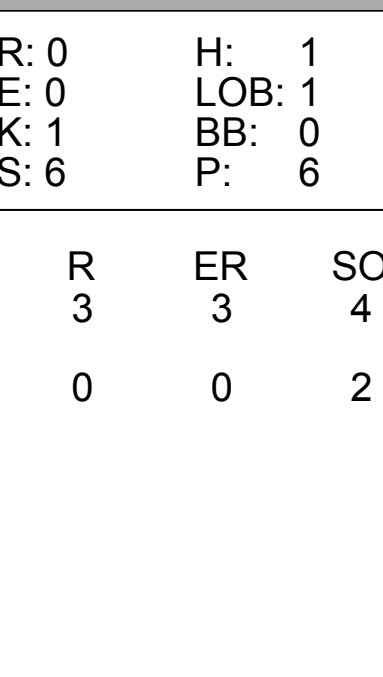
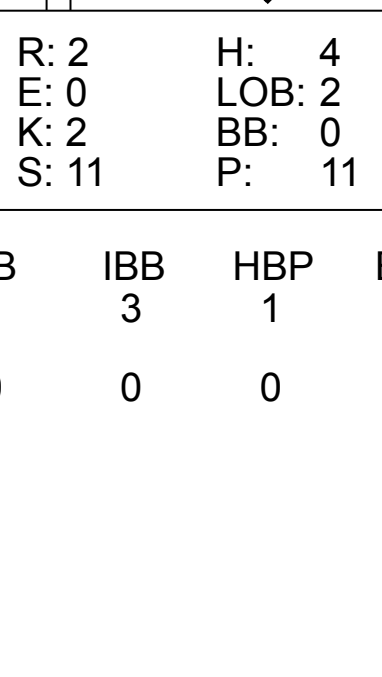
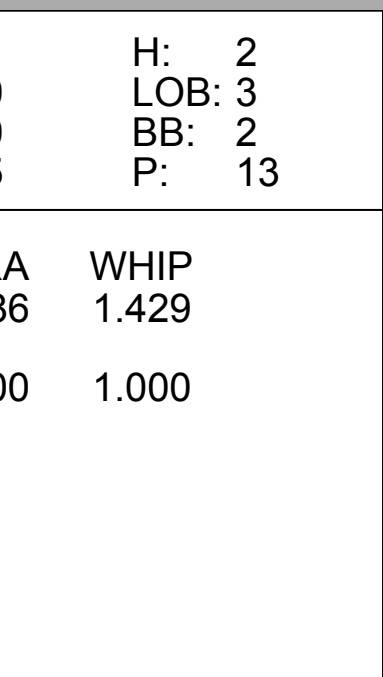
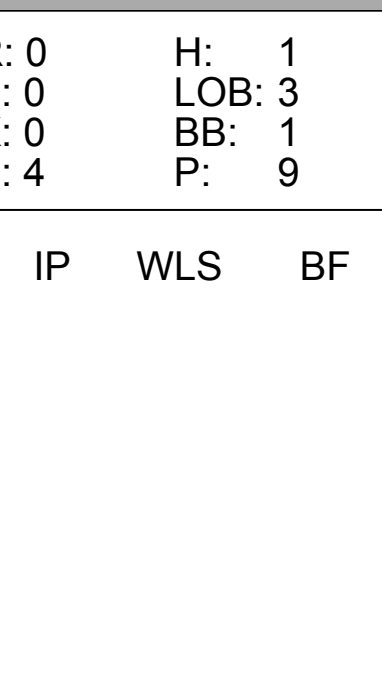
Batter	1	2	3	4	5	6	7	8	9	AB	R	H	RBI	BB	SO	LOB	BOTTOM								
Randy Kutcher, R (1.8) OBP: 0.305, SLG: 0.516	0-3 K	0-0 HR 1B		4-0 E BB		0-0 F8		0-0 1-3		4	2	1	0	1	1	1									
Robby Thompson, R (1.4) OBP: 0.328, SLG: 0.352	0-0 5-3	0-0 1-H HR		0-0 E5		0-0 6-3		4-0 FC5-4 BB		4	1	1	2	1	0	0									
Jeffrey Leonard, R (1.7) OBP: 0.328, SLG: 0.399	0-0 BB BLK 1B	0-3 K		4-0 BB		0-0 P4		0-0 FC5-4 6-3		4	0	1	0	1	1	1									
Chili Davis, S (1.9) OBP: 0.373, SLG: 0.460	4-0 1-2 BB BB		0-0 5-3	0-3 K		0-0 F7		0-0 6-3		4	0	0	0	1	1	3									
Chris Brown, R (1.5) OBP: 0.400, SLG: 0.458	4-0 1-2 2-3 BB		0-0 6-3		4-0 SH1 1B BB		0-0 4-3		0-0 F9		3	0	0	0	2	0									
Bob Brenly, R (1.3) OBP: 0.372, SLG: 0.348	0-3 K		0-0 2B		0-0 SH1 1B		0-3 K			4	0	2	0	0	2	3									
Mark Davis, L (8.1) OBP: 0.250, SLG: 0.500										0	0	0	0	0	0	0									
Bob Melvin, R (1.2) OBP: 0.272, SLG: 0.342		0-0 F9		0-0 1-3		0-0 SH1		0-3 K		3	0	0	0	0	1	1									
Jose Uribe, S (1.6) OBP: 0.310, SLG: 0.290		0-0 HR		0-0 K2-3-2 1B		0-0 G3		0-0 5-3		4	1	2	1	0	0	2									
Steve Carlton, L (1.1) OBP: 0.211, SLG: 0.216		0-3 K		0-3 K2-3-2 1B		0-0 F4				2	0	0	0	0	2	1									
Juan Berenguer, R (5.1)										0	0	0	0	0	0	0									
Harry Spilman, L (5, PH) OBP: 0.291, SLG: 0.427										1	0	0	0	0	0	2									
Greg Minton, S (6.1)										0	0	0	0	0	0	0									
Mike Aldrete, L (8.3) OBP: 0.327, SLG: 0.308					1-1					1	0	1	0	0	0	0									
Inning Stats	R: 0 E: 0 K: 2 S: 8	H: 1 LOB: 3 BB: 2 P: 16	R: 3 E: 0 K: 2 S: 10	H: 3 LOB: 0 BB: 0 P: 10	R: 0 E: 0 K: 0 S: 4	H: 1 LOB: 1 BB: 0 P: 4	R: 1 E: 1 K: 2 S: 8	H: 1 LOB: 2 BB: 2 P: 16	R: 0 E: 0 K: 0 S: 4	H: 1 LOB: 2 BB: 1 P: 8	R: 0 E: 0 K: 0 S: 3	H: 0 LOB: 0 BB: 0 P: 3	R: 0 E: 0 K: 1 S: 5	H: 0 LOB: 0 BB: 0 P: 5	R: 0 E: 0 K: 1 S: 6	H: 1 LOB: 1 BB: 0 P: 6	R: 0 E: 0 K: 0 S: 3	H: 0 LOB: 1 BB: 1 P: 7	1B: 4 2B: 3 3B: 0 HR: 2	SF: 0 SAC: 1 DP: 1 HBP: 0	WP: 0 PB: 0 SB: 0 CS: 0	PA: 41			
PITCHER	IP	WLS	BF	H	R	ER	SO	BB	IBB	HBP	BLK	WP	HR	S	P	ERA	WHIP								
Rich Sauveur, L (1.1) ERA: 6.0	3.0	W	16	5	3	3	4	2	0	0	1	0	0	15	27	9.00	2.333								
Jim Winn, R (4.1) ERA: 3.33	3.0	W	14	2	1	0	2	3	0	0	0	0	0	15	27	0.00	1.667								
Don Robinson, R (7.1) ERA: 3.21	3.0	S	11	1	0	0	2	1	0	0	0	0	0	14	18	0.00	0.667								

Pittsburgh Pirates @ San Francisco Giants
Candlestick Park, San Francisco, CA
Fri Jul 11 1986, 10:05 PM EDT
Att: 18,703 - Unknown

AB	34
R	4
H	8
RBI	3
BB	6
SO	8
LOB	15





Batter	1	2	3	4	5	6	7	8	9	AB	R	H	RBI	BB	SO	LOB	TOP					
Barry Bonds, L OBP: 0.363, SLG: 0.474 (1, 8)										4	0	0	0	0	1	2	Pittsburgh Pirates @ San Francisco Giants Candlestick Park, San Francisco, CA Sat Jul 12 1986, 6:33 AM EDT Att: 19,549 - Unknown livebaseballscorecards.com					
Joe Orsulak, L OBP: 0.344, SLG: 0.397 (1, 9)										4	0	3	0	0	0	1						
Johnny Ray, S OBP: 0.368, SLG: 0.396 (1, 4)										3	0	0	0	0	2	3						
Sid Bream, L OBP: 0.365, SLG: 0.491 (1, 3)											4	0	0	0	0	2						
R.J. Reynolds, S OBP: 0.358, SLG: 0.459 (1, 7)											4	0	1	0	0	1						
Tony Peña, R OBP: 0.316, SLG: 0.380 (1, 2)										3	1	1	1	0	1	0						
Jim Morrison, R OBP: 0.313, SLG: 0.417 (1, 5)											3	0	1	0	0	0						
Rafael Belliard, R OBP: 0.313, SLG: 0.286 (1, 6)											2	0	1	0	0	0						
Rick Rhoden, R OBP: 0.347, SLG: 0.370 (1, 1)											1	0	0	0	0	0						
Lee Mazzilli, S OBP: 0.386, SLG: 0.253 (8, PH)										1	0	0	0	0	0	1						
Cecilio Guante, R (8, 1)										0	0	0	0	0	0	0						
Inning Stats	R: 0 E: 0 K: 1 S: 5	H: 1 LOB: 0 BB: 0 P: 5	R: 1 E: 0 K: 0 S: 4	H: 1 LOB: 0 BB: 0 P: 4	R: 0 E: 0 K: 0 S: 4	H: 1 LOB: 1 BB: 0 P: 4	R: 0 E: 0 K: 0 S: 2	H: 1 LOB: 0 BB: 0 P: 3	R: 0 E: 0 K: 0 S: 3	H: 0 LOB: 0 BB: 0 P: 3	R: 0 E: 0 K: 1 S: 6	H: 1 LOB: 1 BB: 0 P: 6	R: 0 E: 0 K: 2 S: 7	H: 0 LOB: 0 BB: 0 P: 7	R: 0 E: 0 K: 0 S: 4	H: 1 LOB: 1 BB: 0 P: 4	R: 0 E: 0 K: 1 S: 6	H: 1 LOB: 1 BB: 0 P: 6	1B: 5 2B: 0 3B: 1 HR: 1	SF: 0 SAC: 2 DP: 2 HBP: 1	WP: 0 PB: 0 SB: 0 CS: 1	PA: 33
PITCHER Mike Krukow, R ERA: 3.11 (1, 1)	IP: 9.0 WLS: W BF: 32 H: 7 R: 1 ER: 1 SO: 5 BB: 0 IBB: 0 HBP: 1 BLK: 0 WP: 0 HR: 1 S: 41 P: 42 ERA: 1.00 WHIP: 0.778															PITCHER IP: WLS: BF: H: R: ER: SO: BB: IBB: HBP: BLK: WP: HR: S: P: ERA: WHIP:						

Batter	1	2	3	4	5	6	7	8	9	AB	R	H	RBI	BB	SO	LOB	BOTTOM					
Randy Kutcher, R OBP: 0.303, SLG: 0.500 (1, 8)										3	0	0	0	1	1	1	Pittsburgh Pirates @ San Francisco Giants Candlestick Park, San Francisco, CA Sat Jul 12 1986, 6:33 AM EDT Att: 19,549 - Unknown livebaseballscorecards.com					
Robby Thompson, R OBP: 0.335, SLG: 0.370 (1, 4)										4	2	3	1	0	1	1						
Jeffrey Leonard, R OBP: 0.327, SLG: 0.397 (1, 7)										4	0	1	0	0	1	3						
Chili Davis, S OBP: 0.377, SLG: 0.465 (1, 9)										3	0	2	1	1	1	1						
Chris Brown, R OBP: 0.401, SLG: 0.458 (1, 5)										2	0	1	1	1	0	0						
Mike Aldrete, L OBP: 0.333, SLG: 0.319 (1, 3)										3	0	1	0	1	0	5						
Bob Brenly, R OBP: 0.367, SLG: 0.342 (1, 2)										4	0	0	0	0	0	7						
Jose Uribe, S OBP: 0.309, SLG: 0.289 (1, 6)										4	0	1	0	0	1	1						
Mike Krukow, R OBP: 0.231, SLG: 0.220 (1, 1)										4	1	1	0	0	1	1						
Inning Stats	R: 0 E: 0 K: 1 S: 6	H: 1 LOB: 1 BB: 0 P: 6	R: 0 E: 0 K: 1 S: 6	H: 1 LOB: 0 BB: 0 P: 6	R: 2 E: 0 K: 2 S: 11	H: 4 LOB: 2 BB: 0 P: 11	R: 0 E: 0 K: 0 S: 3	H: 0 LOB: 0 BB: 0 P: 3	R: 1 E: 0 K: 0 S: 5	H: 2 LOB: 3 BB: 2 P: 13	R: 0 E: 0 K: 0 S: 2	H: 0 LOB: 0 BB: 1 P: 6	R: 0 E: 0 K: 0 S: 4	H: 1 LOB: 3 BB: 1 P: 9	R: 0 E: 0 K: 2 S: 8	H: 1 LOB: 1 BB: 0 P: 8		R: 0 E: 0 K: 1 S: 6	H: 1 LOB: 1 BB: 0 P: 6	1B: 6 2B: 2 3B: 2 HR: 0	SF: 1 SAC: 1 DP: 0 HBP: 1	WP: 0 PB: 0 SB: 0 CS: 1
PITCHER Rick Rhoden, R ERA: 2.42 (1, 1)	IP: 7.0 WLS: L BF: 34 H: 9 R: 3 ER: 3 SO: 4 BB: 1 IBB: 3 HBP: 1 BLK: 0 WP: 0 HR: 0 S: 37 P: 54 ERA: 3.86 WHIP: 1.429															PITCHER IP: WLS: BF: H: R: ER: SO: BB: IBB: HBP: BLK: WP: HR: S: P: ERA: WHIP:						
Cecilio Guante, R ERA: 2.25 (8, 1)	IP: 1.0 WLS: L BF: 4 H: 1 R: 0 ER: 0 SO: 2 BB: 0 IBB: 0 HBP: 0 BLK: 0 WP: 0 HR: 0 S: 8 P: 8 ERA: 0.00 WHIP: 1.000															PITCHER IP: WLS: BF: H: R: ER: SO: BB: IBB: HBP: BLK: WP: HR: S: P: ERA: WHIP:						



Batter	1	2	3	4	5	6	7	8	9	AB	R	H	RBI	BB	SO	LOB	TOP								
Marvell Wynne, L OBP: 0.308, SLG: 0.434 (1, 8)	F7		4-3	FC4		F9			5-3	5	0	0	0	0	0	3	San Diego Padres @ Pittsburgh Pirates Three Rivers Stadium, Pittsburgh, PA Thu Jul 17 1986, 7:05 PM EDT Att: 8,865 - Unknown livebaseballscorecards.com								
Tony Gwynn, L OBP: 0.399, SLG: 0.494 (1, 9)	F7		5-3		CS		F7		F7	5	0	1	0	0	0	0									
Kevin McReynolds, R OBP: 0.341, SLG: 0.466 (1, 7)	BB		3-1		2B		K			3	0	1	0	1	1	0									
Graig Nettles, L OBP: 0.300, SLG: 0.401 (1, 5)	G3			5-3	FC1-5-6-5		F8			4	0	0	0	0	0	2									
Steve Garvey, R OBP: 0.270, SLG: 0.392 Craig Lefferts, L OBP: 0.167, SLG: 0.667 (8, 1)		K		BB						3	1	2	0	1	1	0									
Terry Kennedy, L OBP: 0.338, SLG: 0.416 (1, 2)	K			BB						0	0	0	0	0	0	0									
Garry Templeton, S OBP: 0.279, SLG: 0.283 (1, 6)				BB						3	1	0	0	1	1	3									
Tim Flannery, L OBP: 0.370, SLG: 0.371 (1, 4)				BB						4	0	3	1	0	1	1									
Lance McCullers, S Camelo Martinez, R OBP: 0.351, SLG: 0.377 (8, 3)				BB						2	0	0	1	1	0	2									
				BB						2	0	0	0	1	1	3									
Inning Stats	R: 0 E: 0 K: 0 S: 3	H: 0 LOB: 1 BB: 1 P: 7	R: 0 E: 0 K: 3 S: 10	H: 1 LOB: 2 BB: 1 P: 14	R: 0 E: 0 K: 0 S: 3	H: 0 LOB: 0 BB: 0 P: 3	R: 2 E: 0 K: 0 S: 5	H: 2 LOB: 2 BB: 2 P: 13	R: 0 E: 0 K: 0 S: 4	H: 2 LOB: 2 BB: 1 P: 8	R: 0 E: 0 K: 0 S: 4	H: 1 LOB: 1 BB: 0 P: 4	R: 0 E: 0 K: 1 S: 5	H: 0 LOB: 0 BB: 0 P: 5	R: 0 E: 0 K: 1 S: 6	H: 1 LOB: 1 BB: 0 P: 6	R: 0 E: 0 K: 0 S: 3	H: 0 LOB: 0 BB: 0 P: 3	1B: 4 2B: 3 3B: 0 HR: 0	SF: 1 SAC: 0 DP: 0 HBP: 0	WP: 0 PB: 0 SB: 1 CS: 1	PA: 38			
PITCHER	IP	WLS	BF	H	R	ER	SO	BB	IBB	HBP	BLK	WP	HR	S	P	ERA	WHIP								
Rick Rhoden, R ERA: 2.45 (1, 1)	6.0	L	28	6	2	2	3	4	1	0	0	0	0	29	49	3.00	1.667								
Cecilio Guante, R ERA: 2.18 (7, 1)	2.0		7	1	0	0	2	0	0	0	0	0	0	11	11	0.00	0.500								
Don Robinson, R ERA: 3.3 (9, 1)	1.0		3	0	0	0	0	0	0	0	0	0	0	3	3	0.00	0.000								

Batter	1	2	3	4	5	6	7	8	9	AB	R	H	RBI	BB	SO	LOB	BOTTOM								
Barry Bonds, L OBP: 0.355, SLG: 0.462 (1, 8)	F8		K			K		F8		4	0	0	0	0	2	1	San Diego Padres @ Pittsburgh Pirates Three Rivers Stadium, Pittsburgh, PA Thu Jul 17 1986, 7:05 PM EDT Att: 8,865 - Unknown livebaseballscorecards.com								
Joe Orsulak, L OBP: 0.335, SLG: 0.384 Mike Brown, R OBP: 0.299, SLG: 0.321 Don Robinson, R OBP: 1.000, SLG: 1.000 (8, PH)	K		4-3			F7		F9		3	0	0	0	0	1	1									
Johnny Ray, S OBP: 0.369, SLG: 0.394 (1, 4)	L6									3	0	1	0	1	0	0									
Sid Bream, L OBP: 0.361, SLG: 0.485 Mike Diaz, R OBP: 0.329, SLG: 0.473 (9, PH)		5-3				F8		F8		3	0	0	0	0	0	2									
R.J. Reynolds, S OBP: 0.355, SLG: 0.453 (9, 9)						F8		F7		1	0	0	0	0	0	0									
Tony Peña, R OBP: 0.312, SLG: 0.375 (1, 2)						F7		F9		4	0	1	0	0	0	1									
Jim Morrison, R OBP: 0.309, SLG: 0.408 (1, 5)						F9		F9		3	0	0	0	0	1	2									
U.L. Washington, S OBP: 0.295, SLG: 0.275 (1, 6)						F9		F9		3	0	0	0	0	1	2									
Jim Morrison, R OBP: 0.309, SLG: 0.408 (1, 5)						F9		F9		3	0	0	0	0	1	1									
U.L. Washington, S OBP: 0.295, SLG: 0.275 (1, 6)						F9		F9		3	1	1	0	0	0	1									
Rick Rhoden, R OBP: 0.353, SLG: 0.375 Cecilio Guante, R (7, 1) Bill Almon, R OBP: 0.333, SLG: 0.417 (8, PH)						F9		F9		2	0	1	1	0	0	0									
						F9		F9		0	0	0	0	0	0	0									
						F9		F9		1	0	0	0	0	1	0									
Inning Stats	R: 0 E: 0 K: 1 S: 5	H: 0 LOB: 0 BB: 0 P: 5	R: 0 E: 0 K: 1 S: 5	H: 0 LOB: 0 BB: 0 P: 5	R: 0 E: 0 K: 1 S: 7	H: 2 LOB: 1 BB: 0 P: 7	R: 0 E: 0 K: 0 S: 3	H: 0 LOB: 0 BB: 0 P: 3	R: 0 E: 0 K: 1 S: 6	H: 1 LOB: 1 BB: 0 P: 6	R: 0 E: 0 K: 0 S: 4	H: 1 LOB: 1 BB: 0 P: 4	R: 0 E: 0 K: 1 S: 5	H: 0 LOB: 0 BB: 0 P: 5	R: 0 E: 0 K: 0 S: 3	H: 0 LOB: 0 BB: 0 P: 3	1B: 3 2B: 0 3B: 1 HR: 0	SF: 0 SAC: 0 DP: 0 HBP: 0	WP: 0 PB: 1 SB: 0 CS: 0	PA: 32					
PITCHER	IP	WLS	BF	H	R	ER	SO	BB	IBB	HBP	BLK	WP	HR	S	P	ERA	WHIP								
Lance McCullers, R ERA: 2.09 (1, 1)	7.0		26	4	1	1	4	1	0	0	0	0	0	8	8	0.00	0.714								
Craig Lefferts, L ERA: 1.96 (8, 1)	2.0	S	6	0	0	0	1	0	0	0	0	0	0	8	8	0.00	0.000								

Batter	1	2	3	4	5	6	7	8	9	AB	R	H	RBI	BB	SO	LOB	TOP																
Marvell Wynne, L (1, 8) OBP: 0.304, SLG: 0.446	L1		F9		G3		K			4	0	0	0	0	1	1	San Diego Padres @ Pittsburgh Pirates Three Rivers Stadium, Pittsburgh, PA Sun Jul 20 1986, 3:33 AM EDT Att: 15,765 - Unknown livebaseballscores.com AB 27 R 2 H 3 RBI 1 BB 8 SO 5 LOB 13 																
John Kruk, L (1, 9) OBP: 0.394, SLG: 0.407					G3					2	0	1	0	1	0	0																	
Tony Gwynn, L (8, PH) OBP: 0.397, SLG: 0.496	CS 1B		BB							0	0	0	0	1	0	0																	
Kevin McReynolds, R (1, 7) OBP: 0.349, SLG: 0.471						2B 6-3 BB				1	1	0	0	3	0	1																	
Graig Nettles, L (1, 5) OBP: 0.305, SLG: 0.410										3	1	1	0	0	0	4																	
Carmelo Martinez, R (8, PH) OBP: 0.353, SLG: 0.375										1	0	0	0	0	0	0																	
Bip Roberts, S (8, 4) OBP: 0.270, SLG: 0.285										0	0	0	0	0	0	0																	
Steve Garvey, R (1, 3) OBP: 0.267, SLG: 0.392					4-3					3	0	0	1	1	0	1																	
Terry Kennedy, L (1, 2) OBP: 0.332, SLG: 0.402										4	0	0	0	0	0	1																	
Tim Flannery, L (1, 4) OBP: 0.375, SLG: 0.371										2	0	0	0	1	1	0																	
Bruce Bochy, R (9, PH) OBP: 0.333, SLG: 0.576										1	0	1	0	0	0	0																	
Lance McCullers, S (9, PR)										0	0	0	0	0	0	0																	
Jerry Royster, R (1, 6) OBP: 0.311, SLG: 0.319										3	0	0	0	1	1	3																	
Dave Dravecky, R (1, 1) OBP: 0.182, SLG: 0.233										1	0	0	0	0	1	0																	
Craig Lefferts, L (6, 1) OBP: 0.167, SLG: 0.667										0	0	0	0	0	0	0																	
Garry Templeton, S (7, PH) OBP: 0.275, SLG: 0.279										1	0	0	0	0	0	0																	
Gene Walter, L (7, 1) OBP: 0.333, SLG: 0.400										0	0	0	0	0	0	0																	
Dane Iorg, L (9, PH) OBP: 0.225, SLG: 0.290										1	0	0	0	0	1	2																	
Inning Stats	R: 0 E: 0 K: 0 S: 3	H: 1 LOB: 1 BB: 1 P: 7	R: 0 E: 0 K: 0 S: 3	H: 0 LOB: 0 BB: 0 P: 3	R: 0 E: 0 K: 0 S: 3	H: 0 LOB: 3 BB: 3 P: 15	R: 0 E: 0 K: 0 S: 3	H: 0 LOB: 1 BB: 1 P: 7	R: 0 E: 0 K: 1 S: 5	H: 0 LOB: 0 BB: 0 P: 5	R: 2 E: 0 K: 1 S: 6	H: 1 LOB: 0 BB: 1 P: 10	R: 0 E: 0 K: 1 S: 5	H: 0 LOB: 0 BB: 0 P: 5	R: 0 E: 0 K: 2 S: 2	H: 0 LOB: 0 BB: 1 P: 6	R: 0 E: 0 K: 2 S: 8	H: 1 LOB: 2 BB: 1 P: 12	1B: 1 2B: 3 3B: 0 HR: 0	SF: 0 SAC: 1 DP: 1 HBP: 0	WP: 1 PB: 0 SB: 1 CS: 1	PA: 36											
PITCHER	IP WLS BF H R ER SO BB IBB HBP BLK WP HR S P ERA WHIP																																
Mike Bielecki, R (1, 1) ERA: 4.5	5.1	23	2	2	2	1	6	0	0	0	0	0	19	43	3.38	1.500																	
Larry McWilliams, L (6, 1) ERA: 4.58	3.0	W	10	0	0	0	2	2	0	0	0	1	0	12	20	0.00	0.667																
Don Robinson, R (9, 1) ERA: 3.16	0.2	S	3	1	0	0	2	0	0	0	0	0	0	7	7	0.00	1.500																
Batter	1	2	3	4	5	6	7	8	9	AB	R	H	RBI	BB	SO	LOB	BOTTOM																
Barry Bonds, L (1, 8) OBP: 0.342, SLG: 0.437	K		G3-4-1							4	1	1	0	0	2	1	San Diego Padres @ Pittsburgh Pirates Three Rivers Stadium, Pittsburgh, PA Sun Jul 20 1986, 3:33 AM EDT Att: 15,765 - Unknown livebaseballscores.com AB 25 R 4 H 6 RBI 4 BB 6 SO 5 LOB 12 																
Bill Almon, R (1, 7) OBP: 0.333, SLG: 0.416										3	1	0	0	1	0	1																	
Johnny Ray, S (1, 4) OBP: 0.370, SLG: 0.393										4	1	1	1	0	0	0																	
Jim Morrison, R (1, 5) OBP: 0.319, SLG: 0.422										4	1	2	1	0	1	0																	
Mike Brown, R (1, 9) OBP: 0.305, SLG: 0.321										2	0	0	0	2	0	1																	
Joe Orsulak, L (8, PR) OBP: 0.325, SLG: 0.373										0	0	0	0	0	0	0																	
Tony Peña, R (1, 3) OBP: 0.322, SLG: 0.378										2	0	1	0	2	0	3																	
Junior Ortiz, R (1, 2) OBP: 0.366, SLG: 0.490										1	0	0	2	0	0	1																	
Sid Bream, L (7, 3) OBP: 0.360, SLG: 0.481										1	0	0	0	0	1	2																	
U L Washington, S (1, 6) OBP: 0.333, SLG: 0.347										2	0	1	0	1	1	2																	
Mike Bielecki, R (1, 1) OBP: 0.029, SLG: 0.029										1	0	0	0	0	0	1																	
Larry McWilliams, L (6, 1) ERA: 2.19										1	0	0	0	0	0	0																	
Don Robinson, R (9, 1) OBP: 1.000, SLG: 1.000										0	0	0	0	0	0	0																	
Inning Stats	R: 0 E: 0 K: 1 S: 5	H: 0 LOB: 0 BB: 0 P: 5	R: 1 E: 0 K: 0 S: 3	H: 1 LOB: 0 BB: 1 P: 7	R: 0 E: 0 K: 0 S: 4	H: 1 LOB: 1 BB: 0 P: 4	R: 0 E: 0 K: 1 S: 5	H: 0 LOB: 0 BB: 0 P: 5	R: 0 E: 0 K: 0 S: 2	H: 0 LOB: 1 BB: 2 P: 10	R: 3 E: 0 K: 1 S: 8	H: 3 LOB: 2 BB: 2 P: 16	R: 0 E: 0 K: 1 S: 5	H: 0 LOB: 0 BB: 0 P: 5	R: 0 E: 0 K: 1 S: 6	H: 1 LOB: 2 BB: 1 P: 10		1B: 4 2B: 2 3B: 0 HR: 0	SF: 2 SAC: 1 DP: 0 HBP: 0	WP: 0 PB: 0 SB: 0 CS: 2	PA: 35												
PITCHER	IP WLS BF H R ER SO BB IBB HBP BLK WP HR S P ERA WHIP																																
Dave Dravecky, L (1, 1) ERA: 2.83	5.0	L	20	3	3	3	2	3	1	0	0	0	20	36	5.40	1.200																	
Craig Lefferts, L (6, 1) ERA: 2.19	1.0		6	2	1	1	1	0	1	0	0	0	0	7	11	9.00	2.000																
Gene Walter, L (7, 1) ERA: 3.52	2.0		8	1	0	0	2	1	0	0	0	0	0	11	15	0.00	1.000																

Batter	1	2	3	4	5	6	7	8	9	AB	R	H	RBI	BB	SO	LOB	TOP										
Steve Sax, R OBP: 0.385, SLG: 0.448 (1, 4)	F8		2B			5-3 1B		6-3	F3	5	0	2	0	0	0	1											
Ken Landreaux, L OBP: 0.310, SLG: 0.354 Bill Russell, R OBP: 0.301, SLG: 0.292 (8, PH) (8, 9)	3-1			G3		5-3 1-2		6-3		3	0	0	0	0	0	1											
Franklin Stubbs, L OBP: 0.333, SLG: 0.525 (9, 3)	F9			G3		K		FC5-4 BB		3	0	0	0	1	1	1											
Bill Madlock, R OBP: 0.278, SLG: 0.328 Ken Howell, R (9, 1)		F7		FC6 1B		6-3		FC5-4 1-2		4	0	1	0	0	0	2											
Len Matuszek, L OBP: 0.290, SLG: 0.500 Alex Trevino, R OBP: 0.370, SLG: 0.397 (9, PH) (9, 2)	F8			FC6 1-2			4-3		1B FC4-6 2B	3	0	0	0	0	0	1											
Mike Scioscia, L OBP: 0.406, SLG: 0.371 Jose Gonzalez, R (9, PR) (9, 8)				BB		G1 G3 2B		4-3	FC4-6 1B	3	1	2	0	1	0	0											
Mariano Duncan, R OBP: 0.286, SLG: 0.314 (1, 6)				K		G1		1B	FC4-6 HR	4	1	1	1	0	1	3											
Reggie Williams, R OBP: 0.333, SLG: 0.414 (8, 8) (9, 7)			3-1			G3		1B		4	1	2	3	0	0	0											
Alejandro Pena, R OBP: 0.300, SLG: 0.374 Greg Brock, L OBP: 0.285, SLG: 0.294 Enos Cabell, R OBP: 0.265, SLG: 0.254 Dennis Powell, L OBP: 0.277, SLG: 0.400 Jeff Hamilton, R OBP: 0.179, SLG: 0.202 (7, PH) (7, PH) (7, 1) (9, PH) (9, 5)				K		6-3		6-3	K	2	0	0	0	0	1	0											
Inning Stats	R: 0 E: 0 K: 0 S: 3	H: 0 LOB: 0 BB: 0 P: 3	R: 0 E: 0 K: 1 S: 5	H: 0 LOB: 1 BB: 1 P: 9	R: 0 E: 0 K: 1 S: 5	H: 1 LOB: 1 BB: 0 P: 5	R: 0 E: 0 K: 0 S: 4	H: 1 LOB: 1 BB: 0 P: 4	R: 1 E: 0 K: 0 S: 4	H: 1 LOB: 0 BB: 0 P: 4	R: 0 E: 0 K: 1 S: 6	H: 1 LOB: 1 BB: 0 P: 6	R: 0 E: 0 K: 0 S: 5	H: 2 LOB: 2 BB: 0 P: 5	R: 0 E: 0 K: 0 S: 3	H: 0 LOB: 1 BB: 1 P: 7	R: 3 E: 0 K: 1 S: 8	H: 3 LOB: 1 BB: 0 P: 8	1B: 5 2B: 3 3B: 0 HR: 1	SF: 0 SAC: 0 DP: 0 HBP: 0	WP: 0 PA: 37 PB: 0 SB: 0 CS: 0						
PITCHER	IP	WLS	BF	H	R	ER	SO	BB	IBB	HBP	BLK	WP	HR	S	P	ERA	WHIP										
Rick Rhoden, R ERA: 2.4 (1, 1)	6.2		26	6	1	1	3	1	0	0	0	0	0	31	35	1.35	1.050										
Larry McWilliams, L ERA: 4.5 (7, 1)	1.1	W	5	0	0	0	0	1	0	0	0	0	0	4	8	0.00	0.750										
Cecilio Guante, R ERA: 2.81 (9, 1)	1.0	L	6	3	3	3	1	0	0	0	0	0	1	8	8	27.00	3.000										

Los Angeles Dodgers @ Pittsburgh Pirates
Three Rivers Stadium, Pittsburgh, PA
Tue Jul 22 1986, 7:05 PM EDT
Att: 10,325 - Unknown

AB 35
R 4
H 9
RBI 4
BB 2
SO 4
LOB 12



Batter	1	2	3	4	5	6	7	8	9	AB	R	H	RBI	BB	SO	LOB	BOTTOM										
Barry Bonds, L OBP: 0.338, SLG: 0.427 (1, 8)	S BB		6-3		F9		K		K	4	0	0	0	1	2	3											
Joe Orsulak, L OBP: 0.326, SLG: 0.371 (1, 9)	L8		F9		FC3-6 BB		G4-6-3 1B		FC4-6 1-2	4	0	1	0	1	0	3											
Johnny Ray, S OBP: 0.366, SLG: 0.388 (1, 4)	K 1-2			G3	FC3-6 1-2		G4-6-3 1-2			4	0	0	0	0	1	4											
Sid Bream, L OBP: 0.358, SLG: 0.477 (1, 3)	F8			HR 1B		F6		G3		4	1	1	0	0	0	1											
R.J. Reynolds, S OBP: 0.364, SLG: 0.469 (1, 7)		L7		HR 1B		1B E 1B		G4-6-3 BB		3	2	2	2	1	0	0											
Tony Peña, R OBP: 0.327, SLG: 0.384 (1, 2)				BB		S 1B		G4-6-3 1-2		3	0	2	0	1	0	1											
Jim Morrison, R OBP: 0.318, SLG: 0.418 (1, 5)		F9		G4-6-3 BB		K 1-3		K		3	0	0	0	1	2	2											
Rafael Belliard, R OBP: 0.306, SLG: 0.280 U.L. Washington, S OBP: 0.345, SLG: 0.347 (9, PH)		F3		G4-6-3 1-2		5-3		1B BB		3	0	0	0	0	0	4											
Rick Rhoden, R OBP: 0.340, SLG: 0.360 Larry McWilliams, L OBP: 0.277, SLG: 0.200 Cecilio Guante, R (9, 1) Lee Mazzilli, S OBP: 0.392, SLG: 0.301 (9, PH)			F5		K		1B BB		FC4-6 1B	2	0	0	0	0	1	0											
Inning Stats	R: 0 E: 0 K: 1 S: 5	H: 0 LOB: 1 BB: 1 P: 9	R: 0 E: 0 K: 0 S: 3	H: 0 LOB: 1 BB: 1 P: 7	R: 0 E: 0 K: 0 S: 3	H: 0 LOB: 0 BB: 0 P: 3	R: 2 E: 0 K: 0 S: 5	H: 3 LOB: 1 BB: 1 P: 9	R: 0 E: 0 K: 1 S: 5	H: 0 LOB: 1 BB: 1 P: 9	R: 1 E: 1 K: 1 S: 7	H: 2 LOB: 1 BB: 0 P: 7	R: 0 E: 0 K: 1 S: 5	H: 1 LOB: 1 BB: 1 P: 9	R: 0 E: 0 K: 0 S: 2	H: 0 LOB: 0 BB: 1 P: 6	R: 0 E: 0 K: 2 S: 8	H: 1 LOB: 2 BB: 1 P: 12	1B: 5 2B: 1 3B: 0 HR: 1	SF: 0 SAC: 0 DP: 3 HBP: 0	WP: 0 PA: 38 PB: 0 SB: 3 CS: 0						
PITCHER	IP	WLS	BF	H	R	ER	SO	BB	IBB	HBP	BLK	WP	HR	S	P	ERA	WHIP										
Alejandro Pena, R ERA: 4.63 (1, 1)	6.0		26	5	3	2	3	4	0	0	0	0	1	28	44	3.00	1.500										
Dennis Powell, L ERA: 6.63 (7, 1)	2.0	W	7	1	0	0	1	2	0	0	0	0	0	7	15	0.00	1.500										
Ken Howell, R ERA: 2.2 (9, 1)	1.0	S	5	1	0	0	2	1	0	0	0	0	0	8	12	0.00	2.000										

Los Angeles Dodgers @ Pittsburgh Pirates
Three Rivers Stadium, Pittsburgh, PA
Tue Jul 22 1986, 7:05 PM EDT
Att: 10,325 - Unknown

AB 31
R 3
H 7
RBI 2
BB 7
SO 6
LOB 18



Batter	1	2	3	4	5	6	7	8	9	AB	R	H	RBI	BB	SO	LOB	TOP								
Steve Sax, R OBP: 0.385, SLG: 0.446 (1, 4)	5-3		HR	K			5-3			4	1	1	0	0	1	0	Los Angeles Dodgers @ Pittsburgh Pirates Three Rivers Stadium, Pittsburgh, PA Wed Jul 23 1986, 7:05 PM EDT Att: 21,756 - Unknown livebaseballscorecards.com								
Ken Landreaux, L OBP: 0.398, SLG: 0.363 (1, 8)	4-3		HR			4-3	E4		F7	5	1	1	2	0	0	1									
Franklin Stubbs, L OBP: 0.332, SLG: 0.519 (1, 7)	1B		G3			F9	K			3	1	0	0	0	1	1									
Bill Madlock, R OBP: 0.287, SLG: 0.333 Jeff Hamilton, R OBP: 0.219, SLG: 0.262 (8, PR) (8, 5)	1B		K			1B			1B	3	1	2	0	1	1	0									
Len Matuszek, L OBP: 0.315, SLG: 0.529 (1, 3)	1B		E			K			BB	0	1	0	0	0	0	0									
Mike Scioscia, L OBP: 0.403, SLG: 0.370 Ken Howell, R (8, 1)	1B		E3			F9			SF9	3	0	1	2	0	0	0									
Mariano Duncan, R OBP: 0.282, SLG: 0.310 (1, 6)			4-3			F8			F9	4	0	0	0	0	0	2									
Reggie Williams, R OBP: 0.328, SLG: 0.407 Tom Niedenfuer, R OBP: 0.500, SLG: 0.500 Alex Trevino, R OBP: 0.367, SLG: 0.394 (8, 2) (8, 2)	1-3		K			F7			F9	3	0	0	0	0	1	0									
Orel Hershiser, R OBP: 0.262, SLG: 0.268 Jose Gonzalez, R (6, 9)	K		4-3			K			K2-3	2	0	0	0	0	1	0									
Inning Stats	R: 2 E: 0 K: 0 S: 5	H: 3 LOB: 2 BB: 0 P: 6	R: 0 E: 0 K: 1 S: 5	H: 0 LOB: 0 BB: 0 P: 5	R: 3 E: 1 K: 1 S: 8	H: 2 LOB: 1 BB: 0 P: 9	R: 0 E: 0 K: 2 S: 7	H: 0 LOB: 0 BB: 0 P: 7	R: 0 E: 0 K: 1 S: 6	H: 1 LOB: 1 BB: 0 P: 6	R: 0 E: 0 K: 0 S: 3	H: 0 LOB: 0 BB: 0 P: 3	R: 0 E: 0 K: 2 S: 8	H: 0 LOB: 1 BB: 0 P: 8	R: 1 E: 0 K: 0 S: 3	H: 1 LOB: 1 BB: 1 P: 7		R: 0 E: 0 K: 1 S: 6	H: 1 LOB: 1 BB: 0 P: 6	1B: 6 2B: 1 3B: 0 HR: 1	SF: 1 SAC: 0 DP: 0 HBP: 2	WP: 0 PB: 0 SB: 0 CS: 0	PA: 38		
PITCHER	IP	WLS	BF	H	R	ER	SO	BB	IBB	HBP	BLK	WP	HR	S	P	ERA	WHIP								
Rick Reuschel, R ERA: 4.35 (1, 1)	6.0	L	26	6	5	4	5	0	0	2	0	0	1	34	36	6.00	1.000								
Barry Jones, R ERA: 7.94 (7, 1)	1.1		6	1	1	1	2	1	0	0	0	0	0	9	13	6.75	1.500								
Pat Clements, L ERA: 3.18 (8, 1)	0.2		2	0	0	0	0	0	0	0	0	0	0	2	2	0.00	0.000								
Don Robinson, R ERA: 3.06 (9, 1)	1.0		4	1	0	0	1	0	0	0	0	0	0	6	6	0.00	1.000								

Batter	1	2	3	4	5	6	7	8	9	AB	R	H	RBI	BB	SO	LOB	BOTTOM								
Barry Bonds, L OBP: 0.335, SLG: 0.417 (1, 8)	F8	FC4-6			4-3			K		4	0	0	0	1	1	3	Los Angeles Dodgers @ Pittsburgh Pirates Three Rivers Stadium, Pittsburgh, PA Wed Jul 23 1986, 7:05 PM EDT Att: 21,756 - Unknown livebaseballscorecards.com								
Joe Orsulak, L OBP: 0.324, SLG: 0.375 (1, 9)	4-3		F9		1B	F8			B2-3	5	1	1	0	0	0	2									
Johnny Ray, S OBP: 0.364, SLG: 0.385 (1, 4)	F6				F4			F9	F8	5	0	1	0	0	0	1									
Sid Bream, L OBP: 0.359, SLG: 0.474 (1, 3)		1B	F9		S	F8			F7	4	2	1	1	1	0	1									
R.J. Reynolds, S OBP: 0.365, SLG: 0.469 (1, 7)		BB	4-3		3H	3-1				4	1	2	0	0	0	1									
Tony Peña, R OBP: 0.329, SLG: 0.386 (1, 2)		FC5-4			G3	K			FC5-4	4	0	2	1	0	1	1									
Jim Morrison, R OBP: 0.320, SLG: 0.420 (1, 5)		FC5-4			K				FC5-4	3	0	1	0	1	1	1									
Rafael Belliard, R OBP: 0.306, SLG: 0.276 U L Washington, S OBP: 0.335, SLG: 0.340 (8, PH) (9, 6)		K				1-3			FC5-4	2	0	0	0	1	1	4									
Rick Reuschel, R OBP: 0.156, SLG: 0.156 Bobby Bonilla, S OBP: 0.266, SLG: 0.302 Barry Jones, R (7, 1) Pat Clements, R (8, 1) Mike Diaz, R OBP: 0.493, SLG: 0.493 Larry McWilliams, L OBP: 0.227, SLG: 0.230 Don Robinson, R OBP: 1.000, SLG: 1.000 (9, 1)		FC5-6-4			K				FC5-4	2	0	0	1	0	1	3									
Inning Stats	R: 0 E: 0 K: 0 S: 3	H: 0 LOB: 0 BB: 0 P: 3	R: 2 E: 0 K: 1 S: 7	H: 2 LOB: 2 BB: 2 P: 15	R: 0 E: 0 K: 0 S: 4	H: 1 LOB: 1 BB: 0 P: 4	R: 0 E: 0 K: 2 S: 7	H: 0 LOB: 1 BB: 1 P: 11	R: 2 E: 0 K: 1 S: 8	H: 3 LOB: 1 BB: 0 P: 8	R: 0 E: 0 K: 0 S: 4	H: 1 LOB: 2 BB: 1 P: 8	R: 0 E: 0 K: 0 S: 3	H: 0 LOB: 0 BB: 0 P: 3	R: 1 E: 0 K: 1 S: 7	H: 2 LOB: 1 BB: 0 P: 7		R: 0 E: 0 K: 0 S: 3	H: 0 LOB: 0 BB: 0 P: 3	1B: 6 2B: 2 3B: 1 HR: 0	SF: 0 SAC: 0 DP: 0 HBP: 0	WP: 0 PB: 0 SB: 1 CS: 0	PA: 40		
PITCHER	IP	WLS	BF	H	R	ER	SO	BB	IBB	HBP	BLK	WP	HR	S	P	ERA	WHIP								
Orel Hershiser, R ERA: 3.93 (1, 1)	5.0	W	24	6	4	3	4	3	0	0	0	0	0	29	41	5.40	1.800								
Tom Niedenfuer, R ERA: 3.12 (6, 1)	2.2		12	3	1	1	0	1	0	0	0	0	0	11	15	3.38	1.500								
Ken Howell, R ERA: 2.15 (8, 1)	1.1	S	4	0	0	0	1	0	0	0	0	0	0	6	6	0.00	0.000								

Batter	1	2	3	4	5	6	7	8	9	AB	R	H	RBI	BB	SO	LOB	TOP										
Dan Gladden, R OBP: 0.354, SLG: 0.370 (1, 8)	F3		2B	F9	2B			S BB		4	1	2	2	1	0	0	San Francisco Giants @ Pittsburgh Pirates Three Rivers Stadium, Pittsburgh, PA Fri Jul 25 1986, 7:05 PM EDT Att: 8,622 - Unknown livebaseballscorecards.com										
Robby Thompson, R OBP: 0.336, SLG: 0.370 (1, 4)	K		SH3-1 1B 2B	1-3	5-3			S BB		5	1	1	1	0	2	2											
Joel Youngblood, R OBP: 0.353, SLG: 0.451 (1, 7) (6, 9)	1B		SH3-1 2-3	BB				S BB		3	0	1	0	1	0	1											
Chris Brown, R OBP: 0.397, SLG: 0.459 (1, 5)	K		3-H E 1B	4-3				S BB		5	1	1	1	0	1	2											
Chili Davis, S OBP: 0.375, SLG: 0.453 Randy Kutcher, R OBP: 0.269, SLG: 0.468 (6, 7)		F7	K		1B BB BB			S BB		3	0	0	0	1	1	1											
Harry Scilman, L OBP: 0.298, SLG: 0.469 (1, 3)	L8		E3 E		1-3 2B 1B			S BB		5	2	1	0	0	1	0											
Bob Melvin, R OBP: 0.284, SLG: 0.349 (1, 2)	S 1B		E3 2-H 1B		2B 1-2 2B BB			S BB		3	1	2	0	1	0	0											
Jose Uribe, S OBP: 0.308, SLG: 0.284 (1, 6)	K		K		1-3 2B 2B			S BB		3	1	1	1	1	1	1											
Roger Mason, R OBP: 0.048, SLG: 0.048 Jeff Robinson, R OBP: 0.100, SLG: 0.111 (6, 1)	K		K		K			S BB		3	0	0	0	0	3	6											
Inning Stats	R: 0 E: 0 K: 2 S: 8	H: 1 LOB: 1 BB: 0 P: 8	R: 0 E: 0 K: 2 S: 9	H: 1 LOB: 2 BB: 0 P: 9	R: 4 E: 2 K: 2 S: 12	H: 4 LOB: 2 BB: 1 P: 16	R: 0 E: 0 K: 0 S: 3	H: 0 LOB: 1 BB: 1 P: 7	R: 3 E: 0 K: 1 S: 7	H: 3 LOB: 1 BB: 2 P: 15	R: 0 E: 0 K: 0 S: 3	H: 0 LOB: 0 BB: 0 P: 3	R: 0 E: 0 K: 1 S: 5	H: 0 LOB: 0 BB: 0 P: 5	R: 0 E: 0 K: 2 S: 7	H: 0 LOB: 1 BB: 1 P: 11	R: 0 E: 0 K: 0 S: 3	H: 0 LOB: 0 BB: 0 P: 3	1B: 6 2B: 3 3B: 0 HR: 0	SF: 0 SAC: 1 DP: 0 HBP: 0	WP: 1 PB: 0 SB: 2 CS: 0	PA: 42					
PITCHER	IP	WLS	BF	H	R	ER	SO	BB	IBB	HBP	BLK	WP	HR	S	P	ERA	WHIP										
Mike Bielecki, R ERA: 4.75 (1, 1)	4.1	L	26	8	7	5	6	4	0	0	0	1	0	34	50	10.38	2.769										
Rick Reuschel, R ERA: 4.33 (5, 1)	0.2		3	1	0	0	1	0	0	0	0	0	0	5	5	0.00	1.500										
Pat Clements, L ERA: 3.5 (6, 1)	2.0		6	0	0	0	1	0	0	0	0	0	0	8	8	0.00	0.000										
Barry Jones, R ERA: 5.87 (8, 1)	2.0		7	0	0	0	2	1	0	0	0	0	0	10	14	0.00	0.500										

Batter	1	2	3	4	5	6	7	8	9	AB	R	H	RBI	BB	SO	LOB	BOTTOM										
Barry Bonds, L OBP: 0.336, SLG: 0.433 (1, 8)	K		HR		K				K	5	1	2	1	0	3	0	San Francisco Giants @ Pittsburgh Pirates Three Rivers Stadium, Pittsburgh, PA Fri Jul 25 1986, 7:05 PM EDT Att: 8,622 - Unknown livebaseballscorecards.com										
U L Washington, S OBP: 0.335, SLG: 0.321 (1, 6)	G1-4-3		F8			HR BB			FC4-6 1B	3	1	0	0	1	0	2											
Johnny Ray, S OBP: 0.359, SLG: 0.382 (1, 4)	K		G3						F7 L6	4	0	0	0	0	1	3											
Sid Bream, L OBP: 0.355, SLG: 0.468 (1, 3)		F9	4-3						F8	4	0	0	0	0	0	1											
R.J. Reynolds, S OBP: 0.372, SLG: 0.485 (1, 9)		CS 1B		4-3					1-H HR	4	1	3	2	0	0	0											
Bobby Bonilla, S OBP: 0.384, SLG: 0.351 (1, 7)		1B 1-2 BB		F8					BB	2	0	0	0	2	1	1											
Junior Ortiz, R OBP: 0.370, SLG: 0.490 (1, 2)		BB 1-3 1B		6-3					4-3	4	0	1	0	0	0	2											
Bill Almon, R OBP: 0.338, SLG: 0.417 (1, 5)		1-2 BB							G3-6-3 1B	2	0	1	0	2	1	0											
Mike Bielecki, R OBP: 0.229, SLG: 0.029 Rick Reuschel, R OBP: 0.196, SLG: 0.159 Joe Orsulak, R OBP: 0.225, SLG: 0.374 Pat Clements, L OBP: 0.308, SLG: 0.274 Rafael Bellard, R OBP: 0.304, SLG: 0.374 Barry Jones, R OBP: 0.330, SLG: 0.386 (1, 1) (5, 1) (5, PH) (6, 1) (7, PH) (8, 1) (9, PH)		5-3							G3-6-3 1B	1	0	0	0	0	0	3											
Inning Stats	R: 0 E: 0 K: 2 S: 7	H: 0 LOB: 0 BB: 0 P: 7	R: 0 E: 0 K: 0 S: 4	H: 2 LOB: 2 BB: 2 P: 12	R: 1 E: 0 K: 0 S: 4	H: 1 LOB: 0 BB: 0 P: 4	R: 0 E: 0 K: 0 S: 3	H: 0 LOB: 0 BB: 0 P: 3	R: 0 E: 0 K: 1 S: 5	H: 1 LOB: 0 BB: 0 P: 5	R: 2 E: 0 K: 0 S: 4	H: 1 LOB: 1 BB: 2 P: 12	R: 0 E: 0 K: 0 S: 4	H: 1 LOB: 2 BB: 1 P: 8	R: 0 E: 0 K: 1 S: 6	H: 1 LOB: 1 BB: 0 P: 6	R: 0 E: 0 K: 2 S: 7	H: 0 LOB: 0 BB: 0 P: 7	1B: 5 2B: 0 3B: 0 HR: 2	SF: 0 SAC: 0 DP: 1 HBP: 0	WP: 0 PB: 0 SB: 0 CS: 1	PA: 37					
PITCHER	IP	WLS	BF	H	R	ER	SO	BB	IBB	HBP	BLK	WP	HR	S	P	ERA	WHIP										
Roger Mason, R ERA: 4.8 (1, 1)	5.2	W	24	5	3	3	3	4	0	0	0	0	2	26	42	4.76	1.588										
Jeff Robinson, R ERA: 4.1 (6, 1)	3.1	S	13	2	0	0	3	1	0	0	0	0	0	18	22	0.00	0.900										



Batter	1	2	3	4	5	6	7	8	9	AB	R	H	RBI	BB	SO	LOB	TOP		
Dan Gladden, R OBP: 0.355, SLG: 0.373 (1, 8)	F2	K		G6-4-3			G6-4-3 BB	1B 2B		4	1	1	2	1	1	1			
Robby Thompson, R OBP: 0.334, SLG: 0.368 (1, 4)	1B BB	K		K			G6-4-3	5-3		5	1	1	0	0	2	2			
Joel Youngblood, R OBP: 0.347, SLG: 0.434 (1, 7)	1B 2B BB		4-3		F5			F4	5-3	4	1	0	0	1	0	1			
Chris Brown, R OBP: 0.400, SLG: 0.465 (1, 5)	1B 2B			2B	F3			5-3	WP 1B	5	2	3	1	0	0	0			
Candy Maldonado, R OBP: 0.298, SLG: 0.470 (1, 9)	1B 2B		F6		1-3			1B	6-3	5	1	2	1	0	0	2			
Bob Brenly, R OBP: 0.369, SLG: 0.375 (1, 3)	1B 2B			2B		6-3		1B		4	0	3	4	0	0	0			
Bob Melvin, R OBP: 0.278, SLG: 0.341 (1, 2)	5-3		4-3		F8			F9		4	0	0	0	0	0	4			
Jose Uribe, S OBP: 0.310, SLG: 0.295 (1, 6)	K			HR	4-3			2B 2B BB		3	2	1	1	1	1	1			
Steve Carlton, L OBP: 0.233, SLG: 0.310 (1, 1)		K			4-3			2B		3	0	1	0	0	1	0			
Frank Williams, R OBP: 1.000, SLG: 1.000 (8, PH)					G6-4-3 1B			2B		0	0	0	0	0	0	0			
Will Clark, L OBP: 0.325, SLG: 0.440 (9, PH)								2B		1	1	1	0	0	0	0			
Juan Berenguer, R (9, 1)										0	0	0	0	0	0	0			
Inning Stats	R: 4 E: 0 K: 1 S: 9	H: 4 LOB: 1 BB: 1 P: 13	R: 0 E: 0 K: 3 S: 9	H: 0 LOB: 0 BB: 0 P: 9	R: 1 E: 0 K: 0 S: 5	H: 2 LOB: 1 BB: 0 P: 5	R: 1 E: 0 K: 1 S: 6	H: 2 LOB: 0 BB: 0 P: 6	R: 0 E: 0 K: 0 S: 3	H: 0 LOB: 0 BB: 0 P: 3	R: 0 E: 0 K: 0 S: 2	H: 0 LOB: 0 BB: 1 P: 6	R: 0 E: 0 K: 0 S: 5	H: 2 LOB: 2 BB: 0 P: 5	R: 3 E: 0 K: 0 S: 6	H: 3 LOB: 1 BB: 1 P: 10	1B: 7 2B: 5 3B: 0 HR: 1	SF: 0 SAC: 0 DP: 2 HBP: 0	WP: 1 PA: 41 PB: 0 CS: 0 SB: 0
PITCHER	IP WLS BF H R ER SO BB IBB HBP BLK WP HR S P ERA WHIP	IP WLS BF H R ER SO BB IBB HBP BLK WP HR S P ERA WHIP	IP WLS BF H R ER SO BB IBB HBP BLK WP HR S P ERA WHIP	IP WLS BF H R ER SO BB IBB HBP BLK WP HR S P ERA WHIP	IP WLS BF H R ER SO BB IBB HBP BLK WP HR S P ERA WHIP	IP WLS BF H R ER SO BB IBB HBP BLK WP HR S P ERA WHIP	IP WLS BF H R ER SO BB IBB HBP BLK WP HR S P ERA WHIP	IP WLS BF H R ER SO BB IBB HBP BLK WP HR S P ERA WHIP	IP WLS BF H R ER SO BB IBB HBP BLK WP HR S P ERA WHIP	IP WLS BF H R ER SO BB IBB HBP BLK WP HR S P ERA WHIP	IP WLS BF H R ER SO BB IBB HBP BLK WP HR S P ERA WHIP	IP WLS BF H R ER SO BB IBB HBP BLK WP HR S P ERA WHIP	IP WLS BF H R ER SO BB IBB HBP BLK WP HR S P ERA WHIP	IP WLS BF H R ER SO BB IBB HBP BLK WP HR S P ERA WHIP	IP WLS BF H R ER SO BB IBB HBP BLK WP HR S P ERA WHIP	IP WLS BF H R ER SO BB IBB HBP BLK WP HR S P ERA WHIP	IP WLS BF H R ER SO BB IBB HBP BLK WP HR S P ERA WHIP		
Larry McWilliams, L ERA: 4.99 (1, 1)	3.0	L	18	8	6	6	4	1	0	0	0	0	0	0	1	25	29	18.00	3.000
Bob Walk, R ERA: 3.64 (4, 1)	2.0		5	0	0	0	1	0	0	0	0	0	0	0	0	7	7	0.00	0.000
Bary Jones, R ERA: 4.86 (6, 1)	2.0		6	0	0	0	0	1	0	0	0	0	0	0	5	9	0.00	0.500	
Cecilio Guante, R ERA: 3.18 (8, 1)	2.0		12	5	3	3	0	1	0	0	0	0	0	1	0	11	15	13.50	3.000

San Francisco Giants @ Pittsburgh Pirates
Three Rivers Stadium, Pittsburgh, PA
Sat Jul 26 1986, 7:05 PM EDT
Att: 27,910 - Unknown

AB	38
R	9
H	13
RBI	9
BB	3
SO	5
LOB	11



Batter	1	2	3	4	5	6	7	8	9	AB	R	H	RBI	BB	SO	LOB	BOTTOM		
Bill Almon, R OBP: 0.333, SLG: 0.409 (1, 7)	F7			K	K			1B		3	0	0	0	0	2	3			
Joe Orsulak, L OBP: 0.326, SLG: 0.376 (8, PH)										1	0	1	0	0	0	0			
Tony Peña, R OBP: 0.332, SLG: 0.386 (1, 2)	CS 1B			5-3 1B BB	4-3			F8		3	0	1	0	1	0	4			
Johnny Ray, S OBP: 0.361, SLG: 0.382 (1, 4)	F4			5-3 1B		4-0 BB		L7		3	0	1	0	1	0	2			
Mike Diaz, R OBP: 0.322, SLG: 0.463 (8, PH)		6-3		5-3		K		F8		3	0	0	0	0	1	3			
Sid Bream, L OBP: 0.354, SLG: 0.466 (9, 3)				1-2 2-3						1	0	0	0	0	0	1			
Jim Morrison, R OBP: 0.316, SLG: 0.410 (1, 5)		F7		6-3		L7		F6		4	0	0	0	0	0	3			
R.J. Reynolds, S OBP: 0.373, SLG: 0.482 (1, 9)		K			FC1-5 1B BB	L9		BB		2	0	0	0	2	1	1			
Bobby Bonilla, S OBP: 0.363, SLG: 0.350 (9, 7)			6-3		WP FC1-5 1B		F9		K	4	0	1	0	0	1	1			
Rafael Belliard, R OBP: 0.297, SLG: 0.268 (1, 6)			5-3		FC1-5 WP		6-3		K	4	0	0	0	0	1	3			
Larry McWilliams, L OBP: 0.212, SLG: 0.190 (4, 1)										1	0	0	0	0	1	0			
Bob Walk, R OBP: 0.208, SLG: 0.279 (5, PH)										0	0	0	0	0	0	0			
U.L. Washington, S OBP: 0.344, SLG: 0.521 (8, 1)										0	0	0	0	0	0	0			
Barry Jones, R OBP: 0.327, SLG: 0.348 (7, PH)										1	0	0	0	0	0	0			
Rick Rhoden, R OBP: 0.327, SLG: 0.348 (8, 1)										0	0	0	0	0	0	0			
Cecilio Guante, R (8, 1)										0	0	0	0	0	0	0			
Inning Stats	R: 0 E: 0 K: 0 S: 3	H: 1 LOB: 0 BB: 0 P: 3	R: 0 E: 0 K: 1 S: 5	H: 0 LOB: 0 BB: 0 P: 5	R: 0 E: 0 K: 1 S: 5	H: 0 LOB: 0 BB: 0 P: 5	R: 0 E: 0 K: 1 S: 6	H: 1 LOB: 2 BB: 1 P: 10	R: 0 E: 0 K: 1 S: 3	H: 0 LOB: 3 BB: 2 P: 14	R: 0 E: 0 K: 1 S: 5	H: 0 LOB: 1 BB: 1 P: 9	R: 0 E: 0 K: 0 S: 4	H: 1 LOB: 1 BB: 0 P: 4	R: 0 E: 0 K: 2 S: 7	H: 0 LOB: 1 BB: 1 P: 11	1B: 4 2B: 0 3B: 0 HR: 0	SF: 0 SAC: 0 DP: 0 HBP: 0	WP: 1 PA: 35 PB: 0 CS: 1 SB: 0
PITCHER	IP WLS BF H R ER SO BB IBB HBP BLK WP HR S P ERA WHIP	IP WLS BF H R ER SO BB IBB HBP BLK WP HR S P ERA WHIP	IP WLS BF H R ER SO BB IBB HBP BLK WP HR S P ERA WHIP	IP WLS BF H R ER SO BB IBB HBP BLK WP HR S P ERA WHIP	IP WLS BF H R ER SO BB IBB HBP BLK WP HR S P ERA WHIP	IP WLS BF H R ER SO BB IBB HBP BLK WP HR S P ERA WHIP	IP WLS BF H R ER SO BB IBB HBP BLK WP HR S P ERA WHIP	IP WLS BF H R ER SO BB IBB HBP BLK WP HR S P ERA WHIP	IP WLS BF H R ER SO BB IBB HBP BLK WP HR S P ERA WHIP	IP WLS BF H R ER SO BB IBB HBP BLK WP HR S P ERA WHIP	IP WLS BF H R ER SO BB IBB HBP BLK WP HR S P ERA WHIP	IP WLS BF H R ER SO BB IBB HBP BLK WP HR S P ERA WHIP	IP WLS BF H R ER SO BB IBB HBP BLK WP HR S P ERA WHIP	IP WLS BF H R ER SO BB IBB HBP BLK WP HR S P ERA WHIP	IP WLS BF H R ER SO BB IBB HBP BLK WP HR S P ERA WHIP	IP WLS BF H R ER SO BB IBB HBP BLK WP HR S P ERA WHIP	IP WLS BF H R ER SO BB IBB HBP BLK WP HR S P ERA WHIP		
Steve Carlton, L ERA: 5.71 (1, 1)	7.0	W	27	3	0	0	5	4	0	0	0	0	0	0	0	33	49	0.00	1.000
Frank Williams, R ERA: 1.00 (8, 1)	1.0		4	1	0	0	0	0	0	0	0	0	0	0	4	4	0.00	1.000	
Juan Berenguer, R ERA: 2.86 (9, 1)	1.0		4	0	0	0	2	1	0	0	0	0	0	0	7	11	0.00	1.000	


San Francisco Giants @ Pittsburgh Pirates
Three Rivers Stadium, Pittsburgh, PA
Sat Jul 26 1986, 7:05 PM EDT
Att: 27,910 - Unknown

AB	30
R	0
H	4
RBI	0
BB	5
SO	7
LOB	21



Batter	1	2	3	4	5	6	7	8	9	AB	R	H	RBI	BB	SO	LOB	TOP								
Joe Orsulak, L (1, 9) OBP: 0.323, SLG: 0.373	1-3		6-3		K		1B	F7		5	1	1	0	0	1	0	Pittsburgh Pirates @ Montreal Expos Olympic Stadium, Montreal, QB Mon Jul 28 1986, 7:05 PM EDT Att: 16,221 - Unknown								
Barry Bonds, L (1, 8) OBP: 0.332, SLG: 0.429	4-3		F8		3-1		1B	K2-3		5	1	1	0	0	1	0									
Johnny Ray, S (1, 4) OBP: 0.367, SLG: 0.388	1B		1B	2B	BB		1B			4	2	3	1	1	0	0									
Sid Bream, L (1, 3) OBP: 0.363, SLG: 0.474	1-2		2B	1B			1B	F5		3	3	2	1	2	0	1									
R.J. Reynolds, S (1, 7) OBP: 0.377, SLG: 0.487	K		2B				1B	F7		5	0	3	3	0	1	2									
Tony Peña, R (1, 2) OBP: 0.327, SLG: 0.378		5-3	5-3		5-3		K			5	0	1	0	0	1	4									
Jim Morrison, R (1, 5) OBP: 0.322, SLG: 0.424		FC5-4			5-3		SF9	5-3		3	0	0	1	1	1	2									
U.L. Washington, S (1, 6) OBP: 0.357, SLG: 0.350	F8				4-3		IBB			3	0	1	0	2	0	1									
Rick Reuschel, R (1, 1) OBP: 0.146, SLG: 0.149	FC5-4				6-3		K	F3		3	0	0	0	0	1	3									
Mike Brown, R (7, PH) OBP: 0.302, SLG: 0.316										1	0	0	0	0	0	2									
Barry Jones, R (7, 1)										1	0	0	0	0	0	2									
Inning Stats	R: 0 E: 0 K: 1 S: 6	H: 1 LOB: 2 BB: 1 P: 10	R: 0 E: 0 K: 0 S: 3	H: 0 LOB: 1 BB: 1 P: 7	R: 2 E: 0 K: 0 S: 5	H: 2 LOB: 1 BB: 1 P: 9	R: 0 E: 0 K: 0 S: 3	H: 0 LOB: 0 BB: 0 P: 3	R: 0 E: 0 K: 1 S: 5	H: 0 LOB: 0 BB: 0 P: 5	R: 1 E: 0 K: 1 S: 6	H: 1 LOB: 2 BB: 2 P: 14	R: 4 E: 0 K: 1 S: 10	H: 5 LOB: 2 BB: 1 P: 14	R: 0 E: 0 K: 1 S: 6	H: 1 LOB: 1 BB: 0 P: 6	R: 0 E: 0 K: 1 S: 7	H: 2 LOB: 2 BB: 0 P: 7	1B: 10 2B: 2 3B: 0 HR: 0	SF: 1 SAC: 0 DP: 0 HBP: 0	WP: 1 PB: 0 SB: 1 CS: 0	PA: 45			
PITCHER	IP	WLS	BF	H	R	ER	SO	BB	IBB	HBP	BLK	WP	HR	S	P	ERA	WHIP								
Bryn Smith, R (1, 1) ERA: 3.92	6.0	L	29	6	5	5	3	4	1	0	0	0	0	30	50	7.50	1.667								
Bob McClure, L (7, 1) ERA: 4.07	0.0		3	3	1	1	0	0	0	0	0	0	0	3	3	∞	∞								
Bob Sebra, R (7, 1) ERA: 5.87	3.0	S	13	3	1	1	3	1	0	0	0	1	0	18	22	3.00	1.333								

Batter	1	2	3	4	5	6	7	8	9	AB	R	H	RBI	BB	SO	LOB	BOTTOM								
Tom Foley, L (1, 6) OBP: 0.384, SLG: 0.368	E	1-2			4-3	4-3			3-1	4	1	1	0	1	0	2	Pittsburgh Pirates @ Montreal Expos Olympic Stadium, Montreal, QB Mon Jul 28 1986, 7:05 PM EDT Att: 16,221 - Unknown								
George Wright, S (1, 8) OBP: 0.265, SLG: 0.313	1B	4-3			4-3		G3			3	1	0	0	0	0	1									
Tim Raines, S (1, 7) OBP: 0.406, SLG: 0.512	6-3				4-3		G3			4	0	1	1	0	0	0									
Andre Dawson, R (1, 9) OBP: 0.324, SLG: 0.498	6-3				1-3		K			4	1	1	1	0	1	1									
Tim Wallach, R (1, 5) OBP: 0.334, SLG: 0.457	FC6-2				E5		K	6-3		4	0	0	0	0	1	2									
Wayne Krenchicki, L (1, 3) OBP: 0.313, SLG: 0.354	FC5-4				F6		S	1-3		3	1	1	0	1	0	1									
Vance Law, R (1, 4) OBP: 0.288, SLG: 0.289	FC5-4				K		S	6-3		3	0	0	0	1	1	2									
Tom Nieto, R (1, 2) OBP: 0.317, SLG: 0.306					F9		FC2-6			2	0	1	0	0	0	0									
Mitch Webster, S (6, PH) OBP: 0.392, SLG: 0.418							1B			1	0	1	2	0	0	0									
Dann Bilardello, R (7, 2) OBP: 0.229, SLG: 0.270							1B			1	0	0	0	0	1	0									
Bryn Smith, R (1, 1) OBP: 0.159, SLG: 0.150										3	0	0	0	0	2	3									
Bob McClure, R (7, 1) OBP: 0.302, SLG: 0.316										0	0	0	0	0	0	0									
Bob Sebra, R (7, 1) OBP: 0.302, SLG: 0.316										0	0	0	0	0	0	0									
Jim Wohlford, R (8, PH) OBP: 0.246, SLG: 0.264										1	0	0	0	0	1	0									
Inning Stats	R: 2 E: 0 K: 0 S: 5	H: 2 LOB: 2 BB: 1 P: 10	R: 0 E: 0 K: 1 S: 6	H: 2 LOB: 0 BB: 0 P: 6	R: 0 E: 1 K: 0 S: 4	H: 0 LOB: 1 BB: 0 P: 4	R: 0 E: 0 K: 2 S: 7	H: 0 LOB: 0 BB: 0 P: 7	R: 0 E: 0 K: 0 S: 3	H: 0 LOB: 0 BB: 0 P: 3	R: 2 E: 0 K: 1 S: 7	H: 2 LOB: 2 BB: 2 P: 15	R: 0 E: 0 K: 1 S: 5	H: 0 LOB: 0 BB: 0 P: 5	R: 0 E: 0 K: 0 S: 3	H: 0 LOB: 0 BB: 0 P: 3	R: 0 E: 0 K: 2 S: 7	H: 0 LOB: 0 BB: 0 P: 7	1B: 6 2B: 0 3B: 0 HR: 0	SF: 0 SAC: 0 DP: 0 HBP: 1	WP: 0 PB: 0 SB: 5 CS: 1	PA: 37			
PITCHER	IP	WLS	BF	H	R	ER	SO	BB	IBB	HBP	BLK	WP	HR	S	P	ERA	WHIP								
Rick Reuschel, R (1, 1) ERA: 4.4	6.0	L	28	6	4	4	4	3	0	1	0	0	0	32	45	6.00	1.500								
Barry Jones, R (7, 1) ERA: 3.55	3.0	S	9	0	0	0	3	0	0	0	0	0	0	15	15	0.00	0.000								

Batter	1	2	3	4	5	6	7	8	9	AB	R	H	RBI	BB	SO	LOB	TOP									
Joe Orsulak, L (1, 9) OBP: 0.320, SLG: 0.369	0-0 4-3		0-0 5-3		0-0 4-1			0-3 K		3	0	0	0	0	0	1	Pittsburgh Pirates @ Montreal Expos Olympic Stadium, Montreal, QB Wed Jul 30 1986, 7:05 PM EDT Att: 12,672 - Unknown									
Mike Brown, R (8, PH) OBP: 0.300, SLG: 0.315	4-3		5-3		4-1			K		1	0	0	0	0	1	0										
Don Robinson, R (8, 1) OBP: 0.500, SLG: 0.500										0	0	0	0	0	0	0										
Barry Bonds, L (1, 8) OBP: 0.330, SLG: 0.435	0-0 3-1			0-0 F8		0-3 K		0-0		4	0	1	0	0	1	0										
Johnny Ray, S (1, 4) OBP: 0.366, SLG: 0.386	0-0			0-0 6-3		0-0 F6		0-0 G3		4	0	1	0	0	0	1										
Sid Bream, L (1, 3) OBP: 0.362, SLG: 0.477	0-0 F7			0-0		0-0 G3				4	0	1	0	0	0	1										
R.J. Reynolds, S (1, 7) OBP: 0.373, SLG: 0.481		0-0 4-3		0-0 6-3			0-0 4-3		0-3 K	4	0	0	0	0	1	1										
Tony Peña, R (1, 2) OBP: 0.326, SLG: 0.376		0-0 F8			0-0 F9		0-0	0-0 F6		4	0	1	0	0	0	0										
Jim Morrison, R (1, 5) OBP: 0.322, SLG: 0.423						0-0 E8		0-0 F7		3	1	1	0	0	1	1										
U.L. Washington, S (1, 6) OBP: 0.356, SLG: 0.349			0-0 L6		0-0	0-0 L8				3	1	1	1	0	0	1										
Bob Walk, R (1, 1) OBP: 0.231, SLG: 0.292				0-0 5-3				0-0 F9		2	0	1	1	0	0	0	AB 33 R 2 H 7 RBI 2 BB 0 SO 4 LOB 6 									
Jim Winn, R (6, 1)				5-3						0	0	0	0	0	0	0										
Pat Clements, R (7, 1)										0	0	0	0	0	0	0										
Bill Almon, R (8, PH) OBP: 0.325, SLG: 0.398										1	0	0	0	0	0	0										
Inning Stats	R: 0 E: 0 K: 0 S: 4	H: 1 LOB: 1 BB: 0 P: 4	R: 0 E: 0 K: 1 S: 5	H: 0 LOB: 0 BB: 0 P: 5	R: 0 E: 0 K: 0 S: 3	H: 0 LOB: 0 BB: 0 P: 3	R: 0 E: 0 K: 0 S: 4	H: 1 LOB: 1 BB: 0 P: 4	R: 2 E: 1 K: 0 S: 5	H: 3 LOB: 0 BB: 0 P: 5	R: 0 E: 0 K: 0 S: 5	H: 0 LOB: 0 BB: 0 P: 5	R: 0 E: 0 K: 0 S: 4	H: 1 LOB: 1 BB: 0 P: 4	R: 0 E: 0 K: 1 S: 6	H: 1 LOB: 1 BB: 0 P: 6		R: 0 E: 0 K: 1 S: 5	H: 0 LOB: 0 BB: 0 P: 5	1B: 5 2B: 0 3B: 2 HR: 0	SF: 0 SAC: 0 DP: 0 HBP: 0	WP: 0 PB: 0 SB: 1 CS: 1	PA: 33			
PITCHER	IP	WLS	BF	H	R	ER	SO	BB	IBB	HBP	BLK	WP	HR	S	P	ERA		WHIP								
Jay Tibbs, R (1, 1) ERA: 3.76	7.0	W	26	6	2	1	2	0	0	0	0	0	0	30	30	1.29		0.857								
Bob McClure, L (8, 1) ERA: 4.01	0.2		3	1	0	0	1	0	0	0	0	0	0	5	5	0.00		1.500								
Jeff Reardon, R (8, 1) ERA: 3.55	1.1	S	4	0	0	0	1	0	0	0	0	0	0	6	6	0.00		0.000								

Batter	1	2	3	4	5	6	7	8	9	AB	R	H	RBI	BB	SO	LOB	BOTTOM								
Tim Raines, S (1, 7) OBP: 0.408, SLG: 0.515	0-0 G3		0-0 BB		0-3 K		0-0 G3	4-0		4	0	2	0	1	1	1	Pittsburgh Pirates @ Montreal Expos Olympic Stadium, Montreal, QB Wed Jul 30 1986, 7:05 PM EDT Att: 12,672 - Unknown								
Mitch Webster, S (1, 8) OBP: 0.363, SLG: 0.414	0-0 G3		4-0 BB		4-0 BB		0-0 F7	0-0 L4		3	0	0	0	2	0	3									
Andre Dawson, R (1, 9) OBP: 0.327, SLG: 0.494	4-0		0-3 BB		0-0 G6-4-3		4-0	1B WP		2	1	0	0	2	1	5									
Hubie Brooks, R (1, 6) OBP: 0.385, SLG: 0.566	0-0 G5-4-3		0-0 4-1				0-0	1B WP		4	1	2	0	0	0	5									
Tim Wallach, R (1, 5) OBP: 0.336, SLG: 0.456		0-0 5-3		0-0 1B		0-0 F3		1-3 WP		3	0	1	0	1	0	1									
Wayne Krenchicki, L (1, 3) OBP: 0.320, SLG: 0.351		4-0		0-3 1B		4-0	0-0 L9			1	0	0	0	2	1	1									
Jim Wohlford, R (7, PH) OBP: 0.241, SLG: 0.259										1	0	0	0	0	0	2									
Bob McClure, R (8, 1)										0	0	0	0	0	0	0									
Jeff Reardon, R (8, 1) OBP: 0.167, SLG: 0.167										0	0	0	0	0	0	0									
Mike Fitzgerald, R (1, 2) OBP: 0.363, SLG: 0.440	0-0 F7				0-0 G3-6-1		0-0	4-3 SH2-4		4	0	3	1	0	0	1									
Tom Foley, L (1, 4) OBP: 0.382, SLG: 0.360			4-0 BB		0-0 G3-6-1		0-0 L4-6	0-0 SH2-4		2	0	0	0	1	0	4									
Jay Tibbs, R (1, 1) OBP: 0.195, SLG: 0.179			0-3 BB							2	0	1	0	0	1	1									
Wallace Johnson, S (7, PH) OBP: 0.154, SLG: 0.385										2	1	1	1	0	0	1									
Vance Law, R (9, 3) OBP: 0.288, SLG: 0.289										0	0	0	0	0	0	0									
Inning Stats	R: 0 E: 0 K: 0 S: 3	H: 1 LOB: 1 BB: 1 P: 7	R: 0 E: 0 K: 0 S: 2	H: 0 LOB: 0 BB: 1 P: 6	R: 0 E: 0 K: 2 S: 8	H: 1 LOB: 3 BB: 2 P: 16	R: 0 E: 0 K: 1 S: 6	H: 2 LOB: 1 BB: 0 P: 6	R: 0 E: 0 K: 1 S: 5	H: 1 LOB: 1 BB: 1 P: 9	R: 1 E: 0 K: 0 S: 4	H: 2 LOB: 1 BB: 1 P: 8	R: 2 E: 0 K: 0 S: 5	H: 2 LOB: 2 BB: 2 P: 13	R: 0 E: 0 K: 0 S: 4	H: 1 LOB: 2 BB: 1 P: 8	R: 0 E: 0 K: 0 S: 4	H: 1 LOB: 2 BB: 1 P: 8	1B: 8 2B: 2 3B: 0 HR: 1	SF: 0 SAC: 1 DP: 4 HBP: 0	WP: 2 PB: 0 SB: 0 CS: 1	PA: 38			
PITCHER	IP	WLS	BF	H	R	ER	SO	BB	IBB	HBP	BLK	WP	HR	S	P	ERA	WHIP								
Bob Walk, R (1, 1) ERA: 3.45	5.0		21	5	0	0	4	5	0	0	0	1	1	8	20	16.20	4.200								
Jim Winn, R (6, 1) ERA: 3.65	1.2	L	11	4	3	3	0	3	0	0	0	0	0	1	1	0.00	0.000								
Pat Clements, L (7, 1) ERA: 3.48	0.1		1	0	0	0	0	0	0	0	0	0	0	1	1	0.00	0.000								
Don Robinson, R (8, 1) ERA: 2.78	1.0		5	1	0	0	0	0	1	0	0	0	0	4	8	0.00	1.000								

Batter	1	2	3	4	5	6	7	8	9	AB	R	H	RBI	BB	SO	LOB	TOP			
Vince Coleman, S (1,7) OBP: 0.319, SLG: 0.306	0-0 6-3			0-0 8-3 1B		0-0 FC4-6			0-0 B3	4	0	1	0	0	0	2				
Ozzie Smith, S (1,6) OBP: 0.376, SLG: 0.346	0-0 F6			0-0 8-3 1-2		0-0 1-3			0-0 3-1	4	0	0	0	0	0	3				
Tom Herr, S (1,4) OBP: 0.332, SLG: 0.305	0-0 F7			0-0 F8					0-0 6-3	3	0	0	0	0	0	0				
Willie McGee, S (1,8)		0-0 F7				0-0 1-3			0-0 1-3	3	0	0	0	0	0	0				
Curt Ford, L (1,9) OBP: 0.339, SLG: 0.405		0-0 F7				0-0 3-1			0-0 5-3	3	0	0	0	0	0	0				
Terry Pendleton, S (1,5) OBP: 0.275, SLG: 0.278		0-0 6-3				0-0 G3			0-0 G6-3 1B	3	0	1	0	0	0	0				
Clint Hurdle, L (1,3) OBP: 0.238, SLG: 0.245			0-0 B3-6-4 1B			0-0 F8			0-0 G6-3 1-2	3	0	1	0	0	0	1				
Michael LaValliere, L (1,2) OBP: 0.331, SLG: 0.299			0-3 K			0-0 FC4-6 1B			0-0 F9	3	0	1	0	0	1	1				
Greg Mathews, R (1,1) OBP: 0.083, SLG: 0.043			0-0 B3-6-4			0-0 FC4-6 1-2 1B			0-3 K	1	0	0	0	0	0	1				
Tito Landrum, R (6,PH) OBP: 0.255, SLG: 0.261										1	0	1	0	0	0	0				
Ray Burris, R (6,1) OBP: 0.174, SLG: 0.304										0	0	0	0	0	0	0				
José Oquendo, S (9,PH) OBP: 0.412, SLG: 0.386										1	0	0	0	0	1	0				
Inning Stats	R: 0 E: 0 K: 0 S: 3	H: 0 LOB: 0 BB: 0 P: 3	R: 0 E: 0 K: 0 S: 3	H: 0 LOB: 0 BB: 0 P: 3	R: 0 E: 0 K: 1 S: 5	H: 1 LOB: 0 BB: 0 P: 5	R: 0 E: 0 K: 0 S: 3	H: 1 LOB: 0 BB: 0 P: 3	R: 0 E: 0 K: 0 S: 5	H: 2 LOB: 2 BB: 0 P: 5	R: 0 E: 0 K: 0 S: 3	H: 0 LOB: 0 BB: 0 P: 3	R: 0 E: 0 K: 0 S: 3	H: 1 LOB: 0 BB: 0 P: 3	R: 0 E: 0 K: 1 S: 5	H: 0 LOB: 0 BB: 0 P: 5	1B: 5 2B: 1 3B: 0 HR: 0	SF: 0 SAC: 0 DP: 3 HBP: 0	WP: 0 PB: 0 SB: 1 CS: 0	PA: 29
PITCHER Rick Rhoden, R (1,1) ERA: 2.17	IP: 9.0 WLS: W BF: 29 H: 5 R: 0 ER: 0 SO: 2 BB: 0 IBB: 0 HBP: 0 BLK: 0 WP: 0 HR: 0 S: 33 P: 33 ERA: 0.00 WHIP: 0.556															PITCHER				

St. Louis Cardinals @ Pittsburgh Pirates
Three Rivers Stadium, Pittsburgh, PA
Fri Aug 01 1986, 7:05 PM EDT
Att: 9,794 - Unknown

livebaseballscorecards.com

AB 29
R 0
H 5
RBI 0
BB 0
SO 2
LOB 8



Batter	1	2	3	4	5	6	7	8	9	AB	R	H	RBI	BB	SO	LOB	BOTTOM			
Barry Bonds, L (1,8) OBP: 0.325, SLG: 0.426	0-0 G3		0-0 F7		0-0 4-3		0-3 K			4	0	0	0	0	1	3				
Bobby Bonilla, S (1,7) OBP: 0.368, SLG: 0.355	4-0 2B BB		0-0 HR 2B		4-0 FC6-4 BB			0-0 G3		2	2	1	1	2	0	0				
Johnny Ray, S (1,4) OBP: 0.365, SLG: 0.387	0-0 F9 1-H 2B		0-3 K		0-0 FC6-4 1-2			0-0 6-3		4	0	1	1	0	1	2				
Jim Morrison, R (1,5) OBP: 0.327, SLG: 0.438	0-0 F9 2-3		0-0 HR		0-0 L3-6 2B			4-0 BB		3	1	2	2	1	0	1				
Mike Brown, R (1,9) OBP: 0.298, SLG: 0.312	0-0 F3		0-0 6-3			0-3 K			0-0 4-3	2	0	0	0	0	0	1				
R.J. Reynolds, S (6,PH) OBP: 0.371, SLG: 0.478										2	0	0	0	0	1	2				
Tony Peña, R (1,2) OBP: 0.326, SLG: 0.376		0-0 G4-6-3 1B		0-0 1-3		0-0 L3-6 2-3				3	0	1	0	0	0	1				
Sid Bream, L (1,3) OBP: 0.359, SLG: 0.472		0-0 G4-6-3 1-2		0-0 F7				0-0 F6		3	0	0	0	0	0	1				
Sam Khalifa, R (1,6) OBP: 0.288, SLG: 0.238		0-0 F7		0-0 F7				4-0 SH3-4 BB		2	0	0	0	1	0	0				
Rick Rhoden, R (1,1) OBP: 0.339, SLG: 0.393			0-0 2B 2B		0-0 4-3 CS 2B			0-0 SH3-4 1-2		2	1	2	0	0	0	0				
Inning Stats	R: 1 E: 0 K: 0 S: 4	H: 1 LOB: 1 BB: 1 P: 8	R: 0 E: 0 K: 0 S: 3	H: 1 LOB: 0 BB: 0 P: 3	R: 3 E: 0 K: 1 S: 8	H: 3 LOB: 0 BB: 0 P: 8	R: 0 E: 0 K: 0 S: 3	H: 0 LOB: 0 BB: 0 P: 3	R: 0 E: 0 K: 1 S: 5	H: 1 LOB: 0 BB: 0 P: 5	R: 0 E: 0 K: 1 S: 5	H: 0 LOB: 1 BB: 1 P: 9	R: 0 E: 0 K: 0 S: 3	H: 0 LOB: 1 BB: 1 P: 7	R: 0 E: 0 K: 0 S: 3	H: 0 LOB: 1 BB: 1 P: 7	1B: 1 2B: 6 3B: 0 HR: 1	SF: 0 SAC: 1 DP: 2 HBP: 0	WP: 0 PB: 0 SB: 0 CS: 1	PA: 32
PITCHER Greg Mathews, L (1,1) ERA: 3.57	IP: 5.0 WLS: L BF: 21 H: 6 R: 4 ER: 4 SO: 1 BB: 2 IBB: 0 HBP: 0 BLK: 0 WP: 0 HR: 1 S: 21 P: 29 ERA: 7.20 WHIP: 1.600															PITCHER				
Ray Burris, R (6,1) ERA: 5.66	IP: 3.0 WLS: L BF: 11 H: 1 R: 0 ER: 0 SO: 2 BB: 2 IBB: 0 HBP: 0 BLK: 0 WP: 0 HR: 0 S: 13 P: 21 ERA: 0.00 WHIP: 1.000															PITCHER				

St. Louis Cardinals @ Pittsburgh Pirates
Three Rivers Stadium, Pittsburgh, PA
Fri Aug 01 1986, 7:05 PM EDT
Att: 9,794 - Unknown

livebaseballscorecards.com

AB 27
R 4
H 7
RBI 4
BB 4
SO 3
LOB 11



Batter	1	2	3	4	5	6	7	8	9	AB R H RBI BB SO LOB	TOP											
Vince Coleman, S (1, 7) OBP: 0.318, SLG: 0.302 (9, 8)	0-0 6-3		0-0 5-3		4-0 E BB		0-0 6-3		0-0 E8 E	4 2 0 0 1 0 0	St. Louis Cardinals @ Pittsburgh Pirates Three Rivers Stadium, Pittsburgh, PA Sat Aug 02 1986, 7:05 PM EDT Att: 14,233 - Unknown livebaseballscorecards.com											
Ozzie Smith, S (1, 6) OBP: 0.381, SLG: 0.349	0-0 F8		0-0 3-1		0-0 E2 1B 1-H 3-H 0-0		0-0 BB 1B	0-0 E8 1B 3-H	5 1 3 3 0 0 0													
Willie McGee, S (1, 8) José Oquendo, S (9, 7) OBP: 0.412, SLG: 0.386	0-3 K		0-0 1-3		0-0 F6		4-0 BB 1-2	0-0 3-1	4 0 0 0 1 1 2 0 0 0 0 0 0 0													
Tito Landrum, R (1, 9) Curt Ford, L (9, PH) OBP: 0.248, SLG: 0.254 OBP: 0.344, SLG: 0.410		0-0 5-3		0-3 K		0-0 5-3	0-3 K	0-0 BB 2B 1B 3-H	4 0 0 0 0 2 2 1 1 1 1 0 0 0													
Tom Herr, S (1, 4) OBP: 0.331, SLG: 0.302		0-0 E5 1B		0-0 F7		0-0 L6	0-0 F9	4-0 2B BB 1-2	4 2 0 0 1 0 2													
Alan Kneisely, R (1, 3) Clint Hurdle, L (9, PH) OBP: 0.355, SLG: 0.321 OBP: 0.245, SLG: 0.263	0-3 K		0-0 F4		4-0 2B BB		0-0 L5	0-0 2B 1-H 2-H	3 0 0 0 1 1 1 1 0 1 2 0 0 0													
Terry Pendleton, S (1, 5) OBP: 0.279, SLG: 0.291	0-0 WP 1B 2-H		0-0 E 3B		0-0 2B		0-0 6-3	0-3 K	5 1 3 1 0 1 0													
Mike Heath, R (1, 2) OBP: 0.292, SLG: 0.321	4-0 1-2 IBB		0-0 5-3		4-0 IBB		0-0 1B		2 0 1 0 2 0 1													
John Tudor, L (1, 1) Ray Soff, R (9, 1) Ricky Horton, L (9, 1) OBP: 0.119, SLG: 0.119 OBP: 0.222, SLG: 0.125	0-0 F8		0-3 K		0-3 K		0-0 5-3		4 0 0 0 0 2 7 0 0 0 0 0 0 0 0 0 0 0 0 0 0													
Inning Stats	R: 0 E: 0 K: 1 S: 5	H: 0 LOB: 0 BB: 0 P: 5	R: 1 E: 1 K: 1 S: 7	H: 1 LOB: 2 BB: 1 P: 11	R: 0 E: 0 K: 0 S: 3	H: 0 LOB: 0 BB: 0 P: 3	R: 0 E: 0 K: 1 S: 5	H: 0 LOB: 0 BB: 0 P: 5	R: 2 E: 1 K: 1 S: 7	H: 2 LOB: 1 BB: 1 P: 11		R: 0 E: 0 K: 1 S: 6	H: 1 LOB: 3 BB: 2 P: 14	R: 0 E: 0 K: 1 S: 6	H: 1 LOB: 2 BB: 1 P: 10	R: 0 E: 0 K: 0 S: 4	H: 1 LOB: 0 BB: 0 P: 4	R: 4 E: 2 K: 1 S: 8	H: 3 LOB: 0 BB: 1 P: 12	1B: 6 2B: 2 3B: 1 HR: 0	SF: 0 SAC: 0 DP: 0 HBP: 0	WP: 1 PB: 0 SB: 1 CS: 0
PITCHER	IP WLS BF H R ER SO BB IBB HBP BLK WP HR S P ERA WHIP																					
Larry McWilliams, L (1, 1) ERA: 4.85	6.0 L 27 4 3 2 5 2 2 0 0 1 0 33 49 3.00 1.000																					
Barry Jones, R (7, 1) ERA: 3.29	1.0 5 1 0 0 1 1 0 0 0 0 0 6 10 0.00 2.000																					
Don Robinson, R (8, 1) ERA: 3.41	1.1 9 3 4 3 0 1 0 0 0 0 0 8 12 20.25 3.000																					
Cecilio Guante, R (9, 1) ERA: 3.15	0.2 2 1 0 0 1 0 0 0 0 0 0 4 4 0.00 1.500																					

Batter	1	2	3	4	5	6	7	8	9	AB R H RBI BB SO LOB	BOTTOM									
Bill Almon, R (1, 7) OBP: 0.324, SLG: 0.394	0-0 1B 1B		0-0 F4		0-0 4-3			0-0 5-3		4 0 1 0 0 0 0	St. Louis Cardinals @ Pittsburgh Pirates Three Rivers Stadium, Pittsburgh, PA Sat Aug 02 1986, 7:05 PM EDT Att: 14,233 - Unknown livebaseballscorecards.com									
Bobby Bonilla, S (1, 8) OBP: 0.366, SLG: 0.353	0-0 G1-6-3 1B		0-0 4-3		0-3 K		0-0 G3		4 0 1 0 0 1 0											
Johnny Ray, S (1, 4) OBP: 0.361, SLG: 0.383	0-0 G1-6-3 1-2		0-0 L7		0-0 4-3		0-0 4-3		4 0 0 0 0 0 2											
Jim Morrison, R (1, 5) OBP: 0.323, SLG: 0.432	0-0 L9		0-0 6-3		0-0 F7		0-0 F4		4 0 0 0 0 0 1											
Mike Diaz, R (1, 3) OBP: 0.344, SLG: 0.553		0-0 HR		0-0 HR		0-0 1B 1B		0-0 E7 1B 2B	3 2 3 2 0 0 0 0 0 0 0 0 0 0 1 1 1 0 0 0 0											
Rick Reuschel, R (7, PR) OBP: 0.146, SLG: 0.149																				
Sid Bream, L (8, 3) OBP: 0.360, SLG: 0.477																				
Tony Peña, R (1, 2) OBP: 0.331, SLG: 0.380	0-0 F8		0-0 F7		0-0 1B		0-0 1B 1-2	0-0 1B 3-H	4 0 3 1 0 0 0											
Mike Brown, R (1, 9) OBP: 0.294, SLG: 0.308	0-0 F2		0-0 F7		0-0 B3		0-0 1B		3 0 0 0 0 0 3 1 0 1 0 0 0 0											
Joe Orsulak, L (8, 9) OBP: 0.322, SLG: 0.371																				
Sam Khalifa, R (1, 6) OBP: 0.287, SLG: 0.238	0-0 L9		0-0 CS 1B		0-0 1-3		0-0 F6		4 0 1 0 0 0 4											
Larry McWilliams, L (1, 1) Barry Jones, R (7, 1) U.L. Washington, S (9, PH) Don Robinson, R (8, 1) Cecilio Guante, R (9, 1) R.J. Reynolds, S (9, PH) OBP: 0.200, SLG: 0.174 OBP: 0.344, SLG: 0.344 OBP: 0.370, SLG: 0.476			0-0 1-3		0-0 1-3		0-3 K		0-3 K	2 0 0 0 0 0 1 0 0 0 0 0 0 0 1 0 0 0 0 0 1 0 0 0 0 0 0 0 0 0 0 0 0 0 0 1 0 0 0 0 1 2	AB 36 R 3 H 11 RBI 3 BB 0 SO 3 LOB 15									
Inning Stats	R: 0 E: 0 K: 0 S: 4	H: 2 LOB: 1 BB: 0 P: 4	R: 1 E: 0 K: 0 S: 4	H: 1 LOB: 0 BB: 0 P: 4	R: 0 E: 0 K: 0 S: 3	H: 0 LOB: 0 BB: 0 P: 3	R: 1 E: 0 K: 0 S: 5	H: 2 LOB: 1 BB: 0 P: 5	R: 0 E: 0 K: 1 S: 5	H: 0 LOB: 0 BB: 0 P: 5	R: 0 E: 0 K: 1 S: 7	H: 2 LOB: 2 BB: 0 P: 7	R: 0 E: 0 K: 0 S: 3	H: 0 LOB: 0 BB: 0 P: 3	R: 1 E: 1 K: 1 S: 8	H: 3 LOB: 2 BB: 0 P: 8	1B: 8 2B: 1 3B: 0 HR: 2	SF: 0 SAC: 0 DP: 1 HBP: 0	WP: 0 PB: 0 SB: 0 CS: 1	PA: 36
PITCHER	IP WLS BF H R ER SO BB IBB HBP BLK WP HR S P ERA WHIP																			
John Tudor, L (1, 1) ERA: 2.66	8.1 W 32 9 3 3 2 5 2 2 0 0 1 0 33 49 3.24 1.080																			
Ray Soff, R (9, 1) ERA: 2.6	0.0 1 1 0 0 0 0 0 0 0 0 0 1 1 0.00 1.500																			
Ricky Horton, L (9, 1) ERA: 2.6	0.2 3 1 0 0 1 0 0 0 0 0 0 5 5 0.00 1.500																			

Batter	1	2	3	4	5	6	7	8	9	AB	R	H	RBI	BB	SO	LOB	TOP					
Vince Coleman, S (1,8) OBP: 0.317, SLG: 0.302	0-0 3-1		0-0 4-3			0-0 1-3		0-0 1B		4	0	1	0	0	0	0	St. Louis Cardinals @ Pittsburgh Pirates Three Rivers Stadium, Pittsburgh, PA Sun Aug 03 1986, 3:33 AM EDT Att: 14,849 - Unknown livebaseballscorecards.com					
Terry Pendleton, S (1,5) OBP: 0.282, SLG: 0.294	0-0 6-3			0-0 1B		0-0 1B		0-0 4-3		4	0	2	0	0	0	1						
Tom Herr, S (1,4) OBP: 0.327, SLG: 0.298	0-3 K			0-0 F8		0-0 F7			0-0 5-3	4	0	0	0	0	1	2						
Curt Ford, L (1,7) OBP: 0.333, SLG: 0.397		0-0 3-1		0-0 F7		0-0 L8			0-0 F9	4	0	0	0	0	0	2						
Clint Hurdle, L (1,3) OBP: 0.264, SLG: 0.276		4-0 BB		0-0 1B			0-3 K		0-0 1B	3	0	2	0	1	1	0						
Michael LaValliere, L (1,2) OBP: 0.324, SLG: 0.292	0-0 F5			0-0 1-3			0-0 4-3		0-0 4-3	4	0	0	0	0	0	4						
Tito Landrum, R (1,9) OBP: 0.250, SLG: 0.255	0-0 F7				0-0 G4-6-3 1B					3	0	1	0	0	1	1						
José Oquendo, S (1,6) OBP: 0.400, SLG: 0.374			0-0 1-3		0-0 G4-6-3 1-2			0-0 G3		3	0	0	0	0	0	1						
Danny Cox, R (1,1) OBP: 0.200, SLG: 0.212			0-3 K		0-3 K			0-0 F7		1	0	0	0	0	1	0						
Pat Perry, L (4,1) Ozzie Smith, S (8,PH) Ricky Horton, L (8,1) OBP: 0.380, SLG: 0.348 OBP: 0.222, SLG: 0.125										1	0	0	0	0	1	0						
										1	0	0	0	0	0	0						
										0	0	0	0	0	0	0						
Inning Stats	R: 0 E: 0 K: 1 S: 5	H: 0 LOB: 0 BB: 0 P: 5	R: 0 E: 0 K: 0 S: 3	H: 0 LOB: 1 BB: 1 P: 7	R: 0 E: 0 K: 1 S: 5	H: 0 LOB: 0 BB: 0 P: 5	R: 0 E: 0 K: 0 S: 5	H: 2 LOB: 2 BB: 0 P: 5	R: 0 E: 0 K: 1 S: 5	H: 1 LOB: 0 BB: 0 P: 5	R: 0 E: 0 K: 2 S: 4	H: 0 LOB: 0 BB: 0 P: 4	R: 0 E: 0 K: 0 S: 7	H: 0 LOB: 0 BB: 0 P: 7	R: 0 E: 0 K: 0 S: 4	H: 1 LOB: 1 BB: 0 P: 4	R: 0 E: 0 K: 0 S: 4	H: 1 LOB: 1 BB: 0 P: 4	1B: 6 2B: 0 3B: 0 HR: 0	SF: 0 SAC: 0 DP: 1 HBP: 0	WP: 0 PB: 0 SB: 2 CS: 0	PA: 33
PITCHER Rick Reuschel, R (1,1) ERA: 4.13	IP: 9.0 WLS: W BF: 33 H: 6 R: 0 ER: 0 SO: 5 BB: 1 IBB: 0 HBP: 0 BLK: 0 WP: 0 HR: 0 S: 42 P: 46 ERA: 0.00 WHIP: 0.778															PITCHER						

Batter	1	2	3	4	5	6	7	8	9	AB	R	H	RBI	BB	SO	LOB	BOTTOM
Joe Orsulak, L (1,9) OBP: 0.322, SLG: 0.369	0-0 1B		0-0 4-3			0-0 4-3		0-0 5-3		4	1	1	0	0	0	1	St. Louis Cardinals @ Pittsburgh Pirates Three Rivers Stadium, Pittsburgh, PA Sun Aug 03 1986, 3:33 AM EDT Att: 14,849 - Unknown livebaseballscorecards.com
Barry Bonds, L (1,8) OBP: 0.323, SLG: 0.423	0-0 2B		0-0 F9		0-0 F7		0-0 4-3			4	1	1	1	0	0	0	
Johnny Ray, S (1,4) OBP: 0.362, SLG: 0.387	0-0 SF8		0-0 G3		0-0 6-3		0-0 1B		0-0 G6-3	4	1	2	1	0	0	0	
Sid Bream, L (1,3) OBP: 0.356, SLG: 0.471	0-0 3-1		0-0 F8			0-0 6-3		0-0 G6-3		4	0	0	0	0	0	2	
R.J. Reynolds, S (1,7) OBP: 0.366, SLG: 0.473	0-0 SF8			0-0 6-3		0-0 L9				2	0	0	1	0	0	0	
Tony Peña, R (1,2) OBP: 0.333, SLG: 0.383	0-0 1B			0-0 1B		0-0 6-3				3	0	2	0	0	0	0	
Jim Morrison, R (1,5) OBP: 0.323, SLG: 0.431	0-0 F9			0-0 1B			0-0 5-3			3	0	1	0	0	0	1	
U.L. Washington, S (1,6) OBP: 0.338, SLG: 0.328		0-3 K		0-0 F7			0-0 F8			3	0	0	0	0	1	2	
Rick Reuschel, R (1,1) OBP: 0.137, SLG: 0.140	0-0 F8			0-0 L9			0-0 E6			3	0	0	0	0	0	2	
										1B: 6 2B: 1 3B: 0 HR: 0	SF: 1 SAC: 0 DP: 1 HBP: 0	WP: 0 PB: 0 SB: 2 CS: 0	PA: 31				
Inning Stats	R: 3 E: 0 K: 0 S: 7	H: 4 LOB: 1 BB: 0 P: 7	R: 0 E: 0 K: 1 S: 5	H: 0 LOB: 0 BB: 0 P: 5	R: 0 E: 0 K: 0 S: 3	H: 0 LOB: 0 BB: 0 P: 3	R: 0 E: 0 K: 0 S: 5	H: 2 LOB: 2 BB: 0 P: 5	R: 0 E: 0 K: 0 S: 3	H: 0 LOB: 0 BB: 0 P: 3	R: 0 E: 0 K: 0 S: 3	H: 0 LOB: 0 BB: 0 P: 3	R: 0 E: 0 K: 0 S: 4	H: 0 LOB: 0 BB: 0 P: 4	R: 0 E: 0 K: 0 S: 3	H: 1 LOB: 0 BB: 0 P: 3	
PITCHER Danny Cox, R (1,1) ERA: 3.66 Pat Perry, L (4,1) ERA: 4.34 Ricky Horton, L (8,1) ERA: 2.55	IP: 3.0 WLS: L BF: 13 H: 4 R: 3 ER: 3 SO: 3 BB: 0 IBB: 0 HBP: 0 BLK: 0 WP: 0 HR: 0 S: 15 P: 15 ERA: 9.00 WHIP: 1.333															PITCHER	

Batter	1	2	3	4	5	6	7	8	9	AB	R	H	RBI	BB	SO	LOB	TOP										
Wallace Johnson, S (1, 3) OBP: 0.172, SLG: 0.250 Vance Law, R (7, 3) OBP: 0.288, SLG: 0.284	4-0 BB		0-0 F8	0-0 4-3			0-0 FC5-4		0-0 FC3	3	0	0	0	1	0	1											
Tom Foley, L (1, 6) OBP: 0.374, SLG: 0.380	0-3 K		0-0 3B				0-3 K		0-0 L9	5	1	1	0	0	2	4											
Tim Raines, S (1, 7) OBP: 0.408, SLG: 0.506	0-0 F9		0-0 3B				4-0 CS		0-0 4-3	3	1	1	1	1	0	1											
Andre Dawson, R (1, 9) OBP: 0.324, SLG: 0.479	0-0 F6		0-0 L9				0-0 3-1		0-0 1-3	4	0	0	0	0	0	3											
Mitch Webster, S (1, 8) OBP: 0.364, SLG: 0.415		0-0 G3	0-0 1B				0-0 3-1		0-0 1B	4	1	2	1	0	0	0											
Wayne Krenchicki, L (1, 5) OBP: 0.398, SLG: 0.333 Tim Wallach, R (6, 5) OBP: 0.325, SLG: 0.440		0-0 1B	0-0 1B				0-0 5-3		0-0 L7	3	0	2	1	0	0	0											
Al Newman, S (1, 4) OBP: 0.313, SLG: 0.262	4-0 1-2		0-0 1-3				0-0 L7		0-0 1B	3	0	1	0	1	0	1											
Dann Bilardello, R (1, 2) OBP: 0.229, SLG: 0.258	0-3 K						0-0 F7		0-0 B3-6-4	4	0	1	0	0	1	3											
Floyd Youmans, R (1, 1) OBP: 0.255, SLG: 0.240 Bob McClure, R (8, 1) George Wright, S (9, PH) OBP: 0.265, SLG: 0.303 Jeff Reardon, R (9, 1) OBP: 0.167, SLG: 0.167	0-3 K						0-0 K		0-0 FC3	3	0	0	0	0	2	3											
Inning Stats	R: 0 E: 0 K: 1 S: 5	H: 0 LOB: 1 BB: 1 P: 9	R: 0 E: 0 K: 2 S: 8	H: 1 LOB: 2 BB: 1 P: 12	R: 3 E: 0 K: 0 S: 7	H: 4 LOB: 1 BB: 0 P: 7	R: 0 E: 0 K: 1 S: 5	H: 0 LOB: 0 BB: 0 P: 5	R: 0 E: 0 K: 0 S: 2	H: 0 LOB: 0 BB: 1 P: 6	R: 0 E: 0 K: 0 S: 3	H: 0 LOB: 0 BB: 0 P: 3	R: 0 E: 0 K: 1 S: 6	H: 1 LOB: 1 BB: 0 P: 6	R: 0 E: 0 K: 0 S: 4	H: 1 LOB: 1 BB: 0 P: 4	R: 0 E: 0 K: 0 S: 5	H: 2 LOB: 2 BB: 0 P: 5	1B: 7 2B: 0 3B: 2 HR: 0	SF: 0 SAC: 0 DP: 1 HBP: 0	WP: 0 PB: 0 CS: 1	PA: 38					
PITCHER	IP	WLS	BF	H	R	ER	SO	BB	IBB	HBP	BLK	WP	HR	S	P	ERA	WHIP										
Rick Rhoden, R (1, 1) ERA: 2.24	7.0	L	29	6	3	3	5	3	0	0	0	0	0	36	48	3.86	1.286										
Barry Jones, R (8, 1) ERA: 2.7	2.0		9	3	0	0	0	0	0	0	0	0	0	9	9	0.00	1.500										

Montreal Expos @ Pittsburgh Pirates
Three Rivers Stadium, Pittsburgh, PA
Wed Aug 06 1986, 7:05 PM EDT
Att: 6,649 - Unknown

AB	35
R	3
H	9
RBI	3
BB	3
SO	5
LOB	18



Batter	1	2	3	4	5	6	7	8	9	AB	R	H	RBI	BB	SO	LOB	BOTTOM										
Barry Bonds, L (1, 8) OBP: 0.319, SLG: 0.430	0-0 WP		0-3 K				0-0 G3		0-0 F9	4	1	1	0	0	1	2											
Bobby Bonilla, S (1, 7) OBP: 0.382, SLG: 0.349	0-0 6-3		0-0 CS				0-0 F5		0-3 K	4	0	1	1	0	1	0											
Johnny Ray, S (1, 4) OBP: 0.359, SLG: 0.383	0-0 5-3		0-0 F7				0-0 F7		0-3 K	4	0	0	0	0	1	1											
Sid Bream, L (1, 3) OBP: 0.356, SLG: 0.466	0-0 F7		0-0 CS				0-0 F6		4-0 BB	3	0	1	0	1	0	0											
R.J. Reynolds, S (1, 9) OBP: 0.357, SLG: 0.457		0-0 L7					0-0 F7		0-0 6-3	4	0	0	0	0	1	2											
Tony Peña, R (1, 2) OBP: 0.337, SLG: 0.385		4-0 1B					0-0 4-3		0-0 F9	2	1	0	0	2	0	0											
Jim Morrison, R (1, 5) OBP: 0.332, SLG: 0.452		0-0 BB					4-0 SH1-3		0-0 K	3	0	2	1	1	1	0											
Sam Khalifa, R (1, 6) OBP: 0.279, SLG: 0.231 U L Washington, S (7, PH) OBP: 0.325, SLG: 0.306		0-3 K					0-3 K		0-3 K	2	0	0	0	0	2	3											
Rick Rhoden, R (1, 1) OBP: 0.333, SLG: 0.386 Benny Distefano, L (7, PH) Barry Jones, R (8, 1)		0-3 K					0-0 SH1-3		0-0 4-3	1	0	0	0	0	1	2											
Inning Stats	R: 1 E: 0 K: 0 S: 4	H: 1 LOB: 0 BB: 0 P: 4	R: 0 E: 0 K: 2 S: 8	H: 1 LOB: 1 BB: 1 P: 12	R: 0 E: 0 K: 1 S: 5	H: 1 LOB: 0 BB: 0 P: 5	R: 0 E: 0 K: 0 S: 3	H: 0 LOB: 0 BB: 0 P: 3	R: 0 E: 0 K: 1 S: 5	H: 0 LOB: 1 BB: 1 P: 9	R: 0 E: 0 K: 1 S: 6	H: 1 LOB: 1 BB: 0 P: 6	R: 1 E: 0 K: 0 S: 4	H: 1 LOB: 1 BB: 1 P: 8	R: 0 E: 0 K: 2 S: 7	H: 0 LOB: 1 BB: 1 P: 11	R: 0 E: 0 K: 2 S: 7	H: 0 LOB: 0 BB: 0 P: 7	1B: 2 2B: 2 3B: 1 HR: 0	SF: 0 SAC: 1 DP: 0 HBP: 0	WP: 1 PB: 0 CS: 1	PA: 36					
PITCHER	IP	WLS	BF	H	R	ER	SO	BB	IBB	HBP	BLK	WP	HR	S	P	ERA	WHIP										
Floyd Youmans, R (1, 1) ERA: 3.77	7.0	W	28	5	2	2	5	3	0	0	0	0	0	35	47	2.57	1.143										
Bob McClure, L (8, 1) ERA: 4.11	1.0		4	0	0	0	2	1	0	0	0	0	0	7	11	0.00	1.000										
Jeff Reardon, R (9, 1) ERA: 3.52	1.0	S	3	0	0	0	2	0	0	0	0	0	0	7	7	0.00	0.000										

Montreal Expos @ Pittsburgh Pirates
Three Rivers Stadium, Pittsburgh, PA
Wed Aug 06 1986, 7:05 PM EDT
Att: 6,649 - Unknown

AB	30
R	2
H	5
RBI	2
BB	4
SO	9
LOB	12



Batter	1	2	3	4	5	6	7	8	9	AB	R	H	RBI	BB	SO	LOB	TOP								
Luis Rivera, R OBP: 0.438, SLG: 0.250 Dann Bilardello, R OBP: 0.236, SLG: 0.265	0-0 G4-6-3 1B		0-0 3-1		0-0 F5		0-0 6-3		0-0 F9 1B 2H	4	0	1	0	0	0	1									
Jim Wehtford, R OBP: 0.250, SLG: 0.271 Andy McGaffigan, R OBP: 0.071, SLG: 0.071 Tim Raines, S OBP: 0.409, SLG: 0.508 Tim Burke, R OBP: 0.100, SLG: 0.100 Bob McClure, R OBP: 0.100, SLG: 0.100	0-0 G4-6-3 1B			0-0 6-3		0-0 F9 HR 2B		4-0 1B BB	0-0 1B 1-2	3	1	1	0	1	0	1									
Mitch Webster, S OBP: 0.364, SLG: 0.415	0-0 F9			0-0 S 2B 1B		0-0 F9 2-3		0-0 FC5-4 1B 1-2 2-H	0-0 F9 2-3	5	1	2	1	0	0	3									
Andre Dawson, R OBP: 0.322, SLG: 0.478		0-0 5-3		0-0 1-H 2B		0-0 F6		0-0 FC5-4 1B 1-2	0-0 F7	5	0	1	1	0	0	5									
Tim Wallach, R OBP: 0.327, SLG: 0.448	0-0 F7			0-0 F8		0-0 HR		0-0 CS 1B		4	1	2	2	0	0	1									
Vance Law, R OBP: 0.294, SLG: 0.292	0-0 FC6-4 1B			4-0 BB		0-0 2B		0-0 F8 1-2		3	0	2	0	1	0	1									
Al Newman, S OBP: 0.306, SLG: 0.255	0-0 FC6-4 1B 1-2			0-0 F7		0-0 F9		0-0 1-3		4	0	0	0	0	0	4									
Tom Nieto, R OBP: 0.269, SLG: 0.298 Wallace Johnson, S OBP: 0.200, SLG: 0.310 George Wright, S OBP: 0.263, SLG: 0.301			0-0 4-3		0-0 F9		0-0 1B 2B		0-3 K	2	0	0	0	0	0	0									
Bob Sebra, R OBP: 0.376, SLG: 0.391	0-0 5-3			0-0 4-3		0-0 B3		0-0 1B 2B		2	0	0	0	0	0	0									
Inning Stats	R: 0 E: 0 K: 0 S: 3	H: 1 LOB: 0 BB: 0 P: 3	R: 0 E: 0 K: 0 S: 4	H: 1 LOB: 1 BB: 0 P: 4	R: 0 E: 0 K: 0 S: 3	H: 0 LOB: 0 BB: 0 P: 3	R: 1 E: 0 K: 0 S: 5	H: 2 LOB: 2 BB: 1 P: 9	R: 0 E: 0 K: 0 S: 3	H: 0 LOB: 0 BB: 0 P: 3	R: 2 E: 0 K: 0 S: 6	H: 3 LOB: 1 BB: 0 P: 6	R: 1 E: 0 K: 0 S: 5	H: 2 LOB: 2 BB: 1 P: 9	R: 0 E: 0 K: 0 S: 3	H: 1 LOB: 0 BB: 0 P: 3	R: 1 E: 0 K: 1 S: 8	H: 3 LOB: 2 BB: 0 P: 8	1B: 7 2B: 5 3B: 0 HR: 1	SF: 0 SAC: 0 DP: 1 HBP: 0	WP: 0 PB: 0 SB: 1 CS: 1	PA: 40			
PITCHER	IP	WLS	BF	H	R	ER	SO	BB	IBB	HBP	BLK	WP	HR	S	P	ERA	WHIP								
Larry McWilliams, L ERA: 4.77 Cecilio Cuante, R ERA: 3.3 Pat Clements, L ERA: 3.95 Jim Winn, R ERA: 3.63 Don Robinson, R ERA: 3.38	5.1		21	5	2	2	0	1	0	0	0	0	0	20	24	3.38	1.125								

Montreal Expos @ Pittsburgh Pirates
Three Rivers Stadium, Pittsburgh, PA
 Thu Aug 07 1986, 7:05 PM EDT
 Att: 8,239 - Unknown

AB	38
R	5
H	13
RBI	5
BB	2
SO	1
LOB	17



Batter	1	2	3	4	5	6	7	8	9	AB	R	H	RBI	BB	SO	LOB	BOTTOM								
Barry Bonds, L OBP: 0.320, SLG: 0.443	0-0 S 1B	0-0 G3 1-2			0-0 HR			0-3 K	0-0 F7	5	2	2	1	0	1	4									
Bobby Bonilla, S OBP: 0.381, SLG: 0.345	4-0 F8 1B 1-2 BB	0-0 G3			0-3 K			0-0 4-3		3	1	0	0	1	1	1									
Johnny Ray, S OBP: 0.363, SLG: 0.385	0-0 1B 1-2 2-H 5-3 1B		0-0 4-3		0-0 CS 1B			4-0 BB BB		3	1	2	1	1	0	0									
Sid Bream, L OBP: 0.354, SLG: 0.462	0-0 F8 2-3		0-0 F8		0-0 CS 1-2		0-0 F9	4-0 BB 1-2 BB		3	0	0	0	1	0	2									
R.J. Reynolds, S OBP: 0.356, SLG: 0.455	0-0 5-3 1-3 3-H 1B		0-0 4-3		0-3 K			0-0 3-1		4	0	1	1	0	1	2									
Tony Peña, R OBP: 0.336, SLG: 0.383 Joe Orsulak, L OBP: 0.316, SLG: 0.361	0-0 5-3			0-0 4-3		0-0 F7		0-0 FC1-4 HBP 1B		4	0	1	1	0	0	1									
Jim Morrison, R OBP: 0.334, SLG: 0.451 Bill Almon, R OBP: 0.324, SLG: 0.394	0-0 K			0-0 G5-4-3 1B		0-0 F7		1-0 FC1-4 HBP 1B		3	0	1	0	0	1	1									
Sam Khalifa, R OBP: 0.282, SLG: 0.235 U.L. Washington, S OBP: 0.315, SLG: 0.297		0-0 G3 1B		0-0 G5-4-3 1-2		0-3 K		0-0 F7		2	0	1	0	0	0	1									
Larry McWilliams, L OBP: 0.185, SLG: 0.160 Cecilio Cuante, R ERA: 3.39 Pat Clements, R ERA: 3.39 Jim Winn, R ERA: 2.55 Benny Distefano, L OBP: 0.200, SLG: 0.200 Don Robinson, R OBP: 0.340, SLG: 0.547		0-3 K		0-0 B1-3		0-3 K		0-0 FC1-4		2	0	0	0	0	1	1									
Inning Stats	R: 3 E: 0 K: 1 S: 8	H: 3 LOB: 1 BB: 1 P: 12	R: 0 E: 0 K: 1 S: 6	H: 1 LOB: 0 BB: 0 P: 6	R: 0 E: 0 K: 0 S: 3	H: 0 LOB: 0 BB: 0 P: 3	R: 0 E: 0 K: 0 S: 3	H: 1 LOB: 0 BB: 0 P: 3	R: 1 E: 0 K: 1 S: 6	H: 2 LOB: 0 BB: 0 P: 6	R: 0 E: 0 K: 2 S: 7	H: 0 LOB: 0 BB: 0 P: 7	R: 0 E: 0 K: 1 S: 5	H: 0 LOB: 2 BB: 2 P: 13	R: 0 E: 0 K: 0 S: 4	H: 1 LOB: 3 BB: 0 P: 5	1B: 7 2B: 0 3B: 0 HR: 1	SF: 0 SAC: 0 DP: 1 HBP: 1	WP: 0 PB: 0 SB: 0 CS: 1	PA: 38					
PITCHER	IP	WLS	BF	H	R	ER	SO	BB	IBB	HBP	BLK	WP	HR	S	P	ERA	WHIP								
Bob Sebra, R ERA: 5.79 Andy McGaffigan, R ERA: 3.39 Tim Burke, R ERA: 2.55 Bob McClure, L ERA: 4.08	6.0		24	7	4	4	4	1	0	0	0	0	0	12	20	6.00	1.333								

Montreal Expos @ Pittsburgh Pirates
Three Rivers Stadium, Pittsburgh, PA
 Thu Aug 07 1986, 7:05 PM EDT
 Att: 8,239 - Unknown

AB	33
R	4
H	8
RBI	4
BB	3
SO	7
LOB	17



Batter	1	2	3	4	5	6	7	8	9	AB	R	H	RBI	BB	SO	LOB	TOP										
Joe Orsulak, L (1,9) OBP: 0.312, SLG: 0.357 Pat Clements, R (8,1)	0-0 4-3		0-3 K			0-0 F9		0-0 F8		4	0	0	0	0	1	1	Pittsburgh Pirates @ St. Louis Cardinals Busch Stadium, St. Louis, MO Fri Aug 08 1986, 7:05 PM CDT Att: 36,244 - Unknown livebaseballscorecards.com										
Barry Bonds, L (1,8) OBP: 0.327, SLG: 0.443	0-0 4-3		4-0 BB			4-0 BB			0-0 1B	2	0	1	0	2	0	0											
Johnny Ray, S (1,4) OBP: 0.362, SLG: 0.384	0-0 1B		0-0 1-3			0-0 G6-4-3			0-0 G5-4-3	4	0	1	0	0	4												
Sid Bream, L (1,3) OBP: 0.352, SLG: 0.458 Bobby Bonilla, S (9,PH) OBP: 0.360, SLG: 0.344	0-0 F7				0-0 6-3				0-0 F9	3	0	0	0	0	0	1											
R.J. Reynolds, S (1,7) OBP: 0.353, SLG: 0.451		0-3 K			0-0 F7				0-0 F8	3	0	0	0	0	1	0											
Tony Peña, R (1,2) OBP: 0.333, SLG: 0.380		0-0 3-1			0-3 K				0-0 F5	3	0	0	0	0	1	0											
Jim Morrison, R (1,5) OBP: 0.332, SLG: 0.447		0-0 F3			0-3 K				0-0 E9	3	1	0	0	0	1	0											
Sam Khalifa, R (1,6) OBP: 0.285, SLG: 0.239 U L Washington, S (8,PH) OBP: 0.314, SLG: 0.293			0-0 BB		0-0 F5			0-0 1-3		2	0	1	0	0	0	0											
Rick Reuschel, R (1,1) OBP: 0.132, SLG: 0.135 Benny Distefano, L (8,PH) OBP: 0.314, SLG: 0.293			0-3 K		0-0 F8			0-0 G3		2	0	0	0	0	1	1											
Inning Stats	R: 0 E: 0 K: 0 S: 4	H: 1 LOB: 1 BB: 0 P: 4	R: 0 E: 0 K: 1 S: 5	H: 0 LOB: 0 BB: 0 P: 5	R: 0 E: 0 K: 2 S: 8	H: 1 LOB: 2 BB: 1 P: 12	R: 0 E: 0 K: 1 S: 5	H: 0 LOB: 0 BB: 0 P: 5	R: 0 E: 0 K: 1 S: 5	H: 0 LOB: 0 BB: 1 P: 6	R: 0 E: 0 K: 0 S: 3	H: 0 LOB: 0 BB: 0 P: 3	R: 0 E: 2 K: 0 S: 4	H: 0 LOB: 0 BB: 0 P: 4	R: 0 E: 0 K: 0 S: 3	H: 1 LOB: 0 BB: 0 P: 3		1B: 3 2B: 0 3B: 0 HR: 0	SF: 0 SAC: 0 DP: 2 HBP: 0	WP: 0 PB: 0 SB: 0 CS: 0	PA: 31						
PITCHER	IP	WLS	BF	H	R	ER	SO	BB	IBB	HBP	BLK	WP	HR	S	P	ERA	WHIP										
Danny Cox, R (1,1) ERA: 3.44	8.0	W	29	3	1	0	5	2	0	0	0	0	0	37	45	0.00	0.625										
Ricky Horton, L (9,1) ERA: 2.5	1.0	S	2	0	0	0	0	0	0	0	0	0	0	2	2	0.00	0.000										

Batter	1	2	3	4	5	6	7	8	9	AB	R	H	RBI	BB	SO	LOB	BOTTOM										
Vince Coleman, S (1,8) OBP: 0.322, SLG: 0.308	0-0 3-1 1B		0-0 6-3		0-0 F7			0-0 FC4-6		4	1	1	0	0	0	3	Pittsburgh Pirates @ St. Louis Cardinals Busch Stadium, St. Louis, MO Fri Aug 08 1986, 7:05 PM CDT Att: 36,244 - Unknown livebaseballscorecards.com										
Ozzie Smith, S (1,6) OBP: 0.377, SLG: 0.344	0-0 3-1 1-3 1B		0-0 4-3		0-0 CS		0-0 PO		0-0 6-3	4	0	1	0	0	0	1											
Tom Herr, S (1,4) OBP: 0.333, SLG: 0.303	0-3 K		0-0 F8		0-0 1B			0-0 G3		4	2	2	0	0	1	1											
Curt Ford, L (1,7) OBP: 0.353, SLG: 0.401	0-0 1B		0-0 1B		0-0 F7			0-0 G3		4	0	2	1	0	0	2											
Terry Pendleton, S (1,5) OBP: 0.285, SLG: 0.297	0-0 1-3 1B		0-0 1-2 1B		0-0 1B			0-0 CS		4	0	4	1	0	0	0											
John Morris, L (1,9) OBP: 0.455, SLG: 0.333 Tito Landrum, R (8,PH) OBP: 0.262, SLG: 0.268	0-0 F6		0-0 F9		0-0 1-2 1B			0-0 CS		3	0	1	1	0	0	4											
Clint Hurdle, L (1,3) OBP: 0.276, SLG: 0.288		0-0 4-3 2B		0-0 6-3 1B		0-0 3-1			0-0 F8	4	0	2	0	0	0	3											
Michael LaValliere, L (1,2) OBP: 0.308, SLG: 0.277		0-0 4-3		0-0 6-3		0-0 FC4-6		0-0 4-3		4	0	1	0	0	0	3											
Danny Cox, R (1,1) OBP: 0.179, SLG: 0.189 Ricky Horton, L (9,1) OBP: 0.222, SLG: 0.125		0-3 K		0-0 6-3		0-3 K		0-0 4-3		4	0	0	0	0	2	4											
Inning Stats	R: 1 E: 0 K: 1 S: 8	H: 3 LOB: 2 BB: 0 P: 8	R: 0 E: 0 K: 1 S: 6	H: 1 LOB: 1 BB: 0 P: 6	R: 0 E: 0 K: 0 S: 5	H: 2 LOB: 0 BB: 0 P: 5	R: 0 E: 0 K: 0 S: 4	H: 1 LOB: 1 BB: 0 P: 4	R: 1 E: 0 K: 0 S: 6	H: 4 LOB: 2 BB: 0 P: 6	R: 0 E: 0 K: 1 S: 5	H: 1 LOB: 0 BB: 0 P: 5	R: 1 E: 0 K: 0 S: 4	H: 2 LOB: 0 BB: 0 P: 4	R: 0 E: 0 K: 0 S: 4	H: 1 LOB: 1 BB: 0 P: 4		1B: 14 2B: 1 3B: 0 HR: 0	SF: 0 SAC: 0 DP: 0 HBP: 0	WP: 0 PB: 0 SB: 2 CS: 2	PA: 38						
PITCHER	IP	WLS	BF	H	R	ER	SO	BB	IBB	HBP	BLK	WP	HR	S	P	ERA	WHIP										
Rick Reuschel, R (1,1) ERA: 4.11	7.0	L	32	14	3	3	3	0	0	0	0	0	0	38	38	3.86	2.000										
Pat Clements, L (8,1) ERA: 3.28	1.0		4	1	0	0	0	0	0	0	0	0	0	4	4	0.00	1.000										

Batter	1	2	3	4	5	6	7	8	9	AB	R	H	RBI	BB	SO	LOB	TOP											
Bill Almon, R OBP: 0.319, SLG: 0.388 (1, 9)	0-0 L9	0-0 6-3		0-0 F9		0-0 F8	0-0 G4-1		0-3 K	3	0	0	0	0	0	0	Pittsburgh Pirates @ St. Louis Cardinals Busch Stadium, St. Louis, MO Sat Aug 09 1986, 7:05 PM CDT Att: 40,723 - Unknown											
Joe Orsulak, L OBP: 0.309, SLG: 0.353 (6, PH)	0-0	0-0		0-0 F8		0-0	0-0		0-0 L9	3	0	0	0	0	1	0												
Bobby Bonilla, S OBP: 0.359, SLG: 0.347 (1, 3)	0-0	0-0		0-0 F8		0-0	0-0		0-0	6	2	2	0	0	0	0												
Johnny Ray, S OBP: 0.364, SLG: 0.397 (1, 4)	0-0	0-0		0-0 F9		0-0	0-0		0-3 K	5	2	3	3	0	1	0												
Jim Morrison, R OBP: 0.332, SLG: 0.450 (1, 5)	0-0	0-0		0-0		0-0	0-0		0-0	5	1	2	0	0	0	0												
Mike Diaz, R OBP: 0.361, SLG: 0.552 R.J. Reynolds, S OBP: 0.357, SLG: 0.455 (1, 7)	4-0	4-0		0-0		0-0	4-0		0-0	1	2	1	0	2	0	0												
Don Robinson, R OBP: 0.500, SLG: 0.500 (8, 1)	0-0	0-0		0-0		0-0	0-0		0-0	1	0	1	0	1	0	0												
Tony Peña, R OBP: 0.337, SLG: 0.384 (1, 2)	0-0	0-0		0-0		0-0	0-0		4-0	4	0	2	2	1	0	5												
Barry Bonds, L OBP: 0.328, SLG: 0.447 (1, 8)	0-0			0-0		0-0	0-0		0-0	5	0	2	2	0	0	3												
Sam Khalifa, R OBP: 0.288, SLG: 0.234 (1, 6)	4-0			0-0		0-0	0-0		0-0	3	0	0	0	2	0	2												
Bob Walk, R OBP: 0.194, SLG: 0.241 Pat Clements, R (6, 1)	0-0			0-0		0-0	0-0		0-0	3	0	0	0	0	0	5												
Sid Bream, L OBP: 0.353, SLG: 0.468 (8, 3)	0-0			0-0		0-0	0-0		0-0	1	0	0	0	0	0	0												
Inning Stats	R: 3 E: 0 K: 0 S: 7	H: 4 LOB: 3 BB: 2 P: 15	R: 0 E: 0 K: 0 S: 5	H: 2 LOB: 3 BB: 1 P: 9	R: 0 E: 0 K: 0 S: 3	H: 0 LOB: 0 BB: 0 P: 3	R: 0 E: 0 K: 0 S: 3	H: 0 LOB: 0 BB: 0 P: 3	R: 1 E: 0 K: 0 S: 5	H: 2 LOB: 2 BB: 1 P: 9	R: 3 E: 0 K: 0 S: 7	H: 4 LOB: 2 BB: 1 P: 11	R: 0 E: 0 K: 0 S: 3	H: 0 LOB: 0 BB: 0 P: 3	R: 0 E: 0 K: 1 S: 6	H: 1 LOB: 2 BB: 1 P: 10	R: 1 E: 0 K: 1 S: 6	H: 1 LOB: 0 BB: 0 P: 6	1B: 6 2B: 6 3B: 0 HR: 2	SF: 0 SAC: 0 DP: 0 HBP: 0	WP: 0 PB: 0 SB: 0 CS: 0	PA: 47						
PITCHER	IP	WLS	BF	H	R	ER	SO	BB	IBB	HBP	BLK	WP	HR	S	P	ERA	WHIP											
Tim Conroy, L ERA: 5.25 Ray Burris, R ERA: 5.45 Ray Sof, R ERA: 2.35 Pat Perry, L ERA: 4.34	(1, 1)	0.2	8	4	3	3	0	1	1	0	0	0	1	6	14	40.50	7.500											
	(1, 1)	4.2	L	21	5	2	2	0	1	1	0	0	0	0	19	27	3.86	1.286										
	(6, 1)	1.2		9	3	2	2	0	0	1	0	0	0	8	8	10.80	1.800											
	(8, 1)	2.0		9	2	1	1	2	0	1	0	0	0	1	12	16	4.50	1.000										

Batter	1	2	3	4	5	6	7	8	9	AB	R	H	RBI	BB	SO	LOB	BOTTOM										
Vince Coleman, S OBP: 0.325, SLG: 0.310 (1, 8)	0-0	4-0		0-0		0-0	0-0		0-0	4	1	2	1	1	0	3	Pittsburgh Pirates @ St. Louis Cardinals Busch Stadium, St. Louis, MO Sat Aug 09 1986, 7:05 PM CDT Att: 40,723 - Unknown										
Ozzie Smith, S OBP: 0.380, SLG: 0.344 (1, 6)	0-0	4-0		0-0		0-0	0-0		0-0	3	0	1	3	2	0	1											
Tom Herr, S OBP: 0.329, SLG: 0.299 (1, 4)	0-0	0-0		0-0		0-0	0-0		0-0	5	0	0	0	0	0	7											
Curt Ford, L OBP: 0.342, SLG: 0.387 (1, 7)	0-3			0-0		0-0	0-0		0-0	5	0	0	0	0	1	0											
Terry Pendleton, S OBP: 0.286, SLG: 0.299 (1, 5)		0-0		0-0		0-0	0-0		0-0	5	1	2	0	0	0	0											
John Morris, L OBP: 0.426, SLG: 0.333 Ray Sof, R (6, 1)		0-0		0-0		0-0	0-0		0-0	3	0	1	0	0	0	1											
Tom Lawless, R OBP: 0.240, SLG: 0.292 Pat Perry, L (8, 1)		0-0		0-0		0-0	0-0		0-0	0	0	0	0	0	0	0											
Clint Hurdle, L OBP: 0.279, SLG: 0.292 Tito Landrum, R OBP: 0.260, SLG: 0.266 (1, 3)		0-0		0-0		0-0	0-0		0-0	2	1	1	1	0	0	1											
Michael LaValliere, L OBP: 0.313, SLG: 0.275 Alan Kitchens, R OBP: 0.370, SLG: 0.339 (8, PH)		4-0		0-0		0-0	0-0		0-0	1	1	0	0	2	0	0											
Tim Conroy, L OBP: 0.294, SLG: 0.333 Ray Burris, R OBP: 0.160, SLG: 0.280 Andy Van Slyke, L OBP: 0.338, SLG: 0.403 (1, 1)		0-0		0-0		0-0	0-0		0-0	0	0	0	0	0	0	0											
Inning Stats	R: 1 E: 1 K: 1 S: 6	H: 1 LOB: 0 BB: 0 P: 6	R: 2 E: 1 K: 0 S: 5	H: 2 LOB: 3 BB: 3 P: 17	R: 0 E: 1 K: 0 S: 4	H: 0 LOB: 1 BB: 0 P: 4	R: 0 E: 1 K: 0 S: 4	H: 1 LOB: 2 BB: 1 P: 8	R: 0 E: 0 K: 0 S: 3	H: 1 LOB: 0 BB: 0 P: 3	R: 1 E: 0 K: 1 S: 7	H: 2 LOB: 1 BB: 1 P: 11	R: 0 E: 0 K: 1 S: 5	H: 0 LOB: 0 BB: 0 P: 5	R: 1 E: 0 K: 0 S: 5	H: 2 LOB: 1 BB: 0 P: 5	R: 0 E: 0 K: 0 S: 3	H: 0 LOB: 0 BB: 0 P: 3	1B: 8 2B: 1 3B: 0 HR: 0	SF: 1 SAC: 0 DP: 1 HBP: 0	WP: 0 PB: 0 SB: 0 CS: 0	PA: 41					
PITCHER	IP	WLS	BF	H	R	ER	SO	BB	IBB	HBP	BLK	WP	HR	S	P	ERA	WHIP										
Bob Walk, R ERA: 3.43 Pat Clements, L ERA: 3.51 Don Robinson, R ERA: 3.24	(1, 1)	5.0	W	26	6	4	3	1	0	0	0	0	0	14	14	3.86	1.286										
	(6, 1)	2.1		10	3	1	1	2	0	0	0	0	0	5	5	0.00	0.000										
	(8, 1)	1.2	S	5	0	0	0	0	0	0	0	0	0	5	5	0.00	0.000										



Batter	1	2	3	4	5	6	7	8	9	AB	R	H	RBI	BB	SO	LOB	TOP								
U L Washington, S OBP: 0.322, SLG: 0.295 (1,4) (8,6)	F6		G3							3	1	1	1	1	0	1	Pittsburgh Pirates @ St. Louis Cardinals Busch Stadium, St. Louis, MO Sun Aug 10 1986, 3:33 AM CDT Att: 36,286 - Unknown								
Bobby Bonilla, S OBP: 0.358, SLG: 0.349 (1,7) (8,8)	4-3			F6		F7				4	0	1	2	0	0	1									
Barry Bonds, L OBP: 0.325, SLG: 0.441 Mike Diaz, R OBP: 0.357, SLG: 0.545 Cecilio Guante, R (8,1)	3-1			L6		F9		6-3		3	0	0	0	0	0	1									
Sid Bream, L OBP: 0.350, SLG: 0.463 (1,3)		1-3		F5			F9	F8		4	0	0	0	0	0	1									
R.J. Reynolds, S OBP: 0.353, SLG: 0.450 (8,7)		4-3			1-3		K		4-3	4	0	0	0	0	1	0									
Jim Morrison, R OBP: 0.332, SLG: 0.450 (1,5)		5-3			F5		F9			4	0	1	0	0	0	0									
Junior Ortiz, R OBP: 0.368, SLG: 0.397 Tony Peña, R OBP: 0.336, SLG: 0.383 (8, PH)			6-3		K2-3					3	1	1	0	0	1	0									
Sam Khalifa, R OBP: 0.285, SLG: 0.230 Johnny Ray, S OBP: 0.397, SLG: 0.398 (8, PH)			K			1-3				2	0	0	0	0	1	0									
Mike Bielecki, R OBP: 0.079, SLG: 0.054 Joe Orsulak, L OBP: 0.311, SLG: 0.359 Jim Winn, R (8, PH)										1	1	1	0	1	0	0									
Benny Distefano, L (8, PH)										0	0	0	0	1	0	0									
Inning Stats	R: 0 E: 0 K: 0 S: 3	H: 0 LOB: 0 BB: 0 P: 3	R: 0 E: 0 K: 0 S: 3	H: 0 LOB: 0 BB: 0 P: 3	R: 0 E: 0 K: 1 S: 5	H: 0 LOB: 1 BB: 1 P: 9	R: 0 E: 0 K: 0 S: 3	H: 0 LOB: 0 BB: 0 P: 3	R: 0 E: 0 K: 1 S: 5	H: 0 LOB: 0 BB: 0 P: 5	R: 1 E: 0 K: 0 S: 5	H: 2 LOB: 1 BB: 0 P: 5	R: 0 E: 0 K: 1 S: 5	H: 0 LOB: 0 BB: 0 P: 5	R: 3 E: 0 K: 0 S: 6	H: 3 LOB: 1 BB: 1 P: 10	R: 0 E: 0 K: 1 S: 6	H: 1 LOB: 2 BB: 1 P: 10	1B: 3 2B: 3 3B: 0 HR: 0	SF: 1 SAC: 0 DP: 0 HBP: 0	WP: 0 PB: 1 SB: 0 CS: 0	PA: 36			
PITCHER	IP	WLS	BF	H	R	ER	SO	BB	IBB	HBP	BLK	WP	HR	S	P	ERA	WHIP								
Bob Forsch, R ERA: 2.73 (1,1)	7.1	W	28	4	4	4	3	2	0	0	0	0	0	32	40	4.91	0.818								
Ricky Horton, L ERA: 2.5 (8,1)	0.0		1	1	0	0	0	0	0	0	0	0	0	1	1	∞	∞								
Todd Worrell, R ERA: 1.43 (8,1)	1.2	S	7	1	0	0	1	0	1	0	0	0	0	8	12	0.00	0.600								

Batter	1	2	3	4	5	6	7	8	9	AB	R	H	RBI	BB	SO	LOB	BOTTOM								
Vince Coleman, S OBP: 0.328, SLG: 0.313 (1,8)	4-3 SF8 BB		S		G3 S					3	1	2	0	1	1	0	Pittsburgh Pirates @ St. Louis Cardinals Busch Stadium, St. Louis, MO Sun Aug 10 1986, 3:33 AM CDT Att: 36,286 - Unknown								
Curt Ford, L OBP: 0.333, SLG: 0.377 (1,7)	4-3		G3		G3					4	0	0	0	0	0	3									
Tom Herr, S OBP: 0.326, SLG: 0.296 (1,4)	SF8			G3	G3					3	0	0	1	0	0	1									
Andy Van Slyke, L OBP: 0.333, SLG: 0.397 (1,9)	L3			6-3	F8					4	0	0	0	0	0	1									
Terry Pendleton, S OBP: 0.284, SLG: 0.296 (1,5)		F9		F7			F8			4	0	0	0	0	0	0									
Clint Hurdle, L OBP: 0.286, SLG: 0.289 (1,3)		F9				1B HR BB		4-3 BB		1	1	0	0	2	0	0									
Michael LaValliere, L OBP: 0.314, SLG: 0.276 (1,2)		F8								3	1	1	0	0	0	1									
José Oquendo, S OBP: 0.398, SLG: 0.372 (1,6)			F8							3	1	1	0	0	1	1									
Bob Forsch, R OBP: 0.167, SLG: 0.333 Ricky Horton, L OBP: 0.222, SLG: 0.125 Todd Worrell, R OBP: 0.167, SLG: 0.500 (1,1)										3	1	1	4	0	1	0									
Inning Stats	R: 1 E: 0 K: 0 S: 3	H: 0 LOB: 0 BB: 1 P: 7	R: 0 E: 0 K: 0 S: 3	H: 0 LOB: 0 BB: 0 P: 3	R: 0 E: 0 K: 1 S: 6	H: 1 LOB: 1 BB: 0 P: 6	R: 0 E: 0 K: 0 S: 3	H: 0 LOB: 0 BB: 0 P: 3	R: 0 E: 0 K: 0 S: 7	H: 4 LOB: 1 BB: 1 P: 11	R: 0 E: 0 K: 1 S: 5	H: 0 LOB: 0 BB: 1 P: 9	R: 0 E: 0 K: 1 S: 5	H: 0 LOB: 0 BB: 0 P: 5	R: 0 E: 0 K: 0 S: 3	H: 0 LOB: 0 BB: 0 P: 3		1B: 4 2B: 0 3B: 0 HR: 1	SF: 1 SAC: 0 DP: 0 HBP: 0	WP: 0 PB: 0 SB: 4 CS: 0	PA: 32				
PITCHER	IP	WLS	BF	H	R	ER	SO	BB	IBB	HBP	BLK	WP	HR	S	P	ERA	WHIP								
Mike Bielecki, R ERA: 4.79 (1,1)	5.0	L	22	5	5	5	1	2	0	0	0	0	0	10	14	0.00	0.500								
Jim Winn, R ERA: 3.52 (8,1)	2.0		7	0	0	0	2	1	0	0	0	0	0	3	3	0.00	0.000								
Cecilio Guante, R ERA: 3.25 (8,1)	1.0		3	0	0	0	0	0	0	0	0	0	0	3	3	0.00	0.000								

Batter	1	2	3	4	5	6	7	8	9	AB	R	H	RBI	BB	SO	LOB	TOP
Barry Bonds, L OBP: 0.328, SLG: 0.471										4	1	2	1	0	1	1	Pittsburgh Pirates @ Chicago Cubs Wrigley Field, Chicago, IL Tue Aug 12 1986, 3:33 AM CDT Att: 23,874 - Unknown
Bobby Bonilla, S OBP: 0.380, SLG: 0.350										4	0	1	0	0	0	1	
Johnny Ray, S OBP: 0.367, SLG: 0.397										4	0	1	0	0	0	2	
Sid Bream, L OBP: 0.345, SLG: 0.456										4	0	0	0	0	0	2	
R.J. Reynolds, S OBP: 0.347, SLG: 0.441										4	0	1	0	0	3	1	
Tony Peña, R OBP: 0.338, SLG: 0.379										4	0	1	0	0	0	1	
Jim Morrison, R OBP: 0.335, SLG: 0.460										3	0	0	0	0	0	2	
Rafael Belliard, R OBP: 0.296, SLG: 0.264										3	0	0	0	0	2	2	
Jim Winn, R										0	0	0	0	0	0	0	
Larry McWilliams, L OBP: 0.207, SLG: 0.185										2	0	1	0	0	1	1	
Mike Bielecki, R OBP: 0.079, SLG: 0.054										0	0	0	0	0	0	0	
U.L. Washington, S OBP: 0.323, SLG: 0.289										1	0	0	0	0	0	0	
Inning Stats	R: 1 E: 0 K: 1 S: 7	H: 2 LOB: 1 BB: 0 P: 7	R: 0 E: 0 K: 1 S: 6	H: 1 LOB: 1 BB: 0 P: 6	R: 0 E: 0 K: 1 S: 6	H: 1 LOB: 1 BB: 0 P: 6	R: 0 E: 0 K: 1 S: 6	H: 0 LOB: 0 BB: 0 P: 3	R: 0 E: 0 K: 1 S: 5	H: 0 LOB: 0 BB: 0 P: 5	R: 0 E: 0 K: 1 S: 4	H: 1 LOB: 1 BB: 0 P: 4	R: 0 E: 0 K: 1 S: 5	H: 0 LOB: 0 BB: 0 P: 5	1B: 5 2B: 2 3B: 0 HR: 1	SF: 0 SAC: 0 DP: 1 HBP: 0	WP: 0 PA: 33 PB: 0 SB: 0 CS: 0
PITCHER	IP WLS BF H R ER SO BB IBB HBP BLK WP HR S P ERA WHIP																
Scott Sanderson, R ERA: 4.26	(1, 1) 7.0 W 26 6 1 1 6 0 0 0 0 0 1 38 38 1.29 0.857																
Lee Smith, R ERA: 2.75	(8, 1) 2.0 S 7 1 0 0 1 0 0 0 0 0 0 9 9 0.00 0.500																

Batter	1	2	3	4	5	6	7	8	9	AB	R	H	RBI	BB	SO	LOB	BOTTOM		
Bob Dernier, R OBP: 0.270, SLG: 0.288										4	0	1	0	1	0	2	Pittsburgh Pirates @ Chicago Cubs Wrigley Field, Chicago, IL Tue Aug 12 1986, 3:33 AM CDT Att: 23,874 - Unknown		
23 Ryne Sandberg, R OBP: 0.324, SLG: 0.425										4	0	0	0	0	1	2			
Gary Matthews, R OBP: 0.363, SLG: 0.476										4	0	3	0	0	0	0			
Lee Smith, R ERA: 2.75										0	0	0	0	0	0	0			
Keith Moreland, R OBP: 0.342, SLG: 0.387										3	2	2	0	1	1	1			
Jody Davis, R OBP: 0.293, SLG: 0.426										4	0	1	1	0	1	5			
Ron Cey, R OBP: 0.378, SLG: 0.509										2	0	0	0	1	1	2			
Terry Francona, L OBP: 0.258, SLG: 0.261										1	0	0	0	0	0	0			
Leon Durham, L OBP: 0.331, SLG: 0.405										4	1	2	2	0	1	1			
Shawon Dunston, R OBP: 0.298, SLG: 0.432										4	0	0	0	0	3	4			
Scott Sanderson, R OBP: 0.073, SLG: 0.075										3	0	0	0	0	1	3			
Chris Speier, R OBP: 0.356, SLG: 0.429										0	0	0	0	1	0	0			
Inning Stats	R: 0 E: 0 K: 0 S: 3	H: 1 LOB: 0 BB: 0 P: 3	R: 1 E: 0 K: 2 S: 9	H: 2 LOB: 1 BB: 0 P: 9	R: 0 E: 0 K: 1 S: 5	H: 0 LOB: 0 BB: 0 P: 5	R: 0 E: 0 K: 1 S: 6	H: 1 LOB: 1 BB: 0 P: 6	R: 1 E: 0 K: 1 S: 6	H: 1 LOB: 1 BB: 1 P: 10	R: 1 E: 0 K: 1 S: 8	H: 3 LOB: 3 BB: 1 P: 12	R: 0 E: 0 K: 2 S: 8	H: 1 LOB: 2 BB: 1 P: 12	R: 0 E: 1 K: 1 S: 6	H: 0 LOB: 2 BB: 1 P: 10	1B: 6 2B: 2 3B: 0 HR: 1	SF: 0 SAC: 0 DP: 1 HBP: 0	WP: 0 PA: 37 PB: 0 SB: 2 CS: 0
PITCHER	IP WLS BF H R ER SO BB IBB HBP BLK WP HR S P ERA WHIP																		
Larry McWilliams, L ERA: 4.75	(1, 1) 5.1 L 25 3 3 3 3 2 0 0 0 0 0 1 33 41 5.06 1.875																		
Mike Bielecki, R ERA: 4.76	(6, 1) 0.2 2 0 0 0 1 0 0 0 0 0 0 4 4 0.00 0.000																		
Jim Winn, R ERA: 3.41	(7, 1) 2.0 10 1 0 0 3 1 1 0 0 0 0 14 22 0.00 1.000																		

Batter	1	2	3	4	5	6	7	8	9	AB	R	H	RBI	BB	SO	LOB	TOP										
Joe Orsulak, L (1, 9) OBP: 0.312, SLG: 0.362	3-1		G3			F8		2B		5	1	2	1	0	0	0											
Barry Bonds, L (1, 8) OBP: 0.337, SLG: 0.483	2B		1B					2B		4	3	3	1	1	1	1											
Johnny Ray, S (1, 4) OBP: 0.372, SLG: 0.403	2B		2B					2B		4	1	3	2	1	0	1											
Sid Bream, L (1, 3) OBP: 0.343, SLG: 0.458	F8		K					K		5	1	1	1	0	2	5											
Bobby Bonilla, S (1, 7) OBP: 0.364, SLG: 0.352	E9		G3					K		4	0	2	2	1	1	1											
Tony Peña, R (1, 2) OBP: 0.334, SLG: 0.374	1-3							K		5	0	0	0	0	1	4											
Jim Morrison, R (1, 5) Bill Almon, R (9, PR) OBP: 0.333, SLG: 0.456 OBP: 0.319, SLG: 0.388	6-3							1B		5	0	1	0	0	1	3											
Rafael Belliard, R (1, 6) Benny Distefano, L (9, PH)	4-3							1B		4	1	1	0	0	0	0											
Rick Reuschel, R (1, 1) Pat Clements, R (7, 1) Don Robinson, R (8, 1)	5-3							K		3	1	1	1	0	0	0											
Inning Stats	R: 2 E: 1 K: 0 S: 5	H: 2 LOB: 1 BB: 1 P: 9	R: 0 E: 0 K: 0 S: 3	H: 0 LOB: 0 BB: 0 P: 3	R: 1 E: 0 K: 1 S: 7	H: 2 LOB: 1 BB: 0 P: 7	R: 2 E: 0 K: 1 S: 8	H: 3 LOB: 1 BB: 0 P: 8	R: 0 E: 0 K: 0 S: 6	H: 0 LOB: 0 BB: 0 P: 3	R: 2 E: 0 K: 0 S: 6	H: 3 LOB: 1 BB: 0 P: 6	R: 1 E: 0 K: 2 S: 9	H: 2 LOB: 2 BB: 1 P: 13	R: 0 E: 0 K: 2 S: 8	H: 1 LOB: 2 BB: 0 P: 8	1B: 8 2B: 5 3B: 1 HR: 0	SF: 0 SAC: 0 DP: 0 HBP: 0	WP: 1 PB: 0 SB: 3 CS: 0	PA: 44							
PITCHER	IP	WLS	BF	H	R	ER	SO	BB	IBB	HBP	BLK	WP	HR	S	P	ERA	WHIP										
Rick Sutcliffe, R (1, 1) ERA: 4.28	4.1		23	8	5	5	2	2	0	0	0	1	0	25	33	10.38	2.308										
Dave Gumpert, R (5, 1)	3.1		14	4	3	3	2	0	0	0	0	0	0	18	18	8.10	1.200										
Frank DiPino, L (8, 1) ERA: 3.82	0.1	W	3	1	0	0	1	0	1	0	0	0	0	4	8	0.00	3.000										
Lee Smith, R (9, 1) ERA: 2.74	1.0	S	4	1	0	0	2	0	0	0	0	0	0	8	8	0.00	1.000										

Pittsburgh Pirates @ Chicago Cubs
Wrigley Field, Chicago, IL
Wed Aug 13 1986, 3:33 AM CDT
Att: 24,888 - Unknown

AB 41
R 8
H 14
RBI 8
BB 3
SO 7
LOB 16



Batter	1	2	3	4	5	6	7	8	9	AB	R	H	RBI	BB	SO	LOB	BOTTOM										
Bob Dernier, R (1, 8) OBP: 0.265, SLG: 0.282	1-3		FC4-6					6-3		5	0	0	0	0	0	4											
23 Ryne Sandberg, R (1, 4) OBP: 0.325, SLG: 0.425	4-3		F7					F8		5	1	2	2	0	0	2											
Gary Matthews, R (1, 7) Frank DiPino, L (8, 1) Terry Francona, L (9, 7) OBP: 0.361, SLG: 0.484 OBP: 0.200, SLG: 0.200 OBP: 0.258, SLG: 0.261	6-3							B1		4	1	1	1	0	0	3											
Keith Moreland, R (1, 9) OBP: 0.341, SLG: 0.388	6-3							F9		4	0	1	1	0	0	2											
Leon Durham, L (1, 3) OBP: 0.335, SLG: 0.419	HR							FC5-4		3	2	2	1	1	0	2											
Jody Davis, R (1, 2) OBP: 0.292, SLG: 0.424	F9		K					HR		4	1	1	0	0	1	1											
Chris Speier, R (1, 5) Dave Gumpert, R (5, 1) Jerry Mumphrey, S (8, 7) Lee Smith, R (9, 1) OBP: 0.349, SLG: 0.419 OBP: 0.372, SLG: 0.405 ERA: 3.5	F9		K					SF7		2	0	0	0	0	1	1											
Shawon Dunston, R (1, 6) OBP: 0.300, SLG: 0.439			K					HR		4	2	2	2	0	2	0											
Rick Sutcliffe, L (1, 1) Manny Trillo, R (5, 5) OBP: 0.225, SLG: 0.333 OBP: 0.363, SLG: 0.395			FC4-6					HR		0	0	0	0	1	0	0											
Inning Stats	R: 0 E: 0 K: 0 S: 3	H: 0 LOB: 0 BB: 0 P: 3	R: 1 E: 0 K: 0 S: 4	H: 1 LOB: 0 BB: 0 P: 4	R: 0 E: 0 K: 1 S: 5	H: 0 LOB: 1 BB: 1 P: 9	R: 1 E: 0 K: 2 S: 8	H: 1 LOB: 1 BB: 1 P: 12	R: 2 E: 1 K: 0 S: 7	H: 3 LOB: 2 BB: 0 P: 7	R: 0 E: 0 K: 2 S: 7	H: 0 LOB: 0 BB: 0 P: 7	R: 2 E: 0 K: 0 S: 5	H: 3 LOB: 0 BB: 0 P: 5	R: 3 E: 0 K: 0 S: 7	H: 4 LOB: 1 BB: 0 P: 7	1B: 6 2B: 2 3B: 0 HR: 4	SF: 1 SAC: 0 DP: 0 HBP: 0	WP: 0 PB: 0 SB: 0 CS: 0	PA: 39							
PITCHER	IP	WLS	BF	H	R	ER	SO	BB	IBB	HBP	BLK	WP	HR	S	P	ERA	WHIP										
Rick Reuschel, R (1, 1) ERA: 4.22	6.2		31	8	6	5	5	2	0	0	0	0	0	3	39	6.75	1.500										
Pat Clements, L (7, 1) ERA: 3.47	0.1		1	1	1	1	0	0	0	0	0	0	0	1	1	27.00	3.000										
Don Robinson, R (8, 1) ERA: 3.5	1.0	L	6	3	2	2	0	0	0	0	0	0	1	6	6	18.00	3.000										

Pittsburgh Pirates @ Chicago Cubs
Wrigley Field, Chicago, IL
Wed Aug 13 1986, 3:33 AM CDT
Att: 24,888 - Unknown

AB 35
R 9
H 12
RBI 9
BB 2
SO 5
LOB 15



Batter	1	2	3	4	5	6	7	8	9	AB	R	H	RBI	BB	SO	LOB	TOP					
Joe Orsulak, L (1.9) OBP: 0.309, SLG: 0.358 U L Washington, S (6.6) OBP: 0.330, SLG: 0.298	F6	3-1			4-3	F8			G6-4-3 1B	4	0	0	0	0	0	2	Pittsburgh Pirates @ Philadelphia Phillies Veterans Stadium, Philadelphia, PA Thu Aug 14 1986, 3:33 AM EDT Att: 20,643 - Unknown					
Barry Bonds, L (1.8) OBP: 0.338, SLG: 0.494	HR		1-3		4-3	F7			G6-4-3 1B	5	1	2	1	0	0	1						
Johnny Ray, S (1.4) OBP: 0.374, SLG: 0.414	6-3			BB		HR			G6-4-3 2B	4	1	2	1	1	0	2						
Sid Bream, L (1.3) OBP: 0.347, SLG: 0.457	BB				F8	1B			BB	3	1	1	0	2	0	2						
R.J. Reynolds, S (1.7) OBP: 0.345, SLG: 0.438	F5		5-3			2B			4-3	5	1	1	0	0	0	5						
Tony Peña, R (1.2) OBP: 0.338, SLG: 0.381		F2				2B				4	1	3	1	0	0	0						
Jim Morrison, R (1.5) OBP: 0.335, SLG: 0.455					G5-4-3	2B			FC5-4	3	2	1	0	1	0	2						
Rafael Belliard, R (1.6) OBP: 0.293, SLG: 0.261 Bobby Bonilla, S (6.7) OBP: 0.365, SLG: 0.357	4-3				F7	2B			F6	2	0	0	0	0	0	1						
Bob Walk, R (1.1) OBP: 0.206, SLG: 0.281 Cecilio Guante, R (7.1) OBP: 0.359, SLG: 0.570 Mike Diaz, R (8.1) OBP: 0.359, SLG: 0.570 Barry Jones, R (8.1) OBP: 0.359, SLG: 0.570					6-3	6-3			5-3	3	0	1	2	0	0	1						
Inning Stats	R: 1 E: 0 K: 0 S: 4	H: 1 LOB: 1 BB: 1 P: 8	R: 1 E: 0 K: 0 S: 5	H: 2 LOB: 1 BB: 0 P: 5	R: 0 E: 0 K: 0 S: 3	H: 0 LOB: 0 BB: 1 P: 7	R: 0 E: 0 K: 0 S: 3	H: 1 LOB: 0 BB: 0 P: 3	R: 0 E: 0 K: 0 S: 3	H: 0 LOB: 0 BB: 0 P: 3	R: 5 E: 0 K: 0 S: 8	H: 5 LOB: 1 BB: 1 P: 12	R: 0 E: 0 K: 0 S: 3	H: 1 LOB: 0 BB: 0 P: 3	R: 0 E: 0 K: 0 S: 4	H: 1 LOB: 1 BB: 1 P: 4		R: 0 E: 0 K: 0 S: 4	H: 2 LOB: 2 BB: 1 P: 8	1B: 7 2B: 4 3B: 0 HR: 2	SF: 0 SAC: 0 DP: 2 HBP: 0	WP: 0 PB: 1 SB: 0 CS: 1
PITCHER	IP WLS BF H R ER SO BB IBB HBP BLK WP HR S P ERA WHIP																					
Charles Hudson, R (1.1) ERA: 4.85	5.0	24	8	6	6	0	2	0	0	0	0	0	0	2	22	30	10.80	2.000				
Michael Jackson, R (6.1) ERA: 4.5	1.0	5	1	1	1	0	1	0	0	0	0	0	0	0	4	8	9.00	2.000				
Dan Schatzeder, L (7.1) ERA: 3.41	2.0	7	2	0	0	0	0	0	0	0	0	0	0	7	7	0.00	1.000					
Kent Tekulve, R (9.1) ERA: 2.88	1.0	W 5	2	0	0	0	1	0	0	0	0	0	0	4	8	0.00	3.000					

Batter	1	2	3	4	5	6	7	8	9	AB	R	H	RBI	BB	SO	LOB	BOTTOM					
Gary Redus, R (1.7) OBP: 0.343, SLG: 0.502	6-3		F8			HR				4	2	2	2	1	0	1	Pittsburgh Pirates @ Philadelphia Phillies Veterans Stadium, Philadelphia, PA Thu Aug 14 1986, 3:33 AM EDT Att: 20,643 - Unknown					
Juan Samuel, R (1.4) OBP: 0.303, SLG: 0.447	5-3		1B		S	2-3			F7	5	2	2	1	0	0	1						
Von Hayes, L (1.3) OBP: 0.378, SLG: 0.444	BB		3B		S	1B				3	2	3	2	2	0	0						
Mike Schmidt, R (1.5) OBP: 0.386, SLG: 0.539	F8		F4		E	1B			G6-4-3	3	0	0	0	1	0	3						
Glenn Wilson, R (1.9) OBP: 0.303, SLG: 0.399		F7			6-3	E8				4	1	2	2	0	0	0						
Ron Roenicke, S (1.8) OBP: 0.375, SLG: 0.385		F4			G3	1B				3	0	1	1	1	0	0						
John Russell, R (1.2) OBP: 0.288, SLG: 0.430		3-1			E6	G6-4-3			K	4	0	0	0	0	1	4						
Steve Jeltz, S (1.6) OBP: 0.337, SLG: 0.269			F8		K				4-3	3	1	0	0	1	1	1						
Charles Hudson, S (1.1) OBP: 0.275, SLG: 0.291 Michael Jackson, R (6.1) OBP: 0.303, SLG: 0.447 Francisco Melendez, L (6.7) OBP: 0.296, SLG: 0.352 Dan Schatzeder, L (7.1) OBP: 0.341, SLG: 0.539 Greg Gross, S (8.1) OBP: 0.331, SLG: 0.399 Kent Tekulve, R (9.1) OBP: 0.359, SLG: 0.570			SH1-4							1	0	0	0	0	1	0						
Inning Stats	R: 0 E: 0 K: 0 S: 3	H: 0 LOB: 0 BB: 1 P: 7	R: 0 E: 0 K: 0 S: 3	H: 0 LOB: 0 BB: 0 P: 3	R: 2 E: 0 K: 0 S: 5	H: 2 LOB: 1 BB: 1 P: 9	R: 0 E: 1 K: 1 S: 6	H: 0 LOB: 1 BB: 0 P: 6	R: 3 E: 1 K: 1 S: 7	H: 3 LOB: 2 BB: 3 P: 19	R: 0 E: 0 K: 0 S: 3	H: 0 LOB: 1 BB: 1 P: 7	R: 1 E: 0 K: 1 S: 7	H: 3 LOB: 1 BB: 0 P: 7	R: 1 E: 0 K: 1 S: 6	H: 1 LOB: 0 BB: 0 P: 6		R: 1 E: 0 K: 0 S: 1	H: 1 LOB: 0 BB: 0 P: 1	1B: 5 2B: 1 3B: 1 HR: 3	SF: 0 SAC: 1 DP: 2 HBP: 0	WP: 0 PB: 0 SB: 4 CS: 0
PITCHER	IP WLS BF H R ER SO BB IBB HBP BLK WP HR S P ERA WHIP																					
Bob Walk, R (1.1) ERA: 3.65	6.0	30	6	6	6	2	4	2	0	0	0	0	0	1	28	52	9.00	1.667				
Cecilio Guante, R (7.1) ERA: 3.48	1.0	4	2	0	0	1	0	0	0	0	0	0	0	6	6	0.00	2.000					
Barry Jones, R (8.1) ERA: 3.57	1.0	L 5	2	2	2	1	0	0	0	0	2	7	7	18.00	2.000							

Batter	1	2	3	4	5	6	7	8	9	AB	R	H	RBI	BB	SO	LOB	TOP								
Barry Bonds, L (1, 8) OBP: 0.343, SLG: 0.496										3	2	1	0	2	1	0	Pittsburgh Pirates @ Philadelphia Phillies Veterans Stadium, Philadelphia, PA Fri Aug 15 1986, 3:33 AM EDT Unknown								
Bobby Bonilla, S (1, 7) OBP: 0.384, SLG: 0.363										3	1	1	1	0	1	1									
Bill Almon, R (4, 7) OBP: 0.321, SLG: 0.389										2	0	1	0	0	0	0									
Johnny Ray, S (1, 4) OBP: 0.377, SLG: 0.415										4	1	2	1	1	0	0									
Mike Diaz, R (1, 3) OBP: 0.358, SLG: 0.558										2	1	0	0	1	1	0									
Sid Bream, L (7, PH) OBP: 0.347, SLG: 0.458										1	0	1	1	0	0	0									
Jim Morrison, R (1, 5) OBP: 0.331, SLG: 0.449										5	0	0	0	0	1	6									
Tony Peña, R (1, 2) OBP: 0.340, SLG: 0.389										3	1	1	1	1	0	0									
R.J. Reynolds, S (1, 9) OBP: 0.347, SLG: 0.441										4	0	2	1	0	0	0									
Rafael Belliard, R (1, 6) OBP: 0.297, SLG: 0.258										2	0	0	0	2	0	0									
Mike Bielecki, R (1, 1) OBP: 0.075, SLG: 0.051										2	0	0	0	0	0	4									
Joe Orsulak, L (6, PH) OBP: 0.308, SLG: 0.357										1	0	0	0	0	0	0									
Cecilio Guante, R (6, 1)										0	0	0	0	0	0	0									
U L Washington, S (9, PH) OBP: 0.327, SLG: 0.294										1	0	0	0	0	0	0									
Don Robinson, R (9, 1) OBP: 0.500, SLG: 0.500										0	0	0	0	0	0	0									
Inning Stats	R: 4 E: 1 K: 0 S: 6	H: 4 LOB: 2 BB: 3 P: 18	R: 0 E: 0 K: 1 S: 5	H: 0 LOB: 0 BB: 0 P: 5	R: 1 E: 0 K: 1 S: 7	H: 2 LOB: 1 BB: 1 P: 11	R: 0 E: 0 K: 1 S: 4	H: 0 LOB: 0 BB: 1 P: 8	R: 0 E: 0 K: 1 S: 5	H: 0 LOB: 0 BB: 0 P: 5	R: 0 E: 0 K: 0 S: 3	H: 0 LOB: 0 BB: 0 P: 3	R: 0 E: 0 K: 0 S: 5	H: 2 LOB: 2 BB: 0 P: 5	R: 0 E: 0 K: 0 S: 3	H: 0 LOB: 0 BB: 0 P: 3	R: 1 E: 0 K: 0 S: 4	H: 1 LOB: 2 BB: 2 P: 12	1B: 5 2B: 2 3B: 1 HR: 1	SF: 1 SAC: 0 DP: 0 HBP: 0	WP: 0 PB: 0 SB: 2 CS: 1	PA: 41			
PITCHER	IP	WLS	BF	H	R	ER	SO	BB	IBB	HBP	BLK	WP	HR	S	P	ERA	WHIP								
Don Carman, L (1, 1) ERA: 3.98	4.0		21	6	5	5	3	3	2	0	0	0	1	22	42	11.25	2.250								
Michael Jackson, R (5, 1) ERA: 2.25	2.0	6	0	0	0	1	0	0	0	0	0	0	0	8	8	0.00	0.000								
Kent Tekulve, R (7, 1) ERA: 2.61	2.0	8	2	0	0	0	0	0	0	0	0	0	0	8	8	0.00	1.000								
Dan Schatzeder, L (9, 1) ERA: 3.49	1.0	L	6	1	1	1	0	1	1	0	0	0	0	4	12	9.00	2.000								

AB 33
R 6
H 9
RBI 5
BB 7
SO 4
LOB 11



Batter	1	2	3	4	5	6	7	8	9	AB	R	H	RBI	BB	SO	LOB	BOTTOM								
Gary Redus, R (1, 7) OBP: 0.340, SLG: 0.493										4	0	0	0	0	2	1	Pittsburgh Pirates @ Philadelphia Phillies Veterans Stadium, Philadelphia, PA Fri Aug 15 1986, 3:33 AM EDT Unknown								
Juan Samuel, R (1, 4) OBP: 0.302, SLG: 0.444										5	0	1	0	0	2	1									
Von Hayes, L (1, 3) OBP: 0.376, SLG: 0.439										4	1	0	0	1	1	2									
Mike Schmidt, R (1, 5) OBP: 0.387, SLG: 0.542										5	0	2	1	0	1	1									
Glenn Wilson, R (1, 9) OBP: 0.304, SLG: 0.400										4	2	1	0	1	1	2									
Ron Roenicke, S (1, 8) OBP: 0.383, SLG: 0.393										3	1	2	0	2	0	1									
John Russell, R (1, 2) OBP: 0.290, SLG: 0.425										3	1	0	0	2	0	5									
Steve Jeltz, S (1, 6) OBP: 0.339, SLG: 0.276										3	0	1	2	1	0	5									
Don Carman, L (1, 1) ERA: 3.98										1	0	0	0	0	0	1									
Jeff Stone, L (4, PH) OBP: 0.316, SLG: 0.386										1	0	0	0	0	0	1									
Michael Jackson, R (5, 1) ERA: 2.25										0	0	0	0	0	0	0									
Mike Thompson, L (6, PH) OBP: 0.285, SLG: 0.279										1	0	0	0	0	1	0									
Kent Tekulve, R (7, 1) ERA: 2.61										0	0	0	0	0	0	0									
Greg Gross, S (8, PH) OBP: 0.378, SLG: 0.305										1	0	0	0	0	0	0									
Dan Schatzeder, L (9, 1) ERA: 3.49										0	0	0	0	0	0	0									
Inning Stats	R: 0 E: 0 K: 0 S: 3	H: 0 LOB: 0 BB: 0 P: 3	R: 2 E: 1 K: 0 S: 5	H: 1 LOB: 1 BB: 1 P: 9	R: 0 E: 0 K: 2 S: 8	H: 1 LOB: 1 BB: 0 P: 8	R: 2 E: 0 K: 0 S: 5	H: 2 LOB: 1 BB: 1 P: 9	R: 1 E: 0 K: 1 S: 6	H: 1 LOB: 3 BB: 3 P: 18	R: 0 E: 0 K: 3 S: 9	H: 0 LOB: 1 BB: 0 P: 10	R: 0 E: 0 K: 1 S: 6	H: 1 LOB: 2 BB: 1 P: 10	R: 0 E: 0 K: 1 S: 5	H: 0 LOB: 0 BB: 0 P: 5	R: 0 E: 0 K: 0 S: 4	H: 1 LOB: 2 BB: 1 P: 8	1B: 2 2B: 4 3B: 1 HR: 0	SF: 0 SAC: 0 DP: 0 HBP: 1	WP: 0 PB: 1 SB: 1 CS: 0	PA: 43			
PITCHER	IP	WLS	BF	H	R	ER	SO	BB	IBB	HBP	BLK	WP	HR	S	P	ERA	WHIP								
Mike Bielecki, R (1, 1) ERA: 4.79	5.0		26	5	5	3	3	4	1	0	1	0	1	27	47	5.40	1.800								
Cecilio Guante, R (6, 1) ERA: 3.35	3.0	W	12	1	0	0	5	0	1	1	0	0	0	20	25	0.00	0.333								
Don Robinson, R (9, 1) ERA: 3.43	1.0	S	5	1	0	0	0	1	0	0	0	0	0	4	8	0.00	2.000								

AB 35
R 5
H 7
RBI 3
BB 7
SO 8
LOB 20




Batter	1	2	3	4	5	6	7	8	9	AB	R	H	RBI	BB	SO	LOB	TOP			
Joe Orsulak, L (1,9) OBP: 0.307, SLG: 0.355										4	1	1	0	0	0	2	Pittsburgh Pirates @ Philadelphia Phillies Veterans Stadium, Philadelphia, PA Fri Aug 15 1986, 7:05 PM EDT Att: 27,724 - Unknown			
Barry Bonds, L (1,8) OBP: 0.338, SLG: 0.488										4	0	0	1	0	0	2				
Johnny Ray, S (1,4) OBP: 0.376, SLG: 0.417										3	0	2	1	0	0	0				
Sid Bream, L (1,3) OBP: 0.346, SLG: 0.456										4	0	1	0	0	0	1				
Don Robinson, R (8,1) OBP: 0.500, SLG: 0.500										0	0	0	0	0	0	0				
Bobby Bonilla, S (1,7) OBP: 0.361, SLG: 0.360										3	0	0	0	0	1	2				
Barry Jones, R (7,1)										0	0	0	0	0	0	0				
Pat Clements, R (8,1)										0	0	0	0	0	0	0				
Benny Distefano, L (8,3)										1	0	0	0	0	0	0				
Jim Morrison, R (1,5) OBP: 0.326, SLG: 0.444										4	0	0	0	0	0	0				
Junior Ortiz, R (1,2) OBP: 0.367, SLG: 0.386										2	0	0	0	1	1	0				
Mike Diaz, R (9, PH) OBP: 0.355, SLG: 0.552										1	0	0	0	0	1	0				
U L Washington, S (1,6) OBP: 0.317, SLG: 0.284										3	0	0	0	0	0	1				
Jim Winn, R (1,1) OBP: 0.077, SLG: 0.154										2	0	1	0	0	1	1				
R.J. Reynolds, S (7,7) OBP: 0.348, SLG: 0.446										1	1	1	0	0	0	0				
Inning Stats	R: 1 E: 0 K: 0 S: 4	H: 1 LOB: 0 BB: 0 P: 4	R: 0 E: 0 K: 2 S: 7	H: 0 LOB: 0 BB: 0 P: 7	R: 0 E: 0 K: 0 S: 4	H: 1 LOB: 1 BB: 0 P: 4	R: 0 E: 0 K: 0 S: 3	H: 0 LOB: 0 BB: 0 P: 3	R: 0 E: 0 K: 1 S: 5	H: 2 LOB: 2 BB: 0 P: 5	R: 0 E: 0 K: 0 S: 3	H: 0 LOB: 0 BB: 0 P: 3	R: 1 E: 0 K: 0 S: 5	H: 2 LOB: 1 BB: 0 P: 5	R: 0 E: 0 K: 1 S: 5	H: 0 LOB: 0 BB: 0 P: 5	1B: 4 2B: 2 3B: 0 HR: 0	SF: 1 SAC: 0 DP: 0 HBP: 0	WP: 0 PB: 0 SB: 1 CS: 0	PA: 34
PITCHER	IP WLS BF H R ER SO BB IBB HBP BLK WP HR S P ERA WHIP																			
Mike Maddux, R (1,1) ERA: 6.93	7.2 W 30 6 2 2 3 1 0 0 0 0 0 0 35 39 2.35 0.913																			
Steve Bedrosian, R (8,1) ERA: 2.99	1.1 S 4 0 0 0 1 0 0 0 0 0 0 0 6 6 0.00 0.000																			

Batter	1	2	3	4	5	6	7	8	9	AB	R	H	RBI	BB	SO	LOB	BOTTOM			
Gary Redus, R (1,7) OBP: 0.339, SLG: 0.488										4	1	1	0	0	0	2	Pittsburgh Pirates @ Philadelphia Phillies Veterans Stadium, Philadelphia, PA Fri Aug 15 1986, 7:05 PM EDT Att: 27,724 - Unknown			
Milt Thompson, L (1,8) OBP: 0.289, SLG: 0.290										4	1	3	1	0	0	0				
Juan Samuel, R (1,4) OBP: 0.301, SLG: 0.443										4	0	1	0	0	1	2				
Von Hayes, L (1,3) OBP: 0.375, SLG: 0.438										4	0	1	1	0	1	2				
Glenn Wilson, R (1,9) OBP: 0.308, SLG: 0.404										3	1	2	0	0	0	1				
Rick Schu, R (1,5) OBP: 0.332, SLG: 0.427										3	0	0	0	0	1	2				
Mike Schmidt, R (8, PH) OBP: 0.386, SLG: 0.541										1	0	0	0	0	0	3				
Ronn Reynolds, R (1,2) OBP: 0.340, SLG: 0.477										2	0	1	0	1	1	0				
Luis Aguayo, R (1,6) OBP: 0.233, SLG: 0.323										2	0	0	0	0	1	1				
Ron Roenicke, S (7, PH) OBP: 0.382, SLG: 0.393										0	0	0	1	0	0	0				
Steve Jeltz, S (8,6) OBP: 0.339, SLG: 0.276										0	0	0	0	0	0	0				
Mike Maddux, L (1,1) OBP: 0.400, SLG: 0.250										3	0	0	0	0	0	2				
Inning Stats	R: 1 E: 0 K: 0 S: 5	H: 2 LOB: 1 BB: 0 P: 5	R: 0 E: 0 K: 3 S: 9	H: 0 LOB: 0 BB: 0 P: 9	R: 1 E: 0 K: 0 S: 4	H: 2 LOB: 0 BB: 0 P: 4	R: 0 E: 0 K: 0 S: 3	H: 1 LOB: 0 BB: 0 P: 3	R: 0 E: 0 K: 2 S: 7	H: 0 LOB: 0 BB: 0 P: 7	R: 1 E: 0 K: 0 S: 4	H: 1 LOB: 1 BB: 1 P: 8	R: 0 E: 0 K: 0 S: 5	H: 2 LOB: 3 BB: 0 P: 6	R: 0 E: 0 K: 0 S: 5	H: 0 LOB: 0 BB: 0 P: 5	1B: 8 2B: 1 3B: 0 HR: 0	SF: 1 SAC: 0 DP: 3 HBP: 1	WP: 0 PB: 0 SB: 2 CS: 0	PA: 33
PITCHER	IP WLS BF H R ER SO BB IBB HBP BLK WP HR S P ERA WHIP																			
Jim Winn, R (1,1) ERA: 3.38	6.0 L 22 6 2 2 5 0 0 0 0 0 0 0 7 11 3.00 1.000																			
Barry Jones, R (7,1) ERA: 3.79	1.1 8 3 1 1 0 1 0 0 0 0 0 0 7 11 6.75 3.000																			
Pat Clements, L (8,1) ERA: 3.44	0.1 1 0 0 0 0 0 0 0 0 0 0 0 1 1 0.00 0.000																			
Don Robinson, R (8,1) ERA: 3.4	0.1 2 0 0 0 0 0 0 0 1 0 0 0 1 2 0.00 0.000																			

Batter	1	2	3	4	5	6	7	8	9	AB	R	H	RBI	BB	SO	LOB	TOP										
Barry Bonds, L OBP: 0.336, SLG: 0.481 (1, 8)	0-0 3-1		0-0 F2		0-3 K			4-0 BB 1B BB	0-0 E7 FC5-2 1B	4	2	0	0	1	1	3											
Bobby Bonilla, S OBP: 0.368, SLG: 0.361 (1, 7)	4-0 L1-6 S BB			0-0 1B		0-3 K		4-0 1B FC6-4 BB	4-0 1B FC5-2 BB	2	2	1	0	3	1	0											
Johnny Ray, S OBP: 0.374, SLG: 0.412 (1, 4)	0-0 L1-6			0-3 K		0-0 F9		0-0 F8	0-0 FC5-2 1B	5	0	0	0	0	1	7											
Sid Bream, L OBP: 0.352, SLG: 0.469 (1, 3)		0-0 HR		0-0 1B		0-3 K		0-0 FC6-4 1B	0-0 1B	5	1	4	4	0	1	0											
R.J. Reynolds, S OBP: 0.347, SLG: 0.441 (1, 9)		0-3 K		0-0 G3			4-0 F8 1B BB	0-0 FC6-4 3B	0-0 5-3	4	1	0	1	1	1	4											
Tony Peña, R OBP: 0.344, SLG: 0.398 (1, 2)		0-0 6-3			0-0 FC5-4 1B		0-0 1B	0-0 3B		4	0	3	1	0	0	0											
Jim Morrison, R OBP: 0.325, SLG: 0.439 (1, 5)		0-0 6-3			0-0 L6		0-0 F8	0-0 6-3		4	0	0	0	0	0	4											
Rafael Belliard, R OBP: 0.294, SLG: 0.255 U L Washington, S OBP: 0.311, SLG: 0.278 (7, PH) (7, 6)			0-0 F9		0-0 FC5-4 2B		0-3 K		0-0 E6 SH2-4 FC5-2	2	0	0	0	0	0	1											
Rick Rhoden, R OBP: 0.328, SLG: 0.406 (1, 1)			0-0 5-3		0-0 2B		0-3 K		0-0 SH2-4	3	0	1	0	0	1	2											
Inning Stats	R: 0 E: 0 K: 0 S: 2	H: 0 LOB: 0 BB: 1 P: 6	R: 1 E: 0 K: 1 S: 6	H: 1 LOB: 0 BB: 0 P: 6	R: 0 E: 0 K: 1 S: 3	H: 0 LOB: 1 BB: 0 P: 3	R: 0 E: 0 K: 1 S: 6	H: 2 LOB: 1 BB: 0 P: 6	R: 0 E: 0 K: 1 S: 7	H: 2 LOB: 2 BB: 0 P: 7	R: 0 E: 0 K: 2 S: 7	H: 0 LOB: 0 BB: 0 P: 7	R: 0 E: 0 K: 2 S: 8	H: 1 LOB: 2 BB: 1 P: 12	R: 3 E: 0 K: 0 S: 5	H: 2 LOB: 1 BB: 2 P: 13	R: 2 E: 2 K: 0 S: 6	H: 1 LOB: 2 BB: 1 P: 10	1B: 6 2B: 2 3B: 1 HR: 1	SF: 0 SAC: 1 DP: 1 HBP: 0	WP: 0 PB: 0 SB: 4 CS: 0	PA: 41					
PITCHER	IP	WLS	BF	H	R	ER	SO	BB	IBB	HBP	BLK	WP	HR	S	P	ERA	WHIP										
Kevin Gross, R ERA: 3.84 (1, 1)	7.0	L	29	6	3	3	7	4	0	0	0	0	1	39	55	3.86	1.429										
Dan Schatzeder, L ERA: 3.52 (8, 1)	2.0		12	3	3	1	0	1	0	0	0	0	0	11	15	4.50	2.000										

Pittsburgh Pirates @ Philadelphia Phillies
Veterans Stadium, Philadelphia, PA
Sat Aug 16 1986, 3:33 AM EDT
Unknown


AB 35
R 6
H 9
RBI 6
BB 5
SO 7
LOB 23



Batter	1	2	3	4	5	6	7	8	9	AB	R	H	RBI	BB	SO	LOB	BOTTOM										
Jeff Stone, L OBP: 0.316, SLG: 0.383 (1, 7)	0-3 K		0-3 K			1-0 FC4-6 HBP		0-0 F8		2	0	0	0	0	2	0											
Gary Redus, R OBP: 0.338, SLG: 0.486 (6, PR) (7, 7)										1	0	0	0	0	0	0											
Milt Thompson, L OBP: 0.274, SLG: 0.295 (1, 8)	0-0 1B		0-0 F7			0-0 FC4-6 1B		0-0 1B		4	1	2	0	0	0	1											
Von Hayes, L OBP: 0.376, SLG: 0.438 (1, 3)	0-0 1B			0-0 F8		0-0 1B		0-0 L4		4	0	2	1	0	0	1											
Mike Schmidt, R OBP: 0.382, SLG: 0.535 (1, 5)	0-0 F8			0-0 5-3		0-0 L5		0-0 F3		4	0	0	0	0	0	5											
Glenn Wilson, R OBP: 0.310, SLG: 0.403 (1, 9)	0-0 2-3			0-0 G3			0-0 1B		4-0 FC5-4 BB	3	0	1	0	1	0	2											
Juan Samuel, R OBP: 0.296, SLG: 0.438 (1, 4)		0-0 G3			0-3 K		0-3 K		0-0 FC5-4	4	0	0	0	0	2	2											
John Russell, R OBP: 0.287, SLG: 0.419 Greg Gross, L OBP: 0.374, SLG: 0.301 (9, PH)		0-0 F8			0-3 K		0-3 K		0-0 G4-6-3	3	0	0	0	0	2	1											
Steve Jeltz, S OBP: 0.339, SLG: 0.274 (1, 6)		0-0 4-3			0-3 K					2	0	0	0	1	1	0											
Kevin Gross, R OBP: 0.169, SLG: 0.259 Dan Schatzeder, L OBP: 0.519, SLG: 0.682 (8, 1)			0-0 6-3			0-0 F9		0-0 F7		3	0	0	0	0	0	2											
Inning Stats	R: 0 E: 0 K: 1 S: 7	H: 2 LOB: 2 BB: 0 P: 7	R: 0 E: 0 K: 0 S: 3	H: 0 LOB: 0 BB: 0 P: 3	R: 0 E: 0 K: 1 S: 5	H: 0 LOB: 0 BB: 0 P: 5	R: 0 E: 0 K: 3 S: 9	H: 0 LOB: 0 BB: 0 P: 9	R: 1 E: 0 K: 0 S: 4	H: 1 LOB: 2 BB: 0 P: 5	R: 0 E: 0 K: 2 S: 8	H: 1 LOB: 2 BB: 1 P: 12	R: 0 E: 0 K: 0 S: 4	H: 1 LOB: 1 BB: 0 P: 4	R: 0 E: 0 K: 0 S: 2	H: 0 LOB: 0 BB: 1 P: 6	1B: 5 2B: 0 3B: 0 HR: 0	SF: 0 SAC: 0 DP: 1 HBP: 1	WP: 0 PB: 0 SB: 2 CS: 0	PA: 34							
PITCHER	IP	WLS	BF	H	R	ER	SO	BB	IBB	HBP	BLK	WP	HR	S	P	ERA	WHIP										
Rick Rhoden, R ERA: 2.35 (1, 1)	9.0	W	34	5	1	1	7	1	1	1	0	0	0	45	54	1.00	0.667										

Pittsburgh Pirates @ Philadelphia Phillies
Veterans Stadium, Philadelphia, PA
Sat Aug 16 1986, 3:33 AM EDT
Unknown


AB 31
R 1
H 5
RBI 1
BB 2
SO 7
LOB 15



Batter	1	2	3	4	5	6	7	8	9	AB	R	H	RBI	BB	SO	LOB	TOP										
Joe Orsulak, L (1,7) OBP: 0.303, SLG: 0.351	5-3			E5		F9			1-3	4	0	0	0	0	0	1											
Barry Bonds, L (1,8) OBP: 0.332, SLG: 0.475	6-3			K						3	0	0	0	0	1	1											
Johnny Ray, S (1,4) OBP: 0.371, SLG: 0.409	5-3			6-3						3	0	0	0	0	0	0											
Sid Bream, L (1,3) OBP: 0.349, SLG: 0.465		F7			F8					3	0	0	0	0	0	0											
Benny Distefano, L (1,9)		G3			4-3					3	0	0	0	0	0	0											
Jim Morrison, R (1,5) OBP: 0.322, SLG: 0.436										3	0	0	0	0	0	0											
Bill Almon, R (8,5) OBP: 0.321, SLG: 0.389		L1			F2					0	0	0	0	0	0	0											
Junior Ortiz, R (1,2) OBP: 0.354, SLG: 0.370				F8						3	0	0	0	0	0	0											
Pat Clements, R (8,1)						F5				0	0	0	0	0	0	0											
Rafael Belliard, R (1,6) OBP: 0.294, SLG: 0.256				F8						3	0	1	0	0	0	0											
Larry McWilliams, L (1,1) OBP: 0.200, SLG: 0.179										1	0	0	0	0	0	0											
Mike Diaz, R (8,2) OBP: 0.352, SLG: 0.546				L6		SH1-4				1	0	0	0	0	0	0											
Inning Stats	R: 0 E: 0 K: 0 S: 3	H: 0 LOB: 0 BB: 0 P: 3	R: 0 E: 0 K: 0 S: 3	H: 0 LOB: 0 BB: 0 P: 3	R: 0 E: 0 K: 0 S: 3	H: 0 LOB: 0 BB: 0 P: 3	R: 0 E: 1 K: 1 S: 5	H: 0 LOB: 0 BB: 0 P: 5	R: 0 E: 0 K: 0 S: 3	H: 1 LOB: 0 BB: 0 P: 4	R: 0 E: 0 K: 0 S: 3	H: 0 LOB: 0 BB: 0 P: 3	R: 0 E: 0 K: 0 S: 3	H: 0 LOB: 0 BB: 0 P: 3	R: 0 E: 0 K: 0 S: 3	H: 0 LOB: 0 BB: 0 P: 3	1B: 1 2B: 0 3B: 0 HR: 0	SF: 0 SAC: 1 DP: 0 HBP: 0	WP: 0 PB: 0 SB: 0 CS: 0	PA: 28							
PITCHER	IP	WLS	BF	H	R	ER	SO	BB	IBB	HBP	BLK	WP	HR	S	P	ERA	WHIP										
Tom Hume, R (1,1) ERA: 2.94	6.0	W	19	1	0	0	1	0	0	0	0	0	0	21	21	0.00	0.167										
Kent Tekulve, R (7,1) ERA: 2.51	3.0	S	9	0	0	0	0	0	0	0	0	0	0	9	9	0.00	0.000										

Pittsburgh Pirates @ Philadelphia Phillies
Veterans Stadium, Philadelphia, PA
Sat Aug 16 1986, 7:05 PM EDT
Att: 31,349 - Unknown


AB 27
R 0
H 1
RBI 0
BB 0
SO 1
LOB 2



Batter	1	2	3	4	5	6	7	8	9	AB	R	H	RBI	BB	SO	LOB	BOTTOM										
Gary Redus, R (1,7) OBP: 0.339, SLG: 0.484	F7	K			F8					5	0	2	0	0	1	1											
Luis Aquayo, R (1,4) OBP: 0.300, SLG: 0.310	F7		L6		F8					4	0	0	0	0	2	2											
Ron Roenicke, S (1,8) OBP: 0.384, SLG: 0.390	HBP		HR		F8					2	1	0	0	2	0	1											
Mike Schmidt, R (1,3) OBP: 0.386, SLG: 0.544	HBP		HR		5-3					3	2	2	2	1	0	1											
Glenn Wilson, R (1,9) OBP: 0.311, SLG: 0.401	HBP		F9							2	0	0	0	1	1	1											
Rick Schu, R (1,5) OBP: 0.335, SLG: 0.440	L4		F8							4	1	2	1	0	0	3											
Ronn Reynolds, R (1,2) OBP: 0.333, SLG: 0.458			SH3-4		F8					4	0	1	0	0	0	3											
Steve Jeltz, S (1,6) OBP: 0.335, SLG: 0.271		K			5-3					4	1	0	0	0	2	3											
Tom Hume, R (1,1)			SH3-4							1	0	0	0	0	0	0											
Juan Samuel, R (6,PH) OBP: 0.300, SLG: 0.447					F9					1	1	1	3	0	0	0											
Kent Tekulve, R (7,1)										1	0	0	0	0	0	0											
Inning Stats	R: 0 E: 0 K: 0 S: 3	H: 0 LOB: 3 BB: 2 P: 12	R: 0 E: 0 K: 2 S: 8	H: 1 LOB: 1 BB: 0 P: 8	R: 2 E: 0 K: 0 S: 4	H: 1 LOB: 0 BB: 1 P: 8	R: 0 E: 0 K: 0 S: 3	H: 0 LOB: 0 BB: 0 P: 3	R: 0 E: 0 K: 0 S: 3	H: 0 LOB: 1 BB: 0 P: 4	R: 3 E: 0 K: 1 S: 8	H: 3 LOB: 1 BB: 1 P: 12	R: 1 E: 0 K: 1 S: 7	H: 2 LOB: 1 BB: 0 P: 7	R: 0 E: 0 K: 2 S: 8	H: 1 LOB: 1 BB: 0 P: 8	1B: 5 2B: 0 3B: 1 HR: 2	SF: 0 SAC: 1 DP: 0 HBP: 2	WP: 0 PB: 1 SB: 1 CS: 0	PA: 38							
PITCHER	IP	WLS	BF	H	R	ER	SO	BB	IBB	HBP	BLK	WP	HR	S	P	ERA	WHIP										
Larry McWilliams, L (1,1) ERA: 4.88	7.0	L	34	7	6	6	4	4	0	2	0	0	0	36	54	7.71	1.571										
Pat Clements, L (8,1) ERA: 3.38	1.0		4	1	0	0	2	0	0	0	0	0	0	8	8	0.00	1.000										


Pittsburgh Pirates @ Philadelphia Phillies
Veterans Stadium, Philadelphia, PA
Sat Aug 16 1986, 7:05 PM EDT
Att: 31,349 - Unknown

AB 31
R 6
H 8
RBI 6
BB 4
SO 6
LOB 15



Batter	1	2	3	4	5	6	7	8	9	AB	R	H	RBI	BB	SO	LOB	TOP
Barry Bonds, L (1, 8) OBP: 0.330, SLG: 0.471	0-3 K		0-0 4-3							2	0	0	1	0	1	0	Pittsburgh Pirates @ Philadelphia Phillies Veterans Stadium, Philadelphia, PA Sun Aug 17 1986, 3:33 AM EDT Att: 34,298 - Unknown
U L Washington, S (1, 6) OBP: 0.305, SLG: 0.272	0-0 6-3		0-3 K							2	0	0	0	0	1	0	
Bobby Bonilla, S (1, 3) OBP: 0.368, SLG: 0.361	0-0			0-0 6-3						2	0	1	0	0	0	0	
Bill Almon, R (4, 7) OBP: 0.321, SLG: 0.389	1B									0	0	0	0	0	0	0	
Mike Diaz, R (1, 7) OBP: 0.345, SLG: 0.535	0-0 F9			0-0 F9						2	0	0	0	0	0	1	
Jim Morrison, R (1, 5) OBP: 0.321, SLG: 0.434		0-0 F8		0-0 4-3						2	0	0	0	0	0	0	
Tony Peña, R (1, 2) OBP: 0.344, SLG: 0.398		0-0 1-3				0-0 G6-3 1B				2	0	1	0	0	0	0	
R.J. Reynolds, S (1, 9) OBP: 0.345, SLG: 0.438		0-3 K			0-0 G6-3 1-2					2	0	0	0	0	1	1	
Rafael Belliard, R (1, 4) OBP: 0.301, SLG: 0.264			0-0 SH2-4 4-3 1B			0-0 1B				2	1	2	0	0	0	0	
Rick Reuschel, R (1, 1) OBP: 0.140, SLG: 0.161			0-0 SH2-4 1-3			0-3 K				1	0	0	0	0	1	1	
Inning Stats	R: 0 E: 0 K: 1 S: 6	H: 1 LOB: 1 BB: 0 P: 6	R: 0 E: 0 K: 1 S: 5	H: 0 LOB: 0 BB: 0 P: 5	R: 1 E: 0 K: 1 S: 6	H: 1 LOB: 0 BB: 0 P: 6	R: 0 E: 0 K: 0 S: 3	H: 0 LOB: 0 BB: 0 P: 3	R: 0 E: 0 K: 1 S: 6	H: 2 LOB: 1 BB: 0 P: 6							
PITCHER Bruce Ruffin, L (1, 1) ERA: 2.78	IP: 5.0 WLS: W BF: 18 H: 4 R: 1 ER: 1 SO: 4 BB: 0 IBB: 0 HBP: 0 BLK: 0 WP: 0 HR: 0 S: 26 P: 26 ERA: 1.80 WHIP: 0.800																


AB	17
R	1
H	4
RBI	1
BB	0
SO	4
LOB	3



WP: 0	PA: 18
FB: 0	
SB: 1	
CS: 0	

Batter	1	2	3	4	5	6	7	8	9	AB	R	H	RBI	BB	SO	LOB	BOTTOM
Gary Redus, R (1, 7) OBP: 0.339, SLG: 0.495	0-0 HR	0-3 K		0-0 5-3						3	1	1	1	0	1	0	Pittsburgh Pirates @ Philadelphia Phillies Veterans Stadium, Philadelphia, PA Sun Aug 17 1986, 3:33 AM EDT Att: 34,298 - Unknown
Milt Thompson, L (1, 8) OBP: 0.270, SLG: 0.290	0-0 5-3	0-0 4-3			0-3 K					3	0	0	0	0	1	0	
Von Hayes, L (1, 3) OBP: 0.378, SLG: 0.442	0-0 2B		0-0 E SF7 1B		0-0 F6					3	2	2	0	0	0	0	
Mike Schmidt, R (1, 5) OBP: 0.385, SLG: 0.545	0-0 2B		0-0 E5 1-3		0-0 4-3					3	1	1	1	0	0	1	
Glenn Wilson, R (1, 9) OBP: 0.312, SLG: 0.404	0-0 WP 1B 2B		0-0 F4							2	1	1	1	0	0	2	
Juan Samuel, R (1, 4) OBP: 0.295, SLG: 0.446	0-3 K		0-0 SF7							1	0	0	1	0	1	1	
Ronn Reynolds, R (1, 2) OBP: 0.340, SLG: 0.460	0-0 2H 1B		0-3 K							2	0	1	1	0	1	1	
Steve Jeltz, S (1, 6) OBP: 0.333, SLG: 0.269	0-0 5-3			0-0 F9						2	0	0	0	0	0	1	
Bruce Ruffin, S (1, 1) OBP: 0.071, SLG: 0.107		0-3 K		0-0 1-3						2	0	0	0	0	1	0	
Inning Stats	R: 4 E: 0 K: 1 S: 10	H: 5 LOB: 1 BB: 0 P: 10	R: 0 E: 0 K: 2 S: 7	H: 0 LOB: 0 BB: 0 P: 7	R: 1 E: 1 K: 1 S: 7	H: 1 LOB: 1 BB: 0 P: 7	R: 0 E: 0 K: 0 S: 3	H: 0 LOB: 0 BB: 0 P: 3	R: 0 E: 0 K: 1 S: 5	H: 0 LOB: 0 BB: 0 P: 5							
PITCHER Rick Reuschel, R (1, 1) ERA: 4.32	IP: 5.0 WLS: L BF: 22 H: 6 R: 5 ER: 4 SO: 5 BB: 0 IBB: 0 HBP: 0 BLK: 0 WP: 1 HR: 1 S: 32 P: 32 ERA: 7.20 WHIP: 1.200																

AB	21
R	5
H	6
RBI	5
BB	0
SO	5
LOB	6



WP: 1	PA: 22
FB: 0	
SB: 0	
CS: 0	

Batter	1	2	3	4	5	6	7	8	9	AB	R	H	RBI	BB	SO	LOB	TOP																				
Bill Doran, S OBP: 0.368, SLG: 0.362 (1, 4)	F7		FC6-4 BB		1B		1B			3	0	2	0	1	0	0	Houston Astros @ Pittsburgh Pirates Three Rivers Stadium, Pittsburgh, PA Mon Aug 18 1986, 7:05 PM EDT Att: 7,965 - Unknown																				
Billy Hatcher, R OBP: 0.280, SLG: 0.327 (1, 8)	G4-6-3 1B		FC6-4 1B		K		5-3			4	0	1	0	0	1	4																					
Denny Walling, L OBP: 0.371, SLG: 0.485 (1, 5)	G4-6-3		PO 1B				G1-4-3		F7	4	0	1	1	0	0	1																					
Glenn Davis, R OBP: 0.338, SLG: 0.498 (1, 3)		E5	PO	WP 1B		F9		F5		4	0	1	0	0	0	0																					
Kevin Bass, S OBP: 0.361, SLG: 0.501 (1, 9)	G3-6			K		HR 1B		6-3		4	1	1	0	0	1	2																					
Jose Cruz, L OBP: 0.344, SLG: 0.385 (1, 7)				4-3		HR			L6	4	1	2	2	0	0	1																					
Alan Ashby, S OBP: 0.338, SLG: 0.355 (1, 2)	3-1			6-3		G3			FC6-4 1B	4	0	1	0	0	0	2																					
Craig Reynolds, L OBP: 0.270, SLG: 0.348 Dickie Thon, R OBP: 0.300, SLG: 0.325 (9, PH)			K		F9		G3		FC6-4	3	0	0	0	0	1	0																					
Mike Scott, R OBP: 0.139, SLG: 0.155 (1, 1)			FC6-4 BB 1B		K		4-3		K	4	1	1	0	0	2	1																					
Inning Stats	R: 0 E: 0 K: 0 S: 3	H: 1 LOB: 0 BB: 0 P: 3	R: 0 E: 1 K: 0 S: 4	H: 1 LOB: 1 BB: 0 P: 4	R: 1 E: 0 K: 1 S: 6	H: 2 LOB: 1 BB: 1 P: 10	R: 0 E: 0 K: 1 S: 6	H: 1 LOB: 1 BB: 0 P: 6	R: 0 E: 0 K: 2 S: 8	H: 1 LOB: 1 BB: 0 P: 8	R: 2 E: 0 K: 0 S: 5	H: 2 LOB: 0 BB: 0 P: 5	R: 0 E: 0 K: 0 S: 4	H: 1 LOB: 1 BB: 0 P: 4	R: 0 E: 0 K: 0 S: 3	H: 0 LOB: 0 BB: 0 P: 3		R: 0 E: 0 K: 1 S: 6	H: 1 LOB: 1 BB: 0 P: 6	1B: 8 2B: 1 3B: 0 HR: 1	SF: 0 SAC: 0 DP: 2 HBP: 0	WP: 1 PB: 0 SB: 0 CS: 0	PA: 37														
PITCHER	IP	WLS	BF	H	R	ER	SO	BB	IBB	HBP	BLK	WP	HR	S	P	ERA	WHIP	PITCHER		IP	WLS	BF	H	R	ER	SO	BB	IBB	HBP	BLK	WP	HR	S	P	ERA	WHIP	
Bob Walk, R ERA: 3.63 Pat Clements, L ERA: 3.31	(1, 1)	8.0	L	32	9	3	3	4	1	0	0	0	1	1	39	43	3.38	1.250																			
Batter	1	2	3	4	5	6	7	8	9	AB	R	H	RBI	BB	SO	LOB	BOTTOM																				
Joe Orsulak, L OBP: 0.300, SLG: 0.347 (1, 9)	4-3		4-3							4	0	0	0	0	0	0	Houston Astros @ Pittsburgh Pirates Three Rivers Stadium, Pittsburgh, PA Mon Aug 18 1986, 7:05 PM EDT Att: 7,965 - Unknown																				
Barry Bonds, L OBP: 0.329, SLG: 0.472 (1, 8)				F8		K			4-3	4	0	1	0	0	1	0																					
Johnny Ray, S OBP: 0.370, SLG: 0.410 (1, 4)				G3		F8			2B	4	0	1	0	0	1	0																					
Sid Bream, L OBP: 0.351, SLG: 0.464 (1, 3)		K		S BB		E8 G3 1B			K	3	0	1	0	1	2	1																					
R.J. Reynolds, S OBP: 0.346, SLG: 0.440 (1, 7)				FC6-4 BB		G3			1-3	3	0	1	0	1	0	2																					
Tony Peña, R OBP: 0.342, SLG: 0.395 (1, 2)				K		L4				3	0	0	0	0	1	4																					
Jim Morrison, R OBP: 0.319, SLG: 0.430 (1, 5)				K		5-3				3	0	0	0	0	2	2																					
U.L. Washington, S OBP: 0.296, SLG: 0.263 (1, 6)				F8		K			6-3	3	0	0	0	0	1	0																					
Bob Walk, R OBP: 0.194, SLG: 0.265 Bobby Bonilla, S OBP: 0.367, SLG: 0.360 Pat Clements, R (9, 1)				F5		K			K	2	0	0	0	0	1	0																					
Inning Stats	R: 0 E: 0 K: 1 S: 5	H: 1 LOB: 0 BB: 0 P: 5	R: 0 E: 0 K: 3 S: 10	H: 1 LOB: 1 BB: 0 P: 10	R: 0 E: 0 K: 0 S: 3	H: 0 LOB: 0 BB: 0 P: 3	R: 0 E: 0 K: 0 S: 3	H: 0 LOB: 2 BB: 2 P: 11	R: 0 E: 0 K: 3 S: 9	H: 0 LOB: 0 BB: 0 P: 9	R: 0 E: 0 K: 1 S: 5	H: 0 LOB: 0 BB: 0 P: 5	R: 0 E: 1 K: 0 S: 4	H: 1 LOB: 1 BB: 0 P: 4	R: 0 E: 0 K: 1 S: 5	H: 0 LOB: 0 BB: 0 P: 5		R: 0 E: 0 K: 1 S: 6	H: 1 LOB: 1 BB: 0 P: 6	1B: 1 2B: 3 3B: 0 HR: 0	SF: 0 SAC: 0 DP: 0 HBP: 0	WP: 0 PB: 0 SB: 1 CS: 0	PA: 32														
PITCHER	IP	WLS	BF	H	R	ER	SO	BB	IBB	HBP	BLK	WP	HR	S	P	ERA	WHIP	PITCHER		IP	WLS	BF	H	R	ER	SO	BB	IBB	HBP	BLK	WP	HR	S	P	ERA	WHIP	
Mike Scott, R ERA: 2.23	(1, 1)	9.0	W	32	4	0	0	10	2	0	0	0	0	50	58	0.00	0.667																				

AB	35
R	3
H	10
RBI	3
BB	1
SO	5
LOB	12



AB	30
R	0
H	4
RBI	0
BB	2
SO	10
LOB	9



Batter	1	2	3	4	5	6	7	8	9	AB	R	H	RBI	BB	SO	LOB	TOP								
Bill Doran, S OBP: 0.368, SLG: 0.363 Phil Garner, R OBP: 0.327, SLG: 0.420	0-0 4-3		0-0 1B		0-0 2B			0-0 E6		2	0	1	0	0	0	0	Houston Astros @ Pittsburgh Pirates Three Rivers Stadium, Pittsburgh, PA Tue Aug 19 1986, 7:05 PM EDT Att: 9,128 - Unknown								
Billy Hatcher, R OBP: 0.283, SLG: 0.333	0-0 3-1		0-0 1B		0-0 6-3			0-0 F7		4	0	2	0	0	0	2									
Denny Walling, L OBP: 0.366, SLG: 0.478	0-0 3-1		0-0 F8					0-3 K		4	0	0	0	0	1	3									
Glenn Davis, R OBP: 0.337, SLG: 0.494	0-3 K		0-0 G6-4-3					0-0 F9		3	0	0	0	1	1	3									
Kevin Bass, S OBP: 0.365, SLG: 0.509		0-0 HR		0-0 F9				0-0 1B		3	1	2	1	1	0	0									
Jose Cruz, L OBP: 0.340, SLG: 0.380	0-0 4-3		0-0 L3					0-3 F5		4	0	0	0	0	1	3									
Craig Reynolds, L OBP: 0.266, SLG: 0.342	0-0 F9		0-0 1-3					0-0 F7		4	0	0	0	0	0	2									
John Mizerock, L OBP: 0.397, SLG: 0.259	4-0 BB		0-0 F7					0-0 F9		3	0	0	0	1	0	2									
Jim Deshaies, L OBP: 0.158, SLG: 0.059 Dave Smith, R (9, 1)	0-3 K		0-3 K		0-3 K			0-0 6-3		3	0	0	0	0	2	1									
Inning Stats	R: 0 E: 0 K: 1 S: 6	H: 1 LOB: 1 BB: 0 P: 6	R: 1 E: 0 K: 1 S: 6	H: 1 LOB: 1 BB: 1 P: 10	R: 0 E: 0 K: 0 S: 4	H: 2 LOB: 1 BB: 0 P: 4	R: 0 E: 0 K: 0 S: 3	H: 0 LOB: 0 BB: 0 P: 3	R: 0 E: 0 K: 1 S: 6	H: 1 LOB: 1 BB: 0 P: 6	R: 0 E: 0 K: 0 S: 4	H: 1 LOB: 0 BB: 0 P: 4	R: 0 E: 0 K: 0 S: 3	H: 0 LOB: 0 BB: 0 P: 3	R: 0 E: 1 K: 1 S: 5	H: 0 LOB: 0 BB: 2 P: 5		R: 0 E: 0 K: 1 S: 5	H: 0 LOB: 0 BB: 2 P: 13	1B: 3 2B: 2 3B: 0 HR: 1	SF: 0 SAC: 0 DP: 1 HBP: 0	WP: 0 PB: 0 SB: 0 CS: 1	PA: 35		
PITCHER	IP	WLS	BF	H	R	ER	SO	BB	IBB	HBP	BLK	WP	HR	S	P	ERA	WHIP								
Mike Bielecki, R ERA: 4.56 Don Robinson, R ERA: 3.33	(1, 1) (9, 1)	8.0 1.0	L 5	30 0	6 0	1 0	4 1	1 0	0 0	0 0	0 0	0 0	1 0	37 5	41 13	1.12 0.00	0.875 2.000								

Batter	1	2	3	4	5	6	7	8	9	AB	R	H	RBI	BB	SO	LOB	BOTTOM								
Barry Bonds, L OBP: 0.328, SLG: 0.467	4-0 BB		0-0 F7			0-0 G3		0-3 K		3	0	0	0	1	1	1	Houston Astros @ Pittsburgh Pirates Three Rivers Stadium, Pittsburgh, PA Tue Aug 19 1986, 7:05 PM EDT Att: 9,128 - Unknown								
Bobby Bonilla, S OBP: 0.366, SLG: 0.357	4-0 L5-4		0-0 1-3			0-3 K		0-0 1-3		3	0	0	0	1	1	1									
Johnny Ray, S OBP: 0.371, SLG: 0.409	0-3 K				0-0 1B			4-0 BB		3	0	1	0	1	1	2									
Mike Diaz, R OBP: 0.336, SLG: 0.520 Sid Bream, L OBP: 0.350, SLG: 0.463	0-0 L5-4				0-3 K			0-3 K		3	0	0	0	0	2	4									
Jim Morrison, R OBP: 0.318, SLG: 0.431		0-0 1B		0-0 F7				0-0 F7		4	0	1	0	0	0	1									
Tony Peña, R OBP: 0.342, SLG: 0.395		0-0 2H		0-0 6-3				0-0 6-3		3	0	1	0	0	0	1									
R.J. Reynolds, S OBP: 0.344, SLG: 0.437		0-0 1-3			0-0 4-3			0-0 3-1		3	0	0	0	0	0	1									
Rafael Belliard, R OBP: 0.297, SLG: 0.260		0-3 K		0-0 F9				0-0 F8		3	0	0	0	0	1	1									
Mike Bielecki, R OBP: 0.071, SLG: 0.049 Junior Ortiz, R OBP: 0.361, SLG: 0.378 U L Washington, S OBP: 0.296, SLG: 0.263 Don Robinson, R OBP: 0.500, SLG: 0.500			0-3 K		0-0 K			0-0 1B		2	0	0	0	0	2	0									
Inning Stats	R: 0 E: 0 K: 1 S: 4	H: 0 LOB: 1 BB: 2 P: 12	R: 0 E: 0 K: 1 S: 6	H: 2 LOB: 1 BB: 0 P: 6	R: 0 E: 0 K: 1 S: 5	H: 0 LOB: 0 BB: 0 P: 5	R: 0 E: 0 K: 1 S: 6	H: 1 LOB: 1 BB: 0 P: 6	R: 0 E: 0 K: 2 S: 7	H: 0 LOB: 1 BB: 1 P: 11	R: 0 E: 0 K: 0 S: 3	H: 0 LOB: 0 BB: 0 P: 3	R: 0 E: 0 K: 1 S: 6	H: 1 LOB: 1 BB: 0 P: 6	R: 0 E: 0 K: 1 S: 5	H: 0 LOB: 0 BB: 0 P: 5		1B: 3 2B: 2 3B: 0 HR: 0	SF: 0 SAC: 0 DP: 1 HBP: 0	WP: 0 PB: 0 SB: 0 CS: 0	PA: 32				
PITCHER	IP	WLS	BF	H	R	ER	SO	BB	IBB	HBP	BLK	WP	HR	S	P	ERA	WHIP								
Jim Deshaies, L ERA: 3.45 Dave Smith, R ERA: 2.62	(1, 1) (9, 1)	8.2 0.1	S 1	31 0	4 0	0 0	0 0	0 0	0 0	0 0	0 0	0 0	0 1	46 1	58 1	0.00 0.00	0.808 0.000								

AB	32
R	1
H	6
RBI	1
BB	3
SO	5
LOB	16



AB	29
R	0
H	4
RBI	0
BB	3
SO	9
LOB	12



Batter	1	2	3	4	5	6	7	8	9	AB	R	H	RBI	BB	SO	LOB	TOP			
Davey Lopes, R OBP: 0.396, SLG: 0.447 (1, 8)										4	1	1	0	0	0	1				
Craig Reynolds, L OBP: 0.269, SLG: 0.345 (1, 6)										4	0	2	1	0	0	0				
Denny Walling, L OBP: 0.362, SLG: 0.471 (1, 5)										4	0	0	0	0	1	2				
Glenn Davis, R OBP: 0.337, SLG: 0.491 (1, 3)										3	0	0	0	1	1	1				
Jose Cruz, L OBP: 0.337, SLG: 0.376 (1, 7)										4	0	0	0	0	1	3				
Terry Puhl, L OBP: 0.288, SLG: 0.324 (1, 9)										4	0	0	0	0	0	2				
Phil Garner, R OBP: 0.324, SLG: 0.415 (1, 4)										3	0	0	0	0	0	0				
John Mizerock, L OBP: 0.395, SLG: 0.263 (1, 2)										3	0	1	0	0	0	0				
Bob Knepper, L OBP: 0.103, SLG: 0.128 (7, PH)										2	0	1	0	0	1	1				
Alan Ashby, S OBP: 0.336, SLG: 0.353 (7, 1)										1	0	0	0	0	1	0				
Danny Darwin, R (7, 1)										0	0	0	0	0	0	0				
Inning Stats	R: 1 E: 0 K: 1 S: 7	H: 2 LOB: 2 BB: 1 P: 11	R: 0 E: 0 K: 0 S: 4	H: 1 LOB: 1 BB: 0 P: 4	R: 0 E: 0 K: 2 S: 8	H: 1 LOB: 1 BB: 0 P: 8	R: 0 E: 0 K: 1 S: 6	H: 0 LOB: 0 BB: 0 P: 6	R: 0 E: 0 K: 0 S: 3	H: 0 LOB: 0 BB: 0 P: 3	R: 0 E: 0 K: 1 S: 5	H: 0 LOB: 0 BB: 0 P: 5	R: 0 E: 0 K: 0 S: 3	H: 0 LOB: 0 BB: 0 P: 3	R: 0 E: 0 K: 0 S: 3	H: 0 LOB: 0 BB: 0 P: 3	1B: 3 2B: 2 3B: 0 HR: 0	SF: 0 SAC: 0 DP: 0 HBP: 0	WP: 1 PB: 0 SB: 0 CS: 0	PA: 33
PITCHER Rick Rhoden, R ERA: 2.28 (1, 1)	IP: 9.0 WLS: W BF: 33 H: 5 R: 1 ER: 1 SO: 5 BB: 1 IBB: 0 HBP: 0 BLK: 0 WP: 1 HR: 0 S: 42 P: 46 ERA: 1.00 WHIP: 0.667																			

Houston Astros @ Pittsburgh Pirates
Three Rivers Stadium, Pittsburgh, PA
Wed Aug 20 1986, 7:05 PM EDT
Att: 16,997 - Unknown



Batter	1	2	3	4	5	6	7	8	9	AB	R	H	RBI	BB	SO	LOB	BOTTOM	
Barry Bonds, L OBP: 0.327, SLG: 0.462 (1, 8)										3	1	0	0	1	1	0		
Bobby Bonilla, S OBP: 0.370, SLG: 0.363 (1, 7)										3	0	2	3	1	0	0		
Johnny Ray, S OBP: 0.368, SLG: 0.405 (1, 4)										4	0	0	0	0	0	3		
Jim Morrison, R OBP: 0.317, SLG: 0.429 (1, 5)										4	0	1	0	0	0	1		
Sid Bream, L OBP: 0.349, SLG: 0.461 (1, 3)										4	0	1	0	0	0	2		
Tony Peña, R OBP: 0.343, SLG: 0.397 (1, 2)										3	0	1	0	1	1	0		
R.J. Reynolds, S OBP: 0.343, SLG: 0.435 (1, 9)										4	1	1	0	0	1	3		
Rafael Belliard, R OBP: 0.291, SLG: 0.255 (1, 6)										4	1	0	0	0	0	4		
Rick Rhoden, R OBP: 0.329, SLG: 0.403 (1, 1)										3	1	1	1	0	0	0		
Inning Stats	R: 0 E: 0 K: 1 S: 7	H: 2 LOB: 2 BB: 0 P: 7	R: 4 E: 1 K: 1 S: 9	H: 3 LOB: 1 BB: 1 P: 13	R: 0 E: 0 K: 0 S: 4	H: 1 LOB: 1 BB: 0 P: 4	R: 0 E: 0 K: 0 S: 3	H: 0 LOB: 0 BB: 0 P: 3	R: 0 E: 0 K: 0 S: 3	H: 0 LOB: 0 BB: 0 P: 3	R: 0 E: 0 K: 0 S: 3	H: 0 LOB: 1 BB: 1 P: 7	R: 0 E: 0 K: 1 S: 6	H: 1 LOB: 2 BB: 1 P: 10	1B: 5 2B: 2 3B: 0 HR: 0	SF: 0 SAC: 0 DP: 0 HBP: 0	WP: 0 PB: 0 SB: 0 CS: 0	PA: 35
PITCHER Bob Knepper, L ERA: 2.67 (7, 1)	IP: 6.0 WLS: L BF: 26 H: 6 R: 4 ER: 3 SO: 2 BB: 1 IBB: 0 HBP: 0 BLK: 0 WP: 0 HR: 0 S: 29 P: 33 ERA: 4.50 WHIP: 1.167																	
PITCHER Danny Darwin, R ERA: 3.47 (7, 1)	IP: 2.0 WLS: 9 BF: 1 H: 0 R: 0 ER: 0 SO: 1 BB: 2 IBB: 0 HBP: 0 BLK: 0 WP: 0 HR: 0 S: 9 P: 17 ERA: 0.00 WHIP: 1.500																	

Houston Astros @ Pittsburgh Pirates
Three Rivers Stadium, Pittsburgh, PA
Wed Aug 20 1986, 7:05 PM EDT
Att: 16,997 - Unknown



Batter	1	2	3	4	5	6	7	8	9	AB	R	H	RBI	BB	SO	LOB	TOP
Bill Sample, R <small>OBP: 0.319, SLG: 0.402</small> Ed Olwine, R <small>OBP: 0.667, SLG: 0.500</small> Cliff Speck, R <small>OBP: 0.283, SLG: 0.325</small>	 <small>0-0</small>	 <small>0-0</small>		 <small>0-0</small>		 <small>4-0</small>		 <small>0-3</small>		3	2	0	0	0	0	0	Atlanta Braves @ Pittsburgh Pirates Three Rivers Stadium, Pittsburgh, PA <small>Fri Aug 22 1986, 7:05 PM EDT</small> <small>Att: 27,517 - Unknown</small>
Rafael Ramirez, R <small>OBP: 0.283, SLG: 0.325</small>	 <small>0-0</small>	 <small>0-0</small>		 <small>0-0</small>		 <small>0-0</small>		 <small>0-0</small>		4	1	1	0	0	0	1	
Dale Murphy, R <small>OBP: 0.376, SLG: 0.508</small>	 <small>0-0</small>	 <small>0-0</small>		 <small>0-0</small>		 <small>4-0</small>		 <small>4-0</small>		3	1	2	3	2	0	1	
Bob Horner, R <small>OBP: 0.333, SLG: 0.458</small>	 <small>0-0</small>	 <small>0-3</small>			 <small>0-0</small>	 <small>0-0</small>		 <small>0-0</small>		5	1	1	1	0	1	5	
Terry Harper, R <small>OBP: 0.310, SLG: 0.350</small>	 <small>0-0</small>		 <small>0-3</small>		 <small>0-0</small>		 <small>0-0</small>		4	0	2	1	0	1	0		
Andres Thomas, R <small>OBP: 0.298, SLG: 0.440</small>	 <small>0-0</small>		 <small>0-0</small>		 <small>0-3</small>		 <small>0-0</small>		4	0	1	0	0	1	2		
Ozzie Virgil, R <small>OBP: 0.333, SLG: 0.361</small>	 <small>0-0</small>		 <small>0-3</small>		 <small>4-0</small>		 <small>0-3</small>		3	0	0	0	1	2	2		
Glenn Hubbard, R <small>OBP: 0.351, SLG: 0.310</small>	 <small>0-0</small>		 <small>0-0</small>		 <small>0-0</small>		 <small>0-0</small>		4	0	0	0	0	0	4		
Rick Mahler, R <small>OBP: 0.214, SLG: 0.197</small> Omar Moreno, L <small>OBP: 0.285, SLG: 0.382</small>	 <small>0-0</small>		 <small>0-0</small>		 <small>0-0</small>		 <small>0-0</small>		1	0	0	0	0	0	0	0	
Inning Stats	<small>R: 4, H: 4, E: 0, K: 0, S: 8</small> <small>LOB: 1, BB: 0, P: 8</small>	<small>R: 1, H: 2, E: 0, K: 1, S: 7</small> <small>LOB: 1, BB: 0, P: 7</small>	<small>R: 0, H: 1, E: 0, K: 2, S: 8</small> <small>LOB: 1, BB: 0, P: 8</small>	<small>R: 0, H: 0, E: 1, K: 0, S: 4</small> <small>LOB: 0, BB: 0, P: 4</small>	<small>R: 0, H: 1, E: 0, K: 1, S: 6</small> <small>LOB: 2, BB: 1, P: 10</small>	<small>R: 0, H: 1, E: 0, K: 0, S: 3</small> <small>LOB: 0, BB: 0, P: 11</small>	<small>R: 0, H: 0, E: 0, K: 1, S: 5</small> <small>LOB: 0, BB: 0, P: 5</small>	<small>R: 0, H: 0, E: 0, K: 0, S: 2</small> <small>LOB: 0, BB: 1, P: 6</small>	<small>1B: 5, 2B: 4, 3B: 0, HR: 0</small> <small>SF: 0, SAC: 1, DP: 2, HBP: 0</small>	<small>WP: 1, PB: 0, SB: 1, CS: 0</small> <small>PA: 40</small>							
PITCHER	<small>IP: 0.0, WLS: 5, BF: 4, H: 4, R: 4, ER: 4, SO: 0, BB: 0, IBB: 0, HBP: 0, BLK: 0, WP: 0, HR: 0, S: 5, P: 32, ERA: ∞, WHIP: ∞</small>	<small>IP: 5.0, WLS: 21, BF: 4, H: 1, R: 1, ER: 1, SO: 4, BB: 0, IBB: 0, HBP: 0, BLK: 1, WP: 1, HR: 28, S: 35, P: 1,000, ERA: 5.32, WHIP: 1.000</small>	<small>IP: 0.1, WLS: 3, BF: 1, H: 0, R: 0, ER: 0, SO: 1, BB: 0, IBB: 0, HBP: 0, BLK: 0, WP: 0, HR: 2, S: 6, P: 6, ERA: 0.00, WHIP: 6.000</small>	<small>IP: 3.2, WLS: 11, BF: 0, H: 0, R: 0, ER: 0, SO: 2, BB: 2, IBB: 0, HBP: 0, BLK: 0, WP: 0, HR: 13, S: 21, P: 0, ERA: 0.00, WHIP: 0.545</small>	PITCHER	<small>IP: 0.0, WLS: 0, BF: 0, H: 0, R: 0, ER: 0, SO: 0, BB: 0, IBB: 0, HBP: 0, BLK: 0, WP: 0, HR: 0, S: 0, P: 0, ERA: ∞, WHIP: ∞</small>	<small>IP: 0.0, WLS: 0, BF: 0, H: 0, R: 0, ER: 0, SO: 0, BB: 0, IBB: 0, HBP: 0, BLK: 0, WP: 0, HR: 0, S: 0, P: 0, ERA: ∞, WHIP: ∞</small>	<small>IP: 0.0, WLS: 0, BF: 0, H: 0, R: 0, ER: 0, SO: 0, BB: 0, IBB: 0, HBP: 0, BLK: 0, WP: 0, HR: 0, S: 0, P: 0, ERA: ∞, WHIP: ∞</small>	<small>IP: 0.0, WLS: 0, BF: 0, H: 0, R: 0, ER: 0, SO: 0, BB: 0, IBB: 0, HBP: 0, BLK: 0, WP: 0, HR: 0, S: 0, P: 0, ERA: ∞, WHIP: ∞</small>	<small>IP: 0.0, WLS: 0, BF: 0, H: 0, R: 0, ER: 0, SO: 0, BB: 0, IBB: 0, HBP: 0, BLK: 0, WP: 0, HR: 0, S: 0, P: 0, ERA: ∞, WHIP: ∞</small>							

Batter	1	2	3	4	5	6	7	8	9	AB	R	H	RBI	BB	SO	LOB	BOTTOM
Barry Bonds, L <small>OBP: 0.327, SLG: 0.457</small>	 <small>0-0</small>	 <small>0-3</small>		 <small>0-3</small>		 <small>4-0</small>		 <small>0-0</small>		5	1	1	1	1	2	0	Atlanta Braves @ Pittsburgh Pirates Three Rivers Stadium, Pittsburgh, PA <small>Fri Aug 22 1986, 7:05 PM EDT</small> <small>Att: 27,517 - Unknown</small>
Bobby Bonilla, S <small>OBP: 0.371, SLG: 0.362</small>	 <small>0-0</small>	 <small>0-3</small>		 <small>0-3</small>		 <small>4-0</small>		 <small>0-0</small>		4	2	1	0	1	3	2	
Johnny Ray, S <small>OBP: 0.319, SLG: 0.498</small> U L Washington, S <small>OBP: 0.296, SLG: 0.263</small>	 <small>0-0</small>		 <small>0-0</small>	 <small>0-0</small>		 <small>4-0</small>	 <small>0-0</small>		4	3	3	0	1	0	0		
Sid Bream, L <small>OBP: 0.357, SLG: 0.476</small>	 <small>0-0</small>		 <small>0-0</small>		 <small>0-0</small>	 <small>0-0</small>	 <small>0-0</small>		5	4	5	5	0	0	0		
R.J. Reynolds, S <small>OBP: 0.341, SLG: 0.438</small> Benny Distefano, L <small>OBP: 0.361, SLG: 0.378</small>	 <small>0-0</small>		 <small>0-3</small>		 <small>0-0</small>	 <small>0-0</small>	 <small>0-0</small>		4	1	1	3	0	1	4		
Tony Peña, R <small>OBP: 0.344, SLG: 0.397</small> Junior Ortiz, R <small>OBP: 0.361, SLG: 0.378</small>	 <small>0-3</small>		 <small>0-0</small>	 <small>0-0</small>		 <small>0-0</small>	 <small>0-0</small>		5	1	2	0	0	1	3		
Jim Morrison, R <small>OBP: 0.320, SLG: 0.387</small> Bill Almon, R <small>OBP: 0.320, SLG: 0.387</small>	 <small>0-0</small>		 <small>0-0</small>	 <small>0-0</small>		 <small>0-0</small>	 <small>0-0</small>		4	1	2	3	0	0	4		
Rafael Belliard, R <small>OBP: 0.298, SLG: 0.268</small>	 <small>0-0</small>		 <small>0-0</small>	 <small>0-0</small>		 <small>0-0</small>	 <small>0-0</small>		5	2	3	2	0	0	1		
Larry McWilliams, L <small>OBP: 0.200, SLG: 0.179</small> Jim Winn, R <small>OBP: 0.667, SLG: 0.133</small> Pat Clements, R <small>OBP: 0.250, SLG: 0.250</small>	 <small>0-0</small>		 <small>0-0</small>		 <small>0-0</small>	 <small>0-0</small>		0	0	0	0	0	0	0	0		
Inning Stats	<small>R: 4, H: 5, E: 0, K: 1, S: 10</small> <small>LOB: 1, BB: 0, P: 10</small>	<small>R: 0, H: 0, E: 0, K: 2, S: 7</small> <small>LOB: 0, BB: 0, P: 7</small>	<small>R: 2, H: 4, E: 0, K: 1, S: 9</small> <small>LOB: 0, BB: 0, P: 9</small>	<small>R: 0, H: 0, E: 0, K: 2, S: 7</small> <small>LOB: 0, BB: 0, P: 7</small>	<small>R: 0, H: 1, E: 0, K: 0, S: 4</small> <small>LOB: 1, BB: 0, P: 4</small>	<small>R: 8, H: 7, E: 1, K: 1, S: 12</small> <small>LOB: 3, BB: 3, P: 24</small>	<small>R: 2, H: 2, E: 0, K: 0, S: 5</small> <small>LOB: 1, BB: 0, P: 5</small>	<small>R: 0, H: 0, E: 0, K: 0, S: 3</small> <small>LOB: 0, BB: 0, P: 3</small>	<small>1B: 15, 2B: 1, 3B: 1, HR: 2</small> <small>SF: 1, SAC: 1, DP: 0, HBP: 0</small>	<small>WP: 0, PB: 0, SB: 3, CS: 0</small> <small>PA: 46</small>							
PITCHER	<small>IP: 3.0, WLS: 18, BF: 18, H: 9, R: 6, ER: 6, SO: 2, BB: 1, IBB: 1, HBP: 0, BLK: 1, WP: 0, HR: 0, S: 26, P: 26, ERA: 18.00, WHIP: 3.000</small>	<small>IP: 2.2, WLS: 15, BF: 5, H: 6, R: 6, ER: 6, SO: 2, BB: 1, IBB: 0, HBP: 0, BLK: 1, WP: 0, HR: 17, S: 25, P: 20.25, WHIP: 2.250</small>	<small>IP: 2.1, WLS: 13, BF: 5, H: 4, R: 4, ER: 4, SO: 1, BB: 0, IBB: 0, HBP: 0, BLK: 0, WP: 0, HR: 14, S: 18, P: 15.43, WHIP: 2.571</small>	PITCHER	<small>IP: 0.0, WLS: 0, BF: 0, H: 0, R: 0, ER: 0, SO: 0, BB: 0, IBB: 0, HBP: 0, BLK: 0, WP: 0, HR: 0, S: 0, P: 0, ERA: ∞, WHIP: ∞</small>	<small>IP: 0.0, WLS: 0, BF: 0, H: 0, R: 0, ER: 0, SO: 0, BB: 0, IBB: 0, HBP: 0, BLK: 0, WP: 0, HR: 0, S: 0, P: 0, ERA: ∞, WHIP: ∞</small>	<small>IP: 0.0, WLS: 0, BF: 0, H: 0, R: 0, ER: 0, SO: 0, BB: 0, IBB: 0, HBP: 0, BLK: 0, WP: 0, HR: 0, S: 0, P: 0, ERA: ∞, WHIP: ∞</small>	<small>IP: 0.0, WLS: 0, BF: 0, H: 0, R: 0, ER: 0, SO: 0, BB: 0, IBB: 0, HBP: 0, BLK: 0, WP: 0, HR: 0, S: 0, P: 0, ERA: ∞, WHIP: ∞</small>	<small>IP: 0.0, WLS: 0, BF: 0, H: 0, R: 0, ER: 0, SO: 0, BB: 0, IBB: 0, HBP: 0, BLK: 0, WP: 0, HR: 0, S: 0, P: 0, ERA: ∞, WHIP: ∞</small>								



Batter	1	2	3	4	5	6	7	8	9	AB	R	H	RBI	BB	SO	LOB	TOP		
Omar Moreno, L (1, 9) OBP: 0.282, SLG: 0.377	4-3		4-3		G3			K		4	0	0	0	0	1	2			
Ken Oberkfell, L (1, 5) OBP: 0.391, SLG: 0.380	1B		6-3			4-3		F8		4	0	1	0	0	0	0			
Dale Murphy, R (1, 8) OBP: 0.375, SLG: 0.512	K				K	4-3		HR		4	1	1	1	0	2	1			
Bob Horner, R (1, 3) OBP: 0.330, SLG: 0.453 Gene Garber, R (8, 1) OBP: 0.400, SLG: 0.250	F9				F8	K		5-3		4	0	0	0	0	1	1			
Ken Griffey, L (1, 7) OBP: 0.352, SLG: 0.508		K			1B					4	1	3	0	0	1	0			
Rafael Ramirez, R (1, 6) OBP: 0.285, SLG: 0.327		FC6-4			CS	1B		K		4	0	2	0	0	2	2			
Ozzie Virgil, R (1, 2) OBP: 0.335, SLG: 0.374		1B			1B			HR		4	1	2	2	0	0	2			
Glenn Hubbard, R (1, 4) OBP: 0.348, SLG: 0.307 Terry Harper, R (9, PH) OBP: 0.309, SLG: 0.348		FC6-4			FC1-5	1B		F8		3	0	0	0	0	0	3			
Zane Smith, L (1, 1) OBP: 0.123, SLG: 0.091 Chris Chambliss, L (7, PH) OBP: 0.398, SLG: 0.444 Paul Assenmacher, L (7, 1) OBP: 0.309, SLG: 0.379			B1-3		SH1-3			K		1	0	0	0	0	0	0			
Inning Stats	R: 0 E: 0 K: 1 S: 6	H: 1 LOB: 1 BB: 0 P: 6	R: 0 E: 0 K: 1 S: 6	H: 1 LOB: 1 BB: 0 P: 6	R: 0 E: 0 K: 0 S: 3	H: 0 LOB: 0 BB: 0 P: 3	R: 0 E: 0 K: 1 S: 5	H: 1 LOB: 0 BB: 0 P: 5	R: 0 E: 0 K: 0 S: 5	H: 0 LOB: 0 BB: 0 P: 5	R: 2 E: 0 K: 2 S: 9	H: 2 LOB: 0 BB: 0 P: 9	R: 1 E: 0 K: 1 S: 6	H: 1 LOB: 1 BB: 0 P: 6	R: 0 E: 0 K: 1 S: 6	H: 1 LOB: 1 BB: 0 P: 6	1B: 6 2B: 0 3B: 1 HR: 2	SF: 0 SAC: 1 DP: 0 HBP: 0	WP: 0 PA: 36 CS: 1
PITCHER	IP	WLS	BF	H	R	ER	SO	BB	IBB	HBP	BLK	WP	HR	S	P	ERA	WHIP		
Rick Reuschel, R (1, 1) ERA: 4.24	7.0	W	27	7	2	2	6	0	0	0	0	0	1	39	39	2.57	1.000		
Don Robinson, R (8, 1) ERA: 3.35	2.0	S	8	2	1	1	2	0	0	0	0	0	1	12	12	4.50	1.000		

Atlanta Braves @ Pittsburgh Pirates
Three Rivers Stadium, Pittsburgh, PA
Sat Aug 23 1986, 7:05 PM EDT
Att: 15,535 - Unknown

AB 34
R 3
H 9
RBI 3
BB 0
SO 8
LOB 12



Batter	1	2	3	4	5	6	7	8	9	AB	R	H	RBI	BB	SO	LOB	BOTTOM		
Barry Bonds, L (1, 8) OBP: 0.332, SLG: 0.464	G3		G6-4-3		SH1-3			SH1-4		2	1	1	2	2	0	0			
Bobby Bonilla, S (1, 9) OBP: 0.369, SLG: 0.359	F8		G6-4-3		SH1-3			SH1-4		2	0	0	1	0	0	2			
Johnny Ray, S (1, 4) OBP: 0.370, SLG: 0.405	6-3				F7			5-3		4	0	0	0	0	0	1			
Jim Morrison, R (1, 5) OBP: 0.318, SLG: 0.434			G5-4-3		F3			5-3		3	0	0	0	1	0	1			
Mike Diaz, R (1, 7) OBP: 0.345, SLG: 0.533 R.J. Reynolds, S (6, PR) OBP: 0.341, SLG: 0.438		G5-4-3			2B			G6-4-3		3	0	2	0	0	0	1			
Tony Peña, R (1, 2) OBP: 0.344, SLG: 0.404		HR			F9			G6-4-3		3	1	1	1	0	0	2			
Sid Bream, L (1, 3) OBP: 0.356, SLG: 0.475		K			5-3			6-3		3	1	1	0	0	1	0			
Rafael Belliard, R (1, 6) OBP: 0.303, SLG: 0.270			SH5-4		3B			K		2	1	1	0	1	1	0			
Rick Reuschel, R (1, 1) ERA: 3.57 Bill Almon, R (7, PH) OBP: 0.318, SLG: 0.385 Don Robinson, R (8, 1) OBP: 0.500, SLG: 0.500		SH5-4			5-3			K		1	0	0	0	0	0	2			
Inning Stats	R: 0 E: 0 K: 0 S: 3	H: 0 LOB: 0 BB: 0 P: 3	R: 1 E: 0 K: 1 S: 5	H: 1 LOB: 1 BB: 1 P: 9	R: 0 E: 0 K: 0 S: 2	H: 0 LOB: 1 BB: 2 P: 10	R: 0 E: 0 K: 0 S: 4	H: 1 LOB: 1 BB: 0 P: 4	R: 3 E: 0 K: 0 S: 6	H: 3 LOB: 0 BB: 0 P: 6	R: 0 E: 0 K: 2 S: 7	H: 0 LOB: 0 BB: 0 P: 7	R: 0 E: 0 K: 0 S: 3	H: 0 LOB: 1 BB: 1 P: 7	R: 0 E: 0 K: 1 S: 3	H: 0 LOB: 1 BB: 0 P: 7	1B: 3 2B: 1 3B: 1 HR: 1	SF: 0 SAC: 3 DP: 3 HBP: 0	WP: 0 PA: 31 CS: 0
PITCHER	IP	WLS	BF	H	R	ER	SO	BB	IBB	HBP	BLK	WP	HR	S	P	ERA	WHIP		
Zane Smith, L (1, 1) ERA: 3.57	6.0	L	24	6	4	4	1	3	0	0	0	0	0	9	13	0.00	0.600		
Paul Assenmacher, L (7, 1) ERA: 2.68	1.2		6	0	0	0	2	1	0	0	0	0	0	1	1	0.00	0.000		
Gene Garber, R (8, 1) ERA: 1.76	0.1		1	0	0	0	0	0	0	0	0	0	0	1	1	0.00	0.000		

Atlanta Braves @ Pittsburgh Pirates
Three Rivers Stadium, Pittsburgh, PA
Sat Aug 23 1986, 7:05 PM EDT
Att: 15,535 - Unknown

AB 24
R 4
H 6
RBI 4
BB 4
SO 3
LOB 9



Batter	1	2	3	4	5	6	7	8	9	AB	R	H	RBI	BB	SO	LOB	TOP								
Kal Daniels, L OBP: 0.391, SLG: 0.494 (1, 7)										5	2	2	0	0	1	0	Cincinnati Reds @ Pittsburgh Pirates Three Rivers Stadium, Pittsburgh, PA Tue Aug 26 1986, 7:05 PM EDT Att: 7,022 - Unknown								
Buddy Bell, R OBP: 0.360, SLG: 0.445 (1, 5)										4	1	1	0	1	0	1									
Dave Parker, L OBP: 0.334, SLG: 0.479 (1, 9)										4	1	2	4	0	1	0									
Eric Davis, R OBP: 0.395, SLG: 0.556 (1, 8)										4	1	0	0	1	1	1									
Bo Diaz, R OBP: 0.321, SLG: 0.375 (1, 2)										4	0	1	0	1	0	1									
Barry Larkin, R OBP: 0.306, SLG: 0.356 (1, 6)										4	0	2	1	0	1	3									
Nick Esasky, R OBP: 0.330, SLG: 0.410 (1, 3)										3	0	1	0	1	1	5									
Ron Oester, S OBP: 0.317, SLG: 0.349 (1, 4)										4	0	1	0	0	0	4									
Ted Power, R OBP: 0.125, SLG: 0.125 (1, 1)										3	0	0	0	0	2	3									
Ron Robinson, R OBP: 0.077, SLG: 0.077 (7, 1)										0	0	0	0	0	0	0									
Max Venable, L OBP: 0.280, SLG: 0.280 (8, PH)										1	0	0	0	0	0	2									
John Franco, L (8, 1)										0	0	0	0	0	0	0									
Inning Stats	R: 1 E: 0 K: 1 S: 8	H: 3 LOB: 3 BB: 1 P: 12	R: 0 E: 0 K: 1 S: 5	H: 0 LOB: 0 BB: 0 P: 5	R: 0 E: 0 K: 1 S: 5	H: 0 LOB: 0 BB: 0 P: 5	R: 0 E: 0 K: 1 S: 7	H: 2 LOB: 2 BB: 0 P: 7	R: 2 E: 0 K: 0 S: 5	H: 2 LOB: 0 BB: 0 P: 5	R: 0 E: 0 K: 0 S: 3	H: 1 LOB: 1 BB: 1 P: 7	R: 0 E: 0 K: 2 S: 7	H: 0 LOB: 0 BB: 0 P: 7	R: 1 E: 2 K: 1 S: 7	H: 1 LOB: 2 BB: 1 P: 11	R: 1 E: 0 K: 0 S: 4	H: 1 LOB: 1 BB: 1 P: 8	1B: 7 2B: 2 3B: 0 HR: 1	SF: 1 SAC: 0 DP: 1 HBP: 0	WP: 0 PB: 0 SB: 2 CS: 0	PA: 41			
PITCHER	IP	WLS	BF	H	R	ER	SO	BB	IBB	HBP	BLK	WP	HR	S	P	ERA	WHIP								
Mike Bielecki, R ERA: 4.56 (1, 1)	6.0		27	8	3	3	4	2	0	0	0	0	1	33	41	4.50	1.667								
Larry McWilliams, L ERA: 5.32 (7, 1)	1.0		3	0	0	0	2	0	0	0	0	0	0	7	7	0.00	0.000								
Ray Krawczyk, R ERA: 4.5 (8, 1)	1.0	L	8	2	2	0	1	2	0	0	0	0	0	8	16	0.00	4.000								
Pat Clements, L ERA: 3.21 (9, 1)	0.1		1	0	0	0	0	0	0	0	0	0	0	1	1	0.00	0.000								
Don Robinson, R ERA: 3.26 (9, 1)	0.2		2	0	0	0	0	0	0	0	0	0	0	2	2	0.00	0.000								

AB	36
R	5
H	10
RBI	5
BB	4
SO	7
LOB	20



Batter	1	2	3	4	5	6	7	8	9	AB	R	H	RBI	BB	SO	LOB	BOTTOM								
Joe Orsulak, L OBP: 0.308, SLG: 0.357 (1, 9)										3	1	1	0	0	0	0	Cincinnati Reds @ Pittsburgh Pirates Three Rivers Stadium, Pittsburgh, PA Tue Aug 26 1986, 7:05 PM EDT Att: 7,022 - Unknown								
Bill Almon, R OBP: 0.315, SLG: 0.381 (8, PH)										2	0	0	0	0	0	1									
Barry Bonds, L OBP: 0.331, SLG: 0.459 (1, 8)										4	1	1	1	0	2	1									
Johnny Ray, S OBP: 0.368, SLG: 0.402 (1, 4)										4	1	1	0	0	0	0									
Sid Bream, L OBP: 0.352, SLG: 0.469 (1, 3)										3	0	0	0	0	1	0									
Mike Diaz, R OBP: 0.355, SLG: 0.564 (8, PH)										1	0	1	0	0	0	0									
R.J. Reynolds, S OBP: 0.340, SLG: 0.434 (1, 7)										4	1	2	1	0	0	2									
Tony Peña, R OBP: 0.345, SLG: 0.404 (1, 2)										4	0	3	2	0	0	1									
Jim Morrison, R OBP: 0.319, SLG: 0.430 (1, 5)										4	0	1	0	0	1	3									
Rafael Belliard, R OBP: 0.305, SLG: 0.274 (1, 6)										2	0	0	0	0	1	1									
Benny Distefano, L OBP: 0.077, SLG: 0.083 (7, PH)										1	0	1	0	0	0	0									
U L Washington, S OBP: 0.291, SLG: 0.258 (7, PR)										1	0	0	0	0	0	0									
Mike Bielecki, R OBP: 0.298, SLG: 0.347 (7, 1)										2	0	0	0	0	2	0									
Larry McWilliams, L OBP: 0.209, SLG: 0.179 (7, 1)										0	0	0	0	0	0	0									
Bobby Bonilla, S OBP: 0.271, SLG: 0.360 (8, 1)										1	0	0	0	0	0	3									
Ray Krawczyk, R (8, 1)										0	0	0	0	0	0	0									
Pat Clements, R (9, 1)										0	0	0	0	0	0	0									
Don Robinson, R OBP: 0.267, SLG: 0.267 (9, 1)										1	0	1	0	0	0	0									
Inning Stats	R: 1 E: 0 K: 0 S: 4	H: 1 LOB: 0 BB: 0 P: 4	R: 0 E: 0 K: 0 S: 4	H: 1 LOB: 1 BB: 0 P: 4	R: 0 E: 0 K: 2 S: 7	H: 0 LOB: 0 BB: 0 P: 7	R: 0 E: 0 K: 0 S: 4	H: 1 LOB: 1 BB: 0 P: 4	R: 0 E: 0 K: 2 S: 7	H: 0 LOB: 0 BB: 0 P: 7	R: 0 E: 0 K: 0 S: 3	H: 0 LOB: 0 BB: 0 P: 3	R: 1 E: 0 K: 1 S: 8	H: 4 LOB: 2 BB: 0 P: 8	R: 2 E: 0 K: 1 S: 9	H: 4 LOB: 2 BB: 0 P: 9	R: 0 E: 0 K: 1 S: 6	H: 1 LOB: 1 BB: 0 P: 6	1B: 12 2B: 1 3B: 0 HR: 0	SF: 1 SAC: 0 DP: 1 HBP: 0	WP: 0 PB: 0 SB: 3 CS: 0	PA: 38			
PITCHER	IP	WLS	BF	H	R	ER	SO	BB	IBB	HBP	BLK	WP	HR	S	P	ERA	WHIP								
Ted Power, R ERA: 4.66 (1, 1)	6.1		24	5	2	1	5	0	0	0	0	0	0	3	3	0.00	3.000								
Ron Robinson, R ERA: 2.45 (7, 1)	0.2		3	2	0	0	0	0	0	0	0	0	0	3	3	0.00	3.000								
John Franco, L ERA: 2.51 (8, 1)	2.0	W	11	5	2	2	2	0	0	0	0	0	0	15	15	9.00	2.500								

AB	37
R	4
H	12
RBI	4
BB	0
SO	7
LOB	12



Batter	1	2	3	4	5	6	7	8	9	AB	R	H	RBI	BB	SO	LOB	TOP										
Kal Daniels, L OBP: 0.393, SLG: 0.494 (1, 7)	0-0 4-3		0-0 HR 1B		0-0 G5-4-3 1-2 1B		0-0 6-3		0-0 SH1-4	4	1	2	0	0	0	0	Cincinnati Reds @ Pittsburgh Pirates Three Rivers Stadium, Pittsburgh, PA Wed Aug 27 1986, 7:05 PM EDT Att: 7,490 - Unknown livebaseballscores.com REDS										
Buddy Bell, R OBP: 0.363, SLG: 0.443 (1, 5)	4-0 BB		4-0 HR BB		0-0 G5-4-3 1-2 2-3 1B		0-0 6-3		4-0 HR BB	2	2	0	0	3	0	2											
Dave Parker, L OBP: 0.335, SLG: 0.486 (1, 9)	0-3 K		0-0 HR		0-0 1B 3-H 2B		0-0 G1-6-3		0-3 K	5	1	2	4	0	2	4											
Eric Davis, R OBP: 0.401, SLG: 0.567 (1, 8)	0-3 K2-3		4-0 CS BB		0-0 2-3 1B				4-0 S BB	3	1	2	4	2	1	1											
Bo Diaz, R OBP: 0.320, SLG: 0.371 (1, 2)		0-0 5-3	0-0 CS 1-2	0-0 5-3	0-0 6-3 1-2				0-0 1-3 1-2	4	0	0	0	1	0	3											
Barry Larkin, R OBP: 0.296, SLG: 0.380 John Franco, L (9, 1)	0-0 6-3			0-0 1B 3B		0-0 L4			0-0 F8	5	1	1	0	0	1	2											
Nick Esasky, R OBP: 0.329, SLG: 0.408 (1, 3)	0-0 4-3			0-0 CS 1B		0-3 K			0-3 K	4	0	1	1	0	2	1											
Ron Oester, S OBP: 0.319, SLG: 0.351 (1, 4)			0-0 4-3	0-3 K		0-0 1B			0-0 SH1-4 HR BB 1B	4	1	2	0	0	1	1											
Tom Browning, L OBP: 0.176, SLG: 0.164 Eddie Milner, L OBP: 0.290, SLG: 0.402 Rob Murphy, L (6, PH)			0-3 K		0-0 CS-4-3 2B 1B		0-3 K		4-0 SH1-4 HR BB	2	1	1	0	0	1	0											
Max Venable, L OBP: 0.286, SLG: 0.280 Kurt Stillwell, S OBP: 0.300, SLG: 0.245 (9, 6)									1-2 HR BB	0	0	0	0	0	0	0											
Inning Stats	R: 0 E: 0 K: 2 S: 7	H: 0 LOB: 1 BB: 1 P: 11	R: 0 E: 0 K: 0 S: 3	H: 0 LOB: 0 BB: 3	R: 3 E: 0 K: 1 S: 6	H: 2 LOB: 0 BB: 2 P: 14	R: 1 E: 0 K: 1 S: 6	H: 2 LOB: 1 BB: 0 P: 6	R: 1 E: 0 K: 0 S: 6	H: 4 LOB: 2 BB: 0 P: 6	R: 0 E: 0 K: 2 S: 8	H: 1 LOB: 1 BB: 0 P: 8	R: 0 E: 0 K: 0 S: 3	H: 0 LOB: 0 BB: 0 P: 3	R: 0 E: 0 K: 1 S: 5	H: 0 LOB: 1 BB: 1 P: 9	R: 4 E: 0 K: 2 S: 9	H: 2 LOB: 1 BB: 3 P: 21	1B: 7 2B: 2 3B: 1 HR: 2	SF: 0 SAC: 1 DP: 2 HBP: 0	WP: 0 PB: 0 SB: 4 CS: 2	PA: 43					
PITCHER	IP	WLS	BF	H	R	ER	SO	BB	IBB	HBP	BLK	WP	HR	S	P	ERA	WHIP										
Jim Winn, R ERA: 3.64 (1, 1)	4.2		21	7	5	5	4	3	0	0	0	0	1	26	38	9.64	2.143										
Ray Krawczyk, R ERA: 2.7 (5, 1)	1.1		6	2	0	0	2	0	0	0	0	0	0	10	10	0.00	1.500										
Pat Clements, L ERA: 3.15 (7, 1)	1.0		3	0	0	0	0	0	0	0	0	0	0	3	3	0.00	0.000										
Barry Jones, R ERA: 2.88 (8, 1)	1.0	L	4	0	0	0	1	1	0	0	0	0	0	5	9	0.00	1.000										
Don Robinson, R ERA: 3.91 (9, 1)	1.0	L	8	2	4	4	2	3	0	0	0	0	1	9	21	36.00	5.000										
Batter	1	2	3	4	5	6	7	8	9	AB	R	H	RBI	BB	SO	LOB	BOTTOM										
Barry Bonds, L OBP: 0.332, SLG: 0.458 (1, 8)	0-0 2B 1B	0-0 S 1B		0-0 F4		0-0 4-3			0-0 G3	5	1	2	2	0	0	1	Cincinnati Reds @ Pittsburgh Pirates Three Rivers Stadium, Pittsburgh, PA Wed Aug 27 1986, 7:05 PM EDT Att: 7,490 - Unknown livebaseballscores.com P										
Bobby Bonilla, S OBP: 0.369, SLG: 0.361 (1, 7)	0-0 1B SF7	0-0 F7			0-0 F8		0-0 5-3		0-0 F8	5	1	1	0	0	0	2											
Johnny Ray, S OBP: 0.368, SLG: 0.402 (1, 4)	0-0 L5-3 2-3 3-H 1B	0-0 1-3			0-0 E5 BB		0-0 5-3 1B		0-0 4-3	5	0	2	1	0	0	2											
Jim Morrison, R OBP: 0.316, SLG: 0.427 (1, 5)	0-0 SF7		0-0 1-3		0-0 F9		0-0 5-3		0-0 1-2	3	0	0	1	0	0	2											
Mike Diaz, R OBP: 0.360, SLG: 0.584 (1, 3)	0-0 L5-3 1-2		0-0 HR		4-0 FC6-4 BB		0-0 F8			3	1	1	1	1	0	2											
Tony Peña, R OBP: 0.346, SLG: 0.403 (1, 2)		4-0 1B BB	0-0 1-3		0-0 FC6-4 1-2				0-0 1B	3	1	1	0	1	0	2											
R.J. Reynolds, S OBP: 0.341, SLG: 0.433 (1, 9)		0-0 1B BB	0-0 6-3		4-0 SH1-4 BB		0-3 K		0-3 K	3	1	1	0	1	1	1											
Rafael Belliard, R OBP: 0.302, SLG: 0.270 (1, 6)		0-3 K		0-0 6-3		0-0 SH1-4		0-3 K		3	0	0	0	0	2	3											
Jim Winn, R OBP: 0.118, SLG: 0.125 Ray Krawczyk, R OBP: 0.346, SLG: 0.394 Rick Rhoden, R OBP: 0.346, SLG: 0.394 Pat Clements, L (7, 1) Barry Jones, R OBP: 0.290, SLG: 0.350 Junior Ortiz, R OBP: 0.364, SLG: 0.380 Don Robinson, R OBP: 0.300, SLG: 0.245 (9, 1)		4-0 1B BB	0-0 K	0-3 K	0-0 F8		0-3 K		0-3 K	1	0	0	0	1	1	0											
Inning Stats	R: 2 E: 0 K: 0 S: 5	H: 3 LOB: 0 BB: 0 P: 5	R: 2 E: 0 K: 1 S: 7	H: 2 LOB: 2 BB: 2 P: 15	R: 1 E: 0 K: 0 S: 4	H: 1 LOB: 0 BB: 0 P: 4	R: 0 E: 0 K: 1 S: 5	H: 0 LOB: 0 BB: 0 P: 5	R: 0 E: 0 K: 0 S: 4	H: 0 LOB: 1 BB: 1 P: 8	R: 0 E: 0 K: 0 S: 3	H: 0 LOB: 1 BB: 1 P: 7	R: 0 E: 0 K: 0 S: 4	H: 1 LOB: 1 BB: 0 P: 4	R: 0 E: 0 K: 3 S: 10	H: 1 LOB: 1 BB: 0 P: 10		R: 0 E: 0 K: 0 S: 3	H: 0 LOB: 0 BB: 0 P: 3	1B: 6 2B: 2 3B: 0 HR: 1	SF: 1 SAC: 1 DP: 1 HBP: 0	WP: 0 PB: 0 SB: 1 CS: 0	PA: 39				
PITCHER	IP	WLS	BF	H	R	ER	SO	BB	IBB	HBP	BLK	WP	HR	S	P	ERA	WHIP										
Tom Browning, L ERA: 3.98 (1, 1)	5.0		24	6	5	5	2	3	0	0	0	0	1	25	37	9.00	1.800										
Rob Murphy, L ERA: 0.91 (6, 1)	3.0	W	12	2	0	0	3	1	0	0	0	0	0	17	21	0.00	1.000										
John Franco, L ERA: 2.48 (9, 1)	1.0		3	0	0	0	0	0	0	0	0	0	0	3	3	0.00	0.000										

Batter	1	2	3	4	5	6	7	8	9	AB	R	H	RBI	BB	SO	LOB	TOP					
Joe Orsulak, L (1, 9) OBP: 0.304, SLG: 0.352	K		F8			L6		K	6-3	5	0	0	0	0	2	1						
Barry Bonds, L (1, 8) OBP: 0.331, SLG: 0.453	FC5 CI BB		4-3			4-3		4-3		3	0	0	0	1	0	0						
Johnny Ray, S (1, 4) OBP: 0.372, SLG: 0.406	CI			G1-4-3 1B			E 1B	BB 1B		3	1	3	0	0	0	0						
Sid Bream, L (1, 3) OBP: 0.351, SLG: 0.467	F7			F7			K	BB 1B		4	0	1	0	0	1	4						
Mike Diaz, R (1, 7) Lary McWilliams, L (8, 1) OBP: 0.364, SLG: 0.578 OBP: 0.200, SLG: 0.179	FC5			G1-4-3 1-2f			E6 1B	FC6-4 BB		3	1	1	0	1	0	3						
Tony Peña, R (1, 2) OBP: 0.345, SLG: 0.401		K				6-3		FC6-4 1-2f		4	0	1	2	0	1	3						
Bobby Bonilla, S (1, 5) OBP: 0.365, SLG: 0.356		6-3				F2		K		4	0	0	0	0	1	1	AB 33					
Rafael Belliard, R (1, 6) OBP: 0.299, SLG: 0.268																	R 2					
Benny Distefano, L (7, PH) OBP: 0.143, SLG: 0.083																	H 7					
U.L. Washington, S (7, PH) OBP: 0.297, SLG: 0.265		5-3				F7				2	0	0	0	0	0	0	RBI 2					
Rick Reuschel, R (1, 1) OBP: 0.133, SLG: 0.153																	BB 3					
R.J. Reynolds, S (7, PH) OBP: 0.340, SLG: 0.432																	SO 7					
Pat Clements, R (7, 1)																	LOB 15					
Barry Jones, R (8, 1) OBP: 0.250, SLG: 0.250																						
Jim Morrison, R (8, 5) OBP: 0.315, SLG: 0.426																						
Inning Stats	R: 0 E: 1 K: 1 S: 6	H: 0 LOB: 2 BB: 1 P: 10	R: 0 E: 0 K: 1 S: 5	H: 0 LOB: 0 BB: 0 P: 5	R: 0 E: 0 K: 0 S: 3	H: 0 LOB: 0 BB: 0 P: 3	R: 0 E: 0 K: 0 S: 3	H: 1 LOB: 0 BB: 0 P: 3	R: 0 E: 0 K: 0 S: 3	H: 0 LOB: 0 BB: 0 P: 3	R: 0 E: 0 K: 1 S: 5	H: 0 LOB: 0 BB: 0 P: 5	R: 2 E: 1 K: 2 S: 10	H: 3 LOB: 2 BB: 1 P: 14	R: 0 E: 0 K: 1 S: 7	H: 2 LOB: 3 BB: 1 P: 11	R: 0 E: 0 K: 1 S: 6	H: 1 LOB: 1 BB: 0 P: 6	1B: 7 2B: 0 3B: 0 HR: 0	SF: 0 SAC: 0 DP: 1 HBP: 0	WP: 0 PB: 0 SB: 0 CS: 0	PA: 37
PITCHER	IP WLS BF H R ER SO BB IBB HBP BLK WP HR S P ERA WHIP																					
Mike Scott, R (1, 1) ERA: 2.24	7.2 W 32 6 2 1 6 3 0 0 0 0 0 0 41 53 1.17 1.174																					
Dave Smith, R (8, 1) ERA: 2.49	1.1 S 5 1 0 0 1 0 0 0 0 0 0 0 7 7 0.00 0.750																					

Pittsburgh Pirates @ Houston Astros
Astrodome, Houston, TX
Fri Aug 29 1986, 8:05 PM EDT
Att: 22,801 - Unknown

AB 33
R 2
H 7
RBI 2
BB 3
SO 7
LOB 15



Batter	1	2	3	4	5	6	7	8	9	AB	R	H	RBI	BB	SO	LOB	BOTTOM			
Billy Hatcher, R (1, 8) OBP: 0.296, SLG: 0.347	E 2B		6-3			K		G2-6-3 1-2f		4	1	1	0	0	1	1				
Craig Reynolds, L (1, 6) OBP: 0.281, SLG: 0.372	E1									3	1	1	0	0	0	0				
Dickie Thon, R (7, PH) OBP: 0.300, SLG: 0.321	2H 1B		4-3			E3 2B 1B		6-3		1	0	0	0	0	0	0				
Denny Walling, L (1, 5) OBP: 0.370, SLG: 0.481	F8					F8		FC1-5 1B		4	0	1	0	0	1	2				
Glenn Davis, R (1, 3) OBP: 0.330, SLG: 0.478	K					F7		FC1-5 1B		4	1	2	0	0	1	1				
Kevin Bass, S (1, 9) OBP: 0.362, SLG: 0.494	L5							FC1-5 1B		2	0	1	0	0	0	1				
Terry Puhl, L (8, 9) OBP: 0.283, SLG: 0.317						6-3 1B		FC1-5 1-2 2-3f		1	0	0	0	0	0	2				
Jose Cruz, L (1, 7) OBP: 0.340, SLG: 0.379			4-3			6-3		K		4	0	1	2	0	1	3				
Alan Ashby, S (1, 2) OBP: 0.336, SLG: 0.352		K				3-1		F8		4	0	0	0	0	1	5				
Jim Pankovits, R (1, 4) OBP: 0.370, SLG: 0.384								FC5-4 1-2f		3	0	1	0	0	1	2				
Mike Scott, R (1, 1) OBP: 0.156, SLG: 0.160										2	0	0	0	1	1	1				
Dave Smith, R (8, 1) ERA: 2.49		5-3				K		G2-6-3 BB		0	0	0	0	0	0	0				
Inning Stats	R: 1 E: 1 K: 1 S: 7	H: 2 LOB: 1 BB: 0 P: 7	R: 0 E: 0 K: 1 S: 6	H: 1 LOB: 1 BB: 0 P: 6	R: 0 E: 0 K: 1 S: 5	H: 0 LOB: 0 BB: 0 P: 5	R: 0 E: 0 K: 0 S: 4	H: 1 LOB: 1 BB: 0 P: 4	R: 0 E: 0 K: 3 S: 9	H: 0 LOB: 0 BB: 0 P: 9	R: 2 E: 1 K: 0 S: 6	H: 2 LOB: 2 BB: 0 P: 7	R: 0 E: 0 K: 0 S: 2	H: 0 LOB: 0 BB: 1 P: 6	R: 0 E: 0 K: 1 S: 7	H: 2 LOB: 2 BB: 0 P: 7	1B: 6 2B: 2 3B: 0 HR: 0	SF: 0 SAC: 0 DP: 1 HBP: 1	WP: 0 PB: 0 SB: 0 CS: 0	PA: 34
PITCHER	IP WLS BF H R ER SO BB IBB HBP BLK WP HR S P ERA WHIP																			
Rick Reuschel, R (1, 1) ERA: 4.2	6.0 L 26 6 3 2 6 0 0 1 0 0 0 0 0 37 38 3.00 1.000																			
Pat Clements, L (7, 1) ERA: 3.09	1.0 4 1 0 0 0 1 0 0 0 0 0 0 3 7 0.00 2.000																			
Barry Jones, R (8, 1) ERA: 2.94	0.1 2 1 0 0 0 0 0 0 0 0 0 0 2 2 0.00 3.000																			
Larry McWilliams, L (8, 1) ERA: 5.28	0.2 2 0 0 0 1 0 0 0 0 0 0 0 4 4 0.00 0.000																			

Pittsburgh Pirates @ Houston Astros
Astrodome, Houston, TX
Fri Aug 29 1986, 8:05 PM EDT
Att: 22,801 - Unknown

AB 32
R 3
H 8
RBI 2
BB 1
SO 7
LOB 18



Batter	1	2	3	4	5	6	7	8	9	AB	R	H	RBI	BB	SO	LOB	TOP								
Barry Bonds, L (1, 8) OBP: 0.340, SLG: 0.463										2	3	1	1	4	0	0	Pittsburgh Pirates @ Houston Astros Astrodome, Houston, TX Sat Aug 30 1986, 8:05 PM EDT Att: 30,598 - Unknown								
Bobby Bonilla, S (1, 9) OBP: 0.381, SLG: 0.353										6	1	1	0	0	1	6									
Johnny Ray, S (1, 4) OBP: 0.372, SLG: 0.496										5	1	2	1	0	0	3									
U L Washington, S (7, 6) OBP: 0.295, SLG: 0.263										1	0	0	0	0	0	0									
Jim Morrison, R (1, 5) OBP: 0.318, SLG: 0.433										5	0	3	3	0	0	4									
Bill Almon, R (8, 5) OBP: 0.315, SLG: 0.381										0	0	0	0	0	0	0									
Mike Diaz, R (1, 7) OBP: 0.364, SLG: 0.568										2	0	0	0	1	1	2									
Joe Orsulak, L (5, PR) OBP: 0.308, SLG: 0.356										2	3	2	0	0	0	0									
Sid Bream, L (1, 3) OBP: 0.354, SLG: 0.471										5	2	3	2	0	0	2									
Junior Ortiz, R (1, 2) OBP: 0.387, SLG: 0.417										5	2	4	2	0	0	0									
Rafael Belliard, R (1, 6) OBP: 0.297, SLG: 0.266										5	1	1	2	0	0	3									
Rick Rhoden, R (1, 1) OBP: 0.316, SLG: 0.387										4	0	1	2	0	0	1									
Inning Stats	R: 1 E: 0 K: 0 S: 4	H: 1 LOB: 1 BB: 1 P: 8	R: 2 E: 1 K: 0 S: 5	H: 3 LOB: 1 BB: 1 P: 9	R: 0 E: 0 K: 1 S: 6	H: 1 LOB: 0 BB: 0 P: 6	R: 0 E: 0 K: 0 S: 3	H: 0 LOB: 0 BB: 0 P: 3	R: 4 E: 1 K: 0 S: 7	H: 4 LOB: 1 BB: 1 P: 11	R: 2 E: 0 K: 0 S: 4	H: 2 LOB: 1 BB: 1 P: 8	R: 3 E: 1 K: 0 S: 8	H: 4 LOB: 3 BB: 1 P: 12	R: 1 E: 0 K: 0 S: 5	H: 3 LOB: 1 BB: 0 P: 5	R: 0 E: 0 K: 1 S: 5	H: 0 LOB: 0 BB: 0 P: 5	1B: 13 2B: 5 3B: 0 HR: 1	SF: 1 SAC: 0 DP: 1 HBP: 0	WP: 0 PB: 0 SB: 2 CS: 0	PA: 48			
PITCHER	IP	WLS	BF	H	R	ER	SO	BB	IBB	HBP	BLK	WP	HR	S	P	ERA	WHIP								
Jim Deshaies, L (1, 1) ERA: 3.56	4.1	L	21	7	5	4	0	2	0	0	1	0	1	21	29	8.31	2.077								
Larry Andersen, R (5, 1) ERA: 3.57	0.2		5	2	2	2	0	1	0	0	0	0	0	4	8	27.00	4.500								
Jeff Calhoun, L (6, 1) ERA: 3.52	1.2		13	6	5	3	0	2	0	0	0	0	0	11	19	16.20	4.800								
Aurelio Lopez, R (7, 1) ERA: 2.95	2.1		9	3	1	1	1	0	0	0	0	0	0	11	11	3.86	1.286								


Batter	1	2	3	4	5	6	7	8	9	AB	R	H	RBI	BB	SO	LOB	BOTTOM								
Davey Lopes, R (1, 8) OBP: 0.381, SLG: 0.434										5	1	2	0	0	0	2	Pittsburgh Pirates @ Houston Astros Astrodome, Houston, TX Sat Aug 30 1986, 8:05 PM EDT Att: 30,598 - Unknown								
Craig Reynolds, L (1, 6) OBP: 0.280, SLG: 0.370										4	0	1	0	0	0	1									
Denny Walling, L (1, 5) OBP: 0.372, SLG: 0.485										4	0	2	2	0	0	2									
Phil Garner, R (9, 5) OBP: 0.334, SLG: 0.420										0	0	0	0	0	0	0									
Glenn Davis, R (1, 3) OBP: 0.331, SLG: 0.483										3	1	1	1	1	0	3									
Kevin Bass, S (1, 9) OBP: 0.359, SLG: 0.489										4	0	0	0	0	0	4									
Jose Cruz, L (1, 7) OBP: 0.340, SLG: 0.376										3	0	0	0	1	0	0									
Dickie Thon, R (9, 6) OBP: 0.300, SLG: 0.321										0	0	0	0	0	0	0									
Alan Ashby, S (1, 2) OBP: 0.358, SLG: 0.352										3	0	1	0	0	0	1									
Aurelio Lopez, R (7, 1) OBP: 0.369, SLG: 0.363										0	0	0	0	0	0	0									
Bill Doran, S (9, PH) OBP: 0.296, SLG: 0.347										0	0	0	0	0	0	0									
Billy Hatcher, R (9, PR) OBP: 0.296, SLG: 0.347										0	0	0	0	0	0	0									
Jim Pankovits, R (1, 4) OBP: 0.353, SLG: 0.364										4	0	0	0	0	1	3									
Jim Deshaies, L (1, 1) OBP: 0.167, SLG: 0.054										1	0	0	0	0	0	0									
Larry Andersen, R (5, 1) OBP: 0.288, SLG: 0.322										0	0	0	0	0	0	0									
Terry Puhl, L (5, PH) OBP: 0.288, SLG: 0.322										1	1	1	0	0	0	0									
Jeff Calhoun, L (6, 1) OBP: 0.386, SLG: 0.254										0	0	0	0	0	0	0									
John Mizerock, L (7, 2) OBP: 0.386, SLG: 0.254										2	0	0	0	0	0	2									
Inning Stats	R: 0 E: 0 K: 0 S: 4	H: 1 LOB: 2 BB: 1 P: 8	R: 0 E: 0 K: 0 S: 2	H: 0 LOB: 0 BB: 1 P: 6	R: 1 E: 0 K: 0 S: 5	H: 2 LOB: 1 BB: 0 P: 5	R: 0 E: 0 K: 0 S: 4	H: 1 LOB: 1 BB: 0 P: 4	R: 0 E: 0 K: 1 S: 5	H: 0 LOB: 0 BB: 0 P: 5	R: 0 E: 0 K: 0 S: 3	H: 0 LOB: 0 BB: 0 P: 3	R: 0 E: 0 K: 0 S: 4	H: 1 LOB: 0 BB: 0 P: 4	R: 1 E: 0 K: 0 S: 3	H: 1 LOB: 2 BB: 1 P: 7	R: 0 E: 0 K: 0 S: 3	H: 0 LOB: 2 BB: 1 P: 7	1B: 6 2B: 1 3B: 0 HR: 1	SF: 0 SAC: 0 DP: 1 HBP: 0	WP: 1 PB: 1 SB: 2 CS: 0	PA: 37			
PITCHER	IP	WLS	BF	H	R	ER	SO	BB	IBB	HBP	BLK	WP	HR	S	P	ERA	WHIP								
Rick Rhoden, R (1, 1) ERA: 2.41	9.0	W	37	8	3	3	1	3	0	0	0	1	1	36	48	3.00	1.222								



Batter	1	2	3	4	5	6	7	8	9	AB	R	H	RBI	BB	SO	LOB	TOP										
Joe Orsulak, L (1, 8) OBP: 0.312, SLG: 0.368	0-0 SH2-3 1B	0-0 F7			0-0 E 3B		0-0 F9		0-0 6-3 1B	5	3	3	0	0	0	0											
Bobby Bonilla, S (1, 9) OBP: 0.380, SLG: 0.349	0-0 SH2-3		0-0 6-3		4-0 E 2B BB		0-3 K		0-0 6-3	3	1	0	0	1	1	1											
Johnny Ray, S (1, 4) OBP: 0.371, SLG: 0.403	0-0 4-3		0-0 F7		0-0 E5 2B SF8		0-0 6-3			5	1	1	2	0	0	2											
Jim Morrison, R (1, 5) OBP: 0.319, SLG: 0.435	0-0																										
Bill Almon, R (9, 5) OBP: 0.315, SLG: 0.381	0-0		0-0 5-3		0-0 2B				0-3 K	5	0	2	2	0	1	1											
Mike Diaz, R (1, 7) OBP: 0.363, SLG: 0.592	0-0				0-0 SF8				0-0 F4	0	0	0	0	0	0	0											
Barry Bonds, L (5, 8) OBP: 0.339, SLG: 0.462	0-0 6-3				0-0 HR				0-0 F8	2	1	1	2	0	0	1											
Tony Peña, R (1, 2) OBP: 0.346, SLG: 0.401		0-3 K		0-0 HR	0-0 K				4-0 2B BB	3	0	1	0	1	2	1											
Sid Bream, L (1, 3) OBP: 0.355, SLG: 0.476		0-0 E 2B		0-3 K		0-0 3-1			0-0 2B	4	1	2	0	0	1	1											
Rafael Belliard, R (1, 6) OBP: 0.296, SLG: 0.266		0-0 E8 SH1-3 1B		0-0 G5-4-3		0-3 K			0-0 6-3	4	1	1	0	0	1	3											
Bob Walk, R (1, 1) OBP: 0.171, SLG: 0.231		0-0 SH1-3			0-3 K				0-0 6-3	2	0	0	1	0	1	0											
Larry McWilliams, L (8, 1) OBP: 0.194, SLG: 0.172					0-0 F4					1	0	0	0	0	0	0											
Inning Stats	R: 1 E: 0 K: 0 S: 5	H: 2 LOB: 1 BB: 0 P: 5	R: 2 E: 1 K: 1 S: 7	H: 2 LOB: 0 BB: 0 P: 7	R: 0 E: 0 K: 0 S: 3	H: 0 LOB: 0 BB: 0 P: 3	R: 1 E: 0 K: 1 S: 6	H: 2 LOB: 0 BB: 0 P: 6	R: 3 E: 1 K: 2 S: 10	H: 2 LOB: 1 BB: 1 P: 14	R: 0 E: 0 K: 1 S: 5	H: 0 LOB: 0 BB: 0 P: 5	R: 0 E: 0 K: 1 S: 6	H: 1 LOB: 2 BB: 1 P: 10	R: 1 E: 0 K: 0 S: 5	H: 2 LOB: 1 BB: 0 P: 5	1B: 5 2B: 4 3B: 1 HR: 1	SF: 1 SAC: 2 DP: 1 HBP: 0	WP: 0 PA: 40 PB: 0 SB: 0 CS: 0								
PITCHER	IP	WLS	BF	H	R	ER	SO	BB	IBB	HBP	BLK	WP	HR	S	P	ERA	WHIP										
Bob Knepper, L (1, 1) ERA: 2.79	4.1	L	22	8	7	4	3	1	0	0	0	0	1	27	31	8.31	2.077										
Larry Andersen, R (5, 1) ERA: 3.63	0.2		2	0	0	0	1	0	0	0	0	0	0	4	4	0.00	0.000										
Aurelio Lopez, R (6, 1) ERA: 2.84	2.0		6	0	0	0	2	0	0	0	0	0	0	10	10	0.00	0.000										
Charlie Kerfeld, R (8, 1) ERA: 2.68	1.0		5	1	0	0	1	1	0	0	0	0	0	6	10	0.00	2.000										
Jeff Calhoun, L (9, 1) ERA: 3.66	1.0		5	2	1	1	0	0	0	0	0	0	0	5	5	9.00	2.000										

Pittsburgh Pirates @ Houston Astros
Astrodome, Houston, TX
Sun Aug 31 1986, 4:33 AM EDT
Att: 25,405 - Unknown


AB 35
R 8
H 11
RBI 7
BB 2
SO 7
LOB 10



Batter	1	2	3	4	5	6	7	8	9	AB	R	H	RBI	BB	SO	LOB	BOTTOM										
Billy Hatcher, R (1, 8) OBP: 0.302, SLG: 0.360	4-0 1B G6-3 BB		0-0 HR		0-0 F9			0-0 F8 BB 1B		3	2	2	1	1	0	2											
Craig Reynolds, L (1, 6) OBP: 0.285, SLG: 0.374	0-0		0-0 F5					4-0 G6-4-3 1B		3	0	2	0	0	0	0											
Dickie Thon, R (8, PH) OBP: 0.303, SLG: 0.321	1-3 G6-3 1B							1-2 G6-4-3 BB		0	0	0	0	1	0	0											
Denny Walling, L (1, 5) OBP: 0.370, SLG: 0.481	0-0 G6-3				0-0 G4-6-3 1B			0-0 F8		4	0	1	0	0	0	4											
Glenn Davis, R (1, 3) OBP: 0.330, SLG: 0.481	0-3 K				0-0 G4-6-3			0-0 G6-4-3		2	0	0	0	0	1	1											
Phil Garner, R (5, 5) OBP: 0.332, SLG: 0.417					1-2 G4-3			1-2 G6-4-3		2	0	0	0	0	0	3											
Kevin Bass, S (1, 9) OBP: 0.357, SLG: 0.485		0-0 F8		0-3 K				0-0 F6		4	0	0	0	0	1	0											
Jose Cruz, L (1, 7) OBP: 0.339, SLG: 0.373		0-0 F9			0-0 G3			4-0 2B BB		3	0	0	0	1	1	0											
Jim Pankovits, R (1, 4) OBP: 0.348, SLG: 0.370			0-0 5-3		0-0 5-3			0-0 2B		4	0	1	0	0	1	0											
John Mizerock, L (1, 2) OBP: 0.384, SLG: 0.258			0-0 6-3		0-0 2B 1B			0-0 F8		3	0	1	0	0	0	2											
Bob Knepper, L (1, 1) OBP: 0.099, SLG: 0.123			0-3 K					0-0 4-3		1	0	0	0	0	1	0											
Larry Andersen, R (5, 1) ERA: 3.58										0	0	0	0	0	0	0											
Terry Puhl, L (8, PH) OBP: 0.262, SLG: 0.333										0	0	0	0	0	0	0											
Aurelio Lopez, R (8, 1) ERA: 2.84										0	0	0	0	0	0	0											
Alan Ashby, S (7, PH) OBP: 0.397, SLG: 0.350										0	0	0	0	0	0	2											
Charlie Kerfeld, R (8, 1) OBP: 0.296, SLG: 0.187										0	0	0	0	0	0	0											
Jeff Calhoun, L (9, 1) ERA: 3.66										0	0	0	0	0	0	0											
Inning Stats	R: 1 E: 0 K: 1 S: 5	H: 1 LOB: 0 BB: 1 P: 9	R: 0 E: 0 K: 0 S: 3	H: 0 LOB: 0 BB: 0 P: 3	R: 1 E: 0 K: 1 S: 6	H: 1 LOB: 0 BB: 0 P: 6	R: 0 E: 0 K: 1 S: 5	H: 1 LOB: 0 BB: 0 P: 5	R: 0 E: 0 K: 0 S: 3	H: 1 LOB: 2 BB: 1 P: 3	R: 0 E: 0 K: 0 S: 4	H: 1 LOB: 2 BB: 1 P: 8	R: 0 E: 0 K: 0 S: 3	H: 1 LOB: 1 BB: 1 P: 7	R: 0 E: 0 K: 2 S: 7	H: 0 LOB: 0 BB: 0 P: 7	1B: 5 2B: 2 3B: 0 HR: 1	SF: 0 SAC: 0 DP: 4 HBP: 0	WP: 0 PA: 34 PB: 0 SB: 0 CS: 0								
PITCHER	IP	WLS	BF	H	R	ER	SO	BB	IBB	HBP	BLK	WP	HR	S	P	ERA	WHIP										
Bob Walk, R (1, 1) ERA: 3.58	7.0	W	27	7	2	2	3	2	0	0	0	0	1	31	39	2.57	1.286										
Larry McWilliams, L (8, 1) ERA: 5.19	2.0		7	1	0	0	2	1	0	0	0	0	0	10	14	0.00	1.000										

Pittsburgh Pirates @ Houston Astros
Astrodome, Houston, TX
Sun Aug 31 1986, 4:33 AM EDT
Att: 25,405 - Unknown

AB 31
R 2
H 8
RBI 1
BB 3
SO 5
LOB 14



Batter	1	2	3	4	5	6	7	8	9	AB	R	H	RBI	BB	SO	LOB	TOP										
Joe Orsulak, L (1, 9) OBP: 0.309, SLG: 0.365 Jim Morrison, R (8, PH) OBP: 0.319, SLG: 0.434 (8, 5)	1-3			K		F8		K		3	0	0	0	0	1	0											
Barry Bonds, L (1, 8) OBP: 0.338, SLG: 0.459	F7			G3				FC3-6		4	1	1	0	0	0	1											
Johnny Ray, S (1, 4) OBP: 0.368, SLG: 0.400	F8			4-3				F2		4	0	0	0	0	0	2											
Sid Bream, L (1, 3) OBP: 0.354, SLG: 0.474		F6			4-3				K	4	0	1	1	0	1	0											
R.J. Reynolds, S (1, 7) OBP: 0.337, SLG: 0.428 (8, 9)		K			4-3				4-3	4	0	0	0	0	1	1											
Tony Peña, R (1, 2) OBP: 0.348, SLG: 0.403		G3			F7					3	1	1	0	1	0	0											
Bobby Bonilla, S (1, 5) OBP: 0.359, SLG: 0.346 (8, 7)			F7			K				3	1	0	0	1	2	1											
Rafael Belliard, R (1, 6) OBP: 0.297, SLG: 0.271			4-3			5-3				3	1	1	1	0	0	0											
Mike Bielecki, R (1, 1) OBP: 0.007, SLG: 0.045 Benny Osterling, L (6, PH) OBP: 0.200, SLG: 0.385 Ray Krawczyk, R (8, 1) John Smiley, L (7, 1) Jim Winn, R (7, 1) OBP: 0.115, SLG: 0.125 Mike Diaz, R (8, PH) OBP: 0.130, SLG: 0.190 Rick Reuschel, R (8, PH) OBP: 0.133, SLG: 0.153 Hipolito Peña, L (8, 1)			K							1	0	0	0	0	1	0											
Inning Stats	R: 0 E: 0 K: 0 S: 3	H: 0 LOB: 0 BB: 0 P: 3	R: 0 E: 0 K: 1 S: 5	H: 0 LOB: 0 BB: 0 P: 5	R: 0 E: 0 K: 1 S: 5	H: 0 LOB: 0 BB: 0 P: 5	R: 0 E: 0 K: 1 S: 5	H: 0 LOB: 0 BB: 0 P: 5	R: 0 E: 0 K: 1 S: 6	H: 1 LOB: 0 BB: 0 P: 6	R: 1 E: 0 K: 0 S: 4	H: 2 LOB: 0 BB: 0 P: 4	R: 3 E: 0 K: 1 S: 8	H: 3 LOB: 2 BB: 1 P: 12	R: 0 E: 0 K: 2 S: 7	H: 0 LOB: 1 BB: 1 P: 11	1B: 3 2B: 2 3B: 0 HR: 1	SF: 0 SAC: 0 DP: 1 HBP: 0	WP: 0 PA: 34 PB: 0 SB: 1 CS: 0								
PITCHER	IP	WLS	BF	H	R	ER	SO	BB	IBB	HBP	BLK	WP	HR	S	P	ERA	WHIP										
Ted Power, R (1, 1) ERA: 4.42	6.0	W	19	1	1	1	4	0	0	0	0	0	1	27	27	1.50	0.167										
Ron Robinson, R (7, 1) ERA: 2.82	1.0		8	5	4	4	0	1	0	0	0	0	0	7	11	36.00	6.000										
John Franco, L (8, 1) ERA: 2.43	2.0	S	7	0	0	0	3	1	0	0	0	0	0	12	16	0.00	0.500										

Pittsburgh Pirates @ Cincinnati Reds
Riverfront Stadium, Cincinnati, OH
Mon Sep 01 1986, 7:05 PM EDT
Att: 22,064 - Unknown

AB 32
R 5
H 6
RBI 5
BB 2
SO 7
LOB 6



Batter	1	2	3	4	5	6	7	8	9	AB	R	H	RBI	BB	SO	LOB	BOTTOM										
Kal Daniels, L (1, 7) OBP: 0.390, SLG: 0.506	K		4-3					4-3		5	2	2	1	0	1	0											
Buddy Bell, R (1, 5) OBP: 0.358, SLG: 0.441	FC1-6		F7					K		5	0	2	1	0	1	1											
Dave Parker, L (1, 9) OBP: 0.332, SLG: 0.481	FC1-6		4-3							4	1	2	0	0	0	1											
Eric Davis, R (1, 8) OBP: 0.394, SLG: 0.551	K			5-3						4	0	1	1	0	1	3											
Bo Diaz, R (1, 2) OBP: 0.322, SLG: 0.374					F8					4	1	2	0	0	0	0											
Kurt Stillwell, S (1, 6) OBP: 0.300, SLG: 0.248		B1-3		4-3						4	0	1	1	0	0	2											
Nick Esasky, R (1, 3) OBP: 0.326, SLG: 0.420			F9							4	1	2	2	0	1	4											
Ron Oester, S (1, 4) OBP: 0.317, SLG: 0.343					F5					3	0	0	0	1	0	3											
Ted Power, R (1, 1) OBP: 0.200, SLG: 0.200 Dave Concepcion, R (6, PH) OBP: 0.306, SLG: 0.332 Ron Robinson, R (7, 1) OBP: 0.077, SLG: 0.077 John Franco, L (8, 1) Barry Larkin, R (8, 6) OBP: 0.273, SLG: 0.339			F9							2	1	1	0	0	0	2											
Inning Stats	R: 0 E: 0 K: 2 S: 8	H: 1 LOB: 1 BB: 0 P: 8	R: 0 E: 0 K: 0 S: 4	H: 1 LOB: 2 BB: 1 P: 8	R: 0 E: 0 K: 0 S: 3	H: 0 LOB: 0 BB: 0 P: 3	R: 0 E: 0 K: 0 S: 3	H: 0 LOB: 0 BB: 0 P: 3	R: 2 E: 0 K: 0 S: 7	H: 5 LOB: 2 BB: 0 P: 7	R: 2 E: 1 K: 0 S: 5	H: 1 LOB: 0 BB: 0 P: 5	R: 2 E: 0 K: 1 S: 10	H: 5 LOB: 3 BB: 0 P: 10	R: 0 E: 0 K: 1 S: 5	H: 0 LOB: 0 BB: 0 P: 5	1B: 10 2B: 1 3B: 1 HR: 1	SF: 0 SAC: 0 DP: 0 HBP: 0	WP: 0 PA: 38 PB: 0 SB: 0 CS: 0								
PITCHER	IP	WLS	BF	H	R	ER	SO	BB	IBB	HBP	BLK	WP	HR	S	P	ERA	WHIP										
Mike Bielecki, R (1, 1) ERA: 4.52	5.0	L	22	7	2	2	2	0	0	0	0	0	1	5	5	9.00	1.000										
Ray Krawczyk, R (6, 1) ERA: 4.15	1.0		5	1	2	1	0	0	0	0	0	0	0	3	3	54.00	6.000										
John Smiley, L (7, 1) ERA: 54.0	0.1		3	2	2	2	0	0	0	0	0	0	0	3	3	0.00	4.500										
Jim Winn, R (7, 1) ERA: 3.61	0.2		5	3	0	0	1	0	0	0	0	0	0	7	7	0.00	4.500										
Hipolito Peña, L (8, 1) ERA:	1.0		3	0	0	0	1	0	0	0	0	0	0	5	5	0.00	0.000										

Pittsburgh Pirates @ Cincinnati Reds
Riverfront Stadium, Cincinnati, OH
Mon Sep 01 1986, 7:05 PM EDT
Att: 22,064 - Unknown

AB 37
R 6
H 13
RBI 6
BB 1
SO 4
LOB 16



Batter	1	2	3	4	5	6	7	8	9	AB	R	H	RBI	BB	SO	LOB	TOP		
Joe Orsulak, L (1,9) OBP: 0.306, SLG: 0.361										4	0	0	0	0	1	1	Pittsburgh Pirates @ Cincinnati Reds Riverfront Stadium, Cincinnati, OH Tue Sep 02 1986, 7:05 PM EDT Att: 13,491 - Unknown		
Barry Bonds, L (1,8) OBP: 0.337, SLG: 0.458										1	0	0	0	0	0	0			
Bobby Bonilla, S (1,9) OBP: 0.359, SLG: 0.346										3	0	1	0	0	1	0			
Johnny Ray, S (1,4) OBP: 0.369, SLG: 0.400										3	0	1	1	1	0	0			
Sid Bream, L (1,3) OBP: 0.351, SLG: 0.469										4	0	0	0	0	1	3			
R.J. Reynolds, S (1,7) OBP: 0.336, SLG: 0.425										3	0	0	0	0	0	0			
Tony Peña, R (1,2) OBP: 0.348, SLG: 0.402										3	0	1	0	0	0	1			
Jim Morrison, R (1,5) OBP: 0.317, SLG: 0.431										3	0	0	0	0	1	2			
Rafael Belliard, R (1,6) OBP: 0.293, SLG: 0.268										3	0	0	0	0	0	1			
Bob Kipper, R (1,1) Pat Clements, R (5,1) U.L. Washington, S (6, PR) Ray Krawczyk, R (6,1) Barry Jones, R (7,1) Benny Distefano, L (8, PR) Don Robinson, R (8,1)										1	0	0	0	0	0	0			
Inning Stats	R: 0 E: 0 K: 1 S: 5	H: 0 LOB: 0 BB: 0 P: 5	R: 0 E: 1 K: 0 S: 4	H: 0 LOB: 1 BB: 0 P: 4	R: 0 E: 0 K: 0 S: 3	H: 0 LOB: 0 BB: 0 P: 3	R: 0 E: 0 K: 0 S: 3	H: 0 LOB: 0 BB: 0 P: 3	R: 1 E: 0 K: 1 S: 8	H: 3 LOB: 2 BB: 0 P: 8	R: 0 E: 0 K: 1 S: 6	H: 1 LOB: 1 BB: 0 P: 6	R: 0 E: 0 K: 1 S: 5	H: 0 LOB: 0 BB: 0 P: 5	R: 0 E: 0 K: 0 S: 2	H: 0 LOB: 0 BB: 1 P: 6	1B: 4 2B: 0 3B: 0 HR: 0	SF: 0 SAC: 0 DP: 1 HBP: 1	WP: 0 PA: 32 PB: 0 SB: 0 CS: 0
PITCHER Bill Gullickson, R (1,1) ERA: 2.76	IP: 9.0 WLS: W BF: 32 H: 4 R: 1 ER: 1 SO: 4 BB: 1 IBB: 0 HBP: 1 BLK: 0 WP: 0 HR: 0 S: 38 P: 43 ERA: 1.00 WHIP: 0.556															PITCHER			

Batter	1	2	3	4	5	6	7	8	9	AB	R	H	RBI	BB	SO	LOB	BOTTOM		
Kal Daniels, L (1,7) OBP: 0.384, SLG: 0.497										3	1	0	0	0	1	0	Pittsburgh Pirates @ Cincinnati Reds Riverfront Stadium, Cincinnati, OH Tue Sep 02 1986, 7:05 PM EDT Att: 13,491 - Unknown		
Eddie Milner, L (6,8) OBP: 0.288, SLG: 0.399										1	0	0	0	0	0	0			
Buddy Bell, R (1,5) OBP: 0.359, SLG: 0.445										3	2	1	0	1	0	0			
Dave Parker, L (1,9) OBP: 0.333, SLG: 0.482										4	1	2	1	0	1	0			
Eric Davis, R (1,8) OBP: 0.395, SLG: 0.551										4	1	2	1	0	1	1			
Bo Diaz, R (1,2) OBP: 0.322, SLG: 0.376										4	0	1	2	0	0	2			
Tracy Jones, R (8, PR) OBP: 0.406, SLG: 0.453										0	1	0	0	0	0	0			
Sal Butera, R (9,2) OBP: 0.346, SLG: 0.341										0	0	0	0	0	0	0			
Barry Larkin, R (1,4) OBP: 0.286, SLG: 0.379										4	2	2	1	0	0	1			
Nick Esasky, R (1,3) OBP: 0.328, SLG: 0.436										4	1	2	3	0	1	0			
Kurt Stillwell, S (1,6) OBP: 0.300, SLG: 0.248										4	0	1	0	0	1	0			
Bill Gullickson, R (1,1) OBP: 0.110, SLG: 0.085										4	0	0	0	0	1	2			
Inning Stats	R: 1 E: 1 K: 1 S: 7	H: 2 LOB: 1 BB: 0 P: 7	R: 0 E: 0 K: 2 S: 7	H: 0 LOB: 0 BB: 0 P: 7	R: 0 E: 0 K: 1 S: 5	H: 0 LOB: 0 BB: 0 P: 5	R: 0 E: 0 K: 0 S: 3	H: 0 LOB: 0 BB: 0 P: 3	R: 6 E: 1 K: 1 S: 11	H: 5 LOB: 1 BB: 1 P: 15	R: 0 E: 0 K: 0 S: 5	H: 0 LOB: 0 BB: 0 P: 5	R: 0 E: 0 K: 0 S: 6	H: 4 LOB: 2 BB: 0 P: 6	R: 2 E: 0 K: 0 S: 6	H: 4 LOB: 2 BB: 0 P: 6	1B: 6 2B: 2 3B: 2 HR: 1	SF: 0 SAC: 0 DP: 1 HBP: 0	WP: 0 PA: 36 PB: 0 SB: 1 CS: 0
PITCHER Bob Kipper, L (1,1) ERA: 4.6 Pat Clements, L (5,1) ERA: 3.07 Ray Krawczyk, R (6,1) ERA: 3.38 Barry Jones, R (7,1) ERA: 2.73 Don Robinson, R (8,1) ERA: 4.18	IP: 4.2 WLS: L BF: 23 H: 7 R: 7 ER: 3 SO: 5 BB: 1 IBB: 0 HBP: 0 BLK: 0 WP: 0 HR: 1 S: 32 P: 36 ERA: 5.79 WHIP: 1.714															PITCHER			

AB 30
R 1
H 4
RBI 1
BB 1
SO 4
LOB 8



AB 35
R 9
H 11
RBI 8
BB 1
SO 6
LOB 6



Batter	1	2	3	4	5	6	7	8	9	10	AB	R	H	RBI	BB	SO	LOB	TOP		
Joe Ursulak, L OBP: 0.303, SLG: 0.357 U L Washington, S OBP: 0.296, SLG: 0.267 Barry Jones, R OBP: 0.250, SLG: 0.250	0-0 4-3		0-0 5-3		0-0 G4-6-3			0-3 K	0-0 F9		4	0	0	0	0	1	1	Pittsburgh Pirates @ Cincinnati Reds Riverfront Stadium, Cincinnati, OH Wed Sep 03 1986, 7:05 PM EDT Att: 12,200 - Unknown		
Bobby Bonilla, S OBP: 0.359, SLG: 0.343	4-0 G5-4-3 BB		4-0 1B BB		0-0 5-3		0-3 K	0-0 5-3		3	0	0	0	2	1	2				
Johnny Ray, S OBP: 0.371, SLG: 0.402	0-0 G5-4-3		0-0 1B		0-0 5-3		0-0 1B HR	0-0 FC6-4 1B		5	1	3	0	0	0	1				
Jim Morrison, R OBP: 0.320, SLG: 0.438		0-0 1-3 1B SF9	0-0 F9		4-0 FC6-4 BB		0-0 1B HR	0-3 K		4	2	2	2	1	1	3				
Mike Diaz, R OBP: 0.371, SLG: 0.600 Barry Bonds, L OBP: 0.337, SLG: 0.458 R.J. Reynolds, S OBP: 0.336, SLG: 0.424	0-0 SF9 1-3 1B		0-0 F8		0-0 F9		0-0 2B	0-0 FC6-4 BB		4	0	2	0	0	0	1				
Tony Peña, R OBP: 0.348, SLG: 0.403	0-0 1-3		0-0 4-3 2B		0-0 FC6-4		0-0 G3	4-0 2B BB		4	1	1	0	1	0	4				
Sid Bream, L OBP: 0.350, SLG: 0.470	0-0 SF9		0-0 4-3		0-0 G3		0-0 F7	0-0 2B		4	0	1	3	0	0	1				
Rafael Belliard, R OBP: 0.295, SLG: 0.264	0-0 6-3		0-0 1-3		0-0 G4-6-3 BB		4-0 F9 1B BB	0-0 F9		3	0	0	0	2	0	3				
Rick Reuschel, R OBP: 0.146, SLG: 0.150 Junior Ortiz, L OBP: 0.338, SLG: 0.412 Larry McWilliams, L OBP: 0.345, SLG: 0.472 Benny DiStefano, L OBP: 0.345, SLG: 0.384 Bill Almon, R OBP: 0.318, SLG: 0.384	0-0 F8		0-0 G4-6-3 BB		4-0 G4-6-3		0-0 G4-6-3	0-0 1B		1	0	0	0	1	0	0				
Inning Stats	R: 0 E: 0 K: 0 S: 2	H: 0 LOB: 0 BB: 1 P: 6	R: 1 E: 0 K: 0 S: 5	H: 2 LOB: 1 BB: 0 P: 5	R: 0 E: 0 K: 0 S: 4	H: 1 LOB: 2 BB: 1 P: 8	R: 0 E: 0 K: 0 S: 4	H: 0 LOB: 0 BB: 1 P: 7	R: 0 E: 0 K: 0 S: 2	H: 0 LOB: 0 BB: 1 P: 6	R: 2 E: 0 K: 2 S: 10	H: 3 LOB: 1 BB: 0 P: 10	R: 0 E: 0 K: 0 S: 4	H: 1 LOB: 2 BB: 1 P: 8	R: 2 E: 0 K: 1 S: 7	H: 2 LOB: 1 BB: 1 P: 11	1B: 6 2B: 3 3B: 0 HR: 1		SF: 1 SAC: 0 DP: 3 HBP: 0	WP: 0 PB: 0 SB: 0 CS: 0
PITCHER	IP Chris Welsh, L ERA: 4.4	WLS Ron Robinson, R ERA: 2.97	BF John Franco, L ERA: 2.59	H R ER SO	BB IBB HBP BLK	WP HR S P	ERA WHIP	IP PITCHER	WLS Chris Welsh, L ERA: 4.4	BF Ron Robinson, R ERA: 2.97	H R ER SO	BB IBB HBP BLK	WP HR S P	ERA WHIP						

AB	36
R	5
H	10
RBI	5
BB	7
SO	3
LOB	20



Batter	1	2	3	4	5	6	7	8	9	10	AB	R	H	RBI	BB	SO	LOB	BOTTOM		
Barry Larkin, R OBP: 0.280, SLG: 0.366	0-0 5-3		0-0 1B 2-3 1B		0-0 1-3			0-0 5-3		0-0 F3	5	0	1	0	0	0	0	Pittsburgh Pirates @ Cincinnati Reds Riverfront Stadium, Cincinnati, OH Wed Sep 03 1986, 7:05 PM EDT Att: 12,200 - Unknown		
Buddy Bell, R OBP: 0.360, SLG: 0.450	0-0 HR		0-3 K		0-0 F9		4-0 BB	0-0 F8		4	1	1	1	1	1	2				
Dave Parker, L OBP: 0.333, SLG: 0.480	0-3 K		0-0 FC5-4 1B		0-0 3-1		0-0 F6	0-0 F8		4	0	1	1	0	1	1				
Eric Davis, R OBP: 0.351, SLG: 0.544 John Franco, L ERA: 2.59	0-3 K		0-3 K		0-0 6-3		0-0 F8			4	0	0	0	0	2	3				
Bo Diaz, R OBP: 0.319, SLG: 0.372		0-0 5-3	0-0 FC5-4		0-0 5-3		0-0 5-3	0-3 K		4	0	0	0	0	1	2				
Eddie Milner, L OBP: 0.290, SLG: 0.408		0-0 HR		4-0 CS BB		0-0 3-1		0-0 6-3		3	1	1	1	1	0	0				
Nick Esasky, R OBP: 0.327, SLG: 0.431		0-3 K		0-3 K		0-0 6-3		4-0 BB		3	0	0	0	1	2	1				
Ron Oester, S OBP: 0.317, SLG: 0.342		0-0 6-3		0-0 6-3		0-0 6-3		0-0 WP 1B		4	0	1	0	0	0	1				
Chris Welsh, L OBP: 0.212, SLG: 0.323 Dave Concepcion, R OBP: 0.305, SLG: 0.331 Ron Robinson, R OBP: 0.077, SLG: 0.077 Max Venable, L OBP: 0.251, SLG: 0.275	0-0 1B 2B		0-0 K		0-3 K		0-0 6-3	0-0 5-3		2	1	1	0	0	1	0				
Inning Stats	R: 1 E: 0 K: 2 S: 8	H: 1 LOB: 0 BB: 0 P: 8	R: 1 E: 0 K: 1 S: 6	H: 1 LOB: 0 BB: 0 P: 6	R: 1 E: 0 K: 2 S: 10	H: 3 LOB: 2 BB: 0 P: 10	R: 0 E: 0 K: 1 S: 5	H: 0 LOB: 0 BB: 0 P: 5	R: 0 E: 0 K: 0 S: 3	H: 1 LOB: 1 BB: 0 P: 4	R: 0 E: 0 K: 0 S: 3	H: 0 LOB: 1 BB: 1 P: 7	R: 0 E: 0 K: 1 S: 5	H: 0 LOB: 1 BB: 1 P: 9	R: 0 E: 0 K: 0 S: 3	H: 0 LOB: 0 BB: 0 P: 3	1B: 3 2B: 2 3B: 0 HR: 2		SF: 0 SAC: 0 DP: 1 HBP: 0	WP: 1 PB: 0 SB: 0 CS: 1
PITCHER	IP Rick Reuschel, R ERA: 4.21	WLS Larry McWilliams, L ERA: 5.1	BF Barry Jones, R ERA: 2.54	H R ER SO	BB IBB HBP BLK	WP HR S P	ERA WHIP	IP PITCHER	WLS Chris Welsh, L ERA: 4.4	BF Ron Robinson, R ERA: 2.97	H R ER SO	BB IBB HBP BLK	WP HR S P	ERA WHIP						

AB	35
R	3
H	6
RBI	3
BB	3
SO	8
LOB	11



Batter	1	2	3	4	5	6	7	8	9	AB	R	H	RBI	BB	SO	LOB	TOP
Joe Orsulak, L OBP: 0.300, SLG: 0.354 Bobby Bonilla, S OBP: 0.359, SLG: 0.342	(1, 9) 0-3 K		(1, 9) 0-3 K		(1, 9) 0-0 1-3			(1, 9) 0-0 4-3		3	0	0	0	0	2	0	
Barry Bonds, L OBP: 0.339, SLG: 0.456	(1, 8) 0-0 4-3			(1, 8) 0-0 4-3 2B		(1, 8) 4-0 S 4-3 E BB		(1, 8) 0-0 F6		3	2	1	0	1	0	0	
Johnny Ray, S OBP: 0.370, SLG: 0.400	(1, 4) 0-0 1B			(1, 4) 0-0 4-3		(1, 4) 0-0 4-3		(1, 4) 0-0 5-3		4	0	1	0	0	0	2	
Sid Bream, L OBP: 0.351, SLG: 0.472	(1, 3) 0-0 F5			(1, 3) 0-0 G3 1B		(1, 3) 0-0 G6-3 2H 1B		(1, 3) 0-0 F9		4	1	2	1	0	0	1	
R.J. Reynolds, S OBP: 0.333, SLG: 0.420		(1, 7) 0-0 4-3		(1, 7) 0-0 G3		(1, 7) 0-0 G6-3		(1, 7) 0-0 1B		3	0	0	0	0	0	2	
Mike Diaz, R OBP: 0.376, SLG: 0.603 Bill Almon, R OBP: 0.318, SLG: 0.384	(9, PH) 0-0 1B			(9, PH) 2-3		(9, PH) 1-2		(9, PH) 0-0 1B		1	0	1	0	0	0	0	
Tony Peña, R OBP: 0.347, SLG: 0.402	(1, 2) 0-0 6-3			(1, 2) 0-0 1B				(1, 2) 0-0 F9		4	0	1	1	0	0	1	
Jim Morrison, R OBP: 0.319, SLG: 0.439	(1, 5) 0-0 F7			(1, 5) 0-0 F9				(1, 5) 0-3 K		4	0	1	0	0	1	2	
Rafael Belliard, R OBP: 0.296, SLG: 0.265			(1, 6) 0-3 K		(1, 6) 0-0 G4-6-3 1B			(1, 6) 0-0 5-3		3	0	1	0	0	1	1	
Rick Rhoden, R OBP: 0.305, SLG: 0.372	(1, 1) 0-0 F7			(1, 1) 0-0 G4-6-3				(1, 1) 0-0 F9		3	0	0	0	0	0	2	
Inning Stats	R: 0 H: 1 E: 0 LOB: 1 K: 1 BB: 0 S: 6 P: 6	R: 0 H: 0 E: 0 LOB: 0 K: 0 BB: 0 S: 3 P: 3	R: 0 H: 0 E: 0 LOB: 0 K: 2 BB: 0 S: 7 P: 7	R: 2 H: 3 E: 0 LOB: 1 K: 0 BB: 0 S: 6 P: 6	R: 0 H: 1 E: 0 LOB: 0 K: 0 BB: 0 S: 3 P: 3	R: 1 H: 1 E: 0 LOB: 0 K: 0 BB: 1 S: 3 P: 7	R: 0 H: 1 E: 0 LOB: 1 K: 0 BB: 0 S: 4 P: 4	R: 0 H: 0 E: 0 LOB: 0 K: 1 BB: 0 S: 3 P: 3	R: 0 H: 1 E: 0 LOB: 1 K: 1 BB: 0 S: 6 P: 6	1B: 6 SF: 0 2B: 2 SAC: 0 3B: 0 DP: 2 HR: 0 HBP: 0	WP: 0 PA: 34 SB: 0 CS: 0						
PITCHER	IP WLS BF H R ER SO BB IBB HBP BLK WP HR S P ERA WHIP																
Doyle Alexander, R ERA: 4.3	(1, 1) 7.0 27 7 3 3 3 1 0 0 0 0 0 0 32 36 3.86 1.143																
Paul Assenmacher, L ERA: 2.56	(8, 1) 2.0 W 7 1 0 0 1 0 0 0 0 0 0 0 9 9 0.00 0.500																

Pittsburgh Pirates @ Atlanta Braves
Atlanta-Fulton County Stadium, Atlanta, GA
Fri Sep 05 1986, 7:05 PM EDT
Att: 6,992 - Unknown

AB 33
R 3
H 8
RBI 2
BB 1
SO 4
LOB 11



Batter	1	2	3	4	5	6	7	8	9	AB	R	H	RBI	BB	SO	LOB	BOTTOM
Omar Moreno, L OBP: 0.291, SLG: 0.375	(1, 9) 4-0 BB 1B				(1, 9) 0-0 F7			(1, 9) 4-0 BB		2	1	0	0	2	0	0	
Ken Oberkfell, L OBP: 0.389, SLG: 0.388	(1, 5) 0-0 1B BB			(1, 5) 0-0 4-3		(1, 5) 0-0 L3		(1, 5) 0-0 4-3		4	1	1	0	0	0	2	
Dale Murphy, R OBP: 0.365, SLG: 0.504	(1, 8) 0-3 K			(1, 8) 0-0 F8		(1, 8) 0-0 F8		(1, 8) 0-0 L5		4	0	0	0	0	1	2	
Bob Horner, R OBP: 0.338, SLG: 0.469	(1, 3) 0-3 K			(1, 3) 0-0 6-3		(1, 3) 0-0 1B		(1, 3) 0-3 K		4	0	1	0	0	2	2	
Ken Griffey, L OBP: 0.345, SLG: 0.513	(1, 7) 4-0 1B BB			(1, 7) 0-0 F8		(1, 7) 0-0 L5		(1, 7) 0-0 3-1		3	0	0	0	1	0	1	
Rafael Ramirez, R OBP: 0.274, SLG: 0.339	(1, 6) 0-0 1B BB			(1, 6) 0-0 4-3		(1, 6) 0-0 1B 2B		(1, 6) 0-3 K		4	1	2	2	0	1	0	
Ozzie Virgil, R OBP: 0.336, SLG: 0.376	(1, 2) 0-0 6-3			(1, 2) 0-3 K		(1, 2) 0-0 SH3-4 1B		(1, 2) 0-0 F8		4	0	1	1	0	1	2	
Glenn Hubbard, R OBP: 0.338, SLG: 0.308		(1, 4) 0-0 F9			(1, 4) 0-3 K		(1, 4) 0-0 SH3-4		(1, 4) 0-0 2B 2B	3	1	1	0	0	1	0	
Doyle Alexander, R OBP: 0.185, SLG: 0.231 Chris Chambliss, L OBP: 0.377, SLG: 0.417 Paul Assenmacher, L OBP: 0.308, SLG: 0.351	(1, 1) 0-3 K			(1, 1) 0-0 F9		(1, 1) 0-0 F9		(1, 1) 2H 2B		2	0	0	0	0	1	0	
Inning Stats	R: 2 H: 2 E: 0 LOB: 2 K: 2 BB: 2 S: 9 P: 17	R: 0 H: 0 E: 0 LOB: 0 K: 1 BB: 0 S: 5 P: 5	R: 0 H: 0 E: 0 LOB: 0 K: 0 BB: 0 S: 3 P: 3	R: 0 H: 0 E: 0 LOB: 0 K: 1 BB: 0 S: 5 P: 5	R: 0 H: 0 E: 0 LOB: 0 K: 1 BB: 0 S: 5 P: 5	R: 0 H: 1 E: 0 LOB: 1 K: 0 BB: 0 S: 4 P: 4	R: 1 H: 2 E: 0 LOB: 2 K: 0 BB: 1 S: 5 P: 9	R: 0 H: 0 E: 0 LOB: 0 K: 1 BB: 0 S: 5 P: 5	R: 1 H: 2 E: 0 LOB: 1 K: 1 BB: 0 S: 6 P: 6	1B: 4 SF: 0 2B: 3 SAC: 1 3B: 0 DP: 0 HR: 0 HBP: 0	WP: 0 PA: 36 SB: 0 CS: 0						
PITCHER	IP WLS BF H R ER SO BB IBB HBP BLK WP HR S P ERA WHIP																
Rick Rhoden, R ERA: 2.48	(1, 1) 8.2 L 36 7 4 4 7 3 0 0 0 0 0 0 47 59 4.15 1.154																

Pittsburgh Pirates @ Atlanta Braves
Atlanta-Fulton County Stadium, Atlanta, GA
Fri Sep 05 1986, 7:05 PM EDT
Att: 6,992 - Unknown

AB 32
R 4
H 7
RBI 4
BB 3
SO 7
LOB 10



Batter	1	2	3	4	5	6	7	8	9	AB	R	H	RBI	BB	SO	LOB	TOP			
Barry Bonds, L (1, 8) OBP: 0.338, SLG: 0.452										3	0	0	0	1	0	3	Pittsburgh Pirates @ Atlanta Braves Atlanta-Fulton County Stadium, Atlanta, GA Sat Sep 06 1986, 7:05 PM EDT Att: 8,875 - Unknown			
R.J. Reynolds, S (1, 9) OBP: 0.335, SLG: 0.420										0	0	0	0	1	0	0				
Bobby Bonilla, S (2, 9) OBP: 0.358, SLG: 0.342										3	0	1	0	0	1	1				
Johnny Ray, S (1, 4) OBP: 0.367, SLG: 0.397										4	0	0	0	0	0	2				
Sid Bream, L (1, 3) OBP: 0.350, SLG: 0.470										4	0	1	0	0	1	2				
Mike Diaz, R (1, 7) OBP: 0.372, SLG: 0.589										3	0	0	0	1	0	1				
Tony Peña, R (1, 2) OBP: 0.349, SLG: 0.403										4	1	2	0	0	1	0				
Jim Morrison, R (1, 5) OBP: 0.320, SLG: 0.448										4	1	2	2	0	1	2				
Rafael Belliard, R (1, 6) OBP: 0.296, SLG: 0.266										3	0	1	0	0	2	0				
Stan Fansler, R (1, 1) OBP: 0.302, SLG: 0.356										1	0	0	0	0	0	0				
Joe Orsulak, L (5, PH) OBP: 0.302, SLG: 0.356										1	0	1	0	0	0	0				
John Smiley, L (5, 1) OBP: 0.317, SLG: 0.231										0	0	0	0	0	0	0				
Bob Walk, R (6, 1) OBP: 0.317, SLG: 0.231										0	0	0	0	0	0	0				
Bill Almon, R (7, PH) OBP: 0.317, SLG: 0.231										1	0	0	0	0	0	2				
Hipolito Peña, L (7, 1) OBP: 0.317, SLG: 0.231										0	0	0	0	0	0	0				
Don Robinson, R (8, 1) OBP: 0.267, SLG: 0.687										0	0	0	0	0	0	0				
Inning Stats	R: 0 E: 0 K: 0 S: 2	H: 0 LOB: 1 BB: 2 P: 10	R: 1 E: 0 K: 1 S: 6	H: 1 LOB: 0 BB: 0 P: 6	R: 0 E: 0 K: 0 S: 3	H: 1 LOB: 0 BB: 0 P: 3	R: 0 E: 0 K: 0 S: 4	H: 1 LOB: 2 BB: 1 P: 8	R: 0 E: 0 K: 2 S: 8	H: 1 LOB: 0 BB: 0 P: 3	R: 1 E: 0 K: 0 S: 5	H: 3 LOB: 1 BB: 0 P: 5	R: 0 E: 0 K: 1 S: 5	H: 0 LOB: 0 BB: 0 P: 5	R: 0 E: 0 K: 2 S: 7	H: 0 LOB: 0 BB: 0 P: 7	1B: 6 2B: 1 3B: 0 HR: 1	SF: 0 SAC: 0 DP: 3 HBP: 0	WP: 0 PB: 0 SB: 1 CS: 1	PA: 35
PITCHER	IP WLS BF H R ER SO BB IBB HBP BLK WP HR S P ERA WHIP																			
David Palmer, R (1, 1) ERA: 3.35	6.0 W 26 8 2 2 3 3 0 0 0 0 1 29 41 3.00 1.833																			
Jeff Dedmon, R (7, 1) ERA: 2.66	3.0 S 8 0 0 0 3 0 0 0 0 0 0 14 14 0.00 0.000																			

AB 31
R 2
H 8
RBI 2
BB 3
SO 6
LOB 13



Batter	1	2	3	4	5	6	7	8	9	AB	R	H	RBI	BB	SO	LOB	BOTTOM			
Omar Moreno, L (1, 9) OBP: 0.293, SLG: 0.373										2	1	0	0	2	0	0	Pittsburgh Pirates @ Atlanta Braves Atlanta-Fulton County Stadium, Atlanta, GA Sat Sep 06 1986, 7:05 PM EDT Att: 8,875 - Unknown			
Ken Oberkfell, L (1, 5) OBP: 0.390, SLG: 0.386										2	1	0	0	2	1	0				
Dale Murphy, R (1, 8) OBP: 0.362, SLG: 0.500										4	0	0	0	0	0	4				
Bob Horner, R (1, 3) OBP: 0.339, SLG: 0.475										3	1	1	4	1	1	0				
Ken Griffey, L (1, 7) OBP: 0.344, SLG: 0.509										3	0	0	0	1	0	1				
Rafael Ramirez, R (1, 6) OBP: 0.279, SLG: 0.339										0	0	0	0	3	0	0				
Ozzie Virgil, R (1, 2) OBP: 0.333, SLG: 0.373										3	0	0	0	0	1	3				
Glenn Hubbard, R (1, 4) OBP: 0.341, SLG: 0.309										2	1	1	0	1	0	0				
David Palmer, R (1, 1) OBP: 0.213, SLG: 0.300										1	0	0	0	0	0	1				
Jeff Dedmon, L (7, 1) OBP: 0.154, SLG: 0.154										1	0	0	0	0	1	0				
Inning Stats	R: 0 E: 0 K: 0 S: 2	H: 0 LOB: 1 BB: 1 P: 6	R: 0 E: 0 K: 2 S: 6	H: 0 LOB: 2 BB: 2 P: 14	R: 4 E: 0 K: 0 S: 5	H: 2 LOB: 0 BB: 2 P: 13	R: 0 E: 0 K: 0 S: 2	H: 0 LOB: 1 BB: 2 P: 10	R: 0 E: 0 K: 1 S: 5	H: 0 LOB: 0 BB: 1 P: 5	R: 0 E: 0 K: 0 S: 3	H: 0 LOB: 1 BB: 1 P: 7	R: 0 E: 0 K: 1 S: 4	H: 0 LOB: 0 BB: 1 P: 8	R: 0 E: 0 K: 0 S: 3	H: 0 LOB: 1 BB: 1 P: 7	1B: 1 2B: 0 3B: 0 HR: 1	SF: 0 SAC: 1 DP: 2 HBP: 0	WP: 0 PB: 0 SB: 0 CS: 2	PA: 33
PITCHER	IP WLS BF H R ER SO BB IBB HBP BLK WP HR S P ERA WHIP																			
Stan Fansler, R (1, 1) ERA: 9.0	4.0 L 18 2 4 4 2 7 0 0 0 0 0 15 43 9.00 2.250																			
John Smiley, L (5, 1) ERA: 13.5	1.0 3 0 0 0 1 0 0 0 0 0 0 5 5 0.00 0.000																			
Bob Walk, R (6, 1) ERA: 3.56	1.0 4 0 0 0 0 1 0 0 0 0 0 3 7 0.00 1.000																			
Hipolito Peña, L (7, 1) ERA: 4.13	1.1 4 0 0 0 1 1 0 0 0 0 0 5 9 0.00 0.750																			
Don Robinson, R (8, 1) ERA: 4.13	0.2 3 0 0 0 0 1 0 0 0 0 0 2 6 0.00 1.500																			



Batter	1	2	3	4	5	6	7	8	9	AB	R	H	RBI	BB	SO	LOB	TOP										
Barry Bonds, L (1.8) OBP: 0.340, SLG: 0.451										3	1	1	0	1	1	1											
Junior Ortiz, R (1.2) OBP: 0.386, SLG: 0.409										3	0	1	1	1	0	1											
Johnny Ray, S (1.4) OBP: 0.365, SLG: 0.395										3	0	0	1	0	0	1											
Sid Bream, L (1.3) OBP: 0.349, SLG: 0.468										4	0	1	0	0	2	2											
Mike Diaz, R (1.7) OBP: 0.369, SLG: 0.602										4	1	1	1	0	0	2											
Joe Orsulak, L (9.7) OBP: 0.302, SLG: 0.356										0	0	0	0	0	0	0											
Jim Morrison, R (1.5) OBP: 0.322, SLG: 0.451										4	0	2	0	0	1	1											
Mike Brown, R (1.9) OBP: 0.294, SLG: 0.307										4	0	1	0	0	0	2											
Rafael Belliard, R (1.6) OBP: 0.296, SLG: 0.266										4	1	1	0	0	1	3											
Bob Kipper, R (1.1) OBP: 0.080, SLG: 0.042										1	0	0	0	1	0	1											
Barry Jones, R (8.1) OBP: 0.200, SLG: 0.200										1	0	0	0	0	1	2											
Inning Stats	R: 0 E: 0 K: 0 S: 3	H: 1 LOB: 0 BB: 0 P: 3	R: 0 E: 0 K: 0 S: 4	H: 1 LOB: 1 BB: 0 P: 4	R: 2 E: 0 K: 1 S: 7	H: 2 LOB: 1 BB: 1 P: 11	R: 0 E: 0 K: 1 S: 5	H: 0 LOB: 0 BB: 0 P: 5	R: 0 E: 0 K: 0 S: 2	H: 0 LOB: 0 BB: 1 P: 6	R: 0 E: 0 K: 0 S: 3	H: 1 LOB: 1 BB: 0 P: 7	R: 0 E: 0 K: 1 S: 4	H: 0 LOB: 0 BB: 0 P: 5	R: 1 E: 0 K: 3 S: 12	H: 3 LOB: 2 BB: 0 P: 12	1B: 6 2B: 2 3B: 0 HR: 1	SF: 1 SAC: 1 DP: 2 HBP: 0	WP: 0 PB: 0 SB: 0 CS: 0	PA: 36							
PITCHER	IP	WLS	BF	H	R	ER	SO	BB	IBB	HBP	BLK	WP	HR	S	P	ERA	WHIP										
Jim Acker, R (1.1) ERA: 3.68	2.0		7	2	0	0	0	0	0	0	0	0	0	7	7	0.00	1.000										
Cliff Speck, R (3.1) ERA: 3.5	3.0	L	12	2	2	2	2	2	0	0	0	0	0	14	22	6.00	1.333										
Craig McMurtry, R (6.1) ERA: 4.23	2.0		8	1	0	0	0	1	0	0	0	0	0	7	11	0.00	1.000										
Paul Assenmacher, L (8.1) ERA: 2.52	1.0		3	0	0	0	1	0	0	0	0	0	0	5	5	0.00	0.000										
Gene Garber, R (9.1) ERA: 1.75	1.0		6	3	1	1	3	0	0	0	0	0	1	12	12	9.00	3.000										

Pittsburgh Pirates @ Atlanta Braves
Atlanta-Fulton County Stadium, Atlanta, GA
Sun Sep 07 1986, 3:33 AM EDT
Att: 6,021 - Unknown


AB 31
R 3
H 8
RBI 3
BB 3
SO 6
LOB 16



Batter	1	2	3	4	5	6	7	8	9	AB	R	H	RBI	BB	SO	LOB	BOTTOM										
Bill Sample, R (1.9) OBP: 0.335, SLG: 0.419										3	0	1	0	0	1	0											
Gene Garber, R (9.1) OBP: 0.286, SLG: 0.167										0	0	0	0	0	0	0											
Ken Oberkfell, L (1.5) OBP: 0.387, SLG: 0.382										4	0	0	0	0	0	2											
Dale Murphy, R (1.8) OBP: 0.363, SLG: 0.502										4	0	2	0	0	0	2											
Bob Horner, R (1.3) OBP: 0.340, SLG: 0.476										3	1	1	0	1	1	1											
Ken Griffey, L (1.7) OBP: 0.341, SLG: 0.505										4	0	0	0	0	0	3											
Rafael Ramirez, R (1.6) OBP: 0.276, SLG: 0.336										4	0	0	1	0	0	0											
Ozzie Virgil, R (1.2) OBP: 0.332, SLG: 0.371										4	0	1	0	0	1	0											
Glenn Hubbard, R (1.4) OBP: 0.338, SLG: 0.307										3	0	0	0	0	1	1											
Jim Acker, R (1.1) OBP: 0.158, SLG: 0.211										0	0	0	0	0	0	0											
Cliff Speck, R (3.1) ERA: 3.5										1	0	0	0	0	1	0											
Doyle Alexander, R (5. PH) OBP: 0.176, SLG: 0.252										1	0	0	0	0	0	0											
Craig McMurtry, R (6.1) ERA: 4.23										0	0	0	0	0	0	0											
Paul Assenmacher, L (8.1) ERA: 2.52										0	0	0	0	0	0	0											
Terry Harper, R (8. PH) OBP: 0.207, SLG: 0.350										1	0	0	0	0	1	0											
Inning Stats	R: 0 E: 0 K: 1 S: 6	H: 1 LOB: 2 BB: 1 P: 10	R: 0 E: 0 K: 1 S: 5	H: 0 LOB: 0 BB: 0 P: 5	R: 0 E: 0 K: 1 S: 5	H: 0 LOB: 1 BB: 0 P: 6	R: 0 E: 0 K: 0 S: 3	H: 0 LOB: 0 BB: 0 P: 3	R: 0 E: 0 K: 0 S: 3	H: 0 LOB: 0 BB: 0 P: 3	R: 0 E: 0 K: 1 S: 6	H: 1 LOB: 1 BB: 0 P: 6	R: 0 E: 0 K: 0 S: 4	H: 1 LOB: 1 BB: 0 P: 4	R: 0 E: 0 K: 1 S: 6	H: 1 LOB: 0 BB: 0 P: 6	1B: 2 2B: 3 3B: 0 HR: 0	SF: 0 SAC: 0 DP: 0 HBP: 1	WP: 0 PB: 0 SB: 0 CS: 0	PA: 34							
PITCHER	IP	WLS	BF	H	R	ER	SO	BB	IBB	HBP	BLK	WP	HR	S	P	ERA	WHIP										
Bob Kipper, L (1.1) ERA: 4.18	7.2		29	4	0	0	5	0	1	1	0	0	0	37	42	0.00	0.522										
Barry Jones, R (8.1) ERA: 2.73	1.1	S	5	1	1	1	1	0	0	0	0	0	0	7	7	6.75	0.750										

Pittsburgh Pirates @ Atlanta Braves
Atlanta-Fulton County Stadium, Atlanta, GA
Sun Sep 07 1986, 3:33 AM EDT
Att: 6,021 - Unknown

AB 32
R 1
H 5
RBI 1
BB 1
SO 6
LOB 9



Batter	1	2	3	4	5	6	7	8	9	AB	R	H	RBI	BB	SO	LOB	TOP				
Vince Coleman, S OBP: 0.314, SLG: 0.294	F4		F8		F8			FC6-2 2B		4	0	1	0	0	0	1					
Tom Herr, S OBP: 0.338, SLG: 0.330	E		4-3		FC4-6			1-3		4	1	1	0	0	0	2					
Terry Pendleton, S OBP: 0.278, SLG: 0.298	E8				F9			FC6-2		4	0	1	1	0	0	1					
Jim Lindeman, R Ray Sof, R OBP: 0.286, SLG: 0.538	F8				F3			E3		4	0	0	0	0	0	2					
Tito Landrum, R OBP: 0.271, SLG: 0.259	F2				E7			F9		4	0	0	0	0	1	3					
Andy Van Slyke, L OBP: 0.350, SLG: 0.444		F4			FC4-6 BB			1B G1-4-3 2B		3	1	1	0	1	1	0					
Ozzie Smith, S OBP: 0.368, SLG: 0.330	1-3				FC4-6			G1-4-3 1B		4	0	2	0	0	0	2					
Steve Lake, R OBP: 0.333, SLG: 0.383	F5							G1-4-3 1-2 3-H		4	0	0	0	0	0	2					
Danny Cox, R Fred Manrique, R Pat Perry, L Alan Knicely, R OBP: 0.135, SLG: 0.140					K			F7		2	0	0	0	0	1	0					
								F8		1	0	0	0	0	0	0					
										1	0	0	0	0	0	1					
Inning Stats	R: 1 E: 1 K: 0 S: 5	H: 2 LOB: 1 BB: 0 P: 5	R: 0 E: 0 K: 0 S: 3	H: 0 LOB: 0 BB: 0 P: 3	R: 0 E: 0 K: 1 S: 5	H: 0 LOB: 0 BB: 0 P: 5	R: 0 E: 1 K: 0 S: 4	H: 0 LOB: 2 BB: 1 P: 8	R: 0 E: 0 K: 1 S: 5	H: 0 LOB: 0 BB: 0 P: 4	R: 0 E: 0 K: 0 S: 4	H: 2 LOB: 0 BB: 0 P: 4	R: 0 E: 1 K: 0 S: 5	H: 1 LOB: 2 BB: 0 P: 5	R: 0 E: 0 K: 1 S: 6	H: 1 LOB: 1 BB: 0 P: 6	1B: 3 2B: 3 3B: 0 HR: 0	SF: 0 SAC: 0 DP: 1 HBP: 0	WP: 0 PB: 0 SB: 1 CS: 0	PA: 36	
PITCHER	IP	WLS	BF	H	R	ER	SO	BB	IBB	HBP	BLK	WP	HR	S	P	ERA	WHIP				
Bob Patterson, L ERA: 4.97	7.0	W	28	5	2	2	2	1	0	0	0	0	0	31	35	2.57	0.857				
Hipolito Pena, L ERA:	2.0	S	8	1	0	0	1	0	0	0	0	0	0	10	10	0.00	0.500				

St. Louis Cardinals @ Pittsburgh Pirates
Three Rivers Stadium, Pittsburgh, PA
Mon Sep 08 1986, 7:05 PM EDT
Att: 4,990 - Unknown

AB 35
R 2
H 6
RBI 1
BB 1
SO 3
LOB 14



Batter	1	2	3	4	5	6	7	8	9	AB	R	H	RBI	BB	SO	LOB	BOTTOM				
Barry Bonds, L OBP: 0.336, SLG: 0.445	K				F8			F2		4	0	0	0	0	1	2					
Bobby Bonilla, S OBP: 0.380, SLG: 0.340	3-1									2	1	0	0	2	1	0					
Johnny Ray, S OBP: 0.364, SLG: 0.394	2B				F8			F8		4	1	1	0	0	0	2					
Sid Bream, L OBP: 0.351, SLG: 0.473	E							3-1		4	1	2	1	0	0	0					
Mike Diaz, R Joe Orsulak, L OBP: 0.373, SLG: 0.606	E2				6-3			F9		4	0	2	2	0	0	1					
Tony Peña, R OBP: 0.352, SLG: 0.405	1B				4-3					3	0	2	0	1	0	1					
Jim Morrison, R OBP: 0.321, SLG: 0.449					6-3			F8		4	0	1	0	0	0	3					
Rafael Belliard, R OBP: 0.296, SLG: 0.264										2	0	0	0	1	0	3					
Bob Patterson, R Hipolito Pena, L										2	0	0	0	0	2	1					
										0	0	0	0	0	0	0					
Inning Stats	R: 2 E: 1 K: 1 S: 8	H: 4 LOB: 2 BB: 0 P: 8	R: 0 E: 0 K: 0 S: 3	H: 0 LOB: 1 BB: 1 P: 7	R: 1 E: 0 K: 0 S: 4	H: 1 LOB: 1 BB: 1 P: 8	R: 0 E: 0 K: 1 S: 6	H: 1 LOB: 0 BB: 0 P: 6	R: 0 E: 0 K: 0 S: 4	H: 2 LOB: 1 BB: 0 P: 4	R: 0 E: 0 K: 1 S: 5	H: 0 LOB: 1 BB: 1 P: 9	R: 0 E: 0 K: 0 S: 3	H: 0 LOB: 1 BB: 1 P: 7	1B: 5 2B: 3 3B: 0 HR: 0	SF: 0 SAC: 1 DP: 1 HBP: 0	WP: 0 PB: 0 SB: 0 CS: 0	PA: 34			
PITCHER	IP	WLS	BF	H	R	ER	SO	BB	IBB	HBP	BLK	WP	HR	S	P	ERA	WHIP				
Danny Cox, R ERA: 3.19	6.0	L	26	8	3	3	3	2	0	0	0	0	0	30	38	4.50	1.667				
Pat Perry, L ERA: 3.61	1.2		7	0	0	0	1	2	0	0	0	0	0	7	15	0.00	1.200				
Ray Sof, R ERA: 2.49	0.1		1	0	0	0	0	0	0	0	0	0	0	1	1	0.00	0.000				

St. Louis Cardinals @ Pittsburgh Pirates
Three Rivers Stadium, Pittsburgh, PA
Mon Sep 08 1986, 7:05 PM EDT
Att: 4,990 - Unknown

AB 29
R 3
H 8
RBI 3
BB 4
SO 4
LOB 13



Batter	1	2	3	4	5	6	7	8	9	AB	R	H	RBI	BB	SO	LOB	TOP			
Vince Coleman, S (1, 7) OBP: 0.315, SLG: 0.295	5-3		1B		4-3		3-1		6-3	5	1	2	0	0	0	1	St. Louis Cardinals @ Pittsburgh Pirates Three Rivers Stadium, Pittsburgh, PA Tue Sep 09 1986, 7:05 PM EDT Att: 4,291 - Unknown livebaseballscorecards.com			
Tom Herr, S (1, 4) OBP: 0.336, SLG: 0.327	F9		F9		K		3-1			4	0	0	0	0	1	2				
Andy Van Slyke, L (1, 8) OBP: 0.354, SLG: 0.448							4-3			4	0	3	1	0	0	0				
Curt Ford, L (1, 9) OBP: 0.312, SLG: 0.370	F7		4-3		1-3				4-3	3	0	0	0	0	0	3				
Tito Landrum, R (8, PH) OBP: 0.270, SLG: 0.258										1	0	0	0	0	0	0				
Clint Hurdle, L (1, 3) OBP: 0.324, SLG: 0.317		G3				1B			5-3	2	2	1	1	1	0	0				
Fred Manrique, R (8, PH) OBP: 0.333, SLG: 1.333					HR					1	0	0	0	0	0	0				
Todd Worrell, R (8, 1) OBP: 0.143, SLG: 0.429						WP				0	0	0	0	0	0	0				
Terry Pendleton, S (1, 5) OBP: 0.276, SLG: 0.298	4-3				E				F8	4	0	1	0	0	0	1				
Ozzie Smith, S (1, 6) OBP: 0.367, SLG: 0.329					K				5-3	4	0	1	0	0	1	1				
Michael LaValliere, L (1, 2) OBP: 0.305, SLG: 0.296		G3			F7				F7	4	0	0	0	0	0	3				
Ricky Horton, L (1, 1) OBP: 0.143, SLG: 0.077					5-3					2	0	0	0	0	1	1				
John Morris, L (6, PH) OBP: 0.310, SLG: 0.286					K					1	0	0	0	0	0	1				
Ray Soff, R (6, 1)										0	0	0	0	0	0	0				
Pat Perry, L (7, 1)										0	0	0	0	0	0	0				
Jim Lindeman, R (8, 3) OBP: 0.333, SLG: 0.643									2B	1	0	1	0	0	0	0				
Inning Stats	R: 0 E: 0 K: 0 S: 4	H: 1 LOB: 1 BB: 0 P: 4	R: 0 E: 1 K: 0 S: 4	H: 0 LOB: 1 BB: 0 P: 4	R: 1 E: 0 K: 0 S: 5	H: 2 LOB: 1 BB: 0 P: 5	R: 1 E: 2 K: 2 S: 9	H: 2 LOB: 1 BB: 0 P: 9	R: 0 E: 0 K: 1 S: 6	H: 1 LOB: 1 BB: 0 P: 6	R: 0 E: 0 K: 0 S: 3	H: 1 LOB: 0 BB: 0 P: 3	R: 0 E: 0 K: 0 S: 3	H: 0 LOB: 0 BB: 0 P: 3	R: 0 E: 0 K: 0 S: 4	H: 1 LOB: 1 BB: 0 P: 4	1B: 7 2B: 1 3B: 0 HR: 1	SF: 0 SAC: 0 DP: 0 HBP: 0	WP: 1 PB: 0 SB: 1 CS: 0	PA: 37
PITCHER	IP WLS BF H R ER SO BB IBB HBP BLK WP HR S P ERA WHIP																			
Rick Reuschel, R (1, 1) ERA: 4.2	7.0 L 30 8 3 3 3 1 0 0 0 0 1 1 35 39 3.86 1.286																			
John Smiley, L (8, 1) ERA: 7.71	1.0 3 0 0 0 0 0 0 0 0 0 0 0 3 3 0.00 0.000																			
Larry McWilliams, L (9, 1) ERA: 5.08	1.0 4 1 0 0 0 0 0 0 0 0 0 0 4 4 0.00 1.000																			

Batter	1	2	3	4	5	6	7	8	9	AB	R	H	RBI	BB	SO	LOB	BOTTOM			
Barry Bonds, L (1, 8) OBP: 0.339, SLG: 0.448	G3		K		FC5-4		F7		S	5	0	3	0	0	1	1	St. Louis Cardinals @ Pittsburgh Pirates Three Rivers Stadium, Pittsburgh, PA Tue Sep 09 1986, 7:05 PM EDT Att: 4,291 - Unknown livebaseballscorecards.com			
Tony Peña, R (1, 2) OBP: 0.351, SLG: 0.402	G3		F4		FC5-4				K	5	0	1	0	0	1	5				
Johnny Ray, S (1, 4) OBP: 0.363, SLG: 0.392	L4		K							4	0	1	0	0	1	3				
Jim Morrison, R (1, 5) OBP: 0.323, SLG: 0.453					F8				1-3	3	1	1	0	1	0	2				
Mike Diaz, R (1, 7) OBP: 0.363, SLG: 0.593	K		SF9		3B		F8		K	3	0	0	1	0	2	2				
Sid Bream, L (1, 3) OBP: 0.350, SLG: 0.471		G3			K				F3	4	0	1	0	0	1	0				
Mike Brown, R (1, 9) OBP: 0.294, SLG: 0.307		F8							4-3	3	0	1	0	0	0	1				
Joe Orsulak, L (9, PH) OBP: 0.301, SLG: 0.355					FC6-4		4-3			1	0	0	0	0	0	0				
Rafael Belliard, R (1, 6) OBP: 0.300, SLG: 0.266					FC6-4				E5	2	0	1	0	1	0	1				
U L Washington, S (9, PH) OBP: 0.295, SLG: 0.265							WP		1B	1	0	0	0	0	0	0				
Rick Reuschel, R (1, 1) OBP: 0.156, SLG: 0.161										2	0	1	0	0	0	1				
Benny Distefano, L (7, PH) OBP: 0.176, SLG: 0.333		4-3					F9		K	1	0	0	0	0	0	1				
John Smiley, L (8, 1)										0	0	0	0	0	0	0				
Larry McWilliams, L (9, 1) OBP: 0.194, SLG: 0.172					FC5-4					0	0	0	0	0	0	0				
Bobby Bonilla, S (9, PH) OBP: 0.339, SLG: 0.339										1	0	0	0	0	1	1				
Inning Stats	R: 0 E: 0 K: 1 S: 6	H: 1 LOB: 2 BB: 1 P: 10	R: 0 E: 0 K: 0 S: 4	H: 1 LOB: 1 BB: 0 P: 4	R: 0 E: 0 K: 2 S: 7	H: 0 LOB: 0 BB: 0 P: 7	R: 1 E: 0 K: 1 S: 7	H: 2 LOB: 1 BB: 0 P: 7	R: 0 E: 0 K: 0 S: 5	H: 3 LOB: 2 BB: 0 P: 5	R: 0 E: 0 K: 0 S: 3	H: 1 LOB: 2 BB: 1 P: 3	R: 0 E: 0 K: 1 S: 5	H: 0 LOB: 0 BB: 0 P: 5	R: 0 E: 1 K: 2 S: 9	H: 1 LOB: 2 BB: 0 P: 9		1B: 9 2B: 1 3B: 1 HR: 0	SF: 1 SAC: 0 DP: 2 HBP: 0	WP: 1 PB: 0 SB: 2 CS: 0
PITCHER	IP WLS BF H R ER SO BB IBB HBP BLK WP HR S P ERA WHIP																			
Ricky Horton, L (1, 1) ERA: 2.21	5.0 W 22 7 1 1 4 1 0 0 0 0 0 0 6 10 1.80 1.600																			
Ray Soff, R (6, 1) ERA: 2.31	1.2 7 2 0 0 0 1 0 0 0 0 0 0 6 10 0.00 1.800																			
Pat Perry, L (7, 1) ERA: 3.59	0.1 1 0 0 0 0 0 0 0 0 0 1 0 1 1 0.00 0.000																			
Todd Worrell, R (8, 1) ERA: 2.14	2.0 S 8 1 0 0 3 0 0 0 0 0 0 0 14 14 0.00 0.500																			

Batter	1	2	3	4	5	6	7	8	9	AB	R	H	RBI	BB	SO	LOB	TOP										
Vince Coleman, S OBP: 0.314, SLG: 0.298 (1, 7)	6-3		F8		FC1-6		6-3			5	0	1	1	0	0	2											
Tom Herr, S OBP: 0.335, SLG: 0.326 (1, 4)	6-3			1B	L6		K		G3	5	1	1	0	0	1	2											
Andy Van Slyke, L OBP: 0.352, SLG: 0.447 (1, 3) (8, 8)	3-1			K				K	F9	5	1	1	0	0	2	2											
Curt Ford, L OBP: 0.313, SLG: 0.369 (8, PH) Tito Landrum, R OBP: 0.273, SLG: 0.262 (8, 9)		L7				F7				3	0	1	0	0	0	1											
Terry Pendleton, S OBP: 0.278, SLG: 0.297 (1, 5)		F8			FC4			E5		4	0	1	2	0	0	2											
John Morris, L OBP: 0.299, SLG: 0.275 (8, PH) Jim Lindeman, R OBP: 0.375, SLG: 0.667 (8, 3)					F8		F6			3	0	0	0	0	1	3											
Michael LaValliere, L OBP: 0.304, SLG: 0.292 (1, 2)			4-3		F8				B1-5	3	0	0	0	1	0	4											
José Oquendo, S OBP: 0.363, SLG: 0.350 (1, 6)					F4		F7			4	1	2	0	0	0	2											
Tim Conroy, L OBP: 0.285, SLG: 0.240 (5, 1) Joe Boever, R OBP: 0.266, SLG: 0.238 (7, PH) Ozzie Smith, S OBP: 0.359, SLG: 0.528 (7, 1) Ray Soff, R OBP: 0.329, SLG: 0.334 (9, PH) Todd Worrell, R OBP: 0.143, SLG: 0.429 (9, 1)				K			4-3		SH3-4	1	0	0	0	0	1	1											
Inning Stats	R: 0 E: 0 K: 0 S: 3	H: 0 LOB: 0 BB: 0 P: 3	R: 0 E: 0 K: 1 S: 5	H: 0 LOB: 0 BB: 0 P: 5	R: 0 E: 0 K: 1 S: 6	H: 1 LOB: 1 BB: 0 P: 6	R: 1 E: 1 K: 1 S: 8	H: 2 LOB: 2 BB: 0 P: 8	R: 0 E: 0 K: 0 S: 3	H: 0 LOB: 1 BB: 1 P: 7	R: 1 E: 0 K: 0 S: 5	H: 2 LOB: 2 BB: 1 P: 9	R: 0 E: 0 K: 1 S: 5	H: 0 LOB: 0 BB: 0 P: 5	R: 1 E: 1 K: 1 S: 7	H: 2 LOB: 1 BB: 0 P: 7	R: 1 E: 0 K: 0 S: 5	H: 2 LOB: 1 BB: 0 P: 5	1B: 7 2B: 2 3B: 1 HR: 0	SF: 0 SAC: 1 DP: 1 HBP: 0	WP: 0 PA: 39 PB: 0 SB: 2 CS: 0						
PITCHER	IP	WLS	BF	H	R	ER	SO	BB	IBB	HBP	BLK	WP	HR	S	P	ERA	WHIP										
Rick Rhoden, R ERA: 2.48 Hipolito Pena, L ERA: Barry Jones, R ERA: 2.9 Larry McWilliams, L ERA: 5.04	7.0	29	5	2	2	4	2	0	0	0	1	0	0	35	43	2.57	1.000										

St. Louis Cardinals @ Pittsburgh Pirates
Three Rivers Stadium, Pittsburgh, PA
Wed Sep 10 1986, 7:05 PM EDT
Att: 7,479 - Unknown

AB	36
R	4
H	9
RBI	4
BB	2
SO	5
LOB	19



Batter	1	2	3	4	5	6	7	8	9	AB	R	H	RBI	BB	SO	LOB	BOTTOM										
Barry Bonds, L OBP: 0.345, SLG: 0.459 (1, 8)							K			3	2	1	2	1	0												
Tony Peña, R OBP: 0.353, SLG: 0.402 (1, 2)							4-3		FC6-4	3	0	1	0	2	0	1											
Johnny Ray, S OBP: 0.366, SLG: 0.393 (1, 4)										2	0	1	1	2	0	1											
Jim Morrison, R OBP: 0.322, SLG: 0.450 (1, 5)										3	0	0	0	1	0	6											
Mike Diaz, R OBP: 0.354, SLG: 0.576 Bill Almon, R OBP: 0.317, SLG: 0.382 (9, 7)										4	0	0	0	0	0	4											
Sid Bream, L OBP: 0.347, SLG: 0.467 (1, 3)										4	0	0	0	0	0	0											
Mike Brown, R OBP: 0.293, SLG: 0.303 (1, 9)										3	0	0	0	1	1	0											
Rafael Belliard, R OBP: 0.300, SLG: 0.266 Joe Orsulak, L OBP: 0.301, SLG: 0.354 (9, PH)										3	0	1	0	0	0	1											
Rick Rhoden, R OBP: 0.306, SLG: 0.383 Hipolito Pena, L ERA: Barry Jones, R OBP: 0.293, SLG: 0.290 Larry McWilliams, L OBP: 0.194, SLG: 0.172 U L Washington, S OBP: 0.263, SLG: 0.262 (9, PH)										3	1	1	0	0	0	1											
Inning Stats	R: 1 E: 0 K: 0 S: 3	H: 1 LOB: 1 BB: 2 P: 11	R: 0 E: 0 K: 0 S: 2	H: 0 LOB: 0 BB: 1 P: 6	R: 1 E: 0 K: 0 S: 4	H: 2 LOB: 1 BB: 1 P: 8	R: 0 E: 0 K: 1 S: 5	H: 0 LOB: 0 BB: 0 P: 5	R: 1 E: 0 K: 0 S: 5	H: 2 LOB: 3 BB: 2 P: 13	R: 0 E: 0 K: 0 S: 4	H: 1 LOB: 1 BB: 0 P: 4	R: 0 E: 0 K: 1 S: 5	H: 0 LOB: 1 BB: 1 P: 9	R: 0 E: 0 K: 0 S: 3	H: 0 LOB: 0 BB: 0 P: 3	R: 0 E: 0 K: 0 S: 3	H: 0 LOB: 1 BB: 1 P: 7	1B: 4 2B: 1 3B: 0 HR: 1	SF: 0 SAC: 0 DP: 3 HBP: 0	WP: 1 PA: 38 PB: 0 SB: 1 CS: 0						
PITCHER	IP	WLS	BF	H	R	ER	SO	BB	IBB	HBP	BLK	WP	HR	S	P	ERA	WHIP										
Tim Conroy, L ERA: 4.99 Joe Boever, R ERA: Ray Soff, R ERA: 2.13 Todd Worrell, R ERA: 2.12	4.1	21	6	1	0	0	0	0	0	0	0	0	0	6	6	0.00	0.600										

St. Louis Cardinals @ Pittsburgh Pirates
Three Rivers Stadium, Pittsburgh, PA
Wed Sep 10 1986, 7:05 PM EDT
Att: 7,479 - Unknown

AB	30
R	3
H	6
RBI	2
BB	8
SO	2
LOB	14



Batter	1	2	3	4	5	6	7	8	9	AB	R	H	RBI	BB	SO	LOB	TOP										
Dave Martinez, L (1, 8) OBP: 0.202, SLG: 0.214	0-0 4-3		0-0 FC4-6 23 CS		0-3 K			0-0 F8		3	0	0	0	0	1	2	Chicago Cubs @ Pittsburgh Pirates Three Rivers Stadium, Pittsburgh, PA Sat Sep 13 1986, 3:33 AM EDT Att: 10,841 - Unknown										
Gary Matthews, R (8, PH) OBP: 0.366, SLG: 0.478										1	0	0	0	0	0	0											
Bob Demier, R (8, 8) OBP: 0.269, SLG: 0.309										0	0	0	0	0	0	0											
23 Ryne Sandberg, R (1, 4) OBP: 0.326, SLG: 0.408	0-0 6-3		0-0 CS	0-3 K		0-0 CS 1B		0-0 F2		4	0	1	0	0	1	0											
Rafael Palmeiro, L (1, 7) OBP: 0.231, SLG: 0.538	0-0 5-3			0-0 F7		0-0 F8 1-2		0-0 2B		4	0	1	0	0	0	1											
Keith Moreland, R (1, 2) OBP: 0.335, SLG: 0.400		0-0 4-3		4-0 BB		0-0 4-3		0-0 6-3		3	0	0	0	1	0	1											
Leon Durham, L (1, 3) OBP: 0.341, SLG: 0.457		0-0 HR		0-0 G3		4-0 FC6-4 BB		0-0 F3		3	1	1	1	1	0	1											
Manny Trillo, R (1, 5) OBP: 0.390, SLG: 0.424	4-0 G6-4-3 BB				0-0 6-3		0-0 FC6-4 1B 1-2	0-0 F4		3	0	0	0	1	0	1											
Chico Walker, S (1, 9) OBP: 0.289, SLG: 0.353	0-0 G6-4-3 1-2				0-0 S 1B		0-3 K	0-3 K		4	1	1	0	0	2	2											
Shawon Dunston, R (1, 6) OBP: 0.284, SLG: 0.417			0-0 F6		0-0 1-H 1B		0-0 1-2 1B			3	0	2	1	0	0	0											
Greg Maddux, R (1, 1) OBP: 0.429, SLG: 0.429					0-0 K		0-0 F7			2	0	1	0	0	1	1											
Ron Cey, R (7, PH) OBP: 0.366, SLG: 0.512					0-3 K		0-0 F7			1	0	0	0	0	0	2											
Frank DiPino, L (7, 1) OBP: 0.167, SLG: 0.167										0	0	0	0	0	0	0											
Ron Davis, R (8, 1) OBP: 0.167, SLG: 0.167										0	0	0	0	0	0	0											
Guy Hoffman, L (8, 1) OBP: 0.167, SLG: 0.167										0	0	0	0	0	0	0											
Inning Stats	R: 0 E: 0 K: 0 S: 3	H: 0 LOB: 0 BB: 0 P: 3	R: 1 E: 0 K: 0 S: 3	H: 1 LOB: 0 BB: 1 P: 7	R: 0 E: 0 K: 0 S: 3	H: 1 LOB: 0 BB: 0 P: 3	R: 0 E: 0 K: 1 S: 5	H: 0 LOB: 1 BB: 1 P: 9	R: 1 E: 0 K: 2 S: 9	H: 2 LOB: 1 BB: 0 P: 9	R: 0 E: 0 K: 0 S: 3	H: 1 LOB: 0 BB: 0 P: 3	R: 0 E: 0 K: 1 S: 4	H: 1 LOB: 1 BB: 0 P: 4	R: 0 E: 0 K: 1 S: 5	H: 0 LOB: 0 BB: 0 P: 5	1B: 5 2B: 1 3B: 0 HR: 1	SF: 0 SAC: 0 DP: 1 HBP: 0	WP: 0 PB: 0 SB: 1 CS: 2	PA: 35							
PITCHER	IP	WLS	BF	H	R	ER	SO	BB	IBB	HBP	BLK	WP	HR	S	P	ERA	WHIP										
Stan Fansler, R (1, 1) ERA: 6.0	5.0		19	4	2	2	3	2	0	0	0	0	1	23	31	3.60	1.200										
Bob Patterson, L (6, 1) ERA: 4.11	2.2	W	11	3	0	0	1	1	0	0	0	0	0	12	16	0.00	1.500										
Don Robinson, R (8, 1) ERA: 4.23	1.1	S	4	0	0	0	1	0	0	0	0	0	0	6	6	0.00	0.000										

AB 31
R 2
H 7
RBI 2
BB 3
SO 5
LOB 11



Batter	1	2	3	4	5	6	7	8	9	AB	R	H	RBI	BB	SO	LOB	BOTTOM										
Barry Bonds, L (1, 8) OBP: 0.344, SLG: 0.452	0-0 3-1	0-3 K			4-0 FC5-4 BB	0-0 L9		0-0 CS 1-3 2-H 1B		4	0	1	1	1	1	4	Chicago Cubs @ Pittsburgh Pirates Three Rivers Stadium, Pittsburgh, PA Sat Sep 13 1986, 3:33 AM EDT Att: 10,841 - Unknown										
Bobby Bonilla, S (1, 9) OBP: 0.358, SLG: 0.345	0-0 4-3		0-0 G3		0-0 FC5-4 S 1B 1-2		0-0 4-3	0-0 CS		4	1	0	0	0	1	0											
Johnny Ray, S (1, 4) OBP: 0.363, SLG: 0.389	1-0 1B HBP		0-3 K		0-0 G4-6-3 1B 1-H		0-0 F8			3	0	1	1	0	1	0											
Sid Bream, L (1, 3) OBP: 0.349, SLG: 0.470	0-0 1-3 1B		0-0 E 2B		0-0 G4-6-3 1-2		0-0 3-1			4	1	2	0	0	0	1											
Mike Diaz, R (1, 7) OBP: 0.355, SLG: 0.566	0-0 1-3		0-0 E6 1B 2-H		0-0 6-3 2B 1B		0-3 K			4	1	2	0	0	1	2											
Joe Orsulak, L (9, 9) OBP: 0.300, SLG: 0.353										0	0	0	0	0	0	0											
Tony Peña, R (1, 2) OBP: 0.353, SLG: 0.399		4-0 FC6-4 S BB	0-0 4-3		0-0 6-3		0-0 6-3	0-0 1B FC4-6 1B		3	1	1	0	1	0	2											
Jim Morrison, R (1, 5) OBP: 0.332, SLG: 0.474				0-3 K		0-0 1B 2B 2-H		0-0 FC4-6 1B		4	0	3	1	0	1	0											
Rafael Belliard, R (1, 6) OBP: 0.297, SLG: 0.267		0-0 FC6-4 1-2 2-3		0-0 4-3		0-0 F5		0-0 FC4-6 1B		4	1	0	1	0	0	4											
Stan Fansler, R (1, 1) ERA: 3.38			0-3 K		0-0 2-3 1B		0-0 1B			2	0	0	0	0	2	2											
Bob Patterson, R (6, 1) OBP: 0.250, SLG: 0.250										1	0	1	0	0	0	0											
Don Robinson, R (8, 1) OBP: 0.750, SLG: 0.750										1	0	1	0	0	0	0											
Inning Stats	R: 0 E: 0 K: 0 S: 4	H: 1 LOB: 2 BB: 0 P: 5	R: 0 E: 0 K: 2 S: 8	H: 1 LOB: 2 BB: 1 P: 12	R: 1 E: 1 K: 1 S: 7	H: 2 LOB: 1 BB: 0 P: 7	R: 0 E: 0 K: 2 S: 7	H: 0 LOB: 0 BB: 0 P: 7	R: 1 E: 0 K: 0 S: 6	H: 3 LOB: 2 BB: 0 P: 6	R: 0 E: 0 K: 0 S: 3	H: 0 LOB: 0 BB: 0 P: 3	R: 2 E: 0 K: 1 S: 8	H: 4 LOB: 1 BB: 0 P: 8	R: 0 E: 0 K: 1 S: 5	H: 0 LOB: 0 BB: 0 P: 5	1B: 10 2B: 2 3B: 0 HR: 0	SF: 0 SAC: 0 DP: 1 HBP: 1	WP: 0 PB: 0 SB: 2 CS: 1	PA: 38							
PITCHER	IP	WLS	BF	H	R	ER	SO	BB	IBB	HBP	BLK	WP	HR	S	P	ERA	WHIP										
Greg Maddux, R (1, 1) ERA: 3.38	6.0	L	28	8	3	2	5	2	0	1	0	0	0	8	8	3.00	1.667										
Frank DiPino, L (7, 1) ERA: 4.32	1.1		6	2	2	2	1	0	0	0	0	0	0	8	8	13.50	1.500										
Ron Davis, R (8, 1) ERA: 8.13	0.1		2	1	0	0	0	0	0	0	0	0	0	2	2	0.00	3.000										
Guy Hoffman, L (8, 1) ERA: 4.46	0.1		1	1	0	0	0	0	0	0	0	0	0	1	1	0.00	3.000										

AB 34
R 5
H 12
RBI 4
BB 2
SO 6
LOB 16



Batter	1	2	3	4	5	6	7	8	9	AB	R	H	RBI	BB	SO	LOB	TOP										
Dave Martinez, L (1, 8) OBP: 0.193, SLG: 0.206	1-3		6-3		G4-6-3		FC4		SF9	4	0	0	1	0	0	2	Chicago Cubs @ Pittsburgh Pirates Three Rivers Stadium, Pittsburgh, PA Sun Sep 14 1986, 3:33 AM EDT Att: 16,256 - Unknown										
23 Ryne Sandberg, R (1, 4) OBP: 0.327, SLG: 0.407	5-3		K			1B		F9	4	0	1	0	1	1	0												
Rafael Palmeiro, L (1, 7) OBP: 0.222, SLG: 0.444	F8		3-1			FC6-4		F8	5	0	1	0	0	0	3												
Keith Moreland, R (1, 5) OBP: 0.334, SLG: 0.397		4-3		6-3		F8		2B	3	0	0	0	1	0	2												
Leon Durham, L (1, 3) OBP: 0.342, SLG: 0.462		1B		5-3		K		BB	4	1	2	0	0	1	2												
Jody Davis, R (1, 2) OBP: 0.287, SLG: 0.403		5-3		FC6-4		FC6-4		L6	4	0	1	0	0	0	5												
Chico Walker, S (1, 9) OBP: 0.310, SLG: 0.351		2H		FC6-4			L9	2B	3	1	1	1	1	0	1												
Shawon Dunston, R (1, 6) OBP: 0.284, SLG: 0.418		K		1-3			F8	BB	4	0	1	0	0	1	1												
Drew Hall, L (1, 1) Dave Gumpert, R (5, 1) Steve Trout, L (5, 1) Terry Franzen, L (7, PH) Ron Davis, R (7, 1) Thad Bosley, L (5, PH)			F5		G4-6-3		FC4	L4	1	0	0	0	1	0	0												
Inning Stats	R: 0 E: 0 K: 0 S: 3	H: 0 LOB: 0 BB: 0 P: 3	R: 1 E: 0 K: 1 S: 7	H: 2 LOB: 1 BB: 0 P: 7	R: 0 E: 0 K: 1 S: 6	H: 0 LOB: 1 BB: 0 P: 6	R: 0 E: 0 K: 0 S: 4	H: 1 LOB: 1 BB: 0 P: 4	R: 0 E: 0 K: 1 S: 2	H: 2 LOB: 2 BB: 0 P: 7	R: 0 E: 0 K: 0 S: 4	H: 1 LOB: 1 BB: 0 P: 4	R: 0 E: 0 K: 0 S: 4	H: 1 LOB: 2 BB: 1 P: 8	R: 1 E: 0 K: 0 S: 4	H: 1 LOB: 2 BB: 2 P: 12	1B: 5 2B: 3 3B: 0 HR: 0	SF: 1 SAC: 0 DP: 1 HBP: 0	WP: 1 PA: 39 PB: 0 SB: 1 CS: 0								
PITCHER	IP	WLS	BF	H	R	ER	SO	BB	IBB	HBP	BLK	WP	HR	S	P	ERA	WHIP										
Rick Reuschel, R (1, 1) ERA: 4.05	7.0	W	28	6	1	1	3	1	0	0	0	1	0	33	37	1.29	1.000										
Larry McWilliams, L (8, 1) ERA: 4.98	1.0		5	1	0	0	0	1	0	0	0	0	0	4	8	0.00	2.000										
Ray Krawczyk, R (9, 1) ERA: 4.26	1.0		6	1	1	1	0	2	0	0	0	0	0	4	12	9.00	3.000										



Batter	1	2	3	4	5	6	7	8	9	AB	R	H	RBI	BB	SO	LOB	BOTTOM										
Barry Bonds, L (1, 8) OBP: 0.348, SLG: 0.454	5-3		G3					1B		3	2	1	0	2	0	0	Chicago Cubs @ Pittsburgh Pirates Three Rivers Stadium, Pittsburgh, PA Sun Sep 14 1986, 3:33 AM EDT Att: 16,256 - Unknown										
Bobby Bonilla, S (1, 9) OBP: 0.359, SLG: 0.343	F9		5-3					BB	4	1	1	1	1	1	3												
Johnny Ray, S (1, 4) OBP: 0.364, SLG: 0.388		4-3		E6				SF7	3	1	1	2	1	0	0												
Sam Khalifa, R (9, 6) OBP: 0.285, SLG: 0.230								BB	0	0	0	0	0	0	0												
Jim Morrison, R (1, 5) OBP: 0.331, SLG: 0.470		F9		F8				1B	4	1	0	1	0	1	3												
Bill Almon, R (9, 5) OBP: 0.320, SLG: 0.385								K	0	0	0	0	0	0	0												
Mike Diaz, R (1, 7) OBP: 0.353, SLG: 0.558		K						G3	4	0	1	0	0	2	3												
Joe Orsulak, L (8, PH) OBP: 0.299, SLG: 0.352									1	0	0	0	0	0	1												
Sid Bream, L (1, 3) OBP: 0.350, SLG: 0.472		1B		F7				F8	4	1	2	2	0	0	1												
Junior Ortiz, R (1, 2) OBP: 0.392, SLG: 0.407		1B		F9				1-3	3	1	1	1	1	0	1												
Rafael Belliard, R (1, 6) OBP: 0.299, SLG: 0.268				1-3				5-3	3	0	1	1	1	0	1												
Rick Reuschel, R (1, 1) OBP: 0.179, SLG: 0.172								BB	2	1	1	1	1	0	2												
Larry McWilliams, L (8, 1) OBP: 0.194, SLG: 0.172		4-3						1B	0	0	0	0	0	0	0												
Rick Renneria, R (8, PH) OBP: 1.000, SLG: 1.000									1	1	1	0	0	0	0												
Ray Krawczyk, R (9, 1) ERA: 8.17								1B	0	0	0	0	0	0	0												
Inning Stats	R: 0 E: 0 K: 0 S: 3	H: 0 LOB: 0 BB: 0 P: 3	R: 1 E: 0 K: 1 S: 7	H: 2 LOB: 1 BB: 1 P: 11	R: 0 E: 0 K: 0 S: 4	H: 1 LOB: 1 BB: 0 P: 4	R: 0 E: 0 K: 0 S: 4	H: 1 LOB: 1 BB: 0 P: 4	R: 6 E: 0 K: 2 S: 10	H: 4 LOB: 3 BB: 5 P: 31	R: 0 E: 0 K: 0 S: 3	H: 1 LOB: 0 BB: 0 P: 3	R: 0 E: 0 K: 0 S: 3	H: 0 LOB: 0 BB: 0 P: 3	R: 2 E: 0 K: 1 S: 7	H: 2 LOB: 1 BB: 1 P: 11	1B: 8 2B: 2 3B: 0 HR: 0	SF: 1 SAC: 0 DP: 1 HBP: 1	WP: 0 PA: 41 PB: 0 SB: 0 CS: 0								
PITCHER	IP	WLS	BF	H	R	ER	SO	BB	IBB	HBP	BLK	WP	HR	S	P	ERA	WHIP										
Drew Hall, L (1, 1) ERA: 11.25	4.0	L	21	4	5	5	1	4	0	0	0	0	0	6	11	27.00	4.500										
Steve Trout, L (5, 1) ERA: 4.9	1.1		5	1	0	0	1	1	0	0	0	0	0	6	10	0.00	1.500										
Ron Davis, R (7, 1) ERA: 8.17	2.0		9	2	2	2	1	1	0	0	0	0	0	10	14	9.00	1.500										




Batter	1	2	3	4	5	6	7	8	9	AB	R	H	RBI	BB	SO	LOB	TOP					
Barry Bonds, L (1, 8) OBP: 0.347, SLG: 0.450	4-0 CS BB		0-0 F8			0-0 G3		0-0 F8		3	0	0	0	1	0	0	Pittsburgh Pirates @ Philadelphia Phillies Veterans Stadium, Philadelphia, PA Mon Sep 15 1986, 7:05 PM EDT Att: 14,089 - Unknown					
Bobby Bonilla, S (1, 9) OBP: 0.355, SLG: 0.340	0-3 K		0-3 K			0-0 F9			0-0 1-3	4	0	0	0	0	2	1						
Johnny Ray, S (1, 4) OBP: 0.361, SLG: 0.385	0-0 F3			0-0 F4		0-0 F8			0-0 F7	4	0	0	0	0	0	0						
Jim Morrison, R (1, 5) OBP: 0.330, SLG: 0.470		0-0 F3		0-0 L8			0-0 F8		0-0 2B	4	0	1	0	0	0	0						
Mike Diaz, R (1, 7) OBP: 0.350, SLG: 0.550		0-0 1B 1B		0-0 F3			0-3 K		0-0 F9	4	0	1	0	0	1	1						
Tony Peña, R (1, 2) OBP: 0.353, SLG: 0.399		0-0 1B			0-0 F7		0-0 F9			3	0	1	0	0	0	1						
Ruben Rodriguez, R (8, 2)		1-2 1B								0	0	0	0	0	0	0						
Sid Bream, L (1, 3) OBP: 0.348, SLG: 0.469		0-0 F7			0-0 F8		0-3 K			3	0	0	0	0	1	3						
Rafael Belliard, R (1, 6) OBP: 0.300, SLG: 0.268		0-0 4-3			0-0 1B			0-0 F9		3	0	1	0	0	0	2						
Rick Rhoden, R (1, 1) OBP: 0.299, SLG: 0.373			0-0 F4			0-0 6-3		0-0 6-3		2	0	0	0	0	0	1						
Rick Renner, R (8, PH) OBP: 0.500, SLG: 0.500										1	0	0	0	0	0	0						
Jim Winn, R (8, 1) OBP: 0.118, SLG: 0.125										0	0	0	0	0	0	0						
Inning Stats	R: 0 E: 0 K: 1 S: 4	H: 0 LOB: 0 BB: 1 P: 8	R: 0 E: 0 K: 0 S: 5	H: 2 LOB: 2 BB: 0 P: 5	R: 0 E: 0 K: 1 S: 5	H: 0 LOB: 0 BB: 0 P: 5	R: 0 E: 0 K: 0 S: 3	H: 0 LOB: 0 BB: 0 P: 3	R: 0 E: 0 K: 0 S: 4	H: 1 LOB: 1 BB: 0 P: 4	R: 0 E: 0 K: 0 S: 3	H: 0 LOB: 0 BB: 0 P: 3	R: 0 E: 0 K: 2 S: 8	H: 0 LOB: 1 BB: 0 P: 8	R: 0 E: 0 K: 0 S: 3	H: 0 LOB: 0 BB: 0 P: 3	R: 0 E: 0 K: 0 S: 4	H: 1 LOB: 1 BB: 0 P: 4	1B: 3 2B: 1 3B: 0 HR: 0	SF: 0 SAC: 0 DP: 0 HBP: 0	WP: 1 PB: 0 SB: 0 CS: 1	PA: 32
PITCHER Don Carman, L (1, 1) ERA: 3.34	IP: 9.0 WLS: W BF: 32 H: 4 R: 0 ER: 0 SO: 4 BB: 1 IBB: 0 HBP: 0 BLK: 0 WP: 1 HR: 0 S: 39 P: 43 ERA: 0.00 WHIP: 0.556															PITCHER	IP: 9.0 WLS: W BF: 32 H: 4 R: 0 ER: 0 SO: 4 BB: 1 IBB: 0 HBP: 0 BLK: 0 WP: 1 HR: 0 S: 39 P: 43 ERA: 0.00 WHIP: 0.556					

AB	31
R	0
H	4
RBI	0
BB	1
SO	4
LOB	9



Batter	1	2	3	4	5	6	7	8	9	AB	R	H	RBI	BB	SO	LOB	BOTTOM			
Milt Thompson, L (1, 8) OBP: 0.299, SLG: 0.349	0-0 4-3		0-0 4-3		0-0 2B		4-0 BB			3	0	1	0	1	0	0	Pittsburgh Pirates @ Philadelphia Phillies Veterans Stadium, Philadelphia, PA Mon Sep 15 1986, 7:05 PM EDT Att: 14,089 - Unknown			
Juan Samuel, R (1, 4) OBP: 0.293, SLG: 0.438	0-3 K		0-0 6-3		0-0 6-3		0-0 L5			4	0	0	0	0	1	2				
Von Hayes, L (1, 3) OBP: 0.383, SLG: 0.482	0-0 4-3			0-0 1-3	0-0 6-3		4-0 BB G6-4-3			3	0	0	0	1	0	1				
Mike Schmidt, R (1, 5) OBP: 0.386, SLG: 0.569		0-0 5-3		0-0 F8		0-0 HR		0-0 G6-4-3		4	1	1	1	0	0	1				
Glenn Wilson, R (1, 9) OBP: 0.308, SLG: 0.395		0-0 1B 2B 1B		0-0 S 3B 1B		0-3 K		0-0 F9		4	2	2	0	0	1	0				
Ron Roenicke, S (1, 7) OBP: 0.390, SLG: 0.382		0-0 2B 1B		4-0 3B BB		0-0 F9				2	2	1	0	1	0	0				
John Russell, R (1, 2) OBP: 0.299, SLG: 0.468		0-0 F4-6 1H 2H 2B		0-0 3B BB		0-3 K				3	0	2	4	0	1	0				
Steve Jeltz, S (1, 6) OBP: 0.327, SLG: 0.267		0-0 F4-6 2-3		0-0 F7			0-3 K			3	0	0	0	0	1	2				
Don Carman, L (1, 1) ERA: 3.34			0-0 F8		0-0 6-3		0-0 6-3			3	0	0	0	0	0	0				
Inning Stats	R: 0 E: 0 K: 1 S: 5	H: 0 LOB: 0 BB: 0 P: 5	R: 2 E: 0 K: 0 S: 5	H: 3 LOB: 0 BB: 0 P: 5	R: 0 E: 0 K: 0 S: 3	H: 0 LOB: 0 BB: 0 P: 3	R: 2 E: 0 K: 0 S: 5	H: 2 LOB: 1 BB: 1 P: 9	R: 0 E: 0 K: 0 S: 4	H: 1 LOB: 1 BB: 0 P: 4	R: 1 E: 0 K: 2 S: 8	H: 1 LOB: 0 BB: 0 P: 8	R: 0 E: 0 K: 1 S: 5	H: 0 LOB: 1 BB: 1 P: 9	R: 0 E: 0 K: 0 S: 2	H: 0 LOB: 0 BB: 1 P: 6		1B: 3 2B: 3 3B: 1 HR: 1	SF: 0 SAC: 0 DP: 2 HBP: 0	WP: 0 PB: 0 SB: 1 CS: 0
PITCHER Rick Rhoden, R (1, 1) ERA: 2.6	IP: 7.0 WLS: L BF: 29 H: 7 R: 5 ER: 5 SO: 4 BB: 2 IBB: 0 HBP: 0 BLK: 0 WP: 0 HR: 1 S: 35 P: 43 ERA: 6.43 WHIP: 1.286															PITCHER Jim Winn, R (8, 1) ERA: 3.56	IP: 1.0 WLS: 3 BF: 0 H: 0 R: 0 ER: 0 SO: 0 BB: 1 IBB: 0 HBP: 0 BLK: 0 WP: 0 HR: 0 S: 2 P: 6 ERA: 0.00 WHIP: 1.000			



Batter	1	2	3	4	5	6	7	8	9	AB	R	H	RBI	BB	SO	LOB	TOP			
Joe Orsulak, L (1.7) OBP: 0.305, SLG: 0.352	4-0 CS BB		0-0 SF8 1B 1B		0-0 F8	4-0 BB			4-0 FC4-6 BB	2	1	1	0	3	0	0	Pittsburgh Pirates @ Philadelphia Phillies Veterans Stadium, Philadelphia, PA Tue Sep 16 1986, 7:05 PM EDT Att: 14,315 - Unknown			
Barry Bonds, L (1.8) OBP: 0.345, SLG: 0.447	0-0 F2		0-0 SF8 1B 1B		0-3 K	0-0 4-3			0-0 FC4-6 S	5	1	1	0	0	1	5				
Johnny Ray, S (1.4) OBP: 0.358, SLG: 0.382	0-0 6-3		0-0 SF8		0-0 6-3				0-0 F8	4	0	0	1	0	0	1				
Sid Bream, L (1.3) OBP: 0.348, SLG: 0.470		0-0 4-3	0-0 PB 1B		0-0 F8	0-0 2B			0-0 F4	5	0	2	2	0	0	1				
Benny Distefano, L (1.9) OBP: 0.238, SLG: 0.421		0-3 K	0-0 5-3		0-0 2B 2B				0-0 F7	3	1	1	0	0	1	1				
Mike Diaz, R (7, PH) OBP: 0.348, SLG: 0.547			1-2							1	0	0	0	0	0	1				
Tony Peña, R (1.2) OBP: 0.356, SLG: 0.403		4-0 FC6-4 BB		0-0 CS 1B	0-0 SF8 2B				0-3 K	3	1	2	1	1	1	1				
Jim Morrison, R (1.5) OBP: 0.330, SLG: 0.469		0-0 FC6-4		0-0 F8	0-0 BB E 1B				0-0 F8	4	0	1	0	0	0	2				
Rafael Belliard, R (1.6) OBP: 0.299, SLG: 0.269			0-0 L9	0-0 1B	0-0 SF8				0-3 K2-3	3	0	1	1	0	1	0				
Mike Bensch, R John Smiley, L Bobby Bonds, S Bob Walk, R U.L. Washington, S Jim Winn, R Larry McWilliams, L Pat Clements, R Mike Rogers, S Ray Krawczyk, R			0-0 1B SF8 1B	0-3 K	0-0 E3 BB				0-0 4-3	1	0	1	0	0	0	0		AB 34 R 5 H 10 RBI 5 BB 4 SO 5 LOB 15 		
Inning Stats	R: 0 E: 0 K: 0 S: 2	H: 0 LOB: 0 BB: 1 P: 6	R: 0 E: 0 K: 1 S: 5	H: 0 LOB: 1 BB: 1 P: 9	R: 3 E: 0 K: 0 S: 7	H: 4 LOB: 1 BB: 0 P: 7	R: 0 E: 0 K: 1 S: 6	H: 2 LOB: 2 BB: 0 P: 6	R: 0 E: 0 K: 1 S: 5	H: 0 LOB: 0 BB: 0 P: 5	R: 2 E: 1 K: 0 S: 7	H: 3 LOB: 3 BB: 1 P: 11	R: 0 E: 0 K: 1 S: 6	H: 1 LOB: 1 BB: 0 P: 6	R: 0 E: 0 K: 1 S: 5	H: 0 LOB: 0 BB: 1 P: 7	1B: 7 2B: 4 3B: 0 HR: 0	SF: 2 SAC: 0 DP: 1 HBP: 0	WP: 0 PB: 1 SB: 1 CS: 2	PA: 40
PITCHER	IP WLS BF H R ER SO BB IBB HBP BLK WP HR S P ERA WHIP																			
Marvin Freeman, R (1.1) ERA: 9.0	3.0	14	4	3	3	1	2	0	0	0	0	0	0	0	14	22	9.00	2.000		
Tom Hume, R (4.1) ERA: 2.5	2.2	14	5	2	2	2	1	0	0	0	0	0	0	17	21	6.75	2.250			
Dan Schatzeder, L (6.1) ERA: 3.28	0.2	3	1	0	0	0	0	0	0	0	0	0	0	3	3	0.00	1.500			
Kent Tekulve, R (7.1) ERA: 2.64	2.2	W	9	0	0	0	2	1	0	0	0	0	0	12	16	0.00	0.375			

Batter	1	2	3	4	5	6	7	8	9	AB	R	H	RBI	BB	SO	LOB	BOTTOM			
Milt Thompson, L (1.8) OBP: 0.304, SLG: 0.346	4-0 WP S 1B BB		0-0 4-3		4-0 F7				0-0 4-3	2	1	0	0	3	0	1	Pittsburgh Pirates @ Philadelphia Phillies Veterans Stadium, Philadelphia, PA Tue Sep 16 1986, 7:05 PM EDT Att: 14,315 - Unknown			
Greg Legg, R (1.4) OBP: 0.364, SLG: 0.455	0-0 1B FC3-2 1B	0-0 F9		0-0 5-3 3B 2B	0-0 F7				0-0 G4-6-3 1B	5	1	3	1	0	0	4				
Von Hayes, L (1.3) OBP: 0.384, SLG: 0.481	0-0 FC3-2 1B	0-0 F5		4-0 5-3 3B BB	0-0 F8				0-0 G4-6-3 1-2	4	1	1	0	1	0	5				
Mike Schmidt, R (1.5) OBP: 0.387, SLG: 0.568	0-0 L7		4-0 2B SF7 BB	0-0 5-3					0-0 F8	3	2	1	0	1	0	4				
Rick Schu, R (8.5) OBP: 0.330, SLG: 0.427			1-2 2-3		0-0 E 1B				0-0 F8	1	0	0	0	0	0	0				
Glenn Wilson, R (1.9) OBP: 0.312, SLG: 0.405	0-0 FC3-2 1B		0-0 2B 2B	0-0 3B	0-0 E 1B				0-0 F8	5	2	4	2	0	0	0				
Ron Roenicke, S (1.7) OBP: 0.383, SLG: 0.375	0-0 FC3-2		0-3 K	0-3 K	0-0 E3				0-0 4-3	5	1	0	0	0	2	7				
John Russell, R (1.2) OBP: 0.302, SLG: 0.467	0-3 K		4-0 2B BB	0-3 K	0-0 CS 1B				0-0 K	3	1	1	2	1	2	4				
Steve Jeltz, S (1.6) OBP: 0.328, SLG: 0.270		0-0 F9 SH3-4 1B	0-0 SF7		0-0 F7 SH3-4 1B				0-0 K	3	0	2	1	0	1	1				
Marvin Freeman, R (1.1)		0-0 SH3-4		0-0 SH3-4	0-3 K				0-0 K	0	0	0	0	0	0	0				
Juan Samuel, R (3, PH) OBP: 0.294, SLG: 0.441										1	0	1	2	0	0	0				
Tom Hume, R (4.1)										0	0	0	0	0	0	0				
Dan Schatzeder, L (6.1) OBP: 0.500, SLG: 0.652		1-2		1-2						1	0	0	0	0	1	1				
Kent Tekulve, R (7.1)										0	0	0	0	0	0	0				
Inning Stats	R: 1 E: 0 K: 1 S: 8	H: 3 LOB: 3 BB: 1 P: 12	R: 0 E: 0 K: 0 S: 4	H: 1 LOB: 2 BB: 1 P: 8	R: 3 E: 0 K: 1 S: 7	H: 2 LOB: 1 BB: 2 P: 15	R: 2 E: 0 K: 2 S: 9	H: 2 LOB: 1 BB: 1 P: 13	R: 0 E: 0 K: 0 S: 4	H: 1 LOB: 2 BB: 1 P: 8	R: 3 E: 1 K: 2 S: 10	H: 3 LOB: 1 BB: 0 P: 10	R: 0 E: 0 K: 0 S: 3	H: 1 LOB: 0 BB: 0 P: 3	R: 0 E: 0 K: 0 S: 3	H: 0 LOB: 0 BB: 0 P: 3	1B: 9 2B: 4 3B: 1 HR: 0	SF: 1 SAC: 2 DP: 2 HBP: 0	WP: 1 PB: 0 SB: 1 CS: 1	PA: 42
PITCHER	IP WLS BF H R ER SO BB IBB HBP BLK WP HR S P ERA WHIP																			
Mike Bielecki, R (1.1) ERA: 4.76	2.2	L	18	6	4	4	2	4	0	0	18	34	13.50	3.750						
John Smiley, L (3.1) ERA: 6.0	0.1	1	0	0	0	0	0	0	0	0	1	1	0.00	0.000						
Bob Walk, R (4.1) ERA: 3.64	2.0	11	3	2	2	2	2	0	0	0	13	21	9.00	2.500						
Jim Winn, R (6.1) ERA: 3.67	0.0	4	3	3	1	0	0	0	0	0	4	4	=	=						
Larry McWilliams, L (6.1) ERA: 4.94	1.0	2	0	0	0	2	0	0	0	0	6	6	0.00	0.000						
Pat Clements, L (7.1) ERA: 3.02	1.0	3	1	0	0	0	0	0	0	0	3	3	0.00	1.000						
Ray Krawczyk, R (8.1) ERA: 3.69	1.0	3	0	0	0	0	0	0	0	0	3	3	0.00	0.000						



Batter	1	2	3	4	5	6	7	8	9	AB R H RBI BB SO LOB	TOP									
U L Washington, S OBP: 0.290, SLG: 0.273	F5		E3				F8		F7	4 0 0 0 1 0 1	Pittsburgh Pirates @ Montreal Expos Olympic Stadium, Montreal, QB Wed Sep 17 1986, 7:05 PM EDT Att: 5,774 - Unknown									
Bobby Bonilla, S OBP: 0.354, SLG: 0.338	CS		K			L4	K			4 0 1 0 0 2 3										
Barry Bonds, L OBP: 0.341, SLG: 0.442	F7		G3							4 1 1 0 0 0 2										
Sid Bream, L OBP: 0.349, SLG: 0.473	CS		L4			HR				4 1 1 2 0 1 1										
Mike Diaz, R OBP: 0.355, SLG: 0.568 Joe Orsulak, L OBP: 0.302, SLG: 0.349			1B		6-3	HR				4 1 1 0 0 0 0 0 0 0 0 0 0 0										
Rick Renner, R OBP: 0.400, SLG: 0.400 Jim Morrison, R OBP: 0.328, SLG: 0.472			2B		K					3 0 1 0 0 2 1 1 0 0 0 0 0 0										
Junior Ortiz, R OBP: 0.387, SLG: 0.400			1B		K					4 0 1 1 0 2 1										
Rafael Belliard, R OBP: 0.302, SLG: 0.270			FC5-4		L4	SH3-4				3 1 2 0 1 0 1										
Bob Kipper, R OBP: 0.071, SLG: 0.037 Don Robinson, R OBP: 0.800, SLG: 1.000			BB		SH3-4					2 0 0 0 0 1 2 1 0 1 1 0 0 0										
Inning Stats	R: 0 E: 0 K: 0 S: 3	H: 1 LOB: 0 BB: 0 P: 3	R: 1 E: 0 K: 2 S: 9	H: 2 LOB: 2 BB: 1 P: 13	R: 0 E: 1 K: 1 S: 6	H: 0 LOB: 1 BB: 0 P: 6	R: 0 E: 0 K: 2 S: 7	H: 0 LOB: 0 BB: 0 P: 7	R: 0 E: 0 K: 1 S: 8	H: 1 LOB: 1 BB: 1 P: 7		R: 2 E: 0 K: 2 S: 8	H: 3 LOB: 1 BB: 0 P: 8	R: 0 E: 0 K: 0 S: 3	H: 0 LOB: 0 BB: 0 P: 3	R: 1 E: 0 K: 0 S: 5	H: 2 LOB: 1 BB: 0 P: 5	1B: 5 2B: 4 3B: 0 HR: 1	SF: 0 SAC: 1 DP: 1 HBP: 0	WP: 0 PB: 0 SB: 0 CS: 1
PITCHER	IP WLS BF H R ER SO BB IBB HBP BLK WP HR S P ERA WHIP											PITCHER	IP WLS BF H R ER SO BB IBB HBP BLK WP HR S P ERA WHIP							
Bob Sebra, R ERA: 4.41	(1, 1) 7.0 L 29 7 3 3 8 2 0 0 0 0 0 1 43 51 3.86 1.286											Bob McClure, L ERA: 3.24	(8, 1) 2.0 8 2 1 1 0 0 0 0 0 0 0 8 8 4.50 1.000							

AB	34
R	4
H	9
RBI	4
BB	2
SO	8
LOB	12



Batter	1	2	3	4	5	6	7	8	9	AB R H RBI BB SO LOB	BOTTOM									
Casey Candaele, S OBP: 0.324, SLG: 0.333	F7		E5							3 0 0 1 1 1 1	Pittsburgh Pirates @ Montreal Expos Olympic Stadium, Montreal, QB Wed Sep 17 1986, 7:05 PM EDT Att: 5,774 - Unknown									
Mitch Webster, S OBP: 0.365, SLG: 0.441	B2		F2							4 0 1 0 0 0 3										
Tim Raines, S OBP: 0.404, SLG: 0.477	F9		5-3							4 0 0 0 0 1 3										
Andre Dawson, R OBP: 0.324, SLG: 0.463			5-3							4 0 0 0 0 2 3										
Andres Galarraga, R OBP: 0.336, SLG: 0.415			K							4 0 1 0 0 3 0										
Jim Wehlford, R OBP: 0.304, SLG: 0.376 Tom Foley, L OBP: 0.342, SLG: 0.380			1B							3 0 2 0 0 0 1 1 0 0 0 0 0 0										
Luis Rivera, R OBP: 0.293, SLG: 0.288			1B							4 0 1 0 0 0 2										
Wilfredo Tejada, R OBP: 0.278, SLG: 0.333			E5							3 1 1 0 0 0 1										
Bob Sebra, R OBP: 0.318, SLG: 0.333 George Wright, S OBP: 0.251, SLG: 0.284 Bob McClure, R OBP: 0.333, SLG: 0.333			1B							2 0 1 0 0 0 0 1 0 0 0 0 1 0 0 0 0 0 0 0 0										
Inning Stats	R: 0 E: 0 K: 0 S: 3	H: 0 LOB: 0 BB: 0 P: 3	R: 0 E: 0 K: 1 S: 6	H: 1 LOB: 0 BB: 0 P: 6	R: 1 E: 2 K: 0 S: 6	H: 1 LOB: 2 BB: 0 P: 6	R: 0 E: 0 K: 1 S: 6	H: 2 LOB: 0 BB: 0 P: 6	R: 0 E: 0 K: 2 S: 8	H: 1 LOB: 1 BB: 0 P: 8		R: 0 E: 0 K: 1 S: 5	H: 1 LOB: 0 BB: 0 P: 5	R: 0 E: 0 K: 1 S: 5	H: 0 LOB: 1 BB: 1 P: 9	R: 0 E: 0 K: 1 S: 5	H: 0 LOB: 0 BB: 0 P: 5	1B: 6 2B: 1 3B: 0 HR: 0	SF: 0 SAC: 0 DP: 1 HBP: 0	WP: 0 PB: 1 SB: 0 CS: 1
PITCHER	IP WLS BF H R ER SO BB IBB HBP BLK WP HR S P ERA WHIP											PITCHER	IP WLS BF H R ER SO BB IBB HBP BLK WP HR S P ERA WHIP							
Bob Kipper, L ERA: 4.13	(1, 1) 7.2 W 30 7 1 0 6 1 0 0 0 0 0 0 41 45 0.00 1.043											Don Robinson, R ERA: 4.13	(8, 1) 1.1 S 4 0 0 0 2 0 0 0 0 0 0 0 8 8 0.00 0.000							



Batter	1	2	3	4	5	6	7	8	9	AB	R	H	RBI	BB	SO	LOB	TOP										
Barry Bonds, L OBP: 0.339, SLG: 0.437	4-3							F3	6-3	4	0	0	0	1	0	2	Pittsburgh Pirates @ Montreal Expos Olympic Stadium, Montreal, QB Thu Sep 18 1986, 3:33 AM EDT Att: 4,012 - Unknown AB 30 R 3 H 7 RBI 3 BB 4 SO 5 LOB 12 										
Bobby Bonilla, S OBP: 0.353, SLG: 0.337								K		4	0	1	0	0	2	1											
Johnny Ray, S OBP: 0.358, SLG: 0.384										4	0	2	0	0	1	2											
Sid Bream, L OBP: 0.348, SLG: 0.470										3	0	0	0	1	0	2											
Mike Diaz, R OBP: 0.358, SLG: 0.564 Bill Almon, R OBP: 0.320, SLG: 0.385										3	0	1	0	1	0	2											
Tony Peña, R OBP: 0.352, SLG: 0.398										0	1	0	0	0	0	0											
Jim Morrison, R OBP: 0.330, SLG: 0.476										4	1	1	0	0	0	2											
Rafael Belliard, R OBP: 0.303, SLG: 0.270 U L Washington, S OBP: 0.256, SLG: 0.270										4	1	2	1	0	1	0											
Stan Fansler, R Joe Orsulik, L Bob Walk, R John Smiley, L Benny DiStefano, L Don Robinson, R										4	1	1	0	0	0	2											
										1	0	0	0	0	0	0											
Inning Stats	R: 0 E: 0 K: 1 S: 6	H: 1 LOB: 2 BB: 1 P: 10	R: 0 E: 0 K: 1 S: 5	H: 1 LOB: 1 BB: 0 P: 5	R: 0 E: 0 K: 1 S: 5	H: 0 LOB: 1 BB: 1 P: 9	R: 0 E: 0 K: 0 S: 3	H: 0 LOB: 0 BB: 0 P: 3	R: 0 E: 0 K: 1 S: 5	H: 0 LOB: 2 BB: 1 P: 9	R: 0 E: 0 K: 0 S: 4	H: 1 LOB: 2 BB: 1 P: 8	R: 0 E: 0 K: 0 S: 3	H: 0 LOB: 0 BB: 0 P: 3	R: 0 E: 0 K: 1 S: 6	H: 1 LOB: 1 BB: 0 P: 6	R: 3 E: 0 K: 0 S: 6	H: 3 LOB: 1 BB: 0 P: 6	1B: 4 2B: 4 3B: 0 HR: 0	SF: 2 SAC: 1 DP: 1 HBP: 0	WP: 0 PB: 0 SB: 2 CS: 1	PA: 37					
PITCHER	IP	WLS	BF	H	R	ER	SO	BB	IBB	HBP	BLK	WP	HR	S	P	ERA	WHIP										
Dennis Martinez, R ERA: 4.5	(1, 1)	7.0	27	3	0	0	4	4	0	0	0	0	0	31	47	0.00	1.000										
Bob McClure, L ERA: 3.19	(8, 1)	1.0	4	1	0	0	1	0	0	0	0	0	0	6	6	0.00	1.000										
Jeff Reardon, R ERA: 3.81	(9, 1)	0.0	L	3	3	3	0	0	0	0	0	0	0	3	3	∞	∞										
Andy McGaffigan, R ERA: 2.8	(9, 1)	1.0	3	0	0	0	0	0	0	0	0	0	0	3	3	0.00	0.000										
Batter	1	2	3	4	5	6	7	8	9	AB	R	H	RBI	BB	SO	LOB	BOTTOM										
Casey Candaele, S OBP: 0.317, SLG: 0.306	K	4-3								3	0	0	0	1	1	3	Pittsburgh Pirates @ Montreal Expos Olympic Stadium, Montreal, QB Thu Sep 18 1986, 3:33 AM EDT Att: 4,012 - Unknown AB 29 R 1 H 5 RBI 1 BB 5 SO 5 LOB 15 										
Tom Foley, L OBP: 0.336, SLG: 0.373	4-3									4	0	0	0	0	2	1											
Tim Raines, S OBP: 0.407, SLG: 0.479										2	0	1	0	2	0	0											
Wayne Krenchicki, L Jim Wolfhard, R Jeff Reardon, R Andy McGaffigan, R										3	1	1	0	0	0	2											
Andres Galarraga, R OBP: 0.338, SLG: 0.415										3	0	1	1	1	0	1											
Herm Winningham, L OBP: 0.272, SLG: 0.339										4	0	0	0	0	0	2											
George Wright, S OBP: 0.251, SLG: 0.284										4	0	1	0	0	1	1											
Wilfredo Tejada, R OBP: 0.333, SLG: 0.350										2	0	1	0	1	0	0											
Dennis Martinez, R Wallace Johnson, S Bob McClure, R Luis Rivera, R										2	0	0	0	0	1	3											
										1	0	0	0	0	0	1											
										0	0	0	0	0	0	0											
										0	0	0	0	0	0	0											
Inning Stats	R: 0 E: 0 K: 1 S: 5	H: 0 LOB: 1 BB: 1 P: 9	R: 0 E: 0 K: 1 S: 7	H: 2 LOB: 3 BB: 1 P: 11	R: 0 E: 0 K: 0 S: 4	H: 1 LOB: 1 BB: 0 P: 4	R: 0 E: 0 K: 0 S: 3	H: 0 LOB: 0 BB: 0 P: 3	R: 0 E: 0 K: 1 S: 5	H: 0 LOB: 0 BB: 0 P: 5	R: 1 E: 0 K: 0 S: 4	H: 2 LOB: 0 BB: 0 P: 4	R: 0 E: 0 K: 0 S: 2	H: 0 LOB: 0 BB: 1 P: 6	R: 0 E: 0 K: 1 S: 4	H: 0 LOB: 1 BB: 2 P: 12	R: 0 E: 0 K: 1 S: 5	H: 0 LOB: 0 BB: 0 P: 5	1B: 3 2B: 2 3B: 1 HR: 0	SF: 0 SAC: 0 DP: 2 HBP: 0	WP: 0 PB: 0 SB: 0 CS: 3	PA: 34					
PITCHER	IP	WLS	BF	H	R	ER	SO	BB	IBB	HBP	BLK	WP	HR	S	P	ERA	WHIP										
Stan Fansler, R ERA: 4.2	(1, 1)	6.0	24	5	1	1	3	2	0	0	0	0	0	28	36	1.50	1.167										
Bob Walk, R ERA: 3.51	(7, 1)	1.0	4	0	0	0	0	2	0	0	0	0	0	2	10	0.00	2.000										
John Smiley, L ERA: 4.5	(8, 1)	1.0	W	3	0	0	1	1	0	0	0	0	0	4	8	0.00	1.000										
Don Robinson, R ERA: 4.06	(9, 1)	1.0	S	3	0	0	1	0	0	0	0	0	0	5	5	0.00	0.000										

Batter	1	2	3	4	5	6	7	8	9	AB	R	H	RBI	BB	SO	LOB	TOP										
Barry Bonds, L OBP: 0.335, SLG: 0.431 (1, 8)										5	0	0	0	0	0	4											
Mike Brown, R OBP: 0.297, SLG: 0.303 Bobby Bonilla, S OBP: 0.354, SLG: 0.347 (8, 9)										2	0	1	0	1	0	1											
Johnny Ray, S OBP: 0.358, SLG: 0.383 (1, 4)										4	0	1	1	0	0	1											
Jim Morrison, R OBP: 0.331, SLG: 0.477 (1, 5)										4	0	2	0	0	0	1											
Mike Diaz, R OBP: 0.356, SLG: 0.557 Hipolito Pena, L (8, 1)										4	0	1	0	0	2	2											
Bary Jones, R OBP: 0.320, SLG: 0.200 Larry McWilliams, L OBP: 0.194, SLG: 0.172 (8, 1)										0	0	0	0	0	0	0											
Sid Bream, L OBP: 0.343, SLG: 0.469 (1, 3)										3	0	1	0	1	0	1											
Junior Ortiz, R OBP: 0.385, SLG: 0.398 U L Washington, S OBP: 0.283, SLG: 0.268 (9, PH)										3	0	1	0	0	0	0											
Rafael Belliard, R OBP: 0.307, SLG: 0.274 Joe Orsulak, L OBP: 0.303, SLG: 0.348 (9, PH)										3	0	2	0	0	1	2											
Rick Reuschel, R OBP: 0.188, SLG: 0.182 Bill Almon, R OBP: 0.320, SLG: 0.385 Benny DiStefano, L OBP: 0.208, SLG: 0.381 (9, PH)										2	1	1	0	0	0	1											
Inning Stats	R: 0 E: 0 K: 1 S: 4	H: 0 LOB: 0 BB: 1 P: 8	R: 0 E: 1 K: 2 S: 8	H: 2 LOB: 2 BB: 1 P: 12	R: 1 E: 0 K: 1 S: 7	H: 3 LOB: 1 BB: 0 P: 7	R: 0 E: 0 K: 0 S: 3	H: 1 LOB: 0 BB: 0 P: 3	R: 0 E: 0 K: 1 S: 6	H: 1 LOB: 1 BB: 0 P: 6	R: 0 E: 0 K: 0 S: 5	H: 0 LOB: 0 BB: 0 P: 5	R: 0 E: 0 K: 0 S: 4	H: 1 LOB: 1 BB: 0 P: 4	R: 1 E: 0 K: 0 S: 5	H: 2 LOB: 1 BB: 0 P: 5	R: 0 E: 0 K: 2 S: 8	H: 1 LOB: 2 BB: 1 P: 12	1B: 10 2B: 0 3B: 0 HR: 1	SF: 0 SAC: 1 DP: 2 HBP: 0	WP: 0 PB: 0 SB: 0 CS: 1	PA: 37					
PITCHER	IP	WLS	BF	H	R	ER	SO	BB	IBB	HBP	BLK	WP	HR	S	P	ERA	WHIP										
Drew Hall, L ERA: 5.4 (1, 1)	6.0		23	7	1	1	6	2	0	0	0	0	0	33	41	1.50	1.500										
Scott Sanderson, R ERA: 4.28 (7, 1)	2.0	W	9	3	1	1	0	0	0	0	0	0	1	9	9	4.50	1.500										
Lee Smith, R ERA: 2.87 (9, 1)	1.0		5	1	0	0	2	1	0	0	0	0	0	8	12	0.00	2.000										

Pittsburgh Pirates @ Chicago Cubs
Wrigley Field, Chicago, IL
Fri Sep 19 1986, 3:33 AM CDT
Att: 5,152 - Unknown


AB 33
R 2
H 11
RBI 2
BB 3
SO 8
LOB 16



Batter	1	2	3	4	5	6	7	8	9	AB	R	H	RBI	BB	SO	LOB	BOTTOM										
Chico Walker, S OBP: 0.359, SLG: 0.466 (8, 9)										4	1	2	1	0	1	0											
23 Ryne Sandberg, R OBP: 0.327, SLG: 0.403 (1, 4)										3	1	0	0	1	0	1											
Rafael Palmeiro, L OBP: 0.289, SLG: 0.472 Scott Sanderson, R OBP: 0.077, SLG: 0.078 Ron Cey, R OBP: 0.386, SLG: 0.512 Jerry Mumphrey, S OBP: 0.355, SLG: 0.392 Dave Martinez, L OBP: 0.191, SLG: 0.204 (9, 7)										3	0	1	0	0	0	1											
Keith Moreland, R OBP: 0.329, SLG: 0.387 (1, 2)										3	1	0	0	1	0	2											
Leon Durham, L OBP: 0.350, SLG: 0.460 (1, 3)										3	1	1	1	1	0	0											
Gary Matthews, R OBP: 0.367, SLG: 0.486 Bob Dernier, R OBP: 0.268, SLG: 0.305 (8, 8)										3	1	1	1	0	0	1											
Manny Trillo, R OBP: 0.380, SLG: 0.418 (1, 5)										4	1	1	2	0	1	1											
Shawon Dunston, R OBP: 0.280, SLG: 0.413 (1, 6)										4	0	1	2	0	1	1											
Drew Hall, L Terry Francona, L OBP: 0.282, SLG: 0.328 (7, 9)										1	0	0	0	0	1	0											
Chris Speier, R Lee Smith, R (9, 1)										2	0	0	0	0	0	1											
Inning Stats	R: 0 E: 0 K: 0 S: 3	H: 0 LOB: 0 BB: 0 P: 3	R: 0 E: 0 K: 0 S: 3	H: 0 LOB: 0 BB: 0 P: 3	R: 0 E: 0 K: 2 S: 7	H: 0 LOB: 0 BB: 0 P: 7	R: 0 E: 0 K: 1 S: 6	H: 1 LOB: 1 BB: 0 P: 6	R: 0 E: 0 K: 0 S: 5	H: 2 LOB: 1 BB: 0 P: 5	R: 1 E: 0 K: 0 S: 4	H: 1 LOB: 0 BB: 0 P: 4	R: 6 E: 0 K: 0 S: 7	H: 4 LOB: 1 BB: 3 P: 19	1B: 6 2B: 1 3B: 1 HR: 1	SF: 0 SAC: 0 DP: 0 HBP: 0	WP: 1 PB: 0 SB: 1 CS: 0	PA: 36									
PITCHER	IP	WLS	BF	H	R	ER	SO	BB	IBB	HBP	BLK	WP	HR	S	P	ERA	WHIP										
Rick Reuschel, R ERA: 4.04 (1, 1)	7.0		26	5	2	2	4	0	1	0	0	0	0	34	34	2.57	0.714										
Hipolito Pena, L ERA: 6.75 (8, 1)	0.1	L	3	1	2	2	0	0	1	0	0	0	0	2	6	54.00	3.000										
Bary Jones, R ERA: 3.23 (8, 1)	0.1		2	0	0	0	0	1	0	0	0	1	0	1	5	0.00	3.000										
Larry McWilliams, L ERA: 5.11 (8, 1)	0.1		5	3	4	4	0	1	0	0	0	0	0	4	8	108.00	12.000										

Pittsburgh Pirates @ Chicago Cubs
Wrigley Field, Chicago, IL
Fri Sep 19 1986, 3:33 AM CDT
Att: 5,152 - Unknown

AB 33
R 8
H 9
RBI 8
BB 3
SO 4
LOB 10



Batter	1	2	3	4	5	6	7	8	9	AB	R	H	RBI	BB	SO	LOB	TOP											
Barry Bonds, L OBP: 0.331, SLG: 0.425	F7	K			F5		F9		F7	5	0	0	0	0	1	4	Pittsburgh Pirates @ Chicago Cubs Wrigley Field, Chicago, IL Sat Sep 20 1986, 3:33 AM CDT Att: 22,710 - Unknown											
Mike Brown, R OBP: 0.301, SLG: 0.305 Bobby Bonilla, S OBP: 0.356, SLG: 0.347	4-3 BB		6-3		5-3 1B			G1-6-3 BB		2	0	1	0	1	0	0												
Johnny Ray, S OBP: 0.357, SLG: 0.381	4-3 BB		L9		5-3			F7		3	0	0	0	1	0	2												
Jim Morrison, R OBP: 0.332, SLG: 0.476	4-3							G1-6-3		3	0	1	0	1	0	3												
Mike Diaz, R OBP: 0.354, SLG: 0.547 Bill Almon, R OBP: 0.320, SLG: 0.385	1-3		F9					F4		3	0	0	0	1	0	4												
Tony Peña, R OBP: 0.357, SLG: 0.403										4	0	4	0	0	0	0												
Sid Bream, L OBP: 0.348, SLG: 0.467		K						F9		4	0	1	0	0	1	4												
Rafael Belliard, R OBP: 0.307, SLG: 0.272 U L Washington, S OBP: 0.295, SLG: 0.274					F3			4-3		2	0	0	0	1	0	2												
Rick Rhoden, R OBP: 0.289, SLG: 0.360 Benny Distefano, L OBP: 0.200, SLG: 0.364		5-3			G6-4-3			F8		3	0	0	0	0	0	4												
								F9		1	0	0	0	0	0	2												
Inning Stats	R: 0 E: 0 K: 0 S: 3	H: 0 LOB: 2 BB: 2 P: 11	R: 0 E: 0 K: 2 S: 8	H: 1 LOB: 2 BB: 1 P: 12	R: 0 E: 0 K: 0 S: 3	H: 0 LOB: 1 BB: 1 P: 7	R: 0 E: 0 K: 0 S: 4	H: 2 LOB: 1 BB: 0 P: 4	R: 0 E: 0 K: 0 S: 3	H: 2 LOB: 0 BB: 1 P: 7	R: 0 E: 0 K: 0 S: 3	H: 0 LOB: 0 BB: 0 P: 3	R: 0 E: 0 K: 0 S: 3	H: 0 LOB: 1 BB: 1 P: 7	R: 0 E: 0 K: 0 S: 5	H: 2 LOB: 2 BB: 0 P: 5	1B: 8 2B: 1 3B: 0 HR: 0	SF: 0 SAC: 0 DP: 3 HBP: 0	WP: 0 PB: 0 SB: 3 CS: 1	PA: 37								
PITCHER	IP	WLS	BF	H	R	ER	SO	BB	IBB	HBP	BLK	WP	HR	S	P	ERA	WHIP											
Jamie Moyer, L ERA: 5.15	(1, 1)	7.0	W	28	6	0	0	2	5	0	0	0	0	0	27	47	0.00	1.571										
Ed Lynch, R ERA: 3.8	(8, 1)	1.0		4	0	0	0	0	1	0	0	0	0	0	3	7	0.00	1.000										
Lee Smith, R ERA: 2.84	(9, 1)	1.0	S	5	2	0	0	0	0	0	0	0	0	0	5	5	0.00	2.000										

Batter	1	2	3	4	5	6	7	8	9	AB	R	H	RBI	BB	SO	LOB	BOTTOM										
Chico Walker, S OBP: 0.353, SLG: 0.443			4-3					4-3		3	0	0	0	1	1	1	Pittsburgh Pirates @ Chicago Cubs Wrigley Field, Chicago, IL Sat Sep 20 1986, 3:33 AM CDT Att: 22,710 - Unknown										
Lee Smith, R					K					0	0	0	0	0	0	0											
23 Ryne Sandberg, R OBP: 0.328, SLG: 0.409				4-3						4	1	2	1	0	1	0											
Rafael Palmeiro, L OBP: 0.288, SLG: 0.436					F3			F8		3	0	0	0	0	0	1											
Keith Moreland, R OBP: 0.329, SLG: 0.388					F9			F8		3	0	1	0	0	0	0											
Leon Durham, L OBP: 0.352, SLG: 0.459								4-3		1	0	0	0	2	0	0											
Gary Matthews, R OBP: 0.385, SLG: 0.482 Ed Lynch, R OBP: 0.097, SLG: 0.034 Dave Martinez, L OBP: 0.191, SLG: 0.204										3	0	0	0	0	1	3											
Manny Trillo, R OBP: 0.373, SLG: 0.409										0	0	0	0	0	0	0											
Shawon Dunston, R OBP: 0.280, SLG: 0.413 Chris Speier, R OBP: 0.387, SLG: 0.475					5-3			F3		1	0	0	0	0	0	0											
Jamie Moyer, L OBP: 0.250, SLG: 0.100 Bob Demier, R OBP: 0.267, SLG: 0.304					6-3					2	0	0	0	0	0	1											
								4-3		1	0	0	0	0	0	0											
Inning Stats	R: 0 E: 0 K: 0 S: 2	H: 1 LOB: 0 BB: 1 P: 6	R: 0 E: 0 K: 1 S: 5	H: 0 LOB: 1 BB: 1 P: 9	R: 0 E: 0 K: 0 S: 3	H: 0 LOB: 0 BB: 0 P: 3	R: 0 E: 0 K: 0 S: 4	H: 1 LOB: 2 BB: 1 P: 8	R: 0 E: 0 K: 1 S: 6	H: 1 LOB: 1 BB: 0 P: 6	R: 1 E: 0 K: 0 S: 4	H: 1 LOB: 0 BB: 0 P: 4	R: 0 E: 0 K: 0 S: 3	H: 0 LOB: 0 BB: 0 P: 3	R: 0 E: 0 K: 1 S: 5	H: 0 LOB: 0 BB: 0 P: 5	1B: 2 2B: 1 3B: 0 HR: 1	SF: 0 SAC: 0 DP: 1 HBP: 0	WP: 0 PB: 0 SB: 0 CS: 1	PA: 29							
PITCHER	IP	WLS	BF	H	R	ER	SO	BB	IBB	HBP	BLK	WP	HR	S	P	ERA	WHIP										
Rick Rhoden, R ERA: 2.55	(1, 1)	8.0	L	29	4	1	1	3	3	0	0	1	0	32	44	1.12	0.875										



Batter	1	2	3	4	5	6	7	8	9	AB	R	H	RBI	BB	SO	LOB	TOP					
Chris James, R (1.8) OBP: 0.241, SLG: 0.357	F7		F9	4-3		2H 1B		F3		5	0	1	1	0	0	2	Philadelphia Phillies @ Pittsburgh Pirates Three Rivers Stadium, Pittsburgh, PA Mon Sep 22 1986, 7:05 PM EDT Att: 3,934 - Unknown					
Juan Samuel, R (1.4) OBP: 0.297, SLG: 0.439	F9		F8		L6	BB		K		4	0	0	0	1	1	0						
Von Hayes, L (1.3) OBP: 0.384, SLG: 0.480	1B			1B HR BB	3-1			1-3		4	1	1	0	1	0	2						
Mike Schmidt, R (1.5) OBP: 0.389, SLG: 0.560	K			1B HR BB	6-3			F8		5	2	2	1	0	1	1						
Glenn Wilson, R (1.9) OBP: 0.313, SLG: 0.414	K			1-H 3-H HR				F9		5	2	2	3	0	2	0						
Gary Redus, R (1.7) OBP: 0.349, SLG: 0.451	K			5-3 S BB						2	0	0	0	2	2	1						
John Russell, R (1.2) OBP: 0.310, SLG: 0.477	F7			5-3 BB				K		3	1	1	2	1	1	1						
Luis Aguayo, R (1.6) OBP: 0.271, SLG: 0.367			F7	K		SH3-4 1B		F8		4	1	1	0	0	1	3						
Jeff Bittiger, R (1.1) OBP: 0.333, SLG: 1.333				5-3		SH3-4				2	1	1	1	0	0	2						
Dan Schatzeder, L (7.1) OBP: 0.483, SLG: 0.625			HR	1-2 2-3		1-2		K		1	0	0	0	0	1	0						
Inning Stats	R: 0 E: 0 K: 1 S: 6	H: 1 LOB: 1 BB: 0 P: 6	R: 0 E: 0 K: 2 S: 7	H: 0 LOB: 0 BB: 0 P: 7	R: 1 E: 0 K: 0 S: 4	H: 1 LOB: 0 BB: 0 P: 4	R: 3 E: 0 K: 1 S: 7	H: 2 LOB: 2 BB: 3 P: 19	R: 0 E: 0 K: 0 S: 3	H: 0 LOB: 0 BB: 0 P: 3	R: 3 E: 0 K: 1 S: 9	H: 4 LOB: 2 BB: 1 P: 13	R: 1 E: 0 K: 1 S: 6	H: 1 LOB: 1 BB: 1 P: 10	R: 0 E: 0 K: 2 S: 7	H: 0 LOB: 0 BB: 0 P: 7	R: 0 E: 0 K: 1 S: 5	H: 0 LOB: 0 BB: 0 P: 5	1B: 5 2B: 0 3B: 0 HR: 4	SF: 0 SAC: 1 DP: 0 HBP: 0	WP: 0 PB: 0 SB: 2 CS: 0	PA: 41
PITCHER	IP WLS BF H R ER SO BB IBB HBP BLK WP HR S P ERA WHIP																					
Bob Kipper, L (1.1) ERA: 4.36	3.0 L 16 4 4 4 3 3 0 0 0 0 0 2 19 31 12.00 2.333																					
Jim Winn, R (4.1) ERA: 3.59	2.0 6 0 0 0 1 0 0 0 0 0 0 0 8 8 0.00 0.000																					
Ray Krawczyk, R (6.1) ERA: 6.75	0.2 7 4 3 3 1 1 0 0 0 0 0 1 8 12 40.50 7.500																					
John Smiley, L (6.1) ERA: 4.5	1.1 6 1 1 1 1 1 0 0 0 0 0 1 7 11 6.75 1.500																					
Barry Jones, R (8.1) ERA: 3.19	1.0 3 0 0 0 2 0 0 0 0 0 0 0 7 7 0.00 0.000																					
PITCHER	IP WLS BF H R ER SO BB IBB HBP BLK WP HR S P ERA WHIP																					
Pat Clements, L (9.1) ERA: 2.97	1.0 3 0 0 0 1 0 0 0 0 0 0 0 5 5 0.00 0.000																					

Batter	1	2	3	4	5	6	7	8	9	AB	R	H	RBI	BB	SO	LOB	BOTTOM					
Joe Orsulak, L (1.9) OBP: 0.304, SLG: 0.344	F5			2B BB					K	2	1	0	0	2	0	1	Philadelphia Phillies @ Pittsburgh Pirates Three Rivers Stadium, Pittsburgh, PA Mon Sep 22 1986, 7:05 PM EDT Att: 3,934 - Unknown					
Bill Almon, R (9, FH) OBP: 0.319, SLG: 0.383	K			F8	G3				F9	5	0	1	0	0	1	3						
Bobby Bonilla, S (1.7) OBP: 0.357, SLG: 0.345	K			F8	G3				F9	5	0	1	0	0	1	3						
Johnny Ray, S (1.4) OBP: 0.359, SLG: 0.384	K			1-H 2B					F4	5	0	2	1	0	1	0						
Sid Bream, L (1.3) OBP: 0.350, SLG: 0.467		F8		BB					G3	3	1	1	0	1	0	3						
Barry Bonds, L (1.8) OBP: 0.332, SLG: 0.424		4-3		K					HR BB	3	1	1	1	1	1	2						
Tony Peña, R (1.2) OBP: 0.355, SLG: 0.410		5-3		F2					HR	4	1	1	2	0	0	3						
Jim Morrison, R (1.5) OBP: 0.329, SLG: 0.472				6-3					1-3	4	0	1	0	0	1	1						
Rafael Belliard, R (1.6) OBP: 0.306, SLG: 0.269				5-3					F9	3	0	0	0	1	0	1						
Bob Kipper, L (1.1) ERA: 4.36				K					F9	1	0	0	0	0	0	0						
Jim Winn, R (4.1) ERA: 3.59									F9	1	0	0	0	0	0	0						
Ray Krawczyk, R (6.1) ERA: 6.75									F9	1	0	0	0	0	0	0						
John Smiley, L (6.1) ERA: 4.5									F9	1	0	0	0	0	0	0						
Barry Jones, R (8.1) ERA: 3.19									F9	1	0	0	0	0	0	0						
Inning Stats	R: 0 E: 0 K: 2 S: 7	H: 0 LOB: 0 BB: 0 P: 7	R: 0 E: 0 K: 0 S: 3	H: 0 LOB: 0 BB: 0 P: 3	R: 0 E: 0 K: 1 S: 5	H: 0 LOB: 0 BB: 0 P: 5	R: 1 E: 0 K: 1 S: 6	H: 1 LOB: 2 BB: 2 P: 14	R: 0 E: 0 K: 0 S: 4	H: 1 LOB: 2 BB: 1 P: 8	R: 1 E: 0 K: 1 S: 7	H: 2 LOB: 1 BB: 0 P: 7	R: 0 E: 0 K: 0 S: 5	H: 2 LOB: 3 BB: 1 P: 9	R: 2 E: 0 K: 0 S: 4	H: 1 LOB: 0 BB: 1 P: 8	R: 0 E: 0 K: 1 S: 5	H: 0 LOB: 0 BB: 0 P: 5	1B: 3 2B: 3 3B: 0 HR: 1	SF: 0 SAC: 0 DP: 0 HBP: 0	WP: 1 PB: 0 SB: 0 CS: 0	PA: 39
PITCHER	IP WLS BF H R ER SO BB IBB HBP BLK WP HR S P ERA WHIP																					
Jeff Bittiger, R (1.1) ERA: 5.4	6.2 W 30 6 6 2 2 4 0 0 0 0 0 1 36 52 2.70 1.500																					
Dan Schatzeder, L (7.1) ERA: 3.36	2.1 9 1 2 2 1 1 0 0 0 0 0 1 10 14 7.71 0.857																					

Batter	1	2	3	4	5	6	7	8	9	AB	R	H	RBI	BB	SO	LOB	TOP										
Chris James, R (1, 8) OBP: 0.242, SLG: 0.344 Milt Thompson, L (9, PH) OBP: 0.308, SLG: 0.352										4	0	1	0	0	1	2											
Juan Samuel, R (1, 4) OBP: 0.297, SLG: 0.437										5	1	1	0	0	0	2											
Von Hayes, L (1, 3) OBP: 0.382, SLG: 0.477										4	0	0	0	0	0	1											
Mike Schmidt, R (1, 5) OBP: 0.390, SLG: 0.562										4	2	2	1	0	0	0											
Glenn Wilson, R (1, 9) OBP: 0.316, SLG: 0.419										4	1	3	1	0	0	0											
Gary Redus, R (1, 7) OBP: 0.351, SLG: 0.450										3	1	1	0	1	0	2											
John Russell, R (1, 2) OBP: 0.309, SLG: 0.475										3	0	1	1	0	1	1											
Luis Aguayo, R (1, 6) OBP: 0.277, SLG: 0.379 Steve Bedrosian, R (8, 1) OBP: 0.333, SLG: 0.200										4	0	2	2	0	1	2											
Mike Maddux, L (1, 1) OBP: 0.091, SLG: 0.048 Steve Jeltz, S (8, 6) OBP: 0.326, SLG: 0.269										2	0	0	0	0	1	1											
Inning Stats	R: 0 E: 0 K: 0 S: 3	H: 1 LOB: 0 BB: 0 P: 3	R: 3 E: 0 K: 1 S: 9	H: 4 LOB: 1 BB: 0 P: 9	R: 2 E: 0 K: 0 S: 6	H: 3 LOB: 1 BB: 0 P: 6	R: 0 E: 0 K: 0 S: 4	H: 1 LOB: 0 BB: 0 P: 4	R: 0 E: 0 K: 1 S: 5	H: 0 LOB: 0 BB: 0 P: 5	R: 0 E: 0 K: 1 S: 6	H: 1 LOB: 2 BB: 0 P: 10	R: 0 E: 0 K: 1 S: 5	H: 0 LOB: 0 BB: 0 P: 5	R: 0 E: 0 K: 1 S: 5	H: 0 LOB: 0 BB: 0 P: 5	1B: 8 2B: 3 3B: 0 HR: 0	SF: 1 SAC: 1 DP: 1 HBP: 0	WP: 0 PB: 0 SB: 1 CS: 0	PA: 38							
PITCHER	IP	WLS	BF	H	R	ER	SO	BB	IBB	HBP	BLK	WP	HR	S	P	ERA	WHIP										
Bob Patterson, L (1, 1) ERA: 5.55	2.1		13	7	5	5	1	0	0	0	0	0	0	15	15	19.29	3.000										
Ray Krawczyk, R (3, 1) ERA: 5.23	0.2		3	1	0	0	0	0	0	0	0	0	0	3	3	0.00	1.500										
Bob Walk, R (4, 1) ERA: 3.55	2.0		8	2	0	0	0	0	0	0	0	0	0	8	8	0.00	1.000										
Jim Winn, R (6, 1) ERA: 3.5	2.0		6	0	0	0	2	0	0	0	0	0	0	10	10	0.00	0.000										
Barry Jones, R (8, 1) ERA: 3.0	2.0	W	8	1	0	0	2	1	0	0	0	0	0	11	15	0.00	1.000										

Philadelphia Phillies @ Pittsburgh Pirates
Three Rivers Stadium, Pittsburgh, PA
Tue Sep 23 1986, 7:05 PM EDT
Att: 3,631 - Unknown

AB 35
R 5
H 11
RBI 5
BB 1
SO 5
LOB 11



Batter	1	2	3	4	5	6	7	8	9	AB	R	H	RBI	BB	SO	LOB	BOTTOM										
Barry Bonds, L (1, 8) OBP: 0.330, SLG: 0.429										5	1	1	2	0	1	1											
Bobby Bonilla, S (1, 9) OBP: 0.358, SLG: 0.346										4	1	2	0	0	1	0											
Johnny Ray, S (1, 4) OBP: 0.359, SLG: 0.382										3	1	0	0	1	0	3											
Sid Bream, L (1, 3) OBP: 0.351, SLG: 0.466										3	1	1	0	1	1	0											
Mike Diaz, R (1, 7) OBP: 0.354, SLG: 0.535										4	0	1	3	0	0	1											
Tony Peña, R (1, 2) OBP: 0.360, SLG: 0.411										4	0	2	0	0	0	1											
Jim Morrison, R (1, 5) OBP: 0.330, SLG: 0.472										4	1	2	0	0	2	3											
Rafael Belliard, R (1, 6) OBP: 0.307, SLG: 0.270 Benny Distefano, L (9, PH) OBP: 0.165, SLG: 0.333										3	0	1	0	0	0	1											
Bob Patterson, L (1, 1) ERA: 5.55 Ray Krawczyk, R (3, 1) ERA: 5.23 Bob Walk, R (4, 1) ERA: 3.55 Jim Winn, R (6, 1) ERA: 3.5 Barry Jones, R (8, 1) ERA: 3.0										3	0	0	0	0	0	0											
Inning Stats	R: 0 E: 0 K: 1 S: 5	H: 0 LOB: 0 BB: 0 P: 5	R: 0 E: 0 K: 1 S: 6	H: 1 LOB: 1 BB: 0 P: 6	R: 0 E: 0 K: 1 S: 5	H: 0 LOB: 0 BB: 0 P: 5	R: 1 E: 0 K: 1 S: 7	H: 2 LOB: 2 BB: 1 P: 11	R: 0 E: 0 K: 0 S: 5	H: 2 LOB: 2 BB: 0 P: 5	R: 0 E: 0 K: 1 S: 5	H: 0 LOB: 0 BB: 0 P: 5	R: 0 E: 0 K: 0 S: 3	H: 1 LOB: 0 BB: 0 P: 3	R: 2 E: 0 K: 0 S: 5	H: 2 LOB: 1 BB: 1 P: 9	R: 3 E: 0 K: 0 S: 4	H: 3 LOB: 1 BB: 0 P: 4	1B: 10 2B: 0 3B: 0 HR: 1	SF: 0 SAC: 0 DP: 1 HBP: 0	WP: 2 PB: 1 SB: 0 CS: 0	PA: 37					
PITCHER	IP	WLS	BF	H	R	ER	SO	BB	IBB	HBP	BLK	WP	HR	S	P	ERA	WHIP										
Mike Maddux, R (1, 1) ERA: 5.28	7.2		31	7	3	2	5	2	0	0	0	1	1	6	6	40.50	6.000										
Steve Bedrosian, R (8, 1) ERA: 3.99	0.2	L	6	4	3	3	0	0	0	0	0	1	1	6	6	40.50	6.000										

Philadelphia Phillies @ Pittsburgh Pirates
Three Rivers Stadium, Pittsburgh, PA
Tue Sep 23 1986, 7:05 PM EDT
Att: 3,631 - Unknown

AB 35
R 6
H 11
RBI 6
BB 2
SO 5
LOB 12



Batter	1	2	3	4	5	6	7	8	9	AB	R	H	RBI	BB	SO	LOB	TOP			
Casey Candaele, S (1,4) OBP: 0.296, SLG: 0.308 (8,5)	F6		L4		1-3		4-3		F8	5	0	0	0	0	0	1				
Mitch Webster, S (1,8) OBP: 0.361, SLG: 0.430	1B 2B BB		F7			G6-4-3 1B		3-1		3	1	1	0	1	0	0				
Tim Raines, S (1,7) OBP: 0.413, SLG: 0.483	2B 1B		K			G6-4-3 1B		1B		4	0	3	0	0	1	0				
Andre Dawson, R (1,9) OBP: 0.337, SLG: 0.480	1B 2B			1B		G6-4-3 1B		1B		4	0	3	1	0	0	2				
Andres Galarraga, R (1,3) OBP: 0.345, SLG: 0.418	2-3			K		BB		K		3	0	0	0	1	2	5				
Tom Foley, L (1,5) OBP: 0.340, SLG: 0.366 (8,6)	K2-3			F9		F7				3	0	0	0	1	1	5				
Luis Rivera, R (1,6) OBP: 0.295, SLG: 0.295 (8, PH)		K		1-3				F5		3	0	1	0	0	1	1	AB 34			
Wallace Johnson, S (8, PH) OBP: 0.336, SLG: 0.368										1	0	0	0	0	0	3	R 1			
Rene Gonzales, R (8,6) OBP: 0.158, SLG: 0.111										0	0	0	0	0	0	0	H 8			
Jeff Reardon, R (8,1) OBP: 0.125, SLG: 0.125										0	0	0	0	0	0	0	RBI 1			
Randy Hunt, R (1,2) OBP: 0.281, SLG: 0.333		1-3								3	0	0	0	0	1	1	BB 3			
Herm Winningham, L (9, PH) OBP: 0.273, SLG: 0.335					K			K		1	0	0	0	0	1	0	SO 8			
Bob Sebra, R (1,1) OBP: 0.292, SLG: 0.304										2	0	0	0	0	0	0	LOB 19			
George Wright, S (7, PH) OBP: 0.248, SLG: 0.281										1	0	0	0	0	1	1				
Bob McClure, R (7,1) OBP: 0.333, SLG: 0.333										0	0	0	0	0	0	0				
Al Newman, S (8,4) OBP: 0.295, SLG: 0.241										0	0	0	0	0	0	0				
Jim Wohlford, R (9, PH) OBP: 0.309, SLG: 0.389										1	0	0	0	0	0	0				
Inning Stats	R: 1 E: 0 K: 1 S: 7	H: 2 LOB: 2 BB: 1 P: 11	R: 0 E: 0 K: 1 S: 5	H: 0 LOB: 0 BB: 0 P: 5	R: 0 E: 0 K: 1 S: 5	H: 0 LOB: 0 BB: 0 P: 5	R: 0 E: 0 K: 1 S: 6	H: 1 LOB: 1 BB: 0 P: 6	R: 0 E: 0 K: 0 S: 4	H: 2 LOB: 2 BB: 1 P: 8	R: 0 E: 0 K: 1 S: 6	H: 1 LOB: 1 BB: 0 P: 6	R: 0 E: 0 K: 1 S: 7	H: 2 LOB: 3 BB: 1 P: 11	R: 0 E: 0 K: 1 S: 5	H: 0 LOB: 0 BB: 0 P: 5	1B: 7 2B: 1 3B: 0 HR: 0	SF: 0 SAC: 0 DP: 1 HBP: 0	WP: 0 PB: 0 CS: 1	PA: 37
PITCHER	IP WLS BF H R ER SO BB IBB HBP BLK WP HR S P ERA WHIP																			
Rick Reuschel, R (1,1) ERA: 3.95	7.0		28	6	1	1	6	2	0	0	0	0	0	0	38	46	1.29	1.143		
Don Robinson, R (8,1) ERA: 3.95	2.0	W	9	2	0	0	2	1	0	0	0	0	0	0	12	16	0.00	1.500		

Montreal Expos @ Pittsburgh Pirates
Three Rivers Stadium, Pittsburgh, PA
Wed Sep 24 1986, 7:05 PM EDT
Att: 3,092 - Unknown

AB	34
R	1
H	8
RBI	1
BB	3
SO	8
LOB	19



Batter	1	2	3	4	5	6	7	8	9	AB	R	H	RBI	BB	SO	LOB	BOTTOM			
Joe Orsulak, L (1,9) OBP: 0.303, SLG: 0.348 (8,7)	F8		1B 3B		L4		F8			3	1	1	0	0	0	0				
Bill Almon, R (7, PH) OBP: 0.317, SLG: 0.381										1	0	0	0	0	0	0				
Bobby Bonilla, S (1,7) OBP: 0.359, SLG: 0.344 (8,9)	F7 1B BB		L4		4-3					2	0	0	0	2	0	1				
Johnny Ray, S (1,4) OBP: 0.361, SLG: 0.383										3	0	2	1	1	0	1				
Sid Bream, L (1,3) OBP: 0.348, SLG: 0.462	F7 2-3		4-3		F7					4	0	0	0	0	0	4				
Barry Bonds, L (1,8) OBP: 0.332, SLG: 0.430	F8		4-3							3	0	1	0	1	0	3				
Tony Peña, R (1,2) OBP: 0.359, SLG: 0.412		K			5-3 2B		FC1-5		FC5-4 1B	4	1	1	0	0	1	2				
Jim Morrison, R (1,5) OBP: 0.332, SLG: 0.473					K		5-3			4	0	2	0	0	1	2	AB 32			
Rafael Belliard, R (1,6) OBP: 0.305, SLG: 0.268 (6, PH)										2	0	0	0	0	0	2	R 2			
U L Washington, S (7,6) OBP: 0.294, SLG: 0.275										2	0	1	1	0	0	1	H 8			
Rick Reuschel, R (1,1) OBP: 0.183, SLG: 0.176 (7, PH)										2	0	0	0	0	1	2	RBI 2			
Junior Ortiz, R (8,1) OBP: 0.667, SLG: 0.833										1	0	0	0	0	0	0	BB 4			
Don Robinson, R (8,1) OBP: 0.667, SLG: 0.833										1	0	0	0	0	0	2	SO 3			
Inning Stats	R: 0 E: 0 K: 0 S: 4	H: 1 LOB: 2 BB: 1 P: 8	R: 0 E: 0 K: 2 S: 8	H: 1 LOB: 0 BB: 0 P: 8	R: 1 E: 0 K: 0 S: 5	H: 2 LOB: 1 BB: 0 P: 5	R: 0 E: 0 K: 1 S: 6	H: 1 LOB: 1 BB: 0 P: 6	R: 0 E: 0 K: 0 S: 3	H: 0 LOB: 1 BB: 1 P: 7	R: 0 E: 0 K: 0 S: 4	H: 1 LOB: 1 BB: 0 P: 4	R: 0 E: 0 K: 0 S: 3	H: 0 LOB: 1 BB: 1 P: 7	R: 1 E: 0 K: 0 S: 5	H: 2 LOB: 2 BB: 1 P: 9	1B: 5 2B: 2 3B: 1 HR: 0	SF: 0 SAC: 0 DP: 0 HBP: 0	WP: 0 PB: 0 CS: 0	PA: 36
PITCHER	IP WLS BF H R ER SO BB IBB HBP BLK WP HR S P ERA WHIP																			
Bob Sebra, R (1,1) ERA: 4.18	6.0		26	6	1	1	3	2	0	0	0	0	0	30	38	1.50	1.333			
Bob McClure, L (7,1) ERA: 3.21	1.1	L	6	0	1	1	0	2	0	0	0	0	0	4	12	6.75	1.500			
Jeff Reardon, R (8,1) ERA: 3.75	0.2		4	2	0	0	0	0	0	0	0	0	0	4	4	0.00	3.000			

Montreal Expos @ Pittsburgh Pirates
Three Rivers Stadium, Pittsburgh, PA
Wed Sep 24 1986, 7:05 PM EDT
Att: 3,092 - Unknown

AB	32
R	2
H	8
RBI	2
BB	4
SO	3
LOB	20



Batter	1	2	3	4	5	6	7	8	9	AB	R	H	RBI	BB	SO	LOB	TOP								
Lenny Dykstra, L (1, 8) OBP: 0.374, SLG: 0.449	3-1		4-3		BB 1B		K			4	1	1	0	0	1	0	New York Mets @ Pittsburgh Pirates Three Rivers Stadium, Pittsburgh, PA Fri Sep 26 1986, 7:05 PM EDT Att: 14,080 - Unknown livebaseballscorecards.com								
Wally Backman, S (1, 4) OBP: 0.383, SLG: 0.397	6-3		G1		1B BB			6-3		3	0	0	0	1	0	0									
Keith Hernandez, L (1, 3) OBP: 0.412, SLG: 0.445	1B BB		BB		G4-6-3 1B			F8		2	0	1	2	2	0	0									
Gary Carter, R (1, 2) OBP: 0.333, SLG: 0.427	1-2 1B		4-3		G4-6-3 1-2			L8		4	0	1	0	0	0	3									
Darryl Strawberry, L (1, 9) OBP: 0.353, SLG: 0.489	4-3				F8			F8		4	0	0	0	0	0	2									
Danny Heep, L (1, 7) OBP: 0.382, SLG: 0.431		G3			3-1			F7		3	0	0	0	0	0	0									
Mookie Wilson, S (8, 7) OBP: 0.355, SLG: 0.440									F6	1	0	0	0	0	0	0									
Howard Johnson, S (1, 5) OBP: 0.342, SLG: 0.450		S BB			K			6-3		3	1	1	1	1	1	0									
Kevin Elster, R (1, 6) OBP: 0.296, SLG: 0.250		F6			E6 1B SH3-4 1B			F4		4	1	0	0	0	1	1									
Sid Fernandez, L (1, 1) OBP: 0.206, SLG: 0.215					SH3-4			K		2	0	0	0	0	2	1									
Roger McDowell, R (9, 1) OBP: 0.333, SLG: 0.294					K					0	0	0	0	0	0	0									
Inning Stats	R: 0 E: 0 K: 0 S: 4	H: 1 LOB: 2 BB: 1 P: 8	R: 0 E: 0 K: 1 S: 5	H: 0 LOB: 1 BB: 1 P: 9	R: 0 E: 0 K: 0 S: 3	H: 0 LOB: 1 BB: 1 P: 7	R: 0 E: 0 K: 1 S: 5	H: 0 LOB: 0 BB: 1 P: 5	R: 2 E: 1 K: 0 S: 5	H: 2 LOB: 1 BB: 1 P: 9	R: 0 E: 0 K: 0 S: 3	H: 0 LOB: 0 BB: 0 P: 3	R: 0 E: 0 K: 2 S: 7	H: 0 LOB: 0 BB: 0 P: 7	R: 0 E: 0 K: 0 S: 3	H: 0 LOB: 0 BB: 0 P: 3	R: 1 E: 0 K: 1 S: 6	H: 1 LOB: 0 BB: 0 P: 6	1B: 3 2B: 0 3B: 0 HR: 1	SF: 0 SAC: 1 DP: 1 HBP: 0	WP: 0 PB: 0 SB: 1 CS: 0	PA: 35			
PITCHER	IP	WLS	BF	H	R	ER	SO	BB	IBB	HBP	BLK	WP	HR	S	P	ERA	WHIP								
Stan Fansler, R (1, 1) ERA: 3.6	5.0	L	22	3	2	1	2	4	0	0	0	0	0	22	38	1.80	1.400								
John Smiley, L (6, 1) ERA: 3.0	2.0		6	0	0	0	2	0	0	0	0	0	0	10	10	0.00	0.000								
Hipolito Pena, L (8, 1) ERA: 7.36	2.0		7	1	1	1	1	0	0	0	0	0	1	9	9	4.50	0.500								

Batter	1	2	3	4	5	6	7	8	9	AB	R	H	RBI	BB	SO	LOB	BOTTOM								
Barry Bonds, L (1, 8) OBP: 0.333, SLG: 0.428	FC4-6 1B SF8 1B		F9		4-3		K			4	1	1	0	0	1	2	New York Mets @ Pittsburgh Pirates Three Rivers Stadium, Pittsburgh, PA Fri Sep 26 1986, 7:05 PM EDT Att: 14,080 - Unknown livebaseballscorecards.com								
Bobby Bonilla, S (1, 9) OBP: 0.359, SLG: 0.345	FC4-6 1B		F8		4-3			L1-3 1B		4	0	2	0	0	0	0									
Johnny Ray, S (1, 4) OBP: 0.360, SLG: 0.381	FC4-6 1-2 2-3		K				G5-4-3 1B	L1-3 1-2		4	0	1	0	0	1	3									
Jim Morrison, R (1, 5) OBP: 0.330, SLG: 0.470	SF8				4-3		G5-4-3 1-2	F2		3	0	0	1	0	0	1									
Mike Diaz, R (1, 7) OBP: 0.346, SLG: 0.516	K				K			F8		3	0	0	0	1	2	1									
Bill Almon, R (9, PR) OBP: 0.317, SLG: 0.381									L4-3 BB	0	0	0	0	0	0	0									
Tony Peña, R (1, 2) OBP: 0.359, SLG: 0.410		K			1B 1B		FC1-5 WP 1B	L4-3 1-2		4	0	2	0	0	1	1									
Sid Bream, L (1, 3) OBP: 0.349, SLG: 0.462		F7			1B 1B		FC1-5 BB			3	0	2	0	1	0	0									
Rafael Belliard, R (1, 6) OBP: 0.305, SLG: 0.269							FC1-5			3	0	1	0	0	0	4									
Benny Distefano, L (9, PH) OBP: 0.179, SLG: 0.320					F8		FC1-5 1-2 2-3	1-3		1	0	0	0	0	0	2									
Stan Fansler, R (1, 1) ERA: 3.57										1	0	0	0	0	0	1									
Rick Renteria, R (5, PH) OBP: 0.333, SLG: 0.444										1	0	0	0	0	1	0									
John Smiley, L (6, 1) ERA: 3.0										0	0	0	0	0	0	0									
Junior Ortiz, R (7, PH) OBP: 0.384, SLG: 0.396										1	0	0	0	0	1	2									
Hipolito Pena, L (8, 1) ERA: 7.36										0	0	0	0	0	0	0									
Inning Stats	R: 1 E: 0 K: 1 S: 7	H: 2 LOB: 1 BB: 0 P: 7	R: 0 E: 0 K: 1 S: 6	H: 1 LOB: 1 BB: 0 P: 6	R: 0 E: 0 K: 1 S: 5	H: 0 LOB: 0 BB: 0 P: 5	R: 0 E: 0 K: 1 S: 7	H: 2 LOB: 2 BB: 0 P: 7	R: 0 E: 0 K: 1 S: 5	H: 0 LOB: 0 BB: 0 P: 5	R: 0 E: 0 K: 0 S: 3	H: 1 LOB: 0 BB: 0 P: 3	R: 0 E: 0 K: 2 S: 8	H: 1 LOB: 2 BB: 1 P: 12	R: 0 E: 0 K: 0 S: 3	H: 1 LOB: 0 BB: 0 P: 3	R: 0 E: 0 K: 0 S: 3	H: 1 LOB: 2 BB: 1 P: 7	1B: 8 2B: 3 3B: 0 HR: 0	SF: 1 SAC: 0 DP: 3 HBP: 0	WP: 1 PB: 0 SB: 0 CS: 0	PA: 35			
PITCHER	IP	WLS	BF	H	R	ER	SO	BB	IBB	HBP	BLK	WP	HR	S	P	ERA	WHIP								
Sid Fernandez, L (1, 1) ERA: 3.57	8.0	W	32	8	1	1	7	2	0	0	0	0	0	44	52	1.12	1.250								
Roger McDowell, R (9, 1) ERA: 3.17	1.0	S	3	1	0	0	0	0	0	0	0	0	0	3	3	0.00	1.000								

New York Mets @ Pittsburgh Pirates
 Three Rivers Stadium, Pittsburgh, PA
 Fri Sep 26 1986, 7:05 PM EDT
 Att: 14,080 - Unknown

AB 30
 R 3
 H 4
 RBI 3
 BB 4
 SO 5
 LOB 7



New York Mets @ Pittsburgh Pirates
 Three Rivers Stadium, Pittsburgh, PA
 Fri Sep 26 1986, 7:05 PM EDT
 Att: 14,080 - Unknown

AB 32
 R 1
 H 9
 RBI 1
 BB 2
 SO 7
 LOB 17



Batter	1	2	3	4	5	6	7	8	9	10	11	AB	R	H	RBI	BB	SO	LOB	TOP											
Mookie Wilson, S OBP: 0.351, SLG: 0.435 Jesse Orosco, R (10, 1)	CI SH5-3		K		4-3		K			6-3	K	4	0	0	1	0	2	2												
Lenny Dykstra, L OBP: 0.377, SLG: 0.452 Ed Hearn, R (11, PH) OBP: 0.321, SLG: 0.394	SH5-3			4-3	2B			BB			FC4	2	0	1	1	2	0	0												
Keith Hernandez, L (1, 3)	F7			1B	K			F8		F4		5	0	1	0	0	1	4												
Gary Carter, R OBP: 0.334, SLG: 0.427 Howard Johnson, S (11, PR) OBP: 0.342, SLG: 0.450	5-3			1B		F9		F9			SH5-3 1B	5	0	2	0	0	0	2												
Kevin Mitchell, R OBP: 0.351, SLG: 0.479 Darryl Strawberry, L (8, PH) OBP: 0.353, SLG: 0.489		F3		F9		F7		F8			SH5-3 1B	3	0	0	0	0	0	2												
Ray Knight, R OBP: 0.345, SLG: 0.415 Kevin Elster, R OBP: 0.296, SLG: 0.250	F3			K2-3		5-3			K		SH5-3	4	0	0	0	0	2	2												
Tim Lincecum, R OBP: 0.327, SLG: 0.369 Wally Backman, S (9, PH) OBP: 0.363, SLG: 0.396	F8				1-3 1B 4-3 BB	5-3		F7			E 1B IBB	2	1	0	0	1	0	0												
Rafael Santana, R OBP: 0.284, SLG: 0.255 Danny Heep, L OBP: 0.381, SLG: 0.429 Doug Sisk, R (11, 1)			F4		4-3 2B 1-3 1B			F8		6-3	E1 BB	4	1	1	0	0	0	0												
Dwight Gooden, R OBP: 0.123, SLG: 0.115 Roger McDowell, R (9, 1) OBP: 0.333, SLG: 0.294 Lee Mazzilli, S (10, PH) OBP: 0.353, SLG: 0.336			F6		1-3			HBP			F8 FC4 BB	2	0	0	0	0	0	2												
Inning Stats	R: 0 E: 1 K: 0 S: 4	H: 0 LOB: 1 BB: 0 P: 4	R: 0 E: 0 K: 0 S: 3	H: 0 LOB: 0 BB: 0 P: 3	R: 0 E: 0 K: 1 S: 5	H: 0 LOB: 0 BB: 0 P: 5	R: 0 E: 0 K: 1 S: 7	H: 2 LOB: 2 BB: 0 P: 7	R: 2 E: 0 K: 1 S: 7	H: 2 LOB: 1 BB: 1 P: 11	R: 0 E: 0 K: 0 S: 3	H: 0 LOB: 0 BB: 0 P: 3	R: 0 E: 0 K: 1 S: 5	H: 0 LOB: 0 BB: 0 P: 5	R: 0 E: 0 K: 0 S: 3	H: 0 LOB: 1 BB: 1 P: 7	R: 0 E: 0 K: 1 S: 5	H: 0 LOB: 0 BB: 0 P: 5	R: 0 E: 0 K: 0 S: 3	H: 0 LOB: 1 BB: 1 P: 7	R: 0 E: 0 K: 0 S: 3	H: 0 LOB: 1 BB: 1 P: 7	R: 0 E: 0 K: 0 S: 3	H: 0 LOB: 1 BB: 1 P: 7	R: 2 E: 1 K: 1 S: 8	H: 2 LOB: 3 BB: 2 P: 16	1B: 5 2B: 1 3B: 0 HR: 0	SF: 0 SAC: 2 DP: 0 HBP: 1	WP: 0 PB: 0 SB: 0 CS: 0	PA: 47
PITCHER	IP 7.0	WLS 28	BF 28	H 4	R 2	ER 2	SO 4	BB 1	IBB 0	HBP 0	BLK 0	WP 0	HR 0	S 34	P 39	ERA 2.57	WHIP 0.714													

New York Mets @ Pittsburgh Pirates
Three Rivers Stadium, Pittsburgh, PA
Sat Sep 27 1986, 7:05 PM EDT
Att: 13,210 - Unknown

AB 38
R 4
H 6
RBI 2
BB 5
SO 6
LOB 22



Batter	1	2	3	4	5	6	7	8	9	10	11	AB	R	H	RBI	BB	SO	LOB	BOTTOM								
Joe Orsulak, L OBP: 0.303, SLG: 0.347 Bobby Bonilla, S OBP: 0.359, SLG: 0.345	2B 1B	F5			K			4-3	1-3		1B	3	1	1	0	0	1	0									
Barry Bonds, L OBP: 0.335, SLG: 0.430	4-3 SF7 2B		L4-5 S HBP			F8		2B 1B		4-3	K	5	1	2	1	0	1	2									
Johnny Ray, S OBP: 0.360, SLG: 0.385	4-3		L4-5			3-1		1-3 2B			2B	5	0	2	0	0	0	2									
Sid Bream, L OBP: 0.348, SLG: 0.459	SF7		G3			1-3		1B		F8		3	0	0	1	1	0	1									
Jim Morrison, R OBP: 0.333, SLG: 0.469	1B 1B			5-3				FC4-6 1B BB	K		1B	3	0	1	0	2	1	3									
Benny Distefano, L OBP: 0.188, SLG: 0.310 Mike Brown, R OBP: 0.299, SLG: 0.303	FC6-4 1B			L9				F3	K		K	4	0	1	0	0	1	4									
Junior Ortiz, R OBP: 0.388, SLG: 0.400 Rafael Belliard, R OBP: 0.304, SLG: 0.268	FC6-4			L8				FC4-6 1B		4-3 SH2-4 1B	K	4	0	2	0	0	2										
U.L. Washington, S OBP: 0.253, SLG: 0.274 Larry McWilliams, L OBP: 0.194, SLG: 0.172 Barry Jones, R OBP: 0.200, SLG: 0.200 John Smiley, L (11, PH) OBP: 0.320, SLG: 0.385	K					K		FC4-6 S		SH2-4	FC4-6 1B	3	0	0	0	0	2	2									
Bob Kipper, R OBP: 0.060, SLG: 0.033 Mike Diaz, R OBP: 0.344, SLG: 0.513 Don Robinson, R OBP: 0.697, SLG: 0.833 Tony Peña, R OBP: 0.358, SLG: 0.408	L3					K		6-3		4-3	FC4-6 1B	2	0	0	0	0	1	0									
Inning Stats	R: 2 E: 0 K: 0 S: 7	H: 4 LOB: 2 BB: 0 P: 7	R: 0 E: 0 K: 1 S: 5	H: 0 LOB: 0 BB: 0 P: 5	R: 0 E: 0 K: 0 S: 2	H: 0 LOB: 0 BB: 0 P: 3	R: 0 E: 0 K: 0 S: 3	H: 0 LOB: 0 BB: 0 P: 3	R: 0 E: 0 K: 3 S: 9	H: 1 LOB: 2 BB: 1 P: 8	R: 0 E: 0 K: 2 S: 9	H: 2 LOB: 3 BB: 1 P: 13	R: 0 E: 0 K: 0 S: 4	H: 1 LOB: 2 BB: 0 P: 4	R: 0 E: 0 K: 1 S: 6	H: 1 LOB: 2 BB: 1 P: 10	R: 0 E: 0 K: 2 S: 9	H: 2 LOB: 2 BB: 0 P: 9	1B: 8 2B: 4 3B: 0 HR: 0	SF: 1 SAC: 1 DP: 1 HBP: 1	WP: 0 PB: 0 SB: 2 CS: 0	PA: 47					
PITCHER	IP 8.0	WLS 33	BF 33	H 7	R 2	ER 2	SO 6	BB 1	IBB 1	HBP 0	BLK 0	WP 0	HR 0	S 42	P 51	ERA 2.25	WHIP 1.000										

New York Mets @ Pittsburgh Pirates
Three Rivers Stadium, Pittsburgh, PA
Sat Sep 27 1986, 7:05 PM EDT
Att: 13,210 - Unknown

AB 41
R 2
H 11
RBI 2
BB 3
SO 9
LOB 25



Batter	1	2	3	4	5	6	7	8	9	10	11	AB	R	H	RBI	BB	SO	LOB	TOP							
Mookie Wilson, S OBP: 0.347, SLG: 0.429 (1, 8)	K 0-3 ①		4-3 0-0 ③			F6 0-0 ①		L9-3 0-0 ②			K 0-3 ①	5	0	0	0	0	2	2								
Tim Teufel, R OBP: 0.325, SLG: 0.369 (1, 4)	5-3 0-0 ②			4-3 1B 2B 0-0 ①		K 0-3 ②			5-3 0-0 ①		K 0-3 ②	5	1	1	0	0	2	0								
Kevin Mitchell, R OBP: 0.347, SLG: 0.473 Lenny Dykstra, L OBP: 0.378, SLG: 0.453 (1, 7) (9, 8)	F3 0-0 ③			F3 0-0 ①		4-3 0-0 ③			4-3 0-0 ②		4-3 0-0 ③	4	0	0	0	0	0	1								
Gary Carter, R OBP: 0.333, SLG: 0.425 (1, 3)		K 0-3 ③		4-3 0-0 ②			6-3 0-0 ①		L9 0-0 ③		1B HR 0-0 ①	5	1	1	0	0	1	1								
Daryil Strawberry, L OBP: 0.354, SLG: 0.495 (1, 9)		K 0-3 ②		1B 1B BLK 0-0 ③		4-3 0-0 ②			E3 SH1-3 0-0 ③		1B HR 1H 2H 0-0 ③	5	1	2	4	0	1	0								
Ray Knight, R OBP: 0.346, SLG: 0.416 Kevin Elster, R OBP: 0.296, SLG: 0.250 (1, 5) (11, 6)				1B 0-0 ③		F2 0-0 ③			SH1-3 1-2 0-0 ③		K 0-3 ③	4	0	2	0	0	1	0								
Ed Hearn, R OBP: 0.322, SLG: 0.392 Danny Heep, L OBP: 0.379, SLG: 0.426 John Gibbons, R OBP: 0.571, SLG: 0.889 (1, 2) (10, PH) (10, 2)	5-3 0-0 ③				5-3 0-0 ①			FC1-5 1B 0-0 ①		K 0-3 ②		3	0	1	0	0	0	1								
Rafael Santana, R OBP: 0.285, SLG: 0.256 Lee Mazzilli, S OBP: 0.386, SLG: 0.336 Rick Aguilera, R OBP: 0.212, SLG: 0.286 (1, 6) (10, PH) (10, 1)			K 0-3 ①		6-3 0-0 ②			FC1-5 1B 1-2 0-0 ①		HBP 0-0 ③		3	0	1	0	0	1	0								
Bob Ojeda, L OBP: 0.340, SLG: 0.448 Howard Johnson, S (10, PH) (11, 5)			K 0-3 ②		K 0-3 ③			FC1-5 L9-3 1-2 2-3 0-0 ①		K 0-3 ③		3	0	0	0	0	2	2								
Inning Stats	R: 0 E: 0 K: 1 S: 5	H: 0 LOB: 0 BB: 0 P: 5	R: 0 E: 0 K: 2 S: 8	H: 1 LOB: 1 BB: 0 P: 8	R: 0 E: 0 K: 2 S: 7	H: 0 LOB: 0 BB: 0 P: 7	R: 1 E: 0 K: 0 S: 5	H: 3 LOB: 2 BB: 0 P: 5	R: 0 E: 0 K: 1 S: 5	H: 0 LOB: 0 BB: 0 P: 5	R: 0 E: 0 K: 0 S: 3	H: 0 LOB: 0 BB: 0 P: 3	R: 0 E: 0 K: 0 S: 4	H: 2 LOB: 1 BB: 0 P: 4	R: 0 E: 0 K: 0 S: 3	H: 0 LOB: 0 BB: 0 P: 3	R: 0 E: 1 K: 2 S: 8	H: 0 LOB: 2 BB: 0 P: 9	R: 3 E: 0 K: 3 S: 12	H: 3 LOB: 0 BB: 0 P: 12	1B: 7 2B: 2 3B: 0 HR: 1	SF: 0 SAC: 1 DP: 1 HBP: 1	WP: 0 PB: 0 SB: 0 CS: 0	PA: 42		
PITCHER	IP ERA WLS BF H R ER SO BB IBB HBP BLK WP HR S P ERA WHIP	IP ERA WLS BF H R ER SO BB IBB HBP BLK WP HR S P ERA WHIP	IP ERA WLS BF H R ER SO BB IBB HBP BLK WP HR S P ERA WHIP	IP ERA WLS BF H R ER SO BB IBB HBP BLK WP HR S P ERA WHIP	IP ERA WLS BF H R ER SO BB IBB HBP BLK WP HR S P ERA WHIP	IP ERA WLS BF H R ER SO BB IBB HBP BLK WP HR S P ERA WHIP	IP ERA WLS BF H R ER SO BB IBB HBP BLK WP HR S P ERA WHIP	IP ERA WLS BF H R ER SO BB IBB HBP BLK WP HR S P ERA WHIP	IP ERA WLS BF H R ER SO BB IBB HBP BLK WP HR S P ERA WHIP	IP ERA WLS BF H R ER SO BB IBB HBP BLK WP HR S P ERA WHIP	IP ERA WLS BF H R ER SO BB IBB HBP BLK WP HR S P ERA WHIP	IP ERA WLS BF H R ER SO BB IBB HBP BLK WP HR S P ERA WHIP	IP ERA WLS BF H R ER SO BB IBB HBP BLK WP HR S P ERA WHIP	IP ERA WLS BF H R ER SO BB IBB HBP BLK WP HR S P ERA WHIP	IP ERA WLS BF H R ER SO BB IBB HBP BLK WP HR S P ERA WHIP	IP ERA WLS BF H R ER SO BB IBB HBP BLK WP HR S P ERA WHIP	IP ERA WLS BF H R ER SO BB IBB HBP BLK WP HR S P ERA WHIP	IP ERA WLS BF H R ER SO BB IBB HBP BLK WP HR S P ERA WHIP	IP ERA WLS BF H R ER SO BB IBB HBP BLK WP HR S P ERA WHIP	IP ERA WLS BF H R ER SO BB IBB HBP BLK WP HR S P ERA WHIP	IP ERA WLS BF H R ER SO BB IBB HBP BLK WP HR S P ERA WHIP	IP ERA WLS BF H R ER SO BB IBB HBP BLK WP HR S P ERA WHIP	IP ERA WLS BF H R ER SO BB IBB HBP BLK WP HR S P ERA WHIP	IP ERA WLS BF H R ER SO BB IBB HBP BLK WP HR S P ERA WHIP	IP ERA WLS BF H R ER SO BB IBB HBP BLK WP HR S P ERA WHIP	IP ERA WLS BF H R ER SO BB IBB HBP BLK WP HR S P ERA WHIP

New York Mets @ Pittsburgh Pirates
Three Rivers Stadium, Pittsburgh, PA
Sun Sep 28 1986, 3:33 AM EDT
Att: 30,606 - Unknown

AB	40
R	4
H	9
RBI	4
BB	0
SO	12
LOB	10



Batter	1	2	3	4	5	6	7	8	9	10	11	AB	R	H	RBI	BB	SO	LOB	BOTTOM									
Rafael Belliard, R OBP: 0.301, SLG: 0.266 U L Washington, S OBP: 0.289, SLG: 0.270 (1, 4) (8, PH) (9, 6)	6-3 0-0 ①			6-3 0-0 ①		1-3 0-0 ②		6-3 0-0 ③			1-3 0-0 ①	3	0	0	0	0	1											
Bobby Bonilla, S OBP: 0.355, SLG: 0.341 (1, 8) (10, 7)	F9 0-0 ②			K 0-3 ②		K 0-3 ③			F4 0-0 ①		6-3 0-0 ②	5	0	0	0	0	2	1										
Mike Diaz, R OBP: 0.338, SLG: 0.503 Joe Orsulak, L OBP: 0.302, SLG: 0.346 (1, 7) (10, 8)	F7 0-0 ③			5-3 0-0 ③		F9 0-0 ①			F4 0-0 ②		4-3 0-0 ③	4	0	0	0	0	0	0										
Jim Morrison, R OBP: 0.332, SLG: 0.473 (1, 5)		6-3 0-0 ③			6-3 0-0 ①		F6 0-0 ②			HR 0-0 ③		4	1	1	1	0	0	0										
Sid Bream, L OBP: 0.345, SLG: 0.455 (1, 3)		K 0-3 ②		F7 0-0 ②		K 0-3 ③			F8 0-0 ③			4	0	0	0	0	2	0										
Tony Peña, R OBP: 0.381, SLG: 0.411 (1, 2)		F6 0-0 ③			FC6-4 1B 0-0 ③			BB 1B 0-0 ①		B1-6-3 1B 0-0 ③		4	0	3	0	0	0	0										
Mike Brown, R OBP: 0.294, SLG: 0.298 (1, 9)			K 0-3 ①		FC6-4 1B 1-2 0-0 ③			F3 0-0 ①		B1-6-3 1B 1-2 0-0 ③		4	0	0	0	0	1	3										
Sam Khalifa, R OBP: 0.288, SLG: 0.234 Johnny Ray, S OBP: 0.362, SLG: 0.385 (1, 6) (8, PH) (9, 4)			L9 0-0 ②		1-3 SH3 1B 0-0 ②			BB 0-0 ②		BB 0-0 ③		2	0	1	0	0	0	0										
Bob Patterson, R OBP: 0.385, SLG: 0.396 Junior Ortiz, R OBP: 0.697, SLG: 0.833 Don Robinson, R OBP: 0.182, SLG: 0.300 Benny Distefano, L OBP: 0.171, SLG: 0.231 (1, 1) (8, PH) (9, 1) (10, PH) (11, 1)			G4-1 0-0 ③		SH3 0-0 ①			F3 0-0 ②		1-3 0-0 ③		1	0	0	0	0	0	0										
Inning Stats	R: 0 E: 0 K: 0 S: 3	H: 0 LOB: 0 BB: 0 P: 3	R: 0 E: 0 K: 1 S: 5	H: 0 LOB: 0 BB: 0 P: 5	R: 0 E: 0 K: 1 S: 5	H: 0 LOB: 0 BB: 0 P: 5	R: 0 E: 0 K: 1 S: 5	H: 0 LOB: 0 BB: 0 P: 5	R: 0 E: 0 K: 1 S: 4	H: 0 LOB: 0 BB: 0 P: 5	R: 0 E: 0 K: 0 S: 4	H: 1 LOB: 1 BB: 0 P: 6	R: 0 E: 0 K: 0 S: 6	H: 0 LOB: 0 BB: 0 P: 5	R: 0 E: 0 K: 1 S: 5	H: 0 LOB: 0 BB: 0 P: 5	R: 0 E: 0 K: 0 S: 4	H: 1 LOB: 2 BB: 1 P: 8	R: 1 E: 0 K: 0 S: 4	H: 1 LOB: 0 BB: 0 P: 4	R: 0 E: 0 K: 0 S: 3	H: 1 LOB: 1 BB: 1 P: 7	R: 0 E: 0 K: 0 S: 3	H: 0 LOB: 0 BB: 0 P: 3	1B: 4 2B: 0 3B: 0 HR: 1	SF: 0 SAC: 1 DP: 1 HBP: 0	WP: 0 PB: 0 SB: 0 CS: 0	PA: 39
PITCHER	IP ERA WLS BF H R ER SO BB IBB HBP BLK WP HR S P ERA WHIP	IP ERA WLS BF H R ER SO BB IBB HBP BLK WP HR S P ERA WHIP	IP ERA WLS BF H R ER SO BB IBB HBP BLK WP HR S P ERA WHIP	IP ERA WLS BF H R ER SO BB IBB HBP BLK WP HR S P ERA WHIP	IP ERA WLS BF H R ER SO BB IBB HBP BLK WP HR S P ERA WHIP	IP ERA WLS BF H R ER SO BB IBB HBP BLK WP HR S P ERA WHIP	IP ERA WLS BF H R ER SO BB IBB HBP BLK WP HR S P ERA WHIP	IP ERA WLS BF H R ER SO BB IBB HBP BLK WP HR S P ERA WHIP	IP ERA WLS BF H R ER SO BB IBB HBP BLK WP HR S P ERA WHIP	IP ERA WLS BF H R ER SO BB IBB HBP BLK WP HR S P ERA WHIP	IP ERA WLS BF H R ER SO BB IBB HBP BLK WP HR S P ERA WHIP	IP ERA WLS BF H R ER SO BB IBB HBP BLK WP HR S P ERA WHIP	IP ERA WLS BF H R ER SO BB IBB HBP BLK WP HR S P ERA WHIP	IP ERA WLS BF H R ER SO BB IBB HBP BLK WP HR S P ERA WHIP	IP ERA WLS BF H R ER SO BB IBB HBP BLK WP HR S P ERA WHIP	IP ERA WLS BF H R ER SO BB IBB HBP BLK WP HR S P ERA WHIP	IP ERA WLS BF H R ER SO BB IBB HBP BLK WP HR S P ERA WHIP	IP ERA WLS BF H R ER SO BB IBB HBP BLK WP HR S P ERA WHIP	IP ERA WLS BF H R ER SO BB IBB HBP BLK WP HR S P ERA WHIP	IP ERA WLS BF H R ER SO BB IBB HBP BLK WP HR S P ERA WHIP	IP ERA WLS BF H R ER SO BB IBB HBP BLK WP HR S P ERA WHIP	IP ERA WLS BF H R ER SO BB IBB HBP BLK WP HR S P ERA WHIP	IP ERA WLS BF H R ER SO BB IBB HBP BLK WP HR S P ERA WHIP	IP ERA WLS BF H R ER SO BB IBB HBP BLK WP HR S P ERA WHIP	IP ERA WLS BF H R ER SO BB IBB HBP BLK WP HR S P ERA WHIP	IP ERA WLS BF H R ER SO BB IBB HBP BLK WP HR S P ERA WHIP		

New York Mets @ Pittsburgh Pirates
Three Rivers Stadium, Pittsburgh, PA
Sun Sep 28 1986, 3:33 AM EDT
Att: 30,606 - Unknown

AB	36
R	1
H	5
RBI	1
BB	2
SO	5
LOB	10



Batter	1	2	3	4	5	6	7	8	9	AB	R	H	RBI	BB	SO	LOB	TOP			
Joe Orsulak, L (1, 9) OBP: 0.304, SLG: 0.348	E7 1B	1-3			G6-4-3 1B			4-3		4	0	2	0	0	0	1	Pittsburgh Pirates @ St. Louis Cardinals Busch Stadium, St. Louis, MO Tue Sep 30 1986, 7:05 PM CDT Att: 12,338 - Unknown livebaseballscores.com			
Bobby Bonilla, S (1, 7) OBP: 0.355, SLG: 0.338	1B BB	3-1			G6-4-3 1-2			F7		3	1	0	0	1	0	2				
Johnny Ray, S (1, 4) OBP: 0.361, SLG: 0.384	1B 1-2			G3				4-3		4	0	1	0	0	0	0				
Sid Bream, L (1, 3) OBP: 0.343, SLG: 0.451	F7						3-1		K	4	0	0	0	0	1	3				
Barry Bonds, L (1, 8) OBP: 0.334, SLG: 0.428	FC6-4 1-2 2-H 1B						K		F8	4	0	1	1	0	1	0				
Tony Peña, R (1, 2) OBP: 0.358, SLG: 0.408	FC6-4 1-2						F2		F7	4	0	0	0	0	0	3				
Jim Morrison, R (1, 5) OBP: 0.332, SLG: 0.474										3	1	1	0	0	0	0				
Rafael Belliard, R (1, 6) OBP: 0.301, SLG: 0.265		SH5-3 2B								1	0	0	0	0	1	0				
U L Washington, S (7, PH) OBP: 0.287, SLG: 0.268		SH5-3			K2-3			4-3		1	0	0	0	0	0	0				
Rick Rhoden, R (1, 1) OBP: 0.298, SLG: 0.411		1-3 3-H 2B						5-3		3	1	2	2	0	0	0				
Inning Stats	R: 1 E: 1 K: 0 S: 5	H: 3 LOB: 3 BB: 1 P: 9	R: 1 E: 0 K: 0 S: 5	H: 2 LOB: 1 BB: 0 P: 5	R: 0 E: 0 K: 0 S: 3	H: 0 LOB: 0 BB: 0 P: 3	R: 0 E: 0 K: 1 S: 5	H: 0 LOB: 0 BB: 0 P: 5	R: 1 E: 0 K: 0 S: 4	H: 2 LOB: 0 BB: 0 P: 4	R: 0 E: 0 K: 0 S: 3	H: 0 LOB: 0 BB: 0 P: 3	R: 0 E: 0 K: 1 S: 5	H: 0 LOB: 0 BB: 0 P: 5	R: 0 E: 0 K: 1 S: 5	H: 0 LOB: 0 BB: 0 P: 5	1B: 4 2B: 2 3B: 0 HR: 1	SF: 0 SAC: 1 DP: 1 HBP: 0	WP: 0 PB: 0 SB: 0 CS: 0	PA: 33
PITCHER Danny Cox, R (1, 1) ERA: 2.96	IP: 9.0 WLS: W BF: 33 H: 7 R: 3 ER: 3 SO: 3 BB: 1 IBB: 0 HBP: 0 BLK: 0 WP: 0 HR: 1 S: 38 P: 42 ERA: 3.00 WHIP: 0.889															PITCHER				

Batter	1	2	3	4	5	6	7	8	9	AB	R	H	RBI	BB	SO	LOB	BOTTOM			
Vince Coleman, S (1, 7) OBP: 0.302, SLG: 0.281	6-3		K		1-3			4-3 BLK 1B		4	1	1	0	0	1	0	Pittsburgh Pirates @ St. Louis Cardinals Busch Stadium, St. Louis, MO Tue Sep 30 1986, 7:05 PM CDT Att: 12,338 - Unknown livebaseballscores.com			
Willie McGee, S (1, 8) OBP: 0.309, SLG: 0.373	K		CS 1B		CS 1B			4-3 1-3		4	0	2	0	0	1	1				
Tom Herr, S (1, 4) OBP: 0.337, SLG: 0.326	2B 1B		1-2 BB		4-3 1-2			4-3 3-H 1B		3	1	2	1	1	0	1				
Mike Laga, L (1, 3) OBP: 0.278, SLG: 0.432	1B 2B		K					4-3 1-2		4	1	1	0	0	1	2				
Andy Van Slyke, L (1, 9) OBP: 0.345, SLG: 0.453	S 2-H 3-H 1B				HR			FC6-4 IBB		3	1	3	3	1	0	0				
Terry Pendleton, S (1, 5) OBP: 0.281, SLG: 0.308	4-3 1-2				1B 2B			FC6-4 1-2		4	1	1	0	0	0	4				
Ozzie Smith, S (1, 6) OBP: 0.375, SLG: 0.329					2-H 1B			F7		3	0	1	1	0	0	0				
Michael LaValliere, L (1, 2) OBP: 0.316, SLG: 0.303								F8		3	0	0	0	0	0	0				
Danny Cox, R (1, 1) OBP: 0.106, SLG: 0.109	4-3				K			6-3		3	0	0	0	0	1	0				
Inning Stats	R: 2 E: 0 K: 1 S: 8	H: 3 LOB: 1 BB: 0 P: 8	R: 0 E: 0 K: 0 S: 3	H: 0 LOB: 0 BB: 0 P: 3	R: 0 E: 0 K: 2 S: 7	H: 1 LOB: 1 BB: 1 P: 11	R: 2 E: 0 K: 1 S: 7	H: 3 LOB: 0 BB: 0 P: 7	R: 0 E: 0 K: 0 S: 3	H: 1 LOB: 0 BB: 0 P: 3	R: 0 E: 0 K: 0 S: 3	H: 0 LOB: 0 BB: 0 P: 3	R: 0 E: 0 K: 0 S: 5	H: 2 LOB: 2 BB: 1 P: 9	R: 1 E: 0 K: 0 S: 5	H: 2 LOB: 2 BB: 1 P: 9	1B: 8 2B: 2 3B: 0 HR: 1	SF: 0 SAC: 0 DP: 1 HBP: 0	WP: 0 PB: 0 SB: 1 CS: 2	PA: 33
PITCHER Rick Rhoden, R (1, 1) ERA: 2.84	IP: 8.0 WLS: L BF: 33 H: 11 R: 5 ER: 5 SO: 4 BB: 1 IBB: 1 HBP: 0 BLK: 1 WP: 0 HR: 1 S: 39 P: 47 ERA: 5.62 WHIP: 1.500															PITCHER				

Batter	1	2	3	4	5	6	7	8	9	AB	R	H	RBI	BB	SO	LOB	TOP								
Barry Bonds, L (1, 8) OBP: 0.333, SLG: 0.426	G3			G4-6-3 1B	4-3		F8			4	0	1	1	0	0	3	Pittsburgh Pirates @ St. Louis Cardinals Busch Stadium, St. Louis, MO Wed Oct 01 1986, 7:05 PM CDT Att: 16,039 - Unknown								
Bobby Bonilla, S (1, 9) OBP: 0.354, SLG: 0.337	G3			G4-6-3 1B	F8		F8			4	0	1	0	0	0	3									
Johnny Ray, S (1, 4) OBP: 0.361, SLG: 0.388	1-3			6-3			F3			4	1	1	1	0	0	1									
Jim Morrison, R (1, 5) OBP: 0.333, SLG: 0.475		6-3			1B 1B		F3			3	1	1	0	1	1	0									
Mike Diaz, R (1, 7) OBP: 0.341, SLG: 0.502					1B 1B		F9			4	0	2	0	0	0	1									
Bill Almon, R (8, 7) OBP: 0.320, SLG: 0.385					1B 1B		F9			0	0	0	0	0	0	0									
Don Robinson, R (8, 1) OBP: 0.667, SLG: 0.833					1B 1B		F9			0	0	0	0	0	0	0									
Tony Peña, R (1, 2) OBP: 0.355, SLG: 0.410	G4-6-3				FC5-2 1B		6-3			4	1	2	1	0	0	2									
Sid Bream, L (1, 3) OBP: 0.344, SLG: 0.451				4-3	1B FC5-2		SH3-4 BB			3	1	1	0	1	0	1									
Rafael Belliard, R (1, 6) OBP: 0.299, SLG: 0.263				F4	FC5-2 1B		SH3-4			2	0	0	0	0	0	3									
U L Washington, S (7, PH) OBP: 0.265, SLG: 0.266				F4	FC5-2 1B		SH3-4			1	0	0	0	0	1	1									
Rick Reuschel, R (1, 1) OBP: 0.192, SLG: 0.186				1-3	1-2 2-3 3-H		F9			2	0	1	1	0	0	0									
Benny Distefano, L (7, PH) OBP: 0.176, SLG: 0.200				1-3	1-2 2-3 3-H		F9			1	0	0	0	0	0	1									
Larry McWilliams, L (7, 1) OBP: 0.194, SLG: 0.172				1-3	1-2 2-3 3-H		F9			0	0	0	0	0	0	0									
Joe Orsulak, L (8, 9) OBP: 0.303, SLG: 0.347				1-3	1-2 2-3 3-H		F9			1	0	0	0	0	0	1									
Inning Stats	R: 0 E: 0 K: 0 S: 3	H: 1 LOB: 0 BB: 0 P: 3	R: 0 E: 0 K: 0 S: 3	H: 1 LOB: 0 BB: 0 P: 3	R: 0 E: 0 K: 0 S: 3	H: 0 LOB: 0 BB: 0 P: 3	R: 0 E: 0 K: 0 S: 3	H: 1 LOB: 0 BB: 0 P: 3	R: 3 E: 0 K: 0 S: 7	H: 4 LOB: 1 BB: 1 P: 11	R: 0 E: 0 K: 0 S: 4	H: 1 LOB: 1 BB: 0 P: 4	R: 0 E: 0 K: 0 S: 3	H: 0 LOB: 1 BB: 1 P: 7	R: 1 E: 0 K: 1 S: 6	H: 1 LOB: 0 BB: 0 P: 6	R: 0 E: 0 K: 1 S: 6	H: 1 LOB: 1 BB: 0 P: 6	1B: 7 2B: 2 3B: 0 HR: 1	SF: 0 SAC: 1 DP: 2 HBP: 0	WP: 0 PB: 0 SB: 0 CS: 1	PA: 36			
PITCHER	IP	WLS	BF	H	R	ER	SO	BB	IBB	HBP	BLK	WP	HR	S	P	ERA	WHIP								
Ricky Horton, L (1, 1) ERA: 2.24	5.1		22	8	3	3	0	1	0	0	0	0	0	21	25	5.06	1.688								
Ray Sof, R (6, 1) ERA: 2.52	2.2	L	11	2	1	1	1	1	0	0	0	0	1	12	16	3.38	1.125								
Pat Perry, L (9, 1) ERA: 3.71	1.0		3	0	0	0	1	0	0	0	0	0	0	5	5	0.00	0.000								

Batter	1	2	3	4	5	6	7	8	9	AB	R	H	RBI	BB	SO	LOB	BOTTOM								
Vince Coleman, S (1, 7) OBP: 0.302, SLG: 0.281	K				4-3					4	0	1	0	0	1	1	Pittsburgh Pirates @ St. Louis Cardinals Busch Stadium, St. Louis, MO Wed Oct 01 1986, 7:05 PM CDT Att: 16,039 - Unknown								
John Morris, L (9, PH) OBP: 0.286, SLG: 0.289	K			FC6-4 CS	4-3					1	0	0	0	0	1										
Willie McGee, S (1, 8) OBP: 0.305, SLG: 0.374	4-3			F8	1B					4	1	1	0	0	2										
Tom Herr, S (1, 4) OBP: 0.341, SLG: 0.331					1B					4	1	4	1	0	0										
Clint Hurdle, L (1, 3) OBP: 0.313, SLG: 0.301					1B					2	1	0	0	1	0										
Tito Landrum, R (8, PH) OBP: 0.276, SLG: 0.275					1B					0	0	0	0	0	0										
Mike Laga, L (8, PH) OBP: 0.276, SLG: 0.427					1B					1	0	0	0	1	2										
Andy Van Slyke, L (1, 9) OBP: 0.346, SLG: 0.452					1B					3	0	1	1	1	0										
Terry Pendleton, S (1, 5) OBP: 0.279, SLG: 0.307					1B					3	0	0	1	0	3										
Ozzie Smith, S (1, 6) OBP: 0.374, SLG: 0.327					1B					3	0	0	0	1	0										
Michael LaValliere, L (1, 2) OBP: 0.313, SLG: 0.300					1B					3	0	0	0	0	2										
Ricky Horton, L (1, 1) OBP: 0.261, SLG: 0.056					4-3					1	0	0	0	1	0										
Ray Sof, R (6, 1)					4-3					1	0	0	0	1	0										
Pat Perry, L (9, 1)					4-3					0	0	0	0	0	0										
Tom Lawless, R (9, 5) OBP: 0.317, SLG: 0.316					4-3					0	0	0	0	0	0										
Curt Ford, L (9, PH) OBP: 0.321, SLG: 0.368					4-3					1	0	0	0	1	1										
Inning Stats	R: 0 E: 0 K: 1 S: 6	H: 1 LOB: 1 BB: 0 P: 6	R: 0 E: 1 K: 0 S: 4	H: 0 LOB: 1 BB: 0 P: 4	R: 0 E: 0 K: 0 S: 2	H: 0 LOB: 0 BB: 1 P: 6	R: 2 E: 0 K: 0 S: 5	H: 2 LOB: 1 BB: 1 P: 9	R: 1 E: 0 K: 0 S: 4	H: 2 LOB: 1 BB: 0 P: 4	R: 0 E: 0 K: 0 S: 3	H: 0 LOB: 0 BB: 0 P: 3	R: 0 E: 0 K: 1 S: 5	H: 0 LOB: 0 BB: 0 P: 5	R: 0 E: 0 K: 1 S: 7	H: 2 LOB: 3 BB: 1 P: 11	R: 0 E: 0 K: 1 S: 5	H: 0 LOB: 1 BB: 1 P: 9	1B: 6 2B: 1 3B: 0 HR: 0	SF: 1 SAC: 1 DP: 0 HBP: 0	WP: 1 PB: 0 SB: 2 CS: 1	PA: 37			
PITCHER	IP	WLS	BF	H	R	ER	SO	BB	IBB	HBP	BLK	WP	HR	S	P	ERA	WHIP								
Rick Reuschel, R (1, 1) ERA: 3.96	6.0		24	5	3	3	1	2	0	0	0	0	0	24	32	4.50	1.167								
Larry McWilliams, L (7, 1) ERA: 5.04	1.1	W	6	2	0	0	1	0	0	0	0	0	0	8	8	0.00	1.500								
Don Robinson, R (8, 1) ERA: 9.53	1.2	S	7	0	0	0	2	1	1	0	0	1	0	9	17	0.00	0.600								



Batter	1	2	3	4	5	6	7	8	9	AB	R	H	RBI	BB	SO	LOB	TOP								
Barry Bonds, L (1, 8) OBP: 0.335, SLG: 0.426										3	1	1	0	1	0	0	Pittsburgh Pirates @ St. Louis Cardinals Busch Stadium, St. Louis, MO Thu Oct 02 1986, 7:05 PM CDT Att: 20,643 - Unknown								
Bobby Bonilla, S (1, 9) OBP: 0.353, SLG: 0.335										3	1	0	0	1	0	2									
Johnny Ray, S (1, 4) OBP: 0.363, SLG: 0.390										3	0	2	0	1	0	1									
Jim Morrison, R (1, 5) OBP: 0.333, SLG: 0.480										3	1	1	3	0	0	2									
Mike Diaz, R (1, 7) OBP: 0.336, SLG: 0.495										3	0	0	0	0	1	1									
Joe Orsulak, L (6, 9) OBP: 0.303, SLG: 0.346										1	0	0	0	0	0	1									
Tony Peña, R (1, 2) OBP: 0.358, SLG: 0.409										4	1	1	0	0	0	1									
Sid Bream, L (1, 3) OBP: 0.345, SLG: 0.457										4	1	2	2	0	0	0									
Sam Khalifa, R (1, 6) OBP: 0.287, SLG: 0.234										4	0	1	0	0	0	0									
Bob Kipper, R (1, 1) OBP: 0.059, SLG: 0.030										3	0	0	0	0	0	1									
Benny Distefano, L (9, PH) OBP: 0.171, SLG: 0.281										1	0	0	0	0	1	0									
Don Robinson, R (9, 1) OBP: 0.667, SLG: 0.833										0	0	0	0	0	0	0									
Inning Stats	R: 0 E: 0 K: 0 S: 3	H: 1 LOB: 1 BB: 1 P: 7	R: 2 E: 0 K: 0 S: 5	H: 2 LOB: 0 BB: 0 P: 5	R: 1 E: 0 K: 1 S: 6	H: 1 LOB: 1 BB: 1 P: 10	R: 0 E: 0 K: 0 S: 4	H: 2 LOB: 1 BB: 0 P: 4	R: 2 E: 0 K: 0 S: 4	H: 1 LOB: 0 BB: 1 P: 8	R: 0 E: 0 K: 0 S: 3	H: 0 LOB: 0 BB: 0 P: 3	R: 0 E: 0 K: 0 S: 3	H: 0 LOB: 0 BB: 0 P: 3	R: 0 E: 0 K: 0 S: 4	H: 1 LOB: 1 BB: 0 P: 4	R: 0 E: 0 K: 1 S: 5	H: 0 LOB: 0 BB: 0 P: 5	1B: 6 2B: 0 3B: 0 HR: 2	SF: 1 SAC: 0 DP: 0 HBP: 0	WP: 0 PB: 0 SB: 0 CS: 1	PA: 36			
PITCHER	IP	WLS	BF	H	R	ER	SO	BB	IBB	HBP	BLK	WP	HR	S	P	ERA	WHIP								
Tim Conroy, L (1, 1) ERA: 5.23	5.0	L	23	7	5	5	1	3	0	0	0	0	2	22	34	9.00	2.000								
Joe Boever, R (6, 1) ERA: 1.71	3.0		10	1	0	0	0	0	0	0	0	0	0	10	10	0.00	0.333								
Greg Bargar, R (9, 1) ERA: 5.6	1.0		3	0	0	0	1	0	0	0	0	0	0	5	5	0.00	0.000								

Batter	1	2	3	4	5	6	7	8	9	AB	R	H	RBI	BB	SO	LOB	BOTTOM								
Vince Coleman, S (1, 7) OBP: 0.301, SLG: 0.280										3	1	0	0	1	0	1	Pittsburgh Pirates @ St. Louis Cardinals Busch Stadium, St. Louis, MO Thu Oct 02 1986, 7:05 PM CDT Att: 20,643 - Unknown								
Ozzie Smith, S (1, 6) OBP: 0.373, SLG: 0.329										3	0	1	1	0	0	0									
Tom Herr, S (1, 4) OBP: 0.340, SLG: 0.330										4	0	1	0	0	0	1									
Jim Lindeman, R (1, 3) OBP: 0.280, SLG: 0.340										4	0	0	0	0	1	2									
Willie McGee, S (1, 8) OBP: 0.308, SLG: 0.373										4	0	1	0	0	1	1									
Fred Manrique, R (1, 5) OBP: 0.167, SLG: 0.364										3	0	0	0	0	0	1									
Andy Van Slyke, L (1, 9) OBP: 0.344, SLG: 0.449										3	0	0	0	0	2	1									
Michael LaValliere, L (1, 2) OBP: 0.313, SLG: 0.301										3	0	1	0	0	0	1									
Tim Conroy, L (1, 1) OBP: 0.219, SLG: 0.207										1	0	0	0	0	1	0									
Tom Lawless, R (5, PH) OBP: 0.310, SLG: 0.308										1	0	0	0	0	1	1									
Joe Boever, R (6, 1) OBP: 0.500, SLG: 0.500										0	0	0	0	0	0	0									
José Quiendo, S (8, PH) OBP: 0.351, SLG: 0.328										1	0	0	0	0	0	0									
Greg Bargar, R (9, 1) ERA: 3.45										0	0	0	0	0	0	0									
Inning Stats	R: 0 E: 0 K: 0 S: 4	H: 1 LOB: 0 BB: 0 P: 4	R: 0 E: 0 K: 1 S: 6	H: 1 LOB: 0 BB: 0 P: 6	R: 1 E: 0 K: 1 S: 5	H: 0 LOB: 0 BB: 1 P: 9	R: 0 E: 0 K: 1 S: 5	H: 0 LOB: 0 BB: 0 P: 5	R: 0 E: 0 K: 0 S: 4	H: 1 LOB: 1 BB: 0 P: 4	R: 0 E: 0 K: 1 S: 5	H: 0 LOB: 0 BB: 0 P: 5	R: 0 E: 0 K: 0 S: 3	H: 0 LOB: 0 BB: 0 P: 3	R: 0 E: 0 K: 1 S: 5	H: 0 LOB: 0 BB: 0 P: 5	1B: 3 2B: 1 3B: 0 HR: 0	SF: 1 SAC: 0 DP: 0 HBP: 0	WP: 0 PB: 0 SB: 4 CS: 0	PA: 32					
PITCHER	IP	WLS	BF	H	R	ER	SO	BB	IBB	HBP	BLK	WP	HR	S	P	ERA	WHIP								
Bob Kipper, L (1, 1) ERA: 4.03	8.0	W	29	4	1	1	5	1	0	0	0	0	0	38	42	1.12	0.625								
Don Robinson, R (9, 1) ERA: 3.45	1.0		3	0	0	0	1	0	0	0	0	0	0	5	5	0.00	0.000								

Batter	1	2	3	4	5	6	7	8	9	AB	R	H	RBI	BB	SO	LOB	TOP			
Barry Bonds, L OBP: 0.332, SLG: 0.422 (1, 8)										4	0	0	0	0	2	1	Pittsburgh Pirates @ New York Mets Shea Stadium, Flushing, NY Sat Oct 04 1986, 3:33 AM EDT Unknown			
Bobby Bonilla, S OBP: 0.354, SLG: 0.337 (1, 9)										4	0	2	0	0	0	1				
Johnny Ray, S OBP: 0.361, SLG: 0.387 (1, 4)										4	0	0	0	0	1	4				
Jim Morrison, R OBP: 0.334, SLG: 0.482 (1, 5)										4	1	2	0	0	1	1				
Mike Diaz, R OBP: 0.335, SLG: 0.488 (1, 7)										3	0	0	0	1	0	3				
Tony Peña, R OBP: 0.356, SLG: 0.406 (1, 2)										4	0	0	1	0	0	3				
Sid Bream, L OBP: 0.345, SLG: 0.456 (1, 3)										3	0	1	0	0	0	0				
Sam Khalifa, R OBP: 0.281, SLG: 0.230 (1, 6)										3	0	0	0	0	0	1				
Stan Fansler, R OBP: 0.167, SLG: 0.167 (5, PH)										1	0	1	0	0	0	0				
Inning Stats	R: 0 E: 1 K: 0 S: 4	H: 1 LOB: 1 BB: 0 P: 4	R: 0 E: 0 K: 0 S: 4	H: 1 LOB: 1 BB: 0 P: 4	R: 0 E: 0 K: 2 S: 8	H: 1 LOB: 1 BB: 0 P: 8	R: 0 E: 0 K: 1 S: 4	H: 0 LOB: 0 BB: 0 P: 8	R: 0 E: 0 K: 1 S: 5	H: 0 LOB: 0 BB: 0 P: 5	R: 1 E: 0 K: 0 S: 4	H: 1 LOB: 0 BB: 0 P: 4	R: 0 E: 0 K: 0 S: 3	H: 0 LOB: 0 BB: 0 P: 3	R: 0 E: 0 K: 0 S: 5	H: 2 LOB: 2 BB: 0 P: 5		1B: 5 2B: 1 3B: 0 HR: 0	SF: 0 SAC: 0 DP: 2 HBP: 0	WP: 0 PB: 0 SB: 0 CS: 0
PITCHER	IP WLS BF H R ER SO BB IBB HBP BLK WP HR S P ERA WHIP																			
Bob Ojeda, L ERA: 2.57 (1, 1)	6.0 W 21 3 0 0 4 1 0 0 0 0 0 0 28 32 0.00 0.667																			
Doug Sisk, R ERA: 3.05 (7, 1)	1.0 4 1 1 1 0 0 0 0 0 0 0 0 4 4 9.00 1.000																			
Jesse Orosco, L ERA: 2.33 (8, 1)	2.0 S 8 2 0 0 0 0 0 0 0 0 0 0 8 8 0.00 1.000																			

AB	32
R	1
H	6
RBI	1
BB	1
SO	4
LOB	14



Batter	1	2	3	4	5	6	7	8	9	AB	R	H	RBI	BB	SO	LOB	BOTTOM			
Lenny Dykstra, L OBP: 0.377, SLG: 0.447 (1, 8)										4	1	1	0	0	0	0	Pittsburgh Pirates @ New York Mets Shea Stadium, Flushing, NY Sat Oct 04 1986, 3:33 AM EDT Unknown			
Wally Backman, S OBP: 0.377, SLG: 0.387 (1, 4)										3	1	1	0	1	0	0				
Lee Mazzilli, S OBP: 0.401, SLG: 0.351 (1, 3)										3	2	3	0	1	0	0				
Darryl Strawberry, L OBP: 0.355, SLG: 0.501 (1, 9)										3	1	1	2	0	1	1				
Danny Heep, L OBP: 0.375, SLG: 0.421 (1, 7)										2	1	0	1	0	0	3				
Howard Johnson, S OBP: 0.343, SLG: 0.452 (1, 5)										4	0	2	2	0	0	0				
Ed Hearn, R OBP: 0.324, SLG: 0.393 (1, 2)										4	0	1	0	0	1	2				
Kevin Elster, R OBP: 0.258, SLG: 0.214 (1, 6)										4	0	0	0	0	1	2				
Bob Ojeda, L OBP: 0.125, SLG: 0.113 (1, 1)										2	0	0	0	0	1	0				
Doug Sisk, R ERA: 3.75 (7, 1)										0	0	0	0	0	0	0				
Kevin Mitchell, R OBP: 0.344, SLG: 0.467 (7, PH)										1	0	0	0	0	0	0				
Jesse Orosco, R ERA: 2.85 (8, 1)										0	0	0	0	0	0	0				
Inning Stats	R: 0 E: 0 K: 0 S: 3	H: 1 LOB: 1 BB: 0 P: 3	R: 0 E: 0 K: 1 S: 5	H: 0 LOB: 0 BB: 0 P: 5	R: 0 E: 0 K: 2 S: 7	H: 1 LOB: 1 BB: 0 P: 7	R: 3 E: 1 K: 0 S: 7	H: 4 LOB: 1 BB: 0 P: 7	R: 1 E: 0 K: 0 S: 4	H: 1 LOB: 3 BB: 2 P: 13	R: 0 E: 0 K: 0 S: 3	H: 0 LOB: 0 BB: 0 P: 3	R: 0 E: 0 K: 1 S: 7	H: 0 LOB: 1 BB: 0 P: 8	R: 2 E: 1 K: 1 S: 7	H: 2 LOB: 1 BB: 0 P: 8	1B: 7 2B: 3 3B: 0 HR: 0	SF: 1 SAC: 0 DP: 1 HBP: 2	WP: 0 PB: 0 SB: 0 CS: 1	PA: 35
PITCHER	IP WLS BF H R ER SO BB IBB HBP BLK WP HR S P ERA WHIP																			
Stan Fansler, R ERA: 3.75 (5, 1)	4.0 L 16 6 3 2 3 0 0 0 0 0 0 0 3 11 4.50 1.500																			
Jim Winn, R ERA: 3.58 (5, 1)	0.2 5 1 1 1 0 2 0 0 0 0 0 0 3 11 13.50 4.500																			
Pat Clements, L ERA: 2.85 (5, 1)	2.1 8 0 0 0 0 0 0 0 1 0 0 0 7 8 0.00 0.000																			
Larry McWilliams, L ERA: 5.15 (8, 1)	1.0 6 2 2 2 1 0 0 0 1 0 0 0 7 8 18.00 2.000																			



Batter	1	2	3	4	5	6	7	8	9	AB	R	H	RBI	BB	SO	LOB	TOP																					
Joe Orsulak, L (1, 7) OBP: 0.300, SLG: 0.343	F7		L6		F6			K		4	0	0	0	0	1	1																						
Bobby Bonilla, S (1, 5) OBP: 0.351, SLG: 0.333	F8			F6		5-3		4-3		4	0	0	0	0	0	0																						
Johnny Ray, S (1, 4) OBP: 0.363, SLG: 0.394	F7			HR		FC3-6 1B			5-3 BB	3	1	2	1	1	0	0																						
Sid Bream, L (1, 3) OBP: 0.342, SLG: 0.453		F6		4-3		FC3-6 1-2			F9	4	0	0	0	0	0	2																						
Barry Bonds, L (1, 8) OBP: 0.329, SLG: 0.417		4-3		F7		4-3			5-3 1-2	4	0	0	0	0	0	2																						
Benny DiStefano, L (1, 9) OBP: 0.179, SLG: 0.278					E4 1-3 1B SF7		G3		G3	4	1	1	0	0	0	1																						
Junior Ortiz, R (1, 2) OBP: 0.383, SLG: 0.394				F5		1-3 1-2 1B			5-3	3	0	1	0	0	0	1																						
U L Washington, S (1, 6) OBP: 0.275, SLG: 0.260			K		1-3	1-2 2-3			3-1	3	0	0	0	0	1	2																						
Bob Patterson, R (1, 1) Mike Ojeda, R (5, PH) Bob Walk, R (5, 1) Ray Krawczyk, R (5, 1) Rick Renner, R (8, PH) Don Robinson, R (8, 1)			K		SF7 3-H			K		1	0	0	0	0	1	0																						
Inning Stats	R: 0 E: 0 K: 0 S: 3	H: 0 LOB: 0 BB: 0 P: 3	R: 0 E: 0 K: 0 S: 4	H: 1 LOB: 1 BB: 0 P: 4	R: 0 E: 0 K: 2 S: 7	H: 0 LOB: 0 BB: 0 P: 7	R: 1 E: 0 K: 0 S: 4	H: 1 LOB: 0 BB: 0 P: 4	R: 1 E: 1 K: 0 S: 5	H: 1 LOB: 1 BB: 0 P: 5	R: 0 E: 0 K: 0 S: 4	H: 0 LOB: 0 BB: 0 P: 3	R: 0 E: 0 K: 2 S: 7	H: 0 LOB: 0 BB: 0 P: 7	R: 0 E: 0 K: 0 S: 3	H: 0 LOB: 1 BB: 1 P: 7	1B: 3 2B: 0 3B: 0 HR: 1	SF: 1 SAC: 0 DP: 0 HBP: 0	WP: 0 PB: 0 SB: 0 CS: 0	PA: 33																		
PITCHER	IP	WLS	BF	H	R	ER	SO	BB	IBB	HBP	BLK	WP	HR	S	P	ERA	WHIP	PITCHER				IP	WLS	BF	H	R	ER	SO	BB	IBB	HBP	BLK	WP	HR	S	P	ERA	WHIP
Rick Aguilera, R (1, 1) ERA: 3.88	5.0	W	19	3	2	1	2	0	0	0	0	0	1	23	23	1.80	0.600																					
Randy Niemann, L (6, 1) ERA: 3.79	1.0		4	1	0	0	0	0	0	0	0	0	0	4	4	0.00	1.000																					
Roger McDowell, R (7, 1) ERA: 3.02	3.0	S	10	0	0	0	2	1	0	0	0	0	0	13	17	0.00	0.333																					

Pittsburgh Pirates @ New York Mets
Shea Stadium, Flushing, NY
Sat Oct 04 1986, 3:38 AM EDT
Att: 30,810 - Unknown

AB	31
R	2
H	4
RBI	2
BB	1
SO	4
LOB	9



Batter	1	2	3	4	5	6	7	8	9	AB	R	H	RBI	BB	SO	LOB	BOTTOM																					
Mookie Wilson, S (1, 7) OBP: 0.345, SLG: 0.430	6-3		5-3			FC3-6 1B WP		3-1		3	1	0	0	1	0	1																						
Roger McDowell, R (7, 1) OBP: 0.316, SLG: 0.278										1	0	0	0	0	0	2																						
Tim Lincecum, R (1, 4) OBP: 0.324, SLG: 0.372	K		K		F7				F9 2B	4	0	1	0	1	2	3																						
Keith Hernandez, L (1, 3) OBP: 0.412, SLG: 0.447										3	1	2	1	1	0	3																						
Dave Magadan, L (6, PR) OBP: 0.526, SLG: 0.438	1B		FC5-4 BB		3-1					0	0	0	0	1	0	0																						
Gary Carter, R (1, 2) OBP: 0.335, SLG: 0.431										4	1	2	0	0	1	3																						
John Gibbons, R (8, PH) OBP: 0.545, SLG: 0.842	1B		FC5-4 1-2						F9	1	0	0	0	0	0	2																						
Kevin Mitchell, R (1, 9) OBP: 0.344, SLG: 0.466										5	1	2	1	0	1	5																						
Ray Knight, R (1, 5) OBP: 0.350, SLG: 0.417										4	1	3	1	0	0	2																						
Stan Jefferson, S (1, 8) OBP: 0.320, SLG: 0.409										3	0	2	0	1	1	1																						
Rafael Santana, R (1, 6) OBP: 0.282, SLG: 0.254		L4-6								4	0	1	2	0	0	5																						
Rick Aguilera, R (1, 1) OBP: 0.204, SLG: 0.275										2	0	0	0	0	0	2																						
Randy Niemann, L (6, 1) ERA: 3.75										0	0	0	0	0	0	0																						
Lenny Dykstra, L (6, PH) OBP: 0.379, SLG: 0.449										1	0	1	0	1	0	0																						
Inning Stats	R: 2 E: 0 K: 1 S: 8	H: 4 LOB: 2 BB: 0 P: 8	R: 0 E: 0 K: 0 S: 3	H: 1 LOB: 0 BB: 0 P: 3	R: 0 E: 0 K: 1 S: 5	H: 0 LOB: 1 BB: 1 P: 9	R: 2 E: 0 K: 0 S: 7	H: 4 LOB: 3 BB: 1 P: 11	R: 0 E: 0 K: 0 S: 3	H: 1 LOB: 2 BB: 1 P: 8	R: 1 E: 0 K: 1 S: 7	H: 2 LOB: 2 BB: 1 P: 11	R: 0 E: 0 K: 1 S: 6	H: 1 LOB: 2 BB: 1 P: 10	R: 0 E: 0 K: 1 S: 6	H: 1 LOB: 2 BB: 1 P: 10	1B: 12 2B: 3 3B: 0 HR: 0	SF: 0 SAC: 0 DP: 2 HBP: 1	WP: 1 PB: 0 SB: 0 CS: 0	PA: 42																		
PITCHER	IP	WLS	BF	H	R	ER	SO	BB	IBB	HBP	BLK	WP	HR	S	P	ERA	WHIP	PITCHER				IP	WLS	BF	H	R	ER	SO	BB	IBB	HBP	BLK	WP	HR	S	P	ERA	WHIP
Bob Patterson, L (1, 1) ERA: 4.95	4.0	L	21	9	4	4	2	1	1	0	0	0	0	23	31	9.00	2.500																					
Bob Walk, R (5, 1) ERA: 3.75	1.1		9	3	1	1	0	2	0	1	0	1	0	6	15	6.75	3.750																					
Ray Krawczyk, R (6, 1) ERA: 4.76	1.2		7	1	0	0	2	1	0	0	0	0	0	10	14	0.00	1.200																					
Don Robinson, R (8, 1) ERA: 3.42	1.0		5	1	0	0	1	1	0	0	0	0	0	6	10	0.00	2.000																					

Pittsburgh Pirates @ New York Mets
Shea Stadium, Flushing, NY
Sat Oct 04 1986, 3:38 AM EDT
Att: 30,810 - Unknown

AB	35
R	5
H	14
RBI	5
BB	6
SO	5
LOB	29



Batter	1	2	3	4	5	6	7	8	9	AB	R	H	RBI	BB	SO	LOB	TOP										
Joe Orsulak, L (1.7) OBP: 0.299, SLG: 0.342	0-0 CS 1B		0-3 K2-3			0-3 K		0-3 K		4	0	1	0	0	3	0											
U L Washington, S (1.6) OBP: 0.276, SLG: 0.259	0-3 K			0-0 1-3		0-3 K			0-0 S 1B	4	0	1	0	0	2	1											
Barry Bonds, L (1.8) OBP: 0.341, SLG: 0.416	4-0 BB			0-0 E4		0-0 F9			0-0 F5	1	0	0	0	1	0	0											
Mike Diaz, R (5.7) OBP: 0.330, SLG: 0.483										2	0	0	0	0	0	1											
Sid Bream, L (1.3) OBP: 0.341, SLG: 0.450	0-3 K			0-3 K					0-3 K	3	0	0	0	0	2	2											
Rafael Belliard, R (9, PH) OBP: 0.296, SLG: 0.262				1-2 K						1	0	0	0	0	1	1											
Bobby Bonilla, S (1.5) OBP: 0.352, SLG: 0.333		0-0 G6-4-3 1B			4-0 BB				0-0 F4	3	0	1	0	1	1	1											
Benny DiStefano, L (1.9) OBP: 0.190, SLG: 0.282		0-0 F4			0-3 K					3	0	1	0	0	1	3											
Sam Khalifa, R (1.4) OBP: 0.276, SLG: 0.225		0-0 G6-4-3				0-0 F9			0-0 1-3	3	0	0	0	0	0	2											
Ruben Rodriguez, R (1.2)			0-0 5-3			0-0 6-3			0-3 K	3	0	0	0	0	1	0											
Hipolito Pena, L (1.1) Mike Bielecki, R (1.1) Bill Armstrong, R (1.1) John Smiley, L (1.1) Rock Robinson, R (1.1) Ray Krawczyk, R (1.1) Barry Jones, R (1.1) Pat Clements, L (1.1) Don Robinson, R (1.1)			0-0 F7			0-0 F8			0-0 F7	0	0	0	0	0	0	0											
Inning Stats	R: 0 E: 0 K: 2 S: 7	H: 1 LOB: 1 BB: 1 P: 11	R: 0 E: 0 K: 0 S: 3	H: 1 LOB: 0 BB: 0 P: 3	R: 0 E: 0 K: 1 S: 5	H: 0 LOB: 0 BB: 0 P: 5	R: 0 E: 1 K: 2 S: 8	H: 0 LOB: 2 BB: 1 P: 12	R: 0 E: 0 K: 0 S: 3	H: 0 LOB: 0 BB: 0 P: 3	R: 0 E: 0 K: 2 S: 7	H: 0 LOB: 0 BB: 0 P: 7	R: 0 E: 0 K: 1 S: 4	H: 1 LOB: 1 BB: 0 P: 4	R: 0 E: 0 K: 2 S: 7	H: 0 LOB: 0 BB: 0 P: 7	R: 0 E: 0 K: 2 S: 8	H: 1 LOB: 1 BB: 0 P: 8	1B: 4 2B: 1 3B: 0 HR: 0	SF: 0 SAC: 0 DP: 2 HBP: 0	WP: 0 PB: 0 SB: 2 CS: 1	PA: 32					
PITCHER	IP	WLS	BF	H	R	ER	SO	BB	IBB	HBP	BLK	WP	HR	S	P	ERA	WHIP										
Ron Darling, R (1.1) ERA: 2.81	5.0	W	18	2	0	0	5	2	0	0	0	0	0	26	34	0.00	0.800										
Sid Fernandez, L (6.1) ERA: 3.52	4.0	S	14	2	0	0	6	0	0	0	0	0	0	26	26	0.00	0.500										

Pittsburgh Pirates @ New York Mets
Shea Stadium, Flushing, NY
Sun Oct 05 1986, 3:33 AM EDT
Att: 32,170 - Unknown

AB 30
R 0
H 4
RBI 0
BB 2
SO 11
LOB 11



Batter	1	2	3	4	5	6	7	8	9	AB	R	H	RBI	BB	SO	LOB	BOTTOM										
Lenny Dykstra, L (1.8) OBP: 0.377, SLG: 0.445	0-0 4-3				0-0 3-1	0-0 F7			0-0 F7	3	0	0	0	0	0	1											
Kevin Elster, R (6.6) OBP: 0.242, SLG: 0.200		0-0 F7								2	0	0	0	0	0	0											
Wally Backman, S (1.4) OBP: 0.376, SLG: 0.385	0-0 E6 HR				4-0 1B 1B HR	0-3 K			0-0 4-3	2	1	0	0	0	0	0											
Tim Teufel, R (5.4) OBP: 0.324, SLG: 0.369			0-0 6-3							2	1	0	0	1	1	0											
Keith Hernandez, L (1.3) OBP: 0.413, SLG: 0.446	1-0 HR				0-0 1-3				0-0 6-3	1	1	0	0	0	0	0											
Dave Magadan, L (5.3) OBP: 0.524, SLG: 0.444	1-2 HR HBP				1-2 HR 1B					2	1	1	0	0	0	0											
Gary Carter, R (1.2) OBP: 0.337, SLG: 0.439	0-0 HR				0-0 6-3				0-0 L7	3	2	2	3	0	0	0											
Ed Hearn, R (6.2) OBP: 0.322, SLG: 0.390										1	0	0	0	0	0	0											
Darryl Strawberry, L (1.9) OBP: 0.358, SLG: 0.507	0-3 K2-3				4-0 HR BB	0-0 HR			4-0 1B BB	2	2	1	4	2	1	0											
Howard Johnson, S (1.7) OBP: 0.341, SLG: 0.445	0-0 F8				0-3 K	4-0 HR BB			0-3 K	3	0	0	0	1	2	2											
Ray Knight, R (1.5) OBP: 0.351, SLG: 0.424			0-0 1-3		0-0 HR	0-0 F7			0-0 1B	4	1	2	2	0	0	1											
Rafael Santana, R (1.6) OBP: 0.285, SLG: 0.254		4-0 SH3-4 BB			0-0 5-3	4-0 HR BB			0-0 F7	1	0	0	0	2	0	0											
Sid Fernandez, L (6.1) OBP: 0.197, SLG: 0.206					1-2 BB					1	0	0	0	0	0	2											
Ron Darling, R (1.1) OBP: 0.131, SLG: 0.123			0-0 1-3		0-3 K	0-0 F8			0-3 K	1	0	0	0	1	0	1											
Stan Jefferson, S (5, PH) OBP: 0.296, SLG: 0.375			1-2 SH3-4							2	0	0	0	0	1	2											
Inning Stats	R: 3 E: 1 K: 1 S: 7	H: 1 LOB: 0 BB: 0 P: 8	R: 0 E: 0 K: 0 S: 3	H: 0 LOB: 1 BB: 1 P: 7	R: 0 E: 0 K: 0 S: 3	H: 0 LOB: 0 BB: 0 P: 3	R: 2 E: 0 K: 2 S: 8	H: 1 LOB: 1 BB: 1 P: 12	R: 4 E: 0 K: 0 S: 6	H: 3 LOB: 2 BB: 3 P: 18	R: 0 E: 0 K: 1 S: 5	H: 0 LOB: 0 BB: 0 P: 5	R: 0 E: 0 K: 1 S: 6	H: 1 LOB: 2 BB: 1 P: 10	R: 0 E: 0 K: 1 S: 5	H: 0 LOB: 0 BB: 0 P: 5	R: 0 E: 0 K: 1 S: 5	H: 0 LOB: 0 BB: 0 P: 5	1B: 3 2B: 0 3B: 0 HR: 3	SF: 0 SAC: 1 DP: 0 HBP: 1	WP: 0 PB: 0 SB: 1 CS: 0	PA: 38					
PITCHER	IP	WLS	BF	H	R	ER	SO	BB	IBB	HBP	BLK	WP	HR	S	P	ERA	WHIP										
Hipolito Pena, L (1.1) ERA: 8.64	1.0	L	3	2	1	3	2	1	0	0	0	0	0	3	7	0.00	1.000										
Mike Bielecki, R (2.1) ERA: 4.69	1.0		4	0	0	0	0	1	0	0	0	0	0	3	7	0.00	1.000										
John Smiley, L (3.1) ERA: 3.86	2.0		8	1	2	2	2	1	0	0	0	0	1	11	15	9.00	1.000										
Ray Krawczyk, R (5.1) ERA: 7.3	1.0		9	3	4	4	0	3	0	0	0	0	1	6	18	36.00	6.000										
Barry Jones, R (6.1) ERA: 2.89	1.0		3	0	0	0	1	0	0	0	0	0	0	5	5	0.00	0.000										
PITCHER	IP	WLS	BF	H	R	ER	SO	BB	IBB	HBP	BLK	WP	HR	S	P	ERA	WHIP										
Pat Clements, L (7.1) ERA: 2.8	1.0		5	1	0	0	1	0	0	0	0	0	0	5	5	0.00	0.000										
Don Robinson, R (8.1) ERA: 3.35	1.0		3	0	0	0	1	0	0	0	0	0	0	5	5	0.00	0.000										

Pittsburgh Pirates @ New York Mets
Shea Stadium, Flushing, NY
Sun Oct 05 1986, 3:33 AM EDT
Att: 32,170 - Unknown

AB 30
R 9
H 6
RBI 9
BB 6
SO 6
LOB 8

