

Pittsburgh Pirates - 1987

Batter	1	2	3	4	5	6	7	8	9	AB R H RBI BB SO LOB	TOP											
Barry Bonds, L (1, 8) OBP: 0.400, SLG: 0.500	0-0 F2	0-0 F8			0-0 F7		0-0 1B 2B		4-0 1B BB	4 0 1 0 1 0 2												
Junior Ortiz, R (1, 2) OBP: 0.600, SLG: 0.500	0-0 F9		0-0 6-3		4-0 G1-6-3 BB		0-0 G4-6-3 1B		0-0 1B	4 0 2 1 1 0 0												
Johnny Ray, S (1, 4) OBP: 0.400, SLG: 0.400	0-0 1B 1B		0-0 E7 1B		0-0 G1-6-3 1-2f		0-0 G4-6-3 1-2f		0-0 F4	5 0 2 0 0 0 6												
Bobby Bonilla, S (1, 7) OBP: 0.200, SLG: 0.200	0-0 1-3 1B		0-0 E6 2-3		0-0 6-3			0-0 F9	0-0 4-3	5 0 1 0 0 0 4												
Andy Van Slyke, L (1, 9) OBP: 0.250, SLG: 0.750	0-3 K		0-3 K		0-0 1B 3B			0-3 K		4 1 1 0 0 3 4												
Jim Morrison, R (1, 5)		0-0 FC5-3 1B	0-0 F8		0-0 1B		0-0 5-3			4 0 2 1 0 0 2												
Sid Bream, L (1, 3) OBP: 0.750, SLG: 0.750		0-0 FC5-3 1-2 1B		0-0 G1-6-3 1B		0-3 K		0-0 BB 1B 1B		4 1 3 0 0 1 1												
Rafael Belliard, R (1, 6)		0-0 F8		0-0 G1-6-3 1-2f		0-0 F6		0-0 1B BB 1B		3 0 0 0 0 0 4												
Onix Concepcion, R (9, PH) OBP: 1.000, SLG: 1.000		0-0 FC5-3 1-2 2-3f		0-0 4-3				0-0 1B BB 1B		1 0 1 0 0 0 0												
Bill Almon, R (9, PR)										0 0 0 0 0 0 0												
Bob Patterson, R (1, 1)		0-0 FC5-3 1-2 2-3f		0-0 4-3			0-0 L1		0-0 F7	2 0 0 0 0 0 2												
John Cangelosi, S (7, PH)										1 0 0 0 0 0 0												
Brian Fisher, R (7, 1)										0 0 0 0 0 0 0												
John Smiley, L (8, 1)										0 0 0 0 0 0 0												
Mike Diaz, R (9, PH)										1 0 0 0 0 0 2												
Inning Stats	R: 0 E: 0 K: 1 S: 7	H: 2 LOB: 2 BB: 0 P: 7	R: 0 E: 0 K: 0 S: 5	H: 2 LOB: 2 BB: 0 P: 5	R: 0 E: 2 K: 1 S: 7	H: 1 LOB: 2 BB: 0 P: 7	R: 0 E: 0 K: 0 S: 3	H: 1 LOB: 0 BB: 0 P: 3	R: 0 E: 0 K: 0 S: 2	H: 0 LOB: 0 BB: 1 P: 6	R: 1 E: 0 K: 1 S: 7	H: 2 LOB: 1 BB: 0 P: 7	R: 0 E: 0 K: 0 S: 4	H: 2 LOB: 1 BB: 0 P: 4	R: 0 E: 0 K: 1 S: 5	H: 0 LOB: 0 BB: 0 P: 5	R: 1 E: 0 K: 0 S: 6	H: 3 LOB: 3 BB: 1 P: 10	1B: 11 2B: 1 3B: 1 HR: 0	SF: 0 SAC: 0 DP: 3 HBP: 0	WP: 0 PB: 0 SB: 0 CS: 0	PA: 40
PITCHER	IP WLS BF H R ER SO BB IBB HBP BLK WP HR S P ERA WHIP																					
Bob Ojeda, L (1, 1) ERA: 1.29	7.0 W 30 10 1 1 3 1 0 0 0 0 0 0 35 39 1.29 1.571																					
Jesse Orosco, L (8, 1) ERA: 4.5	2.0 S 10 3 1 1 1 1 0 0 0 0 0 0 11 15 4.50 2.000																					

Pittsburgh Pirates @ New York Mets
Shea Stadium, Flushing, NY
Tue Apr 07 1987, 3:33 AM EDT
Att. 46,102 - Unknown

livebaseballscorecards.com

AB	38
R	2
H	13
RBI	2
BB	2
SO	4
LOB	27



Batter	1	2	3	4	5	6	7	8	9	AB	R	H	RBI	BB	SO	LOB	BOTTOM			
Mookie Wilson, S OBP: 0.500, SLG: 0.500 Jesse Orosco, R (8, 1)	0-0 CI HR 1B		0-0 1B 1B		0-3 K		0-3 K			4	1	2	0	0	2	0	Pittsburgh Pirates @ New York Mets Shea Stadium, Flushing, NY Tue Apr 07 1987, 3:33 AM EDT Att. 46,102 - Unknown livebaseballscorecards.com			
Tim Teufel, R Wally Backman, S (8, 4)	0-1 CI HR 1-2		0-0 F7		0-0 F8			0-0 G3		2	1	0	0	0	0	1				
Keith Hernandez, L OBP: 0.500, SLG: 0.750 (1, 3)	0-0 L9		0-0 L7		0-0 1B			0-0 1B 2B		4	0	2	0	0	0	3				
Gary Carter, R OBP: 0.500, SLG: 0.500 (1, 2)	0-0 F6		0-0 1B		0-0 5-3			0-0 1B		4	0	2	0	0	0	3				
Darryl Strawberry, L OBP: 0.250, SLG: 1.000 (1, 9)	0-0 HR 1-H 2-H		0-0 4-3		0-0 F8			0-0 4-3		4	1	1	3	0	0	3				
Kevin McReynolds, R (1, 7)	0-0 5-3			0-0 5-3		0-0 F9				3	0	0	0	0	0	0				
Howard Johnson, S (1, 5)		0-0 F2		4-0 6-3 BB		0-3 K				2	0	0	0	1	1	0				
Rafael Santana, R (1, 6)		0-0 F8		0-0 6-3 1-2			0-0 6-3			3	0	0	0	0	0	1				
Bob Ojeda, L Lenny Dykstra, L (7, PH) (8, 8)		0-0 6-3		0-3 K			0-0 6-3			2	0	0	0	0	1	1				
Inning Stats	R: 3 E: 1 K: 0 S: 6	H: 2 LOB: 0 BB: 0 P: 6	R: 0 E: 0 K: 0 S: 3	H: 0 LOB: 0 BB: 0 P: 3	R: 0 E: 0 K: 0 S: 5	H: 2 LOB: 2 BB: 0 P: 5	R: 0 E: 0 K: 1 S: 5	H: 0 LOB: 1 BB: 1 P: 9	R: 0 E: 0 K: 1 S: 5	H: 1 LOB: 1 BB: 0 P: 6	R: 0 E: 0 K: 1 S: 5	H: 0 LOB: 0 BB: 0 P: 5	R: 0 E: 0 K: 1 S: 5	H: 0 LOB: 0 BB: 0 P: 5	R: 0 E: 0 K: 0 S: 4	H: 2 LOB: 1 BB: 0 P: 4	1B: 5 2B: 1 3B: 0 HR: 1	SF: 0 SAC: 0 DP: 0 HBP: 0	WP: 0 PB: 0 SB: 0 CS: 0	PA: 32
PITCHER	IP WLS L	BF H R	ER SO	BB IBB HBP BLK	WP HR S P	ERA WHIP	PITCHER	IP WLS L	BF H R	ER SO	BB IBB HBP BLK	WP HR S P	ERA WHIP							
Bob Patterson, L ERA: 3.0 (1, 1)	6.0	25	5 3	2 3	1 0	3.00 1.000	Brian Fisher, R ERA: (7, 1)	1.0	3	0	0	0	0	0.00 0.000						
John Smiley, L ERA: (8, 1)	1.0	4	2 0	0 0	0 0	0.00 2.000														



Batter	1	2	3	4	5	6	7	8	9
Lenny Dykstra, L OBP: 0.200, SLG: 0.200 (1, 8)	0-3 K ①		0-3 K ①			0-0 G3 ①		0-0 1B 1B	
Wally Backman, S OBP: 0.400, SLG: 0.400 (1, 4)	0-0 4-3 ②		0-0 1-3 ②			0-0 1B		0-0 1B 1B 1-2	
Keith Hernandez, L OBP: 0.375, SLG: 0.429 (1, 3)	4-0 BB		0-0 3-1 ③			0-0 F8 ②		0-0 F8 ②	
Gary Carter, R OBP: 0.375, SLG: 0.375 (1, 2)	0-0 F7 ③			0-0 F8 ①		0-0 F6 ③		0-0 1B 1-H 2-H	
Darryl Strawberry, L OBP: 0.429, SLG: 1.429 (1, 9)		0-0 HR		0-0 L8 ②			0-0 4-3 SF9 2B		
Kevin McReynolds, R OBP: 0.167, SLG: 0.667 (1, 7)		0-0 HR		0-0 6-3 ③			0-0 4-3 ①		
Howard Johnson, S (1, 5)		0-3 K ①			0-0 5-3 ①		0-0 SF9 ②		
Rafael Santana, R (1, 6)		0-0 F8 ②			0-0 6-3 ②		0-0 1-3 ③		
Ron Darling, R (1, 1)		0-0 4-3 ③			0-0 5-3 ③			0-0 1-3 ①	
Gene Walter, L (7, 1)									
Jesse Orosco, R (8, 1)									

Inning Stats	R: 0 E: 0 K: 1 S: 5	H: 0 LOB: 1 BB: 1 P: 9	R: 2 E: 0 K: 1 S: 7	H: 2 LOB: 0 BB: 0 P: 7	R: 0 E: 0 K: 1 S: 5	H: 0 LOB: 0 BB: 0 P: 5	R: 0 E: 0 K: 0 S: 3	H: 0 LOB: 0 BB: 0 P: 3	R: 0 E: 0 K: 0 S: 3	H: 0 LOB: 0 BB: 0 P: 3	R: 0 E: 0 K: 0 S: 4	H: 1 LOB: 1 BB: 0 P: 4	R: 1 E: 0 K: 0 S: 4	H: 1 LOB: 0 BB: 0 P: 4	R: 1 E: 0 K: 0 S: 5	H: 3 LOB: 2 BB: 0 P: 5
--------------	------------------------------	---------------------------------	------------------------------	---------------------------------	------------------------------	---------------------------------	------------------------------	---------------------------------	------------------------------	---------------------------------	------------------------------	---------------------------------	------------------------------	---------------------------------	------------------------------	---------------------------------

PITCHER	IP	WLS	BF	H	R	ER	SO	BB	IBB	HBP	BLK	WP	HR	S	P	ERA	WHIP
Doug Drabek, R ERA: 3.0 (1, 1)	6.0		22	3	2	2	3	1	0	0	0	0	2	27	31	3.00	0.667
Logan Easley, R ERA: 13.5 (7, 1)	1.1	L	7	3	2	2	0	0	0	0	0	0	0	7	7	13.50	2.250
Don Robinson, R ERA: (8, 1)	0.2		2	1	0	0	0	0	0	0	0	0	0	2	2	0.00	1.500

BOTTOM


Pittsburgh Pirates @ New York Mets
Shea Stadium, Flushing, NY

Thu Apr 09 1987, 3:33 AM EDT
Att. 20,598 - Unknown

AB	R	H	RBI	BB	SO	LOB
4	1	1	0	0	2	0
4	0	2	0	0	0	0
3	0	0	0	1	0	3
4	0	1	1	0	0	2
3	2	2	1	0	0	0
3	1	1	1	0	0	1
2	0	0	1	0	1	0
3	0	0	0	0	0	0
2	0	0	0	0	0	0
0	0	0	0	0	0	0
1	0	0	0	0	0	0

AB	29
R	4
H	7
RBI	4
BB	1
SO	3
LOB	6

livebaseballscorecards.com



WP	PA
0	31
PB	0
SB	0
CS	0

Batter	1	2	3	4	5	6	7	8	9	AB	R	H	RBI	BB	SO	LOB
Barry Bonds, L OBP: 0.333, SLG: 0.273 (1, 8)	0-3 K		0-0 F8	0-0 F2		0-0 G3-6-1 1B		0-3 K		5	0	1	0	0	2	2
Andy Van Slyke, L OBP: 0.231, SLG: 0.417 (1, 9)	0-0 F7		4-0 1B BB BB	0-0 FC6-4 1-2f		0-0 F9		0-3 K		4	0	0	0	1	1	4
Johnny Ray, S OBP: 0.214, SLG: 0.154 (1, 4)	0-0 P4		4-0 1B 1-2 BB		0-0 L8	0-0 G3-6-1 1-2f			0-0 G3	4	0	0	0	1	0	2
Jim Morrison, R OBP: 0.692, SLG: 1.364 (1, 5)		0-0 HR	0-0 1-2 2-3 1B		0-0 HR		0-0 2B		4-0 2B BB	4	3	4	2	1	0	0
Bobby Bonilla, S OBP: 0.286, SLG: 0.357 (1, 7)		0-0 F9	0-0 P6		0-0 1B SH4-3 1B		0-3 K		0-3 K	5	1	1	0	0	2	5
Sid Bream, L OBP: 0.462, SLG: 0.500 (1, 3)		4-0 WP BB	0-0 3-1		0-0 1-3 SH4-3 1B		0-0 3-1		0-0 1-H 2B	4	0	2	1	1	0	4
Junior Ortiz, R OBP: 0.556, SLG: 0.333 (1, 2)		4-0 1-2 BB		0-0 E3 1B	0-0 SH4-3		4-0 BB			1	0	0	1	2	0	0
Rafael Belliard, R OBP: 0.100, SLG: 0.100 (1, 6)		0-0 F7	0-0 F8	0-0 F9		0-0 1-3 3-H		0-0 1-3		4	0	0	0	0	0	6
Rick Reuschel, R OBP: 0.500, SLG: 0.500 Barry Jones, R Brian Fisher, R Don Robinson, R	0-3 K		0-0 FC6-4 1B		4-0 1B BB		0-3 K			2	0	1	0	0	1	2
										0	0	0	0	1	0	0
										1	0	0	0	0	1	0
										0	0	0	0	0	0	0

Inning Stats	R: 0	H: 0	E: 0	K: 1	S: 5	H: 0	LOB: 0	BB: 0	P: 5	R: 1	H: 1	E: 0	K: 1	S: 6	H: 1	LOB: 2	BB: 2	P: 14	R: 0	H: 1	E: 0	K: 0	S: 4	H: 1	LOB: 3	BB: 2	P: 12	R: 0	H: 1	E: 1	K: 0	S: 5	H: 1	LOB: 2	BB: 0	P: 5	R: 2	H: 3	E: 0	K: 0	S: 6	H: 1	LOB: 1	BB: 0	P: 6	R: 0	H: 1	E: 0	K: 0	S: 3	H: 1	LOB: 1	BB: 1	P: 7	R: 0	H: 1	E: 0	K: 1	S: 6	H: 1	LOB: 2	BB: 1	P: 10	R: 0	H: 0	E: 0	K: 3	S: 9	H: 0	LOB: 0	BB: 0	P: 9	R: 1	H: 1	E: 0	K: 1	S: 5	H: 1	LOB: 1	BB: 1	P: 9	1B: 5	SF: 0	2B: 2	SAC: 1	3B: 0	DP: 1	HR: 2	HBP: 0	WP: 1	PA: 42
--------------	------	------	------	------	------	------	--------	-------	------	------	------	------	------	------	------	--------	-------	-------	------	------	------	------	------	------	--------	-------	-------	------	------	------	------	------	------	--------	-------	------	------	------	------	------	------	------	--------	-------	------	------	------	------	------	------	------	--------	-------	------	------	------	------	------	------	------	--------	-------	-------	------	------	------	------	------	------	--------	-------	------	------	------	------	------	------	------	--------	-------	------	-------	-------	-------	--------	-------	-------	-------	--------	-------	--------

PITCHER	IP	WLS	BF	H	R	ER	SO	BB	IBB	HBP	BLK	WP	HR	S	P	ERA	WHIP
Greg Mathews, L ERA: 5.4 (1, 1)	5.0		26	6	3	3	2	4	0	0	0	1	2	26	42	5.40	2.000
Pat Perry, L ERA: (6, 1)	1.0		4	1	0	0	0	1	0	0	0	0	0	3	7	0.00	2.000
Ricky Horton, L ERA: (7, 1)	2.0		8	1	0	0	4	1	0	0	0	0	0	15	19	0.00	1.000
Dave LaPoint, L ERA: 13.5 (9, 1)	0.2	L	4	1	1	1	1	1	0	0	0	0	0	5	9	13.50	3.000

BOTTOM

St. Louis Cardinals @ Pittsburgh Pirates
Three Rivers Stadium, Pittsburgh, PA
Fri Apr 10 1987, 7:05 PM EDT
Att. 52,119 - Unknown

AB	34
R	4
H	9
RBI	4
BB	7
SO	7
LOB	25



WP: 1	PA: 42
PB: 0	
SB: 0	
CS: 0	

livebaseballscorecards.com

Batter	1	2	3	4	5	6	7	8	9	AB R H RBI BB SO LOB	TOP			
Vince Coleman, S (1, 7) OBP: 0.400, SLG: 0.294 José Oquendo, S (9, 6)	4-0 F8 S 2B BB	0-3 K		0-3 K		0-0 1-3		0-0 4-3		4 1 0 0 1 2 3 0 0 0 0 0 0 0				
Ozzie Smith, S (1, 6) OBP: 0.350, SLG: 0.353 Todd Worrell, R (9, 1)	0-0 F8 1-3		0-0 F7		0-0 CS 1B		0-0 4-3		0-0 G3	5 0 1 0 0 0 1 0 0 0 0 0 0 0				
Tom Herr, S (1, 4)	0-0 2B		0-0 F8		0-0 3-1 1-2		4-0 S HR BB		0-0 4-3	4 1 1 1 1 0 1				
Jack Clark, R (1, 3) OBP: 0.500, SLG: 0.500	0-3 K 3-H		4-0 BB		4-0 1B BB		0-0 1-H HR		4-0 BB	2 1 1 2 3 1 1				
Willie McGee, S (1, 8) OBP: 0.300, SLG: 0.125	0-0 F8		0-0 F8		0-0 1-2 1B		0-0 6-3		0-3 K	5 0 1 0 0 1 3				
Jim Lindeman, R (1, 9) OBP: 0.313, SLG: 0.750 Bill Dawley, R (7, 1) Ricky Horton, L (8, 1) Curt Ford, L (8, 7) OBP: 1.000, SLG: 1.500					0-0 HR		0-3 K			4 2 2 2 0 2 2 0				
Terry Pendleton, S (1, 5) OBP: 0.353, SLG: 0.647			0-0 4-3 S 1B		0-0 F3		0-0 4-3		0-0 G3	4 0 1 0 0 0 0				
Steve Lake, R (1, 2) OBP: 0.500, SLG: 1.750			0-0 4-3		0-0 HR		0-0 FC1-2 3B		0-0 5-3	4 1 2 1 0 0 1				
Bob Forsch, R (1, 1) Tito Landrum, R (7, 9) OBP: 0.583, SLG: 0.375			0-3 K		0-3 K		0-0 FC1-2 3-H		4-0 BB	3 0 0 0 0 2 2 0 0 0 0 1 0 0				
Inning Stats	R: 1 E: 0 K: 1 S: 6 H: 1 LOB: 1 BB: 1 P: 10	R: 1 E: 0 K: 2 S: 9 H: 2 LOB: 1 BB: 0 P: 9	R: 0 E: 0 K: 0 S: 3 H: 0 LOB: 1 BB: 1 P: 7	R: 2 E: 0 K: 2 S: 9 H: 2 LOB: 0 BB: 0 P: 9	R: 0 E: 0 K: 1 S: 6 H: 2 LOB: 2 BB: 1 P: 10	R: 0 E: 0 K: 0 S: 4 H: 1 LOB: 1 BB: 0 P: 4	R: 2 E: 0 K: 1 S: 6 H: 1 LOB: 0 BB: 1 P: 10	R: 0 E: 0 K: 0 S: 3 H: 0 LOB: 1 BB: 1 P: 7	R: 0 E: 0 K: 1 S: 5 H: 0 LOB: 1 BB: 1 P: 9	1B: 3 2B: 1 3B: 1 HR: 4 SF: 0 SAC: 0 DP: 0 HBP: 0	WP: 0 PB: 0 SB: 3 CS: 1 PA: 41			
PITCHER	IP WLS BF H R ER SO BB IBB HBP BLK WP HR S P ERA WHIP												PITCHER	IP WLS BF H R ER SO BB IBB HBP BLK WP HR S P ERA WHIP
Bob Kipper, L (1, 1) ERA: 10.8	3.1 L 17 5 4 4 3 2 0 0 0 0 0 3 21 29 10.80 2.100													
Bob Walk, R (4, 1) ERA:	2.2 11 3 0 0 3 1 0 0 0 0 0 0 16 20 0.00 1.500													
Logan Easley, R (7, 1) ERA: 10.8	2.0 9 1 2 2 1 2 0 0 0 0 0 1 9 17 9.00 1.500													
John Smiley, L (9, 1) ERA:	1.0 4 0 0 0 0 1 1 0 0 0 0 0 5 9 0.00 1.000													

St. Louis Cardinals @ Pittsburgh Pirates
 Three Rivers Stadium, Pittsburgh, PA
 Sat Apr 11 1987, 3:33 AM EDT
 Att. 6,720 - Unknown

livebaseballscorecards.com

AB 35
 R 6
 H 9
 RBI 6
 BB 6
 SO 8
 LOB 14



BOTTOM

St. Louis Cardinals @ Pittsburgh Pirates
Three Rivers Stadium, Pittsburgh, PA

livebaseballscorecards.com

AB 32
R 3
H 4
RBI 3
BB 3
SO 1
LOB 13



WP: 0 PA: 35
PB: 0
SB: 0
CS: 0

ERA WHIP

ERA: 3.18
ERA: 0.00
ERA: 0.00

ERA: 0.00

AB R H RBI BB SO LOB

3 1 0 0 1 0 2

3 0 0 0 1 0 2

3 0 1 2 1 0 2

4 0 1 1 0 0 2

4 0 0 0 0 1 3
0 0 0 0 0 0 0

4 0 0 0 0 0 0

4 0 1 0 0 0 1

3 0 0 0 0 0 1
1 0 0 0 0 0 0

1 0 1 0 0 0 0
0 0 0 0 0 0 0
1 1 0 0 0 0 0
0 0 0 0 0 0 0
1 1 0 0 0 0 0

1B: 1 SF: 0
2B: 4 SAC: 0
3B: 0 DP: 2
HR: 0 HBP: 0

R: 0 H: 0
E: 0 LOB: 1
K: 0 BB: 1
S: 3 P: 7

R: 0 H: 1
E: 0 LOB: 0
K: 0 BB: 0
S: 4 P: 4

R: 0 H: 0
E: 0 LOB: 0
K: 0 BB: 0
S: 3 P: 3

R: 0 H: 0
E: 1 LOB: 0
K: 0 BB: 0
S: 3 P: 3

R: 1 H: 1
E: 1 LOB: 2
K: 1 BB: 1
S: 7 P: 11

R: 0 H: 0
E: 0 LOB: 0
K: 0 BB: 0
S: 3 P: 3

R: 2 H: 1
E: 1 LOB: 1
K: 0 BB: 1
S: 5 P: 9

R: 0 H: 0
E: 0 LOB: 0
K: 0 BB: 0
S: 3 P: 3

R: 0 H: 0
E: 0 LOB: 0
K: 0 BB: 0
S: 3 P: 3

R: 0 H: 0
E: 0 LOB: 0
K: 0 BB: 0
S: 3 P: 3

R: 0 H: 1
E: 0 LOB: 0
K: 0 BB: 0
S: 3 P: 3

R: 0 H: 0
E: 0 LOB: 0
K: 0 BB: 0
S: 3 P: 3

R: 0 H: 0
E: 0 LOB: 0
K: 0 BB: 0
S: 3 P: 3

R: 0 H: 0
E: 0 LOB: 0
K: 0 BB: 0
S: 3 P: 3

R: 0 H: 0
E: 0 LOB: 0
K: 0 BB: 0
S: 3 P: 3

R: 0 H: 0
E: 0 LOB: 0
K: 0 BB: 0
S: 3 P: 3

R: 0 H: 0
E: 0 LOB: 0
K: 0 BB: 0
S: 3 P: 3

R: 0 H: 0
E: 0 LOB: 0
K: 0 BB: 0
S: 3 P: 3

R: 0 H: 0
E: 0 LOB: 0
K: 0 BB: 0
S: 3 P: 3

4-0



0-0



0-0



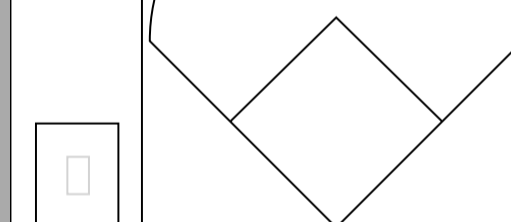
0-0



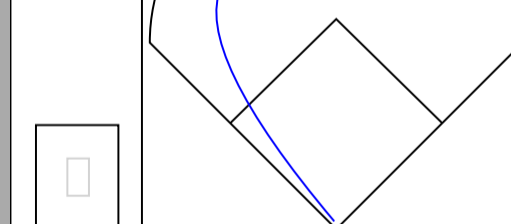
0-0



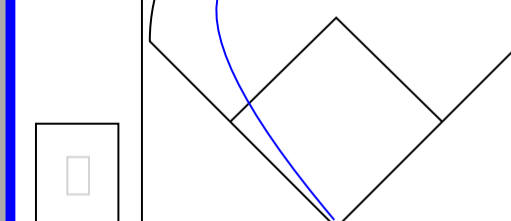
0-0



0-0



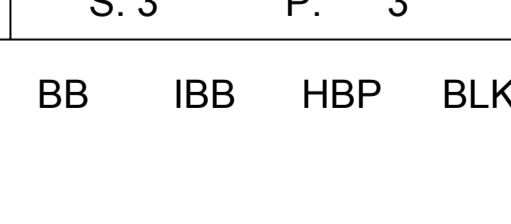
0-0



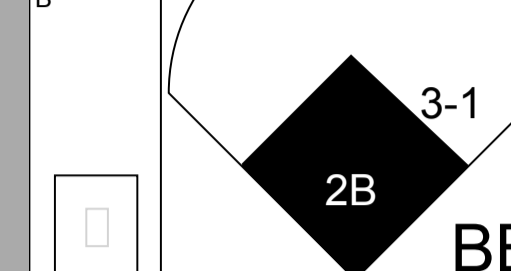
0-0



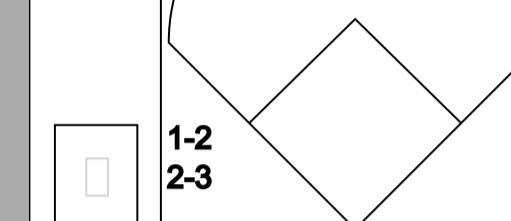
0-0



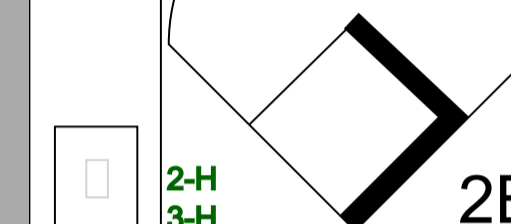
0-0



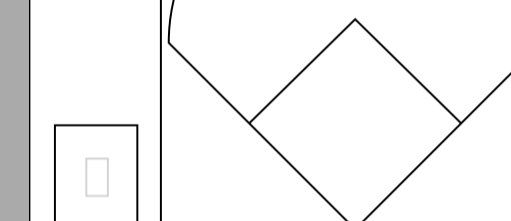
0-0



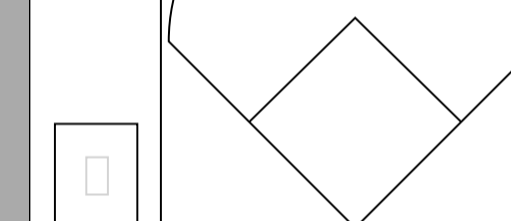
4-0



0-0



0-0



0-3



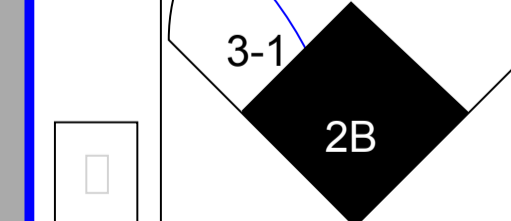
0-0



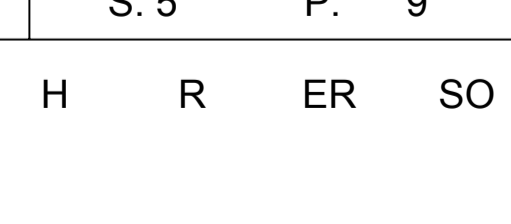
0-0



0-0



0-0



0-0

0-0

0-0

0-0



0-0



0-0



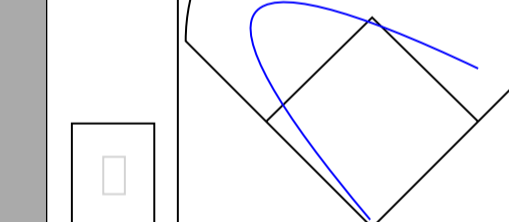
0-0



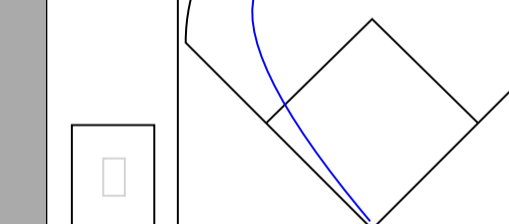
0-0



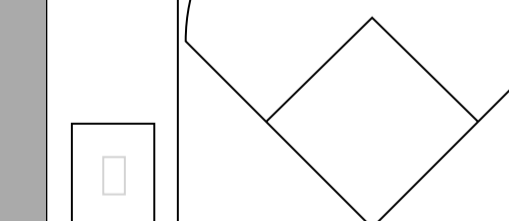
0-0



0-0



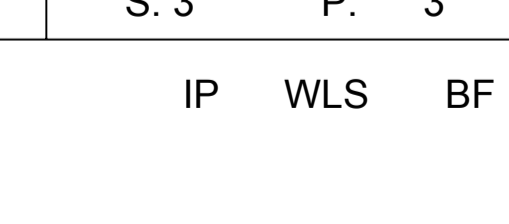
0-0



0-0



0-0

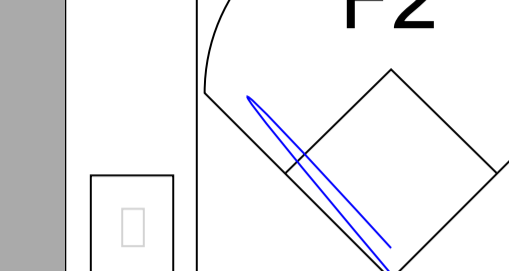


0-0

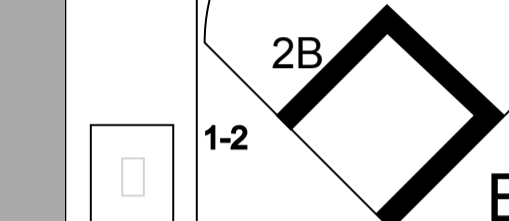
0-0

0-0

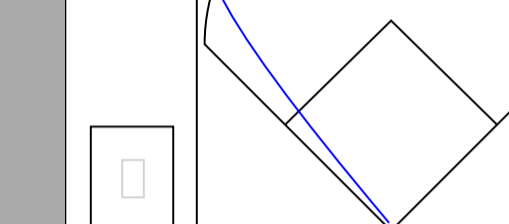
0-0



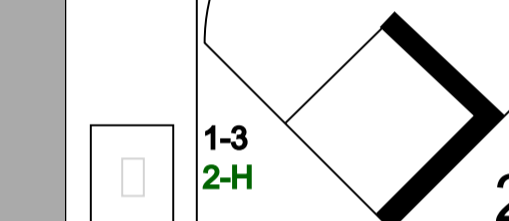
4-0



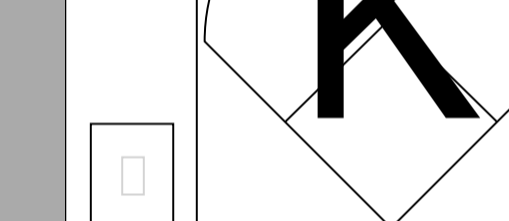
0-0



0-0



0-3



0-0



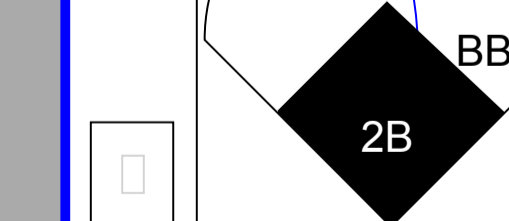
0-0



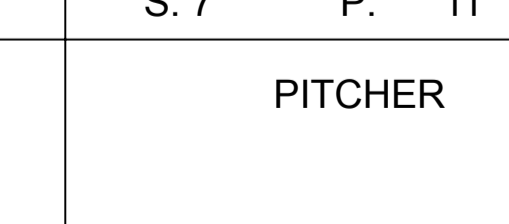
0-0



0-0



0-0



0-0

0-0

0-0

0-0



0-0



4-0



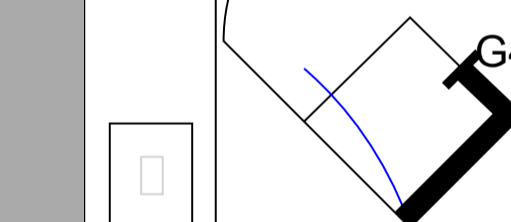
0-0



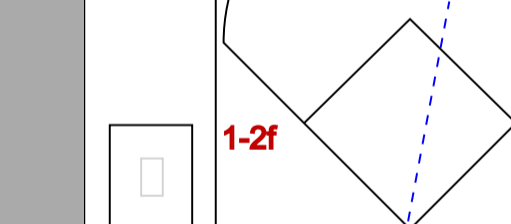
0-0



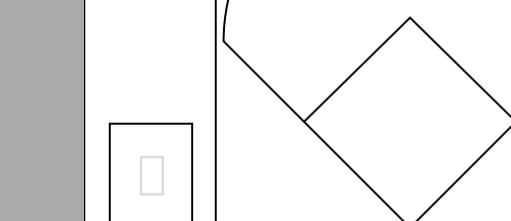
0-0



0-0



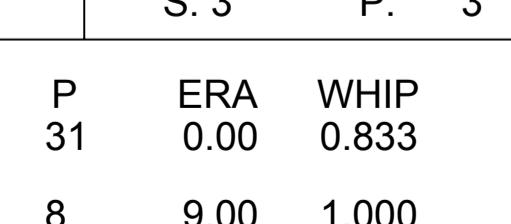
0-0



0-0



0-0



0-0

0-0

0-0

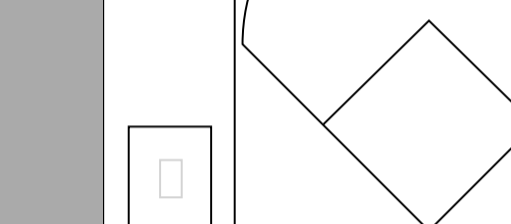
0-0



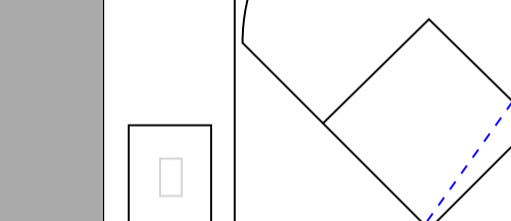
0-0



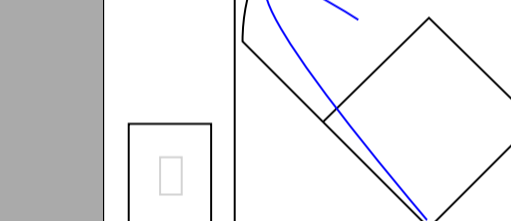
0-0



0-0



0-0



0-0



0-0



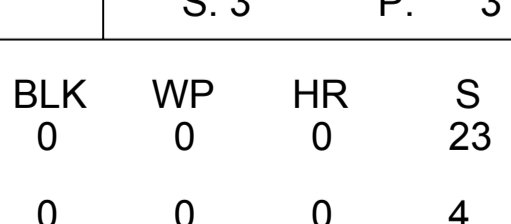
0-0



0-0



0-0

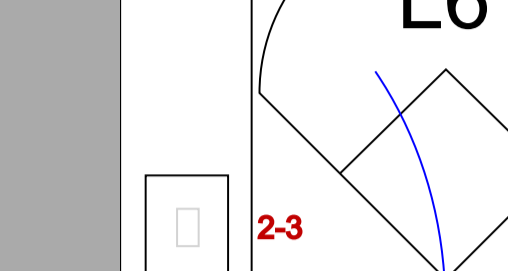


0-0

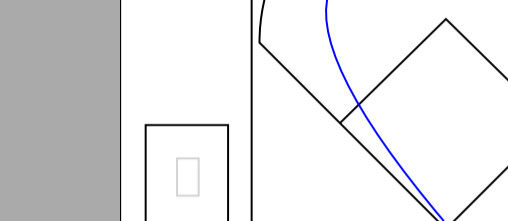
0-0

0-0

0-0



0-0



4-0



0-0




0-0



0-0



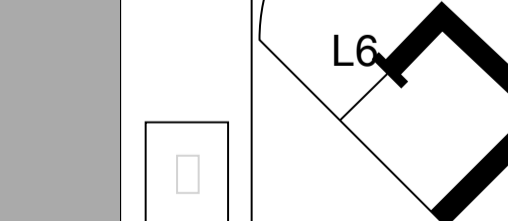
0-0



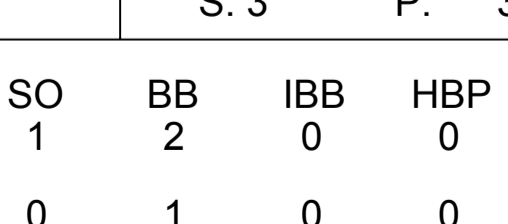
0-0



0-0



0-0




0-0

0-0

0-0

0-0



0-0



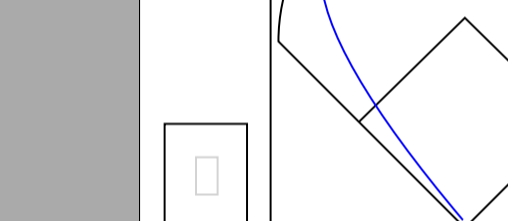
4-0



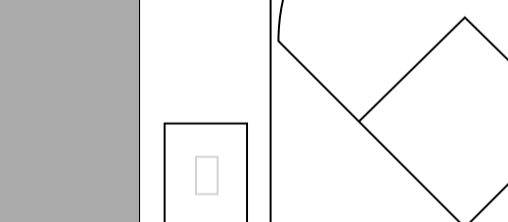
0-0



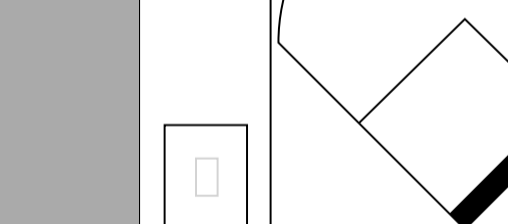
0-0



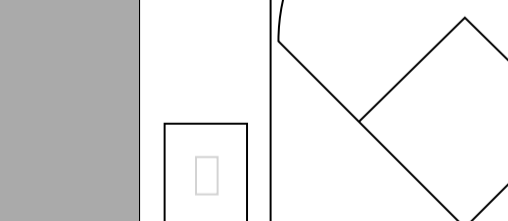
0-0



0-0



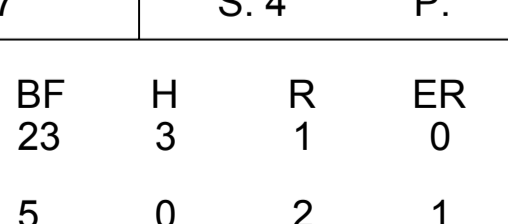
0-0



0-0



0-0

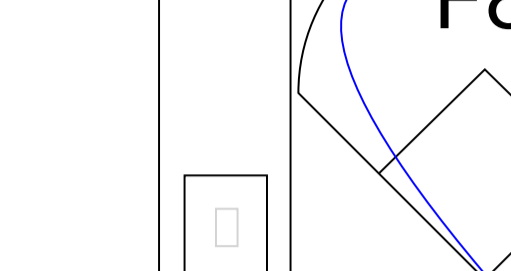


0-0

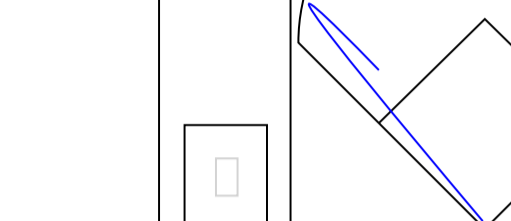
0-0

0-0

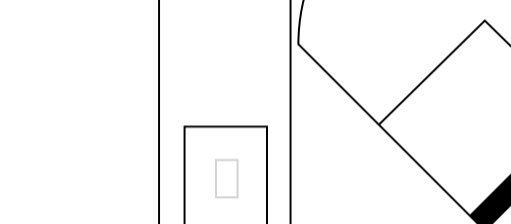
0-0



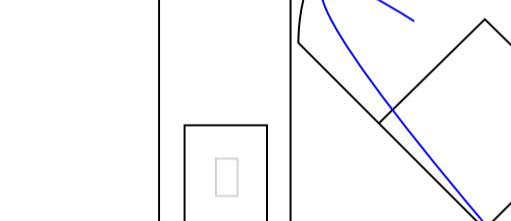
0-0




4-0




0-0




0-0



0-0




0-0



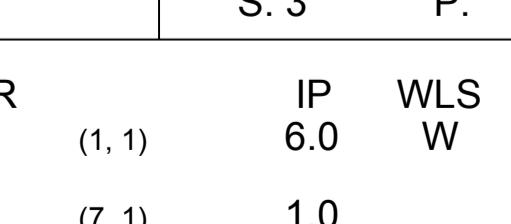
0-0



0-0



0-0



0-0

0-0

0-0

0-0



0-0



4-0



0-0



0-0



0-0



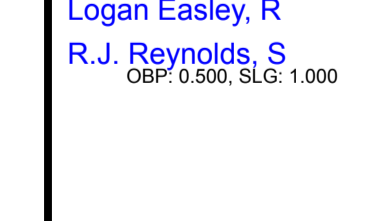
0-0



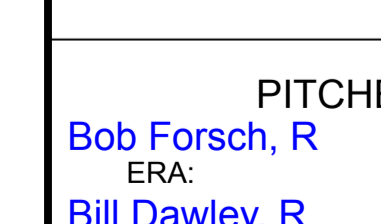
0-0



0-0



0-0



0-0

0-0

0-0

Batter

Barry Bonds, L (1, 8)




Andy Van Slyke, L (1, 9)



Johnny Ray, S (1, 4)



Bobby Bonilla, S (1, 7)



Sid Bream, L (1, 3)



John Smiley, L (9, 1)



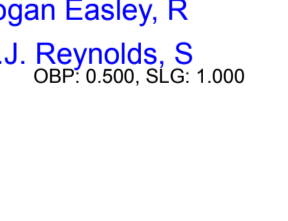
Jim Morrison, R (1, 5)



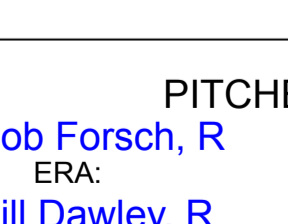
Michael LaValliere, L (1, 2)



Rafael Belliard, R (1, 6)



Mike Diaz, R (9, PH)



<

Batter	1	2	3	4	5	6	7	8	9	AB R H RBI BB SO LOB	TOP										
Vince Coleman, S (1, 7) OBP: 0.400, SLG: 0.364	0-0 1B 2B	0-3 K		0-0 G3		0-0 G3 1B		0-3 K		5 1 2 0 0 2 5											
Willie McGee, S (1, 8) OBP: 0.333, SLG: 0.231	0-0 1B		0-0 F2		0-0 6-3	0-0 G3 1B		0-0 1B		5 0 2 2 0 0 2											
Tom Herr, S (1, 4) OBP: 0.292, SLG: 0.286	0-0 F4		4-0 WP BB		0-0 2B	0-0 F8		0-3 K		4 1 1 0 1 1 5											
Jack Clark, R (1, 3) Dave LaPoint, L (8, 1) OBP: 0.476, SLG: 0.500	0-0 F8		0-0 P5		0-0 2B		0-0 4-3	4-0 BB		4 0 1 1 1 0 2 0 0 0 0 0 0 0											
Jim Lindeman, R (1, 9) OBP: 0.286, SLG: 0.667	0-0 F9		0-0 F8		0-0 6-3		0-0 1B 2B	0-0 F8		5 1 1 0 0 0 6											
Terry Pendleton, S (1, 5) OBP: 0.409, SLG: 0.636		0-0 SH1-4 1B		0-0 SH1-4 1B	0-0 F3		0-0 BB 1B	0-0 F9		5 0 3 1 0 0 1											
Steve Lake, R (1, 2) Curt Ford, L (7, PH) Tom Pagnozzi, R (7, 2) OBP: 0.571, SLG: 1.286		0-3 K		0-0 SH1-4 1B		0-0 FC3-5 BB 1B	4-0 BB 1B	0-0 4-3		3 0 2 0 0 1 1 0 0 0 0 1 0 0 1 0 0 0 0 0 0	AB 37 R 4 H 13 RBI 4 BB 5 SO 4 LOB 28										
José Oquendo, S (1, 6) OBP: 0.400, SLG: 0.250		0-0 SH1-4 1B		0-0 L7		4-0 1B FC3-5 G3 BB	0-0 G6-4-3	0-0 P6		4 1 1 0 1 0 4											
John Tudor, L (1, 1) Pat Perry, L (6, 1) Ray Soff, R (6, 1) Mike Laga, L (8, PH) OBP: 0.250, SLG: 0.250		0-0 SH1-4		0-0 SH1-4		0-0 FC3-5 G3 1B		4-0 BB 1B		1 0 0 0 0 0 2 0 0 0 0 0 0 0 0 0 0 0 0 0 0 0 0 0 0 1 0 0											
Inning Stats	R: 1 E: 0 K: 0 S: 5	H: 2 LOB: 1 BB: 0 P: 5	R: 0 E: 0 K: 2 S: 9	H: 2 LOB: 2 BB: 0 P: 9	R: 0 E: 0 K: 0 S: 3	H: 0 LOB: 1 BB: 1 P: 7	R: 0 E: 0 K: 0 S: 5	H: 2 LOB: 2 BB: 1 P: 9	R: 1 E: 0 K: 0 S: 5	H: 2 LOB: 1 BB: 0 P: 5	R: 1 E: 0 K: 0 S: 4	H: 2 LOB: 1 BB: 1 P: 8	R: 0 E: 0 K: 2 S: 8	H: 1 LOB: 3 BB: 2 P: 16	R: 0 E: 0 K: 0 S: 3	H: 0 LOB: 0 BB: 0 P: 3	1B: 9 2B: 4 3B: 0 HR: 0	SF: 0 SAC: 2 DP: 1 HBP: 0	WP: 1 PB: 0 SB: 0 CS: 0	PA: 44	
PITCHER	IP WLS BF H R ER SO BB IBB HBP BLK WP HR S P ERA WHIP																				
Bob Patterson, L (1, 1) ERA: 3.27	5.0 W 24 8 2 2 2 1 0 0 0 1 0 27 31 3.60 1.800																				
Barry Jones, R (6, 1) ERA: 6.75	1.1 9 4 2 2 0 1 0 0 0 0 0 8 12 13.50 3.750																				
Brian Fisher, R (7, 1) ERA: 5.4	1.1 7 1 0 0 2 3 0 0 0 0 0 8 20 0.00 3.000																				
Don Robinson, R (8, 1) ERA:	1.1 S 4 0 0 0 0 0 0 0 0 0 0 4 4 0.00 0.000																				

St. Louis Cardinals @ Pittsburgh Pirates
Three Rivers Stadium, Pittsburgh, PA
Sun Apr 12 1987, 3:33 AM EDT
Att. 6,749 - Unknown

livebaseballscorecards.com



Batter	1	2	3	4	5	6	7	8	9	AB	R	H	RBI	BB	SO	LOB
John Cangelosi, S OBP: 0.625, SLG: 0.714	0-0 G3 1B		4-0 E S 1B BB	0-0 1B		0-0 E9 1B		0-0 4-3 2B		4	3	4	1	1	0	0
Andy Van Slyke, L OBP: 0.273, SLG: 0.350	0-0 F9		0-0 1-H 2B 1B	0-0 F7		0-0 3-H 1B 1B		0-0 4-3 2-3		5	2	2	2	0	0	3
Johnny Ray, S OBP: 0.261, SLG: 0.238	0-0 G3 1-2		0-0 F9		0-0 5-3	0-0 1-H 1B		0-0 6-3		5	0	1	1	0	0	3
Jim Morrison, R OBP: 0.571, SLG: 1.158	0-0 1B		0-0 1-H 2B		0-0 HR	0-0 F9				4	1	3	3	0	0	1
Mike Diaz, R Barry Jones, R Brian Fisher, R Don Robinson, R	0-0 5-3		4-0 BB		0-0 F7	0-0 5-3				2	0	0	0	1	0	1
Sid Bream, L OBP: 0.333, SLG: 0.316		0-3 K	0-0 F3		4-0 S BB		0-0 6-3			3	0	0	0	1	1	2
Junior Ortiz, R OBP: 0.462, SLG: 0.300		0-0 HBP 1B	0-0 L6		0-3 K		0-0 5-3			4	0	1	0	0	1	3
Rafael Belliard, R OBP: 0.176, SLG: 0.250		1-0 HBP 1B		0-0 5-3		0-0 E 3B		0-3 K		3	1	1	0	0	1	0
Bob Patterson, R Bobby Bonilla, S	0-0 9-3		0-0 1-2f		0-0 3-1		0-0 6-3		0-0 6-3	2	0	0	0	0	0	2
										2	0	0	0	0	0	1

Inning Stats	R: 1	H: 2	E: 0	K: 0	S: 5	H: 2	LOB: 1	BB: 0	P: 5	R: 0	H: 1	E: 0	K: 1	S: 5	R: 2	H: 2	E: 0	K: 0	S: 5	R: 0	H: 1	E: 0	K: 0	S: 4	R: 1	H: 1	E: 0	K: 1	S: 6	R: 3	H: 4	E: 1	K: 0	S: 7	R: 0	H: 0	E: 0	K: 1	S: 5	R: 0	H: 1	E: 0	K: 0	S: 4
--------------	------	------	------	------	------	------	--------	-------	------	------	------	------	------	------	------	------	------	------	------	------	------	------	------	------	------	------	------	------	------	------	------	------	------	------	------	------	------	------	------	------	------	------	------	------

PITCHER	IP	WLS	BF	H	R	ER	SO	BB	IBB	HBP	BLK	WP	HR	S	P	ERA	WHIP
John Tudor, L ERA: 7.84	(1, 1)	5.1	L	28	9	6	6	2	3	0	0	0	1	28	41	10.12	2.250
Pat Perry, L ERA: 9.0	(6, 1)	0.0		2	2	1	1	0	0	0	0	0	0	2	2	∞	∞
Ray Soff, R ERA:	(6, 1)	1.2		5	0	0	1	0	0	0	0	0	0	7	7	0.00	0.000
Dave LaPoint, L ERA: 5.4	(8, 1)	1.0		4	1	0	0	0	0	0	0	0	0	4	4	0.00	1.000

BOTTOM

St. Louis Cardinals @ Pittsburgh Pirates
 Three Rivers Stadium, Pittsburgh, PA
 Sun Apr 12 1987, 3:33 AM EDT
 Att. 6,749 - Unknown

livebaseballscorecards.com

AB	35
R	7
H	12
RBI	7
BB	3
SO	3
LOB	17



WP: 0	PA: 39
PB: 0	
SB: 3	
CS: 0	

PITCHER	IP	WLS	BF	H	R	ER	SO	BB	IBB	HBP	BLK	WP	HR	S	P	ERA	WHIP
---------	----	-----	----	---	---	----	----	----	-----	-----	-----	----	----	---	---	-----	------

Batter	1	2	3	4	5	6	7	8	9	10	AB	R	H	RBI	BB	SO	LOB
Chico Walker, S (1, 7) OBP: 0.250, SLG: 0.182	0-0 23 4-3 1B		4-0 BB		0-0 F8		0-0 4-3			0-0 F7	4	0	1	0	1	0	2
23 Ryne Sandberg, R (1, 4) OBP: 0.412, SLG: 0.462	0-0 4-3 1-2		0-3 K		0-0 F8			0-0 5-3		0-0 6-3	5	0	0	0	0	1	3
Andre Dawson, R (1, 9) OBP: 0.290, SLG: 0.429	0-0 1-3			0-0 6-3	0-0 FC5-4 1-2f			0-3 K			4	0	0	0	0	1	2
Keith Moreland, R (1, 5) OBP: 0.250, SLG: 0.292	0-0 F9			0-0 BB 1B		0-0 F9		0-0 4-3			4	0	1	0	0	0	1
Leon Durham, L (1, 3) OBP: 0.400, SLG: 0.400		0-0 4-3		4-0 BB 1-2 BB		0-3 K			0-0 5-3		3	0	0	0	1	1	0
Jody Davis, R (1, 2) OBP: 0.400, SLG: 0.538		0-0 4-3		0-0 F3		0-0 6-3			0-0 HR		4	1	1	1	0	0	2
Dave Martinez, L (1, 8) OBP: 0.273, SLG: 0.278		0-0 G3		4-0 FC6-4 1-2 2-3 BB			0-0 G3		0-0 F7		3	0	0	0	1	0	0
Frank DiPino, L (10, 1)											0	0	0	0	0	0	0
Les Lancaster, R (10, 1)											0	0	0	0	0	0	0
Shawon Dunston, R (1, 6) OBP: 0.167, SLG: 0.172			0-3 K	0-0 FC6-4 1-2f			0-0 F4		0-3 K		4	0	0	0	0	2	3
Steve Trout, L (1, 1) OBP: 0.250, SLG: 0.250			0-0 5-3								2	0	1	0	0	0	0
Jerry Mumphrey, S (7, PH) OBP: 0.800, SLG: 1.667											0	0	0	0	1	0	0
Jamie Moyer, L (7, PR)											0	0	0	0	0	0	0
Dickie Noles, R (8, 1)											0	0	0	0	0	0	0
Bob Dernier, R (10, 8) OBP: 0.545, SLG: 1.000					0-0 FC5-4 1B			4-0 BB		0-0 5-3	1	0	0	0	0	0	0


Inning Stats	R: 0	H: 1	E: 0	LOB: 1	K: 0	BB: 0	S: 4	P: 4	R: 0	H: 0	E: 0	LOB: 0	K: 0	BB: 0	S: 3	P: 3	R: 0	H: 0	E: 0	LOB: 1	K: 2	BB: 1	S: 7	P: 11	R: 0	H: 1	E: 0	LOB: 3	K: 0	BB: 2	S: 4	P: 12	R: 0	H: 1	E: 0	LOB: 1	K: 0	BB: 0	S: 4	P: 4	R: 0	H: 0	E: 0	LOB: 0	K: 1	BB: 0	S: 5	P: 5	R: 0	H: 0	E: 0	LOB: 1	K: 0	BB: 1	S: 3	P: 7	R: 0	H: 0	E: 0	LOB: 0	K: 1	BB: 0	S: 5	P: 5	R: 1	H: 1	E: 0	LOB: 0	K: 1	BB: 0	S: 6	P: 6	R: 0	H: 0	E: 0	LOB: 0	K: 0	BB: 0	S: 3	P: 3	R: 0	H: 0	E: 0	LOB: 0	K: 0	BB: 0	S: 3	P: 3	1B: 3	SF: 0	2B: 0	SAC: 0	3B: 0	DP: 0	HR: 1	HBP: 0	WP: 0	PA: 38
--------------	------	------	------	--------	------	-------	------	------	------	------	------	--------	------	-------	------	------	------	------	------	--------	------	-------	------	-------	------	------	------	--------	------	-------	------	-------	------	------	------	--------	------	-------	------	------	------	------	------	--------	------	-------	------	------	------	------	------	--------	------	-------	------	------	------	------	------	--------	------	-------	------	------	------	------	------	--------	------	-------	------	------	------	------	------	--------	------	-------	------	------	------	------	------	--------	------	-------	------	------	-------	-------	-------	--------	-------	-------	-------	--------	-------	--------

PITCHER	IP	WLS	BF	H	R	ER	SO	BB	IBB	HBP	BLK	WP	HR	S	P	ERA	WHIP
Rick Reuschel, R (1, 1) ERA: 0.66	8.0		31	3	0	0	4	4	0	0	0	0	0	35	51	0.00	0.875
Don Robinson, R (9, 1) ERA: 1.8	2.0	W	7	1	1	1	1	0	0	0	0	0	1	9	9	4.50	0.500

Pittsburgh Pirates @ Chicago Cubs
Wrigley Field, Chicago, IL
 Wed Apr 15 1987, 3:33 AM CDT
 Att. 5,369 - Unknown

livebaseballscorecards.com

AB	34
R	1
H	4
RBI	1
BB	4
SO	5
LOB	13



Batter	1	2	3	4	5	6	7	8	9	AB R H RBI BB SO LOB	TOP											
Barry Bonds, L (1, 8) OBP: 0.294, SLG: 0.250	0-0 2B 1B		0-0 F7		0-0 4-3		0-0 F7		0-0 1B 2B	5 2 2 0 0 0 1												
Andy Van Slyke, L (1, 9) OBP: 0.406, SLG: 0.571	0-0 L1-6 1-H 2B		0-3 K			0-0 1B 3B	4-0 FC6-4 BB		0-0 2-H 1B	4 1 3 2 1 1 0												
Johnny Ray, S (1, 4) OBP: 0.270, SLG: 0.257	0-0 L1-6 2-3			0-0 G3		0-0 F9	0-0 FC6-4		0-0 G6-4-3 1-2f	5 0 0 0 0 0 4												
Sid Bream, L (1, 3) OBP: 0.355, SLG: 0.357	0-0 CS 1B			0-3 K		4-0 1B 2B BB	0-3 K			3 1 1 0 1 2 1												
Jim Morrison, R (1, 5) OBP: 0.500, SLG: 0.833	0-0 CS 1-2	0-0 6-3		0-0 1B		0-0 2B 1B		0-0 6-3		4 1 2 1 0 0 0												
Bobby Bonilla, S (1, 7) OBP: 0.310, SLG: 0.357		0-3 K		0-0 F7		0-3 K		0-0 6-3		4 0 0 0 0 2 3												
Michael LaValliere, L (1, 2) OBP: 0.357, SLG: 0.385					0-0 G3		0-0 3B 2B	0-0 1B		4 1 3 2 0 0 0												
Rafael Belliard, R (1, 6) OBP: 0.214, SLG: 0.308					0-0 B5-3		0-0 3B	0-3 K		4 0 1 1 0 1 2												
Bob Kipper, R (1, 1) OBP: 0.400, SLG: 0.600			0-0 1-3		0-0 1B		0-0 1-3		0-0 6-3	4 0 1 0 0 0 1												
Inning Stats	R: 1 E: 0 K: 0 S: 4	H: 3 LOB: 0 BB: 0 P: 4	R: 0 E: 0 K: 1 S: 6	H: 1 LOB: 1 BB: 0 P: 6	R: 0 E: 0 K: 1 S: 5	H: 0 LOB: 0 BB: 0 P: 5	R: 0 E: 0 K: 1 S: 6	H: 1 LOB: 1 BB: 0 P: 6	R: 0 E: 0 K: 0 S: 4	H: 1 LOB: 1 BB: 0 P: 4	R: 4 E: 0 K: 1 S: 9	H: 4 LOB: 1 BB: 1 P: 13	R: 0 E: 0 K: 1 S: 5	H: 0 LOB: 1 BB: 1 P: 9	R: 0 E: 0 K: 1 S: 6	H: 1 LOB: 1 BB: 0 P: 6	R: 1 E: 0 K: 0 S: 4	H: 2 LOB: 0 BB: 0 P: 4	1B: 8 2B: 4 3B: 2 HR: 0	SF: 0 SAC: 0 DP: 2 HBP: 0	WP: 0 PB: 0 SB: 0 CS: 1	PA: 40
PITCHER	IP WLS BF H R ER SO BB IBB HBP BLK WP HR S P ERA WHIP																					
Ed Lynch, R (1, 1) ERA: 3.09	5.2 L 25 9 5 1 4 1 0 0 0 0 0 0 32 36 1.59 1.765																					
Frank DiPino, L (6, 1) ERA:	1.1 6 1 0 0 1 1 0 0 0 0 0 0 7 11 0.00 1.500																					
Ron Davis, R (8, 1) ERA: 1.93	2.0 8 3 1 1 1 0 0 0 0 0 0 0 10 10 4.50 1.500																					

Pittsburgh Pirates @ Chicago Cubs
Wrigley Field, Chicago, IL
Thu Apr 16 1987, 3:33 AM CDT
Att. 6,956 - Unknown

livebaseballscorecards.com

AB	37
R	6
H	13
RBI	6
BB	2
SO	6
LOB	12



Batter	1	2	3	4	5	6	7	8	9	AB	R	H	RBI	BB	SO	LOB
Bob Demier, R OBP: 0.400, SLG: 0.733 (1, 8)	0-0 6-3		0-0 F7			0-0 5-3		0-0 F4		4	0	0	0	0	0	0
23 Ryne Sandberg, R OBP: 0.421, SLG: 0.483 (1, 4)	0-0 5-3			0-0 FC5 2B		0-0 F9		4-0 BB		3	0	1	0	1	0	0
Andre Dawson, R OBP: 0.257, SLG: 0.375 (1, 9)	0-0 F8			0-0 FC5 1B 2-3		0-3 K		0-0 F9		4	0	0	0	0	1	2
Keith Moreland, R OBP: 0.250, SLG: 0.286 (1, 5)		0-0 F3		0-0 1-2 1B		0-0 5-3		0-0 F6		4	0	1	0	0	0	0
Jody Davis, R OBP: 0.316, SLG: 0.412 (1, 2)		0-0 F8		0-0 F9		0-3 K		0-3 K		4	0	0	0	0	2	2
Brian Dayett, R OBP: 0.400, SLG: 0.733 (1, 7)		0-0 1B		0-3 K2-3		0-0 E 1B		0-3 K		3	0	2	0	0	1	2
Ron Davis, R (8, 1)										0	0	0	0	0	0	0
Gary Matthews, R (9, PH)										1	0	0	0	0	1	0
Leon Durham, L OBP: 0.364, SLG: 0.357 (1, 3)		0-0 F8			0-0 F3		0-0 E3			3	0	0	0	0	0	2
Shawon Dunston, R OBP: 0.152, SLG: 0.156 (1, 6)			0-0 L4		0-3 K		0-3 K			3	0	0	0	0	2	2
Ed Lynch, R (1, 1)			0-3 K		0-0 4-3					2	0	0	0	0	1	0
Frank DiPino, L (6, 1)										0	0	0	0	0	0	0
Chico Walker, S OBP: 0.240, SLG: 0.174 (8, 7)								0-0 F5		1	0	0	0	0	0	0


Inning Stats	R: 0	H: 0	E: 0	K: 0	S: 3	R: 0	H: 1	E: 0	K: 0	S: 4	R: 0	H: 0	E: 0	K: 1	S: 5	R: 0	H: 2	E: 0	K: 1	S: 7	R: 0	H: 0	E: 0	K: 1	S: 5	R: 0	H: 0	E: 0	K: 1	S: 5	R: 0	H: 1	E: 1	K: 2	S: 9	R: 0	H: 0	E: 0	K: 0	S: 3	R: 0	H: 0	E: 0	K: 2	S: 7	R: 0	H: 0	E: 0	K: 0	S: 7
	LOB: 0	BB: 0	LOB: 1	BB: 0	P: 3	LOB: 0	BB: 0	LOB: 0	BB: 0	P: 4	LOB: 2	BB: 0	LOB: 0	BB: 0	P: 5	LOB: 0	BB: 0	LOB: 0	BB: 0	P: 5	LOB: 2	BB: 0	LOB: 2	BB: 0	P: 5	LOB: 2	BB: 0	LOB: 2	BB: 0	P: 9	LOB: 1	BB: 1	P: 7	LOB: 0	BB: 0	P: 7	LOB: 0	BB: 0	P: 7	LOB: 0	BB: 0	P: 7	LOB: 0	BB: 0	P: 7					

PITCHER	IP	WLS	BF	H	R	ER	SO	BB	IBB	HBP	BLK	WP	HR	S	P	ERA	WHIP	IP	WLS	BF	H	R	ER	SO	BB	IBB	HBP	BLK	WP	HR	S	P	ERA	WHIP														
Bob Kipper, L ERA: 2.92 (1, 1)	9.0	W	33	4	0	0	8	1	0	0	0	0	0	48	52	0.00	0.556																															

BOTTOM

Pittsburgh Pirates @ Chicago Cubs
Wrigley Field, Chicago, IL
 Thu Apr 16 1987, 3:33 AM CDT
 Att. 6,956 - Unknown

AB	32
R	0
H	4
RBI	0
BB	1
SO	8
LOB	10



WP	PA
0	33

BOTTOM

Philadelphia Phillies @ Pittsburgh Pirates
Three Rivers Stadium, Pittsburgh, PA

Fri Apr 17 1987, 7:05 PM EDT
Att: 10,105 - Unknown

livebaseballscorecards.com

AB 37
R 2
H 9
RBI 2
BB 7
SO 5
LOB 28



WP: 0 PA: 45
PB: 0
SB: 1
CS: 1

AB R H RBI BB SO LOB

4 0 0 0 1 0 0

4 1 1 0 1 1 1

3 1 2 0 2 0 1

4 0 2 0 1 0 3

4 0 2 2 0 0 2

0 0 0 0 0 0 0

4 0 0 0 1 1 4

4 0 1 0 1 0 4

1B: 8 SF: 1
2B: 1 SAC: 0
3B: 0 DP: 1
HR: 0 HBP: 0

Batter	1	2	3	4	5	6	7	8	9	10
Barry Bonds, L (1, 8) OBP: 0.282, SLG: 0.219	P4		4-3		F9		BLK BB		4-3	
Andy Van Slyke, L (1, 9) OBP: 0.405, SLG: 0.531	1B S 1B BB		G5-4-3 1B		3-1		K		G3	
Johnny Ray, S (1, 4) OBP: 0.333, SLG: 0.289	1B 1-3 1B		G5-4-3 1-2f		FC6-4 BB			1B SF9 1B	1B BB	
Jim Morrison, R (1, 5) OBP: 0.513, SLG: 0.794	F5			E 1B BB	FC6-4 1-2f			1B SF9 1-3 1B	1-2 1B	
Mike Diaz, R (1, 7) Bill Almon, R (10, 7)	1-3 3-H 1B			E 1B		6-3		SF9 1-2 3-H	F9	
Sid Bream, L (1, 3) OBP: 0.333, SLG: 0.313	G3			E1 1-2 2-3		F8		1B IBB		K
Junior Ortiz, R (1, 2) Michael LaValliere, L (10, PH) OBP: 0.333, SLG: 0.357		E9 CS 2B		F9		6-3		F3		G3
Rafael Belliard, R (1, 6) OBP: 0.242, SLG: 0.300		4-3		F3			1-3			
Bob Patterson, R (1, 1) John Cangelosi, S (7, PH) John Smiley, L (8, 1) R.J. Reynolds, S (8, PH) Barry Jones, R (9, 1) Bobby Bonilla, S (10, PH) OBP: 0.200, SLG: 0.345			F8 3-H		K		K		K	P6

Inning Stats	R: 1	H: 2	E: 0	K: 0	S: 5	H: 2	LOB: 2	BB: 1	P: 9	R: 0	H: 1	E: 1	K: 0	S: 3	H: 0	LOB: 0	BB: 0	P: 3	R: 0	H: 1	E: 0	K: 0	S: 3	H: 0	LOB: 1	BB: 1	P: 7	R: 0	H: 0	E: 0	K: 2	S: 7	H: 0	LOB: 1	BB: 1	P: 11	R: 0	H: 0	E: 0	K: 1	S: 3	H: 0	LOB: 0	BB: 0	P: 3	R: 1	H: 3	E: 0	K: 1	S: 8	H: 1	LOB: 2	BB: 1	P: 8	R: 0	H: 0	E: 0	K: 1	S: 5	H: 0	LOB: 1	BB: 1	P: 9
--------------	------	------	------	------	------	------	--------	-------	------	------	------	------	------	------	------	--------	-------	------	------	------	------	------	------	------	--------	-------	------	------	------	------	------	------	------	--------	-------	-------	------	------	------	------	------	------	--------	-------	------	------	------	------	------	------	------	--------	-------	------	------	------	------	------	------	------	--------	-------	------

PITCHER	IP	WLS	BF	H	R	ER	SO	BB	IBB	HBP	BLK	WP	HR	S	P	ERA	WHIP
Shane Rawley, L (1, 1) ERA: 4.7	5.0		22	5	1	1	1	3	0	0	0	0	0	21	33	1.80	1.600
Michael Jackson, R (6, 1) ERA: 0.73	2.0		7	0	0	0	2	1	0	0	1	0	0	10	14	0.00	0.500
Kent Tekulve, R (8, 1) ERA: 4.91	1.0		7	3	1	1	1	0	1	0	0	0	0	8	12	9.00	3.000
Dan Schatzeder, L (9, 1) ERA: 0.73	0.2		3	0	0	0	0	1	0	0	0	0	0	2	6	0.00	1.500
Steve Bedrosian, R (9, 1) ERA: 7.11	1.1	W	6	1	0	0	1	1	0	0	0	0	0	7	11	0.00	1.500

PITCHER	IP	WLS	BF	H	R	ER	SO	BB	IBB	HBP	BLK	WP	HR	S	P	ERA	WHIP
---------	----	-----	----	---	---	----	----	----	-----	-----	-----	----	----	---	---	-----	------

Batter	1	2	3	4	5	6	7	8	9	AB R H RBI BB SO LOB	TOP						
Milt Thompson, L OBP: 0.302, SLG: 0.381 (1, 8) X	0-0 E S BLK 1B	0-3 K		0-0 4-3			0-0 6-3		0-0 FC4-6 1B	5 1 2 0 0 1 1							
Juan Samuel, R OBP: 0.327, SLG: 0.289 (1, 4) B B B	4-0 S BLK 1-3 BB		0-0 F8	0-3 K			0-3 K		0-0 FC4-6 WP S 1-2f HR	4 1 0 0 1 2 1							
Von Hayes, L OBP: 0.490, SLG: 0.324 (1, 3) B B B	4-0 S 1-2 3-H BB		0-0 WP BB 1B		0-3 K		4-0 S BB		4-0 HR 1-3 BB	2 2 1 0 3 1 0							
Mike Schmidt, R OBP: 0.404, SLG: 0.692 (1, 5) X (9, 6)	0-0 P3		4-0 1B WP 1-2 HR BB		0-0 F7		0-0 F7		0-0 HR 1-H 3-H	4 2 1 3 1 0 3							
Mike Easler, L OBP: 0.385, SLG: 0.474 Chris James, R OBP: 0.318, SLG: 0.316 (1, 7) S S S (8, PR) (8, 7) Kent Tekulve, R (9, 1)	0-3 K 1-2 2-3		0-0 HR 1-3 2-H 1B		0-0 5-3			0-0 FC6-4 1B	4-0 BB	4 1 2 1 0 1 2 0 0 0 0 1 0 0 0 0 0 0 0 0 0							
Lance Parrish, R OBP: 0.268, SLG: 0.250 (1, 2) X	0-0 F7		0-0 HR 1-H 3-H			0-0 L5		0-0 FC6-4 1-2f	0-0 F8	5 1 1 3 0 0 4							
Glenn Wilson, R OBP: 0.286, SLG: 0.333 (1, 9)		0-0 1B	0-0 1-3			0-0 F9		0-0 F8		4 0 1 0 0 0 1							
Luis Aguayo, R OBP: 0.417, SLG: 0.583 Steve Bedrosian, R (8, 1) Rick Schu, R (9, 5)		0-3 K	0-0 F8			0-0 1B		0-0 P3		4 0 1 0 0 1 2 0 0 0 0 0 0 0 0 0 0 0 0 0 0							
Don Carman, L (1, 1) Steve Jeltz, S OBP: 0.212, SLG: 0.161 Greg Gross, L OBP: 0.250, SLG: 0.143 (9, PH) (9, 7)		0-3 K		0-3 K		0-3 K			0-0 4-3	3 0 0 0 0 3 2 0 0 0 0 0 0 0 1 0 0 0 0 0 0							
Inning Stats	R: 1 H: 1 E: 0 LOB: 2 K: 1 BB: 2 S: 6 P: 14	R: 0 H: 1 E: 0 LOB: 1 K: 3 BB: 0 S: 10 P: 10	R: 4 H: 3 E: 0 LOB: 0 K: 0 BB: 1 S: 6 P: 10	R: 0 H: 0 E: 0 LOB: 0 K: 2 BB: 0 S: 7 P: 7	R: 0 H: 0 E: 0 LOB: 0 K: 1 BB: 0 S: 5 P: 5	R: 0 H: 1 E: 0 LOB: 1 K: 1 BB: 0 S: 6 P: 6	R: 0 H: 0 E: 0 LOB: 1 K: 1 BB: 1 S: 5 P: 9	R: 0 H: 1 E: 0 LOB: 1 K: 0 BB: 0 S: 4 P: 4	R: 3 H: 2 E: 0 LOB: 1 K: 0 BB: 2 S: 5 P: 13	1B: 7 SF: 0 2B: 0 SAC: 0 3B: 0 DP: 0 HR: 2 HBP: 0	WP: 2 PA: 42 PB: 0 SB: 5 CS: 0						
PITCHER	IP WLS BF H R ER SO BB IBB HBP BLK WP HR S P ERA WHIP																
Bob Walk, R ERA: 5.4 (1, 1)	3.0		17	5	5	4	4	3	0	0	1	1	1	22	34	12.00	2.667
Logan Easley, R ERA: 5.68 (4, 1)	3.0		10	1	0	0	4	0	0	0	0	0	0	18	18	0.00	0.333
Brian Fisher, R ERA: 9.53 (7, 1)	2.0		8	1	0	0	1	1	0	0	0	0	0	9	13	0.00	1.000
Don Robinson, R ERA: 6.0 (9, 1)	1.0	L	7	2	3	3	0	2	0	0	0	1	1	5	13	27.00	4.000

Philadelphia Phillies @ Pittsburgh Pirates
 Three Rivers Stadium, Pittsburgh, PA
 Sat Apr 18 1987, 3:33 AM EDT
 Att: 19,361 - Unknown

livebaseballscorecards.com

AB	36
R	8
H	9
RBI	7
BB	6
SO	9
LOB	16



BOTTOM

Philadelphia Phillies @ Pittsburgh Pirates
Three Rivers Stadium, Pittsburgh, PA

Sat Apr 18 1987, 3:33 AM EDT
Att. 19,361 - Unknown

livebaseballscorecards.com

AB 32
R 6
H 7
RBI 5
BB 3
SO 2
LOB 7



WP: 0 PA: 36
PB: 0
SB: 1
CS: 0

AB R H RBI BB SO LOB

3 1 0 0 1 0 1
0 0 0 0 0 0 0

3 0 1 1 0 0 0

4 1 1 3 0 1 1

3 1 0 0 1 0 1

4 1 1 1 0 0 1
0 0 0 0 0 0 0

4 0 1 0 0 0 0

3 0 0 0 0 0 1
1 0 1 0 0 0 0

2 0 0 0 0 1 0
1 1 0 0 1 0 1

0 0 0 0 0 0 0
1 0 0 0 0 0 0
0 0 0 0 0 0 0
1 0 1 0 0 0 0
0 0 0 0 0 0 0
2 1 1 0 0 0 1

1B: 5 SF: 1
2B: 0 SAC: 0
3B: 0 DP: 1
HR: 2 HBP: 0

Batter	1	2	3	4	5	6	7	8	9
John Cangelosi, S (1, 8) Rafael Belliard, R (9, 6)	0-0 F7		0-0 P6			0-0 G6-4-3		4-0 HR BB	
Andy Van Slyke, L (1, 9)	0-0 1B			0-0 3-1		0-0 P5		0-0 SF9	
Johnny Ray, S (1, 4)	0-3 K			0-0 6-3			0-0 F7	0-0 HR	
Jim Morrison, R (1, 5)	0-0 P3			0-0 P3			4-0 E BB	0-0 F8	
Mike Diaz, R (1, 3) Don Robinson, R (9, 1)		0-0 F9			0-0 HR		0-0 F8	0-0 F9	
Bobby Bonilla, S (1, 7)		0-0 4-3		0-0 6-3		0-0 E6 FC6-4 1B			0-0 F7
Junior Ortiz, R (1, 2) Michael LaValliere, L (9, PH)		0-0 6-3			0-0 F9		0-0 FC6-4		0-0 1B
Bill Almon, R (1, 6) Barry Bonds, L (8, PH)			0-3 K		0-0 F7			4-0 BB 1B SF9 BB	0-0 F8
Bob Walk, R (1, 1) Denny Gonzalez, R (3, PH) Logan Easley, R (4, 1) R.J. Reynolds, S (6, PH) Brian Fisher, R (7, 1) Sid Bream, L (8, PH)			0-0 P4			0-0 G6-4-3 1B		0-0 HR 1B	0-0 F7

Inning Stats	R: 0	H: 1	E: 0	K: 1	S: 6	LOB: 1	BB: 0	P: 6
	R: 0	H: 0	E: 0	K: 0	S: 3	LOB: 0	BB: 0	P: 3
	R: 0	H: 0	E: 0	K: 1	S: 5	LOB: 0	BB: 0	P: 5
	R: 0	H: 0	E: 0	K: 0	S: 3	LOB: 0	BB: 0	P: 3
	R: 1	H: 1	E: 0	K: 0	S: 4	LOB: 0	BB: 0	P: 4
	R: 0	H: 1	E: 0	K: 0	S: 3	LOB: 0	BB: 0	P: 3
	R: 1	H: 1	E: 1	K: 0	S: 4	LOB: 1	BB: 1	P: 8
	R: 4	H: 2	E: 0	K: 0	S: 5	LOB: 0	BB: 2	P: 13
	R: 0	H: 1	E: 0	K: 0	S: 4	LOB: 1	BB: 0	P: 4


PITCHER	IP	WLS	BF	H	R	ER	SO	BB	IBB	HBP	BLK	WP	HR	S	P	ERA	WHIP
Don Carman, L (1, 1) ERA: 2.25	7.0		25	4	2	1	2	1	0	0	0	0	1	28	32	1.29	0.714
Steve Bedrosian, R (8, 1) ERA: 11.05	1.0		7	2	4	4	0	2	0	0	0	0	1	5	13	36.00	4.000
Kent Tekulve, R (9, 1) ERA: 4.32	1.0	W	4	1	0	0	0	0	0	0	0	0	0	4	4	0.00	1.000

Batter	1	2	3	4	5	6	7	8	9	AB R H RBI BB SO LOB	TOP
Milt Thompson, L (1, 8) OBP: 0.277, SLG: 0.348	0-0 F8	0-3 K			0-0 F8		0-0 FC6-4			4 0 0 0 0 1 3	Philadelphia Phillies @ Pittsburgh Pirates Three Rivers Stadium, Pittsburgh, PA Sun Apr 19 1987, 3:33 AM EDT Att. 7,962 - Unknown
Juan Samuel, R (1, 4) OBP: 0.339, SLG: 0.327	0-0 5-3		0-0 4-3 2B		0-3 K			0-0 CS 1B 1B	4 0 2 0 0 1 0		
Von Hayes, L (1, 3) OBP: 0.491, SLG: 0.342	0-0 1B		0-0 4-3 2-3		0-0 4-3			0-0 1-2 BB 1B	4 0 2 0 0 0 1		
Mike Schmidt, R (1, 5) OBP: 0.392, SLG: 0.643	0-3 K		0-3 K			0-3 K		4-0 1-2 2-3 BB G1-6-3 BB	3 0 0 0 1 3 2		
Mike Easler, L (1, 7) OBP: 0.372, SLG: 0.452		0-0 1B 1B	0-0 F7			0-0 F9		0-0 G1-6-3 1-2	4 1 1 0 0 0 3		
Lance Parrish, R (1, 2) OBP: 0.267, SLG: 0.250		0-0 4-3 1B 1-2 1B		0-3 K		0-3 K		0-0 F8	4 0 1 0 0 2 0		
Glenn Wilson, R (1, 9) OBP: 0.308, SLG: 0.405		0-0 1-2 2-H 4-3 1B		0-0 SF9 3B		0-0 P6		0-0 L4	4 1 2 1 0 0 0		
Luis Aguayo, R (1, 6) OBP: 0.400, SLG: 0.571 Greg Gross, L (9, PH) OBP: 0.222, SLG: 0.125		0-0 4-3 1-2 2-3		0-0 SF9 3-H		0-0 FC3-6 1B		0-0 F7	2 0 1 1 0 0 2 1 0 0 0 0 0 0		
Bruce Ruffin, S (1, 1) Michael Jackson, R (8, 1)		0-0 4-3		0-3 K		0-0 FC3-6 FC6-4			3 0 0 0 0 1 3 0 0 0 0 0 0 0		
Inning Stats	R: 0 H: 1 E: 0 LOB: 1 K: 1 BB: 0 S: 6 P: 6	R: 1 H: 3 E: 0 LOB: 2 K: 1 BB: 0 S: 8 P: 8	R: 0 H: 1 E: 0 LOB: 1 K: 1 BB: 0 S: 6 P: 6	R: 1 H: 1 E: 0 LOB: 0 K: 2 BB: 0 S: 8 P: 8	R: 0 H: 0 E: 0 LOB: 0 K: 1 BB: 0 S: 5 P: 5	R: 0 H: 0 E: 0 LOB: 0 K: 2 BB: 0 S: 7 P: 7	R: 0 H: 1 E: 1 LOB: 1 K: 0 BB: 0 S: 4 P: 4	R: 0 H: 2 E: 0 LOB: 1 K: 0 BB: 1 S: 3 P: 7	R: 0 H: 0 E: 0 LOB: 0 K: 0 BB: 0 S: 3 P: 3	1B: 7 SF: 1 2B: 1 SAC: 0 3B: 1 DP: 1 HR: 0 HBP: 0	
PITCHER	IP WLS BF H R ER SO BB IBB HBP BLK WP HR S P ERA WHIP										
Doug Drabek, R (1, 1) ERA: 3.79	7.0 W 29 8 2 2 8 0 0 0 0 0 0 0 45 45 2.57 1.143										
John Smiley, L (8, 1) ERA:	1.0 3 1 0 0 0 1 0 0 0 0 0 0 2 6 0.00 2.000										
Don Robinson, R (9, 1) ERA: 5.14	1.0 S 3 0 0 0 0 0 0 0 0 0 0 0 3 3 0.00 0.000										

livebaseballscorecards.com

AB	33
R	2
H	9
RBI	2
BB	1
SO	8
LOB	14



Batter	1	2	3	4	5	6	7	8	9	AB R H RBI BB SO LOB	TOP																		
Lenny Dykstra, L OBP: 0.349, SLG: 0.564 (1, 8) X	0-0 F7 ①		0-0 G3 ① X	0-0 L5 ③			0-0 G3 ②		0-3 K ①	5 0 0 0 0 1 3	<p>New York Mets @ Pittsburgh Pirates Three Rivers Stadium, Pittsburgh, PA</p> <p>Mon Apr 20 1987, 7:05 PM EDT Att. 8,267 - Unknown</p> <p>livebaseballscorecards.com</p> <table border="1"> <tr><td>AB</td><td>36</td></tr> <tr><td>R</td><td>6</td></tr> <tr><td>H</td><td>8</td></tr> <tr><td>RBI</td><td>6</td></tr> <tr><td>BB</td><td>4</td></tr> <tr><td>SO</td><td>7</td></tr> <tr><td>LOB</td><td>10</td></tr> </table> 	AB	36	R	6	H	8	RBI	6	BB	4	SO	7	LOB	10				
AB	36																												
R	6																												
H	8																												
RBI	6																												
BB	4																												
SO	7																												
LOB	10																												
Wally Backman, S OBP: 0.333, SLG: 0.286 (1, 4) X	0-0 F8 ②		0-0 E3		0-0 F8 ①		4-0 BB HR BB	0-3 K ②	4 1 0 0 1 1 0																				
Keith Hernandez, L OBP: 0.321, SLG: 0.304 (1, 3) X	0-0 1B 2B		0-3 K ②		0-0 4-3 ②		4-0 1-2 HR BB	0-0 1B	4 2 2 0 1 1 1																				
Gary Carter, R OBP: 0.327, SLG: 0.532 (1, 2) X	0-0 2-H 1B		0-0 F7 ③		0-0 L6 ③		0-0 1-H 2-H HR	0-0 F3 ③	5 1 2 4 0 0 2																				
Darryl Strawberry, L OBP: 0.388, SLG: 0.767 (1, 9) X	0-0 F9 ③			0-0 FC6-4 1B		0-0 F7 ①	4-0 E S BB		3 0 1 0 1 0 1																				
Mookie Wilson, S OBP: 0.357, SLG: 0.556 Doug Sisk, R (7, 1)		0-0 HR		0-0 FC6-4 BB 1B 1-2f		0-0 G1 ②	0-3 K ③	0-3 K ③	4 1 1 1 0 1 2 0 0 0 0 0 0 0																				
Howard Johnson, S OBP: 0.347, SLG: 0.375 (1, 5) X		0-0 F8 ①		0-0 F7 ②		0-3 K ③		0-3 K ①	4 0 0 0 0 2 1																				
Rafael Santana, R OBP: 0.231, SLG: 0.211 (1, 6) X		0-0 6-3 ②		0-0 BB 1-2 1B			0-0 4-3 ①	0-3 K ②	4 0 1 0 0 1 0																				
Rick Aguilera, R OBP: 0.286, SLG: 0.286 Gene Walter, L Terry Leach, R Dave Magadan, L Randy Myers, L Lee Mazzilli, S (1, 1) (3, 1) (5, 1) (7, PH) (7, 1) (7, 7)		0-0 1-3 ③		4-0 BB 1-2 2-3 BB			0-0 HR	0-0 3-1 ③	1 0 0 0 0 0 0 0 0 0 0 1 0 0 0 0 0 0 0 0 0 1 1 1 1 0 0 0 0 0 0 0 0 0 0 1 0 0 0 0 0 0																				
Inning Stats	R: 1 H: 2 E: 0 LOB: 1 K: 0 BB: 0 S: 5 P: 5	R: 1 H: 1 E: 0 LOB: 0 K: 0 BB: 0 S: 4 P: 4	R: 0 H: 0 E: 1 LOB: 1 K: 1 BB: 0 S: 6 P: 6	R: 0 H: 2 E: 0 LOB: 3 K: 0 BB: 1 S: 5 P: 9	R: 0 H: 0 E: 0 LOB: 0 K: 0 BB: 0 S: 3 P: 3	R: 0 H: 0 E: 0 LOB: 0 K: 1 BB: 0 S: 5 P: 5	R: 4 H: 2 E: 0 LOB: 1 K: 1 BB: 3 S: 7 P: 19	R: 0 H: 0 E: 0 LOB: 0 K: 2 BB: 0 S: 7 P: 7	R: 0 H: 1 E: 0 LOB: 1 K: 2 BB: 0 S: 8 P: 8	1B: 4 SF: 0 2B: 1 SAC: 0 3B: 0 DP: 0 HR: 3 HBP: 0	WP: 0 PA: 40 PB: 0 SB: 1 CS: 0																		
PITCHER	IP WLS BF H R ER SO BB IBB HBP BLK WP HR S P ERA WHIP												PITCHER	IP WLS BF H R ER SO BB IBB HBP BLK WP HR S P ERA WHIP															
Rick Reuschel, R ERA: 1.37 (1, 1)	6.0	25	5	2	2	2	1	0	0	0	0	0	1	28	32	3.00	1.000												
John Smiley, L ERA: 4.26 (7, 1)	0.2	5	1	3	3	0	2	0	0	0	0	1	3	11	40.50	4.500													
Barry Jones, R ERA: 10.8 (7, 1)	0.1	3	1	1	1	1	1	0	0	0	0	1	4	8	27.00	6.000													
Logan Easley, R ERA: 4.32 (8, 1)	2.0	W 7	1	0	0	4	0	0	0	0	0	0	0	15	15	0.00	0.500												

Batter	1	2	3	4	5	6	7	8	9	AB R H RBI BB SO LOB	TOP	
Mookie Wilson, S (1, 7) OBP: 0.394, SLG: 0.625	0-0 S 1B		0-0 4-3 2B	0-0 1-H 2B		0-0 5-3		0-3 K		5 0 3 1 0 1 0		
Lenny Dykstra, L (1, 8) OBP: 0.354, SLG: 0.524	4-0 1-2 BB		0-0 4-3	0-0 F7		0-3 K		4-0 1B BB		3 1 0 0 2 1 2		
Keith Hernandez, L (1, 3) OBP: 0.345, SLG: 0.380	0-3 K		0-0 4-3	4-0 CS IBB		0-0 HR		0-0 1B 1B		4 2 2 1 1 1 3		
Gary Carter, R (1, 2) OBP: 0.333, SLG: 0.538	0-0 P6			0-0 2B		0-0 2-3		0-0 2B 1B		5 1 2 1 0 1 4		
Darryl Strawberry, L (1, 9) OBP: 0.389, SLG: 0.771	0-3 K			0-0 2B 2B		0-0 F8		0-0 4-3		5 1 2 2 0 1 2		
Tim Lincecum, R (1, 4) Wally Backman, S (9, PH) OBP: 0.325, SLG: 0.278 (9, 4)		4-0 0-2-3 BB		0-0 1B HR 2B		0-0 1B		0-0 F9		3 1 2 1 1 0 0 1 0 0 0 0 0 2		
Howard Johnson, S (1, 5) OBP: 0.340, SLG: 0.364		0-0 F5		0-0 HR 1B		0-0 F5		0-0 F8		4 1 1 0 0 0 2		
Rafael Santana, R (1, 6) OBP: 0.256, SLG: 0.310		0-0 9-2-3		0-0 HR 1B		0-0 1B		0-0 P4		4 1 2 3 0 0 1		
Bob Ojeda, L (1, 1) Doug Sisk, R (8, 1) Jesse Orosco, R (9, 1)			0-0 F9	4-0 2B BB		0-0 5-3		0-0 1-3		3 1 0 0 1 0 2 0 0 0 0 0 0 0 0 0 0 0 0 0 0		
Inning Stats	R: 0 H: 1 E: 0 LOB: 2 K: 2 BB: 1 S: 8 P: 12	R: 0 H: 0 E: 0 LOB: 0 K: 0 BB: 1 S: 2 P: 6	R: 0 H: 1 E: 0 LOB: 1 K: 0 BB: 0 S: 4 P: 4	R: 6 H: 6 E: 0 LOB: 1 K: 1 BB: 2 S: 10 P: 18	R: 0 H: 2 E: 0 LOB: 2 K: 0 BB: 0 S: 5 P: 5	R: 1 H: 1 E: 0 LOB: 0 K: 1 BB: 0 S: 6 P: 6	R: 0 H: 0 E: 0 LOB: 0 K: 0 BB: 0 S: 3 P: 3	R: 0 H: 0 E: 0 LOB: 0 K: 1 BB: 0 S: 5 P: 5	R: 2 H: 3 E: 0 LOB: 0 K: 0 BB: 1 S: 4 P: 8	1B: 6 SF: 0 2B: 7 SAC: 0 3B: 1 DP: 1 HR: 2 HBP: 0	WP: 0 PA: 42 PB: 0 SB: 2 CS: 1	
PITCHER	IP WLS BF H R ER SO BB IBB HBP BLK WP HR S P ERA WHIP											
Bob Kipper, L (1, 1) ERA: 5.87	3.0 L 18 7 6 6 2 3 0 0 0 0 0 1 19 31 18.00 3.333											
Brian Fisher, R (4, 1) ERA: 7.04	2.0 9 3 0 0 1 0 1 0 0 0 0 0 10 14 0.00 1.500											
Bob Walk, R (6, 1) ERA: 4.66	3.0 10 1 1 1 2 0 0 0 0 0 0 1 14 14 3.00 0.333											
Don Robinson, R (9, 1) ERA: 6.75	1.0 5 3 2 2 0 1 0 0 0 0 0 0 4 8 18.00 4.000											

New York Mets @ Pittsburgh Pirates
Three Rivers Stadium, Pittsburgh, PA
 Tue Apr 21 1987, 7:05 PM EDT
 Att. 13,368 - Unknown

AB	37
R	9
H	14
RBI	9
BB	5
SO	5
LOB	18



BOTTOM

New York Mets @ Pittsburgh Pirates
Three Rivers Stadium, Pittsburgh, PA

Tue Apr 21 1987, 7:05 PM EDT
Att. 13,368 - Unknown

livebaseballscorecards.com

AB	35
R	6
H	8
RBI	5
BB	1
SO	4
LOB	9



WP:	1	PA:	36
PB:	0		
SB:	0		
CS:	0		

AB R H RBI BB SO LOB

4	2	2	3	0	0	0
4	0	0	0	0	0	2
4	1	2	2	0	1	0
4	0	1	0	0	0	1
4	0	0	0	0	1	1
0	0	0	0	0	0	0
4	0	1	0	0	0	1
3	0	0	0	0	0	1
1	0	0	0	0	1	1
3	1	0	0	1	1	1
1	1	1	0	0	0	0
0	0	0	0	0	0	0
1	0	0	0	0	0	0
0	0	0	0	0	0	0
2	1	1	0	0	0	1

Batter	1	2	3	4	5	6	7	8	9
Barry Bonds, L (1, 8) OBP: 0.333, SLG: 0.400	0-0 P6 		0-0 WP 1B 		0-0 G3 			0-0 HR 1-H 2-H 	
Andy Van Slyke, L (1, 9) OBP: 0.392, SLG: 0.465	0-0 F9 		0-0 P6 			0-0 F9 		0-0 F7 	
Johnny Ray, S (1, 4) OBP: 0.322, SLG: 0.444	0-0 3-1 		0-0 1-H 3-H 1B 			0-3 K 		0-0 HR 	
Jim Morrison, R (1, 5) OBP: 0.429, SLG: 0.625		0-0 E7 F9 1B 	0-0 F9 			0-0 5-3 		0-0 4-3 	
Mike Diaz, R (1, 7) OBP: 0.286, SLG: 0.625		0-3 K 		0-0 3-1 			0-0 F8 	0-0 G3 	
Don Robinson, R (9, 1)									
Sid Bream, L (1, 3) OBP: 0.412, SLG: 0.609		0-0 F9 2-3 		0-0 3-1 			0-0 F8 		0-0 2B
Junior Ortiz, R (1, 2) OBP: 0.286, SLG: 0.240		0-0 F9 		0-0 G3 			0-0 4-3 		0-3 K
Michael LaValliere, L (9, PH) OBP: 0.440, SLG: 0.381									
Denny Gonzalez, R (1, 6)			0-3 K 		0-0 F9 			4-0 HR 1B BB 	0-0 6-3
Bob Kipper, R (1, 1) OBP: 0.000, SLG: 0.833			0-0 1B WP 2B 		0-0 4-3 			0-0 HR 1B 	0-0 5-3
Brian Fisher, R (4, 1)									
John Cangelosi, S (5, PH) OBP: 0.421, SLG: 0.375									
Bob Walk, R (8, 1) OBP: 0.275, SLG: 0.308									
Bobby Bonilla, S (8, PH) OBP: 0.275, SLG: 0.308									

Inning Stats	R: 0	H: 0	E: 0	K: 0	S: 3	H: 0	LOB: 0	BB: 0	P: 3	R: 0	H: 1	E: 1	K: 1	S: 6	R: 0	H: 3	E: 0	K: 1	S: 8	R: 0	H: 0	E: 0	K: 0	S: 3	R: 0	H: 0	E: 0	K: 1	S: 5	R: 0	H: 0	E: 0	K: 0	S: 3	R: 0	H: 3	E: 0	K: 0	S: 6	R: 0	H: 1	E: 0	K: 1	S: 6	R: 0	H: 1	E: 0	K: 1	S: 6	1B: 4	2B: 2	3B: 0	HR: 2	SF: 0	SAC: 0	DP: 0	HBP: 0	WP: 1	PA: 36
--------------	------	------	------	------	------	------	--------	-------	------	------	------	------	------	------	------	------	------	------	------	------	------	------	------	------	------	------	------	------	------	------	------	------	------	------	------	------	------	------	------	------	------	------	------	------	------	------	------	------	------	-------	-------	-------	-------	-------	--------	-------	--------	-------	--------

PITCHER	IP	WLS	BF	H	R	ER	SO	BB	IBB	HBP	BLK	WP	HR	S	P	ERA	WHIP
Bob Ojeda, L (1, 1) ERA: 4.62	7.1	W	30	7	6	6	3	1	0	0	0	1	2	35	39	7.36	1.091
Doug Sisk, R (8, 1) ERA: 4.15	0.2		3	1	0	0	0	0	0	0	0	0	0	3	3	0.00	1.500
Jesse Orosco, L (9, 1) ERA: 7.04	1.0	S	3	0	0	0	1	0	0	0	0	0	0	5	5	0.00	0.000

BOTTOM

New York Mets @ Pittsburgh Pirates
Three Rivers Stadium, Pittsburgh, PA

Wed Apr 22 1987, 7:05 PM EDT
Att. 13,911 - Unknown

livebaseballscores.com

AB	39
R	7
H	12
RBI	7
BB	1
SO	6
LOB	12



WP:	0	PA:	40
PB:	0		
SB:	1		
CS:	0		

AB R H RBI BB SO LOB

5 1 3 3 0 0 0
4 0 0 0 0 2 2
1 0 1 0 0 0 0
0 0 0 0 0 0 0

5 0 1 0 0 1 2

5 1 1 1 0 1 3

4 1 3 1 0 0 0

4 1 0 0 0 1 2

4 1 2 1 0 0 1

2 0 0 0 0 0 1
2 1 1 1 0 0 0

1 0 0 0 0 0 0
0 0 0 0 0 0 0
1 0 0 0 0 0 0
0 0 0 0 0 0 0
1 0 0 0 0 1 1
0 0 0 0 0 0 0
0 1 0 0 1 0 0

1B: 4 SF: 0
2B: 4 SAC: 0
3B: 1 DP: 0
HR: 3 HBP: 0

Batter	1	2	3	4	5	6	7	8	9
Barry Bonds, L OBP: 0.356, SLG: 0.520 (1, 8)	0-0 F8		0-0 F7			0-0 4-3 1B	0-0 2-H 3B		0-0 1-H HR
Andy Van Slyke, L OBP: 0.364, SLG: 0.426 Mike Diaz, R OBP: 0.321, SLG: 0.680 Doug Drabek, R OBP: 0.143, SLG: 0.286 (1, 9)	0-3 K		0-0 G3			0-0 F9	0-3 K		0-0 2B
Johnny Ray, S OBP: 0.313, SLG: 0.424 (1, 4)	0-0 1B			0-0 F5		0-0 4-3 1-3		0-0 6-3	0-3 K
Sid Bream, L OBP: 0.393, SLG: 0.627 (1, 3)	0-3 K			0-0 F7		0-0 F7		0-0 HR	0-0 5-3
Jim Morrison, R OBP: 0.450, SLG: 0.712 (8, 6)		0-0 P2			0-0 HR		0-0 FC4-6 1B	0-0 2B	
R.J. Reynolds, S OBP: 0.333, SLG: 0.444 (1, 7)		0-0 F9		0-0 G3		0-0 FC4-6 2B	0-3 K		
Michael LaValliere, L OBP: 0.448, SLG: 0.440 (1, 2)		0-0 1B			0-0 F9	0-0 1-H 2B	0-0 4-3		
Rafael Belliard, R OBP: 0.231, SLG: 0.257 Bobby Bonilla, S OBP: 0.286, SLG: 0.341 (7, PH)		0-0 L4			0-0 P4	0-0 2-H 3B 2B		0-0 F5	
Bob Patterson, R Barry Jones, R Denny Gonzalez, R John Smiley, L John Cangelosi, S Logan Easley, R Bill Almon, R OBP: 0.250, SLG: 0.143 (9, PH)			0-0 4-3		0-0 F8		0-3 K		4-0 HR BB

Inning Stats	R: 0 H: 1 E: 0 K: 2 S: 8	H: 1 LOB: 1 BB: 0 P: 8	R: 0 H: 1 E: 0 K: 0 S: 4	H: 1 LOB: 1 BB: 0 P: 4	R: 0 H: 0 E: 0 K: 0 S: 3	H: 0 LOB: 0 BB: 0 P: 3	R: 1 H: 1 E: 0 K: 0 S: 4	H: 1 LOB: 0 BB: 0 P: 4	R: 0 H: 0 E: 0 K: 0 S: 3	H: 0 LOB: 0 BB: 0 P: 3	R: 0 H: 1 E: 0 K: 0 S: 4	H: 1 LOB: 1 BB: 0 P: 4	R: 3 H: 4 E: 0 K: 2 S: 11	H: 4 LOB: 1 BB: 0 P: 11	R: 1 H: 2 E: 0 K: 1 S: 7	H: 2 LOB: 1 BB: 0 P: 7	R: 2 H: 2 E: 0 K: 1 S: 7	H: 2 LOB: 1 BB: 1 P: 11	1B: 4 2B: 4 3B: 1 HR: 3	SF: 0 SAC: 0 DP: 0 HBP: 0
--------------	--------------------------	------------------------	--------------------------	------------------------	--------------------------	------------------------	--------------------------	------------------------	--------------------------	------------------------	--------------------------	------------------------	---------------------------	-------------------------	--------------------------	------------------------	--------------------------	-------------------------	-------------------------	---------------------------

PITCHER	IP	WLS	BF	H	R	ER	SO	BB	IBB	HBP	BLK	WP	HR	S	P	ERA	WHIP
Ron Darling, R ERA: 5.84 (1, 1)	6.2	W	27	7	4	4	3	0	0	0	0	0	1	33	33	5.40	1.050
Gene Walter, L ERA: 2.7 (7, 1)	0.2		4	2	1	1	1	0	0	0	0	0	1	6	6	13.50	3.000
David Cone, R ERA: 4.66 (8, 1)	1.0		6	2	2	2	1	1	0	0	0	0	1	7	11	18.00	3.000
Jesse Orosco, L ERA: 6.48 (9, 1)	0.2	S	3	1	0	0	1	0	0	0	0	0	0	5	5	0.00	1.500


Batter	1	2	3	4	5	6	7	8	9	AB R H RBI BB SO LOB	TOP	
Barry Bonds, L (1, 8) OBP: 0.375, SLG: 0.519	0-3 K		0-0 1B		0-0 1B		0-0 1B		0-0 3-1	4 0 2 1 1 1 1		
Andy Van Slyke, L (1, 9) OBP: 0.375, SLG: 0.426	1-0 FC5-4 BB HBP		0-0 F9		0-0 F9		0-0 FC6-4		0-0 1-3	0 0 0 0 0 0 0		
Bobby Bonilla, S (1, 9) OBP: 0.283, SLG: 0.333							1-2 2-3 3-H 1B			4 0 1 1 0 0 4		
Johnny Ray, S (1, 4) OBP: 0.309, SLG: 0.403	4-0 FC5-4 1-2 BB		0-0 F9			0-0 F2	0-0 FC6-4			3 0 0 0 1 0 4		
Jim Morrison, R (1, 5) OBP: 0.422, SLG: 0.661	0-0 FC5-4 1-2f 2-3			0-0 5-3		0-0 F7		0-0 1-3		4 0 0 0 0 0 2		
Mike Diaz, R (1, 7) OBP: 0.281, SLG: 0.586	0-0 FC6-4 1-2f			0-0 5-3		0-0 5-3		0-0 F4		4 0 0 0 0 0 2		
Sid Bream, L (1, 3) OBP: 0.386, SLG: 0.615		0-3 K		0-0 F7			0-0 6-3		0-3 K	1 0 0 0 0 1 0		
Bill Almon, R (3, 7) OBP: 0.182, SLG: 0.100										3 0 0 0 0 1 0		
Junior Ortiz, R (1, 2) OBP: 0.290, SLG: 0.222		0-3 K			0-3 K		4-0 BB 1B 1B BB		0-0 1B 3-1 3-1 1B	2 1 0 0 1 2 0	AB 34	
Michael LaValiere, L (9, PH) OBP: 0.467, SLG: 0.462										1 1 1 0 0 0 0	R 2	
Rafael Belliard, R (1, 6) OBP: 0.220, SLG: 0.243		0-3 K			0-0 1-3		0-0 1B BB 1-2 1B		0-0 3-1	2 0 0 0 0 1 0	H 7	
R.J. Reynolds, S (7, PH) OBP: 0.350, SLG: 0.450							0-0 P3		0-0 3-1 S 2-3 1B	2 0 1 0 0 0 1	RBI 2	
Doug Drabek, R (1, 1) OBP: 0.222, SLG: 0.333			0-3 K		0-0 1B					2 0 1 0 0 1 0	BB 3	
Bob Kipper, R (5, PR) OBP: 0.500, SLG: 0.833										0 0 0 0 0 0 0	SO 7	
Bob Walk, R (5, 1)										0 0 0 0 0 0 0	LOB 16	
Don Robinson, R (7, PH)										1 0 0 0 0 0 2		
Brian Fisher, R (7, 1)										0 0 0 0 0 0 0		
John Cangelosi, S (9, PH) OBP: 0.429, SLG: 0.389										1 0 1 0 0 0 0		
Inning Stats	R: 0 H: 0 E: 0 LOB: 2 K: 1 BB: 1 S: 5 P: 10	R: 0 H: 0 E: 0 LOB: 0 K: 3 BB: 0 S: 9 P: 9	R: 0 H: 1 E: 0 LOB: 1 K: 1 BB: 0 S: 6 P: 6	R: 0 H: 0 E: 0 LOB: 0 K: 0 BB: 0 S: 3 P: 3	R: 0 H: 2 E: 0 LOB: 2 K: 1 BB: 0 S: 7 P: 7	R: 0 H: 0 E: 0 LOB: 0 K: 0 BB: 0 S: 3 P: 3	R: 1 H: 2 E: 0 LOB: 3 K: 0 BB: 2 S: 5 P: 13	R: 0 H: 0 E: 0 LOB: 0 K: 1 BB: 0 S: 5 P: 5	R: 1 H: 2 E: 0 LOB: 1 K: 0 BB: 0 S: 5 P: 5	1B: 7 SF: 0 2B: 0 SAC: 0 3B: 0 DP: 0 HR: 0 HBP: 1	WP: 0 PA: 38 PB: 0 SB: 1 CS: 0	
PITCHER	IP WLS BF H R ER SO BB IBB HBP BLK WP HR S P ERA WHIP											
Don Carman, L (1, 1) ERA: 1.89	7.0 W 30 5 1 1 6 3 0 1 0 0 0 0 38 51 1.29 1.143											
Kent Tekulve, R (8, 1) ERA: 3.46	2.0 S 8 2 1 1 1 0 0 0 0 0 0 0 10 10 4.50 1.000											

Pittsburgh Pirates @ Philadelphia Phillies
Veterans Stadium, Philadelphia, PA

Sat Apr 25 1987, 7:05 PM EDT
Att: 18,553 - Unknown

livebaseballscorecards.com



Batter	1	2	3	4	5	6	7	8	9	AB R H RBI BB SO LOB	TOP			
John Cangelosi, S (1, 7) OBP: 0.500, SLG: 0.368	4-0 CS BB		0-0 FC6-5 2-3		4-0 1B BB		4-0 1B BB		4-0 FC5-4 BB	1 1 0 0 4 0 1				
Barry Bonds, L (1, 8) OBP: 0.377, SLG: 0.491	0-0 4-3 1-2		0-3 K		4-0 1B BB		4-0 1B BB		0-0 F7	3 0 0 0 2 1 3				
Johnny Ray, S (1, 4) OBP: 0.329, SLG: 0.418	0-0 4-3			0-0 1B	0-0 PB 1B		0-0 G5-4-3 1B		0-0 F8	5 0 3 3 0 0 1				
Jim Morrison, R (1, 5) OBP: 0.406, SLG: 0.623		0-0 F9		0-0 FC6-4 1B	0-3 K		0-3 K		0-0 FC5-4 1-2f	5 0 1 0 0 2 6				
Mike Diaz, R (1, 3) OBP: 0.278, SLG: 0.636		0-0 HR		0-0 F9		0-3 K	0-0 G5-4-3 1-2f			4 1 1 1 0 1 4				
Bobby Bonilla, S (1, 9) OBP: 0.280, SLG: 0.327		0-0 G3		0-0 FC6-4 1-2f		0-0 L5-4 BB 1B		0-0 5-3		4 0 1 0 0 0 1				
Michael LaValiere, L (1, 2) OBP: 0.500, SLG: 0.517 Andy Van Slyke, L (8, PR) OBP: 0.375, SLG: 0.426 Junior Ortiz, R (8, 2) OBP: 0.290, SLG: 0.222		0-3 K2-3			0-0 BB 1B	4-0 1-2 BB		0-0 2B		3 1 2 0 1 1 0 0 0 0 0 0 0 0 0 0 0 0 0 0 0	AB 32 R 4 H 9 RBI 4 BB 8 SO 8 LOB 23			
Bill Almon, R (1, 6) OBP: 0.200, SLG: 0.214			0-0 FC6-5 2B		0-3 K	0-0 L5-4 2-3		0-3 K		4 0 1 0 0 2 4				
Rick Reuschel, R (1, 1) OBP: 0.200, SLG: 0.300 Rafael Belliard, R (7, PH) OBP: 0.238, SLG: 0.243 John Smiley, L (7, 1) R.J. Reynolds, S (8, PH) OBP: 0.333, SLG: 0.429 Don Robinson, R (8, 1)			0-0 1-3		0-3 K		4-0 BB 1B BB	0-0 4-3		2 0 0 0 0 1 2 0 1 0 0 1 0 0 0 0 0 0 0 0 0 1 0 0 0 0 0 1 0 0 0 0 0 0 0				
Inning Stats	R: 0 H: 0 E: 0 LOB: 0 K: 0 BB: 1 S: 2 P: 6	R: 1 H: 1 E: 0 LOB: 0 K: 1 BB: 0 S: 6 P: 6	R: 0 H: 1 E: 0 LOB: 1 K: 1 BB: 0 S: 6 P: 6	R: 0 H: 2 E: 0 LOB: 1 K: 0 BB: 0 S: 4 P: 4	R: 2 H: 2 E: 0 LOB: 2 K: 3 BB: 2 S: 11 P: 19	R: 0 H: 1 E: 0 LOB: 1 K: 1 BB: 1 S: 5 P: 9	R: 1 H: 1 E: 0 LOB: 2 K: 1 BB: 3 S: 5 P: 17	R: 0 H: 1 E: 0 LOB: 1 K: 1 BB: 0 S: 6 P: 6	R: 0 H: 0 E: 0 LOB: 1 K: 0 BB: 1 S: 3 P: 7	1B: 6 SF: 0 2B: 3 SAC: 0 3B: 0 DP: 2 HR: 1 HBP: 0	WP: 0 PA: 40 PB: 1 SB: 0 CS: 1			
PITCHER	IP WLS BF H R ER SO BB IBB HBP BLK WP HR S P ERA WHIP												PITCHER	IP WLS BF H R ER SO BB IBB HBP BLK WP HR S P ERA WHIP
Bruce Ruffin, L (1, 1) ERA: 5.25	5.1 W 25 7 3 3 6 4 0 0 0 0 1 33 49 5.06 2.062													
Michael Jackson, R (6, 1) ERA: 2.35	0.2 3 0 1 1 0 2 0 0 0 0 0 0 1 9 13.50 3.000													
Dan Schatzeder, L (7, 1) ERA: 1.32	0.0 2 1 0 0 0 1 0 0 0 0 0 0 1 5 ∞ ∞													
Kent Tekulve, R (7, 1) ERA: 3.0	2.0 6 1 0 0 2 0 0 0 0 0 0 0 10 10 0.00 0.500													
Steve Bedrosian, R (9, 1) ERA: 8.68	1.0 S 4 0 0 0 0 1 0 0 0 0 0 0 3 7 0.00 1.000													

Pittsburgh Pirates @ Philadelphia Phillies
Veterans Stadium, Philadelphia, PA
Sun Apr 26 1987, 3:33 AM EDT
Att: 30,234 - Unknown

livebaseballscorecards.com

Batter	1	2	3	4	5	6	7	8	9	AB R H RBI BB SO LOB	TOP											
Mariano Duncan, R (1, 6) OBP: 0.326, SLG: 0.338	0-3 K		0-0 1B		0-0 6-3		0-0 2B		0-0 1B	5 0 3 1 0 1 0	Los Angeles Dodgers @ Pittsburgh Pirates Three Rivers Stadium, Pittsburgh, PA Tue Apr 28 1987, 7:05 PM EDT Att. 3,420 - Unknown livebaseballscorecards.com											
Mike Ramsey, S (1, 8) OBP: 0.289, SLG: 0.301	0-3 K		0-0 F8		4-0 BB		0-0 F3		0-3 K	4 0 0 0 1 2 4												
Pedro Guerrero, R (1, 7) OBP: 0.397, SLG: 0.588	0-0 F8		0-3 K		0-0 F7			4-0 BB		3 0 0 0 1 1 2												
Mike Marshall, R (1, 9) OBP: 0.338, SLG: 0.458		0-0 FC5 1B 1B		0-0 1B		0-0 F3		0-0 G1-4-3 BB		4 0 2 0 0 0 1												
Mike Scioscia, L (1, 2) OBP: 0.415, SLG: 0.486		0-0 F9		0-3 K		0-0 4-3		4-0 BB		3 0 0 0 1 1 2												
Tracy Woodson, R (1, 5) OBP: 0.234, SLG: 0.283		0-0 F8		0-0 1B		0-0 P5		0-3 K		3 0 1 0 0 0 1												
Ken Landreaux, L (8, PH) OBP: 0.286, SLG: 0.167				1-2 1B						1 0 0 0 0 1 1												
Dave Anderson, R (8, 5) OBP: 0.167, SLG: 0.118										0 0 0 0 0 0 0												
Franklin Stubbs, L (1, 3) OBP: 0.357, SLG: 0.590		0-0 1B		0-0 P4		0-0 FC5-4 1B			0-0 F9	4 0 2 0 0 0 2												
Steve Sax, R (1, 4) OBP: 0.236, SLG: 0.244		0-0 FC5		0-0 F8		0-0 FC5-4 2B			0-0 4-3	4 1 0 0 0 0 5												
Fernando Valenzuela, L (1, 1) OBP: 0.167, SLG: 0.167			0-0 6-3		0-0 6-3		0-3 K		4-0 1B BB	2 0 0 0 0 0 0												
Mickey Hatcher, R (7, PH) OBP: 0.154, SLG: 0.091										1 0 0 0 0 1 1												
Brian Holton, R (7, 1) OBP: 0.333, SLG: 0.333										0 0 0 0 0 0 0												
Tim Leary, R (8, 1) OBP: 0.333, SLG: 0.333										0 0 0 0 0 0 0												
Len Matuszek, L (9, PH)										0 0 0 0 1 0 0												
Inning Stats	R: 0 E: 0 K: 2 S: 7	H: 0 LOB: 0 BB: 0 P: 7	R: 0 E: 0 K: 0 S: 5	H: 2 LOB: 2 BB: 0 P: 5	R: 0 E: 0 K: 1 S: 6	H: 1 LOB: 1 BB: 0 P: 6	R: 0 E: 0 K: 1 S: 7	H: 2 LOB: 2 BB: 0 P: 7	R: 0 E: 0 K: 0 S: 3	H: 0 LOB: 1 BB: 1 P: 7	R: 0 E: 0 K: 0 S: 3	H: 0 LOB: 0 BB: 0 P: 3	R: 1 E: 0 K: 1 S: 7	H: 2 LOB: 1 BB: 0 P: 7	R: 0 E: 0 K: 1 S: 4	H: 0 LOB: 1 BB: 2 P: 12	R: 0 E: 0 K: 1 S: 6	H: 1 LOB: 2 BB: 1 P: 10	1B: 7 2B: 1 3B: 0 HR: 0	SF: 0 SAC: 0 DP: 1 HBP: 0	WP: 0 PB: 0 SB: 0 CS: 0	PA: 38
PITCHER	IP WLS BF H R ER SO BB IBB HBP BLK WP HR S P ERA WHIP																					
Bob Kipper, L (1, 1) ERA: 4.43	7.0 W 29 7 1 1 5 1 0 0 0 0 0 0 38 42 1.29 1.143																					
Logan Easley, R (8, 1) ERA: 3.65	2.0 S 9 1 0 0 2 3 0 0 0 0 0 0 10 22 0.00 2.000																					



Batter	1	2	3	4	5	6	7	8	9	AB	R	H	RBI	BB	SO	LOB
Barry Bonds, L (1, 8) OBP: 0.356, SLG: 0.459	0-3 K		0-3 K		0-0 P4		0-0 6-3			4	0	0	0	0	2	2
Bobby Bonilla, S (1, 9) OBP: 0.259, SLG: 0.302	0-0 1-3		0-3 K		0-0 5-3			0-0 F5		4	0	0	0	0	1	1
Johnny Ray, S (1, 4) OBP: 0.338, SLG: 0.437	0-0 F8		0-0 1B 1B		0-0 F9			0-0 E 2B 2B		4	2	2	0	0	0	0
Jim Morrison, R (1, 5) OBP: 0.411, SLG: 0.609		0-3 K	0-0 1B 1B		4-0 CS BB			0-0 5-3		3	0	1	1	1	1	1
Mike Diaz, R (1, 7) OBP: 0.300, SLG: 0.649		0-0 F9	0-0 1B 1B		0-0 F8			0-0 3B 2B		4	0	2	2	0	0	1
R.J. Reynolds, S (8, PR) OBP: 0.333, SLG: 0.429			1-3 2-H 1B					2-H 3B 2B		0	1	0	0	0	0	0
Sid Bream, L (1, 3) OBP: 0.393, SLG: 0.636		0-0 1B 3B	0-0 F8		0-0 4-3			4-0 3B IBB		3	2	1	0	1	0	3
Junior Ortiz, R (1, 2) OBP: 0.314, SLG: 0.323		0-0 1B			0-0 P4		0-0 4-3	0-0 1-H 2-H 3B		4	0	2	3	0	0	0
Rafael Belliard, R (1, 6) OBP: 0.239, SLG: 0.225		0-0 F9			0-0 B1-3		0-0 6-3	4-0 IBB		3	0	0	0	1	0	1
Bob Kipper, R (1, 1) OBP: 0.500, SLG: 0.750			0-0 1B 1B		0-3 K		4-0 S BB	0-3 K		2	1	1	0	0	1	0
Andy Van Slyke, L (7, PH) OBP: 0.386, SLG: 0.426										0	0	0	0	1	0	0
Logan Easley, R (8, 1)										1	0	0	0	0	1	3

Inning Stats	R: 0	H: 0	E: 0	K: 1	S: 5	R: 1	H: 2	E: 0	K: 1	S: 7	R: 2	H: 4	E: 0	K: 2	S: 11	R: 0	H: 0	E: 0	K: 1	S: 5	R: 0	H: 0	E: 0	K: 0	S: 3	R: 0	H: 0	E: 0	K: 0	S: 2	R: 0	H: 0	E: 1	K: 1	S: 8	R: 3	H: 3	E: 1	K: 1	S: 8	1B: 5	2B: 2	3B: 2	HR: 0	SF: 0	SAC: 0	DP: 0	HBP: 0	WP: 0	PB: 0	SB: 1	CS: 1	PA: 36
--------------	------	------	------	------	------	------	------	------	------	------	------	------	------	------	-------	------	------	------	------	------	------	------	------	------	------	------	------	------	------	------	------	------	------	------	------	------	------	------	------	------	-------	-------	-------	-------	-------	--------	-------	--------	-------	-------	-------	-------	--------


PITCHER	IP	WLS	BF	H	R	ER	SO	BB	IBB	HBP	BLK	WP	HR	S	P	ERA	WHIP
Fernando Valenzuela, L (1, 1) ERA: 2.92	6.0	L	24	6	3	3	5	1	0	0	0	0	0	33	37	4.50	1.167
Brian Holton, R (7, 1) ERA: 4.02	1.2		10	3	3	3	0	1	1	0	0	0	0	8	16	16.20	2.400
Tim Leary, R (8, 1) ERA: 5.4	0.1		2	0	0	0	1	0	1	0	0	0	0	3	7	0.00	0.000

BOTTOM

Los Angeles Dodgers @ Pittsburgh Pirates
 Three Rivers Stadium, Pittsburgh, PA

Tue Apr 28 1987, 7:05 PM EDT
 Att. 3,420 - Unknown

AB	32
R	6
H	9
RBI	6
BB	4
SO	6
LOB	12



PITCHER	IP	WLS	BF	H	R	ER	SO	BB	IBB	HBP	BLK	WP	HR	S	P	ERA	WHIP
---------	----	-----	----	---	---	----	----	----	-----	-----	-----	----	----	---	---	-----	------

Batter	1	2	3	4	5	6	7	8	9	AB R H RBI BB SO LOB	TOP
Mariano Duncan, R (1, 6) OBP: 0.322, SLG: 0.333 Dave Anderson, R (8, PH) OBP: 0.211, SLG: 0.167 (8, 6)	0-0 F9		0-0 6-3		0-0 1B HR 1B		0-3 K	0-0 1B		4 1 1 0 0 1 0 1 0 1 1 0 0 0	Los Angeles Dodgers @ Pittsburgh Pirates Three Rivers Stadium, Pittsburgh, PA Wed Apr 29 1987, 7:05 PM EDT Att. 4,668 - Unknown
Steve Sax, R (1, 4) OBP: 0.255, SLG: 0.264	0-0 F2		0-0 F8		0-0 1-3 HR 1B		0-0 E4 5-3 1B	0-0 1-2 1B		5 1 3 0 0 0 0	
Reggie Williams, R (1, 9) Len Matuszek, L (8, PH) (8, 3)	0-3 K		0-0 F7		0-3 K		0-0 5-3 2-3	0-3 K		4 0 0 0 0 2 3 1 0 0 0 0 1 2	
Pedro Guerrero, R (1, 7) Ken Landreaux, L (7, 7) OBP: 0.276, SLG: 0.160 (8, 9)		0-0 2B 3B		4-0 SH1-3 FC6-4 BB BB	0-0 1-H 3-H HR		0-0 5-3	0-0 F7		3 3 2 3 1 0 1 1 0 0 0 0 0 2	
Mickey Hatcher, R (1, 3) OBP: 0.278, SLG: 0.333 (8, 7)		0-0 1B 2B		4-0 FC6-4 SH1-3 BB 1-2	0-0 P5			0-0 1B 2B	0-3 K	4 2 2 1 1 1 0	
Mike Scioscia, L (1, 2) Alex Trevino, R (9, PH) OBP: 0.182, SLG: 0.273 (9, 2)		0-0 2-H 1B		0-0 SH1-3 1-2 2-3	0-0 F8			0-0 FC 1B 3B	0-3 K	3 1 1 1 0 0 1 1 0 0 0 0 1 0	
Tracy Woodson, R (1, 5) OBP: 0.261, SLG: 0.313		0-0 F2		4-0 FC6-4 IBB		0-3 K		0-0 1-3 2-H 3B 1B	0-0 2B	4 1 2 1 1 1 1	
Mike Ramsey, S (1, 8) OBP: 0.285, SLG: 0.322		0-0 F7		0-0 FC6-4 1-2f 2-3 3-H		0-3 K		0-0 1-H 3-H 1B 3B	4-0 FC6 BB	4 1 1 3 1 1 3	
Bob Welch, R (1, 1) Tom Niedenfuer, R (8, 1) Orel Hershiser, R (9, PH) Ken Howell, R (9, 1) OBP: 1.000, SLG: 1.000		0-3 K		0-0 F8		0-3 K		0-0 1-3	0-0 FC6 1-2f	4 0 0 0 0 2 4 0 0 0 0 0 0 0 1 0 0 0 0 0 2 0 0 0 0 0 0 0	
Inning Stats	R: 0 E: 0 K: 1 S: 5 H: 0 LOB: 0 BB: 0 P: 5	R: 2 E: 0 K: 1 S: 8 H: 3 LOB: 1 BB: 0 P: 8	R: 0 E: 0 K: 0 S: 3 H: 0 LOB: 0 BB: 0 P: 3	R: 1 E: 0 K: 0 S: 3 H: 0 LOB: 2 BB: 3 P: 15	R: 3 E: 0 K: 1 S: 8 H: 3 LOB: 0 BB: 0 P: 8	R: 0 E: 0 K: 3 S: 9 H: 0 LOB: 0 BB: 0 P: 9	R: 0 E: 1 K: 1 S: 6 H: 1 LOB: 1 BB: 0 P: 6	R: 4 E: 0 K: 1 S: 11 H: 5 LOB: 2 BB: 0 P: 11	R: 0 E: 0 K: 2 S: 8 H: 1 LOB: 2 BB: 1 P: 12	1B: 7 2B: 3 3B: 2 HR: 1 SF: 0 SAC: 1 DP: 0 HBP: 0	WP: 0 PB: 0 SB: 0 CS: 0 PA: 45
PITCHER	IP WLS BF H R ER SO BB IBB HBP BLK WP HR S P ERA WHIP	IP WLS BF H R ER SO BB IBB HBP BLK WP HR S P ERA WHIP	IP WLS BF H R ER SO BB IBB HBP BLK WP HR S P ERA WHIP	IP WLS BF H R ER SO BB IBB HBP BLK WP HR S P ERA WHIP	IP WLS BF H R ER SO BB IBB HBP BLK WP HR S P ERA WHIP	IP WLS BF H R ER SO BB IBB HBP BLK WP HR S P ERA WHIP	IP WLS BF H R ER SO BB IBB HBP BLK WP HR S P ERA WHIP	IP WLS BF H R ER SO BB IBB HBP BLK WP HR S P ERA WHIP	IP WLS BF H R ER SO BB IBB HBP BLK WP HR S P ERA WHIP	IP WLS BF H R ER SO BB IBB HBP BLK WP HR S P ERA WHIP	IP WLS BF H R ER SO BB IBB HBP BLK WP HR S P ERA WHIP
Bob Patterson, L (1, 1) ERA: 5.53	5.0 L 24 6 6 6 3 2 1 0 0 0 1 27 39 10.80 1.600										
Brian Fisher, R (6, 1) ERA: 7.71	2.0 11 4 4 4 4 0 0 0 0 0 0 0 19 19 18.00 2.000										
Bob Walk, R (8, 1) ERA: 3.55	1.0 5 2 0 0 1 0 0 0 0 0 0 0 7 7 0.00 2.000										
Hipolito Pena, L (9, 1) ERA:	1.0 5 1 0 0 2 1 0 0 0 0 0 0 8 12 0.00 2.000										

livebaseballscorecards.com

AB	40
R	10
H	13
RBI	10
BB	4
SO	10
LOB	19



BOTTOM

Los Angeles Dodgers @ Pittsburgh Pirates
Three Rivers Stadium, Pittsburgh, PA

livebaseballscorecards.com

AB	30
R	5
H	5
RBI	5
BB	7
SO	6
LOB	18



WP:	1	PA:	37
PB:	0	SB:	0
CS:	0		

Thu Apr 30 1987, 7:05 PM EDT
Att. 7,114 - Unknown

AB	R	H	RBI	BB	SO	LOB
3	1	0	0	2	0	0
3	1	2	2	1	0	1
3	0	0	0	1	0	3
3	1	1	0	1	0	3
4	1	1	1	0	2	4
3	0	0	1	1	1	1
3	0	0	0	1	0	3
2	1	1	0	0	0	0
2	0	0	1	0	0	1
1	0	0	0	0	1	1
0	0	0	0	0	0	0
1	0	0	0	0	1	0
0	0	0	0	0	0	0
1	0	0	0	0	0	0
1	0	0	0	0	0	0
1	0	0	0	0	0	0

Batter	1	2	3	4	5	6	7	8	9											
John Cangelosi, S OBP: 0.500, SLG: 0.318 (1, 8)	4-0 WP 4-3 BB		4-0 1-2 2B BB		0-0 G3		0-0 1-3	0-0 4-3												
R.J. Reynolds, S OBP: 0.414, SLG: 0.536 (1, 9)	0-0 F7		0-0 FC4-6 1-H 2-H 2B		0-0 FC4-6 1B		4-0 E FC6-4 BB													
Johnny Ray, S OBP: 0.318, SLG: 0.397 (1, 4)	0-0 4-3		4-0 FC4-6 BB		0-0 FC4-6 1-2f		0-0 E1 FC6-4 1-3													
Sid Bream, L OBP: 0.406, SLG: 0.600 (1, 3)	0-0 4-3 2-3		0-0 FC4-6 1-2f 2-3		0-0 E 1B 6-3 1B		4-0 FC6-4 IBB													
Jim Morrison, R OBP: 0.395, SLG: 0.583 (1, 5) (7, 6)		0-3 K	0-3 K		0-0 E9 6-3 FC6-4 1B		0-0 FC6-4 BB 1-2f 2-3 3-H													
Mike Diaz, R OBP: 0.289, SLG: 0.585 (1, 7)		0-0 F8		0-3 K		0-0 6-3	4-0 1-2 BB													
Michael LaValliere, L OBP: 0.452, SLG: 0.429 (1, 2)		0-0 3-1		0-0 F7		0-0 FC6-4 BB	0-0 G1													
Rafael Belliard, R OBP: 0.240, SLG: 0.227 Bobby Bonilla, S OBP: 0.241, SLG: 0.281 (6, PH) (7, 5)			0-0 BB 2B 1B	0-0 3-1		0-0 FC6-4 1-2f 3-H	0-0 3-1													
Dorn Taylor, R Hipolito Pena, L Andy Van Slyke, L Bob Walk, R Denny Gonzalez, R John Smiley, L Don Robinson, R (1, 1) (5, 1) (5, PH) (6, 1) (6, PH) (7, 1) (8, 1)			0-3 K		0-3 K	0-3 K	0-0 F2													
Inning Stats	R: 0 E: 0 K: 0 S: 3	H: 0 LOB: 1 BB: 1 P: 7	R: 0 E: 0 K: 1 S: 5	H: 0 LOB: 0 BB: 0 P: 5	R: 2 E: 0 K: 2 S: 9	H: 2 LOB: 2 BB: 2 P: 17	R: 0 E: 0 K: 1 S: 6	H: 1 LOB: 1 BB: 0 P: 6	R: 2 E: 1 K: 1 S: 7	H: 2 LOB: 1 BB: 1 P: 11	R: 1 E: 1 K: 0 S: 4	H: 0 LOB: 3 BB: 3 P: 16	R: 0 E: 0 K: 0 S: 3	H: 0 LOB: 0 BB: 0 P: 3	1B: 4 2B: 1 3B: 0 HR: 0	SF: 0 SAC: 0 DP: 0 HBP: 0	WP: 1 PB: 0 SB: 0 CS: 0	PA: 37 ERA WHIP		
PITCHER	IP WLS L	WLS L	WLS L	WLS L	IP WLS L	IP WLS L	IP WLS L	IP WLS L	IP WLS L	IP WLS L	IP WLS L	IP WLS L	IP WLS L	IP WLS L	IP WLS L	IP WLS L	IP WLS L	IP WLS L	IP WLS L	
Orel Hershiser, R ERA: 3.0 (1, 1)	6.2				6.2				6.2				6.2							
Matt Young, L ERA: 9.72 (7, 1)	0.1				0.1				0.1				0.1							
Tom Niedenfuer, R ERA: 2.45 (8, 1)	1.0				1.0				1.0				1.0							

Batter	1	2	3	4	5	6	7	8	9	AB R H RBI BB SO LOB	TOP										
Will Clark, L (1, 3) OBP: 0.326, SLG: 0.458	3-2 4-3		2-1 WP 1B		2-1 3-1			3-2 F7		4 1 1 0 0 0 2	San Francisco Giants @ Pittsburgh Pirates Three Rivers Stadium, Pittsburgh, PA Fri May 01 1987, 7:05 PM EDT Att. 10,651 - Unknown										
Chili Davis, S (1, 8) OBP: 0.360, SLG: 0.438	0-1 4-3		4-2 G6-4-3 1-H BB			2-2 5-3		0-1 E8 1-3 1-H		3 0 0 0 1 0 0											
Jeffrey Leonard, R (1, 7) OBP: 0.396, SLG: 0.640	1-0 2B		0-1 G6-4-3 1-2f			0-1 FC6-4 1B		0-0 1-3 2-3		4 0 2 0 0 0 2											
Candy Maldonado, R (1, 9) OBP: 0.363, SLG: 0.462	0-0 5-3				0-1 5-3		1 SAFE 1-1 F9		3-3 K	4 0 0 0 0 1 3											
Chris Brown, R (1, 5) OBP: 0.333, SLG: 0.494		1-3 K			1-2 L7		0-1 FC6-4 1-2f		0-1 F9	4 0 0 0 0 1 1											
Bob Brenly, R (1, 2) OBP: 0.310, SLG: 0.278		0-0 2B			3-3 K		0-2 5-3		2-1 1-3 HBP	3 0 1 0 0 1 0											
Matt Williams, R (1, 6) OBP: 0.224, SLG: 0.283 Mike Aldrete, L (9, PH) OBP: 0.393, SLG: 0.400		1-1 F7			4-2 CS BB		2-3 K		1-2 1-3 1-2	2 0 0 0 1 1 1 1 0 0 0 0 0 1											
Chris Speier, R (1, 4) OBP: 0.480, SLG: 0.550		0-0 6-3			2-1 4-3 1-2 HBP		0-3 K		0-1 6-3	3 0 0 0 0 1 2											
Mark Davis, L (1, 1) OBP: 0.231, SLG: 0.462 Harry Spilman, L (8, PH) OBP: 0.500, SLG: 0.545 Jim Gott, R (8, 1)			0-0 1-4-3		0-1 4-3 1-2		4-1 E BB			2 0 0 0 0 0 1 0 1 0 0 1 0 0 0 0 0 0 0 0 0											
Inning Stats	R: 0 E: 0 K: 0 S: 8	H: 1 LOB: 1 BB: 0 P: 12	R: 0 E: 0 K: 1 S: 7	H: 1 LOB: 1 BB: 0 P: 9	R: 1 E: 0 K: 0 S: 8	H: 1 LOB: 0 BB: 1 P: 14	R: 0 E: 0 K: 1 S: 9	H: 0 LOB: 0 BB: 0 P: 13	R: 0 E: 0 K: 0 S: 9	H: 1 LOB: 1 BB: 0 P: 12	R: 0 E: 0 K: 2 S: 10	H: 0 LOB: 0 BB: 0 P: 12	R: 1 E: 1 K: 1 S: 10	H: 0 LOB: 1 BB: 1 P: 20	R: 0 E: 0 K: 0 S: 9	H: 0 LOB: 1 BB: 0 P: 12	1B: 2 2B: 2 3B: 0 HR: 0	SF: 0 SAC: 0 DP: 1 HBP: 2	WP: 2 PB: 0 SB: 0 CS: 1	PA: 35	
PITCHER Rick Reuschel, R (1, 1) ERA: 2.08	IP 0.0	WLS W	BF 0	H 0	R 0	ER 0	SO 0	BB 0	IBB 0	HBP 0	BLK 0	WP 0	HR 0	S 0	P 0	ERA ∞	WHIP ∞				

livebaseballscorecards.com

AB	30
R	2
H	4
RBI	0
BB	3
SO	5
LOB	13



Batter	1	2	3	4	5	6	7	8	9	AB R H RBI BB SO LOB	TOP																	
Will Clark, L (1, 3) OBP: 0.323, SLG: 0.448	3-1 4-3		1-2 CS 1B			0-0 P6		1-3 K		4 0 1 0 0 1 0																		
Chili Davis, S (1, 8) OBP: 0.346, SLG: 0.419	1-1 G3		3-1 CS 1-2	0-0 F9		1-1 P4		1-3 K		4 0 0 0 0 1 0																		
Jeffrey Leonard, R (1, 7) OBP: 0.379, SLG: 0.611	1-1 6-3			1-0 4-3		2-2 F9			2-0 P4	4 0 0 0 0 0 0																		
Candy Maldonado, R (1, 9) OBP: 0.368, SLG: 0.464		0-0 S 1B		0-0 F8			0-1 E5 FC5 BB		0-0 E9 1B	4 0 2 0 0 0 0																		
Chris Brown, R (1, 5) OBP: 0.341, SLG: 0.481		2-3 SAFE SAFE K 1-2			3-2 6-3		4-0 BB 1-2		4-1 BB BB	2 0 0 0 2 1 1																		
Bob Brenly, R (1, 2) OBP: 0.304, SLG: 0.275		2-3 K			3-0 BB 1B		2-2 P6		1-3 K	4 0 1 0 0 2 5																		
Matt Williams, R (1, 6) OBP: 0.217, SLG: 0.274 Harry Spilman, L (7, PH) OBP: 0.437, SLG: 0.500 Jose Uribe, S (7, 6) OBP: 0.368, SLG: 0.444 Mike Aldrete, L (9, PH) OBP: 0.379, SLG: 0.385		0-3 K			1-1 F7		3-3 K		0-0 1-3	2 0 0 0 0 1 2 1 0 0 0 0 1 2 0 0 0 0 0 0 0 1 0 0 0 0 0 2																		
Randy Kutcher, R (1, 4) OBP: 0.286, SLG: 0.333			3-2 6-3		4-2 SAFE BB 1-2 BB		0-0 FC5 2-3f			2 0 0 0 1 0 2																		
Kelly Downs, R (1, 1) OBP: 0.077, SLG: 0.077			3-2 6-3		1-1 F8			0-3 K		3 0 0 0 0 1 2																		
Inning Stats	R: 0 E: 0 K: 0 S: 6 H: 0 LOB: 0 BB: 0 P: 11	R: 0 E: 0 K: 3 S: 12 H: 1 LOB: 1 BB: 0 P: 16	R: 0 E: 0 K: 0 S: 12 H: 1 LOB: 0 BB: 0 P: 22	R: 0 E: 0 K: 0 S: 3 H: 0 LOB: 0 BB: 0 P: 4	R: 0 E: 0 K: 0 S: 10 H: 1 LOB: 2 BB: 1 P: 22	R: 0 E: 0 K: 0 S: 7 H: 0 LOB: 0 BB: 0 P: 10	R: 0 E: 1 K: 1 S: 9 H: 0 LOB: 2 BB: 1 P: 18	R: 0 E: 0 K: 3 S: 10 H: 0 LOB: 0 BB: 0 P: 12	R: 0 E: 1 K: 1 S: 7 H: 1 LOB: 2 BB: 1 P: 14	1B: 4 2B: 0 3B: 0 HR: 0 SF: 0 SAC: 0 DP: 0 HBP: 0	WP: 0 PB: 0 SB: 1 CS: 1 PA: 35																	
PITCHER	IP WLS BF H R ER SO BB IBB HBP BLK WP HR S P ERA WHIP											PITCHER	IP WLS BF H R ER SO BB IBB HBP BLK WP HR S P ERA WHIP															
Bob Walk, R (1, 1) ERA: 2.75	6.0		3	0	0	3	2	0	0	0	0	0	0	52	91	0.00	0.833											
Logan Easley, R (7, 1) ERA: 3.38	1.0		3	0	0	0	1	0	0	0	0	0	0	7	12	0.00	0.000											
John Smiley, L (8, 1) ERA: 2.25	1.1	W	6	1	0	0	3	1	0	0	0	0	0	13	21	0.00	1.500											
Don Robinson, R (9, 1) ERA: 4.76	0.2	S	2	0	0	0	1	0	0	0	0	0	0	4	5	0.00	0.000											

San Francisco Giants @ Pittsburgh Pirates
Three Rivers Stadium, Pittsburgh, PA
 Sat May 02 1987, 7:05 PM EDT
 Att. 14,736 - Unknown

livebaseballscorecards.com

AB	31
R	0
H	4
RBI	0
BB	3
SO	8
LOB	16



Batter	1	2	3	4	5	6	7	8	9	AB	R	H	RBI	BB	SO	LOB	TOP
John Cangelosi, S (1, 7) <small>OBP: 0.475, SLG: 0.259</small> Logan Easley, R (6, 1) Junior Ortiz, R (7, PH) <small>OBP: 0.275, SLG: 0.278</small> John Smiley, L (7, 1) Houston Jimenez, R (9, PH)	4-0 	0-0 4-3 		0-0 L5 		4-0 FC6 	0-0 6-3 		0-3 K 	2 1 0 0 2 0 2							
Andy Van Slyke, L (1, 9) <small>OBP: 0.333, SLG: 0.355</small>	0-3 K 		0-0 L7 	0-3 K 		0-0 FC6 	0-0 L3 		0-0 F7 	6 0 0 1 0 2 6							
Johnny Ray, S (1, 4) <small>OBP: 0.330, SLG: 0.416</small>	0-0 F7 		0-0 1B 		0-0 1-3 	4-0 		0-0 1B 		4 1 2 0 1 0 1							
Sid Bream, L (1, 3) <small>OBP: 0.420, SLG: 0.620</small>	0-0 		0-0 2B 		0-0 3-1 	0-0 F8 		0-0 		5 0 3 1 0 0 3							
Jim Morrison, R (1, 5) <small>OBP: 0.387, SLG: 0.554</small> (3, 6)	0-0 F8 		0-0 SF7 		0-0 		0-0 1B 	0-3 1B 	0-3 K 	4 1 2 1 0 1 3							
Barry Bonds, L (1, 8) <small>OBP: 0.349, SLG: 0.423</small>		4-0 SH1-4 	0-0 	0-0 2B 		0-3 K 		4-0 1B 	0-0 F7 	3 1 1 0 2 1 3							
Michael LaValliere, L (1, 2) <small>OBP: 0.479, SLG: 0.500</small> Mike Diaz, R (7, PH) <small>OBP: 0.314, SLG: 0.638</small> (7, 2)		0-0 F7 	4-0 	0-0 BB 		0-0 1B 	0-0 FC6 	0-0 1B 	0-3 K 	2 1 1 0 1 0 1 2 0 1 0 0 1 2							
Rafael Belliard, R (1, 6) <small>OBP: 0.250, SLG: 0.240</small> Bobby Bonilla, S (3, PH) <small>OBP: 0.246, SLG: 0.270</small> (3, 5)		0-0 E4 	0-0 4-3 	0-0 BB 		0-0 F7 	0-3 K 		4-0 	1 0 0 0 0 0 1 3 0 0 0 1 1 7							
Bob Patterson, R (1, 1) Hipolito Pena, L (2, 1) <small>OBP: 0.156, SLG: 0.200</small> Brian Fisher, R (4, 1) R.J. Reynolds, S (6, PH) <small>OBP: 0.417, SLG: 0.514</small> (6, 7)		0-0 SH1-4 		0-3 K 		0-0 FC6 	0-0 BB 	0-0 	0-3 K 	0 0 0 0 0 0 0 0 1 0 0 0 0 0 0 0 3 0 2 2 0 1 1							
Inning Stats	R: 1 E: 0 K: 1 S: 6 H: 1 LOB: 1 BB: 1 P: 10	R: 0 E: 0 K: 0 S: 4 H: 0 LOB: 2 BB: 1 P: 8	R: 1 E: 0 K: 0 S: 6 H: 3 LOB: 3 BB: 1 P: 10	R: 0 E: 0 K: 2 S: 7 H: 0 LOB: 0 BB: 0 P: 7	R: 0 E: 0 K: 1 S: 6 H: 1 LOB: 1 BB: 0 P: 6	R: 1 E: 0 K: 0 S: 5 H: 2 LOB: 3 BB: 2 P: 13	R: 2 E: 0 K: 1 S: 8 H: 3 LOB: 2 BB: 1 P: 12	R: 0 E: 0 K: 2 S: 9 H: 2 LOB: 2 BB: 0 P: 9	R: 0 E: 0 K: 2 S: 7 H: 0 LOB: 1 BB: 1 P: 11	1B: 9 2B: 3 3B: 0 HR: 0 SF: 1 SAC: 1 DP: 0 HBP: 0	WP: 0 PB: 0 SB: 3 CS: 0 PA: 47						
PITCHER Storm Davis, R (1, 1) <small>ERA: 5.7</small> Dave Dravecky, L (6, 1) <small>ERA: 4.74</small> Craig Lefferts, L (7, 1) <small>ERA: 3.09</small> Lance McCullers, R (8, 1) <small>ERA: 6.32</small>	IP 5.1 WLS W BF 27 H 7 R 3 ER 3 SO 4 BB 3 IBB 0 HBP 0 BLK 0 WP 0 HR 0 S 32 P 44 ERA 5.06 WHIP 1.875	IP 0.2 WLS S BF 4 H 0 R 0 ER 0 SO 0 BB 2 IBB 0 HBP 0 BLK 0 WP 0 HR 0 S 2 P 10 ERA 0.00 WHIP 3.000	IP 1.0 WLS S BF 9 H 5 R 2 ER 2 SO 1 BB 1 IBB 0 HBP 0 BLK 0 WP 0 HR 0 S 10 P 14 ERA 18.00 WHIP 6.000	IP 2.0 WLS S BF 7 H 0 R 0 ER 0 SO 4 BB 1 IBB 0 HBP 0 BLK 0 WP 0 HR 0 S 14 P 18 ERA 0.00 WHIP 0.500	PITCHER IP WLS BF H R ER SO BB IBB HBP BLK WP HR S P ERA WHIP												

Pittsburgh Pirates @ San Diego Padres
 Jack Murphy Stadium, San Diego, CA
 Mon May 04 1987, 10:05 PM EDT
 Att: 22,306 - Unknown

AB	38
R	5
H	12
RBI	5
BB	7
SO	9
LOB	33



WP: 0	PA: 47
PB: 0	
SB: 3	
CS: 0	

1B: 9	SF: 1
2B: 3	SAC: 1
3B: 0	DP: 0
HR: 0	HBP: 0

Batter	1	2	3	4	5	6	7	8	9
Joey Cora, S OBP: 0.408, SLG: 0.333 (1, 4)	0-0 5-3	0-0 CS 1B		4-0 CS BB		4-0 FC6-4 BB		4-0 BB	
Randy Ready, R OBP: 0.353, SLG: 0.414 (1, 5) Craig Lefferts, L (7, 1) Lance McCullers, S (8, 1)	0-0 HBP BB 1B	4-0 1-2 HR BB		0-0 1-2 F4		0-0 1-2f FC6-4		0-0 F4	
Tony Gwynn, L OBP: 0.404, SLG: 0.481 (1, 9)	0-0 BB 1-2 1B	4-0 1-2 HR BB			0-0 4-3		4-0 L4-3 BB		
Carmelo Martinez, R OBP: 0.253, SLG: 0.356 (1, 3)	1-0 1B BB SF8	0-0 1-H 2-H HR			0-3 K		0-0 1-2 L4-3		
Kevin Mitchell, R OBP: 0.326, SLG: 0.409 (1, 7) Jim Steels, L (2, 7)	4-0 SF8 1B BB	0-3 K			0-0 CS 1B		0-0 HR 1B		
Benito Santiago, R OBP: 0.333, SLG: 0.511 (1, 2)	0-0 1-2 2-3 3-H 1B		0-0 6-3		0-0 1-2 CS	0-0 G1-6-3 SH1-3 2B 1B	0-0 1-H HR		
Garry Templeton, S OBP: 0.315, SLG: 0.272 (1, 6)	0-0 SF8		0-0 5-3		0-0 1-2 SH1-3		0-3 K		
Marvell Wynne, L OBP: 0.302, SLG: 0.339 (1, 8)	0-3 K		0-3 K		0-0 2-3 G1-6-3		0-3 K		
Storm Davis, R OBP: 0.100, SLG: 0.100 (1, 1) Dave Dravecky, R (6, 1) Tim Flannery, L (6, PH) OBP: 0.333, SLG: 0.333 (7, 5)		0-0 B1-3		0-3 K		0-0 3-H 2B		0-0 4-3	

Inning Stats	R: 3	H: 3	E: 0	K: 1	S: 8	LOB: 2	BB: 1	P: 13	R: 3	H: 2	E: 0	K: 1	S: 6	LOB: 0	BB: 2	P: 14	R: 0	H: 0	E: 0	K: 1	S: 5	LOB: 0	BB: 0	P: 5	R: 0	H: 1	E: 0	K: 1	S: 5	LOB: 0	BB: 0	P: 5	R: 1	H: 2	E: 0	K: 0	S: 5	LOB: 2	BB: 1	P: 9	R: 2	H: 2	E: 0	K: 1	S: 6	LOB: 0	BB: 1	P: 10	R: 0	H: 0	E: 0	K: 1	S: 5	LOB: 1	BB: 1	P: 9
--------------	------	------	------	------	------	--------	-------	-------	------	------	------	------	------	--------	-------	-------	------	------	------	------	------	--------	-------	------	------	------	------	------	------	--------	-------	------	------	------	------	------	------	--------	-------	------	------	------	------	------	------	--------	-------	-------	------	------	------	------	------	--------	-------	------

AB	R	H	RBI	BB	SO	LOB	
2	0	1	0	3	0	0	
3	2	1	0	1	0	3	
0	0	0	0	0	0	0	
1	0	0	0	0	0	1	
2	2	1	0	2	0	0	
3	2	1	3	0	1	1	
0	0	0	1	1	0	0	
3	1	2	0	0	1	0	
4	2	3	3	0	0	0	
2	0	0	1	0	1	0	
4	0	0	0	0	3	3	
2	0	0	0	0	1	0	
0	0	0	0	0	0	0	
2	0	1	1	0	0	0	
1B: 7	SF: 1	2B: 2	SAC: 1	3B: 0	DP: 1	HR: 2	HBP: 1

BOTTOM

Pittsburgh Pirates @ San Diego Padres
Jack Murphy Stadium, San Diego, CA
 Mon May 04 1987, 10:05 PM EDT
 Att. 22,306 - Unknown

AB	28
R	9
H	10
RBI	9
BB	7
SO	7
LOB	8



WP: 0	PA: 39
PB: 0	
SB: 0	
CS: 3	

PITCHER	IP	WLS	BF	H	R	ER	SO	BB	IBB	HBP	BLK	WP	HR	S	P	ERA	WHIP
Bob Patterson, L ERA: 7.06 (1, 1)	1.2	L	13	5	6	6	1	3	0	1	0	0	1	11	24	32.40	4.800
Hipolito Pena, L ERA: (2, 1)	1.1		4	0	0	0	2	0	0	0	0	0	0	8	8	0.00	0.000
Brian Fisher, R ERA: 6.59 (4, 1)	2.0		6	1	0	0	2	1	0	0	0	0	0	9	13	0.00	1.000
Logan Easley, R ERA: 3.77 (6, 1)	1.0		6	2	1	1	0	1	0	0	0	0	0	5	9	9.00	3.000
John Smiley, L ERA: 3.21 (7, 1)	2.0		9	2	2	2	2	2	0	0	0	0	1	11	19	9.00	2.000

Batter	1	2	3	4	5	6	7	8	9	AB R H RBI BB SO LOB	TOP		
Barry Bonds, L (1, 8) OBP: 0.363, SLG: 0.474	0-0 L3	0-0 F6			0-0 4-3 2B 1B		0-0 HR 1B		0-0 HR	5 3 3 1 0 0 0	Pittsburgh Pirates @ San Diego Padres Jack Murphy Stadium, San Diego, CA Tue May 05 1987, 10:05 PM EDT Att: 12,642 - Unknown		
Andy Van Slyke, L (1, 9) OBP: 0.338, SLG: 0.403	0-3 K	0-0 CS 1B			0-0 4-3		0-0 HR		0-0 6-3	5 1 2 2 0 1 1			
Johnny Ray, S (1, 4) OBP: 0.324, SLG: 0.415	0-0 4-3	0-0 CS 1B	0-0 F8		0-0 3-H 2B		0-0 4-3		0-0 F4	5 0 1 1 0 0 0			
Sid Bream, L (1, 3) OBP: 0.419, SLG: 0.613		0-0 2B	0-0 L6		0-0 G1-6-3 BB		0-3 K		0-0 P3	4 1 1 0 1 1 0			
Jim Morrison, R (1, 5) OBP: 0.381, SLG: 0.552		0-0 1B 2B	0-0 F4		0-0 G1-6-3		0-3 K			4 1 1 1 0 1 2			
R.J. Reynolds, S (1, 7) OBP: 0.425, SLG: 0.579		0-0 1B HR BB		0-0 4-3		0-0 4-3		0-0 HR		3 2 1 1 1 0 0			
Michael LaValliere, L (1, 2) OBP: 0.481, SLG: 0.900		0-0 1B HR 1B		0-0 FC6-4 1B		0-3 K		0-0 L8		4 1 2 1 0 1 0			
Rafael Belliard, R (1, 6) OBP: 0.267, SLG: 0.315		0-0 HR		0-0 FC6-4		0-0 1-3		0-0 FC6 1B		4 1 2 3 0 0 1			
Dorn Taylor, R (1, 1) Hipolito Pena, L (4, 1) Bob Walk, R (5, 1) John Cangelosi, S (7, PH) John Smiley, L (7, 1) Don Robinson, R (8, 1)		0-0 5-3		0-0 1-3		0-3 K		0-0 FC6		2 0 0 0 0 0 1 0 0 0 0 0 0 0 0 0 0 0 0 0 0 1 0 0 0 0 1 0 1 0 0 0 0 0 1 0 0 0 0 0 0 0			
Inning Stats	R: 0 H: 0 E: 0 LOB: 0 K: 1 BB: 0 S: 5 P: 5	R: 5 H: 5 E: 0 LOB: 0 K: 0 BB: 1 S: 7 P: 11	R: 0 H: 0 E: 0 LOB: 0 K: 0 BB: 0 S: 3 P: 3	R: 0 H: 1 E: 0 LOB: 1 K: 0 BB: 0 S: 4 P: 4	R: 1 H: 2 E: 0 LOB: 1 K: 0 BB: 1 S: 4 P: 8	R: 0 H: 0 E: 0 LOB: 0 K: 1 BB: 0 S: 5 P: 5	R: 2 H: 2 E: 0 LOB: 0 K: 2 BB: 0 S: 9 P: 9	R: 1 H: 2 E: 0 LOB: 1 K: 1 BB: 0 S: 7 P: 7	R: 1 H: 1 E: 0 LOB: 0 K: 0 BB: 0 S: 4 P: 4	1B: 6 SF: 0 2B: 3 SAC: 0 3B: 0 DP: 1 HR: 4 HBP: 0	WP: 0 PA: 41 PB: 0 SB: 1 CS: 1		
PITCHER	IP WLS BF H R ER SO BB IBB HBP BLK WP HR S P ERA WHIP											PITCHER	IP WLS BF H R ER SO BB IBB HBP BLK WP HR S P ERA WHIP
Eric Show, R (1, 1) ERA: 4.5	1.2 L 11 5 5 5 1 1 0 0 0 0 0 1 12 16 27.00 3.600												
Jimmy Jones, R (2, 1) ERA: 3.38	2.2 10 3 1 1 0 0 0 0 0 0 0 0 10 10 3.38 1.125												
Dave Dravecky, L (5, 1) ERA: 4.35	1.2 5 0 0 0 1 1 0 0 0 0 0 0 6 10 0.00 0.600												
Rich Gossage, R (7, 1) ERA: 18.0	1.0 5 2 2 2 2 0 0 0 0 0 0 1 9 9 18.00 2.000												
Greg Booker, R (8, 1) ERA: 5.11	2.0 9 3 2 2 1 0 0 0 0 0 0 2 11 11 9.00 1.500												

AB	38
R	10
H	13
RBI	10
BB	2
SO	5
LOB	6



Batter	1	2	3	4	5	6	7	8	9	AB	R	H	RBI	BB	SO	LOB
Joey Cora, S OBP: 0.407, SLG: 0.333 (1, 4)	F5		SF8			G4-6-3 1B		K		3	1	1	1	1	1	2
Tim Flannery, L OBP: 0.341, SLG: 0.324 (1, 5)	FC6-4 BB		G3			G4-6-3 1B		K	F7	4	0	1	0	1	1	0
Tony Gwynn, L OBP: 0.395, SLG: 0.468 (1, 9)	FC6-4 1-2f				G4-6-3		5-3		2B	5	1	1	0	0	1	2
Carmelo Martinez, R OBP: 0.265, SLG: 0.355 (1, 3) Greg Booker, R (8, 1) Steve Garvey, R (9, PH) OBP: 0.219, SLG: 0.268	F9			HR 1B		BB BB		F8	1B 1B 2B	3	1	1	0	1	0	1
John Kruk, L OBP: 0.424, SLG: 0.412 (1, 7) (8, 3)		F7		HR BB		BB BB		K	1B 1B	3	1	1	0	2	1	0
Benito Santiago, R OBP: 0.327, SLG: 0.525 (1, 2)		K				HR		F8	K	5	1	1	3	0	2	4
Marvell Wynne, L OBP: 0.318, SLG: 0.344 (1, 8) Luis Salazar, R (8, PH) OBP: 0.200, SLG: 0.200 (9, 8)		4-3				FC5-4 BB		E8 1B 1B	2B 1B 1B	2	0	1	0	1	0	0
Garry Templeton, S OBP: 0.320, SLG: 0.302 (1, 6)						F9		F6	F7	5	1	2	1	0	0	4
Eric Show, R (1, 1) Jimmy Jones, R (2, 1) Dave Dravecky, R (5, 1) Jim Steels, L (6, PH) Rich Gossage, R (7, 1) Randy Ready, R (8, 7) OBP: 0.235, SLG: 0.226			SH5-3		FC5-4			F8		0	0	0	0	0	0	0

Inning Stats	R: 0	H: 0	E: 0	K: 0	S: 3	LOB: 1	BB: 1	P: 7	R: 0	H: 0	E: 0	K: 1	S: 5	LOB: 0	BB: 0	P: 5	R: 1	H: 1	E: 0	K: 0	S: 4	LOB: 0	BB: 0	P: 4	R: 3	H: 2	E: 0	K: 1	S: 7	LOB: 1	BB: 2	P: 15	R: 1	H: 1	E: 1	K: 0	S: 4	LOB: 2	BB: 3	P: 15	R: 0	H: 2	E: 0	K: 1	S: 5	LOB: 0	BB: 0	P: 5	R: 1	H: 2	E: 0	K: 2	S: 9	LOB: 2	BB: 1	P: 13	R: 2	H: 4	E: 0	K: 1	S: 9	LOB: 2	BB: 0	P: 9	1B: 8	2B: 3	3B: 0	HR: 1	SF: 1	SAC: 1	DP: 1	HBP: 0	WP: 1	PB: 0	SB: 0	CS: 0	PA: 44
--------------	------	------	------	------	------	--------	-------	------	------	------	------	------	------	--------	-------	------	------	------	------	------	------	--------	-------	------	------	------	------	------	------	--------	-------	-------	------	------	------	------	------	--------	-------	-------	------	------	------	------	------	--------	-------	------	------	------	------	------	------	--------	-------	-------	------	------	------	------	------	--------	-------	------	-------	-------	-------	-------	-------	--------	-------	--------	-------	-------	-------	-------	--------

PITCHER	IP	WLS	BF	H	R	ER	SO	BB	IBB	HBP	BLK	WP	HR	S	P	ERA	WHIP
Dom Taylor, R ERA: 8.59 (1, 1)	3.1		15	3	4	4	2	2	0	0	0	0	1	17	25	10.80	1.500
Hipolito Pena, L ERA: 1.93 (4, 1)	1.1		8	1	1	1	0	4	0	0	0	0	0	4	20	6.75	3.750
Bob Walk, R ERA: 2.57 (5, 1)	1.1	W	5	2	0	0	0	0	0	0	0	0	0	5	5	0.00	1.500
John Smiley, L ERA: 3.45 (7, 1)	1.2		7	2	1	1	2	0	0	0	0	0	0	11	11	5.40	1.200
Don Robinson, R ERA: 5.68 (8, 1)	1.1	S	9	4	2	2	2	1	0	0	0	1	0	12	16	13.50	3.750

BOTTOM

Pittsburgh Pirates @ San Diego Padres
Jack Murphy Stadium, San Diego, CA
Tue May 05 1987, 10:05 PM EDT
Att. 12,642 - Unknown

livebaseballscorecards.com

AB	35
R	8
H	12
RBI	7
BB	7
SO	6
LOB	15



Batter	1	2	3	4	5	6	7	8	9	AB R H RBI BB SO LOB	TOP												
Barry Bonds, L (1, 8) OBP: 0.358, SLG: 0.463	0-3 K	0-3 K			0-0 F8			0-0 FC4-8 1B		4 0 1 0 0 2 3	Pittsburgh Pirates @ Los Angeles Dodgers Dodger Stadium, Los Angeles, CA Wed May 06 1987, 7:05 PM PDT Att: 32,789 - Unknown livebaseballscorecards.com												
Andy Van Slyke, L (1, 9) OBP: 0.321, SLG: 0.380	0-0 3-1		0-0 G3		0-3 K		0-0 FC4-6	0-0 FC4-6 1-2f	4 0 0 0 0 1 1														
Johnny Ray, S (1, 4) OBP: 0.311, SLG: 0.398	0-0 6-3		0-0 L6		0-0 4-3		0-3 K	0-3 K	4 0 0 0 0 1 1														
Sid Bream, L (1, 3) OBP: 0.422, SLG: 0.620		0-0 SH1-3 1B 2B	0-0 CS 1B		0-0 F7		0-0 G3		4 1 2 0 0 0 1														
Jim Morrison, R (1, 5) OBP: 0.370, SLG: 0.533		0-0 SH1-3 2-3	0-0 CS 1-2	0-0 F9		0-0 F9		0-0 F8	3 0 0 0 0 0 0														
R.J. Reynolds, S (1, 7) OBP: 0.432, SLG: 0.585		4-0 1B S BB		0-0 F7		0-0 4-3		0-0 6-3 2B	3 0 1 0 1 0 0														
Michael LaValliere, L (1, 2) OBP: 0.482, SLG: 0.489		4-0 1B 1-2 BB		0-0 1B 1B		0-0 F9		0-0 6-3 2-3	3 0 1 0 1 0 1														
Rafael Belliard, R (1, 6) OBP: 0.286, SLG: 0.333 Mike Diaz, R (9, PH) OBP: 0.308, SLG: 0.625		0-0 1-2 2-3 3-H 1B		0-0 1-2 1B		0-0 F6		0-0 F8	3 0 2 1 0 0 0 1 0 0 0 0 0 1														
Rick Reuschel, R (1, 1) OBP: 0.125, SLG: 0.188		0-3 K		0-3 K		0-3 K			3 0 0 0 0 3 5														
Inning Stats	R: 0 E: 0 K: 1 S: 5	H: 0 LOB: 0 BB: 0 P: 5	R: 1 E: 0 K: 2 S: 9	H: 2 LOB: 3 BB: 2 P: 17	R: 0 E: 0 K: 0 S: 3	H: 1 LOB: 0 BB: 0 P: 3	R: 0 E: 0 K: 1 S: 7	H: 2 LOB: 2 BB: 0 P: 7	R: 0 E: 0 K: 1 S: 5	H: 0 LOB: 0 BB: 0 P: 5	R: 0 E: 0 K: 1 S: 3	H: 0 LOB: 0 BB: 0 P: 3	R: 0 E: 0 K: 1 S: 5	H: 0 LOB: 0 BB: 0 P: 5	R: 0 E: 0 K: 1 S: 6	H: 1 LOB: 1 BB: 0 P: 6	R: 0 E: 0 K: 0 S: 4	H: 1 LOB: 1 BB: 0 P: 4	1B: 5 2B: 2 3B: 0 HR: 0	SF: 0 SAC: 1 DP: 0 HBP: 0	WP: 0 PB: 0 SB: 1 CS: 1	PA: 36	
PITCHER Orel Hershiser, R (1, 1) ERA: 2.73	IP 9.0	WLS W	BF 35	H 7	R 1	ER 1	SO 7	BB 2	IBB 0	HBP 0	BLK 0	WP 0	HR 0	S 47	P 55	ERA 1.00	WHIP 1.000						PITCHER IP WLS BF H R ER SO BB IBB HBP BLK WP HR S P ERA WHIP

AB	32
R	1
H	7
RBI	1
BB	2
SO	7
LOB	13



Batter	1	2	3	4	5	6	7	8	9
Mariano Duncan, R (1, 6) OBP: 0.333, SLG: 0.352	0-0 4-3		0-3 K			0-0 E 1B		0-0 4-3	
Steve Sax, R (1, 4) OBP: 0.295, SLG: 0.321	0-0 5-3			0-0 E4 SH1-3 6-3		0-0 E1 1B 1B			
Bill Madlock, R (1, 5) Tracy Woodson, R (9, 5) OBP: 0.438, SLG: 0.538 OBP: 0.293, SLG: 0.347	0-0 FC5-4 1B			0-0 SH1-3 2-3		0-0 G5-4-3 1B			
Pedro Guerrero, R (1, 7) OBP: 0.410, SLG: 0.626	0-0 FC5-4 1-2f			0-0 6-3 3-H		0-0 G5-4-3 1-2f			
Mike Scioscia, L (1, 2) OBP: 0.387, SLG: 0.464		0-0 6-3		0-0 F7			0-0 G3		
Franklin Stubbs, L (1, 3) OBP: 0.365, SLG: 0.582		0-0 F2			0-0 G6-3 1B		0-0 F7		
Ken Landreaux, L (1, 9) OBP: 0.263, SLG: 0.152		0-0 5-3			0-0 G6-3 1-2f		0-0 CS 1B		
Mike Ramsey, S (1, 8) OBP: 0.299, SLG: 0.311			0-3 K		0-0 3-1		0-0 CS 1-2	0-0 F7	
Orel Hershiser, R (1, 1) OBP: 0.238, SLG: 0.333			0-3 K			0-0 B1-3		0-0 5-3	

Inning Stats	R: 0	H: 1	E: 0	LOB: 1	K: 0	BB: 0	S: 4	P: 4
	R: 0	H: 0	E: 0	LOB: 0	K: 0	BB: 0	S: 3	P: 3
	R: 0	H: 0	E: 0	LOB: 0	K: 3	BB: 0	S: 9	P: 9
	R: 1	H: 0	E: 1	LOB: 0	K: 0	BB: 0	S: 4	P: 4
	R: 0	H: 1	E: 0	LOB: 0	K: 0	BB: 0	S: 3	P: 3
	R: 1	H: 3	E: 1	LOB: 1	K: 0	BB: 0	S: 5	P: 5
	R: 0	H: 1	E: 0	LOB: 0	K: 0	BB: 0	S: 3	P: 3
	R: 0	H: 0	E: 0	LOB: 0	K: 0	BB: 0	S: 3	P: 3

PITCHER	IP	WLS	BF	H	R	ER	SO	BB	IBB	HBP	BLK	WP	HR	S	P	ERA	WHIP
Rick Reuschel, R (1, 1) ERA: 1.69	8.0	L	28	6	2	0	3	0	0	0	0	0	0	34	34	0.00	0.750

AB R H RBI BB SO LOB

4	1	1	0	0	1	0
3	1	1	0	0	0	0
2	0	2	1	0	0	0
0	0	0	0	0	0	0
3	0	0	1	0	0	3
3	0	0	0	0	0	0
3	0	1	0	0	0	0
3	0	1	0	0	0	1
3	0	0	0	0	1	0
3	0	0	0	0	1	0

1B: 6	SF: 0	WP: 0	PA: 29
2B: 0	SAC: 1	PB: 0	
3B: 0	DP: 2	SB: 0	
HR: 0	HBP: 0	CS: 1	

WP	HR	S	P	ERA	WHIP
0	0	34	34	0.00	0.750

Pittsburgh Pirates @ Los Angeles Dodgers
Dodger Stadium, Los Angeles, CA
 Wed May 06 1987, 7:05 PM PDT
 Att. 32,789 - Unknown

livebaseballscorecards.com

AB	27
R	2
H	6
RBI	2
BB	0
SO	3
LOB	4



Batter	1	2	3	4	5	6	7	8	9	AB R H RBI BB SO LOB	TOP											
Barry Bonds, L (1, 8) OBP: 0.343, SLG: 0.440	0-0 4-3		0-3 K			0-0 G3	0-0 4-3			4 0 0 0 0 1 2	Pittsburgh Pirates @ Los Angeles Dodgers Dodger Stadium, Los Angeles, CA Thu May 07 1987, 7:05 PM PDT Att: 27,621 - Unknown											
Andy Van Slyke, L (1, 9) OBP: 0.318, SLG: 0.373	0-0 1B		0-3 K			0-0 F6		0-0 B1-3		4 0 1 0 0 1 1												
Johnny Ray, S (1, 4) OBP: 0.309, SLG: 0.392	0-3 K			0-0 6-3		0-0 1B		0-0 6-3		4 0 1 0 0 1 1												
Jim Morrison, R (1, 5) OBP: 0.356, SLG: 0.511	0-0 F9			0-0 6-3		0-3 K		0-3 K		4 0 0 0 0 2 2												
Mike Diaz, R (1, 7) OBP: 0.304, SLG: 0.615		0-3 K		0-3 K2-3			0-0 E6 HR		0-0 4-3 1B 2B	4 2 1 0 0 2 0												
Sid Bream, L (1, 3) OBP: 0.415, SLG: 0.639		0-0 F7			0-3 K		0-0 1-H HR		0-0 4-3 2-3	4 1 1 2 0 1 1												
Junior Ortiz, R (1, 2) OBP: 0.273, SLG: 0.275		0-0 1-3			0-0 6-3		0-0 6-3		0-0 1B 1B	4 0 1 1 0 0 0												
Rafael Belliard, R (1, 6) OBP: 0.328, SLG: 0.410			0-0 WP 2B		0-0 1B		0-0 2B		0-0 3-H 1-2 1B	4 0 4 0 0 0 0												
Bob Kipper, R (1, 1) OBP: 0.444, SLG: 0.667			0-3 K		0-3 K		0-0 L6		0-0 G6-3 1-2f	1 0 0 0 0 1 1												
Hipolito Pena, L (4, 1)										1 0 0 0 0 1 1												
Bill Almon, R (7, PH) OBP: 0.176, SLG: 0.188										1 0 0 0 0 0 1												
Logan Easley, R (7, 1)										0 0 0 0 0 0 0												
R.J. Reynolds, S (9, PH) OBP: 0.422, SLG: 0.571										1 0 0 0 0 0 2												
Inning Stats	R: 0 E: 0 K: 1 S: 6	H: 1 LOB: 1 BB: 0 P: 6	R: 0 E: 0 K: 1 S: 5	H: 0 LOB: 0 BB: 0 P: 5	R: 0 E: 0 K: 3 S: 10	H: 1 LOB: 1 BB: 0 P: 10	R: 0 E: 0 K: 1 S: 5	H: 0 LOB: 0 BB: 0 P: 5	R: 0 E: 0 K: 1 S: 8	H: 1 LOB: 1 BB: 0 P: 8	R: 0 E: 0 K: 1 S: 6	H: 1 LOB: 1 BB: 0 P: 6	R: 2 E: 1 K: 0 S: 6	H: 2 LOB: 1 BB: 0 P: 6	R: 0 E: 0 K: 1 S: 5	H: 0 LOB: 0 BB: 0 P: 5	R: 1 E: 0 K: 0 S: 5	H: 3 LOB: 1 BB: 0 P: 5	1B: 5 2B: 3 3B: 0 HR: 1	SF: 0 SAC: 0 DP: 1 HBP: 0	WP: 1 PB: 0 SB: 0 CS: 0	PA: 36
PITCHER	IP WLS BF H R ER SO BB IBB HBP BLK WP HR S P ERA WHIP																					
Rick Honeycutt, L (1, 1) ERA: 2.03	8.1 W 34 8 3 2 10 0 0 0 0 1 1 54 54 2.16 0.960																					
Matt Young, L (9, 1) ERA: 8.71	0.2 S 2 1 0 0 0 0 0 0 0 0 0 0 2 2 0.00 1.500																					

livebaseballscores.com

AB	36
R	3
H	9
RBI	3
BB	0
SO	10
LOB	12



Batter	1	2	3	4	5	6	7	8	9
Mariano Duncan, R (1, 6) OBP: 0.336, SLG: 0.376	F8		HR	G6-4-3		BLK BB		F8	
Steve Sax, R (1, 4) OBP: 0.286, SLG: 0.310 Dave Anderson, R (7, 4) OBP: 0.211, SLG: 0.167	5-3		F9		K	6-3			
Bill Madlock, R (1, 5) OBP: 0.450, SLG: 0.563 Tracy Woodson, R (8, 5) OBP: 0.293, SLG: 0.347	2B		F4		E7 1B		FC6-4 BB		
Pedro Guerrero, R (1, 7) OBP: 0.413, SLG: 0.617 Ken Landreaux, L (8, 9) OBP: 0.263, SLG: 0.152	F9			1B WP 1B	1B	1B	K		
Mickey Hatcher, R (1, 9) OBP: 0.364, SLG: 0.517 Mike Ramsey, S (7, PR) OBP: 0.299, SLG: 0.311		HR		1B E 1B	1B	1B	FC6-4 WP BLK		
Franklin Stubbs, L (1, 3) OBP: 0.361, SLG: 0.564		6-3		G3	K		WP IBB		
Alex Trevino, R (1, 2) OBP: 0.267, SLG: 0.286		G1-4-3 1B		1B SH IBB	6-3		F8		
Reggie Williams, R (1, 8) OBP: 0.286, SLG: 0.100		G1-4-3		SH 1B		K	CS SH1-3 BB		
Rick Honeycutt, L (1, 1) Matt Young, L (9, 1)			K	SH		F7	SH1-3		

AB	R	H	RBI	BB	SO	LOB
4	1	1	1	1	0	3
4	0	0	0	0	1	1
0	0	0	0	0	0	0
3	1	1	0	1	0	0
0	0	0	0	0	0	0
3	1	1	0	1	1	2
0	0	0	0	0	0	0
4	2	3	2	0	0	1
0	0	0	0	0	0	0
3	0	0	0	1	1	4
3	1	1	0	1	0	4
3	0	1	2	1	1	1
2	0	0	1	0	1	0
0	0	0	0	0	0	0

Inning Stats		R: 0	H: 1	R: 1	H: 2	R: 1	H: 1	R: 3	H: 3	R: 1	H: 1	R: 0	H: 0	R: 0	H: 0	R: 0	H: 0		
E: 0		LOB: 1		E: 0		LOB: 0		E: 1		LOB: 1		E: 0		LOB: 3		E: 0		LOB: 0	
K: 0		BB: 0		K: 0		BB: 0		K: 1		BB: 1		K: 1		BB: 2		K: 0		BB: 1	
S: 4		P: 4		S: 4		P: 4		S: 6		P: 10		S: 5		P: 13		S: 5		P: 6	

PITCHER		IP	WLS	BF	H	R	ER	SO	BB	IBB	HBP	BLK	WP	HR	S	P	ERA	WHIP
Bob Kipper, L (1, 1) ERA: 5.61		3.1	L	17	7	5	5	1	0	1	0	0	1	2	18	22	13.50	2.100
Hipolito Pena, L (4, 1) ERA: 1.23		2.2		12	1	1	0	3	1	1	0	1	0	0	16	24	0.00	0.750
Logan Easley, R (7, 1) ERA: 3.31		2.0		8	0	0	0	1	2	1	0	1	1	0	7	19	0.00	1.000

BOTTOM

Pittsburgh Pirates @ Los Angeles Dodgers
Dodger Stadium, Los Angeles, CA

Thu May 07 1987, 7:05 PM PDT
 Att. 27,621 - Unknown

livebaseballscorecards.com

AB	29
R	6
H	8
RBI	6
BB	6
SO	5
LOB	16



WP	PA
2	37
PB: 0	
SB: 0	
CS: 1	

Batter	1	2	3	4	5	6	7	8	9	AB R H RBI BB SO LOB	TOP		
Barry Bonds, L (1, 8) OBP: 0.350, SLG: 0.437	4-0 G4-6-3 1B BB		0-0 G3			0-0 4-3		0-0 CS 1B		3 0 1 0 1 0 0	Pittsburgh Pirates @ San Francisco Giants Candlestick Park, San Francisco, CA Fri May 08 1987, 10:05 PM EDT Att. 17,985 - Unknown		
Andy Van Slyke, L (1, 9) OBP: 0.315, SLG: 0.367	0-0 G4-6-3 1-2 1B		0-0 E4 CS			0-0 3-1		0-0 F7		4 0 1 0 0 0 1			
Johnny Ray, S (1, 4) OBP: 0.316, SLG: 0.385	0-0 G4-6-3 1-2f 2-3		0-0 CS 1-2	4-0 BB BB		4-0 BB BB		0-3 K 1-2		2 0 0 0 2 1 3			
Sid Bream, L (1, 3) OBP: 0.398, SLG: 0.609	0-0 F9			0-3 K SSS		0-0 F7			0-0 F8	4 0 0 0 0 1 3			
R.J. Reynolds, S (1, 7) OBP: 0.408, SLG: 0.543		0-3 K SSS		0-0 F7			0-0 HR 1B		0-3 K SSS	4 1 1 0 0 2 1			
Bobby Bonilla, S (1, 5) OBP: 0.246, SLG: 0.313		0-0 3-1		0-3 K SSS			0-0 1-H HR		0-3 K SSS	4 1 1 2 0 2 1			
Michael LaValliere, L (1, 2) OBP: 0.475, SLG: 0.480		0-0 1B			0-0 F8		0-0 5-3			3 0 1 0 0 0 0			
Rafael Belliard, R (1, 6) OBP: 0.314, SLG: 0.391		0-0 4-3			0-0 K2-3		0-0 5-3			3 0 0 0 0 1 1			
Brian Fisher, R (1, 1) Bob Walk, R (5, 1) John Cangelosi, S (7, PH) Don Robinson, R (7, 1)			0-3 K		0-3 K		0-0 1-3			2 0 0 0 0 2 0 0 0 0 0 0 0 0 1 0 0 0 0 0 0 0 0 0 0 0 0 0			
Inning Stats	R: 0 H: 1 E: 0 LOB: 1 K: 0 BB: 1 S: 3 P: 7	R: 0 H: 1 E: 0 LOB: 1 K: 1 BB: 0 S: 6 P: 6	R: 0 H: 0 E: 1 LOB: 0 K: 1 BB: 0 S: 5 P: 5	R: 0 H: 0 E: 0 LOB: 1 K: 2 BB: 1 S: 7 P: 11	R: 0 H: 0 E: 0 LOB: 0 K: 2 BB: 0 S: 7 P: 7	R: 0 H: 0 E: 0 LOB: 1 K: 0 BB: 1 S: 3 P: 7	R: 2 H: 2 E: 0 LOB: 0 K: 0 BB: 0 S: 5 P: 5	R: 0 H: 1 E: 0 LOB: 1 K: 1 BB: 0 S: 5 P: 5	R: 0 H: 0 E: 0 LOB: 0 K: 2 BB: 0 S: 7 P: 7	1B: 4 SF: 0 2B: 1 SAC: 0 3B: 0 DP: 2 HR: 1 HBP: 0		WP: 0 PA: 34 PB: 0 SB: 0 CS: 2	
PITCHER	IP WLS BF H R ER SO BB IBB HBP BLK WP HR S P ERA WHIP											PITCHER	IP WLS BF H R ER SO BB IBB HBP BLK WP HR S P ERA WHIP
Kelly Downs, R (1, 1) ERA: 2.9	7.0 W 27 4 2 2 6 3 0 0 0 0 0 1 36 48 2.57 1.000												
Scott Garrelts, R (8, 1) ERA: 3.51	2.0 S 6 1 0 0 3 0 0 0 0 0 0 0 12 12 0.00 0.500												

livebaseballscorecards.com

AB	30
R	2
H	5
RBI	2
BB	3
SO	9
LOB	10



Batter	1	2	3	4	5	6	7	8	9	AB	R	H	RBI	BB	SO	LOB
Rob Wilfong, L (1, 4) OBP: 0.222, SLG: 0.500	0-0 5-3		0-0 4-3		4-0 G3 HR BB	0-3 K				3	1	0	0	1	1	1
Chili Davis, S (1, 8) OBP: 0.333, SLG: 0.439	0-0 6-3		0-0 6-3		0-0 G3		4-0 FC6-4 BB			3	0	0	0	1	0	2
Jeffrey Leonard, R (1, 7) OBP: 0.408, SLG: 0.693	0-0 F8			4-0 1B BB	0-0 HR		0-0 F8			3	2	1	2	1	0	1
Candy Maldonado, R (1, 9) OBP: 0.392, SLG: 0.633		0-0 E6 F9		0-0 E 1B	0-0 HR		0-0 FC6-4 CS			4	1	2	2	0	0	1
Mike Aldrete, L (1, 3) OBP: 0.471, SLG: 0.511		0-0 6-3		0-3 K	0-0 4-3		0-0 CS	0-0 6-3		4	0	0	0	0	1	2
Bob Melvin, R (1, 2) OBP: 0.333, SLG: 0.542		0-0 F9		0-0 E9	4-0 FC6-4 BB		0-0 F8			3	0	0	0	1	0	2
Chris Speier, R (1, 5) OBP: 0.464, SLG: 0.519		0-0 F3		4-0 IBB	0-0 FC6-4		0-0 F8			3	0	0	0	1	0	2
Matt Williams, R (1, 6) OBP: 0.236, SLG: 0.296			0-0 4-3 1B	0-3 K		0-0 6-3				3	0	1	0	0	1	3
Kelly Downs, R (1, 1) OBP: 0.063, SLG: 0.063			0-3 K	0-3 K		0-0 6-3				3	0	0	0	0	2	4
Scott Garrelts, R (8, 1) OBP: 0.200, SLG: 0.200										0	0	0	0	0	0	0

Inning Stats	R: 0	H: 0	E: 0	K: 0	S: 3	R: 0	H: 0	E: 1	K: 0	S: 4	R: 0	H: 1	E: 0	K: 1	S: 6	R: 1	H: 1	E: 1	K: 3	S: 11	R: 3	H: 2	E: 0	K: 0	S: 5	R: 0	H: 0	E: 0	K: 1	S: 5	R: 0	H: 0	E: 0	K: 0	S: 2	R: 0	H: 0	E: 0	K: 0	S: 3	R: 0	H: 0	E: 0	K: 0	S: 3	1B: 2	2B: 0	3B: 0	HR: 2	SF: 0	SAC: 0	DP: 0	HBP: 0	WP: 0	PA: 35
--------------	------	------	------	------	------	------	------	------	------	------	------	------	------	------	------	------	------	------	------	-------	------	------	------	------	------	------	------	------	------	------	------	------	------	------	------	------	------	------	------	------	------	------	------	------	------	-------	-------	-------	-------	-------	--------	-------	--------	-------	--------

PITCHER	IP	WLS	BF	H	R	ER	SO	BB	IBB	HBP	BLK	WP	HR	S	P	ERA	WHIP
Brian Fisher, R (1, 1) ERA: 6.5	4.1	L	21	3	3	3	4	2	1	0	0	0	1	26	38	6.23	1.154
Bob Walk, R (5, 1) ERA: 2.78	1.2		7	1	1	1	1	1	0	0	0	0	1	8	12	5.40	1.200
Don Robinson, R (7, 1) ERA: 4.91	2.0		6	0	0	0	0	1	0	0	0	0	0	5	9	0.00	0.500


BOTTOM

Pittsburgh Pirates @ San Francisco Giants
 Candlestick Park, San Francisco, CA

Fri May 08 1987, 10:05 PM EDT
 Att. 17,985 - Unknown

livebaseballscorecards.com

AB	29
R	4
H	4
RBI	4
BB	5
SO	5
LOB	18



Batter	1	2	3	4	5	6	7	8	9	AB R H RBI BB SO LOB	TOP																										
Barry Bonds, L (1, 8) OBP: 0.361, SLG: 0.451	0-0 1B 2B	0-0 1-2 1B 1B		0-3 K			0-0 E8 4-3		4-0 FC4-6 BB	4 2 2 0 1 1 0	Pittsburgh Pirates @ San Francisco Giants Candlestick Park, San Francisco, CA Sat May 09 1987, 6:33 AM EDT Att: 17,609 - Unknown																										
R.J. Reynolds, S (1, 7) (8, 9) OBP: 0.389, SLG: 0.510	0-0 1B SF7 2-H	0-0 4-3 1-2 2-3		0-0 F8			0-0 4-3 2-3	0-0 FC4-6 FC6 1-2f	5 1 1 1 0 0 4																												
Johnny Ray, S (1, 4) OBP: 0.319, SLG: 0.385	0-0 SF7 1-3 1B	0-0 2-H 3-H 1B			0-0 1-3		0-3 K	0-0 F8	5 0 2 2 0 1 2																												
Sid Bream, L (1, 3) OBP: 0.379, SLG: 0.576	0-3 K	0-0 F4			0-0 L3		0-0 L1	0-0 FC6 1-2f	5 0 0 0 0 1 5																												
Jim Morrison, R (1, 5) (8, 6) OBP: 0.352, SLG: 0.505	0-0 SF7 1-2 3-H				0-0 6-3			0-0 5-3	3 0 1 1 0 0 0																												
Michael LaValliere, L (1, 2) Junior Ortiz, R (8, PH) OBP: 0.289, SLG: 0.293	4-0 BB BB BB			0-0 F7		0-3 K		0-0 BB 1B	2 0 0 0 1 1 1 1 0 1 0 0 0 0																												
Bobby Bonilla, S (1, 9) (8, 5) OBP: 0.260, SLG: 0.314	0-0 G3			0-0 F4		0-0 1B		4-0 1-2 BB	3 0 1 0 1 0 3																												
Rafael Belliard, R (1, 6) Mike Diaz, R (8, PH) OBP: 0.298, SLG: 0.604				0-0 F7 1-2f		0-3 K		0-3 K	3 0 0 0 0 1 2 1 0 0 0 0 1 2																												
Bob Patterson, R (1, 1) Bob Walk, R (5, 1) Logan Easley, R (5, 1) Bill Almon, R (8, PH) John Smiley, L (8, 1)		0-0 4-3 1B 1B		0-0 6-3		0-0 5-3		0-0 6-3	2 1 1 0 0 0 0 0 0 0 0 0 0 0 1 0 0 0 0 0 1 1 0 0 0 0 0 2 0 0 0 0 0 0 0																												
Inning Stats	R: 2 E: 0 K: 1 S: 8	H: 3 LOB: 2 BB: 1 P: 12	R: 2 E: 0 K: 0 S: 6	H: 3 LOB: 1 BB: 0 P: 6	R: 0 E: 0 K: 0 S: 4	H: 1 LOB: 1 BB: 0 P: 4	R: 0 E: 0 K: 1 S: 5	H: 0 LOB: 0 BB: 0 P: 5	R: 0 E: 0 K: 2 S: 8	H: 1 LOB: 1 BB: 0 P: 8		R: 0 E: 1 K: 1 S: 6	H: 0 LOB: 1 BB: 0 P: 6	R: 0 E: 0 K: 1 S: 6	H: 1 LOB: 2 BB: 1 P: 10	R: 0 E: 0 K: 0 S: 3	H: 0 LOB: 1 BB: 1 P: 7	1B: 8 2B: 1 3B: 0 HR: 0	SF: 1 SAC: 0 DP: 0 HBP: 0	WP: 0 PB: 0 SB: 0 CS: 0	PA: 40																
PITCHER	IP WLS BF H R ER SO BB IBB HBP BLK WP HR S P ERA WHIP																																				
Mike Krukow, R (1, 1) ERA: 4.14	4.0		20	7	4	4	2	1	0	0	0	0	0	0	23	27	9.00	2.000																			
Atee Hammaker, L (5, 1) ERA:	5.0	W	20	2	0	0	4	2	0	0	0	0	0	0	26	34	0.00	0.800																			

AB	36
R	4
H	9
RBI	4
BB	3
SO	6
LOB	22



Batter	1	2	3	4	5	6	7	8	9	10	11	AB R H RBI BB SO LOB	TOP																
Barry Bonds, L OBP: 0.380, SLG: 0.474 (1, 8)	0-0 F7		0-0 6-3		0-3 K		0-0 3-1 2B	0-0 F7			0-0 1B 3B	6 1 2 0 0 1 2	Pittsburgh Pirates @ San Francisco Giants Candlestick Park, San Francisco, CA Sun May 10 1987, 6:33 AM EDT Att. 29,652 - Unknown																
Andy Van Slyke, L OBP: 0.326, SLG: 0.361 (1, 9)	0-0 FC1-6 1B		4-0 S BB			0-0 F7	4-0 3-1 BB		0-0 F6		0-3 K	4 0 1 0 2 1 1																	
Johnny Ray, S OBP: 0.320, SLG: 0.383 (1, 4)	0-0 FC1-6 1B		0-0 4-3			0-0 1B 2B 1B	0-0 3-1		0-0 6-3		0-0 HR 1B	6 2 2 1 0 0 4																	
Sid Bream, L OBP: 0.394, SLG: 0.598 (1, 3)	0-0 1-2 1B			0-0 6-3		0-0 2B 1B	4-0 IBB		0-0 3B		0-3 3-H K	5 0 3 0 1 1 1																	
Jim Morrison, R OBP: 0.351, SLG: 0.534 (1, 5)	0-0 F2			0-0 F7		0-0 1-3 2-H 2B	0-3 K		0-3 K		0-0 1-H HR	6 1 2 3 0 2 6																	
Mike Diaz, R OBP: 0.300, SLG: 0.589 Houston Jimenez, R (6, 6)		0-3 K		0-0 1B		0-0 F7		0-0 6-3		4-0 SH1-3 BB	0-3 K	3 0 1 0 0 1 2 2 0 0 0 1 1 0																	
Michael LaValiere, L OBP: 0.470, SLG: 0.455 Bill Almon, R OBP: 0.167, SLG: 0.176 Junior Ortiz, R OBP: 0.289, SLG: 0.293 (1, 2) (8, PR) (8, 2)		0-0 F8		0-0 4-3		4-0 IBB		0-0 BB 1B		0-0 SH1-3		3 0 1 0 1 0 1 0 0 0 0 0 0 0 0 0 0 0 0 0 0																	
Rafael Belliard, R OBP: 0.293, SLG: 0.362 R.J. Reynolds, S OBP: 0.368, SLG: 0.481 (1, 6) (6, PH) (6, 7)		0-0 6-3			0-0 6-3	0-3 K		0-3 K		0-0 F7		2 0 0 0 0 0 0 3 0 0 0 0 2 5																	
Dorn Taylor, R OBP: 0.270, SLG: 0.314 Bobby Bonilla, S OBP: 0.270, SLG: 0.314 Don Robinson, R (8, 1) (8, 1)			0-0 4-3		0-3 K		0-0 5-3	4-0 1-2 BB		0-0 6-3		3 0 0 0 0 1 0 0 0 0 0 1 0 0 1 0 0 0 0 0 1																	
Inning Stats	R: 0 E: 0 K: 5 S: 5	H: 2 LOB: 2 BB: 0 P: 5	R: 0 E: 0 K: 1 S: 5	H: 0 LOB: 0 BB: 0 P: 5	R: 0 E: 0 K: 0 S: 3	H: 0 LOB: 1 BB: 1 P: 7	R: 0 E: 0 K: 2 S: 7	H: 0 LOB: 0 BB: 0 P: 7	R: 1 E: 0 K: 1 S: 8	H: 3 LOB: 3 BB: 1 P: 12	R: 0 E: 0 K: 1 S: 6	H: 1 LOB: 3 BB: 2 P: 14		R: 0 E: 0 K: 1 S: 6	H: 1 LOB: 2 BB: 1 P: 10	R: 0 E: 0 K: 1 S: 6	H: 1 LOB: 1 BB: 0 P: 6	R: 0 E: 0 K: 0 S: 3	H: 0 LOB: 1 BB: 1 P: 7	R: 3 E: 0 K: 3 S: 12	H: 3 LOB: 0 BB: 0 P: 12	1B: 7 2B: 2 3B: 2 HR: 1	SF: 0 SAC: 1 DP: 0 HBP: 0	WP: 0 PB: 0 SB: 1 CS: 0	PA: 51				
PITCHER	IP WLS BF H R ER SO BB IBB HBP BLK WP HR S P ERA WHIP													IP WLS BF H R ER SO BB IBB HBP BLK WP HR S P ERA WHIP															
Mark Grant, R ERA: 2.51 (1, 1)	5.1		23	6	1	1	3	1	0	0	0	0	0	0	28	32	1.69	1.312											
Jeff Robinson, R ERA: 1.67 (6, 1)	2.1		13	2	0	0	3	2	2	0	0	0	0	0	15	31	0.00	1.714											
Scott Garrelts, R ERA: 4.03 (8, 1)	3.1	L	15	4	3	3	4	1	0	0	0	0	0	1	22	26	8.10	1.500											

AB	44
R	4
H	12
RBI	4
BB	6
SO	10
LOB	23



livebaseballscorecards.com

Batter	1	2	3	4	5	6	7	8	9	10	11	AB R H RBI BB SO LOB
Mark Wasinger, R (1, 5) OBP: 0.500, SLG: 1.100 Harry Spilman, L (11, PH) OBP: 0.412, SLG: 0.429	0-0 E7 WP 1B		0-0 4-3			0-0 F8			0-3 K		0-3 K	4 1 1 0 0 1 0 1 0 0 0 0 1 1
Chili Davis, S (1, 8) OBP: 0.331, SLG: 0.418	0-3 K		0-0 F9			4-0 FC5-4 BB			4-0 E S BB		0-0 F8	3 0 0 0 2 1 2
Jeffrey Leonard, R (1, 7) OBP: 0.400, SLG: 0.685	0-0 5-3			0-0 CS 1B		0-0 FC5-4 1-2f			0-3 K		0-0 6-3	5 0 1 0 0 1 4
Candy Maldonado, R (1, 9) OBP: 0.388, SLG: 0.617	0-0 2-H 1B			0-3 K 1-2			0-0 F4		0-0 6-3			4 0 1 1 0 1 2
Mike Aldrete, L (1, 3) OBP: 0.463, SLG: 0.500 Will Clark, L (7, PR) OBP: 0.311, SLG: 0.426 (8, 3)	0-0 G3			0-0 4-3			0-0 L4-3 1B			0-3 K		3 0 1 0 0 0 1 1 0 0 0 0 1 0
Bob Melvin, R (1, 2) OBP: 0.321, SLG: 0.520 Scott Garrelts, R OBP: 0.167, SLG: 0.167 (8, 1)		0-0 G3			0-0 5-3		0-0 L4-3 1-2			0-3 K		3 0 0 0 0 0 1 1 0 0 0 0 1 0
Chris Speier, R (1, 4) OBP: 0.455, SLG: 0.548 Mike Woodard, L (10, PR) OBP: 0.091, SLG: 0.182 (11, 4)		0-0 5-3			0-3 K			0-0 F8		0-0 FC6-4 1B		4 0 1 0 0 1 0 0 0 0 0 0 0 0
Matt Williams, R (1, 6) OBP: 0.237, SLG: 0.303		0-0 F9			0-0 2-3			0-3 K		0-0 FC6-4 1-2f		4 0 0 0 0 1 1
Mark Grant, R (1, 1) Jeff Robinson, R (6, 1) OBP: 0.111, SLG: 0.111 Bob Brenly, R (8, 2) OBP: 0.321, SLG: 0.271			0-0 4-3			0-0 6-3		0-0 6-3			0-0 WP 1B	1 0 0 0 0 0 0 1 0 0 0 0 0 0 2 0 1 0 0 0 0

BOTTOM

Pittsburgh Pirates @ San Francisco Giants
Candlestick Park, San Francisco, CA
Sun May 10 1987, 6:33 AM EDT
Att. 29,652 - Unknown

livebaseballscores.com

AB	37
R	1
H	6
RBI	1
BB	2
SO	9
LOB	12



Inning Stats	R: 1	H: 2	R: 0	H: 0	R: 0	H: 0	R: 0	H: 1	R: 0	H: 0	R: 0	H: 0	R: 0	H: 1	R: 0	H: 0	R: 0	H: 1	R: 0	H: 1	R: 0	H: 1	1B: 6	SF: 0	WP: 2	PA: 39	
	E: 1	LOB: 1	E: 0	LOB: 0	E: 0	LOB: 0	E: 0	LOB: 0	E: 0	LOB: 1	E: 0	LOB: 0	E: 0	LOB: 1	E: 0	LOB: 1	E: 0	LOB: 1	E: 0	LOB: 1	E: 0	LOB: 1	2B: 1	SAC: 0	PB: 0		
	K: 1	BB: 0	K: 0	BB: 0	K: 0	BB: 0	K: 1	BB: 0	K: 0	BB: 0	K: 1	BB: 0	K: 0	BB: 0	K: 2	BB: 1	K: 1	BB: 0	K: 1	BB: 0	K: 1	BB: 0	3B: 0	DP: 1	SB: 1		
	S: 7	P: 7	S: 3	P: 3	S: 3	P: 3	S: 5	P: 5	S: 5	P: 5	S: 3	P: 7	S: 3	P: 3	S: 5	P: 5	S: 7	P: 11	S: 8	P: 8	S: 6	P: 6	HR: 0	HBP: 0	CS: 1		
PITCHER	IP	WLS	BF	H	R	ER	SO	BB	IBB	HBP	BLK	WP	HR	S	P	ERA	WHIP										
Don Taylor, R (1, 1) ERA: 5.02	7.0		24	4	1	1	3	1	0	0	0	1	0	29	33	1.29	0.714										
Don Robinson, R (8, 1) ERA: 3.86	4.0	W	15	2	0	0	6	1	0	0	0	1	0	26	30	0.00	0.750										

Batter	1	2	3	4	5	6	7	8	9	AB R H RBI BB SO LOB	TOP											
Stan Jefferson, S (1, 8) OBP: 0.311, SLG: 0.390	0-0 E1 2B	0-0 G1-6-3		0-0 L5-3			0-3 K	0-0 F3		5 1 0 0 0 1 3												
Joey Cora, S (1, 4) OBP: 0.376, SLG: 0.309	0-0 1B 2B		0-0 4-3		0-0 F8		4-0 BB BB		0-0 L4	4 1 1 1 1 0 0												
Tony Gwynn, L (1, 9) OBP: 0.407, SLG: 0.496	0-0 6-3		0-0 5-3 1B		0-0 L4		0-0 F8		0-0 5-3	5 1 1 0 0 0 2												
Carmelo Martinez, R (1, 3) OBP: 0.336, SLG: 0.381	0-0 G3 1B		0-0 5-3		0-0 F2		4-0 BB		0-0 FC6-4 1B	4 0 2 1 1 0 1												
John Kruk, L (1, 7) Randy Ready, R (7, PH) OBP: 0.434, SLG: 0.455 OBP: 0.393, SLG: 0.479	0-0 G3		0-0 1B 1B		0-3 K		0-0 F7		0-0 FC6-4	3 0 1 1 0 1 1 2 0 0 0 0 0 3												
Benito Santiago, R (1, 2) OBP: 0.328, SLG: 0.500	4-0 BB		0-0 1B		0-0 1B 1B		0-3 K			3 1 2 0 1 1 0												
Garry Templeton, S (1, 6) OBP: 0.303, SLG: 0.280	0-0 G3		0-0 F8		0-0 L5		4-0 E BB			3 1 0 0 1 0 5												
Luis Salazar, R (1, 5) OBP: 0.333, SLG: 0.324		0-0 5-3		0-0 F9		0-0 WP 1B		0-0 E8		4 0 1 1 0 0 0												
Andy Hawkins, R (1, 1) Craig Lefferts, L (6, 1) Kevin Mitchell, R (8, PH) Storm Davis, R (8, 1) OBP: 0.182, SLG: 0.182 OBP: 0.320, SLG: 0.400 OBP: 0.091, SLG: 0.091		0-0 G1-6-3 1B		0-0 L5-3 1B		0-3 K		0-0 P1		3 0 2 0 0 1 1 0 0 0 0 0 0 0 1 0 0 0 0 0 1 0 0 0 0 0 0 0												
Inning Stats	R: 2 E: 1 K: 0 S: 6	H: 2 LOB: 2 BB: 1 P: 10	R: 0 E: 0 K: 0 S: 3	H: 1 LOB: 0 BB: 0 P: 3	R: 1 E: 0 K: 0 S: 6	H: 3 LOB: 2 BB: 0 P: 6	R: 0 E: 0 K: 0 S: 3	H: 1 LOB: 0 BB: 0 P: 3	R: 0 E: 0 K: 0 S: 3	H: 0 LOB: 0 BB: 0 P: 3	R: 1 E: 0 K: 2 S: 9	H: 2 LOB: 1 BB: 0 P: 9	R: 0 E: 0 K: 1 S: 5	H: 0 LOB: 2 BB: 2 P: 13	R: 1 E: 1 K: 1 S: 6	H: 0 LOB: 1 BB: 1 P: 10	R: 0 E: 0 K: 0 S: 4	H: 1 LOB: 1 BB: 0 P: 4	1B: 9 2B: 2 3B: 0 HR: 0	SF: 0 SAC: 0 DP: 2 HBP: 0	WP: 1 PB: 0 SB: 1 CS: 0	PA: 41
PITCHER	IP WLS BF H R ER SO BB IBB HBP BLK WP HR S P ERA WHIP																					
Rick Reuschel, R (1, 1) ERA: 2.03	6.0 W 27 9 4 3 2 1 0 0 0 1 0 30 34 4.50 1.667																					
John Smiley, L (7, 1) ERA: 3.38	2.0 10 0 1 0 2 3 0 0 0 0 0 11 23 0.00 1.500																					
Logan Easley, R (9, 1) ERA: 4.05	1.0 4 1 0 0 0 0 0 0 0 0 0 4 4 0.00 1.000																					

San Diego Padres @ Pittsburgh Pirates
 Three Rivers Stadium, Pittsburgh, PA
 Tue May 12 1987, 7:05 PM EDT
 Att. 5,744 - Unknown

livebaseballscorecards.com

AB	37
R	5
H	10
RBI	4
BB	4
SO	4
LOB	17



Batter	1	2	3	4	5	6	7	8	9
Barry Bonds, L (1, 8) OBP: 0.375, SLG: 0.510	0-0 E BB 4-3 1B	0-0 1-H 3-H HR		0-0 F8		4-0 E 1B BB		FC4-6 2B 1B	
Andy Van Slyke, L (1, 9) OBP: 0.340, SLG: 0.379	4-0 E2 4-3 1-3 BB	0-0 4-3			0-0 FC1-6-5 2B	0-0 1B 1B		0-0 P6 1-2	
Johnny Ray, S (1, 4) Houston Jimenez, R (9, 4) OBP: 0.323, SLG: 0.378	0-0 F9		0-0 F7		0-0 FC1-6-5 2-3	0-0 1B 1B		4-0 FC4-6 IBB	
Sid Bream, L (1, 3) OBP: 0.404, SLG: 0.590	0-0 4-3 1-2 3-H		4-0 1B BB		4-0 IBB	0-0 1-2 3-H 1B		0-0 FC4-6 2B 1B 1-2 2-3 3-H	
Jim Morrison, R (1, 5) OBP: 0.345, SLG: 0.528	0-0 F8		0-0 F7		0-3 K	0-0 F8		0-0 1B 2B 1-3 3-H	
R.J. Reynolds, S (1, 7) OBP: 0.387, SLG: 0.500		0-0 PB HR 2B	0-0 1-2 1B		0-0 L5		0-0 5-3	4-0 1B 2B IBB	
Michael LaValliere, L (1, 2) OBP: 0.451, SLG: 0.433		0-0 F9	0-0 F9			0-0 L6	0-0 F8	0-0 2B 1B 1-3 2-H 3-H	
Rafael Belliard, R (1, 6) OBP: 0.288, SLG: 0.365		0-0 F9		0-0 4-3		0-0 4-3	0-0 6-3	0-0 1-3 3-H 2B	
Rick Reuschel, R (1, 1) John Smiley, L (7, 1) John Cangelosi, S (8, PH) Logan Easley, R (9, 1) OBP: 0.211, SLG: 0.278		4-0 HR BB 2-3		0-3 K		0-0 1B E 2B		FC4-6 BB 1B	

AB	R	H	RBI	BB	SO	LOB
5	4	3	3	1	0	3
4	1	2	0	1	0	2
4	0	1	1	1	0	3
0	0	0	0	0	0	0
3	1	1	3	2	0	3
5	1	1	1	0	1	6
4	2	2	0	1	0	2
5	0	1	2	0	0	3
5	0	1	1	0	0	1
2	2	1	0	1	1	0
0	0	0	0	0	0	0
0	1	0	0	2	0	0
0	0	0	0	0	0	0

WP	HR	S	P	ERA	WHIP
0	1	29	49	9.53	2.118
0	0	5	5	0.00	0.750
0	0	7	23	45.00	6.000

Inning Stats	R	H	E	K	S	R	H	E	K	S	R	H	E	K	S	R	H	E	K	S	R	H	E	K	S
	1	1	0	4	8	3	2	0	0	5	0	1	0	0	4	0	0	0	1	0	0	0	0	0	0
	1	0	0	0	8	0	0	0	0	5	0	0	0	0	4	0	0	0	0	0	0	0	0	0	0
	1	0	0	0	8	0	0	0	0	5	0	0	0	0	4	0	0	0	0	0	0	0	0	0	0

WP	HR	S	P	ERA	WHIP
0	1	29	49	9.53	2.118
0	0	5	5	0.00	0.750
0	0	7	23	45.00	6.000

BOTTOM

San Diego Padres @ Pittsburgh Pirates
Three Rivers Stadium, Pittsburgh, PA
 Tue May 12 1987, 7:05 PM EDT
 Att. 5,744 - Unknown

livebaseballscores.com

AB	37
R	12
H	13
RBI	11
BB	9
SO	2
LOB	23



Batter	1	2	3	4	5	6	7	8	9	AB R H RBI BB SO LOB	TOP														
Stan Jefferson, S OBP: 0.340, SLG: 0.400 (1, 8) X	0-0 F8 ①		0-0 G4-6-3 1B ②		0-0 2B 1B	4-0 1B IBB		0-3 K ③		4 1 2 0 1 1 0															
Joey Cora, S OBP: 0.377, SLG: 0.322 (1, 4) S	0-3 K ②		0-0 G4-6-3 1-2f ③		0-0 2B 1H	0-0 FC6-4 1B 1-2 2-H 3-H			0-0 4-3 ①	5 0 2 2 0 1 2															
Tony Gwynn, L OBP: 0.400, SLG: 0.485 (1, 9) X	0-0 4-3 ③			0-0 F8 BB 1B	0-0 4-3	0-0 FC6-4 1-2f			0-0 G3 ②	5 0 1 0 0 0 3															
Carmelo Martinez, R OBP: 0.348, SLG: 0.380 (1, 3) X		0-0 P4 ①		0-0 P4 ①		4-0 2B BB	4-0 FC6-5 SH1-3 BB		0-0 1B ③	3 1 1 0 2 0 1															
Randy Ready, R OBP: 0.417, SLG: 0.500 (1, 7) B		4-0 S BB		4-0 F8 BB 1-2		0-0 1B SF 1-H	0-0 SH1-3 1-2		0-0 F8 ③	2 1 1 1 2 0 1															
Benito Santiago, R OBP: 0.325, SLG: 0.491 (1, 2) S		0-3 K 1-2		0-0 F8 1-2 2-3		0-0 BB SF 1B 2-3	0-0 FC6-5-4 2-3			4 1 1 0 0 1 4															
Garry Templeton, S OBP: 0.293, SLG: 0.270 (1, 6) X		0-0 F9 ③		0-0 F3 ③		0-0 F8 ①	0-0 F7 ③			4 0 0 0 0 0 6															
Luis Salazar, R OBP: 0.326, SLG: 0.300 (1, 5) X			0-0 F9 ①		0-0 5-3	4-0 SF CS BB 1-2		0-3 K ①		3 0 0 0 1 1 0															
Dave Dravecky, R OBP: 0.333, SLG: 0.333 (1, 1) X			0-0		0-3 K2-3	0-0 SF 1B 1-3 2-H 3-H		0-0 3-1 ②		2 0 1 0 0 1 0															
Rich Gossage, R (5, 1)										0 0 0 0 0 0 0															
Jim Steels, L OBP: 0.231, SLG: 0.229 (6, PH)										0 1 0 1 0 0 0															
Craig Lefferts, L (6, 1)										0 0 0 0 0 0 0															
Greg Booker, R (7, 1)										0 0 0 0 0 0 0															
Marvell Wynne, L OBP: 0.307, SLG: 0.319 (8, PH)										1 0 0 0 0 0 0															
Jimmy Jones, R (8, 1)										0 0 0 0 0 0 0															
Inning Stats	R: 0 E: 0 K: 1 S: 5	H: 0 LOB: 0 BB: 0 P: 5	R: 0 E: 0 K: 1 S: 5	H: 0 LOB: 1 BB: 1 P: 9	R: 0 E: 0 K: 0 S: 4	H: 2 LOB: 1 BB: 0 P: 4	R: 0 E: 0 K: 0 S: 4	H: 1 LOB: 2 BB: 1 P: 8	R: 1 E: 0 K: 1 S: 7	H: 2 LOB: 1 BB: 0 P: 7	R: 4 E: 1 K: 0 S: 6	H: 3 LOB: 2 BB: 3 P: 18	R: 0 E: 0 K: 0 S: 3	H: 0 LOB: 1 BB: 1 P: 7	R: 0 E: 0 K: 2 S: 7	H: 0 LOB: 0 BB: 0 P: 7	R: 0 E: 0 K: 0 S: 4	H: 1 LOB: 1 BB: 0 P: 4	1B: 7 2B: 2 3B: 0 HR: 0	SF: 1 SAC: 1 DP: 1 HBP: 0	WP: 0 PB: 0 SB: 2 CS: 1	PA: 41			
PITCHER	IP	WLS	BF	H	R	ER	SO	BB	IBB	HBP	BLK	WP	HR	S	P	ERA	WHIP								
Bob Kipper, L ERA: 5.58 (1, 1)	5.0		23	6	3	3	3	3	0	0	0	0	0	26	38	5.40	1.800								
Logan Easley, R ERA: 4.35 (6, 1)	0.2		6	2	2	1	0	1	1	0	0	0	0	4	12	13.50	4.500								
Hipolito Pena, L ERA: 1.17 (6, 1)	0.1		1	0	0	0	0	0	0	0	0	0	0	1	1	0.00	0.000								
Bob Walk, R ERA: 3.0 (7, 1)	1.0	W	4	0	0	0	0	1	0	0	0	0	0	3	7	0.00	1.000								
Don Robinson, R ERA: 3.48 (8, 1)	2.0	S	7	1	0	0	2	0	0	0	0	0	0	11	11	0.00	0.500								

San Diego Padres @ Pittsburgh Pirates
 Three Rivers Stadium, Pittsburgh, PA
 Wed May 13 1987, 7:05 PM EDT
 Att. 7,916 - Unknown

livebaseballscorecards.com

AB	33
R	5
H	9
RBI	4
BB	6
SO	5
LOB	17



Batter	1	2	3	4	5	6	7	8	9	AB R H RBI BB SO LOB	TOP
Stan Jefferson, S (1, 8) OBP: 0.345, SLG: 0.400	0-0 CS 1B		0-0 3B 1B		0-0 G1-5-3		0-0 FC6-4 4-3 1-2f		0-0 F8	5 1 2 0 0 0 4	San Diego Padres @ Pittsburgh Pirates Three Rivers Stadium, Pittsburgh, PA Thu May 14 1987, 7:05 PM EDT Att. 5,592 - Unknown livebaseballscorecards.com
Joey Cora, S (1, 6) OBP: 0.373, SLG: 0.336 Storm Davis, R (8, 1) OBP: 0.091, SLG: 0.091 Luis Salazar, R (9, PH) OBP: 0.318, SLG: 0.293	0-0 1-3 1-2		0-0 2B 3B		0-0 6-3		0-0 4-3 1-3		0-3 K	4 1 1 1 0 0 2 0 0 0 0 0 0 0 1 0 0 0 0 1 3	
Tony Gwynn, L (1, 9) OBP: 0.400, SLG: 0.489	0-0 F9		0-0 BLK 2B 3-H		0-0 1B 1B		0-3 K		0-0 G3	5 1 2 1 0 1 4	
Carmelo Martinez, R (1, 3) OBP: 0.345, SLG: 0.375		0-3 K	0-0 6-3 2-3		0-0 1B 1-3			0-0 L6		4 0 1 0 0 1 1	
John Kruk, L (1, 7) OBP: 0.437, SLG: 0.464		4-0 1B BB	0-0 2B 3-H		0-0 4-3			0-3 K		3 0 1 1 1 1 2	
Kevin Mitchell, R (1, 5) OBP: 0.317, SLG: 0.394		0-0 1B 1-2	0-0 F8			0-0 4-3		0-0 L3		4 0 1 0 0 0 1	
Benito Santiago, R (1, 2) OBP: 0.331, SLG: 0.492		0-0 P4		0-0 FC5-4 1B		0-0 6-3		0-0 E 1B		4 0 2 0 0 0 2	
Randy Ready, R (1, 4) OBP: 0.391, SLG: 0.463		0-0 P4		0-0 FC5-4 G4-6-3 1-2f		0-3 K		0-0 E3 1-2		4 0 0 0 0 1 4	
Eric Show, R (1, 1) OBP: 0.056, SLG: 0.056 Lance McCullers, S (7, 1) Garry Templeton, S (7, 6) OBP: 0.290, SLG: 0.268			0-3 K2-3	0-0 G4-6-3 1-2f			0-0 FC6-4 1B		0-0 E3 1-2 2-3	3 0 1 0 0 1 1 0 0 0 0 0 0 0 1 0 0 0 0 0 2	
Inning Stats	R: 0 H: 1 E: 0 LOB: 0 K: 0 BB: 0 S: 3 P: 3	R: 0 H: 1 E: 0 LOB: 2 K: 1 BB: 1 S: 6 P: 10	R: 3 H: 4 E: 0 LOB: 1 K: 1 BB: 0 S: 9 P: 9	R: 0 H: 1 E: 0 LOB: 0 K: 0 BB: 0 S: 3 P: 3	R: 0 H: 2 E: 0 LOB: 2 K: 0 BB: 0 S: 5 P: 5	R: 0 H: 0 E: 0 LOB: 0 K: 1 BB: 0 S: 5 P: 5	R: 0 H: 1 E: 0 LOB: 1 K: 1 BB: 0 S: 6 P: 6	R: 0 H: 0 E: 0 LOB: 0 K: 1 BB: 0 S: 5 P: 5	R: 0 H: 1 E: 2 LOB: 3 K: 1 BB: 0 S: 8 P: 8	1B: 8 SF: 0 2B: 2 SAC: 0 3B: 1 DP: 1 HR: 0 HBP: 0	WP: 0 PA: 39 PB: 0 SB: 1 CS: 1
PITCHER Brian Fisher, R (1, 1) ERA: 6.0 John Smiley, L (7, 1) ERA: 2.91	IP WLS BF H R ER SO BB IBB HBP BLK WP HR S P ERA WHIP	6.0 W 26 9 3 3 3 1 0 0 0 1 0 0 31 35 4.50 1.667	3.0 S 13 2 0 0 3 0 0 0 0 0 0 0 19 19 0.00 0.667								

San Diego Padres @ Pittsburgh Pirates
 Three Rivers Stadium, Pittsburgh, PA
 Thu May 14 1987, 7:05 PM EDT
 Att. 5,592 - Unknown

AB	38
R	3
H	11
RBI	3
BB	1
SO	6
LOB	26



Batter	1	2	3	4	5	6	7	8	9	AB R H RBI BB SO LOB	TOP																
Albert Hall, S (1, 8) OBP: 0.377, SLG: 0.521	0-0 G3		0-0 2B		0-0 G3-6-1			0-0 BB	0-0 F9	5 2 2 1 0 0 1																	
Dion James, L (1, 7) OBP: 0.432, SLG: 0.482	0-0 4-3		0-3 K			0-0 E1		4-0 BB	0-0 G3	4 1 0 0 1 1 2																	
Ken Oberkfell, L (1, 5) OBP: 0.399, SLG: 0.397	0-0 G3		0-0 2B			0-0 E1		0-0 3-1		4 0 2 2 0 0 2																	
Dale Murphy, R (1, 9) OBP: 0.449, SLG: 0.654		0-0 F2	0-0 F5			0-0 G5-4-3		4-0 BB		3 1 0 0 1 0 3																	
Gerald Perry, L (1, 3) OBP: 0.259, SLG: 0.265		0-0 4-3		0-0 4-3		0-0 4-3		4-0 BB		3 0 0 0 0 0 1																	
Paul Assenmacher, L (7, 1)								1-2 2-3	1B	0 0 0 0 0 0 0																	
Rafael Ramirez, R (8, PH) OBP: 0.317, SLG: 0.365								1-2 2-3	HR	0 1 0 1 1 0 0																	
Jim Acker, R (8, 1) OBP: 0.200, SLG: 0.200								1-2 2-3	BB	0 0 0 0 0 0 0																	
Andres Thomas, R (1, 6) OBP: 0.298, SLG: 0.385		0-3 K		0-0 F9				0-0 HR	1B	4 1 1 2 0 2 0																	
Ozzie Virgil, R (1, 2) OBP: 0.374, SLG: 0.644			4-0 FC6-4		0-3 K		0-0 5-3	1-2 2-H	HR	3 1 1 3 1 1 0																	
Glenn Hubbard, R (1, 4) OBP: 0.433, SLG: 0.435			0-0 FC6-4		0-0 E5		0-0 6-3	0-3 K		4 1 0 0 0 1 1																	
Charlie Puleo, R (1, 1) OBP: 0.500, SLG: 0.500			0-0 2B		0-3 K			0-0 4-3	0-0 F9	2 1 1 0 0 1 1																	
Ted Simmons, S (7, 3) OBP: 0.265, SLG: 0.348			1-2 2B							2 0 0 0 0 0 0																	
Inning Stats	R: 0 E: 0 K: 0 S: 3	H: 0 LOB: 0 BB: 0 P: 3	R: 0 E: 0 K: 1 S: 5	H: 0 LOB: 0 BB: 0 P: 5	R: 3 E: 0 K: 1 S: 8	H: 3 LOB: 1 BB: 1 P: 12	R: 0 E: 0 K: 1 S: 5	H: 0 LOB: 0 BB: 0 P: 5	R: 0 E: 1 K: 0 S: 4	H: 1 LOB: 1 BB: 0 P: 4	R: 0 E: 0 K: 1 S: 5	H: 0 LOB: 0 BB: 0 P: 5	R: 6 E: 0 K: 1 S: 8	H: 3 LOB: 0 BB: 3 P: 20	R: 0 E: 0 K: 0 S: 3	H: 0 LOB: 0 BB: 0 P: 3	1B: 4 2B: 2 3B: 0 HR: 1	SF: 0 SAC: 0 DP: 2 HBP: 0	WP: 0 PB: 0 SB: 0 CS: 0	PA: 38							
PITCHER	IP	WLS	BF	H	R	ER	SO	BB	IBB	HBP	BLK	WP	HR	S	P	ERA	WHIP										
Dom Taylor, R (1, 1) ERA: 4.64	7.0		26	4	3	3	5	1	0	0	0	0	0	35	39	3.86	0.714										
Hipolito Pena, L (8, 1) ERA: 4.32	0.2	L	5	1	3	3	0	1	1	0	0	0	0	3	11	40.50	3.000										
Logan Easley, R (8, 1) ERA: 5.57	0.1		4	2	3	3	1	1	0	0	0	0	1	5	9	81.00	9.000										
Bob Patterson, L (9, 1) ERA: 7.08	1.0		3	0	0	0	0	0	0	0	0	0	0	3	3	0.00	0.000										

Atlanta Braves @ Pittsburgh Pirates
 Three Rivers Stadium, Pittsburgh, PA
 Fri May 15 1987, 7:05 PM EDT
 Att. 18,137 - Unknown

livebaseballscorecards.com

AB	34
R	9
H	7
RBI	9
BB	4
SO	6
LOB	11



BOTTOM

Atlanta Braves @ Pittsburgh Pirates
 Three Rivers Stadium, Pittsburgh, PA

Fri May 15 1987, 7:05 PM EDT
 Att. 18,137 - Unknown

livebaseballscorecards.com

AB	36
R	3
H	9
RBI	3
BB	2
SO	6
LOB	16



WP:	0	PA:	38
PB:	0		
SB:	1		
CS:	0		

AB R H RBI BB SO LOB

5	0	0	0	0	0	0	6
5	1	2	2	0	1	4	
4	0	0	0	0	1	1	
4	1	3	1	0	0	0	
4	0	1	0	0	2	1	
4	0	0	0	0	1	3	
2	0	0	0	0	0	1	
2	0	0	0	0	0	0	
4	0	2	0	0	1	0	
2	1	1	0	0	0	0	
0	0	0	0	1	0	0	
0	0	0	0	0	0	0	
0	0	0	0	0	0	0	
0	0	0	0	0	0	0	
0	0	0	0	1	0	0	

Batter	1	2	3	4	5	6	7	8	9
Barry Bonds, L (1, 8) OBP: 0.370, SLG: 0.496	0-0 4-3		0-0 F2		0-0 FC3-6		0-0 F7		0-0 FC4-6
Andy Van Slyke, L (1, 9) OBP: 0.324, SLG: 0.392	0-3 K		0-0 HR		0-0 F7			0-0 1B	0-0 4-3
Johnny Ray, S (1, 4) OBP: 0.333, SLG: 0.386	0-3 K		0-0 5-3			0-0 G3		0-0 G6-4-3	
Sid Bream, L (1, 3) OBP: 0.414, SLG: 0.628		0-0 1B		0-0 F9		0-0 HR		0-0 1B	
Jim Morrison, R (1, 5) OBP: 0.353, SLG: 0.521		0-0 FC6-4		0-3 K		0-3 K		0-0 1B	
R.J. Reynolds, S (1, 7) OBP: 0.375, SLG: 0.485		0-3 K		0-0 G3		0-0 F7		0-0 4-3	
Michael LaValliere, L (1, 2) OBP: 0.463, SLG: 0.433		0-0 F8			0-0 F7		0-0 4-3		0-0 3-1
Junior Ortiz, R (7, PH) OBP: 0.300, SLG: 0.289									
Rafael Belliard, R (1, 6) OBP: 0.304, SLG: 0.365			0-3 K		0-0 FC3-6		0-0 4-3		0-0 FC4-6
Dorn Taylor, R (1, 1) OBP: 0.125, SLG: 0.125			0-0 E6		0-0 1B		4-0 BB		4-0 FC4-6
Bobby Bonilla, S (7, PH) OBP: 0.272, SLG: 0.293									
Hipolito Peña, L (8, 1) OBP: 0.272, SLG: 0.293									
Logan Easley, R (8, 1) OBP: 0.272, SLG: 0.293									
Bob Patterson, R (9, 1) OBP: 0.100, SLG: 0.100									
John Cangelosi, S (9, PH) OBP: 0.489, SLG: 0.241									

Inning Stats	R: 0 E: 0 K: 2 S: 7	H: 0 LOB: 0 BB: 0 P: 7	R: 0 E: 0 K: 1 S: 6	H: 1 LOB: 1 BB: 0 P: 6	R: 2 E: 1 K: 1 S: 7	H: 1 LOB: 0 BB: 0 P: 7	R: 0 E: 0 K: 1 S: 5	H: 0 LOB: 0 BB: 0 P: 5	R: 0 E: 0 K: 0 S: 5	H: 2 LOB: 2 BB: 0 P: 5	R: 1 E: 0 K: 1 S: 6	H: 1 LOB: 0 BB: 0 P: 6	R: 0 E: 0 K: 0 S: 3	H: 0 LOB: 1 BB: 1 P: 7	R: 0 E: 0 K: 0 S: 5	H: 3 LOB: 2 BB: 0 P: 5	R: 0 E: 0 K: 0 S: 4	H: 1 LOB: 2 BB: 1 P: 8	1B: 7 2B: 0 3B: 0 HR: 2	SF: 0 SAC: 0 DP: 1 HBP: 0
--------------	------------------------------	---------------------------------	------------------------------	---------------------------------	------------------------------	---------------------------------	------------------------------	---------------------------------	------------------------------	---------------------------------	------------------------------	---------------------------------	------------------------------	---------------------------------	------------------------------	---------------------------------	------------------------------	---------------------------------	----------------------------------	------------------------------------

PITCHER	IP	WLS	BF	H	R	ER	SO	BB	IBB	HBP	BLK	WP	HR	S	P	ERA	WHIP
Charlie Puleo, R (1, 1) ERA: 4.11	6.0		24	5	3	1	6	0	0	0	0	0	2	36	36	1.50	0.833
Paul Assenmacher, L (7, 1) ERA: 10.5	1.0	W	4	0	0	0	0	1	0	0	0	0	0	3	7	0.00	1.000
Jim Acker, R (8, 1) ERA: 3.57	2.0		10	4	0	0	0	1	0	0	0	0	0	9	13	0.00	2.500

BOTTOM

Atlanta Braves @ Pittsburgh Pirates
Three Rivers Stadium, Pittsburgh, PA

Sat May 16 1987, 7:05 PM EDT
Att. 16,939 - Unknown

livebaseballscorecards.com

AB	38
R	8
H	11
RBI	7
BB	5
SO	5
LOB	24



WP:	0	PA:	45
PB:	0		
SB:	2		
CS:	2		

1B:	10	SF:	0
2B:	1	SAC:	0
3B:	0	DP:	0
HR:	0	HBP:	1

AB	R	H	RBI	BB	SO	LOB
2	3	2	1	2	0	0

4	1	3	2	1	0	1
---	---	---	---	---	---	---

4	0	1	1	1	0	6
---	---	---	---	---	---	---

5	1	1	1	0	1	7
---	---	---	---	---	---	---

4	0	1	0	1	1	2
0	0	0	0	0	0	0

5	0	0	1	0	1	3
---	---	---	---	---	---	---

4	1	1	0	0	0	0
1	0	0	0	0	0	1

4	1	0	0	0	0	2
1	0	0	0	0	1	2

2	1	1	1	0	1	0
0	0	0	0	0	0	0
1	0	1	0	0	0	0
0	0	0	0	0	0	0
0	0	0	0	0	0	0
1	0	0	0	0	0	0
0	0	0	0	0	0	0
0	0	0	0	0	0	0
0	0	0	0	0	0	0

Batter	1	2	3	4	5	6	7	8	9
John Cangelosi, S OBP: 0.540, SLG: 0.323 (1, 8)	4-0 1B BB		4-0 S 3-1 BB	0-0 1-H 1B 2B		1-0 1-2 HBP 1B		0-0 BB 1B	
Bobby Bonilla, S OBP: 0.302, SLG: 0.316 (1, 9)	0-0 1B FC4-6 1B		0-0 3-1 1-2	0-0 S 1B		0-0 1-2 2-3 3-H 1B		4-0 1-2 BB 1B	
Johnny Ray, S OBP: 0.336, SLG: 0.382 (1, 4)	0-0 F9		4-0 2-3 BB	0-0 P5 1-2		0-0 P4		0-0 1-2 2-H 1B	
Jim Morrison, R OBP: 0.348, SLG: 0.508 (1, 5)	0-0 FC4-6 BB CS 1B		0-3 K		0-0 P6	0-0 P5		0-0 F7	
Mike Diaz, R OBP: 0.304, SLG: 0.547 Bill Almon, R OBP: 0.211, SLG: 0.222 (1, 7) (9, PR)	4-0 FC4-6 BB		0-0 1-3		0-3 K		0-0 6-3		0-0 5-3 1B
Sid Bream, L OBP: 0.398, SLG: 0.602 (1, 3)	0-0 FC4-6 CS			0-0 G1-4-3	0-3 K		0-0 L4		0-0 F9
Junior Ortiz, R OBP: 0.296, SLG: 0.286 R.J. Reynolds, S OBP: 0.370, SLG: 0.478 (1, 2) (9, PH)	0-0 CS	0-0 4-3		0-0 E 1B 1B		0-0 E5 FC3-6	0-0 3-1		0-0 5-3 1-2
Rafael Belliard, R OBP: 0.292, SLG: 0.348 Andy Van Slyke, L OBP: 0.321, SLG: 0.388 (1, 6) (9, PH)		0-0 5-3		0-0 L4 1-2		0-0 FC3-6 1B		0-0 4-3	0-3 K
Bob Walk, R OBP: 0.333, SLG: 0.333 Logan Easley, R Barry Bonds, L OBP: 0.375, SLG: 0.500 John Smiley, L OBP: 0.500, SLG: 1.000 Hippolito Pena, L Michael LaValliere, L OBP: 0.457, SLG: 0.426 Bob Patterson, R OBP: 0.100, SLG: 0.100 Don Robinson, R (1, 1) (5, 1) (6, PH) (7, 1) (7, 1) (8, PH) (9, 1) (9, 1)		0-3 K		0-0 2B 1B		0-0 1B HBP 1B		0-0 3-1	

Inning Stats	R: 3	H: 2	E: 0	K: 0	S: 4	LOB: 0	BB: 2	P: 12	R: 0	H: 0	E: 0	K: 1	S: 5	LOB: 0	BB: 0	P: 5	R: 0	H: 0	E: 0	K: 1	S: 5	LOB: 2	BB: 2	P: 13	R: 3	H: 4	E: 1	K: 0	S: 7	LOB: 1	BB: 0	P: 7	R: 0	H: 0	E: 0	K: 2	S: 7	LOB: 0	BB: 0	P: 7	R: 1	H: 2	E: 1	K: 0	S: 6	LOB: 3	BB: 0	P: 7	R: 0	H: 0	E: 0	K: 0	S: 3	LOB: 0	BB: 0	P: 3	R: 1	H: 2	E: 0	K: 0	S: 5	LOB: 2	BB: 1	P: 9	R: 0	H: 1	E: 0	K: 1	S: 6	LOB: 2	BB: 0	P: 6	1B: 10	SF: 0	2B: 1	SAC: 0	3B: 0	DP: 0	HR: 0	HBP: 1	WP: 0	PA: 45
--------------	------	------	------	------	------	--------	-------	-------	------	------	------	------	------	--------	-------	------	------	------	------	------	------	--------	-------	-------	------	------	------	------	------	--------	-------	------	------	------	------	------	------	--------	-------	------	------	------	------	------	------	--------	-------	------	------	------	------	------	------	--------	-------	------	------	------	------	------	------	--------	-------	------	------	------	------	------	------	--------	-------	------	--------	-------	-------	--------	-------	-------	-------	--------	-------	--------

PITCHER	IP	WLS	BF	H	R	ER	SO	BB	IBB	HBP	BLK	WP	HR	S	P	ERA	WHIP
Zane Smith, L ERA: 3.53 (1, 1)	4.0		21	6	6	6	2	4	0	0	0	0	0	21	37	13.50	2.500
Randy O'Neal, R ERA: 5.4 (5, 1)	1.1		6	1	1	1	2	0	0	0	0	0	0	10	10	6.75	0.750
Ed Olwine, L ERA: 4.26 (6, 1)	0.1		3	1	0	0	0	0	0	1	0	0	0	2	3	0.00	3.000
Jeff Dedmon, R ERA: 4.98 (6, 1)	2.0	W	8	1	1	1	0	1	0	0	0	0	0	7	11	4.50	1.000
Paul Assenmacher, L ERA: 10.5 (8, 1)	0.0		1	1	0	0	0	0	0	0	0	0	0	1	1	∞	∞

PITCHER	IP	WLS	BF	H	R	ER	SO	BB	IBB	HBP	BLK	WP	HR	S	P	ERA	WHIP
Gene Garber, R ERA: 4.74 (8, 1)	1.1		5	1	0	0	1	0	0	0	0	0	0	7	7	0.00	0.750

Batter	1	2	3	4	5	6	7	8	9	AB	R	H	RBI	BB	SO	LOB
John Cangelosi, S OBP: 0.537, SLG: 0.324 Don Robinson, R (8, 1)	4-0 L8-5 S BB		0-0 4-3 S 1B	0-3 K			0-0 F8			3	0	1	1	1	1	2
Andy Van Slyke, L OBP: 0.310, SLG: 0.373 (1, 9)	0-3 K		0-0 4-3	0-3 K			0-3 K			4	0	0	0	0	3	4
Johnny Ray, S OBP: 0.333, SLG: 0.379 (1, 4)	0-0 L8-5 2-3		0-3 K		0-0 G4-6-3 1B		0-0 F7			4	0	1	0	0	1	2
Sid Bream, L OBP: 0.401, SLG: 0.607 (1, 3)		0-0 2B		0-0 FC4-6 1B	0-0 G4-6-3		0-0 4-3			4	0	2	0	0	0	1
Jim Morrison, R OBP: 0.345, SLG: 0.515 (1, 5)		0-0 F9		0-0 FC4-6 3B	0-0 F8		0-0 SF8 3B			4	2	1	0	0	0	2
R.J. Reynolds, S OBP: 0.390, SLG: 0.528 (1, 7)		0-3 K		0-0 1B 3B	0-0 SF7 2B		4-0 SF8 IBB			3	2	2	1	1	1	1
Michael LaValliere, L OBP: 0.452, SLG: 0.423 Mike Diaz, R OBP: 0.300, SLG: 0.547 Junior Ortiz, R OBP: 0.296, SLG: 0.286 (8, PH) (9, 2)		0-3 K		0-0 1B 1B	0-0 F7		0-0 SF8			3	1	1	1	0	1	2
Rafael Belliard, R OBP: 0.290, SLG: 0.341 (1, 6)			0-0 E6 SH2-4 1B	1-0 S 1B HBP	0-0 SF7		0-0 F9			2	1	0	1	0	0	1
Rick Reuschel, R OBP: 0.238, SLG: 0.300 Barry Bonds, L OBP: 0.375, SLG: 0.500 (8, 8)			0-0 SH2-4	0-0 S 1B	0-0 F7					2	0	1	1	0	0	0

Inning Stats	R: 0	H: 0	E: 0	K: 1	S: 4	H: 0	LOB: 0	BB: 1	P: 8	R: 0	H: 1	E: 0	K: 2	S: 8	R: 1	H: 1	E: 1	K: 1	S: 7	R: 3	H: 4	E: 0	K: 2	S: 11	R: 0	H: 1	E: 0	K: 0	S: 3	R: 1	H: 1	E: 0	K: 0	S: 4	R: 0	H: 0	E: 0	K: 1	S: 5	R: 1	H: 1	E: 0	K: 0	S: 4	R: 1	H: 1	E: 0	K: 0	S: 4	1B: 5	2B: 3	3B: 2	HR: 0	SF: 2	SAC: 1	DP: 2	HBP: 1	WP: 0	PB: 0	SB: 5	CS: 0	PA: 35
--------------	------	------	------	------	------	------	--------	-------	------	------	------	------	------	------	------	------	------	------	------	------	------	------	------	-------	------	------	------	------	------	------	------	------	------	------	------	------	------	------	------	------	------	------	------	------	------	------	------	------	------	-------	-------	-------	-------	-------	--------	-------	--------	-------	-------	-------	-------	--------

PITCHER	IP	WLS	BF	H	R	ER	SO	BB	IBB	HBP	BLK	WP	HR	S	P	ERA	WHIP
David Palmer, R ERA: 4.3 (1, 1)	6.0		27	8	5	4	6	1	0	1	0	0	0	37	42	6.00	1.500
Paul Assenmacher, L ERA: 9.0 (7, 1)	1.0		3	0	0	0	1	0	0	0	0	0	0	5	5	0.00	0.000
Ed Olivine, L ERA: 5.4 (8, 1)	0.1	L	3	1	1	1	0	0	1	0	0	0	0	2	6	27.00	3.000
Jeff Dedmon, R ERA: 4.43 (8, 1)	0.2		2	0	0	0	0	0	0	0	0	0	0	2	2	0.00	0.000

BOTTOM

Atlanta Braves @ Pittsburgh Pirates
Three Rivers Stadium, Pittsburgh, PA

Sun May 17 1987, 3:33 AM EDT
 Att. 26,469 - Unknown

livebaseballscorecards.com

AB	29
R	6
H	9
RBI	6
BB	2
SO	7
LOB	15



Batter	1	2	3	4	5	6	7	8	9	AB R H RBI BB SO LOB	TOP											
Billy Hatcher, R (1, 8) OBP: 0.373, SLG: 0.453	0-0 F8		0-0 1B	0-0 F8			0-3 K			4 1 1 0 0 1 0												
Bill Doran, S (1, 4) OBP: 0.289, SLG: 0.342	0-3 K		0-0 5-3	0-0 F8			0-0 6-3			4 0 0 0 0 1 1												
Phil Garner, R (1, 5) OBP: 0.294, SLG: 0.416	0-0 F8		0-0 3B				0-0 F3			4 1 1 1 0 1 0												
Jose Cruz, L (1, 7) OBP: 0.331, SLG: 0.418		0-0 1B	0-0 6-3				0-3 K	4-0 BB		3 0 1 0 1 1 1												
Kevin Bass, S (1, 9) OBP: 0.350, SLG: 0.473		0-0 FC5-4	0-0 3B				0-0 P4	0-0 G5-4-3		4 0 1 1 0 0 2												
Alan Ashby, S (1, 2) OBP: 0.373, SLG: 0.414		0-0 F7	0-0 6-3				0-0 5-3	0-0 6-3		4 0 0 0 0 0 2												
Glenn Davis, R (1, 3) OBP: 0.253, SLG: 0.342		0-0 2B		0-0 HR			4-0 BB	0-0 5-3		3 1 2 0 1 0 0												
Dickie Thon, R (1, 6) OBP: 0.286, SLG: 0.417		4-0 IBB		0-0 HR			0-0 FC6-4	0-0 5-3		3 1 1 2 1 0 1												
Mike Scott, R (1, 1) OBP: 0.167, SLG: 0.091		0-0 F2		0-0 5-3			0-3 K	0-3 K		4 0 0 0 0 2 4												
Inning Stats	R: 0 E: 0 K: 1 S: 5	H: 0 LOB: 0 BB: 0 P: 5	R: 0 E: 0 K: 0 S: 5	H: 2 LOB: 3 BB: 1 P: 9	R: 2 E: 0 K: 0 S: 6	H: 3 LOB: 1 BB: 0 P: 6	R: 2 E: 0 K: 0 S: 5	H: 2 LOB: 0 BB: 0 P: 5	R: 0 E: 0 K: 2 S: 7	H: 0 LOB: 0 BB: 0 P: 7	R: 0 E: 0 K: 1 S: 5	H: 0 LOB: 1 BB: 1 P: 9	R: 0 E: 0 K: 1 S: 5	H: 0 LOB: 0 BB: 0 P: 5	R: 0 E: 0 K: 1 S: 5	H: 0 LOB: 0 BB: 1 P: 6	R: 0 E: 0 K: 1 S: 5	H: 0 LOB: 0 BB: 0 P: 5	1B: 4 2B: 1 3B: 1 HR: 1	SF: 0 SAC: 0 DP: 1 HBP: 0	WP: 1 PB: 0 SB: 0 CS: 0	PA: 36
PITCHER	IP WLS BF H R ER SO BB IBB HBP BLK WP HR S P ERA WHIP																					
Bob Kipper, L (1, 1) ERA: 5.5	7.0 L 30 7 4 4 5 1 1 0 0 1 1 38 46 5.14 1.143																					
Hipolito Pena, L (8, 1) ERA: 3.27	1.0 3 0 0 0 0 1 0 0 0 0 0 2 6 0.00 1.000																					
Logan Easley, R (9, 1) ERA: 5.7	1.0 3 0 0 0 0 1 0 0 0 0 0 5 5 0.00 0.000																					

Houston Astros @ Pittsburgh Pirates
 Three Rivers Stadium, Pittsburgh, PA
 Mon May 18 1987, 7:05 PM EDT
 Att. 4,213 - Unknown

livebaseballscorecards.com

AB	33
R	4
H	7
RBI	4
BB	3
SO	6
LOB	11



Batter	1	2	3	4	5	6	7	8	9	AB	R	H	RBI	BB	SO	LOB
Barry Bonds, L (1, 8) OBP: 0.364, SLG: 0.483	0-3 K		0-0 F5		0-0 1-3			0-0 1-3		4	0	0	0	0	1	1
Andy Van Slyke, L (1, 9) OBP: 0.308, SLG: 0.368	0-0 G3		0-0 3-H F8 1B			0-3 K		0-0 F9		4	0	1	1	0	1	0
Johnny Ray, S (1, 4) OBP: 0.325, SLG: 0.368	0-0 4-3		0-0 F8 1-2			0-0 F7		0-0 3-1		4	0	0	0	0	0	1
Sid Bream, L (1, 3) OBP: 0.411, SLG: 0.608		0-0 S 1B		0-0 S 1B		4-0 BB		0-0 4-3		3	0	2	0	1	0	0
Jim Morrison, R (1, 5) OBP: 0.336, SLG: 0.500		0-3 K		0-0 L5		0-3 K		0-0 P3		4	0	0	0	0	2	3
R.J. Reynolds, S (1, 7) OBP: 0.370, SLG: 0.500		0-0 F7		0-3 K			0-0 L5		0-3 K		4	0	0	0	2	2
Michael LaValliere, L (1, 2) OBP: 0.437, SLG: 0.405		0-0 F7 1-2		0-0 4-3 1-2			0-3 K			3	0	0	0	0	1	2
Rafael Belliard, R (1, 6) OBP: 0.291, SLG: 0.333			4-0 SH3-4 S 1B BB		0-0 5-3		0-0 E6			2	1	0	0	1	0	0
Bob Kipper, R (1, 1) OBP: 0.417, SLG: 0.583			0-0 SH3-4		0-3 K		0-0 F8			1	0	0	0	0	1	0
Bobby Bonilla, S (7, PH) OBP: 0.299, SLG: 0.313										1	0	0	0	0	0	1
Hipolito Pena, L (8, 1)										0	0	0	0	0	0	0
Logan Easley, R (9, 1)										0	0	0	0	0	0	0

Inning Stats	R: 0	H: 0	R: 0	H: 1	R: 1	H: 1	R: 0	H: 1	R: 0	H: 0	R: 0	H: 0	R: 0	H: 0	R: 0	H: 0	R: 0	H: 0	R: 0	H: 0	1B: 3	SF: 0	WP: 0	PA: 33	
E: 0	LOB: 0	E: 0	LOB: 1	E: 0	LOB: 1	E: 0	LOB: 1	E: 0	LOB: 0	E: 0	LOB: 1	E: 0	LOB: 1	E: 0	LOB: 0	E: 0	LOB: 0	E: 0	LOB: 0	E: 0	LOB: 0	2B: 0	SAC: 1	PB: 0 <td>PA: 33</td>	PA: 33
K: 1	BB: 0	K: 1	BB: 0	K: 0	BB: 1	K: 1	BB: 0	K: 2	BB: 1	K: 1	BB: 0	K: 0	BB: 0	K: 1	BB: 0	K: 0	BB: 0	K: 1	BB: 0	K: 1	BB: 0	3B: 0	DP: 0	SB: 4	
S: 5	P: 5	S: 6	P: 6	S: 4	P: 8	S: 6	P: 6	S: 7	P: 11	S: 6	P: 6	S: 3	P: 3	S: 5	P: 5	S: 3	P: 3	S: 5	P: 5	S: 5	P: 5	HR: 0	HBP: 0	CS: 0	

PITCHER	IP	WLS	BF	H	R	ER	SO	BB	IBB	HBP	BLK	WP	HR	S	P	ERA	WHIP
Mike Scott, R (1, 1) ERA: 1.95	9.0	W	33	3	1	1	8	2	0	0	0	0	0	47	55	1.00	0.556

BOTTOM

Houston Astros @ Pittsburgh Pirates
 Three Rivers Stadium, Pittsburgh, PA

Mon May 18 1987, 7:05 PM EDT
 Att. 4,213 - Unknown

livebaseballscorecards.com

AB	30
R	1
H	3
RBI	1
BB	2
SO	8
LOB	10



Houston Astros @ Pittsburgh Pirates
 Three Rivers Stadium, Pittsburgh, PA

Tue May 19 1987, 7:05 PM EDT
 Att. 6,238 - Unknown

livebaseballscorecards.com



Batter	1	2	3	4	5	6	7	8	9	AB R H RBI BB SO LOB	TOP																									
Billy Hatcher, R (1, 8) OBP: 0.380, SLG: 0.467	4-0 S BB	0-0 L5 3-H			0-3 K		0-0 6-3 3B		0-0 3-1 1B	4 1 2 0 1 1 4																										
Bill Doran, S (1, 4) OBP: 0.287, SLG: 0.338	0-0 F8 1-2		0-3 K		0-0 5-3 1B		0-0 6-3		0-0 3-1	5 0 1 1 0 1 3																										
Craig Reynolds, L (1, 6) OBP: 0.349, SLG: 0.342 Dickie Thon, R (5, PH) OBP: 0.313, SLG: 0.385 Paul Householder, S (9, PH) OBP: 0.333, SLG: 0.667	0-0 F2		0-0 F9		0-0 5-3		4-0 BB		0-0 P5	2 0 0 0 0 0 1 1 0 0 0 1 0 2 1 0 0 0 0 0 2																										
Jose Cruz, L (1, 7) OBP: 0.328, SLG: 0.408	4-0 BB		0-0 6-3		0-0 F7		0-0 P4			3 0 0 0 1 0 3																										
Kevin Bass, S (1, 9) OBP: 0.348, SLG: 0.463	0-0 G3			4-0 1B BB		0-0 P4		0-0 P6		3 0 0 0 1 0 2																										
Alan Ashby, S (1, 2) OBP: 0.377, SLG: 0.412		4-0 1B L5 BB		0-0 G6-4-3 1B		0-0 4-3		0-0 1-3		3 0 1 0 1 0 0																										
Glenn Davis, R (1, 3) OBP: 0.259, SLG: 0.367		0-0 1B 1B		0-0 F6		0-0 HR		0-0 F3		4 1 2 1 0 0 2																										
Phil Garner, R (1, 5) OBP: 0.295, SLG: 0.413 Denny Walling, L (9, PH) OBP: 0.342, SLG: 0.420		0-0 1B 1B		0-0 G6-4-3		0-0 F7			0-3 K	3 0 1 0 0 0 2 1 0 0 0 0 1 0																										
Jim Deshaies, L (1, 1) OBP: 0.412, SLG: 0.091 Danny Darwin, R (5, PR) OBP: 0.267, SLG: 0.467 Aurelio Lopez, R (5, 1) Jim Pankovits, R (7, PH) OBP: 0.187, SLG: 0.118 Dave Meads, L (7, 1) Larry Andersen, R (7, 1) Dave Smith, R (8, 1) Terry Puhl, L (9, PH) OBP: 0.342, SLG: 0.382		0-3 K		4-0 5-3 1B BB		0-3 K		4-0 3-1 1B BB		1 0 0 0 0 1 1 3 0 0 0 0 0 0 0 0 0 0 0 0 0 0 0 0 1 0 0 0 0 0 1 0 1 0 0																										
Inning Stats	R: 0 E: 0 K: 0 S: 3	H: 0 LOB: 2 BB: 2 P: 11	R: 0 E: 0 K: 1 S: 6	H: 2 LOB: 2 BB: 1 P: 10	R: 0 E: 0 K: 1 S: 5	H: 0 LOB: 0 BB: 0 P: 5	R: 0 E: 0 K: 0 S: 3	H: 1 LOB: 1 BB: 1 P: 7	R: 0 E: 0 K: 1 S: 6	H: 1 LOB: 2 BB: 1 P: 10	R: 1 E: 0 K: 0 S: 4	H: 1 LOB: 0 BB: 0 P: 4	R: 1 E: 0 K: 1 S: 6	H: 1 LOB: 1 BB: 1 P: 10	R: 0 E: 0 K: 0 S: 3	H: 0 LOB: 0 BB: 0 P: 3	R: 0 E: 0 K: 1 S: 6	H: 1 LOB: 2 BB: 1 P: 10	1B: 5 2B: 1 3B: 1 HR: 1	SF: 0 SAC: 0 DP: 2 HBP: 0	WP: 0 PB: 0 SB: 1 CS: 0	PA: 39														
PITCHER	IP WLS BF H R ER SO BB IBB HBP BLK WP HR S P ERA WHIP																																			
Brian Fisher, R (1, 1) ERA: 5.08	4.1		20	4	0	0	3	5	0	0	0	0	0	21	41	0.00	2.077																			
John Smiley, L (5, 1) ERA: 4.38	2.2	W	11	2	2	2	1	1	0	0	0	0	1	12	16	6.75	1.125																			
Don Robinson, R (8, 1) ERA: 3.6	2.0	S	8	1	0	0	1	1	0	0	0	0	0	9	13	0.00	1.000																			

Batter	1	2	3	4	5	6	7	8	9	AB R H RBI BB SO LOB	TOP											
Billy Hatcher, R (1, 8) OBP: 0.371, SLG: 0.455	0-3 K		0-0 F9		0-0 F8		0-3 K			4 0 0 0 0 2 2												
Bill Doran, S (1, 4) OBP: 0.286, SLG: 0.335	0-0 CS 1B			0-0 4-3		0-3 K		0-0 G1-4-3		4 0 1 0 0 1 0												
Denny Walling, L (1, 5) OBP: 0.329, SLG: 0.403 Phil Garner, R (8, PH) OBP: 0.292, SLG: 0.407 (8, 5)	0-3 K			0-0 F5		0-0 F8		0-3 K		3 0 0 0 0 1 1 1 0 0 0 0 1 0												
Jose Cruz, L (1, 7) OBP: 0.340, SLG: 0.438		0-0 F8		0-0 BB 1B		0-0 HR		4-0 FC6-4 BB		3 2 2 1 1 0 0												
Kevin Bass, S (1, 9) OBP: 0.345, SLG: 0.454		0-3 K		4-0 1B 1-2 BB		0-0 4-3		0-0 FC6-4 1-2f		3 0 0 0 1 1 1												
Alan Ashby, S (1, 2) OBP: 0.381, SLG: 0.443		0-0 4-3		0-0 1-3 2-H 1B			0-0 HR		0-0 6-3	4 1 2 2 0 0 0												
Glenn Davis, R (1, 3) OBP: 0.259, SLG: 0.364			0-0 1B	0-0 5-3			0-3 K		0-3 K	4 0 1 0 0 2 2												
Craig Reynolds, L (1, 6) OBP: 0.341, SLG: 0.333 Dickie Thon, R (7, PH) OBP: 0.333, SLG: 0.357 (7, 6)			0-0 F3		0-0 3-1		4-0 BB		0-0 F8	2 0 0 0 0 0 1 1 0 0 0 1 0 0												
Danny Darwin, R (1, 1) OBP: 0.235, SLG: 0.412 Jim Pankovits, R (7, PH) OBP: 0.158, SLG: 0.111 Dave Meads, L (7, 1)			0-3 K		0-3 K		0-0 L4			2 0 0 0 0 2 1 1 0 0 0 0 0 1 0 0 0 0 0 0 0												
Inning Stats	R: 0 E: 0 K: 2 S: 7	H: 1 LOB: 0 BB: 0 P: 7	R: 0 E: 0 K: 1 S: 5	H: 0 LOB: 0 BB: 0 P: 5	R: 0 E: 0 K: 1 S: 6	H: 1 LOB: 1 BB: 0 P: 6	R: 1 E: 0 K: 0 S: 5	H: 2 LOB: 2 BB: 1 P: 9	R: 0 E: 0 K: 1 S: 5	H: 0 LOB: 0 BB: 0 P: 5	R: 1 E: 0 K: 1 S: 6	H: 1 LOB: 0 BB: 0 P: 6	R: 1 E: 0 K: 2 S: 8	H: 1 LOB: 1 BB: 1 P: 12	R: 0 E: 0 K: 1 S: 5	H: 0 LOB: 1 BB: 1 P: 9	R: 0 E: 0 K: 1 S: 5	H: 0 LOB: 0 BB: 0 P: 5	1B: 4 2B: 0 3B: 0 HR: 2	SF: 0 SAC: 0 DP: 0 HBP: 0	WP: 0 PB: 0 SB: 0 CS: 1	PA: 35
PITCHER	IP WLS BF H R ER SO BB IBB HBP BLK WP HR S P ERA WHIP																					
Dom Taylor, R (1, 1) ERA: 4.55	6.1 W 25 6 3 3 7 1 0 0 0 0 2 38 42 4.26 1.105																					
Hipolito Pena, L (7, 1) ERA: 2.63	2.2 S 10 0 0 0 3 2 0 0 0 0 0 0 14 22 0.00 0.750																					

Houston Astros @ Pittsburgh Pirates
Three Rivers Stadium, Pittsburgh, PA
 Wed May 20 1987, 7:05 PM EDT
 Att. 14,096 - Unknown

livebaseballscorecards.com

AB	32
R	3
H	6
RBI	3
BB	3
SO	10
LOB	9



Batter	1	2	3	4	5	6	7	8	9
Barry Bonds, L (1, 8) OBP: 0.362, SLG: 0.488	1-0 CS HBP	0-3 K		0-0 F5		0-0 1-H HR		0-3 K	
Andy Van Slyke, L (1, 9) OBP: 0.310, SLG: 0.393	0-0 1-2 HR		0-3 K	0-0 F7		0-0 F8			
Johnny Ray, S (1, 4) OBP: 0.327, SLG: 0.371	0-0 1B 1B		0-0 HR 1B	0-0 3-1		0-0 1-3			
Sid Bream, L (1, 3) OBP: 0.409, SLG: 0.617	0-0 1-3 1B		0-0 1-H HR		0-0 F7		0-0 4-3		
Jim Morrison, R (1, 5) OBP: 0.325, SLG: 0.486	0-3 K		0-0 E6 4-3 S		0-3 K		0-0 F2		
R.J. Reynolds, S (1, 7) OBP: 0.388, SLG: 0.500	0-3 K		4-0 1-2 BB		4-0 BB		0-0 1B		
Michael LaValliere, L (1, 2) OBP: 0.421, SLG: 0.383			0-0 F7	0-0 4-3		0-0 F8		0-3 K	
Rafael Belliard, R (1, 6) OBP: 0.315, SLG: 0.337			0-0 1B	4-0 IBB		0-0 HR 1B		0-0 F9	
Dom Taylor, R (1, 1) OBP: 0.091, SLG: 0.091			0-3 K	0-0 6-3		0-0 F5		0-0 5-3	
Hipolito Pena, L (7, 1)									

AB	R	H	RBI	BB	SO	LOB
4	1	1	2	0	2	1
4	1	1	1	0	1	0
4	1	2	0	0	0	0
4	1	2	2	0	0	0
4	0	0	0	0	2	2
2	0	1	0	2	1	2
4	0	0	0	0	1	4
3	1	2	0	1	0	0
3	0	0	0	0	1	5
1	0	0	0	0	0	0

BOTTOM

Houston Astros @ Pittsburgh Pirates
Three Rivers Stadium, Pittsburgh, PA
 Wed May 20 1987, 7:05 PM EDT
 Att. 14,096 - Unknown

AB	33
R	5
H	9
RBI	5
BB	3
SO	8
LOB	14



Inning Stats	R: 1	H: 3	E: 0	K: 2	S: 9	H: 3	LOB: 2	BB: 0	P: 10	R: 0	H: 1	E: 0	K: 2	S: 8	R: 0	H: 2	E: 1	K: 1	S: 8	R: 0	H: 0	E: 0	K: 0	S: 3	R: 0	H: 0	E: 0	K: 1	S: 5	R: 2	H: 2	E: 0	K: 0	S: 5	R: 0	H: 2	E: 0	K: 1	S: 5	R: 0	H: 1	E: 0	K: 1	S: 6	R: 0	H: 0	E: 0	K: 1	S: 5	R: 0	H: 0	E: 0	K: 1	S: 5
PITCHER	IP	WLS	BF	H	R	ER	SO	BB	IBB	HBP	BLK	WP	HR	S	P	ERA	WHIP																																					
Danny Darwin, R (1, 1) ERA: 3.93	6.0	L	30	8	5	5	6	2	1	1	0	0	0	38	51	7.50	1.667																																					
Dave Meads, L (7, 1) ERA: 4.61	2.0		7	1	0	0	2	0	0	0	0	0	0	11	11	0.00	0.500																																					

WP: 0	PA: 37
PB: 0	
SB: 1	
CS: 1	

WP	HR	S	P	ERA	WHIP
0	0	0	0	0.00	0.500

Batter	1	2	3	4	5	6	7	8	9	AB R H RBI BB SO LOB	TOP																									
Barry Bonds, L (1, 8) OBP: 0.366, SLG: 0.504	0-0 6-3 3B		0-0 3-1			0-0 L5-3 1B		0-0 P6		4 1 2 0 0 0 0																										
Bobby Bonilla, S (1, 9) OBP: 0.284, SLG: 0.295 (9, 7)	0-0 6-3		0-0 5-3			0-0 L5-3 1-2		0-0 3B 1B		4 1 1 1 0 0 1																										
Johnny Ray, S (1, 4) OBP: 0.337, SLG: 0.390	0-0 1B			4-0 L9-3 BB			0-0 6-3		0-0 1-H SF8 3B	3 1 2 1 1 0 0																										
Jim Morrison, R (1, 5) OBP: 0.316, SLG: 0.473	0-0 F8			0-0 L8			0-0 L8		0-3 K	4 0 0 0 0 1 3																										
Mike Diaz, R (1, 7) OBP: 0.293, SLG: 0.574 Andy Van Slyke, L (9, 9) OBP: 0.310, SLG: 0.393	0-3 K			0-0 L9-3 1-2			0-1 CI		0-0 SF8	2 0 0 1 0 1 2 0 0 0 0 0 0 0																										
Sid Bream, L (1, 3) OBP: 0.399, SLG: 0.599		0-3 K			0-0 4-3			0-0 5-3	0-3 K	4 0 0 0 0 2 1																										
Junior Ortiz, R (1, 2) OBP: 0.286, SLG: 0.275 John Cangelosi, S (8, PH) OBP: 0.527, SLG: 0.314 Michael LaValliere, L (8, 2) OBP: 0.421, SLG: 0.383			0-0 6-3			0-0 F7		0-0 B2-3		2 0 0 0 0 0 0 1 0 0 0 0 0 0 0 0 0 0 0 0 0	AB 30 R 4 H 6 RBI 4 BB 1 SO 4 LOB 7																									
Rafael Belliard, R (1, 6) OBP: 0.307, SLG: 0.327		0-0 4-3			0-0 F7			0-0 P4		3 0 0 0 0 0 0																										
Rick Reuschel, R (1, 1) OBP: 0.250, SLG: 0.435 John Smiley, L (8, 1) OBP: 0.500, SLG: 1.000			0-0 5-3			0-0 6-3		0-0 HR		3 1 1 1 0 0 0 0 0 0 0 0 0 0																										
Inning Stats	R: 1 E: 0 K: 1 S: 7	H: 2 LOB: 1 BB: 0 P: 7	R: 0 E: 0 K: 1 S: 5	H: 0 LOB: 0 BB: 0 P: 5	R: 0 E: 0 K: 0 S: 3	H: 0 LOB: 0 BB: 0 P: 3	R: 0 E: 0 K: 0 S: 2	H: 0 LOB: 0 BB: 1 P: 6	R: 0 E: 0 K: 0 S: 3	H: 0 LOB: 0 BB: 0 P: 3	R: 0 E: 1 K: 0 S: 4	H: 1 LOB: 0 BB: 0 P: 3	R: 0 E: 1 K: 0 S: 4	H: 0 LOB: 1 BB: 0 P: 4	R: 1 E: 0 K: 0 S: 4	H: 1 LOB: 0 BB: 0 P: 4	R: 2 E: 0 K: 2 S: 9	H: 2 LOB: 0 BB: 0 P: 9	1B: 3 2B: 2 3B: 2 HR: 1	SF: 1 SAC: 0 DP: 2 HBP: 0	WP: 0 PB: 0 SB: 0 CS: 0	PA: 33														
PITCHER	IP WLS BF H R ER SO BB IBB HBP BLK WP HR S P ERA WHIP																																			
Jerry Reuss, L (1, 1) ERA: 8.4	7.0	24	3	1	1	2	1	0	0	0	0	0	0	27	31	1.29	0.571																			
Ron Robinson, R (8, 1) ERA: 2.75	2.0	L	9	3	3	2	0	0	0	0	0	1	13	13	13.50	1.500																				

Pittsburgh Pirates @ Cincinnati Reds
Riverfront Stadium, Cincinnati, OH
Fri May 22 1987, 7:05 PM EDT
Att: 25,678 - Unknown

livebaseballscorecards.com



Batter	1	2	3	4	5	6	7	8	9	AB R H RBI BB SO LOB	TOP											
Barry Bonds, L (1, 8) OBP: 0.361, SLG: 0.500	0-0 4-3		0-0 FC1-6 1B 1-2f FC4-6		0-0 E3		0-0 6-3 2B		0-0 6-3	5 1 1 0 0 0 1												
Andy Van Slyke, L (1, 9) OBP: 0.308, SLG: 0.388	0-3 K		0-0 FC4-6 1B		0-0 F8		0-0 6-3 2-3		0-0 6-3	4 0 1 0 0 1 2												
Johnny Ray, S (1, 4) OBP: 0.329, SLG: 0.380	0-0 F9		0-0 FC4-6 2B 1-2f 3-H		0-0 P5		0-0 F9		0-0 F9	4 1 0 1 0 0 3												
Sid Bream, L (1, 3) OBP: 0.395, SLG: 0.596		0-0 P6	0-0 2B 1-H			0-3 K		0-3 K		4 0 1 1 0 2 1												
Jim Morrison, R (1, 5) OBP: 0.315, SLG: 0.473		0-0 L8	0-0 L9			0-0 2B		0-3 K		4 1 1 0 0 1 1												
R.J. Reynolds, S (1, 7) OBP: 0.393, SLG: 0.512		0-0 1B		0-3 K		0-0 2B		0-3 K		4 0 2 1 0 2 0												
Don Robinson, R (8, 1)						2-H 2B				0 0 0 0 0 0 0												
Michael LaValliere, L (1, 2) OBP: 0.414, SLG: 0.376		0-0 1B		0-0 F7		0-3 K		0-0 F2		4 0 1 0 0 1 1												
Rafael Belliard, R (1, 6) OBP: 0.305, SLG: 0.317		0-0 F4		0-0 5-3		4-0 IBB			0-0 B5-3	3 0 0 0 1 0 2												
Bob Kipper, R (1, 1) OBP: 0.400, SLG: 0.533			0-0 FC1-6 1B		0-3 K		0-0 F3		0-0 4-3	3 0 1 0 0 1 2												
Logan Easley, R (6, 1)										0 0 0 0 0 0 0												
Bobby Bonilla, S (8, 7) OBP: 0.281, SLG: 0.292										1 0 0 0 0 0 0												
Inning Stats	R: 0 E: 0 K: 1 S: 5	H: 0 LOB: 0 BB: 0 P: 5	R: 0 E: 0 K: 0 S: 5	H: 2 LOB: 2 BB: 0 P: 5	R: 2 E: 0 K: 0 S: 6	H: 3 LOB: 1 BB: 0 P: 6	R: 0 E: 0 K: 1 S: 5	H: 0 LOB: 0 BB: 0 P: 5	R: 0 E: 1 K: 1 S: 6	H: 0 LOB: 1 BB: 0 P: 6	R: 1 E: 0 K: 2 S: 9	H: 2 LOB: 2 BB: 1 P: 13	R: 0 E: 0 K: 1 S: 6	H: 1 LOB: 1 BB: 0 P: 6	R: 0 E: 0 K: 2 S: 7	H: 0 LOB: 0 BB: 0 P: 7	R: 0 E: 0 K: 0 S: 3	H: 0 LOB: 0 BB: 0 P: 3	1B: 4 2B: 4 3B: 0 HR: 0	SF: 0 SAC: 0 DP: 0 HBP: 0	WP: 0 PB: 0 SB: 0 CS: 0	PA: 37
PITCHER	IP WLS BF H R ER SO BB IBB HBP BLK WP HR S P ERA WHIP																					
Pat Pacillo, R (1, 1) ERA: 3.6	5.0 L 21 5 2 2 3 0 0 0 0 0 0 0 27 27 3.60 1.000																					
Rob Murphy, L (6, 1) ERA: 1.36	2.0 10 3 1 1 3 0 1 0 0 0 0 0 15 19 4.50 1.500																					
Frank Williams, R (8, 1) ERA: 3.14	2.0 6 0 0 0 2 0 0 0 0 0 0 0 10 10 0.00 0.000																					

Pittsburgh Pirates @ Cincinnati Reds
Riverfront Stadium, Cincinnati, OH
Sat May 23 1987, 7:05 PM EDT
Att: 33,887 - Unknown

livebaseballscorecards.com

AB	36
R	3
H	8
RBI	3
BB	1
SO	8
LOB	13



BOTTOM

Pittsburgh Pirates @ Cincinnati Reds
 Riverfront Stadium, Cincinnati, OH
 Sat May 23 1987, 7:05 PM EDT
 Att. 33,887 - Unknown

AB	29
R	2
H	6
RBI	2
BB	3
SO	5
LOB	11



WP:	0	PA:	35
PB:	0	SB:	0
CS:	0		

AB	R	H	RBI	BB	SO	LOB
4	0	0	0	0	0	5
4	1	1	1	0	0	0
4	1	2	1	0	0	0
4	0	0	0	0	1	1
3	0	0	0	0	1	0
0	0	0	0	1	0	0
2	0	0	0	1	1	0
4	0	2	0	0	1	1
3	0	1	0	0	1	3
0	0	0	0	0	0	0
0	0	0	0	1	0	0
0	0	0	0	0	0	0
1	0	0	0	0	0	1
0	0	0	0	0	0	0

Batter	1	2	3	4	5	6	7	8	9
Tracy Jones, R (1, 7) OBP: 0.392, SLG: 0.562	0-0 4-3		0-0 F7		0-0 P6		0-0 5-3		
Barry Larkin, R (1, 6) OBP: 0.297, SLG: 0.418	0-0 P6			0-0 F7		0-0 HR		0-0 F9	
Eric Davis, R (1, 8) OBP: 0.432, SLG: 0.824	0-0 F7			0-0 G4-6-3 1B		0-0 HR		0-0 6-3	
Dave Parker, L (1, 9) OBP: 0.303, SLG: 0.486		0-0 F9		0-0 G4-6-3 1-2f		0-3 K		0-0 4-3	
Lloyd McClendon, R (1, 3) OBP: 0.280, SLG: 0.500 Kal Daniels, L (9, PH) OBP: 0.407, SLG: 0.650		0-0 5-3			0-3 K2-3	0-0 P6		4-0 SH1-4 BB	
Bo Diaz, R (1, 2) OBP: 0.285, SLG: 0.352		0-0 1-3			4-0 BB 1B BB	0-3 K		0-0 SH1-4 1-2	
Dave Concepcion, R (1, 5) OBP: 0.340, SLG: 0.321			0-0 F9		0-0 BB 1-2 1B		0-0 SH1-3 2B	0-3 K	
Ron Oester, S (1, 4) OBP: 0.302, SLG: 0.345			0-0 SH1-3 1B		0-3 K		0-0 SH1-3 2-3	0-0 F9	
Pat Pacillo, R (1, 1) Nick Esasky, R (5, PH) OBP: 0.308, SLG: 0.545 Rob Murphy, L (6, 1) Kurt Stillwell, S (7, PH) OBP: 0.384, SLG: 0.431 Frank Williams, R (8, 1)			0-0 SH1-3		4-0 BB 1-2 2-3 BB		0-0 G3		

Inning Stats	R: 0	H: 0	E: 0	K: 0	S: 3	LOB: 0	BB: 0	P: 3	R: 0	H: 0	E: 0	K: 0	S: 3	LOB: 0	BB: 0	P: 3	R: 0	H: 1	E: 0	K: 0	S: 4	LOB: 1	BB: 0	P: 4	R: 0	H: 1	E: 0	K: 2	S: 8	LOB: 3	BB: 2	P: 16	R: 2	H: 2	E: 0	K: 2	S: 9	LOB: 0	BB: 0	P: 9	R: 0	H: 1	E: 0	K: 0	S: 4	LOB: 1	BB: 0	P: 4	R: 0	H: 0	E: 0	K: 0	S: 3	LOB: 0	BB: 0	P: 3	R: 0	H: 0	E: 0	K: 1	S: 5	LOB: 1	BB: 1	P: 9	1B: 3	SF: 0	2B: 1	SAC: 3	3B: 0	DP: 1	HR: 2	HBP: 0	WP: 0	PA: 35
--------------	------	------	------	------	------	--------	-------	------	------	------	------	------	------	--------	-------	------	------	------	------	------	------	--------	-------	------	------	------	------	------	------	--------	-------	-------	------	------	------	------	------	--------	-------	------	------	------	------	------	------	--------	-------	------	------	------	------	------	------	--------	-------	------	------	------	------	------	------	--------	-------	------	-------	-------	-------	--------	-------	-------	-------	--------	-------	--------

PITCHER	IP	WLS	BF	H	R	ER	SO	BB	IBB	HBP	BLK	WP	HR	S	P	ERA	WHIP
Bob Kipper, L (1, 1) ERA: 5.23	5.1	W	22	5	2	2	3	2	0	0	0	0	0	26	34	3.38	1.312
Logan Easley, R (6, 1) ERA: 5.33	1.2		6	1	0	0	1	0	0	0	0	0	0	8	8	0.00	0.600
Don Robinson, R (8, 1) ERA: 3.33	2.0	S	7	0	0	0	1	1	0	0	0	0	0	8	12	0.00	0.500

livebaseballscorecards.com

Batter	1	2	3	4	5	6	7	8	9	AB R H RBI BB SO LOB	TOP	
Barry Bonds, L (1, 8) OBP: 0.347, SLG: 0.483	0-0 6-3		0-0 6-3		0-0 P2			0-0 P3		4 0 0 0 0 0 1		
Bobby Bonilla, S (1, 9) OBP: 0.288, SLG: 0.361	0-0 2B 1B		0-0 F3			0-0 F7		0-0 F7	4 1 1 0 0 0 0			
Johnny Ray, S (1, 4) OBP: 0.330, SLG: 0.383	0-0 WP 2B 1-H		0-0 F9			0-0 B2-3		0-3 K	4 1 1 1 0 1 0			
Jim Morrison, R (1, 5) OBP: 0.304, SLG: 0.459	0-0 CS 2B 2-H			0-0 5-3		0-3 K		0-0 F5	4 0 1 1 0 1 0			
Mike Diaz, R (1, 7) OBP: 0.280, SLG: 0.527	4-0 IBB			0-0 F4			0-3 K		2 0 0 0 1 1 0			
Sid Bream, L (1, 3) OBP: 0.388, SLG: 0.583	0-0 F7			0-0 F8			0-0 F9		3 0 0 0 0 0 2			
Junior Ortiz, R (1, 2) OBP: 0.271, SLG: 0.259	0-0 CS 2-3	0-0 F8			0-0 F9		0-0 4-3		3 0 0 0 0 0 0			
Houston Jimenez, R (1, 6)		0-0 F8			0-0 F2			0-0 5-3	3 0 0 0 0 0 0			
Dorn Taylor, R (1, 1) OBP: 0.154, SLG: 0.154		0-0 F8			0-0 1B			0-0 5-3	2 0 1 0 0 0 0			
Bob Walk, R (7, 1) OBP: 0.333, SLG: 0.333									0 0 0 0 0 0 0			
Bill Almon, R (8, PH) OBP: 0.238, SLG: 0.250									1 0 0 0 0 0 0			
Logan Easley, R (8, 1)									0 0 0 0 0 0 0			
Inning Stats	R: 2 H: 3 E: 0 LOB: 1 K: 0 BB: 1 S: 5 P: 9	R: 0 H: 0 E: 0 LOB: 0 K: 0 BB: 0 S: 3 P: 3	R: 0 H: 0 E: 0 LOB: 0 K: 0 BB: 0 S: 3 P: 3	R: 0 H: 0 E: 0 LOB: 0 K: 0 BB: 0 S: 3 P: 3	R: 0 H: 1 E: 0 LOB: 1 K: 0 BB: 0 S: 4 P: 4	R: 0 H: 0 E: 0 LOB: 0 K: 1 BB: 0 S: 5 P: 5	R: 0 H: 0 E: 0 LOB: 0 K: 1 BB: 0 S: 5 P: 5	R: 0 H: 0 E: 0 LOB: 0 K: 0 BB: 0 S: 3 P: 3	R: 0 H: 0 E: 0 LOB: 0 K: 1 BB: 0 S: 5 P: 5	1B: 2 SF: 0 2B: 2 SAC: 0 3B: 0 DP: 0 HR: 0 HBP: 0	WP: 1 PA: 32 PB: 0 SB: 0 CS: 1	
PITCHER Jim Deshaies, L (1, 1) ERA: 4.23	IP WLS BF H R ER SO BB IBB HBP BLK WP HR S P ERA WHIP											PITCHER IP WLS BF H R ER SO BB IBB HBP BLK WP HR S P ERA WHIP

Pittsburgh Pirates @ Houston Astros
Astrodome, Houston, TX
Mon May 25 1987, 8:05 PM EDT
Att. 9,618 - Unknown

livebaseballscorecards.com

AB 30
R 2
H 4
RBI 2
BB 1
SO 3
LOB 3



Pittsburgh Pirates @ Houston Astros
Astrodome, Houston, TX
Tue May 26 1987, 8:05 PM EDT
Att. 9,632 - Unknown

livebaseballscorecards.com

AB	32
R	3
H	6
RBI	3
BB	2
SO	6
LOB	11



WP:	0	PA:	34
PB:	0		
SB:	0		
CS:	0		

Batter	1	2	3	4	5	6	7	8	9	AB	R	H	RBI	BB	SO	LOB									
Barry Bonds, L (1, 8) OBP: 0.357, SLG: 0.493	0-0 4-3			0-0 1B 2B		4-0 2B BB		0-0 G1-6-3 1B		3	2	2	0	1	0	0									
Andy Van Slyke, L (1, 9) OBP: 0.299, SLG: 0.375	0-3 K			0-0 F7		0-0 4-3		0-0 G1-6-3		4	0	0	0	0	1	3									
Johnny Ray, S (1, 4) OBP: 0.328, SLG: 0.386	0-0 F7			0-0 F6		0-0 1B 2B		0-3 K		4	1	1	1	0	1	1									
Sid Bream, L (1, 3) OBP: 0.390, SLG: 0.578		0-0 6-3		4-0 1B IBB		0-0 L3		0-0 FC5-4 1B		3	0	1	0	1	0	1									
Jim Morrison, R (1, 5) OBP: 0.309, SLG: 0.460		0-0 F4		0-0 1B		0-0 1B		0-3 K		4	0	2	2	0	1	1									
R.J. Reynolds, S (1, 7) OBP: 0.376, SLG: 0.488		0-0 6-3		0-3 K		0-0 4-3		0-0 FC5-4		4	0	0	0	0	1	4									
Michael LaValliere, L (1, 2) OBP: 0.415, SLG: 0.391			0-0 4-3		0-0 G3		0-0 F9		0-0 FC5-4	3	0	0	0	0	0	0									
Mike Diaz, R (9, PH) OBP: 0.277, SLG: 0.520										1	0	0	0	0	0	1									
Rafael Belliard, R (1, 6) OBP: 0.304, SLG: 0.309			0-0 4-3		0-0 F8		0-0 1-3			3	0	0	0	0	0	0									
Doug Drabek, R (1, 1) OBP: 0.182, SLG: 0.273			0-3 K		0-3 K		0-0 5-3			2	0	0	0	0	2	0									
Hipolito Pena, L (6, 1)										1	0	0	0	0	0	0									
John Smiley, L (7, 1) OBP: 0.500, SLG: 1.000										0	0	0	0	0	0	0									
Bob Walk, R (7, 1) OBP: 0.333, SLG: 0.333										0	0	0	0	0	0	0									
Inning Stats	R: 0 E: 0 K: 1 S: 5	H: 0 LOB: 0 BB: 0 P: 5	R: 0 E: 0 K: 0 S: 3	H: 0 LOB: 0 BB: 0 P: 3	R: 0 E: 0 K: 1 S: 5	H: 0 LOB: 0 BB: 0 P: 5	R: 1 E: 0 K: 1 S: 7	H: 2 LOB: 2 BB: 1 P: 11	R: 0 E: 0 K: 1 S: 5	H: 0 LOB: 0 BB: 0 P: 5	R: 2 E: 0 K: 0 S: 5	H: 2 LOB: 1 BB: 1 P: 9	R: 0 E: 0 K: 0 S: 3	H: 0 LOB: 0 BB: 0 P: 3	R: 0 E: 0 K: 1 S: 5	H: 1 LOB: 0 BB: 0 P: 5	R: 0 E: 0 K: 1 S: 6	H: 1 LOB: 1 BB: 0 P: 6	1B: 4 2B: 2 3B: 0 HR: 0	SF: 0 SAC: 0 DP: 1 HBP: 0	WP: 0 PB: 0 SB: 0 CS: 0	PA: 34			
PITCHER	IP	WLS	BF	H	R	ER	SO	BB	IBB	HBP	BLK	WP	HR	S	P	ERA	WHIP								
Danny Darwin, R (1, 1) ERA: 3.99	6.0		24	4	3	3	4	1	1	0	0	0	0	30	38	4.50	0.833								
Dave Meads, L (7, 1) ERA: 5.5	3.0	W	10	2	0	0	2	0	0	0	0	0	0	14	14	0.00	0.667								

Batter	1	2	3	4	5	6	7	8	9	AB R H RBI BB SO LOB	TOP									
Tracy Jones, R (1, 7) OBP: 0.395, SLG: 0.580	0-0 CS 1B	4-0 WP BB		0-0 2-H HR		0-0 F7	0-0 2B		0-0 1B 1B	5 1 4 3 1 0 0										
Barry Larkin, R (1, 6) OBP: 0.289, SLG: 0.393	0-0 P6	0-0 P5		0-0 5-3		0-0 2B	0-0 9-2		0-3 K	6 1 1 0 0 1 8										
Eric Davis, R (1, 8) OBP: 0.434, SLG: 0.801	0-0 1-2 HR		0-0 5-3		4-0 2B BB	0-0 2B		0-3 K	0-0 G1-6-3 1B	5 3 3 4 1 1 0										
Dave Parker, L (1, 9) OBP: 0.340, SLG: 0.518	0-3 K		0-0 F8		0-0 1B FC6-4 2B	4-0 1B IBB		0-0 BB 1B	0-0 G1-6-3	4 1 2 1 1 1 0										
Frank Williams, R (8, 1)									1-2f	1 0 0 0 0 0 2										
Buddy Bell, R (1, 5) OBP: 0.366, SLG: 0.434		4-0 BB 1B BB	0-0 6-3		0-0 FC6-4 1B	0-0 P6		4-0 G1-4-3 BB		2 1 1 0 1 0 0										
Kurt Stillwell, S (6, PH) OBP: 0.378, SLG: 0.417					2-3			1-2		1 0 0 0 1 0 2										
Bo Diaz, R (1, 2) OBP: 0.269, SLG: 0.329		0-0 P3		0-3 K	0-0 FC6-4 1B	0-0 1B		0-0 G1-4-3		5 0 1 2 0 1 4										
Nick Esasky, R (1, 3) OBP: 0.258, SLG: 0.423		4-0 1B WP BB		4-0 2B BB	0-0 F9	0-0 P3			0-0 BB 1B 1B	3 3 1 0 2 0 3										
Dave Concepcion, R (1, 4) OBP: 0.358, SLG: 0.354		0-0 WP BB 1B		0-0 1-H HR 2B	0-0 1B		0-0 F3		0-0 1B BB 1B	5 2 4 2 0 0 0										
Pat Pacillo, R (1, 1)		0-0 F8		0-0 1-3	0-0 P6		0-0 2B 9-2 1B		4-0 1B BB	1 0 0 0 0 0 2										
Guy Hoffman, L (2, 1)									1-2 2-3	1 0 0 0 0 0 1										
Terry Francona, L (5, PH) OBP: 0.252, SLG: 0.258										1 0 0 0 0 0 2										
Rob Murphy, L (5, 1) OBP: 0.333, SLG: 0.333										1 0 1 0 0 0 0										
Paul O'Neill, L (8, 9) OBP: 0.321, SLG: 0.542										0 1 0 0 1 0 0										
Inning Stats	R: 1 E: 0 K: 1 S: 6	H: 2 LOB: 0 BB: 0 P: 6	R: 2 E: 0 K: 0 S: 4	H: 1 LOB: 2 BB: 3 P: 16	R: 0 E: 0 K: 0 S: 3	H: 0 LOB: 0 BB: 0 P: 3	R: 3 E: 0 K: 1 S: 7	H: 2 LOB: 0 BB: 1 P: 11	R: 2 E: 0 K: 0 S: 6	H: 3 LOB: 2 BB: 1 P: 10	R: 0 E: 0 K: 0 S: 4	H: 2 LOB: 1 BB: 0 P: 4	R: 0 E: 0 K: 1 S: 5	H: 1 LOB: 1 BB: 1 P: 9	R: 3 E: 0 K: 1 S: 8	H: 4 LOB: 1 BB: 1 P: 12	1B: 11 2B: 6 3B: 0 HR: 2	SF: 0 SAC: 0 DP: 3 HBP: 0	WP: 1 PB: 0 SB: 1 CS: 1	PA: 49
PITCHER	IP WLS BF H R ER SO BB IBB HBP BLK WP HR S P ERA WHIP																			
Bob Kipper, L (1, 1) ERA: 5.94	4.0 L 20 5 6 6 2 4 0 0 0 1 2 20 36 13.50 2.250																			
Brian Fisher, R (5, 1) ERA: 4.79	4.0 22 9 4 4 1 2 1 0 0 0 0 21 33 9.00 2.750																			
Dave Johnson, R (9, 1) ERA: 27.0	1.0 7 4 3 3 1 1 0 0 0 0 0 8 12 27.00 5.000																			

Cincinnati Reds @ Pittsburgh Pirates
 Three Rivers Stadium, Pittsburgh, PA
 Fri May 29 1987, 7:05 PM EDT
 Att: 26,835 - Unknown

livebaseballscorecards.com

AB	41
R	13
H	18
RBI	12
BB	8
SO	4
LOB	24



Batter	1	2	3	4	5	6	7	8	9	AB R H RBI BB SO LOB	TOP																
Kal Daniels, L (1, 7) OBP: 0.401, SLG: 0.617	0-0 F8		0-0 HR 1B	0-0 FC1-6 FC5-4		4-0 IBB		0-0 1-3	4 1 1 1 1 0 1																		
Barry Larkin, R (1, 6) OBP: 0.275, SLG: 0.372	0-0 F7		0-0 F9	0-0 FC5-4		0-0 FC5		0-0 F9	5 0 0 0 0 0 7																		
Eric Davis, R (1, 8) OBP: 0.429, SLG: 0.806	0-3 K		0-0 HR		0-0 5-3		0-0 1-3		4 1 1 4 0 1 0																		
Dave Parker, L (1, 9) OBP: 0.338, SLG: 0.510		0-0 F9	0-0 4-3		0-3 K		4-0 F8 BB		3 0 0 0 1 1 0																		
Kurt Stillwell, S (1, 5) OBP: 0.374, SLG: 0.412		0-0 CS 1B	0-0 F8		0-0 6-3		0-0 F8		4 0 1 0 0 0 1																		
Bo Diaz, R (1, 2) OBP: 0.275, SLG: 0.333		0-0 1B		0-0 F9		0-0 2B G5-2-3 1B		0-0 6-3	4 0 2 0 0 0 0																		
Nick Esasky, R (1, 3) OBP: 0.314, SLG: 0.500		0-3 K		0-0 1B 1B		0-0 G5-2-3 1-3 2B		0-0 G4-6-3 1B	4 1 3 0 0 1 1																		
Dave Concepcion, R (1, 4) OBP: 0.373, SLG: 0.357			4-0 1B HR BB	0-0 1B FC1-6 1B		4-0 FC5 G5-2-3 BB		0-0 G4-6-3	2 2 1 0 2 0 1																		
Bill Gullickson, R (1, 1) OBP: 0.231, SLG: 0.385			0-0 E3	0-0 FC1-6		0-0 G5-2-3		0-3 K	3 1 1 1 0 0 4																		
Lloyd McClendon, R (9, PH) OBP: 0.267, SLG: 0.448			1-2 HR	1-3 2-H 1B		1-2 2-3 3-Hf			1 0 0 0 0 1 0																		
John Franco, L (9, 1)									0 0 0 0 0 0 0																		
Inning Stats	R: 0 E: 0 K: 1 S: 5	H: 0 LOB: 0 BB: 0 P: 5	R: 0 E: 0 K: 1 S: 6	H: 2 LOB: 1 BB: 0 P: 6	R: 4 E: 1 K: 0 S: 6	H: 2 LOB: 0 BB: 1 P: 10	R: 2 E: 0 K: 0 S: 6	H: 3 LOB: 1 BB: 0 P: 6	R: 0 E: 0 K: 1 S: 5	H: 0 LOB: 0 BB: 0 P: 5	R: 0 E: 0 K: 0 S: 2	H: 0 LOB: 0 BB: 1 P: 6	R: 0 E: 0 K: 0 S: 3	H: 1 LOB: 0 BB: 0 P: 3	R: 0 E: 0 K: 1 S: 5	H: 0 LOB: 0 BB: 0 P: 5	1B: 8 2B: 1 3B: 0 HR: 1	SF: 0 SAC: 0 DP: 2 HBP: 0	WP: 0 PB: 0 SB: 0 CS: 1	PA: 38							
PITCHER	IP	WLS	BF	H	R	ER	SO	BB	IBB	HBP	BLK	WP	HR	S	P	ERA	WHIP										
Dom Taylor, R (1, 1) ERA: 5.84	3.1	L	18	7	6	5	2	1	0	0	0	0	1	21	25	13.50	2.400										
Hipolito Pena, L (4, 1) ERA: 3.78	1.2		8	2	0	0	1	1	0	0	0	0	0	9	13	0.00	1.800										
Bob Walk, R (6, 1) ERA: 4.09	2.0		6	0	0	0	0	1	1	0	0	0	0	4	12	0.00	0.500										
John Smiley, L (8, 1) ERA: 5.46	2.0		6	1	0	0	1	0	0	0	0	0	0	8	8	0.00	0.500										

Cincinnati Reds @ Pittsburgh Pirates
Three Rivers Stadium, Pittsburgh, PA

Sat May 30 1987, 7:05 PM EDT
Att: 28,853 - Unknown

livebaseballscorecards.com

AB	34
R	6
H	10
RBI	6
BB	4
SO	4
LOB	15



Batter	1	2	3	4	5	6	7	8	9	AB	R	H	RBI	BB	SO	LOB
Barry Bonds, L (1, 7) OBP: 0.366, SLG: 0.506	0-0 P5		0-0 3B			0-0 F9		0-0 1B SF7 1B		4	1	2	0	0	0	0
Andy Van Slyke, L (1, 8) OBP: 0.308, SLG: 0.392	0-3 K		0-3 K			0-0 F8		0-0 1B 1-3		4	0	1	0	0	2	1
Johnny Ray, S (1, 4) OBP: 0.312, SLG: 0.366	0-0 4-3		0-0 G3			0-0 4-3		0-0 SF7 3-H		3	0	0	1	0	0	1
Sid Bream, L (1, 3) OBP: 0.367, SLG: 0.538		0-0 E4 6-3 2B		0-0 5-3		0-0 FC1-4 1B		0-0 F8		4	1	1	0	0	0	1
Jim Morrison, R (1, 5) OBP: 0.293, SLG: 0.432 (8, 6)		0-0 6-3 2-3		0-0 F9		0-0 FC1-4 F9 1B 1-2f		0-0 F8		4	0	0	0	0	0	3
R.J. Reynolds, S (1, 9) OBP: 0.382, SLG: 0.489		0-0 2B 3-H		0-0 F9		0-0 HBP 1B 1-2		0-0 5-3		4	0	2	1	0	0	0
Michael LaValliere, L (1, 2) OBP: 0.402, SLG: 0.373 John Cangelosi, S (9, PH) OBP: 0.530, SLG: 0.275		0-0 F7 3-H		0-0 6-3		0-0 F9 2-3		0-3 K 3-H		3	0	0	0	0	0	3
Rafael Belliard, R (1, 6) OBP: 0.301, SLG: 0.299 Bobby Bonilla, S (7, PH) OBP: 0.296, SLG: 0.360 (8, 5)		0-0 6-3 3-H		0-0 F8		0-0 HBP 1B 1-2		0-0 1B		2	0	0	0	0	0	1
Dorn Taylor, R (1, 1) OBP: 0.143, SLG: 0.143 Hipolito Peña, L (4, 1) Bob Walk, R (6, 1) OBP: 0.333, SLG: 0.333 Mike Diaz, R (7, PH) OBP: 0.274, SLG: 0.513 John Smiley, L (8, 1) OBP: 0.600, SLG: 1.000 Al Pedrique, R (9, PH)		0-0 L3		0-3 K 3-H		0-3 K 3-H		0-0 F8 3-H		1	0	0	0	0	0	0

Inning Stats	R: 0	H: 0	E: 0	K: 1	S: 5	R: 1	H: 1	E: 1	K: 0	S: 5	R: 0	H: 1	E: 0	K: 1	S: 6	R: 0	H: 0	E: 0	K: 0	S: 3	R: 0	H: 0	E: 0	K: 1	S: 5	R: 0	H: 0	E: 0	K: 0	S: 3	R: 0	H: 2	E: 0	K: 1	S: 7	R: 1	H: 2	E: 0	K: 0	S: 5	R: 0	H: 1	E: 0	K: 1	S: 6	1B: 5	SF: 1	2B: 1	3B: 1	HR: 0
Bill Gullickson, R (1, 1) ERA: 3.56	8.0	WLS: 0	W: 0	BF: 32	H: 6	R: 2	ER: 1	SO: 4	BB: 0	IBB: 0	HBP: 1	BLK: 0	WP: 0	HR: 0	S: 39	P: 40	ERA: 1.12	WHIP: 0.750																																
John Franco, L (9, 1) ERA: 0.98	1.0	WLS: 4	W: 1	BF: 4	H: 1	R: 0	ER: 0	SO: 1	BB: 0	IBB: 0	HBP: 0	BLK: 0	WP: 0	HR: 0	S: 6	P: 6	ERA: 0.00	WHIP: 1.000																																

BOTTOM

Cincinnati Reds @ Pittsburgh Pirates
Three Rivers Stadium, Pittsburgh, PA

Sat May 30 1987, 7:05 PM EDT
Att. 28,853 - Unknown

AB	34
R	2
H	7
RBI	2
BB	0
SO	5
LOB	14



WP: 0	PA: 36
PB: 0	
SB: 0	
CS: 0	

livebaseballscorecards.com

Batter	1	2	3	4	5	6	7	8	9	AB R H RBI BB SO LOB	TOP		
Kurt Stillwell, S OBP: 0.368, SLG: 0.404 (1, 5)	0-0 2B 1B 1B	0-0 F7			0-0 4-3	0-0 F7			0-0 F8	5 1 1 0 0 0 2			
Barry Larkin, R OBP: 0.271, SLG: 0.374 (1, 6)	0-0 1-3 1B 2B		0-0 P5		0-0 F8			0-0 4-3	0-0 G3-6-3 1-2f	5 1 1 0 0 0 1			
Eric Davis, R OBP: 0.420, SLG: 0.786 (1, 8)	0-3 K		0-0 F5		0-0 F9			0-0 F9		4 0 0 0 0 1 2			
Dave Parker, L OBP: 0.346, SLG: 0.526 (1, 9)	4-0 1B IBB		4-0 BB		0-0 HR			0-3 K		2 1 1 1 2 1 0			
Kal Daniels, L OBP: 0.410, SLG: 0.620 (1, 7)	0-0 FC6-4 1-2 2-H 3-H 1B		0-0 4-3		0-0 F9 2B 1B			0-0 BLK 1B		4 1 3 2 0 0 1			
Bo Diaz, R OBP: 0.272, SLG: 0.329 Lloyd McClendon, R OBP: 0.250, SLG: 0.419 (6, PH) (6, 2)	0-0 P6		0-0 F7		0-0 F9 1-3			0-0 P6		2 0 0 0 0 0 2 2 0 0 0 0 0 2			
Nick Esasky, R OBP: 0.308, SLG: 0.500 (1, 3)	0-0 FC6-4 1-2f		0-0 5-3		0-0 1B 2B			0-3 K 1-2		4 1 1 1 0 1 3			
Dave Concepcion, R OBP: 0.377, SLG: 0.356 (1, 4)		0-0 F9		4-0 BB	0-0 SH1-3 1B			0-0 6-3		3 0 1 1 1 0 1			
Ted Power, R OBP: 0.087, SLG: 0.045 Tracy Jones, R OBP: 0.400, SLG: 0.584 John Franco, L (9, 1)		0-0 1-3		0-0 G3	0-0 SH1-3			0-0 G3-6-3 1B		2 0 0 0 0 0 1 1 0 1 0 0 0 0 0 0 0 0 0 0 0			
Inning Stats	R: 2 H: 3 E: 0 LOB: 2 K: 1 BB: 1 S: 8 P: 12	R: 0 H: 0 E: 0 LOB: 0 K: 0 BB: 0 S: 3 P: 3	R: 0 H: 0 E: 0 LOB: 1 K: 0 BB: 1 S: 3 P: 7	R: 0 H: 0 E: 0 LOB: 1 K: 0 BB: 1 S: 3 P: 7	R: 0 H: 0 E: 0 LOB: 0 K: 0 BB: 0 S: 3 P: 3	R: 3 H: 4 E: 0 LOB: 1 K: 0 BB: 0 S: 7 P: 7	R: 0 H: 0 E: 0 LOB: 0 K: 1 BB: 0 S: 5 P: 5	R: 0 H: 1 E: 0 LOB: 1 K: 1 BB: 0 S: 6 P: 6	R: 0 H: 1 E: 0 LOB: 0 K: 0 BB: 0 S: 3 P: 3	1B: 6 SF: 0 2B: 2 SAC: 1 3B: 0 DP: 1 HR: 1 HBP: 0	WP: 0 PA: 38 PB: 0 SB: 1 CS: 0		
PITCHER	IP WLS BF H R ER SO BB IBB HBP BLK WP HR S P ERA WHIP											PITCHER	IP WLS BF H R ER SO BB IBB HBP BLK WP HR S P ERA WHIP
Doug Drabek, R ERA: 4.32 (1, 1)	5.1 L 25 6 5 5 1 2 1 0 0 0 0 1 24 36 8.44 1.500												
Don Robinson, R ERA: 4.11 (6, 1)	2.2 10 2 0 0 2 0 0 0 0 1 0 0 14 14 0.00 0.750												
John Smiley, L ERA: 5.28 (9, 1)	1.0 3 1 0 0 0 0 0 0 0 0 0 0 3 3 0.00 1.000												

Cincinnati Reds @ Pittsburgh Pirates
 Three Rivers Stadium, Pittsburgh, PA
 Sun May 31 1987, 3:33 AM EDT
 Att. 24,786 - Unknown

livebaseballscorecards.com

AB	34
R	5
H	9
RBI	5
BB	3
SO	3
LOB	15



Batter	1	2	3	4	5	6	7	8	9	AB	R	H	RBI	BB	SO	LOB
Barry Bonds, L OBP: 0.362, SLG: 0.503 (1, 7)	F8	G3			1B 2B		F7		K	5	1	1	0	0	1	3
Andy Van Slyke, L OBP: 0.320, SLG: 0.418 (1, 8)	1B 2B		K		4-3 BLK 1B		2B			4	1	3	1	0	1	0
Johnny Ray, S OBP: 0.305, SLG: 0.358 (1, 4)	F7		4-3		4-3		P6			4	0	0	0	0	0	3
Sid Bream, L OBP: 0.365, SLG: 0.530 (1, 3)	2-H 1B		P4		F5			5-3		4	0	1	1	0	0	1
R.J. Reynolds, S OBP: 0.371, SLG: 0.474 (1, 9)	F7			F7	K			1-3		3	0	0	0	0	1	2
Don Robinson, R (6, 1)										0	0	0	0	0	0	0
John Cangelosi, S OBP: 0.522, SLG: 0.268 (8, PH)										1	0	0	0	0	0	0
John Smiley, L OBP: 0.500, SLG: 1.000 (9, 1)										0	0	0	0	0	0	0
Bobby Bonilla, S OBP: 0.304, SLG: 0.359 (1, 5)		E 1B		4-0 1B BB		6-3		3-1		3	0	1	0	1	0	0
Michael LaValliere, L OBP: 0.392, SLG: 0.362 (1, 2)		P3		F8		4-3			K	3	0	0	0	0	0	2
Al Pedrique, R (9, PH)										1	0	0	0	0	1	0
Rafael Belliard, R OBP: 0.299, SLG: 0.298 (1, 6)		K		4-3 1B		4-3			4-3	4	0	1	0	0	1	1
Doug Drabek, R OBP: 0.154, SLG: 0.231 (1, 1)		E5		5-3			K			2	0	0	0	0	0	3
Jim Morrison, R OBP: 0.295, SLG: 0.438 (6, 5)									2B	2	0	1	0	0	1	0

Inning Stats	R: 1	H: 2	E: 0	K: 0	S: 5	H: 2	LOB: 1	BB: 0	P: 5	R: 0	H: 1	E: 1	K: 1	S: 7	H: 0	LOB: 0	BB: 0	P: 5	R: 0	H: 1	E: 0	K: 0	S: 4	H: 2	LOB: 1	BB: 0	P: 7	R: 0	H: 0	E: 0	K: 0	S: 3	H: 0	LOB: 0	BB: 0	P: 3	R: 0	H: 1	E: 0	K: 1	S: 6	H: 0	LOB: 1	BB: 0	P: 6	R: 0	H: 0	E: 0	K: 0	S: 3	H: 0	LOB: 0	BB: 0	P: 3	R: 0	H: 1	E: 0	K: 2	S: 8	H: 1	LOB: 1	BB: 0	P: 8	1B: 4	SF: 0	2B: 4	SAC: 0	3B: 0	DP: 0	HR: 0	HBP: 0
--------------	------	------	------	------	------	------	--------	-------	------	------	------	------	------	------	------	--------	-------	------	------	------	------	------	------	------	--------	-------	------	------	------	------	------	------	------	--------	-------	------	------	------	------	------	------	------	--------	-------	------	------	------	------	------	------	------	--------	-------	------	------	------	------	------	------	------	--------	-------	------	-------	-------	-------	--------	-------	-------	-------	--------

PITCHER	IP	WLS	BF	H	R	ER	SO	BB	IBB	HBP	BLK	WP	HR	S	P	ERA	WHIP
Ted Power, R ERA: 3.78 (1, 1)	8.0	W	33	7	2	2	4	1	0	0	1	0	0	40	44	2.25	1.000
John Franco, L ERA: 0.93 (9, 1)	1.0	S	4	1	0	0	2	0	0	0	0	0	0	8	8	0.00	1.000

BOTTOM

Cincinnati Reds @ Pittsburgh Pirates
 Three Rivers Stadium, Pittsburgh, PA

Sun May 31 1987, 3:33 AM EDT
 Att. 24,786 - Unknown

AB	36
R	2
H	8
RBI	2
BB	1
SO	6
LOB	15



WP	PA	ERA	WHIP
0	37		
0			
0			

Batter	1	2	3	4	5	6	7	8	9	AB R H RBI BB SO LOB	TOP		
Barry Bonds, L (1, 7) OBP: 0.363, SLG: 0.506	0-0 G2-6-3 1B		0-0 6-3 2-3		0-3 K2-3		0-0 1-H 2B		0-0 F9	5 0 2 1 0 1 2			
Andy Van Slyke, L (1, 8) OBP: 0.323, SLG: 0.439	0-0 G2-6-3 1-2f		0-0 3-H HR		0-0 1B			0-3 K	0-0 F8 1-2	5 1 2 2 0 1 2			
Johnny Ray, S (1, 4) OBP: 0.309, SLG: 0.361	0-0 2B 1B		0-0 E 1B		0-0 F7			0-0 F8		4 0 2 0 0 0 1			
Sid Bream, L (1, 3) OBP: 0.368, SLG: 0.536	0-0 1-H 2B		0-0 E5 1-2		0-0 F5			0-0 BB 1B		4 1 2 0 0 0 1			
Jim Morrison, R (1, 5) OBP: 0.294, SLG: 0.431		0-0 F9	0-0 F8		0-0 4-3			4-0 BB BB BB 1B		3 0 0 0 1 0 2			
R.J. Reynolds, S (1, 9) OBP: 0.367, SLG: 0.465		0-0 F7		0-0 F7		0-0 4-3		0-0 1-2 2-H 1B		4 0 1 1 0 0 0			
Michael LaValliere, L (1, 2) OBP: 0.387, SLG: 0.358		0-0 4-3		0-0 4-3			0-0 FC6-4 1B	0-0 F7		4 0 1 0 0 0 2			
Rafael Belliard, R (1, 6) OBP: 0.305, SLG: 0.298			0-0 6-3 SH2-4 HR 1B		0-0 5-3		0-0 FC6-4 1-2f 2B	4-0 BB BB BB S BB		3 2 1 0 1 0 1			
Rick Reuschel, R (1, 1) OBP: 0.241, SLG: 0.393			0-0 SH2-4 1-2		0-0 1-3		0-3 K	0-3 K		3 0 0 0 0 2 2			
Inning Stats	R: 0 H: 3 E: 0 LOB: 2 K: 0 BB: 0 S: 4 P: 4	R: 0 H: 0 E: 0 LOB: 0 K: 0 BB: 0 S: 3 P: 3	R: 2 H: 3 E: 1 LOB: 2 K: 0 BB: 0 S: 7 P: 7	R: 0 H: 0 E: 0 LOB: 0 K: 0 BB: 0 S: 3 P: 3	R: 0 H: 1 E: 0 LOB: 1 K: 1 BB: 0 S: 6 P: 6	R: 0 H: 0 E: 0 LOB: 0 K: 0 BB: 0 S: 3 P: 3	R: 1 H: 2 E: 0 LOB: 1 K: 1 BB: 0 S: 6 P: 6	R: 1 H: 2 E: 0 LOB: 2 K: 1 BB: 1 S: 7 P: 11	R: 0 H: 0 E: 0 LOB: 1 K: 1 BB: 1 S: 5 P: 9	1B: 8 SF: 0 2B: 2 SAC: 1 3B: 0 DP: 1 HR: 1 HBP: 0	WP: 0 PA: 38 PB: 0 SB: 1 CS: 0		
PITCHER	IP WLS BF H R ER SO BB IBB HBP BLK WP HR S P ERA WHIP											PITCHER	IP WLS BF H R ER SO BB IBB HBP BLK WP HR S P ERA WHIP
Rick Mahler, R (1, 1) ERA: 4.88	7.0 L 28 9 3 3 2 0 0 0 0 0 1 32 32 3.86 1.286												
Paul Assenmacher, L (8, 1) ERA: 5.4	2.0 10 2 1 1 2 2 0 0 0 0 0 0 12 20 4.50 2.000												

Pittsburgh Pirates @ Atlanta Braves
Atlanta-Fulton County Stadium, Atlanta, GA

Tue Jun 02 1987, 7:05 PM EDT
Att. 8,890 - Unknown

livebaseballscorecards.com

AB	35
R	4
H	11
RBI	4
BB	2
SO	4
LOB	13



Batter	1	2	3	4	5	6	7	8	9	AB	R	H	RBI	BB	SO	LOB
Dion James, L OBP: 0.383, SLG: 0.441 (1, 8)	0-0 4-3 ①		0-0 F8 ③		0-0 F8 ③			0-0 F9 ②		4	0	0	0	0	0	0
Ken Oberkfell, L OBP: 0.384, SLG: 0.418 (1, 5) (8, 4)	0-0 F8 ②			0-0 BB 1B 1B ①		0-0 F9 ①		0-0 G3 ③		4	1	1	0	0	0	0
Gerald Perry, L OBP: 0.277, SLG: 0.314 (1, 3)	0-0 1-3 ③			0-0 F7 ①		0-0 F7 ②			0-0 5-3 ①	4	0	0	0	0	0	1
Dale Murphy, R OBP: 0.452, SLG: 0.612 (1, 9)		0-0 4-3 ①		0-0 F9 ②		0-3 K2-3 ③			4-0 BB ①	3	0	0	0	1	1	1
Ken Griffey, L OBP: 0.405, SLG: 0.591 (1, 7)		0-0 4-3 ②		4-0 BB 1B 1-2 BB ①			0-0 F4 ①		0-0 F8 ②	3	0	0	0	1	0	1
Andres Thomas, R OBP: 0.270, SLG: 0.307 (1, 6)		4-0 BB ①		0-0 1-3 2-H 1B ①			0-0 L5 ②		0-0 F8 ③	3	0	1	1	1	0	1
Bruce Benedict, R OBP: 0.264, SLG: 0.156 (1, 2)		0-0 5-3 ③		0-0 6-3 ③			4-0 BB ①			2	0	0	0	1	0	3
Glenn Hubbard, R OBP: 0.425, SLG: 0.453 Paul Assenmacher, L (8, 1)			0-0 F9 ①		0-0 4-3 ①		0-3 K ③			3	0	0	0	0	1	1
Rick Mahler, R OBP: 0.156, SLG: 0.161 Graig Nettles, L OBP: 0.297, SLG: 0.328 (8, 5)			0-3 K ②		0-3 K ②		0-3 K ①			0	0	0	0	0	0	0

Inning Stats	R: 0 E: 0 K: 0 S: 3	H: 0 LOB: 0 BB: 0 P: 3	R: 0 E: 0 K: 0 S: 3	H: 0 LOB: 1 BB: 1 P: 7	R: 0 E: 0 K: 1 S: 5	H: 0 LOB: 0 BB: 0 P: 5	R: 1 E: 0 K: 0 S: 5	H: 2 LOB: 2 BB: 1 P: 9	R: 0 E: 0 K: 1 S: 5	H: 0 LOB: 0 BB: 0 P: 5	R: 0 E: 0 K: 1 S: 5	H: 0 LOB: 1 BB: 1 P: 9	R: 0 E: 0 K: 1 S: 5	H: 0 LOB: 0 BB: 0 P: 5	R: 0 E: 0 K: 0 S: 3	H: 0 LOB: 1 BB: 1 P: 7	1B: 2 2B: 0 3B: 0 HR: 0	SF: 0 SAC: 0 DP: 0 HBP: 0
PITCHER Rick Reuschel, R ERA: 1.97 (1, 1)	IP: 9.0 WLS: W BF: 33 H: 2 R: 1 ER: 1 SO: 5 BB: 4 IBB: 0 HBP: 0 BLK: 0 WP: 0 HR: 0 S: 39 P: 55 ERA: 1.00 WHIP: 0.667																	


BOTTOM

Pittsburgh Pirates @ Atlanta Braves
Atlanta-Fulton County Stadium, Atlanta, GA

Tue Jun 02 1987, 7:05 PM EDT
Att. 8,890 - Unknown

AB	29
R	1
H	2
RBI	1
BB	4
SO	5
LOB	8

WP: 0 PA: 33
PB: 0
SB: 0
CS: 0



livebaseballscores.com

Batter	1	2	3	4	5	6	7	8	9	AB	R	H	RBI	BB	SO	LOB
Albert Hall, S OBP: 0.412, SLG: 0.500 (1, 8)	F8	F8														
Rafael Ramirez, R OBP: 0.315, SLG: 0.368 (1, 5)			F5						SF7							
Gary Roenicke, R OBP: 0.339, SLG: 0.244 Ken Griffey, L OBP: 0.393, SLG: 0.571 (1, 7) (2, 7)	P3		F4						K							
Dale Murphy, R OBP: 0.457, SLG: 0.611 (1, 9)																
Ted Simmons, S OBP: 0.319, SLG: 0.385 (1, 3)	FC6-4		K													
Andres Thomas, R OBP: 0.278, SLG: 0.314 (1, 6)																
Ozzie Virgil, R OBP: 0.350, SLG: 0.604 (1, 2)			K													
Glenn Hubbard, R OBP: 0.432, SLG: 0.461 (1, 4)																
David Palmer, R OBP: 0.200, SLG: 0.320 Graig Nettles, L OBP: 0.293, SLG: 0.323 Jim Acker, R OBP: 0.286, SLG: 0.286 Ken Oberkfell, L OBP: 0.382, SLG: 0.415 (1, 1) (6, PH) (7, 1) (9, PH)																

Inning Stats	R: 0	H: 1	E: 0	K: 0	S: 4	LOB: 2	BB: 1	P: 8	R: 0	H: 1	E: 0	K: 1	S: 6	LOB: 2	BB: 1	P: 10	R: 0	H: 0	E: 0	K: 1	S: 5	LOB: 0	BB: 1	P: 9	R: 0	H: 0	E: 0	K: 2	S: 7	LOB: 0	BB: 0	P: 7	R: 0	H: 0	E: 0	K: 1	S: 4	LOB: 1	BB: 2	P: 12	R: 0	H: 1	E: 0	K: 0	S: 4	LOB: 3	BB: 2	P: 12	R: 0	H: 0	E: 0	K: 1	S: 5	LOB: 1	BB: 1	P: 9	R: 0	H: 1	E: 0	K: 1	S: 3	LOB: 0	BB: 0	P: 3	R: 1	H: 1	E: 0	K: 1	S: 6	LOB: 1	BB: 1	P: 10	1B: 4	SF: 1	2B: 1	SAC: 0	3B: 0	DP: 2	HR: 0	HBP: 0	WP: 0	PA: 39
--------------	------	------	------	------	------	--------	-------	------	------	------	------	------	------	--------	-------	-------	------	------	------	------	------	--------	-------	------	------	------	------	------	------	--------	-------	------	------	------	------	------	------	--------	-------	-------	------	------	------	------	------	--------	-------	-------	------	------	------	------	------	--------	-------	------	------	------	------	------	------	--------	-------	------	------	------	------	------	------	--------	-------	-------	-------	-------	-------	--------	-------	-------	-------	--------	-------	--------

PITCHER	IP	WLS	BF	H	R	ER	SO	BB	IBB	HBP	BLK	WP	HR	S	P	ERA	WHIP
Bob Kipper, L ERA: 5.3 (1, 1)	5.2		24	3	0	0	5	5	0	0	0	0	0	29	49	0.00	1.412
Dom Taylor, R ERA: 5.84 (6, 1)	0.0		2	0	0	0	0	2	0	0	0	0	0	0	8	∞	∞
John Smiley, L ERA: 5.01 (6, 1)	1.2		7	1	0	0	1	1	0	0	0	0	0	8	12	0.00	1.200
Don Robinson, R ERA: 4.18 (8, 1)	1.2		6	1	1	1	1	1	0	0	0	0	0	7	11	5.40	1.200

BOTTOM

Pittsburgh Pirates @ Atlanta Braves
Atlanta-Fulton County Stadium, Atlanta, GA

Wed Jun 03 1987, 7:05 PM EDT
Att. 5,368 - Unknown

livebaseballscorecards.com

AB	29
R	1
H	5
RBI	1
BB	9
SO	7
LOB	22



Batter	1	2	3	4	5	6	7	8	9	AB R H RBI BB SO LOB	TOP											
John Cangelosi, S (1, 8) OBP: 0.521, SLG: 0.256	4-0 BB G4-6-3		4-0 BB 6-3		X 0-0 4-3		X 0-0 F7			2 1 0 0 2 0 0												
Al Pedrique, R (1, 6) OBP: 0.154, SLG: 0.083	0-0 G4-6-3		0-0 BB 6-3		X 0-0 F7		X 0-0 1-3			4 0 1 0 0 0 1												
Bob Walk, R (7, 1) OBP: 0.333, SLG: 0.333	1-2f		1-3 1B							0 0 0 0 0 0 0												
Mike Diaz, R (1, 7) OBP: 0.284, SLG: 0.544	0-3 K		4-0 BB 6-3		X 0-0 HR		X 0-0 F3			3 1 1 1 1 1 0												
Jim Morrison, R (1, 5) OBP: 0.307, SLG: 0.452		4-0 BB 6-3	0-0 BB 6-3		S 0-3 K		X 0-0 5-3			3 1 0 1 1 1 2												
Bobby Bonilla, S (1, 9) OBP: 0.305, SLG: 0.361		0-0 6-3	0-0 F8		X 0-0 1B		X 0-0 F7			4 0 1 0 0 0 3												
Sid Bream, L (1, 3) OBP: 0.361, SLG: 0.517		0-3 K		X 0-0 3-1		X 0-0 F8		X 0-0 4-3		4 0 0 0 0 1 2												
Junior Ortiz, R (1, 2) OBP: 0.306, SLG: 0.298		0-0 1B		X 0-0 1B		X 0-0 1B		S 0-3 K		3 0 3 1 0 0 0												
Andy Van Slyke, L (9, PH) OBP: 0.323, SLG: 0.431		3-H								1 0 0 0 0 1 0												
Rafael Belliard, R (1, 4) OBP: 0.297, SLG: 0.290		0-3 K		X 0-0 G5-4-3		X 0-0 5-3		X 0-0 4-3		3 0 0 0 0 1 4												
Barry Bonds, L (9, PH) OBP: 0.357, SLG: 0.494				1-2f						1 0 0 0 0 0 0												
Brian Fisher, R (1, 1) OBP: 0.154, SLG: 0.385			0-3 K		X 0-0 F9		X 0-0 F6			1 0 0 0 0 1 0												
John Smiley, L (4, 1) OBP: 0.325, SLG: 0.667										0 0 0 0 0 0 0												
Butch Davis, R (5, PH)										1 0 0 0 0 0 0												
Dave Johnson, R (5, 1)										0 0 0 0 0 0 0												
Johnny Ray, S (7, PH) OBP: 0.310, SLG: 0.365										1 0 0 0 0 0 0												
Inning Stats	R: 0 E: 0 K: 1 S: 4	H: 0 LOB: 0 BB: 1 P: 8	R: 1 E: 0 K: 2 S: 8	H: 1 LOB: 1 BB: 1 P: 12	R: 1 E: 0 K: 1 S: 6	H: 1 LOB: 2 BB: 2 P: 14	R: 0 E: 0 K: 0 S: 3	H: 1 LOB: 0 BB: 0 P: 3	R: 0 E: 0 K: 0 S: 3	H: 0 LOB: 0 BB: 0 P: 3	R: 1 E: 0 K: 1 S: 8	H: 3 LOB: 2 BB: 0 P: 8	R: 0 E: 0 K: 0 S: 3	H: 0 LOB: 0 BB: 0 P: 3	R: 0 E: 0 K: 1 S: 5	H: 0 LOB: 0 BB: 0 P: 5	R: 0 E: 0 K: 1 S: 5	H: 0 LOB: 0 BB: 0 P: 5	1B: 5 2B: 0 3B: 0 HR: 1	SF: 0 SAC: 0 DP: 2 HBP: 0	WP: 0 PB: 0 SB: 1 CS: 0	PA: 35
PITCHER	IP WLS BF H R ER SO BB IBB HBP BLK WP HR S P ERA WHIP																					
Zane Smith, L (1, 1) ERA: 4.06	7.0 W 29 6 3 3 5 4 0 0 0 0 0 1 35 51 3.86 1.429																					
Jeff Dedmon, R (8, 1) ERA: 3.58	2.0 S 6 0 0 0 1 0 0 0 0 0 0 0 8 8 0.00 0.000																					

Pittsburgh Pirates @ Atlanta Braves
Atlanta-Fulton County Stadium, Atlanta, GA

Thu Jun 04 1987, 3:33 AM EDT
Att. 6,460 - Unknown

livebaseballscorecards.com

AB	31
R	3
H	6
RBI	3
BB	4
SO	6
LOB	12



Batter	1	2	3	4	5	6	7	8	9
Albert Hall, S OBP: 0.406, SLG: 0.488 (1, 8)	0-0 S 2B 1B	0-0 1-3		0-0 E9 FC3-2 S PB 2-3 3-H		0-0 5-3		0-0 SH3-4 1-2 2-3	
Dion James, L OBP: 0.383, SLG: 0.443 (1, 7)	0-0 1-H HR 2B	0-0 6-3		4-0 IBB FC3-2 1-2 IBB		0-0 F9		0-0 G3	
Ken Oberkfell, L OBP: 0.383, SLG: 0.415 (1, 5)	0-3 K	0-0 F9		0-0 FC3-2 IBB 1-2 2-3 3-H		0-0 1B		0-0 1B 2-H 3-H	
Dale Murphy, R OBP: 0.460, SLG: 0.624 (1, 9)	0-0 2-H HR		0-0 CS 1B	4-0 1-2 2-3 3-H IBB		0-3 K		0-3 K	
Gerald Perry, L OBP: 0.282, SLG: 0.310 (1, 3)	0-0 F8		4-0 BB CS 1-2	0-3 K		4-0 2-3 BB			
Andres Thomas, R OBP: 0.285, SLG: 0.344 (1, 6)	0-0 HR		0-0 F9		0-0 G6-4-3 1B		0-0 F7		
Ozzie Virgil, R OBP: 0.353, SLG: 0.601 (1, 2)	0-0 BB 1B		0-0 CS 1-2	0-0 SH1-4 E BB 1B		0-0 G6-4-3 1-2		0-0 2-3 1-2	
Glenn Hubbard, R OBP: 0.444, SLG: 0.481 (1, 4)	4-0 1-2 BB			4-0 E SH1-4 1-2 FC3-2 BB		0-0 3B		0-0 SH3-4 PB 1B 1B	
Zane Smith, L OBP: 0.200, SLG: 0.207 (1, 1)	0-0 G3			0-0 SH1-4		0-0 4-3		4-0 1-2 SH3-4 1B BB	
Jeff Dedmon, L OBP: 0.286, SLG: 0.167 (8, 1)				1-2 2-3					

Inning Stats	R: 4	H: 5	E: 0	LOB: 2	K: 10	S: 10	P: 14	R: 0	H: 0	E: 0	LOB: 0	K: 0	S: 3	R: 0	H: 1	E: 0	LOB: 0	K: 0	S: 2	R: 2	H: 1	E: 1	LOB: 3	K: 1	S: 7	R: 0	H: 2	E: 0	LOB: 1	K: 0	S: 4	R: 0	H: 1	E: 0	LOB: 1	K: 1	S: 6	R: 0	H: 0	E: 0	LOB: 0	K: 0	S: 2	R: 2	H: 2	E: 0	LOB: 1	K: 1	S: 7
--------------	------	------	------	--------	-------	-------	-------	------	------	------	--------	------	------	------	------	------	--------	------	------	------	------	------	--------	------	------	------	------	------	--------	------	------	------	------	------	--------	------	------	------	------	------	--------	------	------	------	------	------	--------	------	------

PITCHER	IP	WLS	BF	H	R	ER	SO	BB	IBB	HBP	BLK	WP	HR	S	P	ERA	WHIP
Brian Fisher, R ERA: 5.24 (1, 1)	3.1	L	20	7	6	4	1	3	1	0	0	0	0	18	34	10.80	3.000
John Smiley, L ERA: 4.91 (4, 1)	0.2		3	0	0	0	1	0	1	0	0	0	0	4	8	0.00	0.000
Dave Johnson, R ERA: 9.0 (5, 1)	2.0		8	3	0	0	1	0	0	0	0	0	0	10	10	0.00	1.500
Bob Walk, R ERA: 4.37 (7, 1)	2.0		9	2	2	2	1	2	0	0	0	0	0	9	17	9.00	2.000

BOTTOM

Pittsburgh Pirates @ Atlanta Braves
Atlanta-Fulton County Stadium, Atlanta, GA


Thu Jun 04 1987, 3:33 AM EDT
Att. 6,460 - Unknown

AB	R	H	RBI	BB	SO	LOB
4	2	1	0	0	0	1
4	1	1	1	1	0	2
5	0	2	2	0	1	4
4	1	2	2	1	2	2
2	0	0	0	2	1	3
4	1	2	1	0	0	2
4	1	2	0	0	0	2
2	1	2	0	2	0	0
2	0	0	0	0	0	3
0	1	0	0	1	0	0

AB	31
R	8
H	12
RBI	6
BB	7
SO	4
LOB	19

livebaseballscorecards.com

WP	0	PA	41
PB	2		
SB	2		
CS	2		



Batter	1	2	3	4	5	6	7	8	9	AB R H RBI BB SO LOB	TOP									
Barry Bonds, L (1, 7) OBP: 0.348, SLG: 0.480	0-3 K		0-0 F7		0-0 F7		0-3 K		0-0 F9	5 0 0 0 0 2 6										
Andy Van Slyke, L (1, 8) OBP: 0.325, SLG: 0.430	0-0 F5		0-0 1B			0-3 K		0-0 1B	0-0 4-3	5 0 2 0 0 1 2										
Johnny Ray, S (1, 4) OBP: 0.304, SLG: 0.360	0-0 4-3		0-0 SF8			0-0 F6		0-0 F7		3 0 0 1 0 0 1										
Sid Bream, L (1, 3) OBP: 0.364, SLG: 0.517		0-0 5-3	0-0 L7			0-0 1B		0-0 1B		4 0 2 0 0 0 2										
Jim Morrison, R (1, 5) (7, 6) OBP: 0.301, SLG: 0.443		0-0 F7		0-0 5-3		0-0 F6		0-3 K		4 0 0 0 0 1 3										
R.J. Reynolds, S (1, 9) OBP: 0.362, SLG: 0.443		4-0 BB		4-0 BB			0-3 K	0-0 F9		2 0 0 0 2 1 2										
Michael LaValiere, L (1, 2) OBP: 0.382, SLG: 0.353		0-3 K		0-0 L7			0-0 2B		0-3 K	3 0 1 0 0 1 2										
Junior Ortiz, R (9, PH) OBP: 0.302, SLG: 0.293										1 0 0 0 0 1 0										
Rafael Belliard, R (1, 6) OBP: 0.300, SLG: 0.288			4-0 1B SH		0-0 PO	0-0 F9			1-0 BB	1 1 0 0 1 0 0										
Bobby Bonilla, S (7, PH) OBP: 0.317, SLG: 0.376				1-2 BB			1-1 2B			1 0 1 0 0 0 0										
Mike Dunne, R (1, 1)			0-0 SH			0-3 K			4-0 BB	1 0 0 0 0 1 0										
John Cangelosi, S (7, PH) OBP: 0.528, SLG: 0.256										0 0 0 0 1 0 0										
John Smiley, L (7, 1) OBP: 0.333, SLG: 0.667			1-2 1B							0 0 0 0 0 0 0										
Dave Johnson, R (8, 1)										0 0 0 0 0 0 0										
Mike Diaz, R (9, PH) OBP: 0.292, SLG: 0.544										0 0 0 0 1 0 0										
Inning Stats	R: 0 E: 0 K: 1 S: 5	H: 0 LOB: 0 BB: 0 P: 5	R: 0 E: 0 K: 1 S: 5	H: 0 LOB: 1 BB: 1 P: 9	R: 1 E: 0 K: 0 S: 5	H: 1 LOB: 2 BB: 1 P: 9	R: 0 E: 0 K: 0 S: 2	H: 0 LOB: 0 BB: 1 P: 6	R: 0 E: 0 K: 1 S: 5	H: 0 LOB: 0 BB: 0 P: 5	R: 0 E: 0 K: 2 S: 8	H: 2 LOB: 2 BB: 1 P: 12	R: 0 E: 0 K: 1 S: 7	H: 2 LOB: 2 BB: 0 P: 7	R: 0 E: 0 K: 1 S: 5	H: 0 LOB: 2 BB: 1 P: 10	1B: 5 2B: 1 3B: 0 HR: 0	SF: 1 SAC: 1 DP: 0 HBP: 1	WP: 0 PB: 0 SB: 1 CS: 0	PA: 39
PITCHER Dwight Gooden, R (1, 1) ERA: 1.35	IP: 6.2 WLS: W BF: 27 H: 4 R: 1 ER: 1 SO: 5 BB: 4 IBB: 0 HBP: 0 BLK: 0 WP: 0 HR: 0 S: 33 P: 49 ERA: 1.35 WHIP: 1.200																			
Jesse Orosco, L (7, 1) ERA: 5.19	IP: 2.1 WLS: S BF: 11 H: 2 R: 0 ER: 0 SO: 3 BB: 1 IBB: 0 HBP: 1 BLK: 0 WP: 0 HR: 0 S: 15 P: 20 ERA: 5.19 WHIP: 1.286																			

Pittsburgh Pirates @ New York Mets
Shea Stadium, Flushing, NY
Fri Jun 05 1987, 7:05 PM EDT
Att: 51,402 - Unknown

livebaseballscorecards.com

AB	30
R	1
H	6
RBI	1
BB	5
SO	8
LOB	18



BOTTOM

Pittsburgh Pirates @ New York Mets
 Shea Stadium, Flushing, NY
 Fri Jun 05 1987, 7:05 PM EDT
 Att. 51,402 - Unknown

AB	29
R	5
H	7
RBI	5
BB	6
SO	3
LOB	20



WP: 0	PA: 37
PB: 0	
SB: 0	
CS: 2	

AB	R	H	RBI	BB	SO	LOB
4	0	2	0	0	1	0
2	1	0	0	1	0	1
1	1	1	0	0	0	0
3	2	1	1	1	0	2
3	0	2	1	1	0	1
3	1	1	1	1	1	3
4	0	0	1	0	0	6
3	0	0	0	1	0	3
1	0	0	0	1	0	0
0	0	0	1	0	0	0
1	0	0	0	0	0	0
3	0	0	0	0	0	4
1	0	0	0	0	1	0
1B: 4	SF: 1					
2B: 2	SAC: 0					
3B: 1	DP: 1					
HR: 0	HBP: 0					

Batter	1	2	3	4	5	6	7	8	9
Lenny Dykstra, L (1, 8) OBP: 0.395, SLG: 0.576	0-3 K	0-0 CS 1B			0-0 FC1-6 1B		0-0 F8		
Wally Backman, S (1, 4) OBP: 0.285, SLG: 0.277 Tim Teufel, R (7, PH) OBP: 0.444, SLG: 0.507	4-0 BB BLK E BB	0-0 CS 1-2	0-0 4-3		0-0 FC1-6 CS 1-2f		0-0 3B 1B		
Keith Hernandez, L (1, 3) OBP: 0.398, SLG: 0.460	0-0 E5 E BB 1-2 FC6-4		4-0 G5-4-3 BB		0-0 L9 1-2		0-0 2B 3B 1-H		
Gary Carter, R (1, 2) OBP: 0.302, SLG: 0.382	4-0 FC6-4 E BB 1-2 2-3		0-0 G5-4-3 1-2f			0-0 2B FC3-2-5-2 1B	0-0 2B 3-H		
Darryl Strawberry, L (1, 9) OBP: 0.390, SLG: 0.598	0-0 E6 FC6-4 1-2 2-3 3-H		4-0 G3 BB			0-0 FC3-2-5-2 SF7 2B	0-3 K		
Mookie Wilson, S (1, 7) OBP: 0.385, SLG: 0.561	0-0 FC6-4 1-2f 2-3 3-H		0-0 G3 1-2			0-0 FC3-2-5-2 SF7 2-3 3-H	0-0 G3		
Howard Johnson, S (1, 5) OBP: 0.321, SLG: 0.407	0-0 4-3		0-0 F7				0-0 F6 IBB		
Rafael Santana, R (1, 6) OBP: 0.311, SLG: 0.341 Lee Mazzilli, S (6, PH) OBP: 0.400, SLG: 0.571 Bill Almon, R (7, 6) OBP: 0.207, SLG: 0.214		0-0 L4	4-0 FC6-4 IBB			0-0 SF7 2-3 3-H	0-0 6-3		
Dwight Gooden, R (1, 1) Jesse Orosco, R (7, 1)		0-0 6-3	0-0 FC6-4 1-2f			0-0 1-3	0-3 K		

Inning Stats	R	H	E	K	S	L	P	R	H	E	K	S	L	P	R	H	E	K	S	L	P	R	H	E	K	S	L	P	
	2	0	2	7	15			0	1	0	3	3			0	0	0	0	3	6			0	1	0	0	3		
	0	0	0	0	0			0	0	0	0	0			0	0	0	0	11			0	2	0	0	3			
	0	0	0	0	0			0	0	0	0	0			0	0	0	0	3			0	2	0	0	3			
	0	0	0	0	0			0	0	0	0	0			0	0	0	0	3			0	2	0	0	3			
	0	0	0	0	0			0	0	0	0	0			0	0	0	0	3			0	2	0	0	3			
	0	0	0	0	0			0	0	0	0	0			0	0	0	0	3			0	2	0	0	3			
	0	0	0	0	0			0	0	0	0	0			0	0	0	0	3			0	2	0	0	3			
	0	0	0	0	0			0	0	0	0	0			0	0	0	0	3			0	2	0	0	3			
	0	0	0	0	0			0	0	0	0	0			0	0	0	0	3			0	2	0	0	3			

PITCHER	IP	WLS	BF	H	R	ER	SO	BB	IBB	HBP	BLK	WP	HR	S	P	ERA	WHIP
Mike Dunne, R (1, 1) ERA: 1.5	6.0	L	27	4	3	1	1	4	2	0	1	0	0	23	47	1.50	1.333
John Smiley, L (7, 1) ERA: 5.29	1.0		6	3	2	2	1	0	0	0	0	0	0	8	8	18.00	3.000
Dave Johnson, R (8, 1) ERA: 6.75	1.0		3	0	0	0	1	0	0	0	0	0	0	5	5	0.00	0.000

livebaseballscores.com

Batter	1	2	3	4	5	6	7	8	9	AB R H RBI BB SO LOB	TOP											
John Cangelosi, S (1, 8) <small>OBP: 0.500, SLG: 0.234</small> Andy Van Slyke, L (7, 8) <small>OBP: 0.325, SLG: 0.430</small>	0-0 L3		0-0 4-3		0-0 F8		0-0 F8			4 0 0 0 0 0 2 0 0 0 0 0 0 0												
Barry Bonds, L (1, 7) <small>OBP: 0.351, SLG: 0.478</small>	0-0 F5			4-0 1B S SF8 BB	0-0 S 1B			0-0 G3		3 1 1 1 1 0 0												
Johnny Ray, S (1, 4) <small>OBP: 0.303, SLG: 0.358</small>	0-0 F3			0-0 F7 HBP 1-3 1B	0-3 K 1-2			0-0 4-3		4 0 1 0 0 1 1												
Jim Morrison, R (1, 5) <small>OBP: 0.300, SLG: 0.438</small>		0-0 F7		0-0 SF8		0-0 F7		4-0 FC5-4 BB		2 0 0 1 1 0 0												
Mike Diaz, R (1, 3) <small>OBP: 0.301, SLG: 0.537</small> Don Robinson, R (8, 1)		0-0 S 1B		1-0 HBP 1-2		0-0 6-3		0-0 FC5-4 1-2f		3 0 1 0 0 0 1 0 0 0 0 0 0 0												
Bobby Bonilla, S (1, 9) <small>OBP: 0.315, SLG: 0.372</small>		0-3 K 1-2		0-0 F7 2-3		0-0 5-3		0-0 G4-6-3 1B		4 0 1 0 0 1 3												
Junior Ortiz, R (1, 2) <small>OBP: 0.288, SLG: 0.279</small> R.J. Reynolds, S (9, PH) <small>OBP: 0.359, SLG: 0.439</small>		0-0 F9		0-0 F8			0-0 F8		0-0 G4-6-3 1-2f	3 0 0 0 0 0 3 1 0 0 0 0 0 1												
Rafael Belliard, R (1, 6) <small>OBP: 0.301, SLG: 0.289</small> Michael LaValiere, L (9, PH) <small>OBP: 0.379, SLG: 0.350</small>			0-0 6-3		0-0 F8 SH2-4 1B 1B		0-3 K		0-0 F7	3 1 1 0 0 1 0 1 0 0 0 0 0 0												
Doug Drabek, R (1, 1) <small>OBP: 0.200, SLG: 0.214</small> Sid Bream, L (8, 3) <small>OBP: 0.364, SLG: 0.517</small>			0-3 K		0-0 SH2-4 1-2		4-0 BB			1 0 0 0 1 1 0 0 0 0 0 0 0 0												
Inning Stats	R: 0 E: 0 K: 0 S: 3	H: 0 LOB: 0 BB: 0 P: 3	R: 0 E: 0 K: 1 S: 6	H: 1 LOB: 1 BB: 0 P: 6	R: 0 E: 0 K: 1 S: 5	H: 0 LOB: 0 BB: 0 P: 5	R: 1 E: 0 K: 0 S: 4	H: 1 LOB: 2 BB: 1 P: 9	R: 1 E: 0 K: 1 S: 7	H: 2 LOB: 1 BB: 0 P: 7	R: 0 E: 0 K: 0 S: 3	H: 0 LOB: 0 BB: 0 P: 3	R: 0 E: 0 K: 1 S: 5	H: 0 LOB: 1 BB: 1 P: 9	R: 0 E: 0 K: 0 S: 3	H: 0 LOB: 1 BB: 1 P: 7	R: 0 E: 0 K: 0 S: 3	H: 1 LOB: 0 BB: 0 P: 3	1B: 5 2B: 0 3B: 0 HR: 0	SF: 1 SAC: 1 DP: 1 HBP: 1	WP: 0 PB: 0 SB: 3 CS: 0	PA: 35
PITCHER	IP WLS BF H R ER SO BB IBB HBP BLK WP HR S P ERA WHIP																					
Sid Fernandez, L (1, 1) <small>ERA: 2.16</small> Roger McDowell, R (8, 1) <small>ERA: 3.63</small>	7.0 W 28 4 2 2 4 2 0 1 0 0 0 0 33 42 2.57 0.857																					
	2.0 S 7 1 0 0 0 1 0 0 0 0 0 0 6 10 0.00 1.000																					

Pittsburgh Pirates @ New York Mets
 Shea Stadium, Flushing, NY
 Sat Jun 06 1987, 3:33 AM EDT
 Att: 47,603 - Unknown

livebaseballscorecards.com

AB	29
R	2
H	5
RBI	2
BB	3
SO	4
LOB	11



Batter	1	2	3	4	5	6	7	8	9	AB	R	H	RBI	BB	SO	LOB
--------	---	---	---	---	---	---	---	---	---	----	---	---	-----	----	----	-----

Lenny Dykstra, L OBP: 0.391, SLG: 0.566 (1, 8)	0-0 WP 1B WP 1B	0-3 K			0-0 B1		0-3 K			4	1	1	0	0	2	1
Wally Backman, S OBP: 0.297, SLG: 0.291 (1, 4)	0-0 WP BB 1-2 5-3 1B		0-0 1B		0-0 1B		0-0 F7			4	1	3	0	0	0	0
Keith Hernandez, L OBP: 0.391, SLG: 0.451 (1, 3)	0-0 F7		0-0 F9		0-0 F4			0-0 G3		4	0	0	0	0	0	4
Gary Carter, R OBP: 0.306, SLG: 0.381 (1, 2)	4-0 5-3 WP 1-2 2-3 BB		0-3 K		0-0 5-3			0-0 1B		3	0	1	0	1	1	1
Kevin McReynolds, R OBP: 0.311, SLG: 0.447 (1, 7)	0-0 5-3 1-3 2-H 3-H		0-3 K		0-0 F8			0-3 K		4	0	0	1	0	2	3
Mookie Wilson, S OBP: 0.374, SLG: 0.543 (1, 9)	0-0 F7			0-0 F6		0-0 4-3		0-3 K		4	0	0	0	0	1	2
Howard Johnson, S OBP: 0.321, SLG: 0.412 (1, 5)		0-0 F9		0-0 F3			0-0 E6 2B			3	0	1	0	0	0	0
Rafael Santana, R OBP: 0.312, SLG: 0.349 (1, 6)		0-0 1B 2B		0-3 K			0-0 E6 HR			3	1	1	0	0	1	1
Sid Fernandez, L OBP: 0.261, SLG: 0.333 Daryl Strawberry, L OBP: 0.393, SLG: 0.617 Roger McDowell, R OBP: 0.500, SLG: 0.667 (1, 1) (7, PH) (8, 1)		0-0 2-H 1B		0-3 K			0-0 1-H HR			2	0	1	0	0	1	0
										1	1	1	2	0	0	0
										0	0	0	0	0	0	0

Inning Stats	R: 2	H: 2	E: 0	K: 0	S: 5	H: 2	LOB: 1	BB: 1	P: 9	R: 0	H: 2	E: 0	K: 1	S: 6	H: 2	LOB: 1	BB: 0	P: 6	R: 0	H: 1	E: 0	K: 2	S: 8	H: 0	LOB: 0	BB: 0	P: 5	R: 0	H: 1	E: 0	K: 1	S: 6	H: 0	LOB: 0	BB: 0	P: 6	R: 0	H: 0	E: 0	K: 0	S: 3	H: 0	LOB: 0	BB: 0	P: 3	R: 2	H: 2	E: 1	K: 1	S: 7	H: 2	LOB: 0	BB: 0	P: 7	R: 0	H: 1	E: 0	K: 2	S: 8	H: 1	LOB: 1	BB: 0	P: 8	1B: 6	SF: 0	2B: 2	SAC: 0	3B: 0	DP: 0	HR: 1	HBP: 0	WP: 2	PA: 33
--------------	------	------	------	------	------	------	--------	-------	------	------	------	------	------	------	------	--------	-------	------	------	------	------	------	------	------	--------	-------	------	------	------	------	------	------	------	--------	-------	------	------	------	------	------	------	------	--------	-------	------	------	------	------	------	------	------	--------	-------	------	------	------	------	------	------	------	--------	-------	------	-------	-------	-------	--------	-------	-------	-------	--------	-------	--------

PITCHER	IP	WLS	BF	H	R	ER	SO	BB	IBB	HBP	BLK	WP	HR	S	P	ERA	WHIP
Doug Drabek, R ERA: 4.24 (1, 1)	7.0	L	29	8	4	3	6	1	0	0	0	2	1	40	44	3.86	1.286
Don Robinson, R ERA: 4.05 (8, 1)	1.0		4	1	0	0	2	0	0	0	0	0	0	8	8	0.00	1.000

BOTTOM

Pittsburgh Pirates @ New York Mets
 Shea Stadium, Flushing, NY
 Sat Jun 06 1987, 3:33 AM EDT
 Att. 47,603 - Unknown

AB	32
R	4
H	9
RBI	3
BB	1
SO	8
LOB	12



WP	HR	S	P	ERA	WHIP
2	1	7	8	3.86	1.286

livebaseballscores.com

Batter	1	2	3	4	5	6	7	8	9	10	AB R H RBI BB SO LOB	TOP														
Barry Bonds, L (1, 7) OBP: 0.347, SLG: 0.471	0-0 G4-6-3 1B		0-0 L9		0-0 1-3		0-0 F3		0-3 K		5 0 1 0 0 1 3	Pittsburgh Pirates @ New York Mets Shea Stadium, Flushing, NY Sun Jun 07 1987, 3:33 AM EDT Unknown														
Andy Van Slyke, L (1, 8) OBP: 0.327, SLG: 0.448	0-0 G4-6-3 1-2f			0-0 F7		0-0 L1		0-0 1B		0-0 HR	5 2 2 1 0 0 1															
Johnny Ray, S (1, 4) OBP: 0.301, SLG: 0.354	0-0 4-3			0-0 1B		0-0 6-3		0-0 F7		0-0 L4	5 0 1 0 0 0 1															
Sid Bream, L (1, 3) OBP: 0.365, SLG: 0.511		0-0 5-3		0-0 1B		0-0 3-1		4-0 1B		0-0 G4-1	4 0 1 0 1 0 0															
Jim Morrison, R (1, 5) OBP: 0.298, SLG: 0.432		0-3 K		0-0 G6-4-3 1-2f			0-0 HR	0-3 K		0-0 5-3	5 1 1 0 0 2 4															
R.J. Reynolds, S (1, 9) OBP: 0.372, SLG: 0.477		0-0 1B		0-0 L3		0-0 HR	0-0 1B	0-0 1B			4 1 3 3 0 0 0															
Michael LaValliere, L (1, 2) OBP: 0.375, SLG: 0.347		0-0 1-3		0-0 1B		0-0 F8	0-0 F8				4 0 1 0 0 0 3															
Rafael Belliard, R (1, 6) John Cangelosi, S (9, PH) Al Pedrique, R (9, 6) OBP: 0.154, SLG: 0.083		0-0 B2-3		0-0 E1		0-0 1B	0-0 1B	4-0 BB			3 0 1 0 0 0 1 0 0 0 0 1 0 0 0 0 0 0 0 0 0															
Rick Reuschel, R (1, 1) John Smiley, L (8, 1) Don Robinson, R (8, 1) Bobby Bonilla, S (8, 9) OBP: 0.312, SLG: 0.368		0-0 6-3		0-0 1-3		0-0 1-3	0-0 SH1-4	0-3 K			2 0 0 0 0 0 2 0 0 0 0 0 0 0 0 0 0 0 0 0 0 1 0 0 0 0 1 1															
Inning Stats	R: 0 E: 0 K: 0 S: 3	H: 1 LOB: 0 BB: 0 P: 3	R: 0 E: 0 K: 1 S: 6	H: 1 LOB: 1 BB: 0 P: 6	R: 0 E: 0 K: 0 S: 3	H: 0 LOB: 0 BB: 0 P: 3	R: 0 E: 0 K: 0 S: 4	H: 2 LOB: 1 BB: 0 P: 4	R: 0 E: 1 K: 0 S: 5	H: 1 LOB: 2 BB: 0 P: 5	R: 0 E: 0 K: 0 S: 3		H: 0 LOB: 0 BB: 0 P: 3	R: 2 E: 0 K: 0 S: 6	H: 3 LOB: 1 BB: 0 P: 6	R: 1 E: 0 K: 1 S: 7	H: 2 LOB: 2 BB: 1 P: 11	R: 0 E: 0 K: 2 S: 6	H: 0 LOB: 0 BB: 1 P: 10	R: 1 E: 0 K: 0 S: 4	H: 1 LOB: 0 BB: 0 P: 4	1B: 9 2B: 0 3B: 0 HR: 2	SF: 0 SAC: 1 DP: 2 HBP: 0	WP: 1 PB: 0 SB: 1 CS: 1	PA: 41	
PITCHER	IP WLS BF H R ER SO BB IBB HBP BLK WP HR S P ERA WHIP																									
John Mitchell, R (1, 1) ERA: 4.76	6.2		27	8	2	2	1	0	0	0	0	0	0	0	29	29	2.70	1.200								
Randy Myers, L (7, 1) ERA: 8.76	0.1		1	0	0	0	0	0	0	0	0	1	0	1	1	0.00	0.000									
Jesse Orosco, L (8, 1) ERA: 5.14	2.0		9	2	1	1	3	2	0	0	0	0	0	13	21	4.50	2.000									
Roger McDowell, R (10, 1) ERA: 3.86	1.0	W	4	1	1	1	0	0	0	0	0	0	1	4	4	9.00	1.000									

livebaseballscorecards.com

AB	38
R	4
H	11
RBI	4
BB	2
SO	4
LOB	16



Batter	1	2	3	4	5	6	7	8	9	AB R H RBI BB SO LOB	TOP			
Barry Bonds, L (1, 7) OBP: 0.342, SLG: 0.458	0-0 6-3	0-3 K		0-3 K		4-0 BB		0-0 B1-3	0-0 G3	5 0 0 0 1 2 3				
Andy Van Slyke, L (1, 8) OBP: 0.333, SLG: 0.500	0-0 HR	0-0 1B 3B		0-3 K		0-3 K		0-0 HR	0-0 4-3	6 3 3 3 0 2 3				
Johnny Ray, S (1, 4) OBP: 0.303, SLG: 0.352	0-0 G3	0-0 1B		0-3 K			0-0 F7	4-0 1B G3 BB		4 1 1 1 1 1 2				
Sid Bream, L (1, 3) OBP: 0.375, SLG: 0.527	0-0 1B 2B	0-0 L8			0-0 4-3 SF7 2B		4-0 BB	0-0 1B G3 1B		4 2 3 0 1 0 1				
R.J. Reynolds, S (1, 9) OBP: 0.365, SLG: 0.461	4-0 1B BB		0-0 4-3		0-0 4-3		0-0 F8	0-0 G3		4 0 0 1 1 0 3				
Bobby Bonilla, S (1, 5) OBP: 0.323, SLG: 0.390	0-0 1B		0-0 F9-6 2B		0-0 SF7		0-3 K	0-0 BB 1B		4 0 3 2 0 1 1				
Junior Ortiz, R (1, 2) OBP: 0.275, SLG: 0.266 Michael LaValiere, L (8, PH) OBP: 0.384, SLG: 0.361	0-0 4-3		0-0 F9-6		0-0 6-3			1B HR 2B		3 0 0 0 0 0 4 1 1 1 0 1 0 0	AB 38 R 10 H 14 RBI 10 BB 6 SO 8 LOB 19			
Al Pedrique, R (1, 6) OBP: 0.250, SLG: 0.143 John Cangelosi, S (8, PH) OBP: 0.506, SLG: 0.245 John Smiley, L (8, 1) OBP: 0.333, SLG: 0.667 Don Robinson, R (8, 1)		4-0 WP SH1-4 3B BB		0-0 SH WP 1B		0-3 K		0-0 1B		2 1 1 0 1 1 0 2 1 1 0 0 0 2 0 0 0 0 0 0 0 0 0 0 0 0 0 0				
Bob Kipper, R (1, 1) OBP: 0.333, SLG: 0.444 Butch Davis, R (6, PH) Dom Taylor, R (6, 1) OBP: 0.143, SLG: 0.143 Mike Diaz, R (8, PH) OBP: 0.309, SLG: 0.578 Rafael Belliard, R (8, 6) OBP: 0.299, SLG: 0.288		0-0 SH1-4		0-0 SH		0-3 K		0-0 1B HR	0-0 5-3	0 0 0 0 0 0 0 1 0 0 0 0 1 0 0 0 0 0 0 0 0 1 1 1 3 0 0 0 1 0 0 0 0 0 0				
Inning Stats	R: 1 H: 3 E: 0 LOB: 3 K: 0 BB: 1 S: 6 P: 10	R: 2 H: 2 E: 0 LOB: 1 K: 1 BB: 1 S: 7 P: 11	R: 0 H: 1 E: 0 LOB: 0 K: 0 BB: 0 S: 3 P: 3	R: 0 H: 1 E: 1 LOB: 2 K: 3 BB: 0 S: 11 P: 11	R: 1 H: 1 E: 0 LOB: 0 K: 0 BB: 0 S: 4 P: 4	R: 0 H: 0 E: 0 LOB: 1 K: 3 BB: 1 S: 9 P: 13	R: 0 H: 0 E: 0 LOB: 1 K: 1 BB: 1 S: 5 P: 9	R: 6 H: 6 E: 0 LOB: 2 K: 0 BB: 2 S: 9 P: 17	R: 0 H: 0 E: 0 LOB: 0 K: 0 BB: 0 S: 3 P: 3	1B: 6 SF: 1 2B: 5 SAC: 2 3B: 1 DP: 1 HR: 3 HBP: 0	WP: 2 PA: 47 PB: 0 SB: 0 CS: 0			
PITCHER	IP WLS BF H R ER SO BB IBB HBP BLK WP HR S P ERA WHIP													
Tom Edens, R (1, 1) ERA: 6.75	3.0		18 7 3 3 1 2 0 0 0 0 2 1 18 26 9.00 3.000											
Randy Myers, L (4, 1) ERA: 7.16	4.0		15 1 1 1 7 2 0 0 0 0 0 0 27 35 2.25 0.750											
Roger McDowell, R (8, 1) ERA: 5.7	0.1	L	6 4 5 5 0 1 0 0 0 0 0 2 5 9 135.00 15.000											
Doug Sisk, R (8, 1) ERA: 3.54	1.2		8 2 1 1 0 1 0 0 0 0 0 0 7 11 5.40 1.800											

Pittsburgh Pirates @ New York Mets
Shea Stadium, Flushing, NY
Sun Jun 07 1987, 3:38 AM EDT
Att: 42,516 - Unknown

livebaseballscorecards.com



Batter	1	2	3	4	5	6	7	8	9	AB	R	H	RBI	BB	SO	LOB
Lenny Dykstra, L (1, 8) OBP: 0.391, SLG: 0.559	0-3 K		4-0 HR BB	0-0 G3		0-0 2B		0-0 F2		4	1	1	0	1	1	3
Tim Teufel, R (1, 4) OBP: 0.432, SLG: 0.500	0-3 K		0-0 HR PB		0-3 K	0-3 K		0-0 1B 2B		5	2	1	1	0	3	3
Lee Mazzilli, S (1, 3) OBP: 0.420, SLG: 0.643	4-0 BB		0-0 HR 1-H 2-H		0-0 F9	4-0 IBB G5-4-3		0-0 CS 1B		3	1	2	5	2	0	0
Kevin McReynolds, R (1, 7) OBP: 0.312, SLG: 0.459	0-0 F8		0-0 F6		0-0 HR	0-0 G5-4-3		0-3 K		5	1	1	1	0	1	5
Mookie Wilson, S (1, 9) OBP: 0.366, SLG: 0.526		0-0 1-3	0-0 F8		0-0 WP 1B		0-0 6-3	0-0 CS	0-3 K	5	1	1	0	0	1	0
Howard Johnson, S (1, 5) OBP: 0.325, SLG: 0.409		0-3 K FC6-4	0-3 K		0-0 S 1B		0-0 G3		0-0 1B 1B	5	1	2	1	0	2	0
Bill Almon, R (1, 6) OBP: 0.212, SLG: 0.219		0-0 FC6-4 1B		0-3 K	0-0 1B		0-0 6-3		0-3 K	4	0	1	1	0	1	1
Roger McDowell, R (8, 1) OBP: 0.500, SLG: 0.667										0	0	0	0	0	0	0
Doug Sisk, R (8, 1) OBP: 0.312, SLG: 0.348										0	0	0	0	0	0	0
Darryl Strawberry, L (9, PH) OBP: 0.406, SLG: 0.629										1	0	0	0	0	1	1
Barry Lyons, R (1, 2) OBP: 0.262, SLG: 0.359		0-0 1B	0-0 FC3-6 BB	0-0 F8				0-0 1B 2B	0-0 1B	4	1	3	0	1	0	1
Tom Edens, R (1, 1) OBP: 0.500, SLG: 0.500		0-3 K		0-0 FC3-6				0-0 2B 1B	0-3 K	1	0	0	0	0	1	2
Randy Myers, L (4, 1) OBP: 0.312, SLG: 0.348								0-0 1B		2	0	1	0	0	0	1
Rafael Santana, R (8, 6) OBP: 0.369, SLG: 0.452								0-0 1B		1	1	1	0	0	0	0
Dave Magadan, L (9, PH) OBP: 0.369, SLG: 0.452								0-0 1B		1	0	0	0	0	1	2

Inning Stats	R: 0	H: 0	E: 0	K: 2	S: 7	H: 0	LOB: 1	BB: 1	P: 11	R: 0	H: 1	E: 0	K: 2	S: 9	H: 1	LOB: 2	BB: 0	P: 9	R: 3	H: 1	E: 1	K: 1	S: 7	H: 0	LOB: 0	BB: 1	P: 11	R: 0	H: 0	E: 0	K: 1	S: 5	H: 4	LOB: 1	BB: 0	P: 9	R: 3	H: 2	E: 0	K: 1	S: 6	H: 2	LOB: 2	BB: 1	P: 10	R: 0	H: 0	E: 0	K: 0	S: 3	H: 0	LOB: 0	BB: 0	P: 3	R: 3	H: 4	E: 0	K: 1	S: 8	H: 0	LOB: 0	BB: 0	P: 8	R: 0	H: 2	E: 0	K: 3	S: 11	H: 2	LOB: 2	BB: 0	P: 11	1B: 10	2B: 2	3B: 0	HR: 2	SF: 0	SAC: 0	DP: 1	HBP: 0	WP: 2	PB: 1	SB: 1	CS: 1	PA: 46
--------------	------	------	------	------	------	------	--------	-------	-------	------	------	------	------	------	------	--------	-------	------	------	------	------	------	------	------	--------	-------	-------	------	------	------	------	------	------	--------	-------	------	------	------	------	------	------	------	--------	-------	-------	------	------	------	------	------	------	--------	-------	------	------	------	------	------	------	------	--------	-------	------	------	------	------	------	-------	------	--------	-------	-------	--------	-------	-------	-------	-------	--------	-------	--------	-------	-------	-------	-------	--------


PITCHER	IP	WLS	BF	H	R	ER	SO	BB	IBB	HBP	BLK	WP	HR	S	P	ERA	WHIP
Bob Kipper, L (1, 1) ERA: 5.62	5.0		26	6	6	5	7	3	0	0	0	2	2	37	49	9.00	1.800
Dom Taylor, R (6, 1) ERA: 5.54	2.0	W	8	2	0	0	1	0	1	0	0	0	0	9	13	0.00	1.000
John Smiley, L (8, 1) ERA: 6.03	0.1		5	4	3	3	0	0	0	0	0	0	0	5	5	81.00	12.000
Don Robinson, R (8, 1) ERA: 4.1	1.2	S	6	2	0	0	4	0	0	0	0	0	0	14	14	0.00	1.200


BOTTOM

Pittsburgh Pirates @ New York Mets
Shea Stadium, Flushing, NY

Sun Jun 07 1987, 3:38 AM EDT
Att. 42,516 - Unknown

AB	41
R	9
H	14
RBI	9
BB	4
SO	12
LOB	19



Batter	1	2	3	4	5	6	7	8	9	AB R H RBI BB SO LOB	TOP	
Barry Bonds, L (1, 7) OBP: 0.336, SLG: 0.449	0-0 5-3		0-0 6-3		0-0 F6			0-0 FC5-4		4 0 0 0 0 0 1		
Al Pedrique, R (1, 6) OBP: 0.250, SLG: 0.167 (7, 4)	0-0 3-1		0-0 CS 1B		0-0 F8			0-0 F8		4 0 1 0 0 0 1		
Andy Van Slyke, L (1, 8) OBP: 0.326, SLG: 0.488	0-0 F3		0-3 K		0-0 F8			0-3 K		4 0 0 0 0 2 2		
Mike Diaz, R (1, 3) OBP: 0.316, SLG: 0.586		0-0 F9		0-0 1B 1B		0-0 F4		0-0 F9 1B 2B		4 1 2 0 0 0 0		
Jim Morrison, R (1, 5) OBP: 0.297, SLG: 0.429 (7, 6)		0-0 3-1 1B 1B		0-0 F8		0-0 6-3		0-0 F9		4 0 1 0 0 0 2		
Bobby Bonilla, S (1, 9) OBP: 0.328, SLG: 0.393 (7, 5)		0-0 1-2 3-1 1B		0-0 F7			0-0 L9	0-0 1B		4 0 2 1 0 0 1		
Junior Ortiz, R (1, 2) OBP: 0.274, SLG: 0.265		0-0 3-1		0-0 1-3 1B		0-0 5-3		0-0 F9		4 0 1 0 0 0 3		
Rafael Belliard, R (1, 4) OBP: 0.300, SLG: 0.284 Bob Walk, R (7, 1) OBP: 0.333, SLG: 0.333 Butch Davis, R (9, PH)		4-0 IBB		0-0 F9		0-0 F8		0-0 F4		2 0 0 0 1 0 2 0 0 0 0 0 0 0 1 0 0 0 0 0 1	AB 33 R 1 H 7 RBI 1 BB 2 SO 3 LOB 16	
Brian Fisher, R (1, 1) OBP: 0.133, SLG: 0.333 John Cangelosi, S (7, 9) OBP: 0.513, SLG: 0.245		0-3 K		0-0 6-3				4-0 FC5-4 BB		2 0 0 0 0 1 3 0 0 0 0 1 0 0		
Inning Stats	R: 0 E: 0 K: 0 S: 3 H: 0 LOB: 0 BB: 0 P: 3	R: 0 E: 0 K: 1 S: 7 H: 2 LOB: 3 BB: 1 P: 11	R: 0 E: 0 K: 1 S: 5 H: 1 LOB: 0 BB: 0 P: 5	R: 0 E: 0 K: 0 S: 5 H: 2 LOB: 2 BB: 0 P: 5	R: 0 E: 0 K: 0 S: 3 H: 0 LOB: 0 BB: 0 P: 3	R: 0 E: 0 K: 0 S: 3 H: 0 LOB: 0 BB: 0 P: 3	R: 0 E: 0 K: 0 S: 3 H: 0 LOB: 0 BB: 0 P: 3	R: 0 E: 0 K: 1 S: 5 H: 0 LOB: 1 BB: 1 P: 9	R: 1 E: 0 K: 0 S: 5 H: 2 LOB: 1 BB: 0 P: 5	1B: 6 2B: 1 3B: 0 HR: 0 SF: 0 SAC: 0 DP: 0 HBP: 0	WP: 0 PB: 0 SB: 0 CS: 1 PA: 35	
PITCHER Neal Heaton, L (1, 1) ERA: 3.54	IP 9.0 WLS W BF 35 H 7 R 1 ER 1 SO 3 BB 1 IBB 1 HBP 0 BLK 0 WP 0 HR 0 S 39 P 47 ERA 1.00 WHIP 0.889											PITCHER IP WLS BF H R ER SO BB IBB HBP BLK WP HR S P ERA WHIP

Pittsburgh Pirates @ Montreal Expos
Olympic Stadium, Montreal, QB
 Mon Jun 08 1987, 7:05 PM EDT
 Att: 11,973 - Unknown

livebaseballscorecards.com

Batter	1	2	3	4	5	6	7	8	9	AB R H RBI BB SO LOB	TOP														
Barry Bonds, L (1, 7) OBP: 0.346, SLG: 0.465	0-0 S 1B	0-0 1-3 2-H 3-H 2B	0-0 3-H SF7		0-0 E 1B			0-0 1B		4 1 4 3 0 0 0															
Andy Van Slyke, L (1, 8) OBP: 0.333, SLG: 0.494	0-3 K	0-0 WP 2B	4-0 BB		0-0 E9 1B			0-3 K		4 0 2 2 1 2 2															
Johnny Ray, S (1, 4) OBP: 0.297, SLG: 0.344	0-0 L8	0-0 F5	0-0 F7		0-0 4-3			0-0 F9		5 0 0 0 0 0 7															
Al Pedrique, R (8, 4) OBP: 0.250, SLG: 0.167		2-3								0 0 0 0 0 0 0															
Sid Bream, L (1, 3) OBP: 0.376, SLG: 0.523	0-0 F7		0-0 1B BB 1B		0-0 1B			0-0 F7		5 1 2 0 0 0 2															
Jim Morrison, R (1, 5) OBP: 0.295, SLG: 0.423		0-0 F5	0-0 BB 1B G3 1B		0-3 K			0-0 1-3		5 1 1 0 0 2 1															
R.J. Reynolds, S (1, 9) OBP: 0.366, SLG: 0.458		0-0 4-3	0-0 G3 BB 1B		0-0 G6-4-3 1B			0-0 F9		5 1 2 0 0 0 0															
Michael LaValliere, L (1, 2) OBP: 0.392, SLG: 0.373		0-0 BB 1B 2B 1B	4-0 1B SF7 BB G3		0-0 G6-4-3			0-0 F9		4 2 2 1 1 0 2															
Rafael Belliard, R (1, 6) OBP: 0.297, SLG: 0.281		0-0 BB 2B 1B	0-0 G3		0-0 4-3			0-0 F9		5 1 1 1 0 0 3															
Mike Dunne, R (1, 1) OBP: 0.400, SLG: 0.250		4-0 2B 2B BB	0-0 BB 1B		0-0 4-3			0-0 4-3		3 1 1 1 1 0 0															
Inning Stats	R: 0 E: 0 K: 1 S: 6	H: 1 LOB: 1 BB: 0 P: 6	R: 4 E: 0 K: 0 S: 7	H: 4 LOB: 1 BB: 1 P: 11	R: 4 E: 0 K: 0 S: 7	H: 4 LOB: 2 BB: 2 P: 15	R: 0 E: 0 K: 1 S: 6	H: 2 LOB: 1 BB: 0 P: 6	R: 0 E: 1 K: 0 S: 5	H: 2 LOB: 2 BB: 0 P: 5	R: 0 E: 0 K: 0 S: 3	H: 0 LOB: 0 BB: 0 P: 3	R: 0 E: 0 K: 0 S: 3	H: 0 LOB: 0 BB: 0 P: 3	R: 0 E: 0 K: 1 S: 6	H: 1 LOB: 1 BB: 0 P: 6	R: 0 E: 0 K: 1 S: 6	H: 1 LOB: 1 BB: 0 P: 6	1B: 12 2B: 3 3B: 0 HR: 0	SF: 1 SAC: 0 DP: 1 HBP: 0	WP: 1 PB: 0 SB: 1 CS: 0	PA: 44			
PITCHER	IP	WLS	BF	H	R	ER	SO	BB	IBB	HBP	BLK	WP	HR	S	P	ERA	WHIP								
Floyd Youmans, R (1, 1) ERA: 5.08	1.2		6	1	0	0	1	0	0	0	0	0	0	8	8	0.00	0.600								
Lary Sorensen, R (2, 1) ERA: 3.47	0.1	L	8	6	6	6	0	1	0	0	0	1	0	7	11	162.00	21.000								
Randy St. Claire, R (3, 1) ERA: 4.73	2.0		11	4	2	2	1	2	0	0	0	0	0	11	19	9.00	3.000								
Bob Sebra, R (5, 1) ERA: 4.45	2.0		8	2	0	0	0	0	0	0	0	0	0	8	8	0.00	1.000								
Bob McClure, L (7, 1) ERA: 4.66	2.0		7	1	0	0	1	0	0	0	0	0	0	9	9	0.00	0.500								
PITCHER	IP	WLS	BF	H	R	ER	SO	BB	IBB	HBP	BLK	WP	HR	S	P	ERA	WHIP								
Andy McGaffigan, R (9, 1) ERA: 2.03	1.0		4	1	0	0	1	0	0	0	0	0	0	6	6	0.00	1.000								

Pittsburgh Pirates @ Montreal Expos
Olympic Stadium, Montreal, QB

Tue Jun 09 1987, 7:05 PM EDT
Att. 13,132 - Unknown

AB	40
R	8
H	15
RBI	8
BB	3
SO	4
LOB	17



livebaseballscorecards.com

Batter	1	2	3	4	5	6	7	8	9	AB	R	H	RBI	BB	SO	LOB
Casey Candaele, S OBP: 0.363, SLG: 0.381 (1, 7)	0-0 1-3 ①		0-0 1-2 FC4-6 1B		0-0 1B 1B		0-0 P3		0-0 2-H FC4-6 1B	5	0	3	1	0	0	0
Mitch Webster, S OBP: 0.356, SLG: 0.395 (1, 9)	4-0 BB 1B BB		0-0 1-2f 2-3 FC4-6 G6-4-3		0-0 F7			0-0 1-3	0-0 1-2f FC4-6	4	0	0	0	1	0	5
Andres Galarraga, R OBP: 0.401, SLG: 0.497 (1, 3)	0-0 1-2 BB 1B		0-0 1-2f G6-4-3		0-0 1-2 1B			0-0 6-3	0-3 K	5	0	2	0	0	1	4
Tim Wallach, R OBP: 0.341, SLG: 0.517 (1, 5)	4-0 1-2 2-3 BB			0-0 2B		0-0 F8		4-0 1B 1B BB		2	0	1	0	2	0	2
Hubie Brooks, R OBP: 0.304, SLG: 0.480 Bob McClure, R (7, 1) Wallace Johnson, S OBP: 0.237, SLG: 0.368 (8, PH) Andy McGaffigan, R (9, 1)	0-0 1-2f G6-3			0-0 F6		0-0 G6-3 1B		0-0 1-2 1B 1B		3	0	1	0	0	0	4
Herm Winningham, L OBP: 0.355, SLG: 0.468 (1, 8)		0-0 6-3 ①		4-0 BB FC5-4		0-0 G6-3 1-2f		0-0 1-2 2-3 1B		3	0	1	0	1	0	1
Vance Law, R OBP: 0.372, SLG: 0.434 (1, 4)		0-3 K		0-3 K		0-0 6-3		0-3 K		4	0	0	0	0	3	5
Mike Fitzgerald, R OBP: 0.291, SLG: 0.278 Bob Sebra, R OBP: 0.150, SLG: 0.105 Tom Foley, L OBP: 0.286, SLG: 0.345 Reid Nichols, R OBP: 0.333, SLG: 0.400 (9, PR)		0-0 F9		0-0 1-2f FC5-4			0-0 6-3		0-0 E4 1B	2	0	0	0	0	0	2
Floyd Youmans, R OBP: 0.211, SLG: 0.421 Lary Sorensen, R (2, 1) Randy St. Claire, R OBP: 0.400, SLG: 0.400 Dave Engle, R OBP: 0.271, SLG: 0.289 (5, 2)			0-0 FC4-6 1B 1B		0-0 F7		0-0 F8		0-0 F9	0	0	0	0	0	0	0
										1	0	1	0	0	0	0
										3	0	0	0	0	0	1

Inning Stats	R: 0	H: 1	E: 0	K: 0	S: 3	R: 0	H: 0	E: 0	K: 1	S: 5	R: 0	H: 2	E: 0	K: 0	S: 4	R: 0	H: 1	E: 0	K: 1	S: 6	R: 0	H: 2	E: 0	K: 0	S: 5	R: 0	H: 1	E: 0	K: 0	S: 3	R: 0	H: 0	E: 0	K: 0	S: 3	R: 0	H: 2	E: 1	K: 1	S: 7	R: 1	H: 1	E: 1	K: 1	S: 7
	LOB: 2	BB: 2	P: 11	LOB: 0	BB: 0	P: 5	LOB: 1	BB: 0	P: 4	LOB: 2	BB: 1	LOB: 2	BB: 2	P: 5	LOB: 0	BB: 0	LOB: 0	BB: 0	P: 3	LOB: 0	BB: 0	LOB: 3	BB: 1	P: 11	LOB: 2	BB: 0	P: 7	LOB: 0	BB: 0	P: 7	1B: 9	SF: 0	2B: 1	SAC: 0	3B: 0	DP: 3	HR: 0	HBP: 0	WP: 0	PA: 39	ERA: 0.6	WHIP: 1.556	ERA: 0.00	WHIP: 1.556	


BOTTOM

Pittsburgh Pirates @ Montreal Expos
Olympic Stadium, Montreal, QB

Tue Jun 09 1987, 7:05 PM EDT
Att. 13,132 - Unknown

livebaseballscorecards.com

AB	35
R	1
H	10
RBI	1
BB	4
SO	4
LOB	24



Batter	1	2	3	4	5	6	7	8	9	10	11	AB R H RBI BB SO LOB	TOP			
Barry Bonds, L (1.7) OBP: 0.343, SLG: 0.473	0-0 4-3 ①		0-0 F5 ②			0-0 4-3 ②		0-0 HR ②			0-0 G3 ①	5 1 1 1 0 0 0				
Andy Van Slyke, L (1.8) OBP: 0.325, SLG: 0.480	0-0 F9 ②		0-0 B1-3 ③			0-0 F7 ③		0-0 F7 ③			0-0 F9 ②	5 0 0 0 0 0 0				
Johnny Ray, S (1.4) OBP: 0.295, SLG: 0.345	0-0 G3 ③			0-0 6-3 ①			0-0 1B 2B			0-0 4-3 ①	0-0 P3 ③	5 0 1 0 0 0 0				
Sid Bream, L (1.3) OBP: 0.378, SLG: 0.520		4-0 FC5-4 BB		0-0 F8 ②		0-0 2-3 1B		0-0 4-3 ②		0-0 4-3 ②		3 0 1 0 1 0 0				
R.J. Reynolds, S (1.9) OBP: 0.356, SLG: 0.444		0-0 FC5-4 2B ①		0-0 G3 ③		0-3 K ①		0-0 G3 ③		0-0 G3 ③		4 1 0 0 0 1 3				
Bobby Bonilla, S (1.5) OBP: 0.333, SLG: 0.405		0-0 3-1 WP 2B ②		0-0 F4 ①		0-3 K ②		0-0 FC5-4 SH2-4 1B				4 1 2 1 0 1 2				
Michael LaValiere, L (1.2) OBP: 0.384, SLG: 0.364		0-0 3-1 2-3 ②		0-0 1-3 ②		0-0 G3 ③		0-0 SH2-4 1-2				3 0 0 0 0 0 3				
Rafael Belliard, R (1.6) OBP: 0.293, SLG: 0.277		0-0 3-1 ③		0-3 K ③		4-0 G5-4-3 BB		0-0 FC5-4 2-3				2 0 0 0 0 1 0				
John Cangelosi, S (8. PH) OBP: 0.519, SLG: 0.245												0 0 0 0 0 1 0 0				
Al Pedrique, R (8. 6) OBP: 0.250, SLG: 0.167												0 0 0 0 0 0 0				
Jim Morrison, R (10. PH) OBP: 0.293, SLG: 0.421												1 0 0 0 0 0 1				
Doug Drabek, R (1.1) OBP: 0.176, SLG: 0.188			0-0 F8 ①			0-3 K ①		0-0 G5-4-3 1-2				2 0 0 0 0 1 0				
Mike Diaz, R (8. PH) OBP: 0.313, SLG: 0.580												1 0 0 0 0 0 1				
Don Robinson, R (8. 1)												1 0 0 0 0 0 1				
Inning Stats	R: 0 H: 0 E: 0 K: 0 S: 3	R: 2 H: 1 E: 0 K: 0 S: 4	R: 0 H: 0 E: 0 K: 0 S: 3	R: 0 H: 0 E: 0 K: 0 S: 3	R: 0 H: 0 E: 0 K: 1 S: 5	R: 0 H: 0 E: 0 K: 1 S: 5	R: 0 H: 2 E: 0 K: 2 S: 9	R: 1 H: 1 E: 0 K: 0 S: 3	R: 0 H: 0 E: 0 K: 0 S: 3	R: 0 H: 1 E: 0 K: 0 S: 4	R: 0 H: 0 E: 0 K: 0 S: 3	1B: 2 SF: 0 2B: 2 SAC: 1 3B: 0 DP: 1 HR: 1 HBP: 0	WP: 1 PA: 39			
PITCHER	IP WLS BF H R ER SO BB IBB HBP BLK WP HR S P ERA WHIP															
Dennis Martinez, R (1.1) ERA: 2.57	7.0	25	3	2	2	4	1	0	0	0	1	0	32	36	2.57	0.571
Tim Burke, R (8. 1) ERA: 1.78	3.0		11	2	1	1	0	1	0	0	0	1	10	14	3.00	1.000
Bob McClure, L (11. 1) ERA: 4.43	1.0	W	3	0	0	0	0	0	0	0	0	0	3	3	0.00	0.000

Pittsburgh Pirates @ Montreal Expos
Olympic Stadium, Montreal, QB
Wed Jun 10 1987, 7:05 PM EDT
Att. 10,134 - Unknown

livebaseballscores.com

AB	36
R	3
H	5
RBI	2
BB	2
SO	4
LOB	11



BOTTOM

Pittsburgh Pirates @ Montreal Expos
Olympic Stadium, Montreal, QB
Wed Jun 10 1987, 7:05 PM EDT
Att. 10,134 - Unknown

livebaseballscorecards.com

AB	39
R	4
H	9
RBI	4
BB	4
SO	6
LOB	13



WP:	0	PA:	44
PB:	1		
SB:	2		
CS:	2		

AB	R	H	RBI	BB	SO	LOB
5	1	2	0	0	0	2
4	1	0	0	1	1	2
4	2	3	3	1	0	0
5	0	0	0	0	1	3
4	0	1	0	1	1	0
4	0	1	0	1	0	3
5	0	1	1	0	2	3
3	0	0	0	0	0	0
1	0	0	0	0	0	0
0	0	0	0	0	0	0
2	0	0	0	0	1	0
1	0	1	0	0	0	0
0	0	0	0	0	0	0
1	0	0	0	0	0	0
0	0	0	0	0	0	0

R	H	ER	SO	BB	IBB	HBP	BLK	WP	HR	S	P	ERA	WHIP
0	0	0	0	0	0	0	0	0	0	0	0	3.86	1.286
0	0	0	0	0	0	0	0	0	0	0	0	2.46	0.818

R	H	ER	SO	BB	IBB	HBP	BLK	WP	HR	S	P	ERA	WHIP
0	0	0	0	0	0	0	0	0	0	0	0	3.86	1.286
0	0	0	0	0	0	0	0	0	0	0	0	2.46	0.818

R	H	ER	SO	BB	IBB	HBP	BLK	WP	HR	S	P	ERA	WHIP
0	0	0	0	0	0	0	0	0	0	0	0	3.86	1.286
0	0	0	0	0	0	0	0	0	0	0	0	2.46	0.818

R	H	ER	SO	BB	IBB	HBP	BLK	WP	HR	S	P	ERA	WHIP
0	0	0	0	0	0	0	0	0	0	0	0	3.86	1.286
0	0	0	0	0	0	0	0	0	0	0	0	2.46	0.818

R	H	ER	SO	BB	IBB	HBP	BLK	WP	HR	S	P	ERA	WHIP
0	0	0	0	0	0	0	0	0	0	0	0	3.86	1.286
0	0	0	0	0	0	0	0	0	0	0	0	2.46	0.818

R	H	ER	SO	BB	IBB	HBP	BLK	WP	HR	S	P	ERA	WHIP
0	0	0	0	0	0	0	0	0	0	0	0	3.86	1.286
0	0	0	0	0	0	0	0	0	0	0	0	2.46	0.818

R	H	ER	SO	BB	IBB	HBP	BLK	WP	HR	S	P	ERA	WHIP
0	0	0	0	0	0	0	0	0	0	0	0	3.86	1.286
0	0	0	0	0	0	0	0	0	0	0	0	2.46	0.818

R	H	ER	SO	BB	IBB	HBP	BLK	WP	HR	S	P	ERA	WHIP
0	0	0	0	0	0	0	0	0	0	0	0	3.86	1.286
0	0	0	0	0	0	0	0	0	0	0	0	2.46	0.818

R	H	ER	SO	BB	IBB	HBP	BLK	WP	HR	S	P	ERA	WHIP
0	0	0	0	0	0	0	0	0	0	0	0	3.86	1.286
0	0	0	0	0	0	0	0	0	0	0	0	2.46	0.818

R	H	ER	SO	BB	IBB	HBP	BLK	WP	HR	S	P	ERA	WHIP
0	0	0	0	0	0	0	0	0	0	0	0	3.86	1.286
0	0	0	0	0	0	0	0	0	0	0	0	2.46	0.818

R	H	ER	SO	BB	IBB	HBP	BLK	WP	HR	S	P	ERA	WHIP
0	0	0	0	0	0	0	0	0	0	0	0	3.86	1.286
0	0	0	0	0	0	0	0	0	0	0	0	2.46	0.818

R	H	ER	SO	BB	IBB	HBP	BLK	WP	HR	S	P	ERA	WHIP
0	0	0	0	0	0	0	0	0	0	0	0	3.86	1.286
0	0	0	0	0	0	0	0	0	0	0	0	2.46	0.818

Batter	1	2	3	4	5	6	7	8	9	10	11	AB	R	H	RBI	BB	SO	LOB
Casey Candaele, S OBP: 0.364, SLG: 0.386	F9		F8		BB 2B 1B		F6			2B		5	1	2	0	0	0	2
Mitch Webster, S OBP: 0.353, SLG: 0.388	4-3		F7		BB 2B BB		CS	K		F8		4	1	0	0	1	1	2
Tim Raines, S OBP: 0.462, SLG: 0.597	S BB			HR	2B		4-3					4	2	3	3	1	0	0
Tim Wallach, R OBP: 0.333, SLG: 0.505	K		F7	F7	4-3		F5					5	0	0	0	0	1	3
Hubie Brooks, R OBP: 0.311, SLG: 0.463		F9		FC6-4 1B			K		F7			4	0	1	0	1	1	0
Andres Galarraga, R OBP: 0.401, SLG: 0.492		G4-6-3 BB		FC6-4 1B			CS 1B		F9			4	0	1	0	1	0	3
Herm Winningham, L OBP: 0.348, SLG: 0.455		G4-6-3		K			K		F8			5	0	1	1	0	2	3
Jeff Reed, L OBP: 0.213, SLG: 0.196			F6				F5		4-3			3	0	0	0	0	0	0
Wallace Johnson, S OBP: 0.231, SLG: 0.359												1	0	0	0	0	0	0
Mike Fitzgerald, R OBP: 0.291, SLG: 0.278												0	0	0	0	0	0	0
Dennis Martinez, R OBP: 0.293, SLG: 0.353			F6				F5		4-3			3	0	0	0	0	0	0
Tom Foley, L OBP: 0.293, SLG: 0.353												1	0	1	0	0	0	0
Tim Burke, R OBP: 0.265, SLG: 0.283			E5				K					0	0	0	0	0	0	0
Dave Engle, R OBP: 0.265, SLG: 0.283												1	0	0	0	0	0	0
Bob McClure, R OBP: 0.291, SLG: 0.278												0	0	0	0	0	0	0
Inning Stats	R:0 H:0 E:0 K:1 S:5	R:0 H:0 E:0 K:0 S:2	R:0 H:0 E:1 K:0 S:4	R:1 H:2 E:0 K:1 S:7	R:2 H:2 E:0 K:1 S:7	R:0 H:1 E:0 K:2 S:7	R:0 H:1 E:0 K:0 S:3	R:0 H:0 E:0 K:1 S:5	R:0 H:0 E:0 K:0 S:3	R:0 H:1 E:0 K:0 S:4	R:1 H:2 E:0 K:0 S:4	1B:6 2B:2 3B:0 HR:1	SF:0 SAC:0 DP:1 HBP:0	WP:0 PB:1 SB:2 CS:2	PA:44			
PITCHER	IP WLS BF H R ER SO BB IBB HBP BLK WP HR S P ERA WHIP																	
Doug Drabek, R ERA: 4.18	(1, 1) 7.0 28 6 3 3 5 3 0 0 0 0 1 35 47 3.86 1.286																	
Don Robinson, R ERA: 3.95	(8, 1) 3.2 L 15 3 1 1 1 0 1 0 0 0 0 16 20 2.46 0.818																	

BOTTOM

New York Mets @ Pittsburgh Pirates
Three Rivers Stadium, Pittsburgh, PA

Fri Jun 12 1987, 7:05 PM EDT
Att. 27,465 - Unknown

livebaseballscorecards.com

AB	32
R	2
H	6
RBI	2
BB	3
SO	8
LOB	14



WP:	0	PA:	36
PB:	0	SB:	0
CS:	0		

AB R H RBI BB SO LOB

4 1 2 0 0 1 0

3 0 0 0 0 1 1
1 0 0 0 0 0 1

3 0 2 1 0 0 0

4 1 1 1 0 0 3

3 0 0 0 1 0 1

3 0 0 0 1 0 3

3 0 1 0 0 1 0
1 0 0 0 0 0 1

3 0 0 0 1 1 1


1 0 0 0 0 0 1 0
1 0 0 0 0 0 1 1
0 0 0 0 0 0 0 0
1 0 0 0 0 0 1 0
0 0 0 0 0 0 0 0
1 0 0 0 0 0 1 2

1B: 4 SF: 1
2B: 0 SAC: 0
3B: 1 DP: 0
HR: 1 HBP: 0

Batter	1	2	3	4	5	6	7	8	9
Barry Bonds, L OBP: 0.346, SLG: 0.483 (1, 8)	0-3 K ①		0-0 3-1 ③			0-0 BB 1B 1B		0-0 SF7 3B	
Bobby Bonilla, S OBP: 0.326, SLG: 0.395 John Cangelosi, S OBP: 0.512, SLG: 0.240 (8, PH) (9, 9)	0-0 6-3 ②			0-0 F8 ①		0-3 K ①		0-0 F4 ①	
Johnny Ray, S OBP: 0.298, SLG: 0.350 (1, 4)	0-0 F4 ③			0-0 1B ②		0-0 BB 1B 1B		0-0 SF7 ②	
Mike Diaz, R OBP: 0.311, SLG: 0.598 (1, 7)		0-0 HR ①		0-0 F4 ②		0-0 F9 ②		0-0 F8 ③	
Jim Morrison, R OBP: 0.293, SLG: 0.415 (1, 5)		0-0 F7 ①		0-0 F8 ③		4-0 BB BB BB BB			0-0 6-3 ①
Sid Bream, L OBP: 0.376, SLG: 0.513 (1, 3)		0-0 F8 ②			0-0 F8 ①	0-0 4-3 ③			4-0 BB BB BB BB
Junior Ortiz, R OBP: 0.276, SLG: 0.268 Michael LaValliere, L OBP: 0.381, SLG: 0.362 (9, PH) (1, 2)		0-0 5-3 ③			0-0 1-3 1B		0-3 K ①		0-0 4-3 ②
Rafael Belliard, R OBP: 0.292, SLG: 0.272 (1, 6)			0-3 K ①		0-0 1-3 ②		0-0 F8 ②		4-0 BB BB BB BB
Rick Reuschel, R OBP: 0.219, SLG: 0.355 Butch Davis, K (5, PH) Bob Walk, R OBP: 0.333, SLG: 0.333 Al Pedrique, R OBP: 0.238, SLG: 0.158 Dave Johnson, R (8, 1) R.J. Reynolds, S OBP: 0.353, SLG: 0.440 (9, PH)			0-3 K ②		0-3 K ③		0-3 K ③		0-3 K ③

Inning Stats	R: 0	H: 0	E: 0	K: 1	S: 5	R: 1	H: 1	E: 0	K: 0	S: 4	R: 0	H: 0	E: 0	K: 2	S: 7	R: 0	H: 1	E: 0	K: 1	S: 6	R: 0	H: 2	E: 0	K: 1	S: 7	R: 0	H: 0	E: 0	K: 2	S: 7	R: 1	H: 1	E: 0	K: 0	S: 4	R: 0	H: 0	E: 0	K: 1	S: 5	1B: 4	SF: 1	2B: 0	SAC: 0	3B: 1	DP: 0	HR: 1	HBP: 0	WP: 0	PA: 36
--------------	------	------	------	------	------	------	------	------	------	------	------	------	------	------	------	------	------	------	------	------	------	------	------	------	------	------	------	------	------	------	------	------	------	------	------	------	------	------	------	------	-------	-------	-------	--------	-------	-------	-------	--------	-------	--------

PITCHER	IP	WLS	BF	H	R	ER	SO	BB	IBB	HBP	BLK	WP	HR	S	P	ERA	WHIP
Sid Fernandez, L ERA: 2.17 (1, 1)	8.0	W	31	6	2	2	7	1	0	0	0	0	1	44	48	2.25	0.875
Roger McDowell, R ERA: 5.68 (9, 1)	1.0		5	0	0	0	1	2	0	0	0	0	0	5	13	0.00	2.000

Batter	1	2	3	4	5	6	7	8	9	AB R H RBI BB SO LOB	TOP																
Mookie Wilson, S (1, 8) OBP: 0.371, SLG: 0.552	4-0 G6-4-3 BB		0-0 F8	0-0 1-3			0-3 K		0-0 4-3	4 0 0 0 1 1 1																	
Tim Teufel, R (1, 4) OBP: 0.427, SLG: 0.570	0-0 G6-4-3 1-2f		0-0 1B 2B		0-0 F7		0-0 F8		4-0 BB	4 1 1 0 1 0 1																	
Keith Hernandez, L (1, 3) OBP: 0.379, SLG: 0.459	0-3 K		0-0 HR 1B		0-0 F7		0-0 4-3		0-0 F7	5 1 1 1 0 1 1																	
Gary Carter, R (1, 2) OBP: 0.319, SLG: 0.418		0-0 5-3	0-0 HR		4-0 FC5-4 BB			0-0 F3		3 1 1 2 1 0 0																	
Darryl Strawberry, L (1, 9) Lee Mazzilli, S (2, PR) OBP: 0.395, SLG: 0.606 OBP: 0.414, SLG: 0.592		1-0 2B HBP	0-0 5-3		0-0 FC5-4 1-2f			0-0 CS 1B		0 0 0 0 0 0 0 3 0 1 0 0 0 1																	
Kevin McReynolds, R (1, 7) OBP: 0.326, SLG: 0.465		0-0 1-3 2B	0-0 F8		0-0 F7			4-0 1B BB		3 0 1 0 1 0 0																	
Howard Johnson, S (1, 5) (8, 6) OBP: 0.338, SLG: 0.461		0-3 K		0-3 K		0-0 E6		0-0 1-3 1B		4 0 1 0 0 2 3	AB 33 R 3 H 7 RBI 3 BB 5 SO 5 LOB 14																
Rafael Santana, R (1, 6) Dave Magadan, L (8, PH) OBP: 0.323, SLG: 0.349 OBP: 0.360, SLG: 0.440		4-0 BB		0-0 1-3		0-0 F3		0-0 G3		2 0 0 0 1 0 1 1 0 0 0 0 0 2																	
Ron Darling, R (1, 1) Randy Myers, L (7, 1) Roger McDowell, R (8, 1) Lenny Dykstra, L (9, PH) OBP: 0.192, SLG: 0.280 OBP: 0.500, SLG: 0.500 OBP: 0.500, SLG: 0.667 OBP: 0.374, SLG: 0.521		0-0 1-3		0-0 1B		0-3 K			0-0 B1-3	3 0 1 0 0 1 4 0 0 0 0 0 0 0 0 0 0 0 0 0 0 1 0 0 0 0 0 0																	
Inning Stats	R: 0 H: 0 E: 0 LOB: 0 K: 1 BB: 1 S: 4 P: 8	R: 0 H: 1 E: 0 LOB: 3 K: 1 BB: 1 S: 6 P: 11	R: 3 H: 3 E: 0 LOB: 0 K: 0 BB: 0 S: 6 P: 6	R: 0 H: 1 E: 0 LOB: 1 K: 1 BB: 0 S: 6 P: 6	R: 0 H: 0 E: 0 LOB: 1 K: 0 BB: 1 S: 3 P: 7	R: 0 H: 0 E: 1 LOB: 1 K: 1 BB: 0 S: 6 P: 6	R: 0 H: 0 E: 0 LOB: 0 K: 1 BB: 0 S: 5 P: 5	R: 0 H: 2 E: 0 LOB: 2 K: 0 BB: 1 S: 4 P: 8	R: 0 H: 0 E: 0 LOB: 1 K: 0 BB: 1 S: 3 P: 7	1B: 4 SF: 0 2B: 2 SAC: 0 3B: 0 DP: 1 HR: 1 HBP: 1	WP: 0 PA: 39 PB: 0 SB: 0 CS: 1																
PITCHER	IP WLS BF H R ER SO BB IBB HBP BLK WP HR S P ERA WHIP											PITCHER	IP WLS BF H R ER SO BB IBB HBP BLK WP HR S P ERA WHIP														
Bob Kipper, L (1, 1) ERA: 5.43	7.0	30	5	3	3	5	3	0	1	0	0	0	1	36	49	3.86	1.143										
Don Robinson, R (8, 1) ERA: 3.77	2.0	W	9	2	0	0	0	2	0	0	0	0	0	7	15	0.00	2.000										

New York Mets @ Pittsburgh Pirates
Three Rivers Stadium, Pittsburgh, PA

Sat Jun 13 1987, 3:33 AM EDT
Att: 26,894 - Unknown

livebaseballscores.com

BOTTOM

New York Mets @ Pittsburgh Pirates
Three Rivers Stadium, Pittsburgh, PA

Sat Jun 13 1987, 3:33 AM EDT
Att. 26,894 - Unknown

livebaseballscorecards.com

AB	30
R	4
H	8
RBI	3
BB	4
SO	7
LOB	16



WP:	0	PA:	35
PB:	0	SB:	4
CS:	0		

AB R H RBI BB SO LOB

4	0	1	0	0	1	2
3	1	1	0	1	0	3
4	2	2	1	0	1	3
3	0	0	1	0	2	0
3	0	0	0	1	2	0
4	0	2	1	0	1	0
2	0	1	0	0	0	1
1	0	0	0	1	0	0
3	1	0	0	1	0	5
2	0	1	0	0	0	1
1	0	0	0	0	0	1
0	0	0	0	0	0	0

1B:	6	SF:	0
2B:	2	SAC:	1
3B:	0	DP:	2
HR:	0	HBP:	0

Batter	1	2	3	4	5	6	7	8	9
Barry Bonds, L (1, 7) OBP: 0.344, SLG: 0.479	0-3 K ①		0-0 F9 ①		0-0 L3 ②		0-0 S 1B ③		
Andy Van Slyke, L (1, 8) OBP: 0.328, SLG: 0.477	4-0 S E BB		0-0 G6-3 1B		0-0 E1 S		0-0 F7 ③		
Johnny Ray, S (1, 4) OBP: 0.301, SLG: 0.357	0-0 E8 4-3 2B		0-0 G6-3 1-2f ② ③		0-3 K 1-2			0-0 SH2-3 1B 1B	
Sid Bream, L (1, 3) OBP: 0.371, SLG: 0.505	0-0 4-3 ②			0-3 K ①		0-3 K ①		0-0 SH2-3 1-2 ①	
Jim Morrison, R (1, 5) OBP: 0.292, SLG: 0.409	0-3 K ③			0-0 L9 ②		0-3 K ②		4-0 1B IBB	
R.J. Reynolds, S (1, 9) OBP: 0.357, SLG: 0.450		0-0 2B		0-3 K ③		0-0 F7 ③		0-0 BB 1B 1-3 2-H	
Michael LaValliere, L (1, 2) Mike Diaz, R (6, 2) OBP: 0.383, SLG: 0.364 OBP: 0.314, SLG: 0.591		0-0 L7 ①			0-0 FC1-6 1B		0-0 L6 ①	4-0 G6-3 BB 1-2	
Rafael Belliard, R (1, 6) OBP: 0.291, SLG: 0.266		0-0 F7 ②			0-0 FC1-6 1B E 1-2f ①		4-0 1B S BB ②	0-0 G6-3 ② ③ 1-2f	
Bob Kipper, R (1, 1) Bobby Bonilla, S (7, PH) Don Robinson, R (8, 1) OBP: 0.350, SLG: 0.450 OBP: 0.324, SLG: 0.392		0-0 6-3 ③			0-0 E 1B 1-3		0-0 F6 ②		

Inning Stats	R: 2	H: 1	E: 1	K: 2	S: 8	LOB: 0	BB: 1	P: 12
	R: 0	H: 1	E: 0	K: 0	S: 4	LOB: 1	BB: 0	P: 4
	R: 0	H: 1	E: 0	K: 0	S: 3	LOB: 0	BB: 0	P: 3
	R: 0	H: 0	E: 0	K: 2	S: 7	LOB: 0	BB: 0	P: 7
	R: 1	H: 2	E: 1	K: 1	S: 8	LOB: 2	BB: 0	P: 8
	R: 0	H: 0	E: 0	K: 2	S: 7	LOB: 0	BB: 0	P: 7
	R: 0	H: 1	E: 0	K: 0	S: 4	LOB: 2	BB: 1	P: 8
	R: 1	H: 2	E: 0	K: 0	S: 4	LOB: 2	BB: 2	P: 12

PITCHER	IP	WLS	BF	H	R	ER	SO	BB	IBB	HBP	BLK	WP	HR	S	P	ERA	WHIP
Ron Darling, R (1, 1) ERA: 5.0	6.2		27	5	3	1	7	2	0	0	0	0	0	39	47	1.35	1.050
Randy Myers, L (7, 1) ERA: 7.36	0.2	L	6	3	1	1	0	0	1	0	0	0	0	5	9	13.50	4.500
Roger McDowell, R (8, 1) ERA: 5.54	0.2		2	0	0	0	0	1	0	0	0	0	0	1	5	0.00	1.500

BOTTOM

New York Mets @ Pittsburgh Pirates
Three Rivers Stadium, Pittsburgh, PA

Sun Jun 14 1987, 3:33 AM EDT
Att. 30,477 - Unknown

livebaseballscorecards.com

AB	34
R	3
H	9
RBI	3
BB	3
SO	2
LOB	14



WP:	0	PA:	38
PB:	0		
SB:	0		
CS:	1		

AB R H RBI BB SO LOB

5	0	0	0	0	0	4
3	1	1	0	1	0	1
4	1	2	2	0	0	1
4	0	1	0	0	1	2
4	1	1	0	0	0	1
3	0	0	0	1	0	0
4	0	1	0	0	0	2
3	0	1	1	0	0	0
1	0	0	0	0	0	1
2	0	1	0	0	0	0
0	0	0	0	0	0	0
1	0	1	0	0	0	0
0	0	0	0	0	0	0
0	0	0	0	1	0	0

Batter	1	2	3	4	5	6	7	8	9
Barry Bonds, L (1, 7) OBP: 0.337, SLG: 0.468	0-0 6-3 CS		0-0 FC4-6 CS 1-2f		0-0 L1		0-0 FC4-6 1-2f		0-0 F6
Andy Van Slyke, L (1, 8) OBP: 0.332, SLG: 0.475	0-0 3-1		0-0 CS 1-2	0-0 HR 1B	4-0 BB		0-0 L9		
Johnny Ray, S (1, 4) OBP: 0.304, SLG: 0.372	0-0 FC5-4 1B			0-0 HR 1B	0-0 F9			0-0 4-3	
Mike Diaz, R (1, 2) OBP: 0.312, SLG: 0.577	0-0 FC5-4 1-2f			0-0 F8	0-3 K			0-0 G4-6-3 1B	
Sid Bream, L (1, 3) OBP: 0.368, SLG: 0.500		0-0 4-3		0-0 BB 1B		0-0 4-3		0-0 G4-6-3 1-2f	
R.J. Reynolds, S (1, 9) OBP: 0.354, SLG: 0.439		0-0 5-3		4-0 BB 1B 1-2		0-0 1-3		0-0 5-3	
Jim Morrison, R (1, 5) OBP: 0.291, SLG: 0.406		0-0 F5		0-0 F7		0-0 1-3		0-0 G1 1B	
Rafael Belliard, R (1, 6) OBP: 0.292, SLG: 0.268			0-0 4-3		0-0 1-3 1B		0-0 1-3		0-0 G1
Bobby Bonilla, S (9, PH) OBP: 0.322, SLG: 0.389				1-3 2-H				0-0 1-2	
Brian Fisher, R (1, 1) OBP: 0.176, SLG: 0.353			0-0 FC4-6 1B		0-3 K		0-0 FC4-6 1B		4-0 BB
Don Taylor, R (5, 1) OBP: 0.143, SLG: 0.143									
John Cangelosi, S (7, PH) OBP: 0.518, SLG: 0.255									
John Smiley, L (8, 1) OBP: 0.335, SLG: 0.667									
Don Robinson, R (9, PH) OBP: 0.335, SLG: 0.667									

Inning Stats	R: 0	H: 1	E: 0	K: 0	S: 4	LOB: 1	BB: 0	P: 4	R: 0	H: 0	E: 0	K: 0	S: 3	LOB: 0	BB: 0	P: 3	R: 0	H: 1	E: 0	K: 0	S: 3	LOB: 2	BB: 1	P: 13	R: 0	H: 0	E: 0	K: 1	S: 5	LOB: 0	BB: 0	P: 3	R: 0	H: 1	E: 0	K: 0	S: 4	LOB: 1	BB: 0	P: 4	R: 0	H: 1	E: 0	K: 0	S: 3	LOB: 0	BB: 0	P: 3	R: 0	H: 1	E: 0	K: 0	S: 4	LOB: 2	BB: 1	P: 8	1B: 8	2B: 0	3B: 0	HR: 1	SF: 0	SAC: 0	DP: 1	HBP: 0
--------------	------	------	------	------	------	--------	-------	------	------	------	------	------	------	--------	-------	------	------	------	------	------	------	--------	-------	-------	------	------	------	------	------	--------	-------	------	------	------	------	------	------	--------	-------	------	------	------	------	------	------	--------	-------	------	------	------	------	------	------	--------	-------	------	-------	-------	-------	-------	-------	--------	-------	--------

PITCHER	IP	WLS	BF	H	R	ER	SO	BB	IBB	HBP	BLK	WP	HR	S	P	ERA	WHIP
John Mitchell, R (1, 1) ERA: 4.4	2.1		8	1	0	0	0	0	0	0	0	0	0	8	8	0.00	0.429
Jeff Innis, R (3, 1) ERA: 6.48	1.0		7	4	3	3	0	1	0	0	0	0	1	6	10	27.00	5.000
Doug Sisk, R (4, 1) ERA: 3.31	4.2	W	17	3	0	0	2	1	0	0	0	0	0	20	24	0.00	0.857
Jesse Orosco, L (9, 1) ERA: 4.97	1.0		5	1	0	0	0	1	0	0	0	0	0	4	8	0.00	2.000

Batter	1	2	3	4	5	6	7	8	9	AB R H RBI BB SO LOB	TOP											
Bobby Bonilla, S (1, 9) OBP: 0.318, SLG: 0.382	0-0 CS 1B		0-0 F9		0-0 5-3		0-0 L6		0-0 F8	5 0 1 0 0 0 1												
Andy Van Slyke, L (1, 8) OBP: 0.328, SLG: 0.473	0-3 K		0-0 F4		0-0 L5		0-0 2-H 2B		0-0 3-1	5 0 1 1 0 1 1												
Johnny Ray, S (1, 4) OBP: 0.300, SLG: 0.366	0-3 K 1-2		0-0 4-3		0-0 6-3		0-0 F8			4 0 0 0 0 1 2												
Mike Diaz, R (1, 7) Barry Bonds, L (8, 7) OBP: 0.327, SLG: 0.620 OBP: 0.337, SLG: 0.468		4-0 BB BB BB		0-0 F8		0-0 2B		0-0 HR		3 1 2 1 1 0 0 0 0 0 0 0 0 0												
Jim Morrison, R (1, 5) OBP: 0.295, SLG: 0.410		0-0 FC5-4 1B 2B 1-2f		0-0 5-3		4-0 IBB		0-0 CS CS 2B		3 1 1 0 1 0 1												
Sid Bream, L (1, 3) OBP: 0.371, SLG: 0.500		0-0 2B FC5-2 1B 1-2		0-0 BB 1B		0-0 F8		0-0 4-3		4 0 2 0 0 0 3												
Michael LaValliere, L (1, 2) OBP: 0.388, SLG: 0.370		0-0 FC5-2 2B 1-3 2-H		4-0 BB 1B 1-2		0-0 1-3		0-0 1-3		3 0 1 1 1 0 3												
Rafael Belliard, R (1, 6) OBP: 0.297, SLG: 0.269		0-0 FC5-2 2B 2-3 3-H		0-3 K		0-0 SH1-4 2B 1B		4-0 IBB		3 1 1 0 1 1 4												
Mike Dunne, R (1, 1) OBP: 0.250, SLG: 0.143		0-0 3-1		0-0 G3		0-0 SH1-4 1B		0-0 CS	0-3 K	3 0 0 0 0 1 2												
Inning Stats	R: 0 E: 0 K: 2 S: 7	H: 1 LOB: 0 BB: 0 P: 7	R: 1 E: 0 K: 0 S: 5	H: 2 LOB: 2 BB: 1 P: 9	R: 0 E: 0 K: 0 S: 3	H: 0 LOB: 0 BB: 0 P: 3	R: 0 E: 0 K: 1 S: 6	H: 1 LOB: 2 BB: 1 P: 10	R: 0 E: 0 K: 0 S: 3	H: 0 LOB: 0 BB: 0 P: 3	R: 0 E: 0 K: 0 S: 4	H: 1 LOB: 2 BB: 1 P: 8	R: 1 E: 0 K: 0 S: 5	H: 2 LOB: 1 BB: 0 P: 5	R: 1 E: 0 K: 0 S: 4	H: 2 LOB: 1 BB: 1 P: 8	R: 0 E: 0 K: 1 S: 5	H: 0 LOB: 0 BB: 0 P: 5	1B: 4 2B: 4 3B: 0 HR: 1	SF: 0 SAC: 1 DP: 0 HBP: 0	WP: 0 PB: 0 SB: 0 CS: 3	PA: 39
PITCHER	IP WLS BF H R ER SO BB IBB HBP BLK WP HR S P ERA WHIP																					
Greg Mathews, L (1, 1) ERA: 4.74	7.0 L 30 7 2 2 3 2 1 0 0 0 0 0 33 45 2.57 1.286																					
Pat Perry, L (8, 1) ERA: 4.45	0.0 2 2 1 1 0 0 0 0 0 0 0 1 2 2 ∞ ∞																					
Ricky Horton, L (8, 1) ERA: 2.64	2.0 6 0 0 0 1 0 1 0 0 0 0 0 7 11 0.00 0.000																					

Pittsburgh Pirates @ St. Louis Cardinals
Busch Stadium, St. Louis, MO
 Mon Jun 15 1987, 7:05 PM CDT
 Att: 30,887 - Unknown

AB	33
R	3
H	9
RBI	3
BB	4
SO	4
LOB	17



Batter	1	2	3	4	5	6	7	8	9
Vince Coleman, S OBP: 0.393, SLG: 0.347 (1, 7)	0-0 F6		0-0 CS	0-0 F8	0-0 E S 1B	0-0 F8		0-0 FC5-4 1B	
Ozzie Smith, S OBP: 0.381, SLG: 0.338 Rod Booker, L OBP: 0.467, SLG: 0.500 (1, 6) (7, 4)	0-0 F7			0-0 F8	0-0 B2-3	0-0 1B HR		0-0 FC5-4 1B	
Tom Herr, S OBP: 0.398, SLG: 0.393 Ricky Horton, L OBP: 0.125, SLG: 0.125 (1, 4) (7, 1)	0-0 F9			0-0 E3 1B		0-0 F9 HR		0-0 F8	
Jack Clark, R OBP: 0.464, SLG: 0.668 (1, 3)		0-0 F4		0-0 1B		0-0 BLK 1B		0-0 FC5-4	
Willie McGee, S OBP: 0.314, SLG: 0.431 (1, 8)		0-0 3-1		0-0 1B		0-0 BLK 1B		0-0 3-1	
Terry Pendleton, S OBP: 0.368, SLG: 0.405 (1, 5)		0-0 F6		0-0 3-1		0-0 BLK 1B			
Curt Ford, L OBP: 0.364, SLG: 0.495 José Oquendo, S OBP: 0.441, SLG: 0.410 (1, 9) (6, PH) (7, 6)			0-0 CS 1B		0-0 6-3	0-0 1-2 2-3 3-H 3B 1B	0-0 BB BB	4-0 G6-4-3 BB	
Tony Peña, R OBP: 0.307, SLG: 0.359 Steve Lake, R OBP: 0.311, SLG: 0.386 (1, 2) (8, 2)			0-0 F9		0-0 6-3 1B 2B	0-0 1-2 2-3 3-H 3B 1B	0-0 1-2f	0-0 G6-4-3	
Tim Conroy, L OBP: 0.364, SLG: 0.222 Tito Landrum, R OBP: 0.349, SLG: 0.250 John Morris, L OBP: 0.341, SLG: 0.400 (1, 1) (1, 1) (6, PH) (6, PH) (7, 9)			0-3 K		0-0 6-3	0-0 1-H 2-H 3-H 1B 3B	0-0 4-3		

Inning Stats	R: 0 E: 0 K: 0 S: 3	H: 0 LOB: 0 BB: 0 P: 3	R: 0 E: 0 K: 0 S: 3	H: 0 LOB: 0 BB: 0 P: 3	R: 0 E: 0 K: 1 S: 5	H: 1 LOB: 0 BB: 0 P: 5	R: 1 E: 1 K: 0 S: 6	H: 2 LOB: 2 BB: 0 P: 6	R: 1 E: 0 K: 0 S: 5	H: 2 LOB: 1 BB: 0 P: 5	R: 9 E: 0 K: 0 S: 12	H: 9 LOB: 1 BB: 1 P: 16	R: 0 E: 0 K: 0 S: 2	H: 0 LOB: 0 BB: 1 P: 6	R: 0 E: 0 K: 0 S: 5	H: 2 LOB: 2 BB: 0 P: 5
--------------	------------------------------	---------------------------------	------------------------------	---------------------------------	------------------------------	---------------------------------	------------------------------	---------------------------------	------------------------------	---------------------------------	-------------------------------	----------------------------------	------------------------------	---------------------------------	------------------------------	---------------------------------

PITCHER															PITCHER																		
IP	WLS	BF	H	R	ER	SO	BB	IBB	HBP	BLK	WP	HR	S	P	ERA	WHIP	IP	WLS	BF	H	R	ER	SO	BB	IBB	HBP	BLK	WP	HR	S	P	ERA	WHIP
Doug Drabek, R ERA: 4.27 (1, 1)	5.1	L	23	7	4	3	1	0	0	0	0	0	25	25	5.06	1.312																	
John Smiley, L ERA: 6.44 (6, 1)	0.0		3	2	0	0	0	0	1	0	1	0	2	6	∞	∞																	
Dave Johnson, R ERA: 9.95 (6, 1)	0.1		6	5	7	7	0	0	0	0	0	1	6	6	189.00	15.000																	
Bob Walk, R ERA: 4.76 (6, 1)	1.1		4	0	0	0	1	0	0	0	0	0	3	7	0.00	0.750																	
Don Robinson, R ERA: 3.68 (8, 1)	1.0		5	2	0	0	0	0	0	0	0	0	5	5	0.00	2.000																	

BOTTOM

Pittsburgh Pirates @ St. Louis Cardinals
Busch Stadium, St. Louis, MO
 Tue Jun 16 1987, 7:05 PM CDT
 Att. 27,048 - Unknown

livebaseballscorecards.com

AB	39
R	11
H	16
RBI	11
BB	2
SO	1
LOB	15



1B: 13	SF: 0	WP: 0	PA: 42
2B: 1	SAC: 0	PB: 0	
3B: 1	DP: 1	SB: 1	
HR: 1	HBP: 0	CS: 1	

BOTTOM

Pittsburgh Pirates @ St. Louis Cardinals
Busch Stadium, St. Louis, MO
Thu Jun 18 1987, 7:05 PM CDT
Att: 35,264 - Unknown

livebaseballscorecards.com

AB 35
R 8
H 11
RBI 8
BB 3
SO 6
LOB 13



WP: 1 PA: 40
PB: 0
SB: 1
CS: 1

AB R H RBI BB SO LOB

4 1 1 0 1 1 1
4 0 1 2 0 0 1
0 0 0 0 0 0 0

4 2 2 0 1 1 1

5 2 2 4 0 2 4

4 1 2 0 0 1 0

4 1 1 1 0 0 1

3 0 0 0 1 0 2

2 0 0 1 0 0 1
2 1 2 0 0 0 0

2 0 0 0 0 1 0
1 0 0 0 0 0 2
0 0 0 0 0 0 0
0 0 0 0 0 0 0
0 0 0 0 0 0 0

1B: 5 SF: 1
2B: 3 SAC: 1
3B: 1 DP: 0
HR: 2 HBP: 0

Batter	1	2	3	4	5	6	7	8	9	10
Vince Coleman, S (1, 7) OBP: 0.395, SLG: 0.348	4-0 E S 2B BB		x 0-0 F3		0-3 K		x 0-0 WP 1B		x 0-0 1-3	
Ozzie Smith, S (1, 6) OBP: 0.379, SLG: 0.344	x 0-0		x 0-0 L7		x 0-0 4-3		x 0-0 SF7		x 0-0 4-3	
Bill Dawley, R (10, 1) OBP: 0.364, SLG: 0.222	CS 1-H 2B						3-H			
Tom Herr, S (1, 4) OBP: 0.397, SLG: 0.388	x 0-0 6-3			x 0-0 HR 1B	0-3 K		BB BB BB BB 1-2 2-3			x 0-0 HR 1B
Jack Clark, R (1, 3) OBP: 0.463, SLG: 0.690	0-3 K			x 0-0 HR		x 0-0 5-3	0-3 K			x 0-0 HR
Willie McGee, S (1, 8) OBP: 0.321, SLG: 0.455		x 0-0 6-3 2B		x 0-0 2B 3B		x 0-0 4-3		0-3 K		
Tony Peña, R (1, 2) OBP: 0.306, SLG: 0.364	x 0-0 6-3		x 0-0 F9 5-3 2B		x 0-0 F7		x 0-0 4-3			
José Oquendo, S (1, 5) OBP: 0.424, SLG: 0.387		x 0-0 6-3		x 0-0 F9			BB BB BB BB 4-0 FC1-5 1B BB		x 0-0 1-3	
Tito Landrum, R (1, 9) OBP: 0.333, SLG: 0.237	x 0-0 5-3		x 0-0 5-3				x 0-0 1B FC1-5 1B		x 0-0 1-3 SH3-4 1B	
John Morris, L (7, PH) OBP: 0.362, SLG: 0.419							x 0-0 FC1-5 WP 1B		x 0-0 SH3-4	
Lee Tunnell, R (1, 1) OBP: 0.333, SLG: 0.333			x 0-0 F7		0-3 K				x 0-0 1-2	
Ricky Horton, L (8, 1) OBP: 0.111, SLG: 0.111										
Todd Worrell, R (8, 1) OBP: 0.111, SLG: 0.111										
Ken Dayley, L (8, 1) OBP: 0.111, SLG: 0.111										
Rod Booker, L (9, PH) OBP: 0.469, SLG: 0.481										

Inning Stats	R: 1	H: 1	R: 0	H: 1	R: 0	H: 0	R: 4	H: 4	R: 0	H: 0	R: 0	H: 0	R: 1	H: 2	R: 0	H: 0	R: 0	H: 1	R: 2	H: 2
E: 0	LOB: 0	E: 0	LOB: 1	E: 0	LOB: 0	E: 0	LOB: 4	E: 0	LOB: 0	E: 0	LOB: 0	E: 0	LOB: 3	E: 0	LOB: 0	E: 0	LOB: 1	E: 0	LOB: 2	
K: 1	BB: 1	K: 0	BB: 0	K: 0	BB: 0	K: 1	BB: 0	K: 2	BB: 0	K: 0	BB: 0	K: 1	BB: 2	K: 1	BB: 0	K: 0	BB: 0	K: 0	BB: 0	
S: 5	P: 9	S: 4	P: 4	S: 3	P: 3	S: 9	P: 9	S: 7	P: 7	S: 3	P: 3	S: 7	P: 15	S: 5	P: 5	S: 4	P: 4	S: 2	P: 2	

PITCHER	IP	WLS	BF	H	R	ER	SO	BB	IBB	HBP	BLK	WP	HR	S	P	ERA	WHIP
Bob Kipper, L (1, 1) ERA: 5.77	4.0		18	6	5	5	2	1	0	0	0	0	1	21	25	11.25	1.750
Dorn Taylor, R (5, 1) ERA: 5.28	2.1		10	2	1	1	2	1	0	0	0	0	0	13	17	3.86	1.286
John Smiley, L (7, 1) ERA: 6.16	1.2		6	0	0	0	2	1	0	0	0	1	0	9	13	0.00	0.600
Don Robinson, R (9, 1) ERA: 4.0	1.0	L	6	3	2	2	0	0	0	0	0	0	1	6	6	18.00	3.000

PITCHER	IP	WLS	BF	H	R	ER	SO	BB	IBB	HBP	BLK	WP	HR	S	P	ERA	WHIP
Bob Kipper, L (1, 1) ERA: 5.77	4.0		18	6	5	5	2	1	0	0	0	0	1	21	25	11.25	1.750
Dorn Taylor, R (5, 1) ERA: 5.28	2.1		10	2	1	1	2	1	0	0	0	0	0	13	17	3.86	1.286
John Smiley, L (7, 1) ERA: 6.16	1.2		6	0	0	0	2	1	0	0	0	1	0	9	13	0.00	0.600
Don Robinson, R (9, 1) ERA: 4.0	1.0	L	6	3	2	2	0	0	0	0	0	0	1	6	6	18.00	3.000

PITCHER	IP	WLS	BF	H	R	ER	SO	BB	IBB	HBP	BLK	WP	HR	S	P	ERA	WHIP
Bob Kipper, L (1, 1) ERA: 5.77	4.0		18	6	5	5	2	1	0	0	0	0	1	21	25	11.25	1.750
Dorn Taylor, R (5, 1) ERA: 5.28	2.1		10	2	1	1	2	1	0	0	0	0	0	13	17	3.86	1.286
John Smiley, L (7, 1) ERA: 6.16	1.2		6	0	0	0	2	1	0	0	0	1	0	9	13	0.00	0.600
Don Robinson, R (9, 1) ERA: 4.0	1.0	L	6	3	2	2	0	0	0	0	0	0	1	6	6	18.00	3.000

Batter	1	2	3	4	5	6	7	8	9	AB R H RBI BB SO LOB	TOP
Barry Bonds, L OBP: 0.332, SLG: 0.451 (1, 8) X	0-0 6-3 S 1B		0-0 1-3 X	0-0 4-3 X			0-0 F7 X			4 1 1 0 0 0 1	
Bobby Bonilla, S OBP: 0.319, SLG: 0.400 (1, 7) X	0-0 6-3 1-3		0-0 1-3 HR 2B			0-0 F8 X		0-0 4-3 2B		4 1 2 0 0 0 1	
Johnny Ray, S OBP: 0.298, SLG: 0.354 (1, 4) X	0-0 S 1B		0-0 1-3 2-3			0-0 F8 X		0-0 4-3 2-3		4 0 1 1 0 0 2	
Sid Bream, L OBP: 0.365, SLG: 0.493 (1, 3) B B B	4-0 3-H 1-2 G5-4-3 BB		0-0 HR 3-H			0-3 K S S S		0-0 1-3 X		3 1 1 2 1 1 1	
Jim Morrison, R OBP: 0.292, SLG: 0.397 (1, 5) X	0-0 G5-4-3 1-2f		0-0 F8 X			0-0 5-3 X		4-0 FC5-4 IBB		3 0 0 0 1 0 2	
R.J. Reynolds, S OBP: 0.363, SLG: 0.451 (1, 9)		0-3 K S S S		0-0 G3 FC 1B		0-3 K S S S		0-0 FC5-4 1-2f		4 1 1 0 0 2 2	
Michael LaValliere, L OBP: 0.378, SLG: 0.368 (1, 2)		0-0 6-3 2B		0-0 G3 1-3		0-3 K S S S		0-0 5-3 X		4 0 1 0 0 1 1	
Rafael Belliard, R OBP: 0.284, SLG: 0.256 (1, 6)		0-0 6-3 2-3 2B		0-0 FC SH3-4		0-0 6-3 X		0-0 5-3 X		4 0 0 1 0 0 1	
Brian Fisher, R OBP: 0.150, SLG: 0.300 (1, 1)		0-0 1-3 X		0-0 SH3-4 1-2		0-3 K S S S		0-3 K S S S		3 0 0 0 0 2 1	
Inning Stats	R: 1 E: 0 K: 0 S: 4 H: 2 LOB: 1 BB: 1 P: 8	R: 0 E: 0 K: 1 S: 6 H: 1 LOB: 1 BB: 0 P: 6	R: 2 E: 0 K: 0 S: 5 H: 2 LOB: 0 BB: 0 P: 5	R: 1 E: 0 K: 0 S: 5 H: 1 LOB: 1 BB: 0 P: 5	R: 0 E: 0 K: 1 S: 5 H: 0 LOB: 0 BB: 0 P: 5	R: 0 E: 0 K: 2 S: 7 H: 0 LOB: 0 BB: 0 P: 7	R: 0 E: 0 K: 1 S: 5 H: 0 LOB: 0 BB: 0 P: 5	R: 0 E: 0 K: 0 S: 4 H: 1 LOB: 2 BB: 1 P: 8	R: 0 E: 0 K: 1 S: 5 H: 0 LOB: 0 BB: 0 P: 5	1B: 3 2B: 3 3B: 0 HR: 1 SF: 0 SAC: 1 DP: 1 HBP: 0	WP: 0 PB: 0 SB: 3 CS: 0 PA: 36
PITCHER Dickie Noles, R ERA: 4.06 Frank DiPino, L ERA: 3.1	IP WLS BF H R ER SO BB IBB HBP BLK WP HR S P ERA WHIP	IP WLS BF H R ER SO BB IBB HBP BLK WP HR S P ERA WHIP	IP WLS BF H R ER SO BB IBB HBP BLK WP HR S P ERA WHIP	IP WLS BF H R ER SO BB IBB HBP BLK WP HR S P ERA WHIP	IP WLS BF H R ER SO BB IBB HBP BLK WP HR S P ERA WHIP	IP WLS BF H R ER SO BB IBB HBP BLK WP HR S P ERA WHIP	IP WLS BF H R ER SO BB IBB HBP BLK WP HR S P ERA WHIP	IP WLS BF H R ER SO BB IBB HBP BLK WP HR S P ERA WHIP	IP WLS BF H R ER SO BB IBB HBP BLK WP HR S P ERA WHIP	ERA WHIP	ERA WHIP

Pittsburgh Pirates @ Chicago Cubs
Wrigley Field, Chicago, IL
Fri Jun 19 1987, 3:33 AM CDT
Att: 33,529 - Unknown

livebaseballscorecards.com

AB 33
R 4
H 7
RBI 4
BB 2
SO 6
LOB 12



Batter	1	2	3	4	5	6	7	8	9	AB R H RBI BB SO LOB	TOP											
Barry Bonds, L (1, 7) OBP: 0.341, SLG: 0.485	0-0 HR	0-3 K			4-0 4-3 S BB		0-0 SH1-3 2B		0-0 HR	4 2 3 2 1 1 1												
Andy Van Slyke, L (1, 8) OBP: 0.338, SLG: 0.472	0-0 1B 2B		0-3 K		0-0 4-3		0-0 SH1-3		0-0 F8	4 1 1 0 0 1 1												
Johnny Ray, S (1, 4) OBP: 0.300, SLG: 0.355	0-0 1B 2-H 1B		0-0 6-3		0-0 4-3		0-3 K		0-0 HR 1B	5 1 2 1 0 1 2												
Sid Bream, L (1, 3) OBP: 0.362, SLG: 0.487	0-3 K		0-0 S 1B		0-0 4-3		0-0 P3		0-0 F9	5 0 1 0 0 1 3												
R.J. Reynolds, S (1, 9) OBP: 0.377, SLG: 0.480	0-0 S 1-3 1B		0-3 K 1-2		4-0 HR BB		0-0 FC6-4 1B		0-0 HR 1-H	4 2 3 2 1 1 1												
Jim Morrison, R (1, 5) OBP: 0.294, SLG: 0.423	0-0 P6 1-2		0-3 K		0-0 HR 1-H		0-0 FC6-4 WP 1-2f		0-0 HR	5 2 2 3 0 1 2												
Michael LaValliere, L (1, 2) OBP: 0.379, SLG: 0.365		0-0 4-3		0-3 K		4-0 BB		0-0 P4	0-0 FC5-4 1B	4 0 1 0 1 1 1												
Rafael Belliard, R (1, 6) OBP: 0.282, SLG: 0.254		0-0 1B		0-0 L3		0-0 F8		0-3 K	0-0 FC5-4	5 0 1 0 0 1 3												
Mike Dunne, R (1, 1) OBP: 0.167, SLG: 0.091		0-0 B3		0-0 B1-3		0-0 F7		0-3 K		4 0 0 0 0 1 4												
Inning Stats	R: 2 E: 0 K: 1 S: 8	H: 4 LOB: 1 BB: 0 P: 8	R: 0 E: 0 K: 1 S: 6	H: 1 LOB: 1 BB: 0 P: 6	R: 0 E: 0 K: 2 S: 7	H: 1 LOB: 1 BB: 0 P: 7	R: 0 E: 0 K: 2 S: 7	H: 0 LOB: 0 BB: 0 P: 7	R: 0 E: 0 K: 0 S: 3	H: 0 LOB: 1 BB: 1 P: 7	R: 2 E: 0 K: 0 S: 4	H: 1 LOB: 1 BB: 2 P: 12	R: 0 E: 0 K: 1 S: 6	H: 1 LOB: 1 BB: 0 P: 6	R: 0 E: 0 K: 1 S: 9	H: 1 LOB: 2 BB: 0 P: 9	R: 4 E: 0 K: 0 S: 8	H: 5 LOB: 1 BB: 0 P: 8	1B: 7 2B: 2 3B: 0 HR: 5	SF: 0 SAC: 1 DP: 0 HBP: 0	WP: 1 PB: 0 SB: 3 CS: 0	PA: 44
PITCHER	IP WLS BF H R ER SO BB IBB HBP BLK WP HR S P ERA WHIP																					
Greg Maddux, R (1, 1) ERA: 4.71	6.0 L 28 8 4 4 6 3 0 0 0 0 0 2 37 49 6.00 1.833																					
Frank DiPino, L (7, 1) ERA: 2.9	2.0 8 1 0 0 3 0 0 0 0 0 1 0 14 14 0.00 0.500																					
Ron Davis, R (9, 1) ERA: 5.4	1.0 8 5 4 4 0 0 0 0 0 0 0 3 8 8 36.00 5.000																					

Pittsburgh Pirates @ Chicago Cubs
Wrigley Field, Chicago, IL
Sat Jun 20 1987, 3:33 AM CDT
Att. 34,384 - Unknown

AB	40
R	8
H	14
RBI	8
BB	3
SO	9
LOB	18



Batter	1	2	3	4	5	6	7	8	9	AB R H RBI BB SO LOB
Dave Martinez, L (1, 8) OBP: 0.384, SLG: 0.366	0-0 3-1 3B		0-0 G4-6-3 1B		0-0 F7			0-0 1B		4 1 3 0 0 0 0
Jerry Mumphrey, S (1, 7) OBP: 0.403, SLG: 0.488	0-3 K		0-0 G4-6-3 1-2f			0-0 4-3		0-0 G3		4 0 0 0 0 1 3
Andre Dawson, R (1, 9) OBP: 0.325, SLG: 0.570	0-0 3-1		0-0 1B			0-0 F7			0-0 6-3	4 0 1 1 0 0 0
Leon Durham, L (1, 3) OBP: 0.373, SLG: 0.548	3-0 1B		0-0 F8			0-0 4-3			0-0 HR	4 1 2 1 0 0 1
Keith Moreland, R (1, 5) OBP: 0.263, SLG: 0.389	0-0 F8			0-0 F8			0-0 F9		0-0 5-3	4 0 0 0 0 0 1
Jody Davis, R (1, 2) OBP: 0.315, SLG: 0.430		0-3 K		0-0 F8			0-0 6-3		0-0 L7	4 0 0 0 0 1 0
Paul Noce, R (1, 4) OBP: 0.343, SLG: 0.375		0-3 K		0-3 K			0-0 4-3			3 0 0 0 0 2 0
Mike Brumley, S (1, 6) OBP: 0.167, SLG: 0.250		0-0 3B			0-0 B1-3			0-0 4-3		3 0 1 0 0 0 0
Greg Maddux, R (1, 1) OBP: 0.130, SLG: 0.130		0-0 6-3			0-0 6-3			0-0 F8		2 0 0 0 0 0 1
Frank DiPino, L (7, 1)										0 0 0 0 0 0 0
Gary Matthews, R (8, PH)										1 0 0 0 0 0 0
Ron Davis, R (9, 1)										0 0 0 0 0 0 0


Inning Stats	R: 1	H: 2	E: 0	K: 1	S: 7	R: 0	H: 1	E: 0	K: 2	S: 8	R: 0	H: 2	E: 0	K: 0	S: 4	R: 0	H: 0	E: 0	K: 1	S: 5	R: 0	H: 0	E: 0	K: 0	S: 3	R: 0	H: 0	E: 0	K: 0	S: 3	R: 0	H: 1	E: 0	K: 0	S: 4	R: 1	H: 1	E: 0	K: 0	S: 4	1B: 4	2B: 0	3B: 2	HR: 1	SF: 0	SAC: 0	DP: 1	HBP: 0	WP: 0	PA: 33
Mike Dunne, R (1, 1) ERA: 1.09	IP	WLS	BF	H	R	ER	SO	BB	IBB	HBP	BLK	WP	HR	S	P	ERA	WHIP																																	


BOTTOM

Pittsburgh Pirates @ Chicago Cubs
 Wrigley Field, Chicago, IL
 Sat Jun 20 1987, 3:33 AM CDT
 Att. 34,384 - Unknown

livebaseballscorecards.com

AB	33
R	2
H	7
RBI	2
BB	0
SO	4
LOB	6



Batter	1	2	3	4	5	6	7	8	9	AB R H RBI BB SO LOB	TOP											
Barry Bonds, L OBP: 0.342, SLG: 0.486 (1, 8) (7, 7)	0-3 K	0-0 2B		4-0 E4 BB		0-0 E3 1B		0-0 F4		4 0 1 0 1 1 0												
Bobby Bonilla, S OBP: 0.321, SLG: 0.406 (1, 9) (7, 5)	0-0 F8 1B 2B	0-0 F3		0-0 E4		0-0 PO 1B		0-0 F8		5 1 2 1 0 0 4												
Johnny Ray, S OBP: 0.302, SLG: 0.354 (1, 4)	0-0 F8 2-3		0-0 4-3	0-0 G3		0-0 PO 1-2	0-0 BB BB 1B		4-0 1B BB	4 0 1 0 1 0 3												
Mike Diaz, R OBP: 0.315, SLG: 0.573 (1, 2)	0-0 WP 1B 1B		0-0 F8		0-0 F9		0-0 F2		0-3 K	5 0 1 1 0 1 2												
Jim Morrison, R OBP: 0.300, SLG: 0.424 (1, 5) (7, 6)	0-0 WP 1-2 1B		0-0		0-0 F8		4-0 BB BB		0-3 K	4 0 2 0 1 1 1												
Sid Bream, L OBP: 0.363, SLG: 0.483 (1, 3)	0-3 K 1-2 2-3		0-0 F8		0-0 4-3		4-0 1-2 2-3 BB		0-0 1-3 1B	4 0 1 0 1 1 3												
Butch Davis, R OBP: 0.250, SLG: 0.286 R.J. Reynolds, S OBP: 0.372, SLG: 0.473 (7, PH) (7, 9)		0-0 6-3		4-0 1B E BB		0-0 G4-3 E 2B	0-3 K		0-3 K	2 2 1 0 1 0 0 2 0 0 0 0 2 5	AB 36 R 3 H 10 RBI 2 BB 7 SO 8 LOB 25											
Rafael Belliard, R OBP: 0.288, SLG: 0.257 Andy Van Slyke, L OBP: 0.336, SLG: 0.470 (7, PH) (7, 8)		0-0 5-3		0-0 E BB 1B		4-0 G4-3 BB	0-0 1-3			2 0 1 0 1 0 0 1 0 0 0 0 0 3												
Doug Drabek, R OBP: 0.286, SLG: 0.263 Dom Taylor, R OBP: 0.133, SLG: 0.133 Al Pedrique, R OBP: 0.236, SLG: 0.333 Bob Walk, R OBP: 0.333, SLG: 0.333 John Cangelosi, S OBP: 0.518, SLG: 0.250 Barry Jones, R (8, 1)		4-0 2B BB		0-3 K		0-0 G4-3 1-2 2-3		0-3 K		1 0 0 0 1 1 2 0 0 0 0 0 0 0 1 0 0 0 0 0 2 0 0 0 0 0 0 0 1 0 0 0 0 1 0 0 0 0 0 0 0 0												
Inning Stats	R: 1 E: 0 K: 2 S: 10	H: 3 LOB: 2 BB: 0 P: 10	R: 0 E: 0 K: 0 S: 4	H: 1 LOB: 2 BB: 1 P: 8	R: 0 E: 0 K: 0 S: 4	H: 1 LOB: 1 BB: 0 P: 4	R: 1 E: 1 K: 1 S: 6	H: 1 LOB: 2 BB: 2 P: 14	R: 0 E: 0 K: 0 S: 3	H: 0 LOB: 0 BB: 0 P: 3	R: 1 E: 1 K: 0 S: 4	H: 2 LOB: 1 BB: 1 P: 8	R: 0 E: 0 K: 1 S: 6	H: 1 LOB: 3 BB: 2 P: 14	R: 0 E: 0 K: 1 S: 5	H: 0 LOB: 0 BB: 0 P: 5	R: 0 E: 0 K: 3 S: 10	H: 1 LOB: 2 BB: 1 P: 14	1B: 7 2B: 3 3B: 0 HR: 0	SF: 0 SAC: 0 DP: 1 HBP: 0	WP: 1 PB: 0 SB: 0 CS: 0	PA: 44
PITCHER	IP WLS BF H R ER SO BB IBB HBP BLK WP HR S P ERA WHIP																					
Steve Trout, L ERA: 2.68	(1, 1) 5.2 W 27 7 3 2 3 4 0 0 0 1 0 29 45 3.18 1.941																					
Frank DiPino, L ERA: 2.87	(6, 1) 0.1 2 1 0 0 0 0 0 0 0 0 0 2 2 0.00 3.000																					
Scott Sanderson, R ERA: 4.96	(7, 1) 1.0 6 1 0 0 1 2 0 0 0 0 0 6 14 0.00 3.000																					
Ed Lynch, R ERA: 4.45	(8, 1) 1.0 3 0 0 0 1 0 0 0 0 0 0 5 5 0.00 0.000																					
Lee Smith, R ERA: 2.27	(9, 1) 1.0 S 5 1 0 0 3 1 0 0 0 0 0 10 14 0.00 2.000																					

Pittsburgh Pirates @ Chicago Cubs
Wrigley Field, Chicago, IL
Sun Jun 21 1987, 3:33 AM CDT
Att: 33,418 - Unknown

livebaseballscorecards.com

Batter	1	2	3	4	5	6	7	8	9
Dave Martinez, L (1, 8) OBP: 0.389, SLG: 0.369	0-0 BLK G3 1B	0-0 L6		0-0 WP 2-H 1B		0-0 F7		4-0 BB	
Rafael Palmeiro, L (1, 7) OBP: 0.412, SLG: 0.667	0-0 G3 1-2	0-0 F8		0-0 F9 2-3		0-0 F7		0-0 F7	
Andre Dawson, R (1, 9) OBP: 0.324, SLG: 0.565	0-0 2B 2-H 1B		0-3 K		0-0 5-3	0-0 F9			
Leon Durham, L (1, 3) OBP: 0.371, SLG: 0.540	0-0 F9		0-3 K		4-0 HR BB		0-3 K		
Keith Moreland, R (1, 5) OBP: 0.270, SLG: 0.408	0-0 1B 1-H 2B		4-0 BB		0-0 HR		0-3 K		
Jody Davis, R (1, 2) OBP: 0.319, SLG: 0.431 Jim Sundberg, R (5, PR) OBP: 0.352, SLG: 0.370 (6, 2)	0-0 1B 2-H		0-0 F9		4-0 F8 HBP BB		0-3 K		
Paul Noce, R (1, 4) OBP: 0.359, SLG: 0.371	0-0 5-3			0-0 F7	1-0 HBP		0-0 4-3 1B		
Mike Brumley, S (1, 6) OBP: 0.227, SLG: 0.263		0-0 S 1B		4-0 SH1-4 1B BB	0-0 F8		0-0 4-3		
Steve Trout, L (1, 1) OBP: 0.118, SLG: 0.118 Frank DiPino, L (6, 1) Scott Sanderson, R (7, 1) OBP: 0.190, SLG: 0.263 Ed Lynch, R (8, 1) OBP: 0.111, SLG: 0.111 Jerry Mumphy, S (8, PH) OBP: 0.440, SLG: 0.495 Lee Smith, R (9, 1)		0-3 K		0-0 SH1-4	0-0 6-3		0-3 K		


AB	R	H	RBI	BB	SO	LOB
4	1	2	1	1	0	1
5	0	0	0	0	0	5
4	1	1	1	0	1	0
3	1	0	0	1	2	1
3	2	2	3	1	1	0
2	0	1	1	1	0	1
1	0	0	0	0	1	0
3	0	1	0	0	0	1
3	1	1	0	1	0	3
2	0	0	0	0	1	3
0	0	0	0	0	0	0
0	0	0	0	0	0	0
1	0	0	0	0	1	1
0	0	0	0	0	0	0

AB	R	H	RBI	BB	SO	LOB
31	6	8	6	5	7	16

Inning	R	H	E	K	S	P	IP	WLS	BF	H	R	ER	SO	BB	IBB	HBP	BLK	WP	HR	S	P	ERA	WHIP
1	3	4	0	7	6	4	3.2	L	19	6	4	4	3	2	0	0	1	0	0	23	31	9.82	2.182
2	0	1	0	1	4	4	1.1		8	1	2	2	0	2	0	1	0	1	5	14	13.50	2.250	
3	0	0	0	0	0	3	2.0		6	0	0	0	3	0	0	0	0	0	12	12	0.00	0.000	
4	0	0	0	0	1	1	1.0		5	1	0	0	1	1	0	0	0	0	6	10	0.00	2.000	

Pittsburgh Pirates @ Chicago Cubs
Wrigley Field, Chicago, IL
Sun Jun 21 1987, 3:33 AM CDT
Att. 33,418 - Unknown

AB	31
R	6
H	8
RBI	6
BB	5
SO	7
LOB	16



1B	6	SF	0
2B	1	SAC	1
3B	0	DP	0
HR	1	HBP	1

WP	1	PA	38
PB	0		
SB	1		
CS	0		

Batter	1	2	3	4	5	6	7	8	9	AB R H RBI BB SO LOB	TOP	
Barry Bonds, L (1, 7) OBP: 0.339, SLG: 0.478	0-0 4-3		0-0 4-3		4-0 BB BB BB BB		0-0 G3		0-0 4-3	4 0 0 0 1 0 1		
Bobby Bonilla, S (1, 9) OBP: 0.326, SLG: 0.415	0-0 F8		0-0 2B		0-3 1-2 K			0-0 G5-4-3 1B	4 0 2 0 0 1 1			
Johnny Ray, S (1, 4) OBP: 0.308, SLG: 0.355	0-0 FC6-4 1B		4-0 G6-4-3 BB		4-0 BB			0-0 G5-4-3 1-2f	2 0 1 0 2 0 1			
Mike Diaz, R (1, 3) OBP: 0.313, SLG: 0.558 Butch Davis, R (8, PR) OBP: 0.250, SLG: 0.286 Sid Bream, L (8, 3) OBP: 0.363, SLG: 0.483	0-0 FC6-4 1-2f		0-0 G6-4-3 1-2f		0-0 F8			4-0 HR BB	3 0 0 0 1 0 5 0 1 0 0 0 0 0 0 0 0 0 0 0 0			
Andy Van Slyke, L (1, 8) OBP: 0.335, SLG: 0.480		0-3 K		0-0 F5		0-0 6-3		0-0 HR	4 1 1 2 0 1 0			
Jim Morrison, R (1, 5) OBP: 0.299, SLG: 0.421		0-0 FC5 1B 1B		0-0 5-3		0-0 F6		0-0 5-3	4 0 1 0 0 0 1			
Junior Ortiz, R (1, 2) OBP: 0.286, SLG: 0.291		0-0 FC5 1-2 1B		0-0 2B		0-0 5-3			4 0 2 0 0 0 0			
Rafael Belliard, R (1, 6) OBP: 0.287, SLG: 0.257		0-0 FC5 1-2 2-3f		0-0 6-3		0-0 1-3		0-0 SH1-4 1B	4 0 1 0 0 0 3			
Rick Reuschel, R (1, 1) OBP: 0.179, SLG: 0.289		0-3 K		0-0 F7		0-0 L6		0-0 SH1-4	3 0 0 0 0 1 2			
Inning Stats	R: 0 H: 1 E: 0 LOB: 1 K: 0 BB: 0 S: 4 P: 4	R: 0 H: 2 E: 0 LOB: 2 K: 2 BB: 0 S: 9 P: 9	R: 0 H: 1 E: 0 LOB: 1 K: 0 BB: 1 S: 3 P: 7	R: 0 H: 1 E: 0 LOB: 1 K: 0 BB: 0 S: 4 P: 4	R: 0 H: 0 E: 0 LOB: 2 K: 1 BB: 2 S: 5 P: 13	R: 0 H: 0 E: 0 LOB: 0 K: 0 BB: 0 S: 3 P: 3	R: 0 H: 0 E: 0 LOB: 0 K: 0 BB: 0 S: 3 P: 3	R: 2 H: 2 E: 0 LOB: 1 K: 0 BB: 1 S: 4 P: 8	R: 0 H: 1 E: 0 LOB: 1 K: 0 BB: 0 S: 4 P: 4	1B: 5 SF: 0 2B: 2 SAC: 1 3B: 0 DP: 2 HR: 1 HBP: 0	WP: 0 PA: 37 PB: 0 SB: 1 CS: 0	
PITCHER Jamie Moyer, L (1, 1) ERA: 3.76	IP WLS BF H R ER SO BB IBB HBP BLK WP HR S P ERA WHIP	9.0 W 37 8 2 2 3 4 0 0 0 0 0 1 39 55 2.00 1.333										

Pittsburgh Pirates @ Chicago Cubs
Wrigley Field, Chicago, IL
Mon Jun 22 1987, 3:33 AM CDT
Att: 27,064 - Unknown

livebaseballscorecards.com

AB 32
R 2
H 8
RBI 2
BB 4
SO 3
LOB 14



Batter	1	2	3	4	5	6	7	8	9	AB R H RBI BB SO LOB
Dave Martinez, L (1, 8) OBP: 0.387, SLG: 0.378	0-0 5-3		0-0 1B 3B		0-0 L7			0-0 F7		4 1 1 0 0 0 0
Rafael Palmeiro, L (1, 7) OBP: 0.429, SLG: 0.688	0-0 6-3		0-0 1B 1B		0-0 L7			0-0 L4 2B		4 0 2 1 0 0 0
Andre Dawson, R (1, 9) OBP: 0.326, SLG: 0.564	0-0 1B		0-0 1B		0-0 3-1			0-0 L4 2-3		4 0 2 0 0 0 1
Leon Durham, L (1, 3) OBP: 0.369, SLG: 0.535	0-0 F7		0-3 K		0-0 F7			0-0 HR 1B		4 1 1 0 0 1 3
Keith Moreland, R (1, 5) OBP: 0.277, SLG: 0.423		0-0 5-3 1B	0-0 L4		4-0 CS BB			0-0 HR		3 1 2 2 1 0 2
Paul Noce, R (1, 4) OBP: 0.357, SLG: 0.368		0-0 5-3 1-2 1B		0-0 CS 1B		0-0 F1 1-2				3 0 1 0 0 0 2
Jim Sundberg, R (1, 2) OBP: 0.351, SLG: 0.367		0-0 5-3		0-0 6-3 1-2 1B			0-0 B2			3 0 1 0 0 0 1
Mike Brumley, S (1, 6) OBP: 0.200, SLG: 0.227		0-3 K		0-0 6-3 1-2 1B			0-3 K			3 0 0 0 0 2 2
Jamie Moyer, L (1, 1) OBP: 0.156, SLG: 0.103			0-0 4-3		0-0 F8			0-3 K		3 0 0 0 0 1 1

Inning Stats	R: 0 E: 0 K: 0 S: 4	H: 1 LOB: 1 BB: 0 P: 4	R: 0 E: 0 K: 1 S: 6	H: 1 LOB: 1 BB: 0 P: 6	R: 1 E: 0 K: 1 S: 8	H: 3 LOB: 2 BB: 0 P: 8	R: 0 E: 0 K: 0 S: 4	H: 2 LOB: 1 BB: 0 P: 4	R: 0 E: 0 K: 0 S: 3	H: 0 LOB: 0 BB: 0 P: 3	R: 0 E: 0 K: 0 S: 2	H: 0 LOB: 0 BB: 1 P: 6	R: 0 E: 0 K: 2 S: 7	H: 0 LOB: 0 BB: 0 P: 7	R: 0 E: 0 K: 0 S: 3	H: 1 LOB: 0 BB: 0 P: 3	R: 2 E: 0 K: 0 S: 2	H: 2 LOB: 0 BB: 0 P: 2	1B: 7 2B: 2 3B: 1 HR: 1	SF: 0 SAC: 0 DP: 1 HBP: 0	WP: 0 PB: 0 SB: 0 CS: 2	PA: 32
--------------	------------------------------	---------------------------------	------------------------------	---------------------------------	------------------------------	---------------------------------	------------------------------	---------------------------------	------------------------------	---------------------------------	------------------------------	---------------------------------	------------------------------	---------------------------------	------------------------------	---------------------------------	------------------------------	---------------------------------	----------------------------------	------------------------------------	----------------------------------	--------


PITCHER	IP	WLS	BF	H	R	ER	SO	BB	IBB	HBP	BLK	WP	HR	S	P	ERA	WHIP
Rick Reuschel, R (1, 1) ERA: 2.53	8.0	L	32	10	3	3	4	1	0	0	0	0	1	39	43	3.38	1.375

BOTTOM

Pittsburgh Pirates @ Chicago Cubs
Wrigley Field, Chicago, IL
 Mon Jun 22 1987, 3:33 AM CDT
 Att. 27,064 - Unknown

livebaseballscorecards.com

AB	31
R	3
H	10
RBI	3
BB	1
SO	4
LOB	12



Batter	1	2	3	4	5	6	7	8	9	AB R H RBI BB SO LOB	TOP
Casey Candaele, S (1, 6) OBP: 0.344, SLG: 0.360	0-0 F8		0-0 6-3		0-0 F8		0-0 F7		0-0 WP BB WP	5 1 1 0 0 0 1	
Mitch Webster, S (1, 9) OBP: 0.357, SLG: 0.398	0-3 K		0-0 F9		0-0 6-3		4-0 BB		4-0 WP WP SF8 BB	3 1 0 0 2 1 0	
Tim Raines, S (1, 7) OBP: 0.450, SLG: 0.566	0-0 6-3		0-0 1B		0-0 1B 2B		0-3 K		0-0 L1	5 1 2 0 0 1 4	
Tim Wallach, R (1, 5) OBP: 0.364, SLG: 0.542		0-0 HR 2B	0-0 F2		4-0 1B BB		0-3 K		4-0 WP IBB	3 1 1 0 2 1 1	
Andres Galarraga, R (1, 3) OBP: 0.394, SLG: 0.506		0-3 K		0-3 K		0-0 1B		0-0 2B	4-0 IBB	4 1 2 1 1 2 1	
Reid Nichols, R (1, 8) Herm Winningham, L (6, PH) OBP: 0.379, SLG: 0.488 (6, 8)		0-0 HR		0-0 F4		4-0 1B BB		0-0 F7	0-0 SF8	2 1 1 2 0 0 0 1 0 0 1 1 0 1	
Vance Law, R (1, 4) OBP: 0.368, SLG: 0.423		0-0 F8		0-0 F7		0-0 4-3		0-0 1B 2B	0-3 K	5 1 1 1 0 1 4	
Mike Fitzgerald, R (1, 2) OBP: 0.307, SLG: 0.331		0-0 HR		0-0 F8		4-0 BB BB		0-0 1B		3 1 2 2 1 0 0	
Neal Heaton, L (1, 1) Andy McGaffigan, R (6, 1) Jeff Parrett, R (8, 1)		0-0 1-3		0-3 K		0-3 K		0-3 K		2 0 0 0 0 1 0 2 0 0 0 0 2 2 0 0 0 0 0 0 0	
Inning Stats	R: 0 H: 0 E: 0 LOB: 0 K: 1 BB: 0 S: 5 P: 5	R: 3 H: 3 E: 0 LOB: 0 K: 1 BB: 0 S: 8 P: 8	R: 0 H: 1 E: 0 LOB: 1 K: 0 BB: 0 S: 4 P: 4	R: 0 H: 0 E: 0 LOB: 0 K: 1 BB: 0 S: 5 P: 5	R: 1 H: 2 E: 0 LOB: 2 K: 0 BB: 2 S: 4 P: 12	R: 0 H: 0 E: 0 LOB: 2 K: 2 BB: 2 S: 7 P: 15	R: 2 H: 3 E: 0 LOB: 1 K: 2 BB: 0 S: 10 P: 10	R: 2 H: 1 E: 0 LOB: 2 K: 1 BB: 3 S: 6 P: 18	1B: 4 SF: 1 2B: 4 SAC: 0 3B: 0 DP: 0 HR: 2 HBP: 0	WP: 2 PA: 43 PB: 0 SB: 1 CS: 0	
PITCHER	IP WLS BF H R ER SO BB IBB HBP BLK WP HR S P ERA WHIP										
Bob Kipper, L (1, 1) ERA: 5.84	5.1 L 22 5 4 4 4 1 0 0 0 0 2 29 33 6.75 1.125										
Bob Walk, R (6, 1) ERA: 4.36	1.2 8 1 0 0 2 3 0 0 0 0 0 9 21 0.00 2.400										
Barry Jones, R (8, 1) ERA: 11.05	1.0 6 3 2 2 2 0 0 0 0 0 0 10 10 18.00 3.000										
John Smiley, L (9, 1) ERA: 6.46	1.0 7 1 2 2 1 1 2 0 0 2 0 6 18 18.00 2.000										

Montreal Expos @ Pittsburgh Pirates
 Three Rivers Stadium, Pittsburgh, PA

Tue Jun 23 1987, 7:05 PM EDT
 Att. 9,276 - Unknown

livebaseballscorecards.com

AB	35
R	8
H	10
RBI	7
BB	7
SO	9
LOB	14



Batter	1	2	3	4	5	6	7	8	9	AB R H RBI BB SO LOB
John Cangelosi, S (1, 7) OBP: 0.522, SLG: 0.281	0-0 F8 1B		0-0 F9		0-0 BLK 1B			0-0 1B 1B	0-3 K	5 1 3 0 0 1 2
Andy Van Slyke, L (1, 8) OBP: 0.333, SLG: 0.476	0-0 F8 1-2		0-0 F6 1-2		0-0 1-3			0-0 1B 1B S		4 0 1 0 0 0 3
Mike Diaz, R (1, 9) OBP: 0.318, SLG: 0.552	4-0 BB			0-0 F4		0-3 K		0-0 1B 1-3 3-H		3 0 1 1 1 1 0
Jim Morrison, R (1, 4) OBP: 0.299, SLG: 0.419 (8, 6)	0-0 F9			0-0 2B 1B		0-0 F7		0-0 F8		4 1 1 0 0 0 3
Sid Bream, L (1, 3) OBP: 0.357, SLG: 0.475		0-0 F7		0-0 F8		0-0 1-3		0-3 K		4 0 0 0 0 1 3
Bobby Bonilla, S (1, 5) OBP: 0.324, SLG: 0.417		0-0 5-3		0-0 1-H 2B			0-0 6-3	0-0 G3		4 0 1 1 0 0 2
Junior Ortiz, R (1, 2) OBP: 0.279, SLG: 0.284 Michael LaValliere, L (7, PH) OBP: 0.380, SLG: 0.362 (8, 2)		0-0 6-3		0-0 4-3			0-0 F5		4-0 BB	2 0 0 0 0 0 1 1 0 0 0 1 0 0
Al Pedrique, R (1, 6) OBP: 0.290, SLG: 0.345 Johnny Ray, S (7, PH) OBP: 0.309, SLG: 0.353 (8, 4)			0-0 S 1B		0-3 K		4-0 BB	0-0 F8		2 0 1 0 0 1 0 1 0 0 0 1 0 1
Bob Kipper, R (1, 1) OBP: 0.292, SLG: 0.375 Bob Walk, S (6, 1) OBP: 0.333, SLG: 0.333 Barry Bonds, L (7, PH) OBP: 0.338, SLG: 0.476 Barry Jones, R (8, 1) John Smiley, L (9, 1) OBP: 0.333, SLG: 0.667 R.J. Reynolds, S (9, PH) OBP: 0.370, SLG: 0.470			0-3 K		0-3 K		0-0 F6	0-3 K		2 0 0 0 0 0 2 1 0 0 0 0 0 0 0 0 1 0 0 0 0 0 0 1 0 0 0 0 0 0 0 0 0 0 0 0 0 0 0 0 1 0 0 0 0 0 1 1

Inning Stats	R: 0 E: 0 K: 3	H: 1 LOB: 1 BB: 1 P: 7	R: 0 E: 0 K: 3	H: 0 LOB: 0 BB: 3 P: 3	R: 0 E: 0 K: 1 S: 6	H: 1 LOB: 1 BB: 0 P: 6	R: 1 E: 0 K: 0 S: 5	H: 2 LOB: 1 BB: 0 P: 5	R: 0 E: 0 K: 2 S: 8	H: 1 LOB: 1 BB: 0 P: 8	R: 0 E: 0 K: 1 S: 5	H: 0 LOB: 0 BB: 0 P: 5	R: 0 E: 0 K: 0 S: 3	H: 0 LOB: 1 BB: 1 P: 7	R: 1 E: 0 K: 1 S: 8	H: 3 LOB: 2 BB: 0 P: 8	R: 0 E: 0 K: 2 S: 7	H: 0 LOB: 1 BB: 1 P: 11	1B: 7 2B: 1 3B: 0 HR: 0	SF: 0 SAC: 0 DP: 0 HBP: 0
--------------	----------------------	---------------------------------	----------------------	---------------------------------	------------------------------	---------------------------------	------------------------------	---------------------------------	------------------------------	---------------------------------	------------------------------	---------------------------------	------------------------------	---------------------------------	------------------------------	---------------------------------	------------------------------	----------------------------------	----------------------------------	------------------------------------

PITCHER	IP	WLS	BF	H	R	ER	SO	BB	IBB	HBP	BLK	WP	HR	S	P	ERA	WHIP
Neal Heaton, L (1, 1) ERA: 4.11	5.0	W	20	5	1	1	3	1	0	0	1	0	0	25	29	1.80	1.200
Andy McGaffigan, R (6, 1) ERA: 2.59	2.0		10	3	1	1	1	1	0	0	0	0	0	11	15	4.50	2.000
Jeff Parrett, R (8, 1) ERA: 2.92	2.0	S	7	0	0	0	3	1	0	0	0	0	0	12	16	0.00	0.500

BOTTOM

Montreal Expos @ Pittsburgh Pirates
 Three Rivers Stadium, Pittsburgh, PA
 Tue Jun 23 1987, 7:05 PM EDT
 Att. 9,276 - Unknown

livebaseballscorecards.com

AB	34
R	2
H	8
RBI	2
BB	3
SO	7
LOB	18



WP: 0	PA: 37
PB: 0	
SB: 2	
CS: 0	

PITCHER	IP	WLS	BF	H	R	ER	SO	BB	IBB	HBP	BLK	WP	HR	S	P	ERA	WHIP
---------	----	-----	----	---	---	----	----	----	-----	-----	-----	----	----	---	---	-----	------

Batter	1	2	3	4	5	6	7	8	9	AB R H RBI BB SO LOB	TOP			
Casey Candaele, S (1, 9) OBP: 0.349, SLG: 0.369	0-0 F7		0-0 4-3 1B 2B		0-0 1B 1B		0-0 FC4-6 SF9 1B	0-0 4-3		5 2 3 0 0 0 0				
Herm Winningham, L (1, 8) OBP: 0.372, SLG: 0.476	0-0 3-1		0-0 4-3 2-3		0-0 F8		0-0 FC4-6 1B	0-0 E5 4-3 WP 2B		5 1 1 0 0 0 2				
Tim Raines, S (1, 7) OBP: 0.453, SLG: 0.567	0-0 S 1B		0-0 S 1B 3-H		0-0 1B 1B		0-0 FC4-6 E 1-2f 2-3	0-0 4-3 1-3		5 0 3 1 0 0 3				
Tim Wallach, R (1, 5) OBP: 0.364, SLG: 0.543	0-3 K 1-2		4-0 1-2 BB		0-0 F6		0-0 SF9	0-0 1B 2B 3-H		3 1 1 2 1 1 3				
Andres Galarraga, R (1, 3) OBP: 0.398, SLG: 0.521		0-0 HR	0-0 F4		0-0 1B 1-2 2-H		0-0 E6 FC4-6 1-2	0-0 FC6-4 1B 2-H		5 1 3 2 0 0 3				
Tom Foley, L (1, 6) OBP: 0.282, SLG: 0.344		0-0 6-3	0-0 F8			0-0 2B	0-0 FC4-6 1-2f	0-0 F4		5 0 1 0 0 0 5				
Vance Law, R (1, 4) OBP: 0.369, SLG: 0.436		0-0 1B		0-0 6-3		0-0 F6		0-0 HR	0-0 FC6-4 1-2f	5 1 2 1 0 0 2				
Jeff Reed, L (1, 2) OBP: 0.211, SLG: 0.200		0-0 F8		0-0 5-3		0-0 F6		0-0 4-3		4 0 0 0 0 0 2				
Jeff Fischer, R (1, 1) Lary Sorensen, R (3, 1) Wallace Johnson, S (6, PH) Tim Burke, R (6, 1) Dave Engle, R (8, PH) Bob McClure, R (8, 1)		0-0 4-3		0-3 K		0-0 3-1		0-0 1-3		1 0 0 0 0 0 1 1 0 0 0 0 0 1 1 0 0 0 0 0 1 0 0 0 0 0 0 0 1 0 0 0 0 0 0 0 0 0 0 0 0 0				
Inning Stats	R: 0 E: 0 K: 1 S: 6 H: 1 LOB: 1 BB: 0 P: 6	R: 1 E: 0 K: 0 S: 5 H: 2 LOB: 1 BB: 0 P: 5	R: 1 E: 0 K: 0 S: 5 H: 2 LOB: 2 BB: 1 P: 9	R: 0 E: 0 K: 1 S: 5 H: 0 LOB: 0 BB: 0 P: 5	R: 0 E: 0 K: 0 S: 5 H: 3 LOB: 2 BB: 0 P: 5	R: 0 E: 0 K: 0 S: 4 H: 1 LOB: 1 BB: 0 P: 4	R: 1 E: 1 K: 0 S: 6 H: 2 LOB: 2 BB: 0 P: 6	R: 1 E: 0 K: 0 S: 4 H: 1 LOB: 0 BB: 0 P: 4	R: 2 E: 1 K: 0 S: 6 H: 2 LOB: 1 BB: 0 P: 6	1B: 9 2B: 3 3B: 0 HR: 2 SF: 1 SAC: 0 DP: 0 HBP: 0	WP: 1 PB: 0 SB: 2 CS: 0 PA: 43			
PITCHER	IP WLS BF H R ER SO BB IBB HBP BLK WP HR S P ERA WHIP												PITCHER	IP WLS BF H R ER SO BB IBB HBP BLK WP HR S P ERA WHIP
Brian Fisher, R (1, 1) ERA: 5.19	5.0 W 24 9 2 2 2 1 0 0 0 0 1 27 31 3.60 2.000													
Barry Jones, R (6, 1) ERA: 9.58	3.0 13 3 2 2 0 0 0 0 0 0 0 1 13 13 6.00 1.000													
Don Robinson, R (9, 1) ERA: 4.11	1.0 6 2 2 1 0 0 0 0 0 0 1 0 6 6 9.00 2.000													

Montreal Expos @ Pittsburgh Pirates
Three Rivers Stadium, Pittsburgh, PA
 Wed Jun 24 1987, 7:05 PM EDT
 Att: 21,564 - Unknown

livebaseballscorecards.com

AB	41
R	6
H	14
RBI	6
BB	1
SO	2
LOB	22



BOTTOM

Montreal Expos @ Pittsburgh Pirates
Three Rivers Stadium, Pittsburgh, PA

Wed Jun 24 1987, 7:05 PM EDT
Att. 21,564 - Unknown

livebaseballscorecards.com

AB 34
R 9
H 13
RBI 9
BB 2
SO 3
LOB 11



WP: 0 PA: 38
PB: 0
SB: 0
CS: 1

AB R H RBI BB SO LOB

5 1 1 1 0 0 1

3 1 1 0 1 0 1

4 2 3 1 0 0 0

3 1 1 1 0 0 2
0 0 0 0 0 0 0

4 1 1 1 0 1 2

4 1 2 1 0 0 0

4 1 2 1 0 0 0

4 0 1 0 0 1 4

2 1 1 3 1 1 1
0 0 0 0 0 0 0
1 0 0 0 0 0 0
0 0 0 0 0 0 0

1B: 8 SF: 1
2B: 1 SAC: 0
3B: 1 DP: 1
HR: 3 HBP: 0

WP HR S P ERA WHIP

Batter	1	2	3	4	5	6	7	8	9
Barry Bonds, L (1, 7) OBP: 0.336, SLG: 0.482	0-0 F8	0-0 G3		0-0 F4		0-0 HR		0-0 F9	
Andy Van Slyke, L (1, 8) OBP: 0.336, SLG: 0.479	0-0 3B	4-0 CS		0-0 F8		0-0 F8			
Johnny Ray, S (1, 4) OBP: 0.315, SLG: 0.367	0-0 SF9	0-0 CS	0-0 1B	0-0 1B		0-0 F7			
Sid Bream, L (1, 3) OBP: 0.356, SLG: 0.473	0-0 SF9		0-0 1B	0-0 4-3		0-0 6-3			
Bobby Bonilla, S (7, 3) OBP: 0.324, SLG: 0.417	0-0 SF9		1-3 1B						
R.J. Reynolds, S (1, 9) OBP: 0.367, SLG: 0.484	0-3 K		0-0 F6		0-0 HR		0-0 1-3		
Jim Morrison, R (1, 5) OBP: 0.301, SLG: 0.420		0-0 1B	0-0 1B	1-2 1B	0-0 F9		0-0 6-3		
Michael LaValliere, L (1, 2) OBP: 0.383, SLG: 0.366		0-0 1B	0-0 1B	1-2 1B	0-0 4-3		0-0 F7		
Al Pedrique, R (1, 6) OBP: 0.286, SLG: 0.333		0-3 K	0-0 G6-3	1-2 1B	0-0 4-3		0-0 F6		
Brian Fisher, R (1, 1) OBP: 0.217, SLG: 0.455		0-0 HR		4-0 1B	0-3 K		0-0 5-3		
Barry Jones, R (6, 1)									
Mike Diaz, R (8, PH) OBP: 0.316, SLG: 0.547									
Don Robinson, R (9, 1)									

Inning Stats	R: 2	H: 2	E: 0	K: 1	S: 7	R: 3	H: 3	E: 1	K: 1	S: 7	R: 2	H: 4	E: 0	K: 0	S: 6	R: 0	H: 1	E: 0	K: 0	S: 4	R: 1	H: 2	E: 0	K: 1	S: 7	R: 0	H: 0	E: 0	K: 0	S: 3	R: 0	H: 0	E: 0	K: 0	S: 3	R: 0	H: 0	E: 0	K: 0	S: 3
	LOB: 0	BB: 0	P: 7	LOB: 0	BB: 1	P: 11	LOB: 1	BB: 0	P: 6	LOB: 2	BB: 1	P: 8	LOB: 0	BB: 0	P: 7	LOB: 0	BB: 0	P: 4	LOB: 0	BB: 0	P: 3	LOB: 0	BB: 0	P: 3	LOB: 0	BB: 0	P: 3	LOB: 0	BB: 0	P: 3	LOB: 0	BB: 0	P: 3	LOB: 0	BB: 0	P: 3	LOB: 0	BB: 0	P: 3	

PITCHER	IP	WLS	BF	H	R	ER	SO	BB	IBB	HBP	BLK	WP	HR	S	P	ERA	WHIP
Jeff Fischer, R (1, 1) ERA: 9.82	2.0	L	13	7	7	7	2	1	0	0	0	0	1	16	20	31.50	4.000
Lary Sorensen, R (3, 1) ERA: 3.77	3.0		14	5	1	1	1	1	0	0	0	0	1	15	19	3.00	2.000
Tim Burke, R (6, 1) ERA: 2.19	2.0		7	1	1	1	0	0	0	0	0	0	1	7	7	4.50	0.500
Bob McClure, L (8, 1) ERA: 4.39	1.0		3	0	0	0	0	0	0	0	0	0	0	3	3	0.00	0.000

Batter	1	2	3	4	5	6	7	8	9	AB R H RBI BB SO LOB	TOP									
Casey Candaele, S OBP: 0.350, SLG: 0.364 (1, 4) X	0-0 F8	0-0 G4-6-3		4-0 1B BB		4-0 2B BB		0-0 F5		3 0 0 0 2 0 2										
Mitch Webster, S OBP: 0.364, SLG: 0.417 (1, 9) X	0-0 1B 3B	0-0 HR 1B		0-0 1B		0-0 2B		0-3 K		5 2 4 3 0 1 0										
Tim Raines, S OBP: 0.452, SLG: 0.576 (1, 7) B B B	4-0 1B BB	0-0 HR		0-0 G3		0-0 F7		0-0 4-3		4 2 1 2 1 0 2										
Tim Wallach, R OBP: 0.361, SLG: 0.535 (1, 5) B B B	4-0 1B 1B BB	0-3 K				0-0 F7		0-0 G3		4 0 0 0 1 2 0										
Andres Galarraga, R OBP: 0.403, SLG: 0.523 (1, 3) X	0-0 1B 1B			0-0 G4-6-3 1B		0-0 6-3		4-0 G1-6-3 BB		3 0 2 2 1 0 0										
Herm Winningham, L OBP: 0.369, SLG: 0.469 (1, 8) X	0-0 1B			0-0 F7		0-0 G3		0-0 G1-6-3		4 0 1 0 0 0 2										
Tom Foley, L OBP: 0.290, SLG: 0.360 (1, 6) X	0-0 F7			0-0 G4-6-3		0-0 FC1-5 1B		0-0 F9 2B		4 0 2 0 0 0 4										
Mike Fitzgerald, R OBP: 0.313, SLG: 0.325 (1, 2) S S S	0-3 K			4-0 SH1-4 1B BB		4-0 E 2B BB		0-0 F9		2 2 0 0 2 1 4										
Dennis Martinez, R OBP: 0.111, SLG: 0.111 Andy McGaffigan, R (6, 1)				0-0 SH1-4		0-0 FC1-5 2B		0-0 6-3		2 1 1 0 0 0 2										
										1 0 0 0 0 0 1										
Inning Stats	R: 2 H: 3 E: 0 K: 1 S: 8	H: 3 LOB: 3 BB: 2 P: 16	R: 2 H: 3 E: 0 K: 1 S: 7	H: 3 LOB: 0 BB: 0 P: 7	R: 0 H: 1 E: 0 K: 0 S: 3	H: 1 LOB: 0 BB: 0 P: 3	R: 1 H: 1 E: 0 K: 0 S: 3	H: 1 LOB: 1 BB: 2 P: 11	R: 0 H: 0 E: 0 K: 0 S: 3	H: 0 LOB: 0 BB: 0 P: 3	R: 2 H: 2 E: 1 K: 0 S: 4	H: 2 LOB: 1 BB: 2 P: 12	R: 0 H: 0 E: 0 K: 1 S: 4	H: 0 LOB: 0 BB: 1 P: 8	R: 0 H: 1 E: 0 K: 0 S: 4	H: 1 LOB: 1 BB: 0 P: 4	R: 0 H: 0 E: 0 K: 1 S: 5	H: 0 LOB: 0 BB: 0 P: 5	1B: 7 SF: 0 2B: 2 SAC: 1 3B: 1 DP: 3 HR: 1 HBP: 0	WP: 0 PA: 40 PB: 0 SB: 0 CS: 0
PITCHER	IP WLS BF H R ER SO BB IBB HBP BLK WP HR S P ERA WHIP																			
Mike Dunne, R ERA: 2.21 (1, 1)	3.2 L 20 8 5 5 2 4 0 0 0 0 1 20 36 12.27 3.273																			
Dom Taylor, R ERA: 5.51 (4, 1)	3.1 13 2 2 2 1 3 0 0 0 0 0 12 24 5.40 1.500																			
John Smiley, L ERA: 6.15 (8, 1)	2.0 7 1 0 0 1 0 0 0 0 0 0 9 9 0.00 0.500																			

Montreal Expos @ Pittsburgh Pirates
Three Rivers Stadium, Pittsburgh, PA
 Thu Jun 25 1987, 7:05 PM EDT
 Att: 10,836 - Unknown

livebaseballscorecards.com

AB	32
R	7
H	11
RBI	7
BB	7
SO	4
LOB	17



BOTTOM

Montreal Expos @ Pittsburgh Pirates
Three Rivers Stadium, Pittsburgh, PA

Thu Jun 25 1987, 7:05 PM EDT
Att. 10,836 - Unknown

AB	33
R	2
H	6
RBI	2
BB	0
SO	5
LOB	10



WP:	0	PA:	33
PB:	0		
SB:	1		
CS:	0		

AB R H RBI BB SO LOB

4	1	1	0	0	1	0
4	1	1	0	0	1	0
4	0	2	2	0	0	0
4	0	0	0	0	0	2
4	0	1	0	0	2	1
4	0	1	0	0	0	2
3	0	0	0	0	0	2
3	0	0	0	0	1	2
1	0	0	0	0	0	0
1	0	0	0	0	0	1
1	0	0	0	0	0	0
0	0	0	0	0	0	0

Batter	1	2	3	4	5	6	7	8	9
John Cangelosi, S (1, 7) OBP: 0.511, SLG: 0.279	0-0 4-3 K		0-3 K S			0-0 2B 1B K		0-0 6-3 K	
Andy Van Slyke, L (1, 3) OBP: 0.335, SLG: 0.479	0-0 F8 K		0-3 K S			0-0 1B 2B K		0-0 F7 K	
Johnny Ray, S (1, 4) OBP: 0.318, SLG: 0.369	0-0 1B K			0-0 4-3 K		0-0 2H 3H 1B K		0-0 4-3 K	
Barry Bonds, L (1, 8) OBP: 0.331, SLG: 0.475	0-0 4-3 K			0-0 G3 K		0-0 F9 K		0-0 F8 K	
R.J. Reynolds, S (1, 9) OBP: 0.364, SLG: 0.478				0-0 F8 K		0-3 K S		0-3 K S	
Bobby Bonilla, S (1, 5) OBP: 0.322, SLG: 0.413					0-0 4-3 1B K	0-0 F6 K		0-0 F6 K	
Michael LaValliere, L (1, 2) OBP: 0.376, SLG: 0.359					0-0 4-3 K		0-0 G3 K		
Rafael Belliard, R (1, 6) OBP: 0.283, SLG: 0.253					0-3 K S		0-0 F8 K		
Mike Dunne, R (1, 1) OBP: 0.154, SLG: 0.083					0-0 4-3 K		0-0 F8 K		
Dom Taylor, R (4, 1) OBP: 0.125, SLG: 0.125									
Al Pedrique, R (7, PH) OBP: 0.276, SLG: 0.324									
John Smiley, L (8, 1) OBP: 0.335, SLG: 0.667									

Inning Stats	R: 0	H: 1	E: 0	LOB: 1	K: 0	BB: 0	S: 4	P: 4	R: 0	H: 1	E: 0	LOB: 1	K: 0	BB: 0	S: 4	P: 4	R: 0	H: 0	E: 0	LOB: 0	K: 2	BB: 0	S: 7	P: 7	R: 0	H: 0	E: 0	LOB: 0	K: 0	BB: 0	S: 3	P: 3	R: 0	H: 1	E: 0	LOB: 1	K: 1	BB: 0	S: 6	P: 6	R: 2	H: 3	E: 0	LOB: 1	K: 1	BB: 0	S: 8	P: 8	R: 0	H: 0	E: 0	LOB: 0	K: 0	BB: 0	S: 3	P: 3	R: 0	H: 0	E: 0	LOB: 0	K: 1	BB: 0	S: 5	P: 5	1B: 5	SF: 0	2B: 1	SAC: 0	3B: 0	DP: 0	HR: 0	HBP: 0	WP: 0	PA: 33
--------------	------	------	------	--------	------	-------	------	------	------	------	------	--------	------	-------	------	------	------	------	------	--------	------	-------	------	------	------	------	------	--------	------	-------	------	------	------	------	------	--------	------	-------	------	------	------	------	------	--------	------	-------	------	------	------	------	------	--------	------	-------	------	------	------	------	------	--------	------	-------	------	------	-------	-------	-------	--------	-------	-------	-------	--------	-------	--------

PITCHER	IP	WLS	BF	H	R	ER	SO	BB	IBB	HBP	BLK	WP	HR	S	P	ERA	WHIP
Dennis Martinez, R (1, 1) ERA: 3.08	5.1	W	22	6	2	2	3	0	0	0	0	0	0	28	28	3.38	1.125
Andy McGaffigan, R (6, 1) ERA: 2.41	3.2	S	11	0	0	0	2	0	0	0	0	0	0	15	15	0.00	0.000

PITCHER	IP	WLS	BF	H	R	ER	SO	BB	IBB	HBP	BLK	WP	HR	S	P	ERA	WHIP
---------	----	-----	----	---	---	----	----	----	-----	-----	-----	----	----	---	---	-----	------

Batter	1	2	3	4	5	6	7	8	9	AB R H RBI BB SO LOB	TOP																				
Dave Martinez, L (1, 8) <small>OBP: 0.386, SLG: 0.376</small> Bob Dernier, R (7, PH) <small>OBP: 0.393, SLG: 0.518</small> Jerry Mumphrey, S (9, PH) <small>OBP: 0.396, SLG: 0.463</small>	0-0 F8			4-0 1B 8-2 1B BB	0-0 P6		0-3 K		0-3 K	2 0 0 0 1 0 2 1 0 0 0 0 1 1 1 0 0 0 0 1 1																					
Rafael Palmeiro, L (1, 7) <small>OBP: 0.371, SLG: 0.517</small>	0-0 F7			0-0 1B 1-2 1B		0-0 1B 2B				3 1 2 0 1 0 0																					
Andre Dawson, R (1, 9) <small>OBP: 0.322, SLG: 0.549</small>	0-0 F8			0-0 1B 1-2 2-3		0-0 1B SF8 1B			0-0 F8	4 1 2 0 0 0 2																					
Leon Durham, L (1, 3) <small>OBP: 0.377, SLG: 0.539</small>		0-3 K		0-0 8-2		0-0 1B 1-3 3-H		0-0 3-1		4 0 1 1 0 1 3																					
Keith Moreland, R (1, 5) <small>OBP: 0.273, SLG: 0.408</small>		0-3 K		0-0 L6		0-0 P7		0-0 F8		4 0 0 0 0 1 4																					
Jody Davis, R (1, 2) <small>OBP: 0.319, SLG: 0.423</small>		0-3 K			0-0 F7	0-0 SF8		0-3 K		3 0 0 1 0 2 0																					
Paul Noce, R (1, 4) <small>OBP: 0.362, SLG: 0.377</small>			0-0 CS 1B		0-0 1B 1B	0-0 L5		0-0 L6		4 0 2 0 0 0 1																					
Mike Brumley, S (1, 6) <small>OBP: 0.231, SLG: 0.314</small> Manny Trillo, R (9, PH) <small>OBP: 0.311, SLG: 0.421</small>			0-3 K 1-3		0-0 1B 1-2 1B		0-0 SH3-4 1B		0-0 1B	3 0 2 0 0 1 1 1 0 1 0 0 0 0																					
Greg Maddux, R (1, 1) <small>OBP: 0.120, SLG: 0.120</small> Frank DiPino, L (7, 1) Gary Matthews, R (9, PH) <small>OBP: 0.306, SLG: 0.273</small>			0-3 K		0-0 P3		0-0 SH3-4		0-0 F9	2 0 0 0 0 1 2 0 0 0 0 0 0 0 1 0 0 0 0 0 1																					
Inning Stats	R: 0 E: 0 K: 0 S: 3	H: 0 LOB: 0 BB: 0 P: 3	R: 0 E: 0 K: 2 S: 9	H: 0 LOB: 0 BB: 0 P: 9	R: 0 E: 0 K: 2 S: 7	H: 1 LOB: 0 BB: 0 P: 7	R: 0 E: 0 K: 0 S: 4	H: 2 LOB: 2 BB: 1 P: 8	R: 0 E: 0 K: 0 S: 5	H: 2 LOB: 2 BB: 0 P: 5	R: 2 E: 0 K: 0 S: 6	H: 3 LOB: 1 BB: 0 P: 6	R: 0 E: 0 K: 1 S: 6	H: 1 LOB: 2 BB: 1 P: 10	R: 0 E: 0 K: 1 S: 5	H: 0 LOB: 0 BB: 0 P: 5	R: 0 E: 0 K: 1 S: 6	H: 1 LOB: 1 BB: 0 P: 6	1B: 9 2B: 2 3B: 0 HR: 0	SF: 1 SAC: 1 DP: 1 HBP: 0	WP: 0 PB: 0 SB: 0 CS: 2	PA: 37									
PITCHER	IP WLS BF H R ER SO BB IBB HBP BLK WP HR S P ERA WHIP																														
Doug Drabek, R (1, 1) <small>ERA: 4.45</small> John Smiley, L (7, 1) <small>ERA: 6.1</small> Barry Jones, R (7, 1) <small>ERA: 9.28</small> Don Robinson, R (8, 1) <small>ERA: 3.94</small>	6.1		27	9	2	2	5	1	0	0	0	0	0	36	40	2.84	1.579														
	0.1		2	0	0	0	1	1	0	0	0	0	0	3	7	0.00	3.000														
	0.1	W	1	0	0	0	0	0	0	0	0	0	0	1	1	0.00	0.000														
	2.0	S	7	1	0	0	2	0	0	0	0	0	0	11	11	0.00	0.500														

Chicago Cubs @ Pittsburgh Pirates
 Three Rivers Stadium, Pittsburgh, PA
 Fri Jun 26 1987, 7:05 PM EDT
 Att. 20,408 - Unknown

livebaseballscorecards.com

AB	33
R	2
H	10
RBI	2
BB	2
SO	8
LOB	18



Batter	1	2	3	4	5	6	7	8	9
Barry Bonds, L OBP: 0.330, SLG: 0.483 (1, 7)	0-0 F7		0-0 HR			0-0 P5	0-3 K		
Andy Van Slyke, L OBP: 0.346, SLG: 0.500 (1, 8)	4-0 G6-4-3 BB		0-0 L6-3 1B			0-0 HR	0-0 CS 2-H 3-H 1B		
Johnny Ray, S OBP: 0.314, SLG: 0.363 (1, 4)	0-0 G6-4-3 1-2f		0-0 L6-3 1-2			0-3 K	0-0 CS 1-2	0-0 4-3	
Mike Diaz, R OBP: 0.314, SLG: 0.537 (1, 3)		0-3 K		0-0 5-3		0-0 1B		0-0 6-3	
R.J. Reynolds, S OBP: 0.367, SLG: 0.485 (1, 9)		0-0 2B		0-0 F7		0-0 F7		0-0 1B 1B	
Jim Morrison, R OBP: 0.304, SLG: 0.421 (1, 5)		0-0 F9		0-0 F9			0-0 E9 2B 1B	0-0 1-2 1B	
Michael LaValliere, L OBP: 0.379, SLG: 0.354 (1, 2)		4-0 IBB			0-0 6-3		4-0 2B 1B BB	0-3 K	
Al Pedrique, R OBP: 0.256, SLG: 0.297 (1, 6)		0-3 K			0-0 5-3		0-0 F7		
Doug Drabek, R OBP: 0.261, SLG: 0.238 (1, 1)			0-0 F9		0-0 1-3		0-0 1-3 1B 2B 3-H		

Inning Stats	R: 0	H: 0	E: 0	K: 0	S: 2	LOB: 0	BB: 1	P: 6
	R: 0	H: 1	E: 0	K: 2	S: 8 <td>LOB: 2</td> <td>BB: 1</td> <td>P: 12</td>	LOB: 2	BB: 1	P: 12
	R: 1	H: 2	E: 0	K: 0	S: 4 <td>LOB: 0</td> <td>BB: 0</td> <td>P: 4</td>	LOB: 0	BB: 0	P: 4
	R: 0	H: 0	E: 0	K: 0	S: 3 <td>LOB: 0</td> <td>BB: 0</td> <td>P: 3</td>	LOB: 0	BB: 0	P: 3
	R: 0	H: 0	E: 0	K: 0	S: 3 <td>LOB: 0</td> <td>BB: 0</td> <td>P: 3</td>	LOB: 0	BB: 0	P: 3
	R: 1	H: 2	E: 0	K: 1	S: 7 <td>LOB: 1</td> <td>BB: 0</td> <td>P: 7</td>	LOB: 1	BB: 0	P: 7
	R: 3	H: 3	E: 1	K: 1	S: 7 <td>LOB: 0</td> <td>BB: 1</td> <td>P: 11</td>	LOB: 0	BB: 1	P: 11
	R: 0	H: 2	E: 0	K: 1	S: 7 <td>LOB: 2</td> <td>BB: 0</td> <td>P: 7</td>	LOB: 2	BB: 0	P: 7

PITCHER	IP	WLS	BF	H	R	ER	SO	BB	IBB	HBP	BLK	WP	HR	S	P	ERA	WHIP
Greg Maddux, R ERA: 4.87 (1, 1)	6.1	L	27	7	5	5	3	2	1	0	0	0	2	30	42	7.11	1.421
Frank DiPino, L ERA: 2.73 (7, 1)	1.2		7	3	0	0	2	0	0	0	0	0	0	11	11	0.00	1.800

AB	R	H	RBI	BB	SO	LOB
4	1	1	1	0	1	2
3	1	3	3	1	0	0
4	0	0	0	0	1	2
4	0	1	0	0	1	0
4	0	2	0	0	0	1
4	1	2	0	0	0	1
2	1	0	0	2	1	2
3	0	0	0	0	1	4
2	0	0	0	0	0	0
0	0	0	0	0	0	0
0	0	0	0	0	0	0
1	1	1	1	0	0	0
0	0	0	0	0	0	0

BOTTOM

Chicago Cubs @ Pittsburgh Pirates
Three Rivers Stadium, Pittsburgh, PA

Fri Jun 26 1987, 7:05 PM EDT
Att. 20,408 - Unknown

AB	31
R	5
H	10
RBI	5
BB	3
SO	5
LOB	12



WP	PA	ERA	WHIP
0	35	0	0
0	0	0	0
0	0	0	0
1	0	0	0
0	0	0	0

Batter	1	2	3	4	5	6	7	8	9	AB R H RBI BB SO LOB	TOP												
Dave Martinez, L (1, 8) OBP: 0.384, SLG: 0.374	0-0 F8		0-3 K			0-0 3-1		0-0 1B		4 0 1 0 0 1 1													
Rafael Palmeiro, L (1, 7) OBP: 0.333, SLG: 0.455	0-0 F7			0-0 F7			0-0 4-3	0-0 F8		4 0 0 0 0 0 2													
Andre Dawson, R (1, 9) OBP: 0.321, SLG: 0.545	0-0 F7			0-0 5-3			0-0 2B 1B	0-0 F8		4 0 1 0 0 0 2													
Leon Durham, L (1, 3) OBP: 0.375, SLG: 0.538		0-0 4-3		0-3 K			0-0 2B		0-0 F8	4 0 1 0 0 1 0													
Keith Moreland, R (1, 5) OBP: 0.270, SLG: 0.402		0-3 K			0-3 K		0-0 1-3		0-0 G3	4 0 0 0 0 2 2													
Jody Davis, R (1, 2) OBP: 0.318, SLG: 0.417		0-3 K			0-0 4-3		4-0 BB		0-0 4-3	3 0 0 0 1 1 0													
Paul Noce, R (1, 4) OBP: 0.344, SLG: 0.357			0-0 5-3		0-0 F9		0-0 F9			3 0 0 0 0 0 3													
Mike Brumley, S (1, 6) OBP: 0.214, SLG: 0.289			0-3 K			0-0 4-3		0-0 F7		3 0 0 0 0 1 0													
Jamie Moyer, L (1, 1) OBP: 0.182, SLG: 0.133			0-0 1B			0-0 5-3		4-0 BB		1 0 1 0 0 0 0													
Gary Matthews, R (6, PH) OBP: 0.297, SLG: 0.265										1 0 0 0 0 0 0													
Dickie Noles, R (6, 1)										0 0 0 0 0 0 0													
Brian Dayett, R (8, PH) OBP: 0.459, SLG: 0.667										0 0 0 0 1 0 0													
Ron Davis, R (8, 1)										0 0 0 0 0 0 0													
Inning Stats	R: 0 E: 0 K: 0 S: 3	H: 0 LOB: 0 BB: 0 P: 3	R: 0 E: 0 K: 2 S: 7	H: 0 LOB: 0 BB: 0 P: 7	R: 0 E: 0 K: 2 S: 8	H: 1 LOB: 1 BB: 0 P: 8	R: 0 E: 0 K: 1 S: 5	H: 0 LOB: 0 BB: 0 P: 5	R: 0 E: 0 K: 1 S: 5	H: 0 LOB: 0 BB: 0 P: 5	R: 0 E: 0 K: 0 S: 3	H: 0 LOB: 0 BB: 0 P: 3	R: 0 E: 0 K: 0 S: 5	H: 2 LOB: 3 BB: 1 P: 9	R: 0 E: 0 K: 0 S: 4	H: 1 LOB: 2 BB: 1 P: 8	R: 0 E: 0 K: 0 S: 3	H: 0 LOB: 0 BB: 0 P: 3	1B: 3 2B: 1 3B: 0 HR: 0	SF: 0 SAC: 0 DP: 0 HBP: 0	WP: 0 PB: 0 SB: 0 CS: 0	PA: 33	
PITCHER Rick Reuschel, R (1, 1) ERA: 2.33	IP 9.0	WLS W	BF 33	H 4	R 0	ER 0	SO 6	BB 2	IBB 0	HBP 0	BLK 0	WP 0	HR 0	S 43	P 51	ERA 0.00	WHIP 0.667						
											PITCHER												
											IP WLS BF H R ER SO BB IBB HBP BLK WP HR S P ERA WHIP												

Chicago Cubs @ Pittsburgh Pirates
Three Rivers Stadium, Pittsburgh, PA

Sat Jun 27 1987, 7:05 PM EDT
Att: 31,595 - Unknown

livebaseballscorecards.com

AB	31
R	0
H	4
RBI	0
BB	2
SO	6
LOB	10



Batter	1	2	3	4	5	6	7	8	9	AB	R	H	RBI	BB	SO	LOB
Barry Bonds, L (1, 7) OBP: 0.328, SLG: 0.489	0-3 K		0-0 E4 WP		0-0 HR	0-0 E6 1B		0-0 P8		5	2	1	1	0	1	0
Bobby Bonilla, S (1, 9) OBP: 0.333, SLG: 0.424	0-0 G4-3 1B		4-0 1-2 BB		0-0 BB 1B	0-0 5-3		0-3 K		4	1	2	0	1	1	1
Johnny Ray, S (1, 4) OBP: 0.316, SLG: 0.365	0-0 G4-3 1-2f		0-0 F8		0-0 1-2 BB 1B	0-0 2-H FC5-4 1B				4	1	2	1	0	0	3
Mike Diaz, R (1, 3) OBP: 0.312, SLG: 0.524		0-0 6-3		0-0 6-3	4-0 1-2 2-3 1B BB	0-0 FC5-4 1-2f				3	1	0	0	1	0	1
Andy Van Slyke, L (1, 8) OBP: 0.344, SLG: 0.493		0-3 K		4-0 1B BB	0-0 F9		0-0 4-3			3	1	0	0	1	1	3
Jim Morrison, R (1, 5) OBP: 0.311, SLG: 0.428		0-0 1B		0-0 P6	4-0 1-2 2-3 3-H 1B BB		0-0 2B			3	1	2	1	1	0	1
Junior Ortiz, R (1, 2) OBP: 0.289, SLG: 0.294		0-0 5-3		0-0 1B	0-0 1-H 1B	0-0 1-2 2-H 3-H 1B		0-3 K		4	0	2	3	0	1	2
Al Pedrique, R (1, 6) OBP: 0.256, SLG: 0.293			0-0 1-3	0-0 L1	0-0 1-3 2-H 1B		0-0 6-3			4	0	1	1	0	0	2
Rick Reuschel, R (1, 1) OBP: 0.163, SLG: 0.262			0-3 K		0-3 K	0-3 K		0-3 K		4	0	0	0	0	4	0

Inning Stats	R: 0	H: 1	E: 0	K: 1	S: 5	LOB: 0	BB: 0	P: 5	R: 0	H: 1	E: 0	K: 1	S: 6	LOB: 1	BB: 0	P: 6	R: 0	H: 0	E: 1	K: 1	S: 6	LOB: 2	BB: 1	P: 10	R: 1	H: 1	E: 0	K: 0	S: 4	LOB: 1	BB: 1	P: 8	R: 5	H: 5	E: 0	K: 1	S: 9	LOB: 2	BB: 2	P: 17	R: 1	H: 1	E: 1	K: 1	S: 7	LOB: 1	BB: 0	P: 7	R: 0	H: 1	E: 0	K: 1	S: 6	LOB: 1	BB: 0	P: 6	R: 0	H: 0	E: 0	K: 2	S: 7	LOB: 0	BB: 0	P: 7
--------------	------	------	------	------	------	--------	-------	------	------	------	------	------	------	--------	-------	------	------	------	------	------	------	--------	-------	-------	------	------	------	------	------	--------	-------	------	------	------	------	------	------	--------	-------	-------	------	------	------	------	------	--------	-------	------	------	------	------	------	------	--------	-------	------	------	------	------	------	------	--------	-------	------

PITCHER	IP	WLS	BF	H	R	ER	SO	BB	IBB	HBP	BLK	WP	HR	S	P	ERA	WHIP
Jamie Moyer, L (1, 1) ERA: 4.11	5.0	L	26	8	6	6	4	4	0	0	0	1	1	30	46	10.80	2.400
Dickie Noles, R (6, 1) ERA: 3.86	2.0		9	2	1	0	2	0	0	0	0	0	0	13	13	0.00	1.000
Ron Davis, R (8, 1) ERA: 4.58	1.0		3	0	0	0	2	0	0	0	0	0	0	7	7	0.00	0.000

BOTTOM

Chicago Cubs @ Pittsburgh Pirates
Three Rivers Stadium, Pittsburgh, PA

Sat Jun 27 1987, 7:05 PM EDT
Att. 31,595 - Unknown

livebaseballscorecards.com

AB	34
R	7
H	10
RBI	7
BB	4
SO	8
LOB	13



WP: 1	PA: 38
PB: 0	
SB: 1	
CS: 0	

Batter	1	2	3	4	5	6	7	8	9	AB R H RBI BB SO LOB	TOP																	
Bob Dernier, R OBP: 0.419, SLG: 0.535 (1, 8) X	0-0 SH1-3 S SF7 1B		0-0 CS 1B			4-0 CS BB		0-0 BB 1B		3 1 3 0 1 0 0																		
Manny Trillo, R OBP: 0.330, SLG: 0.421 (1, 3) X	0-0 SH1-3 1-3		0-0 CS 1-2	4-0 BB		4-0 BB 1-2		4-0 BB 1-2		0 0 0 0 3 0 0																		
Andre Dawson, R OBP: 0.317, SLG: 0.539 (1, 9) X	0-0 SF7 3-H			0-0 F3		0-3 K		0-0 F9		3 0 0 1 0 1 4																		
Brian Dayett, R OBP: 0.443, SLG: 0.640 Jerry Mumphrey, S OBP: 0.394, SLG: 0.460 (8, PH) (8, 7)	0-0 F7			0-0 F1		0-0 F8		0-0 F7		3 0 0 0 0 0 2 1 0 0 0 0 0 2																		
Ed Lynch, R OBP: 0.111, SLG: 0.111 (8, 1)										0 0 0 0 0 0 0																		
Keith Moreland, R OBP: 0.266, SLG: 0.396 (1, 5) X		0-0 P4		0-0 P3			0-0 F8		0-0 6-3	4 0 0 0 0 0 1																		
Paul Noce, R OBP: 0.323, SLG: 0.333 (1, 4) S		0-3 K			0-0 F8		0-3 K		0-0 F9	4 0 0 0 0 2 0																		
Jim Sundberg, R OBP: 0.338, SLG: 0.393 (1, 2) X		0-0 F5			0-0 HR		4-0 BB		0-3 K	3 1 1 1 1 1 0																		
Mike Brumley, S OBP: 0.200, SLG: 0.268 (1, 6) X			0-0 F7		0-0 F9		0-3 K			3 0 0 0 0 1 1																		
Rick Sutcliffe, L OBP: 0.239, SLG: 0.200 Lee Smith, R (8, 1) Rafael Palmeiro, L OBP: 0.333, SLG: 0.455 (8, 7) X			0-0 F8		0-3 K			0-3 K		3 0 0 0 0 2 0 0 0 0 0 0 0 0 0 0 0 0 0 0 0																		
Inning Stats	R: 1 E: 0 K: 0 S: 4	H: 1 LOB: 0 BB: 0 P: 4	R: 0 E: 0 K: 1 S: 5	H: 0 LOB: 0 BB: 0 P: 5	R: 0 E: 0 K: 0 S: 3	H: 1 LOB: 0 BB: 0 P: 3	R: 0 E: 0 K: 0 S: 3	H: 0 LOB: 1 BB: 1 P: 7	R: 1 E: 0 K: 1 S: 6	H: 1 LOB: 0 BB: 0 P: 6	R: 0 E: 0 K: 1 S: 4	H: 0 LOB: 1 BB: 2 P: 12	R: 0 E: 0 K: 2 S: 7	H: 0 LOB: 1 BB: 1 P: 11	R: 0 E: 0 K: 1 S: 6	H: 1 LOB: 2 BB: 1 P: 10	R: 0 E: 0 K: 1 S: 5	H: 0 LOB: 0 BB: 0 P: 5	1B: 3 2B: 0 3B: 0 HR: 1	SF: 1 SAC: 1 DP: 0 HBP: 0	WP: 0 PB: 0 SB: 1 CS: 2	PA: 35						
PITCHER	IP WLS BF H R ER SO BB IBB HBP BLK WP HR S P ERA WHIP																											
Bob Kipper, L ERA: 5.53 (1, 1)	7.1		29	4	2	2	6	5	0	0	0	0	0	1	36	56	2.46	1.227										
Barry Jones, R ERA: 8.74 (8, 1)	0.2	W	2	0	0	0	0	0	0	0	0	0	0	2	2	0.00	0.000											
Don Robinson, R ERA: 3.86 (9, 1)	1.0		3	0	0	0	1	0	0	0	0	0	0	5	5	0.00	0.000											

Chicago Cubs @ Pittsburgh Pirates
Three Rivers Stadium, Pittsburgh, PA

Sun Jun 28 1987, 3:33 AM EDT
Att: 25,304 - Unknown

livebaseballscorecards.com

AB	27
R	2
H	4
RBI	2
BB	5
SO	7
LOB	10



Batter	1	2	3	4	5	6	7	8	9
Barry Bonds, L (1, 7) OBP: 0.329, SLG: 0.485	0-0 B1-3		0-0 CS 1B		0-0 L4			SH2-4 1B BB	
Andy Van Slyke, L (1, 8) OBP: 0.348, SLG: 0.498	0-0 G3 2B		0-3 K		4-0 PO BB			0-0 SH2-4	
Johnny Ray, S (1, 4) OBP: 0.318, SLG: 0.365	0-0 G3			0-0 1B 1B	0-0 PO	0-0 G3		4-0 1B 1B IBB	
Bobby Bonilla, S (1, 3) OBP: 0.326, SLG: 0.415	0-3 K			0-3 K		0-0 F8		0-3 K	
R.J. Reynolds, S (1, 9) OBP: 0.370, SLG: 0.485		0-3 K		0-0 1B 1-2 1B		0-3 K		0-0 WP 1B BB 1B	
Jim Morrison, R (1, 5) OBP: 0.313, SLG: 0.433		0-0 2B		0-3 K		0-0 F9		0-0 BB WP 1B 1B	
Michael LaValliere, L (1, 2) OBP: 0.387, SLG: 0.356		4-0 G4-6-3 BB		0-0 FC4-6 1-3 2-H 1B		0-0 6-3		4-0 1B BB IBB	
Rafael Belliard, R (1, 6) OBP: 0.279, SLG: 0.249		0-0 G4-6-3		0-0 FC4-6		0-0 6-3		4-0 1B BB	
Sid Bream, L (8, PH) OBP: 0.358, SLG: 0.473				1-2f				1-2 2-3 3-H BB	
Al Pedrique, R (9, 6) OBP: 0.256, SLG: 0.293				1-2f				SH2-4 1B BB	
Bob Kipper, R (1, 1) OBP: 0.269, SLG: 0.346			0-0 4-3		0-0 5-3			1-2 2-3 3-H 1B	
Barry Jones, R (8, 1)									
John Cangelosi, S (8, PH) OBP: 0.521, SLG: 0.290									
Don Robinson, R (9, 1)									

Inning Stats	R: 0 E: 0 K: 1 S: 6	H: 1 LOB: 1 BB: 0 P: 6	R: 0 E: 0 K: 1 S: 5	H: 1 LOB: 1 BB: 1 P: 9	R: 0 E: 0 K: 1 S: 5	H: 1 LOB: 0 BB: 0 P: 5	R: 1 E: 0 K: 2 S: 10	H: 3 LOB: 2 BB: 0 P: 10	R: 0 E: 0 K: 0 S: 2	H: 0 LOB: 0 BB: 1 P: 6	R: 0 E: 0 K: 0 S: 5	H: 0 LOB: 0 BB: 0 P: 5	R: 0 E: 0 K: 0 S: 3	H: 0 LOB: 0 BB: 0 P: 3	R: 5 E: 0 K: 2 S: 10	H: 3 LOB: 3 BB: 5 P: 30
--------------	------------------------------	---------------------------------	------------------------------	---------------------------------	------------------------------	---------------------------------	-------------------------------	----------------------------------	------------------------------	---------------------------------	------------------------------	---------------------------------	------------------------------	---------------------------------	-------------------------------	----------------------------------

PITCHER	IP	WLS	BF	H	R	ER	SO	BB	IBB	HBP	BLK	WP	HR	S	P	ERA	WHIP
Rick Sutcliffe, R (1, 1) ERA: 3.55	7.0	L	28	6	3	3	6	4	0	0	0	0	0	36	52	3.86	1.429
Lee Smith, R (8, 1) ERA: 2.93	0.2		8	3	3	3	1	1	2	0	0	1	0	7	19	40.50	6.000
Ed Lynch, R (8, 1) ERA: 4.73	0.1		1	0	0	0	1	0	0	0	0	0	0	3	3	0.00	0.000

BOTTOM

Chicago Cubs @ Pittsburgh Pirates
Three Rivers Stadium, Pittsburgh, PA
 Sun Jun 28 1987, 3:33 AM EDT
 Att. 25,304 - Unknown

AB	R	H	RBI	BB	SO	LOB
4	1	1	0	1	1	3
2	0	1	0	1	1	1
3	2	1	0	1	0	1
4	0	0	0	0	3	5
4	1	2	2	0	2	0
4	1	2	1	0	1	2
2	0	1	1	2	0	0
3	0	0	0	0	0	4
0	0	0	1	1	0	0
0	0	0	0	0	0	0
2	0	0	0	0	0	0
0	0	0	0	0	0	0
1	1	1	1	1	0	0
0	0	0	0	0	0	0

AB	29
R	6
H	9
RBI	6
BB	7
SO	8
LOB	16



WP	PA
1	38
PB	0
SB	1
CS	1

Batter	1	2	3	4	5	6	7	8	9
Juan Samuel, R OBP: 0.325, SLG: 0.476 (1, 4)	0-0 2B		0-0 1-3		0-0 6-3	0-3 K		0-0 6-3	
Milt Thompson, L OBP: 0.310, SLG: 0.351 (1, 8)	0-3 K		0-0 4-3		0-0 E7 1B	0-0 6-3		0-0 L6	
Von Hayes, L OBP: 0.412, SLG: 0.439 (1, 3)	0-0 F7			0-0 2B CS 1B	4-0 BB		0-0 F4		
Mike Schmidt, R OBP: 0.381, SLG: 0.578 (1, 5)	0-3 K			0-0 CS 1-3 2B	0-0 F8		4-0 BB 1B BB		
Glenn Wilson, R OBP: 0.324, SLG: 0.456 (1, 9)		0-0 4-3		0-0 2B		0-0 G3	0-0 BB 1B		
Chris James, R OBP: 0.353, SLG: 0.570 (1, 7)		0-0 HR		0-0 5-3		0-0 WP 1B	4-0 FC5-4 BB		
Lance Parrish, R OBP: 0.279, SLG: 0.349 (1, 2)		0-0 G6-4-3 1B		0-0 F8		0-0 PB 1B 1B	0-0 F7		
Luis Aguayo, R OBP: 0.286, SLG: 0.492 (1, 6)		0-0 G6-4-3			0-0 E 2B	0-0 PB 2B 1B	0-0 FC5-4		
Steve Bedrosian, R (8, 1)									
Bruce Ruffin, S OBP: 0.061, SLG: 0.091 (1, 1)			0-3 K		0-0 F9	0-0 2B		0-0 F8	
Michael Jackson, R OBP: 0.167, SLG: 0.091 (5, 1)									
Keith Hughes, L OBP: 0.100, SLG: 0.200 (6, PH)									
Doug Bair, R (7, 1)									
Ken Dowell, R OBP: 0.125, SLG: 0.125 (8, 6)									


Inning Stats	R: 0 E: 0 K: 2 S: 8	H: 1 LOB: 1 BB: 0 P: 8	R: 1 E: 0 K: 0 S: 4	H: 2 LOB: 0 BB: 0 P: 4	R: 0 E: 0 K: 1 S: 5	H: 0 LOB: 0 BB: 0 P: 5	R: 1 E: 0 K: 0 S: 5	H: 3 LOB: 1 BB: 0 P: 5	R: 1 E: 1 K: 0 S: 5	H: 2 LOB: 2 BB: 1 P: 9	R: 3 E: 0 K: 1 S: 9	H: 4 LOB: 1 BB: 0 P: 9	R: 0 E: 0 K: 0 S: 4	H: 1 LOB: 3 BB: 2 P: 12	R: 0 E: 0 K: 0 S: 3	H: 0 LOB: 0 BB: 0 P: 3
1B: 7 2B: 5 3B: 0 HR: 1	SF: 0 SAC: 0 DP: 1 HBP: 0	WP: 1 PB: 1 SB: 0 CS: 2	PA: 38	ERA: 5.21 WHIP: 1.800	ERA: 27.00 WHIP: 6.000	ERA: 0.00 WHIP: 1.286										

PITCHER	IP	WLS	BF	H	R	ER	SO	BB	IBB	HBP	BLK	WP	HR	S	P	ERA	WHIP
Brian Fisher, R ERA: 5.21 (1, 1)	5.0		22	8	3	3	3	1	0	0	0	0	1	27	31	5.40	1.800
Barry Jones, R ERA: 9.75 (6, 1)	0.2	L	6	4	3	2	1	0	0	0	0	1	0	8	8	27.00	6.000
John Smiley, L ERA: 5.77 (6, 1)	2.1		10	1	0	0	0	2	0	0	0	0	0	8	16	0.00	1.286

BOTTOM

Pittsburgh Pirates @ Philadelphia Phillies
Veterans Stadium, Philadelphia, PA
Mon Jun 29 1987, 7:05 PM EDT
Unknown

AB	35
R	6
H	13
RBI	6
BB	3
SO	4
LOB	18



Batter	1	2	3	4	5	6	7	8	9	AB R H RBI BB SO LOB	TOP		
Barry Bonds, L (1, 7) OBP: 0.329, SLG: 0.480	0-0 F8		0-0 L4		0-0 3B 1B			0-3 K		4 1 1 0 0 1 1			
Andy Van Slyke, L (1, 8) OBP: 0.355, SLG: 0.517	0-0 F8			0-0 HR	0-0 3B			0-3 K		4 1 2 2 0 1 0			
Johnny Ray, S (1, 4) OBP: 0.309, SLG: 0.354	0-0 6-3			0-0 1-3	0-0 F8			0-0 P3		4 0 0 0 0 0 1			
Mike Diaz, R (1, 3) OBP: 0.315, SLG: 0.512		0-0 6-3		4-0 FC6-4 BB		0-0 F9		4-0 2B BB		2 1 0 0 2 0 0			
R.J. Reynolds, S (1, 9) OBP: 0.362, SLG: 0.486		4-0 G6-4-3 BB		4-0 FC6-4 BB		0-0 F8		0-0 1-3 1B 2B		2 1 1 1 2 0 0			
Jim Morrison, R (1, 5) OBP: 0.304, SLG: 0.415 (7, 6)		0-0 G6-4-3		0-0 FC6-4		0-0 F7		0-0 1-3		4 0 0 0 0 0 4			
Michael LaValiere, L (1, 2) OBP: 0.390, SLG: 0.353 Dorn Taylor, R (9, PR) OBP: 0.125, SLG: 0.125			1-0 HBP	0-0 F9		0-3 K		0-0 G4-6-3 1B		3 0 1 1 0 1 2 0 0 0 0 0 0 0	AB 30 R 4 H 5 RBI 4 BB 4 SO 5 LOB 11		
Rafael Belliard, R (1, 6) OBP: 0.271, SLG: 0.241 John Cangelosi, S (7, PH) OBP: 0.510, SLG: 0.284 Bob Walk, R (7, 1) OBP: 0.333, SLG: 0.333 Sid Bream, L (9, PH) OBP: 0.356, SLG: 0.469			0-0 F3		0-0 6-3		0-3 K	0-0 G4-6-3		2 0 0 0 0 0 1 1 0 0 0 0 1 0 0 0 0 0 0 0 0 1 0 0 0 0 0 1			
Doug Drabek, R (1, 1) OBP: 0.240, SLG: 0.217 Bobby Bonilla, S (7, PH) OBP: 0.327, SLG: 0.418 (7, 5)			0-3 K		0-0 F7		0-0 F7			2 0 0 0 0 1 1 1 0 0 0 0 0 0			
Inning Stats	R: 0 H: 0 E: 0 LOB: 0 K: 0 BB: 0 S: 3 P: 3	R: 0 H: 0 E: 0 LOB: 0 K: 0 BB: 1 S: 2 P: 6	R: 0 H: 0 E: 0 LOB: 1 K: 1 BB: 0 S: 5 P: 6	R: 1 H: 1 E: 0 LOB: 2 K: 0 BB: 2 S: 4 P: 12	R: 1 H: 2 E: 0 LOB: 1 K: 0 BB: 0 S: 5 P: 5	R: 0 H: 0 E: 0 LOB: 0 K: 0 BB: 0 S: 3 P: 3	R: 0 H: 0 E: 0 LOB: 0 K: 2 BB: 0 S: 7 P: 7	R: 0 H: 0 E: 0 LOB: 0 K: 2 BB: 0 S: 7 P: 7	R: 2 H: 2 E: 0 LOB: 1 K: 0 BB: 1 S: 4 P: 8	1B: 2 SF: 0 2B: 1 SAC: 0 3B: 1 DP: 2 HR: 1 HBP: 1	WP: 0 PA: 35 PB: 0 SB: 1 CS: 0		
PITCHER	IP WLS BF H R ER SO BB IBB HBP BLK WP HR S P ERA WHIP											PITCHER	IP WLS BF H R ER SO BB IBB HBP BLK WP HR S P ERA WHIP
Kevin Gross, R (1, 1) ERA: 4.23	7.0 W 27 3 2 2 3 3 0 1 0 0 0 1 29 42 2.57 0.857												
Wally Ritchie, L (8, 1) ERA: 3.51	1.0 3 0 0 0 2 0 0 0 0 0 0 0 7 7 0.00 0.000												
Kent Tekulve, R (9, 1) ERA: 3.63	0.1 4 2 2 2 0 1 0 0 0 0 0 0 3 7 54.00 9.000												
Steve Bedrosian, R (9, 1) ERA: 2.66	0.2 S 1 0 0 0 0 0 0 0 0 0 0 0 1 1 0.00 0.000												

Pittsburgh Pirates @ Philadelphia Phillies
Veterans Stadium, Philadelphia, PA
Tue Jun 30 1987, 7:05 PM EDT
Att. 20,598 - Unknown

livebaseballscorecards.com



Batter	1	2	3	4	5	6	7	8	9	AB R H RBI BB SO LOB	TOP											
Barry Bonds, L (1, 7) OBP: 0.324, SLG: 0.472	0-3 K	0-0 F5			0-3 K	0-0 G3			0-0 1-3	5 0 0 0 0 2 5	Pittsburgh Pirates @ Philadelphia Phillies Veterans Stadium, Philadelphia, PA Wed Jul 01 1987, 7:05 PM EDT Att: 19,977 - Unknown											
Bobby Bonilla, S (1, 5) OBP: 0.324, SLG: 0.429	0-0 F8		0-0 5-3		0-0 L6		0-0 HR	0-0 F6	5 1 1 1 0 0 1													
Johnny Ray, S (1, 4) OBP: 0.311, SLG: 0.352	0-0 1B		4-0 BB		0-0 F8		0-0 6-3	0-0 3-1	4 0 1 0 1 0 1													
Mike Diaz, R (1, 3) OBP: 0.320, SLG: 0.534	0-0 F7		0-0 F8		0-0 HR	0-0 G3-6-3 1B			4 1 2 1 0 0 2													
Andy Van Slyke, L (1, 8) OBP: 0.353, SLG: 0.517		0-0 E 2B	0-0 F7		0-0 F6	0-0 G3-6-3 1-2f			4 1 1 0 0 0 2													
Terry Harper, R (1, 9) OBP: 0.300, SLG: 0.380		0-0 F3		0-0 5-3	0-0 1B 1B		0-3 K		4 1 1 0 0 1 1													
Al Pedrique, R (1, 6) OBP: 0.280, SLG: 0.277		0-0 F9		0-0 4-3	0-0 1B 1B		0-0 1B 1B	3 0 1 0 0 0 0	1 0 1 0 0 0 0													
John Cangelosi, S (8, PH) OBP: 0.515, SLG: 0.294		2-H F9		0-0 4-3	1-3 1B 1B			0 0 0 0 0 0 0														
Rafael Belliard, R (8, 6) OBP: 0.271, SLG: 0.241																						
Junior Ortiz, R (1, 2) OBP: 0.292, SLG: 0.330		0-0 1B 1B		0-0 F2	0-0 L4		0-0 1B 1B	0-0 G6-4-3 1B	3 0 1 0 0 0 2	1 0 1 0 0 0 0												
Michael LaValiere, L (8, PH) OBP: 0.393, SLG: 0.357																						
Dorn Taylor, R (1, 1) OBP: 0.167, SLG: 0.167		0-0 1B		0-0 E5	0-0 1B		0-0 G6-4-3	0-0 G6-4-3	2 0 1 0 0 0 0	0 0 0 0 0 0 0												
Brian Fisher, R (5, 1) OBP: 0.200, SLG: 0.417									0 0 0 0 0 0 0	1 0 1 1 0 0 0												
Jim Morrison, R (6, PH) OBP: 0.306, SLG: 0.418									0 0 0 0 0 0 0	0 0 0 0 0 0 0												
Barry Jones, R (6, 1) OBP: 0.333, SLG: 0.667									0 0 0 0 0 0 0	1 0 0 0 0 0 2												
John Smiley, L (6, 1) OBP: 0.333, SLG: 0.667									0 0 0 0 0 0 0	0 0 0 0 0 0 0												
R.J. Reynolds, S (8, PH) OBP: 0.380, SLG: 0.483		1-2 1B							1 0 0 0 0 0 2	0 0 0 0 0 0 0												
Don Robinson, R (8, 1) OBP: 0.380, SLG: 0.483									0 0 0 0 0 0 0	0 0 0 0 0 0 0												
Inning Stats	R: 0 E: 0 K: 1 S: 6	H: 1 LOB: 1 BB: 0 P: 6	R: 1 E: 0 K: 0 S: 6	H: 3 LOB: 2 BB: 0 P: 6	R: 0 E: 0 K: 0 S: 3	H: 0 LOB: 1 BB: 1 P: 7	R: 0 E: 0 K: 0 S: 3	H: 0 LOB: 0 BB: 0 P: 3	R: 0 E: 1 K: 1 S: 6	H: 0 LOB: 1 BB: 0 P: 6	R: 2 E: 0 K: 0 S: 7	H: 4 LOB: 2 BB: 0 P: 7	R: 1 E: 0 K: 0 S: 4	H: 2 LOB: 0 BB: 0 P: 4	R: 0 E: 0 K: 1 S: 6	H: 2 LOB: 1 BB: 0 P: 6	R: 0 E: 0 K: 0 S: 3	H: 0 LOB: 0 BB: 0 P: 3	1B: 9 2B: 1 3B: 0 HR: 2	SF: 0 SAC: 0 DP: 2 HBP: 0	WP: 0 PB: 0 SB: 2 CS: 0	PA: 39
PITCHER	IP WLS BF H R ER SO BB IBB HBP BLK WP HR S P ERA WHIP																					
Shane Rawley, L (1, 1) ERA: 4.1	6.1 W 31 10 4 4 2 1 0 0 0 0 0 2 34 38 5.68 1.737																					
Doug Bair, R (7, 1) ERA:	2.2 8 2 0 0 1 0 0 0 0 0 0 0 10 10 0.00 0.750																					

livebaseballscores.com

AB	38
R	4
H	12
RBI	3
BB	1
SO	3
LOB	16



Batter	1	2	3	4	5	6	7	8	9
Juan Samuel, R OBP: 0.335, SLG: 0.507 (1, 4)	0-0 6-3 BB		4-0 G6-3 BB		4-0 3-1 BB	0-0 HR		0-0 2-H HR	
Milt Thompson, L OBP: 0.314, SLG: 0.368 (1, 8)	0-0 WP 3B		0-0 G6-3 1-2f		4-0 3-1 BB	0-0 1-3		0-3 K	
Von Hayes, L OBP: 0.427, SLG: 0.487 (1, 3)	0-0 HR			4-0 G6-4-3 1B BB	0-0 3-1	4-0 G5-4-3 BB		0-3 K	
Mike Schmidt, R OBP: 0.379, SLG: 0.569 Rick Schu, R OBP: 0.313, SLG: 0.441 (1, 5) (9, 5)	0-0 6-3			4-0 G6-4-3 BB	4-0 IBB	0-0 G5-4-3 1-2f			
Glenn Wilson, R OBP: 0.321, SLG: 0.448 (1, 9)	0-0 F9			0-0 G6-4-3 1-2f 2-3	0-0 F9		0-3 K		
Chris James, R OBP: 0.357, SLG: 0.563 (1, 7)		0-0 F2		0-0 2B 1B		0-0 FC4 2B	0-3 K		
Lance Parrish, R OBP: 0.282, SLG: 0.352 (1, 2)		0-0 5-3		0-0 1-H 2B		4-0 E 3B BB	0-0 P3		
Ken Dowell, R OBP: 0.111, SLG: 0.111 (1, 6)		0-3 K		0-0 F9		0-0 FC4 3B	0-0 SH3-4 HR 1B		
Shane Rawley, R OBP: 0.279, SLG: 0.333 Doug Bair, R (7, 1)			0-3 K		0-3 K	0-0 HR 3B	0-0 SH3-4		

Inning Stats	R: 2 E: 0 K: 0 S: 5	H: 2 LOB: 0 BB: 0 P: 5	R: 0 E: 0 K: 1 S: 5	H: 0 LOB: 0 BB: 0 P: 5	R: 0 E: 0 K: 1 S: 4	H: 0 LOB: 0 BB: 1 P: 8	R: 2 E: 0 K: 0 S: 4	H: 2 LOB: 1 BB: 2 P: 12	R: 0 E: 0 K: 1 S: 5	H: 0 LOB: 3 BB: 3 P: 17	R: 5 E: 1 K: 0 S: 6	H: 3 LOB: 0 BB: 2 P: 14	R: 0 E: 0 K: 2 S: 7	H: 0 LOB: 0 BB: 0 P: 7	R: 2 E: 0 K: 2 S: 9	H: 2 LOB: 0 BB: 0 P: 9
1B: 2 2B: 2 3B: 2 HR: 3	SF: 0 SAC: 1 DP: 3 HBP: 0	WP: 1 PA: 39														

PITCHER	IP	WLS	BF	H	R	ER	SO	BB	IBB	HBP	BLK	WP	HR	S	P	ERA	WHIP
Dom Taylor, R ERA: 5.74 (1, 1)	4.1	L	19	4	4	4	3	4	0	0	0	1	1	21	37	8.31	1.846
Brian Fisher, R ERA: 5.16 (5, 1)	0.2		4	0	0	0	0	1	1	0	0	0	0	2	10	0.00	1.500
Barry Jones, R ERA: 12.75 (6, 1)	0.0		5	3	5	4	0	1	0	0	0	0	1	4	8	∞	∞
John Smiley, L ERA: 5.72 (6, 1)	2.0		6	0	0	0	2	1	0	0	0	0	0	9	13	0.00	0.500
Don Robinson, R ERA: 4.14 (8, 1)	1.0		5	2	2	2	2	0	0	0	0	0	1	9	9	18.00	2.000

BOTTOM

Pittsburgh Pirates @ Philadelphia Phillies
Veterans Stadium, Philadelphia, PA
Wed Jul 01 1987, 7:05 PM EDT
Att. 19,977 - Unknown

livebaseballscorecards.com

AB	30
R	11
H	9
RBI	9
BB	8
SO	7
LOB	11



Los Angeles Dodgers @ Pittsburgh Pirates
 Three Rivers Stadium, Pittsburgh, PA

Fri Jul 03 1987, 7:05 PM EDT
 Att. 22,454 - Unknown

AB	30
R	0
H	5
RBI	0
BB	1
SO	2
LOB	8



AB R H RBI BB SO LOB

4	0	0	0	0	0	0
4	0	0	0	0	0	0
4	0	2	0	0	1	0
4	0	1	0	0	1	1
3	0	0	0	0	0	2
2	0	1	0	1	0	2
3	0	1	0	0	0	1
3	0	0	0	0	0	2
1	0	0	0	0	0	0
1	0	0	0	0	0	0
0	0	0	0	0	0	0
1	0	0	0	0	0	0
0	0	0	0	0	0	0

Batter	1	2	3	4	5	6	7	8	9
Dave Anderson, R (1, 6) OBP: 0.303, SLG: 0.382	0-0 4-3		0-0 F8			0-0 F7			0-0 F9
Danny Heep, L (1, 9)	0-0 4-3			0-0 F9		0-0 5-3			0-0 4-3
John Shelby, S (1, 8) SS	0-3 K			0-0 3-1			0-0 F8 1B		0-0 1B
Pedro Guerrero, R (1, 7) SS		0-3 K		0-0 6-3			0-0 1-2 1B		0-0 F9
Franklin Stubbs, L (1, 3)		0-0 F5			0-0 4-3		0-0 F8		
Mike Scioscia, L (1, 2)		0-0 2B			4-0 1B BB		0-0 G4-6-3		
Steve Sax, R (1, 4)		0-0 F9			0-0 1-2 1B			0-0 4-3	
Phil Garner, R (1, 5)			0-0 1-3		0-0 G6-4-3			0-0 4-3	
Fernando Valenzuela, L (1, 1) Ralph Bryant, L (6, PH) Ken Howell, R (6, 1) Ken Landreaux, L (8, PH) Brad Havens, L (8, 1)			0-0 F5			0-0 F9		0-0 F8	

Inning Stats	R: 0	H: 0	R: 0	H: 1	R: 0	H: 0	R: 0	H: 1	R: 0	H: 0	R: 0	H: 2	R: 0	H: 0	R: 0	H: 1	1B: 4	SF: 0	WP: 0	PA: 31
	E: 0	LOB: 0	E: 0	LOB: 1	E: 0	LOB: 0	E: 0	LOB: 1	E: 0	LOB: 0	E: 0	LOB: 1	E: 0	LOB: 0	E: 0	LOB: 1	2B: 1	SAC: 0	PB: 0	
	K: 1	BB: 0	K: 1	BB: 0	K: 0	BB: 0	K: 0	BB: 1	K: 0	BB: 0	K: 0	BB: 0	K: 0	BB: 0	K: 0	BB: 0	3B: 0	DP: 2	SB: 0	
	S: 5	P: 5	S: 6	P: 6	S: 3	P: 3	S: 3	P: 3	S: 3	P: 7	S: 3	P: 3	S: 4	P: 4	S: 3	P: 3	HR: 0	HBP: 0	CS: 0	

PITCHER	IP	WLS	BF	H	R	ER	SO	BB	IBB	HBP	BLK	WP	HR	S	P	ERA	WHIP										
Rick Reuschel, R (1, 1) ERA: 2.17	9.0	W	31	5	0	0	2	1	0	0	0	0	0	34	38	0.00	0.667										

Batter	1	2	3	4	5	6	7	8	9
Barry Bonds, L (1, 7) OBP: 0.322, SLG: 0.467	0-0 F7		0-0 F8	0-0 1B		0-3 K		0-0 6-3	
Al Pedrique, R (1, 6) OBP: 0.296, SLG: 0.333	0-0 F8		0-0 1B	0-0 1B		0-0 1B			
Johnny Ray, S (1, 4) OBP: 0.310, SLG: 0.349	4-0 BB		0-0 G3	0-0 9-6		0-3 K			
Mike Diaz, R (1, 9) OBP: 0.318, SLG: 0.522	0-3 K		4-0 1B		0-0 E5		0-3 K		
Andy Van Slyke, L (1, 8) OBP: 0.356, SLG: 0.525		0-0 6-3	0-0 1B		0-0 L4		0-0 F5		
Bobby Bonilla, S (1, 5) OBP: 0.332, SLG: 0.466		0-0 6-3	0-0 1B		0-0 1B		0-0 HR		
Sid Bream, L (1, 3) OBP: 0.354, SLG: 0.470		0-3 K	0-0 2B		0-0 G4-6-3		0-0 4-3		
Junior Ortiz, R (1, 2) OBP: 0.300, SLG: 0.330		0-0 1B	0-0 6-3			4-0 1B		0-0 4-3	
Rick Reuschel, R (1, 1) OBP: 0.152, SLG: 0.244		0-3 K		0-3 K		0-0 SH2-4		0-0 F9	

AB	R	H	RBI	BB	SO	LOB
5	0	1	0	0	1	1
4	1	3	0	0	0	0
3	0	0	0	1	1	5
3	1	0	0	1	2	1
4	2	2	1	0	0	1
4	2	3	5	0	0	0
4	0	1	0	0	1	2
3	0	1	0	1	0	1
3	0	0	0	0	2	1

BOTTOM

Los Angeles Dodgers @ Pittsburgh Pirates
Three Rivers Stadium, Pittsburgh, PA

Fri Jul 03 1987, 7:05 PM EDT
 Att. 22,454 - Unknown

livebaseballscorecards.com

AB	33
R	6
H	11
RBI	6
BB	3
SO	7
LOB	12



Inning	R	H	E	K	S	P	IP	WLS	BF	H	R	ER	SO	BB	IBB	HBP	BLK	WP	HR	S	P	ERA	WHIP
1	0	0	0	1	5	39	5.0	L	25	9	5	5	4	2	0	0	0	0	1	31	39	9.00	2.200
2	1	2	0	2	9	18	2.0		9	2	1	1	3	1	0	0	0	0	1	14	18	4.50	1.500
3	0	0	0	0	9	3	1.0		3	0	0	0	0	0	0	0	0	0	3	3	3	0.00	0.000

PITCHER	IP	WLS	BF	H	R	ER	SO	BB	IBB	HBP	BLK	WP	HR	S	P	ERA	WHIP
Fernando Valenzuela, L (1, 1) ERA: 3.88	5.0	L	25	9	5	5	4	2	0	0	0	0	1	31	39	9.00	2.200
Ken Howell, R (6, 1) ERA: 4.95	2.0		9	2	1	1	3	1	0	0	0	0	1	14	18	4.50	1.500
Brad Havens, L (8, 1) ERA: 2.63	1.0		3	0	0	0	0	0	0	0	0	0	0	3	3	0.00	0.000

WP	PA	ERA	WHIP
0	37	0	0
0	0	0	0
0	0	0	0

Batter	1	2	3	4	5	6	7	8	9	AB R H RBI BB SO LOB	TOP											
Dave Anderson, R (1, 6) OBP: 0.301, SLG: 0.378	0-3 K		0-0 G6-4-3 1B			0-3 K		0-3 K		4 0 1 0 0 3 1												
Steve Sax, R (1, 4) OBP: 0.315, SLG: 0.343	0-0 5-3		0-0 G6-4-3			0-0 6-3			0-0 F8	3 0 0 0 0 0 2												
Brian Holton, R (6, 1) OBP: 0.250, SLG: 0.250										0 0 0 0 0 0 0												
Matt Young, L (8, 1)										0 0 0 0 0 0 0												
Ken Landreaux, L (9, PH) OBP: 0.292, SLG: 0.290										1 0 0 0 0 0 0												
John Shelby, S (1, 8) OBP: 0.280, SLG: 0.430	0-3 K					0-0 F9		0-0 F5	0-0 1B	4 1 1 0 0 1 0												
Pedro Guerrero, R (1, 7) OBP: 0.386, SLG: 0.542		0-0 1B				0-3 K		4-0 BB	0-0 FC4-6 1B	3 1 2 1 1 1 0												
Mickey Hatcher, R (1, 3) OBP: 0.333, SLG: 0.429		0-0 1B				0-0 1-3		4-0 BB	0-0 FC4-6 1B	3 0 2 0 1 0 0												
Phil Garner, R (1, 5) OBP: 0.264, SLG: 0.313		0-0 SF8-3-4				4-0 CS		0-0 BB	0-0 FC4-6 1B	0 0 0 1 1 0 0												
Danny Heep, L (7, PH) (7, 9)		1-2 3-H				BB		0-0 G4-6-3	0-0 FC4-6	2 0 0 0 0 0 4												
Mariano Duncan, R (1, 9) OBP: 0.264, SLG: 0.293		0-0 F7				0-3 K		0-3 K	0-0 F7	4 0 0 0 0 2 3												
Mike Scioscia, L (1, 2) OBP: 0.359, SLG: 0.365			0-0 1B			0-0 L4		0-0 4-3		3 0 2 0 0 0 0												
Bob Welch, R (1, 1) OBP: 0.119, SLG: 0.119			0-3 K			0-3 K		0-0 4-3		1 0 0 0 0 1 1												
Jeff Hamilton, R (6, PH) OBP: 0.271, SLG: 0.273										1 0 0 0 0 1 0												
Franklin Stubbs, L (8, PH) OBP: 0.307, SLG: 0.437			1-2 K					2-3 4-3		1 0 0 0 0 0 1												
Inning Stats	R: 0 E: 0 K: 2 S: 7	H: 0 LOB: 0 BB: 0 P: 7	R: 1 E: 0 K: 0 S: 4	H: 2 LOB: 0 BB: 0 P: 4	R: 0 E: 0 K: 1 S: 6	H: 2 LOB: 1 BB: 0 P: 6	R: 0 E: 0 K: 1 S: 5	H: 0 LOB: 0 BB: 0 P: 5	R: 0 E: 0 K: 1 S: 4	H: 0 LOB: 0 BB: 1 P: 8	R: 0 E: 0 K: 2 S: 7	H: 0 LOB: 0 BB: 0 P: 7	R: 0 E: 0 K: 0 S: 2	H: 0 LOB: 1 BB: 2 P: 10	R: 0 E: 0 K: 2 S: 8	H: 1 LOB: 1 BB: 0 P: 8	R: 1 E: 0 K: 0 S: 6	H: 3 LOB: 2 BB: 0 P: 6	1B: 7 2B: 3 3B: 0 HR: 0	SF: 1 SAC: 0 DP: 4 HBP: 0	WP: 0 PB: 0 SB: 2 CS: 1	PA: 34
PITCHER	IP WLS BF H R ER SO BB IBB HBP BLK WP HR S P ERA WHIP																					
Bob Kipper, L (1, 1) ERA: 5.24	6.1 W 23 4 1 1 7 3 0 0 0 0 0 0 34 46 1.42 1.105																					
Barry Jones, R (7, 1) ERA: 12.08	0.2 1 0 0 0 0 0 0 0 0 0 0 0 0 1 1 0.00 0.000																					
Don Robinson, R (8, 1) ERA: 4.15	2.0 S 10 4 1 1 2 0 0 0 0 0 0 0 0 14 14 4.50 2.000																					

Los Angeles Dodgers @ Pittsburgh Pirates
 Three Rivers Stadium, Pittsburgh, PA
 Sat Jul 04 1987, 3:33 AM EDT
 Att: 12,935 - Unknown

AB	30
R	2
H	8
RBI	2
BB	3
SO	9
LOB	12



Batter	1	2	3	4	5	6	7	8	9
Barry Bonds, L (1, 7) OBP: 0.317, SLG: 0.459	0-0 F5		0-0 F8		0-0 6-3		0-0 4-3	0-0 5-3	
Andy Van Slyke, L (1, 8) OBP: 0.361, SLG: 0.545	0-0 F8			0-0 E7 2B	0-0 1B 3B		0-0 E 2B		
Johnny Ray, S (1, 4) OBP: 0.309, SLG: 0.348	0-0 4-3			0-0 E4 2B SF7	0-0 1B		0-0 E5 2-3		
Sid Bream, L (1, 3) OBP: 0.356, SLG: 0.474		0-0 G1		0-0 1-3 2B	0-0 1-2 1B		0-0 F9		
R.J. Reynolds, S (1, 9) OBP: 0.378, SLG: 0.480		0-0 L7		0-0 SF7	0-3 K		0-0 FC6-4 1B		
Bobby Bonilla, S (1, 5) OBP: 0.330, SLG: 0.462		0-0 1B		0-0 F5		0-0 L7	0-0 FC6-4 1B		
Michael LaValliere, L (1, 2) OBP: 0.390, SLG: 0.351		0-0 F7		4-0 IBB		0-0 F8	0-0 F8		
Al Pedrique, R (1, 6) OBP: 0.293, SLG: 0.327			0-0 B5-3	0-3 K		0-3 K	0-0 1B 1B		
Bob Kipper, R (1, 1) OBP: 0.250, SLG: 0.321			0-3 K		0-0 6-3		0-0 F5	0-0 1B	
Barry Jones, R (7, 1)								1-3 2-H	
John Cangelosi, S (7, PH) OBP: 0.510, SLG: 0.290									
Don Robinson, R (8, 1) OBP: 0.286, SLG: 0.167									

Inning Stats	R: 0	H: 0	E: 0	K: 0	S: 3	R: 0	H: 1	E: 0	K: 0	S: 4	R: 0	H: 0	E: 0	K: 1	S: 5	R: 2	H: 2	E: 2	K: 1	S: 8	R: 1	H: 3	E: 0	K: 1	S: 8	R: 0	H: 0	E: 0	K: 1	S: 5	R: 0	H: 1	E: 1	K: 0	S: 6	R: 1	H: 3	E: 0	K: 0	S: 6
	0	0	0	0	3	0	1	0	0	4	0	0	0	1	5	2	2	2	1	8	1	3	0	1	8	0	0	0	0	5	0	1	1	0	6	1	3	0	0	6

PITCHER	IP	WLS	BF	H	R	ER	SO	BB	IBB	HBP	BLK	WP	HR	S	P	ERA	WHIP
Bob Welch, R (1, 1) ERA: 3.53	5.0	L	23	6	3	2	3	0	1	0	0	0	0	28	32	3.60	1.200
Brian Holton, R (6, 1) ERA: 3.11	2.0		8	1	0	0	1	0	0	0	0	0	0	10	10	0.00	0.500
Matt Young, L (8, 1) ERA: 5.34	1.0		6	3	1	1	0	0	0	0	0	0	0	6	6	9.00	3.000

BOTTOM

Los Angeles Dodgers @ Pittsburgh Pirates
 Three Rivers Stadium, Pittsburgh, PA

Sat Jul 04 1987, 3:33 AM EDT
 Att. 12,935 - Unknown

AB	R	H	RBI	BB	SO	LOB
5	0	0	0	0	0	2
4	2	3	0	0	0	0
4	1	1	1	0	0	1
4	0	2	0	0	0	2
3	0	1	1	0	1	2
4	1	1	0	0	0	2
3	0	0	0	1	0	2
4	0	1	0	0	2	2
2	0	0	0	0	1	0
0	0	0	0	0	0	0
1	0	0	0	0	0	0
1	0	1	1	0	0	0

AB	35
R	4
H	10
RBI	3
BB	1
SO	4
LOB	13

WP: 0 PA: 37
 PB: 0 SB: 0
 CS: 0



WP	HR	S	P	ERA	WHIP
0	0	0	0	0	0

Batter	1	2	3	4	5	6	7	8	9	AB R H RBI BB SO LOB	TOP											
Dave Anderson, R (1, 6) OBP: 0.298, SLG: 0.371	0-0 E7 2B 1B	0-0 F6			0-0 E4 2B		0-3 K		0-0 6-3	5 2 1 0 0 1 1	Los Angeles Dodgers @ Pittsburgh Pirates Three Rivers Stadium, Pittsburgh, PA Sun Jul 05 1987, 3:33 AM EDT Att: 13,438 - Unknown livebaseballscorecards.com											
Danny Heep, L (1, 9) OBP: 0.176, SLG: 0.250 (7, 7)	0-0 2-H 2B		0-0 F7		0-0 2-H 2B		4-0 S 1B BB		0-0 F8	4 0 2 2 1 0 0												
John Shelby, S (1, 8) OBP: 0.283, SLG: 0.434	0-3 K		0-0 F8		0-0 F7		0-0 1-2 S 1B		0-0 2B	5 0 2 0 0 1 2												
Pedro Guerrero, R (1, 7) OBP: 0.381, SLG: 0.534 Ken Landreaux, L (7, 9) OBP: 0.290, SLG: 0.287	0-0 F7		0-0 4-3		0-0 6-3		0-3 1-2 2-3 K		0-3 K	4 0 0 0 0 1 4 1 0 0 0 0 1 1												
Franklin Stubbs, L (1, 3) OBP: 0.314, SLG: 0.448	0-3 K			0-0 SF7 3B		0-0 3B 1B		4-0 IBB		3 2 2 0 1 1 1												
Mickey Hatcher, R (1, 5) OBP: 0.338, SLG: 0.446		0-0 2B 1B		0-0 F9		0-0 1-H SF8 3B		0-0 F6		4 2 2 1 0 0 4												
Mike Scioscia, L (1, 2) OBP: 0.357, SLG: 0.370		0-0 SH5-3 1-H FC1-2 2B		0-0 SF7		0-0 F4		0-0 F8		3 0 1 2 0 0 1												
Steve Sax, R (1, 4) OBP: 0.312, SLG: 0.341		0-0 SH5-3 2-3		0-0 4-3		0-0 SF8		0-0 6-3		2 0 0 1 0 0 0												
Orel Hershiser, R (1, 1) OBP: 0.280, SLG: 0.333 Jeff Hamilton, R (6, PH) OBP: 0.267, SLG: 0.268 Alejandro Pena, R (6, 1) OBP: 0.100, SLG: 0.100 Matt Young, L (6, 1)		0-0 FC1-2 3-H		0-0 G3		0-0 F8		0-3 K		2 0 0 0 0 0 1 1 0 0 0 0 0 0 0 0 0 0 0 0 0 1 0 0 0 0 1 0												
Inning Stats	R: 1 E: 1 K: 2 S: 9	H: 2 LOB: 1 BB: 0 P: 9	R: 1 E: 0 K: 0 S: 5	H: 2 LOB: 1 BB: 0 P: 5	R: 0 E: 0 K: 0 S: 3	H: 0 LOB: 0 BB: 0 P: 3	R: 1 E: 0 K: 0 S: 4	H: 1 LOB: 0 BB: 0 P: 4	R: 1 E: 1 K: 0 S: 5	H: 1 LOB: 1 BB: 0 P: 5	R: 2 E: 0 K: 0 S: 5	H: 2 LOB: 0 BB: 0 P: 5	R: 0 E: 0 K: 2 S: 8	H: 1 LOB: 3 BB: 2 P: 16	R: 0 E: 0 K: 1 S: 5	H: 0 LOB: 0 BB: 0 P: 5	R: 0 E: 0 K: 1 S: 6	H: 1 LOB: 1 BB: 0 P: 6	1B: 4 2B: 4 3B: 2 HR: 0	SF: 2 SAC: 1 DP: 0 HBP: 0	WP: 0 PB: 0 SB: 2 CS: 0	PA: 40
PITCHER	IP WLS BF H R ER SO BB IBB HBP BLK WP HR S P ERA WHIP											PITCHER	IP WLS BF H R ER SO BB IBB HBP BLK WP HR S P ERA WHIP									
Brian Fisher, R (1, 1) ERA: 5.33	6.0 L 27 8 6 5 2 0 0 0 0 0 0 31 31 7.50 1.333																					
Brett Gideon, R (7, 1) ERA:	1.0 6 1 0 0 2 1 1 0 0 0 0 8 16 0.00 2.000																					
John Smiley, L (8, 1) ERA: 5.48	2.0 7 1 0 0 2 0 0 0 0 0 0 11 11 0.00 0.500																					



San Francisco Giants @ Pittsburgh Pirates
 Three Rivers Stadium, Pittsburgh, PA
 Mon Jul 06 1987, 7:05 PM EDT
 Unknown

AB	39
R	7
H	11
RBI	6
BB	2
SO	3
LOB	18



WP	1	PA	42
PB	0		
SB	0		
CS	0		

AB R H RBI BB SO LOB

5	0	1	1	0	2	0
3	1	1	0	1	1	1
1	0	0	0	0	0	0
5	3	3	1	0	0	2
5	1	1	1	0	0	3
4	1	2	2	1	0	2
4	0	1	0	0	0	2
1	0	0	0	0	0	0
3	1	0	1	0	0	2
4	0	2	0	0	0	3
3	0	0	0	0	0	3
1	0	0	0	0	0	0
0	0	0	0	0	0	0
0	0	0	0	0	0	0

Batter	1	2	3	4	5	6	7	8	9
Robby Thompson, R (1, 4) OBP: 0.320, SLG: 0.412	0-3 K	0-0 1B		0-3 K BB		0-0 F3		0-0 5-3	
Mike Aldrete, L (1, 9) OBP: 0.373, SLG: 0.400	0-0 1B G3	0-3 K		4-0 1-2 BB		0-0 5-3		0-0 6-3	
Eddie Milner, L (6, 8) OBP: 0.233, SLG: 0.263									
Jeffrey Leonard, R (1, 7) OBP: 0.335, SLG: 0.561	0-0 1-3 G3 2B 1B		0-0 1B 1B	0-0 F8		0-0 6-3		0-0 HR	
Will Clark, L (1, 3) OBP: 0.358, SLG: 0.546	0-0 G3		0-0 1B BLK 1B	0-0 F8		0-0 F7		0-0 F8	
Chili Davis, S (1, 8) OBP: 0.329, SLG: 0.422	0-0 2B		0-0 6-3 BLK SF8 1B	0-0 F8		4-0 1B BB		0-0 4-3	
Kevin Mitchell, R (1, 5) OBP: 0.323, SLG: 0.429	0-0 1-3		0-0 6-3		0-0 5-3		0-0 1-2 1B	0-0 F8	
Chris Speier, R (7, 5) OBP: 0.349, SLG: 0.425									
Bob Melvin, R (1, 2) OBP: 0.260, SLG: 0.390		0-0 4-3 E5 1B	0-0 SF8		0-0 3-1		0-0 F3		
Jose Uribe, S (1, 6) OBP: 0.351, SLG: 0.426		0-0 6-3	0-0 2B		0-0 1B		0-0 F8		
Dave Dravecky, R (1, 1) OBP: 0.182, SLG: 0.143		0-0 4-3	0-0 G3		0-0 L1			0-0 6-3	
Jeff Robinson, R (6, 1) OBP: 0.133, SLG: 0.133									
Craig Lefferts, L (8, 1) OBP: 0.333, SLG: 0.333									
Scott Garrelts, R (8, 1) OBP: 0.143, SLG: 0.143									

Inning Stats	R: 2	H: 3	E: 0	K: 1	S: 8	R: 1	H: 1	E: 1	K: 1	S: 7	R: 3	H: 4	E: 0	K: 0	S: 7	R: 0	H: 0	E: 0	K: 1	S: 6	R: 0	H: 1	E: 0	K: 0	S: 4	R: 0	H: 0	E: 0	K: 0	S: 3	R: 0	H: 1	E: 0	K: 0	S: 4	R: 0	H: 0	E: 0	K: 0	S: 3	R: 1	H: 1	E: 0	K: 0	S: 4
--------------	------	------	------	------	------	------	------	------	------	------	------	------	------	------	------	------	------	------	------	------	------	------	------	------	------	------	------	------	------	------	------	------	------	------	------	------	------	------	------	------	------	------	------	------	------

PITCHER	IP	WLS	BF	H	R	ER	SO	BB	IBB	HBP	BLK	WP	HR	S	P	ERA	WHIP
Mike Dunne, R (1, 1) ERA: 4.4	5.0	L	27	9	6	5	3	1	0	0	1	1	0	32	36	9.00	2.000
Brett Gideon, R (6, 1) ERA:	1.0		3	0	0	0	0	0	0	0	0	0	0	3	3	0.00	0.000
John Smiley, L (7, 1) ERA: 5.26	2.0		8	1	0	0	0	1	0	0	0	0	0	7	11	0.00	1.000
Don Robinson, R (9, 1) ERA: 4.25	1.0		4	1	1	1	0	0	0	0	0	0	1	4	4	9.00	1.000

PITCHER	IP	WLS	BF	H	R	ER	SO	BB	IBB	HBP	BLK	WP	HR	S	P	ERA	WHIP
---------	----	-----	----	---	---	----	----	----	-----	-----	-----	----	----	---	---	-----	------

BOTTOM

San Francisco Giants @ Pittsburgh Pirates
Three Rivers Stadium, Pittsburgh, PA
Mon Jul 06 1987, 7:05 PM EDT
Unknown

livebaseballscorecards.com

AB	33
R	5
H	7
RBI	5
BB	6
SO	8
LOB	19



WP:	0	PA:	40
PB:	0		
SB:	0		
CS:	0		

AB R H RBI BB SO LOB

4 1 1 0 0 1 2
1 0 0 0 0 0 1
0 0 0 0 0 0 0

4 1 1 0 1 0 3

3 1 1 4 1 1 1

3 0 1 0 1 2 3

3 0 1 0 1 0 1

2 0 0 0 0 0 2
2 1 1 1 0 1 2

2 0 0 0 0 2 0
2 0 0 0 0 0 2

1 0 0 0 0 0 0
1 0 0 0 0 0 0
0 0 0 0 0 0 0
1 0 0 0 0 0 2
0 0 0 0 0 0 0
1 0 0 0 0 1 0

1B: 3 SF: 1
2B: 2 SAC: 0
3B: 0 DP: 1
HR: 2 HBP: 0

Batter	1	2	3	4	5	6	7	8	9
John Cangelosi, S OBP: 0.509, SLG: 0.301 (1, 7)	0-0 F4 ①		0-0 2B		0-0 F7 ③		4-0 2B SF8 BB		4-0 FC3-6 BB
Al Pedrique, R OBP: 0.290, SLG: 0.322 Michael LaValliere, L OBP: 0.389, SLG: 0.347 Rafael Belliard, R OBP: 0.273, SLG: 0.240 (1, 6) (9, PH) (9, PR)	0-3 K ②		0-0 6-3 ②			0-0 HR 1B	0-0 F7 ①		0-0 FC3-6 ① 1-2f
Bobby Bonilla, S OBP: 0.326, SLG: 0.454 (1, 5)	4-0 BB BB		0-0 5-3 ③			0-0 FC6 1-2 HR	0-0 2B		0-0 F7 ②
Mike Diaz, R OBP: 0.321, SLG: 0.540 (1, 3) (7, 2)	4-0 1-2 BB			0-0 F5 ①		0-0 HR 1-H 2-H	0-0 SF8 ②		0-3 K ③
Andy Van Slyke, L OBP: 0.369, SLG: 0.542 (1, 8)	0-3 K ③			0-0 1B		4-0 1B BB	0-3 K ③		
Jim Morrison, R OBP: 0.311, SLG: 0.419 (1, 4)		4-0 BB BB G6-4-3 BB		0-0 F9 ②		0-0 1B		0-0 L6 ①	
Terry Harper, R OBP: 0.289, SLG: 0.365 Barry Bonds, L OBP: 0.317, SLG: 0.465 (1, 9) (6, PH) (7, 9)		0-0 G6-4-3 ① ② 1-2f		0-0 F9 ③		0-3 K ①		0-0 HR ②	
Junior Ortiz, R OBP: 0.296, SLG: 0.320 Sid Bream, L OBP: 0.352, SLG: 0.471 (1, 2) (6, PH) (7, 3)		0-3 K ③			0-3 K ①	0-0 F9 ②		0-0 3-1 ②	
Mike Dunne, R OBP: 0.116, SLG: 0.063 Johnny Ray, S OBP: 0.306, SLG: 0.342 Brett Gideon, R OBP: 0.308, SLG: 0.467 John Smiley, L OBP: 0.330, SLG: 0.667 Don Robinson, R OBP: 0.290, SLG: 0.143 (1, 1) (5, PH) (6, 1) (6, PH) (7, 1) (8, PH) (8, 1)			0-0 4-3 ①		0-0 G3 ②	0-0 F8 ③		0-3 K ③	

Inning Stats	R: 0	H: 0	LOB: 2	K: 2	P: 15	R: 0	H: 0	LOB: 0	K: 1	P: 8	R: 0	H: 1	LOB: 1	K: 0	P: 4	R: 0	H: 1	LOB: 1	K: 0	P: 4	R: 0	H: 0	LOB: 0	K: 1	P: 5	R: 3	H: 3	LOB: 2	K: 1	P: 13	R: 1	H: 1	LOB: 1	K: 1	P: 10	R: 1	H: 1	LOB: 0	K: 1	P: 6	R: 0	H: 0	LOB: 1	K: 1	P: 9	1B: 3	SF: 1	2B: 2	SAC: 0	3B: 0	DP: 1	HR: 2	HBP: 0	WP: 0	PA: 40
--------------	------	------	--------	------	-------	------	------	--------	------	------	------	------	--------	------	------	------	------	--------	------	------	------	------	--------	------	------	------	------	--------	------	-------	------	------	--------	------	-------	------	------	--------	------	------	------	------	--------	------	------	-------	-------	-------	--------	-------	-------	-------	--------	-------	--------

PITCHER	IP	WLS	BF	H	R	ER	SO	BB	IBB	HBP	BLK	WP	HR	S	P	ERA	WHIP
Dave Dravecky, L ERA: 3.75 (1, 1)	5.0		24	5	3	2	4	4	0	0	0	0	1	28	44	3.60	1.800
Jeff Robinson, R ERA: 3.03 (6, 1)	2.1		10	2	2	2	2	1	0	0	0	0	1	13	17	7.71	1.286
Craig Lefferts, L ERA: 4.22 (8, 1)	0.1		1	0	0	0	0	0	0	0	0	0	0	1	1	0.00	0.000
Scott Garrelts, R ERA: 2.97 (8, 1)	1.1	S	5	0	0	0	2	1	0	0	0	0	0	8	12	0.00	0.750

Batter	1	2	3	4	5	6	7	8	9	AB R H RBI BB SO LOB	TOP											
Eddie Milner, L (1, 8) OBP: 0.262, SLG: 0.306	0-0 4-3			0-0 E 2B		0-0 1-2 HR 1B	0-0 1-2 2-H 1B		0-0 FC4-6 G6-4-3	5 2 3 1 0 0 1	San Francisco Giants @ Pittsburgh Pirates Three Rivers Stadium, Pittsburgh, PA Mon Jul 06 1987, 7:05 PM EDT Att: 11,204 - Unknown livebaseballscorecards.com											
Mike Aldrete, L (1, 9) OBP: 0.374, SLG: 0.420	0-0 4-3			0-0 2-H 4-3		0-0 1-H 2-H HR	4-0 1-2 2-3 BB		0-0 G6-4-3	4 1 1 3 1 0 1												
Jeffrey Leonard, R (1, 7) OBP: 0.331, SLG: 0.553	0-0 G3			0-0 6-3		0-0 6-3	0-3 K			4 0 0 0 0 1 3												
Harry Spilman, L (1, 3) OBP: 0.373, SLG: 0.465			0-0 L3	0-0 4-3		0-0 L7	0-3 K			4 0 0 0 0 1 3												
Kevin Mitchell, R (1, 5) OBP: 0.322, SLG: 0.425			0-0 5-3		0-3 K		0-0 FC6-4 1B	0-0 4-3		4 0 1 0 0 1 0												
Chris Speier, R (1, 6) OBP: 0.347, SLG: 0.418			0-3 K		0-0 F3		0-0 FC6-4 1B 1B	4-0 1B BB		3 1 0 0 1 1 1												
Bob Brenly, R (1, 2) OBP: 0.366, SLG: 0.445				0-0 G3-6-3 1B		0-0 F2	0-0 1-2 1B 1B	0-0 1-3 G6-4-3 1B		4 1 3 0 0 0 0												
Mark Wasinger, R (1, 4) OBP: 0.362, SLG: 0.415			0-0 G3-6-3		0-0 4-3		0-0 1-2 2-3 1B 1B	0-0 G6-4-3		4 1 1 0 0 0 3												
Michael LaCoss, R (1, 1) OBP: 0.172, SLG: 0.111			0-3 K		4-0 1B HR BB		0-0 1-2 2-H 3-H 1B		0-0 FC4-6 1B	2 1 1 2 1 1 0												
Joel Youngblood, R (9, PH) OBP: 0.286, SLG: 0.356										1 0 1 0 0 0 0												
Jeff Robinson, R (9, 1) OBP: 0.133, SLG: 0.133										0 0 0 0 0 0 0												
Craig Lefferts, L (9, 1) OBP: 0.333, SLG: 0.333										0 0 0 0 0 0 0												
Inning Stats	R: 0 E: 0 K: 0 S: 3	H: 0 LOB: 0 BB: 0 P: 3	R: 0 E: 0 K: 1 S: 5	H: 0 LOB: 0 BB: 0 P: 5	R: 0 E: 0 K: 1 S: 5	H: 1 LOB: 0 BB: 0 P: 5	R: 1 E: 1 K: 0 S: 4	H: 1 LOB: 0 BB: 0 P: 4	R: 0 E: 0 K: 1 S: 5	H: 0 LOB: 0 BB: 0 P: 5	R: 3 E: 0 K: 0 S: 5	H: 2 LOB: 0 BB: 1 P: 9	R: 3 E: 0 K: 2 S: 12	H: 5 LOB: 3 BB: 1 P: 16	R: 0 E: 0 K: 0 S: 3	H: 1 LOB: 1 BB: 1 P: 7	R: 0 E: 0 K: 0 S: 3	H: 1 LOB: 0 BB: 0 P: 3	1B: 9 2B: 1 3B: 0 HR: 1	SF: 0 SAC: 0 DP: 3 HBP: 0	WP: 0 PB: 0 SB: 0 CS: 0	PA: 38
PITCHER	IP WLS BF H R ER SO BB IBB HBP BLK WP HR S P ERA WHIP																					
Doug Drabek, R (1, 1) ERA: 4.92	6.1 L 25 6 6 5 3 1 0 0 0 0 0 1 30 34 7.11 1.105																					
Barry Jones, R (7, 1) ERA: 11.3	1.2 10 4 1 1 2 2 0 0 0 0 0 0 12 20 5.40 3.600																					
Brett Gideon, R (9, 1) ERA:	1.0 3 1 0 0 0 0 0 0 0 0 0 0 3 3 0.00 1.000																					



Batter	1	2	3	4	5	6	7	8	9	10	11	12	AB	R	H	RBI	BB	SO	LOB	TOP						
Eddie Milner, L OBP: 0.268, SLG: 0.299 (1, 8)	0-0 CS 1B	4-0 BB		0-0 F2			0-0 5-3		0-0 F9		0-0 5-3		5	0	1	0	1	0	3							
Mike Aldrete, L OBP: 0.366, SLG: 0.413 Jeffrey Leonard, R OBP: 0.334, SLG: 0.556 (7, PH) (7, 7)	0-0 4-3	0-0 SF7			0-0 4-3		0-0 2B		4-0 FC6 IBB		0-0 F3		2	0	0	1	0	0	1							
Joel Youngblood, R OBP: 0.283, SLG: 0.333 (1, 7) (7, 9)	4-0 1B WP	0-3 K			0-0 F9		0-0 5-3		0-0 FC6		0-3 K		3	1	0	0	1	1	3							
Harry Spilman, L OBP: 0.268, SLG: 0.455 Scott Carrigata, R OBP: 0.143, SLG: 0.143 Mark Wasinger, R OBP: 0.352, SLG: 0.407 Joe Price, R (12, 11)	0-0 1B WP				0-0 F9		0-0 F9				0-0 4-3		5	2	2	0	0	1	1							
Will Clark, L OBP: 0.361, SLG: 0.544 (1, 3)	0-0 1B WP		1-0 HBP		0-0 1B																					
Kevin Mitchell, R OBP: 0.323, SLG: 0.425 (1, 5) (9, 9)	0-0 1B		0-0 G5-4-3		0-0 1B			0-0 F8			0-0 6-3		5	0	2	2	0	0	1							
Bob Melvin, R OBP: 0.254, SLG: 0.379 (1, 2)	0-0 F7		0-0 1-3		0-3 K			0-3 K			0-0 6-3		5	0	0	0	0	2	2							
Robby Thompson, R OBP: 0.317, SLG: 0.404 (1, 4)		4-0 E SF7 BB		0-0 F8			0-0 F8		0-0 F8		0-0 6-3		4	1	0	0	1	0	0							
Jose Uribe, S OBP: 0.355, SLG: 0.414 (1, 6)		0-0 E1 SH3-4		0-0 E6 SH3-4			0-0 F7		4-0 6-3 BB		0-0 6-3		4	0	1	0	1	0	1							
Kelly Downs, R OBP: 0.194, SLG: 0.171 Chris Speier, R OBP: 0.344, SLG: 0.414 (9, PH) (9, 5)		0-0 SH3-4		0-0 SH3-4			0-0 4-3		0-0 6-3		0-0 6-3		1	0	0	0	0	0	0							
		1-2		1-2					1-2		1-2		2	0	0	0	0	0	2							
Inning Stats	R: 2 E: 0 K: 0 S: 5	H: 3 LOB: 1 BB: 1 P: 9	R: 1 E: 1 K: 1 S: 6	H: 0 LOB: 2 BB: 2 P: 14	R: 0 E: 0 K: 0 S: 2	H: 0 LOB: 0 BB: 0 P: 3	R: 0 E: 1 K: 0 S: 4	H: 0 LOB: 1 BB: 0 P: 4	R: 1 E: 0 K: 1 S: 7	H: 2 LOB: 1 BB: 0 P: 7	R: 0 E: 0 K: 0 S: 3	H: 0 LOB: 0 BB: 0 P: 3	R: 0 E: 0 K: 0 S: 4	H: 1 LOB: 1 BB: 0 P: 4	R: 0 E: 0 K: 1 S: 5	H: 0 LOB: 0 BB: 0 P: 5	R: 0 E: 0 K: 0 S: 3	H: 0 LOB: 0 BB: 0 P: 3	R: 0 E: 0 K: 0 S: 4	H: 1 LOB: 1 BB: 0 P: 4	R: 0 E: 0 K: 2 S: 7	H: 0 LOB: 0 BB: 0 P: 7	1B: 6 2B: 1 3B: 0 HR: 0	SF: 1 SAC: 2 DP: 1 HBP: 1	WP: 2 PB: 0 SB: 0 CS: 1	PA: 49
PITCHER	IP	WLS	BF	H	R	ER	SO	BB	IBB	HBP	BLK	WP	HR	S	P	ERA	WHIP									
Bob Walk, R ERA: 4.17 (1, 1)	6.0		27	5	4	3	2	3	0	1	0	2	0	27	40	4.50	1.333									
John Smiley, L ERA: 5.15 (7, 1)	1.0		4	1	0	0	0	0	0	0	0	0	0	4	4	0.00	1.000									
Don Robinson, R ERA: 4.17 (8, 1)	1.0		3	0	0	0	1	0	0	0	0	0	0	5	5	0.00	0.000									
Barry Jones, R ERA: 9.35 (9, 1)	3.0		12	1	0	0	0	1	1	0	0	0	0	10	18	0.00	0.667									
Brett Gideon, R ERA: (12, 1)	1.0	W	3	0	0	0	2	0	0	0	0	0	0	7	7	0.00	0.000									

San Francisco Giants @ Pittsburgh Pirates
Three Rivers Stadium, Pittsburgh, PA
Tue Jul 07 1987, 7:05 PM EDT
Att: 7,027 - Unknown

AB	40
R	4
H	7
RBI	3
BB	5
SO	5
LOB	16




Batter	1	2	3	4	5	6	7	8	9	10	11	12	AB R H RBI BB SO LOB
Barry Bonds, L OBP: 0.316, SLG: 0.460 (1, 7) X	0-0 F8		4-0 1B BB		0-0 G3		0-3 K		0-0 G3		0-0 4-3		5 1 0 0 1 1 1
Andy Van Slyke, L OBP: 0.362, SLG: 0.527 (1, 8) X	0-0 CS 1B		0-0 1B 1B		0-0 F8		0-3 K		0-3 K			0-3 K	6 0 2 1 0 3 1
Johnny Ray, S OBP: 0.305, SLG: 0.341 (1, 4) X	0-0 F9		0-0 G6-3 1B		0-0 L5		0-0 F9		0-0 G3			0-0 F4	6 0 1 1 0 0 2
Sid Bream, L OBP: 0.354, SLG: 0.472 (1, 3) X	0-0 CS	0-0 F6	0-0 G6-3 1B			0-0 BLK 1B		0-0 3-1		0-0 G3		0-0 HR 1B	6 2 2 0 0 0 2
Jim Morrison, R OBP: 0.321, SLG: 0.439 (1, 5) X		0-3 K		0-3 K		0-0 F8		0-0 1B 1B		0-3 K		0-0 HR	6 1 2 2 0 3 1
R.J. Reynolds, S OBP: 0.357, SLG: 0.450 (1, 9) X		0-0 F8		0-3 K		0-3 K		0-3 K		0-0 1B			5 0 1 0 0 3 2
Michael LaValiere, L OBP: 0.386, SLG: 0.368 (1, 2) X			0-0 F9 1B	0-0 HBP 1B		0-0 1-H 1B		0-0 BB 1B		0-0 4-3			5 1 4 1 0 0 1
Al Pedrique, R OBP: 0.292, SLG: 0.311 Bobby Bonilla, S OBP: 0.332, SLG: 0.449 Rafael Belliard, R OBP: 0.272, SLG: 0.238 (1, 6) (8, PH) (9, 6)			0-0 F9 2B	1-0 HBP 1B		0-0 4-3		4-0 BB			0-0 4-3		2 0 0 0 0 0 2 0 0 0 0 1 0 0 1 0 0 0 0 0 0
Bob Walk, R John Shimley, S John Camargo, S Don Robinson, R Mike Diaz, R Barry Jones, R Terry Harner, R Brett Gideon, R (1, 1) (7, 1) (7, PH) (8, 1) (8, PH) (9, 1) (11, PH) (12, 1)			0-0 WP 1B	0-0 FC6 1B		0-0 S 1B		0-3 K			0-3 K		2 1 1 1 0 0 2 0 0 0 0 0 0 0 1 0 1 0 0 0 0 0 0 0 0 0 0 0 1 0 0 0 0 1 3 0 0 0 0 0 0 0 1 0 0 0 0 1 0 0 0 0 0 0 0 0

Inning Stats	R: 0	H: 1	E: 0	LOB: 0	K: 0	BB: 0	S: 3	R: 0	H: 0	E: 0	LOB: 0	K: 1	BB: 0	S: 5	R: 3	H: 4	E: 0	LOB: 1	K: 0	BB: 1	S: 6	R: 0	H: 1	E: 0	LOB: 2	K: 2	BB: 0	S: 8	R: 0	H: 0	E: 0	LOB: 0	K: 0	BB: 0	S: 3	R: 1	H: 2	E: 0	LOB: 1	K: 1	BB: 0	S: 7	R: 0	H: 1	E: 0	LOB: 1	K: 2	BB: 0	S: 8	R: 0	H: 2	E: 0	LOB: 3	K: 2	BB: 1	S: 9	R: 0	H: 0	E: 0	LOB: 0	K: 1	BB: 0	S: 5	R: 0	H: 1	E: 0	LOB: 1	K: 1	BB: 0	S: 6	R: 0	H: 0	E: 0	LOB: 0	K: 1	BB: 0	S: 6	R: 2	H: 2	E: 0	LOB: 0	K: 1	BB: 0	S: 6	1B: 12	SF: 0	2B: 1	SAC: 0	3B: 0	DP: 1	HR: 1	HBP: 1	WP: 2	PA: 51
--------------	------	------	------	--------	------	-------	------	------	------	------	--------	------	-------	------	------	------	------	--------	------	-------	------	------	------	------	--------	------	-------	------	------	------	------	--------	------	-------	------	------	------	------	--------	------	-------	------	------	------	------	--------	------	-------	------	------	------	------	--------	------	-------	------	------	------	------	--------	------	-------	------	------	------	------	--------	------	-------	------	------	------	------	--------	------	-------	------	------	------	------	--------	------	-------	------	--------	-------	-------	--------	-------	-------	-------	--------	-------	--------

PITCHER	IP	WLS	BF	H	R	ER	SO	BB	IBB	HBP	BLK	WP	HR	S	P	ERA	WHIP
Kelly Downs, R ERA: 3.79 (1, 1)	8.0		36	11	4	4	8	2	0	1	1	1	0	49	58	4.50	1.625
Scott Garrelts, R ERA: 2.84 (9, 1)	3.0		10	1	0	0	3	0	0	0	0	0	0	16	16	0.00	0.333
Joe Price, L ERA: 6.75 (12, 1)	0.2	L	4	2	2	2	1	0	0	0	0	0	1	6	6	27.00	3.000

San Francisco Giants @ Pittsburgh Pirates
 Three Rivers Stadium, Pittsburgh, PA
 Tue Jul 07 1987, 7:05 PM EDT
 Att. 7,027 - Unknown

AB	47
R	6
H	14
RBI	6
BB	2
SO	12
LOB	17



Batter	1	2	3	4	5	6	7	8	9	10	11	AB R H RBI BB SO LOB	TOP														
Stan Jefferson, S OBP: 0.307, SLG: 0.299 (1, 7)	0-0 5-3	0-0 F8		0-0 FC		0-0 F8			0-0 6-3		0-3 K	6 0 0 0 0 1 2	<div style="text-align: center;"> <p>San Diego Padres @ Pittsburgh Pirates</p> <p>Three Rivers Stadium, Pittsburgh, PA</p> <p>Fri Jul 10 1987, 7:05 PM EDT</p> <p>Att. 13,109 - Unknown</p> </div>														
Tony Gwynn, L OBP: 0.445, SLG: 0.527 (1, 9)	0-0 BB 1B		0-0 1B 2B	0-0 FC3-2		0-3 K			0-0 6-3		0-3 K	6 1 2 0 0 2 2															
Randy Ready, R OBP: 0.411, SLG: 0.428 Mark Davis, L OBP: 0.217, SLG: 0.248 Lance McCullers, S OBP: 0.247, SLG: 0.302 John Kruk, L OBP: 0.444, SLG: 0.517 (1, 4) (7, 1) (7, 1) (9, PH) (9, PH) (9, 3)	0-3 K		4-0 1B BB	0-3 K		0-0 6-3			0-0 HR			3 0 0 0 0 1 2 3 0 1 1 1 1 0 0 0 0															
Carmelo Martinez, R OBP: 0.376, SLG: 0.439 Rich Gossage, R (1, 3) (9, 1)	4-0 1-2 BB		0-0 1B 1B		0-0 F3		0-0 G4-6-3 1B		0-3 K			4 0 2 0 1 1 0 0 0 0 0 0 0 0 0															
Chris Brown, R OBP: 0.301, SLG: 0.422 (1, 5)	0-3 K		0-0 1-2 3-H 1B		0-0 HR 1B		0-0 G4-6-3			0-0 4-3 SH1-4 1B		5 1 3 1 0 1 3															
Benito Santiago, R OBP: 0.306, SLG: 0.409 (1, 2)		0-3 K	0-0 P3		0-0 HR			0-0 SH3-4 1B		0-0 SH1-4		4 1 2 2 0 1 2															
Shane Mack, R OBP: 0.317, SLG: 0.390 (1, 8)		0-0 HR	0-3 K		0-0 F7			0-0 SH3-4		0-0 4-3		4 1 1 1 0 1 3															
Garry Templeton, S OBP: 0.278, SLG: 0.284 Marvell Wynne, L OBP: 0.348, SLG: 0.350 Luis Salazar, R OBP: 0.319, SLG: 0.346 (1, 6) (8, PH) (8, PH) (8, 6)		4-0 BB		0-0 FC SH3-4 FC3-2 1B		0-3 K		0-3 K		0-0 4-3		2 0 1 0 1 1 0 0 0 0 0 0 0 0 0 2 0 0 0 0 1 2															
Jimmy Jones, R OBP: 0.158, SLG: 0.158 Tim Flannery, L OBP: 0.344, SLG: 0.265 (1, 1) (7, 4)		0-3 K		0-0 SH3-4		0-3 K		0-3 K			0-3 K	2 0 0 0 0 2 1 2 0 0 0 0 2 1															
Inning Stats	R: 0 E: 0 S: 8	H: 1 LOB: 2 BB: 1 P: 12	R: 1 E: 0 K: 2 S: 8	H: 1 LOB: 1 BB: 1 P: 12	R: 1 E: 0 K: 1 S: 7	H: 3 LOB: 2 BB: 1 P: 11	R: 0 E: 0 K: 1 S: 7	H: 1 LOB: 2 BB: 0 P: 7	R: 2 E: 0 K: 1 S: 7	H: 2 LOB: 0 BB: 0 P: 7	R: 0 E: 0 K: 2 S: 7	H: 0 LOB: 0 BB: 0 P: 7		R: 0 E: 0 K: 0 S: 3	H: 1 LOB: 0 BB: 0 P: 3	R: 0 E: 0 K: 2 S: 8	H: 1 LOB: 1 BB: 0 P: 8	R: 1 E: 0 K: 1 S: 6	H: 1 LOB: 0 BB: 0 P: 6	R: 0 E: 0 K: 0 S: 4	H: 1 LOB: 1 BB: 0 P: 4	R: 0 E: 0 K: 3 S: 9	H: 0 LOB: 0 BB: 0 P: 9	1B: 8 2B: 1 3B: 0 HR: 3	SF: 0 SAC: 3 DP: 1 HBP: 0	WP: 0 PB: 0 SB: 1 CS: 0	PA: 47
PITCHER	IP	WLS	BF	H	R	ER	SO	BB	IBB	HBP	BLK	WP		HR	S	P	ERA	WHIP									
Bob Kipper, L ERA: 5.34 (1, 1)	5.0		26	8	4	4	7	3	0	0	0	0	2	37	49	7.20	2.200										
Doug Drabek, R ERA: 4.79 (6, 1)	2.0		6	1	0	0	2	0	0	0	0	0	0	10	10	0.00	0.500										
Barry Jones, R ERA: 9.17 (8, 1)	0.1		2	1	0	0	0	0	0	0	0	0	0	2	2	0.00	3.000										
John Smiley, L ERA: 4.75 (8, 1)	1.1		4	0	0	0	2	0	0	0	0	0	0	8	8	0.00	0.000										
Don Robinson, R ERA: 4.01 (9, 1)	2.1	W	9	2	1	1	4	0	0	0	0	0	1	17	17	3.86	0.857										

AB	41
R	5
H	12
RBI	5
BB	3
SO	15
LOB	19



Batter	1	2	3	4	5	6	7	8	9	AB R H RBI BB SO LOB	TOP
Stan Jefferson, S (1, 8) <small>OBP: 0.311, SLG: 0.322</small> (8, 7)	0-0 HR		0-0 L3 1B		0-0 F7		0-3 K			4 1 2 1 0 1 3	
Tony Gwynn, L (1, 9) <small>OBP: 0.443, SLG: 0.529</small>	0-0 F7		0-0 L3 1-2		0-0 SF7 3-H			0-0 1B 2B		3 1 1 1 0 0 1	
John Kruk, L (1, 3) <small>OBP: 0.445, SLG: 0.521</small>	0-0 F6		0-0 2B		0-0 4-3			0-0 CS 1B 2-H		4 0 2 1 0 0 1	
Carmelo Martinez, R (1, 7) <small>OBP: 0.375, SLG: 0.436</small> Shane Mack, R (8, PR) <small>OBP: 0.317, SLG: 0.390</small> (8, 8)	0-0 L9		0-0 4-3		0-0 F8			0-0 CS 1B 1-2		4 0 1 0 0 0 1 0 0 0 0 0 0 0	
Chris Brown, R (1, 5) <small>OBP: 0.294, SLG: 0.411</small>		0-3 K		0-0 P3		0-0 4-3		0-0 4-3 1-2		4 0 0 0 0 1 1	
Tim Flannery, L (1, 4) <small>OBP: 0.342, SLG: 0.265</small>		0-0 FC3-6 1B		0-3 K		0-3 K		0-0 L9		4 0 1 0 0 2 0	
Benito Santiago, R (1, 2) <small>OBP: 0.308, SLG: 0.410</small>		0-0 FC3-6 1-2 1B		0-0 CS 1B		0-0 L9		0-3 K		4 0 2 0 0 1 0	
Garry Templeton, S (1, 6) <small>OBP: 0.285, SLG: 0.291</small>		0-0 FC3-6 1-2f 2-3		0-0 CS 1-2	0-0 SH SF7 1B		0-0 S 1B		0-0 1B	4 1 3 0 0 0 2	
Mark Grant, R (1, 1) <small>OBP: 0.118, SLG: 0.063</small> Mark Davis, L (8, 1) <small>OBP: 0.208, SLG: 0.333</small>	0-0 B1-3				0-0 SH 1-3		0-3 K 1-2		0-0 F7	2 0 0 0 0 1 3 1 0 0 0 0 0 1	
Inning Stats	R: 1 H: 1 E: 0 LOB: 0 K: 0 BB: 0 S: 4 P: 4	R: 0 H: 2 E: 0 LOB: 2 K: 1 BB: 0 S: 7 P: 7	R: 0 H: 2 E: 0 LOB: 1 K: 0 BB: 0 S: 4 P: 4	R: 0 H: 1 E: 0 LOB: 0 K: 1 BB: 0 S: 5 P: 5	R: 1 H: 1 E: 1 LOB: 1 K: 0 BB: 0 S: 5 P: 5	R: 0 H: 0 E: 0 LOB: 0 K: 1 BB: 0 S: 5 P: 5	R: 0 H: 1 E: 0 LOB: 1 K: 2 BB: 0 S: 8 P: 8	R: 1 H: 3 E: 0 LOB: 1 K: 0 BB: 0 S: 4 P: 4	R: 0 H: 1 E: 0 LOB: 1 K: 1 BB: 0 S: 6 P: 6	1B: 9 SF: 1 2B: 3 SAC: 1 3B: 0 DP: 1 HR: 1 HBP: 0	WP: 0 PA: 37 PB: 0 SB: 1 CS: 3
PITCHER Brian Fisher, R (1, 1) <small>ERA: 5.11</small> Barry Jones, R (8, 1) <small>ERA: 8.68</small> Brett Gideon, R (9, 1) <small>ERA: 5.14</small>	IP WLS BF H R ER SO BB IBB HBP BLK WP HR S P ERA WHIP 7.0 L 29 9 3 2 5 0 0 0 0 0 0 1 39 39 2.57 1.286						PITCHER IP WLS BF H R ER SO BB IBB HBP BLK WP HR S P ERA WHIP				

San Diego Padres @ Pittsburgh Pirates
 Three Rivers Stadium, Pittsburgh, PA
 Sat Jul 11 1987, 7:05 PM EDT
 Att: 27,476 - Unknown

AB	34
R	3
H	12
RBI	3
BB	0
SO	6
LOB	13



San Diego Padres @ Pittsburgh Pirates
 Three Rivers Stadium, Pittsburgh, PA

Sun Jul 12 1987, 3:33 AM EDT
 Att. 13,276 - Unknown

livebaseballscorecards.com

AB	33
R	2
H	9
RBI	2
BB	5
SO	3
LOB	24



WP	1	PA	39
PB	0		
SB	0		
CS	2		

AB R H RBI BB SO LOB

4	0	4	0	1	0	0
3	0	0	0	0	0	3
1	0	0	0	0	0	2
0	0	0	0	0	0	0
1	0	0	0	0	0	1
2	0	0	0	2	0	1
3	2	1	0	1	0	4
3	0	0	0	1	0	2
3	0	2	2	0	0	0
1	0	0	0	0	0	2
4	0	1	0	0	0	5
2	0	0	0	0	0	3
1	0	1	0	0	0	0
1	0	0	0	0	0	0
2	0	0	0	0	2	0
2	0	0	0	0	1	1

Batter 1 2 3 4 5 6 7 8 9

Stan Jefferson, S (1, 8) X OBP: 0.328, SLG: 0.337 (8, 7) 	Marvell Wynne, L (1, 7) X OBP: 0.341, SLG: 0.342 Carmelo Martinez, R (7, PH) OBP: 0.373, SLG: 0.434 Keith Comstock, L (7, 1) Luis Salazar, R (9, PH) OBP: 0.316, SLG: 0.343 	Tony Gwynn, L (1, 9) X OBP: 0.443, SLG: 0.525 	John Kruk, L (1, 3) OBP: 0.446, SLG: 0.519 	Chris Brown, R (1, 5) OBP: 0.293, SLG: 0.404 	Tim Flannery, L (1, 4) OBP: 0.348, SLG: 0.273 Shane Mack, R (8, PH) OBP: 0.315, SLG: 0.387 (8, 8) 	Garry Templeton, S (1, 6) OBP: 0.284, SLG: 0.291 	Bruce Bochy, R (1, 2) OBP: 0.231, SLG: 0.289 Jim Steels, L (7, PH) OBP: 0.301, SLG: 0.230 Benito Santiago, R (7, 2) OBP: 0.307, SLG: 0.409 	Eric Show, R (1, 1) OBP: 0.047, SLG: 0.071 Randy Ready, R (7, PH) OBP: 0.407, SLG: 0.423 (7, 7) (8, 4)
(BB) 4-0 	(BB) 0-0 	(BB) 0-0 	(BB) 0-0 	(BB) 0-0 	(BB) 0-0 	(BB) 0-0 	(BB) 0-0 	(BB) 0-0
(BB) 0-0 	(BB) 0-0 	(BB) 0-0 	(BB) 0-0 	(BB) 0-0 	(BB) 0-0 	(BB) 0-0 	(BB) 0-0 	(BB) 0-0
(BB) 0-0 	(BB) 0-0 	(BB) 0-0 	(BB) 0-0 	(BB) 0-0 	(BB) 0-0 	(BB) 0-0 	(BB) 0-0 	(BB) 0-0
(BB) 0-0 	(BB) 0-0 	(BB) 0-0 	(BB) 0-0 	(BB) 0-0 	(BB) 0-0 	(BB) 0-0 	(BB) 0-0 	(BB) 0-0
(BB) 0-0 	(BB) 0-0 	(BB) 0-0 	(BB) 0-0 	(BB) 0-0 	(BB) 0-0 	(BB) 0-0 	(BB) 0-0 	(BB) 0-0
(BB) 0-0 	(BB) 0-0 	(BB) 0-0 	(BB) 0-0 	(BB) 0-0 	(BB) 0-0 	(BB) 0-0 	(BB) 0-0 	(BB) 0-0
(BB) 0-0 	(BB) 0-0 	(BB) 0-0 	(BB) 0-0 	(BB) 0-0 	(BB) 0-0 	(BB) 0-0 	(BB) 0-0 	(BB) 0-0
(BB) 0-0 	(BB) 0-0 	(BB) 0-0 	(BB) 0-0 	(BB) 0-0 	(BB) 0-0 	(BB) 0-0 	(BB) 0-0 	(BB) 0-0
(BB) 0-0 	(BB) 0-0 	(BB) 0-0 	(BB) 0-0 	(BB) 0-0 	(BB) 0-0 	(BB) 0-0 	(BB) 0-0 	(BB) 0-0
(BB) 0-0 	(BB) 0-0 	(BB) 0-0 	(BB) 0-0 	(BB) 0-0 	(BB) 0-0 	(BB) 0-0 	(BB) 0-0 	(BB) 0-0
(BB) 0-0 	(BB) 0-0 	(BB) 0-0 	(BB) 0-0 	(BB) 0-0 	(BB) 0-0 	(BB) 0-0 	(BB) 0-0 	(BB) 0-0
(BB) 0-0 	(BB) 0-0 	(BB) 0-0 	(BB) 0-0 	(BB) 0-0 	(BB) 0-0 	(BB) 0-0 	(BB) 0-0 	(BB) 0-0
(BB) 0-0 	(BB) 0-0 	(BB) 0-0 	(BB) 0-0 	(BB) 0-0 	(BB) 0-0 	(BB) 0-0 	(BB) 0-0 	(BB) 0-0
(BB) 0-0 	(BB) 0-0 	(BB) 0-0 	(BB) 0-0 	(BB) 0-0 	(BB) 0-0 	(BB) 0-0 	(BB) 0-0 	(BB) 0-0
(BB) 0-0 	(BB) 0-0 	(BB) 0-0 	(BB) 0-0 	(BB) 0-0 	(BB) 0-0 	(BB) 0-0 	(BB) 0-0 	(BB) 0-0
(BB) 0-0 	(BB) 0-0 	(BB) 0-0 	(BB) 0-0 	(BB) 0-0 	(BB) 0-0 	(BB) 0-0 	(BB) 0-0 	(BB) 0-0
(BB) 0-0 	(BB) 0-0 	(BB) 0-0 	(BB) 0-0 	(BB) 0-0 	(BB) 0-0 	(BB) 0-0 	(BB) 0-0 	(BB) 0-0
(BB) 0-0 	(BB) 0-0 	(BB) 0-0 	(BB) 0-0 	(BB) 0-0 	(BB) 0-0 	(BB) 0-0 	(BB) 0-0 	(BB) 0-0
(BB) 0-0 	(BB) 0-0 	(BB) 0-0 	(BB) 0-0 	(BB) 0-0 	(BB) 0-0 	(BB) 0-0 	(BB) 0-0 	(BB) 0-0
(BB) 0-0 	(BB) 0-0 	(BB) 0-0 	(BB) 0-0 	(BB) 0-0 	(BB) 0-0 	(BB) 0-0 	(BB) 0-0 	(BB) 0-0
(BB) 0-0 	(BB) 0-0 	(BB) 0-0 	(BB) 0-0 	(BB) 0-0 	(BB) 0-0 	(BB) 0-0 	(BB) 0-0 	(BB) 0-0
(BB) 0-0 	(BB) 0-0 	(BB) 0-0 	(BB) 0-0 	(BB) 0-0 	(BB) 0-0 	(BB) 0-0 	(BB) 0-0 	(BB) 0-0
(BB) 0-0 	(BB) 0-0 	(BB) 0-0 	(BB) 0-0 	(BB) 0-0 	(BB) 0-0 	(BB) 0-0 	(BB) 0-0 	(BB) 0-0
(BB) 0-0 	(BB) 0-0 	(BB) 0-0 	(BB) 0-0 	(BB) 0-0 	(BB) 0-0 	(BB) 0-0 	(BB) 0-0 	(BB) 0-0
(BB) 0-0 	(BB) 0-0 	(BB) 0-0 	(BB) 0-0 	(BB) 0-0 	(BB) 0-0 	(BB) 0-0 	(BB) 0-0 	(BB) 0-0
(BB) 0-0 	(BB) 0-0 	(BB) 0-0 	(BB) 0-0 	(BB) 0-0 	(BB) 0-0 	(BB) 0-0 	(BB) 0-0 	(BB) 0-0
(BB) 0-0 	(BB) 0-0 	(BB) 0-0 	(BB) 0-0 	(BB) 0-0 	(BB) 0-0 	(BB) 0-0 	(BB) 0-0 	(BB) 0-0
(BB) 0-0 	(BB) 0-0 	(BB) 0-0 	(BB) 0-0 	(BB) 0-0 	(BB) 0-0 	(BB) 0-0 	(BB) 0-0 	(BB) 0-0
(BB) 0-0 	(BB) 0-0 	(BB) 0-0 	(BB) 0-0 	(BB) 0-0 	(BB) 0-0 	(BB) 0-0 	(BB) 0-0 	(BB) 0-0
(BB) 0-0 	(BB) 0-0 	(BB) 0-0 	(BB) 0-0 	(BB) 0-0 	(BB) 0-0 	(BB) 0-0 	(BB) 0-0 	(BB) 0-0
(BB) 0-0 	(BB) 0-0 	(BB) 0-0 	(BB) 0-0 	(BB) 0-0 	(BB) 0-0 	(BB) 0-0 	(BB) 0-0 	(BB) 0-0
(BB) 0-0 	(BB) 0-0 	(BB) 0-0 	(BB) 0-0 	(BB) 0-0 	(BB) 0-0 	(BB) 0-0 	(BB) 0-0 	(BB) 0-0
(BB) 0-0 	(BB) 0-0 	(BB) 0-0 	(BB) 0-0 	(BB) 0-0 	(BB) 0-0 	(BB) 0-0 		

Batter	1	2	3	4	5	6	7	8	9	AB	R	H	RBI	BB	SO	LOB
Barry Bonds, L OBP: 0.322, SLG: 0.460 (1, 7)	0-0 F9 1B		0-3 K	0-0 F7		0-0 F9				4	0	1	0	0	1	3
Andy Van Slyke, L OBP: 0.357, SLG: 0.534 (1, 8)	0-0 F9 1-2		0-3 K		0-0 2B		0-3 K			4	0	1	0	0	2	1
Johnny Ray, S OBP: 0.320, SLG: 0.351 (1, 4)	0-0 1B 1B		4-0 BB		0-0 4-3		0-0 1B SF8 2B			3	1	2	0	1	0	1
Sid Bream, L OBP: 0.353, SLG: 0.461 (1, 3)	0-0 1-3 1B		0-0 4-3		0-3 K		0-0 2-3 1B			4	0	2	0	0	1	2
R.J. Reynolds, S OBP: 0.350, SLG: 0.442 (1, 9) Brett Gideon, R (8, 1)	0-0 4-3			0-0 HR 2B	0-3 K		0-0 SF8			3	1	1	1	0	1	3
Bobby Bonilla, S OBP: 0.339, SLG: 0.464 (1, 5) (8, 9)		4-0 1B G6-3 BB		0-0 2-H HR		0-0 SH1-4 1B	0-0 CS	0-0 F7		3	2	2	2	1	0	0
Michael LaValliere, L OBP: 0.382, SLG: 0.354 (1, 2)		0-0 1-3 1B		0-0 F9		0-0 F8		0-0 F8		4	0	1	0	0	0	1
Felix Fermin, R OBP: 0.429, SLG: 0.333 (1, 6)		0-0 G6-3		0-0 SH1-4 1B		1-0 SH1-4 HBP		0-0 5-3		3	0	1	0	0	0	1
Mike Dunne, R OBP: 0.111, SLG: 0.059 (1, 1) John Smiley, L OBP: 0.250, SLG: 0.500 (7, 1) Jim Morrison, R OBP: 0.320, SLG: 0.439 (8, 5)		0-0 4-3		0-0 SH1-4		0-0 SH1-4				1	0	0	0	0	0	0
				1-2		1-2 2-3				0	0	0	0	0	0	0


Inning Stats	R: 0	H: 3	E: 0	LOB: 2	K: 0	P: 5	R: 1	H: 1	E: 0	LOB: 0	K: 0	P: 7	R: 0	H: 0	E: 0	LOB: 1	K: 2	P: 11	R: 2	H: 3	E: 0	LOB: 1	K: 0	P: 6	R: 0	H: 1	E: 0	LOB: 1	K: 2	P: 8	R: 0	H: 1	E: 0	LOB: 2	K: 0	P: 5	R: 1	H: 2	E: 0	LOB: 0	K: 1	P: 6	R: 0	H: 0	E: 0	LOB: 0	K: 0	P: 3
	S: 5		S: 3		S: 7		S: 6		S: 4		S: 6		S: 3		S: 3		S: 8		S: 8		S: 4		S: 6		S: 3		S: 3		S: 3		S: 8		S: 5		S: 6		S: 6		S: 3		S: 3		S: 3		S: 3			

PITCHER	IP	WLS	BF	H	R	ER	SO	BB	IBB	HBP	BLK	WP	HR	S	P	ERA	WHIP
Eric Show, R ERA: 3.96 (1, 1)	6.0	L	28	9	3	3	4	2	0	1	0	0	1	33	42	4.50	1.833
Keith Comstock, L ERA: 3.46 (7, 1)	2.0		7	2	1	1	1	0	0	0	0	0	0	9	9	4.50	1.000

BOTTOM

San Diego Padres @ Pittsburgh Pirates
 Three Rivers Stadium, Pittsburgh, PA
 Sun Jul 12 1987, 3:33 AM EDT
 Att. 13,276 - Unknown

AB	29
R	4
H	11
RBI	3
BB	2
SO	5
LOB	12



WP	PA	ERA	WHIP
0	36	0	0
0	0	1	1
0	0	0	0

Batter	1	2	3	4	5	6	7	8	9	AB R H RBI BB SO LOB	TOP											
Bobby Bonilla, S (1, 9) OBP: 0.337, SLG: 0.458	4-0 SH3 BB		0-0 4-3		0-0 5-3		0-0 F4			3 0 0 0 1 0 1	Pittsburgh Pirates @ Los Angeles Dodgers Dodger Stadium, Los Angeles, CA Thu Jul 16 1987, 7:05 PM PDT Att. 32,845 - Unknown livebaseballscorecards.com											
Felix Fermin, R (1, 6) OBP: 0.412, SLG: 0.333	0-0 SH3 1-2		0-3 K			0-0 2B 1B		0-3 K		3 0 1 0 0 2 0												
Andy Van Slyke, L (1, 8) OBP: 0.352, SLG: 0.526	0-3 K			0-3 K		0-3 K		0-0 F2		4 0 0 0 0 3 2												
Mike Diaz, R (1, 7) OBP: 0.326, SLG: 0.523	0-3 K			4-0 1B BB		0-0 1-3 2B		4-0 FC4-8 BB		2 0 1 0 2 1 1												
Jim Morrison, R (1, 5) OBP: 0.322, SLG: 0.438		0-0 F9		0-0 1-2 1B G5-4-3		4-0 FC6 BB		0-0 FC4-6 1-2f		3 0 1 0 1 0 1												
Johnny Ray, S (1, 4) OBP: 0.319, SLG: 0.350		0-0 E 1B		0-0 G5-4-3 1-2f		0-0 F3		0-0 6-3		4 0 1 0 0 0 5												
Sid Bream, L (1, 3) OBP: 0.351, SLG: 0.458		0-0 E6 G6-4-3 1-3			0-0 1B B1-4-2 1B		0-0 FC6 1-2f		0-3 K	4 0 1 0 0 1 4												
Junior Ortiz, R (1, 2) OBP: 0.306, SLG: 0.320		0-0 G6-4-3 1-2f			0-0 1B B1-4-2 1B		0-0 G5-4-3 1B		0-0 6-3	4 0 2 0 0 0 2												
Bob Kipper, R (1, 1) OBP: 0.226, SLG: 0.290 John Cangelosi, S (7, PH) OBP: 0.517, SLG: 0.321 Barry Jones, R (7, 1)			0-3 K		0-0 B1-4-2 1-3 3-Hf		0-0 G5-4-3 1-2f			2 0 0 0 0 1 2 1 0 0 0 0 0 1 0 0 0 0 0 0 0												
Inning Stats	R: 0 E: 0 K: 2 S: 7	H: 0 LOB: 1 BB: 1 P: 11	R: 0 E: 1 K: 0 S: 4	H: 1 LOB: 1 BB: 0 P: 4	R: 0 E: 0 K: 2 S: 7	H: 0 LOB: 0 BB: 0 P: 7	R: 0 E: 0 K: 1 S: 5	H: 1 LOB: 1 BB: 1 P: 9	R: 0 E: 0 K: 0 S: 4	H: 2 LOB: 1 BB: 0 P: 4	R: 0 E: 0 K: 1 S: 7	H: 2 LOB: 3 BB: 1 P: 11	R: 0 E: 0 K: 0 S: 3	H: 1 LOB: 0 BB: 0 P: 3	R: 0 E: 0 K: 1 S: 5	H: 0 LOB: 1 BB: 1 P: 9	R: 0 E: 0 K: 1 S: 5	H: 0 LOB: 0 BB: 0 P: 5	1B: 6 2B: 2 3B: 0 HR: 0	SF: 0 SAC: 1 DP: 4 HBP: 0	WP: 0 PB: 0 SB: 0 CS: 0	PA: 35
PITCHER Fernando Valenzuela, L (1, 1) ERA: 3.88	IP: 9.0 WLS: W BF: 35 H: 7 R: 0 ER: 0 SO: 8 BB: 4 IBB: 0 HBP: 0 BLK: 0 WP: 0 HR: 0 S: 47 P: 63 ERA: 0.00 WHIP: 1.222											PITCHER IP: WLS: BF: H: R: ER: SO: BB: IBB: HBP: BLK: WP: HR: S: P: ERA: WHIP:										



Batter	1	2	3	4	5	6	7	8	9	10	AB R H RBI BB SO LOB	TOP										
Barry Bonds, L (1, 7) OBP: 0.322, SLG: 0.458 Brett Gideon, R (8, 1) Terry Harper, R (10, PH) OBP: 0.279, SLG: 0.351 Don Robinson, R (10, 1) OBP: 0.250, SLG: 0.143	0-0 1B		0-3 K		0-0 F6			0-0 F7		0-0 G4-3	4 0 1 0 0 1 0 0 0 0 0 0 0 0 1 0 0 0 0 0 1 0 0 0 0 0 0 0	Pittsburgh Pirates @ Los Angeles Dodgers Dodger Stadium, Los Angeles, CA Fri Jul 17 1987, 7:05 PM PDT Att. 28,466 - Unknown livebaseballscorecards.com										
Andy Van Slyke, L (1, 8) OBP: 0.354, SLG: 0.528	0-3 K 1-2		0-0 2B			0-0 G3			4-0 1B 4-3 BB	3 1 1 0 1 1 1												
Johnny Ray, S (1, 4) OBP: 0.321, SLG: 0.355	0-0 1B 2B		0-0 F7			0-0 F4			0-0 4-3 1-3 1B	4 1 2 0 0 0 1												
Sid Bream, L (1, 3) OBP: 0.350, SLG: 0.455	0-0 1B 2-H			0-0 3-1		0-0 G3			0-0 4-3 1-2 3-H	4 0 1 2 0 0 1												
R.J. Reynolds, S (1, 9) OBP: 0.344, SLG: 0.433	0-3 K			0-0 F7			0-0 F8		0-0 2-3	4 0 0 0 0 1 2												
Bobby Bonilla, S (1, 5) OBP: 0.340, SLG: 0.456		0-0 F4		0-0 1B		0-0 6-3		4-0 IBB		3 0 1 0 1 0 0												
Michael LaValliere, L (1, 2) OBP: 0.375, SLG: 0.347		0-0 F5		0-0 F9		0-0 F7		0-0 F7		4 0 0 0 0 0 3												
Felix Fermin, R (1, 6) OBP: 0.368, SLG: 0.294 John Cangelosi, S (8, PH) OBP: 0.513, SLG: 0.316 Al Pedrique, R (8, 6) OBP: 0.286, SLG: 0.292		0-3 K			0-0 6-3			0-0 1-3		0-0 E6 G4-3	2 0 0 0 0 1 0 1 0 0 0 0 0 0 1 0 0 0 0 0 0											
Rick Reuschel, R (1, 1) OBP: 0.140, SLG: 0.224 Mike Diaz, R (8, PH) OBP: 0.322, SLG: 0.517			0-3 K		0-0 6-3			0-0 F8		0-0 L4	2 0 0 0 0 1 0 2 0 0 0 0 0 1											
Inning Stats	R: 1 E: 0 K: 2 S: 9	H: 3 LOB: 1 BB: 0 P: 9	R: 0 E: 0 K: 1 S: 5	H: 0 LOB: 0 BB: 0 P: 5	R: 0 E: 0 K: 2 S: 8	H: 1 LOB: 1 BB: 0 P: 8	R: 0 E: 0 K: 0 S: 4	H: 1 LOB: 1 BB: 0 P: 4	R: 0 E: 0 K: 0 S: 3	H: 0 LOB: 0 BB: 0 P: 3	R: 0 E: 0 K: 0 S: 3		H: 0 LOB: 0 BB: 0 P: 3	R: 0 E: 0 K: 0 S: 3	H: 0 LOB: 0 BB: 0 P: 3	R: 1 E: 0 K: 0 S: 4	H: 1 LOB: 2 BB: 2 P: 12	R: 0 E: 1 K: 0 S: 3	H: 0 LOB: 0 BB: 0 P: 3	1B: 4 2B: 2 3B: 0 HR: 0	SF: 0 SAC: 0 DP: 1 HBP: 0	WP: 0 PB: 0 SB: 0 CS: 0
PITCHER	IP WLS BF H R ER SO BB IBB HBP BLK WP HR S P ERA WHIP																					
Bob Welch, R (1, 1) ERA: 3.46 Matt Young, L (9, 1) ERA: 4.78	8.0 2.0	WLS W	BF 9	H 1	R 1	ER 1	SO 5	BB 0	IBB 0	HBP 0	BLK 0	WP 0	HR 0	S 38	P 38	ERA 1.12	WHIP 0.625					

AB	35
R	2
H	6
RBI	2
BB	2
SO	5
LOB	10



Batter	1	2	3	4	5	6	7	8	9	10	AB	R	H	RBI	BB	SO	LOB
Mariano Duncan, R OBP: 0.271, SLG: 0.327 (1, 6)	F8		4-3			K		E4		1B	5	0	1	1	0	1	0
John Shelby, S OBP: 0.301, SLG: 0.455 (1, 8)	K			F7		F7		K			4	0	0	0	0	2	1
Pedro Guerrero, R OBP: 0.397, SLG: 0.559 (1, 7)	1B			CS 1B			HR 2B		5-3		4	1	3	0	0	0	0
Mike Marshall, R OBP: 0.323, SLG: 0.466 (1, 9)	F5			K			HR		K		4	1	1	2	0	2	2
Mike Scioscia, L OBP: 0.341, SLG: 0.350 (1, 2)		4-3		CS 1B		FC3-6 1B		6-3		4-3	4	0	1	0	0	0	0
Mickey Hatcher, R OBP: 0.364, SLG: 0.518 (1, 5)						FC3-6 1B		CS 1B		F7	3	0	2	0	0	0	1
Dave Anderson, R OBP: 0.288, SLG: 0.347 (7, PR) (8, 5)		G4-6-3 1B				1-2f		CS 1B			1	0	0	0	0	0	0
Franklin Stubbs, L OBP: 0.320, SLG: 0.460 (1, 3)		G4-6-3 1-2f				F8		K			4	1	1	0	0	1	3
Steve Sax, R OBP: 0.310, SLG: 0.338 (1, 4)						F6		CS 1-2		4-3	4	0	1	0	0	0	1
Bob Welch, R OBP: 0.154, SLG: 0.137 (1, 1)								4-3			2	0	0	0	0	0	0
Danny Heep, L OBP: 0.130, SLG: 0.182 (8, PH)								4-3			1	0	0	0	0	0	0
Matt Young, L (9, 1)											0	0	0	0	0	0	0
Ken Landreaux, L OBP: 0.301, SLG: 0.330 (10, PH)										1-2 2-3	1	0	1	0	0	0	0

Inning Stats	R: 0	H: 1	R: 0	H: 1	R: 0	H: 0	R: 0	H: 1	R: 0	H: 1	R: 0	H: 0	R: 2	H: 3	R: 0	H: 0	R: 0	H: 0	R: 1	H: 4	1B: 9	SF: 0	WP: 0	PA: 39
E: 0	LOB: 1	E: 0	LOB: 0	E: 0	LOB: 0	E: 0	LOB: 1	E: 0	LOB: 0	E: 0	LOB: 0	E: 0	LOB: 1	E: 1	LOB: 1	E: 0	LOB: 0	E: 0	LOB: 3	2B: 1	SAC: 0	FB: 0		
K: 1	BB: 0	K: 0	BB: 0	K: 0	BB: 0	K: 1	BB: 0	K: 1	BB: 0	K: 1	BB: 0	K: 1	BB: 0	K: 1	BB: 0	K: 1	BB: 0	K: 0	BB: 0	3B: 0	DP: 1	SB: 0		
S: 6	P: 6	S: 3	P: 3	S: 3	P: 3	S: 5	P: 5	S: 4	P: 4	S: 5	P: 5	S: 7	P: 7	S: 6	P: 6	S: 5	P: 5	S: 5	P: 5	HR: 1	HBP: 0	CS: 2		

PITCHER	IP	WLS	BF	H	R	ER	SO	BB	IBB	HBP	BLK	WP	HR	S	P	ERA	WHIP
Rick Reuschel, R ERA: 2.34 (1, 1)	7.0		25	7	2	2	4	0	0	0	0	0	1	33	33	2.57	1.000
Brett Gideon, R ERA: 3.38 (8, 1)	2.0		7	0	0	0	2	0	0	0	0	0	0	11	11	0.00	0.000
Don Robinson, R ERA: 4.14 (10, 1)	0.1	L	5	4	1	1	0	0	0	0	0	0	0	5	5	27.00	12.000

PITCHER	IP	WLS	BF	H	R	ER	SO	BB	IBB	HBP	BLK	WP	HR	S	P	ERA	WHIP

Pittsburgh Pirates @ Los Angeles Dodgers
Dodger Stadium, Los Angeles, CA
 Fri Jul 17 1987, 7:05 PM PDT
 Att: 28,466 - Unknown

livebaseballscorecards.com

AB	37
R	3
H	11
RBI	3
BB	0
SO	6
LOB	8



Batter	1	2	3	4	5	6	7	8	9	AB R H RBI BB SO LOB	TOP											
Barry Bonds, L (1, 7) OBP: 0.323, SLG: 0.457	0-0 CS 1B	0-0 F2			0-3 K		0-0 1-2 1B	0-3 K		5 0 2 0 0 2 4	Pittsburgh Pirates @ Los Angeles Dodgers Dodger Stadium, Los Angeles, CA Sat Jul 18 1987, 7:05 PM PDT Att. 34,864 - Unknown											
Andy Van Slyke, L (1, 8) OBP: 0.352, SLG: 0.525	0-0 1B 1-2 2B		0-0 E4 CS		0-0 G3		0-3 K	0-0 4-3		5 0 1 0 0 1 5												
Johnny Ray, S (1, 4) OBP: 0.319, SLG: 0.352	0-0 G3-6-3 2-3 1B		0-0 F8			0-0 F6	0-0 4-3		0-0 F8	5 0 1 0 0 0 3												
Sid Bream, L (1, 3) OBP: 0.345, SLG: 0.447	0-0 G3-6-3 1-2f		0-3 K			0-3 K		0-0 5-3	0-0 F6	5 0 0 0 0 2 2												
R.J. Reynolds, S (1, 9) OBP: 0.349, SLG: 0.429		4-0 BB BB BB 1B FC3-2-5 BB		0-0 4-3		4-0 BB BB BB 1B BB		4-0 BB BB BB 1B BB	0-0 6-3	2 1 0 0 3 0 0												
Bobby Bonilla, S (1, 5) OBP: 0.346, SLG: 0.461		0-0 FC3-2-5 1-3 1B 1B		0-0 F7		0-0 1-2 1B		0-0 1-2 1B PB 1B		4 2 3 0 0 0 0												
Michael LaValliere, L (1, 2) OBP: 0.374, SLG: 0.343		0-0 FC3-2-5 1-3 1B		4-0 BB BB BB BB BB		0-0 4-3		0-0 PB 1B 1B		2 1 0 0 1 0 4												
Mike Diaz, R (8, PH) OBP: 0.326, SLG: 0.520		0-0 FC3-2-5 1-3 1B		0-0 BB		0-0 4-3		0-0 PB 1B 1B		1 0 1 0 0 0 0												
Junior Ortiz, R (8, 2) OBP: 0.306, SLG: 0.320		0-0 FC3-2-5 1-3 1B		0-0 BB		0-0 4-3		0-0 PB 1B 1B		0 0 0 0 0 0 0												
Felix Fermin, R (1, 6) OBP: 0.381, SLG: 0.316		0-0 2-H 3-H 1B		0-3 K		0-3 K		0-0 1-2 2-3 3-H 1B		2 0 1 2 0 1 1												
John Cangelosi, S (7, PH) OBP: 0.508, SLG: 0.313										1 0 0 0 0 1 0												
Al Pedrique, R (7, 6) OBP: 0.296, SLG: 0.303										1 0 1 1 0 0 0												
Doug Drabek, R (1, 1) OBP: 0.233, SLG: 0.185										2 0 0 0 0 2 1												
Terry Harper, R (8, PH) OBP: 0.287, SLG: 0.351										0 0 0 0 1 0 0												
Barry Jones, R (8, 1)										0 0 0 0 0 0 0												
Inning Stats	R: 0 E: 0 K: 0 S: 4	H: 3 LOB: 1 BB: 0 P: 4	R: 2 E: 0 K: 1 S: 7	H: 2 LOB: 1 BB: 1 P: 11	R: 0 E: 1 K: 1 S: 5	H: 0 LOB: 0 BB: 0 P: 5	R: 0 E: 0 K: 1 S: 5	H: 0 LOB: 1 BB: 1 P: 9	R: 0 E: 0 K: 2 S: 7	H: 0 LOB: 0 BB: 0 P: 7	R: 0 E: 0 K: 1 S: 6	H: 1 LOB: 2 BB: 1 P: 10	R: 0 E: 0 K: 2 S: 8	H: 1 LOB: 2 BB: 0 P: 9	R: 2 E: 0 K: 1 S: 8	H: 3 LOB: 3 BB: 2 P: 16	R: 0 E: 0 K: 0 S: 3	H: 0 LOB: 0 BB: 0 P: 3	1B: 9 2B: 1 3B: 0 HR: 0	SF: 0 SAC: 0 DP: 1 HBP: 1	WP: 0 PB: 1 SB: 0 CS: 2	PA: 41
PITCHER	IP WLS BF H R ER SO BB IBB HBP BLK WP HR S P ERA WHIP												PITCHER	IP WLS BF H R ER SO BB IBB HBP BLK WP HR S P ERA WHIP								
Orel Hershiser, R (1, 1) ERA: 2.54	7.1 L 33 8 4 4 8 4 0 1 0 0 0 0 44 61 4.91 1.636																					
Matt Young, L (8, 1) ERA: 4.58	1.2 8 2 0 0 1 0 1 0 0 0 0 9 13 0.00 1.200																					

livebaseballscorecards.com

AB	35
R	4
H	10
RBI	3
BB	5
SO	9
LOB	20



Batter	1	2	3	4	5	6	7	8	9	AB R H RBI BB SO LOB
Dave Anderson, R (1, 6) OBP: 0.282, SLG: 0.339	0-0 6-3		0-3 K		0-3 K			0-0 FC5-4 FC6-4		4 0 0 0 0 2 1
John Shelby, S (1, 8) OBP: 0.304, SLG: 0.451	4-0 HR BB		4-0 1B BB			0-0 F3		0-0 FC6-4		2 1 0 0 2 0 1
Pedro Guerrero, R (1, 7) OBP: 0.401, SLG: 0.574	0-0 1-H HR		0-0 1-2 1B			0-0 2B		0-0 F9		4 1 3 2 0 0 1
Mike Marshall, R (1, 9) OBP: 0.318, SLG: 0.458	0-0 4-3		0-0 G3			0-0 F8		0-3 K		4 0 0 0 0 1 3
Franklin Stubbs, L (1, 3) OBP: 0.316, SLG: 0.454	0-0 4-3			0-0 4-3		0-0 3-1		0-0 F8		4 0 0 0 0 0 1
Mickey Hatcher, R (1, 5) OBP: 0.361, SLG: 0.512		0-0 F7		0-0 6-3			0-0 CS 1B	0-0 6-3		4 0 1 0 0 0 0
Mike Scioscia, L (1, 2) OBP: 0.337, SLG: 0.346		0-0 4-3		0-0 F5			0-0 F7 1-2			3 0 0 0 0 0 1
Steve Sax, R (1, 4) OBP: 0.309, SLG: 0.337 Mariano Duncan, R (4, 4) OBP: 0.269, SLG: 0.324 Matt Young, L (8, 1)		0-0 6-3				0-0 F8		0-0 3-1		1 0 0 0 0 0 0 2 0 0 0 0 0 0 0 0 0 0 0 0 0
Orel Hershiser, R (1, 1) OBP: 0.278, SLG: 0.327 Phil Garner, R (8, 4) OBP: 0.277, SLG: 0.324			0-0 5-3			0-0 F3		4-0 FC5-4 BB		2 0 0 0 0 0 0 0 0 0 0 1 0 0

Inning Stats	R: 2 E: 0 K: 0 S: 4	H: 1 LOB: 0 BB: 1 P: 8	R: 0 E: 0 K: 0 S: 3	H: 0 LOB: 0 BB: 0 P: 3	R: 0 E: 0 K: 1 S: 6	H: 1 LOB: 2 BB: 1 P: 10	R: 0 E: 0 K: 0 S: 3	H: 0 LOB: 0 BB: 0 P: 3	R: 0 E: 0 K: 1 S: 5	H: 0 LOB: 0 BB: 0 P: 5	R: 0 E: 0 K: 0 S: 4	H: 1 LOB: 1 BB: 0 P: 4	R: 0 E: 0 K: 0 S: 3	H: 1 LOB: 0 BB: 0 P: 3	R: 0 E: 0 K: 0 S: 3	H: 0 LOB: 1 BB: 1 P: 7	R: 0 E: 0 K: 1 S: 5	H: 0 LOB: 0 BB: 0 P: 5	1B: 2 2B: 1 3B: 0 HR: 1	SF: 0 SAC: 0 DP: 0 HBP: 0	WP: 0 PB: 0 SB: 0 CS: 1	PA: 33
--------------	------------------------------	---------------------------------	------------------------------	---------------------------------	------------------------------	----------------------------------	------------------------------	---------------------------------	------------------------------	---------------------------------	------------------------------	---------------------------------	------------------------------	---------------------------------	------------------------------	---------------------------------	------------------------------	---------------------------------	----------------------------------	------------------------------------	----------------------------------	--------

PITCHER	IP	WLS	BF	H	R	ER	SO	BB	IBB	HBP	BLK	WP	HR	S	P	ERA	WHIP
Doug Drabek, R (1, 1) ERA: 4.61	7.0	W	26	4	2	2	2	2	2	0	0	0	1	28	36	2.57	0.857
Barry Jones, R (8, 1) ERA: 7.94	2.0	S	7	0	0	0	1	1	0	0	0	0	0	8	12	0.00	0.500

BOTTOM

Pittsburgh Pirates @ Los Angeles Dodgers
Dodger Stadium, Los Angeles, CA

Sat Jul 18 1987, 7:05 PM PDT
 Att. 34,864 - Unknown

livebaseballscorecards.com

AB 30
R 2
H 4
RBI 2
BB 3
SO 3
LOB 8



Batter	1	2	3	4	5	6	7	8	9	AB	R	H	RBI	BB	SO	LOB
Dave Anderson, R OBP: 0.281, SLG: 0.337 (1, 6)	0-0 PB E 1B		0-0 P3		0-3 K			0-0 6-3		4	1	1	0	0	1	1
John Shelby, S OBP: 0.300, SLG: 0.444 (1, 8)	0-0 FC4 PB 1B		0-0 F8		0-0 3-1			0-0 F8		4	1	0	0	0	0	2
Pedro Guerrero, R OBP: 0.399, SLG: 0.570 Ken Howell, R OBP: 1.000, SLG: 1.000 (1, 7) (9, 1)	0-0 1-H 2-H 1B		0-3 K				0-0 1-3	0-0 F8		4	0	1	2	0	1	0
Mike Marshall, R OBP: 0.313, SLG: 0.451 (1, 9)	0-0 F2			0-3 K			0-0 L3		0-0 F5	4	0	0	0	0	1	1
Franklin Stubbs, L OBP: 0.312, SLG: 0.447 (1, 3)	0-0 F8			0-0 F7			0-0 F8		0-0 L8	4	0	0	0	0	0	1
Mickey Hatcher, R OBP: 0.370, SLG: 0.517 (1, 5)	0-0 5-3			0-0 1B			0-0 G3 1B		0-0 BB 1B	4	0	3	0	0	0	1
Mike Scioscia, L OBP: 0.336, SLG: 0.344 (1, 2)		0-0 L8		0-0 F9			0-0 G3		0-0 BB 1B	4	0	1	0	0	0	2
Mariano Duncan, R OBP: 0.268, SLG: 0.320 (1, 4)		0-0 6-3			0-0 F7		0-0 G3		4-0 BB	3	0	0	0	1	0	1
Rick Honeycutt, L OBP: 0.241, SLG: 0.250 Brian Holton, R OBP: 0.250, SLG: 0.250 Danny Heep, L OBP: 0.125, SLG: 0.174 Brad Havens, L OBP: 0.001, SLG: 0.330 Ken Landreaux, L OBP: 0.305, SLG: 0.409 (1, 1) (7, 1) (7, PH) (8, 1) (9, 7) (9, PH)		0-0 4-3			0-0 1B		0-0 4-3		0-3 K	2	0	1	0	0	0	0

Inning Stats	R: 2	H: 2	E: 1	K: 0	S: 6	H: 2	LOB: 1	BB: 0	P: 6	R: 0	H: 0	E: 0	K: 0	S: 3	R: 0	H: 0	E: 0	K: 1	S: 5	R: 0	H: 1	E: 0	K: 1	S: 6	R: 0	H: 1	E: 0	K: 1	S: 6	R: 0	H: 0	E: 0	K: 0	S: 3	R: 0	H: 0	E: 0	K: 0	S: 4	R: 0	H: 0	E: 0	K: 1	S: 7	R: 0	H: 2	E: 0	K: 1	S: 7	1B: 7	2B: 0	3B: 0	HR: 0	SF: 0	SAC: 0	DP: 0	HBP: 0	WP: 0	PA: 36
--------------	------	------	------	------	------	------	--------	-------	------	------	------	------	------	------	------	------	------	------	------	------	------	------	------	------	------	------	------	------	------	------	------	------	------	------	------	------	------	------	------	------	------	------	------	------	------	------	------	------	------	-------	-------	-------	-------	-------	--------	-------	--------	-------	--------

PITCHER	IP	WLS	BF	H	R	ER	SO	BB	IBB	HBP	BLK	WP	HR	S	P	ERA	WHIP
Mike Dunne, R ERA: 3.48 (1, 1)	8.2	W	35	7	2	0	3	1	0	0	0	0	0	40	44	0.00	0.923
John Smiley, L ERA: 4.63 (9, 1)	0.1	S	1	0	0	0	1	0	0	0	0	0	0	3	3	0.00	0.000


BOTTOM

Pittsburgh Pirates @ Los Angeles Dodgers
Dodger Stadium, Los Angeles, CA

Sun Jul 19 1987, 3:33 AM PDT
Att. 37,548 - Unknown

livebaseballscorecards.com

AB	35
R	2
H	7
RBI	2
BB	1
SO	4
LOB	13



Pittsburgh Pirates @ San Francisco Giants
 Candlestick Park, San Francisco, CA

Mon Jul 20 1987, 10:05 PM EDT
 Att. 6,919 - Unknown

AB	36
R	7
H	9
RBI	7
BB	2
SO	7
LOB	8



WP	0	PA	38
PB	0		
SB	0		
CS	0		

AB R H RBI BB SO LOB

5	1	1	0	0	0	0
5	1	3	3	0	0	0
4	0	0	0	0	0	2
4	1	2	0	0	0	1
4	0	0	0	0	2	2
4	1	0	0	0	0	1
2	1	1	1	1	1	0
1	0	0	0	0	0	0
4	1	2	3	0	2	0
2	1	0	0	1	1	2
1	0	0	0	0	1	0
0	0	0	0	0	0	0

Batter	1	2	3	4	5	6	7	8	9
Barry Bonds, L (1, 7) OBP: 0.321, SLG: 0.453	0-0 6-3		0-0 4-3		0-0 F7		0-0 1-2 HR 1B		0-0 F7
Andy Van Slyke, L (1, 8) OBP: 0.356, SLG: 0.535	0-0 L4-3 1B		0-0 F8		0-0 1B		0-0 1-H 2-H HR		0-0 F8
Johnny Ray, S (1, 4) OBP: 0.316, SLG: 0.348	0-0 L4-3 1-2		0-0 4-3		0-0 F9		0-0 F9		
Sid Bream, L (1, 3) OBP: 0.350, SLG: 0.445		0-0 G1-6-3		0-0 5-3 HR 1B	0-0 F9		0-0 1B		
R.J. Reynolds, S (1, 9) OBP: 0.342, SLG: 0.419		0-3 K		0-0 5-3 1-2		0-3 K	0-0 1-3		
Bobby Bonilla, S (1, 5) OBP: 0.342, SLG: 0.454		0-0 E7 1B		0-0 F8		0-0 1-3		0-0 F7	
Michael LaValliere, L (1, 2) OBP: 0.378, SLG: 0.345 Junior Ortiz, R (8, PH) OBP: 0.299, SLG: 0.306 (8, 2)		0-0 1B 2-H 1B		4-0 HR IBB		0-3 K		0-0 F8	
Al Pedrique, R (1, 6) OBP: 0.300, SLG: 0.360		0-0 1-3 1B		0-0 1-H 2-H HR		0-3 K	0-3 K		
Brian Fisher, R (1, 1) OBP: 0.200, SLG: 0.357 John Smiley, L (8, 1) OBP: 0.200, SLG: 0.400 Don Robinson, R (9, 1) OBP: 0.250, SLG: 0.143		0-3 K		0-0 4-3		4-0 BB BB BB 1B HR BB		0-3 K	

Inning Stats	R: 0	H: 1	E: 0	LOB: 0	K: 0	BB: 0	S: 3	P: 3	R: 1	H: 2	E: 1	LOB: 2	K: 2	BB: 0	S: 10	P: 10	R: 0	H: 0	E: 0	LOB: 0	K: 0	BB: 0	S: 3	P: 3	R: 3	H: 2	E: 0	LOB: 0	K: 0	BB: 1	S: 5	P: 9	R: 0	H: 1	E: 0	LOB: 1	K: 0	BB: 0	S: 4	P: 4	R: 0	H: 0	E: 0	LOB: 0	K: 2	BB: 0	S: 7	P: 7	R: 3	H: 3	E: 0	LOB: 1	K: 1	BB: 1	S: 8	P: 12	R: 0	H: 0	E: 0	LOB: 0	K: 1	BB: 0	S: 5	P: 5	R: 0	H: 0	E: 0	LOB: 0	K: 1	BB: 0	S: 5	P: 5	R: 0	H: 0	E: 0	LOB: 0	K: 1	BB: 0	S: 5	P: 5	1B: 7	SF: 0	2B: 1	SAC: 0	3B: 0	DP: 1	HR: 2	HBP: 0	WP: 0	PA: 38
--------------	------	------	------	--------	------	-------	------	------	------	------	------	--------	------	-------	-------	-------	------	------	------	--------	------	-------	------	------	------	------	------	--------	------	-------	------	------	------	------	------	--------	------	-------	------	------	------	------	------	--------	------	-------	------	------	------	------	------	--------	------	-------	------	-------	------	------	------	--------	------	-------	------	------	------	------	------	--------	------	-------	------	------	------	------	------	--------	------	-------	------	------	-------	-------	-------	--------	-------	-------	-------	--------	-------	--------

PITCHER	IP	WLS	BF	H	R	ER	SO	BB	IBB	HBP	BLK	WP	HR	S	P	ERA	WHIP
Michael LaCoss, R (1, 1) ERA: 4.57	4.1	L	20	6	4	3	2	0	1	0	0	0	1	23	27	6.23	1.385
Joe Price, L (5, 1) ERA: 5.79	0.2		2	0	0	0	0	0	0	0	0	0	0	2	2	0.00	0.000
Jim Gott, R (6, 1) ERA: 4.61	2.0		10	3	3	3	3	1	0	0	0	0	1	15	19	13.50	2.000
Craig Lefferts, L (8, 1) ERA: 3.86	2.0		6	0	0	0	2	0	0	0	0	0	0	10	10	0.00	0.000

Batter	1	2	3	4	5	6	7	8	9	AB	R	H	RBI	BB	SO	LOB
Eddie Milner, L (1, 8) OBP: 0.250, SLG: 0.247 Jeffrey Leonard, R (8, PH) OBP: 0.319, SLG: 0.515 (9, 7)	0-0 F7		0-0 F7		0-0 F2			0-0 5-3	0-0 F8	3	0	0	0	0	0	0
Kevin Mitchell, R (1, 5) OBP: 0.310, SLG: 0.422	0-0 F4		0-0 6-3		0-0 1B			0-0 HR		4	1	2	1	0	0	0
Mike Aldrete, L (1, 7) OBP: 0.373, SLG: 0.430 (9, 9)	0-0 1B			4-0 HR	0-0 L5			0-0 4-3		3	1	1	0	1	0	1
Will Clark, L (1, 3) OBP: 0.348, SLG: 0.528	4-0 1-2 BB			0-0 HR		0-0 F8		0-3 K2-3		3	1	1	2	1	1	0
Chili Davis, S (1, 9) OBP: 0.332, SLG: 0.434 (9, 8)	0-0 L6			0-0 4-3		0-0 4-3			4-0 1B	3	1	0	0	1	0	2
Mackey Sasser, L (1, 2) Bob Brenly, R (9, PH) OBP: 0.381, SLG: 0.533		0-0 L4		0-0 F9		0-0 F7			0-0 1B	3	0	0	0	0	0	0
Robby Thompson, R (1, 4) OBP: 0.304, SLG: 0.397		0-0 L4		0-0 6-3			0-0 6-3		0-0 1B	4	0	1	2	0	0	0
Jose Uribe, S (1, 6) OBP: 0.320, SLG: 0.383		0-0 5-3			0-0 HR		0-0 G3		0-0 2B	3	1	1	1	0	0	0
Michael LaCoss, R (1, 1) Joe Price, R (5, 1) Joel Youngblood, R (5, PH) Jim Gott, R (6, 1) Chris Speier, R (7, PH) Craig Lefferts, L (8, 1) Harry Spilman, L (9, PH) OBP: 0.368, SLG: 0.469			0-0 F4		0-0 F9		0-0 6-3		0-3 K	1	0	0	0	0	0	0

Inning Stats	R: 0	H: 1	E: 0	LOB: 2	K: 0	BB: 1	S: 4	P: 8	R: 0	H: 0	E: 0	LOB: 0	K: 0	BB: 0	S: 3	P: 3	R: 0	H: 0	E: 0	LOB: 0	K: 0	BB: 0	S: 3	P: 3	R: 2	H: 1	E: 0	LOB: 0	K: 0	BB: 1	S: 4	P: 8	R: 1	H: 2	E: 0	LOB: 1	K: 0	BB: 0	S: 5	P: 5	R: 0	H: 0	E: 0	LOB: 0	K: 0	BB: 0	S: 3	P: 3	R: 1	H: 1	E: 0	LOB: 0	K: 1	BB: 0	S: 6	P: 6	R: 2	H: 2	E: 0	LOB: 1	K: 1	BB: 1	S: 7	P: 11	1B: 3	SF: 0	2B: 1	SAC: 1	3B: 0	DP: 0	HR: 3	HBP: 0	WP: 0	PA: 37
PITCHER	IP	WLS	BF	H	R	ER	SO	BB	IBB	HBP	BLK	WP	HR	S	P	ERA	WHIP																																																									
Brian Fisher, R (1, 1) ERA: 5.02	7.0		27	4	3	3	0	2	0	0	0	0	2	25	33	3.86	0.857																																																									
John Smiley, L (8, 1) ERA: 4.87	1.0		5	1	2	2	1	1	0	0	0	0	1	6	10	18.00	2.000																																																									
Don Robinson, R (9, 1) ERA: 4.22	1.0	S	5	2	1	1	1	0	0	0	0	0	0	7	7	9.00	2.000																																																									

BOTTOM

Pittsburgh Pirates @ San Francisco Giants
Candlestick Park, San Francisco, CA
Mon Jul 20 1987, 10:05 PM EDT
Att. 6,919 - Unknown

AB	33
R	6
H	7
RBI	6
BB	3
SO	2
LOB	5



Batter	1	2	3	4	5	6	7	8	9	AB R H RBI BB SO LOB	TOP	
Bobby Bonilla, S OBP: 0.345, SLG: 0.455 (1, 7) (6, 5)	0-0 4-3		0-0 5-3			0-0 FC1-6 1-2 1B		0-0 1-2 1B		4 0 2 0 0 0 1	Pittsburgh Pirates @ San Francisco Giants Candlestick Park, San Francisco, CA Tue Jul 21 1987, 10:05 PM EDT Att. 8,382 - Unknown livebaseballscorecards.com	
Al Pedrique, R OBP: 0.289, SLG: 0.346 Barry Jones, R (6, 1) R.J. Reynolds, S OBP: 0.340, SLG: 0.417 Brett Gideon, R (8, 1)	0-0 L1			0-0 6-3		0-0 FC1-6		0-0 6-3		3 0 0 0 0 0 2 0 0 0 0 0 0 0 1 0 0 0 0 0 2 0 0 0 0 0 0 0		
Andy Van Slyke, L OBP: 0.352, SLG: 0.528 (1, 8)	0-0 F9			0-0 F6		0-0 F8			0-3 K	4 0 0 0 0 1 2		
Jim Morrison, R OBP: 0.323, SLG: 0.433 (1, 5) (6, 6)		0-0 5-3		0-0 6-3			0-3 K		0-0 6-3	4 0 0 0 0 1 0		
Mike Diaz, R OBP: 0.333, SLG: 0.513 (1, 3)		4-0 G5-4-3 BB			0-0 G6-4-3 1B		0-0 5-3		0-0 F7	3 0 1 0 1 0 0		
Terry Harper, R OBP: 0.301, SLG: 0.361 (1, 9)		0-0 G5-4-3 1-2f			0-0 L7		0-3 K			3 0 0 0 0 1 2		
Johnny Ray, S OBP: 0.314, SLG: 0.346 (1, 4)			0-0 5-3		0-0 G6-4-3 1-2f			0-0 F9		3 0 0 0 0 0 1		
Junior Ortiz, R OBP: 0.300, SLG: 0.306 (1, 2)			0-0 6-3			0-0 FC1-6 1B 1B		0-0 F9		3 0 1 0 0 0 0		
Bob Kipper, R OBP: 0.250, SLG: 0.313 Bob Walk, R OBP: 0.400, SLG: 0.400 John Cangelosi, S OBP: 0.512, SLG: 0.379 (6, 7)			0-0 1B			0-3 K		0-0 1B 1B		1 0 1 0 0 0 0 0 0 0 0 0 0 0 2 0 1 0 0 1 1		
Inning Stats	R: 0 E: 0 K: 0 S: 3 H: 0 LOB: 0 BB: 0 P: 3	R: 0 E: 0 K: 0 S: 2 H: 0 LOB: 0 BB: 1 P: 6	R: 0 E: 0 K: 0 S: 4 H: 1 LOB: 1 BB: 0 P: 4	R: 0 E: 0 K: 0 S: 3 H: 0 LOB: 0 BB: 0 P: 3	R: 0 E: 0 K: 0 S: 3 H: 1 LOB: 0 BB: 0 P: 3	R: 0 E: 0 K: 1 S: 7 H: 2 LOB: 2 BB: 0 P: 7	R: 0 E: 0 K: 2 S: 7 H: 0 LOB: 0 BB: 0 P: 7	R: 0 E: 0 K: 0 S: 5 H: 2 LOB: 2 BB: 0 P: 5	R: 0 E: 0 K: 1 S: 5 H: 0 LOB: 0 BB: 0 P: 5	1B: 6 2B: 0 3B: 0 HR: 0 SF: 0 SAC: 0 DP: 2 HBP: 0		WP: 0 PB: 0 SB: 0 CS: 0 PA: 32
PITCHER Dave Dravecky, L ERA: 3.69 (1, 1)	IP: 9.0 WLS: W BF: 32 H: 6 R: 0 ER: 0 SO: 4 BB: 1 IBB: 0 HBP: 0 BLK: 0 WP: 0 HR: 0 S: 39 P: 43 ERA: 0.00 WHIP: 0.778											PITCHER IP: WLS: BF: H: R: ER: SO: BB: IBB: HBP: BLK: WP: HR: S: P: ERA: WHIP



Batter	1	2	3	4	5	6	7	8	9	AB	R	H	RBI	BB	SO	LOB
Mike Aldrete, L (1, 9) OBP: 0.374, SLG: 0.445	0-0 3-1		0-0 F5	0-0 4-3		4-0 2-3 BB		0-0 HR		4	1	1	1	1	0	0
Kevin Mitchell, R (1, 5) OBP: 0.315, SLG: 0.425	0-0 1B SF7 2B		4-0 2B BB	0-0 F8		0-0 2-3		4-0 BB		3	2	1	0	2	0	1
Jeffrey Leonard, R (1, 7) OBP: 0.323, SLG: 0.522	0-0 2-3 1B		0-0 1-H 3B 2B	0-0 2B		0-0 6-3		0-3 K		5	1	3	1	0	1	2
Bob Brenly, R (1, 2) OBP: 0.388, SLG: 0.552	0-0 SF7		4-0 3B S BB	4-0 BB		0-0 HR				1	2	1	2	2	0	0
Chili Davis, S (1, 8) OBP: 0.332, SLG: 0.438	0-0 3-H F8		0-0 1-H 2-H SH1-2-3 3B	0-0 L5		0-0 F7				4	1	1	2	0	0	3
Will Clark, L (1, 3) OBP: 0.345, SLG: 0.523		0-0 4-3	0-0 SH1-2-3		0-0 5-3		0-0 4-3			3	0	0	1	0	0	0
Robby Thompson, R (1, 4) OBP: 0.303, SLG: 0.395		0-0 5-3	0-0 3-H 1B 1B		0-0 6-3		0-3 K			4	0	1	0	0	1	0
Jose Uribe, S (1, 6) OBP: 0.327, SLG: 0.388		0-0 1B	0-0 1-3 1B		0-0 F2			0-0 L9		4	0	2	0	0	0	0
Dave Dravecky, R (1, 1) OBP: 0.200, SLG: 0.143		0-0 L9	0-0 5-3			0-3 K2-3		0-0 L1		4	0	0	0	0	1	3

Inning Stats	R: 1	H: 2	E: 0	K: 0	S: 5	L: 1	LOB: 1	BB: 0	P: 5	R: 0	H: 1	E: 0	K: 0	S: 4	R: 4	H: 4	E: 0	K: 0	S: 7	R: 0	H: 1	E: 0	K: 0	S: 4	R: 0	H: 0	E: 0	K: 1	S: 5	R: 1	H: 1	E: 0	K: 1	S: 6	R: 1	H: 1	E: 0	K: 1	S: 6	R: 1	H: 1	E: 0	K: 1	S: 6	1B: 4	2B: 3	3B: 1	HR: 2	SF: 1	SAC: 1	DP: 0	HBP: 0	WP: 0	PB: 0	SB: 2	CS: 0	PA: 39
--------------	------	------	------	------	------	------	--------	-------	------	------	------	------	------	------	------	------	------	------	------	------	------	------	------	------	------	------	------	------	------	------	------	------	------	------	------	------	------	------	------	------	------	------	------	------	-------	-------	-------	-------	-------	--------	-------	--------	-------	-------	-------	-------	--------

PITCHER	IP	WLS	BF	H	R	ER	SO	BB	IBB	HBP	BLK	WP	HR	S	P	ERA	WHIP
Bob Kipper, L (1, 1) ERA: 5.6	2.2	L	16	6	5	5	0	2	0	0	0	0	0	14	22	16.88	3.000
Bob Walk, R (3, 1) ERA: 3.99	2.1		10	2	0	0	0	1	0	0	0	0	0	9	13	0.00	1.286
Barry Jones, R (6, 1) ERA: 7.66	2.0		8	1	1	1	2	1	0	0	0	0	1	11	15	4.50	1.000
Brett Gideon, R (8, 1) ERA: 3.86	1.0		5	1	1	1	1	1	0	0	0	0	1	6	10	9.00	2.000


BOTTOM

Pittsburgh Pirates @ San Francisco Giants
Candlestick Park, San Francisco, CA

Tue Jul 21 1987, 10:05 PM EDT
Att. 8,382 - Unknown

livebaseballscorecards.com

AB	32
R	7
H	10
RBI	7
BB	5
SO	3
LOB	9



Batter	1	2	3	4	5	6	7	8	9	AB R H RBI BB SO LOB	TOP											
Barry Bonds, L (1, 7) OBP: 0.322, SLG: 0.449	0-3 K		4-0 1B BB		0-0 4-3			0-0 P3	4-0 WP IBB	3 0 0 0 2 1 0	Pittsburgh Pirates @ San Francisco Giants Candlestick Park, San Francisco, CA Wed Jul 22 1987, 6:33 AM EDT Att: 14,472 - Unknown livebaseballscorecards.com											
Andy Van Slyke, L (1, 8) OBP: 0.350, SLG: 0.523	0-0 F9		0-0 F9		0-0 FC5-4 1B		0-0 F7	0-0 4-3	5 0 1 0 0 0 4													
Jim Morrison, R (1, 4) OBP: 0.322, SLG: 0.430	0-0 F8		0-0 1B		0-0 FC5-4		0-0 F9		4 0 1 1 0 0 1													
Sid Bream, L (1, 3) OBP: 0.352, SLG: 0.444		0-0 1B	4-3		0-0 F6			4-0 E SF8 BB	3 1 1 0 1 0 2													
R.J. Reynolds, S (1, 9) OBP: 0.335, SLG: 0.409	0-3 K			0-0 F7		0-0 3-1		0-0 E1 1B	4 1 0 0 0 1 2													
Bobby Bonilla, S (1, 5) OBP: 0.339, SLG: 0.449	0-3 K			0-3 K		0-0 G3		0-0 SF8	3 0 0 1 0 2 1													
Michael LaValliere, L (1, 2) OBP: 0.380, SLG: 0.344	0-0 4-3			0-0 1B		0-0 F6		4-0 SH1-4 WP IBB	3 1 1 0 1 0 1													
Al Pedrique, R (1, 6) OBP: 0.287, SLG: 0.341			0-0 6-3	0-0 5-3		0-0 6-3		0-0 WP SH1-4 1B	4 0 1 1 0 0 1													
Rick Reuschel, R (1, 1) OBP: 0.151, SLG: 0.216			4-0 BB		0-0 F6		0-0 F7	0-0 SH1-4	0 1 0 0 0 0 0													
Inning Stats	R: 0 E: 0 K: 1 S: 5	H: 0 LOB: 0 BB: 0 P: 5	R: 0 E: 0 K: 2 S: 8	H: 1 LOB: 1 BB: 0 P: 8	R: 1 E: 0 K: 0 S: 4	H: 1 LOB: 2 BB: 2 P: 12	R: 0 E: 0 K: 1 S: 6	H: 1 LOB: 1 BB: 0 P: 6	R: 0 E: 0 K: 0 S: 4	H: 1 LOB: 1 BB: 0 P: 4	R: 0 E: 0 K: 0 S: 3	H: 0 LOB: 0 BB: 0 P: 3	R: 0 E: 0 K: 0 S: 3	H: 0 LOB: 0 BB: 0 P: 3	R: 0 E: 0 K: 0 S: 3	H: 0 LOB: 0 BB: 0 P: 3	R: 3 E: 1 K: 0 S: 5	H: 1 LOB: 2 BB: 3 P: 17	1B: 5 2B: 0 3B: 0 HR: 0	SF: 1 SAC: 1 DP: 0 HBP: 0	WP: 1 PB: 1 SB: 0 CS: 0	PA: 38
PITCHER	IP WLS BF H R ER SO BB IBB HBP BLK WP HR S P ERA WHIP																					
Kelly Downs, R (1, 1) ERA: 3.69	8.1 L 35 5 4 2 4 3 1 0 0 0 0 39 55 2.16 0.960																					
Jeff Robinson, R (9, 1) ERA: 2.85	0.1 2 0 0 0 0 0 0 1 0 0 0 0 5 0.00 0.000																					
Craig Lefferts, L (9, 1) ERA: 3.84	0.1 1 0 0 0 0 0 0 0 0 0 1 0 1 0.00 0.000																					

AB	29
R	4
H	5
RBI	3
BB	4
SO	4
LOB	12



Batter	1	2	3	4	5	6	7	8	9	AB R H RBI BB SO LOB
Mike Aldrete, L (1, 9) OBP: 0.371, SLG: 0.440	0-3 K		0-0 3-1			0-0 1-3			0-0 BB 1B	4 0 1 0 0 1 0
Kevin Mitchell, R (1, 5) OBP: 0.310, SLG: 0.418	0-0 F3			0-0 1-3			0-3 K		0-0 F7	4 0 0 0 0 1 1
Jeffrey Leonard, R (1, 7) OBP: 0.325, SLG: 0.520	0-0 4-3			0-0 F7			0-0 4-3 1B		4-0 1-2 BB	3 0 1 0 1 0 0
Will Clark, L (1, 3) OBP: 0.344, SLG: 0.519		0-0 F8 1B 1B		0-3 K			0-0 4-3 1-2		0-0 F8	4 0 1 0 0 1 3
Chili Davis, S (1, 8) OBP: 0.332, SLG: 0.437		0-0 1-2 G6-4-3 1B			0-0 4-3		0-0 F9			3 0 1 0 0 0 1
Bob Brenly, R (1, 2) OBP: 0.387, SLG: 0.548		0-0 F8 2-3			0-0 5-3			0-0 SH3-4 1B		3 0 1 0 0 0 2
Robby Thompson, R (1, 4) OBP: 0.301, SLG: 0.391		0-0 G6-4-3 1-2f			0-0 F7			0-0 SH3-4 1-2		2 0 0 0 0 0 2
Jose Uribe, S (1, 6) OBP: 0.318, SLG: 0.376			0-0 G3			0-0 F8		0-0 4 2-3f		3 0 0 0 0 0 1
Kelly Downs, R (1, 1) OBP: 0.195, SLG: 0.175			0-0 1-3			0-0 F6			0-3 K	2 0 0 0 0 0 0
Jeff Robinson, R (9, 1) OBP: 0.118, SLG: 0.118										0 0 0 0 0 0 0
Craig Lefferts, L (9, 1) OBP: 0.333, SLG: 0.333										0 0 0 0 0 0 0
Harry Spilman, L (9, PH) OBP: 0.362, SLG: 0.460										1 0 0 0 0 1 0

Inning Stats	R: 0 E: 0 K: 1 S: 5	H: 0 LOB: 0 BB: 0 P: 5	R: 0 E: 0 K: 0 S: 4	H: 2 LOB: 1 BB: 0 P: 4	R: 0 E: 0 K: 0 S: 3	H: 0 LOB: 0 BB: 0 P: 3	R: 0 E: 0 K: 1 S: 5	H: 0 LOB: 0 BB: 0 P: 5	R: 0 E: 0 K: 0 S: 3	H: 0 LOB: 0 BB: 0 P: 3	R: 0 E: 0 K: 0 S: 3	H: 0 LOB: 0 BB: 0 P: 3	R: 0 E: 0 K: 1 S: 6	H: 1 LOB: 1 BB: 0 P: 6	R: 0 E: 0 K: 0 S: 3	H: 1 LOB: 0 BB: 0 P: 3	R: 0 E: 0 K: 1 S: 6	H: 1 LOB: 2 BB: 1 P: 10	1B: 5 2B: 1 3B: 0 HR: 0	SF: 0 SAC: 1 DP: 2 HBP: 0
PITCHER Rick Reuschel, R (1, 1) ERA: 2.19	IP: 9.0 WLS: W BF: 31 H: 5 R: 0 ER: 0 SO: 4 BB: 1 IBB: 0 HBP: 0 BLK: 0 WP: 0 HR: 0 S: 38 P: 42 ERA: 0.00 WHIP: 0.667																		WP: 0 PB: 0 SB: 0 CS: 0	PA: 31 ERA WHIP

BOTTOM

Pittsburgh Pirates @ San Francisco Giants
 Candlestick Park, San Francisco, CA
 Wed Jul 22 1987, 6:33 AM EDT
 Att. 14,472 - Unknown

livebaseballscorecards.com

AB	29
R	0
H	5
RBI	0
BB	1
SO	4
LOB	10



Batter	1	2	3	4	5	6	7	8	9	AB R H RBI BB SO LOB	TOP											
John Cangelosi, S (1, 9) OBP: 0.500, SLG: 0.363 R.J. Reynolds, S (8, 9) OBP: 0.332, SLG: 0.405	0-3 K		0-0 4-3		0-0 FC5-4 2B		4-0 F7 S BB		0-3 K	3 1 0 0 1 1 1 1 0 0 0 0 1 0	Pittsburgh Pirates @ San Diego Padres Jack Murphy Stadium, San Diego, CA Fri Jul 24 1987, 10:05 PM EDT Att: 17,136 - Unknown											
Andy Van Slyke, L (1, 8) OBP: 0.349, SLG: 0.516	0-3 K		0-0 4-3		4-0 1-2 2B BB		0-3 K	0-0 F9	4 1 0 0 1 2 1													
Johnny Ray, S (1, 4) OBP: 0.316, SLG: 0.349	0-3 K			0-0 1B 5-3	0-0 1B 2B		4-0 1-2 F7 IBB	0-0 F9	4 1 2 2 1 1 0													
Sid Bream, L (1, 3) OBP: 0.344, SLG: 0.432		0-3 K		0-0 L4	0-0 4-3		0-0 F7		4 0 0 0 0 1 4													
Bobby Bonilla, S (1, 5) OBP: 0.344, SLG: 0.455		0-0 6-3		0-0 5-3		0-0 1B	4-0 1B IBB		3 0 1 0 1 0 1													
Barry Bonds, L (1, 7) OBP: 0.328, SLG: 0.453		4-0 S BB		0-0 1B 2-H		0-0 1B	0-0 4-3		3 0 2 1 1 0 3													
Michael LaValliere, L (1, 2) OBP: 0.373, SLG: 0.335		4-0 1-2 BB		0-0 5-3		0-3 K		0-3 K	3 0 0 0 1 2 3													
Sam Khalifa, R (1, 6)		0-0 5-3		0-0 E5 FC5-4	0-0 P3		0-0 F9		4 0 0 0 0 0 4													
Mike Dunne, R (1, 1) OBP: 0.077, SLG: 0.040 Terry Harper, R (8, PH) OBP: 0.298, SLG: 0.357 John Smiley, L (8, 1) OBP: 0.200, SLG: 0.400 Brett Gideon, R (9, 1)		0-0 F8		0-3 K	0-3 K		0-0 F4		3 0 0 0 0 2 3 1 0													
Inning Stats	R: 0 E: 0 K: 3 S: 9	H: 0 LOB: 0 BB: 0 P: 9	R: 0 E: 0 K: 1 S: 5	H: 0 LOB: 2 BB: 2 P: 13	R: 0 E: 0 K: 0 S: 3	H: 0 LOB: 0 BB: 0 P: 3	R: 1 E: 0 K: 0 S: 5	H: 2 LOB: 1 BB: 0 P: 5	R: 2 E: 1 K: 1 S: 7	H: 1 LOB: 1 BB: 1 P: 11	R: 0 E: 0 K: 2 S: 9	H: 2 LOB: 2 BB: 0 P: 9	R: 0 E: 0 K: 1 S: 5	H: 0 LOB: 3 BB: 3 P: 17	R: 0 E: 0 K: 1 S: 5	H: 0 LOB: 0 BB: 0 P: 5	R: 0 E: 0 K: 1 S: 5	H: 0 LOB: 0 BB: 0 P: 5	1B: 4 2B: 1 3B: 0 HR: 0	SF: 0 SAC: 0 DP: 0 HBP: 0	WP: 0 PB: 0 SB: 2 CS: 0	PA: 39
PITCHER	IP WLS BF H R ER SO BB IBB HBP BLK WP HR S P ERA WHIP																					
Jimmy Jones, R (1, 1) ERA: 4.54 Keith Comstock, L (6, 1) ERA: 2.7 Mark Davis, L (8, 1) ERA: 4.12	5.0 L 24 5 3 1 5 3 0 0 0 0 0 0 31 43 1.80 1.600																					
	2.0 9 0 0 0 3 1 2 0 0 0 0 0 12 24 0.00 0.500																					
	2.0 6 0 0 0 2 0 0 0 0 0 0 0 10 10 0.00 0.000																					

livebaseballscorecards.com

AB	33
R	3
H	5
RBI	3
BB	6
SO	10
LOB	20



Batter	1	2	3	4	5	6	7	8	9	AB R H RBI BB SO LOB	TOP											
Barry Bonds, L (1, 7) OBP: 0.329, SLG: 0.461	0-0 HR	0-0 4-3		0-0 FC4-6 BB 1-2f		0-0 BB 1B 1B	0-3 K			5 2 2 1 0 1 3												
Andy Van Slyke, L (1, 8) OBP: 0.356, SLG: 0.520	4-0 1B BB	0-0 E 2B		4-0 G4-6-3 BB 1-2		0-0 BB 1B 1B		0-0 F8		3 3 2 1 2 0 0												
Johnny Ray, S (1, 4) OBP: 0.320, SLG: 0.349	0-0 1B 1B	0-0 F7		0-0 G4-6-3 BB 1-2f		4-0 1B BB 1-2 2-3		4-0 FC3-6 BB		3 1 1 0 2 0 3												
Sid Bream, L (1, 3) OBP: 0.348, SLG: 0.435	0-0 BB BB SF9 1B	0-0 E9 1B			0-0 5-3	0-0 1B		0-0 FC3-6 WP 1-2f		5 1 3 5 0 0 1												
Jim Morrison, R (1, 5) OBP: 0.319, SLG: 0.423	4-0 SF9 BB SH1-3 BB	0-0 F4			0-3 K	0-3 K		0-0 F2 1-2		4 1 0 0 1 2 4												
R.J. Reynolds, S (1, 9) OBP: 0.329, SLG: 0.397	4-0 SH1-3 BB 1-2 2-3		0-0 4-3		0-3 K		0-3 K		0-0 F7	4 0 0 0 1 2 0												
Michael LaValliere, L (1, 2) OBP: 0.372, SLG: 0.332	0-0 SF9		0-0 4-3			0-0 3-1		4-0 BB BB	0-3 K	2 0 0 1 1 0 0												
Junior Ortiz, R (9, PH) OBP: 0.298, SLG: 0.304	2-3 3-H									1 0 0 0 0 1 0												
Sam Khalifa, R (1, 6) OBP: 0.091, SLG: 0.091	0-0 SH1-3 1-2 3-H		0-0 1-3			0-0 1B 1B		0-3 K	0-0 F9	4 1 1 1 0 1 1												
Brian Fisher, R (1, 1) OBP: 0.235, SLG: 0.355	0-3 K			0-0 FC4-6 1B		0-3 K		4-0 BB		3 0 1 0 1 2 2												
Barry Jones, R (7, 1)										0 0 0 0 0 0 0												
Don Robinson, R (9, 1)										0 0 0 0 0 0 0												
Inning Stats	R: 5 E: 0 K: 1 S: 8	H: 3 LOB: 1 BB: 3 P: 20	R: 1 E: 1 K: 0 S: 5	H: 2 LOB: 1 BB: 0 P: 5	R: 0 E: 0 K: 0 S: 3	H: 0 LOB: 0 BB: 0 P: 3	R: 0 E: 0 K: 0 S: 3	H: 1 LOB: 1 BB: 1 P: 7	R: 0 E: 0 K: 2 S: 7	H: 0 LOB: 0 BB: 0 P: 7	R: 3 E: 0 K: 2 S: 11	H: 4 LOB: 2 BB: 1 P: 15	R: 0 E: 0 K: 3 S: 9	H: 0 LOB: 2 BB: 2 P: 17	R: 0 E: 0 K: 0 S: 3	H: 0 LOB: 1 BB: 1 P: 7	R: 0 E: 0 K: 1 S: 5	H: 0 LOB: 0 BB: 0 P: 5	1B: 8 2B: 1 3B: 0 HR: 1	SF: 1 SAC: 1 DP: 1 HBP: 0	WP: 1 PB: 0 SB: 0 CS: 0	PA: 44
PITCHER	IP WLS BF H R ER SO BB IBB HBP BLK WP HR S P ERA WHIP																					
Andy Hawkins, R (1, 1) ERA: 5.23	1.2 L 13 5 6 6 1 3 0 0 0 0 0 1 12 24 32.40 4.800																					
Greg Booker, R (2, 1) ERA: 3.67	2.1 8 1 0 0 0 1 0 0 0 0 0 0 7 11 0.00 0.857																					
Lance McCullers, R (5, 1) ERA: 4.56	3.0 16 4 3 3 7 3 0 0 0 0 0 0 27 39 9.00 2.333																					
Keith Comstock, L (8, 1) ERA: 2.55	2.0 7 0 0 0 1 1 0 0 0 0 1 0 8 12 0.00 0.500																					

Pittsburgh Pirates @ San Diego Padres
 Jack Murphy Stadium, San Diego, CA
 Sat Jul 25 1987, 10:05 PM EDT
 Att: 19,764 - Unknown

livebaseballscorecards.com

AB	34
R	9
H	10
RBI	9
BB	8
SO	9
LOB	14



Batter	1	2	3	4	5	6	7	8	9	AB R H RBI BB SO LOB
Stan Jefferson, S OBP: 0.332, SLG: 0.351 (1, 8) (8, 7)	0-0 L1		0-0 F8		0-3 K		0-0 1-H 3B		0-3 K	5 0 1 1 0 2 2
Tony Gwynn, L OBP: 0.441, SLG: 0.513 (1, 9) BBB	4-0 BB		0-3 K			0-0 F8 BB 1B	4-0 BB		0-0 F7	3 0 1 0 2 1 2
Carmelo Martinez, R OBP: 0.371, SLG: 0.435 Keith Comstock, L OBP: 0.303, SLG: 0.234 (1, 7) (8, 1) (9, PH)	0-3 K			0-0 HR		0-0 F9	0-0 5-3		0-3 K2-3	4 1 1 1 0 1 4 0 0 0 0 0 0 0 1 0 0 0 0 1 1
John Kruk, L OBP: 0.442, SLG: 0.506 (1, 3)	0-0 F8			0-0 4-3		4-0 1-2 BB		0-0 G3		3 0 0 0 1 0 1
Randy Ready, R OBP: 0.403, SLG: 0.438 (1, 5)		0-3 K		0-0 HR		0-0 F8		4-0 FC6-4 BB		3 1 1 1 1 1 2
Garry Templeton, S OBP: 0.283, SLG: 0.305 (1, 6)		0-3 K		0-3 K		0-0 F7		0-0 FC6-4 WP		4 0 0 0 0 2 3
Benito Santiago, R OBP: 0.293, SLG: 0.395 Lance McCullers, S OBP: 0.299, SLG: 0.365 (1, 2) (5, 1) (7, PH) (8, 8)		0-0 F8		0-3 K			0-0 F8	4-0 1-2 BB		2 0 0 0 0 1 0 0 0 0 0 0 0 0 1 0 0 0 1 0 0
Tim Flannery, L OBP: 0.342, SLG: 0.280 (1, 4)			0-0 2B		0-0 F7		0-0 L7	0-0 3-1		4 0 1 0 0 0 2
Andy Hawkins, R OBP: 0.156, SLG: 0.156 Greg Booker, R OBP: 0.246, SLG: 0.255 (1, 1) (2, 1) (5, 2)			0-0 F7		0-3 K		0-0 3B 1B	4-0 BB		0 0 0 0 0 0 0 1 0 0 0 0 0 1 2 1 1 0 1 1 0

Inning Stats	R: 0	H: 0	E: 0	K: 1	S: 5	LOB: 1	BB: 1	P: 9	R: 0	H: 0	E: 0	K: 2	S: 7	LOB: 0	BB: 0	P: 7	R: 0	H: 1	E: 0	K: 1	S: 6	LOB: 1	BB: 0	P: 6	R: 2	H: 2	E: 0	K: 2	S: 9	LOB: 0	BB: 0	P: 9	R: 0	H: 0	E: 0	K: 2	S: 7	LOB: 0	BB: 0	P: 7	R: 0	H: 1	E: 0	K: 0	S: 4	LOB: 2	BB: 1	P: 8	R: 1	H: 2	E: 0	K: 0	S: 5	LOB: 2	BB: 1	P: 9	R: 0	H: 0	E: 0	K: 0	S: 3	LOB: 2	BB: 2	P: 11	R: 0	H: 0	E: 0	K: 2	S: 7	LOB: 1	BB: 1	P: 11	1B: 2	2B: 1	3B: 1	SF: 0	SAC: 0	DP: 0	HBP: 0	WP: 1	PB: 0	SB: 0	CS: 0	PA: 39
--------------	------	------	------	------	------	--------	-------	------	------	------	------	------	------	--------	-------	------	------	------	------	------	------	--------	-------	------	------	------	------	------	------	--------	-------	------	------	------	------	------	------	--------	-------	------	------	------	------	------	------	--------	-------	------	------	------	------	------	------	--------	-------	------	------	------	------	------	------	--------	-------	-------	------	------	------	------	------	--------	-------	-------	-------	-------	-------	-------	--------	-------	--------	-------	-------	-------	-------	--------

PITCHER	IP	WLS	BF	H	R	ER	SO	BB	IBB	HBP	BLK	WP	HR	S	P	ERA	WHIP
Brian Fisher, R ERA: 4.96 (1, 1)	6.2	W	29	6	3	3	8	3	0	0	0	0	2	4	12	4.05	1.350
Barry Jones, R ERA: 7.0 (7, 1)	1.1		6	0	0	0	0	2	0	0	0	1	0	4	12	0.00	1.500
Don Robinson, R ERA: 4.15 (9, 1)	1.0		4	0	0	0	2	1	0	0	0	0	0	7	11	0.00	1.000

BOTTOM

Pittsburgh Pirates @ San Diego Padres
Jack Murphy Stadium, San Diego, CA

Sat Jul 25 1987, 10:05 PM EDT
Att. 19,764 - Unknown

livebaseballscorecards.com

AB	33
R	3
H	6
RBI	3
BB	6
SO	10
LOB	18



Batter	1	2	3	4	5	6	7	8	9
Shane Mack, R OBP: 0.303, SLG: 0.383 (1, 8) X	0-0 HR	0-3 K		1-0 E 1B HBP		0-3 K		0-3 K	
Tony Gwynn, L OBP: 0.439, SLG: 0.510 (1, 9) X	0-0 F7		0-0 5-3	0-0 E 1-2 1B		0-0 F7			
Carmelo Martinez, R OBP: 0.373, SLG: 0.433 (1, 7) B Marvell Wynne, L OBP: 0.354, SLG: 0.367 (7, 7) B	4-0 1B 2B BB		0-0 F8	0-0 E9 WP 1B 1-H 2-H		0-3 K			
John Kruk, L OBP: 0.440, SLG: 0.502 (1, 3) X	0-0 F7		0-0 1B	0-3 K 3-H		0-0 4-3			
Randy Ready, R OBP: 0.400, SLG: 0.435 (1, 5) X	0-0 2B 1-2 1B		0-0 F8		0-3 K		0-0 F9		
Benito Santiago, R OBP: 0.299, SLG: 0.399 (1, 2) X	0-0 1-3 2-H 2B		4-0 HR BB		0-3 K		4-0 S BB		
Luis Salazar, R OBP: 0.320, SLG: 0.371 (1, 6) X	0-0 6-3		0-0 1-H HR		0-0 1B 1B		0-3 K2-3 1-2		
Tim Flannery, L OBP: 0.340, SLG: 0.279 (1, 4) X		0-0 L6		0-0 F7		0-0 1-3 1B		0-0 4-3	
Ed Whitson, R OBP: 0.091, SLG: 0.114 (1, 1) X		0-0 L4		0-0 F3		0-0 5-3		0-3 K	

Inning Stats	R: 2 E: 0 K: 0 S: 6	H: 3 LOB: 2 BB: 1 P: 10	R: 0 E: 0 K: 1 S: 5	H: 0 LOB: 0 BB: 0 P: 5	R: 0 E: 0 K: 0 S: 4	H: 1 LOB: 1 BB: 0 P: 4	R: 5 E: 1 K: 1 S: 8	H: 3 LOB: 0 BB: 1 P: 13	R: 0 E: 0 K: 2 S: 9	H: 2 LOB: 2 BB: 0 P: 9	R: 0 E: 0 K: 2 S: 7	H: 0 LOB: 0 BB: 0 P: 7	R: 0 E: 0 K: 1 S: 5	H: 0 LOB: 1 BB: 1 P: 9	R: 0 E: 0 K: 2 S: 7	H: 0 LOB: 0 BB: 0 P: 7
--------------	------------------------------	----------------------------------	------------------------------	---------------------------------	------------------------------	---------------------------------	------------------------------	----------------------------------	------------------------------	---------------------------------	------------------------------	---------------------------------	------------------------------	---------------------------------	------------------------------	---------------------------------

PITCHER	IP	WLS	BF	H	R	ER	SO	BB	IBB	HBP	BLK	WP	HR	S	P	ERA	WHIP
Bob Kipper, L ERA: 5.91 (1, 1)	3.2	L	20	6	6	6	1	2	0	1	0	0	2	19	28	14.73	2.182
Bob Walk, R ERA: 3.84 (4, 1)	2.1		10	3	1	0	5	0	0	0	0	1	0	20	20	0.00	1.286
Don Robinson, R ERA: 4.02 (7, 1)	2.0		7	0	0	0	3	1	0	0	0	0	0	12	16	0.00	0.500

AB R H RBI BB SO LOB

4	2	1	1	0	3	0
4	1	1	0	0	0	0
3	2	1	1	1	1	0
0	0	0	0	0	0	0
4	0	1	0	0	1	1
4	0	1	0	0	1	1
2	1	1	1	2	1	0
4	1	2	2	0	1	3
4	0	1	0	0	0	0
4	0	0	0	0	1	2

1B: 6	SF: 0	WP: 1	PA: 37
2B: 1	SAC: 0	PB: 0	
3B: 0	DP: 0	SB: 1	
HR: 2	HBP: 1	CS: 0	

ERA WHIP

Pittsburgh Pirates @ San Diego Padres
Jack Murphy Stadium, San Diego, CA
 Sun Jul 26 1987, 6:33 AM EDT
 Att. 13,219 - Unknown

livebaseballscorecards.com

AB	33
R	7
H	9
RBI	5
BB	3
SO	9
LOB	7



Batter	1	2	3	4	5	6	7	8	9	AB R H RBI BB SO LOB	TOP
Juan Samuel, R OBP: 0.342, SLG: 0.518 (1, 4) X	0-0 3B 1B		0-3 K	0-0 FC5-4 1-2f			0-0 4-3		0-0 4-3	5 1 1 0 0 1 2	
Milt Thompson, L OBP: 0.345, SLG: 0.425 (1, 8) X	0-0 1-H SF9 3B		0-0 1-3		0-0 HR 1B		0-0 5-3			4 2 2 1 0 0 0	
Von Hayes, L OBP: 0.437, SLG: 0.543 (1, 3) X	0-0 F7		0-0 3B		0-0 1-H HR		0-0 F9			4 1 2 2 0 0 1	
Mike Schmidt, R OBP: 0.393, SLG: 0.568 (1, 5) X	0-0 SF9 3-H		0-3 K		0-3 K			0-0 6-3		3 0 0 1 0 2 1	
Glenn Wilson, R OBP: 0.324, SLG: 0.430 (1, 9) X	0-0 4-3			0-3 K E 6-3		0-0 G3		0-0 1-3		4 1 0 0 0 1 0	
Chris James, R OBP: 0.364, SLG: 0.563 (1, 7)		0-3 K		0-0 E3 1B 1-3 FC2		0-0 6-3		0-0 1B		4 0 1 0 0 1 1	
Darren Daulton, L OBP: 0.267, SLG: 0.348 (1, 2)		0-0 F8		0-0 6-3 3-H		0-0 F7		0-3 K		4 0 0 1 0 1 2	
Steve Jeltz, S OBP: 0.285, SLG: 0.212 (1, 6)		0-0 FC6-4 1B		0-0 FC2 2-3 1B		0-0 F8			0-0 4-3	4 0 2 0 0 0 0	
Shane Rawley, R OBP: 0.211, SLG: 0.250 (1, 1)		0-0 FC6-4 1-2f		0-0 FC2 1-2 3-H		0-3 K			0-0 F8	4 0 0 0 0 1 3	
Inning Stats	R: 2 H: 2 E: 0 LOB: 0 K: 0 BB: 0 S: 5 P: 5	R: 0 H: 1 E: 0 LOB: 1 K: 1 BB: 0 S: 6 P: 6	R: 0 H: 1 E: 0 LOB: 1 K: 2 BB: 0 S: 8 P: 8	R: 1 H: 1 E: 1 LOB: 2 K: 1 BB: 0 S: 8 P: 8	R: 2 H: 2 E: 0 LOB: 0 K: 1 BB: 0 S: 7 P: 7	R: 0 H: 0 E: 0 LOB: 0 K: 1 BB: 0 S: 5 P: 5	R: 0 H: 0 E: 0 LOB: 0 K: 0 BB: 0 S: 3 P: 3	R: 0 H: 1 E: 0 LOB: 1 K: 1 BB: 0 S: 6 P: 6	R: 0 H: 0 E: 0 LOB: 0 K: 0 BB: 0 S: 3 P: 3	1B: 5 SF: 1 2B: 0 SAC: 0 3B: 2 DP: 0 HR: 1 HBP: 0	WP: 1 PA: 37 PB: 0 SB: 0 CS: 0
PITCHER	IP WLS BF H R ER SO BB IBB HBP BLK WP HR S P ERA WHIP										
Rick Reuschel, R ERA: 2.36 (1, 1)	5.0 L 24 7 5 4 5 0 0 0 0 1 1 34 34 7.20 1.400										
Don Robinson, R ERA: 3.86 (6, 1)	2.2 9 1 0 0 1 0 0 0 0 0 0 11 11 0.00 0.375										
Hipolito Pena, L ERA: 3.71 (8, 1)	0.1 1 0 0 0 1 0 0 0 0 0 0 3 3 0.00 0.000										
Barry Jones, R ERA: 6.75 (9, 1)	1.0 3 0 0 0 0 0 0 0 0 0 0 3 3 0.00 0.000										

Philadelphia Phillies @ Pittsburgh Pirates
 Three Rivers Stadium, Pittsburgh, PA
 Tue Jul 28 1987, 7:05 PM EDT
 Att. 16,270 - Unknown

livebaseballscorecards.com

AB 36
 R 5
 H 8
 RBI 5
 BB 0
 SO 7
 LOB 10



Batter	1	2	3	4	5	6	7	8	9	AB R H RBI BB SO LOB	TOP											
Juan Samuel, R (1, 4) OBP: 0.342, SLG: 0.515	0-0 1B		0-0 L7		4-0 HR BB		0-0 G6-4-3 1-2f		0-3 K	4 1 1 0 1 1 3												
Milt Thompson, L (1, 8) OBP: 0.346, SLG: 0.439	0-3 K 1-2		0-0 1-3		0-0 HR 1-H			0-0 2B		4 1 2 2 0 1 1												
Von Hayes, L (1, 3) OBP: 0.438, SLG: 0.550	0-3 K			0-0 HR	0-0 3-1			4-0 BB		3 1 1 1 1 1 0												
Mike Schmidt, R (1, 5) OBP: 0.391, SLG: 0.563		4-0 FC5-4 BB		0-0 1-3		0-3 K		0-0 F5		3 0 0 0 1 1 2												
Glenn Wilson, R (1, 9) OBP: 0.320, SLG: 0.425		0-0 F9		0-0 6-3		0-3 K		0-3 K		4 0 0 0 0 2 3												
Chris James, R (1, 7) OBP: 0.361, SLG: 0.562		0-0 FC5-4 1-2f		0-0 2B		0-0 5-3		0-3 K2-3		4 0 1 0 0 1 3												
Darren Daulton, L (1, 2) OBP: 0.256, SLG: 0.333		0-0 F9		0-0 F8			0-0 P6		4-0 BB	3 0 0 0 0 0 2	AB 33											
Rick Schu, R (9, PH) OBP: 0.312, SLG: 0.447										0 0 0 0 1 0 0	R 4											
Steve Bedrosian, R (9, 1)										0 0 0 0 0 0 0	H 8											
Steve Jeltz, S (1, 6) OBP: 0.290, SLG: 0.235			0-0 5-3 3B		0-0 5-3		0-0 1B		0-3 K	4 1 2 0 0 1 1	RBI 4											
Don Carman, L (1, 1) OBP: 0.105, SLG: 0.105			0-0 5-3		0-3 K2-3		0-0 G6-4-3 1B		0-0 F7	2 0 0 1 0 1 0	BB 4											
Jeff Stone, L (7, PH) OBP: 0.352, SLG: 0.375										1 0 1 0 0 0 0	SO 9											
Michael Jackson, R (7, 1) OBP: 0.188, SLG: 0.133										0 0 0 0 0 0 0	LOB 16											
Lance Parrish, R (9, PH) OBP: 0.287, SLG: 0.363										1 0 0 0 0 0 1												
Inning Stats	R: 0 E: 0 K: 2 S: 7	H: 1 LOB: 0 BB: 0 P: 7	R: 0 E: 0 K: 0 S: 3	H: 0 LOB: 1 BB: 1 P: 7	R: 1 E: 0 K: 0 S: 4	H: 1 LOB: 0 BB: 0 P: 4	R: 1 E: 0 K: 0 S: 5	H: 2 LOB: 1 BB: 0 P: 5	R: 2 E: 0 K: 1 S: 6	H: 1 LOB: 0 BB: 1 P: 10	R: 0 E: 0 K: 2 S: 7	H: 0 LOB: 0 BB: 0 P: 7	R: 0 E: 0 K: 0 S: 4	H: 2 LOB: 1 BB: 0 P: 4	R: 0 E: 0 K: 2 S: 8	H: 1 LOB: 2 BB: 1 P: 12	R: 0 E: 0 K: 2 S: 7	H: 0 LOB: 1 BB: 1 P: 11	1B: 3 2B: 2 3B: 1 HR: 2	SF: 0 SAC: 0 DP: 1 HBP: 0	WP: 0 PB: 0 SB: 0 CS: 0	PA: 37
PITCHER	IP WLS BF H R ER SO BB IBB HBP BLK WP HR S P ERA WHIP																					
Doug Drabek, R (1, 1) ERA: 4.55	6.1 L 27 7 4 4 5 2 0 0 0 0 0 2 35 43 5.68 1.421																					
Hipolito Pena, L (7, 1) ERA: 3.57	0.2 1 0 0 0 0 0 0 0 0 0 0 0 1 1 0.00 0.000																					
John Smiley, L (8, 1) ERA: 4.65	1.1 7 1 0 0 3 2 0 0 0 0 0 0 11 19 0.00 2.250																					
Brett Gideon, R (9, 1) ERA: 3.38	0.2 2 0 0 0 1 0 0 0 0 0 0 0 4 4 0.00 0.000																					

Philadelphia Phillies @ Pittsburgh Pirates
 Three Rivers Stadium, Pittsburgh, PA
 Wed Jul 29 1987, 7:05 PM EDT
 Att. 28,392 - Unknown

livebaseballscorecards.com



BOTTOM

Philadelphia Phillies @ Pittsburgh Pirates
Three Rivers Stadium, Pittsburgh, PA

Wed Jul 29 1987, 7:05 PM EDT
Att. 28,392 - Unknown

AB 33
R 3
H 8
RBI 3
BB 2
SO 7
LOB 13



WP: 0 PA: 37
PB: 0
SB: 3
CS: 0

AB R H RBI BB SO LOB

5 1 2 0 0 1 1

3 0 1 2 0 0 0

3 0 0 0 1 2 1

2 0 0 0 1 1 0

1 0 1 0 0 0 0

4 0 1 0 0 0 4

4 0 0 0 0 0 5

0 0 0 0 0 0 0

4 1 2 1 0 0 1

3 0 0 0 0 1 0

0 0 0 0 0 0 0

2 1 1 0 0 1 0

0 0 0 0 0 0 0

1 0 0 0 0 0 0

0 0 0 0 0 0 0

1 0 0 0 0 1 1

1B: 5 SF: 0
2B: 2 SAC: 2
3B: 0 DP: 0
HR: 1 HBP: 0

Batter	1	2	3	4	5	6	7	8	9
Barry Bonds, L (1, 7) OBP: 0.333, SLG: 0.486	0-0 SH3 2B	0-0 1B 2B		0-0 4-3			0-0 4-3		0-3 K
Al Pedrique, R (1, 6) OBP: 0.287, SLG: 0.330	0-0 SH3 2-3	0-0 1B			0-0 F8		0-0 4-3		
Andy Van Slyke, L (1, 8) OBP: 0.352, SLG: 0.511	4-0 BB	0-0 L9 1-2			0-3 K			0-3 K	
Terry Harper, R (1, 9) OBP: 0.296, SLG: 0.345	4-0 1-2 BB		0-0 P4		0-3 K			0-0 1B	
Johnny Ray, S (8, PH) OBP: 0.321, SLG: 0.352									
Jim Morrison, R (1, 4) OBP: 0.315, SLG: 0.416	0-0 P4		0-0 1B		0-0 F8			0-0 F9	
Bobby Bonilla, S (1, 5) OBP: 0.337, SLG: 0.451	0-0 L8		0-0 F9		0-0 P4			0-0 1-3	
Brett Gideon, R (9, 1)									
Sid Bream, L (1, 3) OBP: 0.346, SLG: 0.440		0-0 P6	0-0 F6		0-0 HR			0-0 SH3-4 1B	
Junior Ortiz, R (1, 2) OBP: 0.299, SLG: 0.305		0-0 5-3		0-3 K		0-0 F9		0-0 SH3-4	
Michael LaValliere, L (9, PH) OBP: 0.366, SLG: 0.326								1-2	
Doug Drabek, R (1, 1) OBP: 0.235, SLG: 0.194		0-0 2B 1B		0-3 K		0-0 F6		0-3 K	
Hipolito Pena, L (7, 1)									
John Cangelosi, S (7, PH) OBP: 0.485, SLG: 0.351									
John Smiley, L (8, 1) OBP: 0.200, SLG: 0.400									
R.J. Reynolds, S (9, 9) OBP: 0.327, SLG: 0.394									

Inning Stats	R: 0	H: 1	E: 0	K: 0	S: 4	H: 1	LOB: 3	BB: 2	P: 12	R: 2	H: 3	E: 0	K: 0	S: 6	H: 1	LOB: 1	BB: 0	P: 6	R: 0	H: 0	E: 0	K: 0	S: 4	H: 0	LOB: 0	BB: 0	P: 7	R: 0	H: 0	E: 0	K: 2	S: 7	H: 1	LOB: 0	BB: 0	P: 4	R: 1	H: 1	E: 0	K: 0	S: 4	H: 0	LOB: 0	BB: 0	P: 4	R: 0	H: 0	E: 0	K: 0	S: 3	H: 1	LOB: 1	BB: 0	P: 6	R: 0	H: 1	E: 0	K: 2	S: 8	H: 1	LOB: 1	BB: 0	P: 8	1B: 5	SF: 0	2B: 2	SAC: 2	3B: 0	DP: 0	HR: 1	HBP: 0	WP: 0	PA: 37
--------------	------	------	------	------	------	------	--------	-------	-------	------	------	------	------	------	------	--------	-------	------	------	------	------	------	------	------	--------	-------	------	------	------	------	------	------	------	--------	-------	------	------	------	------	------	------	------	--------	-------	------	------	------	------	------	------	------	--------	-------	------	------	------	------	------	------	------	--------	-------	------	-------	-------	-------	--------	-------	-------	-------	--------	-------	--------

PITCHER	IP	WLS	BF	H	R	ER	SO	BB	IBB	HBP	BLK	WP	HR	S	P	ERA	WHIP
Don Carman, L (1, 1) ERA: 4.95	6.0	W	26	6	3	3	4	2	0	0	0	0	1	32	40	4.50	1.333
Michael Jackson, R (7, 1) ERA: 4.11	2.0		7	1	0	0	1	0	0	0	0	0	0	9	9	0.00	0.500
Steve Bedrosian, R (9, 1) ERA: 2.53	1.0	S	4	1	0	0	2	0	0	0	0	0	0	8	8	0.00	1.000

PITCHER	IP	WLS	BF	H	R	ER	SO	BB	IBB	HBP	BLK	WP	HR	S	P	ERA	WHIP
---------	----	-----	----	---	---	----	----	----	-----	-----	-----	----	----	---	---	-----	------

Batter	1	2	3	4	5	6	7	8	9	AB R H RBI BB SO LOB
Vince Coleman, S OBP: 0.366, SLG: 0.325 (1, 7)	0-0 L8		0-0 F8		0-0 G3			0-0 E6 SH1-3 1B	0-0 2B	5 1 1 2 0 0 2
Ozzie Smith, S OBP: 0.388, SLG: 0.367 (1, 6)	0-0 2B 1B		0-0 L3		0-0 1-3			0-0 SH1-3		3 0 1 0 0 0 1
Tom Herr, S OBP: 0.358, SLG: 0.340 (1, 4)	0-0 L7		0-0 1-3				0-0 L5	0-0 1B 1B		4 0 1 2 0 0 1
Willie McGee, S OBP: 0.327, SLG: 0.451 (1, 8)	0-0 1-3 2B			0-0 3-1			0-0 G4-6-3 1B	0-0 1-3 1B		4 0 3 0 0 0 0
Terry Pendleton, S OBP: 0.375, SLG: 0.424 (1, 5)	0-0 4-3			0-3 K			0-0 G4-6-3	0-3 K		4 0 0 0 0 2 5
Curt Ford, L OBP: 0.344, SLG: 0.442 Ken Dayley, L (9, 1)		4-0 CS BB		0-0 3-1			0-0 3-1	0-0 F9		3 0 0 0 1 0 2 0 0 0 0 0 0 0
Jim Lindeman, R OBP: 0.235, SLG: 0.366 (1, 3)		0-3 K			1-0 2B G3 HBP		0-0 F8		0-0 FC3-6 1B	3 1 1 0 0 1 1
Tony Peña, R OBP: 0.314, SLG: 0.335 (1, 2)		4-0 1-2 BB			0-0 G3 1-3 2B		0-0 F8		0-0 FC3-6 FC6-4	3 0 1 0 1 0 1
Bob Forsch, R OBP: 0.390, SLG: 0.650 John Morris, L OBP: 0.338, SLG: 0.452 Pat Perry, L OBP: 0.167, SLG: 0.167 José Oquendo, S OBP: 0.427, SLG: 0.382 (9, 9)		0-3 K			0-0 F5			4-0 SH1-3 1B BB	0-0 FC6-4 2B	1 0 0 0 0 1 1 1 0 0 0 0 0 2 0 0 0 0 0 0 0 1 2 0 0 1 0 1


Inning Stats	R: 0 E: 0 K: 5 S: 5	H: 2 LOB: 2 BB: 0 P: 5	R: 0 E: 0 K: 2 S: 6	H: 0 LOB: 1 BB: 2 P: 14	R: 0 E: 0 K: 3 S: 3	H: 0 LOB: 0 BB: 0 P: 3	R: 0 E: 0 K: 1 S: 5	H: 0 LOB: 0 BB: 0 P: 5	R: 1 E: 0 K: 0 S: 4	H: 1 LOB: 1 BB: 0 P: 5	R: 0 E: 0 K: 0 S: 3	H: 1 LOB: 0 BB: 0 P: 3	R: 0 E: 1 K: 1 S: 8	H: 2 LOB: 2 BB: 1 P: 12	R: 1 E: 0 K: 0 S: 4	H: 2 LOB: 1 BB: 0 P: 4	1B: 5 2B: 3 3B: 0 HR: 0	SF: 0 SAC: 1 DP: 1 HBP: 1
--------------	------------------------------	---------------------------------	------------------------------	----------------------------------	------------------------------	---------------------------------	------------------------------	---------------------------------	------------------------------	---------------------------------	------------------------------	---------------------------------	------------------------------	----------------------------------	------------------------------	---------------------------------	----------------------------------	------------------------------------

PITCHER	IP	WLS	BF	H	R	ER	SO	BB	IBB	HBP	BLK	WP	HR	S	P	ERA	WHIP
Brian Fisher, R ERA: 4.8 (1, 1)	7.0		27	4	2	2	3	3	0	1	0	0	0	29	42	2.57	1.000
Brett Gideon, R ERA: 3.0 (8, 1)	1.0		6	2	1	0	1	0	0	0	0	0	0	8	8	0.00	2.000
Barry Jones, R ERA: 6.91 (9, 1)	0.2	L	4	2	1	1	0	0	0	0	0	0	0	4	4	13.50	3.000

BOTTOM

Pittsburgh Pirates @ St. Louis Cardinals
 Busch Stadium, St. Louis, MO
 Fri Jul 31 1987, 7:05 PM CDT
 Att. 38,757 - Unknown

AB	32
R	4
H	8
RBI	4
BB	3
SO	4
LOB	17



WP	PA	ERA	WHIP
0	37		
0			
1			
1			

Batter	1	2	3	4	5	6	7	8	9	AB R H RBI BB SO LOB	TOP																					
John Cangelosi, S (1, 7) OBP: 0.477, SLG: 0.355	0-0 6-3		0-0 FC1-5		0-0 1B		0-0 L4			4 0 1 0 0 0 2																						
Al Pedrique, R (1, 6) OBP: 0.302, SLG: 0.330	0-0 1-3		0-0 G5-4-3		0-0 1B		0-0 P4			4 1 1 0 0 0 2																						
Andy Van Slyke, L (1, 8) OBP: 0.354, SLG: 0.507	0-0 1-3			0-0 3-1	0-0 1B			0-0 G5-4-3		4 0 2 0 0 0 0																						
Mike Diaz, R (1, 9) (6, 2) OBP: 0.328, SLG: 0.485		0-0 G4-3-6		0-0 5-3	0-0 1B			0-0 F3		4 0 2 1 0 0 1																						
Jim Morrison, R (1, 5) OBP: 0.312, SLG: 0.412		0-0 G4-3-6		0-0 BB	0-0 1B			0-0 G5-4-3		4 0 1 0 0 0 4																						
Sid Bream, L (1, 3) OBP: 0.346, SLG: 0.440		0-0 FC6-4		0-0 E6	0-0 1B		0-0 F8		0-0 1B	4 0 2 0 0 0 1																						
Johnny Ray, S (1, 4) OBP: 0.324, SLG: 0.353		0-0 FC6-4		4-0 BB	0-0 BB		0-0 4-3		0-0 G5-4-3	3 0 1 0 1 0 1	AB 34																					
Michael LaValiere, L (1, 2) OBP: 0.363, SLG: 0.326			4-0 FC1-5	0-0 F8	0-0 F8		0-0 F8		0-0 P5	2 0 0 0 1 0 3	R 1																					
Bob Walk, R (6, 1) OBP: 0.333, SLG: 0.333			BB							0 0 0 0 0 0 0	H 11																					
Terry Harper, R (9, PH) OBP: 0.304, SLG: 0.352			BB							1 0 0 0 0 0 2	RBI 1																					
Hipolito Pena, L (1, 1) OBP: 0.167, SLG: 0.167			0-0 FC1-5	0-3 K			0-0 6-3		0-0 G5-4-3	2 0 1 0 0 1 0	BB 2																					
Bobby Bonilla, S (6, 9) OBP: 0.327, SLG: 0.433			1-2 1B							2 0 0 0 0 0 2	SO 1																					
Inning Stats	R: 0 E: 0 K: 0 S: 3	H: 0 LOB: 0 BB: 0 P: 3	R: 0 E: 0 K: 0 S: 4	H: 2 LOB: 1 BB: 0 P: 4	R: 0 E: 0 K: 0 S: 3	H: 1 LOB: 1 BB: 1 P: 7	R: 0 E: 1 K: 0 S: 5	H: 1 LOB: 3 BB: 1 P: 9	R: 1 E: 0 K: 1 S: 8	H: 4 LOB: 2 BB: 0 P: 8	R: 0 E: 0 K: 0 S: 3	H: 0 LOB: 0 BB: 0 P: 3	R: 0 E: 0 K: 0 S: 3	H: 0 LOB: 0 BB: 0 P: 3	R: 0 E: 0 K: 0 S: 3	H: 1 LOB: 0 BB: 0 P: 3	R: 0 E: 0 K: 0 S: 4	H: 2 LOB: 1 BB: 0 P: 4	1B: 11 2B: 0 3B: 0 HR: 0	SF: 0 SAC: 0 DP: 4 HBP: 0	WP: 0 PB: 0 SB: 0 CS: 0	PA: 36										
PITCHER Joe Magrane, L (1, 1) ERA: 3.16	IP 9.0	WLS W	BF 36	H 11	R 1	ER 1	SO 1	BB 2	IBB 0	HBP 0	BLK 0	WP 0	HR 0	S 36	P 44	ERA 1.00	WHIP 1.444															
											PITCHER	IP	WLS	BF	H	R	ER	SO	BB	IBB	HBP	BLK	WP	HR	S	P	ERA	WHIP				

Pittsburgh Pirates @ St. Louis Cardinals
Busch Stadium, St. Louis, MO
 Sun Aug 02 1987, 3:33 AM CDT
 Att: 44,695 - Unknown

livebaseballscorecards.com



Batter	1	2	3	4	5	6	7	8	9	AB	R	H	RBI	BB	SO	LOB
Vince Coleman, S OBP: 0.369, SLG: 0.332 (1, 7)	0-0 F9 ①		0-0 1B 2B 3-H	0-0 F7	0-0 F7 ③		0-0 1B 1-2 2-H			5	1	2	2	0	0	3
Ozzie Smith, S OBP: 0.390, SLG: 0.372 (1, 6)	0-0 6-3 ②		0-0 F3 ①	4-0 FC5 BB		0-0 1B BLK	0-0 G3 ③			4	1	1	0	1	0	3
Tom Herr, S OBP: 0.368, SLG: 0.348 (1, 4)	4-0 BB		0-0 FC5-4 BB 1B 2-H	0-0 FC5 1-2 2-3f		0-0 1B G4-6-3 1-H		4-0 2B BB		3	1	2	2	2	0	2
Jack Clark, R OBP: 0.465, SLG: 0.627 José Oquendo, S OBP: 0.428, SLG: 0.378 (1, 3) (8, 3)	0-3 K ③		4-0 FC5-4 BB 1-2		4-0 HR BB	0-3 K ①		4-0 2B BB 1-2		2	1	0	0	2	2	2
Willie McGee, S OBP: 0.321, SLG: 0.441 (1, 8)		0-0 F8 ①	0-0 FC5-4 1-2f 2-3		0-0 F4 ①	0-0 G4-6-3 ② ③		0-0 F8 ①		5	0	0	0	0	0	6
Terry Pendleton, S OBP: 0.378, SLG: 0.436 Rod Booker, L OBP: 0.425, SLG: 0.429 (1, 5) (8, PR) (9, 5)		4-0 BB S	0-0 4-3 ③		0-0 HR 1-H		0-0 4-3 ①	0-0 2B 1-H 2-H		4	1	2	4	1	0	2
Jim Lindeman, R OBP: 0.232, SLG: 0.381 John Morris, L OBP: 0.333, SLG: 0.455 (1, 9) (6, 9)		0-0 F3 1-2		0-0 HR	0-0 6-3		0-3 K ②	0-3 K ②		3	1	1	1	0	0	1
Tony Peña, R OBP: 0.322, SLG: 0.342 (1, 2)		0-0 6-3 ③		0-0 FC5 2B	0-0 BB 1B		4-0 1B BB	0-0 5-3 ③		4	1	2	0	1	0	2
Joe Magrane, R OBP: 0.171, SLG: 0.182 (1, 1)			0-0 E8 2B	0-3 K	4-0 BB 1-2		0-0 1B 1-2			3	1	2	0	1	1	1


Inning Stats	R: 0	H: 0	E: 0	K: 1	S: 5	LOB: 1	BB: 1	P: 9	R: 0	H: 0	E: 0	K: 0	S: 3	LOB: 1	BB: 1	P: 7	R: 2	H: 3	E: 1	K: 0	S: 6	LOB: 2	BB: 1	P: 10	R: 1	H: 2	E: 0	K: 1	S: 7	LOB: 2	BB: 1	P: 11	R: 2	H: 2	E: 0	K: 0	S: 5	LOB: 2	BB: 2	P: 13	R: 1	H: 2	E: 0	K: 1	S: 6	LOB: 0	BB: 0	P: 6	R: 1	H: 2	E: 0	K: 1	S: 7	LOB: 2	BB: 1	P: 11	R: 2	H: 1	E: 0	K: 1	S: 6	LOB: 1	BB: 2	P: 14
--------------	------	------	------	------	------	--------	-------	------	------	------	------	------	------	--------	-------	------	------	------	------	------	------	--------	-------	-------	------	------	------	------	------	--------	-------	-------	------	------	------	------	------	--------	-------	-------	------	------	------	------	------	--------	-------	------	------	------	------	------	------	--------	-------	-------	------	------	------	------	------	--------	-------	-------

PITCHER	IP	WLS	BF	H	R	ER	SO	BB	IBB	HBP	BLK	WP	HR	S	P	ERA	WHIP
Hipolito Pena, L ERA: 4.76 (1, 1)	5.0	L	28	7	5	5	2	6	0	0	0	0	2	26	50	9.00	2.600
Bob Walk, R ERA: 4.23 (6, 1)	3.0		16	5	4	4	3	3	0	0	1	0	0	19	31	12.00	2.667

BOTTOM

Pittsburgh Pirates @ St. Louis Cardinals
 Busch Stadium, St. Louis, MO
 Sun Aug 02 1987, 3:33 AM CDT
 Att. 44,695 - Unknown

AB	35
R	9
H	12
RBI	9
BB	9
SO	5
LOB	23



WP	HR	S	P	ERA	WHIP
0	0	0	0	0	0

Batter	1	2	3	4	5	6	7	8	9	AB	R	H	RBI	BB	SO	LOB
Barry Bonds, L OBP: 0.329, SLG: 0.479 (1, 7)	0-0 L8		0-0 F7 4-3 1B		0-3 K	0-3 K		0-0 F8		5	0	1	0	0	2	1
Andy Van Slyke, L OBP: 0.357, SLG: 0.516 (1, 8)	0-0 G3		0-0 4-3		4-0 BB 1B BB		0-0 HR	0-0 FC4-6 1B		4	2	2	1	1	0	1
Johnny Ray, S OBP: 0.325, SLG: 0.352 (1, 4)	0-0 4-3		0-0 F7		4-0 1B HR BB		0-0 1B	0-0 FC4-6		4	1	1	0	1	0	2
Sid Bream, L OBP: 0.350, SLG: 0.444 (1, 3)		0-0 S 1B	0-3 K		0-0 HR 1B		0-0 BB 1B			4	2	3	1	0	1	1
Bobby Bonilla, S OBP: 0.326, SLG: 0.441 (1, 5)		0-0 F7		0-0 F6		0-0 HR		0-3 K		4	1	1	3	0	1	3
R.J. Reynolds, S OBP: 0.331, SLG: 0.388 (1, 9)		0-3 K		4-0 S BB		0-0 G4-6-3 1B		4-0 BB		2	0	1	0	2	1	1
Michael LaValliere, L OBP: 0.362, SLG: 0.322 (1, 2)		4-0 1B IBB		0-0 F9		0-0 G4-6-3		0-3 K		3	0	0	0	1	1	5
Al Pedrique, R OBP: 0.318, SLG: 0.340 (1, 6)		0-0 1-2 2-H 1B		4-0 FC6-4 IBB		0-0 CS 1B		0-0 F4		3	0	2	1	1	0	3
Doug Drabek, R OBP: 0.211, SLG: 0.171 (1, 1)		0-0 1-3		0-0 FC6-4		0-3 K		0-3 K		4	0	0	0	0	2	5
Brett Gideon, R (9, 1)										0	0	0	0	0	0	0
Jim Gott, R (9, 1)										0	0	0	0	0	0	0

Inning Stats	R: 0	H: 0	E: 0	K: 0	S: 3	R: 1	H: 2	E: 0	K: 1	S: 7	R: 0	H: 1	E: 0	K: 1	S: 6	R: 4	H: 3	E: 0	K: 1	S: 7	R: 0	H: 1	E: 0	K: 2	S: 7	R: 1	H: 3	E: 0	K: 2	S: 10	R: 0	H: 1	E: 0	K: 1	S: 6	
	LOB: 0	BB: 0	P: 3			LOB: 2	BB: 1				LOB: 2	BB: 2				LOB: 0	BB: 2				LOB: 1	BB: 0					LOB: 3	BB: 1				LOB: 1	BB: 0			

PITCHER	IP	WLS	BF	H	R	ER	SO	BB	IBB	HBP	BLK	WP	HR	S	P	ERA	WHIP
Greg Maddux, R (1, 1)	4.1	L	24	6	5	5	3	3	2	0	0	0	1	25	45	10.38	2.077
Ed Lynch, R (5, 1)	0.2		1	0	0	0	0	0	0	0	0	0	0	1	1	0.00	0.000
Ron Davis, R (6, 1)	1.1		8	4	1	1	3	1	0	0	0	0	1	13	17	6.75	3.750
Frank DiPino, L (7, 1)	0.2		2	0	0	0	1	0	0	0	0	0	0	4	4	0.00	0.000
Bob Tewksbury, R (8, 1)	1.0		4	1	0	0	1	0	0	0	0	0	0	6	6	0.00	1.000

BOTTOM

Chicago Cubs @ Pittsburgh Pirates
Three Rivers Stadium, Pittsburgh, PA
 Mon Aug 03 1987, 7:05 PM EDT
 Att. 7,281 - Unknown

AB	33
R	6
H	11
RBI	6
BB	6
SO	8
LOB	22



WP	HR	S	P	ERA	WHIP
0	0	2	39	0	0

Batter	1	2	3	4	5	6	7	8	9	10	11	AB R H RBI BB SO LOB	TOP					
Dave Martinez, L (1, 8) <small>OBP: 0.394, SLG: 0.422</small> Manny Trillo, R (10, PH) <small>OBP: 0.410, SLG: 0.529</small> (10, 3)	F8			G3		5-3		23 1B		4-0 BB		4 1 1 0 0 0 0 0 0 0 0 1 0 0	Chicago Cubs @ Pittsburgh Pirates Three Rivers Stadium, Pittsburgh, PA Tue Aug 04 1987, 7:05 PM EDT Att: 8,744 - Unknown					
23 Ryne Sandberg, R (1, 4) <small>OBP: 0.380, SLG: 0.486</small>	F8			1B		F9		1B 1-2		0-3 K		5 0 2 0 0 1 2						
Leon Durham, L (1, 3) <small>OBP: 0.350, SLG: 0.508</small> Lee Smith, R (8, 1)	6-3			F7		G1-4-3		1B 1-3 2-H		0-3 K		4 0 1 1 0 0 1 0 0 0 0 0 0 0 1 0 0 0 0 1 2 0 0 0 0 0 0 0						
Andre Dawson, R (1, 9) <small>OBP: 0.321, SLG: 0.569</small>				F7				F7				5 1 1 1 0 0 3						
Rafael Palmeiro, L (1, 7) <small>OBP: 0.322, SLG: 0.554</small> (8, 3) (10, 7)				HR				1B 1B		F8		5 1 2 1 0 0 0						
Keith Moreland, R (1, 5) <small>OBP: 0.301, SLG: 0.448</small>				6-3						6-3		5 0 1 0 0 0 0						
Jody Davis, R (1, 2) <small>OBP: 0.331, SLG: 0.409</small>												3 0 1 0 2 1 2						
Paul Noce, R (1, 6) <small>OBP: 0.264, SLG: 0.348</small> Luis Quinones, S (8, PH) <small>OBP: 0.241, SLG: 0.214</small> (8, 6)												2 0 0 0 0 0 2 2 0 0 0 0 0 0						
Scott Sanderson, R (1, 1) <small>OBP: 0.154, SLG: 0.208</small> Frank DiPino, L (8, 1) <small>OBP: 0.389, SLG: 0.493</small> (8, 7) Jerry Mumphy, S (8, PH) <small>OBP: 0.389, SLG: 0.493</small> (8, 7) Bob Demier, R (10, PH) <small>OBP: 0.410, SLG: 0.492</small> (10, 8)												2 0 0 0 0 1 2 0 0 0 0 0 0 0 1 0 0 0 0 1 0 0 0 0 0 1 0 0						
Inning Stats	R: 0 H: 0 E: 0 LOB: 0 K: 0 BB: 0 S: 3 P: 3	R: 0 H: 0 E: 0 LOB: 0 K: 0 BB: 0 S: 3 P: 3	R: 0 H: 0 E: 0 LOB: 0 K: 0 BB: 1 S: 2 P: 6	R: 0 H: 1 E: 0 LOB: 1 K: 0 BB: 0 S: 4 P: 4	R: 1 H: 1 E: 0 LOB: 1 K: 1 BB: 1 S: 6 P: 10	R: 0 H: 0 E: 0 LOB: 0 K: 0 BB: 0 S: 3 P: 3	R: 0 H: 2 E: 0 LOB: 1 K: 0 BB: 0 S: 4 P: 4	R: 1 H: 3 E: 0 LOB: 2 K: 1 BB: 0 S: 8 P: 8	R: 0 H: 0 E: 0 LOB: 0 K: 1 BB: 0 S: 5 P: 5	R: 0 H: 0 E: 0 LOB: 2 K: 2 BB: 2 S: 7 P: 15	R: 1 H: 2 E: 0 LOB: 1 K: 0 BB: 0 S: 4 P: 4	1B: 7 SF: 0 2B: 0 SAC: 0 3B: 0 DP: 2 HR: 2 HBP: 0		WP: 0 PA: 43 PB: 0 SB: 1 CS: 0				
PITCHER	IP WLS BF H R ER SO BB IBB HBP BLK WP HR S P ERA WHIP																	
Mike Dunne, R (1, 1) <small>ERA: 2.98</small>	7.2	30	7	2	2	2	2	2	0	0	0	0	0	1	32	40	2.35	1.174
Jim Gott, R (8, 1) <small>ERA: 4.37</small>	1.1	4	0	0	0	1	0	0	0	0	0	0	0	6	6	6	0.00	0.000
John Smiley, L (10, 1) <small>ERA: 4.74</small>	0.1	3	0	0	0	0	2	0	0	0	0	0	0	1	9	9	0.00	6.000
Brett Gideon, R (10, 1) <small>ERA: 4.15</small>	1.2	L	6	2	1	1	2	0	0	0	0	0	0	1	10	10	5.40	1.200

livebaseballscorecards.com

AB	39
R	3
H	9
RBI	3
BB	4
SO	5
LOB	14



BOTTOM

Chicago Cubs @ Pittsburgh Pirates
Three Rivers Stadium, Pittsburgh, PA

Tue Aug 04 1987, 7:05 PM EDT
Att: 8,744 - Unknown

livebaseballscores.com

AB	39
R	2
H	9
RBI	2
BB	4
SO	9
LOB	18



WP:	0	PA:	45
PB:	0		
SB:	1		
CS:	0		

Batter	1	2	3	4	5	6	7	8	9	10	11	AB	R	H	RBI	BB	SO	LOB									
Barry Bonds, L OBP: 0.328, SLG: 0.478 (1, 7)	F5		G3			K			K			5	0	1	0	0	2	3									
Andy Van Slyke, L OBP: 0.353, SLG: 0.508 (1, 8)	F6		F7		P4			K	F8			5	0	0	0	0	1	3									
Johnny Ray, S OBP: 0.326, SLG: 0.351 (1, 4)	1B			F8	IBB			F4		6-3		4	0	1	0	1	0	0									
Sid Bream, L OBP: 0.347, SLG: 0.439 Jim Morrison, R OBP: 0.314, SLG: 0.412 (10, PH) (11, 5)	G3			K	K			4-3		G1-6-3 BB		4	0	0	0	0	2	4									
Bobby Bonilla, S OBP: 0.327, SLG: 0.441 (11, 3)		F9		1B		2B 1B		F6		G1-6-3		5	1	2	0	0	0	1									
R.J. Reynolds, S OBP: 0.332, SLG: 0.386 (1, 9)		K		5-3		F8		BB	S BB			4	0	1	0	1	1	2									
Michael LaValliere, L OBP: 0.364, SLG: 0.333 Junior Ortiz, R OBP: 0.303, SLG: 0.317 (11, PH)		K			E 1B 2B	SH5-4 1-H 2B		F5			SH1-4	4	1	2	1	0	1	1									
Al Pedrique, R OBP: 0.316, SLG: 0.330 Mike Diaz, R OBP: 0.327, SLG: 0.483 (11, PH)			6-3		K	SH5-4 BB		6-3			F9	3	0	0	0	1	1	2									
Mike Dunne, R OBP: 0.233, SLG: 0.138 Jim Coit, R OBP: 0.100, SLG: 0.400 John Gangelosi, S OBP: 0.274, SLG: 0.351 John Smiley, L OBP: 0.167, SLG: 0.333 Brett Gideon, R OBP: 0.301, SLG: 0.348 (11, PH)			G3 2B		2B 1B	SH5-4			K2-3		P4	2	0	2	1	0	0	0									
Inning Stats	R: 0 E: 0 K: 0 S: 4	H: 1 LOB: 1 BB: 0 P: 4	R: 0 E: 0 K: 2 S: 7	H: 0 LOB: 0 BB: 0 P: 7	R: 0 E: 0 K: 0 S: 4	H: 1 LOB: 1 BB: 0 P: 4	R: 0 E: 0 K: 1 S: 6	H: 1 LOB: 1 BB: 0 P: 6	R: 1 E: 0 K: 1 S: 7	H: 2 LOB: 2 BB: 1 P: 11	R: 0 E: 0 K: 0 S: 5	H: 0 LOB: 0 BB: 0 P: 5	R: 0 E: 0 K: 0 S: 3	H: 0 LOB: 1 BB: 1 P: 7	R: 0 E: 0 K: 2 S: 7	H: 0 LOB: 0 BB: 0 P: 7	R: 0 E: 0 K: 0 S: 2	H: 0 LOB: 0 BB: 1 P: 6	R: 0 E: 0 K: 0 S: 4	H: 1 LOB: 1 BB: 0 P: 4	1B: 5 2B: 4 3B: 0 HR: 0	SF: 0 SAC: 2 DP: 1 HBP: 0	WP: 0 PB: 0 SB: 1 CS: 0	PA: 45			
PITCHER	IP	WLS	BF	H	R	ER	SO	BB	IBB	HBP	BLK	WP	HR	S	P	ERA	WHIP										
Scott Sanderson, R ERA: 4.5 (1, 1)	5.1		24	7	2	2	5	0	1	0	0	0	0	33	37	3.38	1.312										
Frank DiPino, L ERA: 3.09 (6, 1)	1.2		7	1	0	0	2	1	0	0	0	0	0	10	14	0.00	1.200										
Lee Smith, R ERA: 2.55 (8, 1)	2.0		7	0	0	0	2	1	0	0	0	0	0	10	14	0.00	0.500										
Mike Mason, L ERA: 5.4 (10, 1)	2.0	W	7	1	0	0	0	1	0	0	0	0	0	6	10	0.00	1.000										

Batter	1	2	3	4	5	6	7	8	9	AB R H RBI BB SO LOB	TOP							
Dave Martinez, L (1, 8) OBP: 0.389, SLG: 0.416	0-3 K	0-0 F8			0-0 5-3			0-0 F7		4 0 0 0 0 1 3								
23 Ryne Sandberg, R (1, 4) OBP: 0.382, SLG: 0.487 Luis Quinones, S (6, 4) OBP: 0.233, SLG: 0.207	0-0 1B		0-0 5-3		0-0 1B			0-0 6-3		3 0 2 0 0 0 0 1 0 0 0 0 0 0								
Leon Durham, L (1, 3) OBP: 0.349, SLG: 0.503	0-0 F8		0-3 K		0-0 F8			4-0 BB		3 0 0 0 1 1 2								
Andre Dawson, R (1, 9) OBP: 0.319, SLG: 0.565 Brian Dayett, R (6, 9) OBP: 0.415, SLG: 0.560	0-0 F7		0-0 5-3		0-3 K			0-0 4-3		3 0 0 0 0 1 1 1 0 0 0 0 0 1								
Rafael Palmeiro, L (1, 7) OBP: 0.319, SLG: 0.540		0-0 F8		0-0 F8		0-0 4-3		0-0 FC5-4 1B		4 0 1 0 0 0 0								
Keith Moreland, R (1, 5) OBP: 0.303, SLG: 0.450		4-0 2B FC5-2 BB		0-0 2B		0-0 F9		0-0 F8		3 0 1 0 1 0 1								
Jody Davis, R (1, 2) OBP: 0.330, SLG: 0.410		0-0 1B 2B		0-0 L6		0-3 K		0-0 FC5-4 1-2f		4 0 1 0 0 1 2								
Paul Noce, R (1, 6) OBP: 0.259, SLG: 0.342 Jerry Mumphrey, S (9, PH) OBP: 0.387, SLG: 0.490		0-0 FC5-2 1B		0-0 3-1		0-3 K		0-0 F7		3 0 0 0 0 1 3 1 0 0 0 0 0 1								
Jamie Moyer, L (1, 1) OBP: 0.250, SLG: 0.205 Bob Tewksbury, R (5, 1) Bob Dernier, R (7, PH) OBP: 0.407, SLG: 0.488 Jay Baller, R (7, 1)		0-0 1B		0-0 6-3		0-0 F2				2 0 1 0 0 0 0 0 0 0 0 0 0 0 1 0 0 0 0 0 0 0 0 0 0 0 0 0								
Inning Stats	R: 0 E: 0 K: 1 S: 6	H: 1 LOB: 1 BB: 0 P: 6	R: 0 E: 0 K: 0 S: 5	H: 2 LOB: 3 BB: 1 P: 9	R: 0 E: 0 K: 1 S: 5	H: 0 LOB: 0 BB: 0 P: 5	R: 0 E: 0 K: 0 S: 4	H: 1 LOB: 1 BB: 0 P: 4	R: 0 E: 0 K: 2 S: 7	H: 0 LOB: 0 BB: 0 P: 7	R: 0 E: 0 K: 0 S: 3	H: 0 LOB: 1 BB: 1 P: 7	R: 0 E: 0 K: 0 S: 4	H: 1 LOB: 1 BB: 0 P: 4	1B: 4 2B: 2 3B: 0 HR: 0	SF: 0 SAC: 0 DP: 0 HBP: 0	WP: 0 PB: 0 SB: 0 CS: 0	PA: 35
PITCHER Brian Fisher, R (1, 1) ERA: 4.44	IP: 9.0 WLS: W BF: 35 H: 6 R: 0 ER: 0 SO: 5 BB: 2 IBB: 0 HBP: 0 BLK: 0 WP: 0 HR: 0 S: 43 P: 51 ERA: 0.00 WHIP: 0.889											PITCHER IP: WLS: BF: H: R: ER: SO: BB: IBB: HBP: BLK: WP: HR: S: P: ERA: WHIP						

Chicago Cubs @ Pittsburgh Pirates
 Three Rivers Stadium, Pittsburgh, PA
 Wed Aug 05 1987, 7:05 PM EDT
 Att. 7,726 - Unknown

livebaseballscorecards.com

AB	33
R	0
H	6
RBI	0
BB	2
SO	5
LOB	14



Batter	1	2	3	4	5	6	7	8	9	AB	R	H	RBI	BB	SO	LOB
Bobby Bonilla, S (1, 9) OBP: 0.322, SLG: 0.433	0-0 6-3		0-0 F7	0-3 K	0-0 F7		0-0 F8			5	0	0	0	0	1	5
Al Pedrique, R (1, 6) OBP: 0.319, SLG: 0.343	0-0 6-3		0-0 3B		0-0 1B	0-0 5-3	0-0 P3			5	2	2	0	0	0	2
Andy Van Slyke, L (1, 8) OBP: 0.353, SLG: 0.508 John Cangelosi, S (8, 7) OBP: 0.474, SLG: 0.351	0-0 F9		4-0 3B		0-0 F6	0-0 F7	0-0 2B			4	1	1	2	1	0	1
Mike Diaz, R (1, 7) OBP: 0.332, SLG: 0.494 Barry Bonds, L (5, PR) OBP: 0.329, SLG: 0.478		0-0 6-3	0-0 SF7		4-0 1B	0-0 BB	0-3 K			2	1	1	2	1	0	0
Jim Morrison, R (1, 5) OBP: 0.315, SLG: 0.411		4-0 SF8	0-0 SF7		0-3 K	0-0 BB	0-0 F8			3	1	1	1	1	1	2
Sid Bream, L (1, 3) OBP: 0.352, SLG: 0.441		4-0 SF8	0-0 F9		0-0 1B	4-0 BB	0-0 1B			3	1	2	1	2	0	0
Johnny Ray, S (1, 4) OBP: 0.326, SLG: 0.351		0-0 E6			0-0 1B	0-0 WP	0-0 F8			5	1	2	1	0	0	6
Junior Ortiz, R (1, 2) OBP: 0.309, SLG: 0.325		0-0 SF8			0-0 6-3	0-0 WP	0-0 PB			3	1	2	2	0	0	1
Brian Fisher, R (1, 1) OBP: 0.244, SLG: 0.306		0-3 K			0-3 K	0-3 K	4-0 2B			3	1	0	0	1	3	4

Inning Stats	R: 0	H: 0	E: 0	K: 0	S: 3	R: 1	H: 0	E: 1	K: 1	S: 6	R: 3	H: 2	E: 0	K: 0	S: 5	R: 0	H: 1	E: 0	K: 2	S: 8	R: 4	H: 4	E: 0	K: 2	S: 12	R: 0	H: 2	E: 0	K: 1	S: 7	R: 0	H: 1	E: 0	K: 0	S: 3	1B: 9	SF: 2	2B: 2	SAC: 0	3B: 1	DP: 1	HR: 0	HBP: 0	WP: 1	PA: 43
--------------	------	------	------	------	------	------	------	------	------	------	------	------	------	------	------	------	------	------	------	------	------	------	------	------	-------	------	------	------	------	------	------	------	------	------	------	-------	-------	-------	--------	-------	-------	-------	--------	-------	--------

PITCHER	IP	WLS	BF	H	R	ER	SO	BB	IBB	HBP	BLK	WP	HR	S	P	ERA	WHIP
Jamie Moyer, L (1, 1) ERA: 4.61	4.2	L	25	6	8	7	4	4	0	0	0	0	0	29	45	13.50	2.143
Bob Tewksbury, R (5, 1) ERA: 6.7	1.1		9	3	0	0	1	1	0	0	0	1	0	10	14	0.00	3.000
Jay Baller, R (7, 1) ERA: 21.0	2.0		9	3	2	2	1	1	0	0	0	0	0	10	14	9.00	2.000

BOTTOM

Chicago Cubs @ Pittsburgh Pirates
 Three Rivers Stadium, Pittsburgh, PA
 Wed Aug 05 1987, 7:05 PM EDT
 Att. 7,726 - Unknown

AB	35
R	10
H	12
RBI	9
BB	6
SO	6
LOB	22



WP	HR	S	P	ERA	WHIP
1	0	1	3	13.50	2.143
1	0	1	14	0.00	3.000
0	0	1	14	9.00	2.000

Batter	1	2	3	4	5	6	7	8	9	AB R H RBI BB SO LOB	TOP																									
Tim Raines, S OBP: 0.420, SLG: 0.512 (1, 7) X	0-0 E7 1B 1B	H 1-0 HBP			0-3 K			4-0 1B S 1B BB	0-0 4-3	3 2 0 0 1 1 2																										
Mitch Webster, S OBP: 0.364, SLG: 0.430 (1, 9) X	0-0 L4	0-0 F8			0-0 L3			0-0 1B FC6-4 1B	4-0 FC6-4 IBB	4 1 1 0 1 0 2																										
Hubie Brooks, R OBP: 0.313, SLG: 0.441 (1, 6) X	0-0 1B SF7 1B		0-0 5-3		0-0 6-3			0-0 F3	0-0 FC6-4	5 1 1 1 0 0 4																										
Tim Wallach, R OBP: 0.353, SLG: 0.530 (1, 5) X	0-0 1B 1B		0-0 F8		0-0 1B 1B			0-0 FC6-4 1B	0-0 L4	5 0 3 2 0 0 2																										
Andres Galarraga, R OBP: 0.400, SLG: 0.517 (1, 3) X	0-0 1B		0-0 6-3		0-0 1B G4-6-3 1B			0-0 FC6-4 1B		4 0 2 1 0 0 1																										
Herm Winningham, L OBP: 0.322, SLG: 0.370 (1, 8) X	0-0 SF7		0-0 F8		0-0 G4-6-3			0-0 1B		3 0 1 1 0 0 2																										
Vance Law, R OBP: 0.372, SLG: 0.470 (1, 4) X	0-0 F7		0-0 F8		0-0 F8			0-0 F8	0-0 SH 1B WP 1B	4 1 1 0 0 0 2																										
Jeff Reed, L OBP: 0.254, SLG: 0.279 (1, 2) X		0-0 3-1		0-0 G3				0-0 G3	0-0 WP SH FC6-4 1B	4 1 1 0 0 0 0																										
Floyd Youmans, R OBP: 0.176, SLG: 0.324 (1, 1)		0-0 5-3		0-0 F9				0-0 F8	0-0 SH FC6-4 WP	2 0 0 0 0 0 0																										
Tom Foley, L OBP: 0.303, SLG: 0.399 (7, PH)									1-2 2-3 3-H	1 0 0 0 0 0 0																										
Jeff Parrett, R (7, 1)										0 0 0 0 0 0 0																										
Casey Candaele, S OBP: 0.340, SLG: 0.368 (9, PH)										0 0 0 0 0 0 0																										
Tim Burke, R (9, 1)										0 0 0 0 0 0 0																										
Inning Stats	R: 2 E: 1 K: 0 S: 7	H: 3 LOB: 2 BB: 0 P: 7	R: 0 E: 0 K: 0 S: 3	H: 0 LOB: 1 BB: 0 P: 4	R: 0 E: 0 K: 0 S: 3	H: 0 LOB: 0 BB: 0 P: 3	R: 0 E: 0 K: 1 S: 5	H: 0 LOB: 0 BB: 0 P: 5	R: 0 E: 0 K: 0 S: 4	H: 2 LOB: 1 BB: 0 P: 4	R: 0 E: 0 K: 0 S: 3	H: 0 LOB: 0 BB: 0 P: 3	R: 2 E: 0 K: 0 S: 5	H: 3 LOB: 2 BB: 1 P: 9	R: 2 E: 1 K: 0 S: 6	H: 2 LOB: 2 BB: 1 P: 10	1B: 10 2B: 0 3B: 0 HR: 0	SF: 1 SAC: 1 DP: 1 HBP: 1	WP: 1 PB: 0 SB: 1 CS: 0	PA: 40																
PITCHER	IP WLS BF H R ER SO BB IBB HBP BLK WP HR S P ERA WHIP																																			
Rick Reuschel, R ERA: 2.44 (1, 1)	3.1		15	3	2	0	0	0	0	0	1	0	0	14	15	0.00	0.900																			
Barry Jones, R ERA: 6.15 (4, 1)	3.2		12	2	0	0	1	0	0	0	0	0	0	14	14	0.00	0.545																			
Jim Gott, R ERA: 4.68 (8, 1)	2.0	L	13	5	4	3	0	1	1	0	0	1	0	11	19	13.50	3.000																			

Montreal Expos @ Pittsburgh Pirates
Three Rivers Stadium, Pittsburgh, PA

Thu Aug 06 1987, 7:05 PM EDT
 Att. 7,755 - Unknown

livebaseballscorecards.com

AB	35
R	6
H	10
RBI	5
BB	2
SO	1
LOB	15



Batter	1	2	3	4	5	6	7	8	9	AB	R	H	RBI	BB	SO	LOB
Barry Bonds, L (1, 7) OBP: 0.326, SLG: 0.473	0-0 G3		0-0 1-3		0-0 L4		0-0 F8			4	0	0	0	0	0	0
Andy Van Slyke, L (1, 8) OBP: 0.352, SLG: 0.505	0-3 K		0-0 4-3		0-0 1B		0-0 F9			4	0	1	0	0	1	0
Johnny Ray, S (1, 4) OBP: 0.326, SLG: 0.348	0-0 F6			0-0 F7	0-0 L6			4-0 BB		3	0	0	0	1	0	1
Sid Bream, L (1, 3) OBP: 0.351, SLG: 0.439		0-0 2B 4-3 1B		0-0 F8		0-0 F8		0-0 G6-4-3		4	1	1	0	0	0	1
Bobby Bonilla, S (1, 5) OBP: 0.327, SLG: 0.451		0-0 4-3 SF7 2B		0-0 2B 1B		0-0 HR		0-3 K		4	2	3	1	0	1	0
R.J. Reynolds, S (1, 9) OBP: 0.331, SLG: 0.388		0-0 4-3		0-0 2B		0-0 G3			0-0 4-3	4	0	1	1	0	0	1
Michael LaValliere, L (1, 2) OBP: 0.369, SLG: 0.343		0-0 SF7		4-0 IBB		0-0 2B			0-0 FC5-4 1B	2	0	2	1	1	0	0
Al Pedrique, R (1, 6) OBP: 0.309, SLG: 0.330		0-0 F9		0-0 F5		0-0 F9			0-0 FC5-4	4	0	0	0	0	0	5
Rick Reuschel, R (1, 1) OBP: 0.172, SLG: 0.232			0-3 K		0-3 K		0-0 1-3		0-0 F7	1	0	0	0	0	0	1
Barry Jones, R (4, 1)										1	0	0	0	0	0	1
John Cangelosi, S (7, PH) OBP: 0.471, SLG: 0.348										1	0	0	0	0	0	0
Jim Gott, R (8, 1) OBP: 0.100, SLG: 0.400										0	0	0	0	0	0	0
Mike Diaz, R (9, PH) OBP: 0.330, SLG: 0.491										1	0	0	0	0	0	1

Inning Stats	R: 0	H: 0	E: 0	K: 1	S: 5	H: 0	LOB: 0	BB: 0	P: 5	R: 2	H: 2	E: 0	K: 0	S: 5	H: 0	LOB: 0	BB: 0	P: 5	R: 0	H: 0	E: 0	K: 1	S: 5	H: 2	LOB: 3	BB: 1	P: 9	R: 0	H: 1	E: 0	K: 1	S: 6	H: 2	LOB: 1	BB: 0	P: 6	R: 1	H: 2	E: 0	K: 0	S: 5	H: 0	LOB: 0	BB: 0	P: 3	R: 0	H: 0	E: 0	K: 1	S: 4	H: 0	LOB: 0	BB: 1	P: 8	R: 0	H: 1	E: 0	K: 0	S: 4	H: 1	LOB: 1	BB: 0	P: 4	1B: 4	2B: 3	3B: 0	HR: 1	SF: 1	SAC: 0	DP: 1	HBP: 0	WP: 0	PB: 0	SB: 0	CS: 0	PA: 36
PITCHER	IP	WLS	BF	H	R	ER	SO	BB	IBB	HBP	BLK	WP	HR	S	P	ERA	WHIP																																																											
Floyd Youmans, R (1, 1) ERA: 3.59	6.0		26	7	3	3	3	0	1	0	0	0	0	31	35	4.50	1.167																																																											
Jeff Parrett, R (7, 1) ERA: 3.72	2.0	W	6	0	0	0	1	1	0	0	0	0	0	7	11	0.00	0.500																																																											
Tim Burke, R (9, 1) ERA: 1.48	1.0	S	4	1	0	0	0	0	0	0	0	0	0	4	4	0.00	1.000																																																											

BOTTOM

Montreal Expos @ Pittsburgh Pirates

Three Rivers Stadium, Pittsburgh, PA

Thu Aug 06 1987, 7:05 PM EDT

Att. 7,755 - Unknown

livebaseballscorecards.com

AB	33
R	3
H	8
RBI	3
BB	2
SO	4
LOB	9



Batter	1	2	3	4	5	6	7	8	9	AB R H RBI BB SO LOB	TOP	
Tim Raines, S (1, 7) OBP: 0.421, SLG: 0.521	0-0 CS 1B		0-0 F8		0-0 1-H HR		0-0 L8-2			4 1 2 2 0 0 2		
Mitch Webster, S (1, 9) OBP: 0.363, SLG: 0.429	0-3 K 1-2		0-0 S 1B		0-0 6-3		0-0 6-3	0-0 B1-3		4 0 1 0 0 1 1		
Hubie Brooks, R (1, 6) OBP: 0.312, SLG: 0.436	4-0 S BB		0-0 6-3 1-2		0-0 6-3		0-0 6-3	0-3 K		3 0 0 0 1 1 1		
Tim Wallach, R (1, 5) OBP: 0.350, SLG: 0.525	0-0 L4 1-2			0-0 6-3		0-0 6-3		0-0 F8		4 0 0 0 0 0 1		
Andres Galarraga, R (1, 3) OBP: 0.398, SLG: 0.523		0-3 K		0-0 F9		0-0 HR		0-3 K		4 1 1 1 0 2 0		
Herm Winningham, L (1, 8) OBP: 0.321, SLG: 0.364		4-0 CS BB		0-0 G3		0-0 F8		0-3 K		3 0 0 0 1 1 0		
Vance Law, R (1, 4) OBP: 0.374, SLG: 0.469 (8, 5)		4-0 BB 1-2 BB			0-0 HR 1B		0-0 F5	0-3 K		3 1 1 0 1 1 0		
Jeff Reed, L (1, 2) OBP: 0.255, SLG: 0.280		0-0 F9		0-0 F8		0-0 1B L8-2 1B				3 0 1 0 0 0 2		
Bob Sebra, R (1, 1) OBP: 0.159, SLG: 0.119 Andy McGaffigan, R (5, 1) Tom Foley, L (7, PH) OBP: 0.697, SLG: 0.403 Bob McClure, R (7, 1) Randy St. Claire, R (8, 1) OBP: 0.333, SLG: 0.333 Casey Candlish, S (8, 4) OBP: 0.340, SLG: 0.368			0-0 4-3		0-3 K					2 0 0 0 0 0 1 1 0 0 0 0 0 0 0 0 1 0 1 0		
Inning Stats	R: 0 H: 1 E: 0 LOB: 1 K: 1 BB: 1 S: 5 P: 9	R: 0 H: 0 E: 0 LOB: 1 K: 1 BB: 2 S: 4 P: 12	R: 0 H: 1 E: 0 LOB: 1 K: 0 BB: 0 S: 4 P: 4	R: 0 H: 0 E: 0 LOB: 0 K: 0 BB: 0 S: 3 P: 3	R: 2 H: 2 E: 0 LOB: 0 K: 1 BB: 0 S: 7 P: 7	R: 1 H: 1 E: 0 LOB: 0 K: 0 BB: 0 S: 4 P: 4	R: 0 H: 2 E: 0 LOB: 1 K: 0 BB: 0 S: 4 P: 4	R: 0 H: 0 E: 0 LOB: 0 K: 1 BB: 0 S: 5 P: 5	R: 0 H: 0 E: 0 LOB: 0 K: 3 BB: 0 S: 9 P: 9	1B: 5 SF: 0 2B: 1 SAC: 0 3B: 0 DP: 1 HR: 2 HBP: 0	WP: 0 PA: 34 PB: 0 SB: 2 CS: 2	
PITCHER	IP WLS BF H R ER SO BB IBB HBP BLK WP HR S P ERA WHIP											
Bob Walk, R (1, 1) ERA: 4.26	6.0 W 24 5 3 3 3 3 3 0 0 0 0 2 27 39 4.50 1.333											
Brett Gideon, R (7, 1) ERA: 3.54	3.0 S 10 2 0 0 4 0 0 0 0 0 0 0 18 18 0.00 0.667											

Montreal Expos @ Pittsburgh Pirates
Three Rivers Stadium, Pittsburgh, PA

Fri Aug 07 1987, 7:05 PM EDT
 Att: 22,075 - Unknown

livebaseballscorecards.com

AB	31
R	3
H	7
RBI	3
BB	3
SO	7
LOB	8



Batter	1	2	3	4	5	6	7	8	9
Barry Bonds, L (1, 7) OBP: 0.324, SLG: 0.474	0-3 K2-3	0-0 1-H 3B		0-0 4-3		0-3 K		0-0 FC4	
Andy Van Slyke, L (1, 8) OBP: 0.353, SLG: 0.505	0-3 K	0-0 F7			0-0 1B SF7 2B		0-0 F7	4-0 IBB	
Johnny Ray, S (1, 4) OBP: 0.324, SLG: 0.348	0-0 L4		0-0		0-0 BB 1B		0-0 F7	0-0 SF9	
Sid Bream, L (1, 3) OBP: 0.349, SLG: 0.434		0-0 1-3	0-0 F7		4-0 BB 1B		0-0 F8	0-0 5-3	
Bobby Bonilla, S (1, 5) OBP: 0.326, SLG: 0.450		0-0 F9	0-0 L6		0-0 SF7			0-0 2B 1B 1B	
R.J. Reynolds, S (1, 9) OBP: 0.330, SLG: 0.389		0-0 E4 1B		0-0 G3	0-3 K			0-0 1B 1B 2B	
Michael LaValliere, L (1, 2) OBP: 0.375, SLG: 0.350		0-0 1-H 2B 1B		0-0 FC1-6 1B	0-0 5-3			0-0 HBP 1B WP 1B	
Al Pedrique, R (1, 6) OBP: 0.323, SLG: 0.353		0-0 1-H 1B 2B		0-0 FC1-6 1B		0-0 F8		0-0 WP HBP SF9 1B	
Bob Walk, R (1, 1) OBP: 0.375, SLG: 0.375		0-0 2-H 3B 1B		0-0 FC1-6		0-0 CS 1B		1-0 FC4 WP HBP	
John Cangelosi, S (6, PH) OBP: 0.474, SLG: 0.354				1-2f 2-3					
Brett Gideon, R (7, 1)									

Inning Stats	R: 0	H: 0	E: 0	K: 2	S: 7	H: 0	LOB: 0	BB: 0	P: 7	R: 4	H: 4	E: 1	K: 0	S: 8	R: 0	H: 0	E: 0	K: 0	S: 3	R: 0	H: 2	E: 0	K: 1	S: 5	R: 1	H: 2	E: 0	K: 1	S: 7	R: 0	H: 1	E: 0	K: 1	S: 5	R: 0	H: 0	E: 0	K: 0	S: 3	R: 4	H: 4	E: 0	K: 0	S: 7
--------------	------	------	------	------	------	------	--------	-------	------	------	------	------	------	------	------	------	------	------	------	------	------	------	------	------	------	------	------	------	------	------	------	------	------	------	------	------	------	------	------	------	------	------	------	------

PITCHER	IP	WLS	BF	H	R	ER	SO	BB	IBB	HBP	BLK	WP	HR	S	P	ERA	WHIP
Bob Sebra, R (1, 1) ERA: 3.89	4.0	L	21	8	5	1	2	0	0	0	0	0	0	25	25	2.25	2.000
Andy McGaffigan, R (5, 1) ERA: 2.26	2.0		7	1	0	0	2	1	0	0	0	0	0	10	14	0.00	1.000
Bob McClure, L (7, 1) ERA: 4.71	1.0		6	3	3	3	0	0	0	0	0	0	0	6	6	27.00	3.000
Randy St. Claire, R (8, 1) ERA: 4.7	1.0		6	1	1	1	0	0	1	1	0	1	0	4	9	9.00	1.000

AB	R	H	RBI	BB	SO	LOB
5	0	1	1	0	2	5
4	1	1	0	1	1	1
4	0	1	1	0	0	0
4	0	0	0	1	0	2
3	1	1	1	0	0	0
4	2	1	0	0	1	2
4	2	3	2	0	0	2
4	2	3	2	0	0	0
2	1	1	1	0	0	2
1	0	1	0	0	0	0
0	0	0	0	0	0	0

WP	HR	S	P	ERA	WHIP
1	0	12	1	9.00	1.000

Montreal Expos @ Pittsburgh Pirates
 Three Rivers Stadium, Pittsburgh, PA
 Fri Aug 07 1987, 7:05 PM EDT
 Att. 22,075 - Unknown

livebaseballscores.com

AB	35
R	9
H	13
RBI	8
BB	2
SO	4
LOB	14



Batter	1	2	3	4	5	6	7	8	9	AB R H RBI BB SO LOB	TOP									
Tim Raines, S (1, 7) OBP: 0.419, SLG: 0.527	0-0 F6		0-0 4-3			0-0 HR		0-0 6-3		4 1 1 2 0 0 0	Montreal Expos @ Pittsburgh Pirates Three Rivers Stadium, Pittsburgh, PA Sat Aug 08 1987, 7:05 PM EDT Att: 18,285 - Unknown									
Mitch Webster, S (1, 9) OBP: 0.364, SLG: 0.429	0-0 G1 1B			0-0 6-3		0-0 L4-3 1B		0-0 5-3	4 0 2 0 0 0 0											
Hubie Brooks, R (1, 6) OBP: 0.307, SLG: 0.429	0-0 G1 1-2			0-0 F6		0-0 L4-3 1-2		0-0 3-1	4 0 0 0 0 0 2											
Tim Wallach, R (1, 5) OBP: 0.347, SLG: 0.520	0-0 6-3			0-0 F8		0-0 F6		0-0 E5	4 0 0 0 0 0 1											
Andres Galarraga, R (1, 3) OBP: 0.397, SLG: 0.520		0-3 K		0-3 K		0-0 G5-4-3 1B		0-0 P4	4 0 1 0 0 2 1											
Tom Foley, L (1, 4) OBP: 0.310, SLG: 0.400		0-0 F8		4-0 BB		0-0 G5-4-3 1-2f			1 0 0 0 1 0 0											
Vance Law, R (7, PH) OBP: 0.373, SLG: 0.467									1 0 0 0 0 0 1											
Casey Candaele, S (1, 8) OBP: 0.337, SLG: 0.365		0-0 F9		0-0 F7		0-0 G3			3 0 0 0 0 0 1											
Mike Fitzgerald, R (1, 2) OBP: 0.344, SLG: 0.326			0-0 L4		0-3 K		0-3 K G4-6-3		3 0 0 0 0 2 1											
Bryn Smith, R (1, 1) OBP: 0.176, SLG: 0.258		0-3 K				0-0 HR 2B		0-0 G4-6-3 1-2f	1 0 0 0 0 1 0											
Herm Winningham, L (6, PH) OBP: 0.324, SLG: 0.372									1 1 1 0 0 0 0											
Andy McGaffigan, R (6, 1)									0 0 0 0 0 0 0											
Dave Engle, R (8, PH) OBP: 0.286, SLG: 0.323									1 0 0 0 0 0 1											
Jeff Parrett, R (8, 1)									0 0 0 0 0 0 0											
Inning Stats	R: 0 E: 0 K: 0 S: 4	H: 1 LOB: 1 BB: 0 P: 4	R: 0 E: 0 K: 1 S: 5	H: 0 LOB: 0 BB: 0 P: 5	R: 0 E: 0 K: 1 S: 5	H: 0 LOB: 0 BB: 0 P: 5	R: 0 E: 0 K: 2 S: 7	H: 0 LOB: 1 BB: 1 P: 11	R: 2 E: 0 K: 0 S: 5	H: 3 LOB: 0 BB: 0 P: 5	R: 0 E: 0 K: 0 S: 3	H: 1 LOB: 0 BB: 0 P: 3	R: 0 E: 0 K: 1 S: 5	H: 0 LOB: 0 BB: 0 P: 5	R: 0 E: 1 K: 0 S: 4	H: 0 LOB: 1 BB: 0 P: 4	1B: 3 2B: 2 3B: 0 HR: 1	SF: 0 SAC: 0 DP: 3 HBP: 0	WP: 1 PB: 0 SB: 0 CS: 0	PA: 32
PITCHER	IP WLS BF H R ER SO BB IBB HBP BLK WP HR S P ERA WHIP																			
Doug Drabek, R (1, 1) ERA: 4.3	6.0 W 22 4 2 2 4 1 0 0 0 0 1 29 33 3.00 0.833																			
John Smiley, L (7, 1) ERA: 4.52	3.0 S 10 1 0 0 1 0 0 0 0 1 0 12 12 0.00 0.333																			

livebaseballscorecards.com

AB	31
R	2
H	5
RBI	2
BB	1
SO	5
LOB	8



Batter	1	2	3	4	5	6	7	8	9	AB	R	H	RBI	BB	SO	LOB
Barry Bonds, L (1, 7) OBP: 0.323, SLG: 0.475	0-0 2B		0-0 SF7	0-0 L8		0-0 F7		0-0 F5		4	0	1	1	0	0	3
Andy Van Slyke, L (1, 8) OBP: 0.352, SLG: 0.503	0-0 L8		0-0 1B		0-0 4-3		0-0 F2			4	0	1	0	0	0	1
Johnny Ray, S (1, 4) OBP: 0.326, SLG: 0.347	0-0 L8		4-0 BB		0-0 1B		0-0 E1			3	1	1	0	1	0	1
Sid Bream, L (1, 3) OBP: 0.346, SLG: 0.429	0-0 F8		0-0 F7		0-0 L5-3		0-0 P6			4	0	0	0	0	0	5
Bobby Bonilla, S (1, 5) OBP: 0.328, SLG: 0.450		0-0 1-3		0-0 HR		0-0 F7		0-0 1B		4	1	2	0	0	0	0
R.J. Reynolds, S (1, 9) OBP: 0.336, SLG: 0.411		0-0 1-3		0-0 HR		0-0 2B		0-0 1B		4	2	3	3	0	0	0
Michael LaValliere, L (1, 2) OBP: 0.376, SLG: 0.352		0-0 P4		0-0 1B		0-0 1B		0-0 P6		4	0	2	0	0	0	2
Al Pedrique, R (1, 6) OBP: 0.328, SLG: 0.375			0-0 SF7		0-0 FC		0-0 2B		0-0 4-3	4	1	2	1	0	0	1
Doug Drabek, R (1, 1) OBP: 0.205, SLG: 0.167			0-0 SH1-4		0-0 B5-6-4		0-3 K		0-0 6-3	1	0	0	0	0	0	2
Mike Diaz, R (6, PH) OBP: 0.329, SLG: 0.489										1	0	0	0	0	1	2
John Smiley, L (7, 1) OBP: 0.143, SLG: 0.286										1	0	0	0	0	0	0

Inning Stats	R: 0	H: 1	E: 0	K: 0	S: 4	LOB: 1	BB: 0	P: 4	R: 0	H: 0	E: 0	K: 0	S: 3	LOB: 0	BB: 0	P: 3	R: 0	H: 1	E: 0	K: 0	S: 3	LOB: 0	BB: 0	P: 3	R: 2	H: 3	E: 0	K: 0	S: 6	LOB: 1	BB: 0	P: 6	R: 0	H: 3	E: 0	K: 1	S: 8	LOB: 2	BB: 0	P: 8	R: 1	H: 2	E: 1	K: 0	S: 6	LOB: 2	BB: 0	P: 6	R: 0	H: 0	E: 0	K: 0	S: 3	LOB: 0	BB: 0	P: 3
--------------	------	------	------	------	------	--------	-------	------	------	------	------	------	------	--------	-------	------	------	------	------	------	------	--------	-------	------	------	------	------	------	------	--------	-------	------	------	------	------	------	------	--------	-------	------	------	------	------	------	------	--------	-------	------	------	------	------	------	------	--------	-------	------

PITCHER	IP	WLS	BF	H	R	ER	SO	BB	IBB	HBP	BLK	WP	HR	S	P	ERA	WHIP
Bryn Smith, R (1, 1) ERA: 4.63	5.0	L	22	7	3	3	0	1	0	0	0	0	0	21	25	5.40	1.600
Andy McGaffigan, R (6, 1) ERA: 2.32	2.0		12	5	2	1	1	0	0	0	0	0	0	14	14	4.50	2.500
Jeff Parrett, R (8, 1) ERA: 3.62	1.0		3	0	0	0	0	0	0	0	0	0	0	3	3	0.00	0.000

BOTTOM

Montreal Expos @ Pittsburgh Pirates
 Three Rivers Stadium, Pittsburgh, PA

Sat Aug 08 1987, 7:05 PM EDT
 Att. 18,285 - Unknown

AB	34
R	5
H	12
RBI	5
BB	1
SO	1
LOB	17



WP	PA	ERA	WHIP
0	37	0	0
0	0	0	0
1	0	0	0

Batter	1	2	3	4	5	6	7	8	9	AB R H RBI BB SO LOB	TOP	
Tim Raines, S (1, 7) ^x OBP: 0.418, SLG: 0.523 Reid Nichols, R (8, 7) OBP: 0.300, SLG: 0.412	0-0 4-3		4-0 BB S BB			0-0 F7		0-0 G3		3 0 0 0 1 0 0 0 0 0 0 0 0 0		
Mitch Webster, S (1, 9) ^x OBP: 0.368, SLG: 0.447	0-0 1B		0-3 K 1-2			0-0 HR		0-0 HR		4 2 3 2 0 1 1		
Tom Foley, L (1, 6) ^x OBP: 0.308, SLG: 0.396	0-0 F8		0-0 5-3			0-0 SF7 E S 1B		0-0 4-3		4 1 1 0 0 0 2		
Tim Wallach, R (1, 5) ^x OBP: 0.344, SLG: 0.516	0-0 P6		0-3 K S S			0-0 SF7 1-H		0-0 F7		3 0 0 1 0 1 1		
Andres Galarraga, R (1, 3) OBP: 0.398, SLG: 0.519		0-0 E 5-3 1B		0-0 F8		0-0 4-3		0-0 1B		4 0 2 0 0 0 0		
Herm Winningham, L (1, 8) OBP: 0.318, SLG: 0.365		0-0 5-3 1-2		0-0 F7		0-0 F7		0-0 L6		4 0 0 0 0 0 2		
Casey Candaele, S (1, 4) OBP: 0.337, SLG: 0.363 Hubie Brooks, R (9, PH) OBP: 0.306, SLG: 0.427		0-0 E4 1-3 2-3		4-0 CS BB		0-0 L4		0-0 4-3		2 0 0 0 1 0 1 1 0 0 0 0 0 1		
Jeff Reed, L (1, 2) OBP: 0.250, SLG: 0.273		0-0 1-3 1-2		0-0 F8		0-0 F6				3 0 0 0 0 0 3		
Neal Heaton, L (1, 1) OBP: 0.211, SLG: 0.214 Jeff Parrett, R (8, 1) Bob McClure, R (8, 1)		0-0 4-3		0-0 6-3 1-2		0-0 F5				3 0 0 0 0 0 1 0 0 0 0 0 0 0 0 0 0 0 0 0 0		
Inning Stats	R: 0 H: 1 E: 0 LOB: 1 K: 0 BB: 0 S: 4 P: 4	R: 0 H: 1 E: 1 LOB: 1 K: 0 BB: 0 S: 4 P: 4	R: 0 H: 0 E: 0 LOB: 1 K: 1 BB: 1 S: 5 P: 9	R: 0 H: 0 E: 0 LOB: 0 K: 1 BB: 0 S: 5 P: 5	R: 0 H: 0 E: 0 LOB: 0 K: 0 BB: 1 S: 2 P: 6	R: 2 H: 2 E: 0 LOB: 0 K: 0 BB: 0 S: 5 P: 5	R: 0 H: 0 E: 0 LOB: 0 K: 0 BB: 0 S: 3 P: 3	R: 1 H: 1 E: 0 LOB: 0 K: 0 BB: 0 S: 4 P: 4	R: 0 H: 1 E: 0 LOB: 1 K: 0 BB: 0 S: 4 P: 4	1B: 4 SF: 1 2B: 0 SAC: 0 3B: 0 DP: 0 HR: 2 HBP: 0	WP: 0 PA: 34 PB: 0 SB: 2 CS: 1	
PITCHER	IP WLS BF H R ER SO BB IBB HBP BLK WP HR S P ERA WHIP											
Mike Dunne, R (1, 1) ERA: 2.91 Jim Gott, R (9, 1) ERA: 4.6	8.0 W 30 5 3 2 2 2 2 0 0 0 0 2 32 40 2.25 0.875											
	1.0 S 4 1 0 0 0 0 0 0 0 0 0 0 4 4 0.00 1.000											

Montreal Expos @ Pittsburgh Pirates
 Three Rivers Stadium, Pittsburgh, PA

Sun Aug 09 1987, 3:33 AM EDT
 Att: 18,829 - Unknown

livebaseballscorecards.com

AB	31
R	3
H	6
RBI	3
BB	2
SO	2
LOB	12



Batter	1	2	3	4	5	6	7	8	9	AB R H RBI BB SO LOB	TOP
Vince Coleman, S OBP: 0.368, SLG: 0.336 (1, 7) X	0-0 G3 X	0-0 4-3 X			0-0 2B 1B X	4-0 S BB X			0-0 L7 X	4 1 1 0 1 0 0	St. Louis Cardinals @ Pittsburgh Pirates Three Rivers Stadium, Pittsburgh, PA Mon Aug 10 1987, 7:05 PM EDT Att: 11,445 - Unknown livebaseballscorecards.com
Ozzie Smith, S OBP: 0.394, SLG: 0.374 (1, 6) X	0-0 WP 2B X		0-0 CS 1B X		0-0 F7 X	4-0 BB X		0-0 F7 X	4 0 2 0 1 0 2		
Tom Herr, S OBP: 0.371, SLG: 0.369 (1, 4) S S S	0-3 K X		0-0 F8 X		0-0 1-H 3-H 2B X	0-0 4-3 X		0-3 K X	5 0 1 2 0 2 5		
Jack Clark, R OBP: 0.467, SLG: 0.622 (1, 3) S S S	0-3 K 2-3 X		4-0 1-2 BB X		0-0 F8 X		4-0 G5-4-3 BB X		2 0 0 0 2 1 2		
Willie McGee, S OBP: 0.317, SLG: 0.432 (1, 8) X		0-0 HR 2B X	0-0 G3 X		0-0 G3 X		0-0 G5-4-3 1-2f X		4 1 1 0 0 0 3		
Terry Pendleton, S OBP: 0.381, SLG: 0.435 (1, 5) X		0-0 E5 HR X		0-0 K2-5-2 3B X		4-0 S 1B BLK BB X		0-0 F3 X	3 2 1 0 1 0 1		
Jim Lindeman, R OBP: 0.248, SLG: 0.418 (1, 9) X		0-0 1-H 2-H HR X		0-0 F7 X		0-0 BLK S 1B X		0-0 6-3 X	4 1 2 3 0 0 1		
Tony Peña, R OBP: 0.321, SLG: 0.357 (1, 2) X		0-0 F3 X		0-3 K2-5-2 3-3 X		0-0 L7 X		0-0 F8 X	4 0 0 0 0 1 3		
Bob Forsch, R OBP: 0.367, SLG: 0.596 (1, 1) X		0-0 4-3 X		0-0 1B 2B X		0-3 K 1-3 2-H X		0-0 L4 X	4 1 1 0 0 1 1		
Inning Stats	R: 0 E: 0 K: 2 S: 8 H: 1 LOB: 1 BB: 0 P: 8	R: 3 E: 1 K: 0 S: 6 H: 2 LOB: 0 BB: 0 P: 6	R: 0 E: 0 K: 0 S: 3 H: 1 LOB: 1 BB: 1 P: 7	R: 0 E: 0 K: 1 S: 5 H: 1 LOB: 1 BB: 0 P: 5	R: 2 E: 0 K: 0 S: 6 H: 3 LOB: 1 BB: 0 P: 6	R: 1 E: 0 K: 1 S: 6 H: 1 LOB: 3 BB: 3 P: 18	R: 0 E: 0 K: 0 S: 2 H: 0 LOB: 0 BB: 1 P: 6	R: 0 E: 0 K: 0 S: 3 H: 0 LOB: 0 BB: 0 P: 3	R: 0 E: 0 K: 1 S: 5 H: 0 LOB: 0 BB: 0 P: 5	1B: 3 2B: 5 3B: 1 HR: 1 SF: 0 SAC: 0 DP: 2 HBP: 0	WP: 1 PB: 0 SB: 4 CS: 1 PA: 39
PITCHER Brian Fisher, R ERA: 4.55 Hipolito Pena, L ERA: 4.56 Brett Gideon, R ERA: 3.38	IP WLS BF H R ER SO BB IBB HBP BLK WP HR S P ERA WHIP	IP WLS BF H R ER SO BB IBB HBP BLK WP HR S P ERA WHIP	IP WLS BF H R ER SO BB IBB HBP BLK WP HR S P ERA WHIP	IP WLS BF H R ER SO BB IBB HBP BLK WP HR S P ERA WHIP	IP WLS BF H R ER SO BB IBB HBP BLK WP HR S P ERA WHIP	IP WLS BF H R ER SO BB IBB HBP BLK WP HR S P ERA WHIP	IP WLS BF H R ER SO BB IBB HBP BLK WP HR S P ERA WHIP	IP WLS BF H R ER SO BB IBB HBP BLK WP HR S P ERA WHIP	IP WLS BF H R ER SO BB IBB HBP BLK WP HR S P ERA WHIP	ERA WHIP	ERA WHIP

St. Louis Cardinals @ Pittsburgh Pirates
 Three Rivers Stadium, Pittsburgh, PA
 Mon Aug 10 1987, 7:05 PM EDT
 Att: 11,445 - Unknown

AB	34
R	6
H	9
RBI	5
BB	5
SO	5
LOB	18



Batter	1	2	3	4	5	6	7	8	9	AB R H RBI BB SO LOB	TOP
Vince Coleman, S OBP: 0.367, SLG: 0.334 (1, 7) X	0-0 L7 ①		0-0 E6		0-0 F7 ③		0-0 F7 ②		0-0 SF8 FC 1B 1-2 2-3	5 0 1 0 0 0 1	
Ozzie Smith, S OBP: 0.394, SLG: 0.374 (1, 6) X	0-0 F8 ②		0-0 4-3 ③			0-0 2B 1B	0-0 1B 2-3		0-0 FC SF8 1-2 2-3 3-H	5 1 2 1 0 0 3	
Tom Herr, S OBP: 0.371, SLG: 0.374 (1, 4) X	0-0 F7 ③			0-0 1B 1B 1B		0-0 3-1 1B 2B 1-H		0-0 L9	0-0 SF8 1-2 2-3 3-H	4 2 2 2 0 0 0	
Willie McGee, S OBP: 0.316, SLG: 0.430 (1, 8) X		0-0 4-3 ①		0-0 1B 1B G1-6-3 1-3		0-0 3-1 ① 2-3		0-0 4-3 ②	0-0 F8 ③ 1-2 2-3 3-H	5 0 1 0 0 0 3	
Terry Pendleton, S OBP: 0.384, SLG: 0.444 (1, 5) X		0-0 HR		0-0 G1-6-3 ① ② 1-2f		0-0 1B 3-H		4-0 BB BB		3 1 2 2 1 0 2	
John Morris, L OBP: 0.337, SLG: 0.489 (1, 9) X		0-0 F7 ②		0-0 1B 3-H		0-0 F8 ②		0-0 F9 ③		4 0 1 1 0 0 2	
Jim Lindeman, R OBP: 0.242, SLG: 0.407 (1, 3) X		0-0 5-3 ③		0-0 F5 ③		0-3 K ③ S S S			0-3 K ① S S	4 0 0 0 0 2 2	
Tony Peña, R OBP: 0.324, SLG: 0.363 (1, 2) X			0-0 6-3 ①		0-0 6-3 ①		0-0 2B		0-0 1B 1B FC 1B	4 1 2 0 0 0 0	
John Tudor, L OBP: 0.231, SLG: 0.231 (1, 1) X			0-0 4-3 ②		0-0 4-3 ②		0-3 K ① S S S		0-0 FC 1B 1B SF8 1B 1-2	2 0 0 0 0 0 0 0 0 0 0 0 0 0 1 0 0 0 0 1 1 0 0 0 0 0 0 0 1 1 1 0 0 0 0 0 0 0 0 0 0 0	
Steve Peters, L OBP: 0.386, SLG: 0.385 (7, PH)											
Rod Booker, L OBP: 0.430, SLG: 0.372 (7, PH)											
Ken Dayley, L OBP: 0.167, SLG: 0.167 (9, PH)											
José Oquendo, S OBP: 0.167, SLG: 0.167 (9, PH)											
Todd Worrell, R OBP: 0.167, SLG: 0.167 (9, PH)											
Inning Stats	R: 0 H: 0 E: 0 LOB: 0 K: 0 BB: 0 S: 3 P: 3	R: 1 H: 1 E: 0 LOB: 0 K: 0 BB: 0 S: 4 P: 4	R: 0 H: 0 E: 1 LOB: 1 K: 0 BB: 0 S: 4 P: 4	R: 1 H: 3 E: 0 LOB: 1 K: 0 BB: 0 S: 5 P: 5	R: 0 H: 0 E: 0 LOB: 0 K: 0 BB: 0 S: 3 P: 3	R: 2 H: 3 E: 0 LOB: 1 K: 1 BB: 0 S: 8 P: 8	R: 0 H: 2 E: 0 LOB: 2 K: 1 BB: 0 S: 6 P: 6	R: 0 H: 0 E: 0 LOB: 1 K: 0 BB: 1 S: 3 P: 7	R: 2 H: 3 E: 0 LOB: 2 K: 1 BB: 0 S: 9 P: 9	1B: 9 SF: 1 2B: 2 SAC: 0 3B: 0 DP: 1 HR: 1 HBP: 0	WP: 0 PA: 40 PB: 0 SB: 0 CS: 0
PITCHER Rick Reuschel, R ERA: 2.63 (1, 1)	IP WLS BF H R ER SO BB IBB HBP BLK WP HR S P ERA WHIP	9.0 L 40 12 6 6 3 1 0 0 0 0 1 45 49 6.00 1.444									
PITCHER	IP WLS BF H R ER SO BB IBB HBP BLK WP HR S P ERA WHIP										

St. Louis Cardinals @ Pittsburgh Pirates
 Three Rivers Stadium, Pittsburgh, PA
 Tue Aug 11 1987, 7:05 PM EDT
 Att: 14,637 - Unknown

livebaseballscorecards.com

AB	38
R	6
H	12
RBI	6
BB	1
SO	3
LOB	14



Batter	1	2	3	4	5	6	7	8	9	AB R H RBI BB SO LOB
Barry Bonds, L (1, 7) OBP: 0.325, SLG: 0.477	0-0 SH1-3 2B		0-0 L7		0-0 F9	0-0 F8			0-0 SF9 1B	5 0 2 0 0 0 3
Al Pedrique, R (1, 6) OBP: 0.359, SLG: 0.400	0-0 SH1-3		0-0 K2-6 1B		0-0 1B		1-0 HBP		0-0 1B	3 0 3 0 0 0 0
Darnell Coles, R (1, 9) R.J. Reynolds, S (9, PH) OBP: 0.267, SLG: 0.316 OBP: 0.331, SLG: 0.406	0-0 F8		0-3 K2-6 1-2f		0-0 1B		0-0 L3		0-0 SF9	4 0 1 1 0 1 3 0 0 0 1 0 0 0
Bobby Bonilla, S (1, 5) OBP: 0.322, SLG: 0.441	0-0 F3			0-3 K	0-0 F6		0-3 K		0-3 K	5 0 0 0 0 3 6
Andy Van Slyke, L (1, 8) OBP: 0.348, SLG: 0.503		0-0 HR 1B		0-3 K	0-0 L6		0-0 G3		0-0 F6	5 1 1 0 0 1 5
Johnny Ray, S (1, 4) OBP: 0.324, SLG: 0.350		0-0 F8		0-0 HR		0-0 5-3		0-0 F9		4 1 1 1 0 0 1
Sid Bream, L (1, 3) OBP: 0.350, SLG: 0.433		0-0 HR		4-0 BB		0-0 1B		0-3 K		3 1 2 2 1 1 0
Junior Ortiz, R (1, 2) OBP: 0.308, SLG: 0.323		0-0 6-3		0-0 4-3		0-0 1B		0-0 1-3		4 0 1 0 0 0 1
Rick Reuschel, R (1, 1) John Cangelosi, S (9, PH) OBP: 0.180, SLG: 0.224 OBP: 0.463, SLG: 0.345		0-0 F9			4-0 1B F9 BB	0-3 K			0-0 1B SF9 1B	2 1 0 0 1 1 2 1 1 1 0 0 0 0

Inning Stats	R: 0 E: 0 K: 0 S: 4	H: 1 LOB: 1 BB: 0 P: 4	R: 2 E: 0 K: 0 S: 5	H: 2 LOB: 0 BB: 0 P: 5	R: 0 E: 0 K: 1 S: 5	H: 1 LOB: 1 BB: 0 P: 5	R: 1 E: 0 K: 2 S: 8	H: 1 LOB: 1 BB: 1 P: 12	R: 1 E: 0 K: 0 S: 5	H: 2 LOB: 2 BB: 1 P: 9	R: 0 E: 0 K: 1 S: 7	H: 2 LOB: 2 BB: 0 P: 7	R: 0 E: 0 K: 1 S: 5	H: 0 LOB: 1 BB: 0 P: 6	R: 0 E: 0 K: 1 S: 5	H: 0 LOB: 0 BB: 0 P: 5	R: 1 E: 0 K: 1 S: 8	H: 3 LOB: 2 BB: 0 P: 8	1B: 9 2B: 2 3B: 0 HR: 2	SF: 1 SAC: 1 DP: 1 HBP: 1	WP: 0 PB: 0 SB: 0 CS: 0	PA: 41
--------------	------------------------------	---------------------------------	------------------------------	---------------------------------	------------------------------	---------------------------------	------------------------------	----------------------------------	------------------------------	---------------------------------	------------------------------	---------------------------------	------------------------------	---------------------------------	------------------------------	---------------------------------	------------------------------	---------------------------------	----------------------------------	------------------------------------	----------------------------------	--------

PITCHER	IP	WLS	BF	H	R	ER	SO	BB	IBB	HBP	BLK	WP	HR	S	P	ERA	WHIP
John Tudor, L (1, 1) ERA: 6.1	5.0		23	7	4	4	3	2	0	0	0	0	2	27	35	7.20	1.800
Steve Peters, L (6, 1) ERA:	1.0		5	2	0	0	1	0	0	0	0	0	0	7	7	0.00	2.000
Ken Dayley, L (7, 1) ERA: 1.63	2.0	W	7	0	0	0	2	0	0	1	0	0	0	10	11	0.00	0.000
Todd Worrell, R (9, 1) ERA: 3.18	1.0	S	6	3	1	1	1	0	0	0	0	0	0	8	8	9.00	3.000

BOTTOM

St. Louis Cardinals @ Pittsburgh Pirates
Three Rivers Stadium, Pittsburgh, PA
Tue Aug 11 1987, 7:05 PM EDT
Att. 14,637 - Unknown

AB	36
R	5
H	12
RBI	5
BB	2
SO	7
LOB	21



Batter	1	2	3	4	5	6	7	8	9	AB R H RBI BB SO LOB	TOP																								
Vince Coleman, S (1, 7) OBP: 0.366, SLG: 0.333	0-3 K2-3		0-0 F7			0-0 F7			0-0 1B	4 0 1 0 0 1 0																									
Ozzie Smith, S (1, 6) OBP: 0.392, SLG: 0.372	0-0 L6		0-0 F6			0-0 F7			0-0 F8	3 0 0 0 0 0 0																									
José Oquendo, S (8, 6) OBP: 0.429, SLG: 0.370										1 0 0 0 0 0 1																									
Tom Herr, S (1, 4) OBP: 0.368, SLG: 0.370	0-0 L8					0-0 6-3			0-0 1B	3 0 0 0 0 0 0																									
Tom Lawless, R (8, 4) OBP: 0.222, SLG: 0.067									1-2 G4-6-3 1B	1 0 1 0 0 0 0																									
Willie McGee, S (1, 8) OBP: 0.318, SLG: 0.433		0-0 L8				0-0 2B			0-0 G4-6-3 1B	4 0 2 0 0 0 2																									
Terry Pendleton, S (1, 5) OBP: 0.384, SLG: 0.442		4-0 FC4-6 BB				0-0 F7			0-0 F8	2 0 0 0 1 0 2																									
John Morris, L (1, 9) OBP: 0.327, SLG: 0.473		0-0 FC4-6 WP 1-2f				0-0 4-3			0-0 G4-6-3 1-2f	3 0 0 0 0 0 3																									
Jim Lindeman, R (1, 3) OBP: 0.256, SLG: 0.407		4-0 1-2 BB				4-0 G5-4-3 BB			1-0 G5-4-3 HBP	0 0 0 0 2 0 0																									
Tony Peña, R (1, 2) OBP: 0.320, SLG: 0.359		0-0 F3				0-0 G5-4-3 1-2f			0-0 G5-4-3 1-2f	3 0 0 0 0 0 4																									
Steve Lake, R (8, 2) OBP: 0.306, SLG: 0.367										0 0 0 0 0 0 0																									
Joe Magrane, R (1, 1) OBP: 0.162, SLG: 0.171			0-3 K			0-0 5-3			0-0 1-3	1 0 0 0 0 1 0																									
Pat Perry, L (4, 1) OBP: 0.143, SLG: 0.143										1 0 0 0 0 0 0																									
Steve Peters, L (7, 1) OBP: 0.378, SLG: 0.375										0 0 0 0 0 0 0																									
Rod Booker, L (7, 5) OBP: 0.378, SLG: 0.375										1 0 0 0 0 0 0																									
Inning Stats	R: 0 E: 0 K: 1 S: 5	H: 0 LOB: 0 BB: 0 P: 5	R: 0 E: 0 K: 0 S: 3	H: 0 LOB: 2 BB: 2 P: 11	R: 0 E: 0 K: 1 S: 5	H: 0 LOB: 0 BB: 0 P: 5	R: 0 E: 0 K: 0 S: 4	H: 1 LOB: 1 BB: 0 P: 4	R: 0 E: 0 K: 0 S: 2	H: 0 LOB: 0 BB: 1 P: 6	R: 0 E: 0 K: 0 S: 3	H: 0 LOB: 0 BB: 0 P: 3	R: 0 E: 0 K: 0 S: 3	H: 1 LOB: 0 BB: 0 P: 3	R: 0 E: 0 K: 0 S: 2	H: 0 LOB: 0 BB: 0 P: 3	R: 0 E: 0 K: 0 S: 4	H: 2 LOB: 1 BB: 0 P: 4	1B: 3 2B: 1 3B: 0 HR: 0	SF: 0 SAC: 0 DP: 4 HBP: 1	WP: 1 PB: 0 SB: 0 CS: 0	PA: 31													
PITCHER Bob Walk, R (1, 1) ERA: 3.76	IP 9.0	WLS W	BF 31	H 4	R 0	ER 0	SO 2	BB 3	IBB 0	HBP 1	BLK 0	WP 1	HR 0	S 31	P 44	ERA 0.00	WHIP 0.778																		
											PITCHER	IP	WLS	BF	H	R	ER	SO	BB	IBB	HBP	BLK	WP	HR	S	P	ERA	WHIP							

St. Louis Cardinals @ Pittsburgh Pirates
 Three Rivers Stadium, Pittsburgh, PA
 Wed Aug 12 1987, 7:05 PM EDT
 Att: 15,186 - Unknown

livebaseballscorecards.com

AB 27
 R 0
 H 4
 RBI 0
 BB 3
 SO 2
 LOB 12



Batter	1	2	3	4	5	6	7	8	9
Barry Bonds, L (1, 7) OBP: 0.324, SLG: 0.476	0-0 L9		0-0 F5	0-3 K		0-0 4-3		0-0 6-3 2B	
Al Pedrique, R (1, 6) OBP: 0.361, SLG: 0.400	0-0 6-3			0-0 1B			0-0 2B	0-0 6-3	
Darnell Coles, R (1, 9) OBP: 0.271, SLG: 0.321	1-0 HBP			0-0 1B			0-0 2B	0-0 F8	
Bobby Bonilla, S (1, 5) OBP: 0.324, SLG: 0.443	0-0 6-3			4-0 1B	0-0 F8		0-0 1B		
Andy Van Slyke, L (1, 8) OBP: 0.347, SLG: 0.500		0-0 5-3		0-0 1B	0-0 3-1		0-0 G3		
Johnny Ray, S (1, 4) OBP: 0.330, SLG: 0.355		4-0 FC4-6 BB		0-0 1B	0-0 1B		0-0 1B		
Sid Bream, L (1, 3) OBP: 0.352, SLG: 0.437		0-0 FC4-6 CS		0-0 1B	0-0 F7		0-0 1B		
Junior Ortiz, R (1, 2) OBP: 0.313, SLG: 0.319		0-0 CS	0-0 L9	4-0 1B		4-0 1B	0-0 G1-6-3		
Bob Walk, R (1, 1) OBP: 0.333, SLG: 0.333			0-0 5-3	0-0 E8		0-0 B2-6-4		0-3 K2-3	

Inning Stats	R: 0	H: 0	E: 0	K: 0	S: 3	R: 0	H: 0	E: 0	K: 0	S: 2	R: 0	H: 0	E: 0	K: 0	S: 3	R: 8	H: 5	E: 2	K: 1	S: 11	R: 0	H: 1	E: 0	K: 0	S: 4	R: 0	H: 0	E: 0	K: 0	S: 2	R: 3	H: 5	E: 0	K: 0	S: 7	R: 0	H: 1	E: 0	K: 1	S: 6
	LOB: 1	BB: 0	P: 4	LOB: 0	BB: 1	P: 6	LOB: 0	BB: 2	P: 3	LOB: 0	BB: 0	LOB: 0	BB: 0	P: 3	LOB: 0	BB: 0	LOB: 0	BB: 0	P: 4	LOB: 0	BB: 0	LOB: 1	BB: 0	P: 4	LOB: 0	BB: 1	P: 6	LOB: 1	BB: 0	P: 7	LOB: 1	BB: 0	P: 6	LOB: 0	BB: 0	P: 6	LOB: 0	BB: 0	P: 6	

PITCHER	IP	WLS	BF	H	R	ER	SO	BB	IBB	HBP	BLK	WP	HR	S	P	ERA	WHIP
Joe Magrane, L (1, 1) ERA: 3.95	3.0	L	16	4	6	4	0	2	0	1	0	0	0	13	22	12.00	2.000
Pat Perry, L (4, 1) ERA: 4.38	3.0		15	5	5	3	1	1	1	0	0	0	0	15	23	9.00	2.000
Steve Peters, L (7, 1) ERA:	2.0		8	3	0	0	1	0	0	0	0	0	0	10	10	0.00	1.500

BOTTOM

St. Louis Cardinals @ Pittsburgh Pirates
Three Rivers Stadium, Pittsburgh, PA
 Wed Aug 12 1987, 7:05 PM EDT
 Att. 15,186 - Unknown

livebaseballscorecards.com

AB	34
R	11
H	12
RBI	8
BB	4
SO	2
LOB	10



1B: 8	SF: 0	WP: 0	PA: 40
2B: 4	SAC: 0	PB: 0	
3B: 0	DP: 2	SB: 0	
HR: 0	HBP: 1	CS: 1	

PITCHER	IP	WLS	BF	H	R	ER	SO	BB	IBB	HBP	BLK	WP	HR	S	P	ERA	WHIP
Joe Magrane, L (1, 1) ERA: 3.95	3.0	L	16	4	6	4	0	2	0	1	0	0	0	13	22	12.00	2.000
Pat Perry, L (4, 1) ERA: 4.38	3.0		15	5	5	3	1	1	1	0	0	0	0	15	23	9.00	2.000
Steve Peters, L (7, 1) ERA:	2.0		8	3	0	0	1	0	0	0	0	0	0	10	10	0.00	1.500

Batter	1	2	3	4	5	6	7	8	9	AB R H RBI BB SO LOB	TOP																									
Barry Bonds, L (1, 7) OBP: 0.322, SLG: 0.480										5 1 1 1 0 1 2																										
Andy Van Slyke, L (1, 8) OBP: 0.350, SLG: 0.504										5 3 3 0 0 0 0																										
Johnny Ray, S (1, 4) OBP: 0.330, SLG: 0.358										5 0 2 0 0 1 1																										
Sid Bream, L (1, 3) OBP: 0.349, SLG: 0.432										4 1 0 0 0 0 3																										
Mike Diaz, R (9, PH) OBP: 0.322, SLG: 0.478										1 0 0 1 0 0 1																										
Bobby Bonilla, S (1, 5) OBP: 0.328, SLG: 0.447										4 1 2 2 1 1 1																										
R.J. Reynolds, S (1, 9) OBP: 0.333, SLG: 0.406										3 1 1 1 1 1 1																										
John Smiley, L (7, 1) OBP: 0.143, SLG: 0.286										0 0 0 0 0 0 0																										
Terry Harper, R (8, 9) OBP: 0.298, SLG: 0.344										0 0 0 0 0 0 0																										
Michael LaValliere, L (1, 2) OBP: 0.380, SLG: 0.354										3 0 1 0 1 0 2																										
Al Pedrique, R (1, 6) OBP: 0.358, SLG: 0.396										4 0 1 1 0 1 1																										
Doug Drabek, R (1, 1) OBP: 0.190, SLG: 0.158										2 0 0 1 0 1 0																										
Brett Gideon, R (7, 1)										0 0 0 0 0 0 0																										
Darnell Coles, R (7, 9) OBP: 0.269, SLG: 0.319										1 0 0 0 0 0 0																										
Jim Gott, R (8, 1) OBP: 0.100, SLG: 0.400										0 0 0 0 0 0 0																										
Inning Stats	R: 5 E: 0 K: 0 S: 9	H: 6 LOB: 2 BB: 1 P: 13	R: 0 E: 0 K: 1 S: 5	H: 0 LOB: 0 BB: 0 P: 5	R: 0 E: 0 K: 1 S: 6	H: 1 LOB: 1 BB: 0 P: 6	R: 0 E: 0 K: 2 S: 7	H: 0 LOB: 0 BB: 0 P: 7	R: 0 E: 0 K: 1 S: 5	H: 0 LOB: 0 BB: 0 P: 5	R: 1 E: 0 K: 1 S: 7	H: 2 LOB: 1 BB: 0 P: 7	R: 0 E: 0 K: 0 S: 3	H: 0 LOB: 0 BB: 0 P: 3	R: 1 E: 0 K: 0 S: 5	H: 2 LOB: 1 BB: 0 P: 5	1B: 7 2B: 3 3B: 0 HR: 1	SF: 1 SAC: 0 DP: 0 HBP: 0	WP: 0 PB: 0 SB: 0 CS: 0	PA: 41																
PITCHER	IP WLS BF H R ER SO BB IBB HBP BLK WP HR S P ERA WHIP																																			
Bryn Smith, R (1, 1) ERA: 4.78	6.0		28	7	5	5	5	2	1	0	0	0	1	35	47	7.50	1.500																			
Andy McGaffigan, R (7, 1) ERA: 2.4	1.0	W	5	2	1	1	1	0	0	0	0	0	0	7	7	9.00	2.000																			
Tim Burke, R (8, 1) ERA: 1.55	1.1		6	2	1	1	0	0	0	0	0	0	0	6	6	6.75	1.500																			
Bob McClure, L (9, 1) ERA: 4.35	0.2	S	2	0	0	0	0	0	0	0	0	0	0	2	2	0.00	0.000																			

Pittsburgh Pirates @ Montreal Expos
Olympic Stadium, Montreal, QB
 Thu Aug 13 1987, 7:05 PM EDT
 Att: 23,609 - Unknown

AB	37
R	7
H	11
RBI	7
BB	3
SO	6
LOB	12



livebaseballscorecards.com

Batter	1	2	3	4	5	6	7	8	9	AB	R	H	RBI	BB	SO	LOB	TOP																				
Darnell Coles, R (1, 9) OBP: 0.270, SLG: 0.319 Barry Bonds, L (7, PH) OBP: 0.321, SLG: 0.477 (7, 7)	0-0 CS 1B		0-0 F7		0-0 5-3		0-3 K	0-0 F8		3	0	1	0	0	0	0																					
Al Pedrique, R (1, 6) OBP: 0.359, SLG: 0.396	0-0 6-3 1-2		0-0 1B		0-0 1B		0-0 F7		0-0 6-3	5	0	2	0	0	0	1																					
Andy Van Slyke, L (1, 8) OBP: 0.351, SLG: 0.503	0-0 PO 1B		0-0 G3		0-0 1B		0-3 K		0-3 K	5	0	2	0	0	2	1																					
Terry Harper, R (1, 7) OBP: 0.299, SLG: 0.354 John Cangelosi, S (8, PH) OBP: 0.460, SLG: 0.342 Michael LaValliere, L (8, 2) OBP: 0.382, SLG: 0.354	0-0 PO 1-2	0-0 E6 FC5 1B		0-0 E G6-4-3 2B	0-3 K2-3		0-0 5-3	0-0 5-3	4-0 1B BB	3	1	1	0	0	1	2																					
Bobby Bonilla, S (1, 5) OBP: 0.331, SLG: 0.450		0-0 1B		0-0 E3 G6-4-3 2B		0-0 5-3		0-0 2B SF7 1B	0-0 FC6-4 1B	5	1	3	0	0	0	1																					
Johnny Ray, S (1, 4) OBP: 0.331, SLG: 0.361		0-0 P3		0-0 G6-4-3 1-2f 3-H		0-0 2B 1B		0-0 1B 2B	0-0 FC6-4	5	1	2	0	0	0	5																					
Sid Bream, L (1, 3) OBP: 0.350, SLG: 0.431		0-0 P3		0-0 1B		0-0 F9		4-0 1B IBB		3	0	1	0	1	0	3																					
Junior Ortiz, R (1, 2) OBP: 0.313, SLG: 0.326 R.J. Reynolds, S (8, PH) OBP: 0.332, SLG: 0.406 (8, 9)		0-0 FC5 2-3f		0-0 F7		0-0 2B		0-0 SF7		3	0	1	0	0	0	3																					
Mike Dunne, R (1, 1) OBP: 0.114, SLG: 0.118 Mike Diaz, R (8, PH) OBP: 0.325, SLG: 0.481 Brett Gideon, R (8, 1) John Smiley, L (8, 1) OBP: 0.143, SLG: 0.286 Jim Gott, R (8, 1) OBP: 0.100, SLG: 0.400			0-0 G3		0-3 K	0-3 K		0-0 1-2 2-H 1B		3	0	0	0	0	2	2																					
Inning Stats	R: 0 E: 0 K: 0 S: 3 H: 2 LOB: 0 BB: 0 P: 3	R: 0 E: 1 K: 0 S: 5 H: 1 LOB: 2 BB: 0 P: 5	R: 0 E: 0 K: 0 S: 4 H: 1 LOB: 1 BB: 0 P: 4	R: 1 E: 1 K: 0 S: 5 H: 2 LOB: 1 BB: 0 P: 5	R: 0 E: 0 K: 2 S: 9 H: 2 LOB: 2 BB: 0 P: 9	R: 0 E: 0 K: 1 S: 7 H: 2 LOB: 2 BB: 0 P: 7	R: 0 E: 0 K: 2 S: 7 H: 0 LOB: 0 BB: 0 P: 7	R: 2 E: 0 K: 0 S: 6 H: 3 LOB: 2 BB: 1 P: 10	R: 0 E: 0 K: 1 S: 6 H: 1 LOB: 2 BB: 1 P: 10	1B: 11 2B: 3 3B: 0 HR: 0 SF: 1 SAC: 0 DP: 1 HBP: 0	WP: 0 PB: 0 SB: 0 CS: 1 PA: 43																										
PITCHER	IP	WLS	BF	H	R	ER	SO	BB	IBB	HBP	BLK	WP	HR	S	P	ERA	WHIP	PITCHER	IP	WLS	BF	H	R	ER	SO	BB	IBB	HBP	BLK	WP	HR	S	P	ERA	WHIP		
Neal Heaton, L (1, 1) ERA: 4.16	6.0		27	10	1	1	3	0	0	0	0	0	0	33	33	1.50	1.667																				
Jeff Parrett, R (7, 1) ERA: 4.12	1.2		9	3	2	2	2	0	1	0	0	0	0	12	16	10.80	1.800																				
Bob McClure, L (8, 1) ERA: 4.2	1.1	W	6	1	0	0	1	1	0	0	0	0	0	7	11	0.00	1.500																				

Pittsburgh Pirates @ Montreal Expos
Olympic Stadium, Montreal, QB
Fri Aug 14 1987, 7:05 PM EDT
Att: 20,501 - Unknown

AB	39
R	3
H	14
RBI	2
BB	2
SO	6
LOB	20



WP: 0	PA: 43
PB: 0	
SB: 0	
CS: 1	

Batter	1	2	3	4	5	6	7	8	9	AB R H RBI BB SO LOB	TOP												
Barry Bonds, L (1, 7) OBP: 0.318, SLG: 0.472	0-0 4-3		0-0 F7		0-0 4-3		0-0 4-3		0-0 1-3	5 0 0 0 0 0 2													
Andy Van Slyke, L (1, 8) OBP: 0.352, SLG: 0.505	0-0 1-3		0-3 K		0-0 1B			0-0 1B 2B		4 1 2 1 0 1 0													
Johnny Ray, S (1, 4) OBP: 0.331, SLG: 0.358	0-0 4-3		0-0 5-3		4-0 BB			0-0 L4		3 0 0 0 1 0 1													
Bobby Bonilla, S (1, 5) OBP: 0.331, SLG: 0.447		0-0 1B		0-0 L4		0-3 K		0-3 K		4 0 1 0 0 2 3													
R.J. Reynolds, S (1, 9) OBP: 0.331, SLG: 0.403		0-0 F7		0-3 K		0-0 F7		0-0 1B		4 0 1 1 0 1 1													
Sid Bream, L (1, 3) OBP: 0.351, SLG: 0.429		4-0 1B		4-0 BB		0-0 1-3		0-3 K		2 1 0 0 2 1 1													
Michael LaValliere, L (1, 2) OBP: 0.380, SLG: 0.353		0-0 1B		0-0 G3		0-0 6-3			0-0 F8	4 0 1 1 0 0 1													
Al Pedrique, R (1, 6) OBP: 0.363, SLG: 0.399		0-0 1B			0-0 1B			0-0 F4		4 1 2 0 0 0 0													
Brian Fisher, R (1, 1) OBP: 0.244, SLG: 0.300		0-0 G3			0-0 SH5-4			0-0 F9		3 0 0 0 0 1 3													
Inning Stats	R: 0 E: 0 K: 0 S: 3	H: 0 LOB: 0 BB: 0 P: 3	R: 1 E: 0 K: 0 S: 5	H: 3 LOB: 2 BB: 1 P: 9	R: 0 E: 0 K: 1 S: 5	H: 0 LOB: 0 BB: 0 P: 5	R: 0 E: 0 K: 1 S: 5	H: 0 LOB: 1 BB: 1 P: 9	R: 1 E: 1 K: 1 S: 7	H: 1 LOB: 2 BB: 1 P: 11	R: 0 E: 0 K: 0 S: 3	H: 0 LOB: 0 BB: 0 P: 3	R: 0 E: 0 K: 0 S: 3	H: 0 LOB: 0 BB: 0 P: 3	R: 1 E: 0 K: 2 S: 9	H: 2 LOB: 1 BB: 0 P: 9	R: 0 E: 0 K: 1 S: 6	H: 1 LOB: 1 BB: 0 P: 6	1B: 6 2B: 1 3B: 0 HR: 0	SF: 0 SAC: 1 DP: 0 HBP: 0	WP: 0 PB: 0 SB: 2 CS: 2	PA: 37	
PITCHER Dennis Martinez, R (1, 1) ERA: 2.97 Tim Burke, R (9, 1) ERA: 1.53	IP	WLS	BF	H	R	ER	SO	BB	IBB	HBP	BLK	WP	HR	S	P	ERA	WHIP						
	8.0		33	6	3	2	5	3	0	0	1	0	0	40	52	2.25	1.125						
	1.0	W	4	1	0	0	1	0	0	0	0	0	0	6	6	0.00	1.000						

Pittsburgh Pirates @ Montreal Expos
Olympic Stadium, Montreal, QB
 Sat Aug 15 1987, 7:05 PM EDT
 Att: 23,894 - Unknown

livebaseballscorecards.com

AB	33
R	3
H	7
RBI	3
BB	3
SO	6
LOB	12



Batter	1	2	3	4	5	6	7	8	9	AB R H RBI BB SO LOB	TOP																
Barry Bonds, L (1, 7) OBP: 0.318, SLG: 0.472	4-0 PB BB	0-0 F7		0-0 S 1-H 2B		0-0 E1 BB 1B	0-0 G3			4 1 1 1 1 0 4																	
Andy Van Slyke, L (1, 8) OBP: 0.348, SLG: 0.499	0-3 K 1-2		0-3 K	0-3 K		0-3 K		0-0 4-3		5 0 0 0 0 4 4																	
Johnny Ray, S (1, 4) OBP: 0.331, SLG: 0.357	0-0 F5		0-0 1B 2B 1B	0-0 F3		4-0 1B BB 1-2 2-3		0-0 6-3		4 1 1 0 1 0 2																	
Bobby Bonilla, S (1, 5) OBP: 0.334, SLG: 0.449	0-3 K		0-0 2B 1B		0-0 G6-4-3 1B 1B	0-0 1-2 2-H 3-H 1B		0-0 F9		5 1 3 2 0 1 1																	
R.J. Reynolds, S (1, 9) OBP: 0.332, SLG: 0.407		0-0 6-3	0-0 S 1-H 2-H 2B		0-0 1-2 G6-4-3 1B	0-0 F7		0-0 4-3		5 0 2 2 0 0 2																	
Sid Bream, L (1, 3) OBP: 0.350, SLG: 0.426		0-0 3B 1B	0-3 K2-3		0-0 G6-4-3		0-0 F5		0-0 F6	5 1 1 0 0 1 3																	
Michael LaValliere, L (1, 2) OBP: 0.377, SLG: 0.354		0-0 F5	0-0 F8		0-0 5-3		0-0 1B 2B		0-0 F9	5 0 1 0 0 0 3																	
Rafael Belliard, R (1, 6) OBP: 0.281, SLG: 0.259		0-0 1B 3B		0-0 E S 2B 1B		0-0 4-3	0-0 2-3 1B			4 2 3 1 0 0 0																	
Rick Reuschel, R (1, 1) OBP: 0.203, SLG: 0.233		0-0 1B		0-0 F8		4-0 BB 1B BB	0-0 F8			2 1 1 1 1 0 1																	
Mike Diaz, R (7, PH) OBP: 0.324, SLG: 0.478										1 0 0 0 0 0 2																	
John Smiley, L (7, 1) OBP: 0.143, SLG: 0.286										0 0 0 0 0 0 0																	
Brett Gideon, R (7, 1)										0 0 0 0 0 0 0																	
Mark Ross, R (8, 1)		3-H 1B								0 0 0 0 0 0 0																	
Inning Stats	R: 0 E: 0 K: 2 S: 7	H: 0 LOB: 1 BB: 1 P: 11	R: 2 E: 0 K: 0 S: 6	H: 3 LOB: 1 BB: 0 P: 6	R: 2 E: 0 K: 2 S: 10	H: 3 LOB: 1 BB: 0 P: 10	R: 1 E: 0 K: 1 S: 7	H: 2 LOB: 1 BB: 0 P: 7	R: 0 E: 0 K: 0 S: 4	H: 2 LOB: 1 BB: 0 P: 4	R: 2 E: 1 K: 1 S: 7	H: 1 LOB: 2 BB: 2 P: 15	R: 0 E: 0 K: 0 S: 5	H: 2 LOB: 2 BB: 0 P: 5	R: 0 E: 0 K: 0 S: 3	H: 0 LOB: 0 BB: 0 P: 3	R: 0 E: 0 K: 0 S: 3	H: 0 LOB: 0 BB: 0 P: 3	1B: 9 2B: 3 3B: 1 HR: 0	SF: 0 SAC: 0 DP: 1 HBP: 0	WP: 0 PB: 1 SB: 3 CS: 0	PA: 43					
PITCHER	IP WLS BF H R ER SO BB IBB HBP BLK WP HR S P ERA WHIP																										
Floyd Youmans, R (1, 1) ERA: 4.21	3.1		19	8	5	5	4	1	0	0	0	0	0	26	30	13.50	2.700										
Joe Hesketh, L (4, 1) ERA:	2.2		13	3	2	0	2	2	0	0	0	0	0	15	23	0.00	1.875										
Jeff Parrett, R (7, 1) ERA: 3.83	3.0	W	11	2	0	0	0	0	0	0	0	0	0	11	11	0.00	0.667										

Pittsburgh Pirates @ Montreal Expos
Olympic Stadium, Montreal, QB
Sun Aug 16 1987, 3:33 AM EDT
Att: 26,134 - Unknown

livebaseballscorecards.com

AB	40
R	7
H	13
RBI	7
BB	3
SO	6
LOB	22



Pittsburgh Pirates @ Cincinnati Reds

Riverfront Stadium, Cincinnati, OH

Tue Aug 18 1987, 7:05 PM EDT
Att: 29,385 - Unknown

AB	39
R	7
H	14
RBI	7
BB	2
SO	5
LOB	11



WP:	0	PA:	41
PB:	0		
SB:	1		
CS:	1		

Batter	1	2	3	4	5	6	7	8	9	AB	R	H	RBI	BB	SO	LOB
Barry Bonds, L (1, 7) OBP: 0.319, SLG: 0.485	F7		F7				K		HR	5	2	2	3	0	1	0
Andy Van Slyke, L (1, 8) OBP: 0.349, SLG: 0.500	1B 2B 1B		F8 2B				K		F7	5	1	2	0	0	1	0
Johnny Ray, S (1, 4) OBP: 0.334, SLG: 0.360	2B 1-3 1B		F8 2-3				2B 1B		4-3	5	1	3	0	0	0	1
Bobby Bonilla, S (1, 5) OBP: 0.338, SLG: 0.466	4-3 1-3 2B		K				K		HR	5	1	3	2	0	2	2
R.J. Reynolds, S (1, 9) OBP: 0.330, SLG: 0.401	4-3 2-3 3-H						FC3-6 IBB		6-3	4	0	0	1	1	0	2
Sid Bream, L (1, 3) OBP: 0.349, SLG: 0.423	F7						FC3-6 1-2f			3	0	0	0	1	0	4
Michael LaValliere, L (1, 2) OBP: 0.379, SLG: 0.356		P2							G4-6-3 1B	4	0	2	0	0	0	0
Al Pedrique, R (1, 6) OBP: 0.354, SLG: 0.388		F8					F8		G4-6-3 1-2f	4	0	0	0	0	0	2
Bob Walk, R (1, 1) OBP: 0.357, SLG: 0.357									L9	2	1	1	0	0	1	0
John Cangelosi, S (7, PH) OBP: 0.463, SLG: 0.372										1	1	1	1	0	0	0
Barry Jones, R (7, 1)										1	0	0	0	0	0	0
Jim Gott, R (9, 1) OBP: 0.100, SLG: 0.400										0	0	0	0	0	0	0

Batter	1	2	3	4	5	6	7	8	9
Inning Stats	R: 2 E: 0 K: 0 S: 6 H: 3 LOB: 1 BB: 0 P: 6	R: 0 E: 0 K: 1 S: 5 H: 0 LOB: 0 BB: 0 P: 5	R: 0 E: 0 K: 1 S: 6 H: 1 LOB: 1 BB: 1 P: 6	R: 0 E: 0 K: 0 S: 3 H: 1 LOB: 1 BB: 1 P: 7	R: 2 E: 0 K: 1 S: 8 H: 3 LOB: 1 BB: 0 P: 8	R: 0 E: 0 K: 0 S: 3 H: 0 LOB: 0 BB: 0 P: 3	R: 1 E: 0 K: 2 S: 10 H: 3 LOB: 3 BB: 1 P: 14	R: 0 E: 0 K: 0 S: 3 H: 1 LOB: 0 BB: 0 P: 3	R: 2 E: 0 K: 0 S: 5 H: 2 LOB: 0 BB: 0 P: 5

PITCHER	IP	WLS	BF	H	R	ER	SO	BB	IBB	HBP	BLK	WP	HR	S	P	ERA	WHIP
Bill Gullickson, R (1, 1) ERA: 4.55	6.0		26	8	4	4	3	1	0	0	0	0	1	31	35	6.00	1.500
Rob Murphy, L (7, 1) ERA: 3.33	3.0	L	15	6	3	3	2	0	1	0	0	0	3	18	22	9.00	2.000

Batter	1	2	3	4	5	6	7	8	9	AB	R	H	RBI	BB	SO	LOB
Kurt Stillwell, S (1, 4) OBP: 0.301, SLG: 0.365	0-3 K		0-0 F7	4-0 BB			0-0 G5-4-3 1B			3	0	1	0	1	1	0
Buddy Bell, R (1, 5) OBP: 0.372, SLG: 0.403	0-0 1B CS 1B		4-0 BB	0-0 F8			0-0 G5-4-3 1-2f			3	1	1	0	1	0	4
Eric Davis, R (1, 8) OBP: 0.409, SLG: 0.637	0-0 CS 1-3 3-1 1B		0-0 F8		0-0 F7		0-3 K			4	1	1	0	0	1	1
Kal Daniels, L (1, 7) OBP: 0.412, SLG: 0.608 Dave Collins, S (8, PR) OBP: 0.325, SLG: 0.297 (9, 7)	0-0 3-1		0-0 G3		0-0 3-1			0-0 7-6 1B		4	0	1	1	0	0	1
Dave Parker, L (1, 9) OBP: 0.310, SLG: 0.430	0-0 1B			4-0 5-3 1B BB	0-0 F6			0-0 7-6 1-2f		3	1	1	0	1	0	1
Bo Diaz, R (1, 2) OBP: 0.321, SLG: 0.456	0-0 6-3			0-0 5-3 1-2	0-0 6-3			0-3 K		4	0	0	0	0	1	3
Nick Esasky, R (1, 3) OBP: 0.320, SLG: 0.558		0-3 K		0-0 SH5-4 1B 2-H 1B	0-0 HR			0-3 K		4	1	2	2	0	2	0
Barry Larkin, R (1, 6) OBP: 0.295, SLG: 0.356		0-0 6-3		0-0 SH5-4 1-2 1B	0-0 F8 1B			0-3 K		4	0	2	0	0	1	0
Bill Gullickson, R (1, 1) OBP: 0.196, SLG: 0.294 Terry Francona, L (6, PH) OBP: 0.257, SLG: 0.293 Rob Murphy, L (7, 1) OBP: 0.200, SLG: 0.200 Paul O'Neill, L (9, PH) OBP: 0.265, SLG: 0.389		0-0 5-3		0-0 SH5-4 1-2 2-3	0-0 F8 1-2			0-0 3-1		1	0	0	0	0	0	0

Inning Stats	R: 2	H: 3	E: 0	K: 1	S: 8	LOB: 1	BB: 0	P: 8	R: 0	H: 0	E: 0	K: 1	S: 5	LOB: 0	BB: 0	P: 5	R: 0	H: 0	E: 0	K: 0	S: 3	LOB: 1	BB: 1	P: 7	R: 1	H: 2	E: 0	K: 0	S: 5	LOB: 3	BB: 2	P: 13	R: 0	H: 0	E: 0	K: 0	S: 3	LOB: 0	BB: 0	P: 3	R: 1	H: 2	E: 0	K: 0	S: 4	LOB: 0	BB: 0	P: 4	R: 0	H: 1	E: 0	K: 1	S: 5	LOB: 0	BB: 0	P: 5	R: 0	H: 1	E: 0	K: 1	S: 5	LOB: 1	BB: 0	P: 5	R: 0	H: 0	E: 0	K: 2	S: 7	LOB: 0	BB: 0	P: 7	R: 0	H: 0	E: 0	K: 2	S: 7	LOB: 0	BB: 0	P: 7	1B: 8	SF: 0	2B: 1	SAC: 1	3B: 0	DP: 2	HR: 1	HBP: 0	WP: 0	PA: 36
--------------	------	------	------	------	------	--------	-------	------	------	------	------	------	------	--------	-------	------	------	------	------	------	------	--------	-------	------	------	------	------	------	------	--------	-------	-------	------	------	------	------	------	--------	-------	------	------	------	------	------	------	--------	-------	------	------	------	------	------	------	--------	-------	------	------	------	------	------	------	--------	-------	------	------	------	------	------	------	--------	-------	------	------	------	------	------	------	--------	-------	------	-------	-------	-------	--------	-------	-------	-------	--------	-------	--------

PITCHER	IP	WLS	BF	H	R	ER	SO	BB	IBB	HBP	BLK	WP	HR	S	P	ERA	WHIP
Bob Walk, R (1, 1) ERA: 3.7	6.0	W	27	7	4	2	2	3	0	0	0	0	1	28	40	3.00	1.667
Barry Jones, R (7, 1) ERA: 5.8	2.0		6	2	0	0	2	0	0	0	0	0	0	10	10	0.00	1.000
Jim Gott, R (9, 1) ERA: 4.45	1.0	S	3	0	0	0	2	0	0	0	0	0	0	7	7	0.00	0.000

BOTTOM

Pittsburgh Pirates @ Cincinnati Reds
Riverfront Stadium, Cincinnati, OH

Tue Aug 18 1987, 7:05 PM EDT
Att. 29,385 - Unknown

livebaseballscorecards.com

AB	32
R	4
H	9
RBI	3
BB	3
SO	6
LOB	11



Batter	1	2	3	4	5	6	7	8	9	AB R H RBI BB SO LOB	TOP											
Barry Bonds, L (1, 7) OBP: 0.326, SLG: 0.497	4-0 1B S SF7 BB		0-0 HR		4-0 BLK 1B BB		0-0 SH5-4 2B	4-0 2B 1B BB		2 4 2 1 3 0 0												
Al Pedrique, R (1, 6) OBP: 0.363, SLG: 0.404	0-0 1-3 1B		0-3 K		0-0 1-2 2-3 BLK 1B		0-0 SH5-4 2-3	0-0 1-3 1B 2B		4 1 3 1 0 1 0												
Bobby Bonilla, S (1, 5) OBP: 0.337, SLG: 0.469	0-0 SF7		0-0 F3		0-0 SF7		0-0 2B	0-0 1B 1B		2 0 1 3 0 0 0												
Brett Gideon, R (7, 1) OBP: 1.000, SLG: 1.000	3-H SF7						3-H 2B	2-H 3-H 1B		1 0 1 2 0 0 0												
Jim Gott, R (8, 1) OBP: 0.100, SLG: 0.400										0 0 0 0 0 0 0												
Mike Diaz, R (1, 3) OBP: 0.324, SLG: 0.473	0-3 K			0-0 F7		4-0 1-2 2-3 IBB		0-0 F8	0-0 1-3 1B	2 0 0 0 1 1 1												
Sid Bream, L (5, 3) OBP: 0.349, SLG: 0.423	1-2 K									2 0 1 0 0 0 0												
Andy Van Slyke, L (1, 8) OBP: 0.349, SLG: 0.508	0-0 3-1			0-0 HR		0-0 F6		SH1-4 E 2B		5 2 2 1 0 0 6												
Darnell Coles, R (1, 9) OBP: 0.270, SLG: 0.314		0-0 F2		4-0 CS BB		0-0 1-3		0-0 SH1-4 2-3	0-3 K	3 0 0 0 1 1 0												
Johnny Ray, S (1, 4) OBP: 0.333, SLG: 0.363		0-0 F9		0-0 L5		0-0 FC5-2 3B		0-0 E4 S CS	0-3 K	5 0 1 0 0 1 1												
Junior Ortiz, R (1, 2) OBP: 0.316, SLG: 0.324		0-0 F5		0-0 CS		0-0 1B SH1-4 SF7 1B		4-0 2B BB	0-0 3-1	4 2 1 0 1 0 1												
Doug Drabek, R (1, 1) OBP: 0.182, SLG: 0.150			0-0 F7			0-0 SH1-4		0-0 2B		2 0 0 0 0 0 1												
Rafael Belliard, R (7, 6) OBP: 0.284, SLG: 0.268						1-2 6-3		1-H 2B		1 1 1 1 0 0 0												
Inning Stats	R: 1 E: 0 K: 1 S: 6	H: 1 LOB: 1 BB: 1 P: 10	R: 0 E: 0 K: 0 S: 3	H: 0 LOB: 0 BB: 0 P: 3	R: 1 E: 0 K: 1 S: 6	H: 1 LOB: 0 BB: 0 P: 6	R: 1 E: 0 K: 0 S: 3	H: 1 LOB: 0 BB: 1 P: 7	R: 1 E: 0 K: 0 S: 5	H: 2 LOB: 3 BB: 2 P: 13	R: 0 E: 0 K: 0 S: 4	H: 1 LOB: 1 BB: 0 P: 4	R: 1 E: 0 K: 0 S: 4	H: 2 LOB: 0 BB: 0 P: 4	R: 5 E: 1 K: 0 S: 8	H: 5 LOB: 2 BB: 2 P: 16	R: 0 E: 0 K: 2 S: 7	H: 0 LOB: 0 BB: 0 P: 7	1B: 5 2B: 5 3B: 1 HR: 2	SF: 2 SAC: 3 DP: 0 HBP: 0	WP: 0 PB: 0 SB: 3 CS: 2	PA: 45
PITCHER	IP WLS BF H R ER SO BB IBB HBP BLK WP HR S P ERA WHIP																					
Tom Browning, L (1, 1) ERA: 6.38	5.0 L 23 5 4 4 2 3 1 0 0 0 2 23 39 7.20 1.600																					
Tom Hume, R (6, 1) ERA: 5.6	1.2 7 3 1 1 0 0 0 0 0 0 0 7 7 5.40 1.800																					
Rob Murphy, L (7, 1) ERA: 3.32	0.1 1 0 0 0 0 0 0 0 0 0 0 1 1 0.00 0.000																					
Frank Williams, R (8, 1) ERA: 2.43	0.2 8 4 5 0 0 2 0 0 0 0 0 6 14 0.00 9.000																					
Jeff Montgomery, R (8, 1) ERA: 7.59	0.1 2 1 0 0 0 0 0 0 0 0 0 2 2 0.00 3.000																					
PITCHER	IP WLS BF H R ER SO BB IBB HBP BLK WP HR S P ERA WHIP																					
John Franco, L (9, 1) ERA: 1.99	1.0 3 0 0 0 2 0 0 0 0 0 0 7 7 0.00 0.000																					

Pittsburgh Pirates @ Cincinnati Reds
Riverfront Stadium, Cincinnati, OH
Wed Aug 19 1987, 7:05 PM EDT
Att: 24,179 - Unknown

livebaseballscorecards.com

AB	33
R	10
H	13
RBI	9
BB	6
SO	4
LOB	10



Batter	1	2	3	4	5	6	7	8	9	AB	R	H	RBI	BB	SO	LOB	TOP
Barry Bonds, L (1, 7) OBP: 0.329, SLG: 0.502	0-0 HR		4-0 1B BB	0-0 4-3		4-0 BB		0-0 4-3		3	2	1	1	2	0	4	
Andy Van Slyke, L (1, 8) OBP: 0.352, SLG: 0.512	0-0 F8		0-0 FC5-4 1B 1-H		0-0 1B 2B	0-3 K			0-0 1B 1B	5	1	3	1	0	1	2	
Johnny Ray, S (1, 4) OBP: 0.331, SLG: 0.361	0-0 4-3		0-0 FC5-4 1-2f		0-0 F6		0-0 F5		0-0 1B 1-2	5	0	1	0	0	0	2	
Sid Bream, L (1, 3) OBP: 0.349, SLG: 0.421 Mike Diaz, R (9, PH) OBP: 0.323, SLG: 0.470	0-0 F7		0-0 F5		0-0 1B 2-H		0-0 F9		0-3 K	4	0	1	1	0	0	1	
R.J. Reynolds, S (1, 9) OBP: 0.328, SLG: 0.395		4-0 G3 SH1-3 BB	0-3 K		0-3 K		0-0 F9		0-3 K	4	0	0	0	1	3	4	
Darnell Coles, R (1, 5) OBP: 0.264, SLG: 0.306		0-0 SH1-3 1-2		0-0 3-1		0-0 4-3		0-0 F9	0-0 6-3	4	0	0	0	0	0	3	
Michael LaValiere, L (1, 2) OBP: 0.380, SLG: 0.358 Rafael Belliard, R (8, PR) OBP: 0.284, SLG: 0.268 Junior Ortiz, R (8, 2) OBP: 0.316, SLG: 0.324		0-0 G3 2-3		0-0 F8		0-0 SH3-4 1B		0-0 1B 1B		4	0	2	0	0	0	1	
Al Pedrique, R (1, 6) OBP: 0.372, SLG: 0.405		4-0 IBB		4-0 BB BB		0-0 F4		0-0 1B 1-2		2	0	1	0	2	0	1	
Mike Dunne, R (1, 1) OBP: 0.135, SLG: 0.114 Terry Harper, R (8, PH) OBP: 0.296, SLG: 0.351 Barry Jones, R (8, 1)		0-0 4-3		4-0 1-2 BB		0-0 SH3-4		0-0 F8		1	0	0	0	1	0	2	
Inning Stats	R: 1 E: 0 K: 0 S: 4 H: 1 LOB: 0 BB: 0 P: 4	R: 0 E: 0 K: 0 S: 3 H: 0 LOB: 2 BB: 2 P: 11	R: 1 E: 0 K: 1 S: 6 H: 1 LOB: 1 BB: 1 P: 10	R: 0 E: 0 K: 0 S: 3 H: 0 LOB: 2 BB: 2 P: 11	R: 1 E: 0 K: 1 S: 7 H: 2 LOB: 1 BB: 0 P: 7	R: 0 E: 0 K: 1 S: 6 H: 1 LOB: 2 BB: 1 P: 10	R: 0 E: 0 K: 0 S: 3 H: 0 LOB: 0 BB: 0 P: 3	R: 0 E: 0 K: 0 S: 5 H: 2 LOB: 2 BB: 0 P: 5	R: 0 E: 0 K: 2 S: 9 H: 2 LOB: 2 BB: 0 P: 9	1B: 7 2B: 1 3B: 0 HR: 1 SF: 0 SAC: 2 DP: 0 HBP: 0	WP: 0 PB: 0 SB: 1 CS: 0 PA: 42						
PITCHER	IP WLS BF H R ER SO BB IBB HBP BLK WP HR S P ERA WHIP	IP WLS BF H R ER SO BB IBB HBP BLK WP HR S P ERA WHIP	IP WLS BF H R ER SO BB IBB HBP BLK WP HR S P ERA WHIP	IP WLS BF H R ER SO BB IBB HBP BLK WP HR S P ERA WHIP	IP WLS BF H R ER SO BB IBB HBP BLK WP HR S P ERA WHIP	IP WLS BF H R ER SO BB IBB HBP BLK WP HR S P ERA WHIP	IP WLS BF H R ER SO BB IBB HBP BLK WP HR S P ERA WHIP	IP WLS BF H R ER SO BB IBB HBP BLK WP HR S P ERA WHIP	IP WLS BF H R ER SO BB IBB HBP BLK WP HR S P ERA WHIP	IP WLS BF H R ER SO BB IBB HBP BLK WP HR S P ERA WHIP							
Ted Power, R (1, 1) ERA: 4.3	5.2 W	28 5 3 3 2 5 1 0 0 0 0 1 26 50 4.76 1.765	0.1 0 0 0 1 0 0 3 3 0.00 0.000	1.2 7 2 0 0 0 0 7 7 0.00 1.200	1.1 S 6 2 0 0 2 0 0 0 0 0 10 10 0.00 1.500												

Pittsburgh Pirates @ Cincinnati Reds
Riverfront Stadium, Cincinnati, OH

Thu Aug 20 1987, 7:05 PM EDT
Att: 22,542 - Unknown

livebaseballscorecards.com

AB	34
R	3
H	9
RBI	3
BB	6
SO	5
LOB	24



Batter	1	2	3	4	5	6	7	8	9	AB	R	H	RBI	BB	SO	LOB
Kal Daniels, L OBP: 0.416, SLG: 0.605 (1, 7) X	0-0 4-3 1B	4-0 1B IBB		4-0 5-3 BB		0-0 6-3				2	0	0	0	2	0	0
Barry Larkin, R OBP: 0.299, SLG: 0.358 (1, 6) X	0-0 2B 1B	0-0 FC5-4 1B		0-0 5-3			0-0 G1-6-3 2B 1B			4	2	3	1	0	0	2
Eric Davis, R OBP: 0.408, SLG: 0.631 (1, 8) X	0-0 1B 2B	0-0 FC5-4		0-3 K			4-0 G1-6-3 1B BB			3	1	1	0	1	1	4
Dave Parker, L OBP: 0.313, SLG: 0.438 (1, 9) X	4-0 1B IBB		0-0 1B		0-0 HR		0-0 G1-6-3 1-2f 2-3			3	1	2	1	1	0	2
Buddy Bell, R OBP: 0.371, SLG: 0.402 (1, 5) X	0-0 1B		0-0 F3		0-0 P3		0-0 2B			4	0	2	3	0	0	1
Bo Diaz, R OBP: 0.315, SLG: 0.447 (1, 2) X John Franco, L (8, 1)	0-0 G6-4-3 1-2f		0-0 F6		0-0 5-3		0-0 6-3			4	0	0	0	0	0	4
Nick Esasky, R OBP: 0.314, SLG: 0.542 (1, 3) X		0-0 F7		0-3 K		0-3 K		0-3 K		4	0	0	0	0	3	1
Kurt Stillwell, S OBP: 0.305, SLG: 0.376 (1, 4) X		4-0 SH5-4 1B BB		0-0 5-3 SH5-4 1B		0-0 3-1		0-3 K		3	1	1	0	1	1	0
Ted Power, R OBP: 0.192, SLG: 0.208 (1, 1) Rob Murphy, L (6, 1) Dave Collins, S (6, PH) Frank Williams, R (7, 1) Terry McGriff, R (8, 2)		0-0 SH5-4		0-0 SH5-4		0-0 F8		0-0 P3		0	0	0	0	0	0	0
Inning Stats	R: 2 E: 0 K: 0 S: 5	H: 3 LOB: 1 BB: 1 P: 9	R: 1 E: 0 K: 0 S: 4	H: 1 LOB: 2 BB: 2 P: 12	R: 0 E: 0 K: 1 S: 6	H: 1 LOB: 1 BB: 0 P: 6	R: 0 E: 0 K: 1 S: 6	H: 1 LOB: 0 BB: 0 P: 6	R: 1 E: 0 K: 0 S: 3	H: 2 LOB: 1 BB: 1 P: 8	R: 0 E: 0 K: 2 S: 7	H: 0 LOB: 0 BB: 0 P: 7	1B: 6 2B: 2 3B: 0 HR: 1	SF: 0 SAC: 2 DP: 2 HBP: 0	WP: 0 PB: 0 SB: 0 CS: 0	PA: 36
PITCHER	IP WLS BF H R ER SO	IP WLS BF H R ER SO	IP WLS BF H R ER SO	IP WLS BF H R ER SO	IP WLS BF H R ER SO	IP WLS BF H R ER SO	IP WLS BF H R ER SO	IP WLS BF H R ER SO	IP WLS BF H R ER SO	IP WLS BF H R ER SO	IP WLS BF H R ER SO	IP WLS BF H R ER SO	IP WLS BF H R ER SO	IP WLS BF H R ER SO	IP WLS BF H R ER SO	IP WLS BF H R ER SO
Mike Dunne, R ERA: 3.12 (1, 1)	7.0	33	9	5	5	3	3	2	0	0	0	0	0	0	0	0
Barry Jones, R ERA: 5.65 (8, 1)	1.0	3	0	0	0	2	0	0	0	0	0	0	0	0	0	0

BOTTOM

Pittsburgh Pirates @ Cincinnati Reds
Riverfront Stadium, Cincinnati, OH
Thu Aug 20 1987, 7:05 PM EDT
Att. 22,542 - Unknown

AB	29
R	5
H	9
RBI	5
BB	5
SO	5
LOB	14



WP: 0	PA: 36
PB: 0	
SB: 0	
CS: 0	

Batter	1	2	3	4	5	6	7	8	9	AB R H RBI BB SO LOB	TOP									
Barry Bonds, L (1, 7) OBP: 0.330, SLG: 0.510	0-0 4-3		0-0 1-3		0-0 2B		0-0 HR		0-0 5-3	5 1 2 2 0 0 2	Pittsburgh Pirates @ Atlanta Braves Atlanta-Fulton County Stadium, Atlanta, GA Fri Aug 21 1987, 7:05 PM EDT Att: 15,783 - Unknown livebaseballscorecards.com									
Al Pedrique, R (1, 6) OBP: 0.373, SLG: 0.407	0-0 F7		0-0 E6		4-0 BB		0-0 2B		0-3 K	4 0 1 0 1 1 2										
Andy Van Slyke, L (1, 8) OBP: 0.349, SLG: 0.507	0-0 F7		0-0 F8		0-3 K			0-0 P4		4 0 0 0 0 1 3										
Mike Diaz, R (1, 3) OBP: 0.321, SLG: 0.463		0-0 5-3	0-0 1-3		4-0 BB		0-3 K			3 0 0 0 1 1 1										
Terry Harper, R (1, 9) OBP: 0.313, SLG: 0.360		4-0 HR		0-0 1B		0-0 G6-4-3		0-0 1B		3 1 2 0 1 0 1										
Darnell Coles, R (1, 5) OBP: 0.264, SLG: 0.322		0-0 HR		0-0 B1-4-3		0-0 F9		0-0 4-3		4 1 1 2 0 0 2										
Johnny Ray, S (1, 4) OBP: 0.329, SLG: 0.358		0-0 F9		0-0 5-3			0-0 6-3		0-0 4-3	4 0 0 0 0 0 0										
Junior Ortiz, R (1, 2) OBP: 0.323, SLG: 0.338		0-0 2B			0-0 6-3		0-0 HR		0-0 5-3	3 1 2 0 0 0 0										
R.J. Reynolds, S (9, PH) OBP: 0.330, SLG: 0.397									0-0 1B	1 0 1 0 0 0 0										
Brian Fisher, R (1, 1) OBP: 0.234, SLG: 0.286		0-3 K			0-0 P5		0-3 K		0-0 5-3	2 0 0 0 0 1 1										
John Cangelosi, S (7, PH) OBP: 0.460, SLG: 0.369									1-2 1B	1 0 0 0 0 1 1										
John Smiley, L (7, 1) OBP: 0.143, SLG: 0.286										0 0 0 0 0 0 0										
Barry Jones, R (7, 1)										0 0 0 0 0 0 0										
Sid Bream, L (9, PH) OBP: 0.350, SLG: 0.423										1 0 1 0 0 0 0										
Inning Stats	R: 0 E: 0 K: 0 S: 3	H: 0 LOB: 0 BB: 0 P: 3	R: 2 E: 0 K: 1 S: 7	H: 2 LOB: 1 BB: 1 P: 11	R: 0 E: 1 K: 0 S: 4	H: 1 LOB: 0 BB: 0 P: 4	R: 0 E: 0 K: 1 S: 6	H: 1 LOB: 2 BB: 1 P: 10	R: 0 E: 0 K: 0 S: 2	H: 0 LOB: 0 BB: 1 P: 6	R: 2 E: 0 K: 1 S: 7	H: 3 LOB: 1 BB: 0 P: 7	R: 0 E: 0 K: 1 S: 6	H: 1 LOB: 1 BB: 0 P: 6	R: 0 E: 0 K: 1 S: 7	H: 2 LOB: 2 BB: 0 P: 7	1B: 5 2B: 3 3B: 0 HR: 2	SF: 0 SAC: 0 DP: 2 HBP: 0	WP: 0 PB: 0 SB: 0 CS: 0	PA: 38
PITCHER	IP WLS BF H R ER SO BB IBB HBP BLK WP HR S P ERA WHIP																			
Zane Smith, L (1, 1) ERA: 4.13	7.0 W 29 7 4 4 3 3 0 0 0 0 0 2 32 44 5.14 1.429																			
Paul Assenmacher, L (8, 1) ERA: 4.21	0.2 3 1 0 0 1 0 0 0 0 0 0 0 5 5 0.00 1.500																			
Gene Garber, R (8, 1) ERA: 4.52	0.2 4 2 0 0 0 0 0 0 0 0 0 0 4 4 0.00 3.000																			
Ed Olwine, L (9, 1) ERA: 4.8	0.2 S 2 0 0 0 1 0 0 0 0 0 0 0 4 4 0.00 0.000																			

Pittsburgh Pirates @ Atlanta Braves
Atlanta-Fulton County Stadium, Atlanta, GA

Fri Aug 21 1987, 7:05 PM EDT
Att: 15,783 - Unknown

AB	35
R	4
H	10
RBI	4
BB	3
SO	5
LOB	13



Batter	1	2	3	4	5	6	7	8	9
Dion James, L OBP: 0.395, SLG: 0.463 (1, 8)	0-0 4-3	0-0 G4-6-3 1-2f			0-0 F7		0-0 F7	0-0 F7	
Ken Oberkfell, L OBP: 0.345, SLG: 0.371 (1, 5)	0-0 G1		0-0 4-3			0-0 F7	4-0 1B 1-2 BB		
Gerald Perry, L OBP: 0.323, SLG: 0.394 (1, 3)	0-0 BB 1B S		0-3 K			0-0 4-3	0-0 1-2 2-H 1B		
Dale Murphy, R OBP: 0.420, SLG: 0.584 (1, 9)	4-0 1-2 1B BB		0-3 K			0-0 HR	0-3 K		
Ken Griffey, L OBP: 0.354, SLG: 0.454 (1, 7)	4-0 1-2 2-3 1B S BB			0-0 F8		0-0 WP 1B		0-0 4-3	
Ted Simmons, S OBP: 0.321, SLG: 0.366 (1, 2)	0-0 1-3 2-H 3-H 1B		0-0 4-3			4-0 1-2 IBB	0-0 2B FC1-2 1B		
Jeff Blauser, R OBP: 0.310, SLG: 0.368 (1, 6)	0-0 1-2 3-H P6		0-3 K			0-0 P6	0-0 FC1-2 1-3 2B		
Glenn Hubbard, R OBP: 0.400, SLG: 0.411 (1, 4)					0-0 F7		0-0 F9	4-0 FC1-2 IBB	
Zane Smith, L OBP: 0.228, SLG: 0.224 (1, 1)					0-0 F6		0-0 BB 1B	0-0 FC1-2	
Albert Hall, S OBP: 0.365, SLG: 0.391 (7, PH)								1-2 2-3 3-H	
Paul Assenmacher, L OBP: 0.391 (8, 1)									
Gene Garber, R OBP: 0.391 (8, 1)									
Ed Olwine, R OBP: 0.391 (9, 1)									

AB	R	H	RBI	BB	SO	LOB
5	0	0	0	0	0	5
3	0	0	0	1	0	0
4	1	2	1	0	1	0
3	2	1	1	1	2	2
3	1	1	0	1	0	0
3	0	2	2	1	0	0
4	0	1	0	0	1	3
3	0	0	0	1	0	0
1	0	0	0	1	0	0
1	1	1	0	0	0	0
0	0	0	0	0	0	0
1	0	0	0	0	0	3
0	0	0	0	0	0	0

AB	R	H	RBI	BB	SO	LOB
31	5	8	4	6	4	13

Inning	R	H	E	K	S	P	W	L	B	F	H	R	ER	SO	BB	IBB	HBP	BLK	WP	HR	S	P	ERA	WHIP
1	3	2	0	5	13																			
2	0	0	0	2	6																			
3	0	0	0	2	7																			
4	0	0	0	1	5																			
5	0	0	0	3	3																			
6	1	2	0	0	9																			
7	1	2	0	1	11																			
8	0	2	0	0	9																			
9	0	2	0	0	9																			

Pittsburgh Pirates @ Atlanta Braves
Atlanta-Fulton County Stadium, Atlanta, GA

Fri Aug 21 1987, 7:05 PM EDT
Att. 15,783 - Unknown

livebaseballscores.com

AB 31
R 5
H 8
RBI 4
BB 6
SO 4
LOB 13



Batter	1	2	3	4	5	6	7	8	9	AB R H RBI BB SO LOB	TOP											
Barry Bonds, L (1, 7) <small>OBP: 0.331, SLG: 0.509</small> John Cangelosi, S (4, 7) <small>OBP: 0.461, SLG: 0.379</small>	1-0 			0-0 		0-0 		0-0 		1 0 0 0 0 0 0 2 1 1 0 0 0 0												
Al Pedrique, R (1, 6) <small>OBP: 0.376, SLG: 0.406</small>	0-0 			4-0 		0-0 		0-0 		3 0 1 0 1 0 1												
Andy Van Slyke, L (1, 8) <small>OBP: 0.350, SLG: 0.506</small>	0-0 			0-0 		0-0 		4-0 		3 0 1 0 1 0 1												
Terry Harper, R (1, 9) <small>OBP: 0.319, SLG: 0.359</small>		0-0 		0-0 			0-0 	4-0 		3 0 1 1 1 0 2												
Damell Coles, R (1, 5) <small>OBP: 0.264, SLG: 0.320</small>			0-0 		0-0 		0-0 	0-0 		4 1 1 0 0 0 6												
Johnny Ray, S (1, 4) <small>OBP: 0.326, SLG: 0.354</small> Jim Gott, R (8, 1) <small>OBP: 0.100, SLG: 0.400</small>			0-0 		0-0 		0-0 	0-3 		4 0 0 0 0 1 5 0 0 0 0 0 0 0												
Sid Bream, L (1, 3) <small>OBP: 0.349, SLG: 0.424</small>			0-0 		0-0 		0-0 		0-0 	4 0 1 1 0 0 0												
Junior Ortiz, R (1, 2) <small>OBP: 0.319, SLG: 0.333</small> Jeff Robinson, R (7, 1) <small>OBP: 0.111, SLG: 0.111</small> Rafael Belliard, R (8, 4) <small>OBP: 0.283, SLG: 0.266</small>			0-0 		0-0 		0-0 		0-0 	2 0 0 0 0 0 0 0 0 0 0 0 0 0 1 0 0 0 0 0 0												
Bob Walk, R (1, 1) <small>OBP: 0.333, SLG: 0.333</small> John Smiley, L (5, 1) <small>OBP: 0.143, SLG: 0.286</small> Brett Gideon, R (5, 1) <small>OBP: 1.000, SLG: 1.000</small> Mike Diaz, R (5, 2) <small>OBP: 0.321, SLG: 0.476</small> R.J. Reynolds, S (7, PH) <small>OBP: 0.329, SLG: 0.396</small>		0-0 			0-0 			0-0 	0-3 	1 0 3 1 1 1 0 1 0 1 0 0 0 0 0 1												
Inning Stats	R: 0 E: 0 K: 0 S: 2	H: 0 LOB: 0 BB: 0 P: 3	R: 0 E: 0 K: 0 S: 3	H: 1 LOB: 0 BB: 0 P: 3	R: 0 E: 0 K: 0 S: 3	H: 0 LOB: 0 BB: 0 P: 3	R: 0 E: 0 K: 0 S: 4	H: 1 LOB: 2 BB: 1 P: 8	R: 0 E: 0 K: 0 S: 3	H: 0 LOB: 0 BB: 0 P: 3	R: 1 E: 0 K: 0 S: 4	H: 1 LOB: 0 BB: 0 P: 4	R: 1 E: 0 K: 0 S: 5	H: 2 LOB: 1 BB: 0 P: 5	R: 1 E: 0 K: 1 S: 7	H: 2 LOB: 3 BB: 2 P: 15	R: 0 E: 0 K: 1 S: 5	H: 0 LOB: 0 BB: 0 P: 5	1B: 4 2B: 2 3B: 0 HR: 1	SF: 0 SAC: 0 DP: 0 HBP: 1	WP: 0 PB: 0 SB: 0 CS: 2	PA: 36
PITCHER	IP WLS BF H R ER SO BB IBB HBP BLK WP HR S P ERA WHIP																					
Tom Glavine, L (1, 1) <small>ERA: 7.36</small> Jim Acker, R (8, 1) <small>ERA: 4.5</small>	7.1 W 30 7 3 3 0 2 1 0 0 0 0 0 9 13 3.68 1.227																					

Pittsburgh Pirates @ Atlanta Braves
 Atlanta-Fulton County Stadium, Atlanta, GA

Sat Aug 22 1987, 7:05 PM EDT
 Att: 22,173 - Unknown

livebaseballscorecards.com

AB	32
R	3
H	7
RBI	3
BB	3
SO	2
LOB	16



Batter	1	2	3	4	5	6	7	8	9	AB R H RBI BB SO LOB	TOP												
John Cangelosi, S (1, 7) <small>OBP: 0.458, SLG: 0.394</small> Darnell Coles, R (5, 7) <small>OBP: 0.261, SLG: 0.317</small>	0-0 6-3		0-0 3-1		0-0 3B		0-0 G6-4-3 1-2f		0-3 K	3 0 1 0 0 0 0 2 0 0 0 0 1 3													
Andy Van Slyke, L (1, 8) <small>OBP: 0.353, SLG: 0.510</small>	4-0 S BB		0-0 3B		0-3 K			0-0 G3 1B 4-3 1B	0-0 F8	4 1 2 0 1 1 3													
Johnny Ray, S (1, 4) <small>OBP: 0.325, SLG: 0.354</small>	0-3 K 1-2		0-0 P6		0-0 G3			0-0 4-3 G3 1-2 1B		4 0 1 0 0 1 3													
Bobby Bonilla, S (1, 5) <small>OBP: 0.336, SLG: 0.465</small>	0-0 G3		4-0 BB		0-3 K			0-0 G3 1-2 2-3		3 0 0 0 1 1 4													
R.J. Reynolds, S (1, 9) <small>OBP: 0.325, SLG: 0.390</small>		0-0 F9	0-0 F9		0-3 K			0-0 4-3		4 0 0 1 0 1 3													
Sid Bream, L (1, 3) <small>OBP: 0.348, SLG: 0.424</small>		0-0 2B		0-0 G3		0-0 F8		0-0 6-3		4 1 1 0 0 0 1													
Michael LaValliere, L (1, 2) <small>OBP: 0.382, SLG: 0.364</small>		0-0 6-3 2-H 2B		0-0 4-3		0-0 F7			0-0 2B 1B	4 0 2 1 0 0 0													
Al Pedrique, R (1, 6) <small>OBP: 0.373, SLG: 0.399</small>		0-0 6-3 2-3		4-0 BB			0-0 1-3		0-0 B1	3 0 0 0 1 0 2													
Mike Bielecki, R (1, 1) Rafael Belliard, R (7, PH) <small>OBP: 0.281, SLG: 0.265</small> Jeff Robinson, R (7, 1) <small>OBP: 0.111, SLG: 0.111</small> Brett Gideon, R (8, 1) <small>OBP: 1.000, SLG: 1.000</small> Terry Harper, R (9, PH) <small>OBP: 0.325, SLG: 0.375</small>		0-3 K		0-0 P6			0-0 E6 G6-4-3		0-0 2B 1-3	2 0 0 0 0 1 2 1 0 1 0 1 0 0 0 0													
Inning Stats	R: 0 E: 0 K: 1 S: 5	H: 0 LOB: 1 BB: 1 P: 9	R: 1 E: 0 K: 1 S: 7	H: 2 LOB: 1 BB: 0 P: 7	R: 0 E: 0 K: 0 S: 4	H: 1 LOB: 2 BB: 1 P: 8	R: 0 E: 0 K: 0 S: 3	H: 0 LOB: 1 BB: 1 P: 7	R: 0 E: 0 K: 2 S: 8	H: 1 LOB: 1 BB: 0 P: 8	R: 0 E: 0 K: 1 S: 5	H: 0 LOB: 0 BB: 0 P: 5	R: 0 E: 1 K: 0 S: 3	H: 0 LOB: 0 BB: 0 P: 3	R: 1 E: 0 K: 0 S: 5	H: 2 LOB: 1 BB: 0 P: 5	R: 0 E: 0 K: 1 S: 7	H: 2 LOB: 2 BB: 0 P: 7	1B: 3 2B: 3 3B: 2 HR: 0	SF: 0 SAC: 0 DP: 1 HBP: 0	WP: 0 PB: 0 SB: 1 CS: 0	PA: 38	
PITCHER	IP WLS BF H R ER SO BB IBB HBP BLK WP HR S P ERA WHIP																						
David Palmer, R (1, 1) <small>ERA: 4.66</small> Paul Assenmacher, L (8, 1) <small>ERA: 4.46</small> Gene Garber, R (8, 1) <small>ERA: 4.39</small>	7.0 W 28 4 1 1 5 3 0 0 0 0 0 0 35 47 1.29 1.000	0.0 2 2 1 1 0 0 0 0 0 0 0 0 2 2 ∞ ∞	2.0 8 2 0 0 1 0 0 0 0 0 0 0 10 10 0.00 1.000																				

Pittsburgh Pirates @ Atlanta Braves
Atlanta-Fulton County Stadium, Atlanta, GA

Sun Aug 23 1987, 3:33 AM EDT
Att: 10,699 - Unknown

livebaseballscorecards.com

AB	35
R	2
H	8
RBI	2
BB	3
SO	6
LOB	21



Batter	1	2	3	4	5	6	7	8	9
Albert Hall, S (1, 8) OBP: 0.366, SLG: 0.389	0-0 F9		0-0 SH3-4		4-0 SH3-4		0-0 SH3-4		
Ken Oberkfell, L (1, 5) OBP: 0.349, SLG: 0.374	0-0 F8		0-0 1B		0-0 F7		4-0 2B		
Dion James, L (1, 7) OBP: 0.391, SLG: 0.462	0-0 G3		0-3 K		0-0 5-3		0-0 2B		
Dale Murphy, R (1, 9) OBP: 0.420, SLG: 0.582		0-0 2B	0-3 K		0-3 K		0-0 3-1		
Gerald Perry, L (1, 3) OBP: 0.326, SLG: 0.398		0-0 2B		0-0 3-1		0-0 6-3		0-0 4-3	
Ozzie Virgil, R (1, 2) OBP: 0.328, SLG: 0.492		0-0 2B		0-0 4-3		0-0 HR		0-0 F8	
Jeff Blauser, R (1, 6) OBP: 0.360, SLG: 0.413		0-0 1B		0-0 F9		0-0 1B		0-0 1B	
Glenn Hubbard, R (1, 4) OBP: 0.400, SLG: 0.415		0-0 1-3			4-0 SH3-4		0-0 2B		0-0 F9
Paul Runge, R (8, 4) OBP: 0.240, SLG: 0.458					BB		CS		
David Palmer, R (1, 1) OBP: 0.175, SLG: 0.256			0-0 SH3-4		0-0 SH3-4		0-0 2B		
Graig Nettles, L (7, PH) OBP: 0.300, SLG: 0.368									
Paul Assenmacher, L (8, 1)									
Gene Garber, R (8, 1)									

AB	R	H	RBI	BB	SO	LOB
1	0	0	0	1	0	0
3	1	1	1	1	0	2
4	0	1	2	0	1	3
4	1	1	0	0	2	1
4	0	1	1	0	0	0
4	1	1	1	0	0	1
4	0	3	0	0	0	0
2	1	1	0	1	0	1
1	0	0	0	0	0	1
1	1	1	0	0	0	0
1	1	1	1	0	0	0
0	0	0	0	0	0	0
0	0	0	0	0	0	0

AB	R	H	RBI	BB	SO	LOB
29	6	11	6	3	3	9

Inning Stats		R: 0	H: 0	E: 0	K: 0	S: 3	R: 1	H: 3	E: 0	K: 0	S: 5	R: 1	H: 2	E: 0	K: 2	S: 9	R: 0	H: 0	E: 0	K: 0	S: 3	R: 0	H: 0	E: 0	K: 0	S: 3	R: 1	H: 2	E: 0	K: 1	S: 6	R: 3	H: 3	E: 0	K: 0	S: 5	R: 0	H: 1	E: 0	K: 0	S: 4	
IP		6.0	7	3	3	3	2	3	3	3	3	0	3	1	3	3	0	0	0	0	0	0	0	0	0	0	0	0	0	0	0	0	0	0	0	0	0	0	0	0	0	
WLS		L																																								
BF		25	7	3	3	3	2	3	3	3	3	0	3	1	3	3	0	0	0	0	0	0	0	0	0	0	0	0	0	0	0	0	0	0	0	0	0	0	0	0	0	
H		7	3	3	3	3	2	3	3	3	3	0	3	1	3	3	0	0	0	0	0	0	0	0	0	0	0	0	0	0	0	0	0	0	0	0	0	0	0	0	0	
R		3	3	3	3	3	0	3	3	3	3	0	3	1	3	3	0	0	0	0	0	0	0	0	0	0	0	0	0	0	0	0	0	0	0	0	0	0	0	0	0	
ER		3	3	3	3	3	0	3	3	3	3	0	3	1	3	3	0	0	0	0	0	0	0	0	0	0	0	0	0	0	0	0	0	0	0	0	0	0	0	0	0	
SO		3	3	3	3	3	2	3	3	3	3	0	3	1	3	3	0	0	0	0	0	0	0	0	0	0	0	0	0	0	0	0	0	0	0	0	0	0	0	0	0	
BB		0	0	0	0	0	0	0	0	0	0	0	0	0	0	0	0	0	0	0	0	0	0	0	0	0	0	0	0	0	0	0	0	0	0	0	0	0	0	0	0	
P:		3	5	5	5	5	9	9	9	9	9	9	9	9	9	9	9	9	9	9	9	9	9	9	9	9	9	9	9	9	9	9	9	9	9	9	9	9	9	9	9	

WP	HR	S	P	ERA	WHIP
0	0	0	0	4.50	1.500
0	0	0	0	27.00	4.000
0	0	0	0	0.00	1.000

Pittsburgh Pirates @ Atlanta Braves
Atlanta-Fulton County Stadium, Atlanta, GA
 Sun Aug 23 1987, 3:33 AM EDT
 Att. 10,699 - Unknown

livebaseballscorecards.com



Batter	1	2	3	4	5	6	7	8	9	AB R H RBI BB SO LOB	TOP									
Kal Daniels, L (1, 7) OBP: 0.426, SLG: 0.620	0-0 G3-4-1 2B		0-0 3-1		0-0 HR			0-0 6-3 1B	0-3 K	5 1 3 2 0 1 1										
Barry Larkin, R (1, 6) OBP: 0.296, SLG: 0.351	0-0 G3-4-1 2-3		0-0 1B		0-0 F7			0-0 6-3 1-2		4 0 1 0 0 0 2										
Eric Davis, R (1, 8) OBP: 0.405, SLG: 0.626	0-3 K		0-0 1-3		0-3 K			0-3 K		4 0 0 0 0 3 3										
Dave Parker, L (1, 9) OBP: 0.316, SLG: 0.441	0-0 4-3			0-0 4-3		0-0 1-3 2B		0-3 K		4 0 1 0 0 1 2										
Buddy Bell, R (1, 5) OBP: 0.368, SLG: 0.392		0-0 F7		0-0 F8		0-0 1-3		0-0 F2		4 0 0 0 0 0 1										
Bo Diaz, R (1, 2) OBP: 0.310, SLG: 0.439		0-0 5-3		0-0 F8		0-0 F6		0-0 E5 4-3 1B 2B		4 1 0 0 0 0 1										
Nick Esasky, R (1, 3) OBP: 0.315, SLG: 0.526		0-0 1B			0-0 F9 HR 2B		0-0 1B	0-0 4-3 2B 1B		4 2 4 0 0 0 0										
Kurt Stillwell, S (1, 4) OBP: 0.306, SLG: 0.372		0-3 K			0-0 F9 2-3		0-0 F6	0-0 4-3 1-2 2-3		4 0 0 0 0 1 4										
Tom Browning, L (1, 1) OBP: 0.176, SLG: 0.129			0-3 K				0-0 F8	0-0 2B		2 0 0 0 0 2 1										
Terry Francona, L (7, PH) OBP: 0.253, SLG: 0.288									2-H 3-H	1 0 0 0 0 0 0										
Rob Murphy, L (7, 1) OBP: 0.200, SLG: 0.200										0 0 0 0 0 0 0										
Paul O'Neill, L (9, PH) OBP: 0.287, SLG: 0.430										1 0 1 2 0 0 0										
Inning Stats	R: 0 E: 0 K: 1 S: 6	H: 1 LOB: 1 BB: 0 P: 6	R: 0 E: 0 K: 1 S: 6	H: 1 LOB: 1 BB: 0 P: 6	R: 0 E: 0 K: 1 S: 6	H: 0 LOB: 0 BB: 0 P: 3	R: 2 E: 0 K: 1 S: 7	H: 2 LOB: 0 BB: 0 P: 7	R: 0 E: 0 K: 1 S: 6	H: 1 LOB: 1 BB: 0 P: 6	R: 0 E: 0 K: 0 S: 8	H: 1 LOB: 0 BB: 0 P: 8	R: 0 E: 0 K: 2 S: 8	H: 1 LOB: 1 BB: 0 P: 8	R: 2 E: 1 K: 1 S: 8	H: 2 LOB: 1 BB: 0 P: 8	1B: 5 2B: 4 3B: 0 HR: 1	SF: 0 SAC: 0 DP: 0 HBP: 0	WP: 0 PB: 0 SB: 0 CS: 0	PA: 37
PITCHER	IP WLS BF H R ER SO BB IBB HBP BLK WP HR S P ERA WHIP																			
Doug Drabek, R (1, 1) ERA: 4.29	7.0 W 27 7 2 2 5 0 0 0 0 0 1 37 37 2.57 1.000																			
Jim Gott, R (8, 1) ERA: 4.14	2.0 S 10 3 2 0 3 0 0 0 0 0 0 16 16 0.00 1.500																			

Cincinnati Reds @ Pittsburgh Pirates
 Three Rivers Stadium, Pittsburgh, PA
 Mon Aug 24 1987, 7:05 PM EDT
 Att: 11,020 - Unknown

livebaseballscorecards.com

AB	37
R	4
H	10
RBI	4
BB	0
SO	8
LOB	15



Batter	1	2	3	4	5	6	7	8	9
Barry Bonds, L (1, 7) <small>OBP: 0.332, SLG: 0.510</small> R.J. Reynolds, S (9, 7) <small>OBP: 0.325, SLG: 0.390</small>	4-0 		0-0 F5		0-0 		0-3 K		
Al Pedrique, R (1, 6) <small>OBP: 0.376, SLG: 0.401</small>	0-0 6-3		0-0 		0-0 		0-0 F9		
Bobby Bonilla, S (1, 5) <small>OBP: 0.335, SLG: 0.471</small>	0-0 F8		0-0 		0-3 K		0-0 F8		
Mike Diaz, R (1, 3) <small>OBP: 0.317, SLG: 0.469</small> Sid Bream, L (6, 3) <small>OBP: 0.347, SLG: 0.423</small>	0-3 K		0-3 K		0-0 F5		0-0 4-3		
Andy Van Slyke, L (1, 8) <small>OBP: 0.350, SLG: 0.506</small>		0-0 F7		0-3 K		0-0 F7		0-3 K	
Darnell Coles, R (1, 9) <small>OBP: 0.262, SLG: 0.317</small>		0-0 1-3		0-3 K		0-0 			
Michael LaValliere, L (1, 2) <small>OBP: 0.381, SLG: 0.361</small>		0-0 F7		0-0 F9		4-0 			
Rafael Belliard, R (1, 4) <small>OBP: 0.286, SLG: 0.271</small>			0-0 		0-0 		0-0 L3		
Doug Drabek, R (1, 1) <small>OBP: 0.178, SLG: 0.146</small> John Cangelosi, S (7, PH) <small>OBP: 0.456, SLG: 0.391</small> Jim Gott, R (8, 1) <small>OBP: 0.100, SLG: 0.400</small>			0-3 K		0-0 SH1-4		0-3 K		

Inning Stats	R: 0	H: 0	E: 0	K: 1	S: 5	LOB: 1	BB: 1	P: 9
	R: 0	H: 0	E: 0	K: 0	S: 3	LOB: 0	BB: 0	P: 3
	R: 3	H: 3	E: 0	K: 2	S: 10	LOB: 0	BB: 0	P: 10
	R: 0	H: 0	E: 0	K: 2	S: 7	LOB: 0	BB: 0	P: 7
	R: 2	H: 3	E: 0	K: 1	S: 8	LOB: 1	BB: 0	P: 8
	R: 0	H: 1	E: 0	K: 0	S: 3	LOB: 1	BB: 1	P: 7
	R: 0	H: 0	E: 0	K: 2	S: 7	LOB: 0	BB: 0	P: 7
	R: 0	H: 0	E: 0	K: 1	S: 5	LOB: 0	BB: 0	P: 5

PITCHER	IP	WLS	BF	H	R	ER	SO	BB	IBB	HBP	BLK	WP	HR	S	P	ERA	WHIP
Tom Browning, L (1, 1) <small>ERA: 6.44</small>	6.0	L	26	7	5	5	6	2	0	0	0	0	1	36	44	7.50	1.500
Rob Murphy, L (7, 1) <small>ERA: 3.48</small>	2.0		6	0	0	0	3	0	0	0	0	0	0	12	12	0.00	0.000

BOTTOM

AB	R	H	RBI	BB	SO	LOB
3	1	1	1	1	1	1
0	0	0	0	0	0	0
4	1	2	1	0	0	1
4	1	1	3	0	1	2
3	0	0	0	0	2	2
1	0	0	0	0	0	0
4	0	0	0	0	2	0
3	0	1	0	0	1	0
2	0	0	0	1	0	0
3	2	2	0	0	0	2
1	0	0	0	0	1	1
1	0	0	0	0	1	0
0	0	0	0	0	0	0

AB 29
R 5
H 7
RBI 5
BB 2
SO 9
LOB 9

WP	HR	S	P	ERA	WHIP
0	0	1	32	0	0
0	0	1	0	0	0
0	0	1	0	0	0

Cincinnati Reds @ Pittsburgh Pirates
Three Rivers Stadium, Pittsburgh, PA
 Mon Aug 24 1987, 7:05 PM EDT
 Att. 11,020 - Unknown

livebaseballscorecards.com

Batter	1	2	3	4	5	6	7	8	9	AB R H RBI BB SO LOB	TOP																						
Tracy Jones, R (1, 7) OBP: 0.343, SLG: 0.455	0-0 5-3		0-3 K		0-0 5-3			0-0 F2		4 0 0 0 0 1 2	<p>Cincinnati Reds @ Pittsburgh Pirates</p> <p>Three Rivers Stadium, Pittsburgh, PA</p> <p>Tue Aug 25 1987, 7:05 PM EDT</p> <p>Att: 10,149 - Unknown</p>																						
Barry Larkin, R (1, 6) OBP: 0.293, SLG: 0.347	0-3 K		0-0 F7			0-0 6-3		0-0 P4		4 0 0 0 0 1 1																							
Eric Davis, R (1, 8) OBP: 0.402, SLG: 0.620	0-0 F9			0-3 K		0-3 K			0-0 6-3	4 0 0 0 0 2 0																							
Dave Parker, L (1, 9) OBP: 0.317, SLG: 0.442		0-0 2B		0-0 6-3		1-0 HBP			0-0 3-1	3 0 1 0 0 0 0																							
Buddy Bell, R (1, 5) OBP: 0.367, SLG: 0.391		0-0 F9		0-0 1B		0-0 P3			0-3 K	4 0 1 0 0 1 2																							
Bo Diaz, R (1, 2) OBP: 0.308, SLG: 0.436		0-0 P6		0-3 K2-3			0-0 G1			3 0 0 0 0 1 2																							
Nick Esasky, R (1, 3) OBP: 0.311, SLG: 0.519		0-3 K			0-0 6-3		0-0 5-3			3 0 0 0 0 1 1																							
Kurt Stillwell, S (1, 4) OBP: 0.306, SLG: 0.370			4-0 SH5-4 BB		0-0 E4 SH1-4		0-0 F8			2 0 0 0 1 0 0																							
Ted Power, R (1, 1) OBP: 0.192, SLG: 0.208 Dave Collins, S (8, PH) OBP: 0.354, SLG: 0.341 Frank Williams, R (8, 1)			0-0 SH5-4		0-0 SH1-4			0-0 5-3		0 0 0 0 0 0 0 1 0 0 0 0 0 0 0 0 0 0 0 0 0																							
Inning Stats	R: 0 E: 0 K: 1 S: 5	H: 0 LOB: 0 BB: 0 P: 5	R: 0 E: 0 K: 1 S: 6	H: 1 LOB: 1 BB: 0 P: 6	R: 0 E: 0 K: 1 S: 5	H: 0 LOB: 1 BB: 1 P: 9	R: 0 E: 0 K: 2 S: 8	H: 1 LOB: 1 BB: 0 P: 8	R: 0 E: 1 K: 0 S: 4	H: 0 LOB: 1 BB: 0 P: 4	R: 0 E: 0 K: 1 S: 5	H: 0 LOB: 1 BB: 0 P: 6	R: 0 E: 0 K: 0 S: 3	H: 0 LOB: 0 BB: 0 P: 3	R: 0 E: 0 K: 0 S: 3	H: 0 LOB: 0 BB: 0 P: 3	R: 0 E: 0 K: 1 S: 5	H: 0 LOB: 0 BB: 0 P: 5	1B: 1 2B: 1 3B: 0 HR: 0	SF: 0 SAC: 2 DP: 0 HBP: 1	WP: 0 PB: 0 SB: 0 CS: 0	PA: 32											
PITCHER Mike Dunne, R (1, 1) ERA: 2.88	IP 9.0	WLS W	BF 32	H 2	R 0	ER 0	SO 7	BB 1	IBB 0	HBP 1	BLK 0	WP 0	HR 0	S 44	P 49	ERA 0.00	WHIP 0.333																
											PITCHER	IP	WLS	BF	H	R	ER	SO	BB	IBB	HBP	BLK	WP	HR	S	P	ERA	WHIP					

livebaseballscorecards.com

AB	28
R	0
H	2
RBI	0
BB	1
SO	7
LOB	8



Batter	1	2	3	4	5	6	7	8	9	AB R H RBI BB SO LOB	TOP		
Tracy Jones, R OBP: 0.345, SLG: 0.456 (1, 8) (8, 7)	0-0 G4-3 1B		0-0 SF8 1B		0-0 G6-4-3			0-0 6-3		4 0 2 1 0 0 2	<p>Cincinnati Reds @ Pittsburgh Pirates</p> <p>Three Rivers Stadium, Pittsburgh, PA</p> <p>Wed Aug 26 1987, 7:05 PM EDT</p> <p>Att: 13,722 - Unknown</p>		
Barry Larkin, R OBP: 0.293, SLG: 0.347 (1, 6) (8, 7)	0-0 G4-3 1-2f		0-0 SF8 1-3 3-H		0-0 F7 1-2f 2-3		0-0 HR 1B		3 1 1 1 0 0 2				
Paul O'Neill, L OBP: 0.286, SLG: 0.454 (1, 7) (8, 9)	0-3 K		0-0 F6		0-0 F9		0-0 HR 1-H		4 1 1 2 0 1 1				
Dave Parker, L OBP: 0.315, SLG: 0.438 Eric Davis, R OBP: 0.402, SLG: 0.620 (1, 9) (8, 8)		0-0 1-6-3		0-0 F7		0-0 F7		0-0 4-3	4 0 0 0 0 0 0 0 0 0 0 0 0 0				
Nick Esasky, R OBP: 0.314, SLG: 0.531 John Franco, L (1, 3) (8, 1)		0-0 L4		0-0 1B		0-0 HR		0-3 K	4 1 2 1 0 1 0 0 0 0 0 0 0 0				
Bo Diaz, R OBP: 0.305, SLG: 0.432 (1, 2)		0-0 5-3		0-0 F9		0-0 F7		0-0 6-3	4 0 0 0 0 0 1				
Dave Concepcion, R OBP: 0.366, SLG: 0.353 (1, 5)			4-0 SH1-4 1B BB BB		0-0 1-3		0-0 6-3	0-3 K	3 1 0 0 1 1 1				
Kurt Stillwell, S OBP: 0.309, SLG: 0.370 (1, 4)			4-0 1B SH1-4 SF8 BB		0-0 G6-4-3 SH 1B		0-0 F7	0-0 4-3	3 1 1 0 1 0 0				
Guy Hoffman, L OBP: 0.114, SLG: 0.143 Terry Francona, L OBP: 0.253, SLG: 0.288 (1, 1) (8, 3)			0-0 SH1-4 1-2 2-3		0-0 SH G6-4-3		0-0 F4		1 0 0 0 0 0 0 0 0 0 0 0 0 0				
Inning Stats	R: 0 H: 1 E: 0 LOB: 0 K: 1 BB: 0 S: 5 P: 5	R: 0 H: 0 E: 0 LOB: 0 K: 0 BB: 0 S: 3 P: 3	R: 2 H: 1 E: 0 LOB: 1 K: 0 BB: 2 S: 4 P: 12	R: 0 H: 1 E: 0 LOB: 1 K: 0 BB: 0 S: 4 P: 4	R: 0 H: 1 E: 1 LOB: 1 K: 0 BB: 0 S: 4 P: 4	R: 1 H: 1 E: 0 LOB: 0 K: 0 BB: 0 S: 4 P: 4	R: 0 H: 0 E: 0 LOB: 0 K: 0 BB: 0 S: 3 P: 3	R: 2 H: 2 E: 0 LOB: 0 K: 1 BB: 0 S: 7 P: 7	R: 0 H: 0 E: 0 LOB: 0 K: 1 BB: 0 S: 5 P: 5	1B: 5 SF: 1 2B: 0 SAC: 2 3B: 0 DP: 2 HR: 2 HBP: 0	WP: 0 PA: 35 PB: 0 SB: 2 CS: 0		
PITCHER	IP WLS BF H R ER SO BB IBB HBP BLK WP HR S P ERA WHIP											PITCHER	IP WLS BF H R ER SO BB IBB HBP BLK WP HR S P ERA WHIP
Brian Fisher, R ERA: 4.78 (1, 1)	8.0 32 7 5 5 2 2 0 0 0 0 0 2 34 42 5.62 1.125												
Jeff Robinson, R ERA: 3.16 (9, 1)	1.0 3 0 0 0 1 0 0 0 0 0 0 0 5 5 0.00 0.000												

AB	30
R	5
H	7
RBI	5
BB	2
SO	3
LOB	7



BOTTOM

Cincinnati Reds @ Pittsburgh Pirates
Three Rivers Stadium, Pittsburgh, PA

Wed Aug 26 1987, 7:05 PM EDT
Att. 13,722 - Unknown

livebaseballscorecards.com

AB	31
R	6
H	6
RBI	5
BB	4
SO	3
LOB	9



WP:	0	PA:	38
PB:	1	SB:	0
CS:	0		

AB R H RBI BB SO LOB

5	1	1	2	0	0	1
5	0	1	1	0	0	1
3	1	1	0	1	1	0
3	0	0	0	1	0	1
0	1	0	0	0	0	0
0	0	0	0	0	0	0
4	0	1	2	0	0	2
2	0	0	0	2	0	0
3	0	0	0	0	1	2
0	0	0	0	0	0	0
4	2	2	0	0	0	1
2	1	0	0	0	1	1
0	0	0	0	0	0	0

1B:	3	SF:	0
2B:	2	SAC:	2
3B:	1	DP:	0
HR:	0	HBP:	1

WP HR S P ERA WHIP

Batter	1	2	3	4	5	6	7	8	9
John Cangelosi, S (1, 7) OBP: 0.448, SLG: 0.398	0-0 F8		0-0 E 1-H 2-H 3B		0-0 6-3			0-0 F4	0-0 6-3
Al Pedrique, R (1, 6) OBP: 0.365, SLG: 0.389	0-0 F8		0-0 6-3		0-0 F3			0-0 5-3	0-0 1B 3-H
Bobby Bonilla, S (1, 5) OBP: 0.334, SLG: 0.469	0-3 K		4-0 E BB		0-0 6-3			0-0 PB 1B 2B	
Mike Diaz, R (1, 3) OBP: 0.316, SLG: 0.462		0-0 F6	0-0 E4		0-0 5-3			4-0 PB 1B BB	
Barry Bonds, L (8, PR) OBP: 0.332, SLG: 0.510			1-2 3-H						
Sid Bream, L (9, 3) OBP: 0.347, SLG: 0.423									
Andy Van Slyke, L (1, 8) OBP: 0.351, SLG: 0.503		0-0 G3	0-0 1-3		0-0 4-3			0-0 BB 1B	
Darnell Coles, R (1, 9) OBP: 0.264, SLG: 0.311				4-0 SH1-3 BB		0-0 5-3		4-0 BB 1-2	
Junior Ortiz, R (1, 2) OBP: 0.313, SLG: 0.327			0-0 G3	0-0 SH1-3			0-0 F8	0-3 K	
Rafael Belliard, R (1, 4) OBP: 0.286, SLG: 0.271			0-0 HBP 3B 1B	0-0 5-3			0-0 F7	0-0 SH5-4 1B 2B	
Johnny Ray, S (3, 4) OBP: 0.327, SLG: 0.357									
Brian Fisher, R (1, 1) OBP: 0.240, SLG: 0.273			1-0 3B HBP	0-3 K			0-0 F9	0-0 SH5-4	
Jeff Robinson, R (9, 1) OBP: 0.111, SLG: 0.111								2-3	

Inning Stats	R: 0	H: 0	R: 0	H: 0	R: 3	H: 2	R: 0	H: 0	R: 0	H: 0	R: 0	H: 0	R: 2	H: 2	R: 1	H: 2
	E: 0	LOB: 0	E: 0	LOB: 0	E: 1	LOB: 2	E: 0	LOB: 1	E: 0	LOB: 0	E: 0	LOB: 0	E: 0	LOB: 2	E: 0	LOB: 1
	K: 1	BB: 0	K: 0	BB: 0	K: 0	BB: 1	K: 1	BB: 1	K: 0	BB: 0	K: 0	BB: 0	K: 1	BB: 2	K: 0	BB: 0
	S: 5	P: 5	S: 3	P: 3	S: 6	P: 11	S: 5	P: 9	S: 3	P: 3	S: 3	P: 3	S: 7	P: 15	S: 4	P: 4

PITCHER	IP	WLS	BF	H	R	ER	SO	BB	IBB	HBP	BLK	WP	HR	S	P	ERA	WHIP
Guy Hoffman, L (1, 1) ERA: 4.38	7.2		30	3	4	3	2	2	0	1	0	0	0	31	40	3.52	0.652
John Franco, L (8, 1) ERA: 2.16	1.0	L	8	3	2	1	1	2	0	0	0	0	0	8	16	9.00	5.000

WP: 0 PA: 38 PB: 1 SB: 0 CS: 0

Batter	1	2	3	4	5	6	7	8	9	AB R H RBI BB SO LOB	TOP
Gerald Young, S OBP: 0.346, SLG: 0.341 (1, 8) X	0-0 4-3		0-0 1B 1B		4-0 S BB		0-0 F7			3 0 1 1 1 0 0	
Billy Hatcher, R OBP: 0.376, SLG: 0.453 (1, 9) X	0-0 6-3		0-0 3-H 1-2 1B		0-0 F2			0-0 CI 1B		4 0 2 0 0 0 1	
Bill Doran, S OBP: 0.367, SLG: 0.431 (1, 4) X	0-0 F8 3B		0-0 F8		0-0 F7			0-0 F8		4 0 1 0 0 0 3	
Alan Ashby, S OBP: 0.387, SLG: 0.449 (1, 2) X	0-0 F8		0-0 4-3		0-0 1B 1B			0-1 CI G5-4-3 1-2		3 0 1 0 0 0 3	
Glenn Davis, R OBP: 0.308, SLG: 0.463 (1, 3)		0-3 K		0-0 F8		0-0 1-2 1B		0-0 G5-4-3 1-2f		4 0 1 0 0 1 2	
Jose Cruz, L OBP: 0.314, SLG: 0.417 (1, 7)		0-0 G3		4-0 G3-6-3 BB		0-0 F8		0-0 E8 3-1 1B		3 1 1 0 1 0 2	
Ken Caminiti, S OBP: 0.295, SLG: 0.372 (1, 5)		0-0 1-3		0-0 G3-6-3 1-2f		0-0 F7		0-0 3-1		4 0 0 1 0 0 3	
Craig Reynolds, L OBP: 0.324, SLG: 0.380 (1, 6)			0-0 1B 3B		0-3 K		0-0 F2		0-0 3-H F7	4 1 1 0 0 1 0	
Mike Scott, R OBP: 0.176, SLG: 0.138 Denny Walling, L OBP: 0.354, SLG: 0.424 (1, 1) (9, PH)		0-3 K		0-0 F8		0-3 K		0-3 K		3 0 0 0 0 2 1 1 0 0 0 0 1 0	
Inning Stats	R: 0 E: 0 K: 0 S: 4 H: 1 LOB: 1 BB: 0 P: 4	R: 0 E: 0 K: 1 S: 5 H: 0 LOB: 0 BB: 0 P: 5	R: 1 E: 0 K: 1 S: 8 H: 3 LOB: 2 BB: 0 P: 8	R: 0 E: 0 K: 0 S: 2 H: 0 LOB: 0 BB: 1 P: 6	R: 0 E: 0 K: 1 S: 5 H: 0 LOB: 1 BB: 1 P: 9	R: 0 E: 0 K: 0 S: 5 H: 2 LOB: 2 BB: 0 P: 5	R: 0 E: 0 K: 1 S: 5 H: 0 LOB: 0 BB: 0 P: 5	R: 0 E: 1 K: 0 S: 4 H: 1 LOB: 1 BB: 0 P: 4	R: 1 E: 1 K: 1 S: 6 H: 1 LOB: 0 BB: 0 P: 6	1B: 6 2B: 0 3B: 2 HR: 0 SF: 0 SAC: 0 DP: 2 HBP: 0	WP: 0 PB: 0 SB: 1 CS: 0 PA: 36
PITCHER Bob Walk, R ERA: 3.72 Jim Gott, R ERA: 4.04	IP WLS BF H R ER SO BB IBB HBP BLK WP HR S P ERA WHIP (1, 1) 7.1 W 31 7 1 1 4 2 0 0 0 0 0 0 37 45 1.23 1.227 (8, 1) 1.2 S 5 1 1 0 1 0 0 0 0 0 0 0 7 7 0.00 0.600	PITCHER IP WLS BF H R ER SO BB IBB HBP BLK WP HR S P ERA WHIP									

Houston Astros @ Pittsburgh Pirates
 Three Rivers Stadium, Pittsburgh, PA
 Fri Aug 28 1987, 7:05 PM EDT
 Att: 11,917 - Unknown

livebaseballscorecards.com

AB	33
R	2
H	8
RBI	2
BB	2
SO	5
LOB	15



Batter	1	2	3	4	5	6	7	8	9
John Cangelosi, S (1, 7) Barry Bonds, L (8, 7) OBP: 0.449, SLG: 0.409 OBP: 0.332, SLG: 0.510	0-0 4-3 ①		0-0 5-3 ①		0-0 2B		0-0 1B 1B G3-2-3		
Andy Van Slyke, L (1, 8) OBP: 0.348, SLG: 0.499	0-0 F7		0-3 K ②		0-0 F7 ③		0-0 G3-2-3 ① ②		
Johnny Ray, S (1, 4) Jim Gott, R (8, 1) OBP: 0.328, SLG: 0.358 OBP: 0.100, SLG: 0.400	0-0 1B		0-0 4-3 ③		0-0 F8		0-0 1B 2-H 3-H		
Bobby Bonilla, S (1, 5) OBP: 0.333, SLG: 0.467	0-0 5-3 ③		0-0 3-1 ①		0-0 1B		0-3 K ③		
R.J. Reynolds, S (1, 9) OBP: 0.321, SLG: 0.384		0-0 1B 1B S	0-0 F7 ②		0-0 F7 ②		0-3 K ①		
Sid Bream, L (1, 3) OBP: 0.346, SLG: 0.421		0-0 F4	0-0 1B		0-3 K ③		0-0 F8 ②		
Michael LaValliere, L (1, 2) OBP: 0.382, SLG: 0.360		0-0 4-3 1B 1-H	0-0 F4 ③		0-0 1B		0-0 1B 1B	0-0 L5 ③	
Al Pedrique, R (1, 6) OBP: 0.365, SLG: 0.388		0-0 4-3 ②	0-0 E3 CS		0-0 1B 1B 1B G3-2-3				
Bob Walk, R (1, 1) Jose Lind, R (8, 4) OBP: 0.333, SLG: 0.333		0-3 K ③	0-0 F7 ① ②		0-0 1B 1B G3-2-3				

AB	R	H	RBI	BB	SO	LOB
4	1	2	0	0	0	0
0	0	0	0	0	0	0
4	0	0	0	0	1	4
4	0	2	2	0	0	0
0	0	0	0	0	0	0
4	0	1	0	0	1	2
4	1	1	0	0	1	1
4	0	1	0	0	1	2
4	1	2	1	0	0	1
3	0	1	0	0	0	1
3	1	1	1	0	1	2
0	0	0	0	0	0	0

BOTTOM

Houston Astros @ Pittsburgh Pirates
 Three Rivers Stadium, Pittsburgh, PA
 Fri Aug 28 1987, 7:05 PM EDT
 Att. 11,917 - Unknown

AB	34
R	4
H	11
RBI	4
BB	0
SO	5
LOB	13



1B:	10	SF:	0	WP:	0	PA:	34
2B:	1	SAC:	0	PB:	0		
3B:	0	DP:	1	SB:	1		
HR:	0	HBP:	0	CS:	1		

Inning Stats	R	H	E	K	S	H	LOB	BB	P	R	ER	SO	BB	IBB	HBP	BLK	WP	HR	S	P	ERA	WHIP
	0	1	0	0	4	2	1	0	4	4	4	5	0	0	0	0	0	0	44	44	4.50	1.375

PITCHER	IP	WLS	BF	H	R	ER	SO	BB	IBB	HBP	BLK	WP	HR	S	P	ERA	WHIP
Mike Scott, R (1, 1) ERA: 3.08	8.0	L	34	11	4	4	5	0	0	0	0	0	0	44	44	4.50	1.375

Batter	1	2	3	4	5	6	7	8	9	AB R H RBI BB SO LOB	TOP	
Gerald Young, S OBP: 0.344, SLG: 0.345 (1, 8) X	0-0 3-1		0-0 1-3			0-0 L9			0-0 2B	4 1 1 0 0 0 0		
Billy Hatcher, R OBP: 0.375, SLG: 0.453 (1, 7) X (7, 9)	0-0 4-3		0-0 F9			0-0 6-3			0-0 4-3 2B 2B	4 1 1 1 0 0 0		
Bill Doran, S OBP: 0.366, SLG: 0.430 (1, 4) X	0-0 1B		0-0 G3			0-0 4-3			0-0 4-3 2B 2-3	4 0 1 0 0 0 1		
Alan Ashby, S OBP: 0.384, SLG: 0.447 (1, 2) S	0-1 CI			0-0 6-3			0-0 F7		0-0 SF8	2 0 0 1 0 0 0		
Kevin Bass, S OBP: 0.338, SLG: 0.431 Larry Andersen, R (7, 1) S Terry Puhl, L OBP: 0.273, SLG: 0.272 (9, PH) S	0-3 K			0-0 G6-4-3 1B			0-0 3-1		0-0 1B	3 0 1 0 0 0 1 2 0 0 0 0 0 0 0 1 0 1 0 0 0 0		
Glenn Davis, R OBP: 0.305, SLG: 0.459 (1, 3) X		0-0 6-3		0-0 G6-4-3 1-2f			0-3 K		0-0 F6	4 0 0 0 0 1 2		
Denny Walling, L OBP: 0.354, SLG: 0.423 (1, 5) X		0-0 FC4-6 1B			0-0 G3			0-0 F7		3 0 1 0 0 0 0		
Craig Reynolds, L OBP: 0.321, SLG: 0.376 (1, 6) X		0-0 FC4-6 1-2f			0-0 4-3			0-0 3-1		3 0 0 0 0 0 1		
Nolan Ryan, R OBP: 0.064, SLG: 0.109 Jose Cruz, L OBP: 0.313, SLG: 0.416 (1, 1) X (7, 7)		0-0 F9			0-0 6-3			0-0 F4		2 0 0 0 0 0 1 1 0 0 0 0 0 0		
Inning Stats	R: 0 E: 1 K: 1 S: 7 H: 1 LOB: 2 BB: 0 P: 7	R: 0 E: 0 K: 0 S: 4 H: 1 LOB: 1 BB: 0 P: 4	R: 0 E: 0 K: 0 S: 3 H: 0 LOB: 0 BB: 0 P: 3	R: 0 E: 0 K: 0 S: 3 H: 1 LOB: 0 BB: 0 P: 3	R: 0 E: 0 K: 0 S: 3 H: 0 LOB: 0 BB: 0 P: 3	R: 0 E: 0 K: 0 S: 3 H: 0 LOB: 0 BB: 0 P: 3	R: 0 E: 0 K: 1 S: 5 H: 0 LOB: 0 BB: 0 P: 5	R: 0 E: 0 K: 0 S: 3 H: 0 LOB: 0 BB: 0 P: 3	R: 2 E: 0 K: 0 S: 6 H: 3 LOB: 1 BB: 0 P: 6	1B: 4 2B: 2 3B: 0 HR: 0 SF: 1 SAC: 0 DP: 1 HBP: 0	WP: 0 PB: 0 SB: 0 CS: 0 PA: 33	
PITCHER Mike Bielecki, R ERA: 3.0 (1, 1)	IP: 9.0 WLS: W BF: 33 H: 6 R: 2 ER: 2 SO: 2 BB: 0 IBB: 0 HBP: 0 BLK: 0 WP: 0 HR: 0 S: 37 P: 37 ERA: 2.00 WHIP: 0.667											PITCHER IP: WLS: BF: H: R: ER: SO: BB: IBB: HBP: BLK: WP: HR: S: P: ERA: WHIP

Houston Astros @ Pittsburgh Pirates
 Three Rivers Stadium, Pittsburgh, PA
 Sat Aug 29 1987, 7:05 PM EDT
 Att: 26,585 - Unknown

livebaseballscorecards.com

AB	31
R	2
H	6
RBI	2
BB	0
SO	2
LOB	7



Batter	1	2	3	4	5	6	7	8	9
John Cangelosi, S (1, 7) OBP: 0.451, SLG: 0.407 Barry Bonds, L (8, 7) OBP: 0.333, SLG: 0.511	0-3 K		4-0 1B BB		0-0 4-3		0-0 FC4-6 1B 2B	0-0 HR 1B	
Jose Lind, R (1, 4) OBP: 0.600, SLG: 0.333	0-3 K		0-0 4-3		4-0 BB BB		0-0 FC4-6 1B	4-0 HR BB	
Andy Van Slyke, L (1, 8) OBP: 0.351, SLG: 0.504	4-0 WP S BB		0-0 G3		4-0 BB		0-0 FC4-6 2B	0-0 HR	
Bobby Bonilla, S (1, 5) OBP: 0.339, SLG: 0.473	4-0 BB		0-0 1B		0-0 F7		0-0 4-3 2B	0-0 2B 1B	
R.J. Reynolds, S (1, 9) OBP: 0.319, SLG: 0.384	0-3 K		0-3 K				0-0 1-3	0-0 4-3 2B	
Sid Bream, L (1, 3) OBP: 0.345, SLG: 0.417		0-0 3-1		0-0 3-1			4-0 CS BB	0-0 F8	
Michael LaValliere, L (1, 2) OBP: 0.384, SLG: 0.373		0-0 HR		0-3 K			0-0 1B 1B	0-0 4-3	
Al Pedrique, R (1, 6) OBP: 0.366, SLG: 0.390		0-3 K		0-0 5-3			0-0 1B	0-0 BB 1B HR 1B	
Mike Bielecki, R (1, 1)		0-3 K					0-0 B1-3	0-3 F9 K	

AB	R	H	RBI	BB	SO	LOB
3	2	1	0	1	1	0
1	1	1	0	0	0	0
3	1	1	0	2	1	1
3	2	1	4	2	0	3
4	0	3	3	1	0	2
5	0	1	0	0	2	4
4	0	0	0	1	0	3
4	1	2	1	0	1	0
4	1	2	0	0	1	0
4	0	0	0	0	2	3

BOTTOM

Houston Astros @ Pittsburgh Pirates
 Three Rivers Stadium, Pittsburgh, PA
 Sat Aug 29 1987, 7:05 PM EDT
 Att. 26,585 - Unknown

livebaseballscorecards.com

AB	35
R	8
H	12
RBI	8
BB	7
SO	8
LOB	16



1B: 8	SF: 0
2B: 2	SAC: 0
3B: 0	DP: 0
HR: 2	HBP: 0

WP: 1	PA: 42
PB: 0	
SB: 2	
CS: 1	

Inning Stats		PITCHER																	
R	H	E	IP	WLS	BF	H	R	ER	SO	BB	IBB	HBP	BLK	WP	HR	S	P	ERA	WHIP
0	0	0	6.0	L	27	4	2	2	7	6	0	0	0	1	1	35	59	3.00	1.667
0	0	0	2.0		15	8	6	6	1	1	0	0	0	0	1	16	20	27.00	4.500

Batter	1	2	3	4	5	6	7	8	9	AB R H RBI BB SO LOB	TOP	
Gerald Young, S OBP: 0.342, SLG: 0.339 (1, 8) X	0-0 4-3		4-0 CS BB			0-0 F8		0-0 F8		3 0 0 0 1 0 1		
Billy Hatcher, R OBP: 0.372, SLG: 0.449 Juan Agosto, L (8, 1)	0-0 F9		0-0 F3			0-0 F7		0-0 F7		4 0 0 0 0 0 2 0 0 0 0 0 0 0		
Bill Doran, S OBP: 0.365, SLG: 0.428 (1, 4) X	0-0 F7		0-0 CS	0-0 E6 6-3 1B		0-0 F7			0-0 F7	4 0 1 0 0 0 0		
Jose Cruz, L OBP: 0.310, SLG: 0.411 (1, 7)		0-0 F8		0-3 K		0-0 F7			0-3 K	4 0 0 0 0 2 1		
Denny Walling, L OBP: 0.352, SLG: 0.420 (1, 3)		0-0 1B 1B		0-0 6-3		0-0 E5 WP 4-3			0-0 L3	4 0 1 0 0 0 1		
Ken Caminiti, S OBP: 0.269, SLG: 0.364 (1, 5)		0-3 K		0-0 6-3		0-0 4-3				3 0 0 0 0 1 3		
Craig Reynolds, L OBP: 0.321, SLG: 0.376 (1, 6)		0-0 1B			0-0 F8		0-0 L4			3 0 1 0 0 0 1		
Robbie Wine, R OBP: 0.133, SLG: 0.138 (1, 2)		0-3 K			0-3 K			0-0 P6		3 0 0 0 0 2 2		
Bob Knepper, L OBP: 0.143, SLG: 0.175 Rocky Childress, R (6, 1) Terry Puhl, L OBP: 0.280, SLG: 0.272 (8, PH) (8, 9)			0-3 K		0-3 K			4-0 BB		2 0 0 0 0 2 0 0 0 0 0 0 0 0 0 0 0 0 1 0 0		
Inning Stats	R: 0 E: 0 K: 0 S: 3 H: 0 LOB: 0 BB: 0 P: 3	R: 0 E: 0 K: 2 S: 9 H: 2 LOB: 2 BB: 0 P: 9	R: 0 E: 0 K: 1 S: 4 H: 0 LOB: 0 BB: 1 P: 8	R: 0 E: 1 K: 1 S: 6 H: 1 LOB: 1 BB: 0 P: 6	R: 0 E: 0 K: 2 S: 7 H: 0 LOB: 0 BB: 0 P: 7	R: 0 E: 0 K: 0 S: 3 H: 0 LOB: 0 BB: 0 P: 3	R: 0 E: 1 K: 0 S: 4 H: 0 LOB: 1 BB: 0 P: 4	R: 0 E: 0 K: 0 S: 3 H: 0 LOB: 1 BB: 1 P: 7	R: 0 E: 0 K: 1 S: 5 H: 0 LOB: 0 BB: 0 P: 5	1B: 3 SF: 0 2B: 0 SAC: 0 3B: 0 DP: 0 HR: 0 HBP: 0	WP: 1 PA: 33 PB: 0 SB: 0 CS: 1	
PITCHER Doug Drabek, R ERA: 4.01 (1, 1)	IP WLS BF H R ER SO BB IBB HBP BLK WP HR S P ERA WHIP											
	9.0 W 32 3 0 0 7 2 0 0 0 1 0 44 52 0.00 0.556											

Houston Astros @ Pittsburgh Pirates
 Three Rivers Stadium, Pittsburgh, PA
 Sun Aug 30 1987, 3:33 AM EDT
 Att: 26,867 - Unknown

livebaseballscorecards.com

AB	30
R	0
H	3
RBI	0
BB	2
SO	7
LOB	11



Atlanta Braves @ Pittsburgh Pirates
 Three Rivers Stadium, Pittsburgh, PA

Mon Aug 31 1987, 7:05 PM EDT
 Att. 4,930 - Unknown

livebaseballscorecards.com

AB	31
R	3
H	6
RBI	3
BB	2
SO	3
LOB	9



AB R H RBI BB SO LOB

4	0	1	1	0	0	2
4	0	0	0	0	1	1
4	0	1	0	0	0	0
4	0	0	0	0	1	1
2	1	1	0	2	0	0
4	1	2	2	0	0	1
4	0	0	0	0	0	1
3	1	1	0	0	0	1
0	0	0	0	0	0	0
1	0	0	0	0	1	2
1	0	0	0	0	0	0
0	0	0	0	0	0	0

Batter 1 2 3 4 5 6 7 8 9

Dion James, L (1, 8) OBP: 0.391, SLG: 0.469	0-0 F7		0-0 F8		0-0 3-1		0-0 F7	
Ken Oberkfell, L (1, 5) OBP: 0.346, SLG: 0.373	0-3 K		0-0 F8		0-0 6-3		0-0 3-1	
Gerald Perry, L (1, 3) OBP: 0.331, SLG: 0.416	0-0 G3			0-0 4-3		0-0 4-3	0-0 FC5-4 1B	
Dale Murphy, R (1, 9) OBP: 0.415, SLG: 0.580		0-3 K		0-0 6-3		0-0 4-3	0-0 FC5-4 1-2f	
Ken Griffey, L (1, 7) OBP: 0.359, SLG: 0.459		0-0 G6-4-3 1B		4-0 CS BB		4-0 HR BB	0-0 F7	
Ozzie Virgil, R (1, 2) OBP: 0.327, SLG: 0.493		0-0 G6-4-3 1-2f		0-0 CS 1-2	0-0 FC4-6 1B	0-0 1-H HR	0-0 G3	
Jeff Blauser, R (1, 6) OBP: 0.315, SLG: 0.353			0-0 E4 FC1-5 BLK		0-0 FC4-6 1B 1-2f	0-0 F9	0-0 6-3	
Glenn Hubbard, R (1, 4) OBP: 0.385, SLG: 0.408			0-0 FC1-5 SH5-4 1B 1-3		0-0 1-3 1B	0-0 5-3		
Jeff Dedmon, L (1, 1) OBP: 0.284, SLG: 0.313			0-0 SH5-4		0-3 K	0-0 F8		
Paul Assenmacher, L (4, 1)								
Albert Hall, S (7, PH) OBP: 0.367, SLG: 0.382								
Ed Olwine, R (7, 1)								

Inning Stats	R: 0 E: 0 K: 1 S: 5	H: 0 LOB: 0 BB: 0 P: 5	R: 0 E: 0 K: 1 S: 5	H: 1 LOB: 0 BB: 0 P: 5	R: 1 E: 1 K: 0 S: 5	H: 1 LOB: 1 BB: 0 P: 5	R: 0 E: 0 K: 0 S: 2	H: 0 LOB: 0 BB: 1 P: 6	R: 0 E: 0 K: 1 S: 7	H: 2 LOB: 2 BB: 0 P: 7	R: 0 E: 0 K: 0 S: 3	H: 0 LOB: 0 BB: 0 P: 3	R: 2 E: 0 K: 0 S: 4	H: 1 LOB: 0 BB: 1 P: 8	R: 0 E: 0 K: 0 S: 4	H: 1 LOB: 1 BB: 0 P: 4	R: 0 E: 0 K: 0 S: 3	H: 0 LOB: 0 BB: 0 P: 3	1B: 5 2B: 0 3B: 0 HR: 1	SF: 0 SAC: 1 DP: 1 HBP: 0	WP: 0 PB: 0 SB: 0 CS: 1	PA: 35
--------------	------------------------------	---------------------------------	------------------------------	---------------------------------	------------------------------	---------------------------------	------------------------------	---------------------------------	------------------------------	---------------------------------	------------------------------	---------------------------------	------------------------------	---------------------------------	------------------------------	---------------------------------	------------------------------	---------------------------------	----------------------------------	------------------------------------	----------------------------------	--------

PITCHER Mike Dunne, R (1, 1) ERA: 2.82	IP 9.0	WLS W	BF 34	H 6	R 3	ER 2	SO 3	BB 2	IBB 0	HBP 0	BLK 1	WP 0	HR 1	S 38	P 46	ERA 2.00	WHIP 0.889	PITCHER	IP	WLS	BF	H	R	ER	SO	BB	IBB	HBP	BLK	WP	HR	S	P	ERA	WHIP
--	-----------	----------	----------	--------	--------	---------	---------	---------	----------	----------	----------	---------	---------	---------	---------	-------------	---------------	---------	----	-----	----	---	---	----	----	----	-----	-----	-----	----	----	---	---	-----	------

Batter	1	2	3	4	5	6	7	8	9
Barry Bonds, L (1, 7) OBP: 0.334, SLG: 0.509	0-0 S 1B		0-0 F9 2-3	0-3 K		4-0 3B BB		0-0 4-3	
Jose Lind, R (1, 4) OBP: 0.462, SLG: 0.636	0-0 G1-5-4-2-6-3 1-3f		0-0 5-3		0-0 L6	0-0 HR 3B			
Andy Van Slyke, L (1, 8) OBP: 0.357, SLG: 0.514	0-0 1B			4-0 1B BB	0-0 1B SF8	0-0 HR			
Bobby Bonilla, S (1, 5) OBP: 0.340, SLG: 0.470	0-3 K			0-0 1-3 1-2	0-0 1B SF8	0-0 6-3			
R.J. Reynolds, S (1, 9) OBP: 0.315, SLG: 0.380		0-3 K		0-0 F7	0-0 SF8		0-0 L3		
Sid Bream, L (1, 3) OBP: 0.343, SLG: 0.414		0-0 4-3		0-0 1B 1B	0-0 F9		0-0 F8		
Michael LaValliere, L (1, 2) OBP: 0.382, SLG: 0.371		0-0 6-3		0-0 1B 1B		0-0 F9	0-0 G3		
Al Pedrique, R (1, 6) OBP: 0.366, SLG: 0.390			0-0 F9 1B	0-0 BB 1B		0-0 E6 FC1-6	0-0 F7		
Mike Dunne, R (1, 1) OBP: 0.159, SLG: 0.122			0-0 6-3	4-0 BB		0-0 FC1-6 3B	0-3 K		

Inning Stats	R: 0	H: 2	E: 0	LOB: 1	K: 1	BB: 0	S: 6	P: 6
	R: 0	H: 0	E: 0	LOB: 0	K: 1	BB: 0	S: 5	P: 5
	R: 0	H: 1	E: 0	LOB: 1	K: 0	BB: 0	S: 4	P: 4
	R: 2	H: 3	E: 0	LOB: 3	K: 1	BB: 2	S: 8	P: 16
	R: 1	H: 2	E: 0	LOB: 1	K: 0	BB: 0	S: 5	P: 5
	R: 4	H: 2	E: 1	LOB: 0	K: 0	BB: 1	S: 6	P: 10
	R: 0	H: 0	E: 0	LOB: 0	K: 0	BB: 0	S: 3	P: 3
	R: 0	H: 0	E: 0	LOB: 0	K: 1	BB: 0	S: 5	P: 5

PITCHER	IP	WLS	BF	H	R	ER	SO	BB	IBB	HBP	BLK	WP	HR	S	P	ERA	WHIP
Jeff Dedmon, R (1, 1) ERA: 3.78	3.2	L	18	6	2	2	2	2	0	0	0	0	0	20	28	4.91	2.182
Paul Assenmacher, L (4, 1) ERA: 4.31	2.1		13	4	5	1	1	1	0	0	0	0	1	14	18	3.86	2.143
Ed Olwine, L (7, 1) ERA: 3.79	2.0		6	0	0	0	1	0	0	0	0	0	0	8	8	0.00	0.000

BOTTOM

AB	R	H	RBI	BB	SO	LOB
4	1	1	0	1	1	4
4	1	1	2	0	0	2
3	3	3	2	1	0	0
4	0	1	0	0	1	2
3	0	0	1	0	1	1
4	1	1	1	0	0	1
4	0	1	0	0	0	0
4	0	2	1	0	0	0
3	1	0	0	1	1	2

AB	33
R	7
H	10
RBI	7
BB	3
SO	4
LOB	12



WP	HR	S	P	ERA	WHIP
0	0	0	0	0	0
0	0	0	0	0	0
0	0	0	0	0	0
0	0	0	0	0	0
0	0	0	0	0	0
0	0	0	0	0	0
0	0	0	0	0	0
0	0	0	0	0	0

Atlanta Braves @ Pittsburgh Pirates
Three Rivers Stadium, Pittsburgh, PA
 Mon Aug 31 1987, 7:05 PM EDT
 Att. 4,930 - Unknown

livebaseballscorecards.com

Atlanta Braves @ Pittsburgh Pirates
 Three Rivers Stadium, Pittsburgh, PA

Tue Sep 01 1987, 7:05 PM EDT
 Att. 7,498 - Unknown

livebaseballscorecards.com

AB	36
R	4
H	10
RBI	4
BB	3
SO	7
LOB	13



Batter	1	2	3	4	5	6	7	8	9	AB R H RBI BB SO LOB
Dion James, L (1, 8) OBP: 0.393, SLG: 0.473	0-0 6-3		0-0 1B FC3-6 2B		0-0 CS 1B		0-0 1B		0-0 4-3	5 1 3 0 0 0 0
Ken Oberkfell, L (1, 5) OBP: 0.345, SLG: 0.371	0-3 K		0-0 FC3-6 1B		0-0 F8 1-2		0-0 G3		0-3 K	5 0 1 0 0 2 2
Gerald Perry, L (1, 3) OBP: 0.328, SLG: 0.411	0-0 6-3		0-0 FC3-6 1-2f 3-H		0-0 F7			0-0 4-3	0-0 4-3	5 0 0 1 0 0 1
Dale Murphy, R (1, 9) OBP: 0.414, SLG: 0.579		0-0 F7	0-3 K			0-3 K		0-0 2B		4 1 1 0 0 2 1
Ken Griffey, L (1, 7) OBP: 0.360, SLG: 0.458		4-0 HR BB		0-0 1B 1B		0-3 K		0-0 F8		3 1 1 0 1 1 1
Ted Simmons, S (1, 2) OBP: 0.333, SLG: 0.392		0-0 1-H HR		0-0 L7		0-0 1B		4-0 2B IBB		3 1 2 2 1 0 1
Jeff Blauser, R (1, 6) OBP: 0.312, SLG: 0.361		0-0 5-3		0-3 K		0-0 F7		0-0 1-3 2-H 2B		4 0 1 1 0 1 2
Glenn Hubbard, R (1, 4) OBP: 0.396, SLG: 0.407		0-0 5-3		0-0 1-2 1B			0-0 F8	4-0 IBB		3 0 1 0 1 0 0
Zane Smith, L (1, 1) OBP: 0.203, SLG: 0.200			0-0 4-3	0-3 K			0-0 F7	0-0 F7		4 0 0 0 0 1 5

Inning Stats	R: 0 E: 0 K: 1 S: 5	H: 0 LOB: 0 BB: 0 P: 5	R: 2 E: 0 K: 0 S: 4	H: 1 LOB: 0 BB: 1 P: 8	R: 1 E: 0 K: 1 S: 7	H: 2 LOB: 1 BB: 0 P: 7	R: 0 E: 0 K: 2 S: 9	H: 2 LOB: 2 BB: 0 P: 9	R: 0 E: 0 K: 0 S: 3	H: 1 LOB: 0 BB: 0 P: 3	R: 0 E: 0 K: 2 S: 8	H: 1 LOB: 1 BB: 0 P: 8	R: 0 E: 0 K: 0 S: 4	H: 1 LOB: 1 BB: 0 P: 4	R: 1 E: 0 K: 0 S: 5	H: 2 LOB: 3 BB: 2 P: 13	R: 0 E: 0 K: 1 S: 5	H: 0 LOB: 0 BB: 0 P: 5	1B: 6 2B: 3 3B: 0 HR: 1	SF: 0 SAC: 0 DP: 0 HBP: 0	WP: 0 PB: 0 SB: 0 CS: 1	PA: 39
--------------	------------------------------	---------------------------------	------------------------------	---------------------------------	------------------------------	---------------------------------	------------------------------	---------------------------------	------------------------------	---------------------------------	------------------------------	---------------------------------	------------------------------	---------------------------------	------------------------------	----------------------------------	------------------------------	---------------------------------	----------------------------------	------------------------------------	----------------------------------	--------

PITCHER	IP	WLS	BF	H	R	ER	SO	BB	IBB	HBP	BLK	WP	HR	S	P	ERA	WHIP
Brian Fisher, R (1, 1) ERA: 4.79	7.1	L	31	9	4	4	6	1	0	0	0	0	1	42	46	4.91	1.364
John Smiley, L (8, 1) ERA: 5.88	0.1		2	0	0	0	0	0	1	0	0	0	0	1	5	0.00	0.000
Jeff Robinson, R (8, 1) ERA: 3.15	0.1		3	1	0	0	0	0	1	0	0	0	0	2	6	0.00	3.000
Bob Patterson, L (9, 1) ERA: 6.75	1.0		3	0	0	0	1	0	0	0	0	0	0	5	5	0.00	0.000

PITCHER	IP	WLS	BF	H	R	ER	SO	BB	IBB	HBP	BLK	WP	HR	S	P	ERA	WHIP
---------	----	-----	----	---	---	----	----	----	-----	-----	-----	----	----	---	---	-----	------

Batter	1	2	3	4	5	6	7	8	9	AB R H RBI BB SO LOB
Barry Bonds, L (1, 7) OBP: 0.331, SLG: 0.504	0-0 F8		0-3 K			0-0 4-3			0-0 1-3	4 0 0 0 0 1 1
Jose Lind, R (1, 4) OBP: 0.353, SLG: 0.467	0-3 K			0-0 4-3		0-0 L3			0-0 L4	4 0 0 0 0 1 0
Andy Van Slyke, L (1, 8) OBP: 0.356, SLG: 0.512	0-0 4-3			0-0 3-1		0-3 K			0-0 1B	4 0 1 0 0 1 0
Bobby Bonilla, S (1, 5) OBP: 0.339, SLG: 0.468		0-3 K		0-0 FC5-4 1B		0-3 K			0-0 F9	4 0 1 0 0 2 1
Mike Diaz, R (1, 3) OBP: 0.312, SLG: 0.455		0-0 F8		0-0 FC5-4 1-2f		0-0 F9				3 0 0 0 0 0 1
Darnell Coles, R (1, 9) OBP: 0.265, SLG: 0.306		0-0 6-3			0-0 1-3		0-3 K			3 0 0 0 0 1 0
Junior Ortiz, R (1, 2) OBP: 0.314, SLG: 0.327			0-0 3-1		0-0 FC9-6 1B			0-3 K		3 0 1 0 0 1 0
Al Pedrique, R (1, 6) OBP: 0.367, SLG: 0.389			0-0 SH3-4 1B		0-0 FC9-6 1-2f			0-0 1-3		3 0 1 0 0 0 1
Brian Fisher, R (1, 1) OBP: 0.235, SLG: 0.267			0-0 SH3-4		0-3 K			0-0 6-3		1 0 0 0 0 1 1
John Smiley, L (8, 1) OBP: 0.143, SLG: 0.286										0 0 0 0 0 0 0
Jeff Robinson, R (8, 1) OBP: 0.111, SLG: 0.111										0 0 0 0 0 0 0
John Cangelosi, S (8, PH) OBP: 0.444, SLG: 0.421										1 0 0 0 0 0 0
Bob Patterson, R (9, 1) OBP: 0.100, SLG: 0.100										0 0 0 0 0 0 0

Inning Stats	R: 0	H: 0	E: 0	K: 1	S: 5	R: 0	H: 0	E: 0	K: 1	S: 5	R: 0	H: 1	E: 0	K: 1	S: 6	R: 0	H: 1	E: 0	K: 1	S: 6	R: 0	H: 0	E: 0	K: 1	S: 5	R: 0	H: 0	E: 0	K: 2	S: 7	R: 0	H: 0	E: 0	K: 1	S: 5	R: 0	H: 1	E: 0	K: 0	S: 4	R: 0	H: 0	E: 0	K: 0	S: 4	R: 0	H: 0	E: 0	K: 1	S: 5	R: 0	H: 1	E: 0	K: 0	S: 4	1B: 4	SF: 0	2B: 0	SAC: 1	3B: 0	DP: 0	HR: 0	HBP: 0	WP: 0	PA: 31
--------------	------	------	------	------	------	------	------	------	------	------	------	------	------	------	------	------	------	------	------	------	------	------	------	------	------	------	------	------	------	------	------	------	------	------	------	------	------	------	------	------	------	------	------	------	------	------	------	------	------	------	------	------	------	------	------	-------	-------	-------	--------	-------	-------	-------	--------	-------	--------

PITCHER	IP	WLS	BF	H	R	ER	SO	BB	IBB	HBP	BLK	WP	HR	S	P	ERA	WHIP
Zane Smith, L (1, 1) ERA: 3.82	9.0	W	31	4	0	0	8	0	0	0	0	0	0	47	47	0.00	0.444

BOTTOM


Atlanta Braves @ Pittsburgh Pirates
 Three Rivers Stadium, Pittsburgh, PA

Tue Sep 01 1987, 7:05 PM EDT
 Att. 7,498 - Unknown

livebaseballscores.com

AB	30
R	0
H	4
RBI	0
BB	0
SO	8
LOB	5



Batter	1	2	3	4	5	6	7	8	9	AB R H RBI BB SO LOB	TOP			
Dion James, L (1, 8) OBP: 0.392, SLG: 0.473	0-0 F7		0-0 F7			0-0 4-3 2B		0-3 K		4 0 1 0 0 1 0	Atlanta Braves @ Pittsburgh Pirates Three Rivers Stadium, Pittsburgh, PA Wed Sep 02 1987, 7:05 PM EDT Att. 6,259 - Unknown livebaseballscorecards.com AB 32 R 0 H 5 RBI 0 BB 0 SO 5 LOB 10 			
Ken Oberkfell, L (1, 5) OBP: 0.346, SLG: 0.372	0-0 G3		0-0 1B			0-0 4-3 2-3		0-0 FC4-6 1B	4 0 2 0 0 0 1					
Gerald Perry, L (1, 3) OBP: 0.327, SLG: 0.410	0-0 1B		0-0 4-3			0-0 6-3		0-0 FC4-6 1-2f	4 0 1 0 0 0 3					
Dale Murphy, R (1, 9) OBP: 0.411, SLG: 0.574	0-0 4-3			0-0 L3		0-0 5-3		0-0 4-3 1-2	4 0 0 0 0 0 3					
Ken Griffey, L (1, 7) OBP: 0.357, SLG: 0.453		0-0 F9		0-0 4-3		0-3 K		0-3 K	4 0 0 0 0 2 1					
Ozzie Virgil, R (1, 2) OBP: 0.327, SLG: 0.492		0-0 1B		0-0 F7		0-0 6-3			3 0 1 0 0 0 0					
Jeff Blauser, R (1, 6) OBP: 0.300, SLG: 0.347		0-0 F9			0-0 F9		0-0 F8		3 0 0 0 0 0 1					
Glenn Hubbard, R (1, 4) OBP: 0.394, SLG: 0.404		0-3 K			0-3 K			0-0 F6	3 0 0 0 0 2 1					
Tom Glavine, L (1, 1) OBP: 0.125, SLG: 0.125			0-0 1-3		0-0 L5			0-0 6-3	2 0 0 0 0 0 0					
Albert Hall, S (8, PH) OBP: 0.365, SLG: 0.380									1 0 0 0 0 0 0					
Chuck Cary, L (8, 1)									0 0 0 0 0 0 0					
Inning Stats	R: 0 H: 1 E: 0 LOB: 1 K: 0 BB: 0 S: 4 P: 4	R: 0 H: 1 E: 0 LOB: 1 K: 1 BB: 0 S: 6 P: 6	R: 0 H: 1 E: 0 LOB: 1 K: 0 BB: 0 S: 4 P: 4	R: 0 H: 0 E: 0 LOB: 0 K: 0 BB: 0 S: 3 P: 3	R: 0 H: 0 E: 0 LOB: 0 K: 1 BB: 0 S: 5 P: 5	R: 0 H: 1 E: 0 LOB: 1 K: 0 BB: 0 S: 4 P: 4	R: 0 H: 0 E: 0 LOB: 0 K: 1 BB: 0 S: 5 P: 5	R: 0 H: 0 E: 0 LOB: 0 K: 1 BB: 0 S: 5 P: 5	R: 0 H: 1 E: 0 LOB: 1 K: 1 BB: 0 S: 6 P: 6	1B: 4 SF: 0 2B: 1 SAC: 0 3B: 0 DP: 0 HR: 0 HBP: 0	WP: 0 PA: 32 PB: 0 SB: 0 CS: 0			
PITCHER	IP WLS BF H R ER SO BB IBB HBP BLK WP HR S P ERA WHIP												PITCHER	IP WLS BF H R ER SO BB IBB HBP BLK WP HR S P ERA WHIP
Bob Walk, R (1, 1) ERA: 3.46	7.0 W 25 4 0 0 3 0 0 0 0 0 0 0 31 31 0.00 0.571													
Jim Gott, R (8, 1) ERA: 3.93	2.0 S 7 1 0 0 2 0 0 0 0 0 0 0 11 11 0.00 0.500													

Batter	1	2	3	4	5	6	7	8	9	AB R H RBI BB SO LOB	TOP		
John Cangelosi, S (1, 9) OBP: 0.445, SLG: 0.415	4-0 CS S BB		4-0 S BB			0-3 K		0-0 F9		2 0 0 0 2 1 0			
Jose Lind, R (1, 4) OBP: 0.240, SLG: 0.304	0-0 6-3 1-3		0-0 L4			0-0 F9		0-0 E5		4 0 0 0 0 0 2			
Andy Van Slyke, L (1, 8) OBP: 0.355, SLG: 0.505	4-0 BB		0-0 F5 1-2			0-3 K		0-0 E4 1-3		3 0 0 0 1 1 2			
Bobby Bonilla, S (1, 5) OBP: 0.338, SLG: 0.470	0-0 F9					0-3 K		0-0 BB 1B F7		4 0 1 0 0 1 3			
Barry Bonds, L (1, 7) OBP: 0.330, SLG: 0.499						0-0 F9		4-0 1-2 BB		3 0 1 0 1 0 0			
Sid Bream, L (1, 3) OBP: 0.340, SLG: 0.409						0-0 4-3		0-0 L7		4 0 0 0 0 0 3			
Michael LaValliere, L (1, 2) OBP: 0.381, SLG: 0.372 U L Washington, S (9, PH)						0-0 F9		0-3 K		2 0 0 0 1 1 2 1 0 0 0 0 0 0			
Al Pedrique, R (1, 6) OBP: 0.362, SLG: 0.379						0-0 6-3		0-3 K		3 0 0 0 0 1 4			
Mike Bielecki, R (1, 1) Vicente Palacios, R (6, 1) Darnell Coles, R (8, PH) Jeff Robinson, R (8, 1) OBP: 0.111, SLG: 0.111						0-0 F8		0-0 L5		2 0 0 0 0 1 0 0 0 0 0 0 0 0 1 0 0 0 0 0 0 0 0 0 0 0 0 0			
Inning Stats	R: 0 H: 0 E: 0 LOB: 1 K: 0 BB: 2 S: 2 P: 10	R: 0 H: 1 E: 0 LOB: 1 K: 0 BB: 1 S: 3 P: 7	R: 0 H: 0 E: 0 LOB: 1 K: 0 BB: 1 S: 3 P: 7	R: 0 H: 0 E: 0 LOB: 0 K: 1 BB: 0 S: 5 P: 5	R: 0 H: 0 E: 0 LOB: 0 K: 1 BB: 0 S: 5 P: 5	R: 0 H: 0 E: 0 LOB: 0 K: 2 BB: 0 S: 7 P: 7	R: 0 H: 1 E: 0 LOB: 2 K: 2 BB: 1 S: 8 P: 12	R: 0 H: 0 E: 2 LOB: 2 K: 0 BB: 0 S: 5 P: 5	R: 0 H: 0 E: 0 LOB: 0 K: 0 BB: 0 S: 3 P: 3	1B: 2 SF: 0 2B: 0 SAC: 0 3B: 0 DP: 1 HR: 0 HBP: 0	WP: 0 PA: 34 PB: 0 SB: 3 CS: 1		
PITCHER	IP WLS BF H R ER SO BB IBB HBP BLK WP HR S P ERA WHIP											PITCHER	IP WLS BF H R ER SO BB IBB HBP BLK WP HR S P ERA WHIP
Nolan Ryan, R (1, 1) ERA: 2.79	7.0 W 26 2 0 0 6 5 0 0 0 0 0 0 33 53 0.00 1.000												
Juan Agosto, L (8, 1) ERA: 2.75	2.0 S 8 0 0 0 0 0 0 0 0 0 0 0 8 8 0.00 0.000												

Pittsburgh Pirates @ Houston Astros
Astrodome, Houston, TX
Fri Sep 04 1987, 8:05 PM EDT
Att. 16,367 - Unknown

livebaseballscorecards.com

AB 29
R 0
H 2
RBI 0
BB 5
SO 6
LOB 16



Batter	1	2	3	4	5	6	7	8	9	AB R H RBI BB SO LOB	TOP											
Barry Bonds, L (1, 7) OBP: 0.328, SLG: 0.495	0-0 4-3		0-3 K		0-0 F6			0-0 F8		4 0 0 0 0 1 2												
Jose Lind, R (1, 4) OBP: 0.241, SLG: 0.296	0-0 F7			0-0 1B 1B		0-0 F4		0-0 F8		4 0 1 0 0 0 0												
Andy Van Slyke, L (1, 8) OBP: 0.356, SLG: 0.505	0-3 K		0-3 K		0-0 G6-3 1B				0-0 S 1B 1B	4 1 2 0 0 2 1												
Bobby Bonilla, S (1, 5) OBP: 0.337, SLG: 0.466		0-0 4-3		0-0 F9		0-0 G6-3 1-2f			4-0 1B 1-2 BB	3 0 0 0 1 0 2												
Damell Coles, R (1, 9) OBP: 0.264, SLG: 0.300		0-0 F7		0-0 1-2 1B			0-0 6-3		0-3 K	4 0 1 0 0 1 2												
Sid Bream, L (1, 3) OBP: 0.339, SLG: 0.407		0-0 4-3		0-0 4-3			0-0 F6		0-0 G6-4-3 1-3 2-H 1B	2 0 0 0 0 0 2 2 0 1 1 0 0 0												
Mike Diaz, R (7, PH) OBP: 0.314, SLG: 0.455																						
Michael LaValliere, L (1, 2) OBP: 0.382, SLG: 0.372			0-0 F7		0-0 6-3 5-3 1B		0-0 FC6-4 1B		0-0 G6-4-3 1-2f	2 0 1 0 0 0 0 1 0 1 0 0 0 0	AB 32											
Junior Ortiz, R (7, PH) OBP: 0.318, SLG: 0.331			0-0 SH1-4 1B		0-0 5-3		0-0 FC6-4			1 0 0 0 0 0 2	R 1											
Mackey Sasser, L (9, PH)					0-0 SH1-4 1B		0-0 2-3			1 0 0 0 0 0 2	H 8											
Al Pedrique, R (1, 6) OBP: 0.362, SLG: 0.379			0-0 SH1-4		0-0 6-3					3 0 1 0 0 0 2	RBI 1											
Doug Drabek, R (1, 1) OBP: 0.160, SLG: 0.130			0-0 1-2								SO 4											
Bob Kipper, R (7, 1) OBP: 0.242, SLG: 0.303											LOB 14											
John Cangelosi, S (8, PH) OBP: 0.443, SLG: 0.412																						
Brett Gideon, R (8, 1) OBP: 1.000, SLG: 1.000																						
Miguel Garcia, L (8, 1)																						
Inning Stats	R: 0 E: 0 K: 1 S: 5	H: 0 LOB: 0 BB: 0 P: 5	R: 0 E: 0 K: 0 S: 3	H: 0 LOB: 0 BB: 0 P: 3	R: 0 E: 0 K: 1 S: 6	H: 1 LOB: 1 BB: 0 P: 6	R: 0 E: 0 K: 1 S: 7	H: 2 LOB: 2 BB: 0 P: 7	R: 0 E: 0 K: 0 S: 4	H: 1 LOB: 1 BB: 0 P: 4	R: 0 E: 0 K: 0 S: 3	H: 1 LOB: 1 BB: 0 P: 3	R: 0 E: 0 K: 0 S: 4	H: 1 LOB: 1 BB: 0 P: 4	R: 0 E: 0 K: 0 S: 3	H: 0 LOB: 0 BB: 0 P: 3	R: 1 E: 0 K: 1 S: 6	H: 2 LOB: 1 BB: 1 P: 10	1B: 8 2B: 0 3B: 0 HR: 0	SF: 0 SAC: 1 DP: 2 HBP: 0	WP: 0 PB: 0 SB: 1 CS: 0	PA: 34
PITCHER	IP WLS BF H R ER SO BB IBB HBP BLK WP HR S P ERA WHIP																					
Bob Knepper, L (1, 1) ERA: 5.23	8.0 W 29 6 0 0 3 0 0 0 0 0 0 0 35 35 0.00 0.750																					
Dave Smith, R (9, 1) ERA: 1.21	1.0 5 2 1 1 1 1 0 0 0 0 0 0 6 10 9.00 3.000																					

Pittsburgh Pirates @ Houston Astros
Astrodome, Houston, TX
Sat Sep 05 1987, 8:05 PM EDT
Att. 27,887 - Unknown

livebaseballscorecards.com

AB 32
R 1
H 8
RBI 1
BB 1
SO 4
LOB 14



Batter	1	2	3	4	5	6	7	8	9
Gerald Young, S OBP: 0.352, SLG: 0.349 (1, 8)	0-0 CS 1B		0-3 K			0-0 S HR 1B		0-0 6-3	
Bill Doran, S OBP: 0.360, SLG: 0.420 (1, 4)	4-0 1-2 HR BB		0-0 4-3			0-0 F7		0-0 1B	
Denny Walling, L OBP: 0.361, SLG: 0.434 Ken Caminiti, S OBP: 0.292, SLG: 0.361 (8, PH) (9, 5)	0-0 1-H HR			4-0 G4-6-3 BB		4-0 1-2 HR BB		0-0 F9	
Alan Ashby, S OBP: 0.382, SLG: 0.440 (1, 2)	0-0 3-1			0-0 G4-6-3 1-2f		0-3 K		0-0 F4	
Kevin Bass, S OBP: 0.347, SLG: 0.458 (1, 9)	0-0 3-1			0-0 1B		0-0 1-H 2-H HR			
Glenn Davis, R OBP: 0.300, SLG: 0.450 (1, 3)		0-0 G6-3 1B		0-0 F4		0-0 F7			
Ty Gainey, L OBP: 0.167, SLG: 0.091 (1, 7)		0-0 F5			4-3		0-0 F4		
Craig Reynolds, L OBP: 0.319, SLG: 0.369 (1, 6)		0-0 G6-3 1-2f			0-0 G3		0-0 4-3		
Bob Knepper, L OBP: 0.133, SLG: 0.163 Dave Smith, R OBP: 0.667, SLG: 0.500 (9, 1)			0-0 F7		0-3 K		0-3 K		

Inning Stats	R: 2	H: 2	E: 0	K: 0	S: 4	LOB: 0	BB: 1	P: 8
	R: 0	H: 1	E: 0	K: 0	S: 3	LOB: 0	BB: 0	P: 3
	R: 0	H: 0	E: 0	K: 1	S: 5	LOB: 0	BB: 0	P: 5
	R: 0	H: 1	E: 0	K: 0	S: 3	LOB: 1	BB: 1	P: 7
	R: 0	H: 0	E: 0	K: 1	S: 5	LOB: 0	BB: 0	P: 5
	R: 3	H: 2	E: 0	K: 1	S: 7	LOB: 0	BB: 1	P: 11
	R: 0	H: 0	E: 0	K: 1	S: 5	LOB: 0	BB: 0	P: 5
	R: 0	H: 1	E: 0	K: 0	S: 4	LOB: 1	BB: 0	P: 4

PITCHER	IP	WLS	BF	H	R	ER	SO	BB	IBB	HBP	BLK	WP	HR	S	P	ERA	WHIP
Doug Drabek, R ERA: 4.16 (1, 1)	6.0	L	24	6	5	5	3	3	0	0	0	0	2	27	39	7.50	1.500
Bob Kipper, L ERA: 5.86 (7, 1)	1.0		3	0	0	0	1	0	0	0	0	0	0	5	5	0.00	0.000
Brett Gideon, R ERA: 4.82 (8, 1)	0.1		2	1	0	0	0	0	0	0	0	0	0	2	2	0.00	3.000
Miguel Garcia, L ERA: 11.57 (8, 1)	0.2		2	0	0	0	0	0	0	0	0	0	0	2	2	0.00	0.000

BOTTOM

Pittsburgh Pirates @ Houston Astros
Astrodome, Houston, TX

Sat Sep 05 1987, 8:05 PM EDT
Att. 27,887 - Unknown

AB	28
R	5
H	7
RBI	5
BB	3
SO	4
LOB	9

livebaseballscorecards.com



WP: 0	PA: 31
PB: 0	
SB: 1	
CS: 1	

PITCHER	IP	WLS	BF	H	R	ER	SO	BB	IBB	HBP	BLK	WP	HR	S	P	ERA	WHIP
Doug Drabek, R ERA: 4.16 (1, 1)	6.0	L	24	6	5	5	3	3	0	0	0	0	2	27	39	7.50	1.500
Bob Kipper, L ERA: 5.86 (7, 1)	1.0		3	0	0	0	1	0	0	0	0	0	0	5	5	0.00	0.000
Brett Gideon, R ERA: 4.82 (8, 1)	0.1		2	1	0	0	0	0	0	0	0	0	0	2	2	0.00	3.000
Miguel Garcia, L ERA: 11.57 (8, 1)	0.2		2	0	0	0	0	0	0	0	0	0	0	2	2	0.00	0.000

Batter	1	2	3	4	5	6	7	8	9	AB R H RBI BB SO LOB	TOP											
Barry Bonds, L (1, 7) OBP: 0.326, SLG: 0.490	0-0 G3		0-0 F9		0-0 G3		4-0 1B BB		0-0 P3	4 1 0 0 1 0 1												
Jose Lind, R (1, 4) OBP: 0.294, SLG: 0.344	0-0 6-3		0-0 1B		0-0 1B 1B	0-0 1B 1B	0-0 1B 1B		0-0 4-3	5 1 3 0 0 0 0												
Andy Van Slyke, L (1, 8) OBP: 0.357, SLG: 0.505	0-3 K		0-0 4-3		0-0 1B 1B	0-0 1B 1B	0-0 FC6-4 1B		0-0 FC6-4 1B	4 1 2 1 0 1 1												
Bobby Bonilla, S (1, 5) OBP: 0.336, SLG: 0.464		0-0 4-3		0-0 4-3		0-0 1B 1B	0-0 FC6-4		0-0 FC6-4	4 0 1 1 0 0 2												
Sid Bream, L (1, 3) OBP: 0.336, SLG: 0.404		0-3 K		0-3 K		0-0 F7		0-0 6-3		4 0 0 0 0 2 2												
R.J. Reynolds, S (1, 9) OBP: 0.317, SLG: 0.385		0-0 1B 2B		0-0 1-3		0-0 BLK 1B		0-3 K		4 1 2 1 0 1 0												
Michael LaValliere, L (1, 2) OBP: 0.383, SLG: 0.374		0-0 FC5-4 1B		0-0 3-1		0-0 G1		0-0 1B		4 0 2 1 0 0 1												
Al Pedrique, R (1, 6) OBP: 0.355, SLG: 0.371		0-0 FC5-4		0-3 K		0-3 K		0-0 4-3	0-0 F8	4 0 0 0 0 1 2												
Mike Dunne, R (1, 1) OBP: 0.170, SLG: 0.116			0-3 K		4-0 BB		0-0 4-3		0-3 K	2 0 0 0 1 1 0												
Jim Gott, R (8, 1) OBP: 0.091, SLG: 0.364										1 0 0 0 0 1 0												
Inning Stats	R: 0 E: 0 K: 1 S: 5	H: 0 LOB: 0 BB: 0 P: 5	R: 1 E: 0 K: 1 S: 7	H: 2 LOB: 1 BB: 0 P: 7	R: 0 E: 0 K: 1 S: 6	H: 1 LOB: 1 BB: 0 P: 6	R: 0 E: 0 K: 1 S: 5	H: 0 LOB: 0 BB: 0 P: 5	R: 0 E: 0 K: 1 S: 5	H: 0 LOB: 1 BB: 1 P: 9	R: 2 E: 1 K: 0 S: 6	H: 4 LOB: 1 BB: 0 P: 6	R: 1 E: 0 K: 0 S: 5	H: 2 LOB: 2 BB: 1 P: 9	R: 0 E: 0 K: 1 S: 6	H: 1 LOB: 1 BB: 0 P: 6	R: 0 E: 0 K: 1 S: 5	H: 0 LOB: 0 BB: 0 P: 5	1B: 9 2B: 1 3B: 0 HR: 0	SF: 0 SAC: 0 DP: 0 HBP: 0	WP: 0 PB: 0 SB: 0 CS: 0	PA: 38
PITCHER	IP WLS BF H R ER SO BB IBB HBP BLK WP HR S P ERA WHIP																					
Manny Hernandez, R (1, 1) ERA: 2.84	5.2 L 24 7 3 3 5 1 0 0 0 0 0 0 33 37 4.76 1.412																					
Juan Agosto, L (6, 1) ERA: 3.0	1.1 7 2 1 1 0 1 0 0 0 1 0 0 6 10 6.75 2.250																					
Larry Andersen, R (8, 1) ERA: 3.24	2.0 7 1 0 0 2 0 0 0 0 0 0 0 11 11 0.00 0.500																					

Pittsburgh Pirates @ Houston Astros
Astrodome, Houston, TX
Sun Sep 06 1987, 4:33 AM EDT
Att: 25,374 - Unknown

livebaseballscorecards.com

AB	36
R	4
H	10
RBI	4
BB	2
SO	7
LOB	9



Batter	1	2	3	4	5	6	7	8	9	AB	R	H	RBI	BB	SO	LOB
Gerald Young, S (1, 8) OBP: 0.357, SLG: 0.352	0-0 F8		0-0 FC3-6 1B		0-0 F8		4-0 FC3-6 BB		0-0 1B 1B	4	0	2	0	1	0	0
Bill Doran, S (1, 4) OBP: 0.361, SLG: 0.420	0-0 4-3		0-0 FC3-6 FC5-4 1-2f 1B		0-0 1B		0-0 FC3-6 1-2f		0-0 1B S 1B	5	0	2	0	0	0	2
Denny Walling, L (1, 5) OBP: 0.355, SLG: 0.426	0-0 G3		0-0 FC5-4 1-2f		0-0 F7		0-0 6-3		0-3 K S S S	5	0	0	0	0	1	5
Alan Ashby, S (1, 2) OBP: 0.380, SLG: 0.445		0-0 E5 1-3 2B	0-0 1-3		0-0 G3			0-0 HR	0-0 4-3 1-2	5	2	1	1	0	0	4
Kevin Bass, S (1, 9) OBP: 0.346, SLG: 0.457		0-0 1-3 1-2		0-0 FC1-6 BB 1B		0-0 F4		0-0 3-1		4	0	1	0	0	0	1
Jose Cruz, L (1, 7) OBP: 0.310, SLG: 0.413		0-0 S 5-3 2-H 2B		0-0 F8		0-0 F6		0-0 5-3 1B		4	1	2	1	0	0	1
Glenn Davis, R (1, 3) OBP: 0.301, SLG: 0.452		0-0 5-3 2-H		4-0 FC1-6 BB 1-2 BB BB BB		0-0 WP 2B		0-0 5-3 1-2		3	0	1	1	1	0	1
Craig Reynolds, L (1, 6) OBP: 0.319, SLG: 0.367		0-0 1B		0-0 FC1-6 1-2f 2-3		0-0 4-3 2-3		0-3 K S S		4	0	1	0	0	1	4
Manny Hernandez, R (1, 1) Juan Agosto, L (6, 1) Terry Puhl, L (7, PH) Larry Andersen, R (8, 1) Ken Caminiti, S (9, PH)		0-0 3-1		0-3 K S S S			0-0 4-3		0-0 4-3	2	0	0	0	0	1	3

Inning Stats	R: 0	H: 0	E: 0	K: 0	S: 3	R: 2	H: 2	E: 1	K: 0	S: 6	R: 0	H: 1	E: 0	K: 0	S: 4	R: 0	H: 1	E: 0	K: 1	S: 6	R: 0	H: 1	E: 0	K: 0	S: 4	R: 0	H: 0	E: 0	K: 0	S: 3	R: 1	H: 2	E: 0	K: 1	S: 7	R: 0	H: 2	E: 0	K: 1	S: 7	1B: 7	2B: 2	3B: 0	HR: 1	SF: 0	SAC: 0	DP: 0	HBP: 0	WP: 1	PB: 0	SB: 2	CS: 0	PA: 40
--------------	------	------	------	------	------	------	------	------	------	------	------	------	------	------	------	------	------	------	------	------	------	------	------	------	------	------	------	------	------	------	------	------	------	------	------	------	------	------	------	------	-------	-------	-------	-------	-------	--------	-------	--------	-------	-------	-------	-------	--------

PITCHER	IP	WLS	BF	H	R	ER	SO	BB	IBB	HBP	BLK	WP	HR	S	P	ERA	WHIP
Mike Dunne, R (1, 1) ERA: 2.73	7.1	W	33	8	3	1	1	2	0	0	0	1	1	33	41	1.23	1.364
Jim Gott, R (8, 1) ERA: 3.84	1.2	S	7	2	0	0	2	0	0	0	0	0	0	11	11	0.00	1.200

BOTTOM

Pittsburgh Pirates @ Houston Astros
Astrodome, Houston, TX
Sun Sep 06 1987, 4:33 AM EDT
Att. 25,374 - Unknown

livebaseballscorecards.com

AB	38
R	3
H	10
RBI	3
BB	2
SO	3
LOB	21



Batter	1	2	3	4	5	6	7	8	9	AB R H RBI BB SO LOB	TOP																												
Barry Bonds, L OBP: 0.326, SLG: 0.488 (1, 8) (8, 7)	0-3 K		0-0 G4-6-3			0-0 6-3		0-0 2B 1B		4 1 1 0 0 1 1																													
Jose Lind, R OBP: 0.316, SLG: 0.361 (1, 4)	0-0 P4			0-0 CS 1B		0-0 F8		0-0 2B 1B		4 1 2 0 0 0 0																													
Bobby Bonilla, S OBP: 0.336, SLG: 0.464 (1, 5)	0-3 K			0-3 K 1-2			0-0 L6	0-0 2B		4 0 1 2 0 2 1																													
Mike Diaz, R OBP: 0.314, SLG: 0.454 U L Washington, S (7, PR) Sid Bream, L OBP: 0.335, SLG: 0.403 (1, 3) (7, 3)		0-3 K		0-3 K			0-0 2B 1B	0-0 F7		3 0 1 0 0 2 0 0 0 0 0 0 0 0 1 0 0 0 0 0 1																													
Terry Harper, R OBP: 0.333, SLG: 0.421 Andy Van Slyke, L OBP: 0.356, SLG: 0.504 (1, 7) (8, 8)		0-3 K			0-0 HR		0-0 2B		0-0 F8	3 1 2 1 0 1 0 1 0 0 0 0 0 0																													
Darnell Coles, R OBP: 0.260, SLG: 0.295 (1, 9)		0-0 E5 FC5-4			0-0 F8		0-0 6-3		0-0 6-3	4 0 0 0 0 0 3																													
Junior Ortiz, R OBP: 0.310, SLG: 0.323 (1, 2)		0-0 FC5-4			0-0 5-3		0-0 6-3		0-0 F7	4 0 0 0 0 0 4																													
Al Pedrique, R OBP: 0.355, SLG: 0.368 (1, 6)			4-0 G4-6-3 BB		0-3 K			0-0 6-3		2 0 0 0 1 1 0																													
Brian Fisher, R OBP: 0.226, SLG: 0.255 John Cangelosi, S OBP: 0.440, SLG: 0.409 Jeff Robinson, R OBP: 0.111, SLG: 0.111 (1, 1) (8, PH) (8, 1)			0-0 B3			0-3 K		0-0 F7		2 0 0 0 0 1 1 1 0 0 0 0 0 0 0 0 0 0 0 0 0																													
Inning Stats	R: 0 E: 0 K: 2 S: 7	H: 0 LOB: 0 BB: 0 P: 7	R: 0 E: 1 K: 2 S: 8	H: 0 LOB: 1 BB: 0 P: 8	R: 0 E: 0 K: 0 S: 2	H: 0 LOB: 0 BB: 1 P: 6	R: 0 E: 0 K: 2 S: 7	H: 1 LOB: 0 BB: 0 P: 7	R: 1 E: 0 K: 1 S: 6	H: 1 LOB: 0 BB: 0 P: 6	R: 0 E: 0 K: 1 S: 5	H: 0 LOB: 0 BB: 0 P: 5	R: 0 E: 0 K: 0 S: 5	H: 2 LOB: 3 BB: 0 P: 5	R: 2 E: 0 K: 0 S: 6	H: 3 LOB: 1 BB: 0 P: 6	R: 0 E: 0 K: 0 S: 3	H: 0 LOB: 0 BB: 0 P: 3	1B: 4 2B: 3 3B: 0 HR: 1	SF: 0 SAC: 0 DP: 2 HBP: 0	WP: 0 PB: 0 SB: 0 CS: 1	PA: 34																	
PITCHER Jamie Moyer, L ERA: 4.92 Frank DiPino, L ERA: 3.12	IP 7.2	WLS L	BF 30	H 7	R 3	ER 3	SO 8	BB 1	IBB 0	HBP 0	BLK 0	WP 0	HR 1	S 45	P 49	ERA 3.52	WHIP 1.043						PITCHER IP 1.1	WLS L	BF 4	H 0	R 0	ER 0	SO 0	BB 0	IBB 0	HBP 0	BLK 0	WP 0	HR 0	S 4	P 4	ERA 0.00	WHIP 0.000

Pittsburgh Pirates @ Chicago Cubs
Wrigley Field, Chicago, IL
Mon Sep 07 1987, 3:33 AM CDT
Att: 21,745 - Unknown

livebaseballscorecards.com

AB 33
R 3
H 7
RBI 3
BB 1
SO 8
LOB 11



Batter	1	2	3	4	5	6	7	8	9	AB R H RBI BB SO LOB
Dave Martinez, L (1, 8) OBP: 0.383, SLG: 0.432	0-0 1B		0-3 K		4-0 BB		4-0 BB			2 0 1 0 2 1 0
23 Ryne Sandberg, R (1, 4) OBP: 0.375, SLG: 0.465	4-0 BB		0-0 4-3		0-3 K		0-0 F8			3 0 0 0 1 1 2
Leon Durham, L (1, 3) OBP: 0.350, SLG: 0.523	4-0 1-2 BB		0-0 HR		0-0 F7		0-3 K			3 1 1 1 1 1 1
Andre Dawson, R (1, 9) OBP: 0.329, SLG: 0.579	0-3 K		1-0 HBP		0-0 F7		0-3 K			3 0 0 0 0 2 2
Rafael Palmeiro, L (1, 7) OBP: 0.296, SLG: 0.497	0-0 F7		0-0 G3		0-0 P6		0-3 K			4 0 0 0 0 1 3
Keith Moreland, R (1, 5) OBP: 0.302, SLG: 0.450		0-0 F8		0-0 F8		0-0 HR		0-0 F9		4 1 1 1 0 0 0
Shawon Dunston, R (1, 6) OBP: 0.282, SLG: 0.391		0-0 5-3		0-0 F8		0-0 CS 1B		0-0 5-3		4 0 1 0 0 0 0
Jim Sundberg, R (1, 2) OBP: 0.321, SLG: 0.328		4-0 BB		0-0 P4		0-0 CS	0-0 F9			2 0 0 0 1 0 0
Jerry Mumphrey, S (9, PH) OBP: 0.403, SLG: 0.540						1-2				1 0 1 0 0 0 0
Chico Walker, S (9, PR) OBP: 0.267, SLG: 0.240										0 0 0 0 0 0 0
Jamie Moyer, L (1, 1) OBP: 0.274, SLG: 0.246		0-0 3-1			0-0 5-3		0-0 4-3			3 0 0 0 0 0 1
Frank DiPino, L (8, 1) OBP: 0.500, SLG: 0.500										0 0 0 0 0 0 0
Manny Trillo, R (9, PH) OBP: 0.382, SLG: 0.473										0 0 0 0 0 0 0

Inning Stats	R: 0 E: 0 K: 1 S: 5	H: 1 LOB: 2 BB: 2 P: 13	R: 0 E: 0 K: 0 S: 3	H: 0 LOB: 1 BB: 1 P: 7	R: 1 E: 0 K: 1 S: 6	H: 1 LOB: 1 BB: 0 P: 7	R: 0 E: 0 K: 0 S: 3	H: 0 LOB: 0 BB: 0 P: 3	R: 0 E: 0 K: 1 S: 5	H: 0 LOB: 1 BB: 1 P: 9	R: 1 E: 0 K: 0 S: 4	H: 2 LOB: 0 BB: 0 P: 4	R: 0 E: 0 K: 0 S: 3	H: 0 LOB: 1 BB: 1 P: 7	R: 0 E: 0 K: 3 S: 9	H: 0 LOB: 0 BB: 0 P: 9	R: 0 E: 0 K: 0 S: 3	H: 1 LOB: 1 BB: 0 P: 3	1B: 3 2B: 0 3B: 0 HR: 2	SF: 0 SAC: 0 DP: 0 HBP: 1
--------------	------------------------------	----------------------------------	------------------------------	---------------------------------	------------------------------	---------------------------------	------------------------------	---------------------------------	------------------------------	---------------------------------	------------------------------	---------------------------------	------------------------------	---------------------------------	------------------------------	---------------------------------	------------------------------	---------------------------------	----------------------------------	------------------------------------


PITCHER	IP	WLS	BF	H	R	ER	SO	BB	IBB	HBP	BLK	WP	HR	S	P	ERA	WHIP
Brian Fisher, R (1, 1) ERA: 4.69	7.0	W	29	4	2	2	3	5	0	1	0	0	2	29	50	2.57	1.286
Jeff Robinson, R (8, 1) ERA: 3.06	2.0	S	6	1	0	0	3	0	0	0	0	0	0	12	12	0.00	0.500

BOTTOM

Pittsburgh Pirates @ Chicago Cubs
Wrigley Field, Chicago, IL
 Mon Sep 07 1987, 3:33 AM CDT
 Att. 21,745 - Unknown

livebaseballscorecards.com

AB	29
R	2
H	5
RBI	2
BB	5
SO	6
LOB	9



WP: 0	PA: 37
PB: 0	
SB: 1	
CS: 2	

Batter	1	2	3	4	5	6	7	8	9	AB	R	H	RBI	BB	SO	LOB
Dave Martinez, L (1, 8) OBP: 0.382, SLG: 0.430	0-0 2B 23 G3 1B		0-0 FC6-4 1B 23 BLK 1-2f		0-0 4-3			0-3 K		4	1	1	0	0	1	1
23 Ryne Sandberg, R (1, 4) OBP: 0.374, SLG: 0.463	0-0 G3 1-2		0-0 1B 1B 1-2		0-0 F9			0-0 F8		4	0	1	0	0	0	1
Leon Durham, L (1, 3) OBP: 0.349, SLG: 0.523	0-0 2B 2-H		0-0 P5					0-0 G3		4	0	1	1	0	0	2
Andre Dawson, R (1, 9) OBP: 0.328, SLG: 0.576	0-0 F7		0-0 1B 1-2 2-3					0-0 P9		4	0	1	0	0	1	1
Rafael Palmeiro, L (1, 7) OBP: 0.289, SLG: 0.485	0-0 1-3		0-0 F7					0-0 P6		4	0	0	0	0	1	4
Keith Moreland, R (1, 5) OBP: 0.302, SLG: 0.449		0-0 5-3		0-0 1B E5 E				0-0 F9		3	0	1	0	0	0	0
Jody Davis, R (1, 2) OBP: 0.337, SLG: 0.429		0-3 K		0-0 E5 G6-4-3				4-0 CS BB		2	0	0	0	1	1	1
Chico Walker, S (7, PR) OBP: 0.267, SLG: 0.240				1-3						0	0	0	0	0	0	0
Jim Sundberg, R (8, 2) OBP: 0.321, SLG: 0.328										0	0	0	0	0	0	0
Shawon Dunston, R (1, 6) OBP: 0.279, SLG: 0.387		0-0 F2		0-0 G6-4-3 1-2f				0-3 K 1-2		3	0	0	0	0	1	2
Rick Sutcliffe, L (1, 1) OBP: 0.211, SLG: 0.217			0-0 FC6-4 1B					0-3 K		2	0	1	0	0	0	0
Frank DiPino, L (8, 1) OBP: 0.500, SLG: 0.500										0	0	0	0	0	0	0
Drew Hall, L (8, 1)										0	0	0	0	0	0	0
Luis Quinones, S (8, PH) OBP: 0.290, SLG: 0.286										1	0	0	0	0	1	0
Dickie Noles, R (9, 1)										0	0	0	0	0	0	0


Inning Stats	R: 1	H: 2	E: 0	LOB: 1	K: 0	BB: 0	S: 5	P: 5	R: 0	H: 0	E: 0	LOB: 0	K: 1	BB: 0	S: 5	P: 5	R: 0	H: 3	E: 0	LOB: 3	K: 0	BB: 0	S: 6	P: 6	R: 0	H: 1	E: 1	LOB: 0	K: 0	BB: 0	S: 3	P: 3	R: 0	H: 0	E: 0	LOB: 0	K: 0	BB: 0	S: 3	P: 3	R: 0	H: 0	E: 0	LOB: 1	K: 1	BB: 1	S: 4	P: 8	R: 0	H: 0	E: 0	LOB: 0	K: 2	BB: 0	S: 7	P: 7	R: 0	H: 0	E: 0	LOB: 0	K: 2	BB: 0	S: 7	P: 7	1B: 5	SF: 0	2B: 1	SAC: 0	3B: 0	DP: 1	HR: 0	HBP: 0	WP: 0	PA: 32
--------------	------	------	------	--------	------	-------	------	------	------	------	------	--------	------	-------	------	------	------	------	------	--------	------	-------	------	------	------	------	------	--------	------	-------	------	------	------	------	------	--------	------	-------	------	------	------	------	------	--------	------	-------	------	------	------	------	------	--------	------	-------	------	------	------	------	------	--------	------	-------	------	------	-------	-------	-------	--------	-------	-------	-------	--------	-------	--------

PITCHER	IP	WLS	BF	H	R	ER	SO	BB	IBB	HBP	BLK	WP	HR	S	P	ERA	WHIP
Vicente Palacios, R (1, 1) ERA: 0.9	8.0	W	29	6	1	1	4	1	0	0	1	0	0	36	40	1.12	0.875
Jim Gott, R (9, 1) ERA: 3.79	1.0	S	3	0	0	0	2	0	0	0	0	0	0	7	7	0.00	0.000

BOTTOM

Pittsburgh Pirates @ Chicago Cubs
Wrigley Field, Chicago, IL
Tue Sep 08 1987, 3:33 AM CDT
Att. 8,331 - Unknown

AB	31
R	1
H	6
RBI	1
BB	1
SO	6
LOB	12



livebaseballscorecards.com

Batter	1	2	3	4	5	6	7	8	9	AB R H RBI BB SO LOB	TOP																					
Barry Bonds, L (1, 7) OBP: 0.323, SLG: 0.481	0-0 4-3		4-0 CS BB		0-0 F7		0-0 L1-3 1B		0-0 G3	4 0 1 0 1 0 0	Pittsburgh Pirates @ Chicago Cubs Wrigley Field, Chicago, IL Wed Sep 09 1987, 3:33 AM CDT Att. 8,054 - Unknown																					
Jose Lind, R (1, 4) OBP: 0.319, SLG: 0.378	0-0 F9		0-0 1-2 2B		0-0 1-3		0-0 L1-3			4 0 1 0 0 0 2																						
Andy Van Slyke, L (1, 8) OBP: 0.356, SLG: 0.501	0-0 G3		0-0 1-3		0-0 F6			0-0 F7		4 0 0 0 0 0 1																						
Bobby Bonilla, S (1, 5) OBP: 0.338, SLG: 0.460		0-3 K		0-0 F9		4-0 FC1-6 BB		0-0 1B		3 0 1 0 1 1 0																						
Mackey Sasser, L (1, 2) OBP: 0.111, SLG: 0.111 Michael LaValiere, L (8, 2) OBP: 0.379, SLG: 0.969		0-0 HR 1B		0-0 P4		0-0 FC1-6 1-2f		0-3 K		4 1 1 0 0 1 2 0 0 0 0 0 0 0																						
R.J. Reynolds, S (1, 9) OBP: 0.322, SLG: 0.401		0-0 1-H HR		0-0 2B		0-0 F7		0-3 K		4 2 2 2 0 1 2																						
Sid Bream, L (1, 3) OBP: 0.333, SLG: 0.397		0-3 K		4-0 2B IBB		0-0 6-3		0-0 4-3		3 0 0 0 1 1 1																						
Al Pedrique, R (1, 6) OBP: 0.360, SLG: 0.377		0-0 F9		0-0 1-3 2-H 2B		0-0 1B SH3-4 1B		0-0 5-3		4 0 2 1 0 0 0																						
Mike Bielecki, R (1, 1) Jeff Robinson, R (7, 1) Jim Gott, R (9, 1) OBP: 0.091, SLG: 0.364		0-0 B1-3		0-3 K		0-0 SH3-4		0-0 HR		2 0 0 0 0 1 2 1 1 1 1 0 0 0 0 0 0 0 0 0 0																						
Inning Stats	R: 0 E: 0 K: 0 S: 3	H: 0 LOB: 0 BB: 0 P: 3	R: 2 E: 0 K: 2 S: 9	H: 2 LOB: 0 BB: 0 P: 9	R: 0 E: 0 K: 0 S: 3	H: 1 LOB: 1 BB: 1 P: 7	R: 1 E: 0 K: 1 S: 7	H: 2 LOB: 2 BB: 1 P: 11	R: 0 E: 0 K: 0 S: 3	H: 0 LOB: 1 BB: 1 P: 7	R: 0 E: 0 K: 0 S: 4	H: 2 LOB: 1 BB: 0 P: 4	R: 0 E: 0 K: 2 S: 8	H: 1 LOB: 1 BB: 0 P: 8	R: 1 E: 0 K: 0 S: 4	H: 1 LOB: 0 BB: 0 P: 4	1B: 4 2B: 4 3B: 0 HR: 2	SF: 0 SAC: 1 DP: 1 HBP: 0	WP: 0 PB: 0 SB: 0 CS: 1	PA: 37												
PITCHER Scott Sanderson, R (1, 1) ERA: 3.9 Lee Smith, R (8, 1) ERA: 2.87	IP 7.0	WLS 29	BF 7	H 3	R 3	ER 3	SO 3	BB 2	IBB 1	HBP 0	BLK 0	WP 0	HR 1	S 32	P 44	ERA 3.86	WHIP 1.286															
											PITCHER	IP	WLS	BF	H	R	ER	SO	BB	IBB	HBP	BLK	WP	HR	S	P	ERA	WHIP				

livebaseballscorecards.com

AB	33
R	4
H	9
RBI	4
BB	3
SO	5
LOB	10



Batter	1	2	3	4	5	6	7	8	9	AB R H RBI BB SO LOB
Dave Martinez, L (1, 8) <small>OBP: 0.381, SLG: 0.431</small>	0-3 	0-0 			0-0 		0-0 		0-3 	4 1 1 0 0 2 1
23 Ryne Sandberg, R (1, 4) <small>OBP: 0.373, SLG: 0.460</small>	4-0 		0-3 		0-0 		0-0 			3 0 0 1 1 1 3
Leon Durham, L (1, 3) Lee Smith, R (8, 1)	0-0 		0-0 		0-0 		0-0 			4 0 0 1 0 0 3
Andre Dawson, R (1, 9)	0-0 		4-0 		0-0 		0-0 			3 0 1 0 1 0 2
Jerry Mumphrey, S (1, 7)	0-0 		0-3 		0-0 		0-0 			4 0 0 0 0 1 3
Jody Davis, R (1, 2) Chico Walker, S (8, PR) Jim Sundberg, R (9, 2)		0-0 		0-0 		0-0 		0-0 		4 1 3 0 0 0 0
Wade Rowdon, R (1, 5)		0-0 		0-3 		0-0 		0-0 		4 0 1 1 0 1 2
Shawon Dunston, R (1, 6) Rafael Palmeiro, L (9, PH)		0-3 		0-0 		4-0 		0-3 		2 1 0 0 1 1 2
Scott Sanderson, R (1, 1) Mike Brumley, S (7, PH) Manny Trillo, R (8, 3)		0-0 		0-0 		0-0 		0-0 		2 0 0 0 0 0 2

Inning Stats	R: 0 E: 0 K: 1 S: 6	H: 1 LOB: 2 BB: 1 P: 10	R: 1 E: 0 K: 1 S: 7	H: 2 LOB: 1 BB: 0 P: 7	R: 0 E: 0 K: 2 S: 7	H: 0 LOB: 1 BB: 1 P: 11	R: 0 E: 0 K: 1 S: 6	H: 1 LOB: 1 BB: 0 P: 6	R: 1 E: 0 K: 0 S: 4	H: 1 LOB: 0 BB: 0 P: 4	R: 0 E: 0 K: 0 S: 3	H: 0 LOB: 0 BB: 0 P: 3	R: 1 E: 1 K: 0 S: 5	H: 0 LOB: 2 BB: 1 P: 9	R: 0 E: 0 K: 0 S: 3	H: 1 LOB: 1 BB: 0 P: 3	R: 0 E: 0 K: 2 S: 7	H: 0 LOB: 0 BB: 0 P: 7	1B: 3 2B: 2 3B: 1 HR: 0	SF: 0 SAC: 2 DP: 1 HBP: 0	WP: 0 PB: 0 SB: 1 CS: 0	PA: 37
--------------	------------------------------	----------------------------------	------------------------------	---------------------------------	------------------------------	----------------------------------	------------------------------	---------------------------------	------------------------------	---------------------------------	------------------------------	---------------------------------	------------------------------	---------------------------------	------------------------------	---------------------------------	------------------------------	---------------------------------	----------------------------------	------------------------------------	----------------------------------	--------

PITCHER	IP	WLS	BF	H	R	ER	SO	BB	IBB	HBP	BLK	WP	HR	S	P	ERA	WHIP
Mike Bielecki, R (1, 1) <small>ERA: 3.46</small>	6.0		28	5	3	3	5	3	0	0	0	0	0	35	47	4.50	1.333
Jeff Robinson, R (7, 1) <small>ERA: 3.0</small>	2.0	W	6	1	0	0	0	0	0	0	0	0	0	6	6	0.00	0.500
Jim Gott, R (9, 1) <small>ERA: 3.74</small>	1.0	S	3	0	0	0	2	0	0	0	0	0	0	7	7	0.00	0.000

BOTTOM

Pittsburgh Pirates @ Chicago Cubs
 Wrigley Field, Chicago, IL
 Wed Sep 09 1987, 3:33 AM CDT
 Att. 8,054 - Unknown

livebaseballscorecards.com

AB	32
R	3
H	6
RBI	3
BB	3
SO	7
LOB	18



Batter	1	2	3	4	5	6	7	8	9	AB R H RBI BB SO LOB	TOP	
Barry Bonds, L (1, 7) OBP: 0.321, SLG: 0.477	0-0 G3		0-0 F6		0-0 F9			0-0 F8		4 0 0 0 0 0 0		
Jose Lind, R (1, 4) OBP: 0.314, SLG: 0.354	4-0 BB		0-3 K		0-0 6-3			0-0 6-3		3 0 0 0 1 1 0		
Andy Van Slyke, L (1, 8) OBP: 0.355, SLG: 0.498	0-0 F7			0-0 F6		4-0 L6 4-6-3 BB		0-0 G3		3 0 0 0 1 0 1		
Bobby Bonilla, S (1, 5) OBP: 0.339, SLG: 0.467	0-0 F8			4-0 2B 6-3 BB		0-0 4-6-3		0-0 HR		3 2 1 1 1 0 2		
Sid Bream, L (1, 3) OBP: 0.332, SLG: 0.398		0-0 6-3		0-0 6-3 1B 2B		0-0 L6 2-3		0-3 K		4 1 1 0 0 1 1		
R.J. Reynolds, S (1, 9) OBP: 0.324, SLG: 0.412		0-0 S 1B		0-0 6-3			0-0 HR	0-0 G3		4 1 2 2 0 0 1		
Michael LaValliere, L (1, 2) OBP: 0.377, SLG: 0.368		0-0 F7		0-0 2-3 3-H 1B			0-0 G3	0-0 F5		4 0 1 1 0 0 1		
Al Pedrique, R (1, 6) OBP: 0.355, SLG: 0.372		0-0 4-3		0-0 3-H FC5-4 1B			0-0 L5			3 0 0 0 0 0 2		
Doug Drabek, R (1, 1) OBP: 0.151, SLG: 0.122			0-0 4-1		0-3 K		0-0 L9			3 0 0 0 0 1 0		
Jeff Robinson, R (8, 1) OBP: 0.158, SLG: 0.316										0 0 0 0 0 0 0		
Jim Gott, R (9, 1) OBP: 0.091, SLG: 0.364										0 0 0 0 0 0 0		
Inning Stats	R: 0 H: 0 E: 0 LOB: 1 K: 0 BB: 1 S: 3 P: 7	R: 0 H: 1 E: 0 LOB: 1 K: 0 BB: 0 S: 4 P: 4	R: 0 H: 0 E: 0 LOB: 0 K: 1 BB: 0 S: 5 P: 5	R: 2 H: 2 E: 0 LOB: 1 K: 0 BB: 1 S: 5 P: 9	R: 0 H: 0 E: 0 LOB: 0 K: 1 BB: 0 S: 5 P: 5	R: 0 H: 0 E: 0 LOB: 0 K: 0 BB: 1 S: 2 P: 6	R: 1 H: 1 E: 0 LOB: 0 K: 0 BB: 0 S: 4 P: 4	R: 0 H: 0 E: 0 LOB: 0 K: 0 BB: 0 S: 3 P: 3	R: 1 H: 1 E: 0 LOB: 0 K: 1 BB: 0 S: 6 P: 6	1B: 2 SF: 0 2B: 2 SAC: 0 3B: 0 DP: 1 HR: 2 HBP: 0	WP: 0 PA: 34 PB: 0 SB: 1 CS: 0	
PITCHER	IP WLS BF H R ER SO BB IBB HBP BLK WP HR S P ERA WHIP											
Kevin Gross, R (1, 1) ERA: 4.37	7.0 L 27 4 3 3 2 3 0 0 0 0 0 1 28 40 3.86 1.000											
Jeff Calhoun, L (8, 1) ERA: 2.12	1.0 3 0 0 0 0 0 0 0 0 0 0 0 3 3 0.00 0.000											
Steve Bedrosian, R (9, 1) ERA: 2.72	1.0 4 1 1 1 1 0 0 0 0 0 0 1 6 6 9.00 1.000											

Pittsburgh Pirates @ Philadelphia Phillies
Veterans Stadium, Philadelphia, PA
Fri Sep 11 1987, 7:05 PM EDT
Att. 20,085 - Unknown

livebaseballscorecards.com

AB 31
R 4
H 5
RBI 4
BB 3
SO 3
LOB 8



Batter	1	2	3	4	5	6	7	8	9	AB	R	H	RBI	BB	SO	LOB	TOP
John Cangelosi, S (1, 8) OBP: 0.444, SLG: 0.418 Andy Van Slyke, L (6, 8) OBP: 0.355, SLG: 0.495	0-0 SH1-3 1B 2B		0-0 6-3	0-0 FC6-4 1-2f		0-0 1-2 2-3 3-H 1B		0-0 4-3		4	1	2	1	0	0	2	
Jose Lind, R (1, 4) OBP: 0.322, SLG: 0.429	0-0 SH1-3 2-3		0-3 K		0-0 G3	0-0 F3		0-0	0-0 2B E 1B	4	1	1	0	0	1	3	
Terry Harper, R (1, 7) OBP: 0.331, SLG: 0.414 Barry Bonds, L (6, 7) OBP: 0.324, SLG: 0.480	0-0 1B 3-H 1B		0-0 4-3		0-3 K	0-0 F8			0-0 1B 1-H 2B	4	0	1	1	0	1	3	
Bobby Bonilla, S (1, 5) OBP: 0.347, SLG: 0.481	0-0 1-3 1B			0-0 F8	0-0 1B		0-0 L6		0-0 F8 1B 1B 3-H	5	0	3	1	0	0	0	
Sid Bream, L (1, 3) OBP: 0.337, SLG: 0.410	0-3 K			0-0 2B 1B	0-0 6-3		0-0 S 1B		0-0 1-2 BB 1B	5	1	3	0	0	1	3	
Darnell Coles, R (1, 9) OBP: 0.270, SLG: 0.304	0-0 F9			0-0 1B 1B 2B 1-H		4-0 1B SH2-3 1B BB	0-3 K		0-0 F9	4	2	1	1	1	1	5	
Michael LaValliere, L (1, 2) OBP: 0.373, SLG: 0.363		0-0 L8		0-0 4-3		0-0 SH2-3	0-0 F7		0-0 F8	4	0	0	0	0	0	4	
U L Washington, S (1, 6) OBP: 0.500, SLG: 0.250		0-0 5-3		0-0 1B 2-3 1B		4-0 1B 1B IBB		0-0 F5	4-0 1-2 BB	3	0	1	0	2	0	0	
Brian Fisher, R (1, 1) OBP: 0.241, SLG: 0.269		0-3 K		0-0 1-2 3-H FC6-4 1B		0-0 1-2 2-3 1B		0-3 K	0-3 K	5	0	2	1	0	3	3	
Inning Stats	R: 1 E: 0 K: 1 S: 8 H: 3 LOB: 2 BB: 0 P: 8	R: 0 E: 0 K: 1 S: 5 H: 0 LOB: 0 BB: 0 P: 5	R: 0 E: 0 K: 1 S: 5 H: 0 LOB: 0 BB: 0 P: 5	R: 2 E: 0 K: 0 S: 7 H: 4 LOB: 2 BB: 0 P: 7	R: 0 E: 0 K: 1 S: 6 H: 1 LOB: 1 BB: 0 P: 6	R: 1 E: 0 K: 0 S: 5 H: 2 LOB: 3 BB: 2 P: 13	R: 0 E: 0 K: 1 S: 6 H: 1 LOB: 1 BB: 0 P: 6	R: 0 E: 0 K: 1 S: 5 H: 0 LOB: 0 BB: 0 P: 5	R: 2 E: 1 K: 1 S: 9 H: 4 LOB: 3 BB: 1 P: 13	1B: 12 2B: 3 3B: 0 HR: 0 SF: 0 SAC: 2 DP: 0 HBP: 0	WP: 0 PB: 0 SB: 2 CS: 0 PA: 45						
PITCHER	IP WLS BF H R ER SO BB IBB HBP BLK WP HR S P ERA WHIP															PITCHER	IP WLS BF H R ER SO BB IBB HBP BLK WP HR S P ERA WHIP
Bruce Ruffin, L (1, 1) ERA: 4.44	5.1 L 28 10 4 4 4 1 1 0 0 0 0 34 42 6.75 2.062																
Michael Jackson, R (6, 1) ERA: 4.15	2.2 9 1 0 0 2 0 0 0 0 0 0 0 13 13 0.00 0.375																
Steve Bedrosian, R (9, 1) ERA: 2.95	0.0 3 3 2 2 0 0 0 0 0 0 0 0 3 3 ∞ ∞																
Jeff Calhoun, L (9, 1) ERA: 2.05	1.0 5 1 0 0 1 1 0 0 0 0 0 0 6 10 0.00 2.000																

Pittsburgh Pirates @ Philadelphia Phillies
Veterans Stadium, Philadelphia, PA
Sun Sep 13 1987, 3:33 AM EDT
Att: 12,610 - Unknown

livebaseballscorecards.com

AB 40
R 6
H 15
RBI 5
BB 3
SO 7
LOB 23



Batter	1	2	3	4	5	6	7	8	9	AB R H RBI BB SO LOB
Juan Samuel, R OBP: 0.344, SLG: 0.513 (1, 4)	0-0 HR		0-3 K		0-3 K			0-0 FC5-4 1B		4 1 2 1 0 2 1
Milt Thompson, L OBP: 0.352, SLG: 0.438 (1, 8)	0-0 1-3		0-0 F7			0-0 F7		0-0 FC5-4 FC4-8 1-2f		4 0 0 0 0 0 1
Rick Schu, R OBP: 0.309, SLG: 0.453 Steve Bedrosian, R (9, 1) Jeff Calhoun, L (9, 1)	0-0 F8		0-3 K			0-3 K		0-0 FC4-6 1-2f		4 0 0 0 0 2 1 0 0 0 0 0 0 0 0 0 0 0 0 0 0
Von Hayes, L OBP: 0.417, SLG: 0.488 (1, 3)	0-0 F6			0-0 1-3		0-0 4-3			0-0 6-3	4 0 0 0 0 0 0
Glenn Wilson, R OBP: 0.317, SLG: 0.402 (1, 9)		0-0 4-3 1B		0-0 6-3		0-0 6-3			0-0 E6 1B 4-3	4 0 1 0 0 0 0
Keith Hughes, L OBP: 0.304, SLG: 0.286 (1, 7)		0-0 4-3 1-2		0-3 K		0-0 F7			0-0 4-3 1-2	4 0 0 0 0 1 2
Darren Daulton, L OBP: 0.276, SLG: 0.294 (1, 2)		0-0 4-3			0-3 K		0-0 1B		0-0 2-3 1B	4 0 2 0 0 1 1
Ken Jackson, R OBP: 0.375, SLG: 0.429 (1, 6)		4-0 IBB			0-3 K		0-3 K		0-3 K	3 0 0 0 1 3 3
Bruce Ruffin, S OBP: 0.062, SLG: 0.063 Michael Jackson, R OBP: 0.176, SLG: 0.125 Greg Gross, L OBP: 0.385, SLG: 0.364 Greg Jelks, R (9, 5)		0-3 K			4-0 BB			0-0 4-3		1 0 0 0 1 1 2 0 0 0 0 0 0 0 1 0 0 0 0 0 0 0 0 0 0 0 0 0

Inning Stats	R: 1	H: 1	E: 0	LOB: 0	K: 0	BB: 0	S: 4	P: 4	R: 0	H: 1	E: 0	LOB: 2	K: 1	BB: 1	S: 6	P: 10	R: 0	H: 0	E: 0	LOB: 0	K: 2	BB: 0	S: 7	P: 7	R: 0	H: 0	E: 0	LOB: 0	K: 1	BB: 0	S: 5	P: 5	R: 0	H: 0	E: 0	LOB: 1	K: 3	BB: 1	S: 9	P: 13	R: 0	H: 1	E: 0	LOB: 1	K: 1	BB: 0	S: 6	P: 6	R: 0	H: 1	E: 0	LOB: 1	K: 0	BB: 0	S: 4	P: 4	R: 0	H: 1	E: 1	LOB: 2	K: 1	BB: 0	S: 7	P: 7	1B: 4	SF: 0	2B: 0	SAC: 0	3B: 0	DP: 0	HR: 1	HBP: 0	WP: 0	PA: 35
PITCHER Brian Fisher, R ERA: 4.49 (1, 1)	IP	WLS	BF	H	R	ER	SO	BB	IBB	HBP	BLK	WP	HR	S	P	ERA	WHIP	IP	WLS	BF	H	R	ER	SO	BB	IBB	HBP	BLK	WP	HR	S	P	ERA	WHIP	IP	WLS	BF	H	R	ER	SO	BB	IBB	HBP	BLK	WP	HR	S	P	ERA	WHIP																							

BOTTOM

Pittsburgh Pirates @ Philadelphia Phillies
Veterans Stadium, Philadelphia, PA
Sun Sep 13 1987, 3:33 AM EDT
Att. 12,610 - Unknown

livebaseballscores.com

AB	33
R	1
H	5
RBI	1
BB	2
SO	10
LOB	11




Batter	1	2	3	4	5	6	7	8	9	10	11	12	13	14	AB R H RBI BB SO LOB	TOP																		
Tim Raines, S (1, 7) OBP: 0.425, SLG: 0.534	0-0 4-3		0-0 4-3	4-0 IBB			0-0 HR		4-0 1B BB			0-0 P6		4-0 2B IBB	4 2 1 1 3 0 0	Montreal Expos @ Pittsburgh Pirates Three Rivers Stadium, Pittsburgh, PA Mon Sep 14 1987, 7:05 PM EDT Att: 5,869 - Unknown																		
Tom Foley, L (1, 4) OBP: 0.345, SLG: 0.475	0-0 4-3		4-0 BB 1B BB	0-0 P5			0-0 F9 2B		0-0 G3-6-1 1B			0-0 6-3		0-3 K	4 0 2 0 1 0 3 2 0 0 0 0 1 2																			
Hubie Brooks, R (1, 6) OBP: 0.293, SLG: 0.400	0-3 K		0-0 BB 1B				0-0 F9		0-0 G3-6-1			0-0 F2		0-0 1-H 2-H 2B	7 0 3 2 0 1 3 0 0 0 0 0 0 0																			
Jeff Parrett, R (14, 1)			1-2 1B				G6-4-3 1B		2-3						6 2 2 1 1 2 3																			
Tim Wallach, R (1, 5) OBP: 0.351, SLG: 0.526		0-0 1B 1B	4-0 1-2 2-3 BB				0-0 F8		0-3 K				0-0 HR	0-3 K	6 2 2 1 1 2 3																			
Andres Galarraga, R (1, 3) OBP: 0.375, SLG: 0.485		0-0 1B 4-3 1B	0-0 6-3				0-0 G6-4-3		0-3 K				0-0 6-3		6 1 1 0 0 1 5																			
Herm Winningham, L (1, 8) OBP: 0.308, SLG: 0.356		0-0 4-3 1-3 2-H 1B		0-0 P6			0-0 3-1		0-0 5-3			4-0 CS BB	0-3 K		5 0 1 1 1 1 0																			
Casey Candaele, S (1, 9) OBP: 0.335, SLG: 0.354		0-0 4-3		0-0 S 1B 1B			0-0 G3		0-0 G3			0-0 CS	0-0 F7	0-0 4-3	6 0 1 1 0 0 1																			
Jeff Reed, L (1, 2) OBP: 0.254, SLG: 0.281		1-3 3-H 0-0		0-0 S 1B 1B			0-0 G3		0-3 K			0-3 K		0-0 SH1-4 2B 1B	3 0 2 0 0 0 1 1 0 0 0 0 1 0 2 1 1 0 0 1 0																			
Mitch Webster, S (8, PH) OBP: 0.363, SLG: 0.428		0-0 9-2		0-0 SH2-4 1B			0-0 1B		0-0 K			0-3 K		0-0 SH1-4 2B 1B	3 0 2 0 0 0 1 1 0 0 0 0 1 0 2 1 1 0 0 1 0																			
Mike Fitzgerald, R (8, 2) OBP: 0.347, SLG: 0.333		0-0 9-2		0-0 SH2-4 1B			0-0 1B		0-3 K			0-3 K		0-0 SH1-4 2B 1B	3 0 2 0 0 0 1 1 0 0 0 0 1 0 2 1 1 0 0 1 0																			
Dennis Martinez, R Bob McClure, R Wallace Johnson, S Joe Heathcote, R Tim Burke, R Dave Eggle, R Andy McCulligan, R Jack Daugherty, S Luis Rivera, R		0-0 4-3		0-0 SH2-4			0-3 K		0-0 4-3			0-0 F8		0-0 SH1-4	2 0 0 0 0 0 1 1 0																			
Inning Stats	R: 0 E: 0 S: 5	H: 0 LOB: 0 BB: 0 P: 5	R: 2 E: 0 K: 5	H: 3 LOB: 0 BB: 0 P: 5	R: 0 E: 0 K: 4	H: 1 LOB: 3 BB: 2 P: 12	R: 0 E: 0 K: 5	H: 2 LOB: 3 BB: 1 P: 9	R: 0 E: 0 K: 3	H: 1 LOB: 0 BB: 0 P: 3	R: 0 E: 0 K: 6	H: 1 LOB: 1 BB: 0 P: 6	R: 1 E: 0 K: 2	H: 2 LOB: 1 BB: 1 P: 7	R: 0 E: 0 K: 3		H: 0 LOB: 0 BB: 1 P: 5	R: 0 E: 0 K: 5	H: 0 LOB: 0 BB: 0 P: 5	R: 0 E: 0 K: 3	H: 0 LOB: 0 BB: 0 P: 3	R: 1 E: 0 K: 6	H: 1 LOB: 0 BB: 0 P: 6	R: 0 E: 0 K: 3	H: 0 LOB: 0 BB: 0 P: 3	R: 1 E: 0 K: 6	H: 1 LOB: 0 BB: 0 P: 6	R: 2 E: 0 K: 9	H: 2 LOB: 1 BB: 1 P: 13	1B: 10 2B: 3 3B: 0 HR: 2	SF: 0 SAC: 2 DP: 3 HBP: 0	WP: 0 PB: 0 SB: 2 CS: 1	PA: 59	
PITCHER	IP WLS BF H R ER SO BB IBB HBP BLK WP HR S P ERA WHIP	5.0 1.8 23 7 2 2 1 2 1 0 0 0 0 0 22 34 3.60 1.800	1.0 1.8 6 3 1 1 1 0 0 0 0 0 0 1 8 8 9.00 3.000	3.0 3.52 10 1 0 0 3 1 0 0 0 0 0 0 15 19 0.00 0.667	2.0 2.96 6 0 0 0 1 1 0 0 0 0 0 0 7 11 0.00 0.500	1.0 6.51 3 0 0 0 0 0 0 0 0 0 0 0 3 3 0.00 0.000	PITCHER	IP WLS BF H R ER SO BB IBB HBP BLK WP HR S P ERA WHIP	13.1 5.52 77 13 3 3 1 0 1 0 0 0 0 0 22 34 5.52 1.500	0.2 5.52 3 1 0 0 2 0 0 0 0 0 0 0 7 7 0.00 1.500																								

livebaseballscorecards.com

AB	50
R	6
H	14
RBI	6
BB	6
SO	9
LOB	19



Batter	1	2	3	4	5	6	7	8	9	AB R H RBI BB SO LOB	TOP									
Tim Raines, S (1, 7) OBP: 0.422, SLG: 0.529	0-3 K			0-0 4-3			0-0 F8		0-0 F8	4 0 0 0 0 1 0	Montreal Expos @ Pittsburgh Pirates Three Rivers Stadium, Pittsburgh, PA Tue Sep 15 1987, 7:05 PM EDT Att. 5,852 - Unknown livebaseballscorecards.com AB 31 R 1 H 3 RBI 0 BB 0 SO 6 LOB 9 									
Mitch Webster, S (1, 9) OBP: 0.364, SLG: 0.429	0-0 4-3			0-3 K			0-0 F9 2B		1-0 6-3 WP E HBP	3 1 1 0 0 1 0										
Hubie Brooks, R (1, 6) OBP: 0.290, SLG: 0.395	0-0 F9			0-3 K			0-0 F9 2-3		0-0 6-3	4 0 0 0 0 1 2										
Tim Wallach, R (1, 5) OBP: 0.349, SLG: 0.522							0-0 5-3		0-0 E5	4 0 0 0 0 0 1										
Andres Galarraga, R (1, 3) OBP: 0.374, SLG: 0.483									0-0 FC4-6 1B	4 0 1 0 0 2 1										
Tom Foley, L (1, 4) OBP: 0.341, SLG: 0.470									0-0 FC4-6 1B	3 0 0 0 0 0 1										
Mike Fitzgerald, R (1, 2) OBP: 0.347, SLG: 0.333									0-0 FC4-6 1B	3 0 1 0 0 1 0										
Herm Winningham, L (1, 8) OBP: 0.305, SLG: 0.353									0-0 G3	3 0 0 0 0 0 2										
Neal Heaton, L (1, 1) OBP: 0.185, SLG: 0.188 Jack Daugherty, S (6, PH) Randy St. Claire, R (6, 1) Wallace Johnson, S (8, PH) Bob Sebra, R (8, 1) OBP: 0.272, SLG: 0.347 OBP: 0.180, SLG: 0.167									0-0 G3	1 0 0 0 0 0 0 1 0 0 0 0 0 0 0 0 0 0 0 0 0 1 0 0 0 0 0 2 0 0 0 0 0 0 0										
Inning Stats	R: 0 E: 0 K: 1 S: 5	H: 0 LOB: 0 BB: 0 P: 5	R: 0 E: 0 K: 0 S: 3	H: 0 LOB: 0 BB: 0 P: 3	R: 0 E: 0 K: 0 S: 3	H: 0 LOB: 0 BB: 0 P: 3	R: 0 E: 0 K: 2 S: 7	H: 0 LOB: 0 BB: 0 P: 7	R: 0 E: 0 K: 1 S: 5	H: 0 LOB: 0 BB: 0 P: 5	R: 0 E: 0 K: 0 S: 4	H: 1 LOB: 1 BB: 0 P: 4	R: 0 E: 0 K: 0 S: 5	H: 2 LOB: 2 BB: 0 P: 5	R: 1 E: 1 K: 1 S: 6	H: 0 LOB: 1 BB: 0 P: 7	1B: 2 2B: 1 3B: 0 HR: 0	SF: 0 SAC: 0 DP: 0 HBP: 1	WP: 1 PB: 0 SB: 0 CS: 0	PA: 32
PITCHER Mike Bielecki, R (1, 1) ERA: 2.57	IP 9.0 WLS W BF 32 H 3 R 1 ER 0 SO 6 BB 0 IBB 0 HBP 1 BLK 0 WP 1 HR 0 S 43 P 44 ERA 0.00 WHIP 0.333											PITCHER	IP WLS BF H R ER SO BB IBB HBP BLK WP HR S P ERA WHIP							

Batter	1	2	3	4	5	6	7	8	9	AB	R	H	RBI	BB	SO	LOB
John Cangelosi, S OBP: 0.446, SLG: 0.423 (1, 8) Barry Bonds, L OBP: 0.321, SLG: 0.474 (6, PH) (7, 7)	0-0 G6-3 1B			0-0 1B S 1B	0-0 SF8	0-3 K				2	1	2	1	0	0	0
Jose Lind, R OBP: 0.343, SLG: 0.433 (1, 4)	0-0 G6-3 1-2f			0-0 BB 1B 1B	0-0 3-H 1B			0-0 F9		4	0	2	1	0	0	1
Terry Harper, R OBP: 0.323, SLG: 0.404 Andy Van Slyke, L OBP: 0.352, SLG: 0.489 (1, 7) (6, 8)	0-0 F9			0-0 L4	0-0 3-1			0-0 F7		3	0	0	0	0	0	3
Bobby Bonilla, S OBP: 0.348, SLG: 0.485 (1, 5)		0-0 F9		0-0 BB 1B		0-0 2B 1B		0-0 3-1		4	1	2	0	0	0	0
Darnell Coles, R OBP: 0.272, SLG: 0.307 (1, 9)		0-0 F8		4-0 BB BB	4-0 BB BB	0-0 1B 2B		0-0 6-3		3	1	1	1	1	0	0
Sid Bream, L OBP: 0.340, SLG: 0.411 (1, 3)		4-0 BB BB		0-0 BB BB	0-0 G3-6-1 1-2f	0-0 F7		0-0 G3		3	0	0	0	1	0	4
Junior Ortiz, R OBP: 0.314, SLG: 0.318 (1, 2)		0-0 CS 1-2	0-0 6-3		0-0 SH5-4 SF8 1B	0-0 1B 2-H 1B		4-0 BB BB		3	1	2	1	1	0	0
Felix Fermin, R OBP: 0.360, SLG: 0.304 (1, 6)		0-0 4-3		0-0 4-3	0-0 SF8 SH5-4 1B	0-0 F9		0-0 G3		4	1	1	0	0	0	2
Mike Bielecki, R OBP: 0.083, SLG: 0.083 (1, 1)			0-3 K		0-0 SH5-4	0-0 1B				2	0	1	0	0	1	0

Inning Stats	R: 0	H: 1	E: 0	LOB: 0	K: 0	BB: 0	S: 3	P: 3	R: 0	H: 0	E: 0	LOB: 0	K: 0	BB: 1	S: 2	P: 6	R: 0	H: 0	E: 0	LOB: 0	K: 1	BB: 0	S: 5	P: 5	R: 1	H: 3	E: 0	LOB: 2	K: 0	BB: 1	S: 5	P: 9	R: 2	H: 3	E: 0	LOB: 1	K: 0	BB: 0	S: 6	P: 6	R: 2	H: 4	E: 0	LOB: 2	K: 1	BB: 0	S: 9	P: 9	R: 0	H: 0	E: 0	LOB: 0	K: 0	BB: 0	S: 3	P: 3	R: 0	H: 0	E: 0	LOB: 1	K: 0	BB: 1	S: 3	P: 7
--------------	------	------	------	--------	------	-------	------	------	------	------	------	--------	------	-------	------	------	------	------	------	--------	------	-------	------	------	------	------	------	--------	------	-------	------	------	------	------	------	--------	------	-------	------	------	------	------	------	--------	------	-------	------	------	------	------	------	--------	------	-------	------	------	------	------	------	--------	------	-------	------	------

PITCHER	IP	WLS	BF	H	R	ER	SO	BB	IBB	HBP	BLK	WP	HR	S	P	ERA	WHIP
Neal Heaton, L ERA: 4.64 (1, 1)	5.0	L	21	7	3	3	1	2	0	0	0	0	0	21	29	5.40	1.800
Randy St. Claire, R ERA: 4.37 (6, 1)	2.0		10	4	2	2	1	0	0	0	0	0	0	12	12	9.00	2.000
Bob Sebra, R ERA: 4.07 (8, 1)	1.0		4	0	0	0	0	1	0	0	0	0	0	3	7	0.00	1.000

BOTTOM

Montreal Expos @ Pittsburgh Pirates
 Three Rivers Stadium, Pittsburgh, PA
 Tue Sep 15 1987, 7:05 PM EDT
 Att. 5,852 - Unknown

AB	30
R	5
H	11
RBI	4
BB	3
SO	2
LOB	12



WP	HR	S	P	ERA	WHIP
0	0	2	36	0.00	1.000

Batter	1	2	3	4	5	6	7	8	9	AB R H RBI BB SO LOB	TOP											
Vince Coleman, S OBP: 0.368, SLG: 0.355 (1, 7) X	0-0 F7	0-3 K		0-0 F7	0-3 K			0-0 5-3		5 0 0 0 0 2 2												
Ozzie Smith, S OBP: 0.391, SLG: 0.375 (1, 6) X	0-0 6-3 3B 1B		4-0 3-1 1B E BB	0-0 5-3		0-0 6-3		0-0 F8		4 2 1 0 1 0 0												
Tom Herr, S OBP: 0.349, SLG: 0.346 (1, 4) X	0-0 6-3 1-2		0-0 F8	0-0 F7		0-0 F5		0-0 4-3		5 0 0 0 0 0 2												
Willie McGee, S OBP: 0.319, SLG: 0.439 (1, 8) X	0-0 1B 2-H 3B		0-0 3-1 1-2 E 1B		0-0 F9	0-0 4-3		0-0 4-3		5 2 2 1 0 0 0												
Terry Pendleton, S OBP: 0.371, SLG: 0.423 (1, 5) X	0-0 WP 3-H 1B		0-0 3-1 1-2 2-3		0-0 F7		0-0 FC5-4 SH1-3 1B	0-0 4-3		5 0 2 1 0 0 2												
John Morris, L OBP: 0.326, SLG: 0.441 (1, 9) B B B	4-0 1-2 BB		0-0 E3 1B 2B		0-0 2B 1B		0-0 SH1-3 1-2	0-0 4-3		3 2 1 0 1 0 0												
Mike Laga, L OBP: 0.273, SLG: 0.421 (1, 3) X	0-0 F9		0-0 2B 1-3 1B		0-0 1B 2B		4-0 FC5-4 IBB			3 2 2 1 1 0 2												
Tony Peña, R OBP: 0.291, SLG: 0.321 (1, 2)		0-3 K	0-0 2B		4-0 1B IBB		0-0 FC5-4 1-2 2-3			3 0 1 2 1 1 2												
John Tudor, L OBP: 0.267, SLG: 0.241 (1, 1)		0-3 K	0-0 4-3		0-0 1B		0-3 K			4 0 1 1 0 2 3												
Ken Dayley, L (8, 1)					1-2 2-H 1B					0 0 0 0 0 0 0												
Inning Stats	R: 2 E: 0 K: 0 S: 6	H: 3 LOB: 2 BB: 1 P: 10	R: 0 E: 0 K: 3 S: 9	H: 0 LOB: 0 BB: 0 P: 9	R: 4 E: 1 K: 0 S: 7	H: 3 LOB: 1 BB: 1 P: 11	R: 0 E: 0 K: 0 S: 3	H: 0 LOB: 0 BB: 0 P: 3	R: 2 E: 0 K: 1 S: 8	H: 3 LOB: 2 BB: 1 P: 12	R: 0 E: 0 K: 0 S: 3	H: 0 LOB: 0 BB: 0 P: 3	R: 0 E: 0 K: 1 S: 6	H: 1 LOB: 2 BB: 1 P: 10	R: 0 E: 0 K: 0 S: 3	H: 0 LOB: 0 BB: 0 P: 3	R: 0 E: 0 K: 0 S: 3	H: 0 LOB: 0 BB: 0 P: 3	1B: 7 2B: 2 3B: 1 HR: 0	SF: 0 SAC: 1 DP: 0 HBP: 0	WP: 1 PB: 0 SB: 0 CS: 0	PA: 42
PITCHER	IP WLS BF H R ER SO BB IBB HBP BLK WP HR S P ERA WHIP																					
Doug Drabek, R ERA: 4.07 (1, 1)	2.2 L 17 6 6 2 3 2 0 0 0 1 0 21 29 6.75 3.000																					
Bob Kipper, L ERA: 5.9 (3, 1)	2.1 11 3 2 2 1 0 1 0 0 0 0 12 16 7.71 1.286																					
Barry Jones, R ERA: 5.18 (6, 1)	2.0 8 1 0 0 1 0 1 0 0 0 0 9 13 0.00 0.500																					
Brett Gideon, R ERA: 5.17 (8, 1)	2.0 6 0 0 0 0 0 0 0 0 0 0 6 6 0.00 0.000																					

St. Louis Cardinals @ Pittsburgh Pirates
 Three Rivers Stadium, Pittsburgh, PA
 Wed Sep 16 1987, 7:05 PM EDT
 Att: 15,323 - Unknown

livebaseballscorecards.com

AB	37
R	8
H	10
RBI	6
BB	4
SO	5
LOB	13



Batter	1	2	3	4	5	6	7	8	9	AB R H RBI BB SO LOB
John Cangelosi, S (1, 7) OBP: 0.440, SLG: 0.413	0-0 F6		0-0 F7		0-0 6-3		0-3 K		4-0 G5-4-3 BB	4 0 0 0 1 1 1
Jose Lind, R (1, 4) OBP: 0.347, SLG: 0.444	0-0 2B		0-0 FC6-4 1B		0-0 F8			0-0 F6	0-0 G5-4-3 1-2f	5 0 2 0 0 0 1
Andy Van Slyke, L (1, 8) OBP: 0.355, SLG: 0.496	4-0 G4-3 BB		0-3 K			0-0 4-3 3B		0-0 2B		3 2 2 0 1 1 1
Bobby Bonilla, S (1, 5) OBP: 0.345, SLG: 0.480	0-0 G4-3 1-2f		0-0 FC6-4 1-2f			0-0 4-3		0-0 F8		4 0 0 1 0 0 4
Mike Diaz, R (1, 3) OBP: 0.321, SLG: 0.491		0-0 HR		0-0 HR		0-0 F3		0-0 2B		4 3 3 3 0 0 0
Darnell Coles, R (1, 9) OBP: 0.272, SLG: 0.303		0-3 K		0-0 5-3		0-3 K		4-0 1B BB		3 0 0 0 1 2 0
Junior Ortiz, R (1, 2) OBP: 0.323, SLG: 0.339		0-0 2B		0-0 F8			0-0 4-3 2B	0-0 1-3 2-H 1B		4 0 3 1 0 0 0
Felix Fermin, R (1, 6) OBP: 0.310, SLG: 0.259		0-0 F9		0-0 6-3			0-0 4-3	0-0 4-3		4 0 0 0 0 0 4
Doug Drabek, R (1, 1) OBP: 0.146, SLG: 0.120		0-0 6-3			0-3 K		0-0 F4		0-0 F8	1 0 0 0 0 0 0 1
Bob Kipper, R (3, 1) OBP: 0.242, SLG: 0.303										0 0 0 0 0 0 0 0
U L Washington, S (5, PH) OBP: 0.429, SLG: 0.200										1 0 0 0 0 0 1 0
Barry Jones, R (6, 1)										0 0 0 0 0 0 0 0
Terry Harper, R (7, PH) OBP: 0.220, SLG: 0.400										1 0 0 0 0 0 0 1
Brett Gideon, R (8, 1) OBP: 1.000, SLG: 1.000										0 0 0 0 0 0 0 0
Al Pedrique, R (9, PH) OBP: 0.350, SLG: 0.366										1 0 0 0 0 0 0 0

BOTTOM

St. Louis Cardinals @ Pittsburgh Pirates
Three Rivers Stadium, Pittsburgh, PA
 Wed Sep 16 1987, 7:05 PM EDT
 Att. 15,323 - Unknown

livebaseballscorecards.com

AB	35
R	5
H	10
RBI	5
BB	3
SO	5
LOB	13



Inning Stats	R: 0 H: 1 E: 0 K: 3	H: 1 LOB: 1 BB: 1 P: 7	R: 1 H: 2 E: 0 K: 1 S: 7	H: 2 LOB: 1 BB: 0 P: 7	R: 0 H: 1 E: 0 K: 1 S: 6	H: 1 LOB: 0 BB: 0 P: 6	R: 1 H: 1 E: 0 K: 0 S: 4	H: 1 LOB: 0 BB: 0 P: 4	R: 0 H: 0 E: 0 K: 1 S: 5	H: 0 LOB: 0 BB: 0 P: 5	R: 1 H: 1 E: 0 K: 1 S: 6	H: 1 LOB: 0 BB: 0 P: 6	R: 0 H: 1 E: 0 K: 1 S: 6	H: 1 LOB: 1 BB: 0 P: 6	R: 2 H: 3 E: 0 K: 0 S: 6	H: 3 LOB: 2 BB: 1 P: 10	R: 0 H: 0 E: 0 K: 0 S: 2	H: 0 LOB: 0 BB: 1 P: 6	1B: 2 2B: 5 3B: 1 HR: 2	SF: 0 SAC: 0 DP: 2 HBP: 0	WP: 0 PB: 0 SB: 0 CS: 0	PA: 38
---------------------	---------------------	------------------------	--------------------------	------------------------	--------------------------	------------------------	--------------------------	------------------------	--------------------------	------------------------	--------------------------	------------------------	--------------------------	------------------------	--------------------------	-------------------------	--------------------------	------------------------	-------------------------	---------------------------	-------------------------	--------

PITCHER	IP	WLS	BF	H	R	ER	SO	BB	IBB	HBP	BLK	WP	HR	S	P	ERA	WHIP
John Tudor, L (1, 1) ERA: 4.27	7.2	W	31	8	4	4	5	1	0	0	0	0	2	40	44	4.70	1.174
Ken Dayley, L (8, 1) ERA: 2.24	1.1		7	2	1	1	0	2	0	0	0	0	0	5	13	6.75	3.000

Batter	1	2	3	4	5	6	7	8	9	AB R H RBI BB SO LOB	TOP											
Vince Coleman, S OBP: 0.369, SLG: 0.356 (1, 7) X	0-0 4-3		4-0 F8 S BB		0-0 FC6-5 S 1B			0-0 1B 1B	0-0 E3 1-2 2-3	4 0 2 0 1 0 2												
Ozzie Smith, S OBP: 0.390, SLG: 0.375 (1, 6) X	0-0 FC6-4 2B		0-3 K		0-0 FC6-5 FC6 1-3			0-0 F9	0-0 F7	5 0 1 0 0 1 6												
Tom Herr, S OBP: 0.352, SLG: 0.347 (1, 4) B B B	4-0 FC6-4 BB		4-0 1-2 BB		0-0 FC6 1-2f			0-0 1-2 1B		2 0 1 0 2 0 1												
Willie McGee, S OBP: 0.318, SLG: 0.440 (1, 8) X	0-0 FC6-4 BB 1-2f 2-3		0-0 F8 2-3		0-0 FC6			0-3 K		4 0 1 0 0 1 6												
Terry Pendleton, S OBP: 0.370, SLG: 0.421 (1, 5) B B B	4-0 1-2 BB		0-0 G3		0-0 FC6			0-3 K		3 0 0 0 1 1 4												
Mike Laga, L OBP: 0.240, SLG: 0.364 (1, 3) X	0-0 F9		0-0 4-3		0-0 4-3			0-3 K		3 0 0 0 0 0 3												
Ricky Horton, L OBP: 0.200, SLG: 0.207 (6, 1)										0 0 0 0 0 0 0												
José Oquendo, S OBP: 0.414, SLG: 0.348 (9, PH)										1 0 0 0 0 1 0												
David Green, R OBP: 0.333, SLG: 0.308 (1, 9) X		0-0 F9	0-3 K		0-0 4-3			0-0 CS 1B	0-0 F7	4 0 1 0 0 1 0												
Tony Peña, R OBP: 0.291, SLG: 0.320 (1, 2) X		0-0 5-3	0-3 K		0-0 4-3			0-0 F7	0-0 E 1B 1B	4 0 1 0 0 1 1												
Lance Johnson, L OBP: 0.267, SLG: 0.293 (9, PR)										0 0 0 0 0 0 0												
Greg Mathews, R OBP: 0.224, SLG: 0.203 (1, 1) X		0-0 6-3	0-3 K		0-3 K			0-3 K 1-2	0-0 E 1B	2 0 0 0 0 1 0												
Lee Tunnell, R OBP: 0.235, SLG: 0.235 (6, 1)										0 0 0 0 0 0 0												
Dan Driessen, L OBP: 0.292, SLG: 0.105 (6, 3)										2 0 1 0 0 1 1												
Rod Booker, L OBP: 0.360, SLG: 0.341 (9, PR) X										0 0 0 0 0 0 0												
Inning Stats	R: 0 E: 0 K: 0 S: 4	H: 1 LOB: 3 BB: 2 P: 12	R: 0 E: 0 K: 0 S: 3	H: 0 LOB: 0 BB: 0 P: 3	R: 0 E: 0 K: 1 S: 5	H: 0 LOB: 2 BB: 2 P: 13	R: 0 E: 0 K: 2 S: 7	H: 0 LOB: 0 BB: 0 P: 7	R: 0 E: 0 K: 1 S: 6	H: 1 LOB: 1 BB: 0 P: 6	R: 0 E: 0 K: 1 S: 3	H: 1 LOB: 0 BB: 0 P: 3	R: 0 E: 0 K: 1 S: 5	H: 1 LOB: 1 BB: 0 P: 5	R: 0 E: 0 K: 2 S: 9	H: 2 LOB: 2 BB: 0 P: 9	R: 0 E: 1 K: 1 S: 8	H: 2 LOB: 3 BB: 0 P: 8	1B: 6 2B: 3 3B: 0 HR: 0	SF: 0 SAC: 0 DP: 1 HBP: 0	WP: 0 PB: 0 SB: 2 CS: 1	PA: 38
PITCHER	IP WLS BF H R ER SO BB IBB HBP BLK WP HR S P ERA WHIP																					
Mike Dunne, R ERA: 2.74 (1, 1)	6.0 W 24 3 0 0 4 4 0 0 0 0 0 0 28 44 0.00 1.167																					
Jeff Robinson, R ERA: 2.92 (7, 1)	1.2 7 3 0 0 2 0 0 0 0 0 0 0 11 11 0.00 1.800																					
Jim Gott, R ERA: 3.55 (8, 1)	1.1 S 7 2 0 0 2 0 0 0 0 0 0 0 11 11 0.00 1.500																					

St. Louis Cardinals @ Pittsburgh Pirates
 Three Rivers Stadium, Pittsburgh, PA
 Thu Sep 17 1987, 7:05 PM EDT
 Att. 5,640 - Unknown

livebaseballscorecards.com

AB	34
R	0
H	8
RBI	0
BB	4
SO	8
LOB	24



Batter	1	2	3	4	5	6	7	8	9	AB	R	H	RBI	BB	SO	LOB									
Al Pedrique, R OBP: 0.345, SLG: 0.360 Jim Gott, R OBP: 0.091, SLG: 0.364	0-3 K	0-0 F7			0-0 F7		0-0 5-3			4	0	0	0	0	1	2									
Jose Lind, R OBP: 0.342, SLG: 0.447	0-0 E5 2B		0-0 6-3		0-0 1-3 2B			0-0 L6		4	1	1	0	0	0	0									
Andy Van Slyke, L OBP: 0.354, SLG: 0.494	0-0 P6		0-0 F8		0-3 K			0-0 FC6-4 1B		4	0	1	0	0	1	3									
Bobby Bonilla, S OBP: 0.347, SLG: 0.485	0-0 BB 1-H 2B		0-0 P6			0-0 2B		0-0 FC6-4 1-2f		4	0	2	1	0	0	1									
Mike Diaz, R OBP: 0.328, SLG: 0.491	4-0 BB BB			0-0 G6-4-3 1B		4-0 BB G6-4-3		0-0 F9		2	0	1	0	2	0	1									
Terry Harper, R OBP: 0.321, SLG: 0.393 Jeff Robinson, R OBP: 0.150, SLG: 0.300 Felix Fermin, R OBP: 0.310, SLG: 0.259	4-0 1-2 2-3 BB			0-0 G6-4-3 1-2f		0-0 P4				2	0	0	0	1	0	3									
Sid Bream, L OBP: 0.338, SLG: 0.409	0-3 K			0-0 3-1			0-0 G6-4-3 1-2f			0	0	0	0	0	1	5									
Michael LaValiere, L OBP: 0.370, SLG: 0.357		0-3 K			0-0 F8			0-0 L6		3	0	0	0	0	1	0									
Mike Dunne, R OBP: 0.173, SLG: 0.106 Barry Bonds, L OBP: 0.323, SLG: 0.475		0-3 K				4-0 2B BB		0-0 5-3 1B		1	0	0	0	1	1	0									
										1	0	1	0	0	0	0									
Inning Stats	R: 1 E: 1 K: 2 S: 9	H: 1 LOB: 3 BB: 2 P: 17	R: 0 E: 0 K: 2 S: 7	H: 0 LOB: 0 BB: 0 P: 7	R: 0 E: 0 K: 0 S: 3	H: 0 LOB: 0 BB: 0 P: 3	R: 0 E: 0 K: 0 S: 3	H: 1 LOB: 0 BB: 0 P: 3	R: 0 E: 0 K: 0 S: 3	H: 1 LOB: 1 BB: 1 P: 7	R: 0 E: 0 K: 0 S: 3	H: 1 LOB: 0 BB: 0 P: 3	R: 0 E: 0 K: 0 S: 4	H: 1 LOB: 1 BB: 0 P: 4	1B: 3 2B: 3 3B: 0 HR: 0	SF: 0 SAC: 0 DP: 2 HBP: 0									
PITCHER	IP WLS L	WLS BF	H R	ER LOB	SO BB	BB IBB	HBP BLK	WP HR	S P	ERA WHIP	PITCHER						IP WLS BF	H R	ER LOB	SO BB	IBB HBP	BLK WP	HR S	P P	ERA WHIP
Greg Mathews, L ERA: 3.91	(1, 1) 5.0	(6, 1) 3	3 1	0 0	5 0	1 0	0 0	0 0	2 6	0.00 6.000							0 0	0 8	0 8	0 0	0 0	0 0	0 0	0.00 0.750	
Lee Tunnell, R ERA: 4.76	(6, 1)	2.2	8	2	0	0	0	0	8	0.00							0	0	0	0	0	0	0	0	0.00
Ricky Horton, L ERA: 3.78	(6, 1)																								


BOTTOM

St. Louis Cardinals @ Pittsburgh Pirates
 Three Rivers Stadium, Pittsburgh, PA
 Thu Sep 17 1987, 7:05 PM EDT
 Att. 5,640 - Unknown

AB	28
R	1
H	6
RBI	1
BB	4
SO	5
LOB	15



WP: 0	PA: 32
PB: 0	
SB: 0	
CS: 0	

Batter	1	2	3	4	5	6	7	8	9	AB R H RBI BB SO LOB	TOP																									
Lenny Dykstra, L OBP: 0.345, SLG: 0.444 (1, 8) X	0-0 B1-3	0-0 F9		0-3 K		0-0 F9		0-0 3-1		5 0 0 0 0 1 2																										
Howard Johnson, S OBP: 0.377, SLG: 0.517 (1, 5) BB (8, 6) BB	4-0 HR BB		0-0 BLK 1B	0-0 L5		0-0 L4		4-0 CS BB		3 2 1 0 2 0 0																										
Keith Hernandez, L OBP: 0.390, SLG: 0.446 (1, 3) BB BB	4-0 HR BB		0-0 2B 1B	0-0 F7			0-0 L7	0-0 F4		4 2 1 1 1 0 1																										
Darryl Strawberry, L OBP: 0.395, SLG: 0.588 (1, 9) X	0-0 HR		0-0 1B SF4 2B		4-0 G3 S 1B BB		0-3 K	0-3 K		4 3 2 4 1 2 1																										
Kevin McReynolds, R OBP: 0.321, SLG: 0.488 (1, 7) X	0-0 F8		0-0 SF4 1B		0-3 K		0-0 F6			4 0 1 0 0 1 1																										
Gary Carter, R OBP: 0.295, SLG: 0.403 (1, 2) X	0-0 F8		0-0 SF4		0-0 G3			0-0 HR		3 1 1 2 0 0 1																										
Tim Teufel, R OBP: 0.408, SLG: 0.551 Keith Miller, R OBP: 0.395, SLG: 0.512 (8, PR) (8, 4)		0-0 HR	0-0 F6		0-0 1B		0-0 F9 S 1B			4 1 3 2 0 0 1 0 0 0 0 0 0 0	AB 34 R 9 H 9 RBI 9 BB 5 SO 5 LOB 13																									
Rafael Santana, R OBP: 0.304, SLG: 0.356 Dave Magadan, L OBP: 0.397, SLG: 0.461 (8, PH) (8, 5)		0-0 4-3	4-0 IBB		0-0 5-3		0-0 F9			2 0 0 0 1 0 1 1 0 0 0 0 0 1																										
John Candelaria, L Terry Leach, R OBP: 0.114, SLG: 0.061 Doug Sisk, R Randy Myers, L OBP: 0.288, SLG: 0.288 Roger McDowell, R OBP: 0.288, SLG: 0.308 Lee Mazzilli, S OBP: 0.387, SLG: 0.415 Jesse Orosco, R (8, PH) (8, 1)		0-0 3-1	0-0 5-3		0-0 G3		0-3 K			1 0 0 0 0 0 0 1 0 0 0 0 0 2 1 0 1 0 0 0 0 1 2 0 0 0 0 0 0 0																										
Inning Stats	R: 3 E: 0 K: 0 S: 4	H: 1 LOB: 0 BB: 2 P: 12	R: 1 E: 0 K: 0 S: 4	H: 1 LOB: 0 BB: 0 P: 4	R: 3 E: 0 K: 0 S: 7	H: 4 LOB: 2 BB: 1 P: 11	R: 0 E: 0 K: 1 S: 5	H: 0 LOB: 0 BB: 0 P: 5	R: 1 E: 0 K: 1 S: 6	H: 1 LOB: 1 BB: 1 P: 10	R: 0 E: 0 K: 0 S: 3	H: 0 LOB: 0 BB: 0 P: 3	R: 0 E: 0 K: 1 S: 5	H: 0 LOB: 0 BB: 0 P: 5	R: 1 E: 0 K: 1 S: 7	H: 2 LOB: 2 BB: 0 P: 7	R: 0 E: 0 K: 1 S: 4	H: 0 LOB: 1 BB: 1 P: 8	1B: 5 2B: 2 3B: 0 HR: 3	SF: 1 SAC: 0 DP: 1 HBP: 0	WP: 0 PB: 0 SB: 3 CS: 1	PA: 40														
PITCHER	IP WLS BF H R ER SO BB IBB HBP BLK WP HR S P ERA WHIP																				PITCHER	IP WLS BF H R ER SO BB IBB HBP BLK WP HR S P ERA WHIP														
Brian Fisher, R ERA: 4.76 (1, 1)	2.0		12	4	6	6	0	2	0	0	1	0	2	10	18	27.00	3.000																			
Bob Patterson, L ERA: 6.47 (3, 1)	3.0		14	3	2	2	2	1	1	0	0	0	0	16	24	6.00	1.333																			
John Smiley, L ERA: 5.71 (6, 1)	2.0	W	6	0	0	0	1	0	0	0	0	0	0	8	8	0.00	0.000																			
Jeff Robinson, R ERA: 2.97 (8, 1)	1.0		5	2	1	1	1	0	0	0	0	0	1	7	7	9.00	2.000																			
Jim Gott, R ERA: 3.5 (9, 1)	1.0	S	3	0	0	0	1	1	0	0	0	0	0	4	8	0.00	1.000																			

New York Mets @ Pittsburgh Pirates
Three Rivers Stadium, Pittsburgh, PA
 Fri Sep 18 1987, 7:05 PM EDT
 Att: 15,308 - Unknown

livebaseballscorecards.com



BOTTOM

New York Mets @ Pittsburgh Pirates
Three Rivers Stadium, Pittsburgh, PA

Fri Sep 18 1987, 7:05 PM EDT
Att. 15,308 - Unknown

livebaseballscorecards.com

AB 38
R 10
H 17
RBI 10
BB 5
SO 4
LOB 22



WP: 0 PA: 46
PB: 0
SB: 0
CS: 0

AB R H RBI BB SO LOB
4 1 1 1 0 0 2
1 0 0 0 0 0 1
0 0 0 0 0 0 0

4 1 2 0 1 0 0
5 1 4 3 0 1 2
0 0 0 0 0 0 0
0 0 0 0 0 0 0

3 1 1 0 2 1 2
2 1 1 1 0 1 1
3 0 0 0 0 0 6

4 2 2 1 0 0 3
4 1 2 2 1 0 0
0 0 0 0 0 0 0


4 1 3 1 1 0 1
1 0 0 0 0 1 2
1 0 0 0 0 0 1
1 0 1 1 0 0 0
0 0 0 0 0 0 0
0 1 0 0 0 0 0
1 0 0 0 0 0 1

1B: 10 SF: 1
2B: 5 SAC: 2
3B: 2 DP: 1
HR: 1 HBP: 0

Batter	1	2	3	4	5	6	7	8	9																		
John Cangelosi, S (1, 8) OBP: 0.436, SLG: 0.427 Barry Bonds, L (8, 7) OBP: 0.322, SLG: 0.474 Jim Gott, R (9, 1) OBP: 0.091, SLG: 0.364	0-0 HR	0-0 F8		0-0 B1	0-0 L6-4		0-0 SH5-4	0-0 F4																			
Jose Lind, R (1, 4) OBP: 0.357, SLG: 0.475	0-0 5-3	0-0 1B		0-0 5-3	0-0 1B		4-0 2B																				
Mike Diaz, R (1, 3) OBP: 0.337, SLG: 0.511 Jeff Robinson, R (8, 1) OBP: 0.150, SLG: 0.300 R.J. Reynolds, S (9, 7) OBP: 0.324, SLG: 0.408	0-0 1B	0-0 1B		0-0 1B	0-3 K		0-0 2B																				
Bobby Bonilla, S (1, 5) OBP: 0.349, SLG: 0.486	0-0 5-3	0-3 K		4-0 1B		0-0 SF9	4-0 2B																				
Terry Harper, R (1, 7) OBP: 0.323, SLG: 0.395 Andy Van Slyke, L (4, PH) OBP: 0.352, SLG: 0.491	0-0 2B	0-3 K		0-0 F7		0-0 F9	0-0 F9																				
Darnell Coles, R (1, 9) OBP: 0.275, SLG: 0.316	0-0 1B		0-0 5-3		0-0 1B	0-0 SF9	0-0 F9																				
Junior Ortiz, R (1, 2) OBP: 0.330, SLG: 0.343 Michael LaValliere, L (9, 2) OBP: 0.370, SLG: 0.357	0-0 1B		0-0 FC4-6		4-0 1B	0-0 L4		0-0 F8																			
Felix Fermin, R (1, 6) OBP: 0.382, SLG: 0.323	0-0 1B		0-0 FC4-6		0-0 1B		0-0 SH5-4	4-0 BB																			
Brian Fisher, R (1, 1) OBP: 0.237, SLG: 0.284 Bob Patterson, R (3, 1) OBP: 0.091, SLG: 0.091 Mackey Sasser, L (5, PH) OBP: 0.250, SLG: 0.250 John Smiley, L (8, 1) OBP: 0.146, SLG: 0.286 Al Pedrique, R (7, PH) OBP: 0.346, SLG: 0.360 Sid Bream, L (8, 3) OBP: 0.337, SLG: 0.408	0-3 K		0-0 6-3		0-0 1B		0-0 SH	0-0 F5																			
Inning Stats	R: 4 E: 0 K: 1 S: 11	H: 6 LOB: 2 BB: 0 P: 11	R: 1 E: 0 K: 2 S: 9	H: 2 LOB: 1 BB: 0 P: 9	R: 0 E: 0 K: 0 S: 4	H: 1 LOB: 1 BB: 0 P: 4	R: 0 E: 0 K: 0 S: 4	H: 1 LOB: 2 BB: 1 P: 8	R: 2 E: 0 K: 0 S: 8	H: 4 LOB: 2 BB: 1 P: 12	R: 1 E: 0 K: 0 S: 4	H: 1 LOB: 0 BB: 0 P: 4	R: 2 E: 1 K: 0 S: 6	H: 2 LOB: 3 BB: 2 P: 14	R: 0 E: 0 K: 0 S: 3	H: 0 LOB: 1 BB: 1 P: 7	1B: 10 2B: 5 3B: 2 HR: 1	SF: 1 SAC: 2 DP: 1 HBP: 0	WP: 0 PB: 0 SB: 0 CS: 0	PA: 46							
PITCHER	IP	WLS	BF	H	R	ER	SO	BB	IBB	HBP	BLK	WP	HR	S	P	ERA	WHIP										
John Candelaria, L (1, 1) ERA: 5.03	1.1		12	8	5	5	1	0	0	0	0	0	0	14	14	33.75	6.000										
Terry Leach, R (2, 1) ERA: 3.44	3.1		17	6	2	2	2	0	0	0	0	0	0	19	27	5.40	2.400										
Doug Sisk, R (5, 1) ERA: 3.53	0.1		2	1	1	1	1	0	0	0	0	0	0	4	4	27.00	3.000										
Randy Myers, L (6, 1) ERA: 3.92	1.1	L	6	1	2	1	0	0	0	0	0	0	0	6	6	6.75	0.750										
Roger McDowell, R (7, 1) ERA: 4.23	0.2		5	1	0	0	0	1	1	0	0	0	0	3	11	0.00	3.000										
PITCHER	IP	WLS	BF	H	R	ER	SO	BB	IBB	HBP	BLK	WP	HR	S	P	ERA	WHIP										
Jesse Orosco, L (8, 1) ERA: 4.5	1.0		4	0	0	0	0	1	0	0	0	0	0	0	7	0.00	1.000										

Batter	1	2	3	4	5	6	7	8	9	10	11	12	13	14	AB	R	H	RBI	BB	SO	LOB	TOP														
Lenny Dykstra, L OBP: 0.346, SLG: 0.445 Bob Ojeda, L (10, 1) Randy Myers, L OBP: 0.286, SLG: 0.286 (14, 1)	0-0 BB E 2B	0-0 6-3			0-0 3-1	0-0 F6		0-0 2-H 2B		0-0 F7		0-0 6-3			6	1	2	1	0	0	2	<div style="display: flex; flex-direction: column; align-items: center;"> <div style="writing-mode: vertical-rl; transform: rotate(180deg);"> New York Mets @ Pittsburgh Pirates Three Rivers Stadium, Pittsburgh, PA Sun Sep 20 1987, 3:33 AM EDT Att: 19,122 - Unknown </div> <div style="margin-top: 20px;"> <table border="1"> <tr><td>AB</td><td>56</td></tr> <tr><td>R</td><td>8</td></tr> <tr><td>H</td><td>15</td></tr> <tr><td>RBI</td><td>8</td></tr> <tr><td>BB</td><td>6</td></tr> <tr><td>SO</td><td>8</td></tr> <tr><td>LOB</td><td>26</td></tr> </table> </div> <div style="margin-top: 20px;"> </div> </div>	AB	56	R	8	H	15	RBI	8	BB	6	SO	8	LOB	26
AB	56																																			
R	8																																			
H	15																																			
RBI	8																																			
BB	6																																			
SO	8																																			
LOB	26																																			
Howard Johnson, S OBP: 0.374, SLG: 0.515 (7, 5)	0-0 F7		0-0 4-3		0-0 IHR	4-0 BB		4-0 BB		0-0 F8		0-3 K			5	1	1	1	2	1	1															
Keith Hernandez, L OBP: 0.388, SLG: 0.447 (1, 3)	4-0 E BB BB		0-0 3-1		0-0 4-3	0-0 4-3		0-0 F7		0-0 F7		0-0 1B		0-0 L5	6	0	1	0	1	0	3															
Darryl Strawberry, L OBP: 0.396, SLG: 0.588 (1, 9)	4-0 1-2 2-3 E BB		0-0 HR		0-0 F5		0-3 K		4-0 4-3 WP BB		0-3 K		4-0 BB		4	1	1	1	3	2	1															
Kevin McReynolds, R OBP: 0.319, SLG: 0.484 (1, 7)	0-0 E5 G4-6-3 1-2 2-3 3-H		0-0 F3		0-0 1B HR 1B	0-3 K		0-0 P6		0-3 K		0-3 K		0-0 F9	7	1	1	1	0	2	5															
Dave Magadan, L OBP: 0.399, SLG: 0.462 Rafael Santana, R OBP: 0.307, SLG: 0.358 Keith Miller, R OBP: 0.386, SLG: 0.500 Bill Almon, R OBP: 0.333, SLG: 0.304 (1, 5) (7, 6) (12, PR) (12, 6)	0-0 G4-6-3			0-0 F7		0-0 1B HR 1B		0-0 1B		0-0 4-3		0-0 WP 2B 1B		0-0 F8	4	1	2	0	0	0	3															
Tim Teufel, R OBP: 0.407, SLG: 0.555 (1, 4)		0-0 5-3		0-0 F7		0-0 1B HR 1B		0-0 F6		0-0 6-3		0-0 2B		0-0 5-3	7	1	2	4	0	0	2															
Barry Lyons, R OBP: 0.288, SLG: 0.383 (1, 2)		0-0 4-3		0-0 1B		0-0 3B		0-3 K		0-0 P6		0-0 6-3		0-3 K	7	0	2	0	0	2	2															
Sid Fernandez, L OBP: 0.182, SLG: 0.238 Jesse Orosco, R OBP: 0.392, SLG: 0.429 Lee Mazzilli, S OBP: 0.276, SLG: 0.308 Roger McDowell, R OBP: 0.363, SLG: 0.466 (1, 1) (7, 1) (8, PH) (8, 1) (10, PH) (10, 8)		0-0 2B		0-0 1-3		0-3 K		0-0 2B		0-0 6-3		0-0 F8			3	0	1	0	0	1	2															
Inning Stats	R: 1 E: 1 K: 0 S: 4	H: 1 LOB: 2 BB: 2 P: 12	R: 0 E: 0 K: 0 S: 4	H: 1 LOB: 1 BB: 0 P: 4	R: 1 E: 0 K: 0 S: 4	H: 1 LOB: 1 BB: 0 P: 4	R: 0 E: 0 K: 0 S: 4	H: 1 LOB: 1 BB: 0 P: 4	R: 1 E: 0 K: 1 S: 9	H: 4 LOB: 2 BB: 1 P: 13	R: 0 E: 0 K: 2 S: 8	H: 1 LOB: 1 BB: 0 P: 8	R: 1 E: 0 K: 0 S: 6	H: 2 LOB: 1 BB: 1 P: 10	R: 0 E: 0 K: 0 S: 3	H: 0 LOB: 1 BB: 1 P: 7	R: 0 E: 0 K: 0 S: 3	H: 0 LOB: 0 BB: 0 P: 3	R: 0 E: 0 K: 2 S: 8	H: 1 LOB: 2 BB: 0 P: 8	R: 1 E: 0 K: 0 S: 5	H: 2 LOB: 2 BB: 0 P: 5	R: 0 E: 0 K: 1 S: 5	H: 0 LOB: 1 BB: 1 P: 9	R: 0 E: 0 K: 1 S: 5	H: 0 LOB: 0 BB: 0 P: 5	1B: 6 2B: 5 3B: 1 HR: 3	SF: 0 SAC: 0 DP: 1 HBP: 0	WP: 2 PB: 0 SB: 1 CS: 0	PA: 62						
PITCHER	IP WLS BF H R ER SO BB IBB HBP BLK WP HR S P ERA WHIP	IP WLS BF H R ER SO BB IBB HBP BLK WP HR S P ERA WHIP															IP WLS BF H R ER SO BB IBB HBP BLK WP HR S P ERA WHIP																			
Mike Bielecki, R ERA: 3.6 (1, 1)	5.0 26 9 6 6 0 2 0 0 0 0 2 24 32 10.80 2.200															12.1 6 2 1 1 1 0 0 0 0 0 1 8 8 6.75 1.500																				
Bob Kipper, L ERA: 5.79 (6, 1)	2.0 8 1 0 0 3 1 0 0 0 0 0 13 17 0.00 1.000															13.1 6 0 0 0 1 1 0 0 0 0 7 11 0.00 0.600																				
Bob Walk, R ERA: 3.55 (8, 1)	0.2 4 2 1 1 1 0 0 0 0 0 0 5 9 13.50 4.500																																			
Bob Patterson, L ERA: 6.42 (8, 1)	0.1 2 0 0 0 0 1 0 0 0 0 0 1 5 0.00 3.000																																			
Jim Gott, R ERA: 3.38 (9, 1)	3.0 10 1 0 0 2 0 0 0 0 0 1 0 14 14 0.00 0.333																																			

Batter	1	2	3	4	5	6	7	8	9	10	11	12	13	14	AB	R	H	RBI	BB	SO	LOB
Barry Bonds, L (1, 7) OBP: 0.323, SLG: 0.481	0-0 HR		0-0 L4			0-0 F9	0-0 G3		0-0 F8			0-0 F8 SH2-3 1B		0-0 SF9 3B	7	3	3	1	0	0	1
Jose Lind, R (1, 4) OBP: 0.368, SLG: 0.461	0-0 L4			0-0 F8		0-0 BB HR 1B	0-0 F9		0-0 6-3			0-0 SH2-3		4-0 IBB	5	1	1	0	1	0	1
Andy Van Slyke, L (1, 8) OBP: 0.348, SLG: 0.484	0-0 F8			0-0 F7		0-0 F8		0-0 3-1		0-0 F8		0-0 F8		0-0 SF9 3-H	6	0	0	1	0	0	2
Bobby Bonilla, S (1, 5) OBP: 0.350, SLG: 0.481	0-0 5-3			0-0 F7		0-0 E5 HR 1B		0-3 K		0-0 6-3		0-0 FC5-4 1B		0-0 FC5-4	6	1	1	1	0	1	1
Mike Diaz, R (1, 3) OBP: 0.342, SLG: 0.525		0-0 5-3			0-0 HR	4-0 HR BB		4-0 BB 1B BB		0-3 K		0-0 FC5-4			2	2	1	1	2	0	0
Tommy Gregg, L (8, PR) Felix Fermin, R (9, 6) OBP: 0.375, SLG: 0.306						1-2 2-3 HR BB		4-0 BB 1B BB				0-0 FC5-4 1-2			0	1	0	0	0	0	0
Darnell Coles, R (1, 9) OBP: 0.280, SLG: 0.328		0-3 K			0-0 1-3	0-0 HR		4-0 1B BB				0-0 F8		0-0 6-3	3	1	1	4	1	1	0
Junior Ortiz, R (1, 2) OBP: 0.325, SLG: 0.337		0-3 K			0-0 5-3	0-0 HR		4-0 1B BB				4-0 FC4 1B BB		0-0 F8	3	0	0	0	0	1	0
Mackey Sasser, L (8, PH) Michael LaValliere, L (9, 2) OBP: 0.308, SLG: 0.308						0-0 F9		1-2 2-H 3-H 1B				0-0 FC4 1B BB		0-0 F8	1	0	1	1	0	0	0
Al Pedrique, R (1, 6) OBP: 0.349, SLG: 0.361			0-0 F8		4-0 BB			0-0 G3 SH2 1B		0-0 FC4		0-3 K		0-3 K	2	0	1	0	1	0	0
Sid Bream, L (8, PH) OBP: 0.335, SLG: 0.407					0-0 BB			1-2 1B				0-0 L3			3	0	0	0	0	2	3
Mike Stolecki, R Bob Kipper, R U L Washington, S Bob Whitt, S Bob Whitt, S Jim Goff, R R J Reynolds, S John Campbell, S Tim Drummond, R John Straley, L Terry Harpold, S			0-3 K		0-0 F9			0-0 SH2		0-0 F7				0-3 K	2	0	0	0	0	0	1

BOTTOM	
AB	48
R	9
H	9
RBI	9
BB	6
SO	8
LOB	11
	
WP: 0	PA: 57

Inning Stats	R: 1	H: 1	R: 0	H: 0	R: 0	H: 0	R: 0	H: 0	R: 1	H: 1	R: 4	H: 2	R: 0	H: 1	R: 1	H: 1	R: 0	H: 0	R: 0	H: 2	R: 0	H: 0	R: 1	H: 1	R: 0	H: 0	R: 1	H: 1	1B: 5	SF: 1	WP: 0	PA: 57
	E: 0	LOB: 0	E: 0	LOB: 0	E: 0	LOB: 0	E: 0	LOB: 1	E: 1	LOB: 1	E: 1	LOB: 0	E: 0	LOB: 2	E: 0	LOB: 2	E: 0	LOB: 0	E: 0	LOB: 1	E: 0	LOB: 0	E: 0	LOB: 1	E: 0	LOB: 0	E: 0	LOB: 0	2B: 0	SAC: 2	PB: 0	
K: 0	BB: 0	K: 2	BB: 0	K: 1	BB: 0	K: 0	BB: 1	K: 0	BB: 1	K: 1	BB: 1	K: 0	BB: 1	K: 1	BB: 2	K: 1	BB: 0	K: 1	BB: 1	K: 0	BB: 0	K: 1	BB: 1	K: 1	BB: 1	K: 0	BB: 0	3B: 1	DP: 0	SB: 0		
S: 4	P: 4	S: 7	P: 7	S: 5	P: 5	S: 3	P: 3	S: 4	P: 8	S: 6	P: 10	S: 4	P: 4	S: 6	P: 14	S: 5	P: 5	S: 5	P: 9	S: 5	P: 5	S: 5	P: 5	S: 5	P: 5	S: 5	P: 5	HR: 3	HBP: 0	CS: 0		
PITCHER	IP	WLS	BF	H	R	ER	SO	BB	IBB	HBP	BLK	WP	HR	S	P	ERA	WHIP															
Sid Fernandez, L (1, 1) ERA: 3.58	6.0		26	5	6	2	3	2	0	0	0	0	3	3	3	3.00	1.167															
Jesse Orosco, L (7, 1) ERA: 4.44	1.0		3	0	0	0	0	0	0	0	0	0	0	3	3	0.00	0.000															
Roger McDowell, R (8, 1) ERA: 4.15	2.0		9	1	1	1	1	2	0	0	0	0	0	9	17	4.50	1.500															
Bob Ojeda, L (10, 1) ERA: 4.02	4.1	L	18	3	2	2	4	1	1	0	0	0	0	24	32	4.15	0.923															
Randy Myers, L (14, 1) ERA: 3.78	0.1		1	0	0	0	0	0	0	0	0	0	0	1	1	0.00	0.000															

New York Mets @ Pittsburgh Pirates
 Three Rivers Stadium, Pittsburgh, PA
 Sun Sep 20 1987, 3:33 AM EDT
 Att. 19,122 - Unknown

livebaseballscorecards.com

Batter	1	2	3	4	5	6	7	8	9	AB R H RBI BB SO LOB	TOP											
Barry Bonds, L (1, 7) OBP: 0.323, SLG: 0.483	0-0 S 2B 1B	0-3 K		0-0 1-3		0-0 SH5-3 1B 2B		0-0 F7		5 2 2 0 0 1 2												
Jose Lind, R (1, 4) OBP: 0.384, SLG: 0.467	4-0 2B 1-2 BB		0-0 G3 S 1B 1B	0-0 2B 1B		0-0 SH5-3		0-0 5-3		3 1 2 1 1 0 0												
Andy Van Slyke, L (1, 8) OBP: 0.349, SLG: 0.487	0-0 1-3 2-H 2B		0-3 K 1-2	0-0 1-3 2B		0-0 4-3		0-0 G3		5 0 2 1 0 1 2												
Bobby Bonilla, S (1, 5) OBP: 0.348, SLG: 0.478	0-3 K		0-0 G3	0-0 F8		0-0 1B		0-0 F8		5 0 1 1 0 1 5												
Sid Bream, L (1, 3) OBP: 0.338, SLG: 0.408	0-3 K		0-0 1B 1B		0-0 G3 1B		0-3 K		4-0 FC5-4 BB	4 1 2 1 1 2 3												
Darnell Coles, R (1, 9) OBP: 0.278, SLG: 0.325	0-3 K		0-0 1B		0-0 F7		0-3 K		0-0 FC5-4	5 0 1 1 0 2 4												
Mackey Sasser, L (1, 2) OBP: 0.222, SLG: 0.222			0-0 4-3	0-0 1-3		0-0 G3		0-0 F9		5 0 0 0 0 0 3												
Felix Fermin, R (1, 6) OBP: 0.432, SLG: 0.359			0-0 SH1-4 1B		0-0 E1 1B 1B		0-0 1B			3 1 3 0 1 0 0												
Doug Drabek, R (1, 1) OBP: 0.140, SLG: 0.113			0-0 SH1-4		0-3 K		0-0 F8			3 0 0 0 0 1 4												
Jeff Robinson, R (8, 1) OBP: 0.150, SLG: 0.300			1-2 SH1-4		0-0 K		0-0 F8			0 0 0 0 0 0 0												
Inning Stats	R: 1 E: 0 K: 3 S: 11	H: 2 LOB: 2 BB: 1 P: 15	R: 0 E: 0 K: 1 S: 6	H: 1 LOB: 1 BB: 0 P: 6	R: 2 E: 0 K: 1 S: 8	H: 3 LOB: 1 BB: 0 P: 8	R: 1 E: 0 K: 1 S: 8	H: 3 LOB: 2 BB: 0 P: 8	R: 0 E: 0 K: 0 S: 4	H: 1 LOB: 2 BB: 1 P: 8	R: 1 E: 0 K: 1 S: 7	H: 2 LOB: 1 BB: 0 P: 7	R: 0 E: 0 K: 1 S: 6	H: 1 LOB: 1 BB: 0 P: 6	R: 0 E: 0 K: 0 S: 3	H: 0 LOB: 0 BB: 0 P: 3	R: 0 E: 0 K: 0 S: 3	H: 0 LOB: 1 BB: 1 P: 7	1B: 10 2B: 3 3B: 0 HR: 0	SF: 0 SAC: 2 DP: 0 HBP: 0	WP: 0 PB: 0 SB: 2 CS: 0	PA: 43
PITCHER	IP WLS BF H R ER SO BB IBB HBP BLK WP HR S P ERA WHIP																				PITCHER	IP WLS BF H R ER SO BB IBB HBP BLK WP HR S P ERA WHIP
Bob Sebra, R (1, 1) ERA: 4.31	3.2 L 21 9 4 4 6 1 0 0 0 0 0 32 36 9.82 2.727																					
Joe Hesketh, L (4, 1) ERA: 3.27	1.1 6 1 0 0 0 0 0 1 0 0 0 0 5 9 0.00 0.750																					
Bob McClure, L (6, 1) ERA: 3.6	2.0 9 3 1 1 2 0 0 0 0 0 0 0 13 13 4.50 1.500																					
Andy McGaffigan, R (8, 1) ERA: 2.37	2.0 7 0 0 0 0 0 1 0 0 0 0 0 6 10 0.00 0.500																					

Pittsburgh Pirates @ Montreal Expos
Olympic Stadium, Montreal, QB
Mon Sep 21 1987, 7:05 PM EDT
Att. 13,206 - Unknown

livebaseballscorecards.com

AB	38
R	5
H	13
RBI	5
BB	3
SO	8
LOB	23



Batter	1	2	3	4	5	6	7	8	9	AB R H RBI BB SO LOB
Tim Raines, S (1, 7) OBP: 0.424, SLG: 0.528	0-0 4-3			0-0 3-1 2B 1B		0-0 G3		0-0 F7		4 1 1 0 0 0 0
Casey Candaele, S (1, 9) OBP: 0.329, SLG: 0.346	0-0 5-3			0-0 3-1 1-2		0-0 F8		0-3 K		4 0 0 0 0 1 1
Hubie Brooks, R (1, 6) OBP: 0.290, SLG: 0.410	0-0 6-3			0-0 2-H 2B		4-0 BB		0-0 F9		3 0 1 1 1 0 0
Tim Wallach, R (1, 5) OBP: 0.347, SLG: 0.522		0-3 K		0-0 F3		0-3 K		0-0 5-3		4 0 0 0 0 2 2
Andres Galarraga, R (1, 3) OBP: 0.367, SLG: 0.471		0-3 K		0-0 F8		0-0 2B 1B		0-0 F4		4 1 1 0 0 1 1
Tom Foley, L (1, 4) OBP: 0.331, SLG: 0.450		0-0 F7		0-0 6-3		0-3 K		0-0 F7		4 0 0 0 0 1 1
Herm Winningham, L (1, 8) OBP: 0.311, SLG: 0.361		0-3 K		0-0 FC4-6 1B		0-0 1-H 2B		0-0 K		3 0 2 1 0 1 0
Jeff Reed, L (1, 2) OBP: 0.248, SLG: 0.274		0-3 K		0-0 FC4-6 1-2f		0-3 K		0-3 K		2 0 0 0 0 1 1
Mitch Webster, S (7, PH) OBP: 0.360, SLG: 0.429		0-3 K		0-0 K		0-0 K		0-0 5-3		1 0 0 0 0 1 1
Andy McGaffigan, R (8, 1)		0-0 G3		0-0 K		0-0 K		0-0 K		0 0 0 0 0 0 0
Bob Sebra, R (1, 1) OBP: 0.172, SLG: 0.160		0-0 K		0-0 K		0-0 K		0-0 K		1 0 0 0 0 0 0
Joe Hesketh, R (4, 1)		0-0 K		0-0 K		0-0 K		0-0 K		0 0 0 0 0 0 0
Jack Daugherty, S (5, PH)		0-0 K		0-0 K		0-0 K		0-0 K		1 0 0 0 0 1 1
Bob McClure, R (6, 1)		0-0 K		0-0 K		0-0 K		0-0 K		0 0 0 0 0 0 0
Mike Fitzgerald, R (7, PH) OBP: 0.355, SLG: 0.332		0-0 K		0-0 K		0-0 K		0-0 K		0 0 0 0 0 0 0
		0-0 K		0-0 K		0-0 K		0-0 K		1 0 0 0 0 0 1

BOTTOM

Pittsburgh Pirates @ Montreal Expos
 Olympic Stadium, Montreal, QB
 Mon Sep 21 1987, 7:05 PM EDT
 Att. 13,206 - Unknown

livebaseballscores.com

AB	32
R	2
H	5
RBI	2
BB	1
SO	9
LOB	9



Inning Stats	R: 0	H: 0	E: 0	K: 0	S: 3	LOB: 0	BB: 0	P: 3	R: 0	H: 0	E: 0	K: 2	S: 7	LOB: 0	BB: 0	P: 7	R: 0	H: 0	E: 0	K: 2	S: 7	LOB: 0	BB: 0	P: 7	R: 1	H: 2	E: 0	K: 0	S: 5	LOB: 1	BB: 0	P: 5	R: 0	H: 1	E: 0	K: 1	S: 6	LOB: 1	BB: 0	P: 6	R: 0	H: 0	E: 0	K: 1	S: 5	LOB: 1	BB: 1	P: 9	R: 1	H: 2	E: 0	K: 2	S: 9	LOB: 1	BB: 0	P: 9	R: 0	H: 0	E: 0	K: 1	S: 5	LOB: 0	BB: 0	P: 5	R: 0	H: 0	E: 0	K: 0	S: 3	LOB: 0	BB: 0	P: 3	1B: 3	SF: 0	2B: 2	SAC: 0	3B: 0	DP: 0	HR: 0	HBP: 0	WP: 0	PA: 33	PB: 0	SB: 0	CS: 0
--------------	------	------	------	------	------	--------	-------	------	------	------	------	------	------	--------	-------	------	------	------	------	------	------	--------	-------	------	------	------	------	------	------	--------	-------	------	------	------	------	------	------	--------	-------	------	------	------	------	------	------	--------	-------	------	------	------	------	------	------	--------	-------	------	------	------	------	------	------	--------	-------	------	------	------	------	------	------	--------	-------	------	-------	-------	-------	--------	-------	-------	-------	--------	-------	--------	-------	-------	-------

PITCHER	IP	WLS	BF	H	R	ER	SO	BB	IBB	HBP	BLK	WP	HR	S	P	ERA	WHIP
Doug Drabek, R (1, 1) ERA: 4.01	7.0	W	27	5	2	2	8	1	0	0	0	0	0	42	46	2.57	0.857
Jeff Robinson, R (8, 1) ERA: 2.9	2.0	S	6	0	0	0	1	0	0	0	0	0	0	8	8	0.00	0.000

PITCHER	IP	WLS	BF	H	R	ER	SO	BB	IBB	HBP	BLK	WP	HR	S	P	ERA	WHIP
---------	----	-----	----	---	---	----	----	----	-----	-----	-----	----	----	---	---	-----	------

Batter	1	2	3	4	5	6	7	8	9	AB R H RBI BB SO LOB	TOP		
John Cangelosi, S (1, 9) OBP: 0.436, SLG: 0.420 Darnell Coles, R (8, 9) OBP: 0.278, SLG: 0.325	4-0 FC4-6 BB		0-0 4-3		1-0 G6-4-3 HBP			0-0 SH3-4 HR 1B		2 1 1 0 1 0 0 0 0 0 0 0 0 0	Pittsburgh Pirates @ Montreal Expos Olympic Stadium, Montreal, QB Tue Sep 22 1987, 7:05 PM EDT Att. 16,407 - Unknown		
Jose Lind, R (1, 4) OBP: 0.373, SLG: 0.453	0-3 K		0-0 F7		0-0 G6-4-3			0-0 SH3-4		3 0 0 0 0 1 3			
Andy Van Slyke, L (1, 8) OBP: 0.350, SLG: 0.492	0-0 FC4-6 1B			0-0 4-3		0-0 G3-6-3 1B		0-0 HR		4 1 2 2 0 0 1			
Bobby Bonilla, S (1, 5) OBP: 0.347, SLG: 0.476	0-0 1-2 1B			0-3 K		0-0 G3-6-3		0-0 4-3		4 0 1 0 0 1 1			
Sid Bream, L (1, 3) OBP: 0.339, SLG: 0.408	0-0 F8			0-0 1B		0-0 1B		0-0 F6		4 0 2 0 0 0 2			
Barry Bonds, L (1, 7) OBP: 0.323, SLG: 0.481		0-0 F8		0-0 1B		0-0 L3		0-0 F7		4 0 1 0 0 0 1			
Tom Prince, R (1, 2) Mackey Sasser, L (7, PH) OBP: 0.211, SLG: 0.211 Mike Diaz, R (9, PH) OBP: 0.341, SLG: 0.523		0-0 F7			0-0 5-3		0-0 4-3	0-0 5-3		2 0 0 0 0 0 0 1 0 0 0 0 0 0 1 0 0 0 0 0 0			
Al Pedrique, R (1, 6) OBP: 0.347, SLG: 0.359		0-0 5-3			0-0 2B 1B		0-0 6-3	0-3 K		4 1 1 0 0 1 0			
Mike Dunne, R (1, 1) OBP: 0.182, SLG: 0.140 Jim Gott, R (8, 1) OBP: 0.091, SLG: 0.364			0-3 K		0-0 2B		0-3 K			3 0 1 1 0 2 0 0 0 0 0 0 0 0			
Inning Stats	R: 0 H: 1 E: 0 LOB: 2 K: 1 BB: 1 S: 6 P: 10	R: 0 H: 0 E: 0 LOB: 0 K: 0 BB: 0 S: 3 P: 3	R: 0 H: 0 E: 0 LOB: 0 K: 1 BB: 0 S: 5 P: 5	R: 0 H: 2 E: 0 LOB: 1 K: 1 BB: 0 S: 6 P: 6	R: 1 H: 2 E: 0 LOB: 1 K: 0 BB: 0 S: 4 P: 5	R: 0 H: 2 E: 0 LOB: 1 K: 0 BB: 0 S: 4 P: 4	R: 0 H: 0 E: 0 LOB: 0 K: 1 BB: 0 S: 5 P: 5	R: 2 H: 2 E: 0 LOB: 0 K: 0 BB: 0 S: 5 P: 5	R: 0 H: 0 E: 0 LOB: 0 K: 1 BB: 0 S: 5 P: 5	1B: 7 SF: 0 2B: 1 SAC: 1 3B: 0 DP: 2 HR: 1 HBP: 1		WP: 0 PA: 35 PB: 0 SB: 0 CS: 0	
PITCHER	IP WLS BF H R ER SO BB IBB HBP BLK WP HR S P ERA WHIP											PITCHER	IP WLS BF H R ER SO BB IBB HBP BLK WP HR S P ERA WHIP
Pascual Perez, R (1, 1) ERA: 2.24	8.0 W 32 9 3 3 4 1 0 1 0 0 0 1 38 43 3.38 1.250												
Bob McClure, L (9, 1) ERA: 3.58	0.1 1 0 0 0 0 0 0 0 0 0 0 0 1 1 0.00 0.000												
Tim Burke, R (9, 1) ERA: 1.18	0.2 S 2 0 0 0 1 0 0 0 0 0 0 0 4 4 0.00 0.000												

AB	32
R	3
H	9
RBI	3
BB	1
SO	5
LOB	8



livebaseballscorecards.com

Batter	1	2	3	4	5	6	7	8	9	AB R H RBI BB SO LOB	TOP
Felix Fermin, R (1, 6) OBP: 0.396, SLG: 0.326	0-3 K		0-0 G6-4-3			0-0 6-3		0-0 F7		4 0 0 0 0 1 1	Pittsburgh Pirates @ St. Louis Cardinals Busch Stadium, St. Louis, MO Wed Sep 23 1987, 7:05 PM CDT Att: 30,235 - Unknown livebaseballscorecards.com
Jose Lind, R (1, 4) OBP: 0.377, SLG: 0.465	0-0 F8 2B		0-0 1B			0-0 1-3		0-3 K	4 0 2 0 0 1 0		
Andy Van Slyke, L (1, 8) OBP: 0.351, SLG: 0.496	0-0 F8 2-3		0-0 F9			0-0 1B		0-0 1B 3B	4 1 2 0 0 0 2		
Bobby Bonilla, S (1, 5) Al Pedrique, R (9, 5) OBP: 0.347, SLG: 0.474 OBP: 0.347, SLG: 0.359	0-0 G3		0-0 F7			0-0 F5		0-0 1B L1-3	4 0 1 1 0 0 2 0 0 0 0 0 0 0		
Mike Diaz, R (1, 7) Barry Bonds, L (8, 7) OBP: 0.337, SLG: 0.516 OBP: 0.322, SLG: 0.480		0-0 F9		0-0 L9		0-0 L6		0-0 L1-3	3 0 0 0 0 0 0 1 0 0 0 0 0 1		
Darnell Coles, R (1, 9) OBP: 0.275, SLG: 0.321		0-0 F9		0-3 K		0-0 F9			3 0 0 0 0 1 0		
Sid Bream, L (1, 3) OBP: 0.337, SLG: 0.406		0-0 6-3		0-3 K		0-0 F5			3 0 0 0 0 1 0		
Junior Ortiz, R (1, 2) OBP: 0.325, SLG: 0.342			0-0 1B G6-4-3 2B		0-0 6-3		0-0 6-3		3 1 1 0 0 0 0		
Brian Fisher, R (1, 1) OBP: 0.242, SLG: 0.268			0-0 G6-4-3 1B		0-3 K		0-3 K		3 0 1 0 0 2 0		
Inning Stats	R: 0 H: 1 E: 0 LOB: 1 K: 1 BB: 0 S: 6 P: 6	R: 0 H: 0 E: 0 LOB: 0 K: 0 BB: 0 S: 3 P: 3	R: 1 H: 3 E: 0 LOB: 1 K: 0 BB: 0 S: 5 P: 5	R: 0 H: 0 E: 0 LOB: 0 K: 1 BB: 0 S: 5 P: 5	R: 0 H: 0 E: 0 LOB: 0 K: 2 BB: 0 S: 7 P: 7	R: 0 H: 1 E: 0 LOB: 1 K: 0 BB: 0 S: 4 P: 4	R: 0 H: 0 E: 0 LOB: 0 K: 0 BB: 0 S: 3 P: 3	R: 0 H: 0 E: 0 LOB: 0 K: 1 BB: 0 S: 5 P: 5	R: 1 H: 2 E: 0 LOB: 0 K: 1 BB: 0 S: 6 P: 6	1B: 4 SF: 0 2B: 3 SAC: 0 3B: 1 DP: 2 HR: 0 HBP: 0	
PITCHER	IP WLS BF H R ER SO BB IBB HBP BLK WP HR S P ERA WHIP										
Greg Mathews, L (1, 1) ERA: 3.8	8.0 L 28 5 1 1 5 0 0 0 0 0 0 0 38 38 1.12 0.625										
Ken Dayley, L (9, 1) ERA: 2.34	1.0 4 2 1 1 1 0 0 0 0 0 0 0 6 6 9.00 2.000										



Batter	1	2	3	4	5	6	7	8	9	AB	R	H	RBI	BB	SO	LOB
Vince Coleman, S (1, 7) OBP: 0.366, SLG: 0.366 Lance Johnson, L (2, 7) OBP: 0.280, SLG: 0.304	0-3 K ①		0-0 4-3 ②			0-0 F8 ①		0-0 FC1-5 1B ①		1	0	0	0	0	1	0
Ozzie Smith, S (1, 6) OBP: 0.385, SLG: 0.375	0-0 3-1 ②		0-0 L6 ③			0-0 F9 ②		0-0 FC1-5 1-3 ②		4	0	0	0	0	0	1
Tom Herr, S (1, 4) OBP: 0.351, SLG: 0.340	0-0 G3 ③			0-0 4-3 ①		4-0 S BB ①		0-0 CS 1-2 ③	0-0 4-3 ①	3	0	0	0	1	0	0
Dan Driessen, L (1, 3) OBP: 0.316, SLG: 0.212		0-0 4-3 ①		0-0 4-3 ②		0-0 F8 1-2 ③			0-0 4-3 ②	4	0	0	0	0	0	1
Willie McGee, S (1, 8) OBP: 0.316, SLG: 0.436		4-0 S BB ①		0-3 K ③			0-3 K ①		0-0 4-3 ③	3	0	0	0	1	2	0
Terry Pendleton, S (1, 5) OBP: 0.368, SLG: 0.418		4-0 1-2 BB ①			0-0 F7 ①		0-0 F9 ②			2	0	0	0	1	0	0
John Morris, L (1, 9) OBP: 0.326, SLG: 0.430		0-0 P4 ②		0-3 K ②		0-0 K ②	0-0 E S BB ②			2	0	0	0	1	1	2
Tony Peña, R (1, 2) OBP: 0.285, SLG: 0.312		0-3 K ③			0-0 BLK 1B ③		0-0 6-3 ③			3	0	1	0	0	1	3
Greg Mathews, R (1, 1) OBP: 0.217, SLG: 0.197 José Oquendo, S (8, PH) OBP: 0.408, SLG: 0.342 Ken Dayley, L (9, 1)			0-3 K ①		0-0 1-6-3 ③			0-0 F7 ①		2	0	0	0	0	1	1
										1	0	0	0	0	0	0
										0	0	0	0	0	0	0

Inning Stats	R: 0 E: 0 K: 1 S: 5	H: 0 LOB: 0 BB: 0 P: 5	R: 0 E: 0 K: 1 S: 5	H: 0 LOB: 2 BB: 2 P: 13	R: 0 E: 0 K: 1 S: 5	H: 0 LOB: 0 BB: 0 P: 5	R: 0 E: 0 K: 1 S: 5	H: 0 LOB: 0 BB: 0 P: 5	R: 0 E: 0 K: 1 S: 6	H: 1 LOB: 1 BB: 0 P: 6	R: 0 E: 0 K: 0 S: 3	H: 0 LOB: 1 BB: 1 P: 7	R: 0 E: 0 K: 1 S: 5	H: 0 LOB: 1 BB: 1 P: 9	R: 0 E: 0 K: 0 S: 3	H: 1 LOB: 0 BB: 0 P: 3	R: 0 E: 0 K: 0 S: 3	H: 0 LOB: 0 BB: 0 P: 3	1B: 2 2B: 0 3B: 0 HR: 0	SF: 0 SAC: 0 DP: 0 HBP: 0
PITCHER Brian Fisher, R (1, 1) ERA: 4.52	IP: 9.0 WLS: W BF: 32 H: 2 R: 0 ER: 0 SO: 6 BB: 4 IBB: 0 HBP: 0 BLK: 1 WP: 0 HR: 0 S: 40 P: 56 ERA: 0.00 WHIP: 0.667																			
PITCHER	IP: 9.0 WLS: W BF: 32 H: 2 R: 0 ER: 0 SO: 6 BB: 4 IBB: 0 HBP: 0 BLK: 1 WP: 0 HR: 0 S: 40 P: 56 ERA: 0.00 WHIP: 0.667																			

BOTTOM

Pittsburgh Pirates @ St. Louis Cardinals
 Busch Stadium, St. Louis, MO
 Wed Sep 23 1987, 7:05 PM CDT
 Att. 30,235 - Unknown

AB	28
R	0
H	2
RBI	0
BB	4
SO	6
LOB	8



Batter	1	2	3	4	5	6	7	8	9	AB R H RBI BB SO LOB
Felix Fermin, R OBP: 0.365, SLG: 0.298 (1, 6)	0-0 4-3		0-0 4-3		0-0 4-3		0-3 K			4 0 0 0 0 1 2
Jose Lind, R OBP: 0.382, SLG: 0.476 (1, 4)	0-0 WP FC5 2B		0-0 PO 1B			0-0 4-3		0-0 F9		4 0 2 0 0 0 0
Andy Van Slyke, L OBP: 0.352, SLG: 0.496 (1, 8)	0-0 FC5 2-H		0-0 PO 1-2	0-0 G6-4-3 1B		0-0 6-3		0-0 1B 1B		4 0 2 0 0 0 1
Mike Diaz, R OBP: 0.336, SLG: 0.511 (1, 9) Tommy Gregg, L (8, PR) (8, 9)	0-0 L4 1-2			0-0 G6-4-3 1-2f		0-0 1-3		0-0 1-3 1B		4 0 1 0 0 0 2 0 0 0 0 0 0 0
Damell Coles, R OBP: 0.278, SLG: 0.328 (1, 5)		0-0 L4		0-0 1B 1B		0-0 4-3 2B 2B		0-3 K		4 1 2 0 0 1 2
Sid Bream, L OBP: 0.336, SLG: 0.405 (1, 3)		0-0 G3		0-0 1-3 1B		0-0 4-3 2-3		0-3 K		4 0 1 0 0 1 3
Terry Harper, R OBP: 0.326, SLG: 0.385 (1, 7) Barry Bonds, L OBP: 0.322, SLG: 0.479 (7, PR) (7, 7)		4-0 BB BB		0-0 F8		4-0 2B BB		0-0 F6		1 0 0 0 2 0 2 1 1 0 0 0 0 0
Tom Prince, R (1, 2) Bobby Bonilla, S OBP: 0.348, SLG: 0.477 (7, PH) Junior Ortiz, R OBP: 0.323, SLG: 0.341 (7, 2)		0-0 L1			0-0 F7		0-0 1-H 3-H 2B		0-0 6-3	2 0 0 0 0 0 1 1 0 1 2 0 0 0 1 0 0 0 0 0 0
Bob Walk, R OBP: 0.250, SLG: 0.250 (1, 1) Jeff Robinson, R OBP: 0.143, SLG: 0.286 (7, 1) Jim Gott, R OBP: 0.091, SLG: 0.364 (9, 1)			0-0 6-3		0-0 1-3		0-3 K		0-3 K	3 0 0 0 0 1 2 1 0 0 0 0 1 0 0 0 0 0 0 0 0

TOP	
Pittsburgh Pirates @ St. Louis Cardinals	
Busch Stadium, St. Louis, MO	
Thu Sep 24 1987, 7:05 PM CDT	
Att: 35,921 - Unknown	
AB 34	
R 2	
H 9	
RBI 2	
BB 2	
SO 5	
LOB 15	
WP: 1 PA: 37	
PB: 0	
SB: 1	
CS: 0	

Inning Stats	R: 0	H: 1	E: 0	K: 0	S: 4	P: 4	R: 0	H: 0	E: 0	K: 0	S: 3	P: 7	R: 0	H: 1	E: 0	K: 0	S: 3	P: 3	R: 0	H: 3	E: 0	K: 0	S: 5	P: 5	R: 0	H: 0	E: 0	K: 0	S: 3	P: 3	R: 2	H: 2	E: 0	K: 2	S: 9	P: 13	R: 0	H: 2	E: 0	K: 2	S: 9	P: 9	R: 0	H: 0	E: 0	K: 1	S: 5	P: 5	1B: 6	2B: 3	3B: 0	HR: 0	SF: 0	SAC: 0	DP: 1	HBP: 0
--------------	------	------	------	------	------	------	------	------	------	------	------	------	------	------	------	------	------	------	------	------	------	------	------	------	------	------	------	------	------	------	------	------	------	------	------	-------	------	------	------	------	------	------	------	------	------	------	------	------	-------	-------	-------	-------	-------	--------	-------	--------

PITCHER	IP	WLS	BF	H	R	ER	SO	BB	IBB	HBP	BLK	WP	HR	S	P	ERA	WHIP
Joe Magrane, L ERA: 3.58 (1, 1)	7.0		28	7	2	2	2	2	0	0	0	1	0	30	38	2.57	1.286
Scott Terry, R ERA: 3.09 (8, 1)	0.2		4	2	0	0	1	0	0	0	0	0	0	6	6	0.00	3.000
Ricky Horton, L ERA: 3.73 (8, 1)	1.1	W	4	0	0	0	2	0	0	0	0	0	0	8	8	0.00	0.000

PITCHER	IP	WLS	BF	H	R	ER	SO	BB	IBB	HBP	BLK	WP	HR	S	P	ERA	WHIP
---------	----	-----	----	---	---	----	----	----	-----	-----	-----	----	----	---	---	-----	------



BOTTOM

Pittsburgh Pirates @ St. Louis Cardinals
Busch Stadium, St. Louis, MO
 Thu Sep 24 1987, 7:05 PM CDT
 Att. 35,921 - Unknown

livebaseballscorecards.com

AB	32
R	3
H	9
RBI	3
BB	3
SO	5
LOB	13



WP:	2	PA:	36
PB:	0	SB:	1
CS:	0		

AB R H RBI BB SO LOB

4	0	1	0	0	1	0
3	1	2	0	1	0	0
3	0	0	0	1	0	2
4	0	2	1	0	1	2
0	1	0	0	0	0	0
4	1	1	0	0	1	1
4	0	2	1	0	0	1
3	0	1	0	1	0	2
3	0	0	0	0	0	2
1	0	0	0	0	0	0
0	0	0	0	0	0	0
0	0	0	0	0	0	0

Batter	1	2	3	4	5	6	7	8	9
Vince Coleman, S (1, 7) OBP: 0.366, SLG: 0.365	0-0 4-3		0-0 F8		0-0 PO 1B			0-3 K	
Ozzie Smith, S (1, 6) OBP: 0.388, SLG: 0.377	0-0 S 1B		0-0 1B		0-0 PO 1-2	4-0 WP 1B BB		0-0 6-3	
Tom Herr, S (1, 4) OBP: 0.351, SLG: 0.337	4-0 G3-6-1 1-2 BB		0-0 L3			0-0 F9		0-0 G3	
Dan Driessen, L (1, 3) OBP: 0.333, SLG: 0.243 Curt Ford, L (9, PR) OBP: 0.335, SLG: 0.423	0-0 G3-6-1 1-2f			0-3 K		0-0 G1-6-3 1-1 1B		0-0 1B 2B 1B	
Willie McGee, S (1, 8) OBP: 0.315, SLG: 0.435		0-0 G3		0-3 K E		0-0 G1-6-3 1-2f		0-0 2B FC5 1B	
Terry Pendleton, S (1, 5) OBP: 0.369, SLG: 0.421		0-0 4-3		0-0 P8			0-0 6-3 F8 1B	0-0 FC5 1-3 3-H 4-0 2B	
John Morris, L (1, 9) OBP: 0.331, SLG: 0.428		0-0 FC6-4 1B		0-0 4-3 1-3			0-0 F8 1-2	0-0 FC5 IBB	
Tony Peña, R (1, 2) OBP: 0.283, SLG: 0.310 Lance Johnson, L (9, PH) OBP: 0.275, SLG: 0.298		0-0 FC6-4 1-2f			0-0 4-3		0-0 6-3 2-3	0-0 FC5 1-2 2-3f 3-H	
Joe Magrane, R (1, 1) OBP: 0.212, SLG: 0.250 José Oquendo, S (7, PH) OBP: 0.407, SLG: 0.340 Scott Terry, R (8, 1) Ricky Horton, L (8, 1) OBP: 0.200, SLG: 0.207			0-3 K		0-3 K		0-0 1-3		

Inning Stats	R: 0	H: 1	E: 0	LOB: 1	K: 0	BB: 1	S: 3	R: 0	H: 1	E: 0	LOB: 1	K: 0	BB: 1	S: 3	R: 0	H: 0	E: 1	LOB: 1	K: 2	BB: 0	S: 8	R: 0	H: 1	E: 0	LOB: 0	K: 1	BB: 0	S: 5	R: 1	H: 1	E: 0	LOB: 0	K: 0	BB: 1	S: 3	R: 0	H: 1	E: 0	LOB: 1	K: 0	BB: 0	S: 4	R: 0	H: 0	E: 0	LOB: 0	K: 1	BB: 0	S: 5	R: 2	H: 3	E: 0	LOB: 3	K: 0	BB: 1	S: 4	1B: 8	SF: 0	2B: 1	SAC: 0	3B: 0	DP: 2	HR: 0	HBP: 0
--------------	------	------	------	--------	------	-------	------	------	------	------	--------	------	-------	------	------	------	------	--------	------	-------	------	------	------	------	--------	------	-------	------	------	------	------	--------	------	-------	------	------	------	------	--------	------	-------	------	------	------	------	--------	------	-------	------	------	------	------	--------	------	-------	------	-------	-------	-------	--------	-------	-------	-------	--------

PITCHER	IP	WLS	BF	H	R	ER	SO	BB	IBB	HBP	BLK	WP	HR	S	P	ERA	WHIP
Bob Walk, R (1, 1) ERA: 3.44	6.0		24	6	1	1	4	2	0	0	0	2	0	30	38	1.50	1.333
Jeff Robinson, R (7, 1) ERA: 3.0	2.0	L	8	2	2	2	1	0	0	0	0	0	0	10	10	9.00	1.000
Jim Gott, R (9, 1) ERA: 3.43	0.1		3	1	0	0	0	0	1	0	0	0	0	2	6	0.00	3.000

Batter	1	2	3	4	5	6	7	8	9	AB R H RBI BB SO LOB	TOP	
Barry Bonds, L (1, 7) OBP: 0.320, SLG: 0.475	0-0 F7		0-0 L7		0-0 F8			0-0 F9		4 0 0 0 0 0 0		
Jose Lind, R (1, 4) OBP: 0.377, SLG: 0.462	4-0 2B 1B BB		0-3 K		0-0 F8			0-0 6-3		3 1 0 0 1 1 0		
Andy Van Slyke, L (1, 8) OBP: 0.353, SLG: 0.497 John Cangelosi, S (8, 8) OBP: 0.436, SLG: 0.420	0-0 1B 1-3 SF8 2B		4-0 BB BB		0-3 K			0-3 K		3 1 1 0 1 2 0 0 0 0 0 0 0 0		
Bobby Bonilla, S (1, 5) OBP: 0.350, SLG: 0.478 U L Washington, S (6, PH) OBP: 0.333, SLG: 0.143 (6, 5)	0-0 2-3 3-H 1B		4-0 1-2 BB		0-3 K			0-0 6-3		1 0 1 1 1 0 0 2 0 0 0 0 1 0		
Mike Diaz, R (1, 3) OBP: 0.335, SLG: 0.509	0-0 SF8 3-H		0-0 F7		0-0 6-3			0-0 FC4 1B		3 0 1 1 0 0 2		
Darnell Coles, R (1, 9) OBP: 0.274, SLG: 0.322	0-0 F9		0-0 F2		0-3 K			0-3 K		4 0 0 0 0 2 2		
Junior Ortiz, R (1, 2) OBP: 0.325, SLG: 0.342 Mackey Sasser, L (7, PH) OBP: 0.190, SLG: 0.190 (7, 2)		0-3 K	0-0 1B		0-0 3-1			0-0 FC4 1-2f		2 0 1 0 0 1 0 2 0 0 0 0 0 1		
Al Pedrique, R (1, 6) OBP: 0.347, SLG: 0.356		0-0 F8	0-0 F6		1-0 G4-6-3 HBP					2 0 0 0 0 0 1		
Mike Bielecki, R (1, 1) OBP: 0.067, SLG: 0.067 Bob Patterson, R (2, 1) OBP: 0.083, SLG: 0.083 Barry Jones, R (5, 1) Tommy Gregg, L (7, PH) Brett Gideon, R (7, 1) OBP: 1.000, SLG: 1.000		0-3 K	0-3 K		0-0 G4-6-3 1-2f					1 0 0 0 0 1 0 1 0 0 0 0 1 1 0 0 0 0 0 0 0 1 0 0 0 0 0 1 0 0 0 0 0 0 0		
Inning Stats	R: 2 H: 2 E: 0 LOB: 1 K: 0 BB: 1 S: 5 P: 9	R: 0 H: 0 E: 0 LOB: 0 K: 2 BB: 0 S: 7 P: 7	R: 0 H: 0 E: 0 LOB: 2 K: 1 BB: 2 S: 5 P: 13	R: 0 H: 1 E: 0 LOB: 1 K: 1 BB: 0 S: 6 P: 6	R: 0 H: 0 E: 0 LOB: 0 K: 1 BB: 0 S: 5 P: 5	R: 0 H: 0 E: 0 LOB: 0 K: 2 BB: 0 S: 7 P: 7	R: 0 H: 0 E: 0 LOB: 0 K: 0 BB: 0 S: 2 P: 3	R: 0 H: 0 E: 0 LOB: 0 K: 1 BB: 0 S: 5 P: 5	R: 0 H: 1 E: 0 LOB: 1 K: 1 BB: 0 S: 6 P: 6	1B: 3 SF: 1 2B: 1 SAC: 0 3B: 0 DP: 1 HR: 0 HBP: 1	WP: 0 PA: 34 PB: 0 SB: 0 CS: 0	
PITCHER	IP WLS BF H R ER SO BB IBB HBP BLK WP HR S P ERA WHIP											
Sid Fernandez, L (1, 1) ERA: 3.58	5.0 W 21 3 2 2 5 3 0 0 0 0 0 0 28 40 3.60 1.200											
David Cone, R (6, 1) ERA: 3.76	2.0 6 0 0 0 2 0 0 1 0 0 0 0 9 10 0.00 0.000											
Randy Myers, L (8, 1) ERA: 3.71	1.0 3 0 0 0 1 0 0 0 0 0 0 0 5 5 0.00 0.000											
Doug Sisk, R (9, 1) ERA: 3.55	1.0 4 1 0 0 1 0 0 0 0 0 0 0 6 6 0.00 1.000											

Pittsburgh Pirates @ New York Mets
Shea Stadium, Flushing, NY
Fri Sep 25 1987, 7:05 PM EDT
Att: 41,987 - Unknown

livebaseballscorecards.com

AB 29
R 2
H 4
RBI 2
BB 3
SO 9
LOB 8



Batter	1	2	3	4	5	6	7	8	9	AB R H RBI BB SO LOB	TOP											
Barry Bonds, L (1, 7) OBP: 0.320, SLG: 0.480	0-0 G1 1B	0-0 1-H HR		0-0 FC6-4 2-3		0-0 F9			0-3 K	5 2 2 2 0 1 3												
Jose Lind, R (1, 4) OBP: 0.361, SLG: 0.441	0-3 K	0-0 6-3			0-0 F8		0-0 F8		0-0 4-3	5 0 0 0 0 1 1												
Andy Van Slyke, L (1, 8) OBP: 0.353, SLG: 0.500	0-0 G1 2-3		0-0 F5		0-3 K		0-0 2B 3B		0-0 1B	5 1 2 0 0 1 1												
Bobby Bonilla, S (1, 5) OBP: 0.353, SLG: 0.482	0-0 CS 1B		0-0		0-3 K		0-0 SF9 2B		0-0 F8	5 1 3 2 0 1 1												
Sid Bream, L (1, 3) OBP: 0.336, SLG: 0.404	0-0 CS 1-2	0-0 1B G3 1B	0-3 K		0-3 K		0-0 SF9			3 1 1 1 0 2 1												
R.J. Reynolds, S (1, 9) OBP: 0.319, SLG: 0.401		0-3 K	0-3 K		0-0 1B 1B		0-0 F9			4 1 1 0 0 2 2												
Michael LaValliere, L (1, 2) OBP: 0.377, SLG: 0.364		0-0 1B G3 1B		0-0 FC6-4 SH3-4 1B		0-0 1B 1B		0-0 G3		4 1 3 0 0 0 0												
Felix Fermin, R (1, 6) OBP: 0.339, SLG: 0.275		0-0 G3		0-3 K		0-3 K		0-0 6-3		4 0 0 1 0 2 4												
Doug Drabek, R (1, 1) OBP: 0.167, SLG: 0.143		0-0 HR 1B		0-0 SH3-4		0-0 1B		0-3 K		3 1 2 2 0 1 0												
John Smiley, L (9, 1) OBP: 0.143, SLG: 0.286				1-2		1-2 3-H				0 0 0 0 0 0 0												
Inning Stats	R: 1 E: 0 K: 1 S: 6	H: 2 LOB: 0 BB: 0 P: 6	R: 4 E: 0 K: 1 S: 9	H: 4 LOB: 0 BB: 0 P: 9	R: 0 E: 0 K: 2 S: 8	H: 1 LOB: 1 BB: 0 P: 8	R: 0 E: 0 K: 1 S: 6	H: 1 LOB: 1 BB: 0 P: 6	R: 0 E: 0 K: 2 S: 7	H: 0 LOB: 0 BB: 0 P: 7	R: 1 E: 0 K: 2 S: 10	H: 3 LOB: 2 BB: 0 P: 10	R: 2 E: 0 K: 0 S: 5	H: 2 LOB: 0 BB: 0 P: 5	R: 0 E: 0 K: 1 S: 5	H: 0 LOB: 0 BB: 0 P: 5	R: 0 E: 0 K: 1 S: 6	H: 1 LOB: 1 BB: 0 P: 6	1B: 11 2B: 1 3B: 1 HR: 1	SF: 1 SAC: 1 DP: 0 HBP: 0	WP: 0 PB: 0 SB: 1 CS: 1	PA: 41
PITCHER	IP WLS BF H R ER SO BB IBB HBP BLK WP HR S P ERA WHIP																				PITCHER	IP WLS BF H R ER SO BB IBB HBP BLK WP HR S P ERA WHIP
Dwight Gooden, R (1, 1) ERA: 3.22	3.0 L 15 7 5 5 4 0 0 0 0 0 1 23 23 15.00 2.333																					
John Mitchell, R (4, 1) ERA: 4.22	2.0 7 1 0 0 3 0 0 0 0 0 0 0 13 13 0.00 0.500																					
Randy Myers, L (6, 1) ERA: 3.98	2.0 11 5 3 3 2 0 0 0 0 0 0 0 15 15 13.50 2.500																					
Gene Walter, L (8, 1) ERA: 3.38	2.0 7 1 0 0 2 0 0 0 0 0 0 0 11 11 0.00 0.500																					

Pittsburgh Pirates @ New York Mets
Shea Stadium, Flushing, NY
Sat Sep 26 1987, 3:33 AM EDT
Att: 48,695 - Unknown

livebaseballscorecards.com

AB	38
R	8
H	14
RBI	8
BB	0
SO	11
LOB	13



BOTTOM

Pittsburgh Pirates @ New York Mets
Shea Stadium, Flushing, NY
Sat Sep 26 1987, 3:33 AM EDT
Att. 48,695 - Unknown

livebaseballscores.com

AB	33
R	2
H	6
RBI	2
BB	0
SO	6
LOB	9



WP:	0	PA:	33
PB:	0	SB:	0
CS:	0		

AB R H RBI BB SO LOB


4	0	0	0	0	1	1
0	0	0	0	0	0	0
4	0	2	1	0	0	0
4	0	2	0	0	0	1
4	0	0	0	0	2	3
3	0	0	0	0	0	0
0	0	0	0	0	0	0
1	0	0	0	0	0	2
3	0	0	0	0	0	0
1	0	0	0	0	1	2
3	0	0	0	0	0	0
2	0	0	0	0	0	0
1	1	1	1	0	0	0
0	0	0	0	0	0	0
1	1	1	0	0	0	0
0	0	0	0	0	0	0
1	0	0	0	0	1	0
0	0	0	0	0	0	0
1	0	0	0	0	1	0

Batter	1	2	3	4	5	6	7	8	9
Lenny Dykstra, L (1, 8) OBP: 0.349, SLG: 0.454 Bill Almon, R (9, 6) OBP: 0.325, SLG: 0.296	0-3 K ①		0-0 6-3 ②			0-0 4-3 ①		0-0 G1 ③	
Tim Teufel, R (1, 4) OBP: 0.405, SLG: 0.554	0-0 L6 ②		0-0 2-H 2B			0-0 5-3 ②		0-0 1B 1B	
Dave Magadan, L (1, 3) OBP: 0.393, SLG: 0.454	0-0 1B		0-0 4-3 ③			0-0 3-1 ③		0-0 1-3 1B	
Darryl Strawberry, L (1, 9) OBP: 0.396, SLG: 0.584	0-3 K ③			0-0 F7 ①			0-0 4-3 ①	0-3 K ①	
Kevin McReynolds, R (1, 7) OBP: 0.319, SLG: 0.490 Gene Walter, L (8, 1) Gregg Jefferies, S (9, PH) OBP: 0.600, SLG: 0.800		0-0 4-3 ①		0-0 6-3 ②			0-0 L7 ②	0-0 F8 ②	
Gary Carter, R (1, 2) OBP: 0.295, SLG: 0.396 Barry Lyons, R (8, 2) OBP: 0.284, SLG: 0.377		0-0 6-3 ②		0-0 L3 ③			0-0 5-3 ③	0-3 K ③	
Howard Johnson, S (1, 5) OBP: 0.369, SLG: 0.509		0-0 G3 ③				0-0 G3 ①		0-0 4-3 ①	
Rafael Santana, R (1, 6) OBP: 0.304, SLG: 0.352 Lee Mazzilli, S (8, PH) OBP: 0.397, SLG: 0.459 (9, 7)			0-0 F3 ①			0-0 6-3 ②		0-0 HR	
Dwight Gooden, R (1, 1) OBP: 0.222, SLG: 0.226 (3, PH) Kevin Elster, R (4, 1) OBP: 1.000, SLG: 1.500 (4, 1) John Mitchell, R (5, PH) OBP: 0.121, SLG: 0.152 (5, PH) Mark Carmon, R (6, 1) OBP: 0.200, SLG: 0.200 (6, 1) Randy Myers, L (8, 7) OBP: 0.296, SLG: 0.296 (8, 7) Mookie Wilson, S (9, 8) OBP: 0.361, SLG: 0.462 (9, 8)			0-0 2B 2B			0-3 K ③		0-3 K ②	

Inning Stats	R: 0	H: 1	E: 0	LOB: 1	K: 2	P: 8	R: 0	H: 0	E: 0	LOB: 0	K: 0	P: 3	R: 1	H: 2	E: 0	LOB: 1	K: 0	P: 5	R: 0	H: 0	E: 0	LOB: 0	K: 1	P: 5	R: 0	H: 0	E: 0	LOB: 0	K: 0	P: 3	R: 0	H: 0	E: 0	LOB: 0	K: 0	P: 3	R: 1	H: 1	E: 0	LOB: 0	K: 1	P: 6	R: 0	H: 2	E: 0	LOB: 2	K: 2	P: 9	1B: 3	SF: 0	2B: 2	SAC: 0	3B: 0	DP: 0	HR: 1	HBP: 0	WP: 0	PA: 33
--------------	------	------	------	--------	------	------	------	------	------	--------	------	------	------	------	------	--------	------	------	------	------	------	--------	------	------	------	------	------	--------	------	------	------	------	------	--------	------	------	------	------	------	--------	------	------	------	------	------	--------	------	------	-------	-------	-------	--------	-------	-------	-------	--------	-------	--------

PITCHER	IP	WLS	BF	H	R	ER	SO	BB	IBB	HBP	BLK	WP	HR	S	P	ERA	WHIP
Doug Drabek, R (1, 1) ERA: 3.93	8.0	W	30	6	2	2	4	0	0	0	0	0	1	38	38	2.25	0.750
John Smiley, L (9, 1) ERA: 5.38	1.0		3	0	0	0	2	0	0	0	0	0	0	7	7	0.00	0.000

PITCHER	IP	WLS	BF	H	R	ER	SO	BB	IBB	HBP	BLK	WP	HR	S	P	ERA	WHIP
Doug Drabek, R (1, 1) ERA: 3.93	8.0	W	30	6	2	2	4	0	0	0	0	0	1	38	38	2.25	0.750
John Smiley, L (9, 1) ERA: 5.38	1.0		3	0	0	0	2	0	0	0	0	0	0	7	7	0.00	0.000

Batter	1	2	3	4	5	6	7	8	9	AB R H RBI BB SO LOB	TOP											
Barry Bonds, L (1, 7) OBP: 0.318, SLG: 0.477	0-0 6-3		0-0 E6 1B FC3-6		0-0 F8		0-3 K			4 1 0 0 0 1 1												
Jose Lind, R (1, 4) OBP: 0.374, SLG: 0.452	0-0 2B 1B		0-0 FC3-6 1B		0-0 1B		0-0 G6-4-3 1-2f			4 0 3 0 0 0 1												
Andy Van Slyke, L (1, 8) Tommy Gregg, L (8, 8) OBP: 0.351, SLG: 0.496	0-0 F9		0-0 FC3-6 FC5-4 1-2f		0-0 F8			0-0 F8		4 0 0 1 0 0 3 0 0 0 0 0 0 0												
Bobby Bonilla, S (1, 5) Al Pedrique, R (8, 5) OBP: 0.352, SLG: 0.482	0-0 1-3 2B		0-0 FC5-4 1-2f		0-0 5-3			0-0 F8		4 0 1 0 0 0 1 0 0 0 0 0 0 0												
Sid Bream, L (1, 3) OBP: 0.337, SLG: 0.405	0-0 F9			0-0 3-1		0-0 HR 1B		0-0 1B		4 1 2 0 0 0 2												
Darnell Coles, R (1, 9) OBP: 0.274, SLG: 0.319		0-0 F9		4-0 4-3 S BB		0-0 F9		0-3 K		3 0 0 0 1 1 2												
Michael LaValiere, L (1, 2) Tom Prince, R (3, 2) OBP: 0.376, SLG: 0.363		0-0 F7		0-0 4-3 1-3		0-0 HR		0-3 K		1 0 0 0 0 0 0 3 1 1 2 0 1 1	AB 35 R 3 H 8 RBI 3 BB 1 SO 5 LOB 12											
Felix Fermin, R (1, 6) OBP: 0.317, SLG: 0.255		0-0 P4		0-0 1-3		0-0 F8		0-0 L3		4 0 0 0 0 0 1												
Mike Dunne, R (1, 1) Bob Kipper, R (4, 1) John Cangelosi, S (5, PH) Vicente Palacios, R (5, 1) U L Washington, S (7, PH) Tim Drummond, R (7, 1) Brett Gideon, R (8, 1) Terry Harper, R (9, PH) OBP: 0.179, SLG: 0.137			0-3 K		0-0 6-3		0-0 G6-4-3 1B		0-3 K	1 0 0 0 0 0 1 0 0 0 0 0 0 0 0 0 1 0 0 0 0 0 0 0 0 0 0 0 0 0 0 0 1 0 1 0 1 0 0 0 0 0 1 0												
Inning Stats	R: 0 E: 0 K: 0 S: 5	H: 2 LOB: 2 BB: 0 P: 5	R: 0 E: 0 K: 0 S: 3	H: 0 LOB: 0 BB: 0 P: 3	R: 1 E: 1 K: 1 S: 7	H: 1 LOB: 1 BB: 0 P: 7	R: 0 E: 0 K: 0 S: 3	H: 0 LOB: 1 BB: 1 P: 7	R: 0 E: 0 K: 0 S: 4	H: 1 LOB: 1 BB: 0 P: 4	R: 2 E: 0 K: 0 S: 5	H: 2 LOB: 0 BB: 0 P: 5	R: 0 E: 0 K: 1 S: 5	H: 1 LOB: 0 BB: 0 P: 5	R: 0 E: 0 K: 1 S: 6	H: 1 LOB: 1 BB: 0 P: 6	R: 0 E: 0 K: 2 S: 7	H: 0 LOB: 0 BB: 0 P: 7	1B: 6 2B: 1 3B: 0 HR: 1	SF: 0 SAC: 0 DP: 1 HBP: 0	WP: 0 PB: 0 SB: 1 CS: 0	PA: 36
PITCHER	IP WLS BF H R ER SO BB IBB HBP BLK WP HR S P ERA WHIP																					
Bob Ojeda, L (1, 1) ERA: 3.88	6.0 W 26 6 3 2 1 1 0 0 0 0 1 27 31 3.00 1.167																					
Jesse Orosco, L (7, 1) ERA: 4.4	3.0 S 10 2 0 0 4 0 0 0 0 0 0 0 18 18 0.00 0.667																					

Pittsburgh Pirates @ New York Mets
Shea Stadium, Flushing, NY
Sun Sep 27 1987, 3:33 AM EDT
Att: 48,588 - Unknown

livebaseballscorecards.com

Batter	1	2	3	4	5	6	7	8	9	AB	R	H	RBI	BB	SO	LOB
Lenny Dykstra, L OBP: 0.351, SLG: 0.458 (1, 8)	0-0 4-3 1B		0-0 BB 1B 1B	0-0 BB 1B 3-H	0-0 4-3		0-0 2-H 1B 2B			5	3	3	2	0	0	1
Tim Teufel, R OBP: 0.405, SLG: 0.549 (1, 4)	0-0 5-3 1B		4-0 BB 1B BB	0-0 F2		0-0 4-3	0-0 2-H 1B			4	0	1	1	1	0	2
Keith Hernandez, L OBP: 0.383, SLG: 0.438 Dave Magadan, L OBP: 0.393, SLG: 0.454 (1, 3) (8, 3)	0-0 1B		0-0 BB 1B BB	4-0 1B HR BB		0-0 F8	0-3 K			4	1	2	2	1	1	1
Darryl Strawberry, L OBP: 0.399, SLG: 0.585 (1, 9)	0-0 F8		4-0 1B BB BB	0-0 HR 1B 3-H		1-0 2B HBP		0-0 4-3 2B 1B		3	3	2	2	1	0	1
Kevin McReynolds, R OBP: 0.322, SLG: 0.498 (1, 7)		0-0 L7-4-3 1B	0-0 F2	0-0 HR 1B 2-H		0-0 2B		0-0 F7 1-2		5	1	3	4	0	0	4
Gary Carter, R OBP: 0.293, SLG: 0.392 Barry Lyons, R OBP: 0.284, SLG: 0.377 (1, 2) (9, 2)		0-0 L7-4-3 1-2	0-3 K	0-0 5-3		0-0 6-3		0-0 4-3 2-3		5	0	0	0	0	1	6
Howard Johnson, S OBP: 0.369, SLG: 0.511 (1, 5)		0-3 K		0-0 1B 2B	0-0 3-1		0-0 F8	0-0 2B 3-H		5	1	2	1	0	1	0
Rafael Santana, R OBP: 0.308, SLG: 0.357 Bill Almon, R OBP: 0.321, SLG: 0.292 (1, 6) (8, PH) (9, 6)			0-0 FC1-6 1B	0-3 K	0-0 2B		4-0 SH1-3 2B BB	0-0 1-3		3	1	2	0	1	1	1
Bob Ojeda, L OBP: 0.188, SLG: 0.071 Jesse Orosco, R (7, 1)			0-0 BB 1B 1-2	0-0 BB 1B 2-3	0-3 K		0-0 SH1-3 1-2			3	2	1	0	0	1	2

Inning Stats	R: 0	H: 1	R: 0	H: 1	R: 2	H: 3	R: 6	H: 5	R: 0	H: 1	R: 1	H: 1	R: 2	H: 2	R: 1	H: 2
	E: 0	LOB: 1	E: 0	LOB: 0	E: 0	LOB: 3	E: 0	LOB: 0	E: 0	LOB: 1	E: 0	LOB: 1	E: 0	LOB: 1	E: 0	LOB: 1
	K: 0	BB: 0	K: 1	BB: 0	K: 1	BB: 2	K: 1	BB: 1	K: 1	BB: 0	K: 1	BB: 0	K: 1	BB: 1	K: 0	BB: 0
	S: 4	P: 4	S: 5	P: 5	S: 8	P: 16	S: 10	P: 14	S: 6	P: 6	S: 4	P: 5	S: 7	P: 11	S: 5	P: 5

PITCHER	IP	WLS	BF	H	R	ER	SO	BB	IBB	HBP	BLK	WP	HR	S	P	ERA	WHIP
Mike Dunne, R ERA: 3.07 (1, 1)	3.2	L	21	8	6	6	3	3	0	0	0	0	0	24	36	14.73	3.000
Bob Kipper, L ERA: 5.94 (4, 1)	0.1		3	2	2	2	0	0	0	0	0	0	1	3	3	54.00	6.000
Vicente Palacios, R ERA: 3.68 (5, 1)	2.0		9	2	1	1	1	0	0	1	0	0	0	10	11	4.50	1.000
Tim Drummond, R ERA: 5.06 (7, 1)	1.0		6	2	2	2	1	1	0	0	0	0	0	7	11	18.00	3.000
Brett Gideon, R ERA: 4.98 (8, 1)	1.0		5	2	1	1	0	0	0	0	0	0	0	5	5	9.00	2.000


BOTTOM

Pittsburgh Pirates @ New York Mets
Shea Stadium, Flushing, NY

Sun Sep 27 1987, 3:33 AM EDT
Att. 48,588 - Unknown

AB	38
R	12
H	16
RBI	12
BB	4
SO	5
LOB	19

livebaseballscorecards.com



WP	HR	S	P	ERA	WHIP
0	0	0	0	0	0

Batter	1	2	3	4	5	6	7	8	9	AB R H RBI BB SO LOB	TOP											
Bob Dernier, R (1, 8) OBP: 0.389, SLG: 0.516	0-3 K		0-0 F9		0-3 K		0-3 K			4 0 0 0 0 3 2	Chicago Cubs @ Pittsburgh Pirates Three Rivers Stadium, Pittsburgh, PA Wed Sep 30 1987, 7:05 PM EDT Unknown											
23 Ryne Sandberg, R (1, 4) OBP: 0.366, SLG: 0.445	0-0 5-3		0-0 5-3		0-0 F8			0-3 K		4 0 0 0 0 1 2												
Rafael Palmeiro, L (1, 7) OBP: 0.314, SLG: 0.483	0-3 K			0-0 F8		0-0 G3		0-0 4-3		4 0 0 0 0 1 0												
Andre Dawson, R (1, 9) OBP: 0.331, SLG: 0.574		0-0 F7		0-0 1B BB		0-0 HR		0-0 4-3		4 1 2 1 0 0 0												
Leon Durham, L (1, 3) OBP: 0.348, SLG: 0.514		0-0 SF9 3B		4-0 1B WP BB		0-0 2B 1B		0-0 L4		3 2 2 0 1 0 0												
Keith Moreland, R (1, 5) OBP: 0.309, SLG: 0.459		0-0 SF9		0-0 1B WP		0-0 2B 1-H		0-0 F9		3 0 2 2 0 0 0												
Damon Berryhill, S (1, 2) OBP: 0.190, SLG: 0.056		0-3 K		0-0 F8		0-0 F9		0-0 G3		4 0 0 0 0 1 2												
Shawon Dunston, R (1, 6) OBP: 0.267, SLG: 0.360			0-0 F9 6-3 1B		0-0 6-3		0-0 F8			3 0 1 0 0 0 0												
Rick Sutcliffe, L (1, 1) OBP: 0.216, SLG: 0.238			0-0 6-3		0-0 2B		0-0 G3			3 0 1 0 0 0 1												
Inning Stats	R: 0 E: 0 K: 2 S: 7	H: 0 LOB: 0 BB: 0 P: 7	R: 1 E: 0 K: 1 S: 6	H: 1 LOB: 0 BB: 0 P: 6	R: 0 E: 0 K: 0 S: 4	H: 1 LOB: 1 BB: 0 P: 4	R: 0 E: 0 K: 0 S: 4	H: 2 LOB: 2 BB: 1 P: 8	R: 0 E: 0 K: 1 S: 6	H: 1 LOB: 1 BB: 0 P: 6	R: 2 E: 0 K: 0 S: 5	H: 3 LOB: 0 BB: 0 P: 5	R: 0 E: 0 K: 1 S: 5	H: 0 LOB: 0 BB: 0 P: 5	R: 0 E: 0 K: 1 S: 3	H: 0 LOB: 0 BB: 0 P: 3	R: 0 E: 0 K: 0 S: 3	H: 0 LOB: 0 BB: 0 P: 3	1B: 4 2B: 2 3B: 1 HR: 1	SF: 1 SAC: 0 DP: 0 HBP: 0	WP: 1 PB: 0 SB: 0 CS: 0	PA: 34
PITCHER	IP WLS BF H R ER SO BB IBB HBP BLK WP HR S P ERA WHIP																					
Brian Fisher, R (1, 1) ERA: 4.52	6.0 W 25 8 3 3 4 1 0 0 0 1 1 32 36 4.50 1.500																					
Jeff Robinson, R (7, 1) ERA: 2.93	3.0 S 9 0 0 0 2 0 0 0 0 0 0 13 13 0.00 0.000																					

livebaseballscorecards.com



Batter	1	2	3	4	5	6	7	8	9
Barry Bonds, L OBP: 0.319, SLG: 0.478 (1, 7)	0-0 SH1-3 S 1B	0-0 F7		0-3 K	0-0 F7			0-0 WP 2B	
Jose Lind, R OBP: 0.370, SLG: 0.454 (1, 4)	0-0 SH1-3 1-3		0-0 F9	0-0 2B 1-H 2-H		0-0 B1-3		0-0 6-3 2-3	
Andy Van Slyke, L OBP: 0.353, SLG: 0.498 (1, 8)	4-0 G5-4-3 BB		0-1 CI 1B	0-0 WP 2B 2-H		0-0 F8			
Darnell Coles, R OBP: 0.277, SLG: 0.319 (1, 5)	0-0 G5-4-3 1-2f		0-0 1B 1-2	4-0 BB 2-3		0-0 4-3			
Sid Bream, L OBP: 0.336, SLG: 0.410 (1, 3)		0-0 HR	0-0 P6	0-0 F7		0-0 F8			
R.J. Reynolds, S OBP: 0.316, SLG: 0.396 (1, 9)		0-3 K	0-0 F7		0-0 F8		0-3 K		
Michael LaValliere, L OBP: 0.380, SLG: 0.367 (1, 2)		0-0 4-3 2B 1B		0-0 SH1-3 2B 1B	0-0 FC4-6 1B		0-0 4-3		
Felix Fermin, R OBP: 0.302, SLG: 0.241 (1, 6)		0-0 4-3 1-2		0-0 SH1-3 1-2	0-0 FC4-6 1B 1-2f		0-0 6-3		
Brian Fisher, R OBP: 0.277, SLG: 0.310 (1, 1)		0-0 2B 2-H		4-0 2B BB	0-0 1B 1-3		0-3 K		
Jeff Robinson, R OBP: 0.136, SLG: 0.273 (7, 1)									

Inning Stats	R: 0	H: 1	E: 0	K: 0	S: 3	R: 2	H: 3	E: 0	K: 1	S: 8	R: 0	H: 1	E: 1	K: 0	S: 5	R: 3	H: 3	E: 0	K: 1	S: 8	R: 0	H: 2	E: 0	K: 0	S: 5	R: 0	H: 0	E: 0	K: 1	S: 5	R: 0	H: 0	E: 0	K: 1	S: 6	R: 0	H: 1	E: 0	K: 1	S: 6
	LOB: 1	BB: 1	P: 7	LOB: 1	BB: 0	P: 8	LOB: 2	BB: 0	P: 5	LOB: 2	BB: 2	P: 16	LOB: 2	BB: 0	P: 5	LOB: 0	BB: 0	P: 3	LOB: 0	BB: 0	P: 5	LOB: 0	BB: 0	P: 5	LOB: 1	BB: 0	P: 6	LOB: 0	BB: 0	P: 6	LOB: 0	BB: 0	P: 6	LOB: 0	BB: 0	P: 6	LOB: 0	BB: 0	P: 6	

PITCHER	IP	WLS	BF	H	R	ER	SO	BB	IBB	HBP	BLK	WP	HR	S	P	ERA	WHIP
Rick Sutcliffe, R ERA: 3.68 (1, 1)	8.0	L	38	11	5	5	4	3	0	0	0	2	1	43	55	5.62	1.750

BOTTOM

Chicago Cubs @ Pittsburgh Pirates
Three Rivers Stadium, Pittsburgh, PA
Wed Sep 30 1987, 7:05 PM EDT
Unknown

AB	R	H	RBI	BB	SO	LOB
5	0	2	0	0	1	5
4	1	1	2	0	0	1
2	0	1	1	1	0	0
3	0	1	0	1	0	2
4	1	1	1	0	0	4
4	0	0	0	0	2	2
4	2	3	0	0	0	0
3	0	0	0	0	0	2
2	1	2	1	1	0	0
1	0	0	0	0	1	0

AB	32
R	5
H	11
RBI	5
BB	3
SO	4
LOB	16

livebaseballscorecards.com



WP	PA
2	38

Batter	1	2	3	4	5	6	7	8	9	AB	R	H	RBI	BB	SO	LOB	TOP										
Bob Dernier, R (1, 8) <small>OBP: 0.388, SLG: 0.510</small> Chico Walker, S (6, PH) <small>OBP: 0.277, SLG: 0.238</small>	0-3 K		0-0 4-3		4-0 E 23 1B BB	4-0 BB	4-0 23 WP BB			2	1	0	0	1	1	1											
23 Ryne Sandberg, R (1, 4) <small>OBP: 0.365, SLG: 0.442</small>	0-0 1-3		0-0 5-3		0-0 FC4-6 1B	0-0 G3	0-3 3-H BB			5	0	1	0	0	1	6											
Jerry Mumphrey, S (1, 7) <small>OBP: 0.398, SLG: 0.534</small> Brian Dayett, R (7, PH) <small>OBP: 0.358, SLG: 0.462</small>	0-0 F8			0-0 HR 2B	0-0 FC4-6		0-0 2B BB 2B	0-0 6-3		3	1	1	1	0	0	1											
Andre Dawson, R (1, 9) <small>OBP: 0.330, SLG: 0.572</small>		0-0 4-3		0-3 K	0-3 K		0-0 BB 2B	0-3 K		5	1	1	0	0	3	2											
Leon Durham, L (1, 3) <small>OBP: 0.348, SLG: 0.513</small> Rafael Palmeiro, L (2, 3) <small>OBP: 0.322, SLG: 0.505</small>		0-0 4-3		0-0 HR		0-0 G3 BB 2B	4-0 BB 2B BB	0-0 4-3		1	0	0	0	0	0	0											
Wade Rowdon, R (1, 5) <small>OBP: 0.286, SLG: 0.462</small>		4-0 CS BB		0-0 F9		0-0 G3	0-3 K		0-0 F8	4	0	0	0	1	1	4											
Mike Brumley, S (1, 6) <small>OBP: 0.283, SLG: 0.284</small>	0-0 CS		0-0 1B S WP 1B	4-0 CS BB		4-0 BB BB BB	4-0 2B S BB		0-0 F8	2	2	1	1	3	0	0											
Jim Sundberg, R (1, 2) <small>OBP: 0.312, SLG: 0.309</small>			0-3 K	0-0 CS	0-0 6-3	4-0 BB BB	4-0 23 WP 2B		4-0 BB	3	0	1	2	2	1	1											
Jamie Moyer, L (1, 1) <small>OBP: 0.288, SLG: 0.250</small> Frank DiPino, L (5, 1) <small>OBP: 0.500, SLG: 0.500</small> Luis Quinones, S (6, PH) <small>OBP: 0.287, SLG: 0.276</small> Jay Baller, R (6, 1) <small>OBP: 1.000, SLG: 1.000</small> Drew Hall, L (6, 1)			0-0 4-3 WP 1B		4-0 23 1B FC4-6 BB	0-0 P6	0-3 K		0-0 F7	1	1	1	0	1	0	0											
Inning Stats	R: 0 E: 0 K: 1 S: 5	H: 0 LOB: 0 BB: 0 P: 5	R: 0 E: 0 K: 0 S: 2	H: 0 LOB: 0 BB: 1 P: 6	R: 1 E: 0 K: 1 S: 7	H: 2 LOB: 1 BB: 0 P: 7	R: 2 E: 0 K: 1 S: 6	H: 2 LOB: 0 BB: 1 P: 10	R: 2 E: 1 K: 1 S: 6	H: 1 LOB: 1 BB: 2 P: 14	R: 1 E: 0 K: 0 S: 4	H: 1 LOB: 3 BB: 3 P: 16	R: 4 E: 0 K: 3 S: 12	H: 3 LOB: 2 BB: 3 P: 24	R: 0 E: 0 K: 1 S: 5	H: 0 LOB: 0 BB: 0 P: 5	R: 0 E: 0 K: 0 S: 3	H: 0 LOB: 1 BB: 1 P: 7	1B: 3 2B: 5 3B: 0 HR: 1	SF: 0 SAC: 0 DP: 0 HBP: 0	WP: 2 PB: 0 SB: 2 CS: 2	PA: 47					
PITCHER	IP	WLS	BF	H	R	ER	SO	BB	IBB	HBP	BLK	WP	HR	S	P	ERA	WHIP										
Mike Bielecki, R (1, 1) <small>ERA: 4.73</small>	4.0		16	4	3	3	3	2	0	0	0	1	1	20	28	6.75	1.500										
Barry Jones, R (5, 1) <small>ERA: 5.61</small>	1.1		9	2	3	2	1	3	0	0	0	0	0	8	20	13.50	3.750										
Tim Drummond, R (6, 1) <small>ERA: 4.5</small>	0.2		4	0	0	0	0	2	0	0	0	0	0	2	10	0.00	3.000										
John Smiley, L (7, 1) <small>ERA: 5.81</small>	0.2	L	8	3	4	4	2	3	0	0	0	0	0	9	21	54.00	9.000										
Brett Gideon, R (7, 1) <small>ERA: 4.66</small>	2.1		8	0	0	0	2	1	0	0	0	1	0	11	15	0.00	0.429										

Chicago Cubs @ Pittsburgh Pirates
Three Rivers Stadium, Pittsburgh, PA
Wed Sep 30 1987, 7:05 PM EDT
Att. 6,985 - Unknown

livebaseballscorecards.com

AB	34
R	10
H	9
RBI	7
BB	11
SO	8
LOB	21



Batter	1	2	3	4	5	6	7	8	9	AB	R	H	RBI	BB	SO	LOB
John Cangelosi, S OBP: 0.433, SLG: 0.429 (1, 8) (7, 7)	F8		K	1B		3B		K		5	0	2	2	0	2	2
Jose Lind, R OBP: 0.371, SLG: 0.452 (1, 4)	1B		1B	F9		G3		G4-6-3		5	0	2	0	0	0	5
Terry Harper, R OBP: 0.317, SLG: 0.373 Andy Van Slyke, L OBP: 0.351, SLG: 0.496 (1, 7) (6, PH) (7, 8)	P4		F2		E5 WP BB HR	G3		F9		3	1	0	0	0	0	2
Mike Diaz, R OBP: 0.333, SLG: 0.502 Brett Gideon, R OBP: 1.000, SLG: 1.000 U L Washington, S OBP: 0.455, SLG: 0.333 (1, 9) (7, 1) (9, PH)	1-3		F8		HR WP BB	F7		HR 1B		3	1	0	0	1	0	3
Darnell Coles, R OBP: 0.290, SLG: 0.365 (1, 5)		4-3 1B		HR	HR		G6-4-3 BB	HR		4	3	4	6	1	0	0
Sid Bream, L OBP: 0.333, SLG: 0.406 (1, 3)	4-3		K	F3		G6-4-3		6-3		5	0	0	0	0	1	2
Junior Ortiz, R OBP: 0.322, SLG: 0.339 (1, 2)	5-3		E 1B 1B	5-3		F8		K		5	1	1	0	0	1	1
Al Pedrique, R OBP: 0.349, SLG: 0.356 (1, 6)		FC6-4 IBB	FC5 1B	L4				BB 1B		3	0	1	0	1	0	1
Mike Bielecki, R OBP: 0.083, SLG: 0.063 Bobby Bonilla, S OBP: 0.351, SLG: 0.481 Barry Jones, R OBP: 0.143, SLG: 0.286 Tim Drummond, R OBP: 0.143, SLG: 0.286 Tommy Gregg, L OBP: 0.143, SLG: 0.286 John Smiley, L OBP: 0.143, SLG: 0.286 R.J. Reynolds, S OBP: 0.318, SLG: 0.396 (1, 1) (4, PH) (5, 1) (6, 1) (6, PH) (7, 1) (7, 9)	FC6-4		F7			3B 2B		G4-6-3 BB		1	0	0	0	0	0	2

Inning Stats	R: 0	H: 1	E: 0	LOB: 1	K: 0	BB: 0	S: 4	P: 4	R: 0	H: 1	E: 0	LOB: 2	K: 0	BB: 1	S: 4	P: 8	R: 0	H: 1	E: 0	LOB: 1	K: 1	BB: 0	S: 6	P: 6	R: 2	H: 3	E: 1	LOB: 2	K: 1	BB: 0	S: 9	R: 3	H: 1	E: 1	LOB: 0	K: 0	BB: 1	S: 5	P: 9	R: 1	H: 2	E: 0	LOB: 1	K: 0	BB: 0	S: 5	P: 5	R: 0	H: 0	E: 0	LOB: 0	K: 0	BB: 1	S: 2	P: 6	R: 0	H: 1	E: 0	LOB: 1	K: 1	BB: 1	S: 5	P: 9	R: 2	H: 2	E: 0	LOB: 0	K: 1	BB: 0	S: 7	P: 7	1B: 7	SF: 0	2B: 1	SAC: 0	3B: 1	DP: 2	HR: 3	HBP: 0
--------------	------	------	------	--------	------	-------	------	------	------	------	------	--------	------	-------	------	------	------	------	------	--------	------	-------	------	------	------	------	------	--------	------	-------	------	------	------	------	--------	------	-------	------	------	------	------	------	--------	------	-------	------	------	------	------	------	--------	------	-------	------	------	------	------	------	--------	------	-------	------	------	------	------	------	--------	------	-------	------	------	-------	-------	-------	--------	-------	-------	-------	--------

PITCHER	IP	WLS	BF	H	R	ER	SO	BB	IBB	HBP	BLK	WP	HR	S	P	ERA	WHIP
Jamie Moyer, L ERA: 5.23 (1, 1)	4.0		23	7	5	3	2	1	1	0	0	1	2	25	33	6.75	2.000
Frank DiPino, L ERA: 3.04 (5, 1)	1.0		3	0	0	0	0	0	0	0	0	0	3	3	0.00	0.000	
Jay Baller, R ERA: 7.27 (6, 1)	0.1		3	2	1	1	0	0	0	0	0	0	3	3	27.00	6.000	
Drew Hall, L ERA: 6.89 (6, 1)	3.2	W	14	3	2	2	2	2	0	0	0	0	1	16	24	4.91	1.364

BOTTOM

Chicago Cubs @ Pittsburgh Pirates
Three Rivers Stadium, Pittsburgh, PA

Wed Sep 30 1987, 7:05 PM EDT
Att. 6,985 - Unknown

livebaseballscores.com

AB	39
R	8
H	12
RBI	8
BB	4
SO	4
LOB	21



WP: 1	PA: 43
PB: 0	
SB: 0	
CS: 0	

Batter	1	2	3	4	5	6	7	8	9	AB R H RBI BB SO LOB	TOP									
Dave Martinez, L (1, 8) OBP: 0.367, SLG: 0.413	0-3 K	0-3 K		0-0 6-3		0-3 K		0-0 G3		5 0 0 0 0 3 5										
Paul Noce, R (1, 4) OBP: 0.261, SLG: 0.350	0-0 6-3		0-3 K		0-0 1B S		0-0 1-3		0-0 E3 G3 6-3 1B	5 1 2 0 0 1 0										
Rafael Palmeiro, L (1, 3) OBP: 0.323, SLG: 0.516	0-0 2B 1B		0-0 G3		0-0 F8		0-0 HR		0-0 G3 2-3	5 1 2 1 0 0 2										
Andre Dawson, R (1, 9) OBP: 0.330, SLG: 0.572	0-0 1-3 2B		0-0 1B		0-0 F9		0-0 5-3		0-0 6-3 3-H	5 0 2 1 0 0 1										
Jerry Mumphy, S (1, 7) OBP: 0.401, SLG: 0.538	0-0 F9		0-0 P5		0-0 1-3 1B		0-0 2B		0-0 1B	5 0 3 0 0 0 3										
Wade Rowdon, R (1, 5) OBP: 0.303, SLG: 0.433		4-0 FC5 1B BB		0-0 2B 1B		0-3 K		0-3 K	0-3 K	4 1 1 0 1 3 4										
Damon Berryhill, S (1, 2) OBP: 0.240, SLG: 0.182		0-0 FC5 1-2 1B		0-0 1-H 2B		0-0 P6		0-0 6-3		4 0 2 1 0 0 0	AB 41									
Shawon Dunston, R (1, 6) OBP: 0.267, SLG: 0.359		0-0 FC5 1-2 2-3f 1B		0-0 E5		0-3 K		0-0 1B		4 0 1 0 0 1 2	R 3									
Scott Sanderson, R (1, 1) OBP: 0.140, SLG: 0.150 Mike Mason, L (5, 1) OBP: 0.300, SLG: 0.222 Luis Quinones, S (6, PH) OBP: 0.294, SLG: 0.283 Jay Baller, R (6, 1) OBP: 1.000, SLG: 1.000 Mike Brumley, S (8, PH) OBP: 0.289, SLG: 0.281 Ed Lynch, R (8, 1) OBP: 0.188, SLG: 0.188		0-3 K		0-3 K		0-0 1B		0-0 P5		2 0 0 0 0 0 2 3 0 0 0 0 0 0 0 0 1 0 0 1 0 0 0 0 0 0 0 0 0 0 0 0 1 0 0 0 0 0 0 1 0 0 0 0 0 0 0 0	H 14									
Inning Stats	R: 0 E: 0 K: 1 S: 7	H: 2 LOB: 2 BB: 0 P: 7	R: 0 E: 0 K: 2 S: 8	H: 1 LOB: 2 BB: 1 P: 12	R: 0 E: 0 K: 1 S: 6	H: 1 LOB: 1 BB: 0 P: 6	R: 1 E: 1 K: 1 S: 7	H: 2 LOB: 1 BB: 0 P: 7	R: 0 E: 0 K: 2 S: 8	H: 1 LOB: 1 BB: 0 P: 8	R: 1 E: 0 K: 1 S: 7	H: 2 LOB: 1 BB: 0 P: 7	R: 0 E: 0 K: 0 S: 4	H: 1 LOB: 1 BB: 0 P: 4	R: 1 E: 1 K: 1 S: 7	H: 2 LOB: 1 BB: 0 P: 7	1B: 10 2B: 3 3B: 0 HR: 1	SF: 0 SAC: 0 DP: 0 HBP: 0	WP: 0 PB: 0 SB: 1 CS: 0	PA: 42
PITCHER	IP WLS BF H R ER SO BB IBB HBP BLK WP HR S P ERA WHIP																			
Doug Drabek, R (1, 1) ERA: 3.88	6.2 W 32 11 2 2 8 1 0 0 0 0 1 47 51 2.70 1.800																			
Jeff Robinson, R (7, 1) ERA: 2.89	1.1 5 1 0 0 1 0 0 0 0 0 0 7 7 0.00 0.750																			
Jim Gott, R (9, 1) ERA: 3.49	1.0 5 2 1 1 1 0 0 0 0 0 0 7 7 9.00 2.000																			

Chicago Cubs @ Pittsburgh Pirates
Three Rivers Stadium, Pittsburgh, PA
 Thu Oct 01 1987, 7:05 PM EDT
 Att. 5,294 - Unknown

livebaseballscorecards.com



Batter	1	2	3	4	5	6	7	8	9
Barry Bonds, L (1, 7) OBP: 0.323, SLG: 0.482	0-0 FC2-5 2B	0-0 2-H 1B			4-0 3B BB	0-0 F2		0-0 WP 1B 1B	
Jose Lind, R (1, 4) OBP: 0.365, SLG: 0.442	0-0 FC2-5 BB 2-3	0-0 4-3 1-3			0-0 3-1 1-2	0-3 K		0-0 WP 2B 1B	
Andy Van Slyke, L (1, 8) OBP: 0.355, SLG: 0.506 Jim Gott, R (9, 1) OBP: 0.091, SLG: 0.364	4-0 1-2 BB BB		0-0 F7		0-0 1B 3B 2-H		0-0 HR	4-0 1-2 2B IBB 2-3 3-H	
Darnell Coles, R (1, 5) OBP: 0.292, SLG: 0.363	4-0 1-2 2-3 BB G4-6-3		0-0 F7		0-0 1B 1B 3-H		0-0 5-3	0-3 K	
Sid Bream, L (1, 3) OBP: 0.334, SLG: 0.407	0-0 G4-6-3 1-2f		0-0 F7		0-0 1B 1B 1-2		0-3 K	0-0 1-H 2-H 3-H 2B	
R.J. Reynolds, S (1, 9) OBP: 0.319, SLG: 0.396		0-0 1B 5-3 1B		0-0 F9	0-0 1B 1B 1-2 2-H		0-3 K	0-3 K	
Michael LaValliere, L (1, 2) OBP: 0.381, SLG: 0.369		0-0 F7		0-0 1B	0-0 1B G4-3 1-3 2-H 1B			0-0 3-1	
Felix Fermin, R (1, 6) OBP: 0.313, SLG: 0.258		0-0 1B 5-3 1B 1-3		0-0 L5	0-0 G4-3 1-2f			0-0 1B 1B	
Doug Drabek, R (1, 1) OBP: 0.159, SLG: 0.136 Jeff Robinson, R (7, 1) OBP: 0.136, SLG: 0.273 Tommy Gregg, L (8, PH) OBP: 0.500, SLG: 0.750		0-0 5-3 1-2 3-H		0-3 K		0-0 1-3		0-0 1B WP 1B 1B	

Inning Stats	R: 0	H: 1	E: 0	K: 0	S: 3	R: 2	H: 3	E: 0	K: 0	S: 6	R: 0	H: 0	E: 0	K: 0	S: 3	R: 0	H: 1	E: 0	K: 1	S: 6	R: 4	H: 5	E: 0	K: 0	S: 7	R: 0	H: 0	E: 0	K: 1	S: 5	R: 1	H: 1	E: 0	K: 2	S: 8	R: 5	H: 5	E: 0	K: 2	S: 12
	LOB: 2	BB: 2	P: 11	LOB: 1	BB: 0	P: 6	LOB: 0	BB: 0	P: 3	LOB: 1	BB: 1	P: 6	LOB: 0	BB: 0	P: 3	LOB: 1	BB: 1	P: 11	LOB: 0	BB: 0	P: 5	LOB: 0	BB: 0	P: 8	LOB: 1	BB: 1	P: 16	LOB: 0	SAC: 0	DP: 2	HBP: 0	LOB: 1	BB: 1	P: 16	SF: 0	SAC: 0	DP: 2	HBP: 0		


PITCHER	IP	WLS	BF	H	R	ER	SO	BB	IBB	HBP	BLK	WP	HR	S	P	ERA	WHIP
Scott Sanderson, R (1, 1) ERA: 4.29	4.1	L	23	8	6	6	1	3	0	0	0	0	0	22	34	12.46	2.538
Mike Mason, L (5, 1) ERA: 5.73	0.2		3	2	0	0	0	0	0	0	0	0	0	3	3	0.00	3.000
Jay Baller, R (6, 1) ERA: 7.07	2.0		7	1	1	1	3	0	0	0	0	0	1	13	13	4.50	0.500
Ed Lynch, R (8, 1) ERA: 5.38	1.0		9	5	5	5	2	0	1	0	0	1	0	12	16	45.00	5.000

BOTTOM

Chicago Cubs @ Pittsburgh Pirates
Three Rivers Stadium, Pittsburgh, PA

Thu Oct 01 1987, 7:05 PM EDT
Att. 5,294 - Unknown

AB	38
R	12
H	16
RBI	11
BB	4
SO	6
LOB	16



1B: 12	SF: 0	WP: 1	PA: 42
2B: 2	SAC: 0	PB: 0	
3B: 1	DP: 2	SB: 2	
HR: 1	HBP: 0	CS: 0	

livebaseballscorecards.com

Batter	1	2	3	4	5	6	7	8	9	AB R H RBI BB SO LOB	TOP											
Milt Thompson, L (1, 8) OBP: 0.352, SLG: 0.428	0-0 3-1		0-0 E 1-3 1B	0-3 K		0-0 1-3		0-0 5-3		5 0 1 0 0 1 2												
Rick Schu, R (1, 5) OBP: 0.311, SLG: 0.403 Von Hayes, L (9, PH) OBP: 0.406, SLG: 0.476	0-0 E6		0-0 F9		0-0 5-3		0-0 1B 1B		0-0 F9	4 1 1 0 0 0 2 1 0 0 0 0 0 0												
Juan Samuel, R (1, 4) OBP: 0.334, SLG: 0.501	0-3 K		0-0 E5 1-2 3-H		0-0 E3 2B		0-0 L4		0-0 2B	5 1 1 0 0 1 3												
Chris James, R (1, 7) OBP: 0.343, SLG: 0.530	0-0 F9		0-0 F8		0-0 2B		0-0 1B 1B		4-0 BB	4 0 2 1 1 0 3												
Keith Hughes, L (1, 9) OBP: 0.325, SLG: 0.288		0-0 L7		0-0 F7		0-0 FC		0-0 1-2 3-H 1B	0-3 K	5 0 1 1 0 1 3												
Greg Jelts, R (1, 3) OBP: 0.364, SLG: 0.250 Mike Schmidt, R (9, PH) OBP: 0.390, SLG: 0.552		0-3 K		0-0 E5 1B 1B		0-3 K		0-3 K	0-0 L7	4 1 0 0 0 3 4 1 0 0 0 0 0 2												
Darren Daulton, L (1, 2) OBP: 0.284, SLG: 0.315		0-0 F9		0-3 K		0-0 G3		0-3 K		4 0 0 0 0 2 5												
Ken Jackson, R (1, 6) OBP: 0.400, SLG: 0.462 Greg Gross, L (8, PH) OBP: 0.388, SLG: 0.348 Steve Jeltz, S (8, 6) OBP: 0.318, SLG: 0.292			0-0 F6		0-0 1B 1-2 1B		0-0 5-3		0-0 F8	3 0 1 0 0 0 0 1 0 0 0 0 0 0 0 0 0 0 0 0 0												
Bruce Ruffin, S (1, 1) OBP: 0.080, SLG: 0.068 Michael Jackson, R (6, 1) OBP: 0.167, SLG: 0.118 Jeff Calhoun, L (7, 1) OBP: 0.167, SLG: 0.118 Todd Frohwrth, R (7, 1) OBP: 0.167, SLG: 0.118 Jeff Stone, L (8, PH) OBP: 0.321, SLG: 0.358 Kent Tekulve, R (8, 1) OBP: 0.321, SLG: 0.358		4-0 1B E BB		0-0 K 1-2 2-H 1B		0-3 K		0-0 6-3		2 1 1 1 1 1 0 1 0 0 0 0 0 0 0 0 0 0 0 0 0												
Inning Stats	R: 0 E: 1 K: 1 S: 6	H: 0 LOB: 1 BB: 0 P: 6	R: 0 E: 0 K: 1 S: 5	H: 0 LOB: 0 BB: 0 P: 5	R: 1 E: 1 K: 0 S: 5	H: 1 LOB: 2 BB: 1 P: 9	R: 1 E: 1 K: 2 S: 10	H: 2 LOB: 2 BB: 0 P: 10	R: 1 E: 1 K: 1 S: 8	H: 1 LOB: 2 BB: 0 P: 8	R: 0 E: 0 K: 1 S: 5	H: 0 LOB: 0 BB: 0 P: 5	R: 1 E: 0 K: 2 S: 10	H: 3 LOB: 2 BB: 0 P: 10	R: 0 E: 0 K: 0 S: 3	H: 0 LOB: 0 BB: 0 P: 3	R: 0 E: 0 K: 1 S: 6	H: 1 LOB: 2 BB: 1 P: 10	1B: 6 2B: 2 3B: 0 HR: 0	SF: 0 SAC: 0 DP: 0 HBP: 0	WP: 0 PB: 0 SB: 0 CS: 0	PA: 42
PITCHER	IP WLS BF H R ER SO BB IBB HBP BLK WP HR S P ERA WHIP																					
Bob Walk, R (1, 1) ERA: 3.31	7.0 W 34 7 4 1 8 1 0 0 0 0 0 0 49 53 1.29 1.143																					
Jeff Robinson, R (8, 1) ERA: 2.87	1.0 3 0 0 0 0 0 0 0 0 0 0 0 3 3 0.00 0.000																					
Jim Gott, R (9, 1) ERA: 3.45	1.0 S 5 1 0 0 1 1 0 0 0 0 0 0 6 10 0.00 2.000																					

Philadelphia Phillies @ Pittsburgh Pirates
 Three Rivers Stadium, Pittsburgh, PA
 Fri Oct 02 1987, 7:05 PM EDT
 Att. 8,245 - Unknown

livebaseballscorecards.com

AB	40
R	4
H	8
RBI	3
BB	2
SO	9
LOB	24



Batter	1	2	3	4	5	6	7	8	9	AB R H RBI BB SO LOB	TOP											
Milt Thompson, L (1, 8) OBP: 0.352, SLG: 0.426	0-0 S 1B	0-0 F5			4-0 4-3 S 6-3 BB		0-0 L7		0-0 FC5-4 1-2f	4 2 1 0 1 0 2												
Chris James, R (1, 7) OBP: 0.345, SLG: 0.530	0-0 1-H 1B		0-0 F7		0-0 4-3			0-0 2B SF8 1B		4 2 2 1 0 0 1												
Juan Samuel, R (1, 4) OBP: 0.335, SLG: 0.502	0-0 F8 BLK 2B 1B		0-3 K		0-0 6-3			0-0 1-3 2B		4 1 2 2 0 1 0												
Von Hayes, L (1, 3) OBP: 0.405, SLG: 0.475	0-0 F8 1-3		4-0 1B BB		0-3 3-H K			0-0 SF8 3-H		2 0 0 1 1 1 1												
Lance Parrish, R (1, 2) OBP: 0.313, SLG: 0.399	0-0 3-H 2B		0-0 1-2 1B		0-0 F8			0-0 L7		4 0 2 1 0 0 0												
Keith Hughes, L (1, 9) OBP: 0.321, SLG: 0.286	0-3 K		0-0 F9		0-0 F7			0-0 F8 1B 1B		4 0 1 0 0 1 3												
Greg Jelks, R (1, 5) OBP: 0.286, SLG: 0.182	0-3 K			0-0 F8		0-0 5-3			0-0 FC5-4 1-2 1B	3 0 0 0 0 1 1 1 0 1 0 0 0 0	AB 34 R 5 H 9 RBI 5 BB 2 SO 6 LOB 12											
Greg Gross, L (9, PH) OBP: 0.391, SLG: 0.353																						
Ken Jackson, R (1, 6) OBP: 0.333, SLG: 0.375		0-0 F9		0-0 L9		0-0 F9			0-3 K	3 0 0 0 0 0 0 1 0 0 0 0 1 2												
Darren Daulton, L (9, PH) OBP: 0.282, SLG: 0.312									0-0 F8 2-3	2 0 0 0 0 1 0 0 0 0 0 0 0 0 1 0 1 0 0 0 0 0 2												
Kevin Gross, R (1, 1) OBP: 0.215, SLG: 0.254		0-3 K		0-0 P4																		
Freddie Lolliver, R (4, 1) OBP: 0.119, SLG: 0.355																						
Jeff Stone, L (7, PH) OBP: 0.250, SLG: 0.250																						
Wally Ritchie, L (7, 1) OBP: 0.250, SLG: 0.250																						
Kent Tekulve, R (7, 1) OBP: 0.389, SLG: 0.551																						
Jeff Calhoun, L (8, 1) OBP: 0.389, SLG: 0.551																						
Mike Schmidt, R (9, PH) OBP: 0.389, SLG: 0.551																						
Inning Stats	R: 3 E: 0 K: 2 S: 11	H: 4 LOB: 1 BB: 0 P: 11	R: 0 E: 0 K: 1 S: 5	H: 0 LOB: 0 BB: 0 P: 5	R: 0 E: 0 K: 1 S: 6	H: 1 LOB: 2 BB: 1 P: 10	R: 0 E: 0 K: 0 S: 3	H: 0 LOB: 0 BB: 0 P: 3	R: 1 E: 0 K: 1 S: 5	H: 0 LOB: 0 BB: 1 P: 9	R: 0 E: 0 K: 0 S: 3	H: 0 LOB: 0 BB: 0 P: 3	R: 0 E: 0 K: 0 S: 3	H: 0 LOB: 0 BB: 0 P: 3	R: 1 E: 0 K: 0 S: 4	H: 2 LOB: 0 BB: 0 P: 4	R: 0 E: 0 K: 1 S: 7	H: 2 LOB: 2 BB: 0 P: 7	1B: 7 2B: 2 3B: 0 HR: 0	SF: 1 SAC: 0 DP: 0 HBP: 0	WP: 0 PB: 0 SB: 2 CS: 0	PA: 37
PITCHER	IP WLS BF H R ER SO BB IBB HBP BLK WP HR S P ERA WHIP																					
Vicente Palacios, R (1, 1) ERA: 4.3	7.1 W 30 7 5 5 5 2 0 0 0 1 0 0 38 46 6.14 1.227																					
John Smiley, L (8, 1) ERA: 5.76	0.2 2 0 0 0 0 0 0 0 0 0 0 0 2 2 0.00 0.000																					
Jim Gott, R (9, 1) ERA: 3.41	1.0 5 2 0 0 0 1 0 0 0 0 0 0 7 7 0.00 2.000																					

Philadelphia Phillies @ Pittsburgh Pirates
 Three Rivers Stadium, Pittsburgh, PA
 Sat Oct 03 1987, 7:05 PM EDT
 Att: 12,790 - Unknown

livebaseballscorecards.com



BOTTOM

Philadelphia Phillies @ Pittsburgh Pirates
Three Rivers Stadium, Pittsburgh, PA

Sat Oct 03 1987, 7:05 PM EDT
Att. 12,790 - Unknown

livebaseballscorecards.com

AB 35
R 10
H 11
RBI 8
BB 7
SO 5
LOB 17



WP: 0 PA: 43
PB: 0
SB: 1
CS: 0

AB	R	H	RBI	BB	SO	LOB
4	3	3	3	1	0	0
5	1	0	0	0	1	3
3	2	2	1	2	0	0
3	1	0	0	2	0	3
4	1	3	3	0	0	1
4	0	2	1	1	1	0
5	0	0	0	0	1	7
2	1	0	0	1	0	1
1	0	0	0	0	0	2
0	0	0	0	0	0	0
3	1	1	0	0	1	0
0	0	0	0	0	0	0
1	0	0	0	0	1	0
0	0	0	0	0	0	0
1B: 7	SF: 1					
2B: 3	SAC: 0					
3B: 0	DP: 1					
HR: 1	HBP: 0					

Batter	1	2	3	4	5	6	7	8	9							
Barry Bonds, L (1, 7) OBP: 0.328, SLG: 0.492	0-0 G3		0-0 BB 1B 2B 1B	0-0 1-H 2-H HR		4-0 BB S BB		0-0 E 2B 1B								
Jose Lind, R (1, 4) OBP: 0.354, SLG: 0.432	0-0 5-3		0-3 K	0-0 3-1		0-0 F9		0-0 E5 2B SF9								
Andy Van Slyke, L (1, 8) OBP: 0.360, SLG: 0.509	0-0 P4		0-0 BB 2B 1B	4-0 5-3 BB		4-0 IBB		0-0 SF9 E 2B								
Darnell Coles, R (1, 5) OBP: 0.296, SLG: 0.360		0-0 L8	4-0 2B BB	0-0 5-3		0-0 F7		4-0 SF9 E IBB								
Sid Bream, L (1, 3) OBP: 0.337, SLG: 0.413		0-0 2B 1B	0-0 1-3 2-H 3-H 2B	0-0 G3				0-0 SF9								
R.J. Reynolds, S (1, 9) OBP: 0.323, SLG: 0.400		0-0 1-H 2B	0-0 FC6-4 IBB		0-3 K			0-0 E6								
Mackey Sasser, L (1, 2) OBP: 0.154, SLG: 0.154		0-0 L9	0-0 FC6-4		0-3 K			0-0 F5								
Al Pedrique, R (1, 6) OBP: 0.349, SLG: 0.353		0-0 6-3		4-0 1B HR BB		0-0 6-3		0-0 G4-6-3								
Tommy Gregg, L (7, PH) OBP: 0.286, SLG: 0.429																
Felix Fermin, R (8, 6) OBP: 0.310, SLG: 0.258																
Vicente Palacios, R (1, 1) OBP: 0.111, SLG: 0.111			0-0 4-3			0-3 K		0-3 K								
John Smiley, L (8, 1) OBP: 0.143, SLG: 0.286				1-2 HR 1B												
John Cangelosi, S (8, PH) OBP: 0.432, SLG: 0.425																
Jim Gott, R (9, 1) OBP: 0.091, SLG: 0.364																
Inning Stats	R: 0 H: 0 E: 0 K: 0 S: 3	H: 0 LOB: 0 BB: 0 P: 3	R: 1 H: 2 E: 0 K: 0 S: 5	H: 2 LOB: 1 BB: 0 P: 5	R: 2 H: 3 E: 0 K: 1 S: 8	H: 3 LOB: 3 BB: 2 P: 16	R: 3 H: 2 E: 0 K: 0 S: 5	H: 2 LOB: 1 BB: 2 P: 13	R: 0 H: 0 E: 0 K: 2 S: 7	H: 0 LOB: 0 BB: 0 P: 7	R: 0 H: 0 E: 0 K: 1 S: 5	H: 0 LOB: 2 BB: 2 P: 13	R: 0 H: 2 E: 0 K: 0 S: 4	H: 2 LOB: 1 BB: 0 P: 4	R: 4 H: 2 E: 2 K: 1 S: 9	H: 2 LOB: 1 BB: 1 P: 13
PITCHER	IP WLS BF H R ER SO BB IBB HBP BLK WP HR S P ERA WHIP															
Kevin Gross, R (1, 1) ERA: 4.35	3.0 L	19	7	6	6	1	2	1	0	0	0	1	18	30	18.00	3.000
Freddie Toliver, R (4, 1) ERA: 5.64	3.0	12	0	0	0	3	2	1	0	0	0	0	15	27	0.00	0.667
Wally Ritchie, L (7, 1) ERA: 3.75	0.1	3	2	0	0	0	0	0	0	0	0	0	3	3	0.00	6.000
Kent Tekulve, R (7, 1) ERA: 3.09	0.2	1	0	0	0	0	0	0	0	0	0	0	1	1	0.00	0.000
Jeff Calhoun, L (8, 1) ERA: 1.48	1.0	8	2	4	0	1	0	1	0	0	0	0	9	13	0.00	2.000

