

# Pittsburgh Pirates - 1987

Batter	1	2	3	4	5	6	7	8	9	AB	R	H	RBI	BB	SO	LOB	TOP					
Barry Bonds, L (1,8) OBP: 0.400, SLG: 0.500	F2	F8			F7		1B 2B		1B BB	4	0	1	0	1	0	2						
Junior Ortiz, R (1,2) OBP: 0.500, SLG: 0.500	F9		6-3		G1-6-3 BB		2-3 1B		1-2 2-3 3-H 1B	4	0	2	1	1	0	0						
Johnny Ray, S (1,4) OBP: 0.400, SLG: 0.400	1B		E7 1B		G1-6-3 1-2		G4-6-3 1-2		F4	5	0	2	0	0	0	6						
Bobby Bonilla, S (1,7) OBP: 0.200, SLG: 0.200	1-3 1B		E6 2-3 1B		6-3			F9	4-3	5	0	1	0	0	0	4						
Andy Van Slyke, L (1,9) OBP: 0.250, SLG: 0.750	K		K		1B 3B			K		4	1	1	0	0	3	4						
Jim Morrison, R (1,5) OBP: 0.500, SLG: 0.500		FC5-3 1B	F8		1B			5-3		4	0	2	1	0	0	2						
Sid Bream, L (1,3) OBP: 0.750, SLG: 0.750		FC5-3 1-2 1B		G1-6-3 1B		3-H 6-3 K			BB 1B 1B	4	1	3	0	0	1	1	AB 38					
Rafael Belliard, R (1,6) OBP: 0.900, SLG: 1.000	F8		G1-6-3		F6			1B BB 1B		3	0	0	0	0	0	4	R 2					
Onix Concepcion, R (9, PH) OBP: 1.000, SLG: 1.000										1	0	1	0	0	0	0	H 13					
Bill Almon, R (9, FR)										0	0	0	0	0	0	0	RBI 2					
Bob Patterson, R (1,1)		FC5-3		4-3			L1		F7	2	0	0	0	0	0	2	BB 2					
John Cangelosi, S (7, PH)										1	0	0	0	0	0	0	SO 4					
Brian Fisher, R (7, 1)										0	0	0	0	0	0	0	LOB 27					
John Smiley, L (8, 1)		1-2 2-3								0	0	0	0	0	0	0						
Mike Diaz, R (9, PH)										1	0	0	0	0	0	2						
<b>Inning Stats</b>	R: 0 E: 0 K: 1 S: 7	H: 2 LOB: 2 BB: 0 P: 7	R: 0 E: 0 K: 0 S: 5	H: 2 LOB: 2 BB: 0 P: 5	R: 0 E: 2 K: 1 S: 7	H: 1 LOB: 2 BB: 0 P: 7	R: 0 E: 0 K: 0 S: 3	H: 1 LOB: 0 BB: 0 P: 3	R: 0 E: 0 K: 0 S: 2	H: 0 LOB: 0 BB: 1 P: 6	R: 1 E: 0 K: 1 S: 7	H: 2 LOB: 1 BB: 0 P: 7	R: 0 E: 0 K: 0 S: 4	H: 2 LOB: 1 BB: 0 P: 4	R: 0 E: 0 K: 1 S: 5	H: 0 LOB: 0 BB: 0 P: 5	R: 1 E: 0 K: 0 S: 6	H: 3 LOB: 3 BB: 1 P: 10	1B: 11 2B: 1 3B: 1 HR: 0	SF: 0 SAC: 0 DP: 3 HBP: 0	WP: 0 PB: 0 SB: 0 CS: 0	PA: 40
<b>PITCHER</b>	IP WLS BF H R ER SO BB IBB HBP BLK WP HR S P ERA WHIP																					
Bob Ojeda, L (1,1) ERA: 1.29	7.0 W 30 10 1 1 3 1 0 0 0 0 0 35 39 1.29 1.571																					
Jesse Orosco, L (8,1) ERA: 4.5	2.0 S 10 3 1 1 1 1 0 0 0 0 0 0 11 15 4.50 2.000																					

Pittsburgh Pirates @ New York Mets  
Shea Stadium, Flushing, NY  
Tue Apr 07 1987, 3:33 AM EDT  
Att: 46,102 - Unknown

AB 38  
R 2  
H 13  
RBI 2  
BB 2  
SO 4  
LOB 27



Batter	1	2	3	4	5	6	7	8	9	AB	R	H	RBI	BB	SO	LOB	BOTTOM			
Mookie Wilson, S (1,8) OBP: 0.500, SLG: 0.500	CI HR 1B		1B		K		K			4	1	2	0	0	2	0				
Jesse Orosco, R (8,1)										0	0	0	0	0	0	0				
Tim Teufel, R (1,4)	CI		F7		F8			G3		2	1	0	0	0	0	1				
Wally Backman, S (8,4)	HR									1	0	0	0	0	0	0				
Keith Hernandez, L (1,3) OBP: 0.500, SLG: 0.750	L9		L7		1B			1B 2B		4	0	2	0	0	0	3				
Gary Carter, R (1,2) OBP: 0.500, SLG: 0.500	F6		1-2 1B		5-3			2-H 1B		4	0	2	0	0	0	3				
Darryl Strawberry, L (1,9) OBP: 0.250, SLG: 1.000	1-H 2-H HR		4-3			F8		4-3		4	1	1	3	0	0	3				
Kevin McReynolds, R (1,7)	5-3				5-3		F9			3	0	0	0	0	0	0				
Howard Johnson, S (1,5)		F2		6-3 BB		K				2	0	0	0	1	1	0	AB 30			
Rafael Santana, R (1,6)		F8		6-3			6-3			3	0	0	0	0	0	1	R 3			
Bob Ojeda, L (1,1)																	H 7			
Lenny Dykstra, L (7, PH) (8, 8)		6-3		K			6-3										RBI 3			
<b>Inning Stats</b>	R: 3 E: 1 K: 0 S: 6	H: 2 LOB: 0 BB: 0 P: 6	R: 0 E: 0 K: 0 S: 3	H: 0 LOB: 0 BB: 0 P: 3	R: 0 E: 0 K: 1 S: 5	H: 2 LOB: 2 BB: 0 P: 5	R: 0 E: 0 K: 1 S: 5	H: 0 LOB: 1 BB: 1 P: 9	R: 0 E: 0 K: 1 S: 6	H: 1 LOB: 0 BB: 0 P: 6	R: 0 E: 0 K: 1 S: 5	H: 0 LOB: 0 BB: 0 P: 5	R: 0 E: 0 K: 1 S: 5	H: 0 LOB: 0 BB: 0 P: 5	R: 0 E: 0 K: 0 S: 4	H: 2 LOB: 1 BB: 0 P: 4	1B: 5 2B: 1 3B: 0 HR: 1	SF: 0 SAC: 0 DP: 0 HBP: 0	WP: 0 PB: 0 SB: 0 CS: 0	PA: 32
<b>PITCHER</b>	IP WLS BF H R ER SO BB IBB HBP BLK WP HR S P ERA WHIP																			
Bob Patterson, L (1,1) ERA: 3.0	6.0 L 25 5 3 2 3 1 0 0 0 0 0 1 30 34 3.00 1.000																			
Brian Fisher, R (7, 1)	1.0 3 0 0 0 1 0 0 0 0 0 0 0 5 5 0.00 0.000																			
John Smiley, L (8,1) ERA:	1.0 4 2 0 0 0 0 0 0 0 0 0 0 4 4 0.00 2.000																			

Pittsburgh Pirates @ New York Mets  
Shea Stadium, Flushing, NY  
Tue Apr 07 1987, 3:33 AM EDT  
Att: 46,102 - Unknown

AB 30  
R 3  
H 7  
RBI 3  
BB 1  
SO 4  
LOB 12



Batter	1	2	3	4	5	6	7	8	9	AB	R	H	RBI	BB	SO	LOB	TOP										
Barry Bonds, L (1,8) OBP: 0.400, SLG: 0.333										2	0	0	1	2	1	0											
Andy Van Slyke, L (1,9) OBP: 0.250, SLG: 0.625										4	0	1	1	0	0	4											
Johnny Ray, S (1,4) OBP: 0.222, SLG: 0.222										4	0	0	0	0	0	2											
Bobby Bonilla, S (1,7) OBP: 0.333, SLG: 0.444										4	0	2	0	0	0	2											
Sid Bream, L (1,3) OBP: 0.375, SLG: 0.375										4	0	0	0	0	2	2											
Jim Morrison, R (1,5) OBP: 0.500, SLG: 0.571										3	0	1	0	1	0	0											
Michael LaValliere, L (1,2) Junior Ortiz, R (8, PH) OBP: 0.500, SLG: 0.400										2	0	0	0	1	0	2	AB 32										
Rafael Belliard, R (1,6) John Cangelosi, S (9, PH)										3	1	1	0	0	1	2	R 2										
Doug Drabek, R (1,1) R.J. Reynolds, S (7, PH) Logan Easley, R (7,1) Don Robinson, R (8,1) Mike Diaz, R (9, PH)										2	0	0	0	0	1	2	H 6										
<b>Inning Stats</b>	R: 0 E: 0 K: 0 S: 3	H: 0 LOB: 1 BB: 1 P: 7	R: 0 E: 0 K: 1 S: 5	H: 0 LOB: 0 BB: 0 P: 5	R: 0 E: 0 K: 1 S: 5	H: 0 LOB: 0 BB: 0 P: 5	R: 0 E: 0 K: 0 S: 4	H: 1 LOB: 1 BB: 0 P: 4	R: 0 E: 0 K: 0 S: 4	H: 1 LOB: 3 BB: 2 P: 8	R: 2 E: 0 K: 0 S: 6	H: 3 LOB: 1 BB: 0 P: 6	R: 0 E: 0 K: 1 S: 5	H: 0 LOB: 0 BB: 0 P: 5	R: 0 E: 0 K: 3 S: 9	H: 0 LOB: 0 BB: 0 P: 9	1B: 2 2B: 4 3B: 0 HR: 0	SF: 1 SAC: 0 DP: 0 HBP: 0	WP: 0 PB: 0 SB: 1 CS: 0	PA: 37							
<b>PITCHER</b>	IP	WLS	BF	H	R	ER	SO	BB	IBB	HBP	BLK	WP	HR	S	P	ERA	WHIP										
Ron Darling, R (1,1) ERA: 2.84	6.1		28	5	2	2	3	4	0	0	0	0	0	30	46	2.84	1.421										
Gene Walter, L (7,1) ERA:	0.2	W	3	1	0	0	0	0	0	0	0	0	0	3	3	0.00	1.500										
Jesse Orosco, L (8,1) ERA: 2.25	2.0	S	6	0	0	0	4	0	0	0	0	0	0	14	14	0.00	0.000										

Pittsburgh Pirates @ New York Mets  
Shea Stadium, Flushing, NY  
Thu Apr 09 1987, 3:33 AM EDT  
Att: 20,598 - Unknown


AB 32  
R 2  
H 6  
RBI 2  
BB 4  
SO 7  
LOB 16



Batter	1	2	3	4	5	6	7	8	9	AB	R	H	RBI	BB	SO	LOB	BOTTOM										
Lenny Dykstra, L (1,8) OBP: 0.200, SLG: 0.200										4	1	1	0	0	2	0											
Wally Backman, S (1,4) OBP: 0.400, SLG: 0.400										4	0	2	0	0	0	0											
Keith Hernandez, L (1,3) OBP: 0.375, SLG: 0.429										3	0	0	0	1	0	3											
Gary Carter, R (1,2) OBP: 0.375, SLG: 0.375										4	0	1	1	0	0	2											
Darryl Strawberry, L (1,9) OBP: 0.429, SLG: 1.429										3	2	2	1	0	0	0											
Kevin McReynolds, R (1,7) OBP: 0.187, SLG: 0.687										3	1	1	1	0	0	1											
Howard Johnson, S (1,5) ERA:										2	0	0	1	0	1	0	AB 29										
Rafael Santana, R (1,6) ERA:										3	0	0	0	0	0	0	R 4										
Ron Darling, R (1,1) Gene Walter, L (7,1) Jesse Orosco, R (8,1)										2	0	0	0	0	0	0	H 7										
<b>Inning Stats</b>	R: 0 E: 0 K: 1 S: 5	H: 2 LOB: 0 BB: 0 P: 7	R: 0 E: 0 K: 1 S: 5	H: 0 LOB: 0 BB: 0 P: 5	R: 0 E: 0 K: 0 S: 3	H: 0 LOB: 0 BB: 0 P: 3	R: 0 E: 0 K: 0 S: 4	H: 1 LOB: 1 BB: 0 P: 4	R: 1 E: 0 K: 0 S: 4	H: 1 LOB: 0 BB: 0 P: 4	R: 1 E: 0 K: 0 S: 5	H: 3 LOB: 2 BB: 0 P: 5	1B: 4 2B: 1 3B: 0 HR: 2	SF: 1 SAC: 0 DP: 0 HBP: 0	WP: 0 PB: 0 SB: 0 CS: 0	PA: 31											
<b>PITCHER</b>	IP	WLS	BF	H	R	ER	SO	BB	IBB	HBP	BLK	WP	HR	S	P	ERA	WHIP										
Doug Drabek, R (1,1) ERA: 3.0	6.0		22	3	2	2	3	1	0	0	0	0	2	27	31	3.00	0.667										
Logan Easley, R (7,1) ERA: 13.5	1.1	L	7	3	2	2	0	0	0	0	0	0	0	7	7	13.50	2.250										
Don Robinson, R (8,1) ERA:	0.2		2	1	0	0	0	0	0	0	0	0	0	2	2	0.00	1.500										

Pittsburgh Pirates @ New York Mets  
Shea Stadium, Flushing, NY  
Thu Apr 09 1987, 3:33 AM EDT  
Att: 20,598 - Unknown

AB 29  
R 4  
H 7  
RBI 4  
BB 1  
SO 3  
LOB 6



Batter	1	2	3	4	5	6	7	8	9	AB	R	H	RBI	BB	SO	LOB	TOP								
Vince Coleman, S OBP: 0.467, SLG: 0.385																									
Ricky Horton, L OBP: 0.364, SLG: 0.125																									
Ozzie Smith, S OBP: 0.400, SLG: 0.417																									
Tom Herr, S OBP: 0.214, SLG: 0.154																									
Mike Laga, L OBP: 0.250, SLG: 1.000																									
Jim Lindeman, R OBP: 0.250, SLG: 0.333																									
Tony Peña, R OBP: 0.308, SLG: 0.100																									
Steve Lake, R																									
Terry Pendleton, S OBP: 0.385, SLG: 0.789																									
Tito Landrum, R OBP: 0.545, SLG: 0.375																									
Willie McGee, S																									
Greg Mathews, R OBP: 0.500, SLG: 0.500																									
Pat Perry, L																									
Curt Ford, L OBP: 1.000, SLG: 1.500																									
<b>Inning Stats</b>	R: 0 E: 0 K: 1 S: 6	H: 1 LOB: 2 BB: 1 P: 10	R: 0 E: 0 K: 0 S: 3	H: 0 LOB: 0 BB: 0 P: 3	R: 0 E: 0 K: 1 S: 7	H: 2 LOB: 2 BB: 0 P: 7	R: 0 E: 0 K: 0 S: 3	H: 0 LOB: 0 BB: 0 P: 3	R: 0 E: 0 K: 0 S: 4	H: 1 LOB: 1 BB: 0 P: 4	R: 1 E: 0 K: 1 S: 7	H: 2 LOB: 2 BB: 1 P: 11	R: 0 E: 0 K: 0 S: 3	H: 1 LOB: 0 BB: 0 P: 3	R: 0 E: 0 K: 0 S: 3	H: 0 LOB: 0 BB: 0 P: 3	R: 2 E: 0 K: 1 S: 7	H: 3 LOB: 2 BB: 0 P: 8	1B: 7 2B: 2 3B: 0 HR: 1	SF: 0 SAC: 0 DP: 1 HBP: 1	WP: 0 PB: 0 SB: 2 CS: 0	PA: 38			
<b>PITCHER</b>	IP	WLS	BF	H	R	ER	SO	BB	IBB	HBP	BLK	WP	HR	S	P	ERA	WHIP								
Rick Reuschel, R ERA: 1.59	5.2		25	6	1	1	3	2	0	0	0	0	1	29	37	1.59	1.412								
Barry Jones, R ERA:	1.1		4	1	0	0	0	0	0	0	0	0	0	4	4	0.00	0.750								
Brian Fisher, R ERA: 9.0	1.0		5	1	2	2	0	0	0	1	0	0	0	4	5	18.00	1.000								
Don Robinson, R ERA:	1.0	W	4	2	0	0	1	0	0	0	0	0	0	6	6	0.00	2.000								

St. Louis Cardinals @ Pittsburgh Pirates  
Three Rivers Stadium, Pittsburgh, PA  
Fri Apr 10 1987, 7:05 PM EDT  
Att: 52,119 - Unknown

AB 35  
R 3  
H 10  
RBI 3  
BB 2  
SO 4  
LOB 19



Batter	1	2	3	4	5	6	7	8	9	AB	R	H	RBI	BB	SO	LOB	BOTTOM								
Barry Bonds, L OBP: 0.333, SLG: 0.273																									
Andy Van Slyke, L OBP: 0.231, SLG: 0.417																									
Johnny Ray, S OBP: 0.214, SLG: 0.154																									
Jim Morrison, R OBP: 0.692, SLG: 1.364																									
Bobby Bonilla, S OBP: 0.286, SLG: 0.357																									
Sid Bream, L OBP: 0.482, SLG: 0.500																									
Junior Ortiz, R OBP: 0.556, SLG: 0.333																									
Rafael Belliard, R OBP: 0.100, SLG: 0.100																									
Rick Reuschel, R OBP: 0.500, SLG: 0.500																									
Barry Jones, R																									
Brian Fisher, R																									
Don Robinson, R																									
<b>Inning Stats</b>	R: 0 E: 0 K: 1 S: 5	H: 0 LOB: 0 BB: 0 P: 5	R: 1 E: 0 K: 1 S: 6	H: 1 LOB: 2 BB: 2 P: 14	R: 0 E: 0 K: 0 S: 4	H: 1 LOB: 3 BB: 2 P: 12	R: 0 E: 1 K: 0 S: 5	H: 1 LOB: 2 BB: 0 P: 5	R: 2 E: 0 K: 0 S: 6	H: 3 LOB: 1 BB: 0 P: 6	R: 0 E: 0 K: 0 S: 3	H: 1 LOB: 1 BB: 1 P: 7	R: 0 E: 0 K: 1 S: 6	H: 1 LOB: 2 BB: 1 P: 10	R: 0 E: 0 K: 3 S: 9	H: 0 LOB: 0 BB: 0 P: 9	R: 1 E: 0 K: 1 S: 5	H: 1 LOB: 1 BB: 1 P: 9	1B: 5 2B: 2 3B: 0 HR: 2	SF: 0 SAC: 1 DP: 1 HBP: 0	WP: 1 PB: 0 SB: 0 CS: 0	PA: 42			
<b>PITCHER</b>	IP	WLS	BF	H	R	ER	SO	BB	IBB	HBP	BLK	WP	HR	S	P	ERA	WHIP								
Greg Mathews, L ERA: 5.4	5.0		26	6	3	3	2	4	0	0	0	0	2	26	42	5.40	2.000								
Pat Perry, L ERA:	1.0		4	1	0	0	0	1	0	0	0	0	0	3	7	0.00	2.000								
Ricky Horton, L ERA:	2.0		8	1	0	0	4	1	0	0	0	0	0	15	19	0.00	1.000								
Dave LaPoint, L ERA: 13.5	0.2	L	4	1	1	1	1	1	0	0	0	0	0	5	9	13.50	3.000								

St. Louis Cardinals @ Pittsburgh Pirates  
Three Rivers Stadium, Pittsburgh, PA  
Fri Apr 10 1987, 7:05 PM EDT  
Att: 52,119 - Unknown

AB 34  
R 4  
H 9  
RBI 4  
BB 7  
SO 7  
LOB 25



Batter	1	2	3	4	5	6	7	8	9	AB	R	H	RBI	BB	SO	LOB	TOP		
Vince Coleman, S OBP: 0.400, SLG: 0.294 José Oquendo, S (9, 6)	4-0 F8 2B BB	0-3 K	0-0 K	0-3 K		0-0 1-3		0-0 4-3		4	1	0	0	1	2	3			
Ozzie Smith, S OBP: 0.350, SLG: 0.353 Todd Worrell, R (9, 1)	0-0 F8 1-3		0-0 F7		0-0 CS 1B		0-0 4-3		0-0 G3	5	0	1	0	0	0	1			
Tom Herr, S OBP: 0.263, SLG: 0.235 (1, 4)	0-0 2B		0-0 F8		0-0 3-1 1-2		4-0 HR BB		0-0 4-3	4	1	1	1	1	0	1			
Jack Clark, R OBP: 0.500, SLG: 0.500 (1, 3)	0-3 K		4-0 BB		4-0 1B BB		0-0 HR 1-H		4-0 BB	2	1	1	2	3	1	1			
Willie McGee, S OBP: 0.300, SLG: 0.125 (1, 8)	0-0 F8		0-0 F8		0-0 1-2 1B		0-0 6-3		0-3 K	5	0	1	0	0	1	3			
Jim Lindeman, R OBP: 0.313, SLG: 0.750 Bill Dawley, R (7, 1)		0-0 HR		0-0 HR		0-3 K		0-3 K		4	2	2	2	0	2	2			
Ricky Horton, L (8, 1)										0	0	0	0	0	0	0			
Curt Ford, L OBP: 1.000, SLG: 1.500 (6, 7)										0	0	0	0	0	0	0			
Terry Pendleton, S OBP: 0.353, SLG: 0.647 (1, 5)		0-0 4-3 S 1B		0-0 F3		0-0 4-3		0-0 G3		4	0	1	0	0	0	0			
Steve Lake, R OBP: 0.500, SLG: 1.750 (1, 2)		0-0 4-3		0-0 1-3 HR		0-0 FC1-2 3B		0-0 5-3		4	1	2	1	0	0	1			
Bob Forsch, R (1, 1)		0-3 K		0-3 K		0-0 FC1-2 3-H		4-0 BB		3	0	0	0	0	2	2			
Tito Landrum, R OBP: 0.593, SLG: 0.375 (7, 9)										0	0	0	0	1	0	0			
<b>Inning Stats</b>	R: 1 E: 0 K: 1 S: 6	H: 1 LOB: 1 BB: 1 P: 10	R: 1 E: 0 K: 2 S: 9	H: 2 LOB: 1 BB: 0 P: 9	R: 0 E: 0 K: 0 S: 3	H: 0 LOB: 0 BB: 1 P: 7	R: 2 E: 0 K: 2 S: 9	H: 2 LOB: 0 BB: 0 P: 9	R: 0 E: 0 K: 1 S: 4	H: 1 LOB: 1 BB: 0 P: 4	R: 2 E: 0 K: 1 S: 6	H: 1 LOB: 0 BB: 1 P: 10	R: 0 E: 0 K: 0 S: 3	H: 0 LOB: 1 BB: 1 P: 7	R: 0 E: 0 K: 1 S: 5	H: 0 LOB: 1 BB: 1 P: 9	1B: 3 2B: 1 3B: 1 HR: 4	SF: 0 SAC: 0 DP: 0 HBP: 0	WP: 0 PA: 41 PB: 0 SB: 3 CS: 1
<b>PITCHER</b>	IP WLS BF H R ER SO BB IBB HBP BLK WP HR S P ERA WHIP	IP WLS BF H R ER SO BB IBB HBP BLK WP HR S P ERA WHIP	IP WLS BF H R ER SO BB IBB HBP BLK WP HR S P ERA WHIP	IP WLS BF H R ER SO BB IBB HBP BLK WP HR S P ERA WHIP	IP WLS BF H R ER SO BB IBB HBP BLK WP HR S P ERA WHIP	IP WLS BF H R ER SO BB IBB HBP BLK WP HR S P ERA WHIP	IP WLS BF H R ER SO BB IBB HBP BLK WP HR S P ERA WHIP	IP WLS BF H R ER SO BB IBB HBP BLK WP HR S P ERA WHIP	IP WLS BF H R ER SO BB IBB HBP BLK WP HR S P ERA WHIP	IP WLS BF H R ER SO BB IBB HBP BLK WP HR S P ERA WHIP	IP WLS BF H R ER SO BB IBB HBP BLK WP HR S P ERA WHIP	IP WLS BF H R ER SO BB IBB HBP BLK WP HR S P ERA WHIP	IP WLS BF H R ER SO BB IBB HBP BLK WP HR S P ERA WHIP	IP WLS BF H R ER SO BB IBB HBP BLK WP HR S P ERA WHIP	IP WLS BF H R ER SO BB IBB HBP BLK WP HR S P ERA WHIP	IP WLS BF H R ER SO BB IBB HBP BLK WP HR S P ERA WHIP	IP WLS BF H R ER SO BB IBB HBP BLK WP HR S P ERA WHIP	IP WLS BF H R ER SO BB IBB HBP BLK WP HR S P ERA WHIP	IP WLS BF H R ER SO BB IBB HBP BLK WP HR S P ERA WHIP

St. Louis Cardinals @ Pittsburgh Pirates  
Three Rivers Stadium, Pittsburgh, PA  
Sat Apr 11 1987, 3:33 AM EDT  
Att: 6,720 - Unknown

AB 35  
R 6  
H 9  
RBI 6  
BB 6  
SO 8  
LOB 14



Batter	1	2	3	4	5	6	7	8	9	AB	R	H	RBI	BB	SO	LOB	BOTTOM		
Barry Bonds, L OBP: 0.316, SLG: 0.214 (1, 8)	0-0 F8		0-0 L6 2-3			0-0 F2		4-0 3-1 2B BB		3	1	0	0	1	0	2			
Andy Van Slyke, L OBP: 0.235, SLG: 0.333 (1, 9)	0-0 F5		0-0 F9			4-0 2B 1-2 BB		0-0 3-1 1-2 2-3		3	0	0	0	1	0	2			
Johnny Ray, S OBP: 0.276, SLG: 0.250 (1, 4)	4-0 BB				0-0 5-3		0-0 F7		0-0 BB	3	0	1	2	1	0	2			
Bobby Bonilla, S OBP: 0.278, SLG: 0.389 (1, 7)	0-0 F6				0-0 G3		0-0 2B		0-0 6-3	4	0	1	1	0	0	2			
Sid Bream, L OBP: 0.353, SLG: 0.375 John Smiley, L (9, 1)		0-0 F8		0-0 P6		0-0 K		0-0 1-3		4	0	0	0	0	1	3			
Jim Morrison, R OBP: 0.529, SLG: 1.000 (1, 5)		0-0 6-3			0-0 E5 G4-6-3		0-0 F3		0-0 6-3	4	0	0	0	0	0	0			
Michael LaValliere, L OBP: 0.286, SLG: 0.167 (1, 2)		0-0 1B			0-0 G4-6-3 1-2		0-0 F9		0-0 F9	4	0	1	0	0	0	1			
Rafael Belliard, R OBP: 0.077, SLG: 0.077 Mike Diaz, R (9, PH)		0-0 6-3			0-0 6-3		0-0 1-6-3		0-0 F9	3	0	0	0	0	0	1			
Bob Kipper, R OBP: 0.200, SLG: 2.000 Bob Walk, R John Cangelosi, S Logan Easley, R R.J. Reynolds, S OBP: 0.500, SLG: 1.000 (9, 7)			0-0 L6 2B			0-0 E8 2B		0-0 E7 3-1 2B		1	0	1	0	0	0	0			
<b>Inning Stats</b>	R: 0 E: 0 K: 0 S: 3	H: 0 LOB: 1 BB: 1 P: 7	R: 0 E: 0 K: 0 S: 4	H: 1 LOB: 0 BB: 0 P: 4	R: 0 E: 0 K: 0 S: 3	H: 0 LOB: 0 BB: 0 P: 3	R: 0 E: 0 K: 0 S: 3	H: 0 LOB: 0 BB: 0 P: 3	R: 1 E: 1 K: 1 S: 7	H: 1 LOB: 2 BB: 1 P: 11	R: 0 E: 0 K: 0 S: 3	H: 0 LOB: 0 BB: 0 P: 3	R: 2 E: 1 K: 0 S: 5	H: 1 LOB: 1 BB: 1 P: 9	R: 0 E: 0 K: 0 S: 3	H: 0 LOB: 0 BB: 0 P: 3	1B: 1 2B: 4 3B: 0 HR: 0	SF: 0 SAC: 0 DP: 2 HBP: 0	WP: 0 PA: 35 PB: 0 SB: 0 CS: 0
<b>PITCHER</b>	IP WLS BF H R ER SO BB IBB HBP BLK WP HR S P ERA WHIP	IP WLS BF H R ER SO BB IBB HBP BLK WP HR S P ERA WHIP	IP WLS BF H R ER SO BB IBB HBP BLK WP HR S P ERA WHIP	IP WLS BF H R ER SO BB IBB HBP BLK WP HR S P ERA WHIP	IP WLS BF H R ER SO BB IBB HBP BLK WP HR S P ERA WHIP	IP WLS BF H R ER SO BB IBB HBP BLK WP HR S P ERA WHIP	IP WLS BF H R ER SO BB IBB HBP BLK WP HR S P ERA WHIP	IP WLS BF H R ER SO BB IBB HBP BLK WP HR S P ERA WHIP	IP WLS BF H R ER SO BB IBB HBP BLK WP HR S P ERA WHIP	IP WLS BF H R ER SO BB IBB HBP BLK WP HR S P ERA WHIP	IP WLS BF H R ER SO BB IBB HBP BLK WP HR S P ERA WHIP	IP WLS BF H R ER SO BB IBB HBP BLK WP HR S P ERA WHIP	IP WLS BF H R ER SO BB IBB HBP BLK WP HR S P ERA WHIP	IP WLS BF H R ER SO BB IBB HBP BLK WP HR S P ERA WHIP	IP WLS BF H R ER SO BB IBB HBP BLK WP HR S P ERA WHIP	IP WLS BF H R ER SO BB IBB HBP BLK WP HR S P ERA WHIP	IP WLS BF H R ER SO BB IBB HBP BLK WP HR S P ERA WHIP	IP WLS BF H R ER SO BB IBB HBP BLK WP HR S P ERA WHIP	IP WLS BF H R ER SO BB IBB HBP BLK WP HR S P ERA WHIP

St. Louis Cardinals @ Pittsburgh Pirates  
Three Rivers Stadium, Pittsburgh, PA  
Sat Apr 11 1987, 3:33 AM EDT  
Att: 6,720 - Unknown

AB 32  
R 3  
H 4  
RBI 3  
BB 3  
SO 1  
LOB 13




Batter	1	2	3	4	5	6	7	8	9	AB	R	H	RBI	BB	SO	LOB	TOP			
Vince Coleman, S (1.7) OBP: 0.400, SLG: 0.364										5	1	2	0	0	2	5	<b>St. Louis Cardinals @ Pittsburgh Pirates</b> Three Rivers Stadium, Pittsburgh, PA Sun Apr 12 1987, 3:33 AM EDT Att: 6,749 - Unknown <a href="http://livebaseballscorecards.com">livebaseballscorecards.com</a>			
Willie McGee, S (1.8) OBP: 0.333, SLG: 0.231										5	0	2	2	0	0	2				
Tom Herr, S (1.4) OBP: 0.292, SLG: 0.286										4	1	1	0	1	1	5				
Jack Clark, R (1.3) OBP: 0.476, SLG: 0.500 Dave LaPoint, L (8.1)										4	0	1	1	1	0	2				
Jim Lindeman, R (1.9) OBP: 0.286, SLG: 0.667										5	1	1	0	0	0	6				
Terry Pendleton, S (1.5) OBP: 0.409, SLG: 0.636										5	0	3	1	0	0	1				
Steve Lake, R (1.2) Curt Ford, L (7. PH) Tom Pagnozzi, R (7.2)										3	0	2	0	0	1	1				
José Oquendo, S (1.6) OBP: 0.400, SLG: 0.250										4	1	1	0	1	0	4				
John Tudor, L (1.1) OBP: 0.250, SLG: 0.250 Pat Perry, L (6.1) Ray Soff, R (6.1) Mike Laga, L (8. PH)										1	0	0	0	0	0	2				
<b>Inning Stats</b>	R: 1 E: 0 K: 0 S: 5	H: 2 LOB: 1 BB: 0 P: 5	R: 0 E: 0 K: 2 S: 9	H: 2 LOB: 2 BB: 0 P: 9	R: 0 E: 0 K: 0 S: 3	H: 0 LOB: 1 BB: 1 P: 7	R: 0 E: 0 K: 0 S: 5	H: 2 LOB: 1 BB: 0 P: 5	R: 1 E: 0 K: 0 S: 5	H: 2 LOB: 1 BB: 0 P: 5	R: 1 E: 0 K: 0 S: 4	H: 2 LOB: 1 BB: 1 P: 8	R: 0 E: 0 K: 2 S: 8	H: 1 LOB: 0 BB: 2 P: 16	R: 0 E: 0 K: 0 S: 3	H: 0 LOB: 0 BB: 0 P: 3		1B: 9 2B: 4 3B: 0 HR: 0	SF: 0 SAC: 2 DP: 1 HBP: 0	WP: 1 PB: 0 SB: 0 CS: 0
<b>PITCHER</b>	IP WLS BF H R ER SO BB IBB HBP BLK WP HR S P ERA WHIP																			
Bob Patterson, L (1.1) ERA: 3.27	5.0 W 24 8 2 2 2 1 0 0 0 0 1 0 27 31 3.60 1.800																			
Barry Jones, R (6.1) ERA: 6.75	1.1 9 4 2 2 0 1 0 0 0 0 0 0 8 12 13.50 3.750																			
Brian Fisher, R (7.1) ERA: 5.4	1.1 7 1 0 0 2 3 0 0 0 0 0 0 8 20 0.00 3.000																			
Don Robinson, R (8.1) ERA:	1.1 S 4 0 0 0 0 0 0 0 0 0 0 0 4 4 0.00 0.000																			

Batter	1	2	3	4	5	6	7	8	9	AB	R	H	RBI	BB	SO	LOB	BOTTOM			
John Cangelosi, S (1.8) OBP: 0.625, SLG: 0.714										4	3	4	1	1	0	0	<b>St. Louis Cardinals @ Pittsburgh Pirates</b> Three Rivers Stadium, Pittsburgh, PA Sun Apr 12 1987, 3:33 AM EDT Att: 6,749 - Unknown <a href="http://livebaseballscorecards.com">livebaseballscorecards.com</a>			
Andy Van Slyke, L (1.9) OBP: 0.273, SLG: 0.350										5	2	2	2	0	0	3				
Johnny Ray, S (1.4) OBP: 0.261, SLG: 0.238										5	0	1	1	0	0	3				
Jim Morrison, R (1.5) OBP: 0.571, SLG: 1.158										4	1	3	3	0	0	1				
Mike Diaz, R (1.7) Barry Jones, R (6.1) Brian Fisher, R (7.1) Don Robinson, R (8.1)										2	0	0	0	1	0	1				
Sid Bream, L (1.3) OBP: 0.333, SLG: 0.316										3	0	0	0	1	1	2				
Junior Ortiz, R (1.2) OBP: 0.462, SLG: 0.300										4	0	1	0	0	1	3				
Rafael Belliard, R (1.6) OBP: 0.176, SLG: 0.250										3	1	1	0	0	1	0				
Bob Patterson, R (1.1) Bobby Bonilla, S (6.7)										2	0	0	0	0	0	2				
<b>Inning Stats</b>	R: 1 E: 0 K: 0 S: 5	H: 2 LOB: 1 BB: 0 P: 5	R: 0 E: 0 K: 1 S: 5	H: 1 LOB: 0 BB: 0 P: 6	R: 2 E: 0 K: 0 S: 5	H: 2 LOB: 2 BB: 2 P: 13	R: 0 E: 0 K: 0 S: 4	H: 1 LOB: 1 BB: 0 P: 4	R: 1 E: 0 K: 1 S: 6	H: 1 LOB: 1 BB: 1 P: 10	R: 3 E: 1 K: 0 S: 7	H: 4 LOB: 1 BB: 0 P: 7	R: 0 E: 0 K: 1 S: 5	H: 0 LOB: 0 BB: 0 P: 5	R: 0 E: 0 K: 0 S: 4	H: 1 LOB: 1 BB: 0 P: 4		1B: 8 2B: 3 3B: 1 HR: 1	SF: 0 SAC: 0 DP: 1 HBP: 1	WP: 0 PB: 0 SB: 3 CS: 0
<b>PITCHER</b>	IP WLS BF H R ER SO BB IBB HBP BLK WP HR S P ERA WHIP																			
John Tudor, L (1.1) ERA: 7.84	5.1 L 28 9 6 6 2 3 0 0 0 0 0 0 28 41 10.12 2.250																			
Pat Perry, L (6.1) ERA: 9.0	0.0 2 2 1 1 0 0 0 0 0 0 0 0 2 2 ∞ ∞																			
Ray Soff, R (6.1) ERA:	1.2 5 0 0 0 1 0 0 0 0 0 0 0 7 7 0.00 0.000																			
Dave LaPoint, L (8.1) ERA: 5.4	1.0 4 1 0 0 0 0 0 0 0 0 0 0 4 4 0.00 1.000																			

Batter	1	2	3	4	5	6	7	8	9	AB	R	H	RBI	BB	SO	LOB	TOP								
Vince Coleman, S (1, 7) OBP: 0.367, SLG: 0.308	G3		F2			K	4-3		L1-3 BB	4	0	0	0	1	1	0									
José Oquendo, S (1, 6) OBP: 0.400, SLG: 0.250	G3		4-3			2B	1B	1B	1B	4	2	1	0	1	0	1									
Tom Herr, S (1, 4) OBP: 0.379, SLG: 0.375	G3			FC5-4 BB		HR	2B	1B	CS	3	2	2	1	2	0	0									
Jack Clark, R (1, 3) OBP: 0.480, SLG: 0.667		K		F8		HR	2B	1B	CS	4	2	2	2	0	1	1									
Willie McGee, S (1, 8) OBP: 0.368, SLG: 0.412		1B		FC5-4		1-3		1B		4	1	2	3	0	0	1									
Jim Lindeman, R (1, 9) OBP: 0.280, SLG: 0.720		K		P6		HR		F8		4	1	1	1	0	1	3									
Terry Pendleton, S (1, 5) OBP: 0.423, SLG: 0.615		1B				F8		1B		4	0	2	1	0	0	0									
Steve Lake, R (1, 2) OBP: 0.364, SLG: 0.818		K2-3				F7		P4		4	0	0	0	0	1	3									
Danny Cox, R (1, 1) Mike Laga, L (7, PH) Ricky Horton, L (7, 1)				K		1-3		K	K	2	0	0	0	0	1	0									
<b>Inning Stats</b>	R: 0 E: 0 K: 0 S: 3	H: 0 LOB: 0 BB: 0 P: 3	R: 0 E: 0 K: 3 S: 11	H: 2 LOB: 2 BB: 0 P: 11	R: 0 E: 0 K: 1 S: 5	H: 0 LOB: 0 BB: 0 P: 5	R: 0 E: 0 K: 0 S: 3	H: 0 LOB: 1 BB: 1 P: 7	R: 0 E: 0 K: 0 S: 3	H: 0 LOB: 0 BB: 0 P: 3	R: 4 E: 0 K: 1 S: 9	H: 4 LOB: 0 BB: 0 P: 9	R: 0 E: 0 K: 1 S: 5	H: 0 LOB: 0 BB: 0 P: 5	R: 4 E: 0 K: 1 S: 9	H: 4 LOB: 1 BB: 1 P: 13	R: 0 E: 0 K: 0 S: 1	H: 0 LOB: 0 BB: 2 P: 9	1B: 6 2B: 2 3B: 1 HR: 2	SF: 0 SAC: 0 DP: 1 HBP: 0	WP: 0 PB: 0 SB: 1 CS: 0	PA: 40			
<b>PITCHER</b>	IP	WLS	BF	H	R	ER	SO	BB	IBB	HBP	BLK	WP	HR	S	P	ERA	WHIP								
Doug Drabek, R (1, 1) ERA: 4.5	6.0	L	25	6	4	4	5	1	0	0	0	0	2	34	38	6.00	1.167								
Bob Walk, R (7, 1) ERA:	1.0		3	0	0	0	1	0	0	0	0	0	0	5	5	0.00	0.000								
Brian Fisher, R (8, 1) ERA: 14.73	0.1		5	3	4	4	0	1	0	0	0	0	0	4	8	108.00	12.000								
John Smiley, L (8, 1) ERA:	1.2		6	1	0	0	1	2	0	0	0	0	0	6	14	0.00	1.800								

St. Louis Cardinals @ Pittsburgh Pirates  
Three Rivers Stadium, Pittsburgh, PA  
Mon Apr 13 1987, 3:33 AM EDT  
Att: 5,182 - Unknown


AB	35
R	8
H	10
RBI	8
BB	4
SO	7
LOB	10



Batter	1	2	3	4	5	6	7	8	9	AB	R	H	RBI	BB	SO	LOB	BOTTOM								
Barry Bonds, L (1, 8) OBP: 0.333, SLG: 0.222	S 1B BB		F8			1B	BB	1B	K	4	2	1	0	1	2	1									
Andy Van Slyke, L (1, 9) OBP: 0.308, SLG: 0.391	F7		K			E	G4-6-3	BB	6-3	3	2	1	0	1	1	1									
Johnny Ray, S (1, 4) OBP: 0.296, SLG: 0.280	FC6-4 2H 1B		6-3			E4	G4-6-3	1B	6-3	4	0	2	1	0	0	1									
Sid Bream, L (1, 3) OBP: 0.320, SLG: 0.348	F7					G4-6-3	1-2 2H	1B	2-3	4	0	1	1	0	0	2									
Jim Morrison, R (1, 5) OBP: 0.520, SLG: 1.000	FC6-4 1-2		F9			1B	BB	1B	K	3	0	0	0	1	1	2									
R.J. Reynolds, S (1, 7) OBP: 0.333, SLG: 0.500		4-3		4-3		1B	BB	1B	5-3	4	0	1	0	0	0	1									
Michael LaValliere, L (1, 2) OBP: 0.200, SLG: 0.111 John Cangelosi, S (9, PH) OBP: 0.556, SLG: 0.625		K				1-3		F9	K	3	0	0	0	0	1	2									
Rafael Belliard, R (1, 6) OBP: 0.200, SLG: 0.222 Bill Almon, R (9, PH)						5-3		F9	E6	2	0	0	0	1	0	0									
Doug Drabek, R (1, 1) Bob Walk, R (7, 1) Denny Gonzalez, R (7, PH) Brian Fisher, R (8, 1) John Smiley, L (8, 1) Mike Diaz, R (9, PH)		K				K		6-3	F9	2	0	0	0	0	2	1									
<b>Inning Stats</b>	R: 1 E: 0 K: 0 S: 4	H: 1 LOB: 1 BB: 1 P: 8	R: 0 E: 0 K: 2 S: 7	H: 0 LOB: 1 BB: 1 P: 11	R: 0 E: 0 K: 1 S: 5	H: 0 LOB: 0 BB: 0 P: 5	R: 0 E: 0 K: 0 S: 3	H: 0 LOB: 0 BB: 0 P: 3	R: 0 E: 0 K: 1 S: 5	H: 0 LOB: 0 BB: 0 P: 5	R: 2 E: 1 K: 0 S: 5	H: 3 LOB: 2 BB: 2 P: 13	R: 0 E: 0 K: 1 S: 5	H: 0 LOB: 0 BB: 0 P: 5	R: 1 E: 0 K: 1 S: 7	H: 2 LOB: 1 BB: 0 P: 7	R: 0 E: 1 K: 2 S: 8	H: 0 LOB: 1 BB: 0 P: 8	1B: 4 2B: 2 3B: 0 HR: 0	SF: 0 SAC: 0 DP: 1 HBP: 0	WP: 0 PB: 0 SB: 1 CS: 0	PA: 37			
<b>PITCHER</b>	IP	WLS	BF	H	R	ER	SO	BB	IBB	HBP	BLK	WP	HR	S	P	ERA	WHIP								
Danny Cox, R (1, 1) ERA: 2.84	6.0	W	25	4	3	3	4	4	0	0	0	0	0	29	45	4.50	1.333								
Ricky Horton, L (7, 1) ERA: 1.5	3.0	S	12	2	1	1	4	0	0	0	0	0	0	20	20	3.00	0.667								

St. Louis Cardinals @ Pittsburgh Pirates  
Three Rivers Stadium, Pittsburgh, PA  
Mon Apr 13 1987, 3:33 AM EDT  
Att: 5,182 - Unknown

AB	33
R	4
H	6
RBI	2
BB	4
SO	8
LOB	12



Batter	1	2	3	4	5	6	7	8	9	10	AB	R	H	RBI	BB	SO	LOB	TOP									
John Cangelosi, S (1, 7) OBP: 0.538, SLG: 0.545 Andy Van Slyke, L (9, 9) OBP: 0.333, SLG: 0.417	F9		CS				F5			1B	3	0	1	0	1	0	0	<b>Pittsburgh Pirates @ Chicago Cubs</b> Wrigley Field, Chicago, IL Wed Apr 15 1987, 3:33 AM CDT Att: 5,369 - Unknown									
Barry Bonds, L (1, 8) OBP: 0.276, SLG: 0.174	4-3		CS	6-3	F8			F6		F8	5	0	0	0	0	0	4										
Johnny Ray, S (1, 4) OBP: 0.313, SLG: 0.300	1-3			6-3				G3		F9	5	1	2	0	0	0	0										
Jim Morrison, R (1, 5) OBP: 0.500, SLG: 0.685		6-3						G6-3		1B	4	0	1	1	1	1	1										
Mike Diaz, R (1, 3) OBP: 0.200, SLG: 0.556 Sid Bream, L (6, PR) OBP: 0.333, SLG: 0.360										1B	3	1	2	1	0	1	1										
Bobby Bonilla, S (1, 9) OBP: 0.260, SLG: 0.417										1B	2	0	1	0	0	0	2										
Junior Ortiz, R (1, 2) OBP: 0.389, SLG: 0.267										1B	4	0	3	0	1	0	1										
Rafael Belliard, R (1, 6) OBP: 0.208, SLG: 0.227										1B	5	0	1	0	0	0	6										
Rick Reuschel, R (1, 1) OBP: 0.200, SLG: 0.200 R.J. Reynolds, S (9, PH) OBP: 0.266, SLG: 0.429 Don Robinson, R (9, 1)										1B	4	0	1	0	0	1	2										
										1B	3	1	0	0	0	0	2										
										1B	0	0	0	0	0	0	0										
<b>Inning Stats</b>	R: 0 E: 0 K: 0 S: 3	H: 0 LOB: 0 BB: 0 P: 4	R: 1 E: 0 K: 0 S: 4	H: 2 LOB: 0 BB: 0 P: 4	R: 0 E: 0 K: 0 S: 3	H: 1 LOB: 0 BB: 1 P: 3	R: 0 E: 0 K: 1 S: 5	H: 0 LOB: 1 BB: 1 P: 9	R: 0 E: 0 K: 1 S: 7	H: 2 LOB: 3 BB: 1 P: 11	R: 0 E: 1 K: 0 S: 5	H: 3 LOB: 3 BB: 0 P: 5	R: 0 E: 0 K: 0 S: 3	H: 0 LOB: 0 BB: 0 P: 3	R: 0 E: 0 K: 1 S: 7	H: 2 LOB: 2 BB: 0 P: 7	R: 2 E: 0 K: 0 S: 6	H: 3 LOB: 2 BB: 1 P: 10	1B: 12 2B: 0 3B: 0 HR: 1	SF: 0 SAC: 0 DP: 2 HBP: 0	WP: 1 PB: 0 SB: 1 CS: 1	PA: 44					
<b>PITCHER</b>	IP 7.0	WLS BF 28	H R 8 1	ER SO 1 2	BB IBB 0 0	HBP BLK 0 0	WP HR 1 0	S P 30 38	ERA WHIP 1.29 1.429																		
Steve Trout, L (1, 1) ERA: 3.21	2.1	L	12	5	2	2	2	0	0	0	0	1	0	16	16	7.71	2.143										
Dickie Noles, R (8, 1) ERA: 5.87	0.1		2	0	0	0	0	1	0	0	0	0	0	1	5	0.00	3.000										
Frank DiPino, L (10, 1) ERA: 4.15	0.1		1	0	0	0	0	0	0	0	1	0	0	1	1	0.00	0.000										
<b>PITCHER</b>	IP	WLS	BF	H	R	ER	SO	BB	IBB	HBP	BLK	WP	HR	S	P	ERA	WHIP										
Chico Walker, S (1, 7) OBP: 0.250, SLG: 0.182	23 4-3																	4	0	1	0	1	0	2			
23 Ryne Sandberg, R (1, 4) OBP: 0.412, SLG: 0.462	4-3																	5	0	0	0	0	1	3			
Andre Dawson, R (1, 9) OBP: 0.290, SLG: 0.429	1-3																	4	0	0	0	0	1	2			
Keith Moreland, R (1, 5) OBP: 0.250, SLG: 0.292	F9																	4	0	1	0	0	0	1			
Leon Durham, L (1, 3) OBP: 0.400, SLG: 0.400	4-3																	3	0	0	0	1	1	0			
Jody Davis, R (1, 2) OBP: 0.400, SLG: 0.538	4-3																	4	1	1	1	0	0	2			
Dave Martinez, L (1, 8) OBP: 0.273, SLG: 0.278 Frank DiPino, L (10, 1) Les Lancaster, R (10, 1)	G3																	3	0	0	0	1	0	0			
Shawon Dunston, R (1, 6) OBP: 0.167, SLG: 0.172																		4	0	0	0	0	2	3			
Steve Trout, L (1, 1) OBP: 0.250, SLG: 0.250 Jerry Mumphrey, S (7, PH) OBP: 0.800, SLG: 1.667 Jamie Moyer, L (7, PR)	G3																	3	0	0	0	1	0	0			
Dickie Noles, R (8, 1) Bob Demier, R (10, 8) OBP: 0.545, SLG: 1.000																		0	0	0	0	0	0	0			
																		0	0	0	0	0	0	0			
																		0	0	0	0	0	0	0			
																		0	0	0	0	0	0	0			
																		1	0	0	0	0	0	0			
<b>Inning Stats</b>	R: 0 E: 0 K: 0 S: 4	H: 1 LOB: 1 BB: 0 P: 4	R: 0 E: 0 K: 0 S: 3	H: 0 LOB: 0 BB: 0 P: 3	R: 0 E: 0 K: 2 S: 7	H: 0 LOB: 1 BB: 1 P: 11	R: 0 E: 0 K: 0 S: 4	H: 1 LOB: 3 BB: 2 P: 12	R: 0 E: 0 K: 0 S: 4	H: 1 LOB: 1 BB: 0 P: 4	R: 0 E: 0 K: 1 S: 5	H: 0 LOB: 0 BB: 0 P: 5	R: 0 E: 0 K: 0 S: 3	H: 0 LOB: 1 BB: 1 P: 7	R: 0 E: 0 K: 1 S: 5	H: 0 LOB: 0 BB: 0 P: 5	R: 1 E: 0 K: 1 S: 6	H: 1 LOB: 0 BB: 0 P: 6	R: 0 E: 0 K: 0 S: 3	H: 0 LOB: 0 BB: 0 P: 3	1B: 3 2B: 0 3B: 0 HR: 1	SF: 0 SAC: 0 DP: 0 HBP: 0	WP: 0 PB: 0 SB: 0 CS: 0	PA: 38			
<b>PITCHER</b>	IP	WLS	BF	H	R	ER	SO	BB	IBB	HBP	BLK	WP	HR	S	P	ERA	WHIP										
Rick Reuschel, R (1, 1) ERA: 0.66	8.0		31	3	0	0	4	4	0	0	0	0	0	35	51	0.00	0.875										
Don Robinson, R (9, 1) ERA: 1.8	2.0	W	7	1	1	1	1	0	0	0	0	0	1	9	9	4.50	0.500										

AB	40
R	3
H	13
RBI	2
BB	3
SO	4
LOB	21



**BOTTOM**

AB	34
R	1
H	4
RBI	1
BB	4
SO	5
LOB	13











Batter	1	2	3	4	5	6	7	8	9	AB	R	H	RBI	BB	SO	LOB	TOP										
<b>Mitt Thompson, L</b> OBP: 0.277, SLG: 0.348 (1, 8)	F8	K			F8		FC6-4			4	0	0	0	0	1	3	Philadelphia Phillies @ Pittsburgh Pirates Three Rivers Stadium, Pittsburgh, PA Sun Apr 19 1987, 3:33 AM EDT Att: 7,962 - Unknown <a href="http://livebaseballscorecards.com">livebaseballscorecards.com</a>										
<b>Juan Samuel, R</b> OBP: 0.339, SLG: 0.327 (1, 4)	5-3		4-3		K			CS	1B	4	0	2	0	0	1	0											
<b>Von Hayes, L</b> OBP: 0.491, SLG: 0.342 (1, 3)			4-3		4-3			BB	1B	4	0	2	0	0	0	1											
<b>Mike Schmidt, R</b> OBP: 0.392, SLG: 0.643 (1, 5)	K		K		K			G1-6-3	BB	3	0	0	0	1	3	2											
<b>Mike Easter, L</b> OBP: 0.372, SLG: 0.452 (1, 7)		1B	F7		F9			G1-6-3	BB	4	1	1	0	0	0	3											
<b>Lance Parrish, R</b> OBP: 0.287, SLG: 0.250 (1, 2)		1B			K			F8		4	0	1	0	0	2	0											
<b>Glenn Wilson, R</b> OBP: 0.308, SLG: 0.405 (1, 9)		1B			SF9		P6	L4		4	1	2	1	0	0	0											
<b>Luis Aguayo, R</b> OBP: 0.400, SLG: 0.571 (9, FH) <b>Greg Gross, L</b> OBP: 0.222, SLG: 0.125 (9, FH)	4-3		SF9		SF9			F7		2	0	1	1	0	0	2											
<b>Bruce Ruffin, S</b> <b>Michael Jackson, R</b> (8, 1)	4-3		K		K		FC3-6	FC3-6		1	0	0	0	0	0	0											
<b>Inning Stats</b>	R: 0 E: 0 K: 1 S: 6	H: 1 LOB: 1 BB: 0 P: 6	R: 1 E: 0 K: 1 S: 8	H: 3 LOB: 2 BB: 0 P: 8	R: 0 E: 0 K: 1 S: 6	H: 1 LOB: 1 BB: 0 P: 6	R: 1 E: 0 K: 2 S: 8	H: 1 LOB: 0 BB: 0 P: 8	R: 0 E: 0 K: 1 S: 5	H: 0 LOB: 0 BB: 0 P: 5	R: 0 E: 0 K: 2 S: 7	H: 0 LOB: 0 BB: 0 P: 7	R: 0 E: 1 K: 0 S: 4	H: 1 LOB: 1 BB: 0 P: 4	R: 0 E: 0 K: 0 S: 3	H: 2 LOB: 1 BB: 1 P: 7		R: 0 E: 0 K: 0 S: 3	H: 0 LOB: 0 BB: 0 P: 3	1B: 7 2B: 1 3B: 1 HR: 0	SF: 1 SAC: 0 DP: 1 HBP: 0	WP: 0 PB: 0 SB: 0 CS: 1	PA: 35				
<b>PITCHER</b>	IP	WLS	BF	H	R	ER	SO	BB	IBB	HBP	BLK	WP	HR	S	P	ERA		WHIP									
<b>Doug Drabek, R</b> ERA: 3.79 (1, 1)	7.0	W	29	8	2	2	8	0	0	0	0	0	0	45	45	2.57		1.143									
<b>John Smiley, L</b> ERA: (8, 1)	1.0		3	1	0	0	0	1	0	0	0	0	0	2	6	0.00	2.000										
<b>Don Robinson, R</b> ERA: 5.14 (9, 1)	1.0	S	3	0	0	0	0	0	0	0	0	0	0	3	3	0.00	0.000										

Batter	1	2	3	4	5	6	7	8	9	AB	R	H	RBI	BB	SO	LOB	BOTTOM										
<b>Barry Bonds, L</b> OBP: 0.311, SLG: 0.297 (1, 8)	1B		L5-3		G6-4-3		6-3			4	1	2	0	0	0	4	Philadelphia Phillies @ Pittsburgh Pirates Three Rivers Stadium, Pittsburgh, PA Sun Apr 19 1987, 3:33 AM EDT Att: 7,962 - Unknown <a href="http://livebaseballscorecards.com">livebaseballscorecards.com</a>										
<b>Bill Almon, R</b> OBP: 0.143, SLG: 0.143 (1, 6) <b>Rafael Belliard, R</b> OBP: 0.242, SLG: 0.300 (9, 6)	E		F9				5-3		4-3	4	1	1	1	0	0	1											
<b>Johnny Ray, S</b> OBP: 0.300, SLG: 0.326 (1, 4)	1-3		L5-3				6-3		K	4	0	0	0	0	1	2											
<b>Jim Morrison, R</b> OBP: 0.468, SLG: 0.725 (1, 5)	SF8				6-3		6-3		1B	3	1	1	1	0	0	0											
<b>Mike Diaz, R</b> OBP: 0.318, SLG: 0.579 (1, 7) <b>Andy Van Slyke, L</b> OBP: 0.405, SLG: 0.528 (8, 9)	FC4				4-3		F7		E	2	0	0	0	1	0	0											
<b>Bobby Bonilla, S</b> OBP: 0.283, SLG: 0.297 (1, 9) (8, 7)	FC4				6-3		5-3		E5	4	0	0	0	0	0	1											
<b>Sid Bream, L</b> OBP: 0.381, SLG: 0.432 (1, 3)			K							3	1	2	1	1	1	0											
<b>Michael LaValliere, L</b> OBP: 0.400, SLG: 0.421 (1, 2)			6-3						K2-3	4	0	2	0	0	1	2											
<b>Doug Drabek, R</b> OBP: 0.143, SLG: 0.286 (1, 1) <b>John Smiley, L</b> (8, 1) <b>Don Robinson, R</b> (9, 1)			6-3							3	0	1	0	0	1	2											
<b>Inning Stats</b>	R: 2 E: 1 K: 0 S: 5	H: 2 LOB: 1 BB: 1 P: 9	R: 0 E: 0 K: 1 S: 5	H: 0 LOB: 0 BB: 0 P: 5	R: 0 E: 0 K: 0 S: 3	H: 1 LOB: 0 BB: 0 P: 3	R: 0 E: 0 K: 0 S: 3	H: 0 LOB: 0 BB: 0 P: 3	R: 0 E: 0 K: 1 S: 6	H: 2 LOB: 1 BB: 0 P: 6	R: 0 E: 0 K: 0 S: 3	H: 0 LOB: 0 BB: 0 P: 3	R: 1 E: 0 K: 0 S: 6	H: 3 LOB: 2 BB: 0 P: 6	R: 2 E: 1 K: 2 S: 10	H: 2 LOB: 2 BB: 1 P: 14		1B: 6 2B: 3 3B: 1 HR: 1	SF: 1 SAC: 0 DP: 2 HBP: 0	WP: 0 PB: 0 SB: 2 CS: 0	PA: 35						
<b>PITCHER</b>	IP	WLS	BF	H	R	ER	SO	BB	IBB	HBP	BLK	WP	HR	S	P	ERA		WHIP									
<b>Bruce Ruffin, L</b> ERA: 5.3 (1, 1)	7.2	L	33	10	5	3	3	1	0	0	0	0	0	38	42	3.52		1.435									
<b>Michael Jackson, R</b> ERA: 0.71 (8, 1)	0.1		2	0	0	0	1	0	1	0	0	0	0	3	7	0.00	0.000										

Batter	1	2	3	4	5	6	7	8	9	AB R H RBI BB SO LOB	TOP																	
Lenny Dykstra, L OBP: 0.349, SLG: 0.564 (1,8)										5 0 0 0 0 1 3	<b>New York Mets @ Pittsburgh Pirates</b> Three Rivers Stadium, Pittsburgh, PA Mon Apr 20 1987, 7:05 PM EDT Att: 8,267 - Unknown																	
Wally Backman, S OBP: 0.333, SLG: 0.286 (1,4)										4 1 0 0 1 1 0																		
Keith Hernandez, L OBP: 0.321, SLG: 0.304 (1,3)										4 2 2 0 1 1 1																		
Gary Carter, R OBP: 0.327, SLG: 0.532 (1,2)										5 1 2 4 0 0 2																		
Darryl Strawberry, L OBP: 0.388, SLG: 0.767 (1,9)										3 0 1 0 1 0 1																		
Mookie Wilson, S OBP: 0.357, SLG: 0.556 Doug Sisk, R (7,1)										4 1 1 1 0 1 2 0 0 0 0 0 0 0																		
Howard Johnson, S OBP: 0.347, SLG: 0.375 (1,5)										4 0 0 0 0 2 1																		
Rafael Santana, R OBP: 0.231, SLG: 0.211 (1,6)										4 0 1 0 0 1 0																		
Rick Aquilera, R OBP: 0.286, SLG: 0.286 Gene Walter, L Terry Leach, R Dave Magadan, L Randy Myers, L Lee Mazzilli, S (1,1) (3,1) (5,1) (7,PH) (7,1) (7,1)										1 0 0 0 0 0 0 0 0 0 0 0 1 0 0 0 0 0 0 0 0 1 1 1 1 0 0 0 0 0 0 0 0 0 0 1 0 0 0 0 0 0																		
<b>Inning Stats</b>	R: 1 E: 0 K: 0 S: 5	H: 2 LOB: 1 BB: 0 P: 5	R: 1 E: 0 K: 0 S: 4	H: 1 LOB: 0 BB: 0 P: 4	R: 0 E: 1 K: 1 S: 6	H: 0 LOB: 1 BB: 0 P: 6	R: 0 E: 0 K: 0 S: 3	H: 2 LOB: 0 BB: 1 P: 9	R: 0 E: 0 K: 0 S: 3	H: 0 LOB: 0 BB: 0 P: 3		R: 0 E: 0 K: 1 S: 5	H: 0 LOB: 0 BB: 0 P: 5	R: 4 E: 0 K: 1 S: 7	H: 2 LOB: 1 BB: 3 P: 19	R: 0 E: 0 K: 2 S: 7	H: 0 LOB: 0 BB: 0 P: 7	R: 0 E: 0 K: 2 S: 8	H: 1 LOB: 1 BB: 0 P: 8	1B: 4 2B: 1 3B: 0 HR: 3	SF: 0 SAC: 0 DP: 0 HBP: 0	WP: 0 PB: 0 SB: 1 CS: 0	PA: 40					
<b>PITCHER</b>	IP WLS BF H R ER SO BB IBB HBP BLK WP HR S P ERA WHIP																											
Rick Reuschel, R ERA: 1.37 John Smiley, L ERA: 4.25 Barry Jones, R ERA: 10.8 Logan Easley, R ERA: 4.32	(1,1) (7,1) (7,1) (8,1)	6.0 0.2 0.1 2.0	WLS 5 3 7	BF 25 1 7	H 5 1 1	R 2 3 1	ER 2 3 1	SO 2 3 1	BB 1 0 0	IBB 0 0 0	HBP 0 0 0	BLK 0 0 0	WP 0 0 0	HR 1 3 4	S 28 11 15	P 32 11 8 15	ERA 3.00 40.50 27.00 0.00	WHIP 1.000 4.500 6.000 0.500										

Batter	1	2	3	4	5	6	7	8	9	AB R H RBI BB SO LOB	BOTTOM																	
Barry Bonds, L OBP: 0.320, SLG: 0.317 (1,8)										4 2 1 0 1 0 4	<b>New York Mets @ Pittsburgh Pirates</b> Three Rivers Stadium, Pittsburgh, PA Mon Apr 20 1987, 7:05 PM EDT Att: 8,267 - Unknown																	
Andy Van Slyke, L OBP: 0.426, SLG: 0.513 (1,9)										3 1 1 1 2 0 2																		
Johnny Ray, S OBP: 0.309, SLG: 0.380 (1,4)										4 1 1 2 1 1 4																		
Sid Bream, L OBP: 0.426, SLG: 0.619 (1,3)										5 2 4 3 0 0 2																		
Jim Morrison, R OBP: 0.442, SLG: 0.659 (1,5)										4 0 0 0 1 1 2																		
R.J. Reynolds, S OBP: 0.429, SLG: 0.571 (1,7)										5 0 3 0 0 0 2																		
Michael LaValliere, L OBP: 0.266, SLG: 0.375 Bob Kipper, R John Smiley, L Barry Jones, R Mike Diaz, R Logan Easley, R (1,2) (5,PH) (7,1) (7,1) (7,PH) (8,1)										1 0 0 0 3 0 1 0 1 0 0 0 0 0 0 0 0 0 0 0 0																		
Rafael Belliard, R OBP: 0.243, SLG: 0.273 (1,6)										3 1 0 0 1 2 4																		
Rick Reuschel, R OBP: 0.226, SLG: 0.375 Bob Kipper, R John Smiley, L Barry Jones, R Mike Diaz, R Logan Easley, R (1,1) (5,PH) (7,1) (7,1) (7,PH) (8,1)										3 0 1 0 0 0 4 0 1 1 1 3 0 0 0 0 0 0 0 0 0 0																		
<b>Inning Stats</b>	R: 1 E: 0 K: 0 S: 4	H: 2 LOB: 1 BB: 1 P: 8	R: 0 E: 0 K: 1 S: 6	H: 1 LOB: 1 BB: 1 P: 10	R: 3 E: 0 K: 1 S: 8	H: 3 LOB: 2 BB: 2 P: 16	R: 1 E: 0 K: 0 S: 3	H: 1 LOB: 1 BB: 2 P: 11	R: 0 E: 0 K: 0 S: 3	H: 1 LOB: 0 BB: 0 P: 3		R: 0 E: 0 K: 1 S: 6	H: 1 LOB: 2 BB: 0 P: 6	R: 4 E: 0 K: 1 S: 7	H: 2 LOB: 1 BB: 2 P: 15	R: 0 E: 0 K: 0 S: 4	H: 1 LOB: 2 BB: 1 P: 8	1B: 5 2B: 4 3B: 0 HR: 4	SF: 0 SAC: 0 DP: 2 HBP: 0	WP: 0 PB: 0 SB: 2 CS: 1	PA: 42							
<b>PITCHER</b>	IP WLS BF H R ER SO BB IBB HBP BLK WP HR S P ERA WHIP																											
Rick Aquilera, R ERA: 5.17 Gene Walter, L ERA: 1.5 Terry Leach, R ERA: 1.8 Randy Myers, L ERA: 23.63 Doug Sisk, R ERA: 4.5	(1,1) (3,1) (5,1) (7,1) (7,1)	2.1 1.2 2.0 0.2 1.1	WLS 8 7 5 7	BF 15 8 7 5 7	H 6 2 1 2	R 4 0 1 1	ER 4 1 0 3 1	SO 1 1 3 1	BB 3 0 0 2	IBB 0 0 0	HBP 0 0 0	BLK 0 0 0	WP 0 0 0	HR 2 7 9 5 6	S 14 19 9 13 10	P 26 19 9 13 10	ERA 15.43 5.40 0.00 40.50 6.75	WHIP 3.857 2.400 1.000 4.500 2.250										



Batter	1	2	3	4	5	6	7	8	9	AB R H RBI BB SO LOB	TOP
<b>Mookie Wilson, S</b> OBP: 0.447, SLG: 0.722 (1, 8)	G3	1B BB		2B 1B	2H HR			S 1B		4 2 3 2 1 0 0	<b>New York Mets @ Pittsburgh Pirates</b> <b>Three Rivers Stadium, Pittsburgh, PA</b> Wed Apr 22 1987, 7:05 PM EDT Att: 13,911 - Unknown <a href="#">livebaseballscores.com</a>
<b>Tim Lincecum, R</b> OBP: 0.520, SLG: 0.691 <b>David Cone, L</b> (8, 1)	1B BB	1B BB		G3 SF7 2B	K			K		4 1 2 3 1 2 1 0 0 0 0 0 0 0 0 0 0 0 0 0 0	
<b>Jesse Orosco, R</b> (9, 1)	1B BB	1-3 2H 3H 4.0		G3						3 0 1 0 2 0 1	
<b>Keith Hernandez, L</b> OBP: 0.365, SLG: 0.377 (1, 3)	1-2 1B	1-2 BB		G3				F7		4 0 0 1 0 0 7	
<b>Gary Carter, R</b> OBP: 0.305, SLG: 0.500 (1, 2)	F7	F7		SF7	5-3			F8		5 0 0 0 0 3 4	
<b>Darryl Strawberry, L</b> OBP: 0.356, SLG: 0.698 (1, 9)	G3			K	K			6-3		5 2 4 1 0 0 0 0 0 0 0 0 0 0	
<b>Kevin McReynolds, R</b> OBP: 0.351, SLG: 0.659 <b>Lenny Dykstra, L</b> OBP: 0.354, SLG: 0.524 (9, 8)		F8		F8 2B	5-3 2B 1B			1-3 2B		4 1 0 0 1 1 3	
<b>Dave Magadan, L</b> OBP: 0.333, SLG: 0.800 (1, 5)		SH5-3 BB 1B BB		F8	K			F7		3 1 0 0 2 0 2	
<b>Rafael Santana, R</b> OBP: 0.271, SLG: 0.289 (1, 6)		SH5-3 1B BB		5-3	1-3			1-3		3 1 1 1 0 0 3 0 0 0 0 0 0 0 1 0 0 0 0 1 0	
<b>Ron Darling, R</b> OBP: 0.111, SLG: 0.222 <b>Gene Walter, L</b> (7, 1)		SH5-3 1B BB		F3	HR 2B			F8			
<b>Wally Backman, S</b> OBP: 0.317, SLG: 0.270 (8, 4)	1-2 2-3										
<b>Inning Stats</b>	R: 0 H: 1 E: 0 LOB: 2 K: 0 BB: 1 S: 4	R: 2 H: 1 E: 0 LOB: 3 K: 0 BB: 4 S: 4	R: 0 H: 1 E: 0 LOB: 2 K: 1 BB: 1 S: 6	R: 2 H: 2 E: 0 LOB: 0 K: 2 BB: 0 S: 7	R: 3 H: 3 E: 0 LOB: 0 K: 2 BB: 0 S: 10	R: 0 H: 0 E: 0 LOB: 0 K: 1 BB: 0 S: 5	R: 0 H: 1 E: 0 LOB: 0 K: 0 BB: 0 S: 4	R: 0 H: 1 E: 0 LOB: 2 K: 1 BB: 1 S: 6	R: 1 H: 1 E: 0 LOB: 0 K: 1 BB: 0 S: 6	1B: 5 SF: 1 2B: 4 SAC: 1 3B: 0 DP: 0 HR: 2 HBP: 0	WP: 0 PA: 45 PB: 0 SB: 1 CS: 0
<b>PITCHER</b>	IP WLS BF H R ER SO BB IBB HBP BLK WP HR S P ERA WHIP	IP WLS BF H R ER SO BB IBB HBP BLK WP HR S P ERA WHIP	IP WLS BF H R ER SO BB IBB HBP BLK WP HR S P ERA WHIP	IP WLS BF H R ER SO BB IBB HBP BLK WP HR S P ERA WHIP	IP WLS BF H R ER SO BB IBB HBP BLK WP HR S P ERA WHIP	IP WLS BF H R ER SO BB IBB HBP BLK WP HR S P ERA WHIP	IP WLS BF H R ER SO BB IBB HBP BLK WP HR S P ERA WHIP	IP WLS BF H R ER SO BB IBB HBP BLK WP HR S P ERA WHIP	IP WLS BF H R ER SO BB IBB HBP BLK WP HR S P ERA WHIP	IP WLS BF H R ER SO BB IBB HBP BLK WP HR S P ERA WHIP	IP WLS BF H R ER SO BB IBB HBP BLK WP HR S P ERA WHIP
<b>Bob Patterson, L</b> ERA: 4.37 (1, 1)	4.2 L 27 7 6 6 3 6 0 0 0 0 0 0 0 0 11.57 2.786	0.1 2 1 1 1 1 0 0 0 0 0 0 1 4 4 27.00 3.000	2.0 7 1 0 0 1 0 0 0 0 0 0 0 9 9 0.00 0.500	2.0 9 2 1 1 2 0 1 0 0 0 1 12 16 4.50 1.000							

Batter	1	2	3	4	5	6	7	8	9	AB R H RBI BB SO LOB	BOTTOM
<b>Barry Bonds, L</b> OBP: 0.356, SLG: 0.520 (1, 8)	F8					4-3 S 1B	2H 3B		1H HR	5 1 3 3 0 0 0	<b>New York Mets @ Pittsburgh Pirates</b> <b>Three Rivers Stadium, Pittsburgh, PA</b> Wed Apr 22 1987, 7:05 PM EDT Att: 13,911 - Unknown <a href="#">livebaseballscores.com</a>
<b>Andy Van Slyke, L</b> OBP: 0.364, SLG: 0.426 <b>Mike Diaz, R</b> (9, PH) <b>Doug Drabek, R</b> (9, PR)	K			G3		F9	K		2B	4 0 0 0 0 2 2 1 0 1 0 0 0 0 0 0 0 0 0 0 0	
<b>Johnny Ray, S</b> OBP: 0.313, SLG: 0.424 (1, 4)	1B			F5		4-3		6-3		5 0 1 0 0 1 2	
<b>Sid Bream, L</b> OBP: 0.393, SLG: 0.627 (1, 3)	K			F7		F7		HR		5 1 1 1 0 1 3	
<b>Jim Morrison, R</b> OBP: 0.450, SLG: 0.712 (8, 6)		P2		HR		FC4-6 1B		2B		4 1 3 1 0 0 0	
<b>R.J. Reynolds, S</b> OBP: 0.333, SLG: 0.444 (1, 7)		F9		G3		FC4-6 2B		K		4 1 0 0 0 1 2	
<b>Michael LaValliere, L</b> OBP: 0.449, SLG: 0.440 (1, 2)		1B				F9		4-3		4 1 2 1 0 0 1	
<b>Rafael Belliard, R</b> OBP: 0.231, SLG: 0.257 <b>Bobby Bonilla, S</b> (7, PH) (8, 5)		L4				P4		F5		2 0 0 0 0 0 1 2 1 1 1 0 0 0	
<b>Bob Patterson, R</b> <b>Barry Bonds, R</b> <b>Denny Gonzalez, R</b> <b>John Smiley, L</b> <b>John Cangelosi, S</b> OBP: 0.267, SLG: 0.333 <b>Logan Easley, R</b> <b>Bill Almon, R</b> OBP: 0.250, SLG: 0.143 (9, PH)				4-3		F8		HR BB		1 0 0 0 0 0 0 0 0 0 0 0 0 0 1 0 0 0 0 0 0 0 0 0 0 0 0 0 1 0 0 0 0 0 1 0 0 0 0 0 0 0 0 1 0 0 0 1 0 0	
<b>Inning Stats</b>	R: 0 H: 1 E: 0 LOB: 1 K: 2 BB: 0 S: 8	R: 0 H: 1 E: 0 LOB: 1 K: 0 BB: 0 S: 4	R: 0 H: 0 E: 0 LOB: 0 K: 0 BB: 0 S: 3	R: 1 H: 1 E: 0 LOB: 0 K: 0 BB: 0 S: 4	R: 0 H: 0 E: 0 LOB: 0 K: 0 BB: 0 S: 3	R: 0 H: 1 E: 0 LOB: 1 K: 0 BB: 0 S: 4	R: 3 H: 4 E: 0 LOB: 1 K: 2 BB: 0 S: 11	R: 1 H: 2 E: 0 LOB: 1 K: 1 BB: 0 S: 7	R: 2 H: 2 E: 0 LOB: 1 K: 1 BB: 1 S: 7	1B: 4 SF: 0 2B: 4 SAC: 0 3B: 1 DP: 0 HR: 3 HBP: 0	WP: 0 PA: 40 PB: 0 SB: 1 CS: 0
<b>PITCHER</b>	IP WLS BF H R ER SO BB IBB HBP BLK WP HR S P ERA WHIP	IP WLS BF H R ER SO BB IBB HBP BLK WP HR S P ERA WHIP	IP WLS BF H R ER SO BB IBB HBP BLK WP HR S P ERA WHIP	IP WLS BF H R ER SO BB IBB HBP BLK WP HR S P ERA WHIP	IP WLS BF H R ER SO BB IBB HBP BLK WP HR S P ERA WHIP	IP WLS BF H R ER SO BB IBB HBP BLK WP HR S P ERA WHIP	IP WLS BF H R ER SO BB IBB HBP BLK WP HR S P ERA WHIP	IP WLS BF H R ER SO BB IBB HBP BLK WP HR S P ERA WHIP	IP WLS BF H R ER SO BB IBB HBP BLK WP HR S P ERA WHIP	IP WLS BF H R ER SO BB IBB HBP BLK WP HR S P ERA WHIP	IP WLS BF H R ER SO BB IBB HBP BLK WP HR S P ERA WHIP
<b>Ron Darling, R</b> ERA: 5.84 (1, 1)	6.2 W 27 7 4 4 3 0 0 0 0 0 0 1 33 33 5.40 1.050	0.2 4 2 1 1 1 0 0 0 0 0 0 1 6 6 13.50 3.000	1.0 6 2 2 2 1 1 0 0 0 0 0 1 7 11 18.00 3.000	0.2 S 3 1 0 0 1 0 0 0 0 0 0 5 5 0.00 1.500							

Batter	1	2	3	4	5	6	7	8	9	AB	R	H	RBI	BB	SO	LOB	TOP							
<b>Barry Bonds, L</b> (1, 8) OBP: 0.375, SLG: 0.519	K		1B		1-2 1B		1-2 2-3 BB		3-1	4	0	2	1	1	1	1	Pittsburgh Pirates @ Philadelphia Phillies Veterans Stadium, Philadelphia, PA Sat Apr 25 1987, 7:05 PM EDT Att: 18,553 - Unknown							
<b>Andy Van Slyke, L</b> (1, 9) OBP: 0.375, SLG: 0.426	FC5-4 BB		F9		F9		FC6-4 1B		1-3	0	0	0	0	0	0	0								
<b>Bobby Bonilla, S</b> (1, 9) OBP: 0.283, SLG: 0.333	HBP									4	0	1	1	0	0	4								
<b>Johnny Ray, S</b> (1, 4) OBP: 0.309, SLG: 0.403	FC5-4 BB		F9			F2	FC6-4			3	0	0	0	1	0	4								
<b>Jim Morrison, R</b> (1, 5) OBP: 0.422, SLG: 0.661	FC5-4 FC6-4			5-3		F7			1-3	4	0	0	0	0	0	2								
<b>Mike Diaz, R</b> (1, 7) OBP: 0.281, SLG: 0.586	FC6-4			5-3		5-3			F4	4	0	0	0	0	0	2								
<b>Sid DREAM, L</b> (1, 3) OBP: 0.386, SLG: 0.615		K			F7			6-3	K	1	0	0	0	0	1	0								
<b>Bill Almon, R</b> (3, 7) OBP: 0.182, SLG: 0.100										3	0	0	0	0	1	0								
<b>Junior Ortiz, R</b> (1, 2) OBP: 0.222, SLG: 0.222		K				K				2	1	0	0	1	2	0								
<b>Michael LaValliere, L</b> (9, PH) OBP: 0.467, SLG: 0.462							BB 1B BB		1B 3-1 1B	1	1	1	0	0	0	0								
<b>Rafael Belliard, R</b> (1, 6) OBP: 0.220, SLG: 0.243										2	0	0	0	0	1	0								
<b>R.J. Reynolds, S</b> (7, PH) OBP: 0.350, SLG: 0.450							1B BB		3-1	2	0	1	0	0	0	1								
<b>Doug Drabek, R</b> (5, PH) OBP: 0.222, SLG: 0.333										2	0	1	0	0	1	0								
<b>Bob Walk, R</b> (5, PH) OBP: 0.283, SLG: 0.833										0	0	0	0	0	0	0								
<b>Don Robinson, R</b> (7, PH)										1	0	0	0	0	0	2								
<b>Brian Fisher, R</b> (7, PH)										0	0	0	0	0	0	0								
<b>John Cangelosi, S</b> (9, PH) OBP: 0.426, SLG: 0.389									3-1 2-3 1B	1	0	1	0	0	0	0								
<b>Inning Stats</b>	R: 0 E: 0 K: 1 S: 5	H: 0 LOB: 2 BB: 1 P: 10	R: 0 E: 0 K: 3 S: 9	H: 0 LOB: 0 BB: 0 P: 9	R: 0 E: 0 K: 1 S: 6	H: 1 LOB: 1 BB: 0 P: 6	R: 0 E: 0 K: 0 S: 3	H: 0 LOB: 0 BB: 0 P: 3	R: 0 E: 0 K: 1 S: 7	H: 2 LOB: 2 BB: 0 P: 7	R: 0 E: 0 K: 0 S: 3	H: 0 LOB: 0 BB: 0 P: 3	R: 1 E: 0 K: 0 S: 5	H: 2 LOB: 3 BB: 2 P: 13	R: 0 E: 0 K: 1 S: 5	H: 0 LOB: 0 BB: 0 P: 5	R: 1 E: 0 K: 0 S: 5	H: 2 LOB: 1 BB: 0 P: 5	1B: 7 2B: 0 3B: 0 HR: 0	SF: 0 SAC: 0 DP: 0 HBP: 1	WP: 0 PB: 0 SB: 1 CS: 0	PA: 38		
<b>PITCHER</b>	IP WLS BF H R ER SO BB IBB HBP BLK WP HR S P ERA WHIP	7.0 W 30 5 1 1 6 3 0 1 0 0 0 38 51 1.29 1.143	2.0 S 8 2 1 1 1 0 0 0 0 0 0 0 10 10 4.50 1.000																					

Batter	1	2	3	4	5	6	7	8	9	AB	R	H	RBI	BB	SO	LOB	BOTTOM									
<b>Milt Thompson, L</b> (1, 8) OBP: 0.300, SLG: 0.333	2B 4-3 BB		F7		K				K	3	1	0	0	1	2	0	Pittsburgh Pirates @ Philadelphia Phillies Veterans Stadium, Philadelphia, PA Sat Apr 25 1987, 7:05 PM EDT Att: 18,553 - Unknown									
<b>Juan Samuel, R</b> (1, 4) OBP: 0.325, SLG: 0.431	4-3 1B		CS 2B		F8				K	4	1	2	0	0	1	0										
<b>Von Hayes, L</b> (1, 3) OBP: 0.400, SLG: 0.291	4-3		F6		4-3				K	4	0	0	1	0	1	2										
<b>Mike Schmidt, R</b> (1, 5) OBP: 0.403, SLG: 0.556	2-3 3-H 1B		4-0 1B		BB		G3 1B			2	1	2	1	1	0	0										
<b>Mike Easter, L</b> (1, 7) OBP: 0.352, SLG: 0.423	3-H		4-0 1B		BB		G3			3	0	0	0	0	0	4										
<b>Chris James, R</b> (7, PH) OBP: 0.346, SLG: 0.391	L9		4-3				G3			0	0	0	0	0	0	0										
<b>Lance Parrish, R</b> (1, 2) OBP: 0.250, SLG: 0.291	E8 1H		1B		5-3		K			3	0	1	0	0	1	1										
<b>Glenn Wilson, R</b> (1, 9) OBP: 0.315, SLG: 0.431	K				F4				F6	3	0	0	0	0	1	1										
<b>Steve Jeltz, S</b> (1, 6) OBP: 0.205, SLG: 0.139		6-3			K				6-3	3	0	0	0	0	1	0										
<b>Don Carman, L</b> (1, 1)										2	0	0	0	0	1	0										
<b>Rick Schu, R</b> (7, PH)										1	0	0	0	0	0	0										
<b>Kent Tekulve, R</b> (8, 1)									F8	0	0	0	0	0	0	0										
<b>Inning Stats</b>	R: 3 E: 1 K: 1 S: 8	H: 3 LOB: 1 BB: 1 P: 12	R: 0 E: 0 K: 1 S: 5	H: 0 LOB: 0 BB: 0 P: 5	R: 0 E: 0 K: 0 S: 3	H: 1 LOB: 1 BB: 1 P: 7	R: 0 E: 0 K: 1 S: 5	H: 0 LOB: 0 BB: 0 P: 5	R: 0 E: 0 K: 1 S: 6	H: 1 LOB: 1 BB: 0 P: 6	R: 0 E: 0 K: 0 S: 3	H: 0 LOB: 0 BB: 0 P: 3	R: 0 E: 0 K: 3 S: 9	H: 0 LOB: 0 BB: 0 P: 9	1B: 3 2B: 2 3B: 0 HR: 0	SF: 0 SAC: 0 DP: 0 HBP: 0		WP: 0 PB: 0 SB: 1 CS: 1	PA: 30							
<b>PITCHER</b>	IP WLS BF H R ER SO BB IBB HBP BLK WP HR S P ERA WHIP	4.0 L 17 4 3 2 3 2 0 0 0 0 0 0 21 29 4.50 1.500	2.0 7 1 0 0 2 0 0 0 0 0 0 0 11 11 0.00 0.500	2.0 6 0 0 0 3 0 0 0 0 0 0 0 12 12 0.00 0.000																						



Batter	1	2	3	4	5	6	7	8	9	AB	R	H	RBI	BB	SO	LOB	TOP								
<b>John Cangelosi, S</b> OBP: 0.500, SLG: 0.368 (1, 7)										1	1	0	0	4	0	1	<b>Pittsburgh Pirates @ Philadelphia Phillies</b> Veterans Stadium, Philadelphia, PA Sun Apr 26 1987, 3:33 AM EDT Att: 30,234 - Unknown								
<b>Barry Bonds, L</b> OBP: 0.377, SLG: 0.491 (1, 8)										3	0	0	0	2	1	3									
<b>Johnny Ray, S</b> OBP: 0.329, SLG: 0.418 (1, 4)										5	0	3	3	0	0	1									
<b>Jim Morrison, R</b> OBP: 0.406, SLG: 0.623 (1, 5)										5	0	1	0	0	2	6									
<b>Mike Diaz, R</b> OBP: 0.278, SLG: 0.636 (1, 3)										4	1	1	1	0	1	4									
<b>Bobby Bonilla, S</b> OBP: 0.280, SLG: 0.327 (1, 9)										4	0	1	0	0	0	1									
<b>Michael LaValliere, L</b> OBP: 0.500, SLG: 0.517 (8, PR)										3	1	2	0	1	1	0									
<b>Andy Van Slyke, L</b> OBP: 0.375, SLG: 0.426 (8, 2)										0	0	0	0	0	0	0									
<b>Junior Ortiz, R</b> OBP: 0.290, SLG: 0.222 (8, 2)										4	0	1	0	0	2	4									
<b>Bill Almon, R</b> OBP: 0.200, SLG: 0.214 (1, 6)										2	0	0	0	0	1	2									
<b>Rick Reuschel, R</b> OBP: 0.200, SLG: 0.300 (7, PH)										0	1	0	0	1	0	0									
<b>Rafael Belliard, R</b> OBP: 0.238, SLG: 0.243 (7, 1)										0	0	0	0	0	0	0									
<b>John Smiley, L</b> OBP: 0.333, SLG: 0.429 (8, PH)										1	0	0	0	0	0	1									
<b>R.J. Reynolds, S</b> OBP: 0.333, SLG: 0.429 (8, 1)										0	0	0	0	0	0	0									
<b>Inning Stats</b>	R: 0 E: 0 K: 0 S: 2	H: 0 LOB: 0 BB: 1 P: 6	R: 1 E: 0 K: 0 S: 6	H: 1 LOB: 0 BB: 0 P: 6	R: 0 E: 0 K: 1 S: 6	H: 1 LOB: 1 BB: 0 P: 6	R: 0 E: 0 K: 0 S: 4	H: 2 LOB: 1 BB: 0 P: 4	R: 2 E: 0 K: 3 S: 11	H: 2 LOB: 2 BB: 2 P: 19	R: 0 E: 0 K: 1 S: 5	H: 1 LOB: 1 BB: 1 P: 9	R: 1 E: 0 K: 1 S: 5	H: 1 LOB: 2 BB: 3 P: 17	R: 0 E: 0 K: 1 S: 6	H: 1 LOB: 1 BB: 1 P: 6	R: 0 E: 0 K: 0 S: 3	H: 0 LOB: 1 BB: 1 P: 7	1B: 6 2B: 3 3B: 0 HR: 1	SF: 0 SAC: 0 DP: 2 HBP: 0	WP: 0 PB: 1 SB: 0 CS: 1	PA: 40			
<b>PITCHER</b>	IP	WLS	BF	H	R	ER	SO	BB	IBB	HBP	BLK	WP	HR	S	P	ERA	WHIP								
<b>Bruce Ruffin, L</b> ERA: 5.25	5.1	W	25	7	3	3	6	4	0	0	0	0	1	33	49	5.06	2.062								
<b>Michael Jackson, R</b> ERA: 2.35	0.2		3	0	1	1	0	2	0	0	0	0	0	1	9	13.50	3.000								
<b>Dan Schatzeder, L</b> ERA: 1.32	0.0		2	1	0	0	0	1	0	0	0	0	0	1	5	∞	∞								
<b>Kent Tekulve, R</b> ERA: 3.0	2.0		6	1	0	0	2	0	0	0	0	0	0	10	10	0.00	0.500								
<b>Steve Bedrosian, R</b> ERA: 6.68	1.0	S	4	0	0	0	0	1	0	0	0	0	0	3	7	0.00	1.000								

Batter	1	2	3	4	5	6	7	8	9	AB	R	H	RBI	BB	SO	LOB	BOTTOM								
<b>Mitt Thompson, L</b> OBP: 0.328, SLG: 0.361 (1, 8)										4	1	3	0	0	0	0	<b>Pittsburgh Pirates @ Philadelphia Phillies</b> Veterans Stadium, Philadelphia, PA Sun Apr 26 1987, 3:33 AM EDT Att: 30,234 - Unknown								
<b>Juan Samuel, R</b> OBP: 0.336, SLG: 0.426 (1, 4)										3	1	1	0	1	1	1									
<b>Von Hayes, L</b> OBP: 0.392, SLG: 0.288 (1, 3)										4	1	1	1	0	0	2									
<b>Mike Schmidt, R</b> OBP: 0.423, SLG: 0.554 (1, 5)										2	1	1	1	2	0	0									
<b>Mike Easter, L</b> OBP: 0.351, SLG: 0.418 (6, PR)										3	1	1	0	0	0	3									
<b>Chris James, R</b> OBP: 0.333, SLG: 0.375 (7, 7)										1	0	0	0	0	0	1									
<b>Lance Parrish, R</b> OBP: 0.270, SLG: 0.351 (7, 2)										2	1	1	4	1	1	1									
<b>John Russell, R</b> OBP: 0.214, SLG: 0.231 (1, 2)										1	0	0	0	0	0	1									
<b>Glenn Wilson, R</b> OBP: 0.310, SLG: 0.407 (1, 9)										3	0	0	0	1	2	3									
<b>Steve Jeltz, S</b> OBP: 0.214, SLG: 0.154 (9, 1)										3	0	1	0	0	1	1									
<b>Steve Bedrosian, R</b> OBP: 0.214, SLG: 0.154 (9, 1)										0	0	0	0	0	0	0									
<b>Bruce Ruffin, S</b> ERA: 2.81	6.0	L	26	8	6	5	6	3	0	0	0	0	0	0	0	0									
<b>John Smiley, L</b> ERA: 2.69	1.0		4	1	0	0	1	0	0	0	0	0	6	6	0.00	1.000									
<b>Don Robinson, R</b> ERA: 6.0	1.0		6	0	0	0	0	1	1	0	0	1	0	4	12	0.00	1.000								
<b>Inning Stats</b>	R: 6 E: 1 K: 2 S: 13	H: 6 LOB: 0 BB: 0 P: 13	R: 0 E: 0 K: 0 S: 2	H: 1 LOB: 0 BB: 1 P: 6	R: 0 E: 0 K: 0 S: 2	H: 0 LOB: 0 BB: 2 P: 10	R: 0 E: 0 K: 1 S: 5	H: 0 LOB: 0 BB: 0 P: 5	R: 0 E: 0 K: 1 S: 8	H: 1 LOB: 1 BB: 0 P: 8	R: 0 E: 0 K: 1 S: 6	H: 1 LOB: 1 BB: 0 P: 6	R: 0 E: 0 K: 0 S: 4	H: 0 LOB: 3 BB: 2 P: 12	R: 0 E: 1 K: 0 S: 4	H: 0 LOB: 9 BB: 2 P: 12	1B: 8 2B: 0 3B: 0 HR: 1	SF: 0 SAC: 0 DP: 2 HBP: 0	WP: 2 PB: 0 SB: 0 CS: 2	PA: 36					
<b>PITCHER</b>	IP	WLS	BF	H	R	ER	SO	BB	IBB	HBP	BLK	WP	HR	S	P	ERA	WHIP								
<b>Rick Reuschel, R</b> ERA: 2.81	6.0	L	26	8	6	5	6	3	0	0	0	0	1	35	47	7.50	1.833								
<b>John Smiley, L</b> ERA: 2.69	1.0		4	1	0	0	1	0	0	0	0	0	0	6	6	0.00	1.000								
<b>Don Robinson, R</b> ERA: 6.0	1.0		6	0	0	0	0	1	1	0	0	1	0	4	12	0.00	1.000								

Batter	1	2	3	4	5	6	7	8	9	AB	R	H	RBI	BB	SO	LOB	TOP					
Mariano Duncan, R (1, 6) OBP: 0.326, SLG: 0.338										5	0	3	1	0	1	0	<b>Los Angeles Dodgers @ Pittsburgh Pirates</b> Three Rivers Stadium, Pittsburgh, PA Tue Apr 28 1987, 7:05 PM EDT Att: 3,420 - Unknown <a href="http://livebaseballscorecards.com">livebaseballscorecards.com</a>					
Mike Ramsey, S (1, 8) OBP: 0.289, SLG: 0.301										4	0	0	0	1	2	4						
Pedro Guerrero, R (1, 7) OBP: 0.397, SLG: 0.588										3	0	0	0	1	1	2						
Mike Marshall, R (1, 9) OBP: 0.338, SLG: 0.458										4	0	2	0	0	0	1						
Mike Scioscia, L (1, 2) OBP: 0.415, SLG: 0.486										3	0	0	0	1	1	2						
Tracy Woodson, R (1, 5) OBP: 0.234, SLG: 0.283										3	0	1	0	0	0	1						
Ken Landreaux, L (8, PH) OBP: 0.286, SLG: 0.167										1	0	0	0	0	1	1						
Dave Anderson, R (8, 5) OBP: 0.167, SLG: 0.118										0	0	0	0	0	0	0						
Franklin Stubbs, L (1, 3) OBP: 0.357, SLG: 0.590										4	0	2	0	0	0	2						
Steve Sax, R (1, 4) OBP: 0.236, SLG: 0.244										4	1	0	0	0	0	5						
Fernando Valenzuela, L (1, 1) OBP: 0.167, SLG: 0.167										2	0	0	0	0	0	0						
Mickey Hatcher, R (7, PH) OBP: 0.354, SLG: 0.591										1	0	0	0	0	1	1						
Brian Holton, R (7, 1) OBP: 0.333, SLG: 0.333										0	0	0	0	0	0	0						
Tim Leary, R (8, 1) OBP: 0.333, SLG: 0.333										0	0	0	0	0	0	0						
Len Matuszek, L (8, PH)										0	0	0	0	1	0	0						
<b>Inning Stats</b>	R: 0 E: 0 K: 2 S: 7	H: 0 LOB: 0 BB: 0 P: 7	R: 0 E: 0 K: 0 S: 5	H: 2 LOB: 2 BB: 0 P: 5	R: 0 E: 0 K: 1 S: 6	H: 1 LOB: 1 BB: 0 P: 6	R: 0 E: 0 K: 1 S: 7	H: 2 LOB: 2 BB: 0 P: 7	R: 0 E: 0 K: 0 S: 3	H: 0 LOB: 1 BB: 1 P: 7	R: 0 E: 0 K: 0 S: 3	H: 0 LOB: 0 BB: 0 P: 3	R: 1 E: 0 K: 1 S: 7	H: 2 LOB: 1 BB: 0 P: 7	R: 0 E: 0 K: 1 S: 4	H: 0 LOB: 1 BB: 2 P: 12	R: 0 E: 0 K: 1 S: 6	H: 1 LOB: 2 BB: 1 P: 10	1B: 7 2B: 1 3B: 0 HR: 0	SF: 0 SAC: 0 DP: 1 HBP: 0	WP: 0 PB: 0 SB: 0 CS: 0	PA: 38
<b>PITCHER</b>	IP WLS BF H R ER SO BB IBB HBP BLK WP HR S P ERA WHIP																					
Bob Kipper, L (1, 1) ERA: 4.43	7.0 W 29 7 1 1 5 1 0 0 0 0 0 0 38 42 1.29 1.143																					
Logan Easley, R (8, 1) ERA: 3.85	2.0 S 9 1 0 0 2 3 0 0 0 0 0 0 10 22 0.00 2.000																					

Batter	1	2	3	4	5	6	7	8	9	AB	R	H	RBI	BB	SO	LOB	BOTTOM					
Barry Bonds, L (1, 8) OBP: 0.356, SLG: 0.459										4	0	0	0	0	2	2	<b>Los Angeles Dodgers @ Pittsburgh Pirates</b> Three Rivers Stadium, Pittsburgh, PA Tue Apr 28 1987, 7:05 PM EDT Att: 3,420 - Unknown <a href="http://livebaseballscorecards.com">livebaseballscorecards.com</a>					
Bobby Bonilla, S (1, 9) OBP: 0.259, SLG: 0.302										4	0	0	0	0	1	1						
Johnny Ray, S (1, 4) OBP: 0.338, SLG: 0.437										4	2	2	0	0	0	0						
Jim Morrison, R (1, 5) OBP: 0.411, SLG: 0.609										3	0	1	1	1	1	1						
Mike Diaz, R (1, 7) OBP: 0.300, SLG: 0.649										4	0	2	2	0	0	1						
R.J. Reynolds, S (8, PR) OBP: 0.333, SLG: 0.429										0	1	0	0	0	0	0						
Sid Bream, L (1, 3) OBP: 0.393, SLG: 0.636										3	2	1	0	1	0	3						
Junior Ortiz, R (1, 2) OBP: 0.314, SLG: 0.323										4	0	2	3	0	0	0						
Rafael Belliard, R (1, 6) OBP: 0.239, SLG: 0.225										3	0	0	0	1	0	1						
Bob Kipper, R (1, 1) OBP: 0.500, SLG: 0.750										2	1	1	0	0	1	0						
Andy Van Slyke, L (7, PH) OBP: 0.366, SLG: 0.426										0	0	0	0	1	0	0						
Logan Easley, R (8, 1) ERA: 3.85										1	0	0	0	0	1	3						
<b>Inning Stats</b>	R: 0 E: 0 K: 1 S: 5	H: 0 LOB: 0 BB: 0 P: 5	R: 1 E: 0 K: 1 S: 7	H: 2 LOB: 1 BB: 0 P: 7	R: 2 E: 0 K: 2 S: 11	H: 4 LOB: 2 BB: 0 P: 11	R: 0 E: 0 K: 1 S: 5	H: 0 LOB: 0 BB: 0 P: 5	R: 0 E: 0 K: 0 S: 3	H: 0 LOB: 0 BB: 0 P: 3	R: 0 E: 0 K: 0 S: 2	H: 0 LOB: 0 BB: 1 P: 6	R: 0 E: 0 K: 0 S: 3	H: 0 LOB: 1 BB: 1 P: 7	R: 3 E: 1 K: 1 S: 8	H: 3 LOB: 3 BB: 2 P: 16	R: 0 E: 0 K: 1 S: 6	H: 0 LOB: 0 BB: 0 P: 10	1B: 5 2B: 2 3B: 2 HR: 0	SF: 0 SAC: 0 DP: 0 HBP: 0	WP: 0 PB: 0 SB: 1 CS: 1	PA: 36
<b>PITCHER</b>	IP WLS BF H R ER SO BB IBB HBP BLK WP HR S P ERA WHIP																					
Fernando Valenzuela, L (1, 1) ERA: 2.92	6.0 L 24 6 3 3 5 1 0 0 0 0 0 0 33 37 4.50 1.167																					
Brian Holton, R (7, 1) ERA: 4.02	1.2 10 3 3 3 0 1 1 0 0 0 0 0 8 16 16.20 2.400																					
Tim Leary, R (8, 1) ERA: 5.4	0.1 2 0 0 0 1 0 1 0 0 0 0 0 3 7 0.00 0.000																					

Batter	1	2	3	4	5	6	7	8	9	AB	R	H	RBI	BB	SO	LOB	TOP			
Mariano Duncan, R OBP: 0.322, SLG: 0.333 Dave Anderson, R OBP: 0.211, SLG: 0.167	F9		6-3		1B HR		K	1B		4	1	1	0	0	1	0	<b>Los Angeles Dodgers @ Pittsburgh Pirates</b> Three Rivers Stadium, Pittsburgh, PA Wed Apr 29 1987, 7:05 PM EDT Att: 4,668 - Unknown			
Steve Sax, R OBP: 0.255, SLG: 0.264	F2		F8		1B HR		E4 5-3	1B		5	1	3	0	0	0	0				
Reggie Williams, R Len Matuszek, L	K		F7		K		5-3	K		4	0	0	0	0	2	3				
Pedro Guerrero, R Ken Landreaux, L		2B		SH1-3 BB FC6-4	1B HR		5-3	F7		3	3	2	3	1	0	1				
Mickey Hatcher, R OBP: 0.278, SLG: 0.333	1B	2B		FC6-4 SH1-3 BB	P5			1B 2B	K	4	2	2	1	1	1	0				
Mike Scioscia, L Alex Trevino, R				SH1-3	F8			FC 1B 3B	K	3	1	1	1	0	0	1				
Tracy Woodson, R OBP: 0.261, SLG: 0.313	F2			FC6-4 IBB		K		3B 1B	2B	4	1	2	1	1	1	1				
Mike Ramsey, S	F7			FC6-4		K		1B 3B	BB	4	1	1	3	1	1	3				
Bob Welch, R Tom Niedenfuer, R	K			F8		K		1-3	FC6	4	0	0	0	0	2	4				
Orel Hershiser, R Ken Howell, R						K				0	0	0	0	0	0	0				
<b>Inning Stats</b>	R: 0 E: 0 K: 1 S: 5	H: 0 LOB: 0 BB: 0 P: 5	R: 2 E: 0 K: 1 S: 8	H: 3 LOB: 1 BB: 0 P: 8	R: 0 E: 0 K: 0 S: 3	H: 0 LOB: 0 BB: 3 P: 15	R: 3 E: 0 K: 1 S: 8	H: 3 LOB: 0 BB: 0 P: 8	R: 0 E: 0 K: 3 S: 9	H: 0 LOB: 0 BB: 0 P: 9	R: 0 E: 1 K: 1 S: 6	H: 1 LOB: 1 BB: 0 P: 6	R: 4 E: 0 K: 1 S: 11	H: 5 LOB: 2 BB: 0 P: 11	R: 0 E: 0 K: 2 S: 8	H: 1 LOB: 2 BB: 1 P: 12	1B: 7 2B: 3 3B: 2 HR: 1	SF: 0 SAC: 1 DP: 0 HBP: 0	WP: 0 PB: 0 SB: 0 CS: 0	PA: 45
<b>PITCHER</b>	IP	WLS	BF	H	R	ER	SO	BB	IBB	HBP	BLK	WP	HR	S	P	ERA	WHIP			
Bob Patterson, L ERA: 5.53	5.0	L	24	6	6	6	3	2	1	0	0	0	1	27	39	10.80	1.600			
Brian Fisher, R ERA: 7.71	2.0		11	4	4	4	4	0	0	0	0	0	0	19	19	18.00	2.000			
Bob Walk, R ERA: 3.55	1.0		5	2	0	0	1	0	0	0	0	0	0	7	7	0.00	2.000			
Hipolito Pena, L ERA:	1.0		5	1	0	0	2	1	0	0	0	0	0	8	12	0.00	2.000			

Batter	1	2	3	4	5	6	7	8	9	AB	R	H	RBI	BB	SO	LOB	BOTTOM			
Barry Bonds, L OBP: 0.338, SLG: 0.431	F7		K			K		P6		4	0	0	0	0	2	2	<b>Los Angeles Dodgers @ Pittsburgh Pirates</b> Three Rivers Stadium, Pittsburgh, PA Wed Apr 29 1987, 7:05 PM EDT Att: 4,668 - Unknown			
Andy Van Slyke, L OBP: 0.377, SLG: 0.412	P5			F8		K		BB 2B 1B		4	1	1	0	0	1	0				
Johnny Ray, S OBP: 0.321, SLG: 0.413	K			F7		3-1		F9		4	0	0	0	0	1	1				
Sid Bream, L OBP: 0.400, SLG: 0.614		K		FC6-4 BB		P4		2B BB		2	1	0	0	2	1	0				
Jim Morrison, R OBP: 0.403, SLG: 0.603	6-3			FC6-4		F9		6-3 1B 2B		4	0	1	2	0	0	1				
R.J. Reynolds, S OBP: 0.380, SLG: 0.480					3-1			4-3 BB 1B	6-3	4	0	2	0	0	0	1				
Michael LaValliere, L OBP: 0.474, SLG: 0.469	F7				F8			F8 BB		3	0	0	0	1	0	2				
Rafael Bellard, R Brian Fisher, R Bob Walk, R John Cangelosi, S Hipolito Pena, L Mike Diaz, R			K		F2			4-3 BB	F8	2	0	0	0	0	1	0				
Bob Patterson, R Bobby Bonilla, S			K			K		4-3		1	0	0	0	0	1	0				
<b>Inning Stats</b>	R: 0 E: 0 K: 1 S: 5	H: 1 LOB: 1 BB: 0 P: 6	R: 0 E: 0 K: 3 S: 9	H: 0 LOB: 0 BB: 0 P: 9	R: 0 E: 0 K: 0 S: 3	H: 0 LOB: 1 BB: 1 P: 7	R: 0 E: 0 K: 0 S: 3	H: 0 LOB: 0 BB: 0 P: 3	R: 0 E: 0 K: 3 S: 9	H: 0 LOB: 0 BB: 0 P: 9	R: 0 E: 0 K: 0 S: 3	H: 0 LOB: 0 BB: 0 P: 3	R: 0 E: 0 K: 0 S: 4	H: 1 LOB: 2 BB: 1 P: 8	R: 2 E: 0 K: 0 S: 5	H: 2 LOB: 2 BB: 2 P: 13		1B: 2 2B: 2 3B: 0 HR: 0	SF: 0 SAC: 0 DP: 0 HBP: 0	WP: 0 PB: 0 SB: 0 CS: 0
<b>PITCHER</b>	IP	WLS	BF	H	R	ER	SO	BB	IBB	HBP	BLK	WP	HR	S	P	ERA	WHIP			
Bob Welch, R ERA: 2.23	7.0	W	23	1	0	0	8	1	0	0	0	0	0	38	42	0.00	0.286			
Tom Niedenfuer, R ERA: 2.7	1.0		5	1	0	0	0	1	0	0	0	0	0	4	8	0.00	2.000			
Ken Howell, R ERA: 6.35	1.0		7	2	2	2	0	2	0	0	0	0	0	5	13	18.00	4.000			

Batter	1	2	3	4	5	6	7	8	9	AB	R	H	RBI	BB	SO	LOB	TOP										
Mariano Duncan, R OBP: 0.347, SLG: 0.388										4	1	3	2	1	1	0	<b>Los Angeles Dodgers @ Pittsburgh Pirates</b> Three Rivers Stadium, Pittsburgh, PA Thu Apr 30 1987, 7:05 PM EDT Att: 7,114 - Unknown <a href="http://livebaseballscorecards.com">livebaseballscorecards.com</a>										
Steve Sax, R OBP: 0.263, SLG: 0.264										4	0	1	0	1	0	4											
Ken Landreaux, L OBP: 0.265, SLG: 0.138										4	1	0	0	1	0	6											
Franklin Stubbs, L OBP: 0.348, SLG: 0.602										5	1	1	2	0	2	1											
Mike Scioscia, L OBP: 0.411, SLG: 0.462										3	0	0	0	2	0	1											
Dave Anderson, R OBP: 0.211, SLG: 0.167										0	0	0	0	0	0	0											
Len Matuszek, L OBP: 0.125, SLG: 0.067										2	0	1	0	0	0	0											
Reggie Williams, R										2	0	0	0	0	1	1											
Pedro Guerrero, R OBP: 0.410, SLG: 0.653										1	0	0	0	0	0	1											
Tracy Woodson, R OBP: 0.274, SLG: 0.313										3	1	1	0	1	1	2											
Mike Ramsey, S OBP: 0.313, SLG: 0.337										2	0	1	0	2	0	1											
Orel Hershiser, R OBP: 0.278, SLG: 0.389										3	0	0	0	0	2	4											
Matt Young, L										0	0	0	0	0	0	0											
Mickey Hatcher, R OBP: 0.263, SLG: 0.313										1	0	0	0	0	1	1											
Tom Niedenfuer, R										0	0	0	0	0	0	0											
<b>Inning Stats</b>	R: 2 E: 0 K: 1 S: 7	H: 2 LOB: 2 BB: 2 P: 15	R: 0 E: 0 K: 0 S: 4	H: 1 LOB: 2 BB: 1 P: 8	R: 0 E: 0 K: 1 S: 5	H: 0 LOB: 0 BB: 0 P: 5	R: 0 E: 0 K: 1 S: 4	H: 0 LOB: 1 BB: 1 P: 8	R: 1 E: 0 K: 2 S: 9	H: 2 LOB: 2 BB: 1 P: 13	R: 0 E: 1 K: 1 S: 6	H: 0 LOB: 0 BB: 0 P: 6	R: 0 E: 0 K: 2 S: 8	H: 1 LOB: 3 BB: 2 P: 16	R: 0 E: 0 K: 0 S: 2	H: 0 LOB: 1 BB: 1 P: 6	1B: 5 2B: 2 3B: 0 HR: 2	SF: 0 SAC: 0 DP: 2 HBP: 0	WP: 0 PB: 0 SB: 2 CS: 1	PA: 42							
<b>PITCHER</b>	IP	WLS	BF	H	R	ER	SO	BB	IBB	HBP	BLK	WP	HR	S	P	ERA	WHIP										
Dom Taylor, R ERA: 6.75	4.0		20	5	3	3	3	4	0	0	0	0	2	22	38	6.75	2.250										
Hipolito Pena, L ERA:	1.0		3	0	0	0	0	0	0	0	0	0	0	3	3	0.00	0.000										
Bob Walk, R ERA: 3.95	1.0		6	2	1	1	2	1	0	0	0	0	0	9	13	9.00	3.000										
John Smiley, L ERA: 2.53	1.1	W	6	1	0	0	2	0	0	0	0	0	0	10	10	0.00	0.750										
Don Robinson, R ERA: 5.09	1.2	S	7	0	0	0	1	3	0	0	0	0	0	6	18	0.00	1.800										
Batter	1	2	3	4	5	6	7	8	9	AB	R	H	RBI	BB	SO	LOB	BOTTOM										
John Cangelosi, S OBP: 0.500, SLG: 0.318										3	1	0	0	2	0	0	<b>Los Angeles Dodgers @ Pittsburgh Pirates</b> Three Rivers Stadium, Pittsburgh, PA Thu Apr 30 1987, 7:05 PM EDT Att: 7,114 - Unknown <a href="http://livebaseballscorecards.com">livebaseballscorecards.com</a>										
R.J. Reynolds, S OBP: 0.414, SLG: 0.536										3	1	2	2	1	0	1											
Johnny Ray, S OBP: 0.318, SLG: 0.397										3	0	0	0	1	0	3											
Sid Bream, L OBP: 0.406, SLG: 0.600										3	1	1	0	1	0	3											
Jim Morrison, R OBP: 0.395, SLG: 0.583										4	1	1	1	0	2	4											
Mike Diaz, R OBP: 0.289, SLG: 0.585										3	0	0	1	1	1	1											
Michael LaValliere, L OBP: 0.452, SLG: 0.429										3	0	0	0	1	0	3											
Rafael Belliard, R OBP: 0.240, SLG: 0.227										2	1	1	0	0	0	0											
Bobby Bonilla, S OBP: 0.241, SLG: 0.281										2	0	0	1	0	0	1											
Dom Taylor, R ERA: 6.75										1	0	0	0	0	1	1											
Hipolito Pena, L ERA:										0	0	0	0	0	0	0											
Andy Van Slyke, L OBP: 0.404, SLG: 0.404										1	0	0	0	0	1	0											
Bob Walk, R ERA: 3.95										0	0	0	0	0	0	0											
Denny Gonzalez, R ERA: 2.53										1	0	0	0	0	1	1											
John Smiley, L ERA: 2.53										0	0	0	0	0	0	0											
Don Robinson, R ERA: 5.09										1	0	0	0	0	0	0											
<b>Inning Stats</b>	R: 0 E: 0 K: 0 S: 3	H: 0 LOB: 1 BB: 1 P: 7	R: 0 E: 0 K: 1 S: 5	H: 0 LOB: 0 BB: 0 P: 5	R: 2 E: 0 K: 2 S: 9	H: 2 LOB: 2 BB: 2 P: 17	R: 0 E: 0 K: 1 S: 5	H: 0 LOB: 0 BB: 0 P: 5	R: 0 E: 0 K: 1 S: 6	H: 1 LOB: 1 BB: 0 P: 6	R: 2 E: 1 K: 1 S: 7	H: 2 LOB: 1 BB: 1 P: 11	R: 1 E: 1 K: 0 S: 4	H: 0 LOB: 3 BB: 3 P: 16	R: 0 E: 0 K: 0 S: 3	H: 0 LOB: 0 BB: 0 P: 3	1B: 4 2B: 1 3B: 0 HR: 0	SF: 0 SAC: 0 DP: 0 HBP: 0	WP: 1 PB: 0 SB: 0 CS: 0	PA: 37							
<b>PITCHER</b>	IP	WLS	BF	H	R	ER	SO	BB	IBB	HBP	BLK	WP	HR	S	P	ERA	WHIP										
Orel Hershiser, R ERA: 3.0	6.2	L	33	5	5	3	6	6	1	0	0	0	0	38	66	4.05	1.650										
Matt Young, L ERA: 9.72	0.1		1	0	0	0	0	0	0	0	0	0	0	1	1	0.00	0.000										
Tom Niedenfuer, R ERA: 2.45	1.0		3	0	0	0	0	0	0	0	0	0	0	3	3	0.00	0.000										

Batter	1	2	3	4	5	6	7	8	9	AB	R	H	RBI	BB	SO	LOB	TOP			
<b>Will Clark, L</b> OBP: 0.326, SLG: 0.458 (1, 3)	3-2 4-3		2-1 WP 1B		2-1 3-1			3-2 F7		4	1	1	0	0	0	2	<b>San Francisco Giants @ Pittsburgh Pirates</b> Three Rivers Stadium, Pittsburgh, PA Fri May 01 1987, 7:05 PM EDT Att: 10,651 - Unknown <a href="http://livebaseballscorecards.com">livebaseballscorecards.com</a>			
<b>Chili Davis, S</b> OBP: 0.360, SLG: 0.438 (1, 8)	0-1 4-3		4-2 G6-4-3 1-H BB			2-2 5-3		0-1 E8 1-3 1-H		3	0	0	0	1	0	0				
<b>Jeffrey Leonard, R</b> OBP: 0.396, SLG: 0.640 (1, 7)	1-0 2B		0-1 G6-4-3 1-2f			0-1 FC6-4 1B		0-0 1-3 2-3		4	0	2	0	0	0	2				
<b>Candy Maldonado, R</b> OBP: 0.363, SLG: 0.462 (1, 9)	0-0 5-3				0-1 5-3			1-1 F9 1B		4	0	0	0	0	1	3				
<b>Chris Brown, R</b> OBP: 0.333, SLG: 0.494 (1, 5)		1-3 K			1-2 L7			0-1 FC6-4 1-2f		4	0	0	0	0	1	1				
<b>Bob Brenly, R</b> OBP: 0.310, SLG: 0.278 (1, 2)		0-0 2B			3-3 K			2-1 1-3 HBP		3	0	1	0	0	1	0				
<b>Matt Williams, R</b> OBP: 0.224, SLG: 0.283 (9, PH)	1-1 F7				4-2 CS BB			1-2 1-3		2	0	0	0	1	1	1				
<b>Mike Aldrete, L</b> OBP: 0.393, SLG: 0.400 (8, PH)					2-1 1-2 HBP			0-1 6-3		3	0	0	0	0	1	2				
<b>Chris Speier, R</b> OBP: 0.480, SLG: 0.550 (1, 4)	0-0 6-3				0-1 4-3 HBP			0-1 6-3		3	0	0	0	0	1	2				
<b>Mark Davis, L</b> OBP: 0.231, SLG: 0.462 (8, PH)					0-1 4-3			4-1 E BB		2	0	0	0	0	0	1				
<b>Harry Spilman, L</b> OBP: 0.500, SLG: 0.545 (8, PH)					1-2 4-3					0	1	0	0	1	0	0				
<b>Jim Gott, R</b> OBP: 0.393, SLG: 0.400 (8, 1)					1-2 4-3					0	0	0	0	0	0	0				
<b>Inning Stats</b>	R: 0 E: 0 K: 0 S: 8	H: 1 LOB: 1 BB: 0 P: 12	R: 0 E: 0 K: 1 S: 7	H: 1 LOB: 1 BB: 0 P: 9	R: 1 E: 0 K: 0 S: 8	H: 1 LOB: 0 BB: 1 P: 14	R: 0 E: 0 K: 1 S: 9	H: 0 LOB: 0 BB: 0 P: 13	R: 0 E: 0 K: 0 S: 9	H: 1 LOB: 1 BB: 0 P: 12	R: 0 E: 0 K: 2 S: 10	H: 0 LOB: 0 BB: 0 P: 12	R: 1 E: 1 K: 1 S: 10	H: 0 LOB: 1 BB: 1 P: 20	R: 0 E: 0 K: 0 S: 9	H: 0 LOB: 1 BB: 0 P: 12	1B: 2 2B: 2 3B: 0 HR: 0	SF: 0 SAC: 0 DP: 1 HBP: 2	WP: 2 PB: 0 SB: 0 CS: 1	PA: 35
<b>PITCHER</b> <b>Rick Reuschel, R</b> ERA: 2.08 (1, 1)	IP: 0.0 WLS: W BF: 0 H: 0 R: 0 ER: 0 SO: 0 BB: 0 IBB: 0 HBP: 0 BLK: 0 WP: 0 HR: 0 S: 0 P: 0 ERA: ∞ WHIP: ∞																			

Batter	1	2	3	4	5	6	7	8	9	AB	R	H	RBI	BB	SO	LOB	BOTTOM			
<b>John Cangelosi, S</b> OBP: 0.472, SLG: 0.280 (1, 8)	4-0 G4-6-3 BB		2-3 K			1-1 6-3		3-2 1-3		3	0	0	0	1	1	0	<b>San Francisco Giants @ Pittsburgh Pirates</b> Three Rivers Stadium, Pittsburgh, PA Fri May 01 1987, 7:05 PM EDT Att: 10,651 - Unknown <a href="http://livebaseballscorecards.com">livebaseballscorecards.com</a>			
<b>Bobby Bonilla, S</b> OBP: 0.246, SLG: 0.283 (1, 9)	0-0 G4-6-3 1-2f				1-3 K		2-2 CS 1B			3	0	1	0	0	1	1				
<b>Johnny Ray, S</b> OBP: 0.307, SLG: 0.383 (1, 4)	1-1 G3				1-2 5-3		2-2 CS 1-2		0-0 F3	3	0	0	0	0	0	0				
<b>Jim Morrison, R</b> OBP: 0.393, SLG: 0.573 (1, 5)		1-1 4-3 BLK G1-4-3 1B			3-2 F8			2-0 6-3		3	1	1	0	0	0	0				
<b>Mike Diaz, R</b> OBP: 0.313, SLG: 0.659 (7, PR)	0-1 4-3				0-1 HR			1-1 HR 1B		3	1	2	1	0	0	1				
<b>R.J. Reynolds, S</b> OBP: 0.414, SLG: 0.536 (8, 7)		1-3 1B								0	1	0	0	0	0	0				
<b>Sid Bream, L</b> OBP: 0.417, SLG: 0.651 (1, 3)	2-1 G1-4-3 3-H				3-2 G6-4-3 1B		1-1 HR		1-1 HR	3	1	2	3	0	0	0				
<b>Junior Ortiz, R</b> OBP: 0.289, SLG: 0.294 (1, 2)	2-1 F7				2-2 G6-4-3 1-2f		0-2 6-3			3	0	0	0	0	0	2				
<b>Rafael Belliard, R</b> OBP: 0.245, SLG: 0.234 (1, 6)			2-1 CS 1B			3-3 K		2-2 5-3		3	0	1	0	0	1	0				
<b>Rick Reuschel, R</b> OBP: 0.154, SLG: 0.231 (1, 1)			1-2 F9 1-2			2-3 K		0-0 5-3		3	0	0	0	0	1	1				
<b>Inning Stats</b>	R: 0 E: 0 K: 0 S: 3	H: 0 LOB: 0 BB: 1 P: 8	R: 1 E: 0 K: 0 S: 8	H: 1 LOB: 0 BB: 0 P: 13	R: 0 E: 0 K: 1 S: 7	H: 1 LOB: 0 BB: 0 P: 13	R: 0 E: 0 K: 1 S: 10	H: 0 LOB: 0 BB: 0 P: 15	R: 1 E: 0 K: 1 S: 12	H: 2 LOB: 0 BB: 0 P: 20	R: 0 E: 0 K: 1 S: 12	H: 1 LOB: 0 BB: 0 P: 19	R: 2 E: 0 K: 0 S: 9	H: 2 LOB: 1 BB: 0 P: 13	R: 0 E: 0 K: 0 S: 10	H: 0 LOB: 0 BB: 0 P: 15	1B: 5 2B: 0 3B: 0 HR: 2	SF: 0 SAC: 0 DP: 2 HBP: 0	WP: 0 PB: 0 SB: 0 CS: 2	PA: 29
<b>PITCHER</b> <b>Mark Davis, L</b> ERA: 2.84 (1, 1)	IP: 7.0 WLS: L BF: 25 H: 7 R: 4 ER: 4 SO: 4 BB: 1 IBB: 0 HBP: 0 BLK: 0 WP: 0 HR: 2 S: 61 P: 101 ERA: 5.14 WHIP: 1.143																			
<b>Jim Gott, R</b> ERA: 3.0 (8, 1)	IP: 1.0 WLS: 3 BF: 3 H: 0 R: 0 ER: 0 SO: 0 BB: 0 IBB: 0 HBP: 0 BLK: 0 WP: 0 HR: 10 S: 15 P: 15 ERA: 0.00 WHIP: 0.000																			



Batter	1	2	3	4	5	6	7	8	9	AB	R	H	RBI	BB	SO	LOB	TOP			
<b>Will Clark, L</b> OBP: 0.323, SLG: 0.448 (1, 3)	3-1 4-3		1-2 CS 1B			0-0 P6		1-3 K		4	0	1	0	0	1	0				
<b>Chili Davis, S</b> OBP: 0.346, SLG: 0.419 (1, 8)	1-1 G3		3-1 CS 1-2	0-0 F9		1-1 P4		1-3 K		4	0	0	0	0	1	0				
<b>Jeffrey Leonard, R</b> OBP: 0.379, SLG: 0.611 (1, 7)	1-1 6-3			1-0 4-3		2-2 F9			2-0 P4	4	0	0	0	0	0	0				
<b>Candy Maldonado, R</b> OBP: 0.368, SLG: 0.464 (1, 9)		0-0 S 1B		0-0 F8			0-1 FC5 BB		0-0 E9 1B	4	0	2	0	0	0	0				
<b>Chris Brown, R</b> OBP: 0.341, SLG: 0.481 (1, 5)		2-3 K 1-2			3-2 6-3		4-0 BB 1-2		4-1 BB	2	0	0	0	2	1	1				
<b>Bob Brenly, R</b> OBP: 0.304, SLG: 0.275 (1, 2)		2-3 K			3-0 BB 1B		2-2 P6		1-3 K	4	0	1	0	0	2	5				
<b>Matt Williams, R</b> OBP: 0.217, SLG: 0.274 (1, 6)					1-1 F7		3-3 K		0-0 1-3	2	0	0	0	0	1	2				
<b>Harry Spilman, L</b> OBP: 0.467, SLG: 0.500 (7, PH)										1	0	0	0	0	1	2				
<b>Jose Uribe, S</b> OBP: 0.368, SLG: 0.444 (7, 6)										0	0	0	0	0	0	0				
<b>Mike Aldrete, L</b> OBP: 0.379, SLG: 0.385 (9, PH)										1	0	0	0	0	0	2				
<b>Randy Kutcher, R</b> OBP: 0.286, SLG: 0.333 (1, 4)			3-2 6-3		4-2 BB		0-0 FC5			2	0	0	0	1	0	2				
<b>Kelly Downs, R</b> OBP: 0.077, SLG: 0.077 (1, 1)			3-2 6-3		1-1 F8		2-3 K			3	0	0	0	0	1	2				
<b>Inning Stats</b>	R: 0 E: 0 K: 0 S: 6	H: 0 LOB: 0 BB: 0 P: 11	R: 0 E: 0 K: 3 S: 12	H: 1 LOB: 1 BB: 0 P: 16	R: 0 E: 0 K: 0 S: 12	H: 1 LOB: 0 BB: 0 P: 22	R: 0 E: 0 K: 0 S: 3	H: 0 LOB: 0 BB: 0 P: 4	R: 0 E: 0 K: 0 S: 10	H: 1 LOB: 2 BB: 1 P: 22	R: 0 E: 0 K: 1 S: 9	H: 0 LOB: 0 BB: 1 P: 18	R: 0 E: 0 K: 3 S: 10	H: 0 LOB: 0 BB: 0 P: 12	R: 0 E: 1 K: 1 S: 7	H: 1 LOB: 2 BB: 1 P: 14	1B: 4 2B: 0 3B: 0 HR: 0	SF: 0 SAC: 0 DP: 0 HBP: 0	WP: 0 PB: 0 SB: 1 CS: 1	PA: 35
<b>PITCHER</b>	IP	WLS	BF	H	R	ER	SO	BB	IBB	HBP	BLK	WP	HR	S	P	ERA	WHIP			
<b>Bob Walk, R</b> ERA: 2.75 (1, 1)	6.0		23	3	0	0	3	2	0	0	0	0	0	52	91	0.00	0.833			
<b>Logan Easley, R</b> ERA: 3.39 (7, 1)	1.0		3	0	0	0	1	0	0	0	0	0	0	7	12	0.00	0.000			
<b>John Smiley, L</b> ERA: 2.25 (8, 1)	1.1	W	6	1	0	0	3	1	0	0	0	0	0	13	21	0.00	1.500			
<b>Don Robinson, R</b> ERA: 4.76 (9, 1)	0.2	S	2	0	0	0	1	0	0	0	0	0	0	4	5	0.00	0.000			

San Francisco Giants @ Pittsburgh Pirates  
Three Rivers Stadium, Pittsburgh, PA  
Sat May 02 1987, 7:05 PM EDT  
Att: 14,736 - Unknown

AB 31  
R 0  
H 4  
RBI 0  
BB 3  
SO 8  
LOB 16



Batter	1	2	3	4	5	6	7	8	9	AB	R	H	RBI	BB	SO	LOB	BOTTOM			
<b>Barry Bonds, L</b> OBP: 0.333, SLG: 0.412 (1, 8)	0-0 F8		4-2 BB		3-2 4-3		1-0 4-3			3	0	0	0	1	0	3				
<b>Andy Van Slyke, L</b> OBP: 0.394, SLG: 0.393 (1, 9)	3-2 F8		1-1 G3-2-5 3-H			0-1 S 1B		0-2 F7		4	0	1	0	0	0	2				
<b>Johnny Ray, S</b> OBP: 0.315, SLG: 0.400 (1, 4)	2-1 2B			0-1 FC4-6 1B		0-0 F8		1-0 L6		4	0	2	0	0	0	1				
<b>Sid Bream, L</b> OBP: 0.408, SLG: 0.621 (1, 3)	0-1 L4			2-1 L4		4-1 IBB		2-2 E6 1B		3	1	0	0	1	0	2				
<b>Jim Morrison, R</b> OBP: 0.386, SLG: 0.557 (1, 5)		1-2 E6 CS		0-1 FC4-6 1-2		0-3 K		3-0 1B 1B		4	0	1	0	0	1	3				
<b>R.J. Reynolds, S</b> OBP: 0.394, SLG: 0.500 (1, 7)		1-1 SAFE K		3-3 K		1-2 G3		1-0 1B		4	0	1	1	0	2	4				
<b>Don Robinson, R</b> (9, 1)		1-2 SAFE K		1-2 K		2-3 K		1-3 2-H 1B		0	0	0	0	0	0	0				
<b>Michael LaValliere, L</b> OBP: 0.487, SLG: 0.474 (1, 2)		2-3 K2-3			0-0 2B		2-2 F9 SH3-4 1B		0-3 K	3	0	2	0	0	1	0				
<b>Bill Almon, R</b> OBP: 0.200, SLG: 0.214 (7, PR)										0	0	0	0	0	0	0				
<b>Junior Ortiz, R</b> OBP: 0.282, SLG: 0.286 (8, 2)										1	0	0	0	0	1	2				
<b>Rafael Belliard, R</b> OBP: 0.255, SLG: 0.245 (1, 6)			1-1 WP SH3-4 G3-2-5 1B		0-2 5-3		0-0 SH3-4		1-2 K	2	0	1	0	0	0	1				
<b>Bob Walk, R</b> (1, 1)					0-0 SH3-4		1-2 F9			1	0	0	0	0	1	1				
<b>Logan Easley, R</b> (7, 1)										0	0	0	0	0	0	0				
<b>Mike Diaz, R</b> OBP: 0.306, SLG: 0.644 (7, PH)										1	0	0	0	0	0	2				
<b>John Smiley, L</b> (8, 1)										0	0	0	0	0	0	0				
<b>Bobby Bonilla, S</b> OBP: 0.246, SLG: 0.283 (9, 7)										0	0	0	0	0	0	0				
<b>Inning Stats</b>	R: 0 E: 0 K: 0 S: 8	H: 1 LOB: 1 BB: 0 P: 13	R: 0 E: 1 K: 2 S: 10	H: 0 LOB: 0 BB: 0 P: 16	R: 0 E: 0 K: 0 S: 9	H: 1 LOB: 1 BB: 1 P: 15	R: 0 E: 0 K: 1 S: 9	H: 1 LOB: 1 BB: 0 P: 14	R: 0 E: 0 K: 1 S: 10	H: 1 LOB: 1 BB: 0 P: 15	R: 0 E: 0 K: 1 S: 11	H: 1 LOB: 2 BB: 1 P: 15	R: 0 E: 0 K: 0 S: 8	H: 1 LOB: 2 BB: 0 P: 12	R: 1 E: 1 K: 1 S: 13	H: 2 LOB: 2 BB: 0 P: 20	1B: 6 2B: 4 3B: 0 HR: 0	SF: 0 SAC: 2 DP: 2 HBP: 0	WP: 1 PB: 0 SB: 3 CS: 1	PA: 34
<b>PITCHER</b>	IP	WLS	BF	H	R	ER	SO	BB	IBB	HBP	BLK	WP	HR	S	P	ERA	WHIP			
<b>Kelly Downs, R</b> ERA: 2.97 (1, 1)	8.0	L	34	8	1	0	6	1	1	0	0	1	0	78	120	0.00	1.125			

San Francisco Giants @ Pittsburgh Pirates  
Three Rivers Stadium, Pittsburgh, PA  
Sat May 02 1987, 7:05 PM EDT  
Att: 14,736 - Unknown

AB 30  
R 1  
H 8  
RBI 1  
BB 2  
SO 6  
LOB 21



Batter	1	2	3	4	5	6	7	8	9	AB	R	H	RBI	BB	SO	LOB	TOP	
John Cangelosi, S (1, 7) OBP: 0.475, SLG: 0.259 Logan Easley, R (6, 1) Junior Ortiz, R (7, PH) OBP: 0.275, SLG: 0.278 John Smiley, L (7, 1) Houston Jimenez, R (9, PH) Andy Van Slyke, L (1, 9) OBP: 0.333, SLG: 0.355 Johnny Ray, S (1, 4) OBP: 0.330, SLG: 0.416 Sid Bream, L (1, 3) OBP: 0.420, SLG: 0.620 Jim Morrison, R (1, 5) OBP: 0.387, SLG: 0.554 Barry Bonds, L (1, 8) Michael LaValliere, L (1, 2) Mike Diaz, R (7, PH) OBP: 0.314, SLG: 0.638 Rafael Belliard, R (1, 6) Bobby Bonilla, S (3, PH) OBP: 0.246, SLG: 0.270 Bob Patterson, R (1, 1) Hippolito Pena, L (2, 1) Bill Almon, R (4, PH) Brian Fisher, R (4, 1) R.J. Reynolds, S (6, PH) OBP: 0.417, SLG: 0.514	4-0 S 1B BB	0-0 4-3	0-0 L5	0-0 L7	0-0 K	4-0 FC6 BB	0-0 6-3	0-0 K	0-3 K	2	1	0	0	2	0	2	2	
Storm Davis, R (1, 1) ERA: 5.7 Dave Dravecky, L (6, 1) Craig Lefferts, L (7, 1) Lance McCullers, R (8, 1) ERA: 3.09 ERA: 6.32	5.1 W 27	7 R 3	3 ER 3	4 SO 4	3 BB 3	0 IBB 0	0 HBP 0	0 BLK 0	0 WP 0	0 HR 0	32 S 44	5.06 ERA	1.875 WHIP	0 P 2	10 S 14	14 P 18	0.00 ERA	3.000 WHIP
Storm Davis, R (1, 1) ERA: 5.7 Dave Dravecky, L (6, 1) Craig Lefferts, L (7, 1) Lance McCullers, R (8, 1) ERA: 3.09 ERA: 6.32	5.1 W 27	7 R 3	3 ER 3	4 SO 4	3 BB 3	0 IBB 0	0 HBP 0	0 BLK 0	0 WP 0	0 HR 0	32 S 44	5.06 ERA	1.875 WHIP	0 P 2	10 S 14	14 P 18	0.00 ERA	3.000 WHIP

Pittsburgh Pirates @ San Diego Padres  
Jack Murphy Stadium, San Diego, CA  
Mon May 04 1987, 10:05 PM EDT  
Att: 22,306 - Unknown

AB 38  
R 5  
H 12  
RBI 5  
BB 7  
SO 9  
LOB 33



Batter	1	2	3	4	5	6	7	8	9	AB	R	H	RBI	BB	SO	LOB	BOTTOM	
Joey Cora, S (1, 4) OBP: 0.408, SLG: 0.333 Randy Ready, R (1, 5) OBP: 0.353, SLG: 0.414 Craig Lefferts, L (7, 1) Lance McCullers, S (8, 1) Tony Gwynn, L (1, 9) OBP: 0.404, SLG: 0.481 Carmelo Martinez, R (1, 3) OBP: 0.253, SLG: 0.356 Kevin Mitchell, R (1, 7) OBP: 0.326, SLG: 0.409 Jim Steels, L (2, 7) OBP: 0.242, SLG: 0.233 Benito Santiago, R (1, 2) OBP: 0.333, SLG: 0.511 Garry Templeton, S (1, 6) OBP: 0.315, SLG: 0.272 Marvell Wynne, L (1, 8) OBP: 0.302, SLG: 0.339 Storm Davis, R (1, 1) OBP: 0.100, SLG: 0.100 Dave Dravecky, R (6, 1) Tim Flannery, L (6, PH) OBP: 0.333, SLG: 0.333	0-0 5-3	4-0 CS 1B	4-0 CS BB	0-0 F4	4-0 FC6-4 BB	4-0 BB	4-0 BB	4-0 BB	0-0 F4	2	0	1	0	3	0	0	0	
Bob Patterson, L (1, 1) ERA: 7.06 Hippolito Pena, L (2, 1) Brian Fisher, R (4, 1) Logan Easley, R (6, 1) John Smiley, L (7, 1) ERA: 3.21	1.2 L 13	4 W 13	0 R 6	0 ER 6	1 SO 1	3 BB 3	0 IBB 0	1 HBP 1	0 BLK 0	0 WP 0	8 S 8	0.00 ERA	0.000 WHIP	0 P 8	8 S 13	9 P 13	0.00 ERA	1.000 WHIP
Bob Patterson, L (1, 1) ERA: 7.06 Hippolito Pena, L (2, 1) Brian Fisher, R (4, 1) Logan Easley, R (6, 1) John Smiley, L (7, 1) ERA: 3.21	1.2 L 13	4 W 13	0 R 6	0 ER 6	1 SO 1	3 BB 3	0 IBB 0	1 HBP 1	0 BLK 0	0 WP 0	8 S 8	0.00 ERA	0.000 WHIP	0 P 8	8 S 13	9 P 13	0.00 ERA	1.000 WHIP

Pittsburgh Pirates @ San Diego Padres  
Jack Murphy Stadium, San Diego, CA  
Mon May 04 1987, 10:05 PM EDT  
Att: 22,306 - Unknown

AB 28  
R 9  
H 10  
RBI 9  
BB 7  
SO 7  
LOB 8



Batter	1	2	3	4	5	6	7	8	9	AB	R	H	RBI	BB	SO	LOB	TOP									
<b>Barry Bonds, L</b> OBP: 0.363, SLG: 0.474 (1, 8)	L3	F6			4-3 2B		HR 1B		HR	5	3	3	1	0	0	0	<b>Pittsburgh Pirates @ San Diego Padres</b> Jack Murphy Stadium, San Diego, CA Tue May 05 1987, 10:05 PM EDT Att: 12,642 - Unknown									
<b>Andy Van Slyke, L</b> OBP: 0.338, SLG: 0.403 (1, 9)	K				4-3		HR		6-3	5	1	2	2	0	1	1										
<b>Johnny Ray, S</b> OBP: 0.324, SLG: 0.415 (1, 4)	4-3	CS			F8		4-3		F4	5	0	1	1	0	0	0										
<b>Sid Bream, L</b> OBP: 0.419, SLG: 0.613 (1, 3)					L6		K		P3	4	1	1	0	1	1	0										
<b>Jim Morrison, R</b> OBP: 0.381, SLG: 0.552 (1, 5)					F4		G1-6-3		K	4	1	1	1	0	1	2										
<b>R.J. Reynolds, S</b> OBP: 0.425, SLG: 0.579 (1, 7)					4-3		4-3		HR	3	2	1	1	1	0	0										
<b>Michael LaValliere, L</b> OBP: 0.481, SLG: 0.550 (1, 2)					HR BB		K		L8	4	1	2	1	0	1	0										
<b>Rafael Belliard, R</b> OBP: 0.267, SLG: 0.315 (1, 6)					FC6-4 1B		1-3		FC6 1B	4	1	2	3	0	0	1										
<b>Dom Taylor, R</b> <b>Hipolito Pena, L</b> <b>Bob Walk, R</b> <b>John Cangelosi, S</b> <b>John Smiley, L</b> <b>Don Robinson, R</b> (1, 1) (4, 1) (5, 1) (7, PH) (7, 1) (8, 1)					5-3		1-3		K FC6	2	0	0	0	0	0	1										
<b>Inning Stats</b>	R: 0 E: 0 K: 1 S: 5	H: 0 LOB: 0 BB: 0 P: 5	R: 5 E: 0 K: 0 S: 7	H: 5 LOB: 0 BB: 1 P: 11	R: 0 E: 0 K: 0 S: 3	H: 0 LOB: 0 BB: 0 P: 3	R: 0 E: 0 K: 0 S: 4	H: 1 LOB: 1 BB: 0 P: 4	R: 1 E: 0 K: 0 S: 4	H: 2 LOB: 1 BB: 1 P: 8	R: 0 E: 0 K: 1 S: 5	H: 0 LOB: 0 BB: 0 P: 5	R: 2 E: 0 K: 2 S: 9	H: 2 LOB: 0 BB: 0 P: 9	R: 1 E: 0 K: 1 S: 7	H: 2 LOB: 1 BB: 0 P: 7	R: 1 E: 0 K: 0 S: 4	H: 1 LOB: 0 BB: 0 P: 4	1B: 6 2B: 3 3B: 0 HR: 4	SF: 0 SAC: 0 DP: 1 HBP: 0	WP: 0 PB: 0 SB: 1 CS: 1	PA: 41				
<b>PITCHER</b>	IP	WLS	BF	H	R	ER	SO	BB	IBB	HBP	BLK	WP	HR	S	P	ERA	WHIP									
<b>Eric Show, R</b> ERA: 4.5 (1, 1)	1.2	L	11	5	5	5	1	1	0	0	0	0	0	1	12	16	27.00	3.600								
<b>Jimmy Jones, R</b> ERA: 3.39 (2, 1)	2.2		10	3	1	1	0	0	0	0	0	0	0	0	10	10	3.38	1.125								
<b>Dave Dravecky, L</b> ERA: 4.35 (5, 1)	1.2		5	0	0	0	1	1	0	0	0	0	0	6	10	0.00	0.600									
<b>Rich Gossage, R</b> ERA: 18.0 (7, 1)	1.0		5	2	2	2	2	0	0	0	0	0	1	9	9	18.00	2.000									
<b>Greg Booker, R</b> ERA: 5.11 (8, 1)	2.0		9	3	2	2	1	0	0	0	0	0	2	11	11	9.00	1.500									

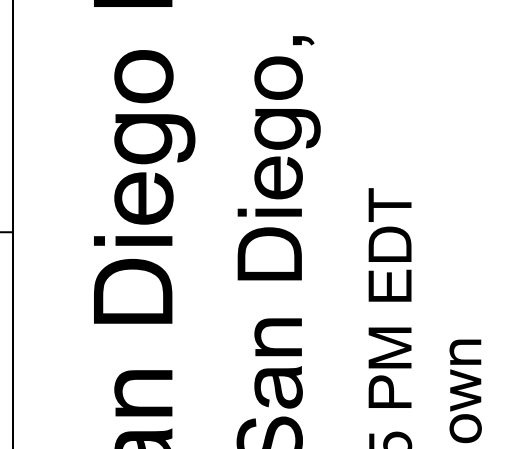
Batter	1	2	3	4	5	6	7	8	9	AB	R	H	RBI	BB	SO	LOB	BOTTOM								
<b>Joey Cora, S</b> OBP: 0.407, SLG: 0.333 (1, 4)	F5		SF8		1B G4-6-3			K		3	1	1	1	1	1	2	<b>Pittsburgh Pirates @ San Diego Padres</b> Jack Murphy Stadium, San Diego, CA Tue May 05 1987, 10:05 PM EDT Att: 12,642 - Unknown								
<b>Tim Flannery, L</b> OBP: 0.341, SLG: 0.324 (1, 5)			G3		G4-6-3 1B		K		F7	4	0	1	0	1	1	0									
<b>Tony Gwynn, L</b> OBP: 0.395, SLG: 0.468 (1, 9)	FC6-4				G4-6-3		5-3		2B 1B	5	1	1	0	0	1	2									
<b>Carmelo Martinez, R</b> OBP: 0.285, SLG: 0.355 <b>Greg Booker, R</b> (1, 3) (8, 1)	F9				HR BB		F8		1B 2B	3	1	1	0	1	0	1									
<b>John Kruk, L</b> OBP: 0.424, SLG: 0.412 (8, 3)					HR BB				1B 1B	3	1	1	0	2	1	0									
<b>Benito Santiago, R</b> OBP: 0.327, SLG: 0.525 (1, 2)	K				HR		F8		K	5	1	1	3	0	2	4									
<b>Marvell Wynne, L</b> OBP: 0.218, SLG: 0.344 <b>Luis Salazar, R</b> OBP: 0.200, SLG: 0.200 (8, PH) (9, 8)	4-3				FC5-4 BB		E8 1B 1B		2B 1B	2	1	2	1	0	0	0									
<b>Garry Templeton, S</b> OBP: 0.320, SLG: 0.302 (1, 6)					F9		F6		F7	5	1	2	1	0	0	4									
<b>Eric Show, R</b> <b>Jimmy Jones, R</b> <b>Dave Dravecky, R</b> <b>Jim Steels, L</b> <b>Rich Gossage, R</b> <b>Randy Ready, R</b> (1, 1) (2, 1) (5, 1) (6, PH) (7, 1) (8, 7)					SH5-3 2B		F8		WP 2B	0	0	0	0	0	0	0									
<b>Inning Stats</b>	R: 0 E: 0 K: 0 S: 3	H: 0 LOB: 1 BB: 1 P: 7	R: 0 E: 0 K: 1 S: 5	H: 0 LOB: 0 BB: 0 P: 5	R: 1 E: 0 K: 0 S: 4	H: 1 LOB: 0 BB: 0 P: 4	R: 3 E: 0 K: 1 S: 7	H: 2 LOB: 1 BB: 2 P: 15	R: 1 E: 0 K: 0 S: 3	H: 1 LOB: 2 BB: 3 P: 15	R: 0 E: 0 K: 0 S: 4	H: 2 LOB: 2 BB: 0 P: 4	R: 0 E: 0 K: 1 S: 5	H: 0 LOB: 0 BB: 0 P: 5	R: 1 E: 0 K: 2 S: 9	H: 2 LOB: 1 BB: 1 P: 13	R: 2 E: 0 K: 1 S: 9	H: 4 LOB: 2 BB: 0 P: 9	1B: 8 2B: 3 3B: 0 HR: 1	SF: 1 SAC: 1 DP: 1 HBP: 0	WP: 1 PB: 0 SB: 0 CS: 0	PA: 44			
<b>PITCHER</b>	IP	WLS	BF	H	R	ER	SO	BB	IBB	HBP	BLK	WP	HR	S	P	ERA	WHIP								
<b>Dom Taylor, R</b> ERA: 8.59 (1, 1)	3.1		15	3	4	4	2	2	0	0	0	0	0	4	20	6.75	3.750								
<b>Hipolito Pena, L</b> ERA: 1.93 (4, 1)	1.1		8	1	1	1	0	4	0	0	0	0	0	4	5	0.00	1.500								
<b>Bob Walk, R</b> ERA: 2.57 (5, 1)	1.1	W	5	2	0	0	0	0	0	0	0	0	0	5	5	0.00	1.500								
<b>John Smiley, L</b> ERA: 3.45 (7, 1)	1.2		7	2	1	1	2	0	0	0	0	0	0	11	11	5.40	1.200								
<b>Don Robinson, R</b> ERA: 5.68 (8, 1)	1.1	S	9	4	2	2	2	1	0	0	0	1	0	12	16	13.50	3.750								

AB	38
R	10
H	13
RBI	10
BB	2
SO	5
LOB	6



WP	0	PA	41
PB	0		
SB	1		
CS	1		

AB	35
R	8
H	12
RBI	7
BB	7
SO	6
LOB	15



WP	1	PA	44
PB	0		
SB	0		
CS	0		



Batter	1	2	3	4	5	6	7	8	9	AB	R	H	RBI	BB	SO	LOB	TOP			
<b>Barry Bonds, L</b> OBP: 0.358, SLG: 0.463 (1, 8)	0-3 K	0-3 K			0-0 F8			0-0 FC4-6 1B		4	0	1	0	0	2	3	<b>Pittsburgh Pirates @ Los Angeles Dodgers</b> Dodger Stadium, Los Angeles, CA Wed May 06 1987, 7:05 PM PDT Att: 32,789 - Unknown			
<b>Andy Van Slyke, L</b> OBP: 0.321, SLG: 0.380 (1, 9)	0-0 3-1		0-0 G3		0-3 K			0-0 FC4-6 1-2		4	0	0	0	0	1	1				
<b>Johnny Ray, S</b> OBP: 0.311, SLG: 0.398 (1, 4)	0-0 6-3		0-0 L6		0-0 4-3			0-3 K		4	0	0	0	0	1	1				
<b>Sid Bream, L</b> OBP: 0.422, SLG: 0.620 (1, 3)		0-0 SH1-3 1B 2B	0-0 CS 1B		0-0 F7			0-0 G3		4	1	2	0	0	0	1				
<b>Jim Morrison, R</b> OBP: 0.370, SLG: 0.533 (1, 5)		0-0 SH1-3 2-3	0-0 CS 1-2	0-0 F9		0-0 F9			0-0 F8	3	0	0	0	0	0	0				
<b>R.J. Reynolds, S</b> OBP: 0.432, SLG: 0.585 (1, 7)		4-0 1B S BB		0-0 F7		0-0 4-3			0-0 6-3 2B	3	0	1	0	1	0	0				
<b>Michael LaValliere, L</b> OBP: 0.482, SLG: 0.499 (1, 2)		4-0 1B 1-2 BB		0-0 1B				0-0 F9	0-0 6-3 2-3	3	0	1	0	1	0	1				
<b>Rafael Belliard, R</b> OBP: 0.286, SLG: 0.333 (9, PH)		0-0 1B		0-0 1B				0-0 F6	0-0 F8 2-3	3	0	2	1	0	0	0				
<b>Mike Diaz, R</b> OBP: 0.308, SLG: 0.625 (9, PH)		0-0 1-2 2-3 3-H 1B		0-0 1-2 1B				0-0 F8		1	0	0	0	0	0	1				
<b>Rick Reuschel, R</b> OBP: 0.125, SLG: 0.188 (1, 1)	0-3 K		0-3 K		0-3 K			0-3 K		3	0	0	0	0	3	5				
<b>Inning Stats</b>	R: 0 E: 0 K: 1 S: 5	H: 0 LOB: 0 BB: 0 P: 5	R: 1 E: 0 K: 2 S: 9	H: 2 LOB: 3 BB: 2 P: 17	R: 0 E: 0 K: 0 S: 3	H: 1 LOB: 0 BB: 0 P: 3	R: 0 E: 0 K: 1 S: 7	H: 2 LOB: 0 BB: 0 P: 7	R: 0 E: 0 K: 0 S: 5	H: 0 LOB: 0 BB: 0 P: 3	R: 0 E: 0 K: 0 S: 5	H: 0 LOB: 0 BB: 0 P: 5	R: 0 E: 0 K: 1 S: 6	H: 1 LOB: 1 BB: 0 P: 6	R: 0 E: 0 K: 0 S: 4	H: 1 LOB: 1 BB: 0 P: 4	1B: 5 2B: 2 3B: 0 HR: 0	SF: 0 SAC: 1 DP: 0 HBP: 0	WP: 0 PB: 0 SB: 1 CS: 1	PA: 36
<b>PITCHER</b> <b>Orel Hershiser, R</b> ERA: 2.73 (1, 1)	IP: 9.0 WLS: W BF: 35 H: 7 R: 1 ER: 1 SO: 7 BB: 2 IBB: 0 HBP: 0 BLK: 0 WP: 0 HR: 0 S: 47 P: 55 ERA: 1.00 WHIP: 1.000															<b>PITCHER</b> <b>Orel Hershiser, R</b> ERA: 2.73 (1, 1)	IP: 9.0 WLS: W BF: 35 H: 7 R: 1 ER: 1 SO: 7 BB: 2 IBB: 0 HBP: 0 BLK: 0 WP: 0 HR: 0 S: 47 P: 55 ERA: 1.00 WHIP: 1.000			

AB	32
R	1
H	7
RBI	1
BB	2
SO	7
LOB	13



Batter	1	2	3	4	5	6	7	8	9	AB	R	H	RBI	BB	SO	LOB	BOTTOM			
<b>Mariano Duncan, R</b> OBP: 0.333, SLG: 0.352 (1, 6)	0-0 4-3		0-3 K			0-0 E 1B 1B		0-0 4-3		4	1	1	0	0	1	0	<b>Pittsburgh Pirates @ Los Angeles Dodgers</b> Dodger Stadium, Los Angeles, CA Wed May 06 1987, 7:05 PM PDT Att: 32,789 - Unknown			
<b>Steve Sax, R</b> OBP: 0.295, SLG: 0.321 (1, 4)	0-0 5-3			0-0 E4 SH1-3 6-3		0-0 E1 1B 1-3 1B				3	1	1	0	0	0	0				
<b>Bill Madlock, R</b> OBP: 0.438, SLG: 0.538 (9, 5)				0-0 SH1-3		0-0 SH1-3 2-3				2	0	2	1	0	0	0				
<b>Tracy Woodson, R</b> OBP: 0.293, SLG: 0.347 (9, 5)				0-0 SH1-3 2-3		0-0 SH1-3 2-3 3-H 1B				0	0	0	0	0	0	0				
<b>Pedro Guerrero, R</b> OBP: 0.410, SLG: 0.626 (1, 7)	0-0 FC5-4 1-2 1B			0-0 6-3		0-0 G5-4-3 2-3 3-H 1B		0-0 G5-4-3 1-2		3	0	0	1	0	0	3				
<b>Mike Scioscia, L</b> OBP: 0.387, SLG: 0.464 (1, 2)		0-0 6-3		0-0 F7				0-0 G3		3	0	0	0	0	0	0				
<b>Franklin Stubbs, L</b> OBP: 0.385, SLG: 0.582 (1, 3)		0-0 F2			0-0 G6-3 1B			0-0 F7		3	0	1	0	0	0	0				
<b>Ken Landreaux, L</b> OBP: 0.283, SLG: 0.152 (1, 9)		0-0 5-3			0-0 G6-3 1-2			0-0 CS 1B		3	0	1	0	0	0	1				
<b>Mike Ramsey, S</b> OBP: 0.299, SLG: 0.311 (1, 8)			0-3 K		0-0 3-1			0-0 CS	0-0 F7	3	0	0	0	0	1	0				
<b>Orel Hershiser, R</b> OBP: 0.238, SLG: 0.333 (1, 1)			0-3 K			0-0 B1-3			0-0 5-3	3	0	0	0	0	1	0				
<b>Inning Stats</b>	R: 0 E: 0 K: 0 S: 4	H: 1 LOB: 1 BB: 0 P: 4	R: 0 E: 0 K: 0 S: 3	H: 0 LOB: 0 BB: 0 P: 3	R: 0 E: 0 K: 3 S: 9	H: 0 LOB: 0 BB: 0 P: 9	R: 1 E: 1 K: 0 S: 4	H: 0 LOB: 0 BB: 0 P: 4	R: 0 E: 0 K: 0 S: 3	H: 1 LOB: 1 BB: 0 P: 3	R: 0 E: 0 K: 0 S: 5	H: 3 LOB: 1 BB: 0 P: 5	R: 0 E: 0 K: 0 S: 3	H: 1 LOB: 0 BB: 0 P: 3	R: 0 E: 0 K: 0 S: 3	H: 0 LOB: 0 BB: 0 P: 3	1B: 6 2B: 0 3B: 0 HR: 0	SF: 0 SAC: 1 DP: 2 HBP: 0	WP: 0 PB: 0 SB: 0 CS: 1	PA: 29
<b>PITCHER</b> <b>Rick Reuschel, R</b> ERA: 1.69 (1, 1)	IP: 8.0 WLS: L BF: 28 H: 6 R: 2 ER: 0 SO: 3 BB: 0 IBB: 0 HBP: 0 BLK: 0 WP: 0 HR: 0 S: 34 P: 34 ERA: 0.00 WHIP: 0.750															<b>PITCHER</b> <b>Rick Reuschel, R</b> ERA: 1.69 (1, 1)	IP: 8.0 WLS: L BF: 28 H: 6 R: 2 ER: 0 SO: 3 BB: 0 IBB: 0 HBP: 0 BLK: 0 WP: 0 HR: 0 S: 34 P: 34 ERA: 0.00 WHIP: 0.750			

AB	27
R	2
H	6
RBI	2
BB	0
SO	3
LOB	4



Batter	1	2	3	4	5	6	7	8	9	AB	R	H	RBI	BB	SO	LOB	TOP					
Barry Bonds, L (1,8) OBP: 0.343, SLG: 0.440	0-0 4-3		0-3 K			0-0 G3	0-0 4-3			4	0	0	0	0	1	2	<b>Pittsburgh Pirates @ Los Angeles Dodgers</b> Dodger Stadium, Los Angeles, CA Thu May 07 1987, 7:05 PM PDT Att: 27,621 - Unknown					
Andy Van Slyke, L (1,9) OBP: 0.318, SLG: 0.373	0-0 1B		0-3 K			0-0 F6		0-0 B1-3		4	0	1	0	0	1	1						
Johnny Ray, S (1,4) OBP: 0.309, SLG: 0.392	0-3 K			0-0 6-3		0-0 1B		0-0 6-3		4	0	1	0	0	1	1						
Jim Morrison, R (1,5) OBP: 0.356, SLG: 0.511	0-0 F9			0-0 6-3		0-3 K		0-3 K		4	0	0	0	0	2	2						
Mike Diaz, R (1,7) OBP: 0.304, SLG: 0.615		0-3 K		0-3 K2-3				0-0 E6 HR		4	2	1	0	0	2	0						
Sid Bream, L (1,3) OBP: 0.415, SLG: 0.639		0-0 F7			0-3 K			0-0 4-3		4	1	1	2	0	1	1						
Junior Ortiz, R (1,2) OBP: 0.273, SLG: 0.275		0-0 1-3			0-0 6-3			0-0 HR		4	0	1	1	0	0	0						
Rafael Belliard, R (1,6) OBP: 0.328, SLG: 0.410									0-0 1B	4	0	4	0	0	0	0						
Bob Kipper, R (1,1) OBP: 0.444, SLG: 0.667									0-0 1B	1	0	0	0	0	1	1						
Hipolito Pena, L (4,1)									0-0 G6-3	1	0	0	0	0	1	1						
Bill Almon, R (7,PH) OBP: 0.176, SLG: 0.188									0-0 1-2	0	0	0	0	0	0	0						
Logan Easley, R (7,1)									0-0 1-2	0	0	0	0	0	0	0						
R.J. Reynolds, S (9,PH) OBP: 0.422, SLG: 0.571									0-0 1-2	1	0	0	0	0	0	2						
<b>Inning Stats</b>	R: 0 E: 0 K: 1 S: 6	H: 1 LOB: 1 BB: 0 P: 6	R: 0 E: 0 K: 1 S: 5	H: 0 LOB: 0 BB: 0 P: 5	R: 0 E: 0 K: 3 S: 10	H: 1 LOB: 1 BB: 0 P: 10	R: 0 E: 0 K: 1 S: 5	H: 0 LOB: 0 BB: 0 P: 5	R: 0 E: 0 K: 2 S: 8	H: 1 LOB: 1 BB: 0 P: 8	R: 0 E: 0 K: 1 S: 6	H: 1 LOB: 1 BB: 0 P: 6	R: 2 E: 1 K: 0 S: 6	H: 2 LOB: 1 BB: 0 P: 6	R: 0 E: 0 K: 1 S: 5	H: 0 LOB: 0 BB: 0 P: 5	R: 1 E: 0 K: 0 S: 5	H: 3 LOB: 1 BB: 0 P: 5	1B: 5 2B: 3 3B: 0 HR: 1	SF: 0 SAC: 0 DP: 1 HBP: 0	WP: 1 PB: 0 SB: 0 CS: 0	PA: 36
<b>PITCHER</b>	IP WLS BF H R ER SO BB IBB HBP BLK WP HR S P ERA WHIP																					
Rick Honeycutt, L (1,1) ERA: 2.03	8.1 W 34 8 3 2 10 0 0 0 0 1 1 54 54 2.16 0.960																					
Matt Young, L (9,1) ERA: 8.71	0.2 S 2 1 0 0 0 0 0 0 0 0 0 0 2 2 0.00 1.500																					

AB	36
R	3
H	9
RBI	3
BB	0
SO	10
LOB	12



Batter	1	2	3	4	5	6	7	8	9	AB	R	H	RBI	BB	SO	LOB	BOTTOM			
Mariano Duncan, R (1,6) OBP: 0.336, SLG: 0.376	0-0 F8		0-0 HR	0-0 G6-4-3		4-0 BLK BB		0-0 F8		4	1	1	1	1	0	3	<b>Pittsburgh Pirates @ Los Angeles Dodgers</b> Dodger Stadium, Los Angeles, CA Thu May 07 1987, 7:05 PM PDT Att: 27,621 - Unknown			
Steve Sax, R (1,4) OBP: 0.286, SLG: 0.310	0-0 5-3		0-0 F9		0-3 K	0-0 6-3				4	0	0	0	0	1	1				
Dave Anderson, R (7,4) OBP: 0.211, SLG: 0.167										0	0	0	0	0	0	0				
Bill Madlock, R (1,5) OBP: 0.450, SLG: 0.563	0-0 2B		0-0 F4		0-0 E7 1B		4-0 FC6-4 BB			3	1	1	0	1	0	0				
Tracy Woodson, R (8,5) OBP: 0.293, SLG: 0.347										0	0	0	0	0	0	0				
Pedro Guerrero, R (1,7) OBP: 0.413, SLG: 0.617	0-0 F9			0-0 1B WP 1B	4-0 1B IBB		0-3 K			3	1	1	0	1	1	2				
Ken Landreaux, L (8,9) OBP: 0.293, SLG: 0.152										0	0	0	0	0	0	0				
Mickey Hatcher, R (1,9) OBP: 0.364, SLG: 0.517		0-0 HR		0-0 1B E 1B	0-0 1B 1-2 2H 1B		0-0 FC6-4 WP BLK			4	2	3	2	0	0	1				
Mike Ramsey, S (7,PR) OBP: 0.299, SLG: 0.311										0	0	0	0	0	0	0				
Franklin Stubbs, L (1,3) OBP: 0.361, SLG: 0.564	0-0 6-3		0-0 G3		0-3 K		4-0 WP IBB			3	0	0	0	1	1	4				
Alex Trevino, R (1,2) OBP: 0.267, SLG: 0.286	0-0 G1-4-3 1B		4-0 1B SH IBB		0-0 6-3		0-0 F8			3	1	1	0	1	0	4				
Reggie Williams, R (1,8) OBP: 0.286, SLG: 0.100	0-0 G1-4-3		0-0 SH 1B			0-3 K		4-0 CS SH1-3 BB		3	0	1	2	1	1	1				
Rick Honeycutt, L (1,1) Matt Young, L (9,1)			0-3 K	0-0 SH G6-4-3		0-0 F7		0-0 SH1-3		2	0	0	1	0	1	0				
<b>Inning Stats</b>	R: 0 E: 0 K: 0 S: 4	H: 1 LOB: 1 BB: 0 P: 4	R: 1 E: 0 K: 0 S: 4	H: 2 LOB: 0 BB: 0 P: 4	R: 1 E: 0 K: 1 S: 6	H: 1 LOB: 0 BB: 0 P: 6	R: 3 E: 1 K: 0 S: 6	H: 3 LOB: 1 BB: 1 P: 10	R: 1 E: 1 K: 2 S: 9	H: 1 LOB: 2 BB: 1 P: 13	R: 0 E: 0 K: 1 S: 5	H: 0 LOB: 1 BB: 1 P: 9	R: 0 E: 0 K: 1 S: 5	H: 0 LOB: 3 BB: 2 P: 13	R: 0 E: 0 K: 0 S: 2	H: 0 LOB: 0 BB: 1 P: 6	1B: 5 2B: 1 3B: 0 HR: 2	SF: 0 SAC: 2 DP: 2 HBP: 0	WP: 2 PB: 0 SB: 0 CS: 1	PA: 37
<b>PITCHER</b>	IP WLS BF H R ER SO BB IBB HBP BLK WP HR S P ERA WHIP																			
Bob Kipper, L (1,1) ERA: 5.61	3.1 L 17 7 5 5 1 0 1 0 0 0 0 2 18 22 13.50 2.100																			
Hipolito Pena, L (4,1) ERA: 1.23	2.2 12 1 1 0 3 1 1 0 0 1 0 0 16 24 0.00 0.750																			
Logan Easley, R (7,1) ERA: 3.31	2.0 8 0 0 0 1 2 1 0 0 1 1 0 7 19 0.00 1.000																			

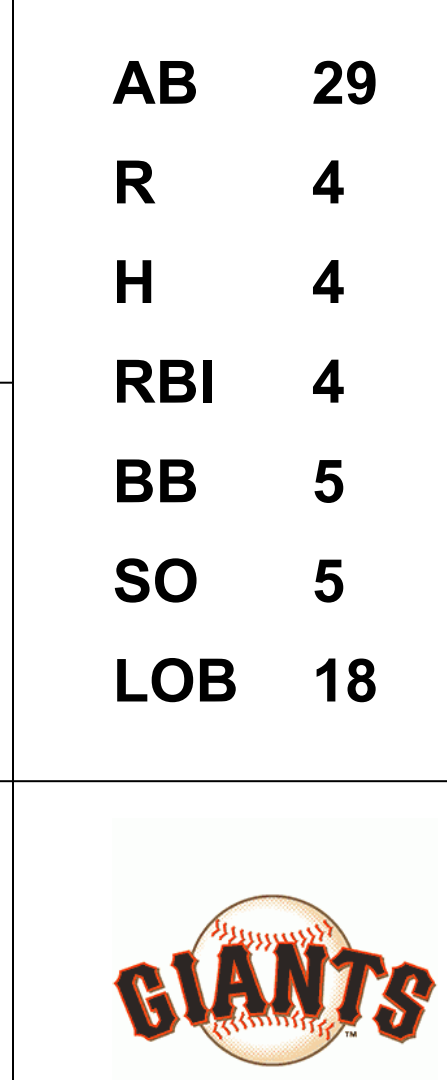


Batter	1	2	3	4	5	6	7	8	9	AB	R	H	RBI	BB	SO	LOB	TOP					
Barry Bonds, L (1.8) OBP: 0.350, SLG: 0.437	4-0 G4-6-3 1B BB		0-0 G3			0-0 4-3		0-0 CS 1B		3	0	1	0	1	0	0	<b>Pittsburgh Pirates @ San Francisco Giants</b> Candlestick Park, San Francisco, CA Fri May 08 1987, 10:05 PM EDT Att: 17,985 - Unknown					
Andy Van Slyke, L (1.9) OBP: 0.315, SLG: 0.367	0-0 G4-6-3 1B		0-0 E4 CS			0-0 3-1		0-0 F7		4	0	1	0	0	0	1						
Johnny Ray, S (1.4) OBP: 0.316, SLG: 0.385	0-0 G4-6-3 1-2 2-3		0-0 CS	4-0 BB		4-0 BB		0-3 K		2	0	0	0	2	1	3						
Sid Bream, L (1.3) OBP: 0.398, SLG: 0.609	0-0 F9			0-3 K		0-0 F7			0-0 F8	4	0	0	0	0	1	3						
R.J. Reynolds, S (1.7) OBP: 0.408, SLG: 0.543		0-3 K		0-0 F7			0-0 HR 1B		0-3 K	4	1	1	0	0	2	1						
Bobby Bonilla, S (1.5) OBP: 0.246, SLG: 0.313		0-0 3-1		0-3 K			0-0 HR		0-3 K	4	1	1	2	0	2	1						
Michael LaValliere, L (1.2) OBP: 0.475, SLG: 0.480		0-0 1B			0-0 F8		0-0 5-3			3	0	1	0	0	0	0						
Rafael Belliard, R (1.6) OBP: 0.314, SLG: 0.391		0-0 4-3			0-3 K2-3		0-0 5-3			3	0	0	0	0	1	1						
Brian Fisher, R (1.1) Bob Walk, R (5.1) John Cangelosi, S (7.7, PH) Don Robinson, R (7.1)			0-3 K		0-3 K		0-0 1-3			2	0	0	0	0	2	0						
										0	0	0	0	0	0	0						
										1	0	0	0	0	0	0						
										0	0	0	0	0	0	0						
<b>Inning Stats</b>	R: 0 E: 0 K: 0 S: 3	H: 1 LOB: 1 BB: 1 P: 7	R: 0 E: 0 K: 1 S: 6	H: 1 LOB: 1 BB: 0 P: 6	R: 0 E: 1 K: 1 S: 5	H: 0 LOB: 0 BB: 0 P: 5	R: 0 E: 0 K: 2 S: 7	H: 0 LOB: 1 BB: 1 P: 11	R: 0 E: 0 K: 0 S: 3	H: 0 LOB: 1 BB: 1 P: 7	R: 2 E: 0 K: 0 S: 5	H: 2 LOB: 0 BB: 0 P: 5	R: 0 E: 0 K: 1 S: 5	H: 1 LOB: 1 BB: 0 P: 5	R: 0 E: 0 K: 2 S: 7	H: 0 LOB: 0 BB: 0 P: 7	1B: 4 2B: 1 3B: 0 HR: 1	SF: 0 SAC: 0 DP: 2 HBP: 0	WP: 0 PB: 0 SB: 0 CS: 2	PA: 34		
<b>PITCHER</b>	IP WLS BF H R ER SO BB IBB HBP BLK WP HR S P ERA WHIP	IP WLS BF H R ER SO BB IBB HBP BLK WP HR S P ERA WHIP	IP WLS BF H R ER SO BB IBB HBP BLK WP HR S P ERA WHIP	IP WLS BF H R ER SO BB IBB HBP BLK WP HR S P ERA WHIP	IP WLS BF H R ER SO BB IBB HBP BLK WP HR S P ERA WHIP	IP WLS BF H R ER SO BB IBB HBP BLK WP HR S P ERA WHIP	IP WLS BF H R ER SO BB IBB HBP BLK WP HR S P ERA WHIP	IP WLS BF H R ER SO BB IBB HBP BLK WP HR S P ERA WHIP	IP WLS BF H R ER SO BB IBB HBP BLK WP HR S P ERA WHIP	IP WLS BF H R ER SO BB IBB HBP BLK WP HR S P ERA WHIP	IP WLS BF H R ER SO BB IBB HBP BLK WP HR S P ERA WHIP	IP WLS BF H R ER SO BB IBB HBP BLK WP HR S P ERA WHIP	IP WLS BF H R ER SO BB IBB HBP BLK WP HR S P ERA WHIP	IP WLS BF H R ER SO BB IBB HBP BLK WP HR S P ERA WHIP	IP WLS BF H R ER SO BB IBB HBP BLK WP HR S P ERA WHIP	IP WLS BF H R ER SO BB IBB HBP BLK WP HR S P ERA WHIP	IP WLS BF H R ER SO BB IBB HBP BLK WP HR S P ERA WHIP	IP WLS BF H R ER SO BB IBB HBP BLK WP HR S P ERA WHIP	IP WLS BF H R ER SO BB IBB HBP BLK WP HR S P ERA WHIP	IP WLS BF H R ER SO BB IBB HBP BLK WP HR S P ERA WHIP	IP WLS BF H R ER SO BB IBB HBP BLK WP HR S P ERA WHIP	IP WLS BF H R ER SO BB IBB HBP BLK WP HR S P ERA WHIP

AB	30
R	2
H	5
RBI	2
BB	3
SO	9
LOB	10



Batter	1	2	3	4	5	6	7	8	9	AB	R	H	RBI	BB	SO	LOB	BOTTOM					
Rob Wilfong, L (1.4) OBP: 0.222, SLG: 0.500	0-0 5-3		0-0 4-3 1-2		4-0 G3 S HR BB	0-3 K				3	1	0	0	1	1	1	<b>Pittsburgh Pirates @ San Francisco Giants</b> Candlestick Park, San Francisco, CA Fri May 08 1987, 10:05 PM EDT Att: 17,985 - Unknown					
Chili Davis, S (1.8) OBP: 0.333, SLG: 0.439	0-0 6-3		0-0 6-3		0-0 G3 1-3		4-0 FC6-4 BB			3	0	0	0	1	0	2						
Jeffrey Leonard, R (1.7) OBP: 0.408, SLG: 0.693	0-0 F8			4-0 S BB	0-0 HR		0-0 F8			3	2	1	2	1	0	1						
Candy Maldonado, R (1.9) OBP: 0.392, SLG: 0.633		0-0 E6 F9		0-0 E 1-H 1B	0-0 HR		0-0 FC6-4 CS			4	1	2	2	0	0	1						
Mike Aldrete, L (1.3) OBP: 0.471, SLG: 0.511	0-0 6-3			0-3 K	0-0 4-3		0-0 CS	0-0 6-3		4	0	0	0	0	1	2						
Bob Melvin, R (1.2) OBP: 0.333, SLG: 0.542	0-0 F9 2-3			0-0 E9 1-3	4-0 FC6-4 BB		0-0 F8			3	0	0	0	1	0	2						
Chris Speier, R (1.5) OBP: 0.464, SLG: 0.519	0-0 F3			4-0 IBB	0-0 FC6-4 1-2		0-0 F8			3	0	0	0	1	0	2						
Matt Williams, R (1.6) OBP: 0.236, SLG: 0.296			0-0 4-3 1B	0-3 K		0-0 6-3				3	0	1	0	0	1	3						
Kelly Downs, R (1.1) OBP: 0.063, SLG: 0.063 Scott Garrelts, R (8.1) OBP: 0.200, SLG: 0.200			0-3 K	0-3 K		0-0 6-3				3	0	0	0	0	2	4						
										0	0	0	0	0	0	0						
<b>Inning Stats</b>	R: 0 E: 0 K: 0 S: 3	H: 0 LOB: 0 BB: 0 P: 3	R: 0 E: 1 K: 0 S: 4	H: 0 LOB: 1 BB: 0 P: 4	R: 0 E: 0 K: 1 S: 6	H: 1 LOB: 0 BB: 0 P: 6	R: 1 E: 1 K: 3 S: 11	H: 1 LOB: 3 BB: 2 P: 19	R: 3 E: 0 K: 0 S: 5	H: 2 LOB: 1 BB: 2 P: 13	R: 0 E: 0 K: 1 S: 5	H: 0 LOB: 0 BB: 0 P: 5	R: 0 E: 0 K: 0 S: 2	H: 0 LOB: 0 BB: 1 P: 6	R: 0 E: 0 K: 0 S: 3	H: 0 LOB: 0 BB: 0 P: 3	1B: 2 2B: 0 3B: 0 HR: 2	SF: 0 SAC: 0 DP: 0 HBP: 0	WP: 0 PB: 0 SB: 2 CS: 1	PA: 35		
<b>PITCHER</b>	IP WLS BF H R ER SO BB IBB HBP BLK WP HR S P ERA WHIP	IP WLS BF H R ER SO BB IBB HBP BLK WP HR S P ERA WHIP	IP WLS BF H R ER SO BB IBB HBP BLK WP HR S P ERA WHIP	IP WLS BF H R ER SO BB IBB HBP BLK WP HR S P ERA WHIP	IP WLS BF H R ER SO BB IBB HBP BLK WP HR S P ERA WHIP	IP WLS BF H R ER SO BB IBB HBP BLK WP HR S P ERA WHIP	IP WLS BF H R ER SO BB IBB HBP BLK WP HR S P ERA WHIP	IP WLS BF H R ER SO BB IBB HBP BLK WP HR S P ERA WHIP	IP WLS BF H R ER SO BB IBB HBP BLK WP HR S P ERA WHIP	IP WLS BF H R ER SO BB IBB HBP BLK WP HR S P ERA WHIP	IP WLS BF H R ER SO BB IBB HBP BLK WP HR S P ERA WHIP	IP WLS BF H R ER SO BB IBB HBP BLK WP HR S P ERA WHIP	IP WLS BF H R ER SO BB IBB HBP BLK WP HR S P ERA WHIP	IP WLS BF H R ER SO BB IBB HBP BLK WP HR S P ERA WHIP	IP WLS BF H R ER SO BB IBB HBP BLK WP HR S P ERA WHIP	IP WLS BF H R ER SO BB IBB HBP BLK WP HR S P ERA WHIP	IP WLS BF H R ER SO BB IBB HBP BLK WP HR S P ERA WHIP	IP WLS BF H R ER SO BB IBB HBP BLK WP HR S P ERA WHIP	IP WLS BF H R ER SO BB IBB HBP BLK WP HR S P ERA WHIP	IP WLS BF H R ER SO BB IBB HBP BLK WP HR S P ERA WHIP	IP WLS BF H R ER SO BB IBB HBP BLK WP HR S P ERA WHIP	IP WLS BF H R ER SO BB IBB HBP BLK WP HR S P ERA WHIP



Batter	1	2	3	4	5	6	7	8	9	AB	R	H	RBI	BB	SO	LOB	TOP			
Barry Bonds, L OBP: 0.361, SLG: 0.451										4	2	2	0	1	1	0	<b>Pittsburgh Pirates @ San Francisco Giants</b> Candlestick Park, San Francisco, CA Sat May 09 1987, 6:33 AM EDT Att: 17,609 - Unknown <a href="http://livebaseballscorecards.com">livebaseballscorecards.com</a>			
R.J. Reynolds, S OBP: 0.388, SLG: 0.510										5	1	1	1	1	0	4				
Johnny Ray, S OBP: 0.319, SLG: 0.385										5	0	2	2	0	1	2				
Sid Bream, L OBP: 0.379, SLG: 0.576										5	0	0	0	0	1	5				
Jim Morrison, R OBP: 0.352, SLG: 0.505										3	0	1	1	0	0	0				
Michael LaValliere, L OBP: 0.468, SLG: 0.462 Junior Ortiz, R OBP: 0.289, SLG: 0.293										2	0	0	0	1	1	1				
Bobby Bonilla, S OBP: 0.260, SLG: 0.314										3	0	1	0	1	0	3				
Rafael Belliard, R OBP: 0.301, SLG: 0.373 Mike Diaz, R OBP: 0.298, SLG: 0.604										3	0	0	0	0	1	2				
Bob Patterson, R OBP: 0.100, SLG: 0.100 Bob Walk, R										2	1	1	0	0	0	0				
Logan Easley, R Bill Almon, R John Smiley, L										0	0	0	0	0	0	0				
<b>Inning Stats</b>	R: 2 E: 0 K: 1 S: 8	H: 3 LOB: 2 BB: 1 P: 12	R: 2 E: 0 K: 0 S: 6	H: 3 LOB: 1 BB: 0 P: 6	R: 0 E: 0 K: 0 S: 4	H: 1 LOB: 1 BB: 0 P: 4	R: 0 E: 0 K: 1 S: 5	H: 0 LOB: 0 BB: 0 P: 5	R: 0 E: 0 K: 2 S: 8	H: 1 LOB: 1 BB: 0 P: 8	R: 0 E: 1 K: 1 S: 6	H: 0 LOB: 1 BB: 0 P: 6	R: 0 E: 0 K: 1 S: 6	H: 1 LOB: 2 BB: 1 P: 10	R: 0 E: 0 K: 0 S: 3	H: 0 LOB: 1 BB: 1 P: 7	1B: 8 2B: 1 3B: 0 HR: 0	SF: 1 SAC: 0 DP: 0 HBP: 0	WP: 0 PB: 0 SB: 0 CS: 0	PA: 40
<b>PITCHER</b>	IP WLS BF H R ER SO BB IBB HBP BLK WP HR S P ERA WHIP																			
Mike Krukow, R ERA: 4.14	(1, 1) 4.0	W 20	7	4	4	2	1	0	0	0	0	0	0	23	27	9.00	2.000			
Atlee Hammaker, L ERA:	(5, 1) 5.0	W 20	2	0	0	4	2	0	0	0	0	0	0	26	34	0.00	0.800			


Batter	1	2	3	4	5	6	7	8	9	AB	R	H	RBI	BB	SO	LOB	BOTTOM			
Mark Wasinger, R OBP: 0.667, SLG: 1.667										5	3	4	1	0	0	0	<b>Pittsburgh Pirates @ San Francisco Giants</b> Candlestick Park, San Francisco, CA Sat May 09 1987, 6:33 AM EDT Att: 17,609 - Unknown <a href="http://livebaseballscorecards.com">livebaseballscorecards.com</a>			
Chili Davis, S OBP: 0.328, SLG: 0.429										5	1	1	1	0	2	2				
Jeffrey Leonard, R OBP: 0.408, SLG: 0.706										5	1	2	2	0	1	2				
Candy Maldonado, R OBP: 0.393, SLG: 0.629										4	2	1	0	0	1	1				
Bob Brenly, R OBP: 0.315, SLG: 0.261										2	1	0	0	2	0	1				
Chris Speier, R OBP: 0.486, SLG: 0.569										4	1	2	4	0	0	3				
Will Clark, L OBP: 0.314, SLG: 0.430										4	0	1	1	0	0	1				
Matt Williams, R OBP: 0.247, SLG: 0.318										4	0	2	0	0	0	1				
Mike Krukow, R OBP: 0.167, SLG: 0.182 Joel Youngblood, R OBP: 0.308, SLG: 0.308 Atlee Hammaker, S										1	0	0	0	0	1	0				
<b>Inning Stats</b>	R: 1 E: 0 K: 1 S: 6	H: 1 LOB: 0 BB: 0 P: 6	R: 0 E: 0 K: 0 S: 4	H: 1 LOB: 1 BB: 0 P: 4	R: 0 E: 0 K: 1 S: 6	H: 1 LOB: 1 BB: 0 P: 6	R: 1 E: 0 K: 1 S: 8	H: 3 LOB: 2 BB: 0 P: 8	R: 5 E: 0 K: 1 S: 9	H: 4 LOB: 1 BB: 1 P: 14	R: 1 E: 0 K: 0 S: 5	H: 2 LOB: 2 BB: 1 P: 9	R: 0 E: 0 K: 1 S: 5	H: 0 LOB: 0 BB: 0 P: 5	R: 1 E: 0 K: 2 S: 8	H: 1 LOB: 0 BB: 0 P: 8		1B: 5 2B: 5 3B: 0 HR: 3	SF: 0 SAC: 0 DP: 0 HBP: 1	WP: 1 PB: 0 SB: 0 CS: 0
<b>PITCHER</b>	IP WLS BF H R ER SO BB IBB HBP BLK WP HR S P ERA WHIP																			
Bob Patterson, L ERA: 7.29	(1, 1) 4.0	L 2	0	0	0	1	0	0	1	0	0	0	3	4	0.00	0.000				
Bob Walk, R ERA: 3.13	(5, 1) 0.1	L 2	0	0	0	1	0	0	1	0	0	0	3	4	0.00	0.000				
Logan Easley, R ERA: 4.26	(5, 1) 2.2	14	4	4	4	1	1	1	0	1	1	1	14	22	13.50	1.875				
John Smiley, L ERA: 3.78	(8, 1) 1.0	4	1	1	1	2	0	0	0	0	0	1	8	8	9.00	1.000				

Batter	1	2	3	4	5	6	7	8	9	10	11	AB	R	H	RBI	BB	SO	LOB	TOP	
<b>Barry Bonds, L</b> OBP: 0.360, SLG: 0.474 (1, 8)	F7		6-3		K			F7			1B 3B	6	1	2	0	0	1	2		
<b>Andy Van Slyke, L</b> OBP: 0.326, SLG: 0.361 (1, 9)	FC1-6 1B		S BB			F7	3-1 BB		F6		K	4	0	1	0	2	1	1		
<b>Johnny Ray, S</b> OBP: 0.320, SLG: 0.383 (1, 4)	FC1-6 1B 1-2		4-3				3-1		6-3		HR 1B	6	2	2	1	0	0	4		
<b>Sid Bream, L</b> OBP: 0.394, SLG: 0.598 (1, 3)				6-3		2B 1B					K	5	0	3	0	1	1	1		
<b>Jim Morrison, R</b> OBP: 0.351, SLG: 0.534 (1, 5)	F2			F7		1-2 2B 1B			K		HR 1B	6	1	2	3	0	2	6		
<b>Mike Diaz, R</b> OBP: 0.300, SLG: 0.589 <b>Houston Jimenez, R</b> (6, 6)		K			F7			6-3		SH1-3 BB	K	3	0	1	0	0	1	2		
<b>Michael LaValliere, L</b> OBP: 0.470, SLG: 0.455 <b>Bill Almon, R</b> OBP: 0.167, SLG: 0.176 <b>Junior Ortiz, R</b> OBP: 0.298, SLG: 0.293 (8, PR) (8, 2)	F8		4-3							SH1-3		3	0	1	0	1	0	1		
<b>Rafael Belliard, R</b> OBP: 0.293, SLG: 0.362 <b>R.J. Reynolds, S</b> OBP: 0.388, SLG: 0.481 (6, PH) (6, 7)	6-3		6-3		K			K		F7		2	0	0	0	0	0	0		
<b>Dom Taylor, R</b> <b>Bobby Bonilla, S</b> OBP: 0.270, SLG: 0.314 <b>Don Robinson, R</b> (8, 1)		4-3			K		5-3			6-3		3	0	0	0	0	1	0		
<b>Inning Stats</b>	R: 0 E: 0 K: 0 S: 5	H: 2 LOB: 2 BB: 0 P: 5	R: 0 E: 0 K: 1 S: 5	H: 0 LOB: 0 BB: 0 P: 5	R: 0 E: 0 K: 0 S: 3	H: 0 LOB: 1 BB: 1 P: 7	R: 0 E: 0 K: 2 S: 7	H: 1 LOB: 1 BB: 0 P: 4	R: 0 E: 0 K: 1 S: 6	H: 1 LOB: 3 BB: 2 P: 14	R: 0 E: 0 K: 1 S: 6	H: 1 LOB: 2 BB: 1 P: 10	R: 0 E: 0 K: 0 S: 3	H: 0 LOB: 1 BB: 1 P: 7	R: 3 E: 0 K: 3 S: 12	H: 3 LOB: 0 BB: 0 P: 12	1B: 7 2B: 2 3B: 2 HR: 1	SF: 0 SAC: 1 DP: 0 HBP: 0	WP: 0 PB: 0 SB: 1 CS: 0	PA: 51
<b>PITCHER</b>	IP 5.1	WLS 2	BF 23	H 6	R 1	ER 1	SO 3	BB 1	IBB 0	HBP 0	BLK 0	WP 0	HR 0	S 28	P 32	ERA 1.69	WHIP 1.312			
<b>Mark Grant, R</b> ERA: 2.51 <b>Jeff Robinson, R</b> ERA: 1.67 <b>Scott Garretts, R</b> ERA: 4.03	(1, 1)	(6, 1)	(8, 1)																	

Pittsburgh Pirates @ San Francisco Giants  
Candlestick Park, San Francisco, CA  
Sun May 10 1987, 6:33 AM EDT  
Att: 29,652 - Unknown

livebaseballscores.com

AB 44  
R 4  
H 12  
RBI 4  
BB 6  
SO 10  
LOB 23




Batter	1	2	3	4	5	6	7	8	9	10	11	AB	R	H	RBI	BB	SO	LOB	BOTTOM	
<b>Mark Wasinger, R</b> OBP: 0.500, SLG: 1.100 <b>Harry Spilman, L</b> OBP: 0.412, SLG: 0.429 (11, PH)	E7 WP 1B		4-3			F8			K		K	4	1	1	0	0	1	0		
<b>Chili Davis, S</b> OBP: 0.331, SLG: 0.418 (1, 8)	K		F9			FC5-4 BB			E S BB		F8	3	0	0	0	2	1	2		
<b>Jeffrey Leonard, R</b> OBP: 0.400, SLG: 0.685 (1, 7)	5-3					FC5-4 1-2			K		6-3	5	0	1	0	0	1	4		
<b>Candy Maldonado, R</b> OBP: 0.388, SLG: 0.617 (1, 9)				K			F4			6-3		4	0	1	1	0	1	2		
<b>Mike Aldrete, L</b> OBP: 0.463, SLG: 0.500 <b>Will Clark, L</b> OBP: 0.311, SLG: 0.426 (7, PR) (8, 3)	G3			4-3							K	3	0	1	0	0	0	1		
<b>Bob Melvin, R</b> OBP: 0.321, SLG: 0.520 <b>Scott Garretts, R</b> OBP: 0.167, SLG: 0.167 (8, 1)		G3									K	3	0	0	0	0	0	1		
<b>Chris Speier, R</b> OBP: 0.455, SLG: 0.548 <b>Mike Woodard, L</b> OBP: 0.091, SLG: 0.182 (10, PR) (11, 4)		5-3							F8		FC6-4 1B	4	0	1	0	0	1	0		
<b>Matt Williams, R</b> OBP: 0.237, SLG: 0.303 (1, 6)			F9						K		FC6-4 1-2	4	0	0	0	0	1	1		
<b>Mark Grant, R</b> <b>Jeff Robinson, R</b> <b>Bob Brenly, R</b> OBP: 0.351, SLG: 0.271 (1, 1) (6, 1) (8, 2)			4-3							6-3		1	0	0	0	0	0	0		
<b>Inning Stats</b>	R: 1 E: 1 K: 1 S: 7	H: 2 LOB: 1 BB: 0 P: 7	R: 0 E: 0 K: 0 S: 3	H: 0 LOB: 0 BB: 0 P: 3	R: 0 E: 0 K: 0 S: 3	H: 0 LOB: 0 BB: 0 P: 3	R: 0 E: 0 K: 1 S: 5	H: 1 LOB: 0 BB: 0 P: 5	R: 0 E: 0 K: 0 S: 3	H: 1 LOB: 1 BB: 0 P: 3	R: 0 E: 0 K: 1 S: 5	H: 0 LOB: 0 BB: 0 P: 5	R: 0 E: 0 K: 2 S: 7	H: 0 LOB: 1 BB: 1 P: 11	R: 0 E: 0 K: 1 S: 6	H: 1 LOB: 1 BB: 0 P: 8	1B: 6 2B: 1 3B: 0 HR: 0	SF: 0 SAC: 0 DP: 1 HBP: 0	WP: 2 PB: 0 SB: 1 CS: 1	PA: 39
<b>PITCHER</b>	IP 7.0	WLS 2	BF 24	H 4	R 1	ER 1	SO 3	BB 1	IBB 0	HBP 0	BLK 0	WP 1	HR 0	S 29	P 33	ERA 1.29	WHIP 0.714			
<b>Dom Taylor, R</b> ERA: 5.02 <b>Don Robinson, R</b> ERA: 3.86	(1, 1)	(8, 1)																		

Pittsburgh Pirates @ San Francisco Giants  
Candlestick Park, San Francisco, CA  
Sun May 10 1987, 6:33 AM EDT  
Att: 29,652 - Unknown

livebaseballscores.com

AB 37  
R 1  
H 6  
RBI 1  
BB 2  
SO 9  
LOB 12



Batter	1	2	3	4	5	6	7	8	9	AB	R	H	RBI	BB	SO	LOB	TOP	
Stan Jefferson, S OBP: 0.311, SLG: 0.390	E1 2B	G1-6-3		L5-3			K	F3		5	1	0	0	0	1	3	<b>San Diego Padres @ Pittsburgh Pirates</b> Three Rivers Stadium, Pittsburgh, PA Tue May 12, 1987, 7:05 PM EDT Att: 5,744 - Unknown <a href="http://livebaseballscorecards.com">livebaseballscorecards.com</a>	
Joey Cora, S OBP: 0.376, SLG: 0.309	1B 2B		4-3		F8		BB BB	L4		4	1	1	1	1	0	0		
Tony Gwynn, L OBP: 0.407, SLG: 0.496	6-3		1B 1B		L4		F8	5-3		5	1	1	0	0	2			
Carmelo Martinez, R OBP: 0.336, SLG: 0.381	G3 1B		5-3		F2		BB	FC6-4 1B		4	0	2	1	1	0	1		
John Kruk, L OBP: 0.434, SLG: 0.455 Randy Ready, R OBP: 0.393, SLG: 0.479	G3 1-2		1B 1B			K	F7	FC6-4		3	0	1	1	0	1	1		
Benito Santiago, R OBP: 0.328, SLG: 0.500	BB		1B			S 1B		K		3	1	2	0	1	1	0		
Garry Templeton, S OBP: 0.303, SLG: 0.280	G3		F8		L5			E BB		3	1	0	0	1	0	5		
Luis Salazar, R OBP: 0.333, SLG: 0.324		5-3		F9		1B WP		E8		4	0	1	1	0	0	0		
Andy Hawkins, R OBP: 0.182, SLG: 0.182 Craig Lefferts, L										3	0	2	0	0	1	1		
Kevin Mitchell, R OBP: 0.320, SLG: 0.400 Storm Davis, R OBP: 0.091, SLG: 0.091	G1-6-3 1B		L5-3 1B			1-2 K		P1		0	0	0	0	0	0	0		
<b>Inning Stats</b>	R: 2 E: 1 K: 0 S: 6	H: 2 LOB: 1 BB: 1 P: 10	R: 0 E: 0 K: 0 S: 3	H: 1 LOB: 0 BB: 0 P: 3	R: 1 E: 0 K: 0 S: 6	H: 3 LOB: 2 BB: 0 P: 6	R: 0 E: 0 K: 0 S: 3	H: 1 LOB: 0 BB: 0 P: 3	R: 0 E: 0 K: 1 S: 5	H: 0 LOB: 0 BB: 2 P: 13	R: 1 E: 1 K: 1 S: 6	H: 0 LOB: 1 BB: 1 P: 10	R: 0 E: 0 K: 0 S: 4	H: 1 LOB: 1 BB: 0 P: 4	1B: 9 2B: 2 3B: 0 HR: 0	SF: 0 SAC: 0 DP: 2 HBP: 0	WP: 1 PB: 0 SB: 1 CS: 0	PA: 41
<b>PITCHER</b>	IP WLS BF H R ER SO BB IBB HBP BLK WP HR S P ERA WHIP	IP WLS BF H R ER SO BB IBB HBP BLK WP HR S P ERA WHIP	IP WLS BF H R ER SO BB IBB HBP BLK WP HR S P ERA WHIP	IP WLS BF H R ER SO BB IBB HBP BLK WP HR S P ERA WHIP	IP WLS BF H R ER SO BB IBB HBP BLK WP HR S P ERA WHIP	IP WLS BF H R ER SO BB IBB HBP BLK WP HR S P ERA WHIP	IP WLS BF H R ER SO BB IBB HBP BLK WP HR S P ERA WHIP	IP WLS BF H R ER SO BB IBB HBP BLK WP HR S P ERA WHIP	IP WLS BF H R ER SO BB IBB HBP BLK WP HR S P ERA WHIP	IP WLS BF H R ER SO BB IBB HBP BLK WP HR S P ERA WHIP	IP WLS BF H R ER SO BB IBB HBP BLK WP HR S P ERA WHIP	IP WLS BF H R ER SO BB IBB HBP BLK WP HR S P ERA WHIP	IP WLS BF H R ER SO BB IBB HBP BLK WP HR S P ERA WHIP	IP WLS BF H R ER SO BB IBB HBP BLK WP HR S P ERA WHIP	IP WLS BF H R ER SO BB IBB HBP BLK WP HR S P ERA WHIP	IP WLS BF H R ER SO BB IBB HBP BLK WP HR S P ERA WHIP	IP WLS BF H R ER SO BB IBB HBP BLK WP HR S P ERA WHIP	
Rick Reuschel, R ERA: 2.03	6.0	W	27	9	4	3	2	1	0	0	0	0	1	0	30	34	4.50	1.667
John Smiley, L ERA: 3.39	2.0		10	0	1	0	2	3	0	0	0	0	0	0	11	23	0.00	1.500
Logan Easley, R ERA: 4.05	1.0		4	1	0	0	0	0	0	0	0	0	0	0	4	4	0.00	1.000

Batter	1	2	3	4	5	6	7	8	9	AB	R	H	RBI	BB	SO	LOB	BOTTOM	
Barry Bonds, L OBP: 0.375, SLG: 0.510	E 4-3 1B	HR		F8		E 1B BB		E 1B 1B		5	4	3	3	1	0	3	<b>San Diego Padres @ Pittsburgh Pirates</b> Three Rivers Stadium, Pittsburgh, PA Tue May 12, 1987, 7:05 PM EDT Att: 5,744 - Unknown <a href="http://livebaseballscorecards.com">livebaseballscorecards.com</a>	
Andy Van Slyke, L OBP: 0.340, SLG: 0.379	E2 4-3 BB	4-3			FC1-6-5 2B	E6 1B 1B		P6		4	1	2	0	1	0	2		
Johnny Ray, S OBP: 0.323, SLG: 0.378 Houston Jimenez, R	F9		F7		FC1-6-5 2-3	1B 1B		FC4-6 IBB		4	0	1	1	1	0	3		
Sid Bream, L OBP: 0.404, SLG: 0.590	4-3		1B BB		IBB	1B		FC4-6 2B 1B		3	1	1	3	2	0	3		
Jim Morrison, R OBP: 0.345, SLG: 0.528	F8		F7		K	F8		1B 2B		5	1	1	1	0	1	6		
R.J. Reynolds, S OBP: 0.387, SLG: 0.500		PB HR 2B	1B		L5		5-3	1B 2B IBB		4	2	2	0	1	0	2		
Michael LaValliere, L OBP: 0.451, SLG: 0.433		F9	F9			L6	F8	2B 1B		5	0	1	2	0	0	3		
Rafael Belliard, R OBP: 0.288, SLG: 0.365		F9		4-3		4-3	6-3	1B 2B		5	0	1	1	0	0	1		
Rick Reuschel, R OBP: 0.211, SLG: 0.278 John Smiley, L										2	2	1	0	1	1	0		
John Cangelosi, S OBP: 0.477, SLG: 0.241 Logan Easley, R		HR BB		K		1B E 2B				0	0	0	0	0	0	0		
<b>Inning Stats</b>	R: 1 E: 1 K: 0 S: 4	H: 1 LOB: 1 BB: 1 P: 8	R: 3 E: 0 K: 0 S: 5	H: 2 LOB: 0 BB: 1 P: 9	R: 0 E: 0 K: 1 S: 5	H: 0 LOB: 0 BB: 0 P: 5	R: 0 E: 0 K: 1 S: 6	H: 1 LOB: 2 BB: 1 P: 10	R: 3 E: 1 K: 0 S: 7	H: 4 LOB: 2 BB: 1 P: 11	R: 0 E: 0 K: 0 S: 3	H: 0 LOB: 0 BB: 0 P: 3	R: 5 E: 0 K: 0 S: 7	H: 4 LOB: 3 BB: 4 P: 23	1B: 7 2B: 5 3B: 0 HR: 1	SF: 0 SAC: 0 DP: 0 HBP: 0	WP: 0 PB: 1 SB: 1 CS: 0	PA: 46
<b>PITCHER</b>	IP WLS BF H R ER SO BB IBB HBP BLK WP HR S P ERA WHIP	IP WLS BF H R ER SO BB IBB HBP BLK WP HR S P ERA WHIP	IP WLS BF H R ER SO BB IBB HBP BLK WP HR S P ERA WHIP	IP WLS BF H R ER SO BB IBB HBP BLK WP HR S P ERA WHIP	IP WLS BF H R ER SO BB IBB HBP BLK WP HR S P ERA WHIP	IP WLS BF H R ER SO BB IBB HBP BLK WP HR S P ERA WHIP	IP WLS BF H R ER SO BB IBB HBP BLK WP HR S P ERA WHIP	IP WLS BF H R ER SO BB IBB HBP BLK WP HR S P ERA WHIP	IP WLS BF H R ER SO BB IBB HBP BLK WP HR S P ERA WHIP	IP WLS BF H R ER SO BB IBB HBP BLK WP HR S P ERA WHIP	IP WLS BF H R ER SO BB IBB HBP BLK WP HR S P ERA WHIP	IP WLS BF H R ER SO BB IBB HBP BLK WP HR S P ERA WHIP	IP WLS BF H R ER SO BB IBB HBP BLK WP HR S P ERA WHIP	IP WLS BF H R ER SO BB IBB HBP BLK WP HR S P ERA WHIP	IP WLS BF H R ER SO BB IBB HBP BLK WP HR S P ERA WHIP	IP WLS BF H R ER SO BB IBB HBP BLK WP HR S P ERA WHIP		
Andy Hawkins, R ERA: 5.64	1.1		5	1	0	0	0	0	0	0	0	5	5	0.00	0.750			
Craig Lefferts, L ERA: 2.81																		
Storm Davis, R ERA: 6.94	1.0		11	4	5	5	0	2	2	0	0	0	0	7	23	45.00	6.000	

Batter	1	2	3	4	5	6	7	8	9	AB	R	H	RBI	BB	SO	LOB	TOP		
Stan Jefferson, S OBP: 0.340, SLG: 0.400 (1, 8)										4	1	2	0	1	1	0	<b>San Diego Padres @ Pittsburgh Pirates</b> Three Rivers Stadium, Pittsburgh, PA Wed May 13 1987, 7:05 PM EDT Att: 7,916 - Unknown		
Joey Cora, S OBP: 0.377, SLG: 0.322 (1, 4)										5	0	2	2	0	1	2			
Tony Gwynn, L OBP: 0.400, SLG: 0.485 (1, 9)										5	0	1	0	0	0	3			
Carmelo Martinez, R OBP: 0.348, SLG: 0.380 (1, 3)										3	1	1	0	2	0	1			
Randy Ready, R OBP: 0.417, SLG: 0.500 (1, 7)										2	1	1	1	2	0	1			
Benito Santiago, R OBP: 0.325, SLG: 0.491 (1, 2)										4	1	1	0	0	1	4			
Garry Templeton, S OBP: 0.293, SLG: 0.270 (1, 6)										4	0	0	0	0	0	6			
Luis Salazar, R OBP: 0.326, SLG: 0.300 (1, 5)										3	0	0	0	1	1	0			
Dave Dravecky, R OBP: 0.330, SLG: 0.333 (5, 1) Rich Gossage, R OBP: 0.220, SLG: 0.229 (6, PH) Craig Lefferts, L OBP: 0.287, SLG: 0.319 (7, 1) Greg Booker, R OBP: 0.287, SLG: 0.319 (8, PH) Marvell Wynne, L OBP: 0.287, SLG: 0.319 (8, 1) Jimmy Jones, R OBP: 0.287, SLG: 0.319 (8, 1)										2	0	1	0	0	1	0			
<b>Inning Stats</b>	R: 0 E: 0 K: 1 S: 5	H: 0 LOB: 0 BB: 0 P: 5	R: 0 E: 0 K: 1 S: 5	H: 0 LOB: 1 BB: 1 P: 9	R: 0 E: 0 K: 0 S: 4	H: 2 LOB: 1 BB: 0 P: 4	R: 0 E: 0 K: 0 S: 4	H: 1 LOB: 2 BB: 1 P: 8	R: 1 E: 0 K: 1 S: 7	H: 2 LOB: 1 BB: 0 P: 7	R: 4 E: 1 K: 0 S: 6	H: 3 LOB: 2 BB: 3 P: 18	R: 0 E: 0 K: 0 S: 3	H: 0 LOB: 1 BB: 1 P: 7	R: 0 E: 0 K: 2 S: 7	H: 0 LOB: 0 BB: 0 P: 7	1B: 7 2B: 2 3B: 0 HR: 0	SF: 1 SAC: 1 DP: 1 HBP: 0	WP: 0 PA: 41 CS: 1
<b>PITCHER</b>	IP WLS BF H R ER SO BB IBB HBP BLK WP HR S P ERA WHIP	IP WLS BF H R ER SO BB IBB HBP BLK WP HR S P ERA WHIP	IP WLS BF H R ER SO BB IBB HBP BLK WP HR S P ERA WHIP	IP WLS BF H R ER SO BB IBB HBP BLK WP HR S P ERA WHIP	IP WLS BF H R ER SO BB IBB HBP BLK WP HR S P ERA WHIP	IP WLS BF H R ER SO BB IBB HBP BLK WP HR S P ERA WHIP	IP WLS BF H R ER SO BB IBB HBP BLK WP HR S P ERA WHIP	IP WLS BF H R ER SO BB IBB HBP BLK WP HR S P ERA WHIP	IP WLS BF H R ER SO BB IBB HBP BLK WP HR S P ERA WHIP	IP WLS BF H R ER SO BB IBB HBP BLK WP HR S P ERA WHIP	IP WLS BF H R ER SO BB IBB HBP BLK WP HR S P ERA WHIP	IP WLS BF H R ER SO BB IBB HBP BLK WP HR S P ERA WHIP	IP WLS BF H R ER SO BB IBB HBP BLK WP HR S P ERA WHIP	IP WLS BF H R ER SO BB IBB HBP BLK WP HR S P ERA WHIP	IP WLS BF H R ER SO BB IBB HBP BLK WP HR S P ERA WHIP	IP WLS BF H R ER SO BB IBB HBP BLK WP HR S P ERA WHIP	IP WLS BF H R ER SO BB IBB HBP BLK WP HR S P ERA WHIP	IP WLS BF H R ER SO BB IBB HBP BLK WP HR S P ERA WHIP	IP WLS BF H R ER SO BB IBB HBP BLK WP HR S P ERA WHIP

AB	33
R	5
H	9
RBI	4
BB	6
SO	5
LOB	17



Batter	1	2	3	4	5	6	7	8	9	AB	R	H	RBI	BB	SO	LOB	BOTTOM		
Barry Bonds, L OBP: 0.384, SLG: 0.533 (1, 8)										3	2	1	3	2	0	1	<b>San Diego Padres @ Pittsburgh Pirates</b> Three Rivers Stadium, Pittsburgh, PA Wed May 13 1987, 7:05 PM EDT Att: 7,916 - Unknown		
Bobby Bonilla, S OBP: 0.286, SLG: 0.297 (1, 9) Don Robinson, R (8, 1)										4	0	0	0	1	1	5			
Johnny Ray, S OBP: 0.348, SLG: 0.407 (1, 4)										4	2	4	1	1	0	0			
Jim Morrison, R OBP: 0.347, SLG: 0.531 (1, 5)										5	0	2	1	0	0	4			
Mike Diaz, R OBP: 0.297, SLG: 0.567 (7, PR) Andy Van Slyke, L OBP: 0.337, SLG: 0.379 (8, 9)										4	0	1	0	0	1	2			
Sid Bream, L OBP: 0.395, SLG: 0.581 (1, 3)										5	1	1	1	0	2	1			
Junior Ortiz, R OBP: 0.456, SLG: 0.302 (1, 2) Michael LaValliere, L OBP: 0.466, SLG: 0.443 (7, PH) (8, 2)										2	0	1	0	1	0	0			
Rafael Belliard, R OBP: 0.286, SLG: 0.359 (1, 6)										4	1	1	0	0	1	4			
Bob Kipper, R OBP: 0.456, SLG: 0.836 (5, 1) Logan Easley, R OBP: 0.287, SLG: 0.222 (7, PH) Bob Walk, R OBP: 0.307, SLG: 0.525 (8, 7)										2	1	1	0	0	0	0			
<b>Inning Stats</b>	R: 0 E: 0 K: 0 S: 3	H: 1 LOB: 1 BB: 1 P: 7	R: 0 E: 0 K: 1 S: 6	H: 1 LOB: 0 BB: 0 P: 6	R: 1 E: 0 K: 1 S: 7	H: 2 LOB: 1 BB: 0 P: 7	R: 0 E: 0 K: 1 S: 5	H: 0 LOB: 1 BB: 1 P: 9	R: 1 E: 0 K: 0 S: 4	H: 1 LOB: 2 BB: 2 P: 12	R: 3 E: 0 K: 1 S: 8	H: 3 LOB: 0 BB: 0 P: 8	R: 3 E: 0 K: 0 S: 7	H: 4 LOB: 3 BB: 2 P: 15	R: 1 E: 0 K: 1 S: 7	H: 3 LOB: 2 BB: 0 P: 7	1B: 10 2B: 4 3B: 0 HR: 1	SF: 1 SAC: 0 DP: 1 HBP: 0	WP: 1 PA: 43 CS: 0
<b>PITCHER</b>	IP WLS BF H R ER SO BB IBB HBP BLK WP HR S P ERA WHIP	IP WLS BF H R ER SO BB IBB HBP BLK WP HR S P ERA WHIP	IP WLS BF H R ER SO BB IBB HBP BLK WP HR S P ERA WHIP	IP WLS BF H R ER SO BB IBB HBP BLK WP HR S P ERA WHIP	IP WLS BF H R ER SO BB IBB HBP BLK WP HR S P ERA WHIP	IP WLS BF H R ER SO BB IBB HBP BLK WP HR S P ERA WHIP	IP WLS BF H R ER SO BB IBB HBP BLK WP HR S P ERA WHIP	IP WLS BF H R ER SO BB IBB HBP BLK WP HR S P ERA WHIP	IP WLS BF H R ER SO BB IBB HBP BLK WP HR S P ERA WHIP	IP WLS BF H R ER SO BB IBB HBP BLK WP HR S P ERA WHIP	IP WLS BF H R ER SO BB IBB HBP BLK WP HR S P ERA WHIP	IP WLS BF H R ER SO BB IBB HBP BLK WP HR S P ERA WHIP	IP WLS BF H R ER SO BB IBB HBP BLK WP HR S P ERA WHIP	IP WLS BF H R ER SO BB IBB HBP BLK WP HR S P ERA WHIP	IP WLS BF H R ER SO BB IBB HBP BLK WP HR S P ERA WHIP	IP WLS BF H R ER SO BB IBB HBP BLK WP HR S P ERA WHIP	IP WLS BF H R ER SO BB IBB HBP BLK WP HR S P ERA WHIP	IP WLS BF H R ER SO BB IBB HBP BLK WP HR S P ERA WHIP	IP WLS BF H R ER SO BB IBB HBP BLK WP HR S P ERA WHIP

AB	36
R	9
H	15
RBI	8
BB	6
SO	5
LOB	17



Batter	1	2	3	4	5	6	7	8	9	AB	R	H	RBI	BB	SO	LOB	TOP				
Stan Jefferson, S OBP: 0.345, SLG: 0.400 (1, 8)										5	1	2	0	0	0	4	<b>San Diego Padres @ Pittsburgh Pirates</b> Three Rivers Stadium, Pittsburgh, PA Thu May 14 1987, 7:05 PM EDT Att: 5,592 - Unknown				
Joey Cors, S OBP: 0.373, SLG: 0.336 Storm Davis, R OBP: 0.091, SLG: 0.091 Luis Salazar, R OBP: 0.318, SLG: 0.293 (1, 6) (8, 1) (9, PH)										4	1	1	1	0	0	2					
Tony Gwynn, L OBP: 0.400, SLG: 0.489 (1, 9)										5	1	2	1	0	1	4					
Carmelo Martinez, R OBP: 0.345, SLG: 0.375 (1, 3)										4	0	1	0	0	1	1					
John Kruk, L OBP: 0.437, SLG: 0.464 (1, 7)										3	0	1	1	1	1	2					
Kevin Mitchell, R OBP: 0.317, SLG: 0.394 (1, 5)										4	0	1	0	0	0	1					
Benito Santiago, R OBP: 0.331, SLG: 0.492 (1, 2)										4	0	2	0	0	0	2					
Randy Ready, R OBP: 0.391, SLG: 0.463 (1, 4)										4	0	0	0	0	1	4					
Eric Show, R OBP: 0.056, SLG: 0.056 Lance McCullers, S OBP: 0.290, SLG: 0.268 (1, 1) (7, 1) (7, 6)										3	0	1	0	0	1	1					
Inning Stats	R: 0 E: 0 K: 0 S: 3	H: 1 LOB: 0 BB: 0 P: 3	R: 0 E: 0 K: 1 S: 6	H: 1 LOB: 2 BB: 1 P: 10	R: 3 E: 0 K: 1 S: 9	H: 4 LOB: 1 BB: 0 P: 9	R: 0 E: 0 K: 0 S: 3	H: 1 LOB: 0 BB: 0 P: 3	R: 0 E: 0 K: 1 S: 5	H: 0 LOB: 0 BB: 0 P: 5	R: 0 E: 0 K: 1 S: 6	H: 1 LOB: 1 BB: 0 P: 6	R: 0 E: 0 K: 1 S: 5	H: 0 LOB: 0 BB: 0 P: 5	R: 0 E: 2 K: 1 S: 8	H: 1 LOB: 3 BB: 0 P: 8		1B: 8 2B: 2 3B: 1 HR: 0	SF: 0 SAC: 0 DP: 1 HBP: 0	WP: 0 PB: 0 SB: 1 CS: 1	PA: 39
PITCHER	IP	WLS	BF	H	R	ER	SO	BB	IBB	HBP	BLK	WP	HR	S	P	ERA	WHIP				
Brian Fisher, R ERA: 6.0 John Smiley, L ERA: 2.91 (1, 1) (7, 1)	6.0	W	26	9	3	3	3	1	0	0	1	0	0	31	35	4.50	1.667				

Batter	1	2	3	4	5	6	7	8	9	AB	R	H	RBI	BB	SO	LOB	BOTTOM				
Barry Bonds, L OBP: 0.385, SLG: 0.519 (1, 8)										3	1	0	0	2	2	2	<b>San Diego Padres @ Pittsburgh Pirates</b> Three Rivers Stadium, Pittsburgh, PA Thu May 14 1987, 7:05 PM EDT Att: 5,592 - Unknown				
Andy Van Slyke, L OBP: 0.321, SLG: 0.359 (1, 9)										5	0	0	0	0	1	6					
Johnny Ray, S OBP: 0.397, SLG: 0.398 Houston Jimenez, R OBP: 0.211, SLG: 0.222 (1, 4) (9, 4)										5	2	1	1	0	0	2					
Sid Bream, L OBP: 0.403, SLG: 0.596 (1, 3)										4	3	2	0	1	1	0					
Jim Morrison, R OBP: 0.397, SLG: 0.530 Bill Almon, R OBP: 0.211, SLG: 0.222 (1, 5) (9, 5)										4	2	2	1	0	0	1					
R.J. Reynolds, S OBP: 0.397, SLG: 0.516 (1, 7)										5	1	2	2	0	0	3					
Michael LaValliere, L OBP: 0.474, SLG: 0.446 (1, 2)										4	1	2	3	1	0	1					
Rafael Belliard, R OBP: 0.295, SLG: 0.358 (1, 6)										3	0	1	1	1	0	4					
Brian Fisher, R OBP: 0.397, SLG: 0.516 Bobby Bonilla, S OBP: 0.293, SLG: 0.293 John Smiley, L OBP: 0.500, SLG: 1.000 (1, 1) (6, PH) (7, 1)										2	0	0	0	0	0	2					
Inning Stats	R: 1 E: 0 K: 0 S: 3	H: 0 LOB: 0 BB: 1 P: 7	R: 0 E: 0 K: 0 S: 4	H: 1 LOB: 2 BB: 1 P: 8	R: 3 E: 1 K: 1 S: 9	H: 3 LOB: 2 BB: 1 P: 13	R: 0 E: 0 K: 1 S: 5	H: 0 LOB: 0 BB: 0 P: 5	R: 0 E: 0 K: 1 S: 5	H: 0 LOB: 0 BB: 0 P: 5	R: 0 E: 1 K: 0 S: 4	H: 1 LOB: 3 BB: 2 P: 12	R: 5 E: 1 K: 1 S: 11	H: 5 LOB: 2 BB: 0 P: 12	R: 1 E: 0 K: 0 S: 4	H: 1 LOB: 0 BB: 0 P: 4		1B: 9 2B: 1 3B: 1 HR: 0	SF: 0 SAC: 0 DP: 0 HBP: 1	WP: 0 PB: 0 SB: 3 CS: 0	PA: 43
PITCHER	IP	WLS	BF	H	R	ER	SO	BB	IBB	HBP	BLK	WP	HR	S	P	ERA	WHIP				
Eric Show, R ERA: 4.64 Lance McCullers, R ERA: 6.38 Storm Davis, R ERA: 7.0 (1, 1) (7, 1) (8, 1)	6.0	L	31	7	6	3	3	4	0	1	0	0	0	9	10	18.00	3.000				



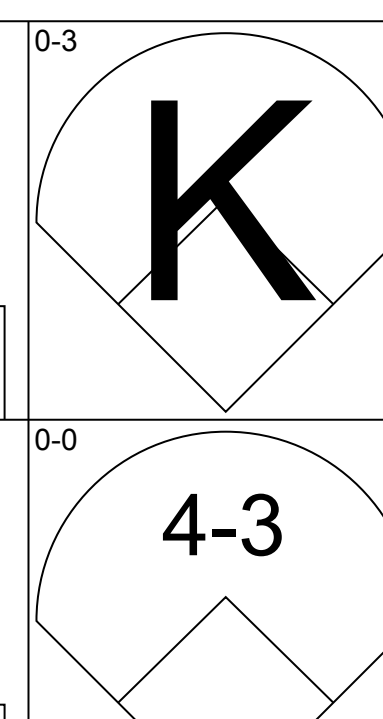
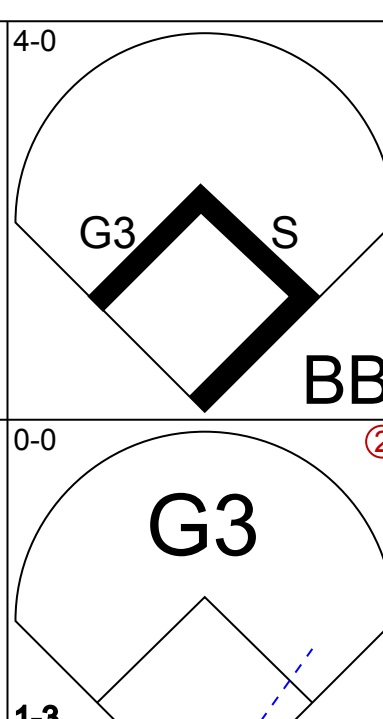
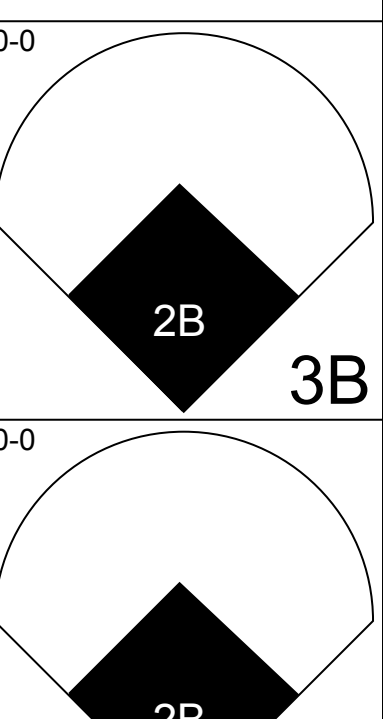
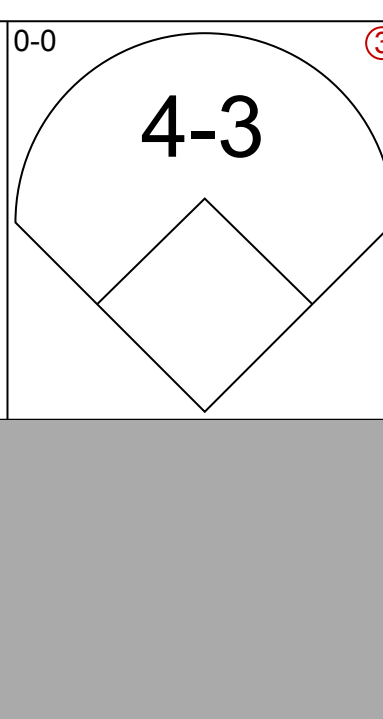
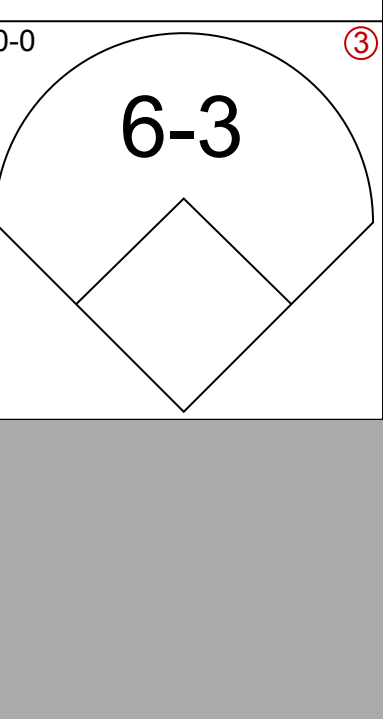
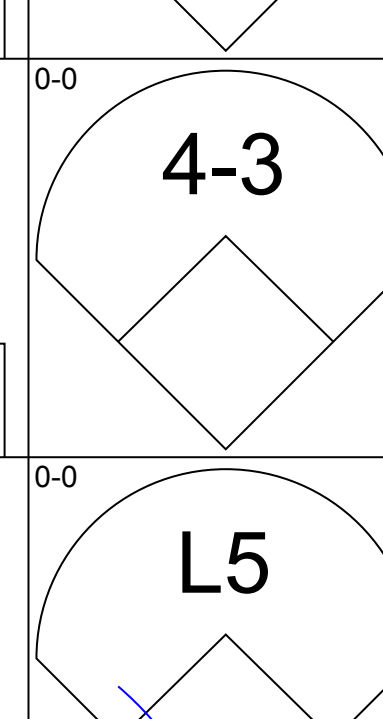
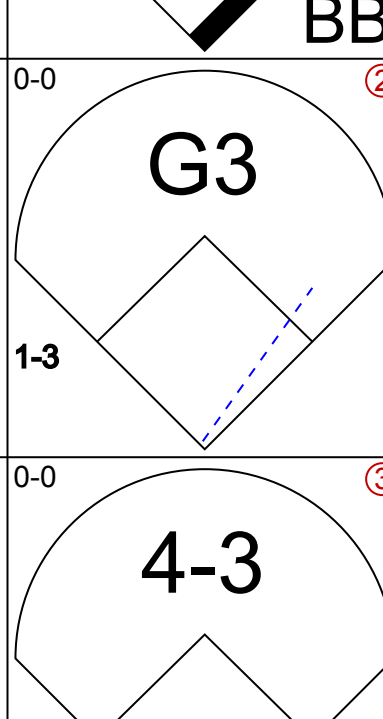
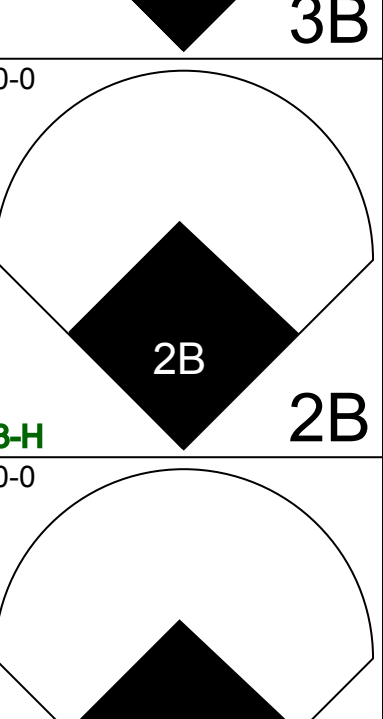
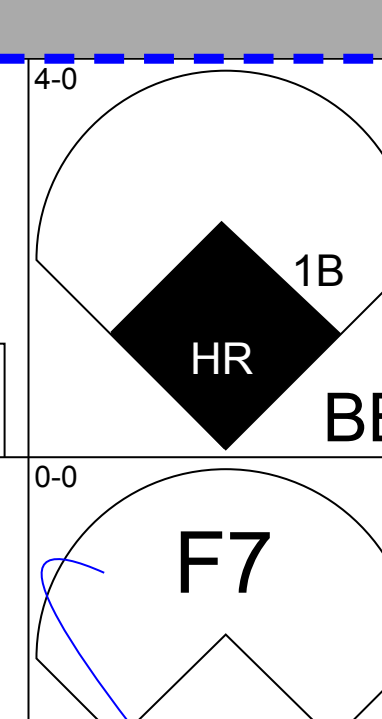
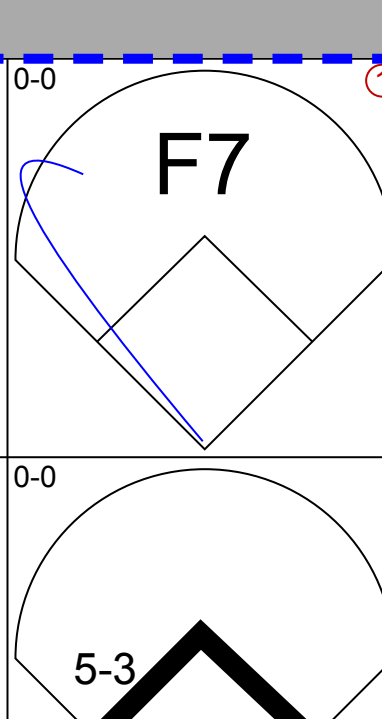
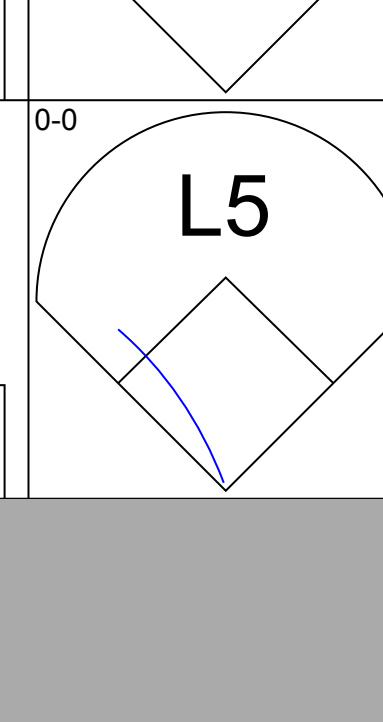
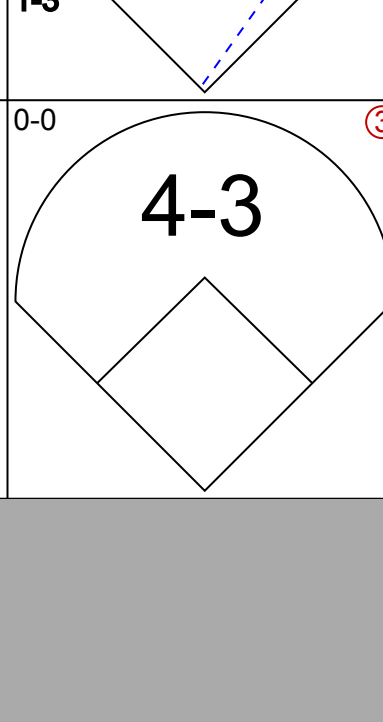
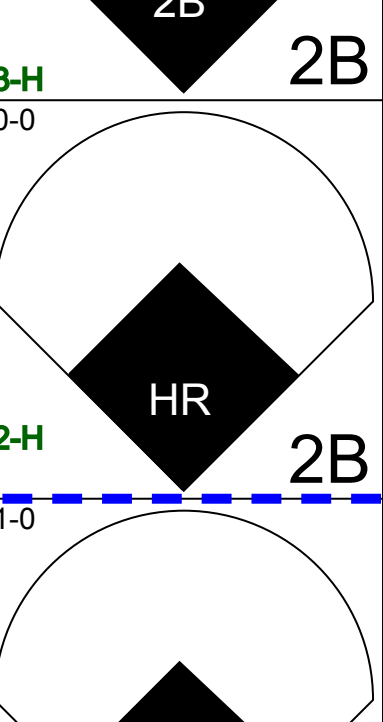
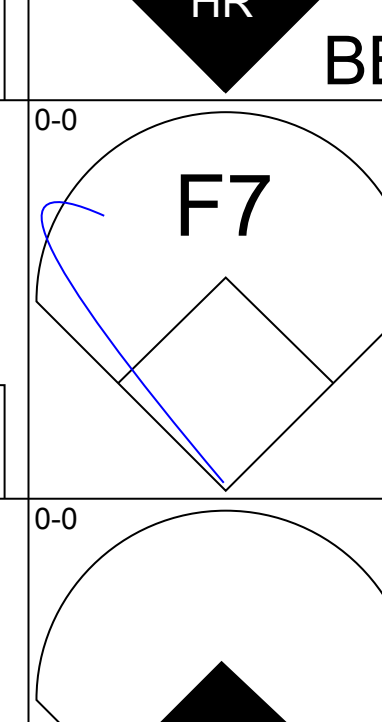
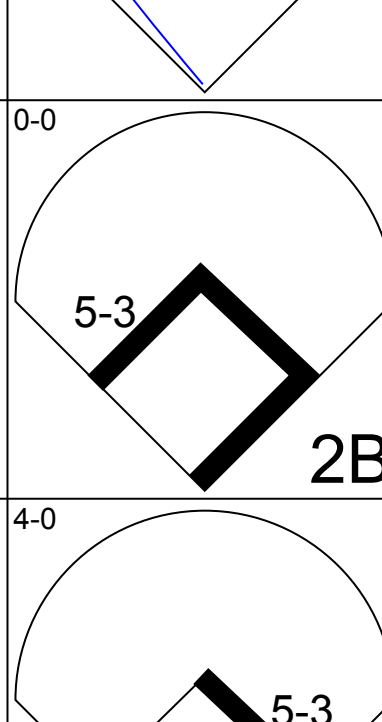
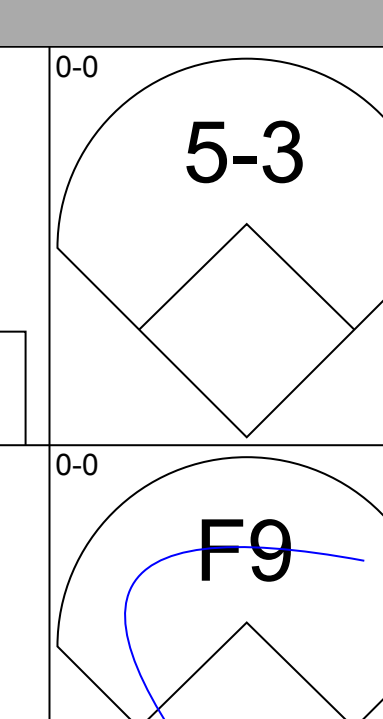
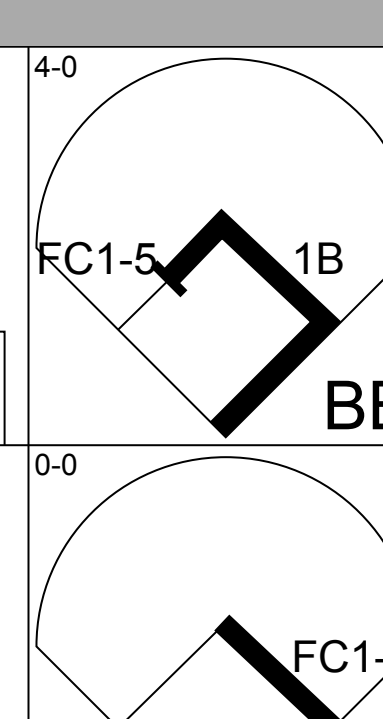
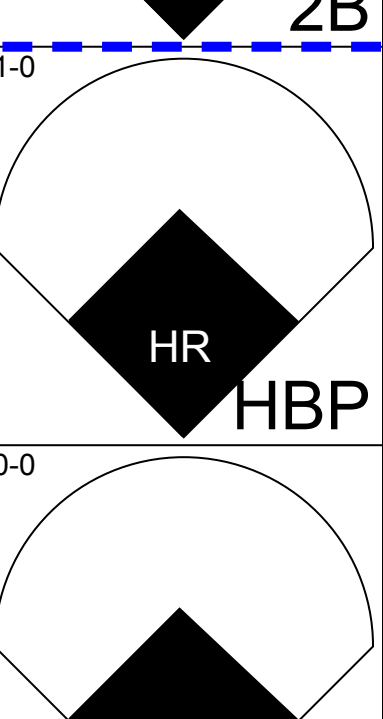
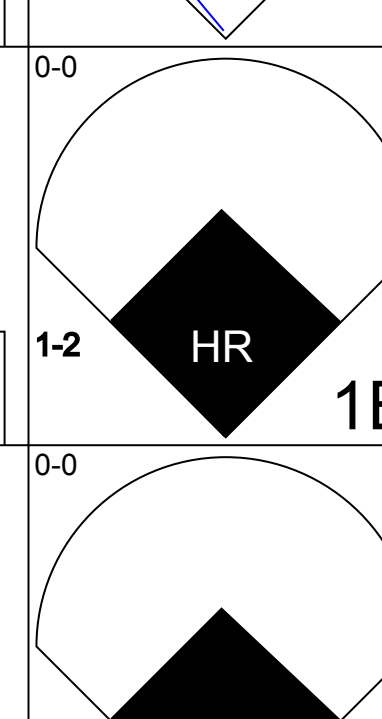
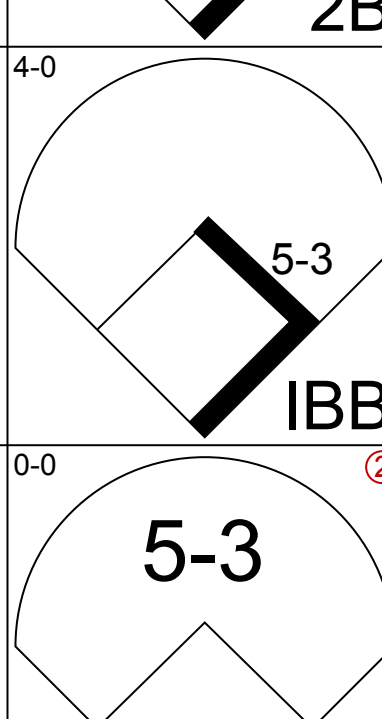

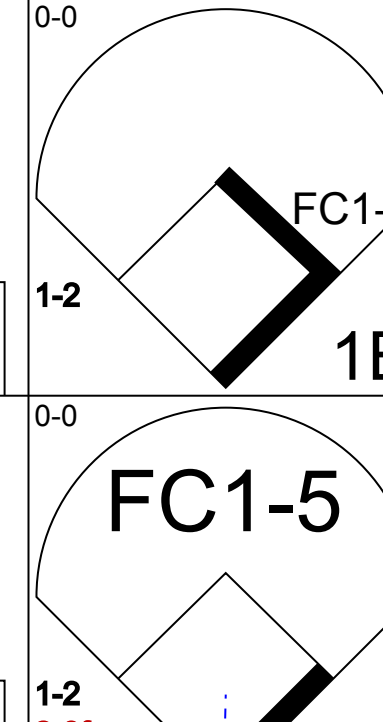
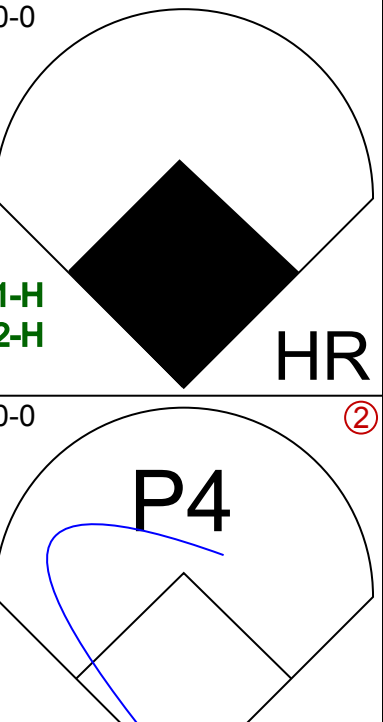
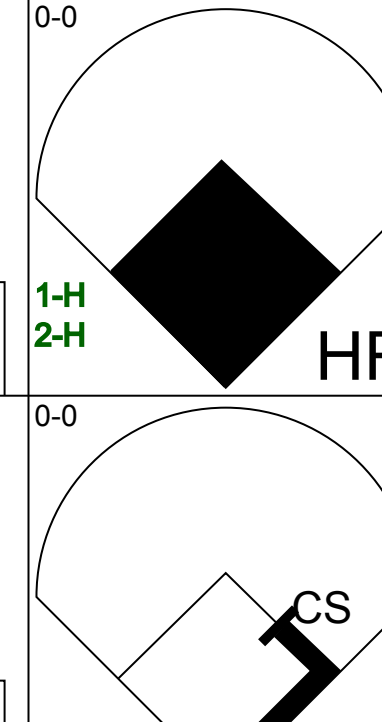
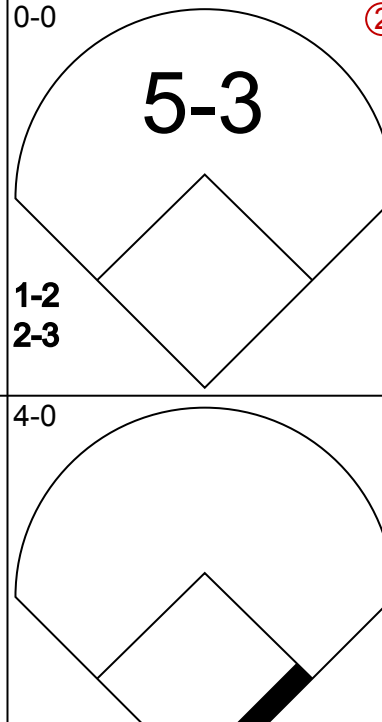
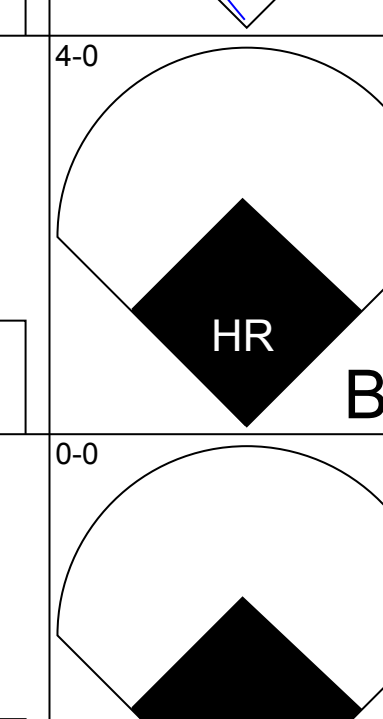
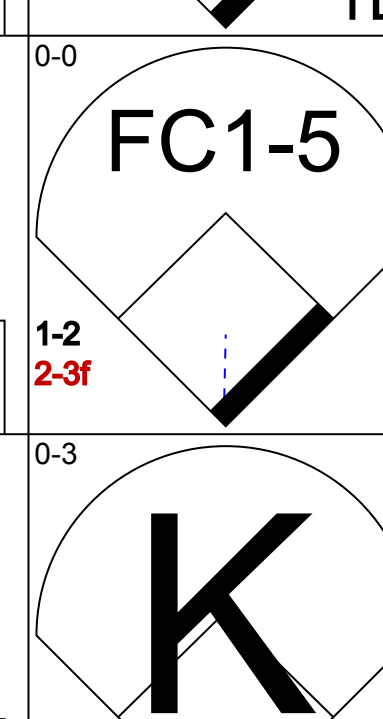
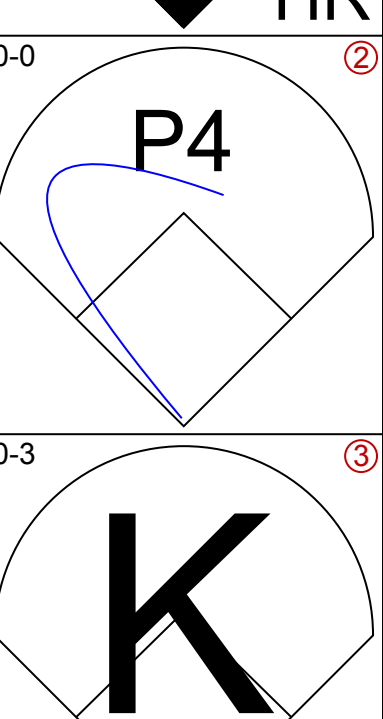
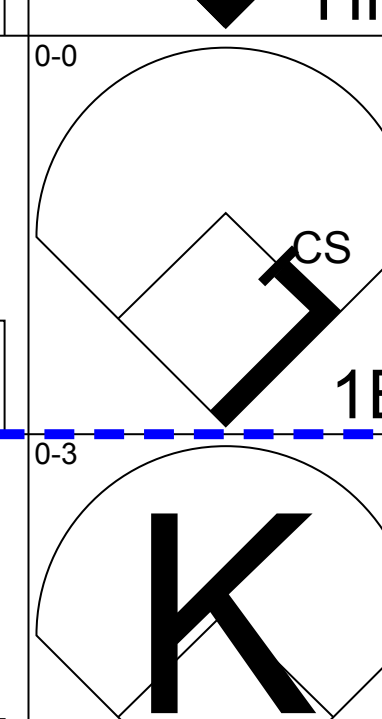
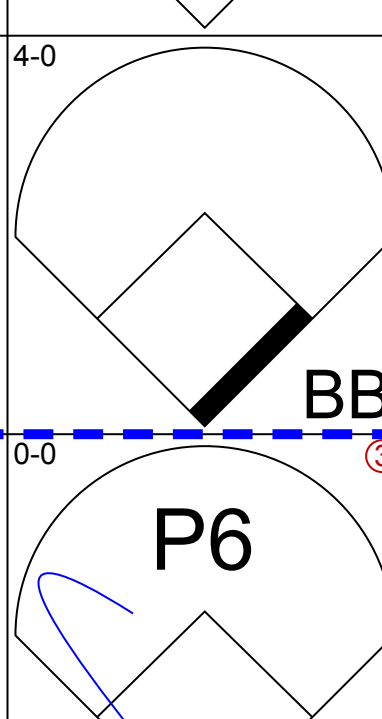
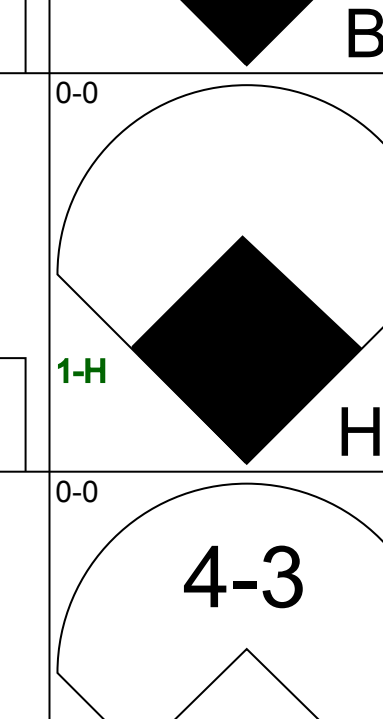
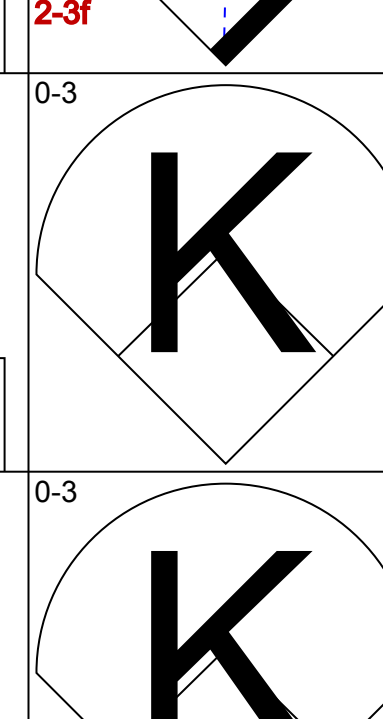
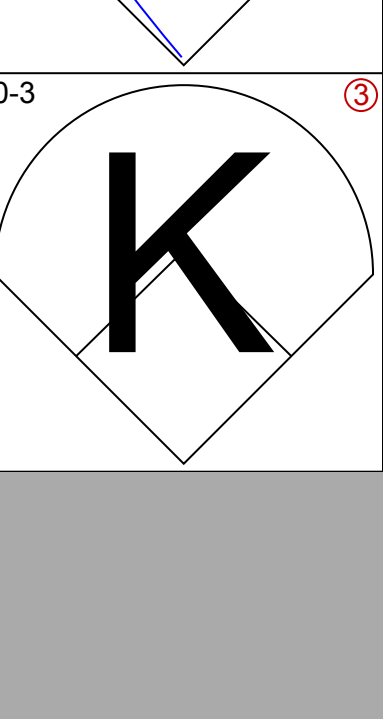
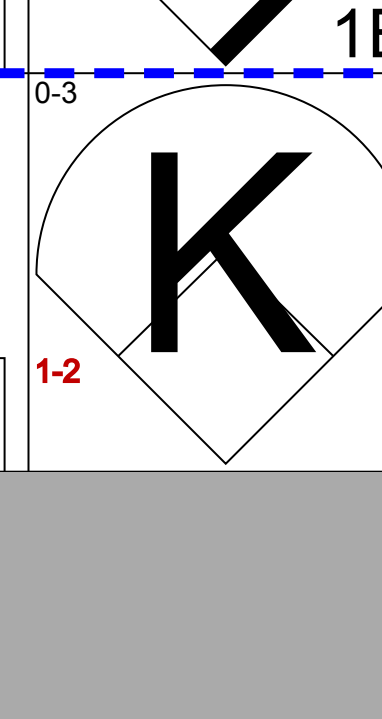
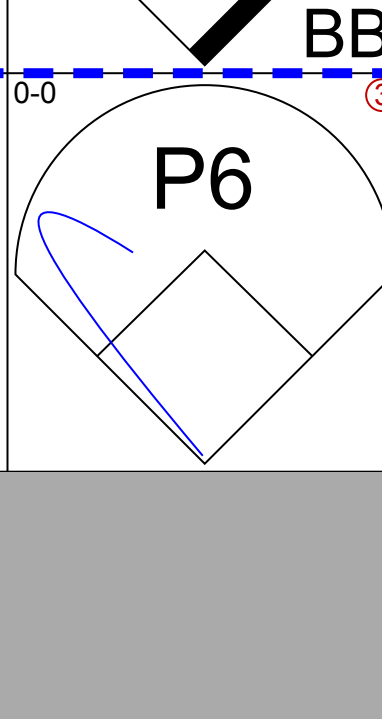
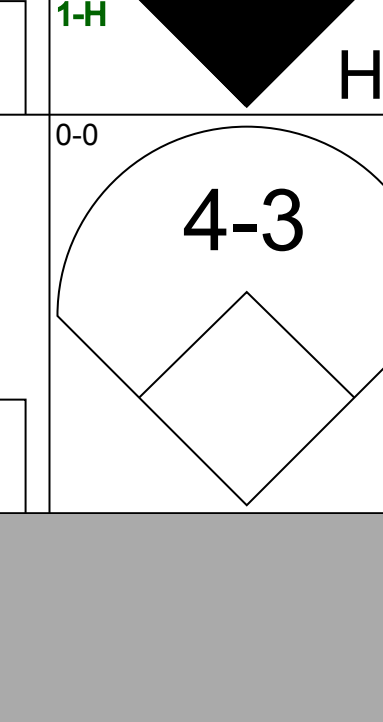
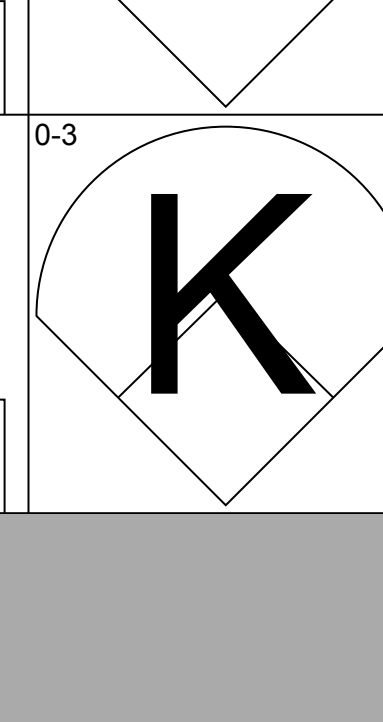
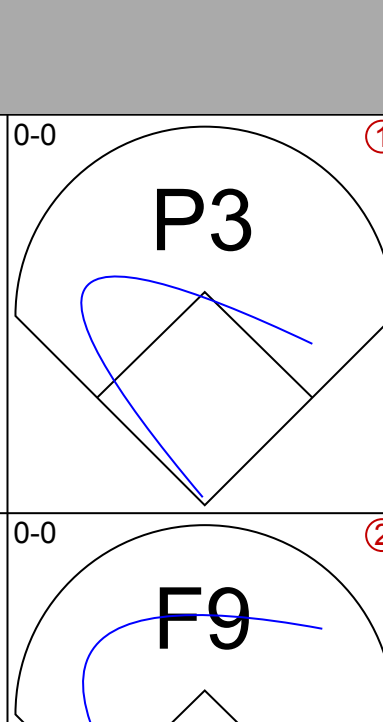
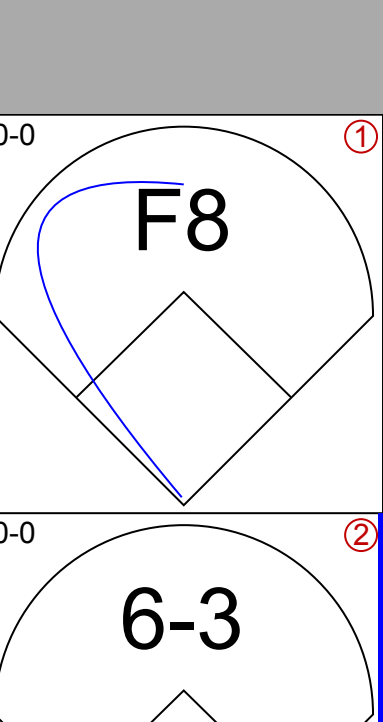
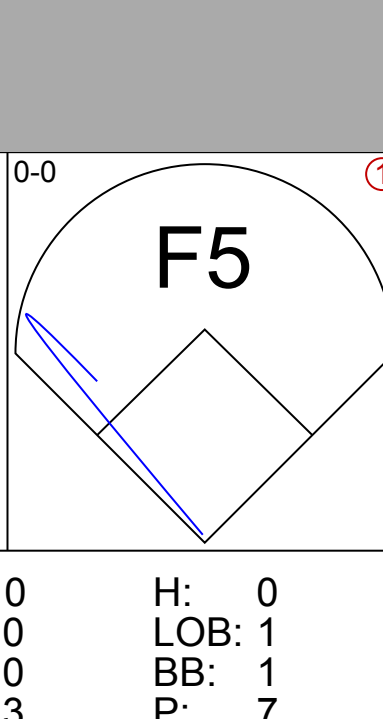
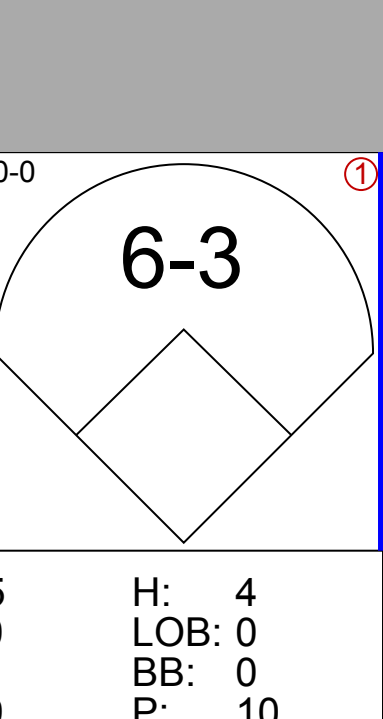
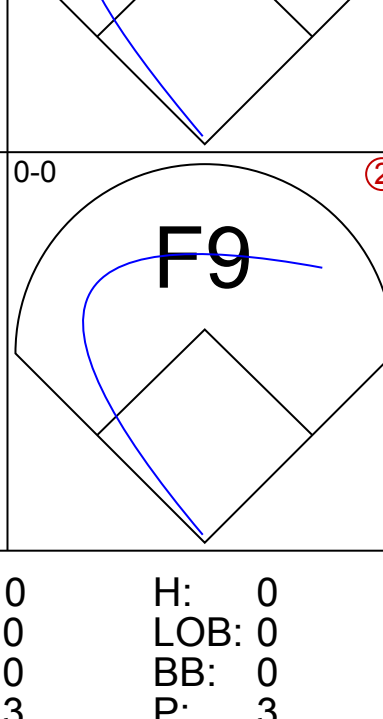
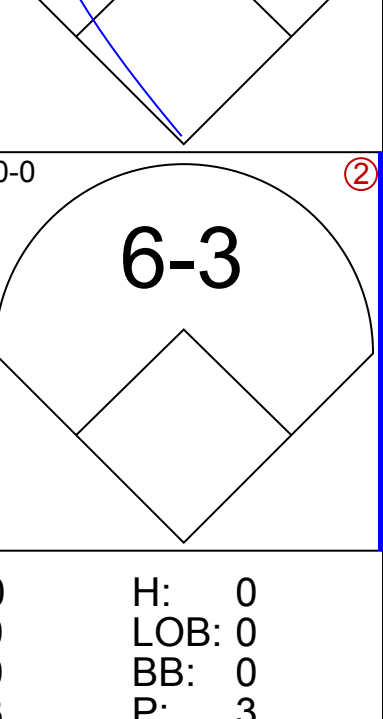
Batter	1	2	3	4	5	6	7	8	9	AB	R	H	RBI	BB	SO	LOB	TOP				
Albert Hall, S OBP: 0.377, SLG: 0.521 (1, 8)	G3		2B		G3-6-1			3-1 BB	F9	5	2	2	1	0	0	1	<b>Atlanta Braves @ Pittsburgh Pirates</b> Three Rivers Stadium, Pittsburgh, PA Fri May 15 1987, 7:05 PM EDT Att: 18,137 - Unknown				
Dion James, L OBP: 0.432, SLG: 0.482 (1, 7)	4-3		K			E1		BB 3-1	G3	4	1	0	0	1	1	2					
Ken Oberkfell, L OBP: 0.399, SLG: 0.397 (1, 5)	G3		2B					3-1		4	0	2	2	0	0	2					
Dale Murphy, R OBP: 0.449, SLG: 0.654 (1, 9)		F2	F5			G5-4-3		BB		3	1	0	0	1	0	3					
Gerald Perry, L OBP: 0.259, SLG: 0.265 Paul Assenmacher, L (7, 1)	4-3			4-3				BB		3	0	0	0	0	0	1					
Rafael Ramirez, R OBP: 0.377, SLG: 0.385 Jim Acker, R OBP: 0.200, SLG: 0.200 (8, PH)	4-3							1B		0	0	0	0	0	0	0					
Andres Thomas, R OBP: 0.298, SLG: 0.385 (1, 6)	K							HR		0	1	0	1	1	0	0					
Ozzie Virgil, R OBP: 0.374, SLG: 0.644 (1, 2)								HR		4	1	1	2	0	2	0					
Glenn Hubbard, R OBP: 0.433, SLG: 0.435 (1, 4)								1B		3	1	1	3	1	1	0					
Charlie Puleo, R OBP: 0.500, SLG: 0.500 Ted Simmons, S OBP: 0.265, SLG: 0.348 (7, 3)								HR		4	1	0	0	0	1	1					
<b>Inning Stats</b>	R: 0 E: 0 K: 0 S: 3	H: 0 LOB: 0 BB: 0 P: 3	R: 0 E: 0 K: 1 S: 5	H: 0 LOB: 0 BB: 0 P: 5	R: 3 E: 0 K: 1 S: 8	H: 3 LOB: 1 BB: 1 P: 12	R: 0 E: 0 K: 1 S: 5	H: 0 LOB: 0 BB: 0 P: 5	R: 0 E: 1 K: 0 S: 4	H: 1 LOB: 1 BB: 0 P: 4	R: 0 E: 0 K: 1 S: 5	H: 0 LOB: 0 BB: 0 P: 5	R: 6 E: 0 K: 1 S: 8	H: 3 LOB: 0 BB: 3 P: 20	R: 0 E: 0 K: 0 S: 3	H: 0 LOB: 0 BB: 0 P: 3	1B: 4 2B: 2 3B: 0 HR: 1	SF: 0 SAC: 0 DP: 2 HBP: 0	WP: 0 PB: 0 SB: 0 CS: 0	PA: 38	
<b>PITCHER</b>	IP	WLS	BF	H	R	ER	SO	BB	IBB	HBP	BLK	WP	HR	S	P	ERA	WHIP				
Dom Taylor, R ERA: 4.64 (1, 1)	7.0		26	4	3	3	5	1	0	0	0	0	0	35	39	3.86	0.714				
Hipolito Pena, L ERA: 4.32 (8, 1)	0.2	L	5	1	3	3	0	1	1	0	0	0	0	3	11	40.50	3.000				
Logan Easley, R ERA: 5.57 (8, 1)	0.1		4	2	3	3	1	1	0	0	0	0	1	5	9	81.00	9.000				
Bob Patterson, L ERA: 7.08 (9, 1)	1.0		3	0	0	0	0	0	0	0	0	0	0	3	3	0.00	0.000				

AB	34
R	9
H	7
RBI	9
BB	4
SO	6
LOB	11



Batter	1	2	3	4	5	6	7	8	9	AB	R	H	RBI	BB	SO	LOB	BOTTOM				
Barry Bonds, L OBP: 0.370, SLG: 0.496 (1, 8)	4-3		F2		FC3-6				FC4-6	5	0	0	0	0	0	6	<b>Atlanta Braves @ Pittsburgh Pirates</b> Three Rivers Stadium, Pittsburgh, PA Fri May 15 1987, 7:05 PM EDT Att: 18,137 - Unknown				
Andy Van Slyke, L OBP: 0.324, SLG: 0.392 (1, 9)	K				F7				4-3	5	1	2	2	0	1	4					
Johnny Ray, S OBP: 0.333, SLG: 0.386 (1, 4)	K		5-3							4	0	0	0	0	1	1					
Sid Bream, L OBP: 0.414, SLG: 0.628 (1, 3)										4	1	3	1	0	0	0					
Jim Morrison, R OBP: 0.353, SLG: 0.521 (1, 5)										4	0	1	0	0	2	1					
R.J. Reynolds, S OBP: 0.375, SLG: 0.485 (1, 7)	K									4	0	0	0	0	1	3					
Michael LaValliere, L OBP: 0.453, SLG: 0.433 Junior Ortiz, R OBP: 0.300, SLG: 0.289 (7, PH)										2	0	0	0	0	0	1					
Rafael Belliard, R OBP: 0.304, SLG: 0.365 (1, 6)										4	0	2	0	0	1	0					
Dom Taylor, R OBP: 0.125, SLG: 0.125 Bobo Bonilla, S OBP: 0.272, SLG: 0.293 Hipolito Pena, L Logan Easley, R Bob Patterson, R John Cangelosi, S OBP: 0.269, SLG: 0.241 (7, PH)										2	1	1	0	0	0	0					
<b>Inning Stats</b>	R: 0 E: 0 K: 2 S: 7	H: 0 LOB: 0 BB: 0 P: 7	R: 0 E: 0 K: 1 S: 6	H: 1 LOB: 0 BB: 0 P: 6	R: 2 E: 1 K: 1 S: 7	H: 1 LOB: 0 BB: 0 P: 7	R: 0 E: 0 K: 1 S: 5	H: 0 LOB: 0 BB: 0 P: 5	R: 0 E: 0 K: 1 S: 6	H: 1 LOB: 0 BB: 0 P: 6	R: 0 E: 0 K: 0 S: 3	H: 0 LOB: 1 BB: 1 P: 7	R: 0 E: 0 K: 0 S: 5	H: 3 LOB: 2 BB: 0 P: 5	R: 0 E: 0 K: 0 S: 4	H: 1 LOB: 2 BB: 1 P: 8		1B: 7 2B: 0 3B: 0 HR: 2	SF: 0 SAC: 0 DP: 1 HBP: 0	WP: 0 PB: 0 SB: 1 CS: 0	PA: 38
<b>PITCHER</b>	IP	WLS	BF	H	R	ER	SO	BB	IBB	HBP	BLK	WP	HR	S	P	ERA	WHIP				
Charlie Puleo, R ERA: 4.11 (1, 1)	6.0		24	5	3	1	6	0	0	0	0	0	2	36	36	1.50	0.833				
Paul Assenmacher, L ERA: 10.5 (7, 1)	1.0	W	4	0	0	0	0	1	0	0	0	0	0	3	7	0.00	1.000				
Jim Acker, R ERA: 3.57 (8, 1)	2.0		10	4	0	0	0	1	0	0	0	0	0	9	13	0.00	2.500				

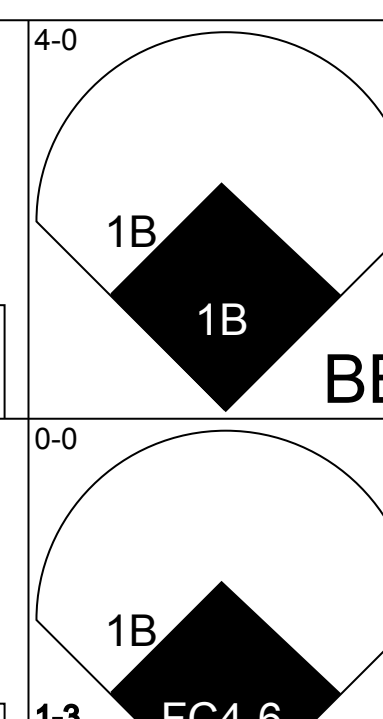
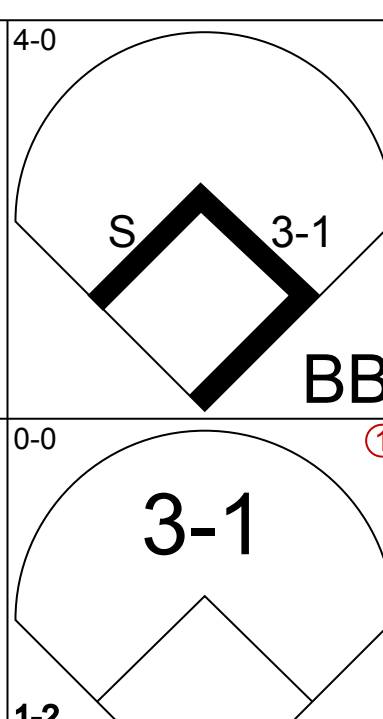
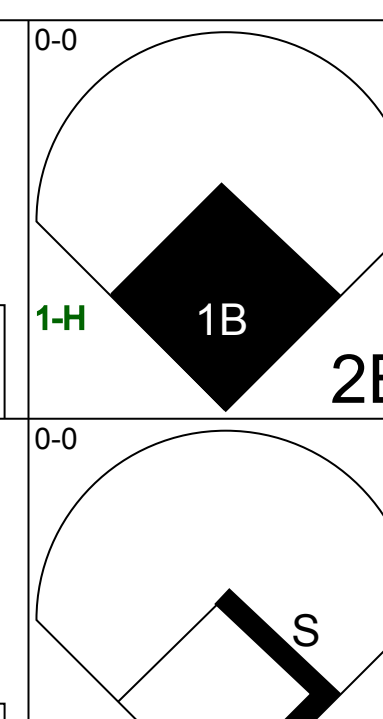
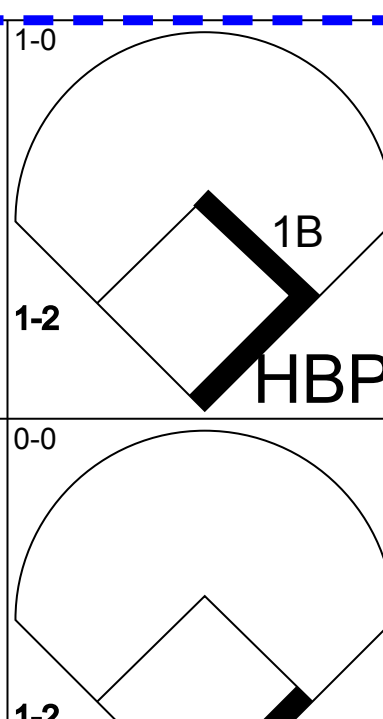
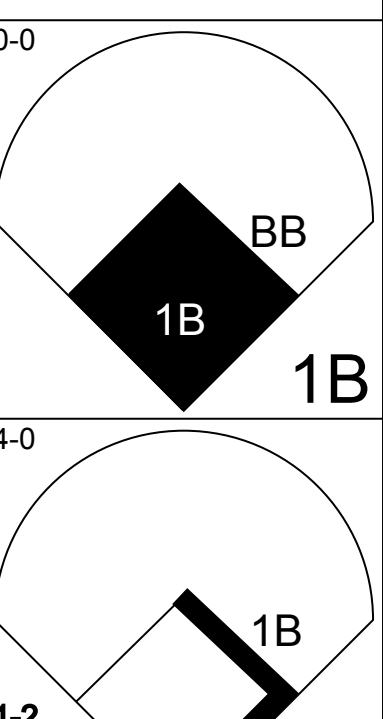
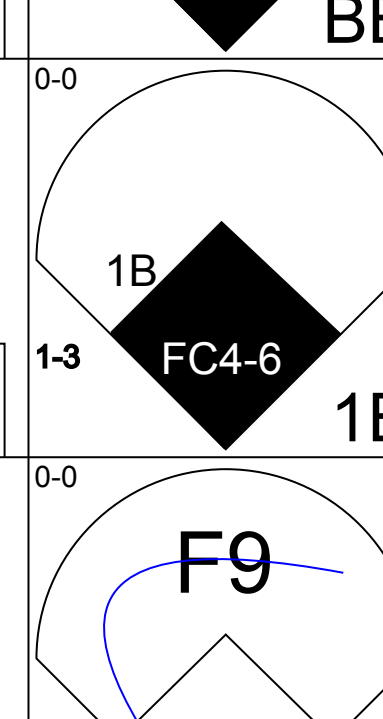
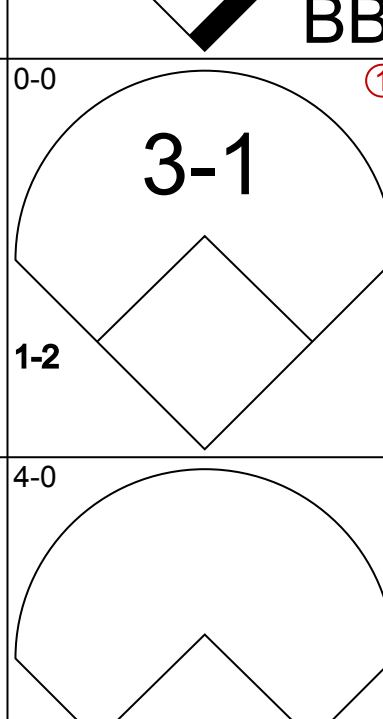
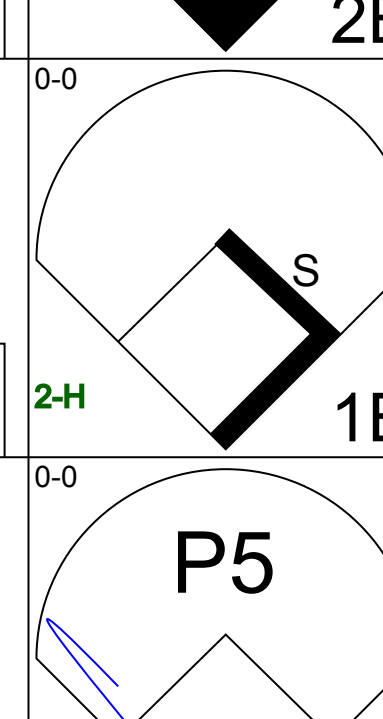
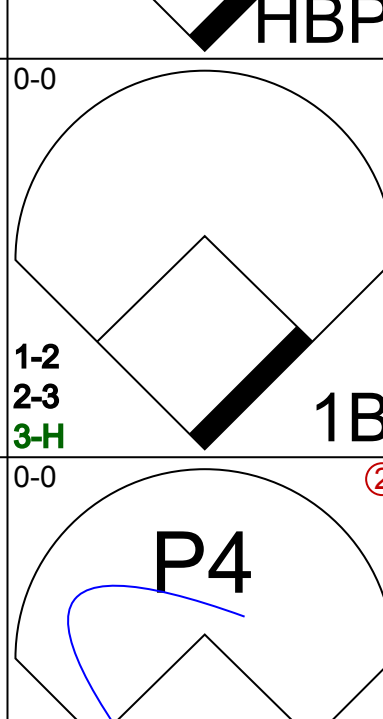

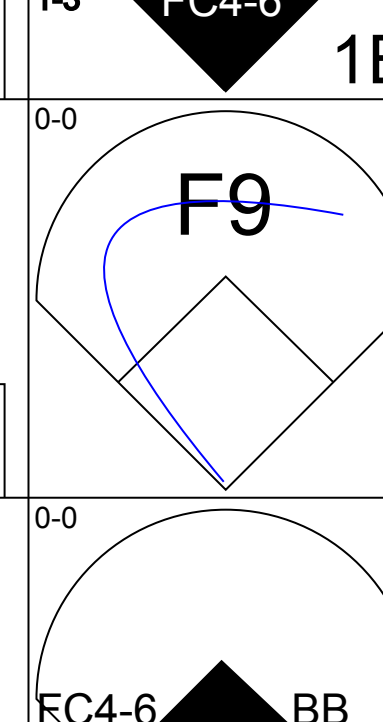
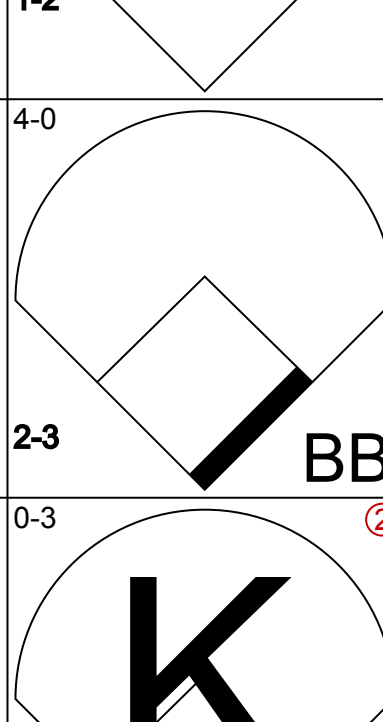
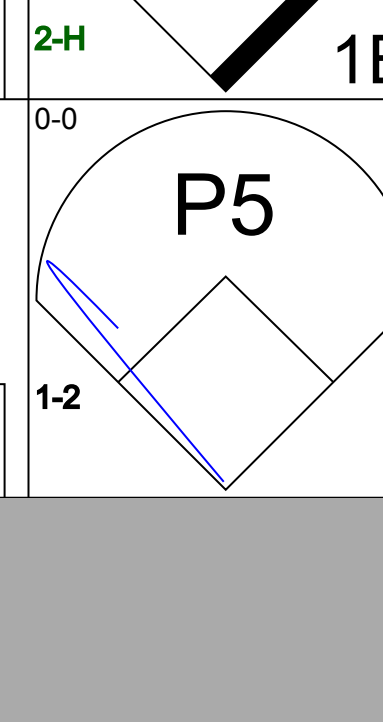
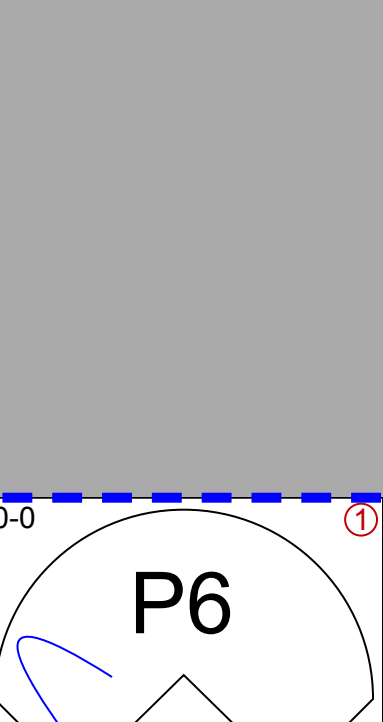
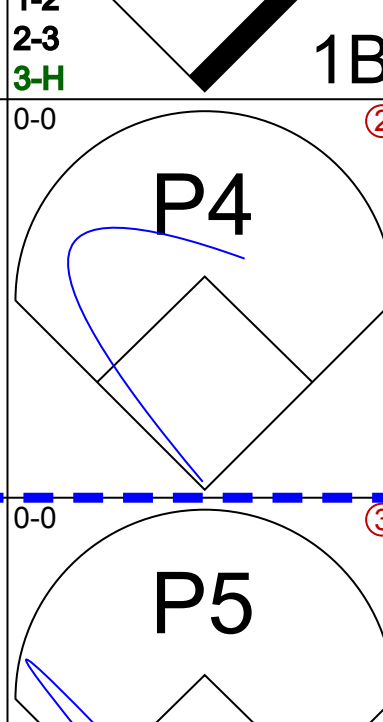
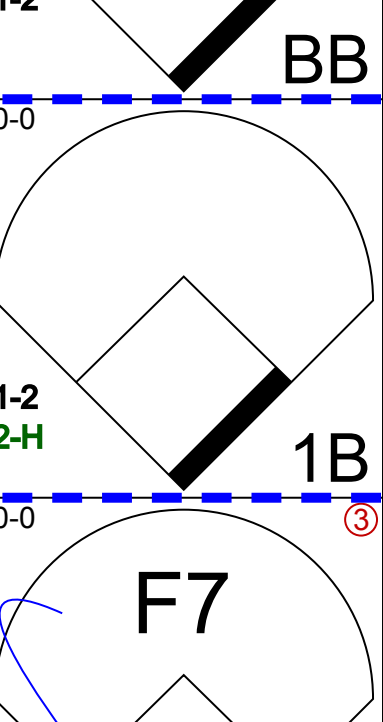
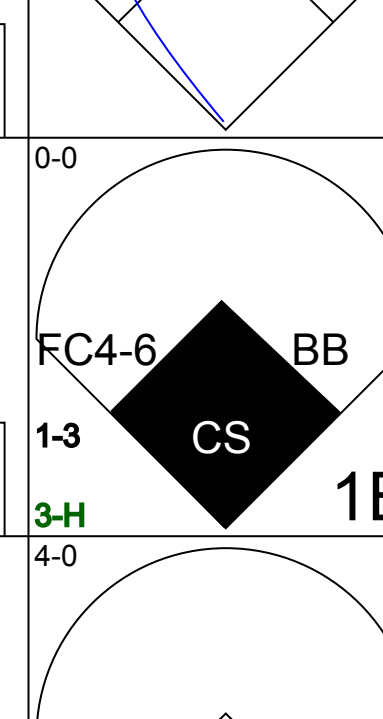
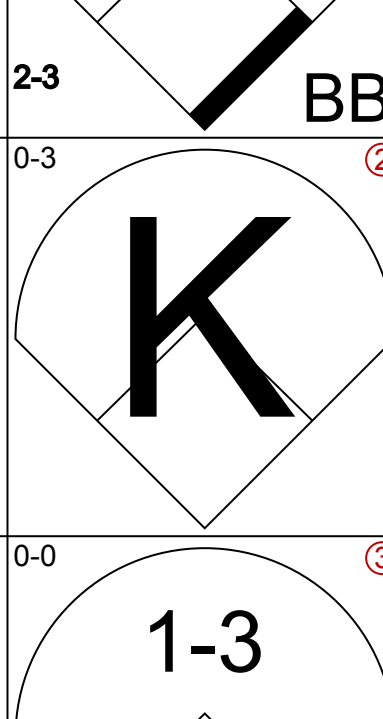
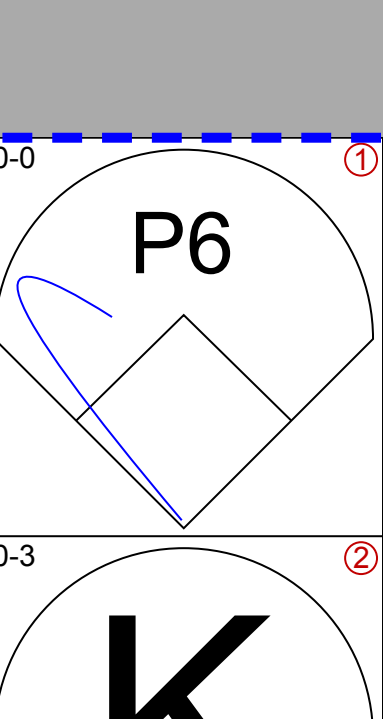
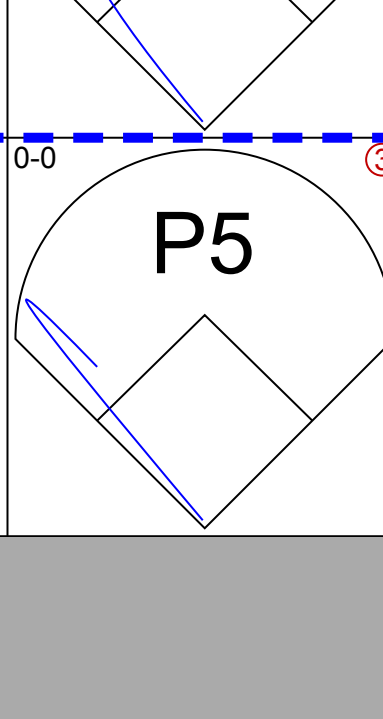
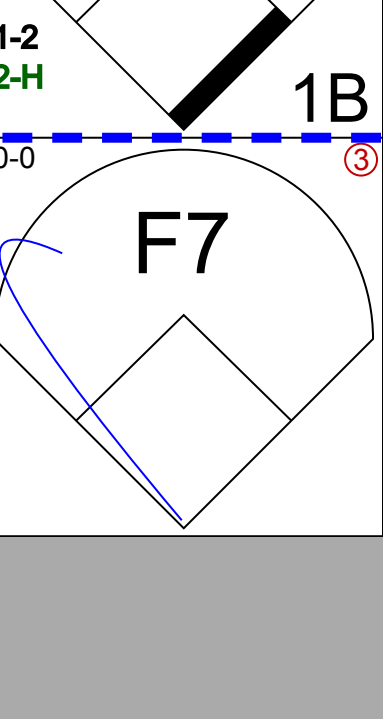
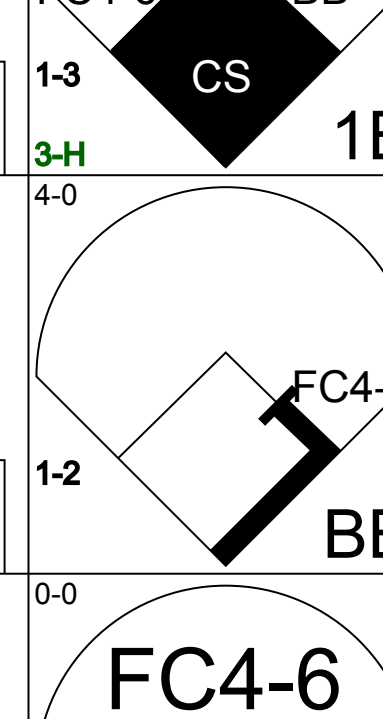
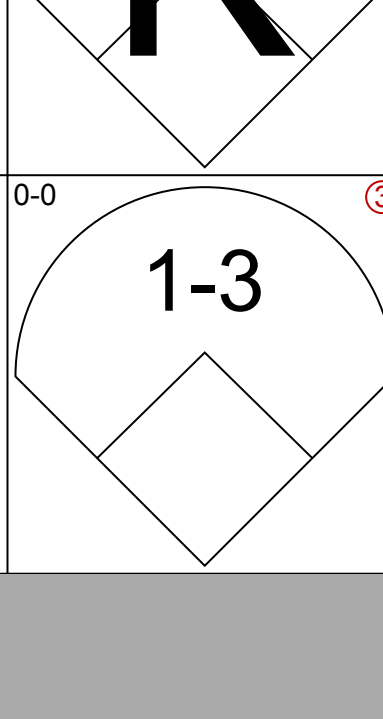
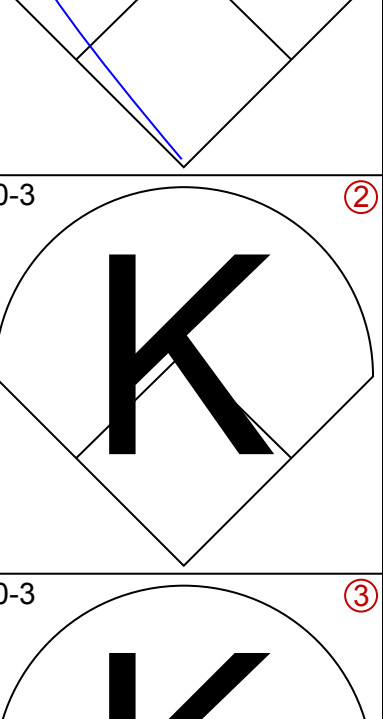
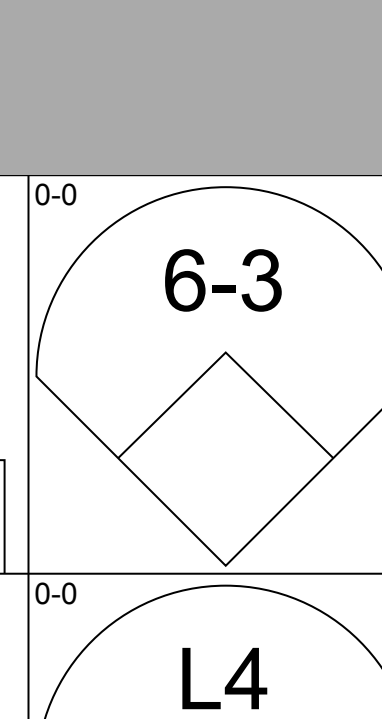
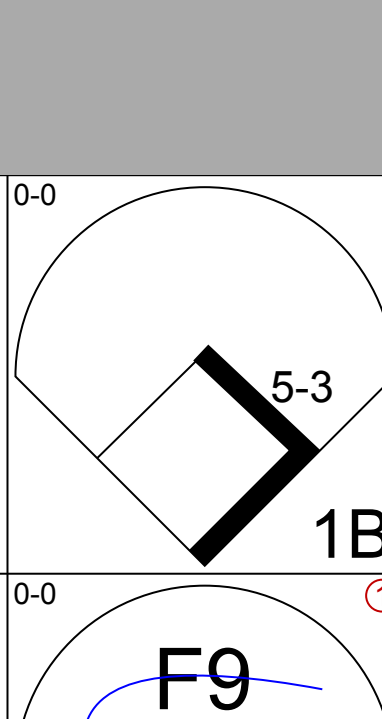
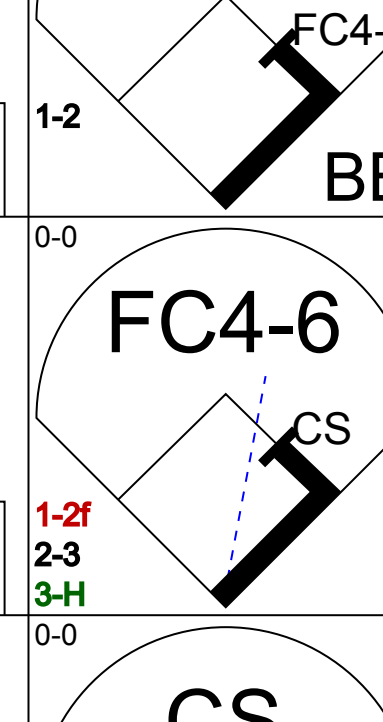
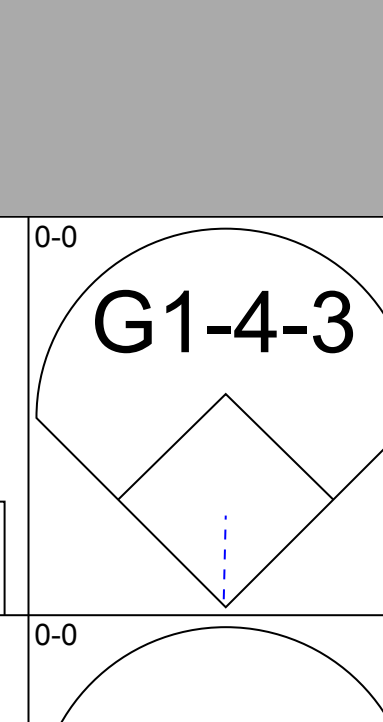
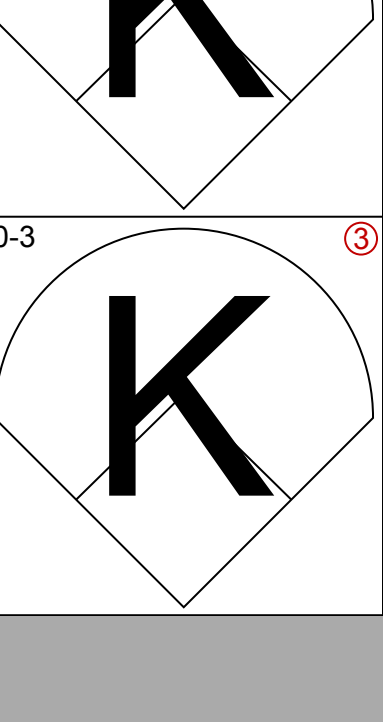
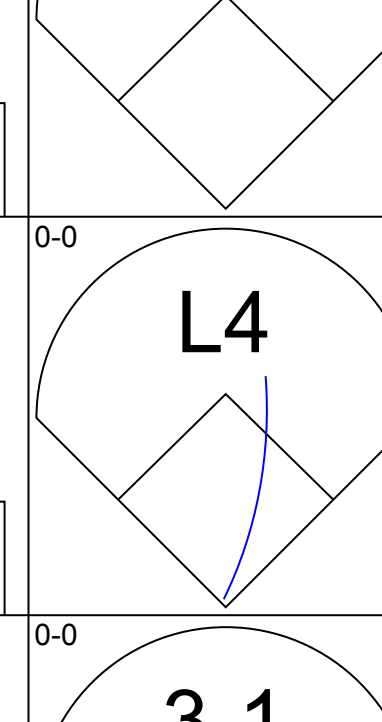
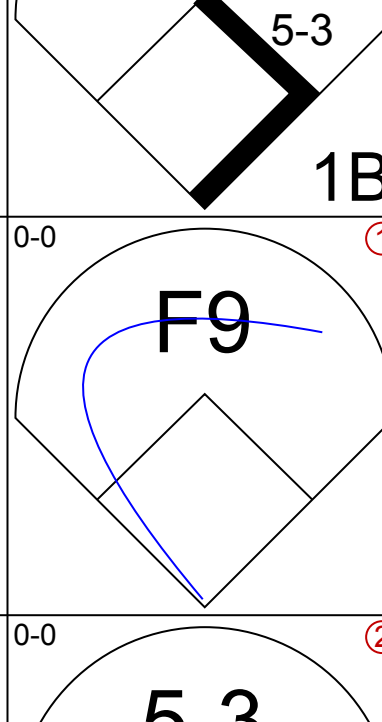
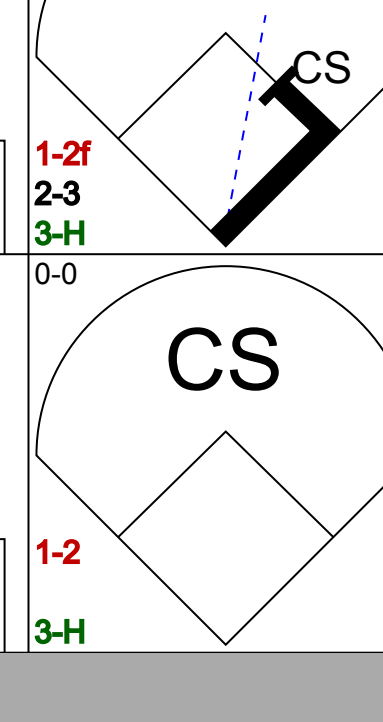
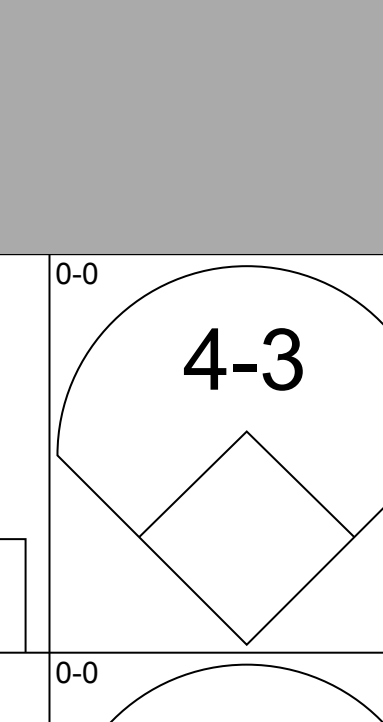
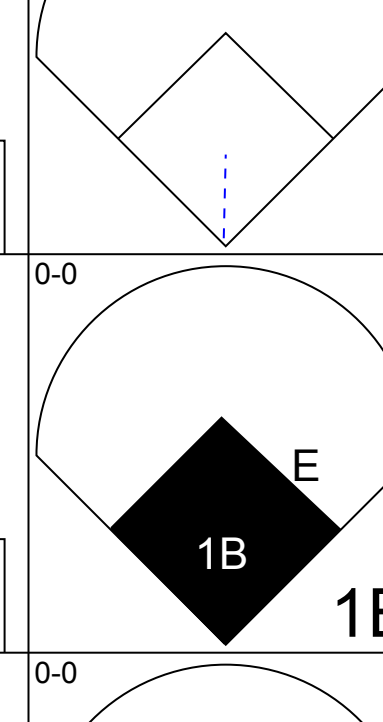
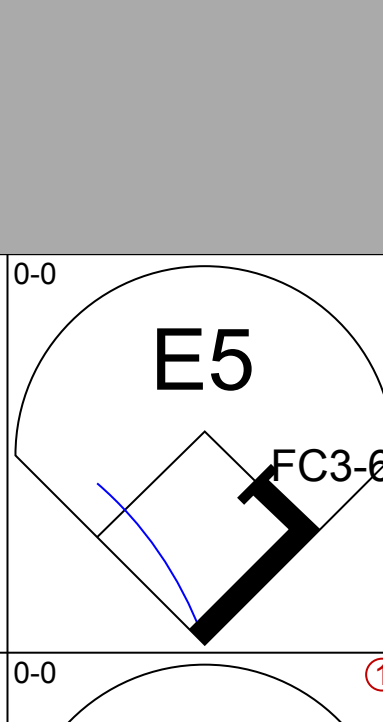
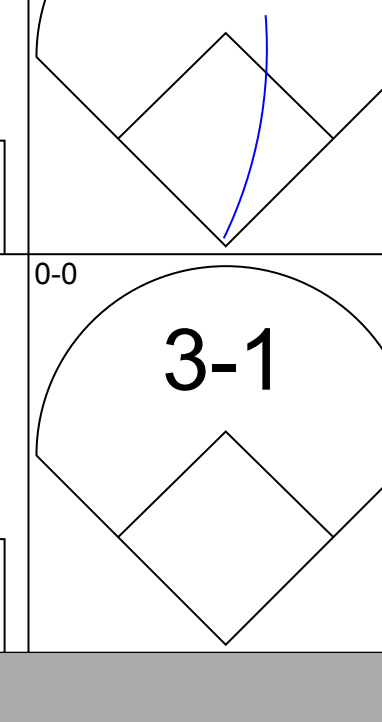
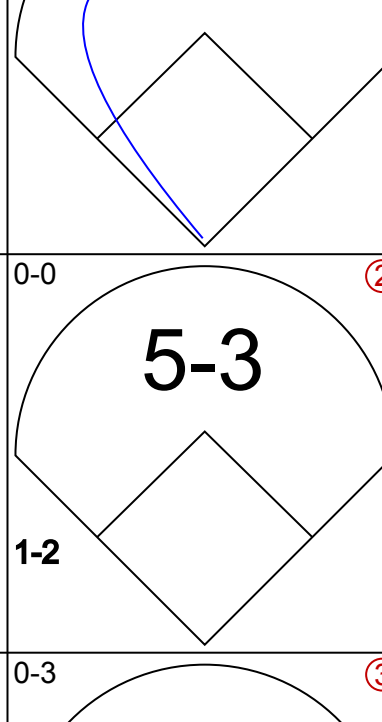
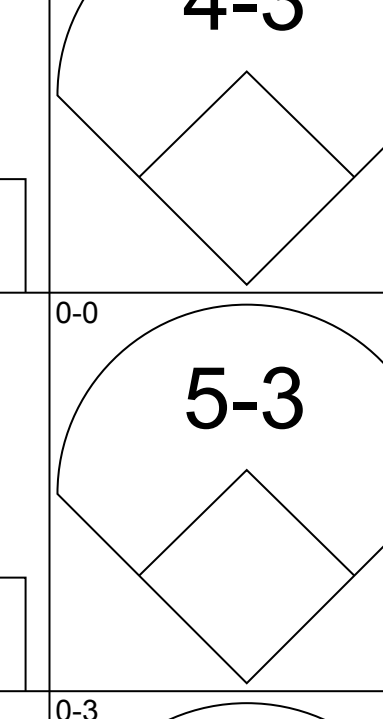
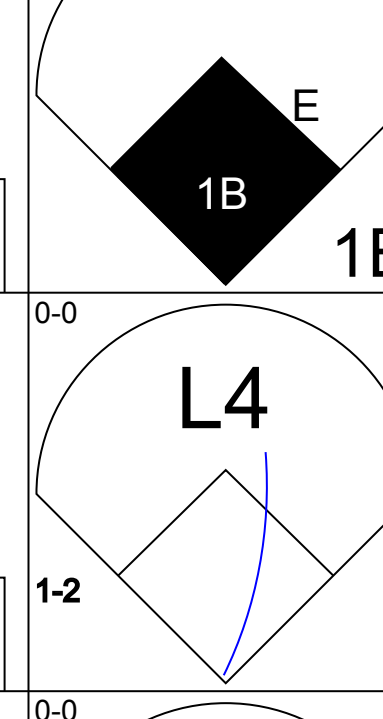
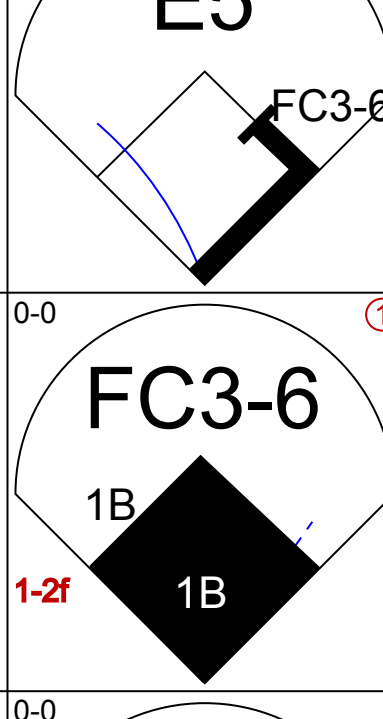
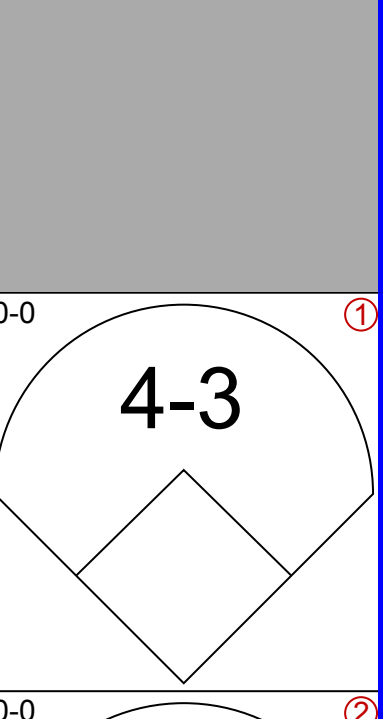
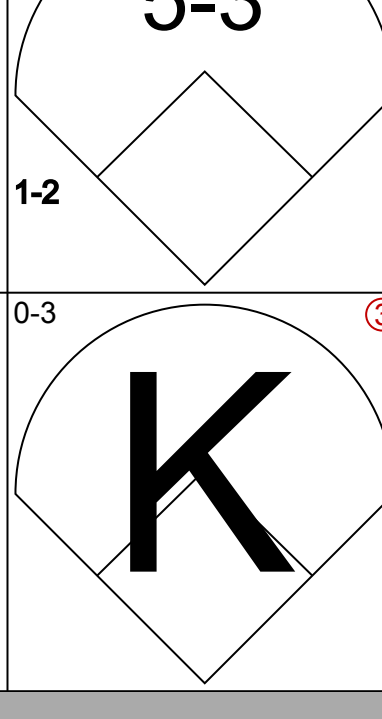
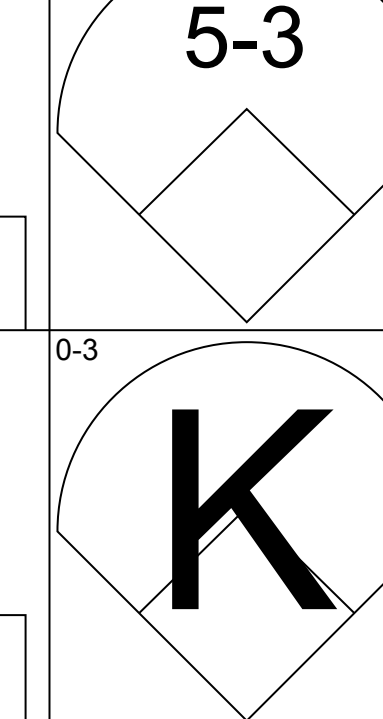
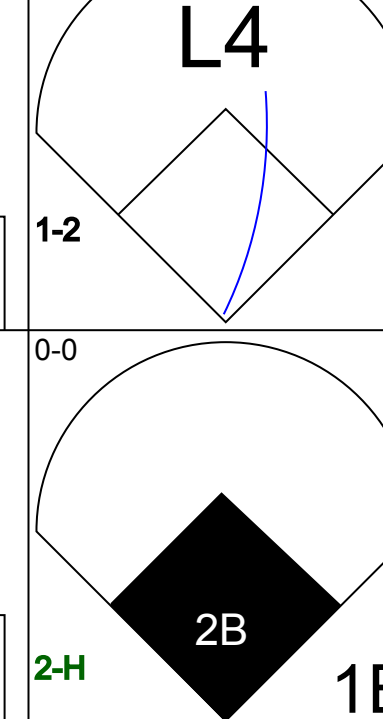
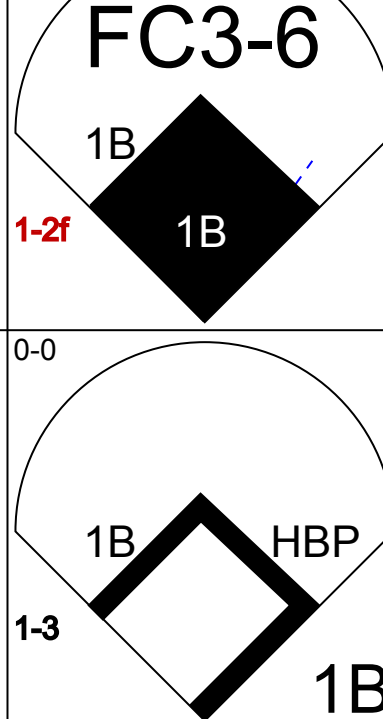
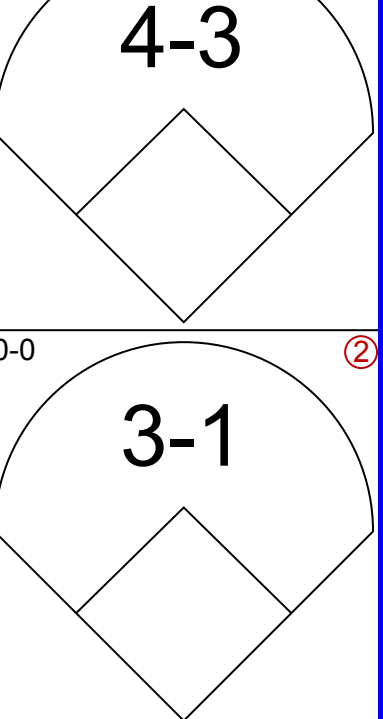


Batter	1	2	3	4	5	6	7	8	9	AB	R	H	RBI	BB	SO	LOB	TOP		
Albert Hall, S OBP: 0.379, SLG: 0.538 (1, 8)										4	1	1	0	1	1	1	0		
Dion James, L OBP: 0.431, SLG: 0.482 (1, 7)										4	2	1	1	1	0	1	1		
Ken Oberkfell, L OBP: 0.399, SLG: 0.412 (1, 5)										5	1	2	1	0	0	2			
Dale Murphy, R OBP: 0.460, SLG: 0.651 (1, 9)										2	2	1	0	2	0	0			
Gerald Perry, L OBP: 0.270, SLG: 0.305 Ted Simmons, S OBP: 0.275, SLG: 0.417 (7, PH) (7, 3)										3	1	2	3	0	0	0			
Andres Thomas, R OBP: 0.323, SLG: 0.382 (1, 6)										3	1	1	0	2	0	2			
Ozzie Virgil, R OBP: 0.366, SLG: 0.653 (1, 2)										5	1	1	2	0	3	6			
Glenn Hubbard, R OBP: 0.421, SLG: 0.420 (1, 4)										4	0	0	0	0	1	2			
Zane Smith, L OBP: 0.200, SLG: 0.211 Darryl Motley, R OBP: 0.200, SLG: 0.143 Randy O'Neal, R OBP: 0.200, SLG: 0.143 Ed Olivine, L OBP: 0.200, SLG: 0.200 Jeff Dedmon, L OBP: 0.200, SLG: 0.200 Paul Assenmacher, L OBP: 0.200, SLG: 0.200 Gene Garber, R OBP: 0.200, SLG: 0.200 (1, 1) (5, PH) (5, 1) (6, 1) (6, 1) (8, 1) (8, 1)										1	0	0	0	0	0	0			
<b>Inning Stats</b>	R: 0 E: 0 K: 1 S: 5	H: 0 LOB: 0 BB: 0 P: 5	R: 2 E: 0 K: 0 S: 4	H: 1 LOB: 0 BB: 1 P: 8	R: 0 E: 0 K: 0 S: 3	H: 0 LOB: 1 BB: 1 P: 7	R: 0 E: 0 K: 2 S: 8	H: 1 LOB: 2 BB: 1 P: 12	R: 5 E: 0 K: 1 S: 9	H: 4 LOB: 0 BB: 0 P: 10	R: 0 E: 0 K: 0 S: 3	H: 0 LOB: 0 BB: 0 P: 3	R: 3 E: 0 K: 1 S: 7	H: 3 LOB: 0 BB: 1 P: 11	R: 0 E: 0 K: 0 S: 3	H: 0 LOB: 3 BB: 2 P: 3	1B: 3 2B: 3 3B: 1 HR: 3	SF: 0 SAC: 0 DP: 0 HBP: 1	WP: 0 PA: 43 PB: 0 SB: 1 CS: 1
<b>PITCHER</b>	IP WLS BF H R ER SO BB IBB HBP BLK WP HR S P ERA WHIP	IP WLS BF H R ER SO BB IBB HBP BLK WP HR S P ERA WHIP																	
Bob Walk, R ERA: 4.13 Logan Easley, R ERA: 5.99 John Smiley, L ERA: 4.09 Hipolito Pena, L ERA: 3.8 Bob Patterson, L ERA: 6.94 (1, 1) (5, 1) (7, 1) (7, 1) (9, 1)	4.1 21 5 5 5 3 3 0 0 0 0 1 24 36 10.38 1.846	0.1 1 0 0 0 0 0 0 0 0 0 1 8 9 10.80 0.600																	

Atlanta Braves @ Pittsburgh Pirates  
Three Rivers Stadium, Pittsburgh, PA  
Sat May 16 1987, 7:05 PM EDT  
Att: 16,939 - Unknown

AB	36
R	10
H	10
RBI	10
BB	6
SO	5
LOB	15



Batter	1	2	3	4	5	6	7	8	9	AB	R	H	RBI	BB	SO	LOB	BOTTOM				
John Cangelosi, S OBP: 0.540, SLG: 0.323 (1, 8)										2	3	2	1	2	0	0					
Bobby Bonilla, S OBP: 0.302, SLG: 0.316 (1, 9)										4	1	3	2	1	0	1					
Johnny Ray, S OBP: 0.336, SLG: 0.382 (1, 4)										4	0	1	1	1	0	6					
Jim Morrison, R OBP: 0.348, SLG: 0.508 (1, 5)										5	1	1	1	0	1	7					
Mike Diaz, R OBP: 0.304, SLG: 0.547 Bill Almon, R OBP: 0.211, SLG: 0.222 (1, 7) (9, PR)										4	0	1	0	1	1	2					
Sid Bream, L OBP: 0.398, SLG: 0.602 (1, 3)										5	0	0	1	0	1	3					
Junior Ortiz, R OBP: 0.296, SLG: 0.286 R.J. Reynolds, S OBP: 0.370, SLG: 0.478 (1, 2) (9, PH)										4	1	1	0	0	0	0					
Rafael Belliard, R OBP: 0.292, SLG: 0.348 Andy Van Slyke, L OBP: 0.321, SLG: 0.388 (1, 6) (9, PH)										4	1	0	0	0	0	2					
Bob Walk, R OBP: 0.333, SLG: 0.333 Logan Easley, R OBP: 0.375, SLG: 0.500 Barry Bonds, L OBP: 0.500, SLG: 1.000 John Smiley, L OBP: 0.400, SLG: 0.600 Hipolito Pena, L OBP: 0.400, SLG: 0.600 Michael LaValliere, L OBP: 0.400, SLG: 0.600 Bob Patterson, R OBP: 0.400, SLG: 0.600 Don Robinson, R OBP: 0.400, SLG: 0.600 (1, 1) (5, 1) (5, 1) (7, 1) (7, 1) (8, PH) (8, 1) (8, 1)										2	1	1	1	0	1	0					
<b>Inning Stats</b>	R: 3 E: 0 K: 0 S: 4	H: 2 LOB: 0 BB: 2 P: 12	R: 0 E: 0 K: 1 S: 5	H: 0 LOB: 0 BB: 0 P: 5	R: 0 E: 0 K: 1 S: 5	H: 0 LOB: 2 BB: 2 P: 13	R: 3 E: 1 K: 0 S: 7	H: 4 LOB: 1 BB: 0 P: 7	R: 0 E: 0 K: 2 S: 7	H: 0 LOB: 0 BB: 0 P: 7	R: 1 E: 1 K: 0 S: 6	H: 2 LOB: 3 BB: 0 P: 7	R: 0 E: 0 K: 0 S: 3	H: 0 LOB: 0 BB: 0 P: 3	R: 1 E: 0 K: 0 S: 5	H: 2 LOB: 2 BB: 1 P: 9	R: 0 E: 0 K: 1 S: 6	H: 1 LOB: 2 BB: 0 P: 6	1B: 10 2B: 1 3B: 0 HR: 0	SF: 0 SAC: 0 DP: 0 HBP: 1	WP: 0 PA: 45 PB: 0 SB: 2 CS: 2
<b>PITCHER</b>	IP WLS BF H R ER SO BB IBB HBP BLK WP HR S P ERA WHIP	IP WLS BF H R ER SO BB IBB HBP BLK WP HR S P ERA WHIP																			
Zane Smith, L ERA: 3.52 Randy O'Neal, R ERA: 5.4 Ed Olivine, L ERA: 4.26 Jeff Dedmon, R ERA: 4.58 Paul Assenmacher, L ERA: 10.5 (1, 1) (5, 1) (6, 1) (6, 1) (8, 1) (8, 1)	4.0 21 6 6 6 2 4 0 0 0 0 0 10 10 6.75 0.750	1.1 6 1 1 1 2 0 0 0 0 0 0 2 3 0.00 3.000																			

Atlanta Braves @ Pittsburgh Pirates  
Three Rivers Stadium, Pittsburgh, PA  
Sat May 16 1987, 7:05 PM EDT  
Att: 16,939 - Unknown

AB	38
R	8
H	11
RBI	7
BB	5
SO	5
LOB	24



Batter	1	2	3	4	5	6	7	8	9	AB	R	H	RBI	BB	SO	LOB	TOP		
Albert Hall, S OBP: 0.381, SLG: 0.544										5	1	2	2	0	0	2	<b>Atlanta Braves @ Pittsburgh Pirates</b> Three Rivers Stadium, Pittsburgh, PA Sun May 17 1987, 3:33 AM EDT Att: 26,469 - Unknown		
Dion James, L OBP: 0.430, SLG: 0.483										4	1	1	0	1	0	5			
Ken Oberkfell, L OBP: 0.405, SLG: 0.426										5	1	3	1	0	0	1			
Dale Murphy, R OBP: 0.458, SLG: 0.654										4	0	2	1	0	1	3			
Gerald Perry, L OBP: 0.269, SLG: 0.303										4	0	1	0	0	0	3			
Zane Smith, L OBP: 0.200, SLG: 0.211										0	0	0	0	0	0	0			
Rafael Ramirez, R OBP: 0.314, SLG: 0.361										1	0	0	0	0	1	1			
Andres Thomas, R OBP: 0.328, SLG: 0.383										5	0	2	1	0	2	3			
Ozzie Virgil, R OBP: 0.371, SLG: 0.643										3	1	1	0	0	1	3			
Glenn Hubbard, R OBP: 0.422, SLG: 0.421										2	0	1	0	0	0	1			
Graig Nettles, L OBP: 0.326, SLG: 0.410										2	1	0	0	0	0	2			
David Palmer, R OBP: 0.211, SLG: 0.368										0	0	0	0	0	0	0			
Darryl Motley, R										1	0	0	0	0	1	0			
Paul Assenmacher, L										0	0	0	0	0	0	0			
Ted Simmons, S										1	0	1	0	0	0	0			
Ed Olivine, R										0	0	0	0	0	0	0			
Jeff Dedmon, L OBP: 0.290, SLG: 0.290										0	0	0	0	0	0	0			
<b>Inning Stats</b>	R: 2 E: 0 K: 0 S: 7	H: 4 LOB: 2 BB: 0 P: 7	R: 0 E: 0 K: 0 S: 4	H: 1 LOB: 1 BB: 0 P: 4	R: 0 E: 0 K: 0 S: 4	H: 1 LOB: 1 BB: 0 P: 4	R: 0 E: 0 K: 0 S: 3	H: 0 LOB: 0 BB: 0 P: 4	R: 1 E: 0 K: 1 S: 5	H: 1 LOB: 0 BB: 0 P: 5	R: 0 E: 0 K: 2 S: 8	H: 1 LOB: 2 BB: 1 P: 12	R: 2 E: 0 K: 1 S: 9	H: 4 LOB: 3 BB: 0 P: 9	R: 0 E: 0 K: 2 S: 8	H: 1 LOB: 1 BB: 0 P: 8	1B: 10 2B: 5 3B: 0 HR: 0	SF: 1 SAC: 2 DP: 1 HBP: 1	WP: 0 PA: 42 PB: 0 SB: 0 CS: 1
<b>PITCHER</b>	IP WLS BF H R ER SO BB IBB HBP BLK WP HR S P ERA WHIP																		
Rick Reuschel, R ERA: 2.26	(1, 1) 7.0 31 9 3 3 3 1 0 1 0 0 0 0 35 40 3.86 1.429																		
Don Robinson, R ERA: 3.91	(8, 1) 2.0 W 11 5 2 2 3 0 0 0 0 0 0 0 17 17 9.00 2.500																		

Batter	1	2	3	4	5	6	7	8	9	AB	R	H	RBI	BB	SO	LOB	BOTTOM		
John Cangelosi, S OBP: 0.537, SLG: 0.324										3	0	1	1	1	1	2	<b>Atlanta Braves @ Pittsburgh Pirates</b> Three Rivers Stadium, Pittsburgh, PA Sun May 17 1987, 3:33 AM EDT Att: 26,469 - Unknown		
Don Robinson, R										4	0	0	0	0	3	4			
Andy Van Slyke, L OBP: 0.310, SLG: 0.373										4	0	0	0	0	3	4			
Johnny Ray, S OBP: 0.333, SLG: 0.379										4	0	1	0	0	1	2			
Sid Bream, L OBP: 0.401, SLG: 0.607										4	0	2	0	0	0	1			
Jim Morrison, R OBP: 0.345, SLG: 0.515										4	2	1	0	0	0	2			
R.J. Reynolds, S OBP: 0.390, SLG: 0.528										3	2	1	1	1	1				
Michael LaValliere, L OBP: 0.452, SLG: 0.423										3	1	1	1	0	1	2			
Mike Diaz, R OBP: 0.300, SLG: 0.547										0	0	0	1	0	0	0			
Junior Ortiz, R OBP: 0.296, SLG: 0.286										0	0	0	0	0	0	0			
Rafael Belliard, R OBP: 0.290, SLG: 0.341										2	1	0	1	0	0	1			
Rick Reuschel, R OBP: 0.238, SLG: 0.300										2	0	1	1	0	0	0			
Barry Bonds, L OBP: 0.375, SLG: 0.500										0	0	0	0	0	0	0			
<b>Inning Stats</b>	R: 0 E: 0 K: 1 S: 4	H: 0 LOB: 0 BB: 1 P: 8	R: 0 E: 0 K: 2 S: 8	H: 1 LOB: 1 BB: 0 P: 8	R: 1 E: 1 K: 1 S: 7	H: 1 LOB: 1 BB: 0 P: 7	R: 3 E: 0 K: 2 S: 11	H: 4 LOB: 2 BB: 0 P: 12	R: 0 E: 0 K: 0 S: 3	H: 1 LOB: 0 BB: 0 P: 3	R: 1 E: 0 K: 0 S: 4	H: 1 LOB: 0 BB: 0 P: 4	R: 0 E: 0 K: 1 S: 5	H: 0 LOB: 0 BB: 0 P: 5	R: 1 E: 0 K: 0 S: 4	H: 1 LOB: 1 BB: 1 P: 8	1B: 5 2B: 3 3B: 2 HR: 0	SF: 2 SAC: 1 DP: 2 HBP: 1	WP: 0 PA: 35 PB: 0 SB: 0 CS: 0
<b>PITCHER</b>	IP WLS BF H R ER SO BB IBB HBP BLK WP HR S P ERA WHIP																		
David Palmer, R ERA: 4.3	(1, 1) 6.0 27 8 5 4 6 1 0 1 0 0 0 0 37 42 6.00 1.500																		
Paul Assenmacher, L ERA: 9.0	(7, 1) 1.0 3 0 0 0 1 0 0 0 0 0 0 0 5 5 0.00 0.000																		
Ed Olivine, L ERA: 5.4	(8, 1) 0.1 L 3 1 1 1 0 0 1 0 0 0 0 0 2 6 27.00 3.000																		
Jeff Dedmon, R ERA: 4.43	(8, 1) 0.2 2 0 0 0 0 0 0 0 0 0 0 0 2 2 0.00 0.000																		



Batter	1	2	3	4	5	6	7	8	9	AB	R	H	RBI	BB	SO	LOB	TOP			
<b>Billy Hatcher, R</b> OBP: 0.373, SLG: 0.453 (1, 8)										4	1	1	0	0	1	0				
<b>Bill Doran, S</b> OBP: 0.289, SLG: 0.342 (1, 4)										4	0	0	0	0	1	1				
<b>Phil Garner, R</b> OBP: 0.294, SLG: 0.416 (1, 5)										4	1	1	1	0	1	0				
<b>Jose Cruz, L</b> OBP: 0.331, SLG: 0.418 (1, 7)										3	0	1	0	1	1	1				
<b>Kevin Bass, S</b> OBP: 0.350, SLG: 0.473 (1, 9)										4	0	1	1	0	0	2				
<b>Alan Ashby, S</b> OBP: 0.373, SLG: 0.414 (1, 2)										4	0	0	0	0	0	2				
<b>Glenn Davis, R</b> OBP: 0.253, SLG: 0.342 (1, 3)										3	1	2	0	1	0	0				
<b>Dickie Thon, R</b> OBP: 0.286, SLG: 0.417 (1, 6)										3	1	1	2	1	0	1				
<b>Mike Scott, R</b> OBP: 0.167, SLG: 0.091 (1, 1)										4	0	0	0	0	2	4				
<b>Inning Stats</b>	R: 0 E: 0 K: 1 S: 5	H: 0 LOB: 0 BB: 0 P: 5	R: 0 E: 0 K: 0 S: 5	H: 2 LOB: 3 BB: 1 P: 9	R: 2 E: 0 K: 0 S: 6	H: 3 LOB: 1 BB: 0 P: 6	R: 2 E: 0 K: 0 S: 5	H: 2 LOB: 0 BB: 0 P: 5	R: 0 E: 0 K: 2 S: 7	H: 0 LOB: 0 BB: 0 P: 7	R: 0 E: 0 K: 1 S: 5	H: 0 LOB: 0 BB: 0 P: 5	R: 0 E: 0 K: 0 S: 2	H: 0 LOB: 0 BB: 1 P: 6	R: 0 E: 0 K: 1 S: 5	H: 0 LOB: 0 BB: 0 P: 5	1B: 4 2B: 1 3B: 1 HR: 1	SF: 0 SAC: 0 DP: 1 HBP: 0	WP: 1 PB: 0 SB: 0 CS: 0	PA: 36
<b>PITCHER</b>	IP	WLS	BF	H	R	ER	SO	BB	IBB	HBP	BLK	WP	HR	S	P	ERA	WHIP			
<b>Bob Kipper, L</b> ERA: 5.5 (1, 1)	7.0	L	30	7	4	4	5	1	1	0	0	1	1	38	46	5.14	1.143			
<b>Hipolito Pena, L</b> ERA: 3.27 (8, 1)	1.0		3	0	0	0	0	1	0	0	0	0	0	2	6	0.00	1.000			
<b>Logan Easley, R</b> ERA: 5.7 (9, 1)	1.0		3	0	0	0	1	0	0	0	0	0	0	5	5	0.00	0.000			

Houston Astros @ Pittsburgh Pirates  
Three Rivers Stadium, Pittsburgh, PA  
Mon May 18 1987, 7:05 PM EDT  
Att: 4,213 - Unknown

AB	33
R	4
H	7
RBI	4
BB	3
SO	6
LOB	11



Batter	1	2	3	4	5	6	7	8	9	AB	R	H	RBI	BB	SO	LOB	BOTTOM			
<b>Barry Bonds, L</b> OBP: 0.364, SLG: 0.483 (1, 8)										4	0	0	0	0	1	1				
<b>Andy Van Slyke, L</b> OBP: 0.308, SLG: 0.368 (1, 9)										4	0	1	1	0	1	0				
<b>Johnny Ray, S</b> OBP: 0.325, SLG: 0.368 (1, 4)										4	0	0	0	0	0	1				
<b>Sid Bream, L</b> OBP: 0.411, SLG: 0.608 (1, 3)										3	0	2	0	1	0	0				
<b>Jim Morrison, R</b> OBP: 0.336, SLG: 0.500 (1, 5)										4	0	0	0	0	2	3				
<b>R.J. Reynolds, S</b> OBP: 0.370, SLG: 0.500 (1, 7)										4	0	0	0	0	2	2				
<b>Michael LaValliere, L</b> OBP: 0.437, SLG: 0.435 (1, 2)										3	0	0	0	0	1	2				
<b>Rafael Belliard, R</b> OBP: 0.291, SLG: 0.333 (1, 6)										2	1	0	0	1	0	0				
<b>Bob Kipper, R</b> OBP: 0.417, SLG: 0.583 (1, 1)										1	0	0	0	0	1	0				
<b>Bobby Bonilla, S</b> OBP: 0.299, SLG: 0.313 (7, PH)										1	0	0	0	0	0	1				
<b>Hipolito Pena, L</b> OBP: 0.370, SLG: 0.500 (8, 1)										0	0	0	0	0	0	0				
<b>Logan Easley, R</b> OBP: 0.370, SLG: 0.500 (9, 1)										0	0	0	0	0	0	0				
<b>Inning Stats</b>	R: 0 E: 0 K: 1 S: 5	H: 1 LOB: 1 BB: 0 P: 6	R: 1 E: 0 K: 0 S: 4	H: 1 LOB: 1 BB: 1 P: 8	R: 0 E: 0 K: 1 S: 6	H: 1 LOB: 1 BB: 0 P: 6	R: 0 E: 0 K: 2 S: 7	H: 0 LOB: 1 BB: 1 P: 11	R: 0 E: 1 K: 1 S: 6	H: 0 LOB: 1 BB: 0 P: 6	R: 0 E: 0 K: 0 S: 3	H: 0 LOB: 0 BB: 0 P: 3	R: 0 E: 0 K: 1 S: 5	H: 0 LOB: 0 BB: 0 P: 5	R: 0 E: 0 K: 1 S: 5	H: 0 LOB: 0 BB: 0 P: 5	1B: 3 2B: 0 3B: 0 HR: 0	SF: 0 SAC: 1 DP: 0 HBP: 0	WP: 0 PB: 0 SB: 4 CS: 0	PA: 33
<b>PITCHER</b>	IP	WLS	BF	H	R	ER	SO	BB	IBB	HBP	BLK	WP	HR	S	P	ERA	WHIP			
<b>Mike Scott, R</b> ERA: 1.95 (1, 1)	9.0	W	33	3	1	1	8	2	0	0	0	0	0	47	55	1.00	0.556			

Houston Astros @ Pittsburgh Pirates  
Three Rivers Stadium, Pittsburgh, PA  
Mon May 18 1987, 7:05 PM EDT  
Att: 4,213 - Unknown

AB	30
R	1
H	3
RBI	1
BB	2
SO	8
LOB	10



Batter	1	2	3	4	5	6	7	8	9	AB	R	H	RBI	BB	SO	LOB	TOP								
<b>Billy Hatcher, R</b> OBP: 0.380, SLG: 0.467 (1, 8)										4	1	2	0	1	1	4	<b>Houston Astros @ Pittsburgh Pirates</b> Three Rivers Stadium, Pittsburgh, PA Tue May 19 1987, 7:05 PM EDT Att: 6,238 - Unknown								
<b>Bill Doran, S</b> OBP: 0.287, SLG: 0.338 (1, 4)										5	0	1	1	0	1	3									
<b>Craig Reynolds, L</b> OBP: 0.349, SLG: 0.342 (1, 6)										2	0	0	0	0	0	1									
<b>Dickie Thorn, R</b> OBP: 0.313, SLG: 0.385 (5, PH)										1	0	0	0	1	0	2									
<b>Paul Householder, S</b> OBP: 0.333, SLG: 0.687 (9, PH)										1	0	0	0	0	0	2									
<b>Jose Cruz, L</b> OBP: 0.328, SLG: 0.408 (1, 7)										3	0	0	0	1	0	3									
<b>Kevin Bass, S</b> OBP: 0.348, SLG: 0.463 (1, 9)										3	0	0	0	1	0	2									
<b>Alan Ashby, S</b> OBP: 0.377, SLG: 0.412 (1, 2)										3	0	1	0	1	0	0									
<b>Glenn Davis, R</b> OBP: 0.259, SLG: 0.367 (1, 3)										4	1	2	1	0	0	2									
<b>Phil Garner, R</b> OBP: 0.295, SLG: 0.413 (1, 5)										3	0	1	0	0	0	2									
<b>Denny Walling, L</b> OBP: 0.342, SLG: 0.420 (9, PH)										1	0	0	0	0	1	0									
<b>Jim Deshaies, L</b> OBP: 0.412, SLG: 0.691 (5, PH)										1	0	0	0	1	1	3									
<b>Darryl Strawberry, R</b> OBP: 0.287, SLG: 0.467 (5, 1)										0	0	0	0	0	0	0									
<b>Aurelio Lopez, R</b> OBP: 0.287, SLG: 0.467 (5, 1)										0	0	0	0	0	0	0									
<b>Jim Pankovits, R</b> OBP: 0.407, SLG: 0.118 (7, PH)										1	0	0	0	0	1	0									
<b>Dave Meads, L</b> OBP: 0.295, SLG: 0.413 (7, 1)										0	0	0	0	0	0	0									
<b>Larry Andersen, R</b> OBP: 0.295, SLG: 0.413 (7, 1)										0	0	0	0	0	0	0									
<b>Dave Smith, R</b> OBP: 0.295, SLG: 0.413 (8, 1)										0	0	0	0	0	0	0									
<b>Terry Puhl, L</b> OBP: 0.362, SLG: 0.382 (9, PH)										0	0	0	0	1	0	0									
<b>Inning Stats</b>	R: 0 E: 0 K: 0 S: 3	H: 0 LOB: 2 BB: 2 P: 11	R: 0 E: 0 K: 1 S: 6	H: 2 LOB: 2 BB: 1 P: 10	R: 0 E: 0 K: 1 S: 5	H: 0 LOB: 0 BB: 0 P: 5	R: 0 E: 0 K: 0 S: 3	H: 1 LOB: 1 BB: 1 P: 7	R: 0 E: 0 K: 1 S: 6	H: 1 LOB: 2 BB: 1 P: 10	R: 1 E: 0 K: 0 S: 4	H: 1 LOB: 0 BB: 0 P: 4	R: 1 E: 0 K: 1 S: 6	H: 1 LOB: 1 BB: 1 P: 10	R: 0 E: 0 K: 0 S: 3	H: 0 LOB: 0 BB: 0 P: 3	R: 0 E: 0 K: 1 S: 6	H: 1 LOB: 2 BB: 1 P: 10	1B: 5 2B: 1 3B: 1 HR: 1	SF: 0 SAC: 0 DP: 2 HBP: 0	WP: 0 PB: 0 SB: 1 CS: 0	PA: 39			
<b>PITCHER</b>	IP	WLS	BF	H	R	ER	SO	BB	IBB	HBP	BLK	WP	HR	S	P	ERA	WHIP								
<b>Brian Fisher, R</b> ERA: 5.08 (1, 1)	4.1		20	4	0	0	3	5	0	0	0	0	0	21	41	0.00	2.077								
<b>John Smiley, L</b> ERA: 4.33 (5, 1)	2.2	W	11	2	2	2	1	1	0	0	0	0	1	12	16	6.75	1.125								
<b>Don Robinson, R</b> ERA: 3.6 (8, 1)	2.0	S	8	1	0	0	1	1	0	0	0	0	0	9	13	0.00	1.000								

Batter	1	2	3	4	5	6	7	8	9	AB	R	H	RBI	BB	SO	LOB	BOTTOM								
<b>Barry Bonds, L</b> OBP: 0.361, SLG: 0.471 (1, 8)										3	0	0	0	1	2	0	<b>Houston Astros @ Pittsburgh Pirates</b> Three Rivers Stadium, Pittsburgh, PA Tue May 19 1987, 7:05 PM EDT Att: 6,238 - Unknown								
<b>Bobby Bonilla, S</b> OBP: 0.286, SLG: 0.298 (1, 9)										4	0	0	1	0	0	2									
<b>Johnny Ray, S</b> OBP: 0.323, SLG: 0.367 (1, 4)										3	0	1	1	0	1	0									
<b>Jim Morrison, R</b> OBP: 0.333, SLG: 0.500 (1, 5)										4	1	1	0	0	1	3									
<b>Mike Diaz, R</b> OBP: 0.306, SLG: 0.591 (1, 7)										2	1	1	1	0	0	1									
<b>Andy Van Slyke, L</b> OBP: 0.311, SLG: 0.370 (5, 9)										2	1	1	0	0	1	0									
<b>Sid Bream, L</b> OBP: 0.407, SLG: 0.597 (1, 3)										4	0	1	1	0	0	1									
<b>Michael LaValliere, L</b> OBP: 0.440, SLG: 0.433 (1, 2)										3	0	1	1	1	0	0									
<b>Rafael Belliard, R</b> OBP: 0.299, SLG: 0.326 (1, 6)										2	1	0	0	1	1	3									
<b>Brian Fisher, R</b> ERA: 5.08 (1, 1)										2	0	0	0	0	0	3									
<b>John Smiley, L</b> OBP: 0.500, SLG: 1.000 (5, 1)										0	0	0	0	0	0	0									
<b>Bill Almon, R</b> OBP: 0.250, SLG: 0.263 (7, PH)										1	1	1	0	0	0	0									
<b>Don Robinson, R</b> ERA: 3.6 (8, 1)										1	0	0	0	0	1	1									
<b>Inning Stats</b>	R: 0 E: 0 K: 1 S: 5	H: 0 LOB: 0 BB: 0 P: 5	R: 1 E: 0 K: 0 S: 5	H: 2 LOB: 2 BB: 1 P: 9	R: 0 E: 0 K: 1 S: 6	H: 1 LOB: 1 BB: 0 P: 6	R: 1 E: 0 K: 0 S: 4	H: 1 LOB: 1 BB: 1 P: 8	R: 0 E: 0 K: 1 S: 5	H: 0 LOB: 0 BB: 0 P: 5	R: 0 E: 0 K: 2 S: 7	H: 0 LOB: 0 BB: 0 P: 7	R: 2 E: 1 K: 0 S: 5	H: 1 LOB: 2 BB: 1 P: 10	R: 1 E: 1 K: 2 S: 9	H: 2 LOB: 1 BB: 0 P: 9	R: 1 E: 1 K: 2 S: 9	H: 2 LOB: 1 BB: 0 P: 9	1B: 5 2B: 1 3B: 0 HR: 1	SF: 1 SAC: 0 DP: 0 HBP: 1	WP: 0 PB: 0 SB: 0 CS: 0	PA: 36			
<b>PITCHER</b>	IP	WLS	BF	H	R	ER	SO	BB	IBB	HBP	BLK	WP	HR	S	P	ERA	WHIP								
<b>Jim Deshaies, L</b> ERA: 4.79 (1, 1)	4.0		18	4	2	2	2	2	0	0	0	0	0	12	12	0.00	0.000								
<b>Aurelio Lopez, R</b> ERA: 2.16 (5, 1)	2.0		6	0	0	0	3	0	0	0	0	0	0	12	12	0.00	0.000								
<b>Dave Meads, L</b> ERA: 5.4 (7, 1)	0.1	L	4	1	2	1	0	1	0	1	0	0	0	2	7	27.00	6.000								
<b>Larry Andersen, R</b> ERA: 2.95 (7, 1)	1.0		6	2	1	0	0	0	0	0	0	0	0	6	6	0.00	2.000								
<b>Dave Smith, R</b> ERA: 3.6 (8, 1)	0.2		2	0	0	0	2	0	0	0	0	0	0	6	6	0.00	0.000								

AB 32  
R 2  
H 7  
RBI 2  
BB 7  
SO 5  
LOB 24

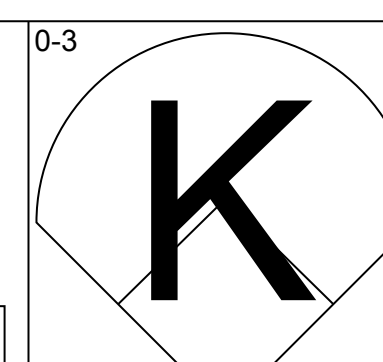
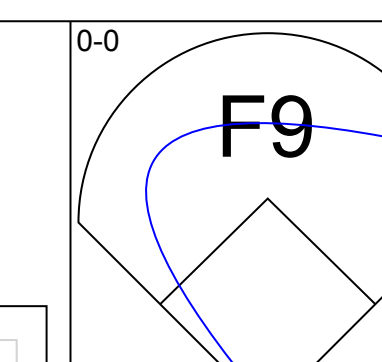
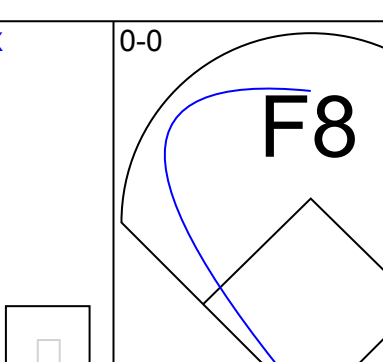
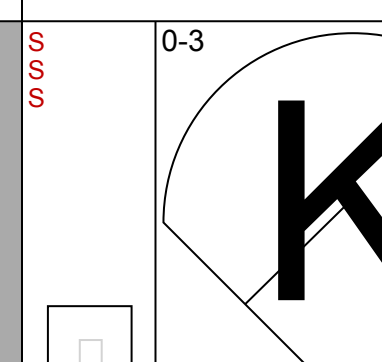
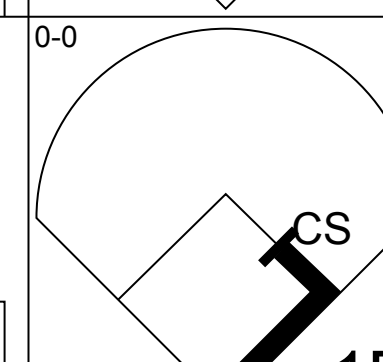
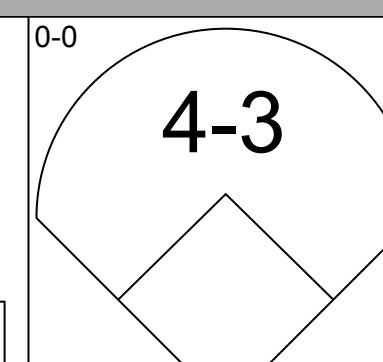
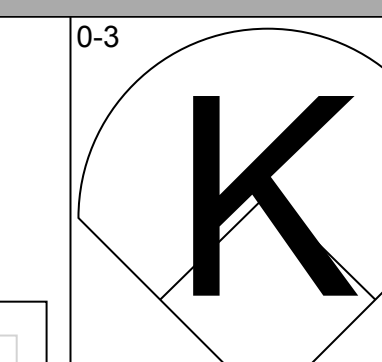
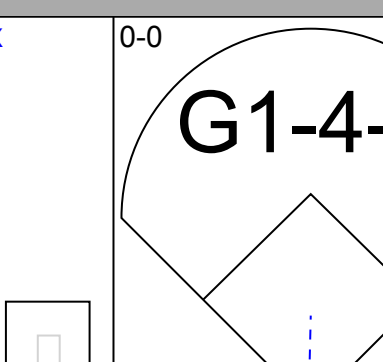
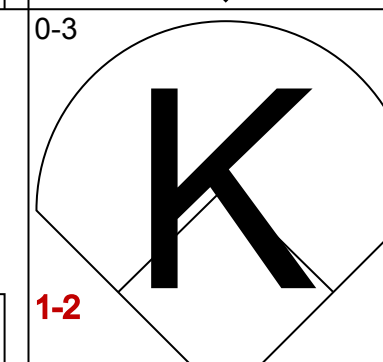
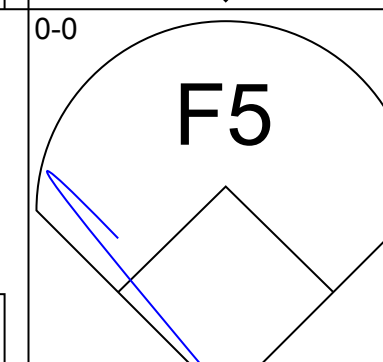
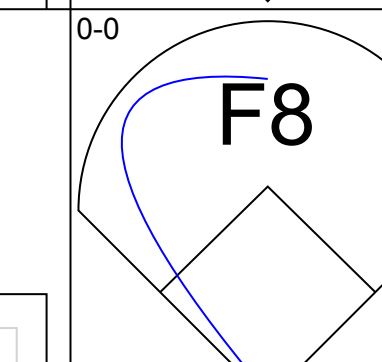
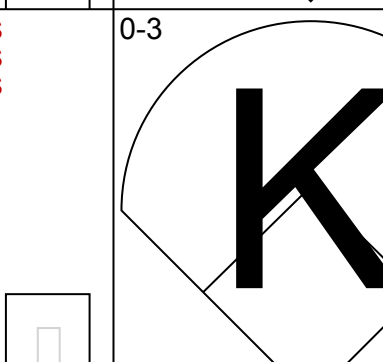
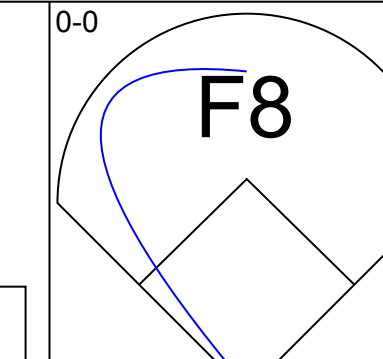
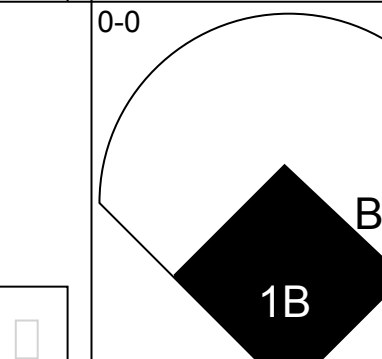
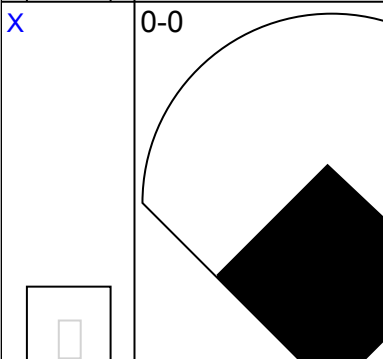
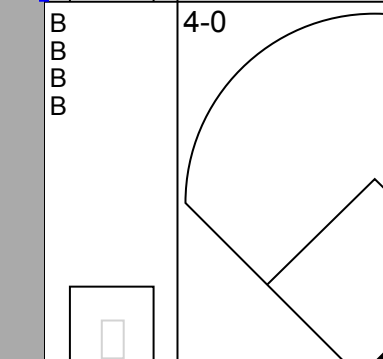
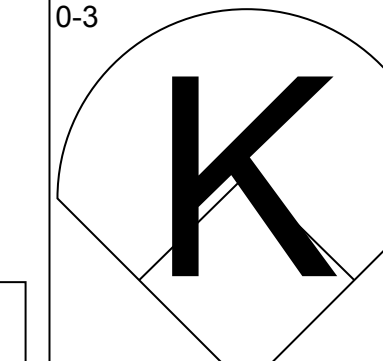
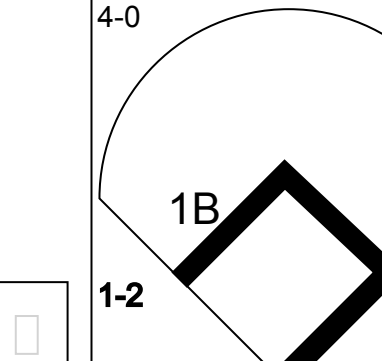
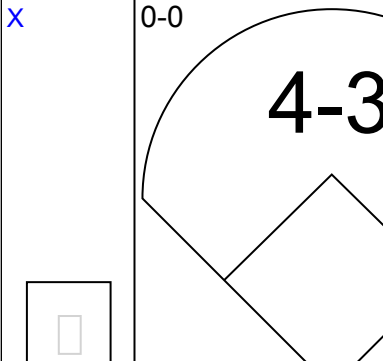
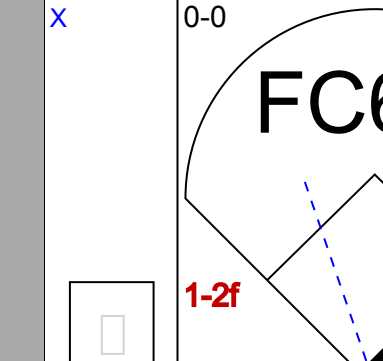
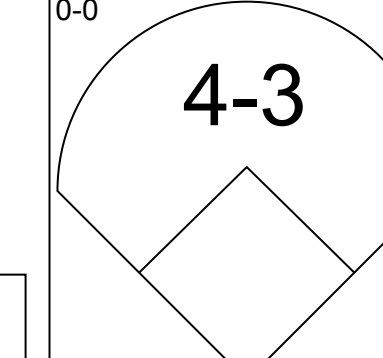
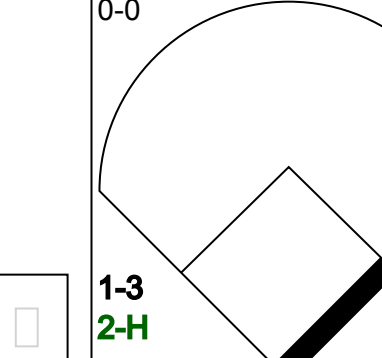
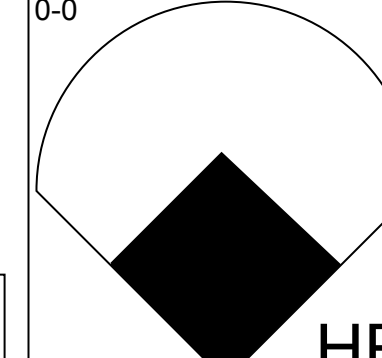
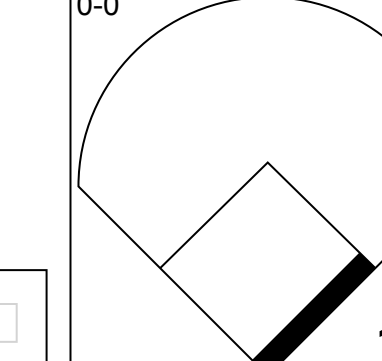
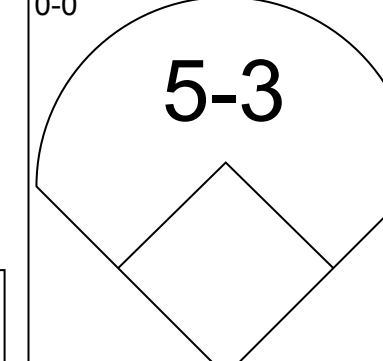
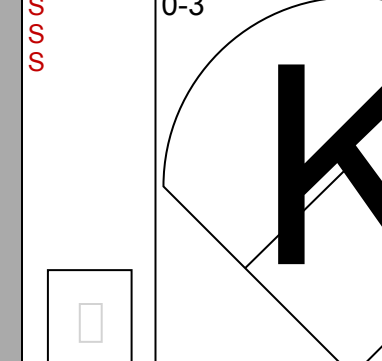
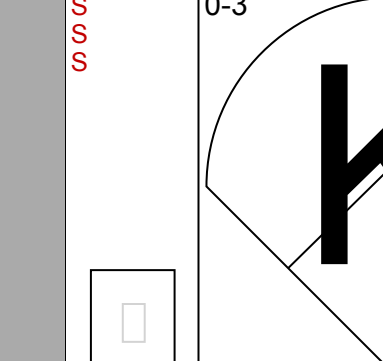
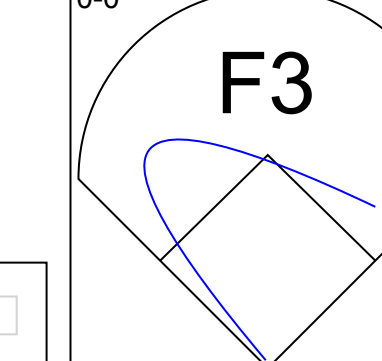
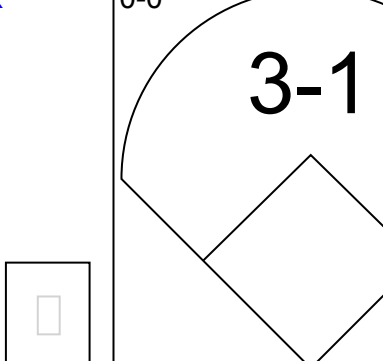
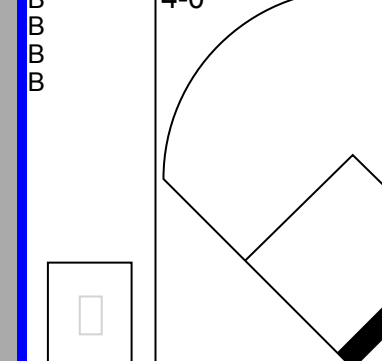
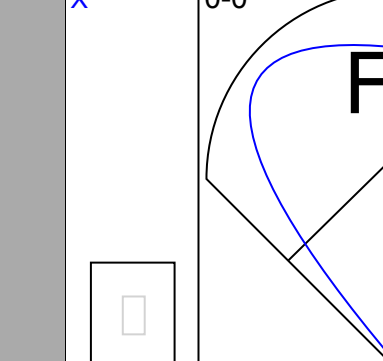
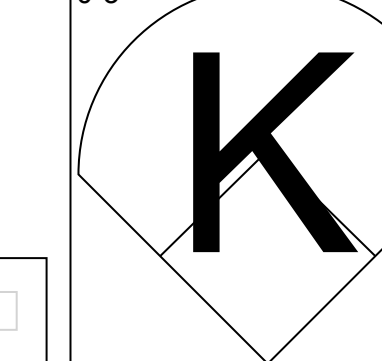
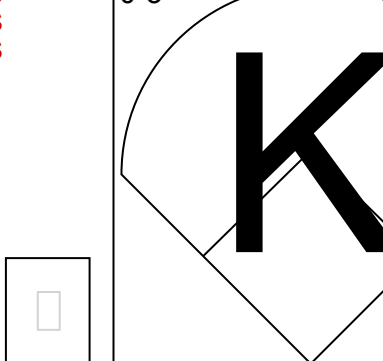
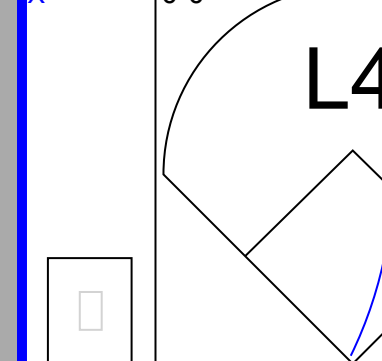



WP: 0  
PB: 0  
SB: 1  
CS: 0

AB 31  
R 5  
H 7  
RBI 5  
BB 3  
SO 7  
LOB 14




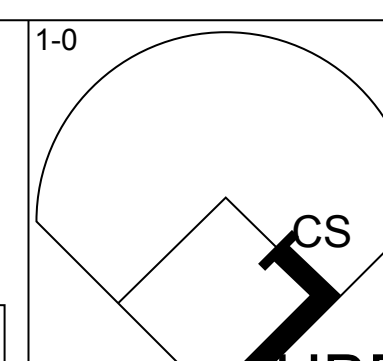
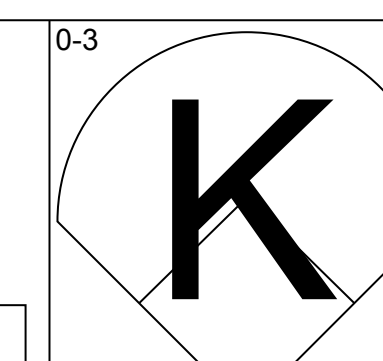
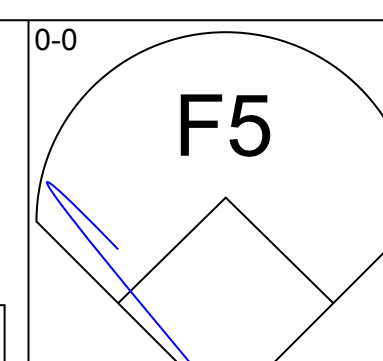
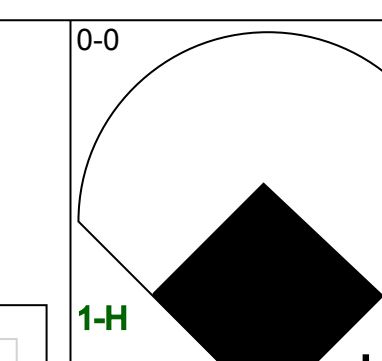
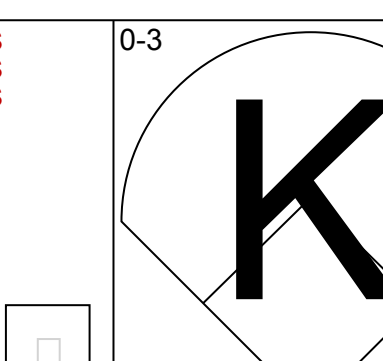
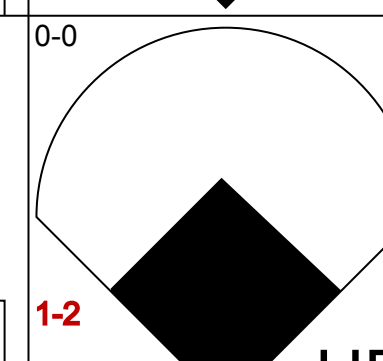
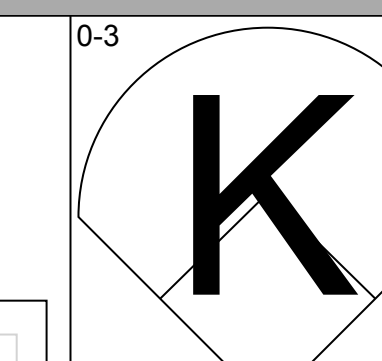
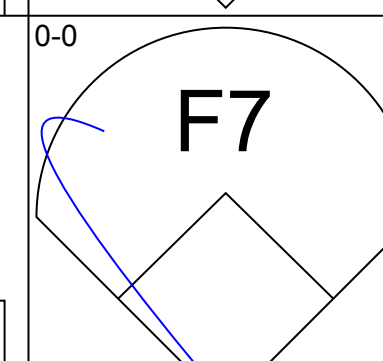
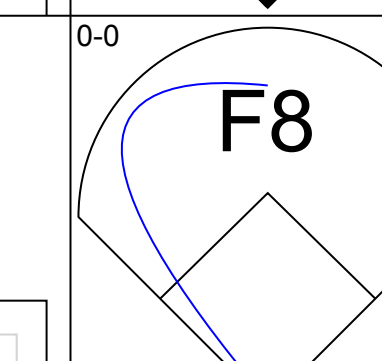

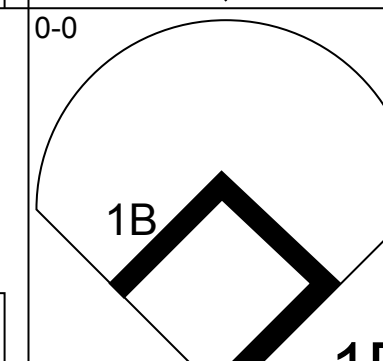
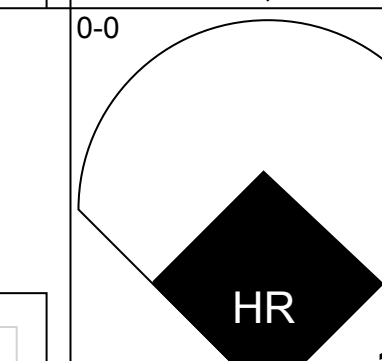
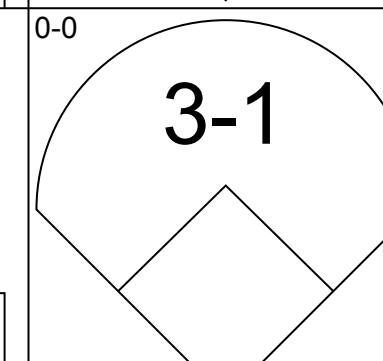

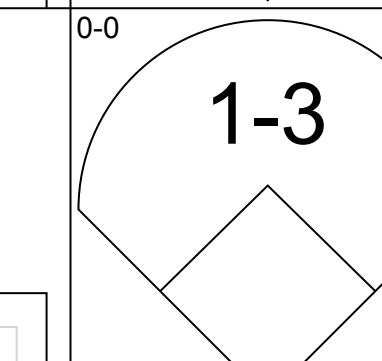
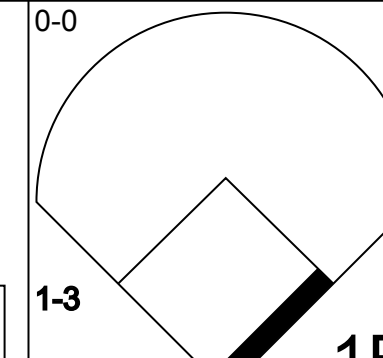
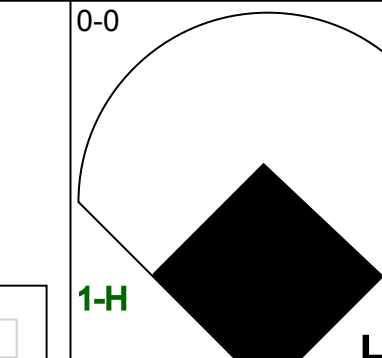

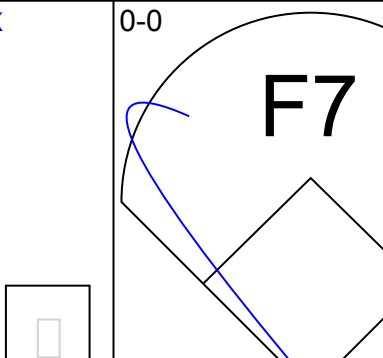
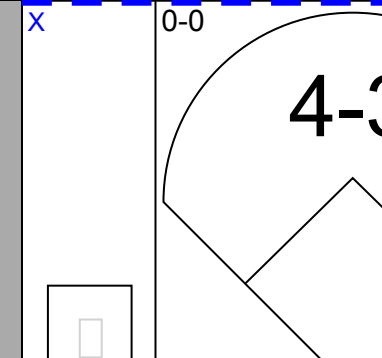
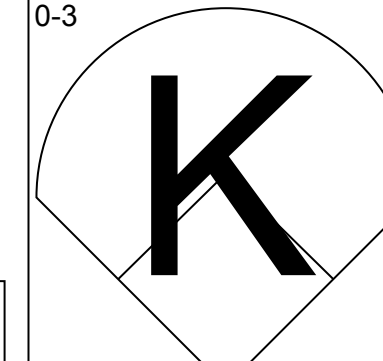
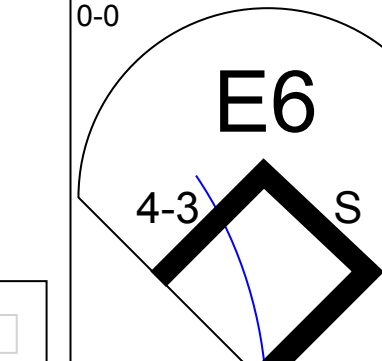

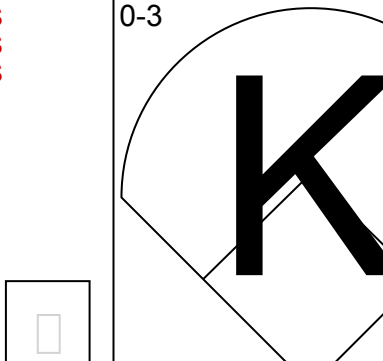
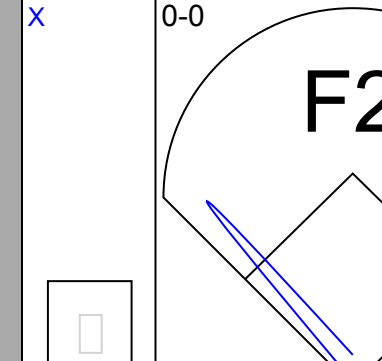
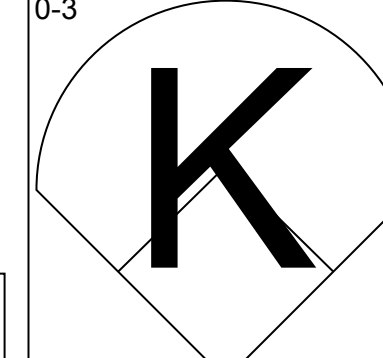
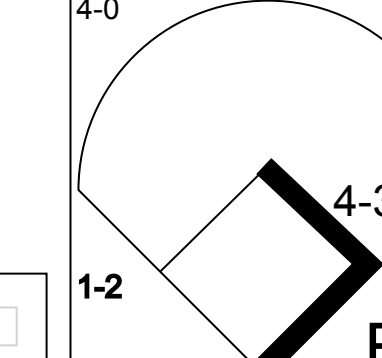

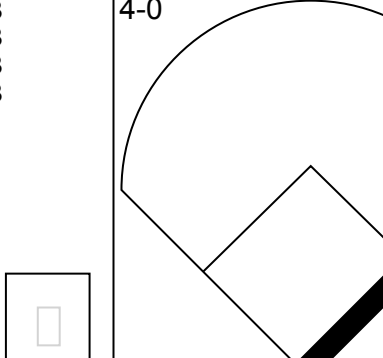
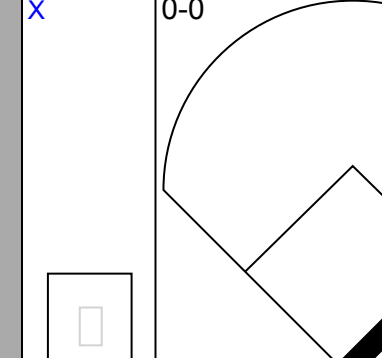

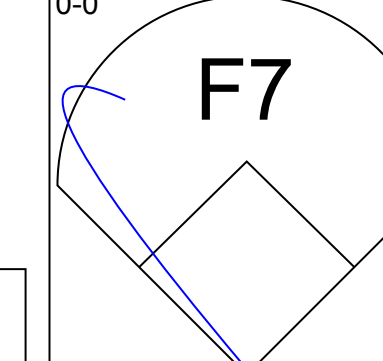
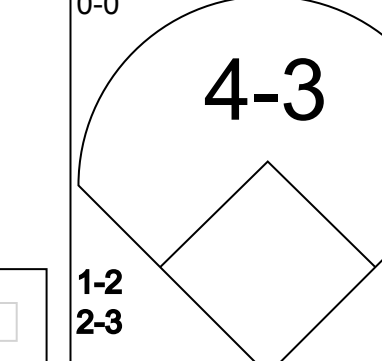



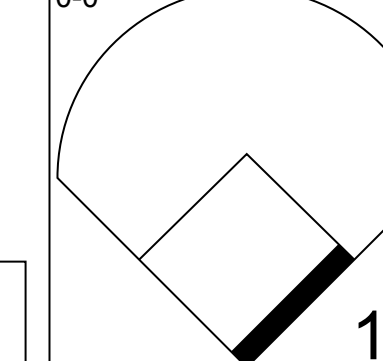
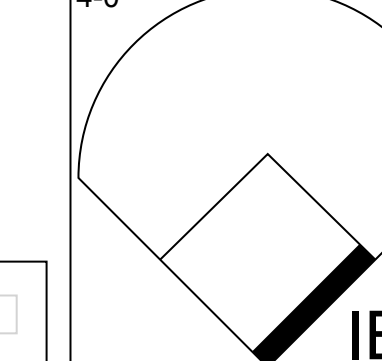



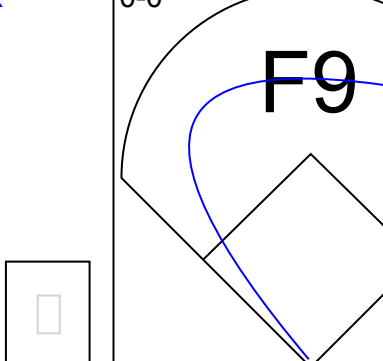

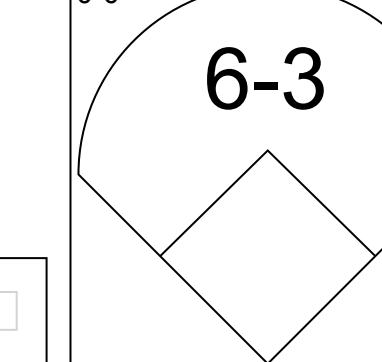

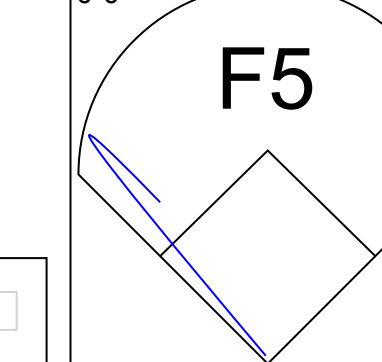
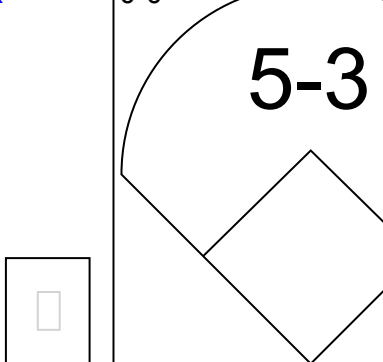
WP: 0  
PB: 0  
SB: 0  
CS: 0

Batter	1	2	3	4	5	6	7	8	9	AB	R	H	RBI	BB	SO	LOB	TOP					
<b>Billy Hatcher, R</b> OBP: 0.371, SLG: 0.455 (1, 8)										4	0	0	0	0	2	2						
<b>Bill Doran, S</b> OBP: 0.286, SLG: 0.335 (1, 4)										4	0	1	0	0	1	0						
<b>Denny Walling, L</b> OBP: 0.329, SLG: 0.403 (1, 5) <b>Phil Garner, R</b> OBP: 0.292, SLG: 0.407 (6, PH) (8, 5)										3	0	0	0	0	1	1						
<b>Jose Cruz, L</b> OBP: 0.340, SLG: 0.438 (1, 7)										3	2	2	1	1	0	0						
<b>Kevin Bass, S</b> OBP: 0.345, SLG: 0.454 (1, 9)										3	0	0	0	1	1	1						
<b>Alan Ashby, S</b> OBP: 0.381, SLG: 0.443 (1, 2)										4	1	2	2	0	0	0						
<b>Glenn Davis, R</b> OBP: 0.299, SLG: 0.364 (1, 3)										4	0	1	0	0	2	2						
<b>Craig Reynolds, L</b> OBP: 0.341, SLG: 0.333 (1, 6) <b>Dickie Thon, R</b> OBP: 0.333, SLG: 0.357 (7, PH) (7, 6)										2	0	0	0	0	0	1						
<b>Danny Darwin, R</b> OBP: 0.235, SLG: 0.412 (1, 1) <b>Jim Pankovits, R</b> OBP: 0.158, SLG: 0.111 (7, PH) <b>Dave Meads, L</b> (7, 1)										2	0	0	0	0	2	1						
<b>Inning Stats</b>	R: 0 E: 0 K: 2 S: 7	H: 1 LOB: 0 BB: 0 P: 7	R: 0 E: 0 K: 1 S: 5	H: 0 LOB: 0 BB: 0 P: 5	R: 0 E: 0 K: 1 S: 6	H: 1 LOB: 1 BB: 0 P: 6	R: 1 E: 0 K: 0 S: 5	H: 2 LOB: 2 BB: 1 P: 9	R: 0 E: 0 K: 1 S: 5	H: 0 LOB: 0 BB: 0 P: 5	R: 1 E: 0 K: 2 S: 6	H: 1 LOB: 1 BB: 0 P: 6	R: 1 E: 0 K: 2 S: 8	H: 1 LOB: 1 BB: 1 P: 12	R: 0 E: 0 K: 1 S: 5	H: 0 LOB: 1 BB: 1 P: 9	R: 0 E: 0 K: 1 S: 5	H: 0 LOB: 0 BB: 0 P: 5	1B: 4 2B: 0 3B: 0 HR: 2	SF: 0 SAC: 0 DP: 0 HBP: 0	WP: 0 PB: 0 SB: 0 CS: 1	PA: 35
<b>PITCHER</b>	IP	WLS	BF	H	R	ER	SO	BB	IBB	HBP	BLK	WP	HR	S	P	ERA	WHIP					
<b>Dom Taylor, R</b> ERA: 4.55 (1, 1)	6.1	W	25	6	3	3	7	1	0	0	0	0	2	38	42	4.26	1.105					
<b>Hipolito Pena, L</b> ERA: 2.63 (7, 1)	2.2	S	10	0	0	0	3	2	0	0	0	0	0	14	22	0.00	0.750					

Houston Astros @ Pittsburgh Pirates  
Three Rivers Stadium, Pittsburgh, PA  
Wed May 20 1987, 7:05 PM EDT  
Att: 14,096 - Unknown


AB 32  
R 3  
H 6  
RBI 3  
BB 3  
SO 10  
LOB 9



Batter	1	2	3	4	5	6	7	8	9	AB	R	H	RBI	BB	SO	LOB	BOTTOM				
<b>Barry Bonds, L</b> OBP: 0.362, SLG: 0.488 (1, 8)										4	1	1	2	0	2	1					
<b>Andy Van Slyke, L</b> OBP: 0.310, SLG: 0.393 (1, 9)										4	1	1	1	0	1	0					
<b>Johnny Ray, S</b> OBP: 0.327, SLG: 0.371 (1, 4)										4	1	2	0	0	0	0					
<b>Sid Bream, L</b> OBP: 0.409, SLG: 0.617 (1, 3)										4	1	2	2	0	0	0					
<b>Jim Morrison, R</b> OBP: 0.325, SLG: 0.486 (1, 5)										4	0	0	0	0	2	2					
<b>R.J. Reynolds, S</b> OBP: 0.388, SLG: 0.500 (1, 7)										2	0	1	0	2	1	2					
<b>Michael LaValliere, L</b> OBP: 0.421, SLG: 0.353 (1, 2)										4	0	0	0	0	1	4					
<b>Rafael Belliard, R</b> OBP: 0.315, SLG: 0.337 (1, 6)										3	1	2	0	1	0	0					
<b>Dom Taylor, R</b> OBP: 0.091, SLG: 0.091 (1, 1) <b>Hipolito Pena, L</b> (7, 1)										3	0	0	0	0	1	5					
<b>Inning Stats</b>	R: 1 E: 0 K: 2 S: 9	H: 3 LOB: 2 BB: 0 P: 10	R: 0 E: 0 K: 2 S: 8	H: 1 LOB: 1 BB: 0 P: 8	R: 2 E: 1 K: 1 S: 8	H: 2 LOB: 3 BB: 2 P: 16	R: 0 E: 0 K: 0 S: 3	H: 0 LOB: 0 BB: 0 P: 3	R: 0 E: 0 K: 1 S: 5	H: 0 LOB: 1 BB: 1 P: 9	R: 2 E: 0 K: 0 S: 5	H: 2 LOB: 0 BB: 0 P: 5	R: 0 E: 0 K: 1 S: 6	H: 1 LOB: 1 BB: 0 P: 6	R: 0 E: 0 K: 1 S: 5	H: 0 LOB: 0 BB: 0 P: 5	1B: 6 2B: 0 3B: 0 HR: 3	SF: 0 SAC: 0 DP: 0 HBP: 1	WP: 0 PB: 0 SB: 1 CS: 1	PA: 37	
<b>PITCHER</b>	IP	WLS	BF	H	R	ER	SO	BB	IBB	HBP	BLK	WP	HR	S	P	ERA	WHIP				
<b>Danny Darwin, R</b> ERA: 3.93 (1, 1)	6.0	L	30	8	5	5	6	2	1	1	0	0	3	38	51	7.50	1.667				
<b>Dave Meads, L</b> ERA: 4.61 (7, 1)	2.0		7	1	0	0	2	0	0	0	0	0	0	11	11	0.00	0.500				

Houston Astros @ Pittsburgh Pirates  
Three Rivers Stadium, Pittsburgh, PA  
Wed May 20 1987, 7:05 PM EDT  
Att: 14,096 - Unknown

AB 33  
R 5  
H 9  
RBI 5  
BB 3  
SO 8  
LOB 14



Batter	1	2	3	4	5	6	7	8	9	AB	R	H	RBI	BB	SO	LOB	TOP				
<b>Barry Bonds, L</b> OBP: 0.366, SLG: 0.504 (1, 8)	0-0 6-3 3B		0-0 3-1			0-0 L5-3 1B		0-0 P6		4	1	2	0	0	0	0					
<b>Bobby Bonilla, S</b> OBP: 0.284, SLG: 0.295 (1, 9) (9, 7)	0-0 6-3		0-0 5-3			0-0 L5-3 1-2			0-0 3B 1B	4	1	1	1	0	0	1					
<b>Johnny Ray, S</b> OBP: 0.337, SLG: 0.390 (1, 4)	0-0 1B			4-0 L9-3 BB			0-0 6-3		0-0 1H SF8 3B	3	1	2	1	1	0	0					
<b>Jim Morrison, R</b> OBP: 0.316, SLG: 0.473 (1, 5)	0-0 F8			0-0 L8			0-0 L8		0-3 K	4	0	0	0	0	1	3					
<b>Mike Diaz, R</b> OBP: 0.293, SLG: 0.574 <b>Andy Van Slyke, L</b> OBP: 0.310, SLG: 0.393 (1, 7) (9, 9)	0-3 K			0-0 L9-3 1-2			0-1 CI		0-0 SF8	2	0	0	1	0	1	2					
<b>Sid Dream, L</b> OBP: 0.399, SLG: 0.599 (1, 3)		0-3 K			0-0 4-3			0-0 5-3	0-3 K	4	0	0	0	0	2	1					
<b>Junior Ortiz, R</b> OBP: 0.236, SLG: 0.275 <b>John Cangelosi, S</b> OBP: 0.527, SLG: 0.314 <b>Michael LaValliere, L</b> OBP: 0.421, SLG: 0.383 (1, 2) (8, PH) (8, 2)	0-0 6-3				0-0 F7			0-0 B2-3		2	0	0	0	0	0	0					
<b>Rafael Belliard, R</b> OBP: 0.307, SLG: 0.327 (1, 6)	0-0 4-3				0-0 F7			0-0 P4		3	0	0	0	0	0	0					
<b>Rick Reuschel, R</b> OBP: 0.250, SLG: 0.435 <b>John Smiley, L</b> OBP: 0.500, SLG: 1.000 (1, 1) (8, 1)			0-0 5-3			0-0 6-3		0-0 HR		3	1	1	1	0	0	0					
<b>Inning Stats</b>	R: 1 E: 0 K: 1 S: 7	H: 2 LOB: 1 BB: 0 P: 7	R: 0 E: 0 K: 1 S: 5	H: 0 LOB: 0 BB: 0 P: 5	R: 0 E: 0 K: 0 S: 3	H: 0 LOB: 0 BB: 0 P: 3	R: 0 E: 0 K: 0 S: 2	H: 0 LOB: 0 BB: 1 P: 6	R: 0 E: 0 K: 0 S: 3	H: 1 LOB: 0 BB: 0 P: 3	R: 0 E: 1 K: 0 S: 4	H: 0 LOB: 1 BB: 0 P: 4	R: 1 E: 0 K: 0 S: 4	H: 1 LOB: 0 BB: 0 P: 4	R: 2 E: 0 K: 2 S: 9	H: 2 LOB: 0 BB: 0 P: 9	1B: 3 2B: 2 3B: 2 HR: 1	SF: 1 SAC: 0 DP: 2 HBP: 0	WP: 0 PB: 0 SB: 0 CS: 0	PA: 33	
<b>PITCHER</b>	IP	WLS	BF	H	R	ER	SO	BB	IBB	HBP	BLK	WP	HR	S	P	ERA	WHIP				
<b>Jerry Reuss, L</b> ERA: 8.4 <b>Ron Robinson, R</b> ERA: 2.75	(1, 1) (8, 1)	7.0 L	24 9	3 3	1 3	1 3	2 2	1 0	0 0	0 0	0 0	0 0	0 1	27 13	31 13	1.29 13.50	0.571 1.500				

Pittsburgh Pirates @ Cincinnati Reds  
Riverfront Stadium, Cincinnati, OH  
Fri May 22 1987, 7:05 PM EDT  
Att: 25,678 - Unknown

AB 30  
R 4  
H 6  
RBI 4  
BB 1  
SO 4  
LOB 7



Batter	1	2	3	4	5	6	7	8	9	AB	R	H	RBI	BB	SO	LOB	BOTTOM				
<b>Kal Daniels, L</b> OBP: 0.403, SLG: 0.650 (1, 7)	0-0 HR		0-0 F8		0-3 K			0-0 1-3		4	1	1	1	0	1	0					
<b>Barry Larkin, R</b> OBP: 0.500, SLG: 0.381 (1, 6)	0-0 L9		0-0 1-3			4-0 PB BB		0-0 6-3		3	0	0	0	1	0	0					
<b>Eric Davis, R</b> OBP: 0.430, SLG: 0.811 (1, 8)	0-0 6-3 S 1B		0-0 6-3			0-3 K		0-3 K		4	0	1	0	0	2	1					
<b>Dave Parker, L</b> OBP: 0.309, SLG: 0.497 (1, 9)	0-0 6-3 1-3			0-0 5-3 2B		4-0 1-2 IBB		0-0 4-3		3	0	1	0	1	0	1					
<b>Bo Diaz, R</b> OBP: 0.284, SLG: 0.357 (1, 2)	0-0 P6			0-0 1-3		0-0 F9		0-0 L3		4	0	0	0	0	0	4					
<b>Terry Francona, L</b> OBP: 0.255, SLG: 0.250 <b>Kurt Stillwell, S</b> OBP: 0.387, SLG: 0.434 (1, 3) (8, PH)		0-0 G5-4-3 1B		0-0 5-3 2-3		0-0 3-1		0-0 6-3		3	0	1	0	0	0	3					
<b>Dave Concepcion, R</b> OBP: 0.333, SLG: 0.300 (1, 5)		0-0 G5-4-3 1-2		0-0 6-3			0-3 K			3	0	0	0	0	1	2					
<b>Ron Oester, S</b> OBP: 0.301, SLG: 0.345 (1, 4)		0-0 1B			0-0 L7		0-0 4-3			3	0	1	0	0	0	0					
<b>Jerry Reuss, L</b> <b>Paul O'Neill, L</b> OBP: 0.304, SLG: 0.619 <b>Ron Robinson, R</b> (1, 1) (7, PH) (8, 1)		0-3 K			0-3 K		0-0 F8			2	0	0	0	0	2	1					
<b>Inning Stats</b>	R: 1 E: 0 K: 0 S: 5	H: 2 LOB: 1 BB: 0 P: 5	R: 0 E: 0 K: 1 S: 6	H: 2 LOB: 0 BB: 0 P: 6	R: 0 E: 0 K: 0 S: 3	H: 0 LOB: 0 BB: 0 P: 3	R: 0 E: 0 K: 0 S: 4	H: 1 LOB: 1 BB: 0 P: 4	R: 0 E: 0 K: 2 S: 7	H: 0 LOB: 0 BB: 0 P: 7	R: 0 E: 0 K: 1 S: 5	H: 0 LOB: 2 BB: 2 P: 13	R: 0 E: 0 K: 1 S: 5	H: 0 LOB: 0 BB: 0 P: 5	R: 0 E: 0 K: 1 S: 5	H: 0 LOB: 0 BB: 0 P: 3	1B: 3 2B: 1 3B: 0 HR: 1	SF: 0 SAC: 0 DP: 1 HBP: 0	WP: 0 PB: 1 SB: 1 CS: 0	PA: 33	
<b>PITCHER</b>	IP	WLS	BF	H	R	ER	SO	BB	IBB	HBP	BLK	WP	HR	S	P	ERA	WHIP				
<b>Rick Reuschel, R</b> ERA: 2.15 <b>John Smiley, L</b> ERA: 4.05	(1, 1) (8, 1)	7.0 S	27 6	5 0	0 0	1 0	5 1	1 0	0 0	0 0	0 0	0 0	0 0	8 8	8 8	0.00 0.000	0.857				

Pittsburgh Pirates @ Cincinnati Reds  
Riverfront Stadium, Cincinnati, OH  
Fri May 22 1987, 7:05 PM EDT  
Att: 25,678 - Unknown

AB 31  
R 1  
H 5  
RBI 1  
BB 2  
SO 6  
LOB 12



Batter	1	2	3	4	5	6	7	8	9	AB	R	H	RBI	BB	SO	LOB	TOP			
Barry Bonds, L (1.8) OBP: 0.361, SLG: 0.500	4-3		FC1-6 1B FC4-6		E3		6-3 2B		6-3	5	1	1	0	0	0	1	<b>Pittsburgh Pirates @ Cincinnati Reds</b> Riverfront Stadium, Cincinnati, OH Sat May 23 1987, 7:05 PM EDT Att: 33,887 - Unknown			
Andy Van Slyke, L (1.9) OBP: 0.308, SLG: 0.388	K		FC4-6 1B		F8		6-3			4	0	1	0	0	1	2				
Johnny Ray, S (1.4) OBP: 0.329, SLG: 0.380	F9		FC4-6 2B		P5		F9			4	1	0	1	0	0	3				
Sid Bream, L (1.3) OBP: 0.395, SLG: 0.596		P6				K	K			4	0	1	1	0	2	1				
Jim Morrison, R (1.5) OBP: 0.315, SLG: 0.473		L8	L9			2B		K		4	1	1	0	0	1	1				
R.J. Reynolds, S (1.7) OBP: 0.393, SLG: 0.512 Don Robinson, R (8.1)				K				K		4	0	2	1	0	2	0				
Michael LaValliere, L (1.2) OBP: 0.414, SLG: 0.376						2B		K		0	0	0	0	0	0	0				
Rafael Belliard, R (1.6) OBP: 0.305, SLG: 0.317								F2		4	0	1	0	0	1	1				
Bob Kipper, R (1.1) OBP: 0.400, SLG: 0.533 Logan Easley, R (6.1)									B5-3	3	0	0	0	1	0	2				
Bobby Bonilla, S (8.7) OBP: 0.281, SLG: 0.292									4-3	3	0	1	0	0	1	2				
<b>Inning Stats</b>	R: 0 E: 0 K: 1 S: 5	H: 0 LOB: 0 BB: 0 P: 5	R: 0 E: 0 K: 0 S: 5	H: 2 LOB: 2 BB: 0 P: 5	R: 2 E: 0 K: 0 S: 6	H: 3 LOB: 1 BB: 0 P: 6	R: 0 E: 0 K: 1 S: 5	H: 0 LOB: 0 BB: 0 P: 5	R: 0 E: 1 K: 1 S: 6	H: 0 LOB: 1 BB: 0 P: 6	R: 0 E: 0 K: 2 S: 9	H: 1 LOB: 1 BB: 0 P: 6	R: 0 E: 0 K: 2 S: 7	H: 0 LOB: 0 BB: 0 P: 7	R: 0 E: 0 K: 0 S: 3	H: 0 LOB: 0 BB: 0 P: 3	1B: 4 2B: 4 3B: 0 HR: 0	SF: 0 SAC: 0 DP: 0 HBP: 0	WP: 0 PB: 0 SB: 0 CS: 0	PA: 37
<b>PITCHER</b>	IP WLS BF H R ER SO BB IBB HBP BLK WP HR S P ERA WHIP																			
Pat Pacilio, R (1.1) ERA: 3.6	5.0 L 21 5 2 2 3 0 0 0 0 0 0 27 27 3.60 1.000																			
Rob Murphy, L (6.1) ERA: 1.35	2.0 10 3 1 1 3 0 1 0 0 0 0 15 19 4.50 1.500																			
Frank Williams, R (8.1) ERA: 3.14	2.0 6 0 0 0 2 0 0 0 0 0 0 10 10 0.00 0.000																			

AB 36  
R 3  
H 8  
RBI 3  
BB 1  
SO 8  
LOB 13



Batter	1	2	3	4	5	6	7	8	9	AB	R	H	RBI	BB	SO	LOB	BOTTOM					
Tracy Jones, R (1.7) OBP: 0.392, SLG: 0.562	4-3		F7		P6		5-3			4	0	0	0	0	0	5	<b>Pittsburgh Pirates @ Cincinnati Reds</b> Riverfront Stadium, Cincinnati, OH Sat May 23 1987, 7:05 PM EDT Att: 33,887 - Unknown					
Barry Larkin, R (1.6) OBP: 0.297, SLG: 0.418	P6			F7		HR		F9		4	1	1	1	0	0	0						
Eric Davis, R (1.8) OBP: 0.432, SLG: 0.824	F7			G4-6-3 1B		HR		6-3		4	1	2	1	0	0	0						
Dave Parker, L (1.9) OBP: 0.303, SLG: 0.486		F9		G4-6-3 1B		K		4-3		4	0	0	0	0	1	1						
Lloyd McClendon, R (1.3) OBP: 0.280, SLG: 0.500 Kal Daniels, L (9, PH) OBP: 0.407, SLG: 0.650		5-3			K2-3	P6			SH1-4 BB	3	0	0	0	0	1	0						
Bo Diaz, R (1.2) OBP: 0.285, SLG: 0.352		1-3			BB 1B BB	K			SH1-4 1-2	2	0	0	0	1	1	0						
Dave Concepcion, R (1.5) OBP: 0.340, SLG: 0.321			F9				SH1-3 2B		K	4	0	2	0	0	1	1						
Ron Oester, S (1.4) OBP: 0.302, SLG: 0.345							SH1-3		F9	3	0	1	0	0	1	3						
Pat Pacilio, R (1.1) Nick Esasky, L (5, PH) OBP: 0.308, SLG: 0.545 Rob Murphy, L (6.1)										0	0	0	0	0	0	0						
Kurt Stillwell, S (7, PH) OBP: 0.384, SLG: 0.431 Frank Williams, R (8.1)										0	0	0	0	0	0	0						
<b>Inning Stats</b>	R: 0 E: 0 K: 0 S: 3	H: 0 LOB: 0 BB: 0 P: 3	R: 0 E: 0 K: 0 S: 3	H: 0 LOB: 0 BB: 0 P: 3	R: 0 E: 0 K: 0 S: 4	H: 1 LOB: 1 BB: 0 P: 4	R: 0 E: 0 K: 0 S: 3	H: 1 LOB: 0 BB: 0 P: 3	R: 0 E: 0 K: 2 S: 8	H: 1 LOB: 3 BB: 2 P: 16	R: 2 E: 0 K: 2 S: 9	H: 2 LOB: 1 BB: 0 P: 9	R: 0 E: 0 K: 0 S: 4	H: 1 LOB: 1 BB: 0 P: 4	R: 0 E: 0 K: 0 S: 3	H: 0 LOB: 0 BB: 0 P: 3	R: 0 E: 0 K: 1 S: 5	H: 0 LOB: 1 BB: 1 P: 9	1B: 3 2B: 1 3B: 0 HR: 2	SF: 0 SAC: 3 DP: 1 HBP: 0	WP: 0 PB: 0 SB: 0 CS: 0	PA: 35
<b>PITCHER</b>	IP WLS BF H R ER SO BB IBB HBP BLK WP HR S P ERA WHIP																					
Bob Kipper, L (1.1) ERA: 5.23	5.1 W 22 5 2 2 3 2 0 0 0 0 0 2 26 34 3.38 1.312																					
Logan Easley, R (6.1) ERA: 5.33	1.2 6 1 0 0 1 0 0 0 0 0 0 8 8 0.00 0.600																					
Don Robinson, R (8.1) ERA: 3.33	2.0 S 7 0 0 0 1 1 0 0 0 0 0 8 12 0.00 0.500																					

AB 29  
R 2  
H 6  
RBI 2  
BB 3  
SO 5  
LOB 11






Batter	1	2	3	4	5	6	7	8	9	AB	R	H	RBI	BB	SO	LOB	TOP																					
John Cangelosi, S OBP: 0.533, SLG: 0.297 Andy Van Slyke, L OBP: 0.308, SLG: 0.388	4-0 S BB	4-0 S BB		1-0 2B HBP		0-0 5-3		0-3 K		2	1	0	0	2	1	0																						
Barry Bonds, L OBP: 0.356, SLG: 0.496	0-0 F7	0-0 F7		0-0 2B 1-H 2-H		0-0 L5			0-0 6-3	5	0	1	2	0	0	2																						
Johnny Ray, S OBP: 0.331, SLG: 0.380	0-0 1-3	0-0 F8		0-0 F8					0-0 1B G4-6-3	5	0	2	0	0	0	3																						
Jim Morrison, R OBP: 0.305, SLG: 0.458	0-0 F3		0-0 F9		0-0 F8				0-0 1B G4-6-3	5	0	0	0	0	0	3																						
Mike Diaz, R OBP: 0.278, SLG: 0.542		0-3 K	0-0 1-3		0-0 F8				0-0 F9	4	0	0	0	0	1	0																						
Bobby Bonilla, S OBP: 0.290, SLG: 0.366		0-0 HR	0-0 4-3		0-0 HR				0-0 F8	4	2	2	2	0	0	0																						
Michael LaValliere, L OBP: 0.427, SLG: 0.404		0-0 1B HR		0-0 2B 1B		0-0 6-3			0-0 6-3	4	2	3	0	0	0	0																						
Rafael Belliard, R OBP: 0.311, SLG: 0.318		0-0 1B HR		0-0 6-3 1B	4-0 FC6-4 IBB			0-0 6-3		3	1	1	0	1	0	1																						
Brian Fisher, R OBP: 0.091, SLG: 0.364		0-0 HR		0-0 P3 FC6-4				0-0 F2		4	1	1	3	0	0	3																						
<b>Inning Stats</b>	R: 0 E: 0 K: 0 S: 3	H: 0 LOB: 1 BB: 1 P: 7	R: 4 E: 0 K: 1 S: 9	H: 4 LOB: 1 BB: 1 P: 13	R: 0 E: 0 K: 0 S: 3	H: 0 LOB: 0 BB: 0 P: 3	R: 2 E: 0 K: 0 S: 5	H: 2 LOB: 1 BB: 0 P: 6	R: 1 E: 0 K: 0 S: 5	H: 2 LOB: 2 BB: 1 P: 9	R: 0 E: 0 K: 0 S: 4	H: 1 LOB: 1 BB: 0 P: 4	R: 0 E: 0 K: 0 S: 3	H: 0 LOB: 0 BB: 0 P: 3	R: 0 E: 0 K: 1 S: 5	H: 0 LOB: 0 BB: 0 P: 5	R: 0 E: 0 K: 0 S: 3	H: 1 LOB: 0 BB: 0 P: 3	1B: 5 2B: 2 3B: 0 HR: 3	SF: 0 SAC: 0 DP: 1 HBP: 1	WP: 0 PB: 0 SB: 3 CS: 0	PA: 40																
<b>PITCHER</b>	IP	WLS	BF	H	R	ER	SO	BB	IBB	HBP	BLK	WP	HR	S	P	ERA	WHIP	<b>PITCHER</b>				IP	WLS	BF	H	R	ER	SO	BB	IBB	HBP	BLK	WP	HR	S	P	ERA	WHIP
Tom Browning, L ERA: 7.86	4.0	L	21	6	6	6	1	2	0	1	0	0	2	20	29	13.50	2.000																					
Guy Hoffman, L ERA: 2.79	2.0	10	3	1	1	0	0	0	1	0	0	0	1	9	13	4.50	1.500																					
Frank Williams, R ERA: 2.93	2.0	6	0	0	0	0	0	0	0	0	0	0	0	8	8	0.00	0.000																					
John Franco, L ERA: 0.59	1.0	3	1	0	0	0	0	0	0	0	0	0	0	3	3	0.00	1.000																					

Pittsburgh Pirates @ Cincinnati Reds  
Riverfront Stadium, Cincinnati, OH  
Sun May 24 1987, 3:33 AM EDT  
Att: 30,082 - Unknown


AB 36  
R 7  
H 10  
RBI 7  
BB 3  
SO 2  
LOB 12



Batter	1	2	3	4	5	6	7	8	9	AB	R	H	RBI	BB	SO	LOB	BOTTOM																						
Kal Daniels, L OBP: 0.403, SLG: 0.636	0-3 K		0-0 S 1B		0-0 G3			0-0 F8		4	0	1	1	0	1	0																							
Barry Larkin, R OBP: 0.282, SLG: 0.394	0-0 F7		0-0 P4		0-0 F9			0-3 K		4	0	0	0	0	1	1																							
Paul O'Neill, L OBP: 0.296, SLG: 0.542	0-3 K		0-0 4-3			4-0 G6-4-3 BB		0-0 F9		3	0	0	0	1	1	1																							
Dave Parker, L OBP: 0.307, SLG: 0.486		0-0 1B		0-0 F8 1B G3 1B		0-0 F5			0-0 6-3	4	1	2	0	0	0	1																							
Nick Esasky, R OBP: 0.287, SLG: 0.452 Guy Hoffman, L OBP: 0.282, SLG: 0.394 Buddy Bell, R OBP: 0.282, SLG: 0.452 Frank Williams, R OBP: 0.311, SLG: 0.318 John Franco, L OBP: 0.305, SLG: 0.458 Tracy Jones, R OBP: 0.305, SLG: 0.458		0-0 F8		0-0 G3		0-0 G6-4-3		0-0 4-3		2	0	0	0	0	0	2																							
Bo Diaz, R OBP: 0.277, SLG: 0.342	0-3 K		0-0 F8		0-0 F8			0-0 6-3		4	0	0	0	0	1	2																							
Dave Concepcion, R OBP: 0.351, SLG: 0.333		0-0 5-3		0-0 1B						3	0	2	1	0	0	1																							
Ron Oester, S OBP: 0.302, SLG: 0.340			4-0 SH5-4 1B BB		0-0 G3			0-3 K		2	1	0	0	1	1	2																							
Tom Browning, L OBP: 0.267, SLG: 0.231 Terry Francona, L OBP: 0.250, SLG: 0.245			0-0 SH5-4		0-0 F8			0-0 F8		0	0	0	0	0	0	0																							
<b>Inning Stats</b>	R: 0 E: 0 K: 2 S: 7	H: 0 LOB: 0 BB: 0 P: 7	R: 0 E: 0 K: 1 S: 6	H: 1 LOB: 1 BB: 0 P: 6	R: 1 E: 0 K: 0 S: 4	H: 1 LOB: 1 BB: 1 P: 8	R: 1 E: 0 K: 0 S: 5	H: 2 LOB: 1 BB: 0 P: 5	R: 0 E: 0 K: 0 S: 3	H: 0 LOB: 0 BB: 0 P: 3	R: 0 E: 0 K: 0 S: 2	H: 0 LOB: 0 BB: 1 P: 6	R: 0 E: 0 K: 1 S: 6	H: 1 LOB: 1 BB: 0 P: 6	R: 0 E: 0 K: 1 S: 5	H: 0 LOB: 0 BB: 0 P: 5	R: 0 E: 0 K: 0 S: 3	H: 0 LOB: 0 BB: 0 P: 3	1B: 5 2B: 0 3B: 0 HR: 0	SF: 0 SAC: 1 DP: 1 HBP: 0	WP: 0 PB: 0 SB: 1 CS: 0	PA: 33																	
<b>PITCHER</b>	IP	WLS	BF	H	R	ER	SO	BB	IBB	HBP	BLK	WP	HR	S	P	ERA	WHIP	<b>PITCHER</b>				IP	WLS	BF	H	R	ER	SO	BB	IBB	HBP	BLK	WP	HR	S	P	ERA	WHIP	
Brian Fisher, R ERA: 4.34	9.0	W	33	5	2	2	5	2	0	0	0	0	0	41	49	2.00	0.778																						

Pittsburgh Pirates @ Cincinnati Reds  
Riverfront Stadium, Cincinnati, OH  
Sun May 24 1987, 3:33 AM EDT  
Att: 30,082 - Unknown

AB 30  
R 2  
H 5  
RBI 2  
BB 2  
SO 5  
LOB 12



Batter	1	2	3	4	5	6	7	8	9	AB	R	H	RBI	BB	SO	LOB	TOP			
Barry Bonds, L (1, 8) OBP: 0.347, SLG: 0.483	6-3		6-3		P2			P3		4	0	0	0	0	0	1				
Bobby Bonilla, S (1, 9) OBP: 0.288, SLG: 0.361	2B		F3					F7		4	1	1	0	0	0	0				
Johnny Ray, S (1, 4) OBP: 0.330, SLG: 0.383	1H		F9					B2-3		4	1	1	1	0	1	0				
Jim Morrison, R (1, 5) OBP: 0.304, SLG: 0.459	CS				5-3			K		4	0	1	1	0	1	0				
Mike Diaz, R (1, 7) OBP: 0.280, SLG: 0.527					F4			K		2	0	0	0	1	1	0				
Sid Bream, L (1, 3) OBP: 0.388, SLG: 0.583	F7				F8			F9		3	0	0	0	0	0	2				
Junior Ortiz, R (1, 2) OBP: 0.271, SLG: 0.259	CS		F8					F9		3	0	0	0	0	0	0				
Houston Jimenez, R (1, 6)			F8					F2		3	0	0	0	0	0	0				
Dom Taylor, R (1, 1) OBP: 0.154, SLG: 0.154										2	0	1	0	0	0	0				
Bob Walk, R (7, 1) OBP: 0.333, SLG: 0.333										0	0	0	0	0	0	0				
Bill Almon, R (8, PH) OBP: 0.238, SLG: 0.250										1	0	0	0	0	0	0				
Logan Easley, R (8, 1)										0	0	0	0	0	0	0				
<b>Inning Stats</b>	R: 2 E: 0 K: 0 S: 5	H: 3 LOB: 1 BB: 1 P: 9	R: 0 E: 0 K: 0 S: 3	H: 0 LOB: 0 BB: 0 P: 3	R: 0 E: 0 K: 0 S: 3	H: 0 LOB: 0 BB: 0 P: 3	R: 0 E: 0 K: 0 S: 4	H: 1 LOB: 1 BB: 0 P: 4	R: 0 E: 0 K: 1 S: 5	H: 0 LOB: 0 BB: 0 P: 5	R: 0 E: 0 K: 1 S: 5	H: 0 LOB: 0 BB: 0 P: 5	R: 0 E: 0 K: 1 S: 3	H: 0 LOB: 0 BB: 0 P: 5	R: 0 E: 0 K: 1 S: 5	H: 0 LOB: 0 BB: 0 P: 5	1B: 2 2B: 2 3B: 0 HR: 0	SF: 0 SAC: 0 DP: 0 HBP: 0	WP: 1 PB: 0 SB: 0 CS: 1	PA: 32
<b>PITCHER</b> Jim Deshaies, L (1, 1) ERA: 4.23	IP: 9.0 WLS: W BF: 31 H: 4 R: 2 ER: 2 SO: 3 BB: 0 IBB: 1 HBP: 0 BLK: 0 WP: 1 HR: 0 S: 36 P: 40 ERA: 2.00 WHIP: 0.444															<b>PITCHER</b>				

Pittsburgh Pirates @ Houston Astros  
Astrodome, Houston, TX  
Mon May 25 1987, 8:05 PM EDT  
Att: 9,618 - Unknown

AB 30  
R 2  
H 4  
RBI 2  
BB 1  
SO 3  
LOB 3




Batter	1	2	3	4	5	6	7	8	9	AB	R	H	RBI	BB	SO	LOB	BOTTOM			
Billy Hatcher, R (1, 8) OBP: 0.383, SLG: 0.459	E		L5		S			1B		2	3	1	1	3	0	0				
Bill Doran, S (1, 4) OBP: 0.306, SLG: 0.347	2B		K		6-3			5-3		4	1	1	0	1	1	3				
Jose Cruz, L (1, 7) OBP: 0.331, SLG: 0.428	F8		K					SF7		2	0	0	0	2	1	2				
Glenn Davis, R (1, 3) OBP: 0.285, SLG: 0.450	G3				SF7			G6-4-3		3	1	2	3	0	0	2				
Terry Puhl, L (1, 9) OBP: 0.326, SLG: 0.359	G3				1B			G3		4	0	1	1	0	0	3				
Denny Walling, L (1, 5) OBP: 0.337, SLG: 0.397	6-3				FC3-2			F6		3	1	1	0	1	0	1				
Alan Ashby, S (1, 2) OBP: 0.383, SLG: 0.437			F9		FC3-2			BB		3	1	1	0	1	0	2				
Craig Reynolds, L (1, 6) OBP: 0.351, SLG: 0.381	F8				F8			F7		4	0	1	1	0	0	4				
Jim Deshaies, L (1, 1) OBP: 0.333, SLG: 0.067	K				FC6-4			K		4	0	0	0	0	3	5				
<b>Inning Stats</b>	R: 2 E: 1 K: 0 S: 4	H: 1 LOB: 1 BB: 2 P: 12	R: 0 E: 0 K: 1 S: 5	H: 0 LOB: 0 BB: 0 P: 5	R: 0 E: 0 K: 2 S: 7	H: 0 LOB: 0 BB: 0 P: 7	R: 1 E: 0 K: 0 S: 6	H: 3 LOB: 2 BB: 0 P: 6	R: 1 E: 0 K: 1 S: 6	H: 2 LOB: 1 BB: 0 P: 6	R: 1 E: 0 K: 0 S: 3	H: 1 LOB: 1 BB: 2 P: 11	R: 1 E: 0 K: 1 S: 6	H: 1 LOB: 2 BB: 2 P: 14	R: 1 E: 0 K: 1 S: 6	H: 1 LOB: 2 BB: 2 P: 14	1B: 5 2B: 2 3B: 1 HR: 1	SF: 1 SAC: 0 DP: 2 HBP: 0	WP: 0 PB: 0 SB: 1 CS: 1	PA: 38
<b>PITCHER</b> Dom Taylor, R (1, 1) ERA: 5.08	IP: 6.0 WLS: L BF: 27 H: 6 R: 5 ER: 5 SO: 4 BB: 4 IBB: 0 HBP: 0 BLK: 0 WP: 0 HR: 1 S: 31 P: 47 ERA: 7.50 WHIP: 1.667															<b>PITCHER</b>				
Bob Walk, R (7, 1) ERA: 4.3	IP: 1.0 WLS: 5 BF: 1 H: 1 R: 1 ER: 1 SO: 0 BB: 2 IBB: 0 HBP: 0 BLK: 0 WP: 0 HR: 0 S: 3 P: 11 ERA: 9.00 WHIP: 3.000															<b>PITCHER</b>				
Logan Easley, R (8, 1) ERA: 5.47	IP: 1.0 WLS: 6 BF: 1 H: 1 R: 1 ER: 1 SO: 1 BB: 0 IBB: 0 HBP: 0 BLK: 0 WP: 0 HR: 0 S: 6 P: 14 ERA: 9.00 WHIP: 3.000															<b>PITCHER</b>				

Pittsburgh Pirates @ Houston Astros  
Astrodome, Houston, TX  
Mon May 25 1987, 8:05 PM EDT  
Att: 9,618 - Unknown

AB 29  
R 7  
H 8  
RBI 6  
BB 8  
SO 5  
LOB 22



Batter	1	2	3	4	5	6	7	8	9	AB	R	H	RBI	BB	SO	LOB	TOP									
<b>Barry Bonds, L</b> (1.8) OBP: 0.397, SLG: 0.493	4-3			1B 2B		4-3 2B BB		G1-6-3 1B		3	2	2	0	1	0	0	<b>Pittsburgh Pirates @ Houston Astros</b> Astrodome, Houston, TX Tue May 26 1987, 8:05 PM EDT Att: 9,632 - Unknown									
<b>Andy Van Slyke, L</b> (1.9) OBP: 0.299, SLG: 0.375	K			F7		4-3		G1-6-3		4	0	0	0	0	1	3										
<b>Johnny Ray, S</b> (1.4) OBP: 0.328, SLG: 0.386	F7			F6		1B 2B		K		4	1	1	1	0	1	1										
<b>Sid Bream, L</b> (1.3) OBP: 0.390, SLG: 0.578		6-3		1B IBB		L3		FC5-4 1B		3	0	1	0	1	0	1										
<b>Jim Morrison, R</b> (1.5) OBP: 0.309, SLG: 0.460	F4			1-2 2-H 1B		2-H 1B		K		4	0	2	2	0	1	1										
<b>R.J. Reynolds, S</b> (1.7) OBP: 0.376, SLG: 0.488	6-3			K		4-3		FC5-4 FC5-4		4	0	0	0	0	1	4										
<b>Michael LaValliere, L</b> (1.2) OBP: 0.419, SLG: 0.391			4-3		G3			FC5-4		3	0	0	0	0	0	0		<b>AB 32</b> <b>R 3</b> <b>H 6</b> <b>RBI 3</b> <b>BB 2</b> <b>SO 6</b> <b>LOB 11</b>								
<b>Mike Diaz, R</b> (9. PH) OBP: 0.277, SLG: 0.520			4-3		F8			FC5-4		1	0	0	0	0	0	1										
<b>Rafael Belliard, R</b> (1.6) OBP: 0.304, SLG: 0.309			4-3		F8			1-3		3	0	0	0	0	0	0										
<b>Doug Drabek, R</b> (1.1) OBP: 0.182, SLG: 0.273			K		K			5-3		2	0	0	0	0	2	0										
<b>Hipolito Pena, L</b> (6.1)										1	0	0	0	0	0	0										
<b>John Smiley, L</b> (7.1) OBP: 0.500, SLG: 1.000										0	0	0	0	0	0	0										
<b>Bob Walk, R</b> (7.1) OBP: 0.333, SLG: 0.333										0	0	0	0	0	0	0										
<b>Inning Stats</b>	R: 0 E: 0 K: 1 S: 5	H: 0 LOB: 0 BB: 0 P: 5	R: 0 E: 0 K: 0 S: 3	H: 0 LOB: 0 BB: 0 P: 3	R: 0 E: 0 K: 1 S: 5	H: 0 LOB: 0 BB: 0 P: 5	R: 1 E: 0 K: 1 S: 7	H: 2 LOB: 2 BB: 1 P: 11	R: 0 E: 0 K: 1 S: 5	H: 0 LOB: 0 BB: 0 P: 5	R: 2 E: 0 K: 0 S: 5	H: 2 LOB: 1 BB: 1 P: 9	R: 0 E: 0 K: 0 S: 3	H: 0 LOB: 0 BB: 0 P: 3	R: 0 E: 0 K: 1 S: 6	H: 1 LOB: 0 BB: 0 P: 5	R: 0 E: 0 K: 1 S: 6	H: 1 LOB: 1 BB: 0 P: 6	1B: 4 2B: 2 3B: 0 HR: 0	SF: 0 SAC: 0 DP: 1 HBP: 0	WP: 0 PB: 0 SB: 0 CS: 0	PA: 34				
<b>PITCHER</b>	IP	WLS	BF	H	R	ER	SO	BB	IBB	HBP	BLK	WP	HR	S	P	ERA	WHIP									
<b>Danny Darwin, R</b> (1.1) ERA: 3.99	6.0		24	4	3	3	4	1	1	0	0	0	0	30	38	4.50	0.833									
<b>Dave Meads, L</b> (7.1) ERA: 5.5	3.0	W	10	2	0	0	2	0	0	0	0	0	0	14	14	0.00	0.667									

Batter	1	2	3	4	5	6	7	8	9	AB	R	H	RBI	BB	SO	LOB	BOTTOM									
<b>Billy Hatcher, R</b> (1.8) OBP: 0.378, SLG: 0.460	4-3		F8		5-3		SH1-4 2B			4	1	1	1	0	0	2	<b>Pittsburgh Pirates @ Houston Astros</b> Astrodome, Houston, TX Tue May 26 1987, 8:05 PM EDT Att: 9,632 - Unknown									
<b>Bill Doran, S</b> (1.4) OBP: 0.313, SLG: 0.356	G3		FC6 1B		3-1		SH1-4 2B			4	1	2	2	1	0	0										
<b>Denny Walling, L</b> (1.5) OBP: 0.337, SLG: 0.395	4-3		FC6				SH1-4 2B			3	0	1	0	0	0	2										
<b>Chuck Jackson, R</b> (7. PH) OBP: 0.364, SLG: 0.250			1-2 2-H 1B		1B		K			1	0	0	0	0	1	2										
<b>Glenn Davis, R</b> (1.3) OBP: 0.299, SLG: 0.471		G3-6-3 BB		FC4-6 1B		K				3	2	2	1	2	1	1										
<b>Terry Puhl, L</b> (1.7) OBP: 0.304, SLG: 0.333		F4		FC4-6 CS		F6		BB		3	0	0	0	0	0	2										
<b>Paul Householder, S</b> (7. PH) OBP: 0.364, SLG: 0.250			1-2 2-H 1B				2B BB			0	1	0	1	2	0	0										
<b>Kevin Bass, S</b> (1.9) OBP: 0.335, SLG: 0.440		G3-6-3		2B BB			FC1-4 1B			4	2	2	3	1	0	2										
<b>Alan Ashby, S</b> (1.2) OBP: 0.391, SLG: 0.447			E 1B BB		2B		FC1-4 BB			4	2	2	2	1	1	2										
<b>Craig Reynolds, L</b> (1.6) OBP: 0.354, SLG: 0.376			E3 1B				FC1-4 BB			1	0	0	0	1	0	1										
<b>Dickie Thorn, R</b> (6. PH) OBP: 0.355, SLG: 0.292			1-2 1B				FC1-4 BB			0	1	0	0	3	0	0										
<b>Danny Darwin, R</b> (1.1) OBP: 0.211, SLG: 0.368			K				F2			2	0	0	0	0	2	4										
<b>Phil Garner, R</b> (6. PH) OBP: 0.273, SLG: 0.374			K							1	0	0	0	0	0	2										
<b>Dave Meads, L</b> (7.1) OBP: 0.333, SLG: 0.333			K							2	0	1	0	0	1	2										
<b>Inning Stats</b>	R: 0 E: 0 K: 0 S: 3	H: 0 LOB: 0 BB: 0 P: 3	R: 0 E: 0 K: 0 S: 2	H: 0 LOB: 1 BB: 1 P: 6	R: 1 E: 1 K: 1 S: 7	H: 1 LOB: 2 BB: 1 P: 11	R: 1 E: 0 K: 1 S: 6	H: 2 LOB: 2 BB: 2 P: 14	R: 0 E: 0 K: 1 S: 6	H: 1 LOB: 1 BB: 0 P: 6	R: 0 E: 0 K: 0 S: 4	H: 1 LOB: 2 BB: 1 P: 8	R: 7 E: 0 K: 1 S: 10	H: 5 LOB: 2 BB: 4 P: 26	R: 1 E: 0 K: 2 S: 8	H: 1 LOB: 2 BB: 2 P: 16	1B: 6 2B: 4 3B: 0 HR: 1	SF: 1 SAC: 1 DP: 1 HBP: 0	WP: 0 PB: 0 SB: 0 CS: 1	PA: 45						
<b>PITCHER</b>	IP	WLS	BF	H	R	ER	SO	BB	IBB	HBP	BLK	WP	HR	S	P	ERA	WHIP									
<b>Doug Drabek, R</b> (1.1) ERA: 3.54	5.0		22	4	2	1	3	3	1	0	0	0	0	24	40	1.80	1.400									
<b>Hipolito Pena, L</b> (6.1) ERA: 4.2	1.1	L	9	2	3	3	0	2	1	0	0	0	0	6	18	20.25	3.000									
<b>John Smiley, L</b> (7.1) ERA: 5.4	0.0		5	3	2	2	0	2	0	0	0	0	0	3	11	∞	∞									
<b>Bob Walk, R</b> (7.1) ERA: 4.35	1.2		9	2	3	3	3	2	0	0	0	0	1	13	21	16.20	2.400									



Batter	1	2	3	4	5	6	7	8	9	AB	R	H	RBI	BB	SO	LOB	TOP										
<b>John Cangelosi, S</b> OBP: 0.531, SLG: 0.282 (1, 7)	0-0 6-3			4-0 CI BB	4-0 FC6 BB			0-3 K		2	0	0	0	2	1	0	<b>Pittsburgh Pirates @ Houston Astros</b> Astrodome, Houston, TX Wed May 27 1987, 8:05 PM EDT Att: 14,863 - Unknown										
<b>Andy Van Slyke, L</b> OBP: 0.292, SLG: 0.366 <b>John Smiley, L</b> OBP: 0.500, SLG: 1.000 (1, 9) (8, 1)	0-3 K			0-1 CI	0-0 FC6			0-3 K		3	0	0	0	0	2	1											
<b>Johnny Ray, S</b> OBP: 0.326, SLG: 0.383 (1, 4)	0-3 K			0-0 F7				0-0 4-3		4	0	1	0	0	1	2											
<b>Sid Bream, L</b> OBP: 0.381, SLG: 0.563 (1, 3)		0-0 6-3		0-3 K				0-0 4-3		4	0	0	0	0	1	3											
<b>Jim Morrison, R</b> OBP: 0.302, SLG: 0.449 (1, 5)		0-3 K		0-0 F9				0-3 K		4	0	0	0	0	3	2											
<b>Barry Bonds, L</b> OBP: 0.356, SLG: 0.490 (1, 8)		0-0 4-3			0-0 SH3-4 BB 1B			0-3 K		3	1	1	0	0	1	0											
<b>Michael LaValliere, L</b> OBP: 0.413, SLG: 0.353 (1, 2)			0-3 K		4-0 SH3-4 BB 1B			0-0 6-3		2	1	0	0	1	1	0											
<b>Rafael Belliard, R</b> OBP: 0.299, SLG: 0.304 (1, 6)			0-3 K		0-0 SH3-4			0-3 K		2	0	0	0	0	2	0											
<b>Rick Reuschel, R</b> OBP: 0.269, SLG: 0.440 <b>Don Robinson, R</b> (7, 1) <b>Bobby Bonilla, S</b> OBP: 0.286, SLG: 0.357 (8, 9) (8, 9)	0-0 F9			0-0 F9				0-0 F5		2	0	1	2	0	0	0	<b>P</b>										
<b>Inning Stats</b>	R: 0 E: 0 K: 2 S: 7	H: 0 LOB: 0 BB: 0 P: 7	R: 0 E: 0 K: 1 S: 5	H: 0 LOB: 0 BB: 0 P: 5	R: 0 E: 0 K: 2 S: 7	H: 0 LOB: 0 BB: 0 P: 7	R: 0 E: 1 K: 1 S: 6	H: 0 LOB: 2 BB: 1 P: 10	R: 2 E: 0 K: 0 S: 4	H: 2 LOB: 1 BB: 2 P: 12	R: 0 E: 0 K: 1 S: 5	H: 0 LOB: 0 BB: 0 P: 5	R: 0 E: 0 K: 2 S: 7	H: 0 LOB: 0 BB: 0 P: 7	R: 0 E: 0 K: 1 S: 5	H: 1 LOB: 0 BB: 0 P: 5		1B: 3 2B: 0 3B: 0 HR: 0	SF: 0 SAC: 1 DP: 1 HBP: 0	WP: 0 PB: 0 SB: 0 CS: 0	PA: 32						
<b>PITCHER</b>	IP	WLS	BF	H	R	ER	SO	BB	IBB	HBP	BLK	WP	HR	S	P	ERA	WHIP										
<b>Nolan Ryan, R</b> ERA: 2.67 <b>Aurelio Lopez, R</b> ERA: 1.79 <b>Dave Smith, R</b> ERA:	6.0		23	2	2	2	7	3	0	0	0	0	0	34	46	3.00	0.833										
	1.0	W	3	0	0	0	2	0	0	0	0	0	0	7	7	0.00	0.000										
	2.0	S	6	1	0	0	3	0	0	0	0	0	0	12	12	0.00	0.500										

Batter	1	2	3	4	5	6	7	8	9	AB	R	H	RBI	BB	SO	LOB	BOTTOM										
<b>Billy Hatcher, R</b> OBP: 0.379, SLG: 0.458 (1, 8)	0-0 F7		0-0 L4-3 1B		0-0 FC6-4 1B	0-0 1-3	0-0 5-3			5	0	2	0	0	0	6	<b>Pittsburgh Pirates @ Houston Astros</b> Astrodome, Houston, TX Wed May 27 1987, 8:05 PM EDT Att: 14,863 - Unknown										
<b>Bill Doran, S</b> OBP: 0.315, SLG: 0.357 (1, 4)	0-0 F7		0-0 L4-3 1B		0-0 FC6-4 1B		0-0 5-3			5	1	2	0	0	0	1											
<b>Denny Walling, L</b> OBP: 0.363, SLG: 0.442 (1, 5)				0-0 1B 2B	0-0 FC6-4 1B		0-0 5-3			5	3	4	0	0	0	2											
<b>Glenn Davis, R</b> OBP: 0.312, SLG: 0.500 (1, 3)				0-0 CS 1B	0-3 K		0-0 5-3			4	2	3	5	1	1	2											
<b>Terry Puhl, L</b> OBP: 0.314, SLG: 0.340 (1, 7)	0-0 F6			0-0 3-1		0-0 FC1-5 1B	0-0 F8	0-0 FC5-4 1B		5	0	2	0	0	0	4											
<b>Kevin Bass, S</b> OBP: 0.342, SLG: 0.442 (1, 9)		0-0 4-3		4-0 E BB	0-0 FC1-5 1B	0-0 FC1-5 1B	0-0 2B 1B	0-0 FC5-4 E		4	1	2	0	1	0	1											
<b>Alan Ashby, S</b> OBP: 0.437, SLG: 0.437 <b>Chuck Jackson, R</b> (7, PR) <b>Dickie Thon, R</b> OBP: 0.344, SLG: 0.280 (8, 6)		0-0 6-3		0-0 E4		0-0 FC1-5 BB 1B	4-0 2B 1B	0-0 E6		3	0	0	0	1	0	3											
<b>Craig Reynolds, L</b> OBP: 0.350, SLG: 0.382 <b>Dave Smith, R</b> (8, 1)		0-0 L3		0-0 4-3		0-3 K	0-0 2B	0-3 K		4	0	1	2	0	1	4											
<b>Nolan Ryan, R</b> OBP: 0.111, SLG: 0.235 <b>Paul Householder, S</b> OBP: 0.417, SLG: 0.250 <b>Aurelio Lopez, R</b> <b>Mark Bailey, S</b> OBP: 0.262, SLG: 0.233 (8, 2)			0-3 K		0-3 K	4-0 1-2 2-3 BB	0-3 K			2	0	0	0	0	2	0	<b>Houston Astros</b>										
<b>Inning Stats</b>	R: 0 E: 0 K: 0 S: 4	H: 1 LOB: 2 BB: 1 P: 8	R: 0 E: 0 K: 0 S: 3	H: 0 LOB: 0 BB: 0 P: 3	R: 0 E: 1 K: 0 S: 5	H: 1 LOB: 0 BB: 0 P: 5	R: 1 E: 0 K: 1 S: 5	H: 2 LOB: 2 BB: 1 P: 9	R: 0 E: 0 K: 2 S: 9	H: 2 LOB: 2 BB: 0 P: 9	R: 0 E: 0 K: 1 S: 7	H: 0 LOB: 3 BB: 1 P: 11	R: 4 E: 0 K: 1 S: 10	H: 5 LOB: 3 BB: 1 P: 14	R: 2 E: 1 K: 1 S: 9	H: 3 LOB: 2 BB: 0 P: 9		1B: 11 2B: 5 3B: 0 HR: 1	SF: 0 SAC: 0 DP: 1 HBP: 0	WP: 0 PB: 0 SB: 0 CS: 1	PA: 44						
<b>PITCHER</b>	IP	WLS	BF	H	R	ER	SO	BB	IBB	HBP	BLK	WP	HR	S	P	ERA	WHIP										
<b>Rick Reuschel, R</b> ERA: 2.1 <b>Don Robinson, R</b> ERA: 4.5 <b>John Smiley, L</b> ERA: 5.86	6.0		28	8	1	1	4	3	0	0	0	0	0	33	45	1.50	1.833										
	1.0	L	9	5	4	4	1	1	0	0	0	0	0	10	14	36.00	6.000										
	1.0		7	3	2	2	1	0	0	0	0	0	1	9	9	18.00	3.000										

Batter	1	2	3	4	5	6	7	8	9	AB	R	H	RBI	BB	SO	LOB	TOP											
<b>Tracy Jones, R</b> OBP: 0.395, SLG: 0.580 (1, 7)										5	1	4	3	1	0	0	<b>Cincinnati Reds @ Pittsburgh Pirates</b> Three Rivers Stadium, Pittsburgh, PA Fri May 29 1987, 7:05 PM EDT Att: 26,835 - Unknown											
<b>Barry Larkin, R</b> OBP: 0.289, SLG: 0.393 (1, 6)										6	1	1	0	0	1	8												
<b>Eric Davis, R</b> OBP: 0.434, SLG: 0.801 (1, 8)										5	3	3	4	1	1	0												
<b>Dave Parker, L</b> OBP: 0.340, SLG: 0.518 <b>Frank Williams, R</b> (8, 1)										4	1	2	1	1	1	0												
<b>Buddy Bell, R</b> OBP: 0.366, SLG: 0.434 <b>Kurt Stillwell, S</b> (6, PH) (6, 5)										2	1	1	0	1	0	0												
<b>Bo Diaz, R</b> OBP: 0.269, SLG: 0.329 (1, 2)										5	0	1	2	0	1	4												
<b>Nick Esasky, R</b> OBP: 0.258, SLG: 0.423 (1, 3)										3	3	1	0	2	0	3												
<b>Dave Concepcion, R</b> OBP: 0.358, SLG: 0.354 (1, 4)										5	2	4	2	0	0	0												
<b>Pat Pacillo, R</b> (1, 1)										1	0	0	0	0	0	2												
<b>Guy Hoffman, L</b> (2, 1)										1	0	0	0	0	0	1												
<b>Terry Francona, L</b> OBP: 0.252, SLG: 0.258 (5, PH) <b>Rob Murphy, L</b> OBP: 0.333, SLG: 0.333 <b>Paul O'Neill, L</b> OBP: 0.321, SLG: 0.542 (8, 9)										1	0	0	0	0	0	2												
<b>Inning Stats</b>	R: 1 E: 0 K: 1 S: 6	H: 2 LOB: 0 BB: 0 P: 6	R: 2 E: 0 K: 0 S: 4	H: 1 LOB: 2 BB: 3 P: 16	R: 0 E: 0 K: 0 S: 3	H: 0 LOB: 0 BB: 0 P: 3	R: 3 E: 0 K: 1 S: 7	H: 2 LOB: 0 BB: 1 P: 11	R: 2 E: 0 K: 0 S: 6	H: 3 LOB: 2 BB: 1 P: 10	R: 2 E: 0 K: 0 S: 6	H: 3 LOB: 1 BB: 0 P: 10	R: 0 E: 0 K: 0 S: 4	H: 2 LOB: 1 BB: 0 P: 4	R: 0 E: 0 K: 1 S: 5	H: 1 LOB: 1 BB: 1 P: 9		R: 3 E: 0 K: 1 S: 8	H: 4 LOB: 1 BB: 1 P: 12	1B: 11 2B: 6 3B: 0 HR: 2	SF: 0 SAC: 0 DP: 3 HBP: 0	WP: 1 PB: 0 SB: 1 CS: 1	PA: 49					
<b>PITCHER</b>	IP	WLS	BF	H	R	ER	SO	BB	IBB	HBP	BLK	WP	HR	S	P	ERA		WHIP										
<b>Bob Kipper, L</b> ERA: 5.94	4.0	L	20	5	6	6	2	4	0	0	0	1	2	20	36	13.50		2.250										
<b>Brian Fisher, R</b> ERA: 4.73	4.0		22	9	4	4	1	2	1	0	0	0	0	21	33	9.00	2.750											
<b>Dave Johnson, R</b> ERA: 27.0	1.0		7	4	3	3	1	1	0	0	0	0	0	8	12	27.00	5.000											



Batter	1	2	3	4	5	6	7	8	9	AB	R	H	RBI	BB	SO	LOB	BOTTOM											
<b>Barry Bonds, L</b> OBP: 0.363, SLG: 0.494 (1, 8)										5	0	3	1	0	1	1	<b>Cincinnati Reds @ Pittsburgh Pirates</b> Three Rivers Stadium, Pittsburgh, PA Fri May 29 1987, 7:05 PM EDT Att: 26,835 - Unknown											
<b>Andy Van Slyke, L</b> OBP: 0.310, SLG: 0.397 (1, 9)										3	1	2	3	2	0	0												
<b>Johnny Ray, S</b> OBP: 0.318, SLG: 0.372 (1, 4)										5	0	0	0	0	2	8												
<b>Sid Bream, L</b> OBP: 0.370, SLG: 0.545 <b>Dave Johnson, R</b> (9, 1)										5	0	0	0	0	2	8												
<b>Jim Morrison, R</b> OBP: 0.299, SLG: 0.442 (1, 5)										5	1	1	0	0	0	3												
<b>R.J. Reynolds, S</b> OBP: 0.378, SLG: 0.478 (1, 7)										4	2	1	0	1	0	0												
<b>Michael LaValliere, L</b> OBP: 0.412, SLG: 0.354 (1, 2)										5	1	2	0	0	0	1												
<b>Rafael Belliard, R</b> OBP: 0.305, SLG: 0.304 (1, 6)										3	1	1	2	1	0	1												
<b>Bob Kipper, R</b> OBP: 0.375, SLG: 0.500 <b>John Cangelosi, S</b> (4, PH) <b>Brian Fisher, R</b> OBP: 0.167, SLG: 0.417 <b>Bobby Bonilla, S</b> OBP: 0.283, SLG: 0.354 (9, 3)										1	0	0	0	0	1	3												
<b>Inning Stats</b>	R: 1 E: 0 K: 0 S: 4	H: 1 LOB: 0 BB: 0 P: 4	R: 3 E: 0 K: 3 S: 13	H: 4 LOB: 3 BB: 2 P: 21	R: 0 E: 0 K: 0 S: 4	H: 1 LOB: 1 BB: 0 P: 4	R: 0 E: 0 K: 1 S: 6	H: 1 LOB: 3 BB: 2 P: 14	R: 1 E: 1 K: 1 S: 7	H: 2 LOB: 1 BB: 0 P: 7	R: 0 E: 0 K: 0 S: 3	H: 0 LOB: 0 BB: 0 P: 3	R: 0 E: 0 K: 2 S: 9	H: 2 LOB: 2 BB: 1 P: 13	R: 0 E: 0 K: 0 S: 3	H: 0 LOB: 0 BB: 0 P: 3		1B: 10 2B: 0 3B: 0 HR: 1	SF: 0 SAC: 0 DP: 0 HBP: 0	WP: 0 PB: 0 SB: 2 CS: 0	PA: 43							
<b>PITCHER</b>	IP	WLS	BF	H	R	ER	SO	BB	IBB	HBP	BLK	WP	HR	S	P	ERA		WHIP										
<b>Pat Pacillo, R</b> ERA: 8.53	1.1		10	5	4	4	1	1	0	0	0	0	0	11	15	27.00		4.500										
<b>Guy Hoffman, L</b> ERA: 2.57	2.2	W	13	2	0	0	3	3	0	0	0	0	0	16	28	0.00		1.875										
<b>Rob Murphy, L</b> ERA: 1.72	3.0		11	2	1	1	1	0	0	0	0	0	0	13	13	3.00		0.667										
<b>Frank Williams, R</b> ERA: 3.0	2.0		9	2	1	1	2	1	0	0	0	0	0	12	16	4.50	1.500											



Batter	1	2	3	4	5	6	7	8	9	AB	R	H	RBI	BB	SO	LOB	TOP						
<b>Kal Daniels, L</b> OBP: 0.401, SLG: 0.617 (1, 7)										4	1	1	1	1	0	1	<b>Cincinnati Reds @ Pittsburgh Pirates</b> Three Rivers Stadium, Pittsburgh, PA Sat May 30 1987, 7:05 PM EDT Att: 28,853 - Unknown						
<b>Barry Larkin, R</b> OBP: 0.275, SLG: 0.372 (1, 6)										5	0	0	0	0	0	7							
<b>Eric Davis, R</b> OBP: 0.429, SLG: 0.806 (1, 8)										4	1	1	4	0	1	0							
<b>Dave Parker, L</b> OBP: 0.338, SLG: 0.510 (1, 9)										3	0	0	0	1	1	0							
<b>Kurt Stillwell, S</b> OBP: 0.374, SLG: 0.412 (1, 5)										4	0	1	0	0	0	1							
<b>Bo Diaz, R</b> OBP: 0.275, SLG: 0.333 (1, 2)										4	0	2	0	0	0	0							
<b>Nick Esasky, R</b> OBP: 0.314, SLG: 0.500 (1, 3)										4	1	3	0	0	1	1							
<b>Dave Concepcion, R</b> OBP: 0.373, SLG: 0.357 (1, 4)										2	2	1	0	2	0	1							
<b>Bill Gullickson, R</b> OBP: 0.231, SLG: 0.385 <b>Lloyd McClendon, R</b> OBP: 0.267, SLG: 0.448 <b>John Franco, L</b> (9, 1)										3	1	1	1	0	0	4							
<b>Inning Stats</b>	R: 0 E: 0 K: 1 S: 5	H: 0 LOB: 0 BB: 0 P: 5	R: 0 E: 0 K: 1 S: 6	H: 2 LOB: 1 BB: 0 P: 6	R: 4 E: 1 K: 0 S: 6	H: 2 LOB: 0 BB: 1 P: 10	R: 2 E: 0 K: 0 S: 6	H: 3 LOB: 1 BB: 0 P: 6	R: 0 E: 0 K: 1 S: 5	H: 0 LOB: 0 BB: 0 P: 5	R: 0 E: 0 K: 0 S: 4	H: 2 LOB: 3 BB: 2 P: 12	R: 0 E: 0 K: 0 S: 2	H: 0 LOB: 0 BB: 1 P: 6	R: 0 E: 0 K: 0 S: 3	H: 1 LOB: 0 BB: 0 P: 3		R: 0 E: 0 K: 1 S: 5	H: 0 LOB: 0 BB: 0 P: 5	1B: 8 2B: 1 3B: 0 HR: 1	SF: 0 SAC: 0 DP: 2 HBP: 0	WP: 0 PB: 0 SB: 0 CS: 1	PA: 38
<b>PITCHER</b>	IP	WLS	BF	H	R	ER	SO	BB	IBB	HBP	BLK	WP	HR	S	P	ERA	WHIP						
<b>Dom Taylor, R</b> ERA: 5.84 <b>Hipolito Pena, L</b> ERA: 3.75 <b>Bob Walk, R</b> ERA: 4.09 <b>John Smiley, L</b> ERA: 5.46	(1, 1)	3.1	L	18	7	6	5	2	1	0	0	0	0	1	21	25	13.50	2.400					

Batter	1	2	3	4	5	6	7	8	9	AB	R	H	RBI	BB	SO	LOB	BOTTOM							
<b>Barry Bonds, L</b> OBP: 0.366, SLG: 0.506 (1, 7)										4	1	2	0	0	0	0	<b>Cincinnati Reds @ Pittsburgh Pirates</b> Three Rivers Stadium, Pittsburgh, PA Sat May 30 1987, 7:05 PM EDT Att: 28,853 - Unknown							
<b>Andy Van Slyke, L</b> OBP: 0.308, SLG: 0.392 (1, 8)										4	0	1	0	0	2	1								
<b>Johnny Ray, S</b> OBP: 0.312, SLG: 0.366 (1, 4)										3	0	0	1	0	0	1								
<b>Sid Bream, L</b> OBP: 0.367, SLG: 0.538 (1, 3)										4	1	1	0	0	0	1								
<b>Jim Morrison, R</b> OBP: 0.293, SLG: 0.432 (8, 6)										4	0	0	0	0	0	3								
<b>R.J. Reynolds, S</b> OBP: 0.382, SLG: 0.489 (1, 9)										4	0	2	1	0	0	0								
<b>Michael LaValliere, L</b> OBP: 0.442, SLG: 0.373 <b>John Cangelosi, S</b> OBP: 0.530, SLG: 0.275 (9, PH)										3	0	0	0	0	0	3								
<b>Rafael Belliard, R</b> OBP: 0.301, SLG: 0.299 <b>Bobby Bonilla, S</b> OBP: 0.296, SLG: 0.360 (8, 5)										2	0	0	0	0	0	1								
<b>Dom Taylor, R</b> ERA: 5.143, SLG: 0.143 <b>Hipolito Pena, L</b> ERA: 3.56 <b>Bob Walk, R</b> ERA: 3.56 <b>Mike Diaz, R</b> ERA: 3.56 <b>John Smiley, L</b> ERA: 3.56 <b>Al Pedrique, R</b> ERA: 3.56	(1, 1)	8.0	W	32	8	2	1	4	0	0	0	0	0	0	0	0		1.12	0.750					
<b>Inning Stats</b>	R: 0 E: 0 K: 1 S: 5	H: 0 LOB: 0 BB: 0 P: 5	R: 1 E: 1 K: 0 S: 5	H: 1 LOB: 0 BB: 0 P: 5	R: 0 E: 0 K: 1 S: 6	H: 1 LOB: 1 BB: 0 P: 6	R: 0 E: 0 K: 0 S: 3	H: 0 LOB: 0 BB: 0 P: 3	R: 0 E: 0 K: 1 S: 7	H: 2 LOB: 3 BB: 0 P: 8	R: 1 E: 0 K: 0 S: 5	H: 2 LOB: 1 BB: 0 P: 5	R: 0 E: 0 K: 1 S: 6	H: 1 LOB: 1 BB: 0 P: 6	1B: 5 2B: 1 3B: 1 HR: 0	SF: 1 SAC: 0 DP: 0 HBP: 1		WP: 0 PB: 0 SB: 0 CS: 0	PA: 36					
<b>PITCHER</b>	IP	WLS	BF	H	R	ER	SO	BB	IBB	HBP	BLK	WP	HR	S	P	ERA	WHIP							

Batter	1	2	3	4	5	6	7	8	9	AB	R	H	RBI	BB	SO	LOB	TOP									
<b>Kurt Stillwell, S</b> OBP: 0.368, SLG: 0.404 (1, 5)										5	1	1	0	0	0	2	<b>Cincinnati Reds @ Pittsburgh Pirates</b> Three Rivers Stadium, Pittsburgh, PA Sun May 31 1987, 3:33 AM EDT Att: 24,786 - Unknown <a href="http://livebaseballscorecards.com">livebaseballscorecards.com</a>									
<b>Barry Larkin, R</b> OBP: 0.271, SLG: 0.374 (1, 6)										5	1	1	0	0	0	1										
<b>Eric Davis, R</b> OBP: 0.420, SLG: 0.786 (1, 8)										4	0	0	0	0	1	2										
<b>Dave Parker, L</b> OBP: 0.346, SLG: 0.526 (1, 9)										2	1	1	1	2	1	0										
<b>Kal Daniels, L</b> OBP: 0.410, SLG: 0.620 (1, 7)										4	1	3	2	0	0	1										
<b>Bo Diaz, R</b> OBP: 0.272, SLG: 0.329 <b>Lloyd McClendon, R</b> OBP: 0.250, SLG: 0.419 (6, PH) (6, 2)										2	0	0	0	0	0	2										
<b>Nick Esasky, R</b> OBP: 0.308, SLG: 0.500 (1, 3)										4	1	1	1	0	1	3										
<b>Dave Concepcion, R</b> OBP: 0.377, SLG: 0.356 (1, 4)										3	0	1	1	1	0	1										
<b>Ted Power, R</b> OBP: 0.087, SLG: 0.045 <b>Tracy Jones, R</b> OBP: 0.400, SLG: 0.584 <b>John Franco, L</b> (9, 1)										2	0	0	0	0	0	1										
<b>Inning Stats</b>	R: 2 E: 0 K: 1 S: 8	H: 3 LOB: 2 BB: 1 P: 12	R: 0 E: 0 K: 0 S: 3	H: 0 LOB: 0 BB: 0 P: 3	R: 0 E: 0 K: 0 S: 3	H: 0 LOB: 1 BB: 1 P: 7	R: 0 E: 0 K: 0 S: 3	H: 0 LOB: 0 BB: 0 P: 3	R: 3 E: 0 K: 0 S: 7	H: 4 LOB: 1 BB: 0 P: 7	R: 0 E: 0 K: 1 S: 5	H: 0 LOB: 0 BB: 0 P: 5	R: 0 E: 0 K: 1 S: 6	H: 1 LOB: 1 BB: 0 P: 6	R: 0 E: 0 K: 0 S: 3	H: 1 LOB: 0 BB: 0 P: 3		1B: 6 2B: 2 3B: 0 HR: 1	SF: 0 SAC: 1 DP: 1 HBP: 0	WP: 0 PB: 0 SB: 1 CS: 0	PA: 38					
<b>PITCHER</b>	IP	WLS	BF	H	R	ER	SO	BB	IBB	HBP	BLK	WP	HR	S	P	ERA	WHIP									
<b>Doug Drabek, R</b> ERA: 4.32 <b>Don Robinson, R</b> ERA: 4.11 <b>John Smiley, L</b> ERA: 5.28	(1, 1)	5.1	L	25	6	5	5	1	2	1	0	0	0	1	24	36	8.44	1.500								
(6, 1)	2.2		10	2	0	0	2	0	0	0	1	0	0	14	14	0.00	0.750									
(9, 1)	1.0	S	3	1	0	0	0	0	0	0	0	0	0	3	3	0.00	1.000									

Batter	1	2	3	4	5	6	7	8	9	AB	R	H	RBI	BB	SO	LOB	BOTTOM								
<b>Barry Bonds, L</b> OBP: 0.362, SLG: 0.503 (1, 7)										5	1	1	0	0	1	3	<b>Cincinnati Reds @ Pittsburgh Pirates</b> Three Rivers Stadium, Pittsburgh, PA Sun May 31 1987, 3:33 AM EDT Att: 24,786 - Unknown <a href="http://livebaseballscorecards.com">livebaseballscorecards.com</a>								
<b>Andy Van Slyke, L</b> OBP: 0.320, SLG: 0.418 (1, 8)										4	1	3	1	0	1	0									
<b>Johnny Ray, S</b> OBP: 0.305, SLG: 0.358 (1, 4)										4	0	0	0	0	0	3									
<b>Sid Bream, L</b> OBP: 0.365, SLG: 0.530 (1, 3)										4	0	1	1	0	0	1									
<b>R.J. Reynolds, S</b> OBP: 0.371, SLG: 0.474 <b>Don Robinson, R</b> (6, 1)										3	0	0	0	0	1	2									
<b>John Cangelosi, S</b> OBP: 0.522, SLG: 0.268 <b>John Smiley, L</b> OBP: 0.500, SLG: 1.000 (9, 1)										0	0	0	0	0	0	0									
<b>Bobby Bonilla, S</b> OBP: 0.304, SLG: 0.359 (6, 9)										3	0	1	0	1	0	0									
<b>Michael LaValliere, L</b> OBP: 0.352, SLG: 0.362 <b>Al Pedrique, R</b> (9, PH)										3	0	0	0	0	0	2									
<b>Rafael Belliard, R</b> OBP: 0.299, SLG: 0.298 (1, 6)										4	0	1	0	0	1	1									
<b>Doug Drabek, R</b> OBP: 0.154, SLG: 0.231 <b>Jim Morrison, R</b> OBP: 0.295, SLG: 0.438 (6, 5)										2	0	0	0	0	0	3									
<b>Inning Stats</b>	R: 1 E: 0 K: 0 S: 5	H: 2 LOB: 1 BB: 0 P: 5	R: 0 E: 1 K: 1 S: 7	H: 1 LOB: 2 BB: 0 P: 7	R: 0 E: 0 K: 0 S: 4	H: 1 LOB: 2 BB: 1 P: 8	R: 0 E: 0 K: 0 S: 3	H: 0 LOB: 0 BB: 0 P: 3	R: 0 E: 0 K: 1 S: 6	H: 1 LOB: 1 BB: 0 P: 6	R: 0 E: 0 K: 0 S: 3	H: 0 LOB: 0 BB: 0 P: 3	R: 0 E: 0 K: 2 S: 8	H: 1 LOB: 1 BB: 0 P: 8	R: 0 E: 0 K: 0 S: 8	H: 1 LOB: 0 BB: 0 P: 8	1B: 4 2B: 4 3B: 0 HR: 0	SF: 0 SAC: 0 DP: 0 HBP: 0	WP: 0 PB: 0 SB: 0 CS: 0	PA: 37					
<b>PITCHER</b>	IP	WLS	BF	H	R	ER	SO	BB	IBB	HBP	BLK	WP	HR	S	P	ERA	WHIP								
<b>Ted Power, R</b> ERA: 3.78 <b>John Franco, L</b> ERA: 0.93	(1, 1)	8.0	W	33	7	2	2	4	1	0	1	0	0	40	44	2.25	1.000								
(9, 1)	1.0	S	4	1	0	0	2	0	0	0	0	0	0	8	8	0.00	1.000								

Batter	1	2	3	4	5	6	7	8	9	AB	R	H	RBI	BB	SO	LOB	TOP					
<b>Barry Bonds, L</b> OBP: 0.363, SLG: 0.506 (1, 7)										5	0	2	1	0	1	2	<b>Pittsburgh Pirates @ Atlanta Braves</b> Atlanta-Fulton County Stadium, Atlanta, GA Tue Jun 02 1987, 7:05 PM EDT Att: 8,890 - Unknown  <b>AB 35</b> <b>R 4</b> <b>H 11</b> <b>RBI 4</b> <b>BB 2</b> <b>SO 4</b> <b>LOB 13</b> 					
<b>Andy Van Slyke, L</b> OBP: 0.323, SLG: 0.439 (1, 8)										5	1	2	2	0	1	2						
<b>Johnny Ray, S</b> OBP: 0.309, SLG: 0.361 (1, 4)										4	0	2	0	0	0	1						
<b>Sid Bream, L</b> OBP: 0.368, SLG: 0.536 (1, 3)										4	1	2	0	0	0	1						
<b>Jim Morrison, R</b> OBP: 0.294, SLG: 0.431 (1, 5)										3	0	0	0	1	0	2						
<b>R.J. Reynolds, S</b> OBP: 0.387, SLG: 0.465 (1, 9)										4	0	1	1	0	0	0						
<b>Michael LaValliere, L</b> OBP: 0.387, SLG: 0.358 (1, 2)										4	0	1	0	0	0	2						
<b>Rafael Belliard, R</b> OBP: 0.305, SLG: 0.298 (1, 6)										3	2	1	0	1	0	1						
<b>Rick Reuschel, R</b> OBP: 0.241, SLG: 0.393 (1, 1)										3	0	0	0	0	2	2						
<b>Inning Stats</b>	R: 0 E: 0 K: 0 S: 4	H: 3 LOB: 2 BB: 0 P: 4	R: 0 E: 0 K: 0 S: 3	H: 0 LOB: 0 BB: 0 P: 3	R: 2 E: 1 K: 0 S: 7	H: 3 LOB: 2 BB: 0 P: 7	R: 0 E: 0 K: 0 S: 3	H: 0 LOB: 0 BB: 0 P: 3	R: 0 E: 0 K: 0 S: 6	H: 1 LOB: 1 BB: 0 P: 6	R: 0 E: 0 K: 0 S: 3	H: 0 LOB: 0 BB: 0 P: 3	R: 1 E: 0 K: 1 S: 6	H: 2 LOB: 1 BB: 0 P: 6	R: 1 E: 0 K: 0 S: 7	H: 2 LOB: 2 BB: 1 P: 11	R: 0 E: 0 K: 1 S: 5	H: 0 LOB: 1 BB: 1 P: 9	1B: 8 2B: 2 3B: 0 HR: 1	SF: 0 SAC: 1 DP: 1 HBP: 0	WP: 0 PB: 0 SB: 1 CS: 0	PA: 38
<b>PITCHER</b>	IP	WLS	BF	H	R	ER	SO	BB	IBB	HBP	BLK	WP	HR	S	P	ERA	WHIP					
<b>Rick Mahler, R</b> ERA: 4.88 (1, 1)	7.0	L	28	9	3	3	2	0	0	0	0	0	1	32	32	3.86	1.286					
<b>Paul Assenmacher, L</b> ERA: 5.4 (8, 1)	2.0		10	2	1	1	2	2	0	0	0	0	0	12	20	4.50	2.000					

Batter	1	2	3	4	5	6	7	8	9	AB	R	H	RBI	BB	SO	LOB	BOTTOM					
<b>Dion James, L</b> OBP: 0.383, SLG: 0.441 (1, 8)										4	0	0	0	0	0	0	<b>Pittsburgh Pirates @ Atlanta Braves</b> Atlanta-Fulton County Stadium, Atlanta, GA Tue Jun 02 1987, 7:05 PM EDT Att: 8,890 - Unknown  <b>AB 29</b> <b>R 1</b> <b>H 2</b> <b>RBI 1</b> <b>BB 4</b> <b>SO 5</b> <b>LOB 8</b> 					
<b>Ken Oberkfell, L</b> OBP: 0.384, SLG: 0.418 (1, 5) (8, 4)										4	1	1	0	0	0	0						
<b>Gerald Perry, L</b> OBP: 0.277, SLG: 0.314 (1, 3)										4	0	0	0	0	0	1						
<b>Dale Murphy, R</b> OBP: 0.452, SLG: 0.612 (1, 9)										3	0	0	0	1	1	1						
<b>Ken Griffey, L</b> OBP: 0.405, SLG: 0.591 (1, 7)										3	0	0	0	1	0	1						
<b>Andres Thomas, R</b> OBP: 0.270, SLG: 0.307 (1, 6)										3	0	1	1	1	0	1						
<b>Bruce Benedict, R</b> OBP: 0.284, SLG: 0.156 (1, 2)										2	0	0	0	1	0	3						
<b>Glenn Hubbard, R</b> OBP: 0.425, SLG: 0.453 Paul Assenmacher, L (8, 1)										3	0	0	0	0	1	1						
<b>Rick Mahler, R</b> OBP: 0.156, SLG: 0.161 Graig Nettles, L (8, 5)										2	0	0	0	0	2	0						
<b>Inning Stats</b>	R: 0 E: 0 K: 0 S: 3	H: 0 LOB: 0 BB: 0 P: 3	R: 0 E: 0 K: 0 S: 3	H: 0 LOB: 1 BB: 1 P: 7	R: 0 E: 0 K: 1 S: 5	H: 0 LOB: 0 BB: 0 P: 5	R: 1 E: 0 K: 0 S: 5	H: 2 LOB: 2 BB: 1 P: 9	R: 0 E: 0 K: 1 S: 5	H: 0 LOB: 0 BB: 0 P: 5	R: 0 E: 0 K: 1 S: 5	H: 0 LOB: 0 BB: 0 P: 5	R: 0 E: 0 K: 1 S: 5	H: 0 LOB: 1 BB: 1 P: 9	R: 0 E: 0 K: 1 S: 5	H: 0 LOB: 0 BB: 0 P: 5	R: 0 E: 0 K: 1 S: 3	H: 0 LOB: 1 BB: 1 P: 7	1B: 2 2B: 0 3B: 0 HR: 0	SF: 0 SAC: 0 DP: 0 HBP: 0	WP: 0 PB: 0 SB: 0 CS: 0	PA: 33
<b>PITCHER</b>	IP	WLS	BF	H	R	ER	SO	BB	IBB	HBP	BLK	WP	HR	S	P	ERA	WHIP					
<b>Rick Reuschel, R</b> ERA: 1.97 (1, 1)	9.0	W	33	2	1	1	5	4	0	0	0	0	0	39	55	1.00	0.667					



Batter	1	2	3	4	5	6	7	8	9	AB	R	H	RBI	BB	SO	LOB	TOP										
Barry Bonds, L OBP: 0.359, SLG: 0.497 (1, 7)	3-1		K				G3	6-3		5	1	1	0	0	1	3	<b>Pittsburgh Pirates @ Atlanta Braves</b> Atlanta-Fulton County Stadium, Atlanta, GA Wed Jun 03 1987, 7:05 PM EDT Att: 5,368 - Unknown										
Andy Van Slyke, L OBP: 0.325, SLG: 0.434 (1, 8)	F7		F7				FC6-4 BB	F7		4	0	1	1	1	1	0											
Johnny Ray, S OBP: 0.311, SLG: 0.367 (1, 4)	2B		1B				FC6-4	1-3		5	1	2	0	0	0	3											
Sid Bream, L OBP: 0.368, SLG: 0.529 (1, 3)	2B BB		G3				6-3	L4		4	1	1	0	1	0	2											
Jim Morrison, R OBP: 0.308, SLG: 0.459 (1, 5)	2B							2B		4	0	4	2	0	0	0											
R.J. Reynolds, S OBP: 0.357, SLG: 0.452 Don Robinson, R (8, 1)	6-3		4-3				G4-6-3	FC2-5-6 1B 1B SF8		3	0	0	0	0	0	4											
Michael LaValliere, L OBP: 0.383, SLG: 0.354 (1, 2)			L5				F5	1B 1B		4	0	1	0	0	1	1											
Rafael Belliard, R OBP: 0.303, SLG: 0.297 (1, 6)	1-3		1-3				K	1B 1B		4	0	1	0	0	1	1											
Bob Kipper, R OBP: 0.333, SLG: 0.444 Dom Taylor, R OBP: 0.143, SLG: 0.143 John Smiley, L OBP: 0.333, SLG: 0.667 Bobby Bonilla, S OBP: 0.307, SLG: 0.365 (1, 1) (6, 1) (6, 1) (6, 9)	K		K				F9	SF8		2	0	0	0	0	1	0											
<b>Inning Stats</b>	R: 1 E: 0 K: 0 S: 5	H: 2 LOB: 2 BB: 1 P: 9	R: 0 E: 0 K: 1 S: 5	H: 0 LOB: 0 BB: 0 P: 5	R: 0 E: 0 K: 1 S: 6	H: 1 LOB: 1 BB: 0 P: 6	R: 0 E: 0 K: 1 S: 6	H: 1 LOB: 1 BB: 0 P: 6	R: 1 E: 0 K: 0 S: 5	H: 2 LOB: 0 BB: 0 P: 5	R: 0 E: 0 K: 0 S: 3	H: 1 LOB: 0 BB: 0 P: 3	R: 0 E: 0 K: 1 S: 6	H: 1 LOB: 2 BB: 1 P: 10	R: 2 E: 0 K: 0 S: 7	H: 4 LOB: 2 BB: 0 P: 7		R: 0 E: 0 K: 0 S: 3	H: 0 LOB: 0 BB: 0 P: 3	1B: 8 2B: 4 3B: 0 HR: 0	SF: 1 SAC: 0 DP: 1 HBP: 0	WP: 0 PB: 0 SB: 2 CS: 0	PA: 40				
<b>PITCHER</b>	IP	WLS	BF	H	R	ER	SO	BB	IBB	HBP	BLK	WP	HR	S	P	ERA	WHIP										
David Palmer, R ERA: 4.09 Jim Acker, R ERA: 4.34 (1, 1) (7, 1)	6.0	L	25	7	2	2	3	1	0	0	0	0	0	30	34	3.00	1.333										

AB	37
R	4
H	12
RBI	4
BB	2
SO	4
LOB	15



Batter	1	2	3	4	5	6	7	8	9	AB	R	H	RBI	BB	SO	LOB	BOTTOM										
Albert Hall, S OBP: 0.412, SLG: 0.500 (1, 8)	F8	F8					G3 G3 BB			2	0	0	0	3	0	2	<b>Pittsburgh Pirates @ Atlanta Braves</b> Atlanta-Fulton County Stadium, Atlanta, GA Wed Jun 03 1987, 7:05 PM EDT Att: 5,368 - Unknown										
Rafael Ramirez, R OBP: 0.315, SLG: 0.368 (1, 5)	1B		F5				G6-4-3 BB	SF7		3	0	1	1	1	0	1											
Gary Roenicke, R OBP: 0.239, SLG: 0.244 Ken Griffey, L OBP: 0.393, SLG: 0.571 (1, 7) (2, 7)	P3		F4				G6-4-3	K		1	0	0	0	0	0	1											
Dale Murphy, R OBP: 0.457, SLG: 0.611 (1, 9)	FC6-4 BB		BB				K	1B		2	0	1	0	2	1	1											
Ted Simmons, S OBP: 0.319, SLG: 0.385 (1, 3)	FC6-4		K				F8	6-3		4	0	0	0	0	1	4											
Andres Thomas, R OBP: 0.276, SLG: 0.314 (1, 6)			1B				F7	G6-4-3 1B		4	0	2	0	0	1	1											
Ozzie Virgil, R OBP: 0.350, SLG: 0.604 (1, 2)	K		K				BB	G6-4-3		3	0	0	0	1	2	2											
Glenn Hubbard, R OBP: 0.432, SLG: 0.461 (1, 4)	BB		1-3				BB	F9 SF7		2	1	1	0	2	0	0											
David Palmer, R OBP: 0.200, SLG: 0.320 Graig Nettles, L OBP: 0.293, SLG: 0.323 Jim Acker, R OBP: 0.286, SLG: 0.286 Ken Oberkfell, L OBP: 0.382, SLG: 0.415 (1, 1) (6, PH) (7, 1) (8, PH)	B1		K				K	F6		2	0	0	0	0	1	2											
<b>Inning Stats</b>	R: 0 E: 0 K: 0 S: 4	H: 1 LOB: 2 BB: 1 P: 8	R: 0 E: 0 K: 1 S: 6	H: 1 LOB: 2 BB: 1 P: 10	R: 0 E: 0 K: 2 S: 7	H: 0 LOB: 0 BB: 0 P: 7	R: 0 E: 0 K: 1 S: 4	H: 0 LOB: 2 BB: 2 P: 12	R: 0 E: 0 K: 0 S: 4	H: 1 LOB: 3 BB: 2 P: 12	R: 0 E: 0 K: 1 S: 5	H: 0 LOB: 1 BB: 1 P: 9	R: 0 E: 0 K: 0 S: 3	H: 1 LOB: 0 BB: 0 P: 3	R: 1 E: 0 K: 1 S: 6	H: 1 LOB: 1 BB: 1 P: 10		1B: 4 2B: 1 3B: 0 HR: 0	SF: 1 SAC: 0 DP: 2 HBP: 0	WP: 0 PB: 1 SB: 4 CS: 0	PA: 39						
<b>PITCHER</b>	IP	WLS	BF	H	R	ER	SO	BB	IBB	HBP	BLK	WP	HR	S	P	ERA	WHIP										
Bob Kipper, L ERA: 5.3 Dom Taylor, R ERA: 5.84 John Smiley, L ERA: 5.01 Don Robinson, R ERA: 4.18 (1, 1) (6, 1) (6, 1) (8, 1)	5.2	W	24	3	0	0	0	5	0	0	0	0	0	29	49	0.00	1.412										

AB	29
R	1
H	5
RBI	1
BB	9
SO	7
LOB	22



Batter	1	2	3	4	5	6	7	8	9	AB	R	H	RBI	BB	SO	LOB	TOP		
John Cangelosi, S (1, 8) OBP: 0.521, SLG: 0.256	4-0 BB		4-0 1B		0-0 4-3		0-0 F7			2	1	0	0	2	0	0	Pittsburgh Pirates @ Atlanta Braves Atlanta-Fulton County Stadium, Atlanta, GA Thu Jun 04 1987, 3:33 AM EDT Att: 6,460 - Unknown		
Al Pedrique, R (1, 6) OBP: 0.154, SLG: 0.083	0-0 G4-6-3		0-0 BB		0-0 F7		0-0 1-3			4	0	1	0	0	0	1			
Bob Walk, R (7, 1) OBP: 0.333, SLG: 0.333	0-0 1-2		0-0 1B							0	0	0	0	0	0	0			
Mike Diaz, R (1, 7) OBP: 0.284, SLG: 0.544	0-3 K		4-0 BB		0-0 HR		0-0 F3			3	1	1	1	1	1	0			
Jim Morrison, R (1, 5) OBP: 0.307, SLG: 0.452		4-0 BB	0-0 6-3		0-3 K		0-0 5-3			3	1	0	1	1	1	2			
Bobby Bonilla, S (1, 9) OBP: 0.305, SLG: 0.361	0-0 1-3		0-0 F8		0-0 1B		0-0 F7			4	0	1	0	0	0	3			
Sid Bream, L (1, 3) OBP: 0.381, SLG: 0.517	0-3 K		0-0 3-1		0-0 F8		0-0 4-3			4	0	0	0	0	1	2			
Junior Ortiz, R (1, 2) OBP: 0.306, SLG: 0.298	0-0 1B		0-0 1B		0-0 1B		0-3 K			3	0	3	1	0	0	0			
Andy Van Slyke, L (9, PH) OBP: 0.323, SLG: 0.431	0-0 1B		0-0 G5-4-3		0-0 1B		0-0 K			1	0	0	0	0	1	0			
Rafael Belliard, R (1, 4) OBP: 0.297, SLG: 0.290	0-3 K		0-0 G5-4-3		0-0 5-3		0-0 4-3			3	0	0	0	0	1	4			
Barry Bonds, L (9, PH) OBP: 0.357, SLG: 0.494	0-0 K		0-3 K		0-0 F9		0-0 F6			1	0	0	0	0	1	0			
Brian Fisher, R (1, 1) OBP: 0.154, SLG: 0.385										0	0	0	0	0	1	0			
John Smiley, L (4, 1) OBP: 0.335, SLG: 0.687										0	0	0	0	0	0	0			
Butch Davis, R (5, PH) OBP: 0.335, SLG: 0.687										0	0	0	0	0	0	0			
Dave Johnson, R (5, 1) OBP: 0.335, SLG: 0.687										0	0	0	0	0	0	0			
Johnny Ray, S (7, PH) OBP: 0.335, SLG: 0.687										0	0	0	0	0	0	0			
Inning Stats	R: 0 E: 0 K: 1 S: 4	H: 0 LOB: 0 BB: 1 P: 8	R: 1 E: 0 K: 2 S: 8	H: 1 LOB: 1 BB: 1 P: 12	R: 1 E: 0 K: 1 S: 6	H: 1 LOB: 2 BB: 2 P: 14	R: 0 E: 0 K: 0 S: 3	H: 1 LOB: 0 BB: 0 P: 3	R: 0 E: 0 K: 0 S: 3	H: 0 LOB: 0 BB: 0 P: 3	R: 1 E: 0 K: 1 S: 8	H: 3 LOB: 2 BB: 0 P: 8	R: 0 E: 0 K: 0 S: 3	H: 0 LOB: 0 BB: 0 P: 3	R: 0 E: 0 K: 1 S: 5	H: 0 LOB: 0 BB: 0 P: 5	1B: 5 2B: 0 3B: 0 HR: 1	SF: 0 SAC: 0 DP: 2 HBP: 0	WP: 0 PA: 35 SB: 0 CS: 0
PITCHER	IP	WLS	BF	H	R	ER	SO	BB	IBB	HBP	BLK	WP	HR	S	P	ERA	WHIP		
Zane Smith, L (1, 1) ERA: 4.06	7.0	W	29	6	3	3	5	4	0	0	0	0	1	35	51	3.86	1.429		
Jeff Dedmon, R (8, 1) ERA: 3.59	2.0	S	6	0	0	0	1	0	0	0	0	0	0	8	8	0.00	0.000		

AB 31  
R 3  
H 6  
RBI 3  
BB 4  
SO 6  
LOB 12



Batter	1	2	3	4	5	6	7	8	9	AB	R	H	RBI	BB	SO	LOB	BOTTOM		
Albert Hall, S (1, 8) OBP: 0.406, SLG: 0.488	0-0 2B		0-0 1-3		0-0 E9		0-0 5-3		0-0 SH3-4								Pittsburgh Pirates @ Atlanta Braves Atlanta-Fulton County Stadium, Atlanta, GA Thu Jun 04 1987, 3:33 AM EDT Att: 6,460 - Unknown		
Dion James, L (1, 7) OBP: 0.383, SLG: 0.443	0-0 HR		0-0 6-3		0-0 IBB		0-0 F9		0-0 G3										
Ken Oberkfell, L (1, 5) OBP: 0.383, SLG: 0.415	0-3 K		0-0 F9		0-0 FC3-2		0-0 1B		0-0 1B										
Dale Murphy, R (1, 9) OBP: 0.460, SLG: 0.624	0-0 HR		0-0 CS		0-0 1B		0-3 K		0-3 K										
Gerald Perry, L (1, 3) OBP: 0.282, SLG: 0.310	0-0 F8		0-0 CS		0-0 K		0-0 BB		0-0 BB										
Andres Thomas, R (1, 6) OBP: 0.285, SLG: 0.344	0-0 HR		0-0 F9		0-0 G6-4-3		0-0 F7		0-0 2-3										
Ozzie Virgil, R (1, 2) OBP: 0.353, SLG: 0.601	0-0 BB		0-0 CS		0-0 SH1-4		0-0 G6-4-3		0-0 2-3										
Glenn Hubbard, R (1, 4) OBP: 0.444, SLG: 0.481	4-0 BB		0-0 BB		4-0 E		0-0 SH3-4		0-0 SH3-4										
Zane Smith, L (1, 1) OBP: 0.200, SLG: 0.207	0-0 G3		0-0 SH1-4		0-0 SH1-4		0-0 4-3		4-0 SH3-4										
Jeff Dedmon, L (8, 1) OBP: 0.286, SLG: 0.167																			
Inning Stats	R: 4 E: 0 K: 1 S: 10	H: 5 LOB: 2 BB: 1 P: 14	R: 0 E: 0 K: 0 S: 3	H: 0 LOB: 0 BB: 0 P: 3	R: 0 E: 0 K: 0 S: 2	H: 1 LOB: 0 BB: 1 P: 6	R: 2 E: 1 K: 1 S: 7	H: 1 LOB: 3 BB: 3 P: 19	R: 0 E: 0 K: 0 S: 4	H: 2 LOB: 1 BB: 0 P: 4	R: 0 E: 0 K: 1 S: 6	H: 1 LOB: 0 BB: 0 P: 6	R: 0 E: 0 K: 0 S: 2	H: 0 LOB: 0 BB: 1 P: 6	R: 2 E: 0 K: 1 S: 7	H: 2 LOB: 1 BB: 1 P: 11	1B: 8 2B: 1 3B: 1 HR: 2	SF: 0 SAC: 2 DP: 1 HBP: 0	WP: 0 PA: 41 SB: 2 CS: 2
PITCHER	IP	WLS	BF	H	R	ER	SO	BB	IBB	HBP	BLK	WP	HR	S	P	ERA	WHIP		
Brian Fisher, R (1, 1) ERA: 5.24	3.1	L	20	7	6	4	1	3	1	0	0	0	0	4	8	10.80	3.000		
John Smiley, L (4, 1) ERA: 4.51	0.2		3	0	0	0	1	0	1	0	0	0	0	4	8	0.00	0.000		
Dave Johnson, R (5, 1) ERA: 9.0	2.0		8	3	0	0	1	0	0	0	0	0	0	10	10	0.00	1.500		
Bob Walk, R (7, 1) ERA: 4.37	2.0		9	2	2	2	1	2	0	0	0	0	0	9	17	9.00	2.000		



Batter	1	2	3	4	5	6	7	8	9	AB	R	H	RBI	BB	SO	LOB	TOP			
Barry Bonds, L (1,7) OBP: 0.348, SLG: 0.480										5	0	0	0	0	2	6	<b>Pittsburgh Pirates @ New York Mets</b> Shea Stadium, Flushing, NY Fri Jun 05 1987, 7:05 PM EDT Att: 51,402 - Unknown			
Andy Van Slyke, L (1,8) OBP: 0.325, SLG: 0.430										5	0	2	0	0	1	2				
Johnny Ray, S (1,4) OBP: 0.304, SLG: 0.360										3	0	0	1	0	0	1				
Sid Bream, L (1,3) OBP: 0.364, SLG: 0.517										4	0	2	0	0	0	2				
Jim Morrison, R (1,5) OBP: 0.301, SLG: 0.443										4	0	0	0	0	1	3				
R.J. Reynolds, S (1,9) OBP: 0.382, SLG: 0.443										2	0	0	0	2	1	2				
Michael LaValliere, L (1,2) Junior Ortiz, R (9,PH) OBP: 0.382, SLG: 0.353										3	0	1	0	0	1	2				
Rafael Belliard, R (1,6) Bobby Bonilla, S (7,PH) OBP: 0.317, SLG: 0.376										1	1	0	0	1	0	0				
Mike Dunne, R (1,1) John Cangelosi, S (7,PH) John Smiley, L (7,1) Dave Johnson, R (8,1) Mike Diaz, R (9,PH) OBP: 0.292, SLG: 0.544										1	0	0	0	0	1	0				
<b>Inning Stats</b>	R: 0 E: 0 K: 1 S: 5	H: 0 LOB: 0 BB: 0 P: 5	R: 0 E: 0 K: 1 S: 5	H: 0 LOB: 1 BB: 1 P: 9	R: 1 E: 0 K: 0 S: 5	H: 1 LOB: 2 BB: 1 P: 9	R: 0 E: 0 K: 0 S: 2	H: 0 LOB: 0 BB: 1 P: 6	R: 0 E: 0 K: 1 S: 5	H: 1 LOB: 1 BB: 0 P: 6	R: 0 E: 0 K: 2 S: 8	H: 2 LOB: 2 BB: 1 P: 12	R: 0 E: 0 K: 1 S: 7	H: 2 LOB: 2 BB: 0 P: 7	R: 0 E: 0 K: 1 S: 5	H: 0 LOB: 2 BB: 1 P: 10		1B: 5 2B: 1 3B: 0 HR: 0	SF: 1 SAC: 1 DP: 0 HBP: 1	WP: 0 PB: 0 SB: 0 CS: 1
<b>PITCHER</b>	IP WLS BF H R ER SO BB IBB HBP BLK WP HR S P ERA WHIP																			
Dwight Gooden, R (1,1) ERA: 1.35	6.2 W 27 4 1 1 5 4 0 0 0 0 0 0 0 33 49 1.35 1.200																			
Jesse Orosco, L (7,1) ERA: 5.19	2.1 S 11 2 0 0 3 1 0 1 0 0 0 0 15 20 0.00 1.286																			

AB	30
R	1
H	6
RBI	1
BB	5
SO	8
LOB	18



Batter	1	2	3	4	5	6	7	8	9	AB	R	H	RBI	BB	SO	LOB	BOTTOM			
Lenny Dykstra, L (1,8) OBP: 0.395, SLG: 0.576										4	0	2	0	0	1	0	<b>Pittsburgh Pirates @ New York Mets</b> Shea Stadium, Flushing, NY Fri Jun 05 1987, 7:05 PM EDT Att: 51,402 - Unknown			
Wally Backman, S (1,4) Tim Teufel, R (8,4) OBP: 0.285, SLG: 0.277										2	1	0	0	1	0	1				
Keith Hernandez, L (1,3) OBP: 0.398, SLG: 0.460										3	2	1	1	1	0	2				
Gary Carter, R (1,2) OBP: 0.302, SLG: 0.382										3	0	2	1	1	0	1				
Darryl Strawberry, L (1,9) OBP: 0.390, SLG: 0.598										3	1	1	1	1	1	3				
Mookie Wilson, S (1,7) OBP: 0.385, SLG: 0.561										4	0	0	1	0	0	6				
Howard Johnson, S (1,5) OBP: 0.321, SLG: 0.407										3	0	0	0	1	0	3				
Rafael Santana, R (1,6) Lee Mazzilli, S (6,PH) Bill Almon, R (7,6) OBP: 0.311, SLG: 0.341										1	0	0	0	1	0	0				
Dwight Gooden, R (1,1) Jesse Orosco, R (7,1) ERA: 1.5										0	0	0	1	0	0	0				
<b>Inning Stats</b>	R: 2 E: 2 K: 1 S: 7	H: 0 LOB: 2 BB: 2 P: 15	R: 0 E: 0 K: 0 S: 3	H: 1 LOB: 0 BB: 0 P: 3	R: 0 E: 0 K: 0 S: 2	H: 0 LOB: 0 BB: 1 P: 6	R: 0 E: 0 K: 0 S: 3	H: 0 LOB: 2 BB: 2 P: 11	R: 0 E: 0 K: 0 S: 3	H: 1 LOB: 0 BB: 0 P: 3	R: 1 E: 0 K: 0 S: 5	H: 2 LOB: 2 BB: 1 P: 9	R: 2 E: 0 K: 1 S: 8	H: 3 LOB: 1 BB: 0 P: 8	R: 0 E: 0 K: 1 S: 5	H: 0 LOB: 0 BB: 0 P: 5		1B: 4 2B: 2 3B: 1 HR: 0	SF: 1 SAC: 0 DP: 1 HBP: 0	WP: 0 PB: 0 SB: 0 CS: 2
<b>PITCHER</b>	IP WLS BF H R ER SO BB IBB HBP BLK WP HR S P ERA WHIP																			
Mike Dunne, R (1,1) ERA: 1.5	6.0 L 27 4 3 3 1 1 0 0 0 0 0 0 0 23 47 1.50 1.333																			
John Smiley, L (7,1) ERA: 5.29	1.0 6 3 2 2 1 0 0 0 0 0 0 0 8 8 18.00 3.000																			
Dave Johnson, R (8,1) ERA: 6.75	1.0 3 0 0 0 0 1 0 0 0 0 0 0 5 5 0.00 0.000																			



Batter	1	2	3	4	5	6	7	8	9	AB	R	H	RBI	BB	SO	LOB	TOP								
John Cangelosi, S (1,8) Andy Van Slyke, L (7,8) OBP: 0.500, SLG: 0.234 OBP: 0.325, SLG: 0.430	L3		4-3		F8		F8			4	0	0	0	0	0	2									
Barry Bonds, L (1,7) OBP: 0.351, SLG: 0.478	F5			1B SF8 BB				G3		3	1	1	1	1	0	0									
Johnny Ray, S (1,4) OBP: 0.303, SLG: 0.358	F3			F7 HBP 1B				4-3		4	0	1	0	0	1	1									
Jim Morrison, R (1,5) OBP: 0.300, SLG: 0.438		F7		SF8				F7		2	0	0	1	1	0	0									
Mike Diaz, R (1,3) Don Robinson, R (8,1) OBP: 0.301, SLG: 0.537								6-3		3	0	1	0	0	0	1									
Bobby Bonilla, S (1,9) OBP: 0.315, SLG: 0.372								FC5-4 BB		0	0	0	0	0	0	0									
Bobby Bonilla, S (1,9) OBP: 0.315, SLG: 0.372								1B		4	0	1	0	0	1	3									
Junior Ortiz, R (1,2) R.J. Reynolds, S (9, PH) OBP: 0.307, SLG: 0.279 OBP: 0.359, SLG: 0.439								F8		3	0	0	0	0	0	3									
Rafael Belliard, R (1,6) Michael LaValliere, L (9, PH) OBP: 0.307, SLG: 0.289 OBP: 0.379, SLG: 0.350										3	1	1	0	0	1	0									
Doug Drabek, R (1,1) Sid Bream, L (8,3) OBP: 0.200, SLG: 0.214 OBP: 0.364, SLG: 0.517										1	0	0	0	1	1	0									
										0	0	0	0	0	0	0									
<b>Inning Stats</b>	R: 0 E: 0 K: 0 S: 3	H: 0 LOB: 0 BB: 0 P: 3	R: 0 E: 0 K: 1 S: 6	H: 1 LOB: 1 BB: 0 P: 6	R: 0 E: 0 K: 1 S: 5	H: 0 LOB: 0 BB: 0 P: 5	R: 1 E: 0 K: 0 S: 4	H: 1 LOB: 2 BB: 1 P: 9	R: 1 E: 0 K: 1 S: 7	H: 2 LOB: 1 BB: 0 P: 7	R: 0 E: 0 K: 0 S: 3	H: 0 LOB: 0 BB: 0 P: 3	R: 0 E: 0 K: 1 S: 5	H: 0 LOB: 1 BB: 1 P: 9	R: 0 E: 0 K: 0 S: 3	H: 0 LOB: 1 BB: 0 P: 7	R: 0 E: 0 K: 0 S: 3	H: 1 LOB: 0 BB: 0 P: 3	1B: 5 2B: 0 3B: 0 HR: 0	SF: 1 SAC: 1 DP: 1 HBP: 1	WP: 0 PB: 0 SB: 3 CS: 0	PA: 35			
<b>PITCHER</b>	IP	WLS	BF	H	R	ER	SO	BB	IBB	HBP	BLK	WP	HR	S	P	ERA	WHIP								
Sid Fernandez, L (1,1) ERA: 2.16	7.0	W	28	4	2	2	4	2	0	1	0	0	0	33	42	2.57	0.857								
Roger McDowell, R (8,1) ERA: 3.63	2.0	S	7	1	0	0	0	1	0	0	0	0	0	6	10	0.00	1.000								

Pittsburgh Pirates @ New York Mets  
Shea Stadium, Flushing, NY  
Sat Jun 06 1987, 3:33 AM EDT  
Att: 47,603 - Unknown


AB 29  
R 2  
H 5  
RBI 2  
BB 3  
SO 4  
LOB 11



Batter	1	2	3	4	5	6	7	8	9	AB	R	H	RBI	BB	SO	LOB	BOTTOM								
Lenny Dykstra, L (1,8) OBP: 0.391, SLG: 0.566	WP 1B		K		B1					4	1	1	0	0	2	1									
Wally Backman, S (1,4) OBP: 0.297, SLG: 0.291	WP BB							F7		4	1	3	0	0	0	0									
Keith Hernandez, L (1,3) OBP: 0.391, SLG: 0.451	F7		F9		F4			G3		4	0	0	0	0	0	4									
Gary Carter, R (1,2) OBP: 0.306, SLG: 0.381	5-3 WP									3	0	1	0	1	1	1									
Kevin McReynolds, R (1,7) OBP: 0.311, SLG: 0.447	5-3									4	0	0	1	0	2	3									
Mookie Wilson, S (1,9) OBP: 0.374, SLG: 0.543	F7				F6					4	0	0	0	0	1	2									
Howard Johnson, S (1,5) OBP: 0.321, SLG: 0.412			F9		F3					3	0	1	0	0	0	0									
Rafael Santana, R (1,6) OBP: 0.312, SLG: 0.349										3	1	1	0	0	1	1									
Sid Fernandez, L (1,1) Daryl Strawberry, L (7, PH) Roger McDowell, R (8,1) OBP: 0.281, SLG: 0.333 OBP: 0.353, SLG: 0.617 OBP: 0.500, SLG: 0.867										2	0	1	0	0	1	0									
										1	1	1	2	0	0	0									
										0	0	0	0	0	0	0									
<b>Inning Stats</b>	R: 2 E: 0 K: 0 S: 5	H: 2 LOB: 1 BB: 1 P: 9	R: 0 E: 0 K: 1 S: 6	H: 2 LOB: 1 BB: 0 P: 6	R: 0 E: 0 K: 2 S: 8	H: 1 LOB: 1 BB: 0 P: 8	R: 0 E: 0 K: 1 S: 5	H: 0 LOB: 0 BB: 0 P: 5	R: 0 E: 0 K: 1 S: 6	H: 1 LOB: 1 BB: 0 P: 6	R: 0 E: 0 K: 0 S: 3	H: 0 LOB: 0 BB: 0 P: 3	R: 2 E: 1 K: 1 S: 7	H: 2 LOB: 0 BB: 0 P: 7	R: 0 E: 0 K: 2 S: 8	H: 1 LOB: 1 BB: 0 P: 8	1B: 6 2B: 2 3B: 0 HR: 1	SF: 0 SAC: 0 DP: 0 HBP: 0	WP: 2 PB: 0 SB: 0 CS: 0	PA: 33					
<b>PITCHER</b>	IP	WLS	BF	H	R	ER	SO	BB	IBB	HBP	BLK	WP	HR	S	P	ERA	WHIP								
Doug Drabek, R (1,1) ERA: 4.24	7.0	L	29	8	4	3	6	1	0	0	0	0	0	40	44	3.86	1.286								
Don Robinson, R (8,1) ERA: 4.05	1.0		4	1	0	0	2	0	0	0	0	0	0	8	8	0.00	1.000								

Pittsburgh Pirates @ New York Mets  
Shea Stadium, Flushing, NY  
Sat Jun 06 1987, 3:33 AM EDT  
Att: 47,603 - Unknown

AB 32  
R 4  
H 9  
RBI 3  
BB 1  
SO 8  
LOB 12







Batter	1	2	3	4	5	6	7	8	9	AB	R	H	RBI	BB	SO	LOB	TOP			
<b>Barry Bonds, L</b> OBP: 0.336, SLG: 0.449 (1, 7)	5-3		6-3		F6			FC5-4		4	0	0	0	0	0	1				
<b>Al Pedrique, R</b> OBP: 0.250, SLG: 0.167 (1, 6) (7, 4)	3-1		CS 1B		F8			F8		4	0	1	0	0	0	1				
<b>Andy Van Slyke, L</b> OBP: 0.326, SLG: 0.488 (1, 8)	F3		K		F8			K		4	0	0	0	0	2	2				
<b>Mike Diaz, R</b> OBP: 0.316, SLG: 0.586 (1, 3)		F9		1B	F4			F9 1B 2B		4	1	2	0	0	0	0				
<b>Jim Morrison, R</b> OBP: 0.297, SLG: 0.429 (1, 5) (7, 6)		3-1 1B		F8	6-3			F9		4	0	1	0	0	0	2				
<b>Bobby Bonilla, S</b> OBP: 0.328, SLG: 0.393 (1, 9) (7, 5)		3-1 1B		F7			L9			4	0	2	1	0	0	1				
<b>Junior Ortiz, R</b> OBP: 0.274, SLG: 0.265 (1, 2)		3-1 1-2 2-3		F9			5-3	F9		4	0	1	0	0	0	3				
<b>Rafael Belliard, R</b> OBP: 0.300, SLG: 0.284 (1, 4)										2	0	0	0	1	0	2				
<b>Bob Walk, R</b> OBP: 0.333, SLG: 0.333 (7, 1)										0	0	0	0	0	0	0				
<b>Butch Davis, R</b> (9, PH)										1	0	0	0	0	0	1				
<b>Brian Fisher, R</b> OBP: 0.133, SLG: 0.333 (1, 1)										2	0	0	0	0	1	3				
<b>John Cangelosi, S</b> OBP: 0.513, SLG: 0.245 (7, 9)		K			6-3			FC5-4 BB		0	0	0	0	1	0	0				
<b>Inning Stats</b>	R: 0 E: 0 K: 0 S: 3	H: 0 LOB: 0 BB: 0 P: 3	R: 0 E: 0 K: 1 S: 7	H: 2 LOB: 1 BB: 1 P: 11	R: 0 E: 0 K: 1 S: 5	H: 1 LOB: 0 BB: 0 P: 5	R: 0 E: 0 K: 0 S: 5	H: 2 LOB: 2 BB: 0 P: 5	R: 0 E: 0 K: 0 S: 3	H: 0 LOB: 0 BB: 0 P: 3	R: 0 E: 0 K: 0 S: 3	H: 0 LOB: 2 BB: 0 P: 3	R: 0 E: 0 K: 1 S: 5	H: 0 LOB: 1 BB: 1 P: 9	R: 1 E: 0 K: 0 S: 5	H: 2 LOB: 1 BB: 0 P: 5	1B: 6 2B: 1 3B: 0 HR: 0	SF: 0 SAC: 0 DP: 0 HBP: 0	WP: 0 PB: 0 SB: 0 CS: 1	PA: 35
<b>PITCHER</b> <b>Neal Heaton, L</b> ERA: 3.54 (1, 1)	IP: 9.0 WLS: W BF: 35 H: 7 R: 1 ER: 1 SO: 3 BB: 1 IBB: 1 HBP: 0 BLK: 0 WP: 0 HR: 0 S: 39 P: 47 ERA: 1.00 WHIP: 0.889																			

Pittsburgh Pirates @ Montreal Expos  
Olympic Stadium, Montreal, QB  
Mon Jun 08 1987, 7:05 PM EDT  
Att: 11,973 - Unknown

AB 33  
R 1  
H 7  
RBI 1  
BB 2  
SO 3  
LOB 16



Batter	1	2	3	4	5	6	7	8	9	AB	R	H	RBI	BB	SO	LOB	BOTTOM			
<b>Casey Candaele, S</b> OBP: 0.358, SLG: 0.376 (1, 9)	F7			F7			HR BB	F7		4	1	1	0	1	0	1				
<b>Herm Winningham, L</b> OBP: 0.350, SLG: 0.473 (1, 8)	4-3 S 1B	4-3			K		K	4-3		5	0	1	0	0	2	3				
<b>Tim Raines, S</b> OBP: 0.451, SLG: 0.562 (1, 7)	4-3 1-3		4-3		F9 S 1B		K			4	0	1	0	0	1	3				
<b>Tim Wallach, R</b> OBP: 0.333, SLG: 0.512 (1, 5)	F6		5-3		F9					4	1	1	3	0	0	2				
<b>Hubie Brooks, R</b> OBP: 0.302, SLG: 0.489 (1, 6)		HR			K		1B BB			2	2	1	1	2	1	1				
<b>Tom Foley, L</b> OBP: 0.292, SLG: 0.354 (1, 4)		2B 1B		K		4-3				4	1	2	0	0	1	1				
<b>Vance Law, R</b> OBP: 0.379, SLG: 0.443 (1, 3)		1B 2B			5-3 1B		6-3			4	1	3	1	0	0	0				
<b>Jeff Reed, L</b> OBP: 0.224, SLG: 0.208 (1, 2)		K			5-3		4-3			4	0	0	0	0	1	5				
<b>Neal Heaton, L</b> OBP: 0.333, SLG: 0.343 (1, 1)		2H 3H 1B			F4					4	1	2	2	0	0	1				
<b>Inning Stats</b>	R: 0 E: 0 K: 0 S: 4	H: 1 LOB: 1 BB: 0 P: 4	R: 3 E: 0 K: 1 S: 9	H: 5 LOB: 1 BB: 0 P: 9	R: 0 E: 0 K: 1 S: 5	H: 0 LOB: 1 BB: 1 P: 9	R: 0 E: 0 K: 0 S: 4	H: 1 LOB: 1 BB: 0 P: 4	R: 0 E: 0 K: 2 S: 8	H: 1 LOB: 1 BB: 0 P: 8	R: 0 E: 0 K: 0 S: 3	H: 0 LOB: 0 BB: 0 P: 3	R: 4 E: 0 K: 2 S: 11	H: 4 LOB: 2 BB: 2 P: 19	R: 0 E: 0 K: 0 S: 3	H: 0 LOB: 0 BB: 0 P: 3	1B: 8 2B: 2 3B: 0 HR: 2	SF: 0 SAC: 0 DP: 0 HBP: 0	WP: 0 PB: 0 SB: 0 CS: 0	PA: 38
<b>PITCHER</b> <b>Brian Fisher, R</b> ERA: 5.79 <b>Bob Walk, R</b> ERA: 4.21 (7, 1)	IP: 6.2 WLS: L BF: 33 H: 11 R: 7 ER: 7 SO: 6 BB: 3 IBB: 0 HBP: 0 BLK: 0 WP: 0 HR: 2 S: 42 P: 54 ERA: 9.45 WHIP: 2.100																			

Pittsburgh Pirates @ Montreal Expos  
Olympic Stadium, Montreal, QB  
Mon Jun 08 1987, 7:05 PM EDT  
Att: 11,973 - Unknown

AB 35  
R 7  
H 12  
RBI 7  
BB 3  
SO 6  
LOB 17



Batter	1	2	3	4	5	6	7	8	9	AB	R	H	RBI	BB	SO	LOB	TOP								
<b>Barry Bonds, L</b> OBP: 0.346, SLG: 0.465 (1, 7)										4	1	4	3	0	0	0	<b>Pittsburgh Pirates @ Montreal Expos</b> Olympic Stadium, Montreal, QB Tue Jun 09 1987, 7:05 PM EDT Att: 13,132 - Unknown								
<b>Andy Van Slyke, L</b> OBP: 0.333, SLG: 0.494 (1, 8)										4	0	2	2	1	2	2									
<b>Johnny Ray, S</b> OBP: 0.297, SLG: 0.344 <b>Al Pedrique, R</b> OBP: 0.250, SLG: 0.167 (1, 4) (6, 4)										5	0	0	0	0	0	7									
<b>Sid Bream, L</b> OBP: 0.376, SLG: 0.523 (1, 3)										5	1	2	0	0	0	2									
<b>Jim Morrison, R</b> OBP: 0.295, SLG: 0.423 (1, 5)										5	1	1	0	0	2	1									
<b>R.J. Reynolds, S</b> OBP: 0.386, SLG: 0.458 (1, 9)										5	1	2	0	0	0	0									
<b>Michael LaValliere, L</b> OBP: 0.392, SLG: 0.373 (1, 2)										4	2	2	1	1	0	2									
<b>Rafael Belliard, R</b> OBP: 0.297, SLG: 0.281 (1, 6)										5	1	1	1	0	0	3									
<b>Mike Dunne, R</b> OBP: 0.400, SLG: 0.250 (1, 1)										3	1	1	1	1	0	0									
<b>Inning Stats</b>	R: 0 E: 0 K: 1 S: 6	H: 1 LOB: 1 BB: 0 P: 6	R: 4 E: 0 K: 0 S: 7	H: 4 LOB: 1 BB: 1 P: 11	R: 4 E: 0 K: 0 S: 7	H: 4 LOB: 2 BB: 2 P: 15	R: 0 E: 0 K: 1 S: 6	H: 2 LOB: 1 BB: 0 P: 6	R: 0 E: 1 K: 0 S: 5	H: 2 LOB: 2 BB: 0 P: 5	R: 0 E: 0 K: 0 S: 3	H: 0 LOB: 0 BB: 0 P: 3	R: 0 E: 0 K: 0 S: 3	H: 0 LOB: 0 BB: 0 P: 3	R: 0 E: 0 K: 1 S: 6	H: 1 LOB: 1 BB: 0 P: 6	R: 0 E: 0 K: 1 S: 6	H: 1 LOB: 1 BB: 0 P: 6	1B: 12 2B: 3 3B: 0 HR: 0	SF: 1 SAC: 0 DP: 1 HBP: 0	WP: 1 PB: 0 SB: 1 CS: 0	PA: 44			
<b>PITCHER</b>	IP	WLS	BF	H	R	ER	SO	BB	IBB	HBP	BLK	WP	HR	S	P	ERA	WHIP								
<b>Floyd Youmans, R</b> ERA: 5.08 <b>Lary Sorensen, R</b> ERA: 3.47 <b>Randy St. Claire, R</b> ERA: 4.73 <b>Bob Sebra, R</b> ERA: 4.45 <b>Bob McClure, L</b> ERA: 4.68 (1, 1) (2, 1) (3, 1) (5, 1) (7, 1)	1.2		6	1	0	0	1	0	0	0	0	0	0	8	8	0.00	0.600								
<b>PITCHER</b>	IP	WLS	BF	H	R	ER	SO	BB	IBB	HBP	BLK	WP	HR	S	P	ERA	WHIP								
<b>Andy McGaffigan, R</b> ERA: 2.03 (9, 1)	1.0		4	1	0	0	1	0	0	0	0	0	0	6	6	0.00	1.000								

AB 40  
R 8  
H 15  
RBI 8  
BB 3  
SO 4  
LOB 17



Batter	1	2	3	4	5	6	7	8	9	AB	R	H	RBI	BB	SO	LOB	BOTTOM								
<b>Casey Candaele, S</b> OBP: 0.363, SLG: 0.381 (1, 7)										5	0	3	1	0	0	0	<b>Pittsburgh Pirates @ Montreal Expos</b> Olympic Stadium, Montreal, QB Tue Jun 09 1987, 7:05 PM EDT Att: 13,132 - Unknown								
<b>Mitch Webster, S</b> OBP: 0.356, SLG: 0.395 (1, 9)										4	0	0	0	1	0	5									
<b>Andres Galarraga, R</b> OBP: 0.491, SLG: 0.497 (1, 3)										5	0	2	0	0	1	4									
<b>Tim Wallach, R</b> OBP: 0.341, SLG: 0.517 (1, 5)										2	0	1	0	2	0	2									
<b>Hubie Brooks, R</b> OBP: 0.304, SLG: 0.480 <b>Bob McClure, R</b> (1, 6) (7, 1)										3	0	1	0	0	0	4									
<b>Wallace Johnson, S</b> OBP: 0.237, SLG: 0.368 <b>Andy McGaffigan, R</b> (8, PH) (9, 1)										0	0	0	0	0	0	0									
<b>Herm Winningham, L</b> OBP: 0.355, SLG: 0.468 (1, 8)										3	0	1	0	1	0	1									
<b>Vance Law, R</b> OBP: 0.372, SLG: 0.434 (1, 4)										4	0	0	0	0	3	5									
<b>Mike Fitzgerald, R</b> OBP: 0.291, SLG: 0.278 <b>Bob Sebra, R</b> OBP: 0.150, SLG: 0.105 <b>Tom Foley, L</b> OBP: 0.286, SLG: 0.345 <b>Reid Nichols, R</b> OBP: 0.333, SLG: 0.400 (1, 2) (5, 1) (7, 6) (9, PR)										2	0	0	0	0	0	2									
<b>Floyd Youmans, R</b> OBP: 0.211, SLG: 0.421 <b>Lary Sorensen, R</b> (2, 1) <b>Randy St. Claire, R</b> OBP: 0.400, SLG: 0.400 <b>Dave Engle, R</b> OBP: 0.271, SLG: 0.289 (5, 2)										0	0	0	0	0	0	0									
<b>Inning Stats</b>	R: 0 E: 0 K: 0 S: 3	H: 1 LOB: 2 BB: 2 P: 11	R: 0 E: 0 K: 1 S: 5	H: 0 LOB: 0 BB: 0 P: 5	R: 0 E: 0 K: 0 S: 4	H: 2 LOB: 1 BB: 0 P: 4	R: 0 E: 0 K: 1 S: 6	H: 1 LOB: 2 BB: 1 P: 10	R: 0 E: 0 K: 0 S: 3	H: 2 LOB: 0 BB: 0 P: 3	R: 0 E: 0 K: 0 S: 3	H: 0 LOB: 0 BB: 0 P: 3	R: 0 E: 0 K: 1 S: 7	H: 2 LOB: 3 BB: 1 P: 11	R: 1 E: 1 K: 1 S: 7	H: 1 LOB: 2 BB: 0 P: 7	1B: 9 2B: 1 3B: 0 HR: 0	SF: 0 SAC: 0 DP: 3 HBP: 0	WP: 0 PB: 0 SB: 0 CS: 0	PA: 39					
<b>PITCHER</b>	IP	WLS	BF	H	R	ER	SO	BB	IBB	HBP	BLK	WP	HR	S	P	ERA	WHIP								
<b>Mike Dunne, R</b> ERA: 0.6 (1, 1)	9.0	W	39	10	1	0	4	4	0	0	0	0	0	43	59	0.00	1.556								
<b>PITCHER</b>	IP	WLS	BF	H	R	ER	SO	BB	IBB	HBP	BLK	WP	HR	S	P	ERA	WHIP								

AB 35  
R 1  
H 10  
RBI 1  
BB 4  
SO 4  
LOB 24






Batter	1	2	3	4	5	6	7	8	9	10	11	AB	R	H	RBI	BB	SO	LOB				
<b>Barry Bonds, L</b> OBP: 0.343, SLG: 0.473 (1, 7)	4-3		F5			4-3		HR			G3	5	1	1	1	0	0	0				
<b>Andy Van Slyke, L</b> OBP: 0.325, SLG: 0.480 (1, 8)	F9		B1-3			F7		F7			F9	5	0	0	0	0	0	0				
<b>Johnny Ray, S</b> OBP: 0.295, SLG: 0.345 (1, 4)	G3				6-3		1B 2B			4-3	P3	5	0	1	0	0	0	0				
<b>Sid Bream, L</b> OBP: 0.378, SLG: 0.520 (1, 3)		FC5-4 BB			F8		2-3 1B			4-3		3	0	1	0	1	0	0				
<b>R.J. Reynolds, S</b> OBP: 0.359, SLG: 0.444 (1, 9)		FC5-4 2B			G3		K			G3		4	1	0	0	0	1	3				
<b>Bobby Bonilla, S</b> OBP: 0.323, SLG: 0.405 (1, 5)		3-1 VWP 2B			F4		K			FC5-4 SH2-4 1B		4	1	2	1	0	1	2				
<b>Michael LaValliere, L</b> OBP: 0.364, SLG: 0.384 (1, 2)		3-1			1-3		G3			SH2-4		3	0	0	0	0	0	3				
<b>Rafael Belliard, R</b> OBP: 0.293, SLG: 0.277 (8, PH)		3-1			K					FC5-4		2	0	0	0	0	1	0				
<b>John Cangelosi, S</b> OBP: 0.519, SLG: 0.245 (8, PH)												0	0	0	0	1	0	0				
<b>Al Pedrique, R</b> OBP: 0.250, SLG: 0.167 (8, PH)												0	0	0	0	0	0	0				
<b>Jim Morrison, R</b> OBP: 0.293, SLG: 0.421 (10, PH)												1	0	0	0	0	0	1				
<b>Doug Drabek, R</b> OBP: 0.176, SLG: 0.188 (8, PH)												2	0	0	0	0	1	0				
<b>Mike Diaz, R</b> OBP: 0.313, SLG: 0.580 (8, PH)												1	0	0	0	0	0	1				
<b>Don Robinson, R</b> (8, 1)												1	0	0	0	0	0	1				
<b>Inning Stats</b>	R: 0 E: 0 K: 0 S: 3	H: 0 LOB: 0 BB: 0 P: 3	R: 2 E: 0 K: 0 S: 4	H: 1 LOB: 0 BB: 1 P: 8	R: 0 E: 0 K: 0 S: 3	H: 0 LOB: 0 BB: 0 P: 3	R: 0 E: 0 K: 1 S: 5	H: 0 LOB: 0 BB: 0 P: 5	R: 0 E: 0 K: 2 S: 9	H: 2 LOB: 2 BB: 0 P: 9	R: 1 E: 0 K: 0 S: 3	H: 1 LOB: 0 BB: 1 P: 7	R: 0 E: 0 K: 0 S: 3	H: 0 LOB: 0 BB: 0 P: 3	R: 0 E: 0 K: 0 S: 4	H: 1 LOB: 1 BB: 0 P: 4	R: 0 E: 0 K: 0 S: 3	H: 0 LOB: 0 BB: 0 P: 3	1B: 2 2B: 2 3B: 0 HR: 1	SF: 0 SAC: 1 DP: 1 HBP: 0	WP: 1 PB: 0 SB: 0 CS: 0	PA: 39

PITCHER	IP	WLS	BF	H	R	ER	SO	BB	IBB	HBP	BLK	WP	HR	S	P	ERA	WHIP
<b>Dennis Martínez, R</b> ERA: 2.57	7.0		25	3	2	2	4	1	1	0	0	0	1	10	14	3.00	1.000
<b>Tim Burke, R</b> ERA: 1.78	3.0		11	2	1	1	0	1	0	0	0	0	1	10	14	3.00	1.000
<b>Bob McClure, L</b> ERA: 4.43	1.0	W	3	0	0	0	0	0	0	0	0	0	0	3	3	0.00	0.000

**Pittsburgh Pirates @ Montreal Expos**  
Olympic Stadium, Montreal, QB  
Wed Jun 10 1987, 7:05 PM EDT  
Att: 10,134 - Unknown

AB 36  
R 3  
H 5  
RBI 2  
BB 2  
SO 4  
LOB 11



Batter	1	2	3	4	5	6	7	8	9	10	11	AB	R	H	RBI	BB	SO	LOB						
<b>Casey Candaele, S</b> OBP: 0.364, SLG: 0.386 (1, 4)	F9		F8		BB 2B 1B		F6				2B	5	1	2	0	0	0	2						
<b>Mitch Webster, S</b> OBP: 0.353, SLG: 0.388 (1, 9)	4-3		F7		BB 2B		CS			F8		4	1	0	0	1	1	2						
<b>Tim Raines, S</b> OBP: 0.462, SLG: 0.597 (1, 7)					HR 2B		4-3			4-3		4	2	3	3	1	0	0						
<b>Tim Wallach, R</b> OBP: 0.333, SLG: 0.505 (1, 5)					F7 4-3		F5			F5		5	0	0	0	0	1	3						
<b>Hubie Brooks, R</b> OBP: 0.311, SLG: 0.483 (1, 6)							K			F7		4	0	1	0	1	1	0						
<b>Andres Galarraga, R</b> OBP: 0.491, SLG: 0.492 (1, 3)							FC6-4 1B			F9		4	0	1	0	1	0	3						
<b>Herm Wittingham, L</b> OBP: 0.348, SLG: 0.455 (1, 8)							G4-6-3 BB			F9		5	0	1	1	0	2	3						
<b>Jeff Reed, L</b> OBP: 0.213, SLG: 0.196 (10, PH)							F6			F7		3	0	0	0	0	0	0						
<b>Wallace Johnson, S</b> OBP: 0.231, SLG: 0.359 (11, 2)							F5			4-3		1	0	0	0	0	0	0						
<b>Mike Fitzgerald, R</b> OBP: 0.291, SLG: 0.278 (11, 2)												0	0	0	0	0	0	0						
<b>Dennis Martínez, R</b> (1, 1)												2	0	0	0	0	1	0						
<b>Tom Foley, L</b> OBP: 0.293, SLG: 0.353 (7, PH)												1	0	1	0	0	0	0						
<b>Tim Burke, R</b> (8, 1)												0	0	0	0	0	0	0						
<b>Dave Engle, R</b> OBP: 0.265, SLG: 0.283 (10, PH)												1	0	0	0	0	0	0						
<b>Bob McClure, R</b> (11, 1)												0	0	0	0	0	0	0						
<b>Inning Stats</b>	R: 0 E: 0 K: 1 S: 5	H: 0 LOB: 1 BB: 1 P: 9	R: 0 E: 0 K: 0 S: 2	H: 0 LOB: 0 BB: 1 P: 6	R: 0 E: 1 K: 0 S: 4	H: 0 LOB: 1 BB: 0 P: 4	R: 1 E: 0 K: 1 S: 7	H: 2 LOB: 1 BB: 0 P: 7	R: 2 E: 0 K: 1 S: 7	H: 2 LOB: 1 BB: 1 P: 11	R: 0 E: 0 K: 2 S: 7	H: 1 LOB: 0 BB: 0 P: 7	R: 0 E: 0 K: 1 S: 5	H: 0 LOB: 0 BB: 0 P: 5	R: 0 E: 0 K: 0 S: 3	H: 0 LOB: 0 BB: 0 P: 3	R: 0 E: 0 K: 0 S: 4	H: 1 LOB: 1 BB: 0 P: 4	R: 1 E: 0 K: 0 S: 4	H: 2 LOB: 2 BB: 1 P: 8	1B: 6 2B: 2 3B: 0 HR: 1	SF: 0 SAC: 0 DP: 1 HBP: 0	WP: 0 PB: 1 SB: 2 CS: 2	PA: 44

**Pittsburgh Pirates @ Montreal Expos**  
Olympic Stadium, Montreal, QB  
Wed Jun 10 1987, 7:05 PM EDT  
Att: 10,134 - Unknown

AB 39  
R 4  
H 9  
RBI 4  
BB 4  
SO 6  
LOB 13



Batter	1	2	3	4	5	6	7	8	9	AB R H RBI BB SO LOB	TOP							
Lenny Dykstra, L OBP: 0.376, SLG: 0.524 (1,8)										4 2 2 0 1 0 0	<p><b>New York Mets @ Pittsburgh Pirates</b> Three Rivers Stadium, Pittsburgh, PA</p> <p>Fri Jun 12 1987, 7:05 PM EDT Att: 27,465 - Unknown</p> <p>WP: 0 PA: 43 FB: 0 SB: 0 CS: 0</p>							
Tim Lincecum, R OBP: 0.429, SLG: 0.573 (1,4)										5 2 2 4 0 1 2								
Keith Hernandez, L OBP: 0.383, SLG: 0.465 (1,3)										4 0 2 2 1 0 0								
Gary Carter, R OBP: 0.316, SLG: 0.403 (1,2)										4 1 1 0 1 0 4								
Darryl Strawberry, L OBP: 0.392, SLG: 0.606 (1,9)										5 1 1 0 0 0 4								
Kevin McReynolds, R OBP: 0.323, SLG: 0.483 (1,7)										3 2 2 2 1 0 0								
Howard Johnson, S OBP: 0.340, SLG: 0.465 (1,5)										5 1 1 2 0 1 2								
Rafael Santana, R OBP: 0.323, SLG: 0.354 (1,6)										4 1 1 0 0 0 1								
Sid Fernandez, L OBP: 0.231, SLG: 0.292 (1,1)										3 0 0 0 0 0 1								
Roger McDowell, R OBP: 0.500, SLG: 0.667 (9,1)										0 0 0 0 0 0 0								
<b>Inning Stats</b>	R: 1 E: 1 K: 0 S: 5	H: 1 LOB: 1 BB: 0 P: 5	R: 0 E: 0 K: 0 S: 3	H: 0 LOB: 0 BB: 0 P: 3	R: 3 E: 0 K: 0 S: 5	H: 2 LOB: 0 BB: 1 P: 9	R: 1 E: 0 K: 0 S: 5	H: 2 LOB: 1 BB: 0 P: 5	R: 4 E: 0 K: 1 S: 10	H: 5 LOB: 2 BB: 1 P: 14	R: 0 E: 0 K: 0 S: 3	H: 0 LOB: 1 BB: 1 P: 7	R: 0 E: 0 K: 1 S: 5	H: 1 LOB: 1 BB: 1 P: 9	R: 0 E: 0 K: 0 S: 3	H: 0 LOB: 0 BB: 0 P: 3	1B: 6 SF: 1 2B: 3 SAC: 1 3B: 0 DP: 1 HR: 3 HBP: 0	WP: 0 PA: 43 FB: 0 SB: 0 CS: 0
<b>PITCHER</b>	IP WLS BF H R ER SO BB IBB HBP BLK WP HR S P ERA WHIP											<b>PITCHER</b>	IP WLS BF H R ER SO BB IBB HBP BLK WP HR S P ERA WHIP					
Rick Reuschel, R ERA: 2.61 (1,1)	5.0 L 23 6 6 6 0 1 0 0 0 0 2 22 26 10.80 1.400																	
Bob Walk, R ERA: 4.93 (6,1)	2.0 13 5 4 4 1 1 1 0 0 0 1 13 21 18.00 3.000																	
Dave Johnson, R ERA: 4.5 (8,1)	2.0 7 1 0 0 1 1 0 0 0 0 0 8 12 0.00 1.000																	

Batter	1	2	3	4	5	6	7	8	9	AB R H RBI BB SO LOB	BOTTOM									
Barry Bonds, L OBP: 0.346, SLG: 0.483 (1,8)										4 1 2 0 0 1 0	<p><b>New York Mets @ Pittsburgh Pirates</b> Three Rivers Stadium, Pittsburgh, PA</p> <p>Fri Jun 12 1987, 7:05 PM EDT Att: 27,465 - Unknown</p> <p>WP: 0 PA: 36 FB: 0 SB: 0 CS: 0</p>									
Bobby Bonilla, S OBP: 0.326, SLG: 0.395 (1,9)										3 0 0 0 0 1 1										
John Cangelosi, S OBP: 0.512, SLG: 0.240 (8, PH)										1 0 0 0 0 0 1										
Johnny Ray, S OBP: 0.298, SLG: 0.350 (1,4)										3 0 2 1 0 0 0										
Mike Diaz, R OBP: 0.311, SLG: 0.598 (1,7)										4 1 1 1 0 0 3										
Jim Morrison, R OBP: 0.293, SLG: 0.415 (1,5)										3 0 0 0 1 0 1										
Sid Bream, L OBP: 0.376, SLG: 0.513 (1,3)										3 0 0 0 1 0 3										
Junior Ortiz, R OBP: 0.219, SLG: 0.355 (5, PH)										3 0 1 0 0 1 0										
Michael LaValliere, L OBP: 0.381, SLG: 0.362 (9, PH)										1 0 0 0 0 0 1										
Rafael Belliard, R OBP: 0.292, SLG: 0.272 (1,6)										3 0 0 0 1 1 1										
Rick Reuschel, R OBP: 0.219, SLG: 0.355 (5, PH)										1 0 0 0 0 1 0										
Butch Davis, R OBP: 0.333, SLG: 0.333 (7, PH)										1 0 0 0 0 0 1										
Bob Walk, R OBP: 0.500, SLG: 0.667 (9,1)										0 0 0 0 0 0 0										
Al Pedrique, R OBP: 0.298, SLG: 0.198 (8,1)										1 0 0 0 0 0 1										
Dave Johnson, R OBP: 0.303, SLG: 0.440 (9, PH)										0 0 0 0 0 0 0										
R.J. Reynolds, S OBP: 0.303, SLG: 0.440 (9, PH)										1 0 0 0 0 1 2										
<b>Inning Stats</b>	R: 0 E: 0 K: 1 S: 5	H: 0 LOB: 0 BB: 0 P: 5	R: 1 E: 0 K: 0 S: 4	H: 1 LOB: 0 BB: 0 P: 4	R: 0 E: 0 K: 2 S: 7	H: 0 LOB: 0 BB: 0 P: 7	R: 0 E: 0 K: 0 S: 4	H: 1 LOB: 1 BB: 0 P: 4	R: 0 E: 0 K: 1 S: 6	H: 1 LOB: 1 BB: 0 P: 6	R: 0 E: 0 K: 1 S: 7	H: 2 LOB: 3 BB: 1 P: 11	R: 0 E: 0 K: 2 S: 7	H: 0 LOB: 0 BB: 0 P: 7	R: 1 E: 0 K: 0 S: 4	H: 1 LOB: 0 BB: 0 P: 4	R: 0 E: 0 K: 1 S: 5	H: 0 LOB: 2 BB: 2 P: 13	1B: 4 SF: 1 2B: 0 SAC: 0 3B: 1 DP: 0 HR: 1 HBP: 0	WP: 0 PA: 36 FB: 0 SB: 0 CS: 0
<b>PITCHER</b>	IP WLS BF H R ER SO BB IBB HBP BLK WP HR S P ERA WHIP											<b>PITCHER</b>	IP WLS BF H R ER SO BB IBB HBP BLK WP HR S P ERA WHIP							
Sid Fernandez, L ERA: 2.17 (1,1)	8.0 W 31 6 2 2 7 1 0 0 0 0 1 44 48 2.25 0.875																			
Roger McDowell, R ERA: 5.69 (9,1)	1.0 5 0 0 0 1 2 0 0 0 0 0 5 13 0.00 2.000																			

**New York Mets @ Pittsburgh Pirates**  
Three Rivers Stadium, Pittsburgh, PA


AB 37  
R 10  
H 12  
RBI 10  
BB 4  
SO 2  
LOB 14




**New York Mets @ Pittsburgh Pirates**  
Three Rivers Stadium, Pittsburgh, PA

AB 32  
R 2  
H 6  
RBI 2  
BB 3  
SO 8  
LOB 14



Batter	1	2	3	4	5	6	7	8	9	AB	R	H	RBI	BB	SO	LOB	TOP														
Mookie Wilson, S (1, 8) OBP: 0.371, SLG: 0.552	4-0 G6-4-3 BB		0-0 F8	0-0 1-3			0-3 K		0-0 4-3	4	0	0	0	1	1	1	<p><b>New York Mets @ Pittsburgh Pirates</b> Three Rivers Stadium, Pittsburgh, PA</p> <p>Sat Jun 13 1987, 3:33 AM EDT Att: 26,894 - Unknown</p> <p>livebaseballscorecards.com</p> <table border="1"> <tr><td>AB</td><td>33</td></tr> <tr><td>R</td><td>3</td></tr> <tr><td>H</td><td>7</td></tr> <tr><td>RBI</td><td>3</td></tr> <tr><td>BB</td><td>5</td></tr> <tr><td>SO</td><td>5</td></tr> <tr><td>LOB</td><td>14</td></tr> </table> 	AB	33	R	3	H	7	RBI	3	BB	5	SO	5	LOB	14
AB	33																														
R	3																														
H	7																														
RBI	3																														
BB	5																														
SO	5																														
LOB	14																														
Tim Teufel, R (1, 4) OBP: 0.427, SLG: 0.570	0-0 G6-4-3 1-2		0-0 1B 2B			0-0 F7	0-0 F8		4-0 BB	4	1	1	0	1	0	1															
Keith Hernandez, L (1, 3) OBP: 0.379, SLG: 0.459	0-3 K		0-0 HR 1B			0-0 F7	0-0 4-3		0-0 F7	5	1	1	1	0	1	1															
Gary Carter, R (1, 2) OBP: 0.319, SLG: 0.418		0-0 5-3	0-0 HR 1B			4-0 FC5-4 BB		0-0 F3		3	1	1	2	1	0	0															
Darryl Strawberry, L (1, 9) OBP: 0.395, SLG: 0.606 Lee Mazzilli, S (2, PR) OBP: 0.414, SLG: 0.592	1-0 2B HBP		0-0 5-3			0-0 FC5-4 1-2		0-0 CS 1B		0	0	0	0	0	0	0															
Kevin McReynolds, R (1, 7) OBP: 0.356, SLG: 0.485	0-0 1-3 2B		0-0 F8			0-0 F7		4-0 1B BB		3	0	1	0	1	0	0															
Howard Johnson, S (1, 5) OBP: 0.338, SLG: 0.461	0-3 K			0-3 K		0-0 E6		0-0 1-3 1B		4	0	1	0	0	2	3															
Rafael Santana, R (1, 6) OBP: 0.323, SLG: 0.349 Dave Magadan, L (8, PH) OBP: 0.350, SLG: 0.440	4-0 BB			0-0 1-3		0-0 F3		0-0 G3		2	0	0	0	1	0	1															
Ron Darling, R (1, 1) OBP: 0.192, SLG: 0.280 Randy Myers, L (7, 1) OBP: 0.500, SLG: 0.590 Roger McDowell, R (8, 1) OBP: 0.500, SLG: 0.667 Lenny Dykstra, L (9, PH) OBP: 0.374, SLG: 0.521	0-0 1-3			0-0 1B		0-3 K			0-0 B1-3	3	0	1	0	0	1	4															
<b>Inning Stats</b>	R: 0 E: 0 K: 1 S: 4	H: 0 LOB: 0 BB: 1 P: 8	R: 0 E: 0 K: 1 S: 6	H: 1 LOB: 3 BB: 1 P: 11	R: 3 E: 0 K: 0 S: 6	H: 3 LOB: 0 BB: 0 P: 6	R: 0 E: 0 K: 1 S: 6	H: 1 LOB: 1 BB: 0 P: 6	R: 0 E: 1 K: 1 S: 5	H: 0 LOB: 1 BB: 0 P: 7	R: 0 E: 0 K: 1 S: 5	H: 0 LOB: 0 BB: 0 P: 5	R: 0 E: 0 K: 0 S: 4	H: 2 LOB: 2 BB: 1 P: 8	R: 0 E: 0 K: 0 S: 3	H: 0 LOB: 1 BB: 1 P: 7	1B: 4 2B: 2 3B: 0 HR: 1	SF: 0 SAC: 0 DP: 1 HBP: 1	WP: 0 PB: 0 SB: 0 CS: 1	PA: 39											
<b>PITCHER</b>	IP	WLS	BF	H	R	ER	SO	BB	IBB	HBP	BLK	WP	HR	S	P	ERA	WHIP														
Bob Kipper, L (1, 1) ERA: 5.43	7.0		30	5	3	3	5	3	0	1	0	0	1	36	49	3.86	1.143														
Don Robinson, R (8, 1) ERA: 3.77	2.0	W	9	2	0	0	0	2	0	0	0	0	0	7	15	0.00	2.000														

Batter	1	2	3	4	5	6	7	8	9	AB	R	H	RBI	BB	SO	LOB	BOTTOM														
Barry Bonds, L (1, 7) OBP: 0.344, SLG: 0.479	0-3 K		0-0 F9				0-0 L3			4	0	1	0	0	1	2	<p><b>New York Mets @ Pittsburgh Pirates</b> Three Rivers Stadium, Pittsburgh, PA</p> <p>Sat Jun 13 1987, 3:33 AM EDT Att: 26,894 - Unknown</p> <p>livebaseballscorecards.com</p> <table border="1"> <tr><td>AB</td><td>30</td></tr> <tr><td>R</td><td>4</td></tr> <tr><td>H</td><td>8</td></tr> <tr><td>RBI</td><td>3</td></tr> <tr><td>BB</td><td>4</td></tr> <tr><td>SO</td><td>7</td></tr> <tr><td>LOB</td><td>16</td></tr> </table> 	AB	30	R	4	H	8	RBI	3	BB	4	SO	7	LOB	16
AB	30																														
R	4																														
H	8																														
RBI	3																														
BB	4																														
SO	7																														
LOB	16																														
Andy Van Slyke, L (1, 8) OBP: 0.328, SLG: 0.477	4-0 S E BB		0-0 G6-3 1B			0-0 E1 S	0-0 F7			3	1	1	0	1	0	3															
Johnny Ray, S (1, 4) OBP: 0.301, SLG: 0.357	0-0 E8 1-H 4-3 2B		0-0 G6-3 1-2			0-0 K		0-0 SH2-3 1B		4	2	2	1	0	1	3															
Sid Bream, L (1, 3) OBP: 0.371, SLG: 0.505	0-0 4-3			0-3 K		0-3 K		0-0 SH2-3 1-2 1B		3	0	0	1	0	2	0															
Jim Morrison, R (1, 5) OBP: 0.292, SLG: 0.409	0-3 K			0-0 L9		0-3 K		4-0 1B IBB		3	0	0	0	1	2	0															
R.J. Reynolds, S (1, 9) OBP: 0.357, SLG: 0.450		0-0 2B		0-3 K		0-0 F7		0-0 1-3 2-H 1B		4	0	2	1	0	1	0															
Michael LaValliere, L (1, 2) OBP: 0.353, SLG: 0.364 Mike Diaz, R (6, 2) OBP: 0.314, SLG: 0.591		0-0 L7			0-0 FC1-6 1B		0-0 L6	4-0 G6-3 BB		2	0	1	0	0	0	1															
Rafael Belliard, R (1, 6) OBP: 0.291, SLG: 0.266		0-0 F7			0-0 FC1-6 1B E		4-0 1B S BB	0-0 G6-3 1-2		3	1	0	0	1	0	5															
Bob Kipper, R (1, 1) OBP: 0.350, SLG: 0.450 Bobby Bonilla, S (7, PH) OBP: 0.324, SLG: 0.392 Don Robinson, R (8, 1) ERA: 5.54		0-0 6-3			0-0 E 1-3 1B		0-0 F6			2	0	1	0	0	0	0															
<b>Inning Stats</b>	R: 2 E: 1 K: 2 S: 8	H: 1 LOB: 0 BB: 1 P: 12	R: 0 E: 0 K: 0 S: 4	H: 1 LOB: 1 BB: 0 P: 4	R: 0 E: 0 K: 0 S: 3	H: 1 LOB: 0 BB: 0 P: 3	R: 0 E: 0 K: 2 S: 7	H: 0 LOB: 0 BB: 0 P: 7	R: 1 E: 1 K: 1 S: 8	H: 2 LOB: 2 BB: 0 P: 8	R: 0 E: 0 K: 0 S: 4	H: 1 LOB: 2 BB: 1 P: 8	R: 1 E: 0 K: 0 S: 4	H: 2 LOB: 2 BB: 2 P: 12	R: 0 E: 0 K: 0 S: 3	H: 0 LOB: 0 BB: 1 P: 7	1B: 6 2B: 2 3B: 0 HR: 0	SF: 0 SAC: 1 DP: 2 HBP: 0	WP: 0 PB: 0 SB: 0 CS: 0	PA: 35											
<b>PITCHER</b>	IP	WLS	BF	H	R	ER	SO	BB	IBB	HBP	BLK	WP	HR	S	P	ERA	WHIP														
Ron Darling, R (1, 1) ERA: 5.0	6.2	L	27	5	3	1	7	2	0	0	0	0	0	39	47	1.35	1.050														
Randy Myers, L (7, 1) ERA: 7.36	0.2		6	3	1	1	0	0	1	0	0	0	0	5	9	13.50	4.500														
Roger McDowell, R (8, 1) ERA: 5.54	0.2		2	0	0	0	0	1	0	0	0	0	0	1	5	0.00	1.500														

Batter	1	2	3	4	5	6	7	8	9	AB R H RBI BB SO LOB	TOP										
Lenny Dykstra, L (1, 8) OBP: 0.369, SLG: 0.509	G3		K	K					3-1	4 0 0 0 1 2 1	<b>New York Mets @ Pittsburgh Pirates</b> Three Rivers Stadium, Pittsburgh, PA Sun Jun 14 1987, 3:33 AM EDT Att: 30,477 - Unknown										
Tim Teufel, R (1, 4) OBP: 0.416, SLG: 0.548	BB HBP		F6		E3 2B				6-3	4 1 0 0 0 1 1											
Keith Hernandez, L (1, 3) OBP: 0.381, SLG: 0.478	F7			HR	HR 2B				4-3	4 2 2 2 0 0 1											
Darryl Strawberry, L (1, 9) OBP: 0.401, SLG: 0.628				1B 2B	HR				K	3 2 2 2 1 1 0											
Kevin McReynolds, R (1, 7) OBP: 0.329, SLG: 0.483	6-3			1B 3B BB	G1-4-3 1B				5-3	3 1 1 0 1 0 2											
Howard Johnson, S (1, 5) OBP: 0.336, SLG: 0.454				F2	F5				F7	3 0 0 0 1 0 3											
Barry Lyons, R (1, 2) OBP: 0.273, SLG: 0.365	L4			3B 1B	G1-4-3				K	4 1 1 1 0 1 2											
Rafael Santana, R (1, 6) OBP: 0.321, SLG: 0.360	K			3B					G3	4 0 1 2 0 2 0											
John Mitchell, R (1, 1) Jeff Innis, R (3, 1) Doug Sisk, R (4, 1) Bill Almon, R (9, PH) Jesse Orosco, R (9, 1)			4-3	K					K	1 0 0 0 0 0 0 1 0 0 0 0 1 1 1 0 0 0 0 1 0 1 0 0 0 0 1 0 0 0 0 0 0 0 0											
<b>Inning Stats</b>	R: 0 E: 0 K: 0 S: 3	H: 0 LOB: 2 BB: 1 P: 8	R: 0 E: 0 K: 1 S: 4	H: 0 LOB: 0 BB: 1 P: 8	R: 0 E: 0 K: 1 S: 5	H: 0 LOB: 0 BB: 0 P: 5	R: 4 E: 0 K: 2 S: 11	H: 4 LOB: 1 BB: 1 P: 15	R: 3 E: 1 K: 0 S: 6	H: 3 LOB: 0 BB: 0 P: 6		R: 0 E: 0 K: 3 S: 9	H: 0 LOB: 1 BB: 1 P: 13	R: 0 E: 0 K: 1 S: 5	H: 0 LOB: 0 BB: 0 P: 5	R: 0 E: 0 K: 1 S: 5	H: 0 LOB: 0 BB: 0 P: 5	R: 0 E: 0 K: 0 S: 3	H: 0 LOB: 0 BB: 0 P: 3	1B: 2 2B: 3 3B: 1 HR: 2	SF: 0 SAC: 0 DP: 2 HBP: 1
<b>PITCHER</b>	IP WLS BF H R ER SO BB IBB HBP BLK WP HR S P ERA WHIP											<b>PITCHER</b>	IP WLS BF H R ER SO BB IBB HBP BLK WP HR S P ERA WHIP								
Brian Fisher, R (1, 1) ERA: 6.18	4.0 L 21 5 6 5 4 3 0 1 0 0 0 1 25 38 11.25 2.000																				
Dom Taylor, R (5, 1) ERA: 5.39	3.0 11 2 1 1 4 1 0 0 0 0 0 1 18 22 3.00 1.000																				
John Smiley, L (8, 1) ERA: 5.7	2.0 6 0 0 0 1 0 0 0 0 0 0 0 8 8 0.00 0.000																				


Batter	1	2	3	4	5	6	7	8	9	AB R H RBI BB SO LOB	BOTTOM										
Barry Bonds, L (1, 7) OBP: 0.337, SLG: 0.468	6-3		FC4-6 CS		L1				F6	5 0 0 0 0 0 4	<b>New York Mets @ Pittsburgh Pirates</b> Three Rivers Stadium, Pittsburgh, PA Sun Jun 14 1987, 3:33 AM EDT Att: 30,477 - Unknown										
Andy Van Slyke, L (1, 8) OBP: 0.332, SLG: 0.475	3-1		CS	HR 1B	BB				L9	3 1 1 0 1 0 1											
Johnny Ray, S (1, 4) OBP: 0.304, SLG: 0.372				HR	F9				4-3	4 1 2 2 0 0 1											
Mike Diaz, R (1, 2) OBP: 0.312, SLG: 0.577	FC5-4			HR	K				G4-6-3 1B	4 0 1 0 0 1 2											
Sid Bream, L (1, 3) OBP: 0.368, SLG: 0.500				BB 1B					G4-6-3	4 1 1 0 0 0 1											
R.J. Reynolds, S (1, 9) OBP: 0.354, SLG: 0.439	5-3			1B BB					5-3	3 0 0 0 1 0 0											
Jim Morrison, R (1, 5) OBP: 0.291, SLG: 0.406	F5			F7					1-3	4 0 1 0 0 0 2											
Rafael Belliard, R (1, 6) OBP: 0.292, SLG: 0.268			4-3						1-3	3 0 1 1 0 0 0											
Bobby Bonilla, S (9, PH) OBP: 0.322, SLG: 0.389				1B					G1	1 0 0 0 0 0 1											
Brian Fisher, R (1, 1) OBP: 0.176, SLG: 0.353									1-3	2 0 1 0 0 1 2											
Dom Taylor, R (5, 1) OBP: 0.143, SLG: 0.143				K					FC4-6 1B	0 0 0 0 0 0 0											
John Cangelosi, S (7, PH) OBP: 0.518, SLG: 0.255										1 0 1 0 0 0 0											
John Smiley, L (8, 1) OBP: 0.333, SLG: 0.667										0 0 0 0 0 0 0											
Don Robinson, R (9, PH) ERA: 4.97									BB	0 0 0 0 1 0 0											
<b>Inning Stats</b>	R: 0 E: 0 K: 0 S: 4	H: 1 LOB: 1 BB: 0 P: 4	R: 0 E: 0 K: 0 S: 3	H: 0 LOB: 0 BB: 0 P: 3	R: 0 E: 0 K: 0 S: 3	H: 1 LOB: 0 BB: 0 P: 3	R: 3 E: 0 K: 1 S: 9	H: 4 LOB: 2 BB: 1 P: 13	R: 0 E: 0 K: 0 S: 5	H: 0 LOB: 0 BB: 1 P: 9	R: 0 E: 0 K: 0 S: 3	H: 0 LOB: 0 BB: 0 P: 3	R: 0 E: 0 K: 0 S: 4	H: 1 LOB: 1 BB: 0 P: 4	R: 0 E: 0 K: 0 S: 3	H: 1 LOB: 0 BB: 0 P: 3	R: 0 E: 0 K: 0 S: 4	H: 1 LOB: 2 BB: 1 P: 8	1B: 8 2B: 0 3B: 0 HR: 1	SF: 0 SAC: 0 DP: 1 HBP: 0	WP: 0 PA: 38 PB: 0 SB: 0 CS: 1
<b>PITCHER</b>	IP WLS BF H R ER SO BB IBB HBP BLK WP HR S P ERA WHIP											<b>PITCHER</b>	IP WLS BF H R ER SO BB IBB HBP BLK WP HR S P ERA WHIP								
John Mitchell, R (1, 1) ERA: 4.4	2.1 8 1 0 0 0 0 0 0 0 0 0 0 6 10 27.00 5.000																				
Jeff Innis, R (3, 1) ERA: 6.48	1.0 7 4 3 3 0 1 0 0 0 0 0 0 1 6 10 27.00 5.000																				
Doug Sisk, R (4, 1) ERA: 3.31	4.2 W 17 3 0 0 2 1 0 0 0 0 0 0 20 24 0.00 0.857																				
Jesse Orosco, L (9, 1) ERA: 4.97	1.0 5 1 0 0 0 1 0 0 0 0 0 0 4 8 0.00 2.000																				

Batter	1	2	3	4	5	6	7	8	9	AB	R	H	RBI	BB	SO	LOB	TOP										
<b>Bobby Bonilla, S</b> OBP: 0.318, SLG: 0.382 (1.9)										5	0	1	0	0	0	1											
<b>Andy Van Slyke, L</b> OBP: 0.328, SLG: 0.473 (1.8)										5	0	1	1	0	1	1											
<b>Johnny Ray, S</b> OBP: 0.300, SLG: 0.366 (1.4)										4	0	0	0	0	1	2											
<b>Mike Diaz, R</b> OBP: 0.327, SLG: 0.620 (1.7)										3	1	2	1	1	0	0											
<b>Barry Bonds, L</b> OBP: 0.337, SLG: 0.468 (8.7)										0	0	0	0	0	0	0											
<b>Jim Morrison, R</b> OBP: 0.295, SLG: 0.410 (1.5)										3	1	1	0	1	0	1											
<b>Sid Bream, L</b> OBP: 0.371, SLG: 0.500 (1.3)										4	0	2	0	0	0	3											
<b>Michael LaValliere, L</b> OBP: 0.386, SLG: 0.370 (1.2)										3	0	1	1	1	0	3											
<b>Rafael Belliard, R</b> OBP: 0.297, SLG: 0.269 (1.6)										3	1	1	0	1	1	4											
<b>Mike Dunne, R</b> OBP: 0.250, SLG: 0.143 (1.1)										3	0	0	0	0	1	2											
<b>Inning Stats</b>	R: 0 E: 0 K: 2 S: 7	H: 1 LOB: 0 BB: 0 P: 7	R: 1 E: 0 K: 0 S: 5	H: 2 LOB: 2 BB: 1 P: 9	R: 0 E: 0 K: 1 S: 3	H: 0 LOB: 0 BB: 0 P: 3	R: 0 E: 0 K: 1 S: 6	H: 1 LOB: 2 BB: 1 P: 10	R: 0 E: 0 K: 0 S: 4	H: 1 LOB: 2 BB: 1 P: 8	R: 1 E: 0 K: 0 S: 5	H: 2 LOB: 1 BB: 0 P: 5	R: 1 E: 0 K: 0 S: 4	H: 2 LOB: 1 BB: 1 P: 8	R: 0 E: 0 K: 1 S: 5	H: 0 LOB: 0 BB: 0 P: 5	1B: 4 2B: 4 3B: 0 HR: 1	SF: 0 SAC: 1 DP: 0 HBP: 0	WP: 0 PB: 0 SB: 0 CS: 3	PA: 39							
<b>PITCHER</b>	IP	WLS	BF	H	R	ER	SO	BB	IBB	HBP	BLK	WP	HR	S	P	ERA	WHIP										
<b>Greg Mathews, L</b> ERA: 4.74 (1.1)	7.0	L	30	7	2	2	3	2	1	0	0	0	0	33	45	2.57	1.286										
<b>Pat Perry, L</b> ERA: 4.45 (8.1)	0.0		2	2	1	1	0	0	0	0	0	0	1	2	2	∞	∞										
<b>Ricky Horton, L</b> ERA: 2.64 (8.1)	2.0		6	0	0	0	1	0	1	0	0	0	0	7	11	0.00	0.000										

**Pittsburgh Pirates @ St. Louis Cardinals**  
Busch Stadium, St. Louis, MO  
Mon Jun 15 1987, 7:05 PM CDT  
Att: 30,887 - Unknown

livebaseballscorecards.com

AB 33  
R 3  
H 9  
RBI 3  
BB 4  
SO 4  
LOB 17




Batter	1	2	3	4	5	6	7	8	9	AB	R	H	RBI	BB	SO	LOB	BOTTOM										
<b>Vince Coleman, S</b> OBP: 0.393, SLG: 0.346 (1.7)										3	0	0	0	1	1	0											
<b>Ozzie Smith, S</b> OBP: 0.383, SLG: 0.340 (1.6)										4	0	0	0	0	2	1											
<b>Tom Herr, S</b> OBP: 0.401, SLG: 0.396 (1.4)										3	0	1	0	1	0	0											
<b>Jack Clark, R</b> OBP: 0.462, SLG: 0.655 (1.3)										2	0	1	0	2	1	0											
<b>Willie McGee, S</b> OBP: 0.308, SLG: 0.427 (1.8)										3	0	1	0	0	0	2											
<b>Terry Pendleton, S</b> OBP: 0.370, SLG: 0.410 (1.5)										1	1	0	0	3	0	2											
<b>John Morris, L</b> OBP: 0.333, SLG: 0.342 (1.9)										4	0	0	0	0	0	6											
<b>Tony Peña, R</b> OBP: 0.299, SLG: 0.341 (1.2)										4	0	0	1	0	0	4											
<b>Greg Mathews, R</b> OBP: 0.292, SLG: 0.304 (1.1)										2	0	0	0	0	0	0											
<b>Curt Ford, L</b> OBP: 0.362, SLG: 0.495 (7, PH)										1	0	0	0	0	1	0											
<b>Pat Perry, L</b> OBP: 0.167, SLG: 0.167 (8.1)										0	0	0	0	0	0	0											
<b>Ricky Horton, L</b> OBP: 0.143, SLG: 0.143 (8.1)										0	0	0	0	0	0	0											
<b>Inning Stats</b>	R: 0 E: 0 K: 1 S: 5	H: 0 LOB: 2 BB: 2 P: 13	R: 1 E: 0 K: 0 S: 3	H: 0 LOB: 0 BB: 1 P: 7	R: 0 E: 0 K: 1 S: 3	H: 0 LOB: 0 BB: 0 P: 5	R: 0 E: 0 K: 0 S: 3	H: 1 LOB: 1 BB: 1 P: 7	R: 0 E: 0 K: 1 S: 5	H: 2 LOB: 3 BB: 1 P: 9	R: 0 E: 0 K: 1 S: 5	H: 0 LOB: 0 BB: 0 P: 5	R: 0 E: 0 K: 1 S: 5	H: 0 LOB: 0 BB: 0 P: 5	R: 0 E: 0 K: 0 S: 2	H: 0 LOB: 0 BB: 1 P: 6	1B: 3 2B: 0 3B: 0 HR: 0	SF: 0 SAC: 1 DP: 2 HBP: 0	WP: 0 PB: 0 SB: 1 CS: 0	PA: 35							
<b>PITCHER</b>	IP	WLS	BF	H	R	ER	SO	BB	IBB	HBP	BLK	WP	HR	S	P	ERA	WHIP										
<b>Mike Dunne, R</b> ERA: 0.75 (1.1)	9.0	W	35	3	1	1	5	6	1	0	0	0	0	38	66	1.00	1.000										

**Pittsburgh Pirates @ St. Louis Cardinals**  
Busch Stadium, St. Louis, MO  
Mon Jun 15 1987, 7:05 PM CDT  
Att: 30,887 - Unknown

livebaseballscorecards.com

AB 27  
R 1  
H 3  
RBI 1  
BB 7  
SO 5  
LOB 15



Batter	1	2	3	4	5	6	7	8	9	AB	R	H	RBI	BB	SO	LOB	TOP			
<b>Barry Bonds, L</b> (1, 7) OBP: 0.343, SLG: 0.471										3	1	1	0	2	1	3	<b>Pittsburgh Pirates @ St. Louis Cardinals</b> Busch Stadium, St. Louis, MO Tue Jun 16 1987, 7:05 PM CDT Att: 27,048 - Unknown <a href="http://livebaseballscorecards.com">livebaseballscorecards.com</a>			
<b>Andy Van Slyke, L</b> (1, 8) OBP: 0.332, SLG: 0.471										3	0	1	0	1	1	2				
<b>Johnny Ray, S</b> (1, 4) OBP: 0.299, SLG: 0.361 <b>Rafael Belliard, R</b> (8, 4) OBP: 0.297, SLG: 0.269										3	0	0	0	1	1	3				
<b>Mike Diaz, R</b> (1, 9) OBP: 0.325, SLG: 0.602										3	0	0	0	1	0	2				
<b>Jim Morrison, R</b> (1, 5) OBP: 0.295, SLG: 0.406 <b>Bob Walk, R</b> (6, 1) OBP: 0.333, SLG: 0.333 <b>Butch Davis, R</b> (8, PH) <b>Don Robinson, R</b> (8, 1)										2	0	0	1	1	0	0				
<b>Sid Bream, L</b> (1, 3) OBP: 0.368, SLG: 0.495										4	0	1	0	0	0	3				
<b>Al Pedrique, R</b> (1, 6) OBP: 0.240, SLG: 0.174										4	0	1	0	0	2	1				
<b>Junior Ortiz, R</b> (1, 2) OBP: 0.275, SLG: 0.267										4	0	1	0	0	2	1				
<b>Doug Drabek, R</b> (1, 1) OBP: 0.263, SLG: 0.278 <b>John Smiley, L</b> (6, 1) OBP: 0.333, SLG: 0.667 <b>Dave Johnson, R</b> (6, 1) <b>Bobby Bonilla, S</b> (6, 5) OBP: 0.313, SLG: 0.377										2	0	2	0	0	0	0				
<b>Inning Stats</b>	R: 1 E: 0 K: 1 S: 4	H: 0 LOB: 2 BB: 4 P: 20	R: 0 E: 0 K: 2 S: 8	H: 2 LOB: 2 BB: 1 P: 12	R: 0 E: 0 K: 0 S: 3	H: 0 LOB: 0 BB: 0 P: 3	R: 0 E: 0 K: 2 S: 7	H: 0 LOB: 2 BB: 0 P: 7	R: 0 E: 0 K: 0 S: 3	H: 1 LOB: 1 BB: 0 P: 8	R: 0 E: 0 K: 0 S: 3	H: 0 LOB: 0 BB: 0 P: 3	R: 0 E: 0 K: 0 S: 3	H: 1 LOB: 2 BB: 1 P: 10	R: 0 E: 0 K: 1 S: 5	H: 2 LOB: 2 BB: 0 P: 5		1B: 6 2B: 1 3B: 0 HR: 0	SF: 0 SAC: 0 DP: 2 HBP: 0	WP: 0 PB: 0 SB: 2 CS: 0
<b>PITCHER</b>	IP WLS BF H R ER SO BB IBB HBP BLK WP HR S P ERA WHIP	<b>Tim Conroy, L</b> (1, 1) ERA: 5.53 <b>Bill Dawley, R</b> (1, 1) ERA: 4.08 <b>Ricky Horton, L</b> (7, 1) ERA: 2.47																		

Batter	1	2	3	4	5	6	7	8	9	AB	R	H	RBI	BB	SO	LOB	BOTTOM	
<b>Vince Coleman, S</b> (1, 7) OBP: 0.393, SLG: 0.347										5	0	2	1	0	0	1	<b>Pittsburgh Pirates @ St. Louis Cardinals</b> Busch Stadium, St. Louis, MO Tue Jun 16 1987, 7:05 PM CDT Att: 27,048 - Unknown <a href="http://livebaseballscorecards.com">livebaseballscorecards.com</a>	
<b>Ozzie Smith, S</b> (1, 6) OBP: 0.381, SLG: 0.338 <b>Rod Booker, L</b> (7, 4) OBP: 0.467, SLG: 0.500										4	1	1	1	0	0	1		
<b>Tom Herr, S</b> (1, 4) OBP: 0.398, SLG: 0.393 <b>Ricky Horton, L</b> (7, 1) OBP: 0.125, SLG: 0.125										4	2	1	0	0	0	0		
<b>Jack Clark, R</b> (1, 3) OBP: 0.464, SLG: 0.668										5	2	3	3	0	0	2		
<b>Willie McGee, S</b> (1, 8) OBP: 0.314, SLG: 0.431										5	1	3	1	0	0	2		
<b>Terry Pendleton, S</b> (1, 5) OBP: 0.398, SLG: 0.405										3	1	0	0	1	0	3		
<b>Curt Ford, L</b> (1, 9) OBP: 0.364, SLG: 0.495 <b>José Quiendo, S</b> (6, PH) OBP: 0.441, SLG: 0.410										2	0	1	0	0	0	0		
<b>Tony Peña, R</b> (1, 2) OBP: 0.307, SLG: 0.359 <b>Steve Lake, R</b> (8, 2) OBP: 0.311, SLG: 0.386										4	2	2	1	0	0	2		
<b>Tim Conroy, L</b> (1, 1) <b>Bill Dawley, R</b> (1, 1) <b>Tito Landrum, R</b> (6, PH) <b>John Morris, L</b> (6, PH)										0	0	0	0	0	0	0		
<b>Inning Stats</b>	R: 0 E: 0 K: 0 S: 3	H: 0 LOB: 0 BB: 0 P: 3	R: 0 E: 0 K: 0 S: 3	H: 0 LOB: 0 BB: 0 P: 3	R: 0 E: 1 K: 0 S: 5	H: 1 LOB: 2 BB: 0 P: 6	R: 1 E: 0 K: 0 S: 6	H: 2 LOB: 1 BB: 0 P: 6	R: 0 E: 1 K: 0 S: 12	H: 9 LOB: 1 BB: 1 P: 16	R: 0 E: 0 K: 0 S: 2	H: 0 LOB: 0 BB: 1 P: 6	R: 0 E: 0 K: 0 S: 5	H: 2 LOB: 2 BB: 0 P: 5	1B: 13 2B: 1 3B: 1 HR: 1	SF: 0 SAC: 0 DP: 1 HBP: 0		WP: 0 PB: 0 SB: 1 CS: 1
<b>PITCHER</b>	IP WLS BF H R ER SO BB IBB HBP BLK WP HR S P ERA WHIP	<b>Doug Drabek, R</b> (1, 1) ERA: 4.27 <b>John Smiley, L</b> (6, 1) ERA: 6.44 <b>Dave Johnson, R</b> (6, 1) ERA: 9.95 <b>Bob Walk, R</b> (6, 1) ERA: 4.76 <b>Don Robinson, R</b> (8, 1) ERA: 3.88																

**Pittsburgh Pirates @ St. Louis Cardinals**  
 Busch Stadium, St. Louis, MO  
 Tue Jun 16 1987, 7:05 PM CDT  
 Att: 27,048 - Unknown  
[livebaseballscorecards.com](http://livebaseballscorecards.com)



**Pittsburgh Pirates @ St. Louis Cardinals**  
 Busch Stadium, St. Louis, MO  
 Tue Jun 16 1987, 7:05 PM CDT  
 Att: 27,048 - Unknown  
[livebaseballscorecards.com](http://livebaseballscorecards.com)



Batter	1	2	3	4	5	6	7	8	9	AB	R	H	RBI	BB	SO	LOB	TOP					
Barry Bonds, L OBP: 0.340, SLG: 0.465 (1.7)										5	0	1	1	0	0	0	<b>Pittsburgh Pirates @ St. Louis Cardinals</b> Busch Stadium, St. Louis, MO Wed Jun 17 1987, 7:05 PM CDT Att: 30,891 - Unknown					
Andy Van Slyke, L OBP: 0.343, SLG: 0.479 (1.8)										3	1	2	0	1	1	2						
Johnny Ray, S OBP: 0.301, SLG: 0.359 (1.4)										4	1	1	0	1	1	2						
Sid Bream, L OBP: 0.367, SLG: 0.491 (1.3)										4	0	1	1	0	0	3						
R.J. Reynolds, S OBP: 0.351, SLG: 0.441 (1.9)										4	1	1	0	0	1	2						
Bobby Bonilla, S OBP: 0.318, SLG: 0.376 (1.5)										3	0	1	0	1	1	0						
Michael LaValliere, L OBP: 0.382, SLG: 0.370 (1.2)										3	1	1	2	0	0	0						
Rafael Belliard, R OBP: 0.290, SLG: 0.282 (1.6)										4	0	0	0	0	0	4						
Rick Reuschel, R OBP: 0.194, SLG: 0.314 (1.1)										4	0	0	0	0	1	2						
<b>Inning Stats</b>	R: 0 E: 0 K: 1 S: 6	H: 1 LOB: 1 BB: 0 P: 6	R: 0 E: 0 K: 2 S: 7	H: 0 LOB: 0 BB: 0 P: 7	R: 0 E: 0 K: 0 S: 3	H: 0 LOB: 0 BB: 0 P: 3	R: 2 E: 1 K: 0 S: 4	H: 1 LOB: 2 BB: 3 P: 16	R: 0 E: 0 K: 0 S: 4	H: 1 LOB: 2 BB: 0 P: 5	R: 2 E: 0 K: 2 S: 11	H: 4 LOB: 2 BB: 0 P: 11	R: 0 E: 0 K: 0 S: 3	H: 0 LOB: 0 BB: 0 P: 3	R: 0 E: 0 K: 0 S: 3	H: 1 LOB: 1 BB: 0 P: 4	1B: 6 2B: 2 3B: 0 HR: 0	SF: 1 SAC: 0 DP: 0 HBP: 1	WP: 0 PB: 0 SB: 1 CS: 0	PA: 39		
<b>PITCHER</b>	IP	WLS	BF	H	R	ER	SO	BB	IBB	HBP	BLK	WP	HR	S	P	ERA	WHIP					
Bob Forsch, R ERA: 5.35 (1.1)	5.2	L	27	6	4	4	4	3	0	1	0	0	0	31	44	6.35	1.588					
Ken Dayley, L ERA: (6.1)	0.1		2	1	0	0	1	0	0	0	0	0	0	4	4	0.00	3.000					
Pat Perry, L ERA: 4.05 (7.1)	3.0		10	1	0	0	0	0	0	0	0	0	0	10	10	0.00	0.333					

AB	34
R	4
H	8
RBI	4
BB	3
SO	5
LOB	15



Batter	1	2	3	4	5	6	7	8	9	AB	R	H	RBI	BB	SO	LOB	BOTTOM					
Vince Coleman, S OBP: 0.395, SLG: 0.350 (1.7)										4	0	2	0	0	0	1	<b>Pittsburgh Pirates @ St. Louis Cardinals</b> Busch Stadium, St. Louis, MO Wed Jun 17 1987, 7:05 PM CDT Att: 30,891 - Unknown					
Ozzie Smith, S OBP: 0.383, SLG: 0.341 (1.6)										4	0	2	0	0	0	4						
Tom Herr, S OBP: 0.392, SLG: 0.386 (1.4)										3	0	0	0	0	0	4						
Pat Perry, L OBP: 0.167, SLG: 0.167 (7.1)										0	0	0	0	0	0	0						
John Morris, L (9, PH) OBP: 0.333, SLG: 0.390										1	0	0	0	0	0	0						
Willie McGee, S OBP: 0.318, SLG: 0.441 (1.8)										4	1	2	0	0	0	1						
Terry Pendleton, S OBP: 0.366, SLG: 0.400 (1.5)										3	0	0	0	0	1	2						
Curt Ford, L OBP: 0.351, SLG: 0.476 (1.9)										4	0	0	1	0	0	1						
José Oquendo, S OBP: 0.429, SLG: 0.397 (1.3)										4	0	0	0	0	0	1						
Tony Peña, R OBP: 0.308, SLG: 0.358 (1.2)										3	0	1	0	0	0	0						
Bob Forsch, R OBP: 0.464, SLG: 0.704 (6.1)										1	0	1	0	0	0	0						
Ken Dayley, L (6.1)										0	0	0	0	0	0	0						
Rod Booker, L (6, PH) (7.4)										1	0	0	0	1	0	1						
<b>Inning Stats</b>	R: 0 E: 0 K: 0 S: 3	H: 1 LOB: 0 BB: 0 P: 3	R: 0 E: 0 K: 0 S: 3	H: 1 LOB: 0 BB: 0 P: 3	R: 0 E: 0 K: 0 S: 4	H: 1 LOB: 1 BB: 0 P: 4	R: 0 E: 0 K: 1 S: 6	H: 1 LOB: 0 BB: 0 P: 6	R: 0 E: 0 K: 0 S: 3	H: 1 LOB: 1 BB: 1 P: 7	R: 0 E: 0 K: 0 S: 3	H: 0 LOB: 0 BB: 0 P: 3	R: 0 E: 0 K: 0 S: 5	H: 2 LOB: 2 BB: 0 P: 5	R: 1 E: 0 K: 0 S: 4	H: 1 LOB: 1 BB: 0 P: 5	1B: 7 2B: 1 3B: 1 HR: 0	SF: 0 SAC: 0 DP: 2 HBP: 1	WP: 0 PB: 0 SB: 0 CS: 0	PA: 35		
<b>PITCHER</b>	IP	WLS	BF	H	R	ER	SO	BB	IBB	HBP	BLK	WP	HR	S	P	ERA	WHIP					
Rick Reuschel, R ERA: 2.46 (1.1)	9.0	W	34	8	1	1	1	1	0	1	0	0	0	34	39	1.00	1.000					

AB	32
R	1
H	8
RBI	1
BB	1
SO	1
LOB	15



Batter	1	2	3	4	5	6	7	8	9	10	AB	R	H	RBI	BB	SO	LOB	TOP											
Barry Bonds, L (1.7) OBP: 0.333, SLG: 0.455											5	0	0	0	0	0	1												
Andy Van Slyke, L (1.8) OBP: 0.339, SLG: 0.472											5	0	1	1	0	1	0												
Johnny Ray, S (1.4) OBP: 0.299, SLG: 0.356											5	1	1	0	0	0	2												
Sid Bream, L (1.3) OBP: 0.363, SLG: 0.482											4	0	0	0	1	1	2												
R.J. Reynolds, S (1.9) OBP: 0.366, SLG: 0.457											4	3	3	1	1	0	2												
Bobby Bonilla, S (1.5) OBP: 0.314, SLG: 0.384											5	0	1	1	0	1	4												
Michael LaValiere, L (1.2) OBP: 0.381, SLG: 0.364											2	1	0	0	1	0	1												
Mike Diaz, R (8. PH) OBP: 0.318, SLG: 0.590											2	0	0	0	0	0	1	AB 40											
Al Pedrique, R (1.6) OBP: 0.286, SLG: 0.346											3	0	2	3	0	0	0	R 6											
Jim Morrison, R (8. PH) OBP: 0.293, SLG: 0.403											2	0	0	0	0	0	1	H 8											
Rafael Belliard, R (10.6) OBP: 0.290, SLG: 0.282											0	0	0	0	0	0	0	RBI 6											
Bob Kipper, R (1.1) OBP: 0.318, SLG: 0.409											2	0	0	0	0	2	2	BB 4											
Dom Taylor, R (5.1) OBP: 0.153, SLG: 0.133											1	0	0	0	0	0	0	SO 5											
John Smiley, L (7.1) OBP: 0.333, SLG: 0.667											0	0	0	0	0	0	0	LOB 16											
John Cangelosi, S (9. PH) OBP: 0.524, SLG: 0.255											0	1	0	0	1	0	0												
Don Robinson, R (9.1) ERA: 3.99											0	0	0	0	0	0	0												
Inning Stats	R: 0 E: 0 K: 0 S: 3	H: 0 LOB: 0 BB: 0 P: 3	R: 2 E: 0 K: 2 S: 9	H: 2 LOB: 1 BB: 1 P: 13	R: 0 E: 1 K: 0 S: 4	H: 0 LOB: 1 BB: 1 P: 4	R: 1 E: 0 K: 2 S: 8	H: 1 LOB: 1 BB: 1 P: 12	R: 1 E: 1 K: 1 S: 8	H: 2 LOB: 2 BB: 0 P: 8	R: 0 E: 0 K: 0 S: 3	H: 0 LOB: 0 BB: 0 P: 3	R: 0 E: 0 K: 0 S: 5	H: 0 LOB: 1 BB: 0 P: 5	R: 1 E: 0 K: 0 S: 4	H: 1 LOB: 2 BB: 2 P: 12	R: 0 E: 0 K: 0 S: 3	H: 0 LOB: 0 BB: 0 P: 3	1B: 4 2B: 2 3B: 2 HR: 0	SF: 0 SAC: 0 DP: 0 HBP: 0	WP: 0 PA: 44								
PITCHER	IP	WLS	BF	H	R	ER	SO	BB	IBB	HBP	BLK	WP	HR	S	P	ERA	WHIP												
Lee Tunnell, R (1.1) ERA: 4.98	5.0		24	5	4	3	5	2	0	0	0	0	0	9	9	5.40	1.400												
Ricky Horton, L (6.1) ERA: 2.54	2.1		9	2	1	1	0	0	0	0	0	0	0	9	9	3.86	0.857												
Todd Worrell, R (8.1) ERA: 4.11	1.0		4	0	1	1	0	1	0	0	0	0	0	3	7	9.00	1.000												
Ken Dayley, L (9.1) ERA: 3.99	0.2		4	1	0	0	0	1	0	0	0	0	0	3	7	0.00	3.000												
Bill Dawley, R (10.1) ERA: 3.99	1.0	W	3	0	0	0	0	0	0	0	0	0	0	3	3	0.00	0.000												

Pittsburgh Pirates @ St. Louis Cardinals

Busch Stadium, St. Louis, MO

Thu Jun 18 1987, 7:05 PM CDT  
Att: 35,264 - Unknown

AB 40  
R 6  
H 8  
RBI 6  
BB 4  
SO 5  
LOB 16



Batter	1	2	3	4	5	6	7	8	9	10	AB	R	H	RBI	BB	SO	LOB	BOTTOM											
Vince Coleman, S (1.7) OBP: 0.395, SLG: 0.348											4	1	1	0	1	1	1												
Ozzie Smith, S (1.6) OBP: 0.379, SLG: 0.344											4	0	1	2	0	0	1												
Bill Dawley, R (10.1) OBP: 0.364, SLG: 0.222											0	0	0	0	0	0	0												
Tom Herr, S (1.4) OBP: 0.397, SLG: 0.388											4	2	2	0	1	1	1												
Jack Clark, R (1.3) OBP: 0.463, SLG: 0.690											5	2	2	4	0	2	4												
Willie McGee, S (1.8) OBP: 0.321, SLG: 0.455											4	1	2	0	0	1	0												
Tony Peña, R (1.2) OBP: 0.306, SLG: 0.364											4	1	1	1	0	0	1												
José Oquendo, S (1.5) OBP: 0.424, SLG: 0.387											3	0	0	0	1	0	2												
Tito Landrum, R (1.9) OBP: 0.333, SLG: 0.237											2	0	0	1	0	0	1												
John Morris, L (7. PH) OBP: 0.302, SLG: 0.419											2	1	2	0	0	0	0												
Lee Tunnell, R (1.1) ERA: 5.77											2	0	0	0	0	1	0												
Ricky Horton, L (6.1) ERA: 2.54											1	0	0	0	0	2	2												
Todd Worrell, R (8.1) ERA: 4.11											0	0	0	0	0	0	0												
Ken Dayley, L (9.1) ERA: 3.99											0	0	0	0	0	0	0												
Rod Bunker, L (10.5) ERA: 3.99											0	0	0	0	0	0	0												
Inning Stats	R: 1 E: 0 K: 1 S: 5	H: 1 LOB: 0 BB: 1 P: 9	R: 0 E: 0 K: 0 S: 4	H: 1 LOB: 1 BB: 0 P: 4	R: 0 E: 0 K: 0 S: 3	H: 0 LOB: 0 BB: 0 P: 3	R: 4 E: 0 K: 1 S: 9	H: 4 LOB: 0 BB: 0 P: 9	R: 0 E: 0 K: 2 S: 7	H: 0 LOB: 0 BB: 0 P: 7	R: 0 E: 0 K: 3 S: 0	H: 0 LOB: 0 BB: 0 P: 3	R: 1 E: 0 K: 1 S: 7	H: 2 LOB: 3 BB: 2 P: 15	R: 0 E: 0 K: 1 S: 5	H: 0 LOB: 0 BB: 0 P: 5	R: 0 E: 0 K: 0 S: 4	H: 1 LOB: 1 BB: 0 P: 4	R: 2 E: 0 K: 0 S: 2	H: 2 LOB: 0 BB: 0 P: 2	1B: 5 2B: 3 3B: 1 HR: 2	SF: 1 SAC: 1 DP: 0 HBP: 0	WP: 1 PA: 40						
PITCHER	IP	WLS	BF	H	R	ER	SO	BB	IBB	HBP	BLK	WP	HR	S	P	ERA	WHIP												
Bob Kipper, L (1.1) ERA: 5.77	4.0		18	6	5	5	2	1	0	0	0	0	1	21	25	11.25	1.750												
Dom Taylor, R (5.1) ERA: 5.28	2.1		10	2	1	1	2	1	0	0	0	0	0	13	17	3.86	1.286												
John Smiley, L (7.1) ERA: 6.16	1.2		6	0	0	0	2	1	0	0	0	1	0	9	13	0.00	0.600												
Don Robinson, R (9.1) ERA: 4.0	1.0	L	6	3	2	2	0	0	0	0	0	0	1	6	6	18.00	3.000												

Pittsburgh Pirates @ St. Louis Cardinals

Busch Stadium, St. Louis, MO

Thu Jun 18 1987, 7:05 PM CDT  
Att: 35,264 - Unknown

AB 35  
R 8  
H 11  
RBI 8  
BB 3  
SO 6  
LOB 13






Batter	1	2	3	4	5	6	7	8	9	AB	R	H	RBI	BB	SO	LOB	TOP				
Barry Bonds, L (1.8) OBP: 0.332, SLG: 0.451										4	1	1	0	0	0	1					
Bobby Bonilla, S (1.7) OBP: 0.319, SLG: 0.400										4	1	2	0	0	0	1					
Johnny Ray, S (1.4) OBP: 0.298, SLG: 0.354										4	0	1	1	0	0	2					
Sid Bream, L (1.3) OBP: 0.365, SLG: 0.493										3	1	1	2	1	1	1					
Jim Morrison, R (1.5) OBP: 0.292, SLG: 0.397										3	0	0	0	1	0	2					
R.J. Reynolds, S (1.9) OBP: 0.383, SLG: 0.451										4	1	1	0	0	2	2					
Michael LaValliere, L (1.2) OBP: 0.376, SLG: 0.366										4	0	1	0	0	1	1	AB 33				
Rafael Belliard, R (1.6) OBP: 0.284, SLG: 0.256										4	0	0	1	0	0	1	R 4				
Brian Fisher, R (1.1) OBP: 0.150, SLG: 0.300										3	0	0	0	0	2	1	H 7				
<b>Inning Stats</b>	R: 1 E: 0 K: 0 S: 4	H: 2 LOB: 1 BB: 1 P: 8	R: 0 E: 0 K: 1 S: 6	H: 1 LOB: 1 BB: 0 P: 6	R: 2 E: 0 K: 0 S: 5	H: 2 LOB: 0 BB: 0 P: 5	R: 1 E: 0 K: 0 S: 5	H: 1 LOB: 1 BB: 0 P: 5	R: 0 E: 0 K: 2 S: 7	H: 0 LOB: 0 BB: 0 P: 7	R: 0 E: 0 K: 1 S: 5	H: 0 LOB: 0 BB: 0 P: 5	R: 0 E: 0 K: 0 S: 4	H: 1 LOB: 2 BB: 1 P: 8	R: 0 E: 0 K: 1 S: 5	H: 0 LOB: 0 BB: 0 P: 5	1B: 3 2B: 3 3B: 0 HR: 1	SF: 0 SAC: 1 DP: 1 HBP: 0	WP: 0 PB: 0 SB: 3 CS: 0	PA: 36	
<b>PITCHER</b>	IP	WLS	BF	H	R	ER	SO	BB	IBB	HBP	BLK	WP	HR	S	P	ERA	WHIP				
Dickie Noles, R (1.1) ERA: 4.06	7.0	L	28	6	4	4	5	1	0	0	0	0	1	37	41	5.14	1.000				
Frank DiPino, L (8.1) ERA: 3.1	2.0		8	1	0	0	1	0	1	0	0	0	0	9	13	0.00	0.500				

Pittsburgh Pirates @ Chicago Cubs  
Wrigley Field, Chicago, IL  
Fri Jun 19 1987, 3:33 AM CDT  
Att: 33,529 - Unknown


AB 33  
R 4  
H 7  
RBI 4  
BB 2  
SO 6  
LOB 12



Batter	1	2	3	4	5	6	7	8	9	AB	R	H	RBI	BB	SO	LOB	BOTTOM				
Dave Martinez, L (1.8) OBP: 0.377, SLG: 0.345										4	0	1	0	0	1	0					
Jerry Mumphrey, S (1.7) OBP: 0.414, SLG: 0.504										2	0	0	0	2	1	1					
Andre Dawson, R (1.9) OBP: 0.326, SLG: 0.575										4	0	0	0	0	0	3					
Leon Durham, L (1.3) OBP: 0.371, SLG: 0.534										4	0	1	0	0	0	1					
Keith Moreland, R (1.5) OBP: 0.267, SLG: 0.395										4	0	0	0	0	0	1					
Paul Noces, R (1.4) OBP: 0.375, SLG: 0.414										4	0	2	0	0	0	1					
Jim Sundberg, R (1.2) OBP: 0.358, SLG: 0.378										4	0	2	0	0	2	1	AB 33				
Mike Brumley, S (1.6) OBP: 0.133, SLG: 0.077										2	0	0	0	0	1	3	R 0				
Gary Matthews, R (7, PH) OBP: 0.303, SLG: 0.290										1	0	0	0	0	0	0	H 6				
Frank DiPino, L (8.1)										0	0	0	0	0	0	0	RBI 0				
Rafael Palmeiro, L (9, PH) OBP: 0.583, SLG: 1.143										1	0	0	0	0	2		BB 2				
Dickie Noles, R (1.1)										2	0	0	0	0	1	0	SO 6				
Manny Trillo, R (8.4) OBP: 0.307, SLG: 0.419										1	0	0	0	0	0	0	LOB 13				
<b>Inning Stats</b>	R: 0 E: 0 K: 0 S: 3	H: 0 LOB: 1 BB: 1 P: 7	R: 0 E: 0 K: 2 S: 8	H: 1 LOB: 1 BB: 0 P: 8	R: 0 E: 0 K: 2 S: 8	H: 1 LOB: 2 BB: 0 P: 5	R: 0 E: 0 K: 0 S: 3	H: 0 LOB: 0 BB: 0 P: 3	R: 0 E: 0 K: 1 S: 5	H: 0 LOB: 0 BB: 0 P: 5	R: 0 E: 0 K: 1 S: 5	H: 0 LOB: 1 BB: 1 P: 9	R: 0 E: 0 K: 0 S: 5	H: 2 LOB: 2 BB: 0 P: 5	R: 0 E: 0 K: 0 S: 5	H: 0 LOB: 0 BB: 0 P: 5	1B: 5 2B: 1 3B: 0 HR: 0	SF: 0 SAC: 0 DP: 0 HBP: 0	WP: 0 PB: 0 SB: 1 CS: 0	PA: 35	
<b>PITCHER</b>	IP	WLS	BF	H	R	ER	SO	BB	IBB	HBP	BLK	WP	HR	S	P	ERA	WHIP				
Brian Fisher, R (1.1) ERA: 5.32	9.0	W	35	6	0	0	6	2	0	0	0	0	0	45	53	0.00	0.889				

Pittsburgh Pirates @ Chicago Cubs  
Wrigley Field, Chicago, IL  
Fri Jun 19 1987, 3:33 AM CDT  
Att: 33,529 - Unknown

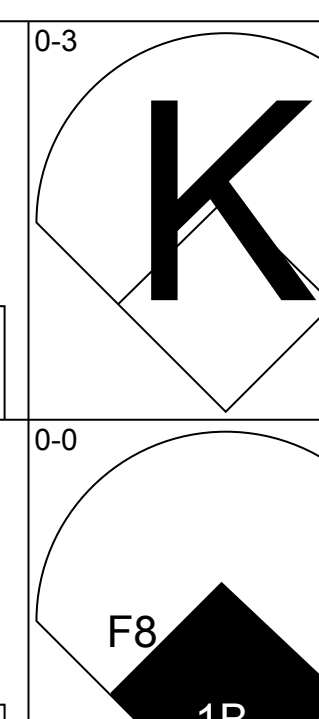
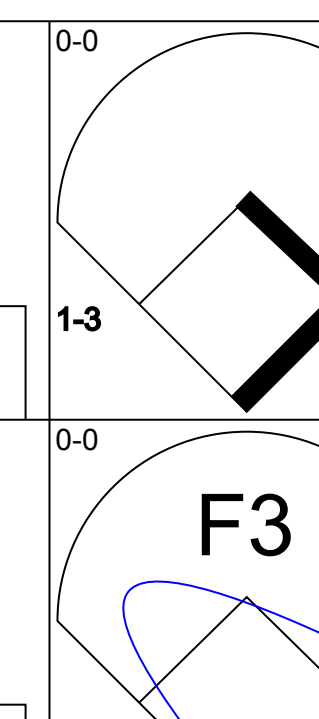
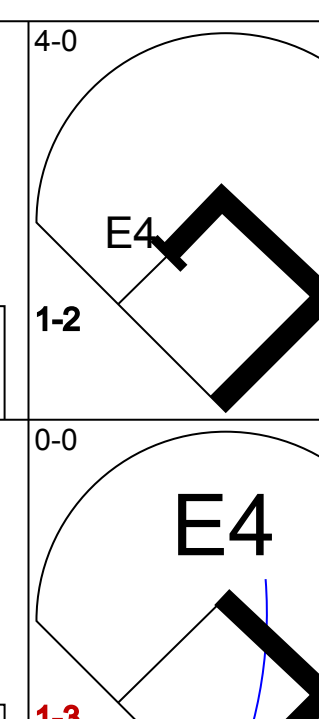
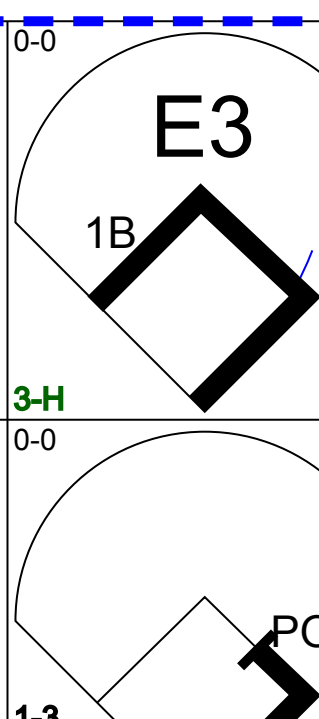
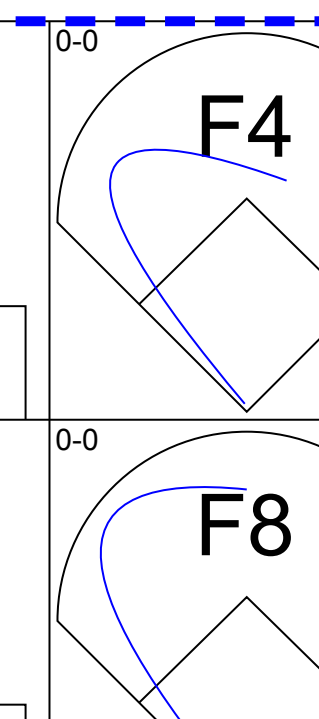
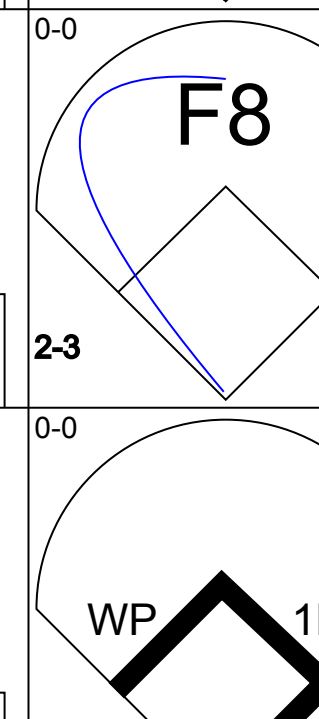

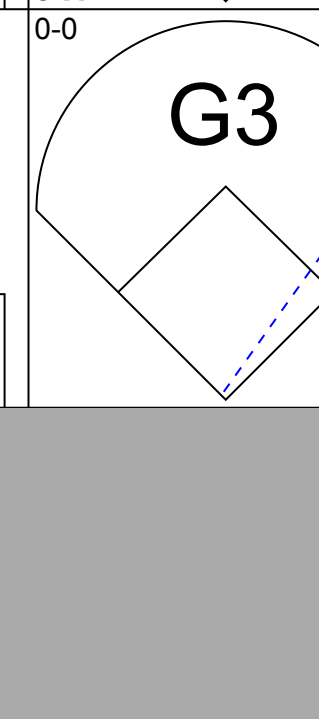
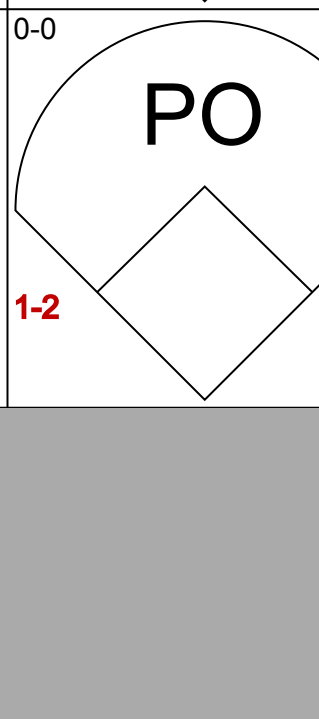

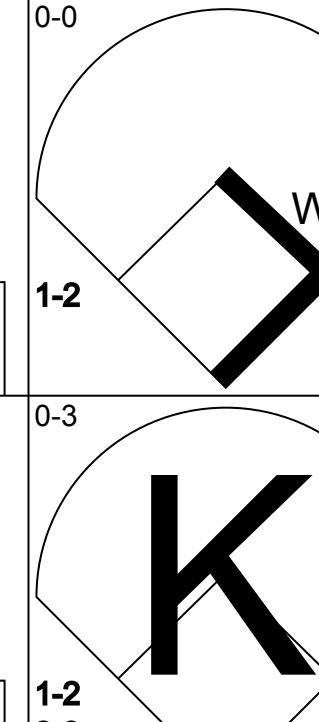
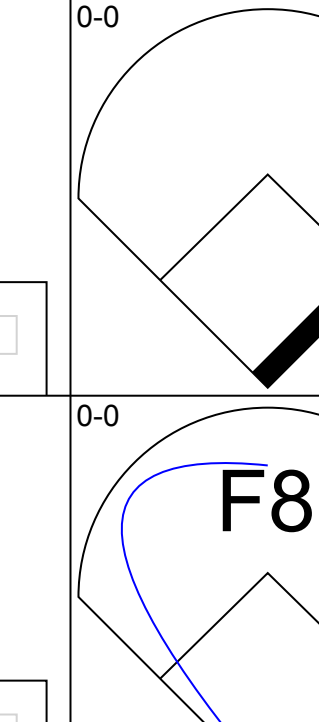


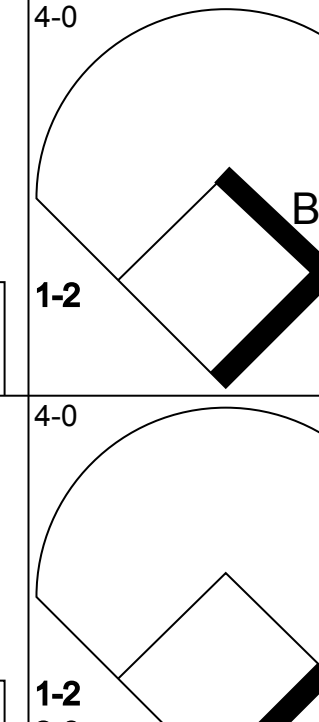
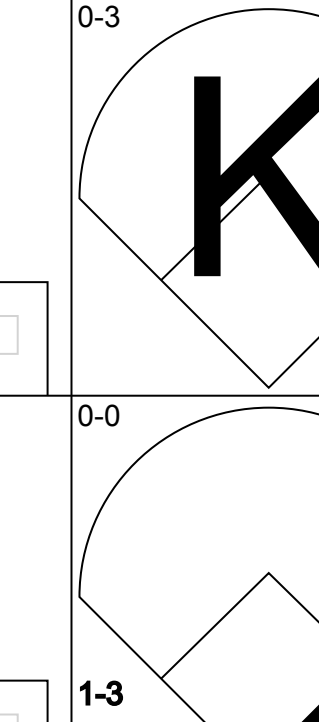



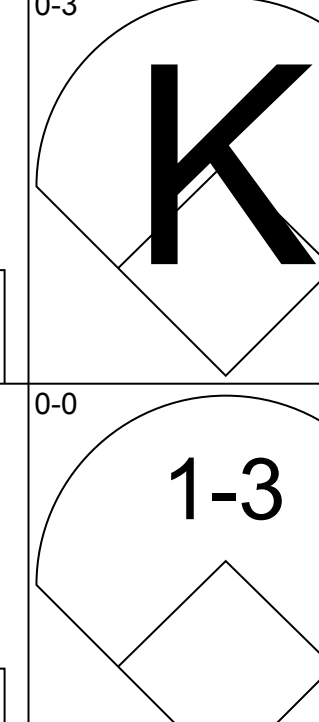

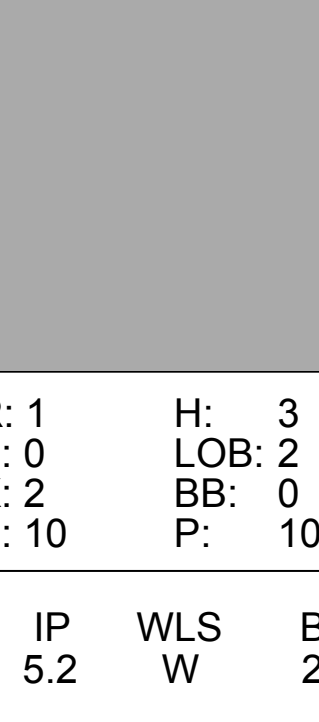
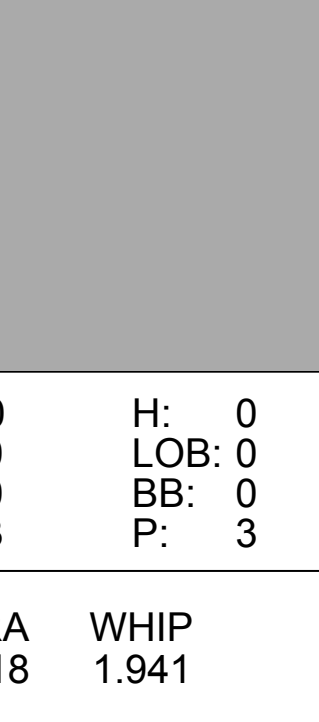
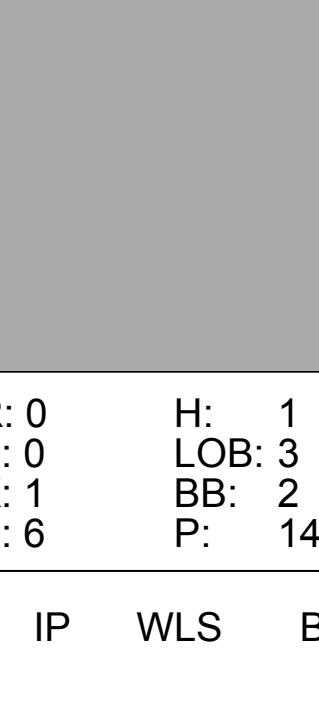
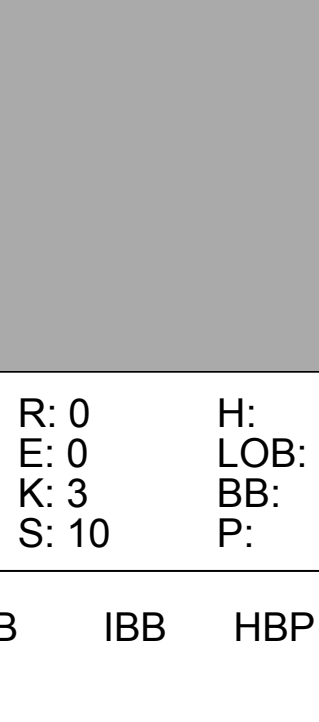
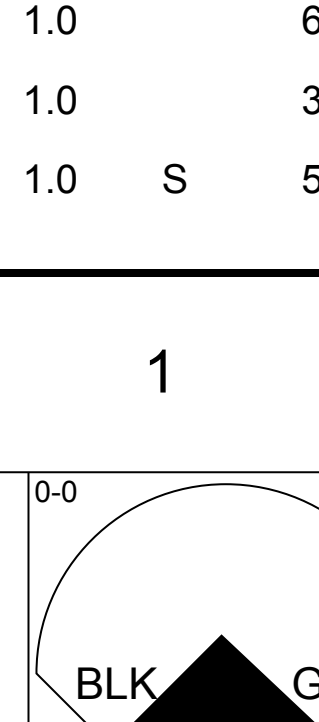
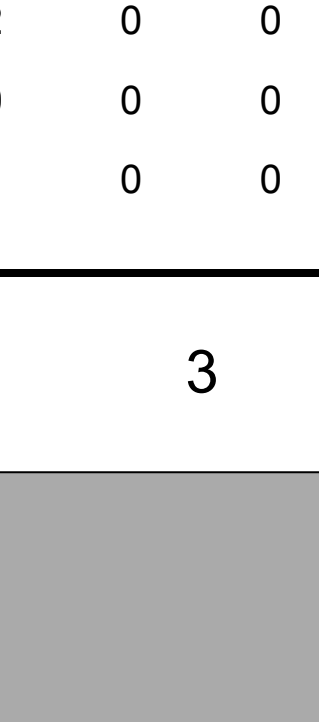
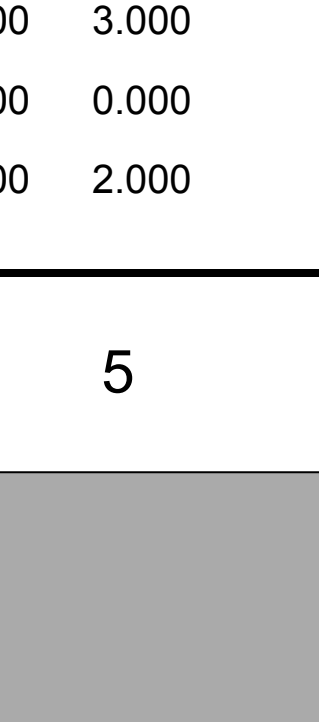
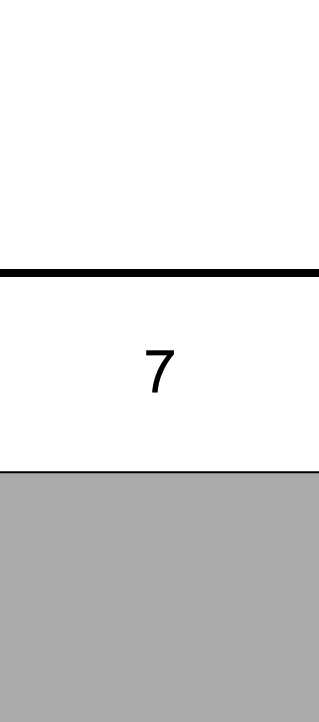
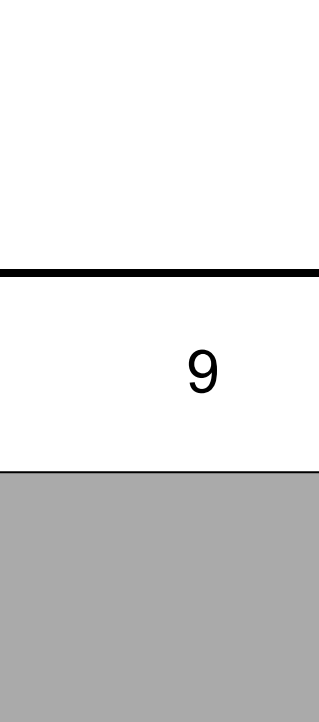
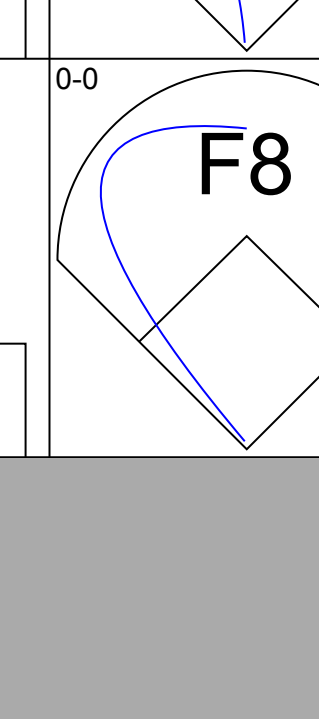
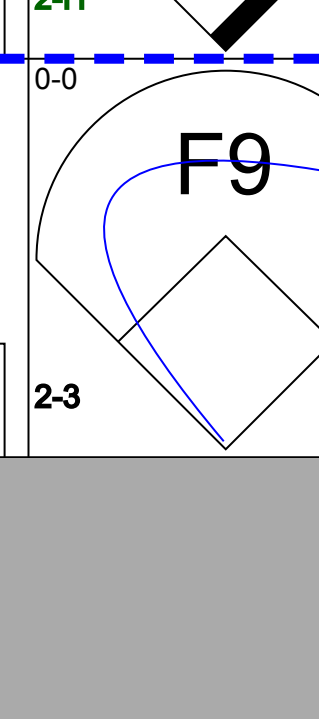
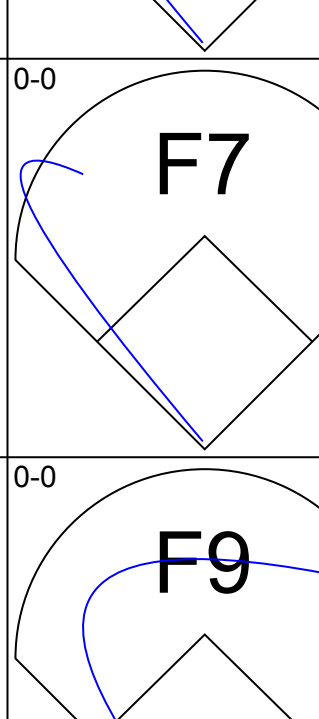





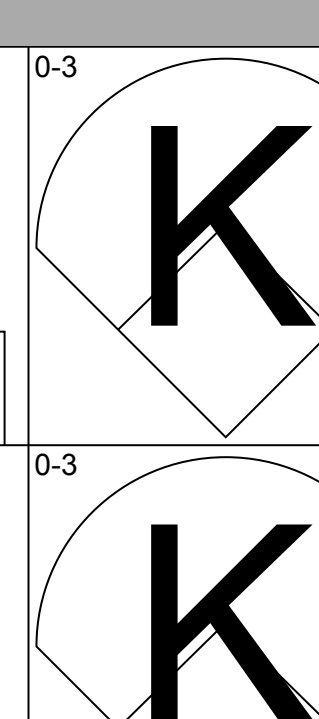

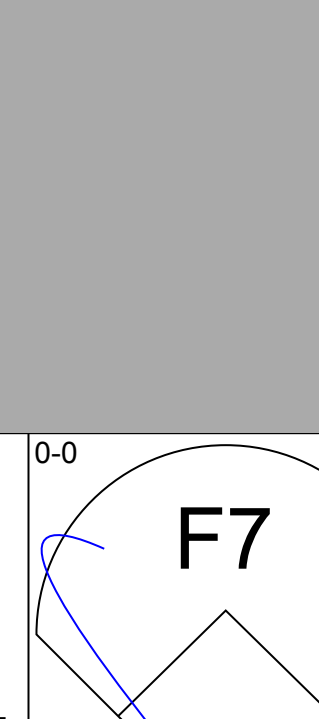

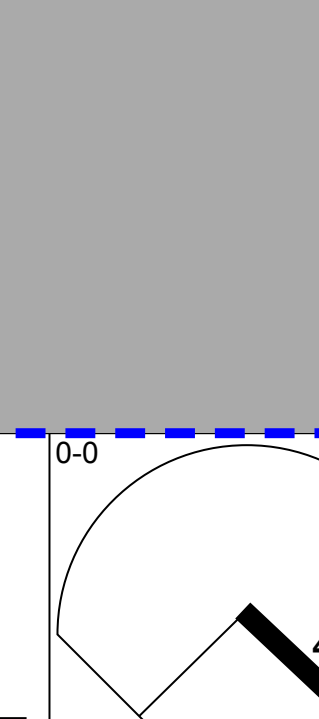
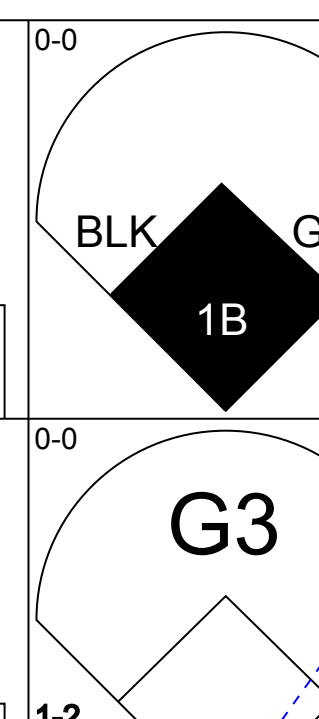
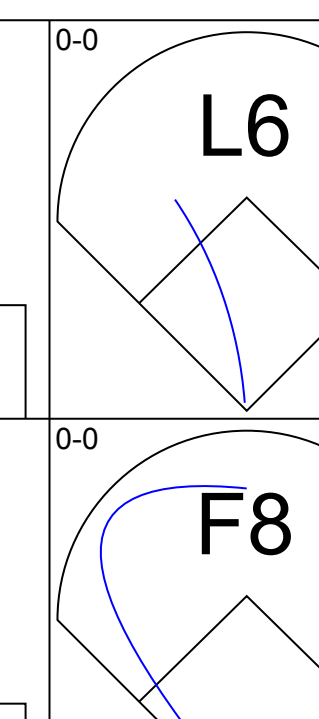
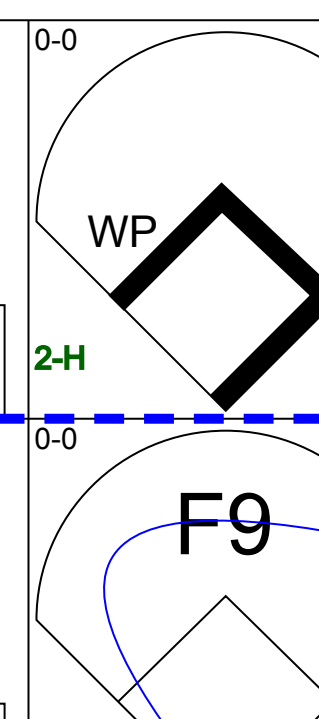
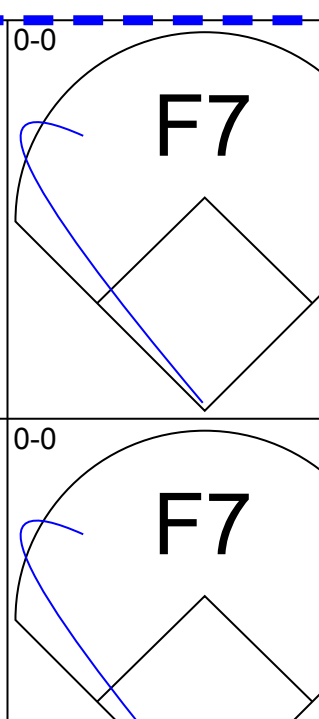
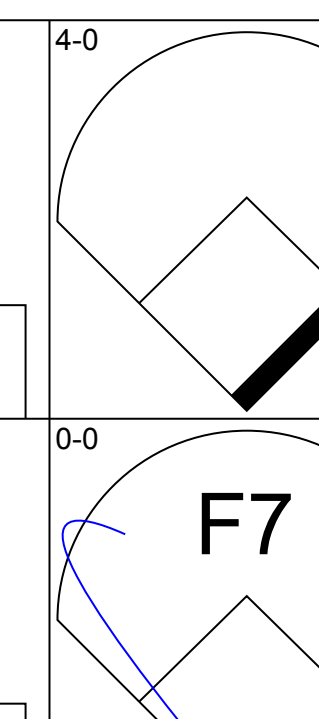
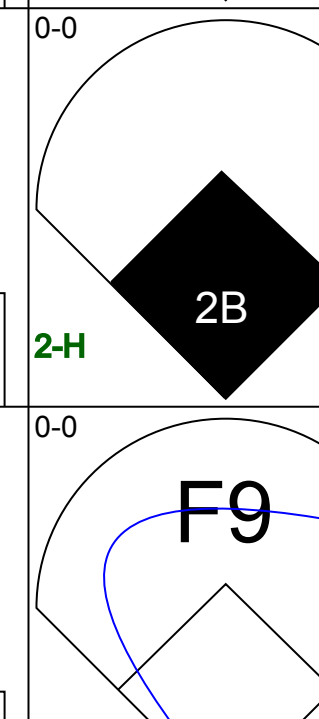


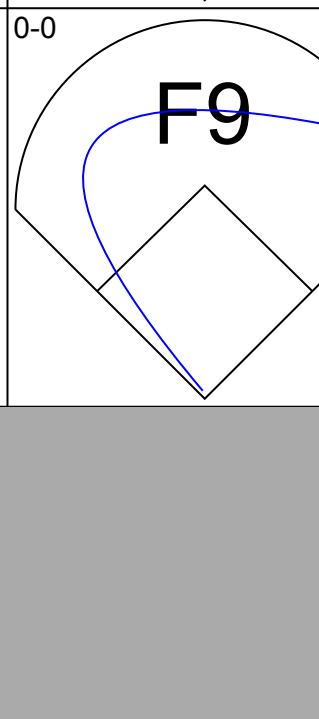

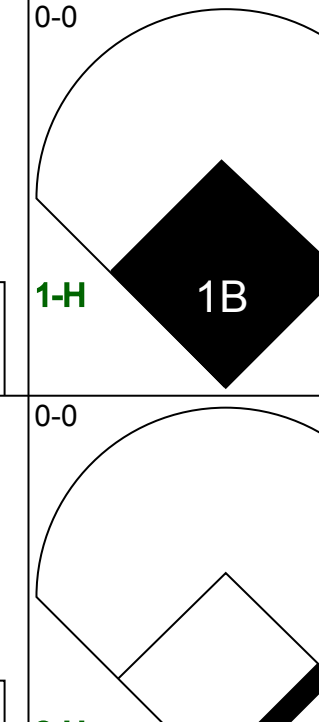
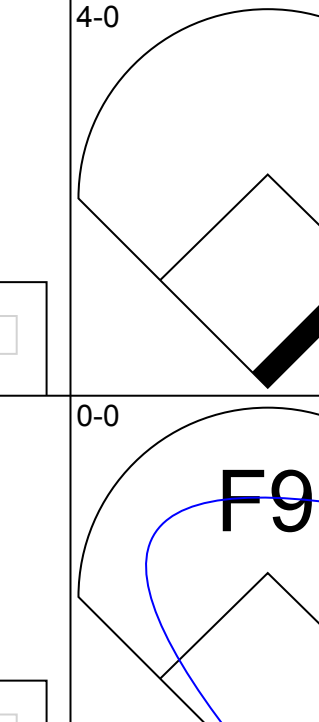
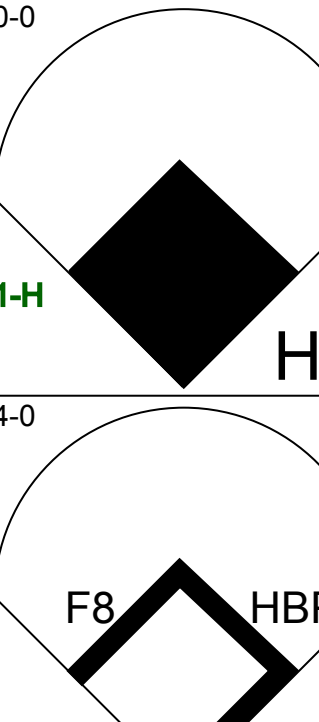
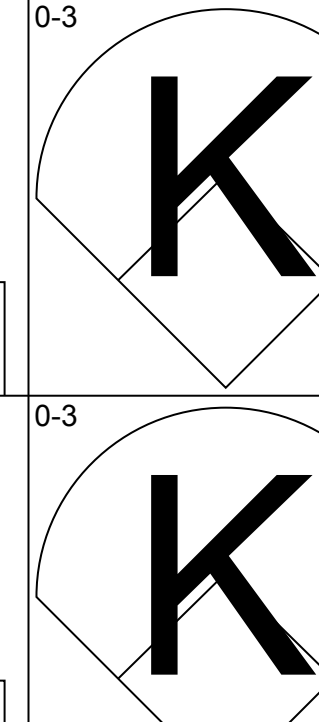
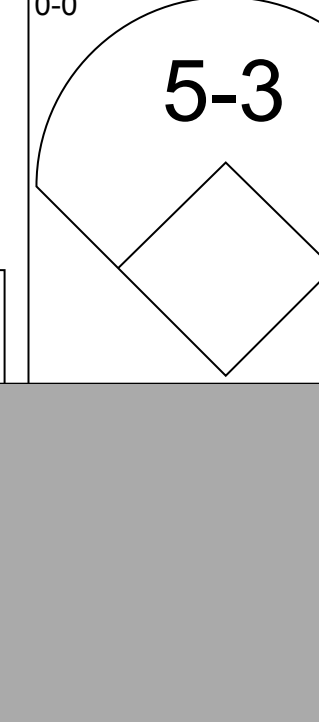

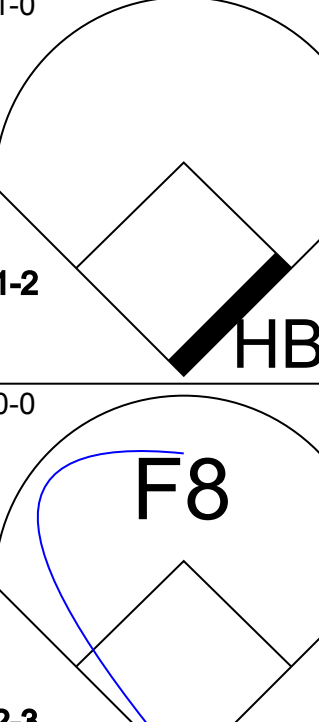

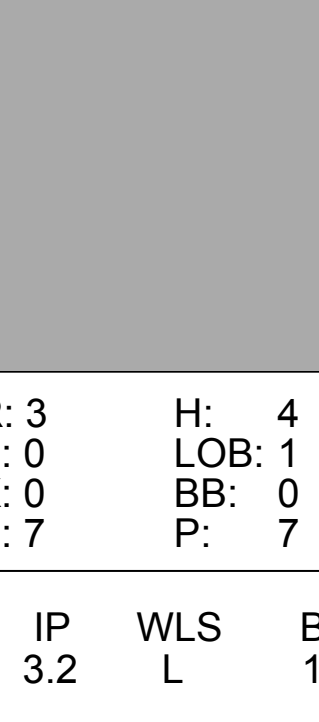
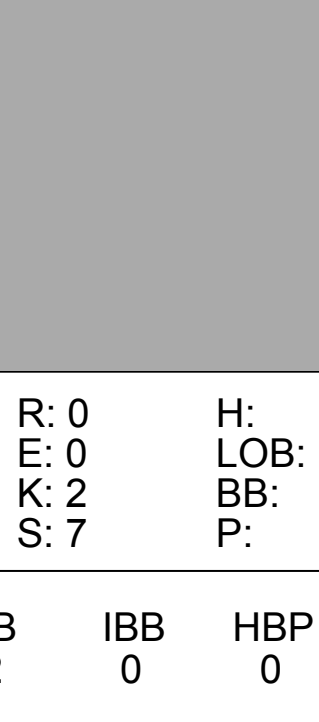
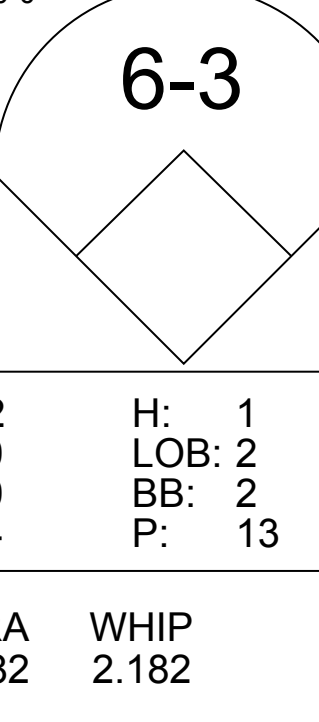
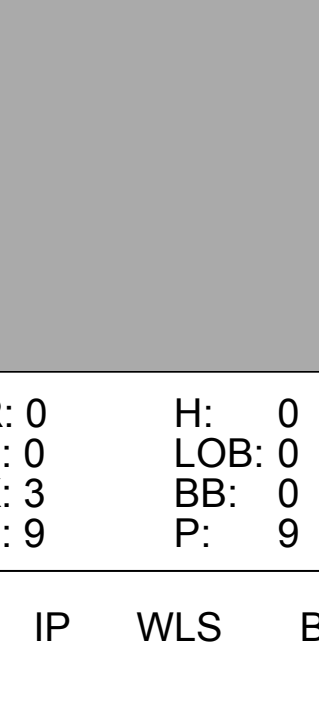




AB 33  
R 0  
H 6  
RBI 0  
BB 2  
SO 6  
LOB 13



Batter	1	2	3	4	5	6	7	8	9	AB	R	H	RBI	BB	SO	LOB	TOP										
Barry Bonds, L (1,7) OBP: 0.341, SLG: 0.485										4	2	2	2	1	1	1	<b>Pittsburgh Pirates @ Chicago Cubs</b> Wrigley Field, Chicago, IL Sat Jun 20 1987, 3:33 AM CDT Att: 34,384 - Unknown										
Andy Van Slyke, L (1,8) OBP: 0.338, SLG: 0.472										4	1	1	0	0	1	1											
Johnny Ray, S (1,4) OBP: 0.300, SLG: 0.355										5	1	2	1	0	1	2											
Sid Bream, L (1,3) OBP: 0.362, SLG: 0.487										5	0	1	0	0	1	3											
R.J. Reynolds, S (1,9) OBP: 0.377, SLG: 0.480										4	2	3	2	1	1	1											
Jim Morrison, R (1,5) OBP: 0.294, SLG: 0.423										5	2	2	3	0	1	2											
Michael LaValliere, L (1,2)										4	0	1	0	1	1	1											
Rafael Belliard, R (1,6) OBP: 0.282, SLG: 0.254									5	0	1	0	0	1	3												
Mike Dunne, R (1,1) OBP: 0.167, SLG: 0.091										4	0	0	0	0	1	4											
<b>Inning Stats</b>	R: 2 E: 0 K: 1 S: 8	H: 4 LOB: 1 BB: 0 P: 8	R: 0 E: 0 K: 1 S: 6	H: 1 LOB: 1 BB: 0 P: 6	R: 0 E: 0 K: 2 S: 8	H: 1 LOB: 0 BB: 0 P: 8	R: 0 E: 0 K: 2 S: 7	H: 0 LOB: 0 BB: 0 P: 7	R: 0 E: 0 K: 0 S: 3	H: 0 LOB: 1 BB: 1 P: 7	R: 2 E: 0 K: 0 S: 4	H: 1 LOB: 1 BB: 2 P: 12	R: 0 E: 0 K: 1 S: 6	H: 1 LOB: 1 BB: 0 P: 6	R: 0 E: 0 K: 2 S: 9	H: 1 LOB: 2 BB: 0 P: 9		R: 4 E: 0 K: 0 S: 8	H: 5 LOB: 1 BB: 0 P: 8	1B: 7 2B: 2 3B: 0 HR: 5	SF: 0 SAC: 1 DP: 0 HBP: 0	WP: 1 PB: 0 SB: 3 CS: 0	PA: 44				
<b>PITCHER</b>	IP	WLS	BF	H	R	ER	SO	BB	IBB	HBP	BLK	WP	HR	S	P	ERA	WHIP										
Greg Maddux, R (1,1) ERA: 4.71	6.0	L	28	8	4	4	6	3	0	0	0	0	2	37	49	6.00	1.833										
Frank DiPino, L (7,1) ERA: 2.9	2.0		8	1	0	0	3	0	0	0	0	1	0	14	14	0.00	0.500										
Ron Davis, R (9,1) ERA: 5.4	1.0		8	5	4	4	0	0	0	0	0	0	3	8	8	36.00	5.000										

Batter	1	2	3	4	5	6	7	8	9	AB	R	H	RBI	BB	SO	LOB	BOTTOM										
Dave Martinez, L (1,8) OBP: 0.384, SLG: 0.366										4	1	3	0	0	0	0	<b>Pittsburgh Pirates @ Chicago Cubs</b> Wrigley Field, Chicago, IL Sat Jun 20 1987, 3:33 AM CDT Att: 34,384 - Unknown										
Jerry Mumphrey, S (1,7) OBP: 0.403, SLG: 0.488										4	0	0	0	0	1	3											
Andre Dawson, R (1,9) OBP: 0.325, SLG: 0.570										4	0	1	1	0	0	0											
Leon Durham, L (1,3) OBP: 0.373, SLG: 0.548										4	1	2	1	0	0	1											
Keith Moreland, R (1,5) OBP: 0.263, SLG: 0.389										4	0	0	0	0	0	1											
Jody Davis, R (1,2) OBP: 0.315, SLG: 0.430										4	0	0	0	0	1	0											
Paul Noce, R (1,4) OBP: 0.343, SLG: 0.375										3	0	0	0	0	2	0											
Mike Brumley, S (1,6) OBP: 0.167, SLG: 0.250										3	0	1	0	0	0	0											
Greg Maddux, R (1,1) OBP: 0.130, SLG: 0.130										2	0	0	0	0	0	1											
Frank DiPino, L (7,1)										0	0	0	0	0	0	0											
Gary Matthews, R (8,PH) OBP: 0.294, SLG: 0.281										1	0	0	0	0	0	0											
Ron Davis, R (9,1)										0	0	0	0	0	0	0											
<b>Inning Stats</b>	R: 1 E: 0 K: 1 S: 7	H: 2 LOB: 1 BB: 0 P: 10	R: 0 E: 0 K: 2 S: 8	H: 1 LOB: 1 BB: 0 P: 8	R: 0 E: 0 K: 0 S: 4	H: 2 LOB: 1 BB: 0 P: 4	R: 0 E: 0 K: 1 S: 5	H: 0 LOB: 0 BB: 0 P: 5	R: 0 E: 0 K: 0 S: 3	H: 0 LOB: 0 BB: 0 P: 3	R: 0 E: 0 K: 0 S: 3	H: 0 LOB: 0 BB: 0 P: 3	R: 0 E: 0 K: 0 S: 4	H: 1 LOB: 1 BB: 0 P: 4	R: 1 E: 0 K: 0 S: 4	H: 1 LOB: 0 BB: 0 P: 4	1B: 4 2B: 0 3B: 2 HR: 1	SF: 0 SAC: 0 DP: 1 HBP: 0	WP: 0 PB: 0 SB: 0 CS: 0	PA: 33							
<b>PITCHER</b>	IP	WLS	BF	H	R	ER	SO	BB	IBB	HBP	BLK	WP	HR	S	P	ERA	WHIP										
Mike Dunne, R (1,1) ERA: 1.09	9.0	W	33	7	2	2	4	0	0	0	0	0	1	41	44	2.00	0.778										




Batter	1	2	3	4	5	6	7	8	9	AB	R	H	RBI	BB	SO	LOB	TOP											
Barry Bonds, L OBP: 0.342, SLG: 0.486 (1,8)										4	0	1	0	1	1	0	<b>Pittsburgh Pirates @ Chicago Cubs</b> Wrigley Field, Chicago, IL Sun Jun 21 1987, 3:33 AM CDT Att: 33,418 - Unknown											
Bobby Bonilla, S OBP: 0.321, SLG: 0.406 (1,9)										5	1	2	1	0	0	4												
Johnny Ray, S OBP: 0.302, SLG: 0.354 (1,4)										4	0	1	0	1	0	3												
Mike Diaz, R OBP: 0.315, SLG: 0.573 (1,2)										5	0	1	1	0	1	2												
Jim Morrison, R OBP: 0.300, SLG: 0.424 (1,5)										4	0	2	0	1	1	1												
Sid Dream, L OBP: 0.383, SLG: 0.483 (1,3)										4	0	1	0	1	1	3												
Butch Davis, R OBP: 0.286, SLG: 0.286 R.J. Reynolds, S OBP: 0.372, SLG: 0.473 (7,9)										2	2	1	0	1	0	0												
Rafael Belliard, R OBP: 0.288, SLG: 0.257 Andy Van Slyke, L OBP: 0.336, SLG: 0.470 (7,8)										2	0	1	0	1	0	0												
Doug Drabek, R OBP: 0.288, SLG: 0.288 Dom Lavoie, R OBP: 0.133, SLG: 0.133 Al Pedrique, L OBP: 0.133, SLG: 0.133 Bob Walk, R OBP: 0.133, SLG: 0.133 John Cangelosi, S OBP: 0.133, SLG: 0.133 Barry Jones, R OBP: 0.133, SLG: 0.133 (11,1)										1	0	0	0	1	1	2												
<b>Inning Stats</b>	R: 1 E: 0 K: 2 S: 10	H: 3 LOB: 2 BB: 0 P: 10	R: 0 E: 0 K: 0 S: 4	H: 1 LOB: 2 BB: 1 P: 8	R: 0 E: 0 K: 0 S: 4	H: 1 LOB: 1 BB: 0 P: 4	R: 1 E: 1 K: 1 S: 6	H: 1 LOB: 2 BB: 2 P: 14	R: 0 E: 0 K: 0 S: 3	H: 0 LOB: 0 BB: 0 P: 3	R: 1 E: 1 K: 0 S: 4	H: 2 LOB: 1 BB: 1 P: 8	R: 0 E: 0 K: 1 S: 6	H: 1 LOB: 3 BB: 2 P: 14	R: 0 E: 0 K: 1 S: 5	H: 0 LOB: 0 BB: 0 P: 5		R: 0 E: 0 K: 3 S: 10	H: 1 LOB: 2 BB: 1 P: 14	1B: 7 2B: 3 3B: 0 HR: 0	SF: 0 SAC: 0 DP: 1 HBP: 0	WP: 1 PB: 0 SB: 0 CS: 0	PA: 44					
<b>PITCHER</b>	IP WLS BF H R ER SO BB IBB HBP BLK WP HR S P ERA WHIP	5.2 W 27 7 3 2 3 4 0 0 0 0 0 29 45 3.18 1.941	6.1 0.1 2 1 0 0 0 0 0 0 0 0 2 2 0.00 3.000	7.1 1.0 6 1 0 0 1 2 0 0 0 0 6 14 0.00 3.000	8.1 1.0 3 0 0 0 1 0 0 0 0 0 5 5 0.00 0.000	9.1 1.0 S 5 1 0 0 3 1 0 0 0 0 0 10 14 0.00 2.000	<b>PITCHER</b>										IP WLS BF H R ER SO BB IBB HBP BLK WP HR S P ERA WHIP											
Steve Trout, L ERA: 2.68											5.2	W	27	7	3	2	3	4	0	0	0	0	29	45	3.18	1.941		
Frank DiPino, L ERA: 2.97											0.1		2	1	0	0	0	0	0	0	0	0	2	2	0.00	3.000		
Scott Sanderson, R ERA: 4.96											1.0		6	1	0	0	1	2	0	0	0	6	14	0.00	3.000			
Ed Lynch, R ERA: 4.45											1.0		3	0	0	0	1	0	0	0	0	5	5	0.00	0.000			
Lee Smith, R ERA: 2.27											1.0	S	5	1	0	0	3	1	0	0	0	10	14	0.00	2.000			
Dave Martinez, L OBP: 0.389, SLG: 0.369 (1,8)										4	1	2	1	1	0	1	<b>Pittsburgh Pirates @ Chicago Cubs</b> Wrigley Field, Chicago, IL Sun Jun 21 1987, 3:33 AM CDT Att: 33,418 - Unknown											
Rafael Palmeiro, L OBP: 0.412, SLG: 0.667 (1,7)										5	0	0	0	0	0	5												
Andre Dawson, R OBP: 0.324, SLG: 0.565 (1,9)										4	1	1	1	0	1	0												
Leon Durham, L OBP: 0.371, SLG: 0.540 (1,3)										3	1	0	0	1	2	1												
Keith Moreland, R OBP: 0.270, SLG: 0.408 (1,5)										3	2	2	3	1	1	0												
Jody Davis, R OBP: 0.319, SLG: 0.431 Jim Sundberg, R OBP: 0.352, SLG: 0.370 (1,2)										2	0	1	1	1	0	1												
Paul Noce, R OBP: 0.359, SLG: 0.371 (1,4)										3	0	1	0	0	0	1												
Mike Brumley, S OBP: 0.227, SLG: 0.263 (1,6)										3	1	1	0	1	0	3												
Steve Trout, L ERA: 2.118, SLG: 0.118 Frank DiPino, L ERA: 5.02 Scott Sanderson, R ERA: 4.63 Ed Lynch, R ERA: 4.54 Jerry Mumphrey, S ERA: 6.465 Lee Smith, R ERA: 9.95 (11,1)										2	0	0	0	0	1	3												
<b>Inning Stats</b>	R: 3 E: 0 K: 0 S: 7	H: 4 LOB: 1 BB: 0 P: 7	R: 0 E: 0 K: 1 S: 6	H: 1 LOB: 1 BB: 0 P: 6	R: 0 E: 0 K: 2 S: 7	H: 0 LOB: 1 BB: 1 P: 11	R: 1 E: 0 K: 0 S: 4	H: 1 LOB: 1 BB: 1 P: 8	R: 2 E: 0 K: 0 S: 4	H: 1 LOB: 2 BB: 2 P: 13	R: 0 E: 0 K: 3 S: 9	H: 0 LOB: 0 BB: 0 P: 9	R: 0 E: 0 K: 1 S: 6	H: 1 LOB: 2 BB: 1 P: 10	1B: 6 2B: 1 3B: 0 HR: 1	SF: 0 SAC: 1 DP: 0 HBP: 1		WP: 1 PB: 0 SB: 1 CS: 0	PA: 38									
<b>PITCHER</b>	IP WLS BF H R ER SO BB IBB HBP BLK WP HR S P ERA WHIP	3.2 L 19 6 4 4 3 2 0 1 0 0 1 5 14 9.82 2.182	4.1 1.1 8 1 2 2 0 2 0 1 0 0 1 1 5 14 13.50 2.250	6.1 2.0 6 0 0 0 3 0 0 0 0 0 0 12 12 0.00 0.000	8.1 1.0 5 1 0 0 1 1 0 0 0 0 6 10 0.00 2.000	<b>PITCHER</b>										IP WLS BF H R ER SO BB IBB HBP BLK WP HR S P ERA WHIP												
Doug Drabek, R ERA: 4.63											3.2	L	19	6	4	4	3	2	0	1	0	0	1	5	14	9.82	2.182	
Dom Taylor, R ERA: 5.02											1.1		8	1	2	2	0	2	0	1	0	0	1	1	5	14	13.50	2.250
Bob Walk, R ERA: 4.54											2.0		6	0	0	0	3	0	0	0	0	0	0	0	12	12	0.00	0.000
Barry Jones, R ERA: 9.95											1.0		5	1	0	0	1	1	0	0	0	0	0	6	10	0.00	2.000	


AB 36  
R 3  
H 10  
RBI 2  
BB 7  
SO 8  
LOB 25



AB 31  
R 6  
H 8  
RBI 6  
BB 5  
SO 7  
LOB 16



Batter	1	2	3	4	5	6	7	8	9	AB	R	H	RBI	BB	SO	LOB	TOP											
<b>Barry Bonds, L</b> OBP: 0.339, SLG: 0.478 (1, 7)	4-3		4-3						4-3	4	0	0	0	1	0	1	<b>Pittsburgh Pirates @ Chicago Cubs</b> Wrigley Field, Chicago, IL Mon Jun 22 1987, 3:33 AM CDT Att: 27,064 - Unknown											
<b>Bobby Bonilla, S</b> OBP: 0.326, SLG: 0.415 (1, 9)	F8									4	0	2	0	0	1	1												
<b>Johnny Ray, S</b> OBP: 0.308, SLG: 0.355 (1, 4)										2	0	1	0	2	0	1												
<b>Mike Diaz, R</b> OBP: 0.313, SLG: 0.558 (8, PR)	FC6-4									3	0	0	0	1	0	5												
<b>Butch Davis, R</b> OBP: 0.250, SLG: 0.286 (8, 3)	FC6-4									0	1	0	0	0	0	0												
<b>Sid Bream, L</b> OBP: 0.363, SLG: 0.483 (1, 3)	FC6-4									0	0	0	0	0	0	0												
<b>Andy Van Slyke, L</b> OBP: 0.335, SLG: 0.480 (1, 8)										4	1	1	2	0	1	0												
<b>Jim Morrison, R</b> OBP: 0.299, SLG: 0.421 (1, 5)										4	0	1	0	0	0	1												
<b>Junior Ortiz, R</b> OBP: 0.286, SLG: 0.291 (1, 2)										4	0	2	0	0	0	0	<b>AB 32</b> <b>R 2</b> <b>H 8</b> <b>RBI 2</b> <b>BB 4</b> <b>SO 3</b> <b>LOB 14</b> 											
<b>Rafael Belliard, R</b> OBP: 0.287, SLG: 0.257 (1, 6)										4	0	1	0	0	0	3												
<b>Rick Reuschel, R</b> OBP: 0.179, SLG: 0.289 (1, 1)										3	0	0	0	0	1	2												
<b>Inning Stats</b>	R: 0 E: 0 K: 0 S: 4	H: 1 LOB: 1 BB: 0 P: 4	R: 0 E: 0 K: 2 S: 9	H: 2 LOB: 2 BB: 0 P: 9	R: 0 E: 0 K: 0 S: 3	H: 1 LOB: 1 BB: 1 P: 7	R: 0 E: 0 K: 0 S: 4	H: 1 LOB: 1 BB: 0 P: 4	R: 0 E: 0 K: 1 S: 5	H: 0 LOB: 2 BB: 2 P: 13	R: 0 E: 0 K: 0 S: 3	H: 0 LOB: 0 BB: 0 P: 3	R: 0 E: 0 K: 0 S: 3	H: 0 LOB: 0 BB: 0 P: 3	R: 2 E: 0 K: 0 S: 4	H: 2 LOB: 1 BB: 0 P: 8		R: 0 E: 0 K: 0 S: 4	H: 1 LOB: 1 BB: 0 P: 4	1B: 5 2B: 2 3B: 0 HR: 1	SF: 0 SAC: 1 DP: 2 HBP: 0	WP: 0 PB: 0 SB: 1 CS: 0	PA: 37					
<b>PITCHER</b>	IP	WLS	BF	H	R	ER	SO	BB	IBB	HBP	BLK	WP	HR	S	P	ERA		WHIP										
<b>Jamie Moyer, L</b> ERA: 3.76 (1, 1)	9.0	W	37	8	2	2	3	4	0	0	0	0	1	39	55	2.00		1.333										

Batter	1	2	3	4	5	6	7	8	9	AB	R	H	RBI	BB	SO	LOB	BOTTOM											
<b>Dave Martinez, L</b> OBP: 0.387, SLG: 0.378 (1, 8)	5-3									4	1	1	0	0	0	0	<b>Pittsburgh Pirates @ Chicago Cubs</b> Wrigley Field, Chicago, IL Mon Jun 22 1987, 3:33 AM CDT Att: 27,064 - Unknown											
<b>Rafael Palmeiro, L</b> OBP: 0.429, SLG: 0.688 (1, 7)	6-3									4	0	2	1	0	0	0												
<b>Andre Dawson, R</b> OBP: 0.326, SLG: 0.564 (1, 9)										4	0	2	0	0	0	1												
<b>Leon Durham, L</b> OBP: 0.369, SLG: 0.535 (1, 3)										4	1	1	0	0	1	3												
<b>Keith Moreland, R</b> OBP: 0.277, SLG: 0.423 (1, 5)										3	1	2	2	1	0	2												
<b>Paul Noco, R</b> OBP: 0.397, SLG: 0.368 (1, 4)										3	0	1	0	0	0	2												
<b>Jim Sundberg, R</b> OBP: 0.351, SLG: 0.367 (1, 2)										3	0	1	0	0	0	1												
<b>Mike Brumley, S</b> OBP: 0.200, SLG: 0.227 (1, 6)										3	0	0	0	0	2	2												
<b>Jamie Moyer, L</b> OBP: 0.156, SLG: 0.103 (1, 1)										3	0	0	0	0	1	1	<b>AB 31</b> <b>R 3</b> <b>H 10</b> <b>RBI 3</b> <b>BB 1</b> <b>SO 4</b> <b>LOB 12</b> 											
<b>Inning Stats</b>	R: 0 E: 0 K: 0 S: 4	H: 1 LOB: 1 BB: 0 P: 4	R: 0 E: 0 K: 1 S: 6	H: 1 LOB: 1 BB: 0 P: 6	R: 1 E: 0 K: 1 S: 8	H: 3 LOB: 2 BB: 0 P: 8	R: 0 E: 0 K: 0 S: 4	H: 2 LOB: 1 BB: 0 P: 4	R: 0 E: 0 K: 0 S: 3	H: 0 LOB: 0 BB: 0 P: 3	R: 0 E: 0 K: 0 S: 2	H: 0 LOB: 0 BB: 1 P: 6	R: 0 E: 0 K: 2 S: 7	H: 0 LOB: 0 BB: 0 P: 7	R: 0 E: 0 K: 0 S: 3	H: 1 LOB: 0 BB: 0 P: 3		R: 2 E: 0 K: 0 S: 2	H: 2 LOB: 0 BB: 0 P: 2	1B: 7 2B: 2 3B: 1 HR: 1	SF: 0 SAC: 0 DP: 1 HBP: 0	WP: 0 PB: 0 SB: 0 CS: 2	PA: 32					
<b>PITCHER</b>	IP	WLS	BF	H	R	ER	SO	BB	IBB	HBP	BLK	WP	HR	S	P	ERA		WHIP										
<b>Rick Reuschel, R</b> ERA: 2.53 (1, 1)	8.0	L	32	10	3	3	4	1	0	0	0	0	1	39	43	3.38		1.375										

Batter	1	2	3	4	5	6	7	8	9	AB	R	H	RBI	BB	SO	LOB	TOP																			
Casey Candaele, S (1, 6) OBP: 0.344, SLG: 0.360	F8		6-3		F8		F7		WP BB WP 1B	5	1	1	0	0	0	1	<b>Montreal Expos @ Pittsburgh Pirates</b> Three Rivers Stadium, Pittsburgh, PA Tue Jun 23 1987, 7:05 PM EDT Att: 9,276 - Unknown																			
Mitch Webster, S (1, 9) OBP: 0.357, SLG: 0.398	K		F9			6-3		WP WP SF8 BB	3	1	0	0	2	1	0																					
Tim Raines, S (1, 7) OBP: 0.450, SLG: 0.566	6-3							L1	5	1	2	0	0	1	4																					
Tim Wallach, R (1, 5) OBP: 0.364, SLG: 0.542		HR	F2			1B		K	3	1	1	0	2	1	1																					
Andres Galarraga, R (1, 3) OBP: 0.394, SLG: 0.506		K							4	1	2	1	1	2	1																					
Reid Nichols, R (1, 8) OBP: 0.311, SLG: 0.449 Herm Winningham, L (6, PH) OBP: 0.379, SLG: 0.488 (6, 8)					F4				2	1	1	2	0	0	0																					
Vance Law, R (1, 4) OBP: 0.368, SLG: 0.423		HR			F7				1	0	0	1	1	0	1																					
Mike Fitzgerald, R (1, 2) OBP: 0.307, SLG: 0.331					F8				3	1	2	2	1	0	0																					
Neal Heaton, L (1, 1) OBP: 0.279, SLG: 0.286 Andy McGaffigan, R (6, 1) Jeff Parrett, R (8, 1)			1-3						2	0	0	0	0	1	0																					
<b>Inning Stats</b>	R: 0 E: 0 K: 1 S: 5	H: 0 LOB: 0 BB: 5 P: 5	R: 3 E: 0 K: 1 S: 8	H: 3 LOB: 0 BB: 8 P: 8	R: 0 E: 0 K: 0 S: 4	H: 1 LOB: 1 BB: 0 P: 4	R: 0 E: 0 K: 1 S: 5	H: 0 LOB: 0 BB: 0 P: 5	R: 0 E: 0 K: 1 S: 4	H: 2 LOB: 2 BB: 12 P: 12	R: 0 E: 0 K: 2 S: 7	H: 0 LOB: 2 BB: 2 P: 15	R: 2 E: 0 K: 2 S: 10	H: 3 LOB: 1 BB: 0 P: 10	R: 2 E: 0 K: 1 S: 6	H: 1 LOB: 2 BB: 3 P: 18		1B: 4 2B: 4 3B: 0 HR: 2	SF: 1 SAC: 0 DP: 0 HBP: 0	WP: 2 PA: 43 CS: 1																
<b>PITCHER</b>	IP	WLS	BF	H	R	ER	SO	BB	IBB	HBP	BLK	WP	HR	S	P	ERA	WHIP	<b>PITCHER</b>		IP	WLS	BF	H	R	ER	SO	BB	IBB	HBP	BLK	WP	HR	S	P	ERA	WHIP
Bob Kipper, L (1, 1) ERA: 5.84	5.1	L	22	5	4	4	4	1	0	0	0	0	2	29	33	6.75	1.125																			
Bob Walk, R (6, 1) ERA: 4.36	1.2		8	1	0	0	2	3	0	0	0	0	0	9	21	0.00	2.400																			
Barry Jones, R (8, 1) ERA: 11.05	1.0		6	3	2	2	2	0	0	0	0	0	0	10	10	18.00	3.000																			
John Smiley, L (9, 1) ERA: 6.46	1.0		7	1	2	2	1	1	2	0	0	2	0	6	18	18.00	2.000																			

AB	35
R	8
H	10
RBI	7
BB	7
SO	9
LOB	14



Batter	1	2	3	4	5	6	7	8	9	AB	R	H	RBI	BB	SO	LOB	BOTTOM																			
John Cangelosi, S (1, 7) OBP: 0.522, SLG: 0.281	F8		F9					1B	K	5	1	3	0	0	1	2	<b>Montreal Expos @ Pittsburgh Pirates</b> Three Rivers Stadium, Pittsburgh, PA Tue Jun 23 1987, 7:05 PM EDT Att: 9,276 - Unknown																			
Andy Van Slyke, L (1, 8) OBP: 0.333, SLG: 0.476	F8		F6		1-3			1B		4	0	1	0	0	0	3																				
Mike Diaz, R (1, 9) OBP: 0.318, SLG: 0.552										3	0	1	1	1	1	0																				
Jim Morrison, R (1, 4) OBP: 0.299, SLG: 0.419 (8, 6)										4	1	1	0	0	0	3																				
Sid Bream, L (1, 3) OBP: 0.357, SLG: 0.475										4	0	0	0	0	1	3																				
Bobby Bonilla, S (1, 5) OBP: 0.324, SLG: 0.417										4	0	1	1	0	0	2																				
Junior Ortiz, R (1, 2) OBP: 0.299, SLG: 0.294 Michael LaValliere, L (7, PH) OBP: 0.380, SLG: 0.362 (8, 2)										2	0	0	0	0	0	1																				
Al Pedrique, R (1, 6) OBP: 0.290, SLG: 0.345 Johnny Ray, S (7, PH) OBP: 0.309, SLG: 0.353 (8, 4)										1	0	0	0	1	0	0																				
Bob Kipper, R (1, 1) OBP: 0.299, SLG: 0.375 Bob Walk, R (6, 1) Barry Jones, R (7, PH) Barry Jones, R (8, 1) John Smiley, L (9, 1) R.J. Reynolds, S (9, PH) OBP: 0.370, SLG: 0.470										0	0	0	0	0	2	1																				
<b>Inning Stats</b>	R: 0 E: 0 K: 0 S: 3	H: 1 LOB: 1 BB: 1 P: 7	R: 0 E: 0 K: 0 S: 3	H: 0 LOB: 0 BB: 0 P: 3	R: 0 E: 0 K: 1 S: 6	H: 1 LOB: 1 BB: 0 P: 6	R: 1 E: 0 K: 0 S: 5	H: 2 LOB: 1 BB: 0 P: 5	R: 0 E: 0 K: 2 S: 8	H: 1 LOB: 1 BB: 0 P: 8	R: 0 E: 0 K: 1 S: 5	H: 0 LOB: 0 BB: 0 P: 5	R: 0 E: 0 K: 1 S: 3	H: 0 LOB: 1 BB: 1 P: 7	R: 1 E: 0 K: 1 S: 8	H: 3 LOB: 2 BB: 0 P: 8		R: 0 E: 0 K: 2 S: 7	H: 0 LOB: 1 BB: 1 P: 11	1B: 7 2B: 1 3B: 0 HR: 0	SF: 0 SAC: 0 DP: 0 HBP: 0	WP: 0 PA: 37 CS: 0														
<b>PITCHER</b>	IP	WLS	BF	H	R	ER	SO	BB	IBB	HBP	BLK	WP	HR	S	P	ERA	WHIP	<b>PITCHER</b>		IP	WLS	BF	H	R	ER	SO	BB	IBB	HBP	BLK	WP	HR	S	P	ERA	WHIP
Neal Heaton, L (1, 1) ERA: 4.11	5.0	W	20	5	1	1	3	1	0	0	0	0	0	25	29	1.80	1.200																			
Andy McGaffigan, R (6, 1) ERA: 2.59	2.0		10	3	1	1	1	1	0	0	0	0	0	11	15	4.50	2.000																			
Jeff Parrett, R (8, 1) ERA: 2.92	2.0	S	7	0	0	0	3	1	0	0	0	0	0	12	16	0.00	0.500																			

AB	34
R	2
H	8
RBI	2
BB	3
SO	7
LOB	18



Batter	1	2	3	4	5	6	7	8	9	AB	R	H	RBI	BB	SO	LOB	TOP										
Casey Candaele, S OBP: 0.348, SLG: 0.369 (1, 9)	F7		4-3 1B 2B		1B 1B		FC4-6 1B SF9	4-3		5	2	3	0	0	0	0											
Herm Winningham, L OBP: 0.372, SLG: 0.476 (1, 8)	3-1		4-3		F8		FC4-6 1B	E5 4-3 WP 2B		5	1	1	0	0	0	2											
Tim Raines, S OBP: 0.453, SLG: 0.567 (1, 7)	1B		1B		1B 1B		FC4-6 E	4-3		5	0	3	1	0	0	3											
Tim Wallach, R OBP: 0.364, SLG: 0.543 (1, 5)	K		1B		F6		SF9	1B 2B		3	1	1	2	1	1	3											
Andres Galarraga, R OBP: 0.398, SLG: 0.521 (1, 3)		HR	F4		1B		E6 FC4-6	1B 2B		5	1	3	2	0	0	3											
Tom Foley, L OBP: 0.282, SLG: 0.344 (1, 6)	6-3		F8		1B		FC4-6	F4		5	0	1	0	0	0	5											
Vance Law, R OBP: 0.369, SLG: 0.436 (1, 4)	1B		6-3		F6		FC4-6	FC6-4		5	1	2	1	0	0	2											
Jeff Reed, L OBP: 0.211, SLG: 0.200 (1, 2)	F8		5-3		F6		4-3	4-3		4	0	0	0	0	0	2											
Jeff Fischer, R Lary Sorensen, R Wallace Johnson, S Tim Burke, R Dave Engle, R Bob McClure, R (1, 1) (3, 1) (6, PH) (6, 1) (8, PH) (8, 1)	4-3		K		3-1		1-3	1-3		1	0	0	0	0	0	1											
<b>Inning Stats</b>	R: 0 E: 0 K: 1 S: 6	H: 1 LOB: 1 BB: 0 P: 6	R: 1 E: 0 K: 0 S: 5	H: 2 LOB: 1 BB: 0 P: 5	R: 1 E: 0 K: 0 S: 5	H: 2 LOB: 2 BB: 1 P: 9	R: 0 E: 0 K: 1 S: 5	H: 0 LOB: 0 BB: 0 P: 5	R: 0 E: 0 K: 0 S: 4	H: 3 LOB: 2 BB: 0 P: 5	R: 0 E: 0 K: 0 S: 4	H: 1 LOB: 1 BB: 0 P: 4	R: 1 E: 1 K: 0 S: 6	H: 2 LOB: 2 BB: 0 P: 6	R: 1 E: 0 K: 0 S: 4	H: 1 LOB: 0 BB: 0 P: 4	R: 2 E: 1 K: 0 S: 6	H: 2 LOB: 1 BB: 0 P: 6	1B: 9 2B: 3 3B: 0 HR: 2	SF: 1 SAC: 0 DP: 0 HBP: 0	WP: 1 PA: 43						
<b>PITCHER</b>	IP	WLS	BF	H	R	ER	SO	BB	IBB	HBP	BLK	WP	HR	S	P	ERA	WHIP										
Brian Fisher, R ERA: 5.19 (1, 1)	5.0	W	24	9	2	2	2	1	0	0	0	0	1	27	31	3.60	2.000										
Barry Jones, R ERA: 9.59 (6, 1)	3.0		13	3	2	2	0	0	0	0	0	0	1	13	13	6.00	1.000										
Don Robinson, R ERA: 4.11 (9, 1)	1.0		6	2	2	1	0	0	0	0	0	1	0	6	6	9.00	2.000										

**Montreal Expos @ Pittsburgh Pirates**  
**Three Rivers Stadium, Pittsburgh, PA**  
 Wed Jun 24 1987, 7:05 PM EDT  
 Att: 21,564 - Unknown

AB	41
R	6
H	14
RBI	6
BB	1
SO	2
LOB	22



Batter	1	2	3	4	5	6	7	8	9	AB	R	H	RBI	BB	SO	LOB	BOTTOM										
Barry Bonds, L OBP: 0.336, SLG: 0.482 (1, 7)	F8	G3		F4		HR		F9		5	1	1	1	0	0	1											
Andy Van Slyke, L OBP: 0.336, SLG: 0.479 (1, 8)	3B 2B	CS BB		F8		F8		F8		3	1	1	0	1	0	1											
Johnny Ray, S OBP: 0.315, SLG: 0.367 (1, 4)	SF9 3B	CS	1B 1B	1B	1B	F7		F7		4	2	3	1	0	0	0											
Sid Bream, L OBP: 0.356, SLG: 0.473 Bobby Bonilla, S OBP: 0.324, SLG: 0.417 (1, 3) (7, 3)	SF9		1B 1B	4-3		6-3		6-3		3	1	1	1	0	0	2											
R.J. Reynolds, S OBP: 0.367, SLG: 0.484 (1, 9)	K		F6		HR		1-3	1-3		4	1	1	1	0	1	2											
Jim Morrison, R OBP: 0.301, SLG: 0.420 (1, 5)		1B HR 1B	1B 1B	1B	F9	6-3		6-3		4	1	2	1	0	0	0											
Michael LaValliere, L OBP: 0.353, SLG: 0.366 (1, 2)		HR 1B	1B 1B	4-3		F7		F7		4	1	2	1	0	0	0											
Al Pedrique, R OBP: 0.286, SLG: 0.333 (1, 6)	K		G6-3		1B		F6	F6		4	0	1	0	0	1	4											
Brian Fisher, R OBP: 0.217, SLG: 0.455 Barry Jones, R (1, 1) (6, 1)		HR		1B BB	K		5-3	5-3		2	1	1	3	1	1	1											
Mike Diaz, R OBP: 0.316, SLG: 0.547 Don Robinson, R (6, PH) (9, 1)		HR		1B BB	K					1	0	0	0	0	0	0											
<b>Inning Stats</b>	R: 2 E: 0 K: 1 S: 7	H: 2 LOB: 0 BB: 0 P: 7	R: 3 E: 0 K: 1 S: 7	H: 3 LOB: 0 BB: 1 P: 11	R: 2 E: 0 K: 0 S: 6	H: 4 LOB: 1 BB: 0 P: 6	R: 0 E: 0 K: 0 S: 4	H: 1 LOB: 2 BB: 1 P: 8	R: 1 E: 0 K: 0 S: 7	H: 2 LOB: 1 BB: 0 P: 7	R: 1 E: 0 K: 0 S: 4	H: 1 LOB: 0 BB: 0 P: 4	R: 0 E: 0 K: 0 S: 3	H: 0 LOB: 0 BB: 0 P: 3	R: 0 E: 0 K: 0 S: 3	H: 0 LOB: 0 BB: 0 P: 3	R: 0 E: 0 K: 0 S: 7	H: 0 LOB: 0 BB: 0 P: 6	1B: 8 2B: 1 3B: 1 HR: 3	SF: 1 SAC: 0 DP: 1 HBP: 0	WP: 0 PA: 38						
<b>PITCHER</b>	IP	WLS	BF	H	R	ER	SO	BB	IBB	HBP	BLK	WP	HR	S	P	ERA	WHIP										
Jeff Fischer, R ERA: 9.82 (1, 1)	2.0	L	13	7	7	7	2	1	0	0	0	0	1	16	20	31.50	4.000										
Lary Sorensen, R ERA: 3.77 (3, 1)	3.0		14	5	1	1	1	1	0	0	0	0	1	15	19	3.00	2.000										
Tim Burke, R ERA: 2.19 (6, 1)	2.0		7	1	1	1	0	0	0	0	0	0	1	7	7	4.50	0.500										
Bob McClure, L ERA: 4.39 (8, 1)	1.0		3	0	0	0	0	0	0	0	0	0	0	3	3	0.00	0.000										

**Montreal Expos @ Pittsburgh Pirates**  
**Three Rivers Stadium, Pittsburgh, PA**  
 Wed Jun 24 1987, 7:05 PM EDT  
 Att: 21,564 - Unknown

AB	34
R	9
H	13
RBI	9
BB	2
SO	3
LOB	11



Batter	1	2	3	4	5	6	7	8	9	AB	R	H	RBI	BB	SO	LOB	TOP					
Casey Candaele, S OBP: 0.350, SLG: 0.364 (1,4)										3	0	0	0	2	0	2	<b>Montreal Expos @ Pittsburgh Pirates</b> <b>Three Rivers Stadium, Pittsburgh, PA</b> Thu Jun 25 1987, 7:05 PM EDT Att: 10,836 - Unknown					
Mitch Webster, S OBP: 0.364, SLG: 0.417 (1,9)										5	2	4	3	0	1	0						
Tim Raines, S OBP: 0.452, SLG: 0.576 (1,7)										4	2	1	2	1	0	2						
Tim Wallach, R OBP: 0.361, SLG: 0.535 (1,5)										4	0	0	0	1	2	0						
Andres Galarraga, R OBP: 0.403, SLG: 0.523 (1,3)										3	0	2	2	1	0	0						
Herm Winningham, L OBP: 0.369, SLG: 0.469 (1,8)										4	0	1	0	0	0	2						
Tom Foley, L OBP: 0.290, SLG: 0.360 (1,6)										4	0	2	0	0	0	4						
Mike Fitzgerald, R OBP: 0.313, SLG: 0.325 (1,2)										2	2	0	0	2	1	4						
Dennis Martinez, R OBP: 0.111, SLG: 0.111 Andy McGaffigan, R (6,1)										2	1	1	0	0	0	2						
<b>Inning Stats</b>	R: 2 E: 0 K: 1 S: 8	H: 3 LOB: 3 BB: 2 P: 16	R: 2 E: 0 K: 1 S: 7	H: 3 LOB: 0 BB: 0 P: 7	R: 0 E: 0 K: 0 S: 3	H: 1 LOB: 1 BB: 2 P: 3	R: 1 E: 0 K: 0 S: 3	H: 1 LOB: 1 BB: 2 P: 11	R: 0 E: 0 K: 0 S: 3	H: 0 LOB: 0 BB: 0 P: 3	R: 2 E: 1 K: 0 S: 4	H: 2 LOB: 1 BB: 2 P: 12	R: 0 E: 0 K: 1 S: 4	H: 0 LOB: 0 BB: 1 P: 8	R: 0 E: 0 K: 0 S: 4	H: 1 LOB: 1 BB: 0 P: 4		R: 0 E: 0 K: 1 S: 5	H: 0 LOB: 0 BB: 0 P: 5	1B: 7 2B: 2 3B: 1 HR: 1	SF: 0 SAC: 1 DP: 3 HBP: 0	WP: 0 PB: 0 CS: 0
<b>PITCHER</b>	IP WLS BF H R ER SO BB IBB HBP BLK WP HR S P ERA WHIP																					
Mike Dunne, R ERA: 2.21 (1,1)	3.2 L 20 8 5 5 2 4 0 0 0 0 0 1 20 36 12.27 3.273																					
Dom Taylor, R ERA: 5.51 (4,1)	3.1 13 2 2 2 1 3 0 0 0 0 0 0 12 24 5.40 1.500																					
John Smiley, L ERA: 6.15 (8,1)	2.0 7 1 0 0 0 1 0 0 0 0 0 0 9 9 0.00 0.500																					

Batter	1	2	3	4	5	6	7	8	9	AB	R	H	RBI	BB	SO	LOB	BOTTOM			
John Cangelosi, S OBP: 0.511, SLG: 0.279 (1,7)										4	1	1	0	0	1	0	<b>Montreal Expos @ Pittsburgh Pirates</b> <b>Three Rivers Stadium, Pittsburgh, PA</b> Thu Jun 25 1987, 7:05 PM EDT Att: 10,836 - Unknown			
Andy Van Slyke, L OBP: 0.335, SLG: 0.479 (1,3)										4	1	1	0	0	1	0				
Johnny Ray, S OBP: 0.318, SLG: 0.369 (1,4)										4	0	2	2	0	0	0				
Barry Bonds, L OBP: 0.331, SLG: 0.475 (1,8)										4	0	0	0	0	0	2				
R.J. Reynolds, S OBP: 0.364, SLG: 0.478 (1,9)										4	0	1	0	0	2	1				
Bobby Bonilla, S OBP: 0.322, SLG: 0.413 (1,5)										4	0	1	0	0	0	2				
Michael LaValliere, L OBP: 0.376, SLG: 0.359 (1,2)										3	0	0	0	0	0	2				
Rafael Belliard, R OBP: 0.283, SLG: 0.253 (1,6)										3	0	0	0	0	1	2				
Mike Dunne, R OBP: 0.154, SLG: 0.083 (1,1)										1	0	0	0	0	0	0				
Dom Taylor, R OBP: 0.125, SLG: 0.125 (4,1)										1	0	0	0	0	0	1				
Al Pedrique, R OBP: 0.278, SLG: 0.324 (7,PH)										1	0	0	0	0	0	0				
John Smiley, L OBP: 0.333, SLG: 0.667 (8,1)										0	0	0	0	0	0	0				
<b>Inning Stats</b>	R: 0 E: 0 K: 0 S: 4	H: 1 LOB: 1 BB: 0 P: 4	R: 0 E: 0 K: 0 S: 4	H: 1 LOB: 1 BB: 0 P: 4	R: 0 E: 0 K: 2 S: 7	H: 0 LOB: 0 BB: 0 P: 7	R: 0 E: 0 K: 0 S: 3	H: 0 LOB: 0 BB: 0 P: 3	R: 0 E: 0 K: 1 S: 6	H: 1 LOB: 1 BB: 0 P: 6	R: 2 E: 0 K: 1 S: 8	H: 3 LOB: 1 BB: 0 P: 8	R: 0 E: 0 K: 0 S: 3	H: 0 LOB: 0 BB: 0 P: 3	R: 0 E: 0 K: 1 S: 5	H: 0 LOB: 0 BB: 0 P: 5	1B: 5 2B: 1 3B: 0 HR: 0	SF: 0 SAC: 0 DP: 0 HBP: 0	WP: 0 PB: 0 CS: 0	PA: 33
<b>PITCHER</b>	IP WLS BF H R ER SO BB IBB HBP BLK WP HR S P ERA WHIP																			
Dennis Martinez, R ERA: 3.08 (1,1)	5.1 W 22 6 2 2 3 6 0 0 0 0 0 0 28 28 3.38 1.125																			
Andy McGaffigan, R ERA: 2.41 (6,1)	3.2 S 11 0 0 0 2 0 0 0 0 0 0 0 15 15 0.00 0.000																			

Batter	1	2	3	4	5	6	7	8	9	AB	R	H	RBI	BB	SO	LOB	TOP								
Dave Martinez, L (1, 8) OBP: 0.386, SLG: 0.376	F8			1B	P6		K		K	2	0	0	0	1	0	2	<b>Chicago Cubs @ Pittsburgh Pirates</b> Three Rivers Stadium, Pittsburgh, PA Fri Jun 26 1987, 7:05 PM EDT Att: 20,408 - Unknown								
Bob Demier, R (7, PH) OBP: 0.393, SLG: 0.518	F8			BB						1	0	0	0	0	1	1									
Jerry Mumphy, S (9, PH) OBP: 0.396, SLG: 0.463	F8			BB						1	0	0	0	0	1	1									
Rafael Palmeiro, L (1, 7) OBP: 0.371, SLG: 0.517	F7			1B						3	1	2	0	1	0	0									
Andre Dawson, R (1, 9) OBP: 0.322, SLG: 0.549	F8			1B						4	1	2	0	0	0	2									
Leon Durham, L (1, 3) OBP: 0.377, SLG: 0.539		K		8-2						4	0	1	1	0	1	3									
Keith Moreland, R (1, 5) OBP: 0.273, SLG: 0.408	K			3-H						4	0	0	0	0	1	4									
Jody Davis, R (1, 2) OBP: 0.319, SLG: 0.423	K									3	0	0	1	0	2	0									
Paul Noce, R (1, 4) OBP: 0.362, SLG: 0.377				CS						4	0	2	0	0	0	1									
Mike Brumley, S (1, 6) OBP: 0.231, SLG: 0.314				1B						3	0	2	0	0	1	1									
Manny Trillo, R (9, PH) OBP: 0.311, SLG: 0.421				K						1	0	1	0	0	0	0									
Greg Maddux, R (1, 1) OBP: 0.120, SLG: 0.120										2	0	0	0	0	1	2									
Frank DiPino, L (7, 1)										0	0	0	0	0	0	0									
Gary Matthews, R (9, PH) OBP: 0.306, SLG: 0.273				K						1	0	0	0	0	0	1									
<b>Inning Stats</b>	R: 0 E: 0 K: 0 S: 3	H: 0 LOB: 0 BB: 0 P: 3	R: 0 E: 0 K: 3 S: 9	H: 0 LOB: 0 BB: 0 P: 9	R: 0 E: 0 K: 2 S: 7	H: 1 LOB: 0 BB: 0 P: 7	R: 0 E: 0 K: 0 S: 4	H: 2 LOB: 2 BB: 1 P: 8	R: 0 E: 0 K: 0 S: 5	H: 2 LOB: 2 BB: 0 P: 5	R: 2 E: 0 K: 0 S: 6	H: 3 LOB: 1 BB: 0 P: 6	R: 0 E: 0 K: 1 S: 6	H: 1 LOB: 2 BB: 1 P: 10	R: 0 E: 0 K: 1 S: 5	H: 0 LOB: 0 BB: 0 P: 5	R: 0 E: 0 K: 1 S: 6	H: 1 LOB: 1 BB: 0 P: 6	1B: 9 2B: 2 3B: 0 HR: 0	SF: 1 SAC: 1 DP: 1 HBP: 0	WP: 0 PB: 0 SB: 0 CS: 2	PA: 37			
<b>PITCHER</b>	IP	WLS	BF	H	R	ER	SO	BB	IBB	HBP	BLK	WP	HR	S	P	ERA	WHIP								
Doug Drabek, R (1, 1) ERA: 4.45	6.1		27	9	2	2	5	1	0	0	0	0	0	36	40	2.84	1.579								
John Smiley, L (7, 1) ERA: 6.1	0.1		2	0	0	0	1	1	0	0	0	0	0	3	7	0.00	3.000								
Barry Jones, R (7, 1) ERA: 9.28	0.1	W	1	0	0	0	0	0	0	0	0	0	0	1	1	0.00	0.000								
Don Robinson, R (8, 1) ERA: 3.94	2.0	S	7	1	0	0	2	0	0	0	0	0	0	11	11	0.00	0.500								

AB	33
R	2
H	10
RBI	2
BB	2
SO	8
LOB	18



Batter	1	2	3	4	5	6	7	8	9	AB	R	H	RBI	BB	SO	LOB	BOTTOM								
Barry Bonds, L (1, 7) OBP: 0.330, SLG: 0.483	F7					P5	K			4	1	1	1	0	1	2	<b>Chicago Cubs @ Pittsburgh Pirates</b> Three Rivers Stadium, Pittsburgh, PA Fri Jun 26 1987, 7:05 PM EDT Att: 20,408 - Unknown								
Andy Van Slyke, L (1, 8) OBP: 0.346, SLG: 0.500	G6-4-3			HR						3	1	3	3	1	0	0									
Johnny Ray, S (1, 4) OBP: 0.314, SLG: 0.363	G6-4-3			1B						4	0	0	0	0	1	2									
Mike Diaz, R (1, 3) OBP: 0.314, SLG: 0.537		K			5-3					4	0	1	0	0	1	0									
R.J. Reynolds, S (1, 9) OBP: 0.367, SLG: 0.485					F7					4	0	2	0	0	0	1									
Jim Morrison, R (1, 5) OBP: 0.304, SLG: 0.421					F9					4	1	2	0	0	0	1									
Michael LaValliere, L (1, 2) OBP: 0.379, SLG: 0.354						6-3				2	1	0	0	2	1	2									
Al Pedrique, R (1, 6) OBP: 0.256, SLG: 0.297										3	0	0	0	0	1	4									
Doug Drabek, R (1, 1) OBP: 0.261, SLG: 0.238										2	0	0	0	0	0	0									
John Smiley, L (7, 1) OBP: 0.333, SLG: 0.667										0	0	0	0	0	0	0									
Barry Jones, R (7, 1) OBP: 0.326, SLG: 0.423										0	0	0	0	0	0	0									
Bobby Bonilla, S (7, PH) OBP: 0.326, SLG: 0.423										1	1	1	1	0	0	0									
Don Robinson, R (8, 1) ERA: 3.94										0	0	0	0	0	0	0									
<b>Inning Stats</b>	R: 0 E: 0 K: 0 S: 2	H: 0 LOB: 0 BB: 1 P: 6	R: 0 E: 0 K: 2 S: 8	H: 1 LOB: 2 BB: 1 P: 12	R: 1 E: 0 K: 0 S: 4	H: 2 LOB: 0 BB: 0 P: 4	R: 0 E: 0 K: 0 S: 3	H: 0 LOB: 0 BB: 0 P: 3	R: 0 E: 0 K: 0 S: 3	H: 0 LOB: 0 BB: 0 P: 3	R: 1 E: 0 K: 1 S: 7	H: 2 LOB: 1 BB: 0 P: 7	R: 3 E: 1 K: 1 S: 7	H: 3 LOB: 0 BB: 1 P: 11	R: 0 E: 0 K: 1 S: 7	H: 2 LOB: 2 BB: 0 P: 7	1B: 6 2B: 3 3B: 0 HR: 2	SF: 0 SAC: 0 DP: 2 HBP: 0	WP: 0 PB: 0 SB: 0 CS: 1	PA: 35					
<b>PITCHER</b>	IP	WLS	BF	H	R	ER	SO	BB	IBB	HBP	BLK	WP	HR	S	P	ERA	WHIP								
Greg Maddux, R (1, 1) ERA: 4.87	1.2	L	7	3	0	0	2	0	0	0	0	0	0	11	11	0.00	1.800								
Frank DiPino, L (7, 1) ERA: 2.73																									

AB	31
R	5
H	10
RBI	5
BB	3
SO	5
LOB	12





Batter	1	2	3	4	5	6	7	8	9	AB	R	H	RBI	BB	SO	LOB	TOP		
Dave Martinez, L (1,8) OBP: 0.384, SLG: 0.374	F8		K			3-1		1-2 1B		4	0	1	0	0	1	1	Chicago Cubs @ Pittsburgh Pirates Three Rivers Stadium, Pittsburgh, PA Sat Jun 27 1987, 7:05 PM EDT Att: 31,595 - Unknown		
Rafael Palmeiro, L (1,7) OBP: 0.333, SLG: 0.455	F7			F7			4-3	F8		4	0	0	0	0	0	2			
Andre Dawson, R (1,9) OBP: 0.321, SLG: 0.545	F7			5-3				F8		4	0	1	0	0	0	2			
Leon Durham, L (1,3) OBP: 0.375, SLG: 0.538		4-3		K				F8		4	0	1	0	0	1	0			
Keith Moreland, R (1,5) OBP: 0.270, SLG: 0.402		K			K			G3		4	0	0	0	0	2	2			
Jody Davis, R (1,2) OBP: 0.318, SLG: 0.417		K			4-3			4-3		3	0	0	0	1	1	0			
Paul Noce, R (1,4) OBP: 0.344, SLG: 0.357				5-3		F9		F9		3	0	0	0	0	0	3			
Mike Brumley, S (1,6) OBP: 0.214, SLG: 0.289			K			4-3		F7		3	0	0	0	0	1	0			
Jamie Moyer, L (1,1) OBP: 0.182, SLG: 0.133						5-3				1	0	1	0	0	0	0			
Gary Matthews, R (6,PH) OBP: 0.297, SLG: 0.265										1	0	0	0	0	0	0			
Dickie Noles, R (6,PH) OBP: 0.459, SLG: 0.667								1B		0	0	0	0	0	0	0			
Brian Dayett, R (8,PH) OBP: 0.459, SLG: 0.667								BB		0	0	0	0	1	0	0			
Ron Davis, R (8,1)								BB		0	0	0	0	0	0	0			
<b>Inning Stats</b>	R: 0 E: 0 K: 0 S: 3	H: 0 LOB: 0 BB: 0 P: 3	R: 0 E: 0 K: 2 S: 7	H: 0 LOB: 0 BB: 0 P: 7	R: 0 E: 0 K: 2 S: 8	H: 1 LOB: 1 BB: 0 P: 8	R: 0 E: 0 K: 1 S: 5	H: 0 LOB: 0 BB: 0 P: 5	R: 0 E: 0 K: 1 S: 5	H: 0 LOB: 0 BB: 0 P: 5	R: 0 E: 0 K: 0 S: 3	H: 2 LOB: 3 BB: 1 P: 9	R: 0 E: 0 K: 0 S: 4	H: 1 LOB: 2 BB: 1 P: 8	R: 0 E: 0 K: 0 S: 3	H: 0 LOB: 0 BB: 0 P: 3	1B: 3 2B: 1 3B: 0 HR: 0	SF: 0 SAC: 0 DP: 0 HBP: 0	WP: 0 PA: 33 CS: 0
<b>PITCHER</b> Rick Reuschel, R (1,1) ERA: 2.33	IP: 9.0 WLS: W BF: 33 H: 4 R: 0 ER: 0 SO: 6 BB: 2 IBB: 0 HBP: 0 BLK: 0 WP: 0 HR: 0 S: 43 P: 51 ERA: 0.00 WHIP: 0.667															<b>PITCHER</b>			

Batter	1	2	3	4	5	6	7	8	9	AB	R	H	RBI	BB	SO	LOB	BOTTOM		
Barry Bonds, L (1,7) OBP: 0.328, SLG: 0.489	K		E4 WP			E6 1B		P8		5	2	1	1	0	1	0	Chicago Cubs @ Pittsburgh Pirates Three Rivers Stadium, Pittsburgh, PA Sat Jun 27 1987, 7:05 PM EDT Att: 31,595 - Unknown		
Bobby Bonilla, S (1,9) OBP: 0.333, SLG: 0.424	G4-3 1B		4-0 1-2 BB			5-3 BB 1B		K		4	1	2	0	1	1	1			
Johnny Ray, S (1,4) OBP: 0.316, SLG: 0.365	G4-3 1-2		F8			BB 1B		FC5-4 1B		4	1	2	1	0	0	3			
Mike Diaz, R (1,3) OBP: 0.312, SLG: 0.524		6-3		6-3		BB 1B		FC5-4 1-2 2-3		3	1	0	0	1	0	1			
Andy Van Slyke, L (1,8) OBP: 0.344, SLG: 0.493	K			S 1B BB		F9		4-3		3	1	0	0	1	1	3			
Jim Morrison, R (1,5) OBP: 0.311, SLG: 0.428				P6 1B BB		1B BB		2B		3	1	2	1	1	0	1			
Junior Ortiz, R (1,2) OBP: 0.289, SLG: 0.294		5-3		1B 1-H		1B 1-2 2-H 3-H		K		4	0	2	3	0	1	2			
Al Pedrique, R (1,6) OBP: 0.256, SLG: 0.293			1-3	L1		1B 1-2 2-H 3-H		6-3		4	0	1	1	0	0	2			
Rick Reuschel, R (1,1) OBP: 0.163, SLG: 0.262			K			K		K		4	0	0	0	0	4	0			
<b>Inning Stats</b>	R: 0 E: 0 K: 1 S: 5	H: 1 LOB: 0 BB: 0 P: 5	R: 0 E: 0 K: 1 S: 6	H: 1 LOB: 0 BB: 0 P: 6	R: 0 E: 1 K: 1 S: 6	H: 0 LOB: 2 BB: 1 P: 10	R: 1 E: 0 K: 0 S: 4	H: 1 LOB: 1 BB: 1 P: 8	R: 5 E: 0 K: 1 S: 9	H: 5 LOB: 2 BB: 2 P: 17	R: 1 E: 1 K: 1 S: 7	H: 1 LOB: 1 BB: 0 P: 7	R: 0 E: 0 K: 1 S: 6	H: 1 LOB: 1 BB: 0 P: 6	R: 0 E: 0 K: 2 S: 7	H: 0 LOB: 0 BB: 0 P: 7		1B: 8 2B: 1 3B: 0 HR: 1	SF: 0 SAC: 0 DP: 1 HBP: 0
<b>PITCHER</b> Jamie Moyer, L (1,1) ERA: 4.11	IP: 5.0 WLS: L BF: 26 H: 8 R: 6 ER: 6 SO: 4 BB: 4 IBB: 0 HBP: 0 BLK: 0 WP: 1 HR: 1 S: 30 P: 46 ERA: 10.80 WHIP: 2.400															<b>PITCHER</b>			
Dickie Noles, R (6,1) ERA: 3.89	IP: 2.0 WLS: L BF: 9 H: 2 R: 1 ER: 0 SO: 2 BB: 0 IBB: 0 HBP: 0 BLK: 0 WP: 0 HR: 0 S: 13 P: 13 ERA: 0.00 WHIP: 1.000															<b>PITCHER</b>			
Ron Davis, R (8,1) ERA: 4.58	IP: 1.0 WLS: L BF: 3 H: 0 R: 0 ER: 0 SO: 2 BB: 0 IBB: 0 HBP: 0 BLK: 0 WP: 0 HR: 0 S: 7 P: 7 ERA: 0.00 WHIP: 0.000															<b>PITCHER</b>			

Batter	1	2	3	4	5	6	7	8	9	AB	R	H	RBI	BB	SO	LOB	TOP									
Bob Dernier, R (1.8) OBP: 0.419, SLG: 0.535										3	1	3	0	1	0	0	<b>Chicago Cubs @ Pittsburgh Pirates</b> Three Rivers Stadium, Pittsburgh, PA Sun Jun 28 1987, 3:33 AM EDT Att: 25,304 - Unknown									
Manny Trillo, R (1.3) OBP: 0.330, SLG: 0.421										0	0	0	0	3	0	0										
Andre Dawson, R (1.9) OBP: 0.317, SLG: 0.539										3	0	0	1	0	1	4										
Brian Dayett, R (1.7) OBP: 0.443, SLG: 0.640 Jerry Mumphy, S (8, PH) OBP: 0.394, SLG: 0.460 Ed Lynch, R (8.1) OBP: 0.111, SLG: 0.111										3	0	0	0	0	0	2										
Keith Moreland, R (1.5) OBP: 0.266, SLG: 0.396										4	0	0	0	0	0	1										
Paul Noce, R (1.4) OBP: 0.323, SLG: 0.333										4	0	0	0	0	2	0										
Jim Sundberg, R (1.2) OBP: 0.338, SLG: 0.393										3	1	1	1	1	1	0										
Mike Brumley, S (1.6) OBP: 0.200, SLG: 0.268										3	0	0	0	0	1	1										
Rick Sutcliffe, L (1.1) OBP: 0.239, SLG: 0.200 Lee Smith, R (8.1) Rafael Palmeiro, L (8.7) OBP: 0.333, SLG: 0.455										3	0	0	0	0	2	0										
										0	0	0	0	0	0	0										
										0	0	0	0	0	0	0										
<b>Inning Stats</b>	R: 1 E: 0 K: 0 S: 4	H: 1 LOB: 0 BB: 0 P: 4	R: 0 E: 0 K: 1 S: 5	H: 0 LOB: 0 BB: 0 P: 5	R: 0 E: 0 K: 0 S: 3	H: 1 LOB: 0 BB: 0 P: 3	R: 0 E: 0 K: 0 S: 3	H: 0 LOB: 1 BB: 1 P: 7	R: 1 E: 0 K: 1 S: 6	H: 1 LOB: 0 BB: 0 P: 6	R: 0 E: 0 K: 1 S: 4	H: 0 LOB: 1 BB: 2 P: 12	R: 0 E: 0 K: 2 S: 7	H: 0 LOB: 1 BB: 1 P: 11	R: 0 E: 0 K: 1 S: 6	H: 1 LOB: 2 BB: 1 P: 10	R: 0 E: 0 K: 1 S: 5	H: 0 LOB: 0 BB: 0 P: 5	1B: 3 2B: 0 3B: 0 HR: 1	SF: 1 SAC: 1 DP: 0 HBP: 0	WP: 0 PB: 0 SB: 1 CS: 2	PA: 35				
<b>PITCHER</b>	IP	WLS	BF	H	R	ER	SO	BB	IBB	HBP	BLK	WP	HR	S	P	ERA	WHIP									
Bob Kipper, L (1.1) ERA: 5.53	7.1		29	4	2	2	6	5	0	0	0	0	1	36	56	2.46	1.227									
Barry Jones, R (8.1) ERA: 8.74	0.2	W	2	0	0	0	0	0	0	0	0	0	0	2	2	0.00	0.000									
Don Robinson, R (9.1) ERA: 3.86	1.0		3	0	0	0	1	0	0	0	0	0	0	5	5	0.00	0.000									

AB	27
R	2
H	4
RBI	2
BB	5
SO	7
LOB	10



Batter	1	2	3	4	5	6	7	8	9	AB	R	H	RBI	BB	SO	LOB	BOTTOM									
Barry Bonds, L (1.7) OBP: 0.329, SLG: 0.485										4	1	1	0	1	1	3	<b>Chicago Cubs @ Pittsburgh Pirates</b> Three Rivers Stadium, Pittsburgh, PA Sun Jun 28 1987, 3:33 AM EDT Att: 25,304 - Unknown									
Andy Van Slyke, L (1.8) OBP: 0.348, SLG: 0.498										2	0	1	0	1	1	1										
Johnny Ray, S (1.4) OBP: 0.318, SLG: 0.365										3	2	1	0	1	0	1										
Bobby Bonilla, S (1.3) OBP: 0.326, SLG: 0.415										4	0	0	0	0	3	5										
R.J. Reynolds, S (1.9) OBP: 0.370, SLG: 0.485										4	1	2	2	0	2	0										
Jim Morrison, R (1.5) OBP: 0.313, SLG: 0.433										4	1	2	1	0	1	2										
Michael LaValliere, L (1.2) OBP: 0.387, SLG: 0.356										2	0	1	1	2	0	0										
Rafael Belliard, R (1.6) OBP: 0.279, SLG: 0.249 Sid Gream, L (8, PH) OBP: 0.388, SLG: 0.473 Al Pedrique, R (9.6) OBP: 0.256, SLG: 0.293										3	0	0	0	0	0	4										
										0	0	0	1	1	0	0										
										0	0	0	0	0	0	0										
<b>Inning Stats</b>	R: 0 E: 0 K: 1 S: 6	H: 1 LOB: 1 BB: 0 P: 6	R: 0 E: 0 K: 1 S: 5	H: 1 LOB: 1 BB: 1 P: 9	R: 0 E: 0 K: 1 S: 5	H: 1 LOB: 0 BB: 0 P: 5	R: 1 E: 0 K: 2 S: 10	H: 3 LOB: 2 BB: 0 P: 10	R: 0 E: 0 K: 0 S: 2	H: 0 LOB: 0 BB: 1 P: 6	R: 0 E: 0 K: 1 S: 5	H: 0 LOB: 0 BB: 0 P: 5	R: 0 E: 0 K: 0 S: 3	H: 0 LOB: 0 BB: 0 P: 3	R: 5 E: 0 K: 2 S: 10	H: 3 LOB: 3 BB: 5 P: 30	R: 0 E: 0 K: 2 S: 10	H: 3 LOB: 5 BB: 5 P: 30	1B: 7 2B: 2 3B: 0 HR: 0	SF: 0 SAC: 1 DP: 1 HBP: 0	WP: 1 PB: 0 SB: 1 CS: 1	PA: 38				
<b>PITCHER</b>	IP	WLS	BF	H	R	ER	SO	BB	IBB	HBP	BLK	WP	HR	S	P	ERA	WHIP									
Rick Sutcliffe, R (1.1) ERA: 3.55	7.0	L	28	6	3	3	6	4	0	0	0	0	0	36	52	3.86	1.429									
Lee Smith, R (8.1) ERA: 2.93	0.2		8	3	3	3	1	1	2	0	0	1	0	7	19	40.50	6.000									
Ed Lynch, R (8.1) ERA: 4.73	0.1		1	0	0	0	1	0	0	0	0	0	0	3	3	0.00	0.000									





Batter	1	2	3	4	5	6	7	8	9	AB	R	H	RBI	BB	SO	LOB	TOP										
Barry Bonds, L OBP: 0.330, SLG: 0.484 (1, 7) X	0-0 WP 1B 1B	0-0 4-3			0-0 1B SF8		0-0 F6										4 2 2 0 0 0 1										
Andy Van Slyke, L OBP: 0.353, SLG: 0.496 John Cangelosi, S OBP: 0.515, SLG: 0.288 (1, 8) X (7, 8) X	0-0 4-3 S 1B 1B		0-0 G3 4-3 1B		0-0 1-3 S 1B		0-3 K 2										4 1 3 1 0 1 0 0 0 0 0 0 0 0										
Johnny Ray, S OBP: 0.313, SLG: 0.359 (1, 4) X	0-0 L6		0-0 4-3 1-2 1B		0-0 L5		0-3 K 3										4 0 0 0 0 1 4										
Bobby Bonilla, S OBP: 0.328, SLG: 0.421 (1, 3) X (8, 5) X	0-0 4-3 1-3 1B		0-0 G3 2-3 1B		0-0 SF8		0-0 5-3										3 0 0 1 0 0 2										
R.J. Reynolds, S OBP: 0.374, SLG: 0.480 (1, 9) X	0-0 3-H 1B		0-0 F7		0-0 3-H 4-0 1-2 BB		0-0 6-3										3 0 1 1 1 0 1										
Jim Morrison, R OBP: 0.308, SLG: 0.422 Mike Diaz, R OBP: 0.310, SLG: 0.520 (1, 5) X (8, 3) X	0-0 F8 3		0-0 F7		0-0 F8 3		0-3 K 3										4 0 0 0 0 1 3 0 0 0 0 0 0 0										
Michael LaValliere, L OBP: 0.387, SLG: 0.354 (1, 2) X		4-0 BB 5-3 BB		0-0 1B		0-3 K 1			0-0 4-3 1								3 0 1 0 1 1 0										
Rafael Belliard, R OBP: 0.274, SLG: 0.243 (1, 6) X		0-0 BB 5-3 1-2		0-0 F9 2		0-0 4-3 2			0-0 1-3 2								4 0 0 0 0 0 2										
Mike Dunne, R OBP: 0.125, SLG: 0.067 John Smiley, L OBP: 0.333, SLG: 0.667 Bob Walk, R OBP: 0.333, SLG: 0.333 Terry Harper, R OBP: 0.303, SLG: 0.388 (1, 1) X (6, 1) X (6, 1) X (9, PH) X		0-3 K 2		0-0 4-3 3		0-0 4-3 3			0-0 F4 3								3 0 0 0 0 1 2 0 0 0 0 0 0 0 0 0 0 0 0 0 0 1 0 0 0 0 0 0										
<b>Inning Stats</b>	R: 2 E: 0 K: 0 S: 6	H: 3 LOB: 1 BB: 0 P: 6	R: 0 E: 0 K: 1 S: 5	H: 0 LOB: 1 BB: 1 P: 9	R: 0 E: 0 K: 0 S: 4	H: 1 LOB: 1 BB: 0 P: 4	R: 0 E: 0 K: 0 S: 4	H: 1 LOB: 1 BB: 0 P: 4	R: 1 E: 0 K: 0 S: 5	H: 2 LOB: 2 BB: 1 P: 9	R: 0 E: 0 K: 2 S: 7	H: 0 LOB: 0 BB: 0 P: 7	R: 0 E: 0 K: 1 S: 5	H: 0 LOB: 0 BB: 0 P: 5	R: 0 E: 0 K: 0 S: 3	H: 0 LOB: 0 BB: 0 P: 3	1B: 7 2B: 0 3B: 0 HR: 0	SF: 1 SAC: 0 DP: 0 HBP: 0	WP: 1 PB: 0 SB: 2 CS: 0	PA: 36							
<b>PITCHER</b>	IP	WLS	BF	H	R	ER	SO	BB	IBB	HBP	BLK	WP	HR	S	P	ERA	WHIP										
Tom Hume, R ERA: 5.49 (1, 1)	4.2		23	7	3	3	1	2	0	0	0	1	0	23	31	5.79	1.929										
Doug Bair, R ERA: (5, 1)	1.1	W	4	0	0	0	1	0	0	0	0	0	0	6	6	0.00	0.000										
Wally Ritchie, L ERA: 3.65 (7, 1)	3.0	S	9	0	0	0	3	0	0	0	0	0	0	15	15	0.00	0.000										

Batter	1	2	3	4	5	6	7	8	9	AB	R	H	RBI	BB	SO	LOB	BOTTOM										
Mitt Thompson, L OBP: 0.310, SLG: 0.359 Chris James, R OBP: 0.356, SLG: 0.568 (1, 8) X (6, PH) X (7, 8) X	0-3 K	0-0 SF7 3B			0-3 K	0-0 1-2 2-H 3-H HR 1B		0-0 6-3									3 1 1 0 0 2 0 2 1 1 2 0 0 0										
Luis Aquayo, R OBP: 0.283, SLG: 0.485 (1, 4) X (7, 6) X	0-0 BB 2B 1B	0-0 SF7 2			0-3 K	0-0 F9 2		0-0 5-3									4 1 1 1 0 1 2										
Von Hayes, L OBP: 0.419, SLG: 0.460 (1, 3) X	4-0 1-2 2B BB	0-0 F4 3			4-0 BB	0-0 1-H 2-H HR		0-0 2B									3 2 2 3 2 0 0										
Mike Schmidt, R OBP: 0.379, SLG: 0.576 Wally Ritchie, L OBP: 0.500, SLG: 0.500 (1, 5) X (7, 1) X	0-0 1B 2B 2B		0-0 F7 1		0-3 K 3	0-0 6-3 3		0-0 4-3 3									4 1 1 2 0 1 1 1 0 0 0 0 0 1										
Glenn Wilson, R OBP: 0.330, SLG: 0.460 (1, 9) X	0-0 2-3 2B 1B		0-0 F8 2		0-0 SH1-3 BB 1B	0-0 FC6-4 BB 1B											4 2 3 0 0 0 0										
Greg Gross, L OBP: 0.413, SLG: 0.413 (1, 7) X	0-0 F7 2		0-0 4-3 3		0-0 BB SH1-3 1B 1B	4-0 FC6-4 BB											3 1 1 0 1 0 2										
Darren Daulton, L OBP: 0.277, SLG: 0.465 (1, 2) X	0-0 1-H 3-H 2B		0-0 F7 1		0-0 SH1-3 1-2 2-3	0-0 F7 1											3 0 1 2 0 0 2										
Ken Dowell, R OBP: 0.100, SLG: 0.100 Juan Samuel, R OBP: 0.326, SLG: 0.474 (1, 6) X (6, PH) X (7, 4) X	0-0 6-3			0-0 6-3 2		4-0 BB 1B IBB		0-0 FC6-4 1-2 2-3									2 0 0 0 0 0 1 1 1 0 0 1 0 2										
Tom Hume, R Doug Bair, R Rick Schu, R OBP: 0.313, SLG: 0.441 (1, 1) (5, 1) (6, PH) X (7, 5) X		0-0 F9 1		0-0 5-3 3		4-0 1-2 2-3 HR BB		0-0 F4 3									2 0 0 0 0 0 0 0 0 0 0 0 0 0 1 1 0 1 1 0 2										
<b>Inning Stats</b>	R: 4 E: 0 K: 1 S: 9	H: 4 LOB: 1 BB: 1 P: 13	R: 1 E: 0 K: 0 S: 4	H: 1 LOB: 0 BB: 0 P: 4	R: 0 E: 0 K: 0 S: 3	H: 0 LOB: 0 BB: 0 P: 3	R: 0 E: 0 K: 3 S: 9	H: 0 LOB: 1 BB: 1 P: 13	R: 6 E: 0 K: 0 S: 7	H: 4 LOB: 2 BB: 2 P: 15	R: 0 E: 0 K: 0 S: 4	H: 1 LOB: 2 BB: 1 P: 8	R: 0 E: 0 K: 0 S: 4	H: 1 LOB: 1 BB: 0 P: 4	1B: 6 2B: 3 3B: 1 HR: 1	SF: 1 SAC: 1 DP: 0 HBP: 0	WP: 0 PB: 0 SB: 0 CS: 0	PA: 40									
<b>PITCHER</b>	IP	WLS	BF	H	R	ER	SO	BB	IBB	HBP	BLK	WP	HR	S	P	ERA	WHIP										
Mike Dunne, R ERA: 3.86 (1, 1)	5.1	L	27	7	9	9	4	3	0	0	0	0	0	31	47	15.19	1.875										
John Smiley, L ERA: 5.99 (6, 1)	0.0		1	1	0	0	0	0	0	0	0	0	0	1	1	∞	∞										
Bob Walk, R ERA: 4.3 (6, 1)	2.2		12	3	2	2	0	1	0	0	0	0	1	11	15	6.75	1.500										

Pittsburgh Pirates @ Philadelphia Phillies  
Veterans Stadium, Philadelphia, PA  
Mon Jun 29 1987, 7:05 PM EDT  
Att: 30,046 - Unknown

AB 33  
R 3  
H 7  
RBI 3  
BB 2  
SO 5  
LOB 15

Pittsburgh Pirates @ Philadelphia Phillies  
Veterans Stadium, Philadelphia, PA  
Mon Jun 29 1987, 7:05 PM EDT  
Att: 30,046 - Unknown

AB 33  
R 11  
H 11  
RBI 11  
BB 5  
SO 4  
LOB 13

Batter	1	2	3	4	5	6	7	8	9	AB	R	H	RBI	BB	SO	LOB	TOP						
<b>Barry Bonds, L</b> OBP: 0.328, SLG: 0.480 (1, 7)	F8		L4					K		4	1	1	0	0	1	1	<b>Pittsburgh Pirates @ Philadelphia Phillies</b> Veterans Stadium, Philadelphia, PA Tue Jun 30 1987, 7:05 PM EDT Att: 20,598 - Unknown						
<b>Andy Van Slyke, L</b> OBP: 0.355, SLG: 0.517 (1, 8)	F8							K		4	1	2	2	0	1	0							
<b>Johnny Ray, S</b> OBP: 0.309, SLG: 0.354 (1, 4)	6-3			1-3	F8			P3		4	0	0	0	0	0	1							
<b>Mike Diaz, R</b> OBP: 0.315, SLG: 0.512 (1, 3)		6-3		FC6-4 BB				F9		2	1	0	0	2	0	0							
<b>R.J. Reynolds, S</b> OBP: 0.382, SLG: 0.486 (1, 9)		G6-4-3 BB		FC6-4 BB				F8		2	1	1	1	2	0	0							
<b>Jim Morrison, R</b> OBP: 0.304, SLG: 0.415 (1, 5) (7, 6)		G6-4-3 BB		FC6-4 BB				F7		4	0	0	0	0	0	4							
<b>Michael LaValliere, L</b> OBP: 0.330, SLG: 0.353 <b>Dom Taylor, R</b> OBP: 0.125, SLG: 0.125 (9, PR)				F9				K		3	0	1	1	0	1	2							
<b>Rafael Belliard, R</b> OBP: 0.271, SLG: 0.241 <b>John Cangelosi, S</b> OBP: 0.510, SLG: 0.284 <b>Bob Walk, R</b> OBP: 0.333, SLG: 0.333 <b>Sid Bream, L</b> OBP: 0.356, SLG: 0.469 (9, PH)				HBP				K		2	0	0	0	0	0	1							
<b>Doug Drabek, R</b> OBP: 0.240, SLG: 0.217 <b>Bobby Bonilla, S</b> OBP: 0.327, SLG: 0.418 (7, PH)				F3				K		1	0	0	0	0	0	0							
<b>Doug Drabek, R</b> OBP: 0.240, SLG: 0.217 <b>Bobby Bonilla, S</b> OBP: 0.327, SLG: 0.418 (7, PH)				K				F7		1	0	0	0	0	0	0							
<b>Inning Stats</b>	R: 0 E: 0 K: 0 S: 3	H: 0 LOB: 0 BB: 0 P: 3	R: 0 E: 0 K: 0 S: 2	H: 0 LOB: 0 BB: 1 P: 6	R: 0 E: 0 K: 1 S: 5	H: 0 LOB: 1 BB: 0 P: 6	R: 1 E: 0 K: 0 S: 4	H: 1 LOB: 2 BB: 2 P: 12	R: 1 E: 0 K: 0 S: 5	H: 2 LOB: 1 BB: 0 P: 5	R: 0 E: 0 K: 0 S: 3	H: 0 LOB: 0 BB: 0 P: 3	R: 0 E: 0 K: 2 S: 7	H: 0 LOB: 0 BB: 0 P: 7	R: 0 E: 0 K: 2 S: 7	H: 0 LOB: 0 BB: 0 P: 7	R: 2 E: 0 K: 0 S: 4	H: 2 LOB: 1 BB: 1 P: 8	1B: 2 2B: 1 3B: 1 HR: 1	SF: 0 SAC: 0 DP: 2 HBP: 1	WP: 0 PB: 0 SB: 1 CS: 0	PA: 35	
<b>PITCHER</b>	IP	WLS	BF	H	R	ER	SO	BB	IBB	HBP	BLK	WP	HR	S	P	ERA	WHIP						
<b>Kevin Gross, R</b> ERA: 4.23	(1, 1)	7.0	W	27	3	2	2	3	3	0	1	0	0	1	29	42	2.57	0.857					
<b>Wally Ritchie, L</b> ERA: 3.51	(8, 1)	1.0		3	0	0	0	2	0	0	0	0	0	7	7	0.00	0.000						
<b>Kent Tekulve, R</b> ERA: 3.63	(9, 1)	0.1	S	1	0	2	0	0	0	0	0	0	0	3	7	54.00	9.000						
<b>Steve Bedrosian, R</b> ERA: 2.66	(9, 1)	0.2	S	1	0	0	0	0	0	0	0	0	0	1	1	0.00	0.000						

AB 30  
R 4  
H 5  
RBI 4  
BB 4  
SO 5  
LOB 11




Batter	1	2	3	4	5	6	7	8	9	AB	R	H	RBI	BB	SO	LOB	BOTTOM					
<b>Juan Samuel, R</b> OBP: 0.328, SLG: 0.485 (1, 4)		6-3					6-3			4	1	2	1	0	0	0	<b>Pittsburgh Pirates @ Philadelphia Phillies</b> Veterans Stadium, Philadelphia, PA Tue Jun 30 1987, 7:05 PM EDT Att: 20,598 - Unknown					
<b>Milt Thompson, L</b> OBP: 0.313, SLG: 0.362 (1, 8)							E6			3	3	1	0	1	0	1						
<b>Von Hayes, L</b> OBP: 0.424, SLG: 0.476 (1, 3)							F8			3	2	2	1	1	0	1						
<b>Mike Schmidt, R</b> OBP: 0.377, SLG: 0.575 (1, 5)							G5-4-3			4	0	1	2	0	1	3						
<b>Glenn Wilson, R</b> OBP: 0.325, SLG: 0.455 (1, 9)							1-3			3	0	0	1	0	1	3						
<b>Chris James, R</b> OBP: 0.352, SLG: 0.556 (1, 7)							F8			4	0	1	1	0	0	1						
<b>Lance Parrish, R</b> OBP: 0.278, SLG: 0.347 (1, 2)							F7			4	0	1	0	0	0	3						
<b>Ken Dowell, R</b> OBP: 0.071, SLG: 0.071 (1, 6)							K			4	0	0	0	0	1	1						
<b>Kevin Gross, R</b> OBP: 0.133, SLG: 0.133 <b>Wally Ritchie, L</b> OBP: 0.500, SLG: 0.500 <b>Kent Tekulve, R</b> <b>Steve Bedrosian, R</b> (9, 1)							G3			3	0	0	0	0	1	1						
<b>Inning Stats</b>	R: 3 E: 0 K: 1 S: 9	H: 4 LOB: 1 BB: 0 P: 9	R: 0 E: 0 K: 1 S: 5	H: 0 LOB: 0 BB: 0 P: 5	R: 2 E: 1 K: 1 S: 7	H: 1 LOB: 1 BB: 1 P: 11	R: 0 E: 0 K: 0 S: 4	H: 1 LOB: 1 BB: 0 P: 4	R: 0 E: 0 K: 1 S: 6	H: 1 LOB: 1 BB: 0 P: 6	R: 1 E: 1 K: 0 S: 5	H: 1 LOB: 1 BB: 0 P: 5	R: 0 E: 0 K: 0 S: 3	H: 0 LOB: 0 BB: 0 P: 3	R: 0 E: 0 K: 0 S: 3	H: 0 LOB: 0 BB: 0 P: 3		1B: 3 2B: 4 3B: 1 HR: 1	SF: 1 SAC: 0 DP: 2 HBP: 0	WP: 0 PB: 0 SB: 2 CS: 0	PA: 35	
<b>PITCHER</b>	IP	WLS	BF	H	R	ER	SO	BB	IBB	HBP	BLK	WP	HR	S	P	ERA	WHIP					
<b>Doug Drabek, R</b> ERA: 4.72	(1, 1)	6.0	L	27	7	5	5	4	2	0	0	0	0	8	41	7.50	1.500					
<b>Bob Walk, R</b> ERA: 4.13	(7, 1)	2.0		8	1	1	0	0	0	0	0	0	0	8	8	0.00	0.500					



Batter	1	2	3	4	5	6	7	8	9	AB	R	H	RBI	BB	SO	LOB	TOP																						
<b>Barry Bonds, L</b> OBP: 0.324, SLG: 0.472 (1, 7)	K	F5				K	G3		1-3	5	0	0	0	0	0	2	5																						
<b>Bobby Bonilla, S</b> OBP: 0.324, SLG: 0.429 (1, 5)	F8		5-3			L6			F6	5	1	1	1	0	0	1																							
<b>Johnny Ray, S</b> OBP: 0.311, SLG: 0.352 (1, 4)	1B		BB			F8			3-1	4	0	1	0	1	0	1																							
<b>Mike Diaz, R</b> OBP: 0.320, SLG: 0.534 (1, 3)	F7		F8			HR			G3-6-3	4	1	2	1	0	0	2																							
<b>Andy Van Slyke, L</b> OBP: 0.353, SLG: 0.517 (1, 8)		S	F7			F6			G3-6-3	4	1	1	0	0	0	2																							
<b>Terry Harper, R</b> OBP: 0.500, SLG: 0.380 (1, 9)	F3				5-3	1B			K	4	1	1	0	0	1	1																							
<b>Al Pedrique, R</b> OBP: 0.260, SLG: 0.277 (8, PH)	F9				4-3	1B			1B	3	0	1	0	0	0	0																							
<b>John Cangelosi, S</b> OBP: 0.515, SLG: 0.294 (8, 6)	2H					1B			1B	1	0	1	0	0	0	0																							
<b>Rafael Belliard, R</b> OBP: 0.271, SLG: 0.241 (8, 6)	1B					L4			1B	0	0	0	0	0	0	0																							
<b>Junior Ortiz, R</b> OBP: 0.292, SLG: 0.330 (8, PH)	1B					F2			G6-4-3	3	0	1	0	0	0	2																							
<b>Michael LaValliere, L</b> OBP: 0.393, SLG: 0.357 (8, 2)	1B					1-2			1B	1	0	1	0	0	0	0																							
<b>Dom Taylor, R</b> OBP: 0.187, SLG: 0.187 (8, 1)	1-2					E5			G6-4-3	2	0	0	0	0	0	0																							
<b>Brian Fisher, R</b> OBP: 0.206, SLG: 0.417 (8, PH)	1-2					1-2			1B	0	0	0	0	0	0	0																							
<b>Jim Morrison, R</b> OBP: 0.236, SLG: 0.418 (8, 1)	1-2					1-2			1B	0	0	0	0	0	0	0																							
<b>Barry Jones, R</b> OBP: 0.291, SLG: 0.457 (8, PH)	1-2					1-2			1B	0	0	0	0	0	0	0																							
<b>John Smiley, L</b> OBP: 0.320, SLG: 0.682 (8, PH)	1-2					1-2			1B	0	0	0	0	0	0	0																							
<b>R.J. Reynolds, S</b> OBP: 0.300, SLG: 0.483 (8, 1)	1-2					1-2			1B	0	0	0	0	0	0	0																							
<b>Don Robinson, R</b> ERA: (8, 1)	1-2					1-2			1B	0	0	0	0	0	0	0																							
<b>Inning Stats</b>	R: 0 E: 0 K: 1 S: 6	H: 1 LOB: 1 BB: 0 P: 6	R: 1 E: 0 K: 0 S: 6	H: 3 LOB: 2 BB: 0 P: 6	R: 0 E: 0 K: 0 S: 3	H: 0 LOB: 0 BB: 1 P: 7	R: 0 E: 0 K: 0 S: 3	H: 0 LOB: 0 BB: 0 P: 3	R: 0 E: 1 K: 1 S: 6	H: 0 LOB: 1 BB: 0 P: 6	R: 2 E: 0 K: 0 S: 7	H: 4 LOB: 2 BB: 0 P: 7	R: 1 E: 0 K: 0 S: 4	H: 2 LOB: 0 BB: 0 P: 4	R: 0 E: 0 K: 1 S: 6	H: 2 LOB: 1 BB: 0 P: 6	R: 0 E: 0 K: 0 S: 3	H: 0 LOB: 0 BB: 0 P: 3	1B: 9 2B: 1 3B: 0 HR: 2	SF: 0 SAC: 0 DP: 2 HBP: 0	WP: 0 PB: 0 CS: 0	PA: 39																	
<b>PITCHER</b>	IP	WLS	BF	H	R	ER	SO	BB	IBB	HBP	BLK	WP	HR	S	P	ERA	WHIP	<b>PITCHER</b>					IP	WLS	BF	H	R	ER	SO	BB	IBB	HBP	BLK	WP	HR	S	P	ERA	WHIP
<b>Shane Rawley, L</b> ERA: 4.1 (1, 1)	6.1	W	31	10	4	4	2	1	0	0	0	0	2	34	38	5.68	1.737																						
<b>Doug Bair, R</b> ERA: (7, 1)	2.2		8	2	0	0	1	0	0	0	0	0	0	10	10	0.00	0.750																						

Pittsburgh Pirates @ Philadelphia Phillies  
Veterans Stadium, Philadelphia, PA  
Wed Jul 01 1987, 7:05 PM EDT  
Att: 19,977 - Unknown


**AB** 38  
**R** 4  
**H** 12  
**RBI** 3  
**BB** 1  
**SO** 3  
**LOB** 16



Batter	1	2	3	4	5	6	7	8	9	AB	R	H	RBI	BB	SO	LOB	BOTTOM																						
<b>Juan Samuel, R</b> OBP: 0.335, SLG: 0.507 (1, 4)	6-3		G6-3			3-1				3	2	4	2	0	0																								
<b>Milt Thompson, L</b> OBP: 0.314, SLG: 0.368 (1, 8)	WP		G6-3			3-1				4	1	1	0	1	1																								
<b>Von Hayes, L</b> OBP: 0.427, SLG: 0.487 (1, 3)	HR		G6-3			3-1				3	2	1	1	2	1																								
<b>Mike Schmidt, R</b> OBP: 0.379, SLG: 0.569 (1, 5)	6-3		G6-3			G5-4-3				2	0	0	0	2	0																								
<b>Rick Schu, R</b> OBP: 0.313, SLG: 0.441 (9, 5)	6-3		G6-4-3			G5-4-3				0	0	0	0	0	0																								
<b>Glenn Wilson, R</b> OBP: 0.321, SLG: 0.448 (1, 9)	F9		G6-4-3			F9				4	0	0	0	0	1																								
<b>Chris James, R</b> OBP: 0.357, SLG: 0.563 (1, 7)	F2					FC4				4	2	2	1	0	1																								
<b>Lance Parrish, R</b> OBP: 0.282, SLG: 0.352 (1, 2)	5-3		1-2			P3				3	1	1	1	1	0																								
<b>Ken Dowell, R</b> OBP: 0.111, SLG: 0.111 (1, 6)	K		F9			FC4				4	2	1	0	0	1																								
<b>Shane Rawley, R</b> OBP: 0.279, SLG: 0.333 (1, 1)			K			HR				3	1	1	2	0	2																								
<b>Doug Bair, R</b> ERA: (7, 1)			K			HR				0	0	0	0	0	0																								
<b>Inning Stats</b>	R: 2 E: 0 K: 0 S: 5	H: 2 LOB: 0 BB: 0 P: 5	R: 0 E: 0 K: 1 S: 5	H: 0 LOB: 0 BB: 0 P: 5	R: 0 E: 0 K: 1 S: 4	H: 0 LOB: 1 BB: 2 P: 8	R: 2 E: 0 K: 0 S: 4	H: 2 LOB: 2 BB: 2 P: 12	R: 0 E: 0 K: 1 S: 5	H: 0 LOB: 3 BB: 3 P: 17	R: 5 E: 1 K: 0 S: 6	H: 3 LOB: 0 BB: 2 P: 14	R: 0 E: 0 K: 2 S: 7	H: 0 LOB: 0 BB: 0 P: 7	R: 2 E: 0 K: 2 S: 9	H: 2 LOB: 0 BB: 0 P: 9	1B: 2 2B: 2 3B: 2 HR: 3	SF: 0 SAC: 1 DP: 3 HBP: 0	WP: 1 PB: 0 CS: 0	PA: 39																			
<b>PITCHER</b>	IP	WLS	BF	H	R	ER	SO	BB	IBB	HBP	BLK	WP	HR	S	P	ERA	WHIP	<b>PITCHER</b>					IP	WLS	BF	H	R	ER	SO	BB	IBB	HBP	BLK	WP	HR	S	P	ERA	WHIP
<b>Don Taylor, R</b> ERA: 5.74 (1, 1)	4.1	L	19	4	4	4	3	4	0	0	0	0	1	21	37	8.31	1.846																						
<b>Brian Fisher, R</b> ERA: 5.16 (5, 1)	0.2		4	0	0	0	0	1	1	0	0	0	0	2	10	0.00	1.500																						
<b>Barry Jones, R</b> ERA: 12.75 (6, 1)	0.0		5	3	5	4	0	1	0	0	0	0	1	4	8	∞	∞																						
<b>John Smiley, L</b> ERA: 5.72 (6, 1)	2.0		6	0	0	0	2	1	0	0	0	0	0	9	13	0.00	0.500																						
<b>Don Robinson, R</b> ERA: 4.14 (8, 1)	1.0		5	2	2	2	2	0	0	0	0	0	1	9	9	18.00	2.000																						

Pittsburgh Pirates @ Philadelphia Phillies  
Veterans Stadium, Philadelphia, PA  
Wed Jul 01 1987, 7:05 PM EDT  
Att: 19,977 - Unknown

**AB** 30  
**R** 11  
**H** 9  
**RBI** 9  
**BB** 8  
**SO** 7  
**LOB** 11



Batter	1	2	3	4	5	6	7	8	9	AB	R	H	RBI	BB	SO	LOB	TOP					
Dave Anderson, R (1.6)	0-0 4-3		0-0 F8			0-0 F7		0-0 F9	4 0 0 0 0 0								<b>Los Angeles Dodgers @ Pittsburgh Pirates</b> Three Rivers Stadium, Pittsburgh, PA Fri Jul 03 1987, 7:05 PM EDT Att: 22,454 - Unknown <a href="http://livebaseballscorecards.com">livebaseballscorecards.com</a>					
Danny Heep, L (1.9)	0-0 4-3			0-0 F9		0-0 5-3		0-0 4-3	4 0 0 0 0 0													
John Shelby, S (1.8)	0-3 K			0-0 3-1			0-0 F8 1B	0-0 1B	4 0 2 0 0 1 0													
Pedro Guerrero, R (1.7)		0-3 K		0-0 6-3			0-0 F8 1B	0-0 F9 1B	4 0 1 0 0 1 1													
Franklin Stubbs, L (1.3)		0-0 F5			0-0 4-3		0-0 F8		3 0 0 0 0 0 2													
Mike Scioscia, L (1.2)		0-0 2B			4-0 1B BB		0-0 G4-6-3		2 0 1 0 1 0 2													
Steve Sax, R (1.4)		0-0 F9			0-0 1-2 1B			0-0 4-3	3 0 1 0 0 0 1													
Phil Garner, R (1.5)			0-0 1-3		0-0 G6-4-3			0-0 4-3	3 0 0 0 0 0 2													
Fernando Valenzuela, L (1.1)			0-0 F5			0-0 F9		0-0 F8	1 0 0 0 0 0 0													
Ralph Bryant, L (6. PH)									1 0 0 0 0 0 0													
Ken Howell, R (6.1)									0 0 0 0 0 0 0													
Ken Landreaux, L (8. PH)									1 0 0 0 0 0 0													
Brad Havens, L (8.1)									0 0 0 0 0 0 0													
<b>Inning Stats</b>	R: 0 E: 0 K: 1 S: 5	H: 0 LOB: 0 BB: 0 P: 5	R: 0 E: 0 K: 1 S: 6	H: 1 LOB: 1 BB: 0 P: 6	R: 0 E: 0 K: 0 S: 3	H: 0 LOB: 0 BB: 0 P: 3	R: 0 E: 0 K: 0 S: 3	H: 0 LOB: 0 BB: 0 P: 3	R: 0 E: 0 K: 0 S: 3	H: 1 LOB: 1 BB: 1 P: 7	R: 0 E: 0 K: 0 S: 3	H: 0 LOB: 0 BB: 0 P: 3	R: 0 E: 0 K: 0 S: 4	H: 2 LOB: 1 BB: 0 P: 4	R: 0 E: 0 K: 0 S: 3	H: 0 LOB: 0 BB: 0 P: 3	R: 0 E: 0 K: 0 S: 4	H: 1 LOB: 1 BB: 0 P: 4	1B: 4 2B: 1 3B: 0 HR: 0	SF: 0 SAC: 0 DP: 2 HBP: 0	WP: 0 PB: 0 SB: 0 CS: 0	PA: 31
<b>PITCHER</b> Rick Reuschel, R (1.1) ERA: 2.17	IP: 9.0 WLS: W BF: 31 H: 5 R: 0 ER: 0 SO: 2 BB: 1 IBB: 0 HBP: 0 BLK: 0 WP: 0 HR: 0 S: 34 P: 38 ERA: 0.00 WHIP: 0.667																					

Batter	1	2	3	4	5	6	7	8	9	AB	R	H	RBI	BB	SO	LOB	BOTTOM					
Barry Bonds, L (1.7)	0-0 F7		0-0 F8	0-0 1B		0-3 K		0-0 6-3	5 0 1 0 0 1 1								<b>Los Angeles Dodgers @ Pittsburgh Pirates</b> Three Rivers Stadium, Pittsburgh, PA Fri Jul 03 1987, 7:05 PM EDT Att: 22,454 - Unknown <a href="http://livebaseballscorecards.com">livebaseballscorecards.com</a>					
Al Pedrique, R (1.6)	0-0 F8		0-0 1B	0-6 1B		2-3 1B			4 1 3 0 0 0 0													
Johnny Ray, S (1.4)	4-0 BB		0-0 G3	0-0 9-6		0-3 K			3 0 0 0 1 1 5													
Mike Diaz, R (1.9)	0-3 K		4-0 1B HR		0-0 E5 1B		0-3 K		3 1 0 0 1 2 1													
Andy Van Slyke, L (1.8)		0-0 6-3 3B	0-0 1-3 2-H HR 1B		0-0 L4		0-0 F5		4 2 2 1 0 0 1													
Bobby Bonilla, S (1.5)		0-0 6-3	0-0 1-H HR		0-0 G4-6-3 1B		0-0 HR		4 2 3 5 0 0 0													
Sid Bream, L (1.3)		0-3 K	0-0 2B		0-0 G4-6-3		0-0 4-3		4 0 1 0 0 1 2													
Junior Ortiz, R (1.2)		0-0 1B	0-0 6-3		4-0 1B SH2-4 BB		0-0 4-3		3 0 1 0 1 0 1													
Rick Reuschel, R (1.1)		0-3 K		0-3 K		0-0 SH2-4		0-0 F9	3 0 0 0 0 2 1													
<b>Inning Stats</b>	R: 0 E: 0 K: 1 S: 5	H: 0 LOB: 1 BB: 1 P: 9	R: 1 E: 0 K: 2 S: 9	H: 2 LOB: 1 BB: 0 P: 9	R: 4 E: 0 K: 0 S: 7	H: 4 LOB: 1 BB: 1 P: 11	R: 0 E: 0 K: 1 S: 6	H: 2 LOB: 1 BB: 0 P: 6	R: 0 E: 0 K: 0 S: 4	H: 1 LOB: 1 BB: 0 P: 4	R: 0 E: 0 K: 2 S: 8	H: 1 LOB: 2 BB: 1 P: 12	R: 1 E: 0 K: 1 S: 6	H: 1 LOB: 0 BB: 0 P: 6	R: 0 E: 0 K: 0 S: 3	H: 0 LOB: 0 BB: 0 P: 3		R: 0 E: 0 K: 0 S: 3	H: 0 LOB: 0 BB: 0 P: 3	1B: 6 2B: 3 3B: 1 HR: 2	SF: 0 SAC: 1 DP: 2 HBP: 0	WP: 0 PB: 0 SB: 0 CS: 0
<b>PITCHER</b> Fernando Valenzuela, L (1.1) ERA: 3.98 Ken Howell, R (6.1) ERA: 4.95 Brad Havens, L (8.1) ERA: 2.63	IP: 5.0 WLS: L BF: 25 H: 9 R: 5 ER: 5 SO: 4 BB: 2 IBB: 0 HBP: 0 BLK: 0 WP: 0 HR: 1 S: 31 P: 39 ERA: 9.00 WHIP: 2.200																					

Batter	1	2	3	4	5	6	7	8	9	AB	R	H	RBI	BB	SO	LOB	TOP								
Dave Anderson, R (1, 6) OBP: 0.301, SLG: 0.378	K		G6-4-3			K		K		4	0	1	0	0	3	1	<b>Los Angeles Dodgers @ Pittsburgh Pirates</b> Three Rivers Stadium, Pittsburgh, PA Sat Jul 04 1987, 3:33 AM EDT Att: 12,935 - Unknown <a href="http://livebaseballscores.com">livebaseballscores.com</a>								
Steve Sax, R (1, 4) OBP: 0.315, SLG: 0.343	5-3		G6-4-3			6-3		F8		3	0	0	0	0	0	2									
Brian Holton, R (6, 1) OBP: 0.250, SLG: 0.250										0	0	0	0	0	0	0									
Matt Young, L (8, 1)										0	0	0	0	0	0	0									
Ken Landreaux, L (9, PH) OBP: 0.292, SLG: 0.290										1	0	0	0	0	0	0									
John Shelby, S (1, 8) OBP: 0.280, SLG: 0.430	K									4	1	1	0	0	1	0									
Pedro Guerrero, R (1, 7) OBP: 0.386, SLG: 0.542										3	1	2	1	1	1	0									
Mickey Hatcher, R (1, 3) OBP: 0.333, SLG: 0.429										3	0	2	0	1	0	0									
Phil Garner, R (1, 5) OBP: 0.284, SLG: 0.313										0	0	0	1	1	0	0									
Danny Heep, L (7, PH)										2	0	0	0	0	0	4									
Mariano Duncan, R (1, 9) OBP: 0.264, SLG: 0.293										4	0	0	0	0	2	3									
Mike Scioscia, L (1, 2) OBP: 0.359, SLG: 0.365										3	0	2	0	0	0	0									
Bob Welch, R (1, 1) OBP: 0.119, SLG: 0.119										1	0	0	0	0	1	1									
Jeff Hamilton, R (6, PH) OBP: 0.271, SLG: 0.273										1	0	0	0	0	1	0									
Franklin Stubbs, L (8, PH) OBP: 0.307, SLG: 0.437										1	0	0	0	0	0	1									
<b>Inning Stats</b>	R: 0 E: 0 K: 2 S: 7	H: 0 LOB: 0 BB: 0 P: 7	R: 1 E: 0 K: 0 S: 4	H: 2 LOB: 0 BB: 0 P: 4	R: 0 E: 0 K: 1 S: 6	H: 2 LOB: 1 BB: 0 P: 6	R: 0 E: 0 K: 1 S: 5	H: 0 LOB: 0 BB: 0 P: 5	R: 0 E: 0 K: 1 S: 4	H: 0 LOB: 0 BB: 1 P: 8	R: 0 E: 0 K: 2 S: 7	H: 0 LOB: 0 BB: 0 P: 7	R: 0 E: 0 K: 0 S: 2	H: 0 LOB: 1 BB: 2 P: 10	R: 0 E: 0 K: 2 S: 8	H: 1 LOB: 1 BB: 0 P: 8		R: 1 E: 0 K: 0 S: 6	H: 3 LOB: 2 BB: 0 P: 6	1B: 7 2B: 3 3B: 0 HR: 0	SF: 1 SAC: 0 DP: 4 HBP: 0	WP: 0 PB: 0 SB: 2 CS: 1	PA: 34		
<b>PITCHER</b>	IP	WLS	BF	H	R	ER	SO	BB	IBB	HBP	BLK	WP	HR	S	P	ERA	WHIP								
Bob Kipper, L (1, 1) ERA: 5.24	6.1	W	23	4	1	1	7	3	0	0	0	0	0	34	46	1.42	1.105								
Barry Jones, R (7, 1) ERA: 12.06	0.2		1	0	0	0	0	0	0	0	0	0	0	1	1	0.00	0.000								
Don Robinson, R (8, 1) ERA: 4.15	2.0	S	10	4	1	1	2	0	0	0	0	0	0	14	14	4.50	2.000								

Batter	1	2	3	4	5	6	7	8	9	AB	R	H	RBI	BB	SO	LOB	BOTTOM									
Barry Bonds, L (1, 7) OBP: 0.317, SLG: 0.459	F5		F8							5	0	0	0	0	0	2	<b>Los Angeles Dodgers @ Pittsburgh Pirates</b> Three Rivers Stadium, Pittsburgh, PA Sat Jul 04 1987, 3:33 AM EDT Att: 12,935 - Unknown <a href="http://livebaseballscores.com">livebaseballscores.com</a>									
Andy Van Slyke, L (1, 8) OBP: 0.381, SLG: 0.545	F8									4	2	3	0	0	0	0										
Johnny Ray, S (1, 4) OBP: 0.309, SLG: 0.348	4-3									4	1	1	1	0	0	1										
Sid Bream, L (1, 3) OBP: 0.356, SLG: 0.474										4	0	2	0	0	0	2										
R.J. Reynolds, S (1, 9) OBP: 0.378, SLG: 0.480										3	0	1	1	0	1	2										
Bobby Bonilla, S (1, 5) OBP: 0.330, SLG: 0.462										4	1	1	0	0	0	2										
Michael LaValliere, L (1, 2) OBP: 0.390, SLG: 0.351										3	0	0	0	1	0	2										
Al Pedrique, R (1, 6) OBP: 0.293, SLG: 0.327										4	0	1	0	0	2	2										
Bob Kipper, R (1, 1) OBP: 0.250, SLG: 0.321										2	0	0	0	0	1	0										
Barry Jones, R (7, 1)										0	0	0	0	0	0	0										
John Cangelosi, S (7, PH) OBP: 0.510, SLG: 0.290										1	0	0	0	0	0	0										
Don Robinson, R (8, 1) OBP: 0.286, SLG: 0.167										1	0	1	1	0	0	0										
<b>Inning Stats</b>	R: 0 E: 0 K: 0 S: 3	H: 0 LOB: 0 BB: 0 P: 3	R: 0 E: 0 K: 0 S: 4	H: 1 LOB: 1 BB: 0 P: 4	R: 0 E: 0 K: 1 S: 5	H: 0 LOB: 0 BB: 0 P: 5	R: 2 E: 2 K: 1 S: 8	H: 2 LOB: 2 BB: 1 P: 12	R: 1 E: 0 K: 1 S: 8	H: 3 LOB: 2 BB: 0 P: 8	R: 0 E: 0 K: 1 S: 5	H: 0 LOB: 0 BB: 0 P: 5	R: 0 E: 1 K: 0 S: 5	H: 1 LOB: 2 BB: 0 P: 5	R: 1 E: 0 K: 0 S: 6	H: 3 LOB: 2 BB: 0 P: 6		1B: 6 2B: 3 3B: 1 HR: 0	SF: 1 SAC: 0 DP: 0 HBP: 0	WP: 0 PB: 0 SB: 0 CS: 0	PA: 37					
<b>PITCHER</b>	IP	WLS	BF	H	R	ER	SO	BB	IBB	HBP	BLK	WP	HR	S	P	ERA		WHIP								
Bob Welch, R (1, 1) ERA: 3.53	5.0	L	23	6	3	2	3	6	3	2	3	0	0	10	10	0.00		0.500								
Brian Holton, R (6, 1) ERA: 3.11	2.0		8	1	0	0	1	0	0	0	0	0	0	6	6	9.00		3.000								
Matt Young, L (8, 1) ERA: 5.34	1.0		6	3	1	1	0	0	0	0	0	0	0	6	6	9.00	3.000									



Batter	1	2	3	4	5	6	7	8	9	AB	R	H	RBI	BB	SO	LOB	TOP
Dave Anderson, R (1, 6) OBP: 0.298, SLG: 0.371										5	2	1	0	0	1	1	Los Angeles Dodgers @ Pittsburgh Pirates Three Rivers Stadium, Pittsburgh, PA Sun Jul 05 1987, 3:33 AM EDT Att: 13,438 - Unknown
Danny Heep, L (1, 9) (7, 7) OBP: 0.176, SLG: 0.250										4	0	2	2	1	0	0	
John Shelby, S (1, 8) OBP: 0.283, SLG: 0.434										5	0	2	0	0	1	2	
Pedro Guerrero, R (1, 7) OBP: 0.381, SLG: 0.534 Ken Landreaux, L (7, 9) OBP: 0.230, SLG: 0.287										4	0	0	0	0	1	4	
Franklin Stubbs, L (1, 3) OBP: 0.314, SLG: 0.448										3	2	2	0	1	1	1	
Mickey Hatcher, R (1, 5) OBP: 0.338, SLG: 0.446										4	2	2	1	0	0	4	
Mike Scioscia, L (1, 2) OBP: 0.357, SLG: 0.370										3	0	1	2	0	0	1	
Steve Sax, R (1, 4) OBP: 0.312, SLG: 0.341										2	0	0	1	0	0	0	
Orel Hershiser, R (1, 1) OBP: 0.280, SLG: 0.333 (6, PH) Jeff Hamilton, R (6, PH) OBP: 0.287, SLG: 0.268 Alejandro Pena, R (6, 1) OBP: 0.100, SLG: 0.100 Matt Young, L (6, 1)										2	0	0	0	0	0	1	
Inning Stats	R: 1 E: 1 K: 2 S: 9	H: 2 LOB: 1 BB: 0 P: 9	R: 0 E: 0 K: 0 S: 5	H: 0 LOB: 0 BB: 0 P: 3	R: 1 E: 0 K: 0 S: 4	H: 1 LOB: 0 BB: 0 P: 4	R: 1 E: 1 K: 0 S: 5	H: 1 LOB: 1 BB: 0 P: 5	R: 0 E: 0 K: 1 S: 6	H: 0 LOB: 0 BB: 0 P: 5	R: 0 E: 0 K: 1 S: 6	H: 1 LOB: 1 BB: 0 P: 6	1B: 4 2B: 4 3B: 2 HR: 0	SF: 2 SAC: 1 DP: 0 HBP: 0	WP: 0 PB: 0 SB: 2 CS: 0	PA: 40	
PITCHER	IP WLS BF H R ER SO BB IBB HBP BLK WP HR S P ERA WHIP																
Brian Fisher, R (1, 1) ERA: 5.33	6.0 L 27 8 6 5 2 0 0 0 0 0 0 0 0 31 31 7.50 1.333																
Brett Gideon, R (7, 1) ERA	1.0 6 1 0 0 2 1 1 0 0 0 0 0 8 16 0.00 2.000																
John Smiley, L (8, 1) ERA: 5.48	2.0 7 1 0 0 2 0 0 0 0 0 0 0 11 11 0.00 0.500																

Batter	1	2	3	4	5	6	7	8	9	AB	R	H	RBI	BB	SO	LOB	BOTTOM
Barry Bonds, L (1, 7) OBP: 0.316, SLG: 0.455										3	0	0	0	1	2	0	Los Angeles Dodgers @ Pittsburgh Pirates Three Rivers Stadium, Pittsburgh, PA Sun Jul 05 1987, 3:33 AM EDT Att: 13,438 - Unknown
Andy Van Slyke, L (1, 8) OBP: 0.397, SLG: 0.544										2	0	1	1	2	0	0	
Johnny Ray, S (1, 4) OBP: 0.306, SLG: 0.343										4	0	0	0	0	0	5	
Sid Bream, L (1, 3) OBP: 0.355, SLG: 0.475										4	0	1	0	0	0	1	
R.J. Reynolds, S (1, 9) OBP: 0.370, SLG: 0.470										4	0	0	0	0	0	1	
Bobby Bonilla, S (1, 5) OBP: 0.324, SLG: 0.453										4	0	0	0	0	0	1	
Michael LaValliere, L (1, 2) OBP: 0.391, SLG: 0.349 Junior Ortiz, R (7, PH) OBP: 0.304, SLG: 0.326 (8, 2)										1	1	0	0	1	0	0	
Rafael Belliard, R (1, 6) OBP: 0.273, SLG: 0.240 Jim Morrison, R (7, PH) OBP: 0.309, SLG: 0.420 (8, 6)										1	0	0	0	1	0	0	
Brian Fisher, R (1, 1) OBP: 0.192, SLG: 0.400 John Cangelosi, S (6, PH) OBP: 0.505, SLG: 0.286 Brett Gideon, R (7, 1)										1	0	0	0	0	1	0	
Terry Harper, R (7, PH) OBP: 0.296, SLG: 0.375 John Smiley, L (8, 1) OBP: 0.333, SLG: 0.667										1	0	0	0	0	0	3	
Inning Stats	R: 0 E: 0 K: 1 S: 5	H: 0 LOB: 0 BB: 0 P: 5	R: 0 E: 0 K: 0 S: 3	H: 0 LOB: 0 BB: 0 P: 3	R: 0 E: 0 K: 1 S: 5	H: 1 LOB: 0 BB: 0 P: 5	R: 0 E: 0 K: 1 S: 3	H: 0 LOB: 2 BB: 4 P: 20	R: 0 E: 0 K: 0 S: 3	H: 2 LOB: 3 BB: 1 P: 7	R: 0 E: 0 K: 0 S: 3	H: 0 LOB: 1 BB: 1 P: 3	1B: 2 2B: 1 3B: 0 HR: 0	SF: 0 SAC: 0 DP: 2 HBP: 0	WP: 0 PB: 0 SB: 0 CS: 0	PA: 34	
PITCHER	IP WLS BF H R ER SO BB IBB HBP BLK WP HR S P ERA WHIP																
Orel Hershiser, R (1, 1) ERA: 2.3	5.0 W 15 1 0 0 3 0 0 0 0 0 0 0 21 21 0.00 0.200																
Alejandro Pena, R (6, 1) ERA: 4.53	0.1 5 0 1 1 1 4 0 0 0 0 0 0 3 19 27.00 12.000																
Matt Young, L (6, 1) ERA: 4.73	3.2 S 14 2 0 0 0 2 0 0 0 0 0 0 12 20 0.00 1.091																



Batter	1	2	3	4	5	6	7	8	9	AB	R	H	RBI	BB	SO	LOB	TOP										
<b>Eddie Milner, L</b> (1.8) OBP: 0.262, SLG: 0.306	4-3			E 2B		1-2 HR 1B	1-2 2-H 1B		FC4-6 G6-4-3	5	2	3	1	0	0	1	<b>San Francisco Giants @ Pittsburgh Pirates</b> Three Rivers Stadium, Pittsburgh, PA Mon Jul 06 1987, 7:05 PM EDT Att: 11,204 - Unknown										
<b>Mike Aldrete, L</b> (1.9) OBP: 0.374, SLG: 0.420	4-3			2-H		1-H 2-H HR	1-2 2-3 BB		G6-4-3	4	1	1	3	1	0	1											
<b>Jeffrey Leonard, R</b> (1.7) OBP: 0.331, SLG: 0.553	G3									4	0	0	0	0	1	3											
<b>Harry Spilman, L</b> (1.3) OBP: 0.373, SLG: 0.465		L3								4	0	0	0	0	1	3											
<b>Kevin Mitchell, R</b> (1.5) OBP: 0.322, SLG: 0.425		5-3								4	0	1	0	0	1	0											
<b>Chris Spaier, R</b> (1.6) OBP: 0.347, SLG: 0.418										3	1	0	0	1	1	1											
<b>Bob Brenly, R</b> (1.2) OBP: 0.366, SLG: 0.445										4	1	3	0	0	0	0											
<b>Mark Wasinger, R</b> (1.4) OBP: 0.362, SLG: 0.415										4	1	1	0	0	0	3											
<b>Michael LaCoss, R</b> (1.1) OBP: 0.172, SLG: 0.111										2	1	1	2	1	1	0											
<b>Joel Youngblood, R</b> (9, PH) OBP: 0.286, SLG: 0.356										0	0	1	0	0	0	0											
<b>Jeff Robinson, R</b> (9, 1) OBP: 0.133, SLG: 0.133										0	0	0	0	0	0	0											
<b>Craig Lefferts, L</b> (9, 1) OBP: 0.333, SLG: 0.333										0	0	0	0	0	0	0											
<b>Inning Stats</b>	R: 0 E: 0 K: 0 S: 3	H: 0 LOB: 0 BB: 0 P: 3	R: 0 E: 0 K: 1 S: 5	H: 0 LOB: 0 BB: 0 P: 5	R: 0 E: 0 K: 1 S: 5	H: 1 LOB: 0 BB: 0 P: 5	R: 1 E: 1 K: 0 S: 4	H: 1 LOB: 0 BB: 0 P: 4	R: 0 E: 0 K: 1 S: 5	H: 0 LOB: 0 BB: 0 P: 5	R: 3 E: 0 K: 0 S: 5	H: 2 LOB: 3 BB: 1 P: 9	R: 3 E: 0 K: 2 S: 12	H: 5 LOB: 3 BB: 1 P: 16	R: 0 E: 0 K: 0 S: 3	H: 1 LOB: 1 BB: 0 P: 7		R: 0 E: 0 K: 0 S: 3	H: 1 LOB: 0 BB: 0 P: 3	1B: 9 2B: 1 3B: 0 HR: 1	SF: 0 SAC: 0 DP: 3 HBP: 0	WP: 0 PB: 0 SB: 0 CS: 0	PA: 38				
<b>PITCHER</b>	IP	WLS	BF	H	R	ER	SO	BB	IBB	HBP	BLK	WP	HR	S	P	ERA	WHIP	<b>PITCHER</b>									
<b>Doug Drabek, R</b> (1, 1) ERA: 4.92	6.1	L	25	6	6	5	3	1	0	0	0	0	1	30	34	7.11	1.105										
<b>Barry Jones, R</b> (7, 1) ERA: 11.3	1.2		10	4	1	1	2	2	0	0	0	0	0	12	20	5.40	3.600										
<b>Brett Gideon, R</b> (9, 1) ERA:	1.0		3	1	0	0	0	0	0	0	0	0	0	3	3	0.00	1.000										
<b>Batter</b>	<b>1</b>	<b>2</b>	<b>3</b>	<b>4</b>	<b>5</b>	<b>6</b>	<b>7</b>	<b>8</b>	<b>9</b>	AB	R	H	RBI	BB	SO	LOB	<b>BOTTOM</b>										
<b>Barry Bonds, L</b> (1.7) OBP: 0.319, SLG: 0.467	CS 4-3 1B		F8			4-3 2B		F7	K	5	0	2	0	0	1	2	<b>San Francisco Giants @ Pittsburgh Pirates</b> Three Rivers Stadium, Pittsburgh, PA Mon Jul 06 1987, 7:05 PM EDT Att: 11,204 - Unknown										
<b>Andy Van Slyke, L</b> (1.8) OBP: 0.362, SLG: 0.531	4-3 1-2		6-3			6-3		F7	F3	5	0	0	0	0	0	4											
<b>Johnny Ray, S</b> (1.4) OBP: 0.307, SLG: 0.344	2-3 1B					4-3 2-3		4-3 2B	1B	4	1	2	0	0	1	1											
<b>Sid Bream, L</b> (1.3) OBP: 0.354, SLG: 0.475	1-2 1B					6-3		5-3	2B	4	0	2	2	0	0	1											
<b>R.J. Reynolds, S</b> (1.9) OBP: 0.361, SLG: 0.457	F7					4-3		6-3	F8	4	0	0	0	0	0	3											
<b>Bobby Bonilla, S</b> (1.5) OBP: 0.329, SLG: 0.449			4-3			4-6 1B BB		F9	E 1B BB	2	1	0	0	2	0	0											
<b>Jim Morrison, R</b> (1.6) OBP: 0.320, SLG: 0.431			G6-4-3 1B			1-2 1B			E5 2B 1B	4	1	4	0	0	0	0											
<b>Michael LaValliere, L</b> (1.2) OBP: 0.386, SLG: 0.350			G6-4-3 1-2			4-6 2-3		F7		4	0	1	1	0	0	4											
<b>Doug Drabek, R</b> (1, 1) OBP: 0.222, SLG: 0.200										2	0	0	0	0	1	1											
<b>Barry Jones, R</b> (7, 1) ERA: 4.4										0	0	0	0	0	0	0											
<b>John Cangelosi, S</b> (9, PH) OBP: 0.514, SLG: 0.311										1	1	1	0	0	0	0											
<b>Brett Gideon, R</b> (9, 1) ERA: 3.16										0	0	0	0	0	0	0											
<b>Mike Diaz, R</b> (9, PH) OBP: 0.319, SLG: 0.536										1	0	0	0	0	1	1											
<b>Inning Stats</b>	R: 0 E: 0 K: 0 S: 5	H: 3 LOB: 2 BB: 0 P: 5	R: 0 E: 0 K: 0 S: 3	H: 1 LOB: 0 BB: 0 P: 3	R: 0 E: 0 K: 1 S: 5	H: 0 LOB: 0 BB: 0 P: 5	R: 0 E: 0 K: 1 S: 5	H: 0 LOB: 0 BB: 0 P: 5	R: 0 E: 0 K: 0 S: 3	H: 1 LOB: 1 BB: 1 P: 7	R: 0 E: 0 K: 0 S: 4	H: 1 LOB: 1 BB: 0 P: 4	R: 0 E: 0 K: 0 S: 4	H: 1 LOB: 1 BB: 0 P: 4	R: 2 E: 0 K: 0 S: 6	H: 3 LOB: 1 BB: 0 P: 6	R: 2 E: 1 K: 2 S: 9	H: 2 LOB: 1 BB: 1 P: 13	1B: 8 2B: 5 3B: 0 HR: 0	SF: 0 SAC: 0 DP: 2 HBP: 0	WP: 0 PB: 0 SB: 0 CS: 1	PA: 38					
<b>PITCHER</b>	IP	WLS	BF	H	R	ER	SO	BB	IBB	HBP	BLK	WP	HR	S	P	ERA	WHIP	<b>PITCHER</b>									
<b>Michael LaCoss, R</b> (1, 1) ERA: 4.4	8.0	W	32	10	2	2	2	1	0	0	0	0	0	35	39	2.25	1.375										
<b>Jeff Robinson, R</b> (9, 1) ERA: 3.16	0.0		3	2	2	1	0	1	0	0	0	0	0	2	6												
<b>Craig Lefferts, L</b> (9, 1) ERA: 4.14	1.0	S	3	0	0	0	2	0	0	0	0	0	0	7	7	0.00	0.000										





Batter	1	2	3	4	5	6	7	8	9	10	11	AB	R	H	RBI	BB	SO	LOB	TOP										
Stan Jefferson, S OBP: 0.307, SLG: 0.299 (1, 7)	5-3	F8		FC FC3-2 2-3		F8			6-3		K	6	0	0	0	0	1	2											
Tony Gwynn, L OBP: 0.445, SLG: 0.527 (1, 9)	BB 1B		1B 2B	FC3-2		K			6-3		K	6	1	2	0	0	2	2											
Randy Ready, R OBP: 0.411, SLG: 0.428 Mark Lewis, L OBP: 0.257, SLG: 0.244 Lance McCullers, S (7, 11) Bruce Bochy, R OBP: 0.343, SLG: 0.302 John Kruk, L OBP: 0.344, SLG: 0.317 (9, 3)	K			K			6-3				HR	3	0	0	0	1	2	3											
Carmelo Martinez, R OBP: 0.376, SLG: 0.439 Rich Gossage, R (9, 1)			1B 1B		F3		G4-6-3 1B		K			4	0	2	0	1	1	0											
Chris Brown, R OBP: 0.301, SLG: 0.422 (1, 5)	K		1B			HR 1B	G4-6-3				4-3 SH1-4 1B	5	1	3	1	0	1	3											
Benito Santiago, R OBP: 0.300, SLG: 0.409 (1, 2)		K	P3			HR			SH3-4 1B		SH1-4	4	1	2	2	0	1	2											
Shane Mack, R OBP: 0.317, SLG: 0.390 (1, 8)		HR	K			F7			SH3-4		4-3	4	1	1	1	0	1	3											
Gary Templeton, S OBP: 0.278, SLG: 0.284 Marvell Wynne, L OBP: 0.348, SLG: 0.350 Luis Salazar, R OBP: 0.319, SLG: 0.346 (8, 6)									K		4-3	2	0	1	0	1	1	0											
Jimmy Jones, R OBP: 0.158, SLG: 0.158 Tim Flannery, L OBP: 0.344, SLG: 0.265 (7, 4)	K			FC FC3-2 SH3-4 1B					K			2	0	0	0	0	2	1											
Inning Stats	R: 0 E: 0 K: 2 S: 8	H: 1 LOB: 2 BB: 1 P: 12	R: 1 E: 0 K: 2 S: 8	H: 1 LOB: 1 BB: 1 P: 12	R: 1 E: 0 K: 1 S: 7	H: 3 LOB: 2 BB: 1 P: 11	R: 0 E: 0 K: 1 S: 7	H: 1 LOB: 2 BB: 0 P: 7	R: 2 E: 0 K: 1 S: 7	H: 2 LOB: 0 BB: 0 P: 7	R: 0 E: 0 K: 2 S: 7	H: 0 LOB: 0 BB: 0 P: 7	R: 0 E: 0 K: 0 S: 3	H: 1 LOB: 0 BB: 0 P: 3	R: 0 E: 0 K: 2 S: 8	H: 1 LOB: 1 BB: 0 P: 8	R: 1 E: 0 K: 1 S: 6	H: 1 LOB: 0 BB: 0 P: 6	R: 0 E: 0 K: 0 S: 4	H: 1 LOB: 1 BB: 0 P: 4	R: 0 E: 0 K: 3 S: 9	H: 0 LOB: 0 BB: 0 P: 9	1B: 8 2B: 1 3B: 0 HR: 3	SF: 0 SAC: 3 DP: 1 HBP: 0	WP: 0 PB: 0 SB: 1 CS: 0	PA: 47			
PITCHER	IP ERA WLS BF H R ER SO BB IBB HBP BLK WP HR S P ERA WHIP	5.34 4.79 0.1 2.0 6 1 0 2 0 0 0 0 0 0 10 10 0.00 2.200	Bob Kipper, L ERA: 5.34 Doug Drabek, R ERA: 4.79 Barry Jones, R ERA: 0.17 John Smiley, L ERA: 4.75 Don Robinson, R ERA: 4.01	6.1 8.1 8.1 8.1 9.1	2.0 0.1 1.1 2.1	W 9																							

San Diego Padres @ Pittsburgh Pirates  
Three Rivers Stadium, Pittsburgh, PA  
Fri Jul 10 1987, 7:05 PM EDT  
Att: 13,109 - Unknown

livebaseballscores.com

AB 41  
R 5  
H 12  
RBI 5  
BB 3  
SO 15  
LOB 19



Batter	1	2	3	4	5	6	7	8	9	10	11	AB	R	H	RBI	BB	SO	LOB	BOTTOM											
Barry Bonds, L OBP: 0.319, SLG: 0.464 (1, 7)	HR 2B		1B		1B 1B		1B 2B		F8		F7	6	2	4	1	0	0	1												
Andy Van Slyke, L OBP: 0.364, SLG: 0.544 (1, 8)	HR		F8		BB 1B		BB 1B				F9	6	1	4	4	0	0	2												
Johnny Ray, S OBP: 0.311, SLG: 0.343 (1, 4)	F7		F5		BB 1B		BB 1B		BB 1B		BB 2B	3	0	1	1	3	0	1												
Sid Bream, L OBP: 0.353, SLG: 0.465 (1, 3)	4-3			1-3	G3		BB 1B					3	0	0	0	2	0	3												
Jim Morrison, R OBP: 0.310, SLG: 0.440 (1, 5)	5-3			F4		5-3	F6				F7	5	0	0	0	0	0	5												
R.J. Reynolds, S OBP: 0.352, SLG: 0.439 (1, 9)		F7		4-3		K	6-3				K	5	0	0	0	0	2	3												
Michael LaValliere, L OBP: 0.368, SLG: 0.358 (1, 2)		4-3			3-1	3-1			4-3		F7	5	0	0	0	0	0	0												
Felix Fermin, R OBP: 0.286, SLG: 0.167 (1, 6)		4-3			1B 1B		FC1-6 BB		L6		F9	4	1	1	0	1	0	0												
Bob Kipper, R OBP: 0.240, SLG: 0.310 John Campbell, S OBP: 0.319, SLG: 0.325 Doug Drabek, R OBP: 0.252, SLG: 0.200 Al Pedrique, R OBP: 0.250, SLG: 0.297 Barry Jones, R (8, 1) John Smiley, L OBP: 0.303, SLG: 0.320 Don Robinson, R OBP: 0.303, SLG: 0.143 Bobby Bonilla, S OBP: 0.255, SLG: 0.449 (11, 9)			6-3		F8		FC1-6 2B		L6		2B	1	0	0	0	0	0	0												
Inning Stats	R: 2 E: 0 K: 0 S: 5	H: 2 LOB: 0 BB: 0 P: 5	R: 0 E: 0 K: 0 S: 3	H: 0 LOB: 0 BB: 0 P: 3	R: 0 E: 0 K: 0 S: 4	H: 1 LOB: 1 BB: 0 P: 4	R: 0 E: 0 K: 0 S: 3	H: 0 LOB: 0 BB: 0 P: 3	R: 1 E: 0 K: 0 S: 6	H: 3 LOB: 3 BB: 1 P: 10	R: 0 E: 0 K: 1 S: 5	H: 0 LOB: 0 BB: 0 P: 5	R: 2 E: 0 K: 0 S: 5	H: 2 LOB: 3 BB: 3 P: 17	R: 0 E: 0 K: 0 S: 3	H: 0 LOB: 0 BB: 0 P: 3	R: 0 E: 0 K: 0 S: 3	H: 1 LOB: 2 BB: 2 P: 11	R: 0 E: 0 K: 1 S: 5	H: 0 LOB: 0 BB: 0 P: 5	R: 1 E: 0 K: 0 S: 4	H: 2 LOB: 1 BB: 0 P: 4	1B: 7 2B: 3 3B: 0 HR: 1	SF: 0 SAC: 0 DP: 0 HBP: 0	WP: 0 PB: 0 SB: 0 CS: 1	PA: 48				
PITCHER	IP ERA WLS BF H R ER SO BB IBB HBP BLK WP HR S P ERA WHIP	6.1 4.74 0.0 4 2 1 1 0 2 0 0 0 0 0 2 10 ∞ ∞	Jimmy Jones, R ERA: 4.74 Mark Davis, L ERA: 4.82 Lance McCullers, R ERA: 4.71 Rich Gossage, R ERA: 2.67	(1, 1) (7, 1) (7, 1) (9, 1)	1.2 2.2	L 12																								

San Diego Padres @ Pittsburgh Pirates  
Three Rivers Stadium, Pittsburgh, PA  
Fri Jul 10 1987, 7:05 PM EDT  
Att: 13,109 - Unknown

livebaseballscores.com

AB 42  
R 6  
H 11  
RBI 6  
BB 6  
SO 2  
LOB 17



Batter	1	2	3	4	5	6	7	8	9	AB	R	H	RBI	BB	SO	LOB	TOP								
Stan Jefferson, S OBP: 0.311, SLG: 0.322 (1, 8)										4	1	2	1	0	1	3	<b>San Diego Padres @ Pittsburgh Pirates</b> <b>Three Rivers Stadium, Pittsburgh, PA</b> Sat Jul 11 1987, 7:05 PM EDT Att: 27,476 - Unknown <a href="#">livebaseballscorecards.com</a>								
Tony Gwynn, L OBP: 0.443, SLG: 0.529 (1, 9)										3	1	1	1	0	0	1									
John Kruk, L OBP: 0.445, SLG: 0.521 (1, 3)										4	0	2	1	0	0	1									
Carmelo Martinez, R OBP: 0.375, SLG: 0.436 Shane Mack, R OBP: 0.317, SLG: 0.390 (1, 7) (8, PR) (8, 8)										4	0	1	0	0	0	1									
Chris Brown, R OBP: 0.294, SLG: 0.411 (1, 5)										4	0	0	0	0	1	1									
Tim Flannery, L OBP: 0.342, SLG: 0.265 (1, 4)										4	0	1	0	0	2	0									
Benito Santiago, R OBP: 0.308, SLG: 0.410 (1, 2)										4	0	2	0	0	1	0									
Garry Templeton, S OBP: 0.285, SLG: 0.291 (1, 6)										4	1	3	0	0	0	2									
Mark Grant, R OBP: 0.118, SLG: 0.063 Mark Davis, L OBP: 0.208, SLG: 0.333 (1, 1) (8, 1)										2	0	0	0	0	1	3									
<b>Inning Stats</b>	R: 1 E: 0 K: 0 S: 4	H: 1 LOB: 0 BB: 0 P: 4	R: 0 E: 0 K: 1 S: 7	H: 2 LOB: 2 BB: 0 P: 7	R: 0 E: 0 K: 0 S: 4	H: 2 LOB: 1 BB: 0 P: 4	R: 0 E: 0 K: 1 S: 5	H: 1 LOB: 1 BB: 0 P: 5	R: 0 E: 0 K: 1 S: 5	H: 0 LOB: 0 BB: 0 P: 5	R: 0 E: 0 K: 2 S: 8	H: 1 LOB: 1 BB: 0 P: 8	R: 1 E: 0 K: 0 S: 4	H: 3 LOB: 1 BB: 0 P: 4	R: 0 E: 0 K: 1 S: 6	H: 1 LOB: 1 BB: 0 P: 6	1B: 9 2B: 3 3B: 0 HR: 1	SF: 1 SAC: 1 DP: 1 HBP: 0	WP: 0 PB: 0 SB: 1 CS: 3	PA: 37					
<b>PITCHER</b>	IP	WLS	BF	H	R	ER	SO	BB	IBB	HBP	BLK	WP	HR	S	P	ERA	WHIP								
Brian Fisher, R ERA: 5.11 (1, 1)	7.0	L	29	9	3	2	5	0	0	0	0	0	1	39	39	2.57	1.286								
Barry Jones, R ERA: 8.69 (8, 1)	1.0		3	2	0	0	0	0	0	0	0	0	0	3	3	0.00	2.000								
Brett Gideon, R ERA: 5.14 (9, 1)	1.0		4	1	0	0	1	0	0	0	0	0	0	6	6	0.00	1.000								

Batter	1	2	3	4	5	6	7	8	9	AB	R	H	RBI	BB	SO	LOB	BOTTOM								
Barry Bonds, L OBP: 0.323, SLG: 0.463 Brett Gideon, R (1, 7) (9, 1)										3	0	1	0	2	1	4	<b>San Diego Padres @ Pittsburgh Pirates</b> <b>Three Rivers Stadium, Pittsburgh, PA</b> Sat Jul 11 1987, 7:05 PM EDT Att: 27,476 - Unknown <a href="#">livebaseballscorecards.com</a>								
Andy Van Slyke, L OBP: 0.358, SLG: 0.534 (1, 8)										5	0	0	0	0	3	9									
Johnny Ray, S OBP: 0.315, SLG: 0.345 (1, 4)										4	0	2	0	1	0	0									
Sid Bream, L OBP: 0.351, SLG: 0.460 (1, 3)										5	0	1	0	0	0	3									
Jim Morrison, R OBP: 0.320, SLG: 0.439 (1, 5)										3	0	1	0	2	0	3									
Bobby Bonilla, S OBP: 0.332, SLG: 0.447 (1, 9)										5	1	1	0	0	0	4									
Michael LaValliere, L OBP: 0.364, SLG: 0.356 (1, 2)										4	0	1	0	0	0	1									
Felix Fermin, R OBP: 0.400, SLG: 0.333 John Cangelosi, S OBP: 0.522, SLG: 0.325 Al Pedrique, R OBP: 0.290, SLG: 0.297 (1, 6) (8, PH) (9, 6)										3	0	2	0	0	0	0									
Brian Fisher, R OBP: 0.185, SLG: 0.385 Barry Jones, R (8, 1) Mike Diaz, R OBP: 0.316, SLG: 0.517 (8, PH) (9, 7)										1	0	0	0	0	0	1									
<b>Inning Stats</b>	R: 0 E: 1 K: 1 S: 5	H: 0 LOB: 2 BB: 2 P: 13	R: 1 E: 1 K: 1 S: 8	H: 2 LOB: 2 BB: 0 P: 8	R: 0 E: 0 K: 0 S: 3	H: 0 LOB: 1 BB: 1 P: 7	R: 0 E: 0 K: 1 S: 7	H: 2 LOB: 2 BB: 0 P: 7	R: 0 E: 0 K: 0 S: 4	H: 1 LOB: 2 BB: 1 P: 8	R: 0 E: 0 K: 0 S: 4	H: 2 LOB: 1 BB: 0 P: 4	R: 0 E: 0 K: 1 S: 5	H: 0 LOB: 2 BB: 2 P: 13	R: 0 E: 0 K: 0 S: 3	H: 0 LOB: 1 BB: 1 P: 7	1B: 8 2B: 1 3B: 0 HR: 0	SF: 0 SAC: 2 DP: 1 HBP: 0	WP: 0 PB: 0 SB: 0 CS: 1	PA: 42					
<b>PITCHER</b>	IP	WLS	BF	H	R	ER	SO	BB	IBB	HBP	BLK	WP	HR	S	P	ERA	WHIP								
Mark Grant, R ERA: 3.7 (1, 1)	7.1		36	9	0	0	3	6	0	0	0	0	0	7	11	0.00	0.600								
Mark Davis, L ERA: 4.72 (8, 1)	1.2	S	6	0	0	0	1	1	0	0	0	0	0	7	11	0.00	0.600								









Batter 1 2 3 4 5 6 7 8 9 AB R H RBI BB SO LOB

Barry Bonds, L (1, 7) 0-0 CS 1B 0-0 F2 0-0 K 0-0 K 5 0 2 0 0 2 4

Andy Van Slyke, L (1, 8) 0-0 1B 1-2 2B 0-0 E4 CS 0-0 G3 0-0 K 0-0 4-3 5 0 1 0 0 1 5

Johnny Ray, S (1, 4) 0-0 G3-6-3 1B 2-3 2B 0-0 F8 1-2 1B 0-0 F6 4-3 5 0 1 0 0 0 3

Sid Bream, L (1, 3) 0-0 G3-6-3 1B 1-2 2B 0-0 K 0-0 K 0-0 5-3 0-0 F6 5 0 0 0 0 2 2

R.J. Reynolds, S (1, 9) 4-0 1B BB FC3-2-5 BB 0-0 4-3 0-0 K 1B BB 0-0 4-3 4-0 1B BB 0-0 6-3 2 1 0 0 3 0 0

Bobby Bonilla, S (1, 5) 0-0 1B FC3-2-5 1B 1-3 1B 0-0 F7 0-0 1B 1-2 1B 0-0 1B 1B 4 2 3 0 0 0 0

Michael LaValliere, L (1, 2) 0-0 FC3-2-5 1B 3-H 1B 0-0 4-3 BB 0-0 4-3 0-0 K 0-0 4-3 0-0 K 1-2 2B 1B 2 1 0 0 1 0 4

Mike Diaz, R (8, PH) 0-0 1B 1-3 1B 0-0 FC3-2-5 1B 3-H 1B 1-2 2B 1B 1 0 0 0 0 0 0

Junior Ortiz, R (8, 2) 0-0 1B 1-3 1B 0-0 FC3-2-5 1B 3-H 1B 1-2 2B 1B 0 0 0 0 0 0 0

Felix Fermin, R (1, 6) 0-0 1B 2-H 3-H 1B 0-0 K 0-0 K 0-0 4-3 0-0 K 1-2 2B 1B 2 0 1 2 0 1 1

John Gangelosi, S (7, PH) 0-0 1B 2-H 3-H 1B 0-0 K 0-0 K 0-0 4-3 0-0 K 1-2 2B 1B 1 0 0 0 0 1 0

Al Pedrique, R (7, 6) 0-0 1B 2-H 3-H 1B 0-0 K 0-0 K 0-0 4-3 0-0 K 1-2 2B 1B 1 0 1 1 0 0 0

Doug Drabek, R (1, 1) 0-0 K 0-3 2B 0-0 K 1-0 1B 0-0 K 1-2 2B 1B 2 0 0 0 0 2 1

Terry Harper, R (8, PH) 0-0 K 0-3 2B 0-0 K 1-0 1B 0-0 K 1-2 2B 1B 0 0 0 0 1 0 0

Barry Jones, R (8, 1) 0-0 K 0-3 2B 0-0 K 1-0 1B 0-0 K 1-2 2B 1B 0 0 0 0 0 0 0

Inning Stats R: 0 H: 3 E: 0 LOB: 1 K: 0 BB: 0 S: 4 W: 1 L: 33 BF: 8 R: 4 ER: 4 SO: 8 BB: 4 IBB: 0 HBP: 1 BLK: 0 WP: 0 HR: 0 S: 44 P: 61 ERA: 4.91 WHIP: 1.636

PITCHER IP WLS BF H R ER SO BB IBB HBP BLK WP HR S P ERA WHIP

Orel Hershiser, R (1, 1) 7.1 L 33 8 4 4 8 4 0 1 0 0 0 0 44 61 4.91 1.636


Matt Young, L (8, 1) 1.2 8 2 0 0 1 0 1 0 0 0 0 9 13 0.00 1.200

**TOP**

**Pittsburgh Pirates @ Los Angeles Dodgers**  
Dodger Stadium, Los Angeles, CA

Sat Jul 18 1987, 7:05 PM PDT  
Att: 34,864 - Unknown

AB	35
R	4
H	10
RBI	3
BB	5
SO	9
LOB	20



Batter 1 2 3 4 5 6 7 8 9 AB R H RBI BB SO LOB

Dave Anderson, R (1, 6) 0-0 6-3 0-3 K 0-3 K 0-0 FC5-4 FC6-4 1-2 1B 2 1 0 0 0 2 1

John Shelby, S (1, 8) 4-0 HR BB 4-0 1B BB 0-0 F3 0-0 FC6-4 1-2 1B 2 1 0 0 2 0 1

Pedro Guerrero, R (1, 7) 0-0 1H HR 1-2 1B 0-0 F9 2B 4 1 3 2 0 0 1

Mike Marshall, R (1, 9) 0-0 4-3 0-0 G3 0-0 F8 0-0 K 4 0 0 0 0 1 3

Franklin Stubbs, L (1, 3) 0-0 4-3 0-0 4-3 0-0 3-1 0-0 F8 4 0 0 0 0 0 1

Mickey Hatcher, R (1, 5) 0-0 F7 0-0 6-3 0-0 CS 1B 4 0 1 0 0 0 0

Mike Scioscia, L (1, 2) 0-0 4-3 0-0 F5 0-0 F7 1-2 1B 3 0 0 0 0 0 1

Steve Sax, R (1, 4) 0-0 6-3 0-0 F8 0-0 3-1 0-0 3-1 1 0 0 0 0 0 0

Mariano Duncan, R (4, 4) 0-0 6-3 0-0 F8 0-0 3-1 0-0 3-1 2 0 0 0 0 0 0

Matt Young, L (8, 1) 0-0 6-3 0-0 F8 0-0 3-1 0-0 3-1 0 0 0 0 0 0 0

Orel Hershiser, R (1, 1) 0-0 5-3 0-0 F3 0-0 FC5-4 BB 2 0 0 0 0 0 0

Phil Garner, R (8, 4) 0-0 5-3 0-0 F3 0-0 FC5-4 BB 0 0 0 0 1 0 0

Inning Stats R: 2 H: 1 E: 0 LOB: 0 K: 0 BB: 1 S: 4 W: 1 L: 26 BF: 7 R: 0 ER: 0 SO: 2 BB: 1 IBB: 0 HBP: 0 BLK: 0 WP: 0 HR: 1 S: 28 P: 36 ERA: 2.57 WHIP: 0.857

PITCHER IP WLS BF H R ER SO BB IBB HBP BLK WP HR S P ERA WHIP

Doug Drabek, R (1, 1) 7.0 W 26 4 2 2 2 2 2 0 0 0 0 0 28 36 2.57 0.857


Barry Jones, R (8, 1) 2.0 S 7 0 0 0 1 1 0 0 0 0 0 0 8 12 0.00 0.500

**BOTTOM**

**Pittsburgh Pirates @ Los Angeles Dodgers**  
Dodger Stadium, Los Angeles, CA

Sat Jul 18 1987, 7:05 PM PDT  
Att: 34,864 - Unknown

AB	30
R	2
H	4
RBI	2
BB	3
SO	3
LOB	8



Batter	1	2	3	4	5	6	7	8	9	AB	R	H	RBI	BB	SO	LOB	TOP								
<b>John Cangelosi, S</b> OBP: 0.512, SLG: 0.376 (1, 8)	0-0 6-3		0-0 1B 2B		0-0 F8		0-0 2B 1B	0-0 HR		5	3	3	1	0	0	0	<b>Pittsburgh Pirates @ Los Angeles Dodgers</b> Dodger Stadium, Los Angeles, CA Sun Jul 19 1987, 3:33 AM PDT Att: 37,548 - Unknown								
<b>Barry Bonds, L</b> OBP: 0.323, SLG: 0.457 (8, 7)										0	0	0	0	0	0	0									
<b>Al Pedrique, R</b> OBP: 0.289, SLG: 0.310 (1, 6)	0-3 K		0-0 B2			0-0 L6	0-0 1B 2B	0-0 F9		5	1	1	1	0	1	1									
<b>Terry Harper, R</b> OBP: 0.311, SLG: 0.375 <b>Andy Van Slyke, L</b> OBP: 0.353, SLG: 0.524 (7, PH) (7, 8)	0-0 HBP BB 1B		0-0 K2-4 1B			0-0 E5 1B 2B	0-0 1B IBB	0-3 K		3	1	3	1	0	0	0									
<b>Jim Morrison, R</b> OBP: 0.326, SLG: 0.438 (1, 4)	4-0 HBP BB 1-2		0-3 K2-4 1-2			0-0 2B 1B	0-0 1B E	0-0 5-3		4	1	2	0	1	1	1									
<b>Mike Diaz, R</b> OBP: 0.330, SLG: 0.516 <b>R.J. Reynolds, S</b> OBP: 0.348, SLG: 0.427 (7, PR) (7, 9)	1-0 1-2 2-3 HBP		0-3 K			0-3 K	0-0 E8 1B		0-3 K	3	0	1	2	0	2	2									
<b>Bobby Bonilla, S</b> OBP: 0.347, SLG: 0.462 (1, 5)	0-0 G3		0-3 K			0-0 K	0-3 K		4-0 BB BB	4	0	1	1	1	2	4									
<b>Sid Bream, L</b> OBP: 0.349, SLG: 0.444 (1, 3)		0-0 4-3		0-0 F4			4-0 BB IBB	4-0 BB BB	4-0 FC5-4 BB	2	0	0	0	3	0	0									
<b>Junior Ortiz, R</b> OBP: 0.302, SLG: 0.308 (1, 2)		0-0 4-3			0-0 6-3	0-0 4-3	4-0 1-2 BB		0-3 K	4	0	0	0	1	1	5									
<b>Mike Dunne, R</b> OBP: 0.087, SLG: 0.045 <b>John Smiley, L</b> OBP: 0.250, SLG: 0.500 (9, 1)	0-3 K		0-3 K		0-3 K		0-0 K	0-0 FC5-4 1-2		5	0	0	0	0	3	5									
<b>Inning Stats</b>	R: 0 E: 0 K: 1 S: 6	H: 1 LOB: 3 BB: 1 P: 11	R: 0 E: 0 K: 1 S: 5	H: 0 LOB: 0 BB: 0 P: 5	R: 1 E: 0 K: 1 S: 6	H: 2 LOB: 1 BB: 0 P: 6	R: 0 E: 0 K: 2 S: 7	H: 0 LOB: 0 BB: 0 P: 7	R: 0 E: 0 K: 1 S: 5	H: 0 LOB: 0 BB: 0 P: 5	R: 1 E: 1 K: 1 S: 8	H: 3 LOB: 3 BB: 1 P: 12	R: 4 E: 1 K: 2 S: 11	H: 4 LOB: 3 BB: 3 P: 23	R: 1 E: 0 K: 1 S: 6	H: 1 LOB: 0 BB: 0 P: 6	R: 0 E: 0 K: 2 S: 7	H: 0 LOB: 2 BB: 2 P: 15	1B: 7 2B: 4 3B: 0 HR: 1	SF: 0 SAC: 0 DP: 1 HBP: 1	WP: 0 PB: 0 SB: 1 CS: 0	PA: 45			
<b>PITCHER</b>	IP	WLS	BF	H	R	ER	SO	BB	IBB	HBP	BLK	WP	HR	S	P	ERA	WHIP								
<b>Rick Honeycutt, L</b> ERA: 3.71 <b>Brian Holton, R</b> ERA: 3.59 <b>Brad Havens, L</b> ERA: 2.38 <b>Ken Howell, R</b> ERA: 4.64	6.1	L	29	8	4	4	8	2	0	1	0	0	0	42	51	5.68	1.579								

Batter	1	2	3	4	5	6	7	8	9	AB	R	H	RBI	BB	SO	LOB	BOTTOM								
<b>Dave Anderson, R</b> OBP: 0.281, SLG: 0.337 (1, 6)	0-0 PB E 1B		0-0 P3		0-3 K			0-0 6-3		4	1	1	0	0	1	1	<b>Pittsburgh Pirates @ Los Angeles Dodgers</b> Dodger Stadium, Los Angeles, CA Sun Jul 19 1987, 3:33 AM PDT Att: 37,548 - Unknown								
<b>John Shelby, S</b> OBP: 0.300, SLG: 0.444 (1, 8)	0-0 FC4 1B		0-0 F8		0-0 3-1			0-0 F8		4	1	0	0	0	2	2									
<b>Pedro Guerrero, R</b> OBP: 0.399, SLG: 0.570 <b>Ken Howell, R</b> OBP: 1.000, SLG: 1.000 (9, 1)	0-0 1H 2H 1B		0-3 K			0-0 1-3		0-0 F8		4	0	1	2	0	1	0									
<b>Mike Marshall, R</b> OBP: 0.313, SLG: 0.451 (1, 9)	0-0 F2			0-3 K		0-0 L3		0-0 F5		4	0	0	0	0	1	1									
<b>Franklin Stubbs, L</b> OBP: 0.312, SLG: 0.447 (1, 3)	0-0 F8			0-0 F7		0-0 F8		0-0 L8		4	0	0	0	0	0	1									
<b>Mickey Hatcher, R</b> OBP: 0.370, SLG: 0.517 (1, 5)	0-0 5-3			0-0 1B			0-0 G3 G3 1B		0-0 BB 1B 1B	4	0	3	0	0	0	1									
<b>Mike Scioscia, L</b> OBP: 0.336, SLG: 0.344 (1, 2)		0-0 L8		0-0 F9			0-0 G3		0-0 1-2 1B	4	0	1	0	0	2	2									
<b>Mariano Duncan, R</b> OBP: 0.268, SLG: 0.320 (1, 4)		0-0 6-3			0-0 F7		0-0 G3		4-0 1-2 2-3 BB	3	0	0	0	1	0	1									
<b>Rick Honeycutt, L</b> ERA: 3.48 <b>Brian Holton, R</b> ERA: 3.59 <b>Danny Higginson, R</b> ERA: 2.174 <b>Brad Havens, L</b> ERA: 2.38 <b>Ken Landreaux, R</b> ERA: 3.330 <b>Alex Trevino, R</b> ERA: 4.409	0-0 4-3				0-0 F9		0-0 4-3		0-3 K	2	0	1	0	0	0	0									
<b>Inning Stats</b>	R: 2 E: 0 K: 0 S: 6	H: 2 LOB: 1 BB: 0 P: 6	R: 0 E: 0 K: 0 S: 3	H: 0 LOB: 0 BB: 0 P: 3	R: 0 E: 0 K: 1 S: 5	H: 0 LOB: 0 BB: 0 P: 5	R: 0 E: 0 K: 1 S: 6	H: 1 LOB: 1 BB: 0 P: 6	R: 0 E: 0 K: 1 S: 6	H: 1 LOB: 1 BB: 0 P: 6	R: 0 E: 0 K: 0 S: 3	H: 0 LOB: 0 BB: 0 P: 3	R: 0 E: 0 K: 0 S: 4	H: 1 LOB: 1 BB: 0 P: 4	R: 0 E: 0 K: 0 S: 3	H: 0 LOB: 0 BB: 0 P: 3		R: 0 E: 0 K: 1 S: 7	H: 2 LOB: 3 BB: 1 P: 11	1B: 7 2B: 0 3B: 0 HR: 0	SF: 0 SAC: 0 DP: 0 HBP: 0	WP: 0 PB: 1 SB: 0 CS: 0	PA: 36		
<b>PITCHER</b>	IP	WLS	BF	H	R	ER	SO	BB	IBB	HBP	BLK	WP	HR	S	P	ERA	WHIP								
<b>Mike Dunne, R</b> ERA: 3.48 <b>John Smiley, L</b> ERA: 4.63	8.2	W	35	7	2	0	3	1	0	0	0	0	0	40	44	0.00	0.923								





Batter	1	2	3	4	5	6	7	8	9	AB	R	H	RBI	BB	SO	LOB	TOP			
<b>Bobby Bonilla, S</b> OBP: 0.345, SLG: 0.455 (1, 7) (6, 5)	0-0 4-3		0-0 5-3			0-0 FC1-6 1-2 1B		0-0 1-2 1B		4	0	2	0	0	0	1	<b>Pittsburgh Pirates @ San Francisco Giants</b> Candlestick Park, San Francisco, CA Tue Jul 21 1987, 10:05 PM EDT Att: 8,382 - Unknown <a href="http://livebaseballscorecards.com">livebaseballscorecards.com</a>			
<b>Al Pedrique, R</b> OBP: 0.289, SLG: 0.346 <b>Barry Jones, R</b> (6, 1)	0-0 L1			0-0 6-3		0-0 FC1-6		0-0 6-3		3	0	0	0	0	0	2				
<b>R.J. Reynolds, S</b> OBP: 0.340, SLG: 0.417 <b>Brett Gideon, R</b> (6, PH) (6, 1)	0-0 F9				0-0 F6		0-0 1-2 2-3		0-0 F8		4	0	0	0	0	1				
<b>Andy Van Slyke, L</b> OBP: 0.352, SLG: 0.528 (1, 8)									0-3 K		4	0	0	0	1	2				
<b>Jim Morrison, R</b> OBP: 0.323, SLG: 0.433 (1, 5) (6, 6)		0-0 5-3			0-0 6-3			0-3 K		4	0	0	0	0	1	0				
<b>Mike Diaz, R</b> OBP: 0.333, SLG: 0.513 (1, 3)		4-0 G5-4-3 BB			0-0 G6-4-3 1B			0-0 5-3		3	0	1	0	1	0	0				
<b>Terry Harper, R</b> OBP: 0.501, SLG: 0.361 (1, 9)		0-0 G5-4-3 1-2			0-0 L7			0-3 K		3	0	0	0	0	1	2				
<b>Johnny Ray, S</b> OBP: 0.314, SLG: 0.346 (1, 4)			0-0 5-3		0-0 G6-4-3 1-2			0-0 F9		3	0	0	0	0	0	1				
<b>Junior Ortiz, R</b> OBP: 0.300, SLG: 0.306 (1, 2)			0-0 6-3			0-0 FC1-6 1B		0-0 F9		3	0	1	0	0	0	0				
<b>Bob Kipper, R</b> OBP: 0.250, SLG: 0.313 <b>Bob Walk, R</b> OBP: 0.400, SLG: 0.400 <b>John Cangelosi, S</b> OBP: 0.512, SLG: 0.379 (6, PH) (6, 7)				0-0 1B		0-3 K		0-0 1B		1	0	1	0	0	0	0				
<b>Inning Stats</b>	R: 0 E: 0 K: 0 S: 3	H: 0 LOB: 0 BB: 0 P: 3	R: 0 E: 0 K: 0 S: 2	H: 0 LOB: 0 BB: 1 P: 6	R: 0 E: 0 K: 0 S: 4	H: 1 LOB: 0 BB: 0 P: 4	R: 0 E: 0 K: 0 S: 3	H: 0 LOB: 0 BB: 0 P: 3	R: 0 E: 0 K: 1 S: 7	H: 2 LOB: 2 BB: 0 P: 7	R: 0 E: 0 K: 2 S: 7	H: 0 LOB: 0 BB: 0 P: 7	R: 0 E: 0 K: 0 S: 5	H: 2 LOB: 2 BB: 0 P: 5	R: 0 E: 0 K: 1 S: 5	H: 0 LOB: 0 BB: 0 P: 5	1B: 6 2B: 0 3B: 0 HR: 0	SF: 0 SAC: 0 DP: 2 HBP: 0	WP: 0 PB: 0 SB: 0 CS: 0	PA: 32
<b>PITCHER</b> <b>Dave Dravecky, L</b> ERA: 3.69 (1, 1)	IP: 9.0 WLS: W BF: 32 H: 6 R: 0 ER: 0 SO: 4 BB: 1 IBB: 0 HBP: 0 BLK: 0 WP: 0 HR: 0 S: 39 P: 43 ERA: 0.00 WHIP: 0.778																			

Batter	1	2	3	4	5	6	7	8	9	AB	R	H	RBI	BB	SO	LOB	BOTTOM			
<b>Mike Aldrete, L</b> OBP: 0.374, SLG: 0.445 (1, 9)	0-0 3-1		0-0 F5	0-0 4-3		4-0 2-3 BB		0-0 HR		4	1	1	1	1	0	0	<b>Pittsburgh Pirates @ San Francisco Giants</b> Candlestick Park, San Francisco, CA Tue Jul 21 1987, 10:05 PM EDT Att: 8,382 - Unknown <a href="http://livebaseballscorecards.com">livebaseballscorecards.com</a>			
<b>Kevin Mitchell, R</b> OBP: 0.315, SLG: 0.425 (1, 5)	0-0 1B SF7 2B		4-0 2B BB	0-0 F8		0-0 2-3 1-2		4-0 BB		3	2	1	0	2	0	1				
<b>Jeffrey Leonard, R</b> OBP: 0.323, SLG: 0.522 (1, 7)	0-0 2-3 1B		0-0 1H 3B 2B	0-0 2B		0-0 6-3		0-3 K		5	1	3	1	0	1	2				
<b>Bob Brenly, R</b> OBP: 0.388, SLG: 0.552 (1, 2)	0-0 SF7		4-0 3B BB	4-0 BB		0-0 HR		0-0 HR		1	2	1	2	2	0	0				
<b>Chili Davis, S</b> OBP: 0.332, SLG: 0.438 (1, 8)	0-0 F8		0-0 1H 2H 3B	0-0 L5		0-0 F7		0-0 F7		4	1	1	2	0	0	3				
<b>Will Clark, L</b> OBP: 0.345, SLG: 0.523 (1, 3)		0-0 4-3	0-0 SH1-2-3 3B		0-0 5-3		0-0 4-3		0-0 4-3		3	0	0	1	0	0				
<b>Robby Thompson, R</b> OBP: 0.303, SLG: 0.395 (1, 4)		0-0 5-3	0-0 3H 1B 1B		0-0 6-3		0-3 K		0-0 6-3		4	0	1	0	0	1				
<b>Jose Uribe, S</b> OBP: 0.327, SLG: 0.388 (1, 6)		0-0 1B	0-0 1-3 1B		0-0 F2		0-0 L9		0-0 L9		4	0	2	0	0	0				
<b>Dave Dravecky, R</b> OBP: 0.200, SLG: 0.143 (1, 1)		0-0 L9	0-0 5-3		0-3 K2-3		0-0 L1		0-0 L1		4	0	0	0	1	3				
<b>Inning Stats</b>	R: 1 E: 0 K: 0 S: 5	H: 2 LOB: 1 BB: 0 P: 5	R: 0 E: 0 K: 0 S: 4	H: 1 LOB: 1 BB: 0 P: 4	R: 4 E: 0 K: 0 S: 7	H: 4 LOB: 2 BB: 2 P: 15	R: 0 E: 0 K: 0 S: 4	H: 1 LOB: 2 BB: 1 P: 8	R: 0 E: 0 K: 1 S: 5	H: 0 LOB: 1 BB: 1 P: 9	R: 1 E: 0 K: 1 S: 6	H: 1 LOB: 0 BB: 0 P: 6	R: 1 E: 0 K: 1 S: 6	H: 1 LOB: 1 BB: 1 P: 10	R: 1 E: 0 K: 1 S: 6	H: 1 LOB: 1 BB: 1 P: 10		1B: 4 2B: 3 3B: 1 HR: 2	SF: 1 SAC: 1 DP: 0 HBP: 0	WP: 0 PB: 0 SB: 2 CS: 0
<b>PITCHER</b> <b>Bob Kipper, L</b> ERA: 5.6 <b>Bob Walk, R</b> ERA: 3.99 <b>Barry Jones, R</b> ERA: 7.66 <b>Brett Gideon, R</b> ERA: 3.86	IP: 2.2 WLS: L BF: 16 H: 5 R: 5 ER: 5 SO: 0 BB: 2 IBB: 0 HBP: 0 BLK: 0 WP: 0 HR: 0 S: 14 P: 22 ERA: 16.88 WHIP: 3.000																			











Batter	1	2	3	4	5	6	7	8	9	AB	R	H	RBI	BB	SO	LOB	TOP
<b>John Cangelosi, S</b> (1.9) OBP: 0.500, SLG: 0.363 <b>R.J. Reynolds, S</b> (8.9) OBP: 0.332, SLG: 0.405	K		4-3		FC5-4 2B		F7 S BB		K	3	1	0	0	1	1	1	<b>Pittsburgh Pirates @ San Diego Padres</b> <b>Jack Murphy Stadium, San Diego, CA</b> Fri Jul 24 1987, 10:05 PM EDT Att: 17,136 - Unknown
<b>Andy Van Slyke, L</b> (1.8) OBP: 0.349, SLG: 0.516	K		4-3		2B		K		F9	4	1	0	0	1	2	1	
<b>Johnny Ray, S</b> (1.4) OBP: 0.316, SLG: 0.349	K			5-3 1B	2B		F7 IBB		F9	4	1	2	2	1	1	0	
<b>Sid Bream, L</b> (1.3) OBP: 0.344, SLG: 0.432		K		L4	4-3		F7			4	0	0	0	0	1	4	
<b>Bobby Bonilla, S</b> (1.5) OBP: 0.344, SLG: 0.455		6-3		5-3		1B				3	0	1	0	1	0	1	
<b>Barry Bonds, L</b> (1.7) OBP: 0.328, SLG: 0.453		S BB		2H 1B		1B				3	0	2	1	1	0	3	
<b>Michael LaValliere, L</b> (1.2) OBP: 0.373, SLG: 0.335		1-2 BB		5-3						3	0	0	0	1	2	3	
<b>Sam Khalifa, R</b> (1.6)		5-3			E5 FC5-4	P3			F9	4	0	0	0	0	0	4	
<b>Mike Dunne, R</b> (1.1) OBP: 0.077, SLG: 0.040 <b>Terry Harper, R</b> (8. PH) OBP: 0.296, SLG: 0.357 <b>John Smiley, L</b> (8.1) OBP: 0.200, SLG: 0.400 <b>Brett Gideon, R</b> (9.1)				F8		K			F4	3	0	0	0	0	2	3	
<b>Inning Stats</b>	R: 0 H: 0 E: 0 XB: 3 S: 9	H: 0 R: 0 ER: 0 LOB: 0 BB: 2 P: 13	R: 0 H: 0 E: 0 XB: 1 S: 5	H: 0 R: 0 ER: 0 LOB: 0 BB: 0 P: 3	R: 1 H: 2 E: 0 XB: 0 S: 5	H: 2 R: 0 ER: 0 LOB: 1 BB: 0 P: 5	R: 2 H: 1 E: 1 XB: 1 S: 7	H: 2 R: 0 ER: 0 LOB: 2 BB: 0 P: 9	R: 0 H: 0 E: 0 XB: 1 S: 5	H: 0 R: 0 ER: 0 LOB: 3 BB: 3 P: 17	R: 0 H: 0 E: 0 XB: 1 S: 5	H: 0 R: 0 ER: 0 LOB: 0 BB: 0 P: 5	R: 0 H: 0 E: 0 XB: 1 S: 5	1B: 4 2B: 1 3B: 0 HR: 0	SF: 0 SAC: 0 DP: 0 HBP: 0	WP: 0 PA: 39 PB: 0 SB: 2 CS: 0	

AB	33
R	3
H	5
RBI	3
BB	6
SO	10
LOB	20
	

Batter	1	2	3	4	5	6	7	8	9	AB	R	H	RBI	BB	SO	LOB	BOTTOM
<b>Stan Jefferson, S</b> (1.8) OBP: 0.335, SLG: 0.345	K		1B		4-3		K			4	0	1	0	0	2	1	<b>Pittsburgh Pirates @ San Diego Padres</b> <b>Jack Murphy Stadium, San Diego, CA</b> Fri Jul 24 1987, 10:05 PM EDT Att: 17,136 - Unknown
<b>Tony Gwynn, L</b> (1.9) OBP: 0.439, SLG: 0.514	1B WP		1B		3-1		K			4	1	2	0	0	1	0	
<b>Carmelo Martinez, R</b> (1.7) OBP: 0.373, SLG: 0.426	1B WP		K		F7		F4			4	0	1	0	0	1	1	
<b>John Kruk, L</b> (1.3) OBP: 0.445, SLG: 0.512	F7		K		1B		1-3			4	0	1	0	0	1	1	
<b>Randy Ready, R</b> (1.5) OBP: 0.401, SLG: 0.425	5-3		6-3		6-3		FC6-4 1B		K	4	0	1	0	0	1	1	
<b>Bento Santiago, R</b> (1.2) OBP: 0.295, SLG: 0.397		4-3		F9		FC6-4 1-2			K	4	0	0	0	0	1	2	
<b>Garry Templeton, S</b> (1.6) OBP: 0.286, SLG: 0.309		5-3			4-3		4-3 5-3 1B		G3	4	1	1	0	0	0	0	
<b>Tim Flannery, L</b> (1.4) OBP: 0.344, SLG: 0.274		F8			SH1-4 BB		4-3			2	0	0	0	1	0	1	
<b>Jimmy Jones, R</b> (1.1) OBP: 0.136, SLG: 0.136 <b>Keith Comstock, L</b> (6.1)			K		SH1-4 BB		5-3			1	0	0	0	0	1	0	
<b>Marvell Wynne, L</b> (7. PH) OBP: 0.354, SLG: 0.367 <b>Mark Davis, L</b> (8.1) OBP: 0.200, SLG: 0.320					1-2		3H			1	0	0	1	0	0	0	
<b>Inning Stats</b>	R: 1 H: 2 E: 0 XB: 1 S: 7	H: 2 R: 0 ER: 0 LOB: 0 BB: 0 P: 7	R: 0 H: 0 E: 0 XB: 0 S: 3	H: 0 R: 0 ER: 0 LOB: 0 BB: 0 P: 3	R: 0 H: 2 E: 0 XB: 0 S: 8	H: 0 R: 0 ER: 0 LOB: 0 BB: 0 P: 8	R: 0 H: 0 E: 0 XB: 0 S: 5	H: 2 R: 0 ER: 0 LOB: 2 BB: 0 P: 5	R: 1 H: 1 E: 0 XB: 1 S: 6	H: 1 R: 0 ER: 0 LOB: 0 BB: 0 P: 6	R: 0 H: 0 E: 0 XB: 1 S: 5	H: 0 R: 0 ER: 0 LOB: 0 BB: 0 P: 5	R: 0 H: 0 E: 0 XB: 2 S: 7	1B: 7 2B: 0 3B: 0 HR: 0	SF: 0 SAC: 1 DP: 0 HBP: 0	WP: 2 PA: 34 PB: 0 SB: 0 CS: 0	

AB	32
R	2
H	7
RBI	1
BB	1
SO	8
LOB	7
	



Batter	1	2	3	4	5	6	7	8	9	AB	R	H	RBI	BB	SO	LOB	TOP			
<b>John Cangelosi, S</b> (1, 9) OBP: 0.493, SLG: 0.358	F7		G3			2B 3-1 1B		6-3		4	1	1	0	0	0	0	<b>Pittsburgh Pirates @ San Diego Padres</b> Jack Murphy Stadium, San Diego, CA Sun Jul 26 1987, 6:33 AM EDT Att: 13,219 - Unknown			
<b>Andy Van Slyke, L</b> (1, 8) OBP: 0.397, SLG: 0.522	G1-6-3		G3			3-1 1-3 2B		E BB		3	0	1	0	1	0	0				
<b>Johnny Ray, S</b> (1, 4) OBP: 0.319, SLG: 0.351	2B		4-3			3-1		G3		4	0	1	1	0	0	2				
<b>Sid Bream, L</b> (1, 3) OBP: 0.344, SLG: 0.429	4-3			5-3		L3		F8		4	0	0	0	0	0	3				
<b>Bobby Bonilla, S</b> (1, 5) OBP: 0.343, SLG: 0.463		HR		F9		K		G3		4	1	1	1	0	1	1				
<b>Barry Bonds, L</b> (1, 7) OBP: 0.331, SLG: 0.475		HR		4-3				F9		4	2	2	1	0	0	0				
<b>Michael LaValliere, L</b> (1, 2) OBP: 0.366, SLG: 0.326		F8			3-1			K		4	0	0	1	0	1	0				
<b>Sam Khalifa, R</b> (1, 6) OBP: 0.143, SLG: 0.143		5-3			F9			3H 6-3		3	0	1	0	0	0	0				
<b>Jim Morrison, R</b> (9, PH) OBP: 0.316, SLG: 0.422					F9			1B		1	0	0	0	0	0	0				
<b>Bob Kipper, R</b> (1, 1) OBP: 0.242, SLG: 0.303					G3			K		1	0	0	0	0	0	0				
<b>Bob Walk, R</b> (4, 1) OBP: 0.333, SLG: 0.333										1	0	0	0	0	0	0				
<b>R.J. Reynolds, S</b> (7, PH) OBP: 0.328, SLG: 0.396										1	0	0	0	0	1	1				
<b>Don Robinson, R</b> (7, 1) OBP: 0.250, SLG: 0.143										0	0	0	0	0	0	0				
<b>Inning Stats</b>	R: 0 E: 0 K: 0 S: 4	H: 1 LOB: 1 BB: 0 P: 4	R: 2 E: 0 K: 0 S: 5	H: 2 LOB: 0 BB: 0 P: 5	R: 0 E: 0 K: 0 S: 3	H: 0 LOB: 0 BB: 0 P: 3	R: 0 E: 0 K: 0 S: 3	H: 0 LOB: 0 BB: 0 P: 3	R: 1 E: 0 K: 1 S: 7	H: 2 LOB: 1 BB: 0 P: 7	R: 0 E: 0 K: 2 S: 8	H: 1 LOB: 1 BB: 0 P: 8	R: 0 E: 1 K: 0 S: 3	H: 0 LOB: 1 BB: 1 P: 7	R: 1 E: 0 K: 0 S: 4	H: 1 LOB: 0 BB: 0 P: 4	1B: 2 2B: 2 3B: 1 HR: 2	SF: 0 SAC: 0 DP: 0 HBP: 0	WP: 0 PB: 0 SB: 0 CS: 0	PA: 35
<b>PITCHER</b> <b>Ed Whitson, R</b> (1, 1) ERA: 4.86	IP: 9.0 WLS: W BF: 35 H: 7 R: 4 ER: 4 SO: 3 BB: 1 IBB: 0 HBP: 0 BLK: 0 WP: 0 HR: 2 S: 40 P: 44 ERA: 4.00 WHIP: 0.889																			

Batter	1	2	3	4	5	6	7	8	9	AB	R	H	RBI	BB	SO	LOB	BOTTOM			
<b>Shane Mack, R</b> (1, 8) OBP: 0.303, SLG: 0.383	HR	K		1B E HBP		K		K		4	2	1	1	0	3	0	<b>Pittsburgh Pirates @ San Diego Padres</b> Jack Murphy Stadium, San Diego, CA Sun Jul 26 1987, 6:33 AM EDT Att: 13,219 - Unknown			
<b>Tony Gwynn, L</b> (1, 9) OBP: 0.439, SLG: 0.510	F7		5-3	E 1-2 1B		F7				4	1	1	0	0	0	0				
<b>Carmelo Martinez, R</b> (1, 7) OBP: 0.373, SLG: 0.433		1B 2B BB		F8		E9		1H 2H WP 1B		3	2	1	1	1	1	0				
<b>Marvell Wynne, L</b> (7, 7) OBP: 0.354, SLG: 0.367				1H 2H 1B		K				0	0	0	0	0	0	0				
<b>John Kruk, L</b> (1, 3) OBP: 0.440, SLG: 0.502	F7			K		4-3				4	0	1	0	0	1	1				
<b>Randy Ready, R</b> (1, 5) OBP: 0.400, SLG: 0.435	2B 1-2 1B		F8	3H		K		F9		4	0	1	0	0	1	1				
<b>Benito Santiago, R</b> (1, 2) OBP: 0.299, SLG: 0.399				HR BB		K		S BB		2	1	1	1	2	1	0				
<b>Luis Salazar, R</b> (1, 6) OBP: 0.320, SLG: 0.371	6-3			1H HR		1B		K2-3 1-2		4	1	2	2	0	1	3				
<b>Tim Flannery, L</b> (1, 4) OBP: 0.340, SLG: 0.279		L6		F7				4-3		4	0	1	0	0	0	0				
<b>Ed Whitson, R</b> (1, 1) OBP: 0.091, SLG: 0.114		L4		F3		5-3		K		4	0	0	0	0	1	2				
<b>Inning Stats</b>	R: 2 E: 0 K: 0 S: 6	H: 3 LOB: 2 BB: 1 P: 10	R: 0 E: 0 K: 1 S: 5	H: 0 LOB: 0 BB: 0 P: 5	R: 0 E: 0 K: 0 S: 4	H: 1 LOB: 1 BB: 0 P: 4	R: 5 E: 1 K: 1 S: 8	H: 3 LOB: 0 BB: 1 P: 13	R: 0 E: 0 K: 2 S: 9	H: 2 LOB: 2 BB: 0 P: 9	R: 0 E: 0 K: 2 S: 7	H: 0 LOB: 0 BB: 0 P: 7	R: 0 E: 0 K: 1 S: 5	H: 0 LOB: 1 BB: 1 P: 9	R: 0 E: 0 K: 2 S: 7	H: 0 LOB: 0 BB: 0 P: 7	1B: 6 2B: 1 3B: 0 HR: 2	SF: 0 SAC: 0 DP: 0 HBP: 1	WP: 1 PB: 0 SB: 1 CS: 0	PA: 37
<b>PITCHER</b> <b>Bob Kipper, L</b> (1, 1) ERA: 5.91	IP: 3.2 WLS: L BF: 20 H: 6 R: 6 ER: 6 SO: 1 BB: 2 IBB: 0 HBP: 1 BLK: 0 WP: 2 HR: 0 S: 19 P: 28 ERA: 14.73 WHIP: 2.182																			
<b>Bob Walk, R</b> (4, 1) ERA: 3.64	2.1 3 1 0 5 0 0 0 0 1 0 20 20 0.00 1.286																			
<b>Don Robinson, R</b> (7, 1) ERA: 4.02	2.0 7 0 0 0 3 1 0 0 0 0 12 16 0.00 0.500																			

AB	34
R	4
H	7
RBI	4
BB	1
SO	3
LOB	7



AB	33
R	7
H	9
RBI	5
BB	3
SO	9
LOB	7









Batter	1	2	3	4	5	6	7	8	9	AB	R	H	RBI	BB	SO	LOB	TOP				
John Cangelosi, S (1, 7) Barry Jones, R (9, 1)	F9	1B			F7		G6-4-3		1B	5	0	2	0	0	0	1	<b>Pittsburgh Pirates @ St. Louis Cardinals</b> Busch Stadium, St. Louis, MO Fri Jul 31 1987, 7:05 PM CDT Att: 38,757 - Unknown				
Andy Van Slyke, L (1, 8) OBP: 0.352, SLG: 0.503	1B	1B			1B		K		K	3	2	1	0	2	2	1					
Johhny Ray, S (1, 4) OBP: 0.322, SLG: 0.353	1B	BB			1B			F8		4	0	2	0	0	0	2					
Sid Bream, L (1, 3) OBP: 0.345, SLG: 0.439	BB	BB			1-6-3			2B		3	0	1	1	1	0	1					
Bobby Bonilla, S (1, 5) OBP: 0.334, SLG: 0.444	SF9				L3			F2		3	0	0	1	0	1	2					
R.J. Reynolds, S (1, 9) Al Pedrique, R (9, 6) OBP: 0.325, SLG: 0.389 OBP: 0.296, SLG: 0.330	F5				K		1-3	IBB		3	0	0	0	1	1	2					
Michael LaValliere, L (1, 2)		E9			6-3			3-1		4	1	1	0	0	0	2					
Sam Khalifa, R (1, 6) Mike Diaz, R (9, PH) OBP: 0.176, SLG: 0.176 OBP: 0.326, SLG: 0.494		FC1-6			F8		6-3		K	3	0	1	1	0	0	0					
Brian Fisher, R (1, 1) Brett Gideon, R (8, 1) Jim Morrison, R (8, 5) OBP: 0.243, SLG: 0.333 OBP: 0.311, SLG: 0.411		FC1-6			K			HBP	6-3	2	0	0	0	0	1	1					
<b>Inning Stats</b>	R: 1 E: 0 K: 0 S: 5	H: 2 LOB: 2 BB: 1 P: 9	R: 1 E: 1 K: 0 S: 5	H: 3 LOB: 2 BB: 1 P: 9	R: 0 E: 0 K: 2 S: 7	H: 0 LOB: 0 BB: 0 P: 7	R: 0 E: 0 K: 1 S: 5	H: 0 LOB: 0 BB: 0 P: 5	R: 1 E: 0 K: 0 S: 4	H: 1 LOB: 1 BB: 1 P: 8	R: 0 E: 0 K: 1 S: 4	H: 0 LOB: 0 BB: 0 P: 5	R: 0 E: 0 K: 0 S: 4	H: 1 LOB: 2 BB: 0 P: 8	R: 0 E: 0 K: 2 S: 8	H: 1 LOB: 1 BB: 0 P: 8		1B: 6 2B: 2 3B: 0 HR: 0	SF: 1 SAC: 0 DP: 1 HBP: 1	WP: 0 PB: 1 SB: 1 CS: 1	PA: 38
<b>PITCHER</b>	IP	WLS	BF	H	R	ER	SO	BB	IBB	HBP	BLK	WP	HR	S	P	ERA	WHIP				
Bob Forsch, R (1, 1) ERA: 4.5	5.0		23	6	3	3	3	3	0	0	0	0	0	26	38	5.40	1.800				
Pat Perry, L (6, 1) ERA: 3.95	3.0		11	1	0	0	1	0	1	1	0	0	0	11	16	0.00	0.333				
Ken Dayley, L (9, 1) ERA: 1.71	1.0	W	4	1	0	0	2	0	0	0	0	0	0	8	8	0.00	1.000				

Batter	1	2	3	4	5	6	7	8	9	AB	R	H	RBI	BB	SO	LOB	BOTTOM					
Vince Coleman, S (1, 7) OBP: 0.366, SLG: 0.325	L8		F8		G3			E6	2B	5	1	1	2	0	0	2	<b>Pittsburgh Pirates @ St. Louis Cardinals</b> Busch Stadium, St. Louis, MO Fri Jul 31 1987, 7:05 PM CDT Att: 38,757 - Unknown					
Ozzie Smith, S (1, 6) OBP: 0.388, SLG: 0.367	2B	1B	L3		1-3			SH1-3		3	0	1	0	0	0	1						
Tom Herr, S (1, 4) OBP: 0.358, SLG: 0.340	L7		1-3				L5	1B		4	0	1	2	0	0	1						
Willie McGee, S (1, 8) OBP: 0.327, SLG: 0.451					3-1			1B		4	0	3	0	0	0	0						
Terry Pendleton, S (1, 5) OBP: 0.375, SLG: 0.424	4-3				K		G4-6-3	1B		4	0	0	0	0	2	5						
Curt Ford, L (1, 9) Ken Dayley, L (9, 1) OBP: 0.344, SLG: 0.442					3-1			F9		3	0	0	0	1	0	2						
Jim Lindeman, R (1, 3) OBP: 0.235, SLG: 0.366			K					F8		3	1	1	0	0	1	1						
Tony Peña, R (1, 2) OBP: 0.314, SLG: 0.335					2B			F8		3	0	1	0	1	0	1						
Bob Forsch, R (1, 1) John Morris, L (5, PH) Pat Perry, L (6, 1) José Quiendo, S (8, PH) OBP: 0.390, SLG: 0.650 OBP: 0.338, SLG: 0.452 OBP: 0.167, SLG: 0.167 OBP: 0.427, SLG: 0.382					F5			FC3-6	1B	1	0	0	0	0	1	1						
<b>Inning Stats</b>	R: 0 E: 0 K: 0 S: 5	H: 2 LOB: 0 BB: 0 P: 5	R: 0 E: 0 K: 2 S: 6	H: 0 LOB: 1 BB: 2 P: 14	R: 0 E: 0 K: 0 S: 3	H: 0 LOB: 0 BB: 0 P: 3	R: 0 E: 0 K: 1 S: 5	H: 0 LOB: 0 BB: 0 P: 5	R: 1 E: 0 K: 0 S: 4	H: 1 LOB: 1 BB: 0 P: 5	R: 0 E: 0 K: 0 S: 3	H: 1 LOB: 0 BB: 0 P: 3	R: 0 E: 0 K: 0 S: 3	H: 0 LOB: 0 BB: 0 P: 3	R: 2 E: 1 K: 1 S: 8	H: 2 LOB: 2 BB: 1 P: 12		R: 1 E: 0 K: 0 S: 4	H: 2 LOB: 1 BB: 0 P: 4	1B: 5 2B: 3 3B: 0 HR: 0	SF: 0 SAC: 1 DP: 1 HBP: 1	WP: 0 PB: 0 SB: 1 CS: 1
<b>PITCHER</b>	IP	WLS	BF	H	R	ER	SO	BB	IBB	HBP	BLK	WP	HR	S	P	ERA	WHIP					
Brian Fisher, R (1, 1) ERA: 4.8	7.0		27	4	2	2	3	3	0	1	0	0	0	29	42	2.57	1.000					
Brett Gideon, R (8, 1) ERA: 3.0	1.0		6	2	1	0	1	0	0	0	0	0	0	8	8	0.00	2.000					
Barry Jones, R (9, 1) ERA: 6.91	0.2	L	4	2	1	1	0	0	0	0	0	0	0	4	4	13.50	3.000					





Batter	1	2	3	4	5	6	7	8	9	AB	R	H	RBI	BB	SO	LOB	TOP			
<b>John Cangelosi, S</b> (1, 7) OBP: 0.377, SLG: 0.355	6-3		FC1-5				L4			4	0	1	0	0	0	2	<b>Pittsburgh Pirates @ St. Louis Cardinals</b> Busch Stadium, St. Louis, MO Sun Aug 02 1987, 3:33 AM CDT Att: 44,695 - Unknown			
<b>Al Padrique, R</b> (1, 6) OBP: 0.302, SLG: 0.330	1-3		G5-4-3				P4			4	1	1	0	0	0	2				
<b>Andy Van Slyke, L</b> (1, 8) OBP: 0.354, SLG: 0.507	1-3			3-1						4	0	2	0	0	0	0				
<b>Mike Diaz, R</b> (1, 9) (6, 2) OBP: 0.328, SLG: 0.485				5-3						4	0	2	1	0	0	1				
<b>Jim Morrison, R</b> (1, 5) OBP: 0.312, SLG: 0.412			G4-3-6							4	0	1	0	0	0	4				
<b>Sid Bream, L</b> (1, 3) OBP: 0.346, SLG: 0.440										4	0	2	0	0	0	1				
<b>Johnny Ray, S</b> (1, 4) OBP: 0.324, SLG: 0.353										3	0	1	0	1	0	1				
<b>Michael LaValliere, L</b> (1, 2) OBP: 0.363, SLG: 0.326										2	0	0	0	1	0	3				
<b>Bob Walk, R</b> (6, 1) OBP: 0.333, SLG: 0.333										0	0	0	0	0	0	0				
<b>Terry Harper, R</b> (9, PH) OBP: 0.304, SLG: 0.352										1	0	0	0	0	0	2				
<b>Hipolito Pena, L</b> (1, 1) OBP: 0.167, SLG: 0.167										2	0	1	0	0	1	0				
<b>Bobby Bonilla, S</b> (6, 9) OBP: 0.327, SLG: 0.433										2	0	0	0	0	0	2				
<b>Inning Stats</b>	R: 0 E: 0 K: 0 S: 3	H: 0 LOB: 0 BB: 0 P: 3	R: 0 E: 0 K: 0 S: 4	H: 2 LOB: 1 BB: 0 P: 4	R: 0 E: 0 K: 0 S: 3	H: 1 LOB: 1 BB: 1 P: 7	R: 0 E: 1 K: 0 S: 5	H: 1 LOB: 3 BB: 1 P: 9	R: 1 E: 0 K: 0 S: 8	H: 4 LOB: 2 BB: 0 P: 8	R: 0 E: 0 K: 0 S: 3	H: 0 LOB: 0 BB: 0 P: 3	R: 0 E: 0 K: 0 S: 3	H: 1 LOB: 1 BB: 0 P: 3	R: 0 E: 0 K: 0 S: 4	H: 2 LOB: 1 BB: 0 P: 4	1B: 11 2B: 0 3B: 0 HR: 0	SF: 0 SAC: 0 DP: 4 HBP: 0	WP: 0 PB: 0 SB: 0 CS: 0	PA: 36
<b>PITCHER</b> <b>Joe Magrane, L</b> (1, 1) ERA: 3.16	IP: 9.0 WLS: W BF: 36 H: 11 R: 1 ER: 1 SO: 1 BB: 2 IBB: 0 HBP: 0 BLK: 0 WP: 0 HR: 0 S: 36 P: 44 ERA: 1.00 WHIP: 1.444															<b>PITCHER</b>				

Batter	1	2	3	4	5	6	7	8	9	AB	R	H	RBI	BB	SO	LOB	BOTTOM			
<b>Vince Coleman, S</b> (1, 7) OBP: 0.369, SLG: 0.332	F9									5	1	2	2	0	0	3	<b>Pittsburgh Pirates @ St. Louis Cardinals</b> Busch Stadium, St. Louis, MO Sun Aug 02 1987, 3:33 AM CDT Att: 44,695 - Unknown			
<b>Ozzie Smith, S</b> (1, 6) OBP: 0.390, SLG: 0.372	6-3		F3				G3			4	1	1	0	1	0	3				
<b>Tom Herr, S</b> (1, 4) OBP: 0.368, SLG: 0.348										3	1	2	2	2	0	2				
<b>Jack Clark, R</b> (1, 3) OBP: 0.465, SLG: 0.627										2	1	0	0	2	2	2				
<b>José Oquendo, S</b> (8, 3) OBP: 0.426, SLG: 0.378	K									0	1	0	0	1	0	0				
<b>Willie McGee, S</b> (1, 8) OBP: 0.321, SLG: 0.441										5	0	0	0	0	0	6				
<b>Terry Pendleton, S</b> (1, 5) OBP: 0.376, SLG: 0.436										4	1	2	4	1	0	2				
<b>Rod Booker, L</b> (8, FR) OBP: 0.425, SLG: 0.429										0	0	0	0	0	0	0				
<b>Jim Lindeman, R</b> (1, 9) OBP: 0.332, SLG: 0.381										3	1	1	1	0	0	1				
<b>John Morris, L</b> (6, 9) OBP: 0.333, SLG: 0.455										2	0	0	0	0	2	1				
<b>Tony Peña, R</b> (1, 2) OBP: 0.322, SLG: 0.342										4	1	2	0	1	0	2				
<b>Joe Magrane, R</b> (1, 1) OBP: 0.171, SLG: 0.182										3	1	2	0	1	1	1				
<b>Inning Stats</b>	R: 0 E: 0 K: 1 S: 5	H: 0 LOB: 1 BB: 1 P: 9	R: 0 E: 0 K: 0 S: 3	H: 0 LOB: 1 BB: 1 P: 7	R: 2 E: 1 K: 0 S: 6	H: 3 LOB: 2 BB: 1 P: 10	R: 1 E: 0 K: 1 S: 7	H: 2 LOB: 2 BB: 1 P: 11	R: 2 E: 0 K: 0 S: 5	H: 2 LOB: 2 BB: 2 P: 13	R: 1 E: 0 K: 1 S: 6	H: 2 LOB: 0 BB: 0 P: 6	R: 1 E: 0 K: 1 S: 7	H: 2 LOB: 2 BB: 1 P: 11	R: 2 E: 0 K: 1 S: 6	H: 1 LOB: 1 BB: 2 P: 14	1B: 6 2B: 4 3B: 0 HR: 2	SF: 0 SAC: 0 DP: 1 HBP: 0	WP: 0 PB: 0 SB: 2 CS: 0	PA: 44
<b>PITCHER</b> <b>Hipolito Pena, L</b> (1, 1) ERA: 4.76	IP: 5.0 WLS: L BF: 28 H: 7 R: 5 ER: 5 SO: 2 BB: 6 IBB: 0 HBP: 0 BLK: 0 WP: 0 HR: 2 S: 26 P: 50 ERA: 9.00 WHIP: 2.600															<b>PITCHER</b>				
<b>Bob Walk, R</b> (6, 1) ERA: 4.23	IP: 3.0 WLS: L BF: 16 H: 5 R: 4 ER: 4 SO: 3 BB: 3 IBB: 0 HBP: 0 BLK: 1 WP: 0 HR: 0 S: 19 P: 31 ERA: 12.00 WHIP: 2.667															<b>PITCHER</b>				

Batter	1	2	3	4	5	6	7	8	9	AB	R	H	RBI	BB	SO	LOB	TOP																			
<b>Dave Martinez, L</b> (1, 8) OBP: 0.396, SLG: 0.425										5	0	0	0	0	4	4	Chicago Cubs @ Pittsburgh Pirates Three Rivers Stadium, Pittsburgh, PA Mon Aug 03 1987, 7:05 PM EDT Att: 7,281 - Unknown																			
<b>23 Ryne Sandberg, R</b> (1, 4) OBP: 0.376, SLG: 0.487										4	1	2	0	0	0	0																				
<b>Leon Durham, L</b> (1, 3) OBP: 0.351, SLG: 0.511										4	1	1	2	0	1	2																				
<b>Andre Dawson, R</b> (1, 9) OBP: 0.322, SLG: 0.566										4	0	0	0	0	1	0																				
<b>Rafael Palmeiro, L</b> (1, 7) OBP: 0.318, SLG: 0.526										4	1	1	1	0	2	0																				
<b>Keith Moreland, R</b> (1, 5) OBP: 0.302, SLG: 0.451										3	0	0	0	1	0	0																				
<b>Jody Davis, R</b> (1, 2) OBP: 0.327, SLG: 0.410										3	1	1	0	1	0	1																				
<b>Paul Noce, R</b> (1, 6) OBP: 0.267, SLG: 0.353										2	0	0	0	1	1	1																				
<b>Manny Trillo, R</b> (9, PH) OBP: 0.406, SLG: 0.529										0	0	0	0	1	0	0																				
<b>Greg Maddux, R</b> (1, 1) Ed Lynch, R Luke D'Alfonso, S Roxo Garcia, R Frank DiPino, L Jenny Martinez, S Bob Tewksbury, R Brian Glynn, L Bob Denney, R										1	0	0	0	0	0	0																				
<b>Inning Stats</b>	R: 0 E: 0 K: 1 S: 5	H: 0 LOB: 0 BB: 0 P: 5	R: 0 E: 0 K: 1 S: 5	H: 0 LOB: 1 BB: 1 P: 9	R: 0 E: 0 K: 0 S: 3	H: 0 LOB: 0 BB: 0 P: 3	R: 0 E: 0 K: 1 S: 5	H: 0 LOB: 0 BB: 0 P: 5	R: 0 E: 0 K: 1 S: 6	H: 1 LOB: 2 BB: 1 P: 10	R: 0 E: 0 K: 1 S: 5	H: 0 LOB: 0 BB: 0 P: 5	R: 0 E: 0 K: 2 S: 8	H: 1 LOB: 1 BB: 0 P: 8	R: 4 E: 0 K: 2 S: 11	H: 4 LOB: 2 BB: 2 P: 19	1B: 4 2B: 0 3B: 0 HR: 2	SF: 0 SAC: 0 DP: 0 HBP: 0	WP: 1 PB: 0 SB: 0 CS: 0	PA: 37																
<b>PITCHER</b>	IP	WLS	BF	H	R	ER	SO	BB	IBB	HBP	BLK	WP	HR	S	P	ERA	WHIP	<b>PITCHER</b>		IP	WLS	BF	H	R	ER	SO	BB	IBB	HBP	BLK	WP	HR	S	P	ERA	WHIP
<b>Doug Drabek, R</b> (1, 1) ERA: 4.37	8.0	W	30	4	2	2	7	2	0	0	0	0	1	42	50	2.25	0.750	<b>Doug Drabek, R</b>		0.2	5	1	1	1	1	2	0	0	0	1	1	5	13	13.50	4.500	
<b>Brett Gideon, R</b> (9, 1) ERA: 4.02	0.1	S	2	1	1	1	1	0	0	0	0	0	0	4	4	27.00	3.000	<b>Brett Gideon, R</b>		0.1	S	2	1	1	1	1	0	0	0	0	0	4	4	27.00	3.000	

AB	33
R	4
H	6
RBI	4
BB	4
SO	9
LOB	10



Batter	1	2	3	4	5	6	7	8	9	AB	R	H	RBI	BB	SO	LOB	BOTTOM																			
<b>Barry Bonds, L</b> (1, 7) OBP: 0.328, SLG: 0.479										5	0	1	0	0	2	1	Chicago Cubs @ Pittsburgh Pirates Three Rivers Stadium, Pittsburgh, PA Mon Aug 03 1987, 7:05 PM EDT Att: 7,281 - Unknown																			
<b>Andy Van Slyke, L</b> (1, 8) OBP: 0.357, SLG: 0.516										4	2	2	1	1	0	1																				
<b>Johnny Ray, S</b> (1, 4) OBP: 0.325, SLG: 0.352										4	1	1	0	1	0	2																				
<b>Sid Bream, L</b> (1, 3) OBP: 0.350, SLG: 0.444										4	2	3	1	0	1	1																				
<b>Bobby Bonilla, S</b> (1, 5) OBP: 0.326, SLG: 0.441										4	1	1	3	0	1	3																				
<b>R.J. Reynolds, S</b> (1, 9) OBP: 0.331, SLG: 0.388										2	0	1	0	2	1	1																				
<b>Michael LaValliere, L</b> (1, 2) OBP: 0.362, SLG: 0.522										3	0	0	0	1	1	5																				
<b>Al Pedrique, R</b> (1, 6) OBP: 0.318, SLG: 0.340										3	0	2	1	1	0	3																				
<b>Doug Drabek, R</b> (1, 1) OBP: 0.211, SLG: 0.171										4	0	0	0	0	2	5																				
<b>Brett Gideon, R</b> (9, 1) ERA: 4.02										0	0	0	0	0	0	0																				
<b>Jim Gott, R</b> (9, 1) OBP: 0.100, SLG: 0.400										0	0	0	0	0	0	0																				
<b>Inning Stats</b>	R: 0 E: 0 K: 0 S: 3	H: 2 LOB: 2 BB: 1 P: 11	R: 0 E: 0 K: 1 S: 6	H: 1 LOB: 1 BB: 0 P: 6	R: 0 E: 0 K: 0 S: 3	H: 0 LOB: 2 BB: 2 P: 11	R: 4 E: 0 K: 1 S: 7	H: 3 LOB: 0 BB: 2 P: 15	R: 0 E: 0 K: 2 S: 7	H: 1 LOB: 1 BB: 0 P: 7	R: 1 E: 0 K: 2 S: 10	H: 3 LOB: 3 BB: 1 P: 14	R: 0 E: 0 K: 1 S: 6	H: 1 LOB: 1 BB: 0 P: 6	1B: 9 2B: 1 3B: 0 HR: 2	SF: 0 SAC: 0 DP: 2 HBP: 0	WP: 0 PB: 0 SB: 0 CS: 1	PA: 39																		
<b>PITCHER</b>	IP	WLS	BF	H	R	ER	SO	BB	IBB	HBP	BLK	WP	HR	S	P	ERA	WHIP	<b>PITCHER</b>		IP	WLS	BF	H	R	ER	SO	BB	IBB	HBP	BLK	WP	HR	S	P	ERA	WHIP
<b>Greg Maddux, R</b> (1, 1) ERA: 4.91	4.1	L	24	6	5	5	3	3	2	0	0	0	0	1	25	45	10.38	2.077	<b>Greg Maddux, R</b>		0.2	1	0	0	0	0	0	0	0	0	0	1	1	0.00	0.000	
<b>Ed Lynch, R</b> (5, 1) ERA: 4.59	1.1		8	4	1	1	3	1	0	0	0	0	0	1	13	17	6.75	3.750	<b>Ed Lynch, R</b>		0.2	2	0	0	0	1	0	0	0	0	4	4	0.00	0.000		
<b>Ron Davis, R</b> (6, 1) ERA: 5.85	1.0		4	1	0	0	1	0	0	0	0	0	0	6	6	0.00	1.000	<b>Ron Davis, R</b>		1.0	4	1	0	0	1	0	0	0	0	6	6	0.00	1.000			





Batter	1	2	3	4	5	6	7	8	9	AB	R	H	RBI	BB	SO	LOB	TOP			
Dave Martinez, L OBP: 0.389, SLG: 0.416	K	F8			5-3			F7		4	0	0	0	0	1	3	Chicago Cubs @ Pittsburgh Pirates Three Rivers Stadium, Pittsburgh, PA Wed Aug 05 1987, 7:05 PM EDT Att: 7,726 - Unknown			
23 Ryne Sandberg, R OBP: 0.382, SLG: 0.487 Luis Quinones, S OBP: 0.233, SLG: 0.207	1B		5-3		1B			6-3		3	0	2	0	0	0	0				
Leon Durham, L OBP: 0.349, SLG: 0.503	F8		K		F8			BB		3	0	0	0	1	1	2				
Andre Dawson, R OBP: 0.319, SLG: 0.565 Brian Dayett, R OBP: 0.415, SLG: 0.560	F7		5-3			K		4-3		3	0	0	0	0	1	1				
Rafael Palmeiro, L OBP: 0.319, SLG: 0.540		F8		F8		4-3		FC5-4 1B		4	0	1	0	0	0	0				
Keith Moreland, R OBP: 0.303, SLG: 0.450		2B FC5-2 BB		2B		F9		F8		3	0	1	0	1	0	1				
Jody Davis, R OBP: 0.330, SLG: 0.410		1B 2B		L6			K	FC5-4 1-2		4	0	1	0	0	1	2				
Paul Noce, R OBP: 0.259, SLG: 0.342 Jerry Mumphrey, S OBP: 0.357, SLG: 0.490	FC5-2 1B			3-1			K	F7		3	0	0	0	0	1	3				
Jamie Moyer, L OBP: 0.250, SLG: 0.205 Bob Tewksbury, R OBP: 0.407, SLG: 0.488 Jay Baller, R OBP: 0.415, SLG: 0.560		3-H 1-2 2-3 1B		6-3			F2			2	0	1	0	0	0	0				
<b>Inning Stats</b>	R: 0 E: 0 K: 1 S: 6	H: 1 LOB: 1 BB: 0 P: 6	R: 0 E: 0 K: 0 S: 5	H: 2 LOB: 3 BB: 1 P: 9	R: 0 E: 0 K: 1 S: 5	H: 0 LOB: 0 BB: 0 P: 5	R: 0 E: 0 K: 0 S: 4	H: 1 LOB: 1 BB: 0 P: 4	R: 0 E: 0 K: 1 S: 5	H: 0 LOB: 0 BB: 0 P: 5	R: 0 E: 0 K: 2 S: 7	H: 0 LOB: 0 BB: 0 P: 7	R: 0 E: 0 K: 0 S: 3	H: 0 LOB: 1 BB: 1 P: 7	R: 0 E: 0 K: 0 S: 4	H: 1 LOB: 1 BB: 0 P: 4		1B: 4 2B: 2 3B: 0 HR: 0	SF: 0 SAC: 0 DP: 0 HBP: 0	WP: 0 PB: 0 SB: 0 CS: 0
<b>PITCHER</b> Brian Fisher, R ERA: 4.44	IP: 9.0 WLS: W BF: 35 H: 6 R: 0 ER: 0 SO: 5 BB: 2 IBB: 0 HBP: 0 BLK: 0 WP: 0 HR: 0 S: 43 P: 51 ERA: 0.00 WHIP: 0.889															<b>PITCHER</b>				

AB	33
R	0
H	6
RBI	0
BB	2
SO	5
LOB	14



Batter	1	2	3	4	5	6	7	8	9	AB	R	H	RBI	BB	SO	LOB	BOTTOM			
Bobby Bonilla, S OBP: 0.322, SLG: 0.433	6-3		F7	K	F7		F8			5	0	0	0	0	1	5	Chicago Cubs @ Pittsburgh Pirates Three Rivers Stadium, Pittsburgh, PA Wed Aug 05 1987, 7:05 PM EDT Att: 7,726 - Unknown			
Al Pedrique, R OBP: 0.319, SLG: 0.343	6-3		3B	2B	BB 1B	5-3	P3			5	2	2	0	0	0	2				
Andy Van Slyke, L OBP: 0.353, SLG: 0.508 John Cangelosi, S OBP: 0.474, SLG: 0.351	F9		3B	BB	F6	F7	2B			4	1	1	2	1	0	1				
Mike Diaz, R OBP: 0.332, SLG: 0.494 Barry Bonds, L OBP: 0.329, SLG: 0.478		6-3	SF7 3B	1B BB	1B BB	BB 1B	K			2	1	1	2	1	0	0				
Jim Morrison, R OBP: 0.315, SLG: 0.411		E BB SF8 BB	SF7	K	BB 1B			F8		3	1	1	1	1	1	2				
Sid Bream, L OBP: 0.352, SLG: 0.441		SF8 E BB	F9	1B 1B	1B BB	1B BB		G4-6-3 1B		3	1	2	1	2	0	0				
Johnny Ray, S OBP: 0.326, SLG: 0.351		E6		6-3 1B	1B WP 1B	F8		G4-6-3 1-2		5	1	2	1	0	0	6				
Junior Ortiz, R OBP: 0.309, SLG: 0.325		SF8		6-3	WP 1B		PB 2B 1B			3	1	2	2	0	0	1				
Brian Fisher, R OBP: 0.244, SLG: 0.306		K		K	K		2B BB			3	1	0	0	1	3	4				
<b>Inning Stats</b>	R: 0 E: 0 K: 0 S: 3	H: 0 LOB: 0 BB: 0 P: 3	R: 1 E: 1 K: 1 S: 6	H: 0 LOB: 2 BB: 2 P: 14	R: 3 E: 0 K: 0 S: 5	H: 2 LOB: 0 BB: 1 P: 9	R: 0 E: 0 K: 2 S: 8	H: 1 LOB: 1 BB: 0 P: 8	R: 4 E: 0 K: 2 S: 12	H: 4 LOB: 2 BB: 1 P: 16	R: 0 E: 0 K: 0 S: 5	H: 2 LOB: 3 BB: 1 P: 9	R: 2 E: 0 K: 1 S: 7	H: 2 LOB: 1 BB: 1 P: 11	R: 0 E: 0 K: 0 S: 3	H: 1 LOB: 0 BB: 0 P: 3		1B: 9 2B: 2 3B: 1 HR: 0	SF: 2 SAC: 0 DP: 1 HBP: 0	WP: 1 PB: 1 SB: 0 CS: 0
<b>PITCHER</b> Jamie Moyer, L ERA: 4.61 Bob Tewksbury, R ERA: 6.7 Jay Baller, R ERA: 21.0	IP: 4.2 WLS: L BF: 25 H: 4 R: 8 ER: 7 SO: 4 BB: 1 IBB: 0 HBP: 0 BLK: 0 WP: 1 HR: 0 S: 29 P: 45 ERA: 13.50 WHIP: 2.143															<b>PITCHER</b>				

AB	35
R	10
H	12
RBI	9
BB	6
SO	6
LOB	22



Batter	1	2	3	4	5	6	7	8	9	AB	R	H	RBI	BB	SO	LOB	TOP										
Tim Raines, S OBP: 0.420, SLG: 0.512 (1,7)										3	2	0	0	1	1	2	Montreal Expos @ Pittsburgh Pirates Three Rivers Stadium, Pittsburgh, PA Thu Aug 06 1987, 7:05 PM EDT Att: 7,755 - Unknown 										
Mitch Webster, S OBP: 0.394, SLG: 0.430 (1,9)										4	1	1	0	1	0	2											
Hubie Brooks, R OBP: 0.313, SLG: 0.441 (1,6)										5	1	1	1	0	0	4											
Tim Wallach, R OBP: 0.353, SLG: 0.530 (1,5)										5	0	3	2	0	0	2											
Andres Galarraga, R OBP: 0.400, SLG: 0.517 (1,3)										4	0	2	1	0	0	1											
Herm Winningham, L OBP: 0.322, SLG: 0.370 (1,8)										3	0	1	1	0	0	2											
Vance Law, R OBP: 0.372, SLG: 0.470 (1,4)										4	1	1	0	0	0	2											
Jeff Reed, L OBP: 0.254, SLG: 0.279 (1,2)										4	1	1	0	0	0	0											
Floyd Youmans, R OBP: 0.176, SLG: 0.324 (1,1)										2	0	0	0	0	0	0											
Tom Foley, L OBP: 0.303, SLG: 0.399 (7, PH)										1	0	0	0	0	0	0											
Jeff Parrett, R OBP: 0.340, SLG: 0.368 (9, PH)										0	0	0	0	0	0	0											
Casey Candaele, S OBP: 0.340, SLG: 0.368 (9, PH)										0	0	0	0	0	0	0											
Tim Burke, R OBP: 0.340, SLG: 0.368 (9, PH)										0	0	0	0	0	0	0											
<b>Inning Stats</b>	R: 2 E: 1 K: 0 S: 7	H: 3 LOB: 2 BB: 0 P: 7	R: 0 E: 0 K: 0 S: 3	H: 0 LOB: 1 BB: 0 P: 4	R: 0 E: 0 K: 0 S: 3	H: 0 LOB: 0 BB: 0 P: 3	R: 0 E: 0 K: 0 S: 3	H: 0 LOB: 0 BB: 0 P: 3	R: 0 E: 0 K: 1 S: 5	H: 2 LOB: 1 BB: 0 P: 4	R: 0 E: 0 K: 0 S: 3	H: 0 LOB: 0 BB: 0 P: 3	R: 2 E: 0 K: 0 S: 5	H: 3 LOB: 2 BB: 1 P: 9	R: 2 E: 1 K: 0 S: 6	H: 2 LOB: 2 BB: 1 P: 10	1B: 10 2B: 9 3B: 0 HR: 0	SF: 1 SAC: 1 DP: 1 HBP: 1	WP: 1 PB: 0 CS: 1	PA: 40							
<b>PITCHER</b>	IP	WLS	BF	H	R	ER	SO	BB	IBB	HBP	BLK	WP	HR	S	P	ERA	WHIP										
Rick Reuschel, R ERA: 2.44 (1,1)	3.1	15	3	2	0	0	0	0	0	1	0	0	0	14	15	0.00	0.900										
Barry Jones, R ERA: 8.15 (4,1)	3.2	12	2	0	0	1	0	0	0	0	0	0	0	14	14	0.00	0.545										
Jim Gott, R ERA: 4.68 (8,1)	2.0	L	13	5	4	3	0	1	1	0	0	1	0	11	19	13.50	3.000										

Batter	1	2	3	4	5	6	7	8	9	AB	R	H	RBI	BB	SO	LOB	BOTTOM										
Barry Bonds, L OBP: 0.326, SLG: 0.473 (1,7)										4	0	0	0	0	0	0	Montreal Expos @ Pittsburgh Pirates Three Rivers Stadium, Pittsburgh, PA Thu Aug 06 1987, 7:05 PM EDT Att: 7,755 - Unknown 										
Andy Van Slyke, L OBP: 0.352, SLG: 0.505 (1,8)										4	0	1	0	0	1	0											
Johnny Ray, S OBP: 0.326, SLG: 0.348 (1,4)										3	0	0	0	1	0	1											
Sid Bream, L OBP: 0.351, SLG: 0.439 (1,3)										4	1	1	0	0	0	1											
Bobby Bonilla, S OBP: 0.327, SLG: 0.451 (1,5)										4	2	3	1	0	1	0											
R.J. Reynolds, S OBP: 0.331, SLG: 0.388 (1,9)										4	0	1	1	0	0	1											
Michael LaValliere, L OBP: 0.369, SLG: 0.543 (1,2)										2	0	2	1	1	0	0											
Al Pedrique, R OBP: 0.309, SLG: 0.330 (1,6)										4	0	0	0	0	5												
Rick Reuschel, R OBP: 0.172, SLG: 0.232 (1,1)										1	0	0	0	1	0												
Barry Jones, R OBP: 0.471, SLG: 0.348 (7, PH)										1	0	0	0	0	0												
John Cangelosi, S OBP: 0.100, SLG: 0.400 (8, PH)										1	0	0	0	0	0												
Mike Diaz, R OBP: 0.330, SLG: 0.491 (9, PH)										1	0	0	0	0	1												
<b>Inning Stats</b>	R: 0 E: 0 K: 1 S: 5	H: 0 LOB: 0 BB: 0 P: 5	R: 2 E: 0 K: 0 S: 5	H: 2 LOB: 0 BB: 0 P: 5	R: 0 E: 0 K: 1 S: 5	H: 0 LOB: 0 BB: 0 P: 5	R: 0 E: 0 K: 0 S: 5	H: 2 LOB: 3 BB: 1 P: 9	R: 0 E: 0 K: 0 S: 6	H: 1 LOB: 1 BB: 0 P: 6	R: 1 E: 0 K: 0 S: 5	H: 2 LOB: 1 BB: 0 P: 5	R: 0 E: 0 K: 0 S: 3	H: 0 LOB: 0 BB: 0 P: 3	R: 0 E: 0 K: 1 S: 4	H: 0 LOB: 0 BB: 1 P: 8	R: 0 E: 0 K: 0 S: 4	H: 1 LOB: 1 BB: 0 P: 4	1B: 4 2B: 3 3B: 0 HR: 1	SF: 1 SAC: 0 DP: 1 HBP: 0	WP: 0 PB: 0 CS: 0	PA: 36					
<b>PITCHER</b>	IP	WLS	BF	H	R	ER	SO	BB	IBB	HBP	BLK	WP	HR	S	P	ERA	WHIP										
Floyd Youmans, R ERA: 3.59 (1,1)	6.0	26	7	3	3	3	0	0	0	0	0	0	0	31	35	4.50	1.167										
Jeff Parrett, R ERA: 3.72 (7,1)	2.0	W	6	0	0	0	1	1	0	0	0	0	0	7	11	0.00	0.500										
Tim Burke, R ERA: 1.48 (9,1)	1.0	S	4	1	0	0	0	0	0	0	0	0	0	4	4	0.00	1.000										




Batter	1	2	3	4	5	6	7	8	9	AB	R	H	RBI	BB	SO	LOB	TOP			
<b>Tim Raines, S</b> OBP: 0.419, SLG: 0.527 (1,7)										4	1	1	2	0	0	0	<b>Montreal Expos @ Pittsburgh Pirates</b> Three Rivers Stadium, Pittsburgh, PA Sat Aug 08 1987, 7:05 PM EDT Att: 18,285 - Unknown			
<b>Mitch Webster, S</b> OBP: 0.394, SLG: 0.429 (1,9)										4	0	2	0	0	0	0				
<b>Hubie Brooks, R</b> OBP: 0.307, SLG: 0.429 (1,6)										4	0	0	0	0	0	2				
<b>Tim Wallach, R</b> OBP: 0.347, SLG: 0.520 (1,5)										4	0	0	0	0	0	1				
<b>Andres Galarraga, R</b> OBP: 0.397, SLG: 0.520 (1,3)										4	0	1	0	0	2	1				
<b>Tom Foley, L</b> OBP: 0.310, SLG: 0.400 (1,4)										1	0	0	0	1	0	0				
<b>Vance Law, R</b> OBP: 0.373, SLG: 0.467 (7,4)										1	0	0	0	0	0	1				
<b>Casey Candaele, S</b> OBP: 0.337, SLG: 0.365 (1,8)										3	0	0	0	0	0	1				
<b>Mike Fitzgerald, R</b> OBP: 0.344, SLG: 0.326 (1,2)										3	0	0	0	0	2	1				
<b>Bryn Smith, R</b> OBP: 0.176, SLG: 0.258 (6,1)										1	0	0	0	0	1	0				
<b>Herm Winningham, L</b> OBP: 0.324, SLG: 0.372 (6,PH)										1	1	1	0	0	0	0				
<b>Andy McGaffigan, R</b> OBP: 0.286, SLG: 0.323 (8,PH)										0	0	0	0	0	0	0				
<b>Dave Engle, R</b> OBP: 0.286, SLG: 0.323 (8,PH)										1	0	0	0	0	0	1				
<b>Jeff Parrett, R</b> OBP: 0.286, SLG: 0.323 (8,PH)										0	0	0	0	0	0	0				
<b>Inning Stats</b>	R: 0 E: 0 K: 0 S: 4	H: 1 LOB: 1 BB: 0 P: 4	R: 0 E: 0 K: 1 S: 5	H: 0 LOB: 0 BB: 0 P: 5	R: 0 E: 0 K: 1 S: 5	H: 0 LOB: 0 BB: 0 P: 5	R: 0 E: 0 K: 0 S: 3	H: 0 LOB: 0 BB: 0 P: 3	R: 0 E: 0 K: 2 S: 7	H: 3 LOB: 0 BB: 0 P: 5	R: 0 E: 0 K: 0 S: 3	H: 1 LOB: 0 BB: 0 P: 3	R: 0 E: 0 K: 1 S: 5	H: 0 LOB: 0 BB: 0 P: 5	R: 0 E: 1 K: 0 S: 4	H: 0 LOB: 1 BB: 0 P: 4	1B: 3 2B: 2 3B: 0 HR: 1	SF: 0 SAC: 0 DP: 3 HBP: 0	WP: 1 PB: 0 CS: 0	PA: 32
<b>PITCHER</b>	IP WLS BF H R ER SO BB IBB HBP BLK WP HR S P ERA WHIP																			
<b>Doug Drabek, R</b> ERA: 4.3 (1,1)	6.0 W 22 4 2 2 4 1 0 0 0 0 1 29 33 3.00 0.833																			
<b>John Smiley, L</b> ERA: 4.52 (7,1)	3.0 S 10 1 0 0 1 0 0 0 0 0 1 0 12 12 0.00 0.333																			

Batter	1	2	3	4	5	6	7	8	9	AB	R	H	RBI	BB	SO	LOB	BOTTOM			
<b>Barry Bonds, L</b> OBP: 0.323, SLG: 0.475 (1,7)										4	0	1	1	0	0	3	<b>Montreal Expos @ Pittsburgh Pirates</b> Three Rivers Stadium, Pittsburgh, PA Sat Aug 08 1987, 7:05 PM EDT Att: 18,285 - Unknown			
<b>Andy Van Slyke, L</b> OBP: 0.352, SLG: 0.503 (1,8)										4	0	1	0	0	0	1				
<b>Johnny Ray, S</b> OBP: 0.326, SLG: 0.347 (1,4)										3	1	1	0	1	0	1				
<b>Sid Bream, L</b> OBP: 0.346, SLG: 0.429 (1,3)										4	0	0	0	0	0	5				
<b>Bobby Bonilla, S</b> OBP: 0.328, SLG: 0.450 (1,5)										4	1	2	0	0	0	0				
<b>R.J. Reynolds, S</b> OBP: 0.336, SLG: 0.411 (1,9)										4	2	3	3	0	0	0				
<b>Michael LaValliere, L</b> OBP: 0.376, SLG: 0.352 (1,2)										4	0	2	0	0	0	2				
<b>Al Pedrique, R</b> OBP: 0.328, SLG: 0.375 (1,6)										4	1	2	1	0	0	1				
<b>Doug Drabek, R</b> OBP: 0.205, SLG: 0.167 (1,1)										1	0	0	0	0	0	2				
<b>Mike Diaz, R</b> OBP: 0.329, SLG: 0.489 (6,PH)										1	0	0	0	0	1	2				
<b>John Smiley, L</b> OBP: 0.143, SLG: 0.286 (7,1)										1	0	0	0	0	0	0				
<b>Inning Stats</b>	R: 0 E: 0 K: 0 S: 4	H: 1 LOB: 1 BB: 0 P: 4	R: 0 E: 0 K: 0 S: 3	H: 0 LOB: 0 BB: 0 P: 3	R: 1 E: 0 K: 0 S: 5	H: 2 LOB: 2 BB: 1 P: 9	R: 2 E: 0 K: 0 S: 6	H: 3 LOB: 1 BB: 0 P: 6	R: 0 E: 0 K: 0 S: 3	H: 1 LOB: 0 BB: 0 P: 3	R: 1 E: 0 K: 1 S: 8	H: 3 LOB: 2 BB: 0 P: 8	R: 1 E: 1 K: 0 S: 6	H: 2 LOB: 2 BB: 0 P: 6	R: 0 E: 0 K: 0 S: 3	H: 0 LOB: 0 BB: 0 P: 3	1B: 7 2B: 5 3B: 0 HR: 1	SF: 1 SAC: 1 DP: 2 HBP: 0	WP: 0 PB: 0 CS: 0	PA: 37
<b>PITCHER</b>	IP WLS BF H R ER SO BB IBB HBP BLK WP HR S P ERA WHIP																			
<b>Bryn Smith, R</b> ERA: 4.63 (1,1)	5.0 L 22 7 3 3 0 1 0 0 0 0 0 0 21 25 5.40 1.600																			
<b>Andy McGaffigan, R</b> ERA: 2.32 (6,1)	2.0 12 5 2 1 1 0 0 0 0 0 0 0 14 14 4.50 2.500																			
<b>Jeff Parrett, R</b> ERA: 3.62 (8,1)	1.0 3 0 0 0 0 0 0 0 0 0 0 0 3 3 0.00 0.000																			

Batter	1	2	3	4	5	6	7	8	9	AB	R	H	RBI	BB	SO	LOB	TOP																									
<b>Tim Raines, S</b> (1.7) OBP: 0.418, SLG: 0.523 <b>Reid Nichols, R</b> (8.7) OBP: 0.300, SLG: 0.412	0-0 <b>4-3</b>		0-0 <b>BB</b>	4-0 <b>S</b> <b>BB</b>		0-0 <b>F7</b>		0-0 <b>G3</b>		3	0	0	0	1	0	0	0																									
<b>Mitch Webster, S</b> (1.9) OBP: 0.398, SLG: 0.447	0-0 <b>1B</b>		0-3 <b>K</b>	1-2		0-0 <b>HR</b>		0-0 <b>HR</b>		4	2	3	2	0	1	1																										
<b>Tom Foley, L</b> (1.6) OBP: 0.308, SLG: 0.396	0-0 <b>F8</b>		0-0 <b>5-3</b>			0-0 <b>SF7</b> <b>1B</b>		0-0 <b>4-3</b>		4	1	1	0	0	0	2																										
<b>Tim Wallach, R</b> (1.5) OBP: 0.344, SLG: 0.516	0-0 <b>P6</b>		0-3 <b>K</b>	0-3 <b>K</b>		0-0 <b>SF7</b> <b>1-H</b>		0-0 <b>F7</b>		3	0	0	1	0	1	1																										
<b>Andres Galarraga, R</b> (1.3) OBP: 0.398, SLG: 0.519		0-0 <b>E</b> <b>5-3</b> <b>1B</b>		0-0 <b>F8</b>		0-0 <b>4-3</b>		0-0 <b>1B</b>		4	0	2	0	0	0	0																										
<b>Hern Wainwright, L</b> (1.8) OBP: 0.318, SLG: 0.365		0-0 <b>5-3</b> <b>1-2</b>		0-0 <b>F7</b>			0-0 <b>F7</b>		0-0 <b>L6</b>	4	0	0	0	0	0	2																										
<b>Casey Candaele, S</b> (1.4) OBP: 0.337, SLG: 0.363 <b>Hubie Brooks, R</b> (9. PH) OBP: 0.306, SLG: 0.427		0-0 <b>E4</b> <b>1-3</b> <b>2-3</b>		4-0 <b>CS</b> <b>BB</b>			0-0 <b>L4</b>		0-0 <b>4-3</b>	2	0	0	0	1	0	1																										
<b>Jeff Reed, L</b> (1.2) OBP: 0.250, SLG: 0.273		0-0 <b>1-3</b> <b>1-2</b>		0-0 <b>F8</b>			0-0 <b>F6</b>			3	0	0	0	0	0	3																										
<b>Neal Heaton, L</b> (1.1) OBP: 0.211, SLG: 0.214 <b>Jeff Parrett, R</b> (8.1) <b>Bob McClure, R</b> (8.1)			0-0 <b>4-3</b>		0-0 <b>6-3</b> <b>1-2</b>			0-0 <b>F5</b>		3	0	0	0	0	0	1																										
<b>Inning Stats</b>	R: 0 E: 0 K: 0 S: 4	H: 1 LOB: 1 BB: 0 P: 4	R: 0 E: 1 K: 0 S: 4	H: 1 LOB: 1 BB: 0 P: 4	R: 0 E: 0 K: 1 S: 5	H: 0 LOB: 0 BB: 1 P: 9	R: 0 E: 0 K: 1 S: 5	H: 0 LOB: 0 BB: 0 P: 5	R: 0 E: 0 K: 0 S: 2	H: 0 LOB: 0 BB: 1 P: 6	R: 2 E: 0 K: 0 S: 5	H: 2 LOB: 0 BB: 0 P: 5	R: 0 E: 0 K: 0 S: 3	H: 0 LOB: 0 BB: 0 P: 3	R: 1 E: 0 K: 0 S: 4	H: 1 LOB: 1 BB: 0 P: 4	R: 0 E: 0 K: 0 S: 4	H: 1 LOB: 1 BB: 0 P: 4	1B: 4 2B: 0 3B: 0 HR: 2	SF: 1 SAC: 0 DP: 0 HBP: 0	WP: 0 PB: 0 CS: 1	PA: 34																				
<b>PITCHER</b>	IP	WLS	BF	H	R	ER	SO	BB	IBB	HBP	BLK	WP	HR	S	P	ERA	WHIP	<b>PITCHER</b>								IP	WLS	BF	H	R	ER	SO	BB	IBB	HBP	BLK	WP	HR	S	P	ERA	WHIP
<b>Mike Dunne, R</b> (1.1) ERA: 2.91 <b>Jim Gott, R</b> (9.1) ERA: 4.6	8.0	W	30	5	3	2	2	2	0	0	0	0	2	32	40	2.25	0.875									1.0	S	4	1	0	0	0	0	0	0	0	4	4	0.00	1.000		

**Montreal Expos @ Pittsburgh Pirates**  
Three Rivers Stadium, Pittsburgh, PA  
Sun Aug 09 1987, 3:33 AM EDT  
Att: 18,829 - Unknown


<b>AB</b>	31
<b>R</b>	3
<b>H</b>	6
<b>RBI</b>	3
<b>BB</b>	2
<b>SO</b>	2
<b>LOB</b>	12



Batter	1	2	3	4	5	6	7	8	9	AB	R	H	RBI	BB	SO	LOB	BOTTOM																									
<b>John Cangelosi, S</b> (1.8) OBP: 0.462, SLG: 0.342 <b>Barry Bonds, L</b> (9.7) OBP: 0.323, SLG: 0.475	0-0 <b>P6</b>		0-0 <b>F7</b>		0-3 <b>K</b>		0-0 <b>F9</b>			4	0	0	0	0	1	1																										
<b>Al Pedrique, R</b> (1.6) OBP: 0.346, SLG: 0.395	0-0 <b>1B</b>		0-0 <b>S</b> <b>1B</b>		0-0 <b>1B</b>			0-0 <b>2B</b> <b>1B</b>		4	1	4	1	0	0	0																										
<b>Darnell Coles, R</b> (1.9) OBP: 0.263, SLG: 0.314	0-0 <b>F9</b>		0-0 <b>F8</b> <b>1-2</b>		0-0 <b>F8</b>			0-0 <b>HR</b> <b>2B</b>		4	1	1	1	0	0	3																										
<b>Mike Diaz, R</b> (1.7) OBP: 0.324, SLG: 0.480 <b>Andy Van Slyke, L</b> (8. PH) OBP: 0.353, SLG: 0.512	0-0 <b>G3</b>			0-0 <b>F8</b>		0-0 <b>5-3</b>		0-0 <b>HR</b> <b>2H</b>		3	0	0	0	0	0	1																										
<b>Bobby Bonilla, S</b> (1.5) OBP: 0.327, SLG: 0.448		0-0 <b>5-3</b>		0-0 <b>5-3</b>		0-0 <b>1B</b>		0-0 <b>G3</b>		4	0	1	0	0	0	0																										
<b>Johnny Ray, S</b> (1.4) OBP: 0.327, SLG: 0.347		0-0 <b>6-3</b>		0-0 <b>BB</b> <b>1B</b>		0-0 <b>F8</b>		4-0 <b>BB</b> <b>BB</b>		3	0	1	0	1	0	1																										
<b>Sid Bream, L</b> (1.3) OBP: 0.348, SLG: 0.427		0-0 <b>4-3</b>		4-0 <b>BB</b> <b>1-2</b>		0-0 <b>1-3</b>		4-0 <b>1-2</b> <b>BB</b>		2	0	0	0	2	0	1																										
<b>Junior Ortiz, R</b> (1.2) OBP: 0.359, SLG: 0.326 <b>Michael Lavalliere, L</b> (8. PH) OBP: 0.375, SLG: 0.351			0-0 <b>SH1-4</b> <b>1B</b> <b>1B</b>		0-3 <b>K</b>			0-3 <b>L4</b>		3	1	1	0	0	1	2																										
<b>Mike Dunne, R</b> (1.1) OBP: 0.125, SLG: 0.129 <b>Terry Harper, R</b> (8. PH) <b>Jim Gott, R</b> (9.1) OBP: 0.100, SLG: 0.400			0-0 <b>SH1-4</b> <b>1-2</b>		0-0 <b>B1-3</b>			0-0 <b>P6</b>		2	0	0	0	0	0	0																										
<b>Inning Stats</b>	R: 0 E: 0 K: 0 S: 4	H: 1 LOB: 0 BB: 0 P: 4	R: 0 E: 0 K: 0 S: 3	H: 0 LOB: 0 BB: 0 P: 3	R: 1 E: 0 K: 0 S: 5	H: 2 LOB: 1 BB: 0 P: 5	R: 0 E: 0 K: 1 S: 6	H: 1 LOB: 2 BB: 1 P: 10	R: 0 E: 0 K: 0 S: 4	H: 1 LOB: 1 BB: 0 P: 4	R: 0 E: 0 K: 0 S: 3	H: 0 LOB: 0 BB: 0 P: 3	R: 3 E: 0 K: 2 S: 10	H: 3 LOB: 2 BB: 2 P: 18	1B: 7 2B: 1 3B: 0 HR: 1	SF: 0 SAC: 1 DP: 0 HBP: 0	WP: 0 PB: 0 CS: 0	PA: 36																								
<b>PITCHER</b>	IP	WLS	BF	H	R	ER	SO	BB	IBB	HBP	BLK	WP	HR	S	P	ERA	WHIP	<b>PITCHER</b>								IP	WLS	BF	H	R	ER	SO	BB	IBB	HBP	BLK	WP	HR	S	P	ERA	WHIP
<b>Neal Heaton, L</b> (1.1) ERA: 4.27 <b>Jeff Parrett, R</b> (8.1) ERA: 3.82 <b>Bob McClure, L</b> (8.1) ERA: 4.62	7.0	L	4	1	1	1	0	2	0	0	0	0	1	2	10	27.00	9.000									0.2		2	0	0	0	2	0	0	0	0	6	6	0.00	0.000		

**Montreal Expos @ Pittsburgh Pirates**  
Three Rivers Stadium, Pittsburgh, PA  
Sun Aug 09 1987, 3:33 AM EDT  
Att: 18,829 - Unknown

<b>AB</b>	32
<b>R</b>	4
<b>H</b>	9
<b>RBI</b>	4
<b>BB</b>	3
<b>SO</b>	4
<b>LOB</b>	13





Batter	1	2	3	4	5	6	7	8	9	AB	R	H	RBI	BB	SO	LOB	TOP								
Vince Coleman, S (1, 7) OBP: 0.368, SLG: 0.336	G3	4-3				2B			L7	4	1	1	0	1	0	0									
Ozzie Smith, S (1, 6) OBP: 0.394, SLG: 0.374	WP				F7				F7	4	0	2	0	1	0	2									
Tom Herr, S (1, 4) OBP: 0.371, SLG: 0.369	K				F8				K	5	0	1	2	0	2	5									
Jack Clark, R (1, 3) OBP: 0.467, SLG: 0.622	K									2	0	0	0	2	1	2									
Willie McGee, S (1, 8) OBP: 0.317, SLG: 0.432					G3					4	1	1	0	0	0	3									
Terry Pendleton, S (1, 5) OBP: 0.381, SLG: 0.435										3	2	1	0	1	0	1									
Jim Lindeman, R (1, 9) OBP: 0.248, SLG: 0.418										4	1	2	3	0	0	1									
Tony Peña, R (1, 2) OBP: 0.321, SLG: 0.357										4	0	0	0	0	1	3									
Bob Forsch, R (1, 1) OBP: 0.367, SLG: 0.596										4	1	1	0	0	1	1									
<b>Inning Stats</b>	R: 0 E: 0 K: 2 S: 8	H: 1 LOB: 1 BB: 0 P: 8	R: 3 E: 1 K: 0 S: 6	H: 2 LOB: 0 BB: 0 P: 6	R: 0 E: 0 K: 0 S: 3	H: 1 LOB: 1 BB: 1 P: 7	R: 0 E: 0 K: 1 S: 5	H: 1 LOB: 1 BB: 0 P: 5	R: 2 E: 0 K: 0 S: 6	H: 3 LOB: 1 BB: 0 P: 6	R: 1 E: 0 K: 1 S: 6	H: 1 LOB: 3 BB: 3 P: 18	R: 0 E: 0 K: 0 S: 2	H: 0 LOB: 0 BB: 1 P: 6	R: 0 E: 0 K: 0 S: 3	H: 0 LOB: 0 BB: 0 P: 3	R: 0 E: 0 K: 1 S: 5	H: 0 LOB: 0 BB: 0 P: 5	1B: 3 2B: 5 3B: 1 HR: 1	SF: 0 SAC: 0 DP: 2 HBP: 0	WP: 1 PB: 0 SB: 4 CS: 1	PA: 39			
<b>PITCHER</b>	IP	WLS	BF	H	R	ER	SO	BB	IBB	HBP	BLK	WP	HR	S	P	ERA	WHIP								
Brian Fisher, R (1, 1) ERA: 4.55	5.0	L	23	8	5	4	3	1	0	0	0	1	1	28	32	7.20	1.800								
Hipolito Pena, L (6, 1) ERA: 4.56	3.0		13	1	1	1	1	4	0	0	1	0	0	11	27	3.00	1.667								
Brett Gideon, R (9, 1) ERA: 3.38	1.0		3	0	0	0	1	0	0	0	0	0	0	5	5	0.00	0.000								

St. Louis Cardinals @ Pittsburgh Pirates  
Three Rivers Stadium, Pittsburgh, PA  
Mon Aug 10 1987, 7:05 PM EDT  
Att: 11,445 - Unknown

AB 34  
R 6  
H 9  
RBI 5  
BB 5  
SO 5  
LOB 18



Batter	1	2	3	4	5	6	7	8	9	AB	R	H	RBI	BB	SO	LOB	BOTTOM								
Barry Bonds, L (1, 7) OBP: 0.324, SLG: 0.475										4	0	2	0	0	0	2									
Andy Van Slyke, L (1, 8) OBP: 0.350, SLG: 0.507										4	0	0	0	0	1	3									
Johnny Ray, S (1, 4) OBP: 0.325, SLG: 0.344										4	0	0	0	0	0	1									
Sid Bream, L (1, 3) OBP: 0.347, SLG: 0.423										3	0	0	0	1	0	0									
Bobby Bonilla, S (1, 5) OBP: 0.326, SLG: 0.448										4	0	1	0	0	0	1									
R.J. Reynolds, S (1, 9) OBP: 0.332, SLG: 0.406										3	0	0	0	0	0	1									
Michael LaValliere, L (1, 2) OBP: 0.376, SLG: 0.355										3	0	2	0	0	0	0									
Al Pedrique, R (1, 6) OBP: 0.341, SLG: 0.386										3	0	0	0	0	0	2									
Brian Fisher, R (1, 1) OBP: 0.262, SLG: 0.324										1	0	1	0	0	0	0									
John Cangelosi, S (5, PH) OBP: 0.459, SLG: 0.339										1	0	0	0	0	0	1									
Hipolito Pena, L (6, 1) OBP: 0.167, SLG: 0.167										0	0	0	0	0	0	0									
Darnell Coles, R (8, PH) OBP: 0.267, SLG: 0.318										1	0	1	0	0	0	0									
Brett Gideon, R (9, 1)										0	0	0	0	0	0	0									
<b>Inning Stats</b>	R: 0 E: 0 K: 0 S: 3	H: 1 LOB: 0 BB: 0 P: 3	R: 0 E: 0 K: 0 S: 2	H: 0 LOB: 0 BB: 1 P: 6	R: 0 E: 0 K: 1 S: 7	H: 2 LOB: 2 BB: 0 P: 7	R: 0 E: 0 K: 0 S: 4	H: 1 LOB: 1 BB: 0 P: 4	R: 0 E: 0 K: 0 S: 4	H: 1 LOB: 1 BB: 0 P: 4	R: 0 E: 0 K: 0 S: 3	H: 0 LOB: 0 BB: 0 P: 3	R: 0 E: 0 K: 0 S: 4	H: 1 LOB: 1 BB: 0 P: 4	R: 0 E: 0 K: 0 S: 3	H: 1 LOB: 0 BB: 0 P: 3	R: 0 E: 0 K: 0 S: 3	H: 0 LOB: 0 BB: 0 P: 3	1B: 6 2B: 2 3B: 0 HR: 0	SF: 0 SAC: 0 DP: 2 HBP: 0	WP: 0 PB: 0 SB: 0 CS: 1	PA: 32			
<b>PITCHER</b>	IP	WLS	BF	H	R	ER	SO	BB	IBB	HBP	BLK	WP	HR	S	P	ERA	WHIP								
Bob Forsch, R (1, 1) ERA: 3.99	9.0	W	32	7	0	0	1	1	0	0	0	0	0	33	37	0.00	0.889								

St. Louis Cardinals @ Pittsburgh Pirates  
Three Rivers Stadium, Pittsburgh, PA  
Mon Aug 10 1987, 7:05 PM EDT  
Att: 11,445 - Unknown

AB 31  
R 0  
H 7  
RBI 0  
BB 1  
SO 1  
LOB 11



Batter	1	2	3	4	5	6	7	8	9	AB	R	H	RBI	BB	SO	LOB	TOP					
Vince Coleman, S (1.7) OBP: 0.367, SLG: 0.334	L7		E6		F7		F7		SF8 FC 1-2 2-3 1B	5	0	1	0	0	0	1						
Ozzie Smith, S (1.6) OBP: 0.394, SLG: 0.374	F8		4-3			2B 1B			FC SF8 1-2 2-3 3-H 1B	5	1	2	1	0	0	3						
Tom Herr, S (1.4) OBP: 0.371, SLG: 0.374	F7			1B 1B		3-1 1-H 1B 2B			SF8 1-2 2-3 3-H 1B	4	2	2	2	0	0	0						
Willie McGee, S (1.8) OBP: 0.316, SLG: 0.430		4-3		G1-6-3 1B		3-1 2-3			F8 1-2 2-3 3-H 1B	5	0	1	0	0	0	3						
Terry Pendleton, S (1.5) OBP: 0.384, SLG: 0.444				G1-6-3 1B						3	1	2	2	1	0	2						
John Morris, L (1.9) OBP: 0.337, SLG: 0.489	F7	HR				3-H 1B			F9 1-2 2-3 3-H 1B	4	0	1	1	0	0	2						
Jim Lindeman, R (1.3) OBP: 0.242, SLG: 0.407	5-3			F5		K			K 1-2 1B	4	0	0	0	0	2	2						
Tony Peña, R (1.2) OBP: 0.324, SLG: 0.363			6-3		6-3				1B FC 1B	4	1	2	0	0	0	0						
John Tudor, L (1.1) Steve Peters, L (6.1) Rod Booker, L (7. PH) Ken Dayley, L (7.1) José Cuyendo, S (9. PH) Todd Worrell, R (9.1)	4-3		4-3		4-3		K		FC SF8 1B	2	0	0	0	0	0	0						
<b>Inning Stats</b>	R: 0 E: 0 K: 0 S: 3	H: 0 LOB: 0 BB: 0 P: 3	R: 1 E: 0 K: 0 S: 4	H: 1 LOB: 0 BB: 0 P: 4	R: 0 E: 1 K: 0 S: 4	H: 0 LOB: 1 BB: 0 P: 4	R: 1 E: 0 K: 0 S: 5	H: 3 LOB: 1 BB: 0 P: 5	R: 0 E: 0 K: 0 S: 3	H: 0 LOB: 0 BB: 0 P: 3	R: 2 E: 0 K: 1 S: 8	H: 3 LOB: 1 BB: 0 P: 8	R: 0 E: 0 K: 1 S: 6	H: 2 LOB: 2 BB: 0 P: 6	R: 0 E: 0 K: 0 S: 3	H: 0 LOB: 1 BB: 1 P: 7	R: 2 E: 0 K: 1 S: 9	H: 3 LOB: 2 BB: 0 P: 9	1B: 9 2B: 2 3B: 0 HR: 1	SF: 1 SAC: 0 DP: 1 HBP: 0	WP: 0 PB: 0 SB: 0 CS: 0	PA: 40
<b>PITCHER</b> Rick Reuschel, R (1.1) ERA: 2.63	IP: 9.0 WLS: L BF: 40 H: 12 R: 6 ER: 6 SO: 3 BB: 1 IBB: 0 HBP: 0 BLK: 0 WP: 0 HR: 1 S: 45 P: 49 ERA: 6.00 WHIP: 1.444											<b>PITCHER</b>	IP: 9.0 WLS: L BF: 40 H: 12 R: 6 ER: 6 SO: 3 BB: 1 IBB: 0 HBP: 0 BLK: 0 WP: 0 HR: 1 S: 45 P: 49 ERA: 6.00 WHIP: 1.444									

St. Louis Cardinals @ Pittsburgh Pirates  
Three Rivers Stadium, Pittsburgh, PA  
Tue Aug 11 1987, 7:05 PM EDT  
Att: 14,637 - Unknown

AB	38
R	6
H	12
RBI	6
BB	1
SO	3
LOB	14



Batter	1	2	3	4	5	6	7	8	9	AB	R	H	RBI	BB	SO	LOB	BOTTOM					
Barry Bonds, L (1.7) OBP: 0.325, SLG: 0.477	SH1-3 2B		L7		F9	F8			SF9 1B	5	0	2	0	0	0	3						
Al Pedrique, R (1.6) OBP: 0.356, SLG: 0.400	SH1-3		K2-6 1B		1B		HBP		1-2 2-3 1B	3	0	3	0	0	0	0						
Darnell Coles, R (1.9) R.J. Reynolds, S (9. PH)	F8		K2-6 1-2		1-2 3-H 1B		L3		SF9 2-3 3-H 1B	4	0	1	1	0	1	3						
Bobby Bonilla, S (1.5) OBP: 0.322, SLG: 0.441	F3			K	F6		K		K 2-3 3-H 1B	5	0	0	0	0	3	6						
Andy Van Slyke, L (1.8) OBP: 0.348, SLG: 0.503		HR 1B		K	L6		G3		F6	5	1	1	0	0	1	5						
Johnny Ray, S (1.4) OBP: 0.324, SLG: 0.350		F8		HR		5-3			F9	4	1	1	1	0	0	1						
Sid Bream, L (1.3) OBP: 0.350, SLG: 0.433		HR				1B			K	3	1	2	2	1	1	0						
Junior Ortiz, R (1.2) OBP: 0.308, SLG: 0.323		HR		6-3	4-3				1-3	4	0	1	0	0	0	1						
Rick Reuschel, R (1.1) John Cangelosi, S (9. PH)	F9				1B F9 1B BB		K		1B SF9 1B	2	1	0	0	1	1	2						
<b>Inning Stats</b>	R: 0 E: 0 K: 0 S: 4	H: 1 LOB: 1 BB: 0 P: 4	R: 2 E: 0 K: 0 S: 5	H: 2 LOB: 0 BB: 0 P: 5	R: 0 E: 0 K: 1 S: 5	H: 1 LOB: 1 BB: 0 P: 5	R: 1 E: 0 K: 2 S: 8	H: 1 LOB: 1 BB: 1 P: 12	R: 1 E: 0 K: 0 S: 5	H: 2 LOB: 2 BB: 1 P: 9	R: 0 E: 0 K: 1 S: 7	H: 2 LOB: 2 BB: 0 P: 7	R: 0 E: 0 K: 1 S: 5	H: 0 LOB: 1 BB: 0 P: 6	R: 0 E: 0 K: 1 S: 5	H: 0 LOB: 0 BB: 0 P: 5	R: 1 E: 0 K: 1 S: 8	H: 3 LOB: 2 BB: 0 P: 8	1B: 9 2B: 2 3B: 0 HR: 2	SF: 1 SAC: 1 DP: 1 HBP: 1	WP: 0 PB: 0 SB: 0 CS: 0	PA: 41
<b>PITCHER</b> John Tudor, L (1.1) Steve Peters, L (6.1) Ken Dayley, L (7.1) Todd Worrell, R (9.1)	IP: 5.0 WLS: 5 BF: 23 H: 7 R: 4 ER: 4 SO: 3 BB: 2 IBB: 0 HBP: 0 BLK: 0 WP: 0 HR: 2 S: 27 P: 35 ERA: 7.20 WHIP: 1.800											<b>PITCHER</b>	IP: 5.0 WLS: 5 BF: 23 H: 7 R: 4 ER: 4 SO: 3 BB: 2 IBB: 0 HBP: 0 BLK: 0 WP: 0 HR: 2 S: 27 P: 35 ERA: 7.20 WHIP: 1.800									

St. Louis Cardinals @ Pittsburgh Pirates  
Three Rivers Stadium, Pittsburgh, PA  
Tue Aug 11 1987, 7:05 PM EDT  
Att: 14,637 - Unknown

AB	36
R	5
H	12
RBI	5
BB	2
SO	7
LOB	21



Batter	1	2	3	4	5	6	7	8	9	AB	R	H	RBI	BB	SO	LOB	TOP					
Vince Coleman, S (1, 7) OBP: 0.366, SLG: 0.333	K2-3		F7			F7			1B	4	0	1	0	0	1	0						
Ozzie Smith, S (1, 6) OBP: 0.392, SLG: 0.372	L6		F6			F7			F8	3	0	0	0	0	0	0						
José Oquendo, S (8, 6) OBP: 0.429, SLG: 0.370										1	0	0	0	0	0	1						
Tom Herr, S (1, 4) OBP: 0.368, SLG: 0.370										3	0	0	0	0	0	0						
Tom Lawless, R (8, 4) OBP: 0.222, SLG: 0.067	L8			3-1		6-3			1B	1	0	1	0	0	0	0						
Willie McGee, S (1, 8) OBP: 0.318, SLG: 0.433		L8							G4-6-3	4	0	2	0	0	0	2						
Terry Pendleton, S (1, 5) OBP: 0.384, SLG: 0.442						F7			F8	2	0	0	0	1	0	2						
John Morris, L (1, 9) OBP: 0.327, SLG: 0.473										3	0	0	0	0	0	3						
Jim Lindeman, R (1, 3) OBP: 0.256, SLG: 0.407										0	0	0	0	2	0	0						
Tony Peña, R (1, 2) OBP: 0.320, SLG: 0.359										3	0	0	0	0	0	4						
Steve Lake, R (8, 2) OBP: 0.306, SLG: 0.367										0	0	0	0	0	0	0						
Joe Magrane, R (1, 1) OBP: 0.162, SLG: 0.171										1	0	0	0	0	1	0						
Pat Perry, L (4, 1) OBP: 0.143, SLG: 0.143										1	0	0	0	0	0	0						
Steve Peters, L (7, 1) OBP: 0.378, SLG: 0.375										0	0	0	0	0	0	0						
Rod Booker, L (7, 5) OBP: 0.378, SLG: 0.375										1	0	0	0	0	0	0						
<b>Inning Stats</b>	R: 0 E: 0 K: 1 S: 5	H: 0 LOB: 0 BB: 0 P: 5	R: 0 E: 0 K: 0 S: 3	H: 0 LOB: 2 BB: 2 P: 11	R: 0 E: 0 K: 1 S: 5	H: 0 LOB: 0 BB: 0 P: 5	R: 0 E: 0 K: 0 S: 4	H: 1 LOB: 1 BB: 0 P: 4	R: 0 E: 0 K: 0 S: 2	H: 0 LOB: 0 BB: 1 P: 6	R: 0 E: 0 K: 0 S: 3	H: 0 LOB: 0 BB: 0 P: 3	R: 0 E: 0 K: 0 S: 3	H: 0 LOB: 1 BB: 0 P: 3	R: 0 E: 0 K: 0 S: 2	H: 0 LOB: 1 BB: 0 P: 3	R: 0 E: 0 K: 0 S: 4	H: 2 LOB: 1 BB: 0 P: 4	1B: 3 2B: 1 3B: 0 HR: 0	SF: 0 SAC: 0 DP: 4 HBP: 1	WP: 1 PB: 0 SB: 0 CS: 0	PA: 31
<b>PITCHER</b>	IP WLS BF H R ER SO BB IBB HBP BLK WP HR S P ERA WHIP																					
Bob Walk, R (1, 1) ERA: 3.76	9.0 W 31 4 0 0 2 3 0 1 0 1 0 31 44 0.00 0.778																					

St. Louis Cardinals @ Pittsburgh Pirates  
Three Rivers Stadium, Pittsburgh, PA  
Wed Aug 12 1987, 7:05 PM EDT  
Att: 15,186 - Unknown

AB 27  
R 0  
H 4  
RBI 0  
BB 3  
SO 2  
LOB 12



Batter	1	2	3	4	5	6	7	8	9	AB	R	H	RBI	BB	SO	LOB	BOTTOM					
Barry Bonds, L (1, 7) OBP: 0.324, SLG: 0.476	L9		F5	K		4-3				5	0	1	0	0	1	0						
Al Pedrique, R (1, 6) OBP: 0.361, SLG: 0.400	6-3									5	2	2	0	0	0	1						
Darnell Coles, R (1, 9) OBP: 0.271, SLG: 0.321										4	2	1	0	0	0	2						
Bobby Bonilla, S (1, 5) OBP: 0.324, SLG: 0.443	6-3									3	2	1	2	1	0	1						
Andy Van Slyke, L (1, 8) OBP: 0.347, SLG: 0.500		5-3								4	1	1	2	0	0	1						
Johnny Ray, S (1, 4) OBP: 0.330, SLG: 0.355										3	1	3	2	1	0	0						
Sid Bream, L (1, 3) OBP: 0.352, SLG: 0.437										4	1	2	1	0	0	2						
Junior Ortiz, R (1, 2) OBP: 0.313, SLG: 0.319										2	1	0	0	2	0	2						
Bob Walk, R (1, 1) OBP: 0.333, SLG: 0.333										4	1	1	1	0	1	1						
<b>Inning Stats</b>	R: 0 E: 0 K: 0 S: 3	H: 0 LOB: 0 BB: 0 P: 4	R: 0 E: 0 K: 0 S: 2	H: 0 LOB: 0 BB: 1 P: 6	R: 0 E: 0 K: 0 S: 3	H: 0 LOB: 0 BB: 0 P: 3	R: 8 E: 2 K: 1 S: 11	H: 5 LOB: 0 BB: 2 P: 19	R: 0 E: 0 K: 0 S: 4	H: 1 LOB: 1 BB: 0 P: 4	R: 0 E: 0 K: 0 S: 2	H: 0 LOB: 0 BB: 1 P: 6	R: 3 E: 0 K: 0 S: 7	H: 5 LOB: 1 BB: 0 P: 7	R: 0 E: 0 K: 1 S: 6	H: 1 LOB: 1 BB: 0 P: 6	R: 0 E: 0 K: 1 S: 6	H: 1 LOB: 1 BB: 0 P: 6	1B: 8 2B: 4 3B: 0 HR: 0	SF: 0 SAC: 0 DP: 2 HBP: 1	WP: 0 PB: 0 SB: 0 CS: 1	PA: 40
<b>PITCHER</b>	IP WLS BF H R ER SO BB IBB HBP BLK WP HR S P ERA WHIP																					
Joe Magrane, L (1, 1) ERA: 3.95	3.0 L 16 4 6 4 0 2 0 1 0 0 0 0 13 22 12.00 2.000																					
Pat Perry, L (4, 1) ERA: 4.38	3.0 15 5 5 3 1 1 1 0 0 0 0 0 15 23 9.00 2.000																					
Steve Peters, L (7, 1) ERA:	2.0 8 3 0 0 0 1 0 0 0 0 0 0 0 10 10 0.00 1.500																					

St. Louis Cardinals @ Pittsburgh Pirates  
Three Rivers Stadium, Pittsburgh, PA  
Wed Aug 12 1987, 7:05 PM EDT  
Att: 15,186 - Unknown

AB 34  
R 11  
H 12  
RBI 8  
BB 4  
SO 2  
LOB 10



Batter	1	2	3	4	5	6	7	8	9	AB	R	H	RBI	BB	SO	LOB	TOP				
<b>Barry Bonds, L</b> (1, 7) OBP: 0.322, SLG: 0.480 										5	1	1	1	0	1	2	<p><b>Pittsburgh Pirates @ Montreal Expos</b> Olympic Stadium, Montreal, QB Thu Aug 13 1987, 7:05 PM EDT Att: 23,609 - Unknown</p> <hr/> <p>AB 37 R 7 H 11 RBI 7 BB 3 SO 6 LOB 12</p>				
<b>Andy Van Slyke, L</b> (1, 8) OBP: 0.350, SLG: 0.504 										5	3	3	0	0	0	0					
<b>Johnny Ray, S</b> (1, 4) OBP: 0.330, SLG: 0.358 										5	0	2	0	0	1	1					
<b>Sid Bream, L</b> (1, 3) OBP: 0.349, SLG: 0.432 <b>Mike Diaz, R</b> (9, PH) OBP: 0.322, SLG: 0.478 										4	1	0	0	0	0	3					
<b>Bobby Bonilla, S</b> (1, 5) OBP: 0.328, SLG: 0.447 										4	1	2	2	1	1	1					
<b>R.J. Reynolds, S</b> (1, 9) OBP: 0.333, SLG: 0.406 <b>John Smiley, L</b> (7, 1) OBP: 0.143, SLG: 0.286 <b>Terry Harper, R</b> (8, 9) OBP: 0.298, SLG: 0.344 										3	1	1	1	1	1	1					
<b>Michael LaValliere, L</b> (1, 2) OBP: 0.380, SLG: 0.354 										3	0	1	0	1	0	2					
<b>Al Pedrique, R</b> (1, 6) OBP: 0.358, SLG: 0.396 										4	0	1	1	0	1	1					
<b>Doug Drabek, R</b> (1, 1) OBP: 0.190, SLG: 0.158 <b>Brett Gideon, R</b> (7, 1) OBP: 0.269, SLG: 0.319 <b>Darnell Coles, R</b> (7, 9) OBP: 0.269, SLG: 0.319 <b>Jim Gott, R</b> (8, 1) OBP: 0.100, SLG: 0.400 										2	0	0	1	0	1	0					
<b>Inning Stats</b>	R: 5 E: 0 K: 0 S: 9	H: 6 LOB: 2 BB: 1 P: 13	R: 0 E: 0 K: 1 S: 5	H: 0 LOB: 0 BB: 0 P: 5	R: 0 E: 0 K: 1 S: 6	H: 1 LOB: 1 BB: 0 P: 6	R: 0 E: 0 K: 2 S: 7	H: 0 LOB: 0 BB: 0 P: 7	R: 0 E: 0 K: 0 S: 3	H: 0 LOB: 2 BB: 2 P: 11	R: 0 E: 0 K: 1 S: 5	H: 2 LOB: 1 BB: 0 P: 7	R: 0 E: 0 K: 0 S: 3	H: 0 LOB: 0 BB: 0 P: 3	R: 1 E: 0 K: 0 S: 5	H: 2 LOB: 1 BB: 0 P: 5		1B: 7 2B: 3 3B: 0 HR: 1	SF: 1 SAC: 0 DP: 0 HBP: 0	WP: 0 PB: 0 SB: 0 CS: 0	PA: 41
<b>PITCHER</b>	IP WLS BF H R ER SO BB IBB HBP BLK WP HR S P ERA WHIP																				
<b>Bryn Smith, R</b> (1, 1) ERA: 4.78	6.0		28	7	5	5	5	2	1	0	0	0	0	0	1	35		47	7.50	1.500	
<b>Andy McGaffigan, R</b> (7, 1) ERA: 2.4	1.0	W	5	2	1	1	1	0	0	0	0	0	0	0	0	7		7	9.00	2.000	
<b>Tim Burke, R</b> (8, 1) ERA: 1.55	1.1		6	2	1	1	0	0	0	0	0	0	0	0	0	6		6	6.75	1.500	
<b>Bob McClure, L</b> (9, 1) ERA: 4.35	0.2	S	2	0	0	0	0	0	0	0	0	0	0	0	0	2	2	0.00	0.000		

Batter	1	2	3	4	5	6	7	8	9	AB	R	H	RBI	BB	SO	LOB	BOTTOM			
<b>Tim Raines, S</b> (1, 7) OBP: 0.419, SLG: 0.537 										2	5	2	1	3	0	0	<p><b>Pittsburgh Pirates @ Montreal Expos</b> Olympic Stadium, Montreal, QB Thu Aug 13 1987, 7:05 PM EDT Att: 23,609 - Unknown</p> <hr/> <p>AB 34 R 9 H 10 RBI 8 BB 7 SO 6 LOB 23</p>			
<b>Mitch Webster, S</b> (1, 9) OBP: 0.372, SLG: 0.443 										4	3	1	0	1	0	3				
<b>Hubie Brooks, R</b> (1, 6) OBP: 0.298, SLG: 0.422 										5	0	1	1	0	0	5				
<b>Tim Wallach, R</b> (1, 5) OBP: 0.343, SLG: 0.523 										5	1	2	5	0	1	3				
<b>Andres Galarraga, R</b> (1, 3) OBP: 0.395, SLG: 0.508 <b>Reid Nichols, R</b> (8, 8) OBP: 0.394, SLG: 0.408 										3	0	0	0	0	3	1				
<b>Herm Winningham, L</b> (1, 8) OBP: 0.315, SLG: 0.363 <b>Dave Engle, R</b> (7, PH) OBP: 0.292, SLG: 0.328 <b>Casey Candaele, S</b> (8, 4) OBP: 0.333, SLG: 0.357 										3	0	2	0	0	0	0				
<b>Vance Law, R</b> (1, 4) OBP: 0.372, SLG: 0.462 										3	0	1	0	1	1	2				
<b>Mike Fitzgerald, R</b> (1, 2) OBP: 0.338, SLG: 0.320 <b>Tim Burke, R</b> (8, 1) <b>Bob McClure, R</b> (9, 1) 										4	0	0	0	0	1	5				
<b>Bryn Smith, R</b> (1, 1) OBP: 0.167, SLG: 0.242 <b>Tom Foley, L</b> (6, PH) OBP: 0.303, SLG: 0.387 <b>Andy McGaffigan, R</b> (7, 1) <b>Jeff Reed, L</b> (8, 2) OBP: 0.257, SLG: 0.274 										1	0	0	0	0	0	1				
<b>Inning Stats</b>	R: 1 E: 0 K: 1 S: 6	H: 1 LOB: 1 BB: 1 P: 10	R: 0 E: 0 K: 1 S: 6	H: 1 LOB: 0 BB: 0 P: 6	R: 3 E: 0 K: 2 S: 10	H: 3 LOB: 1 BB: 1 P: 14	R: 1 E: 0 K: 0 S: 4	H: 1 LOB: 0 BB: 0 P: 4	R: 0 E: 0 K: 0 S: 4	H: 1 LOB: 1 BB: 0 P: 4	R: 2 E: 1 K: 0 S: 5	H: 2 LOB: 3 BB: 2 P: 14	R: 2 E: 0 K: 0 S: 4	H: 1 LOB: 2 BB: 3 P: 16	1B: 6 2B: 1 3B: 1 HR: 2	SF: 0 SAC: 0 DP: 0 HBP: 1		WP: 0 PB: 0 SB: 5 CS: 0	PA: 42	
<b>PITCHER</b>	IP WLS BF H R ER SO BB IBB HBP BLK WP HR S P ERA WHIP																			
<b>Doug Drabek, R</b> (1, 1) ERA: 4.46	6.0		27	7	5	5	6	2	0	0	0	0	0	0	2	37		45	7.50	1.500
<b>Brett Gideon, R</b> (7, 1) ERA: 4.09	0.2	L	5	1	2	2	0	1	0	1	0	0	0	0	0	3		8	27.00	3.000
<b>John Smiley, L</b> (7, 1) ERA: 4.75	0.2		7	2	2	2	0	2	1	0	0	0	0	0	4	16		27.00	6.000	
<b>Jim Gott, R</b> (8, 1) ERA: 4.55	0.2		3	0	0	0	0	1	0	0	0	0	0	0	2	6	0.00	1.500		

Batter	1	2	3	4	5	6	7	8	9	AB	R	H	RBI	BB	SO	LOB	TOP			
Darnell Coles, R OBP: 0.270, SLG: 0.319 Barry Bonds, L OBP: 0.321, SLG: 0.477	0-0 CS 1B		0-0 F7		0-0 5-3		0-3 K	0-0 F8		3	0	1	0	0	0	0				
Al Pedrique, R OBP: 0.359, SLG: 0.396	0-0 6-3		0-0 1B		0-0 1B		0-0 F7		0-0 6-3	5	0	2	0	0	0	1				
Andy Van Slyke, L OBP: 0.351, SLG: 0.503	0-0 PO 1B		0-0 G3		0-0 1-2 1B		0-3 K		0-3 K	5	0	2	0	0	2	1				
Terry Harper, R OBP: 0.299, SLG: 0.354 John Cangelosi, S OBP: 0.440, SLG: 0.342 Michael LaValliere, L OBP: 0.382, SLG: 0.354	0-0 PO	0-0 E6 FC5 1B		0-0 E G6-4-3 2B	0-3 K2-3		0-0 5-3	0-0 5-3	4-0 1B BB	3	1	1	0	0	1	2				
Bobby Bonilla, S OBP: 0.331, SLG: 0.450		0-0 1-2 1B		0-0 E3 G6-4-3 2-3 1B		0-0 5-3		0-0 2B SF7 1B	0-0 1-3 FC6-4 1B	5	1	3	0	0	0	1				
Johnny Ray, S OBP: 0.331, SLG: 0.361		0-0 P3		0-0 G6-4-3 1-2 3-H 0-0 1B		0-0 2B 1B		0-0 1-3 1B 2B	0-0 1-2 FC6-4 1B	5	1	2	0	0	0	5				
Sid Bream, L OBP: 0.350, SLG: 0.431		0-0 P3		0-0 1B		0-0 F9		4-0 1B IBB		3	0	1	0	1	0	3				
Junior Ortiz, R OBP: 0.313, SLG: 0.326 R.J. Reynolds, S OBP: 0.332, SLG: 0.406		0-0 FC5		0-0 F7		0-0 1-3 2B		0-0 SF7		3	0	1	0	0	0	3				
Mike Dunne, R OBP: 0.114, SLG: 0.118 Mike Diaz, R OBP: 0.325, SLG: 0.481 Brett Gideon, R John Smiley, L OBP: 0.143, SLG: 0.286 Jim Gott, R OBP: 0.100, SLG: 0.400			0-0 G3		0-3 K	0-3 K		0-0 1-2 2-H 1B		3	0	0	0	0	2	2				
<b>Inning Stats</b>	R: 0 E: 0 K: 0 S: 3	H: 2 LOB: 0 BB: 0 P: 3	R: 0 E: 1 K: 0 S: 5	H: 1 LOB: 2 BB: 0 P: 5	R: 0 E: 0 K: 0 S: 4	H: 1 LOB: 1 BB: 0 P: 4	R: 1 E: 1 K: 0 S: 5	H: 2 LOB: 1 BB: 0 P: 5	R: 0 E: 0 K: 1 S: 9	H: 2 LOB: 2 BB: 0 P: 7	R: 0 E: 0 K: 2 S: 7	H: 0 LOB: 0 BB: 0 P: 7	R: 2 E: 0 K: 0 S: 6	H: 3 LOB: 2 BB: 1 P: 10	R: 0 E: 0 K: 1 S: 6	H: 1 LOB: 2 BB: 1 P: 10	1B: 11 2B: 3 3B: 0 HR: 0	SF: 1 SAC: 0 DP: 1 HBP: 0	WP: 0 PB: 0 SB: 0 CS: 1	PA: 43
<b>PITCHER</b>	IP WLS BF H R ER SO BB IBB HBP BLK WP HR S P ERA WHIP	6.0 27 10 1 1 1 3 0 0 0 0 0 0 33 33 1.50 1.667	1.2 9 3 2 2 2 0 1 0 0 0 0 12 16 10.80 1.800	1.1 W 6 1 0 0 1 1 0 0 0 0 0 7 11 0.00 1.500	<b>PITCHER</b>										IP WLS BF H R ER SO BB IBB HBP BLK WP HR S P ERA WHIP					

Pittsburgh Pirates @ Montreal Expos  
Olympic Stadium, Montreal, QB  
Fri Aug 14 1987, 7:05 PM EDT  
Att: 20,501 - Unknown

AB	39
R	3
H	14
RBI	2
BB	2
SO	6
LOB	20



Batter	1	2	3	4	5	6	7	8	9	AB	R	H	RBI	BB	SO	LOB	BOTTOM			
Tim Raines, S OBP: 0.417, SLG: 0.534	0-0 4-3 WP 2B 1B		0-0 4-3		0-0 6-3		0-0 4-3			4	1	1	0	0	0	0				
Mitch Webster, S OBP: 0.368, SLG: 0.438 Bob McClure, R	0-0 F6		0-0 F7		0-0 F8		0-0 4-3			4	0	0	0	0	0	1				
Hubie Brooks, R OBP: 0.297, SLG: 0.431	0-0 4-3			0-0 HR		0-0 4-3		0-0 F9		4	1	1	1	0	0	1				
Tim Wallach, R OBP: 0.344, SLG: 0.524	0-0 3-H 2B			4-0 SH1-3 1B BB		0-0 F7		0-0 F4		3	0	1	1	1	0	0				
Wallace Johnson, S OBP: 0.269, SLG: 0.328 Jeff Parrett, R Tom Foley, L OBP: 0.307, SLG: 0.397	0-0 F6			0-0 SH1-3 1-2 1B		4-0 BB 1B BB		0-0 1B 2B		2	0	1	0	1	0	1				
Hern Winningham, L OBP: 0.317, SLG: 0.364 Reid Nichols, R OBP: 0.310, SLG: 0.413		0-0 F8		0-0 SH1-3 1-2 2-3 1B		0-0 BB 1-2 1B		0-0 1B 1B		2	0	1	0	0	0	0				
Casey Candaele, S OBP: 0.337, SLG: 0.356		0-0 5-3		4-0 G4-6-3 IBB		4-0 1-2 2-3 BB		4-0 1B IBB		1	0	0	0	3	0	0				
Jeff Reed, L OBP: 0.252, SLG: 0.268 Mike Fitzgerald, R OBP: 0.341, SLG: 0.323		0-0 1-3		0-0 G4-6-3 1-2 1B		0-0 F8		0-0 1-3 2-H 1B		3	0	0	0	0	0	6				
Neal Heaton, L OBP: 0.203, SLG: 0.207 Vance Law, R OBP: 0.371, SLG: 0.460			0-0 G3		0-0 5-3		0-0 F7	0-0 1-3		2	0	0	0	0	0	0				
<b>Inning Stats</b>	R: 1 E: 0 K: 0 S: 5	H: 2 LOB: 1 BB: 0 P: 5	R: 0 E: 0 K: 0 S: 3	H: 0 LOB: 0 BB: 0 P: 3	R: 0 E: 0 K: 0 S: 3	H: 0 LOB: 0 BB: 0 P: 3	R: 1 E: 0 K: 0 S: 4	H: 2 LOB: 2 BB: 2 P: 12	R: 0 E: 0 K: 0 S: 3	H: 0 LOB: 0 BB: 0 P: 3	R: 0 E: 0 K: 0 S: 4	H: 1 LOB: 3 BB: 2 P: 12	R: 0 E: 0 K: 0 S: 3	H: 0 LOB: 0 BB: 0 P: 3	R: 2 E: 0 K: 0 S: 6	H: 3 LOB: 2 BB: 1 P: 10	1B: 5 2B: 2 3B: 0 HR: 1	SF: 0 SAC: 1 DP: 1 HBP: 0	WP: 1 PB: 0 SB: 0 CS: 0	PA: 36
<b>PITCHER</b>	IP WLS BF H R ER SO BB IBB HBP BLK WP HR S P ERA WHIP	7.0 29 29 2 2 2 0 0 0 0 0 0 0 3 3 13.50 1.500	0.2 3 1 1 1 0 0 0 0 0 0 0 0 3 3 13.50 1.500	0.0 L 2 1 0 0 0 0 1 0 0 0 0 1 5 ∞ ∞	0.1 2 1 1 1 0 0 0 0 0 0 0 0 2 2 27.00 3.000	<b>PITCHER</b>										IP WLS BF H R ER SO BB IBB HBP BLK WP HR S P ERA WHIP				

Pittsburgh Pirates @ Montreal Expos  
Olympic Stadium, Montreal, QB  
Fri Aug 14 1987, 7:05 PM EDT  
Att: 20,501 - Unknown

AB	30
R	4
H	8
RBI	4
BB	5
SO	0
LOB	11



Batter	1	2	3	4	5	6	7	8	9	AB	R	H	RBI	BB	SO	LOB	TOP										
Barry Bonds, L OBP: 0.318, SLG: 0.472 (1, 7)	0-0 4-3		0-0 F7		0-0 4-3		0-0 4-3		0-0 1-3	5	0	0	0	0	0	2	<b>Pittsburgh Pirates @ Montreal Expos</b> Olympic Stadium, Montreal, QB Sat Aug 15 1987, 7:05 PM EDT Att: 23,894 - Unknown										
Andy Van Slyke, L OBP: 0.352, SLG: 0.505 (1, 8)	0-0 1-3		0-3 K		0-0 1B			0-0 1B 2B		4	1	2	1	0	1	0											
Johnny Ray, S OBP: 0.331, SLG: 0.358 (1, 4)	0-0 4-3		0-0 5-3		1-2 BB			0-0 L4		3	0	0	0	1	0	1											
Bobby Bonilla, S OBP: 0.331, SLG: 0.447 (1, 5)		0-0 1B		0-0 L4		0-3 K		0-3 K		4	0	1	0	0	2	3											
R.J. Reynolds, S OBP: 0.331, SLG: 0.403 (1, 9)	0-0 F7		0-3 K		0-0 F7			0-0 1B		4	0	1	1	0	1	1											
Sid Bream, L OBP: 0.351, SLG: 0.429 (1, 3)	4-0 1B		4-0 BB		4-0 BB		0-0 1-3	3-H 0-3 K		2	1	0	0	2	1	1											
Michael LaValliere, L OBP: 0.380, SLG: 0.353 (1, 2)	0-0 1B		0-0 G3		0-0 6-3			0-0 F8		4	0	1	1	0	0	1											
Al Pedrique, R OBP: 0.363, SLG: 0.399 (1, 6)	0-0 1B		0-0 1B		0-0 SH5-4 1B		0-0 F4	0-0 1B		4	1	2	0	0	0	0											
Brian Fisher, R OBP: 0.244, SLG: 0.300 (1, 1)	0-0 G3		0-0 G3		0-0 SH5-4		0-0 F9	0-3 K		3	0	0	0	0	1	3	<b>P</b>										
<b>Inning Stats</b>	R: 0 E: 0 K: 0 S: 3	H: 0 LOB: 0 BB: 0 P: 3	R: 1 E: 0 K: 0 S: 5	H: 3 LOB: 2 BB: 1 P: 9	R: 0 E: 0 K: 1 S: 5	H: 0 LOB: 0 BB: 0 P: 5	R: 0 E: 0 K: 1 S: 5	H: 0 LOB: 1 BB: 1 P: 9	R: 1 E: 1 K: 1 S: 7	H: 1 LOB: 2 BB: 1 P: 11	R: 0 E: 0 K: 0 S: 3	H: 0 LOB: 0 BB: 0 P: 3	R: 0 E: 0 K: 0 S: 3	H: 0 LOB: 0 BB: 0 P: 3	R: 1 E: 0 K: 1 S: 9	H: 2 LOB: 1 BB: 0 P: 9		R: 0 E: 0 K: 1 S: 6	H: 1 LOB: 1 BB: 0 P: 6	1B: 6 2B: 1 3B: 0 HR: 0	SF: 0 SAC: 1 DP: 0 HBP: 0	WP: 0 PB: 0 SB: 2 CS: 2	PA: 37				
<b>PITCHER</b>	IP	WLS	BF	H	R	ER	SO	BB	IBB	HBP	BLK	WP	HR	S	P	ERA	WHIP	<b>PITCHER</b>									
Dennis Martinez, R ERA: 2.97 (1, 1)	8.0		33	6	3	2	5	3	0	0	1	0	0	40	52	2.25	1.125										
Tim Burke, R ERA: 1.53 (9, 1)	1.0	W	4	1	0	0	1	0	0	0	0	0	0	6	6	0.00	1.000										
<b>Batter</b>	<b>1</b>	<b>2</b>	<b>3</b>	<b>4</b>	<b>5</b>	<b>6</b>	<b>7</b>	<b>8</b>	<b>9</b>	<b>AB</b>	<b>R</b>	<b>H</b>	<b>RBI</b>	<b>BB</b>	<b>SO</b>	<b>LOB</b>	<b>BOTTOM</b>										
Tim Raines, S OBP: 0.415, SLG: 0.531 (1, 7)	0-0 1B		0-0 1-3		0-3 K			0-0 3-1		4	0	1	0	0	1	1	<b>Pittsburgh Pirates @ Montreal Expos</b> Olympic Stadium, Montreal, QB Sat Aug 15 1987, 7:05 PM EDT Att: 23,894 - Unknown										
Casey Candaele, S OBP: 0.338, SLG: 0.354 (1, 9)	4-0 1B		0-0 F8		0-0 4-3			4-0 BB		2	0	0	0	2	0	0											
Hubie Brooks, R OBP: 0.293, SLG: 0.424 (1, 6)	0-3 K		0-0 G3		0-0 L7			0-0 FC4-6 1B HR		4	1	0	0	0	1	3											
Tim Wallach, R OBP: 0.345, SLG: 0.530 (1, 5)	0-0 P3		0-0 IHR		0-0 L6			0-0 1B HR		4	2	2	1	0	0	1											
Tom Foley, L OBP: 0.318, SLG: 0.425 (1, 4)		0-0 F8		0-0 HR			0-0 CS 1B	0-0 1B HR		4	2	3	1	0	0	0											
Vance Law, R OBP: 0.369, SLG: 0.466 (1, 3)	0-0 5-3		0-0 F8		0-0 F9		1-2 0-0 K	0-0 HR		4	1	1	4	0	0	1											
Herm Winningham, L OBP: 0.313, SLG: 0.360 (1, 8)	0-3 K		0-0 F9		0-3 K			0-0 HR		3	0	0	0	0	2	0											
Jeff Reed, L OBP: 0.248, SLG: 0.264 (1, 2)		0-0 F8		0-0 F6			0-0 F7			2	0	0	0	0	0	0											
Wallace Johnson, S OBP: 0.265, SLG: 0.323 (8, PH)			0-0 F8		0-0 F6			0-0 F7		1	0	0	0	0	0	0											
Mike Fitzgerald, R OBP: 0.341, SLG: 0.323 (9, 2)			0-0 F8		0-0 F6			0-0 F7		0	0	0	0	0	0	0											
Dennis Martinez, R OBP: 0.138, SLG: 0.038 (1, 1)			0-0 6-3		4-0 BB			0-3 K		1	0	0	0	1	0	0											
Mitch Webster, S OBP: 0.369, SLG: 0.437 (8, PH)										1	0	0	0	0	1	0											
Tim Burke, R ERA: 1.53 (9, 1)										0	0	0	0	0	0	0	<b>MONTREAL EXPOS</b>										
<b>Inning Stats</b>	R: 0 E: 0 K: 1 S: 5	H: 1 LOB: 1 BB: 1 P: 9	R: 0 E: 0 K: 1 S: 5	H: 0 LOB: 0 BB: 0 P: 5	R: 0 E: 0 K: 0 S: 3	H: 0 LOB: 0 BB: 0 P: 3	R: 2 E: 0 K: 0 S: 5	H: 2 LOB: 0 BB: 0 P: 5	R: 0 E: 0 K: 1 S: 5	H: 0 LOB: 1 BB: 1 P: 9	R: 0 E: 0 K: 0 S: 3	H: 0 LOB: 0 BB: 0 P: 3	R: 0 E: 0 K: 1 S: 5	H: 1 LOB: 0 BB: 0 P: 5	R: 0 E: 0 K: 1 S: 5	H: 0 LOB: 0 BB: 0 P: 5		R: 4 E: 0 K: 0 S: 4	H: 3 LOB: 0 BB: 1 P: 8	1B: 4 2B: 1 3B: 0 HR: 3	SF: 0 SAC: 0 DP: 1 HBP: 0	WP: 0 PB: 0 SB: 1 CS: 3	PA: 33				
<b>PITCHER</b>	IP	WLS	BF	H	R	ER	SO	BB	IBB	HBP	BLK	WP	HR	S	P	ERA	WHIP	<b>PITCHER</b>									
Brian Fisher, R ERA: 4.67 (1, 1)	8.1	L	33	7	6	6	5	3	0	0	0	0	2	40	52	6.48	1.200										



Batter	1	2	3	4	5	6	7	8	9	AB	R	H	RBI	BB	SO	LOB	TOP																	
Barry Bonds, L (1,7) X OBP: 0.319, SLG: 0.485	F7		F7				K		HR	5	2	3	0	1	0		<b>Pittsburgh Pirates @ Cincinnati Reds</b> Riverfront Stadium, Cincinnati, OH Tue Aug 18 1987, 7:05 PM EDT Att: 29,385 - Unknown																	
Andy Van Slyke, L (1,8) X OBP: 0.349, SLG: 0.500	1B 2B		F8 2B			L6	K		F7	5	1	2	0	0	1	0																		
Johnny Ray, S (1,4) X OBP: 0.334, SLG: 0.360	2B 4-3		F8 2-3				2B 1B		4-3	5	1	3	0	0	0	1																		
Bobby Bonilla, S (1,5) X OBP: 0.338, SLG: 0.466	4-3 3-H		K			K	2B		HR	5	1	3	2	0	2	2																		
R.J. Reynolds, S (1,9) X OBP: 0.330, SLG: 0.401	4-3 2-3 3-H					F8	4-3		6-3	4	0	0	1	1	0	2																		
Sid Bream, L (1,3) X OBP: 0.346, SLG: 0.423	F7					F8	FC3-6 IBB			3	0	0	0	1	0	4																		
Michael LaValliere, L (1,2) X OBP: 0.379, SLG: 0.356			P2			4-3			G4-6-3 1B	4	0	2	0	0	0	0																		
Al Pedrique, R (1,6) X OBP: 0.354, SLG: 0.388	F8		F9			F8	G4-6-3 1-2			4	0	0	0	0	0	2																		
Bob Walk, R (1,1) X OBP: 0.357, SLG: 0.357			K						L9	2	1	1	0	0	1	0																		
John Cangelosi, S (7, PH) OBP: 0.463, SLG: 0.372							HR 1B			1	1	1	1	0	0	0																		
Barry Jones, R (7,1) OBP: 0.100, SLG: 0.400							HR			1	0	0	0	0	0	0																		
Jim Gott, R (9,1) OBP: 0.100, SLG: 0.400										0	0	0	0	0	0	0																		
<b>Inning Stats</b>	R: 2 E: 0 K: 0 S: 6	H: 3 LOB: 1 BB: 0 P: 6	R: 0 E: 0 K: 1 S: 5	H: 0 LOB: 0 BB: 0 P: 5	R: 0 E: 0 K: 1 S: 6	H: 1 LOB: 1 BB: 0 P: 6	R: 0 E: 0 K: 0 S: 3	H: 1 LOB: 1 BB: 1 P: 7	R: 2 E: 0 K: 1 S: 8	H: 3 LOB: 1 BB: 0 P: 8	R: 0 E: 0 K: 0 S: 3	H: 0 LOB: 0 BB: 0 P: 3	R: 1 E: 0 K: 2 S: 10	H: 3 LOB: 1 BB: 1 P: 14	R: 0 E: 0 K: 0 S: 3	H: 1 LOB: 0 BB: 0 P: 3	R: 2 E: 0 K: 0 S: 5	H: 2 LOB: 0 BB: 0 P: 5	1B: 7 2B: 3 3B: 0 HR: 4	SF: 0 SAC: 0 DP: 1 HBP: 0	WP: 0 PB: 0 SB: 1 CS: 1	PA: 41												
<b>PITCHER</b>	IP WLS BF H R ER SO BB IBB HBP BLK WP HR S P ERA WHIP																																	
Bill Gullickson, R (1,1) ERA: 4.55	6.0	27	8	4	4	3	1	0	0	0	0	0	0	1	31	35	6.00	1.500																
Rob Murphy, L (7,1) ERA: 3.33	3.0	15	6	3	3	2	0	1	0	0	0	0	0	3	18	22	9.00	2.000																

AB	39
R	7
H	14
RBI	7
BB	2
SO	5
LOB	11



Batter	1	2	3	4	5	6	7	8	9	AB	R	H	RBI	BB	SO	LOB	BOTTOM																	
Kurt Stillwell, S (1,4) X OBP: 0.301, SLG: 0.365	K		F7				G5-4-3 1B			3	0	1	0	1	1	0	<b>Pittsburgh Pirates @ Cincinnati Reds</b> Riverfront Stadium, Cincinnati, OH Tue Aug 18 1987, 7:05 PM EDT Att: 29,385 - Unknown																	
Buddy Bell, R (1,5) X OBP: 0.372, SLG: 0.403	1B CS		F8			F8	G5-4-3 1-2			3	1	1	0	1	0	4																		
Eric Davis, R (1,8) X OBP: 0.409, SLG: 0.637	CS 3-1		F8			F7	K			4	1	1	0	0	1	1																		
Kal Daniels, L (1,7) X OBP: 0.412, SLG: 0.608	3-1		G3			3-1				4	0	1	1	0	0	1																		
Dave Collins, S (8, PR) OBP: 0.325, SLG: 0.297	1-H 3-H								7-6 1B	0	0	0	0	0	0	0																		
Dave Parker, L (1,9) X OBP: 0.310, SLG: 0.430						F6			7-6 1-2	3	1	1	0	1	0	1																		
Bo Diaz, R (1,2) X OBP: 0.321, SLG: 0.456	6-3					5-3 1B BB			K	4	0	0	0	0	1	3																		
Nick Esasky, R (1,3) X OBP: 0.320, SLG: 0.558			K			SH5-4 2-H 1B	HR		K	4	1	2	2	0	2	0																		
Barry Larkin, R (1,6) X OBP: 0.295, SLG: 0.356			6-3			SH5-4 1-2 1B	F8 1B		K	4	0	2	0	0	1	0																		
Bill Gullickson, R (1,1) ERA: 3.7	6.0	27	7	4	2	2	3	0	0	0	0	0	0	0	0	0																		
Terry Francona, L (6, PH) OBP: 0.257, SLG: 0.293	5-3					SH5-4 1-2 2-3	F8		3-1	1	0	0	0	0	0	1																		
Rob Murphy, L (7,1) ERA: 5.8										0	0	0	0	0	0	0																		
Paul O'Neill, L (8, PH) OBP: 0.265, SLG: 0.389										1	0	0	0	0	0	0																		
<b>Inning Stats</b>	R: 2 E: 0 K: 1 S: 8	H: 3 LOB: 1 BB: 0 P: 8	R: 0 E: 0 K: 1 S: 5	H: 0 LOB: 0 BB: 0 P: 5	R: 0 E: 0 K: 0 S: 3	H: 0 LOB: 1 BB: 1 P: 7	R: 1 E: 0 K: 0 S: 5	H: 2 LOB: 3 BB: 2 P: 13	R: 0 E: 0 K: 0 S: 3	H: 0 LOB: 0 BB: 0 P: 3	R: 1 E: 0 K: 0 S: 4	H: 2 LOB: 0 BB: 0 P: 4	R: 0 E: 0 K: 1 S: 5	H: 1 LOB: 0 BB: 0 P: 5	R: 0 E: 0 K: 1 S: 5	H: 1 LOB: 1 BB: 0 P: 5	R: 0 E: 0 K: 2 S: 7	H: 0 LOB: 0 BB: 0 P: 7	1B: 8 2B: 1 3B: 0 HR: 1	SF: 0 SAC: 1 DP: 2 HBP: 0	WP: 0 PB: 0 SB: 0 CS: 2	PA: 36												
<b>PITCHER</b>	IP WLS BF H R ER SO BB IBB HBP BLK WP HR S P ERA WHIP																																	
Bob Walk, R (1,1) ERA: 3.7	6.0	27	7	4	2	2	3	0	0	0	0	0	0	0	10	10	0.00	1.000																
Barry Jones, R (7,1) ERA: 5.8	2.0	6	2	0	0	2	0	0	0	0	0	0	0	0	0	0	0.00	1.000																
Jim Gott, R (9,1) ERA: 4.45	1.0	3	0	0	0	2	0	0	0	0	0	0	0	0	7	7	0.00	0.000																





Batter	1	2	3	4	5	6	7	8	9	AB R H RBI BB SO LOB	TOP																								
<b>Barry Bonds, L</b> OBP: 0.326, SLG: 0.497 (1.7)										2 4 2 1 3 0 0	<p><b>Pittsburgh Pirates @ Cincinnati Reds</b> Riverfront Stadium, Cincinnati, OH Wed Aug 19 1987, 7:05 PM EDT Att: 24,179 - Unknown</p>																								
<b>Al Pedrique, R</b> OBP: 0.363, SLG: 0.404 (1.6) (7.5)										4 1 3 1 0 1 0																									
<b>Bobby Bonilla, S</b> <b>Brett Gideon, R</b> OBP: 1.000, SLG: 1.000 <b>Jim Gott, R</b> OBP: 0.100, SLG: 0.400 (1.5) (7.1) (8.1)										2 0 1 3 0 0 0 1 0 1 2 0 0 0 0 0 0 0 0 0 0																									
<b>Mike Diaz, R</b> OBP: 0.324, SLG: 0.473 <b>Sid Bream, L</b> OBP: 0.349, SLG: 0.423 (1.3) (5.3)										2 0 0 0 1 1 1 2 0 1 0 0 0 0																									
<b>Andy Van Slyke, L</b> OBP: 0.349, SLG: 0.508 (1.8)										5 2 2 1 0 0 6																									
<b>Darnell Coles, R</b> OBP: 0.270, SLG: 0.314 (1.9)										3 0 0 0 1 1 0																									
<b>Johnny Ray, S</b> OBP: 0.333, SLG: 0.363 (1.4)										5 0 1 0 0 1 1																									
<b>Junior Ortiz, R</b> OBP: 0.316, SLG: 0.324 (1.2)										4 2 1 0 1 0 1																									
<b>Doug Drabek, R</b> OBP: 0.182, SLG: 0.150 <b>Rafael Belliard, R</b> OBP: 0.284, SLG: 0.268 (1.1) (7.6)										2 0 0 0 0 0 1 1 1 1 1 0 0 0																									
<b>Inning Stats</b>	R: 1 E: 0 K: 1 S: 6	H: 1 LOB: 1 BB: 1 P: 10	R: 0 E: 0 K: 0 S: 3	H: 0 LOB: 0 BB: 0 P: 3	R: 1 E: 0 K: 1 S: 6	H: 1 LOB: 0 BB: 0 P: 6	R: 1 E: 0 K: 0 S: 5	H: 2 LOB: 3 BB: 2 P: 13	R: 0 E: 0 K: 0 S: 4	H: 1 LOB: 1 BB: 0 P: 4	R: 1 E: 0 K: 0 S: 4	H: 2 LOB: 0 BB: 0 P: 4	R: 5 E: 1 K: 0 S: 8	H: 5 LOB: 2 BB: 2 P: 16	R: 0 E: 0 K: 2 S: 7	H: 0 LOB: 0 BB: 0 P: 7	1B: 5 2B: 5 3B: 1 HR: 2	SF: 2 SAC: 3 DP: 0 HBP: 0	WP: 0 PB: 0 SB: 3 CS: 2	PA: 45															
<b>PITCHER</b>	IP WLS BF H R ER SO BB IBB HBP BLK WP HR S P ERA WHIP																																		
<b>Tom Browning, L</b> ERA: 6.38 <b>Tom Hume, R</b> ERA: 5.6 <b>Rob Murphy, L</b> ERA: 3.32 <b>Frank Williams, R</b> ERA: 2.43 <b>Jeff Montgomery, R</b> ERA: 7.59	(1.1)	5.0	L	23	5	4	4	2	3	1	0	0	0	0	0	2	23	39	7.20	1.600															
<b>John Franco, L</b> ERA: 1.99 (9.1)	1.0			3	0	0	0	0	0	0	0	0	0	0	0	7	7	5.40	1.800																

AB	33
R	10
H	13
RBI	9
BB	6
SO	4
LOB	10



Batter	1	2	3	4	5	6	7	8	9	AB R H RBI BB SO LOB	BOTTOM																								
<b>Barry Larkin, R</b> OBP: 0.293, SLG: 0.354 (1.6)										5 1 1 0 0 0 2	<p><b>Pittsburgh Pirates @ Cincinnati Reds</b> Riverfront Stadium, Cincinnati, OH Wed Aug 19 1987, 7:05 PM EDT Att: 24,179 - Unknown</p>																								
<b>Buddy Bell, R</b> OBP: 0.370, SLG: 0.398 (1.5)										4 0 0 0 1 1 1																									
<b>Eric Davis, R</b> OBP: 0.407, SLG: 0.631 (1.8)										5 1 1 0 0 1 1																									
<b>Kal Daniels, L</b> OBP: 0.415, SLG: 0.610 (1.7)										4 2 2 2 1 0 0																									
<b>Dave Parker, L</b> OBP: 0.309, SLG: 0.430 (1.9)										3 0 1 1 0 0 2																									
<b>Bo Diaz, R</b> OBP: 0.318, SLG: 0.451 (1.2)										4 1 0 1 0 0 1																									
<b>Nick Esasky, R</b> OBP: 0.319, SLG: 0.552 (1.3)										4 1 1 0 0 1 0																									
<b>Kurt Stillwell, S</b> OBP: 0.303, SLG: 0.376 (1.4)										4 3 2 0 0 0 1																									
<b>Inning Stats</b>	R: 0 E: 0 K: 0 S: 3	H: 0 LOB: 2 BB: 2 P: 11	R: 1 E: 0 K: 0 S: 5	H: 2 LOB: 1 BB: 0 P: 5	R: 0 E: 0 K: 0 S: 3	H: 0 LOB: 0 BB: 0 P: 3	R: 0 E: 0 K: 0 S: 3	H: 0 LOB: 0 BB: 0 P: 3	R: 1 E: 0 K: 0 S: 4	H: 2 LOB: 0 BB: 0 P: 4	R: 1 E: 1 K: 0 S: 4	H: 1 LOB: 0 BB: 0 P: 4	R: 0 E: 0 K: 1 S: 5	H: 0 LOB: 0 BB: 0 P: 5	R: 6 E: 1 K: 0 S: 10	H: 6 LOB: 1 BB: 0 P: 10	R: 0 E: 0 K: 2 S: 7	H: 0 LOB: 0 BB: 0 P: 7	1B: 8 2B: 2 3B: 1 HR: 0	SF: 1 SAC: 0 DP: 0 HBP: 0	WP: 0 PB: 0 SB: 7 CS: 0	PA: 40													
<b>PITCHER</b>	IP WLS BF H R ER SO BB IBB HBP BLK WP HR S P ERA WHIP																																		
<b>Doug Drabek, R</b> ERA: 4.39 <b>Brett Gideon, R</b> ERA: 5.4 <b>Jim Gott, R</b> ERA: 4.34	(1.1)	6.0	W	24	6	4	3	2	2	0	0	0	0	0	0	10	10	20.25	3.000																
<b>John Franco, L</b> ERA: 1.99 (9.1)	1.1			8	4	4	3	1	0	0	0	0	0	0	10	10	20.25	3.000																	
<b>Tom Browning, L</b> ERA: 6.38 <b>Tom Hume, R</b> ERA: 5.6 <b>Rob Murphy, L</b> ERA: 3.32 <b>Frank Williams, R</b> ERA: 2.43 <b>Jeff Montgomery, R</b> ERA: 7.59 <b>Paul Oyster, L</b> <b>John Franco, L</b>	(8.1)	1.2		8	2	2	0	2	0	0	0	0	0	0	12	12	0.00	1.200																	

AB	37
R	9
H	11
RBI	8
BB	2
SO	3
LOB	8



Batter	1	2	3	4	5	6	7	8	9	AB	R	H	RBI	BB	SO	LOB	TOP																			
<b>Barry Bonds, L</b> (1, 7) OBP: 0.328, SLG: 0.502	0-0 HR		4-0 1B BB	0-0 4-3		4-0 BB		0-0 4-3		3	2	1	1	2	0	4																				
<b>Andy Van Slyke, L</b> (1, 8) OBP: 0.352, SLG: 0.512	0-0 F8		0-0 FC5-4 1B		0-0 1B 2B	0-3 K		0-0 1B		5	1	3	1	0	1	2																				
<b>Johnny Ray, S</b> (1, 4) OBP: 0.331, SLG: 0.361	0-0 4-3		0-0 FC5-4 1-2		0-0 F6		0-0 F5		0-0 1B	5	0	1	0	0	0	2																				
<b>Sid Bream, L</b> (1, 3) OBP: 0.349, SLG: 0.421 <b>Mike Diaz, R</b> (9, PH) OBP: 0.323, SLG: 0.470	0-0 F7		0-0 F5		0-0 1B 2H		0-0 F9		0-3 K	4	0	1	1	0	0	1																				
<b>R.J. Reynolds, S</b> (1, 9) OBP: 0.328, SLG: 0.395		4-0 G3 SH1-3 BB	0-3 K		0-3 K		0-0 F9		0-3 K	4	0	0	0	1	3	4																				
<b>Darnell Coles, R</b> (1, 5) OBP: 0.284, SLG: 0.306		0-0 SH1-3 1-2		0-0 3-1		0-0 4-3		0-0 F9		4	0	0	0	0	0	3																				
<b>Michael LaValliere, L</b> (1, 2) OBP: 0.280, SLG: 0.358 <b>Rafael Belliard, R</b> (8, PR) OBP: 0.284, SLG: 0.268 <b>Junior Ortiz, R</b> (8, 2) OBP: 0.316, SLG: 0.324		0-0 G3		0-0 F8		0-0 SH3-4 1B		0-0 1B		4	0	2	0	0	0	1																				
<b>Al Pedrique, R</b> (1, 6) OBP: 0.372, SLG: 0.405		4-0 IBB		4-0 BB BB		0-0 F4		0-0 1-2 1B		2	0	1	0	2	0	1																				
<b>Mike Dunne, R</b> (1, 1) OBP: 0.135, SLG: 0.114 <b>Terry Harper, R</b> (8, PH) OBP: 0.296, SLG: 0.351 <b>Barry Jones, R</b> (8, 1)		0-0 4-3		4-0 BB		0-0 SH3-4 1-2 BB		0-0 F8		1	0	0	0	1	0	2																				
<b>Inning Stats</b>	R: 1 E: 0 K: 0 S: 4	H: 1 LOB: 0 BB: 0 P: 4	R: 0 E: 0 K: 0 S: 3	H: 0 LOB: 2 BB: 11	R: 1 E: 0 K: 1 S: 6	H: 1 LOB: 1 BB: 1 P: 10	R: 0 E: 0 K: 0 S: 3	H: 0 LOB: 2 BB: 2 P: 11	R: 1 E: 0 K: 1 S: 7	H: 2 LOB: 1 BB: 0 P: 7	R: 0 E: 0 K: 0 S: 3	H: 0 LOB: 0 BB: 3	R: 0 E: 0 K: 0 S: 5	H: 2 LOB: 2 BB: 0 P: 5	R: 0 E: 0 K: 2 S: 9	H: 2 LOB: 2 BB: 0 P: 9	1B: 7 2B: 1 3B: 0 HR: 1	SF: 0 SAC: 2 DP: 0 HBP: 0	WP: 0 PA: 42 PB: 0 SB: 1 CS: 0																	
<b>PITCHER</b>	IP	WLS	BF	H	R	ER	SO	BB	IBB	HBP	BLK	WP	HR	S	P	ERA	WHIP	<b>PITCHER</b>		IP	WLS	BF	H	R	ER	SO	BB	IBB	HBP	BLK	WP	HR	S	P	ERA	WHIP
<b>Ted Power, R</b> (1, 1) ERA: 4.3	5.2	W	28	5	3	3	2	5	1	0	0	0	1	26	50	4.76	1.765																			
<b>Rob Murphy, L</b> (6, 1) ERA: 3.3	0.1		1	0	0	0	1	0	0	0	0	0	0	0	3	3	0.00	0.000																		
<b>Frank Williams, R</b> (7, 1) ERA: 2.38	1.2		7	2	0	0	0	0	0	0	0	0	0	7	7	0.00	1.200																			
<b>John Franco, L</b> (8, 1) ERA: 1.95	1.1	S	6	2	0	0	2	0	0	0	0	0	0	10	10	0.00	1.500																			

Pittsburgh Pirates @ Cincinnati Reds  
Riverfront Stadium, Cincinnati, OH  
Thu Aug 20 1987, 7:05 PM EDT  
Att: 22,542 - Unknown

AB	34
R	3
H	9
RBI	3
BB	6
SO	5
LOB	24



Batter	1	2	3	4	5	6	7	8	9	AB	R	H	RBI	BB	SO	LOB	BOTTOM																			
<b>Kal Daniels, L</b> (1, 7) OBP: 0.416, SLG: 0.605	0-0 4-3		4-0 1B IBB		4-0 5-3 BB			0-0 6-3		2	0	0	0	2	0	0																				
<b>Barry Larkin, R</b> (1, 6) OBP: 0.299, SLG: 0.358	0-0 2B 1B		0-0 FC5-4 1B		0-0 5-3 1-2 2-3		0-0 G1-6-3 2B 1B		0-0 G1-6-3 BB	4	2	3	1	0	0	2																				
<b>Eric Davis, R</b> (1, 8) OBP: 0.408, SLG: 0.631	0-0 1-3 1B 2B		0-0 FC5-4 1-2		0-3 K		4-0 1-2 BB		4-0 G1-6-3 BB	3	1	1	0	1	1	4																				
<b>Dave Parker, L</b> (1, 9) OBP: 0.313, SLG: 0.438	4-0 1B IBB		0-0 1B		0-0 HR		0-0 G1-6-3 1-2 2-3		0-0 G1-6-3 1-2 2-3	3	1	2	1	1	0	2																				
<b>Buddy Bell, R</b> (1, 5) OBP: 0.371, SLG: 0.402	0-0 G6-4-3 1-2 2H 3H 1B		0-0 F3		0-0 P3		0-0 2B		0-0 2B	4	0	2	3	0	0	1																				
<b>Bo Diaz, R</b> (1, 2) OBP: 0.315, SLG: 0.447 <b>John Franco, L</b> (8, 1)	0-0 G6-4-3 1-2		0-0 F6		0-0 5-3		0-0 6-3		0-0 6-3	4	0	0	0	0	0	4																				
<b>Nick Esasky, R</b> (1, 3) OBP: 0.314, SLG: 0.542		0-0 F7		0-3 K		0-3 K		0-3 K		4	0	0	0	0	3	1																				
<b>Kurt Stillwell, S</b> (1, 4) OBP: 0.305, SLG: 0.376		4-0 SH5-4 1B BB		0-0 5-3 SH5-4 1B		0-0 3-1		0-3 K		3	1	1	0	1	1	0																				
<b>Ted Power, R</b> (1, 1) OBP: 0.192, SLG: 0.208 <b>Rob Murphy, L</b> (6, 1) OBP: 0.200, SLG: 0.200 <b>Dave Collins, S</b> (6, PH) OBP: 0.333, SLG: 0.308 <b>Frank Williams, R</b> (7, 1) <b>Terry McGriff, R</b> (8, 2) OBP: 0.273, SLG: 0.409		0-0 SH5-4		0-0 SH5-4		0-0 F8		0-0 P3		0	0	0	0	0	0	0																				
<b>Inning Stats</b>	R: 2 E: 0 K: 0 S: 5	H: 3 LOB: 1 BB: 1 P: 9	R: 1 E: 0 K: 0 S: 4	H: 1 LOB: 2 BB: 2 P: 12	R: 0 E: 0 K: 1 S: 6	H: 1 LOB: 1 BB: 0 P: 6	R: 0 E: 0 K: 1 S: 6	H: 1 LOB: 2 BB: 1 P: 10	R: 1 E: 0 K: 0 S: 6	H: 1 LOB: 0 BB: 0 P: 6	R: 0 E: 0 K: 0 S: 3	H: 0 LOB: 0 BB: 0 P: 3	R: 1 E: 0 K: 0 S: 4	H: 2 LOB: 1 BB: 1 P: 8	R: 0 E: 0 K: 2 S: 7	H: 0 LOB: 0 BB: 0 P: 7	1B: 6 2B: 2 3B: 0 HR: 1	SF: 0 SAC: 2 DP: 2 HBP: 0	WP: 0 PA: 36 PB: 0 SB: 0 CS: 0																	
<b>PITCHER</b>	IP	WLS	BF	H	R	ER	SO	BB	IBB	HBP	BLK	WP	HR	S	P	ERA	WHIP	<b>PITCHER</b>		IP	WLS	BF	H	R	ER	SO	BB	IBB	HBP	BLK	WP	HR	S	P	ERA	WHIP
<b>Mike Dunne, R</b> (1, 1) ERA: 3.12	7.0	L	33	9	5	5	3	3	2	0	0	0	0	34	54	6.43	1.714																			
<b>Barry Jones, R</b> (8, 1) ERA: 5.65	1.0		3	0	0	0	2	0	0	0	0	0	0	7	7	0.00	0.000																			


Pittsburgh Pirates @ Cincinnati Reds  
Riverfront Stadium, Cincinnati, OH  
Thu Aug 20 1987, 7:05 PM EDT  
Att: 22,542 - Unknown


AB	29
R	5
H	9
RBI	5
BB	5
SO	5
LOB	14



Batter	1	2	3	4	5	6	7	8	9	AB	R	H	RBI	BB	SO	LOB	TOP			
Barry Bonds, L OBP: 0.330, SLG: 0.510 (1,7)	4-3		1-3						5-3	5	1	2	2	0	0	2	<b>Pittsburgh Pirates @ Atlanta Braves</b> Atlanta-Fulton County Stadium, Atlanta, GA Fri Aug 21 1987, 7:05 PM EDT Att: 15,783 - Unknown			
Al Pedrique, R OBP: 0.373, SLG: 0.407 (1,6)	F7		E6						K	4	0	1	0	1	1	2				
Andy Van Slyke, L OBP: 0.349, SLG: 0.507 (1,8)	F7		F8						P4	4	0	0	0	0	1	3				
Mike Diaz, R OBP: 0.321, SLG: 0.463 (1,3)		5-3	1-3						K	3	0	0	0	1	1					
Terry Harper, R OBP: 0.313, SLG: 0.360 (1,9)									K	3	1	2	0	1	0	1				
Darnell Coles, R OBP: 0.294, SLG: 0.322 (1,5)									K	4	1	1	2	0	0	2				
Johnny Ray, S OBP: 0.329, SLG: 0.358 (1,4)									K	4	0	0	0	0	0	0				
Junior Ortiz, R OBP: 0.323, SLG: 0.338 (9, PH)									K	3	1	2	0	0	0	0				
R.J. Reynolds, S OBP: 0.330, SLG: 0.397 (9, PH)									K	1	0	1	0	0	0	0				
Brian Fisher, R OBP: 0.234, SLG: 0.286 (7, PH)									K	2	0	0	0	0	1	1				
John Cangelosi, S OBP: 0.480, SLG: 0.369 (7, PH)									K	1	0	0	0	0	1	1				
John Smiley, L OBP: 0.143, SLG: 0.286 (7, 1)									K	0	0	0	0	0	0	0				
Barry Jones, R OBP: 0.350, SLG: 0.423 (9, PH)									K	1	0	1	0	0	0	0				
Sid Bream, L OBP: 0.350, SLG: 0.423 (9, PH)									K	1	0	1	0	0	0	0				
<b>Inning Stats</b>	R: 0 E: 0 K: 0 S: 3	H: 0 LOB: 0 BB: 0 P: 3	R: 2 E: 0 K: 1 S: 7	H: 2 LOB: 1 BB: 1 P: 11	R: 0 E: 1 K: 0 S: 4	H: 0 LOB: 1 BB: 0 P: 4	R: 0 E: 0 K: 0 S: 3	H: 1 LOB: 0 BB: 0 P: 3	R: 0 E: 0 K: 1 S: 6	H: 1 LOB: 2 BB: 1 P: 10	R: 2 E: 0 K: 1 S: 7	H: 3 LOB: 1 BB: 0 P: 7	R: 0 E: 0 K: 1 S: 6	H: 1 LOB: 1 BB: 0 P: 6	R: 0 E: 0 K: 1 S: 7	H: 2 LOB: 2 BB: 0 P: 7	1B: 5 2B: 3 3B: 0 HR: 2	SF: 0 SAC: 0 DP: 2 HBP: 0	WP: 0 PB: 0 SB: 0 CS: 0	PA: 38
<b>PITCHER</b>	IP WLS BF H R ER SO BB IBB HBP BLK WP HR S P ERA WHIP																			
Zane Smith, L ERA: 4.13 (1, 1)	7.0 W 29 7 4 4 3 3 0 0 0 0 0 2 32 44 5.14 1.429																			
Paul Assenmacher, L ERA: 4.21 (8, 1)	0.2 3 1 0 0 1 0 0 0 0 0 0 0 5 5 0.00 1.500																			
Gene Garber, R ERA: 4.52 (8, 1)	0.2 4 2 0 0 0 0 0 0 0 0 0 0 4 4 0.00 3.000																			
Ed Olivine, L ERA: 4.8 (9, 1)	0.2 S 2 0 0 0 1 0 0 0 0 0 0 0 4 4 0.00 0.000																			

Batter	1	2	3	4	5	6	7	8	9	AB	R	H	RBI	BB	SO	LOB	BOTTOM			
Dion James, L OBP: 0.395, SLG: 0.463 (1,8)	4-3	G4-6-3							F7	5	0	0	0	0	0	5	<b>Pittsburgh Pirates @ Atlanta Braves</b> Atlanta-Fulton County Stadium, Atlanta, GA Fri Aug 21 1987, 7:05 PM EDT Att: 15,783 - Unknown			
Ken Oberkfell, L OBP: 0.345, SLG: 0.371 (1,5)	G1		4-3						F7	3	0	0	0	1	0	0				
Gerald Perry, L OBP: 0.323, SLG: 0.394 (1,3)	BB		K						4-3	4	1	2	1	0	1	0				
Dale Murphy, R OBP: 0.420, SLG: 0.584 (1,9)	BB		K						K	3	2	1	1	1	2	2				
Ken Griffey, L OBP: 0.354, SLG: 0.454 (1,7)	1B								4-3	3	1	1	0	1	0	0				
Ted Simmons, S OBP: 0.321, SLG: 0.366 (1,2)	BB								4-3	3	0	2	2	1	0	0				
Jeff Blauser, R OBP: 0.310, SLG: 0.368 (1,6)	1B								K	4	0	1	0	0	1	3				
Glenn Hubbard, R OBP: 0.400, SLG: 0.411 (1,4)		P4							F7	3	0	0	0	1	0	0				
Zane Smith, L OBP: 0.226, SLG: 0.224 (7, PH)									F6	1	0	0	0	1	0	0				
Albert Hall, S OBP: 0.356, SLG: 0.391 (8, 1)									F6	1	1	1	0	0	0	0				
Paul Assenmacher, L OBP: 0.356, SLG: 0.391 (8, 1)									F6	0	0	0	0	0	0	0				
Gene Garber, R OBP: 0.356, SLG: 0.391 (8, 1)									F6	1	0	0	0	0	0	3				
Ed Olivine, R OBP: 0.356, SLG: 0.391 (9, 1)									F6	0	0	0	0	0	0	0				
<b>Inning Stats</b>	R: 3 E: 0 K: 0 S: 5	H: 2 LOB: 1 BB: 2 P: 13	R: 0 E: 0 K: 0 S: 2	H: 0 LOB: 0 BB: 1 P: 6	R: 0 E: 0 K: 2 S: 7	H: 0 LOB: 0 BB: 0 P: 7	R: 0 E: 0 K: 1 S: 5	H: 0 LOB: 0 BB: 0 P: 5	R: 0 E: 0 K: 0 S: 3	H: 0 LOB: 0 BB: 0 P: 3	R: 1 E: 0 K: 0 S: 5	H: 2 LOB: 2 BB: 1 P: 9	R: 1 E: 0 K: 1 S: 7	H: 2 LOB: 2 BB: 1 P: 11	R: 0 E: 0 K: 0 S: 5	H: 2 LOB: 3 BB: 1 P: 9	1B: 6 2B: 1 3B: 0 HR: 1	SF: 0 SAC: 0 DP: 1 HBP: 0	WP: 1 PB: 0 SB: 3 CS: 0	PA: 37
<b>PITCHER</b>	IP WLS BF H R ER SO BB IBB HBP BLK WP HR S P ERA WHIP																			
Brian Fisher, R ERA: 4.73 (7, 1)	6.0 L 25 4 4 4 3 3 1 0 0 0 0 0 0 4 8 13.50 4.500																			
John Smiley, L ERA: 5.37 (7, 1)	1.1 7 2 0 0 1 0 1 0 0 0 0 0 0 8 12 0.00 1.500																			
Barry Jones, R ERA: 5.45 (7, 1)	1.1 7 2 0 0 1 0 1 0 0 0 0 0 0 8 12 0.00 1.500																			

Batter	1	2	3	4	5	6	7	8	9	AB	R	H	RBI	BB	SO	LOB	TOP						
Barry Bonds, L (1,7) OBP: 0.331, SLG: 0.509 John Cangelosi, S (4,7) OBP: 0.461, SLG: 0.379	1-0 CS 6-3 HBP			0-0 F9		0-0 1-3		0-0 1B BB 2B		1	0	0	0	0	0	0	<b>Pittsburgh Pirates @ Atlanta Braves</b> Atlanta-Fulton County Stadium, Atlanta, GA Sat Aug 22 1987, 7:05 PM EDT Att: 22,173 - Unknown  <b>AB 32</b> <b>R 3</b> <b>H 7</b> <b>RBI 3</b> <b>BB 3</b> <b>SO 2</b> <b>LOB 16</b> 						
Al Pedrique, R (1,6) OBP: 0.376, SLG: 0.406	0-0 6-3			4-0 1B BB		0-0 F8		0-0 BB BB 1B		3	0	1	0	1	0								
Andy Van Slyke, L (1,8) OBP: 0.350, SLG: 0.506	0-0 F9			0-0 1-2 1B		0-0 G3		4-0 BB BB 1-2 BB		3	0	1	0	1	0								
Terry Harper, R (1,9) OBP: 0.319, SLG: 0.359		0-0 CS 1B		0-0 F8			0-0 4-3	4-0 1-2 2-3 3-H BB		3	0	1	1	1	0	2							
Darnell Coles, R (1,5) OBP: 0.264, SLG: 0.320	0-0 F8			0-0 F3			0-0 2B 1B	0-0 F7		4	1	1	0	0	0	6							
Johnny Ray, S (1,4) OBP: 0.326, SLG: 0.354 Jim Gott, R (8,1) OBP: 0.100, SLG: 0.400	0-0 4-3				0-0 F8		0-0 P4	0-3 K		4	0	0	0	0	1	5							
Sid Bream, L (1,3) OBP: 0.349, SLG: 0.424			0-0 4-3		0-0 P4		0-0 1-H 2B	0-0 1-3		4	0	1	1	0	0	0							
Junior Ortiz, R (1,2) OBP: 0.319, SLG: 0.333 Jeff Robinson, R (7,1) OBP: 0.111, SLG: 0.111 Rafael Belliard, R (8,4) OBP: 0.283, SLG: 0.266			0-0 4-3		0-0 4-3		0-0 5-3	0-0 6-3		2	0	0	0	0	0	0							
Bob Walk, R (1,1) OBP: 0.333, SLG: 0.333 John Smiley, L (5,1) OBP: 0.143, SLG: 0.286 Brett Gideon, R (5,1) OBP: 1.000, SLG: 1.000 Mike Diaz, R (5,2) OBP: 0.321, SLG: 0.476 R.J. Reynolds, S (7,PH) OBP: 0.329, SLG: 0.396			0-0 2-3			0-0 HR		0-0 P4 K		1	0	0	0	0	0	0							
<b>Inning Stats</b>	R: 0 E: 0 K: 0 S: 2	H: 0 LOB: 0 BB: 0 P: 3	R: 0 E: 0 K: 0 S: 3	H: 1 LOB: 0 BB: 0 P: 3	R: 0 E: 0 K: 0 S: 3	H: 0 LOB: 0 BB: 0 P: 3	R: 0 E: 0 K: 0 S: 4	H: 1 LOB: 2 BB: 1 P: 8	R: 0 E: 0 K: 0 S: 3	H: 0 LOB: 0 BB: 0 P: 3	R: 1 E: 0 K: 0 S: 4	H: 1 LOB: 0 BB: 0 P: 4	R: 1 E: 0 K: 0 S: 5	H: 2 LOB: 1 BB: 0 P: 5	R: 1 E: 0 K: 1 S: 7	H: 2 LOB: 2 BB: 2 P: 15		R: 0 E: 0 K: 1 S: 5	H: 0 LOB: 0 BB: 0 P: 5	1B: 4 2B: 2 3B: 0 HR: 1	SF: 0 SAC: 0 DP: 0 HBP: 1	WP: 0 PB: 0 SB: 0 CS: 2	PA: 36
<b>PITCHER</b>	IP WLS BF H R ER SO BB IBB HBP BLK WP HR S P ERA WHIP																						
Tom Glavine, L (1,1) ERA: 7.36 Jim Acker, R (8,1) ERA: 4.5	7.1 W 30 7 3 3 0 2 2 0 0 0 0 0 1 27 36 3.68 1.227																						

Batter	1	2	3	4	5	6	7	8	9	AB	R	H	RBI	BB	SO	LOB	BOTTOM				
Dion James, L (1,8) OBP: 0.392, SLG: 0.462	0-0 L6		0-3 K		0-0 1B 2B	0-0 F7		0-0 4-3		5	1	1	1	0	1	0	<b>Pittsburgh Pirates @ Atlanta Braves</b> Atlanta-Fulton County Stadium, Atlanta, GA Sat Aug 22 1987, 7:05 PM EDT Att: 22,173 - Unknown  <b>AB 36</b> <b>R 10</b> <b>H 14</b> <b>RBI 8</b> <b>BB 3</b> <b>SO 7</b> <b>LOB 13</b> 				
Ken Oberkfell, L (1,5) OBP: 0.348, SLG: 0.374	0-0 F5			0-0 1B FC1-2	0-0 2B 1B	0-0 BB 1B		0-0 4-3		5	1	3	1	0	0	0					
Gerald Perry, L (1,3) OBP: 0.326, SLG: 0.397	0-3 K			0-0 CS FC1-2 1B	0-0 2H 1B 2B	4-0 1-2 BB		0-0 4-3		4	1	2	1	1	1	0					
Dale Murphy, R (1,9) OBP: 0.421, SLG: 0.585		0-0 5-3 2B		0-0 P6	4-0 1B WP IBB	0-3 K				3	1	1	0	1	1	4					
Ken Griffey, L (1,7) OBP: 0.356, SLG: 0.455		0-0 5-3		0-0 FC1-2	0-0 WP 1B 1B		0-0 2B 1B			4	2	2	1	0	0	3					
Ozzie Virgil, R (1,2) OBP: 0.329, SLG: 0.486		2-3 K		0-0 CS	0-0 1B BB 1B		0-0 1B BB 2B			3	2	2	2	1	1	1					
Jeff Blauser, R (1,6) OBP: 0.326, SLG: 0.381	0-0 F8				0-0 1B F9		0-0 G6-4-3 1B			4	1	2	0	0	0	2					
Glenn Hubbard, R (1,4) OBP: 0.399, SLG: 0.412			0-3 K		0-0 K		0-0 G6-4-3			4	1	1	2	0	2	2					
Tom Glavine, L (1,1) Jim Acker, R (8,1) OBP: 0.286, SLG: 0.231			0-0 5-3		0-3 K	0-0 6-3	0-0 5-3			4	0	0	0	0	1	1					
<b>Inning Stats</b>	R: 0 E: 0 K: 1 S: 5	H: 0 LOB: 0 BB: 0 P: 5	R: 0 E: 0 K: 1 S: 6	H: 1 LOB: 0 BB: 0 P: 6	R: 0 E: 0 K: 2 S: 7	H: 0 LOB: 0 BB: 0 P: 7	R: 0 E: 0 K: 0 S: 4	H: 2 LOB: 1 BB: 0 P: 4	R: 8 E: 0 K: 2 S: 14	H: 7 LOB: 1 BB: 2 P: 22	R: 0 E: 0 K: 1 S: 6	H: 1 LOB: 2 BB: 1 P: 10	R: 2 E: 0 K: 0 S: 5	H: 3 LOB: 0 BB: 0 P: 5	R: 0 E: 0 K: 0 S: 3	H: 0 LOB: 0 BB: 0 P: 3		1B: 9 2B: 5 3B: 0 HR: 0	SF: 0 SAC: 0 DP: 1 HBP: 0	WP: 1 PB: 1 SB: 0 CS: 1	PA: 40
<b>PITCHER</b>	IP WLS BF H R ER SO BB IBB HBP BLK WP HR S P ERA WHIP																				
Bob Walk, R (1,1) ERA: 3.93 John Smiley, L (5,1) ERA: 5.91 Brett Gideon, R (5,1) ERA: 5.06 Jeff Robinson, R (7,1) ERA: 2.95 Jim Gott, R (8,1) ERA: 4.27	4.1 L 19 6 4 4 4 0 0 1 0 0 0 1 0 4 8 ∞ ∞	1.2 7 1 0 0 2 1 0 0 0 0 0 0 10 14 0.00 1.200	1.0 5 3 2 2 0 0 0 0 0 0 0 0 5 5 18.00 3.000	1.0 3 0 0 0 0 0 0 0 0 0 0 0 3 3 0.00 0.000																	

Batter	1	2	3	4	5	6	7	8	9	AB	R	H	RBI	BB	SO	LOB	TOP										
John Cangelosi, S (1, 7) Darnell Coles, R (5, 7) OBP: 0.458, SLG: 0.394 OBP: 0.261, SLG: 0.317	6-3		3-1				G6-4-3		K	3	0	1	0	0	0	0											
Andy Van Slyke, L (1, 8) OBP: 0.353, SLG: 0.510									F8	4	1	2	0	1	1	3											
Johnny Ray, S (1, 4) OBP: 0.325, SLG: 0.354	K		P6							4	0	1	0	0	1	3											
Bobby Bonilla, S (1, 5) OBP: 0.336, SLG: 0.465	G3									3	0	0	0	1	1	4											
R.J. Reynolds, S (1, 9) OBP: 0.325, SLG: 0.390			F9							4	0	0	1	0	1	3											
Sid Bream, L (1, 3) OBP: 0.348, SLG: 0.424										4	1	1	0	0	0	1											
Michael LaValliere, L (1, 2) OBP: 0.362, SLG: 0.364										4	0	2	1	0	0	0											
Al Pedrique, R (1, 6) OBP: 0.373, SLG: 0.399										3	0	0	0	1	0	2											
Mike Bielecki, R (1, 1) Rafael Belliard, R (7, PH) Jeff Robinson, R (7, 1) Brett Gideon, R (8, 1) Terry Harper, R (9, PH)										2	0	0	0	0	1	2											
<b>Inning Stats</b>	R: 0 E: 0 K: 1 S: 5	H: 0 LOB: 1 BB: 1 P: 9	R: 1 E: 0 K: 1 S: 7	H: 2 LOB: 1 BB: 0 P: 7	R: 0 E: 0 K: 0 S: 4	H: 1 LOB: 2 BB: 1 P: 8	R: 0 E: 0 K: 0 S: 3	H: 0 LOB: 1 BB: 1 P: 7	R: 0 E: 0 K: 1 S: 8	H: 0 LOB: 0 BB: 0 P: 5	R: 0 E: 1 K: 0 S: 3	H: 0 LOB: 0 BB: 0 P: 3	R: 1 E: 0 K: 0 S: 5	H: 2 LOB: 1 BB: 0 P: 5	R: 0 E: 0 K: 1 S: 7	H: 2 LOB: 2 BB: 0 P: 7	1B: 3 2B: 3 3B: 2 HR: 0	SF: 0 SAC: 0 DP: 1 HBP: 0	WP: 0 PB: 0 SB: 1 CS: 0	PA: 38							
<b>PITCHER</b>	IP	WLS	BF	H	R	ER	SO	BB	IBB	HBP	BLK	WP	HR	S	P	ERA	WHIP										
David Palmer, R (1, 1) ERA: 4.66	7.0	W	28	4	1	1	5	3	0	0	0	0	0	35	47	1.29	1.000										
Paul Assenmacher, L (8, 1) ERA: 4.46	0.0		2	2	1	1	0	0	0	0	0	0	0	2	2												
Gene Garber, R (8, 1) ERA: 4.39	2.0		8	2	0	0	1	0	0	0	0	0	0	10	10	0.00	1.000										

Pittsburgh Pirates @ Atlanta Braves  
Atlanta-Fulton County Stadium, Atlanta, GA  
Sun Aug 23 1987, 3:33 AM EDT  
Att: 10,699 - Unknown

AB 35  
R 2  
H 8  
RBI 2  
BB 3  
SO 6  
LOB 21



Batter	1	2	3	4	5	6	7	8	9	AB	R	H	RBI	BB	SO	LOB	BOTTOM										
Albert Hall, S (1, 8) OBP: 0.366, SLG: 0.389	F9		SH3-4				SH3-4			1	0	0	0	1	0	0											
Ken Oberkfell, L (1, 5) OBP: 0.346, SLG: 0.374	F8									3	1	1	1	1	0	2											
Dion James, L (1, 7) OBP: 0.391, SLG: 0.462	G3									4	0	1	2	0	1	3											
Dale Murphy, R (1, 9) OBP: 0.420, SLG: 0.582										4	1	1	0	0	2	1											
Gerald Perry, L (1, 3) OBP: 0.326, SLG: 0.398										4	0	1	1	0	0	0											
Ozzie Virgil, R (1, 2) OBP: 0.328, SLG: 0.492										4	1	1	1	0	0	1											
Jeff Blauser, R (1, 6) OBP: 0.360, SLG: 0.413										4	0	3	0	0	0	0											
Glenn Hubbard, R (1, 4) Paul Runge, R (8, 4) OBP: 0.400, SLG: 0.415 OBP: 0.240, SLG: 0.458										2	1	1	0	1	0	1											
David Palmer, R (1, 1) ERA: 4.5 Graig Nettles, L (7, PH) Paul Assenmacher, L (8, 1) Gene Garber, R (8, 1)										1	1	1	0	0	0	0											
<b>Inning Stats</b>	R: 0 E: 0 K: 0 S: 3	H: 0 LOB: 0 BB: 0 P: 3	R: 1 E: 0 K: 0 S: 5	H: 3 LOB: 1 BB: 0 P: 5	R: 1 E: 0 K: 2 S: 9	H: 2 LOB: 1 BB: 0 P: 9	R: 0 E: 0 K: 0 S: 3	H: 0 LOB: 0 BB: 0 P: 3	R: 0 E: 0 K: 0 S: 3	H: 0 LOB: 2 BB: 2 P: 11	R: 1 E: 0 K: 1 S: 6	H: 2 LOB: 0 BB: 0 P: 6	R: 3 E: 0 K: 0 S: 5	H: 3 LOB: 0 BB: 1 P: 9	R: 0 E: 0 K: 0 S: 4	H: 1 LOB: 1 BB: 0 P: 4	1B: 5 2B: 6 3B: 0 HR: 1	SF: 0 SAC: 3 DP: 1 HBP: 0	WP: 0 PB: 0 SB: 0 CS: 1	PA: 36							
<b>PITCHER</b>	IP	WLS	BF	H	R	ER	SO	BB	IBB	HBP	BLK	WP	HR	S	P	ERA	WHIP										
Mike Bielecki, R (1, 1) ERA: 4.5	6.0	L	25	7	3	3	3	2	0	0	0	0	0	29	37	4.50	1.500										
Jeff Robinson, R (7, 1) ERA: 3.19	1.0		6	3	3	3	0	1	0	0	0	0	0	5	9	27.00	4.000										
Brett Gideon, R (8, 1) ERA: 4.88	1.0		4	1	0	0	0	0	0	0	0	0	0	4	4	0.00	1.000										

Pittsburgh Pirates @ Atlanta Braves  
Atlanta-Fulton County Stadium, Atlanta, GA  
Sun Aug 23 1987, 3:33 AM EDT  
Att: 10,699 - Unknown

AB 29  
R 6  
H 11  
RBI 6  
BB 3  
SO 3  
LOB 9




Batter	1	2	3	4	5	6	7	8	9	AB	R	H	RBI	BB	SO	LOB	TOP					
<b>Kal Daniels, L</b> OBP: 0.426, SLG: 0.620 (1, 7)										5	1	3	2	0	1	1	<b>Cincinnati Reds @ Pittsburgh Pirates</b> Three Rivers Stadium, Pittsburgh, PA Mon Aug 24 1987, 7:05 PM EDT Att: 11,020 - Unknown					
<b>Barry Larkin, R</b> OBP: 0.296, SLG: 0.351 (1, 6)										4	0	1	0	0	0	2						
<b>Eric Davis, R</b> OBP: 0.405, SLG: 0.626 (1, 8)										4	0	0	0	0	3	3						
<b>Dave Parker, L</b> OBP: 0.316, SLG: 0.441 (1, 9)										4	0	1	0	0	1	2						
<b>Buddy Bell, R</b> OBP: 0.368, SLG: 0.392 (1, 5)										4	0	0	0	0	0	1						
<b>Bo Diaz, R</b> OBP: 0.310, SLG: 0.439 (1, 2)										4	1	0	0	0	0	1						
<b>Nick Esasky, R</b> OBP: 0.315, SLG: 0.526 (1, 3)										4	2	4	0	0	0	0						
<b>Kurt Stillwell, S</b> OBP: 0.306, SLG: 0.372 (1, 4)										4	0	0	0	0	1	4						
<b>Tom Browning, L</b> OBP: 0.176, SLG: 0.129 (1, 1)										2	0	0	0	0	2	1						
<b>Terry Francona, L</b> OBP: 0.253, SLG: 0.288 (7, PH)										1	0	0	0	0	0	0						
<b>Rob Murphy, L</b> OBP: 0.200, SLG: 0.200 (7, 1)										0	0	0	0	0	0	0						
<b>Paul O'Neill, L</b> OBP: 0.287, SLG: 0.430 (9, PH)										1	0	1	2	0	0	0						
<b>Inning Stats</b>	R: 0 E: 0 K: 1 S: 6	H: 1 LOB: 1 BB: 0 P: 6	R: 0 E: 0 K: 1 S: 6	H: 1 LOB: 1 BB: 0 P: 6	R: 0 E: 0 K: 1 S: 6	H: 1 LOB: 0 BB: 0 P: 6	R: 0 E: 0 K: 0 S: 3	H: 0 LOB: 0 BB: 0 P: 3	R: 2 E: 0 K: 1 S: 7	H: 2 LOB: 0 BB: 0 P: 7	R: 0 E: 0 K: 1 S: 6	H: 1 LOB: 1 BB: 0 P: 6	R: 0 E: 0 K: 0 S: 3	H: 1 LOB: 0 BB: 0 P: 3	R: 0 E: 0 K: 2 S: 8	H: 1 LOB: 1 BB: 0 P: 8	R: 2 E: 1 K: 1 S: 8	H: 2 LOB: 1 BB: 0 P: 8	1B: 5 2B: 4 3B: 0 HR: 1	SF: 0 SAC: 0 DP: 0 HBP: 0	WP: 0 PB: 0 SB: 0 CS: 0	PA: 37
<b>PITCHER</b>	IP	WLS	BF	H	R	ER	SO	BB	IBB	HBP	BLK	WP	HR	S	P	ERA	WHIP					
<b>Doug Drabek, R</b> ERA: 4.29 (1, 1)	7.0	W	27	7	2	2	5	0	0	0	0	0	1	37	37	2.57	1.000					
<b>Jim Gott, R</b> ERA: 4.14 (8, 1)	2.0	S	10	3	2	0	3	0	0	0	0	0	0	16	16	0.00	1.500					


AB	37
R	4
H	10
RBI	4
BB	0
SO	8
LOB	15



Batter	1	2	3	4	5	6	7	8	9	AB	R	H	RBI	BB	SO	LOB	BOTTOM				
<b>Barry Bonds, L</b> OBP: 0.332, SLG: 0.510 (1, 7)										3	1	1	1	1	1	1	<b>Cincinnati Reds @ Pittsburgh Pirates</b> Three Rivers Stadium, Pittsburgh, PA Mon Aug 24 1987, 7:05 PM EDT Att: 11,020 - Unknown				
<b>R.J. Reynolds, S</b> OBP: 0.325, SLG: 0.390 (9, 7)										4	1	2	1	0	0	1					
<b>Al Pedrique, R</b> OBP: 0.376, SLG: 0.401 (1, 6)										4	1	1	3	0	1	2					
<b>Bobby Bonilla, S</b> OBP: 0.335, SLG: 0.471 (1, 5)										3	0	0	0	0	2	2					
<b>Mike Diaz, R</b> OBP: 0.317, SLG: 0.469 (1, 3)										1	0	0	0	0	0	0					
<b>Sid Bream, L</b> OBP: 0.347, SLG: 0.423 (6, 3)										4	0	0	0	0	2	0					
<b>Andy Van Slyke, L</b> OBP: 0.350, SLG: 0.506 (1, 8)										3	0	1	0	0	1	0					
<b>Damell Coles, R</b> OBP: 0.262, SLG: 0.317 (1, 9)										2	0	0	0	1	0	0					
<b>Michael LaValliere, L</b> OBP: 0.361, SLG: 0.361 (1, 2)										3	2	2	0	0	0	2					
<b>Rafael Belliard, R</b> OBP: 0.286, SLG: 0.271 (1, 4)										1	0	0	0	0	1	1					
<b>Doug Drabek, R</b> OBP: 0.178, SLG: 0.146 (1, 1)										1	0	0	0	0	1	0					
<b>John Cangelosi, S</b> OBP: 0.456, SLG: 0.391 (7, PH)										0	0	0	0	0	0	0					
<b>Jim Gott, R</b> OBP: 0.100, SLG: 0.400 (8, 1)										0	0	0	0	0	0	0					
<b>Inning Stats</b>	R: 0 E: 0 K: 1 S: 5	H: 0 LOB: 1 BB: 1 P: 9	R: 0 E: 0 K: 0 S: 3	H: 0 LOB: 0 BB: 0 P: 3	R: 3 E: 0 K: 2 S: 10	H: 3 LOB: 0 BB: 0 P: 10	R: 0 E: 0 K: 2 S: 7	H: 0 LOB: 0 BB: 0 P: 7	R: 2 E: 0 K: 1 S: 8	H: 3 LOB: 1 BB: 0 P: 8	R: 0 E: 0 K: 0 S: 3	H: 1 LOB: 1 BB: 1 P: 7	R: 0 E: 0 K: 2 S: 7	H: 0 LOB: 0 BB: 0 P: 7	R: 0 E: 0 K: 1 S: 5	H: 0 LOB: 0 BB: 0 P: 5	1B: 5 2B: 2 3B: 0 HR: 1	SF: 0 SAC: 1 DP: 1 HBP: 0	WP: 0 PB: 0 SB: 0 CS: 0	PA: 32	
<b>PITCHER</b>	IP	WLS	BF	H	R	ER	SO	BB	IBB	HBP	BLK	WP	HR	S	P	ERA	WHIP				
<b>Tom Browning, L</b> ERA: 6.44 (1, 1)	6.0	L	26	7	5	5	6	2	0	0	0	0	0	12	12	7.50	1.500				
<b>Rob Murphy, L</b> ERA: 3.45 (7, 1)	2.0		6	0	0	0	3	0	0	0	0	0	0	12	12	0.00	0.000				



Batter	1	2	3	4	5	6	7	8	9	AB	R	H	RBI	BB	SO	LOB	TOP			
Tracy Jones, R OBP: 0.343, SLG: 0.455 (1, 7)	5-3		K		5-3			F2		4	0	0	0	0	1	2	<p>Cincinnati Reds @ Pittsburgh Pirates Three Rivers Stadium, Pittsburgh, PA Tue Aug 25 1987, 7:05 PM EDT Att: 10,149 - Unknown</p> <p>livebaseballscores.com</p> <p>AB 28 R 0 H 2 RBI 0 BB 1 SO 7 LOB 8</p> 			
Barry Larkin, R OBP: 0.293, SLG: 0.347 (1, 6)	K		F7			6-3		P4		4	0	0	0	0	1	1				
Eric Davis, R OBP: 0.402, SLG: 0.620 (1, 8)	F9			K		K			6-3	4	0	0	0	0	2	0				
Dave Parker, L OBP: 0.317, SLG: 0.442 (1, 9)		2B		6-3					3-1	3	0	1	0	0	0	0				
Buddy Bell, R OBP: 0.367, SLG: 0.391 (1, 5)	F9					P3			K	4	0	1	0	0	1	2				
Bo Diaz, R OBP: 0.308, SLG: 0.436 (1, 2)	P6			K2-3				G1		3	0	0	0	0	1	2				
Nick Esasky, R OBP: 0.311, SLG: 0.519 (1, 3)										3	0	0	0	0	1	1				
Kurt Stillwell, S OBP: 0.306, SLG: 0.370 (1, 4)			SH5-4 BB		E4 SH1-4			F8		2	0	0	0	1	0	0				
Ted Power, R OBP: 0.192, SLG: 0.208 (8, PH)			SH5-4		SH1-4					0	0	0	0	0	0	0				
Dave Collins, S OBP: 0.354, SLG: 0.341 Frank Williams, R (8, 1)			1-2		1-2			5-3		1	0	0	0	0	0	0				
<b>Inning Stats</b>	R: 0 E: 0 K: 1 S: 5	H: 0 LOB: 0 BB: 0 P: 5	R: 0 E: 0 K: 1 S: 6	H: 1 LOB: 1 BB: 0 P: 6	R: 0 E: 0 K: 1 S: 5	H: 0 LOB: 1 BB: 1 P: 9	R: 0 E: 0 K: 2 S: 8	H: 1 LOB: 1 BB: 0 P: 8	R: 0 E: 1 K: 0 S: 4	H: 0 LOB: 1 BB: 0 P: 4	R: 0 E: 0 K: 0 S: 3	H: 0 LOB: 0 BB: 0 P: 3	R: 0 E: 0 K: 0 S: 3	H: 0 LOB: 0 BB: 0 P: 3	R: 0 E: 0 K: 1 S: 5	H: 0 LOB: 0 BB: 0 P: 5	1B: 1 2B: 1 3B: 0 HR: 0	SF: 0 SAC: 2 DP: 0 HBP: 1	WP: 0 PB: 0 SB: 0 CS: 0	PA: 32
<b>PITCHER</b> Mike Dunne, R ERA: 2.88 (1, 1)	IP: 9.0 WLS: W BF: 32 H: 2 R: 0 ER: 0 SO: 7 BB: 1 IBB: 0 HBP: 1 BLK: 0 WP: 0 HR: 0 S: 44 P: 49 ERA: 0.00 WHIP: 0.333															<b>PITCHER</b>				

Batter	1	2	3	4	5	6	7	8	9	AB	R	H	RBI	BB	SO	LOB	BOTTOM			
Darnell Coles, R OBP: 0.260, SLG: 0.314 (1, 9)	6-3		F9			SH2-4				2	0	0	0	0	0	0	<p>Cincinnati Reds @ Pittsburgh Pirates Three Rivers Stadium, Pittsburgh, PA Tue Aug 25 1987, 7:05 PM EDT Att: 10,149 - Unknown</p> <p>livebaseballscores.com</p> <p>AB 24 R 1 H 4 RBI 1 BB 2 SO 5 LOB 5</p> 			
Andy Van Slyke, L OBP: 0.352, SLG: 0.506 (1, 8)	1B		CS			K				2	1	1	0	1	1	1				
Johnny Ray, S OBP: 0.325, SLG: 0.353 Rafael Belliard, R OBP: 0.286, SLG: 0.271 (7, 4)	1B		CS		G3			K		3	0	1	1	0	1	1				
Bobby Bonilla, S OBP: 0.332, SLG: 0.467 (1, 5)	G4-6-3				K			F8		3	0	0	0	0	1	1				
R.J. Reynolds, S OBP: 0.322, SLG: 0.386 (1, 7)		F8		F7				6-3		3	0	0	0	0	0	0				
Sid Bream, L OBP: 0.347, SLG: 0.423 (1, 3)					1-3			G3		3	0	1	0	0	0	0				
Michael LaValliere, L OBP: 0.361, SLG: 0.356 (1, 2)						6-3			3-1	2	0	0	0	1	0	0				
Al Pedrique, R OBP: 0.370, SLG: 0.394 (1, 6)						5-3			K	3	0	0	0	0	1	2				
Mike Dunne, R OBP: 0.150, SLG: 0.132 (1, 1)					4-3				K	3	0	1	0	0	1	0				
<b>Inning Stats</b>	R: 1 E: 0 K: 0 S: 4	H: 2 LOB: 0 BB: 0 P: 4	R: 0 E: 0 K: 0 S: 3	H: 1 LOB: 1 BB: 1 P: 7	R: 0 E: 0 K: 0 S: 2	H: 0 LOB: 0 BB: 1 P: 6	R: 0 E: 0 K: 1 S: 5	H: 0 LOB: 0 BB: 0 P: 5	R: 0 E: 0 K: 0 S: 3	H: 1 LOB: 1 BB: 0 P: 3	R: 0 E: 0 K: 2 S: 8	H: 0 LOB: 0 BB: 0 P: 8	R: 0 E: 0 K: 0 S: 3	H: 0 LOB: 0 BB: 0 P: 3	R: 0 E: 0 K: 2 S: 7	H: 0 LOB: 0 BB: 0 P: 7		1B: 4 2B: 0 3B: 0 HR: 0	SF: 0 SAC: 1 DP: 2 HBP: 0	WP: 0 PB: 0 SB: 1 CS: 1
<b>PITCHER</b> Ted Power, R ERA: 4.17 Frank Williams, R ERA: 2.32 (8, 1)	IP: 7.0 WLS: L BF: 24 H: 4 R: 1 ER: 1 SO: 3 BB: 2 IBB: 0 HBP: 0 BLK: 0 WP: 0 HR: 0 S: 28 P: 36 ERA: 1.29 WHIP: 0.857															<b>PITCHER</b>				

Batter	1	2	3	4	5	6	7	8	9	AB	R	H	RBI	BB	SO	LOB	TOP								
Tracy Jones, R OBP: 0.345, SLG: 0.456 (1, 8)										4	0	2	1	0	0	2	Cincinnati Reds @ Pittsburgh Pirates Three Rivers Stadium, Pittsburgh, PA Wed Aug 26 1987, 7:05 PM EDT Att: 13,722 - Unknown								
Barry Larkin, R OBP: 0.293, SLG: 0.347 (1, 6)										3	1	1	1	0	0	2									
Paul O'Neill, L OBP: 0.286, SLG: 0.454 (1, 7)										4	1	1	2	0	1	1									
Dave Parker, L OBP: 0.315, SLG: 0.438 Eric Davis, R OBP: 0.402, SLG: 0.620 (8, 8)										4	0	0	0	0	0	0									
Nick Esasky, R OBP: 0.314, SLG: 0.531 John Franco, L (8, 1)										4	1	2	1	0	1	0									
Bo Diaz, R OBP: 0.305, SLG: 0.432 (1, 2)										4	0	0	0	0	0	1									
Dave Concepcion, R OBP: 0.366, SLG: 0.353 (1, 5)										3	1	0	0	1	1	1									
Kurt Stillwell, S OBP: 0.309, SLG: 0.370 (1, 4)										3	1	1	0	1	0	0									
Guy Hoffman, L OBP: 0.114, SLG: 0.143 Terry Francona, L OBP: 0.253, SLG: 0.288 (8, 3)										1	0	0	0	0	0	0									
<b>Inning Stats</b>	R: 0 E: 0 K: 1 S: 5	H: 1 LOB: 0 BB: 0 P: 5	R: 0 E: 0 K: 0 S: 3	H: 0 LOB: 0 BB: 0 P: 3	R: 2 E: 0 K: 0 S: 4	H: 1 LOB: 1 BB: 2 P: 12	R: 0 E: 0 K: 0 S: 4	H: 1 LOB: 1 BB: 0 P: 4	R: 0 E: 1 K: 0 S: 4	H: 0 LOB: 0 BB: 0 P: 4	R: 0 E: 0 K: 0 S: 3	H: 0 LOB: 0 BB: 0 P: 3	R: 2 E: 0 K: 1 S: 7	H: 2 LOB: 2 BB: 0 P: 7	R: 0 E: 0 K: 1 S: 5	H: 0 LOB: 0 BB: 0 P: 5		1B: 5 2B: 0 3B: 0 HR: 2	SF: 1 SAC: 2 DP: 2 HBP: 0	WP: 0 PB: 0 SB: 2 CS: 0	PA: 35				
<b>PITCHER</b>	IP	WLS	BF	H	R	ER	SO	BB	IBB	HBP	BLK	WP	HR	S	P	ERA	WHIP								
Brian Fisher, R ERA: 4.78 Jeff Robinson, R ERA: 3.16	(1, 1)	8.0	32	7	5	5	2	2	0	0	0	0	2	34	42	5.62	1.125								
(9, 1)	1.0	W	3	0	0	0	1	0	0	0	0	0	0	5	5	0.00	0.000								

Batter	1	2	3	4	5	6	7	8	9	AB	R	H	RBI	BB	SO	LOB	BOTTOM								
John Cangelosi, S OBP: 0.448, SLG: 0.398 (1, 7)										5	1	1	2	0	0	1	Cincinnati Reds @ Pittsburgh Pirates Three Rivers Stadium, Pittsburgh, PA Wed Aug 26 1987, 7:05 PM EDT Att: 13,722 - Unknown								
Al Pedrique, R OBP: 0.365, SLG: 0.389 (1, 6)										5	0	1	1	0	0	1									
Bobby Bonilla, S OBP: 0.334, SLG: 0.469 (1, 5)										3	1	1	0	1	1	0									
Mike Diaz, R OBP: 0.316, SLG: 0.462 Barry Bonds, L OBP: 0.332, SLG: 0.510 Sid Bream, L OBP: 0.347, SLG: 0.423 (8, PR)										3	0	0	0	1	0	1									
Andy Van Slyke, L OBP: 0.351, SLG: 0.503 (1, 8)										4	0	1	2	0	0	2									
Darnell Coles, R OBP: 0.264, SLG: 0.311 (1, 9)										2	0	0	0	2	0	0									
Junior Ortiz, R OBP: 0.313, SLG: 0.327 (1, 2)										3	0	0	0	0	1	2									
Rafael Belliard, R OBP: 0.286, SLG: 0.271 Johnny Ray, S OBP: 0.327, SLG: 0.357 (3, 4)										0	0	0	0	0	0	0									
Brian Fisher, R OBP: 0.240, SLG: 0.273 Jeff Robinson, R OBP: 0.111, SLG: 0.111 (9, 1)										2	1	0	0	0	1	1									
<b>Inning Stats</b>	R: 0 E: 0 K: 1 S: 5	H: 0 LOB: 0 BB: 0 P: 5	R: 0 E: 0 K: 0 S: 3	H: 0 LOB: 0 BB: 0 P: 3	R: 3 E: 1 K: 0 S: 6	H: 2 LOB: 2 BB: 1 P: 11	R: 0 E: 0 K: 1 S: 5	H: 0 LOB: 1 BB: 1 P: 9	R: 0 E: 0 K: 0 S: 3	H: 0 LOB: 0 BB: 0 P: 3	R: 0 E: 0 K: 0 S: 3	H: 0 LOB: 0 BB: 0 P: 3	R: 0 E: 0 K: 1 S: 7	H: 0 LOB: 2 BB: 2 P: 15	R: 1 E: 0 K: 0 S: 4	H: 2 LOB: 1 BB: 0 P: 4		1B: 3 2B: 2 3B: 1 HR: 0	SF: 0 SAC: 2 DP: 0 HBP: 1	WP: 0 PB: 1 SB: 0 CS: 0	PA: 38				
<b>PITCHER</b>	IP	WLS	BF	H	R	ER	SO	BB	IBB	HBP	BLK	WP	HR	S	P	ERA	WHIP								
Guy Hoffman, L ERA: 4.38 John Franco, L ERA: 2.16	(1, 1)	7.2	30	3	4	3	2	2	0	0	0	0	0	31	40	3.52	0.652								
(8, 1)	1.0	L	8	3	2	1	1	2	0	0	0	0	0	8	16	9.00	5.000								



Batter	1	2	3	4	5	6	7	8	9	AB	R	H	RBI	BB	SO	LOB	TOP		
Gerald Young, S OBP: 0.346, SLG: 0.341	4-3		1B				F7			3	0	1	1	1	0	0	Houston Astros @ Pittsburgh Pirates Three Rivers Stadium, Pittsburgh, PA Fri Aug 28 1987, 7:05 PM EDT Att: 11,917 - Unknown		
Billy Hatcher, R OBP: 0.376, SLG: 0.453	6-3		1B				F2			4	0	2	0	0	0	1			
Bill Doran, S OBP: 0.367, SLG: 0.431			F8				F7			4	0	1	0	0	0	3			
Alan Ashby, S OBP: 0.387, SLG: 0.449	F8		4-3				1B			3	0	1	0	0	0	3			
Glenn Davis, R OBP: 0.308, SLG: 0.463		K					1B			4	0	1	0	0	1	2			
Jose Cruz, L OBP: 0.314, SLG: 0.417	G3						F8			3	1	1	0	1	0	2			
Ken Caminiti, S OBP: 0.295, SLG: 0.372	1-3						F7			4	0	0	1	0	0	3			
Craig Reynolds, L OBP: 0.324, SLG: 0.380			1B				F2			4	1	1	0	0	1	0			
Mike Scott, R OBP: 0.176, SLG: 0.138			K				K			3	0	0	0	0	2	1			
Denny Walling, L OBP: 0.354, SLG: 0.424			K				F8			1	0	0	0	0	1	0			
<b>Inning Stats</b>	R: 0 E: 0 K: 0 S: 4	H: 1 LOB: 1 BB: 0 P: 4	R: 0 E: 0 K: 1 S: 5	H: 0 LOB: 0 BB: 0 P: 5	R: 1 E: 0 K: 1 S: 8	H: 3 LOB: 2 BB: 0 P: 8	R: 0 E: 0 K: 0 S: 2	H: 0 LOB: 0 BB: 1 P: 6	R: 0 E: 0 K: 1 S: 5	H: 2 LOB: 2 BB: 0 P: 5	R: 0 E: 1 K: 0 S: 4	H: 0 LOB: 1 BB: 0 P: 4	R: 1 E: 1 K: 1 S: 6	H: 1 LOB: 0 BB: 0 P: 6	1B: 6 2B: 0 3B: 2 HR: 0	SF: 0 SAC: 0 DP: 2 HBP: 0	WP: 0 PB: 0 SB: 1 CS: 0	PA: 36	
<b>PITCHER</b>	IP	WLS	BF	H	R	ER	SO	BB	IBB	HBP	BLK	WP	HR	S	P	ERA	WHIP		
Bob Walk, R ERA: 3.72	(1, 1)	7.1	W	31	7	1	1	4	2	0	0	0	0	37	45	1.23	1.227		
Jim Gott, R ERA: 4.04	(8, 1)	1.2	S	5	1	1	0	1	0	0	0	0	0	7	7	0.00	0.600		

Batter	1	2	3	4	5	6	7	8	9	AB	R	H	RBI	BB	SO	LOB	BOTTOM			
John Cangelosi, S OBP: 0.449, SLG: 0.409	4-3		5-3							4	1	2	0	0	0	0	Houston Astros @ Pittsburgh Pirates Three Rivers Stadium, Pittsburgh, PA Fri Aug 28 1987, 7:05 PM EDT Att: 11,917 - Unknown			
Barry Bonds, L OBP: 0.332, SLG: 0.510							1B			0	0	0	0	0	0	0				
Andy Van Slyke, L OBP: 0.348, SLG: 0.499	F7		K				G3-2-3			4	0	0	0	0	1	4				
Johnny Ray, S OBP: 0.328, SLG: 0.358							F7			4	0	2	2	0	0	0				
Jim Gott, R OBP: 0.100, SLG: 0.400			4-3							0	0	0	0	0	0	0				
Bobby Bonilla, S OBP: 0.333, SLG: 0.467	5-3						1B			4	0	1	0	0	1	2				
R.J. Reynolds, S OBP: 0.321, SLG: 0.384							F7			4	1	1	0	0	1	1				
Sid Bream, L OBP: 0.346, SLG: 0.421							K			4	0	1	0	0	1	2				
Michael LaValliere, L OBP: 0.362, SLG: 0.360							F4			4	1	2	1	0	0	1				
Al Pedrique, R OBP: 0.365, SLG: 0.388							E3			3	0	1	0	0	0	1				
Bob Walk, R OBP: 0.333, SLG: 0.333							F7			3	1	1	1	0	1	2				
Jose Lind, R										0	0	0	0	0	0	0				
<b>Inning Stats</b>	R: 0 E: 0 K: 0 S: 4	H: 1 LOB: 1 BB: 0 P: 4	R: 1 E: 0 K: 1 S: 7	H: 2 LOB: 1 BB: 0 P: 7	R: 0 E: 0 K: 1 S: 5	H: 0 LOB: 0 BB: 0 P: 5	R: 0 E: 0 K: 0 S: 4	H: 1 LOB: 1 BB: 0 P: 4	R: 0 E: 1 K: 0 S: 4	H: 1 LOB: 1 BB: 0 P: 4	R: 0 E: 0 K: 1 S: 6	H: 1 LOB: 1 BB: 0 P: 6	R: 3 E: 0 K: 1 S: 9	H: 5 LOB: 1 BB: 0 P: 9	R: 0 E: 0 K: 1 S: 5	H: 0 LOB: 0 BB: 0 P: 5	1B: 10 2B: 1 3B: 0 HR: 0	SF: 0 SAC: 0 DP: 1 HBP: 0	WP: 0 PB: 0 SB: 1 CS: 1	PA: 34
<b>PITCHER</b>	IP	WLS	BF	H	R	ER	SO	BB	IBB	HBP	BLK	WP	HR	S	P	ERA	WHIP			
Mike Scott, R ERA: 3.08	(1, 1)	8.0	L	34	11	4	4	5	0	0	0	0	0	44	44	4.50	1.375			

Batter	1	2	3	4	5	6	7	8	9	AB	R	H	RBI	BB	SO	LOB	TOP	
Gerald Young, S OBP: 0.344, SLG: 0.345 (1, 8)	0-0 3-1		0-0 1-3			0-0 L9		0-0 2B	4 1 1 0 0 0 0									
Billy Hatcher, R OBP: 0.375, SLG: 0.453 (7, 9)	0-0 4-3		0-0 F9			0-0 6-3		0-0 SF8 2B	4 1 1 1 0 0 0									
Bill Doran, S OBP: 0.366, SLG: 0.430 (1, 4)	0-0 CI 1B		0-0 G3			0-0 4-3		0-0 4-3	4 0 1 0 0 0 1									
Alan Ashby, S OBP: 0.384, SLG: 0.447 (1, 2)	0-1 CI 1-2		0-0 6-3			0-0 F7		0-0 SF8	2 0 0 1 0 0 0									
Kevin Bass, S OBP: 0.338, SLG: 0.431 Larry Andersen, R (7, 1)	0-3 K		0-0 G6-4-3 1B			0-0 3-1		0-0 3-H 1B	3 0 1 0 0 1 2 0 0 0 0 0 0 0 1 0 1 0 0 0 0									
Terry Puhl, L OBP: 0.273, SLG: 0.272 (9, PH)			0-0 G6-4-3 1B			0-3 K		0-0 F6	4 0 0 0 0 1 2									
Glenn Davis, R OBP: 0.305, SLG: 0.459 (1, 3)		0-0 6-3		0-0 G6-4-3 1-2														
Denny Walling, L OBP: 0.354, SLG: 0.423 (1, 5)		0-0 FC4-6 1B		0-0 G3				0-0 F7	3 0 1 0 0 0 0								AB 31	
Craig Reynolds, L OBP: 0.321, SLG: 0.376 (1, 6)		0-0 FC4-6 1-2		0-0 4-3				0-0 3-1	3 0 0 0 0 0 1								R 2	
Nolan Ryan, R OBP: 0.064, SLG: 0.109 Jose Cruz, L OBP: 0.313, SLG: 0.416 (7, 7)		0-0 F9		0-0 6-3				0-0 F4	2 0 0 0 0 0 1 1 0 0 0 0 0 0								H 6	
<b>Inning Stats</b>	R: 0 E: 1 K: 1 S: 7	H: 1 LOB: 2 BB: 0 P: 7	R: 0 E: 0 K: 0 S: 4	H: 1 LOB: 1 BB: 0 P: 4	R: 0 E: 0 K: 0 S: 3	H: 0 LOB: 0 BB: 0 P: 3	R: 0 E: 0 K: 0 S: 3	H: 0 LOB: 0 BB: 0 P: 3	R: 0 E: 0 K: 1 S: 5	H: 0 LOB: 0 BB: 0 P: 5	R: 0 E: 0 K: 0 S: 3	H: 0 LOB: 0 BB: 0 P: 3	R: 2 E: 0 K: 0 S: 6	H: 3 LOB: 1 BB: 0 P: 6	1B: 4 2B: 2 3B: 0 HR: 0	SF: 1 SAC: 0 DP: 1 HBP: 0	WP: 0 PB: 0 SB: 0 CS: 0	PA: 33
<b>PITCHER</b> Mike Bielecki, R ERA: 3.0 (1, 1)	IP: 9.0 WLS: W BF: 33 H: 6 R: 2 ER: 2 SO: 2 BB: 0 IBB: 0 HBP: 0 BLK: 0 WP: 0 HR: 0 S: 37 P: 37 ERA: 2.00 WHIP: 0.667																	

Houston Astros @ Pittsburgh Pirates  
Three Rivers Stadium, Pittsburgh, PA  
Sat Aug 29 1987, 7:05 PM EDT  
Att: 26,585 - Unknown

AB	31
R	2
H	6
RBI	2
BB	0
SO	2
LOB	7



Batter	1	2	3	4	5	6	7	8	9	AB	R	H	RBI	BB	SO	LOB	BOTTOM	
John Cangelosi, S OBP: 0.451, SLG: 0.407 Barry Bonds, L OBP: 0.333, SLG: 0.511 (8, 7)	0-3 K		4-0 4-3 1B BB		0-0 4-3		0-0 FC4-6 1B 2B	0-0 BB 1B	3 2 1 0 1 1 0 1 1 1 0 0 0 0									
Jose Lind, R OBP: 0.600, SLG: 0.333 (1, 4)	0-3 K		0-0 4-3 1-3		4-0 BB		0-0 FC4-6 1B	4-0 HR BB	3 1 1 0 2 1 1									
Andy Van Slyke, L OBP: 0.351, SLG: 0.504 (1, 8)	4-0 WP S BB		0-0 G3		4-0 1-2 BB		0-0 FC4-6 1B 2B	0-0 HR	3 2 1 4 2 0 3									
Bobby Bonilla, S OBP: 0.339, SLG: 0.473 (1, 5)	4-0 1-3 BB		0-0 3-H 1B		0-0 F7		0-0 4-3 1-H 2-H 3-H	0-0 2B 1B	4 0 3 3 1 0 2									
R.J. Reynolds, S OBP: 0.319, SLG: 0.384 (1, 9)	0-3 K		0-3 K		0-0 1-3		0-0 4-3	0-0 1-3 2B	5 0 1 0 0 2 4									
Sid Bream, L OBP: 0.345, SLG: 0.417 (1, 3)		0-0 3-1		0-0 3-1		4-0 CS BB	0-0 3-1	0-0 F8	4 0 0 0 1 0 3									
Michael LaValliere, L OBP: 0.384, SLG: 0.373 (1, 2)		0-0 HR		0-3 K		0-0 1-2 1B		0-0 4-3	4 1 2 1 0 1 0								AB 35	
Al Pedrique, R OBP: 0.368, SLG: 0.390 (1, 6)		0-3 K		0-0 5-3		0-0 1-2 1B		0-0 BB 1B HR 1B	4 1 2 0 0 1 0								R 8	
Mike Bielecki, R (1, 1)		0-3 K		0-0 B1-3		0-0 F9		0-3 K	4 0 0 0 0 2 3								H 12	
<b>Inning Stats</b>	R: 0 E: 0 K: 3 S: 9	H: 0 LOB: 2 BB: 2 P: 17	R: 1 E: 0 K: 2 S: 8	H: 1 LOB: 0 BB: 0 P: 8	R: 1 E: 0 K: 1 S: 6	H: 1 LOB: 1 BB: 1 P: 10	R: 0 E: 0 K: 1 S: 5	H: 0 LOB: 0 BB: 0 P: 5	R: 0 E: 0 K: 0 S: 4	H: 2 LOB: 2 BB: 1 P: 8	R: 2 E: 0 K: 0 S: 6	H: 3 LOB: 1 BB: 0 P: 6	R: 4 E: 0 K: 1 S: 10	H: 5 LOB: 2 BB: 1 P: 14	1B: 8 2B: 2 3B: 0 HR: 2	SF: 0 SAC: 0 DP: 0 HBP: 0	WP: 1 PB: 0 SB: 2 CS: 1	PA: 42
<b>PITCHER</b> Nolan Ryan, R ERA: 2.91 Larry Andersen, R ERA: 3.35 (7, 1)	IP: 6.0 WLS: L BF: 27 H: 4 R: 2 ER: 2 SO: 7 BB: 4 IBB: 2 HBP: 0 BLK: 0 WP: 1 HR: 1 S: 35 P: 59 ERA: 3.00 WHIP: 1.667																	

Houston Astros @ Pittsburgh Pirates  
Three Rivers Stadium, Pittsburgh, PA  
Sat Aug 29 1987, 7:05 PM EDT  
Att: 26,585 - Unknown

AB	35
R	8
H	12
RBI	8
BB	7
SO	8
LOB	16



Batter	1	2	3	4	5	6	7	8	9	AB	R	H	RBI	BB	SO	LOB	TOP					
Gerald Young, S OBP: 0.342, SLG: 0.339 (1, 8)	0-0 4-3		4-0 CS BB			0-0 F8		0-0 F8		3	0	0	0	1	0	1						
Billy Hatcher, R OBP: 0.372, SLG: 0.449 Juan Agosto, L (8, 1)	0-0 F9		0-0 F3			0-0 F7		0-0 F7		4	0	0	0	0	0	2						
Bill Doran, S OBP: 0.365, SLG: 0.428 (1, 4)	0-0 F7		0-0 CS	0-0 E6 6-3 1B		0-0 F7			0-0 F7	4	0	1	0	0	0	0						
Jose Cruz, L OBP: 0.310, SLG: 0.411 (1, 7)		0-0 F8		0-3 K				0-0 F7	0-3 K	4	0	0	0	0	2	1						
Denny Walling, L OBP: 0.352, SLG: 0.420 (1, 3)		0-0 1B 1B		0-0 6-3				0-0 E5 WP 4-3	0-0 L3	4	0	1	0	0	0	1						
Ken Caminiti, S OBP: 0.289, SLG: 0.364 (1, 5)		0-3 K		0-0 6-3				0-0 4-3		3	0	0	0	0	1	3						
Craig Reynolds, L OBP: 0.321, SLG: 0.376 (1, 6)		0-0 1B				0-0 F8		0-0 L4		3	0	1	0	0	0	1						
Robbie Wine, R OBP: 0.133, SLG: 0.138 (1, 2)		0-3 K				0-3 K		0-0 P6		3	0	0	0	0	2	2						
Bob Knepper, L OBP: 0.143, SLG: 0.175 Rocky Childress, R (6, 1)			0-3 K			0-3 K			4-0 BB	2	0	0	0	0	2	0						
Terry Puhl, L OBP: 0.280, SLG: 0.272 (8, PH) (8, 9)										0	0	0	0	0	0	0						
										0	0	0	0	1	0	0						
<b>Inning Stats</b>	R: 0 E: 0 K: 0 S: 3	H: 0 LOB: 0 BB: 0 P: 3	R: 0 E: 0 K: 2 S: 9	H: 2 LOB: 2 BB: 0 P: 9	R: 0 E: 0 K: 1 S: 4	H: 0 LOB: 0 BB: 1 P: 8	R: 0 E: 1 K: 1 S: 6	H: 1 LOB: 1 BB: 0 P: 6	R: 0 E: 0 K: 2 S: 7	H: 0 LOB: 0 BB: 0 P: 7	R: 0 E: 0 K: 0 S: 3	H: 0 LOB: 0 BB: 0 P: 3	R: 0 E: 1 K: 0 S: 4	H: 0 LOB: 1 BB: 0 P: 4	R: 0 E: 0 K: 0 S: 3	H: 0 LOB: 1 BB: 1 P: 7	R: 0 E: 0 K: 1 S: 5	H: 0 LOB: 0 BB: 0 P: 5	1B: 3 2B: 0 3B: 0 HR: 0	SF: 0 SAC: 0 DP: 0 HBP: 0	WP: 1 PB: 0 SB: 0 CS: 1	PA: 33
<b>PITCHER</b> Doug Drabek, R ERA: 4.01 (1, 1)	IP: 9.0 WLS: W BF: 32 H: 3 R: 0 ER: 0 SO: 7 BB: 2 IBB: 0 HBP: 0 BLK: 0 WP: 1 HR: 0 S: 44 P: 52 ERA: 0.00 WHIP: 0.556															<b>PITCHER</b>						

Houston Astros @ Pittsburgh Pirates  
Three Rivers Stadium, Pittsburgh, PA  
Sun Aug 30 1987, 3:33 AM EDT  
Att: 26,867 - Unknown

AB	30
R	0
H	3
RBI	0
BB	2
SO	7
LOB	11



Batter	1	2	3	4	5	6	7	8	9	AB	R	H	RBI	BB	SO	LOB	BOTTOM			
John Cangelosi, S OBP: 0.446, SLG: 0.424 Barry Bonds, L OBP: 0.333, SLG: 0.511 (1, 7) (7, 7)	0-0 F8		0-0 F8			0-0 F7				4	1	1	3	0	0	2				
Jose Lind, R OBP: 0.556, SLG: 0.571 (1, 4)	0-0 G3 2B			0-0 F5	0-0 F9			0-0 F8 1B		4	1	2	0	0	0	0				
Andy Van Slyke, L OBP: 0.352, SLG: 0.504 (1, 8)	0-0 G3			0-0 F6		0-0 BB FC3-2 1B		0-0 1B		4	0	2	0	0	0	1				
Bobby Bonilla, S OBP: 0.341, SLG: 0.473 (1, 5)	0-0 F8			0-0 1B		0-0 FC3-2 BB 1B		0-0 F8		4	1	2	0	0	0	3				
Darnell Coles, R OBP: 0.269, SLG: 0.311 (1, 9)		0-0 E5 G3-6-3		0-0 F9		4-0 FC3-2 1B BB		0-0 G5-4-3 1B		3	1	1	1	1	0	1				
Sid Bream, L OBP: 0.344, SLG: 0.415 (1, 3)	0-0 F8				0-0 1B SH1-3 HR	0-0 FC3-2 1B E		0-0 G5-4-3 1B		4	2	1	0	0	0	6				
Junior Ortiz, R OBP: 0.313, SLG: 0.327 (1, 2)	0-0 G3-6-3				0-0 SH1-3	0-0 E 1B		0-3 K		3	0	1	2	0	1	1				
Al Pedrique, R OBP: 0.365, SLG: 0.387 (1, 6)			0-0 F8		0-0 HR 1B	0-0 FC FC1-6		0-0 F8		4	1	1	0	0	0	1				
Doug Drabek, R OBP: 0.163, SLG: 0.133 (1, 1)	0-0 F4				0-3 K	0-0 FC1-6		0-0 1-3		4	0	0	0	0	1	4				
<b>Inning Stats</b>	R: 0 E: 0 K: 0 S: 4	H: 1 LOB: 1 BB: 0 P: 4	R: 0 E: 1 K: 0 S: 3	H: 0 LOB: 0 BB: 0 P: 3	R: 0 E: 0 K: 0 S: 3	H: 0 LOB: 0 BB: 0 P: 3	R: 0 E: 0 K: 0 S: 4	H: 1 LOB: 0 BB: 0 P: 4	R: 3 E: 0 K: 1 S: 8	H: 3 LOB: 0 BB: 0 P: 8	R: 3 E: 1 K: 0 S: 7	H: 3 LOB: 2 BB: 1 P: 11	R: 1 E: 0 K: 0 S: 5	H: 3 LOB: 1 BB: 0 P: 5	R: 0 E: 0 K: 1 S: 5	H: 0 LOB: 0 BB: 0 P: 5	1B: 9 2B: 1 3B: 0 HR: 1	SF: 0 SAC: 1 DP: 2 HBP: 0	WP: 0 PB: 0 SB: 0 CS: 0	PA: 36
<b>PITCHER</b> Bob Knepper, L ERA: 5.51 Rocky Childress, R ERA: 2.72 Juan Agosto, L ERA: 3.6 (1, 1) (6, 1) (8, 1)	IP: 5.1 WLS: L BF: 25 H: 8 R: 6 ER: 5 SO: 1 BB: 1 IBB: 0 HBP: 0 BLK: 0 WP: 0 HR: 1 S: 26 P: 30 ERA: 8.44 WHIP: 1.688															<b>PITCHER</b>				

Houston Astros @ Pittsburgh Pirates  
Three Rivers Stadium, Pittsburgh, PA  
Sun Aug 30 1987, 3:33 AM EDT  
Att: 26,867 - Unknown

AB	34
R	7
H	11
RBI	6
BB	1
SO	2
LOB	19



Batter	1	2	3	4	5	6	7	8	9	AB	R	H	RBI	BB	SO	LOB	TOP				
Dion James, L OBP: 0.391, SLG: 0.469 (1, 8)	F7		F7		3-1			F7		4	0	1	1	0	0	2	<b>Atlanta Braves @ Pittsburgh Pirates</b> Three Rivers Stadium, Pittsburgh, PA Mon Aug 31 1987, 7:05 PM EDT Att: 4,930 - Unknown				
Ken Oberkfell, L OBP: 0.346, SLG: 0.373 (1, 5)	K		F8			6-3		3-1		4	0	0	0	0	1	1					
Gerald Perry, L OBP: 0.331, SLG: 0.416 (1, 3)	G3			4-3		4-3			FC5-4 1B	4	0	1	0	0	0	0					
Dale Murphy, R OBP: 0.415, SLG: 0.580 (1, 9)		K		6-3		4-3		FC5-4 1B		4	0	0	0	0	1	1					
Ken Griffey, L OBP: 0.359, SLG: 0.459 (1, 7)							HR BB		F7	2	1	1	0	2	0	0					
Ozzie Virgil, R OBP: 0.327, SLG: 0.493 (1, 2)		G6-4-3 1B		CS BB			HR		G3	4	1	2	2	0	0	1					
Jeff Blauer, R OBP: 0.315, SLG: 0.353 (1, 6)			E4 FC1-5 BLK		FC4-6 1B		F9		6-3	4	0	0	0	0	0	1					
Glenn Hubbard, R OBP: 0.395, SLG: 0.408 (1, 4)			FC1-5 SH5-4 1B				5-3			3	1	1	0	0	0	1					
Jeff Dedmon, L OBP: 0.294, SLG: 0.313 Paul Assenmacher, L (7, PH) Albert Hall, S OBP: 0.387, SLG: 0.382 Ed Olinwe, R (7, 1)			SH5-4				F8			0	0	0	0	0	0	0					
<b>Inning Stats</b>	R: 0 E: 0 K: 1 S: 5	H: 0 LOB: 0 BB: 0 P: 5	R: 0 E: 0 K: 1 S: 5	H: 1 LOB: 0 BB: 0 P: 5	R: 1 E: 1 K: 0 S: 5	H: 1 LOB: 1 BB: 0 P: 5	R: 0 E: 0 K: 0 S: 2	H: 0 LOB: 0 BB: 1 P: 6	R: 0 E: 0 K: 1 S: 7	H: 2 LOB: 2 BB: 0 P: 7	R: 0 E: 0 K: 0 S: 3	H: 0 LOB: 0 BB: 0 P: 3	R: 2 E: 0 K: 0 S: 4	H: 1 LOB: 0 BB: 1 P: 8	R: 0 E: 0 K: 0 S: 4	H: 1 LOB: 1 BB: 0 P: 4	R: 0 E: 0 K: 0 S: 3	H: 0 LOB: 0 BB: 0 P: 3	1B: 5 2B: 0 3B: 0 HR: 1	SF: 0 SAC: 1 DP: 1 HBP: 0	WP: 0 PA: 35 CS: 1
<b>PITCHER</b> Mike Dunne, R ERA: 2.82 (1, 1)	IP: 9.0 WLS: W BF: 34 H: 6 R: 3 ER: 2 SO: 3 BB: 2 IBB: 0 HBP: 0 BLK: 1 WP: 0 HR: 1 S: 38 P: 46 ERA: 2.00 WHIP: 0.889															<b>PITCHER</b>					

Batter	1	2	3	4	5	6	7	8	9	AB	R	H	RBI	BB	SO	LOB	BOTTOM				
Barry Bonds, L OBP: 0.334, SLG: 0.509 (1, 7)	S 1B		F9	K		3B BB		4-3		4	1	1	0	1	1	4	<b>Atlanta Braves @ Pittsburgh Pirates</b> Three Rivers Stadium, Pittsburgh, PA Mon Aug 31 1987, 7:05 PM EDT Att: 4,930 - Unknown				
Jose Lind, R OBP: 0.462, SLG: 0.636 (1, 4)	G1-5-4-2-6-3 1-3F		5-3		L6	HR 3B				4	1	1	2	0	0	2					
Andy Van Slyke, L OBP: 0.357, SLG: 0.514 (1, 8)				1-3 BB	1B SF8 1B	HR				3	3	3	2	1	0	0					
Bobby Bonilla, S OBP: 0.340, SLG: 0.470 (1, 5)	K			1-3	1-3 1B	6-3				4	0	1	0	0	1	2					
R.J. Reynolds, S OBP: 0.315, SLG: 0.380 (1, 9)		K		F7	SF8		L3			3	0	0	1	0	1	1					
Sid Bream, L OBP: 0.343, SLG: 0.414 (1, 3)		4-3		1B 1B	F9		F8			4	1	1	1	0	0	1					
Michael LaValliere, L OBP: 0.362, SLG: 0.371 (1, 2)		6-3		BB 1B	1B	F9	G3			4	0	1	0	0	0	0					
Al Pedrique, R OBP: 0.368, SLG: 0.390 (1, 6)			F9 6-3 1B	1-2 2H 1B	BB 1B	E6 FC1-6	F7			4	0	2	1	0	0	0					
Mike Dunne, R OBP: 0.159, SLG: 0.122 (1, 1)			6-3	1-2 BB	FC1-6 BB 3B		K			3	1	0	0	1	1	2					
<b>Inning Stats</b>	R: 0 E: 0 K: 1 S: 6	H: 2 LOB: 1 BB: 0 P: 6	R: 0 E: 0 K: 1 S: 5	H: 0 LOB: 0 BB: 0 P: 5	R: 0 E: 0 K: 0 S: 4	H: 1 LOB: 1 BB: 0 P: 4	R: 2 E: 0 K: 1 S: 8	H: 3 LOB: 3 BB: 2 P: 16	R: 1 E: 0 K: 0 S: 5	H: 2 LOB: 1 BB: 0 P: 5	R: 4 E: 1 K: 0 S: 6	H: 2 LOB: 0 BB: 1 P: 10	R: 0 E: 0 K: 0 S: 3	H: 0 LOB: 0 BB: 0 P: 3	R: 0 E: 0 K: 1 S: 5	H: 0 LOB: 0 BB: 0 P: 5	R: 0 E: 0 K: 0 S: 3	H: 0 LOB: 0 BB: 0 P: 3	1B: 8 2B: 1 3B: 1 HR: 1	SF: 1 SAC: 0 DP: 1 HBP: 0	WP: 0 PA: 37 CS: 0
<b>PITCHER</b> Jeff Dedmon, R ERA: 3.78 (1, 1) Paul Assenmacher, L ERA: 4.31 (4, 1) Ed Olinwe, L ERA: 3.79 (7, 1)	IP: 3.2 WLS: L BF: 18 H: 2 R: 2 ER: 2 SO: 2 BB: 2 IBB: 0 HBP: 0 BLK: 0 WP: 0 HR: 0 S: 20 P: 28 ERA: 4.91 WHIP: 2.182															<b>PITCHER</b>					



Batter	1	2	3	4	5	6	7	8	9	AB	R	H	RBI	BB	SO	LOB	TOP					
Dion James, L OBP: 0.393, SLG: 0.473 (1, 8)	0-0 6-3		0-0 1B FC3-6 2B		0-0 CS 1B		0-0 1B		0-0 4-3	5	1	3	0	0	0	0						
Ken Oberkfell, L OBP: 0.345, SLG: 0.371 (1, 5)	0-3 K		0-0 FC3-6 2-3 1B		0-0 F8 1-2		0-0 G3		0-3 K	5	0	1	0	0	2	2						
Gerald Perry, L OBP: 0.328, SLG: 0.411 (1, 3)	0-0 6-3		0-0 FC3-6 1-2 3-H		0-0 F7				0-0 4-3	5	0	0	1	0	0	1						
Dale Murphy, R OBP: 0.414, SLG: 0.579 (1, 9)		0-0 F7		0-3 K		0-3 K		0-0 2B 2B		4	1	1	0	0	2	1						
Ken Griffey, L OBP: 0.360, SLG: 0.458 (1, 7)		4-0 HR BB		0-0 1B 1B		0-3 K		0-0 F8		3	1	1	0	1	1	1						
Ted Simmons, S OBP: 0.333, SLG: 0.392 (1, 2)		0-0 1-H HR		0-0 L7		0-0 1B		4-0 2B IBB		3	1	2	2	1	0	1						
Jeff Blausler, R OBP: 0.312, SLG: 0.361 (1, 6)		0-0 5-3		0-3 K		0-0 F7		0-0 1-3 2-H 2B		4	0	1	1	0	1	2						
Glenn Hubbard, R OBP: 0.396, SLG: 0.407 (1, 4)		0-0 5-3		0-0 1-2 1B				0-0 F8		3	0	1	0	1	0	0						
Zane Smith, L OBP: 0.203, SLG: 0.200 (1, 1)			0-0 4-3		0-3 K		0-0 F7		0-0 F7	4	0	0	0	0	1	5						
<b>Inning Stats</b>	R: 0 E: 0 K: 1 S: 5	H: 0 LOB: 0 BB: 0 P: 5	R: 2 E: 0 K: 0 S: 4	H: 1 LOB: 0 BB: 1 P: 8	R: 1 E: 0 K: 1 S: 7	H: 2 LOB: 1 BB: 0 P: 7	R: 0 E: 0 K: 2 S: 9	H: 2 LOB: 2 BB: 0 P: 9	R: 0 E: 0 K: 0 S: 3	H: 1 LOB: 0 BB: 0 P: 3	R: 0 E: 0 K: 0 S: 8	H: 1 LOB: 1 BB: 0 P: 8	R: 0 E: 0 K: 0 S: 4	H: 1 LOB: 1 BB: 0 P: 4	R: 1 E: 0 K: 0 S: 5	H: 2 LOB: 2 BB: 2 P: 13	R: 0 E: 0 K: 1 S: 5	H: 0 LOB: 0 BB: 0 P: 5	1B: 6 2B: 3 3B: 0 HR: 1	SF: 0 SAC: 0 DP: 0 HBP: 0	WP: 0 PB: 0 SB: 0 CS: 1	PA: 39
<b>PITCHER</b>	IP WLS BF H R ER SO BB IBB HBP BLK WP HR S P ERA WHIP																	<b>PITCHER</b>	IP WLS BF H R ER SO BB IBB HBP BLK WP HR S P ERA WHIP			
Brian Fisher, R ERA: 4.79 (1, 1)	7.1 L	31 9	4 4	4 4	6 6	1 0	0 0	0 0	0 0	0 0	0 0	1 1	42 46	4.91 1.364								
John Smiley, L ERA: 5.89 (8, 1)	0.1	2	0	0	0	0	1	0	0	0	0	0	1	5	0.00	0.000						
Jeff Robinson, R ERA: 3.15 (8, 1)	0.1	3	1	0	0	0	0	1	0	0	0	0	2	6	0.00	3.000						
Bob Patterson, L ERA: 6.75 (9, 1)	1.0	3	0	0	0	1	0	0	0	0	0	0	5	5	0.00	0.000						

Atlanta Braves @ Pittsburgh Pirates  
Three Rivers Stadium, Pittsburgh, PA  
Tue Sep 01 1987, 7:05 PM EDT  
Att: 7,498 - Unknown

livebaseballscorecards.com

AB 36  
R 4  
H 10  
RBI 4  
BB 3  
SO 7  
LOB 13

Braves

Batter	1	2	3	4	5	6	7	8	9	AB	R	H	RBI	BB	SO	LOB	BOTTOM					
Barry Bonds, L OBP: 0.331, SLG: 0.504 (1, 7)	0-0 F8		0-3 K			0-0 4-3			0-0 1-3	4	0	0	0	0	1	1						
Jose Lind, R OBP: 0.353, SLG: 0.467 (1, 4)	0-3 K			0-0 4-3		0-0 L3			0-0 L4	4	0	0	0	0	1	0						
Andy Van Slyke, L OBP: 0.356, SLG: 0.512 (1, 8)	0-0 4-3			0-0 3-1		0-3 K			0-0 1B	4	0	1	0	0	1	0						
Bobby Bonilla, S OBP: 0.339, SLG: 0.468 (1, 5)		0-3 K		0-0 FC5-4 1B		0-3 K			0-0 F9	4	0	1	0	0	2	1						
Mike Diaz, R OBP: 0.312, SLG: 0.455 (1, 3)		0-0 F8		0-0 FC5-4 1-2		0-0 F9				3	0	0	0	0	0	1						
Damell Coles, R OBP: 0.285, SLG: 0.306 (1, 9)		0-0 6-3			0-0 1-3		0-3 K			3	0	0	0	0	1	0						
Junior Ortiz, R OBP: 0.314, SLG: 0.327 (1, 2)			0-0 3-1		0-0 FC9-6 1B			0-3 K		3	0	1	0	0	1	0						
Al Pedrique, R OBP: 0.367, SLG: 0.389 (1, 6)			0-0 SH3-4 1B		0-0 FC9-6 1-2			0-0 1-3		3	0	1	0	0	0	1						
Brian Fisher, R OBP: 0.235, SLG: 0.267 (1, 1)			0-0 SH3-4		0-3 K			0-0 6-3		1	0	0	0	0	1	1						
John Smiley, L OBP: 0.143, SLG: 0.286 (8, 1)										0	0	0	0	0	0	0						
Jeff Robinson, R OBP: 0.111, SLG: 0.111 (8, 1)										0	0	0	0	0	0	0						
John Cangelosi, S OBP: 0.444, SLG: 0.421 (8, PH)										1	0	0	0	0	0	0						
Bob Patterson, R OBP: 0.100, SLG: 0.100 (9, 1)										0	0	0	0	0	0	0						
<b>Inning Stats</b>	R: 0 E: 0 K: 1 S: 5	H: 0 LOB: 0 BB: 0 P: 5	R: 0 E: 0 K: 1 S: 5	H: 0 LOB: 0 BB: 0 P: 5	R: 0 E: 0 K: 1 S: 6	H: 1 LOB: 1 BB: 0 P: 6	R: 0 E: 0 K: 0 S: 4	H: 1 LOB: 1 BB: 0 P: 4	R: 0 E: 0 K: 1 S: 6	H: 1 LOB: 1 BB: 0 P: 6	R: 0 E: 0 K: 1 S: 5	H: 0 LOB: 0 BB: 0 P: 5	R: 0 E: 0 K: 2 S: 7	H: 0 LOB: 0 BB: 0 P: 7	R: 0 E: 0 K: 1 S: 5	H: 0 LOB: 0 BB: 0 P: 5	R: 0 E: 0 K: 0 S: 4	H: 1 LOB: 1 BB: 0 P: 4	1B: 4 2B: 0 3B: 0 HR: 0	SF: 0 SAC: 1 DP: 0 HBP: 0	WP: 0 PB: 0 SB: 0 CS: 0	PA: 31
<b>PITCHER</b>	IP WLS BF H R ER SO BB IBB HBP BLK WP HR S P ERA WHIP																	<b>PITCHER</b>	IP WLS BF H R ER SO BB IBB HBP BLK WP HR S P ERA WHIP			
Zane Smith, L ERA: 3.82 (1, 1)	9.0 W	31 4	0 0	0 0	8 8	0 0	0 0	0 0	0 0	47 47	0.00 0.444											

Atlanta Braves @ Pittsburgh Pirates  
Three Rivers Stadium, Pittsburgh, PA  
Tue Sep 01 1987, 7:05 PM EDT  
Att: 7,498 - Unknown

livebaseballscorecards.com

AB 30  
R 0  
H 4  
RBI 0  
BB 0  
SO 8  
LOB 5

P

Batter	1	2	3	4	5	6	7	8	9	AB	R	H	RBI	BB	SO	LOB	TOP
Dion James, L OBP: 0.392, SLG: 0.473 (1, 8)										4	0	1	0	0	1	0	
Ken Oberkfell, L OBP: 0.346, SLG: 0.372 (1, 5)										4	0	2	0	0	0	1	
Gerald Perry, L OBP: 0.327, SLG: 0.410 (1, 3)										4	0	1	0	0	0	3	
Dale Murphy, R OBP: 0.411, SLG: 0.574 (1, 9)										4	0	0	0	0	0	3	
Ken Griffey, L OBP: 0.357, SLG: 0.453 (1, 7)										4	0	0	0	0	2	1	
Ozzie Virgil, R OBP: 0.327, SLG: 0.492 (1, 2)										3	0	1	0	0	0	0	
Jeff Blausler, R OBP: 0.300, SLG: 0.347 (1, 6)										3	0	0	0	0	0	1	
Glenn Hubbard, R OBP: 0.394, SLG: 0.404 (1, 4)										3	0	0	0	0	2	1	
Tom Glavine, L OBP: 0.125, SLG: 0.125 (1, 1)										2	0	0	0	0	0	0	
Albert Hall, S OBP: 0.365, SLG: 0.380 (8, PH)										1	0	0	0	0	0	0	
Chuck Cary, L (8, 1)										0	0	0	0	0	0	0	
<b>Inning Stats</b>	R: 0 E: 0 K: 0 S: 4	H: 1 LOB: 1 BB: 0 P: 4	R: 0 E: 0 K: 1 S: 6	H: 1 LOB: 1 BB: 0 P: 6	R: 0 E: 0 K: 0 S: 4	H: 0 LOB: 0 BB: 0 P: 3	R: 0 E: 0 K: 1 S: 5	H: 0 LOB: 0 BB: 0 P: 5	R: 0 E: 0 K: 1 S: 5	H: 0 LOB: 0 BB: 0 P: 5	R: 0 E: 0 K: 1 S: 6	H: 1 LOB: 1 BB: 0 P: 6	1B: 4 2B: 1 3B: 0 HR: 0	SF: 0 SAC: 0 DP: 0 HBP: 0	WP: 0 PB: 0 SB: 0 CS: 0	PA: 32	
<b>PITCHER</b>	IP WLS BF H R ER SO BB IBB HBP BLK WP HR S P ERA WHIP																
Bob Walk, R ERA: 3.46 (1, 1)	7.0 W 25 4 0 0 3 0 0 0 0 0 0 0 31 31 0.00 0.571																
Jim Gott, R ERA: 3.93 (8, 1)	2.0 S 7 1 0 0 2 0 0 0 0 0 0 0 11 11 0.00 0.500																

Atlanta Braves @ Pittsburgh Pirates  
Three Rivers Stadium, Pittsburgh, PA  
Wed Sep 02 1987, 7:05 PM EDT  
Att: 6,259 - Unknown

AB	32
R	0
H	5
RBI	0
BB	0
SO	5
LOB	10



Batter	1	2	3	4	5	6	7	8	9	AB	R	H	RBI	BB	SO	LOB	BOTTOM
Barry Bonds, L OBP: 0.329, SLG: 0.500 (1, 7)										4	0	0	0	0	1	0	
Jose Lind, R OBP: 0.286, SLG: 0.368 (1, 4)										4	0	0	0	0	0	0	
Andy Van Slyke, L OBP: 0.355, SLG: 0.509 (1, 8)										3	0	0	0	1	1	0	
Bobby Bonilla, S OBP: 0.339, SLG: 0.472 (1, 5)										3	0	1	0	0	0	1	
Darnell Coles, R OBP: 0.266, SLG: 0.303 (1, 9)										2	1	0	0	1	0	1	
Sid Bream, L OBP: 0.343, SLG: 0.413 (1, 3)										3	1	1	0	0	0	0	
Michael LaValliere, L OBP: 0.362, SLG: 0.374 (1, 2)										3	0	1	2	0	0	0	
Al Pedrique, R OBP: 0.367, SLG: 0.385 (1, 6)										2	0	0	0	1	0	0	
Bob Walk, R OBP: 0.286, SLG: 0.286 (1, 1)										3	0	0	0	0	0	2	
Jim Gott, R OBP: 0.100, SLG: 0.400 (8, 1)										0	0	0	0	0	0	0	
<b>Inning Stats</b>	R: 0 E: 0 K: 0 S: 3	H: 0 LOB: 0 BB: 1 P: 7	R: 0 E: 0 K: 0 S: 3	H: 0 LOB: 0 BB: 0 P: 3	R: 0 E: 0 K: 0 S: 3	H: 1 LOB: 1 BB: 0 P: 4	R: 0 E: 0 K: 0 S: 3	H: 0 LOB: 0 BB: 0 P: 3	R: 2 E: 0 K: 0 S: 5	H: 2 LOB: 2 BB: 2 P: 13	R: 0 E: 0 K: 2 S: 7	H: 0 LOB: 0 BB: 0 P: 7	1B: 1 2B: 1 3B: 1 HR: 0	SF: 0 SAC: 0 DP: 0 HBP: 0	WP: 0 PB: 0 SB: 0 CS: 0	PA: 30	
<b>PITCHER</b>	IP WLS BF H R ER SO BB IBB HBP BLK WP HR S P ERA WHIP																
Tom Glavine, L ERA: 5.73 (1, 1)	7.0 L 27 3 2 2 0 2 0 0 0 0 0 0 7 7 2.57 0.714																
Chuck Cary, L ERA: (8, 1)	1.0 3 0 0 0 2 0 0 0 0 0 0 0 7 7 0.00 0.000																

Atlanta Braves @ Pittsburgh Pirates  
Three Rivers Stadium, Pittsburgh, PA  
Wed Sep 02 1987, 7:05 PM EDT  
Att: 6,259 - Unknown

AB	27
R	2
H	3
RBI	2
BB	3
SO	2
LOB	4



Batter	1	2	3	4	5	6	7	8	9	AB	R	H	RBI	BB	SO	LOB	TOP			
<b>John Cangelosi, S</b> OBP: 0.445, SLG: 0.415	4-0 CS S BB		4-0 S BB			0-3 K		0-0 F9		2	0	0	0	2	1	0				
<b>Jose Lind, R</b> OBP: 0.240, SLG: 0.304	0-0 6-3		0-0 L4			0-0 F9		0-0 E5		4	0	0	0	0	0	2				
<b>Andy Van Slyke, L</b> OBP: 0.355, SLG: 0.505	4-0 BB		0-0 F5			0-3 K		0-0 E4		3	0	0	0	1	1	2				
<b>Bobby Bonilla, S</b> OBP: 0.338, SLG: 0.470	0-0 F9					0-3 K		0-0 BB 1B		4	0	1	0	0	1	3				
<b>Barry Bonds, L</b> OBP: 0.330, SLG: 0.499		0-0 S 1B				0-0 F9		4-0 1-2 BB		3	0	1	0	1	0	0				
<b>Sid Bream, L</b> OBP: 0.340, SLG: 0.409		0-0 F4				0-0 4-3		0-0 L7		4	0	0	0	0	0	3				
<b>Michael LaValliere, L</b> OBP: 0.283, SLG: 0.372 <b>U L Washington, S</b> (9, PH)		4-0 G6-4-3 BB				0-0 F9		0-3 K		2	0	0	0	1	1	2				
<b>Al Pedrique, R</b> OBP: 0.362, SLG: 0.379		0-0 G6-4-3				0-0 6-3		0-3 K		3	0	0	0	0	1	4				
<b>Mike Bielecki, R</b> OBP: 0.111, SLG: 0.111			0-0 F8			0-3 K		0-0 L5		2	0	0	0	0	1	0				
<b>Vicente Palacios, R</b> OBP: 0.285, SLG: 0.302 <b>Darnell Coles, R</b> (8, PH) <b>Jeff Robinson, R</b> (8, 1)										0	0	0	0	0	0	0				
<b>Inning Stats</b>	R: 0 E: 0 K: 0 S: 2	H: 0 LOB: 1 BB: 2 P: 10	R: 0 E: 0 K: 0 S: 3	H: 1 LOB: 1 BB: 1 P: 7	R: 0 E: 0 K: 0 S: 3	H: 0 LOB: 1 BB: 1 P: 7	R: 0 E: 0 K: 1 S: 5	H: 0 LOB: 0 BB: 0 P: 5	R: 0 E: 0 K: 2 S: 7	H: 0 LOB: 0 BB: 0 P: 7	R: 0 E: 0 K: 2 S: 8	H: 1 LOB: 2 BB: 1 P: 12	R: 0 E: 2 K: 0 S: 5	H: 0 LOB: 0 BB: 0 P: 5	R: 0 E: 0 K: 0 S: 3	H: 0 LOB: 0 BB: 0 P: 3	1B: 2 2B: 0 3B: 0 HR: 0	SF: 0 SAC: 0 DP: 1 HBP: 0	WP: 0 PA: 34 CS: 1	
<b>PITCHER</b>	IP WLS BF H R ER SO BB IBB HBP BLK WP HR S P ERA WHIP																			
<b>Nolan Ryan, R</b> ERA: 2.79	7.0 W 26 2 0 0 6 5 0 0 0 0 0 0 33 53 0.00 1.000																			
<b>Juan Agosto, L</b> ERA: 2.75	2.0 S 8 0 0 0 0 0 0 0 0 0 0 0 8 8 0.00 0.000																			

Pittsburgh Pirates @ Houston Astros  
Astrodome, Houston, TX  
Fri Sep 04 1987, 8:05 PM EDT  
Att: 16,367 - Unknown

AB 29  
R 0  
H 2  
RBI 0  
BB 5  
SO 6  
LOB 16



Batter	1	2	3	4	5	6	7	8	9	AB	R	H	RBI	BB	SO	LOB	BOTTOM			
<b>Gerald Young, S</b> OBP: 0.349, SLG: 0.346	0-0 CS 1B		0-0 6-3			4-0 1B BB		0-3 K		3	0	1	0	1	1	0				
<b>Bill Doran, S</b> OBP: 0.359, SLG: 0.420	0-3 K					0-0 6-3		0-0 F8		4	0	1	2	0	1	1				
<b>Ty Gainer, L</b> OBP: 0.125, SLG: 0.125 <b>Terry Puhl, L</b> OBP: 0.287, SLG: 0.272	0-3 K					0-3 K		0-0 4-3		4	0	0	0	0	3	2				
<b>Alan Ashby, S</b> OBP: 0.386, SLG: 0.445		0-0 G3				0-0 3-1				3	0	1	0	0	0	0				
<b>Kevin Bass, S</b> OBP: 0.345, SLG: 0.451		0-0 E1				0-0 F9				3	0	0	0	0	0	1				
<b>Glenn Davis, R</b> OBP: 0.300, SLG: 0.451		0-0 F8				0-0 L9				3	0	0	0	0	0	1				
<b>Denny Walling, L</b> OBP: 0.355, SLG: 0.421		0-0 4-3				4-0 2B 1B BB		0-3 K		2	1	0	0	1	1	1				
<b>Craig Reynolds, L</b> OBP: 0.322, SLG: 0.372			0-0 G3			0-0 5-3				3	1	1	0	0	0	0				
<b>Nolan Ryan, R</b> OBP: 0.061, SLG: 0.104 <b>Jose Cruz, L</b> OBP: 0.308, SLG: 0.409 <b>Juan Agosto, L</b> (8, 1)			0-0 L3			0-3 K		0-0 G3		2	0	0	0	0	1	2				
<b>Inning Stats</b>	R: 0 E: 0 K: 2 S: 7	H: 1 LOB: 0 BB: 0 P: 7	R: 0 E: 1 K: 0 S: 4	H: 0 LOB: 1 BB: 0 P: 4	R: 0 E: 0 K: 0 S: 3	H: 0 LOB: 0 BB: 0 P: 3	R: 0 E: 0 K: 1 S: 6	H: 1 LOB: 1 BB: 0 P: 6	R: 2 E: 0 K: 2 S: 9	H: 2 LOB: 2 BB: 2 P: 17	R: 0 E: 0 K: 0 S: 3	H: 0 LOB: 0 BB: 0 P: 3	R: 0 E: 0 K: 1 S: 5	H: 0 LOB: 0 BB: 0 P: 5	R: 0 E: 0 K: 1 S: 5	H: 0 LOB: 0 BB: 0 P: 5	1B: 3 2B: 1 3B: 0 HR: 0	SF: 0 SAC: 0 DP: 0 HBP: 0	WP: 0 PA: 30 CS: 1	
<b>PITCHER</b>	IP WLS BF H R ER SO BB IBB HBP BLK WP HR S P ERA WHIP																			
<b>Mike Bielecki, R</b> ERA: 3.15	5.0 L 21 4 2 2 5 2 0 0 0 0 0 0 29 37 3.60 1.200																			
<b>Vicente Palacios, R</b> ERA: 3.12	2.0 S 6 0 0 0 1 0 0 0 0 0 0 0 8 8 0.00 0.000																			
<b>Jeff Robinson, R</b> ERA: 3.12	1.0 S 3 0 0 0 1 0 0 0 0 0 0 0 5 5 0.00 0.000																			

Pittsburgh Pirates @ Houston Astros  
Astrodome, Houston, TX  
Fri Sep 04 1987, 8:05 PM EDT  
Att: 16,367 - Unknown

AB 28  
R 2  
H 4  
RBI 2  
BB 2  
SO 7  
LOB 8



Batter	1	2	3	4	5	6	7	8	9	AB	R	H	RBI	BB	SO	LOB	TOP		
Barry Bonds, L (1,7) OBP: 0.328, SLG: 0.495	0-0 4-3		0-3 K		0-0 F6			0-0 F8		4	0	0	0	0	1	2			
Jose Lind, R (1,4) OBP: 0.241, SLG: 0.296	0-0 F7				0-0 1B			0-0 F8		4	0	1	0	0	0	0			
Andy Van Slyke, L (1,8) OBP: 0.356, SLG: 0.505	0-3 K			0-3 K					0-0 S	4	1	2	0	0	2	1			
Bobby Bonilla, S (1,5) OBP: 0.337, SLG: 0.466		0-0 4-3		0-0 F9				0-0 G6-3		3	0	0	0	1	0	2			
Darnell Coles, R (1,9) OBP: 0.264, SLG: 0.300		0-0 F7		0-0 1B				0-0 K		4	0	1	0	0	1	2			
Sid DREAM, L (1,3) OBP: 0.338, SLG: 0.407		0-0 4-3		0-0 4-3				0-0 G6-4-3		2	0	0	0	0	0	2			
Mike Diaz, R (7,PH) OBP: 0.314, SLG: 0.455								0-0 1B		2	0	1	1	0	0	0			
Michael LaValliere, L (1,2) OBP: 0.382, SLG: 0.372			0-0 F7		0-0 6-3			0-0 G6-4-3		2	0	1	0	0	0	0			
Junior Ortiz, R (7,PH) OBP: 0.318, SLG: 0.331					0-0 5-3			0-0 1B		1	0	1	0	0	0	0			
Mackey Sasser, L (8,PH)					0-0 SH1-4			0-0 1B		1	0	0	0	0	0	2			
Al Pedrique, R (1,6) OBP: 0.362, SLG: 0.379					0-0 5-3			0-0 FC6-4		3	0	1	0	0	0	2			
Doug Drabek, R (1,1) OBP: 0.160, SLG: 0.130					0-0 6-3			0-0 6-3		1	0	0	0	0	0	1			
Bob Kipper, R (7,1) OBP: 0.242, SLG: 0.303					0-0 SH1-4					0	0	0	0	0	0	0			
John Cangelosi, S (8,PH) OBP: 0.443, SLG: 0.412					0-0 SH1-4					1	0	0	0	0	0	0			
Brett Gideon, R (8,1) OBP: 1.000, SLG: 1.000					0-0 SH1-4					0	0	0	0	0	0	0			
Miguel Garcia, L (8,1)					0-0 SH1-4					0	0	0	0	0	0	0			
<b>Inning Stats</b>	R: 0 E: 0 K: 1 S: 5	H: 0 LOB: 0 BB: 0 P: 5	R: 0 E: 0 K: 0 S: 3	H: 0 LOB: 0 BB: 0 P: 3	R: 0 E: 0 K: 1 S: 6	H: 1 LOB: 1 BB: 0 P: 6	R: 0 E: 0 K: 1 S: 7	H: 2 LOB: 2 BB: 0 P: 7	R: 0 E: 0 K: 0 S: 4	H: 1 LOB: 1 BB: 0 P: 4	R: 0 E: 0 K: 0 S: 3	H: 1 LOB: 1 BB: 0 P: 4	R: 0 E: 0 K: 0 S: 3	H: 0 LOB: 0 BB: 0 P: 3	R: 1 E: 0 K: 1 S: 6	H: 2 LOB: 1 BB: 1 P: 10	1B: 8 2B: 0 3B: 0 HR: 0	SF: 0 SAC: 1 DP: 2 HBP: 0	WP: 0 PA: 34 PB: 0 SB: 1 CS: 0
<b>PITCHER</b>	IP WLS BF H R ER SO BB IBB HBP BLK WP HR S P ERA WHIP																		
Bob Knepper, L (1,1) ERA: 5.23	8.0 W 29 6 0 0 3 0 0 0 0 0 0 0 0 35 35 0.00 0.750																		
Dave Smith, R (9,1) ERA: 1.21	1.0 5 2 1 1 1 1 0 0 0 0 0 0 0 6 10 9.00 3.000																		

Pittsburgh Pirates @ Houston Astros  
Astrodome, Houston, TX  
Sat Sep 05 1987, 8:05 PM EDT  
Att: 27,887 - Unknown

AB 32  
R 1  
H 8  
RBI 1  
BB 1  
SO 4  
LOB 14



Batter	1	2	3	4	5	6	7	8	9	AB	R	H	RBI	BB	SO	LOB	BOTTOM		
Gerald Young, S (1,8) OBP: 0.352, SLG: 0.349	0-0 CS		0-3 K			0-0 S		0-0 6-3		4	1	2	0	0	1	0			
Bill Doran, S (1,4) OBP: 0.360, SLG: 0.420	4-0 1B		0-0 4-3			0-0 F7		0-0 1B		3	1	1	0	1	0	1			
Denny Walling, L (1,5) OBP: 0.361, SLG: 0.434					4-0 G4-6-3			0-0 F9		1	2	1	2	2	0	0			
Ken Caminiti, S (8,PH) OBP: 0.292, SLG: 0.361					4-0 BB			0-0 F9		1	0	0	0	0	0	1			
Alan Ashby, S (1,2) OBP: 0.382, SLG: 0.440	0-0 3-1				0-0 G4-6-3			0-0 F4		4	0	0	0	0	1	4			
Kevin Bass, S (1,9) OBP: 0.347, SLG: 0.458	0-0 3-1				0-0 1B			0-0 HR		3	1	2	3	0	0	0			
Glenn Davis, R (1,3) OBP: 0.300, SLG: 0.450					0-0 F4			0-0 F7		3	0	1	0	0	0	1			
Ty Gainey, L (1,7) OBP: 0.167, SLG: 0.091					0-0 F5			0-0 F4		3	0	0	0	0	0	1			
Craig Reynolds, L (1,6) OBP: 0.319, SLG: 0.369					0-0 G6-3			0-0 4-3		3	0	0	0	0	0	1			
Bob Knepper, L (1,1) OBP: 0.133, SLG: 0.163					0-0 F7			0-3 K		3	0	0	0	0	2	0			
Dave Smith, R (9,1) OBP: 0.667, SLG: 0.500								0-3 K		0	0	0	0	0	0	0			
<b>Inning Stats</b>	R: 2 E: 0 K: 0 S: 4	H: 2 LOB: 0 BB: 1 P: 8	R: 0 E: 0 K: 0 S: 3	H: 1 LOB: 0 BB: 0 P: 3	R: 0 E: 0 K: 1 S: 5	H: 0 LOB: 0 BB: 0 P: 5	R: 0 E: 0 K: 0 S: 3	H: 1 LOB: 1 BB: 1 P: 7	R: 0 E: 0 K: 1 S: 5	H: 0 LOB: 0 BB: 0 P: 5	R: 3 E: 0 K: 1 S: 7	H: 2 LOB: 0 BB: 1 P: 11	R: 0 E: 0 K: 1 S: 5	H: 0 LOB: 0 BB: 0 P: 5	R: 0 E: 0 K: 0 S: 4	H: 1 LOB: 1 BB: 0 P: 4	1B: 5 2B: 0 3B: 0 HR: 2	SF: 0 SAC: 0 DP: 2 HBP: 0	WP: 0 PA: 31 PB: 0 SB: 1 CS: 1
<b>PITCHER</b>	IP WLS BF H R ER SO BB IBB HBP BLK WP HR S P ERA WHIP																		
Doug Drabek, R (1,1) ERA: 4.16	6.0 L 24 6 5 0 0 0 0 0 0 0 0 0 2 27 39 7.50 1.500																		
Bob Kipper, L (7,1) ERA: 5.86	1.0 3 0 0 0 0 1 0 0 0 0 0 0 0 5 5 0.00 0.000																		
Brett Gideon, R (8,1) ERA: 4.82	0.1 2 1 0 0 0 0 0 0 0 0 0 0 0 2 2 0.00 3.000																		
Miguel Garcia, L (8,1) ERA: 11.57	0.2 2 0 0 0 0 0 0 0 0 0 0 0 0 2 2 0.00 0.000																		

Pittsburgh Pirates @ Houston Astros  
Astrodome, Houston, TX  
Sat Sep 05 1987, 8:05 PM EDT  
Att: 27,887 - Unknown

AB 28  
R 5  
H 7  
RBI 5  
BB 3  
SO 4  
LOB 9





Batter	1	2	3	4	5	6	7	8	9	AB	R	H	RBI	BB	SO	LOB	TOP					
Barry Bonds, L (1,7) OBP: 0.326, SLG: 0.490	G3		F9		G3		G3		P3	4	1	0	0	1	0	1	<b>Pittsburgh Pirates @ Houston Astros</b> Astrodome, Houston, TX Sun Sep 06 1987, 4:33 AM EDT Att: 25,374 - Unknown					
Jose Lind, R (1,4) OBP: 0.294, SLG: 0.344	6-3		1B			E5	1B		4-3	5	1	3	0	0	0							
Andy Van Slyke, L (1,8) OBP: 0.357, SLG: 0.505	K		4-3			1B	1B			4	1	2	1	0	1							
Bobby Bonilla, S (1,5)		4-3				1B	1B			4	0	1	1	0	0							
Sid Bream, L (1,3) OBP: 0.336, SLG: 0.404		K				F7			6-3	4	0	0	0	0	2							
R.J. Reynolds, S (1,9) OBP: 0.317, SLG: 0.385		1B			1-3		BLK		K	4	1	2	1	0	1							
Michael LaValliere, L (1,2) OBP: 0.363, SLG: 0.374		2B				G1				4	0	2	1	0	0							
Al Pedrique, R (1,6) OBP: 0.355, SLG: 0.371		FC5-4				K			F8	4	0	0	0	0	1							
Mike Dunne, R (1,1) OBP: 0.170, SLG: 0.116										2	0	0	0	1	1							
Jim Gott, R (8,1) OBP: 0.091, SLG: 0.364			K						K	1	0	0	0	0	1							
<b>Inning Stats</b>	R: 0 E: 0 K: 1 S: 5	H: 0 LOB: 0 BB: 0 P: 5	R: 1 E: 0 K: 1 S: 7	H: 2 LOB: 1 BB: 0 P: 7	R: 0 E: 0 K: 1 S: 6	H: 1 LOB: 1 BB: 0 P: 6	R: 0 E: 0 K: 1 S: 5	H: 0 LOB: 0 BB: 0 P: 5	R: 0 E: 0 K: 1 S: 5	H: 0 LOB: 1 BB: 1 P: 9	R: 2 E: 1 K: 0 S: 6	H: 4 LOB: 1 BB: 0 P: 6	R: 1 E: 0 K: 0 S: 5	H: 2 LOB: 2 BB: 1 P: 9	R: 0 E: 0 K: 1 S: 6	H: 1 LOB: 1 BB: 0 P: 6	R: 0 E: 0 K: 1 S: 5	H: 0 LOB: 0 BB: 0 P: 5	1B: 9 2B: 1 3B: 0 HR: 0	SF: 0 SAC: 0 DP: 0 HBP: 0	WP: 0 PB: 0 SB: 0 CS: 0	PA: 38
<b>PITCHER</b>	IP	WLS	BF	H	R	ER	SO	BB	IBB	HBP	BLK	WP	HR	S	P	ERA	WHIP					
Manny Hernandez, R (1,1) ERA: 2.84	5.2	L	24	7	3	3	5	1	0	0	0	0	0	33	37	4.76	1.412					
Juan Agosto, L (6,1) ERA: 3.0	1.1		7	2	1	1	0	1	0	0	1	0	0	6	10	6.75	2.250					
Larry Andersen, R (8,1) ERA: 3.24	2.0		7	1	0	0	2	0	0	0	0	0	0	11	11	0.00	0.500					

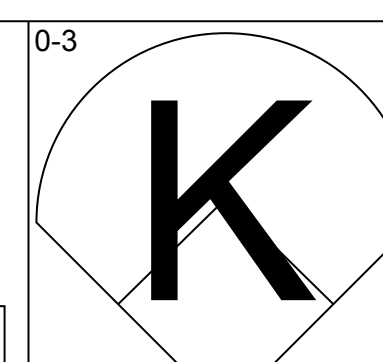
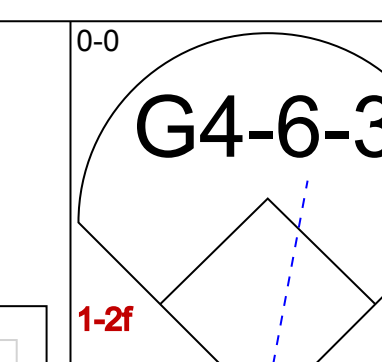
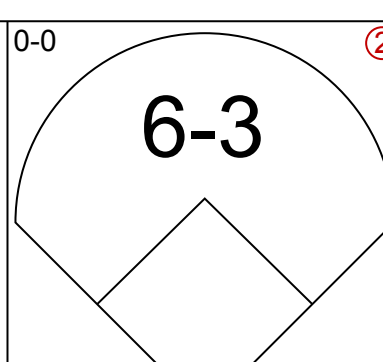
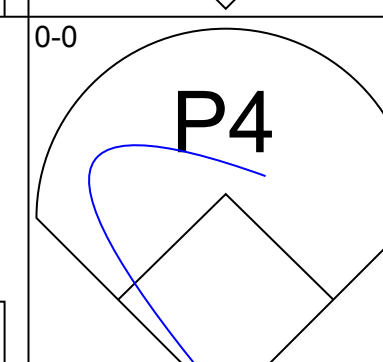
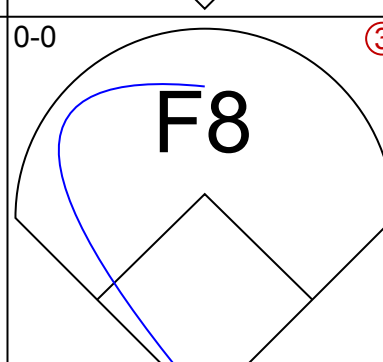
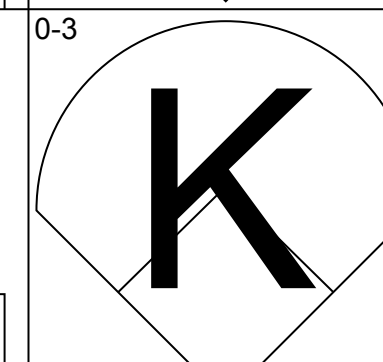
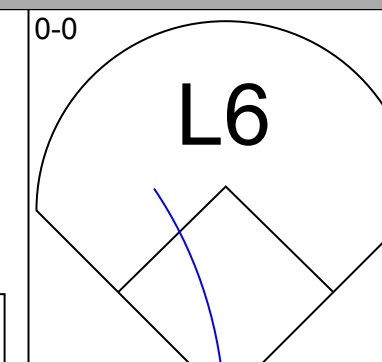
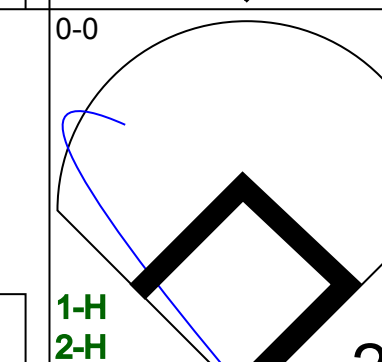
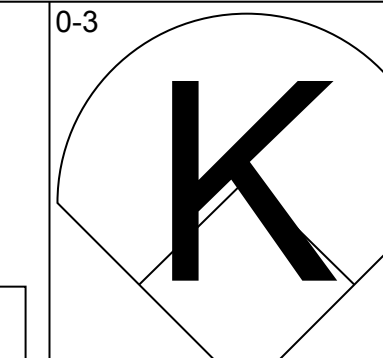
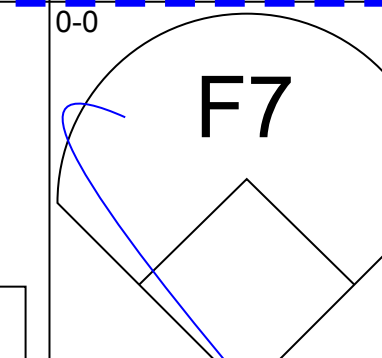
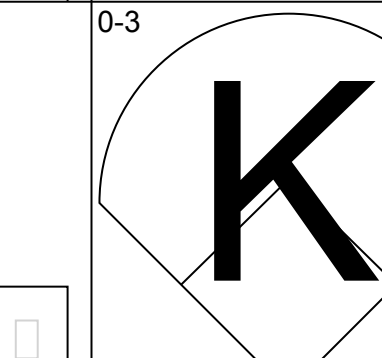
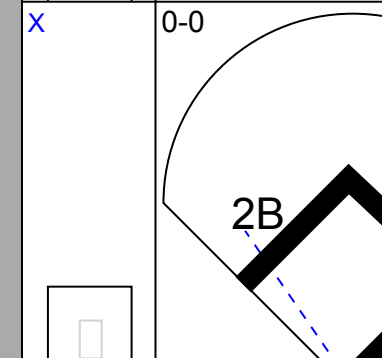
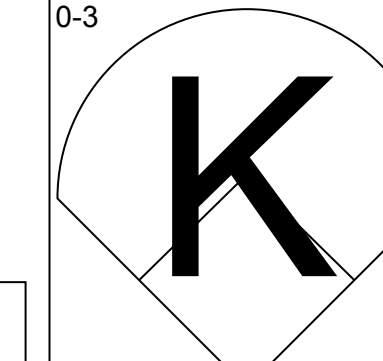
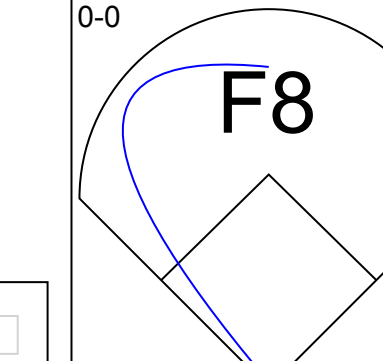
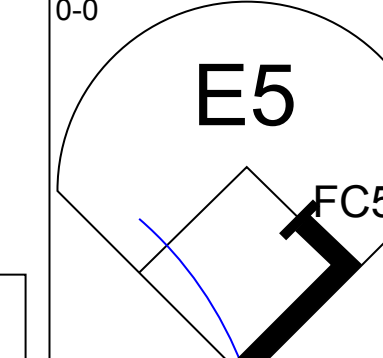
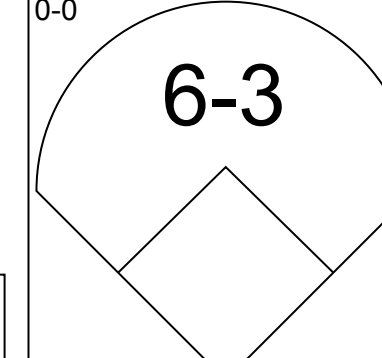
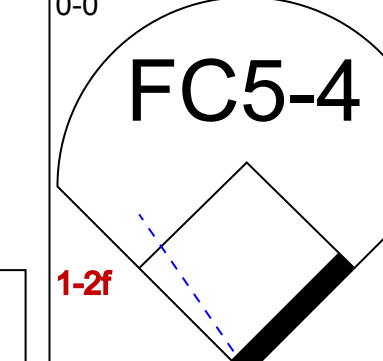
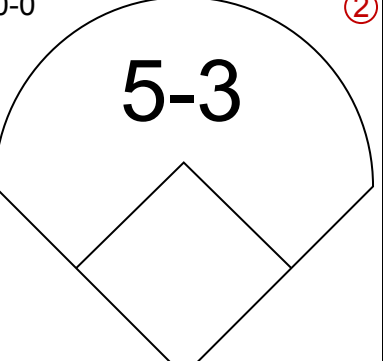
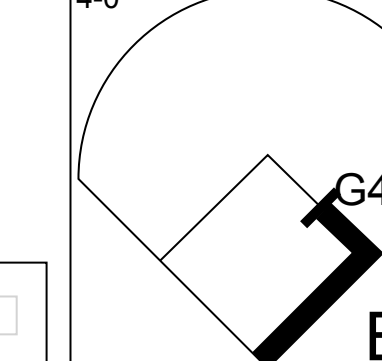
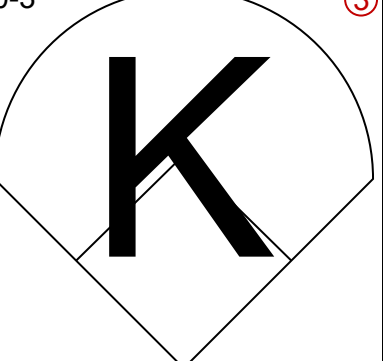
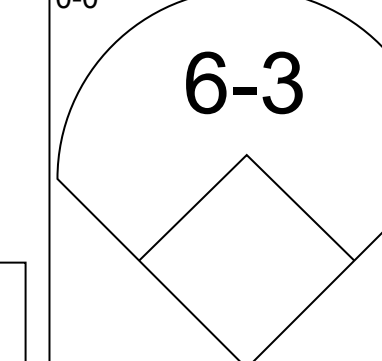
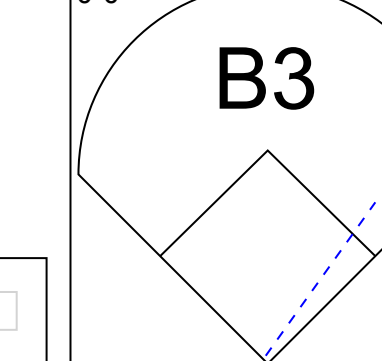

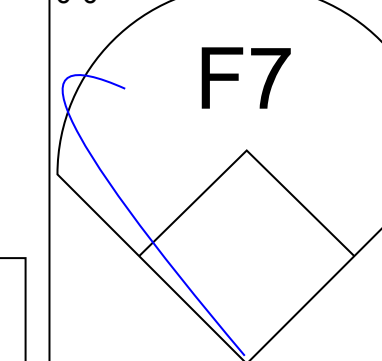
AB	36
R	4
H	10
RBI	4
BB	2
SO	7
LOB	9




Batter	1	2	3	4	5	6	7	8	9	AB	R	H	RBI	BB	SO	LOB	BOTTOM				
Gerald Young, S (1,8) OBP: 0.357, SLG: 0.352	F8		FC3-6		F8		FC3-6		1B	4	0	2	0	1	0	0	<b>Pittsburgh Pirates @ Houston Astros</b> Astrodome, Houston, TX Sun Sep 06 1987, 4:33 AM EDT Att: 25,374 - Unknown				
Bill Doran, S (1,4) OBP: 0.361, SLG: 0.420	4-3		FC3-6				FC3-6		1B	5	0	2	0	0	0	2					
Denny Walling, L (1,5) OBP: 0.355, SLG: 0.426	G3		FC5-4		F7		6-3		K	5	0	0	0	0	1	5					
Alan Ashby, S (1,2) OBP: 0.380, SLG: 0.445		E5	1-3		G3				4-3	5	2	1	1	0	0	4					
Kevin Bass, S (1,9) OBP: 0.346, SLG: 0.457		1-3					F4		3-1	4	0	1	0	0	0	1					
Jose Cruz, L (1,7) OBP: 0.310, SLG: 0.413		S			F8		F6			4	1	2	1	0	0	1					
Glenn Davis, R (1,3) OBP: 0.301, SLG: 0.452		5-3							5-3	3	0	1	1	1	0	1					
Craig Reynolds, L (1,6) OBP: 0.319, SLG: 0.367					FC1-6		4-3		K	4	0	1	0	0	1	4					
Manny Hernandez, R (1,1) ERA: 2.73										2	0	0	0	0	1	3					
Juan Agosto, L (6,1) ERA: 3.0										0	0	0	0	0	0	0					
Terry Puhl, L (7, PH) OBP: 0.284, SLG: 0.269										1	0	0	0	0	0	0					
Larry Andersen, R (8,1) ERA: 3.24										0	0	0	0	0	0	0					
Ken Caminiti, S (9, PH) OBP: 0.290, SLG: 0.359										1	0	0	0	0	0	0					
<b>Inning Stats</b>	R: 0 E: 0 K: 0 S: 3	H: 0 LOB: 0 BB: 0 P: 3	R: 2 E: 1 K: 0 S: 6	H: 2 LOB: 1 BB: 0 P: 6	R: 0 E: 0 K: 0 S: 4	H: 1 LOB: 1 BB: 0 P: 4	R: 0 E: 0 K: 1 S: 6	H: 1 LOB: 2 BB: 1 P: 10	R: 0 E: 0 K: 0 S: 4	H: 1 LOB: 1 BB: 0 P: 4	R: 0 E: 0 K: 0 S: 3	H: 0 LOB: 1 BB: 1 P: 7	R: 1 E: 0 K: 1 S: 7	H: 2 LOB: 1 BB: 0 P: 7	R: 0 E: 0 K: 1 S: 7	H: 2 LOB: 2 BB: 0 P: 7	1B: 7 2B: 2 3B: 0 HR: 1	SF: 0 SAC: 0 DP: 0 HBP: 0	WP: 1 PB: 0 SB: 2 CS: 0	PA: 40	
<b>PITCHER</b>	IP	WLS	BF	H	R	ER	SO	BB	IBB	HBP	BLK	WP	HR	S	P	ERA	WHIP				
Mike Dunne, R (1,1) ERA: 2.73	7.1	W	33	8	3	1	1	2	0	0	0	0	0	33	41	1.23	1.364				
Jim Gott, R (8,1) ERA: 3.24	1.2	S	7	2	0	0	2	0	0	0	0	0	0	11	11	0.00	1.200				

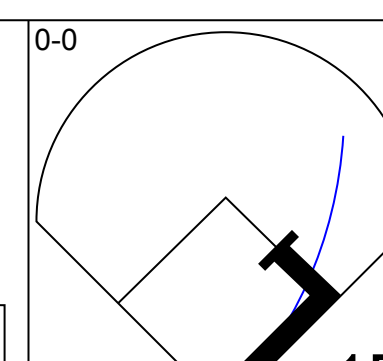
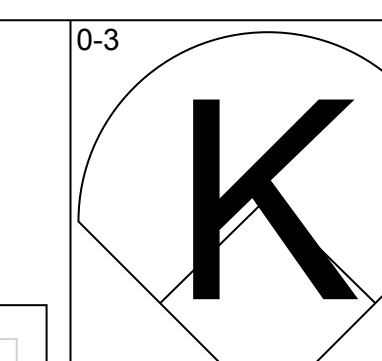
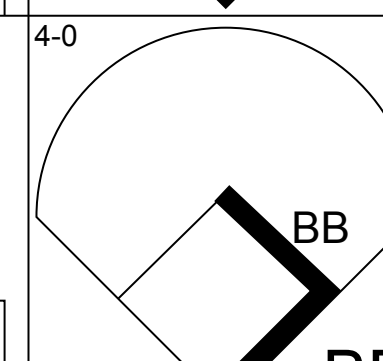
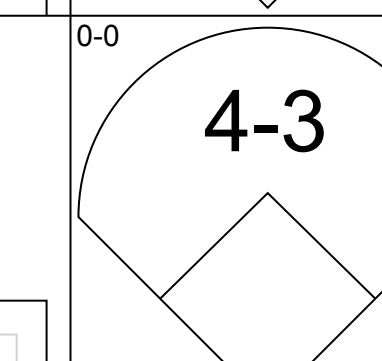
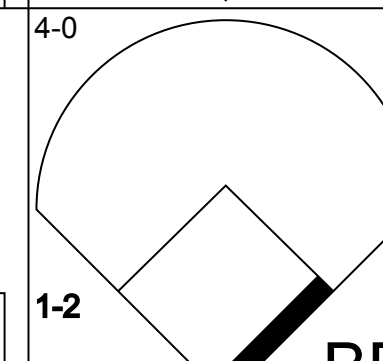
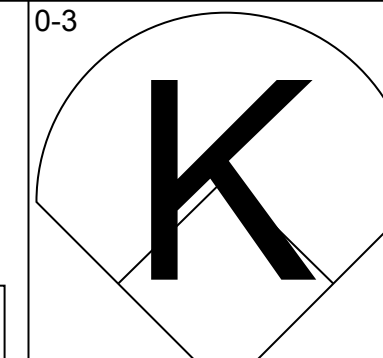
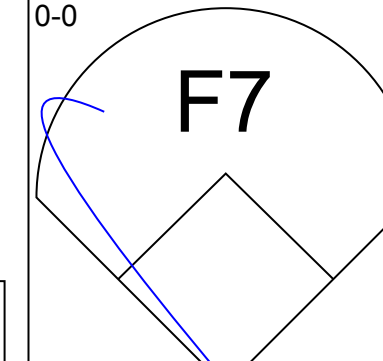
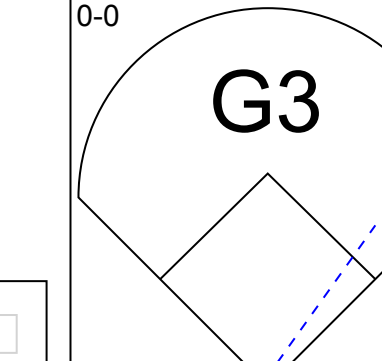
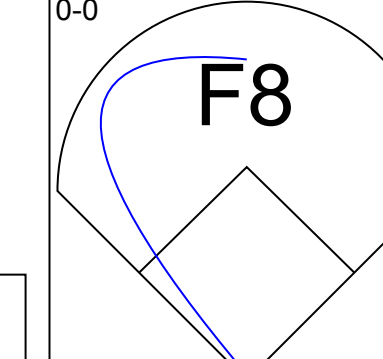
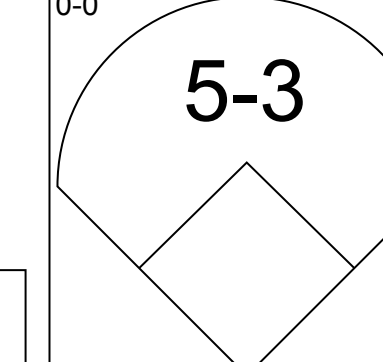
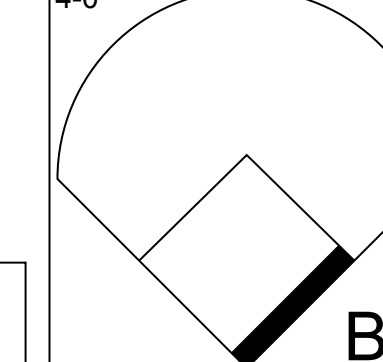
AB	38
R	3
H	10
RBI	3
BB	2
SO	3
LOB	21



Batter	1	2	3	4	5	6	7	8	9	AB	R	H	RBI	BB	SO	LOB	TOP					
<b>Barry Bonds, L</b> (1, 8) OBP: 0.326, SLG: 0.488											4	1	1	0	0	1	<b>Pittsburgh Pirates @ Chicago Cubs</b> Wrigley Field, Chicago, IL Mon Sep 07 1987, 3:33 AM CDT Att: 21,745 - Unknown					
<b>Jose Lind, R</b> (1, 4) OBP: 0.316, SLG: 0.361										4	1	2	0	0	0	0						
<b>Bobby Bonilla, S</b> (1, 5) OBP: 0.336, SLG: 0.464										4	0	1	2	0	2	1						
<b>Mike Diaz, R</b> (1, 3) OBP: 0.314, SLG: 0.454 <b>U L Washington, S</b> (7, PR)										3	0	1	0	0	2	0						
<b>Sid Bream, L</b> (7, 3) OBP: 0.335, SLG: 0.403										0	0	0	0	0	0	0						
<b>Terry Harper, R</b> (1, 7) OBP: 0.333, SLG: 0.421 <b>Andy Van Slyke, L</b> (8, 8) OBP: 0.356, SLG: 0.504										1	0	0	0	0	0	0						
<b>Darnell Coles, R</b> (1, 9) OBP: 0.280, SLG: 0.295										4	0	0	0	0	0	3						
<b>Junior Ortiz, R</b> (1, 2) OBP: 0.310, SLG: 0.323										4	0	0	0	0	0	4						
<b>Al Pedrique, R</b> (1, 6) OBP: 0.355, SLG: 0.368										2	0	0	0	1	1	0						
<b>Brian Fisher, R</b> (1, 1) OBP: 0.226, SLG: 0.255 <b>John Cangelosi, S</b> (8, PH) OBP: 0.440, SLG: 0.409 <b>Jeff Robinson, R</b> (8, 1) OBP: 0.111, SLG: 0.111										2	0	0	0	0	1	1						
<b>Inning Stats</b>	R: 0 E: 0 K: 2 S: 7	H: 0 LOB: 0 BB: 0 P: 7	R: 0 E: 1 K: 2 S: 8	H: 0 LOB: 1 BB: 0 P: 8	R: 0 E: 0 K: 0 S: 2	H: 0 LOB: 0 BB: 1 P: 6	R: 0 E: 0 K: 2 S: 7	H: 1 LOB: 0 BB: 0 P: 7	R: 1 E: 0 K: 1 S: 6	H: 1 LOB: 0 BB: 0 P: 6	R: 0 E: 0 K: 1 S: 5	H: 0 LOB: 0 BB: 0 P: 5	R: 0 E: 0 K: 0 S: 5	H: 2 LOB: 2 BB: 0 P: 5	R: 2 E: 0 K: 0 S: 6	H: 3 LOB: 1 BB: 0 P: 6	R: 0 E: 0 K: 0 S: 3	H: 0 LOB: 0 BB: 0 P: 3	1B: 4 2B: 3 3B: 0 HR: 1	SF: 0 SAC: 0 DP: 2 HBP: 0	WP: 0 PB: 0 SB: 0 CS: 1	PA: 34
<b>PITCHER</b>	IP	WLS	BF	H	R	ER	SO	BB	IBB	HBP	BLK	WP	HR	S	P	ERA	WHIP					
<b>Jamie Moyer, L</b> (1, 1) ERA: 4.92	7.2	L	30	7	3	3	8	1	0	0	0	0	1	45	49	3.52	1.043					
<b>Frank DiPino, L</b> (8, 1) ERA: 3.12	1.1		4	0	0	0	0	0	0	0	0	0	0	4	4	0.00	0.000					

AB	33
R	3
H	7
RBI	3
BB	1
SO	8
LOB	11



Batter	1	2	3	4	5	6	7	8	9	AB	R	H	RBI	BB	SO	LOB	BOTTOM				
<b>Dave Martinez, L</b> (1, 8) OBP: 0.383, SLG: 0.432										2	0	1	0	2	1	0	<b>Pittsburgh Pirates @ Chicago Cubs</b> Wrigley Field, Chicago, IL Mon Sep 07 1987, 3:33 AM CDT Att: 21,745 - Unknown				
<b>23 Ryne Sandberg, R</b> (1, 4) OBP: 0.375, SLG: 0.465										3	0	0	0	1	1	2					
<b>Leon Durham, L</b> (1, 3) OBP: 0.350, SLG: 0.523										3	1	1	1	1	1	1					
<b>Andre Dawson, R</b> (1, 9) OBP: 0.329, SLG: 0.579										3	0	0	0	0	2	2					
<b>Rafael Palmeiro, L</b> (1, 7) OBP: 0.296, SLG: 0.497										4	0	0	0	0	1	3					
<b>Keith Moreland, R</b> (1, 5) OBP: 0.302, SLG: 0.450										4	1	1	1	0	0	0					
<b>Shawon Dunston, R</b> (1, 6) OBP: 0.282, SLG: 0.391										4	0	1	0	0	0	0					
<b>Jim Sundberg, R</b> (1, 2) OBP: 0.321, SLG: 0.328 <b>Jerry Mumphrey, S</b> (9, PH) OBP: 0.403, SLG: 0.540 <b>Chico Walker, S</b> (9, PR) OBP: 0.267, SLG: 0.240										2	0	0	0	1	0	0					
<b>Jamie Moyer, L</b> (1, 1) OBP: 0.274, SLG: 0.246 <b>Frank DiPino, L</b> (8, 1) OBP: 0.500, SLG: 0.500 <b>Manny Trillo, R</b> (9, PH) OBP: 0.382, SLG: 0.473										3	0	0	0	0	0	1					
<b>Inning Stats</b>	R: 0 E: 0 K: 1 S: 5	H: 1 LOB: 2 BB: 2 P: 13	R: 0 E: 0 K: 0 S: 3	H: 0 LOB: 1 BB: 1 P: 7	R: 1 E: 0 K: 1 S: 6	H: 1 LOB: 1 BB: 0 P: 7	R: 0 E: 0 K: 0 S: 3	H: 0 LOB: 0 BB: 0 P: 3	R: 0 E: 0 K: 0 S: 4	H: 2 LOB: 0 BB: 0 P: 4	R: 0 E: 0 K: 0 S: 3	H: 0 LOB: 1 BB: 1 P: 7	R: 0 E: 0 K: 3 S: 9	H: 0 LOB: 0 BB: 0 P: 9	R: 0 E: 0 K: 0 S: 3	H: 1 LOB: 1 BB: 0 P: 3		1B: 3 2B: 0 3B: 0 HR: 2	SF: 0 SAC: 0 DP: 0 HBP: 1	WP: 0 PB: 0 SB: 1 CS: 2	PA: 37
<b>PITCHER</b>	IP	WLS	BF	H	R	ER	SO	BB	IBB	HBP	BLK	WP	HR	S	P	ERA	WHIP				
<b>Brian Fisher, R</b> (1, 1) ERA: 4.69	7.0		29	4	2	2	3	5	0	1	0	0	2	29	50	2.57	1.286				
<b>Jeff Robinson, R</b> (8, 1) ERA: 3.06	2.0	S	6	1	0	0	3	0	0	0	0	0	0	12	12	0.00	0.500				

AB	29
R	2
H	5
RBI	2
BB	5
SO	6
LOB	9



Batter	1	2	3	4	5	6	7	8	9	AB	R	H	RBI	BB	SO	LOB	TOP								
<b>Barry Bonds, L</b> OBP: 0.323, SLG: 0.483 (1, 7)	G3		F9		FC4-6 1B		K		G3	5	1	0	0	0	1	2	<b>Pittsburgh Pirates @ Chicago Cubs</b> Wrigley Field, Chicago, IL Tue Sep 08 1987, 3:33 AM CDT Att: 8,331 - Unknown								
<b>Jose Lind, R</b> OBP: 0.326, SLG: 0.366 (1, 4)	K		1B		1B		K		6-3	5	0	2	1	0	2	1									
<b>Andy Van Slyke, L</b> OBP: 0.358, SLG: 0.505 (1, 8)	1B		F7		K		E8 1B		1B	5	1	3	1	0	1	2									
<b>Bobby Bonilla, S</b> OBP: 0.336, SLG: 0.461 (1, 5)	1B		F7		K		1B BB		P6	3	1	0	0	2	1	2									
<b>Sid Bream, L</b> OBP: 0.333, SLG: 0.400 <b>Mike Diaz, R</b> OBP: 0.317, SLG: 0.456 (8, PH) (8, 3)	F8				K		FC4-6 1B 1B			3	0	0	0	0	1	2									
<b>R.J. Reynolds, S</b> OBP: 0.319, SLG: 0.387 (1, 9)					K		1B			1	0	1	1	0	0	0									
<b>Michael LaValliere, L</b> OBP: 0.379, SLG: 0.369 (1, 2)			F7		F9		F7		FC4-6	4	0	2	1	0	2	0									
<b>Al Pedrique, R</b> OBP: 0.357, SLG: 0.370 (1, 6)			1B		FC1-6 1B		4-3		F8	4	0	2	0	0	0	2									
<b>Vicente Palacios, R</b> <b>John Cangelosi, S</b> OBP: 0.443, SLG: 0.409 <b>Jim Gott, R</b> OBP: 0.091, SLG: 0.364 (9, PH) (9, 1)	G1				FC1-6 FC4-6		K		6-3 G3 1B BB	3	0	0	0	0	1	2									
<b>Inning Stats</b>	R: 0 E: 0 K: 1 S: 6	H: 1 LOB: 2 BB: 1 P: 10	R: 0 E: 0 K: 1 S: 6	H: 1 LOB: 1 BB: 0 P: 6	R: 0 E: 0 K: 0 S: 4	H: 1 LOB: 1 BB: 0 P: 4	R: 0 E: 0 K: 1 S: 5	H: 0 LOB: 0 BB: 0 P: 5	R: 1 E: 0 K: 1 S: 7	H: 2 LOB: 1 BB: 0 P: 7	R: 0 E: 0 K: 2 S: 8	H: 1 LOB: 1 BB: 0 P: 8	R: 0 E: 0 K: 2 S: 7	H: 0 LOB: 0 BB: 0 P: 7	R: 2 E: 1 K: 1 S: 8	H: 3 LOB: 2 BB: 1 P: 12		R: 1 E: 0 K: 0 S: 4	H: 1 LOB: 1 BB: 1 P: 8	1B: 10 2B: 0 3B: 0 HR: 0	SF: 0 SAC: 0 DP: 0 HBP: 0	WP: 0 PB: 0 SB: 1 CS: 0	PA: 40		
<b>PITCHER</b>	IP	WLS	BF	H	R	ER	SO	BB	IBB	HBP	BLK	WP	HR	S	P	ERA	WHIP								
<b>Rick Sutcliffe, R</b> ERA: 3.9	7.1	L	31	7	3	3	9	2	0	0	0	0	0	47	55	3.68	1.227								
<b>Frank DiPino, L</b> ERA: 3.12	0.0		2	2	0	0	0	0	0	0	0	0	0	2	2	∞	∞								
<b>Drew Hall, L</b> ERA: 8.27	0.2		2	0	0	0	0	0	0	0	0	0	0	2	2	0.00	0.000								
<b>Dickie Noles, R</b> ERA: 3.86	1.0		5	1	1	1	0	1	0	0	0	0	0	4	8	9.00	2.000								

AB 37  
R 4  
H 10  
RBI 4  
BB 3  
SO 9  
LOB 16



Batter	1	2	3	4	5	6	7	8	9	AB	R	H	RBI	BB	SO	LOB	BOTTOM								
<b>Dave Martinez, L</b> OBP: 0.382, SLG: 0.430 (1, 8)	23 G3 2B 1B		FC6-4 1B 23 BLK		4-3			K		4	1	1	0	0	1	1	<b>Pittsburgh Pirates @ Chicago Cubs</b> Wrigley Field, Chicago, IL Tue Sep 08 1987, 3:33 AM CDT Att: 8,331 - Unknown								
<b>23 Ryne Sandberg, R</b> OBP: 0.374, SLG: 0.463 (1, 4)	G3		1B		F9			F8		4	0	1	0	0	0	1									
<b>Leon Durham, L</b> OBP: 0.349, SLG: 0.523 (1, 3)	2B		P5		G3				1-3	4	0	1	1	0	0	2									
<b>Andre Dawson, R</b> OBP: 0.328, SLG: 0.576 (1, 9)	F7		1B		P9			K		4	0	1	0	0	1	1									
<b>Rafael Palmeiro, L</b> OBP: 0.289, SLG: 0.485 (1, 7)	1-3		F7		P6			K		4	0	0	0	0	1	4									
<b>Keith Moreland, R</b> OBP: 0.302, SLG: 0.449 (1, 5)			5-3		E5 1B			F9		3	0	1	0	0	0	0									
<b>Jody Davis, R</b> OBP: 0.337, SLG: 0.429 <b>Chico Walker, S</b> OBP: 0.267, SLG: 0.240 <b>Jim Sundberg, R</b> OBP: 0.321, SLG: 0.328 (7, PR) (8, 2)	K		E5 G6-4-3		E5 G6-4-3			CS BB		2	0	0	0	1	1	1									
<b>Shawon Dunston, R</b> OBP: 0.279, SLG: 0.387 (1, 6)	F2		G6-4-3		G6-4-3			K		3	0	0	0	0	1	2									
<b>Rick Sutcliffe, L</b> OBP: 0.211, SLG: 0.217 <b>Frank DiPino, L</b> OBP: 0.300, SLG: 0.500 <b>Drew Hall, L</b> OBP: 0.321, SLG: 0.328 (8, 1) (8, 1)					4-3			K		2	0	1	0	0	0	0									
<b>Luis Quinones, S</b> OBP: 0.290, SLG: 0.286 <b>Dickie Noles, R</b> ERA: 3.79 (9, 1)										0	0	0	0	0	0	0									
<b>Inning Stats</b>	R: 1 E: 0 K: 0 S: 5	H: 2 LOB: 1 BB: 0 P: 5	R: 0 E: 0 K: 1 S: 5	H: 0 LOB: 0 BB: 0 P: 5	R: 0 E: 0 K: 0 S: 6	H: 3 LOB: 3 BB: 0 P: 6	R: 0 E: 1 K: 0 S: 3	H: 1 LOB: 0 BB: 0 P: 3	R: 0 E: 0 K: 0 S: 3	H: 0 LOB: 0 BB: 0 P: 3	R: 0 E: 0 K: 1 S: 4	H: 0 LOB: 0 BB: 1 P: 8	R: 0 E: 0 K: 2 S: 7	H: 0 LOB: 0 BB: 0 P: 7	R: 0 E: 0 K: 2 S: 7	H: 0 LOB: 0 BB: 0 P: 7	1B: 5 2B: 1 3B: 0 HR: 0	SF: 0 SAC: 0 DP: 1 HBP: 0	WP: 0 PB: 0 SB: 0 CS: 1	PA: 32					
<b>PITCHER</b>	IP	WLS	BF	H	R	ER	SO	BB	IBB	HBP	BLK	WP	HR	S	P	ERA	WHIP								
<b>Vicente Palacios, R</b> ERA: 0.9	8.0	W	29	6	1	1	4	1	0	0	1	0	0	7	7	0.00	0.000								
<b>Jim Gott, R</b> ERA: 3.79	1.0	S	3	0	0	0	2	0	0	0	0	0	0	7	7	0.00	0.000								

AB 31  
R 1  
H 6  
RBI 1  
BB 1  
SO 6  
LOB 12



Batter	1	2	3	4	5	6	7	8	9	AB	R	H	RBI	BB	SO	LOB	TOP				
<b>Barry Bonds, L</b> (1, 7) OBP: 0.323, SLG: 0.481	4-3																				
<b>Jose Lind, R</b> (1, 4) OBP: 0.319, SLG: 0.378	F9																				
<b>Andy Van Slyke, L</b> (1, 8) OBP: 0.356, SLG: 0.501	G3																				
<b>Bobby Bonilla, S</b> (1, 5) OBP: 0.338, SLG: 0.460		K																			
<b>Mackey Sasser, L</b> (1, 2) OBP: 0.111, SLG: 0.111 <b>Michael LaValiere, L</b> (8, 2) OBP: 0.379, SLG: 0.399																					
<b>R.J. Reynolds, S</b> (1, 9) OBP: 0.322, SLG: 0.401																					
<b>Sid Bream, L</b> (1, 3) OBP: 0.333, SLG: 0.397																					
<b>Al Pedrique, R</b> (1, 6) OBP: 0.360, SLG: 0.377																					
<b>Mike Bielecki, R</b> (1, 1) <b>Jeff Robinson, R</b> (7, 1) <b>Jim Gott, R</b> (9, 1) OBP: 0.091, SLG: 0.364																					
<b>Inning Stats</b>	R: 0 E: 0 K: 0 S: 3	H: 0 LOB: 0 BB: 0 P: 3	R: 2 E: 0 K: 2 S: 9	H: 2 LOB: 0 BB: 0 P: 9	R: 0 E: 0 K: 0 S: 3	H: 1 LOB: 1 BB: 1 P: 7	R: 1 E: 0 K: 1 S: 7	H: 2 LOB: 2 BB: 1 P: 11	R: 0 E: 0 K: 0 S: 3	H: 0 LOB: 1 BB: 0 P: 7	R: 0 E: 0 K: 0 S: 4	H: 2 LOB: 1 BB: 0 P: 4	R: 0 E: 0 K: 2 S: 8	H: 1 LOB: 1 BB: 0 P: 8	R: 1 E: 0 K: 0 S: 4	H: 1 LOB: 0 BB: 0 P: 4	1B: 4 2B: 4 3B: 0 HR: 2	SF: 0 SAC: 1 DP: 1 HBP: 0	WP: 0 PB: 0 SB: 0 CS: 1	PA: 37	
<b>PITCHER</b> <b>Scott Sanderson, R</b> (1, 1) ERA: 3.9 <b>Lee Smith, R</b> (8, 1) ERA: 2.67	IP	WLS	BF	H	R	ER	SO	BB	IBB	HBP	BLK	WP	HR	S	P	ERA	WHIP				

Pittsburgh Pirates @ Chicago Cubs  
Wrigley Field, Chicago, IL  
Wed Sep 09 1987, 3:33 AM CDT  
Att: 8,054 - Unknown

AB 33  
R 4  
H 9  
RBI 4  
BB 3  
SO 5  
LOB 10



Batter	1	2	3	4	5	6	7	8	9	AB	R	H	RBI	BB	SO	LOB	BOTTOM				
<b>Dave Martinez, L</b> (1, 8) OBP: 0.381, SLG: 0.431	K	G3																			
<b>23 Ryne Sandberg, R</b> (1, 4) OBP: 0.373, SLG: 0.460																					
<b>Leon Durham, L</b> (1, 3) <b>Lee Smith, R</b> (8, 1) OBP: 0.247, SLG: 0.240																					
<b>Andre Dawson, R</b> (1, 9) OBP: 0.329, SLG: 0.575																					
<b>Jerry Mumphrey, S</b> (1, 7) OBP: 0.397, SLG: 0.532																					
<b>Jody Davis, R</b> (1, 2) OBP: 0.341, SLG: 0.435 <b>Chico Walker, S</b> (8, PH) OBP: 0.267, SLG: 0.240 <b>Jim Sundberg, R</b> (9, 2) OBP: 0.321, SLG: 0.328																					
<b>Wade Rowdon, R</b> (1, 5) OBP: 0.200, SLG: 0.600																					
<b>Shawon Dunston, R</b> (1, 6) OBP: 0.279, SLG: 0.385 <b>Rafael Palmeiro, L</b> (9, PH) OBP: 0.297, SLG: 0.482																					
<b>Scott Sanderson, R</b> (1, 1) OBP: 0.162, SLG: 0.176 <b>Mike Brumley, S</b> (7, PH) OBP: 0.247, SLG: 0.269 <b>Manny Trillo, R</b> (8, 3) OBP: 0.380, SLG: 0.471																					
<b>Inning Stats</b>	R: 0 E: 0 K: 1 S: 6	H: 1 LOB: 2 BB: 1 P: 10	R: 1 E: 0 K: 1 S: 7	H: 2 LOB: 1 BB: 0 P: 7	R: 0 E: 0 K: 2 S: 7	H: 0 LOB: 1 BB: 1 P: 11	R: 0 E: 0 K: 1 S: 6	H: 1 LOB: 1 BB: 0 P: 6	R: 1 E: 0 K: 0 S: 4	H: 1 LOB: 0 BB: 0 P: 4	R: 0 E: 0 K: 0 S: 3	H: 0 LOB: 0 BB: 0 P: 3	R: 1 E: 1 K: 0 S: 5	H: 0 LOB: 2 BB: 1 P: 9	R: 0 E: 0 K: 0 S: 3	H: 1 LOB: 1 BB: 0 P: 3	1B: 3 2B: 2 3B: 1 HR: 0	SF: 0 SAC: 2 DP: 1 HBP: 0	WP: 0 PB: 0 SB: 1 CS: 0	PA: 37	
<b>PITCHER</b> <b>Mike Bielecki, R</b> (1, 1) ERA: 3.46 <b>Jeff Robinson, R</b> (7, 1) ERA: 3.0 <b>Jim Gott, R</b> (9, 1) ERA: 3.74	IP	WLS	BF	H	R	ER	SO	BB	IBB	HBP	BLK	WP	HR	S	P	ERA	WHIP				

Pittsburgh Pirates @ Chicago Cubs  
Wrigley Field, Chicago, IL  
Wed Sep 09 1987, 3:33 AM CDT  
Att: 8,054 - Unknown

AB 32  
R 3  
H 6  
RBI 3  
BB 3  
SO 7  
LOB 18



Batter	1	2	3	4	5	6	7	8	9	AB	R	H	RBI	BB	SO	LOB	TOP								
Barry Bonds, L (1, 7) OBP: 0.321, SLG: 0.477	G3		F6		F9			F8		4	0	0	0	0	0	0	Pittsburgh Pirates @ Philadelphia Phillies Veterans Stadium, Philadelphia, PA Fri Sep 11 1987, 7:05 PM EDT Att: 20,085 - Unknown								
Jose Lind, R (1, 4) OBP: 0.314, SLG: 0.354	BB		K		6-3			6-3		3	0	0	0	1	1	0									
Andy Van Slyke, L (1, 8) OBP: 0.355, SLG: 0.498	F7			F6		L6 4-6-3 BB		G3		3	0	0	0	1	0	1									
Bobby Bonilla, S (1, 5) OBP: 0.339, SLG: 0.467	F8			2B 6-3 BB		4-6-3				3	2	1	1	1	0	2									
Sid Bream, L (1, 3) OBP: 0.332, SLG: 0.398		6-3		6-3 1B 2B		L6			HR	4	1	1	0	0	1	1									
R.J. Reynolds, S (1, 9) OBP: 0.324, SLG: 0.412		S 1B		6-3			HR		G3	4	1	2	2	0	0	1									
Michael LaValliere, L (1, 2) OBP: 0.377, SLG: 0.368		F7 1B		2-3 3-H 6-3 1B			G3		F5	4	0	1	1	0	0	1									
Al Pedrique, R (1, 6) OBP: 0.355, SLG: 0.372		4-3		FC5-4 1B			L5			3	0	0	0	0	0	2									
Doug Drabek, R (1, 1) OBP: 0.151, SLG: 0.122			4-1							3	0	0	0	0	1	0									
Jeff Robinson, R (8, 1) OBP: 0.158, SLG: 0.316					K					0	0	0	0	0	0	0									
Jim Gott, R (9, 1) OBP: 0.091, SLG: 0.364								L9		0	0	0	0	0	0	0									
<b>Inning Stats</b>	R: 0 E: 0 K: 0 S: 3	H: 0 LOB: 1 BB: 1 P: 7	R: 0 E: 0 K: 0 S: 4	H: 1 LOB: 1 BB: 0 P: 4	R: 0 E: 0 K: 1 S: 5	H: 0 LOB: 0 BB: 0 P: 5	R: 2 E: 0 K: 0 S: 5	H: 2 LOB: 1 BB: 1 P: 9	R: 0 E: 0 K: 1 S: 5	H: 0 LOB: 0 BB: 0 P: 5	R: 0 E: 0 K: 0 S: 2	H: 0 LOB: 0 BB: 1 P: 6	R: 1 E: 0 K: 0 S: 4	H: 1 LOB: 0 BB: 0 P: 4	R: 0 E: 0 K: 0 S: 3	H: 0 LOB: 0 BB: 0 P: 3	R: 1 E: 0 K: 1 S: 6	H: 1 LOB: 0 BB: 0 P: 6	1B: 2 2B: 2 3B: 0 HR: 2	SF: 0 SAC: 0 DP: 1 HBP: 0	WP: 0 PB: 0 SB: 1 CS: 0	PA: 34			
<b>PITCHER</b>	IP	WLS	BF	H	R	ER	SO	BB	IBB	HBP	BLK	WP	HR	S	P	ERA	WHIP								
Kevin Gross, R (1, 1) ERA: 4.37	7.0	L	27	4	3	3	2	3	0	0	0	0	1	28	40	3.86	1.000								
Jeff Calhoun, L (8, 1) ERA: 2.12	1.0		3	0	0	0	0	0	0	0	0	0	0	3	3	0.00	0.000								
Steve Bedrosian, R (9, 1) ERA: 2.72	1.0		4	1	1	1	1	0	0	0	0	0	1	6	6	9.00	1.000								

AB 31  
R 4  
H 5  
RBI 4  
BB 3  
SO 3  
LOB 8



Batter	1	2	3	4	5	6	7	8	9	AB	R	H	RBI	BB	SO	LOB	BOTTOM								
Juan Samuel, R (1, 4) OBP: 0.345, SLG: 0.512	L8			F4			F8		F8 1B G3 1B	4	1	1	0	0	0	0	Pittsburgh Pirates @ Philadelphia Phillies Veterans Stadium, Philadelphia, PA Fri Sep 11 1987, 7:05 PM EDT Att: 20,085 - Unknown								
Milt Thompson, L (1, 8) OBP: 0.356, SLG: 0.443	K			4-3			K		G3 1B	4	0	1	0	0	2	0									
Von Hayes, L (1, 3) OBP: 0.421, SLG: 0.494	G3			F9			6-3		F8	4	0	0	0	0	0	2									
Mike Schmidt, R (1, 5) OBP: 0.394, SLG: 0.545		G4-6-3 1B			F7			1B 1B	G3	4	1	2	1	0	0	1									
Lance Parrish, R (1, 2) OBP: 0.309, SLG: 0.398		G4-6-3			F8			1B 1B	3-1	4	0	1	0	0	0	2									
Glenn Wilson, R (1, 9) OBP: 0.314, SLG: 0.400		6-3			F9			1B 1B		3	0	1	1	0	0	0									
Keith Hughes, L (1, 7) OBP: 0.325, SLG: 0.306				F4			F9		F9	3	0	0	0	0	0	2									
Steve Jeltz, S (1, 6) OBP: 0.319, SLG: 0.293										2	0	0	0	0	1	0									
Jeff Stone, L (8, PH) OBP: 0.333, SLG: 0.378				K			4-3		K	1	0	0	0	0	1	2									
Luis Aquayo, R (9, 6) OBP: 0.280, SLG: 0.411									K	0	0	0	0	0	0	0									
Kevin Gross, R (1, 1) OBP: 0.200, SLG: 0.189										2	0	0	0	0	0	0									
Jeff Calhoun, L (8, 1) ERA: 3.05										0	0	0	0	0	0	0									
Greg Gross, L (8, PH) OBP: 0.387, SLG: 0.367										1	0	0	0	0	1	2									
Steve Bedrosian, R (9, 1) ERA: 3.7										0	0	0	0	0	0	0									
<b>Inning Stats</b>	R: 0 E: 0 K: 1 S: 5	H: 0 LOB: 0 BB: 0 P: 5	R: 0 E: 0 K: 0 S: 3	H: 1 LOB: 0 BB: 0 P: 3	R: 0 E: 0 K: 1 S: 5	H: 0 LOB: 0 BB: 0 P: 5	R: 0 E: 0 K: 0 S: 3	H: 0 LOB: 0 BB: 0 P: 3	R: 0 E: 0 K: 0 S: 3	H: 0 LOB: 0 BB: 0 P: 3	R: 0 E: 0 K: 1 S: 5	H: 0 LOB: 0 BB: 0 P: 5	R: 0 E: 0 K: 2 S: 10	H: 3 LOB: 2 BB: 0 P: 10	R: 1 E: 0 K: 0 S: 5	H: 2 LOB: 1 BB: 0 P: 5	1B: 6 2B: 0 3B: 0 HR: 0	SF: 0 SAC: 0 DP: 1 HBP: 0	WP: 1 PB: 0 SB: 0 CS: 0	PA: 32					
<b>PITCHER</b>	IP	WLS	BF	H	R	ER	SO	BB	IBB	HBP	BLK	WP	HR	S	P	ERA	WHIP								
Doug Drabek, R (1, 1) ERA: 4.03	7.0		24	4	1	1	3	0	0	0	0	0	0	30	30	1.29	0.571								
Jeff Robinson, R (8, 1) ERA: 3.05	1.1		6	2	1	1	2	0	0	0	0	1	0	10	10	6.75	1.500								
Jim Gott, R (9, 1) ERA: 3.7	0.2	S	2	0	0	0	0	0	0	0	0	0	0	2	2	0.00	0.000								

AB 32  
R 2  
H 6  
RBI 2  
BB 0  
SO 5  
LOB 11



Batter	1	2	3	4	5	6	7	8	9	AB	R	H	RBI	BB	SO	LOB	TOP					
<b>Barry Bonds, L</b> OBP: 0.323, SLG: 0.477										5	2	0	1	1	4		<b>Pittsburgh Pirates @ Philadelphia Phillies</b> <b>Veterans Stadium, Philadelphia, PA</b> Sat Sep 12 1987, 7:05 PM EDT Att: 15,440 - Unknown					
<b>Jose Lind, R</b> OBP: 0.327, SLG: 0.442										4	2	2	2	0	0	3						
<b>Andy Van Slyke, L</b> OBP: 0.355, SLG: 0.496										4	1	1	0	0	2	3						
<b>Bobby Bonilla, S</b> OBP: 0.344, SLG: 0.479										4	4	3	3	1	1	1						
<b>Mike Diaz, R</b> OBP: 0.314, SLG: 0.452										2	0	0	0	0	1	0						
<b>Sid Bream, L</b> OBP: 0.334, SLG: 0.408										2	2	2	3	0	0	0						
<b>Darnell Coles, R</b> OBP: 0.267, SLG: 0.300										3	0	1	1	2	1	0						
<b>Junior Ortiz, R</b> OBP: 0.307, SLG: 0.315										4	1	0	1	1	1	3						
<b>Al Pedrique, R</b> OBP: 0.356, SLG: 0.373										5	0	2	1	0	0	1						
<b>Mike Dunne, R</b> OBP: 0.160, SLG: 0.109										3	0	0	0	0	0	1						
<b>Bob Patterson, R</b> OBP: 0.100, SLG: 0.100										0	0	0	0	0	0	0						
<b>Mackey Sasser, L</b> OBP: 0.200, SLG: 0.200										1	0	1	0	0	0	0						
<b>Tim Drummond, R</b> OBP: 0.200, SLG: 0.200										1	0	0	0	0	1	2						
<b>Inning Stats</b>	R: 3 E: 0 K: 1 S: 6	H: 2 LOB: 0 BB: 2 P: 14	R: 3 E: 0 K: 1 S: 7	H: 2 LOB: 1 BB: 1 P: 12	R: 0 E: 0 K: 1 S: 5	H: 0 LOB: 0 BB: 0 P: 5	R: 0 E: 0 K: 0 S: 3	H: 0 LOB: 0 BB: 0 P: 3	R: 2 E: 0 K: 1 S: 7	H: 2 LOB: 1 BB: 1 P: 11	R: 0 E: 0 K: 0 S: 4	H: 1 LOB: 1 BB: 0 P: 4	R: 2 E: 0 K: 2 S: 9	H: 2 LOB: 0 BB: 0 P: 9	R: 0 E: 0 K: 0 S: 5	H: 2 LOB: 2 BB: 0 P: 5	R: 2 E: 0 K: 2 S: 10	H: 3 LOB: 2 BB: 1 P: 14	1B: 8 2B: 2 3B: 2 HR: 2	SF: 1 SAC: 1 DP: 0 HBP: 1	WP: 2 PB: 0 SB: 0 CS: 1	PA: 47
<b>PITCHER</b>	IP	WLS	BF	H	R	ER	SO	BB	IBB	HBP	BLK	WP	HR	S	P	ERA	WHIP					
<b>Don Carman, L</b> ERA: 4.62	1.2	L	12	4	6	6	1	3	0	1	0	0	1	0	8	8	0.00	0.000				
<b>Mike Maddux, R</b> ERA: 3.0	1.1		4	0	0	0	2	0	0	0	0	1	0	8	8	0.00	0.000					
<b>Freddie Toliver, R</b> ERA: 6.33	2.0		9	2	2	2	1	0	1	0	0	0	0	10	14	9.00	1.000					
<b>Wally Ritchie, L</b> ERA: 3.97	1.1		7	3	2	2	1	0	0	0	0	1	1	9	9	13.50	2.250					
<b>Todd Frohwrth, R</b> ERA:	0.2		2	0	0	0	1	0	0	0	0	0	0	4	4	0.00	0.000					
<b>PITCHER</b>	IP	WLS	BF	H	R	ER	SO	BB	IBB	HBP	BLK	WP	HR	S	P	ERA	WHIP					
<b>Kent Tekulve, R</b> ERA: 3.1	2.0		12	5	2	2	2	1	0	0	0	0	0	15	19	9.00	3.000					


Batter	1	2	3	4	5	6	7	8	9	AB	R	H	RBI	BB	SO	LOB	BOTTOM					
<b>Juan Samuel, R</b> OBP: 0.343, SLG: 0.508										4	0	0	0	0	0	1	<b>Pittsburgh Pirates @ Philadelphia Phillies</b> <b>Veterans Stadium, Philadelphia, PA</b> Sat Sep 12 1987, 7:05 PM EDT Att: 15,440 - Unknown					
<b>Milt Thompson, L</b> OBP: 0.355, SLG: 0.441										4	0	1	0	0	0	0						
<b>Kent Tekulve, R</b>										0	0	0	0	0	0	0						
<b>Von Hayes, L</b> OBP: 0.420, SLG: 0.492										4	1	1	0	0	0	1						
<b>Mike Schmidt, R</b> OBP: 0.397, SLG: 0.546										3	2	2	0	1	0	0						
<b>Glenn Wilson, R</b> OBP: 0.317, SLG: 0.403										2	0	1	0	2	0	0						
<b>Chris James, R</b> OBP: 0.332, SLG: 0.542										4	0	0	2	0	1	5						
<b>Lance Parrish, R</b> OBP: 0.307, SLG: 0.394										4	0	0	0	0	0	5						
<b>Ken Jackson, R</b> OBP: 0.500, SLG: 0.750										4	1	2	1	0	1	0						
<b>Don Carman, L</b> ERA: 4.62										0	0	0	0	0	0	0						
<b>Mike Maddux, R</b> ERA: 3.0										0	0	0	0	0	0	0						
<b>Freddie Toliver, R</b> ERA: 6.33										0	0	0	0	0	0	0						
<b>Wally Ritchie, L</b> ERA: 3.97										0	0	0	0	0	0	0						
<b>Todd Frohwrth, R</b> ERA:										0	0	0	0	0	0	0						
<b>Inning Stats</b>	R: 0 E: 0 K: 0 S: 3	H: 0 LOB: 0 BB: 0 P: 3	R: 1 E: 0 K: 1 S: 6	H: 2 LOB: 1 BB: 1 P: 10	R: 0 E: 0 K: 1 S: 5	H: 0 LOB: 0 BB: 0 P: 5	R: 1 E: 0 K: 0 S: 5	H: 2 LOB: 1 BB: 0 P: 5	R: 0 E: 0 K: 0 S: 3	H: 0 LOB: 0 BB: 0 P: 3	R: 1 E: 0 K: 0 S: 4	H: 1 LOB: 1 BB: 2 P: 12	R: 1 E: 0 K: 0 S: 5	H: 3 LOB: 1 BB: 0 P: 5	R: 0 E: 0 K: 0 S: 3	H: 0 LOB: 0 BB: 0 P: 3	R: 0 E: 0 K: 1 S: 5	H: 0 LOB: 0 BB: 0 P: 5	1B: 6 2B: 2 3B: 0 HR: 0	SF: 0 SAC: 0 DP: 1 HBP: 0	WP: 0 PB: 0 SB: 0 CS: 0	PA: 36
<b>PITCHER</b>	IP	WLS	BF	H	R	ER	SO	BB	IBB	HBP	BLK	WP	HR	S	P	ERA	WHIP					
<b>Mike Dunne, R</b> ERA: 2.86	6.2	W	29	8	4	4	2	3	0	0	0	0	0	30	42	5.40	1.650					
<b>Bob Patterson, L</b> ERA: 6.69	0.1		1	0	0	0	0	0	0	0	0	0	0	1	1	0.00	0.000					
<b>Tim Drummond, R</b> ERA:	2.0		6	0	0	0	1	0	0	0	0	0	0	8	8	0.00	0.000					



Batter	1	2	3	4	5	6	7	8	9	AB	R	H	RBI	BB	SO	LOB	TOP								
John Cangelosi, S (1, 8) Andy Van Slyke, L (6, 8) OBP: 0.444, SLG: 0.418 OBP: 0.355, SLG: 0.495	SH1-3 1B 2B		6-3	FC6-4				4-3		4	1	2	1	0	0	2									
Jose Lind, R (1, 4) OBP: 0.322, SLG: 0.429	SH1-3 2-3		K		G3	F3			2B E 1B	4	1	1	0	0	1	3									
Terry Harper, R (1, 7) Barry Bonds, L (6, 7) OBP: 0.331, SLG: 0.414 OBP: 0.324, SLG: 0.480	1B 3-H 1B		4-3		K	F8			E9 1B 2B	4	0	1	1	0	1	3									
Bobby Bonilla, S (1, 5) OBP: 0.347, SLG: 0.481				F8 1B			L6		F8 1B 1B	5	0	3	1	0	0	0									
Sid Bream, L (1, 3) OBP: 0.337, SLG: 0.410	K			2B 1B	6-3		S 1B		3-H BB 1B	5	1	3	0	0	1	3									
Darnell Coles, R (1, 9) OBP: 0.270, SLG: 0.304	F9			1B 1B 2B		1B SH2-3 BB	K		F9	4	2	1	1	1	1	5									
Michael LaValliere, L (1, 2) OBP: 0.373, SLG: 0.363		L8		4-3		SH2-3 BB	F7		F8	4	0	0	0	0	0	4	AB 40								
U L Washington, S (1, 6) OBP: 0.500, SLG: 0.250		5-3		1B 2-3 1B		1B 1B IBB	F5		2-3 BB	3	0	1	0	2	0	0	R 6								
Brian Fisher, R (1, 1) OBP: 0.241, SLG: 0.269		K		1-2 3-H 1B		1-2 2-3 1B			K	5	0	2	1	0	3	3	H 15								
<b>Inning Stats</b>	R: 1 E: 0 K: 1 S: 8	H: 3 LOB: 2 BB: 0 P: 8	R: 0 E: 0 K: 1 S: 5	H: 0 LOB: 0 BB: 0 P: 5	R: 0 E: 0 K: 1 S: 5	H: 0 LOB: 0 BB: 0 P: 5	R: 2 E: 0 K: 0 S: 7	H: 4 LOB: 2 BB: 0 P: 7	R: 0 E: 0 K: 1 S: 6	H: 1 LOB: 1 BB: 0 P: 6	R: 1 E: 0 K: 0 S: 5	H: 2 LOB: 2 BB: 2 P: 13	R: 0 E: 0 K: 1 S: 6	H: 1 LOB: 1 BB: 0 P: 6	R: 0 E: 0 K: 1 S: 5	H: 0 LOB: 0 BB: 0 P: 5	R: 2 E: 1 K: 1 S: 9	H: 4 LOB: 3 BB: 1 P: 13	1B: 12 2B: 3 3B: 0 HR: 0	SF: 0 SAC: 2 DP: 0 HBP: 0	WP: 0 PB: 0 SB: 2 CS: 0	PA: 45			
<b>PITCHER</b>	IP	WLS	BF	H	R	ER	SO	BB	IBB	HBP	BLK	WP	HR	S	P	ERA	WHIP	<b>PITCHER</b>							
Bruce Ruffin, L (1, 1) ERA: 4.44	5.1	L	28	10	4	4	4	1	1	0	0	0	0	34	42	6.75	2.062								
Michael Jackson, R (6, 1) ERA: 4.15	2.2		9	1	0	0	2	0	0	0	0	0	0	13	13	0.00	0.375								
Steve Bedrosian, R (9, 1) ERA: 2.95	0.0		3	1	2	2	0	0	0	0	0	0	0	3	3	∞	∞								
Jeff Calhoun, L (9, 1) ERA: 2.05	1.0		5	1	0	0	1	1	0	0	0	0	0	6	10	0.00	2.000								

Pittsburgh Pirates @ Philadelphia Phillies  
Veterans Stadium, Philadelphia, PA  
Sun Sep 13 1987, 3:33 AM EDT  
Att: 12,610 - Unknown

AB 40  
R 6  
H 15  
RBI 5  
BB 3  
SO 7  
LOB 23



Batter	1	2	3	4	5	6	7	8	9	AB	R	H	RBI	BB	SO	LOB	BOTTOM								
Juan Samuel, R (1, 4) OBP: 0.344, SLG: 0.513	HR		K		K			FC5-4 1B		4	1	2	1	0	2	1									
Milt Thompson, L (1, 8) OBP: 0.352, SLG: 0.438	1-3		F7			F7		FC5-4 FC4-6		4	0	0	0	0	0	1									
Rick Schu, R (1, 5) Steve Bedrosian, R (9, 1) Jeff Calhoun, L (9, 1) OBP: 0.369, SLG: 0.453 ERA: 4.15	F8		K			K		FC4-6		4	0	0	0	0	2	1									
Von Hayes, L (1, 3) OBP: 0.417, SLG: 0.488	F6			1-3		4-3				4	0	0	0	0	0	0									
Glenn Wilson, R (1, 9) OBP: 0.317, SLG: 0.402		4-3 1B		6-3		6-3			E6 1B 4-3	4	0	1	0	0	0	0									
Keith Hughes, L (1, 7) OBP: 0.304, SLG: 0.286		4-3		K		F7			4-3	4	0	0	0	0	1	2									
Darren Daulton, L (1, 2) OBP: 0.276, SLG: 0.294		4-3			K		1B			4	0	2	0	0	1	1	AB 33								
Ken Jackson, R (1, 6) OBP: 0.375, SLG: 0.429					K		K		K	3	0	0	0	1	3	3	R 1								
Bruce Ruffin, S (1, 1) Michael Jackson, R (6, 1) Greg Gross, L (6, PH) Greg Jelks, R (9, 5) OBP: 0.062, SLG: 0.063 OBP: 0.176, SLG: 0.125 OBP: 0.385, SLG: 0.364		K						4-3		1	0	0	0	1	1	2	H 5								
<b>Inning Stats</b>	R: 1 E: 0 K: 0 S: 4	H: 1 LOB: 0 BB: 0 P: 4	R: 0 E: 0 K: 1 S: 6	H: 1 LOB: 2 BB: 1 P: 10	R: 0 E: 0 K: 2 S: 7	H: 0 LOB: 0 BB: 0 P: 7	R: 0 E: 0 K: 1 S: 5	H: 0 LOB: 0 BB: 0 P: 5	R: 0 E: 0 K: 3 S: 9	H: 0 LOB: 1 BB: 1 P: 13	R: 0 E: 0 K: 1 S: 5	H: 0 LOB: 0 BB: 0 P: 5	R: 0 E: 0 K: 1 S: 6	H: 1 LOB: 1 BB: 0 P: 6	R: 0 E: 0 K: 0 S: 4	H: 1 LOB: 1 BB: 0 P: 4	R: 0 E: 1 K: 1 S: 7	H: 1 LOB: 2 BB: 0 P: 7	1B: 4 2B: 0 3B: 0 HR: 1	SF: 0 SAC: 0 DP: 0 HBP: 0	WP: 0 PB: 0 SB: 0 CS: 0	PA: 35			
<b>PITCHER</b>	IP	WLS	BF	H	R	ER	SO	BB	IBB	HBP	BLK	WP	HR	S	P	ERA	WHIP	<b>PITCHER</b>							
Brian Fisher, R (1, 1) ERA: 4.49	9.0	W	35	5	1	1	10	1	1	0	0	0	1	53	61	1.00	0.667								

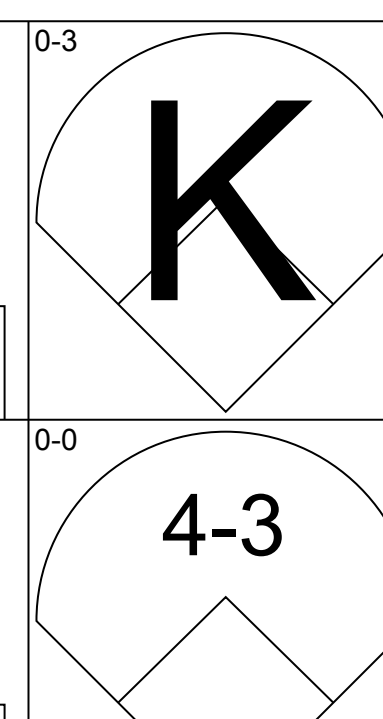
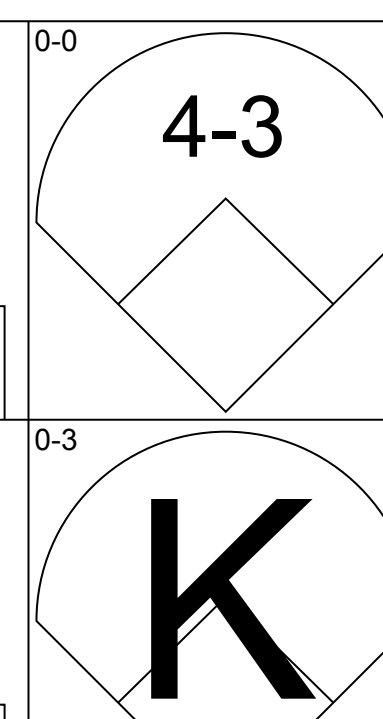
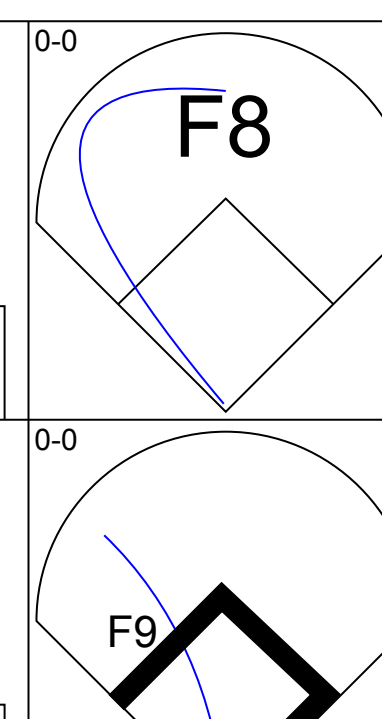
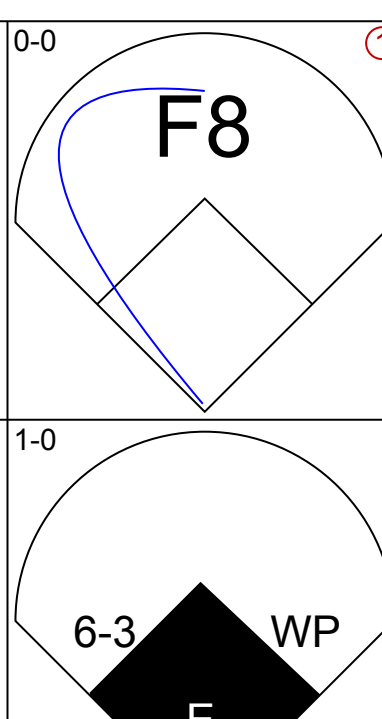
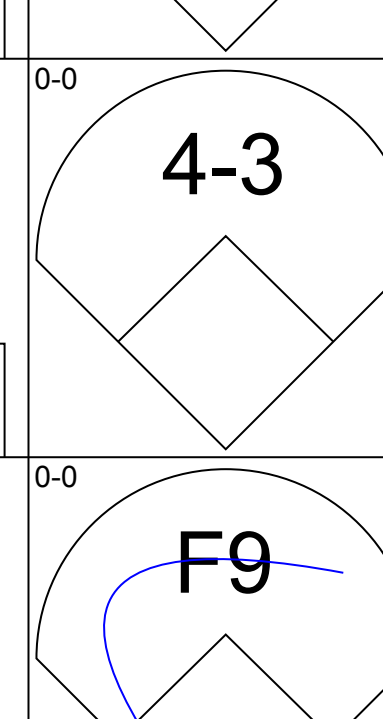
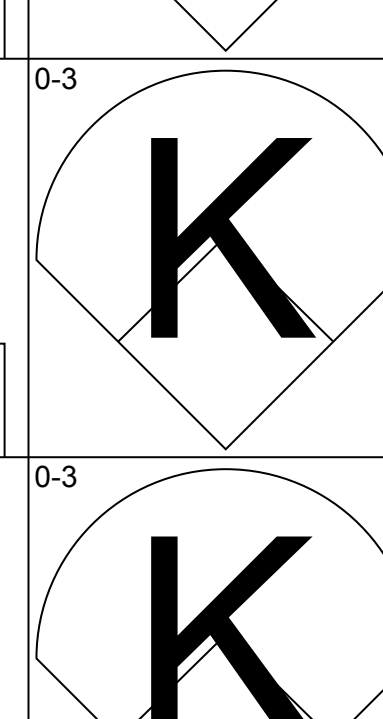
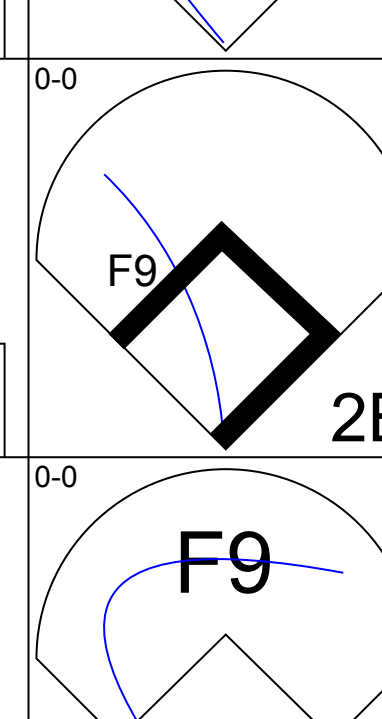
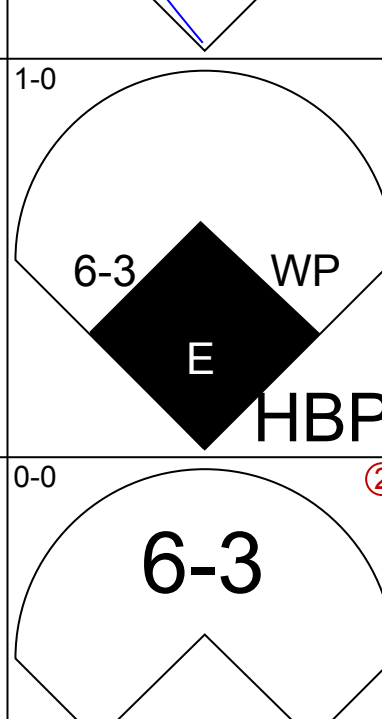
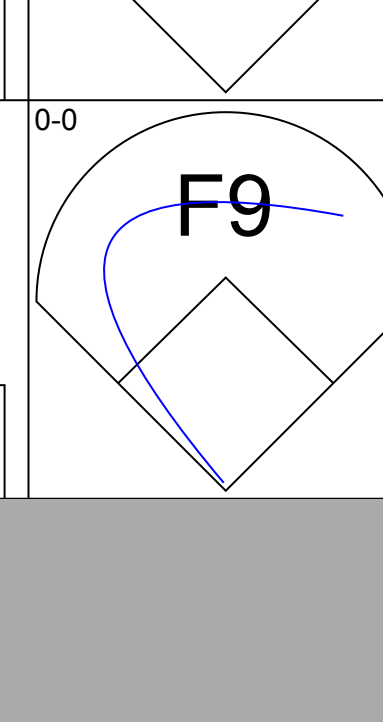
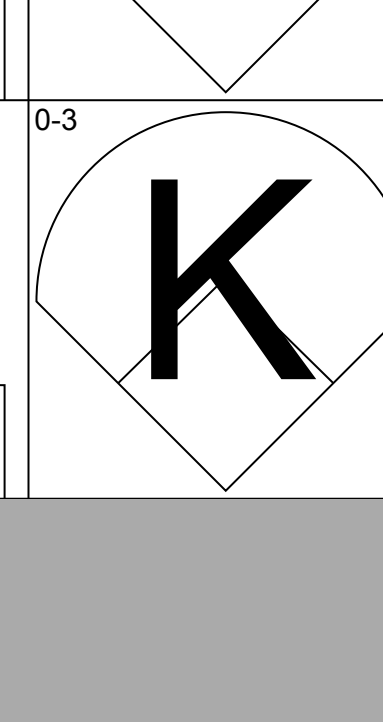
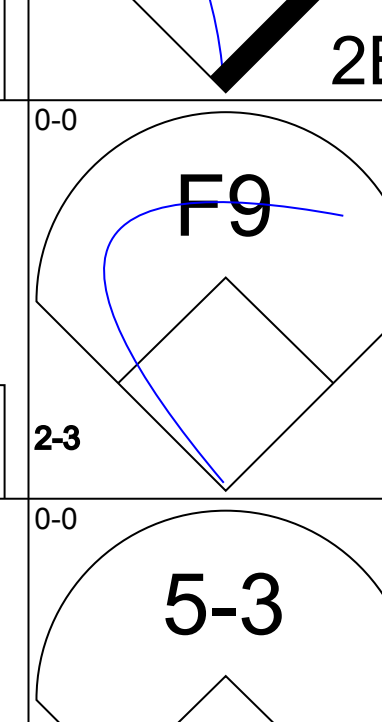
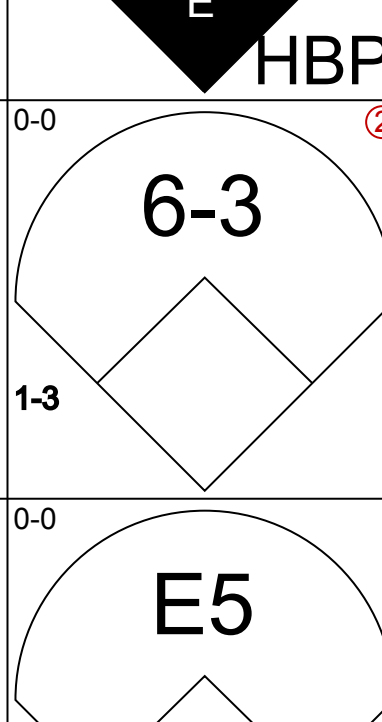
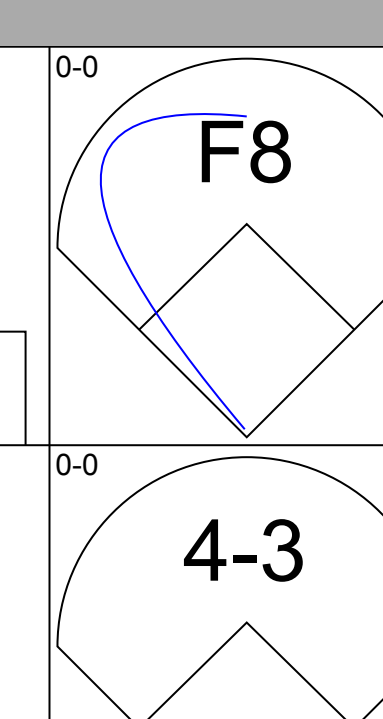
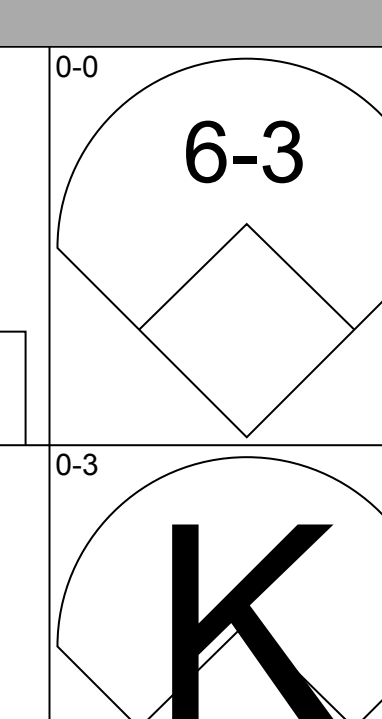
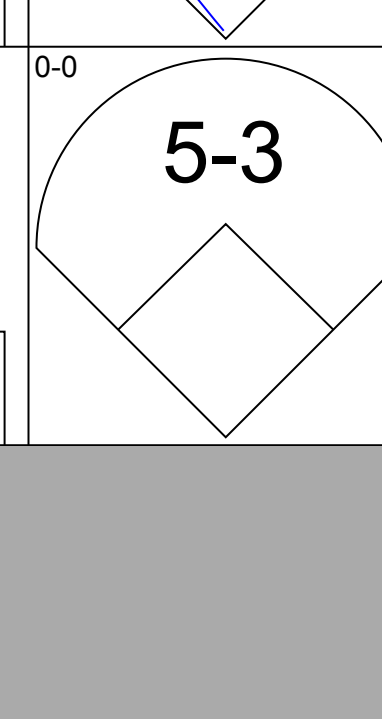
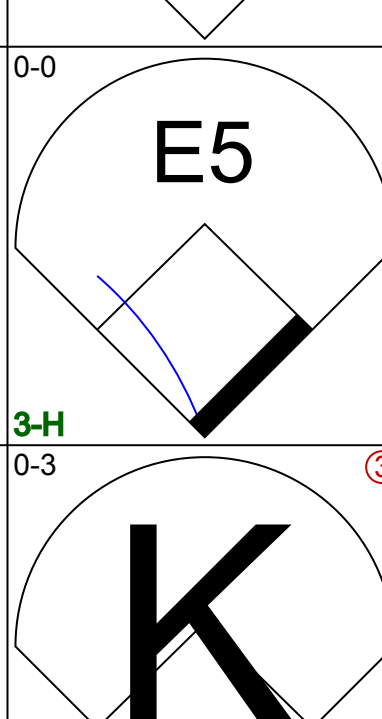
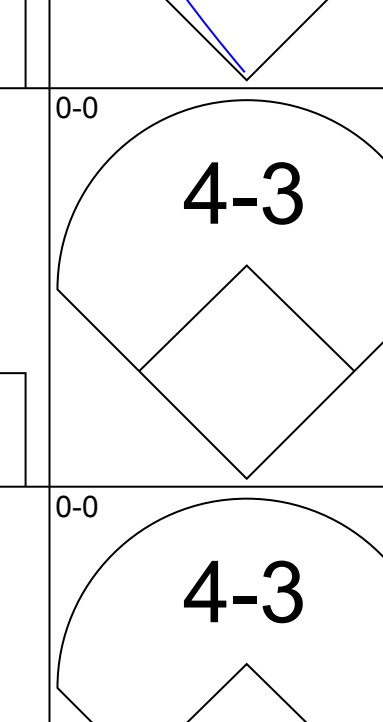
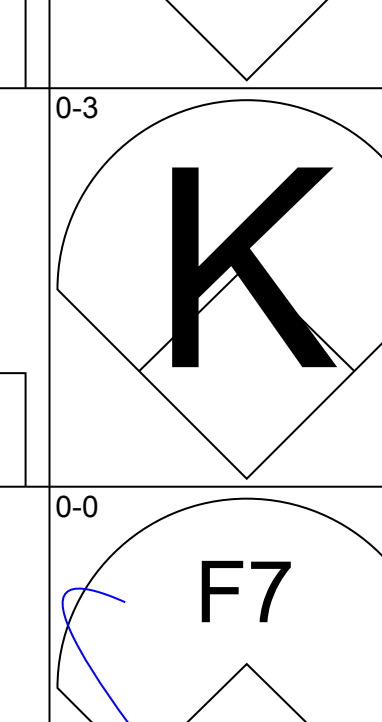
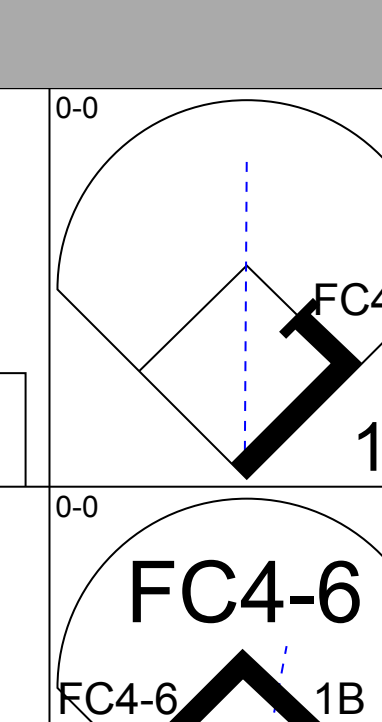
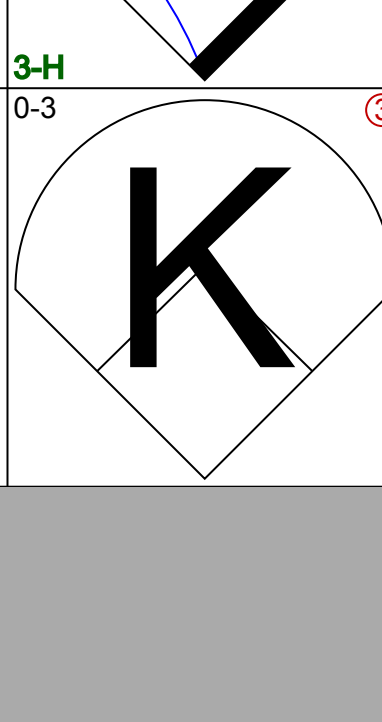
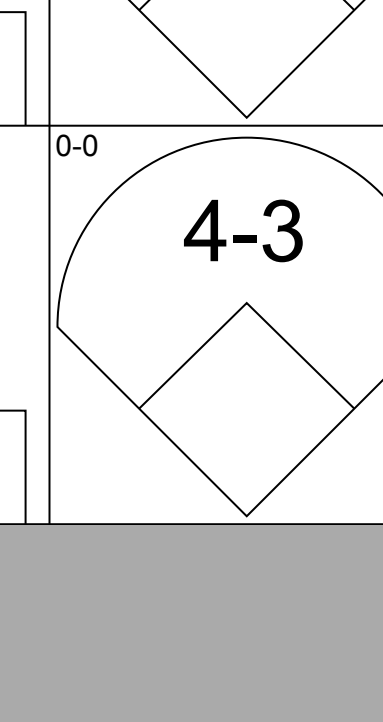
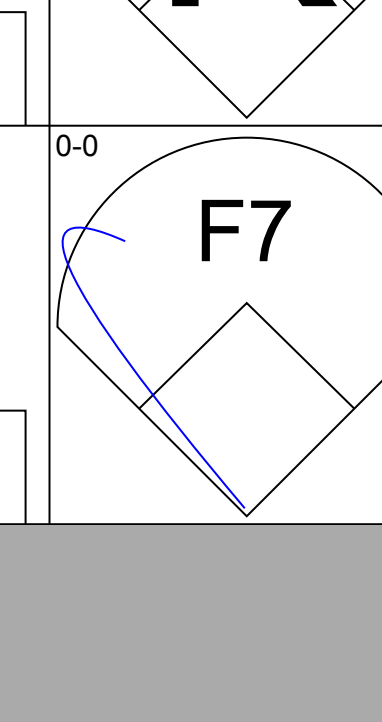
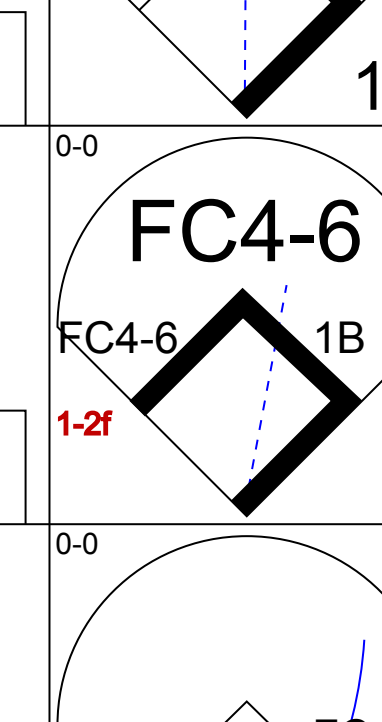
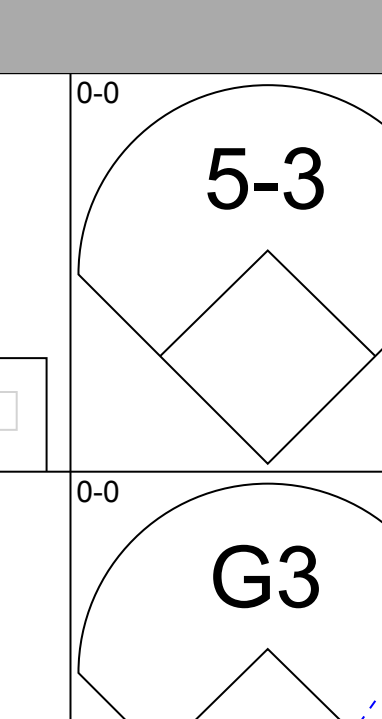
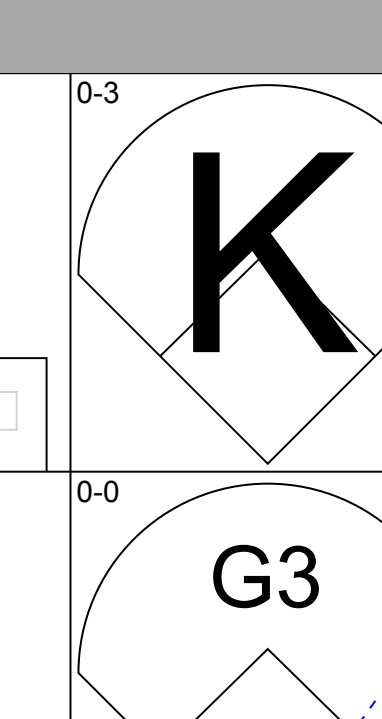
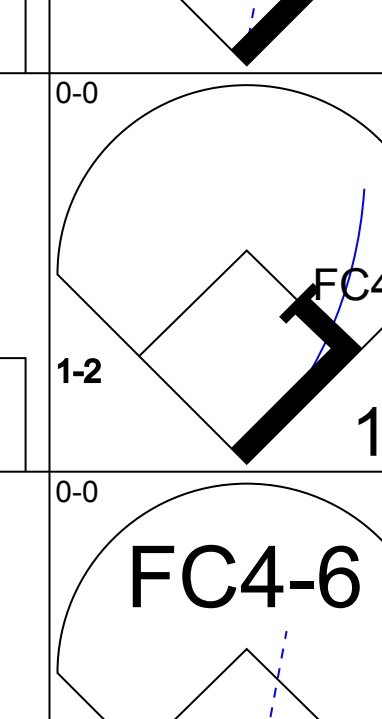
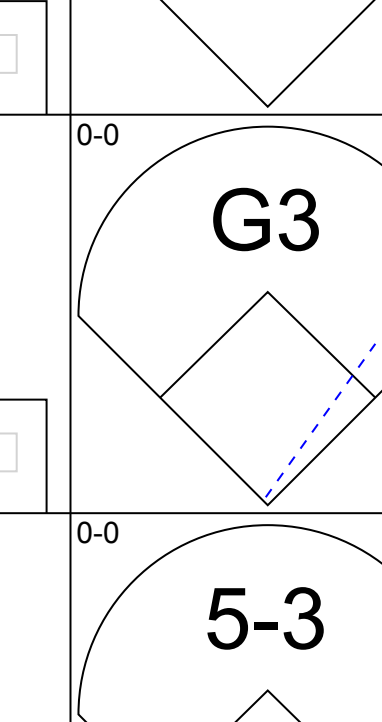
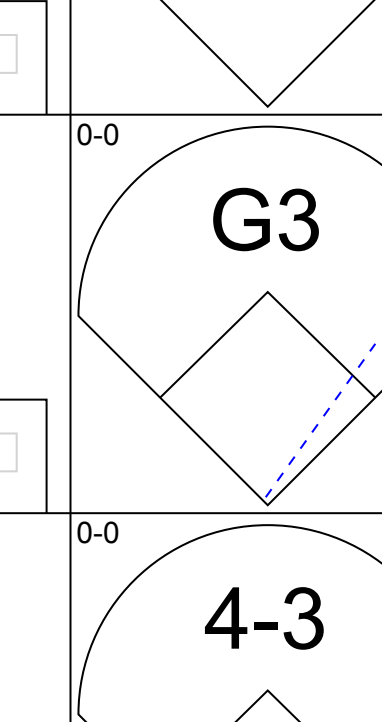
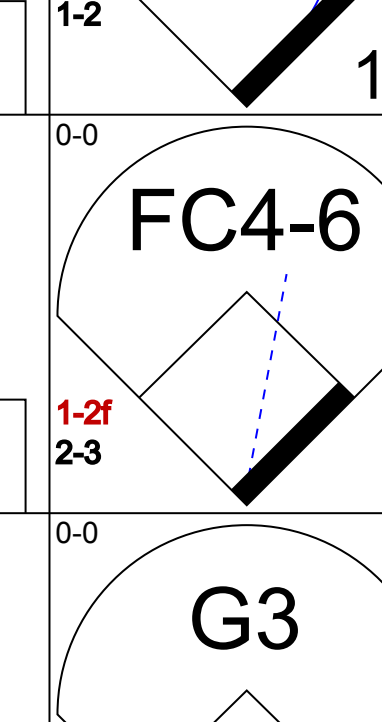
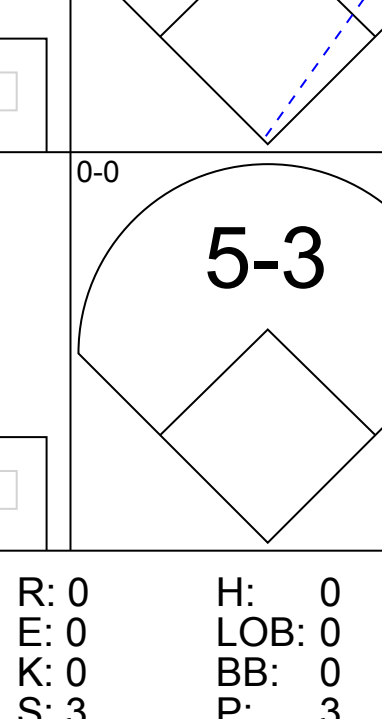
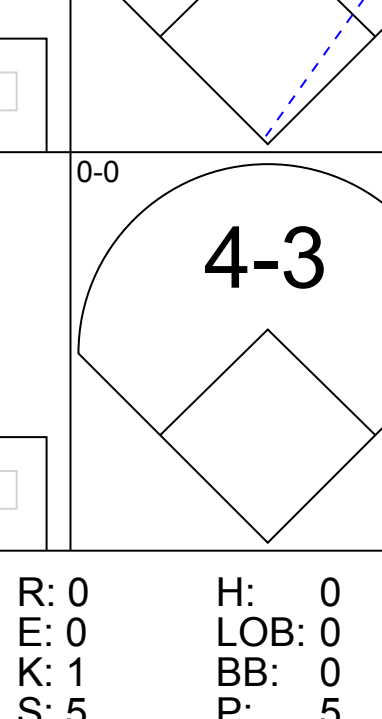
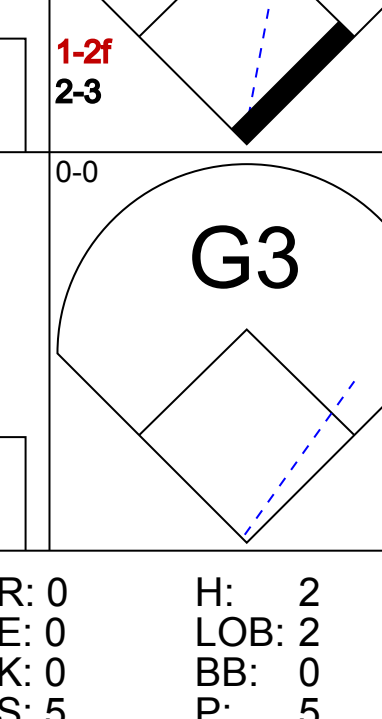
Pittsburgh Pirates @ Philadelphia Phillies  
Veterans Stadium, Philadelphia, PA  
Sun Sep 13 1987, 3:33 AM EDT  
Att: 12,610 - Unknown

AB 33  
R 1  
H 5  
RBI 1  
BB 2  
SO 10  
LOB 11




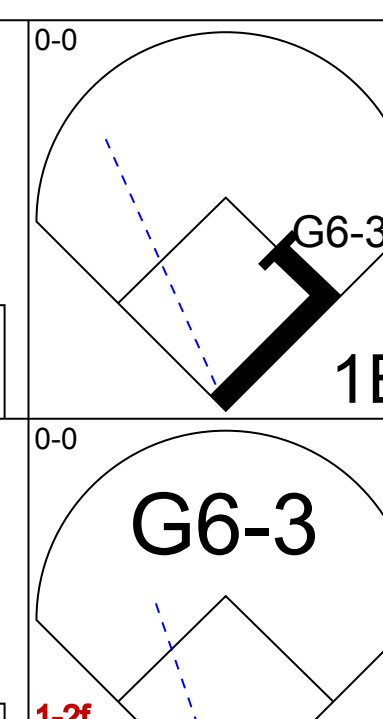
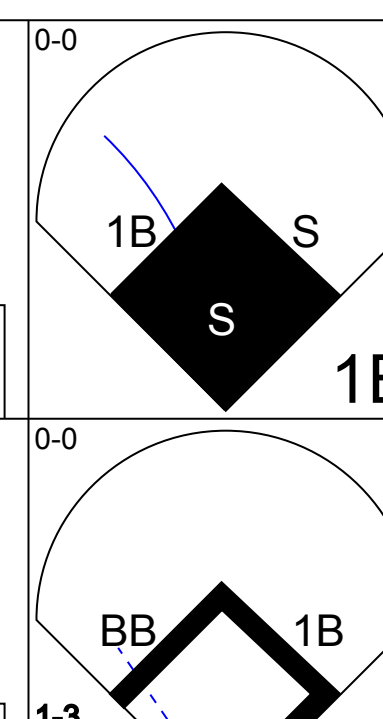
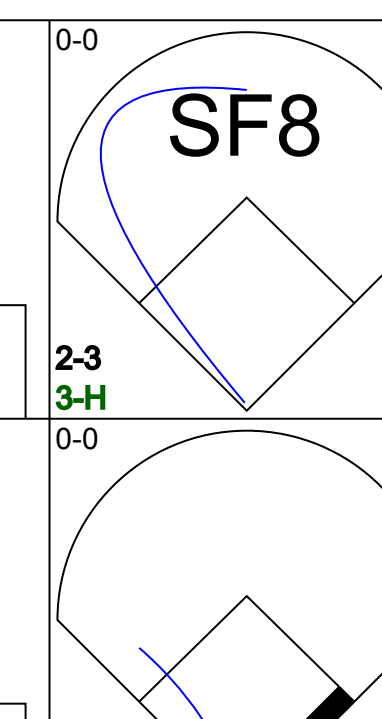
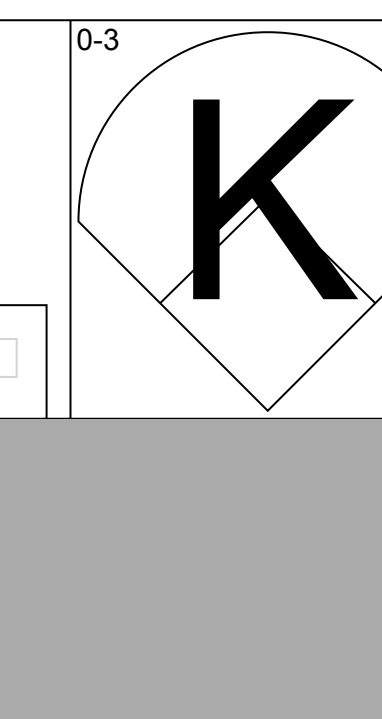
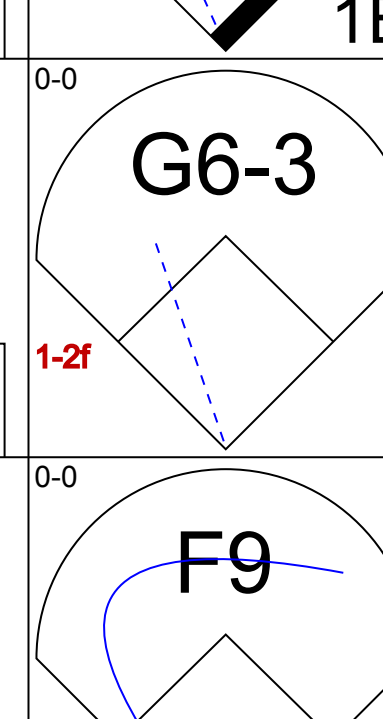
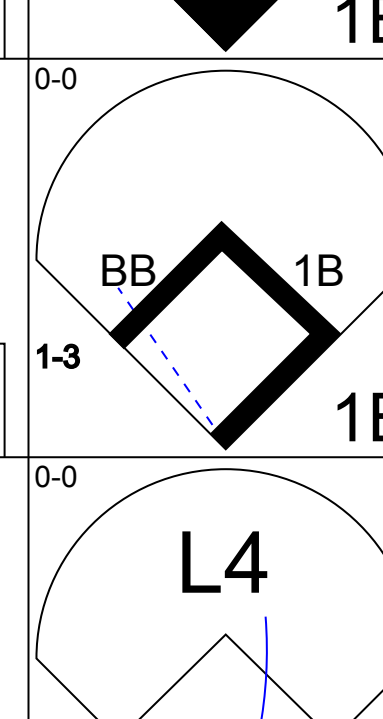
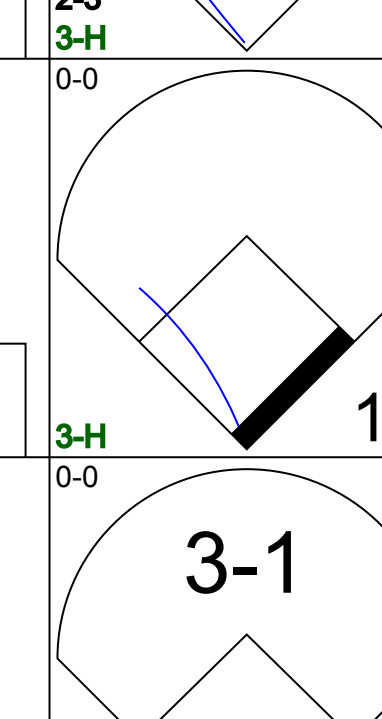
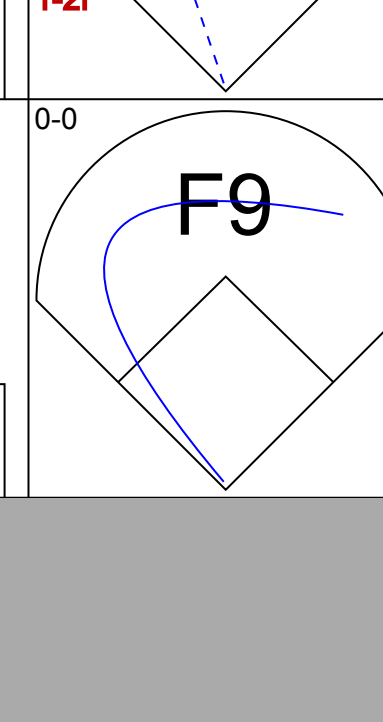
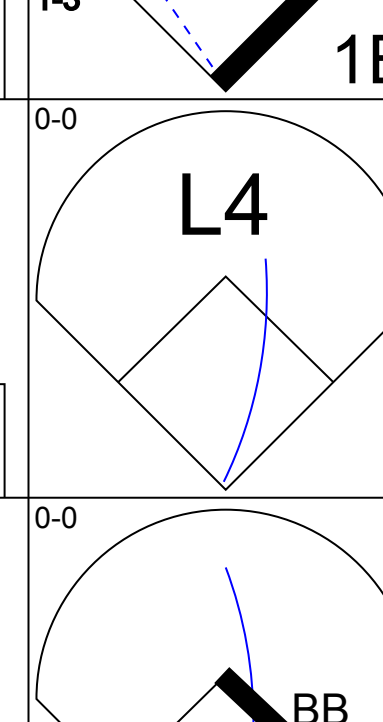
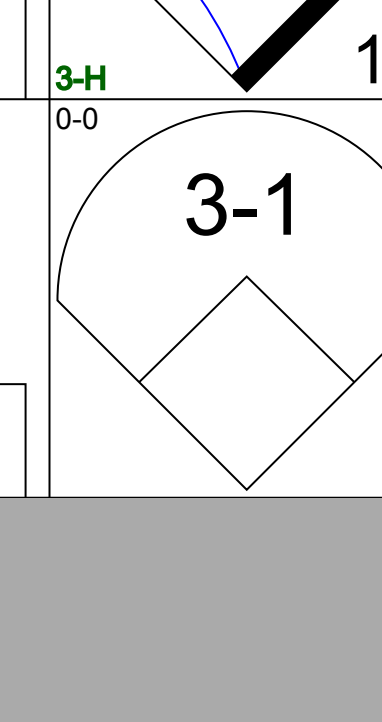
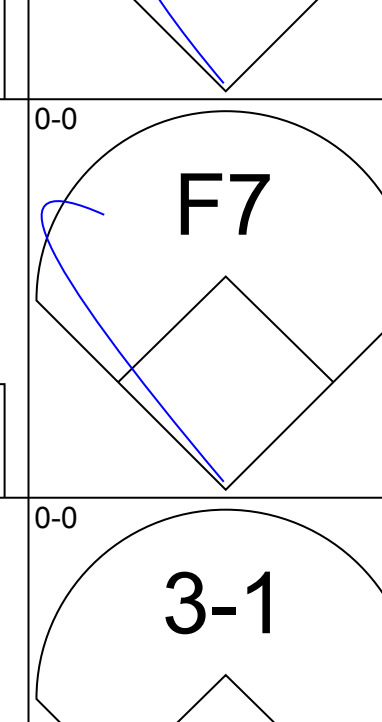

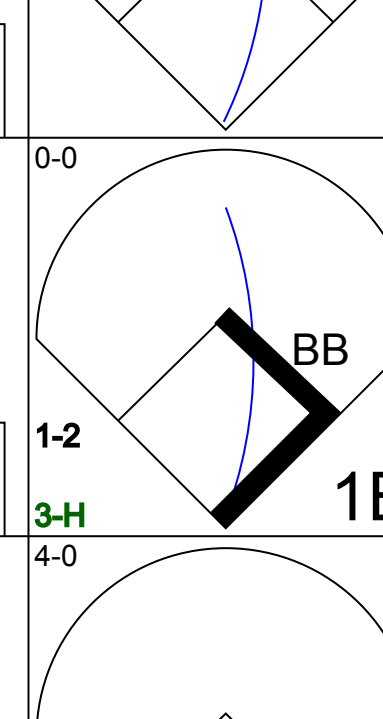

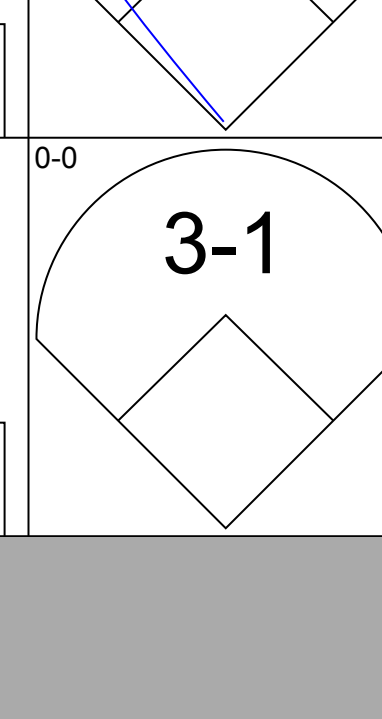

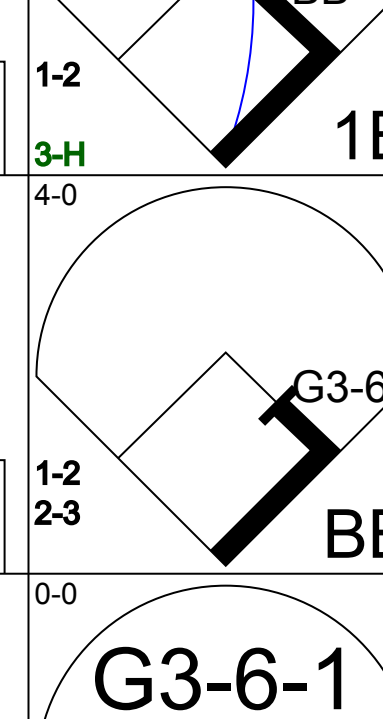


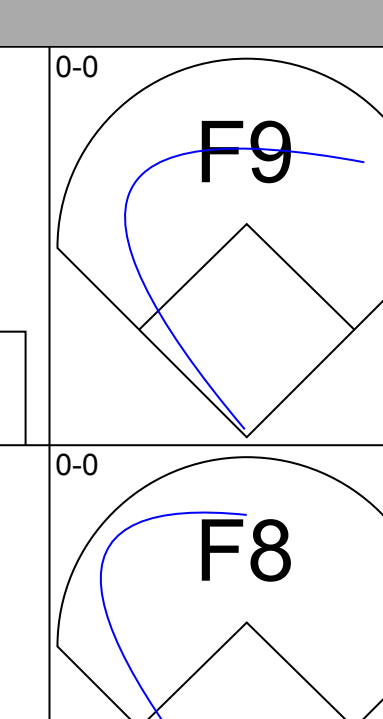
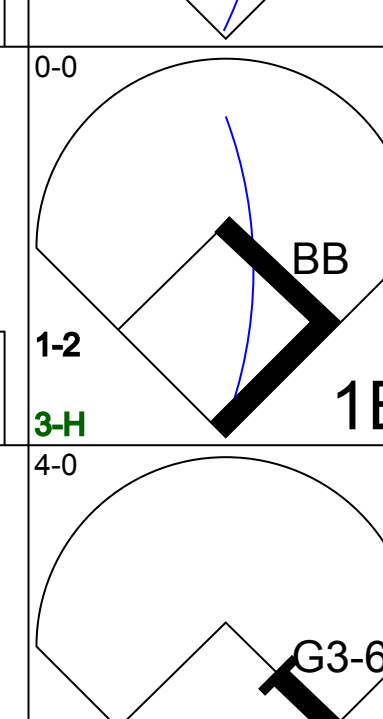
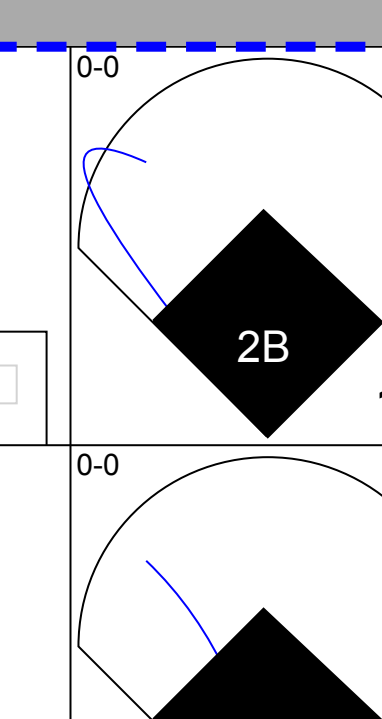
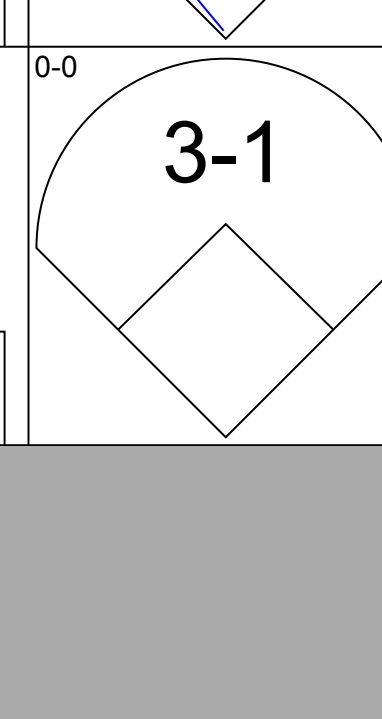
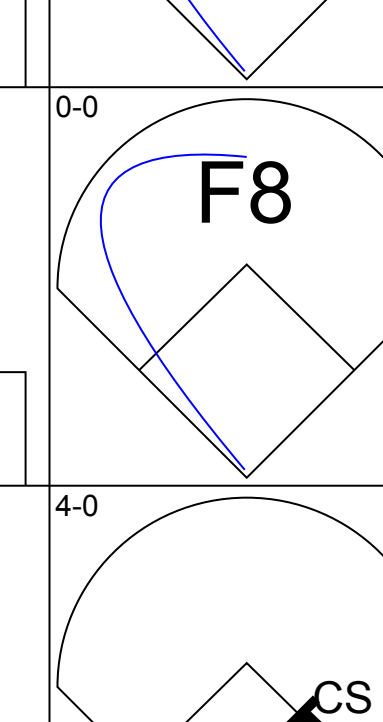
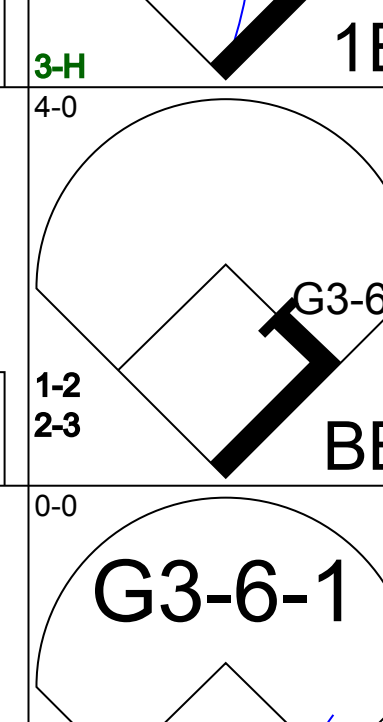
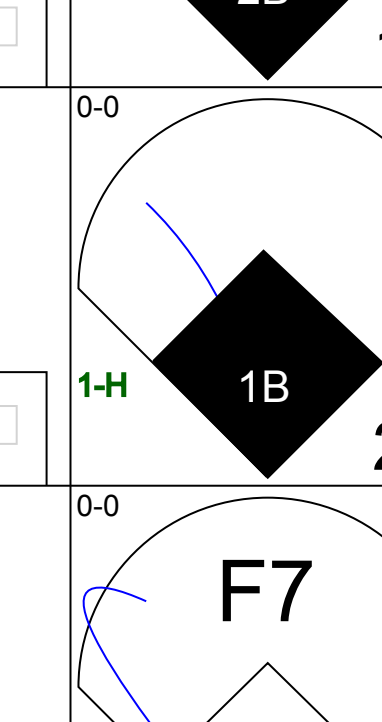
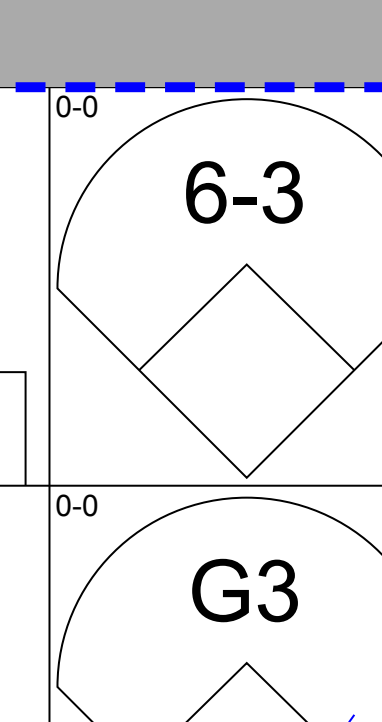
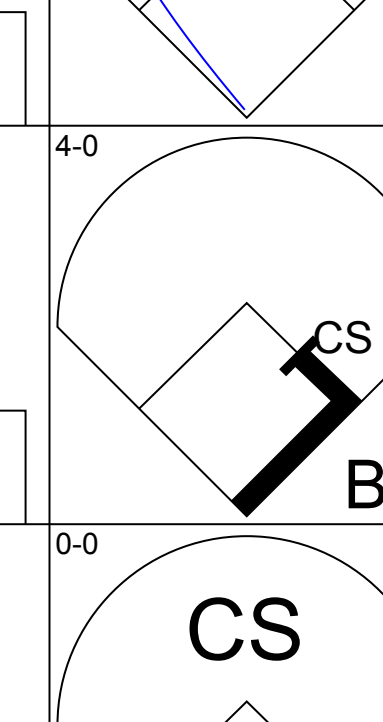
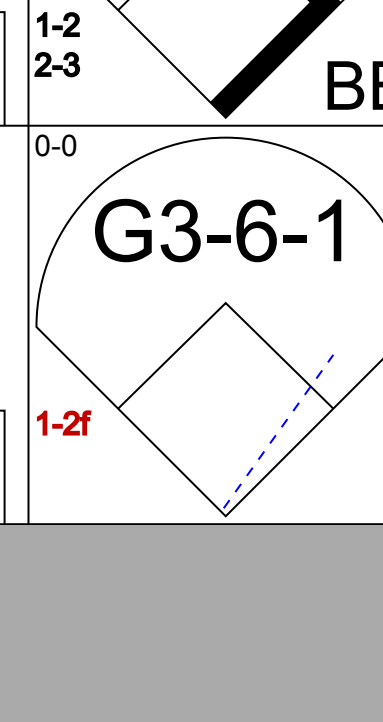
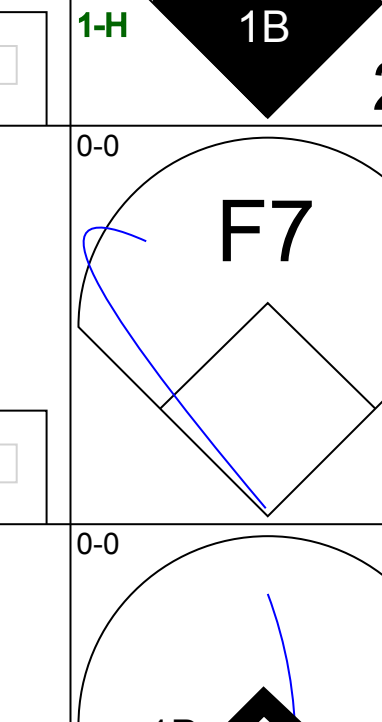
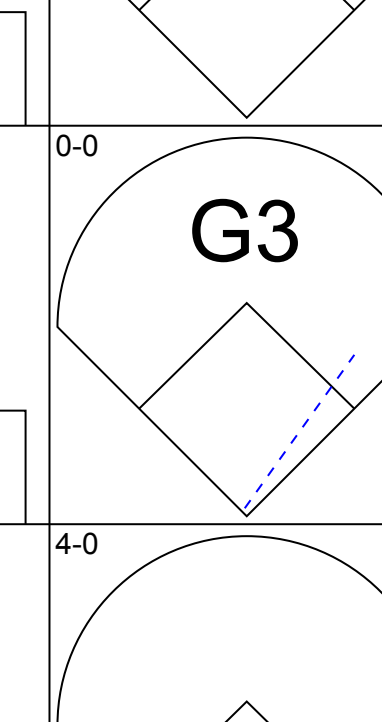
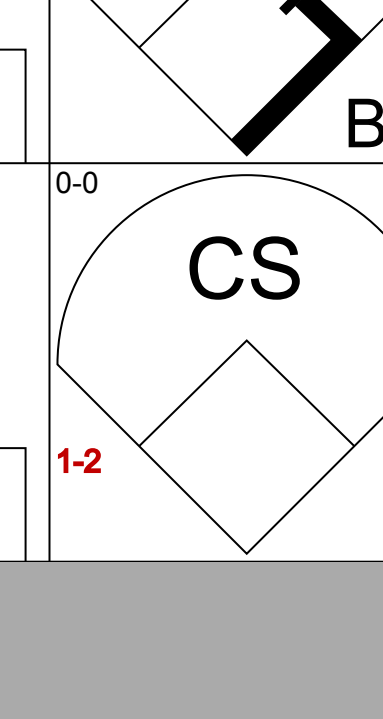
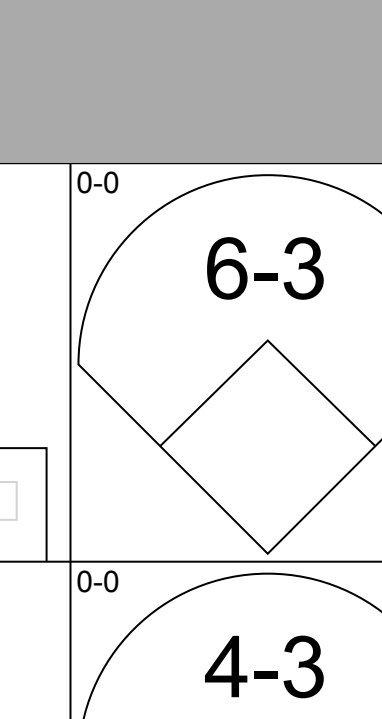
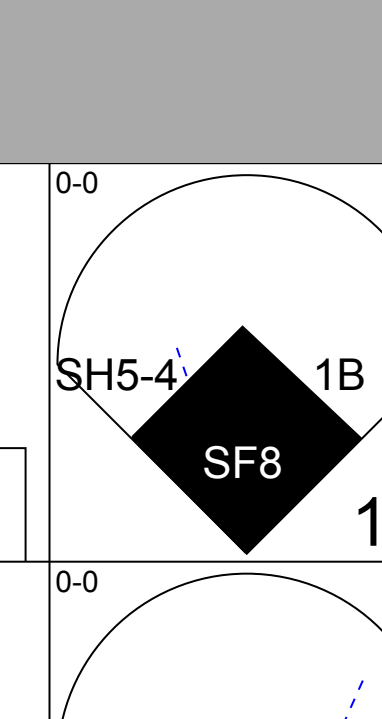
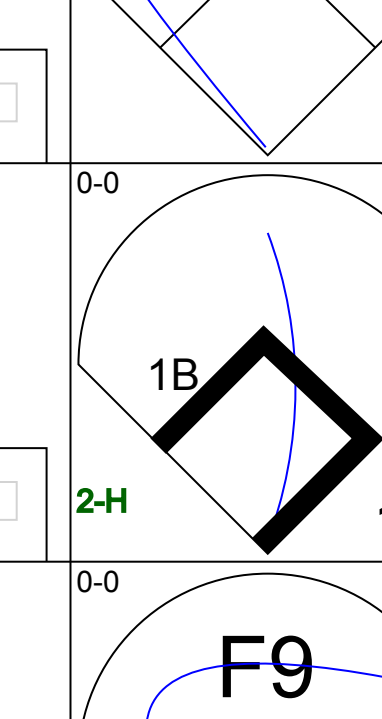
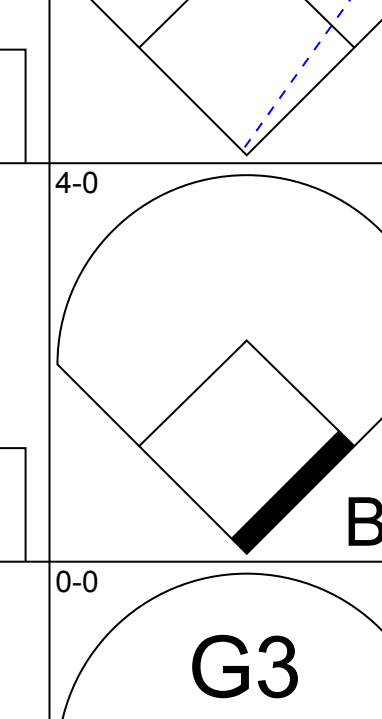
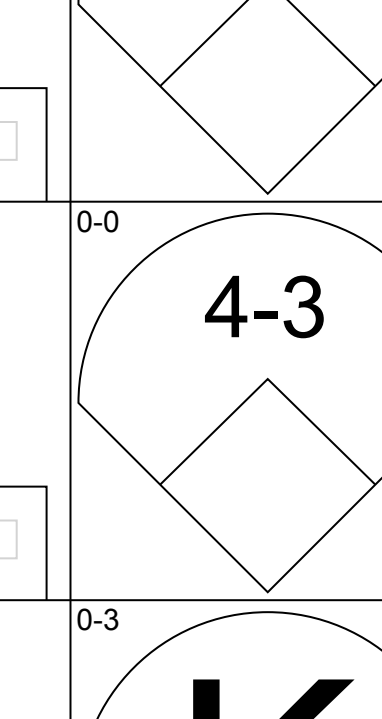
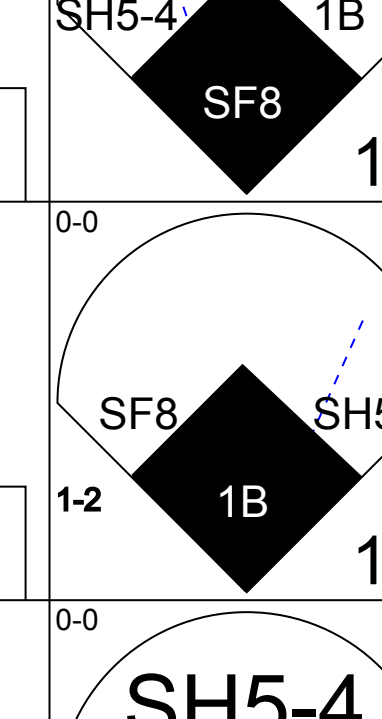
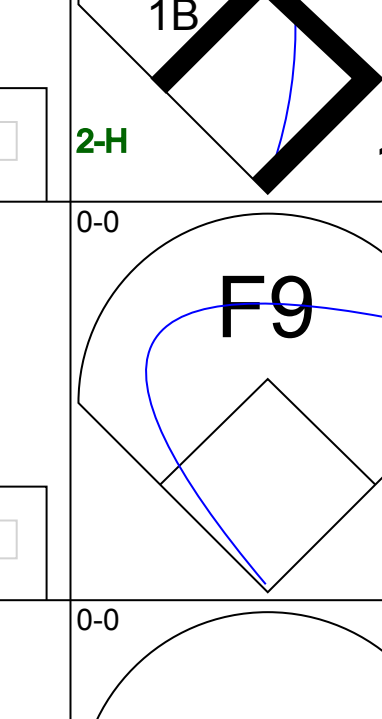
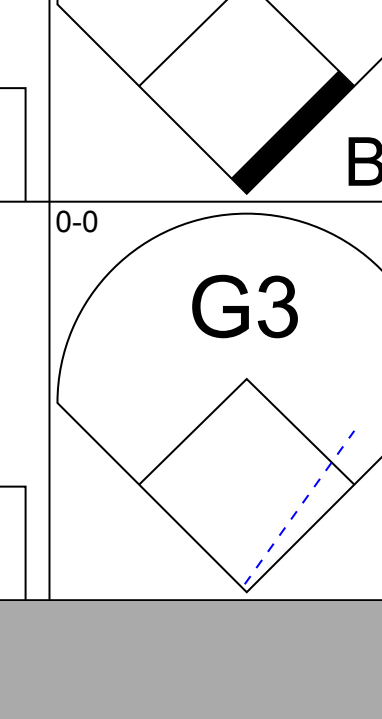
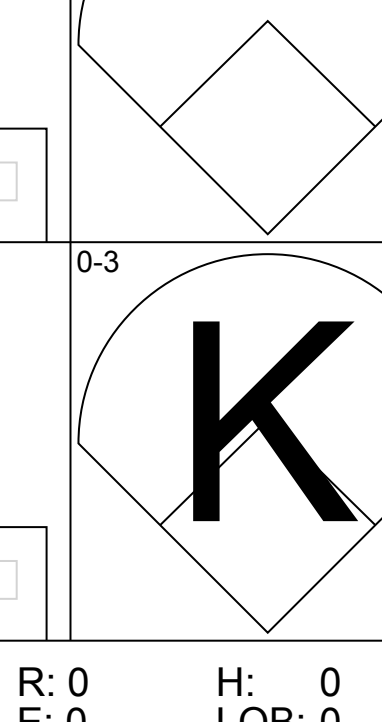
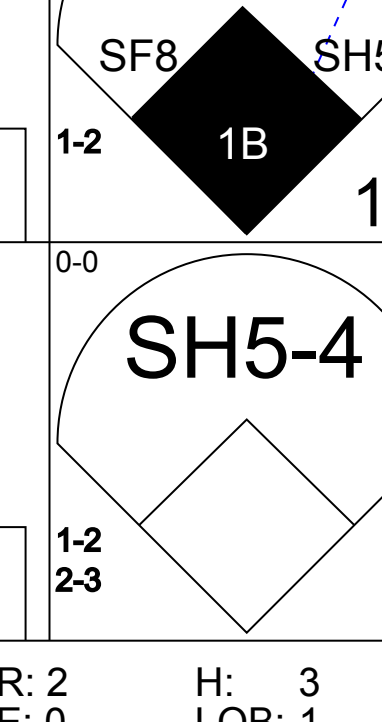
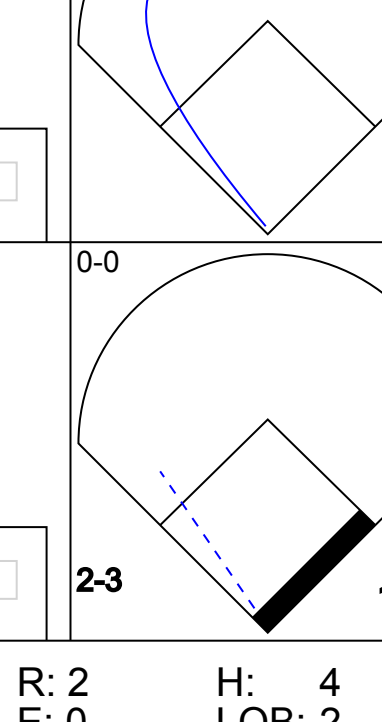
Batter	1	2	3	4	5	6	7	8	9	10	11	12	13	14	AB	R	H	RBI	BB	SO	LOB	TOP				
Tim Raines, S OBP: 0.425, SLG: 0.534 (1, 7)	4-3		4-3	 IBB			 HR		 BB			 P6		 2B	4	2	1	1	3	0	0					
Tom Foley, L OBP: 0.345, SLG: 0.475 Vance Law, R OBP: 0.356, SLG: 0.441 (12, PH) (12, 4)	4-3		 BB	 P5			 F9		 G3-6-1			6-3		 K	4	0	2	0	1	0	3					
Hubie Brooks, R OBP: 0.293, SLG: 0.400 Jeff Parrett, R (14, 1)	 K		 BB				 F9		 G3-6-1			F2		 2B	7	0	3	2	0	1	3					
Tim Wallach, R OBP: 0.351, SLG: 0.526 (1, 5)		 1B					 F8							 HR	6	2	2	1	1	2	3					
Andres Galarraga, R OBP: 0.375, SLG: 0.485 (1, 3)	 BB		6-3				 G6-4-3		 K			5-3		6-3	6	1	1	0	0	1	5					
Herm Winningham, L OBP: 0.308, SLG: 0.356 (1, 8)	 BB			 P6			3-1		5-3			 CS		 K	5	0	1	1	1	1	0					
Casey Candaele, S OBP: 0.335, SLG: 0.354 (1, 9)	4-3			 S			 G3		 G3			 CS		4-3	6	0	1	1	0	0	1					
Jeff Reed, L OBP: 0.254, SLG: 0.281 Mitch Webster, S OBP: 0.363, SLG: 0.428 Mike Fitzgerald, R OBP: 0.341, SLG: 0.333 (8, PH) (8, 2)	9-2			 SH2-4			 1B		 K			 K		 SH1-4	3	0	2	0	0	0	1					
Bernie Metzger, R OBP: 0.214, SLG: 0.249 Willie Stargatz, R OBP: 0.278, SLG: 0.341 Jeff Blum, R OBP: 0.242, SLG: 0.289 Alex Rodriguez, R OBP: 0.341, SLG: 0.333 Andy McCaffigan, R OBP: 0.339, SLG: 0.311 (1, 1) (1, 2) (10, 2)	4-3			 SH2-4			 K		4-3			 F8		 SH1-4	3	0	0	0	0	1	0					
Inning Stats	R: 0 E: 0 K: 1 S: 5	H: 0 LOB: 0 BB: 0 P: 5	R: 2 E: 0 K: 0 S: 5	H: 3 LOB: 0 BB: 0 P: 5	R: 0 E: 0 K: 0 S: 4	H: 1 LOB: 3 BB: 2 P: 12	R: 0 E: 0 K: 0 S: 5	H: 2 LOB: 1 BB: 1 P: 9	R: 0 E: 0 K: 1 S: 6	H: 0 LOB: 0 BB: 0 P: 5	R: 0 E: 0 K: 0 S: 5	H: 1 LOB: 1 BB: 1 P: 7	R: 0 E: 0 K: 0 S: 3	H: 0 LOB: 0 BB: 0 P: 5	R: 1 E: 0 K: 1 S: 6	H: 1 LOB: 0 BB: 0 P: 6	R: 0 E: 0 K: 0 S: 5	H: 0 LOB: 0 BB: 0 P: 5	R: 0 E: 0 K: 0 S: 3	H: 0 LOB: 0 BB: 0 P: 6	R: 2 E: 0 K: 2 S: 9	H: 2 LOB: 1 BB: 1 P: 13	1B: 10 2B: 3 HR: 2	SF: 0 SAC: 2 HBP: 0	WP: 0 PB: 0 CS: 1	PA: 59
PITCHER Vicente Palacios, R ERA: 1.9 Bob Walk, R ERA: 3.52 Jeff Robinson, R ERA: 2.96 Jim Gott, R ERA: 3.61 Bob Patterson, L ERA: 6.81	IP	WLS	BF	H	R	ER	SO	BB	IBB	HBP	BLK	WP	HR	S	P	ERA	WHIP									
Brett Gideon, R ERA: 5.52 Tim Drummond, R ERA:	(13, 1)	1.1	7	2	3	3	1	0	0	0	0	0	0	8	12	3.69	1.800									
Barry Bonds, L OBP: 0.322, SLG: 0.475 (1, 7)	 K			 F8			4-3		 F9			 K		 P4	7	0	1	0	0	2	0					
Jose Lind, R OBP: 0.333, SLG: 0.429 (1, 4)	6-3			 F9			 BB		 SH1-4			4-3		 F9	7	1	3	0	0	0	0					
Andy Van Slyke, L OBP: 0.353, SLG: 0.490 (1, 8)	 K						 BB		 SH1-4			 F5			6	0	0	0	1	3	3					
Bobby Bonilla, S OBP: 0.347, SLG: 0.484 (1, 5)		 6-3		5-3			 SF7		 F8			3-1			5	2	1	1	1	0	2					
Sid Bream, L OBP: 0.341, SLG: 0.414 (1, 3)	 BB			 F8			 1B		 K			 6-3		 HR	5	1	3	1	1	1	1					
R.J. Reynolds, S OBP: 0.324, SLG: 0.408 (1, 9)	 K			4-3			 SF7		 SH1-4			 G3		 L6-3	3	0	0	1	2	1	1					
Michael LaValiere, L OBP: 0.370, SLG: 0.581 U.L. Washington, S OBP: 0.307, SLG: 0.250 Junior Ortiz, R OBP: 0.304, SLG: 0.311 (1, 2) (8, PH) (10, 2)	 1B			 F8			 F9		 SH3-4			 G3		 L6-3	2	0	0	0	1	0	1					
Al Pedrique, R OBP: 0.352, SLG: 0.368 (1, 6)	 1B						5-3		 F8			 G3		 4-3	6	0	1	1	0	1	3					
Inning Stats	R: 0 E: 0 K: 2 S: 7	H: 0 LOB: 0 BB: 0 P: 7	R: 1 E: 0 K: 2 S: 9	H: 2 LOB: 1 BB: 1 P: 13	R: 0 E: 0 K: 0 S: 3	H: 0 LOB: 0 BB: 0 P: 7	R: 0 E: 0 K: 0 S: 5	H: 0 LOB: 0 BB: 0 P: 9	R: 0 E: 0 K: 0 S: 6	H: 1 LOB: 1 BB: 1 P: 6	R: 0 E: 0 K: 1 S: 4	H: 0 LOB: 0 BB: 0 P: 5	R: 0 E: 0 K: 0 S: 4	H: 1 LOB: 2 BB: 1 P: 8	R: 0 E: 0 K: 1 S: 3	H: 0 LOB: 0 BB: 0 P: 3	R: 1 E: 0 K: 1 S: 5	H: 1 LOB: 1 BB: 2 P: 13	R: 0 E: 0 K: 3 S: 11	H: 2 LOB: 2 BB: 0 P: 11	1B: 7 2B: 2 HR: 1	SF: 1 SAC: 1 HBP: 0	WP: 0 PB: 0 CS: 0	PA: 57		
PITCHER Dennis Martinez, R ERA: 3.38 Bob McClure, L ERA: 3.56 Joe Hesketh, L ERA: 2.89 Tim Burke, R ERA: 1.2 Andy McGaffigan, R ERA: 2.24	IP	WLS	BF	H	R	ER	SO	BB	IBB	HBP	BLK	WP	HR	S	P	ERA	WHIP									
Jeff Parrett, R ERA: 4.36 (14, 1)	1.0	5	5	2	0	0	3	0	0	0	0	0	0	11	11	3.96	1.143									
<div style="float: right; text-align: center;"> <h3>Montreal Expos @ Pittsburgh Pirates</h3> <p>Three Rivers Stadium, Pittsburgh, PA</p> <p>Mon Sep 14 1987, 7:05 PM EDT Att. 5,869 - Unknown</p> </div>																<div style="float: right;"> <h3>AB</h3> <p>RBI BB SO LOB</p> <p>50 14 6 6 9 19</p> </div>										
<div style="float: right; text-align: center;"> <h3>Montreal Expos @ Pittsburgh Pirates</h3> <p>Three Rivers Stadium, Pittsburgh, PA</p> <p>Mon Sep 14 1987, 7:05 PM EDT Att. 5,869 - Unknown</p> </div>																<div style="float: right;"> <h3>AB</h3> <p>RBI BB SO LOB</p> <p>48 9 4 4 6 18</p> </div>										




Batter	1	2	3	4	5	6	7	8	9	AB	R	H	RBI	BB	SO	LOB	TOP
Tim Raines, S (1.7) OBP: 0.422, SLG: 0.529										4	0	0	0	0	1	0	<b>Montreal Expos @ Pittsburgh Pirates</b> Three Rivers Stadium, Pittsburgh, PA Tue Sep 15 1987, 7:05 PM EDT Att: 5,852 - Unknown
Mitch Webster, S (1.9) OBP: 0.394, SLG: 0.429										3	1	1	0	0	1	0	
Hubie Brooks, R (1.6) OBP: 0.290, SLG: 0.395										4	0	0	0	0	1	2	
Tim Wallach, R (1.5) OBP: 0.349, SLG: 0.522										4	0	0	0	0	0	1	
Andres Galarraga, R (1.3) OBP: 0.374, SLG: 0.483										4	0	1	0	0	2	1	
Tom Foley, L (1.4) OBP: 0.341, SLG: 0.470										3	0	0	0	0	0	1	
Mike Fitzgerald, R (1.2) OBP: 0.347, SLG: 0.333										3	0	1	0	0	1	0	
Herm Winningham, L (1.8) OBP: 0.305, SLG: 0.353										3	0	0	0	0	0	2	
Neal Heaton, L (1.1) OBP: 0.185, SLG: 0.188										1	0	0	0	0	0	0	
Jack Daugherty, S (6. PH) Randy St. Claire, R (6.1) Wallace Johnson, S (8. PH) Bob Sebra, R (8.1)										1	0	0	0	0	0	0	
<b>Inning Stats</b>	R: 0 E: 0 K: 1 S: 5	H: 0 LOB: 0 BB: 0 P: 5	R: 0 E: 0 K: 0 S: 3	H: 0 LOB: 0 BB: 0 P: 3	R: 0 E: 0 K: 0 S: 3	H: 0 LOB: 0 BB: 0 P: 3	R: 0 E: 0 K: 1 S: 5	H: 0 LOB: 0 BB: 0 P: 5	R: 0 E: 0 K: 0 S: 4	H: 1 LOB: 1 BB: 0 P: 4	R: 0 E: 0 K: 0 S: 5	H: 2 LOB: 2 BB: 0 P: 5	R: 1 E: 1 K: 1 S: 6	H: 0 LOB: 1 BB: 0 P: 7	1B: 2 2B: 1 3B: 0 HR: 0	SF: 0 SAC: 0 DP: 0 HBP: 1	WP: 1 PA: 32
<b>PITCHER</b> Mike Bielecki, R (1.1) ERA: 2.57	IP: 9.0 WLS: W BF: 32 H: 3 R: 1 ER: 0 SO: 6 BB: 0 IBB: 0 HBP: 1 BLK: 0 WP: 1 HR: 0 S: 43 P: 44 ERA: 0.00 WHIP: 0.333																

AB	31
R	1
H	3
RBI	0
BB	0
SO	6
LOB	9



Batter	1	2	3	4	5	6	7	8	9	AB	R	H	RBI	BB	SO	LOB	BOTTOM
John Cangelosi, S (1.8) OBP: 0.446, SLG: 0.423										2	1	2	1	0	0	0	<b>Montreal Expos @ Pittsburgh Pirates</b> Three Rivers Stadium, Pittsburgh, PA Tue Sep 15 1987, 7:05 PM EDT Att: 5,852 - Unknown
Barry Bonds, L (6. PH) OBP: 0.321, SLG: 0.474										1	0	0	0	0	1	2	
Jose Lind, R (1.4) OBP: 0.343, SLG: 0.433										4	0	2	1	0	0	1	
Terry Harper, R (1.7) OBP: 0.323, SLG: 0.404										3	0	0	0	0	0	3	
Andy Van Slyke, L (6.8) OBP: 0.352, SLG: 0.489										1	0	0	0	0	0	0	
Bobby Bonilla, S (1.5) OBP: 0.348, SLG: 0.485										4	1	2	0	0	0	0	
Darnell Coles, R (1.9) OBP: 0.272, SLG: 0.307										3	1	1	1	1	0	0	
Sid Bream, L (1.3) OBP: 0.340, SLG: 0.411										3	0	0	0	1	0	4	
Junior Ortiz, R (1.2) OBP: 0.314, SLG: 0.318										3	1	2	1	1	0	0	
Felix Fermin, R (1.6) OBP: 0.360, SLG: 0.304										4	1	1	0	0	0	2	
Mike Bielecki, R (1.1) OBP: 0.083, SLG: 0.083										2	0	1	0	0	1	0	
<b>Inning Stats</b>	R: 0 E: 0 K: 0 S: 3	H: 1 LOB: 0 BB: 0 P: 3	R: 0 E: 0 K: 0 S: 2	H: 0 LOB: 1 BB: 1 P: 6	R: 0 E: 0 K: 1 S: 5	H: 0 LOB: 0 BB: 0 P: 5	R: 1 E: 0 K: 0 S: 5	H: 3 LOB: 2 BB: 1 P: 9	R: 2 E: 0 K: 1 S: 9	H: 4 LOB: 2 BB: 0 P: 9	R: 0 E: 0 K: 0 S: 3	H: 0 LOB: 0 BB: 0 P: 3	R: 0 E: 0 K: 0 S: 3	H: 0 LOB: 1 BB: 1 P: 7	1B: 10 2B: 1 3B: 0 HR: 0	SF: 1 SAC: 1 DP: 2 HBP: 0	WP: 0 PA: 36
<b>PITCHER</b> Neal Heaton, L (1.1) ERA: 4.64 Randy St. Claire, R (6.1) ERA: 4.37 Bob Sebra, R (8.1) ERA: 4.07	IP: 5.0 WLS: L BF: 21 H: 7 R: 3 ER: 2 SO: 3 BB: 2 IBB: 0 HBP: 0 BLK: 0 WP: 0 HR: 0 S: 12 P: 29 ERA: 9.00 WHIP: 2.000																

AB	30
R	5
H	11
RBI	4
BB	3
SO	2
LOB	12



Batter	1	2	3	4	5	6	7	8	9	AB	R	H	RBI	BB	SO	LOB	TOP										
Vince Coleman, S (1, 7) OBP: 0.368, SLG: 0.355	F7	K		F7	K			5-3		5	0	0	0	0	2	2											
Ozzie Smith, S (1, 6) OBP: 0.391, SLG: 0.375	6-3 3B 1B		3-1 1B E BB	5-3		6-3		F8		4	2	1	0	1	0	0											
Tom Herr, S (1, 4) OBP: 0.349, SLG: 0.346	6-3 1-2		F8	F7		F5		4-3		5	0	0	0	0	0	2											
Willie McGee, S (1, 8) OBP: 0.319, SLG: 0.439	2H 1B 3B		3-1 E 1B		F9	4-3			4-3	5	2	2	1	0	0	0											
Terry Pendleton, S (1, 5) OBP: 0.371, SLG: 0.423	WP 1B		3-1		F7		FC5-4 SH1-3 1B		4-3	5	0	2	1	0	0	2											
John Morris, L (1, 9) OBP: 0.326, SLG: 0.441	3H 1-2 BB		E3 1B 2B			2B 1B		SH1-3		3	2	1	0	1	0	0											
Mike Laga, L (1, 3) OBP: 0.273, SLG: 0.421	F9		2H 3H 1-3 2B 1B			1B 2B		FC5-4 IBB		3	2	2	1	1	0	2											
Tony Peña, R (1, 2) OBP: 0.291, SLG: 0.321		K						FC5-4		3	0	1	2	1	1	2											
John Tudor, L (1, 1) OBP: 0.267, SLG: 0.241		K								4	0	1	1	0	2	3											
Ken Dayley, L (8, 1)		K		4-3				K		0	0	0	0	0	0	0											
<b>Inning Stats</b>	R: 2 E: 0 K: 0 S: 6	H: 3 LOB: 2 BB: 1 P: 10	R: 0 E: 0 K: 3 S: 9	H: 0 LOB: 0 BB: 0 P: 9	R: 4 E: 1 K: 0 S: 7	H: 3 LOB: 1 BB: 1 P: 11	R: 0 E: 0 K: 0 S: 3	H: 0 LOB: 0 BB: 0 P: 3	R: 2 E: 0 K: 1 S: 8	H: 3 LOB: 2 BB: 1 P: 12	R: 0 E: 0 K: 0 S: 3	H: 0 LOB: 0 BB: 0 P: 3	R: 0 E: 0 K: 1 S: 6	H: 1 LOB: 2 BB: 1 P: 10	R: 0 E: 0 K: 0 S: 3	H: 0 LOB: 0 BB: 0 P: 3	1B: 7 2B: 2 3B: 1 HR: 0	SF: 0 SAC: 1 DP: 0 HBP: 0	WP: 1 PB: 0 SB: 0 CS: 0	PA: 42							
<b>PITCHER</b>	IP	WLS	BF	H	R	ER	SO	BB	IBB	HBP	BLK	WP	HR	S	P	ERA	WHIP										
Doug Drabek, R (1, 1) ERA: 4.07	2.2	L	17	6	6	2	3	2	0	0	0	1	0	21	29	6.75	3.000										
Bob Kipper, L (3, 1) ERA: 5.9	2.1		11	3	2	2	1	0	1	0	0	0	0	12	16	7.71	1.286										
Barry Jones, R (6, 1) ERA: 5.18	2.0		8	1	0	0	1	0	1	0	0	0	0	9	13	0.00	0.500										
Brett Gideon, R (8, 1) ERA: 5.17	2.0		6	0	0	0	0	0	0	0	0	0	0	6	6	0.00	0.000										

St. Louis Cardinals @ Pittsburgh Pirates  
Three Rivers Stadium, Pittsburgh, PA  
Wed Sep 16 1987, 7:05 PM EDT  
Att: 15,323 - Unknown

AB 37  
R 8  
H 10  
RBI 6  
BB 4  
SO 5  
LOB 13



Batter	1	2	3	4	5	6	7	8	9	AB	R	H	RBI	BB	SO	LOB	BOTTOM										
John Cangelosi, S (1, 7) OBP: 0.440, SLG: 0.413	F6		F7		6-3		K		G5-4-3 BB	4	0	0	0	1	1	1											
Jose Lind, R (1, 4) OBP: 0.347, SLG: 0.444			FC6-4 1B		F8				G5-4-3 1-2	5	0	2	0	0	0	1											
Andy Van Slyke, L (1, 8) OBP: 0.355, SLG: 0.496	4-0 G4-3 BB		K			4-3 3B				3	2	2	0	1	1	1											
Bobby Bonilla, S (1, 5) OBP: 0.345, SLG: 0.480	G4-3 1-2		FC6-4 1-2			4-3		F8		4	0	0	1	0	0	4											
Mike Diaz, R (1, 3) OBP: 0.321, SLG: 0.491		HR			HR		F3		2H 1B 2B	4	3	3	3	0	0	0											
Damell Coles, R (1, 9) OBP: 0.272, SLG: 0.303		K			5-3		K		1B BB	3	0	0	0	1	2	0											
Junior Ortiz, R (1, 2) OBP: 0.323, SLG: 0.339					F8				4-3 2B 1-3 2H 1B	4	0	3	1	0	0	0											
Felix Fermin, R (1, 6) OBP: 0.310, SLG: 0.259		F9			6-3				4-3 2-3	4	0	0	0	0	0	4											
Doug Drabek, R (1, 1) OBP: 0.148, SLG: 0.120										1	0	0	0	0	0	1											
Bob Kipper, R (3, 1) OBP: 0.342, SLG: 0.320										0	0	0	0	0	0	0											
U L Washington, S (5, PH) OBP: 0.428, SLG: 0.250										1	0	0	0	0	1	0											
Barry Jones, R (8, 1) OBP: 0.320, SLG: 0.400										0	0	0	0	0	0	0											
Terry Harner, R (7, PH) OBP: 1.000, SLG: 1.000										1	0	0	0	0	0	1											
Brett Gideon, R (8, 1) OBP: 0.355, SLG: 0.368										0	0	0	0	0	0	0											
<b>Inning Stats</b>	R: 0 E: 0 K: 0 S: 3	H: 1 LOB: 1 BB: 1 P: 7	R: 1 E: 0 K: 1 S: 7	H: 2 LOB: 1 BB: 0 P: 7	R: 0 E: 0 K: 1 S: 6	H: 1 LOB: 1 BB: 0 P: 6	R: 1 E: 0 K: 0 S: 4	H: 1 LOB: 0 BB: 0 P: 4	R: 0 E: 0 K: 1 S: 5	H: 0 LOB: 0 BB: 0 P: 5	R: 1 E: 0 K: 1 S: 6	H: 1 LOB: 0 BB: 0 P: 6	R: 0 E: 0 K: 1 S: 6	H: 1 LOB: 1 BB: 0 P: 6	R: 2 E: 0 K: 0 S: 6	H: 3 LOB: 2 BB: 1 P: 10	R: 0 E: 0 K: 0 S: 2	H: 0 LOB: 0 BB: 1 P: 6	1B: 2 2B: 5 3B: 1 HR: 2	SF: 0 SAC: 0 DP: 2 HBP: 0	WP: 0 PB: 0 SB: 0 CS: 0	PA: 38					
<b>PITCHER</b>	IP	WLS	BF	H	R	ER	SO	BB	IBB	HBP	BLK	WP	HR	S	P	ERA	WHIP										
John Tudor, L (1, 1) ERA: 4.27	7.2	W	31	8	4	4	5	1	0	0	0	0	0	40	44	4.70	1.174										
Ken Dayley, L (8, 1) ERA: 2.24	1.1		7	2	1	1	0	2	0	0	0	0	0	5	13	6.75	3.000										

St. Louis Cardinals @ Pittsburgh Pirates  
Three Rivers Stadium, Pittsburgh, PA  
Wed Sep 16 1987, 7:05 PM EDT  
Att: 15,323 - Unknown

AB 35  
R 5  
H 10  
RBI 5  
BB 3  
SO 5  
LOB 13



Batter	1	2	3	4	5	6	7	8	9	AB	R	H	RBI	BB	SO	LOB	TOP								
Vince Coleman, S (1, 7) OBP: 0.369, SLG: 0.356	4-3		F8 S BB		FC6-5 S 1B			1B	E3	4	0	2	0	1	0	2	<b>St. Louis Cardinals @ Pittsburgh Pirates</b> Three Rivers Stadium, Pittsburgh, PA Thu Sep 17 1987, 7:05 PM EDT Att: 5,640 - Unknown <a href="http://livebaseballscorecards.com">livebaseballscorecards.com</a>								
Ozzie Smith, S (1, 6) OBP: 0.390, SLG: 0.375	FC6-4 2B		K		FC6-5 FC6 1-3			F9	F7	5	0	1	0	0	1	6									
Tom Herr, S (1, 4) OBP: 0.352, SLG: 0.347	FC6-4 BB		1-2 BB		FC6 1-2			1B		2	0	1	0	2	0	1									
Willie McGee, S (1, 8) OBP: 0.318, SLG: 0.440	FC6-4 BB 1-2 2-3		F8 2-3					K		4	0	1	0	0	1	6									
Terry Pendleton, S (1, 5) OBP: 0.370, SLG: 0.421	1-2 BB		G3					G1		3	0	0	0	1	1	4									
Mike Laga, L (1, 3) OBP: 0.240, SLG: 0.364	F9				4-3					3	0	0	0	0	0	3									
Ricky Horton, L (6, 1) OBP: 0.200, SLG: 0.207					4-3					0	0	0	0	0	0	0									
José Oquendo, S (9, PH) OBP: 0.414, SLG: 0.348									K	1	0	0	0	0	1	0									
David Green, R (1, 9) OBP: 0.333, SLG: 0.308			F9		K			CS 1B	F7	4	0	1	0	0	1	0									
Tony Peña, R (1, 2) OBP: 0.291, SLG: 0.320			5-3		K			F7		4	0	1	0	0	1	1									
Lance Johnson, L (9, PR) OBP: 0.297, SLG: 0.293								F7	E 1B	0	0	0	0	0	0	0									
Greg Mathews, R (1, 1) OBP: 0.224, SLG: 0.203			6-3					K		2	0	0	0	0	1	0									
Lee Tunnell, R (6, 1) OBP: 0.235, SLG: 0.235										0	0	0	0	0	0	0									
Dan Driessen, L (6, 3) OBP: 0.292, SLG: 0.105										2	0	1	0	0	1	1									
Rod Booker, L (9, PR) OBP: 0.360, SLG: 0.341								1-2 1B		0	0	0	0	0	0	0									
<b>Inning Stats</b>	R: 0 E: 0 K: 0 S: 4	H: 1 LOB: 3 BB: 2 P: 12	R: 0 E: 0 K: 0 S: 3	H: 0 LOB: 0 BB: 0 P: 3	R: 0 E: 0 K: 1 S: 5	H: 0 LOB: 2 BB: 2 P: 13	R: 0 E: 0 K: 2 S: 7	H: 0 LOB: 0 BB: 0 P: 7	R: 0 E: 0 K: 1 S: 6	H: 1 LOB: 1 BB: 0 P: 6	R: 0 E: 0 K: 0 S: 3	H: 1 LOB: 0 BB: 0 P: 3	R: 0 E: 0 K: 1 S: 5	H: 1 LOB: 1 BB: 0 P: 5	R: 0 E: 0 K: 2 S: 9	H: 2 LOB: 2 BB: 0 P: 9	R: 0 E: 1 K: 1 S: 8	H: 2 LOB: 3 BB: 0 P: 8	1B: 6 2B: 3 3B: 0 HR: 0	SF: 0 SAC: 0 DP: 1 HBP: 0	WP: 0 PB: 0 SB: 2 CS: 1	PA: 38			
<b>PITCHER</b>	IP	WLS	BF	H	R	ER	SO	BB	IBB	HBP	BLK	WP	HR	S	P	ERA	WHIP								
Mike Dunne, R (1, 1) ERA: 2.74	6.0	W	24	3	0	0	4	4	0	0	0	0	0	28	44	0.00	1.167								
Jeff Robinson, R (7, 1) ERA: 2.92	1.2		7	3	0	0	2	0	0	0	0	0	0	11	11	0.00	1.800								
Jim Gott, R (8, 1) ERA: 3.55	1.1	S	7	2	0	0	2	0	0	0	0	0	0	11	11	0.00	1.500								

Batter	1	2	3	4	5	6	7	8	9	AB	R	H	RBI	BB	SO	LOB	BOTTOM								
Al Pedrique, R (1, 6) OBP: 0.345, SLG: 0.360	K									4	0	0	0	0	1	2	<b>St. Louis Cardinals @ Pittsburgh Pirates</b> Three Rivers Stadium, Pittsburgh, PA Thu Sep 17 1987, 7:05 PM EDT Att: 5,640 - Unknown <a href="http://livebaseballscorecards.com">livebaseballscorecards.com</a>								
Jim Gott, R (8, 1) OBP: 0.091, SLG: 0.364		F7			F7					0	0	0	0	0	0	0									
Jose Lind, R (1, 4) OBP: 0.342, SLG: 0.447	E5 2B		6-3		1-3 2B			L6		4	1	1	0	0	0	0									
Andy Van Slyke, L (1, 8) OBP: 0.354, SLG: 0.494	P6		F8		K			FC6-4 1B		4	0	1	0	0	1	3									
Bobby Bonilla, S (1, 5) OBP: 0.347, SLG: 0.485	BB 1-H 2B		P6					FC6-4 2B		4	0	2	1	0	0	1									
Mike Diaz, R (1, 9) OBP: 0.328, SLG: 0.491	BB BB				G6-4-3 1B			G6-4-3 BB		2	0	1	0	2	0	1									
Terry Harper, R (1, 7) OBP: 0.521, SLG: 0.393					G6-4-3					2	0	0	0	1	0	3									
Jeff Robinson, R (7, 1) OBP: 0.150, SLG: 0.300					1-2 2-3 BB			P4		0	0	0	0	0	0	0									
Felix Fermin, R (8, 6) OBP: 0.310, SLG: 0.259										0	0	0	0	0	0	0									
Sid Bream, L (1, 3) OBP: 0.338, SLG: 0.409	K				3-1			G6-4-3 1-2		3	0	0	0	0	1	5									
Michael LaValliere, L (1, 2) OBP: 0.370, SLG: 0.357			K					L6		3	0	0	0	0	1	0									
Mike Dunne, R (1, 1) OBP: 0.173, SLG: 0.106										1	0	0	0	1	1	0									
Barry Bonds, L (7, 7) OBP: 0.323, SLG: 0.475								2B BB	5-3 1B	1	0	1	0	0	0	0									
<b>Inning Stats</b>	R: 1 E: 1 K: 2 S: 9	H: 1 LOB: 3 BB: 2 P: 17	R: 0 E: 0 K: 2 S: 7	H: 0 LOB: 0 BB: 0 P: 7	R: 0 E: 0 K: 0 S: 3	H: 0 LOB: 0 BB: 0 P: 3	R: 0 E: 0 K: 0 S: 3	H: 1 LOB: 0 BB: 0 P: 3	R: 0 E: 0 K: 1 S: 6	H: 1 LOB: 2 BB: 1 P: 10	R: 0 E: 0 K: 0 S: 3	H: 1 LOB: 1 BB: 0 P: 3	R: 0 E: 0 K: 0 S: 4	H: 1 LOB: 1 BB: 0 P: 4	R: 0 E: 0 K: 0 S: 9	H: 3 LOB: 3 3B: 0 HR: 0	SF: 0 SAC: 0 DP: 2 HBP: 0	WP: 0 PB: 0 SB: 0 CS: 0	PA: 32						
<b>PITCHER</b>	IP	WLS	BF	H	R	ER	SO	BB	IBB	HBP	BLK	WP	HR	S	P	ERA	WHIP								
Greg Mathews, L (1, 1) ERA: 3.91	5.0	L	21	3	1	0	5	3	0	0	0	0	0	28	40	0.00	1.200								
Lee Tunnell, R (6, 1) ERA: 4.76	0.1		3	1	0	0	0	1	0	0	0	0	0	2	6	0.00	6.000								
Ricky Horton, L (6, 1) ERA: 3.78	2.2		8	2	0	0	0	0	0	0	0	0	0	8	8	0.00	0.750								

AB 34  
R 0  
H 8  
RBI 0  
BB 4  
SO 8  
LOB 24



AB 28  
R 1  
H 6  
RBI 1  
BB 4  
SO 5  
LOB 15




Batter	1	2	3	4	5	6	7	8	9	AB	R	H	RBI	BB	SO	LOB									
<b>Lenny Dykstra, L</b> OBP: 0.345, SLG: 0.444 (1,8)	0-0 B1-3	0-0 F9	0-0	0-3 K	0-0	0-0 F9	0-0	0-0 3-1		5	0	0	0	0	1	2									
<b>Howard Johnson, S</b> OBP: 0.377, SLG: 0.517 (1,5) (8,6)	4-0 HR		0-0 BLK	0-0 L5		0-0 L4			4-0 CS	3	2	1	0	2	0	0									
<b>Keith Hernandez, L</b> OBP: 0.390, SLG: 0.446 (1,3) (8,8)	4-0 HR		0-0 2B	0-0 F7			0-0 L7		0-0 F4	4	2	1	1	1	0	1									
<b>Darryl Strawberry, L</b> OBP: 0.395, SLG: 0.588 (1,9)	0-0 HR		0-0 1B	0-0 SF4	4-0 G3		0-3 K		0-3 K	4	3	2	4	1	2	1									
<b>Kevin McReynolds, R</b> OBP: 0.321, SLG: 0.488 (1,7)	0-0 F8		0-0 SF4	0-0 K	0-3 K		0-0 F6			4	0	1	0	0	1	1									
<b>Gary Carter, R</b> OBP: 0.295, SLG: 0.403 (1,2)	0-0 F8		0-0 SF4	0-0 G3						3	1	1	2	0	0	1									
<b>Tim Teufel, R</b> OBP: 0.408, SLG: 0.551 (8, PR) <b>Keith Miller, R</b> OBP: 0.395, SLG: 0.512 (8,4)		0-0 HR	0-0 F6	0-0 1B	0-0 1B			0-0 F9		4	1	3	2	0	0	1									
<b>Rafael Santana, R</b> OBP: 0.304, SLG: 0.356 (8, PH) <b>Dave Magadan, L</b> OBP: 0.397, SLG: 0.461 (8,5)		0-0 4-3	4-0 IBB	0-0 5-3	0-0 5-3			0-0 F9		2	0	0	0	1	0	1									
<b>John Candelaria, L</b> OBP: 0.330, SLG: 0.336 (8, PH) <b>Terry Leach, R</b> OBP: 0.322, SLG: 0.474 (9,1) <b>Doug Sisk, R</b> OBP: 0.352, SLG: 0.491 (5,8) <b>Randy Myers, L</b> OBP: 0.295, SLG: 0.298 <b>Roger McDowell, R</b> OBP: 0.345, SLG: 0.360 <b>Lee Mazzilli, S</b> OBP: 0.337, SLG: 0.413 <b>Jesse Orosco, R</b> OBP: 0.337, SLG: 0.408 (8,1)		0-0 3-1	0-0 5-3		0-0 G3			0-3 K		1	0	0	0	0	0	0									
<b>Inning Stats</b>	R: 3 E: 0 K: 0 S: 4	H: 1 LOB: 0 BB: 2 P: 12	R: 1 E: 0 K: 0 S: 4	H: 1 LOB: 0 BB: 0 P: 4	R: 3 E: 0 K: 0 S: 7	H: 4 LOB: 2 BB: 1 P: 11	R: 0 E: 0 K: 1 S: 5	H: 0 LOB: 0 BB: 0 P: 5	R: 1 E: 0 K: 1 S: 6	H: 1 LOB: 1 BB: 1 P: 10	R: 0 E: 0 K: 0 S: 3	H: 0 LOB: 0 BB: 0 P: 3	R: 0 E: 0 K: 1 S: 5	H: 0 LOB: 0 BB: 0 P: 5	R: 1 E: 0 K: 1 S: 7	H: 2 LOB: 2 BB: 0 P: 7	R: 0 E: 0 K: 1 S: 4	H: 0 LOB: 1 BB: 1 P: 8	1B: 5 2B: 2 3B: 0 HR: 3	SF: 1 SAC: 0 DP: 1 HBP: 0	WP: 0 PB: 0 SB: 3 CS: 1	PA: 40			
<b>PITCHER</b>	IP	WLS	BF	H	R	ER	SO	BB	IBB	HBP	BLK	WP	HR	S	P	ERA	WHIP								
<b>Brian Fisher, R</b> ERA: 4.76 <b>Bob Patterson, L</b> ERA: 8.47 <b>John Smiley, L</b> ERA: 5.71 <b>Jeff Robinson, R</b> ERA: 2.97 <b>Jim Gott, R</b> ERA: 3.5	(1,1) (3,1) (6,1) (8,1) (9,1)	2.0 3.0 2.0 1.0 1.0	12 14 6 5 3	4 3 0 2 0	6 2 0 1 0	6 2 0 1 0	0 2 1 1 1	2 1 0 0 1	0 1 0 0 0	0 0 0 0 0	0 0 0 0 0	0 0 0 1 0	2 10 8 7 4	18 24 8 7 8	27.00 6.00 0.00 9.00 0.00	3.000 1.333 0.000 2.000 1.000									

**TOP**

**New York Mets @ Pittsburgh Pirates**  
Three Rivers Stadium, Pittsburgh, PA

Fri Sep 18 1987, 7:05 PM EDT  
Att: 15,308 - Unknown

**AB 34**  
**R 9**  
**H 9**  
**RBI 9**  
**BB 5**  
**SO 5**  
**LOB 13**




Batter	1	2	3	4	5	6	7	8	9	AB	R	H	RBI	BB	SO	LOB									
<b>John Cangelosi, S</b> OBP: 0.436, SLG: 0.427 (5,7)	0-0 HR	0-0 F8		0-0 B1	0-0 L6-4		0-0 SH5-4	0-0 F4		4	1	1	1	0	0	2									
<b>Barry Bonds, L</b> OBP: 0.322, SLG: 0.474 <b>Jim Gott, R</b> OBP: 0.091, SLG: 0.364 (9,1)							1-2 2-3			1	0	0	0	0	0	1									
<b>Jose Lind, R</b> OBP: 0.357, SLG: 0.475 (1,4)	0-0 5-3	0-0 1B		0-0 5-3	0-0 1B		4-0 2B			4	1	2	0	1	0	0									
<b>Mike Diaz, R</b> OBP: 0.337, SLG: 0.511 <b>Jeff Robinson, R</b> OBP: 0.150, SLG: 0.300 <b>R.J. Reynolds, S</b> OBP: 0.324, SLG: 0.408 (9,7)										5	1	4	3	0	1	2									
<b>Bobby Bonilla, S</b> OBP: 0.349, SLG: 0.486 (1,5)	0-0 5-3	0-3 K		4-0 1B	0-0 K		0-0 F9	0-0 2B		3	1	1	0	2	1	2									
<b>Terry Harper, R</b> OBP: 0.323, SLG: 0.395 <b>Andy Van Slyke, L</b> OBP: 0.352, SLG: 0.491 (4, PH) (5,8)							0-0 F7	0-0 F9	0-0 F9	2	1	1	1	0	1	1									
<b>Damell Coles, R</b> OBP: 0.275, SLG: 0.316 (1,9)	0-0 1B			0-0 5-3	0-0 1B		0-0 SF9	0-0 F9		4	2	2	1	0	0	3									
<b>Junior Ortiz, R</b> OBP: 0.330, SLG: 0.343 <b>Michael LaValliere, L</b> OBP: 0.370, SLG: 0.357 (9,2)										4	1	2	2	1	0	0									
<b>Felix Fermin, R</b> OBP: 0.382, SLG: 0.323 (1,6)	0-0 1B			0-0 FC4-6	0-0 1B		0-0 L4	0-0 F8		0	0	0	0	0	0	0									
<b>Brian Fisher, R</b> OBP: 0.237, SLG: 0.264 <b>Bob Patterson, L</b> OBP: 0.091, SLG: 0.364 <b>Mackey Sasser, R</b> OBP: 0.295, SLG: 0.298 <b>John Smiley, L</b> OBP: 0.345, SLG: 0.360 <b>Al Pedrique, R</b> OBP: 0.337, SLG: 0.408 (8,3)										4	1	3	1	1	0	1									
<b>Inning Stats</b>	R: 4 E: 0 K: 1 S: 11	H: 6 LOB: 2 BB: 0 P: 11	R: 1 E: 0 K: 2 S: 9	H: 2 LOB: 1 BB: 0 P: 9	R: 0 E: 0 K: 0 S: 4	H: 1 LOB: 1 BB: 0 P: 4	R: 0 E: 0 K: 0 S: 4	H: 1 LOB: 2 BB: 1 P: 8	R: 2 E: 0 K: 1 S: 8	H: 4 LOB: 2 BB: 1 P: 12	R: 1 E: 0 K: 0 S: 4	H: 1 LOB: 0 BB: 0 P: 4	R: 2 E: 1 K: 0 S: 6	H: 2 LOB: 3 BB: 2 P: 14	R: 0 E: 0 K: 0 S: 3	H: 0 LOB: 1 BB: 1 P: 7	1B: 10 2B: 5 3B: 2 HR: 1	SF: 1 SAC: 2 DP: 1 HBP: 0	WP: 0 PB: 0 SB: 0 CS: 0	PA: 46					
<b>PITCHER</b>	IP	WLS	BF	H	R	ER	SO	BB	IBB	HBP	BLK	WP	HR	S	P	ERA	WHIP								
<b>John Candelaria, L</b> ERA: 5.03 <b>Terry Leach, R</b> ERA: 3.44 <b>Doug Sisk, R</b> ERA: 3.53 <b>Randy Myers, L</b> ERA: 3.92 <b>Roger McDowell, R</b> ERA: 4.23	(1,1) (2,1) (5,1) (6,1) (7,1)	1.1 3.1 0.1 1.1 0.2	12 17 2 6 5	8 6 1 1 0	5 2 1 2 0	5 2 1 1 0	0 2 1 1 0	0 2 0 0 1	0 0 0 0 1	0 0 0 0 0	0 0 0 0 0	0 0 0 0 0	0 0 4 6 3	14 27 4 6 11	33.75 5.40 27.00 6.75 3.000	6.000 2.400 3.000 0.750 3.000									

**BOTTOM**

**New York Mets @ Pittsburgh Pirates**  
Three Rivers Stadium, Pittsburgh, PA

Fri Sep 18 1987, 7:05 PM EDT  
Att: 15,308 - Unknown

**AB 38**  
**R 10**  
**H 17**  
**RBI 10**  
**BB 5**  
**SO 4**  
**LOB 22**




Batter	1	2	3	4	5	6	7	8	9	AB R H RBI BB SO LOB												
<b>Lenny Dykstra, L</b> OBP: 0.346, SLG: 0.442 (1, 8)	F8		F7		HR 1B		K		WP S BB	4 1 1 1 1 1 1												
<b>Howard Johnson, S</b> OBP: 0.374, SLG: 0.512 (1, 5)	F7		P4		P6		K		1-3	5 0 0 0 0 1 5												
<b>Keith Hernandez, L</b> OBP: 0.389, SLG: 0.450 (1, 3)	F5			F9		HR	F8			4 1 1 4 0 0 0												
<b>Darryl Strawberry, L</b> OBP: 0.394, SLG: 0.585 (1, 9)		F6		S BB	6-3			F7		3 0 0 0 1 0 0												
<b>Mookie Wilson, S</b> OBP: 0.365, SLG: 0.469 (1, 7)		6-3		F8	G3			K		4 0 0 0 0 1 1												
<b>Gary Carter, R</b> OBP: 0.297, SLG: 0.402 (1, 2)				L6			6-3	FC5-4 1B		3 0 1 0 1 0 1												
<b>Tim Teufel, R</b> OBP: 0.410, SLG: 0.546 <b>Roger McDowell, R</b> OBP: 0.286, SLG: 0.308 (8, 1)						1B 1B BB		FC5-4 1B		2 1 0 0 2 1 2 0 0 0 0 0 0 0												
<b>Rafael Santana, R</b> OBP: 0.306, SLG: 0.357 (1, 6)						1B HR 1B	K		5-3	4 1 2 0 0 1 1												
<b>Rick Aguilera, R</b> OBP: 0.270, SLG: 0.361 <b>Randy Myers, L</b> OBP: 0.286, SLG: 0.286 <b>Keith Miller, R</b> OBP: 0.386, SLG: 0.500 (8, 4)			SH5-3 1B			1B HR 1B	K		6-3	2 1 1 0 0 1 1 0 0 0 0 0 0 0 1 0 0 0 0 0 0												
<b>Inning Stats</b>	R: 0 E: 0 K: 0 S: 3	H: 0 LOB: 0 BB: 0 P: 3	R: 0 E: 0 K: 1 S: 5	H: 0 LOB: 1 BB: 1 P: 9	R: 0 E: 0 K: 0 S: 4	H: 1 LOB: 1 BB: 0 P: 4	R: 0 E: 0 K: 0 S: 3	H: 0 LOB: 1 BB: 1 P: 7	R: 5 E: 0 K: 0 S: 7	H: 4 LOB: 0 BB: 1 P: 11	R: 0 E: 0 K: 2 S: 7	H: 0 LOB: 1 BB: 1 P: 11	R: 0 E: 0 K: 2 S: 7	H: 0 LOB: 0 BB: 0 P: 7	R: 0 E: 0 K: 1 S: 6	H: 1 LOB: 1 BB: 1 P: 6	R: 0 E: 0 K: 0 S: 3	H: 0 LOB: 1 BB: 1 P: 7	1B: 5 2B: 0 3B: 0 HR: 1	SF: 0 SAC: 1 DP: 0 HBP: 0	WP: 1 PB: 0 SB: 2 CS: 0	PA: 38

**TOP**

**New York Mets @ Pittsburgh Pirates**  
Three Rivers Stadium, Pittsburgh, PA

Sat Sep 19 1987, 7:05 PM EDT  
Att: 20,933 - Unknown

AB 32  
R 5  
H 6  
RBI 5  
BB 5  
SO 6  
LOB 12



PITCHER	IP	WLS	BF	H	R	ER	SO	BB	IBB	HBP	BLK	WP	HR	S	P	ERA	WHIP
<b>Vicente Palacios, R</b> ERA: 3.6 (1, 1)	5.0	L	23	5	5	5	1	3	0	0	0	0	1	22	34	9.00	1.600
<b>Bob Walk, R</b> ERA: 3.48 (8, 1)	1.0		4	0	0	0	2	1	0	0	0	0	0	7	11	0.00	1.000
<b>John Smiley, L</b> ERA: 5.58 (7, 1)	1.2		6	1	0	0	3	0	0	0	0	0	0	12	12	0.00	0.600
<b>Tim Drummond, R</b> ERA: (8, 1)	0.1		1	0	0	0	0	0	0	0	0	0	0	1	1	0.00	0.000
<b>Jeff Robinson, R</b> ERA: 2.98 (9, 1)	1.0		4	0	0	0	0	1	0	0	0	1	0	3	7	0.00	1.000


Batter	1	2	3	4	5	6	7	8	9	AB R H RBI BB SO LOB												
<b>Barry Bonds, L</b> OBP: 0.321, SLG: 0.472 <b>Terry Harper, R</b> OBP: 0.321, SLG: 0.392 (8, PH) (9, 7)	4-3		G3 1B		F8	K		6-3		4 0 1 0 0 1 1 1 0 0 0 0 0 1												
<b>Jose Lind, R</b> OBP: 0.371, SLG: 0.476 (1, 4)			G3		HBP 1B		FC5-2 BB	1-3		4 1 2 0 1 0 2												
<b>Andy Van Slyke, L</b> OBP: 0.353, SLG: 0.489 (1, 8)	FC4-6 1B		K		1B HBP		K			4 1 1 0 0 2 3												
<b>Bobby Bonilla, S</b> OBP: 0.352, SLG: 0.485 (1, 5)	PB 2B BB		P4		G6-4-3 1B		E9 FC5-2			3 1 1 1 2 0 2												
<b>Sid Bream, L</b> OBP: 0.337, SLG: 0.409 <b>Darnell Coles, R</b> OBP: 0.276, SLG: 0.314 (7, PH) (8, 3)				F5	G6-4-3		FC5-2 IBB			3 0 1 2 0 0 2 1 0 0 0 1 1 2												
<b>R.J. Reynolds, S</b> OBP: 0.322, SLG: 0.405 (1, 9)	K			F7		1B SF9 1B	FC5-2		G4-6-3	5 1 1 0 0 1 6												
<b>Michael LaValliere, L</b> OBP: 0.372, SLG: 0.500 <b>John Cangelosi, S</b> OBP: 0.434, SLG: 0.424 <b>Junior Ortiz, R</b> OBP: 0.330, SLG: 0.343 (8, 2)		K			1B		K			3 0 2 0 0 1 0 1 0 0 0 0 1 3 0 0 0 0 0 0 0												
<b>Felix Fermin, R</b> OBP: 0.395, SLG: 0.324 (1, 6)		4-3				P1		6-3 SH3 BB		3 0 1 0 1 0 2												
<b>Vicente Palacios, R</b> OBP: 0.326, SLG: 0.286 <b>Bob Walk, R</b> OBP: 0.353, SLG: 0.290 <b>Mackey Sasser, R</b> OBP: 0.290, SLG: 0.250 <b>Mike Diaz, R</b> OBP: 0.310, SLG: 0.511 <b>John Smiley, L</b> OBP: 0.442, SLG: 0.238 <b>Tim Drummond, R</b> ERA: (8, 1) <b>Al Pedrique, R</b> OBP: 0.345, SLG: 0.360 <b>Jeff Robinson, R</b> OBP: 0.350, SLG: 0.300 (9, 1)		6-3				SF9		SH3		2 0 0 0 0 1 2 0 0 0 0 0 0 0 0 0 0 0 0 0 0 0 0 0 1 0												
<b>Inning Stats</b>	R: 2 E: 0 K: 1 S: 7	H: 2 LOB: 1 BB: 1 P: 11	R: 0 E: 0 K: 1 S: 5	H: 0 LOB: 0 BB: 0 P: 5	R: 0 E: 0 K: 1 S: 6	H: 1 LOB: 1 BB: 0 P: 6	R: 0 E: 0 K: 1 S: 7	H: 2 LOB: 2 BB: 0 P: 7	R: 1 E: 0 K: 0 S: 4	H: 2 LOB: 1 BB: 0 P: 5	R: 0 E: 0 K: 1 S: 7	H: 2 LOB: 1 BB: 0 P: 7	R: 0 E: 1 K: 2 S: 8	H: 0 LOB: 3 BB: 2 P: 16	R: 0 E: 0 K: 0 S: 3	H: 0 LOB: 1 BB: 1 P: 7	R: 0 E: 0 K: 1 S: 5	H: 1 LOB: 1 BB: 1 P: 9	1B: 9 2B: 1 3B: 0 HR: 0	SF: 1 SAC: 1 DP: 2 HBP: 1	WP: 0 PB: 1 SB: 1 CS: 0	PA: 42

**BOTTOM**

**New York Mets @ Pittsburgh Pirates**  
Three Rivers Stadium, Pittsburgh, PA

Sat Sep 19 1987, 7:05 PM EDT  
Att: 20,933 - Unknown

AB 34  
R 4  
H 10  
RBI 4  
BB 5  
SO 8  
LOB 26




PITCHER	IP	WLS	BF	H	R	ER	SO	BB	IBB	HBP	BLK	WP	HR	S	P	ERA	WHIP
<b>Rick Aguilera, R</b> ERA: 3.75 (1, 1)	5.1	W	26	9	4	2	4	1	0	1	0	0	0	32	37	3.38	1.875
<b>Randy Myers, L</b> ERA: 3.5 (6, 1)	2.0		10	0	0	0	3	2	1	0	0	0	0	13	25	0.00	1.000
<b>Roger McDowell, R</b> ERA: 4.15 (8, 1)	1.2	S	6	1	0	0	1	1	0	0	0	0	0	7	11	0.00	1.200



Batter	1	2	3	4	5	6	7	8	9	AB	R	H	RBI	BB	SO	LOB	TOP			
<b>Barry Bonds, L</b> (1, 7) OBP: 0.323, SLG: 0.483										5	2	2	0	0	1	2				
<b>Jose Lind, R</b> (1, 4) OBP: 0.384, SLG: 0.467										3	1	2	1	1	0	0				
<b>Andy Van Slyke, L</b> (1, 8) OBP: 0.349, SLG: 0.487										5	0	2	1	0	1	2				
<b>Bobby Bonilla, S</b> (1, 5) OBP: 0.348, SLG: 0.478										5	0	1	1	0	1	5				
<b>Sid Bream, L</b> (1, 3) OBP: 0.338, SLG: 0.408										4	1	2	1	1	2	3				
<b>Darnell Coles, R</b> (1, 9) OBP: 0.278, SLG: 0.325										5	0	1	1	0	2	4				
<b>Mackey Sasser, L</b> (1, 2) OBP: 0.222, SLG: 0.222										5	0	0	0	0	0	3				
<b>Felix Fermin, R</b> (1, 6) OBP: 0.432, SLG: 0.359										3	1	3	0	1	0	0				
<b>Doug Drabek, R</b> (1, 1) OBP: 0.140, SLG: 0.113										3	0	0	0	0	1	4				
<b>Jeff Robinson, R</b> (8, 1) OBP: 0.150, SLG: 0.300										0	0	0	0	0	0	0				
<b>Inning Stats</b>	R: 1 E: 0 K: 3 S: 11	H: 2 LOB: 2 BB: 1 P: 15	R: 0 E: 0 K: 1 S: 6	H: 1 LOB: 1 BB: 0 P: 6	R: 2 E: 0 K: 1 S: 8	H: 3 LOB: 1 BB: 0 P: 8	R: 1 E: 1 K: 1 S: 8	H: 3 LOB: 2 BB: 1 P: 8	R: 0 E: 0 K: 1 S: 7	H: 2 LOB: 1 BB: 0 P: 7	R: 0 E: 0 K: 1 S: 6	H: 1 LOB: 1 BB: 0 P: 6	R: 0 E: 0 K: 0 S: 3	H: 0 LOB: 0 BB: 0 P: 3	R: 0 E: 0 K: 0 S: 3	H: 0 LOB: 1 BB: 1 P: 7	1B: 10 2B: 3 3B: 0 HR: 0	SF: 0 SAC: 2 DP: 0 HBP: 0	WP: 0 PB: 0 SB: 2 CS: 0	PA: 43
<b>PITCHER</b>	IP	WLS	BF	H	R	ER	SO	BB	IBB	HBP	BLK	WP	HR	S	P	ERA	WHIP			
<b>Bob Sebra, R</b> (1, 1) ERA: 4.31	3.2	L	21	9	4	4	6	1	0	0	0	0	0	32	36	9.82	2.727			
<b>Joe Hesketh, L</b> (4, 1) ERA: 3.27	1.1		6	1	0	0	0	0	1	0	0	0	0	5	9	0.00	0.750			
<b>Bob McClure, L</b> (6, 1) ERA: 3.6	2.0		9	3	1	1	2	0	0	0	0	0	0	13	13	4.50	1.500			
<b>Andy McGaffigan, R</b> (8, 1) ERA: 2.37	2.0		7	0	0	0	0	1	0	0	0	0	0	6	10	0.00	0.500			

Pittsburgh Pirates @ Montreal Expos  
Olympic Stadium, Montreal, QB  
Mon Sep 21 1987, 7:05 PM EDT  
Att: 13,206 - Unknown


AB 38  
R 5  
H 13  
RBI 5  
BB 3  
SO 8  
LOB 23



Batter	1	2	3	4	5	6	7	8	9	AB	R	H	RBI	BB	SO	LOB	BOTTOM			
<b>Tim Raines, S</b> (1, 7) OBP: 0.424, SLG: 0.528										4	1	1	0	0	0	0				
<b>Casey Candaele, S</b> (1, 9) OBP: 0.329, SLG: 0.346										4	0	0	0	0	1	1				
<b>Hubie Brooks, R</b> (1, 6) OBP: 0.290, SLG: 0.410										3	0	1	1	1	0	0				
<b>Tim Wallach, R</b> (1, 5) OBP: 0.347, SLG: 0.522										4	0	0	0	0	2	2				
<b>Andres Galarraga, R</b> (1, 3) OBP: 0.367, SLG: 0.471										4	1	1	0	0	1	1				
<b>Tom Foley, L</b> (1, 4) OBP: 0.331, SLG: 0.450										4	0	0	0	0	1	1				
<b>Herm Winningham, L</b> (1, 8) OBP: 0.311, SLG: 0.361										3	0	2	1	0	1	0				
<b>Jeff Reed, L</b> (1, 2) OBP: 0.248, SLG: 0.274										2	0	0	0	0	1	1				
<b>Mitch Webster, S</b> (7, PH) OBP: 0.360, SLG: 0.429										1	0	0	0	0	1	1				
<b>Andy McGaffigan, R</b> (8, 1) OBP: 0.150, SLG: 0.300										0	0	0	0	0	0	0				
<b>Bob Sebra, R</b> (1, 1) ERA: 4.31										1	0	0	0	0	0	0				
<b>Joe Hesketh, R</b> (4, 1) ERA: 3.27										0	0	0	0	0	0	0				
<b>Jack Daugherty, S</b> (5, PH) ERA: 3.6										1	0	0	0	0	1	1				
<b>Bob McClure, R</b> (6, 1) ERA: 3.6										0	0	0	0	0	0	0				
<b>Mike Fitzgerald, R</b> (7, PH) ERA: 2.37										1	0	0	0	0	0	1				
<b>Inning Stats</b>	R: 0 E: 0 K: 0 S: 3	H: 0 LOB: 0 BB: 0 P: 3	R: 0 E: 0 K: 2 S: 7	H: 0 LOB: 0 BB: 0 P: 7	R: 0 E: 0 K: 2 S: 7	H: 0 LOB: 0 BB: 0 P: 7	R: 1 E: 0 K: 0 S: 5	H: 2 LOB: 1 BB: 0 P: 5	R: 0 E: 0 K: 1 S: 5	H: 0 LOB: 1 BB: 1 P: 9	R: 1 E: 0 K: 2 S: 9	H: 2 LOB: 1 BB: 0 P: 9	R: 0 E: 0 K: 1 S: 5	H: 0 LOB: 0 BB: 0 P: 5	R: 0 E: 0 K: 0 S: 3	H: 0 LOB: 0 BB: 0 P: 3	1B: 3 2B: 2 3B: 0 HR: 0	SF: 0 SAC: 0 DP: 0 HBP: 0	WP: 0 PB: 0 SB: 0 CS: 0	PA: 33
<b>PITCHER</b>	IP	WLS	BF	H	R	ER	SO	BB	IBB	HBP	BLK	WP	HR	S	P	ERA	WHIP			
<b>Doug Drabek, R</b> (1, 1) ERA: 4.01	7.0	W	27	5	2	2	8	1	0	0	0	0	0	42	46	2.57	0.857			
<b>Jeff Robinson, R</b> (8, 1) ERA: 2.9	2.0	S	6	0	0	0	1	0	0	0	0	0	0	8	8	0.00	0.000			

Pittsburgh Pirates @ Montreal Expos  
Olympic Stadium, Montreal, QB  
Mon Sep 21 1987, 7:05 PM EDT  
Att: 13,206 - Unknown

AB 32  
R 2  
H 5  
RBI 2  
BB 1  
SO 9  
LOB 9



Batter	1	2	3	4	5	6	7	8	9	AB	R	H	RBI	BB	SO	LOB	TOP								
John Cangelosi, S (1, 9) Darnell Coles, R (8, 9) OBP: 0.436, SLG: 0.420 OBP: 0.278, SLG: 0.325	FC4-6 BB		4-3					SH3-4 HR 1B		2	1	1	0	1	0	0									
Jose Lind, R (1, 4) OBP: 0.373, SLG: 0.453	K		F7					SH3-4		3	0	0	0	0	1	3									
Andy Van Slyke, L (1, 8) OBP: 0.350, SLG: 0.492	FC4-6 1B			4-3				HR		4	1	2	2	0	0	1									
Bobby Bonilla, S (1, 5) OBP: 0.347, SLG: 0.476	1B			K				4-3		4	0	1	0	0	1	1									
Sid Bream, L (1, 3) OBP: 0.339, SLG: 0.408	F8			1B				F6		4	0	2	0	0	0	2									
Barry Bonds, L (1, 7) OBP: 0.323, SLG: 0.481		F8		1B				F7		4	0	1	0	0	0	1									
Tom Prince, R (1, 2) Mackey Sasser, L (7, PH) OBP: 0.211, SLG: 0.211 (7, 2)	F7				5-3			5-3		2	0	0	0	0	0	0	AB 32								
Mike Diaz, R (9, PH) OBP: 0.341, SLG: 0.523										1	0	0	0	0	0	0	R 3								
Al Pedrique, R (1, 6) OBP: 0.347, SLG: 0.359	5-3				2B			K		4	1	1	0	0	1	0	H 9								
Mike Dunne, R (1, 1) OBP: 0.182, SLG: 0.140 Jim Gott, R (8, 1) OBP: 0.091, SLG: 0.364			K							3	0	1	1	0	2	0	RBI 3								
					2B					0	0	0	0	0	0	0	BB 1								
<b>Inning Stats</b>	R: 0 E: 0 K: 1 S: 6	H: 1 LOB: 2 BB: 1 P: 10	R: 0 E: 0 K: 0 S: 3	H: 0 LOB: 0 BB: 0 P: 3	R: 0 E: 0 K: 1 S: 5	H: 0 LOB: 0 BB: 0 P: 5	R: 0 E: 0 K: 1 S: 6	H: 2 LOB: 1 BB: 0 P: 6	R: 1 E: 0 K: 0 S: 4	H: 2 LOB: 1 BB: 0 P: 5	R: 0 E: 0 K: 0 S: 4	H: 0 LOB: 0 BB: 0 P: 4	R: 0 E: 0 K: 1 S: 5	H: 0 LOB: 0 BB: 0 P: 5	R: 2 E: 0 K: 0 S: 5	H: 2 LOB: 0 BB: 0 P: 5	R: 0 E: 0 K: 1 S: 5	H: 0 LOB: 0 BB: 0 P: 5	1B: 7 2B: 1 3B: 0 HR: 1	SF: 0 SAC: 1 DP: 2 HBP: 1	WP: 0 PB: 0 SB: 0 CS: 0	PA: 35			
<b>PITCHER</b>	IP	WLS	BF	H	R	ER	SO	BB	IBB	HBP	BLK	WP	HR	S	P	ERA	WHIP								
Pascual Perez, R (1, 1) ERA: 2.24	8.0	W	32	9	3	3	4	1	0	1	0	0	1	38	43	3.38	1.250								
Bob McClure, L (9, 1) ERA: 3.58	0.1		1	0	0	0	0	0	0	0	0	0	0	1	1	0.00	0.000								
Tim Burke, R (9, 1) ERA: 1.18	0.2	S	2	0	0	0	1	0	0	0	0	0	0	4	4	0.00	0.000								

Pittsburgh Pirates @ Montreal Expos  
Olympic Stadium, Montreal, QB  
Tue Sep 22 1987, 7:05 PM EDT  
Att: 16,407 - Unknown


AB 32  
R 3  
H 9  
RBI 3  
BB 1  
SO 5  
LOB 8



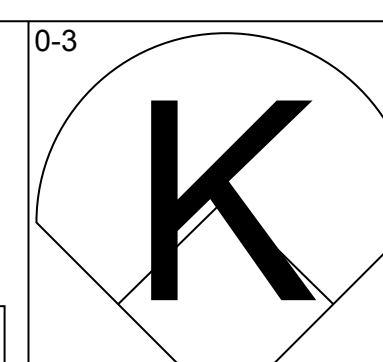
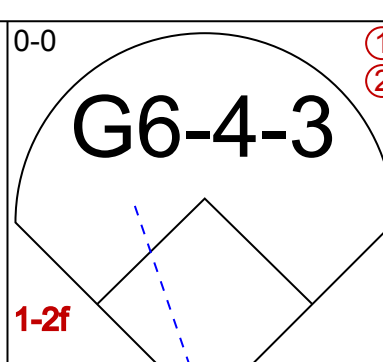
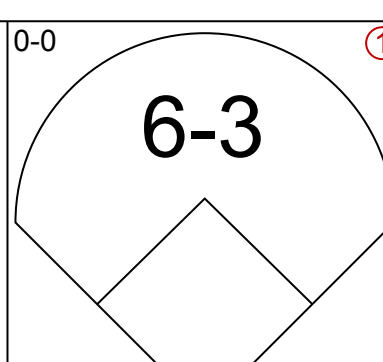
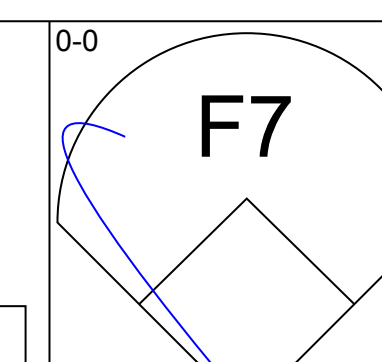
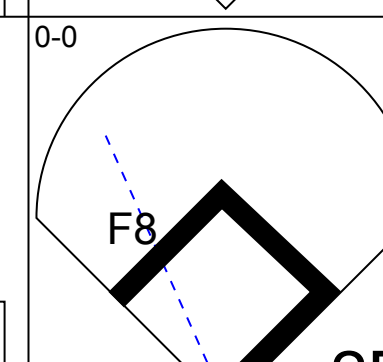
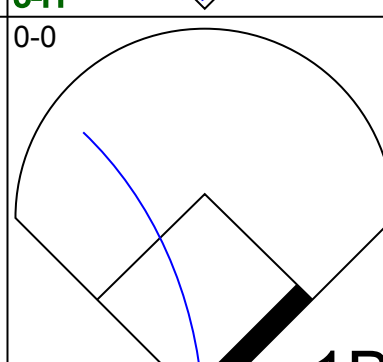
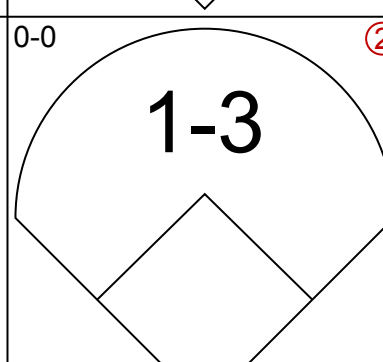
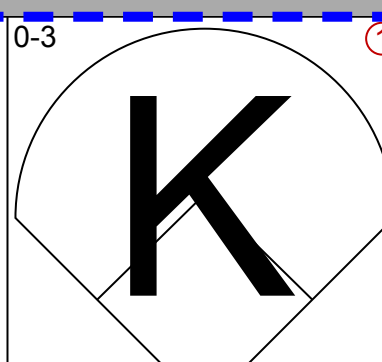
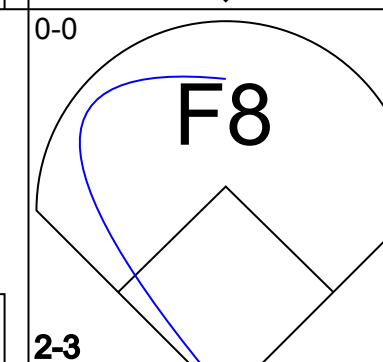
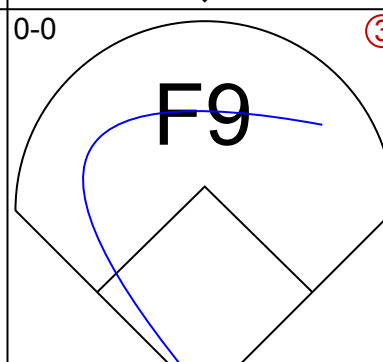
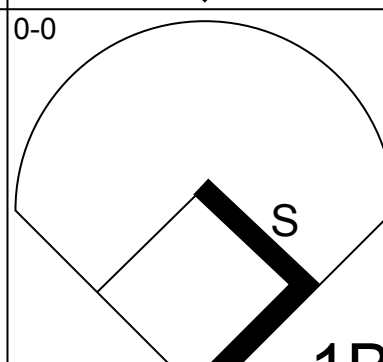
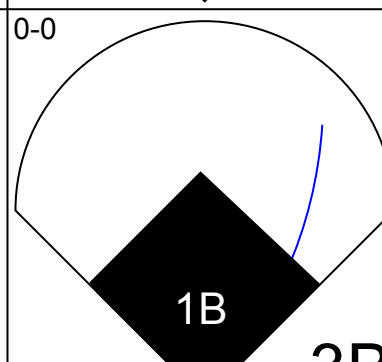
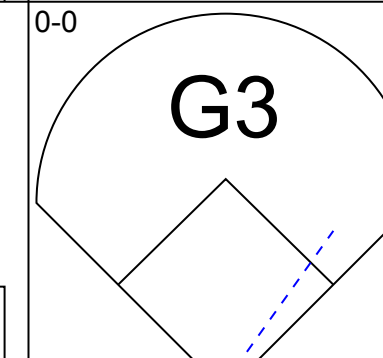
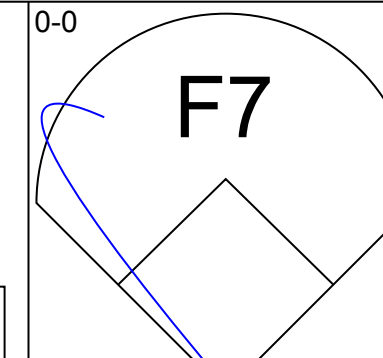
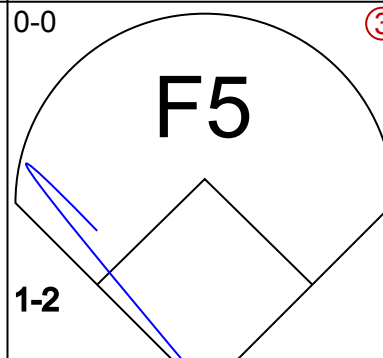
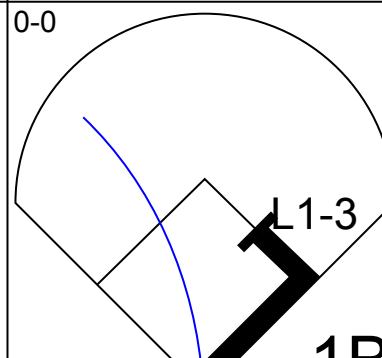
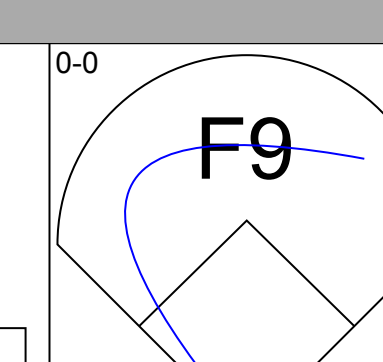
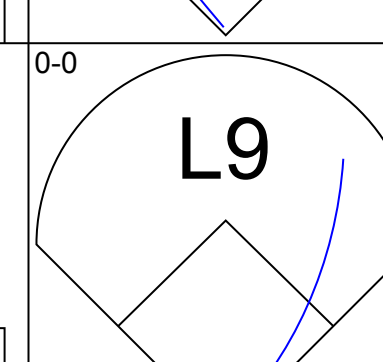
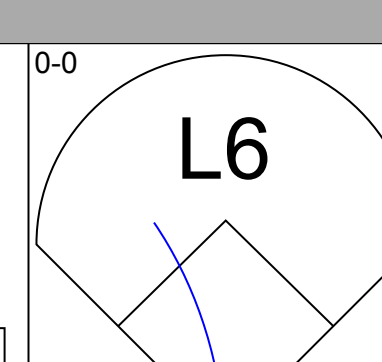
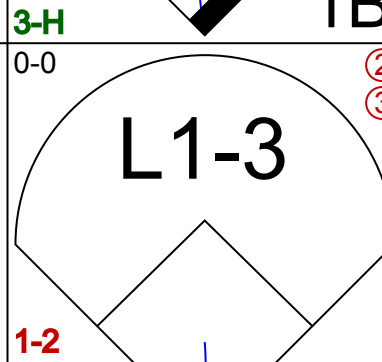
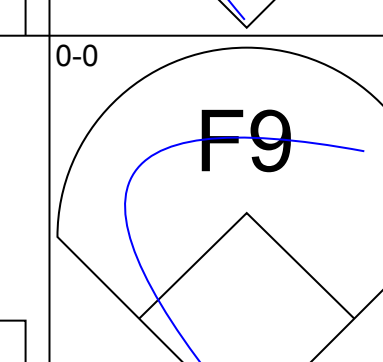
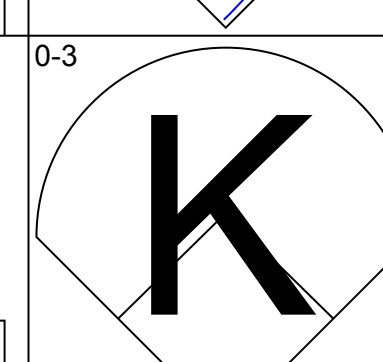
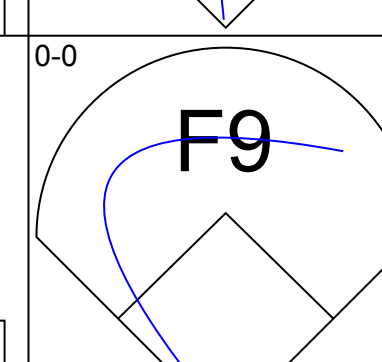
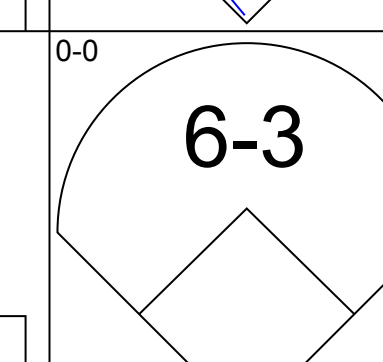
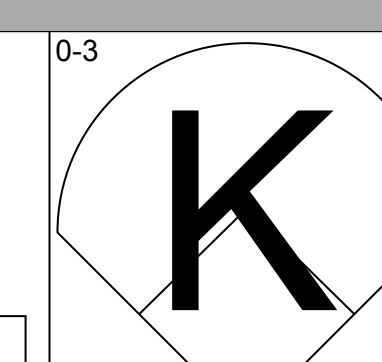
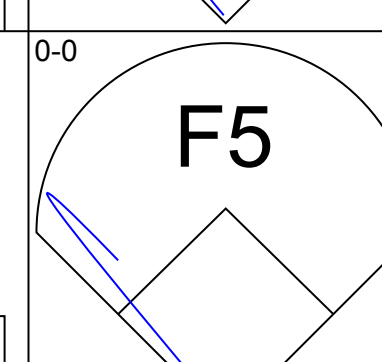
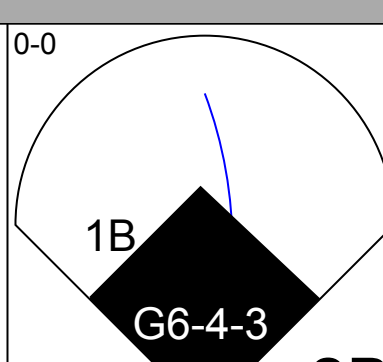
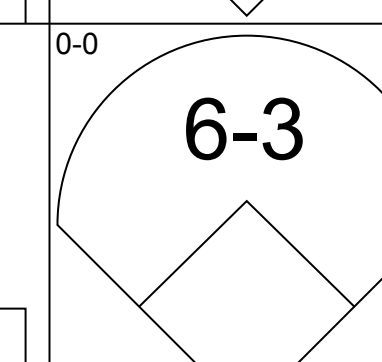
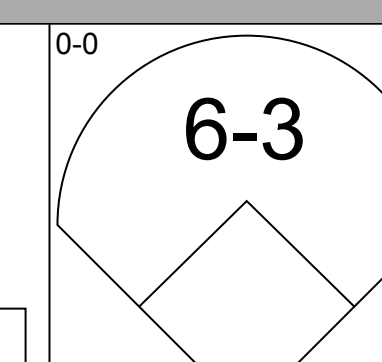
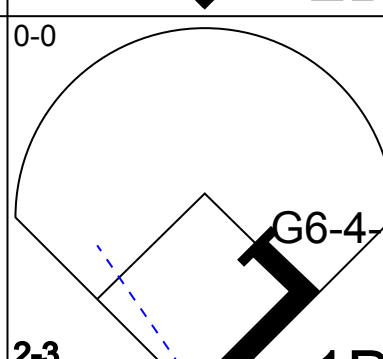
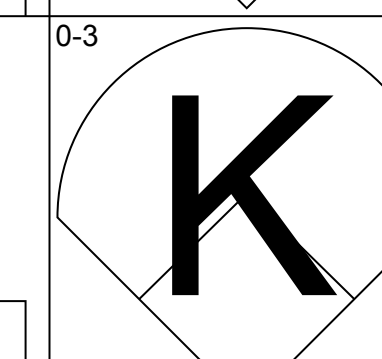
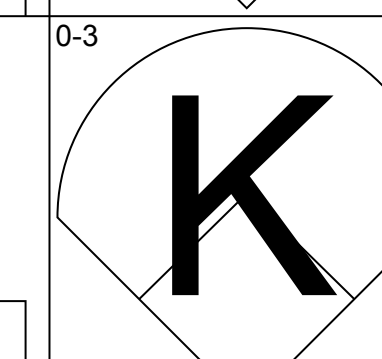
Batter	1	2	3	4	5	6	7	8	9	AB	R	H	RBI	BB	SO	LOB	BOTTOM								
Tim Raines, S (1, 7) OBP: 0.423, SLG: 0.525	4-3		BB 1B BB					4-3		3	1	0	0	1	0	0									
Mitch Webster, S (1, 9) OBP: 0.363, SLG: 0.436	K		1B BB					1B HR		3	2	2	1	1	1	0									
Hubie Brooks, R (1, 6) OBP: 0.295, SLG: 0.413	FC6-4 1B		1-3 2-H					5-3		4	1	3	1	0	0	0									
Tim Wallach, R (1, 5) OBP: 0.346, SLG: 0.520	FC6-4		L5					F8		4	0	1	1	0	0	3									
Andres Galarraga, R (1, 3) OBP: 0.366, SLG: 0.471		F8		1-3				FC6-5 2B		4	0	1	1	0	0	1									
Herm Winningham, L (1, 8) OBP: 0.310, SLG: 0.357	G3		FC1-5-6 S					FC6-5 S		3	0	0	0	1	0	2									
Vance Law, R (1, 4) OBP: 0.357, SLG: 0.437 Bob McClure, R (9, 1) Tim Burke, R (9, 1)	F8		FC1-5-6-1					F7		3	0	0	0	1	0	2	AB 31								
										0	0	0	0	0	0	0	R 4								
										0	0	0	0	0	0	0	H 7								
Mike Fitzgerald, R (1, 2) OBP: 0.351, SLG: 0.327			5-3					F8		4	0	0	0	0	0	3	RBI 4								
																	BB 4								
																	SO 1								
																	LOB 11								
<b>Inning Stats</b>	R: 0 E: 0 K: 1 S: 6	H: 1 LOB: 1 BB: 0 P: 6	R: 0 E: 0 K: 0 S: 3	H: 0 LOB: 0 BB: 0 P: 3	R: 1 E: 0 K: 0 S: 4	H: 1 LOB: 2 BB: 2 P: 12	R: 0 E: 0 K: 0 S: 3	H: 0 LOB: 1 BB: 1 P: 7	R: 1 E: 0 K: 0 S: 4	H: 1 LOB: 0 BB: 0 P: 4	R: 0 E: 0 K: 0 S: 4	H: 0 LOB: 0 BB: 0 P: 4	R: 0 E: 0 K: 0 S: 3	H: 0 LOB: 0 BB: 0 P: 3	R: 2 E: 0 K: 0 S: 6	H: 3 LOB: 2 BB: 1 P: 10	R: 0 E: 0 K: 0 S: 6	H: 0 LOB: 0 BB: 0 P: 10	1B: 5 2B: 1 3B: 0 HR: 1	SF: 0 SAC: 0 DP: 0 HBP: 0	WP: 0 PB: 0 SB: 2 CS: 0	PA: 35			
<b>PITCHER</b>	IP	WLS	BF	H	R	ER	SO	BB	IBB	HBP	BLK	WP	HR	S	P	ERA	WHIP								
Mike Dunne, R (1, 1) ERA: 2.79	7.0	L	29	5	3	3	1	3	0	0	0	0	0	28	40	3.86	1.143								
Jim Gott, R (8, 1) ERA: 3.44	1.0		6	2	1	1	0	1	0	0	0	0	0	5	9	9.00	3.000								

Pittsburgh Pirates @ Montreal Expos  
Olympic Stadium, Montreal, QB  
Tue Sep 22 1987, 7:05 PM EDT  
Att: 16,407 - Unknown

AB 31  
R 4  
H 7  
RBI 4  
BB 4  
SO 1  
LOB 11



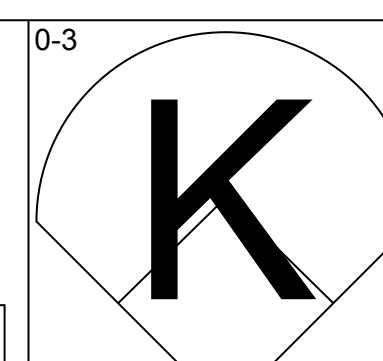
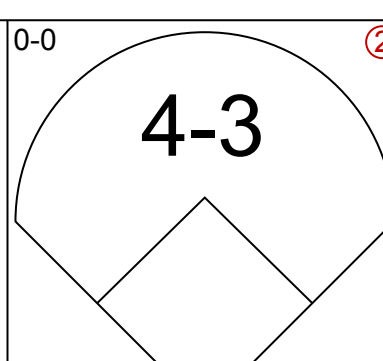
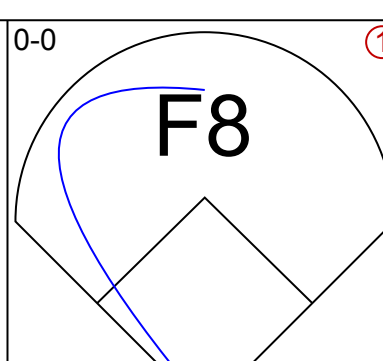
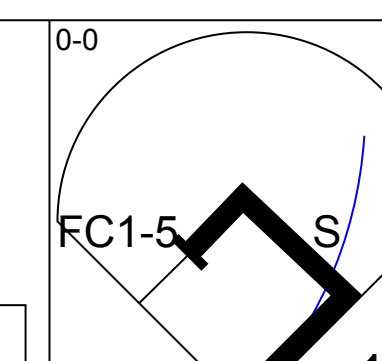
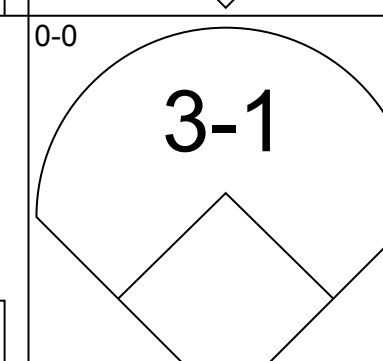
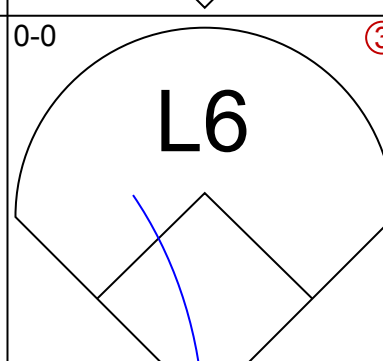
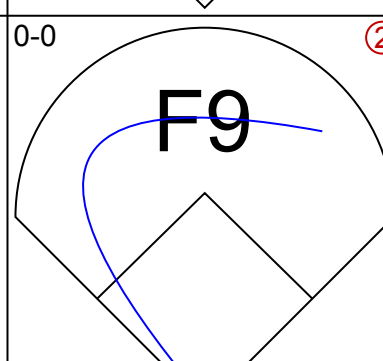
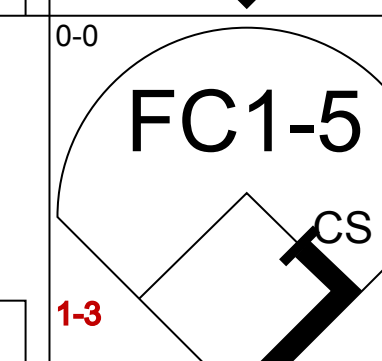
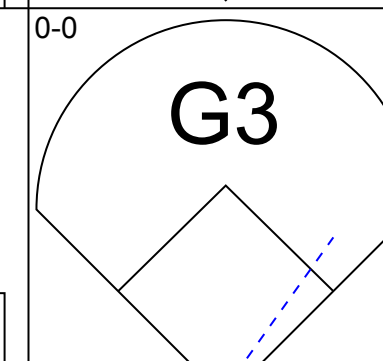
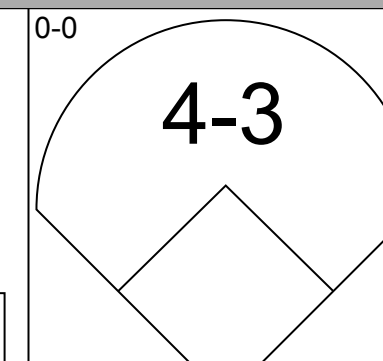
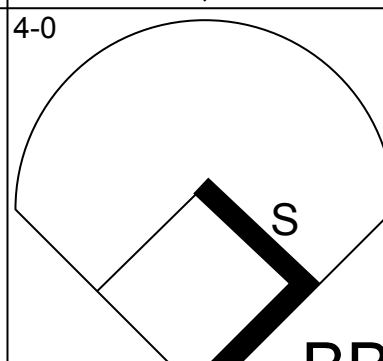
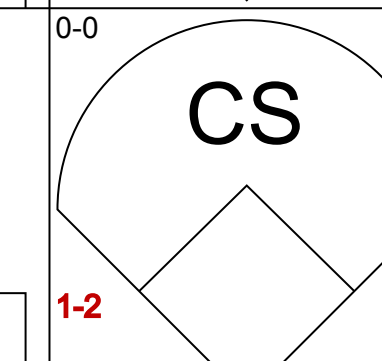
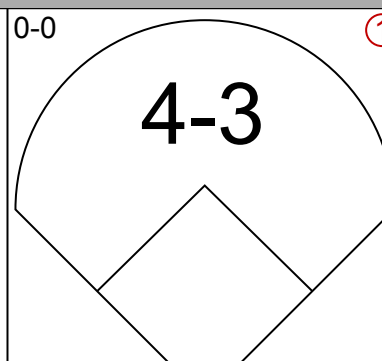
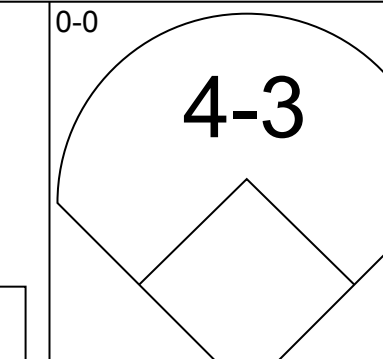
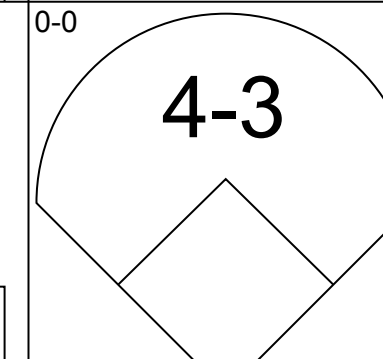
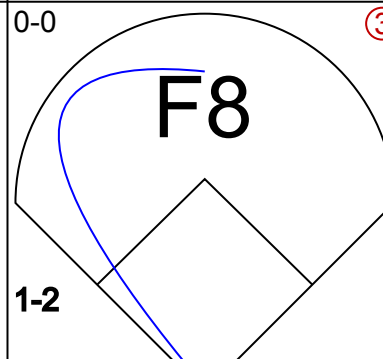
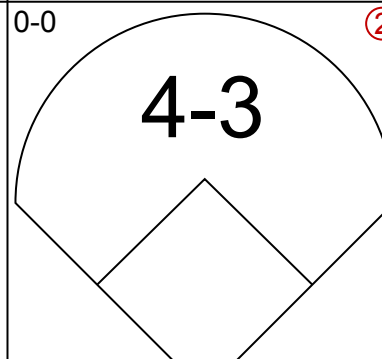
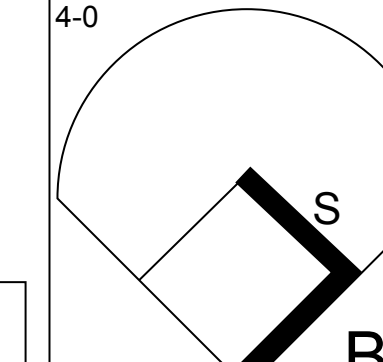
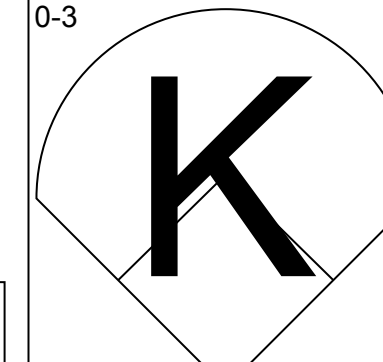
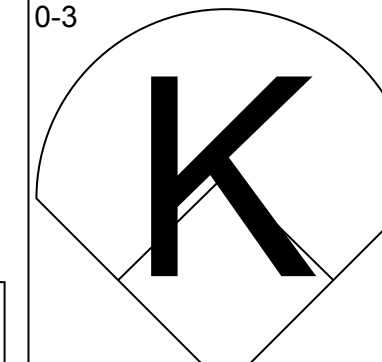
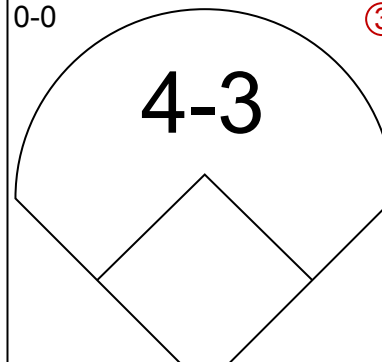
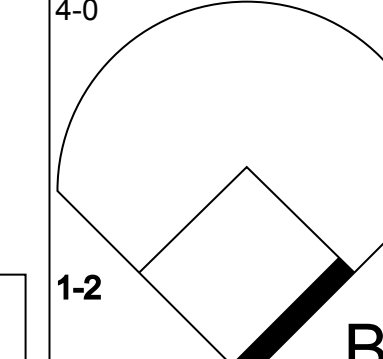
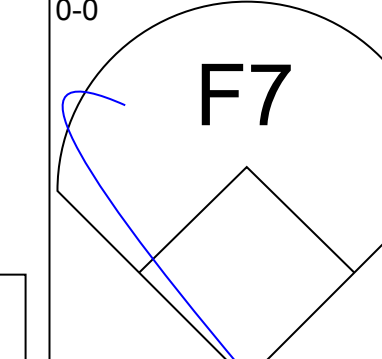
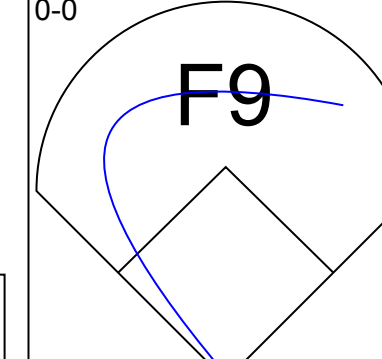
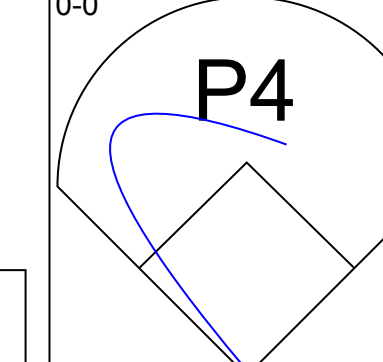
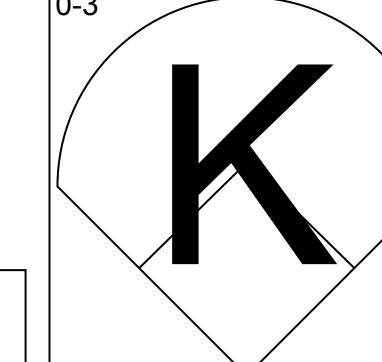
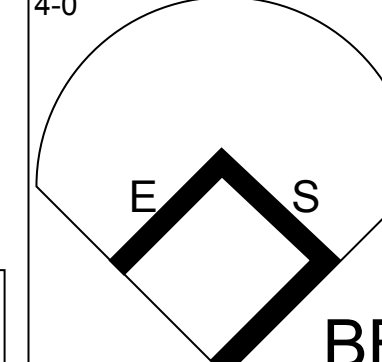
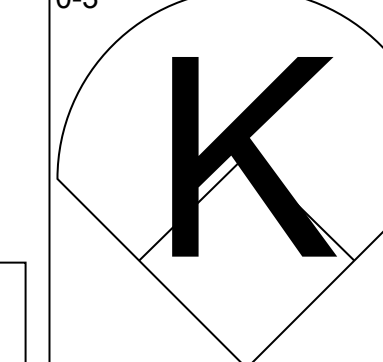
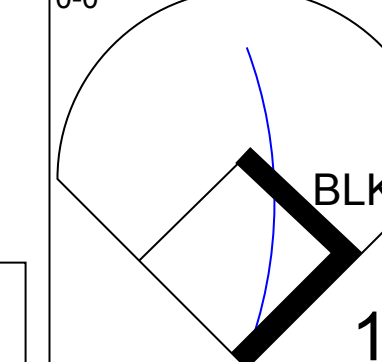

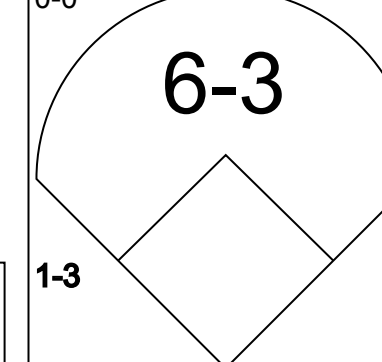
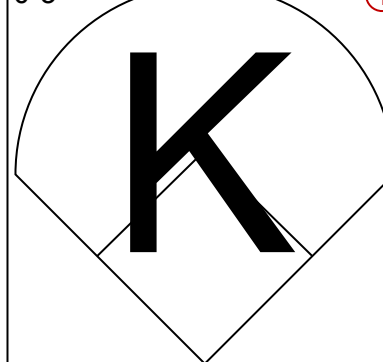
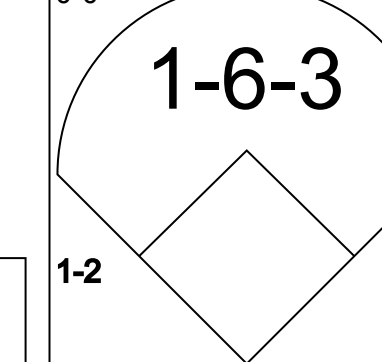
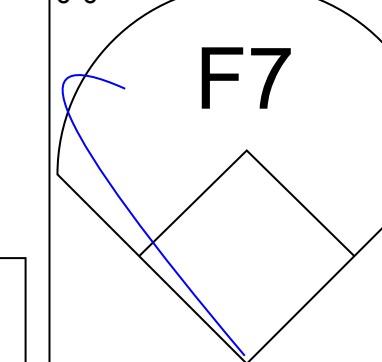


Batter	1	2	3	4	5	6	7	8	9	AB	R	H	RBI	BB	SO	LOB	TOP								
<b>Felix Fermin, R</b> (1, 6) OBP: 0.396, SLG: 0.326										4	0	0	0	0	1	1									
<b>Jose Lind, R</b> (1, 4) OBP: 0.377, SLG: 0.465										4	0	2	0	0	1	0									
<b>Andy Van Slyke, L</b> (1, 8) OBP: 0.351, SLG: 0.496										4	1	2	0	0	0	2									
<b>Bobby Bonilla, S</b> (1, 5) OBP: 0.347, SLG: 0.474 <b>Al Pedrique, R</b> (9, 5) OBP: 0.347, SLG: 0.359										4	0	1	1	1	0	0	2								
<b>Mike Diaz, R</b> (1, 7) OBP: 0.337, SLG: 0.516 <b>Barry Bonds, L</b> (8, 7) OBP: 0.322, SLG: 0.480										3	0	0	0	0	0	0	0								
<b>Darnell Coles, R</b> (1, 9) OBP: 0.275, SLG: 0.321										3	0	0	0	0	1	0									
<b>Sid Bream, L</b> (1, 3) OBP: 0.337, SLG: 0.406										3	0	0	0	0	1	0									
<b>Junior Ortiz, R</b> (1, 2) OBP: 0.325, SLG: 0.342										3	1	1	0	0	0	0									
<b>Brian Fisher, R</b> (1, 1) OBP: 0.242, SLG: 0.268										3	0	1	0	0	2	0									
<b>Inning Stats</b>	R: 0 E: 0 K: 1 S: 6	H: 1 LOB: 1 BB: 0 P: 6	R: 0 E: 0 K: 0 S: 3	H: 0 LOB: 0 BB: 0 P: 3	R: 1 E: 0 K: 0 S: 5	H: 3 LOB: 1 BB: 0 P: 5	R: 0 E: 0 K: 1 S: 5	H: 0 LOB: 0 BB: 0 P: 5	R: 0 E: 0 K: 2 S: 7	H: 0 LOB: 0 BB: 0 P: 7	R: 0 E: 0 K: 0 S: 4	H: 1 LOB: 1 BB: 0 P: 4	R: 0 E: 0 K: 0 S: 3	H: 0 LOB: 0 BB: 0 P: 3	R: 0 E: 0 K: 1 S: 5	H: 0 LOB: 0 BB: 0 P: 5	R: 1 E: 0 K: 1 S: 6	H: 2 LOB: 0 BB: 0 P: 6	1B: 4 2B: 3 3B: 1 HR: 0	SF: 0 SAC: 0 DP: 2 HBP: 0	WP: 0 PB: 0 SB: 1 CS: 0	PA: 32			
<b>PITCHER</b>	IP	WLS	BF	H	R	ER	SO	BB	IBB	HBP	BLK	WP	HR	S	P	ERA	WHIP								
<b>Greg Mathews, L</b> (1, 1) ERA: 3.8	8.0	L	28	5	1	1	5	0	0	0	0	0	0	38	38	1.12	0.625								
<b>Ken Dayley, L</b> (9, 1) ERA: 2.34	1.0		4	2	1	1	1	0	0	0	0	0	0	6	6	9.00	2.000								

Pittsburgh Pirates @ St. Louis Cardinals  
 Busch Stadium, St. Louis, MO  
 Wed Sep 23 1987, 7:05 PM CDT  
 Att: 30,235 - Unknown

AB 32  
 R 2  
 H 7  
 RBI 1  
 BB 0  
 SO 6  
 LOB 6



Batter	1	2	3	4	5	6	7	8	9	AB	R	H	RBI	BB	SO	LOB	BOTTOM								
<b>Vince Coleman, S</b> (1, 7) OBP: 0.366, SLG: 0.366 <b>Lance Johnson, L</b> (2, 7) OBP: 0.280, SLG: 0.304										1	0	0	0	0	1	0									
<b>Ozzie Smith, S</b> (1, 6) OBP: 0.385, SLG: 0.375										4	0	0	0	0	0	1									
<b>Tom Herr, S</b> (1, 4) OBP: 0.351, SLG: 0.340										3	0	0	0	1	0	0									
<b>Dan Driessen, L</b> (1, 3) OBP: 0.316, SLG: 0.212										4	0	0	0	0	0	1									
<b>Willie McGee, S</b> (1, 8) OBP: 0.316, SLG: 0.436										3	0	0	0	1	2	0									
<b>Terry Pendleton, S</b> (1, 5) OBP: 0.396, SLG: 0.418										2	0	0	0	1	0	0									
<b>John Morris, L</b> (1, 9) OBP: 0.326, SLG: 0.430										2	0	0	0	1	1	2									
<b>Tony Peña, R</b> (1, 2) OBP: 0.285, SLG: 0.312										3	0	1	0	0	1	3									
<b>Greg Mathews, R</b> (1, 1) OBP: 0.217, SLG: 0.197 <b>José Oquendo, S</b> (8, PH) OBP: 0.408, SLG: 0.342 <b>Ken Dayley, L</b> (9, 1)										2	0	0	0	0	1	1									
<b>Inning Stats</b>	R: 0 E: 0 K: 1 S: 5	H: 0 LOB: 0 BB: 2 P: 5	R: 0 E: 0 K: 1 S: 5	H: 0 LOB: 0 BB: 2 P: 13	R: 0 E: 0 K: 1 S: 5	H: 0 LOB: 0 BB: 0 P: 5	R: 0 E: 0 K: 1 S: 5	H: 0 LOB: 0 BB: 0 P: 5	R: 0 E: 0 K: 0 S: 3	H: 1 LOB: 1 BB: 1 P: 7	R: 0 E: 0 K: 1 S: 5	H: 0 LOB: 1 BB: 1 P: 9	R: 0 E: 0 K: 0 S: 3	H: 1 LOB: 0 BB: 0 P: 3	R: 0 E: 0 K: 0 S: 3	H: 0 LOB: 0 BB: 0 P: 3	1B: 2 2B: 0 3B: 0 HR: 0	SF: 0 SAC: 0 DP: 0 HBP: 0	WP: 0 PB: 0 SB: 4 CS: 1	PA: 33					
<b>PITCHER</b>	IP	WLS	BF	H	R	ER	SO	BB	IBB	HBP	BLK	WP	HR	S	P	ERA	WHIP								
<b>Brian Fisher, R</b> (1, 1) ERA: 4.52	9.0	W	32	2	0	0	6	4	0	0	1	0	0	40	56	0.00	0.667								

Pittsburgh Pirates @ St. Louis Cardinals  
 Busch Stadium, St. Louis, MO  
 Wed Sep 23 1987, 7:05 PM CDT  
 Att: 30,235 - Unknown


AB 28  
 R 0  
 H 2  
 RBI 0  
 BB 4  
 SO 6  
 LOB 8



Batter	1	2	3	4	5	6	7	8	9	AB	R	H	RBI	BB	SO	LOB	TOP				
<b>Felix Fermin, R</b> OBP: 0.365, SLG: 0.298 (1, 6)	4-3		4-3		4-3		K			4	0	0	0	0	1	2					
<b>Jose Lind, R</b> OBP: 0.382, SLG: 0.476 (1, 4)	WP FC5 2B		PO			4-3		F9		4	0	2	0	0	0	0					
<b>Andy Van Slyke, L</b> OBP: 0.352, SLG: 0.496 (1, 8)	FC5 2H		PO	G6-4-3 1B		6-3		1B		4	0	2	0	0	0	1					
<b>Mike Diaz, R</b> OBP: 0.336, SLG: 0.511 (8, PR) <b>Tommy Gregg, L</b> (8, 9)	L4			G6-4-3 1-2		1-3		1B		4	0	1	0	0	0	2					
<b>Darnell Coles, R</b> OBP: 0.278, SLG: 0.328 (1, 5)		L4		1B			4-3 2B	K		4	1	2	0	0	1	2					
<b>Sid Bream, L</b> OBP: 0.336, SLG: 0.405 (1, 3)		G3		1B			4-3 2-3	K		4	0	1	0	0	1	3					
<b>Terry Harper, R</b> OBP: 0.326, SLG: 0.385 (7, PR) <b>Barry Bonds, L</b> OBP: 0.322, SLG: 0.479 (7, 7)					F8		2B	BB	F6	1	0	0	0	2	0	2	AB 34				
<b>Tom Prince, R</b> (1, 2) <b>Bobby Bonilla, S</b> OBP: 0.348, SLG: 0.477 (7, PH) <b>Junior Ortiz, R</b> OBP: 0.323, SLG: 0.341 (7, 2)	L1					F7		6-3		2	0	0	0	0	0	1	R 2				
<b>Bob Walk, R</b> OBP: 0.250, SLG: 0.250 (1, 1) <b>Jeff Robinson, R</b> OBP: 0.143, SLG: 0.286 (7, 1) <b>Jim Gott, R</b> OBP: 0.091, SLG: 0.364 (9, 1)			6-3		1-3		1-H 3-H 2B	K	K	1	0	0	0	0	0	0	H 9				
<b>Inning Stats</b>	R: 0 E: 0 K: 0 S: 4	H: 1 LOB: 1 BB: 0 P: 4	R: 0 E: 0 K: 0 S: 3	H: 0 LOB: 1 BB: 1 P: 7	R: 0 E: 0 K: 0 S: 3	H: 1 LOB: 0 BB: 0 P: 3	R: 0 E: 0 K: 0 S: 5	H: 3 LOB: 2 BB: 0 P: 5	R: 0 E: 0 K: 0 S: 3	H: 0 LOB: 0 BB: 0 P: 3	R: 2 E: 0 K: 2 S: 9	H: 2 LOB: 2 BB: 1 P: 13	R: 0 E: 0 K: 2 S: 9	H: 2 LOB: 2 BB: 0 P: 9	R: 0 E: 0 K: 1 S: 5	H: 0 LOB: 0 BB: 0 P: 5	1B: 6 2B: 3 3B: 0 HR: 0	SF: 0 SAC: 0 DP: 1 HBP: 0	WP: 1 PB: 0 SB: 1 CS: 0	PA: 37	
<b>PITCHER</b>	IP	WLS	BF	H	R	ER	SO	BB	IBB	HBP	BLK	WP	HR	S	P	ERA	WHIP				
<b>Joe Magrane, L</b> ERA: 3.58 (1, 1)	7.0		28	7	2	2	2	2	0	0	0	1	0	30	38	2.57	1.286				
<b>Scott Terry, R</b> ERA: 3.09 (8, 1)	0.2	W	4	2	0	0	1	0	0	0	0	0	0	6	6	0.00	3.000				
<b>Ricky Horton, L</b> ERA: 3.73 (8, 1)	1.1		4	0	0	0	2	0	0	0	0	0	0	8	8	0.00	0.000				

Pittsburgh Pirates @ St. Louis Cardinals  
 Busch Stadium, St. Louis, MO  
 Thu Sep 24 1987, 7:05 PM CDT  
 Att: 35,921 - Unknown

AB	34
R	2
H	9
RBI	2
BB	2
SO	5
LOB	15



Batter	1	2	3	4	5	6	7	8	9	AB	R	H	RBI	BB	SO	LOB	BOTTOM					
<b>Vince Coleman, S</b> OBP: 0.366, SLG: 0.365 (1, 7)	4-3		F8					K		4	0	1	0	0	1	0						
<b>Ozzie Smith, S</b> OBP: 0.388, SLG: 0.377 (1, 6)	S 1B				PO	WP 1B		6-3		3	1	2	0	1	0	0						
<b>Tom Herr, S</b> OBP: 0.351, SLG: 0.337 (1, 4)	G3-6-1 BB		L3				F9	G3		3	0	0	0	1	0	2						
<b>Dan Driessen, L</b> OBP: 0.333, SLG: 0.243 (1, 3) <b>Curt Ford, L</b> OBP: 0.335, SLG: 0.423 (9, PR)	G3-6-1				K		1-H 1B	G1-6-3 1B	1B 2B 1B	4	0	2	1	0	1	2						
<b>Willie McGee, S</b> OBP: 0.315, SLG: 0.435 (1, 8)		G3		K		G1-6-3		G1-6-3 1B	2B FC5 1B	4	1	1	0	0	1	1						
<b>Terry Pendleton, S</b> OBP: 0.395, SLG: 0.421 (1, 5)		4-3		P8				6-3 F8 1B	FC5 1-3 2B	4	0	2	1	0	0	1						
<b>John Morris, L</b> OBP: 0.331, SLG: 0.428 (1, 9)					4-3			F8	FC5 IBB	3	0	1	0	1	0	2	AB 32					
<b>Tony Peña, R</b> OBP: 0.283, SLG: 0.310 (1, 2) <b>Lance Johnson, L</b> OBP: 0.275, SLG: 0.298 (9, PH)	FC6-4							6-3	FC5	3	0	0	0	0	0	2	R 3					
<b>Joe Magrane, R</b> OBP: 0.212, SLG: 0.250 (1, 1) <b>José Oquendo, S</b> OBP: 0.407, SLG: 0.340 (7, PH) <b>Scott Terry, R</b> (8, 1) <b>Ricky Horton, L</b> OBP: 0.200, SLG: 0.207 (8, 1)	FC6-4							4-3	FC5	1	0	0	1	0	0	2	H 9					
<b>Inning Stats</b>	R: 0 E: 0 K: 0 S: 3	H: 1 LOB: 1 BB: 1 P: 7	R: 0 E: 0 K: 0 S: 4	H: 1 LOB: 0 BB: 0 P: 4	R: 0 E: 0 K: 1 S: 6	H: 1 LOB: 1 BB: 0 P: 6	R: 0 E: 0 K: 2 S: 8	H: 0 LOB: 1 BB: 0 P: 8	R: 0 E: 0 K: 1 S: 5	H: 1 LOB: 0 BB: 0 P: 5	R: 1 E: 0 K: 0 S: 3	H: 1 LOB: 1 BB: 1 P: 7	R: 0 E: 0 K: 0 S: 4	H: 1 LOB: 1 BB: 0 P: 4	R: 0 E: 0 K: 1 S: 5	H: 0 LOB: 0 BB: 0 P: 5	R: 2 E: 0 K: 0 S: 4	H: 3 LOB: 3 BB: 1 P: 8	1B: 8 2B: 1 3B: 0 HR: 0	SF: 0 SAC: 0 DP: 2 HBP: 0	WP: 2 PB: 0 SB: 1 CS: 0	PA: 36
<b>PITCHER</b>	IP	WLS	BF	H	R	ER	SO	BB	IBB	HBP	BLK	WP	HR	S	P	ERA	WHIP					
<b>Bob Walk, R</b> ERA: 3.44 (1, 1)	6.0		24	6	1	1	4	2	0	0	0	0	0	10	10	1.50	1.333					
<b>Jeff Robinson, R</b> ERA: 3.0 (7, 1)	2.0	L	8	2	2	2	1	0	0	0	0	0	0	10	10	9.00	1.000					
<b>Jim Gott, R</b> ERA: 3.43 (9, 1)	0.1		3	1	0	0	0	0	1	0	0	0	0	2	6	0.00	3.000					

Pittsburgh Pirates @ St. Louis Cardinals  
 Busch Stadium, St. Louis, MO  
 Thu Sep 24 1987, 7:05 PM CDT  
 Att: 35,921 - Unknown


AB	32
R	3
H	9
RBI	3
BB	3
SO	5
LOB	13



Batter	1	2	3	4	5	6	7	8	9	AB	R	H	RBI	BB	SO	LOB	TOP				
<b>Barry Bonds, L</b> OBP: 0.320, SLG: 0.475 (1, 7)										4	0	0	0	0	0	0					
<b>Jose Lind, R</b> OBP: 0.377, SLG: 0.462 (1, 4)	 1B BB									3	1	0	0	1	1	0					
<b>Andy Van Slyke, L</b> OBP: 0.353, SLG: 0.497 <b>John Cangelosi, S</b> OBP: 0.436, SLG: 0.420 (8, 8)	 1-3 SF8 2B		 BB							3	1	1	0	1	2	0					
<b>Bobby Bonilla, S</b> OBP: 0.350, SLG: 0.478 <b>U L Washington, S</b> OBP: 0.333, SLG: 0.143 (6, PH) (6, 5)	 3-H 1B		 BB							1	0	1	1	1	0	0					
<b>Mike Diaz, R</b> OBP: 0.335, SLG: 0.509 (1, 3)								 1B		3	0	1	1	0	0	2					
<b>Darnell Coles, R</b> OBP: 0.274, SLG: 0.322 (1, 9)										4	0	0	0	0	2	2					
<b>Junior Ortiz, R</b> OBP: 0.342, SLG: 0.342 <b>Mackey Sasser, L</b> OBP: 0.190, SLG: 0.190 (7, PH) (7, 2)								 1-2		2	0	1	0	0	1	0					
<b>Al Pedrique, R</b> OBP: 0.347, SLG: 0.356 (1, 6)						 HBP				2	0	0	0	0	0	1					
<b>Mike Bielecki, R</b> OBP: 0.067, SLG: 0.067 <b>Bob Patterson, R</b> OBP: 0.093, SLG: 0.083 <b>Barry Jones, R</b> <b>Tommy Gregg, L</b> <b>Brett Gideon, R</b> OBP: 1.000, SLG: 1.000 (7, 1)						 1-2				1	0	0	0	0	1	0					
<b>Inning Stats</b>	R: 2 E: 0 K: 0 S: 5	H: 2 LOB: 1 BB: 1 P: 9	R: 0 E: 0 K: 2 S: 7	H: 0 LOB: 0 BB: 0 P: 7	R: 0 E: 0 K: 1 S: 5	H: 1 LOB: 1 BB: 2 P: 13	R: 0 E: 0 K: 1 S: 6	H: 0 LOB: 0 BB: 0 P: 6	R: 0 E: 0 K: 2 S: 7	H: 0 LOB: 0 BB: 0 P: 7	R: 0 E: 0 K: 0 S: 2	H: 0 LOB: 0 BB: 3 P: 3	R: 0 E: 0 K: 1 S: 5	H: 0 LOB: 1 BB: 0 P: 5	R: 0 E: 0 K: 1 S: 6	H: 1 LOB: 1 BB: 0 P: 6	1B: 3 2B: 1 3B: 0 HR: 0	SF: 1 SAC: 0 DP: 1 HBP: 1	WP: 0 PB: 0 SB: 0 CS: 0	PA: 34	
<b>PITCHER</b>	IP WLS BF H R ER SO BB IBB HBP BLK WP HR S P ERA WHIP																				
<b>Sid Fernandez, L</b> ERA: 3.58 <b>David Cone, R</b> ERA: 3.75 <b>Randy Myers, L</b> ERA: 3.71 <b>Doug Sisk, R</b> ERA: 3.55	(1, 1) (6, 1) (8, 1) (9, 1)	5.0 2.0 1.0 1.0	W 6 3 4	L 0 0 1	B 21 0 0	F 3 0 0	H 3 0 0	R 2 0 0	ER 2 0 0	SO 5 2 1	BB 3 0 0	IBB 0 0 0	HBP 0 1 0	BLK 0 0 0	WP 0 0 0	HR 0 9 5	S 28 10 5	P 10 40 5	ERA 3.60 0.00 0.00	WHIP 1.200 0.000 0.000	

Pittsburgh Pirates @ New York Mets  
Shea Stadium, Flushing, NY  
Fri Sep 25 1987, 7:05 PM EDT  
Att: 41,987 - Unknown


AB 29  
R 2  
H 4  
RBI 2  
BB 3  
SO 9  
LOB 8



Batter	1	2	3	4	5	6	7	8	9	AB	R	H	RBI	BB	SO	LOB	BOTTOM			
<b>Lenny Dykstra, L</b> OBP: 0.352, SLG: 0.459 <b>Mookie Wilson, S</b> OBP: 0.362, SLG: 0.463 (4, PH) (5, 8)	 SF8 1B	 1B 2B								2	2	2	1	0	0	0				
<b>Tim Lincecum, R</b> OBP: 0.404, SLG: 0.551 <b>Keith Miller, R</b> OBP: 0.400, SLG: 0.512 (1, 4) (7, 4)		 2H 1B		 IBB				 1B		3	1	1	1	1	2	1				
<b>Dave Magadan, L</b> OBP: 0.391, SLG: 0.453 (1, 3)	 HR BB	 1-2		 2H 3H 2B				 1-2		4	1	1	3	1	1	2				
<b>Darryl Strawberry, L</b> OBP: 0.398, SLG: 0.589 <b>Lee Mazzilli, S</b> OBP: 0.393, SLG: 0.430 (1, 9) (6, PH) (7, 9)						 1B				2	0	0	1	0	1	1				
<b>Kevin McReynolds, R</b> OBP: 0.321, SLG: 0.493 <b>Mark Carreon, R</b> OBP: 0.250, SLG: 0.250 (1, 7) (8, 7)						 BB				3	2	2	3	1	1	0				
<b>Gary Carter, R</b> OBP: 0.297, SLG: 0.398 <b>Barry Lyons, R</b> OBP: 0.286, SLG: 0.380 (1, 2) (6, PH) (7, 2)										3	0	0	0	0	2	0				
<b>Howard Johnson, S</b> OBP: 0.370, SLG: 0.511 (1, 5)				 2B 1B	 2B 1B					4	2	2	0	0	0	0				
<b>Rafael Santana, R</b> OBP: 0.305, SLG: 0.354 <b>Randy Myers, L</b> OBP: 0.286, SLG: 0.286 <b>Doug Sisk, R</b> (8, 1) (9, 1)		 2B 1B		 2B 1B						4	2	2	0	0	1	1				
<b>Sid Fernandez, L</b> OBP: 0.142, SLG: 0.238 <b>Gregg Jeffries, S</b> OBP: 0.700, SLG: 1.000 <b>Randy Milligan, R</b> <b>David Cone, L</b> OBP: 0.145, SLG: 0.103 <b>Bill Almon, R</b> OBP: 0.125, SLG: 0.236 (5, PH) (5, PH) (8, 1) (7, PH) (8, 6)					 2B					0	0	0	0	0	0	0				
<b>Inning Stats</b>	R: 3 E: 0 K: 1 S: 7	H: 2 LOB: 0 BB: 1 P: 11	R: 2 E: 0 K: 0 S: 6	H: 3 LOB: 1 BB: 0 P: 6	R: 0 E: 0 K: 3 S: 9	H: 0 LOB: 0 BB: 0 P: 9	R: 3 E: 0 K: 1 S: 8	H: 3 LOB: 1 BB: 1 P: 12	R: 2 E: 0 K: 1 S: 8	H: 3 LOB: 1 BB: 0 P: 8	R: 0 E: 0 K: 3 S: 10	H: 1 LOB: 2 BB: 1 P: 14	R: 0 E: 0 K: 2 S: 7	H: 0 LOB: 0 BB: 0 P: 7	R: 0 E: 0 K: 0 S: 3	H: 1 LOB: 0 BB: 0 P: 3	1B: 8 2B: 3 3B: 0 HR: 2	SF: 1 SAC: 2 DP: 1 HBP: 0	WP: 1 PB: 0 SB: 2 CS: 0	PA: 39
<b>PITCHER</b>	IP WLS BF H R ER SO BB IBB HBP BLK WP HR S P ERA WHIP																			
<b>Mike Bielecki, R</b> ERA: 4.54 <b>Bob Patterson, L</b> ERA: 6.1 <b>Barry Jones, R</b> ERA: 5.36 <b>Brett Gideon, R</b> ERA: 4.86	(1, 1) (2, 1) (5, 1) (7, 1)	1.2 2.1 2.0 2.0	L 11 11 6	W 3 4 1	R 5 2 0	ER 5 3 0	SO 1 3 4	BB 1 0 1	IBB 0 0 0	HBP 0 0 0	BLK 0 0 0	WP 0 0 0	HR 1 18 18	S 12 22 22	P 16 22 22	ERA 27.00 11.57 9.00	WHIP 3.600 1.286 2.500			

Pittsburgh Pirates @ New York Mets  
Shea Stadium, Flushing, NY  
Fri Sep 25 1987, 7:05 PM EDT  
Att: 41,987 - Unknown

AB 33  
R 10  
H 13  
RBI 10  
BB 3  
SO 11  
LOB 10



Batter	1	2	3	4	5	6	7	8	9	AB	R	H	RBI	BB	SO	LOB	TOP										
<b>Barry Bonds, L</b> OBP: 0.320, SLG: 0.480 (1, 7)										5	2	2	2	0	1	3											
<b>Jose Lind, R</b> OBP: 0.361, SLG: 0.441 (1, 4)										5	0	0	0	0	1	1											
<b>Andy Van Slyke, L</b> OBP: 0.353, SLG: 0.500 (1, 8)										5	1	2	0	0	1	1											
<b>Bobby Bonilla, S</b> OBP: 0.353, SLG: 0.482 (1, 5)										5	1	3	2	0	1	1											
<b>Sid Bream, L</b> OBP: 0.336, SLG: 0.404 (1, 3)										3	1	1	1	0	2	1											
<b>R.J. Reynolds, S</b> OBP: 0.319, SLG: 0.401 (1, 9)										4	1	1	0	0	2	2											
<b>Michael LaValliere, L</b> OBP: 0.377, SLG: 0.364 (1, 2)										4	1	3	0	0	0	0											
<b>Felix Fermin, R</b> OBP: 0.339, SLG: 0.275 (1, 6)										4	0	0	1	0	2	4											
<b>Doug Drabek, R</b> OBP: 0.167, SLG: 0.143 <b>John Smiley, L</b> OBP: 0.143, SLG: 0.286 (9, 1)										3	1	2	2	0	1	0											
<b>Inning Stats</b>	R: 1 E: 0 K: 1 S: 6	H: 2 LOB: 0 BB: 0 P: 6	R: 4 E: 0 K: 1 S: 9	H: 4 LOB: 0 BB: 0 P: 9	R: 0 E: 0 K: 2 S: 8	H: 1 LOB: 1 BB: 0 P: 8	R: 0 E: 0 K: 1 S: 6	H: 1 LOB: 0 BB: 0 P: 6	R: 0 E: 0 K: 2 S: 7	H: 3 LOB: 2 BB: 0 P: 10	R: 2 E: 0 K: 0 S: 5	H: 2 LOB: 0 BB: 0 P: 5	R: 0 E: 0 K: 1 S: 5	H: 0 LOB: 0 BB: 0 P: 5	R: 0 E: 0 K: 1 S: 6	H: 1 LOB: 1 BB: 0 P: 6	1B: 11 2B: 1 3B: 1 HR: 1	SF: 1 SAC: 1 DP: 0 HBP: 0	WP: 0 PB: 0 SB: 0 CS: 1	PA: 41							
<b>PITCHER</b>	IP	WLS	BF	H	R	ER	SO	BB	IBB	HBP	BLK	WP	HR	S	P	ERA	WHIP										
<b>Dwight Gooden, R</b> ERA: 3.22 <b>John Mitchell, R</b> ERA: 4.22 <b>Randy Myers, L</b> ERA: 3.98 <b>Gene Walter, L</b> ERA: 3.38	3.0	L	15	7	5	5	4	0	0	0	0	0	1	23	23	15.00	2.333										

Pittsburgh Pirates @ New York Mets  
Shea Stadium, Flushing, NY  
Sat Sep 26 1987, 3:33 AM EDT  
Att: 48,695 - Unknown

AB	38
R	8
H	14
RBI	8
BB	0
SO	11
LOB	13



Batter	1	2	3	4	5	6	7	8	9	AB	R	H	RBI	BB	SO	LOB	BOTTOM										
<b>Lenny Dykstra, L</b> OBP: 0.349, SLG: 0.454 <b>Bill Almon, R</b> OBP: 0.325, SLG: 0.296 (9, 6)										4	0	0	0	0	1	1											
<b>Tim Lincecum, R</b> OBP: 0.405, SLG: 0.554 (1, 4)										4	0	2	1	0	0	0											
<b>Dave Magadan, L</b> OBP: 0.393, SLG: 0.454 (1, 3)										4	0	2	0	0	0	1											
<b>Darryl Strawberry, L</b> OBP: 0.396, SLG: 0.584 (1, 9)										4	0	0	0	0	2	3											
<b>Kevin McReynolds, R</b> OBP: 0.319, SLG: 0.490 <b>Gene Walter, L</b> (8, 1) <b>Gregg Jefferies, S</b> OBP: 0.600, SLG: 0.800 (9, PH)										3	0	0	0	0	0	0											
<b>Gary Carter, R</b> OBP: 0.295, SLG: 0.396 <b>Barry Lyons, R</b> OBP: 0.284, SLG: 0.377 (8, 2)										3	0	0	0	0	0	0											
<b>Howard Johnson, S</b> OBP: 0.369, SLG: 0.509 (1, 5)										3	0	0	0	0	0	0											
<b>Rafael Santana, R</b> OBP: 0.304, SLG: 0.352 <b>Lee Mazzilli, S</b> OBP: 0.397, SLG: 0.459 (8, PH) (9, 7)										2	0	0	0	0	0	0											
<b>Dwight Gooden, R</b> ERA: 3.22, SLG: 0.286 (3, PH) <b>Kevin Eitel, R</b> OBP: 0.200, SLG: 1.500 (4, 1) <b>John Mitchell, R</b> ERA: 4.22, SLG: 0.152 (5, PH) <b>Mark Cartmel, R</b> OBP: 0.284, SLG: 0.286 (8, 1) <b>Randy Myers, L</b> OBP: 0.319, SLG: 0.490 (8, 7) <b>Mookie Wilson, S</b> OBP: 0.301, SLG: 0.482 (8, 8)										0	0	0	0	0	0	0											
<b>Inning Stats</b>	R: 0 E: 0 K: 2 S: 8	H: 1 LOB: 1 BB: 0 P: 8	R: 0 E: 0 K: 0 S: 3	H: 0 LOB: 0 BB: 0 P: 3	R: 1 E: 0 K: 0 S: 5	H: 2 LOB: 1 BB: 0 P: 5	R: 0 E: 0 K: 0 S: 3	H: 0 LOB: 0 BB: 0 P: 3	R: 0 E: 0 K: 1 S: 5	H: 0 LOB: 0 BB: 0 P: 5	R: 0 E: 0 K: 0 S: 3	H: 0 LOB: 0 BB: 0 P: 3	R: 1 E: 0 K: 1 S: 6	H: 1 LOB: 0 BB: 0 P: 6	R: 0 E: 0 K: 2 S: 9	H: 2 LOB: 2 BB: 0 P: 9	1B: 3 2B: 2 3B: 0 HR: 1	SF: 0 SAC: 0 DP: 0 HBP: 0	WP: 0 PB: 0 SB: 0 CS: 0	PA: 33							
<b>PITCHER</b>	IP	WLS	BF	H	R	ER	SO	BB	IBB	HBP	BLK	WP	HR	S	P	ERA	WHIP										
<b>Doug Drabek, R</b> ERA: 3.93 <b>John Smiley, L</b> ERA: 5.39	8.0	W	30	6	2	2	4	0	0	0	0	0	0	7	7	2.25	0.750										

Pittsburgh Pirates @ New York Mets  
Shea Stadium, Flushing, NY  
Sat Sep 26 1987, 3:33 AM EDT  
Att: 48,695 - Unknown

AB	33
R	2
H	6
RBI	2
BB	0
SO	6
LOB	9



Batter	1	2	3	4	5	6	7	8	9	AB	R	H	RBI	BB	SO	LOB	TOP			
<b>Barry Bonds, L</b> OBP: 0.318, SLG: 0.477 (1, 7)	6-3		E6 1B FC3-6		F8		K			4	1	0	0	0	1	1	<b>Pittsburgh Pirates @ New York Mets</b> Shea Stadium, Flushing, NY Sun Sep 27 1987, 3:33 AM EDT Att: 48,588 - Unknown			
<b>Jose Lind, R</b> OBP: 0.374, SLG: 0.452 (1, 4)	2B 1B		FC3-6 1B		1B		G6-4-3 1-2			4	0	3	0	0	0	1				
<b>Andy Van Slyke, L</b> <b>Tommy Gregg, L</b> (1, 8) (8, 8)	F9		FC3-6 FC5-4 1-2 3-H		F8		F8			4	0	0	1	0	0	3				
<b>Bobby Bonilla, S</b> <b>Al Pedrique, R</b> (1, 5) (8, 5)	2B		FC5-4 1-2		5-3		F8			4	0	1	0	0	0	1				
<b>Sid Bream, L</b> OBP: 0.337, SLG: 0.405 (1, 3)	F9			3-1		HR 1B		1B		4	1	2	0	0	0	2				
<b>Darnell Coles, R</b> OBP: 0.274, SLG: 0.319 (1, 9)		F9		4-3 S BB		F9		K		3	0	0	0	1	2					
<b>Michael LaValliere, L</b> <b>Tom Prince, R</b> (1, 2) (3, 2)	F7			4-3		HR		K		1	0	0	0	0	0	0				
<b>Felix Fermin, R</b> OBP: 0.317, SLG: 0.255 (1, 6)	P4			1-3		F8		L3		4	0	0	0	0	0	1				
<b>Mike Dunne, R</b> <b>Bob Ripken, R</b> <b>John Carpenter, L</b> <b>Vicente Palacios, R</b> <b>U L Washington, S</b> <b>Tim Drummond, R</b> <b>Brett Gideon, R</b> <b>Terry Harper, R</b> (1, 1) (4, 1) (5, PH) (5, 1) (7, PH) (7, 1) (8, 1) (9, PH)			K		6-3		G6-4-3 1B		K	1	0	0	0	0	0	0				
<b>Inning Stats</b>	R: 0 E: 0 K: 0 S: 5	H: 2 LOB: 2 BB: 0 P: 5	R: 0 E: 0 K: 0 S: 3	H: 0 LOB: 0 BB: 0 P: 3	R: 1 E: 1 K: 1 S: 7	H: 1 LOB: 1 BB: 0 P: 7	R: 0 E: 0 K: 0 S: 3	H: 0 LOB: 1 BB: 1 P: 7	R: 0 E: 0 K: 1 S: 4	H: 1 LOB: 1 BB: 0 P: 4	R: 2 E: 0 K: 0 S: 5	H: 2 LOB: 0 BB: 0 P: 5	R: 0 E: 0 K: 1 S: 6	H: 1 LOB: 1 BB: 0 P: 6	R: 0 E: 0 K: 2 S: 7	H: 0 LOB: 0 BB: 0 P: 7		1B: 6 2B: 1 3B: 0 HR: 1	SF: 0 SAC: 0 DP: 1 HBP: 0	WP: 0 PB: 0 SB: 1 CS: 0
<b>PITCHER</b>	IP WLS BF H R ER SO BB IBB HBP BLK WP HR S P ERA WHIP																			
<b>Bob Ojeda, L</b> ERA: 3.88 <b>Jesse Orosco, L</b> ERA: 4.4	(1, 1) (7, 1)	6.0 W 26 6 3 2 1 1 0 0 0 0 0 1 27 31 3.00 1.167																		

AB 35  
R 3  
H 8  
RBI 3  
BB 1  
SO 5  
LOB 12



Batter	1	2	3	4	5	6	7	8	9	AB	R	H	RBI	BB	SO	LOB	BOTTOM			
<b>Lenny Dykstra, L</b> OBP: 0.351, SLG: 0.458 (1, 8)	4-3		BB 1B	BB 1B	4-3		1B 2B			5	3	3	2	0	0	1	<b>Pittsburgh Pirates @ New York Mets</b> Shea Stadium, Flushing, NY Sun Sep 27 1987, 3:33 AM EDT Att: 48,588 - Unknown			
<b>Tim Lincecum, R</b> OBP: 0.405, SLG: 0.549 (1, 4)	5-3		BB 1B BB	F2		4-3	1B 2B			4	0	1	1	1	0	2				
<b>Keith Hernandez, L</b> <b>Dave Magadan, L</b> (1, 3) (8, 3)	1B		BB 1B	HR BB		F8	K			4	1	2	2	1	1	1				
<b>Darryl Strawberry, L</b> OBP: 0.399, SLG: 0.585 (1, 9)	F8		1B BB	HR 1B		2B HBP	4-3 2B 1B			3	3	2	2	1	0	1				
<b>Kevin McReynolds, R</b> OBP: 0.322, SLG: 0.498 (1, 7)		L7-4-3 1B	F2	HR		2B	F7			5	1	3	4	0	0	4				
<b>Gary Carter, R</b> OBP: 0.293, SLG: 0.392 <b>Barry Lyons, R</b> OBP: 0.284, SLG: 0.377 (1, 2) (9, 2)	L7-4-3 1-2		K	5-3		6-3	4-3			5	0	0	0	0	1	6				
<b>Howard Johnson, S</b> OBP: 0.369, SLG: 0.511 (1, 5)	K			1B 2B	3-1		F8	2B		5	1	2	1	0	1	0				
<b>Rafael Santana, R</b> OBP: 0.308, SLG: 0.357 <b>Bill Almon, R</b> OBP: 0.321, SLG: 0.292 (8, PH) (9, 6)			FC1-6 1B	K			SH1-3 2B BB	1-3		3	1	2	0	1	1	1				
<b>Bob Ojeda, L</b> OBP: 0.188, SLG: 0.071 <b>Jesse Orosco, R</b> (1, 1) (7, 1)			FC1-6 BB 1B 1-2	BB 1B 2-3	K		SH1-3 1-2			3	2	1	0	0	1	2				
<b>Inning Stats</b>	R: 0 E: 0 K: 0 S: 4	H: 1 LOB: 1 BB: 0 P: 4	R: 0 E: 0 K: 1 S: 5	H: 1 LOB: 0 BB: 0 P: 5	R: 2 E: 0 K: 1 S: 8	H: 3 LOB: 3 BB: 2 P: 16	R: 6 E: 0 K: 1 S: 10	H: 5 LOB: 0 BB: 1 P: 14	R: 0 E: 0 K: 0 S: 6	H: 1 LOB: 1 BB: 0 P: 6	R: 1 E: 0 K: 0 S: 4	H: 1 LOB: 1 BB: 0 P: 5	R: 2 E: 0 K: 1 S: 7	H: 2 LOB: 1 BB: 1 P: 11	R: 1 E: 0 K: 0 S: 5	H: 2 LOB: 1 BB: 0 P: 5		1B: 10 2B: 6 3B: 0 HR: 1	SF: 0 SAC: 1 DP: 1 HBP: 1	WP: 0 PB: 0 SB: 1 CS: 0
<b>PITCHER</b>	IP WLS BF H R ER SO BB IBB HBP BLK WP HR S P ERA WHIP																			
<b>Mike Dunne, R</b> <b>Bob Kipper, L</b> <b>Vicente Palacios, R</b> <b>Tim Drummond, R</b> <b>Brett Gideon, R</b> (1, 1) (4, 1) (5, 1) (7, 1) (8, 1)	3.2 L 21 6 6 3 0 0 0 0 0 0 1 3 3 54.00 6.000																			

AB 38  
R 12  
H 16  
RBI 12  
BB 4  
SO 5  
LOB 19



Batter	1	2	3	4	5	6	7	8	9	AB	R	H	RBI	BB	SO	LOB	TOP					
Bob Dernier, R OBP: 0.389, SLG: 0.516 (1, 8)	K		F9		K		K			4	0	0	0	0	3	2	Chicago Cubs @ Pittsburgh Pirates Three Rivers Stadium, Pittsburgh, PA Wed Sep 30 1987, 7:05 PM EDT Unknown					
23 Ryne Sandberg, R OBP: 0.366, SLG: 0.445 (1, 4)	5-3		5-3		F8			K		4	0	0	0	0	1	2						
Rafael Palmeiro, L OBP: 0.314, SLG: 0.483 (1, 7)	K			F8		G3		4-3		4	0	0	0	0	1	0						
Andre Dawson, R OBP: 0.331, SLG: 0.574 (1, 9)		F7		BB 1B		HR		4-3		4	1	2	1	0	0	0						
Leon Durham, L OBP: 0.348, SLG: 0.514 (1, 3)		SF9 3B		WP 1B BB		2B 1B			L4	3	2	2	0	1	0	0						
Keith Moreland, R OBP: 0.309, SLG: 0.459 (1, 5)		SF9		WP 1B		2B		F9		3	0	2	2	0	0	0						
Damon Berryhill, S OBP: 0.190, SLG: 0.056 (1, 2)		K		F8		F9		G3		4	0	0	0	0	1	2						
Shawon Dunston, R OBP: 0.267, SLG: 0.360 (1, 6)			F9 6-3 1B		6-3		F8			3	0	1	0	0	0	0						
Rick Sutcliffe, L OBP: 0.216, SLG: 0.238 (1, 1)			6-3		6-3		G3			3	0	1	0	0	0	1						
<b>Inning Stats</b>	R: 0 E: 0 K: 2 S: 7	H: 0 LOB: 0 BB: 0 P: 7	R: 1 E: 0 K: 1 S: 6	H: 1 LOB: 0 BB: 0 P: 6	R: 0 E: 0 K: 0 S: 4	H: 1 LOB: 1 BB: 0 P: 4	R: 0 E: 0 K: 0 S: 4	H: 2 LOB: 2 BB: 1 P: 8	R: 0 E: 0 K: 1 S: 6	H: 1 LOB: 1 BB: 0 P: 6	R: 2 E: 0 K: 0 S: 5	H: 3 LOB: 0 BB: 0 P: 5	R: 0 E: 0 K: 1 S: 5	H: 0 LOB: 0 BB: 0 P: 5	R: 0 E: 0 K: 0 S: 3	H: 0 LOB: 0 BB: 0 P: 3	R: 0 E: 0 K: 0 S: 3	H: 0 LOB: 0 BB: 0 P: 3	1B: 4 2B: 2 3B: 1 HR: 1	SF: 1 SAC: 0 DP: 0 HBP: 0	WP: 1 PB: 0 CS: 0	PA: 34
<b>PITCHER</b>	IP	WLS	BF	H	R	ER	SO	BB	IBB	HBP	BLK	WP	HR	S	P	ERA	WHIP					
Brian Fisher, R ERA: 4.52 Jeff Robinson, R ERA: 2.93	(1, 1)	6.0	W	25	8	3	3	4	1	0	0	0	1	1	32	36	4.50	1.500				
(7, 1)	3.0	S	9	0	0	0	2	0	0	0	0	0	0	13	13	0.00	0.000					

AB	32
R	3
H	8
RBI	3
BB	1
SO	6
LOB	7



Batter	1	2	3	4	5	6	7	8	9	AB	R	H	RBI	BB	SO	LOB	BOTTOM					
Barry Bonds, L OBP: 0.319, SLG: 0.478 (1, 7)	SH1-3 1B	F7		K	F7			WP 2B		5	0	2	0	0	1	5	Chicago Cubs @ Pittsburgh Pirates Three Rivers Stadium, Pittsburgh, PA Wed Sep 30 1987, 7:05 PM EDT Unknown					
Jose Lind, R OBP: 0.370, SLG: 0.454 (1, 4)	SH1-3		F9	2B		B1-3		6-3		4	1	1	2	0	0	1						
Andy Van Slyke, L OBP: 0.353, SLG: 0.498 (1, 8)	G5-4-3 BB		CI 1B	WP 2B		F8				2	0	1	1	1	0	0						
Darnell Coles, R OBP: 0.277, SLG: 0.319 (1, 5)	G5-4-3		1B	2B		4-3				3	0	1	0	1	0	2						
Sid Bream, L OBP: 0.336, SLG: 0.410 (1, 3)		HR	P6	F7		F8				4	1	1	1	0	0	4						
R.J. Reynolds, S OBP: 0.316, SLG: 0.396 (1, 9)		K	F7		F8		K			4	0	0	0	0	2	2						
Michael LaValliere, L OBP: 0.360, SLG: 0.367 (1, 2)		4-3 2B 1B		SH1-3 2B 1B		4-3				4	2	3	0	0	0	0						
Felix Fermin, R OBP: 0.302, SLG: 0.241 (1, 6)	4-3		SH1-3	FC4-6 1B		6-3				3	0	0	0	0	0	2						
Brian Fisher, R OBP: 0.277, SLG: 0.310 Jeff Robinson, R OBP: 0.136, SLG: 0.273 (1, 1) (7, 1)	2B		2B BB		2B BB			K		2	1	2	1	1	0	0						
<b>Inning Stats</b>	R: 0 E: 0 K: 0 S: 3	H: 1 LOB: 1 BB: 1 P: 7	R: 2 E: 0 K: 1 S: 8	H: 3 LOB: 1 BB: 0 P: 8	R: 0 E: 1 K: 0 S: 5	H: 3 LOB: 2 BB: 0 P: 5	R: 3 E: 0 K: 1 S: 8	H: 3 LOB: 2 BB: 2 P: 16	R: 0 E: 0 K: 0 S: 5	H: 2 LOB: 2 BB: 0 P: 5	R: 0 E: 0 K: 0 S: 3	H: 0 LOB: 0 BB: 0 P: 3	R: 0 E: 0 K: 1 S: 5	H: 0 LOB: 0 BB: 0 P: 5	R: 0 E: 0 K: 1 S: 6	H: 1 LOB: 1 BB: 0 P: 6	R: 0 E: 0 K: 1 S: 6	H: 1 LOB: 1 BB: 0 P: 6	1B: 6 2B: 4 3B: 0 HR: 1	SF: 0 SAC: 2 DP: 1 HBP: 0	WP: 2 PB: 0 CS: 0	PA: 38
<b>PITCHER</b>	IP	WLS	BF	H	R	ER	SO	BB	IBB	HBP	BLK	WP	HR	S	P	ERA	WHIP					
Rick Sutcliffe, R ERA: 3.88	(1, 1)	8.0	L	38	11	5	5	4	3	0	0	0	2	1	43	55	5.62	1.750				

AB	32
R	5
H	11
RBI	5
BB	3
SO	4
LOB	16



Batter	1	2	3	4	5	6	7	8	9	AB	R	H	RBI	BB	SO	LOB	TOP										
Bob Dernier, R (1.8) Chico Walker, S (6, PH) (6.8) OBP: 0.388, SLG: 0.510 OBP: 0.277, SLG: 0.238	K		4-3		E		WP			2	1	0	0	1	1	1	Chicago Cubs @ Pittsburgh Pirates Three Rivers Stadium, Pittsburgh, PA Wed Sep 30 1987, 7:05 PM EDT Att: 6,985 - Unknown										
23 Ryne Sandberg, R (1.4) OBP: 0.365, SLG: 0.442	1-3		5-3		FC4-6		K			5	0	1	0	0	1	6											
Jerry Mumphy, S (1.7) Brian Dayett, R (7, PH) (7.7) OBP: 0.358, SLG: 0.462	F8				FC4-6		BB		6-3	3	1	1	1	0	0	1											
Andre Dawson, R (1.9) OBP: 0.330, SLG: 0.572		4-3		K	K		BB		K	5	1	1	0	0	3	2											
Leon Durham, L (1.3) Rafael Palmeiro, L (2.3) OBP: 0.348, SLG: 0.513 OBP: 0.322, SLG: 0.505	4-3						BB		4-3	1	0	0	0	0	0	0											
Wade Rowdon, R (1.5) OBP: 0.286, SLG: 0.462					F9		K		F8	4	0	0	0	1	1	4											
Mike Brumley, S (1.6) OBP: 0.283, SLG: 0.284	CS		1B		CS		BB		F8	2	2	1	1	3	0	0											
Jim Sundberg, R (1.2) OBP: 0.312, SLG: 0.309			K	CS	6-3		BB		BB	3	0	1	2	2	1	1											
Jamie Moyer, L (1.1) Frank DiPino, L (5.1) Luis Quiñones, S (6, PH) (6.1) Jay Baller, R (6.1) Drew Hall, L (6.1) OBP: 0.288, SLG: 0.250 OBP: 0.500, SLG: 0.520 OBP: 0.287, SLG: 0.276 OBP: 1.000, SLG: 1.000			WP		WP		BB		F7	1	1	1	0	1	0	0											
Inning Stats	R: 0 E: 0 K: 1 S: 5	H: 0 LOB: 0 BB: 0 P: 5	R: 0 E: 0 K: 0 S: 2	H: 0 LOB: 0 BB: 1 P: 6	R: 1 E: 0 K: 1 S: 7	H: 2 LOB: 1 BB: 0 P: 7	R: 2 E: 0 K: 1 S: 6	H: 2 LOB: 0 BB: 1 P: 10	R: 2 E: 1 K: 0 S: 6	H: 1 LOB: 1 BB: 2 P: 14	R: 1 E: 0 K: 0 S: 4	H: 1 LOB: 3 BB: 3 P: 16	R: 4 E: 0 K: 3 S: 12	H: 3 LOB: 2 BB: 3 P: 24	R: 0 E: 0 K: 1 S: 5	H: 0 LOB: 0 BB: 0 P: 5	R: 0 E: 0 K: 0 S: 3	H: 0 LOB: 1 BB: 1 P: 7	1B: 3 2B: 5 3B: 0 HR: 1	SF: 0 SAC: 0 DP: 0 HBP: 0	WP: 2 PB: 0 SB: 2 CS: 2	PA: 47					
PITCHER	IP	WLS	BF	H	R	ER	SO	BB	IBB	HBP	BLK	WP	HR	S	P	ERA	WHIP										
Mike Bielecki, R (1.1) ERA: 4.73	4.0		16	4	3	3	3	2	0	0	0	1	1	20	28	6.75	1.500										
Barry Jones, R (5.1) ERA: 5.81	1.1		9	2	3	2	1	3	0	0	0	0	0	8	20	13.50	3.750										
Tim Drummond, R (6.1) ERA: 4.5	0.2		4	0	0	0	0	2	0	0	0	0	0	2	10	0.00	3.000										
John Smiley, L (7.1) ERA: 5.81	0.2	L	8	3	4	4	2	3	0	0	0	0	0	9	21	54.00	9.000										
Brett Gideon, R (7.1) ERA: 4.69	2.1		8	0	0	0	2	1	0	0	0	1	0	11	15	0.00	0.429										

Chicago Cubs @ Pittsburgh Pirates  
Three Rivers Stadium, Pittsburgh, PA  
Wed Sep 30 1987, 7:05 PM EDT  
Att: 6,985 - Unknown

AB 34  
R 10  
H 9  
RBI 7  
BB 11  
SO 8  
LOB 21




Batter	1	2	3	4	5	6	7	8	9	AB	R	H	RBI	BB	SO	LOB	BOTTOM										
John Cangelosi, S (1.8) OBP: 0.433, SLG: 0.429 (7.7)	F8		K					K		5	0	2	2	0	2	2	Chicago Cubs @ Pittsburgh Pirates Three Rivers Stadium, Pittsburgh, PA Wed Sep 30 1987, 7:05 PM EDT Att: 6,985 - Unknown										
Jose Lind, R (1.4) OBP: 0.371, SLG: 0.452					F9		G3		G4-6-3	5	0	2	0	0	0	5											
Terry Harper, R (1.7) Andy Van Slyke, L (6, PH) (7.8) OBP: 0.317, SLG: 0.373 OBP: 0.351, SLG: 0.496	P4		F2		E5		G3		F9	3	1	0	0	0	0	2											
Mike Diaz, R (1.9) Brett Gideon, R (7.1) U.L. Washington, S (9, PH) (7.9) OBP: 0.333, SLG: 0.502 OBP: 1.000, SLG: 1.000 OBP: 0.455, SLG: 0.333	1-3		F8		WP		F7		HR	3	1	0	0	1	0	3											
Darnell Coles, R (1.5) OBP: 0.290, SLG: 0.365					HR		HR		HR	4	3	4	6	1	0	0											
Sid Bream, L (1.3) OBP: 0.333, SLG: 0.406	4-3		K		F3		G6-4-3		6-3	5	0	0	0	0	1	2											
Junior Ortiz, R (1.2) OBP: 0.322, SLG: 0.339	5-3				E		F8		K	5	1	1	0	0	1	1											
Al Pedrique, R (1.6) OBP: 0.349, SLG: 0.356			FC5		FC6-4		L4		BB	3	0	1	0	1	0	1											
Mike Bielecki, R (1.1) Bobby Bonilla, S (4, PH) (4.1) Barry Jones, R (5.1) Tim Drummond, R (6.1) Tommy Grego, L (6, PH) (6.1) John Smiley, L (7.1) R.J. Reynolds, S (7.9) OBP: 0.263, SLG: 0.063 OBP: 0.391, SLG: 0.481 OBP: 0.287, SLG: 0.276 OBP: 1.000, SLG: 1.000 OBP: 0.318, SLG: 0.390			FC6-4		F7				G4-6-3	1	0	0	0	0	0	2											
Inning Stats	R: 0 E: 0 K: 0 S: 4	H: 1 LOB: 1 BB: 0 P: 4	R: 0 E: 0 K: 0 S: 4	H: 1 LOB: 2 BB: 1 P: 8	R: 0 E: 0 K: 1 S: 6	H: 1 LOB: 1 BB: 0 P: 6	R: 2 E: 1 K: 1 S: 9	H: 3 LOB: 2 BB: 0 P: 9	R: 3 E: 1 K: 0 S: 5	H: 1 LOB: 0 BB: 1 P: 9	R: 1 E: 0 K: 0 S: 5	H: 2 LOB: 1 BB: 0 P: 5	R: 0 E: 0 K: 0 S: 2	H: 0 LOB: 0 BB: 1 P: 6	R: 0 E: 0 K: 1 S: 5	H: 1 LOB: 1 BB: 1 P: 9	R: 2 E: 0 K: 1 S: 7	H: 2 LOB: 0 BB: 0 P: 7	1B: 7 2B: 1 3B: 1 HR: 3	SF: 0 SAC: 0 DP: 2 HBP: 0	WP: 1 PB: 0 SB: 0 CS: 0	PA: 43					
PITCHER	IP	WLS	BF	H	R	ER	SO	BB	IBB	HBP	BLK	WP	HR	S	P	ERA	WHIP										
Jamie Moyer, L (1.1) ERA: 5.23	4.0		23	7	5	3	2	1	0	0	0	1	2	25	33	6.75	2.000										
Frank DiPino, L (5.1) ERA: 3.04	1.0		3	0	0	0	0	0	0	0	0	0	0	3	3	0.00	0.000										
Jay Baller, R (6.1) ERA: 7.27	0.1		3	2	1	1	0	0	0	0	0	0	0	3	3	27.00	6.000										
Drew Hall, L (6.1) ERA: 6.89	3.2	W	14	3	2	2	2	2	0	0	0	0	1	16	24	4.91	1.364										

Chicago Cubs @ Pittsburgh Pirates  
Three Rivers Stadium, Pittsburgh, PA  
Wed Sep 30 1987, 7:05 PM EDT  
Att: 6,985 - Unknown

AB 39  
R 8  
H 12  
RBI 8  
BB 4  
SO 4  
LOB 21



Batter	1	2	3	4	5	6	7	8	9	AB	R	H	RBI	BB	SO	LOB	TOP			
Dave Martinez, L OBP: 0.367, SLG: 0.413	0-3 K	0-3 K		0-0 6-3		0-3 K		0-0 G3		5	0	0	0	0	3	5	Chicago Cubs @ Pittsburgh Pirates Three Rivers Stadium, Pittsburgh, PA Thu Oct 01 1987, 7:05 PM EDT Att: 5,294 - Unknown			
Paul Noco, R OBP: 0.281, SLG: 0.350	0-0 6-3		0-3 K		0-0 1B S		0-0 1-3	0-0 E3 G3 6-3 1B	5	1	2	0	0	1	0					
Rafael Palmeiro, L OBP: 0.323, SLG: 0.516	0-0 2B		0-0 G3		0-0 F8			0-0 G3 2-3	5	1	2	1	0	0	2					
Andre Dawson, R OBP: 0.330, SLG: 0.572	0-0 1B		0-0 1B		0-0 F9		0-0 5-3	0-0 6-3	5	0	2	1	0	0	1					
Jerry Mumphrey, S OBP: 0.401, SLG: 0.538	0-0 F9		0-0 P5		0-0 1B		0-0 2B	0-0 1B	5	0	3	0	0	0	3					
Wade Rowdon, R OBP: 0.303, SLG: 0.433		0-0 FC5 1B BB		0-0 2B 1B	0-3 K		0-3 K	0-3 K	4	1	1	0	1	3	4					
Damon Berryhill, S OBP: 0.240, SLG: 0.182	0-0 FC5 1B		0-0 2B		0-0 P6		0-0 6-3		4	0	2	1	0	0	0					
Shawn Dunston, R OBP: 0.267, SLG: 0.359	0-0 FC5		0-0 E5		0-3 K		0-0 1B		4	0	1	0	0	1	2					
Scott Sanderson, R BP: 0.140, SLG: 0.150 Mike Mason, L BP: 0.300, SLG: 0.222 Luis Quiroz, S BP: 0.246, SLG: 0.283 Jay Bailer, R BP: 0.349, SLG: 0.400 Mike Brumley, S BP: 0.365, SLG: 0.281 Ed Lynch, R BP: 0.198, SLG: 0.198	0-3 K		0-3 K		0-0 1B		0-0 P5		2	0	0	0	0	0	2					
<b>Inning Stats</b>	R: 0 E: 0 K: 1 S: 7	H: 2 LOB: 2 BB: 0 P: 7	R: 0 E: 0 K: 2 S: 8	H: 1 LOB: 2 BB: 1 P: 12	R: 0 E: 0 K: 1 S: 6	H: 1 LOB: 1 BB: 0 P: 6	R: 1 E: 1 K: 1 S: 7	H: 2 LOB: 1 BB: 0 P: 7	R: 0 E: 0 K: 2 S: 8	H: 1 LOB: 2 BB: 0 P: 7	R: 1 E: 0 K: 1 S: 7	H: 2 LOB: 1 BB: 0 P: 7	R: 0 E: 1 K: 0 S: 4	H: 1 LOB: 1 BB: 0 P: 4	R: 1 E: 1 K: 1 S: 7	H: 2 LOB: 1 BB: 0 P: 7	1B: 10 2B: 3 3B: 0 HR: 1	SF: 0 SAC: 0 DP: 0 HBP: 0	WP: 0 PB: 0 SB: 1 CS: 0	PA: 42
<b>PITCHER</b>	IP WLS BF H R ER SO BB IBB HBP BLK WP HR S P ERA WHIP																			
Doug Drabek, R ERA: 3.88	6.2 W 32 11 2 2 8 1 0 0 0 0 1 47 51 2.70 1.800																			
Jeff Robinson, R ERA: 2.99	1.1 5 1 0 0 1 0 0 0 0 0 0 7 7 0.00 0.750																			
Jim Gott, R ERA: 3.49	1.0 5 2 1 1 1 0 0 0 0 0 0 7 7 9.00 2.000																			
Barry Bonds, L OBP: 0.323, SLG: 0.482	0-0 FC2-5 2B	0-0 E S 2H 1B		0-0 3B BB		0-0 F2		0-0 WP 1B 1B 2B 1B	4	2	3	2	1	0	0	Chicago Cubs @ Pittsburgh Pirates Three Rivers Stadium, Pittsburgh, PA Thu Oct 01 1987, 7:05 PM EDT Att: 5,294 - Unknown				
Jose Lind, R OBP: 0.365, SLG: 0.442	0-0 FC2-5 BB S	0-0 4-3		0-0 3-1		0-3 K		0-0 WP 2B 1B	5	1	1	0	0	1	3					
Andy Van Slyke, L BP: 0.365, SLG: 0.506 Jim Gott, R OBP: 0.091, SLG: 0.364	0-0 BB		0-0 F7		0-0 1B 3B		0-0 5-3	0-0 WP 2B IBB	3	3	2	2	2	0	0					
Darnell Coles, R OBP: 0.292, SLG: 0.363	0-0 BB		0-0 F7		0-0 1B 1B		0-0 5-3	0-3 K	4	1	1	1	1	1	3					
Sid Bream, L OBP: 0.334, SLG: 0.407	0-0 G4-6-3		0-0 F7		0-0 1B 1B		0-3 K	0-0 K 2B	5	1	2	3	0	1	3					
R.J. Reynolds, S OBP: 0.319, SLG: 0.396		0-0 1B 5-3 1B		0-0 F9		0-0 1B 1B		0-3 K	5	1	2	1	0	2	1					
Michael LaValliere, L OBP: 0.381, SLG: 0.369	0-0 F7		0-0 1B		0-0 1B 1B		0-0 3-1		4	0	2	1	0	0	1					
Felix Fermin, R OBP: 0.313, SLG: 0.258	0-0 5-3 1B 1B		0-0 L5		0-0 G4-3		0-0 1B 1B		4	2	2	0	0	0	3					
Doug Drabek, R OBP: 0.159, SLG: 0.136 Jeff Robinson, R OBP: 0.136, SLG: 0.273 Tommy Gregg, L OBP: 0.500, SLG: 0.750 Ed Lynch, R ERA: 5.38	0-0 5-3		0-3 K		0-0 1-3		0-0 1B 1B WP		3	0	0	1	0	1	2					
<b>Inning Stats</b>	R: 0 E: 0 K: 0 S: 3	H: 1 LOB: 2 BB: 2 P: 11	R: 2 E: 0 K: 0 S: 6	H: 3 LOB: 1 BB: 0 P: 6	R: 0 E: 0 K: 0 S: 3	H: 0 LOB: 0 BB: 0 P: 3	R: 0 E: 0 K: 1 S: 6	H: 1 LOB: 1 BB: 0 P: 6	R: 4 E: 0 K: 0 S: 7	H: 5 LOB: 1 BB: 1 P: 11	R: 0 E: 0 K: 1 S: 5	H: 0 LOB: 0 BB: 0 P: 5	R: 1 E: 0 K: 2 S: 8	H: 1 LOB: 0 BB: 0 P: 8	R: 5 E: 0 K: 2 S: 12	H: 5 LOB: 1 BB: 1 P: 16	1B: 12 2B: 2 3B: 1 HR: 1	SF: 0 SAC: 0 DP: 2 HBP: 0	WP: 1 PB: 0 SB: 2 CS: 0	PA: 42
<b>PITCHER</b>	IP WLS BF H R ER SO BB IBB HBP BLK WP HR S P ERA WHIP																			
Scott Sanderson, R ERA: 4.29	4.1 L 23 8 6 6 1 3 0 0 0 0 0 0 22 34 12.46 2.538																			
Mike Mason, L ERA: 5.73	0.2 3 2 0 0 0 0 0 0 0 0 0 3 3 0.00 3.000																			
Jay Bailer, R ERA: 7.07	2.0 7 1 1 1 3 0 0 0 0 0 1 13 13 4.50 0.500																			
Ed Lynch, R ERA: 5.38	1.0 9 5 5 5 2 0 1 0 0 1 0 12 16 45.00 5.000																			





Batter	1	2	3	4	5	6	7	8	9	AB	R	H	RBI	BB	SO	LOB	TOP										
Mitt Thompson, L (1.8) OBP: 0.352, SLG: 0.428	3-1		1-3	K		1-3		5-3		5	0	1	0	0	1	2											
Rick Schu, R (1.5) OBP: 0.311, SLG: 0.403 Von Hayes, L (9, PH) OBP: 0.406, SLG: 0.476	E6		F9		5-3		1B	F9		4	1	1	0	0	0	2											
Juan Samuel, R (1.4) OBP: 0.334, SLG: 0.501	K		E5		E3		L4			5	1	1	0	0	1	3											
Chris James, R (1.7) OBP: 0.343, SLG: 0.530	F9		F8				1B			4	0	2	1	1	0	3											
Keith Hughes, L (1.9) OBP: 0.325, SLG: 0.288		L7		F7	FC		1B			5	0	1	1	0	1	3											
Greg Jelks, R (1.3) OBP: 0.394, SLG: 0.250 Mike Schmidt, R (9, PH) OBP: 0.390, SLG: 0.552	K		E5		K		K			4	1	0	0	0	3	4											
Darren Daulton, L (1.2) OBP: 0.284, SLG: 0.315	F9			K	G3		K			4	0	0	0	0	2	5											
Ken Jackson, R (1.6) OBP: 0.400, SLG: 0.462 Greg Gross, L (8, PH) OBP: 0.388, SLG: 0.348 Steve Jeltz, S (8, 6) OBP: 0.318, SLG: 0.292			F6		1B		5-3		F8	3	0	1	0	0	0	0											
Bruce Ruffin, S (1.1) OBP: 0.285, SLG: 0.269 Michael Jackson, R (6, 1) OBP: 0.197, SLG: 0.116 Jeff Calhoun, L (7, 1) OBP: 0.151, SLG: 0.089 Todd Frohwirth, R (7, 1) OBP: 0.151, SLG: 0.089 Jeff Stone, L (8, PH) OBP: 0.267, SLG: 0.359 Kent Tekulve, R (8, 1) OBP: 0.267, SLG: 0.359			1B		1B		K		6-3	2	1	1	1	1	1	0											
<b>Inning Stats</b>	R: 0 E: 1 K: 1 S: 6	H: 0 LOB: 1 BB: 0 P: 6	R: 0 E: 0 K: 1 S: 5	H: 0 LOB: 0 BB: 0 P: 5	R: 1 E: 1 K: 0 S: 5	H: 1 LOB: 2 BB: 1 P: 9	R: 1 E: 1 K: 2 S: 10	H: 2 LOB: 2 BB: 0 P: 10	R: 1 E: 1 K: 1 S: 8	H: 1 LOB: 2 BB: 0 P: 8	R: 0 E: 0 K: 1 S: 5	H: 0 LOB: 0 BB: 0 P: 5	R: 1 E: 0 K: 2 S: 10	H: 3 LOB: 3 BB: 0 P: 10	R: 0 E: 0 K: 0 S: 3	H: 0 LOB: 0 BB: 0 P: 3	R: 0 E: 0 K: 1 S: 6	H: 1 LOB: 2 BB: 1 P: 10	1B: 6 2B: 2 3B: 0 HR: 0	SF: 0 SAC: 0 DP: 0 HBP: 0	WP: 0 PB: 0 SB: 0 CS: 0	PA: 42					
<b>PITCHER</b>	IP	WLS	BF	H	R	ER	SO	BB	IBB	HBP	BLK	WP	HR	S	P	ERA	WHIP										
Bob Walk, R (1.1) ERA: 3.31	7.0	W	34	7	4	1	8	1	0	0	0	0	0	49	53	1.29	1.143										
Jeff Robinson, R (8.1) ERA: 2.97	1.0		3	0	0	0	0	0	0	0	0	0	0	3	3	0.00	0.000										
Jim Gott, R (9.1) ERA: 3.45	1.0	S	5	1	0	0	1	1	0	0	0	0	0	6	10	0.00	2.000										

Philadelphia Phillies @ Pittsburgh Pirates  
Three Rivers Stadium, Pittsburgh, PA  
Fri Oct 02 1987, 7:05 PM EDT  
Att: 8,245 - Unknown

AB	40
R	4
H	8
RBI	3
BB	2
SO	9
LOB	24



Batter	1	2	3	4	5	6	7	8	9	AB	R	H	RBI	BB	SO	LOB	BOTTOM										
John Cangelosi, S (1.7) OBP: 0.434, SLG: 0.427 Barry Bonds, L (8, 7) OBP: 0.324, SLG: 0.484 Jim Gott, R (9, 1) OBP: 0.091, SLG: 0.364	E5		CS		6-3		1B			3	2	1	0	1	0	0											
Jose Lind, R (1.4) OBP: 0.366, SLG: 0.448	1B		F3		L3		1B			5	2	2	1	0	0	3											
Andy Van Slyke, L (1.8) OBP: 0.356, SLG: 0.506	6-3		P6				F9			4	2	2	0	0	1	2											
Darnell Coles, R (1.5) OBP: 0.294, SLG: 0.364	SF8		F8				1B			2	0	1	2	1	0	0											
Mike Diaz, R (1.3) OBP: 0.330, SLG: 0.496 Sid Bream, L (7, 3) OBP: 0.335, SLG: 0.409	6-3		5-3				F9			3	0	0	0	0	0	3											
Terry Harper, R (1.9) OBP: 0.529, SLG: 0.385 Jeff Robinson, R (8, 1) OBP: 0.136, SLG: 0.273 R.J. Reynolds, S (9, 9) OBP: 0.319, SLG: 0.396					6-3		1B			4	0	3	2	0	0	0											
Michael LaValliere, L (1.2) OBP: 0.377, SLG: 0.365	6-3		K				F8			4	0	0	0	0	1	6											
Felix Fermin, R (1.6) OBP: 0.310, SLG: 0.258			CS		1-3					4	0	1	0	0	0	2											
Bob Walk, R (1.1) OBP: 0.231, SLG: 0.231 Tommy Gregg, L (7, PH) OBP: 0.333, SLG: 0.500			P3		G3					2	0	0	0	0	0	1											
<b>Inning Stats</b>	R: 3 E: 1 K: 0 S: 7	H: 3 LOB: 1 BB: 0 P: 7	R: 0 E: 0 K: 0 S: 4	H: 2 LOB: 1 BB: 0 P: 4	R: 0 E: 0 K: 0 S: 3	H: 0 LOB: 0 BB: 0 P: 3	R: 0 E: 0 K: 1 S: 5	H: 0 LOB: 0 BB: 0 P: 5	R: 0 E: 0 K: 0 S: 3	H: 0 LOB: 0 BB: 0 P: 3	R: 1 E: 0 K: 0 S: 5	H: 2 LOB: 2 BB: 1 P: 9	R: 2 E: 0 K: 1 S: 9	H: 4 LOB: 3 BB: 1 P: 13	R: 0 E: 0 K: 1 S: 6	H: 1 LOB: 1 BB: 0 P: 6	1B: 10 2B: 2 3B: 0 HR: 0	SF: 1 SAC: 0 DP: 0 HBP: 0	WP: 0 PB: 0 SB: 1 CS: 2	PA: 38							
<b>PITCHER</b>	IP	WLS	BF	H	R	ER	SO	BB	IBB	HBP	BLK	WP	HR	S	P	ERA	WHIP										
Bruce Ruffin, L (1.1) ERA: 4.35	5.2		25	7	4	2	1	1	0	0	0	0	0	26	30	3.18	1.412										
Michael Jackson, R (6, 1) ERA: 4.2	0.2	L	4	1	2	2	0	1	0	0	0	0	0	3	7	27.00	3.000										
Jeff Calhoun, L (7, 1) ERA: 1.51	0.1		3	2	0	0	1	0	0	0	0	0	0	5	5	0.00	6.000										
Todd Frohwirth, R (7, 1) ERA: 1.51	0.1		2	1	0	0	0	0	0	0	0	0	0	2	2	0.00	3.000										
Kent Tekulve, R (8, 1) ERA: 3.11	1.0		4	1	0	0	1	0	0	0	0	0	0	6	6	0.00	1.000										

Philadelphia Phillies @ Pittsburgh Pirates  
Three Rivers Stadium, Pittsburgh, PA  
Fri Oct 02 1987, 7:05 PM EDT  
Att: 8,245 - Unknown

AB	35
R	6
H	12
RBI	6
BB	2
SO	3
LOB	17





