Pittsburgh Pirates - 1988

Batter	1	2	3	4	5	6	7	8	9	AB	R	H	RBI	BB	SO	LOB
Barry Bonds, L (1, 7) OBP: 0.600, SLG: 1.200	B F C B F B X 3-2 CS 1B		B F X 1-1 HR	C B F X 1-2 ③ F7			S B C X 1-2 FC5-4 1B		B B S C X 2-2 ② F7	5	1	3	1	0	0	1
Jose Lind, R (1, 4)	B 1 SAFE 1 SAFE F B F F S 2-3 ① ② K 1-2		C F B X 1-2 ② 2-3		C S B F F F X 1-2 ① F9		F 1 SAFE 1 SAFE 1 SAFE X 0-1 ③ FC5-4 1-2f		F B X 1-1 ③ 1-3	5	0	0	0	0	1	2
Andy Van Slyke, L (1, 8) OBP: 0.250, SLG: 0.250	X 0-0 ③ F6		C B F F X 1-2 E HR 1B		C F F B F B F X 2-2 ② G3			B F C B X 2-2 ① F9		4	1	1	0	0	0	0
Bobby Bonilla, S (1, 5) OBP: 0.250, SLG: 0.500		B X 1-0 ① 6-3	B 1 SAFE X 1-0 E5 1-3 HR		X 0-0 ③ F7			B X 1-0 3B 2B		4	2	1	0	0	0	1
Darnell Coles, R (1, 9) OBP: 0.500, SLG: 1.750		B C B F F X 2-2 ② 5-3	X 0-0 1-H 3-H HR			B C F B F F X 2-2 ① F7		X 0-0 2-H 3B		4	1	2	4	0	0	0
Randy Milligan, R (1, 3) Jeff Robinson, R (6, 1)	C H 1-2 BB HBP	B C X 1-1 ③ G3				B S X 1-1 ② 5-3		S F P C 1-3 ② K		2 1	0 0	0 0	0 0	0 0	0 1	0 1
Michael LaValliere, L (1, 2)	B B B C C B 4-2 1-2 BB			C X 0-1 ① G3		F S B S 1-3 ③ K		B I I I 4-0 IBB		2	0	0	0	2	1	0
Al Pedrique, R (1, 6) OBP: 0.250, SLG: 0.250	C C S 0-3 ③ K			B B F F F B X 3-2 SH1-4 1B			X 0-0 ① B1-3	B B C F F S 2-3 ③ K		4	0	1	0	0	2	4
Mike Dunne, R (1, 1) Sid Bream, L (6, 3)			B X 1-0 ① 4-3	X 0-0 ② SH1-4 1-2			X 0-0 ② G3		B B B C F X 3-2 ① F7	1 2	0 0	0 0	0 0	0 0	0 0	0 0
Inning Stats	R: 0 E: 0 K: 1 S: 9 H: 1 LOB: 0 BB: 0 P: 14	R: 0 E: 0 K: 1 S: 12 H: 0 LOB: 2 BB: 1 P: 20	R: 4 E: 1 K: 0 S: 14 H: 3 LOB: 0 BB: 0 P: 20	R: 0 E: 0 K: 0 S: 10 H: 1 LOB: 1 BB: 0 P: 14	R: 0 E: 0 K: 0 S: 13 H: 0 LOB: 0 BB: 0 P: 16	R: 0 E: 0 K: 1 S: 10 H: 0 LOB: 0 BB: 0 P: 14	R: 0 E: 0 K: 0 S: 7 H: 1 LOB: 1 BB: 0 P: 8	R: 1 E: 0 K: 2 S: 13 H: 2 LOB: 2 BB: 1 P: 22	R: 0 E: 0 K: 0 S: 8 H: 0 LOB: 0 BB: 0 P: 14	1B: 4 2B: 1 3B: 1 HR: 2 SF: 0 SAC: 1 DP: 0 HBP: 1						

TOP

Pittsburgh Pirates @ Philadelphia Phillies
Veterans Stadium, Philadelphia, PA
Tue Apr 05 1988, 7:05 PM EDT
Att. 46,394 - Unknown - 62 F

livebaseballscorecards.com

AB	34
R	5
H	8
RBI	5
BB	2
SO	5
LOB	9

WP: 0 PB: 0 SB: 0 CS: 1 PA: 38

PITCHER		IP	WLS	BF	H	R	ER	SO	BB	IBB	HBP	BLK	WP	HR	S	P	ERA	WHIP
Shane Rawley, L ERA: 1.29	(1, 1)	7.0	L	29	6	4	1	3	1	0	1	0	0	2	75	106	1.29	1.000
Jeff Calhoun, L ERA: 27.0	(8, 1)	0.1		2	1	1	1	0	0	0	0	0	0	0	4	7	27.00	3.000
Todd Frohwirth, R ERA:	(8, 1)	1.2		7	1	0	0	2	0	1	0	0	0	0	17	29	0.00	0.600

PITCHER	IP	WLS	BF	H	R	ER	SO	BB	IBB	HBP	BLK	WP	HR	S	P	ERA	WHIP

Batter	1	2	3	4	5	6	7	8	9	AB	R	H	RBI	BB	SO	LOB
Juan Samuel, R (1, 4) OBP: 0.500, SLG: 0.500	1-0 2B 1B	0-0 G5-4-3 1-2f			1-2 1-3 2-3		2-2 1B			4	1	2	0	0	0	2
Milt Thompson, L (1, 8) OBP: 0.250, SLG: 0.500	1 SAFE 1 SAFE 0-0 G3 2B 1-H 2B		1-0 4-3		1-3 K2-3		0-0 1-3			4	1	1	1	0	1	2
Phil Bradley, R (1, 7)	2-2 G3 2-3		1-3 K			2-3 K		1-0 4-3		4	0	0	0	0	2	1
Mike Schmidt, R (1, 5) OBP: 0.500, SLG: 1.250	0-0 L4		2-1 6-3			0-0 1B 1B		3-2 HR		4	1	2	1	0	0	1
Von Hayes, L (1, 3) OBP: 0.750, SLG: 1.000	2-2 2B 3-H 2B			2-1 FC5-4 1B		2-2 1-2 1B		0-1 3-1		4	0	3	1	0	0	0
Lance Parrish, R (1, 2)	4-0 BB			0-0 FC5-4 2-4 1-2f		0-3 K		1-3 K		3	0	0	0	1	2	3
Chris James, R (1, 9)	0-0 F9			1-1 F8		0-0 L6			0-3 K	4	0	0	0	0	1	5
Steve Jeltz, S (1, 6) OBP: 0.333, SLG: 0.333		0-0 6-3		2-2 2-4 1-2	2-1 SH3 BLK 1B		1-1 L7		2-3 K	3	0	1	0	0	0	0
Darren Daulton, L (9, PH)										1	0	0	0	0	1	0
Shane Rawley, R (1, 1) OBP: 1.000, SLG: 1.000		0-2 G5-4-3 1B			0-0 SH3 1-2		1-1 F8		0-0 4-3	1	0	1	0	0	0	0
Greg Gross, L (7, PH)										1	0	0	0	0	0	0
Jeff Calhoun, L (8, 1)										0	0	0	0	0	0	0
Todd Frohwirth, R (8, 1)										0	0	0	0	0	0	0
Mike Young, S (9, PH)										1	0	0	0	0	0	0
Inning Stats	R: 2 E: 0 K: 0 S: 10 H: 3 LOB: 2 BB: 1 P: 19	R: 0 E: 0 K: 0 S: 5 H: 1 LOB: 0 BB: 0 P: 5	R: 0 E: 0 K: 1 S: 6 H: 0 LOB: 0 BB: 0 P: 10	R: 0 E: 0 K: 0 S: 7 H: 1 LOB: 1 BB: 0 P: 12	R: 0 E: 0 K: 1 S: 9 H: 1 LOB: 1 BB: 0 P: 13	R: 0 E: 0 K: 2 S: 12 H: 2 LOB: 2 BB: 0 P: 16	R: 0 E: 0 K: 0 S: 8 H: 1 LOB: 1 BB: 0 P: 12	R: 1 E: 0 K: 1 S: 9 H: 1 LOB: 0 BB: 0 P: 14	R: 0 E: 0 K: 2 S: 10 H: 0 LOB: 0 BB: 0 P: 12	1B: 7 2B: 2 3B: 0 HR: 1	SF: 0 SAC: 1 DP: 1 HBP: 0					

PITCHER		IP	WLS	BF	H	R	ER	SO	BB	IBB	HBP	BLK	WP	HR	S	P	ERA	WHIP
Mike Dunne, R ERA: 3.38	(1, 1)	5.1	W	24	8	2	2	3	1	0	0	1	0	0	44	70	3.38	1.688
Jeff Robinson, R ERA: 2.45	(6, 1)	3.2	S	13	2	1	1	4	0	0	0	0	0	1	32	43	2.46	0.545

PITCHER	IP	WLS	BF	H	R	ER	SO	BB	IBB	HBP	BLK	WP	HR	S	P	ERA	WHIP

BOTTOM

Pittsburgh Pirates @ Philadelphia Phillies
Veterans Stadium, Philadelphia, PA
Tue Apr 05 1988, 7:05 PM EDT
Att. 46,394 - Unknown - 62 F

livebaseballscorecards.com

AB	34
R	3
H	10
RBI	3
BB	1
SO	7
LOB	14

1B: 7	SF: 0	WP: 0	PA: 36
2B: 2	SAC: 1	PB: 0	
3B: 0	DP: 1	SB: 0	
HR: 1	HBP: 0	CS: 0	

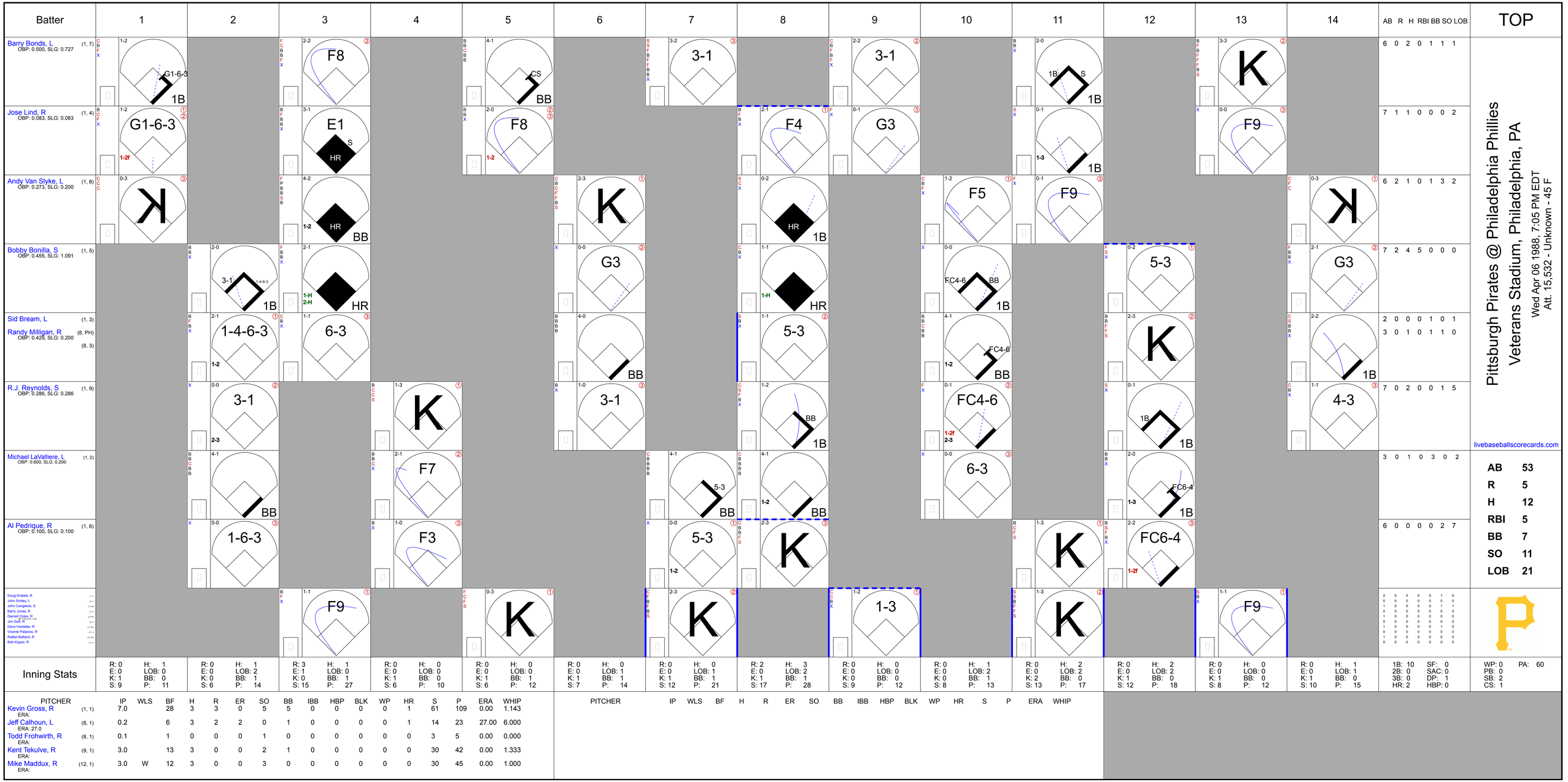
Batter
1
2
3
4
5
6
7
8
9
10
11
12
13
14
AB R H RBI BB SO LOB
TOP
Barry Bonds, L (1, 7) OBP: 0.500, SLG: 0.727
G1-6-3 1B
F8
CS BB
3-1
3-1
1B S 1B
F9
K
6 0 2 0 1 1 1
Jose Lind, R (1, 4) OBP: 0.083, SLG: 0.083
G1-6-3
E1 S HR
F8
F4
G3
1-3
F9
7 1 1 0 0 0 2
Andy Van Slyke, L (1, 8) OBP: 0.273, SLG: 0.200
K
HR BB
K
HR 1B
F5
F9
K
6 2 1 0 1 3 2
Bobby Bonilla, S (1, 5) OBP: 0.455, SLG: 1.091
3-1 1B
HR
G3
HR
FC4-6 BB 1B
5-3
G3
7 2 4 5 0 0 0
Sid Bream, L (1, 3)
Randy Milligan, R (8, PH) (8, 3) OBP: 0.429, SLG: 0.200
1-4-6-3
6-3
BB
5-3
FC4-6 BB
K
1B
2 0 0 0 1 0 1
3 0 1 0 1 1 0
R.J. Reynolds, S (1, 9) OBP: 0.286, SLG: 0.286
3-1
K
3-1
BB
FC4-6
6-3
1B
4-3
7 0 2 0 0 1 5
Michael LaValliere, L (1, 2) OBP: 0.600, SLG: 0.200
BB
F7
5-3 BB
BB
FC6-4 1B
3 0 1 0 3 0 2
Al Pedrique, R (1, 6) OBP: 0.100, SLG: 0.100
1-6-3
F3
5-3
K
K
FC6-4
6 0 0 0 0 2 7
Doug Drabek, R
John Smiley, L
John Cangelosi, S
Barry Jones, R
Darnell Coles, R
Jim Gott, R
Dave Hostetler, R
Vicente Palacios, R
Rafael Belliard, R
Bob Kipper, R
F9
K
1-3
K
F9
Pittsburgh Pirates @ Philadelphia Phillies
Veterans Stadium, Philadelphia, PA
Wed Apr 06 1988, 7:05 PM EDT
Att. 15,532 - Unknown - 45 F
livebaseballscorecards.com
AB 53
R 5
H 12
RBI 5
BB 7
SO 11
LOB 21
Inning Stats
R: 0 H: 1 E: 0 LOB: 0 K: 1 BB: 0 S: 9 P: 11
R: 0 H: 1 E: 0 LOB: 2 K: 0 BB: 1 S: 6 P: 14
R: 3 H: 1 E: 1 LOB: 0 K: 0 BB: 1 S: 15 P: 27
R: 0 H: 0 E: 0 LOB: 0 K: 1 BB: 0 S: 6 P: 10
R: 0 H: 0 E: 0 LOB: 0 K: 1 BB: 0 S: 6 P: 12
R: 0 H: 0 E: 0 LOB: 1 K: 1 BB: 1 S: 7 P: 14
R: 0 H: 0 E: 0 LOB: 1 K: 1 BB: 1 S: 12 P: 21
R: 2 H: 3 E: 0 LOB: 2 K: 1 BB: 1 S: 17 P: 28
R: 0 H: 0 E: 0 LOB: 0 K: 0 BB: 0 S: 9 P: 12
R: 0 H: 1 E: 0 LOB: 2 K: 0 BB: 1 S: 8 P: 13
R: 0 H: 2 E: 0 LOB: 2 K: 2 BB: 0 S: 13 P: 17
R: 0 H: 2 E: 0 LOB: 2 K: 1 BB: 0 S: 12 P: 18
R: 0 H: 0 E: 0 LOB: 0 K: 1 BB: 0 S: 8 P: 12
R: 0 H: 1 E: 0 LOB: 1 K: 1 BB: 0 S: 10 P: 15
1B: 10 SF: 0 2B: 0 SAC: 0 3B: 0 DP: 1 HR: 2 HBP: 0
WP: 0 PA: 60 PB: 0 SB: 2 CS: 1
PITCHER IP WLS BF H R ER SO BB IBB HBP BLK WP HR S P ERA WHIP
Kevin Gross, R (1, 1) ERA: 7.0 28 3 3 0 5 5 0 0 0 0 0 1 61 109 0.00 1.143
Jeff Calhoun, L (8, 1) ERA: 27.0 0.2 6 3 2 2 0 1 0 0 0 0 0 1 14 23 27.00 6.000
Todd Frohwirth, R (8, 1) ERA: 0.1 1 0 0 0 1 0 0 0 0 0 0 0 3 5 0.00 0.000
Kent Tekulve, R (9, 1) ERA: 3.0 13 3 0 0 2 1 0 0 0 0 0 0 30 42 0.00 1.333
Mike Maddux, R (12, 1) ERA: 3.0 W 12 3 0 0 3 0 0 0 0 0 0 0 30 45 0.00 1.000
PITCHER IP WLS BF H R ER SO BB IBB HBP BLK WP HR S P ERA WHIP

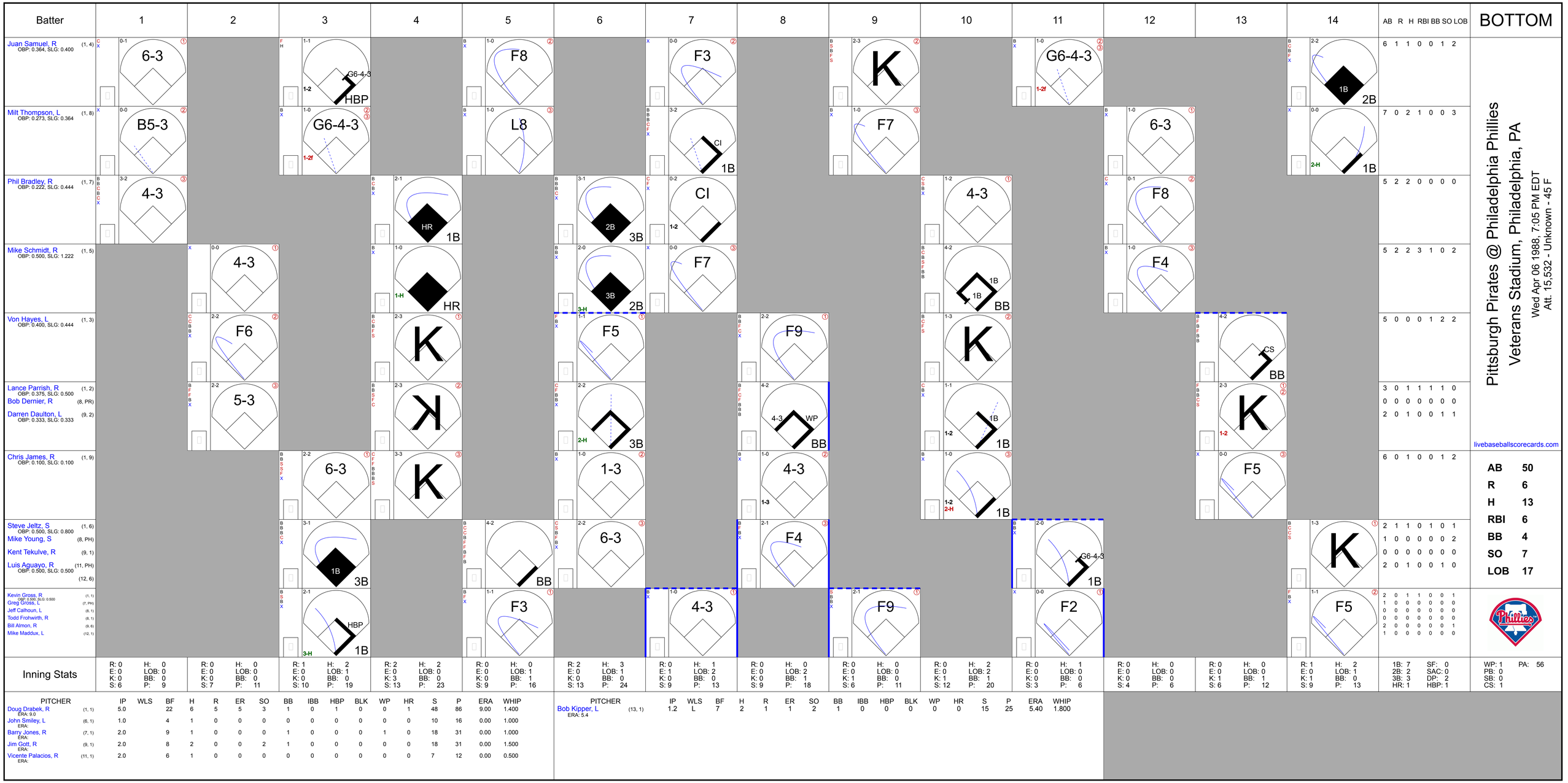
Batter
1
2
3
4
5
6
7
8
9
10
11
12
13
14
AB R H RBI BB SO LOB
BOTTOM
Juan Samuel, R (1, 4) OBP: 0.364, SLG: 0.400
6-3
G6-4-3 HBP 1-2
F8
F3
K
G6-4-3 1-2f
1B 2B
6 1 1 0 0 1 2
Milt Thompson, L (1, 8) OBP: 0.273, SLG: 0.364
B5-3
G6-4-3 1-2f
L8
CI 1B
F7
6-3
1B 2-H
7 0 2 1 0 0 3
Phil Bradley, R (1, 7) OBP: 0.222, SLG: 0.444
4-3
HR 1B
2B 3B
CI 1-2
4-3
5 2 2 0 0 0 0
Mike Schmidt, R (1, 5) OBP: 0.500, SLG: 1.222
4-3
HR 1-H
3B 2B 3-H
F7
F4
1B 1B BB
5 2 2 3 1 0 2
Von Hayes, L (1, 3) OBP: 0.400, SLG: 0.444
F6
K
F5
F9
K
CS BB
5 0 0 0 1 2 2
Lance Parrish, R (1, 2) OBP: 0.375, SLG: 0.500
Bob Dernier, R (8, PR)
Darren Daulton, L (9, 2) OBP: 0.333, SLG: 0.333
5-3
K
3B 2-H
4-3 WP BB
1B 1-2
K 1-2
3 0 1 1 1 1 0
0 0 0 0 0 0 0
2 0 1 0 0 1 1
Chris James, R (1, 9) OBP: 0.100, SLG: 0.100
6-3
K
1-3
4-3 1-3
1B 1-2 2-H
F5
6 0 1 0 0 1 2
Steve Jeltz, S (1, 6) OBP: 0.500, SLG: 0.800
Mike Young, S (8, PH)
Kent Tekulve, R (9, 1)
Luis Aguayo, R (11, PH) OBP: 0.500, SLG: 0.500 (12, 6)
1B 3B
BB
6-3
F4
G6-4-3 1B
K
2 1 1 0 1 0 1
1 0 0 0 0 0 2
0 0 0 0 0 0 0
2 0 1 0 0 1 0
Kevin Gross, R (1, 1) OBP: 0.500, SLG: 0.500
Greg Gross, L (7, PH)
Jeff Calhoun, L (8, 1)
Todd Frohwirth, R (8, 1)
Bill Almon, R (9, 6)
Mike Maddux, L (12, 1)
HBP 1B 3-H
F3
4-3
F9
F2
F5
2 0 1 1 0 0 1
1 0 0 0 0 0 0
0 0 0 0 0 0 0
0 0 0 0 0 0 0
2 0 0 0 0 0 1
1 0 0 0 0 0 0
Pittsburgh Pirates @ Philadelphia Phillies
Veterans Stadium, Philadelphia, PA
Wed Apr 06 1988, 7:05 PM EDT
Att. 15,532 - Unknown - 45 F
livebaseballscorecards.com
AB 50
R 6
H 13
RBI 6
BB 4
SO 7
LOB 17
Inning Stats
R: 0 E: 0 K: 0 S: 6
H: 0 LOB: 0 BB: 0 P: 9
R: 0 E: 0 K: 0 S: 7
H: 0 LOB: 0 BB: 0 P: 11
R: 1 E: 0 K: 0 S: 10
H: 2 LOB: 1 BB: 0 P: 19
R: 2 E: 0 K: 3 S: 13
H: 2 LOB: 0 BB: 0 P: 23
R: 0 E: 0 K: 0 S: 9
H: 0 LOB: 1 BB: 1 P: 16
R: 2 E: 0 K: 0 S: 13
H: 3 LOB: 1 BB: 0 P: 24
R: 0 E: 1 K: 0 S: 9
H: 1 LOB: 2 BB: 0 P: 13
R: 0 E: 0 K: 0 S: 9
H: 0 LOB: 2 BB: 1 P: 18
R: 0 E: 0 K: 1 S: 6
H: 0 LOB: 0 BB: 0 P: 11
R: 0 E: 0 K: 1 S: 12
H: 2 LOB: 2 BB: 1 P: 20
R: 0 E: 0 K: 0 S: 3
H: 1 LOB: 0 BB: 0 P: 6
R: 0 E: 0 K: 0 S: 4
H: 0 LOB: 0 BB: 0 P: 6
R: 0 E: 0 K: 1 S: 6
H: 0 LOB: 0 BB: 1 P: 12
R: 1 E: 0 K: 1 S: 9
H: 2 LOB: 1 BB: 0 P: 13
1B: 7 2B: 2 3B: 3 HR: 1
SF: 0 SAC: 0 DP: 2 HBP: 1
WP: 1 PB: 0 SB: 0 CS: 1
PA: 56
PITCHER IP WLS BF H R ER SO BB IBB HBP BLK WP HR S P ERA WHIP
Doug Drabek, R (1, 1) ERA: 9.0 5.0 22 6 5 5 3 1 0 1 0 0 1 48 86 9.00 1.400
John Smiley, L (6, 1) ERA: 1.0 4 1 0 0 0 0 0 0 0 0 0 10 16 0.00 1.000
Barry Jones, R (7, 1) ERA: 2.0 9 1 0 0 0 1 0 0 0 1 0 18 31 0.00 1.000
Jim Gott, R (9, 1) ERA: 2.0 8 2 0 0 2 1 0 0 0 0 0 18 31 0.00 1.500
Vicente Palacios, R (11, 1) ERA: 2.0 6 1 0 0 0 0 0 0 0 0 0 7 12 0.00 0.500
PITCHER IP WLS BF H R ER SO BB IBB HBP BLK WP HR S P ERA WHIP
Bob Kipper, L (13, 1) ERA: 5.4 1.2 L 7 2 1 1 2 1 0 0 0 0 0 0 15 25 5.40 1.800

Batter	1	2	3	4	5	6	7	8	9	AB	R	H	RBI	BB	SO	LOB
Barry Bonds, L (1, 7) OBP: 0.471, SLG: 0.750	F F X 0-2 G4-3 SF8 2B		B B C B X 3-1 ① G1 1-2		X 0-0 1B 2B		B C B X 2-1 ① G4-3		B S X 1-1 ② F8	5	2	2	0	0	0	1
Jose Lind, R (1, 4) OBP: 0.118, SLG: 0.118	B B X 2-0 ① G4-3 2-3		C B B X 2-1 ② FC6-5 2-3		B X 1-0 ② G5-3		X 0-0 FC5-4 1B		B X 1-0 ③ G6-3	5	0	1	0	0	0	3
Andy Van Slyke, L (1, 8) OBP: 0.267, SLG: 0.231	C B B B F X 3-2 ② SF8 3-H		1 SAFE C C C X 0-2 ③ F9		X 0-0 2-H 1B		F X 0-1 ② F4			3	0	1	2	0	0	2
Bobby Bonilla, S (1, 5) OBP: 0.400, SLG: 1.067	B B F X 2-1 HR			B X 1-0 ① G4-3	1 SAFE C F S 0-3 ③ K		X 0-0 ③ FC5-4 1-2f			4	1	1	1	0	1	2
Darnell Coles, R (1, 9) OBP: 0.333, SLG: 0.889	X 0-0 ③ G3			C C F B C 1-3 ② K		B C F F B X 2-2 1B G4-3 1B		B C F B X 2-2 ① G5-3		4	1	1	0	0	1	0
Sid Bream, L (1, 3) OBP: 0.444, SLG: 0.375		C C F B B X 2-2 G3-6-3 1B		B C X 1-1 BB 1B		F X 0-1 G4-3 1-3 1B		B C F B B F B X 3-2 ② G4-3		4	0	3	0	0	0	0
Michael LaValliere, L (1, 2) OBP: 0.571, SLG: 0.143		B B C X 2-1 ① ② G3-6-3 1-2f		B B B B 4-0 FC6-4 1-2 BB		B B C X 2-1 ① G4-3 1-2 3-H		B B S F B B 4-2 BB		2	0	0	1	2	0	2
Al Pedrique, R (1, 6) OBP: 0.071, SLG: 0.071		C B S B S 2-3 ③ K2-3		C F X 0-2 ③ FC6-4 1-2f		F B F C 1-3 ② K		B B B C S X 3-2 ③ G6-3		4	0	0	0	0	2	4
Brian Fisher, R (1, 1)			C F X 0-2 E5 FC6-5 G1		B B C F F S 2-3 ① K2-3		C B F B F B S 3-3 ③ K		B X 1-0 ① G5-3	3	0	0	0	0	2	1
Bob Kipper, R (6, 1)										0	0	0	0	0	0	0
Barry Jones, R (6, 1)										0	0	0	0	0	0	0
Jeff Robinson, R (7, 1)										1	0	0	0	0	0	0
Inning Stats	R: 2 E: 0 K: 0 S: 10 H: 2 LOB: 0 BB: 0 P: 17	R: 0 E: 0 K: 1 S: 9 H: 1 LOB: 0 BB: 0 P: 15	R: 0 E: 1 K: 0 S: 10 H: 0 LOB: 1 BB: 0 P: 15	R: 0 E: 0 K: 1 S: 10 H: 1 LOB: 2 BB: 1 P: 17	R: 1 E: 0 K: 2 S: 10 H: 2 LOB: 1 BB: 0 P: 13	R: 1 E: 0 K: 2 S: 15 H: 2 LOB: 1 BB: 0 P: 23	R: 0 E: 0 K: 0 S: 6 H: 1 LOB: 1 BB: 0 P: 8	R: 0 E: 0 K: 0 S: 13 H: 0 LOB: 1 BB: 1 P: 25	R: 0 E: 0 K: 0 S: 4 H: 0 LOB: 0 BB: 0 P: 7	1B: 6 2B: 2 3B: 0 HR: 1 SF: 1 SAC: 0 DP: 1 HBP: 0						

PITCHER		IP	WLS	BF	H	R	ER	SO	BB	IBB	HBP	BLK	WP	HR	S	P	ERA	WHIP
Danny Cox, R ERA: 6.0	(1, 1)	6.0	L	27	8	4	4	6	1	0	0	0	0	1	64	100	6.00	1.500
Steve Peters, L ERA: 3.86	(7, 1)	1.2		7	1	0	0	0	1	0	0	0	0	0	16	27	0.00	1.200
Scott Terry, R ERA:	(8, 1)	0.1		1	0	0	0	0	0	0	0	0	0	0	3	6	0.00	0.000
Larry McWilliams, L ERA:	(9, 1)	1.0		3	0	0	0	0	0	0	0	0	0	0	4	7	0.00	0.000

PITCHER	IP	WLS	BF	H	R	ER	SO	BB	IBB	HBP	BLK	WP	HR	S	P	ERA	WHIP

TOP

Pittsburgh Pirates @ St. Louis Cardinals

Busch Stadium, St. Louis, MO

Fri Apr 08 1988, 7:05 PM CDT
Att. 51,647 - Unknown - 65 F

livebaseballscorecards.com

AB	35
R	4
H	9
RBI	4
BB	2
SO	6
LOB	15

WP: 0 PA: 38
PB: 0
SB: 0
CS: 0

BOTTOM

Pittsburgh Pirates @ St. Louis Cardinals

Busch Stadium, St. Louis, MO

Fri Apr 08 1988, 7:05 PM CDT
Att. 51,647 - Unknown - 65 F

livebaseballscorecards.com

Batter	1	2	3	4	5	6	7	8	9	AB	R	H	RBI	BB	SO	LOB
Vince Coleman, S (1, 7) OBP: 0.125, SLG: 0.250	F C X 0-2 ① G4-3		X 0-0 ① B1		B F B B C X 3-2 SF8 3B		C B X 1-1 ① L8		X 0-0 ① F6	5	1	1	0	0	0	1
Ozzie Smith, S (1, 6) OBP: 0.333, SLG: 0.182	C C B B B X 3-2 ② G1-3		F B B X 2-1 ② FC1-6 S S 1-2f		B X 1-0 ② SF8 3-H		C B B B C F B 4-2 G4-3 BB		C B X 1-1 ② F8	3	0	0	1	1	0	1
Tom Herr, S (1, 4) OBP: 0.357, SLG: 0.100	C B B B F B X 3-2 ③ G4-3		B B B B 4-0 S 1-2 BB		C C B X 1-2 ③ F7		B X 1-0 ② G4-3 1-2		X 0-0 ③ F8	4	0	0	0	1	0	1
Bob Horner, R (1, 3) OBP: 0.500, SLG: 0.556		B B C X 2-1 ① G5-3	B F B B H 4-1 1-2 2-3 HBP			X 0-0 1B FC4-6 1B	B B B C S F B 4-2 BB			2	1	1	0	1	0	0
Willie McGee, S (1, 8) OBP: 0.214, SLG: 0.154		X 0-0 ② G3	X 0-0 ③ F7			X 0-0 FC4-6 1B 1-2 1B	B S B C X 2-2 ③ G1-3			4	0	1	0	0	0	5
Terry Pendleton, S (1, 5) OBP: 0.417, SLG: 0.400		X 0-0 1B 2B		B F S X 1-2 ① L8		B B S B X 3-1 FC4-6 1B 1-2 2-3		C F F X 0-2 ① G3		4	1	2	0	0	0	0
Curt Ford, L (1, 9) OBP: 0.500, SLG: 0.500		B X 1-0 S 1B 2-H		C F F X 0-2 ② L9		B S S X 1-2 ① FC4-6 1-2f 2-3 3-H		X 0-0 ② F7		2	0	1	1	0	0	0
Jim Lindeman, R (6, PH) OBP: 0.100, SLG: 0.100										1	0	0	1	0	0	2
Steve Peters, L (7, 1)										0	0	0	0	0	0	0
Scott Terry, R (8, 1)										0	0	0	0	0	0	0
Rod Booker, L (8, PH)										1	0	0	0	0	0	0
Steve Lake, R (9, 2)										0	0	0	0	0	0	0
Tony Peña, R (1, 2) OBP: 0.273, SLG: 0.300		C S B 1 SAFE F F F 1 SAFE B 3-3 1 SAFE B S K 1-2		C B X 1-1 ③ G6-3		C C F F B S 1-3 ② K		B C B X 2-1 S 1B		4	0	1	0	0	2	3
Tom Lawless, R (8, PR)										0	0	0	0	0	0	0
Larry McWilliams, L (9, 1)										0	0	0	0	0	0	0
Danny Cox, R (1, 1) OBP: 0.500, SLG: 0.500			C X 0-1 FC1-6 1B		F X 0-1 ① G5-3	B S B F S 2-3 ③ K		B F C B X 2-2 ③ F8 1-2		2	0	1	0	0	0	0
José Oquendo, S (6, PH) OBP: 0.400, SLG: 0.250										2	0	0	0	0	1	3
(7, 9)																

	AB	34
	R	3
	H	8
	RBI	3
	BB	3
	SO	3
	LOB	16

Inning Stats	1	2	3	4	5	6	7	8	9
	R: 0 H: 0 E: 0 LOB: 0 K: 0 BB: 0 S: 9 P: 15	R: 1 H: 2 E: 0 LOB: 1 K: 1 BB: 0 S: 11 P: 17	R: 0 H: 1 E: 0 LOB: 3 K: 0 BB: 1 S: 7 P: 17	R: 0 H: 0 E: 0 LOB: 0 K: 0 BB: 0 S: 9 P: 11	R: 1 H: 1 E: 0 LOB: 0 K: 0 BB: 0 S: 9 P: 14	R: 1 H: 3 E: 0 LOB: 2 K: 2 BB: 0 S: 16 P: 23	R: 0 H: 0 E: 0 LOB: 2 K: 0 BB: 2 S: 12 P: 24	R: 0 H: 1 E: 0 LOB: 2 K: 0 BB: 0 S: 10 P: 14	R: 0 H: 0 E: 0 LOB: 0 K: 0 BB: 0 S: 4 P: 5

	1B: 6	SF: 1	WP: 0	PA: 39
	2B: 1	SAC: 0	PB: 0	
	3B: 1	DP: 0	SB: 5	
	HR: 0	HBP: 1	CS: 0	

PITCHER		IP	WLS	BF	H	R	ER	SO	BB	IBB	HBP	BLK	WP	HR	S	P	ERA	WHIP
Brian Fisher, R ERA: 5.4	(1, 1)	5.0	W	24	7	3	3	1	1	0	1	0	0	0	49	81	5.40	1.600
Bob Kipper, L ERA: 4.5	(6, 1)	0.1		1	0	0	0	0	0	0	0	0	0	0	3	4	0.00	0.000
Barry Jones, R ERA:	(6, 1)	1.1		5	0	0	0	2	1	0	0	0	0	0	15	24	0.00	0.750
Jeff Robinson, R ERA: 1.5	(7, 1)	2.1	S	9	1	0	0	0	1	0	0	0	0	0	20	31	0.00	0.857

PITCHER	IP	WLS	BF	H	R	ER	SO	BB	IBB	HBP	BLK	WP	HR	S	P	ERA	WHIP

Batter	1	2	3	4	5	6	7	8	9	AB	R	H	RBI	BB	SO	LOB
Barry Bonds, L (1, 7) OBP: 0.476, SLG: 0.800	B B F B X 3-1 CS 2B		X 0-0 2B			C B B S C 2-3 ② K		1 SAFE 1 SAFE 1 SAFE B B B X 2-0 ② F9		4	0	2	0	0	1	1
Jose Lind, R (1, 4) OBP: 0.095, SLG: 0.095	C B B C C 2-3 ① ② K 2-3		X 0-0 ③ G5-3			F B B B F F X 3-2 ③ G4-3		X 0-0 ③ G1-3		4	0	0	0	0	1	3
Andy Van Slyke, L (1, 8) OBP: 0.211, SLG: 0.176	B F B C B X 3-2 ③ L9			B B B C C X 3-2 ① F9			B C B B F X 3-2 ① F6		C B C X 1-2 ① G5-3	4	0	0	0	0	0	0
Bobby Bonilla, S (1, 5) OBP: 0.421, SLG: 1.000		B F C B X 2-2 ① G5-3		B F C F B X 2-2 ② G6-3			C B B X 2-1 G5-3 BB 1B		X 0-0 2B	4	0	2	0	0	0	0
Darnell Coles, R (1, 9) (7, 3) OBP: 0.385, SLG: 0.727		C S B B B B 4-2 WP BB		B X 1-0 ③ G6-3			B C B B B 4-1 G5-3 1-2 BB		C F F F X 0-2 ② G5-3	2	0	0	0	2	0	1
Randy Milligan, R (1, 3) OBP: 0.300, SLG: 0.125 Jim Gott, R (7, 1) Sid Bream, L (9, PH) OBP: 0.400, SLG: 0.333		C B C S 1-3 ② K 1-2			B C B X 2-1 ① G1-3		C C B F B F B X 3-2 ② G5-3 1-2 2-3		B B F S B X 3-2 ③ F9	3 0 1	0 0 0	0 0 0	0 0 0	0 0 0	1 0 0	3 0 1
Michael LaValliere, L (1, 2) OBP: 0.471, SLG: 0.100		C B X 1-1 ③ F7			C B B B X 3-1 ② G4-3		B B C X 2-1 ③ G1-4-3			3	0	0	0	0	0	3
Rafael Belliard, R (1, 6) John Cangelosi, S (8, PH) Al Pedrique, R (8, 6) OBP: 0.071, SLG: 0.071			B C S S S 1-3 ① K		B X 1-0 ③ F7			B S C H 2-2 HBP		2 0 0	0 0 0	0 0 0	0 0 0	0 0 0	1 0 0	0 0 0
Bob Walk, R (1, 1) R.J. Reynolds, S (7, 9) OBP: 0.250, SLG: 0.250			S S B F F B S 2-3 ② K			C X 0-1 ① G6-3		1 SAFE B X 1-0 ① F9		2 1	0 0	0 0	0 0	0 0	1 0	0 1
Inning Stats	R: 0 H: 1 E: 0 LOB: 0 K: 1 BB: 0 S: 8 P: 16	R: 0 H: 0 E: 0 LOB: 1 K: 1 BB: 1 S: 10 P: 18	R: 0 H: 1 E: 0 LOB: 1 K: 2 BB: 0 S: 10 P: 13	R: 0 H: 0 E: 0 LOB: 0 K: 0 BB: 0 S: 8 P: 14	R: 0 H: 0 E: 0 LOB: 0 K: 0 BB: 0 S: 5 P: 11	R: 0 H: 0 E: 0 LOB: 0 K: 1 BB: 0 S: 9 P: 14	R: 0 H: 1 E: 0 LOB: 2 K: 0 BB: 1 S: 13 P: 27	R: 0 H: 0 E: 0 LOB: 1 K: 0 BB: 0 S: 5 P: 10	R: 0 H: 1 E: 0 LOB: 1 K: 0 BB: 0 S: 12 P: 16	1B: 1 SF: 0 2B: 3 SAC: 0 3B: 0 DP: 0 HR: 0 HBP: 1					WP: 1 PA: 33 PB: 0 SB: 0 CS: 1	

TOP

Pittsburgh Pirates @ St. Louis Cardinals

Busch Stadium, St. Louis, MO

Sat Apr 09 1988, 7:05 PM CDT

Att. 36,542 - Unknown - 70 F

livebaseballscorecards.com

AB	30
R	0
H	4
RBI	0
BB	2
SO	5
LOB	13

PITCHER		IP	WLS	BF	H	R	ER	SO	BB	IBB	HBP	BLK	WP	HR	S	P	ERA	WHIP
Greg Mathews, L ERA:	(1, 1)	8.0	W	29	3	0	0	5	2	0	1	0	1	0	68	123	0.00	0.625
Todd Worrell, R ERA:	(9, 1)	1.0	S	4	1	0	0	0	0	0	0	0	0	0	12	16	0.00	1.000

PITCHER		IP	WLS	BF	H	R	ER	SO	BB	IBB	HBP	BLK	WP	HR	S	P	ERA	WHIP

Batter	1	2	3	4	5	6	7	8	9	AB	R	H	RBI	BB	SO	LOB
Vince Coleman, S (1, 7) OBP: 0.150, SLG: 0.350	X 0-0 G5-3 ①			C F F F X 0-2 G4-3 ①		B X 1-0 FC4-6 ② 1-2f 2B		M C B 1 SAFE 1 SAFE F F B F 2-2 X SF8 1-H 3B		4	2	1	1	0	0	1
Ozzie Smith, S (1, 6) OBP: 0.368, SLG: 0.357	C C X 0-2 G4-3 ②			F B B X 2-1 1B		B X 1-0 1B 1-H 2B		C B B X 2-1 SF8 ① 3-H		3	0	2	2	0	0	0
Tom Herr, S (1, 4) OBP: 0.333, SLG: 0.143	C B B S B S 3-3 K ③			F B B B X 3-1 F8 ②		B S C F X 1-2 FC6-4 2-3 1B		X 0-0 G3 ②		4	0	1	0	0	1	1
Bob Horner, R (1, 3) OBP: 0.389, SLG: 0.385		F B F B X 2-2 G5-3 ①		B C B F F B S 3-3 K ③		B X 1-0 FC6-4 ③ 1-2f		C F B X 1-2 G4-3 ③		4	0	0	0	0	1	3
Willie McGee, S (1, 8) OBP: 0.176, SLG: 0.125		B B X 2-0 G1-3 ②			X 0-0 F9 ①		S X 0-1 E6 1B L9-2			3	0	0	0	0	0	0
Terry Pendleton, S (1, 5) OBP: 0.333, SLG: 0.308		C F F B S 1-3 K ③			F B S F B S 2-3 K ②		B 1 SAFE B X 2-0 F7 ①			3	0	0	0	0	2	1
Curt Ford, L (1, 9) OBP: 0.400, SLG: 0.400			X 0-0 G3-1 ①		C F F X 0-2 G4-3 ③		X 0-0 1-3 1B			3	0	1	0	0	0	0
Tony Peña, R (1, 2) OBP: 0.214, SLG: 0.231			C B B X 2-1 G5-3 ②			C B C C 1-3 K ①	B S X 1-1 L9-2 ②③ 3-H			3	0	0	0	0	1	2
Greg Mathews, R (1, 1) OBP: 0.500, SLG: 0.500 José Oquendo, S (8, PH) OBP: 0.500, SLG: 0.400 Todd Worrell, R (9, 1)			C C S 0-3 K ③			C B X 1-1 FC4-6 1B		C F B B X 2-2 E 3B 1B		2 1 0	0 1 0	1 1 0	0 0 0	0 0 0	1 0 0	0 0 0
Inning Stats	R: 0 E: 0 K: 1 S: 7 H: 0 LOB: 0 BB: 0 P: 10	R: 0 E: 0 K: 1 S: 8 H: 0 LOB: 0 BB: 0 P: 13	R: 0 E: 0 K: 1 S: 6 H: 0 LOB: 0 BB: 0 P: 8	R: 0 E: 0 K: 1 S: 13 H: 1 LOB: 1 BB: 0 P: 21	R: 0 E: 0 K: 1 S: 9 H: 0 LOB: 0 BB: 0 P: 11	R: 1 E: 0 K: 1 S: 12 H: 3 LOB: 2 BB: 0 P: 18	R: 0 E: 1 K: 0 S: 6 H: 1 LOB: 1 BB: 0 P: 9	R: 2 E: 1 K: 0 S: 15 H: 2 LOB: 0 BB: 0 P: 22		1B: 5 2B: 2 3B: 1 HR: 0	SF: 1 SAC: 0 DP: 1 HBP: 0					

PITCHER		IP	WLS	BF	H	R	ER	SO	BB	IBB	HBP	BLK	WP	HR	S	P	ERA	WHIP
Bob Walk, R ERA: 1.42	(1, 1)	6.1	L	25	5	1	1	6	0	0	0	0	0	0	59	87	1.42	0.789
Jim Gott, R ERA: 4.91	(7, 1)	1.2		6	2	2	2	0	0	0	0	0	0	0	17	25	10.80	1.200

PITCHER	IP	WLS	BF	H	R	ER	SO	BB	IBB	HBP	BLK	WP	HR	S	P	ERA	WHIP

BOTTOM

Pittsburgh Pirates @ St. Louis Cardinals

Busch Stadium, St. Louis, MO

Sat Apr 09 1988, 7:05 PM CDT
Att. 36,542 - Unknown - 70 F

livebaseballscorecards.com

AB	30
R	3
H	7
RBI	3
BB	0
SO	6
LOB	8

1B: 5 SF: 1
2B: 2 SAC: 0
3B: 1 DP: 1
HR: 0 HBP: 0

WP: 0 PA: 31
PB: 0
SB: 0
CS: 0

Batter	1	2	3	4	5	6	7	8	9	10	11	AB	R	H	RBI	BB	SO	LOB
Barry Bonds, L (1, 7) OBP: 0.423, SLG: 0.720	E5 1B SF9		K		2B		K			G3		5	1	1	0	0	2	0
Jose Lind, R (1, 4) OBP: 0.115, SLG: 0.115	E1 SF9 BB WP 1B 1 SAFE 1 SAFE 1 SAFE		F9		F8			G5-3		F3		5	1	1	0	0	0	1
Andy Van Slyke, L (1, 8) OBP: 0.167, SLG: 0.136	K		K			B1-3		F3		K		5	0	0	0	0	3	2
Bobby Bonilla, S (1, 5) OBP: 0.458, SLG: 0.913	WP BB			G5-3		1B 1B		E5 1B 1B			G4-3	4	0	2	0	1	0	0
Darnell Coles, R (1, 9) OBP: 0.389, SLG: 0.667	SF9			G5-3		1B		2-H 1B			F5	4	0	2	1	0	0	0
Sid Bream, L (1, 3) OBP: 0.400, SLG: 0.643	G3			HR		K			G6-3		2B	5	2	2	1	0	1	3
Junior Ortiz, R (1, 2)		G6-3		G1-3		G1-3			K		1B 2B	3	0	0	0	0	0	2
Michael LaValliere, L (9, PH) OBP: 0.474, SLG: 0.250 (9, 2)											2-H	2	1	1	1	0	1	0
Al Pedrique, R (1, 6) OBP: 0.111, SLG: 0.059		G6-3			G5-3		G6-3		BB		S 2-H 1B	3	0	0	0	1	0	0
John Cangelosi, S (11, PH) OBP: 0.667, SLG: 0.500												1	0	1	1	0	0	0
Rafael Belliard, R (11, 6)												0	0	0	0	0	0	0
John Smiley, L (1, 1)												2	0	0	0	0	1	0
Barry Jones, R (6, 1)												1	0	0	0	0	0	0
Jeff Robinson, R (7, 1)												1	0	0	0	0	0	1
Bob Kipper, R (10, 1)												0	0	0	0	0	0	0
R.J. Reynolds, S (11, PH) OBP: 0.222, SLG: 0.222												1	0	0	0	0	1	1
Jim Gott, R (11, 1)												0	0	0	0	0	0	0
Inning Stats	R: 2 E: 2 K: 1 S: 13 H: 1 LOB: 1 BB: 1 P: 21	R: 0 E: 0 K: 1 S: 7 H: 0 LOB: 0 BB: 0 P: 13	R: 0 E: 0 K: 2 S: 10 H: 0 LOB: 0 BB: 0 P: 14	R: 1 E: 0 K: 0 S: 6 H: 1 LOB: 0 BB: 0 P: 10	R: 0 E: 0 K: 0 S: 4 H: 1 LOB: 1 BB: 0 P: 5	R: 0 E: 0 K: 1 S: 12 H: 2 LOB: 2 BB: 0 P: 16	R: 0 E: 0 K: 1 S: 9 H: 0 LOB: 0 BB: 0 P: 15	R: 0 E: 1 K: 0 S: 8 H: 2 LOB: 2 BB: 0 P: 11	R: 0 E: 0 K: 1 S: 8 H: 0 LOB: 1 BB: 1 P: 14	R: 0 E: 0 K: 1 S: 5 H: 0 LOB: 0 BB: 0 P: 9	R: 2 E: 0 K: 1 S: 19 H: 3 LOB: 1 BB: 0 P: 24	1B: 6 2B: 3 3B: 0 HR: 1 SF: 1 SAC: 0 DP: 0 HBP: 0	WP: 1 PB: 0 SB: 1 CS: 0	PA: 45				

PITCHER		IP	WLS	BF	H	R	ER	SO	BB	IBB	HBP	BLK	WP	HR	S	P	ERA	WHIP
Joe Magrane, L ERA: 2.77	(1, 1)	7.0		28	5	3	1	6	1	0	0	0	1	1	61	94	1.29	0.857
Scott Terry, R ERA:	(8, 1)	2.0		8	2	0	0	1	1	0	0	0	0	0	16	25	0.00	1.500
Steve Peters, L ERA: 2.7	(10, 1)	1.0		3	0	0	0	1	0	0	0	0	0	0	5	9	0.00	0.000
Todd Worrell, R ERA: 4.15	(11, 1)	1.0	L	6	3	2	2	1	0	0	0	0	0	0	19	24	18.00	3.000

PITCHER	IP	WLS	BF	H	R	ER	SO	BB	IBB	HBP	BLK	WP	HR	S	P	ERA	WHIP

TOP

Pittsburgh Pirates @ St. Louis Cardinals

Busch Stadium, St. Louis, MO

Sun Apr 10 1988, 3:33 AM CDT

Att. 31,968 - Cloudy - 52 F

livebaseballscorecards.com

AB	42
R	5
H	10
RBI	4
BB	2
SO	9
LOB	10

Pittsburgh Pirates @ St. Louis Cardinals

Busch Stadium, St. Louis, MO

Sun Apr 10 1988, 3:33 AM CDT

Att. 31,968 - Cloudy - 52 F

livebaseballscorecards.com

BOTTOM

Batter	1	2	3	4	5	6	7	8	9	10	11	AB	R	H	RBI	BB	SO	LOB
Vince Coleman, S (1, 7) OBP: 0.160, SLG: 0.292	F8		K		P3 2-3		K			G1-6-3 HBP		4	0	0	0	0	2	3
Ozzie Smith, S (1, 6) OBP: 0.292, SLG: 0.263	G5-3		FC5 2-3		FC5-2-5 S 3-H			G4-3		G1-6-3 1-2f		5	0	0	0	0	0	3
Tom Herr, S (1, 4) OBP: 0.304, SLG: 0.158	G5-3			1B 1B	G3-1 1-2			G4-3		F8		5	1	1	0	0	0	1
Todd Worrell, R (11, 1)												0	0	0	0	0	0	0
Bob Horner, R (1, 3) OBP: 0.391, SLG: 0.389		G6-4-3 WP 1B 1B		WP 1B 1-2 1B		G5-3		G6-3			F8	5	1	2	0	0	0	0
Willie McGee, S (1, 8) OBP: 0.227, SLG: 0.190		G6-4-3 1-2 1B		F4		K S			S 2B 1B		L9	5	1	2	0	0	1	2
Terry Pendleton, S (1, 5) OBP: 0.300, SLG: 0.278		G6-4-3 1-2f 2-3		WP 1-2 2-H 1B		F7			K		K	5	0	1	1	0	2	3
Jim Lindeman, R (1, 9) OBP: 0.083, SLG: 0.083		F8 3-H		K2-3 1-2 2-3				G3 SH3-1 BB		FC5 1-H 2B		2	0	0	0	0	1	2
José Oquendo, S (7, PH) OBP: 0.625, SLG: 0.667 (8, 9)												1	0	1	1	1	0	0
Tony Peña, R (1, 2) OBP: 0.235, SLG: 0.250			FC5 SH5-4 1B	K				SH3-1 1-2		FC5 2-3		3	0	1	0	0	1	3
Joe Magrane, R (1, 1) OBP: 0.750, SLG: 2.000			SH5-4 1-2		E FC5-2-5 2B			G3 2-3		F7		1	0	1	0	0	0	0
Curt Ford, L (7, PH) OBP: 0.333, SLG: 0.333												1	0	0	0	0	0	1
Scott Terry, R (8, 1)												0	0	0	0	0	0	0
Rod Booker, L (9, PH)												1	0	0	0	0	0	1
Steve Peters, L (10, 1)												0	0	0	0	0	0	0
Tom Lawless, R (11, 4)												0	0	0	0	0	0	0
Inning Stats	R: 0 E: 0 K: 0 S: 6 H: 0 LOB: 0 BB: 0 P: 8	R: 1 E: 0 K: 0 S: 7 H: 2 LOB: 0 BB: 0 P: 10	R: 0 E: 0 K: 1 S: 8 H: 1 LOB: 1 BB: 0 P: 10	R: 1 E: 0 K: 2 S: 16 H: 3 LOB: 2 BB: 0 P: 22	R: 0 E: 1 K: 0 S: 9 H: 1 LOB: 1 BB: 0 P: 15	R: 0 E: 0 K: 1 S: 12 H: 0 LOB: 0 BB: 0 P: 15	R: 0 E: 0 K: 1 S: 7 H: 0 LOB: 1 BB: 1 P: 12	R: 0 E: 0 K: 0 S: 8 H: 0 LOB: 0 BB: 0 P: 9	R: 1 E: 0 K: 1 S: 11 H: 2 LOB: 1 BB: 0 P: 14	R: 0 E: 0 K: 0 S: 5 H: 0 LOB: 0 BB: 0 P: 8	R: 0 E: 0 K: 1 S: 6 H: 0 LOB: 0 BB: 0 P: 11	1B: 7 2B: 2 3B: 0 HR: 0 SF: 0 SAC: 2 DP: 2 HBP: 1	WP: 2 PB: 0 SB: 2 CS: 0 PA: 42					

PITCHER		IP	WLS	BF	H	R	ER	SO	BB	IBB	HBP	BLK	WP	HR	S	P	ERA	WHIP
John Smiley, L ERA: 3.0	(1, 1)	5.0		21	7	2	2	3	0	0	0	0	2	0	46	65	3.60	1.400
Barry Jones, R ERA:	(6, 1)	1.1		5	0	0	0	1	1	0	0	0	0	0	15	22	0.00	0.750
Jeff Robinson, R ERA: 2.08	(7, 1)	2.2		10	2	1	1	2	0	0	0	0	0	0	23	28	3.38	0.750
Bob Kipper, L ERA: 3.0	(10, 1)	1.0	W	3	0	0	0	0	0	0	1	0	0	0	5	8	0.00	0.000
Jim Gott, R ERA: 3.86	(11, 1)	1.0	S	3	0	0	0	1	0	0	0	0	0	0	6	11	0.00	0.000

PITCHER	IP	WLS	BF	H	R	ER	SO	BB	IBB	HBP	BLK	WP	HR	S	P	ERA	WHIP

AB	38
R	3
H	9
RBI	2
BB	1
SO	7
LOB	19

Batter	1	2	3	4	5	6	7	8	9	AB	R	H	RBI	BB	SO	LOB
Juan Samuel, R (1, 4) OBP: 0.367, SLG: 0.429	C B F X 1-2 ① F8		B F S F X 1-2 G3-6-1 1B	X 0-0 ② 2-3 1B	L S B B B F S 3-3 ② K		C B X 1-1 ② F8	5	0	2	0	0	1	0
Milt Thompson, L (1, 8) OBP: 0.400, SLG: 0.333	X 0-0 CS 1B		1 SAFE 1 SAFE X 0-0 ② ③ G3-6-1 1-2f	B C F S 1-3 ③ K	B F B B C B 4-2 BB		B C X 1-1 ③ 4-3	4	0	1	0	1	1	2
Phil Bradley, R (1, 7) OBP: 0.259, SLG: 0.292	B F S X 1-2 ② E5 FC6-4 1-2			X 0-0 2B 1B	C X 0-1 1B 1B 1B	C 1 SAFE B F 1 SAFE 1 SAFE X 1-2 ③ 4-3				4	1	2	0	0	0	2
Todd Frohwirth, R (7, 1)										0	0	0	0	0	0	0
Mike Schmidt, R (1, 5) OBP: 0.444, SLG: 0.727	B F B X 2-1 ③ FC6-4 1-2f			S F X 0-2 4-3 1-H 2B	B X 1-0 1B 1-2 1B		S S X 0-2 ① 6-3			4	0	2	1	0	0	1
Von Hayes, L (1, 3) OBP: 0.423, SLG: 0.478		C C B F B B B 4-2 4-3 S BB	X 0-0 ① 4-3 2-3	B B B C F 1 SAFE X 3-2 1-2 2-3 1B		C F S 0-3 ② K			3	0	1	0	1	1	1
Lance Parrish, R (1, 2) OBP: 0.500, SLG: 0.824		B F 1 SAFE B C F B S 3-3 ① K 1-2	C B F F X 1-2 ② F5	B F S X 1-2 ① F3		B S C F B F F B B 4-2 1B BB		3	0	0	0	1	1	5
Bob Dernier, R (8, PR)										0	0	0	0	0	0	0
Bill Almon, R (8, 6)										0	0	0	0	0	0	0
Chris James, R (1, 9) OBP: 0.160, SLG: 0.160		B B B X 3-0 ② 4-3 2-3	F C X 0-2 ③ F7	X 0-0 ② F2		1 SAFE 1 SAFE P 1 SAFE C C X 1-2 1-2 1B		4	0	1	0	0	0	5
Steve Jeltz, S (1, 6) OBP: 0.474, SLG: 0.563		C F B X 1-2 ③ F8		B B C X 2-1 1B SH2-4 1B	C F F B X 1-2 ③ F7		B S C S 1-3 ③ K	3	0	1	0	0	0	4
Darren Daulton, L (8, PH) OBP: 0.250, SLG: 0.250								1	0	0	0	0	1	2
(8, 2)																
Kevin Gross, R (1, 1) OBP: 0.333, SLG: 0.333			B C X 1-1 ① F7	L X 0-1 ① SH2-4 1-2		B C C X 1-2 ① F5		C F X 0-2 ① F8	1	0	0	0	0	0	0
Greg Gross, L (7, PH)									2	0	0	0	0	0	0	
(7, 7)																
Inning Stats	R: 0 E: 1 K: 0 S: 9 H: 1 LOB: 1 BB: 0 P: 13	R: 0 E: 0 K: 1 S: 12 H: 0 LOB: 1 BB: 1 P: 23	R: 0 E: 0 K: 0 S: 7 H: 1 LOB: 0 BB: 0 P: 9	R: 1 E: 0 K: 0 S: 12 H: 2 LOB: 1 BB: 0 P: 13	R: 0 E: 0 K: 1 S: 8 H: 2 LOB: 1 BB: 0 P: 11	R: 0 E: 0 K: 0 S: 14 H: 3 LOB: 3 BB: 0 P: 20	R: 0 E: 0 K: 1 S: 12 H: 0 LOB: 1 BB: 1 P: 21	R: 0 E: 0 K: 2 S: 18 H: 1 LOB: 2 BB: 1 P: 23	R: 0 E: 0 K: 0 S: 7 H: 0 LOB: 0 BB: 0 P: 9	1B: 9 2B: 1 3B: 0 HR: 0 SF: 0 SAC: 1 DP: 1 HBP: 0						

PITCHER		IP	WLS	BF	H	R	ER	SO	BB	IBB	HBP	BLK	WP	HR	S	P	ERA	WHIP
Doug Drabek, R ERA: 5.4	(1, 1)	5.0	W	23	9	1	1	2	1	0	0	0	0	0	54	79	1.80	2.000
Vicente Palacios, R ERA:	(6, 1)	3.0		12	1	0	0	3	2	0	0	0	0	0	38	54	0.00	1.000
Jeff Robinson, R ERA: 1.86	(9, 1)	1.0		3	0	0	0	0	0	0	0	0	0	0	7	9	0.00	0.000

PITCHER	IP	WLS	BF	H	R	ER	SO	BB	IBB	HBP	BLK	WP	HR	S	P	ERA	WHIP

TOP

Philadelphia Phillies @ Pittsburgh Pirates
Three Rivers Stadium, Pittsburgh, PA
Mon Apr 11 1988, 7:05 PM EDT
Att. 54,089 - Unknown - 60 F

livebaseballscorecards.com

AB	34
R	1
H	10
RBI	1
BB	3
SO	5
LOB	22

WP: 0	PA: 38	1B: 9	SF: 0	R: 0	H: 0	R: 0	H: 1	R: 0	H: 0	R: 1	H: 2	R: 0	H: 2	R: 0	H: 3	R: 0	H: 0	R: 0	H: 0
PB: 0		2B: 1	SAC: 1	E: 0	LOB: 0	E: 0	LOB: 1	E: 0	LOB: 0	E: 0	LOB: 1	E: 0	LOB: 1	E: 0	LOB: 3	E: 0	LOB: 1	E: 0	LOB: 0
SB: 1		3B: 0	DP: 1	K: 0	BB: 1	K: 1	BB: 1	K: 0	BB: 0	K: 0	BB: 0	K: 1	BB: 0	K: 0	BB: 0	K: 1	BB: 1	K: 0	BB: 0
CS: 1		HR: 0	HBP: 0	S: 12	P: 23	S: 7	P: 9	S: 12	P: 13	S: 8	P: 11	S: 14	P: 20	S: 12	P: 21	S: 18	P: 23	S: 7	P: 9

Batter	1	2	3	4	5	6	7	8	9	AB	R	H	RBI	BB	SO	LOB
Barry Bonds, L (1, 7) OBP: 0.433, SLG: 0.862	B F F B X 2-2 3B 3B		C B S X 1-2 HR		F B B F B F S 3-3 ② K		C B F B F F X 2-2 ③ 6-3			4	2	2	1	0	1	0
Jose Lind, R (1, 4) OBP: 0.133, SLG: 0.167	B B S B F F S 3-3 ① K		B X 1-0 ① F9		C X 0-1 2B			F C S 0-3 ① K		4	0	1	0	0	2	1
Andy Van Slyke, L (1, 8) OBP: 0.179, SLG: 0.231	F X 0-1 3-H 3B		B B S B C X 3-2 ② F8		F C F S 0-3 ③ K			B X 1-0 ② F8		4	0	1	1	0	1	1
Bobby Bonilla, S (1, 5) OBP: 0.429, SLG: 0.808	B C F C 1-3 ② K		X 0-0 ③ G3			B C F X 1-2 ① L4		F B B B B 4-1 2B 2B BB		3	1	0	0	1	1	1
Sid Bream, L (1, 3) OBP: 0.368, SLG: 0.611	B X 1-0 ③ F8		F B X 1-1 ① L8			F B B B B F F X 3-2 ② 5-3		X 0-0 1-3 2B 2B		4	1	1	0	0	0	1
R.J. Reynolds, S (1, 9) OBP: 0.385, SLG: 0.200		X 0-0 ① L7	B S B B C B 4-2 G3 BB			B B F B B 4-1 BB		I I I I 4-0 2B IBB		1	1	0	0	3	0	0
Michael LaValliere, L (1, 2) OBP: 0.435, SLG: 0.313		C X 0-1 ② 6-3	X 0-0 ② G3 1-2			1 SAFE B 1 SAFE X 1-0 ③ F9		C B F X 1-2 1-H 2-H 3-H 2B		4	0	1	3	0	0	2
Al Pedrique, R (1, 6) OBP: 0.136, SLG: 0.095		B C X 1-1 1B	B B X 2-0 ③ 6-3				X 0-0 ① B5-3	X 0-0 ③ 5-3		4	0	1	0	0	0	2
Doug Drabek, R (1, 1) Vicente Palacios, R (6, 1) Jeff Robinson, R (9, 1)		X 0-0 ③ F3			B X 1-0 ① 1-3		B S F C 1-3 ② K			2 1 0	0 0 0	0 0 0	0 0 0	0 0 0	0 1 0	1 0 0
Inning Stats	R: 1 H: 2 E: 0 LOB: 1 K: 2 BB: 0 S: 13 P: 20	R: 0 H: 1 E: 0 LOB: 1 K: 0 BB: 0 S: 6 P: 7	R: 1 H: 1 E: 0 LOB: 0 K: 0 BB: 0 S: 8 P: 13	R: 0 H: 0 E: 0 LOB: 1 K: 0 BB: 1 S: 6 P: 13	R: 0 H: 1 E: 0 LOB: 1 K: 2 BB: 0 S: 11 P: 15	R: 0 H: 0 E: 0 LOB: 1 K: 2 BB: 1 S: 9 P: 18	R: 0 H: 0 E: 0 LOB: 0 K: 1 BB: 0 S: 9 P: 12	R: 3 H: 2 E: 0 LOB: 1 K: 1 BB: 2 S: 10 P: 20		1B: 1 SF: 0 2B: 3 SAC: 0 3B: 2 DP: 0 HR: 1 HBP: 0						WP: 0 PA: 35 PB: 0 SB: 0 CS: 0

PITCHER		IP	WLS	BF	H	R	ER	SO	BB	IBB	HBP	BLK	WP	HR	S	P	ERA	WHIP
Kevin Gross, R ERA: 1.38	(1, 1)	6.0	L	25	5	2	2	4	2	0	0	0	0	1	53	86	3.00	1.167
Todd Frohwirth, R ERA: 6.75	(7, 1)	2.0		10	2	3	3	2	1	1	0	0	0	0	19	32	13.50	1.500

PITCHER	IP	WLS	BF	H	R	ER	SO	BB	IBB	HBP	BLK	WP	HR	S	P	ERA	WHIP

BOTTOM

Philadelphia Phillies @ Pittsburgh Pirates
Three Rivers Stadium, Pittsburgh, PA
Mon Apr 11 1988, 7:05 PM EDT
Att. 54,089 - Unknown - 60 F

livebaseballscorecards.com

AB	31
R	5
H	7
RBI	5
BB	4
SO	6
LOB	9

Batter	1	2	3	4	5	6	7	8	9	AB	R	H	RBI	BB	SO	LOB
Juan Samuel, R (1, 4) OBP: 0.353, SLG: 0.406	C X 0-1 ① F2		B B C C F X 2-2 ② 6-3			B S S X 1-2 ② 4-3		C B B X 2-1 BB 1B 1B		4	0	1	0	0	0	0
Milt Thompson, L (1, 8) OBP: 0.414, SLG: 0.360	B F X 1-1 ② F7		B B B C S F F X 3-2 ③ 4-3			B F S F X 1-2 FC4-6 1B		B C X 1-1 BB 1-2 1B		4	0	2	0	0	0	0
Phil Bradley, R (1, 7) OBP: 0.290, SLG: 0.296	C B X 1-1 1B			C F X 0-2 ① F7		1 SAFE B B C B X 2-1 ③ FC4-6 1-2f		B B B B 4-0 1-2 2-3 BB		3	0	1	0	1	0	1
Kent Tekulve, R (8, 1)										0	0	0	0	0	0	0
Mike Schmidt, R (1, 5) OBP: 0.387, SLG: 0.615	X 0-0 ③ F8			B B B C X 3-1 ② L5			F C X 0-2 ① L6	B F F S 1-3 ③ K		4	0	0	0	0	1	4
Von Hayes, L (1, 3) OBP: 0.433, SLG: 0.462		B B X 2-0 4-3 S 1B		B B B C C F F X 2-2 ③ F7			B C B C B B 4-2 FC6-4 BB		F X 0-1 ① 1-3	3	0	1	0	1	0	0
Lance Parrish, R (1, 2) OBP: 0.429, SLG: 0.667		C B B B X 2-1 ① 6-3 1-2			B B F X 2-1 ① F5		1 SAFE B B B F C F X 2-2 ② FC6-4 1-2f		B X 1-0 ② F9	4	0	0	0	0	0	2
Mike Young, S (1, 9)		B C B X 2-1 ② 4-3 2-3			C F F C 0-3 ② K		B C X 1-1 ③ G3		B C F C 1-3 ③ K	4	0	0	0	0	2	2
Steve Jeltz, S (1, 6) OBP: 0.429, SLG: 0.500		B X 1-0 ③ G3			B B C X 2-1 ③ F8			B C B F X 2-2 ① F5		2	0	0	0	0	0	1
Wally Ritchie, L (5, 1)										0	0	0	0	0	0	0
Greg Gross, L (8, PH) (8, 7)										1	0	0	0	0	0	0
Bruce Ruffin, S (1, 1) OBP: 0.250, SLG: 0.250			C C S 0-3 ① K2-3			B B X 2-0 ① F5		C B X 1-1 ② P6		1	0	0	0	0	1	0
Todd Frohwirth, R (5, 1)										0	0	0	0	0	0	0
Luis Aguayo, R (5, 6) OBP: 0.250, SLG: 0.250										2	0	0	0	0	0	0

TOP

Philadelphia Phillies @ Pittsburgh Pirates
Three Rivers Stadium, Pittsburgh, PA
Wed Apr 13 1988, 7:05 PM EDT
Att. 9,825 - Unknown - 63 F

livebaseballscorecards.com

AB	32
R	0
H	5
RBI	0
BB	2
SO	4
LOB	10

Inning Stats	1	2	3	4	5	6	7	8	9
	R: 0 E: 0 K: 0 S: 7	H: 1 LOB: 1 BB: 0 P: 9	R: 0 E: 0 K: 0 S: 6	H: 1 LOB: 1 BB: 0 P: 13	R: 0 E: 0 K: 1 S: 13	H: 0 LOB: 0 BB: 0 P: 18	R: 0 E: 0 K: 0 S: 10	H: 0 LOB: 0 BB: 0 P: 15	R: 0 E: 0 K: 1 S: 8	H: 0 LOB: 0 BB: 0 P: 12
	R: 0 E: 0 K: 0 S: 10	H: 1 LOB: 1 BB: 0 P: 16	R: 0 E: 0 K: 0 S: 11	H: 0 LOB: 1 BB: 1 P: 18	R: 0 E: 0 K: 1 S: 12	H: 2 LOB: 3 BB: 1 P: 23	R: 0 E: 0 K: 1 S: 6	H: 0 LOB: 0 BB: 0 P: 8		

| | | | | | | | | | |

BOTTOM

Philadelphia Phillies @ Pittsburgh Pirates
Three Rivers Stadium, Pittsburgh, PA
Wed Apr 13 1988, 7:05 PM EDT
Att. 9,825 - Unknown - 63 F

livebaseballscorecards.com

Batter	1	2	3	4	5	6	7	8	9	AB	R	H	RBI	BB	SO	LOB
John Cangelosi, S (1, 7) OBP: 0.375, SLG: 0.167	3-2 E6 G4-6-3	1-0 FC5-4 1-2f		1-1 4-3		4-2 1B BB		0-3 K		4	1	0	0	1	1	1
Jose Lind, R (1, 4) OBP: 0.229, SLG: 0.265	1-2 E3 G4-6-3 1-3		2-2 E SF8 2B		4-2 1B 6-3 BB	0-1 BB 1-3 2-H 1B		1-2 3B 1B		4	3	3	1	1	0	1
Andy Van Slyke, L (1, 8) OBP: 0.242, SLG: 0.333	1-1 G4-6-3 1-2f 3-H		2-3 K 2-3		2-0 FC3-6 6-3 1-3 CS 1B	4-1 FC5-4 1-2 BB		0-0 1-H 3B		4	0	2	1	1	1	2
Bobby Bonilla, S (1, 5) OBP: 0.364, SLG: 0.700	0-0 6-3		0-1 SF8 3-H		0-1 6-3 1-2 3-H	2-2 FC5-4 1-2f		3-1 G3		4	0	0	2	0	0	5
Darnell Coles, R (1, 9) OBP: 0.435, SLG: 0.667		0-0 4-3 2B 2B	4-0 1B BB		4-0 FC3-6 BB		3-3 K	0-1 1-3		3	1	1	0	2	1	1
Randy Milligan, R (1, 3) OBP: 0.333, SLG: 0.200 Sid Bream, L (5, PH) OBP: 0.381, SLG: 0.650 (6, 3)	3-2 4-3 2-3	1-1 1-2 1B			0-2 FC3-6 1-2f 2-3		0-0 2B			2 2	0 0	1 1	0 0	0 0	0 0	1 2
Michael LaValliere, L (1, 2) OBP: 0.444, SLG: 0.400	2-2 E 3-H 2B	2-1 3-1			1-2 CS 3-H	3-2 SH1-3 1B 1B	0-0 F8			4	2	2	1	0	0	3
Al Pedrique, R (1, 6) OBP: 0.154, SLG: 0.083	1-1 6-3			0-0 B1-3		3-2 F8	4-0 IBB			3	0	0	0	1	0	2
Brian Fisher, R (1, 1) Jim Gott, R (8, 1)	3-1 E8 FC5-4 2-H			3-1 4-3		3-1 SH1-3 1-2	2-3 K			3 0	0 0	0 0	0 0	0 0	1 0	2 0
Inning Stats	R: 1 E: 2 K: 0 S: 9 H: 0 LOB: 0 BB: 0 P: 14	R: 2 E: 1 K: 0 S: 12 H: 2 LOB: 1 BB: 0 P: 22	R: 1 E: 1 K: 1 S: 15 H: 2 LOB: 2 BB: 1 P: 26	R: 0 E: 0 K: 0 S: 5 H: 0 LOB: 0 BB: 0 P: 9	R: 1 E: 0 K: 0 S: 10 H: 1 LOB: 1 BB: 2 P: 21	R: 1 E: 0 K: 0 S: 20 H: 2 LOB: 3 BB: 2 P: 39	R: 0 E: 0 K: 2 S: 11 H: 1 LOB: 2 BB: 1 P: 20	R: 1 E: 0 K: 1 S: 11 H: 2 LOB: 1 BB: 0 P: 15		1B: 5 2B: 4 3B: 1 HR: 0	SF: 1 SAC: 1 DP: 1 HBP: 0		WP: 0 PB: 0 SB: 0 CS: 1	PA: 42		

	AB	33
	R	7
	H	10
	RBI	5
	BB	6
	SO	4
	LOB	20

PITCHER		IP	WLS	BF	H	R	ER	SO	BB	IBB	HBP	BLK	WP	HR	S	P	ERA	WHIP
Bruce Ruffin, L ERA: 2.77	(1, 1)	4.0	L	21	5	5	3	1	2	0	0	0	0	0	44	80	6.75	1.750
Todd Frohwirth, R ERA: 6.23	(5, 1)	0.1		2	0	0	0	0	1	0	0	0	0	0	2	6	0.00	3.000
Wally Ritchie, L ERA: 3.38	(5, 1)	2.2		13	3	1	1	2	2	1	0	0	0	0	36	65	3.38	1.875
Kent Tekulve, R ERA: 2.25	(8, 1)	1.0		5	2	1	1	1	0	0	0	0	0	0	11	15	9.00	2.000

PITCHER	IP	WLS	BF	H	R	ER	SO	BB	IBB	HBP	BLK	WP	HR	S	P	ERA	WHIP

Batter	1	2	3	4	5	6	7	8	9	AB	R	H	RBI	BB	SO	LOB
Juan Samuel, R (1, 4) OBP: 0.308, SLG: 0.351	F F B S 1-3 ① K		F F F S 0-3 ① K	B X 1-0 ③ 6-3			X 0-0 ① FC6-4 BB S 1-2f		C F B B F S 2-3 ② K	5	0	0	0	0	3	1
Milt Thompson, L (1, 8) OBP: 0.471, SLG: 0.414	X 0-0 G3 1B		B X 1-0 E1 WP 6-3 1B		X 0-0 ① G3		B B F B B 4-1 BB 1-2 BB		B C X 1-1 BB 1B	4	1	3	0	1	0	0
Phil Bradley, R (1, 7) OBP: 0.314, SLG: 0.276 Jeff Calhoun, L (7, 1) Todd Frohwirth, R (8, 1) Lance Parrish, R (9, PH) OBP: 0.448, SLG: 0.667 Bob Dernier, R (9, PR)	X 0-0 ② G3 1-2		B F B B B 4-1 WP 1B BB		C B X 1-1 ② 4-3		B B B B B 4-0 1-2 2-3 BB		B F B B B B 4-1 FC6-4 1-2 BB	2 0 0 0 0	1 0 0 0 0	0 0 0 0 0	0 0 0 0 0	2 0 0 1 0	0 0 0 0 0	1 0 0 0 0
Mike Schmidt, R (1, 5) OBP: 0.333, SLG: 0.516	B X 1-0 ③ L7		B F F B B X 3-2 ② 6-3 1-2 2-H		B S B X 2-1 ③ F9		B X 1-0 ② P3		X 0-0 ③ FC6-4 1-2f	5	0	0	1	0	0	7
Von Hayes, L (1, 3) OBP: 0.441, SLG: 0.448		B B B C F B 4-2 BLK BB	B C B C X 2-2 BB 2-H 1B			C C B B B X 3-2 ① 6-3	C X 0-1 ③ F8			3	0	1	1	1	0	3
Chris James, R (1, 9) OBP: 0.207, SLG: 0.179		F B B S F C 2-3 ① K 1-2	B F P F B B 4-2 1-2 BB			B X 1-0 1B		B C X 1-1 ① 5-3		3	0	1	0	1	1	1
Darren Daulton, L (1, 2) OBP: 0.250, SLG: 0.143		B B B B 4-0 BB	C B B F S 2-3 ③ K			B X 1-0 ② F5		X 0-0 ② F8		3	0	0	0	1	1	3
Steve Jeltz, S (1, 6) OBP: 0.360, SLG: 0.409		C C S 0-3 ② K		B C X 1-1 ① F9		F B B B C X 3-2 ③ 5-3		C S S 0-3 ③ K		4	0	0	0	0	2	3
Don Carman, L (1, 1) Mike Maddux, L (3, 1) Greg Gross, L (7, PH) OBP: 0.250, SLG: 0.143 (7, 7)		C C F B F F X 1-2 ③ 4-3		X 0-0 ② 6-3			B B C F X 2-2 FC6-4 1B		C X 0-1 ① 6-3	1 1 2	0 0 0	0 0 1	0 0 0	0 0 0	0 0 0	2 0 0
Inning Stats	R: 0 H: 1 E: 0 LOB: 1 K: 1 BB: 0 S: 6 P: 8	R: 0 H: 0 E: 0 LOB: 2 K: 2 BB: 2 S: 15 P: 26	R: 2 H: 2 E: 1 LOB: 2 K: 2 BB: 2 S: 18 P: 33	R: 0 H: 0 E: 0 LOB: 0 K: 0 BB: 0 S: 4 P: 6	R: 0 H: 0 E: 0 LOB: 0 K: 0 BB: 0 S: 5 P: 8	R: 0 H: 1 E: 0 LOB: 1 K: 0 BB: 0 S: 8 P: 16	R: 0 H: 1 E: 0 LOB: 3 K: 0 BB: 2 S: 8 P: 19	R: 0 H: 0 E: 0 LOB: 0 K: 1 BB: 0 S: 6 P: 7	R: 0 H: 1 E: 0 LOB: 2 K: 1 BB: 1 S: 10 P: 17	1B: 6 SF: 0 2B: 0 SAC: 0 3B: 0 DP: 0 HR: 0 HBP: 0						WP: 1 PA: 40 PB: 0 SB: 1 CS: 0

PITCHER		IP	WLS	BF	H	R	ER	SO	BB	IBB	HBP	BLK	WP	HR	S	P	ERA	WHIP
Bob Walk, R ERA: 2.19	(1, 1)	6.0	W	26	4	2	2	5	4	0	0	1	1	0	56	97	3.00	1.333
Jeff Robinson, R ERA: 1.42	(7, 1)	3.0	S	14	2	0	0	2	3	0	0	0	0	0	24	43	0.00	1.667

PITCHER	IP	WLS	BF	H	R	ER	SO	BB	IBB	HBP	BLK	WP	HR	S	P	ERA	WHIP

TOP

Philadelphia Phillies @ Pittsburgh Pirates
Three Rivers Stadium, Pittsburgh, PA
Thu Apr 14 1988, 7:05 PM EDT
Att. 6,222 - Unknown - 47 F

livebaseballscorecards.com

AB	33
R	2
H	6
RBI	2
BB	7
SO	7
LOB	21

BOTTOM

Philadelphia Phillies @ Pittsburgh Pirates
Three Rivers Stadium, Pittsburgh, PA
Thu Apr 14 1988, 7:05 PM EDT
Att. 6,222 - Unknown - 47 F

livebaseballscorecards.com

Batter	1	2	3	4	5	6	7	8	9	AB	R	H	RBI	BB	SO	LOB
Barry Bonds, L (1, 7) OBP: 0.429, SLG: 0.971	HR	6-3		F8			HR	P6		5	2	2	2	0	0	3
Jose Lind, R (1, 4) OBP: 0.231, SLG: 0.263	BB, 1B		6-3	1-3			F8			4	0	1	0	0	0	0
Andy Van Slyke, L (1, 8) OBP: 0.270, SLG: 0.333	BB		2B, BB, 1B		K		G3			3	1	1	0	1	1	0
Bobby Bonilla, S (1, 5) OBP: 0.351, SLG: 0.676	L9		BB, 2B		K		K			4	0	1	0	0	2	2
Darnell Coles, R (1, 9) OBP: 0.407, SLG: 0.571	F7		BB, IBB		K			F9		3	0	0	0	1	1	2
Dave Hostetler, R (1, 3) Sid Bream, L (6, PH) (7, 3) OBP: 0.435, SLG: 0.773	K		K			1B, 2B		BB, 2B		2 2	0 0	0 2	0 0	0 0	2 0	5 0
Junior Ortiz, R (1, 2) OBP: 0.500, SLG: 1.000 Michael LaValliere, L (8, PH) (9, 2) OBP: 0.464, SLG: 0.400		HR	1-2, 2-3, 3-H, BB			SAFE, 2-3, 1B		BB, IBB		2 0	1 0	2 0	2 0	1 1	0 0	0 0
Al Pedrique, R (1, 6) OBP: 0.133, SLG: 0.071		5-3	K			K		P5		4	0	0	0	0	2	6
Bob Walk, R (1, 1) R.J. Reynolds, S (6, PH) (7, 1) OBP: 0.357, SLG: 0.182 Jeff Robinson, R (7, 1)		P3		6-3		K		1-2, 2-3, BB		2 1 0	0 0 0	0 0 0	0 0 0	0 0 1	0 1 0	0 1 0
Inning Stats	R: 1 E: 0 K: 1 S: 14 H: 2 LOB: 2 BB: 1 P: 24	R: 1 E: 0 K: 0 S: 9 H: 1 LOB: 0 BB: 0 P: 15	R: 1 E: 0 K: 2 S: 16 H: 2 LOB: 3 BB: 2 P: 30	R: 0 E: 0 K: 0 S: 4 H: 0 LOB: 0 BB: 0 P: 7	R: 0 E: 0 K: 3 S: 10 H: 0 LOB: 0 BB: 0 P: 15	R: 0 E: 0 K: 2 S: 9 H: 2 LOB: 1 BB: 0 P: 17	R: 1 E: 0 K: 1 S: 8 H: 1 LOB: 0 BB: 0 P: 15	R: 0 E: 0 K: 0 S: 10 H: 1 LOB: 3 BB: 2 P: 23		1B: 3 2B: 3 3B: 0 HR: 3	SF: 0 SAC: 0 DP: 0 HBP: 0				WP: 0 PB: 0 SB: 0 CS: 0	PA: 37	

	AB	32
	R	4
	H	9
	RBI	4
	BB	5
	SO	9
	LOB	19

PITCHER		IP	WLS	BF	H	R	ER	SO	BB	IBB	HBP	BLK	WP	HR	S	P	ERA	WHIP
Don Carman, L ERA: 3.86	(1, 1)	2.2	L	16	5	3	3	2	2	1	0	0	0	2	36	66	10.12	2.625
Mike Maddux, R ERA:	(3, 1)	3.1		11	2	0	0	6	0	0	0	0	0	0	26	42	0.00	0.600
Jeff Calhoun, L ERA: 15.43	(7, 1)	1.1		6	2	1	1	1	0	0	0	0	0	1	13	24	6.75	1.500
Todd Frohwirth, R ERA: 5.4	(8, 1)	0.2		4	0	0	0	0	1	1	0	0	0	0	5	14	0.00	1.500

PITCHER	IP	WLS	BF	H	R	ER	SO	BB	IBB	HBP	BLK	WP	HR	S	P	ERA	WHIP

Batter	1	2	3	4	5	6	7	8	9	AB	R	H	RBI	BB	SO	LOB
Barry Bonds, L (1, 7) OBP: 0.385, SLG: 0.868	B S F F C 1-3 ① K		B X 1-0 ② 4-3			C B B F X 2-2 ① F7		C B F F F X 1-2 ① G3		4	0	0	0	0	1	0
Jose Lind, R (1, 4) OBP: 0.233, SLG: 0.262	C B F B B X 3-2 BB 1B		B B X 2-0 ③ L9			B X 1-0 ② F6		C C X 0-2 ② 1-3		4	0	1	0	0	0	0
Andy Van Slyke, L (1, 8) OBP: 0.293, SLG: 0.378	1 SAFE S B 1 SAFE C 1 SAFE F 1 SAFE F 1-3 F 1 SAFE C ② K			S C B B X 2-2 S 1B		B B B C C X 3-1 WP 2B		X 0-0 ③ F6		4	0	2	0	0	1	1
Bobby Bonilla, S (1, 5) OBP: 0.341, SLG: 0.622	B C 1 SAFE B 1 SAFE 1 SAFE F B 1 SAFE 4-2 B 1-2 BB			C F B 1 SAFE 1 SAFE B B F F 3-3 S ① K 1-2		C S S 0-3 K 2-3			F B C B F B X 3-2 ① F8	3	0	0	0	1	2	2
Sid Bream, L (1, 3) OBP: 0.370, SLG: 0.654	C C B X 1-2 ③ 6-3			F B 2 SAFE B X 2-1 ② F4		B B X 2-0 ③ F8			X 0-0 ② G3	4	0	0	0	0	0	5
Darnell Coles, R (1, 9) OBP: 0.419, SLG: 0.560		B B B C C X 3-1 ① F6		C B C F S 1-3 ③ K			C B X 1-1 4-3 1B		C S F X 0-2 1B 1B	4	0	2	0	0	1	1
Michael LaValliere, L (1, 2) OBP: 0.438, SLG: 0.375		C B X 1-1 ② P8			X 0-0 ① 4-3		1 SAFE 1 SAFE 1 SAFE B B B C 1 SAFE M 3-2 1 SAFE X ① 4-3 1-2		X 0-0 1-2 1B	4	0	1	0	0	0	1
Rafael Belliard, R (1, 6)		B C X 1-1 ③ G3			X 0-0 ② 4-3		B B C X 2-1 ② F5		B B C F X 2-2 ③ L9	4	0	0	0	0	0	3
John Smiley, L (1, 1) John Cangelosi, S (7, PH) OBP: 0.333, SLG: 0.143 Miguel Garcia, L (7, 1)			B X 1-0 ① G3		B X 1-0 ③ F8		C B X 1-1 ③ 6-3			2 1 0	0 0 0	0 0 0	0 0 0	0 0 0	0 0 0	0 1 0
Inning Stats	R: 0 E: 0 K: 2 S: 18 H: 1 LOB: 2 BB: 1 P: 28	R: 0 E: 0 K: 0 S: 6 H: 0 LOB: 0 BB: 0 P: 11	R: 0 E: 0 K: 0 S: 3 H: 0 LOB: 0 BB: 0 P: 7	R: 0 E: 0 K: 2 S: 14 H: 1 LOB: 1 BB: 0 P: 22	R: 0 E: 0 K: 0 S: 3 H: 0 LOB: 0 BB: 0 P: 4	R: 0 E: 0 K: 1 S: 10 H: 1 LOB: 2 BB: 0 P: 18	R: 0 E: 0 K: 0 S: 9 H: 1 LOB: 1 BB: 0 P: 16	R: 0 E: 0 K: 0 S: 9 H: 0 LOB: 0 BB: 0 P: 10	R: 0 E: 0 K: 0 S: 13 H: 2 LOB: 2 BB: 0 P: 18	1B: 5 2B: 1 3B: 0 HR: 0 SF: 0 SAC: 0 DP: 0 HBP: 0						

TOP

Pittsburgh Pirates @ Chicago Cubs

Wrigley Field, Chicago, IL

Fri Apr 15 1988, 3:33 AM CDT

Att. 35,084 - Overcast - 44 F

livebaseballscorecards.com

AB	34
R	0
H	6
RBI	0
BB	1
SO	5
LOB	14

PITCHER	IP	WLS	BF	H	R	ER	SO	BB	IBB	HBP	BLK	WP	HR	S	P	ERA	WHIP
Rick Sutcliffe, R (1, 1) ERA: 5.4	9.0	W	35	6	0	0	5	1	0	0	0	1	0	85	134	0.00	0.778

PITCHER	IP	WLS	BF	H	R	ER	SO	BB	IBB	HBP	BLK	WP	HR	S	P	ERA	WHIP

Pittsburgh Pirates @ Chicago Cubs

Wrigley Field, Chicago, IL

Fri Apr 15 1988, 3:33 AM CDT
Att. 35,084 - Overcast - 44 F

Batter	1	2	3	4	5	6	7	8	9	AB	R	H	RBI	BB	SO	LOB
Shawon Dunston, R (1, 6) OBP: 0.325, SLG: 0.600	6-3		HR 23 S 1B 3-H		HR		1B 23 S 1B	FC4-6 1-2f		5	2	3	2	0	0	3
23 Ryne Sandberg, R (1, 4) OBP: 0.250, SLG: 0.350	F9		P9 1-2		1B		K 1-2			4	0	1	0	0	1	2
Andre Dawson, R (1, 9) OBP: 0.415, SLG: 0.750	6-3 BLK 1B		HR 2-H		F9		1B 2-H			3	1	2	2	0	0	1
Darrin Jackson, R (6, 9) OBP: 0.500, SLG: 0.500										1	0	1	0	0	0	0
Jody Davis, R (1, 2) OBP: 0.387, SLG: 0.423	6-3 1-3		L7			3-1		FC5-4 BB		3	0	0	0	1	0	1
Vance Law, R (1, 5) OBP: 0.325, SLG: 0.475		1-3		F4		1B 1B		FC5-4 E SF7 1-2f		4	1	1	0	0	0	1
Manny Trillo, R (1, 3) OBP: 0.167, SLG: 0.100		L5		K		G3-6-1 1-2 1B		E8 BB 1-3		4	0	1	0	0	1	1
Rafael Palmeiro, L (1, 7) OBP: 0.385, SLG: 0.455		4-3		G3		G3-6-1 1-2f		SF7 3-H		3	0	0	1	0	0	2
Dave Martinez, L (1, 8) OBP: 0.333, SLG: 0.524			SH3-4 BLK 1B HBP		K		HR	BB HBP		2	2	1	1	0	1	0
Rick Sutcliffe, L (1, 1) OBP: 0.333, SLG: 0.250			SH3-4 1-3		4-3		K	FC4-6 BB 1-2 2-3		2	0	0	0	1	1	0

BOTTOM

AB	31
R	6
H	10
RBI	6
BB	2
SO	4
LOB	11

livebaseballscorecards.com

Inning Stats	1	2	3	4	5	6	7	8	9	
	R: 0 H: 1 E: 0 LOB: 1 K: 0 BB: 0 S: 10 P: 15	R: 0 H: 0 E: 0 LOB: 0 K: 0 BB: 0 S: 9 P: 11	R: 3 H: 2 E: 0 LOB: 0 K: 0 BB: 0 S: 12 P: 15	R: 0 H: 0 E: 0 LOB: 0 K: 1 BB: 0 S: 7 P: 10	R: 1 H: 2 E: 0 LOB: 1 K: 1 BB: 0 S: 13 P: 21	R: 0 H: 2 E: 0 LOB: 1 K: 0 BB: 0 S: 6 P: 7	R: 1 H: 3 E: 0 LOB: 2 K: 2 BB: 0 S: 16 P: 25	R: 1 H: 0 E: 1 LOB: 3 K: 0 BB: 2 S: 12 P: 26		1B: 7 SF: 1 2B: 0 SAC: 1 3B: 0 DP: 1 HR: 3 HBP: 2	WP: 0 PA: 37 PB: 0 SB: 2 CS: 0

PITCHER		IP	WLS	BF	H	R	ER	SO	BB	IBB	HBP	BLK	WP	HR	S	P	ERA	WHIP
John Smiley, L ERA: 4.5	(1, 1)	6.0	L	25	7	4	4	2	0	0	1	2	0	2	57	79	6.00	1.167
Miguel Garcia, L ERA: 4.5	(7, 1)	2.0		12	3	2	1	2	2	0	1	0	0	1	28	51	4.50	2.500

PITCHER	IP	WLS	BF	H	R	ER	SO	BB	IBB	HBP	BLK	WP	HR	S	P	ERA	WHIP

Batter	1	2	3	4	5	6	7	8	9	AB	R	H	RBI	BB	SO	LOB
Barry Bonds, L (1, 7) OBP: 0.349, SLG: 0.786	B S F B X 2-2 ① 4-3		B B F S F X 2-2 ② F7	X 0-0 ③ 4-3			C B B C X 2-2 ① 4-3			4	0	0	0	0	0	1
Jose Lind, R (1, 4) OBP: 0.213, SLG: 0.239	B S C S 1-3 ② K		C B F F X 1-2 ③ 1-3		B C X 1-1 ① 6-3		C B X 1-1 ② F4			4	0	0	0	0	1	0
Andy Van Slyke, L (1, 8) OBP: 0.311, SLG: 0.375	C B B F C 2-3 ③ K			B C B S X 2-2 BB 2B 1B	B C F X 1-2 ② F8		B B B B 4-0 CS BB			3	1	1	0	1	1	0
Bobby Bonilla, S (1, 5) OBP: 0.378, SLG: 0.650		S C B B B X 3-2 3-1 2B		B B B B 4-0 2B 1-2 HR BB	X 0-0 1B 1B		C S B P P 3-2 ③ CS 1-2	B F F B S 2-3 ① K		3	1	2	0	1	1	0
Sid Bream, L (1, 3) OBP: 0.419, SLG: 0.700		F X 0-1 3-1 1B		X 0-0 ② HR 1-3 2-H 2B	S B B F X 2-2 1-3 1B			X 0-0 ② F7		4	1	3	1	0	0	0
R.J. Reynolds, S (1, 9) OBP: 0.333, SLG: 0.400		S F X 0-2 ① 3-1 1-2 2-3		B X 1-0 2-H 3-H HR	F X 0-1 ③ L7			F S X 0-2 ③ 4-3		4	1	1	3	0	0	4
Michael LaValliere, L (1, 2) OBP: 0.444, SLG: 0.346	I I I I 4-0 G1-2-3 IBB			B B F B B 4-1 G1-6-3 BB		C X 0-1 ① 6-3			C B S B X 2-2 ① F6	2	0	0	0	2	0	0
Rafael Belliard, R (1, 6)	B X 1-0 ② ③ G1-2-3 1-2f			F S X 0-2 ① ② G1-6-3 1-2f		X 0-0 ② 6-3			X 0-0 ② 5-3	4	0	0	0	0	0	4
Doug Drabek, R (1, 1) OBP: 0.125, SLG: 0.125			B X 1-0 ① G3	X 0-0 1B		S S S 0-3 ③ K			S F C 0-3 ③ K	4	0	1	0	0	2	0
Inning Stats	R: 0 H: 0 E: 0 LOB: 0 K: 2 BB: 0 S: 9 P: 14	R: 0 H: 2 E: 0 LOB: 2 K: 0 BB: 1 S: 9 P: 17	R: 0 H: 0 E: 0 LOB: 0 K: 0 BB: 0 S: 9 P: 13	R: 4 H: 4 E: 0 LOB: 1 K: 0 BB: 2 S: 11 P: 22	R: 0 H: 2 E: 0 LOB: 2 K: 0 BB: 0 S: 11 P: 15	R: 0 H: 0 E: 0 LOB: 0 K: 1 BB: 0 S: 6 P: 6	R: 0 H: 0 E: 0 LOB: 0 K: 0 BB: 1 S: 9 P: 17	R: 0 H: 0 E: 0 LOB: 0 K: 1 BB: 0 S: 7 P: 9	R: 0 H: 0 E: 0 LOB: 0 K: 1 BB: 0 S: 7 P: 9						

TOP

Pittsburgh Pirates @ Chicago Cubs

Wrigley Field, Chicago, IL

Sat Apr 16 1988, 3:33 AM CDT

Att. 30,564 - Sunny - 55 F

livebaseballscorecards.com

AB	32
R	4
H	8
RBI	4
BB	4
SO	5
LOB	9

| | | | | | |

Batter	1	2	3	4	5	6	7	8	9	AB	R	H	RBI	BB	SO	LOB
Dave Martinez, L (1, 8) OBP: 0.327, SLG: 0.500	2-2 4-3		1-2 L8			2-1 F8			0-0 1B	4	0	1	0	0	0	0
23 Ryne Sandberg, R (1, 4) OBP: 0.250, SLG: 0.341	1-1 G4-3 1B		0-0 F8			1-0 F7			0-2 L4	4	0	1	0	0	0	1
Andre Dawson, R (1, 9) OBP: 0.378, SLG: 0.682	1-0 G4-3 1-2f			1-1 6-3			0-2 F6		0-2 F1	4	0	0	0	0	0	2
Leon Durham, L (1, 3) OBP: 0.400, SLG: 0.742		1-3 K		1-2 L8			0-2 3-1 2B		2-1 F4	4	0	1	0	0	1	1
Rafael Palmeiro, L (1, 7) OBP: 0.381, SLG: 0.429		4-2 1B BB		0-0 F8			1-0 3-1 2-3			2	0	0	0	1	0	1
Jody Davis, R (1, 2) OBP: 0.353, SLG: 0.379		3-2 L9			0-2 6-3		3-3 K			3	0	0	0	0	1	2
Vance Law, R (1, 5) OBP: 0.326, SLG: 0.465		0-2 1-3 1B			0-1 F4			0-2 F4		3	0	1	0	0	0	0
Shawon Dunston, R (1, 6) OBP: 0.326, SLG: 0.581		2-2 F8			0-0 6-3			0-1 G6-3 1B		3	0	1	0	0	0	2
Greg Maddux, R (1, 1) OBP: 0.222, SLG: 0.333			1-1 6-3			0-0 F6		3-2 G6-3 1-2f		1	0	0	0	0	0	0
Darrin Jackson, R (6, PH) OBP: 0.333, SLG: 0.333										1	0	0	0	0	0	0
Al Nipper, R (7, 1)										0	0	0	0	0	0	0
Jerry Mumphrey, S (8, PH) OBP: 0.400, SLG: 0.250										1	0	0	0	0	0	1
Frank DiPino, L (9, 1)										0	0	0	0	0	0	0
Inning Stats	R: 0 E: 0 K: 0 S: 6 H: 1 LOB: 0 BB: 0 P: 10	R: 0 E: 0 K: 1 S: 21 H: 1 LOB: 2 BB: 1 P: 31	R: 0 E: 0 K: 0 S: 8 H: 0 LOB: 0 BB: 0 P: 10	R: 0 E: 0 K: 0 S: 8 H: 0 LOB: 0 BB: 0 P: 10	R: 0 E: 0 K: 0 S: 6 H: 0 LOB: 0 BB: 0 P: 6	R: 0 E: 0 K: 0 S: 4 H: 0 LOB: 0 BB: 0 P: 7	R: 0 E: 0 K: 1 S: 10 H: 1 LOB: 1 BB: 0 P: 14	R: 0 E: 0 K: 0 S: 9 H: 1 LOB: 0 BB: 0 P: 12	R: 0 E: 0 K: 0 S: 9 H: 1 LOB: 1 BB: 0 P: 11	1B: 4 2B: 1 3B: 0 HR: 0	SF: 0 SAC: 0 DP: 2 HBP: 0						

PITCHER	IP	WLS	BF	H	R	ER	SO	BB	IBB	HBP	BLK	WP	HR	S	P	ERA	WHIP
Doug Drabek, R (1, 1) ERA: 2.84	9.0	W	31	5	0	0	2	1	0	0	0	0	0	81	111	0.00	0.667

PITCHER	IP	WLS	BF	H	R	ER	SO	BB	IBB	HBP	BLK	WP	HR	S	P	ERA	WHIP

BOTTOM

Pittsburgh Pirates @ Chicago Cubs

Wrigley Field, Chicago, IL

Sat Apr 16 1988, 3:33 AM CDT

Att. 30,564 - Sunny - 55 F

livebaseballscorecards.com

AB	30
R	0
H	5
RBI	0
BB	1
SO	2
LOB	10

WP: 0 PA: 31
PB: 0
SB: 0
CS: 0

Batter	1	2	3	4	5	6	7	8	9	AB	R	H	RBI	BB	SO	LOB
Barry Bonds, L (1, 7) OBP: 0.367, SLG: 0.875	F S F F C 0-3 ① K	B X 1-0 3B		C X 0-1 HR	F F C 0-3 ① K	F F B S 1-3 ② K		F S B F F X 1-2 4-3 2B		6	1	3	1	0	3	1
Jose Lind, R (1, 4) OBP: 0.226, SLG: 0.235	B F B F F F F F F 4-2 B B CS BB	C X 0-1 ③ 4-3		B X 1-0 HR 1B	C X 0-1 E6 BLK HR	C S 1 SAFE B F S 1-3 ③ K		C X 0-1 ① 4-3 2-3		5	2	1	0	1	1	3
Andy Van Slyke, L (1, 8) OBP: 0.333, SLG: 0.522	B 1 SAFE 1 SAFE C B B C F X 3-2 ② 1-2 HR		B B C B F C F X 3-2 2B 1B	B B C B 1 SAFE S X 3-2 1-H HR	B C 1 SAFE C C C 1-3 ② K		X 0-0 ① G3	X 0-0 ② F2		6	3	3	3	0	1	2
Bobby Bonilla, S (1, 5) OBP: 0.392, SLG: 0.717	X 0-0 BB 1B 1B		X 0-0 1-H 1B 2B	B B X 2-0 ① F8	1 SAFE F B S X 1-2 1-H HR		C B F B F F X 2-2 ② 5-3	F B B F X 2-2 ③ L8		6	3	3	3	0	0	1
Sid Bream, L (1, 3) OBP: 0.432, SLG: 0.647	C B B C B F B 4-2 1B 1-2 BB		B F C X 1-2 ① F6	F B F B S 2-3 ② K	B S B B B 4-1 BLK 2B BB		C B X 1-1 BB 1B 1B		C F X 0-2 ① 5-3	4	2	1	0	2	1	1
R.J. Reynolds, S (1, 9) OBP: 0.458, SLG: 0.600	F X 0-1 1-3 2-H 1B	X 0-0 BLK S 2-H 1B	C F X 0-2 HBP 2B	S S X 0-2 WP 1-H 2B			B B S S B F F B 4-2 1B 1-2 1B BB		B F B B C X 3-2 ② G3	5	1	4	3	1	0	0
Michael LaValliere, L (1, 2) OBP: 0.452, SLG: 0.333	B C B B X 3-1 ③ P9		1 SAFE P B B I 4-0 BLK 1-2 IBB	B B C F F B 4-2 HBP BB	B B X 2-0 ③ 3-1 2-3		F F X 0-2 1B 1-3 2-H 1B		B C C F B X 2-2 ③ 4-3	4	0	1	1	2	0	3
Rafael Belliard, R (1, 6) OBP: 0.188, SLG: 0.133		C B C X 1-2 ① F6	B B F L S 2-3 ② K 1-2 2-3	C C F F H 1-2 1-2 2-3 HBP		C S X 0-2 1B	C B X 1-1 1-2 3-H 1B			4	0	2	1	0	1	2
Vicente Palacios, R (1, 1) Jeff Robinson, R (4, 1) Jim Gott, R (7, 1)		B C F B X 2-2 ② 4-3	X 0-0 ③ G3	C F B S 1-3 ③ K		L B L L 1-3 ① K	F S B X 1-2 ③ 4-3			3 2 0	0 0 0	0 0 0	0 0 0	0 0 0	1 1 0	5 3 0
Inning Stats	R: 2 H: 3 E: 0 LOB: 2 K: 1 BB: 2 S: 24 P: 38	R: 0 H: 1 E: 0 LOB: 1 K: 0 BB: 0 S: 9 P: 13	R: 2 H: 3 E: 0 LOB: 2 K: 1 BB: 1 S: 13 P: 22	R: 3 H: 4 E: 0 LOB: 3 K: 2 BB: 1 S: 23 P: 37	R: 3 H: 2 E: 1 LOB: 1 K: 2 BB: 1 S: 16 P: 24	R: 0 H: 1 E: 0 LOB: 1 K: 3 BB: 0 S: 13 P: 16	R: 2 H: 3 E: 0 LOB: 2 K: 0 BB: 1 S: 20 P: 29	R: 0 H: 1 E: 0 LOB: 1 K: 0 BB: 0 S: 11 P: 14	R: 0 H: 0 E: 0 LOB: 0 K: 0 BB: 0 S: 10 P: 15	1B: 9 SF: 0 2B: 4 SAC: 0 3B: 1 DP: 0 HR: 4 HBP: 1						

PITCHER		IP	WLS	BF	H	R	ER	SO	BB	IBB	HBP	BLK	WP	HR	S	P	ERA	WHIP
Calvin Schiraldi, R ERA: 12.27	(1, 1)	3.0	L	19	8	5	5	2	2	1	0	1	0	2	48	75	15.00	3.333
Drew Hall, L ERA: 14.73	(4, 1)	1.0		8	3	2	2	2	1	0	1	0	0	1	21	35	18.00	4.000
Mike Bielecki, R ERA: 4.76	(5, 1)	2.0		11	3	3	0	5	1	0	0	2	1	1	29	40	0.00	2.000
Frank DiPino, L ERA: 6.43	(7, 1)	2.0		11	4	2	2	0	1	0	0	0	0	0	31	43	9.00	2.500
Les Lancaster, R ERA: 1.08	(9, 1)	1.0		3	0	0	0	0	0	0	0	0	0	0	10	15	0.00	0.000

PITCHER	IP	WLS	BF	H	R	ER	SO	BB	IBB	HBP	BLK	WP	HR	S	P	ERA	WHIP

TOP

Pittsburgh Pirates @ Chicago Cubs

Wrigley Field, Chicago, IL

Sun Apr 17 1988, 3:33 AM CDT

Att. 29,562 - Sunny - 64 F

livebaseballscorecards.com

AB	45
R	12
H	18
RBI	12
BB	6
SO	9
LOB	21

WP: 1 PA: 52
PB: 0
SB: 1
CS: 1

BOTTOM

Pittsburgh Pirates @ Chicago Cubs

Wrigley Field, Chicago, IL

Sun Apr 17 1988, 3:33 AM CDT

Att. 29,562 - Sunny - 64 F

livebaseballscorecards.com

Batter	1	2	3	4	5	6	7	8	9	AB	R	H	RBI	BB	SO	LOB
Dave Martinez, L (1, 8) OBP: 0.358, SLG: 0.500	1-0 23 G6-4-3 1B	4-0 FC5 BB		4-1 FC6-4 1-2 BB		X 0-0 4-3 ③		B F B F C 3-3 K ①		2	0	1	0	2	0	0
Frank DiPino, L (7, 1)										0	0	0	0	0	0	0
Manny Trillo, R (8, PH) OBP: 0.154, SLG: 0.091										1	0	0	0	0	1	0
Les Lancaster, R (9, 1)										0	0	0	0	0	0	0
23 Ryne Sandberg, R (1, 4) OBP: 0.264, SLG: 0.438	C F 1 SAFE F X 0-2 G6-4-3 ①② 1-2f	F F X 0-2 SF8 ② 3-H		S B S S B S 2-3 K ②			C X 0-1 2B 2B	C X 0-1 HR		4	2	2	2	0	1	4
Andre Dawson, R (1, 9) OBP: 0.388, SLG: 0.688	B X 1-0 BB 1B 1B	B X 1-0 FC5 ③ 1-2f		B X 1-0 FC6-4 ③ 1-2f			B X 1-0 4-3 S S B X 2-H 1B 2B	1-2 6-3 ②		4	1	2	1	0	0	5
Darrin Jackson, R (7, PR) OBP: 0.250, SLG: 0.250 (8, 8)										1	1	0	0	0	0	0
Leon Durham, L (1, 3) OBP: 0.375, SLG: 0.657	C B B B S F F F 4-2 F B 1B 1-2 BB	F B B B X 3-1 G3 ①	C X 0-1 L4 ①				F F X 0-2 4-3 ① 2-3	X 0-0 4-3 ③		4	0	0	0	1	0	1
Jerry Mumphrey, S (1, 7) OBP: 0.400, SLG: 0.333	X 0-0 1-2 2-H 1B	B X 1-0 F8 ②	B X 1-0 L8 ②				C S F X 0-2 1B 3-H 1B		C B C B F S 2-3 K ①	5	0	2	2	0	1	0
Vance Law, R (1, 5) OBP: 0.313, SLG: 0.438	F B 2 SAFE B X 2-1 F3 ③	X 0-0 6-3 ③	B X 1-0 6-3 ③				F C F X 0-2 FC5 1-2 1B		B F F S 1-3 K ②	5	0	1	0	0	1	2
Shawon Dunston, R (1, 6) OBP: 0.333, SLG: 0.596		B B B B 4-0 BLK 23 SF8 BB	C S B S S 1-3 K E WP			B X 1-0 3-1 3B	C X 0-1 FC5 ② 1-2f		B S C X 1-2 1-3 ③	4	2	1	0	1	1	2
Jim Sundberg, R (1, 2) OBP: 0.364, SLG: 0.300		1 SAFE C S 2 SAFE F B F B B 4-2 B SH3-4 1-3 BB	B B B C S F X 3-2 1-3 ① 1-2			C B B C S S 2-3 K ①	B X 1-0 1-3 ③			3	0	0	0	1	1	4
Calvin Schiraldi, R (1, 1) Drew Hall, L (4, 1) Rolando Roomes, R (4, PH) Mike Bielecki, R (5, 1) Rafael Palmeiro, L (6, PH) OBP: 0.386, SLG: 0.514 (7, 8) (8, 9)		X 0-0 SH3-4 ① 1-2		S B X 1-1 E5 BB 2-3		C C F X 0-2 3-1 ② 3-H		B F C X 1-2 HR		0	0	0	0	0	0	0
										0	0	0	0	0	0	0
										1	0	0	0	0	0	1
										0	0	0	0	0	0	0
										2	1	1	2	0	0	0
Inning Stats	R: 1 E: 0 K: 0 S: 16 H: 3 LOB: 2 BB: 1 P: 24	R: 1 E: 0 K: 0 S: 9 H: 0 LOB: 2 BB: 3 P: 22	R: 0 E: 0 K: 0 S: 4 H: 0 LOB: 0 BB: 0 P: 8	R: 0 E: 1 K: 2 S: 14 H: 0 LOB: 3 BB: 1 P: 26	R: 0 E: 0 K: 0 S: 4 H: 0 LOB: 0 BB: 0 P: 6	R: 1 E: 0 K: 1 S: 9 H: 1 LOB: 0 BB: 0 P: 12	R: 2 E: 0 K: 0 S: 17 H: 4 LOB: 2 BB: 0 P: 19	R: 2 E: 0 K: 1 S: 13 H: 2 LOB: 0 BB: 0 P: 18	R: 0 E: 0 K: 2 S: 11 H: 0 LOB: 0 BB: 0 P: 15	1B: 5 2B: 2 3B: 1 HR: 2	SF: 1 SAC: 1 DP: 1 HBP: 0						

	AB	36
	R	7
	H	10
	RBI	7
	BB	5
	SO	6
	LOB	19

WP: 2 PA: 43
PB: 0
SB: 0
CS: 0

PITCHER		IP	WLS	BF	H	R	ER	SO	BB	IBB	HBP	BLK	WP	HR	S	P	ERA	WHIP
Vicente Palacios, R ERA: 2.16	(1, 1)	3.1		17	3	2	2	1	4	0	0	1	2	0	36	65	5.40	2.100
Jeff Robinson, R ERA: 2.87	(4, 1)	3.0	W	15	4	3	3	2	1	0	0	0	0	0	30	44	9.00	1.667
Jim Gott, R ERA: 4.15	(7, 1)	2.2		11	3	2	2	3	0	0	0	0	0	2	31	41	6.75	1.125

PITCHER	IP	WLS	BF	H	R	ER	SO	BB	IBB	HBP	BLK	WP	HR	S	P	ERA	WHIP

Batter	1	2	3	4	5	6	7	8	9	AB	R	H	RBI	BB	SO	LOB
Vince Coleman, S (1, 7) OBP: 0.294, SLG: 0.391	K		6-3 S 1B		1-3 1B		F9		F8	5	0	2	0	0	1	3
Ozzie Smith, S (1, 6) OBP: 0.327, SLG: 0.333	S 1B		6-3		1-3		L7			4	0	1	0	0	0	4
Willie McGee, S (1, 8) OBP: 0.224, SLG: 0.191	L1-3 BB		K		4-3			L4		3	0	0	0	1	1	3
Bob Horner, R (1, 3) OBP: 0.447, SLG: 0.459	L1-3		K			4-3		F9		1	0	0	0	0	0	2
Curt Ford, L (1, 9) OBP: 0.118, SLG: 0.118										3	0	0	0	0	1	1
Terry Pendleton, S (1, 5) OBP: 0.319, SLG: 0.333		F8		G3		L4		F8		4	0	0	0	0	0	0
Tom Herr, S (1, 4) OBP: 0.400, SLG: 0.341		BB BB		K		S 1B			F6	3	0	1	0	1	1	0
Jim Lindeman, R (1, 9) OBP: 0.185, SLG: 0.269		1 SAFE F4		K		6-3			F3	4	0	0	0	0	1	2
(1, 3)																
Tony Peña, R (1, 2) OBP: 0.250, SLG: 0.265		1 SAFE FC6-4 BB			F7		S 1B		1B	3	0	2	0	1	0	0
Danny Cox, R (1, 1) OBP: 0.167, SLG: 0.167		FC6-4			E6 1-3 1B		P6			2	0	0	0	0	0	2
Rod Booker, L (7, PH)										1	0	0	0	0	0	1
Larry McWilliams, L (7, 1)										0	0	0	0	0	0	0
José Oquendo, S (9, PH) OBP: 0.421, SLG: 0.375										1	0	1	0	0	0	0
Inning Stats	R: 0 H: 1 E: 0 LOB: 1 K: 1 BB: 1 S: 8 P: 15	R: 0 H: 0 E: 0 LOB: 2 K: 0 BB: 2 S: 12 P: 21	R: 0 H: 1 E: 0 LOB: 1 K: 2 BB: 0 S: 15 P: 23	R: 0 H: 0 E: 0 LOB: 0 K: 2 BB: 0 S: 10 P: 15	R: 0 H: 1 E: 1 LOB: 2 K: 0 BB: 0 S: 11 P: 16	R: 0 H: 1 E: 0 LOB: 1 K: 0 BB: 0 S: 13 P: 17	R: 0 H: 1 E: 0 LOB: 1 K: 0 BB: 0 S: 7 P: 12	R: 0 H: 0 E: 0 LOB: 0 K: 0 BB: 0 S: 9 P: 15	R: 0 H: 2 E: 0 LOB: 2 K: 0 BB: 0 S: 16 P: 20	1B: 7 SF: 0 2B: 1 SAC: 0 3B: 0 DP: 1 HR: 0 HBP: 0						

PITCHER	IP	WLS	BF	H	R	ER	SO	BB	IBB	HBP	BLK	WP	HR	S	P	ERA	WHIP
Brian Fisher, R (1, 1) ERA: 1.25	9.0	W	37	7	0	0	5	3	0	0	0	0	0	101	154	0.00	1.111

PITCHER IP WLS BF H R ER SO BB IBB HBP BLK WP HR S P ERA WHIP

TOP

St. Louis Cardinals @ Pittsburgh Pirates

Three Rivers Stadium, Pittsburgh, PA

Tue Apr 19 1988, 7:05 PM EDT

Att. 5,048 - Unknown - 40 F

livebaseballscorecards.com

AB	34
R	0
H	7
RBI	0
BB	3
SO	5
LOB	18

WP: 0 PA: 37
PB: 0
SB: 4
CS: 0

St. Louis Cardinals @ Pittsburgh Pirates

Three Rivers Stadium, Pittsburgh, PA

Tue Apr 19 1988, 7:05 PM EDT

Att. 5,048 - Unknown - 40 F

BOTTOM

livebaseballscorecards.com

Batter	1	2	3	4	5	6	7	8	9	AB	R	H	RBI	BB	SO	LOB
Barry Bonds, L (1, 7) OBP: 0.377, SLG: 0.865	E 2B	1B		L5			K			4	1	2	1	0	1	0
Jose Lind, R (1, 4) OBP: 0.228, SLG: 0.255	E9 1B 2B	P3			6-3		5-3			4	1	1	1	0	0	2
Andy Van Slyke, L (1, 8) OBP: 0.327, SLG: 0.490	1B BB	FC3-6			3-1		L5			3	0	0	0	1	0	2
Bobby Bonilla, S (1, 5) OBP: 0.382, SLG: 0.680	BLK 1B	F8			F7			5-3		4	0	1	1	0	0	2
Sid Bream, L (1, 3) OBP: 0.415, SLG: 0.605	F8	G1-6-3 1B				F7		1-3		4	0	1	0	0	0	1
R.J. Reynolds, S (1, 9) OBP: 0.429, SLG: 0.522	BB	G1-6-3				6-3		6-3		3	0	0	0	1	0	1
Michael LaValliere, L (1, 2) OBP: 0.444, SLG: 0.333	F9	L9				BB 1B				3	0	1	0	0	0	2
Al Pedrique, R (1, 6) OBP: 0.182, SLG: 0.069		BB 1B BB		K		1B BB				1	1	0	0	2	1	0
Brian Fisher, R (1, 1)		FC3-6 1B BB		K		5-3				2	0	0	0	1	1	2
Inning Stats	R: 2 E: 1 K: 0 S: 15 H: 3 LOB: 2 BB: 2 P: 30	R: 1 E: 0 K: 0 S: 13 H: 1 LOB: 2 BB: 2 P: 24	R: 0 E: 0 K: 0 S: 7 H: 1 LOB: 0 BB: 0 P: 11	R: 0 E: 0 K: 2 S: 11 H: 0 LOB: 0 BB: 0 P: 18	R: 0 E: 0 K: 0 S: 7 H: 0 LOB: 0 BB: 0 P: 10	R: 0 E: 0 K: 0 S: 11 H: 1 LOB: 2 BB: 1 P: 21	R: 0 E: 0 K: 1 S: 5 H: 0 LOB: 0 BB: 0 P: 7	R: 0 E: 0 K: 0 S: 4 H: 0 LOB: 0 BB: 0 P: 4		1B: 4 2B: 2 3B: 0 HR: 0 SF: 0 SAC: 0 DP: 1 HBP: 0						

PITCHER		IP	WLS	BF	H	R	ER	SO	BB	IBB	HBP	BLK	WP	HR	S	P	ERA	WHIP
Danny Cox, R ERA: 4.5	(1, 1)	6.0	L	27	6	3	3	2	5	0	0	1	0	0	64	114	4.50	1.833
Larry McWilliams, L ERA:	(7, 1)	2.0		6	0	0	0	1	0	0	0	0	0	0	9	11	0.00	0.000

PITCHER	IP	WLS	BF	H	R	ER	SO	BB	IBB	HBP	BLK	WP	HR	S	P	ERA	WHIP

AB	28
R	3
H	6
RBI	3
BB	5
SO	3
LOB	12

1B: 4 2B: 2 3B: 0 HR: 0 SF: 0 SAC: 0 DP: 1 HBP: 0

WP: 0 PB: 0 SB: 0 CS: 0 PA: 33

Batter	1	2	3	4	5	6	7	8	9	AB	R	H	RBI	BB	SO	LOB
Vince Coleman, S (1, 7) OBP: 0.273, SLG: 0.360	C X 0-1 F9 ①		M M S 0-3 K ①		X 0-0 4-3 ③			B X 1-0 F8 ②		4	0	0	0	0	1	0
Ozzie Smith, S (1, 6) OBP: 0.321, SLG: 0.327	B X 1-0 4-3 ②		C C B X 1-2 1-3 ②			B X 1-0 G6-3 1B		F B B F F X 2-2 F7 ③		4	0	1	0	0	0	0
Willie McGee, S (1, 8) OBP: 0.245, SLG: 0.200	B S S S X 2-2 BLK 1B		B B B B 4-0 BB			S X 0-1 G6-3 ①② 1-2f			B C C X 1-2 L7 ①	3	0	1	0	1	0	1
Tom Herr, S (1, 4) OBP: 0.370, SLG: 0.311	B 1 SAFE C B B S F X 3-2 F7 ③ 1-2		1 SAFE P 1 SAFE 1 SAFE B 1 SAFE B C 1 SAFE 3-2 F X G3 ③			B X 1-0 F7 ③			B C X 1-1 F9 ②	4	0	0	0	0	0	2
Terry Pendleton, S (1, 5) OBP: 0.353, SLG: 0.391 Tom Lawless, R (9, PR)		X 0-0 2B 2B		B B X 2-0 4-3 ①			F B C B X 2-2 6-3 5-3 1B		F B S F X 1-2 1B 1B	4 0	1 0	3 0	0 0	0 0	0 0	0 0
Jim Lindeman, R (1, 3) OBP: 0.226, SLG: 0.333		X 0-0 G3 2-H 2B		X 0-0 F9 ②			B B B C X 3-1 5-3 ① 1-2		C B X 1-1 1-2 1B	4	0	2	1	0	0	1
José Oquendo, S (1, 9) OBP: 0.348, SLG: 0.300		X 0-0 1-3 ①		F B B B X 3-1 1-3 ③			B X 1-0 6-3 ② 2-3		X 0-0 F7 ③	4	0	0	0	0	0	4
Tony Peña, R (1, 2) OBP: 0.231, SLG: 0.243		X 0-0 G3 ② 2-3			C X 0-1 4-3 ①		B X 1-0 F3 ③			3	0	0	0	0	0	2
Greg Mathews, R (1, 1) OBP: 0.167, SLG: 0.167 Scott Terry, R (6, 1) Curt Ford, L (8, PH) OBP: 0.111, SLG: 0.111 Scott Arnold, R (8, 1)		C X 0-1 1-5-3 ③			C B B X 2-1 1-3 ②			B B B C X 3-1 G3 ①		2 0 1 0	0 0 0 0	0 0 0 0	0 0 0 0	0 0 0 0	0 0 0 0	1 0 0 0
Inning Stats	R: 0 H: 1 E: 0 LOB: 1 K: 0 BB: 0 S: 10 P: 16	R: 1 H: 2 E: 0 LOB: 1 K: 0 BB: 0 S: 6 P: 6	R: 0 H: 0 E: 0 LOB: 1 K: 1 BB: 1 S: 10 P: 17	R: 0 H: 0 E: 0 LOB: 0 K: 0 BB: 0 S: 4 P: 9	R: 0 H: 0 E: 0 LOB: 0 K: 0 BB: 0 S: 5 P: 7	R: 0 H: 1 E: 0 LOB: 0 K: 0 BB: 0 S: 4 P: 6	R: 0 H: 1 E: 0 LOB: 1 K: 0 BB: 0 S: 7 P: 14	R: 0 H: 0 E: 0 LOB: 0 K: 0 BB: 0 S: 7 P: 13	R: 0 H: 2 E: 0 LOB: 2 K: 0 BB: 0 S: 12 P: 16	1B: 5 SF: 0 2B: 2 SAC: 0 3B: 0 DP: 1 HR: 0 HBP: 0						

PITCHER		IP	WLS	BF	H	R	ER	SO	BB	IBB	HBP	BLK	WP	HR	S	P	ERA	WHIP
Bob Walk, R ERA: 1.86	(1, 1)	7.0	W	26	5	1	1	1	1	0	0	1	0	0	46	75	1.29	0.857
Jeff Robinson, R ERA: 2.55	(8, 1)	2.0		8	2	0	0	0	0	0	0	0	0	0	19	29	0.00	1.000

PITCHER	IP	WLS	BF	H	R	ER	SO	BB	IBB	HBP	BLK	WP	HR	S	P	ERA	WHIP

TOP

St. Louis Cardinals @ Pittsburgh Pirates

Three Rivers Stadium, Pittsburgh, PA

Wed Apr 20 1988, 7:05 PM EDT

Att. 15,522 - Unknown - 48 F

livebaseballscorecards.com

AB	33
R	1
H	7
RBI	1
BB	1
SO	1
LOB	11

WP: 0 PA: 34
PB: 0
SB: 0
CS: 0

Batter	1	2	3	4	5	6	7	8	9	AB	R	H	RBI	BB	SO	LOB
Barry Bonds, L (1, 7) OBP: 0.379, SLG: 0.825	B C S F B B X 3-2 ① L7		B X 1-0 4-3 BLK 1B 1B		B C F C 1-3 ① K	B B X 2-0 1B 1-2 2-3 SF9 1B	B F B C F X 2-2 ③ 4-3			5	2	2	0	0	1	1
Jose Lind, R (1, 4) OBP: 0.258, SLG: 0.271	C B F B X 2-2 ② 6-3		B 1 SAFE 1 SAFE B B C B 4-1 4-3 1-2 1B BB		B X 1-0 1-3 BB 2B 1B	C X 0-1 FC6-4 1-3 2-H 3-H 1B		B F B F F X 2-2 ① F9		4	1	2	2	1	0	0
John Cangelosi, S (1, 8) OBP: 0.417, SLG: 0.222 Andy Van Slyke, L (6, PH) OBP: 0.316, SLG: 0.471 (7, 8)	X 0-0 S 1B		C B X 1-1 ② 4-3 1-2 2-3		B 1 SAFE B B B B 4-0 1-3 1-2 2B BB	B F C S 1-3 ① K		B C S S 1-3 ② K		2 2	1 0	1 0	0 0	1 0	0 0	2 2
Bobby Bonilla, S (1, 5) OBP: 0.367, SLG: 0.648	1 SAFE 1 SAFE C 1 SAFE 1 SAFE C F X 0-2 ③ F8 1-2		B B X 2-0 ③ 2-H 3-H 1B		S X 0-1 ② 1-3 1-2 2-3	F X 0-1 ② SF9 3-H		C B B X 2-1 ③ L7		4	0	1	2	0	0	3
Darnell Coles, R (1, 9) OBP: 0.429, SLG: 0.571		X 0-0 E1 CS	B B B 4-0 F9 BB BB	B C C B X 2-2 2-H 3-H 2B	C B B X 2-1 ③ FC6-4 1-2f					3	0	1	2	1	0	1
Randy Milligan, R (1, 3) OBP: 0.375, SLG: 0.167 Jeff Robinson, R (8, 1)		C B S B F B B 4-2 ① FC5-4 1-2 BB	B B B C B 4-1 2B 1-2 BB	X 0-0 ③ 6-3			F B F X 1-2 E4 G4-6-3 BB 1B			2 0	1 0	0 0	0 0	2 0	0 0	1 0
Junior Ortiz, R (1, 2) OBP: 0.400, SLG: 0.625		F 1 SAFE X 0-1 ② FC5-4 FC5-4 1-2f	C B 2 SAFE X 1-1 ①② F9 2-3			X 0-0 E6 1B 1B	B S B F F B F B 4-2 G4-6-3 1-2 BB			3	1	0	0	1	0	3
Al Pedrique, R (1, 6) OBP: 0.216, SLG: 0.152		B C X 1-1 ③ FC5-4 1-2f	X 0-0 1-3 2B			B X 1-0 1B 1B 1-2 1B 1B	C X 0-1 ①② G4-6-3 1-2f 2-3			4	1	2	0	0	0	3
Bob Walk, R (1, 1) OBP: 0.143, SLG: 0.143 Sid Bream, L (7, PH) OBP: 0.429, SLG: 0.615 (8, 3)			S C B F F C 1-3 ① K	C S B C 1-3 ③ K		X 0-0 1B 1-2 2-H 1B 1B	X 0-0 3-H 1B			3 1	1 0	1 1	1 1	0 0	2 0	2 0
Inning Stats	R: 0 H: 1 E: 0 LOB: 1 K: 0 BB: 0 S: 12 P: 17	R: 0 H: 0 E: 1 LOB: 1 K: 0 BB: 1 S: 8 P: 13	R: 1 H: 2 E: 0 LOB: 2 K: 1 BB: 1 S: 10 P: 19	R: 0 H: 1 E: 0 LOB: 2 K: 1 BB: 2 S: 7 P: 17	R: 2 H: 2 E: 0 LOB: 1 K: 1 BB: 1 S: 10 P: 18	R: 4 H: 4 E: 1 LOB: 1 K: 1 BB: 0 S: 13 P: 19	R: 1 H: 1 E: 1 LOB: 1 K: 0 BB: 1 S: 14 P: 21	R: 0 H: 0 E: 0 LOB: 0 K: 1 BB: 0 S: 9 P: 14		1B: 9 SF: 1 2B: 2 SAC: 0 3B: 0 DP: 1 HR: 0 HBP: 0						

PITCHER		IP	WLS	BF	H	R	ER	SO	BB	IBB	HBP	BLK	WP	HR	S	P	ERA	WHIP
Greg Mathews, L ERA: 3.79	(1, 1)	5.0	L	28	9	7	5	3	5	0	0	1	0	0	51	91	9.00	2.800
Scott Terry, R ERA:	(6, 1)	2.0		9	2	1	0	1	1	0	0	0	0	0	23	33	0.00	1.500
Scott Arnold, R ERA: 3.18	(8, 1)	1.0		3	0	0	0	1	0	0	0	0	0	0	9	14	0.00	0.000

PITCHER	IP	WLS	BF	H	R	ER	SO	BB	IBB	HBP	BLK	WP	HR	S	P	ERA	WHIP

BOTTOM

St. Louis Cardinals @ Pittsburgh Pirates

Three Rivers Stadium, Pittsburgh, PA

Wed Apr 20 1988, 7:05 PM EDT

Att. 15,522 - Unknown - 48 F

livebaseballscorecards.com

AB	33
R	8
H	11
RBI	8
BB	6
SO	5
LOB	18

Batter	1	2	3	4	5	6	7	8	9	AB	R	H	RBI	BB	SO	LOB
Vince Coleman, S (1, 7) OBP: 0.283, SLG: 0.418	F B S S 1-3 ① K		1 SAFE 1 SAFE 1 SAFE C X 0-1 1-H 2B 3B		B B C X 2-1 S 1B 2B		S L F S 0-3 ① K		F S S 0-3 ① K	5	2	2	1	0	3	0
Ozzie Smith, S (1, 6) OBP: 0.361, SLG: 0.396	B B C S F C 2-3 ② K		C B X 1-1 BLK 3-H 2B		B B F B B 4-1 1B 1B 2-3 BB		B B X 2-0 3B 2B		B B X 2-0 G4-6-3 1B	4	2	3	1	1	1	0
Willie McGee, S (1, 8) OBP: 0.259, SLG: 0.255	S X 0-1 ③ 5-3		C B F S 1-3 ③ K 2-3		F F B X 1-2 1B 1-3 3-H 1B		C X 0-1 SH1-3 2-H 3B		C S X 0-2 ② ③ G4-6-3 1-2f	5	1	2	2	0	1	2
Tom Herr, S (1, 4) OBP: 0.386, SLG: 0.319		S B B B B 4-1 G4-3-6-3 BB		C X 0-1 ① 6-3	1 SAFE C B X 1-1 1-2 3-H 1B		B B X 2-0 ② SH1-3 3-H			2	0	1	2	1	0	0
Terry Pendleton, S (1, 5) OBP: 0.327, SLG: 0.360		B 1 SAFE F 1 SAFE 1 SAFE F X 1-2 ① ② G4-3-6-3 1-2f		B X 1-0 ② 6-3	B X 1-0 ③ L1		B B X 2-0 ③ L8			4	0	0	0	0	0	3
Bob Horner, R (1, 3) OBP: 0.420, SLG: 0.425 José Oquendo, S (6, 9) OBP: 0.333, SLG: 0.286		B B X 2-0 ③ 6-3		S S B C 1-3 ③ K		X 0-0 ① F8		B F B X 2-1 ① P3		3 1	0 0	0 0	0 0	0 0	1 0	0 0
Jim Lindeman, R (1, 9) OBP: 0.229, SLG: 0.412 (6, 3)			C X 0-1 ① 5-3		C B X 1-1 ① P3	C F F S 0-3 ② K		B F B X 2-1 HR		4	1	1	1	0	1	0
Tony Peña, R (1, 2) OBP: 0.279, SLG: 0.439		B B X 2-0 3B 1B			X 0-0 HR	B B X 2-0 HR		X 0-0 ② L9		4	3	3	2	0	0	0
Randy O'Neal, R (1, 1) Tom Pagnozzi, R (8, PH) Larry McWilliams, L (8, 1)			B M B M L 2-3 ② K		X 0-0 ② 5-3	X 0-0 ③ F9		B X 1-0 ③ 6-3		3 1 0	0 0 0	0 0 0	0 0 0	0 0 0	1 0 0	1 0 0
Inning Stats	R: 0 E: 0 K: 2 S: 9 H: 0 LOB: 0 BB: 0 P: 12	R: 0 E: 0 K: 0 S: 5 H: 0 LOB: 0 BB: 1 P: 12	R: 2 E: 0 K: 2 S: 13 H: 3 LOB: 1 BB: 0 P: 19	R: 0 E: 0 K: 1 S: 6 H: 0 LOB: 0 BB: 0 P: 8	R: 3 E: 0 K: 0 S: 13 H: 4 LOB: 2 BB: 1 P: 23	R: 1 E: 0 K: 1 S: 8 H: 1 LOB: 0 BB: 0 P: 10	R: 2 E: 0 K: 1 S: 9 H: 2 LOB: 0 BB: 0 P: 15	R: 1 E: 0 K: 0 S: 6 H: 1 LOB: 0 BB: 0 P: 11	R: 0 E: 0 K: 1 S: 7 H: 1 LOB: 0 BB: 0 P: 9	1B: 4 2B: 3 3B: 2 HR: 3 SF: 0 SAC: 1 DP: 2 HBP: 0						

TOP

St. Louis Cardinals @ Pittsburgh Pirates

Three Rivers Stadium, Pittsburgh, PA

Thu Apr 21 1988, 7:05 PM EDT

Att. 6,833 - Unknown - 46 F

livebaseballscorecards.com

AB	36
R	9
H	12
RBI	9
BB	2
SO	8
LOB	6

WP: 0 PB: 0 SB: 1 CS: 0 PA: 39

PITCHER		IP	WLS	BF	H	R	ER	SO	BB	IBB	HBP	BLK	WP	HR	S	P	ERA	WHIP
John Smiley, L ERA: 5.82	(1, 1)	5.0	L	23	7	5	5	5	2	0	0	1	0	1	46	74	9.00	1.800
Vicente Palacios, R ERA: 4.35	(6, 1)	2.0		9	3	3	3	2	0	0	0	0	0	1	17	25	13.50	1.500
Bob Kipper, L ERA: 3.6	(8, 1)	2.0		7	2	1	1	1	0	0	0	0	0	1	13	20	4.50	1.000

PITCHER	IP	WLS	BF	H	R	ER	SO	BB	IBB	HBP	BLK	WP	HR	S	P	ERA	WHIP

BOTTOM

St. Louis Cardinals @ Pittsburgh Pirates

Three Rivers Stadium, Pittsburgh, PA

Thu Apr 21 1988, 7:05 PM EDT

Att. 6,833 - Unknown - 46 F

livebaseballscorecards.com

Batter	1	2	3	4	5	6	7	8	9	AB	R	H	RBI	BB	SO	LOB
Barry Bonds, L (1, 7) OBP: 0.355, SLG: 0.770	K		L7		F8		K			4	0	0	0	0	2	0
Jose Lind, R (1, 4) OBP: 0.273, SLG: 0.286	G4-6-3 1B		6-3		3B 1B			L9		4	1	2	0	0	0	0
Andy Van Slyke, L (1, 8) OBP: 0.311, SLG: 0.491	G4-6-3 1-2f			P5	1-H 3B			L3		4	0	1	1	0	0	1
Bobby Bonilla, S (1, 5) OBP: 0.359, SLG: 0.621		F7		HBP 1B	F9			F9		4	1	1	0	0	0	1
Sid Bream, L (1, 3) OBP: 0.413, SLG: 0.571		1B BB		F9		6-3			L8	3	0	0	0	1	0	1
Darnell Coles, R (1, 9) OBP: 0.410, SLG: 0.516		F8		1B E HBP 1-2		6-3			F9	3	1	0	0	0	0	1
Michael LaValliere, L (1, 2) OBP: 0.458, SLG: 0.361 Junior Ortiz, R (9, PH) OBP: 0.364, SLG: 0.556		1-2 1B		E7 1-H 2-H		P4			F9	3 1	0 0	2 0	1 0	0 0	0 0	0 0
Al Pedrique, R (1, 6) OBP: 0.200, SLG: 0.139		L1		F8			P3			3	0	0	0	0	0	3
John Smiley, L (1, 1)			1-3		F7		6-3			1	0	0	0	0	0	0
John Cangelosi, S (5, PH) OBP: 0.385, SLG: 0.200										1	0	0	0	0	0	0
Vicente Palacios, R (6, 1)										0	0	0	0	0	0	0
R.J. Reynolds, S (7, PH) OBP: 0.414, SLG: 0.500										1	0	0	0	0	0	0
Bob Kipper, R (8, 1)										0	0	0	0	0	0	0
Inning Stats	R: 0 E: 0 K: 1 S: 8 / H: 1 LOB: 0 BB: 0 P: 11	R: 0 E: 0 K: 0 S: 8 / H: 1 LOB: 2 BB: 1 P: 21	R: 0 E: 0 K: 0 S: 7 / H: 0 LOB: 0 BB: 0 P: 11	R: 2 E: 1 K: 0 S: 12 / H: 2 LOB: 1 BB: 0 P: 24	R: 1 E: 0 K: 0 S: 13 / H: 2 LOB: 1 BB: 0 P: 25	R: 0 E: 0 K: 0 S: 6 / H: 0 LOB: 0 BB: 0 P: 9	R: 0 E: 0 K: 1 S: 7 / H: 0 LOB: 0 BB: 0 P: 10	R: 0 E: 0 K: 0 S: 3 / H: 0 LOB: 0 BB: 0 P: 7	R: 0 E: 0 K: 0 S: 6 / H: 0 LOB: 0 BB: 0 P: 12	1B: 5 2B: 0 3B: 1 HR: 0 / SF: 0 SAC: 0 DP: 1 HBP: 1							

PITCHER		IP	WLS	BF	H	R	ER	SO	BB	IBB	HBP	BLK	WP	HR	S	P	ERA	WHIP
Randy O'Neal, R ERA: 2.57	(1, 1)	7.0	W	28	6	3	2	2	1	0	1	0	0	0	61	111	2.57	1.000
Larry McWilliams, L ERA:	(8, 1)	2.0		6	0	0	0	0	0	0	0	0	0	0	9	19	0.00	0.000

PITCHER	IP	WLS	BF	H	R	ER	SO	BB	IBB	HBP	BLK	WP	HR	S	P	ERA	WHIP

AB	32
R	3
H	6
RBI	2
BB	1
SO	2
LOB	7

WP: 0 PA: 34
PB: 0
SB: 0
CS: 0

Chicago Cubs @ Pittsburgh Pirates

Three Rivers Stadium, Pittsburgh, PA

Fri Apr 22 1988, 7:05 PM EDT

Att. 16,250 - Unknown - 55 F

TOP

livebaseballscorecards.com

Batter	1	2	3	4	5	6	7	8	9	AB	R	H	RBI	BB	SO	LOB
Dave Martinez, L (1, 8) OBP: 0.319, SLG: 0.422	K	F5			F8			P2		4	0	0	0	0	1	0
23 Ryne Sandberg, R (1, 4) OBP: 0.246, SLG: 0.391	K		P2		L7			K		4	0	0	0	0	2	0
Andre Dawson, R (1, 9) OBP: 0.354, SLG: 0.629	K		F9		G1-3			K		4	0	0	0	0	2	0
Rafael Palmeiro, L (1, 7) OBP: 0.367, SLG: 0.472	F9		1B			P2			L9	4	0	1	0	0	0	1
Leon Durham, L (1, 3) OBP: 0.304, SLG: 0.549		1B 2B	P6			K			G4-3	4	1	1	0	0	1	1
Jody Davis, R (1, 2) OBP: 0.354, SLG: 0.452		2-H 1B		G6-3		F7			HR	4	1	2	2	0	0	0
Vance Law, R (1, 5) OBP: 0.339, SLG: 0.525		HR 2B		K			K		1B	4	1	2	0	0	2	0
Shawon Dunston, R (1, 6) OBP: 0.323, SLG: 0.567		2-H HR		FC6 1B			K		K	4	1	2	2	0	2	1
Calvin Schiraldi, R (1, 1)		K		FC6			F7			2	0	0	0	0	1	1
Darrin Jackson, R (7, PH) OBP: 0.200, SLG: 0.200										1	0	0	0	0	0	0
Les Lancaster, R (7, 1)										0	0	0	0	0	0	0
Frank DiPino, L (8, 1)										0	0	0	0	0	0	0

	AB	35
	R	4
	H	8
	RBI	4
	BB	0
	SO	11
	LOB	4

Inning Stats	1	2	3	4	5	6	7	8	9
	R: 0 E: 0 K: 3 S: 16	H: 0 LOB: 1 BB: 0 P: 20	R: 3 E: 0 K: 1 S: 15	H: 4 LOB: 0 BB: 0 P: 19	R: 0 E: 0 K: 0 S: 13	H: 1 LOB: 1 BB: 0 P: 17	R: 0 E: 0 K: 1 S: 9	H: 1 LOB: 1 BB: 0 P: 11	R: 0 E: 0 K: 0 S: 8	H: 0 LOB: 0 BB: 0 P: 12	R: 0 E: 0 K: 1 S: 10	H: 0 LOB: 0 BB: 0 P: 15	R: 0 E: 0 K: 2 S: 7	H: 0 LOB: 0 BB: 0 P: 10	R: 0 E: 0 K: 2 S: 14	H: 0 LOB: 0 BB: 0 P: 19	R: 1 E: 0 K: 1 S: 16	H: 2 LOB: 1 BB: 0 P: 21

	1B: 4	SF: 0	WP: 0	PA: 35
	2B: 2	SAC: 0	PB: 1	
	3B: 0	DP: 0	SB: 0	
	HR: 2	HBP: 0	CS: 0	

PITCHER	IP	WLS	BF	H	R	ER	SO	BB	IBB	HBP	BLK	WP	HR	S	P	ERA	WHIP
Doug Drabek, R (1, 1) ERA: 3.21	9.0	W	35	8	4	4	11	0	0	0	0	0	2	108	144	4.00	0.889

PITCHER	IP	WLS	BF	H	R	ER	SO	BB	IBB	HBP	BLK	WP	HR	S	P	ERA	WHIP

BOTTOM

Chicago Cubs @ Pittsburgh Pirates

Three Rivers Stadium, Pittsburgh, PA

Fri Apr 22 1988, 7:05 PM EDT

Att. 16,250 - Unknown - 55 F

livebaseballscorecards.com

Batter	1	2	3	4	5	6	7	8	9	AB	R	H	RBI	BB	SO	LOB
Barry Bonds, L (1, 7) OBP: 0.343, SLG: 0.723	C B F B X 2-2 ① F5		C X 0-1 ② G4-3		B B B C B 4-1 G4-3 S G2 BB	F B B C S 2-3 ③ K		B X 1-0 ① F7		4	1	0	0	1	1	2
Jose Lind, R (1, 4) OBP: 0.268, SLG: 0.279	C B B S C 2-3 ② K		B B X 2-0 ③ F8		1 SAFE 1 SAFE B C 1 SAFE C F X 1-2 ① G4-3 1-3		B X 1-0 ① G5-3	X 0-0 WP E 1B		5	1	1	0	0	1	1
Andy Van Slyke, L (1, 8) OBP: 0.318, SLG: 0.466	B B C B B 4-1 BB			B B B B 4-0 HR BB	C F X 0-2 ② G2 3-H		F B B F X 2-2 ② P5	B S F C 1-3 ② K		3	1	0	1	2	1	1
Bobby Bonilla, S (1, 5) OBP: 0.391, SLG: 0.672	B X 1-0 ③ F8			B X 1-0 1-H HR	S B B B B 4-1 BB		B F B C B F B 4-2 1B BB BB	B X 1-0 E5 FC6-4 1-H 1B		3	2	2	2	2	0	1
Sid Bream, L (1, 3) OBP: 0.392, SLG: 0.522		B S F S 1-3 ① K		F B B S B X 3-2 ① F7	X 0-0 ③ F7		B C F 1 SAFE B F B B 4-2 1B 1-2 2B BB	X 0-0 ③ FC6-4 1-2f		4	1	0	0	1	1	2
R.J. Reynolds, S (1, 9) OBP: 0.394, SLG: 0.464		B B F B X 3-1 ② G3-1		C F B F C 1-3 ② K		X 0-0 ① P3	B X 1-0 1-3 2-H 2B 1B			4	1	1	1	0	1	0
Michael LaValliere, L (1, 2) OBP: 0.500, SLG: 0.475		B B C C B X 3-2 1B		B X 1-0 2B		B B C C X 2-2 1B 1B	C B C 1 SAFE B B X 3-2 1-H 3B 3-H 2B			4	1	4	2	0	0	0
Rafael Belliard, R (1, 6) OBP: 0.300, SLG: 0.333		B C F X 1-2 ③ F8		B B B B 4-0 BB		F X 0-1 1-2 1B	B S X 1-1 2-H 3B			3	0	2	1	1	0	1
Doug Drabek, R (1, 1) OBP: 0.083, SLG: 0.083			X 0-0 ① G5-3	F X 0-1 ③ F7		L M B L 1-3 ② K	S X 0-1 ③ P2			4	0	0	0	0	1	5
Inning Stats	R: 0 E: 0 K: 1 S: 8 H: 0 LOB: 1 BB: 1 P: 17	R: 0 E: 0 K: 1 S: 11 H: 1 LOB: 1 BB: 0 P: 19	R: 0 E: 0 K: 0 S: 4 H: 0 LOB: 0 BB: 0 P: 6	R: 2 E: 0 K: 1 S: 11 H: 2 LOB: 2 BB: 2 P: 25	R: 1 E: 0 K: 0 S: 10 H: 0 LOB: 1 BB: 2 P: 19	R: 0 E: 0 K: 2 S: 12 H: 2 LOB: 2 BB: 0 P: 17	R: 4 E: 0 K: 0 S: 18 H: 3 LOB: 1 BB: 2 P: 34	R: 1 E: 1 K: 1 S: 7 H: 2 LOB: 1 BB: 0 P: 10		1B: 6 2B: 2 3B: 1 HR: 1		SF: 0 SAC: 0 DP: 0 HBP: 0			WP: 1 PB: 0 SB: 1 CS: 0	PA: 41	

	AB	34
	R	8
	H	10
	RBI	7
	BB	7
	SO	6
	LOB	13

PITCHER		IP	WLS	BF	H	R	ER	SO	BB	IBB	HBP	BLK	WP	HR	S	P	ERA	WHIP
Calvin Schiraldi, R ERA: 8.78	(1, 1)	6.0		28	5	3	3	5	5	0	0	0	0	1	56	103	4.50	1.667
Les Lancaster, R ERA: 9.26	(7, 1)	1.0	L	8	3	4	4	0	2	0	0	0	0	0	18	34	36.00	5.000
Frank DiPino, L ERA: 5.63	(8, 1)	1.0		5	2	1	0	1	0	0	0	0	1	0	7	10	0.00	2.000

PITCHER	IP	WLS	BF	H	R	ER	SO	BB	IBB	HBP	BLK	WP	HR	S	P	ERA	WHIP

Batter	1	2	3	4	5	6	7	8	9	AB	R	H	RBI	BB	SO	LOB
Dave Martinez, L (1, 8) OBP: 0.342, SLG: 0.456	B C B X 2-1 2B 2B 1B		C B C B X 2-2 23 FC5-4 1B		B B C X 2-2 ③ G4-3		B B F X 2-1 3-H 2B			4	1	3	1	0	0	0
23 Ryne Sandberg, R (1, 4) OBP: 0.233, SLG: 0.368	B 1 SAFE 1 SAFE F F 1 SAFE F S 1-3 ① K		1 SAFE B B X 2-0 ② FC5-4 S 1-2f 1B			B B C X 2-1 ① G5-3	C S B X 1-2 ③ G6-3			4	1	0	0	0	1	4
Andre Dawson, R (1, 9) OBP: 0.362, SLG: 0.636	B F X 1-1 1-3 2B 2B		B B F S F B X 3-2 1-H 1B			S S F F F X 0-2 ② F7	B C S B F X 2-2 ① G4-3			4	0	2	1	0	0	0
Rafael Palmeiro, L (1, 7) OBP: 0.375, SLG: 0.491	C F F F B F X 1-2 ② 2-H 3-H 2B		B C X 1-1 ③ G4-3			F C B F X 1-2 S 1B	B S X 1-1 ② F7			4	0	2	1	0	0	1
Leon Durham, L (1, 3) OBP: 0.283, SLG: 0.509	X 0-0 ③ G3			C B B B F F F F S 3-3 ① K		C B S B S 2-3 ③ K 1-2	F B B F S 2-3 ③ K			4	0	0	0	0	3	2
Jody Davis, R (1, 2) OBP: 0.392, SLG: 0.477 Rolando Roomes, R (7, PR) Jim Sundberg, R (7, 2) OBP: 0.333, SLG: 0.273		F B S F B B X 3-2 CS 1B		B B X 2-0 G6-4-3 1B			B B B B 4-0 G4-3 1B BB		S B F X 1-2 ① G6-3	2 0 1	0 1 0	2 0 0	0 0 0	1 0 0	0 0 0	0 0 0
Vance Law, R (1, 5) OBP: 0.333, SLG: 0.508		B F B S X 2-2 ① G4-6-3 1-2 1B		X 0-0 ②③ G6-4-3 1-2f			B X 1-0 ① G4-3 1-2		F B S S 1-3 ② K	4	0	1	0	0	1	2
Shawon Dunston, R (1, 6) OBP: 0.318, SLG: 0.547		C X 0-1 ②③ G4-6-3 1-2f			B X 1-0 ① P3		B X 1-0 G4-3 2B 2-H 1B		S B F X 1-2 ③ G6-3	4	1	1	1	0	0	1
Al Nipper, R (1, 1) Jamie Moyer, L (6, 1) Jerry Mumphrey, S (7, PH) OBP: 0.308, SLG: 0.250 Rich Gossage, R (7, 1)			B C F S 1-3 ① K		F X 0-1 ② G5-3		F X 0-1 ② G4-3 2-3			2 0 1 0	0 0 0 0	0 0 0 0	0 0 0 0	0 0 0 0	1 0 0 0	0 0 2 0
Inning Stats	R: 1 H: 3 E: 0 LOB: 1 K: 1 BB: 0 S: 15 P: 20	R: 0 H: 2 E: 0 LOB: 0 K: 0 BB: 0 S: 10 P: 15	R: 1 H: 2 E: 0 LOB: 1 K: 1 BB: 0 S: 13 P: 22	R: 0 H: 1 E: 0 LOB: 0 K: 1 BB: 0 S: 8 P: 13	R: 0 H: 0 E: 0 LOB: 0 K: 0 BB: 0 S: 6 P: 9	R: 0 H: 1 E: 0 LOB: 1 K: 1 BB: 0 S: 15 P: 20	R: 2 H: 2 E: 0 LOB: 2 K: 0 BB: 1 S: 9 P: 18	R: 0 H: 0 E: 0 LOB: 0 K: 1 BB: 0 S: 9 P: 14	R: 0 H: 0 E: 0 LOB: 0 K: 1 BB: 0 S: 9 P: 12	1B: 8 SF: 0 2B: 3 SAC: 0 3B: 0 DP: 2 HR: 0 HBP: 0						

TOP

Chicago Cubs @ Pittsburgh Pirates

Three Rivers Stadium, Pittsburgh, PA

Sat Apr 23 1988, 3:33 AM EDT

Att. 20,214 - Sunny - 70 F

livebaseballscorecards.com

AB	34
R	4
H	11
RBI	4
BB	1
SO	6
LOB	12

PITCHER		IP	WLS	BF	H	R	ER	SO	BB	IBB	HBP	BLK	WP	HR	S	P	ERA	WHIP
Brian Fisher, R ERA: 1.65	(1, 1)	5.2		22	9	2	2	3	0	0	0	0	0	0	64	94	3.18	1.588
Bob Kipper, L ERA: 3.38	(6, 1)	0.1		1	0	0	0	1	0	0	0	0	0	0	3	5	0.00	0.000
Jeff Robinson, R ERA: 3.38	(7, 1)	1.0		6	2	2	2	0	1	0	0	0	0	0	9	18	18.00	3.000
Jim Gott, R ERA: 3.38	(8, 1)	2.0	W	6	0	0	0	2	0	0	0	0	0	0	18	26	0.00	0.000

PITCHER	IP	WLS	BF	H	R	ER	SO	BB	IBB	HBP	BLK	WP	HR	S	P	ERA	WHIP

WP: 0 PA: 35
PB: 0
SB: 2
CS: 1

BOTTOM

Batter	1	2	3	4	5	6	7	8	9	AB	R	H	RBI	BB	SO	LOB
Barry Bonds, L (1, 7) OBP: 0.324, SLG: 0.681	F B B X 2-1 ① F8		B C X 1-1 ① L7		X 0-0 ③ FC4-6 1-2f		B C X 1-1 ② L8			4	0	0	0	0	0	3
Jose Lind, R (1, 4)	B X 1-0 ② G6-3		B B X 2-0 ② FC5-4 1-2f			C B C F B X 2-2 ① G6-3	B S B F C 2-3 ③ K			4	0	0	0	0	1	2
Andy Van Slyke, L (1, 8) OBP: 0.329, SLG: 0.459	B B B B 4-0 BB		B C 1 SAFE B F B X 3-2 ③ F8			X 0-0 ② P6		B B C C X 2-2 SH3 S 1B 1B		3	1	1	0	1	0	1
Bobby Bonilla, S (1, 5) OBP: 0.397, SLG: 0.703	B 1 SAFE C B 1 SAFE S 1 SAFE X 2-2 ③ P2			B X 1-0 ① P5		X 0-0 HR		C B B S B F B 4-2 SH3 1B 1-2 BB		3	2	1	1	1	0	1
Sid Bream, L (1, 3) OBP: 0.389, SLG: 0.531		B B F B X 3-1 ① G5-3		X 0-0 ② G3		B B C C X 2-2 HR 2B		B X 1-0 ① SH3 1-2 2-3		3	1	1	0	0	0	0
R.J. Reynolds, S (1, 9) OBP: 0.405, SLG: 0.548		C B S S 1-3 ② K		F X 0-1 ③ G4-3		S X 0-1 2-H HR		I I I I 4-0 1B IBB		3	1	1	2	1	1	0
Michael LaValliere, L (1, 2) OBP: 0.518, SLG: 0.500		B B B C C X 3-2 1B			C B B C X 2-2 G3-6-3 1B	B C B B X 3-1 ③ G1-3		B C B F X 2-2 G5-4-3 1B 1-2 2-H 3-H		4	0	3	2	0	0	0
Rafael Belliard, R (1, 6) OBP: 0.250, SLG: 0.273		C X 0-1 ③ L5			X 0-0 ① ② G3-6-3 1-2f		B B C C F F F S 2-3 ① K	F X 0-1 ② ③ G5-4-3 1-2f		4	0	0	0	0	1	4
Brian Fisher, R (1, 1)			B B B C B 4-1 FC5-4 BB		C B B B C F B 4-2 FC4-6 BB		B C B B C X 3-2 2B			0	0	0	0	2	0	0
Bob Kipper, R (6, 1)										0	0	0	0	0	0	0
Jeff Robinson, R (7, 1)										0	0	0	0	0	0	0
John Cangelosi, S (7, PH) OBP: 0.429, SLG: 0.364										1	0	1	0	0	0	0
Jim Gott, R (8, 1)										0	0	0	0	0	0	0
Inning Stats	R: 0 E: 0 K: 0 S: 6 H: 0 LOB: 1 BB: 1 P: 15	R: 0 E: 0 K: 1 S: 10 H: 1 LOB: 1 BB: 0 P: 17	R: 0 E: 0 K: 0 S: 7 H: 0 LOB: 1 BB: 1 P: 17	R: 0 E: 0 K: 0 S: 4 H: 0 LOB: 0 BB: 0 P: 5	R: 0 E: 0 K: 0 S: 8 H: 1 LOB: 1 BB: 1 P: 14	R: 3 E: 0 K: 0 S: 13 H: 3 LOB: 0 BB: 0 P: 20	R: 0 E: 0 K: 2 S: 15 H: 1 LOB: 1 BB: 0 P: 23	R: 2 E: 0 K: 0 S: 12 H: 2 LOB: 1 BB: 2 P: 25		1B: 4 2B: 2 3B: 0 HR: 2 SF: 0 SAC: 1 DP: 2 HBP: 0					WP: 0 PB: 0 SB: 1 CS: 0 PA: 35	

PITCHER		IP	WLS	BF	H	R	ER	SO	BB	IBB	HBP	BLK	WP	HR	S	P	ERA	WHIP
Al Nipper, R ERA: 3.65	(1, 1)	5.2		23	4	2	2	1	3	0	0	0	0	1	44	81	3.18	1.235
Jamie Moyer, L ERA: 4.74	(6, 1)	0.1		2	1	1	1	0	0	0	0	0	0	1	4	7	27.00	3.000
Rich Gossage, R ERA: 5.14	(7, 1)	2.0	L	10	3	2	2	2	1	1	0	0	0	0	27	48	9.00	2.000

PITCHER	IP	WLS	BF	H	R	ER	SO	BB	IBB	HBP	BLK	WP	HR	S	P	ERA	WHIP

Chicago Cubs @ Pittsburgh Pirates

Three Rivers Stadium, Pittsburgh, PA

Sat Apr 23 1988, 3:33 AM EDT

Att. 20,214 - Sunny - 70 F

livebaseballscorecards.com

AB	29
R	5
H	8
RBI	5
BB	5
SO	3
LOB	11

Batter	1	2	3	4	5	6	7	8	9	AB	R	H	RBI	BB	SO	LOB
Dave Martinez, L (1, 8) OBP: 0.325, SLG: 0.437	C C B X 1-2 P6 ①		B B F 2 B X SAFE 3-1 SF7 ② 2-H		X 0-0 G4-3 ③		C X 0-1 F7 ③			3	0	0	1	0	0	1
23 Ryne Sandberg, R (1, 4) OBP: 0.221, SLG: 0.347	C T B B S 2-3 K ②		C X 0-1 F7 ③			B C X 1-1 G6-3 ①		X 0-0 G6-3 ①		4	0	0	0	0	1	0
Andre Dawson, R (1, 9) OBP: 0.356, SLG: 0.614	B X 1-0 5-3 ③			B F X 1-1 F9 ①		B B F X 2-1 G4-3 ②		B S B X 2-1 1B ①		4	0	1	0	0	0	0
Rafael Palmeiro, L (1, 7) OBP: 0.382, SLG: 0.525		C B B F X 2-2 G3 ①		B B F F F F X 2-2 S 2B 2B		B F X 1-1 2B		C B S X 1-2 F8 ②		4	1	2	0	0	0	1
Leon Durham, L (1, 3) OBP: 0.313, SLG: 0.517 Rolando Roomes, R (8, PR) Manny Trillo, R (8, 3) OBP: 0.143, SLG: 0.083		X 0-0 1B		C B C F B B S 3-3 K ②		B B B C B 4-1 BB		B C X 1-1 1-3 1B		3 0 0	0 0 0	2 0 0	0 0 0	1 0 0	1 0 0	1 0 0
Jody Davis, R (1, 2) OBP: 0.382, SLG: 0.479		C X 0-1 F8 ②		S C F B B B F X 3-2 2-H 2B		C B X 1-1 P4 ③		B B 1 X SAFE 2-0 F7 ③		4	0	1	1	0	0	5
Vance Law, R (1, 5) OBP: 0.314, SLG: 0.478		S F B 1 SAFE F T S 1 SAFE S 1-3 K ③		B B X 2-0 F8 ③			F C X 0-2 G5-3 ①		X 0-0 L8 ①	4	0	0	0	0	1	2
Shawon Dunston, R (1, 6) OBP: 0.329, SLG: 0.544			C X 0-1 E SH3-4 SF7 1B		B S X 1-1 G3-1 ①		B B C C X 2-2 G5-6-3 1B		B F F B F X 2-2 L9 ②	4	1	2	0	0	0	0
Rick Sutcliffe, L (1, 1) OBP: 0.231, SLG: 0.167 Jerry Mumphrey, S (9, PH) OBP: 0.286, SLG: 0.231			X 0-0 SH3-4 ① 1-2		F B B F S 2-3 K ②		1 SAFE B 1 SAFE X 1-0 G5-6-3 ② 1-2		C F F S 0-3 K ③	2 1	0 0	0 0	0 0	0 0	1 1	1 0
Inning Stats	R: 0 H: 0 E: 0 LOB: 0 K: 1 BB: 0 S: 7 P: 11	R: 0 H: 1 E: 0 LOB: 1 K: 1 BB: 0 S: 11 P: 14	R: 1 H: 1 E: 1 LOB: 0 K: 0 BB: 0 S: 7 P: 10	R: 1 H: 2 E: 0 LOB: 1 K: 1 BB: 0 S: 17 P: 28	R: 0 H: 0 E: 0 LOB: 0 K: 1 BB: 0 S: 6 P: 9	R: 0 H: 1 E: 0 LOB: 2 K: 0 BB: 1 S: 9 P: 18	R: 0 H: 1 E: 0 LOB: 1 K: 0 BB: 0 S: 9 P: 12	R: 0 H: 2 E: 0 LOB: 2 K: 0 BB: 0 S: 9 P: 15	R: 0 H: 0 E: 0 LOB: 0 K: 1 BB: 0 S: 9 P: 11							

TOP

Chicago Cubs @ Pittsburgh Pirates

Three Rivers Stadium, Pittsburgh, PA

Sun Apr 24 1988, 3:33 AM EDT

Att. 19,934 - Overcast - 43 F

livebaseballscorecards.com

AB	33
R	2
H	8
RBI	2
BB	1
SO	5
LOB	11

1B: 5	SF: 1	WP: 0	PA: 36
2B: 3	SAC: 1	PB: 0	
3B: 0	DP: 0	SB: 1	
HR: 0	HBP: 0	CS: 0	

PITCHER		IP	WLS	BF	H	R	ER	SO	BB	IBB	HBP	BLK	WP	HR	S	P	ERA	WHIP
Bob Walk, R ERA: 1.75	(1, 1)	6.1	W	26	6	2	1	4	1	0	0	0	0	0	63	98	1.42	1.105
Bob Kipper, L ERA: 3.0	(7, 1)	0.2		2	0	0	0	0	0	0	0	0	0	0	3	4	0.00	0.000
Jeff Robinson, R ERA: 3.05	(8, 1)	2.0	S	8	2	0	0	1	0	0	0	0	0	0	18	26	0.00	1.000

PITCHER	IP	WLS	BF	H	R	ER	SO	BB	IBB	HBP	BLK	WP	HR	S	P	ERA	WHIP

Chicago Cubs @ Pittsburgh Pirates

Three Rivers Stadium, Pittsburgh, PA

Sun Apr 24 1988, 3:33 AM EDT

Att. 19,934 - Overcast - 43 F

livebaseballscorecards.com

BOTTOM

Batter	1	2	3	4	5	6	7	8	9	AB	R	H	RBI	BB	SO	LOB
Barry Bonds, L (1, 7) OBP: 0.320, SLG: 0.671	X 0-0 E9 5-3 2B		L B B F F X 2-2 G3 ①	B B B S X 3-1 4-3 ③			C X 0-1 G5-3 ②			4	1	1	0	0	0	1
Jose Lind, R (1, 4) OBP: 0.253, SLG: 0.276	F F B B X 2-2 5-3 ① 3-H		C X 0-1 2B		B F X 1-1 F9 ①		C S F B F F X 1-2 G4-3 ③			4	0	1	1	0	0	0
Andy Van Slyke, L (1, 8) OBP: 0.324, SLG: 0.492	B X 1-0 HR		B C B B C X 3-2 F8 ②		F F X 0-2 G4-3 ②			X 0-0 F8 ①		4	1	1	1	0	0	1
Bobby Bonilla, S (1, 5) OBP: 0.390, SLG: 0.676	C B S F B X 2-2 P5 ②		B B C C B X 3-2 F8 ③		C B B X 2-1 F9 ③			B B F X 2-1 FC5-4 1B		4	0	1	0	0	0	1
Sid Bream, L (1, 3) OBP: 0.379, SLG: 0.528	X 0-0 6-3 ③			X 0-0 1B 2B		X 0-0 F7 ①		1 SAFE 1 SAFE X 0-0 F8 ②		4	1	1	0	0	0	1
Darnell Coles, R (1, 9) OBP: 0.395, SLG: 0.486		C B X 1-1 P5 ①		L B B F X 2-2 BLK 3B 2-H 1B		C C C 0-3 K ②		C B F X 1-2 FC5-4 ③ 1-2f		4	1	1	1	0	1	1
Michael LaValliere, L (1, 2) OBP: 0.525, SLG: 0.511		B X 1-0 FC6 1B		X 0-0 F8 ①		C B B B X 3-1 FC6-4 1B				3	0	2	0	0	0	1
Rafael Belliard, R (1, 6) OBP: 0.259, SLG: 0.360		1 SAFE 1 SAFE B L F C 1-3 K ②		1 SAFE 1 SAFE B X 1-0 1-H 3B		B X 1-0 FC6-4 ③ 1-2f				3	0	1	1	0	1	2
Bob Walk, R (1, 1) OBP: 0.111, SLG: 0.111 Bob Kipper, R (7, 1) John Cangelosi, S (7, PH) OBP: 0.400, SLG: 0.333 Jeff Robinson, R (8, 1)		B S 1 SAFE X 1-1 FC6 ③ 1-2f		S B S S 1-3 K ②			C X 0-1 G4-3 ①			2 0 1 0	0 0 0 0	0 0 0 0	0 0 0 0	0 0 0 0	1 0 0 0	2 0 0 0
Inning Stats	R: 2 E: 1 K: 0 S: 10 H: 2 LOB: 0 BB: 0 P: 15	R: 0 E: 0 K: 1 S: 8 H: 1 LOB: 1 BB: 0 P: 12	R: 0 E: 0 K: 0 S: 12 H: 1 LOB: 1 BB: 0 P: 20	R: 2 E: 0 K: 1 S: 11 H: 3 LOB: 1 BB: 0 P: 18	R: 0 E: 0 K: 0 S: 7 H: 0 LOB: 0 BB: 0 P: 10	R: 0 E: 0 K: 1 S: 7 H: 1 LOB: 1 BB: 0 P: 11	R: 0 E: 0 K: 0 S: 10 H: 0 LOB: 0 BB: 0 P: 11	R: 0 E: 0 K: 0 S: 7 H: 1 LOB: 1 BB: 0 P: 10		1B: 4 2B: 3 3B: 1 HR: 1	SF: 0 SAC: 0 DP: 0 HBP: 0			WP: 0 PB: 0 SB: 0 CS: 0	PA: 33	

	AB	33
	R	4
	H	9
	RBI	4
	BB	0
	SO	3
	LOB	10

PITCHER	IP	WLS	BF	H	R	ER	SO	BB	IBB	HBP	BLK	WP	HR	S	P	ERA	WHIP
Rick Sutcliffe, R (1, 1) ERA: 4.54	8.0	L	33	9	4	4	3	0	0	0	1	0	1	72	107	4.50	1.125

PITCHER	IP	WLS	BF	H	R	ER	SO	BB	IBB	HBP	BLK	WP	HR	S	P	ERA	WHIP

Batter	1	2	3	4	5	6	7	8	9	AB	R	H	RBI	BB	SO	LOB
Barry Bonds, L (1, 7) OBP: 0.304, SLG: 0.645	X 0-0 ① F8		B X 1-0 ③ 1-3		B B X 2-0 ② SF7 3-H			B B X 2-0 ① F7		3	0	0	1	0	0	2
Jose Lind, R (1, 4) OBP: 0.241, SLG: 0.263	C T T B T T B X 2-2 ② 5-3			X 0-0 ① 5-3	B B C X 2-1 ③ 5-3			B X 1-0 ② FC5-6 BB 1-2f		4	0	0	0	0	0	2
Andy Van Slyke, L (1, 8) OBP: 0.333, SLG: 0.478	X 0-0 ③ F6			B C B B B 4-1 FC3-6 BB		C X 0-1 ① G1		C B B 1 SAFE 1 SAFE C P B 4-2 1-2 BB		2	0	0	0	2	0	0
Bobby Bonilla, S (1, 5) OBP: 0.370, SLG: 0.639		C T B X 1-2 ① F8		B 1 SAFE X 1-0 ② FC3-6 1-2f		X 0-0 ② F7		F C S 0-3 ③ K		4	0	0	0	0	1	3
Sid Bream, L (1, 3) OBP: 0.371, SLG: 0.526		X 0-0 ② 4-3		B X 1-0 ③ F7		C B X 1-1 ③ F9			B X 1-0 4-3 2B	4	0	1	0	0	0	1
R.J. Reynolds, S (1, 9) OBP: 0.366, SLG: 0.486		F X 0-1 ③ G3			C X 0-1 ① 4-3		C B B B F X 3-2 ① F7		B X 1-0 ① 4-3 2-3	4	0	0	0	0	0	1
Michael LaValliere, L (1, 2) OBP: 0.524, SLG: 0.510			B C C B F B X 3-2 1B		B B C X 2-1 1B 1B		X 0-0 ② F4		B B C B X 3-1 ② 6-3	4	1	2	0	0	0	1
Rafael Belliard, R (1, 6) OBP: 0.258, SLG: 0.345			F 1 SAFE F X 0-2 ① F8		1 SAFE F 1 SAFE F F X 0-2 1B 1-2 SF7 1B		C B F B X 2-2 ③ 5-3		B S B X 2-1 ③ 4-3	4	1	1	0	0	0	2
John Smiley, L (1, 1) OBP: 0.250, SLG: 0.250 Jim Gott, R (9, 1)			M L M 0-3 ② K		X 0-0 1-3 2-H 1B			X 0-0 FC5-6 1B		3 0	0 0	2 0	1 0	0 0	1 0	1 0
Inning Stats	R: 0 E: 0 K: 0 S: 8 H: 0 LOB: 0 BB: 0 P: 10	R: 0 E: 0 K: 0 S: 6 H: 0 LOB: 0 BB: 0 P: 7	R: 0 E: 0 K: 1 S: 11 H: 1 LOB: 1 BB: 0 P: 15	R: 0 E: 1 K: 0 S: 4 H: 0 LOB: 1 BB: 1 P: 10	R: 2 E: 0 K: 0 S: 12 H: 3 LOB: 1 BB: 0 P: 18	R: 0 E: 0 K: 0 S: 5 H: 0 LOB: 0 BB: 0 P: 6	R: 0 E: 0 K: 0 S: 7 H: 0 LOB: 0 BB: 0 P: 12	R: 0 E: 0 K: 1 S: 9 H: 1 LOB: 2 BB: 1 P: 15	R: 0 E: 0 K: 0 S: 6 H: 1 LOB: 1 BB: 0 P: 13	1B: 5 2B: 1 3B: 0 HR: 0 SF: 1 SAC: 0 DP: 0 HBP: 0						

PITCHER		IP	WLS	BF	H	R	ER	SO	BB	IBB	HBP	BLK	WP	HR	S	P	ERA	WHIP
Rick Reuschel, R ERA: 1.91	(1, 1)	8.0	L	31	5	2	2	2	2	0	0	0	0	0	62	93	2.25	0.875
Atlee Hammaker, L ERA: 4.91	(9, 1)	1.0		4	1	0	0	0	0	0	0	0	0	0	6	13	0.00	1.000

PITCHER	IP	WLS	BF	H	R	ER	SO	BB	IBB	HBP	BLK	WP	HR	S	P	ERA	WHIP

TOP

Pittsburgh Pirates @ San Francisco Giants

Candlestick Park, San Francisco, CA

Tue Apr 26 1988, 10:05 PM EDT

Att. 11,738 - Unknown - 65 F

livebaseballscorecards.com

AB	32
R	2
H	6
RBI	2
BB	2
SO	2
LOB	13

WP: 0 PA: 35
PB: 0
SB: 0
CS: 0

BOTTOM

Pittsburgh Pirates @ San Francisco Giants

Candlestick Park, San Francisco, CA

Tue Apr 26 1988, 10:05 PM EDT

Att. 11,738 - Unknown - 65 F

livebaseballscorecards.com

Batter	1	2	3	4	5	6	7	8	9	AB	R	H	RBI	BB	SO	LOB
Brett Butler, L (1, 8) OBP: 0.349, SLG: 0.397	C X 0-1 ① 6-3		B B F C B B 4-2 BB			X 0-0 ① F8		C F X 0-2 ②③ G4-6-3 1-2f		2	0	0	0	1	0	0
Chris Speier, R (8, PH) OBP: 0.333, SLG: 0.235										1	0	0	0	0	0	2
Atlee Hammaker, S (9, 1)										0	0	0	0	0	0	0
Kevin Mitchell, R (1, 5) OBP: 0.301, SLG: 0.377	B C F F X 1-2 ② F9		X 0-0 ② F7			B B X 2-0 ② 4-3			X 0-0 ① 6-3	4	0	0	0	0	0	1
Will Clark, L (1, 3) OBP: 0.366, SLG: 0.563	B X 1-0 ③ G3		F S S 0-3 ③ K			B C F B S 2-3 ③ K			B C C B X 2-2 ② F9	4	0	0	0	0	2	1
Candy Maldonado, R (1, 9) OBP: 0.324, SLG: 0.400		B B B C B 4-1 CS 1B BB		B C F F F B F B B 4-2 G6-4-3 BB			B F X 1-1 ① 1-3		C F X 0-2 1B 1B	2	0	1	0	2	0	0
Jeffrey Leonard, R (1, 7) OBP: 0.333, SLG: 0.343		C S S 0-3 ① K		X 0-0 ①② G6-4-3 1-2f			S F B X 1-2 ② F3		C X 0-1 1-2 1B	4	0	1	0	0	1	2
Bob Melvin, R (1, 2) OBP: 0.234, SLG: 0.404		P 1 SAFE C F F F X 1-2 CS 1-2 1B		S B F S 1-3 ③ K			B X 1-0 ③ F7		C F X 0-2 ③ 1-3	3	0	1	0	0	1	0
Mike Aldrete, L (9, PH) OBP: 0.339, SLG: 0.367										1	0	0	0	0	0	2
Robby Thompson, R (1, 4) OBP: 0.344, SLG: 0.397		F S B B B F B 4-2 ② 1-2 2-3 BB			B X 1-0 ① 4-3			B C F B F X 2-2 1B 1B		2	0	1	0	1	0	0
Jose Uribe, S (1, 6) OBP: 0.314, SLG: 0.266		C B B X 2-1 ③ 4-3			B B F S F F C 2-3 ② K			1 SAFE F C X 0-2 ① F3		3	0	0	0	0	1	3
Rick Reuschel, R (1, 1)			B C X 1-1 ① 6-3		X 0-0 ③ 6-3			1 SAFE X 0-0 G4-6-3 1-2 1B		2	0	0	0	0	0	0
Joel Youngblood, R (8, PH) OBP: 0.400, SLG: 0.385										1	0	1	0	0	0	0
										(9, 8)						

	AB	29
	R	0
	H	5
	RBI	0
	BB	4
	SO	5
	LOB	11

Inning Stats																		
	R: 0	H: 0	R: 0	H: 1	R: 0	H: 0	R: 0	H: 0	R: 0	H: 0	R: 0	H: 0	R: 0	H: 2	R: 0	H: 2	1B: 5	SF: 0
	E: 0	LOB: 0	E: 0	LOB: 2	E: 0	LOB: 1	E: 0	LOB: 0	E: 0	LOB: 0	E: 0	LOB: 0	E: 0	LOB: 1	E: 0	LOB: 2	2B: 0	SAC: 0
	K: 0	BB: 0	K: 1	BB: 2	K: 1	BB: 1	K: 1	BB: 0	K: 1	BB: 0	K: 0	BB: 0	K: 0	BB: 0	K: 0	BB: 0	3B: 0	DP: 2
	S: 7	P: 9	S: 15	P: 25	S: 8	P: 13	S: 9	P: 14	S: 7	P: 10	S: 5	P: 9	S: 6	P: 9	S: 11	P: 13	HR: 0	HBP: 0

	R: 0	H: 0	WP: 0	PA: 33
	E: 0	LOB: 0	PB: 0	
	K: 0	BB: 0	SB: 0	
	S: 12	P: 14	CS: 2	

PITCHER		IP	WLS	BF	H	R	ER	SO	BB	IBB	HBP	BLK	WP	HR	S	P	ERA	WHIP
John Smiley, L ERA: 3.86	(1, 1)	8.2	W	31	4	0	0	5	4	0	0	0	0	0	75	111	0.00	0.923
Jim Gott, R ERA: 3.27	(9, 1)	0.1	S	2	1	0	0	0	0	0	0	0	0	0	5	5	0.00	3.000

PITCHER	IP	WLS	BF	H	R	ER	SO	BB	IBB	HBP	BLK	WP	HR	S	P	ERA	WHIP

Batter	1	2	3	4	5	6	7	8	9	AB	R	H	RBI	BB	SO	LOB
Barry Bonds, L (1, 7) OBP: 0.289, SLG: 0.613	C B F F C 1-3 ① K	B F X 1-1 ③ F8			C S S 0-3 ② K	C B F B X 2-2 ③ FC6 1-2f				4	0	0	0	0	2	2
Jose Lind, R (1, 4) OBP: 0.241, SLG: 0.262	B X 1-0 BLK 1B 1B		B B C C X 2-2 ① F9		X 0-0 ③ G5-3			B B C B F F F X 3-2 ① F9		4	1	1	0	0	0	0
John Cangelosi, S (1, 8) OBP: 0.368, SLG: 0.313	X 0-0 2B SF9 1-H 1B		C B X 1-1 ② F5			B B B C C X 3-2 ① P4		F F B X 1-2 ② F8		4	1	1	1	0	0	0
Bobby Bonilla, S (1, 5) OBP: 0.400, SLG: 0.724	X 0-0 1-3 2B		X 0-0 2B			X 0-0 1B		B B S B X 3-1 HR		4	1	4	1	0	0	0
Darnell Coles, R (1, 9) OBP: 0.362, SLG: 0.447	B X 1-0 ② SF9 3-H		B B C F B C 3-3 ③ K			B X 1-0 ② L8		B F X 1-1 ③ L5		3	0	0	1	0	1	2
Randy Milligan, R (1, 3) OBP: 0.300, SLG: 0.125	B C X 1-1 ③ G6-3			B S X 1-1 ① L9		1 SAFE B B B B C 1 SAFE C F F 3-2 X ③ F9			B B C F B X 3-2 ① F3	4	0	0	0	0	0	2
Junior Ortiz, R (1, 2) OBP: 0.333, SLG: 0.462		B F C X 1-2 ① L4		X 0-0 ② P5			B F X 1-1 G4-6-3 1B		F S B B F C 2-3 ② K	4	0	1	0	0	1	0
Rafael Belliard, R (1, 6) OBP: 0.265, SLG: 0.344 R.J. Reynolds, S (9, PH) OBP: 0.381, SLG: 0.583		X 0-0 SH3-4 1B		C X 0-1 ③ G6-3			B C X 1-1 ①② G4-6-3 1-2f		S S X 0-2 HR	3 1	0 1	1 1	0 1	0 0	0 0	1 0
Doug Drabek, R (1, 1) OBP: 0.077, SLG: 0.077 Dave Hostetler, R (7, PH) OBP: 0.250, SLG: 0.250 Barry Jones, R (7, 1) Sid Bream, L (9, PH) OBP: 0.365, SLG: 0.517		B 1 SAFE X 1-0 ② SH3-4 1-2			C F F S 0-3 ① K		B S S F F X 1-2 FC6 1B		M B F B F F F S 2-3 ③ K	1 1 0 1	0 0 0 0	0 1 0 0	0 0 0 0	0 0 0 0	1 0 0 1	0 0 0 0
Inning Stats	R: 2 H: 3 E: 0 LOB: 1 K: 1 BB: 0 S: 10 P: 14	R: 0 H: 1 E: 0 LOB: 1 K: 0 BB: 0 S: 7 P: 10	R: 0 H: 1 E: 0 LOB: 1 K: 1 BB: 0 S: 9 P: 15	R: 0 H: 0 E: 0 LOB: 0 K: 0 BB: 0 S: 5 P: 6	R: 0 H: 0 E: 0 LOB: 0 K: 2 BB: 0 S: 8 P: 8	R: 0 H: 1 E: 0 LOB: 1 K: 0 BB: 0 S: 10 P: 17	R: 0 H: 2 E: 0 LOB: 1 K: 0 BB: 0 S: 11 P: 16	R: 1 H: 1 E: 0 LOB: 0 K: 0 BB: 0 S: 12 P: 20	R: 1 H: 1 E: 0 LOB: 0 K: 2 BB: 0 S: 17 P: 24	1B: 6 SF: 1 2B: 2 SAC: 1 3B: 0 DP: 1 HR: 2 HBP: 0						WP: 0 PA: 36 PB: 0 SB: 0 CS: 0

Pittsburgh Pirates @ San Francisco Giants

Candlestick Park, San Francisco, CA

Wed Apr 27 1988, 10:05 PM EDT

Att. 10,137 - Unknown

TOP

livebaseballscorecards.com

AB	34
R	4
H	10
RBI	4
BB	0
SO	6
LOB	7

PITCHER		IP	WLS	BF	H	R	ER	SO	BB	IBB	HBP	BLK	WP	HR	S	P	ERA	WHIP
Dave Dravecky, L ERA: 3.6	(1, 1)	8.0	W	32	9	3	3	4	0	0	0	1	0	1	72	106	3.38	1.125
Joe Price, L ERA: 5.4	(9, 1)	1.0	S	4	1	1	1	2	0	0	0	0	0	1	17	24	9.00	1.000

PITCHER	IP	WLS	BF	H	R	ER	SO	BB	IBB	HBP	BLK	WP	HR	S	P	ERA	WHIP

Batter	1	2	3	4	5	6	7	8	9	AB	R	H	RBI	BB	SO	LOB
Brett Butler, L (1, 8) OBP: 0.367, SLG: 0.420	F C B F B B F B 4-2 3B BB		B X 1-0 E1 G4-3 1B		C B S X 1-2 1B 2B		B X 1-0 E1 1B G1-2-3 1-2			3	3	2	0	1	0	2
Kevin Mitchell, R (1, 5) OBP: 0.312, SLG: 0.415	B B F 1 SAFE F 1 SAFE X 2-2 SF8 3B 1-H		F B X 1-1 ① G4-3 3-H		B C F X 1-2 1B 2-H		B B X 2-0 ① ② G1-2-3 1-2 2-3 3-Hf			4	1	2	3	0	0	3
Will Clark, L (1, 3) OBP: 0.360, SLG: 0.548	X 0-0 ① SF8 3-H		F C B B F X 2-2 ② F7		1 SAFE 1 SAFE B B S B X 3-1 ③ P7		I I I I 4-0 1B IBB			2	0	0	1	1	0	1
Candy Maldonado, R (1, 9) OBP: 0.321, SLG: 0.391	B X 1-0 ② L6		S X 0-1 ③ G5-3			F S B X 1-2 ① G5-3	X 0-0 1B 1-2 2-3 3-H			4	0	1	1	0	0	0
Jeffrey Leonard, R (1, 7) OBP: 0.302, SLG: 0.308	B F F B S 2-3 ③ K		B X 1-0 ① L7			B S F S S 1-3 ② K	B B S F F F X 2-2 ③ G1-3			4	0	0	0	0	2	3
Bob Melvin, R (1, 2) OBP: 0.235, SLG: 0.451		B X 1-0 ① F9	B F B X 2-1 ② L7			S X 0-1 HR		B B F F F X 2-2 ① G6-3		4	1	1	1	0	0	0
Robby Thompson, R (1, 4) OBP: 0.338, SLG: 0.377		B B C B B 4-1 BB	B X 1-0 ③ F8			S C S 0-3 ③ K		B B X 2-0 ② P4		3	0	0	0	1	1	0
Jose Uribe, S (1, 6) OBP: 0.311, SLG: 0.265		B 1 SAFE F B F 1 SAFE F X 2-2 ② F8			C S S 0-3 ① K		X 0-0 1B G1-2-3 1B	B F S S X 1-2 ③ G4-3		4	0	1	0	0	1	1
Dave Dravecky, R (1, 1) OBP: 0.111, SLG: 0.111 Joe Price, R (9, 1)		C C X 0-2 ③ G6-3			X 0-0 ② G5-3		C 1 SAFE X 0-1 G1-2-3 E 1B 1B 1-3			3	1	1	0	0	0	1
										0	0	0	0	0	0	0
Inning Stats	R: 2 H: 1 E: 0 LOB: 0 K: 1 BB: 1 S: 13 P: 22	R: 0 H: 0 E: 0 LOB: 1 K: 0 BB: 1 S: 9 P: 16	R: 1 H: 1 E: 1 LOB: 0 K: 0 BB: 0 S: 9 P: 13	R: 0 H: 0 E: 0 LOB: 0 K: 0 BB: 0 S: 4 P: 8	R: 1 H: 2 E: 0 LOB: 1 K: 1 BB: 0 S: 12 P: 17	R: 1 H: 1 E: 0 LOB: 0 K: 2 BB: 0 S: 11 P: 13	R: 1 H: 3 E: 1 LOB: 3 K: 0 BB: 1 S: 11 P: 20	R: 0 H: 0 E: 0 LOB: 0 K: 0 BB: 0 S: 8 P: 13		1B: 5 SF: 1 2B: 1 SAC: 0 3B: 1 DP: 1 HR: 1 HBP: 0						WP: 0 PA: 35 PB: 0 SB: 0 CS: 0

PITCHER		IP	WLS	BF	H	R	ER	SO	BB	IBB	HBP	BLK	WP	HR	S	P	ERA	WHIP
Doug Drabek, R ERA: 3.71	(1, 1)	6.0	L	25	5	5	4	4	2	0	0	0	0	1	58	89	6.00	1.167
Barry Jones, R ERA:	(7, 1)	2.0		10	3	1	0	0	0	1	0	0	0	0	19	33	0.00	1.500

PITCHER	IP	WLS	BF	H	R	ER	SO	BB	IBB	HBP	BLK	WP	HR	S	P	ERA	WHIP

BOTTOM

Pittsburgh Pirates @ San Francisco Giants

Candlestick Park, San Francisco, CA

Wed Apr 27 1988, 10:05 PM EDT

Att. 10,137 - Unknown

livebaseballscorecards.com

AB	31
R	6
H	8
RBI	6
BB	3
SO	4
LOB	11

Batter	1	2	3	4	5	6	7	8	9	10	AB	R	H	RBI	BB	SO	LOB
Barry Bonds, L (1, 7) OBP: 0.287, SLG: 0.590	0-0 B5-3			2-2 F7		4-0 FC6-4 IBB			1-1 G6-3		3	0	0	0	1	0	0
Jose Lind, R (1, 4) OBP: 0.231, SLG: 0.250	1-0 G4-3			3-2 G6-3		2-2 FC6-4 1-2f			2-2 P4		4	0	0	0	0	0	2
Andy Van Slyke, L (1, 8) OBP: 0.317, SLG: 0.451	2-0 L3			1-3 K			2-3 K		2-2 G3-1		4	0	0	0	0	2	0
Bobby Bonilla, S (1, 5) OBP: 0.393, SLG: 0.700		0-2 F9			2-3 K		0-1 F8			1-0 SH1-3 1B 1B	4	1	1	0	0	1	0
Sid Bream, L (1, 3) OBP: 0.348, SLG: 0.492		0-0 G3			0-3 K2-3		0-0 F7			0-1 SH1-3 1-2	3	0	0	0	0	1	0
Darnell Coles, R (1, 9) OBP: 0.373, SLG: 0.476		0-0 G4-3			0-1 F9			1-1 G3-1 SF9 2B		0-1 G5-4-3 2-H 1B	4	1	2	1	0	0	0
Michael LaValliere, L (1, 2) OBP: 0.507, SLG: 0.491			1-0 F9			1-1 SH5-3 1B		1-2 G3-1 2-3		2-2 G5-4-3 1-2f	4	0	1	0	0	0	2
Rafael Belliard, R (1, 6) OBP: 0.257, SLG: 0.333 R.J. Reynolds, S (8, PH) OBP: 0.372, SLG: 0.583 Al Pedrique, R (8, 6) OBP: 0.200, SLG: 0.139			2-3 K			1-0 SH5-3 1-2		1-2 SF9 3-H			1 0 0	0 0 0	0 0 0	0 1 0	0 0 0	1 0 0	0 0 0
Mike Dunne, R (1, 1) Jeff Robinson, R (7, 1) Jim Gott, R (10, 1)			1-3 K			1-0 G1-3		1-3 K			2 1 0	0 0 0	0 0 0	0 0 0	0 0 0	1 1 0	1 0 0

| Inning Stats | | |

Pittsburgh Pirates @ San Francisco Giants

Candlestick Park, San Francisco, CA

Thu Apr 28 1988, 6:33 AM EDT

Att. 10,520 - Overcast

livebaseballscorecards.com

Batter	1	2	3	4	5	6	7	8	9	10	AB	R	H	RBI	BB	SO	LOB
Brett Butler, L (1, 8) OBP: 0.358, SLG: 0.400	4-1 S 1B BB	0-0 L7			2-1 G6-3			2-2 L3		1-0 F8	4	1	0	0	1	0	3
Kevin Mitchell, R (1, 5) OBP: 0.305, SLG: 0.391	1 SAFE 1 SAFE 1-0 F9 1-2		2-2 G6-3		1-1 L5			4-0 BB		0-3 K	4	0	0	0	1	1	2
Will Clark, L (1, 3) OBP: 0.356, SLG: 0.532	0-0 2-H 1B		1-2 G4-3			2-3 K		2-1 F8			4	0	1	1	0	1	1
Candy Maldonado, R (1, 9) OBP: 0.305, SLG: 0.370	1 SAFE 1 SAFE 1-0 F5		2-3 K			1-1 G5-3			0-0 G3		4	0	0	0	0	1	1
Mike Aldrete, L (1, 7) OBP: 0.333, SLG: 0.346	1 SAFE 1-2 F8			2-2 F8		2-2 G4-3			4-0 FC4-6 BB		3	0	0	0	1	0	1
Bob Melvin, R (1, 2) OBP: 0.236, SLG: 0.426		1-3 K		4-2 CS BB			0-3 K		0-1 FC4-6 1-2f		3	0	0	0	1	2	1
Robby Thompson, R (1, 4) OBP: 0.347, SLG: 0.385		3-1 1B G4-3 1B		2-0 BLK 1-2 1B			2-0 G6-3		1-2 F5		4	0	2	0	0	0	1
Jose Uribe, S (1, 6) OBP: 0.295, SLG: 0.250	1 SAFE 1 SAFE 2-0 G4-3 1-2			1-3 K 1-2			0-0 G4-3			1-1 F7	4	0	0	0	0	1	2
Kelly Downs, R (1, 1) OBP: 0.200, SLG: 0.200	0-0 2-3 1B				0-3 K			1-1 G3		2-1 1B	2	0	1	0	0	1	0
Harry Spilman, L (8, PH)											1	0	0	0	0	0	0
Craig Lefferts, L (9, 1)											0	0	0	0	0	0	0
Don Robinson, R (10, 1)											0	0	0	0	0	0	0
Joel Youngblood, R (10, PH) OBP: 0.438, SLG: 0.429											1	0	1	0	0	0	0
Inning Stats	R: 1 H: 1 E: 0 LOB: 1 K: 0 BB: 1 S: 10 P: 17	R: 0 H: 2 E: 0 LOB: 2 K: 1 BB: 0 S: 9 P: 14	R: 0 H: 0 E: 0 LOB: 0 K: 1 BB: 0 S: 10 P: 15	R: 0 H: 1 E: 0 LOB: 1 K: 1 BB: 1 S: 10 P: 18	R: 0 H: 0 E: 0 LOB: 0 K: 1 BB: 0 S: 7 P: 10	R: 0 H: 0 E: 0 LOB: 0 K: 1 BB: 0 S: 8 P: 13	R: 0 H: 0 E: 0 LOB: 0 K: 1 BB: 0 S: 5 P: 7	R: 0 H: 0 E: 0 LOB: 1 K: 0 BB: 1 S: 7 P: 16	R: 0 H: 0 E: 0 LOB: 1 K: 0 BB: 1 S: 6 P: 11	R: 0 H: 1 E: 0 LOB: 1 K: 1 BB: 0 S: 8 P: 12	1B: 5 SF: 0 2B: 0 SAC: 0 3B: 0 DP: 0 HR: 0 HBP: 0						

BOTTOM	
AB	34
R	1
H	5
RBI	1
BB	4
SO	7
LOB	12

WP: 0 PB: 0 SB: 1 CS: 1 PA: 38

PITCHER		IP	WLS	BF	H	R	ER	SO	BB	IBB	HBP	BLK	WP	HR	S	P	ERA	WHIP
Mike Dunne, R ERA: 2.38	(1, 1)	6.0		23	4	1	1	5	2	0	0	1	0	0	54	87	1.50	1.000
Jeff Robinson, R ERA: 2.59	(7, 1)	3.2	W	14	1	0	0	1	2	0	0	0	0	0	23	43	0.00	0.818
Jim Gott, R ERA: 3.18	(10, 1)	0.1	S	1	0	0	0	1	0	0	0	0	0	0	3	3	0.00	0.000

PITCHER	IP	WLS	BF	H	R	ER	SO	BB	IBB	HBP	BLK	WP	HR	S	P	ERA	WHIP

Pittsburgh Pirates @ San Diego Padres

Jack Murphy Stadium, San Diego, CA

Fri Apr 29 1988, 10:05 PM EDT

Att. 16,185 - Unknown - 68 F

TOP

livebaseballscorecards.com

Batter	1	2	3	4	5	6	7	8	9	AB	R	H	RBI	BB	SO	LOB
Barry Bonds, L (1, 7) OBP: 0.283, SLG: 0.563	X 0-0 G3 ①			C F B B B B 4-2 BLK 1B BB		C F B F B F X 2-2 F7 ①	B C B B C F S 3-3 K ③		C F F B B S 2-3 K ③	4	1	0	0	1	2	3
Jose Lind, R (1, 4) OBP: 0.232, SLG: 0.250	B C X 1-1 6-3 ②			B B F B F F F F X 3-2 1-3 ① 1-2		B F X 1-1 WP 3-1 1B		C X 0-1 F9 ①		4	0	1	0	0	0	1
Andy Van Slyke, L (1, 8) OBP: 0.314, SLG: 0.440	C B B F X 2-2 G3 ③			B C X 1-1 BB 2-H 1B		X 0-0 3-1 ② 1-2		C C C 0-3 K ②		4	0	1	1	0	1	1
Bobby Bonilla, S (1, 5) OBP: 0.387, SLG: 0.679		S C B F B B X 3-2 G3 ①		B B F X 2-1 F8 ②		B B S B S X 3-2 F8 ③ 2-3		F S B B B F X 3-2 1B		4	0	1	0	0	0	2
Sid Bream, L (1, 3) OBP: 0.362, SLG: 0.492 Dave Hostetler, R (8, PH) (8, 3) OBP: 0.200, SLG: 0.200		B B X 2-0 4-3 ②		B B B B 4-0 1-2 BB			B X 1-0 1B 2B 1B	B X 1-0 5-3 ③		2 1	1 0	1 0	0 0	1 0	0 0	0 1
R.J. Reynolds, S (1, 9) OBP: 0.362, SLG: 0.550		B B C X 2-1 F7 ③		C B B F X 2-2 F8 ③			B X 1-0 2B 1-2 BLK 1B		S S B S 1-3 K ①	4	1	1	0	0	1	2
Michael LaValliere, L (1, 2) OBP: 0.486, SLG: 0.466 John Cangelosi, S (9, PH) OBP: 0.350, SLG: 0.294			B X 1-0 4-3 ①		B X 1-0 F8 ①		B C B S X 2-2 F7 ①		S B B X 1-1 5-3 ②	3 1	0 0	0 0	0 0	0 0	0 0	2 0
Al Pedrique, R (1, 6) OBP: 0.227, SLG: 0.179			B B C B X 3-1 F3 ②		B F X 1-1 5-3 ②		B C X 1-1 BLK 1-3 2-H 2B		B S B F F B B 4-2 1B BB	3	0	1	1	1	0	0
Brian Fisher, R (1, 1) Randy Milligan, R (3, PH) OBP: 0.286, SLG: 0.118 Vicente Palacios, R (3, 1) Darnell Coles, R (7, PH) OBP: 0.385, SLG: 0.465 Bob Kipper, R (7, 1) Junior Ortiz, R (9, PH) OBP: 0.375, SLG: 0.500			C C F F B B F S 1-3 K ③		S X 0-1 4-3 ③		B F B F F S 2-3 K ② 2-3 3-H		S C B B F X 2-2 1B 1-2	0 1 1 1 0 1	0 0 0 0 0 0	0 0 0 0 1 0	0 0 0 0 1 0	0 1 0 0 0 0	0 0 0 0 0 0	0 0 0 1 0 0

	AB	34
	R	3
	H	7
	RBI	2
	BB	3
	SO	6
	LOB	13

Inning Stats																																		
	R: 0	E: 0	K: 0	S: 6	H: 0	LOB: 0	BB: 0	P: 9	R: 0	E: 0	K: 0	S: 7	H: 0	LOB: 0	BB: 0	P: 14	R: 0	E: 0	K: 1	S: 9	H: 0	LOB: 0	BB: 0	P: 14	R: 1	E: 0	K: 0	S: 15	H: 1	LOB: 2	BB: 2	P: 31
	R: 0	E: 0	K: 0	S: 5	H: 0	LOB: 0	BB: 0	P: 7	R: 0	E: 0	K: 0	S: 11	H: 1	LOB: 1	BB: 0	P: 17	R: 2	E: 0	K: 2	S: 14	H: 3	LOB: 1	BB: 0	P: 24	R: 0	E: 0	K: 1	S: 10	H: 1	LOB: 1	BB: 0	P: 14
	R: 0	E: 0	K: 2	S: 16	H: 1	LOB: 2	BB: 1	P: 26	1B: 6	2B: 1	3B: 0	HR: 0	SF: 0	SAC: 0	DP: 0	HBP: 0	WP: 1	PB: 0	SB: 0	CS: 0	PA: 37														

PITCHER		IP	WLS	BF	H	R	ER	SO	BB	IBB	HBP	BLK	WP	HR	S	P	ERA	WHIP
Andy Hawkins, R	(1, 1)	6.1	W	26	5	3	3	1	2	0	0	1	1	0	60	104	4.26	1.105
ERA: 4.31																		
Mark Davis, L	(7, 1)	2.2	S	11	2	0	0	5	1	0	0	1	0	0	33	52	0.00	1.125
ERA: 0.92																		

PITCHER	IP	WLS	BF	H	R	ER	SO	BB	IBB	HBP	BLK	WP	HR	S	P	ERA	WHIP

Batter	1	2	3	4	5	6	7	8	9	AB	R	H	RBI	BB	SO	LOB
Tony Gwynn, L (1, 9) OBP: 0.363, SLG: 0.361	B C X 1-1 ① 4-3		B B B C X 3-1 ② F8	C F B X 1-2 ③ L4		C C B F F X 1-2 ② 1-3		C B B X 2-1 ① F8		5	0	0	0	0	0	3
Roberto Alomar, S (1, 4) OBP: 0.321, SLG: 0.333	C S T B B F S 2-3 ② K		S S X 1-1 S 1B		B F F X 1-2 ① G3	C B B B X 3-1 2B		B B T B S F S 3-3 ② K 1-2		5	0	2	0	0	2	1
John Kruk, L (1, 3) OBP: 0.388, SLG: 0.545	C X 0-1 HR		B C B B F S 3-3 ③ K 1-2		F B B B F B 4-2 BB 1B 1B BB	B X 1-0 ③ 1-3		C X 0-1 2-H 1B		4	2	2	2	1	1	2
Keith Moreland, R (1, 7) OBP: 0.338, SLG: 0.333 Shawn Abner, R (7, PR) (8, 7) OBP: 0.150, SLG: 0.158	B C S S F X 1-2 ③ 4-3			C C S 0-3 ① K	X 0-0 BB 1-2 1B 1B		B X 1-0 CS 1B	S B X 1-1 ③ 3-1		4 1	1 0	2 0	0 0	0 0	1 0	0 1
Benito Santiago, R (1, 2) OBP: 0.284, SLG: 0.409		B B S B X 3-1 S 2B	X 0-0 2B 1B	B S F F X 1-2 ② F7			F F X 0-2 ① F8			4	1	2	0	0	0	3
Marvell Wynne, L (1, 8) OBP: 0.379, SLG: 0.680		B B C X 2-1 ① F7	B X 1-0 1-H 1B 2B	B B C B B 4-1 1B 1-2 2-3 BB			B 1 SAFE B B B 4-0 ② 1B 1-2 BB			2	1	1	1	2	0	1
Chris Brown, R (1, 5) OBP: 0.333, SLG: 0.351		F F B B B F B 4-2 G6-4-3 2-3 BB	B B X 2-0 ② 6-3	F B X 1-1 1-3 2-H 3-H 1B			B B S F B F X 3-2 1-3 1B			3	0	2	2	1	0	1
Garry Templeton, S (1, 6) OBP: 0.250, SLG: 0.306		F E X 0-2 ②③ G6-4-3 1-2f	I I I 4-0 1B IBB	X 0-0 ③ F8			C F S 0-3 ③ K			3	0	0	0	1	1	6
Andy Hawkins, R (1, 1) OBP: 0.091, SLG: 0.091 Mark Davis, L (7, 1)			B B F C S 2-3 ① K F X 0-1 1-3 2-H 1B			B B C X 2-1 ① F7		B B B 4-0 S 1B BB		3 0	0 1	1 0	1 0	0 1	1 0	0 0
Inning Stats	R: 1 H: 1 E: 0 LOB: 0 K: 1 BB: 0 S: 13 P: 17	R: 0 H: 1 E: 0 LOB: 1 K: 0 BB: 1 S: 10 P: 19	R: 0 H: 1 E: 0 LOB: 1 K: 2 BB: 0 S: 10 P: 19	R: 2 H: 3 E: 0 LOB: 2 K: 1 BB: 1 S: 11 P: 19	R: 2 H: 2 E: 0 LOB: 2 K: 0 BB: 2 S: 14 P: 25	R: 0 H: 1 E: 0 LOB: 1 K: 0 BB: 0 S: 10 P: 17	R: 0 H: 2 E: 0 LOB: 2 K: 1 BB: 1 S: 11 P: 19	R: 1 H: 1 E: 0 LOB: 1 K: 1 BB: 1 S: 10 P: 20		1B: 8 SF: 0 2B: 3 SAC: 0 3B: 0 DP: 1 HR: 1 HBP: 0						

PITCHER		IP	WLS	BF	H	R	ER	SO	BB	IBB	HBP	BLK	WP	HR	S	P	ERA	WHIP
Brian Fisher, R ERA: 1.84	(1, 1)	2.0		8	2	1	1	1	1	0	0	0	0	1	23	36	4.50	1.500
Vicente Palacios, R ERA: 5.65	(3, 1)	4.0	L	22	7	4	4	3	2	1	0	0	0	0	45	80	9.00	2.250
Bob Kipper, L ERA: 3.38	(7, 1)	2.0		10	3	1	1	2	2	0	0	0	0	0	21	39	4.50	2.500

PITCHER	IP	WLS	BF	H	R	ER	SO	BB	IBB	HBP	BLK	WP	HR	S	P	ERA	WHIP

BOTTOM

Pittsburgh Pirates @ San Diego Padres

Jack Murphy Stadium, San Diego, CA

Fri Apr 29 1988, 10:05 PM EDT

Att. 16,185 - Unknown - 68 F

livebaseballscorecards.com

AB	34
R	6
H	12
RBI	6
BB	6
SO	6
LOB	18

WP: 0 PA: 40
PB: 0
SB: 3
CS: 1

Batter	1	2	3	4	5	6	7	8	9	AB	R	H	RBI	BB	SO	LOB
Barry Bonds, L (1, 7) OBP: 0.278, SLG: 0.554	B F F B B X 3-2 4-3 SF8 2B		C B X 1-1 ② 6-3		B C B B X 3-1 ② 3-1		F C B X 1-2 E4		X 0-0 ③ G3	5	1	1	0	0	0	2
Jose Lind, R (1, 4) OBP: 0.242, SLG: 0.253	B B X 2-0 ① 4-3 2-3		X 0-0 1B		B B B B 4-0 BB		B B F X 2-1 ③ F9			3	0	1	0	1	0	2
Andy Van Slyke, L (1, 8) OBP: 0.300, SLG: 0.423	F C B X 1-2 ② SF8 3-H		C B X 1-1 ③ F7		F 1 SAFE F C 0-3 ③ K			B C X 1-1 ① G3		3	0	0	1	0	1	2
Bobby Bonilla, S (1, 5) OBP: 0.381, SLG: 0.682	X 0-0 ③ P3			B X 1-0 1B 3B		F C B B F F S 2-3 ① K		C S B S 1-3 ② K		4	1	1	0	0	2	0
Sid Bream, L (1, 3) OBP: 0.370, SLG: 0.493		B C X 1-1 ① L4		X 0-0 1-3 S SH1-3 3-H 1B		S F B X 1-2 ② F8		B X 1-0 CS 1B		4	1	2	1	0	0	0
R.J. Reynolds, S (1, 9) OBP: 0.333, SLG: 0.500		S X 0-1 ② 3-1		S B X 1-1 ① 1-3 1-3		X 0-0 ③ 4-3		B B S S 1 SAFE 2-2 ③ CS 1-2	B X 1-0 ① F9	4	0	0	0	0	0	1
Junior Ortiz, R (1, 2) OBP: 0.421, SLG: 0.688		B B X 2-0 HR		B C X 1-1 ② SH1-3 3-H			F B F X 1-2 ① F7		B F B B C B 4-2 1B BB	2	1	1	2	1	0	0
Al Pedrique, R (1, 6) OBP: 0.208, SLG: 0.163		C B X 1-1 ③ F9		X 0-0 ③ 4-3			X 0-0 ② F9		B C F B F S 2-3 ② K	4	0	0	0	0	1	1
Bob Walk, R (1, 1) OBP: 0.091, SLG: 0.091			C B S C 1-3 ① K		B F B S S 2-3 ① K		C B X 1-1 HR		B F X 1-1 1-2 1B	2	0	0	0	0	2	0
Randy Milligan, R (7, PH) OBP: 0.318, SLG: 0.333										1	1	1	1	0	0	0
Bob Kipper, R (7, 1)										0	0	0	0	0	0	0
Jeff Robinson, R (7, 1) OBP: 0.250, SLG: 0.143										1	0	1	0	0	0	0
Inning Stats	R: 1 H: 1 E: 0 LOB: 0 K: 0 BB: 0 S: 8 P: 14	R: 1 H: 1 E: 0 LOB: 0 K: 0 BB: 0 S: 7 P: 11	R: 0 H: 1 E: 0 LOB: 1 K: 1 BB: 0 S: 8 P: 11	R: 2 H: 2 E: 0 LOB: 0 K: 0 BB: 0 S: 7 P: 10	R: 0 H: 0 E: 0 LOB: 1 K: 2 BB: 1 S: 8 P: 17	R: 0 H: 0 E: 0 LOB: 0 K: 1 BB: 0 S: 9 P: 12	R: 1 H: 1 E: 1 LOB: 1 K: 0 BB: 0 S: 11 P: 16	R: 0 H: 1 E: 0 LOB: 0 K: 1 BB: 0 S: 8 P: 13	R: 0 H: 1 E: 0 LOB: 2 K: 1 BB: 1 S: 10 P: 18	1B: 4 SF: 1 2B: 1 SAC: 1 3B: 1 DP: 0 HR: 2 HBP: 0						

TOP

Pittsburgh Pirates @ San Diego Padres

Jack Murphy Stadium, San Diego, CA

Sat Apr 30 1988, 10:05 PM EDT

Att. 24,357 - Unknown - 65 F

livebaseballscorecards.com

AB	33
R	5
H	8
RBI	5
BB	2
SO	6
LOB	8

PITCHER		IP	WLS	BF	H	R	ER	SO	BB	IBB	HBP	BLK	WP	HR	S	P	ERA	WHIP
Mark Grant, R ERA: 5.5	(1, 1)	4.0	L	17	5	4	4	1	0	0	0	0	0	1	30	46	9.00	1.250
Greg Booker, R ERA:	(5, 1)	2.0		7	0	0	0	3	1	0	0	0	0	0	17	29	0.00	0.500
Candy Sierra, R ERA: 5.4	(7, 1)	1.0		5	1	1	1	0	0	0	0	0	0	1	11	16	9.00	1.000
Dave Leiper, L ERA:	(8, 1)	1.0		3	1	0	0	1	0	0	0	0	0	0	8	13	0.00	1.000
Lance McCullers, R ERA: 4.73	(9, 1)	1.0		5	1	0	0	1	1	0	0	0	0	0	10	18	0.00	2.000

PITCHER	IP	WLS	BF	H	R	ER	SO	BB	IBB	HBP	BLK	WP	HR	S	P	ERA	WHIP

BOTTOM

Pittsburgh Pirates @ San Diego Padres

Jack Murphy Stadium, San Diego, CA

Sat Apr 30 1988, 10:05 PM EDT

Att. 24,357 - Unknown - 65 F

livebaseballscorecards.com

Batter	1	2	3	4	5	6	7	8	9	AB	R	H	RBI	BB	SO	LOB
Tony Gwynn, L (1, 9) OBP: 0.365, SLG: 0.364	B C X 1-1 FC6-4 1B		X 0-0 FC4-6 1-2 1B		B F X 1-1 ① L5		B C X 1-1 ① 6-3		B X 1-0 ② F7	5	0	2	0	0	0	0
Roberto Alomar, S (1, 4) OBP: 0.333, SLG: 0.419	B F X 1-1 ① FC6-4 4-3 S 1-2f		B B X 2-0 ② FC4-6 BB 1-2f 2-3		B B C B S B 4-2 1B BB		B B C C F X 2-2 HR		C S F S 0-3 ③ K	4	1	1	1	1	1	3
John Kruk, L (1, 3) OBP: 0.396, SLG: 0.532	B B C X 2-1 ② 4-3 1-3		B C B B B 4-1 FC5-4 1-2 BB		F 1 SAFE X 0-1 1-2 1B		B S B S B X 3-2 ② F7			3	0	1	0	1	0	1
Keith Moreland, R (1, 7) OBP: 0.333, SLG: 0.342	X 0-0 ③ B2-3		B B F X 2-1 ③ FC5-4 1-2f		B X 1-0 ② F7		F B B B X 3-1 2B			4	0	1	0	0	0	6
Benito Santiago, R (1, 2) OBP: 0.268, SLG: 0.386		F E X 0-2 ① 5-3		B X 1-0 ① 6-3	B B S C X 2-2 ③ F9		F S 0-3 ③ K2-3			4	0	0	0	0	1	3
Marvell Wynne, L (1, 8) OBP: 0.364, SLG: 0.607 Lance McCullers, S (9, 1)		B B X 2-0 ② P4		L B B B B 4-1 1B BB		B X 1-0 ① F8		C B X 1-1 ① F9		3 0	0 0	0 0	0 0	1 0	0 0	0 0
Chris Brown, R (1, 5) OBP: 0.326, SLG: 0.341		X 0-0 ③ L3		B C 1 SAFE 1 SAFE B X 2-1 ② 1-3 1B		X 0-0 ② 6-3		X 0-0 ② 4-3		4	0	1	0	0	0	0
Garry Templeton, S (1, 6) OBP: 0.268, SLG: 0.327			B C X 1-1 ① F8	C B B B C F B B 4-2 BB		B B B C X 3-1 2B		C S B S 1-3 ③ K		3	0	1	0	1	1	0
Mark Grant, R (1, 1) Carmelo Martinez, R (4, PH) OBP: 0.150, SLG: 0.211 Greg Booker, R (5, 1) Dickie Thon, R (6, PH) OBP: 0.261, SLG: 0.238 Candy Sierra, R (7, 1) Dave Leiper, L (8, 1) Shawn Abner, R (9, 8) OBP: 0.143, SLG: 0.150			B B B C B 4-1 FC4-6 1B BB	B B C B X 3-1 ③ F8		B C B X 2-1 ③ 6-3			F C S 0-3 ① K	0 1 0 1 0 0 1	0 0 0 0 0 0 0	0 0 0 0 0 0 0	1 0 0 0 0 0 0	0 0 0 0 0 0 0	0 0 0 0 0 0 1	0 2 0 1 0 0 0
Inning Stats	R: 0 E: 0 K: 0 S: 7 H: 1 LOB: 1 BB: 0 P: 11	R: 0 E: 0 K: 0 S: 5 H: 0 LOB: 0 BB: 0 P: 7	R: 0 E: 0 K: 0 S: 8 H: 1 LOB: 3 BB: 2 P: 21	R: 0 E: 0 K: 0 S: 9 H: 1 LOB: 2 BB: 2 P: 23	R: 0 E: 0 K: 0 S: 10 H: 1 LOB: 2 BB: 1 P: 18	R: 0 E: 0 K: 0 S: 6 H: 1 LOB: 1 BB: 0 P: 12	R: 1 E: 0 K: 1 S: 14 H: 2 LOB: 1 BB: 0 P: 23	R: 0 E: 0 K: 1 S: 6 H: 0 LOB: 0 BB: 0 P: 8	R: 0 E: 0 K: 2 S: 8 H: 0 LOB: 0 BB: 0 P: 9	1B: 4 2B: 2 3B: 0 HR: 1	SF: 0 SAC: 0 DP: 0 HBP: 0			WP: 0 PB: 0 SB: 1 CS: 0	PA: 38		

	AB	33
	R	1
	H	7
	RBI	1
	BB	5
	SO	4
	LOB	16

PITCHER		IP	WLS	BF	H	R	ER	SO	BB	IBB	HBP	BLK	WP	HR	S	P	ERA	WHIP
Bob Walk, R ERA: 1.42	(1, 1)	6.0	W	27	5	0	0	0	5	0	0	0	0	0	45	92	0.00	1.667
Bob Kipper, L ERA: 4.15	(7, 1)	0.2		3	1	1	1	0	0	0	0	0	0	1	9	15	13.50	1.500
Jeff Robinson, R ERA: 2.36	(7, 1)	2.1		8	1	0	0	4	0	0	0	0	0	0	19	25	0.00	0.429

PITCHER	IP	WLS	BF	H	R	ER	SO	BB	IBB	HBP	BLK	WP	HR	S	P	ERA	WHIP

Batter	1	2	3	4	5	6	7	8	9	AB	R	H	RBI	BB	SO	LOB
Barry Bonds, L (1, 7) OBP: 0.284, SLG: 0.542	B C B F F S 2-3 ① K	X 0-0 ③ F8			B B X 2-0 1B 1B		I I I I 4-0 1B IBB		C S B X 1-2 ① FC1-5 2-3 2-3	4	1	1	0	1	1	3
Jose Lind, R (1, 4)	C X 0-1 ② B1-3		C F F B S 1-3 ① K		1 SAFE 1 SAFE B 1 SAFE C 1 SAFE 1 SAFE 1 SAFE C 2-2 1 SAFE B F 1 SAFE F F X 1-3 1B		C F C 0-3 ② K		F X 0-1 ② 2-3 2-3	5	0	1	0	0	2	3
Andy Van Slyke, L (1, 8) OBP: 0.305, SLG: 0.422	B X 1-0 ③ F8		B X 1-0 ② P6		B B C B X 3-1 1-2 3-H 1B		S B X 1-1 1-2 2-3 1B		X 0-0 ③ 4-3	5	0	2	1	0	0	1
Bobby Bonilla, S (1, 5) OBP: 0.366, SLG: 0.652		B F C F X 1-2 ① 4-3	S X 0-1 ③ F7		S B C F S 1-3 ③ K		X 0-0 ③ F9			4	0	0	0	0	1	5
Sid Bream, L (1, 3) OBP: 0.364, SLG: 0.471		F B C B B F F F B 4-2 BB 1B 1B BB	X 0-0 ① F7			B B C C X 2-2 ① 4-3		F X 0-1 ① 4-3		3	1	0	0	1	0	0
Darnell Coles, R (1, 9) OBP: 0.357, SLG: 0.447		1 SAFE C C C X 0-2 BB 1-2 1B 1B	C F F B B X 2-2 ② L6			B F F S 1-3 ② K		B B F S S 2-3 ② K		4	1	1	0	0	2	0
Michael LaValliere, L (1, 2) OBP: 0.473, SLG: 0.443		B B B C B 4-1 1-2 2-3 1B BB	B C B X 2-1 ③ 6-3			C X 0-1 ③ F8		S C B F F C 1-3 ③ K		3	0	0	0	1	1	0
Al Pedrique, R (1, 6) OBP: 0.250, SLG: 0.234		X 0-0 1-2 2-H 3-H 1B			B C B X 2-1 ① F9		B B C X 2-1 1B 2B		B B F B F X 3-2 2B 1B	4	1	3	2	0	0	0
John Smiley, L (1, 1) OBP: 0.200, SLG: 0.200 John Cangelosi, S (7, PH) OBP: 0.333, SLG: 0.278 Barry Jones, R (7, 1) R.J. Reynolds, S (9, PH) OBP: 0.346, SLG: 0.533 Jim Gott, R (9, 1)		X 0-0 ② F7			B C X 1-1 ② 6-3		B F C C 1-3 ① K		1 SAFE B F B X 2-1 FC1-5 1-H 2B	2 1 0 1 0 0	0 0 0 0 0 0	0 0 0 1 0 0	0 0 0 1 0 0	0 1 0 0 0 0	0 1 0 0 0 0	2 1 0 0 0 0

TOP

Pittsburgh Pirates @ San Diego Padres

Jack Murphy Stadium, San Diego, CA

Sun May 01 1988, 6:33 AM EDT

Att. 21,694 - Sunny - 70 F

livebaseballscorecards.com

AB	36
R	4
H	9
RBI	4
BB	3
SO	8
LOB	15

Inning Stats	1	2	3	4	5	6	7	8	9	1B	SF	WP	PA
R	0	2	0	0	1	0	0	0	1	7	0	0	39
E	0	0	0	0	0	0	0	0	0	2B: 2	SAC: 0	PB: 0	
K	1	0	1	0	1	1	2	2	0	3B: 0	DP: 0	SB: 0	
S	7	16	7	7	17	8	11	10	11	HR: 0	HBP: 0	CS: 0	
LOB	0	2	0	0	2	0	2	0	1				
BB	0	2	0	0	0	0	1	0	0				
P	10	25	9	11	28	11	19	13	17				
H	0	2	0	0	3	0	2	0	2				

PITCHER		IP	WLS	BF	H	R	ER	SO	BB	IBB	HBP	BLK	WP	HR	S	P	ERA	WHIP
Eric Show, R ERA: 4.97	(1, 1)	6.0	L	25	5	3	3	4	2	0	0	0	0	0	62	94	4.50	1.167
Lance McCullers, R ERA: 4.11	(7, 1)	2.0		9	2	0	0	4	0	1	0	0	0	0	21	32	0.00	1.000
Greg Booker, R ERA: 0.84	(9, 1)	1.0		5	2	1	1	0	0	0	0	0	0	0	11	17	9.00	2.000

PITCHER	IP	WLS	BF	H	R	ER	SO	BB	IBB	HBP	BLK	WP	HR	S	P	ERA	WHIP

Batter	1	2	3	4	5	6	7	8	9	AB	R	H	RBI	BB	SO	LOB
Tony Gwynn, L (1, 9) OBP: 0.348, SLG: 0.346	B C F B B F S 3-3 K ①		C S B B X 2-2 FC3-6 CS ② 1-2f			B B X 2-0 F8 ① 2-3		B B C X 2-1 4-3 ③		4	0	0	0	0	1	2
Roberto Alomar, S (1, 4) OBP: 0.297, SLG: 0.371	F B X 1-1 4-3 ②		1 SAFE S S B 1 SAFE 1-1 CS ③ 1-2	B B C X 2-1 4-3 ①		F F S 0-3 K ②			C X 0-1 G3 ①	4	0	0	0	0	1	1
John Kruk, L (1, 3) OBP: 0.368, SLG: 0.490	S B B B X 3-1 1-3 ③			S S C 0-3 K ②		C X 0-1 1-3 ③			C B S F C 1-3 K ②	4	0	0	0	0	2	1
Carmelo Martinez, R (1, 7) OBP: 0.136, SLG: 0.190		S B B F B X 3-2 F4 ①		C X 0-1 P3 ③			B F X 1-1 L7 ①		F B C B C 2-3 K ③	4	0	0	0	0	1	0
Chris Brown, R (1, 5) OBP: 0.327, SLG: 0.341		B F S F X 1-2 1-3 ②			B F B B X 3-1 F9 ①		S B F X 1-2 1B			3	0	1	0	0	0	0
Dickie Thon, R (1, 6) OBP: 0.231, SLG: 0.208		C B F X 1-2 3-1 ③			S F B S 1-3 K ②		S 1 SAFE B S 1 S 1-3 K ②			3	0	0	0	0	2	1
Shawn Abner, R (1, 8) OBP: 0.174, SLG: 0.318 Marvell Wynne, L (7, PH) OBP: 0.353, SLG: 0.586 (8, 8)			B F X 1-1 HR		B F B B B S F X 3-2 G3 ③		C B S 1 SAFE F F C 1-3 K ③			2 1	1 0	1 0	1 0	0 0	0 1	0 1
Mark Parent, R (1, 2) OBP: 0.300, SLG: 0.400 Benito Santiago, R (8, PH) OBP: 0.264, SLG: 0.380 (9, 2)			C S F F X 0-2 1-3 ①			B B X 2-0 2B 2B		B B B C F X 3-2 F9 ①		2 1	1 0	1 0	0 0	0 0	0 0	0 0
Eric Show, R (1, 1) OBP: 0.375, SLG: 0.375 Randy Ready, R (6, PH) OBP: 0.313, SLG: 0.356 Lance McCullers, S (7, 1) Randy Byers, L (8, PH) Greg Booker, R (9, 1)			X 0-0 FC3-6 1B			C X 0-1 F8 2-H 2B		C B C S 1-3 K ②		1 1 0 1 0	0 0 0 0 0	1 1 0 0 0	0 1 0 0 0	0 0 0 0 0	0 0 0 1 0	0 0 0 0 0
Inning Stats	R: 0 H: 0 E: 0 LOB: 0 K: 1 BB: 0 S: 8 P: 15	R: 0 H: 0 E: 0 LOB: 0 K: 0 BB: 0 S: 10 P: 15	R: 1 H: 2 E: 0 LOB: 0 K: 0 BB: 0 S: 12 P: 16	R: 0 H: 0 E: 0 LOB: 0 K: 1 BB: 0 S: 7 P: 9	R: 0 H: 0 E: 0 LOB: 0 K: 1 BB: 0 S: 9 P: 16	R: 1 H: 2 E: 0 LOB: 1 K: 1 BB: 0 S: 9 P: 13	R: 0 H: 1 E: 0 LOB: 1 K: 2 BB: 0 S: 13 P: 17	R: 0 H: 0 E: 0 LOB: 0 K: 1 BB: 0 S: 8 P: 14	R: 0 H: 0 E: 0 LOB: 0 K: 2 BB: 0 S: 9 P: 12	1B: 2 2B: 2 3B: 0 HR: 1	SF: 0 SAC: 0 DP: 0 HBP: 0			WP: 0 PB: 0 SB: 0 CS: 1	PA: 32		

PITCHER		IP	WLS	BF	H	R	ER	SO	BB	IBB	HBP	BLK	WP	HR	S	P	ERA	WHIP
John Smiley, L ERA: 3.69	(1, 1)	6.0	W	21	4	2	2	4	0	0	0	0	0	1	55	84	3.00	0.667
Barry Jones, R ERA:	(7, 1)	2.0		7	1	0	0	3	0	0	0	0	0	0	21	31	0.00	0.500
Jim Gott, R ERA: 2.92	(9, 1)	1.0	S	3	0	0	0	2	0	0	0	0	0	0	9	12	0.00	0.000

PITCHER	IP	WLS	BF	H	R	ER	SO	BB	IBB	HBP	BLK	WP	HR	S	P	ERA	WHIP

BOTTOM

Pittsburgh Pirates @ San Diego Padres

Jack Murphy Stadium, San Diego, CA

Sun May 01 1988, 6:33 AM EDT
Att. 21,694 - Sunny - 70 F

livebaseballscorecards.com

AB	31
R	2
H	5
RBI	2
BB	0
SO	9
LOB	6

Pittsburgh Pirates @ Los Angeles Dodgers

Dodger Stadium, Los Angeles, CA

Mon May 02 1988, 7:05 PM PDT

Att. 26,821 - Unknown - 68 F

livebaseballscorecards.com

TOP

Batter	1	2	3	4	5	6	7	8	9	AB	R	H	RBI	BB	SO	LOB
Barry Bonds, L (1, 7) OBP: 0.290, SLG: 0.535	K			K	S 1B 3-H		K		1-2 1B	5	0	2	1	0	3	2
Jose Lind, R (1, 4) OBP: 0.248, SLG: 0.243	4-3			4-2 2B BB	1-2 BB		K		L9	3	1	0	0	2	1	4
Andy Van Slyke, L (1, 8) OBP: 0.293, SLG: 0.402	3-1			SAFE SAFE F8	L4		K			4	0	0	0	0	1	5
Bobby Bonilla, S (1, 5) OBP: 0.371, SLG: 0.656		L9		SAFE SAFE 1-H 2B		BLK 1B		P4		4	0	2	1	0	0	0
Sid Bream, L (1, 3) OBP: 0.350, SLG: 0.452 Dave Hostetler, R (8, PH) OBP: 0.167, SLG: 0.167 (8, 3)		G3		K		F7		4-3		3 1	0 0	0 0	0 0	0 0	1 0	2 0
R.J. Reynolds, S (1, 9) OBP: 0.339, SLG: 0.510		4-3			WP 1B SF9 1B	P6 1-2			G6-3	4	1	1	0	0	0	1
Michael LaValliere, L (1, 2) OBP: 0.455, SLG: 0.422 Junior Ortiz, R (9, PH) OBP: 0.400, SLG: 0.647			1-3		F5	F9			F2	3 1	0 0	0 0	0 0	0 0	0 0	2 0
Rafael Belliard, R (1, 6) OBP: 0.282, SLG: 0.333			6-3		SF9 WP 1B 1-2 1B	BB BB			K	3	1	1	0	1	1	0
Doug Drabek, R (1, 1) OBP: 0.071, SLG: 0.071 Darnell Coles, R (5, PH) OBP: 0.351, SLG: 0.447 Bob Kipper, R (5, 1) John Cangelosi, S (7, PH) OBP: 0.364, SLG: 0.278 Barry Jones, R (7, 1) Randy Milligan, R (9, PH) OBP: 0.304, SLG: 0.316			G3		SF9 1-3 2-H	SAFE 1-2 BB			E5 1B	1 0 0 0 0 1	0 0 0 0 0 0	0 0 0 0 0 0	0 1 0 0 0 0	0 0 0 0 0 0	0 0 0 0 0 0	0 0 0 0 0 0
Inning Stats	R: 0 E: 0 K: 1 S: 8 H: 0 LOB: 0 BB: 0 P: 15	R: 0 E: 0 K: 0 S: 11 H: 0 LOB: 0 BB: 0 P: 14	R: 0 E: 0 K: 0 S: 8 H: 0 LOB: 0 BB: 0 P: 10	R: 1 E: 0 K: 2 S: 19 H: 1 LOB: 1 BB: 1 P: 29	R: 2 E: 0 K: 0 S: 20 H: 3 LOB: 2 BB: 1 P: 30	R: 0 E: 0 K: 0 S: 13 H: 1 LOB: 1 BB: 0 P: 17	R: 0 E: 0 K: 3 S: 16 H: 0 LOB: 2 BB: 2 P: 28	R: 0 E: 0 K: 0 S: 5 H: 0 LOB: 0 BB: 0 P: 9	R: 0 E: 1 K: 1 S: 11 H: 1 LOB: 2 BB: 0 P: 13	1B: 5 2B: 1 3B: 0 HR: 0 SF: 1 SAC: 0 DP: 0 HBP: 0	WP: 1 PB: 0 SB: 1 CS: 0 PA: 38					

	AB	33
	R	3
	H	6
	RBI	3
	BB	4
	SO	7
	LOB	16

PITCHER		IP	WLS	BF	H	R	ER	SO	BB	IBB	HBP	BLK	WP	HR	S	P	ERA	WHIP
Don Sutton, R ERA: 3.38	(1, 1)	4.2		19	4	3	3	3	1	0	0	0	1	0	62	90	5.79	1.071
Alejandro Pena, R ERA:	(5, 1)	2.0		10	1	0	0	2	3	0	0	1	0	0	28	46	0.00	2.000
Jesse Orosco, L ERA: 1.17	(7, 1)	2.1	W	9	1	0	0	2	0	0	0	0	0	0	21	29	0.00	0.429

PITCHER	IP	WLS	BF	H	R	ER	SO	BB	IBB	HBP	BLK	WP	HR	S	P	ERA	WHIP

Pittsburgh Pirates @ Los Angeles Dodgers

Dodger Stadium, Los Angeles, CA

Mon May 02 1988, 7:05 PM PDT

Att. 26,821 - Unknown - 68 F

livebaseballscorecards.com

Batter	1	2	3	4	5	6	7	8	9	AB	R	H	RBI	BB	SO	LOB
Steve Sax, R (1, 4) OBP: 0.287, SLG: 0.302	1-0 HBP 1B 1B	4-2 S 2-3 BB		0-0 1-H 2-H IHR			0-0 1B FC4-2 1B			3	2	3	3	1	0	0
Mike Davis, L (1, 8) (6, 9)	1-3 K	3-1 1-3 1-2		3-0 3-1			0-1 FC4-2 1-3 1B			4	0	1	0	0	1	2
Kirk Gibson, L (1, 7) OBP: 0.337, SLG: 0.421	1-0 BB 1B G3 1-2 HBP		0-1 F9		1-0 HR		2-1 FC4-2 FC6-4 1-2 3-H			3	2	1	1	0	0	2
Pedro Guerrero, R (1, 5) OBP: 0.412, SLG: 0.453	0-0 G3 BB 1-2 2-H 1B		1-1 3-1		2-1 6-3		1-3 K			4	0	1	1	0	1	2
Mike Marshall, R (1, 3) OBP: 0.300, SLG: 0.310	4-1 G3 1-2 2-3 BB		0-2 F9		1-2 5-3		0-1 FC6-4 1-2f			3	0	0	0	1	0	2
Danny Heep, L (1, 9) OBP: 0.435, SLG: 0.368	0-0 G3 1-2 2-3 3-H			4-0 S IHR BB	3-2 CS 1B			1-2 5-3		1	1	0	1	1	0	2
Mike Devereaux, R (5, PH) (6, 8) OBP: 0.125, SLG: 0.125										2	0	1	0	0	0	0
Mike Scioscia, L (1, 2) OBP: 0.435, SLG: 0.441	1-1 1-3			2-3 K 1-2	1-1 CS 1-2	1-1 5-3		1-2 4-3		4	0	0	0	0	1	3
Alfredo Griffin, S (1, 6) OBP: 0.215, SLG: 0.273		4-2 BB SH3-4 BB		0-0 F8		0-2 6-3		2-0 F8		3	0	0	0	1	0	1
Don Sutton, R (1, 1)		0-0 SH3-4 1-2		4-2 IHR BB		1-0 4-3				0	1	0	0	1	0	0
Alejandro Pena, R (5, 1)										1	0	0	0	0	0	0
Jesse Orosco, R (7, 1)										0	0	0	0	0	0	0

Inning Stats	1	2	3	4	5	6	7	8	9	1B	SF	WP	PA
	R: 2 H: 2 E: 0 LOB: 2 K: 1 BB: 1 S: 9 P: 17	R: 0 H: 0 E: 0 LOB: 1 K: 0 BB: 2 S: 9 P: 19	R: 0 H: 0 E: 0 LOB: 0 K: 0 BB: 0 S: 8 P: 9	R: 3 H: 1 E: 0 LOB: 0 K: 1 BB: 2 S: 9 P: 22	R: 1 H: 2 E: 0 LOB: 0 K: 0 BB: 0 S: 12 P: 20	R: 0 H: 0 E: 0 LOB: 0 K: 0 BB: 0 S: 7 P: 9	R: 0 H: 2 E: 0 LOB: 2 K: 1 BB: 0 S: 10 P: 13	R: 0 H: 0 E: 0 LOB: 0 K: 0 BB: 0 S: 7 P: 11		1B: 5 SF: 0 2B: 0 SAC: 1 3B: 0 DP: 0 HR: 2 HBP: 1		WP: 0 PA: 36 PB: 0 SB: 2 CS: 1	

PITCHER		IP	WLS	BF	H	R	ER	SO	BB	IBB	HBP	BLK	WP	HR	S	P	ERA	WHIP
Doug Drabek, R ERA: 4.5	(1, 1)	4.0	L	20	3	5	5	2	5	0	1	0	0	0	35	67	11.25	2.000
Bob Kipper, L ERA: 4.22	(5, 1)	2.0		7	2	1	1	0	0	0	0	0	0	1	19	29	4.50	1.000
Barry Jones, R ERA:	(7, 1)	2.0		8	2	0	0	1	0	0	0	0	0	0	17	24	0.00	1.000

PITCHER	IP	WLS	BF	H	R	ER	SO	BB	IBB	HBP	BLK	WP	HR	S	P	ERA	WHIP

Pittsburgh Pirates @ Los Angeles Dodgers

Dodger Stadium, Los Angeles, CA

Tue May 03 1988, 7:05 PM PDT

Att. 26,943 - Unknown - 70 F

TOP

livebaseballscorecards.com

Batter	1	2	3	4	5	6	7	8	9	AB	R	H	RBI	BB	SO	LOB
Barry Bonds, L (1, 7) OBP: 0.286, SLG: 0.519	4-3	K		CS 1-2	F7		1B		FC6-4 1B 1-2f	5	1	1	0	0	1	1
Jose Lind, R (1, 4) OBP: 0.263, SLG: 0.252	3B BB	4-3			HR 1B		K		1B 1-2	4	2	2	0	1	1	1
Andy Van Slyke, L (1, 8) OBP: 0.308, SLG: 0.467	1B 1-H 3B	6-3			1-H HR		1-2 1B		K	5	2	3	3	0	1	2
Bobby Bonilla, S (1, 5) OBP: 0.382, SLG: 0.653	2B 1B 3-H 1B		K		G4-6-3 1B		F7		1B 1-2 2-H	5	1	3	2	0	1	2
Sid Bream, L (1, 3) Bob Kipper, R (5, 1) John Cangelosi, S (7, 1) OBP: 0.333, SLG: 0.250	2B 1-2 1B		4-3		G4-6-3 1-2f			1-3	6-3	3 0 2	0 0 0	1 0 0	0 0 0	0 0 0	0 0 0	1 0 2
R.J. Reynolds, S (1, 9) OBP: 0.333, SLG: 0.491	K		4-3			3-1		1B		4	0	1	0	0	1	2
Michael LaValliere, L (1, 2) OBP: 0.463, SLG: 0.439 Randy Milligan, R (7, 3) OBP: 0.292, SLG: 0.300	2B 1-3 2-H			CS BB		6-3		K		2 1	0 0	1 0	1 0	1 0	0 1	0 1
Rafael Belliard, R (1, 6) OBP: 0.279, SLG: 0.308	IBB			F9		G3		5-3		3	0	0	0	1	0	2
Mike Dunne, R (1, 1) Dave Hostetler, R (5, 3) (7, 2) OBP: 0.250, SLG: 0.250	K			B2			P4		FC6-4 1B	2 2	0 0	0 1	0 0	0 0	1 0	4 0
Inning Stats	R: 3 E: 0 K: 2 S: 33 H: 4 LOB: 3 BB: 2 P: 49	R: 0 E: 0 K: 1 S: 10 H: 0 LOB: 0 BB: 0 P: 11	R: 0 E: 0 K: 1 S: 5 H: 0 LOB: 0 BB: 0 P: 6	R: 0 E: 0 K: 0 S: 6 H: 0 LOB: 0 BB: 1 P: 10	R: 2 E: 0 K: 0 S: 11 H: 3 LOB: 0 BB: 0 P: 14	R: 0 E: 0 K: 0 S: 7 H: 0 LOB: 0 BB: 0 P: 9	R: 0 E: 0 K: 1 S: 11 H: 2 LOB: 2 BB: 0 P: 17	R: 0 E: 0 K: 1 S: 7 H: 1 LOB: 1 BB: 0 P: 10	R: 1 E: 0 K: 1 S: 13 H: 3 LOB: 2 BB: 0 P: 19	1B: 10 2B: 1 3B: 1 HR: 1 SF: 0 SAC: 0 DP: 1 HBP: 0						

	AB	38
	R	6
	H	13
	RBI	6
	BB	3
	SO	7
	LOB	18

WP: 0 PB: 0 SB: 0 CS: 1 PA: 42

PITCHER		IP	W	L	S	BF	H	R	ER	SO	BB	IBB	HBP	BLK	WP	HR	P	ERA	WHIP
Tim Belcher, R ERA: 3.95	(1, 1)	5.0	W			23	7	5	5	4	2	1	0	0	0	1	90	9.00	1.800
Tim Leary, R ERA: 4.23	(6, 1)	2.0				8	2	0	0	1	0	0	0	0	0	0	26	0.00	1.000
Brad Havens, L ERA: 5.19	(8, 1)	2.0				10	4	1	1	2	0	0	0	0	0	0	29	4.50	2.000

PITCHER		IP	W	L	S	BF	H	R	ER	SO	BB	IBB	HBP	BLK	WP	HR	P	ERA	WHIP

Batter	1	2	3	4	5	6	7	8	9	AB	R	H	RBI	BB	SO	LOB
Steve Sax, R (1, 4) OBP: 0.313, SLG: 0.315	C B S X 1-2 F7 ①	C X 0-1 4-1 S 1B		P P B B 4-0 1B E ② 1-2 BB	B S X 1-1 1B 3-H	B B B B 4-0 BB				3	1	2	1	2	0	0
Mike Davis, L (1, 8) OBP: 0.291, SLG: 0.237 (7, 9)	B C B C X 2-2 1B 2B	B B B X 3-1 4-1 ② 1-3		X 0-0 E 1B 1-3 1B	C B B B X 3-1 F2 ③	C X 0-1 4-3 ③				5	2	2	0	0	0	4
Kirk Gibson, L (1, 7) OBP: 0.333, SLG: 0.413 Franklin Stubbs, L (7, 7) OBP: 0.467, SLG: 0.545	B B C F X 3-2 E S 1B 2-H 1B	C B B S B F X 3-2 4-3 ③		X 0-0 E5 1B HR 1-3 3-H		B B F F X 2-2 G3 ①	X 0-0 G3 ①			4 1	2 0	1 0	1 0	0 0	0 0	2 0
Pedro Guerrero, R (1, 5) OBP: 0.416, SLG: 0.456 Jeff Hamilton, R (7, 5)	B F B F X 2-2 HR 1B 1-H	X 0-0 F8 ①	F B F X 1-2 HR 1B 1-3 3-H			B F B X 2-1 E3 WP 1B	X 0-0 F8 ②			4 1	3 0	2 0	2 0	0 0	0 0	0 0
Mike Marshall, R (1, 3) OBP: 0.326, SLG: 0.409	B X 1-0 HR 1-H	B B B F F S 3-3 K ②	B F B F X 2-2 HR 1-H 3-H			B I I I 4-0 E 1B 2B 1-2 IBB	B S X 1-1 WP 2B			4	3	3	5	1	1	0
Danny Heep, L (1, 9) OBP: 0.423, SLG: 0.364 Mike Devereaux, R (6, PH) OBP: 0.111, SLG: 0.111 (7, 8)	B X 1-0 4-3 ②	C F B X 1-2 1B	B F B B X 3-1 4-3 ③			X 0-0 F8 ②	C B B X 2-1 F9 ③ 2-3			3 2	0 0	1 0	0 0	0 0	0 3	0 0
Mike Scioscia, L (1, 2) OBP: 0.452, SLG: 0.460 Rick Dempsey, R (7, 2)	C X 0-1 1B	X 0-0 F7 ③		F B X 1-1 3-1 SH1-3 1B 1B	B X 1-0 E 2B 1-2 2-H 1B		B B B C X 3-1 F7 ①			4 1	2 0	3 0	1 0	0 0	0 0	1 0
Alfredo Griffin, S (1, 6) OBP: 0.219, SLG: 0.275 Dave Anderson, R (7, 6) OBP: 0.375, SLG: 0.286	X 0-0 1-3 ③			C B X 1-1 CS 1B	X 0-0 SH1-3 ① 1-2	C F F B F X 1-2 E4 2B 1-2 2-3		B C C B F X 2-2 F8 ②		3 1	1 0	1 0	0 0	0 0	0 0	3 0
Tim Belcher, R (1, 1) OBP: 0.250, SLG: 0.375 Mickey Hatcher, R (5, PH) OBP: 0.313, SLG: 0.438 Tim Leary, R (6, 1) OBP: 0.500, SLG: 0.667 Brad Havens, L (8, 1)		F S S 0-3 K ①		L B F L 1-3 K ①	C B X 1-1 3-1 ② 2-3	B F X 1-1 2B 1-H 2-H 3-H		B F F X 1-1 F8 ③		2 1 1 1	0 0 0 0	0 0 1 0	0 0 3 0	0 0 0 0	2 0 0 0	1 1 0 0
Inning Stats	R: 4 H: 5 E: 0 LOB: 1 K: 0 BB: 0 S: 17 P: 27	R: 0 H: 1 E: 0 LOB: 1 K: 1 BB: 0 S: 11 P: 17	R: 0 H: 1 E: 0 LOB: 1 K: 1 BB: 0 S: 8 P: 12	R: 5 H: 4 E: 1 LOB: 0 K: 1 BB: 1 S: 17 P: 27	R: 1 H: 2 E: 0 LOB: 1 K: 0 BB: 0 S: 9 P: 15	R: 4 H: 2 E: 2 LOB: 2 K: 0 BB: 2 S: 17 P: 32	R: 0 H: 1 E: 0 LOB: 1 K: 0 BB: 0 S: 6 P: 9	R: 0 H: 0 E: 0 LOB: 0 K: 0 BB: 0 S: 8 P: 14		1B: 11 SF: 0 2B: 3 SAC: 1 3B: 0 DP: 0 HR: 2 HBP: 0						

PITCHER		IP	WLS	BF	H	R	ER	SO	BB	IBB	HBP	BLK	WP	HR	S	P	ERA	WHIP
Mike Dunne, R ERA: 4.11	(1, 1)	4.0	L	24	11	9	4	3	1	0	0	0	0	2	53	83	9.00	3.000
Bob Kipper, L ERA: 4.26	(5, 1)	2.0		14	4	5	1	0	1	1	0	0	1	0	26	47	4.50	2.500
John Cangelosi, L ERA:	(7, 1)	2.0		7	1	0	0	0	0	0	0	0	1	0	14	23	0.00	0.500

PITCHER	IP	WLS	BF	H	R	ER	SO	BB	IBB	HBP	BLK	WP	HR	S	P	ERA	WHIP

BOTTOM

Pittsburgh Pirates @ Los Angeles Dodgers

Dodger Stadium, Los Angeles, CA

Tue May 03 1988, 7:05 PM PDT

Att. 26,943 - Unknown - 70 F

livebaseballscorecards.com

AB	41
R	14
H	16
RBI	13
BB	3
SO	3
LOB	15

WP: 2 PA: 45
PB: 0
SB: 2
CS: 1

Batter	1	2	3	4	5	6	7	8	9	AB	R	H	RBI	BB	SO	LOB
Barry Bonds, L (1, 7) OBP: 0.282, SLG: 0.505	F F X 0-2 CS 1B		B B C X 2-1 ① 3-1		X 0-0 ① 4-3		B B C F X 2-2 ① F8	B B C F F F X 2-2 ③ FC6 1-2f		5	0	1	0	0	0	2
Jim Gott, R (8, 1)										0	0	0	0	0	0	0
Jose Lind, R (1, 4) OBP: 0.277, SLG: 0.268	B B 1 SAFE B C C X 3-2 ① FC6-4 1B 1-2 1B		X 0-0 ② 6-3		C B C F X 1-2 1B 1B		C F X 0-2 1-2 1B		B S C C C 1-3 ① K	5	0	3	0	0	1	0
Andy Van Slyke, L (1, 8) OBP: 0.330, SLG: 0.515	B B X 2-0 FC6-4 1-2 1B		B B X 2-0 HR		C X 0-1 S 1-3 1B		B C F F F F F B X 3-2 ② P4		F B B C F F X 2-2 WP S SF7 1B	5	2	4	1	0	0	2
Bobby Bonilla, S (1, 5) OBP: 0.374, SLG: 0.667	B X 1-0 ② FC6-4 BB 1-2f 2-3		S F F B B F X 2-2 HR		B F B S B S 3-3 ② K 1-2		X 0-0 ③ P4		C S F B X 1-2 ② SF7 1-H	4	1	1	2	0	1	6
Sid Bream, L (1, 3) OBP: 0.352, SLG: 0.438	B B F B B 4-1 1-2 BB		S B X 1-1 ③ 4-3		S F B B F S 2-3 ③ K			X 0-0 2B 1B 1B	B X 1-0 ③ F2	4	1	1	0	1	1	2
R.J. Reynolds, S (1, 9) OBP: 0.328, SLG: 0.491 (8, 7)	C B F S 1-3 ③ K			S B S S S 1-3 ① K		C B C C 1-3 ① K		B C B F B F F F X 3-2 1B 1-3 FC6-4 2B		4	1	1	0	0	3	3
Junior Ortiz, R (1, 2) OBP: 0.375, SLG: 0.571		C F B X 1-2 ① 4-3		X 0-0 ② 5-3		C C B B X 2-2 ② F7		X 0-0 FC6-4 2-3 3-H 1B		4	0	1	1	0	0	0
Rafael Belliard, R (1, 6) OBP: 0.283, SLG: 0.310		C X 0-1 ② G3		X 0-0 E5 1B		S X 0-1 ③ F9		B X 1-0 ① F8		3	0	1	0	0	0	0
Jeff Robinson, R (6, 1) OBP: 0.250, SLG: 0.143										0	0	0	0	0	0	0
Darnell Coles, R (8, PH) (8, 9) OBP: 0.345, SLG: 0.438										1	0	0	0	0	0	2
Vicente Palacios, R (1, 1)		S C C 0-3 ③ K		B F S S 1-3 ③ K			C X 0-1 1B 1B	C F B B X 2-2 ② FC6-4 FC6 1-2f 3-H		2	0	0	0	0	2	1
Al Pedrique, R (6, 6) OBP: 0.259, SLG: 0.245										2	0	1	1	0	0	1

TOP

Pittsburgh Pirates @ Los Angeles Dodgers

Dodger Stadium, Los Angeles, CA

Wed May 04 1988, 7:05 PM PDT

Att. 30,423 - Unknown - 70 F

livebaseballscorecards.com

AB	39
R	5
H	14
RBI	5
BB	1
SO	8
LOB	19

Inning Stats	1	2	3	4	5	6	7	8	9
	R: 0 E: 0 K: 1 S: 12	R: 0 E: 0 K: 1 S: 8	R: 2 E: 0 K: 0 S: 11	R: 0 E: 1 K: 2 S: 8	R: 0 E: 0 K: 2 S: 14	R: 0 E: 0 K: 1 S: 8	R: 0 E: 0 K: 0 S: 15	R: 2 E: 0 K: 0 S: 18	R: 1 E: 0 K: 1 S: 13
	H: 3 LOB: 3 BB: 1 P: 23	H: 0 LOB: 0 BB: 0 P: 9	H: 2 LOB: 0 BB: 0 P: 18	H: 1 LOB: 1 BB: 0 P: 10	H: 2 LOB: 2 BB: 0 P: 20	H: 0 LOB: 0 BB: 0 P: 11	H: 2 LOB: 2 BB: 0 P: 20	H: 3 LOB: 1 BB: 0 P: 26	H: 1 LOB: 0 BB: 0 P: 18

1B: 11	SF: 1	WP: 1
2B: 1	SAC: 0	PB: 0
3B: 0	DP: 0	SB: 2
HR: 2	HBP: 0	CS: 1

PA: 41

PITCHER		IP	WLS	BF	H	R	ER	SO	BB	IBB	HBP	BLK	WP	HR	S	P	ERA	WHIP
Orel Hershiser, R ERA: 1.74	(1, 1)	6.1	W	29	10	2	2	7	1	0	0	0	0	2	69	101	2.84	1.737
Jesse Orosco, L ERA: 1.08	(7, 1)	0.2		2	0	0	0	0	0	0	0	0	0	0	7	10	0.00	0.000
Jay Howell, R ERA: 3.52	(8, 1)	2.0		10	4	3	3	1	0	0	0	0	1	0	31	44	13.50	2.000

PITCHER		IP	WLS	BF	H	R	ER	SO	BB	IBB	HBP	BLK	WP	HR	S	P	ERA	WHIP

Batter	1	2	3	4	5	6	7	8	9	AB	R	H	RBI	BB	SO	LOB
Steve Sax, R (1, 4) OBP: 0.337, SLG: 0.333	C B F B F X 2-2 S E 1B	B F B X 2-1 BB S 2B 1B	B B B B 4-0 S BB		B C F F X 1-2 F9 ③		B B X 2-0 2-H 1B			4	2	3	1	1	0	2
Mike Davis, L (1, 8) OBP: 0.297, SLG: 0.238 Jay Howell, R (8, 1)	C S C X 1-2 E9 1-H HR 1B	B B B B 4-0 BB 1-2 2B BB	B B S F F X 2-2 3-1 ③ 1-2			B C C S 1-3 K ①	X 0-0 3-1 ③			4 0	2 0	1 0	1 0	1 0	1 0	2 0
Kirk Gibson, L (1, 7) OBP: 0.347, SLG: 0.452	X 0-0 3-H HR	F C B F F B B B 4-2 2B 1-2 2-3 1B BB		C X 0-1 F8 ①		B B F C X 2-2 1B 1B		F S X 0-2 F7 ①		4	2	2	2	1	0	0
Pedro Guerrero, R (1, 5) OBP: 0.436, SLG: 0.512 Jeff Hamilton, R (9, 5)	F S B X 1-2 1B 1B	C X 0-1 1-3 2-H 3-H 1B 2B		B F B C X 2-2 6-3 ②		B X 1-0 1-2 1B 1B ②		X 0-0 3B		5 0	1 0	4 0	2 0	0 0	0 0	0 0
Mike Marshall, R (1, 3) OBP: 0.320, SLG: 0.398	C F S 0-3 K ①	B S S S 1-3 K ②		B C F C 1-3 K ③		B B X 2-0 1-2 1B		B F F F S 1-3 K ②		5	0	1	0	0	4	4
Danny Heep, L (1, 9) OBP: 0.467, SLG: 0.423 Mike Devereaux, R (8, 8) OBP: 0.105, SLG: 0.105	C X 0-1 1-2 1B	C C X 0-2 2-H 3-H BLK 1B			B C C F B X 2-2 1B 1B	X 0-0 4-3 ③		B X 1-0 6-3 ③		4 1	0 0	3 0	2 0	0 0	0 0	2 1
Mike Scioscia, L (1, 2) OBP: 0.442, SLG: 0.448	C C X 0-2 F7 ②	B B X 2-0 L7 ③ 1-2			X 0-0 1-2 1B		B B B C X 3-1 G3 ①			4	0	1	0	0	0	3
Alfredo Griffin, S (1, 6) OBP: 0.220, SLG: 0.274 Dave Anderson, R (8, 6) OBP: 0.375, SLG: 0.286	X 0-0 F9 ③		F C F S 0-3 K ①		X 0-0 P4 ①		B F X 1-1 WP 1B 1B			4 0	1 0	1 0	0 0	0 0	1 0	4 0
Orel Hershiser, R (1, 1) OBP: 0.077, SLG: 0.077 Jesse Orosco, R (7, 1) Franklin Stubbs, L (7, PH) OBP: 0.438, SLG: 0.500 (8, 9)		B S X 1-1 6-3 ①	C C X 0-2 4-3 ②		L B L S 1-3 K ②		C S B S 1-3 1-2 K ②			3 0 1	0 0 0	0 0 0	0 0 0	0 0 1	1 0 1	2 0 1
Inning Stats	R: 3 E: 1 K: 1 S: 21 H: 5 LOB: 2 BB: 0 P: 24	R: 4 E: 0 K: 1 S: 17 H: 3 LOB: 1 BB: 2 P: 31	R: 0 E: 0 K: 1 S: 11 H: 0 LOB: 1 BB: 1 P: 17	R: 0 E: 0 K: 1 S: 8 H: 0 LOB: 0 BB: 0 P: 11	R: 0 E: 0 K: 1 S: 13 H: 2 LOB: 2 BB: 0 P: 17	R: 0 E: 0 K: 1 S: 9 H: 3 LOB: 2 BB: 0 P: 15	R: 1 E: 0 K: 1 S: 9 H: 2 LOB: 1 BB: 0 P: 16	R: 0 E: 0 K: 1 S: 9 H: 1 LOB: 1 BB: 0 P: 11		1B: 13 2B: 1 3B: 1 HR: 1	SF: 0 SAC: 0 DP: 0 HBP: 0					

PITCHER		IP	WLS	BF	H	R	ER	SO	BB	IBB	HBP	BLK	WP	HR	S	P	ERA	WHIP
Vicente Palacios, R ERA: 7.45	(1, 1)	5.0	L	28	10	7	7	5	3	0	0	1	0	1	70	100	12.60	2.600
Jeff Robinson, R ERA: 2.51	(6, 1)	2.0		10	5	1	1	2	0	0	0	0	1	0	18	31	4.50	2.500
Jim Gott, R ERA: 2.7	(8, 1)	1.0		4	1	0	0	1	0	0	0	0	0	0	9	11	0.00	1.000

PITCHER	IP	WLS	BF	H	R	ER	SO	BB	IBB	HBP	BLK	WP	HR	S	P	ERA	WHIP

BOTTOM

Pittsburgh Pirates @ Los Angeles Dodgers

Dodger Stadium, Los Angeles, CA

Wed May 04 1988, 7:05 PM PDT

Att. 30,423 - Unknown - 70 F

livebaseballscorecards.com

AB	39
R	8
H	16
RBI	8
BB	3
SO	8
LOB	21

WP: 1	PA:	42				
PB: 0						
SB: 3						
CS: 0						

Batter	1	2	3	4	5	6	7	8	9	10	11	12	AB	R	H	RBI	BB	SO	LOB
Roberto Alomar, S (1, 4) OBP: 0.304, SLG: 0.415	C F X 0-2 G5-3 1B 2B		C F B F S 1-3 ② K			C X 0-1 ① F8		X 0-0 ③ G4-3			F B F F B X 2-2 ③ G4-3		5	1	1	0	0	1	1
Tony Gwynn, L (1, 9) OBP: 0.340, SLG: 0.340	L X 0-1 ① L7		B B C F X 2-2 ③ G6-3			X 0-0 ② G3-1			X 0-0 ① G4-3			B C X 1-1 1B 2B	5	0	1	0	0	0	1
Chris Brown, R (1, 5) OBP: 0.364, SLG: 0.373	B X 1-0 ② G5-3 2-3			B F S F B B X 3-2 G5-3 1B		C X 0-1 ③ G5-3			C X 0-1 ② G4-3			C M S 0-3 ① K	5	0	1	0	0	1	2
Carmelo Martinez, R (1, 3) OBP: 0.160, SLG: 0.208	B B F X 2-1 3-H 1B			F 1 SAFE P F B B X 3-2 ① F4			S C S S 0-3 ① K		S C X 0-2 ③ G6-3			B C S X 1-2 G6-4-3 2-3 1B	5	0	2	1	0	1	1
Keith Moreland, R (1, 7) OBP: 0.351, SLG: 0.363	B X 1-0 ③ G4-3			1 SAFE P S 1 B X 2-1 ② G5-3 1-2			B B B X 3-0 ② F7			C X 0-1 ① G6-3		F 1 SAFE F F X 0-2 ② ③ G6-4-3 1-2f	5	0	0	0	0	0	4
Benito Santiago, R (1, 2) OBP: 0.250, SLG: 0.391		C S B X 1-2 ① G6-3		F B X 1-1 ③ F8			X 0-0 ③ G5-3			B F B S S 2-3 ② K			4	0	0	0	0	1	1
Garry Templeton, S (1, 6) OBP: 0.236, SLG: 0.269		C F B B X 2-2 ② P6			F X 0-1 ① G4-3			F F F X 0-2 ① G4-3		X 0-0 ③ F7			4	0	0	0	0	0	0
Mark Davis, L (10, 1)													0	0	0	0	0	0	0
Shawn Abner, R (1, 8) OBP: 0.182, SLG: 0.290		C S B C 1-3 ③ K			C T X 0-2 ② G6-3			S B B X 2-1 ② G5-3			S C C 0-3 ① K		3	0	0	0	0	1	0
Marvell Wynne, L (11, PH) OBP: 0.326, SLG: 0.500 (11, 8)													1	0	0	0	0	1	0
Mark Grant, R (1, 1)			C B C C 1-3 ① K		B C T S 1-3 ③ K			C B B X 2-1 2B			B S X 1-1 G4-3		2	0	0	0	0	2	0
Randy Byers, L (8, PH) OBP: 0.250, SLG: 0.500													1	0	1	0	0	0	0
Lance McCullers, S (8, 1)													0	0	0	0	0	0	0
Dickie Thon, R (10, 6) OBP: 0.207, SLG: 0.185													1	0	0	0	0	0	0
Inning Stats	R: 1 H: 2 E: 0 LOB: 1 K: 0 BB: 0 S: 9 P: 13	R: 0 H: 0 E: 0 LOB: 0 K: 1 BB: 0 S: 9 P: 13	R: 0 H: 0 E: 0 LOB: 0 K: 2 BB: 0 S: 10 P: 14	R: 0 H: 1 E: 0 LOB: 1 K: 0 BB: 0 S: 13 P: 20	R: 0 H: 0 E: 0 LOB: 0 K: 1 BB: 0 S: 8 P: 9	R: 0 H: 0 E: 0 LOB: 0 K: 0 BB: 0 S: 5 P: 5	R: 0 H: 0 E: 0 LOB: 0 K: 1 BB: 0 S: 5 P: 8	R: 0 H: 1 E: 0 LOB: 1 K: 0 BB: 0 S: 9 P: 13	R: 0 H: 0 E: 0 LOB: 0 K: 0 BB: 0 S: 6 P: 6	R: 0 H: 0 E: 0 LOB: 0 K: 1 BB: 0 S: 6 P: 8	R: 0 H: 0 E: 0 LOB: 0 K: 1 BB: 0 S: 9 P: 12	R: 0 H: 2 E: 0 LOB: 1 K: 1 BB: 0 S: 12 P: 14						

PITCHER		IP	WLS	BF	H	R	ER	SO	BB	IBB	HBP	BLK	WP	HR	S	P	ERA	WHIP
Bob Walk, R ERA: 1.36	(1, 1)	8.0		28	4	1	1	5	0	0	0	0	0	0	68	95	1.12	0.500
Jeff Robinson, R ERA: 2.27	(9, 1)	3.0		9	0	0	0	2	0	0	0	0	0	0	21	26	0.00	0.000
Barry Jones, R ERA:	(12, 1)	1.0	W	4	2	0	0	1	0	0	0	0	0	0	12	14	0.00	2.000

PITCHER	IP	WLS	BF	H	R	ER	SO	BB	IBB	HBP	BLK	WP	HR	S	P	ERA	WHIP

TOP

San Diego Padres @ Pittsburgh Pirates

Three Rivers Stadium, Pittsburgh, PA

Fri May 06 1988, 7:05 PM EDT

Att. 25,045 - Unknown - 54 F

livebaseballscorecards.com

AB	41
R	1
H	6
RBI	1
BB	0
SO	8
LOB	10

1B: 3	SF: 0	WP: 0	PA: 41
2B: 3	SAC: 0	PB: 0	
3B: 0	DP: 1	SB: 0	
HR: 0	HBP: 0	CS: 0	

San Diego Padres @ Pittsburgh Pirates

Three Rivers Stadium, Pittsburgh, PA

Fri May 06 1988, 7:05 PM EDT

Att. 25,045 - Unknown - 54 F

livebaseballscorecards.com

BOTTOM

Batter	1	2	3	4	5	6	7	8	9	10	11	12	AB	R	H	RBI	BB	SO	LOB
John Cangelosi, S (1, 7) OBP: 0.300, SLG: 0.200	F8		G1-3		G1-3			G3		SH1-4 BB		L8	5	0	0	0	1	0	0
Jose Lind, R (1, 4) OBP: 0.290, SLG: 0.276	1B 1B BB		FC4-6 1B		G6-3			BB 1B 1B		SH1-4 1-2		F9	4	1	2	0	1	0	0
Andy Van Slyke, L (1, 8) OBP: 0.339, SLG: 0.515	1B 1-2 1B		FC4-6 S 1-2f			F7		BB 1-2 1B		F7		BB HR 1B	6	1	3	0	0	0	2
Bobby Bonilla, S (1, 5) OBP: 0.380, SLG: 0.648	K		K 1-2			G1-3		BB 1-2 2-3		IBB		HR BB 1-2	3	1	0	0	3	2	3
Sid Bream, L (1, 3) OBP: 0.372, SLG: 0.482	1B 1-3 2-H			FC6-4 BB		1B		P5		P5		HR 1-H 2-H	5	1	3	4	1	0	5
Darnell Coles, R (1, 9) OBP: 0.323, SLG: 0.404	K			FC6-4 G5-3 1B 1-2f		K		K			K		4	0	0	0	0	3	7
Jeff Robinson, R (9, 1) OBP: 0.250, SLG: 0.143													0	0	0	0	0	0	0
Randy Milligan, R (11, PH) OBP: 0.280, SLG: 0.286													1	0	0	0	0	1	0
Barry Jones, R (12, 1)													0	0	0	0	0	0	0
Michael LaValliere, L (1, 2) OBP: 0.452, SLG: 0.429		F9		1B 1-2			F7		G4-3		2B		4	0	1	0	0	0	0
Junior Ortiz, R (11, PH) OBP: 0.400, SLG: 0.636													1	0	1	0	0	0	0
(12, 2)																			
Al Pedrique, R (1, 6) OBP: 0.246, SLG: 0.231		G4-3		G5-3 2-3f			G1-3		K		G1-4-3 1B 2-3		3	0	0	0	0	0	2
Barry Bonds, L (9, PH) OBP: 0.280, SLG: 0.500													1	0	0	0	0	1	0
Rafael Belliard, R (10, 6) OBP: 0.298, SLG: 0.326													1	0	1	0	0	0	0
Bob Walk, R (1, 1) OBP: 0.071, SLG: 0.071		K			L6		G4-3		G3-1		G1-4-3 1-2f		3	0	0	0	0	1	0
R.J. Reynolds, S (9, 9) OBP: 0.318, SLG: 0.475													2	0	0	0	0	0	2

Inning Stats	1	2	3	4	5	6	7	8	9	10	11	12
	R: 1 E: 0 K: 2 S: 20	H: 2 LOB: 2 BB: 1 P: 31	R: 0 E: 0 K: 1 S: 6	H: 0 LOB: 0 BB: 0 P: 10	R: 0 E: 0 K: 1 S: 10	H: 1 LOB: 1 BB: 0 P: 18	R: 0 E: 0 K: 0 S: 8	H: 1 LOB: 1 BB: 1 P: 15	R: 0 E: 0 K: 0 S: 7	H: 0 LOB: 0 BB: 0 P: 9	R: 0 E: 0 K: 1 S: 15	H: 1 LOB: 1 BB: 0 P: 16	R: 0 E: 0 K: 0 S: 7	H: 0 LOB: 0 BB: 0 P: 15	R: 0 E: 0 K: 1 S: 12	H: 2 LOB: 3 BB: 1 P: 18	R: 0 E: 0 K: 1 S: 7	H: 0 LOB: 0 BB: 0 P: 11	R: 0 E: 0 K: 0 S: 10	H: 0 LOB: 2 BB: 2 P: 23	R: 0 E: 0 K: 1 S: 11	H: 2 LOB: 1 BB: 0 P: 15	R: 3 E: 0 K: 0 S: 12	H: 2 LOB: 0 BB: 1 P: 18

	AB	R	H	RBI	BB	SO	LOB
	43	4	11	4	6	8	21

	1B	2B	3B	HR	SF	SAC	DP	HBP	WP	PB	SB	CS	PA
	9	1	0	1	0	1	2	0	0	0	1	0	50

PITCHER	IP	WLS	BF	H	R	ER	SO	BB	IBB	HBP	BLK	WP	HR	S	P	ERA	WHIP
Mark Grant, R (1, 1) ERA: 4.15	7.0		27	5	1	1	5	2	0	0	0	0	0	73	114	1.29	1.000
Lance McCullers, R (8, 1) ERA: 3.48	2.1		11	2	0	0	2	2	0	0	0	0	0	25	39	0.00	1.714
Mark Davis, L (10, 1) ERA: 2.01	2.1	L	12	4	3	3	1	1	1	0	0	0	1	27	46	11.57	2.143

PITCHER	IP	WLS	BF	H	R	ER	SO	BB	IBB	HBP	BLK	WP	HR	S	P	ERA	WHIP

Batter	1	2	3	4	5	6	7	8	9	AB	R	H	RBI	BB	SO	LOB
Roberto Alomar, S (1, 4) OBP: 0.328, SLG: 0.431	X 0-0 ① G4-3		S B X 1-1 1B		X 0-0 ① F9			C F B X 1-2 BLK 1B 1B	B F X 1-1 CS FC3-2 2-3 1B	5	1	3	0	0	0	1
Tony Gwynn, L (1, 9) OBP: 0.333, SLG: 0.333	C B X 1-1 ② G4-3		C X 0-1 ③ G4-3		B B C F S 2-3 ② K			1 SAFE B C F F B X 2-2 SH1-4 1B 1-H 1B	C X 0-1 ② FC3-2 1-2 3-H	5	0	1	1	0	1	4
Chris Brown, R (1, 5) OBP: 0.357, SLG: 0.365	C S F X 0-2 ③ F9			S B C X 1-2 ① G1-3	X 0-0 ③ FC6-4 1-2f			B 1 SAFE X 1-0 SH1-4 1-2 1B	B 1-0 ③ CS 2-3	4	0	1	0	0	0	1
Carmelo Martinez, R (1, 3) OBP: 0.189, SLG: 0.220		B B B C X 3-1 G3 1B		B F F B B B 4-2 2B G6-3 BB		B X 1-0 ① P3		B X 1-0 ① SH1-4 1-2 2-3		2	1	1	0	1	0	0
Randy Ready, R (1, 7) OBP: 0.333, SLG: 0.369 Benito Santiago, R (8, 2) OBP: 0.250, SLG: 0.391		B B C X 2-1 ① F8		B 1 SAFE C B X 2-1 BLK 1B 1-3 2B		C X 0-1 ② G5-3		B B I 4-0 IBB		3	1	1	0	1	0	1
										0	0	0	0	0	0	0
Mark Parent, R (1, 2) OBP: 0.200, SLG: 0.267 Marvell Wynne, L (8, PH) OBP: 0.318, SLG: 0.487 (8, 7)		S B 1 SAFE X 1-1 ② G3 1-2		F S X 0-2 ② G6-3 3-H		B F B B F F F S 3-3 ③ K		C X 0-1 ② F7		3	0	0	1	0	1	2
										1	0	0	0	0	0	3
Dickie Thon, R (1, 6) OBP: 0.212, SLG: 0.194		C B C F X 1-2 ③ G5-3		S C B B F B F F X 3-2 2-H 1B			F B C S 1-3 ① K	B F C S 1-3 ③ K		4	0	1	1	0	2	4
Shawn Abner, R (1, 8) OBP: 0.189, SLG: 0.286			F B X 1-1 ① G3	1 SAFE 1 SAFE S F 1 SAFE X 0-2 ③ P2			S B X 1-1 ② G4-3		B F C F X 1-2 1B SH1-4 FC3-2 1B	4	0	1	0	0	0	1
Eric Show, R (1, 1) OBP: 0.364, SLG: 0.364			B C X 1-1 ② G5-3		S X 0-1 FC6-4 1B		X 0-0 ③ P2		X 0-0 ① SH1-4 1-2	3	0	1	0	0	0	0
Inning Stats	R: 0 H: 0 E: 0 LOB: 0 K: 0 BB: 0 S: 7 P: 8	R: 0 H: 1 E: 0 LOB: 1 K: 0 BB: 0 S: 10 P: 17	R: 0 H: 1 E: 0 LOB: 1 K: 0 BB: 0 S: 8 P: 11	R: 2 H: 2 E: 0 LOB: 1 K: 0 BB: 1 S: 19 P: 29	R: 0 H: 1 E: 0 LOB: 1 K: 1 BB: 0 S: 7 P: 9	R: 0 H: 0 E: 0 LOB: 0 K: 1 BB: 0 S: 9 P: 13	R: 0 H: 0 E: 0 LOB: 0 K: 1 BB: 0 S: 6 P: 8	R: 1 H: 3 E: 0 LOB: 3 K: 1 BB: 1 S: 14 P: 24	R: 0 H: 2 E: 0 LOB: 1 K: 0 BB: 0 S: 9 P: 12	1B: 9 SF: 0 2B: 1 SAC: 2 3B: 0 DP: 0 HR: 0 HBP: 0						

PITCHER		IP	WLS	BF	H	R	ER	SO	BB	IBB	HBP	BLK	WP	HR	S	P	ERA	WHIP
John Smiley, L ERA: 3.49	(1, 1)	7.0		27	5	2	2	3	1	0	0	1	0	0	66	95	2.57	0.857
Jim Gott, R ERA: 2.93	(8, 1)	2.0	L	11	5	1	1	1	0	1	0	1	0	0	23	36	4.50	2.500

PITCHER	IP	WLS	BF	H	R	ER	SO	BB	IBB	HBP	BLK	WP	HR	S	P	ERA	WHIP

San Diego Padres @ Pittsburgh Pirates

Three Rivers Stadium, Pittsburgh, PA

Sat May 07 1988, 3:33 AM EDT

Att. 24,555 - Sunny - 75 F

TOP

livebaseballscorecards.com

AB	34
R	3
H	10
RBI	3
BB	2
SO	4
LOB	17

WP: 0 PA: 39
PB: 0
SB: 0
CS: 1

BOTTOM

San Diego Padres @ Pittsburgh Pirates

Three Rivers Stadium, Pittsburgh, PA

Sat May 07 1988, 3:33 AM EDT

Att. 24,555 - Sunny - 75 F

livebaseballscorecards.com

Batter	1	2	3	4	5	6	7	8	9	AB	R	H	RBI	BB	SO	LOB
R.J. Reynolds, S (1, 7) OBP: 0.314, SLG: 0.476	F B B X 2-1 2B 2B	F X 0-1 G3-1 2-3 3-H ②			B X 1-0 G3 ①		B B S F S 2-3 K ②			4	1	1	1	0	1	1
Jose Lind, R (1, 4) OBP: 0.305, SLG: 0.294	X 0-0 1B 2-H 2B	B B B B 4-0 BB			C B F X 1-2 P3 ②		B X 1-0 1B			3	0	2	1	1	0	0
Andy Van Slyke, L (1, 8) OBP: 0.336, SLG: 0.505	B B B C F F X 3-2 2-3 1B	B C X 1-1 F7 ③			X 0-0 L9 ③		1 SAFE F 1 SAFE X 0-1 F8 ③			4	0	1	0	0	0	3
Bobby Bonilla, S (1, 5) OBP: 0.376, SLG: 0.631	1 SAFE B X 1-0 F5 ①		B X 1-0 F6 ①			B C B B B 4-1 G3 BB		C B B B F C 3-3 K ①		3	0	0	0	1	1	2
Sid Bream, L (1, 3) OBP: 0.357, SLG: 0.461	1 SAFE 1 SAFE X 0-0 P6 ②		X 0-0 G4-3 ②			F 1 SAFE X 0-1 G3 1-2 ①		B F S F B B X 3-2 G4-3 ②		4	0	0	0	0	0	3
Darnell Coles, R (1, 9) OBP: 0.303, SLG: 0.375	1 SAFE C 1 SAFE B S X 1-2 F9 ③		S F B C 1-3 K ③			C B X 1-1 G6-3 ②		C S B F X 1-2 P4 ③		4	0	0	0	0	1	3
Michael LaValliere, L (1, 2) OBP: 0.455, SLG: 0.417		B B B B 4-0 SH1-4 1B G3-1 BB		C B X 1-1 F4 ①		I I I 4-0 FC6-4 IBB		C F F B B B X 3-2 G4-3 ①		2	1	0	0	2	0	0
Al Pedrique, R (1, 6) OBP: 0.250, SLG: 0.236		B C X 1-1 G3-1 SH1-4 1-2 1B		B X 1-0 F8 ②		B C F F F X 1-2 FC6-4 1-2f ③		C B C S 1-3 K ②		3	0	1	0	0	0	2
Barry Bonds, L (9, PH) OBP: 0.277, SLG: 0.496										1	0	0	0	0	1	0
John Smiley, L (1, 1) OBP: 0.182, SLG: 0.182		F X 0-1 SH1-4 1-2 2-3 ①		C C C 0-3 K ③			B B C C C X 2-2 L6 ①		C B F X 1-2 P3 ③	1	0	0	0	0	1	0
John Cangelosi, S (7, PH) OBP: 0.290, SLG: 0.192										1	0	0	0	0	0	0
Jim Gott, R (8, 1)										0	0	0	0	0	0	0
Mike Diaz, R (9, PH)										1	0	0	0	0	0	0
Inning Stats	R: 1 E: 0 K: 0 S: 12 H: 3 LOB: 2 BB: 0 P: 19	R: 1 E: 0 K: 0 S: 8 H: 1 LOB: 2 BB: 2 P: 18	R: 0 E: 0 K: 1 S: 5 H: 0 LOB: 0 BB: 0 P: 7	R: 0 E: 0 K: 1 S: 6 H: 0 LOB: 0 BB: 0 P: 8	R: 0 E: 0 K: 0 S: 5 H: 0 LOB: 0 BB: 0 P: 7	R: 0 E: 0 K: 0 S: 10 H: 0 LOB: 2 BB: 2 P: 20	R: 0 E: 0 K: 1 S: 9 H: 1 LOB: 1 BB: 0 P: 14	R: 0 E: 0 K: 1 S: 11 H: 0 LOB: 0 BB: 0 P: 18	R: 0 E: 0 K: 1 S: 10 H: 0 LOB: 0 BB: 0 P: 15							

	AB	31
	R	2
	H	5
	RBI	2
	BB	4
	SO	5
	LOB	14

| | | | | | | | | | |

Batter	1	2	3	4	5	6	7	8	9	AB	R	H	RBI	BB	SO	LOB
Roberto Alomar, S (1, 4) OBP: 0.308, SLG: 0.403	B B B C F S 3-3 ① K		X 0-0 ② P6			B F X 1-1 ② F8			C X 0-1 ① F7	4	0	0	0	0	1	1
Marvell Wynne, L (1, 8) OBP: 0.333, SLG: 0.548	B B F B B 4-1 E BB		B C B X 2-1 ③ F8			B X 1-0 ③ G3			B X 1-0 1-H HR	3	1	1	2	1	0	0
Chris Brown, R (1, 5) OBP: 0.338, SLG: 0.343	1 SAFE B F 1 SAFE 1 SAFE B X 2-1 ② F7			F B S X 1-2 ① F8			X 0-0 ① L8		X 0-0 ② G6-3	4	0	0	0	0	0	1
Carmelo Martinez, R (1, 3) OBP: 0.175, SLG: 0.204	1 SAFE F 1 SAFE X 0-1 E3 1-3			B C B F B X 3-2 ② G6-3			B F B F B X 3-2 ② F8		C F F F B X 1-2 ③ F8	4	0	0	0	0	0	1
Keith Moreland, R (1, 7) OBP: 0.340, SLG: 0.351	C B F F F X 1-2 ③ L9			B X 1-0 ③ F8			B B X 2-0 ③ P7			3	0	0	0	0	0	2
Benito Santiago, R (1, 2) OBP: 0.253, SLG: 0.382		B S C F B X 2-2 ① G6-3			C F B B B F B 4-2 G6-3 BB			X 0-0 ① L9		2	0	0	0	1	0	0
Dickie Thon, R (1, 6) OBP: 0.194, SLG: 0.176		B X 1-0 ② G3-1			1 SAFE P P 1 SAFE X 2-0 ① ② G6-3 1-2f			C B C S 1-3 ② K		3	0	0	0	0	1	1
Shawn Abner, R (1, 9) OBP: 0.175, SLG: 0.263		F F B S 1-3 ③ K			X 0-0 ③ L6			F F F S 0-3 ③ K		3	0	0	0	0	2	0
Jimmy Jones, R (1, 1)			X 0-0 ① F7			C F X 0-2 ① F7			C B C F B X 2-2 HR 1B	2	0	0	0	0	0	0
Keith Comstock, L (7, 1)										0	0	0	0	0	0	0
Greg Booker, R (8, 1)										0	0	0	0	0	0	0
Randy Ready, R (9, PH) OBP: 0.342, SLG: 0.379										1	1	1	0	0	0	0
Inning Stats	R: 0 E: 1 K: 1 S: 13 H: 0 LOB: 2 BB: 1 P: 23	R: 0 E: 0 K: 1 S: 8 H: 0 LOB: 0 BB: 0 P: 12	R: 0 E: 0 K: 0 S: 4 H: 0 LOB: 0 BB: 0 P: 6	R: 0 E: 0 K: 0 S: 7 H: 0 LOB: 0 BB: 0 P: 12	R: 0 E: 0 K: 0 S: 7 H: 0 LOB: 0 BB: 1 P: 11	R: 0 E: 0 K: 0 S: 6 H: 0 LOB: 0 BB: 0 P: 8	R: 0 E: 0 K: 0 S: 5 H: 0 LOB: 0 BB: 0 P: 10	R: 0 E: 0 K: 2 S: 8 H: 0 LOB: 0 BB: 0 P: 9	R: 2 E: 0 K: 0 S: 13 H: 2 LOB: 0 BB: 0 P: 17	1B: 1 2B: 0 3B: 0 HR: 1 SF: 0 SAC: 0 DP: 1 HBP: 0						

PITCHER		IP	WLS	BF	H	R	ER	SO	BB	IBB	HBP	BLK	WP	HR	S	P	ERA	WHIP
Doug Drabek, R ERA: 4.02	(1, 1)	9.0	W	31	2	2	2	4	2	0	0	0	0	1	71	108	2.00	0.444

PITCHER	IP	WLS	BF	H	R	ER	SO	BB	IBB	HBP	BLK	WP	HR	S	P	ERA	WHIP

TOP

San Diego Padres @ Pittsburgh Pirates

Three Rivers Stadium, Pittsburgh, PA

Sun May 08 1988, 3:33 AM EDT

Att. 20,756 - Sunny - 80 F

livebaseballscorecards.com

AB	29
R	2
H	2
RBI	2
BB	2
SO	4
LOB	6

PA: 31

BOTTOM

San Diego Padres @ Pittsburgh Pirates

Three Rivers Stadium, Pittsburgh, PA

Sun May 08 1988, 3:33 AM EDT

Att. 20,756 - Sunny - 80 F

livebaseballscorecards.com

Batter	1	2	3	4	5	6	7	8	9	AB	R	H	RBI	BB	SO	LOB
Barry Bonds, L (1, 7) OBP: 0.274, SLG: 0.479	S T B B B F C 3-3 K ①		C T C 0-3 K ③			B X 1-0 E4 E 2B	4-0 2B IBB	B X 1-0 FC4-6 ③ 1-2f		4	2	0	0	1	2	2
Jose Lind, R (1, 4) OBP: 0.303, SLG: 0.301	C C C 0-3 K ②			X 0-0 G6-3 ①		C 2 SAFE C B S 1-3 K ① 2-3	X 0-0 1-H 2-H 2B			4	0	1	2	0	2	1
Andy Van Slyke, L (1, 8) OBP: 0.333, SLG: 0.514	B T F X 1-2 G4-3 ③			F B X 1-1 3B		F X 0-2 G1-3 ②	X 0-0 F8 ③			4	0	1	0	0	0	2
Bobby Bonilla, S (1, 5) OBP: 0.388, SLG: 0.652		X 0-0 G4-3 2B		B B S F X 2-2 G4-3 ②		B X 1-0 2B 3-H 2B		B B S B X 3-1 BLK 2B 1B		4	2	3	1	0	0	1
Sid Bream, L (1, 3) OBP: 0.353, SLG: 0.462		C F B X 1-2 F7 ①		F B F S 1-3 K ③		X 0-0 2-H 2B		B B B C F S 3-3 K ① 1-2		4	0	1	1	0	2	3
R.J. Reynolds, S (1, 9) OBP: 0.311, SLG: 0.478		X 0-0 G4-3 ② 2-3			S X 0-1 F9 ①	B S B F X 2-2 G3 ③		B X 1-0 1B 2-H 2B		4	1	1	1	0	0	2
Junior Ortiz, R (1, 2) OBP: 0.414, SLG: 0.654		X 0-0 L9 ③			C B B X 2-1 2B		C C F X 0-2 E5 CS	C X 0-1 1B 2-H 1B		4	0	2	1	0	0	1
Al Pedrique, R (1, 6) OBP: 0.266, SLG: 0.254			C B C B S 2-3 K ①		B B X 2-0 F9 ②		S X 1-0 SH3-4 1-2 2B 1B	B B X 2-0 FC4-6 1-2 1B		4	1	2	0	0	1	1
Doug Drabek, R (1, 1) OBP: 0.059, SLG: 0.059			X 0-0 G6-3 ②		C B S S 1-3 K ③		X 0-0 SH3-4 ② 1-2	L C B 2 SAFE M 1-3 K ②		3	0	0	0	0	2	3
Inning Stats	R: 0 E: 0 K: 2 S: 10 H: 0 LOB: 0 BB: 0 P: 14	R: 0 E: 0 K: 0 S: 6 H: 1 LOB: 1 BB: 0 P: 7	R: 0 E: 0 K: 2 S: 7 H: 0 LOB: 0 BB: 0 P: 9	R: 0 E: 0 K: 1 S: 9 H: 1 LOB: 1 BB: 0 P: 13	R: 0 E: 0 K: 1 S: 8 H: 1 LOB: 1 BB: 0 P: 13	R: 2 E: 2 K: 1 S: 12 H: 2 LOB: 1 BB: 0 P: 17	R: 2 E: 1 K: 0 S: 9 H: 2 LOB: 1 BB: 1 P: 13	R: 2 E: 0 K: 2 S: 13 H: 4 LOB: 2 BB: 0 P: 24		1B: 4 2B: 6 3B: 1 HR: 0	SF: 0 SAC: 1 DP: 0 HBP: 0					

	AB	35
	R	6
	H	11
	RBI	6
	BB	1
	SO	9
	LOB	16

WP: 0 PB: 0 SB: 0 CS: 1 PA: 37

PITCHER		IP	WLS	BF	H	R	ER	SO	BB	IBB	HBP	BLK	WP	HR	S	P	ERA	WHIP
Jimmy Jones, R ERA: 3.22	(1, 1)	6.2	L	29	7	4	2	7	0	1	0	0	0	0	60	85	2.70	1.050
Keith Comstock, L ERA: 10.13	(7, 1)	0.2		4	2	2	2	1	0	0	0	1	0	0	7	14	27.00	3.000
Greg Booker, R ERA: 1.1	(8, 1)	0.2		4	2	0	0	1	0	0	0	0	0	0	7	11	0.00	3.000

PITCHER	IP	WLS	BF	H	R	ER	SO	BB	IBB	HBP	BLK	WP	HR	S	P	ERA	WHIP

TOP

San Francisco Giants @ Pittsburgh Pirates

Three Rivers Stadium, Pittsburgh, PA

Mon May 09 1988, 7:05 PM EDT

Att. 6,388 - Unknown - 69 F

livebaseballscorecards.com

Batter	1	2	3	4	5	6	7	8	9	AB	R	H	RBI	BB	SO	LOB
Brett Butler, L (1, 8) OBP: 0.355, SLG: 0.358	B B C X 2-1 G3 ①		B B B C B 4-1 1B BB	X 0-0 F8 ③		C X 0-1 G3 ②		C B S X 1-2 F3 ①	C B F C 1-3 K ② 2-3	5	0	0	0	1	1	5
Robby Thompson, R (1, 4) OBP: 0.333, SLG: 0.346	C S B B S 2-3 K ②		X 0-0 1-2 2-3 1B		B B C X 2-1 E5 2B 2B	B B X 2-0 WP 1B		X 0-0 E9 2B 2-H 1B	C B B B S F T F X 3-2 F8 ③ 1-2	6	2	3	1	0	1	2
Will Clark, L (1, 3) OBP: 0.358, SLG: 0.469	B X 1-0 F8 ③		X 0-0 F6 ②		1 SAFE F S B F 1 SAFE 1 SAFE B F 2-2 X 1-3 2B 2B	S B B C B X 3-2 F9 ③ 1-2		B F X 1-1 ② 3-H 2B		5	1	2	1	0	0	4
Kevin Mitchell, R (1, 5)		B F C B X 2-2 HR	F B X 1-1 1-3 ③		B C C X 1-2 1B 2-H 3-H 2B		B B B C F X 3-2 1B 1B	B F X 1-1 HR 2B		5	2	4	3	0	0	3
Jeffrey Leonard, R (1, 7) OBP: 0.298, SLG: 0.325		S B F B X 2-2 1-3 ①		B X 1-0 F8 ①	X 0-0 2-3 1B		S X 0-1 1-2 1B	X 0-0 2-H HR		5	1	3	2	0	0	0
Candy Maldonado, R (1, 9) OBP: 0.301, SLG: 0.396 Craig Lefferts, L (8, 1)		B C F X 1-2 F7 ②		B B B X 3-0 1B E 1B	B F F B 1 SAFE X 2-2 F8 ①		F S S 0-3 K ①	C X 0-1 6-3 ③		5 0	1 0	1 0	0 0	0 0	1 0	4 0
Bob Brenly, R (1, 2) OBP: 0.228, SLG: 0.426		B B B C X 3-1 F9 ③		S 1 SAFE F F 1 SAFE 1 SAFE S 0-3 K ②	P C F X 1-2 F4 ②		F C F S 0-3 K ②		S S B B S 2-3 K ①	5	0	0	0	0	3	5
Jose Uribe, S (1, 6) OBP: 0.350, SLG: 0.302			B F B F F X 2-2 E5 1B SH1-4	B 1 SAFE 1 SAFE 1 SAFE F 1 SAFE F B X 2-2 E 1-3 1B	C X 0-1 G3 ③		B F B C X 2-2 3-1 ③		B F B B B B 4-1 S 1B BB	4	0	1	0	1	0	4
Mike Krukow, R (1, 1) Don Robinson, R (6, 1) Mike Aldrete, L (8, PH) OBP: 0.329, SLG: 0.338 (8, 9)			L 1 SAFE 1 SAFE X 0-1 SH1-4 ① 1-2	F S X 0-2 E6 1-3 3-H		C F S 0-3 K ①		X 0-0 E9 E 1B	1 SAFE B 1 SAFE F F X 1-2 S 1-2 1B	2 0 2	0 0 1	0 0 2	0 0 0	0 0 0	1 0 0	1 0 0
Inning Stats	R: 0 E: 0 K: 1 S: 6 H: 0 LOB: 0 BB: 0 P: 11	R: 1 E: 0 K: 0 S: 11 H: 1 LOB: 0 BB: 0 P: 19	R: 0 E: 1 K: 0 S: 11 H: 1 LOB: 3 BB: 1 P: 18	R: 1 E: 1 K: 1 S: 13 H: 2 LOB: 2 BB: 0 P: 19	R: 2 E: 1 K: 0 S: 20 H: 3 LOB: 2 BB: 0 P: 27	R: 0 E: 0 K: 1 S: 9 H: 1 LOB: 1 BB: 0 P: 14	R: 0 E: 0 K: 2 S: 15 H: 2 LOB: 2 BB: 0 P: 20	R: 4 E: 2 K: 0 S: 12 H: 5 LOB: 0 BB: 0 P: 15	R: 0 E: 0 K: 2 S: 17 H: 1 LOB: 2 BB: 1 P: 28	1B: 10 2B: 4 3B: 0 HR: 2	SF: 0 SAC: 1 DP: 0 HBP: 0						

AB	44
R	8
H	16
RBI	7
BB	2
SO	7
LOB	28

WP: 1 PB: 0 SB: 2 CS: 0 PA: 47

PITCHER		IP	WLS	BF	H	R	ER	SO	BB	IBB	HBP	BLK	WP	HR	S	P	ERA	WHIP
Mike Dunne, R ERA: 3.72	(1, 1)	4.0		19	4	2	1	2	1	0	0	0	0	1	41	67	2.25	1.250
Scott Medvin, R ERA: 9.0	(5, 1)	1.0		7	3	2	1	0	0	0	0	0	0	0	20	27	9.00	3.000
Barry Jones, R ERA:	(6, 1)	1.0		4	1	0	0	1	0	0	0	0	1	0	9	14	0.00	1.000
Jeff Robinson, R ERA: 3.21	(7, 1)	2.0	L	12	7	4	4	2	0	0	0	0	0	1	27	35	18.00	3.500
Bob Kipper, L ERA: 3.95	(9, 1)	1.0		5	1	0	0	2	1	0	0	0	0	0	17	28	0.00	2.000

PITCHER		IP	WLS	BF	H	R	ER	SO	BB	IBB	HBP	BLK	WP	HR	S	P	ERA	WHIP

Batter	1	2	3	4	5	6	7	8	9	AB	R	H	RBI	BB	SO	LOB
Barry Bonds, L (1, 7) OBP: 0.279, SLG: 0.516	B X 1-0 HR		B F X 1-1 3B		C B F X 1-2 ② F4	C F S 0-3 ③ K		X 0-0 ② F8		5	1	2	1	0	1	6
Jose Lind, R (1, 4) OBP: 0.299, SLG: 0.297	B C B X 2-1 ① L1-3		B X 1-0 ② 6-3		C B X 1-1 1-2 2-H 1B		B B B C X 3-1 ① 1-3	C F B F F F F S 1-3 ③ K		5	0	1	1	0	1	2
Andy Van Slyke, L (1, 8) OBP: 0.328, SLG: 0.509	C S B F B X 2-2 ② G3		B X 1-0 ③ F4		C B X 1-1 ③ G3		F X 0-1 HR 2B		X 0-0 ① F5	5	1	1	0	0	0	3
Bobby Bonilla, S (1, 5) OBP: 0.396, SLG: 0.672	S B F F B B B 4-2 BB			X 0-0 ① F8		B X 1-0 F9 WP 4-3 1B	F X 0-1 2-H HR		F F B B X 2-2 ② F8	4	2	2	2	1	0	0
Sid Bream, L (1, 3) OBP: 0.336, SLG: 0.439	1 SAFE F F B 1 SAFE 1 SAFE B X 2-2 ③ 4-3			C B X 1-1 ② F9		C F B F B B X 3-2 ① F9 1-3	C B B F S 2-3 ② K		F C B S 1-3 ③ K	5	0	0	0	0	2	2
R.J. Reynolds, S (1, 9) OBP: 0.295, SLG: 0.451		F B S X 1-2 ① 1-3		C B B C X 2-2 ③ F9		F B X 1-1 ② 4-3 3-H	B S F S 1-3 ③ K			4	0	0	1	0	1	0
Junior Ortiz, R (1, 2) OBP: 0.394, SLG: 0.600		C F X 0-2 ② F3			B B X 2-0 ① F4	B C X 1-1 BB 1B 1B		X 0-0 ① F6		4	0	1	0	0	0	0
Felix Fermin, R (1, 6) OBP: 0.750, SLG: 0.500		X 0-0 ③ F9			B F B B B 4-1 1B 1B BB	C X 0-1 1-2 BB 1B		B B C B B 4-1 2B BB		2	2	1	0	2	0	0
Mike Dunne, R (1, 1) Scott Medvin, R (5, 1) John Cangelosi, S (5, PH) OBP: 0.313, SLG: 0.222 Barry Jones, R (6, 1) Darnell Coles, R (6, PH) OBP: 0.313, SLG: 0.375 Jeff Robinson, R (7, 1) OBP: 0.250, SLG: 0.143 Randy Milligan, R (8, PH) OBP: 0.308, SLG: 0.364 Bob Kipper, R (9, 1)			C B C C 1-3 ① K		C B X 1-1 1-2 1B	B C S S B B B 4-2 1-2 2-3 BB		F B B C B F X 3-2 1-H 2B		1 0 1 0 0 0 0 1 0	0 0 0 0 0 1 0 0 0	0 0 1 0 0 0 0 1 0	0 0 0 0 0 0 0 0 0	1 0 0 0 0 0 0 0 0	0 0 0 0 1 0 0 0 0	0 0 0 0 0 0 0 0 0
Inning Stats	R: 1 E: 0 K: 0 S: 13 H: 1 LOB: 1 BB: 1 P: 24	R: 0 E: 0 K: 0 S: 7 H: 0 LOB: 0 BB: 0 P: 8	R: 0 E: 0 K: 1 S: 7 H: 1 LOB: 1 BB: 0 P: 11	R: 0 E: 0 K: 0 S: 6 H: 0 LOB: 0 BB: 0 P: 9	R: 1 E: 0 K: 0 S: 11 H: 2 LOB: 2 BB: 1 P: 21	R: 1 E: 0 K: 1 S: 16 H: 3 LOB: 3 BB: 1 P: 26	R: 2 E: 0 K: 2 S: 12 H: 2 LOB: 0 BB: 0 P: 18	R: 1 E: 0 K: 1 S: 15 H: 1 LOB: 1 BB: 1 P: 23	R: 0 E: 0 K: 1 S: 7 H: 0 LOB: 0 BB: 0 P: 10	1B: 5 2B: 2 3B: 1 HR: 2	SF: 0 SAC: 0 DP: 0 HBP: 0					

PITCHER		IP	WLS	BF	H	R	ER	SO	BB	IBB	HBP	BLK	WP	HR	S	P	ERA	WHIP
Mike Krukow, R ERA: 4.73	(1, 1)	5.2		25	6	3	3	1	2	0	0	0	1	1	53	88	4.76	1.412
Don Robinson, R ERA: 2.25	(6, 1)	1.1	W	8	3	2	2	3	1	0	0	0	0	1	19	29	13.50	3.000
Craig Lefferts, L ERA: 0.89	(8, 1)	2.0	S	8	1	1	1	2	1	0	0	0	0	0	22	33	4.50	1.000

PITCHER	IP	WLS	BF	H	R	ER	SO	BB	IBB	HBP	BLK	WP	HR	S	P	ERA	WHIP

BOTTOM

San Francisco Giants @ Pittsburgh Pirates

Three Rivers Stadium, Pittsburgh, PA

Mon May 09 1988, 7:05 PM EDT

Att. 6,388 - Unknown - 69 F

livebaseballscorecards.com

AB	37
R	6
H	10
RBI	6
BB	4
SO	6
LOB	13

Batter	1	2	3	4	5	6	7	8	9	AB	R	H	RBI	BB	SO	LOB
Mike Aldrete, L (1, 8) OBP: 0.325, SLG: 0.333	C S B X 1-2 L4-3 1B		S F B X 1-2 ② G3-1 3-H		C X 0-1 ③ P6			S C S 0-3 ③ K		4	0	1	1	0	1	1
Robby Thompson, R (1, 4) OBP: 0.339, SLG: 0.352	B F 1 SAFE C B F B X 3-2 ① ② L4-3 1-2		F C F X 0-2 ③ G1-3			B B F F F F X 2-2 CS 1B			B C B X 2-1 G6-3 1B	4	0	2	0	0	0	1
Will Clark, L (1, 3) OBP: 0.362, SLG: 0.491	C F F B B F B B 4-2 BB			C F F X 0-2 HR		B 1 SAFE B C 1 SAFE B X 3-1 ① F8			X 0-0 ① ② G6-3 1-2f	3	1	1	1	1	0	2
Kevin Mitchell, R (1, 5) OBP: 0.359, SLG: 0.495	F B X 1-1 ③ F9			B F B B B 4-1 CS BB		C 1 SAFE F C 0-3 ② K			S X 0-1 ③ L5	3	0	0	0	1	1	2
Jeffrey Leonard, R (1, 7) OBP: 0.299, SLG: 0.316		S B S S B B B 4-2 CS BB		B S B B C B X 3-2 ① ② F8 1-2		1 SAFE B B C 1-1 ③ CS 1-2	B X 1-0 ① P3			2	0	0	0	1	0	1
Candy Maldonado, R (1, 9) OBP: 0.294, SLG: 0.386		1 SAFE B B B X 2-0 ① F9		C X 0-1 ③ L8			C X 0-1 ② G6-3			3	0	0	0	0	0	1
Bob Melvin, R (1, 2) OBP: 0.205, SLG: 0.338 Atlee Hammaker, S (7, 1) OBP: 0.333, SLG: 0.333		B C S B X 2-2 ② ③ F1 1-2			B F X 1-1 ① F9		B B F X 2-1 ③ G6-3			3	0	0	0	0	0	1
										0	0	0	0	0	0	0
Jose Uribe, S (1, 6) OBP: 0.350, SLG: 0.321			B B X 2-0 G3-1 3B		B F L B F B F X 3-2 ② P6			C B F F F B B X 3-2 ① L5		3	1	1	0	0	0	0
Kelly Downs, R (1, 1) OBP: 0.125, SLG: 0.125			C F C 0-3 ① K		B X 1-0 E3			B B X 2-0 ② F6		1	0	0	0	0	1	1
Scott Garrelts, R (3, 1)										1	0	0	0	0	0	0
Bob Brenly, R (7, 2) OBP: 0.224, SLG: 0.418										1	0	0	0	0	0	0
Inning Stats	R: 0 H: 1 E: 0 LOB: 1 K: 0 BB: 1 S: 14 P: 23	R: 0 H: 0 E: 0 LOB: 0 K: 0 BB: 1 S: 6 P: 14	R: 1 H: 1 E: 0 LOB: 0 K: 1 BB: 0 S: 11 P: 14	R: 1 H: 1 E: 0 LOB: 0 K: 0 BB: 1 S: 10 P: 17	R: 0 H: 0 E: 1 LOB: 1 K: 0 BB: 0 S: 10 P: 15	R: 0 H: 1 E: 0 LOB: 0 K: 1 BB: 0 S: 11 P: 17	R: 0 H: 0 E: 0 LOB: 0 K: 0 BB: 0 S: 5 P: 8	R: 0 H: 0 E: 0 LOB: 0 K: 1 BB: 0 S: 9 P: 14	R: 0 H: 1 E: 0 LOB: 0 K: 0 BB: 0 S: 5 P: 7	1B: 3 SF: 0 2B: 1 SAC: 0 3B: 1 DP: 2 HR: 1 HBP: 0						WP: 0 PA: 32 PB: 0 SB: 0 CS: 3	

PITCHER		IP	WLS	BF	H	R	ER	SO	BB	IBB	HBP	BLK	WP	HR	S	P	ERA	WHIP
Vicente Palacios, R ERA: 6.66	(1, 1)	5.0	W	19	3	2	2	1	3	0	0	0	0	1	51	83	3.60	1.200
Barry Jones, R ERA:	(6, 1)	2.0		6	1	0	0	1	0	0	0	0	0	0	16	25	0.00	0.500
Jim Gott, R ERA: 2.6	(8, 1)	2.0	S	6	1	0	0	1	0	0	0	0	0	0	14	21	0.00	0.500

PITCHER	IP	WLS	BF	H	R	ER	SO	BB	IBB	HBP	BLK	WP	HR	S	P	ERA	WHIP

San Francisco Giants @ Pittsburgh Pirates

Three Rivers Stadium, Pittsburgh, PA

Tue May 10 1988, 7:05 PM EDT

Att. 9,275 - Unknown - 62 F

TOP

livebaseballscorecards.com

AB	28
R	2
H	5
RBI	2
BB	3
SO	3
LOB	10

BOTTOM

San Francisco Giants @ Pittsburgh Pirates

Three Rivers Stadium, Pittsburgh, PA

Tue May 10 1988, 7:05 PM EDT

Att. 9,275 - Unknown - 62 F

livebaseballscorecards.com

Batter	1	2	3	4	5	6	7	8	9	AB	R	H	RBI	BB	SO	LOB
Barry Bonds, L (1, 7) OBP: 0.284, SLG: 0.524	L8	BB		FC4-6			F8	1B 3B		4	1	1	2	1	0	1
Jose Lind, R (1, 4) OBP: 0.310, SLG: 0.308	2B 1B	FC4-6		FC4-6			P3	1B		5	1	3	2	0	0	1
Andy Van Slyke, L (1, 8) OBP: 0.331, SLG: 0.512	1B 2B	FC4-6		F7			BB 1B	G3		5	1	2	0	0	0	4
Darnell Coles, R (1, 5) OBP: 0.324, SLG: 0.362 Jim Gott, R (8, 1)	L4		BB G4-3 HBP		G5-3		1 SAFE	FC6-4 BB		2 0	0 0	0 0	0 0	1 0	0 0	2 0
R.J. Reynolds, S (1, 9) OBP: 0.293, SLG: 0.440	2-H 3-H 1B		1 SAFE 1 SAFE 1 SAFE	G4-3	F8		FC6-4			4	0	1	2	0	0	3
Randy Milligan, R (1, 3) OBP: 0.310, SLG: 0.333 Barry Jones, R (6, 1) Bobby Bonilla, S (8, 5) OBP: 0.400, SLG: 0.683	1 SAFE G6-3		BB		K			1B FC1-2 2B		2 0 1	0 0 0	0 0 1	0 0 0	1 0 0	1 0 0	1 0 0
Michael LaValliere, L (1, 2) OBP: 0.457, SLG: 0.413		P9	G4-6-3			L9		FC1-2 3B 1B		3	1	1	0	1	0	0
Felix Fermin, R (1, 6) OBP: 0.571, SLG: 0.400 Mike Diaz, R (8, PH) Rafael Belliard, R (8, PR) OBP: 0.298, SLG: 0.326 (9, 6)		BB 1B	G4-6-3			K		FC1-2 3B		3 1 0	1 0 1	1 0 0	0 0 0	0 0 0	1 0 0	3 2 0
Vicente Palacios, R (1, 1) Sid Bream, L (6, 3) OBP: 0.330, SLG: 0.430		K		FC4-6 BB			F8	F8		1 2	0 0	0 0	0 0	1 0	1 0	1 2
Inning Stats	R: 2 E: 0 K: 0 S: 15 H: 3 LOB: 1 BB: 0 P: 21	R: 1 E: 0 K: 1 S: 8 H: 2 LOB: 2 BB: 1 P: 15	R: 0 E: 0 K: 0 S: 13 H: 0 LOB: 2 BB: 2 P: 26	R: 0 E: 0 K: 0 S: 9 H: 0 LOB: 1 BB: 1 P: 15	R: 0 E: 0 K: 1 S: 5 H: 0 LOB: 0 BB: 0 P: 10	R: 0 E: 0 K: 1 S: 7 H: 0 LOB: 0 BB: 0 P: 10	R: 0 E: 0 K: 0 S: 4 H: 1 LOB: 2 BB: 1 P: 13	R: 3 E: 0 K: 0 S: 11 H: 4 LOB: 1 BB: 0 P: 19		1B: 7 2B: 2 3B: 1 HR: 0 SF: 0 SAC: 0 DP: 1 HBP: 1						

	AB	33
	R	6
	H	10
	RBI	6
	BB	5
	SO	3
	LOB	20

WP: 0 PB: 0 SB: 0 CS: 0 PA: 39

PITCHER		IP	WLS	BF	H	R	ER	SO	BB	IBB	HBP	BLK	WP	HR	S	P	ERA	WHIP
Kelly Downs, R ERA: 3.15	(1, 1)	2.1	L	16	5	3	3	1	3	0	1	0	0	0	34	60	11.57	3.429
Scott Garrelts, R ERA: 3.75	(3, 1)	3.2		11	0	0	0	2	1	0	0	0	0	0	23	37	0.00	0.273
Atlee Hammaker, L ERA: 4.15	(7, 1)	2.0		12	5	3	3	0	1	0	0	0	0	0	15	32	13.50	3.000

PITCHER	IP	WLS	BF	H	R	ER	SO	BB	IBB	HBP	BLK	WP	HR	S	P	ERA	WHIP

Batter	1	2	3	4	5	6	7	8	9	10	11	AB	R	H	RBI	BB	SO	LOB
Steve Sax, R (1, 4) OBP: 0.333, SLG: 0.377	0-1 G6-3		0-3 K2-3		0-1 G6-4-3 1-2f			1-2 G4-3		0-0 G4-3		5	0	0	0	0	1	1
Mike Davis, L (1, 8) (6, 9) OBP: 0.327, SLG: 0.307	1-0 FC4-6 1B		0-0 L8			3-1 G4-6-3 1B		1-2 F6		1-0 1B 1B		5	0	3	0	0	0	0
Kirk Gibson, L (1, 7) OBP: 0.358, SLG: 0.505	0-1 FC4-6 BB 1-2f		2-1 F7			0-0 G4-6-3 1-2f		4-2 1B BB		0-1 1-3 1B		4	0	1	0	1	0	2
Pedro Guerrero, R (1, 5) OBP: 0.437, SLG: 0.476 Jay Howell, R (10, 1) Rick Dempsey, R (11, 2) OBP: 0.409, SLG: 0.526	4-1 1-2 BB			1-1 F9		1-1 1B HBP		0-2 1-2 1B		0-0 F5		2 0 0	0 0 0	1 0 0	0 0 0	1 0 0	0 0 0	0 0 0
Mike Marshall, R (1, 3) OBP: 0.336, SLG: 0.422	0-3 K			0-0 G5-3		1-2 1B		1-1 F4			0-1 G5-3	5	0	1	0	0	1	4
Danny Heep, L (1, 9) OBP: 0.452, SLG: 0.405 Mike Devereaux, R (6, 8) OBP: 0.148, SLG: 0.115		2-2 G3 1B		2-0 F7		2-1 G3			2-2 G6-3		2-1 G6-3	3 2	0 0	1 0	0 0	0 0	0 0	2 0
Mike Scioscia, L (1, 2) OBP: 0.442, SLG: 0.444 Dave Anderson, R (11, PR) OBP: 0.286, SLG: 0.308 Alejandro Pena, R (11, 1)		1-0 G3 1-2	1-1 SH1-3 1B 2B				0-0 F9		1-2 F8		3-1 1B	5 0 0	1 0 0	2 0 0	0 0 0	0 0 0	0 0 0	1 0 0
Alfredo Griffin, S (1, 6) OBP: 0.210, SLG: 0.265		0-0 G1-3		0-1 SH1-3 2-3			2-1 B2-3		0-0 F9		3-2 G3	4	0	0	0	0	0	2
Fernando Valenzuela, L (1, 1) OBP: 0.176, SLG: 0.176 Jeff Hamilton, R (8, 5) Jesse Orosco, R (8, 1) Franklin Stubbs, L (10, PH) OBP: 0.400, SLG: 0.467		0-0 G6-3		2-1 G6-4-3 3-H 1B			0-2 G4-3			3-2 G5-3		3 1 0 1	0 0 0 0	1 0 0 0	1 0 0 0	0 0 0 0	0 0 0 0	1 0 0 2
Inning Stats	R: 0 E: 0 K: 1 S: 10 H: 1 LOB: 2 BB: 1 P: 15	R: 0 E: 0 K: 0 S: 6 H: 1 LOB: 1 BB: 0 P: 9	R: 0 E: 0 K: 1 S: 6 H: 0 LOB: 0 BB: 0 P: 8	R: 0 E: 0 K: 0 S: 4 H: 0 LOB: 0 BB: 0 P: 7	R: 1 E: 0 K: 0 S: 8 H: 2 LOB: 0 BB: 0 P: 11	R: 0 E: 0 K: 0 S: 9 H: 2 LOB: 2 BB: 0 P: 16	R: 0 E: 0 K: 0 S: 6 H: 0 LOB: 0 BB: 0 P: 8	R: 0 E: 0 K: 0 S: 14 H: 1 LOB: 2 BB: 1 P: 21	R: 0 E: 0 K: 0 S: 7 H: 0 LOB: 0 BB: 0 P: 10	R: 0 E: 0 K: 0 S: 10 H: 2 LOB: 2 BB: 0 P: 14	R: 0 E: 0 K: 0 S: 9 H: 1 LOB: 1 BB: 0 P: 17	1B: 9 2B: 1 3B: 0 HR: 0	SF: 0 SAC: 1 DP: 2 HBP: 1					

PITCHER	IP	WLS	BF	H	R	ER	SO	BB	IBB	HBP	BLK	WP	HR	S	P	ERA	WHIP
Bob Walk, R (1, 1) ERA: 1.32	8.0		32	7	1	1	2	2	0	1	0	0	0	63	95	1.12	1.125
Jeff Robinson, R (9, 1) ERA: 3.03	2.0		8	2	0	0	0	0	0	0	0	0	0	17	24	0.00	1.000
Scott Medvin, R (11, 1) ERA: 4.5	1.0	W	4	1	0	0	0	0	0	0	0	0	0	9	17	0.00	1.000

PITCHER	IP	WLS	BF	H	R	ER	SO	BB	IBB	HBP	BLK	WP	HR	S	P	ERA	WHIP

TOP

Los Angeles Dodgers @ Pittsburgh Pirates

Three Rivers Stadium, Pittsburgh, PA

Wed May 11 1988, 7:05 PM EDT

Att. 26,367 - Unknown - 63 F

livebaseballscorecards.com

AB	40
R	1
H	10
RBI	1
BB	2
SO	2
LOB	15

WP: 0 PB: 0 SB: 0 CS: 0 PA: 44

Los Angeles Dodgers @ Pittsburgh Pirates

Three Rivers Stadium, Pittsburgh, PA

Wed May 11 1988, 7:05 PM EDT

Att. 26,367 - Unknown - 63 F

livebaseballscorecards.com

BOTTOM

Batter	1	2	3	4	5	6	7	8	9	10	11	AB	R	H	RBI	BB	SO	LOB
Felix Fermin, R (1, 6) OBP: 0.308, SLG: 0.182	C F B S 1-3 K ①	F F C 0-3 K ③			F X 0-1 G4-3 ①		X 0-0 B1 ①		B C B B B C C 3-3 K ①	B F S F X 1-2 FC4-6 ③ 1-2f		6	0	0	0	0	3	4
Jose Lind, R (1, 4) OBP: 0.311, SLG: 0.304	B S B F B F X 3-2 SH1-3 1B		B B C S F B F S 3-3 K ①		B B B B 4-1 FC1-6 BB		F F B B C B F X 2-2 F8 ②		B X 1-0 F3 ②		C C X 0-2 G3 ①	5	0	1	0	1	1	0
Andy Van Slyke, L (1, 8) OBP: 0.341, SLG: 0.508	X 0-0 SH1-3 ② 1-2		C B B C F S 2-3 K ②		X 0-0 FC1-6 ② 1-2f 1B		C B C X 1-2 FC4-6 1B		B B F B S S B 4-2 S BB		B B B C B 4-1 WP 2B BB	3	1	1	0	2	1	1
Bobby Bonilla, S (1, 5) OBP: 0.411, SLG: 0.675	B B B B 4-0 BB		F C B B X 2-2 L9 ③		X 0-0 1-2 1B		B C C B X 3-1 FC4-6 ③ 1-2f		C B I I I 4-1 1-2 IBB		1 SAFE B 1 B I I 4-0 2B 1-2 IBB	3	0	1	0	3	0	1
Darnell Coles, R (1, 9) OBP: 0.333, SLG: 0.361 John Cangelosi, S (8, PR) OBP: 0.294, SLG: 0.207 (9, 9)	B F F B F B F F S 3-3 K ③			B C S B X 2-2 K2 1B	C B F C 1-3 K ③			B B B 4-0 BB 1B BB	B B B S S 2-3 K ③		C S T T F T F B C 1-3 K ②	3 2	0 1	1 0	0 0	1 0	2 2	4 4
Randy Milligan, R (1, 3) OBP: 0.371, SLG: 0.429		F B C B F X 2-2 SH1-3 2B		S B 1 SAFE S 1 SAFE B F 1 SAFE S 2-3 K2 ① ② 1-2f		C B F X 2-2 G5-3 ①		B B 1 SAFE B C 1 SAFE 1 SAFE F 1 SAFE 4-2 F 1 SAFE B/ G5-3 1B 1-2 BB		B B B B C B 4-1 S BB	B C S B F X 2-2 1-3 2-H 2B	4	0	2	1	2	1	1
Mike Diaz, R (1, 7) Barry Bonds, L (9, 7) OBP: 0.281, SLG: 0.520	B B B C B B 4-1 SH1-3 BB			B B C B B B 4-1 1B BB		X 0-0 G4-3 ②		L C B S 1-3 K ①		C X 0-1 B1 ①		2 1	0 0	0 0	0 0	2 0	1 0	2 1
Junior Ortiz, R (1, 2) OBP: 0.447, SLG: 0.618	F F C 0-3 K ①			C B S F X 1-2 FC6 1-2 1B		F B C X 1-2 1B		L X 0-1 1-2 2-H 1B		B 1 SAFE S C B B B 4-2 FC4-6 1-2 BB		4	0	3	1	1	1	2
Bob Walk, R (1, 1) OBP: 0.063, SLG: 0.063 R.J. Reynolds, S (8, PH) OBP: 0.289, SLG: 0.434 Jeff Robinson, R (9, 1) OBP: 0.250, SLG: 0.143 Sid Bream, L (10, PH) OBP: 0.327, SLG: 0.426 Scott Medvin, R (11, 1)	B X 1-0 SH1-3 ② 1-2 2-3			C F B X 1-2 FC6 ③ 1-2f		B F M F X 1-2 G5-3 ③		X 0-0 G5-3 ② ③ 2-3f		B B X 2-0 F6 ②		2 1 0 1 0	0 0 0 0 0	0 0 0 0 0	0 0 0 0 0	0 0 0 0 0	0 0 0 0 0	3 2 0 2 0
Inning Stats	R: 0 E: 0 K: 2 S: 14 H: 1 LOB: 2 BB: 1 P: 25	R: 0 E: 0 K: 2 S: 13 H: 1 LOB: 2 BB: 1 P: 20	R: 0 E: 0 K: 2 S: 12 H: 0 LOB: 0 BB: 0 P: 19	R: 0 E: 0 K: 1 S: 15 H: 2 LOB: 2 BB: 1 P: 25	R: 0 E: 0 K: 1 S: 8 H: 1 LOB: 2 BB: 1 P: 13	R: 0 E: 0 K: 0 S: 11 H: 1 LOB: 1 BB: 0 P: 15	R: 0 E: 0 K: 0 S: 10 H: 1 LOB: 1 BB: 0 P: 16	R: 1 E: 0 K: 1 S: 9 H: 1 LOB: 1 BB: 2 P: 18	R: 0 E: 0 K: 2 S: 10 H: 0 LOB: 2 BB: 2 P: 24	R: 0 E: 0 K: 0 S: 10 H: 0 LOB: 2 BB: 2 P: 21	R: 1 E: 0 K: 1 S: 16 H: 1 LOB: 2 BB: 2 P: 27	1B: 7 2B: 3 3B: 0 HR: 0 SF: 0 SAC: 2 DP: 2 HBP: 0						

AB	37
R	2
H	9
RBI	2
BB	12
SO	12
LOB	27

WP: 1 PB: 0 SB: 2 CS: 0 PA: 51

PITCHER		IP	WLS	BF	H	R	ER	SO	BB	IBB	HBP	BLK	WP	HR	S	P	ERA	WHIP
Fernando Valenzuela, L ERA: 2.68	(1, 1)	7.0		32	7	1	1	8	5	0	0	0	0	0	83	137	1.29	1.714
Jesse Orosco, L ERA: 2.08	(8, 1)	2.0		9	1	0	0	3	2	1	0	0	0	0	19	38	0.00	1.500
Jay Howell, R ERA: 2.61	(10, 1)	1.0		5	0	0	0	0	2	0	0	0	0	0	10	21	0.00	2.000
Alejandro Pena, R ERA: 0.59	(11, 1)	0.2	L	5	1	1	1	1	1	1	0	0	1	0	16	27	13.50	3.000

PITCHER	IP	WLS	BF	H	R	ER	SO	BB	IBB	HBP	BLK	WP	HR	S	P	ERA	WHIP

Batter	1	2	3	4	5	6	7	8	9	AB	R	H	RBI	BB	SO	LOB
Steve Sax, R (1, 4) OBP: 0.336, SLG: 0.373	0-0 ① 6-3		4-0 BB		2-2 ① 1-3		2-0 ③ 4-3		2-2 E7 2-H 1B	4	0	1	1	1	0	0
Alfredo Griffin, S (1, 6) OBP: 0.209, SLG: 0.256	4-2 FC6-4 BB		0-0 ③ L4		0-0 ② 4-3			2-2 ① F4	0-0 ③ 6-3	4	0	0	0	1	0	2
Kirk Gibson, L (1, 7) OBP: 0.363, SLG: 0.495	0-1 ② FC6-4 1-2f			0-0 ① 4-3	4-1 FC6-4 BB			4-2 1B BB		2	0	0	0	2	0	1
Pedro Guerrero, R (1, 5) OBP: 0.431, SLG: 0.467	1-3 ③ K			1-0 1B 1B 1B	0-0 ③ FC6-4 1-2f			1-0 ② F4		4	1	1	0	0	1	3
Mike Marshall, R (1, 3) OBP: 0.341, SLG: 0.425		0-1 ① 3-1		0-0 1B 2B 1-2 1B		2-3 ① K		0-0 1-3 1B		4	1	2	0	0	1	0
John Shelby, S (1, 8) OBP: 0.255, SLG: 0.178		0-3 ② K		1-2 ② F3		1-3 ② K		0-1 ③ L3		4	0	0	0	0	2	4
Mike Davis, L (1, 9) OBP: 0.333, SLG: 0.314		1-3 ③ K		0-0 2B 1-3 2-H 1B		0-2 ③ F7			1-0 5-3 E 1B	4	2	2	1	0	1	0
Rick Dempsey, R (1, 2) OBP: 0.385, SLG: 0.522			1-0 ① 5-3	0-0 2B 1-H 3-H			0-0 ① 5-3		0-2 ① 5-3 1-2	4	0	1	2	0	0	1
Orel Hershiser, R (1, 1) OBP: 0.063, SLG: 0.063 Brad Havens, L (8, 1) Mickey Hatcher, R (9, PH) OBP: 0.333, SLG: 0.458			0-1 ② F3	0-2 ③ 5-3			0-1 ② 6-3		0-0 ② F8	3	0	0	0	0	0	1
										0	0	0	0	0	0	0
										1	0	0	0	0	0	1
Inning Stats	R: 0 E: 0 K: 1 S: 8 H: 0 LOB: 1 BB: 1 P: 13	R: 0 E: 0 K: 2 S: 8 H: 0 LOB: 0 BB: 0 P: 9	R: 0 E: 0 K: 0 S: 4 H: 0 LOB: 1 BB: 1 P: 9	R: 3 E: 0 K: 0 S: 11 H: 4 LOB: 1 BB: 0 P: 13	R: 0 E: 0 K: 0 S: 6 H: 0 LOB: 1 BB: 1 P: 12	R: 0 E: 0 K: 2 S: 11 H: 0 LOB: 0 BB: 0 P: 14	R: 0 E: 0 K: 0 S: 4 H: 0 LOB: 0 BB: 0 P: 6	R: 0 E: 0 K: 0 S: 13 H: 1 LOB: 2 BB: 1 P: 20	R: 1 E: 1 K: 0 S: 10 H: 2 LOB: 1 BB: 0 P: 13	1B: 6 2B: 1 3B: 0 HR: 0	SF: 0 SAC: 0 DP: 0 HBP: 0						

PITCHER	IP	WLS	BF	H	R	ER	SO	BB	IBB	HBP	BLK	WP	HR	S	P	ERA	WHIP
John Smiley, L (1, 1) ERA: 3.59	9.0	W	38	7	4	4	5	4	0	0	0	0	0	75	109	4.00	1.222

PITCHER	IP	WLS	BF	H	R	ER	SO	BB	IBB	HBP	BLK	WP	HR	S	P	ERA	WHIP

TOP

Los Angeles Dodgers @ Pittsburgh Pirates

Three Rivers Stadium, Pittsburgh, PA

Thu May 12 1988, 7:05 PM EDT

Att. 11,072 - Unknown - 74 F

livebaseballscorecards.com

AB	34
R	4
H	7
RBI	4
BB	4
SO	5
LOB	13

WP: 0	PB: 0	SB: 0	CS: 0
PA: 38			

BOTTOM

Los Angeles Dodgers @ Pittsburgh Pirates

Three Rivers Stadium, Pittsburgh, PA

Thu May 12 1988, 7:05 PM EDT

Att. 11,072 - Unknown - 74 F

livebaseballscorecards.com

Batter	1	2	3	4	5	6	7	8	9	AB	R	H	RBI	BB	SO	LOB
Barry Bonds, L (1, 7) OBP: 0.300, SLG: 0.573	B B X 2-0 HR		F F B B F B X 3-2 2-H HR		B C F B X 2-2 1B SF8 1B		C F X 0-2 ① F9	B C B B B 4-1 1-2 BB		4	3	3	3	1	0	0
Jose Lind, R (1, 4) OBP: 0.320, SLG: 0.315	B F B C B X 3-2 G4-6-3 1B		C S C 0-3 ② K		B B C X 2-1 1-3 1B		C C X 0-2 1B HR 1B	B B B C F X 3-2 ③ 6-3		5	1	3	0	0	1	2
Andy Van Slyke, L (1, 8) OBP: 0.345, SLG: 0.508	F X 0-1 ① ② G4-6-3 1-2f		B B B B 4-0 BB BB		X 0-0 ② SF8 3-H		C B X 1-1 1-2 HR 1B			2	1	1	1	1	0	1
Bobby Bonilla, S (1, 5) OBP: 0.414, SLG: 0.690	X 0-0 ③ 3-1		B B B B 4-0 1-2 BB		F B F F F X 1-2 ③ F5		X 0-0 1-H 2-H HR			3	1	1	3	1	0	1
Sid Bream, L (1, 3) OBP: 0.316, SLG: 0.410		B B F B X 3-1 ① 1-3	B S B B C F X 3-2 ③ 6-3			F X 0-1 ① 4-3	B X 1-0 ② 4-3			4	0	0	0	0	0	2
R.J. Reynolds, S (1, 9) OBP: 0.299, SLG: 0.430		B X 1-0 ② L3		B F X 1-1 L4-3 1B		B F B B B 4-1 CS BB	B C S X 1-2 ③ 4-3			3	0	1	0	1	0	0
Michael LaValliere, L (1, 2) OBP: 0.458, SLG: 0.410		X 0-0 ③ 4-3		C C C 0-3 ① K		1 SAFE X 0-0 ② 1B 1-2 1B		B F C F E B B B 4-2 FC1-6 BB		3	0	1	0	1	1	1
Rafael Belliard, R (1, 6) OBP: 0.314, SLG: 0.340			X 0-0 SH1-3 HR 1B	C F X 0-2 ② ③ L4-3 1-2		X 0-0 1-2 1B		C C S 0-3 ① K		4	1	2	0	0	1	2
John Smiley, L (1, 1) OBP: 0.143, SLG: 0.143			X 0-0 ① SH1-3 1-2		S S S 0-3 ① K	B C S F S 1-3 ③ K		X 0-0 ② FC1-6 BB 1-2f		3	0	0	0	0	2	3
Inning Stats	R: 1 E: 0 K: 0 S: 7 H: 2 LOB: 0 BB: 0 P: 12	R: 0 E: 0 K: 0 S: 4 H: 0 LOB: 0 BB: 0 P: 8	R: 2 E: 0 K: 1 S: 13 H: 2 LOB: 2 BB: 2 P: 27	R: 0 E: 0 K: 1 S: 8 H: 1 LOB: 0 BB: 0 P: 9	R: 1 E: 0 K: 1 S: 14 H: 2 LOB: 1 BB: 0 P: 19	R: 0 E: 0 K: 1 S: 10 H: 2 LOB: 2 BB: 1 P: 15	R: 3 E: 0 K: 0 S: 13 H: 3 LOB: 0 BB: 0 P: 16	R: 0 E: 0 K: 1 S: 12 H: 0 LOB: 2 BB: 2 P: 23		1B: 9 2B: 1 3B: 0 HR: 3	SF: 1 SAC: 1 DP: 2 HBP: 0			WP: 0 PB: 0 SB: 0 CS: 1	PA: 38		

PITCHER		IP	WLS	BF	H	R	ER	SO	BB	IBB	HBP	BLK	WP	HR	S	P	ERA	WHIP
Orel Hershiser, R ERA: 2.63	(1, 1)	7.0	L	33	12	7	7	4	3	0	0	0	0	3	69	106	9.00	2.143
Brad Havens, L ERA: 4.66	(8, 1)	1.0		5	0	0	0	1	2	0	0	0	0	0	12	23	0.00	2.000

PITCHER	IP	WLS	BF	H	R	ER	SO	BB	IBB	HBP	BLK	WP	HR	S	P	ERA	WHIP

AB	31
R	7
H	12
RBI	7
BB	5
SO	5
LOB	12

Cincinnati Reds @ Pittsburgh Pirates

Three Rivers Stadium, Pittsburgh, PA

Fri May 13 1988, 7:05 PM EDT

Att. 31,705 - Unknown - 59 F

TOP

Batter	1	2	3	4	5	6	7	8	9	AB	R	H	RBI	BB	SO	LOB
Barry Larkin, R (1, 6) OBP: 0.342, SLG: 0.453	X 0-0 S 1B		F X 0-1 E6 FC4-6 S E	C F B X 1-2 ① L9		C B 1 SAFE 1 SAFE P 1 SAFE F 1 SAFE F 2-3 S ②③ K 1-2			F B B F F B X 3-2 ② G6-3 1-2	5	1	1	0	0	1	2
Chris Sabo, R (1, 5) OBP: 0.317, SLG: 0.496 Rob Murphy, L (9, 1)	P 1 SAFE S B F X 2-2 ① G5-3 1-2		B 1 SAFE 1 SAFE P F B F B 4-2 FC4-6 1-2 BB	B S C X 1-2 ② G6-3			B F X 1-1 ① P4		F B X 1-1 ③ L7	4 0 0 0 1 0 2 0 0 0 0 0 0 0						
Kal Daniels, L (1, 7) OBP: 0.388, SLG: 0.418	F F F S 0-3 ② K		B X 1-0 ① FC4-6 1-2f 2-3 E	B B F C F B X 3-2 ③ L6			B C F B X 2-2 ② G6-3			4	1	0	0	0	1	3
Eric Davis, R (1, 8) OBP: 0.329, SLG: 0.384	B S B F F B F B 4-2 BB		C X 0-1 ③ E7 1-H 3-H 1B 2B		B B S B X 3-1 HR		B F F B X 2-2 ③ F8			3	2	2	3	1	0	0
Paul O'Neill, L (1, 9) OBP: 0.268, SLG: 0.309 Ron Roenicke, S (8, PH) OBP: 0.200, SLG: 0.148 (8, 9)	C S F F F X 0-2 ③ F9		B X 1-0 1B SF9 3-H 1B		F S B X 1-2 ① G1-3			C B X 1-1 ① F7		3 1 1 1 0 0 2 1 0 0 0 0 0 0						
Bo Diaz, R (1, 2) OBP: 0.265, SLG: 0.440		B X 1-0 ① G1-3	B X 1-0 SF9 1-3 1B		X 0-0 ② G3-1			X 0-0 ② G6-3		4	0	1	0	0	0	0
Dave Collins, S (1, 3) OBP: 0.306, SLG: 0.200		C B X 1-1 E4	B B B X 3-0 ② SF9 1-2 3-H		S B X 1-1 ③ G6-3			X 0-0 ③ G4-3		3	0	0	1	0	0	0
Jeff Treadway, L (1, 4) OBP: 0.361, SLG: 0.393		F X 0-1 ② F9	I I I I 4-0 IBB			C C F X 0-2 ① F9			X 0-0 G6-3 1B	3	0	1	0	1	0	1
Ron Robinson, R (1, 1) OBP: 0.143, SLG: 0.143 Leo Garcia, L (6, PH) OBP: 0.211, SLG: 0.222 Jose Rijo, R (6, 1) Dave Concepcion, R (9, PH) OBP: 0.328, SLG: 0.294 (9, 5)		S B X 1-1 ③ F7	S X 0-1 ③ G6-3			X 0-0 CS 1B			C F B B S 2-3 ① K	2 0 0 0 0 0 3 1 0 1 0 0 0 0 0 0 0 0 0 0 0 1 0 0 0 0 1 1						
Inning Stats	R: 0 H: 1 E: 0 LOB: 2 K: 1 BB: 1 S: 19 P: 24	R: 0 H: 0 E: 1 LOB: 1 K: 0 BB: 0 S: 7 P: 10	R: 4 H: 3 E: 2 LOB: 2 K: 0 BB: 2 S: 13 P: 26	R: 0 H: 0 E: 0 LOB: 0 K: 0 BB: 0 S: 10 P: 15	R: 1 H: 1 E: 0 LOB: 0 K: 0 BB: 0 S: 8 P: 13	R: 0 H: 1 E: 0 LOB: 1 K: 1 BB: 0 S: 10 P: 11	R: 0 H: 0 E: 0 LOB: 0 K: 0 BB: 0 S: 8 P: 13	R: 0 H: 0 E: 0 LOB: 0 K: 0 BB: 0 S: 4 P: 5	R: 0 H: 1 E: 0 LOB: 1 K: 1 BB: 0 S: 10 P: 16	1B: 5 SF: 1 2B: 2 SAC: 0 3B: 0 DP: 1 HR: 1 HBP: 0						

	AB	34
	R	5
	H	7
	RBI	5
	BB	3
	SO	3
	LOB	14

WP: 0 PA: 38
PB: 0
SB: 2
CS: 1

livebaseballscorecards.com

PITCHER		IP	WLS	BF	H	R	ER	SO	BB	IBB	HBP	BLK	WP	HR	S	P	ERA	WHIP
Doug Drabek, R ERA: 4.08	(1, 1)	6.0		28	6	5	3	2	2	1	0	0	0	1	67	99	4.50	1.333
Bob Kipper, L ERA: 3.68	(7, 1)	1.0		3	0	0	0	0	0	0	0	0	0	0	8	13	0.00	0.000
Jeff Robinson, R ERA: 2.87	(8, 1)	2.0	W	7	1	0	0	1	0	0	0	0	0	0	14	21	0.00	0.500

PITCHER	IP	WLS	BF	H	R	ER	SO	BB	IBB	HBP	BLK	WP	HR	S	P	ERA	WHIP

Cincinnati Reds @ Pittsburgh Pirates

Three Rivers Stadium, Pittsburgh, PA

Fri May 13 1988, 7:05 PM EDT

Att. 31,705 - Unknown - 59 F

livebaseballscorecards.com

BOTTOM

Batter	1	2	3	4	5	6	7	8	9	AB	R	H	RBI	BB	SO	LOB
Barry Bonds, L (1, 7) OBP: 0.310, SLG: 0.603	HR		2B	G4-6-3		K			E 1B	5	3	3	1	0	1	3
Jose Lind, R (1, 4) OBP: 0.325, SLG: 0.315	BB		G4-3		SF9 1B	G6-3			SH	3	1	1	0	1	0	1
Andy Van Slyke, L (1, 8) OBP: 0.349, SLG: 0.508	F5		CS 1B		CS E		K			4	0	2	1	0	1	1
Bobby Bonilla, S (1, 5) OBP: 0.409, SLG: 0.680	F8		BB		SF9		F7			2	0	0	1	1	0	1
R.J. Reynolds, S (1, 9) OBP: 0.308, SLG: 0.434	FC4-6 1B		G4-3		E3		1B			4	0	2	0	0	0	2
Randy Milligan, R (1, 3) OBP: 0.333, SLG: 0.375	FC4-6			K	K		K			4	0	0	0	0	3	5
Michael LaValliere, L (1, 2) OBP: 0.450, SLG: 0.402		F8		1B 1B		G4-3		F7		4	0	1	0	0	0	0
Rafael Belliard, R (1, 6) OBP: 0.327, SLG: 0.353		K		1B		HR		G1-3		4	1	2	0	0	1	0
Doug Drabek, R (1, 1) OBP: 0.105, SLG: 0.105		K		G4-6-3		HR		K		2	0	1	0	0	1	0
Sid Bream, L (6, PH) OBP: 0.322, SLG: 0.443										1	1	1	2	0	0	0
Bob Kipper, R (7, 1)										0	0	0	0	0	0	0
Jeff Robinson, R (8, 1) OBP: 0.222, SLG: 0.125										1	0	0	0	0	1	0
Inning Stats	R: 1 E: 0 K: 0 S: 7 H: 2 LOB: 2 BB: 1 P: 15		R: 0 E: 0 K: 2 S: 9 H: 0 LOB: 0 BB: 0 P: 9	R: 1 E: 0 K: 0 S: 10 H: 2 LOB: 1 BB: 1 P: 17	R: 0 E: 0 K: 1 S: 10 H: 3 LOB: 2 BB: 0 P: 14	R: 1 E: 1 K: 1 S: 14 H: 2 LOB: 2 BB: 0 P: 21	R: 2 E: 0 K: 1 S: 8 H: 2 LOB: 0 BB: 0 P: 12	R: 0 E: 0 K: 2 S: 14 H: 1 LOB: 1 BB: 0 P: 22	R: 0 E: 0 K: 1 S: 7 H: 0 LOB: 0 BB: 0 P: 10	R: 1 E: 1 K: 0 S: 3 H: 1 LOB: 1 BB: 0 P: 6	1B: 10 2B: 2 3B: 0 HR: 2 SF: 1 SAC: 1 DP: 2 HBP: 0						

PITCHER		IP	WLS	BF	H	R	ER	SO	BB	IBB	HBP	BLK	WP	HR	S	P	ERA	WHIP
Ron Robinson, R ERA: 3.54	(1, 1)	5.0		24	9	3	3	4	2	0	0	0	0	1	50	76	5.40	2.200
Jose Rijo, R ERA: 3.04	(6, 1)	3.0		12	3	2	2	4	0	0	0	0	0	1	29	44	6.00	1.000
Rob Murphy, L ERA: 1.37	(9, 1)	0.0	L	2	1	1	0	0	0	0	0	0	0	0	3	6	∞	∞

PITCHER	IP	WLS	BF	H	R	ER	SO	BB	IBB	HBP	BLK	WP	HR	S	P	ERA	WHIP

AB	34
R	6
H	13
RBI	5
BB	2
SO	8
LOB	13

WP: 0 PB: 0 SB: 0 CS: 2 PA: 38

Cincinnati Reds @ Pittsburgh Pirates

Three Rivers Stadium, Pittsburgh, PA

Sat May 14 1988, 7:05 PM EDT

Att. 28,059 - Unknown - 74 F

TOP

livebaseballscorecards.com

Batter	1	2	3	4	5	6	7	8	9	AB	R	H	RBI	BB	SO	LOB
Kal Daniels, L (1, 7) OBP: 0.385, SLG: 0.421	C B B B X 3-1 FC1 1B 2B	X 0-0 ① L7			B B F C X 2-2 ① G5-3			C B X 1-1 ① G1-3		4	1	1	0	0	0	0
Barry Larkin, R (1, 6) OBP: 0.333, SLG: 0.441	B L X 1-1 FC1 BB S BB 2-3	C X 0-1 ② F9			B X 1-0 ② F4			B S S F X 1-2 ② G4-3		4	1	0	0	0	0	1
Chris Sabo, R (1, 5) OBP: 0.315, SLG: 0.489 John Franco, L (8, 1)	B X 1-0 BB BB 1B 1B 1-2 3-H	B C F B F X 2-2 ③ F9			X 0-0 ③ G3			C C X 0-2 ③ G5-3		4 0	1 0	1 0	1 0	0 0	0 0	0 0
Eric Davis, R (1, 8) OBP: 0.333, SLG: 0.406	S B F B B 1 SAFE B 4-2 1B BB SF9 BB 1-2 2-3		F X 0-1 ① G5-3			C B S B S 2-3 ① K			B F B F F B X 3-2 HR	3	2	1	1	1	1	0
Paul O'Neill, L (1, 9) OBP: 0.267, SLG: 0.299	S B B B B 4-1 SF9 1B BB 1-2 2-3 3-H		X 0-0 ② F8			B X 1-0 ② G4-3			B B X 2-0 ① F5	3	0	0	1	1	0	0
Bo Diaz, R (1, 2) OBP: 0.265, SLG: 0.434	B B C F F S 2-3 ① K		B B X 2-0 ③ F8			C X 0-1 ③ F7			X 0-0 1B	4	0	1	0	0	1	3
Lloyd McClendon, R (1, 3) OBP: 0.370, SLG: 0.190	S B F X 1-2 1B 1-2 2-3 3-H			C B F X 1-2 ① G6-3			B S S B S 2-3 ① K		B B F B 1 SAFE X 3-1 ② P5	4	0	1	1	0	1	1
Jeff Treadway, L (1, 4) OBP: 0.356, SLG: 0.391	X 0-0 ② SF9 2-3 3-H			F B X 1-1 ② G4-3			B X 1-0 B3-6-4 1B		B X 1-0 ③ F7	3	0	1	1	0	0	1
Mario Soto, R (1, 1) OBP: 0.158, SLG: 0.059 Dave Concepcion, R (8, 5) OBP: 0.328, SLG: 0.294	B S S F S 1-3 ③ K			L B S F S 1-3 ③ K			X 0-0 ② ③ B3-6-4 1-2f			3 0	0 0	0 0	0 0	0 0	2 0	3 0
Inning Stats	R: 4 H: 3 E: 0 LOB: 2 K: 2 BB: 2 S: 21 P: 38	R: 0 H: 0 E: 0 LOB: 0 K: 0 BB: 0 S: 8 P: 10	R: 0 H: 0 E: 0 LOB: 0 K: 0 BB: 0 S: 4 P: 6	R: 0 H: 0 E: 0 LOB: 0 K: 1 BB: 0 S: 9 P: 12	R: 0 H: 0 E: 0 LOB: 0 K: 0 BB: 0 S: 5 P: 8	R: 0 H: 0 E: 0 LOB: 0 K: 1 BB: 0 S: 6 P: 9	R: 0 H: 1 E: 0 LOB: 0 K: 1 BB: 0 S: 5 P: 8	R: 0 H: 0 E: 0 LOB: 0 K: 0 BB: 0 S: 9 P: 11	R: 1 H: 2 E: 0 LOB: 1 K: 0 BB: 0 S: 9 P: 18	1B: 4 SF: 1 2B: 1 SAC: 0 3B: 0 DP: 1 HR: 1 HBP: 0						WP: 0 PA: 35 PB: 0 SB: 1 CS: 0	

	AB	32
	R	5
	H	6
	RBI	5
	BB	2
	SO	5
	LOB	9

PITCHER		IP	WLS	BF	H	R	ER	SO	BB	IBB	HBP	BLK	WP	HR	S	P	ERA	WHIP
Mike Dunne, R ERA: 4.1	(1, 1)	7.0	L	27	4	4	4	5	2	0	0	0	0	0	58	91	5.14	0.857
Bob Kipper, L ERA: 3.6	(8, 1)	0.1		1	0	0	0	0	0	0	0	0	0	0	2	3	0.00	0.000
Barry Jones, R ERA: 0.55	(8, 1)	1.2		7	2	1	1	0	0	0	0	0	0	1	16	26	5.40	1.200

PITCHER		IP	WLS	BF	H	R	ER	SO	BB	IBB	HBP	BLK	WP	HR	S	P	ERA	WHIP

Cincinnati Reds @ Pittsburgh Pirates

Three Rivers Stadium, Pittsburgh, PA

Sat May 14 1988, 7:05 PM EDT

Att. 28,059 - Unknown - 74 F

BOTTOM

Batter	1	2	3	4	5	6	7	8	9	AB	R	H	RBI	BB	SO	LOB
Barry Bonds, L (1, 7) OBP: 0.309, SLG: 0.593	1-1 BB S SF7 1B	0-0 L7		1-1 F4			0-0 L8			4	1	1	0	0	0	1
Jose Lind, R (1, 4) OBP: 0.317, SLG: 0.307	1-2 F9 1-2	3-2 L4			3-2 F3			1-0 G5-3		4	0	0	0	0	0	1
Andy Van Slyke, L (1, 8) OBP: 0.347, SLG: 0.496	4-2 SF7 BB 1B BB		2-3 K		3-1 F9			0-1 G4-3		3	1	0	0	1	1	0
Bobby Bonilla, S (1, 5) OBP: 0.412, SLG: 0.669	SAFE 4-2 SF7 1B 1-2 2-3 BB		4-2 BB		2-3 K			3-1 P3		2	1	0	0	2	1	0
Sid Bream, L (1, 3) OBP: 0.314, SLG: 0.435 Junior Ortiz, R (9, PH) OBP: 0.436, SLG: 0.600	1-1 SF7 1-2 2-3 3-H		1-3 K SAFE			2-2 G4-3			1-1 G6-3	2 1	0 0	0 0	1 0	0 0	1 0	1 0
R.J. Reynolds, S (1, 9) OBP: 0.305, SLG: 0.425	0-0 S 1B 2-H 3-H		0-0 F7			3-3 K			0-0 G4-3	4	0	1	2	0	1	1
Michael LaValliere, L (1, 2) OBP: 0.447, SLG: 0.393 Randy Milligan, R (9, PH) OBP: 0.325, SLG: 0.364	SAFE SAFE 4-0 FC6-4 IBB 1-2			2-1 F8		2-1 G6-3			1-1 G6-3	2 1	0 0	0 0	0 0	1 0	0 0	0 0
Rafael Belliard, R (1, 6) OBP: 0.328, SLG: 0.352	0-1 FC6-4 1-2f			0-0 SH2-4 1B			0-3 K			3	0	1	0	0	1	2
Mike Dunne, R (1, 1) John Cangelosi, S (7, PH) OBP: 0.286, SLG: 0.200 Bob Kipper, R (8, 1) Barry Jones, R (8, 1)		2-2 G3		1-1 SH2-4 1-2			2-1 P2			1 1 0 0	0 0 0 0	0 0 0 0	0 0 0 0	0 0 0 0	0 0 0 0	0 0 0 0
Inning Stats	R: 3 H: 2 E: 0 LOB: 2 K: 0 BB: 3 S: 17 P: 30	R: 0 H: 0 E: 0 LOB: 0 K: 0 BB: 0 S: 9 P: 14	R: 0 H: 0 E: 0 LOB: 1 K: 2 BB: 1 S: 11 P: 17	R: 0 H: 1 E: 0 LOB: 1 K: 0 BB: 0 S: 7 P: 11	R: 0 H: 0 E: 0 LOB: 0 K: 1 BB: 0 S: 11 P: 19	R: 0 H: 0 E: 0 LOB: 0 K: 1 BB: 0 S: 9 P: 16	R: 0 H: 0 E: 0 LOB: 0 K: 1 BB: 0 S: 6 P: 8	R: 0 H: 0 E: 0 LOB: 0 K: 0 BB: 0 S: 5 P: 9	R: 0 H: 0 E: 0 LOB: 0 K: 0 BB: 0 S: 5 P: 7	1B: 3 SF: 1 2B: 0 SAC: 1 3B: 0 DP: 0 HR: 0 HBP: 0						

PITCHER		IP	WLS	BF	H	R	ER	SO	BB	IBB	HBP	BLK	WP	HR	S	P	ERA	WHIP
Mario Soto, R ERA: 3.64	(1, 1)	7.1	W	29	3	3	3	5	3	1	0	0	0	0	71	117	3.68	0.818
John Franco, L ERA: 1.29	(8, 1)	1.2	S	5	0	0	0	0	0	0	0	0	0	0	9	14	0.00	0.000

PITCHER	IP	WLS	BF	H	R	ER	SO	BB	IBB	HBP	BLK	WP	HR	S	P	ERA	WHIP

livebaseballscorecards.com

AB	28
R	3
H	3
RBI	3
BB	4
SO	5
LOB	6

WP: 0 PA: 34
PB: 0
SB: 2
CS: 0

Cincinnati Reds @ Pittsburgh Pirates

Three Rivers Stadium, Pittsburgh, PA

Sun May 15 1988, 3:33 AM EDT

Att. 33,789 - Sunny - 80 F

livebaseballscorecards.com

TOP

Batter	1	2	3	4	5	6	7	8	9	10	11	12	AB	R	H	RBI	BB	SO	LOB
Kal Daniels, L (1, 7) OBP: 0.383, SLG: 0.420	B B X 2-0 F7 ①		B B B C B 4-1 1B S HBP BB	B F C 1-3 K ③		X 0-0 1B 1-3 2-H 2B		C S S 0-3 K ①			B F F X 1-2 G1-3 ①		5	2	1	1	1	2	0
Barry Larkin, R (1, 6) OBP: 0.345, SLG: 0.452	C X 0-1 BLK 1B	C X 0-1 HBP BB 1-3 1B	B F X 1-1 2B 2B	I I I I 4-0 L4 1B IBB				B F C B S 2-3 K ②			C X 0-1 G3-1 ②		5	1	3	0	1	1	0
Chris Sabo, R (1, 5) OBP: 0.315, SLG: 0.489	1 SAFE 1 B P C S 2-3 K ② 1-2	1 SAFE 1 B X 1-0 P2 ①	F X 0-1 S G5-3 2B 2-H 2B	X 0-0 1B 1-2 2-H 3-H 1B				F X 0-1 G6-3 ③			C F B B B F X 3-2 G4-3 ③		6	1	2	3	0	1	3
Eric Davis, R (1, 8) OBP: 0.327, SLG: 0.403	F C B B B X 2-2 F8 ③	B F B B S S 2-3 K ②	B X 1-0 G5-3 ① 2-H	B S X 1-1 L4 ②③ 2-3				C S F B F C 1-3 K ①				C B X 1-1 1B SF7 2B	6	1	1	1	0	2	5
Paul O'Neill, L (1, 9) OBP: 0.269, SLG: 0.293		X 0-0 G4-3 ①	B B B B C B 4-2 HBP 1-2 BB	F B F X 1-2 G4-3 ②			F B S B H 3-2 G1-3 HBP	C S F S 0-3 K ②				B X 1-0 B1 ①	2	0	0	0	1	0	0
Ron Roenicke, S (7, PH) OBP: 0.212, SLG: 0.138 (7, 9)													2	0	0	0	0	1	1
Lloyd McClendon, R (1, 3) OBP: 0.394, SLG: 0.200	B B B 4-0 BB BB	C H 1-1 HBP 1-2 2-3 3-H	C B B B X 3-1 G4-3 ③				C 1 SAFE M L 0-3 K ①	B B B C F X 3-2 G6-3 ③				C B F X 1-2 1B 2-3 1B	4	0	1	1	1	1	1
Terry McGriff, R (1, 2) OBP: 0.273, SLG: 0.355	B C 1 S S SAFE 1-3 K ②	F B X 1-1 F8 ③				S B F S 1-3 K ①	X 0-0 G1-3 ② 1-2	S C S 0-3 K ①				F B S X 1-2 SF7 ② 3-H	5	0	0	0	0	3	5
Bo Diaz, R (12, PH) OBP: 0.263, SLG: 0.434 (12, 2)													0	0	0	1	0	0	0
Jeff Treadway, L (1, 4) OBP: 0.374, SLG: 0.396	B C B B B 4-1 1-2 BB	X 0-0 B5-3 ①				X 0-0 BB 2B 1B	I I I I 4-0 IBB	F B B B X 3-1 F8 ②				B X 1-0 1-2 1B	4	1	2	0	2	0	0
Danny Jackson, R (1, 1) OBP: 0.091, SLG: 0.095	B S F S 1-3 K ③	B B C X 2-1 B5 ②				1 SAFE B 1 B SAFE B 1 B C 1 B SAFE 4-1 2B 1-2 1B BB	B B B C X 3-1 L6 ③	X 0-0 G5-3 ③				F S X 0-2 F7 ③	2	0	0	0	1	2	
Leo Garcia, L (6, PH) OBP: 0.250, SLG: 0.222													0	1	0	0	1	0	0
Frank Williams, R (6, 1)													0	0	0	0	0	0	0
Rob Murphy, L (6, 1)													0	0	0	0	0	0	0
Dave Collins, S (7, PH) OBP: 0.297, SLG: 0.194													1	0	0	0	0	0	2
Jose Rijo, R (7, 1)													0	0	0	0	0	0	0
Buddy Bell, R (10, PH) OBP: 0.235, SLG: 0.214													1	0	0	0	0	0	0
John Franco, L (10, 1)													1	0	0	0	0	0	2
Inning Stats	R: 0 E: 0 K: 1 S: 10 H: 1 LOB: 1 BB: 0 P: 15	R: 0 E: 0 K: 2 S: 8 H: 0 LOB: 2 BB: 2 P: 18	R: 1 E: 0 K: 1 S: 12 H: 1 LOB: 3 BB: 2 P: 25	R: 0 E: 0 K: 1 S: 6 H: 0 LOB: 0 BB: 0 P: 9	R: 2 E: 0 K: 0 S: 10 H: 2 LOB: 0 BB: 0 P: 16	R: 3 E: 0 K: 1 S: 9 H: 3 LOB: 1 BB: 2 P: 19	R: 0 E: 0 K: 1 S: 8 H: 0 LOB: 2 BB: 1 P: 18	R: 0 E: 0 K: 2 S: 8 H: 0 LOB: 0 BB: 0 P: 10	R: 0 E: 0 K: 2 S: 13 H: 0 LOB: 0 BB: 0 P: 17	R: 0 E: 0 K: 1 S: 6 H: 0 LOB: 0 BB: 0 P: 9	R: 0 E: 0 K: 0 S: 10 H: 0 LOB: 0 BB: 0 P: 14	R: 1 E: 0 K: 0 S: 13 H: 3 LOB: 2 BB: 0 P: 18	1B: 6 2B: 5 3B: 0 HR: 0 SF: 1 SAC: 0 DP: 1 HBP: 2	WP: 0 PB: 0 SB: 2 CS: 0 PA: 54					

PITCHER		IP	WLS	BF	H	R	ER	SO	BB	IBB	HBP	BLK	WP	HR	S	P	ERA	WHIP
Brian Fisher, R ERA: 2.43	(1, 1)	4.0		21	4	3	3	5	4	0	1	1	0	0	40	72	6.75	2.000
Scott Medvin, R ERA: 9.0	(5, 1)	2.0		10	3	3	3	1	1	1	0	0	0	0	15	30	13.50	2.000
Bob Kipper, L ERA: 3.6	(7, 1)	0.0		1	0	0	0	0	0	0	1	0	0	0	2	5	∞	∞
Jim Gott, R ERA: 2.33	(7, 1)	2.0		7	0	0	0	3	0	1	0	0	0	0	14	23	0.00	0.000
Jeff Robinson, R ERA: 2.66	(9, 1)	3.0		9	0	0	0	3	0	0	0	0	0	0	29	40	0.00	0.000

PITCHER		IP	WLS	BF	H	R	ER	SO	BB	IBB	HBP	BLK	WP	HR	S	P	ERA	WHIP
Barry Jones, R ERA: 1.04	(12, 1)	1.0	L	6	3	1	1	0	0	0	0	0	0	0	13	18	9.00	3.000

AB	44
R	7
H	10
RBI	7
BB	7
SO	12
LOB	21

Batter	1	2	3	4	5	6	7	8	9	10	11	12	AB	R	H	RBI	BB	SO	LOB
John Cangelosi, S (1, 8) OBP: 0.317, SLG: 0.206	G1-3	CS 1B 2-3 3-H			FC6-4 BB		K		L5		BB 1-2		4	0	1	1	2	1	0
Barry Jones, R (6, 7) (12, 1)													0	0	0	0	0	0	0
Jose Lind, R (1, 4) OBP: 0.311, SLG: 0.297	G6-4-3 BB	G3 1-H 3-H			K		G4-3		G6-3		G1-3		5	0	0	0	1	1	3
Mike Diaz, R (1, 7)	G6-4-3 1-2f		G6-3		FC6-4 1-2f		P6		K			G3	3	0	0	0	0	0	2
Andy Van Slyke, L (6, 8) OBP: 0.340, SLG: 0.485													3	0	0	0	0	1	0
Bobby Bonilla, S (1, 5) OBP: 0.415, SLG: 0.659		BB 2B 1B	P5			BB 1B		HBP BB		G6-3		G1-3	5	1	2	0	0	0	0
Randy Milligan, R (1, 3) OBP: 0.348, SLG: 0.333		2B 1B 1-2 BB	G6-3			HBP E FC6-4 1-2 BB		K		FC1 BB		K	3	2	0	0	3	2	1
Darnell Coles, R (1, 9) OBP: 0.338, SLG: 0.369		E 2B 1-3 2-H	G5-3			E6 FC6-4 HBP 1-2		BB 1-2		FC1 G4-6-3 1-2			4	1	1	1	1	0	2
Junior Ortiz, R (1, 2) OBP: 0.409, SLG: 0.538	G1-3	G5-3				FC6-4 HBP 1-2 2-3		F9		G4-6-3 1-2f			4	0	0	0	0	0	6
Rafael Belliard, R (1, 6) OBP: 0.333, SLG: 0.357													2	1	1	1	0	0	0
R.J. Reynolds, S (6, PH) OBP: 0.302, SLG: 0.420													1	0	0	1	0	0	2
Bob Kipper, R (7, 1)													0	0	0	0	0	0	0
Jim Gott, R (7, 1)													0	0	0	0	0	0	0
Sid Bream, L (8, PH) OBP: 0.319, SLG: 0.435													0	0	0	0	1	0	0
Jeff Robinson, R (9, 1) OBP: 0.222, SLG: 0.125		E 1B 2-H 3-H										F7	0	0	0	0	0	0	0
Barry Bonds, L (11, PH) OBP: 0.307, SLG: 0.589 (12, 7)													1	0	0	0	0	0	0
Brian Fisher, R (1, 1)					G5-3	G4-3							1	1	0	0	0	0	1
Scott Medvin, R (5, 1)													1	0	0	0	0	0	0
Felix Fermin, R (6, PH) (7, 6) OBP: 0.313, SLG: 0.214		E3 1B CS 2-3					G4-3					CS 1B	3	0	1	0	0	0	5
Inning Stats	R: 0 E: 0 K: 0 S: 4 H: 0 LOB: 0 BB: 1 P: 10	R: 5 E: 2 K: 0 S: 15 H: 4 LOB: 0 BB: 1 P: 25	R: 0 E: 0 K: 0 S: 6 H: 0 LOB: 0 BB: 0 P: 10	R: 0 E: 0 K: 0 S: 5 H: 0 LOB: 0 BB: 0 P: 5	R: 0 E: 0 K: 1 S: 10 H: 0 LOB: 1 BB: 1 P: 15	R: 1 E: 1 K: 0 S: 17 H: 1 LOB: 2 BB: 1 P: 26	R: 0 E: 0 K: 1 S: 7 H: 0 LOB: 0 BB: 0 P: 14	R: 0 E: 0 K: 1 S: 13 H: 0 LOB: 3 BB: 2 P: 26	R: 0 E: 0 K: 1 S: 13 H: 0 LOB: 0 BB: 0 P: 20	R: 0 E: 0 K: 0 S: 10 H: 0 LOB: 1 BB: 1 P: 19	R: 0 E: 0 K: 0 S: 9 H: 1 LOB: 1 BB: 1 P: 15	R: 0 E: 0 K: 1 S: 8 H: 0 LOB: 0 BB: 0 P: 14						

PITCHER		IP	WLS	BF	H	R	ER	SO	BB	IBB	HBP	BLK	WP	HR	S	P	ERA	WHIP
Danny Jackson, L (1, 1) ERA: 2.33		5.0		21	4	5	3	1	3	0	0	0	0	0	40	65	5.40	1.400
Frank Williams, R (6, 1) ERA: 2.93		0.1		4	1	1	0	0	1	0	1	0	0	0	9	15	0.00	6.000
Rob Murphy, L (6, 1) ERA: 1.33		0.2		2	0	0	0	0	0	0	0	0	0	0	8	11	0.00	0.000
Jose Rijo, R (7, 1) ERA: 2.73		3.0		12	0	0	0	3	2	0	1	0	0	0	33	60	0.00	0.667
John Franco, L (10, 1) ERA: 1.13		3.0	W	11	1	0	0	1	2	0	0	0	0	0	27	48	0.00	1.000

PITCHER	IP	WLS	BF	H	R	ER	SO	BB	IBB	HBP	BLK	WP	HR	S	P	ERA	WHIP

BOTTOM

Cincinnati Reds @ Pittsburgh Pirates

Three Rivers Stadium, Pittsburgh, PA

Sun May 15 1988, 3:33 AM EDT

Att. 33,789 - Sunny - 80 F

livebaseballscorecards.com

AB	40
R	6
H	6
RBI	4
BB	8
SO	5
LOB	22

1B: 5	SF: 0	WP: 0	PA: 50
2B: 1	SAC: 0	PB: 0	
3B: 0	DP: 2	SB: 0	
HR: 0	HBP: 2	CS: 4	

Batter	1	2	3	4	5	6	7	8	9	AB	R	H	RBI	BB	SO	LOB
Barry Bonds, L (1, 7) OBP: 0.305, SLG: 0.600	P5		HR		F7			G3		4	1	1	1	0	0	1
Jose Lind, R (1, 4) OBP: 0.310, SLG: 0.296	6-3		F8			S 1B		L5		4	0	1	0	0	0	0
Andy Van Slyke, L (1, 8) OBP: 0.338, SLG: 0.475	CS BB		F7			F7		4-3		3	0	0	0	1	0	1
Bobby Bonilla, S (1, 5) OBP: 0.417, SLG: 0.655	CS 1-2	4-3		G6-4-3 1B		P2			BLK 1B	4	0	2	0	0	0	1
Rafael Belliard, R (9, PR) OBP: 0.333, SLG: 0.357										0	1	0	0	0	0	0
Randy Milligan, R (1, 3) OBP: 0.360, SLG: 0.333		E BB		F9		F8 1-2			3-1 G3 1-H 1B	3	0	1	1	1	0	2
R.J. Reynolds, S (1, 9) OBP: 0.300, SLG: 0.413		E6 1-2		G6-4-3 1-2f			4-3 1B		G3 1-2	4	0	1	0	0	0	3
Junior Ortiz, R (1, 2) OBP: 0.375, SLG: 0.488		P6			F9		P3		3-1 2-3	4	0	0	0	0	0	5
Felix Fermin, R (1, 6) OBP: 0.300, SLG: 0.222		F9			1B		4-3 1-2		F9	4	0	1	0	0	0	5
Bob Walk, R (1, 1) OBP: 0.056, SLG: 0.056			K		F7		F8			2	0	0	0	0	1	1
John Cangelosi, S (7, PH) OBP: 0.310, SLG: 0.200										1	0	0	0	0	0	1
Scott Medvin, R (7, 1)										0	0	0	0	0	0	0
Inning Stats	R: 0 E: 0 K: 0 S: 10 H: 0 LOB: 0 BB: 1 P: 17	R: 0 E: 1 K: 0 S: 10 H: 0 LOB: 2 BB: 1 P: 19	R: 1 E: 0 K: 1 S: 12 H: 1 LOB: 0 BB: 0 P: 15	R: 0 E: 0 K: 0 S: 3 H: 1 LOB: 0 BB: 0 P: 5	R: 0 E: 0 K: 0 S: 8 H: 1 LOB: 1 BB: 0 P: 16	R: 0 E: 0 K: 0 S: 8 H: 1 LOB: 1 BB: 0 P: 12	R: 0 E: 0 K: 0 S: 9 H: 1 LOB: 1 BB: 0 P: 15	R: 0 E: 0 K: 0 S: 6 H: 0 LOB: 0 BB: 0 P: 9	R: 1 E: 0 K: 0 S: 13 H: 2 LOB: 2 BB: 0 P: 17	1B: 6 2B: 0 3B: 0 HR: 1 SF: 0 SAC: 0 DP: 1 HBP: 0							

TOP

Pittsburgh Pirates @ Houston Astros

Astrodome, Houston, TX

Mon May 16 1988, 8:05 PM EDT

Att. 13,570 - Dome - 70 F

livebaseballscorecards.com

AB	33
R	2
H	7
RBI	2
BB	2
SO	1
LOB	20

WP: 0 PB: 0 SB: 1 CS: 1 PA: 36

PITCHER		IP	WLS	BF	H	R	ER	SO	BB	IBB	HBP	BLK	WP	HR	S	P	ERA	WHIP
Jim Deshaies, L ERA: 1.76	(1, 1)	8.0	W	30	5	1	1	1	2	0	0	0	0	1	66	108	1.12	0.875
Larry Andersen, R ERA: 5.06	(9, 1)	1.0		5	2	1	1	0	0	0	0	1	0	0	13	17	9.00	2.000

PITCHER	IP	WLS	BF	H	R	ER	SO	BB	IBB	HBP	BLK	WP	HR	S	P	ERA	WHIP

Pittsburgh Pirates @ Houston Astros

Astrodome, Houston, TX

Mon May 16 1988, 8:05 PM EDT

Att. 13,570 - Dome - 70 F

BOTTOM

Batter	1	2	3	4	5	6	7	8	9	AB	R	H	RBI	BB	SO	LOB
Gerald Young, S (1, 8) OBP: 0.333, SLG: 0.322	X 0-0 ① F8		C B C B F X 2-2 ① FC6-4 FC5 S 1B 1-2f 2-3 3-H	B B X 2-0 ③ 1-3		C B B F X 2-2 ② F8		B X 1-0 ① 4-3		5	1	0	1	0	0	3
Billy Hatcher, R (1, 7) OBP: 0.331, SLG: 0.358	B X 1-0 ② F7		1 SAFE 1 SAFE 1 SAFE C X 0-1 FC5 5-3 1B 1-3 3-H		X 0-0 5-3 1B BB 1B	S X 0-1 ③ L8		X 0-0 1B		5	2	2	1	0	0	1
Bill Doran, S (1, 4) OBP: 0.341, SLG: 0.274 Jim Pankovits, R (4, 4) OBP: 0.417, SLG: 0.387	B C B X 2-1 ③ P4		1 SAFE C B 1 SAFE 1 SAFE 1 SAFE 1 SAFE S 1 SAFE 1-2 1 SAFE 1 SAFE X 5-3 ② 1-2		B C 1 SAFE 1 SAFE X 1-1 BB 5-3 1-2 1B	C C B H 2-2 1B S 1B HBP	B B X 2-0 ② L6		2 2	0 1	0 1	0 0	0 0	0 0	2 1
Glenn Davis, R (1, 3) OBP: 0.354, SLG: 0.540		B C F F X 1-2 ① 5-3	B B F B F F F X 3-2 2-H 3-H 1B		C X 0-1 ① 5-3 1-2 2-3		B B B B 4-0 1B 1-2 1B BB	B B S B F C 3-3 ③ K		4	1	1	2	1	1	3
Kevin Bass, S (1, 9) OBP: 0.333, SLG: 0.448		B B X 2-0 ② 3-1	S B C X 1-2 ③ 4-3		4-0 BB IBB	F X 0-1 1B 1-2 2-3 4-3 1B				3	1	1	0	1	0	1
Denny Walling, L (1, 5) OBP: 0.338, SLG: 0.400		C X 0-1 ③ F7		B C B X 2-1 1B FC4-6 1B	B B B B 4-0 FC6-4 1-2 2-3 3-H BB		B B B C F X 3-2 6-3 4-3 1-3 2-H 3-H 1B			3	1	2	3	1	0	0
Alan Ashby, S (1, 2) OBP: 0.298, SLG: 0.340			B F X 1-1 SH 1B FC6-4 1B	X 0-0 FC4-6 1-3 1B	C X 0-1 ② L7		C B 1 SAFE X 1-1 ① 4-3 1-2 3-H			4	1	2	1	0	0	4
Craig Reynolds, L (1, 6) OBP: 0.270, SLG: 0.206			X 0-0 FC6-4 SH FC5 1-2 1B	B F B C X 2-2 ① FC4-6 SH5-4 1-2f 3-H	X 0-0 ③ FC6-4 1-2f		B B F X 2-1 ② 6-3 2-3			4	1	1	1	0	0	5
Jim Deshaies, L (1, 1) Larry Andersen, R (9, 1) OBP: 1.000, SLG: 1.000			X 0-0 SH FC6-4 1-2 2-3	B X 1-0 ② SH5-4 1-2		B X 1-0 ① 6-3	C F C 0-3 ③ K			2 0	0 0	0 0	0 0	0 0	1 0	1 0
Inning Stats	R: 0 H: 0 E: 0 LOB: 0 K: 0 BB: 0 S: 4 P: 7	R: 0 H: 0 E: 0 LOB: 0 K: 0 BB: 0 S: 7 P: 10	R: 4 H: 3 E: 1 LOB: 1 K: 0 BB: 0 S: 21 P: 29	R: 1 H: 2 E: 0 LOB: 1 K: 0 BB: 0 S: 8 P: 15	R: 1 H: 2 E: 0 LOB: 3 K: 0 BB: 2 S: 8 P: 17	R: 0 H: 0 E: 0 LOB: 0 K: 0 BB: 0 S: 6 P: 9	R: 3 H: 2 E: 0 LOB: 1 K: 1 BB: 1 S: 14 P: 26	R: 0 H: 1 E: 0 LOB: 1 K: 1 BB: 0 S: 6 P: 12		1B: 10 SF: 0 2B: 0 SAC: 2 3B: 0 DP: 0 HR: 0 HBP: 1					WP: 0 PA: 40 PB: 0 SB: 2 CS: 0	

livebaseballscorecards.com

AB	34
R	9
H	10
RBI	9
BB	3
SO	2
LOB	21

PITCHER		IP	WLS	BF	H	R	ER	SO	BB	IBB	HBP	BLK	WP	HR	S	P	ERA	WHIP
Bob Walk, R ERA: 1.84	(1, 1)	6.0	L	29	7	6	4	0	1	1	0	0	0	0	54	87	6.00	1.333
Scott Medvin, R ERA: 10.5	(7, 1)	2.0		11	3	3	3	2	1	0	1	0	0	0	20	38	13.50	2.000

PITCHER	IP	WLS	BF	H	R	ER	SO	BB	IBB	HBP	BLK	WP	HR	S	P	ERA	WHIP

Pittsburgh Pirates @ Houston Astros

Astrodome, Houston, TX

Tue May 17 1988, 8:05 PM EDT

Att. 15,000 - Dome - 70 F

TOP

livebaseballscorecards.com

Batter	1	2	3	4	5	6	7	8	9	AB	R	H	RBI	BB	SO	LOB
Barry Bonds, L (1, 7) OBP: 0.297, SLG: 0.584	M P X 1-1 G3 ①		S B S 1 B F S SAFE 2-3 K ③			1 SAFE B S B B C C 2-3 K ② 1-2		S B X 1-1 1-3 ②		4	0	0	0	0	2	2
Jose Lind, R (1, 4) OBP: 0.303, SLG: 0.288	M P X 1-1 6-3 ②			B C S S 1-3 K ①		B F B S S 2-3 K ③		C C B X 1-2 1-3 ③		4	0	0	0	0	2	1
Andy Van Slyke, L (1, 8) OBP: 0.329, SLG: 0.462	M P S S 1-3 K ③			C X 0-1 G3 ②			C F B F S 1-3 K ①		C F B S 1-3 K ①	4	0	0	0	0	3	0
Bobby Bonilla, S (1, 5) OBP: 0.407, SLG: 0.636		C X 0-1 F8 ①		B B F B C X 3-2 F7 ③			F B X 1-1 F7 ②		X 0-0 5-3 ②	4	0	0	0	0	0	0
Sid Bream, L (1, 3) OBP: 0.320, SLG: 0.432 Randy Milligan, R (9, PH) OBP: 0.353, SLG: 0.325		C F B B X 1-2 4-3 ②			F S B S 1-3 K ①		F B X 1-1 S 2B 1B		S S C B B S 3-3 K ③	3 1	1 0	1 0	0 0	0 0	1 1	0 0
R.J. Reynolds, S (1, 9) OBP: 0.301, SLG: 0.404		C X 0-1 6-3 ③			S C F S 0-3 K ②		F B F B B B 4-2 1-2 2B BB			2	1	0	0	1	1	0
Michael LaValliere, L (1, 2) OBP: 0.453, SLG: 0.407			C B C B B B 4-2 FC4-6 BB		X 0-0 6-3 ③		B B X 2-0 1-H 2-H 2B			2	0	1	2	1	0	0
Rafael Belliard, R (1, 6) OBP: 0.339, SLG: 0.362 Mike Diaz, R (7, PH) Felix Fermin, R (7, 6) OBP: 0.300, SLG: 0.222			F P F X 1-2 FC4-6 ① 1-2f			B B B C C X 3-2 S 1B	S B B X 2-1 L9 ③			2 1 0	0 0 0	1 0 0	0 0 0	0 0 0	0 0 0	1 1 0
John Smiley, L (1, 1) OBP: 0.125, SLG: 0.125 Barry Jones, R (7, 1) John Cangelosi, S (8, PH) OBP: 0.302, SLG: 0.194 Jeff Robinson, R (8, 1) OBP: 0.222, SLG: 0.125			L B B L S 2-3 K ②			S C S 0-3 K ①		C B B X 2-1 F8 ①		2 0 1 0	0 0 0 0	0 0 0 0	0 0 0 0	0 0 0 0	2 0 0 0	2 0 0 0
Inning Stats	R: 0 E: 0 K: 1 S: 10 H: 0 LOB: 0 BB: 0 P: 10	R: 0 E: 0 K: 0 S: 7 H: 0 LOB: 0 BB: 0 P: 8	R: 0 E: 0 K: 2 S: 13 H: 0 LOB: 1 BB: 1 P: 21	R: 0 E: 0 K: 1 S: 8 H: 0 LOB: 0 BB: 0 P: 12	R: 0 E: 0 K: 2 S: 8 H: 0 LOB: 0 BB: 0 P: 9	R: 0 E: 0 K: 3 S: 12 H: 1 LOB: 1 BB: 0 P: 19	R: 2 E: 0 K: 1 S: 13 H: 2 LOB: 1 BB: 1 P: 24	R: 0 E: 0 K: 0 S: 7 H: 0 LOB: 0 BB: 0 P: 11	R: 0 E: 0 K: 2 S: 7 H: 0 LOB: 0 BB: 0 P: 11	1B: 2 2B: 1 3B: 0 HR: 0	SF: 0 SAC: 0 DP: 0 HBP: 0						

AB	30
R	2
H	3
RBI	2
BB	2
SO	12
LOB	7

WP: 0 PB: 0 SB: 2 CS: 0 PA: 32

PITCHER		IP	WLS	BF	H	R	ER	SO	BB	IBB	HBP	BLK	WP	HR	S	P	ERA	WHIP
Mike Scott, R ERA: 2.61	(1, 1)	7.0	W	26	3	2	2	10	2	0	0	0	0	0	71	103	2.57	0.714
Juan Agosto, L ERA: 1.13	(8, 1)	1.2		5	0	0	0	1	0	0	0	0	0	0	11	16	0.00	0.000
Dave Smith, R ERA: 3.95	(9, 1)	0.1	S	1	0	0	0	1	0	0	0	0	0	0	3	6	0.00	0.000

PITCHER	IP	WLS	BF	H	R	ER	SO	BB	IBB	HBP	BLK	WP	HR	S	P	ERA	WHIP

Pittsburgh Pirates @ Houston Astros

Astrodome, Houston, TX

Tue May 17 1988, 8:05 PM EDT

Att. 15,000 - Dome - 70 F

BOTTOM

Batter	1	2	3	4	5	6	7	8	9	AB	R	H	RBI	BB	SO	LOB
Gerald Young, S (1, 8) OBP: 0.331, SLG: 0.315	6-3	BB		K		L4				3	0	0	0	1	1	2
Billy Hatcher, R (1, 7) OBP: 0.329, SLG: 0.355	S 2B 1B	1-3			6-3		F9			4	1	1	0	0	0	2
Jim Pankovits, R (1, 4) OBP: 0.375, SLG: 0.343	K		5-3		P4		K			4	0	0	0	0	2	1
Glenn Davis, R (1, 3) OBP: 0.351, SLG: 0.527	2B 1-2 IBB		P4		5-3		K			3	0	0	0	1	1	0
Kevin Bass, S (1, 9) OBP: 0.339, SLG: 0.458	1-3 2-H 2B		S 1B			4-3		P6		4	1	2	1	0	0	0
Rafael Ramirez, R (1, 6) OBP: 0.244, SLG: 0.323	F8		1-H 1B			BB 2B 1B		P4		4	1	2	1	0	0	2
Alex Trevino, R (1, 2) OBP: 0.625, SLG: 0.800		2B	6-3			1 SAFE 1 SAFE 2B 1-2 BB		BB		2	0	1	0	2	0	1
Chuck Jackson, R (1, 5) OBP: 0.286, SLG: 0.356		6-3		K		1-3 2-H 2B		K 1-2		4	0	1	1	0	2	2
Dave Smith, R (9, 1)										0	0	0	0	0	0	0
Mike Scott, R (1, 1) OBP: 0.125, SLG: 0.125		P5		K		L5				3	0	0	0	0	1	3
Juan Agosto, L (8, 1)										0	0	0	0	0	0	0
Denny Walling, L (9, 5) OBP: 0.338, SLG: 0.400										0	0	0	0	0	0	0
Inning Stats	R: 1 E: 0 K: 1 S: 16 / H: 2 LOB: 2 BB: 1 P: 25	R: 0 E: 0 K: 0 S: 8 / H: 1 LOB: 2 BB: 1 P: 13	R: 1 E: 0 K: 0 S: 13 / H: 2 LOB: 1 BB: 0 P: 18	R: 0 E: 0 K: 3 S: 12 / H: 0 LOB: 0 BB: 0 P: 17	R: 0 E: 0 K: 0 S: 7 / H: 0 LOB: 0 BB: 0 P: 8	R: 1 E: 0 K: 0 S: 11 / H: 2 LOB: 2 BB: 1 P: 18	R: 0 E: 0 K: 2 S: 10 / H: 0 LOB: 0 BB: 0 P: 16	R: 0 E: 0 K: 1 S: 6 / H: 0 LOB: 1 BB: 1 P: 12		1B: 4 2B: 3 3B: 0 HR: 0	SF: 0 SAC: 0 DP: 0 HBP: 0					

livebaseballscorecards.com

AB	31
R	3
H	7
RBI	3
BB	4
SO	7
LOB	13

PITCHER		IP	WLS	BF	H	R	ER	SO	BB	IBB	HBP	BLK	WP	HR	S	P	ERA	WHIP
John Smiley, L ERA: 3.69	(1, 1)	6.0	L	28	7	3	3	4	2	1	0	0	0	0	67	99	4.50	1.500
Barry Jones, R ERA: 0.98	(7, 1)	1.0		3	0	0	0	2	0	0	0	0	0	0	10	16	0.00	0.000
Jeff Robinson, R ERA: 2.59	(8, 1)	1.0		4	0	0	0	1	1	0	0	0	0	0	6	12	0.00	1.000

PITCHER	IP	WLS	BF	H	R	ER	SO	BB	IBB	HBP	BLK	WP	HR	S	P	ERA	WHIP

Batter	1	2	3	4	5	6	7	8	9	AB	R	H	RBI	BB	SO	LOB
Barry Bonds, L (1, 7) OBP: 0.288, SLG: 0.565	F B B X 2-1 P6		F C S 0-3 K		B X 1-0 4-3		B F B C F S 2-3 K		B S S B S 2-3 K	5	0	0	0	0	3	5
Jose Lind, R (1, 4) OBP: 0.296, SLG: 0.281	B X 1-0 L9		B B C F B X 3-2 F9		C B F X 1-2 5-3		F B X 1-1 L7			4	0	0	0	0	0	3
Andy Van Slyke, L (1, 8) OBP: 0.321, SLG: 0.449	F F B B B F F X 3-2 P5		B X 1-0 4-3		S B B S C 2-3 K			S B S B S 2-3 K		4	0	0	0	0	2	1
Bobby Bonilla, S (1, 5) OBP: 0.415, SLG: 0.634		B F B F B F F F F 4-2 B G3 BB G3 BB		B S F B B B 4-2 L8 1B SF7 BB		S B X 1-1 1B 1B		B C X 1-1 L6		2	2	1	0	2	0	0
Sid Bream, L (1, 3) OBP: 0.333, SLG: 0.439 Jim Gott, R (8, 1)		B B B B 4-0 G3 G3 1-2 BB		B S B B C X 2-2 BLK 1-2 1B		X 0-0 G4-6-3 1-2 1B		C B C B F X 2-2 3-1		3 0	0 0	2 0	0 0	1 0	0 0	0 0
R.J. Reynolds, S (1, 9) OBP: 0.299, SLG: 0.398		B C F B X 2-2 G3 1-2 2-3		B B X 2-0 L8 2-3		B S C T F B F X 2-2 F7			X 0-0 1B 1B	4	0	1	0	0	0	6
Michael LaValliere, L (1, 2) OBP: 0.440, SLG: 0.398 Junior Ortiz, R (9, PH) OBP: 0.367, SLG: 0.477		C B B F X 2-2 G3 2-3 3-H		X 0-0 SF7 3-H		B B X 2-0 G4-6-3 1-2f			X 0-0 F7	2 1	0 0	0 0	2 0	0 0	0 0	3 1
Rafael Belliard, R (1, 6) OBP: 0.354, SLG: 0.367 Felix Fermin, R (7, PR) OBP: 0.300, SLG: 0.222 (7, 6) Randy Milligan, R (9, PH) OBP: 0.365, SLG: 0.341		F B X 1-1 5-3		B 1 SAFE F B H 3-1 1-2 HBP			B B C T F X 2-2 SH3-4 1B		1 SAFE S X 0-1 1-2 1B	2 0 1	0 0 0	1 0 1	0 0 0	0 0 0	0 0 0	1 0 0
Doug Drabek, R (1, 1) OBP: 0.143, SLG: 0.143 John Cangelosi, S (7, PH) OBP: 0.302, SLG: 0.194 Jeff Robinson, R (7, 1) OBP: 0.222, SLG: 0.125 Mike Diaz, R (8, 3)			X 0-0 1B	C C X 0-2 4-3			1 SAFE X 0-0 SH3-4 1-2		B B S C T F 2-3 K	2 0 0 1	0 0 0 0	1 0 0 0	0 0 0 0	0 0 0 1	0 0 0 2	2 0 0 2
Inning Stats	R: 0 E: 0 K: 0 S: 8 H: 0 LOB: 0 BB: 0 P: 14	R: 1 E: 0 K: 0 S: 14 H: 0 LOB: 1 BB: 2 P: 27	R: 0 E: 0 K: 1 S: 8 H: 1 LOB: 1 BB: 0 P: 12	R: 1 E: 0 K: 0 S: 11 H: 1 LOB: 2 BB: 1 P: 22	R: 0 E: 0 K: 1 S: 7 H: 0 LOB: 0 BB: 0 P: 11	R: 0 E: 0 K: 0 S: 9 H: 2 LOB: 1 BB: 0 P: 14	R: 0 E: 0 K: 1 S: 10 H: 1 LOB: 2 BB: 0 P: 15	R: 0 E: 0 K: 1 S: 9 H: 0 LOB: 0 BB: 0 P: 14	R: 0 E: 0 K: 2 S: 10 H: 2 LOB: 2 BB: 0 P: 14	1B: 7 2B: 0 3B: 0 HR: 0	SF: 1 SAC: 1 DP: 1 HBP: 1						

TOP

Pittsburgh Pirates @ Houston Astros

Astrodome, Houston, TX

Wed May 18 1988, 8:05 PM EDT

Att. 19,259 - Dome - 70 F

livebaseballscorecards.com

AB	31
R	2
H	7
RBI	2
BB	3
SO	6
LOB	24

PITCHER		IP	WLS	BF	H	R	ER	SO	BB	IBB	HBP	BLK	WP	HR	S	P	ERA	WHIP
Nolan Ryan, R ERA: 3.43	(1, 1)	6.0	W	25	4	2	2	2	3	0	1	1	0	0	57	100	3.00	1.167
Joaquin Andujar, R ERA:	(7, 1)	1.0		4	1	0	0	1	0	0	0	0	0	0	10	15	0.00	1.000
Juan Agosto, L ERA: 1.06	(8, 1)	1.0		4	1	0	0	1	0	0	0	0	0	0	10	15	0.00	1.000
Dave Smith, R ERA: 3.68	(9, 1)	1.0	S	4	1	0	0	2	0	0	0	0	0	0	9	13	0.00	1.000

PITCHER	IP	WLS	BF	H	R	ER	SO	BB	IBB	HBP	BLK	WP	HR	S	P	ERA	WHIP

Pittsburgh Pirates @ Houston Astros

Astrodome, Houston, TX

Wed May 18 1988, 8:05 PM EDT

Att. 19,259 - Dome - 70 F

BOTTOM

Batter	1	2	3	4	5	6	7	8	9	AB	R	H	RBI	BB	SO	LOB
Gerald Young, S (1, 8) OBP: 0.341, SLG: 0.322	C B C B B X 3-2 E S 4-3 1B		X 0-0 ① ② G3-1 1-2f			F B X 1-1 FC2-5 1B 1B	C 1 SAFE B B B F 1 SAFE F B 4-2 FC3-6 1-2 BB			3	1	2	0	1	0	1
Billy Hatcher, R (1, 7) OBP: 0.327, SLG: 0.352	1 SAFE 1 SAFE B B B S F F X 2-2 ① F8 1-3		B B X 2-0 ③ 5-3			1 SAFE 1 SAFE B C 1 SAFE X 1-1 1B FC2-5 1B 1-2	X 0-0 ② FC3-6 1B 1-2f 2-3			4	1	1	0	0	0	3
Denny Walling, L (1, 5) OBP: 0.333, SLG: 0.392	C S X 0-2 ② 4-3 3-H			B F B F X 2-2 ① F9		B L B X 2-1 ① FC2-5 1B 1B 1-2 2-3f	B X 1-0 1-3 3-H 1B			4	1	1	2	0	0	2
Glenn Davis, R (1, 3) OBP: 0.355, SLG: 0.526	B C F F B X 2-2 FC6-4 1B			F C F B F B B X 3-2 ② L7		S B F 2 SAFE F X 1-2 IBB 1B 1-2 2-3	C S 1 SAFE X 0-2 ③ 1-3			4	0	2	0	0	0	2
Kevin Bass, S (1, 9) OBP: 0.344, SLG: 0.451	F F 1 SAFE F 1 SAFE F X 0-2 ③ FC6-4 1-2f			C S B H 2-2 HBP		F B 1 I I I SAFE 4-1 ② 1B 1-2 IBB		F B X 1-1 ① 4-3		2	0	0	0	1	0	1
Alan Ashby, S (1, 2) OBP: 0.297, SLG: 0.337		F F S 0-3 ① K	1 SAFE 1 SAFE 1 SAFE 1 SAFE C P F 1 SAFE B 2-3 ③ C K			F B X 1-1 1-3 2-H 3-H 1B		F S S 0-3 ② K		4	0	1	2	0	3	1
Jim Pankovits, R (1, 4) OBP: 0.341, SLG: 0.308		X 0-0 ② F9	C M X 0-2 ① F7			X 0-0 ③ 5-3		S B S S 1-3 ③ K		4	0	0	0	0	1	2
Rafael Ramirez, R (1, 6) OBP: 0.254, SLG: 0.325		X 0-0 ③ F9	X 0-0 B3-6 1B				S H 1-1 CS HBP			2	0	1	0	0	0	0
Nolan Ryan, R (1, 1) OBP: 0.200, SLG: 0.158 Joaquin Andujar, S (7, 1) Terry Puhl, L (7, PH) OBP: 0.375, SLG: 0.273 Juan Agosto, L (8, 1) Dave Smith, R (9, 1)			X 0-0 G3-1 1B		X 0-0 ② ③ B3-6 1-2f		1 SAFE F 1 P X SAFE 1-1 ① FC3-6 BB 1B 1-2 1B			2 0 1 0 0 0	0 0 1 0 0 0	1 0 1 0 0 0	0 0 1 0 0 0	0 0 0 0 0 0	0 0 0 0 0 0	1 0 0 0 0 0
Inning Stats	R: 1 E: 0 K: 0 S: 19 H: 2 LOB: 1 BB: 0 P: 26	R: 0 E: 0 K: 1 S: 5 H: 0 LOB: 0 BB: 0 P: 5	R: 0 E: 0 K: 0 S: 3 H: 1 LOB: 0 BB: 0 P: 5	R: 0 E: 0 K: 1 S: 14 H: 0 LOB: 1 BB: 0 P: 22	R: 0 E: 0 K: 0 S: 5 H: 1 LOB: 0 BB: 0 P: 5	R: 2 E: 0 K: 0 S: 14 H: 4 LOB: 2 BB: 1 P: 24	R: 1 E: 0 K: 0 S: 12 H: 2 LOB: 2 BB: 1 P: 18	R: 0 E: 0 K: 2 S: 8 H: 0 LOB: 0 BB: 0 P: 10		1B: 10 2B: 0 3B: 0 HR: 0	SF: 0 SAC: 0 DP: 2 HBP: 2		WP: 0 PB: 0 SB: 1 CS: 1	PA: 34			

PITCHER		IP	WLS	BF	H	R	ER	SO	BB	IBB	HBP	BLK	WP	HR	S	P	ERA	WHIP
Doug Drabek, R ERA: 4.12	(1, 1)	6.0	L	25	8	3	3	2	0	1	1	0	0	0	60	87	4.50	1.333
Jeff Robinson, R ERA: 2.74	(7, 1)	1.0		6	2	1	1	0	1	0	1	0	0	0	12	18	9.00	3.000
Jim Gott, R ERA: 2.21	(8, 1)	1.0		3	0	0	0	2	0	0	0	0	0	0	8	10	0.00	0.000

PITCHER	IP	WLS	BF	H	R	ER	SO	BB	IBB	HBP	BLK	WP	HR	S	P	ERA	WHIP

livebaseballscorecards.com

AB	30
R	4
H	10
RBI	4
BB	2
SO	4
LOB	13

Atlanta Braves @ Pittsburgh Pirates

Three Rivers Stadium, Pittsburgh, PA

Fri May 20 1988, 7:05 PM EDT

Att. 18,880 - Unknown - 61 F

TOP

livebaseballscorecards.com

Batter	1	2	3	4	5	6	7	8	9	AB	R	H	RBI	BB	SO	LOB
Dion James, L (1, 8) OBP: 0.370, SLG: 0.353	1-3		K		WP BB		F8		F8	4	0	0	0	1	1	0
Andres Thomas, R (1, 6) OBP: 0.252, SLG: 0.345	HR		BB 1B		1-2 K		FC6-4 1B		4-3	5	1	3	1	0	1	1
Dale Murphy, R (1, 9) OBP: 0.333, SLG: 0.376	5-3		1-2 BB			1B 1B 1B	FC6-4 1-2f		K	4	1	1	0	1	1	1
Ken Griffey, L (1, 7) OBP: 0.325, SLG: 0.351	BB		L5			FC6 1B 1-2 1B		WP G3 5-3 1B		3	1	2	0	1	0	2
Gerald Perry, L (1, 3) OBP: 0.342, SLG: 0.371	F9			F5		1-2 FC6 2-H 1B		G3 1-2		4	0	1	1	0	0	2
Ozzie Virgil, R (1, 2) OBP: 0.245, SLG: 0.337		K		F7		F7		5-3 2-H		4	0	0	1	0	1	2
Ken Oberkfell, L (1, 5) OBP: 0.313, SLG: 0.339		4-3		L5		FC6 FC6-4 1-2f 2-3		1B 1B		4	0	1	0	0	0	2
Ron Gant, R (1, 4) OBP: 0.250, SLG: 0.359		F8			6-3	FC6-4 1-2f		1-3 1B		4	0	1	0	0	0	2
Tom Glavine, L (1, 1) OBP: 0.273, SLG: 0.273			4-3		K		4-3	F8		1	0	0	0	0	0	0
Juan Eichelberger, R (4, 1)										2	0	0	0	0	1	0
Albert Hall, S (8, PH) OBP: 0.378, SLG: 0.310										1	0	0	0	0	0	2
José Álvarez, R (8, 1) OBP: 1.000, SLG: 1.000										0	0	0	0	0	0	0

	AB	36
	R	3
	H	9
	RBI	3
	BB	3
	SO	5
	LOB	14

Inning Stats	1	2	3	4	5	6	7	8	9
	R: 1 E: 0 K: 0 S: 11	H: 1 LOB: 1 BB: 1 P: 19	R: 0 E: 0 K: 1 S: 6	H: 0 LOB: 0 BB: 0 P: 10	R: 0 E: 0 K: 1 S: 8	H: 1 LOB: 2 BB: 1 P: 13	R: 0 E: 0 K: 0 S: 5	H: 0 LOB: 0 BB: 0 P: 6	R: 0 E: 0 K: 2 S: 9	H: 0 LOB: 1 BB: 1 P: 18	R: 1 E: 0 K: 0 S: 9	H: 3 LOB: 2 BB: 0 P: 14	R: 0 E: 0 K: 0 S: 8	H: 1 LOB: 1 BB: 0 P: 12	R: 1 E: 0 K: 0 S: 14	H: 3 LOB: 2 BB: 0 P: 25	R: 0 E: 0 K: 1 S: 6	H: 0 LOB: 0 BB: 0 P: 9

1B: 8	SF: 0	WP: 2	PA: 39
2B: 0	SAC: 0	PB: 0	
3B: 0	DP: 0	SB: 0	
HR: 1	HBP: 0	CS: 0	

PITCHER		IP	WLS	BF	H	R	ER	SO	BB	IBB	HBP	BLK	WP	HR	S	P	ERA	WHIP
Mike Dunne, R ERA: 3.97	(1, 1)	7.2	W	35	9	3	3	4	3	0	0	0	2	1	67	112	3.52	1.565
Jim Gott, R ERA: 2.08	(8, 1)	1.1		4	0	0	0	1	0	0	0	0	0	0	9	14	0.00	0.000

PITCHER		IP	WLS	BF	H	R	ER	SO	BB	IBB	HBP	BLK	WP	HR	S	P	ERA	WHIP

BOTTOM

Atlanta Braves @ Pittsburgh Pirates

Three Rivers Stadium, Pittsburgh, PA

Fri May 20 1988, 7:05 PM EDT

Att. 18,880 - Unknown - 61 F

Batter	1	2	3	4	5	6	7	8	9	AB	R	H	RBI	BB	SO	LOB
Barry Bonds, L (1, 7) OBP: 0.304, SLG: 0.564	3-2 1B S 1B 1B	4-2 CS BB		4-2 1B 1B BB	1-1 4-3		4-2 1-2 2-3 BB			2	2	1	0	3	0	0
Jose Lind, R (1, 4) OBP: 0.293, SLG: 0.279	2-2 L4 1-2	2-1 F9 1-2		1-1 BB 1B 1-3 1B		1-1 F9	1-0 F9			5	1	1	0	0	0	5
Andy Van Slyke, L (1, 8) OBP: 0.329, SLG: 0.447	2-0 1B 1B 2-3 1B		4-1 BB E 2B BB	4-2 1B 1B 1-2 BB		0-3 K		2-3 K		3	3	1	0	2	2	0
Bobby Bonilla, S (1, 5) OBP: 0.409, SLG: 0.620 Al Pedrique, R (9, 5) OBP: 0.266, SLG: 0.254	1-0 1B SF7 1B 1-2 3-H		0-1 E5 BB 2B 1-2	1-0 F6		1-0 F7		3-3 K		5 0	2 0	1 0	1 0	0 0	1 0	4 0
Mike Diaz, R (1, 9) OBP: 0.400, SLG: 0.250 R.J. Reynolds, S (8, 9) OBP: 0.296, SLG: 0.394	0-0 BB 1-3 2-H 1B		4-2 2B SF9 BB 1-2 2-3	1-1 1B 1-3 2-H 3-H 1B			3-1 1B BB SF7 1B	0-0 G3		3 1	2 0	3 0	3 0	1 0	0 0	0 0
Randy Milligan, R (1, 3) OBP: 0.375, SLG: 0.341	4-1 1-2 BB		2-3 K	0-0 G6-4-3 1-2 3-H 1B			0-0 F8			3	0	1	1	1	1	4
Junior Ortiz, R (1, 2) OBP: 0.377, SLG: 0.500	1-0 SF7 3-H		3-2 SF9 2B 1-3 2-H 3-H	0-0 G6-4-3 1-2f			4-1 BB 1B 1-2 BB			2	0	1	3	1	0	2
Felix Fermin, R (1, 6) OBP: 0.292, SLG: 0.238	0-0 4-3		1-1 SF9 2-3 3-H		1-2 1-3		1-2 1-2 2-3 BB 1B			3	0	1	1	0	0	2
Mike Dunne, R (1, 1) Jim Gott, R (8, 1)		2-2 1-3	1-1 4-3		0-0 F5		2-2 SF7 3-H			3 0	0 0	0 0	1 0	0 0	0 0	1 0
Inning Stats	R: 3 E: 0 K: 0 S: 15 H: 4 LOB: 2 BB: 1 P: 28	R: 0 E: 0 K: 0 S: 9 H: 0 LOB: 0 BB: 1 P: 17	R: 3 E: 1 K: 1 S: 24 H: 1 LOB: 1 BB: 2 P: 39	R: 3 E: 0 K: 0 S: 12 H: 3 LOB: 1 BB: 2 P: 23	R: 0 E: 0 K: 0 S: 6 H: 0 LOB: 0 BB: 0 P: 8	R: 0 E: 0 K: 1 S: 6 H: 0 LOB: 0 BB: 0 P: 8	R: 1 E: 0 K: 0 S: 13 H: 2 LOB: 3 BB: 2 P: 28	R: 0 E: 0 K: 2 S: 7 H: 0 LOB: 0 BB: 0 P: 12		1B: 9 2B: 1 3B: 0 HR: 0	SF: 3 SAC: 0 DP: 1 HBP: 0				WP: 0 PB: 0 SB: 1 CS: 1	PA: 41	

livebaseballscorecards.com

	AB	30
	R	10
	H	10
	RBI	10
	BB	8
	SO	4
	LOB	18

PITCHER		IP	WLS	BF	H	R	ER	SO	BB	IBB	HBP	BLK	WP	HR	S	P	ERA	WHIP
Tom Glavine, L ERA: 7.9	(1, 1)	3.1	L	23	7	9	7	1	6	0	0	0	0	0	58	105	18.90	3.900
Juan Eichelberger, R ERA: 4.6	(4, 1)	3.2		15	3	1	1	1	2	0	0	0	0	0	27	46	2.46	1.364
José Álvarez, R ERA: 0.93	(8, 1)	1.0		3	0	0	0	2	0	0	0	0	0	0	7	12	0.00	0.000

PITCHER	IP	WLS	BF	H	R	ER	SO	BB	IBB	HBP	BLK	WP	HR	S	P	ERA	WHIP

Batter	1	2	3	4	5	6	7	8	9	AB	R	H	RBI	BB	SO	LOB
Dion James, L (1, 8) (8, 7) OBP: 0.366, SLG: 0.349	C X 0-1 1B E SF7 1B	B B F F F S 2-3 ③ K			X 0-0 ① FC3-6 FC7-4 1-2f		B F B X 2-1 ③ L1			4	1	1	0	0	1	2
Andres Thomas, R (1, 6) OBP: 0.252, SLG: 0.342	1 SAFE 1 SAFE P X 1-0 ① P4		C B B C B X 3-2 FC6-4 1B		C B F B X 2-2 ② FC7-4 BB 1-2f			B F C B F X 2-2 ① G4-3		4	0	1	0	0	0	2
Dale Murphy, R (1, 9) OBP: 0.337, SLG: 0.375	1 SAFE B B B C C F F F 3-2 X HR 1-3 1B		S 1 SAFE F X 0-2 ① FC6-4 1-2f		B B B 4-0 BB 1-2			S B B S S X 2-2 ② F9		3	1	1	0	1	0	1
Ken Griffey, L (1, 7) OBP: 0.310, SLG: 0.338 José Álvarez, R (8, 1) OBP: 1.000, SLG: 1.000	X 0-0 ② SF7 3-H		F 1 SAFE F B F B 1 SAFE X 2-2 ② P6		C F C 0-3 ③ K			C B X 1-1 ③ G3-1		3 0	0 0	0 0	1 0	0 0	1 0	3 0
Gerald Perry, L (1, 3) OBP: 0.340, SLG: 0.390	X 0-0 1-H HR		B F C F X 1-2 ③ G3			B F B X 2-1 ① F7			L B B B C X 3-2 ① F7	4	1	1	2	0	0	1
Ozzie Virgil, R (1, 2) OBP: 0.237, SLG: 0.324	B S X 1-1 ③ F4			X 0-0 ① L4		C B B X 2-1 ② F9			C X 0-1 ② F7	4	0	0	0	0	0	0
Ken Oberkfell, L (1, 5) OBP: 0.313, SLG: 0.339 Paul Assenmacher, L (6, 1) OBP: 0.500, SLG: 1.000 Albert Hall, S (8, 8) OBP: 0.374, SLG: 0.306		B C B X 2-1 1B		B C X 1-1 ② F8		B B C X 2-1 ③ P6			X 0-0 ③ F4	3 0 1	0 0 0	1 0 0	0 0 0	0 0 0	0 0 0	0 0 0
Ron Gant, R (1, 4) OBP: 0.243, SLG: 0.347		X 0-0 ① L9		C F B C 1-3 ③ K			C B F X 1-2 ① F9			3	0	0	0	0	1	1
Kevin Coffman, R (1, 1) OBP: 0.273, SLG: 0.455 Paul Runge, R (6, 5) OBP: 0.357, SLG: 0.318		M M L 0-3 ② K			B S X 1-1 FC3-6 1B		F F B E B B X 3-2 ② P4			2 1	0 0	1 0	0 0	0 0	1 0	1 0
Inning Stats	R: 3 H: 3 E: 1 LOB: 0 K: 0 BB: 0 S: 14 P: 18	R: 0 H: 1 E: 0 LOB: 1 K: 2 BB: 0 S: 10 P: 14	R: 0 H: 1 E: 0 LOB: 1 K: 0 BB: 0 S: 14 P: 20	R: 0 H: 0 E: 0 LOB: 0 K: 1 BB: 0 S: 6 P: 8	R: 0 H: 1 E: 0 LOB: 2 K: 1 BB: 1 S: 9 P: 16	R: 0 H: 0 E: 0 LOB: 0 K: 0 BB: 0 S: 6 P: 12	R: 0 H: 0 E: 0 LOB: 0 K: 0 BB: 0 S: 9 P: 15	R: 0 H: 0 E: 0 LOB: 0 K: 0 BB: 0 S: 9 P: 14	R: 0 H: 0 E: 0 LOB: 0 K: 0 BB: 0 S: 6 P: 9	1B: 5 SF: 1 2B: 0 SAC: 0 3B: 0 DP: 0 HR: 1 HBP: 0						WP: 0 PA: 34 PB: 0 SB: 0 CS: 0

PITCHER		IP	WLS	BF	H	R	ER	SO	BB	IBB	HBP	BLK	WP	HR	S	P	ERA	WHIP
Brian Fisher, R ERA: 2.82	(1, 1)	5.0	W	22	6	3	3	4	1	0	0	0	0	1	53	76	5.40	1.400
Bob Kipper, L ERA: 3.38	(6, 1)	1.0		3	0	0	0	0	0	0	0	0	0	0	6	12	0.00	0.000
Barry Jones, R ERA: 0.89	(7, 1)	2.0		6	0	0	0	0	0	0	0	0	0	0	18	29	0.00	0.000
Jeff Robinson, R ERA: 2.68	(9, 1)	1.0		3	0	0	0	0	0	0	0	0	0	0	6	9	0.00	0.000

PITCHER	IP	WLS	BF	H	R	ER	SO	BB	IBB	HBP	BLK	WP	HR	S	P	ERA	WHIP

Atlanta Braves @ Pittsburgh Pirates

Three Rivers Stadium, Pittsburgh, PA

Sat May 21 1988, 7:05 PM EDT

Att. 21,211 - Unknown - 68 F

TOP

livebaseballscorecards.com

AB	32
R	3
H	6
RBI	3
BB	1
SO	4
LOB	11

Atlanta Braves @ Pittsburgh Pirates

Three Rivers Stadium, Pittsburgh, PA

Sat May 21 1988, 7:05 PM EDT

Att. 21,211 - Unknown - 68 F

BOTTOM

livebaseballscorecards.com

Batter	1	2	3	4	5	6	7	8	9	AB	R	H	RBI	BB	SO	LOB
Barry Bonds, L (1, 7) OBP: 0.318, SLG: 0.566	BCBBB 4-1 BLK 1B 1B BB	FBX 1-1 G4-3 S 1B		FCFX 0-2 BB HR 1B		BCFS 1-3 ② K		BBBB 4-0 FC1-2 1-2 2-3 BB		3	2	2	0	2	1	1
Jose Lind, R (1, 4) OBP: 0.307, SLG: 0.286	1 SAFE CCTBX 1-2 BLK 1B 1-2 1B	BBBB 4-0 G4-3 1-2 BB		BB1 SAFEB 4-0 HR 1-2 BB		CFX 0-2 2-H 1B		CX 0-1 ② FC1-2 1-2 2-3 3-Hf		3	2	2	1	2	0	3
Andy Van Slyke, L (1, 8) OBP: 0.326, SLG: 0.458	BBFFBFS 3-3 ① K 1-2 2-3	BBX 2-0 G4-3 1-2 2-3		CX 0-1 1-H 2-H HR		BFCC 1-3 ③ K		CSFFBFBB 3-3 FC ③ K		5	1	1	3	0	3	8
Bobby Bonilla, S (1, 5) OBP: 0.406, SLG: 0.610	X	FFBBBS 0-0 E SF8 2-H 3-H 1B 3-3 ③ K		BX 1-0 ③ F9			X 0-0 ① P6			4	1	1	2	0	1	2
Sid Bream, L (1, 3) OBP: 0.323, SLG: 0.424	X 0-0 E4 1-3	BCCS 1-3 ① K			CBX 1-1 ① G3		FBCS 1-3 ② K			4	0	0	0	0	2	1
R.J. Reynolds, S (1, 9) OBP: 0.295, SLG: 0.382	BBFBB 4-1 BB	BX 1-0 ② G4-3			CFBS 1-3 ② K		BBCX 2-1 ③ L7			3	0	0	0	1	1	0
Michael LaValliere, L (1, 2) OBP: 0.425, SLG: 0.385	BBCCBX 3-2 ② SF8 3-H	BBCFFFX 2-2 ③ G6-3			CBCX 1-2 ③ G4-3			BX 1-0 ① G3		3	0	0	1	0	0	0
Felix Fermin, R (1, 6) OBP: 0.321, SLG: 0.217	X 0-0 ③ G4-3			CBBBCX 3-2 ① G4-3		BBBB 4-0 SH3-4 1B BB		BBBB 4-0 BB FC1-2 BB		2	1	0	0	2	0	2
Brian Fisher, R (1, 1)		CBBFBX 3-2 ① G3		CSC 0-3 ② K		BSBX 2-2 ① SH3-4 1-2		B1 SAFEBFB1 SAFEB 4-1 FC1-2 BB 1-2 BB		2	0	0	0	0	1	0
Bob Kipper, R (6, 1)										0	0	0	0	0	0	0
Barry Jones, R (7, 1)										0	0	0	0	0	0	0
Mike Diaz, R (8, PH) OBP: 0.438, SLG: 0.250										0	0	0	0	1	0	0
Jeff Robinson, R (9, 1) OBP: 0.222, SLG: 0.125										0	0	0	0	0	0	0
Inning Stats	R: 3 E: 1 K: 1 S: 16 H: 2 LOB: 2 BB: 2 P: 31	R: 0 E: 0 K: 1 S: 9 H: 1 LOB: 2 BB: 1 P: 22	R: 0 E: 0 K: 1 S: 9 H: 0 LOB: 0 BB: 0 P: 13	R: 3 E: 0 K: 1 S: 13 H: 2 LOB: 0 BB: 1 P: 21	R: 0 E: 0 K: 1 S: 8 H: 0 LOB: 0 BB: 0 P: 11	R: 1 E: 0 K: 2 S: 12 H: 1 LOB: 1 BB: 1 P: 20	R: 0 E: 0 K: 1 S: 6 H: 0 LOB: 0 BB: 0 P: 9	R: 0 E: 0 K: 1 S: 12 H: 0 LOB: 3 BB: 3 P: 28		1B: 5 2B: 0 3B: 0 HR: 1		SF: 1 SAC: 1 DP: 0 HBP: 0		WP: 0 PB: 0 SB: 1 CS: 0	PA: 39	

	AB	29
	R	7
	H	6
	RBI	7
	BB	8
	SO	9
	LOB	17

PITCHER		IP	WLS	BF	H	R	ER	SO	BB	IBB	HBP	BLK	WP	HR	S	P	ERA	WHIP
Kevin Coffman, R ERA: 4.86	(1, 1)	5.1	L	27	5	7	6	5	5	0	0	1	0	1	58	107	10.12	1.875
Paul Assenmacher, L ERA: 4.03	(6, 1)	1.2		6	1	0	0	3	0	0	0	0	0	0	15	20	0.00	0.600
José Álvarez, R ERA: 0.84	(8, 1)	1.0		6	0	0	0	1	3	0	0	0	0	0	12	28	0.00	3.000

PITCHER	IP	WLS	BF	H	R	ER	SO	BB	IBB	HBP	BLK	WP	HR	S	P	ERA	WHIP

Atlanta Braves @ Pittsburgh Pirates

Three Rivers Stadium, Pittsburgh, PA

Sun May 22 1988, 3:33 AM EDT

Att. 32,683 - Sunny - 80 F

livebaseballscorecards.com

TOP

Batter	1	2	3	4	5	6	7	8	9	AB	R	H	RBI	BB	SO	LOB
Albert Hall, S (1, 8) OBP: 0.365, SLG: 0.292	C B B C B B 4-2 S 2B BB	C B X 1-1 ① G3-1		L B B B C X 3-2 ② G4-3			C S C 0-3 ① K		F F C 0-3 ③ K	4	1	0	0	1	2	1
Andres Thomas, R (1, 6) OBP: 0.258, SLG: 0.353	1 SAFE C B C X 1-2 ① F9 1-2	B B X 2-0 1B 2B		B B X 2-0 ③ F7			B C X 1-1 G6-3 1B			4	1	2	0	0	0	1
Dion James, L (1, 7) OBP: 0.370, SLG: 0.364	C X 0-1 3B 2-H 2B	F B F B F F X 2-2 FC6-4 2-H 1B			C S B F F X 1-2 ① P6		1 SAFE 1 SAFE C 1 SAFE B 1 SAFE 1 SAFE X 1-1 ②③ G6-3 1-2f			4	1	2	2	0	0	1
Dale Murphy, R (1, 9) OBP: 0.335, SLG: 0.385	B B 2 SAFE S X 2-1 2B 3B 2-H	1 SAFE B S 1 SAFE X 1-1 ② FC6-4 1-2f			C B S X 1-2 ② G6-3			B B C X 2-1 ① G6-3		4	1	1	1	0	0	1
Gerald Perry, L (1, 3) OBP: 0.351, SLG: 0.407	B X 1-0 2B 2B 3-H	X 0-0 ③ G4-3			B F X 1-1 S 1B 1B			C C X 0-2 CS 1B		4	1	3	1	0	0	1
Ken Oberkfell, L (1, 5) OBP: 0.319, SLG: 0.339	B B B I 4-0 2B IBB		B B F X 2-1 ① G6-3		1 SAFE 1 SAFE C P B B X 3-1 ③ 1-H 1B			1 SAFE 1 SAFE B F X 1-1 ②③ G6-3 1-2		3	1	1	0	1	0	1
Bruce Benedict, R (1, 2) OBP: 0.262, SLG: 0.243	B F F X 1-2 1-H 2-H 2B		B F F B F F C 2-3 ② K			B C C X 1-2 ① G1-3			C B F X 1-2 ① G5-3	4	0	1	2	0	1	0
Ron Gant, R (1, 4) OBP: 0.243, SLG: 0.343	C B B C B X 3-2 ② G6-3		B B C S X 2-2 ③ G6-3			B B F C S 2-3 ② K			B F X 1-1 S 1B	4	0	1	0	0	1	1
Rick Mahler, R (1, 1) OBP: 0.095, SLG: 0.100 Bruce Sutter, R (8, 1)	F C S 0-3 ③ K			X 0-0 ① P6			S S C 0-3 ③ K		M B 1 SAFE C S 1-3 ② K 1-2	3	0	0	0	0	2	1
										1	0	0	0	0	1	1

Inning Stats										
	R: 5 E: 0 K: 1 S: 19	H: 4 LOB: 1 BB: 2 P: 35	R: 1 E: 0 K: 0 S: 11	H: 2 LOB: 1 BB: 0 P: 17	R: 0 E: 0 K: 1 S: 10	H: 0 LOB: 0 BB: 0 P: 16	R: 0 E: 0 K: 0 S: 5	H: 0 LOB: 0 BB: 0 P: 10	R: 0 E: 0 K: 0 S: 13	H: 2 LOB: 2 BB: 0 P: 18
	R: 0 E: 0 K: 2 S: 9	H: 0 LOB: 0 BB: 0 P: 12	R: 0 E: 0 K: 1 S: 7	H: 1 LOB: 0 BB: 0 P: 9	R: 0 E: 0 K: 0 S: 7	H: 1 LOB: 0 BB: 0 P: 10	R: 0 E: 0 K: 2 S: 11	H: 1 LOB: 1 BB: 0 P: 14		

	AB	35
	R	6
	H	11
	RBI	6
	BB	2
	SO	7
	LOB	9

	1B: 6	SF: 0	WP: 0	PA: 37
	2B: 4	SAC: 0	PB: 0	
	3B: 1	DP: 1	SB: 3	
	HR: 0	HBP: 0	CS: 1	

PITCHER		IP	WLS	BF	H	R	ER	SO	BB	IBB	HBP	BLK	WP	HR	S	P	ERA	WHIP
Bob Walk, R ERA: 2.7	(1, 1)	3.0	L	17	6	6	6	2	1	1	0	0	0	0	40	68	18.00	2.333
Scott Medvin, R ERA: 6.3	(4, 1)	4.0		13	3	0	0	3	0	0	0	0	0	0	34	49	0.00	0.750
Bob Kipper, L ERA: 3.18	(8, 1)	1.0		3	1	0	0	0	0	0	0	0	0	0	7	10	0.00	1.000
Jeff Robinson, R ERA: 2.62	(9, 1)	1.0		4	1	0	0	2	0	0	0	0	0	0	11	14	0.00	1.000

PITCHER		IP	WLS	BF	H	R	ER	SO	BB	IBB	HBP	BLK	WP	HR	S	P	ERA	WHIP

Atlanta Braves @ Pittsburgh Pirates

Three Rivers Stadium, Pittsburgh, PA

Sun May 22 1988, 3:33 AM EDT

Att. 32,683 - Sunny - 80 F

BOTTOM

Batter	1	2	3	4	5	6	7	8	9	AB	R	H	RBI	BB	SO	LOB
Barry Bonds, L (1, 7) OBP: 0.309, SLG: 0.549	G3		FC3-6 1-2f 2-3		K	P6			K	5	1	0	0	0	2	3
Jose Lind, R (1, 4) OBP: 0.306, SLG: 0.296	G4-3		1B 3B 1-H 3-H		F9			F7		4	1	1	2	0	0	0
Andy Van Slyke, L (1, 8) OBP: 0.335, SLG: 0.465	G4-3		FC6-4 3-H 1B			BLK 2B 1B		E G4-3 1B		4	1	3	1	0	0	0
Bobby Bonilla, S (1, 5) OBP: 0.397, SLG: 0.595		F8	SAFE K			K 1-3		G4-3 1-2		4	0	0	0	0	2	3
Sid Bream, L (1, 3) OBP: 0.328, SLG: 0.443		2B	FC6-4 1-2f			1B 2B 3-H		E1 2-3		4	0	2	1	0	0	2
R.J. Reynolds, S (1, 9) OBP: 0.293, SLG: 0.377 Jeff Robinson, R (9, 1) OBP: 0.222, SLG: 0.125		G4-3	K			G6-4-3 2-3 1B		K		4 0	0 0	1 0	0 0	0 0	2 0	3 0
Michael LaValliere, L (1, 2) OBP: 0.419, SLG: 0.379		G4-3	P3			G6-4-3 1-2f			G6-4-3 1B	4	0	1	0	0	0	3
Al Pedrique, R (1, 6) OBP: 0.269, SLG: 0.258 Randy Milligan, R (9, PH) OBP: 0.368, SLG: 0.333			FC3-6 E 3B 1B	G2-3			P3		G6-4-3 1-2f	3 1	1 0	1 0	0 0	0 0	0 0	0 1
Bob Walk, R (1, 1) OBP: 0.056, SLG: 0.056 John Cangelosi, S (3, PH) OBP: 0.296, SLG: 0.189 Scott Medvin, R (4, 1) Darnell Coles, R (7, PH) OBP: 0.333, SLG: 0.364 Bob Kipper, R (8, 1) Mike Diaz, R (9, 9) OBP: 0.471, SLG: 0.308			E4 FC3-6 1-2		G5-3		F7		1B	0 1 1 1 0 1	0 0 0 0 0 0	0 0 0 0 0 1	0 0 0 0 0 0	0 0 0 0 0 0	0 0 0 0 0 0	0 1 0 0 0 0
Inning Stats	R: 0 H: 0 E: 0 LOB: 0 K: 0 BB: 0 S: 5 P: 8	R: 0 H: 1 E: 0 LOB: 1 K: 0 BB: 0 S: 9 P: 15	R: 3 H: 3 E: 1 LOB: 1 K: 1 BB: 0 S: 16 P: 27	R: 0 H: 0 E: 0 LOB: 0 K: 1 BB: 0 S: 9 P: 10	R: 0 H: 0 E: 0 LOB: 0 K: 1 BB: 0 S: 6 P: 10	R: 1 H: 3 E: 0 LOB: 1 K: 1 BB: 0 S: 11 P: 17	R: 0 H: 0 E: 0 LOB: 0 K: 0 BB: 0 S: 6 P: 8	R: 0 H: 1 E: 1 LOB: 2 K: 1 BB: 0 S: 15 P: 22	R: 0 H: 2 E: 0 LOB: 1 K: 1 BB: 0 S: 11 P: 15	1B: 7 SF: 0 2B: 2 SAC: 0 3B: 1 DP: 2 HR: 0 HBP: 0						

	AB	37
	R	4
	H	10
	RBI	4
	BB	0
	SO	6
	LOB	16

WP: 0 PA: 37
PB: 0
SB: 0
CS: 0

livebaseballscorecards.com

PITCHER		IP	WLS	BF	H	R	ER	SO	BB	IBB	HBP	BLK	WP	HR	S	P	ERA	WHIP
Rick Mahler, R ERA: 4.01	(1, 1)	7.1	W	30	8	4	3	4	0	0	0	1	0	0	68	107	3.68	1.091
Bruce Sutter, R ERA: 2.79	(8, 1)	1.2	S	7	2	0	0	2	0	0	0	0	0	0	20	25	0.00	1.200

PITCHER	IP	WLS	BF	H	R	ER	SO	BB	IBB	HBP	BLK	WP	HR	S	P	ERA	WHIP

Batter	1	2	3	4	5	6	7	8	9	AB	R	H	RBI	BB	SO	LOB
Gerald Young, S (1, 8) OBP: 0.348, SLG: 0.319	F B B S F B X 3-2 ① L4			B F B B B 4-1 6-3 BB		C X 0-1 ① E6		F B X 1-1 1B E SF9 1B	C B C B F B B 4-2 1-2 BB	3	1	1	0	2	0	0
Billy Hatcher, R (1, 7) OBP: 0.363, SLG: 0.394	B X 1-0 CS 1B			1 SAFE 1 SAFE B X 1-0 ① 6-3 1-2		X 0-0 ② 5-3		1 SAFE 1 SAFE B P F F 1 SAFE 1 SAFE B 3-2 1-3 1B 1B	X 0-0 ③ G3	5	0	2	0	0	0	4
Jim Pankovits, R (1, 4) OBP: 0.333, SLG: 0.377	1 SAFE B X 1-0 ② ③ 6-3 1-2			X 0-0 ② F6		B C X 1-1 ③ 6-3		C B 1 SAFE X 1-1 ① SF9 3-H		3	0	0	1	0	0	2
Glenn Davis, R (1, 3) OBP: 0.374, SLG: 0.514		B F X 1-1 ① F3		F C C 0-3 ③ K			X 0-0 SH5-4 SF8 1B	X 0-0 1-2 1B		4	1	2	0	0	1	1
Kevin Bass, S (1, 9) OBP: 0.329, SLG: 0.429		B B X 2-0 G6-4-3 1B			B X 1-0 1B 2B		B 1 SAFE X 1-0 SH5-4 1-2 1B	B X 1-0 ② ③ FC3-6-2-5-2-6 1-2 2-H		4	1	3	0	0	0	2
Rafael Ramirez, R (1, 6) OBP: 0.272, SLG: 0.345		1 SAFE 1 SAFE B X 1-0 ② ③ G6-4-3 1-2f			X 0-0 2-H 1B		F X 0-1 ① SH5-4 1-2 2-3		C B B X 2-1 1B 2B	3	0	2	1	0	0	1
Alex Trevino, R (1, 2) OBP: 0.500, SLG: 0.556		C F F B F B F F F 2-2 E3 G5-4-3			P 1 SAFE C X 1-1 ① F8		P P I 4-0 IBB		F B S X 1-2 S 2-3 1B	3	0	1	0	1	0	1
Chuck Jackson, R (1, 5) OBP: 0.295, SLG: 0.352		1 SAFE X 0-0 ① ② G5-4-3 1-2f			1 SAFE X 0-0 ② F9		X 0-0 ② SF8 3-H		X 0-0 ① F9	2	0	0	1	0	0	2
Denny Walling, L (9, PH) OBP: 0.326, SLG: 0.380										1	0	0	0	0	0	2
Mike Scott, R (1, 1) OBP: 0.111, SLG: 0.111		F F S 0-3 ③ K			S S C 0-3 ③ K		B S B B C X 3-2 ③ F8		X 0-0 ② F5	3	0	0	0	0	2	3
Terry Puhl, L (9, PH) OBP: 0.364, SLG: 0.250										1	0	0	0	0	0	2
Inning Stats	R: 0 E: 0 K: 0 S: 6 H: 1 LOB: 0 BB: 0 P: 11	R: 0 E: 0 K: 0 S: 4 H: 1 LOB: 0 BB: 0 P: 8	R: 0 E: 1 K: 1 S: 14 H: 0 LOB: 0 BB: 0 P: 16	R: 0 E: 0 K: 1 S: 6 H: 0 LOB: 1 BB: 1 P: 11	R: 1 E: 0 K: 1 S: 9 H: 2 LOB: 1 BB: 0 P: 10	R: 0 E: 1 K: 0 S: 5 H: 0 LOB: 0 BB: 0 P: 6	R: 1 E: 0 K: 0 S: 10 H: 2 LOB: 2 BB: 1 P: 16	R: 1 E: 1 K: 0 S: 10 H: 3 LOB: 1 BB: 0 P: 15	R: 0 E: 0 K: 0 S: 11 H: 2 LOB: 3 BB: 1 P: 18	1B: 9 2B: 3 3B: 0 HR: 0 SF: 2 SAC: 1 DP: 3 HBP: 0							

TOP

Houston Astros @ Pittsburgh Pirates

Three Rivers Stadium, Pittsburgh, PA

Mon May 23 1988, 7:05 PM EDT

Att. 7,480 - Sunny - 79 F

livebaseballscorecards.com

AB	32
R	3
H	11
RBI	3
BB	3
SO	3
LOB	20

PITCHER		IP	WLS	BF	H	R	ER	SO	BB	IBB	HBP	BLK	WP	HR	S	P	ERA	WHIP
John Smiley, L ERA: 3.56	(1, 1)	7.0	L	27	6	2	2	3	1	1	0	0	0	0	54	78	2.57	1.000
Barry Jones, R ERA: 1.27	(8, 1)	1.0		5	3	1	1	0	0	0	0	0	0	0	10	15	9.00	3.000
Jim Gott, R ERA: 1.99	(9, 1)	1.0		6	2	0	0	0	1	0	0	0	0	0	11	18	0.00	3.000

PITCHER	IP	WLS	BF	H	R	ER	SO	BB	IBB	HBP	BLK	WP	HR	S	P	ERA	WHIP

Houston Astros @ Pittsburgh Pirates

Three Rivers Stadium, Pittsburgh, PA

Mon May 23 1988, 7:05 PM EDT

Att. 7,480 - Sunny - 79 F

livebaseballscorecards.com

BOTTOM

Batter	1	2	3	4	5	6	7	8	9	AB	R	H	RBI	BB	SO	LOB
Barry Bonds, L (1, 7) OBP: 0.308, SLG: 0.542	G3		F7			1B		FC6-4		4	0	1	0	0	0	2
Jose Lind, R (1, 4) OBP: 0.299, SLG: 0.290	F8			F9		F9		F4		4	0	0	0	0	0	4
Andy Van Slyke, L (1, 8) OBP: 0.335, SLG: 0.460	BB			F9		K				2	0	0	0	1	1	2
Bobby Bonilla, S (1, 5) OBP: 0.396, SLG: 0.588	F7			G3			BB			2	0	0	0	1	0	1
Sid Bream, L (1, 3) OBP: 0.328, SLG: 0.440		F6			1B		G6-3			3	0	1	0	0	0	1
R.J. Reynolds, S (1, 9) OBP: 0.286, SLG: 0.367		4-3			4-3		F7			3	0	0	0	0	0	1
Michael LaValliere, L (1, 2) OBP: 0.417, SLG: 0.378		K			F8			FC6-4 1B		3	0	1	0	0	1	0
Al Pedrique, R (1, 6) OBP: 0.261, SLG: 0.250			5-3			5-3				2	0	0	0	0	0	0
John Cangelosi, S (8, PH) OBP: 0.311, SLG: 0.211								FC6-4 1B		1	0	1	0	0	0	0
Felix Fermin, R (9, 6) OBP: 0.321, SLG: 0.217										0	0	0	0	0	0	0
John Smiley, L (1, 1) OBP: 0.167, SLG: 0.118			K			BB		K		1	0	0	0	1	1	0
Barry Jones, R (8, 1)										0	0	0	0	0	0	0
Mike Diaz, R (8, PH) OBP: 0.444, SLG: 0.286										1	0	0	0	0	1	2
Jim Gott, R (9, 1)										0	0	0	0	0	0	0
Inning Stats	R: 0 E: 0 K: 0 S: 6 H: 0 LOB: 1 BB: 1 P: 12	R: 0 E: 0 K: 1 S: 8 H: 0 LOB: 0 BB: 0 P: 14	R: 0 E: 0 K: 1 S: 7 H: 0 LOB: 0 BB: 0 P: 11	R: 0 E: 0 K: 0 S: 7 H: 0 LOB: 0 BB: 0 P: 12	R: 0 E: 0 K: 0 S: 6 H: 1 LOB: 0 BB: 0 P: 7	R: 0 E: 0 K: 1 S: 11 H: 1 LOB: 2 BB: 1 P: 20	R: 0 E: 0 K: 0 S: 6 H: 0 LOB: 0 BB: 1 P: 11	R: 0 E: 0 K: 1 S: 10 H: 2 LOB: 2 BB: 0 P: 13		1B: 4 2B: 0 3B: 0 HR: 0 SF: 0 SAC: 0 DP: 1 HBP: 0						

AB	26
R	0
H	4
RBI	0
BB	3
SO	4
LOB	13

WP: 0 PA: 29
PB: 0
SB: 0
CS: 1

PITCHER	IP	WLS	BF	H	R	ER	SO	BB	IBB	HBP	BLK	WP	HR	S	P	ERA	WHIP
Mike Scott, R (1, 1) ERA: 2.34	8.0	W	29	4	0	0	4	3	0	0	0	0	0	61	100	0.00	0.875

PITCHER	IP	WLS	BF	H	R	ER	SO	BB	IBB	HBP	BLK	WP	HR	S	P	ERA	WHIP

Houston Astros @ Pittsburgh Pirates

Three Rivers Stadium, Pittsburgh, PA

Tue May 24 1988, 7:05 PM EDT

Att. 8,200 - Unknown

TOP

livebaseballscorecards.com

Batter	1	2	3	4	5	6	7	8	9	AB	R	H	RBI	BB	SO	LOB
Gerald Young, S (1, 8) OBP: 0.351, SLG: 0.320	B C B B B 4-1 2B BB		C F X 0-2 ② 4-3		X 0-0 CS 1B		F B X 1-1 ② 4-1 1-2			3	1	1	0	1	0	1
Billy Hatcher, R (1, 7) OBP: 0.361, SLG: 0.391	1 SAFE C S 1 SAFE 1 SAFE X 0-2 ① P3		S X 0-1 1B		B B C B S X 3-2 ② ③ 5-3 1-2		B S F F B F X 2-2 ③ P3			4	0	1	0	0	0	3
Denny Walling, L (1, 5) OBP: 0.311, SLG: 0.361	C F 1 SAFE C 0-3 ② K		1 SAFE 1 SAFE X 0-0 ③ L7		X 0-0 ① 1-6-3			B X 1-0 ① 5-3		4	0	0	0	0	1	2
Glenn Davis, R (1, 3) OBP: 0.383, SLG: 0.526	X 0-0 1-H 2B			X 0-0 HR 1B		B F X 1-1 FC5 1B 1B		C B S B B S 3-3 ② K		4	1	3	1	0	1	0
Kevin Bass, S (1, 9) OBP: 0.320, SLG: 0.417 Larry Andersen, R (8, 1) OBP: 1.000, SLG: 1.000	B B X 2-0 ③ 5-3			B C B F S 2-3 ① K		B X 1-0 ② L9		B B X 2-0 ③ P7		4 0	0 0	0 0	0 0	0 0	1 0	3 0
Alan Ashby, S (1, 2) OBP: 0.317, SLG: 0.420		C X 0-1 ① F7		F B X 1-1 1-H HR		C X 0-1 1-2 1B			X 0-0 HR	4	2	3	3	0	0	0
Jim Pankovits, R (1, 4) OBP: 0.328, SLG: 0.368		B C B F S 2-3 ② K		S L X 0-2 G6-4-3 1B		F B C X 1-2 ③ FC5 2-3f			B B F X 2-1 ① F7	4	0	1	0	0	1	2
Rafael Ramirez, R (1, 6) OBP: 0.271, SLG: 0.342		B X 1-0 ③ L9		B 1 SAFE X 1-0 ② ③ G6-4-3 1-2f			F F X 0-2 4-1 1B		C B B X 2-1 ② 4-3	4	0	1	0	0	0	1
Nolan Ryan, R (1, 1) OBP: 0.174, SLG: 0.136 Juan Agosto, L (7, 1) Terry Puhl, L (8, 9) OBP: 0.356, SLG: 0.243			F X 0-1 ① P3		F F S 0-3 ① K		L L L 0-3 ① K		B F B X 2-1 ③ 3-1	3 0 1	0 0 0	0 0 0	0 0 0	0 0 0	2 0 0	1 0 0
Inning Stats	R: 1 H: 1 E: 0 LOB: 1 K: 1 BB: 1 S: 9 P: 15	R: 0 H: 0 E: 0 LOB: 0 K: 1 BB: 0 S: 6 P: 9	R: 0 H: 1 E: 0 LOB: 1 K: 0 BB: 0 S: 8 P: 8	R: 2 H: 3 E: 0 LOB: 0 K: 1 BB: 0 S: 10 P: 14	R: 0 H: 1 E: 0 LOB: 0 K: 1 BB: 0 S: 7 P: 10	R: 0 H: 2 E: 0 LOB: 2 K: 0 BB: 0 S: 9 P: 12	R: 0 H: 1 E: 0 LOB: 1 K: 1 BB: 0 S: 13 P: 16	R: 0 H: 0 E: 0 LOB: 0 K: 1 BB: 0 S: 5 P: 11	R: 1 H: 1 E: 0 LOB: 0 K: 0 BB: 0 S: 7 P: 13	1B: 7 SF: 0 2B: 1 SAC: 0 3B: 0 DP: 1 HR: 2 HBP: 0						WP: 0 PA: 36 PB: 0 SB: 0 CS: 1

	AB	35
	R	4
	H	10
	RBI	4
	BB	1
	SO	6
	LOB	13

PITCHER		IP	WLS	BF	H	R	ER	SO	BB	IBB	HBP	BLK	WP	HR	S	P	ERA	WHIP
Doug Drabek, R ERA: 4.09	(1, 1)	7.0		29	9	3	3	5	1	0	0	0	0	1	62	84	3.86	1.429
Jeff Robinson, R ERA: 2.56	(8, 1)	1.0		3	0	0	0	1	0	0	0	0	0	0	5	11	0.00	0.000
Jim Gott, R ERA: 2.28	(9, 1)	1.0	W	4	1	1	1	0	0	0	0	0	0	1	7	13	9.00	1.000

PITCHER		IP	WLS	BF	H	R	ER	SO	BB	IBB	HBP	BLK	WP	HR	S	P	ERA	WHIP

Houston Astros @ Pittsburgh Pirates

Three Rivers Stadium, Pittsburgh, PA

Tue May 24 1988, 7:05 PM EDT

Att. 8,200 - Unknown

BOTTOM

Batter	1	2	3	4	5	6	7	8	9	AB	R	H	RBI	BB	SO	LOB
Barry Bonds, L (1, 7) OBP: 0.310, SLG: 0.538	F8		K		S 1B 2-H		K 1-2		1B 1B	5	1	2	0	0	2	1
Jose Lind, R (1, 4) OBP: 0.302, SLG: 0.293	BB 1B 1B		L9		6-3 1-2		1B 2-3		K	5	0	2	0	0	1	2
Andy Van Slyke, L (1, 8) OBP: 0.348, SLG: 0.488	BB 1-2			S 1B 1-2		HR	K 2-3		1B SF7 1-2	5	3	4	1	0	1	2
Bobby Bonilla, S (1, 5) OBP: 0.406, SLG: 0.589	G4-6-3 BB 1-2 2-3			P3		SH1-3 BB	FC4-6 1B 1-2 3-H		1B 1-3 2-H	3	0	2	2	2	0	1
Sid Bream, L (1, 3) OBP: 0.319, SLG: 0.430	G4-6-3 1-2f			4-3 1-2		SH1-3 1-2	FC4-6 1-2f		SF7 3-H	3	0	0	1	0	0	6
R.J. Reynolds, S (1, 9) OBP: 0.293, SLG: 0.366		K		S 1B 2-H		K		5-3 SH1 BB		3	0	1	1	1	2	1
Michael LaValliere, L (1, 2) OBP: 0.415, SLG: 0.370		6-3		1-3 1-2		BB		SH1 1-2		2	0	0	0	1	0	1
Felix Fermin, R (1, 6) OBP: 0.300, SLG: 0.200 Mike Diaz, R (6, PH) OBP: 0.421, SLG: 0.267 Al Pedrique, R (7, 6) OBP: 0.257, SLG: 0.246		1-3			E3 SH3-4 1B		K		5-3 2-3	2 1 1	0 0 0	0 0 0	0 0 0	0 1 0	0 2 1	0 0 1
Doug Drabek, R (1, 1) OBP: 0.136, SLG: 0.136 John Cangelosi, S (7, PH) OBP: 0.326, SLG: 0.211 Jeff Robinson, R (8, 1) OBP: 0.222, SLG: 0.125 Darnell Coles, R (8, PH) OBP: 0.329, SLG: 0.358 Jim Gott, R (9, 1)			L8		SH3-4 1-2		1B S 1B BB		L9	1 0 0 1 0	0 1 0 0 0	0 0 0 1 0	0 0 0 0 0	0 1 0 0 0	0 0 0 0 0	0 0 0 1 0
Inning Stats	R: 0 E: 0 K: 0 S: 7 H: 2 LOB: 2 P: 16	R: 0 E: 0 K: 1 S: 9 H: 0 LOB: 0 BB: 0 P: 14	R: 0 E: 0 K: 1 S: 10 H: 0 LOB: 0 BB: 0 P: 15	R: 1 E: 0 K: 0 S: 14 H: 2 LOB: 1 BB: 0 P: 18	R: 0 E: 1 K: 0 S: 6 H: 1 LOB: 1 BB: 0 P: 8	R: 1 E: 0 K: 2 S: 10 H: 1 LOB: 2 BB: 2 P: 21	R: 1 E: 0 K: 2 S: 18 H: 2 LOB: 2 BB: 1 P: 27	R: 0 E: 0 K: 0 S: 8 H: 0 LOB: 1 BB: 1 P: 14	R: 2 E: 0 K: 1 S: 11 H: 3 LOB: 1 BB: 0 P: 13	1B: 10 2B: 0 3B: 0 HR: 1	SF: 1 SAC: 3 DP: 1 HBP: 0						

PITCHER	IP	WLS	BF	H	R	ER	SO	BB	IBB	HBP	BLK	WP	HR	S	P	ERA	WHIP
Nolan Ryan, R (1, 1) ERA: 3.5	6.1		29	7	3	3	5	4	0	0	0	0	1	67	109	4.26	1.737
Juan Agosto, L (7, 1) ERA: 0.87	1.1		6	1	0	0	1	1	0	0	0	0	0	11	18	0.00	1.500
Larry Andersen, R (8, 1) ERA: 5.54	1.0	L	6	3	2	2	1	0	0	0	0	0	0	15	19	18.00	3.000

PITCHER	IP	WLS	BF	H	R	ER	SO	BB	IBB	HBP	BLK	WP	HR	S	P	ERA	WHIP

AB	32
R	5
H	11
RBI	5
BB	5
SO	7
LOB	18

livebaseballscorecards.com

WP: 0 PB: 0 SB: 4 CS: 0 PA: 41

Houston Astros @ Pittsburgh Pirates

Three Rivers Stadium, Pittsburgh, PA

Wed May 25 1988, 7:05 PM EDT

Att. 8,108 - Unknown - 55 F

livebaseballscorecards.com

TOP

Batter	1	2	3	4	5	6	7	8	9	AB	R	H	RBI	BB	SO	LOB
Gerald Young, S (1, 8) OBP: 0.349, SLG: 0.324	X 0-0 ① L8		B C F X 1-2 ② G3-1 2-3			B X 1-0 ① L8	X 0-0 1-3 2-H 3-H 2B			4	0	1	2	0	0	1
Billy Hatcher, R (1, 7) OBP: 0.353, SLG: 0.382	B B X 2-0 ② G6-3		B B X 2-0 ③ L9			B B X 2-0 ② F9	F F F X 0-2 ③ G5-3			4	0	0	0	0	0	3
Terry Puhl, L (1, 9) OBP: 0.333, SLG: 0.225 Steve Henderson, R (8, PH) OBP: 0.364, SLG: 0.300 (8, 9)	B X 1-0 ③ L8			B X 1-0 ① F7		X 0-0 ③ F2		B B B B 4-0 L3 BB		3 0	0 0	0 0	0 0	0 1	0 0	0 0
Glenn Davis, R (1, 3) OBP: 0.380, SLG: 0.519		B B C S S 2-3 ① K2-3		F C X 0-2 ② F4			X 0-0 BB BB E 1B	F B F F X 1-2 ① L8		4	1	1	0	0	1	1
Alan Ashby, S (1, 2) OBP: 0.323, SLG: 0.417		B B X 2-0 1B		B C B B B X 3-1 ③ G3			B B B B 4-0 E BB 2B 1-2 BB	F B F B B X 3-2 ② ③ L3 1-2		3	1	1	0	1	0	1
Craig Reynolds, L (1, 6) OBP: 0.268, SLG: 0.189		B 1 SAFE X 1-0 ② L7			C S B S 1-3 ① K2-3		B B B B 4-0 E 2B 1-2 2-3 BB		B F B F X 2-2 ① L8	3	1	0	0	1	1	1
Jim Pankovits, R (1, 4) OBP: 0.309, SLG: 0.344		B 1 SAFE 1 SAFE B X 2-0 ③ F8			B B X 2-0 ② G6-3		C F B S 1-3 ① K		B B F X 2-1 ② P3	4	0	0	0	0	1	4
Chuck Jackson, R (1, 5) OBP: 0.308, SLG: 0.362			B C X 1-1 G3-1 SH2-4 1B		F B X 1-1 1B		C X 0-1 E5 2B 1-2 2-3 3-H		C F S 0-3 ③ K	4	0	2	1	0	1	2
Bob Knepper, L (1, 1) OBP: 0.111, SLG: 0.059 Kevin Bass, S (7, PH) OBP: 0.318, SLG: 0.414 Joaquin Andujar, S (7, 1)			X 0-0 ① SH2-4 1-2		S B 1 SAFE 1 SAFE C B 1 B S 3-3 ③ K		X 0-0 ② P5			1 1 0	0 0 0	0 0 0	0 0 0	0 0 0	1 0 0	1 3 0

	AB	31
	R	3
	H	5
	RBI	3
	BB	3
	SO	5
	LOB	17

Inning Stats																																		
	R: 0	E: 0	K: 0	S: 3	H: 0	LOB: 0	BB: 0	P: 6	R: 0	E: 0	K: 1	S: 6	H: 1	LOB: 1	BB: 0	P: 13	R: 0	E: 0	K: 0	S: 7	H: 1	LOB: 1	BB: 0	P: 11	R: 0	E: 0	K: 0	S: 6	H: 0	LOB: 0	BB: 0	P: 10	R: 0	E: 0	K: 2	S: 9	H: 1	LOB: 1	BB: 0	P: 16
	R: 0	E: 0	K: 0	S: 3	H: 0	LOB: 0	BB: 0	P: 6	R: 3	E: 1	K: 1	S: 12	H: 2	LOB: 2	BB: 2	P: 21	R: 0	E: 0	K: 0	S: 7	H: 0	LOB: 0	BB: 1	P: 15	R: 0	E: 0	K: 1	S: 8	H: 0	LOB: 0	BB: 0	P: 12	1B: 4	2B: 2	3B: 0	HR: 0	SF: 0	SAC: 1	DP: 1	HBP: 0	WP: 0	PB: 0	SB: 0	CS: 0	PA: 35

PITCHER		IP	WLS	BF	H	R	ER	SO	BB	IBB	HBP	BLK	WP	HR	S	P	ERA	WHIP
Mike Dunne, R ERA: 3.51	(1, 1)	7.0	W	29	5	3	1	4	2	0	0	0	0	0	46	83	1.29	1.000
Bob Kipper, L ERA: 3.18	(8, 1)	0.0		1	0	0	0	0	1	0	0	0	0	0	0	4	∞	∞
Jeff Robinson, R ERA: 2.45	(8, 1)	2.0	S	5	0	0	0	1	0	0	0	0	0	0	15	23	0.00	0.000

PITCHER	IP	WLS	BF	H	R	ER	SO	BB	IBB	HBP	BLK	WP	HR	S	P	ERA	WHIP

Houston Astros @ Pittsburgh Pirates

Three Rivers Stadium, Pittsburgh, PA

Wed May 25 1988, 7:05 PM EDT

Att. 8,108 - Unknown - 55 F

livebaseballscorecards.com

BOTTOM

Batter	1	2	3	4	5	6	7	8	9	AB	R	H	RBI	BB	SO	LOB
John Cangelosi, S (1, 7) OBP: 0.327, SLG: 0.244 Barry Bonds, L (7, PH) OBP: 0.314, SLG: 0.538 (8, 7)	3-2 2B		0-0 F7		3-1 G5-3		SAFE 4-1 1B, 1-2 BB			3 0	1 0	1 0	0 0	0 1	0 0	0 0
Jose Lind, R (1, 4) OBP: 0.301, SLG: 0.292	1-2 G1-3		0-1 G5-3		1-0 L9		3-1 1-3, 2-H 1B			4	0	1	1	0	0	1
Andy Van Slyke, L (1, 8) OBP: 0.340, SLG: 0.476	1-1 F8		1-0 G4-3			0-3 K	2-2 F8			4	0	0	0	0	1	3
Bobby Bonilla, S (1, 5) OBP: 0.408, SLG: 0.611	3-2 2-H 2B			3-1 HR		0-0 L9		1-1 F9		4	1	2	2	0	0	0
Darnell Coles, R (1, 9) OBP: 0.337, SLG: 0.400	3-2 L8			0-0 HR		4-0 BB		0-0 F3		3	1	1	1	1	0	1
Randy Milligan, R (1, 3) OBP: 0.344, SLG: 0.306		0-0 G6-3		1-1 G5-3		2-0 F9		1-0 L9		4	0	0	0	0	0	1
Junior Ortiz, R (1, 2) OBP: 0.382, SLG: 0.500 Michael LaValliere, L (7, PH) OBP: 0.411, SLG: 0.366 (8, 2)		2-0 FC4-6 1B		0-0 G6-3			0-1 G4-3			2 1	0 0	1 0	0 0	0 0	0 0	0 0
Al Pedrique, R (1, 6) OBP: 0.247, SLG: 0.235		2-0 F9		0-1 G4-3			2-0 G5-3			3	0	0	0	0	0	1
Mike Dunne, R (1, 1) Sid Bream, L (7, PH) OBP: 0.324, SLG: 0.430 Bob Kipper, R (8, 1) Jeff Robinson, R (8, 1) OBP: 0.222, SLG: 0.125		1-0 1-2f FC4-6			3-2 F8		4-0 S, 1B BB			2 0 0 0	0 1 0 0	0 0 0 0	0 0 0 0	0 1 0 0	0 0 0 0	1 0 0 0
Inning Stats	R: 1 E: 0 K: 0 S: 15 H: 2 LOB: 1 BB: 0 P: 26	R: 0 E: 0 K: 0 S: 4 H: 1 LOB: 1 BB: 0 P: 9	R: 0 E: 0 K: 0 S: 4 H: 0 LOB: 0 BB: 0 P: 5	R: 2 E: 0 K: 0 S: 8 H: 2 LOB: 0 BB: 0 P: 12	R: 0 E: 0 K: 0 S: 7 H: 0 LOB: 0 BB: 0 P: 14	R: 0 E: 0 K: 1 S: 6 H: 0 LOB: 1 BB: 1 P: 12	R: 1 E: 0 K: 0 S: 13 H: 1 LOB: 2 BB: 2 P: 28	R: 0 E: 0 K: 0 S: 4 H: 0 LOB: 0 BB: 0 P: 6		1B: 2 2B: 2 3B: 0 HR: 2	SF: 0 SAC: 0 DP: 0 HBP: 0					

	AB	30
	R	4
	H	6
	RBI	4
	BB	3
	SO	1
	LOB	8

PITCHER		IP	WLS	BF	H	R	ER	SO	BB	IBB	HBP	BLK	WP	HR	S	P	ERA	WHIP
Bob Knepper, L ERA: 1.28	(1, 1)	6.0		24	5	3	3	1	1	0	0	0	0	2	44	78	4.50	1.000
Joaquin Andujar, R ERA: 6.23	(7, 1)	2.0	L	9	1	1	1	0	2	0	0	0	0	0	17	34	4.50	1.500

PITCHER	IP	WLS	BF	H	R	ER	SO	BB	IBB	HBP	BLK	WP	HR	S	P	ERA	WHIP

Batter	1	2	3	4	5	6	7	8	9	AB	R	H	RBI	BB	SO	LOB
Felix Fermin, R (1, 6) OBP: 0.273, SLG: 0.179 Barry Bonds, L (8, PH) OBP: 0.317, SLG: 0.540 (8, 8)	F X 0-1 ① 6-3		B B F X 2-1 ② FC1 3-H			C S S 0-3 ② K		B F S F B B X 3-2 FC6 1B 1-2 2-3 3-H		3 1	0 0	0 1	0 1	0 0	1 0	2 0
Jose Lind, R (1, 4) OBP: 0.295, SLG: 0.286	C X 0-1 ② 1-3		C B X 1-1 ③ 1-3			C F X 0-2 ③ 6-3		C X 0-1 ① FC6 1-2f 2-3 3-H		4	0	0	0	0	0	4
Andy Van Slyke, L (1, 8) OBP: 0.344, SLG: 0.491 Al Pedrique, R (8, 6) OBP: 0.247, SLG: 0.235	C B S X 1-2 CS 1B			B S B C X 2-2 L6-5 3B			B C F B X 2-2 ① F7	X 0-0 ② SF9 3-H		3 0	0 0	2 0	1 0	0 0	0 0	0 0
Bobby Bonilla, S (1, 5) OBP: 0.400, SLG: 0.596	B F C 1-2 ③ CS 1-2	B F B X 2-1 ① 4-3		F F B C 1-3 ① K			B C X 1-1 ② F8	B B S C B X 3-2 L5		4	0	0	0	0	1	2
Darnell Coles, R (1, 9) OBP: 0.333, SLG: 0.392		B S F C 1-3 ② K		X 0-0 ②③ L6-5 3-H			B X 1-0 1B		C B B B X 3-1 ① 6-3	4	0	1	0	0	1	1
Mike Diaz, R (1, 7) OBP: 0.409, SLG: 0.235 Scott Medvin, R (7, 1) Sid Bream, L (9, PH) OBP: 0.322, SLG: 0.426		B B B F X 3-1 ③ 5-3			B B B 4-0 G6-4-3 BB		B B C F B S 3-3 ③ K		C B C B X 2-2 ② P5	2 0 1	0 0 0	0 0 0	0 0 0	1 0 0	1 0 0	1 0 0
Randy Milligan, R (1, 3) OBP: 0.354, SLG: 0.321			B B B C X 3-1 2B FC1 1B	X 0-0 ①② G6-4-3 1-2f				B C X 1-1 1B BB 1B 1B	B C B S F X 2-2 ③ F8	4	1	2	0	0	0	1
Junior Ortiz, R (1, 2) OBP: 0.397, SLG: 0.520			X 0-0 1-3 2B	F F B B B F X 2-2 ③ 6-3				B B F B B B 4-1 1B 1B FC6 1-2 BB		2	1	1	0	1	0	0
Brian Fisher, R (1, 1) Bob Kipper, R (6, 1) R.J. Reynolds, S (7, 7) OBP: 0.298, SLG: 0.372			B X 1-0 ① 1-3			C S F S 0-3 ① K		F B F X 1-2 FC6 1B SF9 1-2 2-3 1B		2 0 1	0 0 1	0 0 1	0 0 0	0 0 0	1 0 0	2 0 0
Inning Stats	R: 0 H: 1 E: 0 LOB: 0 K: 0 BB: 0 S: 9 P: 11	R: 0 H: 0 E: 0 LOB: 0 K: 1 BB: 0 S: 7 P: 13	R: 0 H: 2 E: 0 LOB: 2 K: 0 BB: 0 S: 8 P: 15	R: 0 H: 1 E: 0 LOB: 0 K: 1 BB: 0 S: 7 P: 10	R: 0 H: 0 E: 0 LOB: 0 K: 0 BB: 1 S: 5 P: 11	R: 0 H: 0 E: 0 LOB: 0 K: 2 BB: 0 S: 10 P: 10	R: 0 H: 1 E: 0 LOB: 1 K: 1 BB: 0 S: 9 P: 16	R: 3 H: 3 E: 1 LOB: 1 K: 0 BB: 1 S: 16 P: 28	R: 0 H: 0 E: 0 LOB: 0 K: 0 BB: 0 S: 9 P: 16	1B: 6 2B: 2 3B: 1 HR: 0	SF: 1 SAC: 0 DP: 2 HBP: 0					

TOP

Pittsburgh Pirates @ Cincinnati Reds

Riverfront Stadium, Cincinnati, OH

Fri May 27 1988, 7:05 PM EDT

Att. 29,445 - Unknown - 77 F

livebaseballscorecards.com

AB	31
R	3
H	8
RBI	2
BB	2
SO	5
LOB	13

WP: 0 PB: 0 SB: 0 CS: 1 PA: 35

PITCHER		IP	WLS	BF	H	R	ER	SO	BB	IBB	HBP	BLK	WP	HR	S	P	ERA	WHIP
Danny Jackson, L ERA: 3.0	(1, 1)	4.0		14	4	0	0	2	0	0	0	0	0	0	31	49	0.00	1.000
Pat Pacillo, R ERA: 3.38	(5, 1)	2.0	W	6	0	0	0	2	1	0	0	0	0	0	15	21	0.00	0.500
Rob Murphy, L ERA: 1.75	(7, 1)	1.0		8	4	3	2	1	1	0	0	0	0	0	19	35	18.00	5.000
John Franco, L ERA: 1.21	(8, 1)	2.0	S	6	0	0	0	0	0	0	0	0	0	0	15	25	0.00	0.000

PITCHER	IP	WLS	BF	H	R	ER	SO	BB	IBB	HBP	BLK	WP	HR	S	P	ERA	WHIP

BOTTOM

Pittsburgh Pirates @ Cincinnati Reds

Riverfront Stadium, Cincinnati, OH

Fri May 27 1988, 7:05 PM EDT

Att. 29,445 - Unknown - 77 F

Batter	1	2	3	4	5	6	7	8	9	AB	R	H	RBI	BB	SO	LOB
Kal Daniels, L (1, 7) OBP: 0.410, SLG: 0.456	C F B B X 2-2 ① F8		X 0-0 SH1-3 1B 1B	C B C X 1-2 ③ FC6-4 1-2f		S X 0-1 ② 1-2 3-H 1B				4	0	2	1	0	0	2
Dave Collins, S (1, 9) OBP: 0.300, SLG: 0.250 Rob Murphy, L (7, 1) Lloyd McClendon, R (8, 3) OBP: 0.365, SLG: 0.349 John Franco, L (8, 1)	C C F B B B F S 3-3 ② K		X 0-0 SH1-3 1B 1-2		X 0-0 ① F8	F X 0-1 ③ F7				4	0	1	0	0	1	1
										0	0	0	0	0	0	0
										0	0	0	0	0	0	0
										0	0	0	0	0	0	0
Barry Larkin, R (1, 6) OBP: 0.361, SLG: 0.454	B C B F X 2-2 ③ 6-3		X 0-0 ① SH1-3 1-2 2-3		B B F X 2-1 ② 6-3		X 0-0 4-3 WP 2B			3	1	1	0	0	0	0
Paul O'Neill, L (1, 8) OBP: 0.288, SLG: 0.331 (7, 9)		C X 0-1 4-3 2B 2B	I I I I 4-0 G6-4-3 IBB		B C F F X 1-2 ③ 4-3		B B X 2-0 ① 4-3 2-3			3	1	1	0	1	0	1
Buddy Bell, R (1, 5) OBP: 0.294, SLG: 0.209		X 0-0 ① 6-3	S S X 0-2 ② ③ G6-4-3 1-2f			C B B B B 4-1 FC2-5 1B BB	B C X 1-1 ② 6-3 3-H			3	0	0	0	1	0	4
Bo Diaz, R (1, 2) OBP: 0.254, SLG: 0.403		X 0-0 ② 4-3 2-3		F X 0-1 ① P6		X 0-0 FC2-5 2B 1B 1-2	B C S S 1-3 ③ K			4	1	1	0	0	1	1
Dave Concepcion, R (1, 3) OBP: 0.322, SLG: 0.299 (8, 5)	C B B B B B 4-1 2B BB			B X 1-0 FC3-5 2B		X 0-0 ① FC2-5 2B 1B 1-2 2-3f	F B B X 2-1 ① 6-3			3	1	1	0	1	0	2
Jeff Treadway, L (1, 4) OBP: 0.382, SLG: 0.410	F C T F B X 1-2 1-3 3-H 2B			B B B B 4-0 FC3-5 BB		X 0-0 1B 1B 2B 1-3 2-H	C X 0-1 ② 4-3			3	1	2	2	1	0	0
Danny Jackson, R (1, 1) OBP: 0.080, SLG: 0.083 Pat Pacillo, R (5, 1) Luis Quinones, S (6, PH) OBP: 1.000, SLG: 1.000 Leo Garcia, L (7, 8) OBP: 0.241, SLG: 0.192	S F B F S 1-3 ③ K			F X 0-1 ② FC3-5 FC6-4 1-2 2-3f		P B F F P X 3-2 1B 1B 2-3 3-H	B X 1-0 ③ F7			2	0	0	0	0	1	4
										0	0	0	0	0	0	0
										1	0	1	1	0	0	0
										1	0	0	0	0	0	0
Inning Stats	R: 0 E: 0 K: 1 S: 12 H: 0 LOB: 0 BB: 0 P: 19	R: 1 E: 0 K: 1 S: 14 H: 2 LOB: 2 BB: 1 P: 20	R: 0 E: 0 K: 0 S: 6 H: 2 LOB: 2 BB: 1 P: 10	R: 0 E: 0 K: 0 S: 8 H: 1 LOB: 2 BB: 1 P: 14	R: 0 E: 0 K: 0 S: 7 H: 0 LOB: 0 BB: 0 P: 10	R: 3 E: 0 K: 0 S: 13 H: 4 LOB: 1 BB: 1 P: 18	R: 1 E: 0 K: 1 S: 7 H: 1 LOB: 0 BB: 0 P: 11	R: 0 E: 0 K: 0 S: 5 H: 0 LOB: 0 BB: 0 P: 8		1B: 5 2B: 5 3B: 0 HR: 0			SF: 0 SAC: 1 DP: 1 HBP: 0			WP: 1 PB: 0 SB: 0 CS: 0	PA: 36

livebaseballscorecards.com

AB	31	
R	5	
H	10	
RBI	4	
BB	4	
SO	3	
LOB	15	

PITCHER		IP	WLS	BF	H	R	ER	SO	BB	IBB	HBP	BLK	WP	HR	S	P	ERA	WHIP
Brian Fisher, R ERA: 3.3	(1, 1)	5.1	L	27	8	4	4	2	3	1	0	0	0	0	56	87	6.75	2.062
Bob Kipper, L ERA: 3.5	(6, 1)	1.0		4	2	1	1	0	0	0	0	0	0	0	6	8	9.00	2.000
Scott Medvin, R ERA: 5.4	(7, 1)	1.2		5	0	0	0	1	0	0	0	0	1	0	10	15	0.00	0.000

PITCHER	IP	WLS	BF	H	R	ER	SO	BB	IBB	HBP	BLK	WP	HR	S	P	ERA	WHIP

Pittsburgh Pirates @ Cincinnati Reds

Riverfront Stadium, Cincinnati, OH

Sat May 28 1988, 7:05 PM EDT

Att. 42,232 - Unknown - 84 F

TOP

livebaseballscorecards.com

Batter	1	2	3	4	5	6	7	8	9	AB	R	H	RBI	BB	SO	LOB
Barry Bonds, L (1, 7) OBP: 0.335, SLG: 0.563	C B B S F F F B 4-2 L1-3 BB		B C B C B B 4-2 4-3 2B BLK BB		X 0-0 HR		C B B B 4-1 CS BB		1 SAFE 1 SAFE 1 SAFE 1 SAFE B 1 SAFE B C C 3-2 B X 1-2 3B 1B	2	3	2	1	3	0	0
Jose Lind, R (1, 4) OBP: 0.293, SLG: 0.294	P 1 SAFE C B F X 1 SAFE 2-2 ① L9		1 SAFE L F F F 2 SAFE 2 SAFE B F X 1-2 ① 4-3 1-3		S B S S X 1-2 ② 5-3		1 SAFE 0-0 ③ CS 1-2	X 0-0 ① G6-3	X 0-0 1-H 2-H 3B	5	0	1	2	0	0	2
Andy Van Slyke, L (1, 8) OBP: 0.340, SLG: 0.483	1 SAFE B X 1-0 ② ③ L1-3 1-2		C B B B C S 3-3 ② K		B C X 1-1 ③ L7			C S B X 1-2 S 1B	M C S 0-3 ③ K	5	0	1	0	0	2	3
Bobby Bonilla, S (1, 5) OBP: 0.402, SLG: 0.600		F B X 1-1 2B 1B	B C B X 2-1 FC5 3-H 2B			C C B X 1-2 ① F7		C B C B F S 2-3 ② K 1-2		4	1	2	1	0	1	1
Darnell Coles, R (1, 9) OBP: 0.351, SLG: 0.416 Jeff Robinson, R (8, 1) OBP: 0.222, SLG: 0.125		X 0-0 FC4-6 1-H 2B	C C B B B F X 2-2 ③ FC5 2-3			X 0-0 1B		C F B F F H 2-2 HBP		3 0	0 0	2 0	1 0	0 0	0 0	1 0
Randy Milligan, R (1, 3) OBP: 0.338, SLG: 0.304 Sid Bream, L (8, PH) OBP: 0.319, SLG: 0.423 (8, 3)		B F B S B S 3-3 ① K	C F B C 1-3 ① K			F F B 1 SAFE X 1-2 ② F9		F B B F F F X 2-2 ③ L8		3 1	0 0	0 0	0 0	0 0	2 0	2 2
Michael LaValliere, L (1, 2) OBP: 0.406, SLG: 0.356		B B B C B 4-1 FC4-6 BB	C B X 1-1 ② 4-3			X 0-0 ③ F8			B C B C C 2-3 ① K	3	0	0	0	1	1	1
Al Pedrique, R (1, 6) OBP: 0.234, SLG: 0.222	C 2 SAFE B F B 2 SAFE X 2-2 ② FC4-6 1-2f 2-3		B X 1-0 ③ L7				C F B C 1-3 ① K		X 0-0 ② F9	4	0	0	0	0	1	2
Bob Walk, R (1, 1) OBP: 0.050, SLG: 0.050 John Cangelosi, S (7, PH) OBP: 0.320, SLG: 0.238 Bob Kipper, R (7, 1) R.J. Reynolds, S (8, 9) OBP: 0.304, SLG: 0.377		F S B X 1-2 ③ P4			X 0-0 ① P3		B F C S 1-3 ② K		S B X 1-1 1B 3B 1B	2 1 0 1	0 0 0 1	0 0 0 1	0 0 0 0	0 1 0 0	0 0 0 0	2 0 0 0
Inning Stats	R: 0 E: 0 K: 0 S: 10 H: 0 LOB: 0 BB: 1 P: 16	R: 1 E: 0 K: 1 S: 13 H: 2 LOB: 2 BB: 1 P: 24	R: 1 E: 0 K: 1 S: 16 H: 1 LOB: 1 BB: 1 P: 28	R: 0 E: 0 K: 1 S: 6 H: 0 LOB: 0 BB: 0 P: 9	R: 1 E: 0 K: 0 S: 7 H: 1 LOB: 0 BB: 0 P: 9	R: 0 E: 0 K: 0 S: 8 H: 1 LOB: 1 BB: 0 P: 10	R: 0 E: 0 K: 2 S: 7 H: 0 LOB: 0 BB: 1 P: 13	R: 0 E: 0 K: 1 S: 17 H: 1 LOB: 2 BB: 0 P: 24	R: 2 E: 0 K: 2 S: 13 H: 3 LOB: 1 BB: 0 P: 19	1B: 5 2B: 3 3B: 1 HR: 1	SF: 0 SAC: 0 DP: 1 HBP: 1						

AB	34
R	5
H	9
RBI	5
BB	4
SO	8
LOB	16

WP: 0 PB: 0 SB: 1 CS: 1 PA: 40

PITCHER		IP	WLS	BF	H	R	ER	SO	BB	IBB	HBP	BLK	WP	HR	S	P	ERA	WHIP
Tom Browning, L ERA: 3.88	(1, 1)	7.0	L	28	5	3	3	5	4	0	0	1	0	1	67	109	3.86	1.286
Jose Rijo, R ERA: 2.5	(8, 1)	0.2		4	1	0	0	1	0	0	1	0	0	0	12	17	0.00	1.500
Rob Murphy, L ERA: 1.73	(8, 1)	0.1		1	0	0	0	0	0	0	0	0	0	0	5	7	0.00	0.000
Pat Pacillo, R ERA: 6.0	(9, 1)	0.2		5	3	2	2	1	0	0	0	0	0	0	10	16	27.00	4.500
Tim Birtsas, L ERA: 2.0	(9, 1)	0.1		1	0	0	0	1	0	0	0	0	0	0	3	3	0.00	0.000

PITCHER	IP	WLS	BF	H	R	ER	SO	BB	IBB	HBP	BLK	WP	HR	S	P	ERA	WHIP

Batter	1	2	3	4	5	6	7	8	9	AB	R	H	RBI	BB	SO	LOB
Kal Daniels, L (1, 7) OBP: 0.402, SLG: 0.444	C B B X 2-1 ① 3-1	B F B F S 2-3 ③ K			X 0-0 ① FC3-6 BLK 1B 1-2f	C X 0-1 ③ L6				4	1	0	0	0	1	4
Dave Collins, S (1, 9) (8, 8) OBP: 0.296, SLG: 0.250	B B F X 2-1 ② 6-3		C B X 1-1 E3 L9 S		1 SAFE 1 SAFE 1 SAFE 1 SAFE F B 2 SAFE F B 2-2 X WP 1B 1-H			C B X 1-1 ① 4-3		4	0	1	1	0	0	0
Barry Larkin, R (1, 6) OBP: 0.359, SLG: 0.450	B B X 2-0 ③ G1-3		1 SAFE 1 SAFE 1 SAFE 1 SAFE C 1 SAFE 1 SAFE F 1 SAFE 0-3 S ① K		B B F X 2-1 ② F8			X 0-0 6-3 1B		4	0	1	0	0	1	2
Buddy Bell, R (1, 5) OBP: 0.273, SLG: 0.191		C B B B X 3-1 ① 6-3	S B X 1-1 ② L9 1-3		B B X 2-0 ③ 5-3 2-3			1 SAFE X 0-0 ② 6-3 1-2		4	0	0	0	0	0	3
Bo Diaz, R (1, 2) OBP: 0.254, SLG: 0.398		B B B C X 3-1 FC5-4 1B	B B F S B X 3-2 ③ G1			B C S B X 2-2 ① F3		B S S S 1-3 ③ K		4	0	1	0	0	1	2
Dave Concepcion, R (1, 3) OBP: 0.308, SLG: 0.284		B C X 1-1 ② FC5-4 BB 1B BB 1-2f	C X 0-1 ① G6-3			C B B X 2-1 ② G3-1			B C X 1-1 ① 6-3	4	1	0	0	0	0	1
Jeff Treadway, L (1, 4) OBP: 0.378, SLG: 0.405	X 0-0 BB BB 1-2 1B		B C X 1-1 ② 4-3			C B X 1-1 ③ F9			X 0-0 ② L7	4	0	1	0	0	0	0
Leo Garcia, L (1, 8) OBP: 0.258, SLG: 0.185 Lloyd McClendon, R (7, PH) OBP: 0.370, SLG: 0.341 (8, 9)	B B C T B B 4-2 BB 1-2 2-3 BB		X 0-0 ③ 4-3				B C S B B C 3-3 ① K		B B B B 4-0 BB	1	0	0	0	1	0	0
										1	0	0	0	1	1	0
Tom Browning, L (1, 1) OBP: 0.263, SLG: 0.235 Luis Quinones, S (7, PH) OBP: 0.500, SLG: 0.500 Jose Rijo, R (8, 1) Rob Murphy, L (8, 1) Pat Pacillo, R (9, 1) Tim Birtsas, L (9, 1) Paul O'Neill, L (9, PH) OBP: 0.286, SLG: 0.328	B B B C B 4-1 1-2 2-3 3-H BB				L X 0-1 FC3-6 1B		B B X 2-0 ② P4		X 0-0 ③ 1-3	1	0	1	1	1	0	0
										1	0	0	0	0	0	0
										0	0	0	0	0	0	0
										0	0	0	0	0	0	0
										0	0	0	0	0	0	0
										0	0	0	0	0	0	0
										1	0	0	0	0	0	1
Inning Stats	R: 0 E: 0 K: 0 S: 5 H: 0 LOB: 0 BB: 0 P: 11	R: 1 E: 0 K: 1 S: 13 H: 2 LOB: 3 BB: 2 P: 30	R: 0 E: 1 K: 1 S: 10 H: 0 LOB: 1 BB: 0 P: 15	R: 0 E: 0 K: 0 S: 5 H: 0 LOB: 0 BB: 0 P: 6	R: 1 E: 0 K: 0 S: 9 H: 2 LOB: 1 BB: 0 P: 15	R: 0 E: 0 K: 0 S: 7 H: 0 LOB: 0 BB: 0 P: 12	R: 0 E: 0 K: 1 S: 6 H: 0 LOB: 0 BB: 0 P: 11	R: 0 E: 0 K: 1 S: 7 H: 1 LOB: 1 BB: 0 P: 9	R: 0 E: 0 K: 0 S: 4 H: 0 LOB: 1 BB: 1 P: 9	1B: 5 2B: 0 3B: 0 HR: 0	SF: 0 SAC: 0 DP: 0 HBP: 0						

PITCHER	IP	WLS	BF	H	R	ER	SO	BB	IBB	HBP	BLK	WP	HR	S	P	ERA	WHIP
Bob Walk, R (1, 1) ERA: 2.73	6.0	W	25	4	2	2	2	2	0	0	1	1	0	49	89	3.00	1.000
Bob Kipper, L (7, 1) ERA: 3.32	1.0		3	0	0	0	1	0	0	0	0	0	0	6	11	0.00	0.000
Jeff Robinson, R (8, 1) ERA: 2.36	2.0	S	8	1	0	0	1	1	0	0	0	0	0	11	18	0.00	1.000

PITCHER	IP	WLS	BF	H	R	ER	SO	BB	IBB	HBP	BLK	WP	HR	S	P	ERA	WHIP

BOTTOM

Pittsburgh Pirates @ Cincinnati Reds

Riverfront Stadium, Cincinnati, OH

Sat May 28 1988, 7:05 PM EDT

Att. 42,232 - Unknown - 84 F

livebaseballscorecards.com

AB	33
R	2
H	5
RBI	2
BB	3
SO	4
LOB	13

WP: 1	PA: 36		
PB: 0			
SB: 1			
CS: 0			

Batter	1	2	3	4	5	6	7	8	9	AB	R	H	RBI	BB	SO	LOB
Barry Bonds, L (1, 7) OBP: 0.342, SLG: 0.561	X 0-0 G3 BLK 4-3 1B	B C F B X 2-2 ② L3		I I I 4-0 BB 2B IBB		B C X 1-1 BB SH3 1B		F X 0-1 ① P5		4	2	2	0	1	0	2
Jose Lind, R (1, 4) OBP: 0.292, SLG: 0.289	L L X 0-2 ① G3 1-3	F F F X 0-2 ③ 4-3		B B B C B 4-1 2B 1-2 2-3 BB		X 0-0 ① SH3 1-2		B F B B X 3-1 ② F9		3	0	0	0	1	0	3
Andy Van Slyke, L (1, 8) OBP: 0.337, SLG: 0.481	B X 1-0 ② 4-3 3-H	X 0-0 ① 1-3	C B B F X 2-2 1-3 2-H 3-H 2B			B C B S X 2-2 ② F7		B B X 2-0 ③ 4-3		5	0	1	3	0	0	1
Bobby Bonilla, S (1, 5) OBP: 0.411, SLG: 0.618	F F B B B X 3-2 BLK 1B	F B X 1-1 ② F7	I I I 4-0 FC4-6 IBB			I I I 4-0 BB IBB			C S B X 1-2 HR	3	1	2	1	2	0	0
Darnell Coles, R (1, 9) OBP: 0.364, SLG: 0.425 R.J. Reynolds, S (9, 9) OBP: 0.304, SLG: 0.377	B B B B 4-0 FC5-4 1-2 BB	B S C B F F X 2-2 E4 2B	B X 1-0 ③ FC4-6 1-2f			B B B B 4-0 1-2 2-3 BB			C S T B F X 1-2 ① 1-3	3 0	0 0	1 0	0 0	2 0	0 0	3 0
Randy Milligan, R (1, 3) OBP: 0.338, SLG: 0.322 Sid Bream, L (6, PH) OBP: 0.315, SLG: 0.417 (6, 3)	C F B B B X 2-2 ③ FC5-4 1-2f	B S S S S 2-3 ③ K			C B B F X 2-2 2B	B B X 2-0 ③ F9			C B B S S 2-3 ② K	3 2	0 0	1 0	0 0	0 0	1 1	3 3
Junior Ortiz, R (1, 2) OBP: 0.381, SLG: 0.491		X 0-0 ① F4		B X 1-0 CS 1B	B X 1-0 ① 6-3		X 0-0 ① 5-3		C B S F F S 1-3 ③ K	5	0	1	0	0	1	1
Al Pedrique, R (1, 6) OBP: 0.247, SLG: 0.237		B X 1-0 1B 1B	1 SAFE B F B X 2-1 ① BB SH1-4 1-2 2B 1B		B F F F X 1-2 ② 5-3		B X 1-0 ② 6-3			4	1	2	0	0	0	1
John Smiley, L (1, 1) OBP: 0.190, SLG: 0.150 Jim Gott, R (7, 1)		X 0-0 1-3 1B	X 0-0 ② SH1-4 1-2	B F C X 1-2 ③ F8		C C S 0-3 ③ K				3 0	0 0	1 0	0 0	0 0	1 0	1 0
Inning Stats	R: 1 H: 2 E: 0 LOB: 2 K: 0 BB: 1 S: 11 P: 21	R: 0 H: 2 E: 0 LOB: 2 K: 0 BB: 0 S: 10 P: 13	R: 0 H: 1 E: 1 LOB: 1 K: 1 BB: 0 S: 11 P: 16	R: 2 H: 3 E: 0 LOB: 3 K: 0 BB: 3 S: 9 P: 27	R: 0 H: 1 E: 0 LOB: 1 K: 0 BB: 0 S: 11 P: 16	R: 0 H: 1 E: 0 LOB: 3 K: 0 BB: 2 S: 7 P: 20	R: 0 H: 0 E: 0 LOB: 0 K: 1 BB: 0 S: 5 P: 6	R: 0 H: 0 E: 0 LOB: 0 K: 0 BB: 0 S: 5 P: 10	R: 1 H: 1 E: 0 LOB: 0 K: 2 BB: 0 S: 16 P: 21	1B: 7 SF: 0 2B: 3 SAC: 2 3B: 0 DP: 0 HR: 1 HBP: 0						WP: 0 PA: 43 PB: 0 SB: 0 CS: 1

TOP

Pittsburgh Pirates @ Cincinnati Reds

Riverfront Stadium, Cincinnati, OH

Sun May 29 1988, 3:33 AM EDT
Att. 30,660 - Cloudy - 90 F

livebaseballscorecards.com

AB	35
R	4
H	11
RBI	4
BB	6
SO	4
LOB	18

PITCHER		IP	WLS	BF	H	R	ER	SO	BB	IBB	HBP	BLK	WP	HR	S	P	ERA	WHIP
Dennis Rasmussen, L ERA: 4.91	(1, 1)	5.0	L	27	9	3	3	1	2	2	0	2	0	0	52	93	5.40	2.200
Tim Birtsas, L ERA: 1.86	(6, 1)	0.2		4	1	0	0	0	0	1	0	0	0	0	6	13	0.00	1.500
Jose Rijo, R ERA: 2.51	(6, 1)	3.1		12	1	1	1	3	1	0	0	0	0	1	27	44	2.70	0.600

PITCHER	IP	WLS	BF	H	R	ER	SO	BB	IBB	HBP	BLK	WP	HR	S	P	ERA	WHIP

BOTTOM

Pittsburgh Pirates @ Cincinnati Reds

Riverfront Stadium, Cincinnati, OH

Sun May 29 1988, 3:33 AM EDT

Att. 30,660 - Cloudy - 90 F

livebaseballscorecards.com

Batter	1	2	3	4	5	6	7	8	9	AB	R	H	RBI	BB	SO	LOB
Kal Daniels, L (1, 7) OBP: 0.399, SLG: 0.440	L7		F6		1B		F7			4	0	1	0	0	0	2
Dave Collins, S (1, 8) OBP: 0.276, SLG: 0.231	F3			5-3	K		L9			4	0	0	0	0	1	3
Barry Larkin, R (1, 6) OBP: 0.357, SLG: 0.447	6-3			4-3		B1-3		K		1	0	0	0	0	0	0
Jeff Treadway, L (3, 4) OBP: 0.371, SLG: 0.395										3	0	0	0	0	1	0
Chris Sabo, R (1, 5) OBP: 0.309, SLG: 0.474		FC4-6 1B		5-3		F7		F7		4	0	1	0	0	0	0
Buddy Bell, R (1, 3) OBP: 0.273, SLG: 0.191		FC4-6 G3-6 1-2f			E5 FC4-6	1B		F9		0	0	0	0	0	0	0
Luis Quinones, S (2, 4) OBP: 0.333, SLG: 0.333 (3, 6)										4	0	1	0	0	0	1
Dave Concepcion, R (1, 4) OBP: 0.316, SLG: 0.294		G3-6 1-2f			FC4-6 FC5-4 1-2f	1B 1-2			1B L9-4-5	4	0	2	0	0	0	2
Bo Diaz, R (1, 2) OBP: 0.254, SLG: 0.394			K		FC5-4 1B 1B 1-2f	F4			SH1 1-3	4	1	1	0	0	1	3
Terry McGriff, R (9, PR) OBP: 0.300, SLG: 0.321										0	0	0	0	0	0	0
Lloyd McClendon, R (1, 9) OBP: 0.386, SLG: 0.362			K		1B BLK 1-2		SH3-4		SH1 1-2	3	1	2	0	0	1	0
Dennis Rasmussen, L (1, 1) OBP: 0.238, SLG: 0.286			E6		1B BLK 1-3 2-H		SH3-4 1-2		L9-4-5 3-H	1	0	0	0	0	0	0
Eric Davis, R (5, PH) OBP: 0.324, SLG: 0.385										1	0	1	1	0	0	0
Tom Browning, L (5, PR) OBP: 0.263, SLG: 0.235										0	0	0	0	0	0	0
Tim Birtsas, L (6, 1)										0	0	0	0	0	0	0
Jose Rijo, R (6, 1)										0	0	0	0	0	0	0
Paul O'Neill, L (9, PH) OBP: 0.284, SLG: 0.326										1	0	0	0	0	0	3

Inning Stats	1	2	3	4	5	6	7	8	9
R	0	0	0	0	2	0	0	0	0
E	0	0	1	0	1	0	0	0	0
K	0	0	2	0	1	0	0	1	0
S	7	5	8	5	17	12	7	6	7
H	0	1	0	0	3	2	1	0	2
LOB	0	0	1	0	2	2	1	0	2
BB	0	0	0	0	0	0	0	0	0
P	11	7	12	6	24	17	12	9	9

	AB	R	H	RBI	BB	SO	LOB
	34	2	9	1	0	4	14

	1B	SF	WP	PA
	9	0	0	36
	1	2	0	
	0	0	0	
	2	2	0	
	0	0	0	

PITCHER		IP	WLS	BF	H	R	ER	SO	BB	IBB	HBP	BLK	WP	HR	S	P	ERA	WHIP
John Smiley, L ERA: 3.21	(1, 1)	6.2	W	28	7	2	0	3	0	0	0	1	0	0	57	83	0.00	1.050
Jim Gott, R ERA: 2.08	(7, 1)	2.1	S	8	2	0	0	1	0	0	0	0	0	0	17	24	0.00	0.857

PITCHER	IP	WLS	BF	H	R	ER	SO	BB	IBB	HBP	BLK	WP	HR	S	P	ERA	WHIP

Pittsburgh Pirates @ Atlanta Braves

Atlanta-Fulton County Stadium, Atlanta, GA

Mon May 30 1988, 3:33 AM EDT

Att. 6,893 - Cloudy - 90 F

TOP

livebaseballscorecards.com

Batter	1	2	3	4	5	6	7	8	9	AB	R	H	RBI	BB	SO	LOB
Barry Bonds, L (1, 7) OBP: 0.341, SLG: 0.570	X 0-0 ① P4		C B X 1-2 ② F8		B X 1-0 ① L9	C B X 1-1 HR		X 0-0 PB 1B 1B	B S B F X 2-2 ① G3	6	2	2	1	0	0	0
Jose Lind, R (1, 4) OBP: 0.298, SLG: 0.292	B B C B X 3-1 1B 1B 1B		C X 0-1 ③ P5		B B B C C F B 4-2 3B BB	C B B B X 3-1 ② 6-3		C T B B F F B X 3-2 1B BB 1-H FC3-2 1B	C T B F X 1-2 ② 1-3	5	2	2	1	1	0	0
Andy Van Slyke, L (1, 8) OBP: 0.341, SLG: 0.489 Barry Jones, R (9, 1)	S 1 SAFE X 0-1 ② L7			F B B X 2-1 ① G3	B 1 SAFE B B X 3-0 1-H 1B 3B	C X 0-1 1B 1B 1B		B B B B 4-0 FC3-2 1B 1-2 1B BB	X 0-0 ③ 3-1	5 0	3 0	2 0	1 0	1 0	0 0	1 0
Bobby Bonilla, S (1, 5) OBP: 0.420, SLG: 0.641 Felix Fermin, R (5, 6) OBP: 0.314, SLG: 0.233	1 SAFE 1 SAFE P X 1-0 1-H 1B			B X 1-0 HR	S F B F B X 2-2 BB 1B 3-H 1B	F C 1 SAFE X 0-2 1B 1-2 1B		C X 0-1 FC3-2 1B 1-2 2-3 1B		3 2	2 1	3 2	3 0	0 0	0 0	0 0
Sid Bream, L (1, 3) OBP: 0.311, SLG: 0.409	C 1 SAFE C F F B B 1 SAFE X 2-2 ③ F7			B B F B C X 3-2 ② L9	C B B F B X 3-2 ② F5	B B B C X 3-1 1-3 2-H 1B		X 0-0 ① FC3-2 1B 1-2 2-3 3-Hf		5	1	1	1	0	0	5
Darnell Coles, R (1, 9) OBP: 0.365, SLG: 0.417		F B X 1-1 ① 6-3		C B F B S 2-3 ③ K	B B B C B 4-1 1B 1-2 BB	C C B B C 2-3 ③ K		X 0-0 1B 1-2 2-H 3-H 1B		4	0	1	2	1	2	2
Michael LaValliere, L (1, 2) OBP: 0.417, SLG: 0.364 Mike Diaz, R (8, PH) OBP: 0.435, SLG: 0.278 (8, 2)	C X 0-1 ② F7				B B B 4-0 2B E BB B X 1-2 1-3 2-H 1B		B B X 2-0 G6-4-3 1B	F F B B B X 3-2 1-2 2-H 1B		3 1	1 0	2 1	1 1	1 0	0 0	0 0
Al Pedrique, R (1, 6) OBP: 0.244, SLG: 0.247 (5, 5)	C B X 1-1 ③ F9				C 1 SAFE 1 SAFE X 1-2 1-3 E 2B B S F S 0-3 ③ K		X 0-0 ① ② G6-4-3 1-2f	C F F B F S 1-3 ② K		5	1	1	0	0	2	5
Doug Drabek, R (1, 1) OBP: 0.148, SLG: 0.222 John Cangelosi, S (9, 8) OBP: 0.320, SLG: 0.238			B S F S 1-3 ① K		B X 1-0 E6 2-H 3-H 3B	S S X 0-2 ① 5-3	S X 0-1 ③ P4	S S S 0-3 ③ K		5 0	1 0	1 0	2 0	0 0	2 0	2 0
Inning Stats	R: 1 E: 0 K: 0 S: 12 H: 2 LOB: 1 BB: 0 P: 17	R: 0 E: 0 K: 0 S: 6 H: 0 LOB: 0 BB: 0 P: 8	R: 0 E: 0 K: 1 S: 8 H: 0 LOB: 0 BB: 0 P: 10	R: 1 E: 0 K: 1 S: 9 H: 1 LOB: 0 BB: 0 P: 17	R: 6 E: 1 K: 1 S: 23 H: 5 LOB: 2 BB: 3 P: 47	R: 2 E: 0 K: 1 S: 17 H: 4 LOB: 2 BB: 0 P: 26	R: 0 E: 0 K: 0 S: 4 H: 1 LOB: 0 BB: 0 P: 6	R: 4 E: 0 K: 2 S: 21 H: 5 LOB: 2 BB: 1 P: 32	R: 0 E: 0 K: 0 S: 8 H: 0 LOB: 0 BB: 0 P: 11	1B: 13 2B: 1 3B: 2 HR: 2		SF: 0 SAC: 0 DP: 1 HBP: 0				

	AB	44
	R	14
	H	18
	RBI	13
	BB	4
	SO	6
	LOB	15

WP: 0 PB: 1 SB: 0 CS: 0 PA: 48

PITCHER		IP	WLS	BF	H	R	ER	SO	BB	IBB	HBP	BLK	WP	HR	S	P	ERA	WHIP
Pete Smith, R ERA: 5.01	(1, 1)	4.1	L	21	6	7	7	2	2	0	0	0	0	1	44	75	14.54	1.846
Charlie Puleo, R ERA: 4.45	(5, 1)	0.2		5	2	1	1	1	1	0	0	0	0	0	14	24	13.50	4.500
José Álvarez, R ERA: 4.02	(6, 1)	2.0		12	7	4	4	1	0	0	0	0	0	1	27	41	18.00	3.500
Juan Eichelberger, R ERA: 4.87	(8, 1)	2.0		10	3	2	2	2	1	0	0	0	0	0	23	34	9.00	2.000

PITCHER	IP	WLS	BF	H	R	ER	SO	BB	IBB	HBP	BLK	WP	HR	S	P	ERA	WHIP

Batter	1	2	3	4	5	6	7	8	9	AB	R	H	RBI	BB	SO	LOB
Dion James, L (1, 8) OBP: 0.371, SLG: 0.355	1-3		1B		P6			2B 1B		4	0	2	0	0	0	0
Ken Oberkfell, L (1, 5) OBP: 0.313, SLG: 0.340	3-1		L8			F7		SF7		3	0	0	1	0	0	1
Gerald Perry, L (1, 3) OBP: 0.335, SLG: 0.388	6-3		K			F5		L6		4	0	1	0	0	1	1
Dale Murphy, R (1, 9) OBP: 0.316, SLG: 0.357		4-3		E4 FC4-6		K		L6		4	0	0	0	0	1	2
Ken Griffey, L (1, 7) OBP: 0.314, SLG: 0.337		4-3		FC4-6 FC4-6 1-2f			FC5-4 1B		L4	4	0	1	0	0	0	1
Ozzie Virgil, R (1, 2) OBP: 0.233, SLG: 0.342		HR		F9			F8		4-3	4	1	1	1	0	0	2
Andres Thomas, R (1, 6) OBP: 0.247, SLG: 0.330		FC5-4 1B		FC4-6 1-2f			F7		L4	4	0	1	0	0	0	2
Ron Gant, R (1, 4) OBP: 0.222, SLG: 0.305		FC5-4 1-2f			G1-6-3 1B		FC5-4 1-2f			3	0	1	0	0	0	2
Pete Smith, R (1, 1) OBP: 0.067, SLG: 0.133			6-3		G1-6-3 1-2f			1B SF7 2B		1	0	0	0	0	0	0
Charlie Puleo, R (5, 1) OBP: 0.250, SLG: 0.250										0	0	0	0	0	0	0
Jerry Royster, R (5, PH)										1	0	0	0	0	0	1
José Álvarez, R (6, 1) OBP: 1.000, SLG: 1.000										0	0	0	0	0	0	0
Juan Eichelberger, R (8, 1)										0	0	0	0	0	0	0
Paul Runge, R (8, 4) OBP: 0.371, SLG: 0.357										1	1	1	0	0	0	0
Inning Stats	R: 0 E: 0 K: 0 S: 6 H: 0 LOB: 0 BB: 0 P: 9	R: 1 E: 0 K: 0 S: 10 H: 2 LOB: 1 BB: 0 P: 15	R: 0 E: 0 K: 1 S: 10 H: 1 LOB: 1 BB: 0 P: 16	R: 0 E: 1 K: 0 S: 8 H: 0 LOB: 1 BB: 0 P: 9	R: 0 E: 0 K: 0 S: 7 H: 1 LOB: 0 BB: 0 P: 12	R: 0 E: 0 K: 1 S: 6 H: 0 LOB: 0 BB: 0 P: 8	R: 0 E: 0 K: 0 S: 5 H: 1 LOB: 1 BB: 0 P: 9	R: 1 E: 0 K: 0 S: 10 H: 3 LOB: 1 BB: 0 P: 19	R: 0 E: 0 K: 0 S: 6 H: 0 LOB: 0 BB: 0 P: 7	1B: 5 2B: 3 3B: 0 HR: 1	SF: 1 SAC: 0 DP: 2 HBP: 0					

PITCHER	IP	WLS	BF	H	R	ER	SO	BB	IBB	HBP	BLK	WP	HR	S	P	ERA	WHIP
Doug Drabek, R (1, 1) ERA: 3.89	8.0	W	31	8	2	2	2	0	0	0	0	0	1	62	97	2.25	1.000
Barry Jones, R (9, 1) ERA: 1.21	1.0		3	0	0	0	0	0	0	0	0	0	0	6	7	0.00	0.000

PITCHER	IP	WLS	BF	H	R	ER	SO	BB	IBB	HBP	BLK	WP	HR	S	P	ERA	WHIP

BOTTOM

Pittsburgh Pirates @ Atlanta Braves

Atlanta-Fulton County Stadium, Atlanta, GA

Mon May 30 1988, 3:33 AM EDT

Att. 6,893 - Cloudy - 90 F

livebaseballscorecards.com

AB	33
R	2
H	8
RBI	2
BB	0
SO	2
LOB	12

Batter	1	2	3	4	5	6	7	8	9	AB	R	H	RBI	BB	SO	LOB
Barry Bonds, L (1, 7) OBP: 0.340, SLG: 0.561	C X 0-1 F8		B X 1-0 F7			B X 1-0 G3		B B F B B 4-1 G6-4-3 1-2 BB		3	0	0	0	1	0	0
Jose Lind, R (1, 4) OBP: 0.297, SLG: 0.291	B B C X 2-1 5-3			B B X 2-0 3-1 S 1B 1B		B F F X 1-2 5-3		C X 0-1 G6-4-3 1-2f		4	1	1	0	0	0	2
Andy Van Slyke, L (1, 8) OBP: 0.340, SLG: 0.484	X 0-0 4-3			B B S B X 3-1 3-1 1-3			X 0-0 BB 1B		F F B S 1-3 K	4	0	1	0	0	1	1
Bobby Bonilla, S (1, 5) OBP: 0.421, SLG: 0.636		X 0-0 F3		B X 1-0 G6-4-3 3-H 1B			B B B C B 4-1 1-2 BB		B S S B S 2-3 K2-3	3	0	1	1	1	1	0
Mike Diaz, R (1, 9) OBP: 0.370, SLG: 0.227		B X 1-0 F7		F X 0-1 G6-4-3 1-2f			C B X 1-1 F7		B X 1-0 5-3	4	0	0	0	0	0	3
Randy Milligan, R (1, 3) OBP: 0.338, SLG: 0.311		B C C B B B 4-2 BB			C B B S F S 2-3 K		S S B F C 1-3 K			2	0	0	0	1	2	2
Junior Ortiz, R (1, 2) OBP: 0.379, SLG: 0.483		X 0-0 F7			B F C X 1-2 G5-4-3 1B		B B X 2-0 5-3			3	0	1	0	0	0	3
Al Pedrique, R (1, 6) OBP: 0.236, SLG: 0.238			L B B F X 2-2 4-3		1 SAFE B B F X 1-1 G5-4-3 1-2f			B X 1-0 F9		3	0	0	0	0	0	1
Mike Dunne, R (1, 1)			S X 0-1 6-3			C B X 1-1 F7		C B X 1-1 E5 BB		0	0	0	0	0	0	0
Scott Medvin, R (2, 1)										1	0	0	0	0	0	0
John Cangelosi, S (6, PH) OBP: 0.314, SLG: 0.233										1	0	0	0	0	0	0
Barry Jones, R (6, 1)										0	0	0	0	0	0	0
Darnell Coles, R (8, PH) OBP: 0.362, SLG: 0.412										1	0	0	0	0	0	0
Bob Walk, R (8, PR) OBP: 0.050, SLG: 0.050										0	0	0	0	0	0	0
Jeff Robinson, R (8, 1) OBP: 0.222, SLG: 0.125										0	0	0	0	0	0	0
Inning Stats	R: 0 E: 0 K: 0 S: 5 H: 0 LOB: 0 BB: 0 P: 7	R: 0 E: 0 K: 0 S: 5 H: 0 LOB: 1 BB: 1 P: 10	R: 0 E: 0 K: 0 S: 6 H: 0 LOB: 0 BB: 0 P: 9	R: 1 E: 0 K: 0 S: 6 H: 2 LOB: 0 BB: 0 P: 12	R: 0 E: 0 K: 1 S: 9 H: 1 LOB: 0 BB: 0 P: 13	R: 0 E: 0 K: 0 S: 6 H: 0 LOB: 0 BB: 0 P: 9	R: 0 E: 0 K: 1 S: 9 H: 1 LOB: 2 BB: 1 P: 17	R: 0 E: 1 K: 0 S: 6 H: 0 LOB: 2 BB: 1 P: 12	R: 0 E: 0 K: 2 S: 7 H: 0 LOB: 0 BB: 0 P: 11	1B: 4 2B: 0 3B: 0 HR: 0	SF: 0 SAC: 0 DP: 3 HBP: 0						

PITCHER		IP	WLS	BF	H	R	ER	SO	BB	IBB	HBP	BLK	WP	HR	S	P	ERA	WHIP
Tom Glavine, L ERA: 6.18	(1, 1)	8.0	W	29	4	1	1	2	3	0	0	0	0	0	52	89	1.12	0.875
Paul Assenmacher, L ERA: 3.33	(9, 1)	1.0		3	0	0	0	2	0	0	0	0	0	0	7	11	0.00	0.000

PITCHER	IP	WLS	BF	H	R	ER	SO	BB	IBB	HBP	BLK	WP	HR	S	P	ERA	WHIP

TOP

Pittsburgh Pirates @ Atlanta Braves

Atlanta-Fulton County Stadium, Atlanta, GA

Tue May 31 1988, 7:05 PM EDT
Att. 4,483 - Unknown - 88 F

livebaseballscorecards.com

AB	29
R	1
H	4
RBI	1
BB	3
SO	4
LOB	12

1B: 4 SF: 0
2B: 0 SAC: 0
3B: 0 DP: 3
HR: 0 HBP: 0

WP: 0 PA: 32
PB: 0
SB: 1
CS: 0

BOTTOM

Pittsburgh Pirates @ Atlanta Braves

Atlanta-Fulton County Stadium, Atlanta, GA

Tue May 31 1988, 7:05 PM EDT

Att. 4,483 - Unknown - 88 F

Batter	1	2	3	4	5	6	7	8	9	AB	R	H	RBI	BB	SO	LOB
Albert Hall, S (1, 8) OBP: 0.351, SLG: 0.330	F8	1B 2B		F5		F2		WP 1B 1B		5	2	2	2	0	0	0
Ken Oberkfell, L (1, 5) OBP: 0.327, SLG: 0.356	1B 1B	WP 1B 1B		F7		1B		WP 1B 1B		5	3	4	1	0	0	0
Gerald Perry, L (1, 3) OBP: 0.342, SLG: 0.394	BB 1B 1B	1B 1B			6-3	L7		2B 1B		5	1	3	3	0	0	1
Dale Murphy, R (1, 9) OBP: 0.328, SLG: 0.378	1B BB	G4-6-3 1B			WP 2B		F9			4	1	3	0	1	0	0
Dion James, L (1, 7) OBP: 0.378, SLG: 0.354	G6-4-3 1B	G4-6-3			S 1B BB		G6-4-3 BB	F7		3	1	1	2	2	0	4
Andres Thomas, R (1, 6) OBP: 0.242, SLG: 0.323	G6-4-3		F6		K		G6-4-3			4	0	0	0	0	1	5
Paul Runge, R (9, 6) OBP: 0.371, SLG: 0.357										0	0	0	0	0	0	0
Bruce Benedict, R (1, 2) OBP: 0.333, SLG: 0.339		6-3	5-3		1B			F8		4	0	1	2	0	0	0
Ron Gant, R (1, 4) OBP: 0.231, SLG: 0.336		HR	5-3		F9			SH1-4 1B		4	2	2	1	0	0	1
Tom Glavine, L (1, 1) OBP: 0.313, SLG: 0.375		2B 2B		1-3		5-3		SH1-4		3	1	1	0	0	0	0
Paul Assenmacher, L (9, 1) OBP: 0.500, SLG: 1.000										0	0	0	0	0	0	0
Inning Stats	R: 2 E: 0 K: 0 S: 14 H: 3 LOB: 1 BB: 1 P: 24	R: 4 E: 0 K: 0 S: 18 H: 6 LOB: 1 BB: 0 P: 27	R: 0 E: 0 K: 0 S: 6 H: 0 LOB: 0 BB: 0 P: 11	R: 0 E: 0 K: 0 S: 5 H: 0 LOB: 0 BB: 0 P: 7	R: 2 E: 0 K: 1 S: 14 H: 2 LOB: 1 BB: 1 P: 26	R: 0 E: 0 K: 0 S: 10 H: 1 LOB: 1 BB: 0 P: 14	R: 0 E: 0 K: 0 S: 4 H: 0 LOB: 0 BB: 1 P: 8	R: 3 E: 0 K: 0 S: 19 H: 5 LOB: 2 BB: 0 P: 28		1B: 12 2B: 4 3B: 0 HR: 1 SF: 0 SAC: 1 DP: 3 HBP: 0						

	AB	37
	R	11
	H	17
	RBI	11
	BB	3
	SO	1
	LOB	11

WP: 3 PB: 0 SB: 1 CS: 0 PA: 41

livebaseballscorecards.com

PITCHER		IP	WLS	BF	H	R	ER	SO	BB	IBB	HBP	BLK	WP	HR	S	P	ERA	WHIP
Mike Dunne, R ERA: 4.68	(1, 1)	1.1	L	11	7	6	6	0	1	0	0	0	0	1	26	41	40.50	6.000
Scott Medvin, R ERA: 5.28	(2, 1)	3.2		15	4	2	2	1	1	0	0	0	2	0	31	54	4.91	1.364
Barry Jones, R ERA: 1.11	(6, 1)	2.0		7	1	0	0	0	1	0	0	0	0	0	14	22	0.00	1.000
Jeff Robinson, R ERA: 2.84	(8, 1)	1.0		8	5	3	3	0	0	0	0	0	1	0	19	28	27.00	5.000

PITCHER	IP	WLS	BF	H	R	ER	SO	BB	IBB	HBP	BLK	WP	HR	S	P	ERA	WHIP

Pittsburgh Pirates @ Atlanta Braves

Atlanta-Fulton County Stadium, Atlanta, GA

Wed Jun 01 1988, 7:05 PM EDT
Att. 6,059 - Unknown - 87 F

livebaseballscorecards.com

Batter	1	2	3	4	5	6	7	8	9	AB	R	H	RBI	BB	SO	LOB
Barry Bonds, L (1, 7) OBP: 0.338, SLG: 0.554	C B X 1-1 F7 ①		B S X 1-1 F8 ②		B X 1-0 FC6-4 1B		B X 1-0 E4		F B B X 2-1 1-2 1B	4	0	1	0	0	0	1
Randy Milligan, R (7, 7) OBP: 0.347, SLG: 0.323										1	0	1	0	0	0	0
Jose Lind, R (1, 4) OBP: 0.291, SLG: 0.284	C C F B B F F X 2-2 6-3 ②		C B B X 2-1 P4 ③		C S X 0-2 FC6-4 ③ 1-2f		F X 0-1 F7 ②		C C B X 1-2 6-3 ③	5	0	0	0	0	0	5
Andy Van Slyke, L (1, 8) OBP: 0.342, SLG: 0.485	B B X 2-0 1B			B X 1-0 F8 ①		X 0-0 2B 6-3 1B	B C F B S 2-3 K ③			4	1	2	0	0	1	1
John Cangelosi, S (7, 8) OBP: 0.314, SLG: 0.233										0	0	0	0	0	0	0
Bobby Bonilla, S (1, 5) OBP: 0.416, SLG: 0.626	F B X 1-1 F8 ③			C X 0-1 F8 ②		B C B B X 3-1 F8 ①		B B X 2-0 1-3 ①		3	0	0	0	0	0	2
Felix Fermin, R (6, 6) OBP: 0.306, SLG: 0.226										1	0	0	0	0	0	0
Sid Bream, L (1, 3) OBP: 0.316, SLG: 0.418		B X 1-0 F9 ①		X 0-0 1B 1B		B X 1-0 6-3 1-3 1B 2B		B F B X 2-1 4-3 ②		4	1	2	0	0	0	0
R.J. Reynolds, S (1, 9) OBP: 0.313, SLG: 0.385		S B B F X 2-2 CS 1B		C B C F B X 2-2 1-2 1B		B B X 2-0 6-3 ② 2-3 3-H		C B X 1-1 F7 ③		3	0	2	1	0	0	1
Bob Kipper, R (6, 1)										0	0	0	0	0	0	0
Darnell Coles, R (8, PH) OBP: 0.358, SLG: 0.407										1	0	0	0	0	0	0
Jim Gott, R (8, 1)										0	0	0	0	0	0	0
Michael LaValliere, L (1, 2) OBP: 0.412, SLG: 0.360		C 1 SAFE 1 SAFE B C C 1-3 K ② ③ 1-2		C X 0-1 P6 ③		B B X 2-0 3-H 1B			X 0-0 F7 ①	4	0	1	1	0	1	3
Al Pedrique, R (1, 6) OBP: 0.237, SLG: 0.239			B X 1-0 SH1-4 1B		S C X 0-2 L4 ①	B F X 1-1 4-3 ③			C F B X 1-2 6-3 ②	4	0	1	0	0	0	1
(6, 5)																
Brian Fisher, R (1, 1)			X 0-0 SH1-4 ① 1-2		C S B B B S 3-3 K ②		B C X 1-1 P6 ①		B B B C X 3-1 1B 1B	1	0	0	0	0	1	0
Mike Diaz, R (6, 9) OBP: 0.379, SLG: 0.250										2	0	1	0	0	0	0

Inning Stats	1	2	3	4	5	6	7	8	9
	R: 0 E: 0 K: 0 S: 12	H: 1 LOB: 1 BB: 0 P: 18	R: 0 E: 0 K: 1 S: 7	H: 1 LOB: 0 BB: 0 P: 11	R: 0 E: 0 K: 0 S: 6	H: 1 LOB: 1 BB: 0 P: 10	R: 0 E: 0 K: 0 S: 10	H: 2 LOB: 2 BB: 0 P: 13	R: 0 E: 0 K: 1 S: 10	H: 1 LOB: 1 BB: 0 P: 14	R: 2 E: 0 K: 0 S: 8	H: 3 LOB: 1 BB: 0 P: 17	R: 0 E: 1 K: 1 S: 8	H: 0 LOB: 1 BB: 0 P: 12	R: 0 E: 0 K: 0 S: 5	H: 0 LOB: 0 BB: 0 P: 10	R: 0 E: 0 K: 0 S: 11	H: 2 LOB: 2 BB: 0 P: 18

| | | | | | | | | | | | | | | | |

Batter	1	2	3	4	5	6	7	8	9	AB	R	H	RBI	BB	SO	LOB
Albert Hall, S (1, 8) OBP: 0.338, SLG: 0.319	F6	F8		F9	F8		SF8			4	0	0	1	0	0	2
Ken Oberkfell, L (1, 5) OBP: 0.335, SLG: 0.364	3B 1B	G6-4-3 1B		E6 HR	P6		1B			5	4	3	1	0	0	0
Gerald Perry, L (1, 3) OBP: 0.360, SLG: 0.429	3B	G6-4-3		HR	1B		1B			5	2	5	2	0	0	0
Dale Murphy, R (1, 9) OBP: 0.335, SLG: 0.392	3B	G6-4-3		E BB	K		G6-4-3			4	1	2	4	1	1	3
Dion James, L (1, 7) OBP: 0.379, SLG: 0.364	4-3	1B		E9 SF8 2B	F7		G6-4-3			5	1	2	2	0	0	4
Ozzie Virgil, R (1, 2) OBP: 0.240, SLG: 0.370	6-3	L7		HR 1B			HR	F9		5	2	2	1	0	0	2
Andres Thomas, R (1, 6) OBP: 0.246, SLG: 0.326		L9	SH1-4 1B	SF8			1B E SF8 1B	4-3		4	1	2	1	0	0	0
Ron Gant, R (1, 4) OBP: 0.237, SLG: 0.362		SH3-4 1B		F7	HR		E6 1B 1B	K		5	2	2	2	0	1	2
Rick Mahler, R (1, 1) OBP: 0.120, SLG: 0.125		SH3-4		SH1-4	F8		1B 1B 1B			2	1	1	0	0	0	0
Inning Stats	R: 2 H: 3 E: 0 LOB: 1 K: 0 BB: 0 S: 13 P: 18	R: 0 H: 1 E: 0 LOB: 1 K: 0 BB: 0 S: 10 P: 15	R: 1 H: 3 E: 0 LOB: 1 K: 0 BB: 0 S: 12 P: 21	R: 0 H: 1 E: 0 LOB: 1 K: 0 BB: 0 S: 7 P: 8	R: 6 H: 4 E: 2 LOB: 0 K: 0 BB: 1 S: 18 P: 30	R: 0 H: 1 E: 0 LOB: 1 K: 1 BB: 0 S: 12 P: 15	R: 5 H: 6 E: 1 LOB: 1 K: 0 BB: 0 S: 15 P: 22	R: 0 H: 0 E: 0 LOB: 0 K: 1 BB: 0 S: 10 P: 15		1B: 14 SF: 2 2B: 1 SAC: 2 3B: 1 DP: 2 HR: 3 HBP: 0						

PITCHER		IP	WLS	BF	H	R	ER	SO	BB	IBB	HBP	BLK	WP	HR	S	P	ERA	WHIP
Brian Fisher, R ERA: 4.44	(1, 1)	5.0	L	28	12	9	8	0	1	0	0	0	0	2	60	92	14.40	2.600
Bob Kipper, L ERA: 4.71	(6, 1)	2.0		13	7	5	4	1	0	0	0	0	0	1	27	37	18.00	3.500
Jim Gott, R ERA: 2.0	(8, 1)	1.0		3	0	0	0	1	0	0	0	0	0	0	10	15	0.00	0.000

PITCHER	IP	WLS	BF	H	R	ER	SO	BB	IBB	HBP	BLK	WP	HR	S	P	ERA	WHIP

BOTTOM

Pittsburgh Pirates @ Atlanta Braves

Atlanta-Fulton County Stadium, Atlanta, GA

Wed Jun 01 1988, 7:05 PM EDT

Att. 6,059 - Unknown - 87 F

livebaseballscorecards.com

AB	39
R	14
H	19
RBI	14
BB	1
SO	2
LOB	13

PA:	44		
WP:	0		
PB:	0		
SB:	0		
CS:	0		

Batter	1	2	3	4	5	6	7	8	9	AB	R	H	RBI	BB	SO	LOB
Tim Raines, S (1, 7) OBP: 0.378, SLG: 0.407	B L B X 2-1 F8 ①		B C C X 1-2 F7 ②		B F B X 2-1 F8 ③		X 0-0 G3-1 ③		1 SAFE X 0-0 FC4-6 1B HR 1-2f ②	5	1	0	0	0	0	5
Mitch Webster, S (1, 8) OBP: 0.366, SLG: 0.316	X 0-0 G4-3 ②		B B B C B 4-1 1B BB 1-2 2-3			F B B S B X 3-2 F8 ①		X 0-0 E6 CS BLK ②	B X 1-0 HR 1B 1-3	4	1	1	0	1	0	0
Andres Galarraga, R (1, 3) OBP: 0.376, SLG: 0.639	B F B S X 2-2 G5-3 ③		B S X 1-1 1B 1-3 2-H 3-H			C B B S B B 4-2 G5-3 WP BB		B B 1 SAFE F S F F S 2-3 K ① 1-2	B F X 1-1 HR 1-H 3-H	4	2	2	5	1	1	1
Hubie Brooks, R (1, 9) OBP: 0.287, SLG: 0.380		B B X 2-0 P6 ①	B B F F F F X 2-2 G4-3 ③			B 1 SAFE P X 2-0 G5-3 ② 1-3		B C X 1-1 1B BB	B F B B B 4-1 BB	4	1	1	0	1	0	3
Tim Wallach, R (1, 5) OBP: 0.294, SLG: 0.374		C B C F F F F F X 1-2 L4 ②		X 0-0 G5-3 ①		B C B X 2-1 F8 ③ 3-H		S B B S B F B 4-2 1B BB ② 1-2 2-3	X 0-0 F8 ③	4	0	0	0	1	0	1
Tom Foley, L (1, 6) OBP: 0.269, SLG: 0.282		B X 1-0 G4-3 ③		F C B B X 2-2 F7 ②			B F B F X 2-2 F8 ①	F F B X 1-2 FC6-4 1B ③ 1-3 2-H		4	0	1	1	0	0	0
Nelson Santovenia, R (1, 2) OBP: 0.411, SLG: 0.458			B F C B B F B 4-2 FC4-6 BB	B F B S X 2-2 L6 ③			B B X 2-0 F7 ② 1-2f	F B X 1-1 FC6-4 ③		3	0	0	0	1	0	2
Casey Candaele, S (1, 4) OBP: 0.212, SLG: 0.197			C X 0-1 FC4-6 BB 1B 1B ① 1-2f		C B X 1-1 G4-3 ①		X 0-0 E3 WP		B F X 1-1 G4-3 ①	4	1	0	0	0	0	1
Neal Heaton, L (1, 1) OBP: 0.214, SLG: 0.214 Herm Winningham, L (7, PH) OBP: 0.367, SLG: 0.308 Joe Hesketh, R (7, 1)			L X 0-1 1B BB 1-2		C S B F F C 1-3 K ②		B B 1 S B B SAFE 4-1 BB 1-2		B B B B 4-0 FC4-6 BB	2 0 0	1 0 0	1 0 0	0 0 0	1 1 1	0 0 0	0 0 0
Inning Stats	R: 0 H: 0 E: 0 LOB: 0 K: 0 BB: 0 S: 6 P: 10	R: 0 H: 0 E: 0 LOB: 0 K: 0 BB: 0 S: 9 P: 13	R: 2 H: 2 E: 0 LOB: 2 K: 0 BB: 2 S: 17 P: 29	R: 0 H: 0 E: 0 LOB: 0 K: 0 BB: 0 S: 7 P: 11	R: 0 H: 0 E: 0 LOB: 0 K: 1 BB: 0 S: 9 P: 13	R: 1 H: 0 E: 0 LOB: 0 K: 0 BB: 1 S: 9 P: 19	R: 0 H: 0 E: 1 LOB: 2 K: 0 BB: 1 S: 7 P: 15	R: 1 H: 2 E: 1 LOB: 2 K: 1 BB: 1 S: 16 P: 25	R: 3 H: 2 E: 0 LOB: 1 K: 0 BB: 2 S: 8 P: 19	1B: 5 SF: 0 2B: 0 SAC: 0 3B: 0 DP: 0 HR: 1 HBP: 0						WP: 2 PA: 41 PB: 0 SB: 0 CS: 1

PITCHER		IP	WLS	BF	H	R	ER	SO	BB	IBB	HBP	BLK	WP	HR	S	P	ERA	WHIP
Bob Walk, R ERA: 2.84	(1, 1)	7.0	L	28	2	3	3	1	4	0	0	0	2	0	64	110	3.86	0.857
Barry Jones, R ERA: 2.39	(8, 1)	2.0		13	4	4	4	1	3	0	0	1	0	1	24	44	18.00	3.500

PITCHER	IP	WLS	BF	H	R	ER	SO	BB	IBB	HBP	BLK	WP	HR	S	P	ERA	WHIP

TOP

Montreal Expos @ Pittsburgh Pirates

Three Rivers Stadium, Pittsburgh, PA

Thu Jun 02 1988, 7:05 PM EDT

Att. 11,070 - Unknown - 65 F

livebaseballscorecards.com

AB	34
R	7
H	6
RBI	6
BB	7
SO	2
LOB	13

BOTTOM

Montreal Expos @ Pittsburgh Pirates

Three Rivers Stadium, Pittsburgh, PA

Thu Jun 02 1988, 7:05 PM EDT

Att. 11,070 - Unknown - 65 F

Batter	1	2	3	4	5	6	7	8	9	AB	R	H	RBI	BB	SO	LOB
Barry Bonds, L (1, 7) OBP: 0.339, SLG: 0.563	F F C 0-3 ① K		C X 0-1 HR		B B B C X 3-1 ③ F8		B X 1-0 ②③ G4-6-3 1-2f		F B B C B B 4-2 BB	4	1	1	1	1	1	3
Jose Lind, R (1, 4) OBP: 0.297, SLG: 0.285	C B B C S 2-3 ② K		B X 1-0 CS 1B			B B B B 4-0 1B BB BB		B B B B 4-0 FC5-4 BB	B F X 1-1 ③ F9	3	0	1	0	2	1	2
John Cangelosi, S (1, 8) OBP: 0.309, SLG: 0.217	B B X 2-0 ③ P3		B C 1 SAFE 1-1 ③ CS 1-2	B B B C X 3-1 ① F7		C P B 1 SAFE L B B 4-2 1B 1-2 BB		C 1 SAFE B S 1 SAFE 1 B B C 3-3 ① K		3	0	0	0	1	1	1
Bobby Bonilla, S (1, 5) OBP: 0.408, SLG: 0.613		B X 1-0 ① G6-3		F X 0-1 ② G6-3		X 0-0 ① L9		X 0-0 ② FC5-4 FC3-6 1-2f		4	0	0	0	0	0	3
Mike Diaz, R (1, 9) OBP: 0.364, SLG: 0.250		B B B C X 3-1 ② L6		X 0-0 ③ L5		X 0-0 1-2 2-3 1B		F B X 1-1 ③ FC3-6 1-2f		4	0	1	0	0	0	1
Randy Milligan, R (1, 3) OBP: 0.354, SLG: 0.369		C X 0-1 HR			C B C B F B B 4-2 1B BB	B X 1-0 ② P4			F B S B S 2-3 ① K	3	1	1	1	1	1	3
Junior Ortiz, R (1, 2) OBP: 0.386, SLG: 0.484		X 0-0 ③ G6-3			F C X 0-2 1-2 1B	F B B F F F X 2-2 F9			B B X 2-0 2B G3 1B	4	1	2	0	0	0	3
Al Pedrique, R (1, 6) OBP: 0.247, SLG: 0.253			C F B X 1-2 ① G6-3		B B B C X 2-1 ① F9		B F B B B 4-1 G4-6-3 BB		B X 1-0 G3 1-3 2B	3	0	1	0	1	0	2
Bob Walk, R (1, 1) OBP: 0.045, SLG: 0.045			C X 0-1 ② G4-3		2 SAFE F X 0-1 ② F4		B F X 1-1 ① B2		X 0-0 ② G3 2-3 3-H	2	0	0	0	0	0	2
Darnell Coles, R (7, PH) OBP: 0.355, SLG: 0.402										1	0	0	0	0	0	1
Barry Jones, R (8, 1)										0	0	0	0	0	0	0
R.J. Reynolds, S (9, PH) OBP: 0.310, SLG: 0.381										1	0	0	1	0	0	1
Inning Stats	R: 0 H: 0 E: 0 LOB: 0 K: 2 BB: 0 S: 7 P: 11	R: 1 H: 1 E: 0 LOB: 0 K: 0 BB: 0 S: 6 P: 10	R: 1 H: 2 E: 0 LOB: 0 K: 0 BB: 0 S: 9 P: 12	R: 0 H: 0 E: 0 LOB: 0 K: 0 BB: 0 S: 5 P: 8	R: 0 H: 1 E: 0 LOB: 2 K: 0 BB: 1 S: 12 P: 21	R: 0 H: 1 E: 0 LOB: 3 K: 0 BB: 2 S: 11 P: 21	R: 0 H: 0 E: 0 LOB: 0 K: 0 BB: 1 S: 4 P: 10	R: 0 H: 0 E: 0 LOB: 1 K: 1 BB: 1 S: 6 P: 14	R: 1 H: 2 E: 0 LOB: 2 K: 1 BB: 1 S: 10 P: 20	1B: 4 SF: 0 2B: 1 SAC: 0 3B: 0 DP: 1 HR: 2 HBP: 0							

livebaseballscorecards.com

AB	32
R	3
H	7
RBI	3
BB	6
SO	4
LOB	22

WP: 0 PA: 39
PB: 0
SB: 0
CS: 1

PITCHER		IP	WLS	BF	H	R	ER	SO	BB	IBB	HBP	BLK	WP	HR	S	P	ERA	WHIP
Neal Heaton, L ERA: 5.11	(1, 1)	6.0	W	25	5	2	2	2	3	0	0	0	0	2	50	83	3.00	1.333
Joe Hesketh, L ERA: 3.0	(7, 1)	3.0	S	13	2	1	1	2	3	0	0	0	0	0	20	44	3.00	1.667

PITCHER	IP	WLS	BF	H	R	ER	SO	BB	IBB	HBP	BLK	WP	HR	S	P	ERA	WHIP

Batter	1	2	3	4	5	6	7	8	9	AB	R	H	RBI	BB	SO	LOB
Tim Raines, S (1, 7) OBP: 0.376, SLG: 0.401	S S S 0-3 ① K		B B B 4-0 FC6 BB			x 0-0 ① F6			x 0-0 ① G3	3	0	0	0	1	1	0
Mitch Webster, S (1, 8) OBP: 0.358, SLG: 0.309	x 0-0 ② 5-3		x 0-0 ③ FC6 1-2f			x 0-0 ② F7			S S S 0-3 ② K	4	0	0	0	0	1	1
Andres Galarraga, R (1, 3) OBP: 0.369, SLG: 0.626	x 0-0 ③ F8			x 0-0 ① 3-1		x 0-0 ③ 4-3			x 0-0 ③ 3-1	4	0	0	0	0	0	0
Hubie Brooks, R (1, 9) OBP: 0.288, SLG: 0.376		B B B 4-0 4-6-3 BB		x 0-0 ② 6-3			x 0-0 ① 3-1			2	0	0	0	1	0	0
Tim Wallach, R (1, 5) OBP: 0.295, SLG: 0.383		x 0-0 ① 4-6-3 1-2		x 0-0 BLK 3B			x 0-0 ② F4			3	1	1	0	0	0	1
Nelson Santovenia, R (1, 2) OBP: 0.390, SLG: 0.431		S S S 0-3 ② K		S S S 0-3 ③ K 3-H			S S S 0-3 ③ K			3	0	0	0	0	3	1
Casey Candaele, S (1, 4) OBP: 0.203, SLG: 0.188		x 0-0 ③ F9			x 0-0 ① 1-3			x 0-0 ① F7		3	0	0	0	0	0	1
Luis Rivera, R (1, 6) OBP: 0.237, SLG: 0.295			x 0-0 ① F7		x 0-0 ② F9			x 0-0 ② F5		3	0	0	0	0	0	0
John Dopson, L (1, 1) OBP: 0.091, SLG: 0.091			S S S 0-3 ② K		S S S 0-3 ③ K			S S S 0-3 ③ K		3	0	0	0	0	3	0
Inning Stats	R: 0 E: 0 K: 1 S: 5 H: 0 LOB: 0 BB: 0 P: 5	R: 0 E: 0 K: 1 S: 5 H: 0 LOB: 1 BB: 1 P: 9	R: 0 E: 0 K: 1 S: 5 H: 0 LOB: 1 BB: 1 P: 9	R: 1 E: 0 K: 1 S: 6 H: 1 LOB: 0 BB: 0 P: 6	R: 0 E: 0 K: 1 S: 5 H: 0 LOB: 0 BB: 0 P: 5	R: 0 E: 0 K: 0 S: 3 H: 0 LOB: 0 BB: 0 P: 3	R: 0 E: 0 K: 1 S: 5 H: 0 LOB: 0 BB: 0 P: 5	R: 0 E: 0 K: 1 S: 5 H: 0 LOB: 0 BB: 0 P: 5	R: 0 E: 0 K: 1 S: 5 H: 0 LOB: 0 BB: 0 P: 5	1B: 0 2B: 0 3B: 1 HR: 0	SF: 0 SAC: 0 DP: 0 HBP: 0						

TOP

Montreal Expos @ Pittsburgh Pirates

Three Rivers Stadium, Pittsburgh, PA

Fri Jun 03 1988, 7:05 PM EDT

Att. 19,162 - Unknown

livebaseballscorecards.com

AB	28
R	1
H	1
RBI	0
BB	2
SO	8
LOB	4

PITCHER	IP	WLS	BF	H	R	ER	SO	BB	IBB	HBP	BLK	WP	HR	S	P	ERA	WHIP
John Smiley, L (1, 1) ERA: 2.95	9.0	W	30	1	1	1	8	2	0	0	1	0	0	44	52	1.00	0.333

PITCHER	IP	WLS	BF	H	R	ER	SO	BB	IBB	HBP	BLK	WP	HR	S	P	ERA	WHIP

PA: 30

Montreal Expos @ Pittsburgh Pirates

Three Rivers Stadium, Pittsburgh, PA

Fri Jun 03 1988, 7:05 PM EDT

Att. 19,162 - Unknown

BOTTOM

Batter	1	2	3	4	5	6	7	8	9	AB	R	H	RBI	BB	SO	LOB
Barry Bonds, L (1, 7) OBP: 0.342, SLG: 0.560	G6-3 1B		E6 S		BBB 4-0 BB			4-3		3	0	1	0	1	0	0
Jose Lind, R (1, 4) OBP: 0.296, SLG: 0.298	G6-3 1-2f		SSS 0-3 K 1-2		4-3			HR		4	1	1	1	0	1	4
Andy Van Slyke, L (1, 8) OBP: 0.336, SLG: 0.475	SSS 0-3 K 2B		G3			F8		G3		4	0	0	0	0	1	1
Bobby Bonilla, S (1, 5) OBP: 0.410, SLG: 0.615	1-3 2B			6-3		F8		1B		4	0	2	0	0	0	0
R.J. Reynolds, S (1, 9) OBP: 0.308, SLG: 0.377	F7			4-3		S 1B		4-3		4	0	1	0	0	0	3
Sid Bream, L (1, 3) OBP: 0.314, SLG: 0.414		7-3 1B		4-3		F8 1-2			F8	4	0	1	0	0	0	1
Michael LaValliere, L (1, 2) OBP: 0.414, SLG: 0.383		7-3 1-2f			2B		4-3		1B 2B	4	0	2	0	0	0	1
John Cangelosi, S (9, PR) OBP: 0.309, SLG: 0.217										0	1	0	0	0	0	0
Rafael Belliard, R (1, 6) OBP: 0.338, SLG: 0.349		F9			6-3		5-3			3	0	0	0	0	0	1
Mike Diaz, R (9, PH) OBP: 0.382, SLG: 0.276									2-H 1B	1	0	1	1	0	0	0
John Smiley, L (1, 1) OBP: 0.167, SLG: 0.130			L6		F7		4-3			3	0	0	0	0	0	1

	AB	34
	R	2
	H	9
	RBI	2
	BB	1
	SO	2
	LOB	12

livebaseballscorecards.com

Inning Stats	1	2	3	4	5	6	7	8	9
	R: 0 E: 0 K: 1 S: 7	H: 2 LOB: 2 BB: 0 P: 7	R: 0 E: 0 K: 0 S: 3	H: 1 LOB: 0 BB: 0 P: 3	R: 0 E: 1 K: 1 S: 6	H: 0 LOB: 1 BB: 0 P: 6	R: 0 E: 0 K: 0 S: 3	H: 0 LOB: 0 BB: 0 P: 3	R: 0 E: 0 K: 0 S: 4	H: 1 LOB: 2 BB: 1 P: 8	R: 0 E: 0 K: 0 S: 4	H: 1 LOB: 1 BB: 0 P: 4	R: 0 E: 0 K: 0 S: 3	H: 0 LOB: 0 BB: 0 P: 3	R: 1 E: 0 K: 0 S: 5	H: 2 LOB: 1 BB: 0 P: 5	R: 1 E: 0 K: 0 S: 3	H: 2 LOB: 2 BB: 0 P: 3

	1B: 5	SF: 0	WP: 1	PA: 35
	2B: 4	SAC: 0	PB: 0	
	3B: 0	DP: 2	SB: 2	
	HR: 1	HBP: 0	CS: 0	

PITCHER		IP	WLS	BF	H	R	ER	SO	BB	IBB	HBP	BLK	WP	HR	S	P	ERA	WHIP
John Dopson, R ERA: 2.48	(1, 1)	8.1	L	35	9	2	2	2	1	0	0	0	1	1	38	42	2.16	1.200

PITCHER	IP	WLS	BF	H	R	ER	SO	BB	IBB	HBP	BLK	WP	HR	S	P	ERA	WHIP

Batter	1	2	3	4	5	6	7	8	9	AB	R	H	RBI	BB	SO	LOB
Tim Raines, S (1, 7) OBP: 0.376, SLG: 0.398	C B X 1-1 F7 ①		B F B X 2-1 F7 ②	B F F S 1-3 K ③			C B B B B 4-1 L4-3 BB		C B X 1-1 CS 1B	4	0	1	0	1	1	1
Mitch Webster, S (1, 8) OBP: 0.359, SLG: 0.307	B X 1-0 HR 1B		C X 0-1 G3 ③		B F B F S 2-3 K ①		F 1 SAFE 1 SAFE B B X 2-1 L4-3 ① ② 1-2		B 1 SAFE B 1 SAFE B C F B 4-2 ② 1-2 BB	4	1	1	0	1	1	1
Andres Galarraga, R (1, 3) OBP: 0.369, SLG: 0.635	B F 1 SAFE B 1 SAFE 1 SAFE X 2-1 1-H HR			C B F X 1-2 1B 1B 1B	C B X 1-1 4-3 ②		B F F X 1-2 4-3 ③		C F S 0-3 K ③	5	2	2	2	0	1	1
Hubie Brooks, R (1, 9) OBP: 0.291, SLG: 0.379	B F F B X 2-2 6-3 ②			F F F X 0-2 1B 1-2 1B 1B	B B F X 2-1 BB 1B			B S C F B F B X 3-2 F7 ①		4	1	2	0	0	0	0
Tim Wallach, R (1, 5) OBP: 0.303, SLG: 0.388	C S X 0-2 G3 ③			F X 0-1 FC4-6 E 1B 1-3 2-H 1B	C B B B B 4-1 1-2 BB			B C B B B X 3-1 1B 1B		3	2	2	1	1	0	0
Tom Foley, L (1, 6) OBP: 0.276, SLG: 0.289		C X 0-1 G3 ①		B F B B B X 3-1 FC4-6 1-2 3-H 1B	B F X 1-1 L4 ③			B B X 2-0 1B 1-3 1B		4	0	2	1	0	0	2
Jeff Reed, L (1, 2) OBP: 0.347, SLG: 0.337		C C X 0-2 G1-6-3 1B		B S C F B X 2-2 ① FC4-6 E SH1-3 1-2f 2-3		C C F B X 1-2 3-1 ①		C B X 1-1 ② 1-3 3-H 1B		4	1	2	1	0	0	2
Casey Candaele, S (1, 4) OBP: 0.192, SLG: 0.176		C C F X 0-2 ② ⑤ G1-6-3 1-2f		F B 1 SAFE B X 2-1 FC3 SH1-3 1-3 3-H		F X 0-1 ② 4-3		F X 0-1 ③ P6		4	0	0	0	0	0	3
Dennis Martinez, R (1, 1) OBP: 0.259, SLG: 0.269			F S S S 0-3 ① K	X 0-0 ② SH1-3 2-3 3-H		B B X 2-0 ③ 4-3			S B F B X 2-2 ① 4-3	2	0	0	1	0	1	0
Andy McGaffigan, R (7, 1)										0	0	0	0	0	0	0
Bob McClure, R (8, 1)										1	0	0	0	0	0	0
Inning Stats	R: 2 E: 0 K: 0 S: 11 H: 2 LOB: 0 P: 17	R: 0 E: 0 K: 0 S: 9 H: 1 LOB: 0 BB: 0 P: 9	R: 0 E: 0 K: 1 S: 7 H: 0 LOB: 0 BB: 0 P: 9	R: 4 E: 1 K: 1 S: 21 H: 4 LOB: 1 BB: 0 P: 30	R: 0 E: 0 K: 1 S: 10 H: 1 LOB: 2 BB: 1 P: 20	R: 0 E: 0 K: 0 S: 7 H: 0 LOB: 0 BB: 0 P: 10	R: 0 E: 0 K: 0 S: 6 H: 0 LOB: 0 BB: 1 P: 13	R: 1 E: 0 K: 0 S: 12 H: 3 LOB: 1 BB: 0 P: 21	R: 0 E: 0 K: 1 S: 10 H: 1 LOB: 1 BB: 1 P: 17	1B: 11 2B: 1 3B: 0 HR: 1	SF: 0 SAC: 1 DP: 2 HBP: 0					

TOP

Montreal Expos @ Pittsburgh Pirates

Three Rivers Stadium, Pittsburgh, PA

Sat Jun 04 1988, 7:05 PM EDT

Att. 30,669 - Sunny - 65 F

livebaseballscorecards.com

AB	35
R	7
H	12
RBI	6
BB	3
SO	4
LOB	10

PITCHER		IP	WLS	BF	H	R	ER	SO	BB	IBB	HBP	BLK	WP	HR	S	P	ERA	WHIP
Doug Drabek, R ERA: 4.21	(1, 1)	3.0	L	15	7	6	4	1	0	0	0	0	0	1	38	50	12.00	2.333
Bob Kipper, L ERA: 4.3	(4, 1)	2.0		9	1	0	0	2	1	0	0	0	0	0	20	35	0.00	1.000
Barry Jones, R ERA: 2.22	(6, 1)	2.0		6	0	0	0	0	1	0	0	0	0	0	13	23	0.00	0.500
Jeff Robinson, R ERA: 2.96	(8, 1)	1.0		5	3	1	1	0	0	0	0	0	0	0	12	21	9.00	3.000
Jim Gott, R ERA: 1.93	(9, 1)	1.0		4	1	0	0	1	1	0	0	0	0	0	10	17	0.00	2.000

PITCHER	IP	WLS	BF	H	R	ER	SO	BB	IBB	HBP	BLK	WP	HR	S	P	ERA	WHIP

Montreal Expos @ Pittsburgh Pirates

Three Rivers Stadium, Pittsburgh, PA

Sat Jun 04 1988, 7:05 PM EDT

Att. 30,669 - Sunny - 65 F

livebaseballscorecards.com

BOTTOM

Batter	1	2	3	4	5	6	7	8	9	AB	R	H	RBI	BB	SO	LOB
Barry Bonds, L (1, 7)	F7		4-3		BB		6-3	P5		4	0	0	0	1	0	2
Jim Gott, R (9, 1)										0	0	0	0	0	0	0
Jose Lind, R (1, 4)	BB 1B		F8		4-3		1B S		F9	4	1	1	0	1	0	1
Andy Van Slyke, L (1, 8)	SAFE SAFE		K			1B 3B	1B BB 1-2		K	4	1	1	0	1	3	1
Bobby Bonilla, S (1, 5)	FC1-6 1B 1-2			F7		3B 3-1 1-H	1B 1-2 2-H		4-3	5	1	3	2	0	0	0
R.J. Reynolds, S (1, 9)	FC1-6 1-2f			4-3		K	3-1			4	0	0	0	0	1	5
Sid Bream, L (1, 3)		F8		1B		3-1 3-H		BB		3	0	1	1	1	0	0
Michael LaValliere, L (1, 2)		G3-1		L9		1B		F7 SAFE		4	0	1	0	0	0	2
Rafael Belliard, R (1, 6) Randy Milligan, R (8, PH) Felix Fermin, R (9, 6)		BB			6-3	F9		BB 1-2		2	0	0	0	1	0	1
										0	0	0	0	1	0	0
										0	0	0	0	0	0	0
Doug Drabek, R (1, 1) Bob Kipper, R (4, 1) Darnell Coles, R (5, PH) Barry Jones, R (6, 1) Junior Ortiz, R (7, PH) Jeff Robinson, R (8, 1) Mike Diaz, R (8, PH) (9, 7)		5-3			K		3-1	K		1 0 1 0 1 0 1	0 0 0 0 0 0 0	0 0 0 0 0 0 0	0 0 0 0 0 0 0	0 0 1 0 0 0 0	0 0 0 0 0 0 0	1 0 0 0 0 0 2
Inning Stats	R: 0 H: 1 E: 0 LOB: 2 K: 1 BB: 1 S: 13 P: 21	R: 0 H: 0 E: 0 LOB: 1 K: 0 BB: 1 S: 6 P: 11	R: 0 H: 0 E: 0 LOB: 0 K: 1 BB: 0 S: 6 P: 7	R: 0 H: 1 E: 0 LOB: 1 K: 0 BB: 0 S: 5 P: 7	R: 0 H: 0 E: 0 LOB: 1 K: 1 BB: 1 S: 7 P: 15	R: 2 H: 3 E: 0 LOB: 1 K: 1 BB: 0 S: 18 P: 25	R: 1 H: 2 E: 0 LOB: 2 K: 0 BB: 1 S: 14 P: 23	R: 0 H: 0 E: 0 LOB: 2 K: 1 BB: 2 S: 14 P: 27	R: 0 H: 0 E: 0 LOB: 0 K: 1 BB: 0 S: 12 P: 17							

	AB	34
	R	3
	H	7
	RBI	3
	BB	6
	SO	6
	LOB	15

1B: 6 SF: 0
2B: 0 SAC: 0
3B: 1 DP: 0
HR: 0 HBP: 0

WP: 0 PA: 40
PB: 0
SB: 1
CS: 0

PITCHER		IP	WLS	BF	H	R	ER	SO	BB	IBB	HBP	BLK	WP	HR	S	P	ERA	WHIP
Dennis Martinez, R ERA: 2.76	(1, 1)	6.2	W	30	6	3	3	4	4	0	0	0	0	0	65	105	4.05	1.500
Andy McGaffigan, R ERA: 4.25	(7, 1)	1.0		6	1	0	0	1	2	0	0	0	0	0	15	26	0.00	3.000
Bob McClure, L ERA: 7.71	(8, 1)	1.1	S	4	0	0	0	1	0	0	0	0	0	0	15	22	0.00	0.000

PITCHER	IP	WLS	BF	H	R	ER	SO	BB	IBB	HBP	BLK	WP	HR	S	P	ERA	WHIP

Batter	OBP	SLG
Barry Bonds, L	0.339	0.549
Jim Gott, R		
Jose Lind, R	0.298	0.297
Andy Van Slyke, L	0.338	0.471
Bobby Bonilla, S	0.414	0.625
R.J. Reynolds, S	0.299	0.365
Sid Bream, L	0.319	0.412
Michael LaValliere, L	0.410	0.378
Rafael Belliard, R	0.338	0.338
Randy Milligan, R	0.363	0.369
Felix Fermin, R	0.306	0.226
Doug Drabek, R	0.143	0.214
Bob Kipper, R		
Darnell Coles, R	0.352	0.398
Barry Jones, R		
Junior Ortiz, R	0.380	0.476
Jeff Robinson, R	0.222	0.125
Mike Diaz, R	0.371	0.267

Batter	1	2	3	4	5	6	7	8	9	AB	R	H	RBI	BB	SO	LOB
Tim Raines, S (1, 7) OBP: 0.374, SLG: 0.392	B B B C C X 3-2 G5-3 ①		B B X 2-0 G4-3 ② 2-3		B F B F X 2-2 F7 ③			B 1 SAFE 1 SAFE B P B 4-0 L8 S ① 1-2 BB		3	0	0	0	1	0	1
Herm Winningham, L (1, 8) OBP: 0.344, SLG: 0.286	F X 0-1 G4-3 ②		L B B B F F C 3-3 K ③			S T X 0-2 F8 ①		1 SAFE B B C B X 3-1 L8 ② 1-3		4	0	0	0	0	1	2
Andres Galarraga, R (1, 3) OBP: 0.376, SLG: 0.654	B B S B X 3-1 G4-3 ③			C B B S X 2-2 HR 2B		B C X 1-1 HR		B F F B F B B 4-2 BB		3	2	2	1	1	0	0
Hubie Brooks, R (1, 9) OBP: 0.295, SLG: 0.392		C B B S S F F F F B 4-2 B G4-6-3 BB BB		C 2 SAFE B X 1-1 2-H HR		B B F F F X 2-2 F9 ②		B C B F F F X 2-2 L8 ③		3	1	1	2	1	0	2
Tim Wallach, R (1, 5) OBP: 0.307, SLG: 0.384		B 1 SAFE 1 SAFE B 1 SAFE F 1 SAFE B 1 SAFE 4-2 F B G4-6-3 1-2 BB		C S B B F B B 4-2 CS BB		S S B B X 1-2 F7 ③			F C X 0-2 F7 ①	2	0	0	0	2	0	0
Tom Foley, L (1, 6) (7, 4) OBP: 0.268, SLG: 0.280	X 0-0 G4-6-3 ① ② 1-2f 2-3		X 0-0 F7 ①				X 0-0 F8 ①		C B F X 1-2 F8 ②	4	0	0	0	0	0	3
Jeff Reed, L (1, 2) OBP: 0.333, SLG: 0.323	C B B C F X 2-2 G3-1 ③			F 1 SAFE P F X 1-2 G1-3 ② ③ 1-2			X 0-0 L5 ②		C B C F F B S 2-3 K ③	4	0	0	0	0	1	2
Casey Candaele, S (1, 4) OBP: 0.197, SLG: 0.183 Joe Hesketh, R (7, 1) Jeff Parrett, R (9, 1)		X 0-0 G4-3 SH3-4 1B		X 0-0 G4-3 ①			C F B B X 2-2 P6 ③			3 0 0	0 0 0	1 0 0	0 0 0	0 0 0	0 0 0	0 0 0
Bryn Smith, R (1, 1) OBP: 0.105, SLG: 0.056 Luis Rivera, R (7, 6) OBP: 0.243, SLG: 0.300		S B 1 SAFE 1 SAFE S X 1-2 SH3-4 ① 1-2		B X 1-0 G4-3 ②				S X 0-1 CS 1B		1 1	0 0	0 1	0 0	0 0	0 0	0 0
Inning Stats	R: 0 E: 0 K: 0 S: 7 H: 0 LOB: 0 BB: 0 P: 13	R: 0 E: 0 K: 0 S: 13 H: 0 LOB: 1 BB: 2 P: 23	R: 0 E: 0 K: 1 S: 9 H: 1 LOB: 1 BB: 0 P: 15	R: 2 E: 0 K: 0 S: 13 H: 2 LOB: 0 BB: 1 P: 20	R: 0 E: 0 K: 0 S: 5 H: 0 LOB: 0 BB: 0 P: 8	R: 1 E: 0 K: 0 S: 11 H: 1 LOB: 0 BB: 0 P: 15	R: 0 E: 0 K: 0 S: 5 H: 0 LOB: 0 BB: 0 P: 7	R: 0 E: 0 K: 0 S: 12 H: 1 LOB: 2 BB: 2 P: 24	R: 0 E: 0 K: 1 S: 11 H: 0 LOB: 0 BB: 0 P: 14	1B: 2 2B: 1 3B: 0 HR: 2 SF: 0 SAC: 1 DP: 1 HBP: 0						

TOP

Montreal Expos @ Pittsburgh Pirates

Three Rivers Stadium, Pittsburgh, PA

Sun Jun 05 1988, 3:33 AM EDT

Att. 36,305 - Sunny - 75 F

livebaseballscorecards.com

AB	28
R	3
H	5
RBI	3
BB	5
SO	2
LOB	10

PITCHER		IP	WLS	BF	H	R	ER	SO	BB	IBB	HBP	BLK	WP	HR	S	P	ERA	WHIP
Mike Dunne, R ERA: 4.47	(1, 1)	8.0	L	31	5	3	3	1	5	0	0	0	0	2	75	125	3.38	1.250
Dave Rucker, L ERA:	(9, 1)	1.0		3	0	0	0	1	0	0	0	0	0	0	11	14	0.00	0.000

PITCHER	IP	WLS	BF	H	R	ER	SO	BB	IBB	HBP	BLK	WP	HR	S	P	ERA	WHIP

WP: 0 PB: 0 SB: 1 CS: 2 PA: 34

Montreal Expos @ Pittsburgh Pirates

Three Rivers Stadium, Pittsburgh, PA

Sun Jun 05 1988, 3:33 AM EDT

Att. 36,305 - Sunny - 75 F

BOTTOM

Batter	1	2	3	4	5	6	7	8	9	AB	R	H	RBI	BB	SO	LOB
Barry Bonds, L (1, 7) OBP: 0.342, SLG: 0.548	F B B B F X 3-2 HR 1B		S F B C 1-3 K ②			X 0-0 B1-3 ①		F X 0-1 S 1B		4	1	2	0	0	1	0
Jose Lind, R (1, 4) OBP: 0.294, SLG: 0.292	C 1 SAFE C B F X 1-2 P3 ①		B X 1-0 G4-3 ③			C F X 0-2 F7 ②		1 SAFE C 1 SAFE 1 SAFE B B 1 SAFE X 2-1 F9 ②		4	0	0	0	0	0	2
Andy Van Slyke, L (1, 8) OBP: 0.341, SLG: 0.486	1 SAFE X 0-0 1-H HR			B C B F X 2-2 P5 ①		X 0-0 S 1B		S 1 B S S 1-3 K ③ 1-2		4	1	2	2	0	1	1
Bobby Bonilla, S (1, 5) OBP: 0.407, SLG: 0.613	X 0-0 G4-3 ②			X 0-0 F8 ②		C 1 SAFE B F B B X 3-2 F9 ③ 1-2			X 0-0 G6-3 ①	4	0	0	0	0	0	1
R.J. Reynolds, S (1, 9) OBP: 0.305, SLG: 0.364	C X 0-1 G3 ③			B C X 1-1 S 1B			B B C B X 3-1 P6 ①		B F B B C B 4-2 K2 BB	3	0	1	0	1	0	0
Sid Bream, L (1, 3) OBP: 0.319, SLG: 0.417 Mike Diaz, R (9, PH) OBP: 0.361, SLG: 0.258		B B B C S 3-3 K ①		1 SAFE B 1 SAFE B F 1 SAFE F B X 3-2 G5-3 ③ 1-2			X 0-0 2B		1 SAFE C C F B S 1-3 K2 ② ③ 1-2f	3 1	0 0	1 0	0 0	0 0	1 1	1 1
Michael LaValliere, L (1, 2) OBP: 0.404, SLG: 0.372 Junior Ortiz, R (7, PH) OBP: 0.375, SLG: 0.469 (8, 2)		B X 1-0 G4-3 ②			X 0-0 P5 ①		B C C F F F 2 SAFE S 1-3 K ②			2 1	0 0	0 0	0 0	0 0	0 1	0 1
Rafael Belliard, R (1, 6) OBP: 0.324, SLG: 0.324		F F F S 0-3 K ③			B C F C 1-3 K ②		F X 0-1 F9 ③			3	0	0	0	0	2	1
Mike Dunne, R (1, 1) John Cangelosi, S (8, PH) OBP: 0.304, SLG: 0.213 Dave Rucker, L (9, 1)			X 0-0 F7 ①		S B X 1-1 G1-3 ③			C B B B C F X 3-2 P3 ①		2 1 0	0 0 0	0 0 0	0 0 0	0 0 0	0 0 0	0 0 0
Inning Stats	R: 2 H: 2 E: 0 LOB: 0 K: 0 BB: 0 S: 11 P: 15	R: 0 H: 0 E: 0 LOB: 0 K: 2 BB: 0 S: 8 P: 12	R: 0 H: 0 E: 0 LOB: 0 K: 1 BB: 0 S: 5 P: 7	R: 0 H: 1 E: 0 LOB: 1 K: 0 BB: 0 S: 9 P: 15	R: 0 H: 0 E: 0 LOB: 0 K: 1 BB: 0 S: 6 P: 8	R: 0 H: 1 E: 0 LOB: 1 K: 0 BB: 0 S: 8 P: 11	R: 0 H: 1 E: 0 LOB: 1 K: 1 BB: 0 S: 11 P: 15	R: 0 H: 1 E: 0 LOB: 1 K: 1 BB: 0 S: 11 P: 17	R: 0 H: 0 E: 0 LOB: 1 K: 1 BB: 1 S: 7 P: 12	1B: 4 SF: 0 2B: 2 SAC: 0 3B: 0 DP: 1 HR: 1 HBP: 0						WP: 0 PA: 33 PB: 0 SB: 3 CS: 0	

livebaseballscorecards.com

AB	32
R	2
H	6
RBI	2
BB	1
SO	7
LOB	8

PITCHER		IP	WLS	BF	H	R	ER	SO	BB	IBB	HBP	BLK	WP	HR	S	P	ERA	WHIP
Bryn Smith, R ERA: 4.05	(1, 1)	6.0	W	22	4	2	2	4	0	0	0	0	0	1	47	68	3.00	0.667
Joe Hesketh, L ERA: 2.6	(7, 1)	2.1		10	2	0	0	2	1	0	0	0	0	0	25	39	0.00	1.286
Jeff Parrett, R ERA: 2.02	(9, 1)	0.2	S	1	0	0	0	1	0	0	0	0	0	0	4	5	0.00	0.000

PITCHER	IP	WLS	BF	H	R	ER	SO	BB	IBB	HBP	BLK	WP	HR	S	P	ERA	WHIP

Batter	1	2	3	4	5	6	7	8	9	AB	R	H	RBI	BB	SO	LOB
Dave Martinez, L (1, 8) OBP: 0.290, SLG: 0.311	X 0-0 ① G6-3	B C X 1-1 ③ F9			B C C B X 2-2 HR 1B	C B X 1-1 ③ F8		B C X 1-1 ① G4-3		5	1	1	0	0	0	1
Rafael Palmeiro, L (1, 7) OBP: 0.377, SLG: 0.500	B B X 2-0 ② F7		B X 1-0 23 G5-4-3 1B		1 SAFE B X 1-0 ① F8		B S X 1-1 E4 FC3-6	F B F X 1-2 23 BB 1B		5	0	2	0	0	0	1
Andre Dawson, R (1, 9) OBP: 0.339, SLG: 0.546 Darrin Jackson, R (7, 9) OBP: 0.254, SLG: 0.354	B F F F H 2-2 HBP		X 0-0 ① F8		F X 0-1 1-H HR		B F S F X 1-2 ① FC3-6 23 1B 1-2f 1B	X 0-0 ② F9		3 1	2 0	1 0	2 0	0 0	0 0	2 1
23 Ryne Sandberg, R (1, 4) OBP: 0.301, SLG: 0.442	B 1 SAFE S B S B X 3-2 ③ G6-3		B B X 2-0 ② ③ G5-4-3 1-2f		C B B F F X 2-2 ② F9		C X 0-1 1B 1B 1B 1-3 1B	B B B B 4-0 1-2 BB		4	1	1	0	1	0	2
Mark Grace, L (1, 3) OBP: 0.365, SLG: 0.427		C X 0-1 2B 1B		C F X 0-2 ① G6-3	B X 1-0 1B		1 SAFE F 1 SAFE 1 SAFE P F X 1-2 1B 1B 3-H 1B	X 0-0 ③ G4-3		5	2	3	1	0	0	2
Jody Davis, R (1, 2) OBP: 0.385, SLG: 0.521		X 0-0 1-H 2B 2B		B X 1-0 ② F8	X 0-0 ③ F8		B X 1-0 1B 1-2 2-3 1B		B F B X 2-1 ① G6-3	5	1	2	1	0	0	1
Vance Law, R (1, 5) OBP: 0.354, SLG: 0.449		F B F F X 1-2 ① G6-3		B B B F F X 3-2 2B		X 0-0 HR	B F B S B X 3-2 ② F2		B F F B B X 3-2 ② G4-3	5	1	2	1	0	0	4
Shawon Dunston, R (1, 6) OBP: 0.314, SLG: 0.412		S C X 0-2 G3 2-H 2B		I I I I 4-0 IBB	S B S S 1-3 ① K		B X 1-0 1-2 2-H 3-H 1B		F C F S 0-3 ③ K	4	0	2	3	1	2	0
Greg Maddux, R (1, 1) OBP: 0.119, SLG: 0.167 Pat Perry, L (8, 1) Rich Gossage, R (9, 1)		S C B X 1-2 ② G3 2-3		C X 0-1 ③ P4		S S X 0-2 ② L6	S B F F B B S 3-3 ③ K			4 0 0	0 0 0	0 0 0	0 0 0	0 0 0	1 0 0	5 0 0
Inning Stats	R: 0 H: 0 E: 0 LOB: 1 K: 0 BB: 0 S: 8 P: 15	R: 2 H: 3 E: 0 LOB: 1 K: 0 BB: 0 S: 15 P: 18	R: 0 H: 1 E: 0 LOB: 0 K: 0 BB: 0 S: 3 P: 6	R: 0 H: 1 E: 0 LOB: 2 K: 0 BB: 1 S: 9 P: 17	R: 2 H: 3 E: 0 LOB: 1 K: 0 BB: 0 S: 12 P: 18	R: 1 H: 1 E: 0 LOB: 0 K: 1 BB: 0 S: 9 P: 11	R: 3 H: 4 E: 1 LOB: 2 K: 1 BB: 0 S: 21 P: 31	R: 0 H: 1 E: 0 LOB: 2 K: 0 BB: 1 S: 7 P: 13	R: 0 H: 0 E: 0 LOB: 0 K: 1 BB: 0 S: 9 P: 14	1B: 9 SF: 0 2B: 3 SAC: 0 3B: 0 DP: 1 HR: 2 HBP: 1						

TOP

Chicago Cubs @ Pittsburgh Pirates

Three Rivers Stadium, Pittsburgh, PA

Tue Jun 07 1988, 7:05 PM EDT

Att. 9,287 - Unknown - 80 F

livebaseballscorecards.com

AB	41
R	8
H	14
RBI	8
BB	2
SO	3
LOB	19

WP: 0 PB: 0 SB: 0 CS: 0 PA: 44

PITCHER		IP	WLS	BF	H	R	ER	SO	BB	IBB	HBP	BLK	WP	HR	S	P	ERA	WHIP
Brian Fisher, R ERA: 4.77	(1, 1)	6.0	L	28	9	5	5	1	0	1	1	0	0	2	56	85	7.50	1.500
Dave Rucker, L ERA:	(7, 1)	2.0		13	5	3	0	1	1	0	0	0	0	0	28	44	0.00	3.000
Jeff Robinson, R ERA: 2.91	(9, 1)	1.0		3	0	0	0	1	0	0	0	0	0	0	9	14	0.00	0.000

PITCHER	IP	WLS	BF	H	R	ER	SO	BB	IBB	HBP	BLK	WP	HR	S	P	ERA	WHIP

Chicago Cubs @ Pittsburgh Pirates

Three Rivers Stadium, Pittsburgh, PA

Tue Jun 07 1988, 7:05 PM EDT

Att. 9,287 - Unknown - 80 F

BOTTOM

Batter	1	2	3	4	5	6	7	8	9	AB	R	H	RBI	BB	SO	LOB
Barry Bonds, L (1, 7) (9, 8) OBP: 0.339, SLG: 0.538	G4-3		K	IBB			K	K		4	0	0	0	1	3	3
Jose Lind, R (1, 4) OBP: 0.300, SLG: 0.295	G6-3		2B 1B	F8			HR BB	1-3 1B 2-H 3-H		4	1	2	2	1	0	3
Andy Van Slyke, L (1, 8) OBP: 0.346, SLG: 0.505 Jeff Robinson, R (9, 1) OBP: 0.222, SLG: 0.125	1B BB		1 SAFE 1-3 2B		G4-3		1-H HR	L1		4 0	1 0	2 0	2 0	1 0	0 0	2 0
Bobby Bonilla, S (1, 5) OBP: 0.402, SLG: 0.603	1 SAFE 1 SAFE 1-2 1B		L9		G4-3		G4-3		K	5	0	1	0	0	1	2
R.J. Reynolds, S (1, 9) OBP: 0.295, SLG: 0.351	F8		G5-3		G4-3		G4-3		G4-3	5	0	0	0	0	0	4
Michael LaValliere, L (1, 2) OBP: 0.397, SLG: 0.365		F7		2B 1B		L9		E3 FC6-4 HBP 1B	F6	5	1	1	0	0	0	0
Sid Bream, L (1, 3) OBP: 0.329, SLG: 0.448		G6-3		1-3 2B		HR		1-2 FC6-4 HBP		3	1	2	1	0	0	0
Rafael Belliard, R (1, 6) OBP: 0.325, SLG: 0.324 Randy Milligan, R (8, PH) OBP: 0.358, SLG: 0.364 Felix Fermin, R (9, 6) OBP: 0.306, SLG: 0.226		1B		P6		G5-3		1-2f FC6-4 BB 1B 2-3		3 1 0	0 1 0	1 1 0	0 0 0	0 0 0	0 0 0	2 2 0
Brian Fisher, R (1, 1) Darnell Coles, R (6, PH) OBP: 0.349, SLG: 0.393 Dave Rucker, L (7, 1) Mike Diaz, R (8, PH) OBP: 0.378, SLG: 0.258 (9, 7)		G1-3		K		G5-3		1-2 1B BB		2 1 0 0	0 0 0 0	0 0 0 0	0 0 0 1	1 0 0 0	0 0 0 0	3 0 0 0
Inning Stats	R: 0 H: 1 E: 0 LOB: 2 K: 0 BB: 1 S: 8 P: 20	R: 0 H: 1 E: 0 LOB: 1 K: 0 BB: 0 S: 10 P: 13	R: 0 H: 2 E: 0 LOB: 2 K: 1 BB: 0 S: 9 P: 12	R: 0 H: 2 E: 0 LOB: 3 K: 1 BB: 1 S: 11 P: 17	R: 0 H: 0 E: 0 LOB: 0 K: 0 BB: 0 S: 3 P: 6	R: 1 H: 1 E: 0 LOB: 0 K: 0 BB: 0 S: 7 P: 12	R: 2 H: 1 E: 0 LOB: 0 K: 1 BB: 1 S: 14 P: 24	R: 2 H: 1 E: 1 LOB: 2 K: 1 BB: 1 S: 15 P: 29	R: 0 H: 0 E: 0 LOB: 0 K: 1 BB: 0 S: 7 P: 10	1B: 5 2B: 2 3B: 0 HR: 2	SF: 0 SAC: 0 DP: 0 HBP: 1						

livebaseballscorecards.com

AB	37
R	5
H	9
RBI	5
BB	4
SO	5
LOB	21

PITCHER	IP	WLS	BF	H	R	ER	SO	BB	IBB	HBP	BLK	WP	HR	S	P	ERA	WHIP
Greg Maddux, R (1, 1) ERA: 2.32	7.1	W	36	8	5	3	3	3	1	1	0	0	2	68	117	3.68	1.500
Pat Perry, L (8, 1) ERA: 5.01	0.2		3	1	0	0	1	0	0	0	0	0	0	9	16	0.00	1.500
Rich Gossage, R (9, 1) ERA: 3.1	1.0	S	3	0	0	0	1	0	0	0	0	0	0	7	10	0.00	0.000

PITCHER	IP	WLS	BF	H	R	ER	SO	BB	IBB	HBP	BLK	WP	HR	S	P	ERA	WHIP

WP: 0 PA: 42
PB: 0
SB: 0
CS: 0

Chicago Cubs @ Pittsburgh Pirates

Three Rivers Stadium, Pittsburgh, PA

Wed Jun 08 1988, 7:05 PM EDT

Att. 22,220 - Unknown - 74 F

TOP

livebaseballscorecards.com

Batter	1	2	3	4	5	6	7	8	9	AB	R	H	RBI	BB	SO	LOB
Dave Martinez, L (1, 8) OBP: 0.289, SLG: 0.306	C F B B X 2-2 ① F7		B S B X 2-1 ② 6-3		F B B F S 2-3 ③ K			B B B B 4-0 WP G3 BB		3	0	0	0	1	1	0
Rafael Palmeiro, L (1, 7) OBP: 0.371, SLG: 0.491	B C C B F F X 2-2 ② 1-3		C C F B B B X 3-2 ③ 4-3			F C X 0-2 ① F7		X 0-0 ② G3 1-2		4	0	0	0	0	0	1
Andre Dawson, R (1, 9) OBP: 0.333, SLG: 0.536	B F F B X 2-2 ③ P2			B X 1-0 ① 5-3		B F X 1-1 ② 5-3		B B B C F F X 3-2 ③ F9 2-3		4	0	0	0	0	0	1
23 Ryne Sandberg, R (1, 4) OBP: 0.304, SLG: 0.445		C F B B X 2-2 1B 2B		B B B B 4-0 S 1B BB		B B F X 2-1 6-3			X 0-0 ① 5-3	3	1	1	0	1	0	0
Mark Grace, L (1, 3) OBP: 0.369, SLG: 0.430		B B F F X 2-1 ① F7		B B S B X 3-1 1-H 1B			C F F B X 1-2 1B		F B B B F X 2-2 ② 4-3	4	0	2	1	0	0	1
Jody Davis, R (1, 2) OBP: 0.374, SLG: 0.504		S B X 1-1 ② F7		X 0-0 ② 5-3			C F X 0-2 ① F7		B B X 1-0 ③ 5-3	4	0	0	0	0	0	3
Vance Law, R (1, 5) OBP: 0.354, SLG: 0.447		C F F B X 1-2 2-3 1B		B C B F F B X 3-2 ③ 4-3			B B X 2-0 ② F7			3	0	1	0	0	0	2
Shawon Dunston, R (1, 6) OBP: 0.314, SLG: 0.411		C X 0-1 ③ 4-3			B X 1-0 SH3-4-5 1B		X 0-0 ③ 4-3			3	0	1	0	0	0	3
Calvin Schiraldi, R (1, 1) Frank DiPino, L (6, 1) Jerry Mumphrey, S (8, PH) OBP: 0.194, SLG: 0.176 Mike Capel, R (8, 1)			S B B S F S 2-3 ① K		B 1 SAFE L X 1-1 ① ② SH3-4-5 1-3f			C C B B X 2-2 ① 1-3		1 0 1 0	0 0 0 0	0 0 0 0	0 0 0 0	1 0 0 0	0 0 0 0	0 0 0 0
Inning Stats	R: 0 E: 0 K: 0 S: 11 H: 0 LOB: 0 BB: 0 P: 17	R: 0 E: 0 K: 0 S: 13 H: 2 LOB: 2 BB: 0 P: 19	R: 0 E: 0 K: 1 S: 10 H: 0 LOB: 0 BB: 0 P: 17	R: 1 E: 0 K: 0 S: 9 H: 1 LOB: 1 BB: 1 P: 20	R: 0 E: 0 K: 1 S: 6 H: 1 LOB: 0 BB: 0 P: 10	R: 0 E: 0 K: 0 S: 7 H: 0 LOB: 0 BB: 0 P: 10	R: 0 E: 0 K: 0 S: 9 H: 1 LOB: 1 BB: 0 P: 12	R: 0 E: 0 K: 0 S: 8 H: 0 LOB: 1 BB: 1 P: 17	R: 0 E: 0 K: 0 S: 5 H: 0 LOB: 0 BB: 0 P: 8	1B: 4 2B: 2 3B: 0 HR: 0	SF: 0 SAC: 1 DP: 1 HBP: 0					

	AB	30
	R	1
	H	5
	RBI	1
	BB	2
	SO	2
	LOB	11

WP: 1 PB: 0 SB: 1 CS: 0 PA: 33

PITCHER		IP	WLS	BF	H	R	ER	SO	BB	IBB	HBP	BLK	WP	HR	S	P	ERA	WHIP
Bob Walk, R ERA: 2.67	(1, 1)	8.0	W	30	5	1	1	2	2	0	0	0	1	0	73	122	1.12	0.875
Jeff Robinson, R ERA: 2.85	(9, 1)	1.0		3	0	0	0	0	0	0	0	0	0	0	5	8	0.00	0.000

PITCHER		IP	WLS	BF	H	R	ER	SO	BB	IBB	HBP	BLK	WP	HR	S	P	ERA	WHIP

Batter	1	2	3	4	5	6	7	8	9	AB	R	H	RBI	BB	SO	LOB
Barry Bonds, L (1, 7) OBP: 0.336, SLG: 0.535	F F F B X 1-2 ① L3		X 0-0 ③ 1-3 2B 2B		B X 1-0 ① F7	C F B S 1-3 ③ K		B X 1-0 ③ F9		5	1	1	0	0	1	2
Jose Lind, R (1, 4) OBP: 0.303, SLG: 0.300	B X 1-0 ② 6-3		B F F B F X 2-2 ② G3 2-H 3-H 2B		S X 0-1 ② FC6 1-2f		B F B B B 4-1 2B BB			3	0	1	2	1	0	1
Andy Van Slyke, L (1, 8) OBP: 0.340, SLG: 0.495	B C C B B S 3-3 ③ K		B B B C S S X 3-2 ② G3 2-3		B B S X 2-1 ③ 4-3		C S C 0-3 ① K			4	0	0	0	0	2	3
Bobby Bonilla, S (1, 5)		C B B C X 2-2 ① F7	F X 0-1 ③ P6			F X 0-1 ① P8	1 SAFE F F F X 0-2 ② F9			4	0	0	0	0	0	2
Sid Bream, L (1, 3) OBP: 0.333, SLG: 0.452		C C B S 1-3 ② K		F X 0-1 ① F7		B B B B 4-0 G3 BB 2B BB	X 0-0 1-3 2B			3	1	1	0	1	1	0
Mike Diaz, R (1, 9) OBP: 0.425, SLG: 0.313 R.J. Reynolds, S (7, 9) OBP: 0.299, SLG: 0.351		B B F B F B 4-2 BB		B B F S X 2-2 4-3 2B		B 1 SAFE B B B 4-0 G3 1-2 2B BB	I I I 4-0 IBB			1	1	1	0	2	0	0
										0	0	0	0	1	0	0
Michael LaValliere, L (1, 2) OBP: 0.387, SLG: 0.354	B X 1-0 ③ P5		C B B B B X 3-1 ② 4-3 2-3			C X 0-1 ② G3 1-2 2-3	B F B X 2-1 ③ F7			4	0	0	0	0	0	7
Rafael Belliard, R (1, 6) OBP: 0.321, SLG: 0.311			F B B X 2-1 ① F9 F F B F S 1-3 ③ K			I I I I 4-0 2B IBB		F F S 0-3 ① K		3	1	0	0	1	2	1
Bob Walk, R (1, 1) OBP: 0.160, SLG: 0.167 Randy Milligan, R (8, PH) OBP: 0.354, SLG: 0.358 Jeff Robinson, R (9, 1) OBP: 0.222, SLG: 0.125			S X 0-1 ① 2B 2B 1B	S B B C B B 4-2 FC6 BB	C B X 1-1 1-H 2-H 3-H 2B			B B B F F F X 3-2 ② G1		2	1	2	3	1	0	0
										1	0	0	0	0	0	0
										0	0	0	0	0	0	0
Inning Stats	R: 0 E: 0 K: 1 S: 8 H: 0 LOB: 0 BB: 0 P: 13	R: 0 E: 0 K: 1 S: 9 H: 0 LOB: 1 BB: 1 P: 17	R: 2 E: 0 K: 0 S: 14 H: 3 LOB: 1 BB: 0 P: 21	R: 0 E: 0 K: 1 S: 11 H: 1 LOB: 1 BB: 0 P: 17	R: 0 E: 1 K: 0 S: 7 H: 0 LOB: 1 BB: 1 P: 14	R: 3 E: 0 K: 1 S: 9 H: 1 LOB: 1 BB: 3 P: 23	R: 0 E: 0 K: 1 S: 10 H: 1 LOB: 3 BB: 2 P: 20	R: 0 E: 0 K: 1 S: 7 H: 0 LOB: 0 BB: 0 P: 11		1B: 1 2B: 5 3B: 0 HR: 0	SF: 0 SAC: 0 DP: 0 HBP: 0			WP: 0 PB: 0 SB: 0 CS: 0	PA: 37	

PITCHER		IP	WLS	BF	H	R	ER	SO	BB	IBB	HBP	BLK	WP	HR	S	P	ERA	WHIP
Calvin Schiraldi, R ERA: 4.15	(1, 1)	5.2	L	27	5	5	5	3	4	1	0	0	0	0	55	101	7.94	1.588
Frank DiPino, L ERA: 4.29	(6, 1)	1.1		7	1	0	0	2	1	1	0	0	0	0	13	24	0.00	1.500
Mike Capel, R ERA: 3.5	(8, 1)	1.0		3	0	0	0	1	0	0	0	0	0	0	7	11	0.00	0.000

PITCHER	IP	WLS	BF	H	R	ER	SO	BB	IBB	HBP	BLK	WP	HR	S	P	ERA	WHIP

BOTTOM

Chicago Cubs @ Pittsburgh Pirates

Three Rivers Stadium, Pittsburgh, PA

Wed Jun 08 1988, 7:05 PM EDT

Att. 22,220 - Unknown - 74 F

livebaseballscorecards.com

AB	30
R	5
H	6
RBI	5
BB	7
SO	6
LOB	16

Chicago Cubs @ Pittsburgh Pirates

Three Rivers Stadium, Pittsburgh, PA

Thu Jun 09 1988, 7:05 PM EDT

Att. 8,200 - Unknown - 55 F

TOP

livebaseballscorecards.com

Batter	1	2	3	4	5	6	7	8	9	AB	R	H	RBI	BB	SO	LOB
Shawon Dunston, R (1, 6) OBP: 0.308, SLG: 0.403	X 0-0 ① F7		B B C B F F X 3-2 ① P3		F F F X 0-2 ① L9		F X 0-1 ③ P3			4	0	0	0	0	0	1
Rafael Palmeiro, L (1, 7) OBP: 0.369, SLG: 0.484	B B B B 4-0 G6-4-3 BB		B B B C X 3-1 ② F9		X 0-0 ② L8			X 0-0 ① F7		3	0	0	0	1	0	0
Andre Dawson, R (1, 9) OBP: 0.336, SLG: 0.536	B F 1 SAFE X 1-1 ②③ G6-4-3 1-2f		F X 0-1 23 E 23 S S 1B		B B X 2-0 23 CS 1B			B X 1-0 ② P8		4	1	2	0	0	0	1
23 Ryne Sandberg, R (1, 4) OBP: 0.307, SLG: 0.450		C B F X 1-2 G6-4-3 1B	1 SAFE C F B X 1-2 E5 S 1-3		1 SAFE C F 1 SAFE 1 SAFE 0-2 ③ CS 1-2	B B B C X 3-1 ① P6		B B F X 2-1 2B		4	0	2	0	0	0	1
Jody Davis, R (1, 2) OBP: 0.364, SLG: 0.488		1 SAFE X 0-0 ①② G6-4-3 1-2f	C B 1 SAFE 1 SAFE F F 1 SAFE S 1-3 ③ K 1-2 3-H			F F B S 1-3 ② K		B B X 2-0 ③ F8		4	0	0	0	0	2	3
Vance Law, R (1, 5) OBP: 0.352, SLG: 0.448		B X 1-0 2B	S X 0-1 ① G5-3			B X 1-0 ③ P7			C B B C F X 2-2 ① F9	4	1	1	0	0	0	0
Manny Trillo, R (1, 3) OBP: 0.254, SLG: 0.270 Mark Grace, L (9, PH) OBP: 0.366, SLG: 0.426 (9, 3)		B B B C B 4-1 2B BB	C F F X 0-2 ② P3				X 0-0 SH1-4 1B		C B B C F F X 2-2 ② F7	2 1	1 0	1 0	0 0	1 0	0 0	0 0
Darrin Jackson, R (1, 8) OBP: 0.268, SLG: 0.391 Rich Gossage, R (9, 1) Frank DiPino, L (9, 1)		C B X 1-1 1-H 2-H 2B	C S B X 1-2 2B				1 SAFE C 1 SAFE X 0-1 ① P9		F B S B F C 2-3 ③ K	4 0 0	0 0 0	2 0 0	2 0 0	0 0 0	1 0 0	1 0 0
Jamie Moyer, L (1, 1) OBP: 0.115, SLG: 0.042 Les Lancaster, R (7, 1) Pat Perry, L (8, 1) Dave Martinez, L (9, 8) OBP: 0.289, SLG: 0.306		B C F B S 2-3 ③ K	X 0-0 ③ B1-3				1 SAFE C 1 SAFE X 0-1 ② SH1-4 1-2			2 0 0 0	0 0 0 0	0 0 0 0	0 0 0 0	1 0 0 0	2 0 0 0	2 0 0 0
Inning Stats	R: 0 E: 0 K: 0 S: 3 H: 0 LOB: 0 BB: 1 P: 8	R: 2 E: 0 K: 1 S: 11 H: 3 LOB: 1 BB: 1 P: 20	R: 1 E: 1 K: 1 S: 15 H: 1 LOB: 1 BB: 0 P: 23	R: 0 E: 0 K: 0 S: 10 H: 1 LOB: 1 BB: 0 P: 11	R: 0 E: 0 K: 0 S: 8 H: 1 LOB: 0 BB: 0 P: 10	R: 0 E: 0 K: 1 S: 6 H: 0 LOB: 0 BB: 0 P: 11	R: 0 E: 0 K: 0 S: 7 H: 1 LOB: 1 BB: 0 P: 7	R: 0 E: 0 K: 0 S: 5 H: 1 LOB: 1 BB: 0 P: 10	R: 0 E: 0 K: 1 S: 12 H: 0 LOB: 0 BB: 0 P: 18	1B: 4 2B: 4 3B: 0 HR: 0 SF: 0 SAC: 1 DP: 2 HBP: 0						

	AB	32
	R	3
	H	8
	RBI	2
	BB	2
	SO	4
	LOB	9

WP: 0 PB: 0 SB: 3 CS: 1 PA: 36

PITCHER		IP	WLS	BF	H	R	ER	SO	BB	IBB	HBP	BLK	WP	HR	S	P	ERA	WHIP
John Smiley, L ERA: 2.92	(1, 1)	7.0		28	7	3	2	3	2	0	0	0	0	0	60	90	2.57	1.286
Bob Kipper, L ERA: 4.24	(8, 1)	0.1		1	0	0	0	0	0	0	0	0	0	0	1	1	0.00	0.000
Jim Gott, R ERA: 1.82	(8, 1)	1.2	W	6	1	0	0	1	0	0	0	0	0	0	16	27	0.00	0.600

PITCHER	IP	WLS	BF	H	R	ER	SO	BB	IBB	HBP	BLK	WP	HR	S	P	ERA	WHIP

BOTTOM

Chicago Cubs @ Pittsburgh Pirates

Three Rivers Stadium, Pittsburgh, PA

Thu Jun 09 1988, 7:05 PM EDT

Att. 8,200 - Unknown - 55 F

Batter	1	2	3	4	5	6	7	8	9	AB	R	H	RBI	BB	SO	LOB
Barry Bonds, L (1, 7) OBP: 0.341, SLG: 0.534	P7		2B 1B		P9			G6-3 BB	2-H 3-H 1B	4	1	2	2	1	0	0
Jose Lind, R (1, 4) OBP: 0.298, SLG: 0.295	K		P9		F8			1 SAFE 1 SAFE 1 SAFE G6-3 1-2		4	0	0	0	0	1	2
Andy Van Slyke, L (1, 8) OBP: 0.343, SLG: 0.500	FC6-4 1B		1 SAFE 1-H 2B			K		G3		4	0	2	1	0	1	1
Bobby Bonilla, S (1, 5) OBP: 0.390, SLG: 0.581	1 SAFE 1 SAFE FC6-4 1-2f		G5-3			F7		G6-3		4	0	0	0	0	0	3
Darnell Coles, R (1, 9) OBP: 0.345, SLG: 0.398		G6-3		K		P6			2B	4	1	1	0	0	1	0
Randy Milligan, R (1, 3) OBP: 0.353, SLG: 0.371 Sid Bream, L (9, PH) OBP: 0.337, SLG: 0.462		L4		L7			2B		G4-3 FC5-2 2-H 2B	3 1	0 0	1 1	0 1	0 0	0 0	0 0
Junior Ortiz, R (1, 2) OBP: 0.387, SLG: 0.478 Michael LaValliere, L (9, PH) OBP: 0.385, SLG: 0.351	1B			1B			G6-3		G4-3 2-3	3 1	0 0	2 0	0 0	0 0	0 0	1 1
Rafael Belliard, R (1, 6) OBP: 0.313, SLG: 0.303 Denny Gonzalez, R (7, PH) (8, 6)	1 SAFE K			G4-3			K		FC5-2 1B BB	2 1	0 1	0 0	0 1	1 1	2 1	2 1
John Smiley, L (1, 1) OBP: 0.154, SLG: 0.120 Mike Diaz, R (7, PH) OBP: 0.415, SLG: 0.303 Bob Kipper, R (8, 1) Jim Gott, R (8, 1) R.J. Reynolds, S (9, PH) OBP: 0.297, SLG: 0.348			G6-3		K			G6-3	FC5-2 1B 1-3 3-H	2 1 0 0 1	0 0 0 0 1	0 0 0 0 0	0 0 0 0 0	0 0 0 0 0	1 0 0 0 0	0 1 0 0 2
Inning Stats	R: 0 E: 0 K: 1 S: 10 H: 1 LOB: 1 BB: 0 P: 15	R: 0 E: 0 K: 1 S: 13 H: 1 LOB: 1 BB: 0 P: 15	R: 1 E: 0 K: 0 S: 11 H: 2 LOB: 1 BB: 0 P: 14	R: 0 E: 0 K: 1 S: 9 H: 1 LOB: 1 BB: 0 P: 13	R: 0 E: 0 K: 1 S: 5 H: 0 LOB: 0 BB: 0 P: 9	R: 0 E: 0 K: 1 S: 7 H: 0 LOB: 0 BB: 0 P: 13	R: 0 E: 0 K: 1 S: 9 H: 1 LOB: 1 BB: 0 P: 13	R: 0 E: 0 K: 0 S: 7 H: 0 LOB: 1 BB: 1 P: 17	R: 3 E: 0 K: 0 S: 11 H: 3 LOB: 1 BB: 1 P: 20	1B: 5 2B: 4 3B: 0 HR: 0	SF: 0 SAC: 0 DP: 0 HBP: 0						

livebaseballscorecards.com

AB	35
R	4
H	9
RBI	4
BB	2
SO	6
LOB	14

WP: 0 PB: 0 SB: 0 CS: 0 PA: 37

PITCHER		IP	WLS	BF	H	R	ER	SO	BB	IBB	HBP	BLK	WP	HR	S	P	ERA	WHIP
Jamie Moyer, L ERA: 3.22	(1, 1)	6.2		26	6	1	1	6	0	0	0	0	0	0	63	89	1.35	0.900
Les Lancaster, R ERA: 3.54	(7, 1)	0.2		3	0	0	0	0	1	0	0	0	0	0	5	14	0.00	1.500
Pat Perry, L ERA: 4.88	(8, 1)	0.2		2	0	0	0	0	0	0	0	0	0	0	3	6	0.00	0.000
Rich Gossage, R ERA: 3.98	(9, 1)	0.0		2	2	2	2	0	0	0	0	0	0	0	5	7	∞	∞
Frank DiPino, L ERA: 4.46	(9, 1)	0.2	L	4	1	1	1	0	1	0	0	0	0	0	6	13	13.50	3.000

PITCHER		IP	WLS	BF	H	R	ER	SO	BB	IBB	HBP	BLK	WP	HR	S	P	ERA	WHIP

Batter	1	2	3	4	5	6	7	8	9	AB	R	H	RBI	BB	SO	LOB
Juan Samuel, R (1, 4) OBP: 0.324, SLG: 0.416	K	F9			S BB		K	2B SF8 1-2 2-3 3-H 1B		4	1	1	1	1	2	3
Von Hayes, L (1, 3) OBP: 0.355, SLG: 0.446	4-3	4-3			6-3 1-2		SF8 3-H	1-3 2-H 3-H 2B		4	0	1	3	0	0	2
Lance Parrish, R (1, 2) OBP: 0.324, SLG: 0.464	K		E5		6-3		F9	IBB		4	0	0	0	1	1	2
Mike Schmidt, R (1, 5) OBP: 0.326, SLG: 0.358		1B HBP 1B 1B	L4			G6-3 BB		5-3 SF8 3-H		3	1	1	1	1	0	0
Chris James, R (1, 9) OBP: 0.295, SLG: 0.454 Kent Tekulve, R (8, 1) Steve Bedrosian, R (9, 1)		1B 1B 1-2 2B HBP	K			G6-3 1-2f		2B 1B BB F8		3 0 0	2 0 0	0 0 0	0 0 0	1 0 0	1 0 0	3 0 0
Phil Bradley, R (1, 7) OBP: 0.346, SLG: 0.343	B1			L1		4-3		1-3 1B 2B	F8	5	1	1	0	0	0	2
Milt Thompson, L (1, 8) OBP: 0.335, SLG: 0.317	1B 2B 1-2 2-3 1B		K				BB 2B 1B	1B 1B 2-H 3-H 1B	1-3	5	3	3	2	0	1	0
Steve Jeltz, S (1, 6) OBP: 0.319, SLG: 0.293 Darren Daulton, L (8, PH) OBP: 0.302, SLG: 0.289 Luis Aguayo, R (8, 6) OBP: 0.319, SLG: 0.339	2B 1-2 2-3 3-H 1B		6-3				2B SF8 1-2 BB	1B HBP 2B 1-3 1B	F7	2 1 1	2 1 0	1 1 0	1 0 0	1 0 0	0 0 0	0 0 0
Shane Rawley, R (1, 1) OBP: 0.172, SLG: 0.214 Danny Clay, R (1, 1) Keith Miller, S (2, PH) OBP: 0.254, SLG: 0.286 Wally Ritchie, L (3, 1) Bill Almon, R (5, PH) OBP: 0.214, SLG: 0.200 Don Carman, L (5, 1) Mike Young, S (7, PH) OBP: 0.364, SLG: 0.368 Greg Harris, S (7, 1) OBP: 0.500, SLG: 0.500 Greg Gross, L (8, PH) OBP: 0.278, SLG: 0.208 (8, 9)	1-H 2-H 3-H 2B				6-3		1-3 2-H 2B	1B HBP 1-2 2B		0 0 1 0 0 1 0 0	0 0 0 0 0 0 0 1	0 0 1 0 0 1 0 0	0 0 3 0 0 0 0 0	0 0 0 0 0 0 0 0	0 0 0 0 1 0 0 0	0 0 0 0 0 0 0 0

TOP

Philadelphia Phillies @ Pittsburgh Pirates
Three Rivers Stadium, Pittsburgh, PA
Fri Jun 10 1988, 7:05 PM EDT
Att. 20,001 - Unknown - 45 F

livebaseballscorecards.com

	AB	35
	R	12
	H	11
	RBI	12
	BB	5
	SO	6
	LOB	12

Inning Stats	1	2	3	4	5	6	7	8	9	1B: 7	SF: 2	WP: 0	PA: 44
R:	0	4	0	0	0	0	2	6	0	2B: 4	SAC: 0	PB: 0	
E:	0	0	1	0	0	0	0	0	0	3B: 0	DP: 1	SB: 1	
K:	2	0	1	1	1	0	1	0	0	HR: 0	HBP: 2	CS: 0	
S:	7	14	5	6	9	6	10	13	5				
H:	0	4	0	0	0	0	2	5	0				
LOB:	0	1	0	0	1	0	1	2	0				
BB:	0	0	0	0	1	1	1	2	0				
P:	13	21	8	8	19	11	17	28	10				

PITCHER		IP	WLS	BF	H	R	ER	SO	BB	IBB	HBP	BLK	WP	HR	S	P	ERA	WHIP
Doug Drabek, R ERA: 4.55	(1, 1)	6.0		26	5	6	6	5	3	0	1	0	0	0	51	88	9.00	1.333
Barry Jones, R ERA: 2.73	(7, 1)	1.1		7	2	2	2	1	1	0	0	0	0	0	11	22	13.50	2.250
Jeff Robinson, R ERA: 3.52	(8, 1)	0.0	L	6	4	3	3	0	0	1	1	0	0	0	6	12	∞	∞
Jim Gott, R ERA: 1.78	(8, 1)	0.2		2	0	1	1	0	0	0	0	0	0	0	2	3	13.50	0.000
Bob Kipper, L ERA: 4.07	(9, 1)	1.0		3	0	0	0	0	0	0	0	0	0	0	5	10	0.00	0.000

PITCHER		IP	WLS	BF	H	R	ER	SO	BB	IBB	HBP	BLK	WP	HR	S	P	ERA	WHIP

BOTTOM

Philadelphia Phillies @ Pittsburgh Pirates
Three Rivers Stadium, Pittsburgh, PA
Fri Jun 10 1988, 7:05 PM EDT
Att. 20,001 - Unknown - 45 F

Batter	1	2	3	4	5	6	7	8	9	AB	R	H	RBI	BB	SO	LOB
Barry Bonds, L (1, 7) OBP: 0.347, SLG: 0.533	E9	4-3		F9		FC7-5		2-3		4	2	2	1	1	0	0
Jose Lind, R (1, 4) OBP: 0.300, SLG: 0.301	1-3	SF8		F9		FC7-5		6-3		5	1	2	1	0	0	1
Andy Van Slyke, L (1, 8) OBP: 0.340, SLG: 0.502	1B	4-3		G3		FC7-5		K		5	1	1	2	0	1	3
Bobby Bonilla, S (1, 5) OBP: 0.390, SLG: 0.579	1B S 2B	SF8			P4	F7			SF9	4	2	2	2	0	0	2
Darnell Coles, R (1, 9) OBP: 0.347, SLG: 0.398	BB 2B	F8			F7		K		SF9	5	1	2	0	0	1	0
Randy Milligan, R (1, 3) OBP: 0.375, SLG: 0.371	2B 1B		FC5-4		CS	F3				0	1	0	0	3	0	0
Sid Bream, L (7, 3) OBP: 0.339, SLG: 0.459										1	0	0	0	1	0	0
Junior Ortiz, R (1, 2) OBP: 0.392, SLG: 0.486	1B CS 2B		FC5-4		CS	F7				3	0	1	2	1	0	1
R.J. Reynolds, S (9, PH) OBP: 0.295, SLG: 0.346										1	0	0	0	0	1	3
Rafael Belliard, R (1, 6) OBP: 0.333, SLG: 0.325	CS		F8			HBP				4	1	3	1	0	0	1
Michael LaValliere, L (9, PH) OBP: 0.382, SLG: 0.351						1B				0	0	0	1	0	0	0
Doug Drabek, R (1, 1) OBP: 0.161, SLG: 0.200	P8		P2			1B 1B HBP			F8	2	1	0	0	0	0	3
Barry Jones, R (7, 1)										1	0	0	0	0	1	2
Jeff Robinson, R (8, 1) OBP: 0.222, SLG: 0.125										0	0	0	0	0	0	0
Jim Gott, R (8, 1)										0	0	0	0	0	0	0
Bob Kipper, R (9, 1)										0	0	0	0	0	0	0
Mike Diaz, R (9, PH) OBP: 0.405, SLG: 0.294										1	0	0	0	0	0	2
Inning Stats	R: 5 E: 1 K: 0 S: 22 H: 6 LOB: 1 BB: 1 P: 37	R: 2 E: 0 K: 0 S: 14 H: 1 LOB: 0 BB: 1 P: 24	R: 0 E: 0 K: 0 S: 6 H: 0 LOB: 1 BB: 1 P: 14	R: 0 E: 0 K: 0 S: 7 H: 0 LOB: 0 BB: 0 P: 10	R: 0 E: 0 K: 0 S: 4 H: 0 LOB: 0 BB: 1 P: 11	R: 2 E: 0 K: 0 S: 14 H: 3 LOB: 2 BB: 0 P: 19	R: 0 E: 0 K: 2 S: 10 H: 1 LOB: 2 BB: 1 P: 19	R: 0 E: 0 K: 1 S: 10 H: 0 LOB: 0 BB: 0 P: 13	R: 1 E: 0 K: 1 S: 11 H: 2 LOB: 2 BB: 1 P: 15	1B: 10 2B: 2 3B: 1 HR: 0 SF: 2 SAC: 0 DP: 0 HBP: 1							

livebaseballscorecards.com

	AB	36
	R	10
	H	13
	RBI	10
	BB	6
	SO	4
	LOB	18

WP: 0 PB: 0 SB: 1 CS: 3 PA: 46

PITCHER		IP	WLS	BF	H	R	ER	SO	BB	IBB	HBP	BLK	WP	HR	S	P	ERA	WHIP
Shane Rawley, L ERA: 4.2	(1, 1)	0.1		7	5	5	5	0	1	0	0	0	0	0	16	27	135.00	18.000
Danny Clay, R ERA: 5.06	(1, 1)	0.2		2	1	0	0	0	0	0	0	0	0	0	6	10	0.00	1.500
Wally Ritchie, L ERA: 2.05	(2, 1)	3.0		12	1	2	2	0	2	0	0	0	0	0	27	48	6.00	1.000
Don Carman, L ERA: 5.12	(5, 1)	2.0		10	3	2	2	0	1	0	1	0	0	0	18	30	9.00	2.000
Greg Harris, R ERA: 2.56	(7, 1)	1.0	W	5	1	0	0	2	1	0	0	0	0	0	10	19	0.00	2.000

PITCHER		IP	WLS	BF	H	R	ER	SO	BB	IBB	HBP	BLK	WP	HR	S	P	ERA	WHIP
Kent Tekulve, R ERA: 3.93	(8, 1)	1.0		6	2	1	1	1	1	0	0	0	0	0	15	22	9.00	3.000
Steve Bedrosian, R ERA: 4.7	(9, 1)	1.0	S	3	0	0	0	1	0	0	0	0	0	0	6	6	0.00	0.000

Batter	1	2	3	4	5	6	7	8	9	AB	R	H	RBI	BB	SO	LOB
Juan Samuel, R (1, 4) OBP: 0.330, SLG: 0.417	L4	S, 1B		BB, 1B		L4			FC3-6, BB	4	0	2	1	1	0	1
Von Hayes, L (1, 3) OBP: 0.361, SLG: 0.441	1B, S, FC4-6, BB	BB		FC5-4, BB			K		FC3-6, BB	2	1	0	0	3	1	2
Lance Parrish, R (1, 2) OBP: 0.326, SLG: 0.459	FC4-6, BB, 1B	L8		FC5-4			BB		K	4	0	1	0	1	1	7
Mike Schmidt, R (1, 5) OBP: 0.328, SLG: 0.353	FC4-6, BB		F8		G5-3		L8		BB	3	0	0	0	2	0	1
Phil Bradley, R (1, 7) OBP: 0.339, SLG: 0.335	FC4-6		F9		K		K		G4-3	5	0	0	1	0	2	6
Mike Young, S (1, 9) OBP: 0.303, SLG: 0.362	G3-1		G4-3		G4-3			G3-1		4	0	0	0	0	0	2
Milt Thompson, L (1, 8) OBP: 0.333, SLG: 0.315		G4-3		CS, 1B		G5-3		G6-3		4	0	1	0	0	0	0
Steve Jeltz, S (1, 6) OBP: 0.331, SLG: 0.290		SH2-4, 1B, BB		BB, 1B		BB		G5-3		1	1	0	0	3	0	0
David Palmer, R (1, 1) OBP: 0.250, SLG: 0.833		SH2-4		P3		P5			FC3-6, BB, 1B	1	0	0	0	0	0	1
Wally Ritchie, L (5, 1)										0	0	0	0	0	0	0
Keith Miller, S (6, PH) OBP: 0.222, SLG: 0.250										1	0	0	0	0	0	1
Danny Clay, R (6, 1)										0	0	0	0	0	0	0
Greg Gross, L (9, PH) OBP: 0.290, SLG: 0.222										1	0	1	0	0	0	0
Inning Stats	R: 1 E: 0 K: 0 S: 15 H: 1 LOB: 2 BB: 2 P: 29	R: 1 E: 0 K: 0 S: 11 H: 1 LOB: 2 BB: 2 P: 23	R: 0 E: 0 K: 0 S: 6 H: 0 LOB: 0 BB: 0 P: 10	R: 0 E: 0 K: 0 S: 11 H: 2 LOB: 3 BB: 2 P: 26	R: 0 E: 0 K: 1 S: 5 H: 0 LOB: 0 BB: 0 P: 7	R: 0 E: 0 K: 0 S: 10 H: 0 LOB: 1 BB: 1 P: 18	R: 0 E: 0 K: 2 S: 10 H: 0 LOB: 1 BB: 1 P: 16	R: 0 E: 0 K: 0 S: 4 H: 0 LOB: 0 BB: 0 P: 6	R: 0 E: 0 K: 1 S: 11 H: 1 LOB: 3 BB: 2 P: 23	1B: 5 2B: 0 3B: 0 HR: 0 SF: 0 SAC: 1 DP: 0 HBP: 0						

PITCHER	IP	WLS	BF	H	R	ER	SO	BB	IBB	HBP	BLK	WP	HR	S	P	ERA	WHIP
Mike Dunne, R (1, 1) ERA: 4.1	9.0	W	41	5	2	2	4	10	0	0	0	0	0	83	158	2.00	1.667

PITCHER	IP	WLS	BF	H	R	ER	SO	BB	IBB	HBP	BLK	WP	HR	S	P	ERA	WHIP

TOP

Philadelphia Phillies @ Pittsburgh Pirates
Three Rivers Stadium, Pittsburgh, PA
Sat Jun 11 1988, 7:05 PM EDT
Att. 19,926 - Sunny - 77 F

livebaseballscorecards.com

AB	30
R	2
H	5
RBI	2
BB	10
SO	4
LOB	21

WP: 0 PB: 0 SB: 2 CS: 1 PA: 41

Batter	1	2	3	4	5	6	7	8	9	AB	R	H	RBI	BB	SO	LOB
Barry Bonds, L (1, 7) OBP: 0.348, SLG: 0.530	C B B X 2-1 S HR 1B		C B F F X 1-2 ② F7		C X 0-1 ① E 1-2 G4-3 1B	S B C B X 2-2 ① F9	C B X 1-1 ③ F5			5	2	2	0	0	0	2
Jose Lind, R (1, 4) OBP: 0.305, SLG: 0.311	1 SAFE C C F F B F 1 SAFE 1 SAFE 1-3 ① F 1 SAFE S K 1-2		B B C X 2-1 2B		L B B X 2-1 E5 G4-3 1-3 2-H 1B 1B	C B B X 2-1 1B 1-2 1B		C B X 1-1 ① G4-3		5	1	3	0	0	1	1
Andy Van Slyke, L (1, 8) OBP: 0.349, SLG: 0.520	B X 1-0 2-H HR		B B B B 4-0 BB		X 0-0 ① G4-3 2-3 3-H	B C F X 1-2 1-2 2-H 1B		B X 1-0 1B		4	1	3	4	1	0	1
Bobby Bonilla, S (1, 5) OBP: 0.386, SLG: 0.569	C B B S X 2-2 ② G4-3		F S C 0-3 ③ K		I I I 4-0 1B SF8 IBB	S S F B S 1-3 ② K		X 0-0 ② F9		4	1	0	0	1	2	5
Darnell Coles, R (1, 9) OBP: 0.341, SLG: 0.388	B X 1-0 ③ F9			C C B X 1-2 ① G5-3	S X 0-1 S 1-3 3-H 1B	F B B B X 3-1 G4-3		B B X 2-0 ③ F8		5	0	1	1	0	0	3
Sid Bream, L (1, 3) OBP: 0.343, SLG: 0.488		B X 1-0 ① F7		B B B F X 3-1 2B	B B B X 3-0 ② SF8 3-H		C B F B F X 2-2 HR			3	1	2	2	0	0	0
Michael LaValliere, L (1, 2) OBP: 0.391, SLG: 0.348		X 0-0 ② G6-3		I I I 4-0 G4-6-3 IBB	B C F B B B 4-2 1-2 BB		B B B C B 4-1 BB			1	0	0	0	3	0	0
Rafael Belliard, R (1, 6) OBP: 0.319, SLG: 0.310		C B X 1-1 ③ G3-1		X 0-0 ②③ G4-6-3 1-2f	X 0-0 ③ L8		F B X 1-1 ① F3			4	0	0	0	0	0	5
Mike Dunne, R (1, 1) OBP: 0.105, SLG: 0.059			F C B X 1-2 ① G6-3		F X 0-1 1B 1B E 1B	B B C B B 4-1 1B 1B BB	B S X 1-1 ② F7			3	2	1	0	1	0	1
Inning Stats	R: 2 E: 0 K: 1 S: 14 H: 2 LOB: 0 BB: 0 P: 21	R: 0 E: 0 K: 0 S: 4 H: 0 LOB: 0 BB: 0 P: 6	R: 0 E: 0 K: 1 S: 12 H: 1 LOB: 2 BB: 1 P: 20	R: 0 E: 0 K: 0 S: 6 H: 1 LOB: 1 BB: 1 P: 14	R: 4 E: 1 K: 0 S: 13 H: 4 LOB: 2 BB: 2 P: 26	R: 1 E: 0 K: 1 S: 15 H: 2 LOB: 2 BB: 1 P: 28	R: 1 E: 0 K: 0 S: 11 H: 1 LOB: 1 BB: 1 P: 20	R: 0 E: 0 K: 0 S: 5 H: 1 LOB: 1 BB: 0 P: 9		1B: 8 2B: 2 3B: 0 HR: 2 SF: 1 SAC: 0 DP: 1 HBP: 0						

PITCHER		IP	WLS	BF	H	R	ER	SO	BB	IBB	HBP	BLK	WP	HR	S	P	ERA	WHIP
David Palmer, R ERA: 5.07	(1, 1)	4.1	L	23	8	6	6	2	1	2	0	0	0	1	45	76	12.46	2.077
Wally Ritchie, L ERA: 1.99	(5, 1)	0.2		3	0	0	0	0	1	0	0	0	0	0	4	11	0.00	1.500
Danny Clay, R ERA: 5.27	(6, 1)	3.0		15	4	2	2	1	2	0	0	0	0	1	31	57	6.00	2.000

PITCHER	IP	WLS	BF	H	R	ER	SO	BB	IBB	HBP	BLK	WP	HR	S	P	ERA	WHIP

BOTTOM

Philadelphia Phillies @ Pittsburgh Pirates
Three Rivers Stadium, Pittsburgh, PA
Sat Jun 11 1988, 7:05 PM EDT
Att. 19,926 - Sunny - 77 F

livebaseballscorecards.com

AB	34
R	8
H	12
RBI	7
BB	6
SO	3
LOB	18

Batter	1	2	3	4	5	6	7	8	9	AB	R	H	RBI	BB	SO	LOB
Juan Samuel, R (1, 4) OBP: 0.327, SLG: 0.413	1-1 ① 6-3	B X 1-0 ① 2B 3-H 1B		F B F S 1-3 ③ K			F X 0-1 ① 5-3		F C B B X 2-2 ① F2	5	1	1	1	0	1	1
Von Hayes, L (1, 3) OBP: 0.366, SLG: 0.452	B C B F X 2-2 2B	X 0-0 1-H 2B			B B C C B X 3-2 ① F6		B B C B B 4-1 S 1B BB		B B B C C X 3-2 ② F7	4	1	2	1	1	0	0
Lance Parrish, R (1, 2) OBP: 0.323, SLG: 0.450	S B F F B B B 4-2 BB	C F B X 1-2 ③ 5-3			B B F X 2-1 ② F8		F B X 1-1 ② F7 1-2		B B X 2-0 ③ 5-3	4	0	0	0	1	0	2
Mike Schmidt, R (1, 5) OBP: 0.326, SLG: 0.348	B B C B F X 3-2 ② F7		B B B C X 3-1 ① F7		C B X 1-1 ③ F8		I I I 4-0 1B IBB			3	0	0	0	1	0	2
Chris James, R (1, 9) OBP: 0.294, SLG: 0.450	B C F F B X 2-2 ③ F7		B B X 2-0 ② F7			F C X 0-2 ① F3	B B C F X 2-2 1-3 2-H 1B			4	0	1	1	0	0	2
Phil Bradley, R (1, 7) OBP: 0.337, SLG: 0.333		C S F F B X 1-2 ① 5-3	F B C S 1-3 ③ K			B F B X 2-1 1-3 2B 1B	C B B X 2-1 ③ F9			4	1	1	0	0	1	2
Milt Thompson, L (1, 8) OBP: 0.332, SLG: 0.310		F B F F F B F B B 4-2 3B BB		C F F X 0-2 ① 6-3		B X 1-0 ② 1-3 1-2		C X 0-1 ① F6		3	1	0	0	1	0	1
Steve Jeltz, S (1, 6) OBP: 0.342, SLG: 0.323		B B C X 2-1 1-H 1B 3B		C B B C F X 2-2 ② 4-3		B B C B F X 3-2 2-H 2B		C B B B B 4-1 B2-6-4 BB		3	1	2	2	1	0	0
Kevin Gross, R (1, 1) OBP: 0.282, SLG: 0.270 Steve Bedrosian, R (8, 1)		B F C X 1-2 ② 5-3		X 0-0 1B		C C F B S 1-3 ③ K		B X 1-0 ② ③ B2-6-4 1-2f		4 0	0 0	1 0	0 0	0 0	1 0	3 0
Inning Stats	R: 0 E: 0 K: 0 S: 15 H: 1 LOB: 2 BB: 1 P: 27	R: 3 E: 0 K: 0 S: 20 H: 3 LOB: 1 BB: 1 P: 30	R: 0 E: 0 K: 1 S: 6 H: 0 LOB: 0 BB: 0 P: 12	R: 0 E: 0 K: 1 S: 12 H: 1 LOB: 1 BB: 0 P: 15	R: 0 E: 0 K: 0 S: 7 H: 0 LOB: 0 BB: 0 P: 13	R: 1 E: 0 K: 1 S: 13 H: 2 LOB: 1 BB: 0 P: 20	R: 1 E: 0 K: 0 S: 10 H: 1 LOB: 2 BB: 2 P: 23	R: 0 E: 0 K: 0 S: 4 H: 0 LOB: 0 BB: 1 P: 9	R: 0 E: 0 K: 0 S: 7 H: 0 LOB: 0 BB: 0 P: 14	1B: 4 2B: 3 3B: 1 HR: 0	SF: 0 SAC: 0 DP: 1 HBP: 0					

PITCHER		IP	WLS	BF	H	R	ER	SO	BB	IBB	HBP	BLK	WP	HR	S	P	ERA	WHIP
Brian Fisher, R ERA: 4.99	(1, 1)	6.2	L	32	8	5	5	3	3	1	0	0	0	0	81	136	6.75	1.650
Barry Jones, R ERA: 2.7	(7, 1)	0.1		1	0	0	0	0	0	0	0	0	0	0	2	4	0.00	0.000
Dave Rucker, L ERA:	(8, 1)	2.0		6	0	0	0	0	1	0	0	0	0	0	11	23	0.00	0.500

PITCHER	IP	WLS	BF	H	R	ER	SO	BB	IBB	HBP	BLK	WP	HR	S	P	ERA	WHIP

TOP

Philadelphia Phillies @ Pittsburgh Pirates
Three Rivers Stadium, Pittsburgh, PA

Sun Jun 12 1988, 3:33 AM EDT
Att. 36,134 - Sunny - 83 F

livebaseballscorecards.com

AB	34
R	5
H	8
RBI	5
BB	5
SO	3
LOB	13

Batter	1	2	3	4	5	6	7	8	9	AB	R	H	RBI	BB	SO	LOB
Barry Bonds, L (1, 7) (8, 8) OBP: 0.352, SLG: 0.532	1-0 1B SF9 1B		1-1 F5		0-0 F6		1-2 1-3 1B		1-1 L3 1B	5	1	3	0	0	0	0
Jose Lind, R (1, 4) OBP: 0.307, SLG: 0.314	0-0 FC6-4 1-3 1B		3-2 S 1B		2-3 K		1-0 SF8 3-H		0-2 L3 1-2	4	0	2	1	0	1	1
Andy Van Slyke, L (1, 8) OBP: 0.347, SLG: 0.515	0-2 SF9 3-H		1-3 K 1-2			4-1 S BB	2-0 F9			2	0	0	1	1	1	2
Dave Rucker, L (8, 1)										0	0	0	0	0	0	0
Bobby Bonilla, S (1, 5) OBP: 0.380, SLG: 0.559	1-2 F5			3-2 F6		3-3 K 1-2		0-1 6-3		4	0	0	0	0	1	2
Darnell Coles, R (1, 9) OBP: 0.331, SLG: 0.374	1-1 FC6-4 1-2f			1-2 F4		1-3 K		0-2 F8		4	0	0	0	0	1	2
Sid Bream, L (1, 3) OBP: 0.346, SLG: 0.494		2-1 F7		0-1 1B 1B		2-2 F2		0-0 1B 2B		4	1	2	0	0	0	1
Michael LaValliere, L (1, 2) OBP: 0.400, SLG: 0.368		0-0 F4		1-1 1-3 1B			2-1 1B FC4-6 2B	0-0 2-H 1B		4	1	3	1	0	0	0
Felix Fermin, R (8, PR) OBP: 0.306, SLG: 0.226										0	0	0	0	0	0	0
(9, 6)																
Rafael Belliard, R (1, 6) OBP: 0.312, SLG: 0.302		1-1 5-3		0-3 K			0-1 FC4-6 2-3 1B	0-0 F8		2	0	0	0	0	1	2
Denny Gonzalez, R (7, PH) OBP: 0.667, SLG: 0.500										1	0	1	0	0	0	0
(8, 6)																
Mike Diaz, R (8, PH) OBP: 0.395, SLG: 0.286										1	0	0	0	0	0	1
Junior Ortiz, R (9, 2) OBP: 0.392, SLG: 0.486										0	0	0	0	0	0	0
Brian Fisher, R (1, 1)			0-3 K		0-0 4-3		0-2 FC4-6 1-2f 3-H		1-2 F5	2	0	0	0	0	1	0
Barry Jones, R (7, 1)										0	0	0	0	0	0	0
R.J. Reynolds, S (7, PH) OBP: 0.291, SLG: 0.341										2	1	0	1	0	0	1
(8, 7)																
Inning Stats	R: 1 H: 2 E: 0 LOB: 1 K: 0 BB: 0 S: 11 P: 14	R: 0 H: 0 E: 0 LOB: 0 K: 0 BB: 0 S: 5 P: 8	R: 0 H: 1 E: 0 LOB: 1 K: 2 BB: 0 S: 12 P: 17	R: 0 H: 2 E: 0 LOB: 2 K: 1 BB: 0 S: 13 P: 18	R: 0 H: 0 E: 0 LOB: 0 K: 1 BB: 0 S: 5 P: 7	R: 0 H: 0 E: 0 LOB: 1 K: 2 BB: 1 S: 11 P: 21	R: 2 H: 3 E: 0 LOB: 1 K: 0 BB: 0 S: 12 P: 18	R: 1 H: 2 E: 0 LOB: 1 K: 0 BB: 0 S: 8 P: 8	R: 0 H: 1 E: 0 LOB: 0 K: 0 BB: 0 S: 8 P: 10	1B: 9 2B: 3 3B: 0 HR: 0	SF: 2 SAC: 0 DP: 1 HBP: 0						

PITCHER		IP	WLS	BF	H	R	ER	SO	BB	IBB	HBP	BLK	WP	HR	S	P	ERA	WHIP
Kevin Gross, R ERA: 2.76	(1, 1)	7.2	W	34	10	4	4	6	1	0	0	0	0	0	76	110	4.70	1.435
Steve Bedrosian, R ERA: 4.32	(8, 1)	1.1	S	4	1	0	0	0	0	0	0	0	0	0	9	11	0.00	0.750

PITCHER	IP	WLS	BF	H	R	ER	SO	BB	IBB	HBP	BLK	WP	HR	S	P	ERA	WHIP

BOTTOM

Philadelphia Phillies @ Pittsburgh Pirates
Three Rivers Stadium, Pittsburgh, PA
Sun Jun 12 1988, 3:33 AM EDT
Att. 36,134 - Sunny - 83 F

livebaseballscorecards.com

AB	35
R	4
H	11
RBI	4
BB	1
SO	6
LOB	12

WP: 0 PA: 38
PB: 0
SB: 2
CS: 0

Batter	1	2	3	4	5	6	7	8	9	AB	R	H	RBI	BB	SO	LOB
Barry Bonds, L (1, 7) OBP: 0.357, SLG: 0.544	B C B X 2-1 S 2B 1B		B X 1-0 HR	1 SAFE B B F B C S 3-3 ③ K		I I I 4-0 1B SF9 1-2 2-3 IBB		B F B F F B C 3-3 ② K 1-2		4	3	2	1	1	2	2
Jose Lind, R (1, 4) OBP: 0.305, SLG: 0.312	C 1 SAFE 1 SAFE C S 0-3 ① K 1-2		C F F X 0-2 ① F3		C C B B X 2-2 ① F3	S F F B X 1-2 1-3 2-H 3-H 1B		F B X 1-1 ③ L6		5	0	1	2	0	1	2
Andy Van Slyke, L (1, 8) OBP: 0.348, SLG: 0.513	B B F B B 4-1 2B SF8 BB		C C F X 0-2 HR 1B		C S B B X 2-2 ② 1-3	S B S S X 2-2 ② SF9 3-H			B C X 1-1 ① L7	3	2	1	1	1	0	0
Bobby Bonilla, S (1, 5) OBP: 0.384, SLG: 0.577	X 0-0 SF8 1-3 2-H 2B		C 1 SAFE B B B X 3-1 1-H HR		C B S F B F F B X 3-2 1B 1B	B B F B C F S 3-3 ③ K			C B B S C 2-3 ② K	5	1	3	3	0	2	1
Darnell Coles, R (1, 9) OBP: 0.333, SLG: 0.378	B F B F F B X 3-2 ② SF8 2-3 3-H		X 0-0 G4-6-3 1B		B F C 1 SAFE X 1-2 FC4-6 1-2 1B		C B X 1-1 ① 5-3		F S T B X 1-2 ③ 3-1	4	0	2	1	0	0	0
Sid Bream, L (1, 3) OBP: 0.339, SLG: 0.482	B C F X 1-2 ③ 4-3		X 0-0 ② ③ G4-6-3 1-2f		S X 0-1 ③ FC4-6 1-2f		B X 1-0 ② F8			4	0	0	0	0	0	4
Michael LaValliere, L (1, 2) OBP: 0.391, SLG: 0.357		C X 0-1 ① L7		C B X 1-1 ① 1-3		B C X 1-1 ① 6-3	B F S F B S 2-3 ③ K			4	0	0	0	0	1	0
Rafael Belliard, R (1, 6) OBP: 0.320, SLG: 0.303		B B C X 2-1 ② 4-3		B B B B 4-0 BB		X 0-0 IBB SH 1B 1B		B C B X 2-1 ① 6-3		3	1	1	0	1	0	0
Bob Walk, R (1, 1) OBP: 0.143, SLG: 0.148		C F C 0-3 ③ K		F M B L 1-3 ② K		X 0-0 SH IBB 1-2 1B		B B S S F F B X 3-2 E4 PB		3	1	0	0	0	2	1
Inning Stats	R: 2 E: 0 K: 1 S: 14 H: 2 LOB: 1 BB: 1 P: 24	R: 0 E: 0 K: 1 S: 7 H: 0 LOB: 0 BB: 0 P: 9	R: 3 E: 0 K: 0 S: 13 H: 4 LOB: 0 BB: 0 P: 17	R: 0 E: 0 K: 2 S: 8 H: 0 LOB: 1 BB: 1 P: 17	R: 0 E: 0 K: 0 S: 17 H: 2 LOB: 2 BB: 0 P: 25	R: 3 E: 1 K: 1 S: 15 H: 2 LOB: 1 BB: 1 P: 26	R: 0 E: 0 K: 1 S: 7 H: 0 LOB: 0 BB: 0 P: 11	R: 0 E: 1 K: 1 S: 14 H: 0 LOB: 1 BB: 0 P: 23	R: 0 E: 0 K: 1 S: 9 H: 0 LOB: 0 BB: 0 P: 13	1B: 7 2B: 1 3B: 0 HR: 2 SF: 2 SAC: 1 DP: 1 HBP: 0							

TOP

Pittsburgh Pirates @ Chicago Cubs

Wrigley Field, Chicago, IL

Mon Jun 13 1988, 3:33 AM CDT

Att. 27,142 - Sunny - 90 F

livebaseballscorecards.com

AB	35
R	8
H	10
RBI	8
BB	3
SO	8
LOB	10

WP: 0 PB: 1 SB: 1 CS: 0 PA: 41

PITCHER		IP	WLS	BF	H	R	ER	SO	BB	IBB	HBP	BLK	WP	HR	S	P	ERA	WHIP
Calvin Schiraldi, R ERA: 4.8	(1, 1)	2.1	L	14	6	5	5	2	1	0	0	0	0	2	33	49	19.29	3.000
Mike Capel, R ERA: 3.43	(3, 1)	3.0		15	4	3	1	2	1	1	0	0	0	0	34	57	3.00	1.667
Frank DiPino, L ERA: 4.15	(6, 1)	2.2		9	0	0	0	3	0	0	0	0	0	0	28	46	0.00	0.000
Les Lancaster, R ERA: 3.44	(9, 1)	1.0		3	0	0	0	1	0	0	0	0	0	0	9	13	0.00	0.000

PITCHER	IP	WLS	BF	H	R	ER	SO	BB	IBB	HBP	BLK	WP	HR	S	P	ERA	WHIP

Batter	1	2	3	4	5	6	7	8	9	AB	R	H	RBI	BB	SO	LOB
Dave Martinez, L (1, 8) OBP: 0.294, SLG: 0.307	C B F X 1-2 4-3 ①	X 0-0 1-2 2-3 1B		1 SAFE C 1 SAFE 1 SAFE X 0-1 1-3 1B		C B X 1-1 F9 ③			B B B B 4-0 G3-6-3 BB	4	0	2	0	1	0	0
Rafael Palmeiro, L (1, 7) OBP: 0.369, SLG: 0.490	X 0-0 L6 ②	B X 1-0 F7 ③		B X 1-0 F5 ③			X 0-0 F8 ①		C X 0-1 G3-6-3 ① ② 1-2f	5	0	0	0	0	0	6
Andre Dawson, R (1, 9) OBP: 0.331, SLG: 0.513	B F B B F B 4-2 23 BB BB		C B C X 1-2 F6 ①		C X 0-1 6-3 ①		B B F S T S 2-3 K ②		B S F X 1-2 5-3 ③	4	0	0	0	1	1	0
23 Ryne Sandberg, R (1, 4) OBP: 0.321, SLG: 0.451	B C C 1 SAFE 1 SAFE B B B 4-2 1-2 BB		X 0-0 5-3 ②		B B C B X 3-1 F9 1B 1B		B B C B B 4-1 1B BB			2	0	1	0	2	0	0
Mark Grace, L (1, 3) OBP: 0.384, SLG: 0.448	B B X 2-0 F7 ③		B B B C F X 3-2 1B		F X 0-1 1-2 1B		X 0-0 1-3 FC6-4 1B			4	0	3	0	0	0	2
Vance Law, R (1, 5) OBP: 0.359, SLG: 0.442		F F S 0-3 K ①	S S B S 1-3 K ③		X 0-0 F9 ② 2-3		F X 0-1 FC6-4 ③ 1-2f			4	0	0	0	0	2	5
Damon Berryhill, S (1, 2) OBP: 0.284, SLG: 0.391 Frank DiPino, L (6, 1) Jerry Mumphrey, S (8, PH) OBP: 0.189, SLG: 0.171 Les Lancaster, R (9, 1)	S B S F B X 2-2 1B 2B			C X 0-1 F6 ①	X 0-0 4-3 ③			C F B B F X 2-2 F7 ①		3 0 1 0	0 0 0 0	1 0 0 0	0 0 0 0	0 0 0 0	0 0 0 0	2 0 0 0
Shawon Dunston, R (1, 6) OBP: 0.315, SLG: 0.406	C F X 0-2 E5 1B			X 0-0 1B 1B		X 0-0 6-3 ①		B B X 2-0 F6 ②		4	0	1	0	0	0	1
Calvin Schiraldi, R (1, 1) Mike Capel, R (3, 1) Jody Davis, R (6, 2) OBP: 0.338, SLG: 0.452	L S S 0-3 K ②			1 SAFE 1 SAFE C 1 SAFE F S 0-3 K ②		B S B X 2-1 5-3 ②		B B B C X 3-1 F4 ③		1 1 2	0 0 0	0 0 0	0 0 0	1 1 0	2 1 0	2 1 0
Inning Stats	R: 0 H: 0 E: 0 LOB: 2 K: 0 BB: 2 S: 9 P: 20	R: 0 H: 2 E: 1 LOB: 3 K: 2 BB: 0 S: 15 P: 18	R: 0 H: 1 E: 0 LOB: 1 K: 1 BB: 0 S: 10 P: 15	R: 0 H: 2 E: 0 LOB: 2 K: 1 BB: 0 S: 9 P: 10	R: 0 H: 2 E: 0 LOB: 2 K: 0 BB: 0 S: 8 P: 11	R: 0 H: 0 E: 0 LOB: 0 K: 0 BB: 0 S: 5 P: 8	R: 0 H: 1 E: 0 LOB: 2 K: 1 BB: 1 S: 9 P: 15	R: 0 H: 0 E: 0 LOB: 0 K: 0 BB: 0 S: 7 P: 14	R: 0 H: 0 E: 0 LOB: 0 K: 0 BB: 1 S: 5 P: 10							

PITCHER	IP	WLS	BF	H	R	ER	SO	BB	IBB	HBP	BLK	WP	HR	S	P	ERA	WHIP
Bob Walk, R (1, 1) ERA: 2.39	9.0	W	39	8	0	0	5	4	0	0	0	0	0	77	121	0.00	1.333

PITCHER	IP	WLS	BF	H	R	ER	SO	BB	IBB	HBP	BLK	WP	HR	S	P	ERA	WHIP

BOTTOM

Pittsburgh Pirates @ Chicago Cubs

Wrigley Field, Chicago, IL

Mon Jun 13 1988, 3:33 AM CDT

Att. 27,142 - Sunny - 90 F

livebaseballscorecards.com

AB	35
R	0
H	8
RBI	0
BB	4
SO	5
LOB	19

1B: 7 SF: 0 WP: 0 PA: 39
2B: 1 SAC: 0 PB: 0
3B: 0 DP: 1 SB: 0
HR: 0 HBP: 0 CS: 0

Batter	1	2	3	4	5	6	7	8	9	AB	R	H	RBI	BB	SO	LOB
Barry Bonds, L (1, 7) OBP: 0.358, SLG: 0.543	B B X 2-0 ① 4-3		C F B B C 2-3 ③ K		S B X 1-1 ③ F9			S B B X 2-1 3-1 SF9 2B	I I I 4-0 IBB	4	1	1	0	1	1	0
Jose Lind, R (1, 4) OBP: 0.300, SLG: 0.306	B C C X 1-2 ② G3			B X 1-0 1-3		C B B F S 2-3 ① K		B B F X 2-1 ① 3-1 2-3	C B X 1-1 ③ F7	5	0	0	0	0	1	4
Andy Van Slyke, L (1, 8) OBP: 0.347, SLG: 0.515	C F F B C 1-3 ③ K			C C S 0-3 ② K		S B B B X 3-1 2B		X 0-0 ② SF9 3-H		3	0	1	1	0	2	0
Bobby Bonilla, S (1, 5) OBP: 0.386, SLG: 0.586		X 0-0 ① F3		B C X 1-1 HR		I I I 4-0 G6-4-3 IBB		C B B X 2-1 ③ F8		3	1	1	1	1	0	0
Darnell Coles, R (1, 9) OBP: 0.346, SLG: 0.439		B B C F F B X 3-2 HR		B B B B 4-0 HR BB		B X 1-0 ②③ G6-4-3 1-2f			B F B B F X 3-2 HR	3	3	2	2	1	0	2
Randy Milligan, R (1, 3) OBP: 0.385, SLG: 0.417 Sid Bream, L (8, 3) OBP: 0.337, SLG: 0.480		B B C C F B X 3-2 ② F9		B F F X 1-2 1-H HR			B B B B 4-0 G5-4-3 BB		B B B C X 3-1 ① 4-3	2 1	1 0	1 0	2 0	1 0	0 0	0 0
Junior Ortiz, R (1, 2) OBP: 0.386, SLG: 0.473		B F B X 2-1 ③ 5-3		C B F S 1-3 ③ K			X 0-0 ①② G5-4-3 1-2f		F X 0-1 SH1-3 E 1B	4	0	1	0	0	1	1
Rafael Belliard, R (1, 6) OBP: 0.327, SLG: 0.304			C B X 1-1 CS 1B		C C B S 1-3 ① K		B B B B 4-0 BB		X 0-0 E3 SH1-3 1-2	3	0	1	0	1	1	1
John Smiley, L (1, 1) OBP: 0.143, SLG: 0.111 Barry Jones, R (6, 1) Bob Kipper, R (8, 1) Jeff Robinson, R (8, 1) OBP: 0.222, SLG: 0.125			S C F S 0-3 ①② K 1-2		C B C C 1-3 ② K		C B S X 1-2 ③ F9		X 0-0 ② SH1-3 1-2 2-3	2 1 0 0	0 0 0 0	0 0 0 0	0 0 0 0	2 0 0 0	1 1 0 0	
Inning Stats	R: 0 E: 0 K: 1 S: 8 H: 0 LOB: 0 BB: 0 P: 12	R: 1 E: 0 K: 0 S: 10 H: 1 LOB: 0 BB: 0 P: 18	R: 0 E: 0 K: 2 S: 9 H: 1 LOB: 0 BB: 0 P: 12	R: 3 E: 0 K: 2 S: 12 H: 2 LOB: 0 BB: 1 P: 20	R: 0 E: 0 K: 2 S: 8 H: 0 LOB: 0 BB: 0 P: 11	R: 0 E: 0 K: 1 S: 6 H: 1 LOB: 1 BB: 1 P: 16	R: 0 E: 0 K: 0 S: 4 H: 0 LOB: 1 BB: 2 P: 13	R: 1 E: 0 K: 0 S: 7 H: 1 LOB: 0 BB: 0 P: 13	R: 1 E: 1 K: 0 S: 11 H: 2 LOB: 3 BB: 1 P: 22	1B: 2 2B: 2 3B: 0 HR: 4 SF: 1 SAC: 1 DP: 2 HBP: 0							WP: 0 PB: 0 SB: 0 CS: 1 PA: 38

PITCHER		IP	WLS	BF	H	R	ER	SO	BB	IBB	HBP	BLK	WP	HR	S	P	ERA	WHIP
Jamie Moyer, L ERA: 3.46	(1, 1)	5.0	L	19	4	4	4	7	1	0	0	0	0	3	47	73	7.20	1.000
Les Lancaster, R ERA: 3.32	(6, 1)	2.0		8	1	0	0	1	2	1	0	0	0	0	10	29	0.00	1.500
Pat Perry, L ERA: 4.66	(8, 1)	1.1		8	3	2	2	0	0	0	0	0	0	1	15	27	13.50	2.250
Rich Gossage, R ERA: 3.74	(9, 1)	0.2		3	0	0	0	0	0	1	0	0	0	0	3	8	0.00	0.000

PITCHER	IP	WLS	BF	H	R	ER	SO	BB	IBB	HBP	BLK	WP	HR	S	P	ERA	WHIP

Pittsburgh Pirates @ Chicago Cubs

Wrigley Field, Chicago, IL

Tue Jun 14 1988, 3:33 AM CDT

Att. 28,077 - Sunny - 92 F

TOP

livebaseballscorecards.com

AB	31
R	6
H	8
RBI	6
BB	5
SO	8
LOB	10

BOTTOM

Pittsburgh Pirates @ Chicago Cubs

Wrigley Field, Chicago, IL

Tue Jun 14 1988, 3:33 AM CDT

Att. 28,077 - Sunny - 92 F

livebaseballscorecards.com

Batter	1	2	3	4	5	6	7	8	9	AB	R	H	RBI	BB	SO	LOB
Shawon Dunston, R (1, 6) OBP: 0.316, SLG: 0.419	4-3		F3		HR	G6-4-3 1B		FC6-4		5	1	2	1	0	0	1
Rafael Palmeiro, L (1, 7) (9, 8) OBP: 0.366, SLG: 0.484	E6 1B		1-3		S 1B 1B	G6-4-3			4-3	5	1	1	0	0	0	2
Andre Dawson, R (1, 9) OBP: 0.336, SLG: 0.512	1B		K		1B 1B		6-3		BB 1B 23 WP	4	1	2	0	1	1	0
23 Ryne Sandberg, R (1, 4) OBP: 0.315, SLG: 0.442	K			5-3	F7		K		K	5	0	0	0	0	3	5
Vance Law, R (1, 5) (9, 7) OBP: 0.364, SLG: 0.446	6-3			K	1B		WP 1B		1B	5	0	3	1	0	1	2
Jody Davis, R (1, 2) OBP: 0.338, SLG: 0.449 Les Lancaster, R (6, 1) Jerry Mumphrey, S (7, PH) OBP: 0.184, SLG: 0.167 Pat Perry, L (8, 1) Rich Gossage, R (9, 1) Rick Sutcliffe, L (9, PH) OBP: 0.148, SLG: 0.115		K		E5 1B	1B		G3		4-3	3 0 1 0 0 1	0 0 0 0 0 0	1 0 0 0 0 0	1 0 0 0 0 0	0 0 0 0 0 0	1 0 0 0 0 0	0 0 1 0 0 2
Mark Grace, L (1, 3) OBP: 0.393, SLG: 0.453		WP BB		1B	F7			FC6-4 1B		3	0	2	0	1	0	2
Darrin Jackson, R (1, 8) OBP: 0.263, SLG: 0.423 Dave Martinez, L (6, PH) OBP: 0.293, SLG: 0.306 (7, 8) Manny Trillo, R (8, PH) OBP: 0.246, SLG: 0.262 (9, 5)		F8		F9		F5		F4		2 1 1	0 0 0	0 0 0	0 0 0	0 0 0	0 0 0	3 0 1
Jamie Moyer, L (1, 1) OBP: 0.111, SLG: 0.040 Jim Sundberg, R (5, PH) OBP: 0.378, SLG: 0.378 (6, 2) Damon Berryhill, S (8, PH) OBP: 0.279, SLG: 0.385 (9, 2)		K			5-3	1B		K		1 2 1	0 0 0	0 1 0	0 0 0	0 0 0	1 0 1	1 0 1
Inning Stats	R: 0 E: 1 K: 1 S: 11 H: 1 LOB: 2 BB: 0 P: 18	R: 0 E: 0 K: 2 S: 9 H: 0 LOB: 1 BB: 1 P: 16	R: 0 E: 0 K: 1 S: 6 H: 0 LOB: 0 BB: 0 P: 8	R: 0 E: 1 K: 1 S: 10 H: 1 LOB: 2 BB: 0 P: 13	R: 3 E: 0 K: 0 S: 20 H: 5 LOB: 2 BB: 0 P: 27	R: 0 E: 0 K: 0 S: 6 H: 2 LOB: 1 BB: 0 P: 9	R: 0 E: 0 K: 1 S: 10 H: 1 LOB: 1 BB: 0 P: 16	R: 0 E: 0 K: 1 S: 6 H: 1 LOB: 1 BB: 0 P: 11	R: 0 E: 0 K: 1 S: 7 H: 1 LOB: 2 BB: 1 P: 13	1B: 11 2B: 0 3B: 0 HR: 1	SF: 0 SAC: 0 DP: 1 HBP: 0						

PITCHER		IP	WLS	BF	H	R	ER	SO	BB	IBB	HBP	BLK	WP	HR	S	P	ERA	WHIP
John Smiley, L ERA: 3.06	(1, 1)	5.0	W	25	7	3	3	5	1	0	0	0	1	1	56	82	5.40	1.600
Barry Jones, R ERA: 2.53	(6, 1)	2.0		8	3	0	0	1	0	0	0	0	1	0	16	25	0.00	1.500
Bob Kipper, L ERA: 4.07	(8, 1)	0.0		1	1	0	0	0	0	0	0	0	0	0	1	2	∞	∞
Jeff Robinson, R ERA: 3.4	(8, 1)	2.0	S	8	1	0	0	2	1	0	0	0	1	0	12	22	0.00	1.000

PITCHER	IP	WLS	BF	H	R	ER	SO	BB	IBB	HBP	BLK	WP	HR	S	P	ERA	WHIP

AB	40
R	3
H	12
RBI	3
BB	2
SO	8
LOB	21

1B: 11	SF: 0	WP: 3	PA: 42
2B: 0	SAC: 0	PB: 0	
3B: 0	DP: 1	SB: 1	
HR: 1	HBP: 0	CS: 0	

Batter	1	2	3	4	5	6	7	8	9	AB	R	H	RBI	BB	SO	LOB
Barry Bonds, L (1, 7) OBP: 0.356, SLG: 0.543	F8		E3 1B 1-3		1-3		2B			4	0	1	0	0	0	1
Jose Lind, R (1, 4) OBP: 0.299, SLG: 0.303	F8		K			2B BB	F7			3	1	0	0	1	1	3
Andy Van Slyke, L (1, 8) OBP: 0.349, SLG: 0.515	K		1-3 3-H 1B			2B SF8 1B 1-2		F8		4	1	2	1	0	1	0
Bobby Bonilla, S (1, 5) OBP: 0.388, SLG: 0.588		F7	L9			SF8 1B 1-3 2-H 2B		G6-4-3 BB		3	1	1	1	1	0	2
Darnell Coles, R (1, 9) OBP: 0.336, SLG: 0.427		K		6-3		SF8 2-3 3-H		G6-4-3 1-2f		3	0	0	1	0	1	1
Jim Gott, R (8, 1)										0	0	0	0	0	0	0
Dave Rucker, L (8, 1)										0	0	0	0	0	0	0
Sid Bream, L (1, 3) OBP: 0.340, SLG: 0.480		1B		5-3		CS 3-H 1B			L4	4	0	2	1	0	0	0
Michael LaValliere, L (1, 2) OBP: 0.382, SLG: 0.347		G3		5-3		F9 1-2			F8	4	0	0	0	0	0	2
Rafael Belliard, R (1, 6) OBP: 0.327, SLG: 0.298			E 1B BB		F8		4-3		F8	2	1	0	0	1	0	0
Mike Diaz, R (9, PH) OBP: 0.386, SLG: 0.278										1	0	0	0	0	0	0
Doug Drabek, R (1, 1) OBP: 0.147, SLG: 0.182			K		F8		K			3	0	0	0	0	2	1
Jeff Robinson, R (7, 1) OBP: 0.222, SLG: 0.125										0	0	0	0	0	0	0
R.J. Reynolds, S (8, 9) OBP: 0.291, SLG: 0.341										0	0	0	0	0	0	0

TOP

Pittsburgh Pirates @ Chicago Cubs
Wrigley Field, Chicago, IL
Wed Jun 15 1988, 3:33 AM CDT
Att. 26,126 - Sunny - 89 F

livebaseballscorecards.com

AB	31
R	4
H	6
RBI	4
BB	3
SO	5
LOB	10

Inning Stats	1	2	3	4	5	6	7	8	9
	R: 0 E: 0 K: 1 S: 6	H: 0 LOB: 0 BB: 0 P: 11	R: 0 E: 0 K: 1 S: 10	H: 1 LOB: 1 BB: 0 P: 17	R: 1 E: 1 K: 2 S: 17	H: 1 LOB: 2 BB: 1 P: 29	R: 0 E: 0 K: 0 S: 5	H: 0 LOB: 0 BB: 0 P: 9	R: 0 E: 0 K: 0 S: 5	H: 0 LOB: 0 BB: 0 P: 6	R: 3 E: 0 K: 0 S: 14	H: 3 LOB: 0 BB: 1 P: 23	R: 0 E: 0 K: 1 S: 7	H: 1 LOB: 1 BB: 0 P: 8	R: 0 E: 0 K: 0 S: 7	H: 0 LOB: 0 BB: 1 P: 13	R: 0 E: 0 K: 0 S: 6	H: 0 LOB: 0 BB: 0 P: 9

| | | | | | | | | | |

Batter	1	2	3	4	5	6	7	8	9	AB	R	H	RBI	BB	SO	LOB
Dave Martinez, L (1, 8) OBP: 0.288, SLG: 0.299 Darrin Jackson, R (8, PH) OBP: 0.259, SLG: 0.418 (9, 8)	X 0-0 3-1		F B B X 2-1 4-3			B B C X 2-1 4-3		4-3 K		4 1	0 0	0 0	0 0	0 0	0 1	0 3
Rafael Palmeiro, L (1, 7) OBP: 0.364, SLG: 0.480	C X 0-1 F7			B X 1-0 F9		B B X 2-0 L4		B B X 2-0 BB 23 1B 1B		4	0	1	0	0	0	0
Andre Dawson, R (1, 9) OBP: 0.335, SLG: 0.506	B B F B X 3-1 F8			C S B B F B X 3-2 5-3		X 0-0 6-3		B F B B S 1 B SAFE 4-2 23 1B 1-2 1B BB		3	1	0	0	1	0	0
23 Ryne Sandberg, R (1, 4) OBP: 0.321, SLG: 0.445		C B X 1-1 L5		X 0-0 S 1B			B C B F B B 4-2 SH1-3 1B SF9 BB	B X 1-0 1-3 2-H 1B 1B		3	2	2	0	1	0	0
Mark Grace, L (1, 3) OBP: 0.395, SLG: 0.450		B B X 2-0 F8		B P F 1 SAFE C B F X 3-2 4-3 1-2			X 0-0 SF9 SH1-3 1-2 1B	I I I I 4-0 BB 1B 1B IBB		3	1	1	0	1	0	1
Vance Law, R (1, 5) OBP: 0.367, SLG: 0.449		B B F B F X 3-2 6-3			C C X 0-2 1B FC6-4 1B		B L 2 SAFE L X 1-2 SH1-3 1-2 2-3	X 0-0 BB 1B 1-2 2-H 3-H 1B		3	2	2	2	0	0	0
Jody Davis, R (1, 2) OBP: 0.348, SLG: 0.450			X 0-0 6-3		P 1 SAFE 1 SAFE X 1-0 FC6-4 1-3 1B		B B B C S F B 4-2 FC6 BB	C F B B B F B 4-2 1B 1-2 2-3 BB		2	0	1	0	2	0	0
Shawon Dunston, R (1, 6) OBP: 0.320, SLG: 0.435			B B F F B F F X 3-2 HR		F S F X 0-2 FC6-4 CS 1-2f 3-H		X 0-0 SF9 2-3 3-H	B F X 1-1 BB 1-3 2-H 3-H 1B		3	1	2	5	0	0	1
Jeff Pico, R (1, 1) OBP: 0.111, SLG: 0.111 Frank DiPino, L (6, 1) Jerry Mumphrey, S (7, PH) OBP: 0.179, SLG: 0.162 Pat Perry, L (8, 1) Damon Berryhill, S (8, PH) OBP: 0.290, SLG: 0.385 Rich Gossage, R (9, 1)			F S F B X 1-2 6-3		P M S B X 2-2 6-3 1-2		X 0-0 FC6 1-2f	F B B B B 4-1 1-2 BB		2 0 1 0 0 0	0 0 0 0 0 0	0 0 0 0 0 0	0 0 0 0 1 0	0 0 0 0 0 0	0 0 0 0 0 0	1 0 2 0 0 0
Inning Stats	R: 0 E: 0 K: 0 S: 5 H: 0 LOB: 0 BB: 0 P: 8	R: 0 E: 0 K: 0 S: 6 H: 0 LOB: 0 BB: 0 P: 12	R: 1 E: 0 K: 0 S: 12 H: 1 LOB: 0 BB: 0 P: 18	R: 0 E: 0 K: 0 S: 11 H: 1 LOB: 1 BB: 0 P: 17	R: 1 E: 0 K: 0 S: 13 H: 2 LOB: 0 BB: 0 P: 14	R: 0 E: 0 K: 0 S: 4 H: 0 LOB: 0 BB: 0 P: 8	R: 1 E: 0 K: 0 S: 11 H: 1 LOB: 2 BB: 2 P: 20	R: 4 E: 0 K: 1 S: 16 H: 4 LOB: 3 BB: 4 P: 38		1B: 8 2B: 0 3B: 0 HR: 1	SF: 1 SAC: 1 DP: 0 HBP: 0			WP: 0 PB: 0 SB: 1 CS: 1	PA: 37	

BOTTOM

Pittsburgh Pirates @ Chicago Cubs

Wrigley Field, Chicago, IL

Wed Jun 15 1988, 3:33 AM CDT

Att. 26,126 - Sunny - 89 F

livebaseballscorecards.com

AB	29
R	7
H	9
RBI	7
BB	6
SO	1
LOB	8

PITCHER		IP	WLS	BF	H	R	ER	SO	BB	IBB	HBP	BLK	WP	HR	S	P	ERA	WHIP
Doug Drabek, R ERA: 4.53	(1, 1)	6.1		24	5	3	3	0	1	0	0	0	0	1	57	88	4.26	0.947
Jeff Robinson, R ERA: 3.36	(7, 1)	0.2		3	0	0	0	0	1	0	0	0	0	0	5	9	0.00	1.500
Jim Gott, R ERA: 2.9	(8, 1)	0.2	L	9	4	4	4	0	3	1	0	0	0	0	13	34	54.00	10.500
Dave Rucker, L ERA:	(8, 1)	0.1		1	0	0	0	1	0	0	0	0	0	0	3	4	0.00	0.000

PITCHER	IP	WLS	BF	H	R	ER	SO	BB	IBB	HBP	BLK	WP	HR	S	P	ERA	WHIP

Batter	1	2	3	4	5	6	7	8	9	AB	R	H	RBI	BB	SO	LOB
Vince Coleman, S (1, 7) OBP: 0.333, SLG: 0.403 Curt Ford, L (4, 7) OBP: 0.239, SLG: 0.268	C B S X 1-2 5-3 ①		B C X 1-1 6-3 ①	S B B C F F C 2-3 K ③		S F B S 1-3 K ③		F B S F F X 1-2 3-1 ③		3 2	0 0	0 0	0 0	0 0	1 3	1
Ozzie Smith, S (1, 6) OBP: 0.361, SLG: 0.354	B B B B 4-0 WP BLK 1B BB		B C B B B 4-1 1B 1B BB		F F X 0-2 E4 HR		B F B B X 3-1 F3 ①		C X 0-1 3-1 ①	3	3	0	0	2	0	0
Willie McGee, S (1, 8) OBP: 0.357, SLG: 0.399	1 SAFE 1 SAFE C 1 SAFE B X 1-1 F2 ② 1-2		C 1 SAFE 1 SAFE B 1 SAFE C 1 SAFE 1 SAFE B 2-2 1 SAFE F 1 SAFE 1 SAFE X E 1B 1-3 1B		B 1 SAFE 1 SAFE B X 2-0 HR 1-H		B F F X 1-2 5-3 ②		X 0-0 4-3 ②	5	2	2	2	0	0	1
Tom Brunansky, R (1, 9) OBP: 0.371, SLG: 0.414	S B F B X 2-2 1B 2-H		X 0-0 P9 ② 1-2		B F X 1-1 4-3 ①		S B S B B B F S 3-3 K ③		C B B B 4-1 1B 1B BB	4	1	1	1	1	1	2
Tony Peña, R (1, 2) OBP: 0.310, SLG: 0.398	P C B B F X 3-2 L4 ③		B X 1-0 CS 1B 2-H 3-H		F B C X 1-2 6-3 ②			B X 1-0 E 1B 1B	X 0-0 1B 1B 1-3	5	0	3	2	0	0	1
José Oquendo, S (1, 5) OBP: 0.344, SLG: 0.338		F B B B F B B 4-2 BB	0-0 CS ③ 1-2	X 0-0 1B SF9 1B	X 0-0 1B			1 SAFE X 0-0 L7 ①	F X 0-1 FC4-6 1B 1-2 3-H	4	1	3	1	1	0	1
Tom Pagnozzi, R (1, 3) OBP: 0.323, SLG: 0.345		C 1 SAFE 1 SAFE 1 SAFE X 0-1 L7 ①	X 0-0 SH1-4 1B 1-3	B 1 SAFE 1 SAFE X 1-0 6-3 ③				B B F F X 2-2 E 1B 1-2	B X 1-0 FC4-6 ③ 1-2f	5	0	2	0	0	0	4
Luis Alicea, S (1, 4) OBP: 0.281, SLG: 0.277		B 1 SAFE 1 SAFE X 1-0 F8 ②	X 0-0 SF9 ① 3-H		B C C F B B X 3-2 F9 ①			B X 1-0 E1 1-2 2-3		3	0	0	1	0	0	3
Joe Magrane, R (1, 1) OBP: 0.300, SLG: 0.667 Todd Worrell, R (9, 1)		B 1 SAFE 1 SAFE X 1-0 4-3 ③	C B X 1-1 SH1-4 ② 1-2		B B S B B F S 3-3 K ②			B C S S 1-3 K ②		3 0	0 0	0 0	0 0	0 0	2 0	4 0
Inning Stats	R: 1 H: 1 E: 0 LOB: 1 K: 0 BB: 1 S: 12 P: 22	R: 0 H: 0 E: 0 LOB: 1 K: 0 BB: 1 S: 6 P: 12	R: 2 H: 2 E: 1 LOB: 0 K: 0 BB: 1 S: 9 P: 17	R: 1 H: 2 E: 0 LOB: 1 K: 1 BB: 0 S: 10 P: 13	R: 2 H: 2 E: 1 LOB: 1 K: 0 BB: 0 S: 11 P: 16	R: 0 H: 0 E: 0 LOB: 0 K: 2 BB: 0 S: 10 P: 17	R: 0 H: 0 E: 0 LOB: 0 K: 1 BB: 0 S: 9 P: 16	R: 0 H: 2 E: 1 LOB: 3 K: 1 BB: 0 S: 14 P: 20	R: 1 H: 2 E: 0 LOB: 2 K: 0 BB: 1 S: 8 P: 13	1B: 10 SF: 1 2B: 0 SAC: 1 3B: 0 DP: 0 HR: 1 HBP: 0						

TOP

St. Louis Cardinals @ Pittsburgh Pirates

Three Rivers Stadium, Pittsburgh, PA

Fri Jun 17 1988, 7:05 PM EDT
Att. 30,267 - Unknown - 74 F

livebaseballscorecards.com

AB	37
R	7
H	11
RBI	7
BB	4
SO	5
LOB	20

WP: 1 PA: 44
PB: 0
SB: 0
CS: 1

PITCHER		IP	WLS	BF	H	R	ER	SO	BB	IBB	HBP	BLK	WP	HR	S	P	ERA	WHIP
Mike Dunne, R ERA: 4.34	(1, 1)	5.0	L	25	7	6	4	1	3	0	0	1	1	1	48	80	7.20	2.000
Bob Kipper, L ERA: 3.76	(6, 1)	2.0		6	0	0	0	3	0	0	0	0	0	0	19	33	0.00	0.000
Dave Rucker, L ERA:	(8, 1)	1.0		6	2	0	0	1	0	0	0	0	0	0	14	20	0.00	2.000
Jeff Robinson, R ERA: 3.45	(9, 1)	1.0		6	2	1	1	0	1	0	0	0	0	0	8	13	9.00	3.000

PITCHER	IP	WLS	BF	H	R	ER	SO	BB	IBB	HBP	BLK	WP	HR	S	P	ERA	WHIP

BOTTOM

Batter	1	2	3	4	5	6	7	8	9	AB	R	H	RBI	BB	SO	LOB
Barry Bonds, L (1, 7) OBP: 0.357, SLG: 0.540	B F F B X 2-2 ① F5		B B B B 4-0 FC4-6 BB		B X 1-0 ③ P8		S S S B B F S 3-3 ② K 1-2 3-H		B B B C X 3-1 1B SF8 1B	1	0	0	0	1	0	0
Mike Diaz, R (4, 7) OBP: 0.383, SLG: 0.282										3	1	1	0	0	1	1
Jose Lind, R (1, 4) OBP: 0.298, SLG: 0.301	B C B X 2-1 ② 3-1		B X 1-0 ② FC4-6 BLK 1-2f			C C S 0-3 ① K	F B X 1-1 E6 2-3		S F B F F F B F B 3-2 X 1-3 1B	5	0	1	0	0	1	2
Andy Van Slyke, L (1, 8) OBP: 0.347, SLG: 0.508	B C B B B 4-1 BLK BB		C B B F F F X 2-2 ③ 6-3 1-2			X 0-0 ② B3	B B F C S 2-3 ③ K		C F X 0-2 ② SF8 3-H	3	0	0	1	1	1	3
Bobby Bonilla, S (1, 5) OBP: 0.395, SLG: 0.590	C H 1-1 1-2 HBP			C B F B X 2-2 6-3 BLK FC6-2 1B		B C X 1-1 FC6-4 1B		X 0-0 FC4-6 1B	B S B F B S 3-3 ③ K	4	0	3	0	0	1	1
Darnell Coles, R (1, 9) OBP: 0.326, SLG: 0.413	F S F F B B S 2-3 ③ K			C B B B F X 3-2 ① 6-3 1-3		F F X 0-2 ③ FC6-4 1-2f		X 0-0 ① L6		4	0	0	0	0	1	5
Sid Bream, L (1, 3) OBP: 0.333, SLG: 0.469		B X 1-0 ① 4-3		X 0-0 ② FC6-2 FC6-4 3-H			C B F X 1-2 ① L7	B F X 1-1 ② FC1-6-4 1B 1-2f		4	0	0	0	0	0	2
Junior Ortiz, R (1, 2) OBP: 0.391, SLG: 0.468		C B B S B X 3-2 ② P8		X 0-0 ③ FC6-4 1-2f			C B F H 2-2 BLK 1B HBP	B X 1-0 1-2 1B		3	1	1	0	0	0	1
Rafael Belliard, R (1, 6) OBP: 0.321, SLG: 0.292 Bob Kipper, R (6, 1) Randy Milligan, R (7, PH) OBP: 0.391, SLG: 0.417 Dave Rucker, L (8, 1) R.J. Reynolds, S (8, PH) OBP: 0.289, SLG: 0.338 Jeff Robinson, R (9, 1) OBP: 0.222, SLG: 0.125		C C X 0-2 ③ F4			X 0-0 ① 6-3		B B B B 4-0 1B 1-2 WP BB	S F S 0-3 ③ K		2 0 0 0 1 0	0 0 1 0 0 0	0 0 0 0 0 0	0 0 0 0 0 0	0 0 1 0 0 0	0 0 0 0 1 0	0 0 0 0 2 0
Mike Dunne, R (1, 1) OBP: 0.100, SLG: 0.056 Denny Gonzalez, R (5, PH) OBP: 0.500, SLG: 0.400 (6, 6)			L C C 0-3 ① K		B F B X 2-1 ② L8		F X 0-1 E WP 1-3 2-H 1B		B F S F B F F F S 2-3 ① K	1 3	0 0	0 1	0 1	0 0	1 1	0 0
Inning Stats	R: 0 E: 0 K: 1 S: 12 H: 0 LOB: 2 BB: 1 P: 23	R: 0 E: 0 K: 0 S: 7 H: 0 LOB: 0 BB: 0 P: 11	R: 0 E: 0 K: 1 S: 9 H: 0 LOB: 1 BB: 1 P: 16	R: 0 E: 0 K: 0 S: 8 H: 1 LOB: 1 BB: 0 P: 13	R: 0 E: 0 K: 0 S: 4 H: 0 LOB: 0 BB: 0 P: 7	R: 0 E: 0 K: 1 S: 9 H: 1 LOB: 1 BB: 0 P: 10	R: 2 E: 1 K: 2 S: 16 H: 1 LOB: 2 BB: 1 P: 29	R: 0 E: 0 K: 1 S: 8 H: 2 LOB: 2 BB: 0 P: 10	R: 1 E: 0 K: 2 S: 22 H: 2 LOB: 1 BB: 0 P: 33	1B: 7 2B: 0 3B: 0 HR: 0	SF: 1 SAC: 0 DP: 0 HBP: 2					

PITCHER		IP	WLS	BF	H	R	ER	SO	BB	IBB	HBP	BLK	WP	HR	S	P	ERA	WHIP
Joe Magrane, L ERA: 2.9	(1, 1)	8.0	W	35	5	2	2	6	3	0	2	4	1	0	73	119	2.25	1.000
Todd Worrell, R ERA: 2.55	(9, 1)	1.0		5	2	1	1	2	0	0	0	0	0	0	22	33	9.00	2.000

PITCHER	IP	WLS	BF	H	R	ER	SO	BB	IBB	HBP	BLK	WP	HR	S	P	ERA	WHIP

St. Louis Cardinals @ Pittsburgh Pirates

Three Rivers Stadium, Pittsburgh, PA

Fri Jun 17 1988, 7:05 PM EDT

Att. 30,267 - Unknown - 74 F

livebaseballscorecards.com

AB	34
R	3
H	7
RBI	2
BB	3
SO	8
LOB	17

1B: 7 SF: 1 PA: 40
2B: 0 SAC: 0
3B: 0 DP: 0
HR: 0 HBP: 2

WP: 1
PB: 0
SB: 0
CS: 0

St. Louis Cardinals @ Pittsburgh Pirates

Three Rivers Stadium, Pittsburgh, PA

Sat Jun 18 1988, 7:05 PM EDT

Att. 36,682 - Unknown - 75 F

TOP

livebaseballscorecards.com

Batter	1	2	3	4	5	6	7	8	9	AB	R	H	RBI	BB	SO	LOB
Vince Coleman, S (1, 7) OBP: 0.338, SLG: 0.414	F C B X 1-2 G1-3 ①		X 0-0 B1-5 3B			L X 0-1 BLK S FC3 1B	B S B F F X 2-2 L6 ①		X 0-0 G4-3 S 1B	5	1	3	0	0	0	1
Ozzie Smith, S (1, 6) OBP: 0.358, SLG: 0.351	X 0-0 S 1B 1B		X 0-0 B1-5 ② ③ 3-Hf			1 SAFE B 1 SAFE B 1 C X 2-1 G6-3 ① 1-2	B C F B B X 3-2 G5-3 ② 2-3		B B C X 2-1 G4-3 ① 1-3	5	1	1	0	0	0	4
Willie McGee, S (1, 8) OBP: 0.358, SLG: 0.399	B S X 1-1 1-H 1B			F B B X 2-1 1B S G4-6-3 1B		C 2 SAFE 2 SAFE B F F X 1-2 FC3 E S SF9 2-H	S B X 1-1 F9 ③		B F F S 1-3 K ②	5	2	2	2	0	1	3
Tom Brunansky, R (1, 9) OBP: 0.368, SLG: 0.410	C B B C B C 3-3 K ②			B 1 SAFE 1 SAFE B 1 SAFE F B F X 3-2 G4-6-3 1-3 1B		1 SAFE B B X 2-0 E5 1-3		C S S 0-3 K ①	F S C 0-3 K ③	5	0	1	0	0	3	3
Tony Peña, R (1, 2) OBP: 0.305, SLG: 0.393	X 0-0 G5-3 ③			X 0-0 G4-6-3 ① ② 1-2f 3-H		C P X 1-1 SF9 ② 3-H		X 0-0 E5 1B 1B		3	0	0	1	0	0	2
José Oquendo, S (1, 5) OBP: 0.335, SLG: 0.329		B F X 1-1 B5-3 ①		X 0-0 G3 ③		X 0-0 F6 ③		1 SAFE F F X 0-2 F5 ②		4	0	0	0	0	0	2
Tom Pagnozzi, R (1, 3) OBP: 0.333, SLG: 0.344		B S F S 1-3 K ②			S B S B X 2-2 F9 ①		B F B F F B B 4-2 3B BB	X 0-0 1B 1-2 1B		3	1	1	0	1	1	0
Luis Alicea, S (1, 4) OBP: 0.285, SLG: 0.292		C S X 0-2 G4-3 ③			C B X 1-1 G4-3 ②		B C B L F X 2-2 1-H 2B 3B	X 0-0 1-2 2-3 1B		4	1	2	1	0	0	0
John Tudor, L (1, 1) Duane Walker, L (7, PH) OBP: 0.357, SLG: 0.250 Bob Horner, R (7, PH) OBP: 0.348, SLG: 0.354 Joe Magrane, R (7, PR) OBP: 0.300, SLG: 0.667 Scott Terry, R (7, 1)			C C B X 1-2 P4 ①		B F C X 1-2 G5-3 ③		B C X 1-1 WP 3-H 2B	X 0-0 G1-3 ③		2 0 1 0 1	0 0 0 0 0	0 0 1 0 0	0 0 1 0 0	0 0 0 0 0	0 0 0 0 0	0 0 0 0 3
Inning Stats	R: 1 E: 0 K: 1 S: 10 H: 2 LOB: 1 BB: 0 P: 15	R: 0 E: 0 K: 1 S: 8 H: 0 LOB: 0 BB: 0 P: 10	R: 0 E: 0 K: 0 S: 5 H: 1 LOB: 0 BB: 0 P: 6	R: 1 E: 0 K: 0 S: 7 H: 2 LOB: 0 BB: 0 P: 12	R: 0 E: 0 K: 0 S: 8 H: 0 LOB: 0 BB: 0 P: 12	R: 2 E: 1 K: 0 S: 13 H: 1 LOB: 1 BB: 0 P: 18	R: 2 E: 0 K: 0 S: 18 H: 2 LOB: 2 BB: 1 P: 31	R: 0 E: 1 K: 1 S: 10 H: 2 LOB: 3 BB: 0 P: 10	R: 0 E: 0 K: 2 S: 9 H: 1 LOB: 1 BB: 0 P: 12	1B: 8 2B: 2 3B: 2 HR: 0	SF: 1 SAC: 0 DP: 2 HBP: 0						

	AB	38
	R	6
	H	11
	RBI	5
	BB	1
	SO	5
	LOB	18

WP: 1 PB: 0 SB: 5 CS: 0 PA: 40

PITCHER		IP	WLS	BF	H	R	ER	SO	BB	IBB	HBP	BLK	WP	HR	S	P	ERA	WHIP
Brian Fisher, R ERA: 5.21	(1, 1)	6.0	L	26	7	6	5	2	1	0	0	1	0	0	58	86	7.50	1.333
Dave Rucker, L ERA:	(7, 1)	1.0		4	1	0	0	0	0	0	0	0	1	0	11	18	0.00	1.000
Barry Jones, R ERA: 2.45	(8, 1)	1.0		6	2	0	0	1	0	0	0	0	0	0	10	10	0.00	2.000
Jim Gott, R ERA: 2.81	(9, 1)	1.0		4	1	0	0	2	0	0	0	0	0	0	9	12	0.00	1.000

PITCHER	IP	WLS	BF	H	R	ER	SO	BB	IBB	HBP	BLK	WP	HR	S	P	ERA	WHIP

Batter	1	2	3	4	5	6	7	8	9	AB	R	H	RBI	BB	SO	LOB
Jose Lind, R (1, 4) OBP: 0.303, SLG: 0.310	B C B X 2-1 G3-1 BLK 1B		C B X 1-1 G3 2B		C X 0-1 ① G5-3		B C X 1-1 2B 1B		C F B B C 2-3 ② K	5	0	3	0	0	1	0
Andy Van Slyke, L (1, 8) OBP: 0.348, SLG: 0.522	X 0-0 ① G3-1 1-3		X 0-0 ② G3 2-3		X 0-0 HR		B X 1-0 1-3 2B		X 0-0 ③ F7	5	1	2	1	0	0	2
Mike Diaz, R (1, 7) OBP: 0.392, SLG: 0.268	B B B C B 4-1 G5-4-3 BB		B B B F B 4-1 BB		C B F X 1-2 ② P6		B S X 1-1 ③ F9			2	0	0	0	2	0	2
Bobby Bonilla, S (1, 5) OBP: 0.389, SLG: 0.581	B C 1 SAFE 1 SAFE X 1-1 ② ③ G5-4-3 1-2f		X 0-0 ③ F8		B F S X 1-2 ③ F8			F X 0-1 ① G4-3		4	0	0	0	0	0	4
Darnell Coles, R (1, 9) OBP: 0.331, SLG: 0.419		X 0-0 2B	C F B B S 2-3 ① K			B B B C F F B 4-2 PO G4-6-3 BB		F B X 1-1 ② F8		3	0	1	0	1	1	0
Randy Milligan, R (1, 3) OBP: 0.385, SLG: 0.408 Jim Gott, R (9, 1)		C C B F B C 2-3 ① K	X 0-0 G6-3 1B		X 0-0 ① F7			C X 0-1 ③ G6-3		4 0	0 0	1 0	0 0	0 0	1 0	2 0
Junior Ortiz, R (1, 2) OBP: 0.389, SLG: 0.463 Michael LaValliere, L (9, PH) OBP: 0.379, SLG: 0.345	F B F B X 2-2 ② P4		X 0-0 1B G6-3 1-2 1B		B B F B F X 3-2 ② G4-6-3 1-2			X 0-0 ① G4-3		3 1	0 0	1 0	0 0	0 0	0 0	2 0
Rafael Belliard, R (1, 6) OBP: 0.315, SLG: 0.286 Denny Gonzalez, R (6, PH) OBP: 0.500, SLG: 0.333 (7, 6)	S B F B X 2-2 ③ P6		B X 1-0 ② G6-3 1-2 2-3			B C 2 SAFE 1-1 ③ PO 2-3	B B F B B X 3-1 ① G5-3		C B B B S B 4-2 HR BB	2 1	0 1	0 0	0 0	0 1	0 0	3 0
Brian Fisher, R (1, 1) OBP: 0.174, SLG: 0.050 Dave Rucker, L (7, 1) R.J. Reynolds, S (7, PH) OBP: 0.288, SLG: 0.336 Barry Jones, R (8, 1) Sid Bream, L (9, 3) OBP: 0.337, SLG: 0.489			C S F F C 0-3 ① K	F X 0-1 ③ 2-3 1B			S B B B C F S 3-3 ② K		B C B F B F X 3-2 1-H HR	2 0 1 0 1	0 0 0 0 1	1 0 0 0 2	0 0 0 0 0	0 0 0 0 0	1 0 1 0 0	0 0 0 0 0
Inning Stats	R: 0 E: 0 K: 0 S: 6 H: 1 LOB: 1 BB: 1 P: 13	R: 0 E: 0 K: 1 S: 11 H: 1 LOB: 1 BB: 0 P: 17	R: 0 E: 0 K: 1 S: 10 H: 1 LOB: 2 BB: 1 P: 15	R: 0 E: 0 K: 1 S: 8 H: 3 LOB: 3 BB: 0 P: 11	R: 1 E: 0 K: 0 S: 9 H: 1 LOB: 0 BB: 0 P: 11	R: 0 E: 0 K: 0 S: 8 H: 0 LOB: 0 BB: 1 P: 16	R: 0 E: 0 K: 1 S: 11 H: 2 LOB: 2 BB: 0 P: 20	R: 0 E: 0 K: 0 S: 6 H: 0 LOB: 0 BB: 0 P: 7	R: 2 E: 0 K: 1 S: 11 H: 1 LOB: 0 BB: 1 P: 20	1B: 5 2B: 3 3B: 0 HR: 2	SF: 0 SAC: 0 DP: 1 HBP: 0						

PITCHER	IP	WLS	BF	H	R	ER	SO	BB	IBB	HBP	BLK	WP	HR	S	P	ERA	WHIP
John Tudor, L (1, 1) ERA: 1.21	6.0	W	25	7	1	1	3	3	0	0	1	0	1	52	83	1.50	1.667
Scott Terry, R (7, 1) ERA: 3.92	3.0	S	13	3	2	2	2	1	0	0	0	0	1	28	47	6.00	1.333

PITCHER	IP	WLS	BF	H	R	ER	SO	BB	IBB	HBP	BLK	WP	HR	S	P	ERA	WHIP

BOTTOM

St. Louis Cardinals @ Pittsburgh Pirates

Three Rivers Stadium, Pittsburgh, PA

Sat Jun 18 1988, 7:05 PM EDT

Att. 36,682 - Unknown - 75 F

livebaseballscorecards.com

AB	34
R	3
H	10
RBI	3
BB	4
SO	5
LOB	15

PA:	39
WP:	0
PB:	0
SB:	0
CS:	0

Batter	1	2	3	4	5	6	7	8	9	AB	R	H	RBI	BB	SO	LOB
Vince Coleman, S (1, 7) OBP: 0.333, SLG: 0.408	B B C X 2-1 ① G3-1		C B X 1-1 ② G4-3			B X 1-0 ② F7			B B C X 2-1 ① G1-3	4	0	0	0	0	0	0
Ozzie Smith, S (1, 6) OBP: 0.353, SLG: 0.346	F B B F B X 3-2 ② G4-3		C B C B F C 2-3 ③ K			X 0-0 ③ G3			C B X 1-1 ② F9	4	0	0	0	0	1	0
Willie McGee, S (1, 8) OBP: 0.360, SLG: 0.404	C F S 0-3 ③ K			X 0-0 ① G5-3			B B X 2-0 F9 2B		X 0-0 E S 1B 1B	4	1	2	0	0	1	0
Tom Brunansky, R (1, 9) OBP: 0.369, SLG: 0.409		B X 1-0 SH4-3 BLK 1B 1B		B B X 2-0 ② F7			L X 0-1 ① F9 2-3		C B B B B 4-1 1B 1-3 BB	3	1	1	0	1	0	1
Tony Peña, R (1, 2) OBP: 0.305, SLG: 0.392		C B B X 2-1 ① SH4-3 1-3		C F B X 1-2 ③ G4-3			X 0-0 ② G4-3		S X 0-1 1-3 3-H 1B	3	0	1	1	0	0	1
José Oquendo, S (1, 5) OBP: 0.333, SLG: 0.327		B B B X 3-0 BLK 3-H 1B			B X 1-0 ① G3		C F F C 0-3 ③ K		C C B S 1-3 ③ K	4	0	1	1	0	2	3
Tom Pagnozzi, R (1, 3) OBP: 0.319, SLG: 0.328		P 1 SAFE B 1 SAFE 1 SAFE 1 SAFE F 1 SAFE 1 SAFE 2-2 1 SAFE F 1 SAFE X ② F9			X 0-0 ② G6-3			B X 1-0 ① L9		3	0	0	0	0	0	1
Luis Alicea, S (1, 4) OBP: 0.281, SLG: 0.287		1 SAFE 1 SAFE C B F X 1-2 ③ G4-3 1-2			B S S C 1-3 ③ K			C X 0-1 ② G3-1		3	0	0	0	0	1	1
Larry McWilliams, L (1, 1) OBP: 0.214, SLG: 0.192			B X 1-0 ① G6-3			C B X 1-1 ① G4-3		X 0-0 ③ G4-3		3	0	0	0	0	0	0
Inning Stats	R: 0 E: 0 K: 1 S: 8 H: 0 LOB: 0 BB: 0 P: 13	R: 1 E: 0 K: 0 S: 11 H: 2 LOB: 1 BB: 0 P: 19	R: 0 E: 0 K: 1 S: 7 H: 0 LOB: 0 BB: 0 P: 11	R: 0 E: 0 K: 0 S: 5 H: 0 LOB: 0 BB: 0 P: 8	R: 0 E: 0 K: 1 S: 5 H: 0 LOB: 0 BB: 0 P: 7	R: 0 E: 0 K: 0 S: 4 H: 0 LOB: 0 BB: 0 P: 6	R: 0 E: 0 K: 1 S: 8 H: 1 LOB: 1 BB: 0 P: 10	R: 0 E: 0 K: 0 S: 4 H: 0 LOB: 0 BB: 0 P: 5	R: 1 E: 0 K: 1 S: 11 H: 2 LOB: 2 BB: 1 P: 19	1B: 4 2B: 1 3B: 0 HR: 0 SF: 0 SAC: 1 DP: 0 HBP: 0						

TOP

St. Louis Cardinals @ Pittsburgh Pirates

Three Rivers Stadium, Pittsburgh, PA

Sun Jun 19 1988, 3:33 AM EDT

Att. 27,656 - Sunny - 80 F

livebaseballscorecards.com

AB	31
R	2
H	5
RBI	2
BB	1
SO	5
LOB	7

PITCHER		IP	WLS	BF	H	R	ER	SO	BB	IBB	HBP	BLK	WP	HR	S	P	ERA	WHIP
Bob Walk, R ERA: 2.36	(1, 1)	8.2	W	31	4	2	2	4	1	0	0	2	0	0	58	92	2.08	0.577
Jim Gott, R ERA: 2.78	(9, 1)	0.1	S	2	1	0	0	1	0	0	0	0	0	0	5	6	0.00	3.000

PITCHER	IP	WLS	BF	H	R	ER	SO	BB	IBB	HBP	BLK	WP	HR	S	P	ERA	WHIP

BOTTOM

St. Louis Cardinals @ Pittsburgh Pirates

Three Rivers Stadium, Pittsburgh, PA

Sun Jun 19 1988, 3:33 AM EDT

Att. 27,656 - Sunny - 80 F

livebaseballscorecards.com

Batter	1	2	3	4	5	6	7	8	9	AB	R	H	RBI	BB	SO	LOB
R.J. Reynolds, S (1, 7) OBP: 0.293, SLG: 0.361	HR		G6-3			G1-3		3B 1B		4	2	2	1	0	0	0
Jose Lind, R (1, 4) OBP: 0.302, SLG: 0.312	G3-1 2B		F8			F8		L9		4	0	1	0	0	0	2
Andy Van Slyke, L (1, 8) OBP: 0.350, SLG: 0.528	G3-1			K		BB		1-H 3-H 3B		3	0	1	2	1	1	1
Bobby Bonilla, S (1, 5) OBP: 0.384, SLG: 0.571	F6			F3		P4		G5-3		4	0	0	0	0	0	3
Darnell Coles, R (1, 9) OBP: 0.325, SLG: 0.409	F7			F8			L7			3	0	0	0	0	0	1
Randy Milligan, R (1, 3) OBP: 0.384, SLG: 0.397		CS BB			K		K			2	0	0	0	1	2	0
Sid Bream, L (9, 3) OBP: 0.337, SLG: 0.489										0	0	0	0	0	0	0
Michael LaValliere, L (1, 2) OBP: 0.373, SLG: 0.338		G5-3 1-2			G6-3		G4-3			3	0	0	0	0	0	1
Felix Fermin, R (1, 6) OBP: 0.333, SLG: 0.265		G6-3			WP 1B			1B 3B 1B		3	1	2	0	0	0	0
Bob Walk, R (1, 1) OBP: 0.129, SLG: 0.133			G1-3		K 1-2			K		3	0	0	0	0	2	2
Jim Gott, R (9, 1)										0	0	0	0	0	0	0
Inning Stats	R: 1 E: 0 K: 0 S: 9 H: 2 LOB: 1 BB: 0 P: 16	R: 0 E: 0 K: 0 S: 9 H: 0 LOB: 0 BB: 1 P: 17	R: 0 E: 0 K: 0 S: 5 H: 0 LOB: 0 BB: 0 P: 10	R: 0 E: 0 K: 1 S: 11 H: 0 LOB: 0 BB: 0 P: 18	R: 0 E: 0 K: 2 S: 10 H: 1 LOB: 1 BB: 0 P: 15	R: 0 E: 0 K: 0 S: 7 H: 0 LOB: 1 BB: 1 P: 14	R: 0 E: 0 K: 1 S: 9 H: 0 LOB: 0 BB: 0 P: 13	R: 2 E: 0 K: 1 S: 14 H: 3 LOB: 1 BB: 0 P: 18		1B: 3 2B: 1 3B: 1 HR: 1 SF: 0 SAC: 0 DP: 0 HBP: 0						

	AB	29
	R	3
	H	6
	RBI	3
	BB	2
	SO	5
	LOB	10

WP: 1 PB: 0 SB: 0 CS: 1 PA: 31

PITCHER	IP	WLS	BF	H	R	ER	SO	BB	IBB	HBP	BLK	WP	HR	S	P	ERA	WHIP
Larry McWilliams, L (1, 1) ERA: 1.81	8.0	L	31	6	3	3	5	2	0	0	0	1	1	74	121	3.38	1.000

PITCHER	IP	WLS	BF	H	R	ER	SO	BB	IBB	HBP	BLK	WP	HR	S	P	ERA	WHIP

Batter	1	2	3	4	5	6	7	8	9	AB	R	H	RBI	BB	SO	LOB
Barry Bonds, L (1, 7) OBP: 0.358, SLG: 0.542	SH1-3 2B		FC2-6 E 1B 1-2f		K		E 1B 1-2	P6		5	2	2	0	0	1	1
Jose Lind, R (1, 4) OBP: 0.301, SLG: 0.311	SH1-3 2-3		E5 1B WP 1-3		G5-3		E1 1B 1B 1-H 2-H	K		4	2	1	0	0	1	1
Andy Van Slyke, L (1, 8) OBP: 0.354, SLG: 0.529	F5		WP BB 1B 1-3 3-H		K		1B 1B 2-3		FC4-6 1B	5	1	3	1	0	1	1
Bobby Bonilla, S (1, 5) OBP: 0.384, SLG: 0.566	L4		WP BB 1-2			F8	1B 1B 1-2 3-H		FC4-6 SH3-4 1B 1-2f	4	1	1	1	1	0	2
Darnell Coles, R (1, 9) OBP: 0.323, SLG: 0.405 Barry Jones, R (7, 1) Jeff Robinson, R (8, 1) OBP: 0.222, SLG: 0.125		F9	K 1-2 2-3 3-H			F8	1B 1-3 2-H		SH3-4 1-2	4 0 0	0 0 0	1 0 0	1 0 0	0 0 0	1 0 0	2 0 0
Randy Milligan, R (1, 3) OBP: 0.382, SLG: 0.395 Sid Bream, L (7, PH) OBP: 0.338, SLG: 0.489 (7, 3)		F8		F8		F8 SAFE	1B 1-3 3-H		F9	3 2	0 1	1 1	0 1	0 0	0 0	0 1
Michael LaValliere, L (1, 2) OBP: 0.370, SLG: 0.336	4-3		4-3			G5-3	2-H			4	0	1	1	0	0	1
Rafael Belliard, R (1, 6) OBP: 0.321, SLG: 0.287			FC2-6 BB				B1-3 5-3			3	0	1	0	1	0	1
John Smiley, L (1, 1) OBP: 0.133, SLG: 0.103 R.J. Reynolds, S (7, PH) OBP: 0.296, SLG: 0.363 (7, 9)			K	B2-3			E 1B 1B 1B	K		2 2	0 1	0 1	0 0	0 0	1 1	2 0
Inning Stats	R: 0 E: 0 K: 0 S: 9 H: 1 LOB: 1 BB: 0 P: 12	R: 0 E: 0 K: 0 S: 5 H: 0 LOB: 0 BB: 0 P: 7	R: 2 E: 1 K: 2 S: 20 H: 1 LOB: 2 BB: 2 P: 33	R: 0 E: 0 K: 0 S: 8 H: 1 LOB: 1 BB: 0 P: 13	R: 0 E: 0 K: 2 S: 9 H: 0 LOB: 0 BB: 0 P: 13	R: 0 E: 0 K: 0 S: 6 H: 1 LOB: 1 BB: 0 P: 10	R: 6 E: 1 K: 0 S: 21 H: 8 LOB: 1 BB: 0 P: 32	R: 0 E: 0 K: 2 S: 8 H: 0 LOB: 0 BB: 0 P: 12	R: 0 E: 0 K: 0 S: 13 H: 1 LOB: 1 BB: 0 P: 17	1B: 12 2B: 1 3B: 0 HR: 0 SF: 0 SAC: 2 DP: 0 HBP: 0						

PITCHER		IP	WLS	BF	H	R	ER	SO	BB	IBB	HBP	BLK	WP	HR	S	P	ERA	WHIP
Bob Ojeda, L ERA: 3.65	(1, 1)	6.1	L	31	9	7	5	4	2	0	0	0	1	0	69	109	7.11	1.737
Terry Leach, R ERA: 3.55	(7, 1)	0.0		1	1	0	0	0	0	0	0	0	0	0	3	4	∞	∞
Gene Walter, L ERA: 3.97	(7, 1)	0.2		3	2	1	1	0	0	0	0	0	0	0	6	7	13.50	3.000
Rick Aguilera, R ERA: 9.0	(8, 1)	2.0		7	1	0	0	2	0	0	0	0	0	0	21	29	0.00	0.500

PITCHER	IP	WLS	BF	H	R	ER	SO	BB	IBB	HBP	BLK	WP	HR	S	P	ERA	WHIP

TOP

Pittsburgh Pirates @ New York Mets

Shea Stadium, Flushing, NY

Mon Jun 20 1988, 7:05 PM EDT

Att. 42,413 - Unknown - 78 F

livebaseballscorecards.com

AB	38
R	8
H	13
RBI	5
BB	2
SO	6
LOB	12

Pittsburgh Pirates @ New York Mets

Shea Stadium, Flushing, NY

Mon Jun 20 1988, 7:05 PM EDT

Att. 42,413 - Unknown - 78 F

BOTTOM

livebaseballscorecards.com

Batter	1	2	3	4	5	6	7	8	9	AB	R	H	RBI	BB	SO	LOB
Mookie Wilson, S (1, 8) OBP: 0.303, SLG: 0.366	6-3			F9	G4-3 2-3			G4-3 S HR 1B		4	1	1	0	0	0	1
Tim Teufel, R (1, 4) OBP: 0.369, SLG: 0.363	G1-6-3 1B			BB HR 1B	K			G4-3 1-3		4	1	2	0	0	1	2
Dave Magadan, L (1, 3) OBP: 0.407, SLG: 0.351	G1-6-3 1-2f			HR 1-2 BB		G6-3		HR 3-H		3	2	1	2	1	0	1
Darryl Strawberry, L (1, 9) OBP: 0.393, SLG: 0.609		F7		HR 1-H 2-H		K		F8		4	1	1	3	0	1	0
Kevin McReynolds, R (1, 7) OBP: 0.314, SLG: 0.399		F8		K		S 1B		G6-3		4	0	1	0	0	1	0
Gary Carter, R (1, 2) OBP: 0.339, SLG: 0.430		G6-3		1B		1 SAFE 1 SAFE S S 1 SAFE K 1-2			F8	4	0	1	0	0	1	1
Howard Johnson, S (1, 5) OBP: 0.348, SLG: 0.404		K		F2			F7		F7	4	0	0	0	0	1	1
Kevin Elster, R (1, 6) OBP: 0.262, SLG: 0.287 Lenny Dykstra, L (9, PH) OBP: 0.364, SLG: 0.441		K			G4-3 SH5-4 1B		F2		F2 1B	3 1	0 0	1 1	0 0	0 0	1 0	0 0
Bob Ojeda, L (1, 1) OBP: 0.241, SLG: 0.276 Terry Leach, R (7, 1) Gene Walter, L (7, 1) Mackey Sasser, L (7, PH) OBP: 0.297, SLG: 0.382 Rick Aguilera, R (8, 1) OBP: 0.500, SLG: 0.500 Wally Backman, S (9, PH) OBP: 0.321, SLG: 0.275		K			SH5-4 1-2		F9		F8	1 0 0 1 0 0 1	0 0 0 0 0 0 0	0 0 0 0 0 0 0	0 0 0 0 0 0 0	0 0 0 0 0 0 0	1 0 0 0 0 0 0	0 0 0 0 0 0 1
Inning Stats	R: 0 H: 1 E: 0 LOB: 0 K: 0 BB: 0 S: 8 P: 10	R: 0 H: 0 E: 0 LOB: 0 K: 0 BB: 0 S: 4 P: 8	R: 0 H: 0 E: 0 LOB: 0 K: 3 BB: 0 S: 9 P: 11	R: 3 H: 3 E: 0 LOB: 1 K: 1 BB: 1 S: 15 P: 26	R: 0 H: 1 E: 0 LOB: 1 K: 1 BB: 0 S: 7 P: 13	R: 0 H: 1 E: 0 LOB: 1 K: 2 BB: 0 S: 12 P: 17	R: 0 H: 0 E: 0 LOB: 0 K: 0 BB: 0 S: 4 P: 7	R: 2 H: 2 E: 0 LOB: 0 K: 0 BB: 0 S: 15 P: 23	R: 0 H: 1 E: 0 LOB: 1 K: 0 BB: 0 S: 7 P: 11	1B: 7 SF: 0 2B: 0 SAC: 1 3B: 0 DP: 1 HR: 2 HBP: 0						

	AB	34
	R	5
	H	9
	RBI	5
	BB	1
	SO	7
	LOB	7

WP: 0 PA: 36
PB: 0
SB: 2
CS: 0

PITCHER		IP	WLS	BF	H	R	ER	SO	BB	IBB	HBP	BLK	WP	HR	S	P	ERA	WHIP
John Smiley, L ERA: 3.15	(1, 1)	6.0	W	24	6	3	3	7	1	0	0	0	0	1	55	85	4.50	1.167
Barry Jones, R ERA: 2.88	(7, 1)	1.1		6	2	2	2	0	0	0	0	0	0	1	13	21	13.50	1.500
Jeff Robinson, R ERA: 3.36	(8, 1)	1.2	S	6	1	0	0	0	0	0	0	0	0	0	13	20	0.00	0.600

PITCHER	IP	WLS	BF	H	R	ER	SO	BB	IBB	HBP	BLK	WP	HR	S	P	ERA	WHIP

Batter	1	2	3	4	5	6	7	8	9	AB	R	H	RBI	BB	SO	LOB
Barry Bonds, L (1, 7) OBP: 0.357, SLG: 0.537	X 0-0 ① F9		F B B B C F F X 3-2 G4-3 1B			C S X 0-2 ① G3			F S F S 0-3 ① K	4	0	1	0	0	1	0
Jose Lind, R (1, 4) OBP: 0.301, SLG: 0.311	B C B X 2-1 ② G6-3		C B 1 SAFE X 1-1 ② ③ G4-3 1-2f			C B B C F X 2-2 G3-6 1B			X 0-0 E5 1B	4	0	1	0	0	0	1
Andy Van Slyke, L (1, 8) OBP: 0.353, SLG: 0.525	B B X 2-0 ③ G1-3			F F F F B B C 2-3 ① K		B 1 SAFE F F 1 SAFE B X 2-2 ② ③ G3-6 1-2f			B C S B F F B X 3-2 1-2 1B	4	0	1	0	0	1	1
Bobby Bonilla, S (1, 5) OBP: 0.383, SLG: 0.562		B X 1-0 1B 1B 1B		C B C S 1-3 ② K			B X 1-0 ① 4-3		B S B B F X 3-2 ② F7	4	0	1	0	0	1	2
Darnell Coles, R (1, 9) OBP: 0.314, SLG: 0.393		B 1 SAFE S X 1-1 ① P4		F B B X 2-1 ③ 5-3			X 0-0 ② F8		X 0-0 ③ F8	4	0	0	0	0	0	3
Sid Bream, L (1, 3) OBP: 0.338, SLG: 0.486		1 SAFE X 0-0 1B 1-2 1B			C S B B F X 2-2 ① 3-1		S S B B X 2-2 ③ F7			3	0	1	0	0	0	0
Michael LaValliere, L (1, 2) OBP: 0.364, SLG: 0.329		C B X 1-1 ② F8			B B B C X 3-1 ② L8			C B X 1-1 ① F8		3	0	0	0	0	0	2
Rafael Belliard, R (1, 6) OBP: 0.333, SLG: 0.301 Denny Gonzalez, R (8, PH) OBP: 0.444, SLG: 0.286 (8, 6)		C X 0-1 ③ 1-2 2-H 1B			B X 1-0 1B			B F X 1-1 ② F2		2 1	0 0	2 0	0 0	0 0	0 0	0 0
Doug Drabek, R (1, 1) OBP: 0.139, SLG: 0.171 R.J. Reynolds, S (8, PH) OBP: 0.294, SLG: 0.361 Dave Rucker, L (8, 1)			B X 1-0 ① P2		X 0-0 ③ 5-3			B X 1-0 ③ P6		2 1 0	0 0 0	0 0 0	0 0 0	0 0 0	1 0 0	1 0 0
Inning Stats	R: 0 E: 0 K: 0 S: 4 H: 0 LOB: 0 BB: 0 P: 8	R: 0 E: 0 K: 0 S: 8 H: 3 LOB: 2 BB: 0 P: 11	R: 0 E: 0 K: 0 S: 8 H: 1 LOB: 0 BB: 0 P: 13	R: 0 E: 0 K: 2 S: 10 H: 0 LOB: 0 BB: 0 P: 15	R: 0 E: 0 K: 0 S: 8 H: 1 LOB: 1 BB: 0 P: 14	R: 0 E: 0 K: 0 S: 10 H: 1 LOB: 0 BB: 0 P: 14	R: 0 E: 0 K: 0 S: 5 H: 0 LOB: 0 BB: 0 P: 8	R: 0 E: 0 K: 0 S: 5 H: 0 LOB: 0 BB: 0 P: 8	R: 0 E: 1 K: 1 S: 14 H: 1 LOB: 2 BB: 0 P: 20	1B: 7 2B: 0 3B: 0 HR: 0	SF: 0 SAC: 0 DP: 2 HBP: 0					

PITCHER	IP	WLS	BF	H	R	ER	SO	BB	IBB	HBP	BLK	WP	HR	S	P	ERA	WHIP
Ron Darling, R (1, 1) ERA: 2.46	9.0	W	32	7	0	0	3	0	0	0	0	0	0	72	111	0.00	0.778

PITCHER	IP	WLS	BF	H	R	ER	SO	BB	IBB	HBP	BLK	WP	HR	S	P	ERA	WHIP

TOP

Pittsburgh Pirates @ New York Mets

Shea Stadium, Flushing, NY

Tue Jun 21 1988, 7:05 PM EDT

Att. 45,225 - Unknown - 86 F

livebaseballscorecards.com

AB	32
R	0
H	7
RBI	0
BB	0
SO	3
LOB	10
PA:	32
WP:	0
PB:	0
SB:	0
CS:	0

BOTTOM

Pittsburgh Pirates @ New York Mets

Shea Stadium, Flushing, NY

Tue Jun 21 1988, 7:05 PM EDT

Att. 45,225 - Unknown - 86 F

Batter	1	2	3	4	5	6	7	8	9	AB	R	H	RBI	BB	SO	LOB
Lenny Dykstra, L (1, 8) OBP: 0.360, SLG: 0.435	C B B X 2-1 L9 ①		X 0-0 F9 ③			X 0-0 F8 1B HR 1B	F F F F X 0-2 F7 ③	F X 0-1 F9 ③		5	1	1	0	0	0	2
Wally Backman, S (1, 4) OBP: 0.326, SLG: 0.290	C B B X 2-1 4-3 ②			C C F B B S 2-3 K		X 0-0 IBB 1-2 HR 1B		B F B X 2-1 2B 2B		4	2	2	0	0	1	0
Dave Magadan, L (1, 3) OBP: 0.410, SLG: 0.361	F B B X 2-1 F8 ③			B B C B C B 4-2 2B FC5-2 BB		B X 1-0 F8 ① 2-3		B C X 1-1 1B 2-H 2B		3	1	1	1	1	0	2
Darryl Strawberry, L (1, 9) OBP: 0.399, SLG: 0.612		B B B B 4-0 G5-4-3 BB		C B C B F B X 3-2 1-3 2B		I I I I 4-0 HR 1-2 IBB		B F X 1-1 F7 ①		2	1	1	0	2	0	1
Kevin McReynolds, R (1, 7) OBP: 0.317, SLG: 0.414		B B 1 SAFE F 1 SAFE X 2-1 F7 ①		F F X 0-2 FC5-2 ② 3-H		B B F B F F X 3-2 1-H 2-H 3-H HR		F F B F X 1-2 2-H 2B 1B		4	2	2	5	0	0	3
Gary Carter, R (1, 2) OBP: 0.338, SLG: 0.431		1 SAFE X 0-0 G5-4-3 ② ③ 1-2f		C B X 1-1 L6 ③		B X 1-0 F8 ②		X 0-0 1-H 1B 2B		4	1	1	1	0	0	3
Howard Johnson, S (1, 5) OBP: 0.354, SLG: 0.410			B B B C X 3-1 SH1-4 1B		S X 0-1 CS 1B	F B X 1-1 F8 ③		C X 0-1 2-H 3B 1B		4	1	3	1	0	0	0
Kevin Elster, R (1, 6) OBP: 0.257, SLG: 0.281			C 1 SAFE S X 0-2 P4 ①		1 SAFE 3-2 F X ① ② S S B B B F F G1 1-2		S B B X 2-1 F9 ①	B S S X 1-2 P3 ②		4	0	0	0	0	0	3
Ron Darling, R (1, 1) OBP: 0.216, SLG: 0.306			X 0-0 SH1-4 ② 1-2		F B S X 1-2 G5-3 ③		F S B B B F B F X 3-2 F9 ②	X 0-0 1-H 3B		3	0	1	1	0	0	0
Inning Stats	R: 0 E: 0 K: 0 S: 6 H: 0 LOB: 0 BB: 0 P: 12	R: 0 E: 0 K: 0 S: 3 H: 0 LOB: 0 BB: 1 P: 9	R: 0 E: 0 K: 0 S: 7 H: 1 LOB: 1 BB: 0 P: 10	R: 0 E: 0 K: 1 S: 15 H: 1 LOB: 2 BB: 1 P: 25	R: 0 E: 0 K: 0 S: 11 H: 1 LOB: 0 BB: 0 P: 15	R: 4 E: 0 K: 0 S: 10 H: 3 LOB: 0 BB: 1 P: 20	R: 0 E: 0 K: 0 S: 12 H: 0 LOB: 0 BB: 0 P: 17	R: 5 E: 0 K: 0 S: 19 H: 6 LOB: 1 BB: 0 P: 25		1B: 6 2B: 4 3B: 1 HR: 1	SF: 0 SAC: 1 DP: 1 HBP: 0					

PITCHER		IP	WLS	BF	H	R	ER	SO	BB	IBB	HBP	BLK	WP	HR	S	P	ERA	WHIP
Doug Drabek, R ERA: 4.58	(1, 1)	7.0	L	28	6	4	4	1	2	1	0	0	0	1	64	108	5.14	1.143
Dave Rucker, L ERA: 5.4	(8, 1)	1.0		9	6	5	5	0	0	0	0	0	0	0	19	25	45.00	6.000

PITCHER	IP	WLS	BF	H	R	ER	SO	BB	IBB	HBP	BLK	WP	HR	S	P	ERA	WHIP

AB	33
R	9
H	12
RBI	9
BB	3
SO	1
LOB	14

livebaseballscorecards.com

WP: 0	PA: 37		
PB: 0			
SB: 0			
CS: 1			

Pittsburgh Pirates @ New York Mets

Shea Stadium, Flushing, NY

Wed Jun 22 1988, 3:33 AM EDT

Att. 41,816 - Sunny - 96 F

TOP

livebaseballscorecards.com

Batter	1	2	3	4	5	6	7	8	9	AB	R	H	RBI	BB	SO	LOB
Barry Bonds, L (1, 7) OBP: 0.357, SLG: 0.534	C B X 1-1 ① F8		B X 1-0 ② F7		X 0-0 1-2 1B		B B B C X 3-1 ③ F8		B X 1-0 1-2 BB 1B	5	0	2	0	0	0	1
Jose Lind, R (1, 4) OBP: 0.299, SLG: 0.306	B F F B B S 3-3 ② K		B S B B X 2-1 ③ 3-1		X 0-0 ① F2			C B X 1-1 ① L1	B B C B C F B 4-2 1-2 2-3 BB	4	0	0	0	1	1	3
Andy Van Slyke, L (1, 8) OBP: 0.350, SLG: 0.519	B F X 1-1 S 1B			B B X 2-0 ① F7	S F S 0-3 ② K			C B B C C X 2-2 ② F8	S F B F B B X 3-2 ③ 4-3	5	0	1	0	0	1	5
Bobby Bonilla, S (1, 5) OBP: 0.384, SLG: 0.561	1 SAFE S F 1 B B B C 3-3 ③ K 1-2 SAFE			C B F B B F X 3-2 BB 1B 1B	F F B B B C 3-3 ③ K			X 0-0 2B 1B		4	0	2	0	0	2	3
Sid Bream, L (1, 3) OBP: 0.341, SLG: 0.492 R.J. Reynolds, S (8, 9) OBP: 0.294, SLG: 0.361		C B F X 1-2 ① 6-3		F B 1 SAFE B F X 2-2 BB 1-2 1B		B B B C X 3-1 ① F8		B B F C X 2-2 1-3 2B		4 0	0 0	2 0	0 0	0 0	0 0	0 0
Darnell Coles, R (1, 9) OBP: 0.313, SLG: 0.388 Jim Gott, R (8, 1)		F X 0-1 G6-3 1B		S C X 0-2 ② F7		B S C B C 2-3 ② K		C F B B X 2-2 ③ G3		4 0	0 0	1 0	0 0	0 0	1 0	4 0
Michael LaValliere, L (1, 2) OBP: 0.362, SLG: 0.323		X 0-0 ② ③ G6-3 1-2f		B C B B F B 4-2 1-2 2-3 BB		B C B B B X 3-1 ③ 3-1			B C B B X 3-1 ① 4-3	3	0	0	0	1	0	1
Rafael Belliard, R (1, 6) OBP: 0.333, SLG: 0.302 Denny Gonzalez, R (9, PH) OBP: 0.400, SLG: 0.250		B B C C X 2-2 SH3-4 1B		F C F B X 1-2 ③ 4-3			B B C C C 2-3 ① K		F F F X 0-2 ② 6-3	3 1	0 0	1 0	0 0	0 0	1 0	3 0
Mike Dunne, R (1, 1) OBP: 0.136, SLG: 0.100 Bob Kipper, R (7, 1) Mike Diaz, R (8, 3) OBP: 0.404, SLG: 0.286		L X 0-1 ① SH3-4 1-2			L X 0-1 1B 1B		X 0-0 ② L6		X 0-0 BB 1B 1B	2 0 1	0 0 0	1 0 1	0 0 0	0 0 0	0 0 0	0 0 0
Inning Stats	R: 0 E: 0 K: 2 S: 10 H: 1 LOB: 1 BB: 0 P: 18	R: 0 E: 0 K: 0 S: 6 H: 1 LOB: 0 BB: 0 P: 7	R: 0 E: 0 K: 0 S: 8 H: 1 LOB: 1 BB: 0 P: 13	R: 0 E: 0 K: 0 S: 18 H: 2 LOB: 3 BB: 1 P: 30	R: 0 E: 0 K: 2 S: 10 H: 2 LOB: 2 BB: 0 P: 13	R: 0 E: 0 K: 1 S: 7 H: 0 LOB: 0 BB: 0 P: 15	R: 0 E: 0 K: 1 S: 6 H: 0 LOB: 0 BB: 0 P: 11	R: 0 E: 0 K: 0 S: 12 H: 2 LOB: 2 BB: 0 P: 19	R: 0 E: 0 K: 0 S: 15 H: 2 LOB: 3 BB: 1 P: 26	1B: 10 2B: 1 3B: 0 HR: 0	SF: 0 SAC: 1 DP: 1 HBP: 0					

	AB	36
	R	0
	H	11
	RBI	0
	BB	2
	SO	6
	LOB	20

WP: 0 PB: 0 SB: 1 CS: 0 PA: 39

PITCHER		IP	WLS	BF	H	R	ER	SO	BB	IBB	HBP	BLK	WP	HR	S	P	ERA	WHIP
Dwight Gooden, R (1, 1) ERA: 3.14		8.0	W	33	9	0	0	6	1	0	0	0	0	0	77	126	0.00	1.250
Roger McDowell, R (9, 1) ERA: 2.72		0.2		5	2	0	0	0	1	0	0	0	0	0	11	19	0.00	4.500
Randy Myers, L (9, 1) ERA: 1.63		0.1	S	1	0	0	0	0	0	0	0	0	0	0	4	7	0.00	0.000

PITCHER	IP	WLS	BF	H	R	ER	SO	BB	IBB	HBP	BLK	WP	HR	S	P	ERA	WHIP

Batter	1	2	3	4	5	6	7	8	9	AB	R	H	RBI	BB	SO	LOB
Lenny Dykstra, L (1, 8) OBP: 0.353, SLG: 0.426	F F X 0-2 L6 ①	B X 1-0 F9 ③			F B B B X 3-1 F7 ③			B F B F S 2-3 K ①		4	0	0	0	0	1	1
Wally Backman, S (1, 4) OBP: 0.338, SLG: 0.299	C B S B X 2-2 BB 1B		X 0-0 G3-6-3 1B			B C S L 1-3 K ①		C C B B B B 4-2 BB SF7 1B BB		3	1	2	0	1	1	0
Keith Hernandez, L (1, 3) OBP: 0.363, SLG: 0.431	C 1 SAFE 1 SAFE F S 0-3 K ②		1 SAFE 1 SAFE 1 SAFE 1 SAFE B X 1-0 F9 ①			C S B B F F B X 3-2 4-3 ②		1 SAFE 1 SAFE C 1 SAFE F X 0-2 BB 1-2 1B		4	0	1	0	0	1	2
Darryl Strawberry, L (1, 9) OBP: 0.400, SLG: 0.607	1 SAFE B C B 1 SAFE F F 1 SAFE F 4-2 B B FC6-4 1-2 BB		B F B B X 3-1 G3-6-3 ② ③ 1-2f			B C X 1-1 3-1 ③		B C B B F B 4-2 1-2 2-3 BB		2	0	0	0	2	0	1
Kevin McReynolds, R (1, 7) OBP: 0.316, SLG: 0.410	B C X 1-1 FC6-4 ③ 1-2f			C F B X 1-2 F7 ①			F B F B B B 4-2 E S 1B BB	C X 0-1 SF7 ② 3-H		2	1	0	1	1	0	2
Dave Magadan, L (1, 5) OBP: 0.405, SLG: 0.356 Roger McDowell, R (9, 1) OBP: 0.333, SLG: 0.667 Randy Myers, L (9, 1)		C X 0-1 F7 ①		C X 0-1 4-3 ②			1 SAFE 1 SAFE F 1 SAFE B 1 SAFE S B F 2-2 X SH1-4 1B 1-H	C B B X 2-1 F9 ③		4 0 0	0 0 0	1 0 0	1 0 0	0 0 0	0 0 0	2 0 0
Howard Johnson, S (1, 6) (9, 5) OBP: 0.355, SLG: 0.415		B X 1-0 2B 2B		B B F F X 2-2 F8 ③			B 1 SAFE X 1-0 SH1-4 ① 1-2			2	1	1	0	0	0	0
Mackey Sasser, L (1, 2) OBP: 0.308, SLG: 0.417 Barry Lyons, R (7, PH) OBP: 0.147, SLG: 0.156 (8, 2)		X 0-0 2-H 2B			X 0-0 6-3 ①		B X 1-0 P4 ②			2 1	0 0	1 0	1 0	0 0	0 0	0 1
Dwight Gooden, R (1, 1) OBP: 0.239, SLG: 0.289 Kevin Elster, R (9, 6) OBP: 0.257, SLG: 0.281		F S S 0-3 K ②			C S B C 1-3 K ②		S S F S 0-3 K ③			3 0	0 0	0 0	0 0	0 0	3 0	2 0
Inning Stats	R: 0 E: 0 K: 1 S: 15 H: 1 LOB: 2 BB: 1 P: 22	R: 1 E: 0 K: 1 S: 8 H: 2 LOB: 1 BB: 0 P: 10	R: 0 E: 0 K: 0 S: 4 H: 1 LOB: 0 BB: 0 P: 8	R: 0 E: 0 K: 0 S: 8 H: 0 LOB: 0 BB: 0 P: 11	R: 0 E: 0 K: 1 S: 6 H: 0 LOB: 0 BB: 0 P: 10	R: 0 E: 0 K: 1 S: 10 H: 0 LOB: 0 BB: 0 P: 15	R: 1 E: 0 K: 1 S: 12 H: 1 LOB: 1 BB: 1 P: 20	R: 1 E: 0 K: 1 S: 14 H: 1 LOB: 2 BB: 2 P: 26		1B: 4 2B: 2 3B: 0 HR: 0	SF: 1 SAC: 1 DP: 1 HBP: 0			WP: 0 PB: 0 SB: 1 CS: 0	PA: 33		

PITCHER		IP	WLS	BF	H	R	ER	SO	BB	IBB	HBP	BLK	WP	HR	S	P	ERA	WHIP
Mike Dunne, R ERA: 4.22	(1, 1)	6.0	L	23	4	2	2	4	2	0	0	0	0	0	53	82	3.00	1.000
Bob Kipper, L ERA: 3.9	(7, 1)	1.1		8	2	1	1	2	2	0	0	0	0	0	20	34	6.75	3.000
Jim Gott, R ERA: 2.73	(8, 1)	0.2		2	0	0	0	0	0	0	0	0	0	0	4	6	0.00	0.000

PITCHER	IP	WLS	BF	H	R	ER	SO	BB	IBB	HBP	BLK	WP	HR	S	P	ERA	WHIP

BOTTOM

Pittsburgh Pirates @ New York Mets

Shea Stadium, Flushing, NY

Wed Jun 22 1988, 3:33 AM EDT

Att. 41,816 - Sunny - 96 F

livebaseballscorecards.com

AB	27
R	3
H	6
RBI	3
BB	4
SO	6
LOB	11

Batter	1	2	3	4	5	6	7	8	9	AB	R	H	RBI	BB	SO	LOB
Barry Bonds, L (1, 7) OBP: 0.355, SLG: 0.526	C F S 0-3 ① K		S X 0-1 ② 1-4-3		B B X 2-0 ② G3		C B B X 2-1 ② F7		B B B B 4-0 G3 E BB	4	1	0	0	1	1	1
Jose Lind, R (1, 4) OBP: 0.298, SLG: 0.305	X 0-0 ② F9		B B X 2-0 1B 1B 1B		B B B C X 3-1 ③ 4-3		C 1 SAFE F B B F B S 3-3 ③ K		1 SAFE P S 1 SAFE C 1 SAFE 1 SAFE X 1-2 ② G3 1-H	5	1	1	0	0	1	1
Andy Van Slyke, L (1, 8) OBP: 0.348, SLG: 0.513	C C S 0-3 ③ K		P X 1-0 1B 1-3 1B			X 0-0 ① B1-3		S B B B C S 2-3 ① K	X 0-0 ③ F9	5	0	1	0	0	2	0
Bobby Bonilla, S (1, 5) OBP: 0.392, SLG: 0.564		S F B B B B 4-2 HR BB	B X 1-0 1-2 3-H 1B			B B B C F F B 4-2 1B BB		X 0-0 BB 2B 1B		2	2	2	1	2	0	0
Darnell Coles, R (1, 9) OBP: 0.317, SLG: 0.387		B X 1-0 ① F6	B C X 1-1 ③ F9			S F B B B F F B X 3-2 1-2 1B		1 SAFE B 1 SAFE 1 SAFE F B 1 SAFE B B 4-1 1-2 2B BB		3	1	1	0	1	0	3
Sid Bream, L (1, 3) OBP: 0.349, SLG: 0.518		B B B B F X 3-1 1-H HR	C B X 1-1 CS 1B			B X 1-0 ② L7		F X 0-1 F9 1-H 2-H 2B		4	1	3	4	0	0	2
Junior Ortiz, R (1, 2) OBP: 0.372, SLG: 0.440		B F X 1-1 ② G3	X 0-0 ① F9			B C C B B X 3-2 ③ 4-3		X 0-0 ② F9 2-3		4	0	0	0	0	0	4
Felix Fermin, R (1, 6) OBP: 0.317, SLG: 0.250 R.J. Reynolds, S (7, PH) OBP: 0.298, SLG: 0.365 Jeff Robinson, R (7, 1) OBP: 0.200, SLG: 0.111 Jim Gott, R (9, 1)		S F B F X 1-2 ③ F8		B F P C S 2-3 ② ③ K 1-2				B X 1-0 FC1-6 1B	X 0-0 ③ 6-3	2 1 1 0	0 0 0 0	0 1 0 0	0 0 0 0	0 0 0 0	1 0 0 0	1 0 1 0
Brian Fisher, R (1, 1) OBP: 0.160, SLG: 0.045 Michael LaValliere, L (7, PH) OBP: 0.360, SLG: 0.321 Rafael Belliard, R (7, PR) OBP: 0.331, SLG: 0.299 (7, 6)			C B S C 1-3 ① K		B F X 1-1 ① 5-3			1 SAFE X 0-0 ① FC1-6 1-2f	C F X 0-2 ① 6-3	2 1 1	0 0 0	0 0 0	0 0 0	0 0 0	1 0 0	0 1 0
Inning Stats	R: 0 H: 0 E: 0 LOB: 0 K: 2 BB: 0 S: 7 P: 7	R: 2 H: 1 E: 0 LOB: 0 K: 0 BB: 1 S: 11 P: 21	R: 1 H: 3 E: 0 LOB: 2 K: 1 BB: 0 S: 11 P: 16	R: 0 H: 1 E: 0 LOB: 0 K: 1 BB: 0 S: 7 P: 9	R: 0 H: 0 E: 0 LOB: 0 K: 0 BB: 0 S: 5 P: 11	R: 0 H: 1 E: 0 LOB: 2 K: 0 BB: 1 S: 13 P: 24	R: 0 H: 1 E: 0 LOB: 1 K: 1 BB: 0 S: 8 P: 14	R: 2 H: 2 E: 0 LOB: 1 K: 1 BB: 1 S: 9 P: 15	R: 1 H: 0 E: 1 LOB: 0 K: 0 BB: 1 S: 8 P: 12	1B: 7 SF: 0 2B: 1 SAC: 0 3B: 0 DP: 0 HR: 1 HBP: 0						

PITCHER		IP	WLS	BF	H	R	ER	SO	BB	IBB	HBP	BLK	WP	HR	S	P	ERA	WHIP
John Dopson, R ERA: 3.23	(1, 1)	6.0		26	7	3	3	4	2	0	0	0	0	1	55	90	4.50	1.500
Bob McClure, L ERA: 5.94	(7, 1)	1.0		3	0	0	0	1	0	0	0	0	0	0	7	12	0.00	0.000
Jeff Parrett, R ERA: 2.12	(8, 1)	2.0	L	10	2	3	2	1	2	0	0	0	0	0	17	27	9.00	2.000

PITCHER	IP	WLS	BF	H	R	ER	SO	BB	IBB	HBP	BLK	WP	HR	S	P	ERA	WHIP

TOP

Pittsburgh Pirates @ Montreal Expos

Olympic Stadium, Montreal, QB

Thu Jun 23 1988, 7:05 PM EDT

Att. 14,839 - Dome - 70 F

livebaseballscorecards.com

AB	35
R	6
H	9
RBI	5
BB	4
SO	6
LOB	14

PA: 39

WP: 0	PB: 0	SB: 0	CS: 1		

Batter	1	2	3	4	5	6	7	8	9	AB	R	H	RBI	BB	SO	LOB
Otis Nixon, S (1, 8) OBP: 0.308, SLG: 0.250	4-3		F5		F7		2-5 BB		K	3	0	0	0	1	0	2
Wallace Johnson, S (9, PH) OBP: 0.343, SLG: 0.364										1	0	0	0	0	1	1
Tim Raines, S (1, 7) OBP: 0.372, SLG: 0.433	G3		4-3		E 1-2 1B		2-5	4-3		4	0	1	0	0	0	1
Andres Galarraga, R (1, 3) OBP: 0.367, SLG: 0.612	F9			K	E4		F6	5-3		4	0	0	0	0	1	1
Hubie Brooks, R (1, 9) OBP: 0.316, SLG: 0.404		5-3		L9	F2			BB		3	0	0	0	1	0	2
Tim Wallach, R (1, 5) OBP: 0.305, SLG: 0.398		S BB		HR		F8		5-3		3	1	1	1	1	0	1
Nelson Santovenia, R (1, 2) OBP: 0.378, SLG: 0.462		K 1-2		F7		1-3			FC6-4 1B 4-3 1B	4	1	1	0	0	1	1
Tom Foley, L (1, 4) OBP: 0.273, SLG: 0.305		L8			1B 3B	F9			FC6-4 1-2 1B	4	1	2	0	0	0	1
Luis Rivera, R (1, 6) OBP: 0.257, SLG: 0.315			SH1-4 BB		E 1B 3-H 1B		F6		FC6-4 4-3 1-2f 2-3	3	1	1	1	1	0	2
John Dopson, L (1, 1) OBP: 0.167, SLG: 0.118			SH1-4 1-2		K		K		4-3 1-2 3-H	1	0	0	0	0	1	1
Bob McClure, R (7, 1)										0	0	0	0	0	0	0
Mitch Webster, S (7, PH) OBP: 0.365, SLG: 0.316										1	0	0	0	0	1	0
Jeff Parrett, R (8, 1)										0	0	0	0	0	0	0
Graig Nettles, L (9, PH) OBP: 0.217, SLG: 0.262										1	0	0	1	0	0	1
Inning Stats	R: 0 E: 0 K: 0 S: 7 H: 0 LOB: 0 BB: 0 P: 10	R: 0 E: 0 K: 1 S: 11 H: 0 LOB: 1 BB: 1 P: 21	R: 0 E: 0 K: 0 S: 4 H: 0 LOB: 1 BB: 1 P: 10	R: 1 E: 0 K: 1 S: 12 H: 1 LOB: 0 BB: 0 P: 15	R: 2 E: 1 K: 1 S: 15 H: 3 LOB: 2 BB: 0 P: 25	R: 0 E: 0 K: 0 S: 8 H: 0 LOB: 0 BB: 0 P: 13	R: 0 E: 0 K: 1 S: 5 H: 0 LOB: 1 BB: 1 P: 11	R: 0 E: 0 K: 0 S: 6 H: 0 LOB: 1 BB: 1 P: 11	R: 1 E: 0 K: 1 S: 10 H: 2 LOB: 1 BB: 0 P: 17	1B: 4 2B: 0 3B: 1 HR: 1	SF: 0 SAC: 1 DP: 0 HBP: 0					

PITCHER	IP	WLS	BF	H	R	ER	SO	BB	IBB	HBP	BLK	WP	HR	S	P	ERA	WHIP
Brian Fisher, R (1, 1) ERA: 5.03	6.0		25	4	3	2	3	2	0	0	0	0	1	57	94	3.00	1.000
Jeff Robinson, R (7, 1) ERA: 3.38	2.1	W	11	2	1	1	1	2	0	0	0	0	0	16	30	3.86	1.714
Jim Gott, R (9, 1) ERA: 2.67	0.2	S	2	0	0	0	1	0	0	0	0	0	0	5	9	0.00	0.000

PITCHER	IP	WLS	BF	H	R	ER	SO	BB	IBB	HBP	BLK	WP	HR	S	P	ERA	WHIP

BOTTOM

Pittsburgh Pirates @ Montreal Expos

Olympic Stadium, Montreal, QB

Thu Jun 23 1988, 7:05 PM EDT

Att. 14,839 - Dome - 70 F

livebaseballscorecards.com

AB	32
R	4
H	6
RBI	3
BB	4
SO	5
LOB	14

WP: 0 PB: 0 SB: 1 CS: 0 PA: 37

Batter	1	2	3	4	5	6	7	8	9	10	AB	R	H	RBI	BB	SO	LOB
Barry Bonds, L (1, 7) OBP: 0.359, SLG: 0.535	C B B X 2-1 F7 ①		C X 0-1 4-3 2B		X 0-0 4-3 ①		C F X 0-2 2B			F C B X 1-2 SH1-4 3B 1B	5	1	3	0	0	0	0
Jose Lind, R (1, 4) OBP: 0.294, SLG: 0.301	B B C X 2-1 F8 ②		2 SAFE L X 0-1 4-3 ① 2-3		B C X 1-1 F9 ②		X 0-0 L6 ③			X 0-0 SH1-4 ① 1-2	4	0	0	0	0	0	2
Andy Van Slyke, L (1, 8) OBP: 0.348, SLG: 0.522	S T F B F S 1-3 K ③		X 0-0 F7 ②		B C F B S 2-3 K ③			S X 0-1 E8 SF8 2B		F C X 0-2 SF7 3B 2-H	5	2	2	1	0	2	1
Bobby Bonilla, S (1, 5) OBP: 0.395, SLG: 0.565		B B X 2-0 F7 ①	B F F F X 2-2 L9 ③			C B B X 2-1 4-3 SF7 2B		B B F F B F B 4-2 CS BB		B F B B I 4-1 IBB	3	1	1	0	2	0	1
Darnell Coles, R (1, 9) OBP: 0.314, SLG: 0.390		B C C X 1-2 4-3 2B		C B B X 2-1 G3 ①		B F X 1-1 4-3 ① 2-3		3 SAFE F X 0-1 F4 ①		F X 0-1 SF7 ② 3-H	4	0	1	1	0	0	3
Sid Bream, L (1, 3) OBP: 0.346, SLG: 0.520		C X 0-1 4-3 ② 2-3		C X 0-1 1B 2B		X 0-0 SF7 ② 3-H		B C 1 SAFE X 1-1 SF8 ② 3-H		B B C C B S 3-3 K ③	3	1	1	2	0	1	2
Michael LaValliere, L (1, 2) OBP: 0.363, SLG: 0.317		C B B B B 4-1 HBP BB		C 2 SAFE B B B 2 SAFE B B B 4-1 B5-4 1B BB		F B X 1-1 4-3 ③		C B 1-1 CS ③ 1-2	C B X 1-1 F7 ①		2	0	0	0	2	0	0
Rafael Belliard, R (1, 6) OBP: 0.336, SLG: 0.300		H 1-0 1-2 HBP		F C B F F F B X 2-2 1-2 2-H 1B			X 0-0 B1-3 ①		C C B B F F F X 2-2 F8 ②		3	0	1	1	0	0	0
Bob Walk, R (1, 1) OBP: 0.114, SLG: 0.118 Jim Gott, R (9, 1) Barry Jones, R (10, 1)		X 0-0 4-3 ③		F B X 1-1 B5-4 ②③ 2-3f			C C B B F X 2-2 L4 ②		F F C 0-3 K ③		4 0 0	0 0 0	0 0 0	0 0 0	0 0 0	1 0 0	5 0 0
Inning Stats	R: 0 H: 0 E: 0 LOB: 0 K: 1 BB: 0 S: 8 P: 13	R: 0 H: 1 E: 0 LOB: 3 K: 0 BB: 1 S: 8 P: 16	R: 0 H: 1 E: 0 LOB: 1 K: 0 BB: 0 S: 8 P: 10	R: 1 H: 2 E: 0 LOB: 1 K: 0 BB: 1 S: 13 P: 22	R: 0 H: 0 E: 0 LOB: 0 K: 1 BB: 0 S: 6 P: 9	R: 1 H: 1 E: 0 LOB: 0 K: 0 BB: 0 S: 7 P: 11	R: 0 H: 1 E: 0 LOB: 1 K: 0 BB: 0 S: 9 P: 11	R: 1 H: 1 E: 1 LOB: 0 K: 0 BB: 1 S: 10 P: 16	R: 0 H: 0 E: 0 LOB: 0 K: 1 BB: 0 S: 11 P: 14	R: 2 H: 2 E: 0 LOB: 1 K: 1 BB: 1 S: 13 P: 21	1B: 2 SF: 3 2B: 7 SAC: 1 3B: 1 DP: 1 HR: 0 HBP: 1						

PITCHER		IP	WLS	BF	H	R	ER	SO	BB	IBB	HBP	BLK	WP	HR	S	P	ERA	WHIP
Dennis Martinez, R ERA: 2.86	(1, 1)	8.0		33	7	3	2	2	3	0	1	0	0	0	69	108	2.25	1.250
Joe Hesketh, L ERA: 2.81	(9, 1)	1.0		3	0	0	0	1	0	0	0	0	0	0	11	14	0.00	0.000
Bob McClure, L ERA: 6.88	(10, 1)	0.1	L	3	2	2	2	0	0	0	0	0	0	0	7	8	54.00	6.000
Jeff Parrett, R ERA: 2.09	(10, 1)	0.2		3	0	0	0	1	0	1	0	0	0	0	6	13	0.00	0.000

PITCHER	IP	WLS	BF	H	R	ER	SO	BB	IBB	HBP	BLK	WP	HR	S	P	ERA	WHIP

TOP

Pittsburgh Pirates @ Montreal Expos

Olympic Stadium, Montreal, QB

Fri Jun 24 1988, 7:05 PM EDT
Att. 15,781 - Dome - 70 F

livebaseballscorecards.com

AB	33
R	5
H	9
RBI	5
BB	4
SO	4
LOB	14

1B: 2	SF: 3	WP: 0	PA: 43
2B: 7	SAC: 1	PB: 0	
3B: 1	DP: 1	SB: 0	
HR: 0	HBP: 1	CS: 1	

Batter	1	2	3	4	5	6	7	8	9	10	AB	R	H	RBI	BB	SO	LOB
Otis Nixon, S (1, 8) OBP: 0.278, SLG: 0.188	X 0-0 4-3 ①		B C B F B F B 4-2 E S BB		B B B C X 3-1 F7 ③			B X 1-0 F6 ①		B B C S X 2-2 5-3 ①	4	0	0	0	1	0	2
Mitch Webster, S (1, 7) OBP: 0.358, SLG: 0.308	F B B F F F S 2-3 K ②		1 SAFE 1 SAFE 1 SAFE 1 SAFE 1 SAFE C X 0-1 F9 ③ 1-3			C B F S 1-3 K ①		F X 0-1 F8 ②		F F C 0-3 K ②	5	0	0	0	0	3	2
Andres Galarraga, R (1, 3) OBP: 0.365, SLG: 0.605	B C F B X 2-2 E4			X 0-0 5-3 ①		X 0-0 3-1 WP 1B		X 0-0 6-3 ③		C B B F B S 3-3 K ③	5	0	1	0	0	1	1
Hubie Brooks, R (1, 9) OBP: 0.319, SLG: 0.423	C X 0-1 1-3 ③			X 0-0 E9 3B		B X 1-0 3-1 ② 1-3			S B X 1-1 HR		4	2	2	1	0	0	2
Tim Wallach, R (1, 5) OBP: 0.304, SLG: 0.396		C F S 0-3 K ①		B F B F X 2-2 6-3 ②		B F B F F F B X 3-2 L1 ③			B C X 1-1 2B 1B		4	0	1	0	0	1	1
Rex Hudler, R (9, PR) OBP: 0.429, SLG: 0.200											0	1	0	0	0	0	0
(10, 4)																	
Nelson Santovenia, R (1, 2) OBP: 0.359, SLG: 0.435	B B B B C F X 3-2 6-3 ②			B X 1-0 5-3 ③				B X 1-0 F9 ①		L C S 0-3 K ①	4	0	0	0	0	1	1
Tom Foley, L (1, 4) OBP: 0.279, SLG: 0.317	B B B C F X 3-2 F8 ③				F F B B X 2-2 SH3 1B			B X 1-0 L4 ②		B B X 2-0 1-H 2B	4	0	2	1	0	0	0
(10, 6)																	
Luis Rivera, R (1, 6) OBP: 0.254, SLG: 0.311			B X 1-0 F9 ①		B 1 SAFE X 1-0 SH3 ① 1-2			C X 0-1 4-3 ③		S S S 0-3 K ②	2	0	0	0	0	0	0
Graig Nettles, L (9, PH) OBP: 0.213, SLG: 0.256											1	0	0	0	0	1	2
(10, 5)																	
Dennis Martinez, R (1, 1) OBP: 0.270, SLG: 0.278			C F X 0-2 4-3 ②		S X 0-1 5-3 ②			X 0-0 1B	F B B B S F S 3-3 K ③		2	0	0	0	0	0	1
Wallace Johnson, S (8, PH) OBP: 0.361, SLG: 0.382											1	0	1	0	0	0	0
Joe Hesketh, R (9, 1)											0	0	0	0	0	0	0
Dave Engle, R (9, PH) OBP: 0.342, SLG: 0.333											0	0	0	0	0	0	0
Jeff Reed, L (9, PH) OBP: 0.291, SLG: 0.281											1	0	0	0	0	1	2
Bob McClure, R (10, 1)											0	0	0	0	0	0	0
Jeff Parrett, R (10, 1)											0	0	0	0	0	0	0
Inning Stats	R: 0 H: 0 E: 1 LOB: 1 K: 1 BB: 0 S: 11 P: 15	R: 0 H: 0 E: 0 LOB: 0 K: 1 BB: 0 S: 9 P: 15	R: 0 H: 0 E: 0 LOB: 1 K: 0 BB: 1 S: 9 P: 14	R: 1 H: 1 E: 1 LOB: 0 K: 0 BB: 0 S: 6 P: 9	R: 0 H: 1 E: 0 LOB: 1 K: 0 BB: 0 S: 8 P: 14	R: 0 H: 1 E: 0 LOB: 1 K: 1 BB: 0 S: 9 P: 14	R: 0 H: 0 E: 0 LOB: 0 K: 0 BB: 0 S: 4 P: 6	R: 0 H: 1 E: 0 LOB: 1 K: 0 BB: 0 S: 5 P: 6	R: 2 H: 3 E: 0 LOB: 2 K: 3 BB: 0 S: 15 P: 22	R: 0 H: 0 E: 0 LOB: 0 K: 2 BB: 0 S: 9 P: 14	1B: 4 SF: 0 2B: 1 SAC: 1 3B: 1 DP: 0 HR: 1 HBP: 0						

PITCHER		IP	WLS	BF	H	R	ER	SO	BB	IBB	HBP	BLK	WP	HR	S	P	ERA	WHIP
Bob Walk, R	(1, 1)	8.0		31	5	2	2	3	1	0	0	0	1	1	63	96	2.25	0.750
ERA: 2.35																		
Jim Gott, R	(9, 1)	1.0	W	5	2	1	1	3	0	0	0	0	0	0	13	19	9.00	2.000
ERA: 2.86																		
Barry Jones, R	(10, 1)	1.0	S	3	0	0	0	2	0	0	0	0	0	0	9	14	0.00	0.000
ERA: 2.8																		

PITCHER	IP	WLS	BF	H	R	ER	SO	BB	IBB	HBP	BLK	WP	HR	S	P	ERA	WHIP

BOTTOM

Pittsburgh Pirates @ Montreal Expos

Olympic Stadium, Montreal, QB

Fri Jun 24 1988, 7:05 PM EDT

Att. 15,781 - Dome - 70 F

livebaseballscorecards.com

AB	37
R	3
H	7
RBI	2
BB	1
SO	8
LOB	14

WP: 1	PA: 39		
PB: 0			
SB: 1			
CS: 0			

Batter	1	2	3	4	5	6	7	8	9	AB	R	H	RBI	BB	SO	LOB
Barry Bonds, L (1, 7) OBP: 0.366, SLG: 0.545	C B F B F F B X 3-2 ① F8		X 0-0 E 2B	X 0-0 BB 1-2 1B		C B B B X 3-1 2B		C B B B C B 4-2 G4-6-3 1-2 2-3 3-H BB		4	1	3	1	1	0	0
Jose Lind, R (1, 4) OBP: 0.293, SLG: 0.297	C F B X 1-2 ② 1-3		B F B F X 2-2 FC1 3B 2-H	B F C F B F B B 4-2 1-2 2-3 BB		B B F S C 2-3 ③ K		B X 1-0 ②③ G4-6-3 1-2f		4	1	0	0	1	1	4
Andy Van Slyke, L (1, 8) OBP: 0.349, SLG: 0.525	B B F F B F B 4-2 BB		B X 1-0 2B 3-H 3B	S F F B B C 2-3 ② K			B X 1-0 ① 3-1		X 0-0 ① 4-3	4	1	1	1	1	1	3
Bobby Bonilla, S (1, 5) OBP: 0.392, SLG: 0.558	C P 1 SAFE B C 1 SAFE C 2-3 ③ K		B X 1-0 ① 6-3	B X 1-0 ③ 6-3			F C F X 0-2 ② G3		B X 1-0 G4-6-3 1B	5	0	1	0	0	1	5
Darnell Coles, R (1, 9) OBP: 0.311, SLG: 0.391		X 0-0 ① F3	P X 1-0 1B 3-H 2B		F C S 0-3 ① K		S X 0-1 ③ F8		F X 0-1 ②③ G4-6-3 1-2f	5	1	1	1	0	1	1
Sid Bream, L (1, 3) OBP: 0.344, SLG: 0.515		F C B C 1-3 ② K	X 0-0 CS 2-H 1B		C B B X 2-1 ② F6			B B C X 2-1 ① F3		4	0	1	1	0	1	0
Michael LaValliere, L (1, 2) OBP: 0.365, SLG: 0.317		B B C B B 4-1 BB BB	C B C B S 2-3 ②③ K 2-3		F S B F S 1-3 ③ K			B B F X 2-1 1B 1B BB 1B		3	1	1	0	1	2	1
Rafael Belliard, R (1, 6) OBP: 0.341, SLG: 0.301		B B B B C B 4-2 1-2 BB	B B X 2-0 ① 5-3		C F S 0-3 ① K			B C X 1-1 BB 1B 1-2 1B		3	0	1	0	1	1	0
John Smiley, L (1, 1) OBP: 0.176, SLG: 0.125		X 0-0 ③ F6	F C B B B F B 4-2 BB 1B BB		B C C B B C 2-3 ② K			X 0-0 BB 1-2 2-3 1B		3	0	1	0	1	1	2
Inning Stats	R: 0 E: 0 K: 1 S: 15 H: 0 LOB: 1 BB: 1 P: 24	R: 0 E: 0 K: 1 S: 8 H: 0 LOB: 2 BB: 2 P: 17	R: 4 E: 1 K: 1 S: 12 H: 4 LOB: 0 BB: 0 P: 18	R: 0 E: 0 K: 1 S: 14 H: 1 LOB: 3 BB: 2 P: 27	R: 0 E: 0 K: 2 S: 9 H: 0 LOB: 0 BB: 0 P: 12	R: 0 E: 0 K: 3 S: 11 H: 1 LOB: 1 BB: 0 P: 18	R: 0 E: 0 K: 0 S: 7 H: 0 LOB: 0 BB: 0 P: 8	R: 1 E: 0 K: 0 S: 10 H: 3 LOB: 2 BB: 1 P: 20	R: 0 E: 0 K: 0 S: 4 H: 1 LOB: 0 BB: 0 P: 5	1B: 6 2B: 3 3B: 1 HR: 0 SF: 0 SAC: 0 DP: 2 HBP: 0						

TOP

Pittsburgh Pirates @ Montreal Expos

Olympic Stadium, Montreal, QB

Sat Jun 25 1988, 7:05 PM EDT

Att. 17,777 - Dome - 70 F

livebaseballscorecards.com

AB	35
R	5
H	10
RBI	4
BB	6
SO	9
LOB	16

PITCHER		IP	WLS	BF	H	R	ER	SO	BB	IBB	HBP	BLK	WP	HR	S	P	ERA	WHIP
Brian Holman, R ERA: 8.1	(1, 1)	3.1	L	20	5	4	3	3	5	0	0	0	0	0	44	78	8.10	3.000
Neal Heaton, L ERA: 5.77	(4, 1)	2.2		9	1	0	0	6	0	0	0	0	0	0	25	38	0.00	0.375
Tim Burke, R ERA: 3.89	(7, 1)	2.0		9	3	1	1	0	1	0	0	0	0	0	17	28	4.50	2.000
Bob McClure, L ERA: 6.5	(9, 1)	1.0		3	1	0	0	0	0	0	0	0	0	0	4	5	0.00	1.000

PITCHER	IP	WLS	BF	H	R	ER	SO	BB	IBB	HBP	BLK	WP	HR	S	P	ERA	WHIP

Batter	1	2	3	4	5	6	7	8	9	AB	R	H	RBI	BB	SO	LOB
Otis Nixon, S (1, 8) OBP: 0.273, SLG: 0.200	B B C B C X 3-2 ① F9		X 0-0 ③ G3			B X 1-0 ② F9			B X 1-0 1B E 1B	4	1	1	0	0	0	0
Mitch Webster, S (1, 7) OBP: 0.356, SLG: 0.307	B B F C S 2-3 ② K			F F X 0-2 ① F3		B B F C F X 2-2 ③ 6-3			B S B X 2-1 FC6-4 1-2 1B	4	0	1	0	0	1	0
Andres Galarraga, R (1, 3) OBP: 0.360, SLG: 0.596	C C B S 1-3 ③ K			X 0-0 ② 6-3			B F S X 1-2 ① G3		X 0-0 ① F8	4	0	0	0	0	1	2
Hubie Brooks, R (1, 9) OBP: 0.315, SLG: 0.417		F X 0-1 E6 6-3		B S B F X 2-2 ③ 1-3			B B F X 2-1 ② 4-3		B C B X 2-1 ② FC6-4 1-2f 2-H	4	0	0	0	0	0	1
Tim Wallach, R (1, 5) OBP: 0.300, SLG: 0.390		1 SAFE B B B F B X 3-1 ① 6-3 1-2			B B X 2-0 ① F8		S B X 1-1 ③ F8		B F X 1-1 ③ F7	4	0	0	0	0	0	2
Nelson Santovenia, R (1, 2) OBP: 0.358, SLG: 0.444		X 0-0 ② F7			B B F C X 2-2 2B			C F F X 0-2 ① F9		3	0	1	0	0	0	1
Luis Rivera, R (1, 6) OBP: 0.250, SLG: 0.306	S B F S 1-3 ③ K				X 0-0 ② 5-3			F X 0-1 ② F3		3	0	0	0	0	1	2
Rex Hudler, R (1, 4) OBP: 0.400, SLG: 0.250			C F S 0-3 ① K		S X 0-1 ③ F6			L X 0-1 1B		3	0	1	0	0	1	1
Brian Holman, R (1, 1) Neal Heaton, L (4, 1) OBP: 0.167, SLG: 0.167 Wallace Johnson, S (6, PH) OBP: 0.351, SLG: 0.371 Tim Burke, R (7, 1) Dave Engle, R (8, PH) OBP: 0.333, SLG: 0.324 Bob McClure, R (9, 1)			B B C F F C 2-3 ② K			S T T B S 1-3 ① K		C B X 1-1 ③ F9		1 0 1 0 1 0	0 0 0 0 0 0	0 0 0 0 0 0	0 0 0 0 0 0	1 0 1 0 0 0	0 0 0 0 0 0	0 0 0 0 1 0
Inning Stats	R: 0 E: 0 K: 2 S: 9 H: 0 LOB: 0 BB: 0 P: 15	R: 0 E: 1 K: 1 S: 8 H: 0 LOB: 1 BB: 0 P: 12	R: 0 E: 0 K: 2 S: 8 H: 0 LOB: 0 BB: 0 P: 10	R: 0 E: 0 K: 0 S: 7 H: 0 LOB: 0 BB: 0 P: 9	R: 0 E: 0 K: 0 S: 7 H: 1 LOB: 1 BB: 0 P: 11	R: 0 E: 0 K: 1 S: 9 H: 0 LOB: 0 BB: 0 P: 13	R: 0 E: 0 K: 0 S: 7 H: 0 LOB: 0 BB: 0 P: 11	R: 0 E: 0 K: 0 S: 10 H: 1 LOB: 1 BB: 0 P: 11	R: 1 E: 1 K: 0 S: 8 H: 2 LOB: 1 BB: 0 P: 14	1B: 3 2B: 1 3B: 0 HR: 0		SF: 0 SAC: 0 DP: 0 HBP: 0				

PITCHER	IP	WLS	BF	H	R	ER	SO	BB	IBB	HBP	BLK	WP	HR	S	P	ERA	WHIP
John Smiley, L (1, 1) ERA: 2.87	9.0	W	32	4	1	0	6	0	0	0	0	0	0	73	106	0.00	0.444

PITCHER	IP	WLS	BF	H	R	ER	SO	BB	IBB	HBP	BLK	WP	HR	S	P	ERA	WHIP

BOTTOM

Pittsburgh Pirates @ Montreal Expos

Olympic Stadium, Montreal, QB

Sat Jun 25 1988, 7:05 PM EDT

Att. 17,777 - Dome - 70 F

livebaseballscorecards.com

AB	32
R	1
H	4
RBI	0
BB	0
SO	6
LOB	10

WP: 0 PA: 32
PB: 0
SB: 0
CS: 0

Batter	1	2	3	4	5	6	7	8	9	10	AB	R	H	RBI	BB	SO	LOB
Barry Bonds, L (1, 7) OBP: 0.367, SLG: 0.541	4-0 BLK BB		0-0 ② FC4-6 1B 1-2f		1-0 6-3 1B		2-1 ② F6		1-1 ③ F8		4	0	1	0	1	0	1
Jose Lind, R (1, 4) OBP: 0.294, SLG: 0.298	1-0 ① B1 1-2		0-1 1-2 1B		2-0 ① 6-3 1-2		1-1 FC4-6 1B			1-2 E6 1-3 SF8	5	1	2	0	0	0	2
Andy Van Slyke, L (1, 8) OBP: 0.344, SLG: 0.516	2-3 ② K		2-0 ③ F8		0-1 ② F8		0-1 ③ FC4-6 1-2f			2-2 ① 1-3 2-3	5	0	0	0	0	1	6
Bobby Bonilla, S (1, 5) OBP: 0.393, SLG: 0.552	0-2 ③ 3-1			0-0 ① F7	4-0 FC5-4 IBB			0-1 ① F9		4-0 SF8 BB 2B IBB	3	1	0	0	2	0	1
Mike Diaz, R (1, 9) OBP: 0.404, SLG: 0.283		1-0 ① 5-3		2-1 E 1B FC1-2 1B	0-2 ③ FC5-4 1-2f			0-1 ② F7		4-1 1-2 2B BB	4	1	1	0	1	0	2
Sid Bream, L (1, 3) OBP: 0.345, SLG: 0.515		0-0 ② 4-3		0-0 E9 FC1-2 1-3 1B		0-1 ① F3		1-1 1B		3-1 ② SF8 2-3 3-H	4	0	2	1	0	0	0
Michael LaValliere, L (1, 2) OBP: 0.366, SLG: 0.321		1-1 ③ F8		4-0 FC1-2 IBB		0-1 ② 5-3		C 1 SAFE F 2-2 ③ G3		1-2 1-H 3-H 2B	4	0	1	2	1	0	1
Rafael Belliard, R (1, 6) OBP: 0.333, SLG: 0.293 Darnell Coles, R (9, PH) OBP: 0.309, SLG: 0.388 Felix Fermin, R (9, 6) OBP: 0.333, SLG: 0.250			3-3 ① K	1-1 ② FC1-2 1-2 2-3 3-Hf		0-0 ③ 6-3			1-0 ① F5	4-0 IBB	3 1 0	0 0 0	0 0 0	0 0 0	1 0 1	3 0 0	0 0 0
Doug Drabek, R (1, 1) OBP: 0.154, SLG: 0.162 Randy Milligan, R (9, PH) OBP: 0.379, SLG: 0.390 Bob Kipper, R (9, 1) Jeff Robinson, R (9, 1) OBP: 0.182, SLG: 0.100			H 1-0 FC4-6 HBP	2-3 ③ K			0-0 ① F8		3-3 ② K	0-0 ③ F9	2 1 0 1	0 0 0 0	0 0 0 0	0 0 0 0	1 0 0 0	3 0 0 2	3 0 0 1
Inning Stats	R: 0 E: 0 K: 1 S: 8 / H: 0 LOB: 1 BB: 1 P: 15	R: 0 E: 0 K: 0 S: 4 / H: 0 LOB: 0 BB: 0 P: 6	R: 0 E: 0 K: 1 S: 7 / H: 1 LOB: 2 BB: 0 P: 13	R: 0 E: 1 K: 1 S: 9 / H: 2 LOB: 3 BB: 1 P: 18	R: 0 E: 0 K: 0 S: 8 / H: 1 LOB: 2 BB: 1 P: 14	R: 0 E: 0 K: 0 S: 5 / H: 0 LOB: 0 BB: 0 P: 5	R: 0 E: 0 K: 0 S: 7 / H: 1 LOB: 1 BB: 0 P: 10	R: 0 E: 0 K: 0 S: 9 / H: 1 LOB: 1 BB: 0 P: 12	R: 0 E: 0 K: 1 S: 7 / H: 0 LOB: 0 BB: 0 P: 12	R: 3 E: 1 K: 0 S: 13 / H: 1 LOB: 2 BB: 3 P: 32	1B: 6 2B: 1 3B: 0 HR: 0	SF: 1 SAC: 0 DP: 0 HBP: 1	WP: 0 PB: 0 SB: 0 CS: 0	PA: 45			

PITCHER		IP	WLS	BF	H	R	ER	SO	BB	IBB	HBP	BLK	WP	HR	S	P	ERA	WHIP
Pascual Perez, R ERA: 1.43	(1, 1)	8.0		34	6	0	0	3	1	2	1	1	0	0	57	93	0.00	0.875
Tim Burke, R ERA: 3.79	(9, 1)	1.0	L	4	0	1	1	1	0	0	0	0	0	0	10	16	9.00	0.000
Joe Hesketh, L ERA: 3.12	(10, 1)	0.1		2	0	0	0	0	0	1	0	0	0	0	3	9	0.00	0.000
Jeff Parrett, R ERA: 2.25	(10, 1)	0.2		5	1	2	1	0	1	1	0	0	0	0	7	19	13.50	3.000

PITCHER	IP	WLS	BF	H	R	ER	SO	BB	IBB	HBP	BLK	WP	HR	S	P	ERA	WHIP

TOP

Pittsburgh Pirates @ Montreal Expos

Olympic Stadium, Montreal, QB

Sun Jun 26 1988, 3:33 AM EDT

Att. 26,593 - Dome - 70 F

livebaseballscorecards.com

AB	37
R	3
H	7
RBI	3
BB	6
SO	4
LOB	21

Pittsburgh Pirates @ Montreal Expos

Olympic Stadium, Montreal, QB

Sun Jun 26 1988, 3:33 AM EDT

Att. 26,593 - Dome - 70 F

BOTTOM

livebaseballscorecards.com

Batter	1	2	3	4	5	6	7	8	9	10	AB	R	H	RBI	BB	SO	LOB
Otis Nixon, S (1, 8) OBP: 0.231, SLG: 0.167	B B B C S F X 3-2 F8 ①		F C 1 SAFE 1 SAFE X 0-2 FC6-4 1-2f ③			F X 0-1 B1-3 ①		B S B F X 2-2 6-3 ③			4	0	0	0	0	0	1
Tom Foley, L (1, 4) OBP: 0.272, SLG: 0.309	C X 0-1 F8 ②			B B X 2-0 F6 ①		F F B B F X 2-2 F7 ②			F F X 0-2 4-3 ①		4	0	0	0	0	0	0
Andres Galarraga, R (1, 3) OBP: 0.355, SLG: 0.588	S X 0-1 6-3 ③			C B S S 1-3 K BB		C F S 0-3 K			C B S F S 1-3 K ②		4	0	0	0	0	3	0
Hubie Brooks, R (1, 9) OBP: 0.311, SLG: 0.411 Jeff Parrett, R (10, 1)		C X 0-1 1-3 ①		1 SAFE X 0-0 L8 ②			B F F B F S 2-3 K ①		C C B S 1-3 K ③		4 0	0 0	0 0	0 0	0 0	2 0	1 0
Tim Wallach, R (1, 5) OBP: 0.303, SLG: 0.393		X 0-0 G1 ②		B B B S B 4-1 1-2 BB			F B B B S B F X 3-2 2B			C F B S 1-3 K ①	3	0	1	0	1	1	0
Mitch Webster, S (1, 7) OBP: 0.354, SLG: 0.311	B C M X 1-2 F9 ③			B F B C X 2-2 F3 ③			B C F B X 2-2 F6 ②			X 0-0 WP 2B	4	0	1	0	0	0	3
Luis Rivera, R (1, 6) OBP: 0.250, SLG: 0.305		S X 0-1 FC6-4 1B		B B B S B S X 3-2 F7 ①			C B X 1-1 F9 ③			F C S 0-3 K ②	4	0	1	0	0	1	2
Jeff Reed, L (1, 2) OBP: 0.287, SLG: 0.276 Wallace Johnson, S (8, PH) OBP: 0.342, SLG: 0.361 Nelson Santovenia, R (9, 2) OBP: 0.354, SLG: 0.438			1 SAFE 1 SAFE F F F F X 0-2 F7 ①	B X 1-0 F8 ②				X 0-0 F5 ①		B X 1-0 6-3 ③ 2-3	2 1 1	0 0 0	0 0 0	0 0 0	0 0 0	0 0 0	1 0 1
Pascual Perez, R (1, 1) Graig Nettles, L (8, PH) OBP: 0.208, SLG: 0.250 Tim Burke, R (9, 1) Joe Hesketh, R (10, 1) Rex Hudler, R (10, 9) OBP: 0.400, SLG: 0.250			M F M 0-3 K ②	C B F C 1-3 K ③				S S S 0-3 K ②			2 1 0 0 0	0 0 0 0 0	0 0 0 0 0	0 0 0 0 0	0 0 0 0 0	2 1 0 0 0	1 0 0 0 0
Inning Stats	R: 0 H: 0 E: 0 LOB: 0 K: 0 BB: 0 S: 8 P: 11	R: 0 H: 0 E: 0 LOB: 0 K: 0 BB: 0 S: 6 P: 7	R: 0 H: 1 E: 0 LOB: 1 K: 1 BB: 0 S: 12 P: 12	R: 0 H: 0 E: 0 LOB: 2 K: 1 BB: 1 S: 9 P: 18		R: 0 H: 0 E: 0 LOB: 0 K: 1 BB: 0 S: 9 P: 11	R: 0 H: 1 E: 0 LOB: 1 K: 1 BB: 0 S: 13 P: 21	R: 0 H: 0 E: 0 LOB: 0 K: 1 BB: 0 S: 7 P: 9	R: 0 H: 0 E: 0 LOB: 0 K: 2 BB: 0 S: 10 P: 12	R: 0 H: 1 E: 0 LOB: 1 K: 2 BB: 0 S: 8 P: 10	1B: 1 2B: 2 3B: 0 HR: 0	SF: 0 SAC: 0 DP: 0 HBP: 0				WP: 2 PB: 0 SB: 0 CS: 0	PA: 35	

	AB	34
	R	0
	H	3
	RBI	0
	BB	1
	SO	10
	LOB	10

PITCHER		IP	WLS	BF	H	R	ER	SO	BB	IBB	HBP	BLK	WP	HR	S	P	ERA	WHIP
Doug Drabek, R ERA: 4.23	(1, 1)	8.0		28	2	0	0	6	1	0	0	0	1	0	71	101	0.00	0.375
Bob Kipper, L ERA: 3.86	(9, 1)	0.1		1	0	0	0	0	0	0	0	0	0	0	3	3	0.00	0.000
Jeff Robinson, R ERA: 3.29	(9, 1)	1.2	W	6	1	0	0	4	0	0	0	0	1	0	15	19	0.00	0.600

PITCHER		IP	WLS	BF	H	R	ER	SO	BB	IBB	HBP	BLK	WP	HR	S	P	ERA	WHIP

Batter	1	2	3	4	5	6	7	8	9	AB	R	H	RBI	BB	SO	LOB
Lenny Dykstra, L (1, 8) OBP: 0.347, SLG: 0.418	G3-1 1B		4-3	4-3			F8	K		5	0	1	0	0	1	2
Wally Backman, S (1, 4) OBP: 0.346, SLG: 0.304	G3-1 1-2		1B 1B BB		F8		BB BB BB	K	K	3	1	0	0	2	1	1
Dave Magadan, L (1, 3) OBP: 0.389, SLG: 0.333	BB		HBP 1B 1-2 1B		F9		1 SAFE BB 1-2 BB		4-3	3	0	1	0	2	0	0
Darryl Strawberry, L (1, 9) OBP: 0.397, SLG: 0.576	F7		P7		S BB		G6-4-3 1-2 2-3 BB		BB	2	0	0	0	3	0	4
Kevin McReynolds, R (1, 7) OBP: 0.324, SLG: 0.415	6-3		HBP 1-2 2-H 1B		1 SAFE 1 SAFE 1-2 BB		G6-4-3 1-2f		K	4	0	1	1	1	1	6
Gary Carter, R (1, 2) OBP: 0.331, SLG: 0.419		P5	FC6-4 1-2 2-3 HBP		K			5-3		3	0	0	0	0	1	2
Howard Johnson, S (1, 5) OBP: 0.345, SLG: 0.426		K	FC6-4 1-2f			P2		F8		4	0	0	0	0	1	3
Kevin Elster, R (1, 6) OBP: 0.266, SLG: 0.284 Lee Mazzilli, S (8, PH) OBP: 0.243, SLG: 0.219 Randy Myers, L (8, 1)		BB	P4			G3		1B 1B		2 1 0	0 0 0	0 1 0	0 0 0	1 0 0	0 0 0	0 0 0
Dwight Gooden, R (1, 1) OBP: 0.224, SLG: 0.271 Mackey Sasser, L (8, PH) OBP: 0.318, SLG: 0.415 Keith Miller, R (8, PR) OBP: 0.214, SLG: 0.259 (8, 6)		G6-3	L8			P3		1-3 1B		3 1 0	0 0 0	0 1 0	0 0 0	0 0 0	0 0 0	1 0 0
Inning Stats	R: 0 H: 1 E: 0 LOB: 2 K: 0 BB: 1 S: 6 P: 14	R: 0 H: 0 E: 0 LOB: 1 K: 1 BB: 1 S: 8 P: 15	R: 1 H: 2 E: 0 LOB: 3 K: 0 BB: 1 S: 12 P: 20	R: 0 H: 0 E: 0 LOB: 0 K: 0 BB: 0 S: 6 P: 7	R: 0 H: 0 E: 0 LOB: 2 K: 1 BB: 2 S: 10 P: 23	R: 0 H: 0 E: 0 LOB: 0 K: 0 BB: 0 S: 5 P: 9	R: 0 H: 0 E: 0 LOB: 2 K: 0 BB: 3 S: 6 P: 19	R: 0 H: 2 E: 0 LOB: 2 K: 1 BB: 0 S: 8 P: 13	R: 0 H: 0 E: 0 LOB: 1 K: 2 BB: 1 S: 10 P: 14	1B: 5 SF: 0 2B: 0 SAC: 0 3B: 0 DP: 1 HR: 0 HBP: 1						WP: 0 PA: 41 PB: 0 SB: 1 CS: 0

PITCHER		IP	WLS	BF	H	R	ER	SO	BB	IBB	HBP	BLK	WP	HR	S	P	ERA	WHIP
Mike Dunne, R ERA: 3.99	(1, 1)	6.1	W	31	3	1	1	2	8	0	1	0	0	0	51	104	1.42	1.737
Barry Jones, R ERA: 2.7	(7, 1)	1.1		5	2	0	0	0	0	0	0	0	0	0	7	13	0.00	1.500
Jim Gott, R ERA: 2.75	(8, 1)	1.1	S	5	0	0	0	3	1	0	0	0	0	0	13	17	0.00	0.750

PITCHER		IP	WLS	BF	H	R	ER	SO	BB	IBB	HBP	BLK	WP	HR	S	P	ERA	WHIP

TOP

New York Mets @ Pittsburgh Pirates

Three Rivers Stadium, Pittsburgh, PA

Mon Jun 27 1988, 7:05 PM EDT

Att. 41,489 - Unknown - 70 F

livebaseballscorecards.com

AB	31
R	1
H	5
RBI	1
BB	9
SO	5
LOB	19

New York Mets @ Pittsburgh Pirates

Three Rivers Stadium, Pittsburgh, PA

Mon Jun 27 1988, 7:05 PM EDT

Att. 41,489 - Unknown - 70 F

BOTTOM

Batter	1	2	3	4	5	6	7	8	9	AB	R	H	RBI	BB	SO	LOB
Barry Bonds, L (1, 7) OBP: 0.365, SLG: 0.535	F B X 1-1 ① L9			B C C X 1-2 ① F8	C B S F F B B F B 4-2 1-2 2-3 BB		C F C 0-3 ③ K			3	0	0	0	1	1	1
Jose Lind, R (1, 4) OBP: 0.297, SLG: 0.301	C X 0-1 L9-3 1B			C B X 1-1 S 2B 1B	B F C S 1-3 ② K			F F C 0-3 ① K		4	1	2	0	0	2	3
Andy Van Slyke, L (1, 8) OBP: 0.343, SLG: 0.516	B 1 SAFE X 1-0 ②③ L9-3 1-2			F B P 1 SAFE B F X 3-2 1-H 2B	C F X 0-2 ③ F8			C B B X 2-1 ② P6		4	0	1	1	0	0	4
Bobby Bonilla, S (1, 5) OBP: 0.391, SLG: 0.548		B C X 1-1 ① F6		X 0-0 ② F7		B B B C F X 3-2 ① F7		B X 1-0 1B		4	0	1	0	0	0	1
Darnell Coles, R (1, 9) OBP: 0.302, SLG: 0.378 R.J. Reynolds, S (9, 9) OBP: 0.298, SLG: 0.365		F X 0-1 ② 5-3		F X 0-1 ③ P8		C B F C 1-3 ② K		S S F B F S 1-3 ③ K		4 0	0 0	0 0	0 0	0 0	2 0	2 0
Sid Bream, L (1, 3) OBP: 0.345, SLG: 0.517		C C F B F B F S 2-3 ③ K		X 0-0 F8 1B 2B	X 0-0 ③ P5					3	1	1	0	0	1	0
Michael LaValliere, L (1, 2) OBP: 0.371, SLG: 0.320			F F B B F F B B 4-2 G4-6-3 BB	X 0-0 ① F8 2-3			B C C F B B B 4-2 FC1-6 BB			1	0	0	0	2	0	1
Rafael Belliard, R (1, 6) OBP: 0.333, SLG: 0.294			C B B F F F X 2-2 ①② G4-6-3 1-2f	F X 0-1 BB FC6 3-H 1B			B 1 SAFE F F F F X 1-2 ① L9			3	0	1	1	0	0	2
Mike Dunne, R (1, 1) OBP: 0.125, SLG: 0.091 Barry Jones, R (7, 1) Jim Gott, R (8, 1)			B C B F X 2-2 ③ F7	X 0-0 FC6 BB 1-2			L X 0-1 ② FC1-6 1-2f			2 1 0	0 0 0	0 0 0	0 0 0	0 0 0	0 0 0	1 1 0
Inning Stats	R: 0 H: 1 E: 0 LOB: 0 K: 0 BB: 0 S: 5 P: 7	R: 0 H: 0 E: 0 LOB: 0 K: 1 BB: 0 S: 10 P: 13	R: 0 H: 0 E: 0 LOB: 0 K: 0 BB: 1 S: 12 P: 20	R: 1 H: 2 E: 0 LOB: 1 K: 0 BB: 0 S: 12 P: 16	R: 1 H: 2 E: 0 LOB: 3 K: 1 BB: 1 S: 16 P: 21	R: 0 H: 0 E: 0 LOB: 0 K: 1 BB: 0 S: 7 P: 11	R: 0 H: 0 E: 0 LOB: 1 K: 1 BB: 1 S: 13 P: 18	R: 0 H: 1 E: 0 LOB: 1 K: 2 BB: 0 S: 11 P: 15		1B: 4 SF: 0 2B: 3 SAC: 0 3B: 0 DP: 2 HR: 0 HBP: 0						

livebaseballscorecards.com

AB	29
R	2
H	6
RBI	2
BB	3
SO	6
LOB	16

WP: 0 PA: 32
PB: 0
SB: 1
CS: 0

PITCHER		IP	WLS	BF	H	R	ER	SO	BB	IBB	HBP	BLK	WP	HR	S	P	ERA	WHIP
Dwight Gooden, R ERA: 3.11	(1, 1)	7.0	L	28	5	2	2	4	3	0	0	0	0	0	75	106	2.57	1.143
Randy Myers, L ERA: 1.55	(8, 1)	1.0		4	1	0	0	2	0	0	0	0	0	0	11	15	0.00	1.000

PITCHER	IP	WLS	BF	H	R	ER	SO	BB	IBB	HBP	BLK	WP	HR	S	P	ERA	WHIP

New York Mets @ Pittsburgh Pirates

Three Rivers Stadium, Pittsburgh, PA

Tue Jun 28 1988, 7:05 PM EDT

Att. 45,011 - Unknown - 74 F

livebaseballscorecards.com

TOP

Batter	1	2	3	4	5	6	7	8	9	AB	R	H	RBI	BB	SO	LOB
Lenny Dykstra, L (1, 8) OBP: 0.348, SLG: 0.415	F7		CS BB		F8	G4-3			FC7-2 BB 1B 1-2	4	0	1	0	1	0	0
Wally Backman, S (1, 4) OBP: 0.357, SLG: 0.307	4-3		1-2 BB		HR BB		FC6 1B		F9	2	1	1	0	2	0	0
Tim Teufel, R (9, PH) OBP: 0.369, SLG: 0.364 (9, 4)										1	0	0	0	0	0	2
Kevin McReynolds, R (1, 7) OBP: 0.321, SLG: 0.409	F8		P3		P5		F7		FC7-2 BB 1-2 2-3	4	0	0	0	1	0	3
Darryl Strawberry, L (1, 9) OBP: 0.397, SLG: 0.585		K		1B 2B 1B	1-H HR		FC6 S 1-2f		FC7-2 1-2 2-3 3-Hf	5	1	2	2	0	1	4
Howard Johnson, S (1, 5) OBP: 0.346, SLG: 0.437		HR		2B 1B 1-2	F8		F8 1-2		K	5	1	2	1	0	1	4
Gary Carter, R (1, 2) OBP: 0.326, SLG: 0.411		G1-3		F8		G3		F8		4	0	0	0	0	0	2
Dave Magadan, L (1, 3) OBP: 0.399, SLG: 0.350		1B		1-3 2B 2-H		HR BB		K		3	1	2	0	1	1	0
Kevin Elster, R (1, 6) OBP: 0.270, SLG: 0.300		F8		IBB		1-H HR		G5-3		3	1	1	2	1	0	1
Sid Fernandez, L (1, 1) OBP: 0.310, SLG: 0.320			G5-3	K		6-3			BB 1B FC7-2 1B	4	0	1	0	0	1	3
Roger McDowell, R (9, 1) OBP: 0.250, SLG: 0.500										0	0	0	0	0	0	0

	AB	35
	R	5
	H	10
	RBI	5
	BB	6
	SO	4
	LOB	19

Inning Stats	1	2	3	4	5	6	7	8	9	1B: 6	SF: 0	WP: 0	PA: 41
R:	0	1	0	0	2	2	0	0	0	2B: 1	SAC: 0	PB: 0	
E:	0	0	0	0	0	0	0	0	0	3B: 0	DP: 0	SB: 1	
K:	0	1	0	1	0	0	0	1	1	HR: 3	HBP: 0	CS: 1	
S:	9	10	5	12	9	5	8	8	18				
H:	0	2	0	3	1	1	1	0	2				
LOB:	0	1	0	3	0	0	1	0	2				
BB:	0	0	2	1	1	1	0	0	1				
P:	13	14	14	23	18	10	11	12	25				

PITCHER		IP	WLS	BF	H	R	ER	SO	BB	IBB	HBP	BLK	WP	HR	S	P	ERA	WHIP
Brian Fisher, R ERA: 5.06	(1, 1)	5.0	L	23	6	3	3	2	3	1	0	0	0	2	45	82	5.40	1.800
Bob Kipper, L ERA: 4.2	(6, 1)	2.0		9	2	2	2	0	1	0	0	0	0	1	13	21	9.00	1.500
Dave Rucker, L ERA: 4.35	(8, 1)	2.0		9	2	0	0	2	1	0	0	0	0	0	26	37	0.00	1.500

PITCHER	IP	WLS	BF	H	R	ER	SO	BB	IBB	HBP	BLK	WP	HR	S	P	ERA	WHIP

New York Mets @ Pittsburgh Pirates

Three Rivers Stadium, Pittsburgh, PA

Tue Jun 28 1988, 7:05 PM EDT

Att. 45,011 - Unknown - 74 F

livebaseballscorecards.com

BOTTOM

Batter	1	2	3	4	5	6	7	8	9	AB	R	H	RBI	BB	SO	LOB
Barry Bonds, L (1, 7) OBP: 0.361, SLG: 0.528	X 0-0 F7 ①		B B X 2-0 G4-3 ①		B C F B C 2-3 K ③ 1-2		B S F B B X 3-2 F7 ③			4	0	0	0	0	1	3
Jose Lind, R (1, 4) OBP: 0.296, SLG: 0.298	B C B B B 4-1 S 1B BB		C B X 1-1 P3 ②			C F B B B X 3-2 4-3 ①		F X 0-1 F9 ①		3	1	0	0	1	0	0
Mike Diaz, R (1, 3) OBP: 0.377, SLG: 0.260	B F B B X 3-1 F8 ② 1-2		C C B X 1-2 G5-3 ③			B X 1-0 E6		B C B X 2-1 F8 ②		4	0	0	0	0	0	1
Bobby Bonilla, S (1, 5) OBP: 0.392, SLG: 0.556	B F B B B 4-1 1B BB			B B X 2-0 F8 ①		X 0-0 F8 ②		B B C B X 3-1 HR		3	1	1	1	1	0	1
Darnell Coles, R (1, 9) OBP: 0.301, SLG: 0.375	B C C X 1-2 1-2 2-H 1B			B F X 1-1 P4 ②		1 SAFE B F X 1-1 F8 ③		B X 1-0 F9 ③		4	0	1	1	0	0	1
Andy Van Slyke, L (1, 8) OBP: 0.341, SLG: 0.510	X 0-0 F8 ③			F F B B S 2-3 K ③			F B F X 1-2 F8 ①		B C B F B B 4-2 BB	3	0	0	0	1	1	2
Junior Ortiz, R (1, 2) OBP: 0.381, SLG: 0.442 John Cangelosi, S (9, PH) OBP: 0.298, SLG: 0.208		C B X 1-1 L5 ①			B C B F B F F B 4-2 S BB		B F B F X 2-2 BB 1B		C B F F C 0-3 K ①	2 1	0 0	1 0	0 0	1 0	0 1	0 1
Rafael Belliard, R (1, 6) OBP: 0.328, SLG: 0.289 Denny Gonzalez, R (7, PH) OBP: 0.417, SLG: 0.222 (8, 6)		B F C B X 2-2 G6-3 ②			C B F F S 1-3 K ①		F B B S B B 4-2 1-2 BB		S L B B S 2-3 K ②	2 1	0 0	0 0	0 0	0 1	1 1	1 1
Brian Fisher, R (1, 1) OBP: 0.154, SLG: 0.043 Orestes Destrade, S (5, PH) Bob Kipper, R (6, 1) R.J. Reynolds, S (7, PH) OBP: 0.296, SLG: 0.362 Dave Rucker, L (8, 1) Sid Bream, L (9, PH) OBP: 0.343, SLG: 0.514		S B B B S B F S 3-3 K ③			B F F F B X 2-2 F8 ②		F F X 0-2 F9 ②		F X 0-1 F8 ③	1 1 0 1 0 1	0 0 0 0 0 0	0 0 0 0 0 0	0 0 0 0 0 0	1 0 0 0 0 0	0 1 0 2 0 1	0 1 0 0 0 1
Inning Stats	R: 1 H: 1 E: 0 LOB: 2 K: 0 BB: 2 S: 9 P: 21	R: 0 H: 0 E: 0 LOB: 0 K: 1 BB: 0 S: 9 P: 15	R: 0 H: 0 E: 0 LOB: 0 K: 0 BB: 0 S: 6 P: 10	R: 0 H: 0 E: 0 LOB: 0 K: 1 BB: 0 S: 6 P: 11	R: 0 H: 0 E: 0 LOB: 1 K: 2 BB: 1 S: 15 P: 24	R: 0 H: 0 E: 1 LOB: 1 K: 0 BB: 0 S: 7 P: 12	R: 0 H: 1 E: 0 LOB: 2 K: 0 BB: 1 S: 14 P: 24	R: 1 H: 1 E: 0 LOB: 0 K: 0 BB: 0 S: 7 P: 13	R: 0 H: 0 E: 0 LOB: 1 K: 2 BB: 1 S: 12 P: 18							

AB	31
R	2
H	3
RBI	2
BB	5
SO	6
LOB	15

PITCHER		IP	WLS	BF	H	R	ER	SO	BB	IBB	HBP	BLK	WP	HR	S	P	ERA	WHIP
Sid Fernandez, L ERA: 3.71	(1, 1)	8.0	W	33	3	2	2	4	5	0	0	0	0	1	75	136	2.25	1.000
Roger McDowell, R ERA: 2.49	(9, 1)	1.0	S	3	0	0	0	2	0	0	0	0	0	0	10	12	0.00	0.000

PITCHER	IP	WLS	BF	H	R	ER	SO	BB	IBB	HBP	BLK	WP	HR	S	P	ERA	WHIP

1B: 2	SF: 0	WP: 0	PA: 36
2B: 0	SAC: 0	PB: 0	
3B: 0	DP: 0	SB: 2	
HR: 1	HBP: 0	CS: 0	

Batter	1	2	3	4	5	6	7	8	9	10	11	AB	R	H	RBI	BB	SO	LOB
Lenny Dykstra, L (1, 8) OBP: 0.347, SLG: 0.414	F X 0-1 ① F7		L B C F X 1-2 ① F8		C F X 0-2 SH1-3 1B 2B	F B B B 4-1 BB 1-2 2-3 BB		B F B F X 2-2 ① F9			B X 1-0 ① G4-3	5	1	1	0	1	0	2
Wally Backman, S (1, 4) OBP: 0.356, SLG: 0.310 Randy Myers, L (6, 1) Mookie Wilson, S (8, PH) OBP: 0.306, SLG: 0.367 Gene Walter, L (8, 1) Roger McDowell, R (9, 1) OBP: 0.400, SLG: 0.800	F B B S X 2-2 ② 6-3		B B B C F X 3-2 FC5-4 1-2 1B		B B X 2-0 ① SH1-3 2-3	B X 1-0 ② SF8 3-H		B X 1-0 ② ③ L3 1-2			S X 0-1 E 2B	2	0	1	1	0	0	0
												0	0	0	0	0	0	0
												1	0	0	0	0	0	1
												0	0	0	0	0	0	0
												1	1	1	0	0	0	0
Kevin McReynolds, R (1, 7) OBP: 0.325, SLG: 0.408	C T X 0-2 ③ F8		B 1 SAFE B X 2-0 ② FC5-4 1-2f 2-3		B B X 2-0 FC4-6 3-H 1B	B B F F B B B 4-2 1-2 2-3 BB			C C C X 0-2 ① F8		X 0-0 E7 2-H 1B	5	0	2	2	1	0	2
Darryl Strawberry, L (1, 9) OBP: 0.393, SLG: 0.573		S F B B B F C 2-3 ① K	X 0-0 ③ P5		B 1 SAFE S F 1 SAFE X 1-2 ② FC4-6 1-2f	C B B B S S S 3-3 ③ K			C B F X 1-2 ② F7		B B B C B 4-1 BB	5	0	0	0	1	2	6
Howard Johnson, S (1, 5) OBP: 0.342, SLG: 0.442	C S S 0-3 ② K		B C B F S 2-3 ① K		1 SAFE 1 SAFE B S F 1 SAFE 1 SAFE B 1 SAFE 2-2 ③ 6-3		S B B X 2-1 ① G3-1		C B F X 1-2 HR		B X 1-0 ② F8	6	1	1	1	0	2	3
Gary Carter, R (1, 2) OBP: 0.326, SLG: 0.410 Keith Miller, R (6, PR) OBP: 0.214, SLG: 0.259 Terry Leach, R (6, 1) Tim Teufel, R (6, 4) OBP: 0.363, SLG: 0.356	B B B B C X 3-1 ③ F9		C F B B B X 2-2 ② F7			B X 1-0 BB BB SF7 1B	X 0-0 ② B1-3		B C S S B S 2-3 ③ K		B B X 2-0 ③ F9	3	0	1	0	0	0	0
												0	1	0	0	0	0	0
												0	0	0	0	0	0	0
												3	0	0	0	0	1	2
Dave Magadan, L (1, 3) OBP: 0.412, SLG: 0.357			C F B F F B B B 4-2 HR BB	B B C C X 2-2 2B 1B		B B C F B 1 SAFE 4-2 BB BB SF8 1-2 BB	X 0-0 WP 1B			B X 1-0 ① L7		3	3	2	0	2	0	0
Kevin Elster, R (1, 6) OBP: 0.277, SLG: 0.322			B B F 1 SAFE B 1 SAFE 1 SAFE C F 3-2 F 1 SAFE X 1-H HR	X 0-0 1-H 2B		C B B B B 4-1 BB BB 1-2 2-3 BB	C B B F B S 3-3 ③ K 1-2			C B X 2-1 ② F8		4	1	2	3	1	1	1
David Cone, L (1, 1) OBP: 0.229, SLG: 0.242 Mackey Sasser, L (6, PH) OBP: 0.319, SLG: 0.419 (6, 2)			X 0-0 FC5-4 1B 1B	C X 0-1 ③ 4-3		F C F X 0-2 ① SF7 3-H		C F X 0-2 L3 1B			F S B F B F F X 2-2 ③ F8	2	0	1	0	0	0	1
												2	0	1	1	0	0	0
Inning Stats	R: 0 E: 0 K: 0 S: 8 H: 0 LOB: 0 BB: 0 P: 10	R: 0 E: 0 K: 2 S: 9 H: 0 LOB: 0 BB: 0 P: 14	R: 2 E: 0 K: 0 S: 19 H: 3 LOB: 2 BB: 1 P: 32	R: 1 E: 0 K: 1 S: 12 H: 2 LOB: 1 BB: 0 P: 18	R: 1 E: 0 K: 0 S: 11 H: 2 LOB: 1 BB: 0 P: 18	R: 2 E: 0 K: 1 S: 16 H: 1 LOB: 3 BB: 4 P: 37	R: 0 E: 0 K: 1 S: 8 H: 1 LOB: 1 BB: 0 P: 13	R: 0 E: 0 K: 0 S: 7 H: 1 LOB: 0 BB: 0 P: 10	R: 1 E: 0 K: 1 S: 12 H: 1 LOB: 0 BB: 0 P: 16	R: 0 E: 0 K: 0 S: 9 H: 0 LOB: 0 BB: 0 P: 14	R: 1 E: 1 K: 0 S: 7 H: 2 LOB: 2 BB: 1 P: 15	1B: 8 2B: 4 3B: 0 HR: 2	SF: 2 SAC: 1 DP: 1 HBP: 0					

PITCHER		IP	WLS	BF	H	R	ER	SO	BB	IBB	HBP	BLK	WP	HR	S	P	ERA	WHIP
Bob Walk, R ERA: 2.59	(1, 1)	4.1		21	7	4	4	3	1	0	0	0	0	1	53	83	8.31	1.846
Dave Rucker, L ERA: 4.09	(5, 1)	0.2		2	0	0	0	0	0	0	0	0	0	0	6	9	0.00	0.000
Barry Jones, R ERA: 3.16	(6, 1)	0.1		5	1	2	2	0	3	0	0	0	0	0	10	23	54.00	12.000
Jeff Robinson, R ERA: 3.15	(6, 1)	2.2		10	2	0	0	2	1	0	0	0	1	0	21	37	0.00	1.125
Jim Gott, R ERA: 2.84	(9, 1)	2.0		7	1	1	1	1	0	0	0	0	0	1	21	30	4.50	0.500

PITCHER		IP	WLS	BF	H	R	ER	SO	BB	IBB	HBP	BLK	WP	HR	S	P	ERA	WHIP
Bob Kipper, L ERA: 4.35	(11, 1)	1.0	L	6	2	1	1	0	1	0	0	0	0	0	7	15	9.00	3.000

TOP

New York Mets @ Pittsburgh Pirates

Three Rivers Stadium, Pittsburgh, PA

Wed Jun 29 1988, 7:05 PM EDT

Att. 41,217 - Unknown - 70 F

livebaseballscorecards.com

AB	42
R	8
H	13
RBI	8
BB	6
SO	6
LOB	18

New York Mets @ Pittsburgh Pirates

Three Rivers Stadium, Pittsburgh, PA

Wed Jun 29 1988, 7:05 PM EDT

Att. 41,217 - Unknown - 70 F

BOTTOM

Batter	1	2	3	4	5	6	7	8	9	10	11	AB	R	H	RBI	BB	SO	LOB
Barry Bonds, L (1, 7) OBP: 0.361, SLG: 0.522	F8		BB		G3-1	1B BB		P5		FC4-6 BB		3	0	0	0	2	0	4
Jim Gott, R (9, 1)												0	0	0	0	0	0	0
Mike Diaz, R (10, PH) OBP: 0.387, SLG: 0.260												0	0	0	0	1	0	0
Mike Dunne, R (10, PR) OBP: 0.125, SLG: 0.091												0	0	0	0	0	0	0
Bob Kipper, R (11, 1)												0	0	0	0	0	0	0
Jose Lind, R (1, 4) OBP: 0.297, SLG: 0.299	K		L9		HR 1B	1B		4-3		F8		6	1	2	4	0	1	5
Andy Van Slyke, L (1, 8) OBP: 0.341, SLG: 0.515	K		F7		HR	K			FC1-5 BB	FC4-6		5	1	1	2	1	2	5
Bobby Bonilla, S (1, 5) OBP: 0.394, SLG: 0.563		HR		4-3	BB		K		1B FC1-5 FC5-2 BB		G3-1	4	1	1	1	2	1	0
Darnell Coles, R (1, 9) OBP: 0.296, SLG: 0.368	6-3			F8	L7		K		FC1-5 FC5-2 1B		G4-6-3 BB	3	0	0	0	0	0	1
Jeff Robinson, R (6, 1) OBP: 0.167, SLG: 0.091												1	0	0	0	0	1	0
John Cangelosi, S (9, 7) OBP: 0.305, SLG: 0.204												1	0	0	0	1	0	2
Sid Bream, L (1, 3) OBP: 0.343, SLG: 0.509	G3-6-3 1B			F9		6-3	G1-3		FC5-2 1B		G4-6-3	6	0	2	0	0	0	1
Michael LaValliere, L (1, 2) OBP: 0.367, SLG: 0.322	G3-6-3				P7	BB 1B 2B		F1-3	FC5-2			5	1	1	0	0	0	4
Rafael Belliard, R (1, 6) OBP: 0.345, SLG: 0.298			L9 SH3-4 BB		G3-1 1B 1B	BB 1B BB		1B 1B	G4-3			3	2	2	0	2	0	3
Bob Walk, R (1, 1) OBP: 0.114, SLG: 0.118			SH3-4							G4-3		0	0	0	0	0	0	0
Dave Rucker, L (5, 1)												0	0	0	0	0	0	0
Orestes Destrade, S (5, PH) OBP: 0.500, SLG: 0.500												1	1	1	0	0	0	0
Barry Jones, R (6, 1)												0	0	0	0	0	0	0
R.J. Reynolds, S (6, 9) OBP: 0.297, SLG: 0.362					G3-1 1B 1B	K		1B				3	0	1	0	0	1	2
Inning Stats	R: 0 E: 0 K: 2 S: 10 H: 0 LOB: 0 P: 16	R: 1 E: 0 K: 0 S: 7 H: 2 LOB: 0 BB: 0 P: 12	R: 0 E: 0 K: 0 S: 7 H: 0 LOB: 2 BB: 2 P: 18	R: 0 E: 0 K: 0 S: 4 H: 0 LOB: 0 BB: 0 P: 7	R: 4 E: 0 K: 0 S: 19 H: 4 LOB: 1 BB: 1 P: 35	R: 2 E: 0 K: 2 S: 14 H: 2 LOB: 2 BB: 2 P: 26	R: 0 E: 0 K: 2 S: 9 H: 0 LOB: 0 BB: 0 P: 10	R: 0 E: 0 K: 0 S: 11 H: 2 LOB: 2 BB: 0 P: 13	R: 0 E: 0 K: 0 S: 10 H: 1 LOB: 3 BB: 2 P: 22	R: 0 E: 0 K: 0 S: 6 H: 0 LOB: 1 BB: 1 P: 12	R: 0 E: 0 K: 0 S: 5 H: 0 LOB: 0 BB: 1 P: 13	1B: 8 2B: 1 3B: 0 HR: 2	SF: 0 SAC: 1 DP: 2 HBP: 0	WP: 0 PB: 0 SB: 0 CS: 0	PA: 51			

livebaseballscorecards.com

	AB	41
	R	7
	H	11
	RBI	7
	BB	9
	SO	6
	LOB	27

PITCHER		IP	WLS	BF	H	R	ER	SO	BB	IBB	HBP	BLK	WP	HR	S	P	ERA	WHIP
David Cone, R ERA: 2.15	(1, 1)	5.0		23	6	5	5	2	3	0	0	0	0	2	47	88	9.00	1.800
Terry Leach, R ERA: 3.61	(6, 1)	0.2		6	2	2	2	1	2	0	0	0	0	0	10	21	27.00	6.000
Randy Myers, L ERA: 1.48	(6, 1)	1.1		4	0	0	0	3	0	0	0	0	0	0	13	15	0.00	0.000
Gene Walter, L ERA: 3.38	(8, 1)	1.0		7	2	0	0	0	2	0	0	0	0	0	14	24	0.00	4.000
Roger McDowell, R ERA: 2.33	(9, 1)	3.0	W	11	1	0	0	0	2	0	0	0	0	0	18	36	0.00	1.000

PITCHER	IP	WLS	BF	H	R	ER	SO	BB	IBB	HBP	BLK	WP	HR	S	P	ERA	WHIP

Batter	1	2	3	4	5	6	7	8	9	10	AB	R	H	RBI	BB	SO	LOB
Barry Bonds, L (1, 7) OBP: 0.362, SLG: 0.517	B C B X 2-1 G3 ①		B X 1-0 L4 ③		B B B I 4-0 IBB		B B B I 4-0 FC6-4 IBB		C F F F B X 1-2 6-3 ③		3	0	0	0	2	0	2
Dave Rucker, L (9, 1)											0	0	0	0	0	0	0
Jeff Robinson, R (9, 1) OBP: 0.167, SLG: 0.091											0	0	0	0	0	0	0
Jose Lind, R (1, 4) OBP: 0.298, SLG: 0.303	B B C X 2-1 1B 2B			C B B X 2-1 F8 1B SF9 1B	C B F B F F B X 3-2 5-3 ③		X 0-0 ③ FC6-4 1-2f			B C B B C X 3-2 6-3 ①	5	2	2	0	0	0	4
Andy Van Slyke, L (1, 8) OBP: 0.345, SLG: 0.523	B X 1-0 G6-4-3 2-H 1B			F C B X 1-2 1-2 1B		X 0-0 ① 1-3		C X 0-1 ① 4-3		L X 0-1 1B 3B	5	1	3	1	0	0	0
Bobby Bonilla, S (1, 5) OBP: 0.391, SLG: 0.555	C X 0-1 ② ③ G6-4-3 1-2f			B B C F X 2-2 ① F8 2-3		F C B B X 2-2 ② P4		F X 0-1 ② P6		B B I 4-0 1B 1B IBB	4	1	0	0	1	0	3
Darnell Coles, R (1, 9) OBP: 0.299, SLG: 0.377		C B C B X 2-2 ① L4		B X 1-0 ② SF9 3-H		X 0-0 2B		B F X 1-1 ③ 6-3		B B X 2-0 1B 1B 1-2 3-H 1B	4	1	2	2	0	0	0
Sid Bream, L (1, 3) OBP: 0.336, SLG: 0.498		X 0-0 ② F7		B B B X 3-0 ③ 4-3		F B C C 1-3 ③ K			X 0-0 ① L3	C B B B X 3-1 ② F7	5	0	0	0	0	1	4
Michael LaValliere, L (1, 2) OBP: 0.371, SLG: 0.333	B F C X 1-2 ③ F7				X 0-0 FC3-6 1B		B F C B B B X 3-2 6-3 2B		C X 0-1 S BB 1B	C B B B C X 2-2 1B 1-2 2-H 1B	3	0	2	0	0	0	0
R.J. Reynolds, S (9, PH) OBP: 0.305, SLG: 0.370 (9, 7)											2	0	2	1	0	0	0
Rafael Belliard, R (1, 6) OBP: 0.347, SLG: 0.297			B C B C F B X 3-2 ① 4-3		B F F B X 2-2 ① FC3-6 SH3-4 1-2f		X 0-0 ① 6-3 2-3		B B C B B 4-1 S 1-2 BB	B B C X 2-1 ③ 1-3 2-H 1B	4	0	1	1	1	0	2
John Smiley, L (1, 1) OBP: 0.167, SLG: 0.118			X 0-0 ② 1-3		X 0-0 ② SH3-4 1-2		B X 1-0 ② P7		B B F F F F B S 3-3 ② K 1-2 2-3		2	0	0	0	0	0	1
Orestes Destrade, S (9, PH) OBP: 0.333, SLG: 0.333											1	0	0	0	0	1	2
Junior Ortiz, R (9, 2) OBP: 0.381, SLG: 0.442											0	0	0	0	0	0	0

TOP

Pittsburgh Pirates @ San Francisco Giants

Candlestick Park, San Francisco, CA

Fri Jul 01 1988, 10:05 PM EDT

Att. 39,484 - Unknown - 65 F

livebaseballscorecards.com

AB	38
R	5
H	12
RBI	5
BB	4
SO	2
LOB	18

Inning Stats	1	2	3	4	5	6	7	8	9	10
R	1	0	0	1	0	0	0	0	0	3
E	0	0	0	0	0	0	0	0	0	0
K	0	0	0	0	0	1	0	0	1	0
S	7	7	6	10	10	8	6	6	13	13
H	2	0	0	2	1	1	1	0	1	4
LOB	0	0	0	0	2	1	2	0	2	2
BB	0	0	0	0	1	0	1	0	1	1
P	12	10	10	19	19	11	14	7	21	29

1B	8
2B	3
3B	1
HR	0
SF	1
SAC	1
DP	1
HBP	0

WP	0
PB	0
SB	2
CS	0
PA	44

PITCHER		IP	WLS	BF	H	R	ER	SO	BB	IBB	HBP	BLK	WP	HR	S	P	ERA	WHIP
Rick Reuschel, R ERA: 3.11	(1, 1)	8.0		32	7	2	2	1	0	2	0	0	0	0	60	102	2.25	0.875
Atlee Hammaker, L ERA: 4.72	(9, 1)	1.1	L	9	3	3	3	1	1	1	0	0	0	0	19	36	20.25	3.000
Craig Lefferts, L ERA: 2.79	(10, 1)	0.2		3	2	0	0	0	0	0	0	0	0	0	7	14	0.00	3.000

PITCHER	IP	WLS	BF	H	R	ER	SO	BB	IBB	HBP	BLK	WP	HR	S	P	ERA	WHIP

Batter	1	2	3	4	5	6	7	8	9	10	AB	R	H	RBI	BB	SO	LOB
Brett Butler, L (1, 8) OBP: 0.380, SLG: 0.383	C B B B C B 4-2 HR BB		B X 1-0 ① F5		B B B B 4-0 BB			L B C F F X 1-2 ② 5-3			2	1	0	0	2	0	0
Robby Thompson, R (1, 4) OBP: 0.378, SLG: 0.420	B B X 2-0 1-H HR		C B C S 1-3 ② K		S X 0-1 ③ F8			S B B B C X 3-2 ③ 6-3			4	1	1	2	0	1	2
Will Clark, L (1, 3) OBP: 0.376, SLG: 0.562	B F C B B C 2-3 ① K		X 0-0 ③ F7			X 0-0 ① 4-3			C S X 0-2 ① 4-3		4	0	0	0	0	1	0
Candy Maldonado, R (1, 9) OBP: 0.316, SLG: 0.388	B B B B C X 3-1 ② 4-3			B F F F C 1-3 ① K		S S B B X 2-2 ② 4-3			F F S 0-3 ② K		4	0	0	0	0	2	0
Kevin Mitchell, R (1, 5) OBP: 0.317, SLG: 0.426	B X 1-0 ③ 5-3			C B B B B F F F X 3-2 ② P4		B B X 2-0 ③ P8			F S S 0-3 ③ K		4	0	0	0	0	1	0
Mike Aldrete, L (1, 7) OBP: 0.358, SLG: 0.395		C S B B B F B 4-2 BB		C B F X 1-2 CS 1B			F B F F B S 2-3 ① K			B C F B C 2-3 ① K	3	0	1	0	1	2	0
Bob Brenly, R (1, 2) OBP: 0.248, SLG: 0.301	C F S 0-3 ① K			C B 1-1 ③ CS 1-2	C X 0-1 ① P3			B X 1-0 ② P7		B C C S 1-3 ② K	4	0	0	0	0	2	1
Jose Uribe, S (1, 6) OBP: 0.314, SLG: 0.347	X 0-0 ② F9				B C B B S F F B 4-2 SH3-4 BB			S B B B X 2-1 ③ 6-3		C B F X 1-2 ③ 3-1	3	0	0	0	1	0	1
Rick Reuschel, R (1, 1) OBP: 0.121, SLG: 0.094	C X 0-1 ③ 1-3				X 0-0 ② SH3-4 1-2			B B F S X 2-2 ① F9			1	0	0	0	0	0	1
Joel Youngblood, R (8, PH) OBP: 0.354, SLG: 0.345											1	0	0	0	0	0	0
Atlee Hammaker, S (9, 1) OBP: 0.111, SLG: 0.111											0	0	0	0	0	0	0
Craig Lefferts, L (10, 1)											0	0	0	0	0	0	0
Inning Stats	R: 2 H: 1 E: 0 LOB: 0 K: 1 BB: 1 S: 9 P: 21	R: 0 H: 0 E: 0 LOB: 1 K: 1 BB: 1 S: 9 P: 13	R: 0 H: 0 E: 0 LOB: 0 K: 1 BB: 0 S: 5 P: 7	R: 0 H: 1 E: 0 LOB: 0 K: 1 BB: 0 S: 13 P: 19	R: 0 H: 0 E: 0 LOB: 2 K: 0 BB: 2 S: 9 P: 17	R: 0 H: 0 E: 0 LOB: 0 K: 0 BB: 0 S: 5 P: 9	R: 0 H: 0 E: 0 LOB: 0 K: 1 BB: 0 S: 7 P: 12	R: 0 H: 0 E: 0 LOB: 0 K: 0 BB: 0 S: 11 P: 17	R: 0 H: 0 E: 0 LOB: 0 K: 2 BB: 0 S: 9 P: 9	R: 0 H: 0 E: 0 LOB: 0 K: 2 BB: 0 S: 9 P: 13	1B: 1 SF: 0 2B: 0 SAC: 1 3B: 0 DP: 0 HR: 1 HBP: 0						

PITCHER		IP	WLS	BF	H	R	ER	SO	BB	IBB	HBP	BLK	WP	HR	S	P	ERA	WHIP
John Smiley, L ERA: 2.83	(1, 1)	8.0		29	2	2	2	5	4	0	0	0	0	1	68	115	2.25	0.750
Dave Rucker, L ERA: 3.97	(9, 1)	0.1		1	0	0	0	0	0	0	0	0	0	0	3	3	0.00	0.000
Jeff Robinson, R ERA: 3.07	(9, 1)	1.2	W	5	0	0	0	4	0	0	0	0	0	0	15	19	0.00	0.000

PITCHER	IP	WLS	BF	H	R	ER	SO	BB	IBB	HBP	BLK	WP	HR	S	P	ERA	WHIP

BOTTOM

Pittsburgh Pirates @ San Francisco Giants

Candlestick Park, San Francisco, CA

Fri Jul 01 1988, 10:05 PM EDT

Att. 39,484 - Unknown - 65 F

livebaseballscorecards.com

AB	30
R	2
H	2
RBI	2
BB	4
SO	9
LOB	5

WP: 0 PA: 36
PB: 0
SB: 0
CS: 1

Batter	1	2	3	4	5	6	7	8	9	AB	R	H	RBI	BB	SO	LOB
R.J. Reynolds, S (1, 7) OBP: 0.302, SLG: 0.365	B S F S 1-3 ① K		C B B X 2-1 ② F7		C C F B B B C 2-3 ③ K		X 0-0 1-2 1B		B X 1-0 ③ 4-3	5	0	1	0	0	2	1
Jose Lind, R (1, 4) OBP: 0.298, SLG: 0.303	C B B X 2-1 ② 5-3		C X 0-1 1-2 1B			C B X 1-1 ① 4-3	B B C F B X 3-2 ② P4			4	0	1	0	0	0	2
Andy Van Slyke, L (1, 8) OBP: 0.344, SLG: 0.520	B C C S 1-3 ③ K		S F X 0-2 ③ L9			X 0-0 ① BB BB 1B	X 0-0 ③ G3			4	0	1	0	0	1	4
Bobby Bonilla, S (1, 5) OBP: 0.392, SLG: 0.553		C F F F X 0-2 BB 1B		X 0-0 ① F8		1 SAFE F S 1 SAFE B 1 SAFE B 1 SAFE B 4-2 F F 1 SAFE B 1-2 BB		B C B S C 2-3 ① K		3	0	1	0	1	1	0
Darnell Coles, R (1, 9) OBP: 0.303, SLG: 0.394		B F B 1 SAFE B B 4-1 1-2 G4-6-3 BB		C B X 1-2 ② F9		B C B C F S 2-3 ② K		B B B C X 3-1 HR		3	1	1	1	1	1	2
Sid Bream, L (1, 3) OBP: 0.339, SLG: 0.500		C C F S 0-3 ① K		C F X 0-2 WP 2B		B B B B 4-0 1-2 2-3 BB		X 0-0 ② F7		3	0	1	0	1	1	2
Junior Ortiz, R (1, 2) OBP: 0.366, SLG: 0.422		B F B X 2-1 ②③ G4-6-3 1-2f		B C C B F B X 3-2 ③ G3 2-3		B C B F X 2-2 ③ 4-3		X 0-0 ③ 5-3		4	0	0	0	0	0	6
Rafael Belliard, R (1, 6) OBP: 0.340, SLG: 0.290 John Cangelosi, S (9, PH) OBP: 0.300, SLG: 0.200			C B C C 1-3 ① K		B F C S 1-3 ① K		C C X 0-2 ① 4-3		B C B C B F C 3-3 ① K	3 1	0 0	0 0	0 0	0 0	2 1	0 0
Doug Drabek, R (1, 1) OBP: 0.190, SLG: 0.200 Dave Rucker, L (8, 1) Barry Jones, R (8, 1) Barry Bonds, L (9, PH) OBP: 0.361, SLG: 0.515			F B F X 1-2 1B 1B		C X 0-1 ② L4		B F B F B X 3-2 1B 1B		C B B B S X 3-1 ②	3 0 0 1	0 0 0 0	2 0 0 0	0 0 0 0	0 0 0 0	0 0 0 0	0 0 0 0
Inning Stats	R: 0 E: 0 K: 2 S: 8 H: 0 LOB: 0 BB: 0 P: 12	R: 0 E: 0 K: 1 S: 12 H: 1 LOB: 1 BB: 1 P: 18	R: 0 E: 0 K: 1 S: 13 H: 2 LOB: 2 BB: 0 P: 17	R: 0 E: 0 K: 0 S: 12 H: 1 LOB: 1 BB: 0 P: 16	R: 0 E: 0 K: 2 S: 9 H: 0 LOB: 0 BB: 0 P: 12	R: 0 E: 0 K: 1 S: 15 H: 1 LOB: 3 BB: 2 P: 28	R: 0 E: 0 K: 0 S: 11 H: 2 LOB: 2 BB: 0 P: 17	R: 1 E: 0 K: 1 S: 7 H: 1 LOB: 0 BB: 0 P: 12	R: 0 E: 0 K: 1 S: 8 H: 0 LOB: 0 BB: 0 P: 15	1B: 6 2B: 1 3B: 0 HR: 1 SF: 0 SAC: 0 DP: 1 HBP: 0						

PITCHER		IP	WLS	BF	H	R	ER	SO	BB	IBB	HBP	BLK	WP	HR	S	P	ERA	WHIP
Michael LaCoss, R ERA: 3.41	(1, 1)	8.0	W	34	8	1	1	8	3	0	0	0	1	1	87	132	1.12	1.375
Scott Garrelts, R ERA: 4.89	(9, 1)	1.0	S	3	0	0	0	1	0	0	0	0	0	0	8	15	0.00	0.000

PITCHER	IP	WLS	BF	H	R	ER	SO	BB	IBB	HBP	BLK	WP	HR	S	P	ERA	WHIP

TOP

Pittsburgh Pirates @ San Francisco Giants

Candlestick Park, San Francisco, CA

Sat Jul 02 1988, 6:33 AM EDT

Att. 22,355 - Sunny - 68 F

livebaseballscorecards.com

AB	34
R	1
H	8
RBI	1
BB	3
SO	9
LOB	17

WP: 1	PB: 0	SB: 0	CS: 0	PA: 37														

Batter	1	2	3	4	5	6	7	8	9	AB	R	H	RBI	BB	SO	LOB
Brett Butler, L (1, 8) OBP: 0.378, SLG: 0.379	B X 1-0 4-3 ①		F L X 0-2 FC4 5-3 1-2f ①		C F B C 1-3 K ③			B B L B B 4-1 SH5-3 WP 1-2 BB		3	1	0	0	1	1	1
Robby Thompson, R (1, 4) OBP: 0.377, SLG: 0.416	C C F B F C 1-3 K ②		X 0-0 5-3 1-2 ②			F B B B F F F F F 4-2 F B G6-3 BB		X 0-0 SH5-3 1-2 2-3 ①		2	0	0	0	1	1	1
Will Clark, L (1, 3) OBP: 0.377, SLG: 0.558	S B F B S 2-3 K ③		B B B B 4-0 BB			B 1 SAFE B C 1 SAFE X 2-1 G6-3 1-2f ① ②		I I I I 4-0 WP IBB		2	0	0	0	2	1	1
Candy Maldonado, R (1, 9) OBP: 0.311, SLG: 0.382		B X 1-0 F2 ①	B B S F F F B X 3-2 F8 ③			S S C 0-3 K ③		F F B B S 2-3 K 1-3 2-H 3-H ②		4	0	0	0	0	2	3
Mike Aldrete, L (1, 7) OBP: 0.362, SLG: 0.397 Donell Nixon, R (7, PR) OBP: 0.600, SLG: 0.333 (8, 7)		F B S F B X 2-2 HBP 1B		C F F B X 1-2 5-3 ①			B B B B 4-0 SH5-3 BB	F X 0-1 1-3 ③		2 1	0 0	1 0	0 0	1 0	0 0	0 1
Kevin Mitchell, R (1, 5) OBP: 0.318, SLG: 0.424		H 1-0 1-2 HBP	C B X 1-1 F8 ②				X 0-0 SH5-3 1-2 ①			1	0	0	0	0	0	0
Bob Melvin, R (1, 2) OBP: 0.216, SLG: 0.336		C F 2 SAFE B C 1-3 K ②	F C F B B F X 2-2 L9 ③				S X 0-1 F8 ②			3	0	0	0	0	1	4
Jose Uribe, S (1, 6) OBP: 0.310, SLG: 0.342		F B B F F F F S 2-3 K ③			B X 1-0 P6 ①		B S B X 2-1 F2 ③			3	0	0	0	0	1	4
Michael LaCoss, R (1, 1) OBP: 0.323, SLG: 0.310 Ernest Riles, L (8, PH) OBP: 0.305, SLG: 0.363 Scott Garrelts, R (9, 1) OBP: 0.200, SLG: 0.200			C B S B F B F F X 3-2 FC4 1B		X 0-0 5-3 ②			C X 0-1 SH5-3 BB WP 1B		2 1 0	0 1 0	1 1 0	0 0 0	0 0 0	0 0 0	0 0 0
Inning Stats	R: 0 E: 0 K: 2 S: 9 H: 0 LOB: 0 BB: 0 P: 13	R: 0 E: 0 K: 2 S: 14 H: 1 LOB: 2 BB: 0 P: 21	R: 0 E: 0 K: 0 S: 15 H: 1 LOB: 2 BB: 1 P: 25	R: 0 E: 0 K: 0 S: 11 H: 0 LOB: 0 BB: 0 P: 15	R: 0 E: 0 K: 1 S: 5 H: 0 LOB: 0 BB: 0 P: 7	R: 0 E: 0 K: 1 S: 12 H: 0 LOB: 0 BB: 1 P: 18	R: 0 E: 0 K: 0 S: 5 H: 0 LOB: 2 BB: 1 P: 11	R: 2 E: 0 K: 1 S: 9 H: 1 LOB: 1 BB: 2 P: 19		1B: 3 2B: 0 3B: 0 HR: 0	SF: 0 SAC: 2 DP: 1 HBP: 1					

PITCHER		IP	WLS	BF	H	R	ER	SO	BB	IBB	HBP	BLK	WP	HR	S	P	ERA	WHIP
Doug Drabek, R ERA: 4.04	(1, 1)	7.0		27	3	1	1	6	3	0	1	0	0	0	73	112	1.29	0.857
Dave Rucker, L ERA: 4.76	(8, 1)	0.0	L	1	0	0	0	0	1	0	0	0	0	0	1	5	∞	∞
Barry Jones, R ERA: 3.08	(8, 1)	1.0		4	0	1	1	1	0	1	0	0	1	0	6	12	9.00	0.000

PITCHER	IP	WLS	BF	H	R	ER	SO	BB	IBB	HBP	BLK	WP	HR	S	P	ERA	WHIP

BOTTOM

Pittsburgh Pirates @ San Francisco Giants

Candlestick Park, San Francisco, CA

Sat Jul 02 1988, 6:33 AM EDT

Att. 22,355 - Sunny - 68 F

livebaseballscorecards.com

AB	24
R	2
H	3
RBI	0
BB	5
SO	7
LOB	15

1B: 3 SF: 0
2B: 0 SAC: 2
3B: 0 DP: 1
HR: 0 HBP: 1

WP: 3 PA: 32
PB: 0
SB: 0
CS: 0

Batter	1	2	3	4	5	6	7	8	9	AB	R	H	RBI	BB	SO	LOB
John Cangelosi, S (1, 7) OBP: 0.297, SLG: 0.189	C B F X 1-2 ① 3-1			C X 0-1 ① 4-3		B B C B C F B 4-2 PB 1-2 BB			C C F F X 0-2 ① G3	3	0	0	0	1	0	0
Jose Lind, R (1, 4) OBP: 0.294, SLG: 0.299	C B B F B F F F 3-2 ② X 5-3			B X 1-0 ② 5-3		C X 0-1 ③ F9 1-2 2-3			B C X 1-1 ② P4	4	0	0	0	0	0	2
Andy Van Slyke, L (1, 8) OBP: 0.340, SLG: 0.513	S S F B B F B S 3-3 ③ K			C B B B C F X 3-2 ③ F7			C S B S 1-3 ① K		S X 0-1 ③ L6	4	0	0	0	0	2	0
Bobby Bonilla, S (1, 5) OBP: 0.389, SLG: 0.547		X 0-0 ① F9			X 0-0 ① F8		X 0-0 ② 3-1			3	0	0	0	0	0	0
Darnell Coles, R (1, 9) OBP: 0.303, SLG: 0.393		B C C B C 2-3 ② K			X 0-0 G1-6-3 1B		F B B X 2-1 ③ 6-3			3	0	1	0	0	1	0
Sid Bream, L (1, 3) OBP: 0.339, SLG: 0.498		S B X 1-1 ③ 4-3			C X 0-1 ②③ G1-6-3 1-2f			M X 0-1 G4-6-3 BB 1B		3	0	1	0	0	0	1
Michael LaValliere, L (1, 2) OBP: 0.370, SLG: 0.330			B F B X 2-1 ① F9			B B C B X 3-1 ① F5		B B B C B 4-1 G4-6-3 1-2 BB		2	0	0	0	1	0	0
Rafael Belliard, R (1, 6) OBP: 0.336, SLG: 0.286 R.J. Reynolds, S (8, PH) OBP: 0.301, SLG: 0.363 Denny Gonzalez, R (8, 6) OBP: 0.417, SLG: 0.222			C M B X 1-2 ② 5-3			S C T X 0-2 ② 4-3		S X 0-1 ①② G4-6-3 1-2f 2-3		2 1 0	0 0 0	0 0 0	0 0 0	0 0 0	0 0 0	0 2 0
Mike Dunne, R (1, 1) OBP: 0.154, SLG: 0.125 Bob Kipper, R (7, 1) Orestes Destrade, S (8, PH) OBP: 0.250, SLG: 0.250 Jim Gott, R (8, 1)			C X 0-1 ③ 4-3			X 0-0 PB BB 1B		S B S B S 2-3 ③ K		2 0 1 0	0 0 0 0	1 0 0 0	0 0 0 0	0 0 1 0	0 0 1 0	0 0 1 0
Inning Stats	R: 0 H: 0 E: 0 LOB: 0 K: 1 BB: 0 S: 15 P: 22	R: 0 H: 0 E: 0 LOB: 0 K: 1 BB: 0 S: 6 P: 9	R: 0 H: 0 E: 0 LOB: 0 K: 0 BB: 0 S: 7 P: 10	R: 0 H: 0 E: 0 LOB: 0 K: 0 BB: 0 S: 7 P: 11	R: 0 H: 1 E: 0 LOB: 0 K: 0 BB: 0 S: 4 P: 4	R: 0 H: 1 E: 0 LOB: 2 K: 0 BB: 1 S: 12 P: 19	R: 0 H: 0 E: 0 LOB: 0 K: 1 BB: 0 S: 6 P: 9	R: 0 H: 1 E: 0 LOB: 1 K: 1 BB: 1 S: 8 P: 14	R: 0 H: 0 E: 0 LOB: 0 K: 0 BB: 0 S: 9 P: 10	1B: 3 SF: 0 2B: 0 SAC: 0 3B: 0 DP: 2 HR: 0 HBP: 0						

TOP

Pittsburgh Pirates @ San Francisco Giants

Candlestick Park, San Francisco, CA

Sun Jul 03 1988, 6:33 AM EDT

Att. 25,463 - Overcast

livebaseballscorecards.com

AB	28
R	0
H	3
RBI	0
BB	2
SO	4
LOB	6

PITCHER		IP	WLS	BF	H	R	ER	SO	BB	IBB	HBP	BLK	WP	HR	S	P	ERA	WHIP
Kelly Downs, R ERA: 3.27	(1, 1)	9.0	W	30	3	0	0	4	2	0	0	0	0	0	74	108	0.00	0.556

PITCHER	IP	WLS	BF	H	R	ER	SO	BB	IBB	HBP	BLK	WP	HR	S	P	ERA	WHIP

Batter	1	2	3	4	5	6	7	8	9	AB	R	H	RBI	BB	SO	LOB
Brett Butler, L (1, 8) OBP: 0.383, SLG: 0.380	B B B B 4-0 BLK PB SF8 BB		B X 1-0 6-3 ②		B B C X 2-1 BLK 1B		L B C B B B 4-2 1B 1B BB			2	2	1	0	2	0	0
Robby Thompson, R (1, 4) OBP: 0.379, SLG: 0.415	B B C B S B 4-2 SF8 BLK 1-2 BB		L F X 0-2 F9 ③		B F B F F X 2-2 4-3 ③ 1-2		X 0-0 1B 1-3 1B			3	1	1	0	1	0	1
Will Clark, L (1, 3) OBP: 0.379, SLG: 0.559	B B C B F S 3-3 K ① 1-2 2-3			B B F C X 2-2 1B 2B		C B F B X 2-2 4-3 ①	I I I I 4-0 1B IBB			3	1	1	0	1	1	2
Kevin Mitchell, R (1, 7) OBP: 0.321, SLG: 0.427 Donell Nixon, R (7, PR) OBP: 0.600, SLG: 0.333 (8, 7)	B F X 1-1 SF8 ② 2-3 3-H			X 0-0 L4 ①		C B C X 1-2 1-4-3 1B	F B C F X 1-2 1B 1-3 2-H 3-H			3 0	0 0	2 0	3 0	0 0	0 0	1 0
Mike Aldrete, L (1, 9) OBP: 0.360, SLG: 0.393	B C B X 2-1 F7 ③			C X 0-1 4-3 1B 2-H		P B B C F X 3-2 1-4-3 ② 1-2	X 0-0 4-3 ③			4	0	1	1	0	0	4
Ernest Riles, L (1, 5) OBP: 0.304, SLG: 0.357		C C B B X 2-2 F7 ①		C X 0-1 4-3 ② 1-2		I I I I 4-0 IBB		B B C S S 2-3 K ①		3	0	0	0	1	1	1
Bob Melvin, R (1, 2) OBP: 0.209, SLG: 0.325		B S F B X 2-2 6-3 ②		X 0-0 L1 ③		F B F B F F B X 3-2 F9 ③		B X 1-0 L3 ②		4	0	0	0	0	0	3
Jose Uribe, S (1, 6) OBP: 0.305, SLG: 0.336		S X 0-1 4-3 ③			S B X 1-1 P7 ①		X 0-0 F9 ①	C F B B F X 2-2 3-1 ③		4	0	0	0	0	0	0
Kelly Downs, R (1, 1) OBP: 0.129, SLG: 0.100			X 0-0 6-3 ①		C M B S 1-3 K2-3 ②		C C X 0-2 F3 ②			3	0	0	0	0	1	0
Inning Stats	R: 1 E: 0 K: 1 S: 9 H: 0 LOB: 1 BB: 2 P: 23	R: 0 E: 0 K: 0 S: 8 H: 0 LOB: 0 BB: 0 P: 12	R: 0 E: 0 K: 0 S: 5 H: 0 LOB: 0 BB: 0 P: 6	R: 1 E: 0 K: 0 S: 9 H: 2 LOB: 1 BB: 0 P: 11	R: 0 E: 0 K: 1 S: 11 H: 1 LOB: 1 BB: 0 P: 17	R: 0 E: 0 K: 0 S: 15 H: 1 LOB: 2 BB: 1 P: 27	R: 2 E: 0 K: 0 S: 12 H: 2 LOB: 2 BB: 2 P: 21	R: 0 E: 0 K: 1 S: 8 H: 0 LOB: 0 BB: 0 P: 13		1B: 5 2B: 1 3B: 0 HR: 0	SF: 1 SAC: 0 DP: 0 HBP: 0					

PITCHER		IP	WLS	BF	H	R	ER	SO	BB	IBB	HBP	BLK	WP	HR	S	P	ERA	WHIP
Mike Dunne, R ERA: 4.1	(1, 1)	6.2	L	31	6	4	4	2	3	2	0	2	0	0	68	116	5.40	1.350
Bob Kipper, L ERA: 4.31	(7, 1)	0.1		1	0	0	0	0	0	0	0	0	0	0	1	1	0.00	0.000
Jim Gott, R ERA: 2.77	(8, 1)	1.0		3	0	0	0	1	0	0	0	0	0	0	8	13	0.00	0.000

PITCHER	IP	WLS	BF	H	R	ER	SO	BB	IBB	HBP	BLK	WP	HR	S	P	ERA	WHIP

BOTTOM

Pittsburgh Pirates @ San Francisco Giants

Candlestick Park, San Francisco, CA

Sun Jul 03 1988, 6:33 AM EDT

Att. 25,463 - Overcast

livebaseballscorecards.com

AB	29
R	4
H	6
RBI	4
BB	5
SO	3
LOB	12

WP: 0	PB: 1	SB: 0	CS: 0
PA: 35			

Batter	1	2	3	4	5	6	7	8	9	10	AB	R	H	RBI	BB	SO	LOB
R.J. Reynolds, S (1, 7) OBP: 0.292, SLG: 0.352	1-1 ① 4-3			0-0 ① 1-3		0-3 ② K		1-2 ③ L4		1-1 ③ FC6-4 1-2f	5	0	0	0	0	1	2
Jose Lind, R (1, 4) OBP: 0.296, SLG: 0.310	0-1 ② P4			2-1 HR		2-1 ③ F8			2-2 2B 6-3 1B		4	2	2	1	0	0	0
Andy Van Slyke, L (1, 8) OBP: 0.342, SLG: 0.516	1-3 ③ K			0-1 ② 4-3			2-2 BLK 1B		0-1 6-3 1-3 WP 2B		4	1	2	0	0	1	0
Bobby Bonilla, S (1, 5) OBP: 0.385, SLG: 0.540		1-2 ① 5-3		1-1 ③ 6-3			1-3 ① K 1-2		1-0 ① 6-3 2-3 3-H		4	0	0	1	0	1	2
Darnell Coles, R (1, 9) OBP: 0.298, SLG: 0.384		0-3 ② K			2-2 ① F9		1-2 ② F7		0-3 ② K 3-H		4	0	0	0	0	2	1
Sid Bream, L (1, 3) OBP: 0.333, SLG: 0.489		2-2 ③ F9			1-3 ② K		0-0 ③ F8		2-2 ③ 1-3		4	0	0	0	0	1	1
Michael LaValliere, L (1, 2) OBP: 0.370, SLG: 0.330			1-0 ① F7		1-2 1B			0-0 ① 4-3		1-2 ① 6-3	3	0	1	0	0	0	0
Junior Ortiz, R (10, PH) OBP: 0.363, SLG: 0.418 (10, 2)											1	0	0	0	0	0	0
Rafael Belliard, R (1, 6) OBP: 0.331, SLG: 0.281			2-3 ② K		0-0 ③ F9			0-3 ② K		2-2 ② 4-3	2	0	0	0	0	1	1
Denny Gonzalez, R (8, PH) OBP: 0.357, SLG: 0.182 (8, 6)											2	0	0	0	0	1	0
Brian Fisher, R (1, 1) OBP: 0.148, SLG: 0.000			0-0 ③ 1-3			0-1 ① F7		1-3 K		4-1 FC6-4 BB							
John Cangelosi, S (8, PH) OBP: 0.241, SLG: 0.194																	
Barry Jones, R (8, 1)																	
Dave Rucker, L (7, 1)																	
Orestes Destrade, S (8, PH) OBP: 0.333, SLG: 0.750																	
Jeff Robinson, R (8, 1) OBP: 0.000, SLG: 0.000																	
Mike Diaz, R (10, PH) OBP: 0.000, SLG: 0.000																	
Mike Dunne, R (10, PH) OBP: 0.154, SLG: 0.125																	
Jim Gott, R (10, 1)																	

Inning Stats																																
	R: 0	H: 0		R: 0	H: 0		R: 0	H: 0		R: 1	H: 1		R: 0	H: 1		R: 0	H: 0		R: 0	H: 1		R: 0	H: 0		R: 2	H: 2		R: 0	H: 0		1B: 3	SF: 0	
	E: 0	LOB: 0		E: 0	LOB: 0		E: 0	LOB: 0		E: 0	LOB: 0		E: 0	LOB: 1		E: 0	LOB: 0		E: 0	LOB: 0		E: 0	LOB: 1		E: 0	LOB: 0		E: 0	LOB: 1		2B: 1	SAC: 0	
	K: 1	BB: 0		K: 1	BB: 0		K: 1	BB: 0		K: 0	BB: 0		K: 1	BB: 0		K: 2	BB: 0		K: 1	BB: 0		K: 1	BB: 1		K: 1	BB: 0		K: 0	BB: 1		3B: 0	DP: 0	
	S: 7	P: 9		S: 10	P: 13		S: 6	P: 9		S: 7	P: 10		S: 10	P: 14		S: 10	P: 12		S: 13	P: 18		S: 9	P: 17								HR: 1	HBP: 0	

PITCHER		IP	WLS	BF	H	R	ER	SO	BB	IBB	HBP	BLK	WP	HR	S	P	ERA	WHIP
Eric Show, R	(1, 1)	8.0		29	4	2	2	8	0	0	0	1	0	1	71	96	2.25	0.500
ERA: 3.72																		
Mark Davis, L	(9, 1)	2.0	W	8	1	1	1	1	1	0	0	0	1	0	18	29	4.50	1.000
ERA: 2.78																		

PITCHER	IP	WLS	BF	H	R	ER	SO	BB	IBB	HBP	BLK	WP	HR	S	P	ERA	WHIP

TOP

Pittsburgh Pirates @ San Diego Padres

Jack Murphy Stadium, San Diego, CA

Mon Jul 04 1988, 10:05 PM EDT

Att. 35,406 - Unknown - 68 F

livebaseballscorecards.com

AB	36
R	3
H	5
RBI	2
BB	1
SO	9
LOB	7

WP: 1	PA: 37		
PB: 1			
SB: 0			
CS: 0			

Batter	1	2	3	4	5	6	7	8	9	10	AB	R	H	RBI	BB	SO	LOB
Marvell Wynne, L (1, 8) OBP: 0.351, SLG: 0.526	B C S X 1-2 2-3 ①		B X 1-0 F9 ① L F B X	B B B C X 3-1 P6 ③			1 SAFE B F 1 SAFE B X 2-1 1-2 1B ②		F S X 0-2 G3 ③		5	0	1	0	0	0	2
Roberto Alomar, S (1, 4) OBP: 0.283, SLG: 0.350	B C X 1-1 4-3 ②		L F B X 1-2 2B 2B		X 0-0 6-3 ①		B 1 SAFE X 1-0 1-3 ③			B X 1-0 SH1-4 1B 1B 1B	5	2	2	0	0	0	1
Tony Gwynn, L (1, 9) OBP: 0.330, SLG: 0.338	F B X 1-1 G3 ③		B B B B 4-0 2B BB		B B C X 2-1 F7 ②			X 0-0 1-3 ①		M C X 0-2 1B SH1-4 1-2 1B	4	0	1	0	1	0	0
John Kruk, L (1, 7) OBP: 0.381, SLG: 0.400 Shane Mack, R (9, 7) OBP: 0.345, SLG: 0.275		C B X 1-1 6-3 ① F S S 0-3 K ②			B C B X 2-1 F7 ③			B S B F S 2-3 K ②		X 0-0 SH1-4 ① 1-2 2-3	4	0	0	0	0	2	2
											0	0	0	0	0	0	0
Keith Moreland, R (1, 3) OBP: 0.320, SLG: 0.368		C B B B B 4-1 1B E BB	B B X 2-0 1-3 2-H 2B			S S B X 1-2 P4 ①		X 0-0 P4 ③		I I I I 4-0 1B IBB	3	1	1	1	1	0	0
Chris Brown, R (1, 5) OBP: 0.319, SLG: 0.320	S S F S 0-3 K ②	B B F B C F B 4-2 BB				B F X 1-1 4-3 ②			C B F F F X 1-2 3-1 WP 1B	S B S B F B X 3-2 1-2 2-3 3-H 1B	4	0	2	1	1	1	1
Benito Santiago, R (1, 2) OBP: 0.269, SLG: 0.323	X 0-0 1-2 E 1B	S F F S 0-3 K ③				F B S B X 2-2 F9 ③			L L S 0-3 K ①		4	1	1	0	0	2	4
Garry Templeton, S (1, 6) OBP: 0.279, SLG: 0.343	C X 0-1 E8 1-H 2-H 2B			C X 0-1 4-3 ①				B B X 2-0 CS 1B		F B B B X 3-1 1-3 3-1 ②	4	0	2	2	0	0	1
Eric Show, R (1, 1) OBP: 0.211, SLG: 0.216 Mark Davis, L (9, 1) OBP: 0.400, SLG: 1.000 Carmelo Martinez, R (9, 3) OBP: 0.252, SLG: 0.301 Tim Flannery, L (10, PH) OBP: 0.311, SLG: 0.278	F F X 0-2 5-3 ③			B F C X 1-2 F3 ②				B M 1 SAFE B L B S 3-3 K ①		B B B B 4-0 BB	3	0	0	0	0	1	2
											0	0	0	0	0	0	0
											0	0	0	0	1	0	0
											0	0	0	0	1	0	0
Inning Stats	R: 0 E: 0 K: 0 S: 7 H: 0 LOB: 0 BB: 0 P: 10	R: 2 E: 1 K: 1 S: 13 H: 2 LOB: 1 BB: 1 P: 18	R: 1 E: 0 K: 2 S: 15 H: 2 LOB: 3 BB: 2 P: 27	R: 0 E: 0 K: 0 S: 7 H: 0 LOB: 0 BB: 0 P: 11	R: 0 E: 0 K: 0 S: 5 H: 0 LOB: 0 BB: 0 P: 9	R: 0 E: 0 K: 0 S: 8 H: 0 LOB: 0 BB: 0 P: 12	R: 0 E: 0 K: 1 S: 7 H: 2 LOB: 1 BB: 0 P: 15	R: 0 E: 0 K: 1 S: 5 H: 0 LOB: 0 BB: 0 P: 7	R: 0 E: 0 K: 1 S: 13 H: 1 LOB: 2 BB: 1 P: 21	R: 1 E: 0 K: 0 S: 9 H: 3 LOB: 3 BB: 1 P: 17	1B: 7 2B: 3 3B: 0 HR: 0 SF: 0 SAC: 1 DP: 0 HBP: 0						

PITCHER		IP	WLS	BF	H	R	ER	SO	BB	IBB	HBP	BLK	WP	HR	S	P	ERA	WHIP
Brian Fisher, R ERA: 5.08	(1, 1)	5.0		22	4	3	3	3	3	0	0	0	0	0	47	75	5.40	1.400
Barry Jones, R ERA: 2.97	(6, 1)	1.1		5	1	0	0	1	0	0	0	0	0	0	12	21	0.00	0.750
Dave Rucker, L ERA: 4.5	(7, 1)	0.2		2	1	0	0	0	0	0	0	0	0	0	3	6	0.00	1.500
Jeff Robinson, R ERA: 2.99	(8, 1)	2.0		8	1	0	0	2	1	0	0	0	1	0	18	28	0.00	1.000
Jim Gott, R ERA: 2.97	(10, 1)	0.1	L	5	3	1	1	0	0	1	0	0	0	0	9	17	27.00	9.000

PITCHER	IP	WLS	BF	H	R	ER	SO	BB	IBB	HBP	BLK	WP	HR	S	P	ERA	WHIP

BOTTOM

Pittsburgh Pirates @ San Diego Padres

Jack Murphy Stadium, San Diego, CA

Mon Jul 04 1988, 10:05 PM EDT

Att. 35,406 - Unknown - 68 F

livebaseballscorecards.com

AB	36
R	4
H	10
RBI	4
BB	5
SO	6
LOB	13

WP: 1 PB: 0 SB: 0 CS: 1

PA: 42

Pittsburgh Pirates @ San Diego Padres

Jack Murphy Stadium, San Diego, CA

Tue Jul 05 1988, 10:05 PM EDT

Att. 10,415 - Unknown - 68 F

TOP

livebaseballscorecards.com

Batter	1	2	3	4	5	6	7	8	9	AB	R	H	RBI	BB	SO	LOB
Tommy Gregg, L (1, 7) OBP: 0.400, SLG: 1.000	0-0 5-3 1B		1-0 HR		1-0 F7		0-2 5-3		1-2 G3	5	1	2	1	0	0	0
Jose Lind, R (1, 4) OBP: 0.293, SLG: 0.306	2-1 5-3 1-2		1-1 F8		1-2 E6 BB 1B		0-0 F8		1-0 6-3	5	1	0	0	0	0	1
Andy Van Slyke, L (1, 8) OBP: 0.346, SLG: 0.527	0-3 K		2-2 WP S 1B		4-2 1B 1-2 BB		0-1 HR			3	1	2	1	1	1	1
Bobby Bonilla, S (1, 5) OBP: 0.383, SLG: 0.534	1-1 4-3		4-2 1-3 BB		0-0 F7		1-1 1-3			3	0	0	0	1	0	3
Darnell Coles, R (1, 9) OBP: 0.301, SLG: 0.387		2-2 5-3	1-3 K		0-0 1-2 2-H 1B			1-1 G6-4-3 1B		4	0	2	1	0	1	2
Sid Bream, L (1, 3) OBP: 0.336, SLG: 0.489		0-3 K		1-2 1B	0-0 G3			0-0 1-2 G6-4-3 1B		4	0	2	0	0	1	2
Junior Ortiz, R (1, 2) OBP: 0.368, SLG: 0.421		1-1 FC6-4 1B		2-3 K		1-2 CS 1B		0-2 G6-4-3 1-2f 2-3		4	0	2	0	0	1	3
Rafael Belliard, R (1, 6) OBP: 0.323, SLG: 0.273		1-1 FC6-4 1-2f		0-3 K		0-1 F9 1-2		0-1 F7		4	0	0	0	0	1	4
Bob Walk, R (1, 1) OBP: 0.103, SLG: 0.105			2-3 K	0-1 5-3		1-3 K			1-3 K	4	0	0	0	0	3	1
Barry Jones, R (9, 1)										0	0	0	0	0	0	0

	AB	36
	R	3
	H	10
	RBI	3
	BB	2
	SO	8
	LOB	17

Inning Stats																		
	R: 0	H: 1	R: 0	H: 1	R: 1	H: 2	R: 0	H: 1	R: 1	H: 1	R: 0	H: 1	R: 1	H: 2	R: 0	H: 0	1B: 8	SF: 0	WP: 1	PA: 38
	E: 0	LOB: 1	E: 0	LOB: 1	E: 0	LOB: 2	E: 0	LOB: 1	E: 1	LOB: 2	E: 0	LOB: 0	E: 0	LOB: 1	E: 0	LOB: 0	2B: 0	SAC: 0	PB: 0	
	K: 1	BB: 0	K: 1	BB: 0	K: 2	BB: 1	K: 2	BB: 0	K: 0	BB: 1	K: 1	BB: 0	K: 0	BB: 0	K: 0	BB: 0	3B: 0	DP: 1	SB: 1	
	S: 9	P: 12	S: 11	P: 15	S: 15	P: 26	S: 14	P: 17	S: 10	P: 16	S: 9	P: 11	S: 8	P: 9	S: 8	P: 9	HR: 2	HBP: 0	CS: 1	
															S: 7	P: 10				

PITCHER		IP	WLS	BF	H	R	ER	SO	BB	IBB	HBP	BLK	WP	HR	S	P	ERA	WHIP
Jimmy Jones, R ERA: 4.26	(1, 1)	7.0	L	31	8	3	2	7	2	0	0	0	1	2	76	106	2.57	1.429
Mark Grant, R ERA: 4.04	(8, 1)	2.0		7	2	0	0	1	0	0	0	0	0	0	15	19	0.00	1.000

PITCHER	IP	WLS	BF	H	R	ER	SO	BB	IBB	HBP	BLK	WP	HR	S	P	ERA	WHIP

Batter	1	2	3	4	5	6	7	8	9	AB	R	H	RBI	BB	SO	LOB
Marvell Wynne, L (1, 8) OBP: 0.344, SLG: 0.514	G3	F9			K			4-3		4	0	0	0	0	1	1
Roberto Alomar, S (1, 4) OBP: 0.279, SLG: 0.345	F8		4-3			G3		4-3		4	0	0	0	0	0	0
Tony Gwynn, L (1, 9) OBP: 0.336, SLG: 0.344	1B, BB, 1B		L1-3-1, 1B			F7		PO, 1B		4	1	3	0	0	0	0
John Kruk, L (1, 7) OBP: 0.383, SLG: 0.399	1B, 1B, BB		L1-3-1			6-3		PO	SH3-4, 1B	3	1	1	0	1	0	1
Keith Moreland, R (1, 3) OBP: 0.321, SLG: 0.367	1B			F8			F8		SH3-4	3	0	1	0	0	0	0
Chris Brown, R (1, 5) OBP: 0.335, SLG: 0.329	1B			G5-4-3, 1B			E, HBP		WP, 1B, BB	2	0	2	2	1	0	0
Benito Santiago, R (1, 2) OBP: 0.269, SLG: 0.322		F9		G5-4-3			P4		WP, 1B	4	0	1	0	0	0	2
Garry Templeton, S (1, 6) OBP: 0.279, SLG: 0.337		6-3			5-3		FC5		IBB	3	0	0	0	1	0	1
Jimmy Jones, R (1, 1) OBP: 0.121, SLG: 0.067		1B			5-3		4-3		K	2	0	1	0	0	0	0
Tim Flannery, L (7, PH) OBP: 0.306, SLG: 0.273										1	0	0	0	0	0	2
Mark Grant, R (8, 1)										0	0	0	0	0	0	0
Randy Ready, R (9, PH) OBP: 0.356, SLG: 0.419										1	0	0	0	0	1	3
Inning Stats	R: 2 E: 0 K: 0 S: 11 H: 3 LOB: 2 BB: 1 P: 22	R: 0 E: 0 K: 0 S: 12 H: 1 LOB: 1 BB: 0 P: 14	R: 0 E: 0 K: 0 S: 8 H: 1 LOB: 0 BB: 0 P: 15	R: 0 E: 0 K: 0 S: 8 H: 1 LOB: 0 BB: 0 P: 10	R: 0 E: 0 K: 1 S: 6 H: 0 LOB: 0 BB: 0 P: 7	R: 0 E: 0 K: 0 S: 7 H: 0 LOB: 0 BB: 0 P: 15	R: 0 E: 1 K: 0 S: 14 H: 0 LOB: 2 BB: 0 P: 22	R: 0 E: 0 K: 0 S: 7 H: 1 LOB: 0 BB: 0 P: 10	R: 0 E: 0 K: 1 S: 7 H: 2 LOB: 3 BB: 2 P: 17	1B: 9 2B: 1 3B: 0 HR: 0 SF: 0 SAC: 1 DP: 2 HBP: 1	WP: 1 PB: 0 SB: 0 CS: 0 PA: 37					

PITCHER		IP	WLS	BF	H	R	ER	SO	BB	IBB	HBP	BLK	WP	HR	S	P	ERA	WHIP
Bob Walk, R ERA: 2.56	(1, 1)	8.1	W	33	8	2	2	1	2	0	1	0	0	0	76	122	2.16	1.200
Barry Jones, R ERA: 2.93	(9, 1)	0.2	S	3	1	0	0	1	0	1	0	0	1	0	4	10	0.00	1.500

PITCHER	IP	WLS	BF	H	R	ER	SO	BB	IBB	HBP	BLK	WP	HR	S	P	ERA	WHIP

BOTTOM

Pittsburgh Pirates @ San Diego Padres

Jack Murphy Stadium, San Diego, CA

Tue Jul 05 1988, 10:05 PM EDT

Att. 10,415 - Unknown - 68 F

livebaseballscorecards.com

AB	31
R	2
H	9
RBI	2
BB	3
SO	2
LOB	10

Pittsburgh Pirates @ San Diego Padres

Jack Murphy Stadium, San Diego, CA

Thu Jul 07 1988, 6:33 AM EDT

Att. 16,076 - Sunny

livebaseballscorecards.com

Batter	1	2	3	4	5	6	7	8	9	AB	R	H	RBI	BB	SO	LOB
Barry Bonds, L (1, 7) OBP: 0.365, SLG: 0.519	S F B C 1-3 ① K		C B B S X 2-2 1B			B X 1-0 FC6-4 1B	C X 0-1 1B			4	0	3	0	0	1	0
Jose Lind, R (1, 4) OBP: 0.289, SLG: 0.302	C X 0-1 ② F9		C F F F B X 1-2 ③ 1-3			L B L P X 2-2 ① FC6-4 1-2f 1B	X 0-0 ② F8			4	1	0	0	0	0	3
Andy Van Slyke, L (1, 8) OBP: 0.345, SLG: 0.523	C F B F X 1-2 ③ 4-3			B B F F F X 2-2 ① 4-3		B B C B X 3-1 2B BB 2-H 1B	B X 1-0 ③ F7			4	1	1	1	0	0	1
Bobby Bonilla, S (1, 5) OBP: 0.382, SLG: 0.534		C X 0-1 ① 6-3		B B F X 2-1 ② F4		B B F X 2-1 BB 1-3 2B		B F X 1-1 ① F3		4	0	1	0	0	0	0
Darnell Coles, R (1, 9) OBP: 0.300, SLG: 0.380		C B X 1-1 ② F7		B B S S B B 4-2 FC6 BB		B X 1-0 ② P4		B B C F F F F S 2-3 ② K		3	0	0	0	1	1	2
Sid Bream, L (1, 3) OBP: 0.338, SLG: 0.485		B F B B B 4-1 FC4 BB		F X 0-1 ③ FC6 1-2f		I I I I 4-0 BB IBB		B B X 2-0 ③ F7		2	0	0	0	2	0	1
Michael LaValliere, L (1, 2) OBP: 0.368, SLG: 0.324	B B C C X 2-2 ③ FC4 1-2f		X 0-0 ① F8	B B B C C B 4-2 1-2 2-3 3-H BB			X 0-0 ① F7			3	0	0	1	1	0	1
Rafael Belliard, R (1, 6) OBP: 0.314, SLG: 0.266		C M F X 0-2 ① 1-3	X 0-0 ② F8	X 0-0 ③ 5-3			F S X 0-2 ② 4-3			4	0	0	0	0	0	3
John Smiley, L (1, 1) OBP: 0.154, SLG: 0.108 Jeff Robinson, R (7, 1) OBP: 0.167, SLG: 0.091 Orestes Destrade, S (9, PH) OBP: 0.167, SLG: 0.167 Jim Gott, R (9, 1)		F C S 0-3 ② K	C B S C 1-3 ③ K			F C C 0-3 ① K		S B B C S 2-3 ③ K		3 0 1 0	0 0 0 0	0 0 0 0	0 0 0 0	3 0 1 0	0 0 0 0	0 0 0 0
Inning Stats	R: 0 H: 0 E: 0 LOB: 0 K: 1 BB: 0 S: 9 P: 11	R: 0 H: 0 E: 0 LOB: 1 K: 0 BB: 1 S: 8 P: 15	R: 0 H: 1 E: 0 LOB: 1 K: 1 BB: 0 S: 15 P: 18	R: 0 H: 0 E: 0 LOB: 1 K: 0 BB: 1 S: 10 P: 18	R: 0 H: 0 E: 0 LOB: 0 K: 1 BB: 0 S: 5 P: 6	R: 2 H: 3 E: 1 LOB: 3 K: 0 BB: 2 S: 13 P: 29	R: 0 H: 1 E: 0 LOB: 1 K: 1 BB: 0 S: 7 P: 8	R: 0 H: 0 E: 0 LOB: 0 K: 1 BB: 0 S: 9 P: 14	R: 0 H: 0 E: 0 LOB: 0 K: 1 BB: 0 S: 7 P: 9	1B: 4 SF: 0 2B: 1 SAC: 0 3B: 0 DP: 0 HR: 0 HBP: 0						WP: 0 PA: 36 PB: 0 SB: 0 CS: 0

	AB	32
	R	2
	H	5
	RBI	2
	BB	4
	SO	6
	LOB	11

PITCHER		IP	WLS	BF	H	R	ER	SO	BB	IBB	HBP	BLK	WP	HR	S	P	ERA	WHIP
Andy Hawkins, R ERA: 3.12	(1, 1)	6.0	L	26	4	2	2	3	3	1	0	0	0	0	60	97	3.00	1.167
Dave Leiper, L ERA: 1.88	(7, 1)	2.0		7	1	0	0	2	0	0	0	0	0	0	16	22	0.00	0.500
Lance McCullers, R ERA: 3.17	(9, 1)	1.0		3	0	0	0	1	0	0	0	0	0	0	7	9	0.00	0.000

PITCHER	IP	WLS	BF	H	R	ER	SO	BB	IBB	HBP	BLK	WP	HR	S	P	ERA	WHIP

BOTTOM

Pittsburgh Pirates @ San Diego Padres

Jack Murphy Stadium, San Diego, CA

Thu Jul 07 1988, 6:33 AM EDT

Att. 16,076 - Sunny

livebaseballscorecards.com

Batter	1	2	3	4	5	6	7	8	9	AB	R	H	RBI	BB	SO	LOB
Dickie Thon, R (1, 6) OBP: 0.331, SLG: 0.277 John Kruk, L (8, PH) OBP: 0.385, SLG: 0.399 (9, 7)	K		F3			F8		1B BB		3 0	0 0	0 0	0 0	0 1	1 0	0 0
Randy Ready, R (1, 4) OBP: 0.359, SLG: 0.421	1B			F7		1B		K		4	0	2	0	0	1	2
Tony Gwynn, L (1, 9) OBP: 0.338, SLG: 0.347	K			CS 1B		4-3		1-2 2-3 1B		4	0	2	0	0	1	2
Keith Moreland, R (1, 3) OBP: 0.321, SLG: 0.365 Marvell Wynne, L (7, PR) OBP: 0.342, SLG: 0.511 (8, 7) Lance McCullers, S (9, 1)	P4			K			FC1-5 1B BB		F8	2 1 0	0 0 0	0 0 0	0 0 0	1 0 0	1 0 0	2 3 0
Carmelo Martinez, R (1, 7) OBP: 0.258, SLG: 0.306 (8, 3)		K		CS 1 SAFE 1-2	FC6-4 1B		1-2 FC1-5 1B		5-3	4	0	2	0	0	1	0
Chris Brown, R (1, 5) OBP: 0.327, SLG: 0.320		K			K		FC1-5 F7 1-2 2-3f		4-3	4	0	0	0	0	2	3
Mark Parent, R (1, 2) OBP: 0.224, SLG: 0.218 Benito Santiago, R (7, PH) OBP: 0.271, SLG: 0.323 (8, 2)		K			K		SAFE F7 1-2		1B	2 2	0 0	0 1	0 0	0 0	2 0	1 2
Shane Mack, R (1, 8) OBP: 0.333, SLG: 0.264			6-3		FC6-4 1-2f			5-3	K	4	0	0	0	0	1	2
Andy Hawkins, R (1, 1) OBP: 0.152, SLG: 0.125 Garry Templeton, S (6, PH) OBP: 0.277, SLG: 0.335 Dave Leiper, L (7, 1) Tim Flannery, L (8, PH) OBP: 0.317, SLG: 0.286 (9, 6)			K			F3		1B BB		1 1 0 1	0 0 0 0	0 0 0 1	0 0 0 0	0 0 0 0	1 0 0 0	0 0 0 0
Inning Stats	R: 0 E: 0 K: 2 S: 16 H: 1 LOB: 1 BB: 0 P: 21	R: 0 E: 0 K: 3 S: 10 H: 0 LOB: 0 BB: 0 P: 13	R: 0 E: 0 K: 1 S: 13 H: 0 LOB: 0 BB: 0 P: 19	R: 0 E: 0 K: 1 S: 9 H: 1 LOB: 0 BB: 0 P: 11	R: 0 E: 0 K: 2 S: 10 H: 1 LOB: 1 BB: 0 P: 11	R: 0 E: 0 K: 0 S: 10 H: 1 LOB: 1 BB: 0 P: 17	R: 0 E: 0 K: 0 S: 8 H: 1 LOB: 2 BB: 1 P: 14	R: 0 E: 0 K: 1 S: 13 H: 2 LOB: 3 BB: 1 P: 23	R: 0 E: 0 K: 1 S: 11 H: 1 LOB: 1 BB: 0 P: 15	1B: 8 2B: 0 3B: 0 HR: 0	SF: 0 SAC: 0 DP: 0 HBP: 0	WP: 0 PB: 0 SB: 0 CS: 1	PA: 36				

PITCHER		IP	WLS	BF	H	R	ER	SO	BB	IBB	HBP	BLK	WP	HR	S	P	ERA	WHIP
John Smiley, L ERA: 2.68	(1, 1)	6.1	W	24	5	0	0	9	1	0	0	0	0	0	73	103	0.00	0.947
Jeff Robinson, R ERA: 2.92	(7, 1)	1.2		7	2	0	0	1	1	0	0	0	0	0	16	26	0.00	1.800
Jim Gott, R ERA: 2.9	(9, 1)	1.0	S	4	1	0	0	1	0	0	0	0	0	0	11	15	0.00	1.000

PITCHER	IP	WLS	BF	H	R	ER	SO	BB	IBB	HBP	BLK	WP	HR	S	P	ERA	WHIP

Batter	1	2	3	4	5	6	7	8	9	AB	R	H	RBI	BB	SO	LOB
Barry Bonds, L (1, 7) OBP: 0.369, SLG: 0.525	SH1-3 G6-3 2B		1B FC3-2-5-1 2B	E 1B IBB		3-1			P5	4	2	2	0	1	0	0
Rafael Belliard, R (1, 6) OBP: 0.319, SLG: 0.272	SH1-3 2-3		FC3-2-5-1 2-3 1B	E1 1B 1-2 2-3		6-3			G3 1B	4	1	2	0	0	0	2
Andy Van Slyke, L (1, 8) OBP: 0.343, SLG: 0.518	G6-3 3-H		FC3-2-5-1 1-3 3-H	1B 1-3 2-H 3-H 1B		4-3			SAFE G3 1-2	5	0	1	3	0	0	3
Bobby Bonilla, S (1, 5) OBP: 0.385, SLG: 0.532	G5-3		IBB	1-3 3-H 1B			3-1		IBB	3	0	1	1	2	0	0
Darnell Coles, R (1, 9) OBP: 0.295, SLG: 0.372		L9	F9	F8			G5-3		SAFE K	4	0	0	0	0	0	5
R.J. Reynolds, S (9, PH) (9, 9) OBP: 0.291, SLG: 0.349										1	0	0	0	0	1	2
Sid Bream, L (1, 3) OBP: 0.333, SLG: 0.477		F7	3-1		G6-3		G6-3			4	0	0	0	0	0	3
Michael LaValliere, L (1, 2) OBP: 0.374, SLG: 0.333		BB 1B	E WP 1B 1B		1B			L9		4	1	3	0	0	0	0
Denny Gonzalez, R (1, 4) OBP: 0.333, SLG: 0.143		SAFE 1-2 BB	SAFE 1-2	SAFE 1-2	SAFE SAFE			B1-3		3	0	0	0	1	2	2
Doug Drabek, R (1, 1) OBP: 0.178, SLG: 0.186		1-3			G3					3	0	0	0	0	1	4
Barry Jones, R (6, 1)										1	0	0	0	0	1	0
Dave Rucker, L (8, 1)										0	0	0	0	0	0	0
Jim Gott, R (9, 1)										0	0	0	0	0	0	0

TOP

Pittsburgh Pirates @ Los Angeles Dodgers

Dodger Stadium, Los Angeles, CA

Fri Jul 08 1988, 7:05 PM PDT

Att. 40,690 - Unknown

livebaseballscorecards.com

AB	36
R	4
H	9
RBI	4
BB	4
SO	5
LOB	21

Inning Stats	1	2	3	4	5	6	7	8	9
	R: 1 E: 0 K: 0 S: 9	H: 1 LOB: 0 BB: 0 P: 15	R: 0 E: 0 K: 0 S: 10	H: 1 LOB: 2 BB: 1 P: 19	R: 0 E: 0 K: 0 S: 17	H: 2 LOB: 3 BB: 1 P: 27	R: 3 E: 1 K: 2 S: 20	H: 3 LOB: 2 BB: 1 P: 36	R: 0 E: 0 K: 1 S: 8	H: 1 LOB: 1 BB: 0 P: 11	R: 0 E: 0 K: 0 S: 8	H: 0 LOB: 0 BB: 0 P: 13	R: 0 E: 0 K: 0 S: 5	H: 0 LOB: 0 BB: 0 P: 10	R: 0 E: 0 K: 1 S: 7	H: 0 LOB: 0 BB: 0 P: 8	R: 0 E: 0 K: 1 S: 11	H: 1 LOB: 2 BB: 1 P: 21

1B: 7	SF: 0	WP: 1
2B: 2	SAC: 1	PA: 41
3B: 0	DP: 0	PB: 0
HR: 0	HBP: 0	SB: 0
		CS: 0

PITCHER		IP	WLS	BF	H	R	ER	SO	BB	IBB	HBP	BLK	WP	HR	S	P	ERA	WHIP
Tim Leary, R ERA: 2.86	(1, 1)	3.2	L	22	7	4	1	2	1	2	0	0	1	0	54	94	2.46	2.182
Brian Holton, R ERA: 1.73	(4, 1)	1.1		5	1	0	0	1	0	0	0	0	0	0	10	14	0.00	0.750
Tim Crews, R ERA: 2.7	(6, 1)	2.0		6	0	0	0	0	0	0	0	0	0	0	13	23	0.00	0.000
Alejandro Pena, R ERA: 1.63	(8, 1)	2.0		8	1	0	0	2	0	1	0	0	0	0	18	29	0.00	0.500

PITCHER	IP	WLS	BF	H	R	ER	SO	BB	IBB	HBP	BLK	WP	HR	S	P	ERA	WHIP

BOTTOM

Pittsburgh Pirates @ Los Angeles Dodgers

Dodger Stadium, Los Angeles, CA

Fri Jul 08 1988, 7:05 PM PDT

Att. 40,690 - Unknown

livebaseballscorecards.com

Batter	1	2	3	4	5	6	7	8	9	AB	R	H	RBI	BB	SO	LOB
Steve Sax, R (1, 4) OBP: 0.347, SLG: 0.376	C B X 1-1 G4-3 ①		C X 0-1 CS 1B			C X 0-1 6-3 ①	X 0-0 5-3 ②			4	0	1	0	0	0	0
Franklin Stubbs, L (1, 3) OBP: 0.280, SLG: 0.339 Alejandro Pena, R (8, 1)	C S X 0-2 P5 ②		B C 1 B B F X SAFE 3-2 F9 ②③ 1-2			B B F S S 2-3 K ②	C S B S 1-3 K ③			4	0	0	0	0	2	1
										0	0	0	0	0	0	0
Kirk Gibson, L (1, 7) OBP: 0.383, SLG: 0.522	F B B B F X 3-2 4-3 ③			B S X 1-1 4-3 ①		B F C B B F X 3-2 1B HR 1B		X 0-0 FC6-4 1B		4	1	2	0	0	0	0
Mike Marshall, R (1, 9) OBP: 0.318, SLG: 0.429		S S X 0-2 G3-6-1 1B		C F S 0-3 K ②		B F X 1-1 1-2 HR 1B		C S B X 1-2 FC6-4 ① 1-2f		4	1	2	0	0	1	1
John Shelby, S (1, 8) OBP: 0.374, SLG: 0.446		X 0-0 G3-6-1 ①② 1-2f		S B B X 2-1 F8 ③		B X 1-0 1-H 2-H HR		X 0-0 L7 ②		4	1	1	3	0	0	2
Mike Scioscia, L (1, 2) OBP: 0.360, SLG: 0.374 Rick Dempsey, R (8, PH) OBP: 0.341, SLG: 0.535 (9, 2)		B B F B B B 4-1 1B BB			B C B X 2-1 1B 1B	C F X 0-2 WP 2B		B C S X 1-2 F8 ③		2	0	2	0	1	0	0
										1	0	0	0	0	0	1
Jeff Hamilton, R (1, 5) OBP: 0.265, SLG: 0.352 Mike Davis, L (9, PH) OBP: 0.266, SLG: 0.253	C F X 0-2 1-2 1B				C B B B X 3-1 F9 ①	B B B B 4-0 FC6-4 2-3 BB			C B S B B X 3-2 G4-3 ①	2	0	1	0	1	0	1
										1	0	0	0	0	0	0
Dave Anderson, R (1, 6) OBP: 0.392, SLG: 0.383	C B X 1-1 F9 ③				X 0-0 G4-6-3 1-2 1B	B C X 1-1 FC6-4 ③ 1-2f			B F F S 1-3 K ②	4	0	1	0	0	1	4
Tim Leary, R (1, 1) OBP: 0.323, SLG: 0.367 Brian Holton, R (4, 1) Danny Heep, L (5, PH) OBP: 0.364, SLG: 0.311 Tim Crews, R (6, 1) OBP: 0.250, SLG: 0.250 Tracy Woodson, R (7, PH) (8, 3)			F S S 0-3 K ①		B X 1-0 G4-6-3 ②③ 1-2f		B X 1-0 F9 ①		B B X 2-0 F9 ③	1	0	0	0	0	1	0
										0	0	0	0	0	0	0
										1	0	0	0	0	0	2
										0	0	0	0	0	0	0
										2	0	0	0	0	0	0
Inning Stats	R: 0 E: 0 K: 0 S: 8 H: 0 LOB: 0 BB: 0 P: 12	R: 0 E: 0 K: 0 S: 10 H: 2 LOB: 2 BB: 1 P: 15	R: 0 E: 0 K: 1 S: 8 H: 1 LOB: 0 BB: 0 P: 11	R: 0 E: 0 K: 1 S: 7 H: 0 LOB: 0 BB: 0 P: 10	R: 0 E: 0 K: 0 S: 6 H: 2 LOB: 1 BB: 0 P: 12	R: 3 E: 0 K: 1 S: 17 H: 4 LOB: 2 BB: 1 P: 29	R: 0 E: 0 K: 1 S: 5 H: 0 LOB: 0 BB: 0 P: 7	R: 0 E: 0 K: 0 S: 8 H: 1 LOB: 1 BB: 0 P: 10	R: 0 E: 0 K: 1 S: 7 H: 0 LOB: 0 BB: 0 P: 13							

	AB	34
	R	3
	H	10
	RBI	3
	BB	2
	SO	5
	LOB	12

PITCHER		IP	WLS	BF	H	R	ER	SO	BB	IBB	HBP	BLK	WP	HR	S	P	ERA	WHIP	PITCHER	IP	WLS	BF	H	R	ER	SO	BB	IBB	HBP	BLK	WP	HR	S	P	ERA	WHIP
Doug Drabek, R ERA: 4.08	(1, 1)	5.2	W	24	9	3	3	3	1	0	0	0	0	1	54	82	4.76	1.765																	
Barry Jones, R ERA: 2.79	(6, 1)	2.0		8	1	0	0	1	1	0	0	0	1	0	12	20	0.00	1.000																	
Dave Rucker, L ERA: 4.38	(8, 1)	0.1		1	0	0	0	0	0	0	0	0	0	0	3	4	0.00	0.000																	
Jim Gott, R ERA: 2.83	(9, 1)	1.0	S	3	0	0	0	1	0	0	0	0	0	0	7	13	0.00	0.000																	

1B: 8	SF: 0	WP: 1	PA: 36
2B: 1	SAC: 0	PB: 0	
3B: 0	DP: 2	SB: 0	
HR: 1	HBP: 0	CS: 1	

Pittsburgh Pirates @ Los Angeles Dodgers

Dodger Stadium, Los Angeles, CA

Sat Jul 09 1988, 7:05 PM PDT

Att. 46,662 - Unknown - 75 F

TOP

livebaseballscorecards.com

Batter	1	2	3	4	5	6	7	8	9	AB	R	H	RBI	BB	SO	LOB
Barry Bonds, L (1, 7) OBP: 0.369, SLG: 0.531	F6		F2		G6-3 WP BB	1-H 2-H HR		G3		4	1	1	3	1	0	0
Rafael Belliard, R (1, 6) OBP: 0.315, SLG: 0.270	F9		G6-4-3 1B		B3	K		K		5	0	1	0	0	2	1
Andy Van Slyke, L (1, 8) OBP: 0.344, SLG: 0.520	1B		G6-4-3 1-2f		G6-3 1-3		G4-3 1B 2B		G3	5	1	2	0	0	0	2
Bobby Bonilla, S (1, 5) OBP: 0.385, SLG: 0.528	F5			BB HR 1B	IBB		G4-3 2-3		G4-3	4	1	1	0	1	0	2
Darnell Coles, R (1, 9) OBP: 0.293, SLG: 0.368		K		F2	K		G5-3		1B 1B	5	1	1	0	0	2	4
Sid Bream, L (1, 3) OBP: 0.342, SLG: 0.479		FC5 BB BB		HR 1-2 BB		L5	1B 3-H 1B		FC5 1B 1-3 1B	3	1	2	1	2	0	0
Michael LaValliere, L (1, 2) OBP: 0.388, SLG: 0.359		FC5 1-2 BB		1-H 2-H HR		FC2-5 BB	1B 1-2 1B		1B 1-2 3-H 1B	3	1	3	4	2	0	0
Denny Gonzalez, R (1, 4) OBP: 0.304, SLG: 0.111		FC5 1-2 2-3f		K		FC2-5 HR 1-2 BB	F8		FC5 2-3f	4	1	0	0	1	1	6
Mike Dunne, R (1, 1) OBP: 0.133, SLG: 0.107 Jeff Robinson, R (8, 1) OBP: 0.167, SLG: 0.091		F7		F7		FC2-5 HR 1-2 2-3f		K		4 0	1 0	0 0	0 0	0 0	1 0	4 0
Inning Stats	R: 0 E: 0 K: 0 S: 12 H: 1 LOB: 1 BB: 0 P: 16	R: 0 E: 0 K: 1 S: 13 H: 0 LOB: 2 BB: 2 P: 25	R: 0 E: 0 K: 0 S: 4 H: 1 LOB: 0 BB: 0 P: 8	R: 3 E: 0 K: 1 S: 9 H: 2 LOB: 0 BB: 1 P: 18	R: 0 E: 0 K: 1 S: 11 H: 0 LOB: 2 BB: 2 P: 21	R: 3 E: 0 K: 1 S: 12 H: 1 LOB: 0 BB: 2 P: 26	R: 1 E: 0 K: 0 S: 15 H: 3 LOB: 2 BB: 0 P: 21	R: 0 E: 0 K: 2 S: 8 H: 0 LOB: 0 BB: 0 P: 12	R: 1 E: 0 K: 0 S: 10 H: 3 LOB: 2 BB: 0 P: 12	1B: 8 2B: 1 3B: 0 HR: 2 SF: 0 SAC: 0 DP: 1 HBP: 0						

AB	37
R	8
H	11
RBI	8
BB	7
SO	6
LOB	19

WP: 1 PB: 0 SB: 0 CS: 0 PA: 44

PITCHER		IP	WLS	BF	H	R	ER	SO	BB	IBB	HBP	BLK	WP	HR	S	P	ERA	WHIP
Shawn Hillegas, R ERA: 2.6	(1, 1)	5.0	L	23	4	3	3	3	4	1	0	0	1	1	49	88	5.40	1.600
Jesse Orosco, L ERA: 3.86	(6, 1)	1.0		6	1	3	3	1	2	0	0	0	0	1	12	26	27.00	3.000
Jay Howell, R ERA: 2.79	(7, 1)	1.0		6	3	1	1	0	0	0	0	0	0	0	15	21	9.00	3.000
Brian Holton, R ERA: 1.85	(8, 1)	2.0		9	3	1	1	2	0	0	0	0	0	0	18	24	4.50	1.500

PITCHER	IP	WLS	BF	H	R	ER	SO	BB	IBB	HBP	BLK	WP	HR	S	P	ERA	WHIP

Batter	1	2	3	4	5	6	7	8	9	AB	R	H	RBI	BB	SO	LOB
Steve Sax, R (1, 4) OBP: 0.347, SLG: 0.382	C B S F X 1-2 G4-3 ①		S B X 1-1 G4-3 ②		B B X 2-0 1B		F B F B B F S 3-3 K ③		X 0-0 3B	5	0	2	0	0	1	0
Danny Heep, L (1, 3) OBP: 0.396, SLG: 0.312	C B F F F F F B B 4-2 B BB BB		X 0-0 L5 ③		B 1 SAFE X 1-0 G3 ③			B B C F X 2-2 1-3 1B 1B	B B C B F B 4-2 BB	3	1	1	0	2	0	1
Kirk Gibson, L (1, 7) OBP: 0.389, SLG: 0.524 Franklin Stubbs, L (8, 7) OBP: 0.276, SLG: 0.333	B B 1 SAFE C 1 SAFE 1 SAFE B B B 4-1 1-2 BB BB			B C B S F F B B 4-2 FC6-4 BB		X 0-0 2B SF8 1B		X 0-0 L3 ①	S S S 0-3 K ③	1 2	1 0	1 0	0 0	2 0	0 1	0 3
Mike Marshall, R (1, 9) OBP: 0.315, SLG: 0.423	C B B F X 2-2 F4 ②			S B S S F X 1-2 FC6-4 1B 1-2f ①		F S F X 0-2 F9 ①		S T B F X 1-2 1-3 1-2 ②		4	0	0	0	0	0	5
John Shelby, S (1, 8) OBP: 0.380, SLG: 0.456	F X 0-1 L6 ③			X 0-0 S 2-3 1B		B X 1-0 1-3 2B		B X 1-0 WP S 2-H 1B		4	0	3	1	0	0	2
Mike Scioscia, L (1, 2) OBP: 0.362, SLG: 0.373		C B B B F B 4-2 G6-4-3 BB		1 SAFE B B F B C X 3-2 F4 ② 1-2		B S B X 2-1 SF8 ② 3-H		B B B C B 4-1 1-3 BB		1	0	0	1	2	0	2
Jeff Hamilton, R (1, 5) OBP: 0.259, SLG: 0.343		B B C 1 SAFE 1 SAFE F F F S 2-3 K ①		F B X 1-1 G1-3 ③		X 0-0 F3 ③		F X 0-1 F4 ③		4	0	0	0	0	1	6
Dave Anderson, R (1, 6) OBP: 0.383, SLG: 0.373		B F X 1-1 G6-4-3 ② ③ 1-2f			C F F S 0-3 K ①		B X 1-0 G6-3 ①		F X 0-1 L5 ①	4	0	0	0	0	1	1
Shawn Hillegas, R (1, 1) OBP: 0.286, SLG: 0.286 Mike Sharperson, R (5, PH) OBP: 0.324, SLG: 0.364 Jesse Orosco, R (6, 1) Jay Howell, R (7, 1) Mike Davis, L (7, PH) OBP: 0.265, SLG: 0.251 Brian Holton, R (8, 1) Tracy Woodson, R (9, PH)			B X 1-0 F9 ①		B X 1-0 G6-3 ②		S X 0-1 F8 ②		F B S S S 1-3 K ②	1 1 0 0 1 0 1	0 0 0 0 0 0 0	0 0 0 0 0 0 0	0 0 0 0 0 0 0	0 0 0 0 0 0 1	0 0 0 0 0 0 0	0 0 0 0 0 0 0
Inning Stats	R: 0 H: 0 E: 0 LOB: 2 K: 0 BB: 2 S: 16 P: 27	R: 0 H: 0 E: 0 LOB: 0 K: 1 BB: 1 S: 9 P: 16	R: 0 H: 0 E: 0 LOB: 0 K: 0 BB: 0 S: 4 P: 6	R: 0 H: 1 E: 1 LOB: 2 K: 0 BB: 1 S: 14 P: 23	R: 0 H: 1 E: 0 LOB: 1 K: 1 BB: 0 S: 7 P: 11	R: 1 H: 2 E: 0 LOB: 1 K: 0 BB: 0 S: 9 P: 12	R: 0 H: 0 E: 0 LOB: 0 K: 1 BB: 0 S: 7 P: 11	R: 1 H: 2 E: 0 LOB: 2 K: 0 BB: 1 S: 12 P: 20	R: 0 H: 1 E: 0 LOB: 2 K: 2 BB: 1 S: 11 P: 16	1B: 5 SF: 1 2B: 1 SAC: 0 3B: 1 DP: 1 HR: 0 HBP: 0						

PITCHER		IP	WLS	BF	H	R	ER	SO	BB	IBB	HBP	BLK	WP	HR	S	P	ERA	WHIP
Mike Dunne, R ERA: 3.96	(1, 1)	7.2	W	33	6	2	2	3	5	0	0	0	1	0	76	124	2.35	1.435
Jeff Robinson, R ERA: 2.86	(8, 1)	1.1		6	1	0	0	2	1	0	0	0	0	0	13	18	0.00	1.500

PITCHER	IP	WLS	BF	H	R	ER	SO	BB	IBB	HBP	BLK	WP	HR	S	P	ERA	WHIP

BOTTOM

Pittsburgh Pirates @ Los Angeles Dodgers

Dodger Stadium, Los Angeles, CA

Sat Jul 09 1988, 7:05 PM PDT

Att. 46,662 - Unknown - 75 F

livebaseballscorecards.com

AB	32
R	2
H	7
RBI	2
BB	6
SO	5
LOB	20

1B: 5	SF: 1	WP: 1	PA: 39
2B: 1	SAC: 0	PB: 0	
3B: 1	DP: 1	SB: 2	
HR: 0	HBP: 0	CS: 0	

Pittsburgh Pirates @ Los Angeles Dodgers

Dodger Stadium, Los Angeles, CA

Sun Jul 10 1988, 3:33 AM PDT

Att. 43,014 - Sunny - 80 F

livebaseballscorecards.com

TOP

Batter	1	2	3	4	5	6	7	8	9	AB	R	H	RBI	BB	SO	LOB
Barry Bonds, L (1, 7) OBP: 0.367, SLG: 0.526	S B S B C 2-3 ① K			B S C S 1-3 ① K		B S B X 2-1 FC4-6 SH 1B 1B	B C X 1-1 ② F7		C X 0-1 ① F9	5	1	1	0	0	2	0
Jim Gott, R (9, 1)										0	0	0	0	0	0	0
Rafael Belliard, R (1, 6) OBP: 0.320, SLG: 0.276	B B B C C F X 3-2 ② G4-3			X 0-0 ② G4-3		L X 0-1 SH FC4-6 1-2	B B B C X 3-1 S 1B 1B		B F S X 1-2 1B 1B	4	1	2	0	0	0	0
Andy Van Slyke, L (1, 8) OBP: 0.345, SLG: 0.525	B X 1-0 ③ G4-3			B B X 2-0 HR		B X 1-0 ① FC4-6 BB 1B 1-2f 2-3	B 1 SAFE B 2 SAFE B B 4-0 1B 1-2 BB		F S F F C 0-3 ② K	4	2	1	1	1	1	3
Bobby Bonilla, S (1, 5) OBP: 0.390, SLG: 0.534		F C B X 1-2 ① G4-3		B B X 2-0 3B 2B		B F 1 SAFE B B B F B 4-2 1B 1B 1-2 BB	F X 0-1 FC6-4 1-3 2-H 1B		X 0-0 1-2 1B	4	2	3	1	1	0	0
R.J. Reynolds, S (1, 9) OBP: 0.293, SLG: 0.363		F C B B S 2-3 ② K		C B B B X 2-2 2-H 3B		X 0-0 1B FC6-4 1-3 2-H 3-H 1B	B B X 2-0 ③ FC6-4 1-2f		C F F B X 1-2 ③ G1	5	1	2	3	0	1	4
Sid Bream, L (1, 3) OBP: 0.341, SLG: 0.476		B F X 1-1 ③ F7		C B C B F B S 3-3 ③ K		B S 1 SAFE F X 1-2 FC6-4 1-3 3-H 1B		B F F X 1-2 ① G4-3		4	0	1	1	0	1	1
Junior Ortiz, R (1, 2) OBP: 0.355, SLG: 0.404			B X 1-0 ① F9		X 0-0 ① G4-3	1 SAFE L X 0-1 ② FC6-4 1-2f 3-H		B C S B S 2-3 ② K		4	0	0	1	0	1	1
Denny Gonzalez, R (1, 4) OBP: 0.296, SLG: 0.095			X 0-0 ② G5-3		B B S L S 2-3 ② K	S S B F B B X 3-2 ③ G4-3		S B C B B F B 4-2 BB		3	0	0	0	1	1	1
Bob Walk, R (1, 1) OBP: 0.093, SLG: 0.095			S S S 0-3 ③ K		B S S F F F B F X 2-2 ③ F7		X 0-0 ① G6-3	S S C 0-3 ③ K		4	0	0	0	0	2	1
Tommy Gregg, L (9, 7) OBP: 0.400, SLG: 1.000										0	0	0	0	0	0	0

Inning Stats																															
	R: 0	H: 0		R: 0	H: 0		R: 0	H: 0		R: 2	H: 3		R: 0	H: 0		R: 4	H: 3		R: 1	H: 2		R: 0	H: 0		R: 0	H: 2		1B: 7	SF: 0		WP: 0	PA: 41
	E: 0	LOB: 0		E: 0	LOB: 0		E: 0	LOB: 0		E: 0	LOB: 1		E: 0	LOB: 0		E: 2	LOB: 1		E: 0	LOB: 2		E: 0	LOB: 1		E: 0	LOB: 2		2B: 1	SAC: 1		PB: 0	
	K: 1	BB: 0		K: 1	BB: 0		K: 1	BB: 0		K: 2	BB: 0		K: 1	BB: 0		K: 0	BB: 1		K: 0	BB: 1		K: 2	BB: 1		K: 1	BB: 0		3B: 1	DP: 0		SB: 1	
	S: 8	P: 14		S: 8	P: 12		S: 5	P: 6		S: 13	P: 23		S: 10	P: 14		S: 17	P: 28		S: 8	P: 18		S: 12	P: 19		S: 15	P: 17		HR: 1	HBP: 0		CS: 0	

PITCHER		IP	WLS	BF	H	R	ER	SO	BB	IBB	HBP	BLK	WP	HR	S	P	ERA	WHIP
Orel Hershiser, R	(1, 1)	5.1	L	24	6	6	4	6	1	0	0	0	0	1	55	88	6.75	1.312
ERA: 2.62																		
Tim Crews, R	(6, 1)	1.2		8	2	1	1	0	1	0	0	0	0	0	14	27	5.40	1.800
ERA: 2.81																		
Jay Howell, R	(8, 1)	2.0		9	2	0	0	3	1	0	0	0	0	0	27	36	0.00	1.500
ERA: 2.61																		

PITCHER	IP	WLS	BF	H	R	ER	SO	BB	IBB	HBP	BLK	WP	HR	S	P	ERA	WHIP

AB	37
R	7
H	10
RBI	7
BB	3
SO	9
LOB	11

Batter	1	2	3	4	5	6	7	8	9	AB	R	H	RBI	BB	SO	LOB
Steve Sax, R (1, 4) OBP: 0.343, SLG: 0.378	G4-3		G5-3		G4-3			L4		4	0	0	0	0	0	1
Danny Heep, L (1, 3) OBP: 0.411, SLG: 0.325	1B		1B			BB		G3-1		3	0	2	0	1	0	0
Kirk Gibson, L (1, 7) OBP: 0.384, SLG: 0.517	L4		F7			F9		F8		4	0	0	0	0	0	3
Mike Marshall, R (1, 9) OBP: 0.314, SLG: 0.419	F8			G6-3		FC6-4 1-2f			G4-6-3 HBP	3	1	0	0	0	0	2
John Shelby, S (1, 8) OBP: 0.381, SLG: 0.465		SH3-1 SF8 2B		G4-3		2B 2-H			F8	4	1	2	1	0	0	1
Mike Scioscia, L (1, 2) OBP: 0.358, SLG: 0.368		SH3-1 2-3		F6		G3			G4-6-3 1-2f	3	0	0	0	0	0	2
Tracy Woodson, R (1, 5)		SF8 3-H		P3			G6-3			2	0	0	1	0	0	0
Dave Anderson, R (1, 6) OBP: 0.377, SLG: 0.365		G3		G4-3			F8			3	0	0	0	0	0	0
Orel Hershiser, R (1, 1) OBP: 0.109, SLG: 0.152			G6-3	1B			F7			2	0	1	0	0	0	0
Tim Crews, R (6, 1) OBP: 0.250, SLG: 0.250										0	0	0	0	0	0	0
Mike Davis, L (7, PH) OBP: 0.263, SLG: 0.250										1	0	0	0	0	0	0
Jay Howell, R (8, 1)										0	0	0	0	0	0	0
Inning Stats	R: 0 E: 0 K: 0 S: 6 H: 1 LOB: 1 BB: 0 P: 9	R: 1 E: 0 K: 0 S: 4 H: 1 LOB: 0 BB: 0 P: 7	R: 0 E: 0 K: 0 S: 7 H: 1 LOB: 1 BB: 0 P: 12	R: 0 E: 0 K: 0 S: 6 H: 0 LOB: 0 BB: 0 P: 6	R: 0 E: 0 K: 0 S: 6 H: 1 LOB: 1 BB: 0 P: 7	R: 1 E: 1 K: 0 S: 4 H: 1 LOB: 1 BB: 1 P: 9	R: 0 E: 0 K: 0 S: 7 H: 0 LOB: 0 BB: 0 P: 8	R: 0 E: 0 K: 0 S: 7 H: 0 LOB: 0 BB: 0 P: 13	R: 0 E: 0 K: 0 S: 5 H: 0 LOB: 0 BB: 0 P: 9	1B: 3 2B: 2 3B: 0 HR: 0	SF: 1 SAC: 1 DP: 1 HBP: 1						

PITCHER		IP	WLS	BF	H	R	ER	SO	BB	IBB	HBP	BLK	WP	HR	S	P	ERA	WHIP
Bob Walk, R ERA: 2.47	(1, 1)	8.0	W	30	5	2	1	0	1	0	0	0	0	0	47	71	1.12	0.750
Jim Gott, R ERA: 2.76	(9, 1)	1.0		3	0	0	0	0	0	0	1	0	0	0	5	9	0.00	0.000

PITCHER	IP	WLS	BF	H	R	ER	SO	BB	IBB	HBP	BLK	WP	HR	S	P	ERA	WHIP

BOTTOM

Pittsburgh Pirates @ Los Angeles Dodgers

Dodger Stadium, Los Angeles, CA

Sun Jul 10 1988, 3:33 AM PDT

Att. 43,014 - Sunny - 80 F

livebaseballscorecards.com

AB	29
R	2
H	5
RBI	2
BB	1
SO	0
LOB	9

1B: 3	SF: 1	WP: 0	PA: 33
2B: 2	SAC: 1	PB: 0	
3B: 0	DP: 1	SB: 0	
HR: 0	HBP: 1	CS: 0	

Batter	1	2	3	4	5	6	7	8	9	AB	R	H	RBI	BB	SO	LOB
Donell Nixon, R (1, 8) OBP: 0.625, SLG: 0.714	B X 1-0 2B WP 1B	B F X 1-1 ② P4		B X 1-0 ③ F5			B B B C B 4-1 BB		B F X 1-1 2B	2	1	1	0	0	0	1
Brett Butler, L (4, PH) OBP: 0.385, SLG: 0.378 (4, 8)										2	0	1	0	1	0	1
Robby Thompson, R (1, 4) OBP: 0.375, SLG: 0.416	C X 0-1 WP 1-3 SF8 2B	B S T S 1-3 ③ K			B C C X 1-2 G3 1B		B C F S 1-3 ① K		B B B B 4-0 G6-3 BB	4	1	2	0	0	2	2
Chris Speier, R (7, 4) OBP: 0.325, SLG: 0.365										0	0	0	0	1	0	0
Will Clark, L (1, 3) OBP: 0.380, SLG: 0.556	X 0-0 ① F7		S B C B X 2-2 ① F7		B B X 2-0 ① G3 1-2		B B B C F S 3-3 ② K		C C X 0-2 ② ③ G6-3 1-2f	5	0	0	0	0	1	6
Kevin Mitchell, R (1, 5) OBP: 0.316, SLG: 0.423	S B F B B F B 4-2 SF8 BB 2-3 3-H BB		X 0-0 ② L8		F S B B X 2-2 ② F3		C B C X 1-2 ③ G3-1			3	0	0	0	1	0	2
Candy Maldonado, R (1, 9) OBP: 0.316, SLG: 0.377	1 B F B B 1 B SAFE 4-1 SAFE 1-2 BB		X 0-0 1B		B B B C B 4-1 BB			C F S 0-3 ① K		2	0	1	0	2	1	0
Joel Youngblood, R (1, 7) OBP: 0.347, SLG: 0.339	B S B X 2-1 ② SF8 2-3 3-H		B F F F F F C 1-3 ③ K		S F B X 1-2 ③ G3-1			C B S C 1-3 ② K		1	0	0	1	0	1	1
Mike Aldrete, L (5, PH) OBP: 0.362, SLG: 0.392 (5, 7)										2	0	0	0	0	1	2
Bob Brenly, R (1, 2) OBP: 0.250, SLG: 0.297	B F B F B X 2-2 ③ P4			B C B C F B X 3-2 ① L9		C X 0-1 ① G1-3		B C F X 1-2 1B		4	0	1	0	0	0	2
Craig Lefferts, L (8, 1)										0	0	0	0	0	0	0
Jose Uribe, S (1, 6) OBP: 0.308, SLG: 0.340		X 0-0 SH5-4 1B		B B F B S X 3-2 SH5-4 1B		C B B X 2-1 ② G4-3		B C C 1-3 ③ K		4	0	2	0	0	1	1
Rick Reuschel, R (1, 1) OBP: 0.118, SLG: 0.091		X 0-0 ① SH5-4 1-2		B X 1-0 ② SH5-4 1-2		B B C B X 3-1 ③ F8			F F F S 0-3 ① K	0	0	0	0	0	0	0
Atlee Hammaker, S (4, 1) OBP: 0.111, SLG: 0.111										0	0	0	0	0	0	0
Ernest Riles, L (6, PH) OBP: 0.307, SLG: 0.370										1	0	0	0	0	0	0
Joe Price, R (6, 1)										0	0	0	0	0	0	0
Randy Bockus, L (8, 1)										0	0	0	0	0	0	0
Bob Melvin, R (8, 2) OBP: 0.225, SLG: 0.351										1	0	0	0	0	1	0
Inning Stats	R: 2 H: 2 E: 0 LOB: 2 K: 0 BB: 2 S: 13 P: 26	R: 0 H: 1 E: 0 LOB: 1 K: 1 BB: 0 S: 7 P: 9	R: 0 H: 1 E: 0 LOB: 1 K: 1 BB: 0 S: 11 P: 14	R: 0 H: 1 E: 0 LOB: 1 K: 0 BB: 0 S: 9 P: 17	R: 0 H: 1 E: 0 LOB: 2 K: 0 BB: 1 S: 11 P: 21	R: 0 H: 0 E: 0 LOB: 0 K: 0 BB: 0 S: 6 P: 11	R: 0 H: 0 E: 0 LOB: 1 K: 2 BB: 1 S: 10 P: 19	R: 0 H: 1 E: 0 LOB: 1 K: 3 BB: 0 S: 12 P: 15	R: 0 H: 1 E: 0 LOB: 1 K: 1 BB: 1 S: 9 P: 14							

TOP

San Francisco Giants @ Pittsburgh Pirates

Three Rivers Stadium, Pittsburgh, PA

Thu Jul 14 1988, 7:05 PM EDT

Att. 28,325 - Unknown

livebaseballscorecards.com

AB	31
R	2
H	8
RBI	1
BB	5
SO	8
LOB	18

| | | | | | | | | | |

BOTTOM

San Francisco Giants @ Pittsburgh Pirates

Three Rivers Stadium, Pittsburgh, PA

Thu Jul 14 1988, 7:05 PM EDT

Att. 28,325 - Unknown

livebaseballscorecards.com

Batter	1	2	3	4	5	6	7	8	9	AB	R	H	RBI	BB	SO	LOB
Barry Bonds, L (1, 7) OBP: 0.373, SLG: 0.534	3-2 1B 3B 2B	4-0 IBB		3-0 1B FC4-2 2B		0-2 F8 ①		4-2 3B BB		3	1	2	0	2	0	0
Tommy Gregg, L (8, PR) OBP: 0.400, SLG: 1.000										0	1	0	0	0	0	0
(9, 7)																
Rafael Belliard, R (1, 6) OBP: 0.328, SLG: 0.286	0-1 2-3 3B 1B	0-0 F9 ②		0-1 BB FC4-2 2B 2-3 1B		1-1 E S 1B		0-3 K ②		5	2	3	0	0	1	4
Andy Van Slyke, L (1, 8) OBP: 0.346, SLG: 0.535	1-0 G6-3 1-H 3-H 3B	0-0 F7 ③		0-1 FC4-2 BB 2B 1-2 3-H ②		1-3 K ②		2-0 1-H 2-H 3B		5	2	2	4	0	1	5
Bobby Bonilla, S (1, 5) OBP: 0.391, SLG: 0.531	0-0 G4-3 ①		0-0 1B 1B	4-2 2B 1-2 2-3 BB		2-2 F7 ③		0-1 F8 ③		4	1	1	0	1	0	4
Darnell Coles, R (1, 9) OBP: 0.292, SLG: 0.371	1-1 G6-3 3-H ②		1-0 F8 ①	2-0 1-H 2-H 3-H 2B			3-2 F3 ①			4	0	1	4	0	0	1
Sid Bream, L (1, 3) OBP: 0.336, SLG: 0.468	1-0 P6 ③		1 SAFE 1-0 F8 ②	0-3 K ③			2-1 G3 ②			4	0	0	0	0	1	2
Michael LaValliere, L (1, 2) OBP: 0.394, SLG: 0.364		1-0 SH1-3 2B 1B	3-1 FC5-4 1-2 1B		1-0 G6-4-3 HBP		0-3 K ③			3	1	2	0	0	1	0
Denny Gonzalez, R (1, 4) OBP: 0.300, SLG: 0.125		0-1 SH1-3 1-2 ①	0-0 FC5-4 1-2f ③		1-0 G6-4-3 1-2f ① ②			0-0 SH1-4 3B 1B		3	1	1	0	0	0	3
John Smiley, L (1, 1) OBP: 0.154, SLG: 0.108										0	0	0	0	0	0	0
Brian Fisher, R (2, 1) OBP: 0.167, SLG: 0.111										3	0	1	1	0	1	0
Dave Rucker, L (7, 1)										0	0	0	0	0	0	0
Jeff Robinson, R (7, 1) OBP: 0.167, SLG: 0.091										0	0	0	0	0	0	0
Barry Jones, R (9, 1)		0-0 2-H 2B		0-0 L7 ①	2-3 K ③			0-0 SH1-4 1-2 ①		0	0	0	0	0	0	0
Inning Stats	R: 3 E: 0 K: 0 S: 10 H: 3 LOB: 0 BB: 0 P: 16	R: 1 E: 0 K: 0 S: 6 H: 2 LOB: 2 BB: 1 P: 11	R: 0 E: 0 K: 0 S: 6 H: 2 LOB: 2 BB: 0 P: 11	R: 3 E: 0 K: 1 S: 12 H: 3 LOB: 1 BB: 1 P: 21	R: 0 E: 0 K: 1 S: 4 H: 0 LOB: 0 BB: 0 P: 8	R: 0 E: 0 K: 1 S: 13 H: 1 LOB: 1 BB: 0 P: 17	R: 0 E: 0 K: 1 S: 8 H: 0 LOB: 0 BB: 0 P: 13	R: 2 E: 0 K: 1 S: 10 H: 2 LOB: 2 BB: 1 P: 16		1B: 7 2B: 4 3B: 2 HR: 0	SF: 0 SAC: 2 DP: 1 HBP: 1					

AB	34
R	9
H	13
RBI	9
BB	3
SO	5
LOB	19

WP: 0 PB: 0 SB: 1 CS: 0 PA: 40

PITCHER		IP	WLS	BF	H	R	ER	SO	BB	IBB	HBP	BLK	WP	HR	S	P	ERA	WHIP
Rick Reuschel, R ERA: 3.27	(1, 1)	3.1	L	20	9	6	6	0	0	1	0	0	0	0	26	45	16.20	2.700
Atlee Hammaker, L ERA: 4.73	(4, 1)	1.2		7	1	1	1	2	1	0	1	0	0	0	12	22	5.40	1.200
Joe Price, L ERA: 2.62	(6, 1)	2.0		7	1	0	0	2	0	0	0	0	0	0	21	30	0.00	0.500
Randy Bockus, R ERA: 4.22	(8, 1)	0.2		4	1	2	2	1	1	0	0	0	0	0	7	11	27.00	3.000
Craig Lefferts, L ERA: 2.74	(8, 1)	0.1		2	1	0	0	0	0	0	0	0	0	0	3	5	0.00	3.000

PITCHER	IP	WLS	BF	H	R	ER	SO	BB	IBB	HBP	BLK	WP	HR	S	P	ERA	WHIP

Batter	1	2	3	4	5	6	7	8	9	AB	R	H	RBI	BB	SO	LOB
Brett Butler, L (1, 8) OBP: 0.387, SLG: 0.378	B C B F B B 4-2 E 1B FC1-2 BB		B C F X 1-2 ① F9	B C X 1-1 1B 2-H 1B			B B C X 2-1 ① G4-3			3	1	1	1	1	0	0
Robby Thompson, R (1, 4) OBP: 0.377, SLG: 0.417	1 SAFE 1 SAFE B 1 SAFE 1 SAFE 1 SAFE F B 3-2 P 1 SAFE F X FC1-2 E 1-2 1B 1B		F B F B F X 2-2 ② F9	B B B F S F F X 3-2 CS 2-H 1B			C B B C S 2-3 ② K			4	1	2	1	0	1	0
Will Clark, L (1, 3) OBP: 0.379, SLG: 0.552	C S B S 1-3 ① K		B B X 2-0 1B 1B 1B	1 SAFE 0-0 ③ CS 1-2	B X 1-0 ① F7		B C B S B F F C 3-3 ③ K			4	1	1	0	0	2	2
Mike Aldrete, L (1, 7) OBP: 0.360, SLG: 0.389	1 SAFE C B F F B X 2-2 ② FC1-2 1-3 2-H 1B		X 0-0 1B 1-H 1B		B C C C 1-3 ② K			C B B C S 2-3 ① K		4	1	1	1	0	2	2
Kevin Mitchell, R (1, 5) OBP: 0.319, SLG: 0.424	C F B X 1-2 2-H 3-H 1B		F B B X 2-1 1-3 1B		C X 0-1 ③ F3			C X 0-1 ② F8		4	0	2	2	0	0	0
Candy Maldonado, R (1, 9) OBP: 0.312, SLG: 0.372	1 SAFE B B B C F X 2-2 ③ G1-3		X 0-0 ③ F3			X 0-0 ① F3		B C B X 2-1 ③ G6-3		4	0	0	0	0	0	3
Bob Melvin, R (1, 2) OBP: 0.221, SLG: 0.343 Ernest Riles, L (9, PH) OBP: 0.306, SLG: 0.368		C F B F B C 2-3 ① K		X 0-0 ① G6-3		X 0-0 ② F4		C S F B B B C 3-3 ① K		3 1	0 0	0 0	0 0	0 0	1 1	0 0
Jose Uribe, S (1, 6) OBP: 0.307, SLG: 0.336		B X 1-0 ② G1-3		C F F S 0-3 ② K		B B B B 4-0 BB		C B C F F C 1-3 ② K		3	0	0	0	1	2	0
Kelly Downs, R (1, 1) OBP: 0.194, SLG: 0.200 Craig Lefferts, L (5, 1) Chris Speier, R (6, PH) OBP: 0.322, SLG: 0.362 Don Robinson, R (6, 1) Harry Spilman, L (9, PH) OBP: 0.241, SLG: 0.269		S B F X 1-2 ③ F9		C B X 1-1 1B 2B		B F B X 2-1 ③ F8		C F B X 1-2 ③ F7		2 0 1 0 1	1 0 0 0 0	1 0 0 0 0	0 0 0 0 0	0 0 0 0 0	0 0 1 0 0	0 0 1 0 0
Inning Stats	R: 2 H: 2 E: 1 LOB: 1 K: 1 BB: 1 S: 19 P: 31	R: 0 H: 0 E: 0 LOB: 0 K: 1 BB: 0 S: 8 P: 12	R: 1 H: 3 E: 0 LOB: 2 K: 0 BB: 0 S: 12 P: 19	R: 2 H: 3 E: 0 LOB: 0 K: 1 BB: 0 S: 15 P: 20	R: 0 H: 0 E: 0 LOB: 0 K: 1 BB: 0 S: 6 P: 8	R: 0 H: 0 E: 0 LOB: 1 K: 0 BB: 1 S: 4 P: 10	R: 0 H: 0 E: 0 LOB: 0 K: 2 BB: 0 S: 10 P: 17	R: 0 H: 0 E: 0 LOB: 0 K: 1 BB: 0 S: 7 P: 11	R: 0 H: 0 E: 0 LOB: 0 K: 2 BB: 0 S: 12 P: 17						

PITCHER		IP	WLS	BF	H	R	ER	SO	BB	IBB	HBP	BLK	WP	HR	S	P	ERA	WHIP
Bob Walk, R ERA: 2.61	(1, 1)	3.2		20	8	5	3	3	1	0	0	0	0	0	54	82	7.36	2.455
Bob Kipper, L ERA: 3.86	(4, 1)	3.2	W	11	0	0	0	4	1	0	0	0	0	0	23	40	0.00	0.273
Jim Gott, R ERA: 2.66	(8, 1)	1.2	S	5	0	0	0	2	0	0	0	0	0	0	16	23	0.00	0.000

PITCHER	IP	WLS	BF	H	R	ER	SO	BB	IBB	HBP	BLK	WP	HR	S	P	ERA	WHIP

San Francisco Giants @ Pittsburgh Pirates

Three Rivers Stadium, Pittsburgh, PA

Fri Jul 15 1988, 7:05 PM EDT

Att. 28,315 - Unknown - 83 F

TOP

livebaseballscorecards.com

AB	34
R	5
H	8
RBI	5
BB	2
SO	9
LOB	8

1B: 7	SF: 0	WP: 0	PA: 37
2B: 1	SAC: 0	PB: 0	
3B: 0	DP: 0	SB: 0	
HR: 0	HBP: 0	CS: 1	

BOTTOM

San Francisco Giants @ Pittsburgh Pirates

Three Rivers Stadium, Pittsburgh, PA

Fri Jul 15 1988, 7:05 PM EDT

Att. 28,315 - Unknown - 83 F

livebaseballscorecards.com

Batter	1	2	3	4	5	6	7	8	9	AB	R	H	RBI	BB	SO	LOB
Barry Bonds, L (1, 7) OBP: 0.373, SLG: 0.544	B B B C X 3-1 HR	C X 0-1 G4-3 1-H 3-H 2B		C B X 1-1 F9 ②		1 SAFE B 1 SAFE F 1 SAFE 1 SAFE X 1-1 F7 ②		B B F X 2-1 G3 ③		5	1	2	3	0	0	1
Tommy Gregg, L (9, 7) OBP: 0.400, SLG: 1.000										0	0	0	0	0	0	0
Jose Lind, R (1, 4) OBP: 0.286, SLG: 0.299	C X 0-1 L6 ①	X 0-0 G4-3 ② 2-3		S C B S 1-3 K ③		S B B C F F B X 3-2 G4-3 ③ 1-2				4	0	0	0	0	1	2
Andy Van Slyke, L (1, 8) OBP: 0.347, SLG: 0.536	C S B B F F F S 2-3 K ②	S X 0-1 F7 ③			X 0-0 HR 2B		B B F F F B B 4-2 S 1B BB			3	2	1	0	1	1	1
Bobby Bonilla, S (1, 5) OBP: 0.389, SLG: 0.537	S C S 0-3 K ③		B B F B F X 3-2 L9 ①		F X 0-1 2-H HR		B 1 SAFE B X 2-0 F9 ①			4	1	1	2	0	1	1
Darnell Coles, R (1, 9) OBP: 0.300, SLG: 0.380	B S B C B B 4-2 2B 2B BB	B B B C X 3-1 2B			C B B F B X 3-2 G4-6-3 1B		1 SAFE B P 1 SAFE B C C S 3-3 K ② 1-2			3	1	2	0	1	1	1
Jim Gott, R (8, 1)										0	0	0	0	0	0	0
Sid Bream, L (1, 3) OBP: 0.338, SLG: 0.472	1 SAFE F 1 SAFE X 0-1 1-3 2B 2B	B F C X 1-2 G5-3 ②			X 0-0 ① ② G4-6-3 1-2f		X 0-0 2-H 1B			4	1	2	1	0	0	2
Michael LaValliere, L (1, 2) OBP: 0.396, SLG: 0.369	S B X 1-1 1B 2B 2-H 3-H 2B	I I I I 4-0 IBB			X 0-0 ③ L7		1 SAFE C F F B 1 SAFE X 1-2 G3 ③			3	1	1	2	1	0	1
Rafael Belliard, R (1, 6) OBP: 0.331, SLG: 0.291	B B B C F F X 3-2 2B 2-3 1B	C X 0-1 F4 ③				B X 1-0 S 1B		C F S 0-3 K ①		4	1	2	0	0	1	2
Bob Walk, R (1, 1) OBP: 0.091, SLG: 0.093	L P M 1 SAFE M 1-3 K ①			F X 0-1 G6-3 ①		1 SAFE L 1 SAFE S 1 SAFE X 0-2 F1 ①		C F B F S 1-3 K ②		1	0	0	0	0	1	2
Bob Kipper, R (4, 1)										2	0	0	0	0	0	1
R.J. Reynolds, S (8, 9) OBP: 0.292, SLG: 0.360										1	0	0	0	0	1	0
Inning Stats	R: 1 H: 1 E: 0 LOB: 0 K: 2 BB: 0 S: 13 P: 18	R: 4 H: 4 E: 0 LOB: 1 K: 1 BB: 1 S: 19 P: 27	R: 0 H: 1 E: 0 LOB: 2 K: 0 BB: 1 S: 10 P: 21	R: 0 H: 0 E: 0 LOB: 0 K: 1 BB: 0 S: 7 P: 9	R: 2 H: 3 E: 0 LOB: 0 K: 0 BB: 0 S: 8 P: 11	R: 0 H: 1 E: 0 LOB: 1 K: 0 BB: 0 S: 11 P: 16	R: 1 H: 1 E: 0 LOB: 1 K: 1 BB: 1 S: 13 P: 22	R: 0 H: 0 E: 0 LOB: 0 K: 2 BB: 0 S: 9 P: 12		1B: 4 SF: 0 2B: 5 SAC: 0 3B: 0 DP: 1 HR: 2 HBP: 0						

AB	34
R	8
H	11
RBI	8
BB	3
SO	7
LOB	14

WP: 0 PA: 37
PB: 0
SB: 2
CS: 0

PITCHER		IP	WLS	BF	H	R	ER	SO	BB	IBB	HBP	BLK	WP	HR	S	P	ERA	WHIP
Kelly Downs, R ERA: 3.65	(1, 1)	4.0	L	23	9	7	7	4	1	1	0	0	0	2	55	84	15.75	2.500
Craig Lefferts, L ERA: 2.68	(5, 1)	1.0		2	0	0	0	0	0	0	0	0	0	0	2	2	0.00	0.000
Don Robinson, R ERA: 2.47	(6, 1)	3.0		12	2	1	1	3	1	0	0	0	0	0	33	50	3.00	1.000

PITCHER	IP	WLS	BF	H	R	ER	SO	BB	IBB	HBP	BLK	WP	HR	S	P	ERA	WHIP

Batter	1	2	3	4	5	6	7	8	9	AB	R	H	RBI	BB	SO	LOB
Brett Butler, L (1, 8) OBP: 0.389, SLG: 0.379 Donell Nixon, R (6, PR) OBP: 0.647, SLG: 0.733 (6, 8)	X 0-0 CS 1B		B L F X 1-2 ③ L8			C F B F B B B 4-2 L8 1-2 BB		X 0-0 1B		2	0	1	0	1	0	0
										1	0	1	0	0	0	0
Robby Thompson, R (1, 4) OBP: 0.378, SLG: 0.418 Harry Spilman, L (6, PH) OBP: 0.226, SLG: 0.250 (6, 2)	B 1 X SAFE 1-0 ①② F3 1-2			B F X 1-1 G3-1 WP 1B		B F X 1-1 ① L8 1-2 2-3		F X 0-1 ② F7		2	0	1	0	0	0	1
										2	0	0	0	0	0	3
Will Clark, L (1, 3) OBP: 0.378, SLG: 0.547 Scott Garrelts, R (8, 1) OBP: 0.200, SLG: 0.200	B B F F F B B 4-2 BB			B X 1-0 ① F6		B X 1-0 ② F7		B B F B F S 3-3 ③ K		3	0	0	0	1	1	5
										0	0	0	0	0	0	0
Mike Aldrete, L (1, 7) OBP: 0.354, SLG: 0.382 (8, 3)	B B X 2-0 ③ G4-3			C B F B X 2-2 ② G3-1 1-3		C F B B B X 2-2 G3			F X 0-1 ① G4-3	4	0	0	0	0	0	5
Kevin Mitchell, R (1, 5) OBP: 0.318, SLG: 0.432		X 0-0 ① G6-3		B F B B S X 2-2 ③ G3			B F B B B X 3-1 HR		C X 0-1 ② L8	4	1	1	1	0	0	1
Candy Maldonado, R (1, 9) OBP: 0.312, SLG: 0.370		C B F B F F B S 3-3 ② K			F B X 1-1 G4-6-3 1B		S C B S 1-3 ① K		F B B B F F X 2-2 ③ G6-3	4	0	1	0	0	2	0
Ernest Riles, L (1, 6) OBP: 0.301, SLG: 0.362		B F B C S 2-3 ③ K			C F X 0-2 ①② G4-6-3 1-2f		X 0-0 ② G4-3			3	0	0	0	0	1	1
Bob Brenly, R (1, 2) OBP: 0.247, SLG: 0.293 Chris Speier, R (6, 4) OBP: 0.320, SLG: 0.358			L X 0-1 ① G5-3		B B X 2-0 ③ P4		B X 1-0 ③ L8			2	0	0	0	0	0	0
										1	0	0	0	0	0	0
Michael LaCoss, R (1, 1) OBP: 0.286, SLG: 0.273 Randy Bockus, L (3, 1) OBP: 0.200, SLG: 0.200 Joel Youngblood, R (8, PH) OBP: 0.342, SLG: 0.333 (8, 7)			B B X 2-0 ② P4			F X 0-1 L8 BB 1B		S C B F S 1-3 ① K		1	0	0	0	0	0	0
										1	0	1	0	0	0	0
										1	0	0	0	0	1	0

TOP

San Francisco Giants @ Pittsburgh Pirates

Three Rivers Stadium, Pittsburgh, PA

Sat Jul 16 1988, 7:05 PM EDT

Att. 28,997 - Unknown - 93 F

livebaseballscorecards.com

AB	31
R	1
H	6
RBI	1
BB	2
SO	5
LOB	16

Inning Stats	1	2	3	4	5	6	7	8	9
	R: 0 H: 1 E: 0 LOB: 1 K: 0 BB: 1 S: 6 P: 13	R: 0 H: 0 E: 0 LOB: 0 K: 2 BB: 0 S: 9 P: 14	R: 0 H: 0 E: 0 LOB: 0 K: 0 BB: 0 S: 6 P: 9	R: 0 H: 1 E: 0 LOB: 1 K: 0 BB: 0 S: 9 P: 15	R: 0 H: 1 E: 0 LOB: 0 K: 0 BB: 0 S: 6 P: 9	R: 0 H: 1 E: 0 LOB: 3 K: 0 BB: 1 S: 11 P: 19	R: 1 H: 1 E: 0 LOB: 0 K: 1 BB: 0 S: 7 P: 12	R: 0 H: 1 E: 0 LOB: 1 K: 2 BB: 0 S: 11 P: 15	R: 0 H: 0 E: 0 LOB: 0 K: 0 BB: 0 S: 8 P: 10

| | | | | | | | | | |

BOTTOM

San Francisco Giants @ Pittsburgh Pirates

Three Rivers Stadium, Pittsburgh, PA

Sat Jul 16 1988, 7:05 PM EDT

Att. 28,997 - Unknown - 93 F

livebaseballscorecards.com

Batter	1	2	3	4	5	6	7	8	9	AB	R	H	RBI	BB	SO	LOB
Barry Bonds, L (1, 7) OBP: 0.377, SLG: 0.548	X	0-0 1B 1B 2B	B I I	4-0 IBB	C X	0-1 G5-4-3 3-H 1B	B C C X	1-2 P6 ②	F X	0-1 G5-3 ②	3	1	2	1	1	0	0
Mike Diaz, R (8, 7) OBP: 0.391, SLG: 0.255											1	0	0	0	0	0	0
Jose Lind, R (1, 4) OBP: 0.285, SLG: 0.298	L F B B X	2-2 BB 1B 2-3 1B	C X	0-1 ③ G5-3	C S B X	1-2 ② ③ G5-4-3 1-2f	X	0-0 ③ G6-3	S S F X	0-2 ③ G6-3	5	1	1	0	0	0	3
Andy Van Slyke, L (1, 8) OBP: 0.351, SLG: 0.536	B B B B	4-0 1B FC6-4 1-2 BB	F B B B F B	4-2 BB BB 2B BB	B B C F X	2-2 FC4-6 BB SF8 1B	B B B C S S	3-3 ① K			2	3	1	0	2	1	0
Bobby Bonilla, S (1, 5) OBP: 0.388, SLG: 0.532	B F F B B S	3-3 ① K	F B B 1 SAFE F F X	3-2 ① P5	B B B	4-0 FC4-6 1-2 BB	F C X	0-2 ② F7			3	0	0	0	1	1	4
Denny Gonzalez, R (9, 5) OBP: 0.300, SLG: 0.125											0	0	0	0	0	0	0
Sid Bream, L (1, 3) OBP: 0.340, SLG: 0.471	F B B B B S X	3-2 FC6-4 1-3 2-H 3-H 1B	B C S 1 SAFE 1 SAFE F B F 1 SAFE	4-2 F B BB 2B 1-2 BB	X	0-0 ① FC4-6 1B 1-2f 2-3	C B F S	1-3 ③ K2-3			3	1	1	2	1	1	2
Barry Jones, R (9, 1)											0	0	0	0	0	0	0
Tommy Gregg, L (1, 9) OBP: 0.333, SLG: 0.714	B X	1-0 ② FC6-4 CS 1-2f 3-H	B B C B B	4-1 2B 1B 1-2 2-3 BB	B X	1-0 ② SF8 3-H	B S B F X	2-2 ① L7			2	1	0	2	1	0	1
Michael LaValliere, L (1, 2) OBP: 0.402, SLG: 0.381	B B C C	2-2 ③ CS 1-2	B F B F E B C	3-3 ① K	B X	1-0 1B 3B 1-3 2-H 3-H 2B	C C B X	1-2 1-2 1B	X	0-0 G5-4-3 1B	4	1	3	2	0	1	0
Rafael Belliard, R (1, 6) OBP: 0.330, SLG: 0.290		S X	0-1 ② G6-3	B F B X	2-1 3B 2-3 3-H 1B	B B C S F X	2-2 ③ G6-3	F B X	1-1 ② ③ G5-4-3 1-2f		4	1	1	1	0	0	3
Doug Drabek, R (1, 1) OBP: 0.208, SLG: 0.283		B F B X	2-1 2B	X	0-0 1B 3B 1-H 3-H	X	0-0 ① G6-3	X	0-0 ① F8	3	1	2	2	0	0	0
Orestes Destrade, S (8, PH) OBP: 0.143, SLG: 0.143										1	0	0	0	0	0	0
(9, 3)																
Inning Stats	R: 3 E: 0 K: 1 S: 13 H: 3 LOB: 0 BB: 1 P: 28	R: 0 E: 0 K: 1 S: 10 H: 1 LOB: 2 BB: 1 P: 19	R: 6 E: 0 K: 0 S: 20 H: 4 LOB: 0 BB: 3 P: 39	R: 1 E: 0 K: 0 S: 12 H: 2 LOB: 2 BB: 1 P: 22	R: 0 E: 0 K: 0 S: 5 H: 0 LOB: 0 BB: 0 P: 6	R: 0 E: 0 K: 2 S: 9 H: 0 LOB: 0 BB: 0 P: 13	R: 0 E: 0 K: 0 S: 6 H: 1 LOB: 0 BB: 0 P: 9	R: 0 E: 0 K: 0 S: 7 H: 0 LOB: 0 BB: 0 P: 7		1B: 7 2B: 3 3B: 1 HR: 0	SF: 1 SAC: 0 DP: 2 HBP: 0					

	AB	31
	R	10
	H	11
	RBI	10
	BB	6
	SO	4
	LOB	13

WP: 0 PB: 0 SB: 0 CS: 1 PA: 39

PITCHER		IP	WLS	BF	H	R	ER	SO	BB	IBB	HBP	BLK	WP	HR	S	P	ERA	WHIP
Michael LaCoss, R ERA: 3.62	(1, 1)	2.1	L	16	5	7	7	2	4	1	0	0	0	0	35	75	27.00	3.857
Randy Bockus, R ERA: 4.5	(3, 1)	4.2		19	6	3	3	2	1	0	0	0	0	0	40	61	5.79	1.500
Scott Garrelts, R ERA: 4.67	(8, 1)	1.0		3	0	0	0	0	0	0	0	0	0	0	7	7	0.00	0.000

PITCHER	IP	WLS	BF	H	R	ER	SO	BB	IBB	HBP	BLK	WP	HR	S	P	ERA	WHIP

Batter	1	2	3	4	5	6	7	8	9	AB	R	H	RBI	BB	SO	LOB
Brett Butler, L (1, 8) OBP: 0.395, SLG: 0.381	B C F X 1-2 G4-3 ①		C B B B B 4-1 WP G5-3 1-2 BB		C F B F X 1-2 S HR 1B		B B C F F F X 2-2 G1-3 1B 1B		B B C B B 4-1 2B BB	3	2	2	0	2	0	0
Robby Thompson, R (1, 4) OBP: 0.381, SLG: 0.436	C F S 0-3 K ②		C B X 1-1 G5-3 ① ② 1-2 2-3f		S B B F X 2-2 1-H HR		1 SAFE 1 SAFE 1 SAFE S 1 SAFE 1 SAFE B 1 SAFE 1 SAFE 1-1 X G1-3 1B 1-2		X 0-0 1-H 2B	5	1	3	3	0	1	2
Will Clark, L (1, 3) OBP: 0.381, SLG: 0.548	B B X 2-0 2B		F H 1-1 WP HBP		F S X 0-2 G4-3 ③		B S B X 2-1 G1-3 ② 1-2 2-3		I I I I 4-0 IBB	3	0	1	0	1	0	2
Mike Aldrete, L (1, 9) OBP: 0.352, SLG: 0.376 Joe Price, R (7, 1) Harry Spilman, L (9, PH) OBP: 0.219, SLG: 0.241	B B B B 4-0 BB		B B B C X 3-1 G3 ③ 1-2 2-3			X 0-0 F7 ①	B B C X 2-1 G6-3 ③		B X 1-0 L8 ②	3 0 1	0 0 0	0 0 0	0 0 0	1 0 0	0 0 0	4 0 2
Kevin Mitchell, R (1, 5) OBP: 0.316, SLG: 0.438	X 0-0 F8 ③			X 0-0 G5-3 ①		X 0-0 HR		B C S B X 2-2 G5-3 ①	X 0-0 F3 ③	5	1	1	1	0	0	4
Donell Nixon, R (1, 7) OBP: 0.571, SLG: 0.684		B B S X 2-1 P4 ①		B B C B F F X 3-2 F9 ②		B X 1-0 L6 ②		B X 1-0 S 2B		4	0	1	0	0	0	0
Bob Brenly, R (1, 2) OBP: 0.248, SLG: 0.289 Ernest Riles, L (8, PH) OBP: 0.299, SLG: 0.360 Bob Melvin, R (8, 2) OBP: 0.221, SLG: 0.343		C B F X 1-2 L4 ②		B F B C X 2-2 G5-3 ③		C B B F B B 4-2 BB		B S S B F S 2-3 K ② 2-3		2 1 0	0 0 0	0 0 0	0 0 0	1 0 0	0 1 0	0 1 0
Jose Uribe, S (1, 6) OBP: 0.302, SLG: 0.331		B X 1-0 F8 ③			B B S X 2-1 F8 ①	1 SAFE F 1 SAFE F X 0-2 G4-3 ③		X 0-0 F7 ③		4	0	0	0	0	0	2
Terry Mulholland, R (1, 1) Kelly Downs, R (7, 1) OBP: 0.194, SLG: 0.200 Candy Maldonado, R (7, 9) OBP: 0.311, SLG: 0.369			B B B B 4-0 G5-3 BB BB		B C F X 1-2 G6-3 ②		B C X 1-1 G5-3 ①		B C B B C F F X 3-2 F8 ①	2 0 1	0 0 0	0 0 0	0 0 0	1 0 0	0 0 0	0 0 0
Inning Stats	R: 0 E: 0 K: 1 S: 8 H: 1 LOB: 2 BB: 1 P: 15	R: 0 E: 0 K: 0 S: 6 H: 0 LOB: 0 BB: 0 P: 10	R: 0 E: 0 K: 0 S: 6 H: 0 LOB: 2 BB: 2 P: 19	R: 0 E: 0 K: 0 S: 8 H: 0 LOB: 0 BB: 0 P: 13	R: 2 E: 0 K: 0 S: 15 H: 2 LOB: 0 BB: 0 P: 21	R: 1 E: 0 K: 0 S: 8 H: 1 LOB: 1 BB: 1 P: 13	R: 0 E: 0 K: 0 S: 13 H: 2 LOB: 2 BB: 0 P: 21	R: 0 E: 0 K: 1 S: 9 H: 1 LOB: 1 BB: 0 P: 14	R: 1 E: 0 K: 0 S: 9 H: 1 LOB: 2 BB: 2 P: 21	1B: 3 2B: 3 3B: 0 HR: 2	SF: 0 SAC: 0 DP: 1 HBP: 1						

TOP

San Francisco Giants @ Pittsburgh Pirates

Three Rivers Stadium, Pittsburgh, PA

Sun Jul 17 1988, 3:33 AM EDT

Att. 25,512 - Cloudy - 91 F

livebaseballscorecards.com

AB	34
R	4
H	8
RBI	4
BB	6
SO	2
LOB	17

WP: 1 PB: 0 SB: 2 CS: 0 PA: 41

PITCHER		IP	WLS	BF	H	R	ER	SO	BB	IBB	HBP	BLK	WP	HR	S	P	ERA	WHIP
Mike Dunne, R ERA: 3.98	(1, 1)	6.1		29	6	3	3	1	4	0	1	0	1	2	60	104	4.26	1.579
Dave Rucker, L ERA: 4.05	(7, 1)	0.2		2	0	0	0	0	0	0	0	0	0	0	4	8	0.00	0.000
Jeff Robinson, R ERA: 2.76	(8, 1)	1.0	W	4	1	0	0	1	0	0	0	0	0	0	9	14	0.00	1.000
Jim Gott, R ERA: 2.8	(9, 1)	1.0	S	6	1	1	1	0	1	1	0	0	0	0	9	21	9.00	2.000

PITCHER	IP	WLS	BF	H	R	ER	SO	BB	IBB	HBP	BLK	WP	HR	S	P	ERA	WHIP

BOTTOM

Batter	1	2	3	4	5	6	7	8	9	AB	R	H	RBI	BB	SO	LOB
Jose Lind, R (1, 4) OBP: 0.287, SLG: 0.297	C B B F X 2-2 L9 ①	F X 0-1 1B 1-2 2-3 1B		B S F B B B 4-2 FC6-4 BB		B X 1-0 G3-1 ③		S S F F F S 0-3 K ③		4	0	1	0	1	1	1
Rafael Belliard, R (1, 6) OBP: 0.333, SLG: 0.302	B F B B B 4-1 WP S BB	C B F S 1-3 K ②		X 0-0 FC6-4 ③ 1-2f			C B F B X 2-2 3B			3	0	1	0	1	1	4
Darnell Coles, R (1, 9) OBP: 0.303, SLG: 0.382	1 SAFE 1 SAFE S B B B S B F X 3-2 G6-3 ② 1-3	B C B B X 2-1 FC6-4 1-3 2-H 3-H 1B			X 0-0 G3-1 1B		B F C B F S 2-3 K ①			4	0	2	2	0	1	2
Bobby Bonilla, S (1, 5) OBP: 0.386, SLG: 0.527	H 1-0 HBP	1 SAFE X 0-0 FC6-4 ③ 1-2f			C B 1 SAFE B S B F X 3-2 G3-1 ① 1-2		C S B F S 1-3 K ②			3	0	0	0	0	1	4
Mike Diaz, R (1, 7) OBP: 0.373, SLG: 0.241 Andy Van Slyke, L (7, PH) OBP: 0.351, SLG: 0.535 (8, 8)	B B 1 SAFE X 2-0 F9 ③		B C X 1-1 L6 ①		B X 1-0 G1-3 ②		B C X 1-1 F9 ③			3 1	0 0	0 0	0 0	0 0	0 0	3 1
R.J. Reynolds, S (1, 8) OBP: 0.291, SLG: 0.358 (8, 7)		C B X 1-1 1B S FC3 1B	C C X 0-2 G3-1 ②		X 0-0 G6-3 ③			F F F B C 1-3 K ①		4	1	1	0	0	1	1
Orestes Destrade, S (1, 3) OBP: 0.182, SLG: 0.273 Sid Bream, L (9, 3) OBP: 0.340, SLG: 0.471		F F 1 SAFE S 0-3 K ①	F X 0-1 F8 ③			C X 0-1 G3-1 2B		B X 1-0 F8 ②		4 0	0 0	1 0	0 0	0 0	1 0	1 0
Junior Ortiz, R (1, 2) OBP: 0.360, SLG: 0.402		1 SAFE B C F F 1 SAFE 1 SAFE F 1 SAFE 3-2 B 2 SAFE B F F K 1B FC3 1B 1-3 1B		X 0-0 F7 ①		C S X 0-2 G3-1 ① 2-3		B B C F B F B 4-2 HR BB		3	2	1	0	1	0	1
Mike Dunne, R (1, 1) OBP: 0.121, SLG: 0.097 Dave Rucker, L (7, 1) Jeff Robinson, R (8, 1) OBP: 0.167, SLG: 0.091 Barry Bonds, L (8, PH) OBP: 0.379, SLG: 0.559 Jim Gott, R (9, 1)	F B S B X 2-2 FC3 1B 1B 1-2 3-H			B X 1-0 F8 ②		C F B S 1-3 K ②		C B F F F F B F F F 2-2 X HR 1-H		3 0 0 1 0	1 0 0 1 0	0 0 0 1 0	1 0 0 2 0	0 0 0 0 0	1 0 0 0 0	2 0 0 0 0
Inning Stats	R: 0 E: 0 K: 0 S: 9 H: 0 LOB: 2 BB: 1 P: 21	R: 3 E: 0 K: 2 S: 24 H: 4 LOB: 2 BB: 0 P: 33	R: 0 E: 0 K: 0 S: 7 H: 0 LOB: 0 BB: 0 P: 8	R: 0 E: 0 K: 0 S: 5 H: 0 LOB: 1 BB: 1 P: 10	R: 0 E: 0 K: 0 S: 7 H: 1 LOB: 1 BB: 0 P: 11	R: 0 E: 0 K: 1 S: 9 H: 1 LOB: 1 BB: 0 P: 11	R: 0 E: 0 K: 2 S: 13 H: 1 LOB: 1 BB: 0 P: 19	R: 2 E: 0 K: 2 S: 22 H: 1 LOB: 0 BB: 1 P: 30		1B: 5 2B: 1 3B: 1 HR: 1	SF: 0 SAC: 0 DP: 0 HBP: 1					

PITCHER		IP	WLS	BF	H	R	ER	SO	BB	IBB	HBP	BLK	WP	HR	S	P	ERA	WHIP
Terry Mulholland, L ERA: 3.77	(1, 1)	6.0		29	7	3	3	3	2	0	1	0	1	0	64	99	4.50	1.500
Kelly Downs, R ERA: 3.63	(7, 1)	0.2		2	0	0	0	2	0	0	0	0	0	0	8	11	0.00	0.000
Joe Price, L ERA: 3.03	(7, 1)	1.1	L	6	1	2	2	2	1	0	0	0	0	1	24	33	13.50	1.500

PITCHER	IP	WLS	BF	H	R	ER	SO	BB	IBB	HBP	BLK	WP	HR	S	P	ERA	WHIP

San Francisco Giants @ Pittsburgh Pirates

Three Rivers Stadium, Pittsburgh, PA

Sun Jul 17 1988, 3:33 AM EDT

Att. 25,512 - Cloudy - 91 F

livebaseballscorecards.com

AB	33
R	5
H	8
RBI	5
BB	3
SO	7
LOB	20

Batter	1	2	3	4	5	6	7	8	9	AB	R	H	RBI	BB	SO	LOB
Dickie Thon, R (1, 6) OBP: 0.354, SLG: 0.312	B B C B C B 4-2 2B BB		C X 0-1 1B		B C C B X 2-2 1B FC4-6 2B		B X 1-0 ① F9	B F B F B X 3-2 ③ P4		4	2	2	0	1	0	2
Randy Ready, R (1, 4) OBP: 0.355, SLG: 0.415 Roberto Alomar, S (7, 4) OBP: 0.274, SLG: 0.333	B 1 SAFE 1 SAFE F 1 B F F X 2-2 1B 1-H 2B		1 SAFE B B C 1 F F 1 X SAFE SAFE 2-2 ① F4		C X 0-1 FC4-6 2-3 1B		B C X 1-1 ② G4-3		X 0-0 ① G4-3	4 1	0 0	2 0	1 0	0 0	0 0	1 0
Tony Gwynn, L (1, 9) OBP: 0.362, SLG: 0.385	X 0-0 2-3 1B		B C F F S 1-3 ② K		F B X 1-1 ② FC4-6 1-2f 3-H		C X 0-1 1B		B B C X 2-1 2B 2B	5	1	3	1	0	1	2
Keith Moreland, R (1, 3) OBP: 0.329, SLG: 0.369	B F F X 1-2 ① P3		S X 0-1 ③ F4		1 SAFE B B B C 1 SAFE X 3-1 ③ F4		1 SAFE B X 1-0 ③ G4-3		B B B I 4-0 2B IBB	4	1	0	0	1	0	5
Carmelo Martinez, R (1, 7) OBP: 0.259, SLG: 0.309	B X 1-0 ② P2			B C F F F X 1-2 ① F2		B F C F F F S 1-3 ① K		B B X 2-0 ① L8	B F X 1-1 1-H 2-H SF8 2B	5	1	1	2	0	1	2
Chris Brown, R (1, 5) OBP: 0.321, SLG: 0.316	X 0-0 ③ F9			B X 1-0 E5		C X 0-1 1B 1B		F F B B X 2-2 BB 1B 1B	X 0-0 ② SF8 3-H	4	1	2	1	0	0	2
Benito Santiago, R (1, 2) OBP: 0.268, SLG: 0.323	C F F B X 1-2 ① G5-3			1 SAFE F S B X 1-2 ② F7		1 SAFE B 1 SAFE 1 SAFE B F 1 SAFE F B 3-2 X ② F7		B B F B F B 4-2 1B 1-2 BB	F B S F B B X 3-2 ③ G6-3	4	0	0	0	1	0	2
Shane Mack, R (1, 8) OBP: 0.338, SLG: 0.270 Marvell Wynne, L (8, PH) OBP: 0.336, SLG: 0.480 (8, 8)	B B B C S F F F S 3-3 ② K			F S 1 SAFE B X 1-2 ③ L4		B B X 2-0 1-2 1B		S B B B B X 3-1 ② P6		3 1	0 0	1 0	0 0	0 0	1 0	1 2
Jimmy Jones, R (1, 1) OBP: 0.135, SLG: 0.088	B F S S 1-3 ③ K				X 0-0 ① F2	C C C 0-3 ③ K		B X 1-0 1-3 2-H 1B		4	0	1	1	0	2	2
Inning Stats	R: 1 H: 2 E: 0 LOB: 2 K: 0 BB: 1 S: 12 P: 20	R: 0 H: 0 E: 0 LOB: 0 K: 2 BB: 0 S: 13 P: 18	R: 0 H: 1 E: 0 LOB: 1 K: 1 BB: 0 S: 12 P: 15	R: 0 H: 0 E: 1 LOB: 1 K: 0 BB: 0 S: 11 P: 15	R: 1 H: 2 E: 0 LOB: 1 K: 0 BB: 0 S: 10 P: 16	R: 0 H: 2 E: 0 LOB: 2 K: 2 BB: 0 S: 15 P: 21	R: 0 H: 1 E: 0 LOB: 1 K: 0 BB: 0 S: 6 P: 9	R: 1 H: 2 E: 0 LOB: 2 K: 0 BB: 1 S: 12 P: 27	R: 3 H: 2 E: 0 LOB: 0 K: 0 BB: 1 S: 10 P: 20	1B: 8 SF: 1 2B: 4 SAC: 0 3B: 0 DP: 0 HR: 0 HBP: 0						

PITCHER		IP	WLS	BF	H	R	ER	SO	BB	IBB	HBP	BLK	WP	HR	S	P	ERA	WHIP
John Smiley, L ERA: 2.84	(1, 1)	5.0	L	22	5	2	2	3	1	0	0	0	0	0	58	84	3.60	1.200
Barry Jones, R ERA: 2.74	(6, 1)	2.1		11	4	1	1	2	0	0	0	0	0	0	25	38	3.86	1.714
Jeff Robinson, R ERA: 3.05	(8, 1)	1.2		10	3	3	3	0	1	1	0	0	0	0	18	39	16.20	2.400

PITCHER	IP	WLS	BF	H	R	ER	SO	BB	IBB	HBP	BLK	WP	HR	S	P	ERA	WHIP

San Diego Padres @ Pittsburgh Pirates

Three Rivers Stadium, Pittsburgh, PA

Tue Jul 19 1988, 7:05 PM EDT

Unknown

TOP

livebaseballscorecards.com

AB	39
R	6
H	12
RBI	6
BB	3
SO	5
LOB	21

WP: 0 PA: 43
PB: 0
SB: 0
CS: 0

Batter	1	2	3	4	5	6	7	8	9	AB	R	H	RBI	BB	SO	LOB
Barry Bonds, L (1, 7) OBP: 0.378, SLG: 0.555 Denny Gonzalez, R (9, 6) OBP: 0.300, SLG: 0.125	C B X 1-1 F6 ①		B X 1-0 FC6-4 2-H 1B			B B B C C S 3-3 K ①		C B B F X 2-2 G3 ③		4 0 1 1 0 1 0 0 0 0 0 0 0 0						
Jose Lind, R (1, 4) OBP: 0.284, SLG: 0.294	B B C X 2-1 G4-3 ②		1 SAFE 1 SAFE X 0-0 FC6-4 ③ 1-2f			C X 0-1 B1-3 ②			C F B B X 2-2 L4 ①	4 0 0 0 0 0 1						
Andy Van Slyke, L (1, 8) OBP: 0.349, SLG: 0.531	C B F X 1-2 G4-3 ③			X 0-0 G1-3 ①		B B F B X 3-1 L4 ③			F X 0-1 PB 1B 1B	4 1 1 0 0 0 0						
Bobby Bonilla, S (1, 5) OBP: 0.382, SLG: 0.521		F B X 1-1 F8 ①		C S B X 1-2 F8 ②			S B B F F B X 3-2 G4-3 ①		S B F B S 2-3 K 1-2 ②	4 0 0 0 0 1 1						
Darnell Coles, R (1, 9) OBP: 0.303, SLG: 0.380		B C X 1-1 F8 ②		C C B F X 1-2 G5-3 ③			C B F S 1-3 K ②		X 0-0 BB 2-H 1B	4 0 1 1 0 1 0						
Sid Bream, L (1, 3) OBP: 0.344, SLG: 0.471 Jeff Robinson, R (8, 1) OBP: 0.167, SLG: 0.091 Mike Diaz, R (9, PH) OBP: 0.382, SLG: 0.241		C B S B B B 4-2 CS BB		B X 1-0 L6 ①			X 0-0 1B		B B B B 4-0 1-2 BB	2 0 1 0 1 0 0 0 0 0 0 0 0 0 0 0 0 0 1 0 0						
Michael LaValliere, L (1, 2) OBP: 0.399, SLG: 0.379	B C 1 SAFE B F B 3-2 CS 1-2 ③	B F B B C X 3-2 G1-3 1B 1B		C B F B F B F X 2-2 L4 ②			1 SAFE B C 1 SAFE F 1 SAFE X 1-2 F9 ③		B X 1-0 G4-3 ③	4 1 1 0 0 0 3						
Rafael Belliard, R (1, 6) OBP: 0.335, SLG: 0.305 R.J. Reynolds, S (8, PH) OBP: 0.289, SLG: 0.356 (9, 7)		X 0-0 G1-3 1-2 ①		F C B X 1-2 1B				B X 1-0 F7 ①		2 0 1 0 0 0 1 1 0 0 0 0 0 0						
John Smiley, L (1, 1) OBP: 0.150, SLG: 0.105 Tommy Gregg, L (5, PH) OBP: 0.300, SLG: 0.625 Barry Jones, R (6, 1) Orestes Destrade, S (8, 3) OBP: 0.167, SLG: 0.250			S S B B B X 3-2 G5-3 ②	X 0-0 F7 ③				X 0-0 G1-3 ②		1 0 0 0 0 0 1 1 0 0 0 0 0 1 0 0 0 0 0 0 0 1 0 0 0 0 0 0						
Inning Stats	R: 0 H: 0 E: 0 LOB: 0 K: 0 BB: 0 S: 7 P: 11	R: 0 H: 0 E: 0 LOB: 0 K: 0 BB: 1 S: 8 P: 17	R: 1 H: 2 E: 0 LOB: 1 K: 0 BB: 0 S: 9 P: 16	R: 0 H: 0 E: 0 LOB: 0 K: 0 BB: 0 S: 8 P: 10	R: 0 H: 1 E: 0 LOB: 1 K: 0 BB: 0 S: 10 P: 14	R: 0 H: 0 E: 0 LOB: 0 K: 1 BB: 0 S: 7 P: 13	R: 0 H: 1 E: 0 LOB: 1 K: 1 BB: 0 S: 11 P: 16	R: 0 H: 0 E: 0 LOB: 0 K: 0 BB: 0 S: 5 P: 8	R: 1 H: 2 E: 0 LOB: 2 K: 1 BB: 1 S: 10 P: 19	1B: 6 SF: 0 2B: 0 SAC: 0 3B: 0 DP: 0 HR: 0 HBP: 0						

PITCHER		IP	WLS	BF	H	R	ER	SO	BB	IBB	HBP	BLK	WP	HR	S	P	ERA	WHIP
Jimmy Jones, R ERA: 4.0	(1, 1)	9.0	W	34	6	2	1	3	2	0	0	0	0	0	75	124	1.00	0.889

PITCHER	IP	WLS	BF	H	R	ER	SO	BB	IBB	HBP	BLK	WP	HR	S	P	ERA	WHIP

BOTTOM

San Diego Padres @ Pittsburgh Pirates

Three Rivers Stadium, Pittsburgh, PA

Tue Jul 19 1988, 7:05 PM EDT

Unknown

livebaseballscorecards.com

AB	32
R	2
H	6
RBI	2
BB	2
SO	3
LOB	8

San Diego Padres @ Pittsburgh Pirates

Three Rivers Stadium, Pittsburgh, PA

Tue Jul 19 1988, 7:05 PM EDT

Att. 15,847 - Unknown - 90 F

livebaseballscorecards.com

TOP

Batter	1	2	3	4	5	6	7	8	9	AB	R	H	RBI	BB	SO	LOB
Marvell Wynne, L (1, 8) OBP: 0.338, SLG: 0.478	HR BB 1B	F8			F9		1B		K	5	1	2	0	0	1	0
Roberto Alomar, S (1, 4) OBP: 0.279, SLG: 0.336	1 SAFE 1-2 HR BB	5-3			G3-6-3 1B		1-2 1B		5-3	4	1	2	0	1	0	0
Tony Gwynn, L (1, 9) OBP: 0.360, SLG: 0.392	1-H 2-H HR		4-3		1-2f G3-6-3		F7		F7	5	1	1	3	0	0	3
Keith Moreland, R (1, 3) OBP: 0.331, SLG: 0.375 Dave Leiper, L (7, 1) Mark Grant, R (8, 1)	FC5 2B		1B			3-1	F8			4 0 0	0 0 0	2 0 0	0 0 0	0 0 0	0 0 0	2 0 0
John Kruk, L (1, 7) OBP: 0.388, SLG: 0.381	FC5 BB	F7				F7		5-3		3	0	0	0	1	0	1
Tim Flannery, L (1, 5) OBP: 0.342, SLG: 0.319	K	4-3				E BB		G3		3	0	0	0	1	1	3
Mark Parent, R (1, 2) OBP: 0.197, SLG: 0.190	1-2 2-3f FC5			K		E5 1-2		K		4	0	0	0	0	2	3
Garry Templeton, S (1, 6) OBP: 0.277, SLG: 0.335	4-3			F7		4-3			HR 1B	4	1	1	0	0	0	4
Andy Hawkins, R (1, 1) OBP: 0.162, SLG: 0.139 Greg Booker, R (3, 1) Dickie Thon, R (7, PH) OBP: 0.352, SLG: 0.310 Carmelo Martinez, R (7, 3) OBP: 0.263, SLG: 0.331		K		P6			F8		1-H HR	1 1 1 1	0 0 0 1	0 0 0 1	0 0 0 2	0 0 0 0	1 0 0 0	0 0 0 0
Inning Stats	R: 3 E: 0 K: 1 S: 21 H: 3 LOB: 2 BB: 2 P: 39	R: 0 E: 0 K: 1 S: 8 H: 0 LOB: 0 BB: 0 P: 10	R: 0 E: 0 K: 0 S: 11 H: 1 LOB: 1 BB: 0 P: 15	R: 0 E: 0 K: 1 S: 11 H: 0 LOB: 0 BB: 0 P: 18	R: 0 E: 0 K: 0 S: 6 H: 1 LOB: 0 BB: 0 P: 8	R: 0 E: 1 K: 0 S: 10 H: 0 LOB: 2 BB: 1 P: 16	R: 0 E: 0 K: 0 S: 12 H: 2 LOB: 2 BB: 0 P: 19	R: 0 E: 0 K: 1 S: 8 H: 0 LOB: 0 BB: 0 P: 10	R: 2 E: 0 K: 1 S: 14 H: 2 LOB: 0 BB: 0 P: 21	1B: 6 2B: 1 3B: 0 HR: 2 SF: 0 SAC: 0 DP: 1 HBP: 0						

	AB	36
	R	5
	H	9
	RBI	5
	BB	3
	SO	5
	LOB	16

WP: 0 PB: 0 SB: 0 CS: 0 PA: 39

PITCHER		IP	WLS	BF	H	R	ER	SO	BB	IBB	HBP	BLK	WP	HR	S	P	ERA	WHIP
Brian Fisher, R ERA: 4.7	(1, 1)	7.0	W	31	7	3	3	3	3	0	0	0	0	1	79	125	3.86	1.429
Dave Rucker, L ERA: 4.7	(8, 1)	2.0		8	2	2	2	2	0	0	0	0	0	1	22	31	9.00	1.000

PITCHER		IP	WLS	BF	H	R	ER	SO	BB	IBB	HBP	BLK	WP	HR	S	P	ERA	WHIP

San Diego Padres @ Pittsburgh Pirates

Three Rivers Stadium, Pittsburgh, PA

Tue Jul 19 1988, 7:05 PM EDT

Att. 15,847 - Unknown - 90 F

BOTTOM

Batter	1	2	3	4	5	6	7	8	9	AB	R	H	RBI	BB	SO	LOB
Barry Bonds, L (1, 7) OBP: 0.382, SLG: 0.565	C X 0-1 BB 1B 1B		X 0-0 HR	B B X 2-0 ① 4-3		C C F B B B B F B 4-2 FC6 BB				3	2	2	1	1	0	0
Tommy Gregg, L (7, 7) OBP: 0.300, SLG: 0.625										0	0	0	0	0	0	0
Jose Lind, R (1, 4) OBP: 0.286, SLG: 0.294	1 B B B C F 1 B SAFE 4-2 1B SF8 1-2 BB		B X 1-0 1B 1B	B C B X 2-1 ② 6-3		1 F F X SAFE 0-2 ② FC6 1-2f				3	2	1	0	1	0	1
Andy Van Slyke, L (1, 8) OBP: 0.354, SLG: 0.542	B F B X 2-1 1-3 2-H 1B		X 0-0 1B 1B BB 1-3 1B	C X 0-1 HR		F C B X 1-2 ③ F8				4	2	3	2	0	0	1
Bobby Bonilla, S (1, 5) OBP: 0.383, SLG: 0.520	1 F C SAFE 1-2 ① P3		X 0-0 BB 1B 1-2 3-H 1B	F B F C 1-3 ③			B X 1-0 FC5-4 1B			4	1	2	1	0	1	2
Denny Gonzalez, R (8, 5) OBP: 0.300, SLG: 0.125	1 F B SAFE 1 F X SAFE									0	0	0	0	0	0	0
R.J. Reynolds, S (1, 9) OBP: 0.289, SLG: 0.356	1 B B B F F F SAFE 1 SAFE 1 SAFE 2-2 ② X SF8 3-H		X 0-0 BB 1B 1-2 2-3 1B		F B X 1-1 ① F8		X 0-0 ① FC5-4 G6-4-3 1-2f			3	1	1	1	0	0	1
Sid Bream, L (1, 3) OBP: 0.346, SLG: 0.469	1 X SAFE 0-0 ③ 6-3		B B B 4-0 G6-4-3 1B 1-2 2-3 3-H BB		B X 1-0 E S SF8 1B		B B C S X 2-2 ② ③ G6-4-3 1-2f			3	1	1	1	1	0	2
Junior Ortiz, R (1, 2) OBP: 0.356, SLG: 0.400		F C S 0-3 ① K	S B C B X 2-2 G6-4-3 1-2 2-H 3-H 1B		B B S B X 3-1 ② SF8 1-H			C F B X 1-2 ① F9		3	0	1	3	0	1	0
Rafael Belliard, R (1, 6) OBP: 0.328, SLG: 0.298		X 0-0 ② F7	B X 1-0 ① ② G6-4-3 1-2f 2-3		S S S 0-3 ③ K			B F F S 1-3 ② K		4	0	0	0	0	2	2
Brian Fisher, R (1, 1) OBP: 0.152, SLG: 0.100		S S S 0-3 ③ K	X 0-0 ③ F8			F S S 0-3 ① K		S S S 0-3 ③ K		3	0	0	0	0	2	1
Dave Rucker, L (8, 1)										1	0	0	0	0	1	0
Inning Stats	R: 2 E: 0 K: 0 S: 16 H: 2 LOB: 1 BB: 1 P: 25	R: 0 E: 0 K: 2 S: 7 H: 0 LOB: 0 BB: 0 P: 7	R: 5 E: 0 K: 0 S: 10 H: 6 LOB: 1 BB: 1 P: 18	R: 1 E: 0 K: 1 S: 8 H: 1 LOB: 0 BB: 0 P: 13	R: 1 E: 0 K: 1 S: 8 H: 1 LOB: 0 BB: 0 P: 13	R: 0 E: 0 K: 1 S: 13 H: 0 LOB: 1 BB: 1 P: 18	R: 0 E: 0 K: 0 S: 5 H: 1 LOB: 0 BB: 0 P: 8	R: 0 E: 0 K: 2 S: 9 H: 0 LOB: 0 BB: 0 P: 11		1B: 9 2B: 0 3B: 0 HR: 2 SF: 2 SAC: 0 DP: 2 HBP: 0						

livebaseballscorecards.com

AB	31
R	9
H	11
RBI	9
BB	3
SO	7
LOB	10

WP: 0 PB: 0 SB: 1 CS: 0 PA: 36

PITCHER		IP	WLS	BF	H	R	ER	SO	BB	IBB	HBP	BLK	WP	HR	S	P	ERA	WHIP
Andy Hawkins, R ERA: 3.41	(1, 1)	2.0	L	15	7	7	7	2	2	0	0	0	0	1	28	42	31.50	4.500
Greg Booker, R ERA: 3.83	(3, 1)	4.0		15	3	2	1	3	1	0	0	0	0	1	34	52	2.25	1.000
Dave Leiper, L ERA: 1.8	(7, 1)	1.0		3	1	0	0	0	0	0	0	0	0	0	5	8	0.00	1.000
Mark Grant, R ERA: 3.99	(8, 1)	1.0		3	0	0	0	2	0	0	0	0	0	0	9	11	0.00	0.000

PITCHER	IP	WLS	BF	H	R	ER	SO	BB	IBB	HBP	BLK	WP	HR	S	P	ERA	WHIP

San Diego Padres @ Pittsburgh Pirates

Three Rivers Stadium, Pittsburgh, PA

Wed Jul 20 1988, 7:05 PM EDT

Att. 24,575 - Unknown - 83 F

TOP

livebaseballscorecards.com

Batter	1	2	3	4	5	6	7	8	9	AB	R	H	RBI	BB	SO	LOB
Marvell Wynne, L (1, 8) OBP: 0.336, SLG: 0.478	3-1 SH1-3 2B	1-1 G3-1			1-1 F8		2-1 P6			4	1	1	0	0	0	2
Roberto Alomar, S (1, 4) OBP: 0.279, SLG: 0.339	0-1 SH1-3 2-3	1-2 F8			3-1 G4-3			0-0 1B 2B		3	0	1	0	0	0	1
Tony Gwynn, L (1, 9) OBP: 0.365, SLG: 0.408	2-0 WP 2B 3-H	1-1 G5-4-3 1B				3-1 G6-3 3B		0-0 F7		4	1	3	1	0	0	1
Keith Moreland, R (1, 3) OBP: 0.327, SLG: 0.370	1-1 G6-3	2-1 G5-4-3 1-2f				1-0 G6-3 3-H		2-3 K2-3		4	0	0	1	0	1	3
John Kruk, L (1, 7) OBP: 0.393, SLG: 0.385	4-0 FC6 BB 2-3			2-2 FC4-3 1B		0-2 F7		2-2 1B 2-3		3	0	2	0	1	0	0
Benito Santiago, R (1, 2) OBP: 0.268, SLG: 0.322	0-0 FC6 1-2f			1-0 FC4-3 G6-4-3 1-2f		1-2 BLK 1B		0-3 K		4	0	1	0	0	1	5
Chris Brown, R (1, 5) OBP: 0.315, SLG: 0.309		0-0 G6-3		0-0 G6-4-3 1-2f		2-2 G6-3 1-2			1-1 F7	4	0	0	0	0	0	2
Garry Templeton, S (1, 6) OBP: 0.276, SLG: 0.343		2-2 3B			0-2 F7		0-0 G4-3		1-1 G3-1	4	0	1	0	0	0	0
Dennis Rasmussen, L (1, 1) OBP: 0.167, SLG: 0.195 Carmelo Martinez, R (7, PH) OBP: 0.261, SLG: 0.329 Mark Grant, R (7, 1) Tim Flannery, L (9, PH) OBP: 0.338, SLG: 0.314		0-0 G4-3			0-1 1B		3-2 P6		0-3 K	2 1 0 1	0 0 0 0	1 0 0 0	0 0 0 0	0 0 0 1	0 0 0 0	1 0 0 0
Inning Stats	R: 1 H: 2 E: 0 LOB: 2 K: 0 BB: 1 S: 8 P: 18	R: 0 H: 1 E: 0 LOB: 1 K: 0 BB: 0 S: 7 P: 10	R: 0 H: 1 E: 0 LOB: 0 K: 0 BB: 0 S: 7 P: 11	R: 0 H: 1 E: 0 LOB: 0 K: 0 BB: 0 S: 5 P: 8	R: 0 H: 1 E: 0 LOB: 1 K: 0 BB: 0 S: 9 P: 13	R: 1 H: 2 E: 0 LOB: 1 K: 0 BB: 0 S: 12 P: 19	R: 0 H: 0 E: 0 LOB: 0 K: 0 BB: 0 S: 7 P: 12	R: 0 H: 2 E: 0 LOB: 2 K: 2 BB: 0 S: 11 P: 15	R: 0 H: 0 E: 0 LOB: 0 K: 1 BB: 0 S: 7 P: 9	1B: 5 SF: 0 2B: 3 SAC: 1 3B: 2 DP: 2 HR: 0 HBP: 0						

	AB	34
	R	2
	H	10
	RBI	2
	BB	1
	SO	3
	LOB	15

WP: 1 PA: 36
PB: 0
SB: 0
CS: 0

PITCHER		IP	WLS	BF	H	R	ER	SO	BB	IBB	HBP	BLK	WP	HR	S	P	ERA	WHIP
Bob Walk, R ERA: 2.61	(1, 1)	7.0	W	29	9	2	2	0	1	0	0	1	1	0	56	92	2.57	1.429
Bob Kipper, L ERA: 3.82	(8, 1)	0.1		1	0	0	0	0	0	0	0	0	0	0	1	1	0.00	0.000
Jim Gott, R ERA: 2.7	(8, 1)	1.2	S	6	1	0	0	3	0	0	0	0	0	0	16	22	0.00	0.600

PITCHER	IP	WLS	BF	H	R	ER	SO	BB	IBB	HBP	BLK	WP	HR	S	P	ERA	WHIP

Batter	1	2	3	4	5	6	7	8	9	AB	R	H	RBI	BB	SO	LOB
R.J. Reynolds, S (1, 7) (8, 9) OBP: 0.293, SLG: 0.364	F X 0-1 G4-3 PB 2B		B B X 2-0 1B		F B S S 1-3 ② ③ K 1-2			M 1 SAFE 1 SAFE X 0-1 ① F8		4	1	2	0	0	1	2
Jose Lind, R (1, 4) OBP: 0.286, SLG: 0.296	B L X 1-1 ① G4-3 2-3		1 SAFE B B 1 SAFE B C 1 SAFE 1 SAFE 1 SAFE 3-2 ③ F X G4-3			B C C X 1-2 F9 2B		C 1 SAFE X 0-1 ② ③ G6-3 1-2f		4	0	1	0	0	0	3
Andy Van Slyke, L (1, 8) OBP: 0.353, SLG: 0.539	B B S B B 4-1 CS 3-H BB			C B C S 1-3 ① K		S X 0-1 ① F9 2-3				2	0	0	0	1	1	1
Bobby Bonilla, S (1, 5) OBP: 0.386, SLG: 0.520	B 1 SAFE B 1 SAFE B F 1 SAFE B 4-1 ② CS 1-2 BB			B X 1-0 BB 2B 1B		B F B X 2-1 ② G5-3				2	1	1	0	1	0	1
Darnell Coles, R (1, 9) OBP: 0.299, SLG: 0.374 Jim Gott, R (8, 1)	B 1 SAFE 1-0 ③ CS 1-2	B X 1-0 ① L6		B 1 SAFE B C 1 SAFE S X 2-2 ② F9		B B B C F X 3-2 F8				3 0	0 0	0 0	0 0	0 0	0 0	2 0
Mike Diaz, R (1, 3) OBP: 0.386, SLG: 0.236 Sid Bream, L (7, PH) (8, 3) OBP: 0.345, SLG: 0.468		B B B X 3-0 ② P2	C B S 1 SAFE 1 SAFE B B B F B 4-2 1-2 2B BB				C C B S 1-3 ① K			1 1	1 0	0 0	0 0	1 0	0 1	0 0
Junior Ortiz, R (1, 2) OBP: 0.355, SLG: 0.407		X 0-0 ③ G6-3	B C C F B X 2-2 ③ 1-H 2-H 2B				F B B B X 3-1 ② L9			3	0	1	2	0	0	0
Rafael Belliard, R (1, 6) OBP: 0.323, SLG: 0.293			F F B B B X 3-2 ① F8		C C B X 1-2 ① L1		B X 1-0 ③ F9			3	0	0	0	0	0	0
Bob Walk, R (1, 1) OBP: 0.109, SLG: 0.111 Bob Kipper, R (8, 1) Barry Bonds, L (8, 7) OBP: 0.383, SLG: 0.567			S F F B S 1-3 ② K		B S F B X 2-2 CS 1B			B B C X 2-1 G6-3 1B		2 0 1	0 0 0	1 0 1	0 0 0	0 0 0	1 0 0	0 0 0
Inning Stats	R: 1 H: 1 E: 0 LOB: 0 K: 0 BB: 2 S: 6 P: 16	R: 0 H: 0 E: 0 LOB: 0 K: 0 BB: 0 S: 3 P: 7	R: 0 H: 1 E: 0 LOB: 1 K: 1 BB: 0 S: 11 P: 20	R: 2 H: 2 E: 0 LOB: 1 K: 1 BB: 1 S: 14 P: 24	R: 0 H: 1 E: 0 LOB: 1 K: 1 BB: 0 S: 9 P: 13	R: 0 H: 1 E: 0 LOB: 1 K: 0 BB: 0 S: 10 P: 16	R: 0 H: 0 E: 0 LOB: 0 K: 1 BB: 0 S: 6 P: 11	R: 0 H: 1 E: 0 LOB: 0 K: 0 BB: 0 S: 6 P: 8		1B: 4 SF: 0 2B: 4 SAC: 0 3B: 0 DP: 2 HR: 0 HBP: 0						

PITCHER		IP	WLS	BF	H	R	ER	SO	BB	IBB	HBP	BLK	WP	HR	S	P	ERA	WHIP
Dennis Rasmussen, L ERA: 4.42	(1, 1)	6.0	L	23	6	3	2	3	3	0	0	0	0	0	53	96	3.00	1.500
Mark Grant, R ERA: 3.89	(7, 1)	2.0		6	1	0	0	1	0	0	0	0	0	0	12	19	0.00	0.500

PITCHER	IP	WLS	BF	H	R	ER	SO	BB	IBB	HBP	BLK	WP	HR	S	P	ERA	WHIP

BOTTOM

San Diego Padres @ Pittsburgh Pirates

Three Rivers Stadium, Pittsburgh, PA

Wed Jul 20 1988, 7:05 PM EDT

Att. 24,575 - Unknown - 83 F

livebaseballscorecards.com

AB	26
R	3
H	7
RBI	2
BB	3
SO	4
LOB	9

WP: 0 PA: 30
PB: 1
SB: 0
CS: 3

Los Angeles Dodgers @ Pittsburgh Pirates

Three Rivers Stadium, Pittsburgh, PA

Thu Jul 21 1988, 7:05 PM EDT

Att. 27,510 - Unknown

TOP

livebaseballscorecards.com

Batter	1	2	3	4	5	6	7	8	9	AB	R	H	RBI	BB	SO	LOB
Steve Sax, R (1, 4) OBP: 0.347, SLG: 0.379	1-1 6-3			0-0 S E 1B		0-1 5-3		0-1 F9		4	1	1	0	0	0	0
Danny Heep, L (1, 3) OBP: 0.383, SLG: 0.303	2-2 F9			0-3 K		1-2 F7		1-0 F7		4	0	0	0	0	1	1
Kirk Gibson, L (1, 7) OBP: 0.390, SLG: 0.534	1-2 3-1			1-2 E8 1-H 1B		1-0 HBP 1B		1-2 3-1		4	0	2	1	0	0	0
Mike Marshall, R (1, 9) OBP: 0.321, SLG: 0.454		2-2 F7		1-3 K		3-2 H 1 SAFE 1 SAFE 1 SAFE 1-2 HBP			1-1 HR	3	1	1	1	0	1	1
Mike Davis, L (1, 8) OBP: 0.265, SLG: 0.282		0-0 G3		0-3 K		1-3 K			1-3 K	4	0	0	0	0	3	3
Mike Scioscia, L (1, 2) OBP: 0.354, SLG: 0.356		0-2 4-3			3-3 K		4-2 4-3 BB		0-0 4-3	3	0	0	0	1	1	0
Jeff Hamilton, R (1, 5) OBP: 0.266, SLG: 0.342			1-1 F8		0-0 2B		0-0 F9		0-3 K	4	0	1	0	0	1	1
Dave Anderson, R (1, 6) OBP: 0.356, SLG: 0.342			1-2 F8		3-2 F9		0-0 4-3 1-2			3	0	0	0	0	0	2
Orel Hershiser, R (1, 1) OBP: 0.120, SLG: 0.180			1-0 F8		0-3 K		1-3 K			2	0	0	0	0	1	1
Franklin Stubbs, L (7, PH) OBP: 0.281, SLG: 0.346										1	0	0	0	0	1	1
Jesse Orosco, R (7, 1)										0	0	0	0	0	0	0

Inning Stats																																	
	R: 0	E: 0	K: 0	S: 9	H: 0	LOB: 0	BB: 0	P: 13	R: 0	E: 0	K: 0	S: 11	H: 0	LOB: 0	BB: 0	P: 13	R: 0	E: 0	K: 0	S: 7	H: 0	LOB: 0	BB: 0	P: 10	R: 1	E: 1	K: 3	S: 13	H: 2	LOB: 1	BB: 0	P: 15
	R: 0	E: 0	K: 2	S: 11	H: 1	LOB: 1	BB: 0	P: 17	R: 0	E: 0	K: 1	S: 12	H: 1	LOB: 2	BB: 0	P: 18	R: 0	E: 0	K: 1	S: 9	H: 0	LOB: 1	BB: 1	P: 14	R: 0	E: 0	K: 0	S: 6	H: 0	LOB: 0	BB: 0	P: 8
	R: 1	E: 0	K: 2	S: 9	H: 1	LOB: 0	BB: 0	P: 11	1B: 3	2B: 1	3B: 0	HR: 1	SF: 0	SAC: 0	DP: 0	HBP: 1	WP: 0	PB: 0	SB: 1	CS: 0	PA: 34												

PITCHER		IP	WLS	BF	H	R	ER	SO	BB	IBB	HBP	BLK	WP	HR	S	P	ERA	WHIP
Doug Drabek, R ERA: 3.79	(1, 1)	8.0	W	31	5	2	2	7	1	0	1	0	0	1	80	111	2.25	0.750
Jim Gott, R ERA: 2.64	(9, 1)	1.0	S	3	0	0	0	2	0	0	0	0	0	0	7	8	0.00	0.000

PITCHER	IP	WLS	BF	H	R	ER	SO	BB	IBB	HBP	BLK	WP	HR	S	P	ERA	WHIP

AB	32
R	2
H	5
RBI	2
BB	1
SO	9
LOB	10

Batter	1	2	3	4	5	6	7	8	9	AB	R	H	RBI	BB	SO	LOB
Barry Bonds, L (1, 7) OBP: 0.379, SLG: 0.560	F B F C 1-3 ① K		F X 0-1 ③ 4-3			B B C B X 3-1 ① F7	B B C F F B X 3-2 ③ F8			4	0	0	0	0	1	1
Jose Lind, R (1, 4) OBP: 0.288, SLG: 0.298	C B S S B F C 2-3 ② K			C X 0-1 ① F9		C X 0-1 BB 3B 1B		B X 1-0 5-3 1B 1B		4	1	2	0	0	1	0
Andy Van Slyke, L (1, 8) OBP: 0.355, SLG: 0.538	X 0-0 ③ G3			C X 0-1 ② 3-1		1 SAFE B B F B B 4-1 1-2 3B BB		X 0-0 5-3 1-2 1B		3	1	1	0	1	0	0
Bobby Bonilla, S (1, 5) OBP: 0.384, SLG: 0.516		S C B B X 2-2 ① 3-1		B C B F B B 4-2 E 2B BB		C F S 0-3 ② K		F B B F B X 3-2 ① F7		3	1	0	0	1	1	4
R.J. Reynolds, S (1, 9) OBP: 0.297, SLG: 0.383		X 0-0 ② G3		B B C 1 SAFE X 2-1 1-H 2B		B B X 2-0 1-H 2-H 3B		F X 0-1 ② 5-3 1-2 2-3		4	0	2	3	0	0	2
Sid Bream, L (1, 3) OBP: 0.343, SLG: 0.462		F B B B B 4-1 FC4-6 BB		F X 0-1 ③ G3		B X 1-0 ③ 1-3		B S C F X 1-2 ③ F7		3	0	0	0	1	0	4
Michael LaValliere, L (1, 2) OBP: 0.394, SLG: 0.373		1 SAFE X 0-0 ③ FC4-6 1-2f			X 0-0 ① 4-3		B F F B B S 3-3 ① K			3	0	0	0	0	1	1
Rafael Belliard, R (1, 6) OBP: 0.323, SLG: 0.304			C C C 0-3 ① K		B X 1-0 ② 4-3		B F B B X 3-1 3B			3	0	1	0	0	1	0
Doug Drabek, R (1, 1) OBP: 0.196, SLG: 0.265 Jim Gott, R (9, 1)			B C C C X 1-2 ② 3-1		F X 0-1 ③ F8		P F B X 2-1 ② 1-3			3 0	0 0	0 0	0 0	0 0	0 0	1 0
Inning Stats	R: 0 H: 0 E: 0 LOB: 0 K: 2 BB: 0 S: 8 P: 11	R: 0 H: 0 E: 0 LOB: 1 K: 0 BB: 1 S: 6 P: 12	R: 0 H: 0 E: 0 LOB: 0 K: 1 BB: 0 S: 8 P: 9	R: 1 H: 1 E: 1 LOB: 1 K: 0 BB: 1 S: 10 P: 16	R: 0 H: 0 E: 0 LOB: 0 K: 0 BB: 0 S: 4 P: 5	R: 2 H: 2 E: 0 LOB: 1 K: 1 BB: 1 S: 10 P: 20	R: 0 H: 1 E: 0 LOB: 1 K: 1 BB: 0 S: 12 P: 22	R: 0 H: 2 E: 0 LOB: 2 K: 0 BB: 0 S: 11 P: 16		1B: 3 SF: 0 2B: 1 SAC: 0 3B: 2 DP: 0 HR: 0 HBP: 0				WP: 0 PA: 33 PB: 0 SB: 0 CS: 0		

PITCHER		IP	WLS	BF	H	R	ER	SO	BB	IBB	HBP	BLK	WP	HR	S	P	ERA	WHIP
Orel Hershiser, R ERA: 2.69	(1, 1)	6.0	L	24	3	3	3	4	3	0	0	0	0	0	46	73	4.50	1.000
Jesse Orosco, L ERA: 3.51	(7, 1)	2.0		9	3	0	0	1	0	0	0	0	0	0	23	38	0.00	1.500

PITCHER	IP	WLS	BF	H	R	ER	SO	BB	IBB	HBP	BLK	WP	HR	S	P	ERA	WHIP

BOTTOM

Los Angeles Dodgers @ Pittsburgh Pirates

Three Rivers Stadium, Pittsburgh, PA

Thu Jul 21 1988, 7:05 PM EDT

Att. 27,510 - Unknown

livebaseballscorecards.com

AB	30
R	3
H	6
RBI	3
BB	3
SO	5
LOB	13

Batter	1	2	3	4	5	6	7	8	9	AB	R	H	RBI	BB	SO	LOB
Steve Sax, R (1, 4) OBP: 0.345, SLG: 0.375	C X 0-1 ① F9		B X 1-0 ② 6-3		B M B S S 2-3 ③ K		B B 1 SAFE 1 SAFE 1 SAFE B C 1 SAFE C 4-2 F B 1-2 2B BB		C F F F X 0-2 ① 6-3	4	1	0	0	1	1	0
Mike Davis, L (1, 8) OBP: 0.270, SLG: 0.284 Mickey Hatcher, R (7, PH) OBP: 0.340, SLG: 0.394 Alejandro Pena, R (7, 1) Jesse Orosco, R (8, 1) Tracy Woodson, R (8, 3) OBP: 0.192, SLG: 0.250	X 0-0 1B		B B C B F B 4-2 1B 1B BB			X 0-0 ① F8	F X 0-1 1-H 2-H 2B		F S X 0-2 FC5-4 1B 1B	2 1 0 0 1	1 0 0 0 0	1 1 0 0 1	0 2 0 0 0	1 0 0 0 0	0 0 0 0 0	0 0 0 0 0
Kirk Gibson, L (1, 7) OBP: 0.390, SLG: 0.532 (7, 8)	1 SAFE C 1 SAFE X 0-1 ② F7		C 1 SAFE 1 SAFE X 0-1 1B 1-3 1B			S F B X 1-2 ② F8	B C B X 2-1 ③ L4		B F X 1-1 FC5-4 1-2 1B	5	0	2	0	0	0	2
Mike Marshall, R (1, 9) OBP: 0.322, SLG: 0.453	1 SAFE S B 1 SAFE 1 SAFE F B 1 SAFE X 2-2 ③ F4		B X 1-0 PO 1-2 3-H 1B			B X 1-0 1B 1B		B C B X 2-1 ① 5-3	X 0-0 ② FC5-4 FC6-4 1-2f 2-3	5	0	2	1	0	0	3
Mike Scioscia, L (1, 2) OBP: 0.356, SLG: 0.358 Rick Dempsey, R (8, PR) OBP: 0.327, SLG: 0.447 (8, 2)		B X 1-0 ① 4-3	B 1 SAFE 1-0 ③ PO 1-2	B X 1-0 ① F7		B X 1-0 1-2 1B		B X 1-0 1B 2B 1B	F F X 0-2 ③ FC6-4 1-2f	4 1	0 1	2 0	0 0	0 0	0 0	0 2
Franklin Stubbs, L (1, 3) OBP: 0.287, SLG: 0.351 (8, 7)		X 0-0 6-3 1B		C S X 0-2 ② F7		F B B X 2-1 ③ F8		B X 1-0 2B 1-3 1B		4	0	2	0	0	0	2
Jeff Hamilton, R (1, 5) OBP: 0.265, SLG: 0.345		B 1 SAFE X 1-0 ② 6-3 1-2		C B X 1-1 ③ F4			B F S S 1-3 ① K	S P X 1-1 1-3 3-H 2B		4	0	1	1	0	1	1
Dave Anderson, R (1, 6) OBP: 0.354, SLG: 0.337		C B X 1-1 ③ F8			X 0-0 ① L8		S B F B B F B 4-2 S 2B BB	B B B C S S 3-3 ② K		3	1	0	0	1	1	3
Tim Belcher, R (1, 1) OBP: 0.071, SLG: 0.107 Danny Heep, L (7, PH) OBP: 0.377, SLG: 0.297 (7, 7) Jay Howell, R (8, 1)			C B F S 1-3 ① K		X 0-0 ② 3-1		B B X 2-0 ② F9	X 0-0 ③ 3-1		2 2 0	0 0 0	0 0 0	0 0 0	0 0 0	1 0 0	0 3 0
Inning Stats	R: 0 E: 0 K: 0 S: 8 H: 1 LOB: 1 BB: 0 P: 10	R: 0 E: 0 K: 0 S: 5 H: 1 LOB: 1 BB: 0 P: 8	R: 1 E: 0 K: 1 S: 9 H: 2 LOB: 1 BB: 1 P: 17	R: 0 E: 0 K: 0 S: 6 H: 0 LOB: 0 BB: 0 P: 8	R: 0 E: 0 K: 1 S: 5 H: 0 LOB: 0 BB: 0 P: 7	R: 0 E: 0 K: 0 S: 8 H: 2 LOB: 2 BB: 0 P: 13	R: 2 E: 0 K: 1 S: 14 H: 1 LOB: 1 BB: 2 P: 27	R: 1 E: 0 K: 1 S: 11 H: 3 LOB: 2 BB: 0 P: 18	R: 0 E: 0 K: 0 S: 14 H: 2 LOB: 2 BB: 0 P: 15	1B: 10 2B: 2 3B: 0 HR: 0 SF: 0 SAC: 0 DP: 0 HBP: 0						

PITCHER		IP	WLS	BF	H	R	ER	SO	BB	IBB	HBP	BLK	WP	HR	S	P	ERA	WHIP
Mike Dunne, R ERA: 3.98	(1, 1)	6.2	L	28	6	3	3	3	3	0	0	0	0	0	51	84	4.05	1.350
Dave Rucker, L ERA: 4.6	(7, 1)	0.1		2	1	0	0	0	0	0	0	0	0	0	4	6	0.00	3.000
Jeff Robinson, R ERA: 3.09	(8, 1)	2.0		11	5	1	1	1	0	0	0	0	0	0	25	33	4.50	2.500

PITCHER	IP	WLS	BF	H	R	ER	SO	BB	IBB	HBP	BLK	WP	HR	S	P	ERA	WHIP

TOP

Los Angeles Dodgers @ Pittsburgh Pirates

Three Rivers Stadium, Pittsburgh, PA

Fri Jul 22 1988, 7:05 PM EDT

Att. 44,888 - Unknown

livebaseballscorecards.com

AB	38
R	4
H	12
RBI	4
BB	3
SO	4
LOB	16

1B: 10	SF: 0	WP: 0	PA: 42
2B: 2	SAC: 0	PB: 0	
3B: 0	DP: 0	SB: 1	
HR: 0	HBP: 0	CS: 0	

BOTTOM

Los Angeles Dodgers @ Pittsburgh Pirates

Three Rivers Stadium, Pittsburgh, PA

Fri Jul 22 1988, 7:05 PM EDT

Att. 44,888 - Unknown

livebaseballscorecards.com

Batter	1	2	3	4	5	6	7	8	9	AB	R	H	RBI	BB	SO	LOB
Barry Bonds, L (1, 7) OBP: 0.378, SLG: 0.556	3-1		1-1 F6			0-1 E9 4-3 1-3 1B		0-0 4-3		4	0	1	0	0	0	1
Jose Lind, R (1, 4) OBP: 0.287, SLG: 0.298	2-3 K			1-0 F7		2-1 4-3 2-3 3-H		1-1 1B WP 1B		4	0	1	1	0	1	1
Andy Van Slyke, L (1, 8) OBP: 0.351, SLG: 0.532	2-0 4-3			3-3 K		3-3 K		2-3 K		4	0	0	0	0	3	2
Bobby Bonilla, S (1, 5) OBP: 0.383, SLG: 0.513		1-1 F5		2-3 K			1-3 K	3-2 1-3 1B		4	0	1	0	0	2	0
R.J. Reynolds, S (1, 9) OBP: 0.291, SLG: 0.375		2-2 G3			0-0 F8		1-2 G3	0-3 K		4	0	0	0	0	1	2
Sid Bream, L (1, 3) OBP: 0.342, SLG: 0.463		1-3 K			2-2 F9		0-0 1B 2B		0-1 3-1	4	1	1	0	0	1	0
Michael LaValliere, L (1, 2) OBP: 0.398, SLG: 0.374 Bob Walk, R (7, PR) OBP: 0.109, SLG: 0.111 Junior Ortiz, R (8, 2) OBP: 0.352, SLG: 0.404			4-2 FC6-4 BB		0-0 5-3		2-2 BB 2-H 1B		0-3 K	2 0 1	0 0 0	1 0 0	1 0 0	1 0 0	0 0 1	0 0 0
Rafael Belliard, R (1, 6) OBP: 0.320, SLG: 0.301 Orestes Destrade, S (7, PH) OBP: 0.231, SLG: 0.250 Denny Gonzalez, R (7, PR) OBP: 0.290, SLG: 0.120 (8, 6)			2-2 FC6-4 SH1-3 1-2f			0-0 F9	4-1 1-2 BB		1-1 F3	2 0 1	0 0 0	0 0 0	0 0 0	0 1 0	0 0 0	1 0 0
Mike Dunne, R (1, 1) OBP: 0.147, SLG: 0.097 Dave Rucker, L (7, 1) Tommy Gregg, L (7, PH) OBP: 0.273, SLG: 0.556 Jeff Robinson, R (8, 1) OBP: 0.167, SLG: 0.091			0-0 SH1-3 1-2			4-2 E 4-3 BB	2-3 K			0 0 1 0	1 0 0 0	0 0 0 0	0 0 0 0	1 0 1 0	0 0 2 0	0 0 0 0
Inning Stats	R: 0 E: 0 K: 1 S: 8 H: 0 LOB: 0 BB: 0 P: 15	R: 0 E: 0 K: 1 S: 8 H: 0 LOB: 0 BB: 0 P: 12	R: 0 E: 0 K: 0 S: 13 H: 0 LOB: 1 BB: 1 P: 20	R: 0 E: 0 K: 2 S: 8 H: 0 LOB: 0 BB: 0 P: 14	R: 0 E: 0 K: 0 S: 5 H: 0 LOB: 0 BB: 0 P: 7	R: 1 E: 1 K: 1 S: 11 H: 1 LOB: 1 BB: 1 P: 20	R: 1 E: 0 K: 2 S: 16 H: 2 LOB: 2 BB: 1 P: 26	R: 0 E: 0 K: 2 S: 12 H: 2 LOB: 2 BB: 0 P: 18	R: 0 E: 0 K: 1 S: 7 H: 0 LOB: 0 BB: 0 P: 8	1B: 4 2B: 1 3B: 0 HR: 0	SF: 0 SAC: 1 DP: 0 HBP: 0			WP: 1 PB: 0 SB: 0 CS: 0	PA: 35		

PITCHER		IP	WLS	BF	H	R	ER	SO	BB	IBB	HBP	BLK	WP	HR	S	P	ERA	WHIP
Tim Belcher, R ERA: 3.46	(1, 1)	6.0	W	21	1	1	1	5	2	0	0	0	0	0	53	88	1.50	0.500
Alejandro Pena, R ERA: 1.56	(7, 1)	1.0		6	2	1	1	2	1	0	0	0	0	0	16	26	9.00	3.000
Jesse Orosco, L ERA: 3.44	(8, 1)	0.2		4	2	0	0	1	0	0	0	0	1	0	9	15	0.00	3.000
Jay Howell, R ERA: 2.17	(8, 1)	1.1	S	4	0	0	0	2	0	0	0	0	0	0	10	11	0.00	0.000

PITCHER	IP	WLS	BF	H	R	ER	SO	BB	IBB	HBP	BLK	WP	HR	S	P	ERA	WHIP

Los Angeles Dodgers @ Pittsburgh Pirates

Three Rivers Stadium, Pittsburgh, PA

Sat Jul 23 1988, 7:05 PM EDT

Att. 35,817 - Unknown - 80 F

TOP

livebaseballscorecards.com

Batter	1	2	3	4	5	6	7	8	9	AB	R	H	RBI	BB	SO	LOB
Steve Sax, R (1, 4) OBP: 0.351, SLG: 0.378	K		E 2B S BB	1B			FC6-4 1B	FC5-4 1-2 HBP		3	1	2	0	1	1	0
Dave Anderson, R (1, 6) OBP: 0.346, SLG: 0.328	F3		K	K			FC6-4 G6-3 1-2f	FC5-4 1-2f		5	0	0	0	0	2	5
Kirk Gibson, L (1, 7) OBP: 0.388, SLG: 0.526	4-3		2B SF7 1-3 BB		F8		G6-3 1-2f		F5	4	1	0	0	1	0	1
Mike Marshall, R (1, 9) OBP: 0.323, SLG: 0.455		WP 1B 1B	1-3 3-H 2B		F9			F8	F9	5	1	2	1	0	0	0
Tracy Woodson, R (1, 3) OBP: 0.258, SLG: 0.321		F7	IBB		K			3B 2B	E7 1B	4	1	2	0	1	1	1
Mike Davis, L (1, 8) OBP: 0.273, SLG: 0.295		1B 1-3 BB	SF7 3-H			F7		SH1-3 2-H 3B	6-3	3	1	1	2	1	0	1
Jeff Hamilton, R (1, 5) OBP: 0.270, SLG: 0.345		F8	K			1B		SH1-3 1B BB		3	1	1	0	1	1	4
Rick Dempsey, R (1, 2) OBP: 0.327, SLG: 0.443 Mike Scioscia, L (8, PH) OBP: 0.356, SLG: 0.358 (8, 2)		1B 1-2 3-H	K	K		F7		SH1-3 1-2 3-H		3 0	0 0	1 0	1 1	0 0	1 0	1 0
Tim Leary, R (1, 1) OBP: 0.293, SLG: 0.325		F8	F6			K		HBP 2-H 1B		4	0	1	1	0	1	3
Inning Stats	R: 0 E: 0 K: 1 S: 6 H: 0 LOB: 0 BB: 0 P: 10	R: 1 E: 0 K: 0 S: 14 H: 2 LOB: 2 BB: 1 P: 21	R: 2 E: 0 K: 2 S: 15 H: 1 LOB: 2 BB: 3 P: 30	R: 0 E: 0 K: 2 S: 14 H: 1 LOB: 1 BB: 0 P: 17	R: 0 E: 0 K: 1 S: 10 H: 0 LOB: 0 BB: 0 P: 12	R: 0 E: 0 K: 1 S: 10 H: 1 LOB: 1 BB: 0 P: 14	R: 0 E: 0 K: 0 S: 9 H: 1 LOB: 0 BB: 0 P: 11	R: 3 E: 0 K: 0 S: 17 H: 3 LOB: 2 BB: 1 P: 30	R: 0 E: 1 K: 0 S: 5 H: 1 LOB: 1 BB: 0 P: 7	1B: 7 2B: 2 3B: 1 HR: 0 SF: 1 SAC: 1 DP: 1 HBP: 1						

AB	34
R	6
H	10
RBI	6
BB	5
SO	7
LOB	16

WP: 2 PA: 42
PB: 0
SB: 1
CS: 0

PITCHER		IP	WLS	BF	H	R	ER	SO	BB	IBB	HBP	BLK	WP	HR	S	P	ERA	WHIP
John Smiley, L ERA: 3.02	(1, 1)	7.1	L	33	8	5	5	7	3	1	0	0	1	0	84	122	6.14	1.500
Barry Jones, R ERA: 2.89	(8, 1)	0.2		5	1	1	1	0	1	0	1	0	0	0	11	23	13.50	3.000
Dave Rucker, L ERA: 4.32	(9, 1)	1.0		4	1	0	0	0	0	0	0	0	0	0	5	7	0.00	1.000

PITCHER	IP	WLS	BF	H	R	ER	SO	BB	IBB	HBP	BLK	WP	HR	S	P	ERA	WHIP

BOTTOM

Los Angeles Dodgers @ Pittsburgh Pirates

Three Rivers Stadium, Pittsburgh, PA

Sat Jul 23 1988, 7:05 PM EDT

Att. 35,817 - Unknown - 80 F

livebaseballscorecards.com

Batter	1	2	3	4	5	6	7	8	9	AB	R	H	RBI	BB	SO	LOB
Barry Bonds, L (1, 7) OBP: 0.377, SLG: 0.551	S S H 1-2 BB 1B SF9 HBP		B C B B X 3-1 ① 4-3		B F B B F C 3-3 ③ K			F B B F B X 3-2 ② F5		3	1	0	0	0	1	0
Jose Lind, R (1, 4) OBP: 0.287, SLG: 0.297	C B P F X 2-2 SF9 BB 1B 1-2 1B		C X 0-1 ② 6-3			C F C 0-3 ① K		B B C F B F X 3-2 ③ L9		4	1	1	0	0	1	0
Andy Van Slyke, L (1, 8) OBP: 0.353, SLG: 0.530	B B B B 4-0 1B 1-2 2-3 BB		B X 1-0 ③ G3			C B C S S 1-3 ② K			C X 0-1 G3 1B	3	0	1	0	1	1	0
Bobby Bonilla, S (1, 5) OBP: 0.382, SLG: 0.511	B X 1-0 ① SF9 2-3 3-H			F B C F B F C 2-3 ① K		B B X 2-0 1B			B X 1-0 ① G3 1-2	3	0	1	1	0	1	1
R.J. Reynolds, S (1, 9) OBP: 0.295, SLG: 0.378	B S B X 2-1 G4-6-3 1-2 3-H 1B			B X 1-0 1B		B X 1-0 ③ G3			X 0-0 ② F4	4	0	2	1	0	0	2
Sid Bream, L (1, 3) OBP: 0.338, SLG: 0.456	B C X 1-1 ② ③ G4-6-3 1-2f			F S F F S 0-3 ② K			B B C S S 2-3 ① K		F C B F S 1-3 ③ K	4	0	0	0	0	3	4
Michael LaValliere, L (1, 2) OBP: 0.393, SLG: 0.369		C C B B B C 3-3 ① K		F X 0-1 ③ 4-3			X 0-0 ② 4-3			3	0	0	0	0	1	1
Rafael Belliard, R (1, 6) OBP: 0.316, SLG: 0.296		B X 1-0 ② 5-3			C B X 1-1 ① 4-3		S X 0-1 ③ G3			3	0	0	0	0	0	0
John Smiley, L (1, 1) OBP: 0.143, SLG: 0.100 Barry Jones, R (8, 1) Tommy Gregg, L (8, PH) OBP: 0.250, SLG: 0.500 Dave Rucker, L (9, 1)		F S S 0-3 ③ K			X 0-0 ② 1-3			B X 1-0 ① F7		2 0 1 0	0 0 0 0	0 0 0 0	0 0 0 0	0 0 0 0	1 0 0 0	0 0 0 0
Inning Stats	R: 2 E: 0 K: 0 S: 11 H: 2 LOB: 1 BB: 1 P: 21	R: 0 E: 0 K: 2 S: 7 H: 0 LOB: 0 BB: 0 P: 11	R: 0 E: 0 K: 0 S: 5 H: 0 LOB: 0 BB: 0 P: 9	R: 0 E: 0 K: 2 S: 13 H: 1 LOB: 1 BB: 0 P: 16	R: 0 E: 0 K: 1 S: 6 H: 0 LOB: 0 BB: 0 P: 10	R: 0 E: 0 K: 2 S: 8 H: 1 LOB: 1 BB: 0 P: 12	R: 0 E: 0 K: 1 S: 6 H: 0 LOB: 0 BB: 0 P: 8	R: 0 E: 0 K: 0 S: 8 H: 0 LOB: 0 BB: 0 P: 15	R: 0 E: 0 K: 1 S: 8 H: 1 LOB: 1 BB: 0 P: 10	1B: 5 2B: 0 3B: 0 HR: 0	SF: 1 SAC: 0 DP: 1 HBP: 1					

	AB	30
	R	2
	H	5
	RBI	2
	BB	1
	SO	9
	LOB	8

WP: 0 PB: 0 SB: 0 CS: 0 PA: 33

PITCHER		IP	WLS	BF	H	R	ER	SO	BB	IBB	HBP	BLK	WP	HR	S	P	ERA	WHIP
Tim Leary, R ERA: 2.47	(1, 1)	9.0	W	33	5	2	2	9	1	0	1	0	0	0	72	112	2.00	0.667

PITCHER	IP	WLS	BF	H	R	ER	SO	BB	IBB	HBP	BLK	WP	HR	S	P	ERA	WHIP

Batter	1	2	3	4	5	6	7	8	9	AB	R	H	RBI	BB	SO	LOB
Steve Sax, R (1, 4) OBP: 0.355, SLG: 0.381	B C X 1-1 CS 1B		S F F B B X 2-2 E9 2-H 1B		B C B C F X 2-2 ② L4		C B X 1-1 1-2 2-H 1B			4	0	3	2	0	0	0
Franklin Stubbs, L (1, 3) OBP: 0.279, SLG: 0.341	B 1 SAFE S P F S 2-3 ①② K 1-2		B B F F C 2-3 ② K		X 0-0 ③ F8		B S C S 1-3 ③ K			4	0	0	0	0	3	4
Kirk Gibson, L (1, 7) OBP: 0.384, SLG: 0.520	B S C X 1-2 ③ F9		B B C X 2-1 ③ L4			B F X 1-1 ① L7		B C F C X 1-2 ① F9		4	0	0	0	0	0	1
Mike Marshall, R (1, 9) OBP: 0.320, SLG: 0.450		B B X 2-0 ① G5-3		B C B F X 2-2 ① F8		F B B F X 2-2 ② L5		S S X 0-2 ② G6-3		4	0	0	0	0	0	0
Mike Davis, L (1, 8) OBP: 0.277, SLG: 0.299 Jesse Orosco, R (8, 1) Jay Howell, R (8, 1)		B C C C B F B F X 3-2 1B		C C B X 1-2 BB 1B 1B		B S B B B C X 3-2 ③ G4-3		B F C B C 2-3 ③ K		4 0 0	0 0 0	2 0 0	0 0 0	0 0 0	1 0 0	0 0 0
Mike Scioscia, L (1, 2) OBP: 0.355, SLG: 0.354	1 SAFE C C 1 SAFE C 1 SAFE X	0-2 ② F7		P B 1 SAFE 1 SAFE B B B 4-0 1B 1-2 BB			C B X 1-1 ① G3		C X 0-1 ① F7	3	0	0	0	1	0	1
Jeff Hamilton, R (1, 5) OBP: 0.269, SLG: 0.343	B X 1-0 ③ G4-3		C B F X 1-2 ② 1-2 2-H 1B				B B X 2-0 ② F3		C X 0-1 ② P4	4	0	1	0	0	0	1
Dave Anderson, R (1, 6) OBP: 0.353, SLG: 0.338			B X 1-0 E 2B B C X 1-1 ③ F9				C B F F B B F F B 4-2 BB 1B BB		F B B X 2-1 1B	3	2	2	0	1	0	2
Shawn Hillegas, R (1, 1) OBP: 0.167, SLG: 0.167 Danny Heep, L (7, PH) OBP: 0.382, SLG: 0.297 Alejandro Pena, R (7, 1) John Shelby, S (8, 8) OBP: 0.352, SLG: 0.420			B X 1-0 ① B3		X 0-0 ① F8		B B C C B B 4-2 1B 1-2 BB		F X 0-1 ③ G4-3	2 0 0 1	0 0 0 0	0 0 0 0	0 0 0 0	0 1 0 0	1 0 0 1	1 0 0 1
Inning Stats	R: 0 H: 1 E: 0 LOB: 0 K: 1 BB: 0 S: 9 P: 12	R: 0 H: 1 E: 0 LOB: 1 K: 0 BB: 0 S: 10 P: 16	R: 1 H: 2 E: 1 LOB: 1 K: 1 BB: 0 S: 12 P: 20	R: 0 H: 2 E: 0 LOB: 2 K: 0 BB: 1 S: 12 P: 20	R: 0 H: 0 E: 0 LOB: 0 K: 0 BB: 0 S: 6 P: 8	R: 0 H: 0 E: 0 LOB: 0 K: 0 BB: 0 S: 8 P: 14	R: 1 H: 1 E: 0 LOB: 2 K: 1 BB: 2 S: 15 P: 28	R: 0 H: 0 E: 0 LOB: 0 K: 1 BB: 0 S: 10 P: 13	R: 0 H: 1 E: 0 LOB: 1 K: 0 BB: 0 S: 8 P: 10	1B: 7 2B: 1 3B: 0 HR: 0	SF: 0 SAC: 0 DP: 0 HBP: 0					

PITCHER	IP	WLS	BF	H	R	ER	SO	BB	IBB	HBP	BLK	WP	HR	S	P	ERA	WHIP
Brian Fisher, R (1, 1) ERA: 4.57	6.2	L	27	6	2	2	2	3	0	0	0	0	0	67	111	2.70	1.350
Jeff Robinson, R (7, 1) ERA: 3.08	0.1		2	1	0	0	1	0	0	0	0	0	0	5	7	0.00	3.000
Bob Kipper, L (8, 1) ERA: 3.68	1.1		4	0	0	0	1	0	0	0	0	0	0	12	15	0.00	0.000
Jim Gott, R (9, 1) ERA: 2.61	0.2		3	1	0	0	0	0	0	0	0	0	0	6	8	0.00	1.500

PITCHER	IP	WLS	BF	H	R	ER	SO	BB	IBB	HBP	BLK	WP	HR	S	P	ERA	WHIP

TOP

Los Angeles Dodgers @ Pittsburgh Pirates

Three Rivers Stadium, Pittsburgh, PA

Sun Jul 24 1988, 3:33 AM EDT

Att. 35,677 - Sunny - 85 F

livebaseballscorecards.com

AB	33
R	2
H	8
RBI	2
BB	3
SO	4
LOB	11

WP: 0	PA: 36
PB: 0	
SB: 0	
CS: 1	

BOTTOM

Batter	1	2	3	4	5	6	7	8	9	AB	R	H	RBI	BB	SO	LOB
Barry Bonds, L (1, 7) OBP: 0.375, SLG: 0.548	C F X 0-2 ① G6-3		B X 1-0 ② F8			B F F B X 2-2 ① F9		B S X 1-1 SH1-4 1B		4	0	1	0	0	0	1
Jose Lind, R (1, 4) OBP: 0.287, SLG: 0.298	C B F X 1-2 G6-4-3 1B		F C X 0-2 ③ F9			C S F X 0-2 ② F9		X 0-0 ① SH1-4 1-2		3	0	1	0	0	0	1
Andy Van Slyke, L (1, 8) OBP: 0.352, SLG: 0.535	B X 1-0 ② ③ G6-4-3 1-2f			F F B X 1-2 ① P4		B C C X 1-2 HR		C C S 0-3 ② K		4	1	1	1	0	1	2
Bobby Bonilla, S (1, 5) OBP: 0.383, SLG: 0.511		B X 1-0 FC6-4 1B		B F F B F X 2-2 G6-3 WP 1B		S C B B F F X 2-2 ③ F7		X 0-0 ③ F5		4	0	2	0	0	0	1
Glenn Wilson, R (1, 9) OBP: 0.285, SLG: 0.323		F X 0-1 ① FC6-4 1-2f		1 SAFE F B F B F X 2-2 ② G6-3 1-3			B X 1-0 G4-3 1B		B B F X 2-1 ① F8	4	0	1	0	0	0	2
Orestes Destrade, S (1, 3) OBP: 0.176, SLG: 0.188		S B F F F B F X 2-2 ② F7		X 0-0 ③ F9			B 1 SAFE 1 SAFE S 1 SAFE X 1-1 ① G4-3 1-2		S S B X 1-2 ② F2	4	0	0	0	0	0	3
Michael LaValliere, L (1, 2) OBP: 0.391, SLG: 0.364		F F B B B F X 2-2 ③ F8		F B B B C S 3-3 ① K			B B B C B 4-1 BB		F C B F F X 1-2 ③ F7	3	0	0	0	1	1	1
Denny Gonzalez, R (1, 6) OBP: 0.303, SLG: 0.185 Tommy Gregg, L (7, PH) OBP: 0.231, SLG: 0.455 Rafael Belliard, R (8, 6) OBP: 0.316, SLG: 0.296			F F B B B X 2-2 2B	B C S F B B S 3-3 ② K			S F C 0-3 ② K			2 1 0	0 0 0	1 0 0	0 0 0	0 0 0	1 1 0	0 2 0
Brian Fisher, R (1, 1) OBP: 0.143, SLG: 0.094 Jeff Robinson, R (7, 1) OBP: 0.167, SLG: 0.091 R.J. Reynolds, S (7, PH) OBP: 0.294, SLG: 0.376 Bob Kipper, R (8, 1) Jim Gott, R (9, 1)			C B 2 SAFE X 1-1 ① B5			S S S 0-3 ③ K		B F B X 2-1 ③ F9		2 0 1 0 0	0 0 0 0 0	0 0 0 0 0	0 0 0 0 0	1 0 0 0 0	1 0 2 0 0	1 0 0 0 0
Inning Stats	R: 0 E: 0 K: 0 S: 7 H: 1 LOB: 0 BB: 0 P: 9	R: 0 E: 0 K: 0 S: 13 H: 1 LOB: 1 BB: 0 P: 18	R: 0 E: 0 K: 0 S: 9 H: 1 LOB: 1 BB: 0 P: 13	R: 0 E: 0 K: 0 S: 12 H: 1 LOB: 1 BB: 0 P: 17	R: 0 E: 0 K: 3 S: 10 H: 0 LOB: 0 BB: 0 P: 16	R: 1 E: 0 K: 0 S: 15 H: 1 LOB: 0 BB: 0 P: 20	R: 0 E: 0 K: 1 S: 9 H: 1 LOB: 2 BB: 1 P: 17	R: 0 E: 0 K: 1 S: 7 H: 1 LOB: 1 BB: 0 P: 8	R: 0 E: 0 K: 0 S: 10 H: 0 LOB: 0 BB: 0 P: 14	1B: 5 2B: 1 3B: 0 HR: 1	SF: 0 SAC: 1 DP: 1 HBP: 0						

PITCHER		IP	WLS	BF	H	R	ER	SO	BB	IBB	HBP	BLK	WP	HR	S	P	ERA	WHIP
Shawn Hillegas, R ERA: 2.83	(1, 1)	6.0	W	22	5	1	1	3	0	0	0	0	1	1	66	93	1.50	0.833
Alejandro Pena, R ERA: 1.53	(7, 1)	1.0		5	1	0	0	1	1	0	0	0	0	0	9	17	0.00	2.000
Jesse Orosco, L ERA: 3.38	(8, 1)	0.2		3	1	0	0	1	0	0	0	0	0	0	6	7	0.00	1.500
Jay Howell, R ERA: 2.09	(8, 1)	1.1	S	4	0	0	0	0	0	0	0	0	0	0	11	15	0.00	0.000

PITCHER	IP	WLS	BF	H	R	ER	SO	BB	IBB	HBP	BLK	WP	HR	S	P	ERA	WHIP

Los Angeles Dodgers @ Pittsburgh Pirates

Three Rivers Stadium, Pittsburgh, PA

Sun Jul 24 1988, 3:33 AM EDT

Att. 35,677 - Sunny - 85 F

livebaseballscorecards.com

AB	32
R	1
H	7
RBI	1
BB	1
SO	5
LOB	16

WP: 1	PA: 34		
PB: 0			
SB: 0			
CS: 0			

Batter	1	2	3	4	5	6	7	8	9	AB	R	H	RBI	BB	SO	LOB
R.J. Reynolds, S (1, 7) OBP: 0.293, SLG: 0.373	S S S 0-3 ① K			S S F B F X 1-2 ① G4-3		B X 1-0 ① FC4-6 1B 1-2f		X 0-0 1B		4	0	1	0	0	1	1
Jose Lind, R (1, 4) OBP: 0.289, SLG: 0.302	C T F X 0-2 ② G6-3			X 0-0 1B 2B		1 SAFE X 0-0 1-2 1B		B B C X 2-1 ③ L1-5-3		4	1	2	0	0	0	1
Andy Van Slyke, L (1, 8) OBP: 0.348, SLG: 0.529	C T F S 0-3 ③ K			C S S 0-3 ② K		B C 2 B B S C SAFE 3-3 ② K			X 0-0 ① L4	4	0	0	0	0	3	3
Bobby Bonilla, S (1, 5) OBP: 0.382, SLG: 0.508		C C F B X 1-2 ① G1-3		F X 0-1 ③ 2-H 1B		S B C B X 2-2 ③ G6-3			X 0-0 ② G6-3	4	0	1	1	0	0	2
Mike Diaz, R (1, 3) OBP: 0.392, SLG: 0.271		F S B X 1-2 G6-3 1B		S B F F X 1-2 G6-3 2B			B B X 2-0 ① F9		B X 1-0 ③ G5-3	4	0	2	0	0	0	0
Glenn Wilson, R (1, 9) OBP: 0.286, SLG: 0.323		B X 1-0 ②③ G6-3 1-2f		F B X 1-1 ① G6-3 2-3			S X 0-1 G5-4-3 1B			3	0	1	0	0	0	2
Junior Ortiz, R (1, 2) OBP: 0.344, SLG: 0.393			B S X 1-1 ① F8	B C B F X 2-2 ② G4-3			B X 1-0 ②③ G5-4-3 1-2f			3	0	0	0	0	0	2
Rafael Belliard, R (1, 6) OBP: 0.311, SLG: 0.292			B B X 2-0 ② G4-3	S B B S F X 2-2 ③ F9				B S S X 1-2 ① P6		3	0	0	0	0	0	1
Bob Walk, R (1, 1) OBP: 0.106, SLG: 0.109			X 0-0 ③ P3			X 0-0 FC4-6 1B		C B X 1-1 ② P6		1	0	0	0	0	0	0
Denny Gonzalez, R (6, PH) OBP: 0.324, SLG: 0.214										1	0	1	0	0	0	0
Bob Kipper, R (6, 1)										0	0	0	0	0	0	0
Barry Bonds, L (8, PH) OBP: 0.374, SLG: 0.546										1	0	0	0	0	0	0
Barry Jones, R (8, 1)										0	0	0	0	0	0	0
Inning Stats	R: 0 E: 0 K: 2 S: 11 H: 0 LOB: 0 BB: 0 P: 11	R: 0 E: 0 K: 0 S: 8 H: 1 LOB: 0 BB: 0 P: 11	R: 0 E: 0 K: 0 S: 4 H: 0 LOB: 0 BB: 0 P: 7	R: 1 E: 0 K: 1 S: 11 H: 2 LOB: 1 BB: 0 P: 12	R: 0 E: 0 K: 0 S: 13 H: 1 LOB: 1 BB: 0 P: 19	R: 0 E: 0 K: 1 S: 9 H: 2 LOB: 2 BB: 0 P: 15	R: 0 E: 0 K: 0 S: 4 H: 1 LOB: 0 BB: 0 P: 7	R: 0 E: 0 K: 0 S: 8 H: 1 LOB: 1 BB: 0 P: 12	R: 0 E: 0 K: 0 S: 3 H: 0 LOB: 0 BB: 0 P: 4	1B: 6 2B: 2 3B: 0 HR: 0	SF: 0 SAC: 0 DP: 2 HBP: 0					

PITCHER	IP	WLS	BF	H	R	ER	SO	BB	IBB	HBP	BLK	WP	HR	S	P	ERA	WHIP
John Tudor, L (1, 1) ERA: 2.43	9.0	W	32	8	1	1	4	0	0	0	0	0	0	71	98	1.00	0.889

PITCHER	IP	WLS	BF	H	R	ER	SO	BB	IBB	HBP	BLK	WP	HR	S	P	ERA	WHIP

TOP

Pittsburgh Pirates @ St. Louis Cardinals

Busch Stadium, St. Louis, MO

Mon Jul 25 1988, 7:05 PM CDT
Att. 30,763 - Unknown - 71 F

livebaseballscorecards.com

AB	32
R	1
H	8
RBI	1
BB	0
SO	4
LOB	12

1B: 6	SF: 0	WP: 0	PA: 32
2B: 2	SAC: 0	PB: 0	
3B: 0	DP: 2	SB: 0	
HR: 0	HBP: 0	CS: 0	

BOTTOM

Pittsburgh Pirates @ St. Louis Cardinals

Busch Stadium, St. Louis, MO

Mon Jul 25 1988, 7:05 PM CDT

Att. 30,763 - Unknown - 71 F

livebaseballscorecards.com

Batter	1	2	3	4	5	6	7	8	9	AB	R	H	RBI	BB	SO	LOB
Vince Coleman, S (1, 7) OBP: 0.320, SLG: 0.364	G4-3		F8		B2-3		G5-3			4	0	0	0	0	0	1
Willie McGee, S (1, 8) OBP: 0.336, SLG: 0.370	G3		FC6-4		3B 2B		SF9 1B			4	2	2	0	0	0	1
Terry Pendleton, S (1, 5) OBP: 0.319, SLG: 0.402	G5-3		F7		2-H 3B		1-3 1B			4	0	2	1	0	0	1
Tom Brunansky, R (1, 9) OBP: 0.367, SLG: 0.424		FC6-4 BB		E5 1B E G4-6-3	K		SF9 3-H			2	1	0	1	1	1	1
Mike Laga, L (1, 3) OBP: 0.182, SLG: 0.250		FC6-4 1-2f 2B		E5 G4-6-3 1B 1-2 WP	K		G1			4	2	0	0	0	1	4
José Oquendo, S (1, 6) OBP: 0.356, SLG: 0.349		K		G4-6-3 1-2 2-3 1B		FC4-6 BB		F7		3	0	1	0	1	1	1
Tony Peña, R (1, 2) OBP: 0.294, SLG: 0.360		1-H 2B		G4-6-3 1-2f 2-3 3-H		FC4-6 BLK 1-2f		G6-3 1B		4	0	2	1	0	0	3
Luis Alicea, S (1, 4) OBP: 0.278, SLG: 0.294		F7		K FC6-4 3-H		P3		G6-3 1-2f		4	0	0	0	0	1	3
John Tudor, L (1, 1) OBP: 0.171, SLG: 0.105			FC6-4 1B	FC6-4 1-2f		K 1-2				3	0	1	0	0	1	2
Inning Stats	R: 0 E: 0 K: 0 S: 8 H: 0 LOB: 0 BB: 0 P: 12	R: 1 E: 0 K: 1 S: 11 H: 1 LOB: 1 BB: 1 P: 18	R: 0 E: 0 K: 0 S: 7 H: 1 LOB: 1 BB: 0 P: 10	R: 2 E: 2 K: 1 S: 10 H: 1 LOB: 1 BB: 0 P: 14	R: 1 E: 0 K: 2 S: 13 H: 2 LOB: 1 BB: 0 P: 19	R: 0 E: 0 K: 1 S: 10 H: 0 LOB: 1 BB: 1 P: 15	R: 1 E: 0 K: 0 S: 12 H: 2 LOB: 1 BB: 0 P: 19	R: 0 E: 0 K: 0 S: 11 H: 1 LOB: 0 BB: 0 P: 14		1B: 5 2B: 2 3B: 1 HR: 0	SF: 1 SAC: 0 DP: 2 HBP: 0			WP: 1 PB: 0 SB: 1 CS: 0	PA: 35		

	AB	32
	R	5
	H	8
	RBI	3
	BB	2
	SO	5
	LOB	17

PITCHER		IP	WLS	BF	H	R	ER	SO	BB	IBB	HBP	BLK	WP	HR	S	P	ERA	WHIP
Bob Walk, R ERA: 2.64	(1, 1)	5.0	L	23	5	4	2	4	1	0	0	0	1	0	49	73	3.60	1.200
Bob Kipper, L ERA: 3.72	(6, 1)	2.0		9	2	1	1	1	1	0	0	1	0	0	22	34	4.50	1.500
Barry Jones, R ERA: 2.83	(8, 1)	1.0		3	1	0	0	0	0	0	0	0	0	0	11	14	0.00	1.000

PITCHER	IP	WLS	BF	H	R	ER	SO	BB	IBB	HBP	BLK	WP	HR	S	P	ERA	WHIP

Batter	1	2	3	4	5	6	7	8	9	AB	R	H	RBI	BB	SO	LOB
Barry Bonds, L (1, 7) OBP: 0.373, SLG: 0.542	X 0-0 ① P5		C C B X 1-2 ③ G6-3		X 0-0 ③ F9			B C B F B B 4-2 SH3-4 BB		3	0	0	0	1	0	1
Jose Lind, R (1, 4) OBP: 0.290, SLG: 0.303	B C F S 1-3 ② K			B X 1-0 1B WP 1B		B C X 1-1 ① G5-3		B 1 S 1 X SAFE SAFE 1-1 ① SH3-4 1-2		3	1	1	0	0	1	0
Andy Van Slyke, L (1, 8) OBP: 0.348, SLG: 0.526	F F B X 1-2 ③ G6-3			X 0-0 G3 WP 1-3 1B 1B		C C F F F B B B S 3-3 ② K		B F F B F C 2-3 ② K		4	1	1	0	0	2	1
Bobby Bonilla, S (1, 5) OBP: 0.385, SLG: 0.514		B C B B X 3-1 3B		S F X 0-2 ① G3 1-3 3-H		F B F B B B 4-2 BB		I I I I 4-0 IBB		2	0	1	0	2	0	1
Sid Bream, L (1, 3) OBP: 0.337, SLG: 0.453		C B B F S 2-3 ① K		C X 0-1 G4-6-3 3-H 1B		X 0-0 ③ G4-3		B X 1-0 ③ P4		4	0	1	1	0	1	4
Glenn Wilson, R (1, 9) OBP: 0.285, SLG: 0.322		S B C B F B F S 3-3 ② K		F B X 1-1 ② ③ G4-6-3 1-2f			X 0-0 PB 1B		X 0-0 ① G6-3	4	0	1	0	0	1	2
Michael LaValliere, L (1, 2) OBP: 0.392, SLG: 0.367		B C C X 1-2 ③ L7			C B B X 2-1 S 1B		B C B B C X 3-2 ① L3 1-2		B F S S X 1-2 FC6-4 1B	4	0	2	0	0	0	2
Rafael Belliard, R (1, 6) OBP: 0.305, SLG: 0.286			C X 0-1 ① P6		F F X 0-2 ① F3		F B B B X 3-1 ② F7		S B F X 1-2 ② FC6-4 1-2f	4	0	0	0	0	0	3
Doug Drabek, R (1, 1) OBP: 0.182, SLG: 0.245 Jim Gott, R (9, 1)			X 0-0 ② L5		C C B S 1-3 ② K 1-2		S S S 0-3 ③ K		F F X 0-2 ③ P3	4 0	0 0	0 0	0 0	0 0	2 0	3 0

TOP

Pittsburgh Pirates @ St. Louis Cardinals

Busch Stadium, St. Louis, MO

Tue Jul 26 1988, 7:05 PM CDT

Att. 32,735 - Unknown - 82 F

livebaseballscorecards.com

AB	32
R	2
H	7
RBI	1
BB	3
SO	7
LOB	17

Inning Stats	1	2	3	4	5	6	7	8	9
	R: 0 E: 0 K: 1 S: 7	H: 0 LOB: 0 BB: 0 P: 9	R: 0 E: 0 K: 2 S: 13	H: 1 LOB: 1 BB: 0 P: 22	R: 0 E: 0 K: 0 S: 6	H: 0 LOB: 0 BB: 0 P: 7	R: 2 E: 0 K: 0 S: 9	H: 3 LOB: 0 BB: 0 P: 11	R: 0 E: 0 K: 1 S: 9	H: 1 LOB: 1 BB: 0 P: 12	R: 0 E: 0 K: 1 S: 11	H: 0 LOB: 1 BB: 1 P: 19	R: 0 E: 0 K: 1 S: 9	H: 1 LOB: 1 BB: 0 P: 15	R: 0 E: 0 K: 1 S: 9	H: 0 LOB: 2 BB: 2 P: 21	R: 0 E: 0 K: 0 S: 10	H: 1 LOB: 1 BB: 0 P: 12

1B: 6 SF: 0
2B: 0 SAC: 1
3B: 1 DP: 1
HR: 0 HBP: 0

WP: 1 PA: 36
PB: 1
SB: 1
CS: 0

PITCHER		IP	WLS	BF	H	R	ER	SO	BB	IBB	HBP	BLK	WP	HR	S	P	ERA	WHIP
Danny Cox, R ERA: 3.91	(1, 1)	7.1	L	29	6	2	2	6	2	0	0	0	1	0	68	104	2.46	1.091
Ken Dayley, L ERA: 3.38	(8, 1)	1.2		7	1	0	0	1	0	1	0	0	0	0	15	24	0.00	0.600

PITCHER		IP	WLS	BF	H	R	ER	SO	BB	IBB	HBP	BLK	WP	HR	S	P	ERA	WHIP

Batter	1	2	3	4	5	6	7	8	9	AB	R	H	RBI	BB	SO	LOB
Vince Coleman, S (1, 7) OBP: 0.317, SLG: 0.360	F F C 0-3 ① K			B X 1-0 ① F5		C B X 1-1 ③ L8			B C F X 1-2 ② P5	4	0	0	0	0	1	1
Willie McGee, S (1, 8) OBP: 0.337, SLG: 0.377	B B B C B 4-1 P6 BB			B X 1-0 ② F7			S X 0-1 ① G1		X 0-0 HR	3	1	1	1	1	0	0
Terry Pendleton, S (1, 5) OBP: 0.318, SLG: 0.399	1 SAFE S 1 F B X SAFE 1-2 ② ③ P6			F B F S 1-3 ③ K			S X 0-1 ② G6-3		C F B X 1-2 1B	4	0	1	0	0	1	1
Tom Brunansky, R (1, 9) OBP: 0.364, SLG: 0.419		B C B S X 2-2 ① G5-3			C C B S 1-3 ① K		C S B F S 1-3 ③ K		C B S S 1-3 ③ K	4	0	0	0	0	3	1
Mike Laga, L (1, 3) OBP: 0.167, SLG: 0.229		B X 1-0 ② G3-1			X 0-0 ② F9			C C F B S 1-3 ① K		3	0	0	0	0	1	0
José Oquendo, S (1, 6) OBP: 0.359, SLG: 0.350		B F F B X 2-2 CS 1B			C C F X 0-2 ③ G5-3			F C B B B B 4-2 BB		2	0	1	0	1	0	0
Tony Peña, R (1, 2) OBP: 0.294, SLG: 0.359		C S 1-2 0-2 ③ CS	X 0-0 ① L8			B X 1-0 SH3-4 1B		X 0-0 ② P4		3	0	1	0	0	0	1
Tim Jones, L (1, 4)			C F B B F X 2-2 ② G4-3			C C F 1 SAFE B S 1-3 ① K		B X 1-0 ③ P5		3	0	0	0	0	1	2
Danny Cox, R (1, 1) OBP: 0.048, SLG: 0.048 Ken Dayley, L (8, 1) Curt Ford, L (9, PH) OBP: 0.234, SLG: 0.229			S S B B S 2-3 ③ K		X 0-0 ② SH3-4 1-2				X 0-0 ① F9	1 0 1	0 0 0	0 0 0	0 0 0	0 0 0	1 0 0	0 0 0
Inning Stats	R: 0 E: 0 K: 1 S: 7 H: 0 LOB: 0 BB: 1 P: 12	R: 0 E: 0 K: 0 S: 9 H: 1 LOB: 0 BB: 0 P: 14	R: 0 E: 0 K: 1 S: 8 H: 0 LOB: 0 BB: 0 P: 12	R: 0 E: 0 K: 1 S: 5 H: 0 LOB: 0 BB: 0 P: 8	R: 0 E: 0 K: 1 S: 8 H: 0 LOB: 0 BB: 0 P: 9	R: 0 E: 0 K: 1 S: 8 H: 1 LOB: 1 BB: 0 P: 11	R: 0 E: 0 K: 1 S: 8 H: 0 LOB: 0 BB: 0 P: 9	R: 0 E: 0 K: 1 S: 8 H: 0 LOB: 1 BB: 1 P: 14	R: 1 E: 0 K: 1 S: 11 H: 2 LOB: 1 BB: 0 P: 14	1B: 3 2B: 0 3B: 0 HR: 1	SF: 0 SAC: 1 DP: 0 HBP: 0						

PITCHER		IP	WLS	BF	H	R	ER	SO	BB	IBB	HBP	BLK	WP	HR	S	P	ERA	WHIP
Doug Drabek, R ERA: 3.62	(1, 1)	8.2	W	29	3	1	1	7	2	0	0	0	0	1	66	95	1.04	0.577
Jim Gott, R ERA: 2.59	(9, 1)	0.1	S	2	1	0	0	1	0	0	0	0	0	0	6	8	0.00	3.000

PITCHER	IP	WLS	BF	H	R	ER	SO	BB	IBB	HBP	BLK	WP	HR	S	P	ERA	WHIP

BOTTOM

Pittsburgh Pirates @ St. Louis Cardinals

Busch Stadium, St. Louis, MO

Tue Jul 26 1988, 7:05 PM CDT

Att. 32,735 - Unknown - 82 F

livebaseballscorecards.com

AB	28
R	1
H	4
RBI	1
BB	2
SO	8
LOB	6

Batter	1	2	3	4	5	6	7	8	9	10	AB	R	H	RBI	BB	SO	LOB
Barry Bonds, L (1, 7) OBP: 0.376, SLG: 0.545	3-3 K		1-0 G6-3 3B		2-2 G3			4-1 G3 SH1 BB		4-2 2B BB	3	2	1	1	2	1	0
Jose Lind, R (1, 4) OBP: 0.292, SLG: 0.309	3-1 2B		1-1 G6-3			2-3 K		0-0 SH1		2-1 G4-3	4	0	2	2	0	1	0
Andy Van Slyke, L (1, 8) OBP: 0.346, SLG: 0.525	0-1 F3		2-1 2B			3-1 F7		0-0 G3		1-1 G4-3	5	0	1	0	0	0	3
Bobby Bonilla, S (1, 5) OBP: 0.383, SLG: 0.508	3-3 K		0-1 L4			0-0 G4-3		1-0 G5-3		4-0 IBB	4	0	0	0	1	1	3
Glenn Wilson, R (1, 9) OBP: 0.281, SLG: 0.317		0-1 G5-3		1-1 P4			0-2 G6-3		1-0 F9	0-0 L4	5	0	0	0	0	0	2
Sid Bream, L (1, 3) OBP: 0.339, SLG: 0.452		0-1 G3-1		1-1 G3			4-1 1B BB		1-0 CS 1B		3	0	1	0	1	0	0
Junior Ortiz, R (1, 2) OBP: 0.341, SLG: 0.389		1-1 P4		1-2 G5-3			1-3 K		4-2 1-2 BB		1	0	0	0	0	0	0
Michael LaValliere, L (3, 2) OBP: 0.392, SLG: 0.363											2	0	0	0	1	1	1
Rafael Belliard, R (1, 6) OBP: 0.304, SLG: 0.285			3-2 G5-3		1-1 G4-3			1-0 1-2 1B		0-0 G4-3	4	0	1	0	0	0	1
Mike Dunne, R (1, 1) OBP: 0.167, SLG: 0.094			4-2 3B BB		1-1 P5			3-2 L8		1-2 G4-3	1	1	0	0	1	0	0
R.J. Reynolds, S (7, PH) OBP: 0.292, SLG: 0.371											1	0	0	0	0	0	2
Jeff Robinson, R (7, 1) OBP: 0.167, SLG: 0.091											0	0	0	0	0	0	0
Mike Diaz, R (10, PH) OBP: 0.387, SLG: 0.267											1	0	0	0	0	0	0
Jim Gott, R (10, 1)											0	0	0	0	0	0	0
Inning Stats	R: 0 E: 0 K: 2 S: 11 H: 1 LOB: 1 BB: 0 P: 20	R: 0 E: 0 K: 0 S: 6 H: 0 LOB: 0 BB: 0 P: 7	R: 2 E: 0 K: 0 S: 12 H: 2 LOB: 1 BB: 1 P: 23	R: 0 E: 0 K: 0 S: 7 H: 0 LOB: 0 BB: 0 P: 10	R: 0 E: 0 K: 0 S: 7 H: 0 LOB: 0 BB: 0 P: 11	R: 0 E: 0 K: 1 S: 6 H: 0 LOB: 0 BB: 0 P: 11	R: 0 E: 0 K: 1 S: 11 H: 1 LOB: 2 BB: 1 P: 20	R: 0 E: 0 K: 0 S: 4 H: 0 LOB: 1 BB: 1 P: 9	R: 0 E: 0 K: 0 S: 5 H: 1 LOB: 1 BB: 1 P: 11	R: 1 E: 0 K: 0 S: 13 H: 1 LOB: 2 BB: 2 P: 25	1B: 2 2B: 3 3B: 1 HR: 0 SF: 0 SAC: 1 DP: 0 HBP: 0						

PITCHER	IP	WLS	BF	H	R	ER	SO	BB	IBB	HBP	BLK	WP	HR	S	P	ERA	WHIP
Joe Magrane, L (1, 1) ERA: 2.49	8.0		31	4	2	2	4	3	0	0	0	0	0	64	111	2.25	0.875
Dan Quisenberry, R (9, 1) ERA: 3.31	0.1		2	1	0	0	0	0	0	0	0	0	0	2	4	0.00	3.000
Ken Dayley, L (9, 1) ERA: 3.52	1.1	L	6	1	1	1	0	2	0	0	0	0	0	15	27	6.75	2.250
John Costello, R (10, 1) ERA: 1.0	0.1		2	0	0	0	0	0	1	0	0	0	0	1	5	0.00	0.000

PITCHER	IP	WLS	BF	H	R	ER	SO	BB	IBB	HBP	BLK	WP	HR	S	P	ERA	WHIP

TOP

Pittsburgh Pirates @ St. Louis Cardinals

Busch Stadium, St. Louis, MO

Wed Jul 27 1988, 7:05 PM CDT
Att. 31,618 - Unknown - 87 F

livebaseballscorecards.com

AB	34
R	3
H	6
RBI	3
BB	6
SO	4
LOB	12

WP: 0 PB: 0 SB: 0 CS: 1 PA: 41

Batter	1	2	3	4	5	6	7	8	9	10	AB	R	H	RBI	BB	SO	LOB
Vince Coleman, S (1, 7) OBP: 0.316, SLG: 0.357	C B L B X 2-2 ① G4-3		B X 1-0 ② F5			B B B B 4-0 S 1B BB		B C L B S 2-3 ② K		X 0-0 ② G6-3	4	1	0	0	1	1	1
Willie McGee, S (1, 8) OBP: 0.336, SLG: 0.375	X 0-0 ② G4-3		B B C X 2-1 ③ G5-3			1 SAFE 1 SAFE C 1 SAFE 1 SAFE 1 SAFE 1 SAFE X 0-1 ① L7		S X 0-1 1B		C C F B X 1-2 ③ G4-3	5	0	1	0	0	0	2
Terry Pendleton, S (1, 5) OBP: 0.313, SLG: 0.392	B B B C F X 3-2 ③ G6-3			L F X 0-2 E5 1B E		1 SAFE 1 SAFE 1 SAFE 1 SAFE C X 0-1 ② F5 1-2		1 SAFE C X 0-1 ③ G4-3			4	1	0	0	0	0	2
Tom Brunansky, R (1, 9)		F B F B B B 4-2 SH2-3 1B BB		C 1 SAFE 1 SAFE 1 SAFE B B F 1 SAFE 1 SAFE 2-2 F F F 1 SAFE X FC3-6 1-2 1B		B C B 2 SAFE X 2-1 2-H 1B			C F B B F X 2-2 ① F8		3	0	2	1	1	0	0
Mike Laga, L (1, 3) OBP: 0.200, SLG: 0.256		1 SAFE 1 SAFE F 1 SAFE X 0-1 SH2-3 1-2 1B		X 0-0 ① FC3-6 G5-4-3 1-2f 2-H		B S X 1-1 ③ G3			B B B X 3-0 FC6-4 1B		4	0	2	0	0	0	2
José Oquendo, S (1, 6) OBP: 0.355, SLG: 0.346	C X 0-1 ① SH2-3 1-2 2-3			C B X 1-1 ②③ G5-4-3 1-2f			B C X 1-1 ① G4-3			X 0-0 ② F7	3	0	0	0	0	0	2
Tony Peña, R (1, 2) OBP: 0.291, SLG: 0.355	B C X 1-1 FC5 G3-2-3		B S X 1-1 ① B1-3				B B F X 2-1 ② F8			X 0-0 ③ FC6-4 1-2f	4	0	0	0	0	0	3
Tim Jones, L (1, 4)	C B B X 2-1 ②③ G3-2-3 1-2f		C B X 1-1 ② G3				F X 0-1 ③ F8			B B B C B 4-1 SH3-4 BB	3	0	0	0	1	0	3
Joe Magrane, R (1, 1) OBP: 0.200, SLG: 0.333 Curt Ford, L (8, PH) OBP: 0.231, SLG: 0.225 Dan Quisenberry, R (9, 1) Ken Dayley, L (9, 1) John Costello, R (10, 1) Tom Lawless, R (10, PH) OBP: 0.176, SLG: 0.188			B B F X 2-1 ① F2		B S F S 1-3 ③ K2-3			C X 0-1 ① G3-1		X 0-0 ① SH3-4 1-2	2 1 0 0 0 0	0 0 0 0 0 0	0 0 0 0 0 0	0 0 0 0 0 0	1 0 0 0 0 0	0 0 0 0 0 0	0 0 0 0 0 0
Inning Stats	R: 0 E: 0 K: 0 S: 7 H: 0 LOB: 0 BB: 0 P: 12	R: 0 E: 0 K: 0 S: 10 H: 1 LOB: 2 BB: 1 P: 17	R: 0 E: 0 K: 0 S: 5 H: 0 LOB: 0 BB: 0 P: 10	R: 1 E: 2 K: 0 S: 12 H: 1 LOB: 0 BB: 0 P: 15	R: 0 E: 0 K: 1 S: 7 H: 0 LOB: 0 BB: 0 P: 10	R: 1 E: 0 K: 0 S: 8 H: 1 LOB: 1 BB: 1 P: 15	R: 0 E: 0 K: 0 S: 6 H: 0 LOB: 0 BB: 0 P: 9	R: 0 E: 0 K: 1 S: 9 H: 1 LOB: 1 BB: 0 P: 11	R: 0 E: 0 K: 0 S: 7 H: 1 LOB: 1 BB: 0 P: 12	R: 0 E: 0 K: 0 S: 7 H: 0 LOB: 1 BB: 1 P: 12	1B: 5 2B: 0 3B: 0 HR: 0	SF: 0 SAC: 2 DP: 2 HBP: 0					

PITCHER		IP	WLS	BF	H	R	ER	SO	BB	IBB	HBP	BLK	WP	HR	S	P	ERA	WHIP
Mike Dunne, R ERA: 3.85	(1, 1)	6.0		23	3	2	1	1	2	0	0	0	0	0	49	79	1.50	0.833
Jeff Robinson, R ERA: 2.96	(7, 1)	3.0	W	11	2	0	0	1	0	0	0	0	0	0	22	32	0.00	0.667
Jim Gott, R ERA: 2.54	(10, 1)	1.0	S	4	0	0	0	0	1	0	0	0	0	0	7	12	0.00	1.000

PITCHER	IP	WLS	BF	H	R	ER	SO	BB	IBB	HBP	BLK	WP	HR	S	P	ERA	WHIP

BOTTOM

Pittsburgh Pirates @ St. Louis Cardinals

Busch Stadium, St. Louis, MO

Wed Jul 27 1988, 7:05 PM CDT

Att. 31,618 - Unknown - 87 F

livebaseballscorecards.com

AB	33
R	2
H	5
RBI	1
BB	3
SO	2
LOB	15

1B: 5 2B: 0 3B: 0 HR: 0

SF: 0 SAC: 2 DP: 2 HBP: 0

WP: 0 PB: 0 SB: 1 CS: 0

PA: 38

Batter	1	2	3	4	5	6	7	8	9	AB	R	H	RBI	BB	SO	LOB
Barry Bonds, L (1, 7) OBP: 0.377, SLG: 0.544	B C S B X 2-2 ① F8		S C B B B B 4-2 FC6-4 BB			B S B X 2-1 G3 1B		X 0-0 ③ F4		3	0	1	0	1	0	1
Jose Lind, R (1, 4) OBP: 0.289, SLG: 0.306	C S B F F S 1-3 ② K		X 0-0 ③ FC6-4 1-2f			1 SAFE B C X 1-1 ② G3 1-2			C X 0-1 ① F8	4	0	0	0	0	1	3
Andy Van Slyke, L (1, 8) OBP: 0.343, SLG: 0.519	B C X 1-1 ③ F7			F B F B X 2-2 ① 4-3		X 0-0 ③ 4-3			C C X 0-2 ② F7	4	0	0	0	0	0	1
Bobby Bonilla, S (1, 5) OBP: 0.382, SLG: 0.505		B B X 2-0 L1-3 1B		B X 1-0 ② 5-3			C C B X 1-2 ① F7		B X 1-0 ③ 6-3	4	0	1	0	0	0	0
Glenn Wilson, R (1, 9) OBP: 0.278, SLG: 0.314		C X 0-1 ① ② L1-3 1-2		C B S B B X 3-2 ③ 6-3			B F B F S 2-3 ② K			3	0	0	0	0	1	1
Sid Bream, L (1, 3) OBP: 0.335, SLG: 0.447		B F F B F X 2-2 ③ F6			S B C S 1-3 ① K		B B C S C 2-3 ③ K			3	0	0	0	0	2	0
Michael LaValliere, L (1, 2) OBP: 0.387, SLG: 0.358			B B C X 2-1 ① L6		C C B B C 2-3 ② K			B F B F F X 2-2 E3 FC5-4		3	0	0	0	0	1	0
Rafael Belliard, R (1, 6) OBP: 0.305, SLG: 0.286			B F F B X 2-2 SH3-4 1B		X 0-0 ③ 6-3			B B C F X 2-2 ① FC5-4 SH1-4 1-2f		3	0	1	0	0	0	1
John Smiley, L (1, 1) OBP: 0.140, SLG: 0.098			X 0-0 ② SH3-4 1-2			B C F F S 1-3 ① K		X 0-0 ② SH1-4 1-2		1	0	0	0	0	1	0
Inning Stats	R: 0 H: 0 E: 0 LOB: 0 K: 1 BB: 0 S: 10 P: 14	R: 0 H: 1 E: 0 LOB: 0 K: 0 BB: 0 S: 7 P: 11	R: 0 H: 1 E: 0 LOB: 2 K: 0 BB: 1 S: 9 P: 17	R: 0 H: 0 E: 0 LOB: 0 K: 0 BB: 0 S: 7 P: 13	R: 0 H: 0 E: 0 LOB: 0 K: 2 BB: 0 S: 7 P: 10	R: 0 H: 1 E: 0 LOB: 1 K: 1 BB: 0 S: 9 P: 13	R: 0 H: 0 E: 0 LOB: 0 K: 2 BB: 0 S: 9 P: 14	R: 0 H: 0 E: 1 LOB: 1 K: 0 BB: 0 S: 9 P: 13	R: 0 H: 0 E: 0 LOB: 0 K: 0 BB: 0 S: 6 P: 7	1B: 3 SF: 0 2B: 1 SAC: 2 3B: 0 DP: 1 HR: 0 HBP: 0						

PITCHER	IP	WLS	BF	H	R	ER	SO	BB	IBB	HBP	BLK	WP	HR	S	P	ERA	WHIP
Bob Ojeda, L (1, 1) ERA: 3.14	9.0	W	31	3	0	0	6	1	0	0	0	0	0	73	112	0.00	0.444

PITCHER	IP	WLS	BF	H	R	ER	SO	BB	IBB	HBP	BLK	WP	HR	S	P	ERA	WHIP

TOP

Pittsburgh Pirates @ New York Mets

Shea Stadium, Flushing, NY

Fri Jul 29 1988, 7:05 PM EDT

Att. 49,584 - Unknown - 91 F

livebaseballscorecards.com

AB	28
R	0
H	3
RBI	0
BB	1
SO	6
LOB	7

WP: 0 PA: 31
PB: 0
SB: 0
CS: 0

Batter	1	2	3	4	5	6	7	8	9	AB	R	H	RBI	BB	SO	LOB
Mookie Wilson, S (1, 8) OBP: 0.299, SLG: 0.355	C B F F X 1-2 G3 ①		X 0-0 F7 ①			B F B F X 2-2 5-3 ①		B B X 2-0 F9 ②		4	0	0	0	0	0	1
Dave Magadan, L (1, 3) OBP: 0.408, SLG: 0.351	B B B B 4-0 BB		X 0-0 F5 ②			B F C B F B X 3-2 L8 ②		B C X 1-1 G3 ③		3	0	0	0	1	0	1
Tim Teufel, R (1, 4) OBP: 0.341, SLG: 0.343	C F S 0-3 K ②		C S B B C 2-3 K ③			S B X 1-1 F7 ③				3	0	0	0	0	2	1
Darryl Strawberry, L (1, 9) OBP: 0.386, SLG: 0.588	F X 0-1 P5 ③			X 0-0 F7 ①			B F C S 1-3 K ①			3	0	0	0	0	1	1
Kevin McReynolds, R (1, 7) OBP: 0.341, SLG: 0.484		X 0-0 FC5 S 1B		B C X 1-1 P4 ②			X 0-0 F7 ②			3	0	1	0	0	0	0
Gary Carter, R (1, 2) OBP: 0.311, SLG: 0.377		B B C 1 S B B SAFE 4-2 L8 FC5 1-2 BB		B F B C B F C 3-3 K ③			X 0-0 F4 ③			2	0	0	0	1	1	0
Howard Johnson, S (1, 5) OBP: 0.336, SLG: 0.421		C X 0-1 FC5 1-2 2-3f ①			B C F S 1-3 K ①			B B S F F X 2-2 F2 ①		3	0	0	0	0	1	2
Kevin Elster, R (1, 6) OBP: 0.283, SLG: 0.327		S B X 1-1 L8 2-3 ②			F F X 0-2 L9 ②			X 0-0 HR		3	1	1	1	0	0	2
Bob Ojeda, L (1, 1) OBP: 0.200, SLG: 0.222		B F F B S 2-3 K ③			B S X 1-1 F7 ③			S F F X 0-2 1B		3	0	1	0	0	1	2
Inning Stats	R: 0 E: 0 K: 1 S: 9 H: 0 LOB: 1 BB: 1 P: 14	R: 0 E: 0 K: 1 S: 10 H: 1 LOB: 2 BB: 1 P: 17	R: 0 E: 0 K: 1 S: 5 H: 0 LOB: 0 BB: 0 P: 7	R: 0 E: 0 K: 1 S: 7 H: 0 LOB: 0 BB: 0 P: 11	R: 0 E: 0 K: 1 S: 8 H: 0 LOB: 0 BB: 0 P: 10	R: 0 E: 0 K: 0 S: 9 H: 0 LOB: 0 BB: 0 P: 15	R: 0 E: 0 K: 1 S: 5 H: 0 LOB: 0 BB: 0 P: 6	R: 1 E: 0 K: 0 S: 12 H: 2 LOB: 1 BB: 0 P: 17		1B: 2 2B: 0 3B: 0 HR: 1	SF: 0 SAC: 0 DP: 0 HBP: 0					

PITCHER	IP	WLS	BF	H	R	ER	SO	BB	IBB	HBP	BLK	WP	HR	S	P	ERA	WHIP
John Smiley, L (1, 1) ERA: 2.91	8.0	L	29	3	1	1	6	2	0	0	0	0	1	65	97	1.12	0.625

PITCHER	IP	WLS	BF	H	R	ER	SO	BB	IBB	HBP	BLK	WP	HR	S	P	ERA	WHIP

BOTTOM

Pittsburgh Pirates @ New York Mets

Shea Stadium, Flushing, NY

Fri Jul 29 1988, 7:05 PM EDT

Att. 49,584 - Unknown - 91 F

livebaseballscorecards.com

AB	27
R	1
H	3
RBI	1
BB	2
SO	6
LOB	10

1B: 2 SF: 0
2B: 0 SAC: 0
3B: 0 DP: 0
HR: 1 HBP: 0

WP: 0 PA: 29
PB: 0
SB: 1
CS: 0

Batter	1	2	3	4	5	6	7	8	9	AB	R	H	RBI	BB	SO	LOB
Barry Bonds, L (1, 7) OBP: 0.376, SLG: 0.539	S F F B B B F B 4-2 1B BB		F B C X 1-2 ② 1-3			B B C S S F C 2-3 ① K		X 0-0 ① F9		3	0	0	0	1	1	0
Jose Lind, R (1, 4) OBP: 0.289, SLG: 0.306	B C B F S 2-3 ① K		C C S 0-3 ③ K			X 0-0 BB 1B		B C C S 1-3 ② K		4	0	1	0	0	3	1
Andy Van Slyke, L (1, 8) OBP: 0.339, SLG: 0.514	1 SAFE S X 0-1 ② F2			B S C B F S 2-3 ① K		C S B F C 1-3 ② K		B C S F X 1-2 ③ F4		4	0	0	0	0	2	2
Bobby Bonilla, S (1, 5) OBP: 0.385, SLG: 0.507	B B X 2-0 1-2 1B			B S B B C X 3-2 FC5-4 1B		B B B B 4-0 1-2 FC6-4 BB			B B X 2-0 ① F8	3	0	2	0	1	0	0
Mike Diaz, R (1, 3) OBP: 0.367, SLG: 0.250	B B F X 2-1 ③ F9			B B X 2-0 ② F8		B F X 1-1 ③ FC6-4 1-2f			X 0-0 ② L7	4	0	0	0	0	0	5
R.J. Reynolds, S (1, 9) OBP: 0.286, SLG: 0.364		F B X 1-1 ① L9		B X 1-0 ③ FC5-4 1-2f			B B F F F F S 2-3 ① K		B X 1-0 ③ 6-3	4	0	0	0	0	1	1
Tom Prince, R (1, 2)		B B B C B 4-1 L4-3 BB	B B S S C 2-3 ① K				B S B B B C 3-3 ② K			2	0	0	0	1	2	0
Rafael Belliard, R (1, 6) OBP: 0.305, SLG: 0.286		C C B X 1-2 ② ③ L4-3 1-2	C C F F B S 1-3 ② K				L B F F F B F B X 3-2 1B			3	0	1	0	0	1	1
Brian Fisher, R (1, 1) OBP: 0.135, SLG: 0.088			B B C S S 2-3 ① K		C B B C C 2-3 ③ K		C C S 0-3 ③ K			2	0	0	0	0	2	0
Orestes Destrade, S (7, PH) OBP: 0.167, SLG: 0.176										1	0	0	0	0	1	1
Dave Rucker, L (7, 1)										0	0	0	0	0	0	0
Barry Jones, R (8, 1)										0	0	0	0	0	0	0

TOP

Pittsburgh Pirates @ New York Mets

Shea Stadium, Flushing, NY

Sat Jul 30 1988, 7:05 PM EDT

Att. 50,815 - Unknown - 93 F

livebaseballscorecards.com

AB	30
R	0
H	4
RBI	0
BB	3
SO	13
LOB	11

Inning Stats	1	2	3	4	5	6	7	8	9
	R: 0 E: 0 K: 1 S: 12	H: 1 LOB: 2 BB: 1 P: 22	R: 0 E: 0 K: 0 S: 6	H: 0 LOB: 0 BB: 1 P: 12	R: 0 E: 0 K: 2 S: 9	H: 0 LOB: 0 BB: 0 P: 12	R: 0 E: 0 K: 1 S: 9	H: 1 LOB: 1 BB: 0 P: 17	R: 0 E: 0 K: 3 S: 11	H: 0 LOB: 0 BB: 0 P: 16
	R: 0 E: 0 K: 2 S: 12	H: 1 LOB: 2 BB: 1 P: 20	R: 0 E: 0 K: 3 S: 17	H: 1 LOB: 1 BB: 0 P: 25	R: 0 E: 0 K: 1 S: 8	H: 0 LOB: 0 BB: 0 P: 10	R: 0 E: 0 K: 0 S: 3	H: 0 LOB: 0 BB: 0 P: 6		

| | | | | | | | | | |

BOTTOM

Pittsburgh Pirates @ New York Mets

Shea Stadium, Flushing, NY

Sat Jul 30 1988, 7:05 PM EDT

Att. 50,815 - Unknown - 93 F

livebaseballscorecards.com

Batter	1	2	3	4	5	6	7	8	9	AB	R	H	RBI	BB	SO	LOB
Lenny Dykstra, L (1, 8) OBP: 0.349, SLG: 0.402	X 0-0 E4 1B	B B B B 4-0 BB			X 0-0 F9 4-3 1B		C B F F F B X 2-2 F7 ①	B X 1-0 4-3 ③		4	0	2	0	1	0	3
Wally Backman, S (1, 4) OBP: 0.373, SLG: 0.316	C B 1 SAFE L B 1 SAFE 1 SAFE X 2-2 E4 1B ① 1-2	C B X 1-1 4-3 ③			B 1 SAFE X 1-0 4-3 ① 1-2		C B B X 2-1 G6-4-3 1B			4	0	1	0	0	0	5
Dave Magadan, L (1, 3) OBP: 0.402, SLG: 0.344	C X 0-1 L8 ②		C C X 0-2 4-3 ①		C F X 0-2 F9 ② 2-3		B 1 SAFE B 1 SAFE X 2-0 G6-4-3 ② ③ 1-2f			4	0	0	0	0	0	3
Darryl Strawberry, L (1, 9) OBP: 0.385, SLG: 0.584	B F B F B X 3-2 1B 1-3		B S B X 2-1 F8 ②		B C S B C 2-3 K ③			S X 0-1 F7 ①		4	0	1	0	0	1	1
Kevin McReynolds, R (1, 7) OBP: 0.340, SLG: 0.482	B X 1-0 F9 ③		B S X 1-1 5-3 ③			L F X 0-2 5-3 ①		B B X 2-0 E E 1B		4	1	1	0	0	0	2
Gary Carter, R (1, 2) OBP: 0.310, SLG: 0.375		B F S B B X 3-2 SH3-4 BB 1B		C B F B C 2-3 K ①		F S X 0-2 5-3 ②		C S B X 1-2 E5 E 1-3		4	0	1	0	0	1	1
Howard Johnson, S (1, 5) OBP: 0.342, SLG: 0.432		B B F B B 4-1 SH3-4 1-2 BB		B X 1-0 HR		B B B C S F F B 4-2 S 1B BB		I I I I 4-0 E IBB		1	2	1	1	3	0	0
Kevin Elster, R (1, 6) OBP: 0.284, SLG: 0.327		C X 0-1 SH3-4 ① 1-2 2-3		B C S X 1-2 F3 ②		C B C X 1-2 1-H 1B		S X 0-1 E5 1-2 2-3 3-H		3	0	1	2	0	0	2
Sid Fernandez, L (1, 1) OBP: 0.293, SLG: 0.306 Randy Myers, L (8, 1)		X 0-0 4-3 ②		C C F X 0-2 4-3 ③		F B S F S 1-3 K ③		B S S F B T F S 2-3 K ②		3 1	0 0	0 0	0 0	0 0	1 1	3 3
Inning Stats	R: 0 E: 1 K: 0 S: 10 H: 2 LOB: 2 BB: 0 P: 16	R: 0 E: 0 K: 0 S: 9 H: 1 LOB: 3 BB: 2 P: 21	R: 0 E: 0 K: 0 S: 7 H: 0 LOB: 0 BB: 0 P: 10	R: 1 E: 0 K: 1 S: 11 H: 1 LOB: 0 BB: 0 P: 15	R: 0 E: 0 K: 1 S: 8 H: 1 LOB: 1 BB: 0 P: 11	R: 1 E: 0 K: 1 S: 17 H: 1 LOB: 1 BB: 1 P: 23	R: 0 E: 0 K: 0 S: 8 H: 1 LOB: 0 BB: 0 P: 14	R: 1 E: 2 K: 1 S: 15 H: 1 LOB: 3 BB: 1 P: 25		1B: 7 2B: 0 3B: 0 HR: 1	SF: 0 SAC: 1 DP: 1 HBP: 0					

	AB	32
	R	3
	H	8
	RBI	3
	BB	4
	SO	4
	LOB	23

WP: 0 PB: 0 SB: 1 CS: 0 PA: 37

PITCHER		IP	WLS	BF	H	R	ER	SO	BB	IBB	HBP	BLK	WP	HR	S	P	ERA	WHIP
Brian Fisher, R ERA: 4.49	(1, 1)	6.0	L	27	6	2	2	3	3	0	0	0	0	1	62	96	3.00	1.500
Dave Rucker, L ERA: 4.0	(7, 1)	1.1		4	1	0	0	0	0	0	0	0	0	0	10	16	0.00	0.750
Barry Jones, R ERA: 2.79	(8, 1)	0.2		6	1	1	0	1	0	1	0	0	0	0	13	23	0.00	1.500

PITCHER	IP	WLS	BF	H	R	ER	SO	BB	IBB	HBP	BLK	WP	HR	S	P	ERA	WHIP

Batter	1	2	3	4	5	6	7	8	9	AB	R	H	RBI	BB	SO	LOB
Barry Bonds, L (1, 7) OBP: 0.375, SLG: 0.536	B C B B X 3-1 ① F9		B F B B X 3-1 ② G3		C B S X 1-2 E 1B 1 SAFE C B B F S 2-3 ③ K 1-3			B C X 1-1 ① F8		4	0	1	0	0	0	0
Jose Lind, R (1, 4) OBP: 0.291, SLG: 0.308	B X 1-0 1B 5-3 1B		C B S B X 2-2 1B					C X 0-1 ② 5-3		4	1	2	0	0	1	1
Andy Van Slyke, L (1, 8) OBP: 0.341, SLG: 0.513	F X 0-1 5-3 1-3 1B		F B 1 SAFE 1 SAFE C S 1-3 ③ K			B X 1-0 ① 4-3		B B B B 4-0 CS BB		3	0	1	0	1	1	1
Bobby Bonilla, S (1, 5) OBP: 0.381, SLG: 0.501	X 0-0 ② 5-3 1-2 3-H			C B C B B C 3-3 ① K		B C F B X 2-2 ② F8		C B S 1-2 ③ CS 1-2	B F F B S 2-3 ① K	4	0	0	1	0	2	1
Glenn Wilson, R (1, 9) OBP: 0.278, SLG: 0.313	B B X 2-0 ③ F9			B X 1-0 ② 5-3		B B X 2-0 1B			X 0-0 ② L7	4	0	1	0	0	0	1
Sid Bream, L (1, 3) OBP: 0.338, SLG: 0.446		B B C F S 2-3 ① K		C C C B X 2-2 S 1B		C B X 1-1 ③ G3			B B B C B 4-1 BB	3	0	1	0	1	1	1
Michael LaValliere, L (1, 2) OBP: 0.383, SLG: 0.354 R.J. Reynolds, S (9, PH) OBP: 0.285, SLG: 0.362		C F B X 1-2 ② L7		F B F F X 1-2 ③ L7 1-2			B X 1-0 ① L9		C S X 0-2 ③ 4-3	3 1	0 0	0 0	0 0	0 0	0 0	1 1
Rafael Belliard, R (1, 6) OBP: 0.302, SLG: 0.284 Tommy Gregg, L (7, PH) OBP: 0.214, SLG: 0.417 Denny Gonzalez, R (7, 6) OBP: 0.324, SLG: 0.214		B C F S 1-3 ③ K			X 0-0 ① P1		B F C B F S 2-3 ② K			2 1 0	0 0 0	0 0 0	0 0 0	0 0 0	1 1 0	0 0 0
Bob Walk, R (1, 1) OBP: 0.102, SLG: 0.104 Orestes Destrade, S (7, PH) OBP: 0.158, SLG: 0.167 Bob Kipper, R (7, 1)			C F B F S 1-3 ① K		X 0-0 ② 6-3		B C S B B X 3-2 ③ F5			2 1 0	0 0 0	0 0 0	0 0 0	0 0 0	1 0 0	0 0 0
Inning Stats	R: 1 H: 2 E: 0 LOB: 1 K: 0 BB: 0 S: 7 P: 13	R: 0 H: 0 E: 0 LOB: 0 K: 2 BB: 0 S: 9 P: 13	R: 0 H: 1 E: 0 LOB: 1 K: 2 BB: 0 S: 12 P: 19	R: 0 H: 1 E: 0 LOB: 1 K: 1 BB: 0 S: 11 P: 18	R: 0 H: 1 E: 1 LOB: 1 K: 1 BB: 0 S: 8 P: 11	R: 0 H: 1 E: 0 LOB: 1 K: 0 BB: 0 S: 7 P: 13	R: 0 H: 0 E: 0 LOB: 0 K: 1 BB: 0 S: 8 P: 14	R: 0 H: 0 E: 0 LOB: 0 K: 0 BB: 1 S: 6 P: 12	R: 0 H: 0 E: 0 LOB: 1 K: 1 BB: 1 S: 8 P: 14	1B: 6 SF: 0 2B: 0 SAC: 0 3B: 0 DP: 0 HR: 0 HBP: 0						

PITCHER		IP	W/L/S	BF	H	R	ER	SO	BB	IBB	HBP	BLK	WP	HR	S	P	ERA	WHIP
Ron Darling, R ERA: 3.25	(1, 1)	9.0	W	34	6	1	1	8	2	0	0	0	0	0	76	127	1.00	0.889

PITCHER	IP	W/L/S	BF	H	R	ER	SO	BB	IBB	HBP	BLK	WP	HR	S	P	ERA	WHIP

TOP

Pittsburgh Pirates @ New York Mets

Shea Stadium, Flushing, NY

Sun Jul 31 1988, 3:33 AM EDT

Att. 46,917 - Cloudy - 87 F

livebaseballscorecards.com

AB	32
R	1
H	6
RBI	1
BB	2
SO	8
LOB	7
WP	0
PB	0
SB	1
CS	1
PA	35

Pittsburgh Pirates @ New York Mets

Shea Stadium, Flushing, NY

Sun Jul 31 1988, 3:33 AM EDT

Att. 46,917 - Cloudy - 87 F

BOTTOM

livebaseballscorecards.com

Batter	1	2	3	4	5	6	7	8	9	AB	R	H	RBI	BB	SO	LOB
Lenny Dykstra, L (1, 8) OBP: 0.348, SLG: 0.400	L7	F7			1B		F7			4	0	1	0	0	0	1
Wally Backman, S (1, 4) OBP: 0.367, SLG: 0.310	G3		4-3		L8		K			4	0	0	0	0	1	2
Dave Magadan, L (1, 3) OBP: 0.399, SLG: 0.340	HR BB		F5		L8			L7		3	1	0	0	1	0	2
Darryl Strawberry, L (1, 9) OBP: 0.386, SLG: 0.590	1-H HR		L7			WP S BB		5-3		3	1	1	2	1	0	0
Kevin McReynolds, R (1, 7) OBP: 0.342, SLG: 0.482	1B			5-3		L3		FC5 S 1B		4	0	2	0	0	0	1
Howard Johnson, S (1, 5) OBP: 0.342, SLG: 0.428	1 SAFE 1 SAFE 1 SAFE P4			F7		K		IBB		3	0	0	0	1	1	2
Mackey Sasser, L (1, 2) OBP: 0.289, SLG: 0.410		5-3 1B		F9		IBB		FC5		3	0	1	0	1	0	2
Kevin Elster, R (1, 6) OBP: 0.281, SLG: 0.324		5-3			F7	F7				3	0	0	0	0	0	3
Ron Darling, R (1, 1) OBP: 0.231, SLG: 0.294		5-3			1B		6-3			3	0	1	0	0	0	1
Inning Stats	R: 2 E: 0 K: 0 S: 12 H: 2 LOB: 1 BB: 1 P: 21	R: 0 E: 0 K: 0 S: 7 H: 1 LOB: 1 BB: 0 P: 12	R: 0 E: 0 K: 0 S: 7 H: 0 LOB: 0 BB: 0 P: 10	R: 0 E: 0 K: 0 S: 9 H: 0 LOB: 0 BB: 0 P: 13	R: 0 E: 0 K: 0 S: 10 H: 2 LOB: 2 BB: 0 P: 15	R: 0 E: 0 K: 1 S: 8 H: 0 LOB: 2 BB: 2 P: 21	R: 0 E: 0 K: 1 S: 9 H: 0 LOB: 0 BB: 0 P: 12	R: 0 E: 0 K: 0 S: 9 H: 1 LOB: 2 BB: 1 P: 19		1B: 5 2B: 0 3B: 0 HR: 1 SF: 0 SAC: 0 DP: 0 HBP: 0						

WP: 1 PB: 0 SB: 2 CS: 0 PA: 34

	AB	30
	R	2
	H	6
	RBI	2
	BB	4
	SO	2
	LOB	14

PITCHER		IP	WLS	BF	H	R	ER	SO	BB	IBB	HBP	BLK	WP	HR	S	P	ERA	WHIP
Bob Walk, R ERA: 2.66	(1, 1)	6.0	L	26	5	2	2	1	2	1	0	0	1	1	53	92	3.00	1.167
Bob Kipper, L ERA: 3.54	(7, 1)	2.0		8	1	0	0	1	0	1	0	0	0	0	18	31	0.00	0.500

PITCHER	IP	WLS	BF	H	R	ER	SO	BB	IBB	HBP	BLK	WP	HR	S	P	ERA	WHIP

Pittsburgh Pirates @ New York Mets

Shea Stadium, Flushing, NY

Mon Aug 01 1988, 7:05 PM EDT

Att. 52,231 - Unknown - 82 F

livebaseballscorecards.com

TOP

Batter	1	2	3	4	5	6	7	8	9	AB	R	H	RBI	BB	SO	LOB
Barry Bonds, L (1, 7) OBP: 0.374, SLG: 0.531	B F B F X 2-2 4-3 ①		C X 0-1 S 1B		B B F B F F B 4-2 BB 1-2 BB	X 0-0 G3 ③		C X 0-1 F9 ②	B X 1-0 P6 ③	5	0	1	0	1	0	3
Jose Lind, R (1, 4) OBP: 0.294, SLG: 0.310	C F X 0-2 S 1B		1 SAFE B B B B 4-0 1-2 BB		B X 1-0 F7 ②		B B C S X 2-2 4-3 ①	C B F B X 2-2 HR 1B		4	1	2	0	1	0	2
Andy Van Slyke, L (1, 8) OBP: 0.344, SLG: 0.520	1 SAFE C B 1 SAFE X 1-1 F8 ②		X 0-0 F4 ②		B B B C B 4-1 1-2 2-3 BB		B X 1-0 1B 1B 1B	X 0-0 1-H HR		4	2	2	2	1	0	3
Bobby Bonilla, S (1, 5) OBP: 0.379, SLG: 0.497	B B B C F S 3-3 K ③ 1-2		X 0-0 G3 ③		X 0-0 G3 ③		B F F B 1 SAFE B F X 3-2 1B 1-3 1B	B X 1-0 4-3		5	1	1	0	0	1	6
Sid Bream, L (1, 3) OBP: 0.338, SLG: 0.445		B C C B X 2-2 1-3 ①		B C C B F X 3-2 F7 ①		X 0-0 F7 ①	B X 1-0 L9 1B 1-2 3-H 1B		B S C X 1-2 1B 1B	5	1	2	1	0	0	0
R.J. Reynolds, S (1, 9) OBP: 0.296, SLG: 0.373		B B S F X 2-2 S 1B		X 0-0 4-3 ②	C F F F B X 1-2 HR S 1B	X 0-0 1-2 2-H 1B			S X 0-1 1B S 1-3 1B	5	1	4	1	0	0	0
Michael LaValliere, L (1, 2) OBP: 0.380, SLG: 0.363		F C 1 SAFE 1 SAFE B F B B X 3-2 F7 ② 1-2		C X 0-1 G3 ③		1 SAFE P C C 2 SAFE B X 2-2 1-H HR	B C X 1-1 L9 ② 2-3		B F F F C 1-3 K ① 1-2	5	1	1	2	0	1	5
Rafael Belliard, R (1, 6) OBP: 0.296, SLG: 0.277		B B F C C 2-3 K ③			F B C F B X 2-2 1-3 ①	X 0-0 L8 ②	L X 0-1 1-3 ③		S B F X 1-2 P4 ②	5	0	0	0	0	1	5
Doug Drabek, R (1, 1) OBP: 0.207, SLG: 0.286 Jeff Robinson, R (7, 1) OBP: 0.154, SLG: 0.083 Glenn Wilson, R (9, PH) OBP: 0.280, SLG: 0.315 Jim Gott, R (9, 1)			B C F F S 1-3 K ①		X 0-0 BB BB 1B	C X 0-1 2B		X 0-0 1-3 ①	C X 0-1 1-3 2-3 3-H 1B	3	0	2	0	0	1	0
										1	0	0	0	0	0	0
										1	0	1	1	0	0	0
										0	0	0	0	0	0	0
Inning Stats	R: 0 E: 0 K: 1 S: 11 H: 1 LOB: 1 BB: 0 P: 17	R: 0 E: 0 K: 1 S: 13 H: 1 LOB: 1 BB: 0 P: 22	R: 0 E: 0 K: 1 S: 8 H: 1 LOB: 2 BB: 1 P: 13	R: 0 E: 0 K: 0 S: 6 H: 0 LOB: 0 BB: 0 P: 9	R: 0 E: 0 K: 0 S: 11 H: 1 LOB: 3 BB: 2 P: 22	R: 2 E: 0 K: 0 S: 15 H: 3 LOB: 1 BB: 0 P: 17	R: 2 E: 0 K: 0 S: 14 H: 4 LOB: 2 BB: 0 P: 22	R: 2 E: 0 K: 0 S: 8 H: 2 LOB: 0 BB: 0 P: 11	R: 1 E: 0 K: 1 S: 16 H: 3 LOB: 2 BB: 0 P: 20	1B: 13 2B: 1 3B: 0 HR: 2 SF: 0 SAC: 0 DP: 0 HBP: 0							

AB	43
R	7
H	16
RBI	7
BB	3
SO	4
LOB	24

WP: 0 PB: 0 SB: 5 CS: 0 PA: 46

PITCHER		IP	WLS	BF	H	R	ER	SO	BB	IBB	HBP	BLK	WP	HR	S	P	ERA	WHIP
Dwight Gooden, R (1, 1) ERA: 2.98		6.1	L	33	11	4	4	3	3	0	0	0	0	1	74	117	5.68	2.211
Bob McClure, L (7, 1) ERA: 5.24		0.2		2	0	0	0	0	0	0	0	0	0	0	4	5	0.00	0.000
Ed Nunez, R (8, 1) ERA: 8.23		2.0		11	5	3	3	1	0	0	0	0	0	1	24	31	13.50	2.500

PITCHER	IP	WLS	BF	H	R	ER	SO	BB	IBB	HBP	BLK	WP	HR	S	P	ERA	WHIP

BOTTOM

Pittsburgh Pirates @ New York Mets

Shea Stadium, Flushing, NY

Mon Aug 01 1988, 7:05 PM EDT

Att. 52,231 - Unknown - 82 F

livebaseballscorecards.com

Batter	1	2	3	4	5	6	7	8	9	AB	R	H	RBI	BB	SO	LOB
Lenny Dykstra, L (1, 8) OBP: 0.344, SLG: 0.395	C X 0-1 4-3 ①		C X 0-1 L7 ③		C F B F B F S 2-3 K ③		B B X 2-0 F4 ③		B X 1-0 G6-3 ② 1-2 2-3	4	0	0	0	0	1	4
Ed Nunez, R (8, 1)										0	0	0	0	0	0	0
Mackey Sasser, L (9, PH) OBP: 0.286, SLG: 0.405										1	0	0	0	0	0	2
Wally Backman, S (1, 4) OBP: 0.368, SLG: 0.312	X 0-0 G3-6-1 1B			M C C 0-3 K ①		B X 1-0 F8 1B 1B		B X 1-0 5-3 ①	B F C B B F X 3-2 1-3 ③	5	0	2	0	0	1	2
Dave Magadan, L (1, 3) OBP: 0.397, SLG: 0.338 (7, 5)	B C B 1 SAFE X 2-1 G3-6-1 ② ③ 1-2f			C C B F B X 2-2 F7 ②		C 1 SAFE F F X 0-2 1-2 1B		C S B X 1-2 E4 HR		4	1	1	0	0	0	1
Darryl Strawberry, L (1, 9) OBP: 0.387, SLG: 0.598		B B X 2-0 4-3 ①		S B X 1-1 1B		X 0-0 F8 ① 2-3		B X 1-0 1-H HR		4	1	2	2	0	0	2
Kevin McReynolds, R (1, 7) OBP: 0.338, SLG: 0.477		B C C B F F X 2-2 5-3 ②		B C 1 SAFE 1 SAFE B X 2-1 L7 ③		S S B F X 1-2 P4 ②		B F X 1-1 6-3 ②		4	0	0	0	0	0	3
Howard Johnson, S (1, 5) OBP: 0.340, SLG: 0.426		X 0-0 4-3 ③			B B C C C X 2-2 F8 ①	C C B X 1-2 4-3 ③		C F F X 0-2 F8 ③		2	0	0	0	0	0	0
Lee Mazzilli, S (6, PH) OBP: 0.207, SLG: 0.179 (7, 3)										2	0	0	0	0	0	2
Gary Carter, R (1, 2) OBP: 0.312, SLG: 0.377			B B X 2-0 L7 ①		C F X 0-2 1B 1B		F F X 0-2 G6-3 BB 1B		C F S 0-3 K ①	4	0	2	0	0	1	0
Kevin Elster, R (1, 6) OBP: 0.290, SLG: 0.329			B C B C B F B 4-2 FC3-6 BB		X 0-0 1-2 1B		B B B B C B 4-1 G6-3 1-2 BB		C X 0-1 G6-3 E 1B	2	0	2	0	2	0	0
Dwight Gooden, R (1, 1) OBP: 0.215, SLG: 0.254			X 0-0 FC3-6 ② 1-2f		F S L 0-3 K ②		B B C F X 2-2 G6-3 ① ② 1-2f 2-3		B X 1-0 E5 G6-3 1-2	2	0	0	0	0	1	3
Bob McClure, R (7, 1)										0	0	0	0	0	0	0
Mookie Wilson, S (7, PH) OBP: 0.296, SLG: 0.351 (8, 8)										2	0	0	0	0	0	3
Inning Stats	R: 0 E: 0 K: 0 S: 5 H: 1 LOB: 0 BB: 0 P: 7	R: 0 E: 0 K: 0 S: 7 H: 0 LOB: 0 BB: 0 P: 11	R: 0 E: 0 K: 0 S: 7 H: 0 LOB: 1 BB: 1 P: 13	R: 0 E: 0 K: 1 S: 11 H: 1 LOB: 1 BB: 0 P: 16	R: 0 E: 0 K: 2 S: 15 H: 2 LOB: 2 BB: 0 P: 19	R: 0 E: 0 K: 0 S: 13 H: 2 LOB: 2 BB: 0 P: 16	R: 0 E: 0 K: 0 S: 8 H: 1 LOB: 1 BB: 1 P: 16	R: 2 E: 1 K: 0 S: 11 H: 1 LOB: 0 BB: 0 P: 15	R: 0 E: 1 K: 1 S: 11 H: 1 LOB: 2 BB: 0 P: 16	1B: 8 2B: 0 3B: 0 HR: 1	SF: 0 SAC: 0 DP: 2 HBP: 0						

	AB	36
	R	2
	H	9
	RBI	2
	BB	2
	SO	4
	LOB	22

WP: 0 PB: 0 SB: 0 CS: 0 PA: 38

PITCHER		IP	WLS	BF	H	R	ER	SO	BB	IBB	HBP	BLK	WP	HR	S	P	ERA	WHIP
Doug Drabek, R ERA: 3.47	(1, 1)	6.0	W	24	6	0	0	3	1	0	0	0	0	0	58	82	0.00	1.167
Jeff Robinson, R ERA: 3.0	(7, 1)	2.0		9	2	2	1	0	1	0	0	0	0	1	19	31	4.50	1.500
Jim Gott, R ERA: 2.49	(9, 1)	1.0		5	1	0	0	1	0	0	0	0	0	0	11	16	0.00	1.000

PITCHER	IP	WLS	BF	H	R	ER	SO	BB	IBB	HBP	BLK	WP	HR	S	P	ERA	WHIP

Batter	1	2	3	4	5	6	7	8	9	10	AB	R	H	RBI	BB	SO	LOB
Dave Martinez, L (1, 8) (7, 9) OBP: 0.305, SLG: 0.323	X 0-0 G3 ①		C C B C 1-3 K ①		B B B C F B 4-2 S BB		L 1 SAFE 1 SAFE B 1 SAFE X 1-1 SH5-4 ① 1-2		F X 0-1 BB S 1B	B S B B C B 4-2 CS BB	3	0	1	0	2	1	1
Tim Raines, S (1, 7) OBP: 0.359, SLG: 0.429	C B B B X 3-1 S 1B		B B C X 2-1 G3-1 ② 2-3		1 SAFE 1 SAFE B C X 1-1 G4-3 ③ 1-2		I I I 4-0 1B IBB		B 1 SAFE S 1 SAFE 1 SAFE F 1 SAFE 1 SAFE B 3-3 1 SAFE B S K ① 1-2	C F F P 1-2 CS ③ 1-2	4	0	1	0	1	1	3
Andres Galarraga, R (1, 3) OBP: 0.363, SLG: 0.570	1 SAFE 1 SAFE F 1 SAFE 1 SAFE 1 SAFE B F B 3-3 F B S K ② 1-2		B X 1-0 G5-3 ③			S B X 1-1 F9 ① C C X 0-2 1B 1-2 2-3			I I I I 4-0 BB IBB		4	0	1	0	1	1	2
Hubie Brooks, R (1, 9) OBP: 0.306, SLG: 0.426 Joe Hesketh, R (7, 1) Wallace Johnson, S (9, PH) OBP: 0.390, SLG: 0.385 Neal Heaton, L (9, 1) OBP: 0.158, SLG: 0.158 Andy McGaffigan, R (10, 1)	B C F X 2-2 L9 ③			B B X 2-0 G3 2B		C B B B S F X 3-2 WP 1B 1B	B F B F F F S 2-3 K ②		B C F B 1 SAFE X 2-2 F5 ②		4 0 1 0 0	0 0 0 0 0	2 0 0 0 0	0 0 0 0 0	0 0 0 0 0	1 0 0 0 0	4 0 2 0 0
Tim Wallach, R (1, 5) OBP: 0.305, SLG: 0.398		B B F F B X 3-2 G5-3 ①		F S F F F F F F B 3-2 B B F X F3 ①		B S 1 SAFE F F S 1-3 K ②	C B B B X 3-2 F8 ③		B B B F B 4-1 1-2 2-3 BB		4	0	0	0	1	1	5
Tom Foley, L (1, 4) OBP: 0.317, SLG: 0.364		B B C X 2-1 F7 ②		B F X 1-1 G3 ② 2-3		B B S B X 3-1 WP 1-2 1B		S B F X 1-2 SH5-4 1B	X 0-0 G1-3 ③		5	0	2	0	0	0	4
Mike Fitzgerald, R (1, 2) OBP: 0.396, SLG: 0.481	X 0-0 1B		B B B C X 3-1 F9 ③			F B B C B F F X 3-2 F8 ③ 1-2 2-3		X 0-0 SH5-4 ① 1-2		B X 1-0 F8 ①	4	0	1	0	0	0	3
Rex Hudler, R (1, 6) OBP: 0.341, SLG: 0.451	B C B F X 2-2 G4-3 ③				B L C X 1-2 G6-3 ①		C X 0-1 FC3 3B	B B S S X 2-1 P4 ②		B B F X 2-1 HR	5	2	2	1	0	0	2
Bryn Smith, R (1, 1) OBP: 0.135, SLG: 0.139 Graig Nettles, L (7, PH) OBP: 0.242, SLG: 0.267 Pascual Perez, R (7, PR) Otis Nixon, S (7, 8) OBP: 0.287, SLG: 0.279			C X 0-1 G3-1 2B		C C X 0-2 G5-3 ②		C S X 0-2 FC3 1B SH5-4 3-H	S B S C 1-3 K ③		F S S 0-3 K ②	2 1 0 2	0 0 0 0	1 0 0 0	0 1 0 0	0 0 0 2	0 0 0 1	0 0 0 0
Inning Stats	R: 0 E: 0 K: 1 S: 10 H: 1 LOB: 1 BB: 0 P: 18	R: 0 E: 0 K: 0 S: 9 H: 1 LOB: 1 BB: 0 P: 16	R: 0 E: 0 K: 1 S: 8 H: 1 LOB: 1 BB: 0 P: 12	R: 0 E: 0 K: 0 S: 15 H: 1 LOB: 1 BB: 0 P: 24	R: 0 E: 0 K: 0 S: 10 H: 0 LOB: 1 BB: 1 P: 16	R: 0 E: 0 K: 1 S: 17 H: 2 LOB: 2 BB: 0 P: 28	R: 1 E: 0 K: 1 S: 18 H: 2 LOB: 3 BB: 1 P: 28	R: 0 E: 0 K: 1 S: 9 H: 1 LOB: 1 BB: 0 P: 13	R: 0 E: 0 K: 1 S: 10 H: 1 LOB: 3 BB: 2 P: 23	R: 1 E: 0 K: 1 S: 12 H: 1 LOB: 0 BB: 1 P: 19	1B: 7 2B: 2 3B: 1 HR: 1	SF: 0 SAC: 2 DP: 0 HBP: 0					

PITCHER		IP	WLS	BF	H	R	ER	SO	BB	IBB	HBP	BLK	WP	HR	S	P	ERA	WHIP
Mike Dunne, R ERA: 3.65	(1, 1)	6.0		25	6	0	0	3	1	0	0	0	1	0	69	114	0.00	1.167
Barry Jones, R ERA: 2.86	(7, 1)	2.0		11	3	1	1	2	0	1	0	0	0	0	27	41	4.50	1.500
Jeff Robinson, R ERA: 2.96	(9, 1)	1.0		6	1	0	0	1	1	1	0	0	0	0	10	23	0.00	2.000
Jim Gott, R ERA: 2.61	(10, 1)	1.0	W	4	1	1	1	1	1	0	0	0	0	1	12	19	9.00	2.000

PITCHER	IP	WLS	BF	H	R	ER	SO	BB	IBB	HBP	BLK	WP	HR	S	P	ERA	WHIP

TOP

Montreal Expos @ Pittsburgh Pirates

Three Rivers Stadium, Pittsburgh, PA

Tue Aug 02 1988, 7:05 PM EDT
Att. 12,296 - Unknown - 88 F

livebaseballscorecards.com

AB	39
R	2
H	11
RBI	2
BB	5
SO	7
LOB	27

WP: 1 PA: 47
PB: 0
SB: 3
CS: 1

Batter	1	2	3	4	5	6	7	8	9	10	AB	R	H	RBI	BB	SO	LOB
Barry Bonds, L (1, 7) OBP: 0.374, SLG: 0.530	G4-3		L7		F8			CS 1B		1B	5	0	2	1	0	0	0
Jose Lind, R (1, 4) OBP: 0.297, SLG: 0.313	F8		G5-3			1B		1B		1B	5	0	3	1	0	0	0
Andy Van Slyke, L (1, 8) OBP: 0.343, SLG: 0.517	S 1B			G3		F8		K			4	0	1	0	0	1	2
Bobby Bonilla, S (1, 5) OBP: 0.381, SLG: 0.499	BB			2B 2B		F7			G5-3		3	1	1	0	1	0	1
Sid Bream, L (1, 3) OBP: 0.337, SLG: 0.446	G3			G4-3 2B		K			L7		4	0	1	1	0	1	3
R.J. Reynolds, S (1, 9) OBP: 0.291, SLG: 0.366 Jim Gott, R (10, 1)		F7		G4-3		G5-3			P4		4 0	0 0	0 0	0 0	0 0	0 0	1 0
Michael LaValliere, L (1, 2) OBP: 0.379, SLG: 0.360 Orestes Destrade, S (10, PH) OBP: 0.150, SLG: 0.158	G6-3 BB			K		K				F7	2 1	0 0	0 0	0 0	1 0	2 0	1 0
Rafael Belliard, R (1, 6) OBP: 0.292, SLG: 0.273 Denny Gonzalez, R (10, PH) OBP: 0.343, SLG: 0.241	G6-3				F9	G6-3				2B 1B	3 1	0 1	0 1	0 0	0 0	1 0	1 0
Mike Dunne, R (1, 1) OBP: 0.158, SLG: 0.088 Barry Jones, R (7, 1) Mike Diaz, R (8, PH) OBP: 0.363, SLG: 0.246 Jeff Robinson, R (9, 1) OBP: 0.154, SLG: 0.083 Glenn Wilson, R (10, 9) OBP: 0.282, SLG: 0.320		K			K			K		1B 1B 2B	2 0 1 0 1	0 0 0 0 1	0 0 0 0 1	0 0 0 0 1	0 0 0 0 0	2 0 0 0 0	0 0 0 0 0
Inning Stats	R: 0 E: 0 K: 0 S: 13 H: 1 LOB: 2 BB: 1 P: 22	R: 0 E: 0 K: 0 S: 4 H: 0 LOB: 0 BB: 1 P: 9	R: 0 E: 0 K: 1 S: 7 H: 0 LOB: 0 BB: 0 P: 8	R: 1 E: 0 K: 1 S: 8 H: 2 LOB: 1 BB: 0 P: 13	R: 0 E: 0 K: 1 S: 8 H: 0 LOB: 0 BB: 0 P: 12	R: 0 E: 0 K: 1 S: 11 H: 1 LOB: 1 BB: 0 P: 15	R: 0 E: 0 K: 1 S: 7 H: 0 LOB: 0 BB: 0 P: 10	R: 0 E: 0 K: 2 S: 11 H: 2 LOB: 1 BB: 0 P: 14	R: 0 E: 0 K: 0 S: 6 H: 0 LOB: 0 BB: 0 P: 7	R: 2 E: 0 K: 0 S: 9 H: 4 LOB: 2 BB: 0 P: 12	1B: 7 2B: 3 3B: 0 HR: 0	SF: 0 SAC: 0 DP: 1 HBP: 0						

PITCHER	IP	WLS	BF	H	R	ER	SO	BB	IBB	HBP	BLK	WP	HR	S	P	ERA	WHIP
Bryn Smith, R (1, 1) ERA: 3.28	6.0		23	4	1	1	4	2	0	0	0	0	0	51	79	1.50	1.000
Joe Hesketh, L (7, 1) ERA: 2.58	2.0		7	2	0	0	3	0	0	0	0	0	0	18	24	0.00	1.000
Neal Heaton, L (9, 1) ERA: 5.05	1.1	L	7	3	2	2	0	0	0	0	0	0	0	14	18	13.50	2.250
Andy McGaffigan, R (10, 1) ERA: 3.27	0.0		1	1	0	0	0	0	0	0	0	0	0	1	1	∞	∞

PITCHER	IP	WLS	BF	H	R	ER	SO	BB	IBB	HBP	BLK	WP	HR	S	P	ERA	WHIP

BOTTOM

Montreal Expos @ Pittsburgh Pirates

Three Rivers Stadium, Pittsburgh, PA

Tue Aug 02 1988, 7:05 PM EDT
Att. 12,296 - Unknown - 88 F

livebaseballscorecards.com

AB	36
R	3
H	10
RBI	3
BB	2
SO	7
LOB	9

1B: 7 2B: 3 3B: 0 HR: 0 | SF: 0 SAC: 0 DP: 1 HBP: 0

WP: 0 PB: 0 SB: 1 CS: 1 PA: 38

Batter	1	2	3	4	5	6	7	8	9	AB	R	H	RBI	BB	SO	LOB
Rex Hudler, R (1, 4) OBP: 0.344, SLG: 0.460	L F B F F X 1-2 S SF7 1B		B C X 1-1 HR 2B		B C F X 1-2 ② L8		B F C X 1-2 ③ F3		1 SAFE L 1 SAFE 1 SAFE X 0-1 ① FC3-6 CS 1-2f	5	2	2	0	0	0	1
Tim Raines, S (1, 7) OBP: 0.359, SLG: 0.429	C X 0-1 ① F8		X 0-0 ① B2		B C X 1-1 ③ L9			C F X 0-2 G1-3 1B 1B	1 SAFE C 1 SAFE 1 B 1 C B X 2-2 ② 1-2 1B	5	1	2	0	0	0	2
Andres Galarraga, R (1, 3) OBP: 0.364, SLG: 0.575	1 SAFE B B C S B F F F B F 4-2 B SF7 1-3 BB		X 0-0 2-H HR			C F B B B B X 3-2 ① F8		1 SAFE S 1 SAFE 1 B 1 SAFE X 1-1 ① G1-3 1-2	C F B B X 2-2 ③ F9	4	1	1	2	1	0	2
Hubie Brooks, R (1, 9) OBP: 0.306, SLG: 0.426 Otis Nixon, S (3, PR) OBP: 0.297, SLG: 0.290 (3, 8)	C B 1 SAFE X 1-1 ② SF7 1-2 3-H		H 1-0 CS HBP			B C B F X 2-2 S BB 1B		S C F B B F B X 3-2 2-H 2B 1B		0 2	0 1	0 2	1 1	0 0	0 0	0 0
Tim Wallach, R (1, 5) OBP: 0.306, SLG: 0.400	B F X 1-1 ③ G6-3		1 SAFE 1 SAFE B S F F F B X 2-2 ②③ G3-1 1-2			1 SAFE 1 SAFE 1 SAFE B 1 SAFE B B B 4-0 1-2 BB		C B 2 SAFE S F X 1-2 2-H 2B		3	0	1	1	1	0	2
Tracy Jones, R (1, 8) OBP: 0.344, SLG: 0.304 (3, 9) Tim Burke, R (8, 1)		F B X 1-1 ① L3		B B C F X 2-2 CS 1B		B B X 2-0 ② F8 2-3		I I I I 4-0 IBB		3 0	0 0	1 0	0 0	1 0	0 0	2 0
Nelson Santovenia, R (1, 2) OBP: 0.304, SLG: 0.393		X 0-0 HR		1 SAFE 1 SAFE C 1 SAFE B X 1-1 ① P3		B X 1-0 ③ F8		S S F F S 0-3 ② K		4	1	1	1	0	1	5
Luis Rivera, R (1, 6) OBP: 0.252, SLG: 0.317		F X 0-1 ② 5-3		1 SAFE B B B F B X 3-1 ②③ G6-3 1-2			F X 0-1 ① G5-3	B S B F F X 2-2 F9		4	0	0	0	0	0	3
Pascual Perez, R (1, 1) Joe Hesketh, R (8, 1) Dave Martinez, L (8, 9) OBP: 0.307, SLG: 0.323		S C C 0-3 ③ K			X 0-0 ① G6-3		B B B C C C 3-3 ② K		B F B B B 4-1 FC3-6 BB	3 0 0	0 0 0	0 0 0	0 0 0	0 0 1	2 0 0	0 0 0
Inning Stats	R: 1 E: 0 K: 0 S: 16 H: 1 LOB: 1 BB: 1 P: 23	R: 1 E: 0 K: 1 S: 8 H: 1 LOB: 0 BB: 0 P: 9	R: 2 E: 0 K: 0 S: 9 H: 2 LOB: 1 BB: 0 P: 13	R: 0 E: 0 K: 0 S: 7 H: 1 LOB: 0 BB: 0 P: 13	R: 0 E: 0 K: 0 S: 6 H: 0 LOB: 0 BB: 0 P: 8	R: 0 E: 0 K: 0 S: 8 H: 1 LOB: 2 BB: 1 P: 20	R: 0 E: 0 K: 1 S: 8 H: 0 LOB: 0 BB: 0 P: 12	R: 2 E: 0 K: 1 S: 23 H: 3 LOB: 2 BB: 1 P: 34	R: 0 E: 0 K: 0 S: 9 H: 1 LOB: 1 BB: 1 P: 17	1B: 6 2B: 2 3B: 0 HR: 2	SF: 1 SAC: 0 DP: 0 HBP: 1					

TOP

Montreal Expos @ Pittsburgh Pirates

Three Rivers Stadium, Pittsburgh, PA

Wed Aug 03 1988, 7:05 PM EDT

Att. 16,099 - Unknown - 85 F

livebaseballscorecards.com

AB	33
R	6
H	10
RBI	6
BB	4
SO	3
LOB	17

WP: 0 PB: 0 SB: 3 CS: 3 PA: 39

PITCHER		IP	WLS	BF	H	R	ER	SO	BB	IBB	HBP	BLK	WP	HR	S	P	ERA	WHIP
John Smiley, L ERA: 3.12	(1, 1)	2.1	L	13	4	4	4	1	1	0	1	0	0	2	28	38	15.43	2.143
Bob Kipper, L ERA: 3.18	(3, 1)	4.2		15	2	0	0	1	1	0	0	0	0	0	34	60	0.00	0.643
Barry Jones, R ERA: 3.16	(8, 1)	1.0		7	3	2	2	1	0	1	0	0	0	0	23	34	18.00	3.000
Dave Rucker, L ERA: 3.79	(9, 1)	1.0		4	1	0	0	0	1	0	0	0	0	0	9	17	0.00	2.000

PITCHER	IP	WLS	BF	H	R	ER	SO	BB	IBB	HBP	BLK	WP	HR	S	P	ERA	WHIP

Montreal Expos @ Pittsburgh Pirates

Three Rivers Stadium, Pittsburgh, PA

Wed Aug 03 1988, 7:05 PM EDT

Att. 16,099 - Unknown - 85 F

livebaseballscorecards.com

BOTTOM

Batter	1	2	3	4	5	6	7	8	9	AB	R	H	RBI	BB	SO	LOB
R.J. Reynolds, S (1, 7) OBP: 0.289, SLG: 0.359	4-3	K			K			BB	G4-3	4	1	0	0	1	2	1
Jose Lind, R (1, 4) OBP: 0.297, SLG: 0.311	L7		F8		G6-3			F9 1B 1-2 BB		3	0	0	0	1	0	0
Andy Van Slyke, L (1, 8) OBP: 0.347, SLG: 0.527	1B		S 1B			HR		F9		4	2	3	1	0	0	2
Bobby Bonilla, S (1, 5) OBP: 0.382, SLG: 0.501	2B		K 1-2			F9		1-2 1B 2-H		4	1	2	1	0	1	1
Sid Bream, L (1, 3) OBP: 0.336, SLG: 0.441	IBB		G6-3			F8		2-3		3	0	0	0	1	0	3
Glenn Wilson, R (1, 9) OBP: 0.282, SLG: 0.319	1B 1-2 2-H 3-H			G6-3		G4-3		F9		4	0	1	2	0	0	2
Michael LaValliere, L (1, 2) OBP: 0.377, SLG: 0.357	G4-3			F8			K		F8	2	0	0	0	0	0	2
Tom Prince, R (6, 2)										1	0	0	0	0	1	0
Barry Bonds, L (9, PH) OBP: 0.374, SLG: 0.528										1	0	0	0	0	0	0
Rafael Belliard, R (1, 6) OBP: 0.288, SLG: 0.269		5-3		G6-3			K2-3		B5-3	3	0	0	0	0	1	0
Denny Gonzalez, R (9, PH) OBP: 0.333, SLG: 0.233										1	0	0	0	0	0	0
John Smiley, L (1, 1) OBP: 0.136, SLG: 0.095		K			G4-3		G4-3		1B	1	0	0	0	0	1	0
Bob Kipper, R (3, 1)										1	0	0	0	0	0	0
Tommy Gregg, L (7, PH) OBP: 0.200, SLG: 0.385										1	0	0	0	0	0	0
Barry Jones, R (8, 1)										0	0	0	0	0	0	0
Dave Rucker, L (9, 1)										0	0	0	0	0	0	0
Orestes Destrade, S (9, PH) OBP: 0.190, SLG: 0.200										1	0	1	0	0	0	0
Inning Stats	R: 2 E: 0 K: 0 S: 11 H: 3 LOB: 2 BB: 1 P: 21	R: 0 E: 0 K: 2 S: 9 H: 0 LOB: 0 BB: 0 P: 13	R: 0 E: 0 K: 1 S: 10 H: 1 LOB: 1 BB: 0 P: 15	R: 0 E: 0 K: 0 S: 5 H: 0 LOB: 0 BB: 0 P: 6	R: 0 E: 0 K: 1 S: 8 H: 0 LOB: 0 BB: 0 P: 10	R: 1 E: 0 K: 0 S: 5 H: 1 LOB: 0 BB: 0 P: 8	R: 0 E: 0 K: 2 S: 9 H: 0 LOB: 0 BB: 0 P: 10	R: 1 E: 0 K: 0 S: 7 H: 1 LOB: 2 BB: 2 P: 21	R: 0 E: 0 K: 0 S: 5 H: 1 LOB: 1 BB: 0 P: 9	1B: 5 2B: 1 3B: 0 HR: 1	SF: 0 SAC: 0 DP: 0 HBP: 0						

AB	34
R	4
H	7
RBI	4
BB	3
SO	6
LOB	11

PITCHER		IP	WLS	BF	H	R	ER	SO	BB	IBB	HBP	BLK	WP	HR	S	P	ERA	WHIP
Pascual Perez, R ERA: 2.19	(1, 1)	7.0	W	27	5	3	3	6	0	1	0	0	0	1	57	83	3.86	0.714
Joe Hesketh, L ERA: 2.74	(8, 1)	0.2		5	1	1	1	0	2	0	0	0	0	0	6	20	13.50	4.500
Tim Burke, R ERA: 3.64	(8, 1)	1.1	S	5	1	0	0	0	0	0	0	0	0	0	6	10	0.00	0.750

PITCHER		IP	WLS	BF	H	R	ER	SO	BB	IBB	HBP	BLK	WP	HR	S	P	ERA	WHIP

WP: 0 PB: 0 SB: 1 CS: 0 PA: 37

Batter	1	2	3	4	5	6	7	8	9	AB	R	H	RBI	BB	SO	LOB
Dave Martinez, L (1, 8) (7, 9) OBP: 0.305, SLG: 0.321	C B B X 2-1 E6 G5-3 1B	B C B F C 2-3 K ③		B B X 2-0 L6 ②		C B C B F F X 2-2 G4-3 ②		1 SAFE B F B 1 SAFE X 2-1 G4-6-3 ② ③ 1-2f		5	1	1	0	0	1	1
Tim Raines, S (1, 7) OBP: 0.362, SLG: 0.431	C X 0-1 G4-3 S 1B		C X 0-1 G4-3 ①	B X 1-0 S 1B		C B F X 1-2 1B			X 0-0 G4-3 ①	5	0	3	0	0	0	0
Andres Galarraga, R (1, 3) OBP: 0.362, SLG: 0.569	B C X 1-2 G5-3 ① 1-2 3-H		C F B S 1-3 K ②	1 SAFE C 1 SAFE C S 0-3 K ③ 1-2		1 SAFE 1 SAFE F 1 SAFE 1 SAFE X 0-1 G5-3 ③			H 1-0 S 1B HBP	4	0	0	1	0	2	3
Hubie Brooks, R (1, 9) OBP: 0.306, SLG: 0.424 Otis Nixon, S (7, 8) OBP: 0.301, SLG: 0.295	B C X 1-1 G4-3 ② 2-3		B F S B X 2-2 1B 1B 1B		C F X 0-2 G5-3 ①	B B B C X 3-1 P4 ①			1 SAFE B S S S B X 2-2 S ② 1-H 1B	4 1	1 0	1 1	0 0	0 0	0 0	1 0
Tim Wallach, R (1, 5) OBP: 0.308, SLG: 0.399	F B F F F H 2-2 BB HBP		B 1 SAFE C F B X 2-2 1B ② 1-2 1B		S F B F X 1-2 G5-3 ②	X 0-0 F8 ②			M X 0-1 F8 ③ 2-3	4	0	1	0	0	0	1
Tom Foley, L (1, 4) OBP: 0.328, SLG: 0.377	B B B B C B 4-1 1-2 BB		C C X 0-2 BB ② 1-3 2-H 1B		B B B C X 3-1 1B	C B B F F B X 3-2 2B				3	0	3	1	1	0	0
Mike Fitzgerald, R (1, 2) OBP: 0.389, SLG: 0.463	B S B F S 2-3 K ③		C S F 1 SAFE 1 SAFE F B B F 4-2 B B 1-2 BB		1 SAFE 1 SAFE B 1 SAFE B C F X 2-2 F9 ③	B B B X 3-0 G5-3 ③				3	0	0	0	1	1	5
Rex Hudler, R (1, 6) OBP: 0.340, SLG: 0.484		B C B F X 2-2 F9 ①	C X 0-1 G1-3 ③			X 0-0 HR		M F F B X 1-2 G6-3 ①		4	1	1	1	0	0	3
John Dopson, L (1, 1) OBP: 0.094, SLG: 0.065 Graig Nettles, L (8, PH) OBP: 0.254, SLG: 0.279 Pascual Perez, R (8, PR) Andy McGaffigan, R (8, 1) Tim Burke, R (9, 1)		S S S 0-3 K ②	F S S 0-3 K ①			F S S 0-3 K ①		B B X 2-0 G4-6-3 1B		3 1 0 0 0	0 0 0 0 0	0 1 0 0 0	0 0 0 0 0	3 0 0 0 0	0 0 0 0 0	0 0 0 0 0
Inning Stats	R: 1 E: 1 K: 1 S: 16 H: 2 LOB: 3 BB: 1 P: 28	R: 0 E: 0 K: 2 S: 9 H: 0 LOB: 0 BB: 0 P: 13	R: 1 E: 0 K: 1 S: 21 H: 3 LOB: 3 BB: 1 P: 30	R: 0 E: 0 K: 2 S: 8 H: 1 LOB: 1 BB: 0 P: 11	R: 0 E: 0 K: 0 S: 12 H: 1 LOB: 1 BB: 0 P: 18	R: 1 E: 0 K: 1 S: 14 H: 2 LOB: 1 BB: 0 P: 17	R: 0 E: 0 K: 0 S: 8 H: 1 LOB: 1 BB: 0 P: 17	R: 0 E: 0 K: 0 S: 7 H: 1 LOB: 1 BB: 0 P: 12	R: 0 E: 0 K: 0 S: 6 H: 1 LOB: 1 BB: 0 P: 9	1B: 10 2B: 1 3B: 0 HR: 1 SF: 0 SAC: 0 DP: 1 HBP: 2						

PITCHER		IP	WLS	BF	H	R	ER	SO	BB	IBB	HBP	BLK	WP	HR	S	P	ERA	WHIP
Brian Fisher, R ERA: 4.45	(1, 1)	7.0	L	34	10	3	3	7	2	0	1	0	0	1	88	134	3.86	1.714
Jeff Robinson, R ERA: 2.9	(8, 1)	2.0		7	2	0	0	0	0	0	1	0	0	0	13	21	0.00	1.000

PITCHER	IP	WLS	BF	H	R	ER	SO	BB	IBB	HBP	BLK	WP	HR	S	P	ERA	WHIP

TOP

Montreal Expos @ Pittsburgh Pirates

Three Rivers Stadium, Pittsburgh, PA

Thu Aug 04 1988, 7:05 PM EDT
Att. 17,726 - Unknown - 83 F

livebaseballscorecards.com

AB	37
R	3
H	12
RBI	3
BB	2
SO	7
LOB	14

WP: 0 PA: 41
PB: 0
SB: 4
CS: 0

Montreal Expos @ Pittsburgh Pirates

Three Rivers Stadium, Pittsburgh, PA

Thu Aug 04 1988, 7:05 PM EDT

Att. 17,726 - Unknown - 83 F

BOTTOM

Batter	1	2	3	4	5	6	7	8	9	AB	R	H	RBI	BB	SO	LOB
Barry Bonds, L (1, 7) OBP: 0.375, SLG: 0.531	2-0 G1-3 1B 2B		3-2 L8 ②			0-0 P6 ①		3-1 G4-1 S 1B		4	1	2	0	0	0	0
Jose Lind, R (1, 4) OBP: 0.294, SLG: 0.308	1-2 G1-3 ① 2-3		3-2 G1-3 ③			2-1 G6-3 ②		2-3 K ① 1-2		4	0	0	0	0	1	2
Andy Van Slyke, L (1, 8) OBP: 0.348, SLG: 0.534	3-1 S 3-H 1B			2-3 K ①		3-1 HR		0-1 G4-1 2-3		4	1	2	2	0	1	1
Bobby Bonilla, S (1, 5) OBP: 0.378, SLG: 0.496	3-0 L8 ②			0-0 F8 ②		1-3 K ③		1-3 K ③		4	0	0	0	0	2	2
Sid Bream, L (1, 3) OBP: 0.338, SLG: 0.440	3-1 F9 ③ 1-2			0-1 G4-3 ③			0-1 SH1-4 S 1B		4-2 SH1-4 HBP BB	3	0	1	0	1	0	1
Glenn Wilson, R (1, 9) OBP: 0.284, SLG: 0.317		1-0 G4-3 ①			2-3 K ①		4-2 SH1-4 1-2 BB		1-2 SH1-4 1-2 HBP	2	0	0	0	1	1	0
Tom Prince, R (1, 2)		1-2 F8 ②			4-0 FC5-4 BB		0-0 SH1-4 ① 1-2 2-3		1-1 SH1-4 ① 1-2 2-3	1	0	0	0	1	0	0
Rafael Belliard, R (1, 6) OBP: 0.286, SLG: 0.267 Denny Gonzalez, R (7, PH) OBP: 0.316, SLG: 0.219 (8, 6)		0-1 G6-3 ③			0-0 FC5-4 ② 1-2f		2-2 F4 ②		1-3 K ②	2 2	0 0	0 0	0 0	0 1	0 4	1 4
Brian Fisher, R (1, 1) OBP: 0.128, SLG: 0.083 R.J. Reynolds, S (7, PH) OBP: 0.288, SLG: 0.357 Jeff Robinson, R (8, 1) OBP: 0.154, SLG: 0.083 Orestes Destrade, S (9, PH) OBP: 0.182, SLG: 0.190			2-3 K ①		0-3 K ③		1-1 F7 ③		3-3 K ③	2 1 0 1	0 0 0 0	0 0 0 0	0 0 0 0	0 0 0 0	2 0 0 1	1 2 0 2
Inning Stats	R: 1 E: 0 K: 0 S: 13 H: 2 LOB: 1 BB: 0 P: 22	R: 0 E: 0 K: 0 S: 6 H: 0 LOB: 0 BB: 0 P: 8	R: 0 E: 0 K: 1 S: 11 H: 0 LOB: 0 BB: 0 P: 19	R: 0 E: 0 K: 1 S: 6 H: 0 LOB: 0 BB: 0 P: 8	R: 0 E: 0 K: 2 S: 7 H: 0 LOB: 1 BB: 1 P: 13	R: 1 E: 0 K: 1 S: 9 H: 1 LOB: 0 BB: 0 P: 15	R: 0 E: 0 K: 0 S: 11 H: 1 LOB: 2 BB: 1 P: 17	R: 0 E: 0 K: 2 S: 11 H: 1 LOB: 1 BB: 0 P: 17	R: 0 E: 0 K: 2 S: 14 H: 0 LOB: 2 BB: 1 P: 24	1B: 3 2B: 1 3B: 0 HR: 1	SF: 0 SAC: 2 DP: 0 HBP: 1						

livebaseballscorecards.com

AB	30
R	2
H	5
RBI	2
BB	3
SO	9
LOB	16

PITCHER		IP	WLS	BF	H	R	ER	SO	BB	IBB	HBP	BLK	WP	HR	S	P	ERA	WHIP
John Dopson, R ERA: 2.8	(1, 1)	7.0	W	27	4	2	2	5	2	0	0	0	0	1	63	102	2.57	0.857
Andy McGaffigan, R ERA: 3.21	(8, 1)	1.0		5	1	0	0	2	1	0	0	0	0	0	13	23	0.00	2.000
Tim Burke, R ERA: 3.58	(9, 1)	1.0	S	4	0	0	0	2	0	0	1	0	0	0	12	18	0.00	0.000

PITCHER	IP	WLS	BF	H	R	ER	SO	BB	IBB	HBP	BLK	WP	HR	S	P	ERA	WHIP

Batter	1	2	3	4	5	6	7	8	9	AB	R	H	RBI	BB	SO	LOB
Lenny Dykstra, L (1, 8) OBP: 0.347, SLG: 0.402	F9		BB, 6-3, 1B		3B		4-3	1-2, 1B		5	0	3	0	0	0	0
Wally Backman, S (1, 4) OBP: 0.374, SLG: 0.332	2B, SF7, 1B		6-3 1-2		K2-3		HR, 2B		K	5	2	2	0	0	2	2
Keith Hernandez, L (1, 3) OBP: 0.367, SLG: 0.453	SF7 1-3, 2B		L8		G3		2-H, HR		F7	5	1	2	2	0	0	2
Darryl Strawberry, L (1, 9) OBP: 0.387, SLG: 0.596	SF7 2-3 3-H		BB		P7		K		1B	3	0	1	1	1	1	1
Kevin McReynolds, R (1, 7) OBP: 0.338, SLG: 0.476	BB		1-2 2-3, BB			F8, 1B	1B		F7	3	0	1	0	2	0	1
Dave Magadan, L (1, 5) OBP: 0.396, SLG: 0.338	G6-3		F8			1B, 1B	4-3			4	0	1	0	0	0	6
Gary Carter, R (1, 2) OBP: 0.316, SLG: 0.375		F9		L9		1-3, 1B		K, FC1-6		4	0	1	0	0	1	0
Kevin Elster, R (1, 6) OBP: 0.284, SLG: 0.321		5-3		P5		P5		L7		4	0	0	0	0	0	3
Ron Darling, R (1, 1) OBP: 0.214, SLG: 0.273		3-1		4-3		G6-3		FC1-6, 1B 1-2f		4	0	0	0	0	0	3
Randy Myers, L (8, 1)										0	0	0	0	0	0	0
Inning Stats	R: 1 E: 0 K: 0 S: 12 H: 2 LOB: 2 BB: 1 P: 21	R: 0 E: 0 K: 0 S: 5 H: 0 LOB: 0 BB: 0 P: 9	R: 0 E: 0 K: 0 S: 11 H: 1 LOB: 3 BB: 2 P: 23	R: 0 E: 0 K: 0 S: 8 H: 0 LOB: 0 BB: 0 P: 12	R: 0 E: 0 K: 1 S: 8 H: 1 LOB: 1 BB: 0 P: 9	R: 0 E: 0 K: 0 S: 7 H: 2 LOB: 2 BB: 0 P: 9	R: 2 E: 0 K: 1 S: 15 H: 3 LOB: 1 BB: 0 P: 23	R: 0 E: 0 K: 1 S: 8 H: 1 LOB: 1 BB: 0 P: 11	R: 0 E: 0 K: 1 S: 12 H: 1 LOB: 1 BB: 0 P: 20	1B: 7 2B: 2 3B: 1 HR: 1 SF: 1 SAC: 0 DP: 0 HBP: 0	WP: 0 PB: 1 SB: 0 CS: 0 PA: 41					

PITCHER	IP	WLS	BF	H	R	ER	SO	BB	IBB	HBP	BLK	WP	HR	S	P	ERA	WHIP
Bob Walk, R (1, 1) ERA: 2.66	6.1	L	29	7	2	2	1	3	0	0	0	0	0	56	91	2.84	1.579
Dave Rucker, L (7, 1) ERA: 4.12	0.2		4	2	1	1	1	0	0	0	0	0	1	10	15	13.50	3.000
Barry Jones, R (8, 1) ERA: 3.1	1.0		4	1	0	0	1	0	0	0	0	0	0	8	11	0.00	1.000
Bob Kipper, L (9, 1) ERA: 3.11	1.0		4	1	0	0	1	0	0	0	0	0	0	12	20	0.00	1.000

PITCHER	IP	WLS	BF	H	R	ER	SO	BB	IBB	HBP	BLK	WP	HR	S	P	ERA	WHIP

New York Mets @ Pittsburgh Pirates

Three Rivers Stadium, Pittsburgh, PA

Fri Aug 05 1988, 7:05 PM EDT

Att. 39,925 - Unknown - 85 F

TOP

livebaseballscorecards.com

AB	37
R	3
H	11
RBI	3
BB	3
SO	4
LOB	18

BOTTOM

Batter	1	2	3	4	5	6	7	8	9	AB	R	H	RBI	BB	SO	LOB
Barry Bonds, L (1, 7) OBP: 0.374, SLG: 0.530	4-3			G4-3		2B		F9		4	0	1	0	0	0	1
Jose Lind, R (1, 4) OBP: 0.292, SLG: 0.305	K			P6		6-3		L9		4	0	0	0	0	1	2
Andy Van Slyke, L (1, 8) OBP: 0.347, SLG: 0.534	G3			2B		K			F7	4	0	1	0	0	1	1
Bobby Bonilla, S (1, 5) OBP: 0.377, SLG: 0.492		G3-1		4-3			K		FC4-6 BB	3	0	0	0	1	1	1
Sid Bream, L (1, 3) OBP: 0.337, SLG: 0.448		P7			HR		G3		FC4-6 1-2f	4	1	1	1	0	0	1
R.J. Reynolds, S (1, 9) OBP: 0.288, SLG: 0.369		G4-3			K		HR		F4	4	1	1	1	0	1	1
Michael LaValliere, L (1, 2) OBP: 0.373, SLG: 0.353			F8		4-3		G4-3			3	0	0	0	0	0	0
Rafael Belliard, R (1, 6) OBP: 0.283, SLG: 0.265			6-3		L9			K		2	0	0	0	0	0	0
Tommy Gregg, L (8, PH) OBP: 0.188, SLG: 0.357										1	0	0	0	0	1	0
Denny Gonzalez, R (9, 6) OBP: 0.316, SLG: 0.219										0	0	0	0	0	0	0
Bob Walk, R (1, 1) OBP: 0.098, SLG: 0.100			F8			F8		BB		2	0	0	0	0	0	0
Dave Rucker, L (7, 1)										0	0	0	0	0	0	0
Barry Jones, R (8, 1)										0	0	0	0	0	0	0
Orestes Destrade, S (8, PH) OBP: 0.217, SLG: 0.190										0	0	0	0	1	0	0
Mike Dunne, R (8, PR) OBP: 0.158, SLG: 0.088										0	0	0	0	0	0	0
Bob Kipper, R (9, 1)										0	0	0	0	0	0	0
Inning Stats	R: 0 E: 0 K: 1 S: 11 H: 0 LOB: 0 BB: 0 P: 15	R: 0 E: 0 K: 0 S: 4 H: 0 LOB: 0 BB: 0 P: 6	R: 0 E: 0 K: 0 S: 9 H: 0 LOB: 0 BB: 0 P: 16	R: 0 E: 0 K: 0 S: 8 H: 1 LOB: 1 BB: 0 P: 12	R: 1 E: 0 K: 1 S: 10 H: 1 LOB: 0 BB: 0 P: 14	R: 0 E: 0 K: 1 S: 7 H: 1 LOB: 1 BB: 0 P: 10	R: 1 E: 0 K: 1 S: 9 H: 1 LOB: 0 BB: 0 P: 13	R: 0 E: 0 K: 1 S: 10 H: 0 LOB: 1 BB: 1 P: 19	R: 0 E: 0 K: 0 S: 8 H: 0 LOB: 1 BB: 1 P: 17	1B: 0 2B: 2 3B: 0 HR: 2 SF: 0 SAC: 0 DP: 0 HBP: 0	WP: 0 PB: 0 SB: 0 CS: 0 PA: 33					

PITCHER		IP	WLS	BF	H	R	ER	SO	BB	IBB	HBP	BLK	WP	HR	S	P	ERA	WHIP
Ron Darling, R ERA: 3.22	(1, 1)	7.1	W	27	4	2	2	5	1	0	0	0	0	2	62	96	2.46	0.682
Randy Myers, L ERA: 1.19	(8, 1)	1.2	S	6	0	0	0	0	1	0	0	0	0	0	14	26	0.00	0.600

PITCHER		IP	WLS	BF	H	R	ER	SO	BB	IBB	HBP	BLK	WP	HR	S	P	ERA	WHIP

New York Mets @ Pittsburgh Pirates

Three Rivers Stadium, Pittsburgh, PA

Fri Aug 05 1988, 7:05 PM EDT

Att. 39,925 - Unknown - 85 F

livebaseballscorecards.com

AB	31
R	2
H	4
RBI	2
BB	2
SO	5
LOB	7

New York Mets @ Pittsburgh Pirates

Three Rivers Stadium, Pittsburgh, PA

Sat Aug 06 1988, 7:05 PM EDT

Att. 48,272 - Unknown

TOP

livebaseballscorecards.com

Batter	1	2	3	4	5	6	7	8	9	AB	R	H	RBI	BB	SO	LOB
Lenny Dykstra, L (1, 8) OBP: 0.344, SLG: 0.398	X 0-0 ① 6-3		B F X 1-1 ③ P1		B X 1-0 ③ F8		1 SAFE X 0-0 ③ F9		B B F X 2-1 5-3 1B	3	0	0	0	0	0	1
Mookie Wilson, S (7, PH) OBP: 0.298, SLG: 0.352 (7, 8)										2	0	1	0	0	0	1
Wally Backman, S (1, 4) OBP: 0.378, SLG: 0.333	B F S B B B 4-2 BB			B C B X 2-1 ① 4-3		B X 1-0 1B 1B		B C S B B F B 4-2 G4-3 BLK FC4 BB	1 SAFE 1 SAFE B X 1-0 ① 5-3 1-2	2	0	1	0	1	0	0
Tim Teufel, R (8, PH) OBP: 0.333, SLG: 0.330 (8, 4)										1	1	0	0	1	0	1
Dave Magadan, L (1, 3) OBP: 0.393, SLG: 0.335	B B C X 2-1 ② F7			C B B X 2-1 E1		1 SAFE C B 1 SAFE F X 1-2 ① 1-2 1B		F X 0-1 ① G4-3 1-3	B C B C B X 3-2 ② F9	5	0	1	0	0	0	3
Darryl Strawberry, L (1, 9) OBP: 0.383, SLG: 0.588	C B C B 1 B X SAFE 3-2 ③ 4-3			B F B S B F X 3-2 ② L7		B S C X 1-2 ② F7		B F X 1-1 FC4 2B BLK 3-H	S B B B S X 3-2 ③ 1-3	5	1	0	1	0	0	4
Kevin McReynolds, R (1, 7) OBP: 0.337, SLG: 0.477		B X 1-0 ① F4		F B C F S 1-3 ③ K		B X 1-0 ③ F9		B X 1-0 BLK BLK 1-3 BLK 2B		4	1	1	0	0	1	2
Gary Carter, R (1, 2) OBP: 0.318, SLG: 0.374		F B S B X 2-2 ② 5-3			X 0-0 ① 5-3		X 0-0 P3 BB 1B	B F B B B 4-1 BLK 2-3 3-H BB		3	0	1	0	1	0	0
Howard Johnson, S (1, 5) OBP: 0.342, SLG: 0.429		B C B X 2-1 ③ L4			C X 0-1 HR		B B C B B 4-1 WP 1-2 1B BB	C S S 0-3 ② K		3	2	1	1	1	1	2
Kevin Elster, R (1, 6) OBP: 0.287, SLG: 0.321			C B S B F S 2-3 ① K		X 0-0 SH3-4 1B		C 2 SAFE B 1 SAFE B X 2-1 ① ② P3 2-3	B B S T B B 4-2 1-2 3-H BB		3	0	1	0	1	1	2
Dwight Gooden, R (1, 1) OBP: 0.212, SLG: 0.250			C B B S F S 2-3 ② K2-3		X 0-0 ② SH3-4 1-2		B B B C X 3-1 1-H 1B	S X 0-1 ③ 6-3		1	0	0	0	0	1	0
Lee Mazzilli, S (7, PH) OBP: 0.212, SLG: 0.178										1	0	1	1	0	0	0
Bob McClure, R (7, 1)										0	0	0	0	0	0	0
Mackey Sasser, L (8, PH) OBP: 0.281, SLG: 0.386										1	0	0	0	0	0	2
Randy Myers, L (8, 1)										0	0	0	0	0	0	0
Roger McDowell, R (9, 1) OBP: 0.429, SLG: 0.857										0	0	0	0	0	0	0

Inning Stats	1	2	3	4	5	6	7	8	9
	R: 0 E: 0 K: 0 S: 8	H: 0 LOB: 1 BB: 1 P: 17	R: 0 E: 0 K: 0 S: 6	H: 0 LOB: 0 BB: 0 P: 11	R: 0 E: 0 K: 2 S: 10	H: 0 LOB: 0 BB: 0 P: 15	R: 0 E: 1 K: 1 S: 12	H: 0 LOB: 1 BB: 0 P: 20	R: 1 E: 0 K: 0 S: 6	H: 2 LOB: 1 BB: 0 P: 7
	R: 0 E: 0 K: 0 S: 8	H: 2 LOB: 1 BB: 0 P: 12	R: 1 E: 0 K: 0 S: 7	H: 2 LOB: 1 BB: 1 P: 16	R: 3 E: 0 K: 1 S: 16	H: 1 LOB: 2 BB: 3 P: 30	R: 0 E: 0 K: 0 S: 9	H: 1 LOB: 1 BB: 0 P: 18		

	AB	34
	R	5
	H	8
	RBI	3
	BB	5
	SO	4
	LOB	18

	1B: 6	SF: 0	WP: 1	PA: 40
	2B: 1	SAC: 1	PB: 0	
	3B: 0	DP: 0	SB: 0	
	HR: 1	HBP: 0	CS: 0	

PITCHER		IP	WLS	BF	H	R	ER	SO	BB	IBB	HBP	BLK	WP	HR	S	P	ERA	WHIP
Doug Drabek, R ERA: 3.44	(1, 1)	6.2		27	6	2	2	3	2	0	0	0	1	1	56	97	2.70	1.200
Dave Rucker, L ERA: 4.05	(7, 1)	0.1		1	0	0	0	0	0	0	0	0	0	0	1	1	0.00	0.000
Jim Gott, R ERA: 3.1	(8, 1)	0.2	L	7	1	3	3	1	3	0	0	3	0	0	14	28	40.50	6.000
Jeff Robinson, R ERA: 2.85	(8, 1)	1.1		5	1	0	0	0	0	0	0	0	0	0	11	20	0.00	0.750

PITCHER		IP	WLS	BF	H	R	ER	SO	BB	IBB	HBP	BLK	WP	HR	S	P	ERA	WHIP

New York Mets @ Pittsburgh Pirates

Three Rivers Stadium, Pittsburgh, PA

Sat Aug 06 1988, 7:05 PM EDT

Att. 48,272 - Unknown

livebaseballscorecards.com

BOTTOM

Batter	1	2	3	4	5	6	7	8	9	AB	R	H	RBI	BB	SO	LOB
Barry Bonds, L (1, 7) OBP: 0.375, SLG: 0.538	CBX 1-1 CS 1B		SX 0-1 ③ 4-3			CFBFBFFFBF 3-2 X 2-H HR		FSBBC 2-3 ① K		4	1	2	2	0	1	0
Jose Lind, R (1, 4) OBP: 0.289, SLG: 0.302	B 1 SAFE PX 2-0 ①② 5-3 1-2			BCCBBFX 3-2 ① 5-3		BX 1-0 ② 5-3		BFFS 1-3 ② K		4	0	0	0	0	1	1
Andy Van Slyke, L (1, 8) OBP: 0.351, SLG: 0.535	BBFBB 4-1 FC6-4 BB			BBFBX 3-1 ② 4-3		BFBCX 2-2 E S 1B 1B		FSBBFFX 2-2 1B		3	1	2	0	1	0	0
Bobby Bonilla, S (1, 5) OBP: 0.376, SLG: 0.489	1 SAFE BX 1-0 ③ FC6-4 1-2f			BBBX 3-0 ③ F8		BBBFB 4-1 1B 1-3 BB		X 0-0 ③ P9		3	0	0	0	1	0	2
Sid Bream, L (1, 3) OBP: 0.339, SLG: 0.448		CBBX 2-1 ① F7			BX 1-0 ① 6-3	FX 0-1 1-3 3-H 1B			FBBX 2-1 B1-5-4 1B 1B	4	0	2	1	0	0	0
R.J. Reynolds, S (1, 9) OBP: 0.287, SLG: 0.367		FFBBS 2-3 ② K			BSCFBX 2-2 ② 4-3	1 SAFE FFCC 0-3 ③ K			BX 1-0 B1-5-4 1-2 1B	4	0	1	0	0	2	2
Michael LaValliere, L (1, 2) OBP: 0.369, SLG: 0.348 Tom Prince, R (9, PH)	BCX 1-1 ③ 1-3			BBX 2-0 ③ 1-3			FBBX 2-1 ① F8	X 0-0 ①② B1-5-4 1-2 2-3f		3 1	0 0	0 0	0 0	0 0	0 0	0 2
Rafael Belliard, R (1, 6) OBP: 0.280, SLG: 0.261 Mike Diaz, R (9, PH) OBP: 0.358, SLG: 0.242			BBCFC 2-3 ① K			LFFX 0-2 ① 5-3	FBX 1-1 ② F9		SSBSS 1-3 ③ K	3 1	0 0	0 0	0 0	1 1	0 1	0 1
Doug Drabek, R (1, 1) OBP: 0.217, SLG: 0.310 Dave Rucker, L (7, 1) Jim Gott, R (8, 1) Jeff Robinson, R (8, 1) OBP: 0.154, SLG: 0.083			X 0-0 ② P3			CFBX 1-2 HR 2B	CCS 0-3 ③ K			2 1 0 0	1 0 0 0	1 0 0 0	0 0 0 0	0 1 0 0	0 0 0 0	0 0 0 0
Inning Stats	R: 0 E: 0 K: 0 S: 6 H: 1 LOB: 1 BB: 1 P: 13	R: 0 E: 0 K: 1 S: 7 H: 0 LOB: 0 BB: 0 P: 12	R: 0 E: 0 K: 1 S: 6 H: 0 LOB: 0 BB: 0 P: 8	R: 0 E: 0 K: 0 S: 7 H: 0 LOB: 0 BB: 0 P: 16	R: 0 E: 0 K: 0 S: 6 H: 0 LOB: 0 BB: 0 P: 11	R: 3 E: 0 K: 1 S: 25 H: 4 LOB: 2 BB: 1 P: 36	R: 0 E: 0 K: 1 S: 7 H: 0 LOB: 0 BB: 0 P: 10	R: 0 E: 0 K: 2 S: 12 H: 1 LOB: 1 BB: 0 P: 17	R: 0 E: 0 K: 1 S: 7 H: 2 LOB: 1 BB: 0 P: 11	1B: 6 2B: 1 3B: 0 HR: 1 SF: 0 SAC: 0 DP: 1 HBP: 0							

	AB	33
	R	3
	H	8
	RBI	3
	BB	2
	SO	7
	LOB	8

WP: 0 PB: 0 SB: 1 CS: 1 PA: 35

PITCHER		IP	WLS	BF	H	R	ER	SO	BB	IBB	HBP	BLK	WP	HR	S	P	ERA	WHIP
Dwight Gooden, R ERA: 3.03	(1, 1)	6.0		24	5	3	3	3	2	0	0	0	0	1	57	96	4.50	1.167
Bob McClure, L ERA: 5.01	(7, 1)	1.0	W	3	0	0	0	1	0	0	0	0	0	0	7	10	0.00	0.000
Randy Myers, L ERA: 1.17	(8, 1)	1.0		6	3	0	0	2	0	0	0	0	0	0	15	23	0.00	3.000
Roger McDowell, R ERA: 2.08	(9, 1)	1.0	S	2	0	0	0	1	0	0	0	0	0	0	4	5	0.00	0.000

PITCHER	IP	WLS	BF	H	R	ER	SO	BB	IBB	HBP	BLK	WP	HR	S	P	ERA	WHIP

New York Mets @ Pittsburgh Pirates

Three Rivers Stadium, Pittsburgh, PA

Sun Aug 07 1988, 3:33 AM EDT

Att. 44,931 - Sunny - 80 F

livebaseballscorecards.com

Batter	1	2	3	4	5	6	7	8	9	AB	R	H	RBI	BB	SO	LOB
Lenny Dykstra, L (1, 8) OBP: 0.345, SLG: 0.399	G3			F7	2B		F7		BB	4	0	1	0	1	0	0
Wally Backman, S (1, 4) OBP: 0.375, SLG: 0.332	4-3			1B	1-3			F9	2B	4	1	1	0	0	0	1
Tim Teufel, R (9, PH) OBP: 0.336, SLG: 0.339				BB						1	0	1	2	0	0	0
(9, 4)				1B					2B							
Keith Hernandez, L (1, 3) OBP: 0.368, SLG: 0.449	4-3			BB		FC4-6		6-3	K	4	0	1	0	1	1	3
				1B		BB										
Darryl Strawberry, L (1, 9) OBP: 0.381, SLG: 0.582		4-3		BB		FC4-6		K	L8	4	0	0	0	1	1	4
Roger McDowell, R (9, 1) OBP: 0.429, SLG: 0.857						CS				0	0	0	0	0	0	0
				BB		BB										
Howard Johnson, S (1, 6) OBP: 0.341, SLG: 0.425		F9		P5					P4	3	0	0	0	1	0	3
(9, 5)						BB										
Dave Magadan, L (1, 5) OBP: 0.394, SLG: 0.332		G3-1				P8			E 1B	2	0	0	1	2	0	1
Kevin Elster, R (9, PR) OBP: 0.267, SLG: 0.321				BB					1B	0	1	0	0	0	0	0
(9, 6)									BB							
Mookie Wilson, S (1, 7) OBP: 0.302, SLG: 0.368	G5-3			G3					E8 1B	4	2	2	1	0	0	3
(9, 9)									1B							
							HR		1B							
Mackey Sasser, L (1, 2) OBP: 0.272, SLG: 0.372	P3				F8		L7		BB 1B	3	0	0	0	0	0	0
Kevin McReynolds, R (9, PH) OBP: 0.339, SLG: 0.478										1	1	1	1	0	0	0
(9, 7)									2B							
									1B							
David Cone, L (1, 1) OBP: 0.185, SLG: 0.176	1-3				G3-1		6-3		BB	3	0	0	0	0	0	0
Gary Carter, R (9, PH) OBP: 0.320, SLG: 0.376										1	1	1	1	0	0	0
(9, 2)									2B							
									1B							

TOP	
AB	34
R	6
H	8
RBI	6
BB	6
SO	2
LOB	15

Inning Stats										
	R: 0 E: 0 K: 0 S: 8	H: 0 LOB: 0 BB: 0 P: 14	R: 0 E: 0 K: 0 S: 6	H: 0 LOB: 0 BB: 0 P: 9	R: 0 E: 0 K: 0 S: 8	H: 0 LOB: 0 BB: 0 P: 11	R: 1 E: 0 K: 0 S: 20	H: 2 LOB: 3 BB: 2 P: 34	R: 0 E: 0 K: 0 S: 8	H: 1 LOB: 1 BB: 0 P: 12
	R: 0 E: 0 K: 0 S: 4	H: 0 LOB: 1 BB: 2 P: 14	R: 1 E: 0 K: 0 S: 7	H: 1 LOB: 0 BB: 0 P: 8	R: 0 E: 0 K: 1 S: 8	H: 0 LOB: 0 BB: 0 P: 10	R: 4 E: 1 K: 1 S: 15	H: 4 LOB: 3 BB: 2 P: 26	1B: 5 2B: 2 3B: 0 HR: 1	SF: 0 SAC: 0 DP: 0 HBP: 0
									WP: 0 PB: 0 SB: 0 CS: 1	PA: 40

PITCHER		IP	WLS	BF	H	R	ER	SO	BB	IBB	HBP	BLK	WP	HR	S	P	ERA	WHIP
Mike Dunne, R ERA: 3.59	(1, 1)	7.0		28	4	2	2	0	4	0	0	0	0	1	61	102	2.57	1.143
Bob Kipper, L ERA: 3.4	(8, 1)	1.1	L	6	1	2	2	1	1	0	0	0	0	0	12	18	13.50	1.500
Jeff Robinson, R ERA: 3.06	(9, 1)	0.0		2	2	0	0	0	0	0	0	0	0	0	2	4	∞	∞
Dave Rucker, L ERA: 3.92	(9, 1)	0.2		4	1	2	2	1	1	0	0	0	0	0	9	14	27.00	3.000

PITCHER	IP	WLS	BF	H	R	ER	SO	BB	IBB	HBP	BLK	WP	HR	S	P	ERA	WHIP

New York Mets @ Pittsburgh Pirates

Three Rivers Stadium, Pittsburgh, PA

Sun Aug 07 1988, 3:33 AM EDT

Att. 44,931 - Sunny - 80 F

livebaseballscorecards.com

BOTTOM

Batter	1	2	3	4	5	6	7	8	9	AB	R	H	RBI	BB	SO	LOB
Barry Bonds, L (1, 7) OBP: 0.373, SLG: 0.532	F X 0-1 L8 ①	B X 1-0 P4 ②			B B C B B 4-1 CS BB		B X 1-0 F8 ②	C X 0-1 G3-1 ③		4	0	0	0	1	0	4
Jose Lind, R (1, 4) OBP: 0.287, SLG: 0.300	B F B F F F B F X 3-2 P5 ②	B B B C F X 3-2 F9 ③			F L 1 SAFE X 0-2 P9 ①		X 0-0 E7 2-H			4	0	0	0	0	0	3
Andy Van Slyke, L (1, 8) OBP: 0.350, SLG: 0.532	C F X 0-2 WP 1B 1B	X 0-0 P7 ①			B X 1-0 F8 ②③ 1-2		B C B X 2-1 1-3 ③			4	1	1	0	0	0	2
Bobby Bonilla, S (1, 5) OBP: 0.377, SLG: 0.486	F F B B B B 4-2 1B 1-2 BB	X 0-0 L8 ②				B C B B S B 4-2 BB		F C B F X 1-2 4-3 ①		2	0	0	0	2	0	0
Sid Bream, L (1, 3) OBP: 0.341, SLG: 0.452	B F C X 1-2 1-2 2-H 1B	F X 0-1 2B				B C X 1-1 F7 ①		B B C B C S 3-3 K ②		4	0	2	1	0	1	1
R.J. Reynolds, S (1, 9) OBP: 0.282, SLG: 0.361	S B S X 1-2 4-3 ③	B X 1-0 F7 ③				X 0-0 F7 ②		X 0-0 L9 ③		4	0	0	0	0	0	4
Michael LaValliere, L (1, 2) OBP: 0.367, SLG: 0.344		B B C B B 4-1 1B BB	F C B B B X 3-2 F8 ①			C B X 1-1 4-3 ③			C X 0-1 4-3 ①	3	0	0	0	1	0	1
Rafael Belliard, R (1, 6) OBP: 0.283, SLG: 0.262		C L B B B F 1 SAFE F X 3-2 SH3-4 1-3 1B	B X 1-0 L8 ②				X 0-0 L1 ①		B B B B 4-0 BB	3	0	1	0	1	0	0
Mike Dunne, R (1, 1) OBP: 0.154, SLG: 0.086 Tommy Gregg, L (7, PH) OBP: 0.235, SLG: 0.467 Bob Kipper, R (8, 1) Jeff Robinson, R (9, 1) OBP: 0.154, SLG: 0.083 Dave Rucker, L (9, 1) Orestes Destrade, S (9, PH) OBP: 0.208, SLG: 0.182		B F 1 SAFE C X 1-2 SH3-4 ① 1-2	B C B B X 3-1 4-3 ③				C B F B F B F X 3-2 E 2B		F C S 0-3 K ②	1 1 0 0 0 1	0 1 0 0 0 0	0 1 0 0 0 0	0 1 0 0 0 1	0 0 0 0 0 0	0 0 0 0 0 1	0 0 0 0 0 1
Inning Stats	R: 1 E: 0 K: 0 S: 19 H: 2 LOB: 2 BB: 1 P: 28	R: 0 E: 0 K: 0 S: 13 H: 1 LOB: 2 BB: 1 P: 25	R: 0 E: 0 K: 0 S: 5 H: 1 LOB: 1 BB: 0 P: 6	R: 0 E: 0 K: 0 S: 6 H: 0 LOB: 0 BB: 0 P: 13	R: 0 E: 0 K: 0 S: 5 H: 0 LOB: 0 BB: 1 P: 10	R: 0 E: 0 K: 0 S: 7 H: 0 LOB: 1 BB: 1 P: 13	R: 1 E: 1 K: 0 S: 10 H: 1 LOB: 1 BB: 0 P: 16	R: 0 E: 0 K: 1 S: 8 H: 0 LOB: 0 BB: 0 P: 12	R: 0 E: 0 K: 1 S: 7 H: 0 LOB: 1 BB: 1 P: 11	1B: 3 2B: 2 3B: 0 HR: 0	SF: 0 SAC: 1 DP: 0 HBP: 0					

AB	31
R	2
H	5
RBI	1
BB	5
SO	2
LOB	16

WP: 1 PB: 0 SB: 0 CS: 1 PA: 37

PITCHER		IP	WLS	BF	H	R	ER	SO	BB	IBB	HBP	BLK	WP	HR	S	P	ERA	WHIP
David Cone, R (1, 1) ERA: 2.31		8.0	W	33	5	2	1	1	4	0	0	0	1	0	73	123	1.12	1.125
Roger McDowell, R (9, 1) ERA: 2.05		1.0		4	0	0	0	1	1	0	0	0	0	0	7	11	0.00	1.000

PITCHER	IP	WLS	BF	H	R	ER	SO	BB	IBB	HBP	BLK	WP	HR	S	P	ERA	WHIP

Batter	1	2	3	4	5	6	7	8	9	AB	R	H	RBI	BB	SO	LOB
Lenny Dykstra, L (1, 8) OBP: 0.341, SLG: 0.394	C B B F X 2-2 P6 ①		C F F X 0-2 F9 ②			C C F B B X 2-2 P6 ①		B F B F X 2-2 F9 ③		4	0	0	0	0	0	1
Wally Backman, S (1, 4) OBP: 0.375, SLG: 0.329 Darryl Strawberry, L (9, PH) OBP: 0.380, SLG: 0.580	F S B C 1-3 K ②		X 0-0 L7 ③			B B B C F B 4-2 BB			C C B S 1-3 K ①	2 1	0 0	0 0	0 0	1 0	1 1	1 0
Keith Hernandez, L (1, 3) OBP: 0.370, SLG: 0.450	C X 0-1 E7 1B			C X 0-1 G1-4-3 1B		C F B 1 SAFE F 1 SAFE S 1-3 K ②			F X 0-1 F5 ②	4	0	2	0	0	1	1
Kevin McReynolds, R (1, 7) OBP: 0.336, SLG: 0.473	B B X 2-0 P3 ③			X 0-0 G1-4-3 ① ② 1-2f		C B 1 SAFE B B F X 3-2 F8 ③			X 0-0 F8 ③	4	0	0	0	0	0	3
Gary Carter, R (1, 2) OBP: 0.317, SLG: 0.373		X 0-0 G5-3 ①		C B F B X 2-2 F8 ③			B C F F B B C 3-3 K ①			3	0	0	0	0	1	0
Howard Johnson, S (1, 5) OBP: 0.339, SLG: 0.422 (8, 6)		B B C S S 2-3 K ②			X 0-0 P3 ①		B X 1-0 P2 ②			3	0	0	0	0	1	0
Mookie Wilson, S (1, 9) OBP: 0.302, SLG: 0.368		C T F F X 0-2 L7 ③			C B X 1-1 S 1B		X 0-0 P5 ③			3	0	1	0	0	0	0
Kevin Elster, R (1, 6) OBP: 0.285, SLG: 0.319 Dave Magadan, L (8, PH) OBP: 0.393, SLG: 0.331 (8, 5)			B C X 1-1 E5 SH1-4		1 SAFE B C 1 SAFE 1 SAFE P 1 S B 3-2 F8 ② X 1-2			C B B S X 2-2 F7 ①		2 1	0 0	0 0	0 0	0 0	0 0	1 0
Bob Ojeda, L (1, 1) OBP: 0.191, SLG: 0.213 Lee Mazzilli, S (8, PH) OBP: 0.210, SLG: 0.176 Bob McClure, R (8, 1)			X 0-0 SH1-4 ① 1-2		C B X 1-1 G4-3 ③			B S X 1-1 P6 ②		1 1 0	0 0 0	0 0 0	0 0 0	0 0 0	0 0 0	1 0 0
Inning Stats	R: 0 H: 1 E: 1 LOB: 1 K: 1 BB: 0 S: 9 P: 14	R: 0 H: 0 E: 0 LOB: 0 K: 1 BB: 0 S: 9 P: 11	R: 0 H: 0 E: 1 LOB: 1 K: 0 BB: 0 S: 8 P: 9	R: 0 H: 1 E: 0 LOB: 0 K: 0 BB: 0 S: 6 P: 8	R: 0 H: 1 E: 0 LOB: 1 K: 0 BB: 0 S: 9 P: 13	R: 0 H: 0 E: 0 LOB: 1 K: 1 BB: 1 S: 13 P: 23	R: 0 H: 0 E: 0 LOB: 0 K: 1 BB: 0 S: 6 P: 10	R: 0 H: 0 E: 0 LOB: 0 K: 0 BB: 0 S: 8 P: 13	R: 0 H: 0 E: 0 LOB: 0 K: 1 BB: 0 S: 6 P: 7	1B: 3 SF: 0 2B: 0 SAC: 1 3B: 0 DP: 1 HR: 0 HBP: 0						

TOP

New York Mets @ Pittsburgh Pirates

Three Rivers Stadium, Pittsburgh, PA

Mon Aug 08 1988, 7:05 PM EDT

Att. 38,307 - Unknown - 80 F

livebaseballscorecards.com

AB	29
R	0
H	3
RBI	0
BB	1
SO	5
LOB	8

WP: 0 PB: 0 SB: 1 CS: 0 PA: 31

PITCHER		IP	WLS	BF	H	R	ER	SO	BB	IBB	HBP	BLK	WP	HR	S	P	ERA	WHIP
Rick Reed, R ERA:	(1, 1)	8.0	W	28	3	0	0	4	1	0	0	0	0	0	68	101	0.00	0.500
Jim Gott, R ERA: 3.04	(9, 1)	1.0	S	3	0	0	0	1	0	0	0	0	0	0	6	7	0.00	0.000

PITCHER	IP	WLS	BF	H	R	ER	SO	BB	IBB	HBP	BLK	WP	HR	S	P	ERA	WHIP

New York Mets @ Pittsburgh Pirates

Three Rivers Stadium, Pittsburgh, PA

Mon Aug 08 1988, 7:05 PM EDT

Att. 38,307 - Unknown - 80 F

livebaseballscorecards.com

BOTTOM

Batter	1	2	3	4	5	6	7	8	9	AB	R	H	RBI	BB	SO	LOB
Barry Bonds, L (1, 7) OBP: 0.369, SLG: 0.527	B F B B C X 3-2 ① F6		B F F X 1-2 ③ G5-3			B C B X 2-1 ① F8		C X 0-1 ③ F8		4	0	0	0	0	0	0
Jose Lind, R (1, 4) OBP: 0.289, SLG: 0.304	C F B F F F C 1-3 ② K			F L X 0-2 E S 6-3 1B		C B X 1-1 2B				3	1	2	0	0	1	0
Andy Van Slyke, L (1, 8) OBP: 0.347, SLG: 0.528	B C X 1-1 ③ G4-3			B F 1 SAFE 1 SAFE S S 1-3 ① K 1-3		B S X 1-1 ② F7				3	0	0	0	0	1	2
Bobby Bonilla, S (1, 5) OBP: 0.377, SLG: 0.485		C C B X 1-2 1B		X 0-0 ② 6-3 3-H		F X 0-1 ③ P6				3	0	1	1	0	0	1
Mike Diaz, R (1, 9) OBP: 0.369, SLG: 0.275 R.J. Reynolds, S (9, 9) OBP: 0.282, SLG: 0.361		F B 1 SAFE X 1-1 ① F8		X 0-0 2B			B F B F X 2-2 G1-6-3 1B			3 0	0 0	2 0	0 0	0 0	0 0	1 0
Sid Bream, L (1, 3) OBP: 0.338, SLG: 0.448		C B B F S 2-3 ② K		X 0-0 ③ G3-1			1 SAFE C X 0-1 ① L7			3	0	0	0	0	1	3
Tom Prince, R (1, 2)		B S F C 1-3 ③ K			B B X 2-0 ① F8		1 SAFE X 0-0 ② ③ G1-6-3 1-2f			3	0	0	0	0	1	2
Rafael Belliard, R (1, 6) OBP: 0.284, SLG: 0.260			F B B C F F F X 2-2 ① G4-3		B B B 4-0 L5-3 BB			C B S C 1-3 ① K		2	0	0	0	1	1	0
Rick Reed, R (1, 1) Orestes Destrade, S (8, PH) OBP: 0.200, SLG: 0.174 Jim Gott, R (9, 1)			X 0-0 ② G1-3		X 0-0 ② ③ L5-3 1-2			S B B X 2-1 ② F9		2 1 0	0 0 0	0 0 0	0 0 0	0 0 0	0 0 0	1 0 0
Inning Stats	R: 0 H: 0 E: 0 LOB: 0 K: 1 BB: 0 S: 11 P: 16	R: 0 H: 1 E: 0 LOB: 1 K: 2 BB: 0 S: 11 P: 16	R: 0 H: 0 E: 0 LOB: 0 K: 0 BB: 0 S: 10 P: 13	R: 1 H: 2 E: 0 LOB: 1 K: 1 BB: 0 S: 9 P: 10	R: 0 H: 0 E: 0 LOB: 0 K: 0 BB: 1 S: 2 P: 8	R: 0 H: 1 E: 0 LOB: 1 K: 0 BB: 0 S: 8 P: 12	R: 0 H: 1 E: 0 LOB: 0 K: 0 BB: 0 S: 6 P: 8	R: 0 H: 0 E: 0 LOB: 0 K: 1 BB: 0 S: 7 P: 10		1B: 3 SF: 0 2B: 3 SAC: 0 3B: 0 DP: 2 HR: 0 HBP: 0						

	AB	27
	R	1
	H	5
	RBI	1
	BB	1
	SO	5
	LOB	10

WP: 0 PA: 28
PB: 0
SB: 1
CS: 0

PITCHER		IP	WLS	BF	H	R	ER	SO	BB	IBB	HBP	BLK	WP	HR	S	P	ERA	WHIP
Bob Ojeda, L ERA: 3.13	(1, 1)	7.0	L	25	5	1	1	4	1	0	0	0	0	0	57	83	1.29	0.857
Bob McClure, L ERA: 4.81	(8, 1)	1.0		3	0	0	0	1	0	0	0	0	0	0	7	10	0.00	0.000

PITCHER	IP	WLS	BF	H	R	ER	SO	BB	IBB	HBP	BLK	WP	HR	S	P	ERA	WHIP

Batter	1	2	3	4	5	6	7	8	9	AB	R	H	RBI	BB	SO	LOB
Barry Bonds, L (1, 7) OBP: 0.371, SLG: 0.528	1-3		E S 1B		3-1	2B		L9	BB	5	1	2	0	1	0	0
Jose Lind, R (1, 4) OBP: 0.292, SLG: 0.304	HR G3 BB		K 1-2		2B SF8 1B	F9		1B WP BB	5-3	4	3	1	0	2	1	4
Andy Van Slyke, L (1, 8) OBP: 0.350, SLG: 0.530	G3 1-2		E 4-3 BB		BB 1-3 2B		4-3	WP E 1-2 1B		4	2	2	0	1	0	1
Bobby Bonilla, S (1, 5) OBP: 0.379, SLG: 0.493	2-H HR		E6 4-3 1-3 2-H		BB IBB		2B 1B	E6 2B 1-H 2-H		4	3	2	2	1	0	1
Sid Bream, L (1, 3) OBP: 0.339, SLG: 0.455	6-3		4-3 2-3 3-H		SF8 3-H		1-H 2B 2B	1-H 2B		4	1	2	4	0	0	1
R.J. Reynolds, S (1, 9) OBP: 0.285, SLG: 0.363		F7	K		1-2 2-3 BB		2-H 2B	F3		4	0	1	1	1	1	2
Michael LaValliere, L (1, 2) OBP: 0.365, SLG: 0.341		FC6-4 1B		F8	L4		F8		F7	5	0	1	0	0	0	4
Rafael Belliard, R (1, 6) OBP: 0.282, SLG: 0.258		K		L8		F8	L8		S 1B	5	0	1	0	0	1	2
Brian Fisher, R (1, 1) OBP: 0.119, SLG: 0.077		FC6-4 1-2f		5-3		K		K 1-2	K	3	0	0	0	0	1	1
Dave Rucker, L (7, 1)										0	0	0	0	0	0	0
Barry Jones, R (7, 1)										0	0	0	0	0	0	0
Mike Diaz, R (8, PH) OBP: 0.365, SLG: 0.271										1	0	0	0	0	1	0
Jeff Robinson, R (8, 1) OBP: 0.143, SLG: 0.077										1	0	0	0	0	1	1
Jim Gott, R (9, 1)										0	0	0	0	0	0	0
Inning Stats	R: 2 E: 0 K: 0 S: 4 H: 1 LOB: 0 BB: 1 P: 8	R: 0 E: 0 K: 1 S: 6 H: 1 LOB: 1 BB: 0 P: 6	R: 2 E: 1 K: 2 S: 9 H: 1 LOB: 1 BB: 1 P: 13	R: 0 E: 0 K: 0 S: 3 H: 0 LOB: 0 BB: 0 P: 3	R: 1 E: 0 K: 0 S: 5 H: 2 LOB: 3 BB: 2 P: 13	R: 0 E: 0 K: 1 S: 6 H: 1 LOB: 1 BB: 0 P: 6	R: 2 E: 0 K: 0 S: 6 H: 3 LOB: 1 BB: 0 P: 6	R: 3 E: 1 K: 1 S: 8 H: 2 LOB: 1 BB: 1 P: 12	R: 0 E: 0 K: 1 S: 6 H: 1 LOB: 2 BB: 1 P: 10	1B: 6 2B: 5 3B: 0 HR: 1	SF: 1 SAC: 0 DP: 0 HBP: 0					

TOP

Pittsburgh Pirates @ Montreal Expos

Olympic Stadium, Montreal, QB

Tue Aug 09 1988, 7:05 PM EDT

Att. 37,681 - Unknown

livebaseballscorecards.com

AB	40
R	10
H	12
RBI	7
BB	6
SO	6
LOB	17

PITCHER		IP	WLS	BF	H	R	ER	SO	BB	IBB	HBP	BLK	WP	HR	S	P	ERA	WHIP
John Dopson, R ERA: 2.93	(1, 1)	4.2	L	24	5	5	3	3	3	1	0	0	0	1	26	42	5.79	1.714
Neal Heaton, L ERA: 5.02	(5, 1)	1.1		5	1	0	0	1	0	0	0	0	0	0	7	7	0.00	0.750
Andy McGaffigan, R ERA: 3.3	(7, 1)	1.0		6	3	2	2	0	0	0	0	0	0	0	6	6	18.00	3.000
Joe Hesketh, L ERA: 2.83	(8, 1)	1.0		7	2	3	1	1	1	0	0	0	1	0	8	12	9.00	3.000
Tim Barrett, R ERA: 5.79	(9, 1)	1.0		5	1	0	0	1	1	0	0	0	0	0	6	10	0.00	2.000

PITCHER	IP	WLS	BF	H	R	ER	SO	BB	IBB	HBP	BLK	WP	HR	S	P	ERA	WHIP

WP: 3 PB: 0 SB: 2 CS: 0 PA: 47

BOTTOM

Batter	1	2	3	4	5	6	7	8	9	AB	R	H	RBI	BB	SO	LOB
Dave Martinez, L (1, 8) OBP: 0.304, SLG: 0.319 Andy McGaffigan, R (7, 1) Graig Nettles, L (7, PH) OBP: 0.268, SLG: 0.270 Tracy Jones, R (7, PH) OBP: 0.331, SLG: 0.288 Joe Hesketh, R (8, 1) Tim Barrett, L (9, 1) Wallace Johnson, S (9, PH) OBP: 0.387, SLG: 0.400	S S S 0-3 ① K		S S S 0-3 ② K			x 0-0 ① 4-3 1-2	B B B B 4-0 PB E 2-3 BB		x 0-0 2B 2B	3 0 0 0 0 2 1 0 0 0 0 0 0 0 0 0 0 0 0 0 0 0 1 0 0 1 0 0 0 0 0 0 0 0 0 0 0 0 0 0 0 0 1 1 1 0 0 0 0						
Tim Raines, S (1, 7) OBP: 0.362, SLG: 0.439	x 0-0 ② 4-3		x 0-0 ③ 4-3			B B B B 4-0 1B 5-3 BB	x 0-0 E6 S 1-H 3-H 1B		x 0-0 1B BLK 2-H 2B	4 1 2 1 1 0 0						
Andres Galarraga, R (1, 3) OBP: 0.364, SLG: 0.562	x 0-0 1B			x 0-0 ① L3		x 0-0 ② 5-3 1-2 2-3	x 0-0 ③ L9 1-2		x 0-0 ② 5-3	5 0 1 0 0 0 4						
Hubie Brooks, R (1, 9) OBP: 0.311, SLG: 0.428	x 0-0 ③ 4-3			x 0-0 ② P2		x 0-0 2-3 3-H 1B		x 0-0 2B SF7 1B	x 0-0 BLK 2-3 1B	5 1 3 1 0 0 1						
Tim Wallach, R (1, 5) OBP: 0.309, SLG: 0.415		x 0-0 HR		x 0-0 ③ F7		x 0-0 ③ F8		x 0-0 1-3 2B	x 0-0 ③ L4 1-2 3-H	5 1 2 1 0 0 3						
Tom Foley, L (1, 4) OBP: 0.328, SLG: 0.382		x 0-0 CS 1B			x 0-0 ① 6-3		x 0-0 ① F8	x 0-0 ① SF7 3-H		3 0 1 1 0 0 0						
Mike Fitzgerald, R (1, 2) OBP: 0.369, SLG: 0.433		x 0-0 ① ② 6-3 1-2			x 0-0 ② F8		x 0-0 ② P6	x 0-0 ② F9		4 0 0 0 0 0 2						
Rex Hudler, R (1, 6) OBP: 0.364, SLG: 0.536		x 0-0 ③ 1-3			x 0-0 ③ F6		x 0-0 2B 2B	x 0-0 ③ 1-3		4 1 1 0 0 0 1						
John Dopson, L (1, 1) OBP: 0.091, SLG: 0.063 Neal Heaton, L (5, 1) OBP: 0.158, SLG: 0.158 Otis Nixon, S (6, PH) OBP: 0.306, SLG: 0.315 (7, 8)			S S S 0-3 ① K			x 0-0 5-3 S 1B 1B	x 0-0 S PB 2-H 2B		x 0-0 ① F7	1 0 0 0 0 1 0 0 0 0 0 0 0 0 3 2 2 1 0 0 0						
Inning Stats	R: 0 E: 0 K: 1 S: 6 H: 1 LOB: 1 BB: 0 P: 6	R: 1 E: 0 K: 0 S: 4 H: 2 LOB: 0 BB: 0 P: 4	R: 0 E: 0 K: 2 S: 7 H: 0 LOB: 0 BB: 0 P: 7	R: 0 E: 0 K: 0 S: 3 H: 0 LOB: 0 BB: 0 P: 3	R: 0 E: 0 K: 0 S: 3 H: 0 LOB: 0 BB: 0 P: 3	R: 1 E: 0 K: 0 S: 5 H: 2 LOB: 2 BB: 1 P: 9	R: 3 E: 1 K: 0 S: 6 H: 3 LOB: 1 BB: 1 P: 10	R: 1 E: 0 K: 0 S: 5 H: 2 LOB: 1 BB: 0 P: 5	R: 2 E: 0 K: 0 S: 6 H: 3 LOB: 1 BB: 0 P: 6	1B: 7 2B: 5 3B: 0 HR: 1 SF: 1 SAC: 0 DP: 0 HBP: 0						

PITCHER	IP	WLS	BF	H	R	ER	SO	BB	IBB	HBP	BLK	WP	HR	S	P	ERA	WHIP
Brian Fisher, R (1, 1) ERA: 4.5	6.2	W	27	7	4	4	3	1	0	0	0	0	1	32	36	5.40	1.200
Dave Rucker, L (7, 1) ERA: 3.92	0.0		2	1	1	0	0	1	0	0	0	0	0	1	5	∞	∞
Barry Jones, R (7, 1) ERA: 3.08	0.1		1	0	0	0	0	0	0	0	0	0	0	1	1	0.00	0.000
Jeff Robinson, R (8, 1) ERA: 3.31	1.1		8	4	3	3	0	0	0	0	0	0	0	8	8	20.25	3.000
Jim Gott, R (9, 1) ERA: 3.0	0.2	S	3	1	0	0	0	0	0	0	1	0	0	3	3	0.00	1.500

PITCHER	IP	WLS	BF	H	R	ER	SO	BB	IBB	HBP	BLK	WP	HR	S	P	ERA	WHIP

Pittsburgh Pirates @ Montreal Expos

Olympic Stadium, Montreal, QB

Tue Aug 09 1988, 7:05 PM EDT

Att. 37,681 - Unknown

livebaseballscorecards.com

AB	38
R	8
H	13
RBI	5
BB	2
SO	3
LOB	12

PA: 41

WP: 0 PB: 1 SB: 3 CS: 1

Batter	1	2	3	4	5	6	7	8	9	AB	R	H	RBI	BB	SO	LOB
Barry Bonds, L (1, 7) OBP: 0.367, SLG: 0.521	C B S B B C 3-3 ① K	C B B S X 2-2 ③ G3			X 0-0 ② F8		B 1 SAFE X 1-0 ② F7		B B X 2-0 ③ F9	5	0	0	0	0	1	3
Jose Lind, R (1, 4) OBP: 0.292, SLG: 0.303	C C X 0-2 1B 2B 1B		B C X 1-1 ① F9		B X 1-0 ③ 5-3		B C C B X 2-2 ③ FC6-4 1-2f			4	1	1	0	0	0	1
John Cangelosi, S (1, 8) OBP: 0.290, SLG: 0.190	F X 0-1 1-3 2B 1B		C C B X 1-2 ② 6-3			X 0-0 ① F7		B C X 1-1 ① F8		4	1	1	0	0	0	0
Bobby Bonilla, S (1, 5) OBP: 0.380, SLG: 0.500	F 1 SAFE P 1 SAFE F 1 SAFE X 1-2 1-H 3-H 2B		C F B B F X 2-2 ③ F8			X 0-0 SF7 3B		F S B B F X 2-2 ② 2-3		4	1	2	2	0	0	0
Sid Bream, L (1, 3) OBP: 0.338, SLG: 0.452	B B X 2-0 ② F7			X 0-0 ① L3		C B B B F X 3-2 FC6-4 1B		B X 1-0 ③ F8		4	0	1	0	0	0	1
R.J. Reynolds, S (1, 9) OBP: 0.284, SLG: 0.367	S X 0-1 ③ F9			B B X 2-0 ② F7		B 1 SAFE S 1 SAFE S B 1 SAFE F 1 SAFE 2-2 X ② SF7 3-H			B S X 1-1 1B SF9 2B	3	1	1	1	0	0	1
Tom Prince, R (1, 2) OBP: 0.231, SLG: 0.091 Michael LaValliere, L (9, PH) OBP: 0.363, SLG: 0.340		X 0-0 ① F5		B B X 2-0 WP 1B		B X 1-0 ③ FC6-4 1-2f			B B C X 2-1 ① F5	3 1	0 0	1 0	0 0	0 0	0 0	1 1
Al Pedrique, R (1, 6) OBP: 0.257, SLG: 0.263		C X 0-1 ② F8		F B F B X 2-2 ③ 1-3 1-2			X 0-0 FC6-4 1B		B X 1-0 2-3 1B	4	0	2	0	0	0	1
Bob Walk, R (1, 1) OBP: 0.113, SLG: 0.098 Andy Van Slyke, L (7, PH) OBP: 0.349, SLG: 0.529 Barry Jones, R (7, 1) Orestes Destrade, S (9, PH) OBP: 0.192, SLG: 0.174		F C F H 1-2 HBP			C F X 0-2 ① 5-3		S B F F S 1-3 ① K		3 SAFE B S B B B X 3-1 ② SF9 3-H	1 1 0 0	0 0 0 0	0 0 0 0	0 0 0 1	0 0 0 0	0 1 0 0	0 1 0 0
Inning Stats	R: 2 E: 0 K: 1 S: 15 H: 3 LOB: 1 BB: 0 P: 20	R: 0 E: 0 K: 0 S: 9 H: 0 LOB: 1 BB: 0 P: 12	R: 0 E: 0 K: 0 S: 9 H: 0 LOB: 0 BB: 0 P: 13	R: 0 E: 0 K: 0 S: 6 H: 1 LOB: 1 BB: 0 P: 12	R: 0 E: 0 K: 0 S: 5 H: 0 LOB: 0 BB: 0 P: 6	R: 1 E: 0 K: 0 S: 10 H: 2 LOB: 1 BB: 0 P: 16	R: 0 E: 0 K: 1 S: 9 H: 1 LOB: 1 BB: 0 P: 13	R: 0 E: 0 K: 0 S: 7 H: 0 LOB: 0 BB: 0 P: 11	R: 1 E: 0 K: 0 S: 8 H: 2 LOB: 1 BB: 0 P: 17	1B: 6 2B: 2 3B: 1 HR: 0 SF: 2 SAC: 0 DP: 0 HBP: 1						

PITCHER		IP	W/L/S	BF	H	R	ER	SO	BB	IBB	HBP	BLK	WP	HR	S	P	ERA	WHIP
Dennis Martinez, R ERA: 2.33	(1, 1)	8.1	W	35	9	4	4	2	0	0	1	0	1	0	75	112	4.32	1.080
Tim Burke, R ERA: 3.61	(9, 1)	0.2	S	2	0	0	0	0	0	0	0	0	0	0	3	8	0.00	0.000

PITCHER	IP	W/L/S	BF	H	R	ER	SO	BB	IBB	HBP	BLK	WP	HR	S	P	ERA	WHIP

TOP

Pittsburgh Pirates @ Montreal Expos

Olympic Stadium, Montreal, QB

Wed Aug 10 1988, 7:05 PM EDT

Att. 29,196 - Dome - 70 F

livebaseballscorecards.com

AB	34
R	4
H	9
RBI	4
BB	0
SO	2
LOB	10

1B: 6	SF: 2	WP: 1	PA: 37
2B: 2	SAC: 0	PB: 0	
3B: 1	DP: 0	SB: 0	
HR: 0	HBP: 1	CS: 0	

Batter	1	2	3	4	5	6	7	8	9	AB	R	H	RBI	BB	SO	LOB
Otis Nixon, S (1, 8) OBP: 0.300, SLG: 0.308	F5		F8		SH1-3		F5			3	0	0	0	0	0	0
Tim Raines, S (1, 7) OBP: 0.363, SLG: 0.438	6-3		BLK, 1B		K		G6-4-3, BB			3	0	1	0	1	1	1
Andres Galarraga, R (1, 3) OBP: 0.361, SLG: 0.557	K		L3, 1-2		G3		G6-4-3, 1-2f			4	0	0	0	0	1	3
Hubie Brooks, R (1, 9) OBP: 0.312, SLG: 0.431		5-3, HR, 1B		L4		F8, 2B, 2B		5-3		4	2	2	0	0	0	0
Dave Martinez, L (9, 9) OBP: 0.304, SLG: 0.319										0	0	0	0	0	0	0
Tim Wallach, R (1, 5) OBP: 0.310, SLG: 0.415		5-3, 1-2		G6-4-3, 1B		F8, 2-3		4-3, 1B		4	0	2	0	0	0	2
Tom Foley, L (1, 4) OBP: 0.327, SLG: 0.384		F7		G6-4-3, 1-2f		4-3, 3-H, 2B		4-3, 1-2		4	0	1	1	0	0	3
Nelson Santovenia, R (1, 2) OBP: 0.313, SLG: 0.425		HR, 2-H			2B, 2B	4-3, 2-3		K		4	2	2	2	0	1	2
Rex Hudler, R (1, 6) OBP: 0.372, SLG: 0.545		K			2B, 2-3, 2B	IBB				2	1	1	0	1	1	0
Dennis Martinez, R (1, 1) OBP: 0.238, SLG: 0.246			4-3		SH1-3, 2-H, 3-H, 2B	L6, 1-2				3	0	1	2	0	0	2
Tim Burke, R (9, 1)										0	0	0	0	0	0	0
Inning Stats	R: 0 E: 0 K: 1 S: 6 H: 0 LOB: 0 BB: 0 P: 10	R: 2 E: 0 K: 1 S: 13 H: 2 LOB: 0 BB: 0 P: 19	R: 0 E: 0 K: 0 S: 9 H: 1 LOB: 1 BB: 0 P: 14	R: 0 E: 0 K: 0 S: 6 H: 1 LOB: 0 BB: 0 P: 8	R: 2 E: 0 K: 1 S: 10 H: 3 LOB: 1 BB: 0 P: 16	R: 1 E: 0 K: 0 S: 11 H: 2 LOB: 2 BB: 1 P: 17	R: 0 E: 0 K: 0 S: 6 H: 0 LOB: 0 BB: 1 P: 13	R: 0 E: 0 K: 1 S: 11 H: 1 LOB: 1 BB: 0 P: 16		1B: 4 2B: 5 3B: 0 HR: 1 SF: 0 SAC: 1 DP: 2 HBP: 0						

PITCHER		IP	WLS	BF	H	R	ER	SO	BB	IBB	HBP	BLK	WP	HR	S	P	ERA	WHIP
Bob Walk, R ERA: 2.85	(1, 1)	6.0	L	27	9	5	5	3	0	1	0	1	0	1	55	84	7.50	1.500
Barry Jones, R ERA: 2.96	(7, 1)	2.0		7	1	0	0	1	1	0	0	0	0	0	17	29	0.00	1.000

PITCHER	IP	WLS	BF	H	R	ER	SO	BB	IBB	HBP	BLK	WP	HR	S	P	ERA	WHIP

BOTTOM

Pittsburgh Pirates @ Montreal Expos

Olympic Stadium, Montreal, QB

Wed Aug 10 1988, 7:05 PM EDT

Att. 29,196 - Dome - 70 F

livebaseballscorecards.com

AB	31
R	5
H	10
RBI	5
BB	2
SO	4
LOB	13

Pittsburgh Pirates @ Montreal Expos

Olympic Stadium, Montreal, QB

Thu Aug 11 1988, 7:05 PM EDT

Att. 33,599 - Dome - 70 F

livebaseballscorecards.com

TOP

Batter	1	2	3	4	5	6	7	8	9	AB	R	H	RBI	BB	SO	LOB
Barry Bonds, L (1, 7) OBP: 0.371, SLG: 0.522	C B X 1-1 SH5-3 1B		F B X 1-1 ① F8	X 0-0 ③ F8		B F B S B B 4-2 1-2 BB		F P S 1 SAFE X 1-2 CS 1-3 1B	X 0-0 1-2 2-H 3-H 1B	5	0	3	2	1	0	1
Jose Lind, R (1, 4) OBP: 0.291, SLG: 0.302	1 SAFE C B X 1-1 ① SH5-3 1-2		B B B C F X 3-2 CS 1B		B C B C B X 3-2 ① 6-3	C X 0-1 ③ F9		F B X 1-1 ②③ F3 1-2	F X 0-1 ③ F9	5	0	1	0	0	0	7
Andy Van Slyke, L (1, 8) OBP: 0.350, SLG: 0.527	B B F S F B X 3-2 ② F7		F F B 1 SAFE F P F B F 3-2 ② F S 1-2 2B 1B		C B B F F F F F B 3-3 C ② K		B C F B B X 2-2 ① 4-3		B B C C B B 4-2 1B 1B 2B BB	4	2	1	0	1	1	1
Bobby Bonilla, S (1, 5) OBP: 0.387, SLG: 0.511	B B B S S B 4-2 BB		F B S B F B F X 3-2 1-H 1B 2B		B F X 1-1 3B		B B B F B 4-1 FC3-6 1B BB		1 SAFE X 0-0 1-2 2B 1B	3	2	3	1	2	0	0
Sid Bream, L (1, 3) OBP: 0.342, SLG: 0.455	S B F C 1-3 ③ K		S B B B F X 2-2 2-H 1B		C X 0-1 ③ F5		X 0-0 FC3-6 1-2 1B		B S X 1-1 2B 1B 1-2 2-3 1B	5	1	3	1	0	1	3
R.J. Reynolds, S (1, 9) OBP: 0.282, SLG: 0.367		B B S X 2-1 ① 1-3	X 0-0 ③ 4-3			B B X 2-0 ① 4-3	F X 0-1 ② FC3-6 1-2f 2-3		X 0-0 1-3 2-H 3-H 1B 2B	5	1	1	2	0	0	3
Michael LaValliere, L (1, 2) OBP: 0.367, SLG: 0.342		B B B C B 4-1 BB		C B X 1-1 1B		B X 1-0 F9 1B	B 1 SAFE X 1-0 ③ F8		X 0-0 ① G3	4	0	2	0	1	0	4
Al Pedrique, R (1, 6) OBP: 0.257, SLG: 0.263 Mike Diaz, R (9, PH) OBP: 0.372, SLG: 0.271 Rafael Belliard, R (9, 6) OBP: 0.282, SLG: 0.258		C B B F F F X 2-2 ② F9		B X 1-0 ① F9		B C B F F F F F X 2-2 1-2 BB 1B		F X 0-1 ① 5-3	I N I 4-0 1B IBB	4 0 0	0 0 0	1 0 0	0 0 0	0 1 0	0 0 0	2 0 0
Doug Drabek, R (1, 1) OBP: 0.206, SLG: 0.295 John Cangelosi, S (8, PH) OBP: 0.300, SLG: 0.203 Jim Gott, R (8, 1)		S S B B F F C 2-3 ③ K		B F L M 1-3 ② K		B 2 SAFE C F B X 2-2 ② F9 2-3		X 0-0 1B 1B	S S C 0-3 ② K	3 1 1	0 0 0	0 1 0	0 0 0	0 0 0	2 0 1	4 0 3
Inning Stats	R: 0 E: 0 K: 1 S: 13 H: 1 LOB: 2 BB: 1 P: 23	R: 0 E: 0 K: 1 S: 13 H: 0 LOB: 1 BB: 1 P: 23	R: 2 E: 0 K: 0 S: 23 H: 4 LOB: 1 BB: 0 P: 34	R: 0 E: 0 K: 1 S: 7 H: 1 LOB: 1 BB: 0 P: 10	R: 0 E: 0 K: 1 S: 14 H: 1 LOB: 1 BB: 0 P: 21	R: 0 E: 0 K: 0 S: 15 H: 2 LOB: 3 BB: 1 P: 26	R: 0 E: 0 K: 0 S: 8 H: 1 LOB: 2 BB: 1 P: 15	R: 0 E: 0 K: 0 S: 9 H: 2 LOB: 1 BB: 0 P: 10	R: 4 E: 0 K: 1 S: 13 H: 4 LOB: 2 BB: 2 P: 22	1B: 13 2B: 2 3B: 1 HR: 0	SF: 0 SAC: 1 DP: 0 HBP: 0						

	AB	40
	R	6
	H	16
	RBI	6
	BB	6
	SO	5
	LOB	28

WP: 0 PB: 0 SB: 1 CS: 2 PA: 47

PITCHER		IP	WLS	BF	H	R	ER	SO	BB	IBB	HBP	BLK	WP	HR	S	P	ERA	WHIP
Brian Holman, R ERA: 2.8	(1, 1)	5.0	L	23	7	2	2	4	2	0	0	0	0	0	70	111	3.60	1.800
Neal Heaton, L ERA: 4.9	(6, 1)	2.0		11	3	0	0	0	2	0	0	0	0	0	23	41	0.00	2.500
Andy McGaffigan, R ERA: 3.69	(8, 1)	1.0		7	4	3	3	0	1	0	0	0	0	0	14	20	27.00	5.000
Joe Hesketh, L ERA: 2.96	(9, 1)	1.0		6	2	1	1	1	0	1	0	0	0	0	8	12	9.00	2.000

PITCHER	IP	WLS	BF	H	R	ER	SO	BB	IBB	HBP	BLK	WP	HR	S	P	ERA	WHIP

Batter	1	2	3	4	5	6	7	8	9	AB	R	H	RBI	BB	SO	LOB
Otis Nixon, S (1, 8) OBP: 0.293, SLG: 0.300	C C B X 1-2 F8 ①		F S S 0-3 K ③		C X 0-1 FC5-4 ③ 1-2f		B C B X 2-1 F8 ③			4	0	0	0	0	1	6
Tim Raines, S (1, 7) OBP: 0.360, SLG: 0.433	B C F B S 2-3 K ②			C X 0-1 4-3 ①		B B B C X 3-1 4-3 ①		X 0-0 6-3 ①		4	0	0	0	0	1	0
Andres Galarraga, R (1, 3) OBP: 0.360, SLG: 0.555	B X 1-0 4-3 ③			S S B B S 2-3 K ②		S X 0-1 FC5-4 1B		B F C B F B F S 3-3 K ②		4	0	1	0	0	2	0
Hubie Brooks, R (1, 9) OBP: 0.312, SLG: 0.436		B X 1-0 L9 ①		B X 1-0 5-3 ③		X 0-0 FC5-4 ② 1-2f		X 0-0 HR		4	1	1	1	0	0	1
Tim Wallach, R (1, 5) OBP: 0.310, SLG: 0.413		B X 1-0 4-3 ②			C B B F F B F B 4-2 1B 1B BB	B B B C C F F X 3-2 F9 ③		C S B X 1-2 F4 ③		3	0	0	0	1	0	1
Tom Foley, L (1, 4) OBP: 0.322, SLG: 0.378		C X 0-1 F8 ③			X 0-0 F7 ①		X 0-0 3-1 ①		B F X 1-1 F9 ①	4	0	0	0	0	0	1
Nelson Santovenia, R (1, 2) OBP: 0.322, SLG: 0.443			X 0-0 3-1 2B		X 0-0 1B 1-2 1B		B X 1-0 2B		B X 1-0 5-3 ②	4	0	3	0	0	0	0
Luis Rivera, R (1, 6) OBP: 0.264, SLG: 0.336			B C X 1-1 3-1 ① 2-3		F X 0-1 FC5-4 1B 1-2 2-3		X 0-0 L4 ②		C S S F B X 1-2 S 1B	4	0	2	0	0	0	2
Brian Holman, R (1, 1) OBP: 0.125, SLG: 0.125 Graig Nettles, L (5, PH) OBP: 0.264, SLG: 0.266 Neal Heaton, L (6, 1) OBP: 0.158, SLG: 0.158 Wallace Johnson, S (7, PH) OBP: 0.397, SLG: 0.400 Andy McGaffigan, R (8, 1) Joe Hesketh, R (9, 1) Dave Martinez, L (9, PH) OBP: 0.303, SLG: 0.318			L C B B B S 2-3 K ②		B S C S S 1-3 K ②		C B B C S F F B B 4-2 BB		C B B B S B B C 3-3 K ③ 1-2	1 1 0 0 0 0 0 1	0 0 0 0 0 0 0 0	0 0 0 0 1 0 0 0	0 0 0 0 0 0 0 0	0 1 0 0 0 0 0 1	1 0 0 0 0 0 0 1	1 3 0 0 0 0 0 1
Inning Stats	R: 0 E: 0 K: 1 S: 7 H: 0 LOB: 0 BB: 0 P: 11	R: 0 E: 0 K: 0 S: 4 H: 0 LOB: 0 BB: 0 P: 6	R: 0 E: 0 K: 2 S: 9 H: 1 LOB: 1 BB: 0 P: 12	R: 0 E: 0 K: 1 S: 6 H: 0 LOB: 0 BB: 0 P: 9	R: 0 E: 0 K: 1 S: 13 H: 2 LOB: 3 BB: 1 P: 18	R: 0 E: 0 K: 0 S: 10 H: 1 LOB: 1 BB: 0 P: 16	R: 0 E: 0 K: 0 S: 8 H: 1 LOB: 2 BB: 1 P: 15	R: 1 E: 0 K: 1 S: 10 H: 1 LOB: 0 BB: 0 P: 14	R: 0 E: 0 K: 1 S: 10 H: 1 LOB: 1 BB: 0 P: 16	1B: 4 2B: 2 3B: 0 HR: 1	SF: 0 SAC: 0 DP: 0 HBP: 0					

PITCHER	IP	WLS	BF	H	R	ER	SO	BB	IBB	HBP	BLK	WP	HR	S	P	ERA	WHIP
Doug Drabek, R (1, 1) ERA: 3.29	7.0	W	28	5	0	0	5	2	0	0	0	0	0	57	87	0.00	1.000
Jim Gott, R (8, 1) ERA: 3.05	2.0	S	8	2	1	1	2	0	0	0	0	0	1	20	30	4.50	1.000

PITCHER	IP	WLS	BF	H	R	ER	SO	BB	IBB	HBP	BLK	WP	HR	S	P	ERA	WHIP

BOTTOM

Pittsburgh Pirates @ Montreal Expos

Olympic Stadium, Montreal, QB

Thu Aug 11 1988, 7:05 PM EDT

Att. 33,599 - Dome - 70 F

livebaseballscorecards.com

AB	34
R	1
H	7
RBI	1
BB	2
SO	7
LOB	16

WP: 0	PB: 0	SB: 1	CS: 0
PA: 36			

Pittsburgh Pirates @ Philadelphia Phillies
Veterans Stadium, Philadelphia, PA
Fri Aug 12 1988, 7:05 PM EDT
Unknown

TOP

livebaseballscorecards.com

Batter	1	2	3	4	5	6	7	8	9	AB	R	H	RBI	BB	SO	LOB
Barry Bonds, L (1, 7) OBP: 0.370, SLG: 0.518	F7		F8		BB		F9			3	0	0	0	1	0	2
Jose Lind, R (1, 4) OBP: 0.288, SLG: 0.300	K		1-3		F8			4-3		4	0	0	0	0	1	3
Rafael Belliard, R (8, 4) OBP: 0.282, SLG: 0.258					2-3					0	0	0	0	0	0	0
Andy Van Slyke, L (1, 8) OBP: 0.347, SLG: 0.522	6-3			F7	K			P6		4	0	0	0	0	1	2
Mike Diaz, R (8, 9) OBP: 0.372, SLG: 0.271										0	0	0	0	0	0	0
Bobby Bonilla, S (1, 5) OBP: 0.385, SLG: 0.511		F7		1B 2B		P5		6-3		4	1	1	0	0	0	0
Sid Bream, L (1, 3) OBP: 0.341, SLG: 0.452		F9		E S 2-H 1B		P6			F5	4	0	1	1	0	0	0
R.J. Reynolds, S (1, 9) OBP: 0.283, SLG: 0.367		1B		F8 1-3		F8			3-1	3	0	1	0	0	0	1
Barry Jones, R (6, 1)										0	0	0	0	0	0	0
Dave Rucker, L (8, 1)										0	0	0	0	0	0	0
Orestes Destrade, S (9, PH) OBP: 0.185, SLG: 0.167										1	0	0	0	0	0	0
Michael LaValliere, L (1, 2) OBP: 0.366, SLG: 0.341		F4		G3			F9		1B	4	0	1	0	0	0	2
Al Pedrique, R (1, 6) OBP: 0.266, SLG: 0.265			SH1-4 1B		F8 SH1-4 HBP		6-3		F8	3	0	1	0	0	0	1
Mike Dunne, R (1, 1) OBP: 0.154, SLG: 0.086										0	0	0	0	0	0	0
John Cangelosi, S (6, 9) OBP: 0.310, SLG: 0.217			SH1-4 1-2		SH1-4 1-2		1B			1	0	1	0	0	0	0
(8, 8)																

AB	31
R	1
H	6
RBI	1
BB	1
SO	2
LOB	11

Inning Stats	1	2	3	4	5	6	7	8	9
	R: 0 E: 0 K: 1 S: 5	H: 0 LOB: 0 BB: 0 P: 5	R: 0 E: 0 K: 0 S: 4	H: 1 LOB: 1 BB: 0 P: 4	R: 0 E: 0 K: 0 S: 4	H: 1 LOB: 1 BB: 0 P: 4	R: 1 E: 0 K: 0 S: 5	H: 2 LOB: 1 BB: 0 P: 5	R: 0 E: 0 K: 1 S: 5	H: 0 LOB: 2 BB: 1 P: 10	R: 0 E: 0 K: 0 S: 3	H: 0 LOB: 0 BB: 0 P: 3	R: 0 E: 0 K: 0 S: 4	H: 1 LOB: 1 BB: 0 P: 4	R: 0 E: 0 K: 0 S: 3	H: 0 LOB: 0 BB: 0 P: 3	R: 0 E: 0 K: 0 S: 4	H: 1 LOB: 1 BB: 0 P: 4

1B: 5	SF: 0
2B: 1	SAC: 2
3B: 0	DP: 0
HR: 0	HBP: 1

WP: 0	PA: 35
PB: 0	
SB: 1	
CS: 0	

PITCHER		IP	WLS	BF	H	R	ER	SO	BB	IBB	HBP	BLK	WP	HR	S	P	ERA	WHIP
Kevin Gross, R ERA: 3.32	(1, 1)	9.0	W	35	6	1	1	2	1	0	1	0	0	0	37	42	1.00	0.778

PITCHER	IP	WLS	BF	H	R	ER	SO	BB	IBB	HBP	BLK	WP	HR	S	P	ERA	WHIP

Batter	1	2	3	4	5	6	7	8	9	AB	R	H	RBI	BB	SO	LOB
Phil Bradley, R (1, 7) OBP: 0.338, SLG: 0.358	3-1	FC6-4 1B		1B 2B 1-3		SH5-3 1-2 2-3		1B SF7 1B		4	2	3	0	0	0	0
Milt Thompson, L (1, 8) OBP: 0.357, SLG: 0.357	BB 1B 1B	FC6-4 BB 1-2f 2-3		5-3		2B 2B 2-3 3-H		SF7 1B 1-2		5	2	3	1	0	0	4
Juan Samuel, R (1, 4) OBP: 0.314, SLG: 0.407	K	BB 1-2		S 2-H 3-H 1B		WP L1-5 2-H 3-H 2B		SF7 1-2 2-3 1B		4	0	3	4	1	1	1
Mike Schmidt, R (1, 5) OBP: 0.335, SLG: 0.395 Jackie Gutierrez, R (8, 5) OBP: 0.200, SLG: 0.208	1B 1B BB 1-2	F8		5-3 1-2		L1-5 2-H		SF7 1-2 2-3 3-H		3 0	1 0	0 0	0 1	1 0	0 0	5 0
Chris James, R (1, 9) OBP: 0.286, SLG: 0.407	1B 1B 1-2 2-H	F8	F9		F9		FC5-2-5-1-6 3-H			5	0	1	1	0	0	2
Ricky Jordan, R (1, 3) OBP: 0.344, SLG: 0.516	1B 1-3 2-H	F7	5-3			4-3 1B 2B	F8			5	1	2	1	0	0	2
Darren Daulton, L (1, 2) OBP: 0.274, SLG: 0.254	F8	5-3	F8			4-3 2-3				4	0	0	0	0	0	3
Steve Jeltz, S (1, 6) OBP: 0.334, SLG: 0.278		FC6-4 SH3-4 BB		FC3-6 BB		SH5-3 HBP 2B BB		3-H 1B		1	1	1	1	3	0	0
Kevin Gross, R (1, 1) OBP: 0.246, SLG: 0.224		SH3-4 1-2		FC3-6 2B 1B 1-2f		2B SH5-3 HBP 1-2		K		2	2	0	0	0	1	2
Inning Stats	R: 2 E: 0 K: 1 S: 8 H: 3 LOB: 2 BB: 1 P: 12	R: 0 E: 0 K: 0 S: 4 H: 1 LOB: 3 BB: 2 P: 12	R: 0 E: 0 K: 0 S: 3 H: 0 LOB: 0 BB: 0 P: 3	R: 2 E: 0 K: 0 S: 5 H: 2 LOB: 1 BB: 1 P: 9	R: 0 E: 0 K: 0 S: 3 H: 0 LOB: 0 BB: 0 P: 3	R: 3 E: 0 K: 0 S: 4 H: 2 LOB: 0 BB: 1 P: 9	R: 1 E: 0 K: 1 S: 7 H: 2 LOB: 1 BB: 0 P: 7	R: 1 E: 0 K: 0 S: 6 H: 3 LOB: 2 BB: 0 P: 6		1B: 9 2B: 5 3B: 0 HR: 0	SF: 1 SAC: 2 DP: 1 HBP: 1					

PITCHER		IP	WLS	BF	H	R	ER	SO	BB	IBB	HBP	BLK	WP	HR	S	P	ERA	WHIP
Mike Dunne, R ERA: 3.93	(1, 1)	5.1	L	29	7	7	7	1	5	0	1	0	0	0	25	46	11.81	2.250
Barry Jones, R ERA: 3.04	(6, 1)	1.2		7	3	1	1	1	0	0	0	0	1	0	9	9	5.40	1.800
Dave Rucker, L ERA: 4.15	(8, 1)	1.0		6	3	1	1	0	0	0	0	0	0	0	6	6	9.00	3.000

PITCHER	IP	WLS	BF	H	R	ER	SO	BB	IBB	HBP	BLK	WP	HR	S	P	ERA	WHIP

BOTTOM

Pittsburgh Pirates @ Philadelphia Phillies
Veterans Stadium, Philadelphia, PA
Fri Aug 12 1988, 7:05 PM EDT
Unknown

livebaseballscorecards.com

AB	33
R	9
H	13
RBI	9
BB	5
SO	2
LOB	19

WP: 1 PA: 42
PB: 0
SB: 1
CS: 0

Batter	1	2	3	4	5	6	7	8	9	AB	R	H	RBI	BB	SO	LOB
Barry Bonds, L (1, 7) OBP: 0.370, SLG: 0.517	C B F F X 1-2 SH2-3 1B		B X 1-0 CS 1B		B C B X 2-1 ③ F8		C B B S X 2-2 ② G4-3	B F X 1-1 ③ F7		5	1	2	0	0	0	2
Rafael Belliard, R (1, 4) (6, 6) OBP: 0.286, SLG: 0.263	1 SAFE X 0-0 ① SH2-3 1-2		C B F F B F X 2-2 ② 1-2 1B			C B X 1-1 ① F8	X 0-0 BB 1B		C F X 0-2 ① F9	4	0	2	0	0	0	0
Andy Van Slyke, L (1, 8) OBP: 0.350, SLG: 0.522	C X 0-1 S 2-H 1B		B C B X 2-1 ③ G3			B B C S X 2-2 2B 1B	B S B B 1 SAFE C B 4-2 1-2 BB		C F B S 1-3 ② K	4	1	2	1	1	1	1
Bobby Bonilla, S (1, 5) OBP: 0.384, SLG: 0.509	1 SAFE B F B B F S 3-3 ② K 1-2			B B X 2-0 ① G4-3		B 1 SAFE B X 2-0 1-H 1B 2B	B X 1-0 ③ G5-3		B F B X 2-1 ③ F4	5	1	1	1	0	1	3
Sid Bream, L (1, 3) OBP: 0.342, SLG: 0.453	B C B X 2-1 ③ F7			B X 1-0 ② G4-3		B B F C X 2-2 2-H 1B 1B		B C X 1-1 S E 1B		4	1	2	1	0	0	1
R.J. Reynolds, S (1, 9) OBP: 0.283, SLG: 0.365		C B X 1-1 ① F8		X 0-0 S 1B		C B C F S 1-3 ② K		S F B 1 SAFE F B X 2-2 ① F7		4	0	1	0	0	1	2
Tom Prince, R (1, 2) OBP: 0.250, SLG: 0.143 Michael LaValliere, L (8, PH) OBP: 0.365, SLG: 0.340 (8, 2)		C X 0-1 ② G6-3		1 SAFE B X 1-0 ③ G4-3 1-2		X 0-0 1-2 1B		C B S B B S 3-3 ② K 1-2		3 1	0 0	1 0	0 0	0 0	0 1	1 1
Al Pedrique, R (1, 6) OBP: 0.259, SLG: 0.257 Jeff Robinson, R (6, 1) OBP: 0.143, SLG: 0.077 John Cangelosi, S (8, PH) OBP: 0.319, SLG: 0.217 Bob Kipper, R (8, 1)		B F X 1-1 ③ L4			B X 1-0 ① G6-3	X 0-0 ③ F9		C B F F B B 4-2 E BB		3 0 0 0	0 0 0 0	0 0 0 0	0 0 1 0	0 0 0 0	0 0 0 0	2 0 0 0
John Smiley, L (1, 1) OBP: 0.130, SLG: 0.091 Jose Lind, R (6, 4) OBP: 0.287, SLG: 0.298			C X 0-1 ① G4-3		X 0-0 ② G6-3		B C X 1-1 ① B1-3	B X 1-0 E5 1-3 2-H		2 2	0 0	0 0	0 0	0 0	0 0	0 1
Inning Stats	R: 1 H: 2 E: 0 LOB: 1 K: 1 BB: 0 S: 13 P: 19	R: 0 H: 0 E: 0 LOB: 0 K: 0 BB: 0 S: 6 P: 8	R: 0 H: 2 E: 0 LOB: 1 K: 0 BB: 0 S: 10 P: 15	R: 0 H: 1 E: 0 LOB: 1 K: 0 BB: 0 S: 4 P: 8	R: 0 H: 0 E: 0 LOB: 0 K: 0 BB: 0 S: 4 P: 7	R: 2 H: 4 E: 0 LOB: 2 K: 1 BB: 0 S: 15 P: 23	R: 0 H: 1 E: 0 LOB: 2 K: 0 BB: 1 S: 9 P: 17	R: 1 H: 1 E: 1 LOB: 2 K: 1 BB: 1 S: 15 P: 27	R: 0 H: 0 E: 0 LOB: 0 K: 1 BB: 0 S: 8 P: 11	1B: 10 SF: 0 2B: 1 SAC: 1 3B: 0 DP: 0 HR: 0 HBP: 0						

TOP

Pittsburgh Pirates @ Philadelphia Phillies
Veterans Stadium, Philadelphia, PA
Fri Aug 12 1988, 7:05 PM EDT
Att. 37,673 - Unknown - 89 F

livebaseballscorecards.com

AB	37
R	4
H	11
RBI	3
BB	2
SO	4
LOB	14

WP: 0 PA: 40
PB: 0
SB: 3
CS: 1

PITCHER		IP	WLS	BF	H	R	ER	SO	BB	IBB	HBP	BLK	WP	HR	S	P	ERA	WHIP
David Palmer, R ERA: 4.28	(1, 1)	6.0		26	9	3	3	2	0	0	0	0	0	0	52	80	4.50	1.500
Bruce Ruffin, L ERA: 4.42	(7, 1)	1.0		5	1	0	0	0	1	0	0	0	0	0	9	17	0.00	2.000
Steve Bedrosian, R ERA: 4.06	(8, 1)	2.0	W	9	1	1	0	2	1	0	0	0	0	0	23	38	0.00	1.000

PITCHER	IP	WLS	BF	H	R	ER	SO	BB	IBB	HBP	BLK	WP	HR	S	P	ERA	WHIP

BOTTOM

Pittsburgh Pirates @ Philadelphia Phillies
Veterans Stadium, Philadelphia, PA
Fri Aug 12 1988, 7:05 PM EDT
Att. 37,673 - Unknown - 89 F

Batter	1	2	3	4	5	6	7	8	9	AB	R	H	RBI	BB	SO	LOB
Phil Bradley, R (1, 7) OBP: 0.340, SLG: 0.360	X 0-0 CS 1B		B B C X 2-1 G5-3 ②		C X 0-1 SF8 ② 3-H		X 0-0 G6-3 1B			3	0	2	1	0	0	1
Bob Dernier, R (1, 8) OBP: 0.361, SLG: 0.376	B 1 SAFE S S S F F X 1-2 F7 ①②		S B S S F S 1-3 K ③		C X 0-1 F9 ③		1 SAFE P 1 SAFE B C 1 SAFE X 2-1 G6-3 ② 1-2			4	0	0	0	0	1	3
Juan Samuel, R (1, 4) OBP: 0.315, SLG: 0.406	S S X 0-2 G6-3 ③			B F F B B S 3-3 K ①		C B B B B 4-1 F9 1B 1B BB	I I I I 4-0 FC6-4 IBB			2	1	0	0	2	1	0
Mike Schmidt, R (1, 5) OBP: 0.337, SLG: 0.405		X 0-0 HR		X 0-0 G4-3 ②		X 0-0 1B 1-2 1B	B X 1-0 FC6-4 ③ 1-2f			3	1	2	1	0	0	0
Bruce Ruffin, S (7, 1) OBP: 0.194, SLG: 0.121										0	0	0	0	0	0	0
Milt Thompson, L (7, PH) OBP: 0.356, SLG: 0.356										1	0	0	0	0	0	2
Steve Bedrosian, R (8, 1)										0	0	0	0	0	0	0
Lance Parrish, R (1, 2) OBP: 0.311, SLG: 0.416		S B B C X 2-2 G1 ①		B S B F B F F F F 3-2 F X 1B		C 1 SAFE B X 1-1 P5 ①		C X 0-1 P5 ①		4	0	1	0	0	0	2
Chris James, R (1, 9) OBP: 0.288, SLG: 0.406		B C B C B F F X 3-2 G4-3 1B		F 1 SAFE F B X 1-2 G5-3 ③		X 0-0 F9 ② 2-3		B F B B B 4-1 HR BB		3	1	1	0	1	0	3
Ricky Jordan, R (1, 3) OBP: 0.360, SLG: 0.557	C X 0-1 G4-3 ②③ 1-2f				B X 1-0 2B 1B	S X 0-1 FC5-4 1-2 3-H 1B		C B S X 1-2 1-H HR		4	2	3	3	0	0	1
Jackie Gutierrez, R (1, 6) (7, 5) OBP: 0.276, SLG: 0.296		X 0-0 SH2-4 1B			B 1 SAFE X 1-0 SH5-4 1-H SF8 2B	B S C F B X 2-2 FC5-4 ③ 1-2f		B F M B F F B F B 4-2 L3 BB		3	1	2	1	1	0	2
David Palmer, R (1, 1) OBP: 0.242, SLG: 0.545		X 0-0 SH2-4 ① 1-2			X 0-0 SH5-4 ① 2-3		C B B B S 2-3 K ①	1 SAFE B B F 1 SAFE 1 SAFE X 2-1 L3 ②③ 1-2		0	0	0	0	0	0	0
Steve Jeltz, S (7, 6) OBP: 0.332, SLG: 0.276										2	0	0	0	0	1	1
Inning Stats	R: 0 E: 0 K: 0 S: 9 H: 1 LOB: 0 BB: 0 P: 10	R: 1 E: 0 K: 0 S: 11 H: 2 LOB: 0 BB: 0 P: 16	R: 0 E: 0 K: 1 S: 8 H: 1 LOB: 1 BB: 0 P: 11	R: 0 E: 0 K: 1 S: 15 H: 1 LOB: 1 BB: 0 P: 22	R: 2 E: 0 K: 0 S: 7 H: 2 LOB: 0 BB: 0 P: 9	R: 1 E: 0 K: 0 S: 11 H: 2 LOB: 2 BB: 1 P: 18	R: 0 E: 0 K: 1 S: 8 H: 1 LOB: 2 BB: 1 P: 16	R: 2 E: 0 K: 0 S: 13 H: 1 LOB: 0 BB: 2 P: 24		1B: 8 2B: 2 3B: 0 HR: 2	SF: 1 SAC: 2 DP: 2 HBP: 0			WP: 0 PB: 0 SB: 0 CS: 1	PA: 36		

	AB	29
	R	6
	H	11
	RBI	6
	BB	4
	SO	3
	LOB	15

livebaseballscorecards.com

PITCHER		IP	WLS	BF	H	R	ER	SO	BB	IBB	HBP	BLK	WP	HR	S	P	ERA	WHIP
John Smiley, L (1, 1) ERA: 3.24		5.2		25	9	4	4	2	1	0	0	0	0	1	57	80	6.35	1.765
Jeff Robinson, R (6, 1) ERA: 3.26		1.1		6	1	0	0	1	0	1	0	0	0	0	12	22	0.00	0.750
Bob Kipper, L (8, 1) ERA: 3.7		1.0	L	5	1	2	2	0	2	0	0	0	0	1	13	24	18.00	3.000

PITCHER	IP	WLS	BF	H	R	ER	SO	BB	IBB	HBP	BLK	WP	HR	S	P	ERA	WHIP

Batter	1	2	3	4	5	6	7	8	9	AB	R	H	RBI	BB	SO	LOB
Barry Bonds, L (1, 7) OBP: 0.374, SLG: 0.533	C X 0-1 HR	B X 1-0 2-H BB 1B		B B X 2-0 F9		B B X 2-0 2-H HR		B B C X 2-1 2-H 2B 1B	X 0-0 3-1	6	3	4	5	0	0	2
Jose Lind, R (1, 4) OBP: 0.288, SLG: 0.300	B B C B F F C 3-3 K	1 SAFE B B B B 4-0 1-2 BB		C X 0-1 6-3		C B B X 2-1 5-3		X 0-0 1-H 2B		4	0	1	1	1	1	0
Andy Van Slyke, L (1, 8) OBP: 0.350, SLG: 0.518	C B B B F X 3-2 6-3	C B C B B X 3-2 G3		F F S 0-3 K			B B C B F B 4-2 E PB SF7 BB	B B C S F B B 4-2 BB		3	1	0	0	2	1	2
Bobby Bonilla, S (1, 5) OBP: 0.380, SLG: 0.503 Al Pedrique, R (9, 5) OBP: 0.259, SLG: 0.257	B B X 2-0 F8		C X 0-1 G3		X 0-0 6-3		S P 1 SAFE 1 SAFE X 1-1 F8	F F X 0-2 F8		5 0	0 0	0 0	0 0	0 0	0 0	3 0
Sid Bream, L (1, 3) OBP: 0.346, SLG: 0.450		C B B B B 4-1 CS BB	B S B B B 4-1 2B 4-3 BB		B C B B F B X 3-2 F7		P C P B F 2 SAFE B 4-2 1-3 SF7 BB	B X 1-0 F8		2	1	0	0	3	0	2
R.J. Reynolds, S (1, 9) OBP: 0.281, SLG: 0.361		B 1 SAFE B B C 1 SAFE S B 4-2 1-2 E E BB	X 0-0 4-3 1-2		X 0-0 1-3		B F S F X 1-2 SF7 1-2 3-H		S B B F B F X 3-2 3-1	3	1	0	1	1	0	1
Tom Prince, R (1, 2) OBP: 0.286, SLG: 0.263		P 1 SAFE C P 1 F 1 SAFE X 2-2 1-3 E5 E	B X 1-0 2-H 2B			B X 1-0 F8	B B B C X 3-1 F2		X 0-0 BB 1B	5	1	2	1	0	0	2
Rafael Belliard, R (1, 6) OBP: 0.295, SLG: 0.261		B X 1-0 2-H 3-H E4 1B	I I I I 4-0 IBB			B C B B B 4-1 SH3 HR BB		B B B C H 4-2 SH2-4 1B HBP	B B B C F B 4-2 1-2 BB	1	3	0	1	3	0	0
Rick Reed, R (1, 1) Jeff Robinson, R (5, 1) OBP: 0.133, SLG: 0.071		B F B F S 2-3 K	X 0-0 3-1			1 SAFE X 0-0 SH3 1-2		X 0-0 SH2-4 1-2	L L M 0-3 K	2 1	0 0	0 0	0 0	0 0	1 1	3 2
Inning Stats	R: 1 E: 0 K: 1 S: 10 H: 1 LOB: 0 BB: 0 P: 18	R: 3 E: 2 K: 1 S: 16 H: 1 LOB: 2 BB: 3 P: 35	R: 1 E: 0 K: 0 S: 6 H: 1 LOB: 2 BB: 2 P: 15	R: 0 E: 0 K: 1 S: 6 H: 0 LOB: 0 BB: 0 P: 8	R: 0 E: 0 K: 0 S: 5 H: 0 LOB: 0 BB: 0 P: 8	R: 2 E: 0 K: 0 S: 6 H: 1 LOB: 0 BB: 1 P: 15	R: 1 E: 1 K: 0 S: 15 H: 0 LOB: 1 BB: 2 P: 25	R: 2 E: 0 K: 0 S: 14 H: 2 LOB: 2 BB: 1 P: 25	R: 0 E: 0 K: 1 S: 11 H: 1 LOB: 2 BB: 1 P: 18	1B: 3 2B: 2 3B: 0 HR: 2 SF: 1 SAC: 2 DP: 0 HBP: 1						

TOP

Pittsburgh Pirates @ Philadelphia Phillies
Veterans Stadium, Philadelphia, PA
Sat Aug 13 1988, 7:05 PM EDT
Att. 35,432 - Unknown - 89 F

livebaseballscorecards.com

AB	32
R	10
H	7
RBI	9
BB	10
SO	4
LOB	17

WP: 0 PB: 1 SB: 0 CS: 1 PA: 46

PITCHER		IP	WLS	BF	H	R	ER	SO	BB	IBB	HBP	BLK	WP	HR	S	P	ERA	WHIP
Greg Harris, R ERA: 2.28	(1, 1)	5.0	L	24	3	5	2	3	4	1	0	0	0	1	43	84	3.60	1.400
Danny Clay, R ERA: 4.91	(6, 1)	2.0		10	1	3	2	0	3	0	0	0	0	1	21	40	9.00	2.000
Kent Tekulve, R ERA: 3.97	(8, 1)	1.0		7	2	2	2	0	1	0	1	0	0	0	14	25	18.00	3.000
Bruce Ruffin, L ERA: 4.38	(9, 1)	1.0		5	1	0	0	1	1	0	0	0	0	0	11	18	0.00	2.000

PITCHER	IP	WLS	BF	H	R	ER	SO	BB	IBB	HBP	BLK	WP	HR	S	P	ERA	WHIP

Batter	1	2	3	4	5	6	7	8	9	AB	R	H	RBI	BB	SO	LOB
Phil Bradley, R (1, 7) OBP: 0.339, SLG: 0.362	5-3	1-H: 1B 2B		6-3			F8			4	1	1	1	0	0	2
Milt Thompson, L (1, 8) OBP: 0.355, SLG: 0.355	5-3	2-H: 1B			4-3		4-3			4	0	1	1	0	0	1
Juan Samuel, R (1, 4) OBP: 0.317, SLG: 0.407	1B	1 SAFE 1 SAFE K			K			G6-4-3: 1B 1B		4	0	2	0	0	2	1
Lance Parrish, R (1, 2) OBP: 0.310, SLG: 0.414	5-3		5-3		5-3			1 SAFE 1-2: G6-4-3 1B		4	0	1	0	0	0	1
Chris James, R (1, 9) OBP: 0.290, SLG: 0.407		HR 1B	F8-4 1B			5-3		G6-4-3 1-2f 2-3		4	1	2	0	0	0	2
Bruce Ruffin, S (9, 1) OBP: 0.194, SLG: 0.121										0	0	0	0	0	0	0
Ricky Jordan, R (1, 3) OBP: 0.356, SLG: 0.574		1-H: HR	1-2: F8-4			6-3		4-3		4	1	1	2	0	0	2
Steve Jeltz, S (1, 6) OBP: 0.331, SLG: 0.273		F9		SH1-4 BB		L8			3-1	3	0	0	0	1	0	0
Jackie Gutierrez, R (1, 5) OBP: 0.303, SLG: 0.323		2B 1B		L8				1B	5-3	4	1	2	0	0	0	1
Greg Harris, S (1, 1) OBP: 0.375, SLG: 0.625		1 SAFE K		1-2: SH1-4			F9		1-3	1	0	0	0	0	1	1
Danny Clay, R (6, 1)										0	0	0	0	0	0	0
Keith Miller, S (7, PH) OBP: 0.250, SLG: 0.269										1	0	0	0	0	0	1
Kent Tekulve, R (8, 1)										0	0	0	0	0	0	0
Greg Gross, L (9, 9) OBP: 0.272, SLG: 0.190										1	0	0	0	0	0	0
Inning Stats	R: 0 E: 0 K: 0 S: 10 H: 1 LOB: 1 BB: 0 P: 13	R: 4 E: 0 K: 2 S: 20 H: 5 LOB: 1 BB: 0 P: 27	R: 0 E: 0 K: 0 S: 5 H: 1 LOB: 0 BB: 0 P: 5	R: 0 E: 0 K: 0 S: 5 H: 0 LOB: 1 BB: 1 P: 10	R: 0 E: 0 K: 1 S: 6 H: 0 LOB: 0 BB: 0 P: 9	R: 0 E: 0 K: 0 S: 5 H: 0 LOB: 0 BB: 0 P: 6	R: 0 E: 0 K: 0 S: 6 H: 1 LOB: 1 BB: 0 P: 8	R: 0 E: 0 K: 0 S: 9 H: 2 LOB: 1 BB: 0 P: 14	R: 0 E: 0 K: 0 S: 6 H: 0 LOB: 0 BB: 0 P: 8	1B: 8 2B: 2 3B: 0 HR: 1 SF: 0 SAC: 1 DP: 2 HBP: 0						

PITCHER		IP	WLS	BF	H	R	ER	SO	BB	IBB	HBP	BLK	WP	HR	S	P	ERA	WHIP
Rick Reed, R ERA: 3.0	(1, 1)	4.0		19	7	4	4	2	1	0	0	0	0	1	40	55	9.00	2.000
Jeff Robinson, R ERA: 3.09	(5, 1)	5.0	W	17	3	0	0	1	0	0	0	0	0	0	32	45	0.00	0.600

PITCHER	IP	WLS	BF	H	R	ER	SO	BB	IBB	HBP	BLK	WP	HR	S	P	ERA	WHIP

BOTTOM

Pittsburgh Pirates @ Philadelphia Phillies
Veterans Stadium, Philadelphia, PA
Sat Aug 13 1988, 7:05 PM EDT
Att. 35,432 - Unknown - 89 F

livebaseballscorecards.com

AB	34
R	4
H	10
RBI	4
BB	1
SO	3
LOB	12

WP: 0 PA: 36
PB: 0
SB: 0
CS: 0

Batter	1	2	3	4	5	6	7	8	9	AB	R	H	RBI	BB	SO	LOB
Barry Bonds, L (1, 7) OBP: 0.376, SLG: 0.536	BCBSX 2-2 BB 1B 2B		BX 1-0 1B SF8 1B	SSS 0-3 ① K		CSBBX 2-2 FC5-4 1B		CCBC 1-3 ③ K		5	2	3	0	0	2	1
John Cangelosi, S (1, 9) OBP: 0.325, SLG: 0.219 R.J. Reynolds, S (9, 9) OBP: 0.281, SLG: 0.361	BBBB 4-0 BB 1B BB		BCFBX 2-2 2B 1-3 2B 1B	CFBFX 1-2 ② 1-3		FSBBBFX 2-2 ① FC5-4 G4-6-3 1-2f			BBCBCX 3-2 ① F9	4 0	2 0	1 0	0 0	1 0	0 0	1 0
Andy Van Slyke, L (1, 8) OBP: 0.349, SLG: 0.522	FBCFFBS 2-3 ① K		X 0-0 ① SF8 3-H	CBX 2-1 ③ 4-3		BFX 1-1 ②③ G4-6-3 1-2f			X 0-0 HR	4	1	1	2	0	1	3
Bobby Bonilla, S (1, 5) OBP: 0.384, SLG: 0.514	SBBBBFB 4-2 1B 1-2 2-3 BB		FBX 1-1 1-3 2B	BCX 1-1 HR			X 0-0 ① 4-3		SBBBBB 4-1 BB S BB	3	2	2	1	2	0	0
Sid Bream, L (1, 3) OBP: 0.352, SLG: 0.455	FBSBFX 2-2 G4-6-3 1-3 2-H 3-H 1B		I 4-0 2B IBB	X 0-0 1B 2B			BX 1-0 ② F8		BFFBBBB 4-2 BB 1-2 BB	3	2	2	2	2	0	0
Michael LaValliere, L (1, 2) OBP: 0.365, SLG: 0.345	BX 1-0 ②③ G4-6-3 1-2f		X 0-0 F8 1-H 2-H 3-H 2B	BCBFX 2-2 L4-6 1B 2-3 1B			CFBS 1-3 ③ K		FFBFBS 2-3 ② K	5	0	2	3	0	2	4
Jose Lind, R (1, 4) OBP: 0.289, SLG: 0.300		BCBX 2-1 ① 4-3	BFX 1-1 ② F8 2-3	BBX 2-0 1-2 3-H 1B				CFC 0-3 ① K	BFBBB 4-2 1-2 2-3 BB	4	0	1	1	1	1	1
Rafael Belliard, R (1, 6) OBP: 0.294, SLG: 0.257		CFX 0-2 ② 5-3	BBBB 4-0 BB	FFBBX 1-2 ①② L4-6 2-3				X 0-0 ② F9	FFS 0-3 ③ K	4	0	0	0	1	1	5
Brian Fisher, R (1, 1) OBP: 0.111, SLG: 0.071 John Smiley, L (7, 1) OBP: 0.130, SLG: 0.091 Mike Dunne, R (7, 1) OBP: 0.154, SLG: 0.086 Orestes Destrade, S (8, PH) OBP: 0.214, SLG: 0.200 Jim Gott, R (8, 1)		SFBBC 2-3 ③ K	SBFS 1-3 ③ K	CSBS 1-3 ③ K				CX 0-1 1B		3 0 0 1 0	0 0 0 0 0	0 0 0 1 0	0 0 0 0 0	0 0 0 0 0	3 0 0 0 0	3 0 0 0 0
Inning Stats	R: 2 H: 2 E: 0 LOB: 1 K: 1 BB: 2 S: 15 P: 30	R: 0 H: 0 E: 0 LOB: 0 K: 1 BB: 0 S: 8 P: 12	R: 4 H: 4 E: 0 LOB: 2 K: 1 BB: 2 S: 13 P: 27	R: 0 H: 0 E: 0 LOB: 0 K: 1 BB: 0 S: 9 P: 12	R: 2 H: 4 E: 0 LOB: 1 K: 1 BB: 0 S: 13 P: 20	R: 0 H: 1 E: 0 LOB: 0 K: 0 BB: 0 S: 9 P: 14	R: 0 H: 0 E: 0 LOB: 0 K: 1 BB: 0 S: 5 P: 7	R: 0 H: 1 E: 0 LOB: 1 K: 2 BB: 0 S: 9 P: 10	R: 1 H: 1 E: 0 LOB: 3 K: 2 BB: 3 S: 16 P: 33	1B: 7 SF: 1 2B: 5 SAC: 0 3B: 0 DP: 3 HR: 2 HBP: 0						

TOP

Pittsburgh Pirates @ Philadelphia Phillies

Veterans Stadium, Philadelphia, PA

Sun Aug 14 1988, 3:33 AM EDT

Att. 36,468 - Sunny - 98 F

livebaseballscorecards.com

AB	36
R	9
H	13
RBI	9
BB	7
SO	10
LOB	18

PITCHER		IP	WLS	BF	H	R	ER	SO	BB	IBB	HBP	BLK	WP	HR	S	P	ERA	WHIP
Marvin Freeman, R ERA: 5.79	(1, 1)	2.1		15	6	6	6	2	2	1	0	0	0	0	31	58	23.14	3.429
Danny Clay, R ERA: 5.14	(3, 1)	2.2		12	4	2	2	3	1	0	0	0	0	1	27	43	6.75	1.875
Bruce Ruffin, L ERA: 4.31	(6, 1)	2.0		6	1	0	0	1	0	0	0	0	0	0	14	21	0.00	0.500
Kent Tekulve, R ERA: 3.9	(8, 1)	1.0		4	1	0	0	2	0	0	0	0	0	0	9	10	0.00	1.000
Steve Bedrosian, R ERA: 4.15	(9, 1)	1.0	L	7	1	1	1	2	3	0	0	0	0	1	16	33	9.00	4.000

PITCHER	IP	WLS	BF	H	R	ER	SO	BB	IBB	HBP	BLK	WP	HR	S	P	ERA	WHIP

BOTTOM

Batter	1	2	3	4	5	6	7	8	9	AB	R	H	RBI	BB	SO	LOB
Phil Bradley, R (1, 7) OBP: 0.337, SLG: 0.359	5-3		F8		F4		1B, SF9, 2B 1-3 3-H	4-3		3	0	0	0	0	0	2
Bruce Ruffin, S (6, 1) OBP: 0.194, SLG: 0.121										0	0	0	0	0	0	0
Mike Young, S (7, PH) OBP: 0.339, SLG: 0.338										2	1	1	1	0	0	2
(8, 9)																
Steve Bedrosian, R (9, 1)										0	0	0	0	0	0	0
Milt Thompson, L (1, 8) OBP: 0.356, SLG: 0.355	6-3		1B 3-H			6-3	WP 2-3 3-H		K	5	0	2	2	0	1	0
(9, 9)							1B									
Juan Samuel, R (1, 4) OBP: 0.316, SLG: 0.405	F2		K			4-3	SF9 3-H		1B	4	0	1	1	0	1	1
Chris James, R (1, 9) OBP: 0.288, SLG: 0.403		6-3		F8		6-3	5-3 1-2		F3	4	0	0	0	0	0	1
Kent Tekulve, R (8, 1)										0	0	0	0	0	0	0
Bob Dernier, R (9, 8) OBP: 0.358, SLG: 0.373										1	0	0	0	0	0	1
Ricky Jordan, R (1, 3) OBP: 0.358, SLG: 0.571		F4		5-3			BB, SF8, 2B	1B, 1B BB	K	4	2	1	0	1	1	1
Darren Daulton, L (1, 2) OBP: 0.280, SLG: 0.256		5-3		F8			SF8, BB, 1B BB	1-3 1B		3	1	1	0	1	0	0
Steve Jeltz, S (1, 6) OBP: 0.333, SLG: 0.273			2B 1B		F5		1B, 2B 1-2 2-3 BB	K		3	2	1	0	1	1	2
Jackie Gutierrez, R (1, 5) OBP: 0.306, SLG: 0.364			SH5-3 1-H 1B, 2B		F4		SF8 2-3 3-H	1-2 3-H 1B		2	1	1	2	0	0	0
Greg Gross, L (8, PH) OBP: 0.278, SLG: 0.198										1	0	1	1	0	0	0
(9, 7)																
Marvin Freeman, R (1, 1)			SH5-3 2-3		BB		2B, 1B 1-3 3-H 1B	F7		0	0	0	0	0	0	0
Danny Clay, R (3, 1)										0	0	0	0	0	0	0
Keith Miller, S (5, PH) OBP: 0.290, SLG: 0.286										2	1	1	1	1	0	2
(6, 7)																
(9, 5)																
Inning Stats	R: 0 E: 0 K: 0 S: 9 H: 0 LOB: 0 BB: 0 P: 15	R: 0 E: 0 K: 0 S: 5 H: 0 LOB: 0 BB: 0 P: 6	R: 2 E: 0 K: 1 S: 10 H: 3 LOB: 1 BB: 0 P: 14	R: 0 E: 0 K: 0 S: 5 H: 0 LOB: 0 BB: 0 P: 9	R: 0 E: 0 K: 0 S: 7 H: 0 LOB: 1 BB: 1 P: 12	R: 0 E: 0 K: 0 S: 6 H: 0 LOB: 0 BB: 0 P: 8	R: 5 E: 0 K: 0 S: 22 H: 4 LOB: 1 BB: 2 P: 39	R: 1 E: 0 K: 1 S: 18 H: 2 LOB: 2 BB: 1 P: 25	R: 0 E: 0 K: 2 S: 9 H: 1 LOB: 1 BB: 0 P: 9	1B: 7 2B: 3 3B: 0 HR: 0 SF: 2 SAC: 1 DP: 0 HBP: 0	WP: 1 PB: 0 SB: 0 CS: 0 PA: 41					

PITCHER		IP	WLS	BF	H	R	ER	SO	BB	IBB	HBP	BLK	WP	HR	S	P	ERA	WHIP
Brian Fisher, R ERA: 4.7	(1, 1)	6.1		27	5	6	6	1	3	0	0	0	0	0	55	88	8.53	1.263
John Smiley, L ERA: 3.31	(7, 1)	0.0		2	2	0	0	0	0	0	0	0	0	0	5	7	∞	∞
Mike Dunne, R ERA: 3.91	(7, 1)	0.2		2	0	1	1	0	0	0	0	0	1	0	4	8	13.50	0.000
Jim Gott, R ERA: 3.1	(8, 1)	2.0	W	10	3	1	1	3	1	0	0	0	0	0	27	34	4.50	2.000

PITCHER	IP	WLS	BF	H	R	ER	SO	BB	IBB	HBP	BLK	WP	HR	S	P	ERA	WHIP

Pittsburgh Pirates @ Philadelphia Phillies
Veterans Stadium, Philadelphia, PA
Sun Aug 14 1988, 3:33 AM EDT
Att. 36,468 - Sunny - 98 F

livebaseballscorecards.com

AB	34
R	8
H	10
RBI	8
BB	4
SO	4
LOB	12

Atlanta Braves @ Pittsburgh Pirates

Three Rivers Stadium, Pittsburgh, PA

Mon Aug 15 1988, 7:05 PM EDT

Att. 12,112 - Unknown - 80 F

TOP

livebaseballscorecards.com

Batter	1	2	3	4	5	6	7	8	9	AB	R	H	RBI	BB	SO	LOB
Ron Gant, R (1, 4) OBP: 0.306, SLG: 0.448	C F B F B X 2-2 G5-3 ①		C B X 1-1 F7 ③			B S B X 1-1 G6-3 ① 2-1 3B 2-3 1B			C B B B X 3-1 CS 1B	5	1	2	0	0	0	1
Ken Oberkfell, L (1, 5) OBP: 0.332, SLG: 0.377	X 0-0 G3 ②			C F B S 1-3 K ①		B C X 1-1 2B 2B	B B F C F X 2-2 1-H 3-H 3B		1 SAFE 1 SAFE C 1 SAFE 0-1 CS 1-2 ③	4	1	2	2	0	1	0
Andres Thomas, R (1, 6) OBP: 0.275, SLG: 0.382	C X 0-1 G6-3 ③			B C B C X 2-2 G6-3 ②		B F B B X 3-1 G4-3 2-H 2B	B X 1-0 G6-3 ②			4	0	1	1	0	0	1
Dale Murphy, R (1, 9) OBP: 0.326, SLG: 0.462		B B C F B F X 3-2 G5-3 ①		X 0-0 G6-3 ③		F X 0-1 G4-3 2-3 ②	B F C S 1-3 K ③			4	0	0	0	0	1	2
Ted Simmons, S (1, 3) OBP: 0.349, SLG: 0.380		B C F B X 2-2 F9 ②			C B C B F B B 4-2 2B G6-3 BB	B B F B C B 4-2 BB BB		C B B B F F F C 3-3 K ①		2	1	0	0	2	1	0
Dion James, L (1, 7) OBP: 0.368, SLG: 0.381		B C X 1-1 G4-3 ③			C B X 1-1 1-3 2B	B B B B 4-0 1-2 BB		C S B S 1-3 K ②		3	0	1	0	1	1	0
Bruce Benedict, R (1, 2) OBP: 0.307, SLG: 0.287			C X 0-1 G6-3 ①		B X 1-0 P3 ①	B B B C F F F X 3-2 G5-3 ③		C C B X 1-2 F8 ③		4	0	0	0	0	0	5
Terry Blocker, L (1, 8) OBP: 0.247, SLG: 0.269			B C B F X 2-2 2B		F B X 1-1 3-H G6-3 ②		F X 0-1 1B SH1-4 3B 1B		C C S 0-3 K ①	4	1	2	1	0	1	1
29 John Smoltz, R (1, 1) OBP: 0.167, SLG: 0.167 German Jimenez, L (3, 1) OBP: 0.083, SLG: 0.083 Paul Runge, R (5, PH) OBP: 0.375, SLG: 0.346 Charlie Puleo, R (5, 1) OBP: 0.182, SLG: 0.182 Ed Olwine, R (9, 1)			B B B C F S 3-3 K ②		S B S C 1-3 K ③		L X 0-1 1-2 SH1-4 ①		B B X 2-0 F8 ②	1 0 1 1 0	0 0 0 0 0	0 0 0 0 0	0 0 0 0 0	1 0 1 0 0	1 0 1 0 0	1 0 1 0 0
Inning Stats	R: 0 E: 0 K: 0 S: 7 H: 0 LOB: 0 BB: 0 P: 9	R: 0 E: 0 K: 0 S: 9 H: 0 LOB: 0 BB: 0 P: 15	R: 0 E: 0 K: 1 S: 10 H: 1 LOB: 1 BB: 0 P: 16	R: 0 E: 0 K: 1 S: 7 H: 0 LOB: 0 BB: 0 P: 10	R: 1 E: 0 K: 1 S: 11 H: 1 LOB: 1 BB: 1 P: 19	R: 1 E: 0 K: 0 S: 15 H: 2 LOB: 3 BB: 2 P: 31	R: 2 E: 0 K: 1 S: 14 H: 3 LOB: 1 BB: 0 P: 20	R: 0 E: 0 K: 2 S: 11 H: 0 LOB: 0 BB: 0 P: 16	R: 0 E: 0 K: 1 S: 7 H: 1 LOB: 0 BB: 0 P: 12	1B: 3 2B: 4 3B: 1 HR: 0 SF: 0 SAC: 1 DP: 0 HBP: 0						

	AB	33
	R	4
	H	8
	RBI	4
	BB	3
	SO	7
	LOB	12

WP: 0 PB: 0 SB: 0 CS: 1 PA: 38

PITCHER		IP	WLS	BF	H	R	ER	SO	BB	IBB	HBP	BLK	WP	HR	S	P	ERA	WHIP
Bob Walk, R ERA: 2.96	(1, 1)	6.1	L	28	6	4	4	3	3	0	0	0	0	0	65	108	5.68	1.421
Morris Madden, L ERA:	(7, 1)	0.2		3	1	0	0	1	0	0	0	0	0	0	8	12	0.00	1.500
Bob Kipper, L ERA: 3.55	(8, 1)	2.0		6	1	0	0	3	0	0	0	0	0	0	18	28	0.00	0.500

PITCHER	IP	WLS	BF	H	R	ER	SO	BB	IBB	HBP	BLK	WP	HR	S	P	ERA	WHIP

Batter	1	2	3	4	5	6	7	8	9	AB	R	H	RBI	BB	SO	LOB
Barry Bonds, L (1, 7) OBP: 0.372, SLG: 0.530	X 0-0 ① G3	B B F F B F X 3-2 ③ P6	B X 1-0 ③ P7		C B F B S 2-3 ③ K			C B X 1-1 ① F7		5	0	0	0	0	1	7
Jose Lind, R (1, 4) OBP: 0.290, SLG: 0.301	C C B B F F X 2-2 S 1B		X 0-0 3B 1B	B B C F F C 2-3 ① K		C X 0-1 ① F8		X 0-0 ② G4-3		5	1	2	0	0	1	0
Andy Van Slyke, L (1, 8) OBP: 0.349, SLG: 0.525	B X 1-0 ② F8		F 1 SAFE X 0-1 1-H 2B 3B	B C X 1-1 ② F6		F B X 1-1 S 1B		F B B C B S 3-3 ③ K		5	1	2	1	0	1	1
Bobby Bonilla, S (1, 5) OBP: 0.384, SLG: 0.510	B B C B B 4-1 1-2 BB	S B B F B F X 3-2 ① L3		B F C B B B 4-2 CS BB		S B S F B B X 3-2 ② P5 1-3			B F B S S 2-3 ① K	3	0	0	0	2	1	2
Sid Bream, L (1, 3) OBP: 0.352, SLG: 0.455	B C B F B X 3-2 ③ L8		F X 0-1 G3 BB 3-H 2B	B B F C S 2-3 ③ K 1-2		F B B B B B 4-1 BB			C B S X 1-2 ② G4-3	4	1	1	1	1	1	3
R.J. Reynolds, S (1, 9) OBP: 0.283, SLG: 0.363		B B F B S S 3-3 ① K	B C B F B B 4-2 BB G3 BB		S B F B F S 2-3 ① K	B X 1-0 ③ G1-3			X 0-0 2B	4	0	1	0	1	2	2
Michael LaValliere, L (1, 2) OBP: 0.367, SLG: 0.344 Mike Diaz, R (9, PH) OBP: 0.368, SLG: 0.268		C B B B B B 4-1 BB BB	B B F X 2-1 ② G3 1-2 2-3		F B F X 1-2 1B 1B		X 0-0 P6		B C X 1-1 ③ F5	3 1	0 0	1 0	0 0	1 0	0 0	2 1
Al Pedrique, R (1, 6) OBP: 0.267, SLG: 0.252		B B B B 4-0 1-2 BB	I I I I 4-0 BB IBB		X 0-0 ② F8		B F B F F B X 3-2 ② G1-3			2	0	0	0	2	0	1
Bob Walk, R (1, 1) OBP: 0.143, SLG: 0.113 Morris Madden, L (7, 1) Orestes Destrade, S (7, PH) OBP: 0.207, SLG: 0.192 Bob Kipper, R (8, 1)		C I L L 0-3 ② K	B B C B C B 4-2 1-2 2-3 3-H BB		F B X 1-1 1-2 1B		B C S B F B S 3-3 ③ K			2 0 1 0	0 0 0 0	1 0 0 0	1 0 0 0	1 0 0 0	1 0 1 0	2 0 0 0
Inning Stats	R: 0 H: 1 E: 0 LOB: 2 K: 0 BB: 1 S: 11 P: 21	R: 0 H: 0 E: 0 LOB: 2 K: 2 BB: 2 S: 11 P: 25	R: 3 H: 3 E: 0 LOB: 3 K: 0 BB: 3 S: 16 P: 34	R: 0 H: 0 E: 0 LOB: 1 K: 2 BB: 1 S: 11 P: 20	R: 0 H: 2 E: 0 LOB: 2 K: 2 BB: 0 S: 13 P: 19	R: 0 H: 1 E: 0 LOB: 2 K: 0 BB: 1 S: 10 P: 19	R: 0 H: 0 E: 0 LOB: 0 K: 1 BB: 0 S: 9 P: 15	R: 0 H: 0 E: 0 LOB: 0 K: 1 BB: 0 S: 6 P: 10	R: 0 H: 1 E: 0 LOB: 1 K: 1 BB: 0 S: 9 P: 13	1B: 5 2B: 2 3B: 1 HR: 0	SF: 0 SAC: 0 DP: 0 HBP: 0					

PITCHER		IP	WLS	BF	H	R	ER	SO	BB	IBB	HBP	BLK	WP	HR	S	P	ERA	WHIP
29 John Smoltz, R ERA: 5.53	(1, 1)	2.2		18	4	3	3	2	5	1	0	0	0	0	37	78	10.12	3.375
German Jimenez, L ERA: 5.26	(3, 1)	1.1		5	0	0	0	2	1	0	0	0	0	0	12	22	0.00	0.750
Charlie Puleo, R ERA: 3.66	(5, 1)	4.2	W	19	4	0	0	5	1	0	0	0	0	0	45	73	0.00	1.071
Ed Olwine, L ERA: 7.43	(9, 1)	0.1	S	1	0	0	0	0	0	0	0	0	0	0	2	3	0.00	0.000

PITCHER	IP	WLS	BF	H	R	ER	SO	BB	IBB	HBP	BLK	WP	HR	S	P	ERA	WHIP

BOTTOM

Atlanta Braves @ Pittsburgh Pirates

Three Rivers Stadium, Pittsburgh, PA

Mon Aug 15 1988, 7:05 PM EDT

Att. 12,112 - Unknown - 80 F

livebaseballscorecards.com

AB	35
R	3
H	8
RBI	3
BB	8
SO	9
LOB	21

Atlanta Braves @ Pittsburgh Pirates

Three Rivers Stadium, Pittsburgh, PA

Tue Aug 16 1988, 7:05 PM EDT

Att. 13,994 - Unknown - 86 F

TOP

livebaseballscorecards.com

Batter	1	2	3	4	5	6	7	8	9	AB	R	H	RBI	BB	SO	LOB
Ron Gant, R (1, 4) OBP: 0.304, SLG: 0.443	S B C B S 2-3 ① K		F C B S 1-3 ② K		B C B C S 2-3 ③ K		X 0-0 ② P4			4	0	0	0	0	3	2
Ken Oberkfell, L (1, 5) OBP: 0.329, SLG: 0.373 José Álvarez, R (7, 1) OBP: 0.500, SLG: 0.429	X 0-0 ② G4-3		C X 0-1 ③ F8			C X 0-1 ① G4-3	X 0-0 ③ FC6-4 1-2f			4 0	0 0	0 0	0 0	0 0	0 0	2 0
Andres Thomas, R (1, 6) OBP: 0.276, SLG: 0.385	B X 1-0 ③ G6-3			B X 1-0 ① F8		B X 1-0 2B 2B		B B C S X 2-2 G5-4-3 1B		4	1	2	0	0	0	0
Dale Murphy, R (1, 9) OBP: 0.327, SLG: 0.464		B S X 1-1 E 1B 1B		X 0-0 1B 2B		X 0-0 ② P3		X 0-0 ① ② G5-4-3 1-2f		4	1	2	0	0	0	2
Ted Simmons, S (1, 3) OBP: 0.356, SLG: 0.392		B 1 SAFE S X 1-1 E1 1B 1-3		B C X 1-1 ② F7		X 0-0 2-H 2B		B B S B B 4-1 WP BB		3	0	1	1	1	0	2
Dion James, L (1, 7) OBP: 0.369, SLG: 0.383		F F X 0-2 G6-4-3 1-3 3-H 1B		B C B B X 3-1 2-3 1B		B X 1-0 ③ L4		B B B C F S 3-3 ③ K 1-3		4	0	2	1	0	1	2
Bruce Benedict, R (1, 2) OBP: 0.304, SLG: 0.283 Jerry Royster, R (7, PH) OBP: 0.216, SLG: 0.187 (7, 5)	F B F S 1-3 ① K		X 0-0 ③ F7				S F X 0-2 ① G5-3		B X 1-0 ① L3	2 2	0 0	0 0	0 0	0 0	1 0	4 0
Terry Blocker, L (1, 8) OBP: 0.247, SLG: 0.268		X 0-0 ② ③ G6-4-3 1-2f			B B F C X 2-2 ① G6-3		C S B X 1-2 1B 1B		B X 1-0 ② G3	4	0	1	0	0	0	2
Pete Smith, R (1, 1) OBP: 0.122, SLG: 0.146 Ozzie Virgil, R (7, PH) OBP: 0.292, SLG: 0.363 (7, 2)			B C B S F C 2-3 ① K		F B F C 1-3 ② K		B S B 1 SAFE F X 2-2 FC6-4 1-3 1B		C C B F F B S 2-3 ③ K	2 2	0 0	0 1	0 0	0 0	2 1	0 0
Inning Stats	R: 0 E: 0 K: 1 S: 5 H: 0 LOB: 0 BB: 0 P: 8	R: 1 E: 1 K: 1 S: 11 H: 2 LOB: 1 BB: 0 P: 14	R: 0 E: 0 K: 2 S: 9 H: 0 LOB: 0 BB: 0 P: 12	R: 0 E: 0 K: 0 S: 7 H: 2 LOB: 2 BB: 0 P: 12	R: 0 E: 0 K: 2 S: 9 H: 0 LOB: 0 BB: 0 P: 14	R: 1 E: 0 K: 0 S: 6 H: 2 LOB: 1 BB: 0 P: 8	R: 0 E: 0 K: 0 S: 11 H: 2 LOB: 2 BB: 0 P: 14	R: 0 E: 0 K: 1 S: 8 H: 1 LOB: 1 BB: 1 P: 17	R: 0 E: 0 K: 1 S: 7 H: 0 LOB: 0 BB: 0 P: 11	1B: 6 2B: 3 3B: 0 HR: 0	SF: 0 SAC: 0 DP: 2 HBP: 0						

	AB	35
	R	2
	H	9
	RBI	2
	BB	1
	SO	8
	LOB	16

WP: 2 PB: 0 SB: 0 CS: 0 PA: 36

PITCHER		IP	WLS	BF	H	R	ER	SO	BB	IBB	HBP	BLK	WP	HR	S	P	ERA	WHIP
Doug Drabek, R ERA: 3.21	(1, 1)	7.0	W	29	8	2	1	6	0	0	0	0	0	0	58	82	1.29	1.143
Jeff Robinson, R ERA: 3.06	(8, 1)	1.0		4	1	0	0	1	1	0	0	0	1	0	8	17	0.00	2.000
Jim Gott, R ERA: 3.05	(9, 1)	1.0	S	3	0	0	0	1	0	0	0	0	0	0	7	11	0.00	0.000

PITCHER	IP	WLS	BF	H	R	ER	SO	BB	IBB	HBP	BLK	WP	HR	S	P	ERA	WHIP

Atlanta Braves @ Pittsburgh Pirates

Three Rivers Stadium, Pittsburgh, PA

Tue Aug 16 1988, 7:05 PM EDT

Att. 13,994 - Unknown - 86 F

BOTTOM

Batter	1	2	3	4	5	6	7	8	9	AB	R	H	RBI	BB	SO	LOB
Barry Bonds, L (1, 7) OBP: 0.376, SLG: 0.531	B F F B F X 2-2 G6-3 1B		C B F B F F B F X 3-2 F8 ②		X 0-0 BB 1B 1B 2-H 3-H		B C B B B 4-1 BB			3	0	2	2	1	0	0
Jose Lind, R (1, 4) OBP: 0.290, SLG: 0.300	1 SAFE 1 SAFE B 1 SAFE B 1 SAFE C F 1 SAFE 3-2 F B X G6-3 ① 1-2		B B X 2-0 F9 ③		1 SAFE B 1 SAFE 1 SAFE X 1-0 BB 1B 1-2		B C B C F F F X 2-2 G6-3 ③			4	0	1	0	0	0	2
Andy Van Slyke, L (1, 8) OBP: 0.350, SLG: 0.531	B B F F B S 3-3 K ②			X 0-0 F7 ①	S S F B B F B B 4-2 BB 1-2 2-3			F X 0-1 HR		3	1	1	1	1	1	1
Bobby Bonilla, S (1, 5) OBP: 0.381, SLG: 0.506	B C X 1-1 F8 ③			B B B X 3-0 P6 ②	X 0-0 F7 ③			B B C X 2-1 G3-1 ①		4	0	0	0	0	0	4
Sid Bream, L (1, 3) OBP: 0.351, SLG: 0.453		S B B B F C 2-3 K ①		X 0-0 G4-3 ③		B B S F B F S 3-3 K ①		B B X 2-0 1B 5 1B		4	0	1	0	0	2	0
R.J. Reynolds, S (1, 9) OBP: 0.290, SLG: 0.380		B S F B X 2-2 HR			X 0-0 SH3-4 BB 1B 1B	X 0-0 G4-3 ②		X 0-0 1-3 1B		4	2	3	1	0	0	0
Michael LaValliere, L (1, 2) OBP: 0.365, SLG: 0.341	C X 0-1 G6-3 ②				P B 1 SAFE 1 SAFE B B 4-0 SH3-4 1B BB 1-2	B B X 2-0 G4-3 ③		B C B 1 SAFE X 2-1 5 ② ③ 3-Hf		3	1	0	0	1	0	2
Rafael Belliard, R (1, 6) OBP: 0.290, SLG: 0.254	B C C F X 1-2 F9 ③				C F B B C 2-3 K ①		C B F X 1-2 G6-3 ①			3	0	0	0	0	1	2
Doug Drabek, R (1, 1) OBP: 0.203, SLG: 0.290			F S S S 0-3 K ①		B X 1-0 SH3-4 ② 1-2 2-3		X 0-0 G4-3 ②			1	0	0	0	0	1	0
John Cangelosi, S (7, PH) OBP: 0.321, SLG: 0.215										1	0	0	0	0	0	0
Jeff Robinson, R (8, 1) OBP: 0.133, SLG: 0.071										0	0	0	0	0	0	0
Jim Gott, R (9, 1)										0	0	0	0	0	0	0
Inning Stats	R: 0 H: 1 E: 0 LOB: 1 K: 1 BB: 0 S: 13 P: 22	R: 1 H: 1 E: 0 LOB: 0 K: 1 BB: 0 S: 12 P: 17	R: 0 H: 0 E: 0 LOB: 0 K: 1 BB: 0 S: 10 P: 15	R: 0 H: 0 E: 0 LOB: 0 K: 0 BB: 0 S: 3 P: 6	R: 2 H: 3 E: 0 LOB: 3 K: 1 BB: 2 S: 13 P: 24	R: 0 H: 0 E: 0 LOB: 0 K: 1 BB: 0 S: 6 P: 11	R: 0 H: 0 E: 0 LOB: 1 K: 0 BB: 1 S: 12 P: 19	R: 1 H: 3 E: 0 LOB: 1 K: 0 BB: 0 S: 8 P: 14		1B: 6 SF: 0 2B: 1 SAC: 1 3B: 0 DP: 1 HR: 2 HBP: 0						

livebaseballscorecards.com

AB	30
R	4
H	8
RBI	4
BB	3
SO	5
LOB	11

PITCHER		IP	WLS	BF	H	R	ER	SO	BB	IBB	HBP	BLK	WP	HR	S	P	ERA	WHIP
Pete Smith, R ERA: 4.32	(1, 1)	6.0	L	25	5	3	3	5	2	0	0	0	0	1	57	95	4.50	1.167
José Álvarez, R ERA: 2.99	(7, 1)	2.0		9	3	1	1	0	1	0	0	0	0	1	20	33	4.50	2.000

PITCHER	IP	WLS	BF	H	R	ER	SO	BB	IBB	HBP	BLK	WP	HR	S	P	ERA	WHIP

Atlanta Braves @ Pittsburgh Pirates

Three Rivers Stadium, Pittsburgh, PA

Wed Aug 17 1988, 7:05 PM EDT

Att. 33,164 - Unknown - 95 F

TOP

livebaseballscorecards.com

Batter	1	2	3	4	5	6	7	8	9	AB	R	H	RBI	BB	SO	LOB
Ron Gant, R (1, 4) OBP: 0.305, SLG: 0.446	2-2 CS 1B			0-0 G4-3 ①		0-0 2-H 2B			3-2 G6-3 ①	4	0	2	1	0	0	0
Lonnie Smith, R (1, 7) OBP: 0.250, SLG: 0.219	1-2 F8 ①② 1-2			0-0 G6-3 ②		1-0 F7 ②			1-1 F9 ②	4	0	0	0	0	0	2
Andres Thomas, R (1, 6) OBP: 0.274, SLG: 0.382	0-2 F9 ③			1-3 K ③		2-2 F3 ③			2-1 L1 ③	4	0	0	0	0	1	1
Dale Murphy, R (1, 9) OBP: 0.327, SLG: 0.463		1-2 G5-3 ①			0-0 G5-3 1B		0-1 L5 ①			3	0	1	0	0	0	0
Ted Simmons, S (1, 3) OBP: 0.344, SLG: 0.377		1-1 G4-3 ②			1-3 K ①		1-1 G3-1 ②			3	0	0	0	0	1	1
Jim Morrison, R (1, 5) OBP: 0.218, SLG: 0.253		1-1 G5-3 ③			0-0 G5-3 ② 1-2		0-0 G6-3 ③			3	0	0	0	0	0	1
Bruce Benedict, R (1, 2) OBP: 0.301, SLG: 0.280			2-2 F7 ①		2-1 F8 ③			0-1 F7 ①		2	0	0	0	0	0	1
Dion James, L (8, PH) OBP: 0.368, SLG: 0.382										1	0	0	0	0	0	0
Ozzie Virgil, R (8, 2) OBP: 0.292, SLG: 0.363										0	0	0	0	0	0	0
Terry Blocker, L (1, 8) OBP: 0.238, SLG: 0.257			1-2 F6 ②			0-2 E6 SH3-4 2B		0-0 P5 ②		3	1	0	0	0	0	0
Tom Glavine, L (1, 1) OBP: 0.267, SLG: 0.256			1-1 G6-3 ③			1-1 SH3-4 ① 1-2		0-1 F9 ③		1	0	0	0	0	0	0
Ken Oberkfell, L (8, PH) OBP: 0.328, SLG: 0.372										1	0	0	0	0	0	0
Joe Boever, R (8, 1)										0	0	0	0	0	0	0
Inning Stats	R: 0 H: 1 E: 0 LOB: 0 K: 0 BB: 0 S: 9 P: 12	R: 0 H: 0 E: 0 LOB: 0 K: 0 BB: 0 S: 7 P: 10	R: 0 H: 0 E: 0 LOB: 0 K: 0 BB: 0 S: 9 P: 13	R: 0 H: 0 E: 0 LOB: 0 K: 1 BB: 0 S: 5 P: 6	R: 0 H: 1 E: 0 LOB: 1 K: 1 BB: 0 S: 7 P: 10	R: 1 H: 1 E: 1 LOB: 1 K: 0 BB: 0 S: 11 P: 15	R: 0 H: 0 E: 0 LOB: 0 K: 0 BB: 0 S: 5 P: 6	R: 0 H: 0 E: 0 LOB: 0 K: 0 BB: 0 S: 5 P: 5	R: 0 H: 0 E: 0 LOB: 0 K: 0 BB: 0 S: 8 P: 14	1B: 2 SF: 0 2B: 1 SAC: 1 3B: 0 DP: 0 HR: 0 HBP: 0						

	AB	29
	R	1
	H	3
	RBI	1
	BB	0
	SO	2
	LOB	6

WP: 0 PA: 30
PB: 0
SB: 0
CS: 1

PITCHER		IP	WLS	BF	H	R	ER	SO	BB	IBB	HBP	BLK	WP	HR	S	P	ERA	WHIP
Dave LaPoint, L ERA: 3.26	(1, 1)	7.0	W	24	3	1	0	2	0	0	0	0	0	0	53	72	0.00	0.429
Jeff Robinson, R ERA: 3.03	(8, 1)	1.0		3	0	0	0	0	0	0	0	0	0	0	5	5	0.00	0.000
Jim Gott, R ERA: 3.0	(9, 1)	1.0	S	3	0	0	0	0	0	0	0	0	0	0	8	14	0.00	0.000

PITCHER	IP	WLS	BF	H	R	ER	SO	BB	IBB	HBP	BLK	WP	HR	S	P	ERA	WHIP

Atlanta Braves @ Pittsburgh Pirates

Three Rivers Stadium, Pittsburgh, PA

Wed Aug 17 1988, 7:05 PM EDT

Att. 33,164 - Unknown - 95 F

BOTTOM

Batter	1	2	3	4	5	6	7	8	9	AB	R	H	RBI	BB	SO	LOB
John Cangelosi, S (1, 7) OBP: 0.329, SLG: 0.221 Jim Gott, R (9, 1)	K		E SF8 1B			BB		L6		3 0	1 0	1 0	0 0	1 0	1 0	0 0
Jose Lind, R (1, 4) OBP: 0.290, SLG: 0.300	S 1B		SF8 1-H			G5-3 1-2		F9		3	0	1	1	0	0	1
Andy Van Slyke, L (1, 8) OBP: 0.351, SLG: 0.530	F8 1-2		G1-3			1B		S 1B		4	0	2	0	0	0	1
Bobby Bonilla, S (1, 5) OBP: 0.378, SLG: 0.501	L8			G6-3		F8		P5 1-2		4	0	0	0	0	0	3
Mike Diaz, R (1, 3) OBP: 0.367, SLG: 0.270 Sid Bream, L (8, 3) OBP: 0.351, SLG: 0.453		FC6-4 1B		K			K			3 0	0 0	1 0	0 0	0 0	2 0	0 0
R.J. Reynolds, S (1, 9) OBP: 0.290, SLG: 0.383		FC6-4 1-2f 1B		F8			G5-3 2B			3	1	1	0	0	0	1
Tom Prince, R (1, 2) OBP: 0.292, SLG: 0.273		2-H 1B			K		G5-3 2-3			3	0	1	1	0	1	1
Rafael Belliard, R (1, 6) OBP: 0.291, SLG: 0.252		F9			B1		BB			2	0	0	0	1	0	0
Dave LaPoint, L (1, 1) Orestes Destrade, S (7, PH) OBP: 0.200, SLG: 0.185 Jeff Robinson, R (8, 1) OBP: 0.133, SLG: 0.071 Barry Bonds, L (9, 7) OBP: 0.376, SLG: 0.531			K		K		K			2 1 0 0	0 0 0 0	0 0 0 0	0 0 0 0	0 1 0 0	2 0 0 0	0 2 0 0
Inning Stats	R: 0 E: 0 K: 1 S: 11 H: 1 LOB: 1 BB: 0 P: 16	R: 1 E: 1 K: 0 S: 8 H: 2 LOB: 0 BB: 0 P: 15	R: 1 E: 1 K: 1 S: 8 H: 1 LOB: 0 BB: 0 P: 13	R: 0 E: 0 K: 1 S: 10 H: 0 LOB: 0 BB: 0 P: 15	R: 0 E: 0 K: 2 S: 7 H: 0 LOB: 0 BB: 0 P: 11	R: 0 E: 0 K: 0 S: 8 H: 1 LOB: 1 BB: 1 P: 19	R: 0 E: 0 K: 2 S: 8 H: 1 LOB: 2 BB: 1 P: 19	R: 0 E: 0 K: 0 S: 10 H: 1 LOB: 1 BB: 0 P: 13		1B: 6 2B: 1 3B: 0 HR: 0 SF: 1 SAC: 0 DP: 0 HBP: 0						

livebaseballscorecards.com

AB	28
R	2
H	7
RBI	2
BB	2
SO	7
LOB	9

PITCHER		IP	WLS	BF	H	R	ER	SO	BB	IBB	HBP	BLK	WP	HR	S	P	ERA	WHIP
Tom Glavine, L ERA: 5.12	(1, 1)	7.0	L	27	6	2	0	7	2	0	0	0	0	0	60	108	0.00	1.143
Joe Boever, R ERA: 0.93	(8, 1)	1.0		4	1	0	0	0	0	0	0	0	0	0	10	13	0.00	1.000

PITCHER	IP	WLS	BF	H	R	ER	SO	BB	IBB	HBP	BLK	WP	HR	S	P	ERA	WHIP

Houston Astros @ Pittsburgh Pirates

Three Rivers Stadium, Pittsburgh, PA

Fri Aug 19 1988, 7:05 PM EDT

Att. 26,352 - Unknown - 69 F

livebaseballscorecards.com

TOP

Batter	1	2	3	4	5	6	7	8	9	AB	R	H	RBI	BB	SO	LOB
Gerald Young, S (1, 8) OBP: 0.342, SLG: 0.324	C B B F F X 2-2 ① F7		F B S B S 2-3 ② K	F B B F F C 2-3 ③ K		B B S X 2-1 ③ F7		B B B C X 3-1 CS 1B		5	0	1	0	0	2	2
Bill Doran, S (1, 4) OBP: 0.347, SLG: 0.356	C F B F F X 1-2 ② 6-3		B B B B 4-0 BB		F F B F B F X 2-2 ① F6		B F B B X 3-1 ① 3-1	P 1-0 ③ CS 1-2	B X 1-0 SH1-3 SF8 2B	4	1	1	0	1	0	0
Terry Puhl, L (1, 7) OBP: 0.428, SLG: 0.449	C B X 1-1 ③ G3		B 1 SAFE X 1-0 ③ F7		M B X 1-1 ② 4-3		B B X 2-0 WP 1B 2B		X 0-0 ① SH1-3 2-3	4	1	1	0	0	0	1
Glenn Davis, R (1, 3) OBP: 0.339, SLG: 0.494		C C B B B S 3-3 ① K		B X 1-0 HR	F B S B F F B B 4-2 1B BB		I I I 4-0 1B IBB		X 0-0 ② SF8 3-H	2	1	1	2	2	1	0
Buddy Bell, R (1, 5) OBP: 0.311, SLG: 0.374		B B B C X 3-1 E5 BB		B B X 2-0 HR	C B X 1-1 1-2 1B		B B X 2-0 1-2 2-H 1B		B C B B B 4-1 FC6-4 BB	4	1	3	2	1	0	0
Kevin Bass, S (1, 9) OBP: 0.315, SLG: 0.387		B F B B B 4-1 1-2 BB		C F H 1-2 2B 4-3 HBP	C B X 1-1 1-3		B B B C F S 3-3 ② K		X 0-0 ③ FC6-4 1-2f	3	1	0	0	1	1	5
Rafael Ramirez, R (1, 6) OBP: 0.287, SLG: 0.367		C F S 0-3 ② K		S 1 SAFE 1 SAFE B 1 SAFE X 1-1 4-3 1-3 2B		C S S 0-3 ① K	F X 0-1 ③ G5			4	0	1	0	0	2	4
Alex Trevino, R (1, 2) OBP: 0.341, SLG: 0.352		C B F S 1-3 ③ K		B B F X 2-1 ① 4-3 2-3 3-H		C F X 0-2 2B		B X 1-0 ① F7		4	0	1	1	0	1	3
Danny Darwin, R (1, 1) OBP: 0.063, SLG: 0.106			X 0-0 ① B1-3	S B S S 1-3 ② K		S M S 0-3 ② K		C X 0-1 ② 6-3		4	0	0	0	0	2	2

	AB	R	H	RBI	BB	SO
	34	5	9	5	5	9

LOB 17

Inning Stats	1	2	3	4	5	6	7	8	9
	R: 0 E: 0 K: 0 S: 12	R: 0 E: 1 K: 3 S: 12	R: 0 E: 0 K: 1 S: 5	R: 3 E: 0 K: 2 S: 15	R: 0 E: 0 K: 0 S: 15	R: 0 E: 0 K: 2 S: 11	R: 1 E: 0 K: 1 S: 9	R: 0 E: 0 K: 0 S: 6	R: 1 E: 0 K: 0 S: 5
	H: 0 LOB: 0 BB: 0 P: 16	H: 0 LOB: 2 BB: 1 P: 23	H: 0 LOB: 1 BB: 1 P: 12	H: 3 LOB: 1 BB: 0 P: 25	H: 1 LOB: 2 BB: 1 P: 24	H: 1 LOB: 1 BB: 0 P: 13	H: 2 LOB: 2 BB: 1 P: 23	H: 1 LOB: 0 BB: 0 P: 10	H: 1 LOB: 1 BB: 1 P: 10

1B: 3	SF: 1	WP: 1	PA: 43		
2B: 4	SAC: 1	PB: 0			
3B: 0	DP: 0	SB: 0			
HR: 2	HBP: 1	CS: 1			

PITCHER		IP	WLS	BF	H	R	ER	SO	BB	IBB	HBP	BLK	WP	HR	S	P	ERA	WHIP
Mike Dunne, R ERA: 3.99	(1, 1)	6.1	L	32	7	4	4	8	3	1	1	0	1	2	74	128	5.68	1.579
Jeff Robinson, R ERA: 2.98	(7, 1)	1.2		5	1	0	0	1	0	0	0	0	0	0	11	18	0.00	0.600
Bob Kipper, L ERA: 3.66	(9, 1)	1.0		5	1	1	1	0	1	0	0	0	0	0	5	10	9.00	2.000

PITCHER	IP	WLS	BF	H	R	ER	SO	BB	IBB	HBP	BLK	WP	HR	S	P	ERA	WHIP

BOTTOM

Houston Astros @ Pittsburgh Pirates

Three Rivers Stadium, Pittsburgh, PA

Fri Aug 19 1988, 7:05 PM EDT

Att. 26,352 - Unknown - 69 F

Batter	1	2	3	4	5	6	7	8	9	AB	R	H	RBI	BB	SO	LOB
Barry Bonds, L (1, 7) OBP: 0.377, SLG: 0.529	4-3		BB		HBP			F8		2	0	0	0	1	0	0
Jose Lind, R (1, 4) OBP: 0.288, SLG: 0.299	F9		SH1-4		G6			K		3	0	0	0	0	1	1
Andy Van Slyke, L (1, 8) OBP: 0.353, SLG: 0.529	1B		4-3			F6			HBP	3	0	1	1	0	0	1
Bobby Bonilla, S (1, 5) OBP: 0.375, SLG: 0.497	F8		4-3			4-3			F7	4	0	0	0	0	0	3
Sid Bream, L (1, 3) OBP: 0.348, SLG: 0.448		4-3		K		F7			L4	4	0	0	0	0	1	1
R.J. Reynolds, S (1, 9) OBP: 0.286, SLG: 0.378		4-3		K			F8		4-3	4	0	0	0	0	1	1
Michael LaValliere, L (1, 2) OBP: 0.365, SLG: 0.341		1B		4-3			4-3			3	0	1	0	0	0	0
Rafael Belliard, R (1, 6) OBP: 0.288, SLG: 0.249		K			F4		3-1			3	0	0	0	0	1	1
Mike Dunne, R (1, 1) OBP: 0.171, SLG: 0.108			SH1-4 BB 4-3 1B		4-3			K		2	1	1	0	0	0	0
Jeff Robinson, R (7, 1) OBP: 0.133, SLG: 0.071										0	0	0	0	0	0	0
John Cangelosi, S (8, PH) OBP: 0.325, SLG: 0.217										1	0	0	0	0	1	0
Bob Kipper, R (9, 1)										0	0	0	0	0	0	0

Inning Stats	R: 0 E: 0 K: 0 S: 11	H: 1 LOB: 1 BB: 0 P: 16	R: 0 E: 0 K: 1 S: 8	H: 1 LOB: 1 BB: 0 P: 8	R: 1 E: 0 K: 0 S: 8	H: 1 LOB: 1 BB: 1 P: 16	R: 0 E: 0 K: 2 S: 9	H: 0 LOB: 0 BB: 0 P: 13	R: 0 E: 0 K: 0 S: 5	H: 0 LOB: 1 BB: 0 P: 7
	R: 0 E: 0 K: 0 S: 7	H: 0 LOB: 0 BB: 0 P: 10	R: 0 E: 0 K: 0 S: 9	H: 0 LOB: 0 BB: 0 P: 12	R: 0 E: 0 K: 2 S: 10	H: 0 LOB: 0 BB: 0 P: 12	R: 0 E: 0 K: 0 S: 8	H: 0 LOB: 1 BB: 0 P: 12	

PITCHER	IP	WLS	BF	H	R	ER	SO	BB	IBB	HBP	BLK	WP	HR	S	P	ERA	WHIP
Danny Darwin, R (1, 1) ERA: 4.08	9.0	W	33	3	1	1	5	1	0	2	0	0	0	75	106	1.00	0.444

PITCHER	IP	WLS	BF	H	R	ER	SO	BB	IBB	HBP	BLK	WP	HR	S	P	ERA	WHIP

1B: 3	SF: 0	WP: 0	PA: 33
2B: 0	SAC: 1	PB: 0	
3B: 0	DP: 0	SB: 0	
HR: 0	HBP: 2	CS: 0	

AB	29
R	1
H	3
RBI	1
BB	1
SO	5
LOB	8

livebaseballscorecards.com

Batter	1	2	3	4	5	6	7	8	9	AB	R	H	RBI	BB	SO	LOB
Gerald Young, S (1, 8) OBP: 0.340, SLG: 0.321	B B B C F X 3-2 F9 ①		C B X 1-1 F3 ③		X 0-0 G5-4-3 ② ③ 1-2f		C C X 0-2 FC6-4 ③ 1-2f			4	0	0	0	0	0	4
Bill Doran, S (1, 4) OBP: 0.344, SLG: 0.352	C S B X 1-2 F9 ②			B C X 1-1 G1-3 ①	X 0-0 G6-3 ①			B F F B X 2-2 G6-3 ①		4	0	0	0	0	0	0
Billy Hatcher, R (1, 7) OBP: 0.320, SLG: 0.352 Terry Puhl, L (8, PH) OBP: 0.426, SLG: 0.446 (8, 7)	S S X 0-2 G6-3 ③			B S F B F X 2-2 S FC6-4 2B	L F X 0-2 P3 ②			B B S F F B X 3-2 L8 ②		3 1	1 0	1 0	0 0	0 0	0 0	0 0
Glenn Davis, R (1, 3) OBP: 0.341, SLG: 0.493		X 0-0 F8 ①		C S H 1-2 FC6-4 HBP	X 0-0 1B			C S S 0-3 K ③		3	0	1	0	0	1	0
Buddy Bell, R (1, 5) OBP: 0.305, SLG: 0.367		B C X 1-1 F8 ②		C B X 1-1 FC6-4 1B 1-2f 2-H	C X 0-1 L7 ③				C X 0-1 F7 ①	4	0	0	1	0	0	2
Kevin Bass, S (1, 9) OBP: 0.315, SLG: 0.386		C B X 1-1 P3 ③		C B X 1-1 1-3 1B			F X 0-1 F8 ①		X 0-0 G4-3 ②	4	0	1	0	0	0	0
Rafael Ramirez, R (1, 6) OBP: 0.289, SLG: 0.368			X 0-0 F9 ① 1 SAFE F 1 SAFE F 1 SAFE F X	0-2 P3 ③			C X 0-1 1B 1B		F S X 0-2 1B	4	0	2	0	0	0	2
Alex Trevino, R (1, 2) OBP: 0.347, SLG: 0.359 Denny Walling, L (9, PH) OBP: 0.304, SLG: 0.341			B C C X 1-2 F7 ②		B X 1-0 FC3-6 1B		1 SAFE 1 SAFE B X 1-0 FC6-4 1-2 1B		B B F F X 2-2 F9 ③	3 1	0 0	2 0	0 0	0 0	0 0	0 1
Nolan Ryan, R (1, 1) OBP: 0.102, SLG: 0.054 Larry Andersen, R (6, 1) OBP: 0.400, SLG: 0.400 John Fishel, R (7, PH) OBP: 0.167, SLG: 0.167 Juan Agosto, L (7, 1)			B B B B 4-0 BB		X 0-0 FC3-6 G5-4-3 1-2f		F S B F B F B F X 3-2 P3 ②			1 0 1 0	0 0 0 0	0 0 0 0	0 0 0 0	1 0 0 0	0 0 0 0	1 0 2 0
Inning Stats	R: 0 E: 0 K: 0 S: 9 H: 0 LOB: 0 BB: 0 P: 13	R: 0 E: 0 K: 0 S: 5 H: 0 LOB: 0 BB: 0 P: 7	R: 0 E: 0 K: 0 S: 6 H: 0 LOB: 1 BB: 1 P: 12	R: 1 E: 0 K: 0 S: 16 H: 2 LOB: 2 BB: 0 P: 22	R: 0 E: 0 K: 0 S: 3 H: 1 LOB: 0 BB: 0 P: 4	R: 0 E: 0 K: 0 S: 7 H: 1 LOB: 1 BB: 0 P: 7	R: 0 E: 0 K: 0 S: 14 H: 2 LOB: 2 BB: 0 P: 18	R: 0 E: 0 K: 1 S: 11 H: 0 LOB: 0 BB: 0 P: 16	R: 0 E: 0 K: 0 S: 9 H: 1 LOB: 1 BB: 0 P: 11	1B: 6 2B: 1 3B: 0 HR: 0 SF: 0 SAC: 0 DP: 1 HBP: 1						

PITCHER		IP	WLS	BF	H	R	ER	SO	BB	IBB	HBP	BLK	WP	HR	S	P	ERA	WHIP
John Smiley, L ERA: 3.21	(1, 1)	7.0	W	28	6	1	1	0	1	0	1	0	0	0	60	83	1.29	1.000
Jim Gott, R ERA: 2.9	(8, 1)	2.0	S	7	1	0	0	1	0	0	0	0	0	0	20	27	0.00	0.500

PITCHER		IP	WLS	BF	H	R	ER	SO	BB	IBB	HBP	BLK	WP	HR	S	P	ERA	WHIP

Houston Astros @ Pittsburgh Pirates

Three Rivers Stadium, Pittsburgh, PA

Sat Aug 20 1988, 3:33 AM EDT

Att. 23,183 - Cloudy - 78 F

TOP

livebaseballscorecards.com

AB	33
R	1
H	7
RBI	1
BB	1
SO	1
LOB	12

Batter	1	2	3	4	5	6	7	8	9	AB	R	H	RBI	BB	SO	LOB
Barry Bonilla, L (1, 7) OBP: 0.376, SLG: 0.526	B F B X 2-1 G4-3 ①			C B X 1-1 G4-3 ①		C B C F X 1-2 1-3 1B 1B		C B B F F B X 3-2 2-3 G3 ①		4	1	1	0	0	0	1
Jose Lind, R (1, 4) OBP: 0.290, SLG: 0.299	X 0-0 G4-3 ②			B B C X 2-1 F9 ②		B X 1-0 2-H 3-H 1B		P P B B 4-0 G6-3 BB		3	0	1	2	1	0	0
Andy Van Slyke, L (1, 8) OBP: 0.350, SLG: 0.525	B B B C S C 3-3 K ③			S X 0-1 G4-3 ③		B B X 2-0 F6 ③		F B C X 1-2 1-2f G6-3 ②③		4	0	0	0	0	1	3
Bobby Bonilla, S (1, 5) OBP: 0.373, SLG: 0.493		C B F F B F B F X 3-2 P5 ①			C B B C S 2-3 K ①		B B C B X 3-1 F7 ①			3	0	0	0	0	1	0
Sid Bream, L (1, 3) OBP: 0.348, SLG: 0.445		B X 1-0 G3-1 ②			C B B F B F X 3-2 F7 ②		B B F S F B B 4-2 1B BB			2	0	0	0	1	0	0
Gary Redus, R (1, 9) OBP: 0.339, SLG: 0.396 Jim Gott, R (8, 1)		C X 0-1 F3 ③			B B B C X 3-1 G6-3 ③		C X 0-1 F9 ②			3 0	0 0	0 0	0 0	0 0	0 0	1 0
Michael LaValliere, L (1, 2) OBP: 0.365, SLG: 0.341			B B C S C 2-3 K ①			F B B X 2-1 F7 ①	1 SAFE C B 1 B B F X 3-2 1-3 1B			3	0	1	0	0	1	0
Al Pedrique, R (1, 6) OBP: 0.261, SLG: 0.245 Rafael Belliard, R (9, 6) OBP: 0.288, SLG: 0.249			C F F F S 0-3 K ②			B F F F B F B F X 3-2 F9 ②	B B X 2-0 G1-3 ③			3 0	0 0	0 0	0 0	0 0	1 0	2 0
John Smiley, L (1, 1) OBP: 0.146, SLG: 0.089 R.J. Reynolds, S (8, 9) OBP: 0.289, SLG: 0.384			B S S B S 2-3 K ③			B B S B B 4-1 1B 1B BB		B X 1-0 G3 2B		1 1	1 0	0 1	0 0	1 0	1 0	0 0
Inning Stats	R: 0 E: 0 K: 1 S: 6 H: 0 LOB: 0 BB: 0 P: 11	R: 0 E: 0 K: 0 S: 9 H: 0 LOB: 0 BB: 0 P: 13	R: 0 E: 0 K: 3 S: 11 H: 0 LOB: 0 BB: 0 P: 15	R: 0 E: 0 K: 0 S: 6 H: 0 LOB: 0 BB: 0 P: 9	R: 0 E: 0 K: 1 S: 9 H: 0 LOB: 0 BB: 0 P: 17	R: 2 E: 0 K: 0 S: 14 H: 2 LOB: 1 BB: 1 P: 27	R: 0 E: 0 K: 0 S: 11 H: 1 LOB: 2 BB: 1 P: 23	R: 0 E: 0 K: 0 S: 10 H: 1 LOB: 1 BB: 1 P: 17		1B: 3 2B: 1 3B: 0 HR: 0 SF: 0 SAC: 0 DP: 1 HBP: 0						

PITCHER		IP	WLS	BF	H	R	ER	SO	BB	IBB	HBP	BLK	WP	HR	S	P	ERA	WHIP
Nolan Ryan, R ERA: 4.12	(1, 1)	5.2	L	20	2	2	2	5	1	0	0	0	0	0	54	89	3.18	0.529
Larry Andersen, R ERA: 2.9	(6, 1)	0.1		1	0	0	0	0	0	0	0	0	0	0	1	3	0.00	0.000
Juan Agosto, L ERA: 2.28	(7, 1)	2.0		9	2	0	0	0	2	0	0	0	0	0	21	40	0.00	2.000

PITCHER	IP	WLS	BF	H	R	ER	SO	BB	IBB	HBP	BLK	WP	HR	S	P	ERA	WHIP

BOTTOM

Houston Astros @ Pittsburgh Pirates

Three Rivers Stadium, Pittsburgh, PA

Sat Aug 20 1988, 3:33 AM EDT

Att. 23,183 - Cloudy - 78 F

livebaseballscorecards.com

AB	27
R	2
H	4
RBI	2
BB	3
SO	5
LOB	7

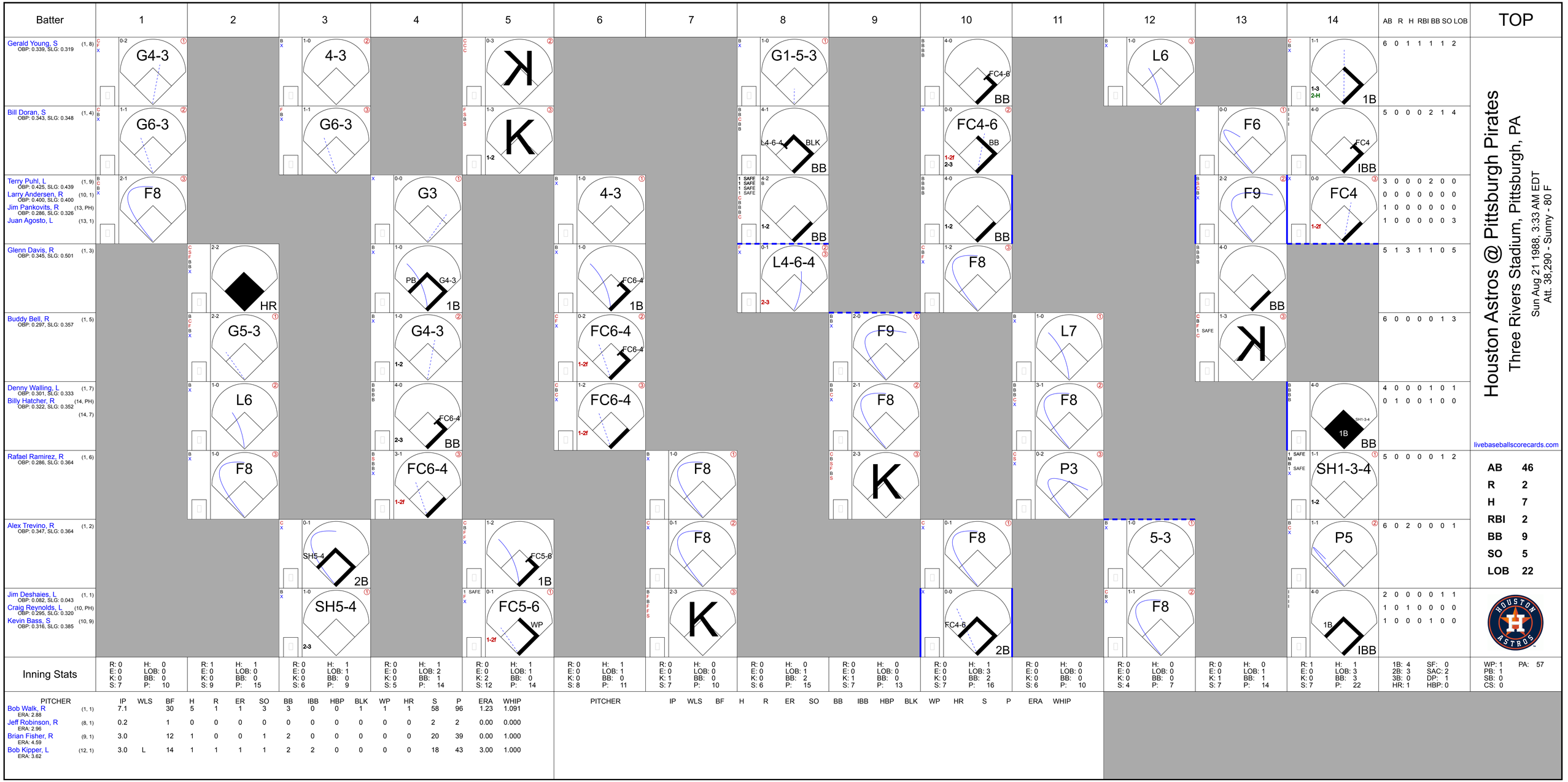
Batter
1
2
3
4
5
6
7
8
9
10
11
12
13
14
AB R H RBI BB SO LOB
TOP
Gerald Young, S (1, 8) OBP: 0.339, SLG: 0.319
G4-3
4-3
K
G1-5-3
FC4-6
BB
L6
F6
1-3 2-H
1B
FC4
IBB
Bill Doran, S (1, 4) OBP: 0.343, SLG: 0.348
G6-3
G6-3
K
1-2
L4-6-4
BLK
BB
FC4-6
BB
1-2f 2-3
F6
5 0 0 0 2 1 4
Terry Puhl, L (1, 9) OBP: 0.425, SLG: 0.439
Larry Andersen, R (10, 1) OBP: 0.400, SLG: 0.400
Jim Pankovits, R (13, PH) OBP: 0.286, SLG: 0.326
Juan Agosto, L (13, 1)
F8
G3
4-3
1 SAFE 1 SAFE 1 SAFE 1 SAFE
4-2 B
1-2
BB
1-2
BB
F9
1-2f
FC4
3 0 0 0 2 0 0
0 0 0 0 0 0 0
1 0 0 0 0 0 0
1 0 0 0 0 0 3
Glenn Davis, R (1, 3) OBP: 0.345, SLG: 0.501
HR
PB G4-3
1B
FC6-4
1B
L4-6-4
2-3
F8
BB
5 1 3 1 1 0 5
Buddy Bell, R (1, 5) OBP: 0.297, SLG: 0.357
G5-3
G4-3
1-2
FC6-4
FC6-4
1-2f
F9
L7
K
6 0 0 0 0 1 3
Denny Walling, L (1, 7) OBP: 0.301, SLG: 0.333
Billy Hatcher, R (14, PH) OBP: 0.322, SLG: 0.352
(14, 7)
L6
FC6-4
2-3
BB
FC6-4
1-2f
F8
F8
3-1
4-0
1B
SH1-3-4
BB
4 0 0 0 1 0 1
0 1 0 0 1 0 0
Rafael Ramirez, R (1, 6) OBP: 0.286, SLG: 0.364
F8
FC6-4
1-2f
F8
K
P3
1 SAFE M B 1 SAFE
SH1-3-4
1-2
5 0 0 0 0 1 2
Alex Trevino, R (1, 2) OBP: 0.347, SLG: 0.364
SH5-4
2B
FC5-6
1B
F8
F8
5-3
P5
6 0 2 0 0 0 1
Jim Deshaies, L (1, 1) OBP: 0.082, SLG: 0.043
Craig Reynolds, L (10, PH) OBP: 0.295, SLG: 0.320
Kevin Bass, S (10, 9) OBP: 0.316, SLG: 0.385
SH5-4
2-3
1 SAFE
FC5-6
WP
1-2f
K
FC4-6
2B
F8
1B
IBB
2 0 0 0 0 1 1
1 0 1 0 0 0 0
1 0 0 0 1 0 0
Houston Astros @ Pittsburgh Pirates
Three Rivers Stadium, Pittsburgh, PA
Sun Aug 21 1988, 3:33 AM EDT
Att. 38,290 - Sunny - 80 F
livebaseballscorecards.com
AB 46
R 2
H 7
RBI 2
BB 9
SO 5
LOB 22
Inning Stats
R: 0 H: 0 E: 0 LOB: 0 K: 0 BB: 0 S: 7 P: 10
R: 1 H: 1 E: 0 LOB: 0 K: 0 BB: 0 S: 9 P: 15
R: 0 H: 1 E: 0 LOB: 1 K: 0 BB: 0 S: 6 P: 9
R: 0 H: 1 E: 0 LOB: 1 K: 0 BB: 0 S: 5 P: 9
R: 0 H: 1 E: 0 LOB: 2 K: 0 BB: 1 S: 5 P: 14
R: 0 H: 1 E: 0 LOB: 1 K: 2 BB: 0 S: 12 P: 14
R: 0 H: 1 E: 0 LOB: 1 K: 0 BB: 0 S: 8 P: 11
R: 0 H: 0 E: 0 LOB: 0 K: 1 BB: 0 S: 7 P: 10
R: 0 H: 0 E: 0 LOB: 0 K: 6 BB: 2 S: 6 P: 15
R: 0 H: 0 E: 0 LOB: 0 K: 1 BB: 0 S: 7 P: 13
R: 0 H: 1 E: 0 LOB: 3 K: 0 BB: 2 S: 7 P: 16
R: 0 H: 0 E: 0 LOB: 0 K: 0 BB: 0 S: 6 P: 10
R: 0 H: 0 E: 0 LOB: 0 K: 0 BB: 0 S: 4 P: 7
R: 0 H: 0 E: 0 LOB: 1 K: 1 BB: 1 S: 7 P: 14
R: 1 H: 1 E: 0 LOB: 3 K: 0 BB: 3 S: 7 P: 22
1B: 4 SF: 0 2B: 3 SAC: 2 3B: 0 DP: 1 HR: 1 HBP: 0
WP: 1 PA: 57 PB: 1 SB: 0 CS: 0
PITCHER IP WLS BF H R ER SO BB IBB HBP BLK WP HR S P ERA WHIP
Bob Walk, R (1, 1) ERA: 2.88 7.1 30 5 1 1 3 3 0 0 1 1 1 58 96 1.23 1.091
Jeff Robinson, R (8, 1) ERA: 2.96 0.2 1 0 0 0 0 0 0 0 0 0 0 2 2 0.00 0.000
Brian Fisher, R (9, 1) ERA: 4.59 3.0 12 1 0 0 1 2 0 0 0 0 0 20 39 0.00 1.000
Bob Kipper, L (12, 1) ERA: 3.62 3.0 L 14 1 1 1 1 2 2 0 0 0 0 18 43 3.00 1.000
PITCHER IP WLS BF H R ER SO BB IBB HBP BLK WP HR S P ERA WHIP

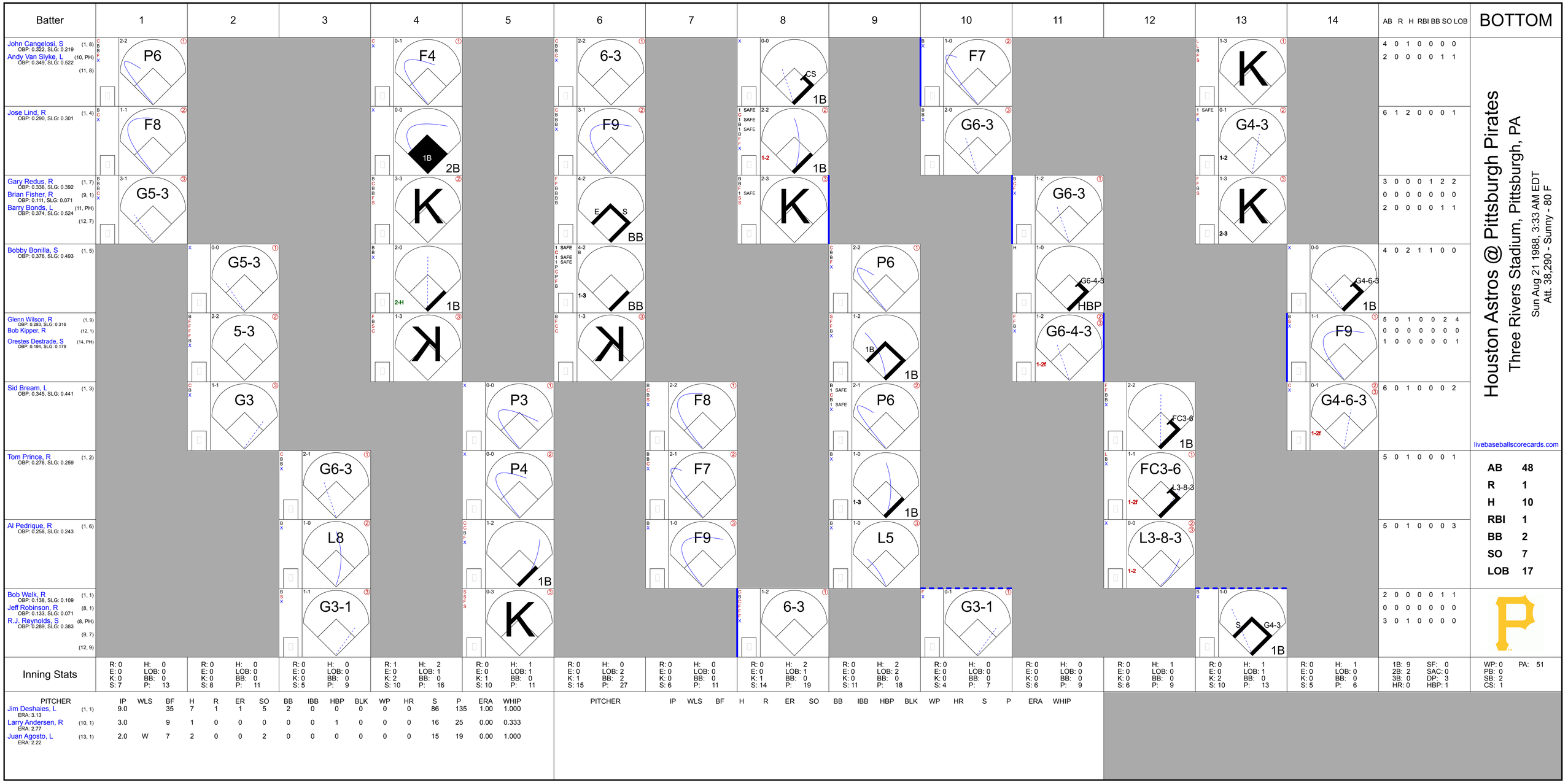
Batter
1
2
3
4
5
6
7
8
9
10
11
12
13
14
AB R H RBI BB SO LOB
BOTTOM
John Cangelosi, S (1, 8)
OBP: 0.322, SLG: 0.219
Andy Van Slyke, L (10, PH)
OBP: 0.349, SLG: 0.522
(11, 8)
P6
F4
6-3
CS
1B
F7
K
4 0 1 0 0 0 0
2 0 0 0 0 1 1
Jose Lind, R (1, 4)
OBP: 0.290, SLG: 0.301
F8
1B
2B
F9
1-2
1B
G6-3
G4-3
1-2
6 1 2 0 0 0 1
Gary Redus, R (1, 7)
OBP: 0.338, SLG: 0.392
Brian Fisher, R (9, 1)
OBP: 0.111, SLG: 0.071
Barry Bonds, L (11, PH)
OBP: 0.374, SLG: 0.524
(12, 7)
G5-3
K
E S
BB
K
K
3 0 0 0 1 2 2
0 0 0 0 0 0 0
2 0 0 0 0 1 1
Houston Astros @ Pittsburgh Pirates
Three Rivers Stadium, Pittsburgh, PA
Sun Aug 21 1988, 3:33 AM EDT
Att. 38,290 - Sunny - 80 F
Bobby Bonilla, S (1, 5)
OBP: 0.376, SLG: 0.493
G5-3
2-H
1B
1-3
BB
P6
G6-3
HBP
G4-6-3
1B
4 0 2 1 1 0 0
Glenn Wilson, R (1, 9)
OBP: 0.283, SLG: 0.316
Bob Kipper, R (12, 1)
Orestes Destrade, S (14, PH)
OBP: 0.194, SLG: 0.179
5-3
K
1B
G6-4-3
1-2f
F9
5 0 1 0 0 2 4
0 0 0 0 0 0 0
1 0 0 0 0 0 1
livebaseballscorecards.com
Sid Bream, L (1, 3)
OBP: 0.345, SLG: 0.441
G3
P3
F8
P6
FC3-6
1B
G4-6-3
1-2f
6 0 1 0 0 0 2
Tom Prince, R (1, 2)
OBP: 0.276, SLG: 0.259
G6-3
P4
F7
1-3
1B
FC3-6
L3-8-3
1-2f
5 0 1 0 0 0 1
AB 48
R 1
H 10
RBI 1
BB 2
SO 7
LOB 17
Al Pedrique, R (1, 6)
OBP: 0.258, SLG: 0.243
L8
1B
F9
L5
L3-8-3
1-2
5 0 1 0 0 0 3
Bob Walk, R (1, 1)
OBP: 0.138, SLG: 0.109
Jeff Robinson, R (8, 1)
OBP: 0.133, SLG: 0.071
R.J. Reynolds, S (8, PH)
OBP: 0.289, SLG: 0.383
(9, 7)
(12, 9)
G3-1
K
6-3
G3-1
S G4-3
1B
2 0 0 0 0 1 1
0 0 0 0 0 0 0
3 0 1 0 0 0 0
Inning Stats
R: 0 H: 0 E: 0 LOB: 0 K: 0 BB: 0 S: 7 P: 13
R: 0 H: 0 E: 0 LOB: 0 K: 0 BB: 0 S: 8 P: 11
R: 0 H: 0 E: 0 LOB: 0 K: 0 BB: 0 S: 5 P: 9
R: 1 H: 2 E: 0 LOB: 1 K: 2 BB: 0 S: 10 P: 16
R: 0 H: 1 E: 0 LOB: 1 K: 1 BB: 0 S: 10 P: 11
R: 0 H: 0 E: 0 LOB: 2 K: 1 BB: 2 S: 15 P: 27
R: 0 H: 0 E: 0 LOB: 0 K: 0 BB: 0 S: 6 P: 11
R: 0 H: 2 E: 0 LOB: 1 K: 1 BB: 0 S: 14 P: 19
R: 0 H: 2 E: 0 LOB: 2 K: 0 BB: 0 S: 11 P: 18
R: 0 H: 0 E: 0 LOB: 0 K: 0 BB: 0 S: 4 P: 7
R: 0 H: 0 E: 0 LOB: 0 K: 0 BB: 0 S: 6 P: 9
R: 0 H: 1 E: 0 LOB: 0 K: 0 BB: 0 S: 6 P: 9
R: 0 H: 1 E: 0 LOB: 1 K: 2 BB: 0 S: 10 P: 13
R: 0 H: 1 E: 0 LOB: 0 K: 0 BB: 0 S: 5 P: 6
1B: 9 SF: 0
2B: 2 SAC: 0
3B: 0 DP: 3
HR: 0 HBP: 1
WP: 0 PA: 51
PB: 0
SB: 2
CS: 1
PITCHER IP WLS BF H R ER SO BB IBB HBP BLK WP HR S P ERA WHIP
Jim Deshaies, L (1, 1) ERA: 3.13 9.0 35 7 1 1 5 2 0 0 0 0 0 0 86 135 1.00 1.000
Larry Andersen, R (10, 1) ERA: 2.77 3.0 9 1 0 0 0 0 0 1 0 0 0 16 25 0.00 0.333
Juan Agosto, L (13, 1) ERA: 2.22 2.0 W 7 2 0 0 2 0 0 0 0 0 0 15 19 0.00 1.000
PITCHER IP WLS BF H R ER SO BB IBB HBP BLK WP HR S P ERA WHIP

Cincinnati Reds @ Pittsburgh Pirates

Three Rivers Stadium, Pittsburgh, PA

Mon Aug 22 1988, 7:05 PM EDT

Att. 17,540 - Unknown - 78 F

TOP

livebaseballscorecards.com

Batter	1	2	3	4	5	6	7	8	9	AB	R	H	RBI	BB	SO	LOB
Kal Daniels, L (1, 7) OBP: 0.395, SLG: 0.439	3-1		4-3		F8		E5 WP BLK 1-H 1B			4	0	1	0	0	0	0
Chris Sabo, R (1, 5) OBP: 0.314, SLG: 0.436	6-3		E6 E S 3B		E5 PO		1 SAFE F3 1-3			4	1	0	0	0	0	1
Barry Larkin, R (1, 6) OBP: 0.346, SLG: 0.426	2B		P4 1-3		PO 1-2	3B		G6-3		4	0	2	0	0	0	1
Eric Davis, R (1, 8) OBP: 0.354, SLG: 0.509	BB		3B 3-H			G5-3		K		3	0	1	1	1	1	1
Paul O'Neill, L (1, 9) OBP: 0.320, SLG: 0.419	4-3		F8			P4		CS 1B		4	0	1	0	0	0	4
Nick Esasky, R (1, 3) OBP: 0.338, SLG: 0.432		6-3		G5-4-3 BB		P4		CS 1-2	K	3	0	0	0	1	1	1
Bo Diaz, R (1, 2) OBP: 0.236, SLG: 0.350		F8		G5-4-3 1-2f			G6-3		G3 WP 1B	4	0	1	0	0	0	1
Ron Oester, S (1, 4) OBP: 0.300, SLG: 0.226		1B		P7			G4-3		G3 1-3	4	0	1	0	0	0	1
Danny Jackson, R (1, 1) OBP: 0.153, SLG: 0.159		K			G6-3		E 1B 1B		K	4	1	1	0	0	2	2

	AB	34
	R	2
	H	8
	RBI	1
	BB	2
	SO	4
	LOB	12

Inning Stats																		
	R: 0	H: 1	R: 0	H: 1	R: 1	H: 1	R: 0	H: 0	R: 0	H: 0	R: 0	H: 1	R: 1	H: 2	R: 0	H: 1	R: 0	H: 1
	E: 0	LOB: 2	E: 0	LOB: 1	E: 1	LOB: 1	E: 0	LOB: 0	E: 1	LOB: 0	E: 0	LOB: 1	E: 1	LOB: 1	E: 0	LOB: 0	E: 0	LOB: 1
	K: 0	BB: 1	K: 1	BB: 0	K: 0	BB: 0	K: 0	BB: 1	K: 0	BB: 0	K: 0	BB: 0	K: 0	BB: 0	K: 1	BB: 0	K: 2	BB: 0
	S: 14	P: 21	S: 8	P: 12	S: 12	P: 15	S: 5	P: 9	S: 6	P: 8	S: 7	P: 8	S: 23	P: 35	S: 8	P: 10	S: 8	P: 12

	1B: 5	SF: 0	WP: 2	PA: 38
	2B: 1	SAC: 0	PB: 0	
	3B: 2	DP: 1	SB: 1	
	HR: 0	HBP: 0	CS: 1	

PITCHER		IP	WLS	BF	H	R	ER	SO	BB	IBB	HBP	BLK	WP	HR	S	P	ERA	WHIP
Doug Drabek, R ERA: 3.11	(1, 1)	8.0	L	32	7	2	1	2	2	0	0	1	1	0	83	118	1.12	1.125
Jeff Robinson, R ERA: 2.93	(9, 1)	1.0		4	1	0	0	2	0	0	0	0	1	0	8	12	0.00	1.000

PITCHER	IP	WLS	BF	H	R	ER	SO	BB	IBB	HBP	BLK	WP	HR	S	P	ERA	WHIP

BOTTOM

Batter	1	2	3	4	5	6	7	8	9	AB	R	H	RBI	BB	SO	LOB
Barry Bonds, L (1, 7) OBP: 0.373, SLG: 0.520	B C B B F B 4-2 1B BB		X 0-0 FC4-6 G5-4-3 1-2f ①			C B C B B C 3-3 K ②		F B X 1-1 L6 ③		3	0	0	0	1	1	1
Jeff Robinson, R (9, 1) OBP: 0.133, SLG: 0.071										0	0	0	0	0	0	0
Jose Lind, R (1, 4) OBP: 0.290, SLG: 0.301	C 1 SAFE 1 SAFE F F S 0-3 K ①		1 SAFE 1 SAFE X 0-0 G5-4-3 1-2f ② ③			C B X 1-1 1B			C F B B X 2-2 G5-3 ①	4	0	1	0	0	1	2
Andy Van Slyke, L (1, 8) OBP: 0.350, SLG: 0.524	B B B C F X 3-2 G6-4-3 1-3 1B			C B X 1-1 F8 ①		C F S 0-3 K ③			B X 1-0 2B	4	0	2	0	0	1	1
Bobby Bonilla, S (1, 5) OBP: 0.374, SLG: 0.489	B B S X 2-1 G6-4-3 1-2f ② ③			C C B B S 2-3 K ②			C B F X 1-2 F4 ①		X 0-0 G5-3 ②	4	0	0	0	0	1	3
Glenn Wilson, R (1, 9) OBP: 0.283, SLG: 0.318		S B X 1-1 2B		F F B X 1-2 F8 ③			S X 0-1 F7 ②		X 0-0 F6 ③	4	0	1	0	0	0	1
Orestes Destrade, S (1, 3) OBP: 0.206, SLG: 0.194		F F C 0-3 K ①			S C B F B B S 3-3 K ①		S F X 0-2 FC6-4 1B			3	0	1	0	0	2	1
Tom Prince, R (1, 2) OBP: 0.250, SLG: 0.233		X 0-0 5-3 ②			B F X 1-1 G6-3 ②		B F B C X 2-2 FC6-4 1-2f ③			3	0	0	0	0	0	2
Rafael Belliard, R (1, 6) OBP: 0.286, SLG: 0.247		B X 1-0 1-3 ③			C B F B F S 2-3 K ③			C X 0-1 L4 ①		2	0	0	0	0	1	1
John Cangelosi, S (8, PH) OBP: 0.318, SLG: 0.216										1	0	0	0	0	0	0
Al Pedrique, R (9, 6) OBP: 0.258, SLG: 0.243										0	0	0	0	0	0	0
Doug Drabek, R (1, 1) OBP: 0.212, SLG: 0.286			B B B B 4-0 FC4-6 BB			X 0-0 G5-3 ①		F F B X 1-2 G4-3 ②		1	0	0	0	1	0	0
R.J. Reynolds, S (8, PH) OBP: 0.288, SLG: 0.382										1	0	0	0	0	0	0
(9, 7)																

Inning Stats						
	R: 0 E: 0 K: 1 S: 11	H: 1 LOB: 1 BB: 1 P: 20	R: 0 E: 0 K: 1 S: 7	H: 1 LOB: 1 BB: 0 P: 9	R: 0 E: 0 K: 0 S: 2	H: 0 LOB: 0 BB: 1 P: 6
	R: 0 E: 0 K: 1 S: 8	H: 0 LOB: 0 BB: 0 P: 12	R: 0 E: 0 K: 2 S: 10	H: 0 LOB: 0 BB: 0 P: 16	R: 0 E: 0 K: 2 S: 9	H: 1 LOB: 1 BB: 0 P: 13
	R: 0 E: 0 K: 0 S: 11	H: 1 LOB: 1 BB: 0 P: 14	R: 0 E: 0 K: 0 S: 7	H: 0 LOB: 0 BB: 0 P: 9	R: 0 E: 0 K: 0 S: 6	H: 1 LOB: 1 BB: 0 P: 9

	1B: 3	SF: 0	WP: 0	PA: 32
	2B: 2	SAC: 0	PB: 0	
	3B: 0	DP: 2	SB: 0	
	HR: 0	HBP: 0	CS: 0	

PITCHER	IP	WLS	BF	H	R	ER	SO	BB	IBB	HBP	BLK	WP	HR	S	P	ERA	WHIP
Danny Jackson, L (1, 1) ERA: 2.43	9.0	W	32	5	0	0	7	2	0	0	0	0	0	71	108	0.00	0.778

PITCHER	IP	WLS	BF	H	R	ER	SO	BB	IBB	HBP	BLK	WP	HR	S	P	ERA	WHIP

Cincinnati Reds @ Pittsburgh Pirates

Three Rivers Stadium, Pittsburgh, PA

Mon Aug 22 1988, 7:05 PM EDT

Att. 17,540 - Unknown - 78 F

livebaseballscorecards.com

AB	30
R	0
H	5
RBI	0
BB	2
SO	7
LOB	12

Batter	1	2	3	4	5	6	7	8	9	AB	R	H	RBI	BB	SO	LOB
Kal Daniels, L (1, 7) OBP: 0.396, SLG: 0.438	F B C B X 2-2 ① G3		B X 1-0 2-3 1B			B X 1-0 ① F6		B B B B 4-0 1-2 BB		3	0	1	0	1	0	0
Chris Sabo, R (1, 5) OBP: 0.313, SLG: 0.434	F X 0-1 ② F5		1 SAFE 1 SAFE S S S 0-3 ② K			B X 1-0 CS 1B		X 0-0 ③ 5-3		4	0	1	0	0	1	4
Barry Larkin, R (1, 6) OBP: 0.343, SLG: 0.422	B F B S B X 3-2 ③ 5-3		C X 0-1 ③ F7			1 SAFE 1 SAFE B 1 SAFE X 1-0 ② B2			X 0-0 ① F9	4	0	0	0	0	0	3
Eric Davis, R (1, 8) OBP: 0.355, SLG: 0.508		C B B B B 4-1 F9 BLK BB	S B S B C 2-3 ① K			1 SAFE B B B 3-0 ③ CS 1-2	F B S B X 2-2 ① 5-3		B F B X 2-1 G6-4-3 1B	3	0	1	0	1	1	0
Nick Esasky, R (1, 3) OBP: 0.334, SLG: 0.427		C C B X 1-2 ① F9 1-3	F F X 0-2 ② F9				X 0-0 ② G1		X 0-0 ② ③ G6-4-3 1-2f	4	0	0	0	0	0	2
Paul O'Neill, L (1, 9) OBP: 0.318, SLG: 0.416		B S B C X 2-2 ② G3	X 0-0 ③ 6-3				B S B X 2-1 ③ F8			3	0	0	0	0	0	1
Bo Diaz, R (1, 2) OBP: 0.234, SLG: 0.347		C T S 0-3 ③ K		X 0-0 ① 5-3				B B B C F X 3-2 ① F8		3	0	0	0	0	1	1
Dave Concepcion, R (1, 4) OBP: 0.264, SLG: 0.253			C B X 1-1 1B SH3-4 1B	C B X 1-1 ② 3-1				C S B X 1-2 ② 1-3		3	0	1	0	0	0	0
Norm Charlton, S (1, 1) Lloyd McClendon, R (8, PH) OBP: 0.320, SLG: 0.364 Rob Murphy, L (8, 1)			X 0-0 ① SH3-4 1-2	X 0-0 ③ 4-3				C B S B X 2-2 BB 1B		1 1 0	0 0 0	0 1 0	0 0 0	0 0 0	0 0 0	0 0 0
Inning Stats	R: 0 E: 0 K: 0 S: 8 H: 0 LOB: 0 BB: 0 P: 13	R: 0 E: 0 K: 1 S: 10 H: 0 LOB: 1 BB: 1 P: 17	R: 0 E: 0 K: 1 S: 9 H: 2 LOB: 2 BB: 0 P: 11	R: 0 E: 0 K: 1 S: 7 H: 0 LOB: 0 BB: 0 P: 9	R: 0 E: 0 K: 0 S: 4 H: 0 LOB: 0 BB: 0 P: 5	R: 0 E: 0 K: 0 S: 3 H: 1 LOB: 0 BB: 0 P: 9	R: 0 E: 0 K: 0 S: 6 H: 0 LOB: 0 BB: 0 P: 10	R: 0 E: 0 K: 0 S: 10 H: 1 LOB: 2 BB: 1 P: 20	R: 0 E: 0 K: 0 S: 4 H: 1 LOB: 0 BB: 0 P: 6	1B: 5 2B: 0 3B: 0 HR: 0	SF: 0 SAC: 1 DP: 1 HBP: 0					

PITCHER		IP	WLS	BF	H	R	ER	SO	BB	IBB	HBP	BLK	WP	HR	S	P	ERA	WHIP
Dave LaPoint, L ERA: 3.12	(1, 1)	7.2	W	28	4	0	0	3	2	0	0	1	0	0	56	93	0.00	0.783
Jim Gott, R ERA: 2.84	(8, 1)	1.1	S	4	1	0	0	0	0	0	0	0	0	0	5	7	0.00	0.750

PITCHER	IP	WLS	BF	H	R	ER	SO	BB	IBB	HBP	BLK	WP	HR	S	P	ERA	WHIP

TOP

Cincinnati Reds @ Pittsburgh Pirates

Three Rivers Stadium, Pittsburgh, PA

Tue Aug 23 1988, 7:05 PM EDT

Att. 13,406 - Unknown

livebaseballscorecards.com

AB	29
R	0
H	5
RBI	0
BB	2
SO	3
LOB	11

1B: 5	SF: 0	WP: 0	PA: 33
2B: 0	SAC: 1	PB: 0	
3B: 0	DP: 1	SB: 0	
HR: 0	HBP: 0	CS: 1	

Cincinnati Reds @ Pittsburgh Pirates

Three Rivers Stadium, Pittsburgh, PA

Tue Aug 23 1988, 7:05 PM EDT

Att. 13,406 - Unknown

BOTTOM

Batter	1	2	3	4	5	6	7	8	9	AB	R	H	RBI	BB	SO	LOB
Barry Bonds, L (1, 7) OBP: 0.372, SLG: 0.517	B B F X 2-1 ① F8			B C S S 1-3 ① K		B B C B X 3-1 ③ L9		B B C B 4-1 G5-4-3 BB		3	0	0	0	1	1	0
Jose Lind, R (1, 4) OBP: 0.290, SLG: 0.302	B C B X 2-1 ② F8			B B B C C F S 3-3 ② K			C X 0-1 HR 2B	X 0-0 ②③ G5-4-3 1-2f		4	1	1	0	0	1	2
Andy Van Slyke, L (1, 8) OBP: 0.350, SLG: 0.529	B B B C X 3-1 ③ F6			X 0-0 ③ G3			B B S X 2-1 2-H HR			3	1	1	2	0	0	0
Bobby Bonilla, S (1, 5) OBP: 0.372, SLG: 0.486		B X 1-0 ① F9			F B B S C 2-3 ① K		C B C F B C 2-3 ① K			3	0	0	0	0	2	0
Sid Bream, L (1, 3) OBP: 0.345, SLG: 0.440		C X 0-1 ② 1-3			B B C S S 2-3 ② K		B B B C S S X 3-2 S 1B			3	0	1	0	0	1	0
R.J. Reynolds, S (1, 9) OBP: 0.289, SLG: 0.381		C C C 0-3 ③ K			F B X 1-1 1B		X 0-0 ② F8			3	0	1	0	0	1	1
Jim Gott, R (8, 1)										0	0	0	0	0	0	0
Michael LaValliere, L (1, 2) OBP: 0.361, SLG: 0.337		B X 1-0 ① G3			F B F 1 SAFE 1 SAFE F F 1 SAFE X 1-2 ③ F8		B X 1-0 ③ F8 1-2			3	0	0	0	0	0	2
Rafael Belliard, R (1, 6) OBP: 0.286, SLG: 0.245		B C F X 1-2 ② L7				B C F X 1-2 ① F9		B C B B B 4-1 SH1-4 BB		2	0	0	0	1	0	0
Dave LaPoint, L (1, 1)		F B X 1-1 ③ 4-3				C C B S 1-3 ② K		X 0-0 ① SH1-4 1-2		2	0	0	0	0	1	0
Glenn Wilson, R (8, 9) OBP: 0.283, SLG: 0.318										0	0	0	0	0	0	0
Inning Stats	R: 0 E: 0 K: 0 S: 6 H: 0 LOB: 0 BB: 0 P: 13	R: 0 E: 0 K: 1 S: 6 H: 0 LOB: 0 BB: 0 P: 7	R: 0 E: 0 K: 0 S: 6 H: 0 LOB: 0 BB: 0 P: 9	R: 0 E: 0 K: 2 S: 8 H: 0 LOB: 0 BB: 0 P: 12	R: 0 E: 0 K: 2 S: 13 H: 1 LOB: 1 BB: 0 P: 19	R: 0 E: 0 K: 1 S: 8 H: 0 LOB: 0 BB: 0 P: 13	R: 2 E: 0 K: 1 S: 13 H: 3 LOB: 1 BB: 0 P: 21	R: 0 E: 0 K: 0 S: 4 H: 0 LOB: 1 BB: 2 P: 12		1B: 2 2B: 1 3B: 0 HR: 1	SF: 0 SAC: 1 DP: 1 HBP: 0					

livebaseballscorecards.com

AB	26
R	2
H	4
RBI	2
BB	2
SO	7
LOB	5

WP: 0 PB: 0 SB: 1 CS: 0 PA: 29

PITCHER		IP	WLS	BF	H	R	ER	SO	BB	IBB	HBP	BLK	WP	HR	S	P	ERA	WHIP
Norm Charlton, L ERA: 6.52	(1, 1)	7.0	L	25	4	2	2	7	0	0	0	0	0	1	60	94	2.57	0.571
Rob Murphy, L ERA: 3.02	(8, 1)	1.0		4	0	0	0	0	2	0	0	0	0	0	4	12	0.00	2.000

PITCHER	IP	WLS	BF	H	R	ER	SO	BB	IBB	HBP	BLK	WP	HR	S	P	ERA	WHIP

Batter	1	2	3	4	5	6	7	8	9	AB	R	H	RBI	BB	SO	LOB
Herm Winningham, L (1, 9) OBP: 0.322, SLG: 0.331	FBBBB 4-1 FC1-5 S BB	BSBBX 3-1 E1 2-H		BSSS 1-3 K ②		FX 0-1 S 3-H 1B		X 0-0 SF9 ② 2-3 3-H		3	0	1	2	1	1	2
Barry Larkin, R (1, 6) OBP: 0.340, SLG: 0.417	BX 1-0 FC1-5 BLK 2B ① 1-3	1 SAFE 1 SAFE 1 SAFE X 0-0 F1 ③		BX 1-0 P6 ③		1 SAFE PCX 1-1 F8 ② 1-2		BSBX 2-1 F7 ③		5	1	0	0	0	0	6
Kal Daniels, L (1, 7) OBP: 0.398, SLG: 0.444	1 SAFE 1 SAFE 1 SAFE B 1 SAFE BBB 4-0 2B SF7 BB 1-2	X 0-0 G1-3 2B		X 0-0 G3-1 2B 2B		BCX 1-1 F8 ③			FSS 0-3 K ①	4	2	2	0	1	1	1
Eric Davis, R (1, 8) OBP: 0.353, SLG: 0.506	BX 1-0 1-3 2-H 2B	BSCS 1-3 K ①		BX 1-0 G5-3 ①			BFFFBBS 3-3 K ①		SCX 0-2 G6-3 ②	5	0	1	1	0	2	2
Paul O'Neill, L (1, 3) OBP: 0.314, SLG: 0.412	CSX 0-2 SF7 ② 3-H	BX 1-0 G1-3 ② 2-3		BX 1-0 G3-1 ② 2-3			BSSSS 1-3 K ②		X 0-0 G6-3 ③	4	0	0	1	0	1	2
Jeff Treadway, L (1, 5) OBP: 0.314, SLG: 0.362 Dave Concepcion, R (8, 5) OBP: 0.264, SLG: 0.253	BBFX 2-1 F7 ③	CFX 0-2 F7 ③		X 0-0 3-H 2B			BCBX 2-1 G1-3 ③			4 0	0 0	1 0	1 0	0 0	0 0	2 0
Jeff Reed, L (1, 2) OBP: 0.304, SLG: 0.287		BCBX 2-1 G4-3 ①		CFBFBX 2-2 G4 1B 1B		FFX 0-2 P6 ③		CBCBBFFB 4-2 2B SF9 BB		3	1	1	0	1	0	1
Ron Oester, S (1, 4) OBP: 0.344, SLG: 0.316		FSFBBFX 2-2 SH5-4 E 1B		SFFBFX 1-2 G4 1B 1-2		BX 1-0 SH5-4 1B 2B		X 0-0 SF9 2B 1-3		4	2	4	0	0	0	0
Tom Browning, L (1, 1) OBP: 0.197, SLG: 0.164		L 1 SAFE X 0-1 SH5-4 ② 1-2		BLX 1-1 G4 ① 1-2 2-3		BCBX 2-1 SH5-4 ① 2-3		BFBSBC 3-3 K ①		2	0	0	0	0	1	4
Inning Stats	R: 2 E: 0 K: 0 S: 8 H: 1 LOB: 1 BB: 2 P: 20	R: 1 E: 1 K: 0 S: 12 H: 1 LOB: 1 BB: 0 P: 19	R: 0 E: 0 K: 1 S: 8 H: 1 LOB: 1 BB: 0 P: 10	R: 0 E: 0 K: 1 S: 16 H: 2 LOB: 2 BB: 0 P: 22	R: 1 E: 0 K: 0 S: 7 H: 2 LOB: 1 BB: 0 P: 9	R: 1 E: 0 K: 0 S: 10 H: 2 LOB: 1 BB: 0 P: 14	R: 0 E: 0 K: 2 S: 9 H: 0 LOB: 0 BB: 0 P: 15	R: 1 E: 0 K: 1 S: 11 H: 1 LOB: 1 BB: 1 P: 20	R: 0 E: 0 K: 1 S: 7 H: 0 LOB: 0 BB: 0 P: 7	1B: 4 2B: 6 3B: 0 HR: 0	SF: 2 SAC: 2 DP: 0 HBP: 0					

PITCHER		IP	WLS	BF	H	R	ER	SO	BB	IBB	HBP	BLK	WP	HR	S	P	ERA	WHIP
Mike Dunne, R ERA: 4.05	(1, 1)	4.2	L	24	7	4	3	2	2	0	0	1	0	0	48	77	5.79	1.929
Brian Fisher, R ERA: 4.61	(5, 1)	1.1		6	2	1	1	0	0	0	0	0	0	0	13	17	6.75	1.500
Dave Rucker, L ERA: 4.18	(7, 1)	2.0		8	1	1	1	3	1	0	0	0	0	0	20	35	4.50	1.000
Bob Kipper, L ERA: 3.56	(9, 1)	1.0		3	0	0	0	1	0	0	0	0	0	0	7	7	0.00	0.000

PITCHER	IP	WLS	BF	H	R	ER	SO	BB	IBB	HBP	BLK	WP	HR	S	P	ERA	WHIP

Cincinnati Reds @ Pittsburgh Pirates

Three Rivers Stadium, Pittsburgh, PA

Wed Aug 24 1988, 7:05 PM EDT

Att. 24,660 - Unknown - 78 F

TOP

livebaseballscorecards.com

AB	34
R	6
H	10
RBI	5
BB	3
SO	6
LOB	20

WP: 0 PB: 0 SB: 2 CS: 0 PA: 41

Batter	1	2	3	4	5	6	7	8	9	AB	R	H	RBI	BB	SO	LOB
Barry Bonds, L (1, 7) OBP: 0.371, SLG: 0.514	C B C B X 2-2 G3 ①		X 0-0 P6 ③			B F X 1-1 1B 2-3		B C C B X 2-2 G3-1 ②		4	0	1	0	0	0	0
Jose Lind, R (1, 4) OBP: 0.291, SLG: 0.303	B B C B B 4-1 BB			B B B C F F C 3-3 K ①		F 1 SAFE 1 SAFE F C 0-3 K ②		X 0-0 1B		3	0	1	0	1	2	2
Andy Van Slyke, L (1, 8) OBP: 0.349, SLG: 0.527 Bob Kipper, R (9, 1)	C C X 0-2 L4 ②			X 0-0 G5-4-3 1B		B C F B X 2-2 G3 ③		X 0-0 G4-3 ③		4 0	0 0	1 0	0 0	0 0	0 0	4 0
Bobby Bonilla, S (1, 5) OBP: 0.371, SLG: 0.484	C X 0-1 F8 ③			1 SAFE B C B X 2-1 G5-4-3 ② ③ 1-2f			C F C 0-3 K ①		X 0-0 E7 F8 2B 1B	4	1	1	0	0	1	2
Sid Bream, L (1, 3) OBP: 0.341, SLG: 0.435		M S B C 1-3 K ①			X 0-0 F7 ①		B S B B F X 3-2 G6-3 ②		C B X 1-1 F8 ① 2-3	4	0	0	0	0	1	1
Glenn Wilson, R (1, 9) OBP: 0.282, SLG: 0.315		B B F X 2-1 G4-3 ②			B B X 2-0 L7 ②		B B C B B 4-1 BB		B X 1-0 L4 ②	3	0	0	0	1	0	1
Michael LaValliere, L (1, 2) OBP: 0.359, SLG: 0.335 Tom Prince, R (7, PH) OBP: 0.265, SLG: 0.281 (8, 2)	C X 0-1 L7 ③				B C X 1-1 F8 ③		C S B B S 2-3 K ③		X 0-0 2B 3-H	2 2	0 0	0 1	0 1	0 0	0 1	0 1
Al Pedrique, R (1, 6) OBP: 0.250, SLG: 0.235			C X 0-1 F9 ①			B X 1-0 E5 1B E		B F X 1-1 G5-3 ①	F X 0-1 L9 ③	4	0	0	0	0	0	1
Mike Dunne, R (1, 1) OBP: 0.167, SLG: 0.105 Brian Fisher, R (5, 1) OBP: 0.111, SLG: 0.071 John Cangelosi, S (6, PH) OBP: 0.315, SLG: 0.213 Dave Rucker, L (7, 1) Gary Redus, R (8, PH) OBP: 0.340, SLG: 0.405 (9, 8)			B C B X 2-1 B1-3 ②			X 0-0 L8 ① 1-2		F B B B F F X 3-2 HR		1 0 1 0 1	0 0 0 0 1	0 0 0 0 1	0 0 0 0 1	0 0 0 0 0	0 0 1 0 0	0 0 1 0 0
Inning Stats	R: 0 H: 0 E: 0 LOB: 1 K: 0 BB: 1 S: 9 P: 15	R: 0 H: 0 E: 0 LOB: 0 K: 1 BB: 0 S: 7 P: 10	R: 0 H: 0 E: 0 LOB: 0 K: 0 BB: 0 S: 5 P: 7	R: 0 H: 1 E: 0 LOB: 0 K: 1 BB: 0 S: 7 P: 12	R: 0 H: 0 E: 0 LOB: 0 K: 0 BB: 0 S: 4 P: 7	R: 0 H: 1 E: 2 LOB: 2 K: 1 BB: 0 S: 10 P: 14	R: 0 H: 0 E: 0 LOB: 1 K: 2 BB: 1 S: 10 P: 19	R: 1 H: 2 E: 0 LOB: 1 K: 0 BB: 0 S: 11 P: 17	R: 1 H: 2 E: 1 LOB: 1 K: 0 BB: 0 S: 7 P: 9	1B: 4 SF: 0 2B: 1 SAC: 0 3B: 0 DP: 1 HR: 1 HBP: 0						

PITCHER		IP	WLS	BF	H	R	ER	SO	BB	IBB	HBP	BLK	WP	HR	S	P	ERA	WHIP
Tom Browning, L ERA: 3.46	(1, 1)	9.0	W	35	6	2	2	5	2	0	0	0	0	1	70	110	2.00	0.889

PITCHER	IP	WLS	BF	H	R	ER	SO	BB	IBB	HBP	BLK	WP	HR	S	P	ERA	WHIP

BOTTOM

Cincinnati Reds @ Pittsburgh Pirates

Three Rivers Stadium, Pittsburgh, PA

Wed Aug 24 1988, 7:05 PM EDT

Att. 24,660 - Unknown - 78 F

AB	33
R	2
H	6
RBI	2
BB	2
SO	5
LOB	13

livebaseballscorecards.com

Batter	1	2	3	4	5	6	7	8	9	AB	R	H	RBI	BB	SO	LOB
Gary Redus, R (1, 7) OBP: 0.335, SLG: 0.399	F B B F X 2-2 ① F4			C B B F B X 3-2 ① G3			C B B F B S 3-3 ① K		X 0-0 ② 5-3	4	0	0	0	0	1	1
Jose Lind, R (1, 4) OBP: 0.291, SLG: 0.301	B C X 1-1 ② F2			B B C X 2-1 ② F8			B C F B F X 2-2 ② L4		F B B B B 4-1 BB	3	0	0	0	1	0	0
Andy Van Slyke, L (1, 8) OBP: 0.346, SLG: 0.523	B X 1-0 ③ F7			F B B X 2-1 ③ F8			C C F B B F F F X 2-2 ③ F7		C S B S 1-3 ③ K	4	0	0	0	0	1	2
Bobby Bonilla, S (1, 5) OBP: 0.372, SLG: 0.484		B B B C B 4-1 CS BB			F F B B C 2-3 ① K			C X 0-1 1B 1B		2	0	1	0	1	1	0
Glenn Wilson, R (1, 9) OBP: 0.283, SLG: 0.315		C B S B B C 3-3 ① ② K 1-2			X 0-0 ② F9			B B C X 2-1 ① 1-2 1B		3	0	1	0	0	1	1
Sid Bream, L (1, 3) OBP: 0.339, SLG: 0.432		F B F C 1-3 ③ K			C X 0-1 ③ F8			C B S X 1-2 ② F8		3	0	0	0	0	1	1
Tom Prince, R (1, 2) OBP: 0.243, SLG: 0.257			B X 1-0 ① L4			B F X 1-1 ① F6		B F B B C X 3-2 ③ 4-3		3	0	0	0	0	0	1
Al Pedrique, R (1, 6) OBP: 0.246, SLG: 0.231 John Cangelosi, S (9, PH) OBP: 0.322, SLG: 0.224			C B B C X 2-2 ② F7			B X 1-0 ② F8			B C B S X 2-2 4-3 1B	2 1	0 0	0 1	0 0	0 0	0 0	0 0
John Smiley, L (1, 1) OBP: 0.140, SLG: 0.085 Brian Fisher, R (7, 1) OBP: 0.111, SLG: 0.071 R.J. Reynolds, S (9, PH) OBP: 0.288, SLG: 0.380			S X 0-1 ③ F6			C C C 0-3 ③ K			C X 0-1 ① 4-3 1-2	2 0 1	0 0 0	0 0 0	0 0 0	1 0 0	0 0 1	0 0 0
Inning Stats	R: 0 E: 0 K: 0 S: 6 H: 0 LOB: 0 BB: 0 P: 10	R: 0 E: 0 K: 2 S: 7 H: 0 LOB: 0 BB: 1 P: 15	R: 0 E: 0 K: 0 S: 6 H: 0 LOB: 0 BB: 0 P: 9	R: 0 E: 0 K: 0 S: 7 H: 0 LOB: 0 BB: 0 P: 14	R: 0 E: 0 K: 1 S: 6 H: 0 LOB: 0 BB: 0 P: 8	R: 0 E: 0 K: 1 S: 6 H: 0 LOB: 0 BB: 0 P: 8	R: 0 E: 0 K: 1 S: 14 H: 0 LOB: 0 BB: 0 P: 21	R: 0 E: 0 K: 0 S: 10 H: 2 LOB: 1 BB: 0 P: 16	R: 0 E: 0 K: 1 S: 10 H: 1 LOB: 2 BB: 1 P: 17	1B: 3 2B: 0 3B: 0 HR: 0	SF: 0 SAC: 0 DP: 0 HBP: 0					

PITCHER		IP	WLS	BF	H	R	ER	SO	BB	IBB	HBP	BLK	WP	HR	S	P	ERA	WHIP
Jim Deshaies, L ERA: 2.96	(1, 1)	9.0	W	30	3	0	0	6	2	0	0	0	0	0	72	118	0.00	0.556

PITCHER	IP	WLS	BF	H	R	ER	SO	BB	IBB	HBP	BLK	WP	HR	S	P	ERA	WHIP

TOP

Pittsburgh Pirates @ Houston Astros

Astrodome, Houston, TX

Fri Aug 26 1988, 8:05 PM EDT

Att. 27,650 - Dome - 72 F

livebaseballscorecards.com

AB	28
R	0
H	3
RBI	0
BB	2
SO	6
LOB	7

WP: 0 PB: 0 SB: 0 CS: 1 PA: 30

Batter	1	2	3	4	5	6	7	8	9	AB	R	H	RBI	BB	SO	LOB
Gerald Young, S (1, 8) OBP: 0.344, SLG: 0.327	X 0-0 ① 6-3	B F C B X 2-2 ③ 5-3		X 0-0 ② F8			C B F X 1-2 1B S 1B			4	0	1	0	0	0	2
Bill Doran, S (1, 4) OBP: 0.344, SLG: 0.350	C C C 0-3 ② K		B X 1-0 1B SF8 2B	S B F F B F B B 4-2 S BB			1 SAFE 1 SAFE B S F B B X 3-2 ① 5-3 1-2			3	1	1	0	1	1	1
Billy Hatcher, R (1, 7) OBP: 0.319, SLG: 0.351	B F B X 2-1 S 1B		X 0-0 SF8 1B 2-3 1B	C X 0-1 ③ 6-3 1-2			X 0-0 ② 5-3			4	1	2	0	0	0	2
Glenn Davis, R (1, 3) OBP: 0.342, SLG: 0.490	B C B B F B 4-2 1-2 BB		B C 1 SAFE 1 SAFE F 1 SAFE B X 2-2 ① SF8 1-2 3-H		X 0-0 ① F1		F B C F B X 2-2 2-3 1B			2	0	1	1	1	0	0
Buddy Bell, R (1, 5) OBP: 0.297, SLG: 0.349	B X 1-0 ③ F7		X 0-0 1B 1B G1-2-3 2-H 1B		X 0-0 ② 5-3		C B B F S 2-3 ③ K			4	0	1	1	0	1	4
Kevin Bass, S (1, 9) OBP: 0.323, SLG: 0.390		C B F F F X 1-2 SH5-4 E 1B	B X 1-0 1B 1-2 1B		C B B F S 2-3 ③ K			B X 1-0 E 1B		4	0	3	0	0	1	0
Rafael Ramirez, R (1, 6) OBP: 0.286, SLG: 0.364		1 SAFE 1 SAFE B X 1-0 FC6 SH5-4 1-2	C X 0-1 1-2 2-3 1B			B B X 2-0 ① F9		1 SAFE 1 SAFE B 1 SAFE 1 SAFE 1 SAFE F X 1-1 ① F9 1-2		4	0	1	0	0	0	2
Alex Trevino, R (1, 2) OBP: 0.346, SLG: 0.364		B F X 1-1 ① F7	B S C B X 2-2 ② ③ G1-2-3 3-Hf			X 0-0 ② F2		C X 0-1 ② F7		4	0	0	0	0	0	6
Jim Deshaies, L (1, 1) OBP: 0.077, SLG: 0.040		B X 1-0 ② SH5-4 1-2 2-3		C M S 0-3 ① K		F S C 0-3 ③ K		C B F F X 1-2 ③ 6-3		3	0	0	0	0	2	1
Inning Stats	R: 0 H: 1 E: 0 LOB: 2 K: 1 BB: 1 S: 9 P: 16	R: 0 H: 1 E: 1 LOB: 2 K: 0 BB: 0 S: 12 P: 18	R: 2 H: 5 E: 0 LOB: 2 K: 0 BB: 0 S: 12 P: 18	R: 0 H: 0 E: 0 LOB: 1 K: 1 BB: 1 S: 10 P: 14	R: 0 H: 0 E: 0 LOB: 0 K: 1 BB: 0 S: 5 P: 7	R: 0 H: 0 E: 0 LOB: 0 K: 1 BB: 0 S: 5 P: 7	R: 0 H: 2 E: 0 LOB: 2 K: 1 BB: 0 S: 14 P: 22	R: 0 H: 1 E: 1 LOB: 1 K: 0 BB: 0 S: 9 P: 12		1B: 9 SF: 1 2B: 1 SAC: 1 3B: 0 DP: 1 HR: 0 HBP: 0						

BOTTOM

Pittsburgh Pirates @ Houston Astros

Astrodome, Houston, TX

Fri Aug 26 1988, 8:05 PM EDT

Att. 27,650 - Dome - 72 F

livebaseballscorecards.com

AB	32
R	2
H	10
RBI	2
BB	2
SO	5
LOB	18

PITCHER		IP	WLS	BF	H	R	ER	SO	BB	IBB	HBP	BLK	WP	HR	S	P	ERA	WHIP
John Smiley, L ERA: 3.19	(1, 1)	6.2	L	30	8	2	2	4	2	0	0	0	0	0	60	91	2.70	1.500
Brian Fisher, R ERA: 4.57	(7, 1)	1.1		6	2	0	0	1	0	0	0	0	0	0	16	23	0.00	1.500

PITCHER	IP	WLS	BF	H	R	ER	SO	BB	IBB	HBP	BLK	WP	HR	S	P	ERA	WHIP

Batter	1	2	3	4	5	6	7	8	9	AB	R	H	RBI	BB	SO	LOB
Barry Bonds, L (1, 7) OBP: 0.370, SLG: 0.512	B C F B X 2-2 F8 S 1B 1B	C B X 1-1 ③ P6			B B C C X 2-2 ① G3-1		1 SAFE 1 SAFE B B S B X 3-1 ③ 6-3 1-2			4	1	1	0	0	0	2
Jeff Robinson, R (7, 1) OBP: 0.133, SLG: 0.071										0	0	0	0	0	0	0
Jose Lind, R (1, 4) OBP: 0.291, SLG: 0.299	C S B F F F B B B 4-2 1B 1-2 BB		B B C B X 3-1 ① F9		C B B C F B X 3-2 ② F8			B X 1-0 ① 5-3		3	0	0	0	1	0	0
Andy Van Slyke, L (1, 8) OBP: 0.344, SLG: 0.518	B B X 2-0 ① F5		B B B S C F B X 3-2 ② 6-3		B B C B S X 3-2 ③ 4-3			C F S 0-3 ② K		4	0	0	0	0	1	2
Bobby Bonilla, S (1, 5) OBP: 0.373, SLG: 0.483	B B S B X 3-1 ② F8 2-3		C B B B B 4-1 1B BB			C B C B S 2-3 ① K		B B S X 2-1 1B		3	0	1	0	1	1	2
Sid Bream, L (1, 3) OBP: 0.340, SLG: 0.432	F X 0-1 1-2 3-H 1B		C X 0-1 1-2 1B			C S X 0-2 ② 4-3		X 0-0 ③ 1-3		4	0	2	1	0	0	1
Glenn Wilson, R (1, 9) OBP: 0.280, SLG: 0.311	B S S F B B X 3-2 ③ F8		B F B B S 2-3 ③ K			X 0-0 ③ L5			C B B F X 2-2 ① G3	4	0	0	0	0	1	4
Michael LaValliere, L (1, 2) OBP: 0.359, SLG: 0.338		B X 1-0 2B		B F C F B S 2-3 ① K			C B B C X 2-2 ① 4-3		C B X 1-1 ② F8	3	0	1	0	0	1	0
Gary Redus, R (9, PH) OBP: 0.334, SLG: 0.398										1	0	0	0	0	0	0
Rafael Belliard, R (1, 6) OBP: 0.284, SLG: 0.243		B C C X 1-2 ① 1-3		C B C X 1-2 ② L4			F B B X 2-1 BLK 1B		C C B S 1-3 ③ K	2	0	0	0	0	0	1
John Cangelosi, S (7, PH) OBP: 0.330, SLG: 0.234										1	0	1	0	0	0	0
Al Pedrique, R (7, 6) OBP: 0.244, SLG: 0.230										1	0	0	0	0	1	0
Bob Walk, R (1, 1) OBP: 0.133, SLG: 0.105		C S S 0-3 ② K		C B S B S 2-3 ③ K			F C F X 0-2 ② F8			2	0	0	0	0	2	1
R.J. Reynolds, S (7, PH) OBP: 0.287, SLG: 0.379										1	0	0	0	0	0	1
(7, 7)																
Inning Stats	R: 1 E: 0 K: 0 S: 17 H: 2 LOB: 2 BB: 1 P: 31	R: 0 E: 0 K: 1 S: 9 H: 1 LOB: 1 BB: 0 P: 12	R: 0 E: 0 K: 1 S: 12 H: 1 LOB: 2 BB: 1 P: 24	R: 0 E: 0 K: 2 S: 10 H: 0 LOB: 0 BB: 0 P: 15	R: 0 E: 0 K: 0 S: 10 H: 0 LOB: 0 BB: 0 P: 18	R: 0 E: 0 K: 1 S: 7 H: 0 LOB: 0 BB: 0 P: 9	R: 0 E: 0 K: 0 S: 11 H: 1 LOB: 1 BB: 0 P: 18	R: 0 E: 0 K: 1 S: 7 H: 1 LOB: 1 BB: 0 P: 10	R: 0 E: 0 K: 1 S: 8 H: 0 LOB: 0 BB: 0 P: 12	1B: 5 2B: 1 3B: 0 HR: 0 SF: 0 SAC: 0 DP: 0 HBP: 0						

TOP

Pittsburgh Pirates @ Houston Astros

Astrodome, Houston, TX

Sat Aug 27 1988, 8:05 PM EDT

Att. 25,993 - Dome - 72 F

livebaseballscorecards.com

AB	33
R	1
H	6
RBI	1
BB	2
SO	7
LOB	14

PITCHER		IP	WLS	BF	H	R	ER	SO	BB	IBB	HBP	BLK	WP	HR	S	P	ERA	WHIP
Mike Scott, R ERA: 2.6	(1, 1)	1.0		6	2	1	1	0	1	0	0	0	0	0	17	31	9.00	3.000
Dave Meads, L ERA: 2.87	(2, 1)	5.1	W	20	3	0	0	5	1	0	0	0	0	0	53	87	0.00	0.750
Juan Agosto, L ERA: 2.2	(7, 1)	2.2	S	9	1	0	0	2	0	0	0	1	0	0	21	31	0.00	0.375

PITCHER	IP	WLS	BF	H	R	ER	SO	BB	IBB	HBP	BLK	WP	HR	S	P	ERA	WHIP

BOTTOM

Pittsburgh Pirates @ Houston Astros

Astrodome, Houston, TX

Sat Aug 27 1988, 8:05 PM EDT

Att. 25,993 - Dome - 72 F

Batter	1	2	3	4	5	6	7	8	9	AB	R	H	RBI	BB	SO	LOB
Gerald Young, S (1, 8) OBP: 0.346, SLG: 0.327	4-1 CS BB		0-0 E5 6-3 G3 WP 1-3		1-1 1B 1B		1-3 ② K			3	1	1	0	1	1	1
Bill Doran, S (1, 4) OBP: 0.345, SLG: 0.350	4-1 ① FC1-4 BB 1-2 BB		1-1 ① G3 1-2		3-2 ① F8		0-0 WP 1B 1B			3	1	1	0	1	0	3
Billy Hatcher, R (1, 7) OBP: 0.321, SLG: 0.349	4-2 FC1-4 1-2 BB		1-0 ② 6-3 2-3 3-H		1-0 ② L7		4-1 1B 1-3 BB			2	0	0	1	2	0	2
Glenn Davis, R (1, 3) OBP: 0.346, SLG: 0.491	2-2 ② FC1-4 1-2f 2-3		4-2 WP BB		1-0 FC5-4 1-3 1B		2-1 1-2 3-H 1B			3	0	2	1	1	0	2
Buddy Bell, R (1, 5) OBP: 0.292, SLG: 0.343	2-2 ③ 4-3		3-2 ③ F8 1-3 3-H		2-0 ③ FC5-4 1-2f		2-2 ③ F7			4	0	0	0	0	0	7
Kevin Bass, S (1, 9) OBP: 0.321, SLG: 0.387		1-3 ① K		3-2 ① F8		2-3 ① K		0-0 ① 1-3		3	0	0	0	0	2	0
Juan Agosto, L (7, 1)										1	0	0	0	0	0	0
Rafael Ramirez, R (1, 6) OBP: 0.286, SLG: 0.363		1-0 ② 5-3		1-1 1B		1-1 ② L3		0-0 ② F9		4	0	1	0	0	0	0
Alex Trevino, R (1, 2) OBP: 0.339, SLG: 0.355		1-0 ③ 5-3		1-0 ② F9		0-0 ③ 3-1		2-2 ③ 5-3		4	0	0	0	0	0	1
Mike Scott, R (1, 1) OBP: 0.098, SLG: 0.115			1-0 E 6-3 1B	2-3 ③ K			1-1 ① 6-3			0	0	0	0	0	0	0
Dave Meads, L (2, 1) OBP: 0.600, SLG: 0.333										2	1	1	0	0	1	1
Terry Puhl, L (7, 9) OBP: 0.415, SLG: 0.426										1	0	0	0	0	0	0
Inning Stats	R: 0 E: 0 K: 0 S: 11 H: 0 LOB: 2 BB: 3 P: 27	R: 0 E: 0 K: 1 S: 6 H: 0 LOB: 0 BB: 0 P: 9	R: 2 E: 1 K: 0 S: 12 H: 1 LOB: 1 BB: 1 P: 22	R: 0 E: 0 K: 1 S: 9 H: 1 LOB: 1 BB: 0 P: 16	R: 0 E: 0 K: 0 S: 13 H: 2 LOB: 2 BB: 0 P: 20	R: 0 E: 0 K: 1 S: 6 H: 0 LOB: 0 BB: 0 P: 9	R: 1 E: 0 K: 1 S: 12 H: 2 LOB: 2 BB: 1 P: 22	R: 0 E: 0 K: 0 S: 5 H: 0 LOB: 0 BB: 0 P: 7		1B: 6 2B: 0 3B: 0 HR: 0	SF: 0 SAC: 0 DP: 0 HBP: 0		WP: 4 PB: 0 SB: 0 CS: 1	PA: 35		

livebaseballscorecards.com

AB	30
R	3
H	6
RBI	2
BB	5
SO	4
LOB	17

PITCHER		IP	WLS	BF	H	R	ER	SO	BB	IBB	HBP	BLK	WP	HR	S	P	ERA	WHIP
Bob Walk, R ERA: 2.79	(1, 1)	6.0	L	26	4	2	0	3	4	0	0	0	1	0	57	103	0.00	1.333
Jeff Robinson, R ERA: 2.96	(7, 1)	2.0		9	2	1	1	1	1	0	0	0	1	0	17	29	4.50	1.500

PITCHER	IP	WLS	BF	H	R	ER	SO	BB	IBB	HBP	BLK	WP	HR	S	P	ERA	WHIP

Batter	1	2	3	4	5	6	7	8	9	AB	R	H	RBI	BB	SO	LOB
Barry Bonds, L (1, 7) OBP: 0.369, SLG: 0.516	B X 1-0 HR		C F C 0-3 ③ K		B F B C X 2-2 ③ 4-3			B X 1-0 ① F2		4	1	1	1	0	1	3
Ken Oberkfell, L (1, 4) OBP: 0.323, SLG: 0.362 Jose Lind, R (8, PH) OBP: 0.292, SLG: 0.300 (8, 4)	X 0-0 ① 4-3			C F X 0-2 ① 4-3		X 0-0 ① 6-3		B C F B F X 2-2 1B E 1B 1-2 2-H		3 1	0 1	0 1	0 1	0 0	0 0	0 0
Andy Van Slyke, L (1, 8) OBP: 0.347, SLG: 0.520	C B S X 1-2 F6-3 1B			B F B X 2-1 S 1B		B B F S S 2-3 ② K		B X 1-0 FC6-5 S 1B 1-3 2-H		4	0	3	1	0	1	0
Bobby Bonilla, S (1, 5) OBP: 0.371, SLG: 0.479	B X 1-0 ② ③ F6-3 1-2			1 SAFE C 1 SAFE 1 SAFE B 1 SAFE F S 1-3 ② K 1-2		F C B B X 2-2 ③ G3-1		1 SAFE F B F B X 2-2 ② FC6-5 1-3 3-H		4	0	0	0	0	1	3
Sid Bream, L (1, 3) OBP: 0.340, SLG: 0.429		F B C X 1-2 ① F8		B S C B F F B B 4-2 BB			S C B S 1-3 ① K	B S B X 2-1 ③ 4-3		3	0	0	0	1	1	1
R.J. Reynolds, S (1, 9) OBP: 0.283, SLG: 0.373		B X 1-0 ② F9		F S S 0-3 ③ K			S S F C 0-3 ② K		B C B X 2-1 ① F3	4	0	0	0	0	2	2
Michael LaValliere, L (1, 2) OBP: 0.358, SLG: 0.337		C B C B X 2-2 ③ 4-3			F S X 0-2 G5-3 1B		B X 1-0 ③ F7		X 0-0 ② 3-1	4	0	1	0	0	0	0
Rafael Belliard, R (1, 6) OBP: 0.282, SLG: 0.241 John Cangelosi, S (8, PH) OBP: 0.337, SLG: 0.234 Al Pedrique, R (8, 6) OBP: 0.242, SLG: 0.228		B X 1-0 ① P4			M X 0-1 ① G5-3 1-2			B B B B 4-0 HBP 1B BB	X 0-0 ③ F3	2 0 1	0 1 0	0 0 0	0 0 0	0 1 0	0 0 0	1 0 0
Doug Drabek, R (1, 1) OBP: 0.206, SLG: 0.277 Gary Redus, R (8, PH) OBP: 0.336, SLG: 0.398 Jim Gott, R (8, 1)		F B S F S 1-3 ② K			S S X 0-2 ② F8			1 SAFE C 1 SAFE 1 SAFE 1 SAFE 1 SAFE H 1-1 1B 1B 1-2 HBP		2 0 0	0 1 0	0 0 0	0 0 0	0 0 0	1 0 0	1 0 0
Inning Stats	R: 1 H: 2 E: 0 LOB: 0 K: 0 BB: 0 S: 6 P: 9	R: 0 H: 0 E: 0 LOB: 0 K: 0 BB: 0 S: 7 P: 11	R: 0 H: 0 E: 0 LOB: 0 K: 2 BB: 0 S: 8 P: 10	R: 0 H: 1 E: 0 LOB: 2 K: 2 BB: 1 S: 15 P: 22	R: 0 H: 1 E: 0 LOB: 1 K: 0 BB: 0 S: 11 P: 13	R: 0 H: 0 E: 0 LOB: 0 K: 1 BB: 0 S: 7 P: 11	R: 0 H: 0 E: 0 LOB: 0 K: 2 BB: 0 S: 8 P: 10	R: 3 H: 2 E: 0 LOB: 1 K: 0 BB: 1 S: 12 P: 25	R: 0 H: 0 E: 0 LOB: 0 K: 0 BB: 0 S: 4 P: 6	1B: 5 2B: 1 3B: 0 HR: 1	SF: 0 SAC: 0 DP: 1 HBP: 1					

Pittsburgh Pirates @ Houston Astros

Astrodome, Houston, TX

Sun Aug 28 1988, 4:33 AM EDT

Att. 20,368 - Dome - 72 F

TOP

livebaseballscorecards.com

AB	32
R	4
H	6
RBI	3
BB	2
SO	7
LOB	11

PITCHER		IP	WLS	BF	H	R	ER	SO	BB	IBB	HBP	BLK	WP	HR	S	P	ERA	WHIP
Danny Darwin, R ERA: 4.25	(1, 1)	7.0	L	27	4	3	3	7	2	0	1	0	0	1	63	92	3.86	0.857
Juan Agosto, L ERA: 2.31	(8, 1)	0.1		3	2	0	0	0	0	0	0	0	0	0	6	10	0.00	6.000
Larry Andersen, R ERA: 2.62	(8, 1)	1.2		5	0	1	1	0	0	0	0	0	0	0	9	15	5.40	0.000

PITCHER	IP	WLS	BF	H	R	ER	SO	BB	IBB	HBP	BLK	WP	HR	S	P	ERA	WHIP

Pittsburgh Pirates @ Houston Astros

Astrodome, Houston, TX

Sun Aug 28 1988, 4:33 AM EDT

Att. 20,368 - Dome - 72 F

BOTTOM

livebaseballscorecards.com

Batter	1	2	3	4	5	6	7	8	9	AB	R	H	RBI	BB	SO	LOB
Gerald Young, S (1, 8) OBP: 0.345, SLG: 0.326	2-1 1-3		2-0 1B 1B		0-0 4-3		1-3 K			4	0	1	0	0	1	2
Bill Doran, S (1, 4) OBP: 0.344, SLG: 0.349	0-1 4-3		0-0 1-2 1B			2-0 G4-3		2-3 K		4	0	1	0	0	1	0
Billy Hatcher, R (1, 7) OBP: 0.320, SLG: 0.355	2-2 6-3		1-1 F7			1-1 HR		0-2 5-3		4	1	1	1	0	0	2
Glenn Davis, R (1, 3) OBP: 0.347, SLG: 0.497		0-1 HR		0-0 4-3		3-2 P2		4-2 BB		3	1	1	1	1	0	0
Buddy Bell, R (1, 5) OBP: 0.292, SLG: 0.346		0-1 P4		2-1 F9		0-0 2B		0-3 K		4	0	1	0	0	1	1
Kevin Bass, S (1, 9) OBP: 0.321, SLG: 0.393		0-3 K		0-1 G2-3		0-0 G3-1			1-2 HR	4	1	1	1	0	1	1
Rafael Ramirez, R (1, 6) OBP: 0.284, SLG: 0.360 Craig Reynolds, L (9, PH) OBP: 0.293, SLG: 0.317		2-3 K			2-1 F9		1-1 6-3		0-1 4-3	3 1	0 0	0 0	0 0	0 0	1 0	0 0
Craig Biggio, R (1, 2) OBP: 0.247, SLG: 0.318 Terry Puhl, L (9, PH) OBP: 0.413, SLG: 0.424			1-1 P2		2-3 K		0-1 2B		2-2 F7	3 1	0 0	1 0	0 0	0 0	1 0	0 0
Danny Darwin, R (1, 1) OBP: 0.074, SLG: 0.096 Juan Agosto, L (8, 1) Larry Andersen, R (8, 1) OBP: 0.400, SLG: 0.400 Denny Walling, L (9, PH) OBP: 0.296, SLG: 0.328			0-3 K		4-1 BB		3-3 K		2-3 K	2 0 0 1	0 0 0 0	0 0 0 0	0 0 0 0	1 0 0 0	2 0 0 1	1 0 0 0
Inning Stats	R: 0 H: 0 E: 0 LOB: 0 K: 0 BB: 0 S: 7 P: 11	R: 1 H: 1 E: 0 LOB: 0 K: 2 BB: 0 S: 10 P: 12	R: 0 H: 2 E: 0 LOB: 2 K: 1 BB: 0 S: 9 P: 13	R: 0 H: 0 E: 0 LOB: 0 K: 0 BB: 0 S: 5 P: 7	R: 0 H: 0 E: 0 LOB: 1 K: 1 BB: 1 S: 7 P: 15	R: 1 H: 2 E: 0 LOB: 1 K: 0 BB: 0 S: 8 P: 14	R: 0 H: 1 E: 0 LOB: 1 K: 2 BB: 0 S: 10 P: 15	R: 0 H: 0 E: 0 LOB: 1 K: 2 BB: 1 S: 14 P: 20	R: 1 H: 1 E: 0 LOB: 0 K: 1 BB: 0 S: 11 P: 16	1B: 2 SF: 0 2B: 2 SAC: 0 3B: 0 DP: 0 HR: 3 HBP: 0						

	AB	34
	R	3
	H	7
	RBI	3
	BB	2
	SO	9
	LOB	7

WP: 0 PA: 36
PB: 0
SB: 0
CS: 0

PITCHER		IP	WLS	BF	H	R	ER	SO	BB	IBB	HBP	BLK	WP	HR	S	P	ERA	WHIP
Doug Drabek, R ERA: 3.09	(1, 1)	7.0	W	28	6	2	2	6	1	0	0	0	0	2	56	87	2.57	1.000
Jim Gott, R ERA: 2.89	(8, 1)	2.0	S	8	1	1	1	3	1	0	0	0	0	1	25	36	4.50	1.000

PITCHER	IP	WLS	BF	H	R	ER	SO	BB	IBB	HBP	BLK	WP	HR	S	P	ERA	WHIP

Batter	1	2	3	4	5	6	7	8	9	AB	R	H	RBI	BB	SO	LOB
Barry Bonds, L (1, 7) OBP: 0.371, SLG: 0.515	BBBB 4-0 1B 2B BB	X 0-0 3B 1B	BBBB 4-0 1B BB		BCX 1-1 ③ F8			CCBX 1-2 ① F8		3	2	1	0	2	0	2
Jeff Robinson, R (8, 1) OBP: 0.133, SLG: 0.071										0	0	0	0	0	0	0
Jose Lind, R (1, 4) OBP: 0.295, SLG: 0.307	BBBCX 3-1 WP 1-3 2B 1B	BCX 1-1 1-H SF9 3B	CX 0-1 1-2 1B			BCFBX 2-2 ① F8		BBX 2-0 ② FC3-6 1B 1-2f 3-H		5	2	3	2	0	0	1
Andy Van Slyke, L (1, 8) OBP: 0.346, SLG: 0.520	BCFX 1-2 1B 1-H 1B 3-H 2B	CFX 0-2 ① 4-3	FSS 0-3 ③ K			BFSX 1-2 ② 4-3		BCFX 1-2 1-2 1B		4	1	1	2	0	1	3
R.J. Reynolds, S (6, 9) OBP: 0.285, SLG: 0.375										1	0	1	0	0	0	0
Sid Bream, L (1, 3) OBP: 0.338, SLG: 0.424	X 0-0 ① F6	IIII 4-0 SF9 IBB		BX 1-0 ① 4-3		CBBBX 3-1 ③ F7		CX 0-1 ③ 4-3		4	0	0	0	1	0	3
Glenn Wilson, R (1, 9) OBP: 0.279, SLG: 0.311	BX 1-0 1B 2-3 1B	CX 0-1 ② SF9 1-2 3-H		X 0-0 ② 6-3			FX 0-1 ① L8		BX 1-0 ① L4	4	1	1	1	0	0	0
(6, 8)																
Ken Oberkfell, L (1, 5) OBP: 0.328, SLG: 0.371	CFX 0-2 FC3-6 1B 1-3 3-H 1B	IIII 4-0 IBB		BBCFX 2-2 2B			BX 1-0 ② 6-3		BBFSFFBFX 3-2 1B 2B	4	1	3	1	1	0	0
Tom Prince, R (1, 2) OBP: 0.238, SLG: 0.250	X 0-0 FC3-6 1-2 3-H 1B	FSBBFX 2-2 ③ F8		FFC 0-3 ③ K			BSX 1-1 ③ 5-3		FFS 0-3 ② K	5	0	1	1	0	2	4
Rafael Belliard, R (1, 6) OBP: 0.284, SLG: 0.242	BBCX 2-1 FC3-6 1-2f 2-3		BFFFBS 2-3 ① K		FX 0-1 ① 6-3			BBFBBB 4-1 WP FC3-6 BB	SBFBX 2-2 2-H 1B	4	1	1	1	1	1	2
Dave LaPoint, L (1, 1)	BX 1-0 ③ 4-3		CCC 0-3 ② K		BSBX 2-1 ② 5-3			SBFBBB 4-2 FC3-6 1-3 BB	CBX 1-1 ③ F4	3	0	0	0	0	1	2
Gary Redus, R (8, PH) OBP: 0.338, SLG: 0.396										1	0	0	0	1	0	1
(8, 7)																
Inning Stats	R: 4 E: 0 K: 0 S: 14 H: 5 LOB: 2 BB: 1 P: 26	R: 2 E: 0 K: 0 S: 12 H: 2 LOB: 2 BB: 2 P: 23	R: 0 E: 0 K: 3 S: 12 H: 1 LOB: 2 BB: 1 P: 18	R: 0 E: 0 K: 1 S: 8 H: 1 LOB: 1 BB: 0 P: 11	R: 0 E: 0 K: 0 S: 6 H: 0 LOB: 0 BB: 0 P: 9	R: 0 E: 0 K: 0 S: 8 H: 0 LOB: 0 BB: 0 P: 14	R: 0 E: 0 K: 0 S: 5 H: 0 LOB: 0 BB: 0 P: 7	R: 1 E: 0 K: 0 S: 12 H: 1 LOB: 2 BB: 2 P: 24	R: 1 E: 0 K: 1 S: 15 H: 2 LOB: 1 BB: 0 P: 22	1B: 8 2B: 3 3B: 1 HR: 0 SF: 1 SAC: 0 DP: 0 HBP: 0						

TOP

Pittsburgh Pirates @ Cincinnati Reds

Riverfront Stadium, Cincinnati, OH

Mon Aug 29 1988, 7:05 PM EDT

Att. 19,519 - Unknown - 70 F

livebaseballscorecards.com

AB	38
R	8
H	12
RBI	8
BB	6
SO	5
LOB	18

WP: 3 PB: 0 SB: 0 CS: 0 PA: 45

PITCHER		IP	WLS	BF	H	R	ER	SO	BB	IBB	HBP	BLK	WP	HR	S	P	ERA	WHIP
Keith Brown, R ERA: 6.14	(1, 1)	0.1	L	7	5	4	4	0	1	0	0	0	1	0	11	20	108.00	18.000
Rob Dibble, R ERA: 2.16	(1, 1)	3.2		18	4	2	2	4	1	2	0	0	0	0	35	58	4.91	1.364
Tim Birtsas, L ERA: 4.13	(5, 1)	3.0		9	0	0	0	0	0	0	0	0	0	0	19	30	0.00	0.000
Rob Murphy, L ERA: 3.12	(8, 1)	2.0		11	3	2	2	1	2	0	0	0	1	0	27	46	9.00	2.500

PITCHER	IP	WLS	BF	H	R	ER	SO	BB	IBB	HBP	BLK	WP	HR	S	P	ERA	WHIP

BOTTOM

Pittsburgh Pirates @ Cincinnati Reds

Riverfront Stadium, Cincinnati, OH

Mon Aug 29 1988, 7:05 PM EDT

Att. 19,519 - Unknown - 70 F

livebaseballscorecards.com

Batter	1	2	3	4	5	6	7	8	9	AB	R	H	RBI	BB	SO	LOB
Barry Larkin, R (1, 6) OBP: 0.345, SLG: 0.426	F8		5-3	3-1			FC4-6 (1-2f)			4	0	0	0	0	0	3
Herm Winningham, L (1, 9) OBP: 0.329, SLG: 0.338	1B		L9		4-3		F 1 SAFE B C S; K			4	0	1	0	0	1	1
Chris Sabo, R (1, 5) OBP: 0.318, SLG: 0.432	G6-4-3 (1-2)		S		6-3			6-3		4	0	2	0	0	0	0
Eric Davis, R (1, 8) OBP: 0.366, SLG: 0.511	G6-4-3 (1-2f)		BB (1-2)		K			6-3		3	0	0	0	1	1	2
Nick Esasky, R (1, 3) OBP: 0.330, SLG: 0.414		F8	L8			G4-6-3		K		4	0	1	0	0	1	2
Dave Collins, S (1, 7) OBP: 0.281, SLG: 0.291		5-3	1B (FC1-2-5)			F9		F8		4	1	2	0	0	0	1
Bo Diaz, R (1, 2) OBP: 0.236, SLG: 0.343		5-3 (3-H)	FC1-2-5 (1-3)			G4-6-3 (1-2f)		K		4	0	1	1	0	1	1
Dave Concepcion, R (1, 4) OBP: 0.267, SLG: 0.253			FC1-2-5 (1-2, 3-H)				L9	6-3		4	0	1	0	0	0	2
Keith Brown, S (1, 1) Rob Dibble, L (1, 1) Luis Quinones, S (4, PH) OBP: 0.188, SLG: 0.188 Tim Birtsas, L (5, 1) Ken Griffey, L (7, PH) OBP: 0.303, SLG: 0.316 Rob Murphy, L (8, 1)		L4	F3				FC4-6			0 1 1 0 1 0	0 0 0 0 0 0	0 0 0 0 1 0	0 0 0 0 0 0	0 0 0 0 0 0	0 0 0 0 0 0	0 1 2 0 0 0

	AB	34
	R	1
	H	9
	RBI	1
	BB	1
	SO	4
	LOB	15

Inning Stats	1	2	3	4	5	6	7	8	9
	R: 0 H: 2 E: 0 LOB: 1 K: 0 BB: 0 S: 5 P: 6	R: 1 H: 2 E: 0 LOB: 1 K: 0 BB: 0 S: 9 P: 15	R: 0 H: 1 E: 0 LOB: 2 K: 0 BB: 1 S: 7 P: 11	R: 0 H: 2 E: 0 LOB: 2 K: 0 BB: 0 S: 12 P: 16	R: 0 H: 0 E: 0 LOB: 0 K: 1 BB: 0 S: 6 P: 11	R: 0 H: 1 E: 0 LOB: 0 K: 0 BB: 0 S: 5 P: 10	R: 0 H: 1 E: 0 LOB: 1 K: 1 BB: 0 S: 7 P: 9	R: 0 H: 0 E: 0 LOB: 0 K: 1 BB: 0 S: 8 P: 11	R: 0 H: 0 E: 0 LOB: 0 K: 1 BB: 0 S: 6 P: 8

1B: 8 SF: 0
2B: 0 SAC: 0
3B: 1 DP: 2
HR: 0 HBP: 0

WP: 0 PA: 35
PB: 0
SB: 1
CS: 0

PITCHER		IP	WLS	BF	H	R	ER	SO	BB	IBB	HBP	BLK	WP	HR	S	P	ERA	WHIP
Dave LaPoint, L ERA: 3.05	(1, 1)	7.0	W	29	9	1	1	2	1	0	0	0	0	0	51	78	1.29	1.429
Jeff Robinson, R ERA: 2.91	(8, 1)	2.0		6	0	0	0	2	0	0	0	0	0	0	14	19	0.00	0.000

PITCHER	IP	WLS	BF	H	R	ER	SO	BB	IBB	HBP	BLK	WP	HR	S	P	ERA	WHIP

Batter	1	2	3	4	5	6	7	8	9	AB	R	H	RBI	BB	SO	LOB
John Cangelosi, S (1, 8) OBP: 0.323, SLG: 0.222	C X 0-1 ① 5-3		B X 1-0 ① FC5 BB BB 2B 1-2 2-3f		F C B B X 2-2 ① 5-3			C B C B F F S 2-3 ① K		4	1	0	0	0	1	2
Jose Lind, R (1, 4) OBP: 0.294, SLG: 0.305	C B X 1-1 ② 6-3		F B B B B 4-1 BB 2B 1-2 2-3 BB		B F M B F X 2-2 ② 5-3			C F B B X 2-2 ② L9		3	1	0	0	1	0	0
Gary Redus, R (1, 7) OBP: 0.336, SLG: 0.392	B X 1-0 ③ 6-3		B B B C F B 4-2 2B 1-2 2-3 3-H BB		B X 1-0 ③ F9			F B F F F X 1-2 ③ 6-3		3	1	0	1	1	0	0
Bobby Bonilla, S (1, 5) OBP: 0.370, SLG: 0.477		C B B F X 2-2 4-3 WP 1B	S F B S 1-3 ② K			F F B F B B S 3-3 ① K			C B F X 1-2 ① 4-3	4	0	1	0	0	2	3
Glenn Wilson, R (1, 9) OBP: 0.281, SLG: 0.316		F B F B F X 2-2 ① F3 1-2	F B F F X 1-2 1-H 2-H 3-H 2B			F X 0-1 ② 5-3			B F B B B C X 3-2 1B 1B	4	0	2	3	0	0	1
Sid Bream, L (1, 3) OBP: 0.335, SLG: 0.420		B B F X 2-1 ② 4-3 2-3	B C F F F S 1-3 ③ K			B F B X 2-1 ③ F7			B F X 1-1 ② F9	4	0	0	0	0	1	3
Tom Prince, R (1, 2) OBP: 0.244, SLG: 0.238 R.J. Reynolds, S (9, PH) OBP: 0.288, SLG: 0.378		X 0-0 ③ 6-3	F B B B B 4-1 FC1-4 BB				B S B C X 2-2 ① 6-3		S F F X 0-2 1-2 1B	2 1	0 0	0 1	0 0	1 0	0 0	1 0
Felix Fermin, R (1, 6) OBP: 0.341, SLG: 0.263 Ken Oberkfell, L (7, PH) OBP: 0.327, SLG: 0.369 (7, 6)			X 0-0 FC5 S 1B	F X 0-1 ① FC1-4 B1-6-4 1-2f			B B C F X 2-2 ② F7		B F B X 2-1 ③ 4-3	2 2	0 0	1 0	0 0	0 0	0 0	1 2
Brian Fisher, R (1, 1) OBP: 0.111, SLG: 0.071 Bob Kipper, R (1, 1) Andy Van Slyke, L (7, PH) OBP: 0.345, SLG: 0.519 Mike Dunne, R (7, 1) OBP: 0.167, SLG: 0.105			C L H 1-2 BB FC5 1-2 BB HBP	1 SAFE 1 SAFE L X 0-1 ②③ B1-6-4 1-2f			C B F X 1-2 ③ 4-3			0 1 1 0	0 1 0 0	0 0 0 0	0 0 0 0	0 0 0 0	0 0 0 0	0 1 0 0
Inning Stats	R: 0 H: 0 E: 0 LOB: 0 K: 0 BB: 0 S: 5 P: 7	R: 0 H: 1 E: 0 LOB: 1 K: 0 BB: 0 S: 10 P: 16	R: 4 H: 2 E: 0 LOB: 1 K: 2 BB: 2 S: 18 P: 31	R: 0 H: 0 E: 0 LOB: 0 K: 0 BB: 1 S: 5 P: 9	R: 0 H: 0 E: 0 LOB: 0 K: 0 BB: 0 S: 8 P: 13	R: 0 H: 0 E: 0 LOB: 0 K: 1 BB: 0 S: 8 P: 13	R: 0 H: 0 E: 0 LOB: 0 K: 0 BB: 0 S: 9 P: 14	R: 0 H: 0 E: 0 LOB: 0 K: 1 BB: 0 S: 14 P: 19	R: 0 H: 2 E: 0 LOB: 2 K: 0 BB: 0 S: 14 P: 21	1B: 4 SF: 0 2B: 1 SAC: 0 3B: 0 DP: 1 HR: 0 HBP: 1						WP: 1 PA: 35 PB: 0 SB: 1 CS: 0

PITCHER		IP	WLS	BF	H	R	ER	SO	BB	IBB	HBP	BLK	WP	HR	S	P	ERA	WHIP
Danny Jackson, L ERA: 2.59	(1, 1)	8.2	W	34	5	4	4	4	3	0	1	0	1	0	89	139	4.15	0.923
John Franco, L ERA: 1.27	(9, 1)	0.1	S	1	0	0	0	0	0	0	0	0	0	0	2	4	0.00	0.000

PITCHER	IP	WLS	BF	H	R	ER	SO	BB	IBB	HBP	BLK	WP	HR	S	P	ERA	WHIP

TOP

Pittsburgh Pirates @ Cincinnati Reds

Riverfront Stadium, Cincinnati, OH

Tue Aug 30 1988, 7:05 PM EDT
Att. 17,429 - Unknown - 70 F

livebaseballscorecards.com

AB	31
R	4
H	5
RBI	4
BB	3
SO	4
LOB	14

Batter	1	2	3	4	5	6	7	8	9	AB	R	H	RBI	BB	SO	LOB
Herm Winningham, L (1, 9) OBP: 0.327, SLG: 0.343	BB 1B 2B 4-3			4-3			B1-3			4	1	1	0	0	0	1
Chris Sabo, R (1, 5) OBP: 0.318, SLG: 0.430	BB 1B HBP	L8			L5			5-3		3	1	0	0	0	0	0
Kal Daniels, L (1, 7) OBP: 0.394, SLG: 0.444	1B E BB 1-2 2-3	G3			G3			4-3		3	1	0	0	1	0	0
Eric Davis, R (1, 8) OBP: 0.365, SLG: 0.509	E 1B 1B 1-3 2-H 3-H	5-3			L9			K		4	1	1	2	0	1	0
Paul O'Neill, L (1, 3) OBP: 0.309, SLG: 0.401	SAFE 1B S 2B BB 1-3 3-H		L4-3 1B			G3				2	1	1	0	1	0	0
Ron Oester, S (1, 4) OBP: 0.304, SLG: 0.282	2B 1B 1-3 3-H		1 SAFE 1 SAFE 1 SAFE K			F7				3	1	1	1	0	1	1
Jeff Reed, L (1, 2) OBP: 0.296, SLG: 0.279	F7		1 SAFE L4-3 1-2			G3				3	0	0	0	0	0	3
Luis Quinones, S (1, 6) OBP: 0.211, SLG: 0.263	2B 1-H 3-H			K			L9			3	0	1	2	0	1	0
Danny Jackson, R (1, 1) OBP: 0.143, SLG: 0.149 John Franco, L (9, 1)	K			K			K			3 0	0 0	0 0	0 0	0 0	3 0	1 0
Inning Stats	R: 6 E: 1 K: 1 S: 22 H: 4 LOB: 1 BB: 2 P: 35	R: 0 E: 0 K: 0 S: 7 H: 0 LOB: 0 BB: 0 P: 12	R: 0 E: 0 K: 1 S: 7 H: 1 LOB: 0 BB: 0 P: 12	R: 0 E: 0 K: 2 S: 9 H: 0 LOB: 0 BB: 0 P: 14	R: 0 E: 0 K: 0 S: 4 H: 0 LOB: 0 BB: 0 P: 8	R: 0 E: 0 K: 0 S: 4 H: 0 LOB: 0 BB: 0 P: 8	R: 0 E: 0 K: 1 S: 6 H: 0 LOB: 0 BB: 0 P: 7	R: 0 E: 0 K: 1 S: 7 H: 0 LOB: 0 BB: 0 P: 15		1B: 3 2B: 3 3B: 0 HR: 0 SF: 0 SAC: 0 DP: 1 HBP: 1						

PITCHER		IP	WLS	BF	H	R	ER	SO	BB	IBB	HBP	BLK	WP	HR	S	P	ERA	WHIP
Brian Fisher, R ERA: 4.96	(1, 1)	0.1	L	8	4	6	6	0	2	0	1	0	0	0	18	30	162.00	18.000
Bob Kipper, L ERA: 3.23	(1, 1)	5.2		17	1	0	0	4	0	0	0	0	0	0	35	59	0.00	0.176
Mike Dunne, R ERA: 3.99	(7, 1)	2.0		6	0	0	0	2	0	0	0	0	0	0	13	22	0.00	0.000

PITCHER	IP	WLS	BF	H	R	ER	SO	BB	IBB	HBP	BLK	WP	HR	S	P	ERA	WHIP

BOTTOM

Pittsburgh Pirates @ Cincinnati Reds

Riverfront Stadium, Cincinnati, OH

Tue Aug 30 1988, 7:05 PM EDT

Att. 17,429 - Unknown - 70 F

livebaseballscorecards.com

AB	28
R	6
H	5
RBI	5
BB	2
SO	6
LOB	6

WP: 0	PA: 31		
PB: 0			
SB: 1			
CS: 0			

Pittsburgh Pirates @ Cincinnati Reds

Riverfront Stadium, Cincinnati, OH

Wed Aug 31 1988, 7:05 PM EDT

Att. 18,586 - Unknown - 77 F

livebaseballscorecards.com

TOP

Batter	1	2	3	4	5	6	7	8	9	AB	R	H	RBI	BB	SO	LOB
Barry Bonds, L (1, 7) OBP: 0.368, SLG: 0.510	F8	4-3		F8		K			4-3	5	0	0	0	0	1	3
Jose Lind, R (1, 4) OBP: 0.293, SLG: 0.304	K		BB, 1B		1-3	6-3			4-3	5	0	1	0	0	1	0
Gary Redus, R (1, 9) OBP: 0.340, SLG: 0.391	1B, 1B		BB 1-2		2B, 1B, BB		F7		K2-3	3	1	1	0	2	1	0
Bobby Bonilla, S (1, 5) OBP: 0.371, SLG: 0.479	1B 1-3		P4		1B, FC6-2, 2B 1-3		K			4	0	2	0	0	1	2
Glenn Wilson, R (1, 8) OBP: 0.281, SLG: 0.313	5-3		F8		FC6-2, 1B, IBB		F8			3	0	0	0	1	0	4
Sid Bream, L (1, 3) OBP: 0.334, SLG: 0.418		5-3	P5		FC6-2, 1B 1-2 2-3 3-H			4-3		4	0	1	1	0	0	2
Tom Prince, R (1, 2) OBP: 0.265, SLG: 0.261		FC6, E, 1B		F8	FC6-2, FC5-4 1-2 2-3 3-Hf			FC5-4, 1B		4	0	2	0	0	0	3
Felix Fermin, R (1, 6) OBP: 0.340, SLG: 0.268	E3, FC6 1-2			1B	FC5-4 1-2f			FC5-4 1-2f		3	0	1	0	0	0	4
R.J. Reynolds, S (8, PH) OBP: 0.287, SLG: 0.376										1	0	0	0	0	0	1
Rafael Belliard, R (8, 6) OBP: 0.284, SLG: 0.242										0	0	0	0	0	0	0
John Smiley, L (1, 1) OBP: 0.132, SLG: 0.080	FC6 1-2 2-3f			F7		4-3		F7		3	0	0	0	0	0	3
John Cangelosi, S (8, PH) OBP: 0.320, SLG: 0.220										1	0	0	0	0	0	1
Jim Gott, R (8, 1)										0	0	0	0	0	0	0
Inning Stats	R: 0 E: 0 K: 1 S: 8 H: 2 LOB: 2 BB: 0 P: 13	R: 0 E: 1 K: 0 S: 8 H: 1 LOB: 2 BB: 0 P: 13	R: 0 E: 0 K: 0 S: 10 H: 1 LOB: 2 BB: 1 P: 16	R: 0 E: 0 K: 0 S: 7 H: 1 LOB: 1 BB: 0 P: 10	R: 1 E: 0 K: 0 S: 10 H: 2 LOB: 3 BB: 2 P: 21	R: 0 E: 0 K: 1 S: 8 H: 0 LOB: 0 BB: 0 P: 11	R: 0 E: 0 K: 1 S: 6 H: 0 LOB: 0 BB: 0 P: 11	R: 0 E: 0 K: 0 S: 10 H: 1 LOB: 1 BB: 0 P: 16	R: 0 E: 0 K: 1 S: 13 H: 0 LOB: 0 BB: 0 P: 18	1B: 7 2B: 1 3B: 0 HR: 0 SF: 0 SAC: 0 DP: 0 HBP: 0	WP: 0 PB: 0 SB: 0 CS: 0 PA: 39					

	AB	36
	R	1
	H	8
	RBI	1
	BB	3
	SO	4
	LOB	23

PITCHER		IP	WLS	BF	H	R	ER	SO	BB	IBB	HBP	BLK	WP	HR	S	P	ERA	WHIP
Norm Charlton, L ERA: 3.65	(1, 1)	8.0	W	36	8	1	1	3	2	1	0	0	0	0	67	111	1.12	1.250
John Franco, L ERA: 1.26	(9, 1)	1.0	S	3	0	0	0	1	0	0	0	0	0	0	13	18	0.00	0.000

PITCHER		IP	WLS	BF	H	R	ER	SO	BB	IBB	HBP	BLK	WP	HR	S	P	ERA	WHIP

Batter	1	2	3	4	5	6	7	8	9	AB	R	H	RBI	BB	SO	LOB
Barry Larkin, R (1, 6) OBP: 0.345, SLG: 0.428	B B C S F T B X 3-2 1B SF8 2B		C B X 1-1 ① F7		B X 1-0 ③ 4-3			X 0-0 ① SH3-4 1-2		3	1	1	0	0	0	0
Chris Sabo, R (1, 5) OBP: 0.317, SLG: 0.428	B X 1-0 ① L4		B X 1-0 ② 5-3			S B B X 2-1 ① P5		C B B X 2-1 HR 2-3 1B		4	1	1	0	0	0	1
Kal Daniels, L (1, 7) OBP: 0.394, SLG: 0.452	X 0-0 1B 2-3 1B		B B X 2-0 ③ F7			B F F C 1-3 ② K		B B F B X 3-1 1-H HR 3-H		4	1	2	3	0	1	0
Eric Davis, R (1, 8) OBP: 0.364, SLG: 0.506	F X 0-1 ② SF8 3-H			C F B S 1-3 ① K		S B B B F B 4-2 S BB		C B C S 1-3 ② K		2	0	0	1	1	2	0
Nick Esasky, R (1, 3) OBP: 0.332, SLG: 0.413 John Franco, L (9, 1)	X 0-0 FC6-4 1-2 1B			B B B B 4-0 BB		B S S S B B S 3-3 ③ K 1-3		B S F B F F S 2-3 ③ K		3 0	0 0	1 0	0 0	1 0	2 0	1 0
Dave Collins, S (1, 9) OBP: 0.276, SLG: 0.285 Ron Oester, S (9, 4) OBP: 0.304, SLG: 0.282	C X 0-1 ③ FC6-4 1-2f			F F B S 1-3 ② K			X 0-0 ① F7			3 0	0 0	0 0	0 0	0 0	1 0	3 0
Lloyd McClendon, R (1, 2) OBP: 0.305, SLG: 0.345		S S X 0-2 ① F9		B F X 1-1 ③ F7			C B B F B F X 3-2 ② F8			3	0	0	0	0	0	1
Dave Concepcion, R (1, 4) OBP: 0.263, SLG: 0.249 (9, 3)		C B B B X 2-1 ② L3			C B F X 1-2 ① F9		C B F C 1-3 ③ K			3	0	0	0	0	1	0
Norm Charlton, S (1, 1) Herm Winningham, L (8, PH) OBP: 0.331, SLG: 0.348 (9, 9)		B S F B B S 2-3 ③ K			B B F B C S 3-3 ② K			X 0-0 1B SH3-4 HR 1B		2 1	0 1	0 1	0 0	0 0	2 0	0 0
Inning Stats	R: 1 H: 3 E: 0 LOB: 2 K: 0 BB: 0 S: 12 P: 16	R: 0 H: 0 E: 0 LOB: 0 K: 1 BB: 0 S: 8 P: 12	R: 0 H: 0 E: 0 LOB: 0 K: 0 BB: 0 S: 4 P: 8	R: 0 H: 0 E: 0 LOB: 1 K: 2 BB: 1 S: 8 P: 15	R: 0 H: 0 E: 0 LOB: 0 K: 1 BB: 0 S: 7 P: 12	R: 0 H: 0 E: 0 LOB: 1 K: 2 BB: 1 S: 10 P: 20	R: 0 H: 0 E: 0 LOB: 0 K: 1 BB: 0 S: 8 P: 12	R: 3 H: 3 E: 0 LOB: 0 K: 2 BB: 0 S: 14 P: 22		1B: 4 SF: 1 2B: 1 SAC: 1 3B: 0 DP: 0 HR: 1 HBP: 0						

PITCHER		IP	WLS	BF	H	R	ER	SO	BB	IBB	HBP	BLK	WP	HR	S	P	ERA	WHIP
John Smiley, L ERA: 3.11	(1, 1)	7.0		26	3	1	1	7	2	0	0	0	0	0	57	95	1.29	0.714
Jim Gott, R ERA: 3.26	(8, 1)	1.0	L	6	3	3	3	2	0	0	0	0	0	1	14	22	27.00	3.000

PITCHER	IP	WLS	BF	H	R	ER	SO	BB	IBB	HBP	BLK	WP	HR	S	P	ERA	WHIP

BOTTOM

Pittsburgh Pirates @ Cincinnati Reds

Riverfront Stadium, Cincinnati, OH

Wed Aug 31 1988, 7:05 PM EDT

Att. 18,586 - Unknown - 77 F

livebaseballscorecards.com

AB	28
R	4
H	6
RBI	4
BB	2
SO	9
LOB	6

Batter	1	2	3	4	5	6	7	8	9	AB	R	H	RBI	BB	SO	LOB
Barry Bonds, L (1, 7) OBP: 0.367, SLG: 0.507	X 0-0 FC4-6 1B		B C F B F B F 1 SAFE S 3-3 ② ③ K2 1-2f			B X 1-0 ① 4-3		C F B F X 1-2 ② 4-3		4	0	1	0	0	1	1
Jose Lind, R (1, 4) OBP: 0.291, SLG: 0.302	C B 1 SAFE 1 SAFE C 1 SAFE F B 1 SAFE 2-2 ① FC4-6 FC6-4 1-2f			C C B X 1-2 ① F7		B X 1-0 ② 1-3		C B B X 2-1 ③ 6-3		4	0	0	0	0	0	1
Andy Van Slyke, L (1, 8) OBP: 0.345, SLG: 0.517	X 0-0 ② F8			B C X 1-1 ② F5		B X 1-0 ③ F7			F X 0-1 1B	4	0	1	0	0	0	1
Bobby Bonilla, S (1, 5) OBP: 0.368, SLG: 0.475	B B B X 3-0 ③ FC6-4 1-2f			F X 0-1 ③ F8			B B F X 2-1 ① 6-3		1 SAFE X 0-0 ① F8	4	0	0	0	0	0	2
Glenn Wilson, R (1, 9) OBP: 0.280, SLG: 0.312		B C X 1-1 ① L9			S F B F X 1-2 1B G4-6-3 1B		B F X 1-1 ② F7		F B F S 1-3 ② K	4	1	1	0	0	1	1
Sid Bream, L (1, 3) OBP: 0.338, SLG: 0.419		B C F B B B 4-2 G1-4-3 BB			F B 1 SAFE B F X 2-2 G4-6-3 1-3 1B		B C C B F B B 4-2 E BB		C F 1 SAFE B S 1-3 ③ K2-3	2	0	1	0	2	1	1
Tom Prince, R (1, 2) OBP: 0.250, SLG: 0.245		F B 1 SAFE S 1 SAFE X 1-2 ② ③ G1-4-3 1-2f			C X 0-1 ① ② G4-6-3 1-2f 3-H		F F B F B F X 2-2 E4 1-2			3	0	0	0	0	0	3
Rafael Belliard, R (1, 6) OBP: 0.286, SLG: 0.243 Gary Redus, R (7, PH) OBP: 0.339, SLG: 0.390 Felix Fermin, R (7, 6) OBP: 0.340, SLG: 0.268			X 0-0 ① 4-3		B B C C X 2-2 1B		C X 0-1 ③ 5-3			2 1 0	0 0 0	1 0 0	0 0 0	0 0 0	0 0 0	0 2 0
Bob Walk, R (1, 1) OBP: 0.143, SLG: 0.117 Bob Kipper, R (8, 1) Jim Gott, R (8, 1)			X 0-0 K2 1B		M C B S 1-3 ③ K			B X 1-0 ① F8		3 0 0	0 0 0	1 0 0	0 0 0	0 0 0	1 0 0	1 0 0
Inning Stats	R: 0 H: 1 E: 0 LOB: 1 K: 0 BB: 0 S: 7 P: 12	R: 0 H: 0 E: 0 LOB: 0 K: 0 BB: 1 S: 7 P: 13	R: 0 H: 1 E: 0 LOB: 1 K: 1 BB: 0 S: 7 P: 10	R: 0 H: 0 E: 0 LOB: 0 K: 0 BB: 0 S: 7 P: 9	R: 1 H: 3 E: 0 LOB: 1 K: 1 BB: 0 S: 15 P: 21	R: 0 H: 0 E: 0 LOB: 0 K: 0 BB: 0 S: 3 P: 6	R: 0 H: 0 E: 1 LOB: 2 K: 0 BB: 1 S: 14 P: 23	R: 0 H: 0 E: 0 LOB: 0 K: 0 BB: 0 S: 7 P: 11	R: 0 H: 1 E: 0 LOB: 1 K: 2 BB: 0 S: 9 P: 11	1B: 6 SF: 0 2B: 1 SAC: 0 3B: 0 DP: 3 HR: 0 HBP: 0						

PITCHER		IP	WLS	BF	H	R	ER	SO	BB	IBB	HBP	BLK	WP	HR	S	P	ERA	WHIP
Tom Glavine, L ERA: 4.82	(1, 1)	7.0		26	5	1	1	2	2	0	0	0	0	0	60	94	1.29	1.000
Paul Assenmacher, L ERA: 3.2	(8, 1)	2.0	W	7	1	0	0	2	0	0	0	0	0	0	16	22	0.00	0.500

PITCHER		IP	WLS	BF	H	R	ER	SO	BB	IBB	HBP	BLK	WP	HR	S	P	ERA	WHIP

TOP

Pittsburgh Pirates @ Atlanta Braves

Atlanta-Fulton County Stadium, Atlanta, GA

Fri Sep 02 1988, 7:05 PM EDT
Att. 7,938 - Unknown - 76 F

livebaseballscorecards.com

AB	31
R	1
H	6
RBI	0
BB	2
SO	4
LOB	13

WP: 0 PA: 33
PB: 0
SB: 0
CS: 0

Pittsburgh Pirates @ Atlanta Braves

Atlanta-Fulton County Stadium, Atlanta, GA

Fri Sep 02 1988, 7:05 PM EDT

Att. 7,938 - Unknown - 76 F

livebaseballscorecards.com

BOTTOM

Batter	1	2	3	4	5	6	7	8	9	AB	R	H	RBI	BB	SO	LOB
Jeff Blauser, R (1, 4) OBP: 0.400, SLG: 0.600	F8		L5			5-3		FC3-6 1B	1-3 2-H 2B	5	0	2	1	0	0	0
Dion James, L (1, 7) OBP: 0.359, SLG: 0.360	BB 1B		FC4-6 BB			2B BB		FC3-6 1B 1-2f FC4-6		2	1	1	0	2	0	1
Gerald Perry, L (1, 3) OBP: 0.359, SLG: 0.412	F8		FC4-6 1-2f			1-3 2B		1 SAFE FC4-6 1-3 1B		4	0	2	0	0	0	2
Dale Murphy, R (1, 9) OBP: 0.317, SLG: 0.449	1-2 BB			5-3		1-3		FC4-6 1-2f 3-H		3	0	0	1	1	0	3
Andres Thomas, R (1, 6) OBP: 0.269, SLG: 0.371	F5			F7		FC5-4 IBB		1 SAFE 1 SAFE S 1 SAFE B C B 1 SAFE S K		3	0	0	0	1	1	3
Paul Runge, R (1, 5) OBP: 0.341, SLG: 0.288 Lonnie Smith, R (9, PH) OBP: 0.281, SLG: 0.281		F8		F9		FC5-4 1-2f			K	3 1	0 0	0 0	0 0	0 1	0 0	3 0
Bruce Benedict, R (1, 2) OBP: 0.311, SLG: 0.287 Ozzie Virgil, R (9, PH) OBP: 0.306, SLG: 0.371 Jerry Royster, R (9, PR) OBP: 0.233, SLG: 0.216		G4-6-1 1B	F3			F8			1B 2B 1B	3 1 0	0 0 1	1 0 0	0 0 0	0 0 0	0 0 0	0 0 0
Terry Blocker, L (1, 8) OBP: 0.227, SLG: 0.232		G4-6-1 1-2f	1-3			6-3			2B 1-2 1B	4	0	1	0	0	0	1
Tom Glavine, L (1, 1) OBP: 0.235, SLG: 0.224 Albert Hall, S (7, PH) OBP: 0.318, SLG: 0.303 Paul Assenmacher, L (8, 1) OBP: 0.500, SLG: 1.000 Ted Simmons, S (9, PH) OBP: 0.340, SLG: 0.375			5-3			5-3		F6	K	2 1 0 1	0 0 0 0	0 0 0 0	0 0 0 0	0 0 0 1	0 0 0 2	0 0 0 0

Inning Stats	1	2	3	4	5	6	7	8	9
R	0	0	0	0	0	0	0	1	1
E	0	0	0	0	0	0	0	0	0
H	1	1	0	0	0	1	0	2	3
LOB	2	0	1	0	0	3	0	1	2
K	0	0	0	0	0	0	0	0	0
BB	1	0	1	0	0	2	0	0	0
S	6	8	5	7	6	10	5	10	14
P	15	13	12	10	10	23	6	14	19

1B	6	SF	0
2B	2	SAC	0
3B	0	DP	1
HR	0	HBP	0

WP	0	PA	37
PB	0		
SB	0		
CS	0		

PITCHER		IP	WLS	BF	H	R	ER	SO	BB	IBB	HBP	BLK	WP	HR	S	P	ERA	WHIP
Bob Walk, R ERA: 2.72	(1, 1)	7.1		29	4	1	1	0	3	1	0	0	0	0	50	92	1.23	0.955
Bob Kipper, L ERA: 3.23	(8, 1)	0.0		1	1	0	0	0	0	0	0	0	0	0	3	4	∞	∞
Jim Gott, R ERA: 3.33	(8, 1)	1.1	L	7	3	1	1	3	0	0	0	0	0	0	18	26	6.75	2.250

PITCHER	IP	WLS	BF	H	R	ER	SO	BB	IBB	HBP	BLK	WP	HR	S	P	ERA	WHIP

Batter	1	2	3	4	5	6	7	8	9	AB	R	H	RBI	BB	SO	LOB
Mookie Wilson, S (1, 8) OBP: 0.331, SLG: 0.408	K		4-3	P5			1B 2-H	HR 1-H 3-H		5	1	2	4	0	1	1
Gregg Jefferies, S (1, 5) (8, 4) OBP: 0.379, SLG: 0.741	G2-3		BB 1B FC3-2		F7		K	F7		4	0	0	0	1	1	0
Keith Hernandez, L (1, 3) OBP: 0.349, SLG: 0.419	BB		FC3-2 1B 1-2 BB		K		1B		K	3	0	1	0	2	2	0
Darryl Strawberry, L (1, 9) OBP: 0.361, SLG: 0.527	G3		FC3-2 1-2 2-3 1B		HR		4-3		BB	4	1	2	1	1	0	2
Kevin McReynolds, R (1, 7) OBP: 0.335, SLG: 0.477		1B 2B	FC3-2 1-2 2-3 3-Hf		L9			1B SF8 S	BB 1-2	4	2	2	0	1	0	3
Gary Carter, R (1, 2) OBP: 0.304, SLG: 0.362		L6	F8			1-3		HR SF8 BB 1-3	P2	5	1	1	0	0	0	6
Tim Teufel, R (1, 4) OBP: 0.308, SLG: 0.325		6-3		4-3 2B		5-3		K	K	3	0	1	0	0	0	1
Howard Johnson, S (8, PH) (8, 6) OBP: 0.346, SLG: 0.421										2	0	0	0	0	2	4
Kevin Elster, R (1, 6) OBP: 0.284, SLG: 0.324		1B 2-H		F8		F9		HR 1-2	BB	3	0	1	1	0	0	1
Dave Magadan, L (8, PH) (8, 5) OBP: 0.387, SLG: 0.330										0	1	0	0	1	0	0
David Cone, L (1, 1) OBP: 0.206, SLG: 0.215		F8		4-3 2-3			2B	SF8 2-3 3-H		3	1	1	0	0	0	2
Lee Mazzilli, S (8, PH) OBP: 0.212, SLG: 0.168										0	0	0	1	0	0	0
Roger McDowell, R (8, 1) OBP: 0.375, SLG: 0.750										0	0	0	0	0	0	0
Randy Myers, L (8, 1) OBP: 0.250, SLG: 0.500										0	0	0	0	0	0	0
Inning Stats	R: 0 E: 0 K: 1 S: 13 H: 0 LOB: 1 BB: 1 P: 22	R: 1 E: 0 K: 0 S: 11 H: 2 LOB: 1 BB: 0 P: 14	R: 0 E: 0 K: 0 S: 10 H: 1 LOB: 3 BB: 2 P: 20	R: 0 E: 0 K: 0 S: 8 H: 1 LOB: 1 BB: 0 P: 11	R: 1 E: 0 K: 1 S: 9 H: 1 LOB: 0 BB: 0 P: 12	R: 0 E: 0 K: 0 S: 10 H: 0 LOB: 0 BB: 0 P: 13	R: 1 E: 0 K: 1 S: 7 H: 3 LOB: 1 BB: 0 P: 13	R: 4 E: 0 K: 1 S: 10 H: 3 LOB: 0 BB: 1 P: 19	R: 0 E: 0 K: 2 S: 8 H: 0 LOB: 2 BB: 2 P: 22	1B: 6 2B: 3 3B: 0 HR: 2 SF: 1 SAC: 0 DP: 0 HBP: 0						

PITCHER		IP	WLS	BF	H	R	ER	SO	BB	IBB	HBP	BLK	WP	HR	S	P	ERA	WHIP
Dave LaPoint, L ERA: 3.08	(1, 1)	7.0		31	8	3	3	3	3	0	0	0	0	1	68	105	3.86	1.571
Jeff Robinson, R ERA: 3.22	(8, 1)	1.0	L	7	3	4	4	1	1	0	0	0	0	1	10	19	36.00	4.000
Morris Madden, L ERA:	(9, 1)	0.1		3	0	0	0	1	2	0	0	0	0	0	3	13	0.00	6.000
Scott Medvin, R ERA: 5.06	(9, 1)	0.2		2	0	0	0	1	0	0	0	0	0	0	5	9	0.00	0.000

PITCHER	IP	WLS	BF	H	R	ER	SO	BB	IBB	HBP	BLK	WP	HR	S	P	ERA	WHIP

TOP

New York Mets @ Pittsburgh Pirates

Three Rivers Stadium, Pittsburgh, PA

Mon Sep 05 1988, 3:33 AM EDT

Att. 38,876 - Cloudy - 70 F

livebaseballscorecards.com

AB	36
R	7
H	11
RBI	7
BB	6
SO	6
LOB	20

WP: 0 PA: 43
PB: 0
SB: 1
CS: 0

BOTTOM

New York Mets @ Pittsburgh Pirates

Three Rivers Stadium, Pittsburgh, PA

Mon Sep 05 1988, 3:33 AM EDT

Att. 38,876 - Cloudy - 70 F

Batter	1	2	3	4	5	6	7	8	9	AB	R	H	RBI	BB	SO	LOB
Barry Bonds, L (1, 7) OBP: 0.365, SLG: 0.504	WP, 3B, 1B		K		K		G4-6-3, 1-2f		K	5	1	1	0	0	3	4
Jose Lind, R (1, 4) OBP: 0.292, SLG: 0.307	SAFE, SAFE, SAFE, FC3, 1-H, 3B		5-3		K			1B, 1B, 1B	K	5	2	2	1	0	2	3
Andy Van Slyke, L (1, 8) OBP: 0.344, SLG: 0.516	FC3, CS 1, 3-H		4-3			K		SF9, 1-2, 1B		1	0	0	1	0	0	0
Glenn Wilson, R (2, 8) OBP: 0.281, SLG: 0.313										3	1	1	0	0	1	0
Bobby Bonilla, S (1, 5) OBP: 0.367, SLG: 0.474	L8			L6		P5		1-3, 2-H, 1B		4	0	1	1	0	0	1
Sid Bream, L (1, 3) OBP: 0.337, SLG: 0.421	SAFE, F8, 1-2			G4-3		2B		SF9, 3-H		3	0	1	1	0	0	1
R.J. Reynolds, S (1, 9) OBP: 0.283, SLG: 0.371		E4, BLK		L9		K		P3		4	0	0	0	0	1	2
Michael LaValliere, L (1, 2) OBP: 0.360, SLG: 0.340		F8, 1-2			SH5-4, 1B, 1B		SH1-3, 1B, 1B	6-3		3	0	2	0	0	0	1
Rafael Belliard, R (7, PR) OBP: 0.286, SLG: 0.243										0	1	0	0	0	0	0
Tom Prince, R (8, 2) OBP: 0.245, SLG: 0.240										1	0	0	0	0	0	1
Felix Fermin, R (1, 6) OBP: 0.347, SLG: 0.279		F4			SH5-4, 1-2, 1B		SH1-3, 1-2		K, 1B	2	0	1	0	0	0	1
John Cangelosi, S (9, PH) OBP: 0.327, SLG: 0.229										1	0	1	0	0	0	0
Dave LaPoint, L (1, 1)		G5-3			SH5-4, 1-2, 2-3		G4-6-3, 2-H, 1B		K	1	0	0	0	0	0	1
Ken Oberkfell, L (7, PH) OBP: 0.328, SLG: 0.370										1	0	1	1	0	0	0
Jeff Robinson, R (8, 1) OBP: 0.133, SLG: 0.071										0	0	0	0	0	0	0
Morris Madden, L (9, 1)										0	0	0	0	0	0	0
Scott Medvin, R (9, 1)										0	0	0	0	0	0	0
Gary Redus, R (9, PH) OBP: 0.338, SLG: 0.389										1	0	0	0	0	1	1
Inning Stats	R: 2, E: 0, K: 0, S: 15; H: 2, LOB: 0, BB: 0, P: 24	R: 0, E: 1, K: 0, S: 9; H: 0, LOB: 1, BB: 0, P: 12	R: 0, E: 0, K: 1, S: 7; H: 0, LOB: 0, BB: 0, P: 8	R: 0, E: 0, K: 0, S: 5; H: 0, LOB: 0, BB: 0, P: 7	R: 0, E: 0, K: 2, S: 12; H: 2, LOB: 2, BB: 0, P: 20	R: 0, E: 0, K: 2, S: 17; H: 1, LOB: 1, BB: 0, P: 26	R: 1, E: 0, K: 0, S: 9; H: 2, LOB: 1, BB: 0, P: 12	R: 2, E: 0, K: 0, S: 18; H: 3, LOB: 1, BB: 0, P: 24	R: 0, E: 0, K: 3, S: 13; H: 1, LOB: 1, BB: 0, P: 19	1B: 9, 2B: 1, 3B: 1, HR: 0	SF: 1, SAC: 2, DP: 1, HBP: 0					

AB	35
R	5
H	11
RBI	5
BB	0
SO	8
LOB	16

PITCHER		IP	WLS	BF	H	R	ER	SO	BB	IBB	HBP	BLK	WP	HR	S	P	ERA	WHIP
David Cone, R ERA: 2.31	(1, 1)	7.0	W	28	7	3	3	5	0	0	0	1	1	0	74	109	3.86	1.000
Roger McDowell, R ERA: 2.64	(8, 1)	0.0		3	3	2	2	0	0	0	0	0	0	0	8	8	∞	∞
Randy Myers, L ERA: 1.55	(8, 1)	2.0	S	7	1	0	0	3	0	0	0	0	0	0	23	35	0.00	0.500

PITCHER	IP	WLS	BF	H	R	ER	SO	BB	IBB	HBP	BLK	WP	HR	S	P	ERA	WHIP

livebaseballscorecards.com

WP: 1 PA: 38
PB: 0
SB: 0
CS: 1

New York Mets @ Pittsburgh Pirates

Three Rivers Stadium, Pittsburgh, PA

Tue Sep 06 1988, 7:05 PM EDT

Att. 21,296 - Unknown - 55 F

TOP

livebaseballscorecards.com

Batter	1	2	3	4	5	6	7	8	9	AB	R	H	RBI	BB	SO	LOB
Mookie Wilson, S (1, 8) OBP: 0.330, SLG: 0.406	6-3		P4			1B		G4-3		4	0	1	0	0	0	0
Gregg Jefferies, S (1, 5) OBP: 0.394, SLG: 0.806	L9			G4-3		1B			HR	4	1	2	2	0	0	0
Keith Hernandez, L (1, 3) OBP: 0.345, SLG: 0.413	G3-1			L4-3		F7			F5	4	0	0	0	0	0	2
Darryl Strawberry, L (1, 9) OBP: 0.360, SLG: 0.527		3-1 2B		G3		F2			G3	4	0	1	0	0	0	2
Kevin McReynolds, R (1, 7) OBP: 0.333, SLG: 0.473		K			F8		6-3		F9	4	0	0	0	0	1	1
Gary Carter, R (1, 2) OBP: 0.302, SLG: 0.359		3-1 2-3			L7		6-3			3	0	0	0	0	0	1
Tim Teufel, R (1, 4) OBP: 0.304, SLG: 0.321		5-3			G5-3		F8			3	0	0	0	0	0	1
Kevin Elster, R (1, 6) OBP: 0.284, SLG: 0.324			F8			1B SH3-4 1B		G4-3		3	1	1	0	0	0	0
Bob Ojeda, L (1, 1) OBP: 0.182, SLG: 0.185			F8			SH3-4 1-2		L9		1	0	0	0	0	0	0
Barry Lyons, R (8, PH) OBP: 0.257, SLG: 0.348										1	0	0	0	0	0	0
Roger McDowell, R (8, 1) OBP: 0.375, SLG: 0.750										0	0	0	0	0	0	0

	AB	31
	R	2
	H	5
	RBI	2
	BB	0
	SO	1
	LOB	7

Inning Stats	1	2	3	4	5	6	7	8	9
	R: 0 E: 0 K: 0 S: 10	H: 0 LOB: 0 BB: 0 P: 12	R: 0 E: 0 K: 1 S: 10	H: 1 LOB: 1 BB: 0 P: 14	R: 0 E: 0 K: 0 S: 6	H: 0 LOB: 0 BB: 0 P: 10	R: 0 E: 0 K: 0 S: 4	H: 0 LOB: 0 BB: 0 P: 5	R: 0 E: 0 K: 0 S: 4	H: 0 LOB: 0 BB: 0 P: 7
	R: 1 E: 0 K: 0 S: 11	H: 3 LOB: 2 BB: 0 P: 12	R: 0 E: 0 K: 0 S: 6	H: 0 LOB: 0 BB: 0 P: 6	R: 0 E: 0 K: 0 S: 13	H: 0 LOB: 0 BB: 0 P: 18	R: 1 E: 0 K: 0 S: 7	H: 1 LOB: 0 BB: 0 P: 12	1B: 3 2B: 1 3B: 0 HR: 1	SF: 0 SAC: 1 DP: 0 HBP: 0

WP: 0 PB: 0 SB: 0 CS: 0 PA: 32

PITCHER	IP	WLS	BF	H	R	ER	SO	BB	IBB	HBP	BLK	WP	HR	S	P	ERA	WHIP
John Smiley, L (1, 1) ERA: 3.06	8.2	W	31	5	2	2	1	0	0	0	0	0	1	69	91	2.08	0.577
Jim Gott, R (9, 1) ERA: 3.31	0.1	S	1	0	0	0	0	0	0	0	0	0	0	2	5	0.00	0.000

PITCHER	IP	WLS	BF	H	R	ER	SO	BB	IBB	HBP	BLK	WP	HR	S	P	ERA	WHIP

Batter	1	2	3	4	5	6	7	8	9	AB	R	H	RBI	BB	SO	LOB
John Cangelosi, S (1, 8) OBP: 0.333, SLG: 0.241	S T B F S 1-3 ① K		C X 0-1 ① S 4-3 SF7 1B		S B B B X 3-1 ③ F9			B C X 1-1 ① FC6-4 1B		4	1	2	0	0	1	0
Jose Lind, R (1, 4) OBP: 0.292, SLG: 0.308	C B X 1-1 ① L8 2B 2B		1 SAFE 1 SAFE C 1 SAFE 1 SAFE X 0-1 ① 4-3 1-2			C C C 0-3 ① K		1 C B P X SAFE 2-1 ① FC6-4 FC4-6 1-2f		4	1	1	0	0	1	2
Gary Redus, R (1, 7) OBP: 0.337, SLG: 0.386	B B B B 4-0 2B BB		B S X 1-1 ② SF7 2-H			B F B X 2-1 ② L5		1 B X SAFE 1-0 ② FC4-6 1-2f		2	1	0	1	1	0	1
Bobby Bonilla, S (1, 5) OBP: 0.365, SLG: 0.470	B C C X 1-2 ② L8 2-3		B B X 2-0 ③ F8			B F X 1-1 ③ 4-3		P X 1-0 ③ F8		4	0	0	0	0	0	3
Glenn Wilson, R (1, 9) OBP: 0.281, SLG: 0.315	B C B B X 3-1 1-H 3-H 2B			B F S F X 1-2 ① F9			S B B C X 2-2 ① L7			3	0	1	2	0	0	0
Sid Bream, L (1, 3) OBP: 0.335, SLG: 0.418	B B S C X 2-2 ③ F8			F F B B C 2-3 ② K			B B C F S 2-3 ② K			3	0	0	0	0	2	1
Tom Prince, R (1, 2) OBP: 0.250, SLG: 0.245		B F B S X 2-2 ① L9		F S S 0-3 ③ K2-3			B B B C F F X 3-2 1B 1B			3	0	1	0	0	1	0
Rafael Belliard, R (1, 6) OBP: 0.286, SLG: 0.244		B F X 1-1 ② B1-3			X 0-0 ① G4-3		F B F B F F X 2-2 1-3 1B			3	0	1	0	0	0	0
John Smiley, L (1, 1) OBP: 0.125, SLG: 0.075 Jim Gott, R (9, 1)		F B C S 1-3 ③ K			B C S C 1-3 ② K		F F B C 1-3 ③ K			3 0	0 0	0 0	0 0	0 0	3 0	2 0
Inning Stats	R: 2 H: 2 E: 0 LOB: 1 K: 1 BB: 1 S: 14 P: 26	R: 0 H: 0 E: 0 LOB: 0 K: 1 BB: 0 S: 8 P: 12	R: 1 H: 1 E: 0 LOB: 0 K: 0 BB: 0 S: 7 P: 10	R: 0 H: 0 E: 0 LOB: 0 K: 2 BB: 0 S: 10 P: 13	R: 0 H: 0 E: 0 LOB: 0 K: 1 BB: 0 S: 6 P: 10	R: 0 H: 0 E: 0 LOB: 0 K: 1 BB: 0 S: 7 P: 10	R: 0 H: 2 E: 0 LOB: 2 K: 2 BB: 0 S: 18 P: 28	R: 0 H: 1 E: 0 LOB: 1 K: 0 BB: 0 S: 8 P: 11		1B: 4 SF: 1 2B: 2 SAC: 0 3B: 0 DP: 0 HR: 0 HBP: 0						

PITCHER		IP	WLS	BF	H	R	ER	SO	BB	IBB	HBP	BLK	WP	HR	S	P	ERA	WHIP
Bob Ojeda, L ERA: 3.03	(1, 1)	7.0	L	27	5	3	3	8	1	0	0	0	0	0	70	109	3.86	0.857
Roger McDowell, R ERA: 2.61	(8, 1)	1.0		4	1	0	0	0	0	0	0	0	0	0	8	11	0.00	1.000

PITCHER	IP	WLS	BF	H	R	ER	SO	BB	IBB	HBP	BLK	WP	HR	S	P	ERA	WHIP

BOTTOM

New York Mets @ Pittsburgh Pirates

Three Rivers Stadium, Pittsburgh, PA

Tue Sep 06 1988, 7:05 PM EDT

Att. 21,296 - Unknown - 55 F

livebaseballscorecards.com

AB	29
R	3
H	6
RBI	3
BB	1
SO	8
LOB	9

WP: 0 PA: 31
PB: 0
SB: 1
CS: 0

Batter	1	2	3	4	5	6	7	8	9	AB	R	H	RBI	BB	SO	LOB
Tracy Jones, R (1, 7) OBP: 0.332, SLG: 0.314	4-3		K		F8		E7 1-H 1B			4	0	1	1	0	1	2
Dave Martinez, L (1, 8) OBP: 0.297, SLG: 0.319	F7			F8	K		F8			4	0	0	0	0	1	3
Andy McGaffigan, R (7, 1)										0	0	0	0	0	0	0
Andres Galarraga, R (1, 3) OBP: 0.351, SLG: 0.542	L8			4-3		4-3		6-3		4	0	0	0	0	0	0
Hubie Brooks, R (1, 9) OBP: 0.313, SLG: 0.429		FC4 1B		K		P4		6-3		4	0	1	0	0	1	0
Tom Foley, L (1, 4) OBP: 0.310, SLG: 0.374		FC4 1B 1-2f			1B 1B 1B	4-3		F7		4	1	1	0	0	0	1
Tom O'Malley, L (1, 5) OBP: 0.600, SLG: 0.500		G4-6-3 1-2 1B			1B SF9 1-3 1B		2-3		K	4	1	2	0	0	1	0
Mike Fitzgerald, R (1, 2) OBP: 0.346, SLG: 0.395		G4-6-3 1-2f			1B 1-3 3-H 1B		F9		F5	4	0	1	1	0	0	2
Luis Rivera, R (1, 6) OBP: 0.279, SLG: 0.330			K		SF9 3-H		E 1B BB		K	1	0	0	0	0	1	0
Graig Nettles, L (5, PH) OBP: 0.253, SLG: 0.259										0	0	0	1	0	0	0
Rich Sauveur, L (5, 1)										0	0	0	0	0	0	0
Otis Nixon, S (7, PH) OBP: 0.301, SLG: 0.286										0	1	0	0	1	0	0
(7, 8)																
Tim Wallach, R (9, PH) OBP: 0.297, SLG: 0.392										1	0	0	0	0	1	0
Bryn Smith, R (1, 1) OBP: 0.163, SLG: 0.149			K		1-2		S E 1-H 1B			1	0	0	0	0	1	0
Jeff Huson, L (5, PH) OBP: 0.667, SLG: 0.667										2	1	2	1	0	0	0
(5, 6)																
Inning Stats	R: 0 E: 0 K: 0 S: 3 H: 0 LOB: 0 BB: 0 P: 7	R: 0 E: 0 K: 0 S: 8 H: 2 LOB: 1 BB: 0 P: 12	R: 0 E: 0 K: 3 S: 9 H: 0 LOB: 0 BB: 0 P: 12	R: 0 E: 0 K: 1 S: 6 H: 0 LOB: 0 BB: 0 P: 8	R: 2 E: 0 K: 1 S: 17 H: 4 LOB: 2 BB: 0 P: 27	R: 0 E: 0 K: 0 S: 6 H: 0 LOB: 0 BB: 0 P: 8	R: 2 E: 2 K: 0 S: 11 H: 2 LOB: 1 BB: 1 P: 23	R: 0 E: 0 K: 0 S: 5 H: 0 LOB: 0 BB: 0 P: 6	R: 0 E: 0 K: 2 S: 10 H: 0 LOB: 0 BB: 0 P: 16	1B: 8 2B: 0 3B: 0 HR: 0 SF: 1 SAC: 0 DP: 1 HBP: 0						

PITCHER		IP	WLS	BF	H	R	ER	SO	BB	IBB	HBP	BLK	WP	HR	S	P	ERA	WHIP
Doug Drabek, R ERA: 3.17	(1, 1)	6.2	W	27	7	4	4	5	1	0	0	0	0	0	57	90	5.40	1.200
Jeff Robinson, R ERA: 3.18	(7, 1)	1.1		5	1	0	0	0	0	0	0	0	0	0	8	13	0.00	0.750
Jim Gott, R ERA: 3.26	(9, 1)	1.0	S	3	0	0	0	2	0	0	0	0	0	0	10	16	0.00	0.000

PITCHER	IP	WLS	BF	H	R	ER	SO	BB	IBB	HBP	BLK	WP	HR	S	P	ERA	WHIP

TOP

Montreal Expos @ Pittsburgh Pirates

Three Rivers Stadium, Pittsburgh, PA

Wed Sep 07 1988, 7:05 PM EDT

Att. 16,494 - Unknown - 70 F

livebaseballscorecards.com

AB	33
R	4
H	8
RBI	4
BB	1
SO	7
LOB	8

PA: 35

WP: 0
PB: 0
SB: 1
CS: 0

Montreal Expos @ Pittsburgh Pirates

Three Rivers Stadium, Pittsburgh, PA

Wed Sep 07 1988, 7:05 PM EDT

Att. 16,494 - Unknown - 70 F

livebaseballscorecards.com

BOTTOM

Batter	1	2	3	4	5	6	7	8	9	AB	R	H	RBI	BB	SO	LOB
Barry Bonds, L (1, 7) OBP: 0.365, SLG: 0.502	E4	F7		1B			G3			4	1	1	1	0	0	1
Ken Oberkfell, L (1, 4) OBP: 0.328, SLG: 0.369	FC5-4 1B	G3		4-3			K			4	0	1	0	0	1	2
Rafael Belliard, R (8, 4) OBP: 0.286, SLG: 0.244										0	0	0	0	0	0	0
(9, 6)																
R.J. Reynolds, S (1, 9) OBP: 0.286, SLG: 0.373	FC5-4		1B		K		1B			4	1	2	1	0	1	1
Bobby Bonilla, S (1, 5) OBP: 0.362, SLG: 0.467	SF8		L8		6-3		L4			3	0	0	1	0	0	2
Glenn Wilson, R (1, 8) OBP: 0.283, SLG: 0.318	F8		F9		1B			G3 1B		4	0	2	0	0	0	1
Sid Bream, L (1, 3) OBP: 0.332, SLG: 0.413		4-3	5-3		4-3			G3		4	0	0	0	0	0	3
Michael LaValliere, L (1, 2) OBP: 0.362, SLG: 0.340		S HBP E 1B		G3		K		G6-3 IBB		3	1	1	0	1	1	0
Felix Fermin, R (1, 6) OBP: 0.365, SLG: 0.333		S 1B HBP		1B 3B		1-3		G6-3		2	2	1	0	0	0	0
Benny Distefano, L (8, PH)										1	0	0	0	0	0	2
Jim Gott, R (9, 1)										0	0	0	0	0	0	0
Doug Drabek, R (1, 1) OBP: 0.211, SLG: 0.279		1B		K		6-3				3	0	1	1	0	1	1
Jeff Robinson, R (7, 1) OBP: 0.133, SLG: 0.071										0	0	0	0	0	0	0
Jose Lind, R (9, 4) OBP: 0.292, SLG: 0.308										0	0	0	0	0	0	0
Inning Stats	R: 2 E: 1 K: 0 S: 10 H: 1 LOB: 0 BB: 0 P: 16	R: 2 E: 0 K: 0 S: 12 H: 2 LOB: 1 BB: 0 P: 20	R: 0 E: 0 K: 0 S: 7 H: 1 LOB: 1 BB: 0 P: 8	R: 1 E: 0 K: 1 S: 12 H: 2 LOB: 1 BB: 0 P: 16	R: 0 E: 0 K: 1 S: 8 H: 1 LOB: 1 BB: 0 P: 10	R: 0 E: 0 K: 1 S: 7 H: 0 LOB: 0 BB: 0 P: 9	R: 0 E: 0 K: 1 S: 13 H: 1 LOB: 1 BB: 0 P: 17	R: 0 E: 0 K: 0 S: 7 H: 1 LOB: 1 BB: 1 P: 14		1B: 8 2B: 0 3B: 1 HR: 0	SF: 1 SAC: 0 DP: 1 HBP: 1						

| | | | | | | | | | | | | | | | |

Batter	1	2	3	4	5	6	7	8	9	AB	R	H	RBI	BB	SO	LOB
Otis Nixon, S (1, 7) OBP: 0.299, SLG: 0.284	X 0-0 ① 4-3	C X 0-1 ③ 6-3			C X 0-1 ① F8		B B X 2-0 1-2 1B		C L F S 0-3 ③ K	5	0	1	0	0	1	0
Tracy Jones, R (1, 9) OBP: 0.335, SLG: 0.318	B F B B B F F X 3-2 1B 1B 1B		S F B B X 1-2 F9 4-3 1B 1B		B B B C X 3-1 ② 4-3		B X 1-0 ③ 5-3			4	2	2	0	0	0	2
Dave Martinez, L (1, 8) OBP: 0.299, SLG: 0.319	B F B B X 2-1 1B E 1-3 1B		P X 1-0 ① 4-3 1-2		B B B B 4-0 PO BB			C C F B C 1-3 ① K		3	1	1	0	1	1	1
Andres Galarraga, R (1, 3) OBP: 0.352, SLG: 0.541	B X 1-0 ② F8		F X 0-1 ② F9 2-3		B C F 1 SAFE 1-2 ③ PO 1-2	B B B B 4-0 G3-6-3 BB		B S X 1-1 S 2B 1B		3	1	1	0	1	0	3
Tim Wallach, R (1, 5) OBP: 0.300, SLG: 0.397	C F X 0-2 E 1-2 3-H 1B		B B F S X 2-2 3-H 1B			F X 0-1 ① F9		F B B S B X 3-2 1-H 2B		4	1	3	3	0	0	1
Tom Foley, L (1, 4) OBP: 0.313, SLG: 0.377 Joe Hesketh, R (8, 1)	B B C X 2-1 E7 1-H 2-H 2B		F B F X 1-2 ③ F9			B B B X 3-0 ②③ G3-6-3 1-2f		I I I I 4-0 G6-4-3 IBB		3 0	0 0	1 0	2 0	1 0	0 0	2 0
Nelson Santovenia, R (1, 2) OBP: 0.283, SLG: 0.391	B C F F S 1-3 ③ K		B F F B F B F X 3-2 ① F8				B F X 1-1 ① F9	B X 1-0 ②③ G6-4-3 1-2f		4	0	0	0	0	1	3
Luis Rivera, R (1, 6) OBP: 0.278, SLG: 0.329		S B X 1-1 ① 4-3		C X 0-1 ② 5-3			B X 1-0 FC1-6 1B		X 0-0 ① L5	4	0	1	0	0	0	0
Pascual Perez, R (1, 1) OBP: 0.102, SLG: 0.022 Rex Hudler, R (8, 4) OBP: 0.317, SLG: 0.441		X 0-0 ② 1-3		X 0-0 ③ F5			X 0-0 ② FC1-6 1B 1-2f		F B F S 1-3 ② K	3 1	0 0	0 0	0 0	0 0	0 1	1 0
Inning Stats	R: 3 H: 4 E: 1 LOB: 1 K: 1 BB: 0 S: 18 P: 27	R: 0 H: 0 E: 0 LOB: 0 K: 0 BB: 0 S: 5 P: 6	R: 1 H: 2 E: 0 LOB: 1 K: 0 BB: 0 S: 13 P: 17	R: 0 H: 0 E: 0 LOB: 0 K: 0 BB: 0 S: 8 P: 11	R: 0 H: 0 E: 0 LOB: 0 K: 0 BB: 0 S: 6 P: 14	R: 0 H: 0 E: 0 LOB: 0 K: 0 BB: 1 S: 3 P: 10	R: 0 H: 2 E: 0 LOB: 2 K: 0 BB: 0 S: 6 P: 11	R: 1 H: 2 E: 0 LOB: 1 K: 1 BB: 1 S: 10 P: 20	R: 0 H: 0 E: 0 LOB: 0 K: 2 BB: 0 S: 8 P: 9	1B: 8 SF: 0 2B: 2 SAC: 0 3B: 0 DP: 2 HR: 0 HBP: 0						

PITCHER		IP	WLS	BF	H	R	ER	SO	BB	IBB	HBP	BLK	WP	HR	S	P	ERA	WHIP
Bob Walk, R ERA: 2.81	(1, 1)	7.0		29	8	4	4	1	2	0	0	0	0	0	59	96	5.14	1.429
Jeff Robinson, R ERA: 3.2	(8, 1)	2.0	L	8	2	1	1	3	0	1	0	0	0	0	18	29	4.50	1.000

PITCHER	IP	WLS	BF	H	R	ER	SO	BB	IBB	HBP	BLK	WP	HR	S	P	ERA	WHIP

Montreal Expos @ Pittsburgh Pirates

Three Rivers Stadium, Pittsburgh, PA

Thu Sep 08 1988, 7:05 PM EDT

Att. 11,289 - Unknown - 70 F

TOP

livebaseballscorecards.com

AB	34
R	5
H	10
RBI	5
BB	3
SO	4
LOB	13

WP: 0	PA: 38					
PB: 0						
SB: 1						
CS: 0						

BOTTOM

Montreal Expos @ Pittsburgh Pirates

Three Rivers Stadium, Pittsburgh, PA

Thu Sep 08 1988, 7:05 PM EDT

Att. 11,289 - Unknown - 70 F

Batter	1	2	3	4	5	6	7	8	9	AB	R	H	RBI	BB	SO	LOB
Barry Bonds, L (1, 7) OBP: 0.366, SLG: 0.507	HR		2-3		F9			G5-4-3 BB		3	1	1	1	1	0	0
Ken Oberkfell, L (1, 4) OBP: 0.330, SLG: 0.371	HR 1B		G3			FC3-6 1B		G5-4-3 1-2f		3	1	2	0	0	0	0
Jose Lind, R (8, PH) OBP: 0.292, SLG: 0.308										1	0	0	0	0	0	1
Andy Van Slyke, L (9, 4) OBP: 0.345, SLG: 0.522	1-H HR		1B			FC3-6 S 1-2f		K		4	1	2	2	0	1	1
Bobby Bonilla, S (1, 8) OBP: 0.360, SLG: 0.463	F7		G3			K 1-2			1-3	4	0	0	0	0	1	2
Sid Bream, L (1, 5) OBP: 0.329, SLG: 0.409	3-1			K		4-3			F4	4	0	0	0	0	1	1
Gary Redus, R (1, 3) OBP: 0.336, SLG: 0.394	6-3			F2			HR		K	4	1	1	1	0	1	0
Michael LaValliere, L (1, 9) OBP: 0.359, SLG: 0.337		F8		F7			K			3	0	0	0	0	1	0
Al Pedrique, R (1, 2) OBP: 0.239, SLG: 0.224		1-3			6-3		4-3			2	0	0	0	0	0	0
John Cangelosi, S (7, PH) OBP: 0.330, SLG: 0.239										1	0	0	0	0	0	0
Rafael Belliard, R (8, 6) OBP: 0.286, SLG: 0.244										0	0	0	0	0	0	0
Bob Walk, R (1, 1) OBP: 0.138, SLG: 0.113		K			K		6-3			2	0	0	0	0	2	0
Benny Distefano, L (7, PH) OBP: 0.000, SLG: 0.000										1	0	0	0	0	0	0
Jeff Robinson, R (8, 1) OBP: 0.133, SLG: 0.071										0	0	0	0	0	0	0
Inning Stats	R: 3 H: 3 E: 0 LOB: 0 K: 0 BB: 0 S: 11 P: 13		R: 0 H: 0 E: 0 LOB: 0 K: 1 BB: 0 S: 10 P: 16	R: 0 H: 1 E: 0 LOB: 1 K: 0 BB: 0 S: 9 P: 12	R: 0 H: 0 E: 0 LOB: 0 K: 1 BB: 0 S: 11 P: 15	R: 0 H: 0 E: 0 LOB: 0 K: 1 BB: 0 S: 8 P: 12	R: 0 H: 1 E: 0 LOB: 1 K: 1 BB: 0 S: 16 P: 22	R: 1 H: 1 E: 0 LOB: 0 K: 1 BB: 0 S: 9 P: 13	R: 0 H: 0 E: 0 LOB: 0 K: 1 BB: 1 S: 7 P: 13	R: 0 H: 0 E: 0 LOB: 0 K: 1 BB: 0 S: 7 P: 11	1B: 3 SF: 0 2B: 0 SAC: 0 3B: 0 DP: 1 HR: 3 HBP: 0						

livebaseballscorecards.com

AB	32
R	4
H	6
RBI	4
BB	1
SO	7
LOB	5

WP: 0 PA: 33
PB: 0
SB: 1
CS: 0

PITCHER		IP	WLS	BF	H	R	ER	SO	BB	IBB	HBP	BLK	WP	HR	S	P	ERA	WHIP
Pascual Perez, R ERA: 2.46	(1, 1)	7.0	W	27	6	4	4	5	0	0	0	0	0	3	74	103	5.14	0.857
Joe Hesketh, L ERA: 3.0	(8, 1)	2.0	S	6	0	0	0	2	1	0	0	0	0	0	14	24	0.00	0.500

PITCHER	IP	WLS	BF	H	R	ER	SO	BB	IBB	HBP	BLK	WP	HR	S	P	ERA	WHIP

Batter	1	2	3	4	5	6	7	8	9	AB	R	H	RBI	BB	SO	LOB
Phil Bradley, R (1, 7) OBP: 0.345, SLG: 0.393	X 0-0 G5-3 ①		B F S B X 2-2 G4-3 ①		C X 0-1 G5-3 1B			C B B H 3-1 1B G3 HBP		3	1	1	0	0	0	0
Milt Thompson, L (1, 8) OBP: 0.355, SLG: 0.358	B B B C C X 3-2 G6-3 ②		F B B X 2-1 G6-3 ②		B X 1-0 G5-3 ② 1-2			B B C B C X 3-2 G3 1-3 1B		4	0	1	0	0	0	1
Juan Samuel, R (1, 4) OBP: 0.292, SLG: 0.368	B B F S X 2-2 F8 ③		B S X 1-1 1B		B C X 1-1 L9 ③			X 0-0 G3 ① 2-3 3-H		4	0	1	1	0	0	2
Ricky Jordan, R (1, 3) OBP: 0.343, SLG: 0.518		S X 0-1 HR	1 SAFE B 1 SAFE 1 SAFE B X 2-0 F8 ③			B S B F F B B 4-2 L9-3 BB		B C S S 1-3 K ②		3	1	1	1	1	1	2
Ron Jones, L (1, 9) OBP: 0.280, SLG: 0.551		S B X 1-1 F8 ①		S F X 1-2 L6 ①		B X 1-0 L9-3 ①② 1-2		C B X 1-1 G4-3 ③		4	0	0	0	0	0	2
Lance Parrish, R (1, 2) OBP: 0.295, SLG: 0.361		B B F B C B 4-2 G5-3 BB BB		C B B B F B 4-2 FC4-6 BB		S B F B B S 3-3 K ③			B C B X 2-1 F9 ①	2	0	0	0	2	1	0
Shane Turner, L (1, 5) OBP: 0.241, SLG: 0.154 Greg Gross, L (9, PH) OBP: 0.288, SLG: 0.207		B B B 4-0 G5-3 1-2 BB		X 0-0 FC4-6 ② 1-2f			C S B B X 2-2 L3 1B		C B B X 1-1 G6-3 ②	2 1	0 0	1 0	0 0	1 0	0 0	1 0
Steve Jeltz, S (1, 6) OBP: 0.305, SLG: 0.243 Chris James, R (9, PH) OBP: 0.284, SLG: 0.384		C B X 1-1 G5-3 ② 1-2 2-3		X 0-0 F9 ③			B C X 1-1 L3 ①② 1-2		C S S 0-3 K ③	3 1	0 0	0 0	0 0	0 1	0 0	4 0
Bob Sebra, R (1, 1) Mike Maddux, L (5, 1) OBP: 0.182, SLG: 0.190 Keith Miller, S (7, PH) OBP: 0.250, SLG: 0.250 Bruce Ruffin, S (7, 1) OBP: 0.194, SLG: 0.121 Kent Tekulve, R (8, 1)		S B X 1-1 G6-3 ③			C B F B X 2-2 F9 ①		B C F B X 2-2 L1-3 ③			2 0 1 0 0	0 0 0 0 0	0 0 0 0 0	0 0 0 0 0	0 0 0 0 0	0 0 0 0 0	2 0 0 0 0

Inning Stats																															
	R: 0	E: 0	K: 0	S: 7	H: 0	LOB: 0	BB: 0	P: 12	R: 1	E: 0	K: 0	S: 10	H: 1	LOB: 2	BB: 2	P: 21	R: 0	E: 0	K: 0	S: 8	H: 1	LOB: 0	BB: 0	P: 15	R: 0	E: 0	K: 0	S: 7	H: 0	LOB: 1	BB: 1	P: 12
	R: 0	E: 0	K: 0	S: 8	H: 1	LOB: 1	BB: 0	P: 12	R: 0	E: 0	K: 1	S: 7	H: 0	LOB: 0	BB: 1	P: 15	R: 0	E: 0	K: 0	S: 8	H: 1	LOB: 0	BB: 0	P: 13	R: 1	E: 0	K: 1	S: 10	H: 1	LOB: 1	BB: 0	P: 18
	R: 0	E: 0	K: 1	S: 7	H: 0	LOB: 0	BB: 0	P: 10	1B: 4	2B: 2	3B: 0	HR: 1	SF: 0	SAC: 0	DP: 2	HBP: 1	WP: 0	PB: 0	SB: 0	CS: 0	PA: 35											

PITCHER		IP	WLS	BF	H	R	ER	SO	BB	IBB	HBP	BLK	WP	HR	S	P	ERA	WHIP
Mike Dunne, R ERA: 3.93	(1, 1)	7.0	W	29	5	2	2	1	4	0	1	0	0	1	59	110	2.57	1.286
Jim Gott, R ERA: 3.17	(8, 1)	2.0	S	6	0	0	0	2	0	0	0	0	0	0	13	18	0.00	0.000

PITCHER	IP	WLS	BF	H	R	ER	SO	BB	IBB	HBP	BLK	WP	HR	S	P	ERA	WHIP

TOP

Philadelphia Phillies @ Pittsburgh Pirates
Three Rivers Stadium, Pittsburgh, PA

Fri Sep 09 1988, 7:05 PM EDT
Att. 15,446 - Unknown - 65 F

livebaseballscorecards.com

AB	30
R	2
H	5
RBI	2
BB	4
SO	3
LOB	14

Batter	1	2	3	4	5	6	7	8	9	AB	R	H	RBI	BB	SO	LOB
Barry Bonds, L (1, 7) OBP: 0.366, SLG: 0.506	B B B C B 4-1 E SF9 BB	X 0-0 ② SF8 3-H		B C F F B S 2-3 ③ K		1 SAFE B X 1-0 FC4-6 E 1-3 1B		X 0-0 ① FC1-5 FC4-6 1-2 2-3f		3	1	1	1	1	1	4
Jose Lind, R (1, 4) OBP: 0.291, SLG: 0.307	B 1 SAFE X 1-0 E6 SF9 1-3	B B X 2-0 F8			B C X 1-1 2B SF8 1B	F X 0-1 E1 FC4-6 1-2 3-H		C F X 0-2 ② FC4-6 BB 1-2f 2-3		5	1	1	1	0	0	5
Andy Van Slyke, L (1, 8) OBP: 0.346, SLG: 0.523	B B F X 2-1 ① SF9 2-3 3-H		C F X 0-2 ① G3		B X 1-0 E 1-3 2B	C B B S F X 2-2 ② FC4-6 1-2f 2-3		B F B B B 4-1 1-2 BB		3	0	1	1	1	0	2
Glenn Wilson, R (1, 9) OBP: 0.280, SLG: 0.314	C B X 1-1 ② G5-3		C C S 0-3 ② K		B C B X 2-1 ① SF8 3-H	X 0-0 ③ F9		F F S 0-3 ③ K		4	0	0	1	0	2	6
Sid Bream, L (1, 3) OBP: 0.328, SLG: 0.406	B C B B F X 3-2 ③ G1-3		B X 1-0 ③ L9		C B B B 2 SAFE B B 4-1 2-3 BB	C X 0-1 ① G4-3				3	0	0	0	1	0	1
Ken Oberkfell, L (1, 5) OBP: 0.329, SLG: 0.370		C B B F B X 3-2 BB 1B SF8 1B		B X 1-0 ① F2	B 1 SAFE C 1 B F S 2-3 ② K	X 0-0 ② G1-3				4	1	1	0	0	1	2
Michael LaValliere, L (1, 2) OBP: 0.358, SLG: 0.336	F B P F X 2-2 SF8 BB 1-2 SF8 1B		C C X 0-2 ② G5-3	B B X 2-0 ③ G4-3		B C S S 1-3 ③ K				4	1	1	0	0	1	2
Felix Fermin, R (1, 6) OBP: 0.411, SLG: 0.375	F F F F B B F B B 4-2 1-2 2-3 BB		X 0-0 1B 1B			B X 1-0 1B E 1B		F X 0-1 FC1-5 BB 1B		3	1	3	0	1	0	0
Mike Dunne, R (1, 1) OBP: 0.178, SLG: 0.125 Jim Gott, R (8, 1) Bobby Bonilla, S (8, 5) OBP: 0.361, SLG: 0.463	B C F F B B X 3-2 ① SF8 2-3 3-H			X 0-0 1-2 1B		L L B M 1-3 ① K		B B B C B 4-1 FC4-6 FC1-5 1-2 BB		2 0 0	0 0 0	1 0 0	1 0 0	0 0 1	1 0 0	1 0 0
Inning Stats	R: 1 E: 1 K: 0 S: 9 H: 0 LOB: 1 BB: 1 P: 20	R: 2 E: 0 K: 0 S: 18 H: 2 LOB: 1 BB: 1 P: 31	R: 0 E: 0 K: 1 S: 7 H: 0 LOB: 0 BB: 0 P: 8	R: 0 E: 0 K: 1 S: 10 H: 2 LOB: 2 BB: 0 P: 13	R: 1 E: 1 K: 1 S: 10 H: 2 LOB: 2 BB: 1 P: 22	R: 1 E: 1 K: 1 S: 12 H: 2 LOB: 2 BB: 0 P: 17	R: 0 E: 0 K: 1 S: 6 H: 0 LOB: 0 BB: 0 P: 7	R: 0 E: 0 K: 1 S: 11 H: 1 LOB: 3 BB: 2 P: 19		1B: 8 2B: 1 3B: 0 HR: 0 SF: 4 SAC: 0 DP: 0 HBP: 0						

PITCHER		IP	WLS	BF	H	R	ER	SO	BB	IBB	HBP	BLK	WP	HR	S	P	ERA	WHIP
Bob Sebra, R ERA: 11.37	(1, 1)	4.1	L	22	6	4	3	2	2	0	0	0	0	0	49	81	6.23	1.846
Mike Maddux, R ERA: 4.12	(5, 1)	1.2		9	2	1	1	2	1	0	0	0	0	0	17	30	5.40	1.800
Bruce Ruffin, L ERA: 4.51	(7, 1)	1.2		8	1	0	0	1	2	0	0	0	0	0	14	23	0.00	1.800
Kent Tekulve, R ERA: 3.5	(8, 1)	0.1		1	0	0	0	1	0	0	0	0	0	0	3	3	0.00	0.000

PITCHER	IP	WLS	BF	H	R	ER	SO	BB	IBB	HBP	BLK	WP	HR	S	P	ERA	WHIP

BOTTOM

Philadelphia Phillies @ Pittsburgh Pirates
Three Rivers Stadium, Pittsburgh, PA
Fri Sep 09 1988, 7:05 PM EDT
Att. 15,446 - Unknown - 65 F

livebaseballscorecards.com

AB	31
R	5
H	9
RBI	5
BB	5
SO	6
LOB	23

WP: 0 PB: 0 SB: 0 CS: 0
PA: 40

Batter	1	2	3	4	5	6	7	8	9	AB	R	H	RBI	BB	SO	LOB
Phil Bradley, R (1, 7) OBP: 0.345, SLG: 0.392	5-3		1B			K		P8		4	0	1	0	0	1	0
Bob Dernier, R (1, 8) OBP: 0.338, SLG: 0.353	5-3		1-3			F9			F3	4	0	0	0	0	0	1
Ron Jones, L (1, 9) OBP: 0.296, SLG: 0.604	P4			HR		FC5-4 1B			K	4	1	2	1	0	1	0
Ricky Jordan, R (1, 3) OBP: 0.341, SLG: 0.512		4-3		F9		FC5-4 1-2f			1B 1B	4	0	1	0	0	0	1
Juan Samuel, R (1, 4) OBP: 0.293, SLG: 0.369		BLK 1B		P4			F8		1-2 1B	4	0	2	0	0	0	0
Lance Parrish, R (1, 2) OBP: 0.292, SLG: 0.358		F7 1-2		F9			L6		5-3	4	0	0	0	0	0	3
Chris James, R (1, 5) OBP: 0.282, SLG: 0.381		F7			P4		K			3	0	0	0	0	1	1
Steve Jeltz, S (1, 6) OBP: 0.304, SLG: 0.241			6-3		F9			P6		2	0	0	0	0	0	0
Tom Barrett, S (8, PH) OBP: 0.275, SLG: 0.176										1	0	0	0	0	0	0
Greg Harris, S (8, 1) OBP: 0.333, SLG: 0.556										0	0	0	0	0	0	0
Shane Rawley, R (1, 1) OBP: 0.127, SLG: 0.148			6-3		6-3			K		2	0	0	0	0	0	0
John Russell, R (8, PH) OBP: 0.212, SLG: 0.281										1	0	0	0	0	1	0
Jackie Gutierrez, R (8, 6) OBP: 0.250, SLG: 0.281										0	0	0	0	0	0	0
Inning Stats	R: 0 E: 0 K: 0 S: 3 H: 0 LOB: 0 BB: 0 P: 3	R: 0 E: 0 K: 0 S: 4 H: 1 LOB: 1 BB: 0 P: 4	R: 0 E: 0 K: 0 S: 4 H: 1 LOB: 1 BB: 0 P: 4	R: 1 E: 0 K: 0 S: 4 H: 1 LOB: 0 BB: 0 P: 4	R: 0 E: 0 K: 0 S: 3 H: 0 LOB: 0 BB: 0 P: 3	R: 0 E: 0 K: 1 S: 6 H: 1 LOB: 1 BB: 0 P: 6	R: 0 E: 0 K: 1 S: 5 H: 0 LOB: 0 BB: 0 P: 5	R: 0 E: 0 K: 1 S: 5 H: 0 LOB: 0 BB: 0 P: 5	R: 0 E: 0 K: 1 S: 7 H: 2 LOB: 2 BB: 0 P: 7	1B: 5 2B: 0 3B: 0 HR: 1 SF: 0 SAC: 0 DP: 0 HBP: 0						

PITCHER		IP	WLS	BF	H	R	ER	SO	BB	IBB	HBP	BLK	WP	HR	S	P	ERA	WHIP
Dave LaPoint, L ERA: 2.98	(1, 1)	9.0	W	33	6	1	1	4	0	0	0	1	0	1	41	41	1.00	0.667

PITCHER	IP	WLS	BF	H	R	ER	SO	BB	IBB	HBP	BLK	WP	HR	S	P	ERA	WHIP

TOP

Philadelphia Phillies @ Pittsburgh Pirates
Three Rivers Stadium, Pittsburgh, PA
Sat Sep 10 1988, 7:05 PM EDT
Att. 27,804 - Unknown

livebaseballscorecards.com

AB	33
R	1
H	6
RBI	1
BB	0
SO	4
LOB	6

PA: 33

WP: 0
PB: 0
SB: 0
CS: 0

Batter	1	2	3	4	5	6	7	8	9	AB	R	H	RBI	BB	SO	LOB
Barry Bonds, L (1, 7) OBP: 0.368, SLG: 0.508	F7	3-H 2B			BB 1-2		S 1B	P6		4	0	2	1	1	0	2
Jose Lind, R (1, 4) OBP: 0.291, SLG: 0.306	S 1B	F9			F9 2-3		F9 1-2			4	0	1	0	0	0	4
Andy Van Slyke, L (1, 8) OBP: 0.343, SLG: 0.519	P5 1-2		6-3		F9		B3-4			4	0	0	0	0	0	3
Bobby Bonilla, S (1, 5) OBP: 0.362, SLG: 0.464	5-3		BB CS			P8		E BB 2B		3	1	1	0	1	0	1
Gary Redus, R (1, 9) OBP: 0.338, SLG: 0.392		BB 1B E	K 1-2			BB		E6 BB S FC3-2 2-3		2	1	0	0	2	1	2
Ken Oberkfell, L (1, 3) OBP: 0.329, SLG: 0.370		1B E G4-6-3 1-3 1B		G3		K		K 1-2		3	1	1	0	0	1	1
Sid Bream, L (8, 3) OBP: 0.328, SLG: 0.405										1	0	0	0	0	1	2
Tom Prince, R (1, 2) OBP: 0.254, SLG: 0.236		E5 G4-6-3 1B 2B 1-2 3-H		P4		BB 1-2		BB E IBB		2	1	0	1	1	0	1
Benny Distefano, L (8, PH)										0	1	0	0	1	0	0
Michael LaValliere, L (9, 2) OBP: 0.358, SLG: 0.336										0	0	0	0	0	0	0
Felix Fermin, R (1, 6) OBP: 0.407, SLG: 0.373		G4-6-3 1-2 2-3 1B		5-3		6-3		E 1-2 2-3 3-H BB		3	0	1	0	0	0	2
R.J. Reynolds, S (8, PH) OBP: 0.288, SLG: 0.373										0	0	0	1	1	0	0
Rafael Belliard, R (9, 6) OBP: 0.286, SLG: 0.244										0	0	0	0	0	0	0
Dave LaPoint, L (1, 1) OBP: 0.083, SLG: 0.083		G4-6-3 1-2f 2-3 3-H			F9 BB 1B		L7	FC3-2 1-2 2-H 3-Hf		4	0	1	0	0	0	4
Inning Stats	R: 0 E: 0 K: 0 S: 4 H: 1 LOB: 1 BB: 0 P: 4	R: 3 E: 1 K: 0 S: 6 H: 3 LOB: 1 BB: 1 P: 10	R: 0 E: 0 K: 1 S: 4 H: 0 LOB: 1 BB: 1 P: 8	R: 0 E: 0 K: 0 S: 3 H: 0 LOB: 0 BB: 0 P: 3	R: 0 E: 0 K: 0 S: 3 H: 1 LOB: 1 BB: 1 P: 7	R: 0 E: 0 K: 1 S: 5 H: 0 LOB: 2 BB: 2 P: 13	R: 0 E: 0 K: 0 S: 4 H: 1 LOB: 1 BB: 0 P: 4	R: 2 E: 2 K: 1 S: 7 H: 1 LOB: 2 BB: 2 P: 15		1B: 5 2B: 3 3B: 0 HR: 0	SF: 0 SAC: 0 DP: 2 HBP: 0						

BOTTOM

Philadelphia Phillies @ Pittsburgh Pirates
Three Rivers Stadium, Pittsburgh, PA
Sat Sep 10 1988, 7:05 PM EDT
Att. 27,804 - Unknown

livebaseballscorecards.com

AB	30
R	5
H	7
RBI	3
BB	7
SO	3
LOB	22

PITCHER		IP	WLS	BF	H	R	ER	SO	BB	IBB	HBP	BLK	WP	HR	S	P	ERA	WHIP
Shane Rawley, L ERA: 4.04	(1, 1)	7.0	L	30	6	3	1	2	5	0	0	0	0	0	29	49	1.29	1.571
Greg Harris, R ERA: 2.36	(8, 1)	1.0		7	1	2	0	1	1	1	0	0	0	0	7	15	0.00	2.000

PITCHER	IP	WLS	BF	H	R	ER	SO	BB	IBB	HBP	BLK	WP	HR	S	P	ERA	WHIP

Batter	1	2	3	4	5	6	7	8	9	AB	R	H	RBI	BB	SO	LOB
Phil Bradley, R (1, 7) OBP: 0.345, SLG: 0.393 Steve Bedrosian, R (8, 1)	F B B X 2-1 ① F9		C B B B F X 2-2 4-3 1B 2B		B C F B F F B B 4-2 E SF9 BB	B F F B X 2-2 ② FC5-4 CS 2-2		C X 0-1 ③ 6-3		4 0	2 0	1 0	0 0	1 0	0 0	1 0
Bob Dernier, R (1, 8) OBP: 0.333, SLG: 0.348	C X 0-1 ② F8		B C X 1-1 ① 4-3		1 SAFE 1 SAFE P X 1-0 E5 1B 1-3 1B	1 SAFE 1 SAFE F B F P 2-2 ③ CS 1-2	B S X 1-1 ① F8		B X 1-0 CS S 1B	5	1	1	0	0	0	2
Ron Jones, L (1, 9) OBP: 0.288, SLG: 0.579	B X 1-0 1B		X 0-0 ② 4-3 2-3		X 0-0 ② SF9 3-H		B C X 1-1 ② G3		1 SAFE B F 1 SAFE S S 1-3 ① K 1-2	4	0	1	1	0	1	2
Ricky Jordan, R (1, 3) OBP: 0.347, SLG: 0.512	X 0-0 ③ F7		C C B F F F X 1-2 3-H 1B		1 SAFE F F 1 SAFE X 0-2 1B 1B 1-2 1B		S C F F F S 0-3 ③ K		I I I I 4-0 CS IBB	4	1	2	1	1	1	1
Chris James, R (1, 5) OBP: 0.283, SLG: 0.384		C F S 0-3 ① K X 0-0 ③ F8			X 0-0 1B 1-3 2-H 1B			C B B F B X 3-2 SH1-3 1-3 2B	C X 1-1 ② ③ 5-3 1-2 2-3	5	1	2	1	0	1	3
John Russell, R (1, 2) OBP: 0.250, SLG: 0.314 Steve Jeltz, S (8, PH) OBP: 0.304, SLG: 0.241 (8, 6)	X 0-0 2B 1B			S X 0-1 ① F9	S S F X 0-2 1-2 3-H 1B			B B 2 B M M X SAFE 3-2 ① SH1-3 2-3		3 0	0 0	2 0	1 0	0 0	0 0	0 0
Jackie Gutierrez, R (1, 6) OBP: 0.254, SLG: 0.300 Greg Gross, L (8, PH) OBP: 0.293, SLG: 0.207 (8, 7)	C 1 B 1 S B F F X SAFE SAFE 2-2 1-3 2B			B B C B X 3-1 ② F7	B B F B X 3-1 ③ L4			C B P C B B 4-2 1-3 HR BB		3 0	0 1	1 0	0 0	0 1	0 0	2 0
Tom Barrett, S (1, 4) OBP: 0.279, SLG: 0.167 Milt Thompson, L (8, PH) OBP: 0.354, SLG: 0.357 Lance Parrish, R (8, 2) OBP: 0.292, SLG: 0.358	C F X 0-2 ② L4			C X 0-1 ③ F8		H 1-0 FC5-4 SH3-4 HBP		C X 0-1 ② 1-3 1-2 3-H		2 1 0	0 0 0	0 0 0	0 1 0	0 0 0	0 0 0	2 1 0
Marvin Freeman, R (1, 1) OBP: 0.111, SLG: 0.111 Kent Tekulve, R (7, 1) Juan Samuel, R (8, PH) OBP: 0.294, SLG: 0.376 (8, 4)	S F S 0-3 ③ K				F S B F B S 2-3 ① K	B M 1 B B X SAFE 3-1 ① SH3-4 1-2		X 0-0 2-H HR		2 0 1	0 0 1	0 0 1	0 0 2	0 0 0	2 0 0	2 0 0
Inning Stats	R: 0 E: 0 K: 0 S: 6 H: 1 LOB: 1 BB: 0 P: 9	R: 0 E: 0 K: 2 S: 15 H: 2 LOB: 2 BB: 0 P: 17	R: 1 E: 0 K: 0 S: 13 H: 2 LOB: 1 BB: 0 P: 17	R: 0 E: 0 K: 0 S: 6 H: 0 LOB: 0 BB: 0 P: 9	R: 3 E: 1 K: 1 S: 21 H: 3 LOB: 2 BB: 1 P: 30	R: 0 E: 0 K: 0 S: 8 H: 0 LOB: 0 BB: 0 P: 15	R: 0 E: 0 K: 1 S: 10 H: 0 LOB: 0 BB: 0 P: 12	R: 3 E: 0 K: 0 S: 14 H: 2 LOB: 0 BB: 1 P: 23	R: 0 E: 0 K: 1 S: 6 H: 1 LOB: 1 BB: 1 P: 13	1B: 7 2B: 3 3B: 0 HR: 1 SF: 1 SAC: 2 DP: 0 HBP: 1						

TOP

Philadelphia Phillies @ Pittsburgh Pirates

Three Rivers Stadium, Pittsburgh, PA

Sun Sep 11 1988, 3:33 AM EDT

Att. 18,132 - Sunny

livebaseballscorecards.com

AB	34
R	7
H	11
RBI	7
BB	3
SO	5
LOB	16

WP: 0 PB: 0 SB: 1 CS: 3 PA: 42

PITCHER		IP	WLS	BF	H	R	ER	SO	BB	IBB	HBP	BLK	WP	HR	S	P	ERA	WHIP
John Smiley, L ERA: 3.03	(1, 1)	5.0	L	25	8	4	1	3	1	0	0	0	0	0	61	82	1.80	1.800
Randy Kramer, R ERA:	(6, 1)	2.0		6	0	0	0	1	0	0	1	0	0	0	18	27	0.00	0.000
Scott Medvin, R ERA: 6.35	(8, 1)	1.0		6	2	3	3	0	1	0	0	0	0	1	14	23	27.00	3.000
Morris Madden, L ERA:	(9, 1)	1.0		4	1	0	0	1	0	1	0	0	0	0	6	13	0.00	1.000

PITCHER	IP	WLS	BF	H	R	ER	SO	BB	IBB	HBP	BLK	WP	HR	S	P	ERA	WHIP

BOTTOM

Batter	1	2	3	4	5	6	7	8	9	AB	R	H	RBI	BB	SO	LOB
Barry Bonds, L (1, 7) OBP: 0.372, SLG: 0.509	B B B C X 3-1 ① F9		B X 1-0 1B PB 1B		B B B B 4-0 BB 1B 1-2 BB		B B B C B 4-1 G3 BB 1-2 BB	S B F B X 2-2 1B 1B		3	0	2	0	2	0	0
Jose Lind, R (1, 4) OBP: 0.293, SLG: 0.309	B B C X 2-1 ② 6-3		1 SAFE B B B C F X 3-2 1-3 1B		C X 0-1 BB 1-2 2-H 1B		B S F C 1-3 ① K	C X 0-1 1-2 1B		5	0	3	1	0	1	2
Andy Van Slyke, L (1, 8) OBP: 0.342, SLG: 0.515	C S C 0-3 ③ K		X 0-0 ③ F9		B X 1-0 ② F6		B B B B 4-0 G3 1-2 2-3 BB	B S F S 1-3 ③ K		4	0	0	0	1	2	6
Bobby Bonilla, S (1, 5) OBP: 0.360, SLG: 0.461		B C X 1-1 ① F5		B B F S F X 2-2 ① 5-3	B B B B 4-0 1-2 2-3 BB		X 0-0 ② G3 1-2 2-3 3-H		F B B C X 2-2 ① 4-3	4	0	0	1	1	0	2
Sid Bream, L (1, 3) OBP: 0.330, SLG: 0.415		B X 1-0 CS 2B		F B B B X 2-1 2B	F X 0-1 ③ F7		B X 1-0 ③ 4-3		C S B F X 1-2 2B	5	0	3	0	0	0	5
Gary Redus, R (1, 9) OBP: 0.339, SLG: 0.388		B C B B B 4-1 ② S 2-3 BB		C S S 0-3 ② K		B X 1-0 ① 6-3		S B C S 1-3 ① K	B B C B B 4-1 BB	3	0	0	0	2	2	1
Michael LaValliere, L (1, 2) OBP: 0.356, SLG: 0.331	1 SAFE B B B X 2-0 ③ 6-3 1-2			C B F F X 1-2 ③ F7		F B F X 1-2 ② F7		S C B F B B B 4-2 HR BB	X 0-0 ② F8	4	1	0	0	1	0	4
Felix Fermin, R (1, 6) OBP: 0.400, SLG: 0.365 John Cangelosi, S (5, PH) OBP: 0.327, SLG: 0.236 Al Pedrique, R (6, 6) OBP: 0.237, SLG: 0.222 Scott Medvin, R (8, 1) Orestes Destrade, S (8, PH) OBP: 0.229, SLG: 0.313 Morris Madden, L (9, 1) R.J. Reynolds, S (9, PH) OBP: 0.287, SLG: 0.372			F B S S 1-3 ① K		B C B F X 2-2 ① F7	C B X 1-1 ③ 6-3		F X 0-1 1-H HR	B C F X 1-2 ③ 4-3	1 1 1 0 1 0 1	0 0 0 0 1 0 0	0 0 0 0 1 0 0	0 0 0 0 2 0 0	0 0 0 0 0 0 0	1 0 0 0 0 0 0	0 0 0 0 0 0 2
John Smiley, L (1, 1) OBP: 0.123, SLG: 0.074 Benny Distefano, L (5, PH) OBP: 0.500, SLG: 0.333 Randy Kramer, R (6, 1) Ken Oberkfell, L (7, PH) OBP: 0.330, SLG: 0.371 (8, 6)			B X 1-0 ② 4-3		B X 1-0 BB 1B 1B		B B B C F X 3-2 BB BB G3 1B	X 0-0 ② F7		1 1 0 2	0 1 0 1	0 1 0 1	0 0 0 0	0 0 0 0	0 0 0 0	0 0 0 0
Inning Stats	R: 0 E: 0 K: 1 S: 7 H: 0 LOB: 0 BB: 0 P: 12	R: 0 E: 0 K: 0 S: 5 H: 1 LOB: 1 BB: 1 P: 13	R: 0 E: 0 K: 1 S: 9 H: 2 LOB: 2 BB: 0 P: 15	R: 0 E: 0 K: 1 S: 13 H: 1 LOB: 1 BB: 0 P: 18	R: 1 E: 0 K: 0 S: 9 H: 2 LOB: 3 BB: 2 P: 21	R: 0 E: 0 K: 0 S: 6 H: 0 LOB: 0 BB: 0 P: 9	R: 1 E: 0 K: 1 S: 10 H: 1 LOB: 2 BB: 2 P: 23	R: 2 E: 0 K: 2 S: 17 H: 3 LOB: 2 BB: 1 P: 25	R: 0 E: 0 K: 0 S: 12 H: 1 LOB: 2 BB: 1 P: 20	1B: 7 2B: 3 3B: 0 HR: 1 SF: 0 SAC: 0 DP: 0 HBP: 0						

PITCHER		IP	WLS	BF	H	R	ER	SO	BB	IBB	HBP	BLK	WP	HR	S	P	ERA	WHIP
Marvin Freeman, R ERA: 4.82	(1, 1)	6.1	W	30	7	2	2	4	5	0	0	0	0	0	57	108	2.84	1.895
Kent Tekulve, R ERA: 3.47	(7, 1)	0.2		2	0	0	0	0	0	0	0	0	0	0	2	3	0.00	0.000
Steve Bedrosian, R ERA: 3.93	(8, 1)	2.0		12	4	2	2	2	2	0	0	0	0	1	29	45	9.00	3.000

PITCHER	IP	WLS	BF	H	R	ER	SO	BB	IBB	HBP	BLK	WP	HR	S	P	ERA	WHIP

Philadelphia Phillies @ Pittsburgh Pirates
Three Rivers Stadium, Pittsburgh, PA
Sun Sep 11 1988, 3:33 AM EDT
Att. 18,132 - Sunny

livebaseballscorecards.com

AB	37
R	4
H	11
RBI	4
BB	7
SO	6
LOB	22

WP: 0 PA: 44
PB: 1
SB: 1
CS: 1

Pittsburgh Pirates @ New York Mets

Shea Stadium, Flushing, NY

Mon Sep 12 1988, 7:05 PM EDT

Att. 39,576 - Unknown - 71 F

TOP

livebaseballscorecards.com

Batter	1	2	3	4	5	6	7	8	9	AB	R	H	RBI	BB	SO	LOB
Barry Bonds, L (1, 7) OBP: 0.372, SLG: 0.507	1-1 SF7 1B	4-1 FC6 1-2 BB			2-2 F5 ①		3-3 K ②		2-0 F9 ③	4	1	1	0	1	1	1
Jose Lind, R (1, 4) OBP: 0.293, SLG: 0.308	3-2 E 1-3 1B	1-2 FC6 1-2f ③			0-0 F8 ②		1-1 6-3 ③			4	0	1	0	0	0	2
Andy Van Slyke, L (1, 8) OBP: 0.341, SLG: 0.513	1-0 SF7 ① 1-2 3-H		1-2 F7 ①		1-2 BB 1B			1-3 K2-3 ①		3	0	1	1	0	1	0
Bobby Bonilla, S (1, 5) OBP: 0.361, SLG: 0.459	4-2 BB		1-1 F9 ②		4-0 1-2 BB			0-3 K ②		2	0	0	0	2	1	0
R.J. Reynolds, S (1, 9) OBP: 0.287, SLG: 0.368	2-3 K ②		0-0 F7 ③		3-1 F8 ③			4-0 BB		3	0	0	0	1	1	4
Benny Distefano, L (1, 3) OBP: 0.500, SLG: 0.857	1-3 K ③			0-0 1B 3B		1-1 F8 L6-5 2B		1-1 4-3 ③		4	1	2	0	0	1	3
Michael LaValliere, L (1, 2) OBP: 0.354, SLG: 0.330		1-0 4-3 ①		2-2 G1-6-3 3-H 1B		0-0 F8 ① 2-3			0-1 4-3 ①	4	0	1	1	0	0	1
Felix Fermin, R (1, 6) OBP: 0.397, SLG: 0.364		1-1 BB 1B		1-0 G1-6-3 ① ② 1-2f		0-0 L6-5 ② ③ 3-H			0-3 K ②	3	0	1	0	0	0	2
Ken Oberkfell, L (9, PH) OBP: 0.329, SLG: 0.370										1	0	0	0	0	1	0
Jeff Robinson, R (9, 1) OBP: 0.133, SLG: 0.071										0	0	0	0	0	0	0
Doug Drabek, R (1, 1) OBP: 0.205, SLG: 0.271		1-2 F2 ②		1-0 F8 ③			1-2 F8 ①		4-0 BB	2	0	0	0	0	0	1
John Cangelosi, S (7, PH) OBP: 0.324, SLG: 0.233										1	0	0	0	0	0	0
Brian Fisher, R (7, 1) OBP: 0.111, SLG: 0.071										0	0	0	0	0	0	0
Orestes Destrade, S (9, PH) OBP: 0.250, SLG: 0.313										0	0	0	0	1	0	0
Rafael Belliard, R (9, PR) OBP: 0.286, SLG: 0.244										0	0	0	0	0	0	0
(9, 6)																

	AB	31
	R	2
	H	7
	RBI	2
	BB	5
	SO	6
	LOB	14

Inning Stats	1	2	3	4	5	6	7	8	9	1B: 5 SF: 1	WP: 0 PA: 37
	R: 1 H: 2	R: 0 H: 1	R: 0 H: 0	R: 1 H: 2	R: 0 H: 1	R: 0 H: 1	R: 0 H: 0	R: 0 H: 0	R: 0 H: 0	2B: 2 SAC: 0	PB: 0
	E: 1 LOB: 2	E: 0 LOB: 2	E: 0 LOB: 0	E: 0 LOB: 0	E: 0 LOB: 2	E: 0 LOB: 0	E: 0 LOB: 0	E: 0 LOB: 1	E: 0 LOB: 1	3B: 1 DP: 2	SB: 0
	K: 2 BB: 1	K: 0 BB: 1	K: 0 BB: 0	K: 0 BB: 0	K: 0 BB: 0	K: 0 BB: 0	K: 1 BB: 0	K: 2 BB: 1	K: 1 BB: 1	HR: 0 HBP: 0	CS: 0
	S: 17 P: 29	S: 12 P: 20	S: 6 P: 8	S: 6 P: 10	S: 12 P: 22	S: 4 P: 5	S: 8 P: 13	S: 9 P: 14	S: 6 P: 12		

PITCHER		IP	WLS	BF	H	R	ER	SO	BB	IBB	HBP	BLK	WP	HR	S	P	ERA	WHIP
Ron Darling, R	(1, 1)	8.2		36	7	2	2	6	5	0	0	0	0	0	79	130	2.08	1.385
ERA: 3.26																		
Randy Myers, L	(9, 1)	0.1	W	1	0	0	0	0	0	0	0	0	0	0	1	3	0.00	0.000
ERA: 1.54																		

PITCHER	IP	WLS	BF	H	R	ER	SO	BB	IBB	HBP	BLK	WP	HR	S	P	ERA	WHIP

Pittsburgh Pirates @ New York Mets

Shea Stadium, Flushing, NY

Mon Sep 12 1988, 7:05 PM EDT

Att. 39,576 - Unknown - 71 F

BOTTOM

livebaseballscorecards.com

Batter	1	2	3	4	5	6	7	8	9	AB	R	H	RBI	BB	SO	LOB
Mookie Wilson, S (1, 8) (9, 9) OBP: 0.342, SLG: 0.419	6-3		F8 2-3			1B 1B 1B	K			4	1	1	0	0	1	2
Gregg Jefferies, S (1, 4) OBP: 0.500, SLG: 0.962	6-3 2B		1B 2B 3-H			S 1B 1-3		BB 1B		4	0	4	1	0	0	0
Keith Hernandez, L (1, 3) OBP: 0.338, SLG: 0.418 Dave Magadan, L (3, 3) OBP: 0.399, SLG: 0.338	6-3 2-3		1B 2-H			1B 1-3 3-H		SAFE SAFE SAFE 1-2 BB		1 2	0 0	0 2	0 1	0 1	0 0	1 0
Darryl Strawberry, L (1, 9) OBP: 0.358, SLG: 0.527 Randy Myers, L (9, 1) OBP: 0.250, SLG: 0.500	P5			K		F8		K		4 0	0 0	0 0	0 0	0 0	2 0	4 0
Kevin McReynolds, R (1, 7) OBP: 0.331, SLG: 0.474		5-3		K		F8		F7		4	0	0	0	0	1	3
Howard Johnson, S (1, 5) OBP: 0.351, SLG: 0.443		4-3		K		P3			F5	4	0	0	0	0	1	2
Gary Carter, R (1, 2) OBP: 0.306, SLG: 0.370		F8		5-3			5-3		HR	4	1	1	1	0	0	0
Kevin Elster, R (1, 6) OBP: 0.276, SLG: 0.314			B5-3	F8			SH3-4 1B			3	0	1	0	0	0	0
Ron Darling, R (1, 1) OBP: 0.197, SLG: 0.257 Lenny Dykstra, L (9, 8) OBP: 0.319, SLG: 0.382			F8 2B 2B	6-3			SH3-4 1-2			2 0	1 0	1 0	0 0	0 0	0 0	0 0
Inning Stats	R: 0 H: 1 E: 0 LOB: 1 K: 0 BB: 0 S: 9 P: 16	R: 0 H: 0 E: 0 LOB: 0 K: 0 BB: 0 S: 7 P: 13	R: 1 H: 3 E: 0 LOB: 2 K: 0 BB: 0 S: 6 P: 7	R: 0 H: 0 E: 0 LOB: 0 K: 3 BB: 0 S: 10 P: 12	R: 0 H: 0 E: 0 LOB: 0 K: 0 BB: 0 S: 3 P: 3	R: 1 H: 3 E: 0 LOB: 2 K: 0 BB: 0 S: 9 P: 15	R: 0 H: 1 E: 0 LOB: 1 K: 1 BB: 0 S: 10 P: 13	R: 0 H: 1 E: 0 LOB: 1 K: 1 BB: 1 S: 9 P: 15	R: 1 H: 1 E: 0 LOB: 0 K: 0 BB: 0 S: 5 P: 7	1B: 6 SF: 0 2B: 3 SAC: 1 3B: 0 DP: 0 HR: 1 HBP: 0						WP: 0 PA: 34 PB: 0 SB: 1 CS: 0

	AB	32
	R	3
	H	10
	RBI	3
	BB	1
	SO	5
	LOB	12

PITCHER		IP	WLS	BF	H	R	ER	SO	BB	IBB	HBP	BLK	WP	HR	S	P	ERA	WHIP
Doug Drabek, R ERA: 3.17	(1, 1)	6.0		24	7	2	2	3	0	0	0	0	0	0	44	66	3.00	1.167
Brian Fisher, R ERA: 4.89	(7, 1)	2.0		8	2	0	0	2	1	0	0	0	0	0	19	28	0.00	1.500
Jeff Robinson, R ERA: 3.27	(9, 1)	0.1	L	2	1	1	1	0	0	0	0	0	0	1	5	7	27.00	3.000

PITCHER		IP	WLS	BF	H	R	ER	SO	BB	IBB	HBP	BLK	WP	HR	S	P	ERA	WHIP

Batter	1	2	3	4	5	6	7	8	9	AB	R	H	RBI	BB	SO	LOB
Barry Bonds, L (1, 7) OBP: 0.370, SLG: 0.503	C X 0-1 1-3		C B X 1-1 4-3			B C C S 1-3 K		B B F C C 2-3 K		4	0	0	0	0	2	1
Ken Oberkfell, L (1, 4) OBP: 0.327, SLG: 0.367 Jose Lind, R (8, 4) OBP: 0.292, SLG: 0.308	B X 1-0 L1			B B C C S 2-3 K		F X 0-1 F9			F B C X 1-2 6-3	3 1	0 0	0 0	0 0	0 0	1 0	0 0
Andy Van Slyke, L (1, 8) OBP: 0.344, SLG: 0.515	C X 0-1 S 1B			X 0-0 S 2B 1B			C X 0-1 G3-6-1 BLK 1B		B X 1-0 F3	4	1	3	0	0	0	0
Bobby Bonilla, S (1, 5) OBP: 0.362, SLG: 0.460	1 SAFE B F 1 SAFE C B B X 3-2 L3 1-2			B B 1 SAFE S F B F X 3-2 F4-5 1-H 2B			F B F B B F B 4-2 G3-6-1 1-2 BB		X 0-0 G5-3	3	0	1	1	1	0	1
Sid Bream, L (1, 3) OBP: 0.328, SLG: 0.412		C S B F X 1-2 P5		C B F X 1-2 F4-5 2-3			X 0-0 G3-6-1 1-2f 2-3			3	0	0	0	0	0	3
R.J. Reynolds, S (1, 9) OBP: 0.284, SLG: 0.364		F S S 0-3 K			B S F F B C 2-3 K		B B F C S 2-3 K			3	0	0	0	0	3	1
Michael LaValliere, L (1, 2) OBP: 0.354, SLG: 0.330		X 0-0 G1-3			B B X 2-0 G5-4-3 1B			B S F B C 2-3 K		3	0	1	0	0	1	0
Felix Fermin, R (1, 6) OBP: 0.385, SLG: 0.351 Gary Redus, R (8, PH) OBP: 0.341, SLG: 0.390 Rafael Belliard, R (8, 6) OBP: 0.286, SLG: 0.244			L F B C 1-3 K		C B F B X 2-2 G5-4-3 1-2f			B B F C F X 3-2 FC2-6 1B		2 1 0	0 0 0	0 1 0	0 0 0	1 0 0	1 0 0	1 0 0
Bob Walk, R (1, 1) OBP: 0.132, SLG: 0.108 Jim Gott, R (9, 1)			F X 0-1 G4-3			S B S C 1-3 K		X 0-0 FC2-6 1-2f		3 0	0 0	0 0	0 0	0 0	1 0	1 0
Inning Stats	R: 0 E: 0 K: 0 S: 8 H: 1 LOB: 1 BB: 0 P: 12	R: 0 E: 0 K: 1 S: 8 H: 0 LOB: 0 BB: 0 P: 9	R: 0 E: 0 K: 1 S: 7 H: 0 LOB: 0 BB: 0 P: 9	R: 1 E: 0 K: 1 S: 11 H: 2 LOB: 0 BB: 0 P: 17	R: 0 E: 0 K: 1 S: 8 H: 1 LOB: 0 BB: 0 P: 14	R: 0 E: 0 K: 2 S: 8 H: 0 LOB: 0 BB: 0 P: 10	R: 0 E: 0 K: 1 S: 9 H: 1 LOB: 1 BB: 1 P: 15	R: 0 E: 0 K: 2 S: 10 H: 1 LOB: 1 BB: 0 P: 17	R: 0 E: 0 K: 0 S: 5 H: 0 LOB: 0 BB: 0 P: 7	1B: 5 2B: 2 3B: 0 HR: 0 SF: 0 SAC: 0 DP: 3 HBP: 0						

TOP

Pittsburgh Pirates @ New York Mets

Shea Stadium, Flushing, NY

Tue Sep 13 1988, 7:05 PM EDT

Att. 36,633 - Unknown - 68 F

livebaseballscorecards.com

AB	30
R	1
H	6
RBI	1
BB	1
SO	9
LOB	8

PITCHER		IP	WLS	BF	H	R	ER	SO	BB	IBB	HBP	BLK	WP	HR	S	P	ERA	WHIP
Dwight Gooden, R ERA: 3.01	(1, 1)	7.0	L	24	5	1	1	7	1	0	0	1	0	0	59	86	1.29	0.857
Randy Myers, L ERA: 1.49	(8, 1)	2.0		7	1	0	0	2	0	0	0	0	0	0	15	24	0.00	0.500

PITCHER		IP	WLS	BF	H	R	ER	SO	BB	IBB	HBP	BLK	WP	HR	S	P	ERA	WHIP

Pittsburgh Pirates @ New York Mets

Shea Stadium, Flushing, NY

Tue Sep 13 1988, 7:05 PM EDT

Att. 36,633 - Unknown - 68 F

BOTTOM

Batter	1	2	3	4	5	6	7	8	9	AB	R	H	RBI	BB	SO	LOB
Lenny Dykstra, L (1, 8) OBP: 0.318, SLG: 0.380	F8		S 1B		F8			F9		4	0	1	0	0	0	0
Wally Backman, S (1, 4) OBP: 0.381, SLG: 0.333	4-3		1 SAFE 1-2 BB			FC6-4 1B		4-3		3	0	1	0	1	0	0
Gregg Jefferies, S (1, 5) OBP: 0.467, SLG: 0.893	G4-3		F7			1 SAFE 1 SAFE F8		L7		4	0	0	0	0	0	3
Kevin McReynolds, R (1, 7) OBP: 0.331, SLG: 0.472		F8		1B		F9			F8	4	0	1	0	0	0	1
Mookie Wilson, S (1, 9) OBP: 0.346, SLG: 0.427		2B		2B		1 SAFE FC6-4 1-2f			BB 1B HBP	3	0	2	0	0	0	1
Gary Carter, R (1, 2) OBP: 0.305, SLG: 0.368 Mark Carreon, R (9, PR)	P6		5-3				L7		1-2 BB 1B	4 0	0 0	1 0	0 0	0 0	0 0	2 0
Howard Johnson, S (1, 6) OBP: 0.349, SLG: 0.439	F7		K				F9		K	4	0	0	0	0	2	4
Dave Magadan, L (1, 3) OBP: 0.398, SLG: 0.336 Keith Miller, R (7, PR) OBP: 0.250, SLG: 0.300 Lee Mazzilli, S (8, 3) OBP: 0.226, SLG: 0.176			4-3		4-3		BB		1-2 2-3 BB	2 0 0	0 0 0	0 0 0	0 0 0	1 0 1	0 0 0	0 0 0
Dwight Gooden, R (1, 1) OBP: 0.190, SLG: 0.220 Darryl Strawberry, L (7, PH) OBP: 0.358, SLG: 0.525 Randy Myers, L (8, 1) OBP: 0.250, SLG: 0.500 Mackey Sasser, L (9, PH) OBP: 0.274, SLG: 0.364			1-3		G3-1		K		F7	2 1 0 1	0 0 0 0	0 0 0 0	0 0 0 0	0 1 0 0	0 1 0 0	0 1 0 3
Inning Stats	R: 0 E: 0 K: 0 S: 9 H: 0 LOB: 0 BB: 0 P: 13	R: 0 E: 0 K: 0 S: 10 H: 1 LOB: 1 BB: 0 P: 14	R: 0 E: 0 K: 0 S: 11 H: 1 LOB: 2 BB: 1 P: 15	R: 0 E: 0 K: 1 S: 11 H: 2 LOB: 1 BB: 0 P: 16	R: 0 E: 0 K: 0 S: 6 H: 0 LOB: 0 BB: 0 P: 10	R: 0 E: 0 K: 0 S: 10 H: 1 LOB: 1 BB: 0 P: 14	R: 0 E: 0 K: 1 S: 9 H: 0 LOB: 1 BB: 1 P: 18	R: 0 E: 0 K: 0 S: 8 H: 0 LOB: 0 BB: 0 P: 13	R: 0 E: 0 K: 1 S: 12 H: 1 LOB: 3 BB: 1 P: 20	1B: 4 2B: 2 3B: 0 HR: 0	SF: 0 SAC: 0 DP: 0 HBP: 1						

livebaseballscorecards.com

AB	32
R	0
H	6
RBI	0
BB	3
SO	3
LOB	15

WP: 0 PB: 0 SB: 1 CS: 0 PA: 36

PITCHER		IP	WLS	BF	H	R	ER	SO	BB	IBB	HBP	BLK	WP	HR	S	P	ERA	WHIP
Bob Walk, R ERA: 2.7	(1, 1)	8.0	W	30	5	0	0	2	2	0	0	0	0	0	74	113	0.00	0.875
Jim Gott, R ERA: 3.13	(9, 1)	1.0	S	6	1	0	0	1	1	0	1	0	0	0	12	20	0.00	2.000

PITCHER	IP	WLS	BF	H	R	ER	SO	BB	IBB	HBP	BLK	WP	HR	S	P	ERA	WHIP

Batter	1	2	3	4	5	6	7	8	9	10	11	12	AB	R	H	RBI	BB	SO	LOB
Barry Bonds, L (1, 7) OBP: 0.369, SLG: 0.501	C X 0-1 F7 ①	B B X 2-0 1-3 2-H 1B			B B X 2-0 F6 ②			F F B X 1-2 4-3 ②		F B B X 2-1 S SH1-4 1B		F X 0-1 F5 ②	6	0	2	1	0	0	0
Jose Lind, R (1, 4) OBP: 0.297, SLG: 0.314	B X 1-0 FC5-4 1B	C S 0-3 K ③			C B X 1-1 ③ 1B			C B S B F F B X 3-2 1B 1B		X 0-0 SH1-4 ① 1-2		B X 1-0 HR 2B	5	1	4	0	0	1	2
Andy Van Slyke, L (1, 8) OBP: 0.344, SLG: 0.512	C 1 SAFE B X 1-1 FC5-4 S ② 1-2f		B B X 2-0 G3 ①			C S B C 1-3 K ①		F B 1 SAFE X 1-1 ② 1-2 1B		S B C C 1-3 K ② 2-3		I I I 4-0 HR IBB	5	1	1	0	1	2	2
Bobby Bonilla, S (1, 5) OBP: 0.363, SLG: 0.464	B F B F B B 4-2 1-2 BB		B F X 1-1 F5 ②			X 0-0 F8 ②		B F X 2-1 F8 ③		I I I 4-0 IBB		C B F B X 2-2 1-H 2-H HR	4	1	1	3	2	0	2
Sid Bream, L (1, 3) OBP: 0.324, SLG: 0.406	C B F B B X 2-2 L9 ③		C F B B B X 2-2 F3 ③			B B X 2-0 F7 ③			L S X 0-2 4-3 ①	C X 0-1 F9 ③		B F C B S 2-3 K ③	6	0	0	0	0	1	4
Glenn Wilson, R (1, 9) OBP: 0.279, SLG: 0.313		B X 1-0 1B 1B 1B		C C X 0-2 F9 ①			S F B B B B F X 3-2 6-3 ①		F B B B F S 2-3 K ②		B C X 1-1 F8 ①		5	1	1	0	0	1	0
Michael LaValliere, L (1, 2) OBP: 0.358, SLG: 0.333	C B B X 2-1 F8 ①	B B B B 4-0 CS BB					B C X 1-1 G6-4-3 1B		X 0-0 BB 1B		S S S 0-3 K ②		3	0	2	0	1	0	1
Morris Madden, L (9, PR)													0	0	0	0	0	0	0
Tom Prince, R (9, 2) OBP: 0.250, SLG: 0.232													1	0	0	0	0	1	0
Felix Fermin, R (1, 6) OBP: 0.388, SLG: 0.356	C 1 SAFE C B X 1-2 1B 1B			B F B S F X 2-2 6-3 ② ③			X 0-0 G6-4-3 ② ③		B B B B 4-0 BB		B X 1-0 3-1 ③		2	0	1	0	0	0	1
Ken Oberkfell, L (7, PH) OBP: 0.327, SLG: 0.366													1	0	0	0	0	0	1
Rafael Belliard, R (7, 6) OBP: 0.286, SLG: 0.244													0	0	0	0	0	0	0
Gary Redus, R (9, PH) OBP: 0.343, SLG: 0.390													0	0	0	1	0	0	0
Scott Medvin, R (9, 1)													0	0	0	0	0	0	0
Orestes Destrade, S (11, PH) OBP: 0.243, SLG: 0.303													1	0	0	0	0	0	0
Brian Fisher, R (11, 1) OBP: 0.111, SLG: 0.071													0	0	0	0	0	0	0
Mike Dunne, R (1, 1) OBP: 0.170, SLG: 0.119	C O L 0-3 K ②				C F B B B X 2-2 B1-3 ①			F X 0-1 6-3 ①	X 0-0 1-3 ③			C F X 0-2 4-3 ①	2	0	0	0	0	1	2
John Cangelosi, S (8, PH) OBP: 0.321, SLG: 0.231													1	0	0	0	0	0	0
Jeff Robinson, R (8, 1) OBP: 0.133, SLG: 0.071													0	0	0	0	0	0	0
R.J. Reynolds, S (9, PH) OBP: 0.283, SLG: 0.363													1	0	0	0	0	0	2
Al Pedrique, R (9, 6) OBP: 0.235, SLG: 0.220													1	0	0	0	0	0	0
Inning Stats	R: 0 E: 0 K: 0 S: 10 H: 1 LOB: 2 BB: 1 P: 18	R: 1 E: 0 K: 2 S: 13 H: 3 LOB: 2 BB: 0 P: 19	R: 0 E: 0 K: 0 S: 6 H: 0 LOB: 0 BB: 0 P: 11	R: 0 E: 0 K: 0 S: 7 H: 0 LOB: 0 BB: 1 P: 13	R: 0 E: 0 K: 0 S: 6 H: 1 LOB: 1 BB: 0 P: 11	R: 0 E: 0 K: 1 S: 5 H: 0 LOB: 0 BB: 0 P: 8	R: 0 E: 0 K: 0 S: 7 H: 1 LOB: 0 BB: 0 P: 11	R: 0 E: 0 K: 0 S: 14 H: 2 LOB: 2 BB: 0 P: 21	R: 0 E: 0 K: 1 S: 8 H: 1 LOB: 2 BB: 1 P: 14	R: 0 E: 0 K: 1 S: 8 H: 1 LOB: 2 BB: 1 P: 15	R: 0 E: 0 K: 1 S: 6 H: 0 LOB: 0 BB: 0 P: 8	R: 3 E: 0 K: 1 S: 12 H: 2 LOB: 0 BB: 1 P: 21	1B: 10 2B: 1 3B: 0 HR: 1 SF: 0 SAC: 1 DP: 1 HBP: 0	WP: 0 PB: 0 SB: 2 CS: 1 PA: 50					

PITCHER		IP	WLS	BF	H	R	ER	SO	BB	IBB	HBP	BLK	WP	HR	S	P	ERA	WHIP
Brian Holman, R ERA: 3.17	(1, 1)	8.0		31	8	1	1	3	2	0	0	0	0	0	68	112	1.12	1.250
Joe Hesketh, L ERA: 2.86	(9, 1)	2.0		10	2	0	0	2	1	1	0	0	0	0	16	29	0.00	1.500
Tim Burke, R ERA: 3.8	(11, 1)	2.0	L	9	2	3	3	2	0	1	0	0	0	1	18	29	13.50	1.000

PITCHER	IP	WLS	BF	H	R	ER	SO	BB	IBB	HBP	BLK	WP	HR	S	P	ERA	WHIP

TOP

Pittsburgh Pirates @ Montreal Expos

Olympic Stadium, Montreal, QB

Wed Sep 14 1988, 7:05 PM EDT

Att. 10,886 - Dome - 72 F

livebaseballscorecards.com

AB	44
R	4
H	12
RBI	4
BB	5
SO	7
LOB	17

Batter	1	2	3	4	5	6	7	8	9	10	11	12	AB	R	H	RBI	BB	SO	LOB
Tracy Jones, R (1, 7) OBP: 0.352, SLG: 0.332	1-1 F3		G6-4-3 1B BB		2-0 6-3			1 SAFE 0-0 SH3-4 1-2			X 0-0 4-3		3	0	0	0	1	0	0
Dave Martinez, L (1, 8) OBP: 0.303, SLG: 0.327	1-1 5-3 3B		C 1 SAFE 1 SAFE B 1 SAFE 1 SAFE X 1-1 G6-4-3 1-2 1B		C C X 0-2 PO 1B			B X 1-0 4-3 2-3			C B B X 2-1 F7		5	1	3	0	0	0	2
Andres Galarraga, R (1, 3) OBP: 0.353, SLG: 0.534	3-2 5-3 3-H		C S X 0-2 G6-4-3 1-2f 2-3		1 SAFE 1 SAFE 0-0 PO 1-2	C S X 0-2 F9		C S S 0-3 K			C B X 1-1 F9		5	0	0	1	0	1	4
Hubie Brooks, R (1, 9) OBP: 0.315, SLG: 0.434	1-1 6-3		X 0-0 4-3			C F B X 1-2 4-3			B F B X 2-1 F8			C F B B F X 2-2 4-3	5	0	0	0	0	0	1
Tim Wallach, R (1, 5)		B F F B F X 2-2 F7		F X 0-1 F7		X 0-0 4-3			C S S 0-3 K			B B S S X 2-2 G4-6-3	5	0	1	0	0	1	0
Tom Foley, L (1, 4) OBP: 0.310, SLG: 0.372		B X 1-0 S 1B		X 0-0 FC6-4 1B			X 0-0 1-3		B B F X 2-1 F8			B C B S X 2-2 G4-6-3 1-2f	5	0	2	0	0	0	1
Nelson Santovenia, R (1, 2) OBP: 0.284, SLG: 0.394	X 0-0 F7		S X 0-1 F8				C B S S 1-3 K			B X 1-0 6-3			4	0	0	0	0	1	2
Jeff Huson, L (1, 6) OBP: 0.455, SLG: 0.400 Tom O'Malley, L (10, PH) OBP: 0.500, SLG: 0.429 Luis Rivera, R (11, 6) OBP: 0.274, SLG: 0.320		1 SAFE B B B B 4-0 1-2 BB	C 1 SAFE B B B 1 SAFE X 2-1 FC6-4 1-2f				X 0-0 4-3			F F B S 2-3 K			2	0	0	0	1	0	1
													1	0	0	0	0	1	0
													0	0	0	0	0	0	0
Brian Holman, R (1, 1) OBP: 0.154, SLG: 0.120 Wallace Johnson, S (8, PH) OBP: 0.407, SLG: 0.436 Rex Hudler, R (8, PR) OBP: 0.302, SLG: 0.425 Joe Hesketh, R (9, 1) Graig Nettles, L (10, PH) OBP: 0.247, SLG: 0.253 Tim Burke, R (11, 1)	S B X 1-1 1-3			F C F B X 1-2 4-3				X 0-0 4-3 SH3-4			C B F S X 1-2 G3		2	0	0	0	0	0	2
													1	0	1	0	0	0	0
													0	0	0	0	0	0	0
													0	0	0	0	0	0	0
													1	0	0	0	0	0	0
													0	0	0	0	0	0	0
Inning Stats	R: 1 H: 1 E: 0 LOB: 0 K: 0 BB: 0 S: 9 P: 15	R: 0 H: 1 E: 0 LOB: 2 K: 0 BB: 1 S: 8 P: 16	R: 0 H: 1 E: 0 LOB: 1 K: 0 BB: 1 S: 7 P: 12	R: 0 H: 1 E: 0 LOB: 1 K: 0 BB: 0 S: 7 P: 9	R: 0 H: 1 E: 0 LOB: 0 K: 0 BB: 0 S: 8 P: 11	R: 0 H: 0 E: 0 LOB: 0 K: 0 BB: 0 S: 7 P: 8	R: 0 H: 0 E: 0 LOB: 0 K: 1 BB: 0 S: 5 P: 6	R: 0 H: 1 E: 0 LOB: 2 K: 1 BB: 0 S: 6 P: 7	R: 0 H: 0 E: 0 LOB: 0 K: 1 BB: 0 S: 7 P: 11	R: 0 H: 0 E: 0 LOB: 0 K: 1 BB: 0 S: 8 P: 12	R: 0 H: 0 E: 0 LOB: 0 K: 0 BB: 0 S: 5 P: 8	R: 0 H: 1 E: 0 LOB: 0 K: 0 BB: 0 S: 10 P: 16	1B: 6 2B: 0 3B: 1 HR: 0	SF: 0 SAC: 1 DP: 2 HBP: 0					

PITCHER		IP	WLS	BF	H	R	ER	SO	BB	IBB	HBP	BLK	WP	HR	S	P	ERA	WHIP
Mike Dunne, R ERA: 3.81	(1, 1)	7.0		26	5	1	1	1	2	0	0	0	0	0	51	77	1.29	1.000
Jeff Robinson, R ERA: 3.24	(8, 1)	1.0		4	1	0	0	1	0	0	0	0	0	0	6	7	0.00	1.000
Scott Medvin, R ERA: 5.68	(9, 1)	2.0		6	0	0	0	2	0	0	0	0	0	0	15	23	0.00	0.000
Brian Fisher, R ERA: 4.81	(11, 1)	2.0	W	6	1	0	0	0	0	0	0	0	0	0	15	24	0.00	0.500

PITCHER	IP	WLS	BF	H	R	ER	SO	BB	IBB	HBP	BLK	WP	HR	S	P	ERA	WHIP

BOTTOM

Pittsburgh Pirates @ Montreal Expos

Olympic Stadium, Montreal, QB

Wed Sep 14 1988, 7:05 PM EDT

Att. 10,886 - Dome - 72 F

livebaseballscorecards.com

AB	39
R	1
H	7
RBI	1
BB	2
SO	4
LOB	13

WP: 0 PA: 43
PB: 0
SB: 1
CS: 0

Batter	1	2	3	4	5	6	7	8	9	AB	R	H	RBI	BB	SO	LOB
John Cangelosi, S (1, 8) OBP: 0.315, SLG: 0.229	C F B X 1-2 4-3 ①		S B B X 2-1 S 1B		B C B B F X 3-2 6-3 ①	X 0-0 F2 ③		S C B F S 1-3 K ①		5	0	1	0	0	1	2
Jose Lind, R (1, 4) OBP: 0.299, SLG: 0.315	F X 0-1 F4 ②		1 SAFE 1 SAFE 1 SAFE C B B X 2-1 1-3 1B		B B B C B 4-1 1B BB		B B C B X 3-1 FC5-4 1B	B C X 1-1 L5 ②		4	0	2	0	1	0	0
Gary Redus, R (1, 7) OBP: 0.341, SLG: 0.385	B C B S B F B 4-2 2B BB		S B S C 1-3 K ②		C F S 0-3 K ②		S F X 0-2 FC5-4 1B 1-2f 1B ①	F B S S 1-3 K ③		4	1	0	0	1	3	4
Bobby Bonilla, S (1, 5) OBP: 0.365, SLG: 0.468	F X 0-1 1-H 2B ③		X 0-0 F8 ③		B X 1-0 1-2 1B		S B F B X 2-2 1B 1-3 1B 1B		X 0-0 6-3 ①	5	1	3	0	0	0	2
Glenn Wilson, R (1, 9) OBP: 0.285, SLG: 0.335		C B F F X 1-2 HR		F F X 0-2 HR	B C S X 1-2 5-3 ③		B X 1-0 BB 1B 1-2 3-H 1B		X 0-0 1B	5	2	4	3	0	0	2
Orestes Destrade, S (1, 3) OBP: 0.238, SLG: 0.270		C C F F S 0-3 K ①		B C X 1-1 F6 ①		B C B C B B 4-2 BB BB	B S C S 1-3 K ②		B B S X 2-1 F4 ②	4	0	0	0	1	2	3
Junior Ortiz, R (1, 2) OBP: 0.336, SLG: 0.383		C F B B F B X 3-2 F8 ②		B B S X 2-1 6-3 ②		C B B X 2-1 F5 ①	B B C B S X 3-2 BB 1-2 2-H 1B		S S B F S 1-3 K ③	2	0	0	0	0	0	0
Michael LaValliere, L (6, PH) OBP: 0.359, SLG: 0.334										2	0	1	1	0	0	1
(6, 2)																
Ruben Rodriguez, R (7, PR)										1	0	0	0	0	1	1
(7, 2)																
Rafael Belliard, R (1, 6) OBP: 0.288, SLG: 0.244		S C F F B S 1-3 K ③		B B C B B 4-1 FC4 BB		C B B X 2-1 F8 ②	B B B B C C B 4-2 1-2 2-3 BB			1	0	0	0	1	1	0
Ken Oberkfell, L (6, PH) OBP: 0.327, SLG: 0.366										1	0	0	0	1	0	1
(6, 6)																
Dave LaPoint, L (1, 1) OBP: 0.071, SLG: 0.071			C B S B C 2-3 K ①	B X 1-0 FC4 1-2f ③		B B B C F B 4-2 1-2 BB	C S S 0-3 K ③			2	0	0	0	0	1	1
Benny Distefano, L (6, PH) OBP: 0.556, SLG: 0.857										0	0	0	0	1	0	0
Randy Kramer, R (6, 1)										0	0	0	0	0	0	0
R.J. Reynolds, S (7, PH) OBP: 0.282, SLG: 0.362										1	0	0	0	0	1	3
Scott Medvin, R (7, 1)										0	0	0	0	0	0	0
Dave Rucker, L (8, 1)										0	0	0	0	0	0	0

TOP

Pittsburgh Pirates @ Montreal Expos

Olympic Stadium, Montreal, QB

Thu Sep 15 1988, 7:05 PM EDT

Att. 9,494 - Dome

livebaseballscorecards.com

AB	37
R	4
H	11
RBI	4
BB	6
SO	10
LOB	20

Inning Stats	1	2	3	4	5	6	7	8	9
	R: 0 H: 1 E: 0 LOB: 2 K: 0 BB: 1 S: 10 P: 15	R: 1 H: 1 E: 0 LOB: 0 K: 2 BB: 0 S: 18 P: 23	R: 0 H: 2 E: 0 LOB: 2 K: 2 BB: 0 S: 11 P: 18	R: 1 H: 1 E: 0 LOB: 1 K: 0 BB: 1 S: 9 P: 17	R: 0 H: 1 E: 0 LOB: 2 K: 1 BB: 1 S: 11 P: 20	R: 0 H: 0 E: 0 LOB: 2 K: 0 BB: 2 S: 9 P: 21	R: 2 H: 4 E: 0 LOB: 3 K: 2 BB: 1 S: 20 P: 34	R: 0 H: 0 E: 0 LOB: 0 K: 2 BB: 0 S: 9 P: 12	R: 0 H: 1 E: 0 LOB: 1 K: 1 BB: 0 S: 8 P: 11

1B: 8	SF: 0	WP: 0 PA: 43
2B: 1	SAC: 0	PB: 0
3B: 0	DP: 0	SB: 2
HR: 2	HBP: 0	CS: 0

PITCHER		IP	WLS	BF	H	R	ER	SO	BB	IBB	HBP	BLK	WP	HR	S	P	ERA	WHIP
Randy Johnson, L ERA: 3.6	(1, 1)	5.0	W	23	6	2	2	5	3	0	0	0	0	2	59	93	3.60	1.800
Jeff Parrett, R ERA: 2.48	(6, 1)	1.2		11	4	2	2	1	2	0	0	0	0	0	24	46	10.80	3.600
Rich Sauveur, L ERA: 6.0	(7, 1)	0.0		1	0	0	0	0	1	0	0	0	0	0	2	6	∞	∞
Andy McGaffigan, R ERA: 2.99	(7, 1)	2.1	S	8	1	0	0	4	0	0	0	0	0	0	20	26	0.00	0.429

PITCHER	IP	WLS	BF	H	R	ER	SO	BB	IBB	HBP	BLK	WP	HR	S	P	ERA	WHIP

Batter	1	2	3	4	5	6	7	8	9	AB	R	H	RBI	BB	SO	LOB
Otis Nixon, S (1, 8) OBP: 0.302, SLG: 0.272	5-3		E 1B		FC6-4 S HR		1-3			4	2	1	0	0	0	2
Tracy Jones, R (1, 7) OBP: 0.350, SLG: 0.335	F8		E7 2B		K		F8			4	1	1	2	0	1	2
Andres Galarraga, R (1, 3) OBP: 0.354, SLG: 0.543	G3		L7		HR		WP 3B			4	2	2	3	0	0	0
Hubie Brooks, R (1, 9) OBP: 0.316, SLG: 0.442		F3		1-3 1B 2B	HR		L4			4	2	2	1	0	0	0
Dave Martinez, L (8, 9) OBP: 0.303, SLG: 0.327										0	0	0	0	0	0	0
Tim Wallach, R (1, 5) OBP: 0.300, SLG: 0.390		F9		1-3	F8			F4		4	0	0	0	0	0	1
Mike Fitzgerald, R (1, 2) OBP: 0.331, SLG: 0.370		4-3		1-3 2-3		F9		F7		4	0	0	0	0	0	1
Rex Hudler, R (1, 4) OBP: 0.308, SLG: 0.429			B4-3	1B 3-H		CS 1B		K		3	0	2	1	0	0	0
Luis Rivera, R (1, 6) OBP: 0.274, SLG: 0.320			1B E 1B	L8		4-3 1-2				3	1	1	0	0	0	2
Randy Johnson, R (1, 1)			K		FC6-4 1B		1-3 3B 1B			1	0	0	0	0	1	1
Johnny Paredes, R (5, PH) OBP: 0.286, SLG: 0.253										1	0	1	0	0	0	0
Jeff Parrett, R (6, 1)										0	0	0	0	0	0	0
Rich Sauveur, L (7, 1)										0	0	0	0	0	0	0
Andy McGaffigan, R (7, 1)										1	0	0	0	0	1	0
Tom Foley, L (7, 4) OBP: 0.312, SLG: 0.374										1	1	1	0	0	0	0
Inning Stats	R: 0 E: 0 K: 0 S: 7 H: 0 LOB: 0 BB: 0 P: 10	R: 0 E: 0 K: 0 S: 9 H: 0 LOB: 0 BB: 0 P: 12	R: 3 E: 1 K: 1 S: 13 H: 3 LOB: 0 BB: 0 P: 15	R: 1 E: 0 K: 0 S: 11 H: 2 LOB: 1 BB: 0 P: 14	R: 3 E: 0 K: 1 S: 13 H: 3 LOB: 0 BB: 0 P: 21	R: 0 E: 0 K: 0 S: 6 H: 1 LOB: 0 BB: 0 P: 9	R: 2 E: 0 K: 0 S: 9 H: 2 LOB: 0 BB: 0 P: 16	R: 0 E: 0 K: 1 S: 8 H: 0 LOB: 0 BB: 0 P: 12		1B: 6 2B: 2 3B: 1 HR: 2	SF: 0 SAC: 0 DP: 0 HBP: 0					

PITCHER		IP	WLS	BF	H	R	ER	SO	BB	IBB	HBP	BLK	WP	HR	S	P	ERA	WHIP
Dave LaPoint, L ERA: 3.18	(1, 1)	5.0	L	23	8	7	6	2	0	0	0	0	0	2	53	72	10.80	1.600
Randy Kramer, R ERA:	(6, 1)	1.0		3	1	0	0	0	0	0	0	0	0	0	6	9	0.00	1.000
Scott Medvin, R ERA: 6.3	(7, 1)	1.0		5	2	2	2	0	0	0	0	0	1	0	9	16	18.00	2.000
Dave Rucker, L ERA: 4.01	(8, 1)	1.0		3	0	0	0	1	0	0	0	0	0	0	8	12	0.00	0.000

PITCHER	IP	WLS	BF	H	R	ER	SO	BB	IBB	HBP	BLK	WP	HR	S	P	ERA	WHIP

BOTTOM

Pittsburgh Pirates @ Montreal Expos

Olympic Stadium, Montreal, QB

Thu Sep 15 1988, 7:05 PM EDT

Att. 9,494 - Dome

livebaseballscorecards.com

AB	34
R	9
H	11
RBI	7
BB	0
SO	3
LOB	9

WP: 1	PA: 34		
PB: 0			
SB: 1			
CS: 1			

Batter	1	2	3	4	5	6	7	8	9	AB	R	H	RBI	BB	SO	LOB
Barry Bonds, L (1, 7) OBP: 0.371, SLG: 0.499	F9		BB, 1B	BLK, BB			BB		5-3	2	1	0	0	3	0	0
Jose Lind, R (1, 4) OBP: 0.300, SLG: 0.317	K2-3		1B, 3B 1-2 BB	K 1-2			F7		1B 2B	4	2	1	0	1	2	2
Andy Van Slyke, L (1, 8) OBP: 0.346, SLG: 0.512	WP 1B BB		3B 1-3 2-H 1B		6-3		G3		2-H 1B	4	2	2	2	1	0	1
Bobby Bonilla, S (1, 5) OBP: 0.367, SLG: 0.473	1-H 1B		1B 1-H 3-H 3B		4-3			E S 1B	F6	5	2	3	3	0	0	1
Sid Bream, L (1, 3) OBP: 0.326, SLG: 0.406	F9		1B IBB		4-3			FC6-4 1-H 1B		3	0	1	1	1	0	1
Glenn Wilson, R (1, 9) OBP: 0.285, SLG: 0.334		K	G4-6-3 1-2 3-H 1B		6-3			L9		4	0	1	1	0	1	1
Michael LaValliere, L (1, 2) OBP: 0.358, SLG: 0.331		6-3	G4-6-3 1-2f			G6-4-3 BB		K		3	0	0	0	1	1	3
Felix Fermin, R (1, 6) OBP: 0.377, SLG: 0.344 Gary Redus, R (6, PH) OBP: 0.340, SLG: 0.383 Rafael Belliard, R (6, 6) OBP: 0.287, SLG: 0.243		6-3		5-3		G6-4-3 1-2f		FC6-4 1-2f		2 1 1	0 0 0	0 0 0	0 0 0	0 0 0	0 0 0	0 1 1
John Smiley, L (1, 1) OBP: 0.119, SLG: 0.071 Brian Fisher, R (4, 1) OBP: 0.111, SLG: 0.071 John Cangelosi, S (7, PH) OBP: 0.313, SLG: 0.227 Jeff Robinson, R (7, 1) OBP: 0.133, SLG: 0.071 R.J. Reynolds, S (9, PH) OBP: 0.281, SLG: 0.361 Jim Gott, R (9, 1)			K	6-3			L7		F6	2 0 1 0 1 0	0 0 0 0 0 0	0 0 0 0 0 0	0 0 0 0 0 0	0 0 0 0 0 0	1 0 0 0 0 0	0 0 0 0 0 0
Inning Stats	R: 1 E: 0 K: 1 S: 6 H: 1 LOB: 1 BB: 1 P: 10	R: 0 E: 0 K: 1 S: 5 H: 0 LOB: 0 BB: 0 P: 5	R: 4 E: 0 K: 1 S: 7 H: 3 LOB: 1 BB: 3 P: 19	R: 0 E: 0 K: 1 S: 5 H: 0 LOB: 1 BB: 1 P: 9	R: 0 E: 0 K: 0 S: 3 H: 0 LOB: 0 BB: 0 P: 3	R: 0 E: 0 K: 0 S: 2 H: 0 LOB: 0 BB: 1 P: 6	R: 0 E: 0 K: 0 S: 3 H: 0 LOB: 1 BB: 1 P: 7	R: 1 E: 0 K: 1 S: 7 H: 2 LOB: 1 BB: 0 P: 7	R: 1 E: 0 K: 0 S: 5 H: 2 LOB: 1 BB: 0 P: 5	1B: 6 2B: 1 3B: 1 HR: 0	SF: 0 SAC: 0 DP: 2 HBP: 0					

PITCHER		IP	WLS	BF	H	R	ER	SO	BB	IBB	HBP	BLK	WP	HR	S	P	ERA	WHIP
Marvin Freeman, R ERA: 5.67	(1, 1)	2.1		15	4	5	5	3	3	1	0	0	1	0	17	33	19.29	3.000
Salome Barojas, R ERA: 10.29	(3, 1)	1.2		5	0	0	0	1	1	0	0	1	0	0	6	10	0.00	0.600
Bruce Ruffin, L ERA: 4.45	(5, 1)	2.0		6	0	0	0	0	1	0	0	0	0	0	5	9	0.00	0.500
Greg Harris, R ERA: 2.33	(7, 1)	2.0	L	9	2	1	1	1	1	0	0	0	0	0	10	14	4.50	1.500
Steve Bedrosian, R ERA: 4.01	(9, 1)	1.0		5	2	1	1	0	0	0	0	0	0	0	5	5	9.00	2.000

PITCHER	IP	WLS	BF	H	R	ER	SO	BB	IBB	HBP	BLK	WP	HR	S	P	ERA	WHIP

TOP

Pittsburgh Pirates @ Philadelphia Phillies
Veterans Stadium, Philadelphia, PA
Fri Sep 16 1988, 7:05 PM EDT
Att. 17,446 - Unknown - 66 F

livebaseballscorecards.com

AB	33
R	7
H	8
RBI	7
BB	7
SO	5
LOB	11

WP: 1 PB: 0 SB: 1 CS: 0 PA: 40

BOTTOM

Pittsburgh Pirates @ Philadelphia Phillies
Veterans Stadium, Philadelphia, PA
Fri Sep 16 1988, 7:05 PM EDT
Att. 17,446 - Unknown - 66 F

livebaseballscorecards.com

Batter	1	2	3	4	5	6	7	8	9	AB	R	H	RBI	BB	SO	LOB
Phil Bradley, R (1, 7) OBP: 0.344, SLG: 0.405	HR to 2B	F4		1-H to 2B		5-3 1-2			K	5	1	2	1	0	1	2
Bob Dernier, R (1, 8) OBP: 0.344, SLG: 0.353	HR 2-3		F9	F8			K		F6	4	1	1	0	0	1	1
Von Hayes, L (9, PH) OBP: 0.358, SLG: 0.416	1B									1	0	0	0	0	0	0
Ron Jones, L (1, 9) OBP: 0.280, SLG: 0.562	HR 1-H 3-H		K		F5		K			4	1	1	3	0	2	0
Ricky Jordan, R (1, 3) OBP: 0.343, SLG: 0.504	K		2B		F8		3-1			4	0	1	0	0	1	0
Juan Samuel, R (1, 4) OBP: 0.296, SLG: 0.377	CS, S 1B		F7		E6 S			K		4	0	1	0	0	1	1
Lance Parrish, R (1, 2) OBP: 0.298, SLG: 0.379	K 1-3			1B 2B	5-3 1-2			K		4	1	1	0	0	2	2
Chris James, R (1, 5) OBP: 0.280, SLG: 0.374		K		6-3		L9		BB		3	0	0	0	1	1	1
Jackie Gutierrez, R (1, 6) OBP: 0.247, SLG: 0.286		6-3		F4		F9		L8		3	0	0	0	0	0	1
Greg Gross, L (8, PH) OBP: 0.294, SLG: 0.210										1	0	0	0	0	0	1
Steve Bedrosian, R (9, 1)										0	0	0	0	0	0	0
Marvin Freeman, R (1, 1) OBP: 0.200, SLG: 0.200		1B		2-H 2B 1B		BLK BB			F8	1	0	1	0	0	0	0
Salome Barojas, R (3, 1)										0	0	0	0	0	0	0
Tom Barrett, S (4, PH) OBP: 0.283, SLG: 0.196										1	1	1	1	0	0	0
Bruce Ruffin, S (5, 1) OBP: 0.194, SLG: 0.121										0	0	0	0	0	0	0
Shane Turner, L (6, PH) OBP: 0.250, SLG: 0.143										0	0	0	0	1	0	0
Greg Harris, S (7, 1) OBP: 0.333, SLG: 0.556										0	0	0	0	0	0	0
Steve Jeltz, S (9, 6) OBP: 0.302, SLG: 0.240										0	0	0	0	0	0	0
Keith Miller, S (9, PH) OBP: 0.240, SLG: 0.239										1	0	0	0	0	0	0
Inning Stats	R: 3 E: 0 K: 2 S: 10 H: 4 LOB: 1 BB: 0 P: 10	R: 0 E: 0 K: 1 S: 6 H: 1 LOB: 1 BB: 0 P: 6	R: 0 E: 0 K: 1 S: 6 H: 1 LOB: 1 BB: 0 P: 6	R: 2 E: 0 K: 0 S: 6 H: 3 LOB: 1 BB: 0 P: 6	R: 0 E: 1 K: 0 S: 4 H: 0 LOB: 1 BB: 0 P: 4	R: 0 E: 0 K: 0 S: 3 H: 0 LOB: 1 BB: 1 P: 7	R: 0 E: 0 K: 2 S: 7 H: 0 LOB: 0 BB: 0 P: 7	R: 0 E: 0 K: 2 S: 7 H: 0 LOB: 1 BB: 1 P: 11	R: 0 E: 0 K: 1 S: 5 H: 0 LOB: 0 BB: 0 P: 5	1B: 4 2B: 5 3B: 0 HR: 1 SF: 0 SAC: 0 DP: 1 HBP: 0						

	AB	36
	R	5
	H	9
	RBI	5
	BB	2
	SO	9
	LOB	9

WP: 0 PB: 0 SB: 2 CS: 1 PA: 38

PITCHER		IP	WLS	BF	H	R	ER	SO	BB	IBB	HBP	BLK	WP	HR	S	P	ERA	WHIP
John Smiley, L ERA: 3.21	(1, 1)	3.2		19	9	5	5	4	0	0	0	0	0	1	27	27	12.27	2.455
Brian Fisher, R ERA: 4.73	(4, 1)	2.1		9	0	0	0	0	1	0	0	1	0	0	8	12	0.00	0.429
Jeff Robinson, R ERA: 3.19	(7, 1)	2.0	W	7	0	0	0	4	1	0	0	0	0	0	14	18	0.00	0.500
Jim Gott, R ERA: 3.08	(9, 1)	1.0	S	3	0	0	0	1	0	0	0	0	0	0	5	5	0.00	0.000

PITCHER	IP	WLS	BF	H	R	ER	SO	BB	IBB	HBP	BLK	WP	HR	S	P	ERA	WHIP

Batter	1	2	3	4	5	6	7	8	9	AB	R	H	RBI	BB	SO	LOB
Barry Bonds, L (1, 7) OBP: 0.371, SLG: 0.499	B B B C F X 3-2 G3		C B F 1 SAFE F X 1-2 F8		C X 0-1 G3		I I I 4-0 1B SF9 1B IBB	C C B B B X 3-2 1-3 2-H 3-H 2B	4	1	1	2	1	0	1
Jose Lind, R (1, 4) OBP: 0.301, SLG: 0.317	C B X 1-1 F9			B X 1-0 FC1 HR 1B		B C B F F X 2-2 6-3	X 0-0 SF9 1B 1-2 2-H 1B	B C B C F X 2-2 5-3	5	1	2	1	0	0	2
Andy Van Slyke, L (1, 8) OBP: 0.347, SLG: 0.510	S B B F F C 2-3 K			F F F B B X 2-2 FC1 HR 1-2		C C X 0-2 G3	B X 1-0 1-2 2-3 1B	I I I I 4-0 IBB	4	1	1	0	1	1	1
Bobby Bonilla, S (1, 5) OBP: 0.366, SLG: 0.477 Al Pedrique, R (9, 5) OBP: 0.235, SLG: 0.220		S B B X 2-1 F3		B F F F X 1-2 1-H 2-H HR		S B B F F F F B F C 3-3 K	B F B X 2-1 SF9 2-3 3-H	S C X 0-2 1-3	4	1	1	4	0	1	3
									0	0	0	0	0	0	0
Glenn Wilson, R (1, 9) OBP: 0.285, SLG: 0.333		F B B B X 2-1 F8		B M X 1-1 G5-4-3 1B			B X 1-0 L4	B S F B F X 2-2 4-3	4	0	1	0	0	0	2
Orestes Destrade, S (1, 3) OBP: 0.222, SLG: 0.250 Sid Bream, L (7, 3) OBP: 0.327, SLG: 0.407		C F B C 1-3 K		B X 1-0 F5			B B B S X 3-1 G3		B X 1-0 1B 2B 1B	3	0	0	0	0	1	1
										1	1	1	0	0	0	0
Tom Prince, R (1, 2) OBP: 0.238, SLG: 0.220 Benny Distefano, L (9, PH) OBP: 0.500, SLG: 0.750 Michael LaValliere, L (9, 2) OBP: 0.358, SLG: 0.331			C F B B B F X 2-2 F6	S S B F F X 1-2 G5-4-3 1-2f			S B B S B X 3-2 5-3		B B C S F B F 1 SAFE F 3-2 X F6	3	0	0	0	0	0	1
										1	0	0	0	0	0	1
										0	0	0	0	0	0	0
Felix Fermin, R (1, 6) OBP: 0.380, SLG: 0.339 John Cangelosi, S (8, PH) OBP: 0.319, SLG: 0.235 Rafael Belliard, R (8, 6) OBP: 0.289, SLG: 0.245			B B B C B 4-1 BB		X 0-0 F8			B X 1-0 SH3 1B 1B	F F B B B X 2-2 1-2 1B 2B 1B	1	0	0	0	1	0	0
										1	1	1	0	0	0	0
										1	1	1	0	0	0	0
Doug Drabek, R (1, 1) OBP: 0.200, SLG: 0.264 Bob Kipper, R (8, 1) Jeff Robinson, R (8, 1) OBP: 0.188, SLG: 0.133			B M B L L 2-3 K		F S B B F C 2-3 K			B B B C X 3-1 SH3 1-2	X 0-0 2B 1-2 2-3 1B	2	0	0	0	0	2	1
										0	0	0	0	0	0	0
										1	0	1	0	0	0	0

TOP

Pittsburgh Pirates @ Philadelphia Phillies
Veterans Stadium, Philadelphia, PA
Sat Sep 17 1988, 7:05 PM EDT
Att. 14,528 - Unknown - 64 F

livebaseballscorecards.com

AB	35
R	7
H	10
RBI	7
BB	3
SO	5
LOB	13

Inning Stats	1	2	3	4	5	6	7	8	9
	R: 0 E: 0 K: 1 S: 9	R: 0 E: 0 K: 1 S: 7	R: 0 E: 0 K: 1 S: 12	R: 3 E: 0 K: 0 S: 16	R: 0 E: 0 K: 1 S: 7	R: 0 E: 0 K: 1 S: 13	R: 0 E: 0 K: 0 S: 6	R: 2 E: 0 K: 0 S: 11	R: 2 E: 0 K: 0 S: 21
	H: 0 LOB: 0 BB: 0 P: 15	H: 0 LOB: 0 BB: 0 P: 12	H: 0 LOB: 1 BB: 0 P: 21	H: 3 LOB: 0 BB: 0 P: 23	H: 0 LOB: 0 BB: 0 P: 9	H: 0 LOB: 0 BB: 0 P: 18	H: 0 LOB: 0 BB: 0 P: 13	H: 3 LOB: 2 BB: 1 P: 24	H: 4 LOB: 3 BB: 1 P: 36

1B: 8 SF: 1
2B: 1 SAC: 1
3B: 0 DP: 1
HR: 1 HBP: 0

WP: 0 PA: 40
PB: 0
SB: 0
CS: 0

PITCHER		IP	WLS	BF	H	R	ER	SO	BB	IBB	HBP	BLK	WP	HR	S	P	ERA	WHIP
Don Carman, L ERA: 4.42	(1, 1)	6.0	L	22	3	3	3	5	1	0	0	0	0	1	64	98	4.50	0.667
Mike Maddux, R ERA: 3.97	(7, 1)	1.0		3	0	0	0	0	0	0	0	0	0	0	6	13	0.00	0.000
Kent Tekulve, R ERA: 3.57	(8, 1)	0.1		4	2	2	2	0	0	1	0	0	0	0	4	12	54.00	6.000
Bruce Ruffin, L ERA: 4.49	(8, 1)	0.2		4	2	1	1	0	0	0	0	0	0	0	8	14	13.50	3.000
Alex Madrid, R ERA: 6.75	(9, 1)	1.0		7	3	1	1	0	0	1	0	0	0	0	20	34	9.00	3.000

PITCHER	IP	WLS	BF	H	R	ER	SO	BB	IBB	HBP	BLK	WP	HR	S	P	ERA	WHIP

BOTTOM

Pittsburgh Pirates @ Philadelphia Phillies
Veterans Stadium, Philadelphia, PA
Sat Sep 17 1988, 7:05 PM EDT
Att. 14,528 - Unknown - 64 F

livebaseballscorecards.com

Batter	1	2	3	4	5	6	7	8	9	AB	R	H	RBI	BB	SO	LOB
Phil Bradley, R (1, 7) OBP: 0.343, SLG: 0.404	C C B B C 2-3 ① K		B X 1-0 ③ 5-3			C X 0-1 5-3 1B 1-2 1B	B F B X 2-1 ③ F3			4	0	1	0	0	1	3
Ron Jones, L (1, 9) OBP: 0.291, SLG: 0.558	C B B X 2-1 ② F9			B F X 1-1 ① F9		B X 1-0 5-3 1-2 2-3 1B		B C B C X 2-2 FC3-6 1B		4	0	2	0	0	0	0
Ricky Jordan, R (1, 3) OBP: 0.338, SLG: 0.496	C S F F S 0-3 ③ K			F B X 1-1 ② F3		F X 0-1 ① 5-3 1-2 2-3 3-H		B C S X 1-2 ① F8		4	0	0	1	0	1	3
Von Hayes, L (1, 8) OBP: 0.357, SLG: 0.423		B B C F B F F C 3-3 ① K		X 0-0 HR		X 0-0 ② F4		C S F B F X 1-2 ② FC3-6 1-2f		4	1	1	1	0	1	3
Juan Samuel, R (1, 4) OBP: 0.294, SLG: 0.374		B F B F F C 2-3 ② K		S B S B X 2-2 ③ F8		C B X 1-1 ③ 5-3		B C F X 1-2 ③ F8		4	0	0	0	0	1	3
Lance Parrish, R (1, 2) OBP: 0.296, SLG: 0.376 John Russell, R (9, 2) OBP: 0.270, SLG: 0.314		B S F B B C 2-3 ③ K			X 0-0 ① F4		B F X 1-1 ① F3		C B B F B B 4-2 G4-6-3 BB	3 0	0 0	0 0	0 0	0 1	1 0	0 0
Chris James, R (1, 5) OBP: 0.282, SLG: 0.377			C B X 1-1 2B		B X 1-0 ② F6		B X 1-0 1B		B C X 1-1 ① F9	4	0	2	0	0	0	1
Steve Jeltz, S (1, 6) OBP: 0.300, SLG: 0.238 Greg Gross, L (9, PH) OBP: 0.292, SLG: 0.208			S X 0-1 ① L6		C B X 1-1 ③ G3		S F X 0-2 ② F8		C F X 0-2 ②③ G4-6-3 1-2f	3 1	0 0	0 0	0 0	0 0	0 0	2 1
Don Carman, L (1, 1) OBP: 0.053, SLG: 0.053 Tom Barrett, S (6, PH) OBP: 0.296, SLG: 0.196 Mike Maddux, L (7, 1) OBP: 0.182, SLG: 0.190 Shane Turner, L (7, PH) OBP: 0.273, SLG: 0.172 Kent Tekulve, R (8, 1) Bruce Ruffin, S (8, 1) OBP: 0.194, SLG: 0.121 Alex Madrid, R (9, 1)			F F S 0-3 ② K			B C S S F B F B B 4-2 1B 1B 5-3 BB	C X 0-1 1-2 1B			1 0 0 1 0 0 0	0 1 0 0 0 0 0	0 0 0 1 0 0 0	0 1 0 0 0 0 0	0 0 0 0 0 0 0	1 0 0 0 0 0 0	1 0 0 0 0 0 0
Inning Stats	R: 0 E: 0 K: 2 S: 10 H: 0 LOB: 0 BB: 0 P: 14	R: 0 E: 0 K: 3 S: 11 H: 0 LOB: 0 BB: 0 P: 18	R: 0 E: 0 K: 1 S: 8 H: 1 LOB: 1 BB: 0 P: 10	R: 1 E: 0 K: 0 S: 8 H: 1 LOB: 0 BB: 0 P: 12	R: 0 E: 0 K: 0 S: 4 H: 0 LOB: 0 BB: 0 P: 6	R: 1 E: 0 K: 0 S: 12 H: 2 LOB: 2 BB: 1 P: 18	R: 0 E: 0 K: 0 S: 10 H: 2 LOB: 2 BB: 0 P: 14	R: 0 E: 0 K: 0 S: 14 H: 1 LOB: 1 BB: 0 P: 19	R: 0 E: 0 K: 0 S: 7 H: 0 LOB: 0 BB: 1 P: 12	1B: 5 2B: 1 3B: 0 HR: 1	SF: 0 SAC: 0 DP: 1 HBP: 0						

	AB	33
	R	2
	H	7
	RBI	2
	BB	2
	SO	6
	LOB	17

PITCHER		IP	WLS	BF	H	R	ER	SO	BB	IBB	HBP	BLK	WP	HR	S	P	ERA	WHIP
Doug Drabek, R ERA: 3.14	(1, 1)	7.1	W	30	7	2	2	6	1	0	0	0	0	1	69	101	2.46	1.091
Bob Kipper, L ERA: 3.21	(8, 1)	0.1		1	0	0	0	0	0	0	0	0	0	0	5	6	0.00	0.000
Jeff Robinson, R ERA: 3.15	(8, 1)	1.1	S	4	0	0	0	0	1	0	0	0	0	0	10	16	0.00	0.750

PITCHER	IP	WLS	BF	H	R	ER	SO	BB	IBB	HBP	BLK	WP	HR	S	P	ERA	WHIP

WP: 0 PB: 0 SB: 0 CS: 0 PA: 35

Batter	1	2	3	4	5	6	7	8	9	10	AB	R	H	RBI	BB	SO	LOB
Barry Bonds, L (1, 7) OBP: 0.371, SLG: 0.495	0-1 4-3 ①		1-2 F5 ②		2-1 4-3 ①	4-2 BB		4-0 FC4-2 WP BB		0-0 F5 ③	4	0	0	0	2	0	2
Ken Oberkfell, L (1, 4) OBP: 0.327, SLG: 0.363	3-1 P5 ②		2-0 F8 ③		4-2 F8 1B 2B BB	1-1 P5 ②		2-2 FC4-2 1-3 2-H ②			3	1	0	0	1	0	2
Jose Lind, R (8, PH) OBP: 0.300, SLG: 0.317 (8, 4)											1	0	0	0	0	0	2
Andy Van Slyke, L (1, 8) OBP: 0.347, SLG: 0.508	1-1 G3 ③			4-0 S 1B BB	2-2 1-2 2B 1B	3-2 L3 ③		3-3 K ③			4	2	1	0	1	1	3
Bobby Bonilla, S (1, 5) OBP: 0.363, SLG: 0.472		1-2 G3 ①		1-3 K ①	0-0 F8 ② 2-3		1-1 F7 ①		1-0 F2 ①		5	0	0	0	0	1	3
Sid Bream, L (1, 3) OBP: 0.330, SLG: 0.417		4-2 BB		1-3 K ② 1-2	2-1 1-H 3-H 1B 2B		0-0 HR		0-2 F7 ②		4	2	2	3	1	1	1
R.J. Reynolds, S (1, 9) OBP: 0.283, SLG: 0.361		2-2 F7 ②		0-0 E 1B 2-H 1B	0-2 1B 2-H 1B		0-3 K ②		1-3 K ③		5	0	2	2	0	2	1
Michael LaValliere, L (1, 2) OBP: 0.361, SLG: 0.335		1-1 F7 ③		0-2 E7 HBP 1-3 1B	0-1 1-3 1B		0-0 F9 ③			0-2 FC6-4 1B	5	0	3	0	0	0	1
Mike Dunne, R (10, PR) OBP: 0.170, SLG: 0.119											0	0	0	0	0	0	0
Tom Prince, R (10, 2) OBP: 0.238, SLG: 0.220											0	0	0	0	0	0	0
Felix Fermin, R (1, 6) OBP: 0.378, SLG: 0.328			1-3 K ①	1-0 1-2 HBP	1-2 F9 ③			2-0 WP SH3-4 FC4-2 1B		0-3 K ①	2	0	0	0	1	2
Gary Redus, R (8, PH) OBP: 0.342, SLG: 0.385											1	0	1	0	0	0	0
Dave Rucker, L (8, 1)											0	0	0	0	0	0	0
Scott Medvin, R (9, 1)											0	0	0	0	0	0	0
Al Pedrique, R (10, PH) OBP: 0.234, SLG: 0.219											1	0	0	0	0	1	1
(10, 6)																	
Bob Walk, R (1, 1) OBP: 0.141, SLG: 0.104			2-2 HBP	2-3 K ③		1-3 K ①		2-0 SH3-4 1-2 ①		2-2 1-2f FC6-4 ②	2	0	0	0	0	2	3
John Cangelosi, S (8, PH) OBP: 0.319, SLG: 0.235											0	0	0	0	0	0	0
Rafael Belliard, R (8, 6) OBP: 0.289, SLG: 0.245											0	0	0	0	0	0	0
Benny Distefano, L (10, PH) OBP: 0.455, SLG: 0.667											1	0	0	0	0	0	1
Randy Kramer, R (10, 1)											0	0	0	0	0	0	0

TOP

Pittsburgh Pirates @ Philadelphia Phillies
Veterans Stadium, Philadelphia, PA
Sun Sep 18 1988, 3:33 AM EDT
Att. 21,282 - Overcast - 70 F

livebaseballscorecards.com

AB	38
R	5
H	9
RBI	5
BB	5
SO	9
LOB	22

Inning Stats	1	2	3	4	5	6	7	8	9	10
	R: 0 E: 0 K: 0 S: 6	H: 0 LOB: 0 BB: 0 P: 10	R: 0 E: 0 K: 0 S: 10	H: 0 LOB: 1 BB: 1 P: 18	R: 0 E: 0 K: 1 S: 10	H: 0 LOB: 1 BB: 0 P: 16	R: 1 E: 1 K: 3 S: 17	H: 2 LOB: 3 BB: 1 P: 26	R: 3 E: 0 K: 0 S: 19	H: 4 LOB: 2 BB: 1 P: 30
	R: 0 E: 0 K: 1 S: 13	H: 0 LOB: 1 BB: 1 P: 22	R: 1 E: 0 K: 1 S: 7	H: 1 LOB: 0 BB: 0 P: 8	R: 0 E: 0 K: 1 S: 10	H: 1 LOB: 2 BB: 1 P: 23	R: 0 E: 0 K: 1 S: 7	H: 0 LOB: 0 BB: 0 P: 9	R: 0 E: 0 K: 1 S: 11	H: 1 LOB: 1 BB: 0 P: 13

| | | | | | | | | | | | | | | | | |

Batter	1	2	3	4	5	6	7	8	9	10	AB	R	H	RBI	BB	SO	LOB
Phil Bradley, R (1, 7) OBP: 0.342, SLG: 0.403	K		1B SF8 1B		6-3		K			SF8 3-H	4	1	1	1	0	2	0
Ron Jones, L (1, 9) OBP: 0.317, SLG: 0.625 Bob Dernier, R (8, PH) OBP: 0.341, SLG: 0.351 (9, 8)	1B 2B		1-3 1B		HR			5-3			3 1	2 0	3 0	1 0	0 0	0 0	0 0
Ricky Jordan, R (1, 3) OBP: 0.332, SLG: 0.489	F8		SF8 3-H		6-3			F9			3	0	0	1	0	0	1
Von Hayes, L (1, 8) OBP: 0.356, SLG: 0.421 (9, 9)	PO 1B 2-H		G3			6-3		4-3			4	0	1	1	0	0	1
Juan Samuel, R (1, 4) OBP: 0.297, SLG: 0.377	PO 1-2	5-3 BB		E WP 1B		BLK SF8 2B			F8		3	2	2	0	1	0	0
Chris James, R (1, 5) OBP: 0.280, SLG: 0.375		5-3 1-2		5-3 1-3		SF8 2-H			6-3		3	0	0	1	0	0	2
John Russell, R (1, 2) OBP: 0.244, SLG: 0.282 Steve Bedrosian, R (10, 1)		F8		K 3-H		F6			F7		4 0	0 0	0 0	0 0	0 0	1 0	1 0
Steve Jeltz, S (1, 6) OBP: 0.297, SLG: 0.236 Greg Gross, L (10, PH) OBP: 0.290, SLG: 0.207		L6		1-3				K		5-3	3 1	0 0	0 0	0 0	1 0	1 0	1 0
Kevin Gross, R (1, 1) OBP: 0.216, SLG: 0.197 Greg Harris, S (7, 1) OBP: 0.333, SLG: 0.556 Tom Barrett, S (7, PH) OBP: 0.291, SLG: 0.191 Bruce Ruffin, S (8, 1) OBP: 0.194, SLG: 0.121 Lance Parrish, R (10, 2) OBP: 0.297, SLG: 0.383			K		5-3			K		SF8 3B	2 0 1 0 1	0 0 0 0 1	0 0 1 0 1	0 0 0 0 1	0 0 1 0 0	1 0 0 0 0	0 0 0 0 0
Inning Stats	R: 1 E: 0 K: 1 S: 11 H: 2 LOB: 0 BB: 0 P: 17	R: 0 E: 0 K: 0 S: 9 H: 0 LOB: 1 BB: 1 P: 14	R: 1 E: 0 K: 1 S: 13 H: 2 LOB: 1 BB: 0 P: 17	R: 1 E: 1 K: 1 S: 8 H: 1 LOB: 0 BB: 0 P: 15	R: 1 E: 0 K: 0 S: 8 H: 1 LOB: 0 BB: 0 P: 11	R: 1 E: 0 K: 0 S: 8 H: 1 LOB: 0 BB: 0 P: 11	R: 0 E: 0 K: 3 S: 11 H: 0 LOB: 0 BB: 0 P: 17	R: 0 E: 0 K: 0 S: 6 H: 0 LOB: 0 BB: 0 P: 9	R: 0 E: 0 K: 0 S: 3 H: 0 LOB: 0 BB: 0 P: 4	R: 1 E: 0 K: 0 S: 6 H: 1 LOB: 0 BB: 0 P: 10	1B: 4 2B: 2 3B: 1 HR: 1 SF: 3 SAC: 0 DP: 0 HBP: 0	WP: 1 PB: 0 SB: 0 CS: 0 PA: 38					

PITCHER		IP	WLS	BF	H	R	ER	SO	BB	IBB	HBP	BLK	WP	HR	S	P	ERA	WHIP
Bob Walk, R ERA: 2.78	(1, 1)	7.0		28	7	5	4	6	1	0	0	1	1	1	68	102	5.14	1.143
Dave Rucker, L ERA: 3.86	(8, 1)	1.0		3	0	0	0	0	0	0	0	0	0	0	6	9	0.00	0.000
Scott Medvin, R ERA: 6.0	(9, 1)	1.0		3	0	0	0	0	0	0	0	0	0	0	3	4	0.00	0.000
Randy Kramer, R ERA: 2.45	(10, 1)	0.2	L	3	1	1	1	0	0	0	0	0	0	0	6	10	13.50	1.500

PITCHER	IP	WLS	BF	H	R	ER	SO	BB	IBB	HBP	BLK	WP	HR	S	P	ERA	WHIP

BOTTOM

Pittsburgh Pirates @ Philadelphia Phillies
Veterans Stadium, Philadelphia, PA
Sun Sep 18 1988, 3:33 AM EDT
Att. 21,282 - Overcast - 70 F

livebaseballscorecards.com

AB	33
R	6
H	8
RBI	5
BB	1
SO	6
LOB	6

Pittsburgh Pirates @ St. Louis Cardinals

Busch Stadium, St. Louis, MO

Mon Sep 19 1988, 7:05 PM CDT

Att. 19,683 - Unknown - 65 F

livebaseballscorecards.com

Batter	1	2	3	4	5	6	7	8	9	AB	R	H	RBI	BB	SO	LOB
Gary Redus, R (1, 7) OBP: 0.340, SLG: 0.380 Jim Gott, R (9, 1)	C B S B X 2-2 ① G4-3		F B F B S 2-3 ② K		C S B B B F B F F F 4-2 F B G6-4-3 BB		C B S B C 2-3 ② K		S S B X 1-2 ② G3 1-2	4	0	0	0	1	2	2
										0	0	0	0	0	0	0
Jose Lind, R (1, 4) OBP: 0.301, SLG: 0.317	B C B X 2-1 S E 1B		B B F X 2-1 CS 1B		F B X 1-1 ② ③ G6-4-3 1-2f		B B B C C F S 3-3 ③ K		B F X 1-1 ③ G5-3	5	1	2	0	0	1	4
Andy Van Slyke, L (1, 8) OBP: 0.348, SLG: 0.507	B F B S F B S 3-3 ② K 1-2		B 1 SAFE 1 SAFE 1 SAFE 1-0 ③ CS 1-2	B F F B X 2-2 ① G6-3		B B B C F B 4-2 FC3 E 1B BB		X 0-0 FC9-4 1B		3	1	1	0	1	1	1
Bobby Bonilla, S (1, 5) OBP: 0.362, SLG: 0.472	C X 0-1 E8 2-H 2B			F B C X 1-2 ② G5-3		1 SAFE C 1 SAFE F B 1 SAFE F F F 3-2 B B X FC3 1B 1-3		X 0-0 ① P4		4	0	1	1	0	0	2
Glenn Wilson, R (1, 9) OBP: 0.287, SLG: 0.335	X 0-0 ③ F9			B X 1-0 HR 1B		C X 0-1 1-2 3-H 1B		C F X 0-2 ② FC9-4 1-2f		4	1	2	1	0	0	2
Sid Bream, L (1, 3) OBP: 0.329, SLG: 0.422		B F B B S X 3-2 ① G4-3		B X 1-0 1-H HR		C B C S 1-3 ① K		B S B C S 2-3 ③ K		4	1	1	2	0	2	3
Tom Prince, R (1, 2) OBP: 0.224, SLG: 0.206		C S S S 1-3 ② K		S S S 0-3 ③ K		S B X 1-1 ② P4			S F S 0-3 ① K2-3	4	0	0	0	0	3	2
Felix Fermin, R (1, 6) OBP: 0.385, SLG: 0.368 Rafael Belliard, R (9, PR) OBP: 0.289, SLG: 0.245 (9, 6)		X 0-0 ③ G6-3			B X 1-0 3B	B B X 2-0 ③ P3			X 0-0 E9 1B 1B	4	0	2	0	0	0	2
										0	1	0	0	0	0	0
Mike Dunne, R (1, 1) OBP: 0.167, SLG: 0.116 Junior Ortiz, R (5, PH) OBP: 0.333, SLG: 0.379 Brian Fisher, R (5, 1) OBP: 0.111, SLG: 0.071 John Cangelosi, S (7, PH) OBP: 0.316, SLG: 0.232 Jeff Robinson, R (7, 1) OBP: 0.188, SLG: 0.133 R.J. Reynolds, S (9, PH) OBP: 0.285, SLG: 0.363 (9, 7)			B B C T C 2-3 ① K		C X 0-1 ① G6-3		X 0-0 ① F8		C F X 0-2 G3 3-H 1B	1	0	0	0	0	1	0
										1	0	0	0	0	0	1
										0	0	0	0	0	0	0
										1	0	0	0	0	0	0
										0	0	0	0	0	0	0
										1	0	1	1	0	0	0

TOP	
AB	36
R	5
H	10
RBI	5
BB	2
SO	10
LOB	19

Inning Stats	1	2	3	4	5	6	7	8	9	1B: 7	SF: 0	WP: 0	PA: 39
R:	1	0	0	2	0	1	0	0	1	2B: 1	SAC: 0	PB: 0	
E:	1	0	0	0	0	1	0	0	1	3B: 1	DP: 1	SB: 1	
LOB:	1	0	1	2	1	2	0	1	2	HR: 1	HBP: 0	CS: 1	
BB:	0	0	0	0	0	1	0	0	1				
K:	1	1	2	1	0	1	2	1	1				
P:	19	11	15	16	18	27	13	10	14				
S:	12	7	8	11	12	16	8	8	12				

PITCHER		IP	WLS	BF	H	R	ER	SO	BB	IBB	HBP	BLK	WP	HR	S	P	ERA	WHIP
Greg Mathews, L ERA: 4.24	(1, 1)	4.1		18	6	3	3	5	0	0	0	0	0	1	41	65	6.23	1.385
John Costello, R ERA: 1.99	(5, 1)	0.2		5	1	1	0	0	2	0	0	0	0	0	19	31	0.00	4.500
Steve Peters, L ERA: 6.39	(6, 1)	1.0		3	0	0	0	1	0	0	0	0	0	0	6	10	0.00	0.000
Ken Dayley, L ERA: 3.06	(7, 1)	3.0	L	12	3	1	0	4	0	0	0	0	0	0	28	37	0.00	1.000

PITCHER		IP	WLS	BF	H	R	ER	SO	BB	IBB	HBP	BLK	WP	HR	S	P	ERA	WHIP

Batter	1	2	3	4	5	6	7	8	9	AB	R	H	RBI	BB	SO	LOB
Vince Coleman, S (1, 7) OBP: 0.314, SLG: 0.340	F B C B X 2-2 1B BLK 1B	S B F B X 2-2 ② G1-3 1-3 2-H		B L B B C B 4-2 BB			B F L B F S 2-3 K ①		S B X 1-1 G4-6-3 1B	4	1	2	0	1	1	1
Ozzie Smith, S (1, 6) OBP: 0.349, SLG: 0.339	C 1 SAFE 1 SAFE X 0-1 1B BLK 1-3 SF8 1B	B C X 1-1 ③ F7		1 SAFE B 1 SAFE 1 SAFE X 1-0 ③ F8			B C X 1-1 ② G1-3		X 0-0 ② ③ G4-6-3 1-2f	5	1	1	0	0	0	3
José Oquendo, S (1, 4) OBP: 0.364, SLG: 0.371	C 1 SAFE B 1 SAFE B B B 4-1 SF8 1B 1-2 3-H BB		B B B C B 4-1 1B BB		B F B X 2-1 ① L7		B F X 1-1 ③ G4-3			2	0	0	0	2	0	0
Pedro Guerrero, R (1, 3) OBP: 0.371, SLG: 0.402	C C B 1 SAFE X 1-2 G4-6-3 1-2 2-3 1B		C B 1 SAFE 1 SAFE F 1 SAFE 1 SAFE S 1-3 ① K		B X 1-0 ② F8			B S B X 2-1 ① G5-3		4	0	1	0	0	1	1
Tom Brunansky, R (1, 9) OBP: 0.343, SLG: 0.418	F X 0-1 ① SF8 2-3 3-H		B X 1-0 ② 1-3 2B 1B		C X 0-1 ③ G3-1			B B B C B 4-1 1B BB		2	1	1	1	1	0	0
Willie McGee, S (1, 8) OBP: 0.327, SLG: 0.365	X 0-0 ② ③ G4-6-3 1-2f		X 0-0 2-H 2B			C B B C X 2-2 ① G6-3		B X 1-0 ② F8		4	0	1	1	0	0	3
Rod Booker, L (1, 5) OBP: 0.455, SLG: 0.474		B B F B B 4-1 FC1-5 PB BB	X 0-0 ③ G4-3			B F B C F B B 4-2 S BB		X 0-0 FC4 1-2 1B		2	0	1	0	2	0	1
Tony Peña, R (1, 2) OBP: 0.299, SLG: 0.362		B S F X 1-2 FC1-5 WP 1-2 1B		B B C X 2-1 ① G5-3		1 SAFE 1 SAFE B C C X 1-1 ② L8 1-2		B X 1-0 ③ FC4 1-2f		4	1	1	0	0	0	3
Greg Mathews, R (1, 1) OBP: 0.208, SLG: 0.174 John Costello, R (5, 1) Steve Peters, L (6, 1) Curt Ford, L (6, PH) OBP: 0.248, SLG: 0.276 Ken Dayley, L (7, 1) John Morris, L (9, PH) OBP: 0.276, SLG: 0.235		X 0-0 ① FC1-5 WP 1-2 2-3f		C B F F B S 2-3 ② K		C X 0-1 ③ G4-3			B B B C C X 3-1 ① F9	2 0 0 1 0 1	0 0 0 0 0 0	0 0 0 0 0 0	0 0 0 0 0 0	0 0 0 1 0 0	1 0 0 0 0 0	2 0 0 1 0 0
Inning Stats	R: 2 E: 0 K: 0 S: 12 H: 3 LOB: 1 BB: 1 P: 19	R: 1 E: 0 K: 0 S: 10 H: 1 LOB: 1 BB: 1 P: 18	R: 1 E: 0 K: 1 S: 7 H: 2 LOB: 1 BB: 1 P: 13	R: 0 E: 0 K: 1 S: 9 H: 0 LOB: 1 BB: 1 P: 18	R: 0 E: 0 K: 0 S: 5 H: 0 LOB: 0 BB: 0 P: 8	R: 0 E: 0 K: 0 S: 10 H: 0 LOB: 1 BB: 1 P: 17	R: 0 E: 0 K: 1 S: 8 H: 0 LOB: 0 BB: 0 P: 12	R: 0 E: 0 K: 0 S: 6 H: 1 LOB: 2 BB: 1 P: 14	R: 0 E: 0 K: 0 S: 5 H: 1 LOB: 0 BB: 0 P: 9	1B: 7 2B: 1 3B: 0 HR: 0	SF: 1 SAC: 0 DP: 2 HBP: 0			WP: 2 PB: 1 SB: 1 CS: 0	PA: 38		

PITCHER		IP	WLS	BF	H	R	ER	SO	BB	IBB	HBP	BLK	WP	HR	S	P	ERA	WHIP
Mike Dunne, R ERA: 3.94	(1, 1)	4.0		20	6	4	4	2	4	0	0	1	1	0	38	68	9.00	2.500
Brian Fisher, R ERA: 4.67	(5, 1)	2.0		7	0	0	0	0	1	0	0	0	0	0	15	25	0.00	0.500
Jeff Robinson, R ERA: 3.09	(7, 1)	2.0	W	8	1	0	0	1	1	0	0	0	0	0	14	26	0.00	1.000
Jim Gott, R ERA: 3.04	(9, 1)	1.0	S	3	1	0	0	0	0	0	0	0	0	0	5	9	0.00	1.000

PITCHER	IP	WLS	BF	H	R	ER	SO	BB	IBB	HBP	BLK	WP	HR	S	P	ERA	WHIP

BOTTOM

Pittsburgh Pirates @ St. Louis Cardinals

Busch Stadium, St. Louis, MO

Mon Sep 19 1988, 7:05 PM CDT

Att. 19,683 - Unknown - 65 F

livebaseballscorecards.com

AB	31
R	4
H	8
RBI	2
BB	6
SO	3
LOB	15

Pittsburgh Pirates @ St. Louis Cardinals

Busch Stadium, St. Louis, MO

Tue Sep 20 1988, 7:05 PM CDT

Att. 27,441 - Unknown - 76 F

TOP

livebaseballscorecards.com

Batter	1	2	3	4	5	6	7	8	9	AB	R	H	RBI	BB	SO	LOB
Barry Bonds, L (1, 7) OBP: 0.370, SLG: 0.492	B X 1-0 P3 ①			F B F F F X 1-2 F8 ①		X 0-0 G4-3 ③		I I I 4-0 E 1B IBB		3	1	0	0	1	0	1
Junior Ortiz, R (8, 2) OBP: 0.333, SLG: 0.379										0	0	0	0	0	0	0
Jose Lind, R (1, 4) OBP: 0.299, SLG: 0.316	B C X 1-1 G5-3 ②			X 0-0 P4 ②			B F C X 1-2 G4-3 ①	B X 1-0 SF8 ② 1-2 2-3 3-H		3	0	0	1	0	0	0
Andy Van Slyke, L (1, 8) OBP: 0.347, SLG: 0.505	F B F B S 2-3 K ③			F B B X 2-1 G4-3 ③			F F X 0-2 G3-1 ②	X 0-0 S 1B 2-H 3-H		4	0	1	2	0	1	0
Bobby Bonilla, S (1, 5) OBP: 0.360, SLG: 0.469		C B F S 1-3 K ①			B B F S S 2-3 K ①		F B S F F B F X 2-2 L3 ③	C B C B S 2-3 K ③ 1-2		4	0	0	0	0	3	1
Sid Bream, L (1, 3) OBP: 0.329, SLG: 0.421		F B F B X 2-2 L9 ②			B F B B X 2-1 G3 ②			B B X 2-0 SH SH 1B 1B	C S F F B X 1-2 F8 ①	4	1	1	0	0	0	0
Glenn Wilson, R (1, 9) OBP: 0.287, SLG: 0.335		X 0-0 G6-3 ③			F F S 0-3 K ③			X 0-0 SH SH 1B 1-2	X 0-0 FC5-4 1B	3	1	1	0	0	1	0
Michael LaValliere, L (1, 2) OBP: 0.359, SLG: 0.333			B B C C F X 2-2 L7 ①			B S B X 2-1 E7 B5-6-4 1B		B M L X 1-2 SH 1B SF8 1-2 2-3	X 0-0 FC5-4 ② 1-2f	2	0	0	0	0	0	0
Rafael Belliard, R (6, PR) OBP: 0.288, SLG: 0.245										1	1	0	0	0	0	1
(6, 6)																
Felix Fermin, R (1, 6) OBP: 0.380, SLG: 0.362		X 0-0 G5-3 ②				X 0-0 B5-6-4 1B 1-2		B F X 1-1 SF8 SH3-4 1B 1-3 2-H 3-H 1B	B B C B X 3-1 F7 ③	1	0	0	0	0	0	0
Benny Distefano, L (6, PH) OBP: 0.500, SLG: 0.700										1	0	1	0	0	0	0
Tom Prince, R (6, 2) OBP: 0.224, SLG: 0.206										0	0	0	0	0	0	0
R.J. Reynolds, S (8, PH) OBP: 0.287, SLG: 0.364										2	1	1	2	0	0	1
(8, 7)																
Dave LaPoint, L (1, 1) OBP: 0.063, SLG: 0.063		S C B F S 1-3 K ③				X 0-0 ① ② B5-6-4 1-2 2-3f		B X 1-0 SH3-4 ① 1-2		2	0	0	0	0	1	2
Scott Medvin, R (7, 1)										0	0	0	0	0	0	0
Jim Gott, R (9, 1)										0	0	0	0	0	0	0

	AB	R	H	RBI	BB	SO	LOB
	30	5	5	5	1	6	6

Inning Stats	1	2	3	4	5	6	7	8	9
R	0	0	0	0	0	0	0	5	0
E	0	0	0	0	0	1	0	2	0
K	1	1	1	0	2	0	0	1	0
S	6	7	9	8	8	5	12	13	9
H	0	0	0	0	0	1	0	3	1
LOB	0	0	0	0	0	1	0	1	1
BB	0	0	0	0	0	0	0	1	0
P	10	10	12	11	12	7	15	25	13

	1B	SF	PA	WP	
	5	1	35	0	
	2B	SAC		PB	0
	0	3		SB	1
	3B	DP		CS	0
	0	1			
	HR	HBP			
	0	0			

PITCHER		IP	WLS	BF	H	R	ER	SO	BB	IBB	HBP	BLK	WP	HR	S	P	ERA	WHIP
Scott Terry, R ERA: 2.5	(1, 1)	7.2	L	29	3	5	1	5	0	1	0	0	0	0	64	96	1.17	0.391
Ken Dayley, L ERA: 3.04	(8, 1)	0.1		2	1	0	0	1	0	0	0	0	0	0	4	6	0.00	3.000
Dan Quisenberry, R ERA: 4.78	(9, 1)	1.0		4	1	0	0	0	0	0	0	0	0	0	9	13	0.00	1.000

PITCHER		IP	WLS	BF	H	R	ER	SO	BB	IBB	HBP	BLK	WP	HR	S	P	ERA	WHIP

Batter	1	2	3	4	5	6	7	8	9	AB	R	H	RBI	BB	SO	LOB
Vince Coleman, S (1, 8) OBP: 0.315, SLG: 0.342	C B L F S 1-3 K ①		X 0-0 SH2-3 ① 1-2		B S C X 1-2 S 2B 1-3	B X 1-0 L7 ③			B F B B B 4-1 S S BB	3	0	1	0	1	1	3
Ozzie Smith, S (1, 6) OBP: 0.350, SLG: 0.338	B F B X 2-1 G4-3 ②		B B B C X 3-1 G1-3 ② 2-3		C B B X 2-1 G5-3 ① 3-H		B B B B 4-0 SH3-4 BB		B B C B B 4-1 S BB 1-2	3	0	0	1	2	0	2
José Oquendo, S (1, 4) OBP: 0.363, SLG: 0.369	B C F B B X 3-2 1B 1B		B B X 2-0 F8 ③		S F X 0-2 F7 ②	1 SAFE 1 SAFE X 0-0 SH3-4 ① 1-2			C B F B F B S 3-3 K ② 1-2 2-3	4	0	1	0	0	1	4
Pedro Guerrero, R (1, 7) OBP: 0.371, SLG: 0.401 (9, 3)	B F B B B F X 3-2 S 1B 1-3			S F B B B S 2-3 K ① 0-1	C X 0-1 G5-3 ③ 2-3	I I I 4-0 G6-4-3 IBB			X 0-0 G6-3 ③	4	0	1	0	1	1	3
Tom Brunansky, R (1, 9) OBP: 0.341, SLG: 0.415	F S B B F X 2-2 F8 ③ 1-2			X 0-0 F9 ②		X 0-0 F7 ①	F X 0-1 G6-4-3 ②③ 1-2f			4	0	0	0	0	0	4
Tom Pagnozzi, R (1, 2) OBP: 0.311, SLG: 0.324 Curt Ford, L (8, PH) OBP: 0.246, SLG: 0.274 (9, 7)		B F B B F X 2-2 G6-3 ①		S X 0-1 1B 1B	B S X 1-1 1B 2B		X 0-0 F7 ①			3 1	0 0	2 0	0 0	0 0	0 0	0 0
Tony Peña, R (1, 3) OBP: 0.300, SLG: 0.362 (9, 2)		C X 0-1 F7 ②		B B X 2-0 1-2 1B	I I I 4-0 1B IBB		S S S 0-3 K ②			3	0	1	0	1	1	0
Tom Lawless, R (1, 5) OBP: 0.241, SLG: 0.333 Tim Jones, L (8, PH) OBP: 0.348, SLG: 0.286 Dan Quisenberry, R (9, 1)		B F C B B F X 3-2 P4 ③		B C B F F S 2-3 K ③		X 0-0 L8 ②		C B X 1-1 P7 ③		3 1 0	0 0 0	0 0 0	0 0 0	0 0 0	1 0 0	4 0 0
Scott Terry, R (1, 1) OBP: 0.308, SLG: 0.320 Ken Dayley, L (8, 1) Denny Walling, L (9, 5) OBP: 0.289, SLG: 0.323			S X 0-1 G1-3 SH2-3 1B		X 0-0 2B G5-3 1B	X 0-0 1-2 2-3 1B			X 0-0 G4-3 ①	3 0 1	1 0 0	3 0 0	0 0 0	0 0 0	0 0 0	0 0 0
Inning Stats	R: 0 E: 0 K: 1 S: 16 H: 2 LOB: 2 BB: 0 P: 27	R: 0 E: 0 K: 0 S: 9 H: 0 LOB: 0 BB: 0 P: 14	R: 0 E: 0 K: 0 S: 6 H: 1 LOB: 1 BB: 0 P: 11	R: 0 E: 0 K: 2 S: 11 H: 2 LOB: 2 BB: 0 P: 17	R: 1 E: 0 K: 0 S: 11 H: 2 LOB: 1 BB: 0 P: 14	R: 0 E: 0 K: 0 S: 6 H: 2 LOB: 3 BB: 1 P: 12	R: 0 E: 0 K: 0 S: 3 H: 0 LOB: 1 BB: 2 P: 11	R: 0 E: 0 K: 1 S: 6 H: 0 LOB: 0 BB: 0 P: 7	R: 0 E: 0 K: 1 S: 8 H: 0 LOB: 2 BB: 2 P: 19	1B: 7 2B: 2 3B: 0 HR: 0	SF: 0 SAC: 2 DP: 1 HBP: 0	WP: 0 PB: 0 SB: 5 CS: 0	PA: 40				

PITCHER		IP	WLS	BF	H	R	ER	SO	BB	IBB	HBP	BLK	WP	HR	S	P	ERA	WHIP
Dave LaPoint, L ERA: 3.12	(1, 1)	6.1		31	9	1	1	3	1	2	0	0	0	0	60	104	1.42	1.579
Scott Medvin, R ERA: 5.4	(7, 1)	2.1	W	8	0	0	0	2	2	0	0	0	0	0	15	27	0.00	0.857
Jim Gott, R ERA: 3.03	(9, 1)	0.1	S	1	0	0	0	0	0	0	0	0	0	0	1	1	0.00	0.000

PITCHER	IP	WLS	BF	H	R	ER	SO	BB	IBB	HBP	BLK	WP	HR	S	P	ERA	WHIP

BOTTOM

Pittsburgh Pirates @ St. Louis Cardinals

Busch Stadium, St. Louis, MO

Tue Sep 20 1988, 7:05 PM CDT
Att. 27,441 - Unknown - 76 F

livebaseballscorecards.com

AB	33
R	1
H	9
RBI	1
BB	5
SO	5
LOB	20

Batter	1	2	3	4	5	6	7	8	9	AB	R	H	RBI	BB	SO	LOB
Barry Bonds, L (1, 7) OBP: 0.370, SLG: 0.491	G4-6-3 1B	K			P4			SH2-3 1B	K	5	0	2	0	0	2	3
Ken Oberkfell, L (1, 4) OBP: 0.325, SLG: 0.361	G4-6-3 1-2f		G4-3		G6-3			SH2-3 1-2	BB	3	0	0	0	0	0	2
Jose Lind, R (8, 4) OBP: 0.300, SLG: 0.316										0	0	0	0	1	0	0
Andy Van Slyke, L (1, 8) OBP: 0.346, SLG: 0.502	G4-3		G4-3			G4-3		BB	G4-3	4	0	0	0	1	0	1
Bobby Bonilla, S (1, 5) OBP: 0.361, SLG: 0.468		BB 1B	P6			F8		P2		3	1	1	0	1	0	2
Sid Bream, L (1, 3) OBP: 0.328, SLG: 0.418		1B 1-2 1B		F7		F8		K		3	1	0	0	1	1	3
Glenn Wilson, R (1, 9) OBP: 0.287, SLG: 0.337		K		G6-3		L9			1B HR 2B	4	1	1	0	0	1	3
Michael LaValliere, L (1, 2) OBP: 0.361, SLG: 0.335		S 1B FC4-2 1-3 2-H 1B		K			K		HR 2-3 1B	4	1	2	1	0	2	0
Felix Fermin, R (1, 6) OBP: 0.390, SLG: 0.366 Benny Distefano, L (9, PH) OBP: 0.538, SLG: 1.000 Rafael Belliard, R (9, 6) OBP: 0.288, SLG: 0.245		FC4-2 S 1-2 3-H 1B			SH2-4 BB		P4		HR 1-H 3-H	2	0	1	1	1	0	0
										1	1	1	3	0	0	0
										0	0	0	0	0	0	0
John Smiley, L (1, 1) OBP: 0.113, SLG: 0.068		FC4-2 1-3 2-H			SH2-4 1-2		G4-3		K	3	0	0	0	0	1	2
Inning Stats	R: 0 E: 0 K: 0 S: 9 H: 1 LOB: 0 BB: 0 P: 13	R: 2 E: 0 K: 2 S: 13 H: 2 LOB: 2 BB: 2 P: 25	R: 0 E: 0 K: 0 S: 7 H: 0 LOB: 0 BB: 0 P: 11	R: 0 E: 0 K: 1 S: 9 H: 0 LOB: 0 BB: 0 P: 14	R: 0 E: 0 K: 0 S: 5 H: 0 LOB: 1 BB: 1 P: 11	R: 0 E: 0 K: 0 S: 8 H: 1 LOB: 1 BB: 0 P: 12	R: 0 E: 0 K: 1 S: 5 H: 0 LOB: 0 BB: 0 P: 5	R: 0 E: 0 K: 1 S: 9 H: 1 LOB: 2 BB: 1 P: 17	R: 3 E: 0 K: 2 S: 15 H: 3 LOB: 1 BB: 1 P: 27	1B: 6 2B: 1 3B: 0 HR: 1 SF: 0 SAC: 2 DP: 1 HBP: 0						

PITCHER		IP	WLS	BF	H	R	ER	SO	BB	IBB	HBP	BLK	WP	HR	S	P	ERA	WHIP
Jose DeLeon, R ERA: 3.74	(1, 1)	8.0	L	35	8	5	5	5	4	0	0	0	0	1	71	118	5.62	1.500
Steve Peters, L ERA: 6.23	(9, 1)	1.0		4	0	0	0	2	1	0	0	0	0	0	9	17	0.00	1.000

PITCHER		IP	WLS	BF	H	R	ER	SO	BB	IBB	HBP	BLK	WP	HR	S	P	ERA	WHIP

TOP

Pittsburgh Pirates @ St. Louis Cardinals

Busch Stadium, St. Louis, MO

Wed Sep 21 1988, 7:05 PM CDT

Att. 28,350 - Unknown

livebaseballscorecards.com

AB	32
R	5
H	8
RBI	5
BB	5
SO	7
LOB	16

Batter	1	2	3	4	5	6	7	8	9	AB	R	H	RBI	BB	SO	LOB
Vince Coleman, S (1, 8) OBP: 0.313, SLG: 0.339	G4-3		P3			G5-3			F9	4	0	0	0	0	0	0
Ozzie Smith, S (1, 6) OBP: 0.349, SLG: 0.337	S 1B			F8		G5-3			P5	4	0	1	0	0	0	0
José Oquendo, S (1, 4) OBP: 0.360, SLG: 0.367	P3			F7			F7			3	0	0	0	0	0	1
Pedro Guerrero, R (1, 7) OBP: 0.369, SLG: 0.397	K 1-2			K			G6-3			3	0	0	0	0	2	1
Tom Brunansky, R (1, 9) OBP: 0.341, SLG: 0.414		K			S 1B		L6			3	0	1	0	0	1	0
Tom Pagnozzi, R (1, 3) OBP: 0.306, SLG: 0.318		G5-3			K 1-2			F7		3	0	0	0	0	1	1
Tony Peña, R (1, 2) OBP: 0.298, SLG: 0.360		P3			F9			F8		3	0	0	0	0	0	1
Tom Lawless, R (1, 5) OBP: 0.228, SLG: 0.315			L4		L9			G3		3	0	0	0	0	0	1
Jose DeLeon, R (1, 1) Steve Peters, L (9, 1) Steve Lake, R (9, PH) OBP: 0.169, SLG: 0.159 OBP: 0.351, SLG: 0.404			K			G1-3			K	2 0 1	0 0 0	0 0 0	0 0 0	1 0 1	0 0 0	0 0 0
Inning Stats	R: 0 E: 0 K: 1 S: 9 H: 1 LOB: 1 BB: 0 P: 14	R: 0 E: 0 K: 1 S: 7 H: 0 LOB: 0 BB: 0 P: 10	R: 0 E: 0 K: 1 S: 12 H: 0 LOB: 0 BB: 0 P: 14	R: 0 E: 0 K: 1 S: 6 H: 0 LOB: 0 BB: 0 P: 7	R: 0 E: 0 K: 1 S: 14 H: 1 LOB: 1 BB: 0 P: 18	R: 0 E: 0 K: 0 S: 7 H: 0 LOB: 0 BB: 0 P: 11	R: 0 E: 0 K: 0 S: 3 H: 0 LOB: 0 BB: 0 P: 4	R: 0 E: 0 K: 0 S: 8 H: 0 LOB: 0 BB: 0 P: 11	R: 0 E: 0 K: 1 S: 6 H: 0 LOB: 0 BB: 0 P: 8	1B: 2 2B: 0 3B: 0 HR: 0	SF: 0 SAC: 0 DP: 0 HBP: 0						

PITCHER	IP	WLS	BF	H	R	ER	SO	BB	IBB	HBP	BLK	WP	HR	S	P	ERA	WHIP
John Smiley, L (1, 1) ERA: 3.06	9.0	W	29	2	0	0	6	0	0	0	0	0	0	72	97	0.00	0.222

PITCHER	IP	WLS	BF	H	R	ER	SO	BB	IBB	HBP	BLK	WP	HR	S	P	ERA	WHIP

BOTTOM

Pittsburgh Pirates @ St. Louis Cardinals

Busch Stadium, St. Louis, MO

Wed Sep 21 1988, 7:05 PM CDT

Att. 28,350 - Unknown

livebaseballscorecards.com

AB	29
R	0
H	2
RBI	0
BB	0
SO	6
LOB	5

1B: 2	SF: 0	WP: 0	PA: 29
2B: 0	SAC: 0	PB: 0	
3B: 0	DP: 0	SB: 2	
HR: 0	HBP: 0	CS: 0	

Batter	1	2	3	4	5	6	7	8	9	10	AB	R	H	RBI	BB	SO	LOB
Doug Dascenzo, S (1, 8) OBP: 0.343, SLG: 0.306	G4-3		G6-3		L9		F8		23 E 23 S 1B		5	0	1	0	0	0	0
23 Ryne Sandberg, R (1, 4) OBP: 0.326, SLG: 0.423	E5 G4-3		1B S BB		F8			CS 1B BB	1 SAFE 1 SAFE 1 SAFE 1-3 G2-3		3	1	0	0	2	0	1
Mark Grace, L (1, 3) OBP: 0.366, SLG: 0.399	G4-3 2-3		1B 1-2 BB		2B			1-2 CS 1B 1B		F9 1B 2B	4	2	3	0	1	0	1
Damon Berryhill, S (1, 2) OBP: 0.304, SLG: 0.406	G3		1-3 2-H 1B		G3-1			1-2 2-3 K		2-3 F9	5	0	1	1	0	1	5
Vance Law, R (1, 5) OBP: 0.352, SLG: 0.399		2B SF9 1B	1 SAFE K			P4		1B BB		3-H SH3-4 1B	4	2	2	1	1	1	2
Mitch Webster, S (1, 9) (8, 7) OBP: 0.337, SLG: 0.342		1 SAFE SF9 1-3 2B	K			G3-1		1-2 2-H 1B		SH3-4 1-2	4	0	2	1	0	1	2
Gary Varsho, L (1, 7) OBP: 0.286, SLG: 0.309	SF9 2-3 3-H			F9		G3		K		2-H 1B	3	0	0	1	0	1	2
Darrin Jackson, R (8, 9) OBP: 0.274, SLG: 0.444											1	0	1	1	0	0	0
Shawon Dunston, R (1, 6) OBP: 0.262, SLG: 0.350	G5-3			CS BB			P3		F7	K	4	0	0	0	1	1	2
Greg Maddux, R (1, 1) OBP: 0.207, SLG: 0.239	G3			1-2 K			F9		K		3	0	0	0	0	1	2
Jamie Moyer, L (8, 1) OBP: 0.133, SLG: 0.105											0	0	0	0	0	0	0
Rolando Roomes, R (8, 7) OBP: 0.214, SLG: 0.214											1	0	0	0	0	1	0
Inning Stats	R: 0 E: 1 K: 0 S: 12 H: 0 LOB: 1 BB: 0 P: 15	R: 1 E: 0 K: 0 S: 19 H: 2 LOB: 1 BB: 0 P: 28	R: 1 E: 0 K: 2 S: 14 H: 1 LOB: 2 BB: 2 P: 25	R: 0 E: 0 K: 1 S: 5 H: 0 LOB: 0 BB: 1 P: 9	R: 0 E: 0 K: 0 S: 9 H: 1 LOB: 1 BB: 0 P: 13	R: 0 E: 0 K: 0 S: 4 H: 0 LOB: 0 BB: 0 P: 6	R: 0 E: 0 K: 0 S: 6 H: 0 LOB: 0 BB: 0 P: 9	R: 1 E: 0 K: 2 S: 15 H: 2 LOB: 2 BB: 2 P: 27	R: 0 E: 0 K: 1 S: 9 H: 1 LOB: 1 BB: 0 P: 14	R: 2 E: 0 K: 1 S: 12 H: 3 LOB: 1 BB: 0 P: 18	1B: 7 2B: 3 3B: 0 HR: 0 SF: 1 SAC: 1 DP: 0 HBP: 0						

PITCHER		IP	WLS	BF	H	R	ER	SO	BB	IBB	HBP	BLK	WP	HR	S	P	ERA	WHIP
Doug Drabek, R ERA: 3.12	(1, 1)	7.0		28	4	2	2	3	3	0	0	0	0	0	69	105	2.57	1.000
Jeff Robinson, R ERA: 3.12	(8, 1)	2.0		10	3	1	1	3	2	0	0	0	0	0	24	41	4.50	2.500
Bob Kipper, L ERA: 3.34	(10, 1)	0.1	L	2	1	1	1	0	0	0	0	0	0	0	5	8	27.00	3.000
Jim Gott, R ERA: 3.12	(10, 1)	0.2		4	2	1	1	1	0	0	0	0	0	0	7	10	13.50	3.000

PITCHER	IP	WLS	BF	H	R	ER	SO	BB	IBB	HBP	BLK	WP	HR	S	P	ERA	WHIP

TOP

Chicago Cubs @ Pittsburgh Pirates

Three Rivers Stadium, Pittsburgh, PA

Fri Sep 23 1988, 7:05 PM EDT

Att. 19,552 - Unknown - 72 F

livebaseballscorecards.com

AB	37
R	5
H	10
RBI	5
BB	5
SO	7
LOB	17

WP: 0 PB: 0 SB: 2 CS: 3 PA: 44

Batter	1	2	3	4	5	6	7	8	9	10	AB	R	H	RBI	BB	SO	LOB
Barry Bonds, L (1, 7) OBP: 0.371, SLG: 0.496	F8		1B		F9		P4		HR		5	1	2	1	0	0	0
Ken Oberkfell, L (1, 4) OBP: 0.324, SLG: 0.359 Jose Lind, R (9, PH) OBP: 0.301, SLG: 0.317 (10, 4)	G1-3		F9		2B BB		G3-1		1B		3 1	0 0	0 1	0 0	1 0	0 0	1 0
Andy Van Slyke, L (1, 8) OBP: 0.347, SLG: 0.505	CI			G4-3	1-3 2B			1B 2B	SAFE K		4	1	2	0	0	1	1
Bobby Bonilla, S (1, 5) OBP: 0.361, SLG: 0.468	SAFE F7			BB 1B	F9			SH1-4 2-H 1B		F7	5	1	2	1	0	0	3
Sid Bream, L (1, 3) OBP: 0.327, SLG: 0.415		F7		SAFE F8 1B 1-2 BB	G4-3			SAFE SH1-4 1-2		G4-3	3	0	0	0	1	0	2
R.J. Reynolds, S (1, 9) OBP: 0.288, SLG: 0.363		F7 S BB		HBP 1-2 2-H 1B		K		F8		E6	4	0	1	1	1	1	1
Michael LaValliere, L (1, 2) OBP: 0.358, SLG: 0.332 Glenn Wilson, R (8, PH) OBP: 0.286, SLG: 0.336 Tom Prince, R (9, 2) OBP: 0.221, SLG: 0.203	SAFE SAFE F7 1-3			F8 2-3		F7		G6-3		L8	3 1 1	0 0 0	0 0 0	0 0 0	0 0 0	0 0 0	3 1 1
Felix Fermin, R (1, 6) OBP: 0.388, SLG: 0.356 Gary Redus, R (9, PH) OBP: 0.339, SLG: 0.379 Rafael Belliard, R (10, 6) OBP: 0.288, SLG: 0.245			G1-3	HBP 1-2		G6-3			F7		2 1 0	0 0 0	0 0 0	0 0 0	0 0 0	0 0 0	0 0 0
Doug Drabek, R (1, 1) OBP: 0.195, SLG: 0.257 John Cangelosi, S (7, PH) OBP: 0.313, SLG: 0.230 Jeff Robinson, R (8, 1) OBP: 0.188, SLG: 0.133 Junior Ortiz, R (9, PH) OBP: 0.331, SLG: 0.376 Bob Kipper, R (10, 1) Jim Gott, R (10, 1)			K	L4			L6		P3		2 1 0 1 0 0	0 0 0 0 0 0	0 0 0 0 0 0	0 0 0 0 0 0	0 0 0 0 0 0	1 0 0 0 0 0	3 0 0 0 0 0
Inning Stats	R: 0 H: 0 E: 1 LOB: 1 K: 0 BB: 0 S: 5 P: 12	R: 0 H: 0 E: 0 LOB: 0 K: 0 BB: 1 S: 6 P: 13	R: 0 H: 1 E: 0 LOB: 1 K: 1 BB: 0 S: 9 P: 12	R: 1 H: 2 E: 0 LOB: 3 K: 0 BB: 1 S: 11 P: 21	R: 0 H: 1 E: 0 LOB: 2 K: 0 BB: 1 S: 11 P: 17	R: 0 H: 0 E: 0 LOB: 0 K: 1 BB: 0 S: 5 P: 7	R: 0 H: 0 E: 0 LOB: 0 K: 0 BB: 0 S: 5 P: 9	R: 1 H: 2 E: 0 LOB: 1 K: 0 BB: 0 S: 6 P: 7	R: 1 H: 2 E: 0 LOB: 1 K: 1 BB: 0 S: 14 P: 19	R: 0 H: 0 E: 1 LOB: 1 K: 0 BB: 0 S: 6 P: 11	1B: 5 SF: 0 2B: 2 SAC: 1 3B: 0 DP: 0 HR: 1 HBP: 1						

PITCHER		IP	WLS	BF	H	R	ER	SO	BB	IBB	HBP	BLK	WP	HR	S	P	ERA	WHIP
Greg Maddux, R ERA: 3.26	(1, 1)	7.0		31	6	2	2	2	3	0	1	0	0	0	1	54	93	2.57	1.286
Jamie Moyer, L ERA: 3.53	(8, 1)	3.0	W	12	2	1	1	1	0	0	0	0	0	1	24	35	3.00	0.667

PITCHER		IP	WLS	BF	H	R	ER	SO	BB	IBB	HBP	BLK	WP	HR	S	P	ERA	WHIP

BOTTOM

Chicago Cubs @ Pittsburgh Pirates

Three Rivers Stadium, Pittsburgh, PA

Fri Sep 23 1988, 7:05 PM EDT

Att. 19,552 - Unknown - 72 F

livebaseballscorecards.com

AB	37
R	3
H	8
RBI	3
BB	3
SO	3
LOB	16

WP: 0 PA: 43
PB: 0
SB: 1
CS: 0

Batter	1	2	3	4	5	6	7	8	9	AB	R	H	RBI	BB	SO	LOB
Mitch Webster, S (1, 7) OBP: 0.336, SLG: 0.342	B F B X 2-1 E5 23 FC4-6		B X 1-0 1-2 1B		B S F B S 2-3 K ②		X 0-0 SF8 ② 2-3 3-H			3	0	1	1	0	1	2
23 Ryne Sandberg, R (1, 4) OBP: 0.324, SLG: 0.420	B F 1 SAFE C X 1-2 FC4-6 G4-6-3 ① 1-2f		B B X 2-0 F8 ③		B B B C X 3-1 F8 ③		C F F S 0-3 K ③			4	0	0	0	0	1	6
Mark Grace, L (1, 3) OBP: 0.365, SLG: 0.400 Rolando Roomes, R (8, PR) OBP: 0.214, SLG: 0.214 Manny Trillo, R (8, 3) OBP: 0.280, SLG: 0.297	B C X 1-1 G4-6-3 ② ③ 1-2f			C F B S 1-3 K ①		X 0-0 F7 ①		C X 0-1 4-3 SF8 2B		4 0 0	0 1 0	1 0 0	0 0 0	0 0 0	1 0 0	1 0 0
Andre Dawson, R (1, 9) OBP: 0.338, SLG: 0.495		B X 1-0 3-1 ①		B F B C X 2-2 FC5-4 1B		C X 0-1 5-3 ②		B B X 2-0 4-3 ① 2-3		4	0	1	0	0	0	1
Vance Law, R (1, 5) OBP: 0.352, SLG: 0.398		C B B B F X 3-2 6-3 ②		B C X 1-1 FC5-4 ② 1-2f		B B C F B F B 4-2 BLK BB		X 0-0 SF8 ② 3-H		2	0	0	1	1	0	1
Damon Berryhill, S (1, 2) OBP: 0.300, SLG: 0.401		S B S B S 2-3 K ③		B X 1-0 F3 ③		S F F X 0-2 F9 ③ 1-2		B C X 1-1 1-3 ③		4	0	0	0	0	1	3
Doug Dascenzo, S (1, 8) OBP: 0.338, SLG: 0.292			B F X 1-1 F9 ①		C X 0-1 E3 1B		B B B B 4-0 1B SF8 BB		X 0-0 F9 ①	3	1	0	0	1	0	0
Shawon Dunston, R (1, 6) OBP: 0.266, SLG: 0.351			B F F C 1-3 K ②		X 0-0 1-2 1B		1 SAFE X 0-0 SF8 S 1-3 1B		B B C B B 4-1 CS BB	3	0	2	0	1	1	0
Mike Bielecki, R (1, 1) OBP: 0.100, SLG: 0.100 Jerry Mumphrey, S (7, PH) OBP: 0.225, SLG: 0.172 Rich Gossage, R (7, 1) Gary Varsho, L (9, PH) OBP: 0.282, SLG: 0.304 Frank DiPino, L (9, 1)			X 0-0 1B 1B		F L C 0-3 K ①		1 SAFE C F F S 0-3 K ① 1-2		B F B B F S 3-3 K ② ③ 1-2	2 1 0 1 0	0 0 0 0 0	1 0 0 0 0	0 0 0 0 0	0 1 0 1 0	1 2 0 1 0	2 2 0 1 0

TOP

Chicago Cubs @ Pittsburgh Pirates

Three Rivers Stadium, Pittsburgh, PA

Sat Sep 24 1988, 7:05 PM EDT

Att. 16,161 - Unknown

livebaseballscorecards.com

AB	31
R	2
H	6
RBI	2
BB	3
SO	8
LOB	19

Inning Stats	1	2	3	4	5	6	7	8	9
	R: 0 E: 1 K: 0 S: 7	R: 0 E: 0 K: 1 S: 7	R: 0 E: 0 K: 1 S: 8	R: 0 E: 0 K: 1 S: 9	R: 0 E: 1 K: 2 S: 11	R: 0 E: 0 K: 0 S: 10	R: 1 E: 0 K: 2 S: 11	R: 1 E: 0 K: 0 S: 6	R: 0 E: 0 K: 1 S: 5
	H: 0 LOB: 0 BB: 0 P: 11	H: 0 LOB: 0 BB: 0 P: 13	H: 2 LOB: 2 BB: 0 P: 13	H: 1 LOB: 1 BB: 0 P: 14	H: 1 LOB: 2 BB: 0 P: 16	H: 0 LOB: 1 BB: 1 P: 14	H: 1 LOB: 1 BB: 1 P: 15	H: 1 LOB: 1 BB: 0 P: 9	H: 0 LOB: 0 BB: 1 P: 12

1B: 5 SF: 2
2B: 1 SAC: 0
3B: 0 DP: 1
HR: 0 HBP: 0

WP: 0 PA: 36
PB: 0
SB: 1
CS: 1

PITCHER		IP	WLS	BF	H	R	ER	SO	BB	IBB	HBP	BLK	WP	HR	S	P	ERA	WHIP
Bob Walk, R ERA: 2.71	(1, 1)	5.2		22	4	0	0	5	0	0	0	0	0	0	45	70	0.00	0.706
Brian Fisher, R ERA: 4.69	(6, 1)	1.1		7	1	1	1	2	2	0	0	1	0	0	18	26	6.75	2.250
Dave Rucker, L ERA: 4.21	(8, 1)	0.0	L	1	1	1	1	0	0	0	0	0	0	0	2	2	∞	∞
Jeff Robinson, R ERA: 3.07	(8, 1)	2.0		6	0	0	0	1	1	0	0	0	0	0	9	19	0.00	0.500

PITCHER	IP	WLS	BF	H	R	ER	SO	BB	IBB	HBP	BLK	WP	HR	S	P	ERA	WHIP

Chicago Cubs @ Pittsburgh Pirates

Three Rivers Stadium, Pittsburgh, PA

Sat Sep 24 1988, 7:05 PM EDT

Att. 16,161 - Unknown

BOTTOM

Batter	1	2	3	4	5	6	7	8	9	AB	R	H	RBI	BB	SO	LOB
Barry Bonds, L (1, 7) OBP: 0.369, SLG: 0.493	F8		F7		BB		1-3		FC4-6 1-2	4	0	0	0	1	0	1
Jose Lind, R (1, 4) OBP: 0.303, SLG: 0.317	E4 BLK WP SF8		S 1B		F8			WP 1-3 BB		3	1	1	0	1	0	1
Andy Van Slyke, L (1, 8) OBP: 0.347, SLG: 0.504	SF8 1-H		SAFE 1-2 BB		F8			SAFE F6		2	0	0	1	1	0	2
Bobby Bonilla, S (1, 5) OBP: 0.361, SLG: 0.468	K		F3			3-1 2B		SAFE 1-3 1-2		4	0	1	0	0	1	3
Sid Bream, L (1, 3) OBP: 0.327, SLG: 0.412		F7		F7		3-1 2-3		4-2 2-3 BB		3	0	0	0	1	0	1
Glenn Wilson, R (1, 9) OBP: 0.286, SLG: 0.338		K		2B		1-3		F8		4	0	1	0	0	1	3
Michael LaValliere, L (1, 2) OBP: 0.358, SLG: 0.332 Gary Redus, R (9, PH) OBP: 0.338, SLG: 0.378	1B		F7			6-3			F2	3 1	0 0	1 0	0 0	0 0	0 0	2 0
Felix Fermin, R (1, 6) OBP: 0.379, SLG: 0.347 John Cangelosi, S (7, PH) OBP: 0.319, SLG: 0.238 Dave Rucker, L (8, 1) Jeff Robinson, R (8, 1) OBP: 0.188, SLG: 0.133 R.J. Reynolds, S (9, PH) OBP: 0.290, SLG: 0.363	4-3		6-3				CS 1B		FC4-6 BB	2 1 0 0 0	0 0 0 0 0	0 1 0 0 0	0 0 0 0 0	0 0 0 0 1	0 0 0 0 0	2 0 0 0 0
Bob Walk, R (1, 1) OBP: 0.137, SLG: 0.101 Brian Fisher, R (6, 1) OBP: 0.111, SLG: 0.071 Benny Distefano, L (7, PH) OBP: 0.500, SLG: 0.917 Rafael Belliard, R (8, 6) OBP: 0.288, SLG: 0.245 Orestes Destrade, S (9, PH) OBP: 0.217, SLG: 0.244			F8		F9		SAFE SAFE 1-3 1-2		SAFE K	2 0 1 0 1	0 0 0 0 1	0 0 0 0 1	0 0 0 0 1	0 0 1 0 1	0 0 0 0 1	0 0 1 0 1

livebaseballscorecards.com

	AB	R	H	RBI	BB	SO	LOB
	31	1	5	1	5	4	17

Inning Stats	1	2	3	4	5	6	7	8	9
	R: 1 E: 1 K: 1 S: 13	R: 0 E: 0 K: 1 S: 8	R: 0 E: 0 K: 0 S: 11	R: 0 E: 0 K: 0 S: 8	R: 0 E: 0 K: 0 S: 5	R: 0 E: 0 K: 0 S: 8	R: 0 E: 0 K: 1 S: 8	R: 0 E: 0 K: 0 S: 12	R: 0 E: 0 K: 1 S: 7
	H: 0 LOB: 0 BB: 0 P: 20	H: 1 LOB: 1 BB: 0 P: 11	H: 1 LOB: 2 BB: 1 P: 19	H: 1 LOB: 1 BB: 0 P: 14	H: 0 LOB: 1 BB: 1 P: 12	H: 1 LOB: 1 BB: 0 P: 14	H: 1 LOB: 0 BB: 0 P: 12	H: 0 LOB: 2 BB: 2 P: 23	H: 0 LOB: 1 BB: 1 P: 12

	1B	SF	PA
	3	1	37
	2	0	
	0	0	
	0	0	

	WP	HR	S	P	ERA	WHIP
	2	0	1			
	0	0				
	1	0				

PITCHER		IP	WLS	BF	H	R	ER	SO	BB	IBB	HBP	BLK	WP	HR	S	P	ERA	WHIP
Mike Bielecki, R ERA: 2.72	(1, 1)	6.0		25	4	1	0	2	2	0	0	1	1	0	53	90	0.00	1.000
Rich Gossage, R ERA: 4.22	(7, 1)	2.0	W	8	1	0	0	1	2	0	0	0	1	0	20	35	0.00	1.500
Frank DiPino, L ERA: 5.08	(9, 1)	1.0	S	4	0	0	0	1	1	0	0	0	0	0	7	12	0.00	1.000

PITCHER	IP	WLS	BF	H	R	ER	SO	BB	IBB	HBP	BLK	WP	HR	S	P	ERA	WHIP

Chicago Cubs @ Pittsburgh Pirates

Three Rivers Stadium, Pittsburgh, PA

Sun Sep 25 1988, 3:33 AM EDT

Att. 23,095 - Overcast

TOP

livebaseballscorecards.com

Batter	1	2	3	4	5	6	7	8	9	AB	R	H	RBI	BB	SO	LOB
Mitch Webster, S (1, 7) OBP: 0.335, SLG: 0.344	B F F B F S 2-3 ① K	B 1 SAFE B X 2-0 ③ FC4 1-2		X 0-0 ③ F9			B B X 2-0 1B 3B		F B F X 1-2 ① F3	5	1	1	0	0	1	3
23 Ryne Sandberg, R (1, 4) OBP: 0.323, SLG: 0.418	X 0-0 S 1B		X 0-0 ① F3		B C X 1-1 ① 4-3		B X 1-0 ① F9		C F B B S 2-3 ② K	5	0	1	0	0	1	1
Mark Grace, L (1, 3) OBP: 0.369, SLG: 0.403	C 1 SAFE B B B B 4-1 G6-3 1-2 BB		B C X 2-1 ② 3-1		B F F F X 1-2 1B		S X 0-1 WP 1B		C B S X 1-2 WP 1B	4	0	3	1	1	0	0
Andre Dawson, R (1, 9) OBP: 0.336, SLG: 0.490	B C X 1-1 ② ③ G6-3 1-2f		S C X 0-2 ③ 5-3		S S X 0-2 ② F8		C 1 SAFE B S S 3-H 1-3 ② K 1-2		C B B X 2-1 ③ F8 1-2	5	0	0	0	0	1	5
Vance Law, R (1, 5)		C F B B B X 2-2 1B 1B SF8 1B		X 0-0 SH1-3 1B 2B	F F B X 1-2 ③ 5-3		C X 0-1 ③ 6-3			4	2	2	0	0	0	2
Doug Dascenzo, S (1, 8) OBP: 0.325, SLG: 0.279		B F S X 1-2 ① F7		L X 0-1 ① SH1-3 2-3		F B S X 1-2 ① F4		X 0-0 ① F3		3	0	0	0	0	0	1
Jody Davis, R (1, 2) OBP: 0.309, SLG: 0.337		1 SAFE B B B X 2-0 SF8 1B 1-2 1B		F B B X 2-1 FC6-4 3-H 1B		S B B X 2-1 ② F9		B C B C B X 3-2 ② F6		4	0	2	1	0	0	0
Shawon Dunston, R (1, 6) OBP: 0.269, SLG: 0.354	C F F F X 0-2 FC4 1-2 2-3 1B			B B F X 2-1 ② FC6-4 S WP 1-2		F B C X 1-2 WP 1B		B B B C C F X 3-2 1B		4	1	3	0	0	0	1
Rick Sutcliffe, L (1, 1) OBP: 0.203, SLG: 0.274 Jeff Pico, R (4, 1) OBP: 0.171, SLG: 0.147 Rolando Roomes, R (6, PH) OBP: 0.200, SLG: 0.200 Scott Sanderson, R (6, 1) Gary Varsho, L (8, PH) OBP: 0.278, SLG: 0.300 Drew Hall, L (8, 1)	X 0-0 ② SF8 2-3 3-H			C 1 SAFE B B B F X 3-2 1-H 1B		B C S B B X 2-2 ③ F5 1-2		B 1 S T S 1-3 ③ K		1 0 1 1 0 0 0 0 0 0 0 0 0 0 1 0 0 0 0 0 1 0 0 0 0 0 0 0 1 0 0 0 0 1 1 0 0 0 0 0 0 0						
Inning Stats	R: 0 H: 1 E: 0 LOB: 1 K: 1 BB: 1 S: 8 P: 15	R: 1 H: 3 E: 0 LOB: 2 K: 0 BB: 0 S: 14 P: 21	R: 0 H: 0 E: 0 LOB: 0 K: 0 BB: 0 S: 6 P: 8	R: 2 H: 3 E: 0 LOB: 1 K: 0 BB: 0 S: 11 P: 18	R: 0 H: 1 E: 0 LOB: 1 K: 0 BB: 0 S: 12 P: 15	R: 0 H: 1 E: 0 LOB: 1 K: 0 BB: 0 S: 11 P: 17	R: 1 H: 2 E: 0 LOB: 1 K: 1 BB: 0 S: 9 P: 13	R: 0 H: 1 E: 0 LOB: 1 K: 1 BB: 0 S: 11 P: 18	R: 0 H: 1 E: 0 LOB: 1 K: 1 BB: 0 S: 11 P: 17	1B: 11 SF: 1 2B: 1 SAC: 1 3B: 1 DP: 1 HR: 0 HBP: 0						

	AB	37
	R	4
	H	13
	RBI	3
	BB	1
	SO	4
	LOB	15

WP: 4	PA: 40																													
PB: 0																														
SB: 2																														
CS: 0																														

PITCHER		IP	WLS	BF	H	R	ER	SO	BB	IBB	HBP	BLK	WP	HR	S	P	ERA	WHIP
Mike Dunne, R ERA: 4.01	(1, 1)	4.0		19	7	3	3	1	1	0	0	0	1	0	39	62	6.75	2.000
Randy Kramer, R ERA: 3.0	(5, 1)	2.1	W	11	4	1	1	0	0	0	0	0	1	0	27	39	3.86	1.714
Scott Medvin, R ERA: 5.04	(7, 1)	1.2		6	1	0	0	2	0	0	0	0	1	0	16	24	0.00	0.600
Jim Gott, R ERA: 3.08	(9, 1)	1.0	S	4	1	0	0	1	0	0	0	0	1	0	11	17	0.00	1.000

PITCHER	IP	WLS	BF	H	R	ER	SO	BB	IBB	HBP	BLK	WP	HR	S	P	ERA	WHIP

BOTTOM

Chicago Cubs @ Pittsburgh Pirates

Three Rivers Stadium, Pittsburgh, PA

Sun Sep 25 1988, 3:33 AM EDT

Att. 23,095 - Overcast

Batter	1	2	3	4	5	6	7	8	9	AB	R	H	RBI	BB	SO	LOB
John Cangelosi, S (1, 7) OBP: 0.322, SLG: 0.264 Jim Gott, R (9, 1)	C C B B F X 2-2 ① F6		B X 1-0 ② F7 B B X 2-0 ③ F7				X 0-0 FC2-5-6-1 3B	C B B B S X 3-2 1-H 1B		5 0	0 0	2 0	1 0	0 0	0 0	2 0
Jose Lind, R (1, 4) OBP: 0.302, SLG: 0.316	B F C X 1-2 ② F8		B B X 2-0 ③ F4		B F B X 2-1 ① 6-3		C B X 1-1 FC2-5-6-1 SF9 1B	1 SAFE 1 SAFE B X 1-0 ③ F9		5	1	1	0	0	0	1
Andy Van Slyke, L (1, 8) OBP: 0.348, SLG: 0.511	F B S X 1-2 ③ 4-3			F X 0-1 HR 2B	F F B F F F B B X 3-2 HR		F B B X 2-1 ① FC2-5-6-1 SF9 IBB 1-3 3-H			4	2	2	1	0	0	2
Bobby Bonilla, S (1, 5) OBP: 0.361, SLG: 0.472		S B B F X 2-2 ① 3-1		B B S C X 2-2 2-H HR	B B S C X 2-2 ② 4-3		I I I 4-0 1-2 IBB			3	1	1	2	1	0	0
Benny Distefano, L (1, 3) OBP: 0.444, SLG: 0.786		B B B B 4-0 1B SF7 BB	X 0-0 ① F8		X 0-0 ③ 4-3		X 0-0 ② SF9 2-3 3-H			2	1	0	1	1	0	0
Glenn Wilson, R (1, 9) OBP: 0.288, SLG: 0.342		1 SAFE X 0-0 1-3 1B	C F B B X 2-2 2B 2B			C B B B F S 2-3 ① K	F X 0-1 ③ F8			4	1	2	0	0	1	2
Michael LaValliere, L (1, 2) OBP: 0.357, SLG: 0.335		B 1 SAFE 1 SAFE C B C F B F 3-2 F X ② SF7 3-H	B X 1-0 1B 2-H 2B			C B B B X 2-1 ② F7		C B F S 1-3 ① K		3	0	1	2	0	1	0
Felix Fermin, R (1, 6) OBP: 0.375, SLG: 0.342 Rafael Belliard, R (4, 6) OBP: 0.292, SLG: 0.246		C B B X 2-1 ③ F8		S S B X 1-2 2-3 1B		B B B C C B 4-2 BB		C S S 0-3 ② K		1 2	0 0	0 1	0 0	0 1	0 1	1 0
Mike Dunne, R (1, 1) OBP: 0.163, SLG: 0.114 Barry Bonds, L (4, PH) OBP: 0.369, SLG: 0.492 Randy Kramer, R (5, 1) Scott Medvin, R (7, 1) Gary Redus, R (8, PH) OBP: 0.340, SLG: 0.380 R.J. Reynolds, S (9, 7) OBP: 0.290, SLG: 0.363			X 0-0 ① 6-3	C S S B F F B S 2-3 ② K		1 SAFE F S B C 1-3 ③ K		C X 0-1 S 1B		1 1 1 0 1 0	0 0 0 0 1 0	0 0 0 0 1 0	0 1 0 0 1 0	0 2 1 0 1 0	0 1 1 0 0 0	0 2 1 0 1 0
Inning Stats	R: 0 E: 0 K: 0 S: 10 H: 0 LOB: 0 BB: 0 P: 14	R: 1 E: 0 K: 0 S: 12 H: 1 LOB: 1 BB: 1 P: 23	R: 0 E: 0 K: 0 S: 3 H: 0 LOB: 0 BB: 0 P: 6	R: 3 E: 0 K: 1 S: 19 H: 5 LOB: 2 BB: 0 P: 29	R: 1 E: 0 K: 0 S: 12 H: 1 LOB: 0 BB: 0 P: 19	R: 0 E: 0 K: 2 S: 10 H: 0 LOB: 1 BB: 1 P: 19	R: 1 E: 0 K: 0 S: 8 H: 2 LOB: 2 BB: 1 P: 15	R: 1 E: 0 K: 2 S: 12 H: 2 LOB: 1 BB: 0 P: 17		1B: 5 2B: 3 3B: 1 HR: 2	SF: 2 SAC: 0 DP: 0 HBP: 0					WP: 0 PB: 0 SB: 1 CS: 0	PA: 38

	AB	R	H	RBI	BB	SO	LOB
AB	33						
R	7						
H	11						
RBI	7						
BB	3						
SO	5						
LOB	11						

livebaseballscorecards.com

PITCHER		IP	WLS	BF	H	R	ER	SO	BB	IBB	HBP	BLK	WP	HR	S	P	ERA	WHIP
Rick Sutcliffe, R ERA: 3.82	(1, 1)	3.1	L	16	5	4	4	0	1	0	0	0	0	1	35	58	10.80	1.800
Jeff Pico, R ERA: 4.1	(4, 1)	1.2		7	2	1	1	1	0	0	0	0	0	1	21	33	5.40	1.200
Scott Sanderson, R ERA: 3.95	(6, 1)	2.0		10	2	1	1	2	1	1	0	0	0	0	18	34	4.50	1.500
Drew Hall, L ERA: 7.52	(8, 1)	1.0		5	2	1	1	2	0	0	0	0	0	0	12	17	9.00	2.000

PITCHER	IP	WLS	BF	H	R	ER	SO	BB	IBB	HBP	BLK	WP	HR	S	P	ERA	WHIP

Batter	1	2	3	4	5	6	7	8	9	AB	R	H	RBI	BB	SO	LOB
Willie McGee, S (1, 8) OBP: 0.329, SLG: 0.370	L B X 1-1 1B 2B 1B	X 0-0 2-3 3-H 1B		C S F F F X 0-2 ② F9			C B S B F F F F X 2-2 F8 1B 2B	B S X 1-1 2-H 2B		5	2	4	2	0	0	1
Ozzie Smith, S (1, 6) OBP: 0.350, SLG: 0.336	B C L 1 SAFE X 1-2 1-3 2B 1B	B 1 SAFE X 1-0 ② SF8 3-H		F B B B B 4-1 CS BB			B L X 1-1 ① F2	X 0-0 ③ 6-3		3	1	1	1	1	0	2
Pedro Guerrero, R (1, 7) OBP: 0.368, SLG: 0.409 Curt Ford, L (9, PR) OBP: 0.241, SLG: 0.268 (9, 7)	X 0-0 ① 2-H 3-H 2B	1 SAFE B B B C 1 SAFE 1 SAFE S X 3-2 ③ F2		B C B 2-1 ③ CS 1-2	X 0-0 G4-6-3 1B		I I I I 4-0 1B IBB		C F F B B B X 3-2 2B 2B	4 0	0 1	3 0	2 0	1 0	0 0	1 0
Tom Brunansky, R (1, 9) OBP: 0.341, SLG: 0.415	C B S X 1-2 ② F7	S F X 0-2 FC1-5 2B			C C B X 1-2 ① ② G4-6-3 1-2f		X 0-0 ② F8 2-3		X 0-0 2-H 2B	5	0	2	1	0	0	3
Tony Peña, R (1, 2) OBP: 0.306, SLG: 0.373	X 0-0 2B	X 0-0 ① FC1-5 2-3			B C F X 1-2 WP E 1B		B X 1-1 1-2 3-H 1B		B C S X 1-2 ① F8	5	0	3	1	0	0	2
José Oquendo, S (1, 4) OBP: 0.353, SLG: 0.357	B X 1-0 ③ F6	B X 1-0 ② F7			1 SAFE B F B F F F X 2-2 ③ F4 1-3		B X 1-0 ③ F6		B B B C C X 3-2 ② F8	5	0	0	0	0	0	6
Tom Pagnozzi, R (1, 3) OBP: 0.316, SLG: 0.324		B C X 1-1 SH3-4 BB 1B 1B	S B B F B X 3-2 ③ F7			B X 1-0 ① F9		X 0-0 SH5-4 2B 1B	B B B C F B 4-2 BB	4	2	2	0	1	0	1
Tom Lawless, R (1, 5) OBP: 0.239, SLG: 0.279		B B B B 4-0 1B SH3-4 1-2 SF8 BB		B B B 4-0 SH1-4 BB		F B B B F X 3-2 ② 6-3		B B X 2-0 ① F9	F B B B X 3-1 ③ F8	3	1	0	0	2	0	3
Jose DeLeon, R (1, 1) OBP: 0.167, SLG: 0.157		L X 0-1 ① SH3-4 1-2 2-3		X 0-0 ① SH1-4 1-2		X 0-0 ③ 6-3		M X 0-1 ② SH5-4 1-2		1	0	0	0	0	0	0
Inning Stats	R: 2 E: 0 K: 0 S: 11 H: 4 LOB: 1 BB: 0 P: 15	R: 2 E: 0 K: 0 S: 9 H: 2 LOB: 1 BB: 1 P: 18	R: 0 E: 0 K: 0 S: 8 H: 1 LOB: 1 BB: 0 P: 12	R: 0 E: 0 K: 0 S: 9 H: 0 LOB: 1 BB: 2 P: 19	R: 0 E: 1 K: 0 S: 12 H: 2 LOB: 1 BB: 0 P: 16	R: 0 E: 0 K: 0 S: 5 H: 0 LOB: 0 BB: 0 P: 9	R: 1 E: 0 K: 0 S: 13 H: 2 LOB: 2 BB: 1 P: 22	R: 1 E: 0 K: 0 S: 7 H: 2 LOB: 1 BB: 0 P: 10	R: 1 E: 0 K: 0 S: 15 H: 2 LOB: 2 BB: 1 P: 29	1B: 8 2B: 7 3B: 0 HR: 0	SF: 1 SAC: 3 DP: 1 HBP: 0						

TOP

St. Louis Cardinals @ Pittsburgh Pirates

Three Rivers Stadium, Pittsburgh, PA

Mon Sep 26 1988, 7:05 PM EDT

Att. 9,044 - Unknown - 71 F

livebaseballscorecards.com

AB	35
R	7
H	15
RBI	7
BB	5
SO	0
LOB	19

WP: 1 PB: 0 SB: 0 CS: 1 PA: 45

PITCHER		IP	WLS	BF	H	R	ER	SO	BB	IBB	HBP	BLK	WP	HR	S	P	ERA	WHIP
Dave LaPoint, L ERA: 3.25	(1, 1)	3.0	L	16	7	4	4	0	1	0	0	0	0	0	28	45	12.00	2.667
Morris Madden, L ERA:	(4, 1)	3.0		11	2	0	0	0	2	0	0	0	1	0	26	44	0.00	1.333
Dave Rucker, L ERA: 4.55	(7, 1)	2.0		11	4	2	2	0	0	1	0	0	0	0	20	32	9.00	2.000
Bob Kipper, L ERA: 3.43	(9, 1)	1.0		6	2	1	1	0	1	0	0	0	0	0	15	29	9.00	3.000

BOTTOM

Batter	1	2	3	4	5	6	7	8	9	AB	R	H	RBI	BB	SO	LOB
Gary Redus, R (1, 7) OBP: 0.336, SLG: 0.375	C B S F X 1-2 ① F8		B B X 2-0 ② F4			B B C C B X 3-2 ② F2		C S B X 1-2 ② 6-3		4	0	0	0	0	0	1
Ken Oberkfell, L (1, 4) OBP: 0.327, SLG: 0.361	B X 1-0 1B		B C X 1-1 ③ 3-1 1-2			X 0-0 BB 1B 1B		B B B B 4-0 BB		3	1	2	0	1	0	1
Andy Van Slyke, L (1, 8) OBP: 0.347, SLG: 0.508	B C S X 1-2 ② F8			B C X 1-1 ① F8		B B B B 4-0 1B 1-2 BB		C S B B B X 3-2 ③ F8		3	0	0	0	1	0	2
Bobby Bonilla, S (1, 5) OBP: 0.362, SLG: 0.472 Al Pedrique, R (9, PR) OBP: 0.234, SLG: 0.219	S B B S C 2-3 ③ K			C B S B S 2-3 ② K		B B C X 2-1 FC6-4 1-2 2-H 1B			S B B F B B 4-2 BB	3 0	0 0	1 0	1 0	1 0	2 0	1 0
Benny Distefano, L (1, 9) OBP: 0.364, SLG: 0.611		B X 1-0 ① 4-3		B X 1-0 ③ 5-3		B F X 1-1 ③ FC6-4 1-2			B B B S F S 2-3 ① K	4	0	0	0	0	1	3
Sid Bream, L (1, 3) OBP: 0.324, SLG: 0.409		B B X 2-0 ② 4-3			B B X 2-0 ① F3		S B F S 1-3 ① K		B X 1-0 ② F8	4	0	0	0	0	1	1
Michael LaValliere, L (1, 2) OBP: 0.353, SLG: 0.331		B X 1-0 ③ F7			B B C F X 2-2 ② F9		F X 0-1 ② F9		B X 1-0 ③ 4-3	4	0	0	0	0	0	1
Rafael Belliard, R (1, 6) OBP: 0.289, SLG: 0.244			B C C S 1-3 ① K		B X 1-0 ③ 6-3		X 0-0 ③ F8			3	0	0	0	0	1	0
Dave LaPoint, L (1, 1) OBP: 0.063, SLG: 0.063 John Cangelosi, S (3, PH) OBP: 0.308, SLG: 0.264 Morris Madden, L (4, 1) Barry Bonds, L (6, PH) OBP: 0.368, SLG: 0.491 Dave Rucker, L (7, 1) R.J. Reynolds, S (8, PH) OBP: 0.289, SLG: 0.362 Bob Kipper, R (9, 1)			B B C B C B 4-2 S BB			B X 1-0 ① 6-3		C S X 0-2 ① 4-3		0 0 0 1 0 1 0	0 0 0 0 0 0 0	0 0 0 0 0 0 0	0 0 0 0 0 0 0	0 1 0 0 0 0 0	0 0 0 0 0 0 0	0 0 0 0 0 0 0
Inning Stats	R: 0 E: 0 K: 1 S: 11 H: 1 LOB: 1 BB: 0 P: 16	R: 0 E: 0 K: 0 S: 3 H: 0 LOB: 0 BB: 0 P: 7	R: 0 E: 0 K: 1 S: 8 H: 0 LOB: 1 BB: 1 P: 16	R: 0 E: 0 K: 1 S: 6 H: 0 LOB: 0 BB: 0 P: 10	R: 0 E: 0 K: 0 S: 5 H: 0 LOB: 0 BB: 0 P: 10	R: 1 E: 0 K: 0 S: 9 H: 2 LOB: 2 BB: 1 P: 20	R: 0 E: 0 K: 1 S: 6 H: 0 LOB: 0 BB: 0 P: 7	R: 0 E: 0 K: 0 S: 9 H: 0 LOB: 1 BB: 1 P: 17	R: 0 E: 0 K: 1 S: 8 H: 0 LOB: 1 BB: 1 P: 16	1B: 3 2B: 0 3B: 0 HR: 0	SF: 0 SAC: 0 DP: 0 HBP: 0						

PITCHER		IP	WLS	BF	H	R	ER	SO	BB	IBB	HBP	BLK	WP	HR	S	P	ERA	WHIP
Jose DeLeon, R ERA: 3.63	(1, 1)	9.0	W	34	3	1	1	5	4	0	0	0	0	0	65	119	1.00	0.778

PITCHER	IP	WLS	BF	H	R	ER	SO	BB	IBB	HBP	BLK	WP	HR	S	P	ERA	WHIP

St. Louis Cardinals @ Pittsburgh Pirates

Three Rivers Stadium, Pittsburgh, PA

Mon Sep 26 1988, 7:05 PM EDT

Att. 9,044 - Unknown - 71 F

livebaseballscorecards.com

AB	30
R	1
H	3
RBI	1
BB	4
SO	5
LOB	10

WP: 0 PB: 0 SB: 1 CS: 0 PA: 34

Batter	1	2	3	4	5	6	7	8	9	AB	R	H	RBI	BB	SO	LOB
Willie McGee, S (1, 8) OBP: 0.330, SLG: 0.373	C F S 0-3 ① K			X 0-0 1B 1B 2B	C F F F B S 1-3 ③ K		F X 0-1 1B			4	1	2	0	0	2	0
Ken Dayley, L (7, 1)										0	0	0	0	0	0	0
Ozzie Smith, S (1, 6) OBP: 0.350, SLG: 0.335	B C F X 1-2 ② F8			C B F F X 1-2 1B S 1B 2-3 1B		C C B F B X 3-2 ① F7	1 SAFE 1 SAFE X 0-0 ③ F7			4	1	1	0	0	0	1
Pedro Guerrero, R (1, 7) OBP: 0.367, SLG: 0.407	B B X 2-0 ③ 6-3			C 1 SAFE B X 1-1 1B 1-3 3-H 1B		C X 0-1 ② F8		C B B B F F F X 3-2 ① F7		4	0	1	1	0	0	0
Tom Brunansky, R (1, 9) OBP: 0.340, SLG: 0.414		C F F F B X 1-2 ① 5-3		B X 1-0 ① F4		B S B X 2-1 1B 1B		B B C C F S 2-3 ② K		4	0	1	0	0	1	2
Tony Peña, R (1, 2) OBP: 0.307, SLG: 0.374		X 0-0 ② 6-3		F F X 0-2 1B 1-2 3-H 1B		1 SAFE 1 SAFE F X 0-1 1B 1-3 1B		F B F X 1-2 ③ 5-3		4	0	2	1	0	0	0
José Oquendo, S (1, 4) OBP: 0.354, SLG: 0.355		F F X 0-2 ③ 4-3		S B X 1-1 ② F6	I I I 4-0 IBB				B B C B B 4-1 1B 8-2 BB	2	0	0	0	2	0	2
Tom Pagnozzi, R (1, 3) OBP: 0.312, SLG: 0.319			B S C S 1-3 ① K	B C X 1-1 ③ F3		B B C S S 2-3 ③ K			F F F F B S 1-3 ① K	3	0	0	0	2	5	
Larry McWilliams, L (6, 1) OBP: 0.211, SLG: 0.194										0	0	0	0	0	0	0
John Costello, R (7, 1)										0	0	0	0	0	0	0
Curt Ford, L (7, 8) OBP: 0.239, SLG: 0.266										1	0	0	0	0	1	1
Tom Lawless, R (1, 5) OBP: 0.229, SLG: 0.266			C F F X 0-2 ② F4		C X 0-1 ① F9		C X 0-1 ① 6-3		F F X 0-2 1B 1-3	3	0	0	0	0	0	0
John Morris, L (9, PH) OBP: 0.320, SLG: 0.333										1	0	1	0	0	0	0
Ken Hill, R (1, 1)			F X 0-1 ③ 4-3		F B C F X 1-2 ② 5-3		B X 1-0 ② 4-3		B X 1-0 ② ③ 8-2 3-Hf	2	0	0	0	0	0	0
Luis Alicea, S (6, 4) OBP: 0.277, SLG: 0.289										2	0	0	0	0	2	2

Inning Stats	1	2	3	4	5	6	7	8	9
R:	0	0	0	2	0	0	0	0	0
E:	0	0	0	0	0	0	0	0	0
K:	1	0	1	0	1	1	0	1	1
S:	7	9	9	15	11	14	6	12	10
H:	0	0	0	4	0	2	1	0	1
LOB:	0	0	0	2	0	3	1	0	1
BB:	0	0	0	0	0	1	0	0	1
P:	10	10	10	20	13	25	7	18	16

1B: 7	SF: 0	WP: 0	PA: 36
2B: 2	SAC: 0	PB: 0	
3B: 0	DP: 1	SB: 1	
HR: 0	HBP: 0	CS: 0	

PITCHER	IP	WLS	BF	H	R	ER	SO	BB	IBB	HBP	BLK	WP	HR	S	P	ERA	WHIP
John Smiley, L (1, 1) ERA: 3.04	7.0	W	29	7	2	2	4	0	1	0	0	0	0	71	95	2.57	1.000
Jeff Robinson, R (8, 1) ERA: 3.04	1.0		3	0	0	0	1	0	0	0	0	0	0	12	18	0.00	0.000
Jim Gott, R (9, 1) ERA: 3.04	1.0	S	4	1	0	0	1	1	0	0	0	0	0	10	16	0.00	2.000

PITCHER	IP	WLS	BF	H	R	ER	SO	BB	IBB	HBP	BLK	WP	HR	S	P	ERA	WHIP

TOP

St. Louis Cardinals @ Pittsburgh Pirates

Three Rivers Stadium, Pittsburgh, PA

Tue Sep 27 1988, 7:05 PM EDT

Att. 8,994 - Unknown - 70 F

livebaseballscorecards.com

AB	34
R	2
H	8
RBI	2
BB	2
SO	6
LOB	13

Batter	1	2	3	4	5	6	7	8	9	AB	R	H	RBI	BB	SO	LOB
Gary Redus, R (1, 7) OBP: 0.335, SLG: 0.371	B B B B 4-0 6-3 BB		F B B B F X 3-2 ① F9		B X 1-0 ② 4-3		B B S X 2-1 ① 4-3 2-3			3	0	0	0	1	0	2
Jose Lind, R (1, 4) OBP: 0.303, SLG: 0.319	B 1 SAFE 1 SAFE C B X 2-1 ① ② 6-3 1-2		X 0-0 S 1B 2-3 1B		B F X 1-1 2B		B F S B B F X 3-2 ② F4			4	1	2	0	0	0	2
Andy Van Slyke, L (1, 8) OBP: 0.345, SLG: 0.504	C B X 1-1 ③ F9		C 1 SAFE F 1 SAFE B B F B B S 3-3 ② K 1-2		B B X 2-0 ③ F9		B C B B C C C 3-3 ③ K			4	0	0	0	0	2	4
Bobby Bonilla, S (1, 5) OBP: 0.365, SLG: 0.472		B B C B B 4-1 2B 4-3 BB	C B X 1-1 2-H 3-H 1B			B B F B B 4-1 FC4-6 BB		B B C B S S 3-3 ① K		2	1	1	2	2	1	0
Benny Distefano, L (1, 3) OBP: 0.360, SLG: 0.619 Orestes Destrade, S (8, PH) OBP: 0.213, SLG: 0.238 Jim Gott, R (9, 1)		X 0-0 4-3 1-3 2B	1 SAFE B B B F B X 3-1 ③ F8			C L F S 0-3 ① K		S X 0-1 ② F7		3 1 0	0 0 0	1 0 0	0 0 0	0 0 0	1 0 0	2 0 0
Glenn Wilson, R (1, 9) OBP: 0.285, SLG: 0.338	S S B S 1-3 ① K			X 0-0 ① 5-3		X 0-0 ② FC4-6 BLK HBP 1-2		B X 1-0 ③ 4-3		4	0	0	0	0	1	3
Michael LaValliere, L (1, 2) OBP: 0.353, SLG: 0.330	B X 1-0 ② 4-3 2-3 3-H			B C B S X 2-2 ② 4-3		C H 1-1 BLK HBP 1-2				2	0	0	1	0	0	1
Rafael Belliard, R (1, 6) OBP: 0.286, SLG: 0.241	B C B C T F X 2-2 ③ 4-3			C C X 0-2 ③ 6-3		F B X 1-1 ③ F7 1-2 2-3				3	0	0	0	0	0	3
John Smiley, L (1, 1) OBP: 0.125, SLG: 0.098 John Cangelosi, S (7, PH) OBP: 0.333, SLG: 0.280 Jeff Robinson, R (8, 1) OBP: 0.188, SLG: 0.133 Sid Bream, L (9, 3) OBP: 0.324, SLG: 0.409			C X 0-1 1B 1B 2B		B S S S B C 2-3 ① K		B B X 2-0 4-3 2B			2 1 0 0	1 0 0 0	1 1 0 0	0 0 0 0	0 0 0 0	1 0 0 0	0 0 0 0
Inning Stats	R: 0 H: 0 E: 0 LOB: 0 K: 0 BB: 1 S: 4 P: 11	R: 1 H: 1 E: 0 LOB: 1 K: 1 BB: 1 S: 11 P: 19	R: 2 H: 3 E: 0 LOB: 1 K: 1 BB: 0 S: 14 P: 24	R: 0 H: 0 E: 0 LOB: 0 K: 0 BB: 0 S: 7 P: 9	R: 0 H: 1 E: 0 LOB: 1 K: 1 BB: 0 S: 7 P: 13	R: 0 H: 0 E: 0 LOB: 2 K: 1 BB: 1 S: 9 P: 15	R: 0 H: 1 E: 0 LOB: 1 K: 1 BB: 0 S: 10 P: 20	R: 0 H: 0 E: 0 LOB: 0 K: 1 BB: 0 S: 6 P: 10		1B: 2 2B: 4 3B: 0 HR: 0	SF: 0 SAC: 0 DP: 0 HBP: 1			WP: 0 PB: 0 SB: 1 CS: 0	PA: 33	

PITCHER		IP	WLS	BF	H	R	ER	SO	BB	IBB	HBP	BLK	WP	HR	S	P	ERA	WHIP
Ken Hill, R ERA: 5.14	(1, 1)	5.0	L	21	5	3	3	3	2	0	0	0	0	0	43	76	5.40	1.400
Larry McWilliams, L ERA: 3.68	(6, 1)	1.1		7	1	0	0	1	1	0	1	1	0	0	12	22	0.00	1.500
John Costello, R ERA: 1.89	(7, 1)	0.1		1	0	0	0	0	0	0	0	0	0	0	4	7	0.00	0.000
Ken Dayley, L ERA: 2.91	(7, 1)	1.1		4	0	0	0	2	0	0	0	0	0	0	9	16	0.00	0.000

PITCHER	IP	WLS	BF	H	R	ER	SO	BB	IBB	HBP	BLK	WP	HR	S	P	ERA	WHIP

BOTTOM

St. Louis Cardinals @ Pittsburgh Pirates

Three Rivers Stadium, Pittsburgh, PA

Tue Sep 27 1988, 7:05 PM EDT

Att. 8,994 - Unknown - 70 F

livebaseballscorecards.com

AB	29
R	3
H	6
RBI	3
BB	3
SO	6
LOB	17

Batter	1	2	3	4	5	6	7	8	9	AB	R	H	RBI	BB	SO	LOB
Willie McGee, S (1, 8) OBP: 0.328, SLG: 0.369	C F B B B F S 3-3 ① K		S X 0-1 ①② G6-4-3 1-2f 3-H		F B C F 1 SAFE X 1-2 ② 5-3 1-2		F F B S 1-3 ② K		1 SAFE 1 SAFE F 1 SAFE S 1 SAFE 1 SAFE S 0-3 ② K	5	0	0	0	0	3	4
Ozzie Smith, S (1, 6) OBP: 0.351, SLG: 0.336	B B X 2-0 ② F7		F B S X 1-2 ③ 4-3		C B F B X 2-2 S 2-3 1B		F B X 1-1 E 1-2 1B		1 SAFE 0-0 ③ CS 1-2	4	0	2	0	0	0	0
Pedro Guerrero, R (1, 3) OBP: 0.370, SLG: 0.416	B B B S B 4-1 BB			B B S X 2-1 HR	C B B 1 SAFE F B X 3-2 ③ F5 1-2		1 SAFE I I I I 4-0 1-2 2-3 IBB			2	1	1	1	2	0	2
Tom Brunansky, R (1, 9) OBP: 0.340, SLG: 0.413	B S S F F X 1-2 ③ F6			C X 0-1 1B 1B		B C X 1-1 ① F8	B B S F B X 3-2 ③ 5-3			4	0	1	0	0	0	4
John Morris, L (1, 7) OBP: 0.310, SLG: 0.321		B B C X 2-1 ① F8		1 SAFE B B 1 SAFE X 1-0 G6-4-3 1-2 1B		B C F F B B B F X 3-2 ② F7		C F B S 1-3 ① K		4	0	1	0	0	1	0
Tony Peña, R (1, 2) OBP: 0.307, SLG: 0.373		C B X 1-1 ② F9		B S F X 1-2 ① F7		C S B B B X 3-2 1B		B X 1-0 ② F8		4	0	1	0	0	0	2
Luis Alicea, S (1, 4) OBP: 0.273, SLG: 0.285		B B X 2-0 ③ F6		C X 0-1 ②③ G6-4-3 1-2f		1 SAFE 1 SAFE B B X 2-0 ③ F8		B S X 1-1 ③ 4-3		4	0	0	0	0	0	3
Rod Booker, L (1, 5) OBP: 0.500, SLG: 0.542			X 0-0 E G6-4-3 1B		C X 0-1 ① 1-3		F F B B C 2-3 ① K		X 0-0 CS 1B	4	1	2	0	0	1	0
Joe Magrane, R (1, 1) OBP: 0.184, SLG: 0.250			X 0-0 E1 G6-4-3 1-3		F X 0-1 E6 1B 5-3		X 0-0 E 1B 1B		1 SAFE C L 1 SAFE L 0-3 ① K	4	0	1	0	0	1	2
Inning Stats	R: 0 E: 0 K: 1 S: 11 H: 0 LOB: 1 BB: 1 P: 21	R: 0 E: 0 K: 0 S: 5 H: 0 LOB: 0 BB: 0 P: 10	R: 1 E: 1 K: 0 S: 7 H: 1 LOB: 0 BB: 0 P: 8	R: 1 E: 0 K: 0 S: 10 H: 3 LOB: 1 BB: 0 P: 14	R: 0 E: 1 K: 0 S: 14 H: 1 LOB: 2 BB: 0 P: 20	R: 0 E: 0 K: 0 S: 11 H: 1 LOB: 1 BB: 0 P: 20	R: 0 E: 1 K: 2 S: 12 H: 2 LOB: 3 BB: 1 P: 23	R: 0 E: 0 K: 1 S: 6 H: 0 LOB: 0 BB: 0 P: 9	R: 0 E: 0 K: 2 S: 7 H: 1 LOB: 0 BB: 0 P: 7	1B: 8 2B: 0 3B: 0 HR: 1 SF: 0 SAC: 0 DP: 2 HBP: 0						

TOP

St. Louis Cardinals @ Pittsburgh Pirates

Three Rivers Stadium, Pittsburgh, PA

Wed Sep 28 1988, 7:05 PM EDT

Att. 21,004 - Unknown - 69 F

livebaseballscorecards.com

AB	35
R	2
H	9
RBI	1
BB	2
SO	6
LOB	17

WP: 0 PB: 0 SB: 1 CS: 1 PA: 38

PITCHER		IP	WLS	BF	H	R	ER	SO	BB	IBB	HBP	BLK	WP	HR	S	P	ERA	WHIP
Doug Drabek, R ERA: 3.06	(1, 1)	7.0	L	31	8	2	1	3	1	1	0	0	0	1	70	116	1.29	1.286
Jeff Robinson, R ERA: 3.02	(8, 1)	1.0		3	0	0	0	1	0	0	0	0	0	0	6	9	0.00	0.000
Bob Kipper, L ERA: 3.38	(9, 1)	1.0		3	1	0	0	2	0	0	0	0	0	0	7	7	0.00	1.000

PITCHER		IP	WLS	BF	H	R	ER	SO	BB	IBB	HBP	BLK	WP	HR	S	P	ERA	WHIP

Batter	1	2	3	4	5	6	7	8	9	AB	R	H	RBI	BB	SO	LOB
Gary Redus, R (1, 7) OBP: 0.337, SLG: 0.376	F B C C 1-3 ① K		B F X 1-1 ② F8			C B B P F X 2-2 SH3 4-3 2B		B X 1-0 CS 1B		4	1	2	0	0	1	1
Jose Lind, R (1, 4) OBP: 0.305, SLG: 0.321	X 0-0 1B		X 0-0 ③ FC6-4 1-2			X 0-0 ① SH3 2-3		C 1 SAFE 1 SAFE X 0-1 ② 1-2 1B		3	0	2	0	0	0	1
Andy Van Slyke, L (1, 8) OBP: 0.343, SLG: 0.501	B F B F S 2-3 ② K			C B B X 2-1 ① 3-1		B X 1-0 ② 4-3 3-H		B F C F F X 1-2 ③ 1-5-3		4	0	0	1	0	1	2
Bobby Bonilla, S (1, 5) OBP: 0.362, SLG: 0.468	B X 1-0 ③ 6-3			B F X 1-1 ② 6-3		F B X 1-1 ③ 5-3			F S X 0-2 ① E4	4	0	0	0	0	0	1
Glenn Wilson, R (1, 9) OBP: 0.287, SLG: 0.342		B C B F F X 2-2 ① 6-3		F B B S S X 2-2 2B			C X 0-1 ① 6-3		B X 1-0 1B	4	0	2	0	0	0	0
Sid Bream, L (1, 3) OBP: 0.324, SLG: 0.407		B B C S S 2-3 ② K		F F B F B S 2-3 ③ K			B X 1-0 FC3-6 1B		C B X 1-1 ② F2	4	0	1	0	0	2	2
Tom Prince, R (1, 2) OBP: 0.211, SLG: 0.194 R.J. Reynolds, S (9, PH) OBP: 0.289, SLG: 0.361		C C S 0-3 ③ K			S B B X 2-1 ① 1-3		F B X 1-1 ② FC3-6 1-2		B C F S 1-3 ③ K	3 1	0 0	0 0	0 0	0 0	1 1	1 1
Felix Fermin, R (1, 6) OBP: 0.363, SLG: 0.329			F X 0-1 ① 4-3		F X 0-1 ② F3		C B X 1-1 ③ 1-3			3	0	0	0	0	0	1
Doug Drabek, R (1, 1) OBP: 0.203, SLG: 0.263 Jeff Robinson, R (8, 1) OBP: 0.188, SLG: 0.133 John Cangelosi, S (8, PH) OBP: 0.331, SLG: 0.278 Bob Kipper, R (9, 1)			F B F X 1-2 FC6-4 1B		X 0-0 ③ F8			X 0-0 ① 6-3		2 0 1 0	0 0 0 0	1 0 0 0	0 0 0 0	0 0 0 0	0 0 0 0	0 0 0 0
Inning Stats	R: 0 H: 1 E: 0 LOB: 1 K: 2 BB: 0 S: 8 P: 12	R: 0 H: 0 E: 0 LOB: 0 K: 2 BB: 0 S: 10 P: 14	R: 0 H: 1 E: 0 LOB: 1 K: 0 BB: 0 S: 8 P: 10	R: 0 H: 1 E: 0 LOB: 1 K: 1 BB: 0 S: 11 P: 18	R: 0 H: 0 E: 0 LOB: 0 K: 0 BB: 0 S: 5 P: 7	R: 1 H: 1 E: 0 LOB: 0 K: 0 BB: 0 S: 8 P: 12	R: 0 H: 1 E: 0 LOB: 1 K: 0 BB: 0 S: 7 P: 10	R: 0 H: 2 E: 0 LOB: 1 K: 0 BB: 0 S: 9 P: 11	R: 0 H: 1 E: 1 LOB: 1 K: 1 BB: 0 S: 9 P: 12	1B: 6 2B: 2 3B: 0 HR: 0	SF: 0 SAC: 1 DP: 0 HBP: 0			WP: 0 PB: 0 SB: 0 CS: 1	PA: 34		

PITCHER	IP	WLS	BF	H	R	ER	SO	BB	IBB	HBP	BLK	WP	HR	S	P	ERA	WHIP
Joe Magrane, L (1, 1) ERA: 2.18	9.0	W	34	8	1	1	6	0	0	0	0	0	0	75	106	1.00	0.889

PITCHER	IP	WLS	BF	H	R	ER	SO	BB	IBB	HBP	BLK	WP	HR	S	P	ERA	WHIP

BOTTOM

St. Louis Cardinals @ Pittsburgh Pirates

Three Rivers Stadium, Pittsburgh, PA

Wed Sep 28 1988, 7:05 PM EDT

Att. 21,004 - Unknown - 69 F

livebaseballscorecards.com

AB	33
R	1
H	8
RBI	1
BB	0
SO	6
LOB	10

Batter	1	2	3	4	5	6	7	8	9	10	AB	R	H	RBI	BB	SO	LOB
Gary Redus, R (1, 7) OBP: 0.338, SLG: 0.375	F C F B B B B 4-2 CS BB		B C C F B S 2-3 ③ K			X 0-0 ① 6-3	B S F B X 2-2 1B 1B	S S S 0-3 ② K		C B B B B 4-1 1B 1B BB	4	0	1	0	1	2	2
Rafael Belliard, R (8, 6) OBP: 0.288, SLG: 0.241											0	1	0	0	1	0	0
Jose Lind, R (1, 4) OBP: 0.308, SLG: 0.324	F 1 SAFE 1 SAFE B 1 SAFE F B S 2-3 ① ② K 1-2			C B B F X 2-2 2B 1B		C X 0-1 BB 1B 1-3 1B	B B F F X 2-2 1-2 1B	X 0-0 ③ F3		1 SAFE C 1 SAFE F B X 1-2 1B 1-2 1B	6	2	4	0	0	1	3
Brian Fisher, R (10, 1) OBP: 0.111, SLG: 0.071											0	0	0	0	0	0	0
Andy Van Slyke, L (1, 8) OBP: 0.346, SLG: 0.503	C B B X 2-1 ③ 4-3			B 1 SAFE B 1 SAFE 1 SAFE F B X 3-1 6-3 4-3 1-H 2B		F C B X 1-2 1-3 BB 1B 1-2 1B	C B S B F B X 3-2 ③ F8		C B B B B 4-1 3B BB	B B F F X 2-2 L3-6 BB 1-3 2-H 1B	5	3	3	2	1	0	2
Bobby Bonilla, S (1, 5) OBP: 0.365, SLG: 0.472		C B X 1-1 G4-6-3 1B 1B		B X 1-0 ① 6-3 2-3		B C C B B B 4-2 1-3 1B 1-2 2-3 BB		C X 0-1 ① F9	1 SAFE X 0-0 1-H 1B 3B	B F F B F B B 4-2 1-2 BB	4	1	2	1	2	0	1
Benny Distefano, L (1, 3) OBP: 0.357, SLG: 0.583 (4, 9)		B B X 2-0 G4-6-3 1-2 1B		B C B X 2-1 ② 4-3 3-H		S C X 0-2 ② 1-3 1-2 2-3 3-H		X 0-0 BB 1B 1B	B X 1-0 F9 1B	C B B X 2-1 L3-6 2-3 ② ③	3	0	1	2	0	0	2
John Cangelosi, S (8, PH) OBP: 0.331, SLG: 0.279 (8, 7)											3	1	1	0	0	0	4
Glenn Wilson, R (1, 9) OBP: 0.286, SLG: 0.341	F B F X 1-2 ① ② G4-6-3 1-2f 2-3			B B C B F S 3-3 ③ K		I I I I 4-0 1B IBB		1 SAFE B 1 SAFE 1 SAFE B 1 SAFE B B B 4-0 1B 1B 1-2 BB	X 0-0 1B 3-H 1B		1	0	0	0	0	0	2
Sid Bream, L (4, PH) OBP: 0.327, SLG: 0.408 (4, 3)											2	1	1	1	2	1	0
Tom Prince, R (1, 2) OBP: 0.216, SLG: 0.200	B B C S S 2-3 ③ K		B B C X 2-1 ① 6-3			S X 0-1 ③ 1-2 2-H 3-H 1B		X 0-0 1B 1-3 2-H 1B	B C S S 1-3 ② K		3	0	1	1	0	1	1
R.J. Reynolds, S (8, PH) OBP: 0.290, SLG: 0.361 (8, 9)											2	1	1	1	0	1	1
Felix Fermin, R (1, 6) OBP: 0.351, SLG: 0.317			F X 0-1 ① 4-3		X 0-0 ② F9		B X 1-0 ① F9	B 1 SAFE F 1 SAFE 1 SAFE X 1-1 1B 1-2 3-H 1B	S B X 1-1 F7		3	0	0	0	0	0	0
Michael LaValliere, L (8, PH) OBP: 0.354, SLG: 0.330 (8, 2)											2	0	1	1	0	0	1
Mike Dunne, R (1, 1) OBP: 0.157, SLG: 0.109			B X 1-0 ② 4-3		C C S 0-3 ③ K		B B C C S 2-3 ② K	X 0-0 1-2 2-H 1B		B F F F F X 1-2 ① F7	2	0	0	0	0	1	0
Orestes Destrade, S (7, PH) OBP: 0.208, SLG: 0.233											1	0	0	0	0	1	0
Jeff Robinson, R (7, 1) OBP: 0.235, SLG: 0.188											1	0	1	1	0	0	0
Jim Gott, R (9, 1)											0	0	0	0	0	0	0
Scott Medvin, R (9, 1)											0	0	0	0	0	0	0
Ken Oberkfell, L (10, PH) OBP: 0.327, SLG: 0.360											1	0	0	0	0	0	0
(10, 4)																	
Inning Stats	R: 0 H: 0 E: 0 LOB: 0 K: 1 BB: 1 S: 8 P: 16	R: 0 H: 2 E: 0 LOB: 1 K: 1 BB: 0 S: 9 P: 15	R: 0 H: 0 E: 0 LOB: 0 K: 1 BB: 0 S: 7 P: 10	R: 2 H: 2 E: 0 LOB: 0 K: 1 BB: 0 S: 11 P: 22	R: 0 H: 0 E: 0 LOB: 0 K: 1 BB: 0 S: 6 P: 8	R: 2 H: 3 E: 0 LOB: 2 K: 0 BB: 2 S: 13 P: 22	R: 0 H: 2 E: 0 LOB: 2 K: 1 BB: 0 S: 14 P: 24	R: 3 H: 4 E: 0 LOB: 2 K: 1 BB: 1 S: 11 P: 16	R: 2 H: 2 E: 0 LOB: 1 K: 1 BB: 1 S: 9 P: 16	R: 1 H: 2 E: 0 LOB: 2 K: 0 BB: 2 S: 17 P: 31	1B: 15 SF: 0 2B: 3 SAC: 0 3B: 1 DP: 3 HR: 0 HBP: 0						

TOP

Pittsburgh Pirates @ Chicago Cubs

Wrigley Field, Chicago, IL

Fri Sep 30 1988, 3:33 AM CDT

Att. 9,805 - Overcast - 73 F

livebaseballscorecards.com

AB	43
R	10
H	17
RBI	10
BB	7
SO	8
LOB	19

WP: 0 PA: 50
PB: 0
SB: 0
CS: 1

PITCHER		IP	WLS	BF	H	R	ER	SO	BB	IBB	HBP	BLK	WP	HR	S	P	ERA	WHIP
Rick Sutcliffe, R ERA: 3.86	(1, 1)	7.0		30	9	4	4	6	2	1	0	0	0	0	68	117	5.14	1.571
Frank DiPino, L ERA: 5.13	(8, 1)	0.1		3	1	2	2	0	1	0	0	0	0	0	3	7	54.00	6.000
Jeff Pico, R ERA: 4.15	(8, 1)	0.2		5	3	1	1	1	0	0	0	0	0	0	8	9	13.50	4.500
Drew Hall, L ERA: 7.66	(9, 1)	1.0		6	2	2	2	1	1	0	0	0	0	0	9	16	18.00	3.000
Rich Gossage, R ERA: 4.33	(10, 1)	0.1	L	4	2	1	1	0	1	0	0	0	0	0	12	20	27.00	9.000
Pat Perry, L ERA: 4.14	(10, 1)	0.2		2	0	0	0	0	1	0	0	0	0	0	5	11	0.00	1.500

Batter	1	2	3	4	5	6	7	8	9	10	AB	R	H	RBI	BB	SO	LOB
Mitch Webster, S (1, 8) OBP: 0.338, SLG: 0.355	X 0-0 ① F9	C B B B X 3-1 23 2B 2-H 1B		C C B S 1-3 ③ K			C B F F C 1-3 ① K		HR F9		6	1	2	2	0	2	4
23 Ryne Sandberg, R (1, 4) OBP: 0.322, SLG: 0.416	C C B B F X 2-2 ② F8	1 SAFE P 1 SAFE 1 SAFE X 1-0 1-3 2B			B B F X 2-1 ① F7		B C S F S 1-3 ② K		X 0-0 2B FC6-5-4-6-5 1B	C F B B X 2-2 ① 5-3	6	1	2	0	0	1	1
Mark Grace, L (1, 3) OBP: 0.367, SLG: 0.401 Shawon Dunston, R (10, PR) OBP: 0.271, SLG: 0.357	B B C B B B 4-1 E 1B BB	X 0-0 ③ 6-3			B B X 2-0 ② 4-3		F B B B B X 3-1 E 2-3 1B		C F B B B X 2-2 1-3 FC6-5-4-6-5 2B	B B X 2-0 6-3-2 2B	5 0	1 0	3 0	0 0	1 0	0 0	2 0
Andre Dawson, R (1, 9) OBP: 0.342, SLG: 0.497	X 0-0 E5 1B 1-3	C F B X 2-2 ① 1-3			S B X 1-1 1B		B X 1-0 E5 1-2 3-H		X 0-0 ① FC6-5-4-6-5 2B 2-3 3-H	C X 0-1 ② ③ 6-3-2 2-3f	6	1	1	1	0	0	4
Rafael Palmeiro, L (1, 7) OBP: 0.348, SLG: 0.430	B B F 1 SAFE 1 SAFE 1 SAFE F F X 2-2 FC6-4 1-3 3-H 1B	F F B F B X 2-2 HR			B X 1-0 ③ L7		S X 0-1 ③ L6		X 0-0 2B 1-H 2B		5	2	3	3	0	0	3
Vance Law, R (1, 5) OBP: 0.354, SLG: 0.405	B X 1-0 ③ FC6-4 1-2f	S B B B X 2-1 ② 5-3			X 0-0 G3-6-3 1B		C B B X 2-1 ① F9		C X 0-1 BB 2-H 2B		5	0	2	1	0	0	2
Damon Berryhill, S (1, 2) OBP: 0.293, SLG: 0.397	X 0-0 ① G3	B B B X 2-0 ③ L8			B 1 SAFE 1 SAFE X 1-0 ① ② G3-6-3 1-2f		B X 1-0 HR		4-0 BB IBB		4	1	1	1	1	0	1
Angel Salazar, R (1, 6) OBP: 0.263, SLG: 0.304 Jerry Mumphrey, S (8, PH) OBP: 0.219, SLG: 0.167 Manny Trillo, R (9, 6) OBP: 0.278, SLG: 0.294	B X 1-0 ② 6-3		C B C X 1-2 ① F4		C B B F B F X 2-2 ③ 6-3		B X 1-0 ② 4-3		C X 0-1 ② F3		3 1 1	0 0 0	0 0 0	0 0 0	0 0 0	0 0 0	0 0 2
Rick Sutcliffe, L (1, 1) OBP: 0.196, SLG: 0.207 Gary Varsho, L (7, PH) OBP: 0.260, SLG: 0.316 Frank DiPino, L (8, 1) Jeff Pico, R (8, 1) OBP: 0.371, SLG: 0.147 Doug Dascenzo, S (8, PH) OBP: 0.000, SLG: 0.000 Drew Hall, L (8, 1) Darrin Jackson, R (9, PH) OBP: 0.000, SLG: .000 Rich Gossage, R (10, 1) Pat Perry, L (10, 1) OBP: 0.333, SLG: 1.000	B X 1-0 E7 WP 1B	C S B X 1-2 ② 4-3					X 0-0 1B E 2B	X 0-0 ③ L6	B B B B 4-0 1-2 2-3 BB		2 1 0 0 1 0 0 0 0	1 1 0 0 0 0 0 0 0	0 1 0 0 0 0 0 0 0	0 0 0 0 0 0 1 0 0	0 0 0 0 0 0 0 0 0	0 0 0 0 0 0 0 0 0	0 0 0 0 0 0 0 0 0
Inning Stats	R: 1 E: 1 K: 0 S: 12 H: 1 LOB: 2 BB: 1 P: 21	R: 1 E: 1 K: 0 S: 8 H: 2 LOB: 2 BB: 0 P: 13	R: 1 E: 0 K: 0 S: 10 H: 1 LOB: 0 BB: 0 P: 18	R: 0 E: 0 K: 1 S: 9 H: 0 LOB: 0 BB: 0 P: 12	R: 0 E: 0 K: 0 S: 6 H: 1 LOB: 1 BB: 0 P: 12	R: 0 E: 0 K: 0 S: 7 H: 1 LOB: 0 BB: 0 P: 10	R: 1 E: 1 K: 2 S: 14 H: 2 LOB: 2 BB: 0 P: 20	R: 1 E: 0 K: 0 S: 5 H: 1 LOB: 0 BB: 0 P: 9	R: 4 E: 0 K: 0 S: 13 H: 5 LOB: 3 BB: 2 P: 24	R: 0 E: 0 K: 0 S: 6 H: 1 LOB: 1 BB: 0 P: 10	1B: 6 2B: 7 3B: 0 HR: 3	SF: 0 SAC: 0 DP: 2 HBP: 0	WP: 1 PB: 0 SB: 0 CS: 0	PA: 49			

PITCHER	IP	WLS	BF	H	R	ER	SO	BB	IBB	HBP	BLK	WP	HR	S	P	ERA	WHIP
Mike Dunne, R (1, 1) ERA: 3.92	6.0		26	6	3	1	1	1	0	0	0	1	1	52	86	1.50	1.167
Jeff Robinson, R (7, 1) ERA: 3.04	2.0		10	3	2	1	2	0	0	0	0	0	1	19	29	4.50	1.500
Jim Gott, R (9, 1) ERA: 3.49	0.1		6	5	4	4	0	0	0	0	0	0	1	10	13	108.00	15.000
Scott Medvin, R (9, 1) ERA: 4.91	0.2	W	4	0	0	0	0	1	1	0	0	0	0	3	11	0.00	1.500
Brian Fisher, R (10, 1) ERA: 4.66	1.0	S	3	1	0	0	0	0	0	0	0	0	0	6	10	0.00	1.000

PITCHER	IP	WLS	BF	H	R	ER	SO	BB	IBB	HBP	BLK	WP	HR	S	P	ERA	WHIP

BOTTOM

Pittsburgh Pirates @ Chicago Cubs

Wrigley Field, Chicago, IL

Fri Sep 30 1988, 3:33 AM CDT

Att. 9,805 - Overcast - 73 F

livebaseballscorecards.com

AB	46
R	9
H	15
RBI	8
BB	3
SO	3
LOB	19

Batter	1	2	3	4	5	6	7	8	9	AB	R	H	RBI	BB	SO	LOB
Gary Redus, R (1, 9) OBP: 0.336, SLG: 0.372	C F B C 1-3 ① K		X 0-0 ① F8	C X 0-1 ② FC6-4 1-2f 2-3	B B F X 2-1 S 1-3 1B 1B	B B B C F X 3-2 ② F9			5	1	1	0	0	1	2
John Cangelosi, S (1, 7) OBP: 0.341, SLG: 0.287	X 0-0 S 1B 1B		B B C B C X 3-2 ② 4-3	C B B B F X 3-2 ③ 6-3	C C B F B B F X 3-2 1B 1-H 3-H 1B			B B C F F B B 4-2 S BB		4	1	2	2	1	0	2
Andy Van Slyke, L (1, 8) OBP: 0.346, SLG: 0.508	C 1 B C B 1 F B C SAFE SAFE 3-3 ② K 1-2		B B C C C X 2-2 ③ 6-3			C B B F F B F X HR 1 SAFE 1 S X 1-1 1-2 1B		C B B F F B F X 3-2 ③ L3 1-2		5	1	2	1	0	1	2
Bobby Bonilla, S (1, 5) OBP: 0.367, SLG: 0.478	F X 0-1 1B 2-H 1B			C S S 0-3 ① K		B B B X 3-1 HR 1-2 G3 ③			B X 1-0 1B 1B	5	1	3	2	0	1	2
Benny Distefano, L (1, 3) OBP: 0.394, SLG: 0.621 Rafael Belliard, R (9, PR) OBP: 0.288, SLG: 0.241	B B F F F X 2-2 ③ G3			X 0-0 ② F6		X 0-0 F B B B F X 3B 1B	3-2 2B		B X 1-0 1-2 1B	5 0	1 0	3 0	0 0	0 0	0 0	1 0
Ken Oberkfell, L (1, 4) OBP: 0.324, SLG: 0.356		C B F X 1-2 ① G3		B C X 1-1 ③ F7		X 0-0 ① F9	X 0-0 ① L5		C B X 1-1 ① L9	5	0	0	0	0	0	4
Ruben Rodriguez, R (1, 2) OBP: 0.200, SLG: 0.600 R.J. Reynolds, S (9, PH) OBP: 0.289, SLG: 0.360		X 0-0 ② F7			B C S S 1-3 ① K	X 0-0 F B S X 1-H 3B 1B	1-2 ② 1-3		S F B S 1-3 ② K	4 1	1 0	1 0	1 0	0 0	1 1	1 2
Felix Fermin, R (1, 6) OBP: 0.354, SLG: 0.322		B B C F X 2-2 1B			S X 0-1 FC6-4 PB 1B	B X 1-0 ② F4	C F B B B F F C 3-3 ③ K		X 0-0 ③ L9	5	0	2	0	0	1	4
Randy Kramer, R (1, 1) Orestes Destrade, S (5, PH) OBP: 0.224, SLG: 0.233 Bob Kipper, R (5, 1) Sid Bream, L (6, PH) OBP: 0.328, SLG: 0.409 Morris Madden, L (6, 1) Brian Fisher, R (6, 1) OBP: 0.111, SLG: 0.071 Michael LaValliere, L (8, PH) OBP: 0.353, SLG: 0.330 Scott Medvin, R (8, 1)	S T X 0-2 ③ 6-3				B B B B 4-0 FC6-4 1-2 BB	C X 0-1 1B 1B 3-H 1B		C T F F F B B B F C 3-3 ① K		1 0 0 1 0 0 0 1 0 0	0 0 0 1 0 0 0 0 0 0	0 0 0 1 0 0 0 0 0 0	0 1 0 0 0 0 0 0 1 0	0 0 0 0 0 0 0 0 0 0	0 0 0 0 0 0 0 0 0 0	1 0 0 0 0 0 0 0 0 0
Inning Stats	R: 1 H: 2 E: 0 LOB: 1 K: 2 BB: 0 S: 13 P: 19	R: 0 H: 1 E: 0 LOB: 1 K: 0 BB: 0 S: 10 P: 13	R: 0 H: 0 E: 0 LOB: 0 K: 0 BB: 0 S: 7 P: 12	R: 0 H: 0 E: 0 LOB: 0 K: 1 BB: 0 S: 6 P: 7	R: 0 H: 1 E: 0 LOB: 2 K: 1 BB: 1 S: 10 P: 18	R: 6 H: 8 E: 0 LOB: 2 K: 0 BB: 0 S: 24 P: 38	R: 0 H: 1 E: 0 LOB: 1 K: 1 BB: 0 S: 12 P: 19	R: 0 H: 0 E: 0 LOB: 1 K: 1 BB: 1 S: 17 P: 30	R: 0 H: 2 E: 0 LOB: 2 K: 1 BB: 0 S: 8 P: 12	1B: 11 SF: 0 2B: 1 SAC: 0 3B: 1 DP: 0 HR: 2 HBP: 0						

PITCHER		IP	WLS	BF	H	R	ER	SO	BB	IBB	HBP	BLK	WP	HR	S	P	ERA	WHIP
Kevin Blankenship, R ERA: 4.6	(1, 1)	5.0	W	23	7	4	4	4	1	0	0	0	0	2	52	81	7.20	1.600
Scott Sanderson, R ERA: 5.28	(6, 1)	0.2		6	4	3	3	0	0	0	0	0	0	0	12	18	40.50	6.000
Calvin Schiraldi, R ERA: 4.38	(6, 1)	3.1	S	15	4	0	0	3	1	0	0	0	0	0	43	69	0.00	1.500

PITCHER	IP	WLS	BF	H	R	ER	SO	BB	IBB	HBP	BLK	WP	HR	S	P	ERA	WHIP

TOP

Pittsburgh Pirates @ Chicago Cubs

Wrigley Field, Chicago, IL

Sat Oct 01 1988, 3:33 AM CDT

Att. 21,433 - Overcast - 65 F

livebaseballscorecards.com

AB	42
R	7
H	15
RBI	7
BB	2
SO	7
LOB	21

WP: 0 PA: 44
PB: 1
SB: 3
CS: 0

Batter	1	2	3	4	5	6	7	8	9	AB	R	H	RBI	BB	SO	LOB
Mitch Webster, S (1, 8) OBP: 0.337, SLG: 0.355	X 0-0 ① F7		B B S B X 3-1 ② F8	C 1 SAFE C B 1 SAFE 1 SAFE B X 2-2 ③ FC4-6 1-2f	X 0-0 ③ F8			B B F X 2-1 23 6-3 SF9 2B		5	1	1	0	0	0	3
23 Ryne Sandberg, R (1, 4) OBP: 0.321, SLG: 0.414	B C B S F B C 3-3 ② K		B S C C 1-3 ③ K		S X 0-1 E 1B HR 1B	B X 1-0 ① 6-3		B L X 1-1 ① 6-3 2-3		5	1	1	0	0	2	1
Mark Grace, L (1, 3) OBP: 0.369, SLG: 0.402	C B F B C 2-3 ③ K			B X 1-0 2B 1B 1B	1 SAFE X 0-0 E HR 1-2 1B	B B C B B 4-1 1B BB		C X 0-1 SF9 3-H		3	2	2	1	1	1	0
Andre Dawson, R (1, 9) OBP: 0.343, SLG: 0.498		C F C 0-3 ① K		F B X 1-1 1B HR 1-3 2B	X 0-0 E6 HR 1-2 2-3	B F X 1-1 BB 1-2 1B		B B C X 2-1 ③ 1-3		5	2	2	0	0	1	2
Rafael Palmeiro, L (1, 7) OBP: 0.350, SLG: 0.437		C B B X 2-1 ② 3-1		C B X 1-1 HR 2-3 3-H 1B	B X 1-0 HR 1-H 2-H 3-H	F B B C B 1 SAFE B 4-2 ② BB 1-2				3	2	2	5	1	0	0
Vance Law, R (1, 5) OBP: 0.356, SLG: 0.412		B C X 1-1 BB 1B		C B B B X 3-1 HR 1-H 3-H	B B B 4-0 1B BB	C F B B B F X 3-2 ③ F9				3	1	2	3	1	0	2
Damon Berryhill, S (1, 2) OBP: 0.295, SLG: 0.397		B C B B B 4-1 FC5-4 1-2 BB		C F S 0-3 ① K	F B X 1-1 1-2 1B	F F F S 0-3 ① K				3	0	1	0	1	2	0
Angel Salazar, R (1, 6) OBP: 0.262, SLG: 0.300		B X 1-0 ③ FC5-4 1-2f		X 0-0 FC4-6 1B	S B 1 SAFE S X 1-2 ① F8			F B X 1-1 ② F8		4	0	1	0	0	0	4
Kevin Blankenship, R (1, 1) Scott Sanderson, R (6, 1) Calvin Schiraldi, R (6, 1) OBP: 0.113, SLG: 0.117			B B C S F X 2-2 ① 6-3	C L M 0-3 ② K	C S B S 1-3 ② K			F X 0-1 ③ F6		3 0 1	0 0 0	0 0 0	0 0 0	0 0 0	2 0 0	3 0 0
Inning Stats	R: 0 H: 0 E: 0 LOB: 0 K: 2 BB: 0 S: 8 P: 13	R: 0 H: 1 E: 0 LOB: 2 K: 1 BB: 1 S: 9 P: 17	R: 0 H: 0 E: 0 LOB: 0 K: 1 BB: 0 S: 9 P: 15	R: 4 H: 5 E: 0 LOB: 1 K: 2 BB: 0 S: 17 P: 25	R: 4 H: 4 E: 1 LOB: 2 K: 1 BB: 1 S: 14 P: 22	R: 0 H: 1 E: 0 LOB: 2 K: 0 BB: 2 S: 10 P: 23	R: 0 H: 0 E: 0 LOB: 0 K: 1 BB: 0 S: 8 P: 9	R: 1 H: 1 E: 0 LOB: 0 K: 0 BB: 0 S: 8 P: 13		1B: 8 SF: 1 2B: 2 SAC: 0 3B: 0 DP: 0 HR: 2 HBP: 0						

PITCHER		IP	WLS	BF	H	R	ER	SO	BB	IBB	HBP	BLK	WP	HR	S	P	ERA	WHIP
Randy Kramer, R ERA: 5.4	(1, 1)	4.0	L	19	6	4	4	6	1	0	0	0	0	1	43	70	9.00	1.750
Bob Kipper, L ERA: 3.74	(5, 1)	1.0		9	4	4	3	1	1	0	0	0	0	1	14	22	27.00	5.000
Morris Madden, L ERA:	(6, 1)	0.2		4	1	0	0	0	2	0	0	0	0	0	6	16	0.00	4.500
Brian Fisher, R ERA: 4.61	(6, 1)	1.1		4	0	0	0	1	0	0	0	0	0	0	12	16	0.00	0.000
Scott Medvin, R ERA: 5.06	(8, 1)	1.0		4	1	1	1	0	0	0	0	0	0	0	8	13	9.00	1.000

PITCHER	IP	WLS	BF	H	R	ER	SO	BB	IBB	HBP	BLK	WP	HR	S	P	ERA	WHIP

BOTTOM

Pittsburgh Pirates @ Chicago Cubs

Wrigley Field, Chicago, IL

Sat Oct 01 1988, 3:33 AM CDT

Att. 21,433 - Overcast - 65 F

livebaseballscorecards.com

AB	35
R	9
H	12
RBI	9
BB	4
SO	8
LOB	15

Batter	1	2	3	4	5	6	7	8	9	AB	R	H	RBI	BB	SO	LOB
Gary Redus, R (1, 9) OBP: 0.342, SLG: 0.381	C B B F B X 3-2 1B SH1-4 1B	X 0-0 1B 1-2 2-3 1B			X 0-0 2B 2B		F F B F S 1-3 ① K		S B B B X 2-1 1-3 1B	5	1	4	0	0	1	1
John Cangelosi, S (1, 7) OBP: 0.353, SLG: 0.305	1 SAFE B M 1 1 X SAFE 1-1 ① SH1-4 1-2	S B S B X 2-2 L3 1B 1-2 2-3 3-H			B C C B X 2-2 2B 2-H 2B		B S B F B B 4-2 PB 1B BB 1-2		C F S 0-3 ① K	3	1	2	2	1	1	1
Andy Van Slyke, L (1, 8) OBP: 0.345, SLG: 0.506	C F B B B X 3-2 1B 1B	X 0-0 ② ③ L3 1-2			C B B S F B X 3-2 ① F8		S S B S F B X 2-2 ② SF7 1-2 2-H		F B X 1-1 ② 1-3 1-2	4	0	1	1	0	0	5
Bobby Bonilla, S (1, 5) OBP: 0.366, SLG: 0.476	S B X 1-1 ② F9		B F B B X 3-1 ① 5-3		F B S S 1-3 ② K		B F B F X 2-2 2-H 1B		F B X 1-1 ③ 5-3	5	0	1	1	0	1	4
Orestes Destrade, S (1, 3) OBP: 0.226, SLG: 0.234	S B B X 2-1 1-2 2-3 1B		C S B X 1-2 ② F8		B S C X 1-2 ③ 6-3		S X 0-1 ③ F7			4	0	1	0	0	0	2
Ken Oberkfell, L (1, 4) OBP: 0.321, SLG: 0.353	C S B X 1-2 ③ F5		C S B X 1-2 ③ 1-3			X 0-0 ① 1-3		B F F F S 1-3 ① K		4	0	0	0	0	1	3
Tom Prince, R (1, 2) OBP: 0.218, SLG: 0.203		B S S S X 1-2 E5 1B 1B 1B		B S X 1-1 ① 4-3		B F X 1-1 ② L3		B X 1-0 1B		4	1	1	0	0	0	0
Rafael Belliard, R (1, 6) OBP: 0.288, SLG: 0.241		X 0-0 1B 1B 1-2 1B		S X 0-1 ② L5		X 0-0 ③ 5-3		B B X 2-0 ② F9		4	0	1	0	0	0	1
John Smiley, L (1, 1) OBP: 0.121, SLG: 0.095 Doug Drabek, R (5, 1) OBP: 0.203, SLG: 0.263 Junior Ortiz, R (7, PH) OBP: 0.336, SLG: 0.381 Jose Lind, R (7, PR) OBP: 0.308, SLG: 0.324 Scott Medvin, R (7, 1) R.J. Reynolds, S (8, PH) OBP: 0.288, SLG: 0.359 Dave Rucker, L (8, 1) Jeff Robinson, R (8, 1) OBP: 0.235, SLG: 0.188		L M B C 1-3 ① K		C B B F B C 3-3 ③ K			C B C F X 1-2 PB BB SF7 1B	B F F F B B F X 3-2 ③ F3		2 0 1 0 0 1 0 0	0 0 0 1 0 0 0 0	0 0 0 0 0 0 0 0	0 0 0 0 0 0 0 0	2 0 0 0 0 0 0 0	0 0 0 0 0 0 0 0	2 0 0 0 1 0 0 0
Inning Stats	R: 0 H: 3 E: 0 LOB: 3 K: 0 BB: 0 S: 15 P: 26	R: 1 H: 3 E: 1 LOB: 2 K: 1 BB: 0 S: 12 P: 16	R: 0 H: 0 E: 0 LOB: 0 K: 0 BB: 0 S: 8 P: 13	R: 0 H: 0 E: 0 LOB: 0 K: 1 BB: 0 S: 7 P: 11	R: 1 H: 2 E: 0 LOB: 1 K: 1 BB: 0 S: 14 P: 21	R: 0 H: 0 E: 0 LOB: 0 K: 0 BB: 0 S: 4 P: 5	R: 2 H: 2 E: 0 LOB: 1 K: 1 BB: 1 S: 19 P: 29	R: 0 H: 1 E: 0 LOB: 1 K: 1 BB: 0 S: 10 P: 17	R: 0 H: 1 E: 0 LOB: 1 K: 1 BB: 0 S: 9 P: 13	1B: 10 SF: 1 2B: 3 SAC: 1 3B: 0 DP: 1 HR: 0 HBP: 0						

PITCHER		IP	WLS	BF	H	R	ER	SO	BB	IBB	HBP	BLK	WP	HR	S	P	ERA	WHIP
Jamie Moyer, L ERA: 3.48	(1, 1)	6.1	W	29	9	4	2	4	1	0	0	0	0	0	70	108	2.84	1.579
Frank DiPino, L ERA: 4.98	(7, 1)	2.2		11	3	0	0	2	0	0	0	0	0	0	28	43	0.00	1.125

PITCHER	IP	WLS	BF	H	R	ER	SO	BB	IBB	HBP	BLK	WP	HR	S	P	ERA	WHIP

TOP

Pittsburgh Pirates @ Chicago Cubs

Wrigley Field, Chicago, IL

Sun Oct 02 1988, 3:33 AM CDT

Att. 22,909 - Sunny - 65 F

livebaseballscorecards.com

AB	37
R	4
H	12
RBI	4
BB	1
SO	6
LOB	20

WP: 0 PA: 40
PB: 1
SB: 0
CS: 0

BOTTOM

Pittsburgh Pirates @ Chicago Cubs

Wrigley Field, Chicago, IL

Sun Oct 02 1988, 3:33 AM CDT

Att. 22,909 - Sunny - 65 F

livebaseballscorecards.com

Batter	1	2	3	4	5	6	7	8	9	AB	R	H	RBI	BB	SO	LOB
Rafael Palmeiro, L (1, 7) OBP: 0.349, SLG: 0.436	F C F F X 0-2 ① F6	C T T B B X 2-2 ③ F7		B F B X 2-1 ③ G3		X 0-0 1B 2B		B B F X 2-1 ① L8 1-2		5	1	1	0	0	0	4
23 Ryne Sandberg, R (1, 4) OBP: 0.322, SLG: 0.419	C S S 0-3 ② K		C X 0-1 ① 5-3		B F X 1-1 HR	C F X 0-2 ① 6-3		B F F X 1-2 E7 1B 2-H		5	1	2	2	0	1	1
Mark Grace, L (1, 3) OBP: 0.371, SLG: 0.403	B B X 2-0 ③ 3-1		B C C B F B B 4-2 S BB		C B F F F X 1-2 HR 1B	X 0-0 2-H 1B		C B C S 1-3 ② K		4	1	2	1	1	1	1
Andre Dawson, R (1, 9) OBP: 0.344, SLG: 0.504 Mitch Webster, S (6, 9) OBP: 0.337, SLG: 0.356		S S T X 0-2 1B 1B B S X 1-1 ② F7			B B X 2-0 1-H HR	B F S S 2-3 ② K		B S B X 2-1 BB 2-3 1B		3 2	2 0	2 1	2 0	0 0	0 1	1 1
Vance Law, R (1, 5) OBP: 0.358, SLG: 0.412		B F B 1 SAFE X 2-1 1B 1B 1B 1-3 1B 1 SAFE S B B F F B X 3-2 ③ F9 1-2			B B B B 4-0 5-3 1B BB	B S X 2-1 ③ 6-3		C B B B B 4-1 1-2 BB		3	1	1	0	2	0	2
Darrin Jackson, R (1, 8) OBP: 0.287, SLG: 0.452		X 0-0 1B 1B G6-3 1-2 3-H 1B		B S X 1-1 FC1-5 1B B C B X 2-1 5-3 1-2 1B			B B F X 2-1 ① 5-3 S B B X 2-1 ③ 4-3			5	1	3	1	0	0	3
Damon Berryhill, S (1, 2) OBP: 0.295, SLG: 0.395		B X 1-0 G6-3 1B 1-2 2-3 1B		1 SAFE F 1 SAFE 1 SAFE F B X 1-2 ① F7 F C C 0-3 ① K			B X 1-0 ② 4-3			4	0	1	0	0	1	3
Shawon Dunston, R (1, 6) OBP: 0.271, SLG: 0.357 Manny Trillo, R (2, 6) OBP: 0.283, SLG: 0.299		B S X 1-1 G6-3 1-2 2-3 3-H 1B		1 SAFE B C B X 2-1 FC1-5 1-2 1B C B B C B X 3-2 ② 5-3 1-2 2-3			C C S 0-3 ③ K			0 4	0 0	0 2	0 1	0 0	0 1	0 2
Jamie Moyer, L (1, 1) OBP: 0.127, SLG: 0.100 Frank DiPino, L (7, 1) OBP: 0.100, SLG: 0.100		S B X 1-1 ① ② G6-3 1-2f 2-3 3-H		L X 0-1 ② FC1-5 1-2 2-3 B X 1-0 ③ G3				F X 0-1 PB 23 E 1B		3 1	0 1	0 1	0 0	0 0	0 0	6 0
Inning Stats	R: 0 H: 0 E: 0 LOB: 0 K: 1 BB: 0 S: 9 P: 11	R: 3 H: 5 E: 0 LOB: 1 K: 0 BB: 0 S: 16 P: 23	R: 0 H: 0 E: 0 LOB: 1 K: 0 BB: 1 S: 11 P: 19	R: 0 H: 2 E: 0 LOB: 2 K: 0 BB: 0 S: 11 P: 17	R: 3 H: 4 E: 0 LOB: 2 K: 1 BB: 1 S: 17 P: 31	R: 1 H: 2 E: 0 LOB: 1 K: 1 BB: 0 S: 10 P: 14	R: 0 H: 0 E: 0 LOB: 0 K: 1 BB: 0 S: 6 P: 9	R: 1 H: 3 E: 1 LOB: 3 K: 1 BB: 1 S: 15 P: 27		1B: 13 SF: 0 2B: 1 SAC: 0 3B: 0 DP: 1 HR: 2 HBP: 0						

AB	39
R	8
H	16
RBI	7
BB	3
SO	5
LOB	24

WP: 0 PA: 42
PB: 1
SB: 1
CS: 0

PITCHER		IP	WLS	BF	H	R	ER	SO	BB	IBB	HBP	BLK	WP	HR	S	P	ERA	WHIP
John Smiley, L ERA: 3.25	(1, 1)	4.0	L	22	10	6	6	1	1	0	0	0	0	2	55	82	13.50	2.750
Doug Drabek, R ERA: 3.08	(5, 1)	2.0		10	3	1	1	2	1	0	0	0	0	0	19	33	4.50	2.000
Scott Medvin, R ERA: 4.88	(7, 1)	1.0		3	0	0	0	1	0	0	0	0	0	0	6	9	0.00	0.000
Dave Rucker, L ERA: 4.76	(8, 1)	0.2		5	3	1	1	1	0	0	0	0	0	0	12	18	13.50	4.500
Jeff Robinson, R ERA: 3.03	(8, 1)	0.1		2	0	0	0	0	1	0	0	0	0	0	3	9	0.00	3.000

PITCHER	IP	WLS	BF	H	R	ER	SO	BB	IBB	HBP	BLK	WP	HR	S	P	ERA	WHIP