

# Pittsburgh Pirates - 1988





Batter	1	2	3	4	5	6	7	8	9	10	11	12	13	14	AB	R	H	RBI	BB	SO	LOB	TOP				
<b>Barry Bonds, L</b> OBP: 0.900, SLG: 0.727															6	0	2	0	1	1	1					
<b>Jose Lind, R</b> OBP: 0.083, SLG: 0.083															7	1	1	0	0	0	2					
<b>Andy Van Slyke, L</b> OBP: 0.273, SLG: 0.200															6	2	1	0	1	3	2					
<b>Bobby Bonilla, S</b> OBP: 0.455, SLG: 1.091															7	2	4	5	0	0	0					
<b>Sid Bream, L</b>															2	0	0	0	1	0	1					
<b>Randy Milligan, R</b> OBP: 0.428, SLG: 0.200															3	0	1	0	1	1	0					
<b>R.J. Reynolds, S</b> OBP: 0.286, SLG: 0.286															7	0	2	0	0	1	5					
<b>Michael LaValliere, L</b> OBP: 0.600, SLG: 0.200															3	0	1	0	3	0	2					
<b>Al Pedrique, R</b> OBP: 0.100, SLG: 0.100															6	0	0	0	0	2	7					
<b>Al Pedrique, R</b> OBP: 0.100, SLG: 0.100															2	0	0	0	0	1	0					
<b>Inning Stats</b>	R: 0 E: 0 K: 1 S: 9	H: 1 LOB: 0 BB: 0 P: 11	R: 0 E: 0 K: 0 S: 6	H: 1 LOB: 2 BB: 1 P: 14	R: 3 E: 1 K: 0 S: 15	H: 1 LOB: 0 BB: 1 P: 27	R: 0 E: 0 K: 1 S: 6	H: 0 LOB: 0 BB: 1 P: 12	R: 0 E: 0 K: 1 S: 7	H: 0 LOB: 1 BB: 1 P: 14	R: 0 E: 0 K: 1 S: 12	H: 0 LOB: 1 BB: 1 P: 21	R: 2 E: 0 K: 1 S: 17	H: 3 LOB: 2 BB: 1 P: 28	R: 0 E: 0 K: 0 S: 9	H: 0 LOB: 0 BB: 0 P: 12	R: 0 E: 0 K: 2 S: 13	H: 2 LOB: 2 BB: 0 P: 17	R: 0 E: 0 K: 1 S: 8	H: 0 LOB: 0 BB: 0 P: 12	R: 0 E: 0 K: 1 S: 10	H: 1 LOB: 1 BB: 0 P: 15	1B: 10 2B: 0 3B: 0 HR: 2	SF: 0 SAC: 0 DP: 1 HBP: 0	WP: 0 PB: 0 SB: 2 CS: 1	PA: 60

Pittsburgh Pirates @ Philadelphia Phillies  
Veterans Stadium, Philadelphia, PA  
Wed Apr 06 1988; 7:05 PM EDT  
Att: 15,532 - Unknown - 45 F

AB 53  
R 5  
H 12  
RBI 5  
BB 7  
SO 11  
LOB 21

Batter	1	2	3	4	5	6	7	8	9	10	11	12	13	14	AB	R	H	RBI	BB	SO	LOB	BOTTOM								
<b>Juan Samuel, R</b> OBP: 0.364, SLG: 0.400															6	1	1	0	0	1	2									
<b>Milt Thompson, L</b> OBP: 0.273, SLG: 0.364															7	0	2	1	0	0	3									
<b>Phil Bradley, R</b> OBP: 0.222, SLG: 0.444															5	2	2	0	0	0	0									
<b>Mike Schmidt, R</b> OBP: 0.500, SLG: 1.222															5	2	2	3	1	0	2									
<b>Von Hayes, L</b> OBP: 0.400, SLG: 0.444															5	0	0	0	1	2	2									
<b>Lance Parrish, R</b> OBP: 0.375, SLG: 0.500															3	0	1	1	1	1	0									
<b>Darren Daulton, L</b> OBP: 0.333, SLG: 0.333															2	0	1	0	0	1	1									
<b>Chris James, R</b> OBP: 0.100, SLG: 0.100															6	0	1	0	0	1	2									
<b>Steve Jeltz, S</b> OBP: 0.500, SLG: 0.800															2	1	1	0	1	0	1									
<b>Mike Young, S</b>															1	0	0	0	0	0	2									
<b>Kent Tekulve, R</b>															0	0	0	0	0	0	0									
<b>Luis Aguayo, R</b> OBP: 0.500, SLG: 0.500															2	0	1	0	0	1	0									
<b>Kevin Gross, R</b> OBP: 0.500, SLG: 0.500															1	0	0	0	0	0	0									
<b>Jeff Calhoun, L</b>															0	0	0	0	0	0	0									
<b>Todd Frohwrth, R</b>															0	0	0	0	0	0	0									
<b>Bill Almon, R</b>															2	0	1	0	0	1	0									
<b>Mike Maddux, L</b>															1	0	0	0	0	0	1									
<b>Inning Stats</b>	R: 0 E: 0 K: 0 S: 6	H: 0 LOB: 0 BB: 0 P: 9	R: 0 E: 0 K: 0 S: 7	H: 0 LOB: 0 BB: 0 P: 11	R: 1 E: 0 K: 0 S: 10	H: 2 LOB: 0 BB: 0 P: 19	R: 2 E: 0 K: 0 S: 13	H: 2 LOB: 0 BB: 0 P: 23	R: 0 E: 0 K: 0 S: 9	H: 0 LOB: 1 BB: 1 P: 16	R: 2 E: 0 K: 0 S: 13	H: 3 LOB: 1 BB: 0 P: 24	R: 0 E: 0 K: 0 S: 9	H: 1 LOB: 2 BB: 1 P: 13	R: 0 E: 0 K: 1 S: 6	H: 0 LOB: 0 BB: 0 P: 11	R: 0 E: 0 K: 1 S: 12	H: 2 LOB: 2 BB: 1 P: 20	R: 0 E: 0 K: 0 S: 3	H: 1 LOB: 0 BB: 0 P: 6	R: 0 E: 0 K: 1 S: 4	H: 0 LOB: 0 BB: 0 P: 6	R: 0 E: 0 K: 1 S: 6	H: 0 LOB: 0 BB: 0 P: 12	R: 1 E: 0 K: 1 S: 9	H: 2 LOB: 1 BB: 0 P: 13	1B: 7 2B: 2 3B: 3 HR: 1	SF: 0 SAC: 0 DP: 2 HBP: 1	WP: 1 PB: 0 SB: 0 CS: 1	PA: 56

Pittsburgh Pirates @ Philadelphia Phillies  
Veterans Stadium, Philadelphia, PA  
Wed Apr 06 1988; 7:05 PM EDT  
Att: 15,532 - Unknown - 45 F

AB 50  
R 6  
H 13  
RBI 6  
BB 4  
SO 7  
LOB 17

PITCHER	IP	WLS	BF	H	R	ER	SO	BB	IBB	HBP	BLK	WP	HR	S	P	ERA	WHIP
<b>Doug Drabek, R</b> ERA: 9.0	5.0		22	6	5	5	3	1	0	0	0	0	1	48	86	9.00	1.400
<b>John Smiley, L</b>	1.0		4	1	0	0	0	0	0	0	0	0	0	10	16	0.00	1.000
<b>Barry Jones, R</b>	2.0		9	1	0	0	0	1	0	0	0	1	0	18	31	0.00	1.000
<b>Jim Gott, R</b>	2.0		8	2	0	0	2	1	0	0	0	0	0	18	31	0.00	1.500
<b>Vicente Palacios, R</b>	2.0		6	1	0	0	0	0	0	0	0	0	0	7	12	0.00	0.500
PITCHER	IP	WLS	BF	H	R	ER	SO	BB	IBB	HBP	BLK	WP	HR	S	P	ERA	WHIP
<b>Bob Kipper, L</b> ERA: 5.4	12.1		7	2	1	1	2	1	0	0	0	0	0	15	25	5.40	1.800



Batter	1	2	3	4	5	6	7	8	9	AB	R	H	RBI	BB	SO	LOB	TOP										
Barry Bonds, L (1, 7) OBP: 0.471, SLG: 0.750	G4-3 SF8 2B		G1				G4-3		F8	5	2	2	0	0	0	1											
Jose Lind, R (1, 4) OBP: 0.118, SLG: 0.118	G4-3		FC6-5				G5-3		G6-3	5	0	1	0	0	0	3											
Andy Van Slyke, L (1, 8) OBP: 0.267, SLG: 0.231	SF8		F9				F4			3	0	1	2	0	0	2											
Bobby Bonilla, S (1, 5) OBP: 0.400, SLG: 1.067	HR						FC5-4 1B			4	1	1	1	0	1	2											
Darnell Coles, R (1, 9) OBP: 0.333, SLG: 0.889	G3						G4-3		G5-3	4	1	1	0	0	1	0											
Sid Bream, L (1, 3) OBP: 0.444, SLG: 0.375							G4-3		G4-3	4	0	3	0	0	0	0											
Michael LaValliere, L (1, 2) OBP: 0.571, SLG: 0.143							G4-3			2	0	0	1	2	0	2											
Al Pedrique, R (1, 6) OBP: 0.071, SLG: 0.071							G4-3		G6-3	4	0	0	0	0	2	4											
Brian Fisher, R (1, 1)									G5-3	3	0	0	0	0	2	1											
Bob Kipper, R (6, 1)										0	0	0	0	0	0	0											
Barry Jones, R (6, 1)										0	0	0	0	0	0	0											
Jeff Robinson, R (7, 1)										1	0	0	0	0	0	0											
<b>Inning Stats</b>	R: 2 E: 0 K: 0 S: 10	H: 2 LOB: 0 BB: 0 P: 17	R: 0 E: 0 K: 1 S: 9	H: 1 LOB: 0 BB: 0 P: 15	R: 0 E: 1 K: 0 S: 10	H: 0 LOB: 1 BB: 0 P: 15	R: 0 E: 0 K: 1 S: 10	H: 1 LOB: 2 BB: 1 P: 17	R: 1 E: 0 K: 2 S: 15	H: 2 LOB: 1 BB: 0 P: 23	R: 0 E: 0 K: 0 S: 6	H: 1 LOB: 1 BB: 0 P: 8	R: 0 E: 0 K: 0 S: 13	H: 0 LOB: 1 BB: 1 P: 25	R: 0 E: 0 K: 0 S: 4	H: 0 LOB: 0 BB: 0 P: 7	1B: 6 2B: 2 3B: 0 HR: 1	SF: 1 SAC: 0 DP: 1 HBP: 0	WP: 0 PB: 0 SB: 0 CS: 0	PA: 38							
<b>PITCHER</b>	IP	WLS	BF	H	R	ER	SO	BB	IBB	HBP	BLK	WP	HR	S	P	ERA	WHIP										
Danny Cox, R (1, 1) ERA: 6.0	6.0	L	27	8	4	4	6	1	0	0	0	0	1	64	100	6.00	1.500										
Steve Peters, L (7, 1) ERA: 3.86	1.2		7	1	0	0	0	1	0	0	0	0	0	16	27	0.00	1.200										
Scott Terry, R (8, 1) ERA:	0.1		1	0	0	0	0	0	0	0	0	0	0	3	6	0.00	0.000										
Larry McWilliams, L (9, 1) ERA:	1.0		3	0	0	0	0	0	0	0	0	0	0	4	7	0.00	0.000										

Pittsburgh Pirates @ St. Louis Cardinals  
 Busch Stadium, St. Louis, MO  
 Fri Apr 08 1988, 7:05 PM CDT  
 Att: 51,647 - Unknown - 65 F

AB 35  
 R 4  
 H 9  
 RBI 4  
 BB 2  
 SO 6  
 LOB 15



Batter	1	2	3	4	5	6	7	8	9	AB	R	H	RBI	BB	SO	LOB	BOTTOM										
Vince Coleman, S (1, 7) OBP: 0.125, SLG: 0.250	G4-3		B1				L8		F6	5	1	1	0	0	0	1											
Ozzie Smith, S (1, 6) OBP: 0.333, SLG: 0.182	G1-3		FC1-6				SF8		F8	3	0	0	1	1	0	1											
Tom Herr, S (1, 4) OBP: 0.357, SLG: 0.100	G4-3						F7		F8	4	0	0	0	1	0	1											
Bob Horner, R (1, 3) OBP: 0.500, SLG: 0.556										2	1	1	0	1	0	0											
Willie McGee, S (1, 8) OBP: 0.214, SLG: 0.154										4	0	1	0	0	0	5											
Terry Pendleton, S (1, 5) OBP: 0.417, SLG: 0.400										4	1	2	0	0	0	0											
Curt Ford, L (1, 9) OBP: 0.200, SLG: 0.200										2	0	1	1	0	0	0											
Jim Lindeman, R (6, PH) OBP: 0.100, SLG: 0.100										1	0	0	1	0	0	2											
Steve Peters, L (7, 1) ERA: 4.5										0	0	0	0	0	0	0											
Scott Terry, R (8, 1) ERA:										0	0	0	0	0	0	0											
Rod Booker, L (8, PH) OBP: 0.000, SLG: 0.000										1	0	0	0	0	0	0											
Steve Lake, R (9, 2) ERA:										0	0	0	0	0	0	0											
Tony Peña, R (1, 2) OBP: 0.273, SLG: 0.300										4	0	1	0	0	2	3											
Tom Lawless, R (8, PH) OBP: 0.000, SLG: 0.000										0	0	0	0	0	0	0											
Larry McWilliams, L (9, 1) ERA:										0	0	0	0	0	0	0											
Danny Cox, R (1, 1) OBP: 0.500, SLG: 0.500										2	0	1	0	0	0	0											
José Oquendo, S (6, PH) OBP: 0.400, SLG: 0.250										2	0	0	0	0	1	3											
<b>Inning Stats</b>	R: 0 E: 0 K: 0 S: 9	H: 0 LOB: 0 BB: 0 P: 15	R: 1 E: 0 K: 1 S: 11	H: 2 LOB: 1 BB: 0 P: 17	R: 0 E: 0 K: 0 S: 7	H: 1 LOB: 3 BB: 1 P: 17	R: 0 E: 0 K: 0 S: 9	H: 0 LOB: 0 BB: 0 P: 11	R: 1 E: 0 K: 2 S: 16	H: 3 LOB: 2 BB: 0 P: 23	R: 0 E: 0 K: 0 S: 12	H: 0 LOB: 2 BB: 2 P: 24	R: 0 E: 0 K: 0 S: 10	H: 1 LOB: 2 BB: 0 P: 14	R: 0 E: 0 K: 0 S: 4	H: 0 LOB: 0 BB: 0 P: 5	1B: 6 2B: 1 3B: 1 HR: 0	SF: 1 SAC: 0 DP: 0 HBP: 1	WP: 0 PB: 0 SB: 5 CS: 0	PA: 39							
<b>PITCHER</b>	IP	WLS	BF	H	R	ER	SO	BB	IBB	HBP	BLK	WP	HR	S	P	ERA	WHIP										
Brian Fisher, R (1, 1) ERA: 5.4	5.0	W	24	7	3	3	1	0	0	0	0	0	0	49	81	5.40	1.600										
Bob Kipper, L (6, 1) ERA: 4.5	0.1		1	0	0	0	0	0	0	0	0	0	0	3	4	0.00	0.000										
Barry Jones, R (6, 1) ERA:	1.1		5	0	0	0	2	1	0	0	0	0	0	15	24	0.00	0.750										
Jeff Robinson, R (7, 1) ERA: 1.5	2.1	S	9	1	0	0	0	1	0	0	0	0	0	20	31	0.00	0.857										

Pittsburgh Pirates @ St. Louis Cardinals  
 Busch Stadium, St. Louis, MO  
 Fri Apr 08 1988, 7:05 PM CDT  
 Att: 51,647 - Unknown - 65 F

AB 34  
 R 3  
 H 8  
 RBI 3  
 BB 3  
 SO 3  
 LOB 16





Batter	1	2	3	4	5	6	7	8	9	AB	R	H	RBI	BB	SO	LOB	TOP										
<b>Barry Bonds, L</b> (1, 7) OBP: 0.476, SLG: 0.800										4	0	2	0	0	1	1	<b>Pittsburgh Pirates @ St. Louis Cardinals</b> Busch Stadium, St. Louis, MO Sat Apr 09 1988, 7:05 PM CDT Att: 36,542 - Unknown - 70 F										
<b>Jose Lind, R</b> (1, 4) OBP: 0.095, SLG: 0.095										4	0	0	0	0	1	3											
<b>Andy Van Slyke, L</b> (1, 8) OBP: 0.211, SLG: 0.176										4	0	0	0	0	0	0											
<b>Bobby Bonilla, S</b> (1, 5) OBP: 0.421, SLG: 1.000										4	0	2	0	0	0	0											
<b>Darnell Coles, R</b> (1, 9) OBP: 0.385, SLG: 0.727										2	0	0	0	2	0	1											
<b>Randy Milligan, R</b> (1, 3) OBP: 0.300, SLG: 0.125 <b>Jim Gott, R</b> (7, 1)										3	0	0	0	0	1	3											
<b>Sid Bream, L</b> (8, PH) OBP: 0.400, SLG: 0.333										1	0	0	0	0	0	1											
<b>Michael LaValliere, L</b> (1, 2) OBP: 0.471, SLG: 0.100										3	0	0	0	0	0	3											
<b>Rafael Belliard, R</b> (1, 6) <b>John Cangelosi, S</b> (8, PH) <b>Al Pedrique, R</b> (8, 6) OBP: 0.071, SLG: 0.071										2	0	0	0	0	1	0											
<b>Bob Walk, R</b> (1, 1) <b>R.J. Reynolds, S</b> (7, 9) OBP: 0.250, SLG: 0.250										2	0	0	0	0	1	0											
<b>Inning Stats</b>	R: 0 E: 0 K: 1 S: 8	H: 1 LOB: 0 BB: 0 P: 16	R: 0 E: 0 K: 1 S: 10	H: 0 LOB: 1 BB: 1 P: 18	R: 0 E: 0 K: 2 S: 10	H: 1 LOB: 1 BB: 0 P: 13	R: 0 E: 0 K: 0 S: 8	H: 0 LOB: 0 BB: 0 P: 14	R: 0 E: 0 K: 1 S: 9	H: 0 LOB: 0 BB: 0 P: 11	R: 0 E: 0 K: 0 S: 13	H: 1 LOB: 2 BB: 1 P: 27	R: 0 E: 0 K: 0 S: 5	H: 0 LOB: 1 BB: 0 P: 10	R: 0 E: 0 K: 0 S: 12	H: 1 LOB: 1 BB: 0 P: 16	1B: 1 2B: 3 3B: 0 HR: 0	SF: 0 SAC: 0 DP: 0 HBP: 1	WP: 1 PB: 0 SB: 0 CS: 1	PA: 33							
<b>PITCHER</b>	IP	WLS	BF	H	R	ER	SO	BB	IBB	HBP	BLK	WP	HR	S	P	ERA	WHIP										
<b>Greg Mathews, L</b> (1, 1) ERA: 0.00	8.0	W	29	3	0	0	5	2	0	1	0	1	0	68	123	0.00	0.625										
<b>Todd Worrell, R</b> (8, 1) ERA: 1.00	1.0	S	4	1	0	0	0	0	0	0	0	0	0	12	16	0.00	1.000										

Batter	1	2	3	4	5	6	7	8	9	AB	R	H	RBI	BB	SO	LOB	BOTTOM										
<b>Vince Coleman, S</b> (1, 7) OBP: 0.150, SLG: 0.350										4	2	1	1	0	0	1	<b>Pittsburgh Pirates @ St. Louis Cardinals</b> Busch Stadium, St. Louis, MO Sat Apr 09 1988, 7:05 PM CDT Att: 36,542 - Unknown - 70 F										
<b>Ozzie Smith, S</b> (1, 6) OBP: 0.368, SLG: 0.357										3	0	2	2	0	0	0											
<b>Tom Herr, S</b> (1, 4) OBP: 0.333, SLG: 0.143										4	0	1	0	0	1	1											
<b>Bob Horner, R</b> (1, 3) OBP: 0.389, SLG: 0.385										4	0	0	0	0	1	3											
<b>Willie McGee, S</b> (1, 8) OBP: 0.176, SLG: 0.125										3	0	0	0	0	0	0											
<b>Terry Pendleton, S</b> (1, 5) OBP: 0.333, SLG: 0.308										3	0	0	0	0	2	1											
<b>Curt Ford, L</b> (1, 9) OBP: 0.400, SLG: 0.400										3	0	1	0	0	0	0											
<b>Tony Peña, R</b> (1, 2) OBP: 0.214, SLG: 0.231										3	0	0	0	0	1	2											
<b>Greg Mathews, R</b> (1, 1) OBP: 0.500, SLG: 0.500 <b>José Oquendo, S</b> (8, PH) OBP: 0.500, SLG: 0.400 <b>Todd Worrell, R</b> (8, 1) ERA: 4.91										2	0	1	0	0	1	0											
<b>Inning Stats</b>	R: 0 E: 0 K: 1 S: 7	H: 0 LOB: 0 BB: 0 P: 10	R: 0 E: 0 K: 1 S: 8	H: 0 LOB: 0 BB: 0 P: 13	R: 0 E: 0 K: 1 S: 6	H: 0 LOB: 0 BB: 0 P: 8	R: 0 E: 0 K: 1 S: 13	H: 1 LOB: 1 BB: 0 P: 21	R: 0 E: 0 K: 1 S: 9	H: 0 LOB: 0 BB: 0 P: 11	R: 1 E: 0 K: 1 S: 12	H: 3 LOB: 2 BB: 0 P: 18	R: 0 E: 1 K: 0 S: 6	H: 1 LOB: 1 BB: 0 P: 9	R: 2 E: 1 K: 0 S: 15	H: 2 LOB: 0 BB: 0 P: 22		1B: 5 2B: 2 3B: 1 HR: 0	SF: 1 SAC: 0 DP: 1 HBP: 0	WP: 0 PB: 0 SB: 0 CS: 0	PA: 31						
<b>PITCHER</b>	IP	WLS	BF	H	R	ER	SO	BB	IBB	HBP	BLK	WP	HR	S	P	ERA	WHIP										
<b>Bob Walk, R</b> (1, 1) ERA: 1.42	6.1	L	25	5	1	1	6	0	0	0	0	0	0	59	87	1.42	0.789										
<b>Jim Gott, R</b> (7, 1) ERA: 4.91	1.2		6	2	2	2	0	0	0	0	0	0	0	17	25	10.80	1.200										









Batter	1	2	3	4	5	6	7	8	9	AB	R	H	RBI	BB	SO	LOB	TOP						
Juan Samuel, R (1,4) OBP: 0.367, SLG: 0.429	F8		G3-6-1 1B						F8	5	0	2	0	0	1	0	Philadelphia Phillies @ Pittsburgh Pirates Three Rivers Stadium, Pittsburgh, PA Mon Apr 11 1988, 7:05 PM EDT Att: 54,089 - Unknown - 60 F						
Milt Thompson, L (1,8) OBP: 0.400, SLG: 0.333			G3-6-1 1-2						4-3	4	0	1	0	1	1	2							
Phil Bradley, R (1,7) OBP: 0.259, SLG: 0.292 Todd Frohwrth, R (7,1)	E5 FC6-4 1-2								4-3	4	1	2	0	0	0	2							
Mike Schmidt, R (1,5) OBP: 0.444, SLG: 0.727	FC6-4 1-2								6-3	4	0	2	1	0	0	1							
Von Hayes, L (1,3) OBP: 0.423, SLG: 0.478									K	3	0	1	0	1	1	1							
Lance Parrish, R (1,2) OBP: 0.500, SLG: 0.824 Bob Dernier, R (8, PR) Bill Almon, R (8, 6)									K	3	0	0	0	1	1	5							
Chris James, R (1,9) OBP: 0.160, SLG: 0.160									4-3	4	0	1	0	0	0	5							
Steve Jeltz, S (1,6) OBP: 0.474, SLG: 0.563 Darren Daulton, L (8, PH) Greg Gross, L (8, 2)	F8								F8	3	0	1	0	0	0	4							
Kevin Gross, R (1,1) OBP: 0.333, SLG: 0.333 Greg Gross, L (7, PH)									F8	1	0	0	0	0	0	0							
										2	0	0	0	0	0	0							
<b>Inning Stats</b>	R: 0 E: 1 K: 0 S: 9	H: 1 LOB: 1 BB: 0 P: 13	R: 0 E: 0 K: 1 S: 12	H: 0 LOB: 1 BB: 1 P: 23	R: 0 E: 0 K: 0 S: 7	H: 1 LOB: 0 BB: 0 P: 9	R: 1 E: 0 K: 0 S: 12	H: 2 LOB: 1 BB: 0 P: 13	R: 0 E: 0 K: 1 S: 8	H: 2 LOB: 1 BB: 0 P: 11	R: 0 E: 0 K: 0 S: 14	H: 3 LOB: 3 BB: 0 P: 20	R: 0 E: 0 K: 1 S: 12	H: 0 LOB: 1 BB: 1 P: 21	R: 0 E: 0 K: 2 S: 18	H: 1 LOB: 2 BB: 1 P: 23		R: 0 E: 0 K: 0 S: 7	H: 0 LOB: 0 BB: 0 P: 9	1B: 9 2B: 1 3B: 0 HR: 0	SF: 0 SAC: 1 DP: 1 HBP: 0	WP: 0 PB: 0 SB: 1 CS: 1	PA: 38
<b>PITCHER</b>	IP WLS BF H R ER SO BB IBB HBP BLK WP HR S P ERA WHIP	IP WLS BF H R ER SO BB IBB HBP BLK WP HR S P ERA WHIP	IP WLS BF H R ER SO BB IBB HBP BLK WP HR S P ERA WHIP	IP WLS BF H R ER SO BB IBB HBP BLK WP HR S P ERA WHIP	IP WLS BF H R ER SO BB IBB HBP BLK WP HR S P ERA WHIP	IP WLS BF H R ER SO BB IBB HBP BLK WP HR S P ERA WHIP	IP WLS BF H R ER SO BB IBB HBP BLK WP HR S P ERA WHIP	IP WLS BF H R ER SO BB IBB HBP BLK WP HR S P ERA WHIP	IP WLS BF H R ER SO BB IBB HBP BLK WP HR S P ERA WHIP	IP WLS BF H R ER SO BB IBB HBP BLK WP HR S P ERA WHIP	IP WLS BF H R ER SO BB IBB HBP BLK WP HR S P ERA WHIP	IP WLS BF H R ER SO BB IBB HBP BLK WP HR S P ERA WHIP	IP WLS BF H R ER SO BB IBB HBP BLK WP HR S P ERA WHIP	IP WLS BF H R ER SO BB IBB HBP BLK WP HR S P ERA WHIP	IP WLS BF H R ER SO BB IBB HBP BLK WP HR S P ERA WHIP	IP WLS BF H R ER SO BB IBB HBP BLK WP HR S P ERA WHIP							

AB	34
R	1
H	10
RBI	1
BB	3
SO	5
LOB	22



Batter	1	2	3	4	5	6	7	8	9	AB	R	H	RBI	BB	SO	LOB	BOTTOM					
Barry Bonds, L (1,7) OBP: 0.433, SLG: 0.862	3B		HR						6-3	4	2	2	1	0	1	0	Philadelphia Phillies @ Pittsburgh Pirates Three Rivers Stadium, Pittsburgh, PA Mon Apr 11 1988, 7:05 PM EDT Att: 54,089 - Unknown - 60 F					
Jose Lind, R (1,4) OBP: 0.133, SLG: 0.167	K		F9						K	4	0	1	0	0	2	1						
Andy Van Slyke, L (1,8) OBP: 0.179, SLG: 0.231			F8						F8	4	0	1	1	0	1	1						
Bobby Bonilla, S (1,5) OBP: 0.429, SLG: 0.808			G3						L4	3	1	0	0	1	1	1						
Sid Bream, L (1,3) OBP: 0.368, SLG: 0.611	F8								5-3	4	1	1	0	0	0	1						
R.J. Reynolds, S (1,9) OBP: 0.385, SLG: 0.200			L7						G3	1	1	0	0	3	0	0						
Michael LaValliere, L (1,2) OBP: 0.435, SLG: 0.313			6-3						G3	4	0	1	3	0	0	2						
Al Pedrique, R (1,6) OBP: 0.136, SLG: 0.095									6-3	4	0	1	0	0	0	2						
Doug Drabek, R (1,1) Vicente Palacios, R (6,1) Jeff Robinson, R (9,1)									1B	2	0	0	0	0	0	1						
									F3	1	0	0	0	0	1	0						
										0	0	0	0	0	0	0						
<b>Inning Stats</b>	R: 1 E: 0 K: 2 S: 13	H: 2 LOB: 1 BB: 0 P: 20	R: 0 E: 0 K: 0 S: 6	H: 1 LOB: 1 BB: 0 P: 7	R: 1 E: 0 K: 0 S: 8	H: 1 LOB: 0 BB: 0 P: 13	R: 0 E: 0 K: 0 S: 6	H: 0 LOB: 1 BB: 1 P: 13	R: 0 E: 0 K: 2 S: 11	H: 1 LOB: 1 BB: 0 P: 15	R: 0 E: 0 K: 0 S: 9	H: 0 LOB: 1 BB: 1 P: 18	R: 0 E: 0 K: 1 S: 9	H: 0 LOB: 0 BB: 0 P: 12	R: 3 E: 0 K: 1 S: 10	H: 2 LOB: 1 BB: 2 P: 20		R: 0 E: 0 K: 0 S: 7	H: 0 LOB: 0 BB: 0 P: 9	1B: 1 2B: 3 3B: 2 HR: 1	SF: 0 SAC: 0 DP: 0 HBP: 0	WP: 0 PB: 0 SB: 0 CS: 0
<b>PITCHER</b>	IP WLS BF H R ER SO BB IBB HBP BLK WP HR S P ERA WHIP	IP WLS BF H R ER SO BB IBB HBP BLK WP HR S P ERA WHIP	IP WLS BF H R ER SO BB IBB HBP BLK WP HR S P ERA WHIP	IP WLS BF H R ER SO BB IBB HBP BLK WP HR S P ERA WHIP	IP WLS BF H R ER SO BB IBB HBP BLK WP HR S P ERA WHIP	IP WLS BF H R ER SO BB IBB HBP BLK WP HR S P ERA WHIP	IP WLS BF H R ER SO BB IBB HBP BLK WP HR S P ERA WHIP	IP WLS BF H R ER SO BB IBB HBP BLK WP HR S P ERA WHIP	IP WLS BF H R ER SO BB IBB HBP BLK WP HR S P ERA WHIP	IP WLS BF H R ER SO BB IBB HBP BLK WP HR S P ERA WHIP	IP WLS BF H R ER SO BB IBB HBP BLK WP HR S P ERA WHIP	IP WLS BF H R ER SO BB IBB HBP BLK WP HR S P ERA WHIP	IP WLS BF H R ER SO BB IBB HBP BLK WP HR S P ERA WHIP	IP WLS BF H R ER SO BB IBB HBP BLK WP HR S P ERA WHIP	IP WLS BF H R ER SO BB IBB HBP BLK WP HR S P ERA WHIP	IP WLS BF H R ER SO BB IBB HBP BLK WP HR S P ERA WHIP						

AB	31
R	5
H	7
RBI	5
BB	4
SO	6
LOB	9









Batter	1	2	3	4	5	6	7	8	9	AB	R	H	RBI	BB	SO	LOB	TOP																			
Juan Samuel, R (1,4) OBP: 0.308, SLG: 0.351	1-3 K		0-3 K	1-0 6-3			0-0 FC6-4 BB S		2-3 K	5	0	0	0	0	3	1																				
Milt Thompson, L (1,8) OBP: 0.471, SLG: 0.414	0-0 G3 1B		1-0 E1 WP 6-3 1B		0-0 G3		4-1 BB 1-2 BB		1-1 BB 1B	4	1	3	0	1	0	0																				
Phil Bradley, R (1,7) OBP: 0.314, SLG: 0.276	0-0 G3		4-1 WP 1B BB		1-1 4-3		4-0 BB		4-1 FC6-4 BB 1B	2	1	0	0	2	0	1																				
Jeff Calhoun, L (7,1)										0	0	0	0	0	0	0																				
Todd Frohwrth, R (8,1)										0	0	0	0	0	0	0																				
Lance Parrish, R (9,PH) OBP: 0.448, SLG: 0.667										0	0	0	0	1	0	0																				
Bob Dernier, R (9,FR)										0	0	0	0	0	0	0																				
Mike Schmidt, R (1,5) OBP: 0.333, SLG: 0.516	1-0 L7		3-2 6-3 1-2 2H		2-1 F9		1-0 P3		0-0 FC6-4 BB 1-2	5	0	0	1	0	0	7																				
Von Hayes, L (1,3) OBP: 0.441, SLG: 0.448		4-2 BLK BB	2-2 BB 1B			3-2 6-3	0-1 F8			3	0	1	1	1	0	3																				
Chris James, R (1,9) OBP: 0.207, SLG: 0.179		2-3 K 1-2	4-2 2H BB 1B			1-0 BB 1B		1-1 5-3		3	0	1	0	1	1	1																				
Darren Daulton, L (1,2) OBP: 0.250, SLG: 0.143		4-0 BB	2-3 K BB			1-0 F5 1B		0-0 F8		3	0	0	0	1	1	3																				
Steve Jeltz, S (1,6) OBP: 0.360, SLG: 0.409		0-3 K		1-1 F9		3-2 5-3		0-3 K		4	0	0	0	0	2	3																				
Don Carman, L (1,1)		1-2 4-3			0-0 6-3		2-2 FC6-4 1B		0-1 6-3	1	0	0	0	0	0	2																				
Mike Maddux, L (3,1)										1	0	0	0	0	0	0																				
Greg Gross, L (7,PH) OBP: 0.250, SLG: 0.143										2	0	1	0	0	0	0																				
<b>Inning Stats</b>	R: 0 H: 1 E: 0 K: 1 S: 6	L: 1 LOB: 1 BB: 0 P: 8	R: 0 H: 0 E: 0 K: 2 S: 15	L: 0 LOB: 2 BB: 2 P: 26	R: 2 H: 2 E: 1 K: 2 S: 18	L: 2 LOB: 2 BB: 2 P: 33	R: 0 H: 0 E: 0 K: 0 S: 4	L: 0 LOB: 0 BB: 0 P: 6	R: 0 H: 1 E: 0 K: 0 S: 5	L: 1 LOB: 1 BB: 0 P: 16	R: 0 H: 1 E: 0 K: 0 S: 8	L: 3 LOB: 3 BB: 2 P: 19	R: 0 H: 0 E: 0 K: 1 S: 6	L: 0 LOB: 0 BB: 0 P: 7	R: 0 H: 1 E: 0 K: 1 S: 10	L: 2 LOB: 2 BB: 1 P: 17	1B: 6 2B: 0 3B: 0 HR: 0	SF: 0 SAC: 0 DP: 0 HBP: 0	WP: 1 PB: 0 SB: 1 CS: 0	PA: 40																
<b>PITCHER</b>	IP	WLS	BF	H	R	ER	SO	BB	IBB	HBP	BLK	WP	HR	S	P	ERA	WHIP	<b>PITCHER</b>		IP	WLS	BF	H	R	ER	SO	BB	IBB	HBP	BLK	WP	HR	S	P	ERA	WHIP
Bob Walk, R (1,1) ERA: 2.19	6.0	W	26	4	2	2	5	4	0	0	1	1	0	56	97	3.00	1.333																			
Jeff Robinson, R (7,1) ERA: 1.42	3.0	S	14	2	0	0	2	3	0	0	0	0	0	24	43	0.00	1.667																			

Philadelphia Phillies @ Pittsburgh Pirates  
Three Rivers Stadium, Pittsburgh, PA  
Thu Apr 14 1988, 7:05 PM EDT  
Att. 6,222 - Unknown - 47 F

AB 33  
R 2  
H 6  
RBI 2  
BB 7  
SO 7  
LOB 21



Batter	1	2	3	4	5	6	7	8	9	AB	R	H	RBI	BB	SO	LOB	BOTTOM																			
Barry Bonds, L (1,7) OBP: 0.428, SLG: 0.971	3-2 HR		1-1 6-3		0-0 F8		2-1 HR	1-0 P6		5	2	2	2	0	0	3																				
Jose Lind, R (1,4) OBP: 0.231, SLG: 0.263	0-2 BB 1B		3-2 6-3	1-0 1-3		2-1 F8				4	0	1	0	0	0	0																				
Andy Van Slyke, L (1,8) OBP: 0.270, SLG: 0.333	4-0 BB		0-0 2B BB 1B		2-3 K		0-0 G3			3	1	1	0	1	1	0																				
Bobby Bonilla, S (1,5) OBP: 0.351, SLG: 0.676	1-0 L9		1-2 BB 2B		3-3 K		3-3 K			4	0	1	0	0	2	2																				
Darnell Coles, R (1,9) OBP: 0.407, SLG: 0.571	1-2 F7		4-0 BB IBB		0-3 K			2-2 F9		3	0	0	0	1	1	2																				
Dave Hostetter, R (1,3) OBP: 0.435, SLG: 0.773	1-3 K		2-3 K			1-0 1B 2B		2-1 BB 2B		2	0	0	0	0	2	5																				
Sid Bream, L (6,PH) OBP: 0.435, SLG: 0.773										2	0	2	0	0	0	0																				
Junior Ortiz, R (1,2) OBP: 0.500, SLG: 1.000		2-0 HR	4-0 BB		3-1 SAFE 1B		4-0 BB IBB			2	1	2	2	1	0	0																				
Michael LaValliere, L (8,PH) OBP: 0.464, SLG: 0.400			1-2 2-3 3H BB			2-3 1B				0	0	0	0	1	0	0																				
Al Pedrique, R (1,6) OBP: 0.133, SLG: 0.071		1-1 5-3		2-3 K			2-3 K	0-1 P5		4	0	0	0	0	2	6																				
Bob Walk, R (1,1)		2-2 P3			2-1 6-3					2	0	0	0	0	0	0																				
R.J. Reynolds, S (6,PH) OBP: 0.357, SLG: 0.182										1	0	0	0	0	1	1																				
Jeff Robinson, R (7,1)										0	0	0	0	1	0	0																				
<b>Inning Stats</b>	R: 1 H: 2 E: 0 K: 1 S: 14	L: 2 LOB: 2 BB: 1 P: 24	R: 1 H: 1 E: 0 K: 0 S: 9	L: 1 LOB: 0 BB: 0 P: 15	R: 1 H: 2 E: 0 K: 2 S: 16	L: 2 LOB: 2 BB: 2 P: 30	R: 0 H: 0 E: 0 K: 0 S: 4	L: 0 LOB: 0 BB: 0 P: 7	R: 0 H: 2 E: 0 K: 2 S: 9	L: 1 LOB: 1 BB: 0 P: 17	R: 1 H: 1 E: 0 K: 1 S: 8	L: 1 LOB: 0 BB: 0 P: 15	R: 0 H: 1 E: 0 K: 0 S: 10	L: 1 LOB: 3 BB: 2 P: 23	1B: 3 2B: 3 3B: 0 HR: 3	SF: 0 SAC: 0 DP: 0 HBP: 0	WP: 0 PB: 0 SB: 0 CS: 0	PA: 37																		
<b>PITCHER</b>	IP	WLS	BF	H	R	ER	SO	BB	IBB	HBP	BLK	WP	HR	S	P	ERA	WHIP	<b>PITCHER</b>		IP	WLS	BF	H	R	ER	SO	BB	IBB	HBP	BLK	WP	HR	S	P	ERA	WHIP
Don Carman, L (1,1) ERA: 3.86	2.2	L	16	5	3	3	2	2	1	0	0	0	0	26	66	10.12	2.625																			
Mike Maddux, R (3,1) ERA	3.1		11	2	0	0	6	0	0	0	0	0	0	26	42	0.00	0.600																			
Jeff Calhoun, L (7,1) ERA: 15.43	1.1		6	2	1	1	1	0	0	0	0	0	1	13	24	6.75	1.500																			
Todd Frohwrth, R (8,1) ERA: 5.4	0.2		4	0	0	0	0	1	1	0	0	0	0	5	14	0.00	1.500																			

Philadelphia Phillies @ Pittsburgh Pirates  
Three Rivers Stadium, Pittsburgh, PA  
Thu Apr 14 1988, 7:05 PM EDT  
Att. 6,222 - Unknown - 47 F

AB 32  
R 4  
H 9  
RBI 4  
BB 5  
SO 9  
LOB 19





Batter	1	2	3	4	5	6	7	8	9	AB	R	H	RBI	BB	SO	LOB	TOP			
Barry Bonds, L (1, 7) OBP: 0.385, SLG: 0.868			4-3			F7		G3		4	0	0	0	0	1	0	Pittsburgh Pirates @ Chicago Cubs Wrigley Field, Chicago, IL Fri Apr 15 1988, 3:33 AM CDT Att: 35,084 - Overcast - 44 F			
Jose Lind, R (1, 4) OBP: 0.233, SLG: 0.262			L9			F6		1-3		4	0	1	0	0	0	0				
Andy Van Slyke, L (1, 8) OBP: 0.293, SLG: 0.378						WP		F6		4	0	2	0	0	1	1				
Bobby Bonilla, S (1, 5) OBP: 0.341, SLG: 0.622						K				3	0	0	0	1	2	2				
Sid Bream, L (1, 3) OBP: 0.370, SLG: 0.654						F4		G3		4	0	0	0	0	0	5				
Darnell Coles, R (1, 9) OBP: 0.418, SLG: 0.560						K				4	0	2	0	0	1	1				
Michael LaValliere, L (1, 2) OBP: 0.439, SLG: 0.375										4	0	1	0	0	0	1				
Rafael Belliard, R (1, 6)										4	0	0	0	0	0	3				
John Smiley, L (1, 1)										2	0	0	0	0	0	0				
John Cangelosi, S (7, PH) OBP: 0.333, SLG: 0.143										1	0	0	0	0	0	1				
Miguel Garcia, L (7, 1)										0	0	0	0	0	0	0				
<b>Inning Stats</b>	R: 0 E: 0 K: 2 S: 18	H: 1 LOB: 2 BB: 1 P: 28	R: 0 E: 0 K: 0 S: 6	H: 0 LOB: 0 BB: 0 P: 11	R: 0 E: 0 K: 0 S: 3	H: 0 LOB: 0 BB: 0 P: 7	R: 0 E: 0 K: 2 S: 14	H: 1 LOB: 1 BB: 0 P: 22	R: 0 E: 0 K: 1 S: 10	H: 0 LOB: 0 BB: 0 P: 4	R: 0 E: 0 K: 1 S: 10	H: 1 LOB: 2 BB: 0 P: 18	R: 0 E: 0 K: 0 S: 9	H: 0 LOB: 0 BB: 0 P: 10	R: 0 E: 0 K: 0 S: 13	H: 2 LOB: 2 BB: 0 P: 18	1B: 5 2B: 1 3B: 0 HR: 0	SF: 0 SAC: 0 DP: 0 HBP: 0	WP: 1 PB: 0 SB: 1 CS: 0	PA: 35
<b>PITCHER</b> Rick Sutcliffe, R (1, 1) ERA: 5.4	IP: 9.0 WLS: W BF: 35 H: 6 R: 0 ER: 0 SO: 5 BB: 1 IBB: 0 HBP: 0 BLK: 0 WP: 1 HR: 0 S: 85 P: 134 ERA: 0.00 WHIP: 0.778															<b>PITCHER</b>				

AB	34
R	0
H	6
RBI	0
BB	1
SO	5
LOB	14



Batter	1	2	3	4	5	6	7	8	9	AB	R	H	RBI	BB	SO	LOB	BOTTOM			
Shawon Dunston, R (1, 6) OBP: 0.325, SLG: 0.600								FC4-6		5	2	3	2	0	0	3	Pittsburgh Pirates @ Chicago Cubs Wrigley Field, Chicago, IL Fri Apr 15 1988, 3:33 AM CDT Att: 35,084 - Overcast - 44 F			
23 Ryne Sandberg, R (1, 4) OBP: 0.250, SLG: 0.350										4	0	1	0	0	1	2				
Andre Dawson, R (1, 9) OBP: 0.415, SLG: 0.750										3	1	2	2	0	0	1				
Darrin Jackson, R (6, 9) OBP: 0.500, SLG: 0.500										1	0	1	0	0	0	0				
Jody Davis, R (1, 2) OBP: 0.387, SLG: 0.423										3	0	0	0	1	0	1				
Vance Law, R (1, 5) OBP: 0.325, SLG: 0.475										4	1	1	0	0	0	1				
Manny Trillo, R (1, 3) OBP: 0.167, SLG: 0.100										4	0	1	0	0	1	1				
Rafael Palmeiro, L (1, 7) OBP: 0.385, SLG: 0.455										3	0	0	1	0	0	2				
Dave Martinez, L (1, 8) OBP: 0.333, SLG: 0.524										2	2	1	1	0	1	0				
Rick Sutcliffe, L (1, 1) OBP: 0.333, SLG: 0.250										2	0	0	0	1	1	0				
<b>Inning Stats</b>	R: 0 E: 0 K: 0 S: 10	H: 1 LOB: 1 BB: 0 P: 15	R: 0 E: 0 K: 0 S: 9	H: 0 LOB: 0 BB: 0 P: 11	R: 3 E: 0 K: 0 S: 12	H: 2 LOB: 0 BB: 0 P: 15	R: 0 E: 0 K: 1 S: 7	H: 0 LOB: 0 BB: 0 P: 10	R: 1 E: 0 K: 1 S: 13	H: 2 LOB: 1 BB: 0 P: 21	R: 0 E: 0 K: 0 S: 6	H: 2 LOB: 1 BB: 0 P: 7	R: 1 E: 0 K: 2 S: 16	H: 3 LOB: 2 BB: 0 P: 25	R: 1 E: 1 K: 0 S: 12	H: 0 LOB: 3 BB: 2 P: 26	1B: 7 2B: 0 3B: 0 HR: 3	SF: 1 SAC: 1 DP: 1 HBP: 2	WP: 0 PB: 0 SB: 2 CS: 0	PA: 37
<b>PITCHER</b> John Smiley, L (1, 1) ERA: 4.5	IP: 6.0 WLS: L BF: 25 H: 7 R: 4 ER: 4 SO: 2 BB: 0 IBB: 0 HBP: 1 BLK: 2 WP: 0 HR: 2 S: 57 P: 79 ERA: 6.00 WHIP: 1.167															<b>PITCHER</b>				
<b>PITCHER</b> Miguel Garcia, L (7, 1) ERA: 4.5	IP: 2.0 WLS: L BF: 12 H: 3 R: 2 ER: 1 SO: 2 BB: 2 IBB: 0 HBP: 1 BLK: 0 WP: 0 HR: 1 S: 28 P: 51 ERA: 4.50 WHIP: 2.500															<b>PITCHER</b>				

AB	31
R	6
H	10
RBI	6
BB	2
SO	4
LOB	11





Batter	1	2	3	4	5	6	7	8	9	AB	R	H	RBI	BB	SO	LOB	TOP					
<b>Barry Bonds, L</b> (1, 7) OBP: 0.348, SLG: 0.786	4-3		F7	4-3			4-3			4	0	0	0	0	0	1						
<b>Jose Lind, R</b> (1, 4) OBP: 0.213, SLG: 0.239	K		1-3		6-3		F4			4	0	0	0	0	1	0						
<b>Andy Van Slyke, L</b> (1, 8) OBP: 0.311, SLG: 0.375	K			BB 2B	F8		CS BB			3	1	1	0	1	1	0						
<b>Bobby Bonilla, S</b> (1, 5)		3-2 2B		2B HR	1B		CS	K		3	1	2	0	1	1	0						
<b>Sid Bream, L</b> (1, 3)		0-1 1B		HR 2B	1B		F7			4	1	3	1	0	0	0						
<b>R.J. Reynolds, S</b> (1, 9)		0-2 1B		HR	1B		4-3			4	1	1	3	0	0	4						
<b>Michael LaValliere, L</b> (1, 2)		4-0 G1-2-3 IBB		G1-6-3 BB		6-3		F6		2	0	0	0	2	0	0						
<b>Rafael Belliard, R</b> (1, 6)		1-0 G1-2-3		G1-6-3		6-3		5-3		4	0	0	0	0	0	4						
<b>Doug Drabek, R</b> (1, 1)			G3		1B		K		K	4	0	1	0	0	2	0						
<b>Inning Stats</b>	R: 0 H: 0 E: 0 K: 2 S: 9	H: 0 LOB: 0 BB: 0 P: 14	R: 0 H: 2 E: 0 K: 0 S: 9	LOB: 2 BB: 1 P: 17	R: 0 H: 0 E: 0 K: 0 S: 9	LOB: 0 BB: 0 P: 13	R: 4 H: 4 E: 0 K: 0 S: 11	LOB: 1 BB: 2 P: 22	R: 0 H: 2 E: 0 K: 0 S: 11	H: 0 LOB: 2 BB: 0 P: 15	R: 0 H: 0 E: 0 K: 1 S: 6	H: 0 LOB: 0 BB: 0 P: 6	R: 0 H: 0 E: 0 K: 0 S: 9	H: 0 LOB: 0 BB: 1 P: 17	R: 0 H: 0 E: 0 K: 1 S: 7	H: 0 LOB: 0 BB: 0 P: 9	R: 0 H: 0 E: 0 K: 1 S: 7	H: 0 LOB: 0 BB: 0 P: 9	1B: 5 2B: 2 3B: 0 HR: 1	SF: 0 SAC: 0 DP: 2 HBP: 0	WP: 0 PB: 0 SB: 0 CS: 1	PA: 37
<b>PITCHER</b>	IP	WLS	BF	H	R	ER	SO	BB	IBB	HBP	BLK	WP	HR	S	P	ERA	WHIP					
<b>Greg Maddux, R</b> (1, 1) ERA: 1.88	6.0	L	27	8	4	4	3	2	1	0	0	0	1	55	87	6.00	1.667					
<b>Al Nipper, R</b> (7, 1) ERA: 4.05	2.0		6	0	0	0	1	1	0	0	0	0	0	16	26	0.00	0.500					
<b>Frank DiPino, L</b> (9, 1) ERA: 5.4	1.0		3	0	0	0	1	0	0	0	0	0	0	7	9	0.00	0.000					

Pittsburgh Pirates @ Chicago Cubs  
Wrigley Field, Chicago, IL  
Sat Apr 16 1988, 3:33 AM CDT  
Att: 30,564 - Sunny - 55 F

AB	32
R	4
H	8
RBI	4
BB	4
SO	5
LOB	9



Batter	1	2	3	4	5	6	7	8	9	AB	R	H	RBI	BB	SO	LOB	BOTTOM				
<b>Dave Martinez, L</b> (1, 8) OBP: 0.327, SLG: 0.500	4-3		L8			F8			1B	4	0	1	0	0	0	0					
<b>23 Ryne Sandberg, R</b> (1, 4) OBP: 0.250, SLG: 0.341	G4-3 1B		F8			F7			L4	4	0	1	0	0	0	1					
<b>Andre Dawson, R</b> (1, 9) OBP: 0.378, SLG: 0.682	G4-3			6-3		F6			F1	4	0	0	0	0	0	2					
<b>Leon Durham, L</b> (1, 3)		K		L8		3-1 2B			F4	4	0	1	0	0	1	1					
<b>Rafael Palmeiro, L</b> (1, 7)		1B BB		F8		3-1				2	0	0	0	1	0	1					
<b>Jody Davis, R</b> (1, 2) OBP: 0.353, SLG: 0.379		L9			6-3		K			3	0	0	0	0	1	2					
<b>Vance Law, R</b> (1, 5) OBP: 0.326, SLG: 0.465		1B			F4				F4	3	0	1	0	0	0	0					
<b>Shawon Dunston, R</b> (1, 6) OBP: 0.326, SLG: 0.581		F8			6-3				G6-3 1B	3	0	1	0	0	0	2					
<b>Greg Maddux, R</b> (1, 1) OBP: 0.222, SLG: 0.333						F6			G6-3	1	0	0	0	0	0	0					
<b>Darrin Jackson, R</b> (6, PH) OBP: 0.333, SLG: 0.333										1	0	0	0	0	0	0					
<b>Al Nipper, R</b> (7, 1)										0	0	0	0	0	0	0					
<b>Jerry Mumphrey, S</b> (8, PH) OBP: 0.400, SLG: 0.250										1	0	0	0	0	0	1					
<b>Frank DiPino, L</b> (9, 1)										0	0	0	0	0	0	0					
<b>Inning Stats</b>	R: 0 H: 1 E: 0 K: 0 S: 6	H: 1 LOB: 2 BB: 1 P: 10	R: 0 H: 1 E: 0 K: 1 S: 21	LOB: 1 BB: 1 P: 31	R: 0 H: 0 E: 0 K: 0 S: 8	LOB: 0 BB: 0 P: 10	R: 0 H: 0 E: 0 K: 0 S: 8	LOB: 0 BB: 0 P: 10	R: 0 H: 0 E: 0 K: 0 S: 4	H: 0 LOB: 0 BB: 0 P: 7	R: 0 H: 1 E: 0 K: 1 S: 10	H: 1 LOB: 1 BB: 0 P: 14	R: 0 H: 1 E: 0 K: 0 S: 9	H: 1 LOB: 1 BB: 0 P: 12	R: 0 H: 1 E: 0 K: 0 S: 9	H: 1 LOB: 1 BB: 0 P: 11	1B: 4 2B: 1 3B: 0 HR: 0	SF: 0 SAC: 0 DP: 2 HBP: 0	WP: 0 PB: 0 SB: 0 CS: 0	PA: 31	
<b>PITCHER</b>	IP	WLS	BF	H	R	ER	SO	BB	IBB	HBP	BLK	WP	HR	S	P	ERA	WHIP				
<b>Doug Drabek, R</b> (1, 1) ERA: 2.84	9.0	W	31	5	0	0	2	1	0	0	0	0	0	81	111	0.00	0.667				

Pittsburgh Pirates @ Chicago Cubs  
Wrigley Field, Chicago, IL  
Sat Apr 16 1988, 3:33 AM CDT  
Att: 30,564 - Sunny - 55 F

AB	30
R	0
H	5
RBI	0
BB	1
SO	2
LOB	10









Batter	1	2	3	4	5	6	7	8	9	AB	R	H	RBI	BB	SO	LOB	TOP					
Vince Coleman, S (1, 7) OBP: 0.294, SLG: 0.391										5	0	2	0	0	1	3	<b>St. Louis Cardinals @ Pittsburgh Pirates</b> Three Rivers Stadium, Pittsburgh, PA Tue Apr 19 1988, 7:05 PM EDT Att: 5,048 - Unknown - 40 F					
Ozzie Smith, S (1, 6) OBP: 0.327, SLG: 0.333										4	0	1	0	0	0	4						
Willie McGee, S (1, 8) OBP: 0.224, SLG: 0.191										3	0	0	0	1	1	3						
Bob Horner, R (1, 3) Curt Ford, L (1, 9) OBP: 0.447, SLG: 0.459 OBP: 0.116, SLG: 0.118										1	0	0	0	0	0	2						
Terry Pendleton, S (1, 5) OBP: 0.319, SLG: 0.333										4	0	0	0	0	0	0						
Tom Herr, S (1, 4) OBP: 0.400, SLG: 0.341										3	0	1	0	1	1	0						
Jim Lindeman, R (1, 9) SAFE (1, 3)										4	0	0	0	0	1	2						
Tony Peña, R (1, 2) SAFE (1, 2)										3	0	2	0	1	0	0						
Danny Cox, R (1, 1) Rod Booker, L (7, PH) Larry McWilliams, L (7, 1) José Oquendo, S (9, PH) OBP: 0.167, SLG: 0.167 OBP: 0.421, SLG: 0.375										2	0	0	0	0	0	2						
<b>Inning Stats</b>	R: 0 E: 0 K: 1 S: 8	H: 1 LOB: 1 BB: 1 P: 15	R: 0 E: 0 K: 0 S: 12	H: 0 LOB: 2 BB: 2 P: 21	R: 0 E: 0 K: 2 S: 15	H: 1 LOB: 1 BB: 0 P: 23	R: 0 E: 0 K: 2 S: 10	H: 0 LOB: 0 BB: 0 P: 15	R: 0 E: 1 K: 0 S: 11	H: 1 LOB: 2 BB: 0 P: 16	R: 0 E: 0 K: 0 S: 13	H: 1 LOB: 1 BB: 0 P: 17	R: 0 E: 0 K: 0 S: 7	H: 1 LOB: 0 BB: 0 P: 12	R: 0 E: 0 K: 0 S: 9	H: 0 LOB: 0 BB: 0 P: 15		R: 0 E: 0 K: 0 S: 16	H: 2 LOB: 2 BB: 0 P: 20	1B: 7 2B: 1 3B: 0 HR: 0	SF: 0 SAC: 0 DP: 1 HBP: 0	WP: 0 PB: 0 SB: 4 CS: 0
<b>PITCHER</b> Brian Fisher, R (1, 1) ERA: 1.25	IP: 9.0 WLS: W BF: 37 H: 7 R: 0 ER: 0 SO: 5 BB: 3 IBB: 0 HBP: 0 BLK: 0 WP: 0 HR: 0 S: 101 P: 154 ERA: 0.00 WHIP: 1.111															<b>PITCHER</b>	IP: WLS: BF: H: R: ER: SO: BB: IBB: HBP: BLK: WP: HR: S: P: ERA: WHIP:					

AB	34
R	0
H	7
RBI	0
BB	3
SO	5
LOB	18



Batter	1	2	3	4	5	6	7	8	9	AB	R	H	RBI	BB	SO	LOB	BOTTOM			
Barry Bonds, L (1, 7) OBP: 0.377, SLG: 0.865										4	1	2	1	0	1	0	<b>St. Louis Cardinals @ Pittsburgh Pirates</b> Three Rivers Stadium, Pittsburgh, PA Tue Apr 19 1988, 7:05 PM EDT Att: 5,048 - Unknown - 40 F			
Jose Lind, R (1, 4) OBP: 0.228, SLG: 0.255										4	1	1	1	0	0	2				
Andy Van Slyke, L (1, 8) OBP: 0.327, SLG: 0.490										3	0	0	0	1	0	2				
Bobby Bonilla, S (1, 5) SAFE (1, 5)										4	0	1	1	0	0	2				
Sid Bream, L (1, 3) SAFE (1, 3)										4	0	1	0	0	0	1				
R.J. Reynolds, S (1, 9) SAFE (1, 9)										3	0	0	0	1	0	1				
Michael LaValliere, L (1, 2) OBP: 0.444, SLG: 0.333										3	0	1	0	0	0	2				
Al Pedrique, R (1, 6) OBP: 0.182, SLG: 0.069										1	1	0	0	2	1	0				
Brian Fisher, R (1, 1)										2	0	0	0	1	1	2				
<b>Inning Stats</b>	R: 2 E: 1 K: 0 S: 15	H: 3 LOB: 2 BB: 2 P: 30	R: 1 E: 0 K: 0 S: 13	H: 1 LOB: 2 BB: 2 P: 24	R: 0 E: 0 K: 0 S: 7	H: 1 LOB: 0 BB: 0 P: 11	R: 0 E: 0 K: 2 S: 11	H: 0 LOB: 0 BB: 0 P: 18	R: 0 E: 0 K: 0 S: 7	H: 1 LOB: 2 BB: 1 P: 10	R: 0 E: 0 K: 1 S: 5	H: 0 LOB: 0 BB: 0 P: 7	R: 0 E: 0 K: 0 S: 4	H: 0 LOB: 0 BB: 0 P: 4	R: 0 E: 0 K: 0 S: 4	H: 0 LOB: 0 BB: 0 P: 4		1B: 4 2B: 2 3B: 0 HR: 0	SF: 0 SAC: 0 DP: 1 HBP: 0	WP: 0 PB: 0 SB: 0 CS: 0
<b>PITCHER</b> Danny Cox, R (1, 1) ERA: 4.5 Larry McWilliams, L (7, 1) ERA:	IP: 6.0 WLS: L BF: 27 H: 6 R: 3 ER: 3 SO: 2 BB: 3 IBB: 0 HBP: 0 BLK: 0 WP: 0 HR: 0 S: 64 P: 114 ERA: 4.50 WHIP: 1.833															<b>PITCHER</b>	IP: WLS: BF: H: R: ER: SO: BB: IBB: HBP: BLK: WP: HR: S: P: ERA: WHIP:			

AB	28
R	3
H	6
RBI	3
BB	5
SO	3
LOB	12





Batter	1	2	3	4	5	6	7	8	9	AB	R	H	RBI	BB	SO	LOB	TOP			
Vince Coleman, S OBP: 0.273, SLG: 0.360	F9		K		4-3			F8		4	0	0	0	0	1	0				
Ozzie Smith, S OBP: 0.321, SLG: 0.327	4-3		1-3					F7		4	0	1	0	0	0	0				
Willie McGee, S OBP: 0.245, SLG: 0.200	1B									3	0	1	0	1	0	1				
Tom Herr, S OBP: 0.370, SLG: 0.311	F7		G3					F9		4	0	0	0	0	0	2				
Terry Pendleton, S OBP: 0.353, SLG: 0.391 Tom Lawless, R (9, PR)		2B			4-3			1B		4	1	3	0	0	0	0				
Jim Lindeman, R OBP: 0.226, SLG: 0.333		G3			F9			1B		4	0	2	1	0	0	1				
José Quiendo, S OBP: 0.348, SLG: 0.300		1-3			1-3			F7		4	0	0	0	0	0	4				
Tony Peña, R OBP: 0.231, SLG: 0.243		G3			4-3			F3		3	0	0	0	0	0	2				
Greg Mathews, R OBP: 0.167, SLG: 0.167 Scott Terry, R (6, 1)		1-5-3			1-3			G3		2	0	0	0	0	0	1				
Curt Ford, L OBP: 0.111, SLG: 0.111 Scott Arnold, R (8, 1)										0	0	0	0	0	0	0				
										0	0	0	0	0	0	0				
										0	0	0	0	0	0	0				
<b>Inning Stats</b>	R: 0 E: 0 K: 0 S: 10	H: 1 LOB: 1 BB: 0 P: 16	R: 1 E: 0 K: 0 S: 6	H: 2 LOB: 1 BB: 0 P: 6	R: 0 E: 0 K: 1 S: 10	H: 0 LOB: 1 BB: 1 P: 17	R: 0 E: 0 K: 0 S: 4	H: 0 LOB: 0 BB: 0 P: 9	R: 0 E: 0 K: 0 S: 5	H: 1 LOB: 0 BB: 0 P: 6	R: 0 E: 0 K: 0 S: 7	H: 1 LOB: 1 BB: 0 P: 14	R: 0 E: 0 K: 0 S: 7	H: 0 LOB: 2 BB: 0 P: 13	R: 0 E: 0 K: 0 S: 12	H: 2 LOB: 2 BB: 0 P: 16	1B: 5 2B: 2 3B: 0 HR: 0	SF: 0 SAC: 0 DP: 1 HBP: 0	WP: 0 PB: 0 SB: 0 CS: 0	PA: 34
<b>PITCHER</b>	IP	WLS	BF	H	R	ER	SO	BB	IBB	HBP	BLK	WP	HR	S	P	ERA	WHIP			
Bob Walk, R ERA: 1.86	(1, 1)	7.0	W	26	5	1	1	1	1	0	0	1	0	46	75	1.29	0.857			
Jeff Robinson, R ERA: 2.55	(8, 1)	2.0		8	2	0	0	0	0	0	0	0	0	19	29	0.00	1.000			

St. Louis Cardinals @ Pittsburgh Pirates  
Three Rivers Stadium, Pittsburgh, PA  
Wed Apr 20 1988, 7:05 PM EDT  
Att: 15,522 - Unknown - 48 F

AB 33  
R 1  
H 7  
RBI 1  
BB 1  
SO 1  
LOB 11



Batter	1	2	3	4	5	6	7	8	9	AB	R	H	RBI	BB	SO	LOB	BOTTOM			
Barry Bonds, L OBP: 0.379, SLG: 0.825	L7		4-3		K			4-3		5	2	2	0	0	1	1				
Jose Lind, R OBP: 0.258, SLG: 0.271	6-3		1B		1-3			F9		4	1	2	2	1	0	0				
John Cangelosi, S OBP: 0.417, SLG: 0.222 Andy Van Slyke, L (6, PH) (7, 8)			4-3		1-3			K		2	1	1	0	1	0	2				
Bobby Bonilla, S OBP: 0.367, SLG: 0.648	F8		1B		1-3			L7		4	0	1	2	0	0	3				
Darnell Coles, R OBP: 0.429, SLG: 0.571		E1			F9			FC6-4		3	0	1	2	1	0	1				
Randy Milligan, R OBP: 0.375, SLG: 0.167 Jeff Robinson, R (8, 1)		FC5-4			2B			E4		2	1	0	0	2	0	1				
Junior Ortiz, R OBP: 0.400, SLG: 0.625		FC5-4			6-3			1B		0	0	0	0	0	0	0				
Al Pedrique, R OBP: 0.216, SLG: 0.152		FC5-4			1-3			G4-6-3		3	1	0	0	1	0	3				
Bob Walk, R OBP: 0.143, SLG: 0.143 Sid Bream, L (7, PH) (8, 3)					K			1B		4	1	2	0	0	0	3				
					K			1B		3	1	1	1	0	2	2				
								1B		1	0	1	1	0	0	0				
<b>Inning Stats</b>	R: 0 E: 0 K: 0 S: 12	H: 1 LOB: 1 BB: 0 P: 17	R: 0 E: 1 K: 0 S: 8	H: 0 LOB: 1 BB: 1 P: 13	R: 1 E: 0 K: 1 S: 10	H: 2 LOB: 2 BB: 1 P: 19	R: 0 E: 0 K: 1 S: 7	H: 1 LOB: 2 BB: 2 P: 17	R: 2 E: 0 K: 1 S: 10	H: 2 LOB: 1 BB: 1 P: 18	R: 4 E: 1 K: 1 S: 13	H: 4 LOB: 1 BB: 0 P: 19	R: 1 E: 1 K: 0 S: 14	H: 1 LOB: 1 BB: 1 P: 21	R: 0 E: 0 K: 1 S: 9	H: 0 LOB: 0 BB: 0 P: 14	1B: 9 2B: 2 3B: 0 HR: 0	SF: 1 SAC: 0 DP: 1 HBP: 0	WP: 0 PB: 0 SB: 1 CS: 1	PA: 40
<b>PITCHER</b>	IP	WLS	BF	H	R	ER	SO	BB	IBB	HBP	BLK	WP	HR	S	P	ERA	WHIP			
Greg Mathews, L ERA: 3.79	(1, 1)	5.0	L	28	9	7	5	3	5	0	0	1	0	51	91	9.00	2.800			
Scott Terry, R ERA:	(6, 1)	2.0		9	2	1	0	1	1	0	0	0	0	23	33	0.00	1.500			
Scott Arnold, R ERA: 3.18	(8, 1)	1.0		3	0	0	0	1	0	0	0	0	0	9	14	0.00	0.000			

St. Louis Cardinals @ Pittsburgh Pirates  
Three Rivers Stadium, Pittsburgh, PA  
Wed Apr 20 1988, 7:05 PM EDT  
Att: 15,522 - Unknown - 48 F

AB 33  
R 8  
H 11  
RBI 8  
BB 6  
SO 5  
LOB 18









Batter	1	2	3	4	5	6	7	8	9	AB	R	H	RBI	BB	SO	LOB	TOP			
Dave Martinez, L (1, 8) OBP: 0.319, SLG: 0.422	1-3 K	1-1 F5			3-2 F8			2-2 P2		4	0	0	0	0	1	0	Chicago Cubs @ Pittsburgh Pirates Three Rivers Stadium, Pittsburgh, PA Fri Apr 22 1988, 7:05 PM EDT Att: 16,250 - Unknown - 55 F			
23 Ryne Sandberg, R (1, 4) OBP: 0.246, SLG: 0.391	1-3 K		0-2 P2		0-1 L7			2-3 K		4	0	0	0	0	2	0				
Andre Dawson, R (1, 9) OBP: 0.354, SLG: 0.629	0-3 K		1-0 F9		1-2 G1-3			1-3 K		4	0	0	0	0	2	0				
Rafael Palmeiro, L (1, 7) OBP: 0.367, SLG: 0.472	2-2 F9		1-1 1B		3-2 P2			0-1 L9		4	0	1	0	0	0	1				
Leon Durham, L (1, 3) OBP: 0.304, SLG: 0.549		2-0 1B	2-2 P6		2-3 K			2-2 G4-3		4	1	1	0	0	1	1				
Jody Davis, R (1, 2) OBP: 0.354, SLG: 0.452		0-1 1B		0-0 G6-3		0-1 F7		1-2 HR		4	1	2	2	0	0	0				
Vance Law, R (1, 5) OBP: 0.339, SLG: 0.525		1-2 HR		2-3 K			2-3 K	2-2 1B		4	1	2	0	0	2	0				
Shawon Dunston, R (1, 6) OBP: 0.323, SLG: 0.567		0-0 HR		0-2 FC6			0-3 K	0-3 K		4	1	2	2	0	2	1				
Calvin Schiraldi, R (1, 1) Darin Jackson, R (7, PH) Les Lancaster, R (7, 1) Frank DiPino, L (8, 1)	0-3 K		0-1 FC6		0-1 FC6		1-0 F7			2	0	0	0	0	1	1				
<b>Inning Stats</b>	R: 0 E: 0 K: 3 S: 16	H: 0 LOB: 1 BB: 0 P: 20	R: 3 E: 0 K: 1 S: 15	H: 4 LOB: 0 BB: 0 P: 19	R: 0 E: 0 K: 0 S: 13	H: 1 LOB: 1 BB: 0 P: 17	R: 0 E: 0 K: 1 S: 9	H: 1 LOB: 1 BB: 0 P: 11	R: 0 E: 0 K: 0 S: 8	H: 0 LOB: 0 BB: 0 P: 12	R: 0 E: 0 K: 1 S: 10	H: 0 LOB: 0 BB: 0 P: 15	R: 0 E: 0 K: 2 S: 14	H: 0 LOB: 0 BB: 0 P: 10	R: 1 E: 0 K: 1 S: 16	H: 2 LOB: 1 BB: 0 P: 21	1B: 4 2B: 2 3B: 0 HR: 2	SF: 0 SAC: 0 DP: 0 HBP: 0	WP: 0 PB: 1 SB: 0 CS: 0	PA: 35
<b>PITCHER</b> Doug Drabek, R (1, 1) ERA: 3.21	IP: 9.0 WLS: W BF: 35 H: 8 R: 4 ER: 4 SO: 11 BB: 0 IBB: 0 HBP: 0 BLK: 0 WP: 0 HR: 2 S: 108 P: 144 ERA: 4.00 WHIP: 0.889															<b>PITCHER</b>				

AB	35
R	4
H	8
RBI	4
BB	0
SO	11
LOB	4



Batter	1	2	3	4	5	6	7	8	9	AB	R	H	RBI	BB	SO	LOB	BOTTOM			
Barry Bonds, L (1, 7) OBP: 0.343, SLG: 0.723	2-2 F5		0-1 G4-3		4-1 G4-3	2-3 K		1-0 F7		4	1	0	0	1	1	2	Chicago Cubs @ Pittsburgh Pirates Three Rivers Stadium, Pittsburgh, PA Fri Apr 22 1988, 7:05 PM EDT Att: 16,250 - Unknown - 55 F			
Jose Lind, R (1, 4) OBP: 0.268, SLG: 0.279	2-3 K		2-0 F8		1-2 G4-3		1-0 G5-3	0-0 WP		5	1	1	0	0	1	1				
Andy Van Slyke, L (1, 8) OBP: 0.318, SLG: 0.466	4-1 BB			4-0 HR	0-2 G2		2-2 P5	1-3 K		3	1	0	1	2	1	1				
Bobby Bonilla, S (1, 5) OBP: 0.391, SLG: 0.672	1-0 F8			1-0 HR	4-1 BB		4-2 BB	1-0 E5		3	2	2	2	2	0	1				
Sid Bream, L (1, 3) OBP: 0.392, SLG: 0.522		1-3 K		3-2 F7	0-0 F7		4-2 1B	0-0 FC6-4		4	1	0	0	1	1	2				
R.J. Reynolds, S (1, 9) OBP: 0.394, SLG: 0.464		3-1 G3-1		1-3 K		0-0 P3		1-3 2B		4	1	1	1	0	1	0				
Michael LaValliere, L (1, 2) OBP: 0.500, SLG: 0.475		3-2 1B		1-0 2B		2-2 1B		1-3 2B		4	1	4	2	0	0	0				
Rafael Belliard, R (1, 6) OBP: 0.300, SLG: 0.333		1-2 F8		4-0 2B		0-1 1B		1-1 3B		3	0	2	1	1	0	1				
Doug Drabek, R (1, 1) OBP: 0.083, SLG: 0.083			0-0 G5-3		0-1 F7		1-3 K	0-1 P2		4	0	0	0	0	1	5				
<b>Inning Stats</b>	R: 0 E: 0 K: 1 S: 8	H: 0 LOB: 1 BB: 1 P: 17	R: 0 E: 0 K: 1 S: 11	H: 1 LOB: 0 BB: 0 P: 19	R: 0 E: 0 K: 0 S: 4	H: 0 LOB: 0 BB: 0 P: 6	R: 2 E: 0 K: 1 S: 11	H: 2 LOB: 2 BB: 2 P: 25	R: 1 E: 0 K: 0 S: 10	H: 0 LOB: 1 BB: 2 P: 19	R: 0 E: 0 K: 2 S: 12	H: 2 LOB: 2 BB: 0 P: 17	R: 4 E: 0 K: 0 S: 18	H: 3 LOB: 1 BB: 2 P: 34	R: 1 E: 1 K: 1 S: 7	H: 2 LOB: 1 BB: 0 P: 10	1B: 6 2B: 2 3B: 1 HR: 1	SF: 0 SAC: 0 DP: 0 HBP: 0	WP: 1 PB: 0 SB: 1 CS: 0	PA: 41
<b>PITCHER</b> Calvin Schiraldi, R (1, 1) ERA: 8.78 Les Lancaster, R (7, 1) Frank DiPino, L (8, 1) ERA: 5.63	IP: 6.0 WLS: L BF: 8 H: 3 R: 4 ER: 4 SO: 3 BB: 3 P: 17															<b>PITCHER</b>				

AB	34
R	8
H	10
RBI	7
BB	7
SO	6
LOB	13





Batter	1	2	3	4	5	6	7	8	9	AB	R	H	RBI	BB	SO	LOB	TOP					
Dave Martinez, L (1, 8) OBP: 0.342, SLG: 0.456										4	1	3	1	0	0	0	Chicago Cubs @ Pittsburgh Pirates Three Rivers Stadium, Pittsburgh, PA Sat Apr 23 1988, 3:33 AM EDT Att: 20,214 - Sunny - 70 F					
23 Ryne Sandberg, R (1, 4) OBP: 0.233, SLG: 0.368										4	1	0	0	0	1	4						
Andre Dawson, R (1, 9) OBP: 0.362, SLG: 0.636										4	0	2	1	0	0	0						
Rafael Palmeiro, L (1, 7) OBP: 0.375, SLG: 0.491										4	0	2	1	0	0	1						
Leon Durham, L (1, 3) OBP: 0.283, SLG: 0.509										4	0	0	0	0	3	2						
Jody Davis, R (1, 2) OBP: 0.392, SLG: 0.477										2	0	2	0	1	0	0						
Rolando Roomes, R (7, PR)										0	1	0	0	0	0	0						
Jim Sundberg, R (7, 2) OBP: 0.333, SLG: 0.273										1	0	0	0	0	0	0						
Vance Law, R (1, 5) OBP: 0.333, SLG: 0.508										4	0	1	0	0	1	2						
Shawon Dunston, R (1, 6) OBP: 0.318, SLG: 0.547										4	1	1	1	0	0	1						
Al Nipper, R (1, 1)										2	0	0	0	0	1	0						
Jamie Moyer, L (6, 1)										0	0	0	0	0	0	0						
Jerry Mumphy, S (7, PH) OBP: 0.308, SLG: 0.250										1	0	0	0	0	0	2						
Rich Gossage, R (7, 1)										0	0	0	0	0	0	0						
<b>Inning Stats</b>	R: 1 E: 0 K: 1 S: 15	H: 3 LOB: 1 BB: 0 P: 20	R: 0 E: 0 K: 0 S: 10	H: 2 LOB: 0 BB: 0 P: 15	R: 1 E: 0 K: 1 S: 13	H: 2 LOB: 1 BB: 0 P: 22	R: 0 E: 0 K: 1 S: 8	H: 1 LOB: 0 BB: 0 P: 13	R: 0 E: 0 K: 0 S: 6	H: 0 LOB: 0 BB: 0 P: 9	R: 0 E: 0 K: 1 S: 15	H: 1 LOB: 1 BB: 0 P: 20	R: 2 E: 0 K: 0 S: 9	H: 2 LOB: 2 BB: 1 P: 18	R: 0 E: 0 K: 1 S: 9	H: 0 LOB: 0 BB: 0 P: 14	R: 0 E: 0 K: 1 S: 9	H: 0 LOB: 0 BB: 0 P: 12	1B: 8 2B: 3 3B: 0 HR: 0	SF: 0 SAC: 0 DP: 2 HBP: 0	WP: 0 PB: 0 SB: 2 CS: 1	PA: 35
<b>PITCHER</b>	IP WLS BF H R ER SO BB IBB HBP BLK WP HR S P ERA WHIP																					
Brian Fisher, R (1, 1) ERA: 1.65	5.2	22	9	2	2	3	0	0	0	0	0	0	0	0	64	94	3.18	1.588				
Bob Kipper, L (6, 1) ERA: 3.38	0.1	1	0	0	0	1	0	0	0	0	0	0	0	0	3	5	0.00	0.000				
Jeff Robinson, R (7, 1) ERA: 3.38	1.0	6	2	2	2	0	1	0	0	0	0	0	0	9	18	18.00	3.000					
Jim Gott, R (8, 1) ERA: 3.38	2.0	W 6	0	0	0	2	0	0	0	0	0	0	0	18	26	0.00	0.000					

AB	34
R	4
H	11
RBI	4
BB	1
SO	6
LOB	12



Batter	1	2	3	4	5	6	7	8	9	AB	R	H	RBI	BB	SO	LOB	BOTTOM					
Barry Bonds, L (1, 7) OBP: 0.324, SLG: 0.681										4	0	0	0	0	0	3	Chicago Cubs @ Pittsburgh Pirates Three Rivers Stadium, Pittsburgh, PA Sat Apr 23 1988, 3:33 AM EDT Att: 20,214 - Sunny - 70 F					
Jose Lind, R (1, 4) OBP: 0.253, SLG: 0.264										4	0	0	0	0	1	2						
Andy Van Slyke, L (1, 8) OBP: 0.329, SLG: 0.459										3	1	1	0	1	0	1						
Bobby Bonilla, S (1, 5) OBP: 0.397, SLG: 0.703										3	2	1	1	1	0	1						
Sid Bream, L (1, 3) OBP: 0.389, SLG: 0.531										3	1	1	0	0	0	0						
R.J. Reynolds, S (1, 9) OBP: 0.405, SLG: 0.548										3	1	1	2	1	1	0						
Michael LaValliere, L (1, 2) OBP: 0.519, SLG: 0.950										4	0	3	2	0	0	0						
Rafael Belliard, R (1, 6) OBP: 0.250, SLG: 0.273										4	0	0	0	0	1	4						
Brian Fisher, R (1, 1)										0	0	0	0	2	0	0						
Bob Kipper, R (6, 1)										0	0	0	0	0	0	0						
Jeff Robinson, R (7, 1)										0	0	0	0	0	0	0						
John Cangelosi, S (7, PH) OBP: 0.429, SLG: 0.364										1	0	1	0	0	0	0						
Jim Gott, R (8, 1)										0	0	0	0	0	0	0						
<b>Inning Stats</b>	R: 0 E: 0 K: 0 S: 6	H: 0 LOB: 1 BB: 1 P: 15	R: 0 E: 0 K: 1 S: 10	H: 1 LOB: 1 BB: 0 P: 17	R: 0 E: 0 K: 0 S: 7	H: 0 LOB: 1 BB: 1 P: 17	R: 0 E: 0 K: 0 S: 4	H: 0 LOB: 0 BB: 0 P: 5	R: 0 E: 0 K: 0 S: 8	H: 1 LOB: 1 BB: 1 P: 14	R: 3 E: 0 K: 0 S: 13	H: 3 LOB: 0 BB: 0 P: 20	R: 0 E: 0 K: 2 S: 15	H: 1 LOB: 1 BB: 0 P: 23	R: 2 E: 0 K: 0 S: 12	H: 2 LOB: 1 BB: 2 P: 25	R: 2 E: 0 K: 0 S: 12	H: 2 LOB: 1 BB: 2 P: 25	1B: 4 2B: 2 3B: 0 HR: 2	SF: 0 SAC: 1 DP: 2 HBP: 0	WP: 0 PB: 0 SB: 1 CS: 0	PA: 35
<b>PITCHER</b>	IP WLS BF H R ER SO BB IBB HBP BLK WP HR S P ERA WHIP																					
Al Nipper, R (1, 1) ERA: 3.65	5.2	23	4	2	2	1	3	0	0	0	0	0	0	0	44	81	3.18	1.235				
Jamie Moyer, L (6, 1) ERA: 4.74	0.1	2	1	1	1	0	0	0	0	0	1	4	7	27.00	3.000							
Rich Gossage, R (7, 1) ERA: 5.14	2.0	L 10	3	2	2	2	1	1	0	0	0	27	48	9.00	2.000							

AB	29
R	5
H	8
RBI	5
BB	5
SO	3
LOB	11





Batter	1	2	3	4	5	6	7	8	9	AB	R	H	RBI	BB	SO	LOB	TOP					
Dave Martinez, L (1, 8) OBP: 0.325, SLG: 0.437	1-2 P6		3-1 SF7		0-0 G4-3		0-1 F7			3	0	0	1	0	0	1						
23 Ryne Sandberg, R (1, 4) OBP: 0.221, SLG: 0.347	2-3 K		0-1 F7			1-1 G6-3		0-0 G6-3		4	0	0	0	0	1	0						
Andre Dawson, R (1, 9) OBP: 0.356, SLG: 0.614	1-0 5-3			1-1 F9		2-1 G4-3		2-1 1B		4	0	1	0	0	0	0						
Rafael Palmeiro, L (1, 7) OBP: 0.382, SLG: 0.525		2-2 G3		2-2 S		1-1 2B		1-2 F8		4	1	2	0	0	0	1						
Leon Durham, L (1, 3) OBP: 0.313, SLG: 0.517		0-0		3-3 K		4-1 2B		1-1		3	0	2	0	1	1	1						
Rolando Roomes, R (8, PR)										0	0	0	0	0	0	0						
Manny Trillo, R (8, 3) OBP: 0.143, SLG: 0.083										0	0	0	0	0	0	0						
Jody Davis, R (1, 2) OBP: 0.382, SLG: 0.479	0-1 F8		0-1 1B	3-2 2B		1-1 BB		2-0 F7		4	0	1	1	0	0	5						
Vance Law, R (1, 5) OBP: 0.314, SLG: 0.478	1-3 K			2-0 F8						4	0	0	0	0	1	2						
Shawon Dunston, R (1, 6) OBP: 0.329, SLG: 0.544			0-1 E	1-1 G3-1		2-2 G5-6-3		2-2 L9		4	1	2	0	0	0	0						
Rick Sutcliffe, L (1, 1) OBP: 0.231, SLG: 0.167			0-0 SH3-4	2-3 K		1-0 G5-6-3		0-3 K		2	0	0	0	0	1	1						
Jerry Mumphrey, S (9, PH) OBP: 0.286, SLG: 0.231			1-2 SH3-4							1	0	0	0	0	1	0						
<b>Inning Stats</b>	R: 0 E: 0 K: 1 S: 7	H: 0 LOB: 0 BB: 0 P: 11	R: 0 E: 0 K: 1 S: 11	H: 1 LOB: 1 BB: 0 P: 14	R: 1 E: 1 K: 0 S: 7	H: 1 LOB: 0 BB: 0 P: 10	R: 1 E: 0 K: 1 S: 17	H: 2 LOB: 1 BB: 0 P: 28	R: 0 E: 0 K: 1 S: 6	H: 0 LOB: 0 BB: 0 P: 9	R: 0 E: 0 K: 0 S: 9	H: 1 LOB: 2 BB: 1 P: 18	R: 0 E: 0 K: 0 S: 9	H: 1 LOB: 1 BB: 0 P: 12	R: 0 E: 0 K: 0 S: 9	H: 2 LOB: 2 BB: 0 P: 15	R: 0 E: 0 K: 1 S: 9	H: 0 LOB: 0 BB: 0 P: 11	1B: 5 2B: 3 3B: 0 HR: 0	SF: 1 SAC: 1 DP: 0 HBP: 0	WP: 0 PB: 0 SB: 1 CS: 0	PA: 36
<b>PITCHER</b>	IP WLS BF H R ER SO BB IBB HBP BLK WP HR S P ERA WHIP																					
Bob Walk, R (1, 1) ERA: 1.75	6.1 W 26 6 2 1 4 1 0 0 0 0 0 0 63 98 1.42 1.105																					
Bob Kipper, L (7, 1) ERA: 3.0	0.2 2 0 0 0 0 0 0 0 0 0 0 0 3 4 0.00 0.000																					
Jeff Robinson, R (8, 1) ERA: 3.05	2.0 S 8 2 0 0 1 0 0 0 0 0 0 0 18 26 0.00 1.000																					

Chicago Cubs @ Pittsburgh Pirates  
Three Rivers Stadium, Pittsburgh, PA  
Sun Apr 24 1988, 3:33 AM EDT  
Att. 19,934 - Overcast - 43 F

AB 33  
R 2  
H 8  
RBI 2  
BB 1  
SO 5  
LOB 11



Batter	1	2	3	4	5	6	7	8	9	AB	R	H	RBI	BB	SO	LOB	BOTTOM			
Barry Bonds, L (1, 7) OBP: 0.320, SLG: 0.671	0-0 E9		2-2 G3	3-1 4-3			0-1 G5-3			4	1	1	0	0	0	1				
Jose Lind, R (1, 4) OBP: 0.253, SLG: 0.276	2-2 5-3		0-1 2B		1-1 F9		1-2 G4-3			4	0	1	1	0	0	0				
Andy Van Slyke, L (1, 8) OBP: 0.324, SLG: 0.492	3-H		3-2 F8	0-2 G4-3			0-0 F8			4	1	1	1	0	0	1				
Bobby Bonilla, S (1, 5) OBP: 0.390, SLG: 0.676	2-2 P5		3-2 F8	2-1 F9			2-1 FC5-4			4	0	1	0	0	0	1				
Sid Bream, L (1, 3) OBP: 0.379, SLG: 0.528	0-0 6-3			0-0 1B		0-0 F7		0-0 F8		4	1	1	0	0	0	1				
Darnell Coles, R (1, 9) OBP: 0.395, SLG: 0.486		1-1 P5		2-2 BLK		0-3 K		1-2 FC5-4		4	1	1	1	0	1	1				
Michael LaValliere, L (1, 2) OBP: 0.525, SLG: 0.511		1-0 FC6		0-0 F8		3-1 FC6-4				3	0	2	0	0	0	1				
Rafael Belliard, R (1, 6) OBP: 0.259, SLG: 0.360		1-3 K		1-0 3B		1-0 FC6-4				3	0	1	1	0	1	2				
Bob Walk, R (1, 1) OBP: 0.111, SLG: 0.111		1-1 FC6		1-3 K						2	0	0	0	0	1	2				
Bob Kipper, R (7, 1)										0	0	0	0	0	0	0				
John Cangelosi, S (7, PH) OBP: 0.400, SLG: 0.333										1	0	0	0	0	0	0				
Jeff Robinson, R (8, 1)										0	0	0	0	0	0	0				
<b>Inning Stats</b>	R: 2 E: 1 K: 0 S: 10	H: 2 LOB: 0 BB: 0 P: 15	R: 0 E: 0 K: 1 S: 8	H: 1 LOB: 1 BB: 0 P: 12	R: 0 E: 0 K: 0 S: 12	H: 1 LOB: 1 BB: 0 P: 20	R: 2 E: 0 K: 1 S: 11	H: 3 LOB: 1 BB: 0 P: 18	R: 0 E: 0 K: 0 S: 7	H: 0 LOB: 0 BB: 0 P: 10	R: 0 E: 0 K: 1 S: 7	H: 1 LOB: 1 BB: 0 P: 11	R: 0 E: 0 K: 0 S: 10	H: 0 LOB: 0 BB: 0 P: 11	R: 0 E: 0 K: 0 S: 7	H: 1 LOB: 1 BB: 0 P: 10	1B: 4 2B: 3 3B: 1 HR: 1	SF: 0 SAC: 0 DP: 0 HBP: 0	WP: 0 PB: 0 SB: 0 CS: 0	PA: 33
<b>PITCHER</b>	IP WLS BF H R ER SO BB IBB HBP BLK WP HR S P ERA WHIP																			
Rick Sutcliffe, R (1, 1) ERA: 4.54	8.0 L 33 9 4 4 3 0 0 0 0 0 0 1 72 107 4.50 1.125																			

Chicago Cubs @ Pittsburgh Pirates  
Three Rivers Stadium, Pittsburgh, PA  
Sun Apr 24 1988, 3:33 AM EDT  
Att. 19,934 - Overcast - 43 F

AB 33  
R 4  
H 9  
RBI 4  
BB 0  
SO 3  
LOB 10





Batter	1	2	3	4	5	6	7	8	9	AB	R	H	RBI	BB	SO	LOB	TOP					
<b>Barry Bonds, L</b> OBP: 0.304, SLG: 0.645 (1, 7)	F8		1-3		SF7			F7		3	0	0	1	0	0	2	<b>Pittsburgh Pirates @ San Francisco Giants</b> Candlestick Park, San Francisco, CA Tue Apr 26 1988, 10:05 PM EDT Att: 11,738 - Unknown - 65 F					
<b>Jose Lind, R</b> OBP: 0.241, SLG: 0.263 (1, 4)	5-3			5-3	5-3			FC5-6 BB		4	0	0	0	0	0	2						
<b>Andy Van Slyke, L</b> OBP: 0.333, SLG: 0.478 (1, 8)	F6			FC3-6 BB		G1		4-2 BB		2	0	0	0	2	0	0						
<b>Bobby Bonilla, S</b> OBP: 0.370, SLG: 0.639 (1, 5)		F8		FC3-6 BB		F7		K		4	0	0	0	0	1	3						
<b>Sid Bream, L</b> OBP: 0.371, SLG: 0.526 (1, 3)		4-3		F7		F9			4-3 2B	4	0	1	0	0	0	1						
<b>R.J. Reynolds, S</b> OBP: 0.386, SLG: 0.486 (1, 9)		G3			4-3		F7		4-3	4	0	0	0	0	0	1						
<b>Michael LaValliere, L</b> OBP: 0.524, SLG: 0.510 (1, 2)				1B		F4			6-3	4	1	2	0	0	0	1						
<b>Rafael Belliard, R</b> OBP: 0.258, SLG: 0.345 (1, 6)				F8		5-3			4-3	4	1	1	0	0	0	2						
<b>John Smiley, L</b> OBP: 0.250, SLG: 0.250 (1, 1)				K						3	0	2	1	0	1	1						
<b>Jim Gott, R</b> (9, 1)								FC5-6 1B		0	0	0	0	0	0	0						
<b>Inning Stats</b>	R: 0 E: 0 K: 0 S: 8	H: 0 LOB: 0 BB: 0 P: 10	R: 0 E: 0 K: 0 S: 6	H: 0 LOB: 0 BB: 7 P: 7	R: 0 E: 0 K: 1 S: 11	H: 1 LOB: 1 BB: 0 P: 15	R: 0 E: 1 K: 0 S: 4	H: 0 LOB: 1 BB: 1 P: 10	R: 2 E: 0 K: 0 S: 12	H: 3 LOB: 1 BB: 0 P: 18	R: 0 E: 0 K: 0 S: 5	H: 0 LOB: 0 BB: 0 P: 6	R: 0 E: 0 K: 0 S: 7	H: 0 LOB: 0 BB: 0 P: 12	R: 0 E: 0 K: 1 S: 9	H: 1 LOB: 2 BB: 1 P: 15	R: 0 E: 0 K: 0 S: 6	H: 1 LOB: 1 BB: 0 P: 13	1B: 5 2B: 1 3B: 0 HR: 0	SF: 1 SAC: 0 DP: 0 HBP: 0	WP: 0 PB: 0 SB: 0 CS: 0	PA: 35
<b>PITCHER</b>	IP	WLS	BF	H	R	ER	SO	BB	IBB	HBP	BLK	WP	HR	S	P	ERA	WHIP					
<b>Rick Reuschel, R</b> ERA: 1.91 (1, 1)	8.0	L	31	5	2	2	2	2	0	0	0	0	0	62	93	2.25	0.875					
<b>Atlee Hammaker, L</b> ERA: 4.91 (9, 1)	1.0		4	1	0	0	0	0	0	0	0	0	0	6	13	0.00	1.000					

Batter	1	2	3	4	5	6	7	8	9	AB	R	H	RBI	BB	SO	LOB	BOTTOM					
<b>Brett Butler, L</b> OBP: 0.349, SLG: 0.397 (1, 8)	6-3					F8		G4-6-3		2	0	0	0	1	0	0	<b>Pittsburgh Pirates @ San Francisco Giants</b> Candlestick Park, San Francisco, CA Tue Apr 26 1988, 10:05 PM EDT Att: 11,738 - Unknown - 65 F					
<b>Chris Speier, R</b> OBP: 0.333, SLG: 0.235 (8, PH)										1	0	0	0	0	0	2						
<b>Atlee Hammaker, S</b> (9, 1)										0	0	0	0	0	0	0						
<b>Kevin Mitchell, R</b> OBP: 0.301, SLG: 0.377 (1, 5)	F9		F7			4-3			6-3	4	0	0	0	0	0	1						
<b>Will Clark, L</b> OBP: 0.366, SLG: 0.563 (1, 3)	G3		K			K			F9	4	0	0	0	0	2	1						
<b>Candy Maldonado, R</b> OBP: 0.324, SLG: 0.400 (1, 9)		CS 1B BB		G6-4-3 BB		1-3			1B	2	0	1	0	2	0	0						
<b>Jeffrey Leonard, R</b> OBP: 0.333, SLG: 0.343 (1, 7)		K		G6-4-3		F3			1B	4	0	1	0	0	1	2						
<b>Bob Melvin, R</b> OBP: 0.234, SLG: 0.404 (1, 2)		CS 1B		K					1B	3	0	1	0	0	1	0						
<b>Mike Aldrete, L</b> OBP: 0.339, SLG: 0.367 (9, PH)						F7			1-3	1	0	0	0	0	0	2						
<b>Robby Thompson, R</b> OBP: 0.344, SLG: 0.397 (1, 4)		4-3 BB			4-3				1B	2	0	1	0	1	0	0						
<b>Jose Uribe, S</b> OBP: 0.314, SLG: 0.266 (1, 6)			4-3			K			F3	3	0	0	0	0	1	3						
<b>Rick Reuschel, R</b> (1, 1)										2	0	0	0	0	0	0						
<b>Joel Youngblood, R</b> OBP: 0.400, SLG: 0.385 (8, PH)				6-3		6-3			G4-6-3 1B	1	0	1	0	0	0	0						
<b>Inning Stats</b>	R: 0 E: 0 K: 0 S: 7	H: 0 LOB: 0 BB: 0 P: 9	R: 0 E: 0 K: 1 S: 15	H: 1 LOB: 2 BB: 2 P: 25	R: 0 E: 0 K: 1 S: 8	H: 0 LOB: 1 BB: 1 P: 13	R: 0 E: 0 K: 1 S: 9	H: 0 LOB: 0 BB: 1 P: 14	R: 0 E: 0 K: 1 S: 7	H: 0 LOB: 0 BB: 0 P: 10	R: 0 E: 0 K: 1 S: 5	H: 0 LOB: 0 BB: 0 P: 9	R: 0 E: 0 K: 0 S: 6	H: 0 LOB: 0 BB: 0 P: 9	R: 0 E: 0 K: 0 S: 11	H: 2 LOB: 1 BB: 0 P: 13	R: 0 E: 0 K: 0 S: 12	H: 2 LOB: 2 BB: 0 P: 14	1B: 5 2B: 0 3B: 0 HR: 0	SF: 0 SAC: 0 DP: 2 HBP: 0	WP: 0 PB: 0 SB: 0 CS: 2	PA: 33
<b>PITCHER</b>	IP	WLS	BF	H	R	ER	SO	BB	IBB	HBP	BLK	WP	HR	S	P	ERA	WHIP					
<b>John Smiley, L</b> ERA: 3.86 (1, 1)	8.2	W	31	4	0	0	5	4	0	0	0	0	0	75	111	0.00	0.923					
<b>Jim Gott, R</b> ERA: 3.27 (9, 1)	0.1	S	2	1	0	0	0	0	0	0	0	0	0	5	5	0.00	3.000					





Batter	1	2	3	4	5	6	7	8	9	AB	R	H	RBI	BB	SO	LOB	TOP			
<b>Barry Bonds, L</b> OBP: 0.289, SLG: 0.613 (1, 7)										4	0	0	0	0	2	2	<b>Pittsburgh Pirates @ San Francisco Giants</b> Candlestick Park, San Francisco, CA Wed Apr 27 1988, 10:05 PM EDT Att: 10,137 - Unknown <a href="http://livebaseballscorecards.com">livebaseballscorecards.com</a>			
<b>Jose Lind, R</b> OBP: 0.241, SLG: 0.262 (1, 4)										4	1	1	0	0	0	0				
<b>John Cangelosi, S</b> OBP: 0.368, SLG: 0.313 (1, 8)										4	1	1	1	0	0	0				
<b>Bobby Bonilla, S</b> OBP: 0.400, SLG: 0.724 (1, 5)										4	1	4	1	0	0	0				
<b>Darnell Coles, R</b> OBP: 0.362, SLG: 0.447 (1, 9)										3	0	0	1	0	1	2				
<b>Randy Milligan, R</b> OBP: 0.300, SLG: 0.125 (1, 3)										4	0	0	0	0	0	2				
<b>Junior Ortiz, R</b> OBP: 0.333, SLG: 0.462 (1, 2)										4	0	1	0	0	1	0				
<b>Rafael Belliard, R</b> OBP: 0.265, SLG: 0.344 (9, PH)										3	0	1	0	0	0	1				
<b>Dave Hostetter, R</b> OBP: 0.250, SLG: 0.250 (7, PH)										1	1	1	0	0	0	0				
<b>Sid Bream, L</b> OBP: 0.365, SLG: 0.517 (9, PH)										1	0	0	0	0	1	0				
<b>Inning Stats</b>	R: 2 E: 0 K: 1 S: 10	H: 3 LOB: 1 BB: 0 P: 14	R: 0 E: 0 K: 0 S: 7	H: 1 LOB: 1 BB: 0 P: 10	R: 0 E: 0 K: 1 S: 9	H: 1 LOB: 0 BB: 0 P: 15	R: 0 E: 0 K: 0 S: 5	H: 0 LOB: 0 BB: 0 P: 6	R: 0 E: 0 K: 2 S: 8	H: 1 LOB: 1 BB: 0 P: 17	R: 0 E: 0 K: 0 S: 11	H: 2 LOB: 1 BB: 0 P: 16	R: 1 E: 0 K: 0 S: 12	H: 1 LOB: 0 BB: 0 P: 20	R: 1 E: 0 K: 2 S: 17	H: 1 LOB: 0 BB: 0 P: 24	1B: 6 2B: 2 3B: 0 HR: 2	SF: 1 SAC: 1 DP: 1 HBP: 0	WP: 0 PB: 0 SB: 0 CS: 0	PA: 36
<b>PITCHER</b>	IP WLS BF H R ER SO BB IBB HBP BLK WP HR S P ERA WHIP																			
<b>Dave Dravecky, L</b> ERA: 3.6 (1, 1)	8.0 W 32 9 3 3 4 0 0 0 0 0 1 72 106 3.38 1.125																			
<b>Joe Price, L</b> ERA: 5.4 (9, 1)	1.0 S 4 1 1 1 2 0 0 0 0 0 0 1 17 24 9.00 1.000																			

Batter	1	2	3	4	5	6	7	8	9	AB	R	H	RBI	BB	SO	LOB	BOTTOM			
<b>Brett Butler, L</b> OBP: 0.367, SLG: 0.420 (1, 8)										3	3	2	0	1	0	2	<b>Pittsburgh Pirates @ San Francisco Giants</b> Candlestick Park, San Francisco, CA Wed Apr 27 1988, 10:05 PM EDT Att: 10,137 - Unknown <a href="http://livebaseballscorecards.com">livebaseballscorecards.com</a>			
<b>Kevin Mitchell, R</b> OBP: 0.312, SLG: 0.415 (1, 5)										4	1	2	3	0	0	3				
<b>Will Clark, L</b> OBP: 0.360, SLG: 0.548 (1, 3)										2	0	0	1	1	0	1				
<b>Candy Maldonado, R</b> OBP: 0.321, SLG: 0.391 (1, 9)										4	0	1	1	0	0	0				
<b>Jeffrey Leonard, R</b> OBP: 0.302, SLG: 0.308 (1, 7)										4	0	0	0	0	2	3				
<b>Bob Melvin, R</b> OBP: 0.235, SLG: 0.451 (1, 2)										4	1	1	1	0	0	0				
<b>Robby Thompson, R</b> OBP: 0.338, SLG: 0.377 (1, 4)										3	0	0	0	1	1	0				
<b>Jose Uribe, S</b> OBP: 0.311, SLG: 0.265 (1, 6)										4	0	1	0	0	1	1				
<b>Dave Dravecky, R</b> OBP: 0.111, SLG: 0.111 (9, 1)										3	1	1	0	0	0	1				
<b>Inning Stats</b>	R: 2 E: 0 K: 1 S: 13	H: 1 LOB: 0 BB: 1 P: 22	R: 0 E: 0 K: 0 S: 9	H: 0 LOB: 1 BB: 1 P: 16	R: 1 E: 1 K: 0 S: 9	H: 1 LOB: 0 BB: 0 P: 13	R: 0 E: 0 K: 0 S: 4	H: 0 LOB: 0 BB: 0 P: 8	R: 1 E: 0 K: 1 S: 12	H: 2 LOB: 1 BB: 0 P: 17	R: 1 E: 0 K: 2 S: 11	H: 1 LOB: 0 BB: 0 P: 13	R: 1 E: 1 K: 0 S: 11	H: 3 LOB: 3 BB: 1 P: 20	R: 0 E: 0 K: 0 S: 8	H: 0 LOB: 0 BB: 0 P: 13		1B: 5 2B: 1 3B: 1 HR: 1	SF: 1 SAC: 0 DP: 1 HBP: 0	WP: 0 PB: 0 SB: 0 CS: 0
<b>PITCHER</b>	IP WLS BF H R ER SO BB IBB HBP BLK WP HR S P ERA WHIP																			
<b>Doug Drabek, R</b> ERA: 3.71 (1, 1)	6.0 L 25 5 5 4 4 2 0 0 0 0 0 1 58 89 6.00 1.167																			
<b>Barry Jones, R</b> ERA: (7, 1)	2.0 10 3 1 0 0 0 1 0 0 0 0 0 19 33 0.00 1.500																			








Batter	1	2	3	4	5	6	7	8	9	AB	R	H	RBI	BB	SO	LOB	TOP					
<b>Barry Bonds, L</b> OBP: 0.283, SLG: 0.563 (1, 7)	G3			BLK 1B BB		F7	K		K	4	1	0	0	1	2	3	<b>Pittsburgh Pirates @ San Diego Padres</b> Jack Murphy Stadium, San Diego, CA Fri Apr 29 1988, 10:05 PM EDT Att: 16,185 - Unknown - 68 F					
<b>Jose Lind, R</b> OBP: 0.232, SLG: 0.250 (1, 4)	6-3		1-3			WP 3-1 1B		F9		4	0	1	0	0	0	1						
<b>Andy Van Slyke, L</b> OBP: 0.314, SLG: 0.440 (1, 8)	G3		2-H 1B			3-1		K		4	0	1	1	0	1	1						
<b>Bobby Bonilla, S</b> OBP: 0.387, SLG: 0.679 (1, 5)		G3		F8		F8				4	0	1	0	0	0	2						
<b>Sid Bream, L</b> OBP: 0.362, SLG: 0.492 <b>Dave Hostetter, R</b> OBP: 0.200, SLG: 0.200 (8, PH) (8, 3)	4-3							1B 2B 1B		2	1	1	0	1	0	0						
<b>R.J. Reynolds, S</b> OBP: 0.382, SLG: 0.550 (1, 9)	F7			F8						1	0	0	0	0	0	1						
<b>Michael LaValliere, L</b> OBP: 0.489, SLG: 0.466 <b>John Cangelosi, S</b> OBP: 0.350, SLG: 0.294 (9, PH) (9, 3)	4-3					F8		F7		3	0	0	0	0	0	2						
<b>Al Pedrique, R</b> OBP: 0.227, SLG: 0.179 (1, 6)	F3					5-3		BLK 2B		3	0	1	1	1	0	0						
<b>Brian Fisher, R</b> <b>Randy Milligan, R</b> <b>Vicente Palacios, R</b> <b>Darnell Coles, R</b> <b>Bob Kipper, R</b> <b>Junior Ortiz, R</b> OBP: 0.375, SLG: 0.500 (1, 1) (3, PH) (3, 1) (7, PH) (7, 1) (9, PH)	K					4-3		2B 3H		0	0	0	0	0	0	0						
<b>Inning Stats</b>	R: 0 E: 0 K: 0 S: 6	H: 0 LOB: 0 BB: 0 P: 9	R: 0 E: 0 K: 0 S: 7	H: 0 LOB: 0 BB: 0 P: 14	R: 0 E: 0 K: 1 S: 9	H: 0 LOB: 0 BB: 0 P: 14	R: 1 E: 0 K: 0 S: 15	H: 1 LOB: 2 BB: 2 P: 31	R: 0 E: 0 K: 0 S: 5	H: 0 LOB: 0 BB: 0 P: 7	R: 0 E: 0 K: 0 S: 11	H: 1 LOB: 1 BB: 0 P: 17	R: 2 E: 0 K: 2 S: 14	H: 3 LOB: 1 BB: 0 P: 24	R: 0 E: 0 K: 1 S: 10	H: 1 LOB: 1 BB: 1 P: 14		R: 0 E: 0 K: 2 S: 16	H: 1 LOB: 2 BB: 1 P: 26	1B: 6 2B: 1 3B: 0 HR: 0	SF: 0 SAC: 0 DP: 0 HBP: 0	WP: 1 PB: 0 SB: 0 CS: 0
<b>PITCHER</b>	IP	WLS	BF	H	R	ER	SO	BB	IBB	HBP	BLK	WP	HR	S	P	ERA	WHIP					
<b>Andy Hawkins, R</b> ERA: 4.31 <b>Mark Davis, L</b> ERA: 0.92 (1, 1) (7, 1)	6.1	W	26	5	3	3	1	2	0	0	1	1	0	60	104	4.26	1.105					

AB	34
R	3
H	7
RBI	2
BB	3
SO	6
LOB	13



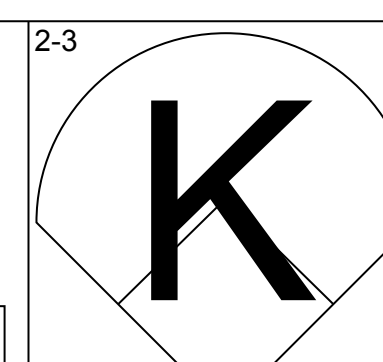
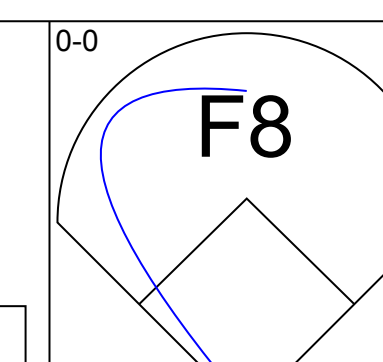
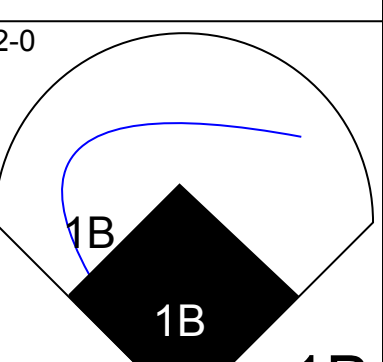
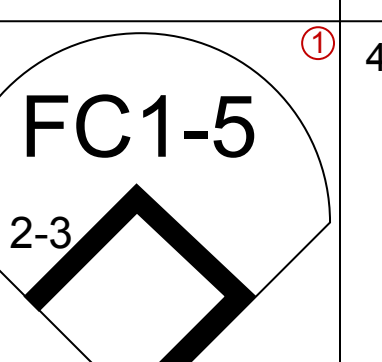
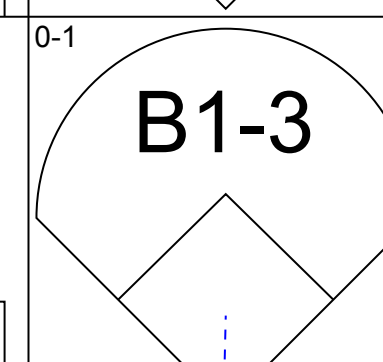
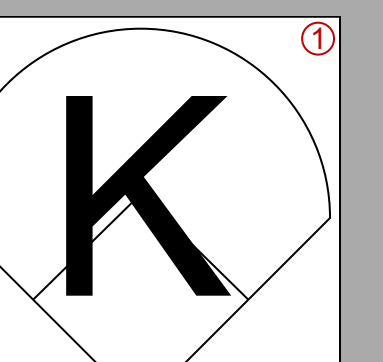
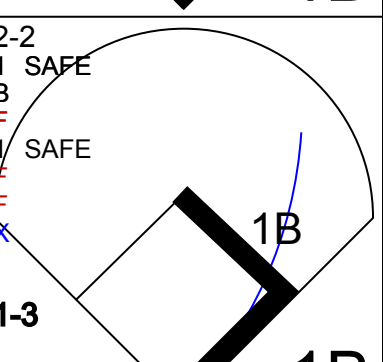
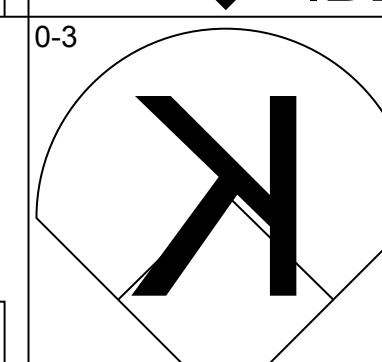
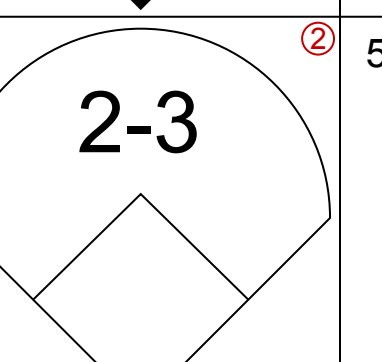
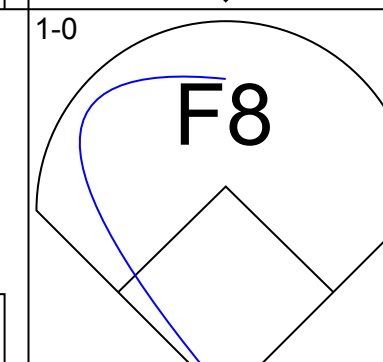
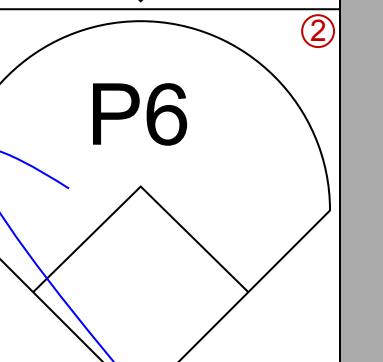
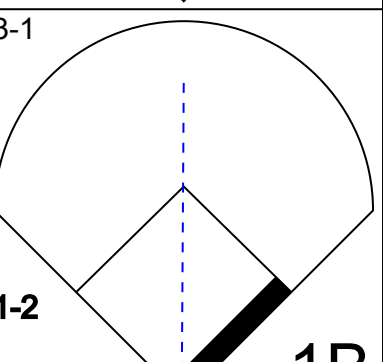
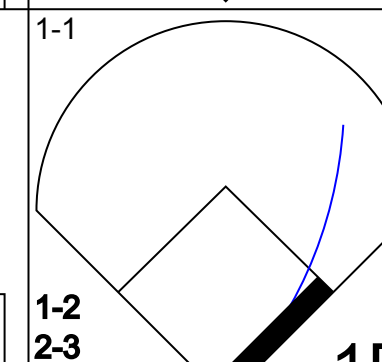
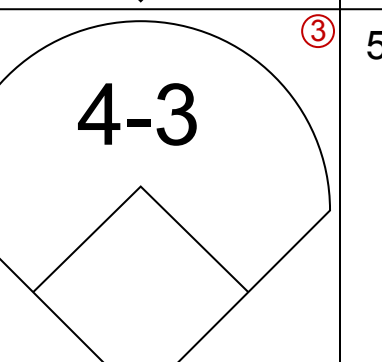
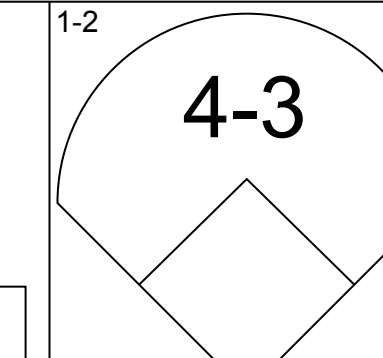
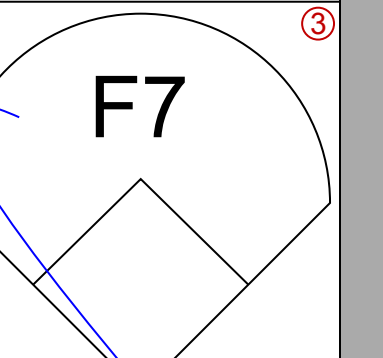
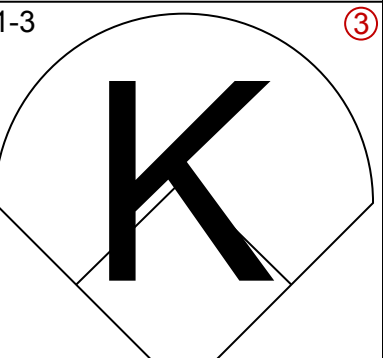
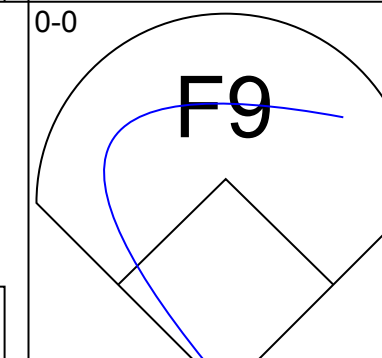
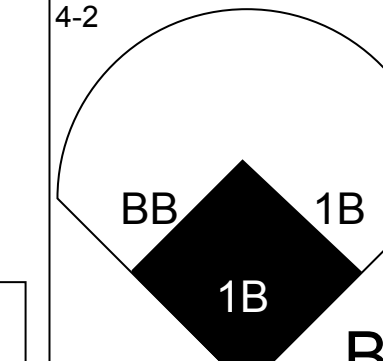
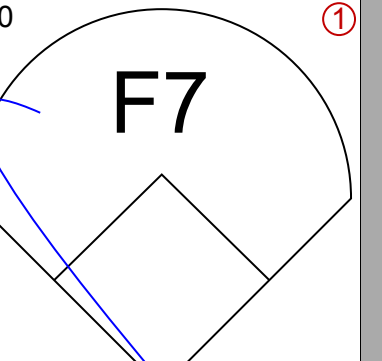
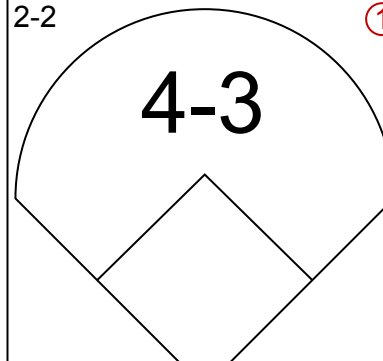
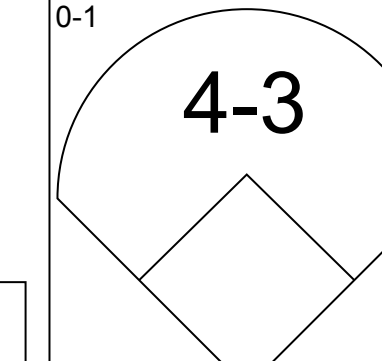
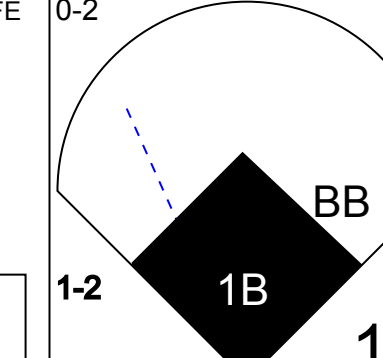
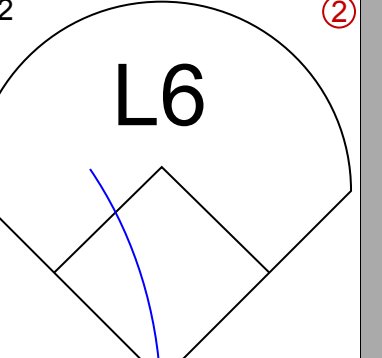
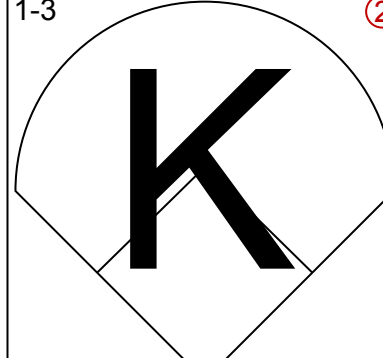
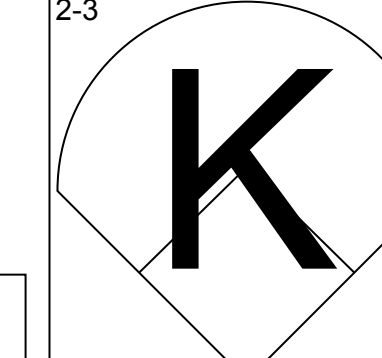
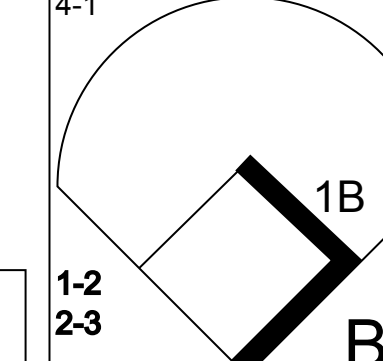
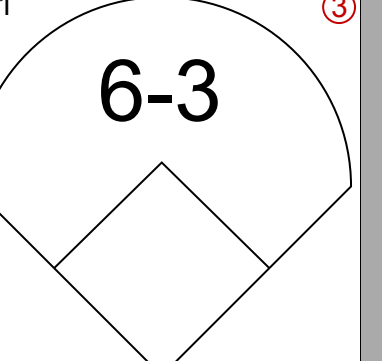
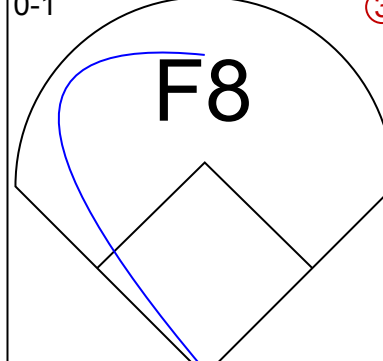
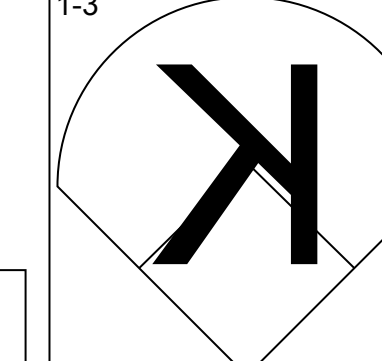
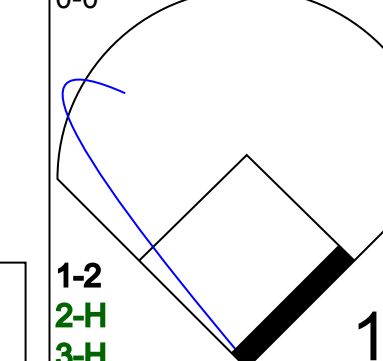
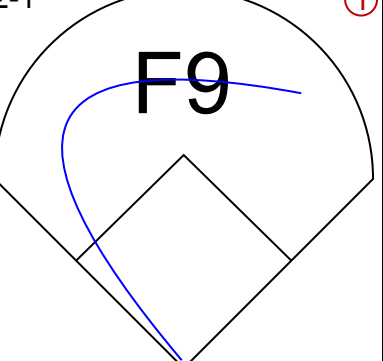
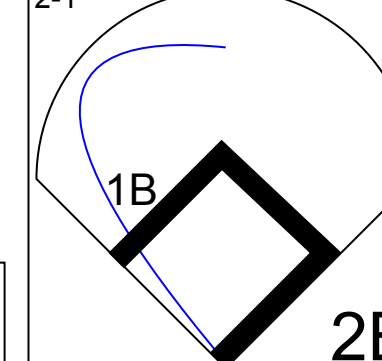
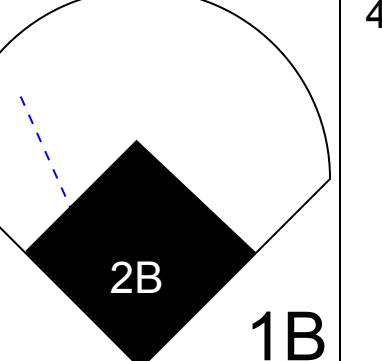
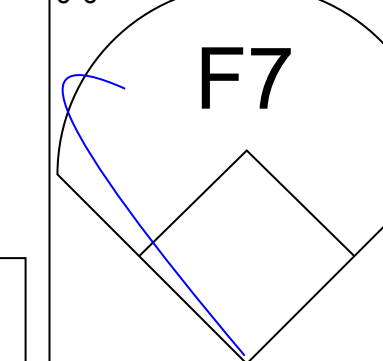
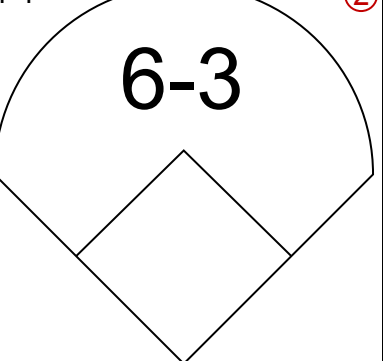
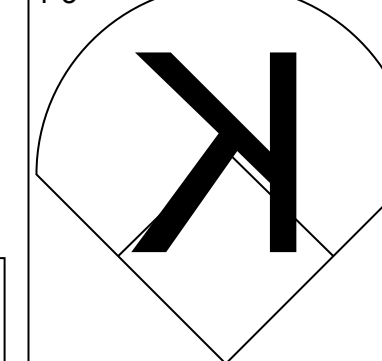
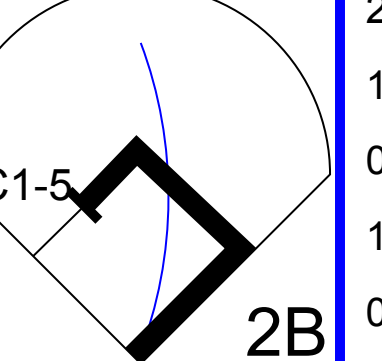
Batter	1	2	3	4	5	6	7	8	9	AB	R	H	RBI	BB	SO	LOB	BOTTOM				
<b>Tony Gwynn, L</b> OBP: 0.363, SLG: 0.361 (1, 9)	4-3		F8	L4		1-3		F8		5	0	0	0	0	0	3	<b>Pittsburgh Pirates @ San Diego Padres</b> Jack Murphy Stadium, San Diego, CA Fri Apr 29 1988, 10:05 PM EDT Att: 16,185 - Unknown - 68 F				
<b>Roberto Alomar, S</b> OBP: 0.321, SLG: 0.333 (1, 4)	K		S 1B			G3		K		5	0	2	0	0	2	1					
<b>John Kruk, L</b> OBP: 0.388, SLG: 0.545 (1, 3)	HR		K			1-3				4	2	2	2	1	1	2					
<b>Keith Moreland, R</b> OBP: 0.338, SLG: 0.333 <b>Shawn Abner, R</b> OBP: 0.150, SLG: 0.158 (7, PR) (8, 7)	4-3					K		CS 1B		4	1	2	0	0	1	0					
<b>Benito Santiago, R</b> OBP: 0.284, SLG: 0.409 (1, 2)		S 2B				2B 1B		F8		4	1	2	0	0	0	3					
<b>Manvell Wynne, L</b> OBP: 0.379, SLG: 0.680 (1, 8)	F7					1B 2B		1B BB		2	1	1	1	2	0	1					
<b>Chris Brown, R</b> OBP: 0.333, SLG: 0.351 (1, 5)			G6-4-3 BB			6-3		1B		3	0	2	2	1	0	1					
<b>Garry Templeton, S</b> OBP: 0.250, SLG: 0.306 (1, 6)	G6-4-3					1B IBB		F8		3	0	0	0	1	1	6					
<b>Andy Hawkins, R</b> OBP: 0.091, SLG: 0.091 <b>Mark Davis, L</b> (1, 1) (7, 1)			K			1-3 2H 1B		F7		3	0	1	1	0	1	0					
<b>Inning Stats</b>	R: 1 E: 0 K: 1 S: 13	H: 1 LOB: 0 BB: 0 P: 17	R: 0 E: 0 K: 0 S: 10	H: 1 LOB: 1 BB: 1 P: 19	R: 0 E: 0 K: 2 S: 10	H: 1 LOB: 1 BB: 0 P: 19	R: 2 E: 0 K: 1 S: 11	H: 3 LOB: 2 BB: 1 P: 19	R: 2 E: 0 K: 0 S: 14	H: 2 LOB: 2 BB: 2 P: 25	R: 0 E: 0 K: 0 S: 10	H: 1 LOB: 1 BB: 0 P: 17	R: 0 E: 0 K: 1 S: 11	H: 2 LOB: 2 BB: 1 P: 19	R: 1 E: 0 K: 1 S: 10	H: 1 LOB: 1 BB: 1 P: 20		1B: 8 2B: 3 3B: 0 HR: 1	SF: 0 SAC: 0 DP: 1 HBP: 0	WP: 0 PB: 0 SB: 3 CS: 1	PA: 40
<b>PITCHER</b>	IP	WLS	BF	H	R	ER	SO	BB	IBB	HBP	BLK	WP	HR	S	P	ERA	WHIP				
<b>Brian Fisher, R</b> ERA: 1.84 <b>Vicente Palacios, R</b> ERA: 5.65 <b>Bob Kipper, L</b> ERA: 0.38 (1, 1) (3, 1) (7, 1)	2.0	L	22	7	4	4	3	2	1	0	0	0	0	45	80	9.00	2.250				





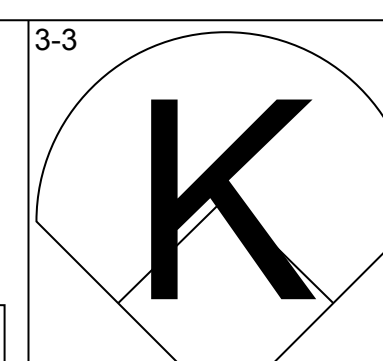
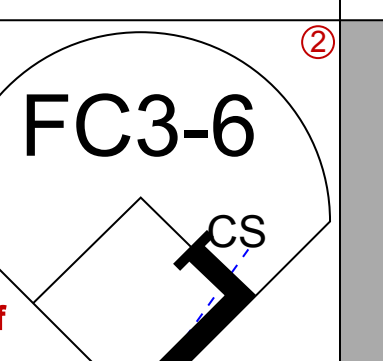
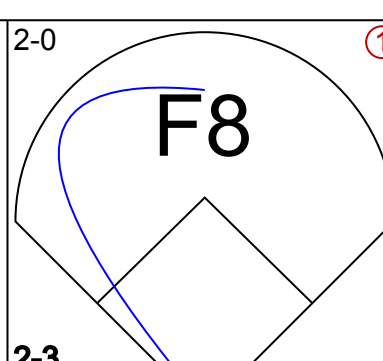
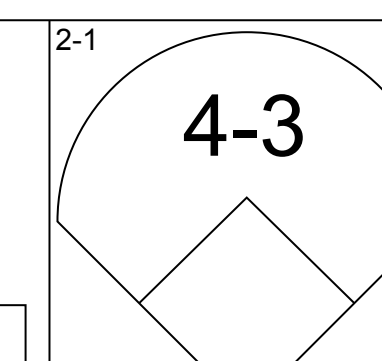
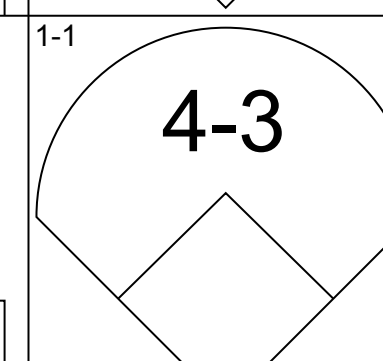
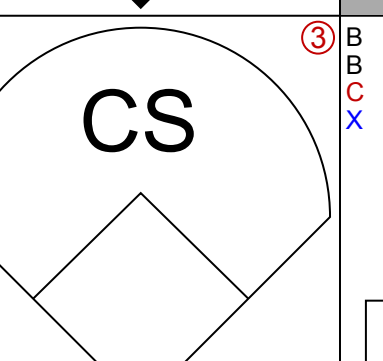
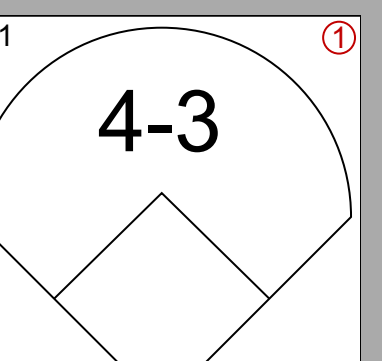
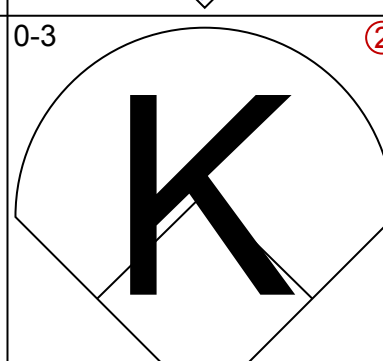
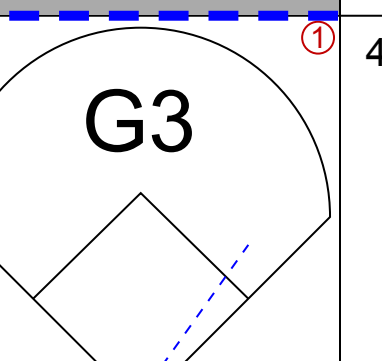
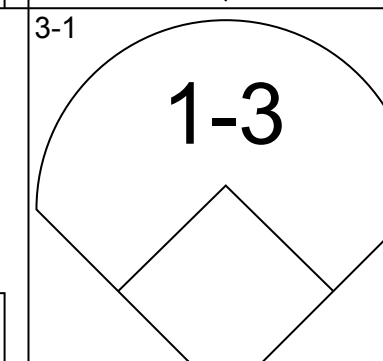
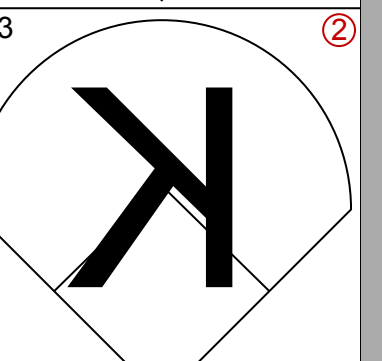
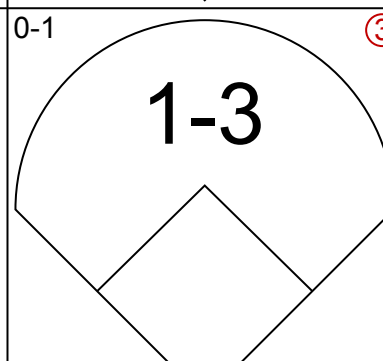
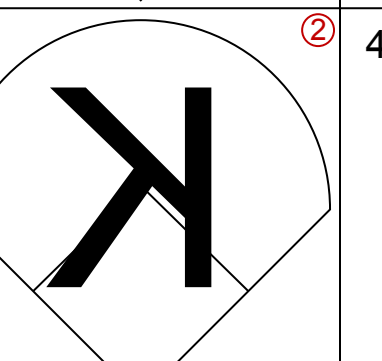
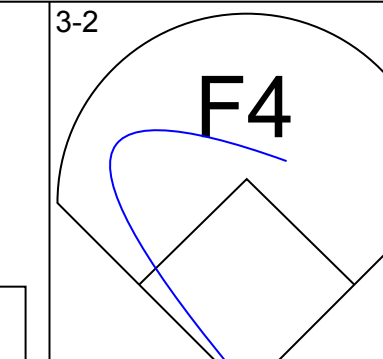
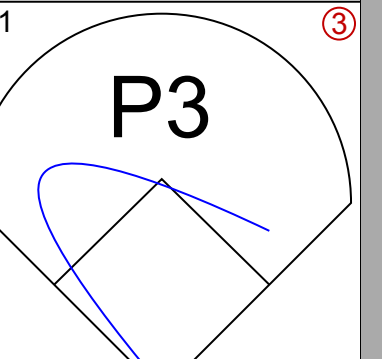
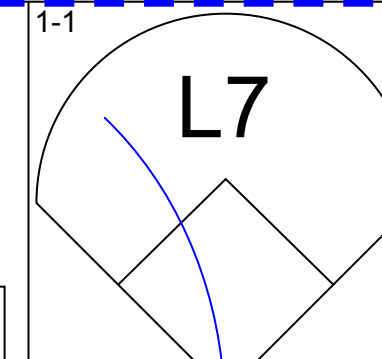
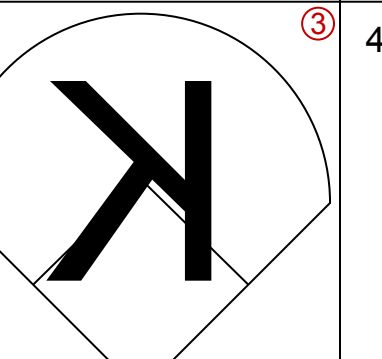
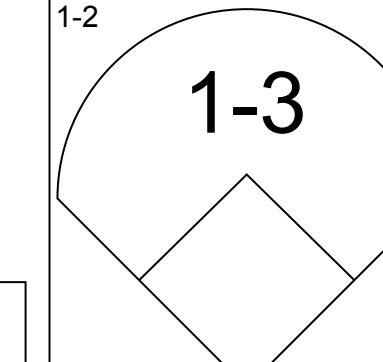
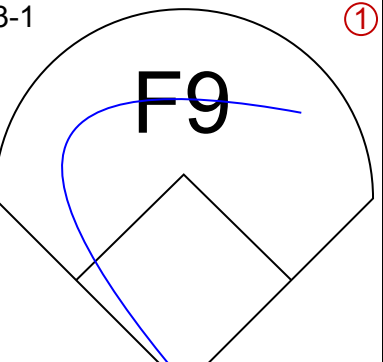
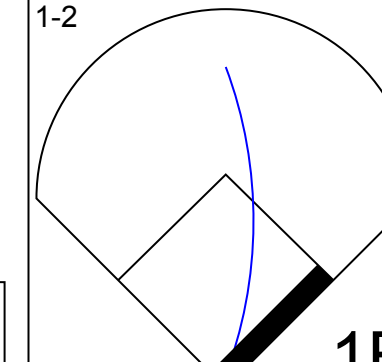
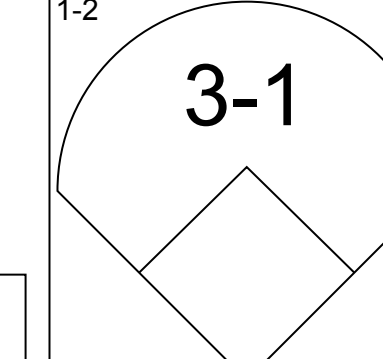
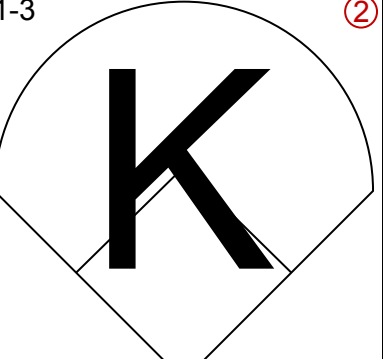
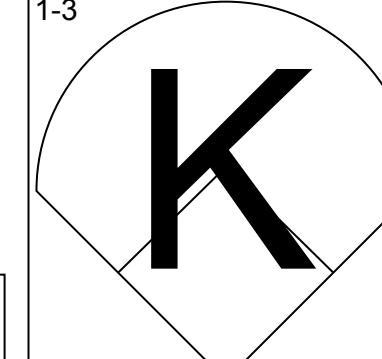
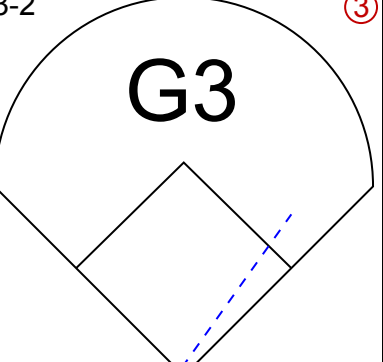
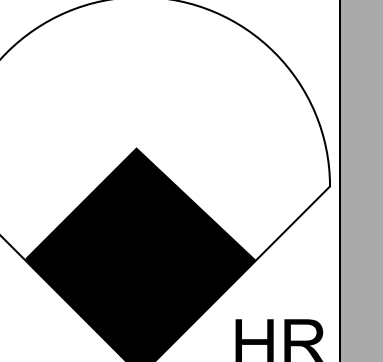
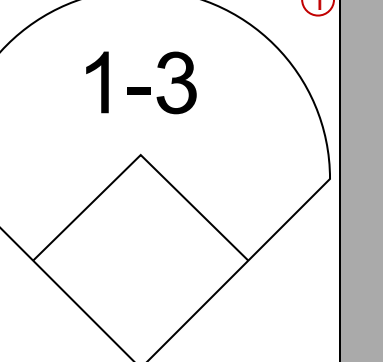
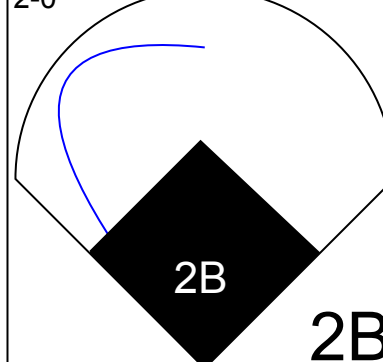
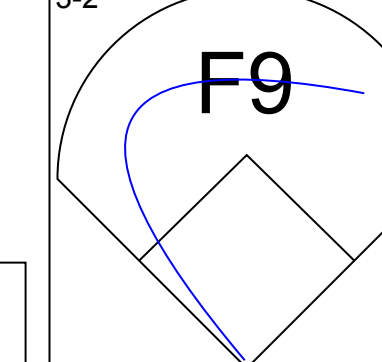
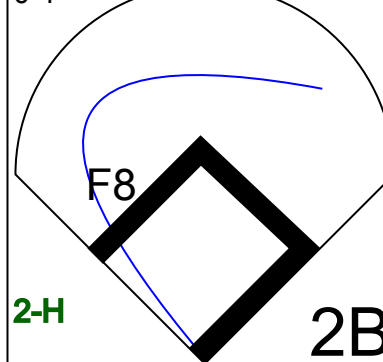
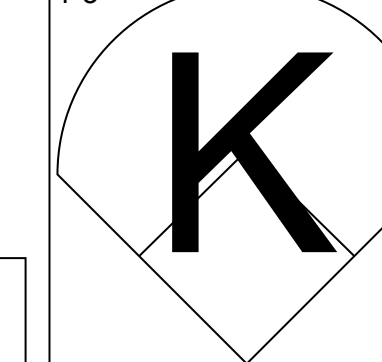
Batter	1	2	3	4	5	6	7	8	9	AB	R	H	RBI	BB	SO	LOB	TOP					
Barry Bonds, L (1, 7) OBP: 0.278, SLG: 0.554										5	1	1	0	0	0	2	<b>Pittsburgh Pirates @ San Diego Padres</b> Jack Murphy Stadium, San Diego, CA Sat Apr 30 1988, 10:05 PM EDT Att: 24,357 - Unknown - 65 F					
Jose Lind, R (1, 4) OBP: 0.242, SLG: 0.253										3	0	1	0	1	0	2						
Andy Van Slyke, L (1, 8) OBP: 0.300, SLG: 0.423										3	0	0	1	0	1	2						
Bobby Bonilla, S (1, 5) OBP: 0.381, SLG: 0.682										4	1	1	0	0	2	0						
Sid Bream, L (1, 3) OBP: 0.370, SLG: 0.493										4	1	2	1	0	0	0						
R.J. Reynolds, S (1, 9) OBP: 0.333, SLG: 0.500										4	0	0	0	0	0	1						
Junior Ortiz, R (1, 2) OBP: 0.421, SLG: 0.688										2	1	1	2	1	0	0						
Al Pedrique, R (1, 6) OBP: 0.208, SLG: 0.163										4	0	0	0	0	1	1						
Bob Walk, R (1, 1) OBP: 0.091, SLG: 0.091										2	0	0	0	0	2	0						
Randy Milligan, R (7, PH) OBP: 0.318, SLG: 0.333										1	1	1	1	0	0	0						
Bob Kipper, R (7, 1) OBP: 0.250, SLG: 0.143										0	0	0	0	0	0	0						
Jeff Robinson, R (7, 1) OBP: 0.250, SLG: 0.143										1	0	1	0	0	0	0						
<b>Inning Stats</b>	R: 1 E: 0 K: 0 S: 8	H: 1 LOB: 0 BB: 0 P: 14	R: 1 E: 0 K: 0 S: 7	H: 1 LOB: 0 BB: 0 P: 11	R: 0 E: 0 K: 1 S: 8	H: 1 LOB: 0 BB: 0 P: 11	R: 2 E: 0 K: 0 S: 7	H: 2 LOB: 0 BB: 0 P: 10	R: 0 E: 0 K: 2 S: 9	H: 0 LOB: 0 BB: 0 P: 12	R: 1 E: 1 K: 0 S: 11	H: 1 LOB: 1 BB: 0 P: 16	R: 0 E: 0 K: 1 S: 8	H: 1 LOB: 0 BB: 0 P: 13	R: 0 E: 0 K: 1 S: 10	H: 1 LOB: 2 BB: 1 P: 18	1B: 4 2B: 1 3B: 1 HR: 2	SF: 1 SAC: 1 DP: 0 HBP: 0	WP: 0 PB: 0 SB: 1 CS: 1	PA: 38		
<b>PITCHER</b>	IP WLS BF H R ER SO BB IBB HBP BLK WP HR S P ERA WHIP																					
Mark Grant, R (1, 1) ERA: 5.5	4.0 L 17 5 4 4 1 0 0 0 0 0 1 30 46 9.00 1.250																					
Greg Booker, R (5, 1) ERA:	2.0 7 0 0 0 3 1 0 0 0 0 0 0 17 29 0.00 0.500																					
Candy Sierra, R (7, 1) ERA: 5.4	1.0 5 1 1 1 0 0 0 0 0 0 0 1 11 16 9.00 1.000																					
Dave Leiper, L (8, 1) ERA:	1.0 3 1 0 0 1 0 0 0 0 0 0 0 8 13 0.00 1.000																					
Lance McCullers, R (9, 1) ERA: 4.73	1.0 5 1 0 0 1 1 0 0 0 0 0 0 10 18 0.00 2.000																					
<b>Batter</b>	<b>1</b>	<b>2</b>	<b>3</b>	<b>4</b>	<b>5</b>	<b>6</b>	<b>7</b>	<b>8</b>	<b>9</b>	<b>AB</b>	<b>R</b>	<b>H</b>	<b>RBI</b>	<b>BB</b>	<b>SO</b>	<b>LOB</b>	<b>BOTTOM</b>					
Tony Gwynn, L (1, 9) OBP: 0.365, SLG: 0.364										5	0	2	0	0	0	0	<b>Pittsburgh Pirates @ San Diego Padres</b> Jack Murphy Stadium, San Diego, CA Sat Apr 30 1988, 10:05 PM EDT Att: 24,357 - Unknown - 65 F					
Roberto Alomar, S (1, 4) OBP: 0.333, SLG: 0.419										4	1	1	1	1	1	3						
John Kruk, L (1, 3) OBP: 0.396, SLG: 0.532										3	0	1	0	1	0	1						
Keith Moreland, R (1, 7) OBP: 0.333, SLG: 0.342										4	0	1	0	0	0	6						
Benito Santiago, R (1, 2) OBP: 0.268, SLG: 0.386										4	0	0	0	0	1	3						
Marvell Wynne, L (1, 8) OBP: 0.384, SLG: 0.607										3	0	0	0	1	0	0						
Lance McCullers, S (9, 1) ERA:										4	0	1	0	0	0	0						
Chris Brown, R (1, 5) OBP: 0.326, SLG: 0.341										3	0	1	0	1	1	0						
Garry Templeton, S (1, 6) OBP: 0.268, SLG: 0.327										0	0	0	0	1	0	0						
Mark Grant, R (1, 1) Carmelo Martinez, R (4, PH) Greg Booker, R (5, 1) Dicke Thon, R (6, PH) Candy Sierra, R (7, 1) Dave Leiper, L (8, 1) Shawn Abner, R (9, 8)										1	0	0	0	0	0	2						
<b>Inning Stats</b>	R: 0 E: 0 K: 0 S: 7	H: 1 LOB: 0 BB: 0 P: 11	R: 0 E: 0 K: 0 S: 5	H: 0 LOB: 0 BB: 0 P: 7	R: 0 E: 0 K: 0 S: 8	H: 1 LOB: 3 BB: 2 P: 21	R: 0 E: 0 K: 0 S: 9	H: 1 LOB: 2 BB: 2 P: 23	R: 0 E: 0 K: 0 S: 10	H: 1 LOB: 1 BB: 1 P: 18	R: 0 E: 0 K: 0 S: 6	H: 1 LOB: 1 BB: 0 P: 12	R: 1 E: 0 K: 1 S: 14	H: 2 LOB: 1 BB: 0 P: 23	R: 0 E: 0 K: 1 S: 6	H: 0 LOB: 0 BB: 0 P: 8	R: 0 E: 0 K: 2 S: 8	H: 0 LOB: 0 BB: 0 P: 9	1B: 4 2B: 2 3B: 0 HR: 1	SF: 0 SAC: 0 DP: 0 HBP: 0	WP: 0 PB: 0 SB: 1 CS: 0	PA: 38
<b>PITCHER</b>	IP WLS BF H R ER SO BB IBB HBP BLK WP HR S P ERA WHIP																					
Bob Walk, R (1, 1) ERA: 1.42	6.0 W 27 5 0 0 0 5 0 0 0 0 0 1 45 92 0.00 1.667																					
Bob Kipper, L (7, 1) ERA: 4.15	0.2 3 1 1 1 0 0 0 0 0 0 0 1 9 15 13.50 1.500																					
Jeff Robinson, R (7, 1) ERA: 2.36	2.1 8 1 0 0 4 0 0 0 0 0 0 0 19 25 0.00 0.429																					



Batter	1	2	3	4	5	6	7	8	9	AB	R	H	RBI	BB	SO	LOB	TOP				
<b>Barry Bonds, L</b> (1, 7) OBP: 0.284, SLG: 0.542										4	1	1	0	1	1	3	<b>Pittsburgh Pirates @ San Diego Padres</b> Jack Murphy Stadium, San Diego, CA Sun May 01, 1988, 6:33 AM EDT Att: 21,694 - Sunny - 70 F				
<b>Jose Lind, R</b> (1, 4) OBP: 0.240, SLG: 0.250										5	0	1	0	0	2	3					
<b>Andy Van Slyke, L</b> (1, 8) OBP: 0.305, SLG: 0.422										5	0	2	1	0	0	1					
<b>Bobby Bonilla, S</b> (1, 5) OBP: 0.366, SLG: 0.652										4	0	0	0	0	1	5					
<b>Sid Bream, L</b> (1, 3) OBP: 0.364, SLG: 0.471										3	1	0	0	1	0	0					
<b>Darnell Coles, R</b> (1, 9) OBP: 0.357, SLG: 0.447										4	1	1	0	0	2	0					
<b>Michael LaValliere, L</b> (1, 2) OBP: 0.473, SLG: 0.443										3	0	0	0	1	1	0					
<b>Al Pedrique, R</b> (1, 6) OBP: 0.250, SLG: 0.234											4	1	3	2	0	0					
<b>John Smiley, L</b> (1, 1) OBP: 0.200, SLG: 0.200											2	0	0	0	0	2					
<b>John Cangelosi, S</b> (7, PH) OBP: 0.333, SLG: 0.278										1	0	0	0	0	1	1					
<b>Barry Jones, R</b> (7, 1) OBP: 0.346, SLG: 0.533										1	0	1	1	0	0	0					
<b>R.J. Reynolds, S</b> (9, PH) OBP: 0.346, SLG: 0.533										0	0	0	0	0	0	0					
<b>Jim Gott, R</b> (9, 1) OBP: 0.346, SLG: 0.533										0	0	0	0	0	0	0					
<b>Inning Stats</b>	R: 0 E: 0 K: 1 S: 7	H: 0 LOB: 0 BB: 0 P: 10	R: 2 E: 0 K: 0 S: 16	H: 2 LOB: 2 BB: 2 P: 25	R: 0 E: 0 K: 1 S: 7	H: 0 LOB: 0 BB: 0 P: 9	R: 0 E: 0 K: 0 S: 7	H: 0 LOB: 0 BB: 0 P: 11	R: 1 E: 0 K: 1 S: 17	H: 3 LOB: 2 BB: 0 P: 28	R: 0 E: 0 K: 1 S: 8	H: 0 LOB: 0 BB: 0 P: 11	R: 0 E: 0 K: 2 S: 11	H: 2 LOB: 3 BB: 1 P: 19	R: 0 E: 0 K: 2 S: 10	H: 0 LOB: 0 BB: 0 P: 13	R: 1 E: 0 K: 0 S: 11	H: 2 LOB: 1 BB: 0 P: 17	1B: 7 2B: 2 3B: 0 HR: 0	SF: 0 SAC: 0 DP: 0 HBP: 0	WP: 0 PA: 39 PB: 0 SB: 0 CS: 0
<b>PITCHER</b>	IP	WLS	BF	H	R	ER	SO	BB	IBB	HBP	BLK	WP	HR	S	P	ERA	WHIP				
<b>Eric Show, R</b> (1, 1) ERA: 4.97	6.0	L	25	5	3	3	4	2	0	0	0	0	0	62	94	4.50	1.167				
<b>Lance McCullers, R</b> (7, 1) ERA: 4.11	2.0		9	2	0	0	4	0	1	0	0	0	0	21	32	0.00	1.000				
<b>Greg Booker, R</b> (9, 1) ERA: 0.84	1.0		5	2	1	1	0	0	0	0	0	0	0	11	17	9.00	2.000				

AB 36  
R 4  
H 9  
RBI 4  
BB 3  
SO 8  
LOB 15



Batter	1	2	3	4	5	6	7	8	9	AB	R	H	RBI	BB	SO	LOB	BOTTOM				
<b>Tony Gwynn, L</b> (1, 9) OBP: 0.348, SLG: 0.346										4	0	0	0	0	1	2	<b>Pittsburgh Pirates @ San Diego Padres</b> Jack Murphy Stadium, San Diego, CA Sun May 01, 1988, 6:33 AM EDT Att: 21,694 - Sunny - 70 F				
<b>Roberto Alomar, S</b> (1, 4) OBP: 0.297, SLG: 0.371										4	0	0	0	0	1	1					
<b>John Kruk, L</b> (1, 3) OBP: 0.388, SLG: 0.490										4	0	0	0	0	2	1					
<b>Carmelo Martinez, R</b> (1, 7) OBP: 0.136, SLG: 0.190										4	0	0	0	0	1	0					
<b>Chris Brown, R</b> (1, 5) OBP: 0.327, SLG: 0.341											3	0	1	0	0	0					
<b>Dickie Thon, R</b> (1, 6) OBP: 0.231, SLG: 0.208											3	0	0	0	2	1					
<b>Shawn Abner, R</b> (1, 8) OBP: 0.374, SLG: 0.318										2	1	1	1	0	0	0					
<b>Marvell Wynne, L</b> (7, PH) OBP: 0.353, SLG: 0.586										1	0	0	0	0	1	1					
<b>Mark Parent, R</b> (1, 2) OBP: 0.300, SLG: 0.400										2	1	1	0	0	0	0					
<b>Bento Santiago, R</b> (8, PH) OBP: 0.294, SLG: 0.380										1	0	0	0	0	0	0					
<b>Eric Show, R</b> (1, 1) OBP: 0.375, SLG: 0.375										1	0	1	0	0	0	0					
<b>Randy Ready, R</b> (6, PH) OBP: 0.313, SLG: 0.356										1	0	1	1	0	0	0					
<b>Lance McCullers, S</b> (7, 1) OBP: 0.346, SLG: 0.533										0	0	0	0	0	0	0					
<b>Randy Byers, L</b> (8, PH) OBP: 0.346, SLG: 0.533										1	0	0	0	0	1	0					
<b>Greg Booker, R</b> (9, 1) OBP: 0.346, SLG: 0.533										0	0	0	0	0	0	0					
<b>Inning Stats</b>	R: 0 E: 0 K: 1 S: 8	H: 0 LOB: 0 BB: 0 P: 15	R: 0 E: 0 K: 0 S: 10	H: 0 LOB: 0 BB: 0 P: 15	R: 1 E: 0 K: 0 S: 12	H: 2 LOB: 0 BB: 0 P: 16	R: 0 E: 0 K: 1 S: 7	H: 0 LOB: 0 BB: 0 P: 9	R: 0 E: 0 K: 1 S: 9	H: 0 LOB: 0 BB: 0 P: 16	R: 1 E: 0 K: 1 S: 9	H: 2 LOB: 1 BB: 0 P: 13	R: 0 E: 0 K: 2 S: 13	H: 1 LOB: 1 BB: 0 P: 17	R: 0 E: 0 K: 1 S: 8	H: 0 LOB: 0 BB: 0 P: 14	R: 0 E: 0 K: 2 S: 9	H: 0 LOB: 0 BB: 0 P: 12	1B: 2 2B: 2 3B: 0 HR: 1	SF: 0 SAC: 0 DP: 0 HBP: 0	WP: 0 PA: 32 PB: 0 SB: 0 CS: 1
<b>PITCHER</b>	IP	WLS	BF	H	R	ER	SO	BB	IBB	HBP	BLK	WP	HR	S	P	ERA	WHIP				
<b>John Smiley, L</b> (1, 1) ERA: 3.69	6.0	W	21	4	2	2	4	0	0	0	0	0	0	55	84	3.00	0.667				
<b>Barry Jones, R</b> (7, 1) ERA: 2.92	2.0		7	1	0	0	3	0	0	0	0	0	0	21	31	0.00	0.500				
<b>Jim Gott, R</b> (9, 1) ERA: 2.92	1.0	S	3	0	0	0	2	0	0	0	0	0	0	9	12	0.00	0.000				

AB 31  
R 2  
H 5  
RBI 2  
BB 0  
SO 9  
LOB 6

















Batter	1	2	3	4	5	6	7	8	9	10	11	12	AB	R	H	RBI	BB	SO	LOB	TOP
Roberto Alomar, S OBP: 0.304, SLG: 0.415	G5-3 1B 2B		K			F8		G4-3			G4-3		5	1	1	0	0	1	1	
Tony Gwynn, L OBP: 0.340, SLG: 0.340	L7		G6-3			G3-1			G4-3			1B 2B	5	0	1	0	0	0	1	
Chris Brown, R OBP: 0.364, SLG: 0.373	G5-3			G5-3 1B		G5-3			G4-3			K	5	0	1	0	0	1	2	
Carmelo Martinez, R OBP: 0.160, SLG: 0.208				F4			K			G6-3			5	0	2	1	0	1	1	
Keith Moreland, R OBP: 0.351, SLG: 0.363	G4-3			G5-3			F7				G6-3		5	0	0	0	0	0	4	
Benito Santiago, R OBP: 0.250, SLG: 0.391		G6-3			F8			G5-3					4	0	0	0	0	1	1	
Gary Templeton, S OBP: 0.236, SLG: 0.289		P6						G4-3					4	0	0	0	0	0	0	
Mark Davis, L										F7			0	0	0	0	0	0	0	
Shawn Abner, R OBP: 0.182, SLG: 0.290													3	0	0	0	0	1	0	
Marvell Wynne, L OBP: 0.326, SLG: 0.500													1	0	0	0	0	1	0	
Mark Grant, R													2	0	0	0	0	2	0	
Randy Byers, L OBP: 0.250, SLG: 0.500													1	0	1	0	0	0	0	
Lance McCullers, S													0	0	0	0	0	0	0	
Dickie Thorn, R OBP: 0.207, SLG: 0.185													1	0	0	0	0	0	0	
<b>Inning Stats</b>	R: 1 E: 0 K: 0 S: 9	H: 2 LOB: 1 BB: 0 P: 13	R: 0 E: 0 K: 1 S: 9	H: 0 LOB: 0 BB: 0 P: 13	R: 0 E: 0 K: 2 S: 10	H: 1 LOB: 0 BB: 0 P: 14	R: 0 E: 0 K: 1 S: 8	H: 0 LOB: 0 BB: 0 P: 5	R: 0 E: 0 K: 1 S: 9	H: 1 LOB: 1 BB: 0 P: 13	R: 0 E: 0 K: 1 S: 6	H: 0 LOB: 0 BB: 0 P: 8	R: 0 E: 0 K: 1 S: 12	H: 2 LOB: 1 BB: 0 P: 14	1B: 3 2B: 3 3B: 0 HR: 0	SF: 0 SAC: 0 DP: 1 HBP: 0	WP: 0 PB: 0 SB: 0 CS: 0	PA: 41		
<b>PITCHER</b>	IP WLS BF H R ER SO BB IBB HBP BLK WP HR S P ERA WHIP	IP WLS BF H R ER SO BB IBB HBP BLK WP HR S P ERA WHIP	IP WLS BF H R ER SO BB IBB HBP BLK WP HR S P ERA WHIP	IP WLS BF H R ER SO BB IBB HBP BLK WP HR S P ERA WHIP	IP WLS BF H R ER SO BB IBB HBP BLK WP HR S P ERA WHIP	IP WLS BF H R ER SO BB IBB HBP BLK WP HR S P ERA WHIP	IP WLS BF H R ER SO BB IBB HBP BLK WP HR S P ERA WHIP	IP WLS BF H R ER SO BB IBB HBP BLK WP HR S P ERA WHIP	IP WLS BF H R ER SO BB IBB HBP BLK WP HR S P ERA WHIP	IP WLS BF H R ER SO BB IBB HBP BLK WP HR S P ERA WHIP	IP WLS BF H R ER SO BB IBB HBP BLK WP HR S P ERA WHIP	IP WLS BF H R ER SO BB IBB HBP BLK WP HR S P ERA WHIP	IP WLS BF H R ER SO BB IBB HBP BLK WP HR S P ERA WHIP	IP WLS BF H R ER SO BB IBB HBP BLK WP HR S P ERA WHIP	IP WLS BF H R ER SO BB IBB HBP BLK WP HR S P ERA WHIP	IP WLS BF H R ER SO BB IBB HBP BLK WP HR S P ERA WHIP	IP WLS BF H R ER SO BB IBB HBP BLK WP HR S P ERA WHIP	IP WLS BF H R ER SO BB IBB HBP BLK WP HR S P ERA WHIP	IP WLS BF H R ER SO BB IBB HBP BLK WP HR S P ERA WHIP	IP WLS BF H R ER SO BB IBB HBP BLK WP HR S P ERA WHIP

San Diego Padres @ Pittsburgh Pirates  
Three Rivers Stadium, Pittsburgh, PA  
Fri May 06 1988, 7:05 PM EDT  
Att. 25,045 - Unknown - 54 F

AB 41  
R 1  
H 6  
RBI 1  
BB 0  
SO 8  
LOB 10



Batter	1	2	3	4	5	6	7	8	9	10	11	12	AB	R	H	RBI	BB	SO	LOB	BOTTOM								
John Cangelosi, S OBP: 0.300, SLG: 0.200	F8		G1-3			G1-3		G3				L8	5	0	0	0	1	0	0									
Jose Lind, R OBP: 0.290, SLG: 0.276	1B BB		FC4-6 1B			G6-3		BB 1B		SH1-4 BB		F9	4	1	2	0	1	0	0									
Andy Van Slyke, L OBP: 0.339, SLG: 0.515	1B 1B		FC4-6 S			F7		BB 1B		F7		BB 1B	6	1	3	0	0	0	2									
Bobby Bonilla, S OBP: 0.380, SLG: 0.648	K		K			G1-3		BB 1B				BB 1B	3	1	0	0	3	2	3									
Sid Bream, L OBP: 0.372, SLG: 0.482	1B		FC6-4 BB			1B		P5		P5		BB	5	1	3	4	1	0	5									
Danell Coles, R OBP: 0.323, SLG: 0.404	K		FC6-4 1B			K		K				K	4	0	0	0	0	3	7									
Jeff Robinson, R OBP: 0.250, SLG: 0.143			G5-3 1B			K							0	0	0	0	0	0	0									
Randy Milligan, R OBP: 0.288, SLG: 0.286													1	0	0	0	0	1	0									
Barry Jones, R													0	0	0	0	0	0	0									
Michael LaValliere, L OBP: 0.462, SLG: 0.429		F9											4	0	1	0	0	0	0									
Junior Ortiz, R OBP: 0.400, SLG: 0.636													1	0	1	0	0	0	0									
Al Pedrique, R OBP: 0.246, SLG: 0.231		G4-3											3	0	0	0	0	0	2									
Barry Bonds, L OBP: 0.290, SLG: 0.500													1	0	0	0	0	1	0									
Rafael Belliard, R OBP: 0.298, SLG: 0.326													1	0	1	0	0	0	0									
Bob Walk, R OBP: 0.071, SLG: 0.071													3	0	0	0	0	1	0									
R.J. Reynolds, S OBP: 0.318, SLG: 0.475					L6								2	0	0	0	0	0	2									
<b>Inning Stats</b>	R: 1 E: 0 K: 2 S: 20	H: 2 LOB: 2 BB: 1 P: 31	R: 0 E: 0 K: 1 S: 6	H: 0 LOB: 0 BB: 0 P: 10	R: 0 E: 0 K: 1 S: 10	H: 1 LOB: 1 BB: 0 P: 18	R: 0 E: 0 K: 0 S: 8	H: 1 LOB: 1 BB: 0 P: 15	R: 0 E: 0 K: 1 S: 7	H: 0 LOB: 0 BB: 0 P: 9	R: 0 E: 0 K: 1 S: 15	H: 1 LOB: 1 BB: 0 P: 16	R: 0 E: 0 K: 0 S: 7	H: 0 LOB: 0 BB: 0 P: 15	R: 0 E: 0 K: 1 S: 12	H: 2 LOB: 3 BB: 1 P: 18	R: 0 E: 0 K: 1 S: 7	H: 0 LOB: 0 BB: 0 P: 11	R: 0 E: 0 K: 0 S: 10	H: 0 LOB: 2 BB: 2 P: 23	R: 0 E: 0 K: 1 S: 11	H: 2 LOB: 1 BB: 0 P: 15	R: 3 E: 0 K: 0 S: 12	H: 2 LOB: 0 BB: 1 P: 18	1B: 9 2B: 1 3B: 0 HR: 1	SF: 0 SAC: 1 DP: 2 HBP: 0	WP: 0 PB: 0 SB: 1 CS: 0	PA: 50
<b>PITCHER</b>	IP WLS BF H R ER SO BB IBB HBP BLK WP HR S P ERA WHIP	IP WLS BF H R ER SO BB IBB HBP BLK WP HR S P ERA WHIP	IP WLS BF H R ER SO BB IBB HBP BLK WP HR S P ERA WHIP	IP WLS BF H R ER SO BB IBB HBP BLK WP HR S P ERA WHIP	IP WLS BF H R ER SO BB IBB HBP BLK WP HR S P ERA WHIP	IP WLS BF H R ER SO BB IBB HBP BLK WP HR S P ERA WHIP	IP WLS BF H R ER SO BB IBB HBP BLK WP HR S P ERA WHIP	IP WLS BF H R ER SO BB IBB HBP BLK WP HR S P ERA WHIP	IP WLS BF H R ER SO BB IBB HBP BLK WP HR S P ERA WHIP	IP WLS BF H R ER SO BB IBB HBP BLK WP HR S P ERA WHIP	IP WLS BF H R ER SO BB IBB HBP BLK WP HR S P ERA WHIP	IP WLS BF H R ER SO BB IBB HBP BLK WP HR S P ERA WHIP	IP WLS BF H R ER SO BB IBB HBP BLK WP HR S P ERA WHIP	IP WLS BF H R ER SO BB IBB HBP BLK WP HR S P ERA WHIP	IP WLS BF H R ER SO BB IBB HBP BLK WP HR S P ERA WHIP	IP WLS BF H R ER SO BB IBB HBP BLK WP HR S P ERA WHIP	IP WLS BF H R ER SO BB IBB HBP BLK WP HR S P ERA WHIP	IP WLS BF H R ER SO BB IBB HBP BLK WP HR S P ERA WHIP	IP WLS BF H R ER SO BB IBB HBP BLK WP HR S P ERA WHIP	IP WLS BF H R ER SO BB IBB HBP BLK WP HR S P ERA WHIP								

San Diego Padres @ Pittsburgh Pirates  
Three Rivers Stadium, Pittsburgh, PA  
Fri May 06 1988, 7:05 PM EDT  
Att. 25,045 - Unknown - 54 F

AB 43  
R 4  
H 11  
RBI 4  
BB 6  
SO 8  
LOB 21





Batter	1	2	3	4	5	6	7	8	9	AB	R	H	RBI	BB	SO	LOB	TOP			
<b>Roberto Alomar, S</b> OBP: 0.328, SLG: 0.431 (1, 4)	G4-3		1-1 1B		0-0 F9			1-2 BLK 1B	1-1 CS FC3-2 1B	5	1	3	0	0	0	1				
<b>Tony Gwynn, L</b> OBP: 0.333, SLG: 0.333 (1, 9)	G4-3		0-1 G4-3		2-3 K			2-2 SH1-4 1B 1-H	0-1 FC3-2 1B	5	0	1	1	0	1	4				
<b>Chris Brown, R</b> OBP: 0.357, SLG: 0.365 (1, 5)	F9			1-2 G1-3	0-0 FC6-4			1-0 SH1-4 1B	CS	4	0	1	0	0	0	1				
<b>Carmelo Martinez, R</b> OBP: 0.189, SLG: 0.220 (1, 3)		3-1 G3 1B		4-2 2B G6-3 BB		1-0 P3		1-0 SH1-4		2	1	1	0	1	0	0				
<b>Randy Ready, R</b> OBP: 0.333, SLG: 0.369 <b>Benito Santiago, R</b> OBP: 0.250, SLG: 0.391 (8, 2)	F8			2-1 BLK 1B 2B		0-1 G5-3		4-0 IBB		3	1	1	0	1	0	1				
<b>Mark Parent, R</b> OBP: 0.200, SLG: 0.267 <b>Marvell Wynne, L</b> OBP: 0.318, SLG: 0.487 (8, 7)	G3			0-2 G6-3		3-3 K		0-1 F7		3	0	0	1	0	1	2				
<b>Dickie Thon, R</b> OBP: 0.212, SLG: 0.194 (1, 6)	G5-3			3-H 3-2 1B		1-3 K		1-3 K		4	0	1	1	0	2	4				
<b>Shawn Abner, R</b> OBP: 0.189, SLG: 0.286 (1, 8)			1-1 G3	0-2 P2		1-1 G4-3		1-2 SH1-4 FC3-2 1B		4	0	1	0	0	0	1				
<b>Eric Show, R</b> OBP: 0.364, SLG: 0.364 (1, 1)	G5-3			1-1 G5-3		0-1 FC6-4 1B		0-0 P2	0-0 SH1-4	3	0	1	0	0	0	0				
<b>Inning Stats</b>	R: 0 E: 0 K: 0 S: 7	H: 0 LOB: 0 BB: 0 P: 8	R: 0 E: 0 K: 0 S: 10	H: 1 LOB: 1 BB: 0 P: 17	R: 0 E: 0 K: 0 S: 8	H: 1 LOB: 1 BB: 0 P: 11	R: 2 E: 0 K: 0 S: 19	H: 2 LOB: 1 BB: 1 P: 29	R: 0 E: 0 K: 1 S: 9	H: 0 LOB: 0 BB: 0 P: 13	R: 0 E: 0 K: 1 S: 6	H: 0 LOB: 0 BB: 0 P: 8	R: 1 E: 0 K: 1 S: 14	H: 3 LOB: 3 BB: 1 P: 24	R: 0 E: 0 K: 0 S: 9	H: 2 LOB: 1 BB: 0 P: 12	1B: 9 2B: 1 3B: 0 HR: 0	SF: 0 SAC: 2 DP: 0 HBP: 0	WP: 0 PB: 0 SB: 0 CS: 1	PA: 39
<b>PITCHER</b>	IP	WLS	BF	H	R	ER	SO	BB	IBB	HBP	BLK	WP	HR	S	P	ERA	WHIP			
<b>John Smiley, L</b> ERA: 3.49	(1, 1)	7.0	27	5	2	2	3	1	0	0	1	0	0	66	95	2.57	0.857			
<b>Jim Gott, R</b> ERA: 2.93	(8, 1)	2.0	L 11	5	1	1	1	0	1	0	1	0	0	23	36	4.50	2.500			

**San Diego Padres @ Pittsburgh Pirates**  
Three Rivers Stadium, Pittsburgh, PA  
Sat May 07 1988, 3:33 AM EDT  
Att. 24,555 - Sunny - 75 F

AB 34  
R 3  
H 10  
RBI 3  
BB 2  
SO 4  
LOB 17



Batter	1	2	3	4	5	6	7	8	9	AB	R	H	RBI	BB	SO	LOB	BOTTOM			
<b>R.J. Reynolds, S</b> OBP: 0.314, SLG: 0.476 (1, 7)	2B				1-0 G3				2-3 K	4	1	1	1	0	1	1				
<b>Jose Lind, R</b> OBP: 0.305, SLG: 0.294 (1, 4)	1B				1-2 P3			1-0 1B		3	0	2	1	1	0	0				
<b>Andy Van Slyke, L</b> OBP: 0.336, SLG: 0.505 (1, 8)	2B				0-0 L9			0-1 F8		4	0	1	0	0	0	3				
<b>Bobby Bonilla, S</b> OBP: 0.376, SLG: 0.631 (1, 5)	F5				1-0 F6			3-3 K		3	0	0	0	1	1	2				
<b>Sid Bream, L</b> OBP: 0.357, SLG: 0.461 (1, 3)	P6				0-0 G4-3			3-2 G4-3		4	0	0	0	0	0	3				
<b>Damell Coles, R</b> OBP: 0.303, SLG: 0.375 (1, 9)	F9				1-3 K			1-2 P4		4	0	0	0	0	1	3				
<b>Michael LaValliere, L</b> OBP: 0.455, SLG: 0.417 (1, 2)		4-0 SH1-4 G3-1 BB			1-1 F4			4-0 FC6-4 IBB		2	1	0	0	2	0	0				
<b>Al Pedrique, R</b> OBP: 0.250, SLG: 0.236 <b>Barry Bonds, L</b> OBP: 0.277, SLG: 0.496 (9, PH)		1-1 G3-1 SH1-4 1B			1-0 F8			1-2 FC6-4		3	0	1	0	0	0	2				
<b>John Smiley, L</b> OBP: 0.182, SLG: 0.182 <b>John Cangelosi, S</b> OBP: 0.280, SLG: 0.192 <b>Jim Gott, R</b> <b>Mike Diaz, R</b> (9, PH)		0-1 SH1-4			0-3 K			2-2 L6		1	0	0	0	0	1	0				
<b>Inning Stats</b>	R: 1 E: 0 K: 0 S: 12	H: 3 LOB: 2 BB: 0 P: 19	R: 1 E: 0 K: 0 S: 8	H: 1 LOB: 2 BB: 2 P: 18	R: 0 E: 0 K: 1 S: 5	H: 0 LOB: 0 BB: 0 P: 7	R: 0 E: 0 K: 1 S: 6	H: 0 LOB: 0 BB: 0 P: 8	R: 0 E: 0 K: 0 S: 5	H: 0 LOB: 2 BB: 2 P: 20	R: 0 E: 0 K: 1 S: 9	H: 1 LOB: 1 BB: 0 P: 14	R: 0 E: 0 K: 1 S: 11	H: 0 LOB: 0 BB: 0 P: 18	R: 0 E: 0 K: 1 S: 10	H: 0 LOB: 0 BB: 0 P: 15	1B: 3 2B: 2 3B: 0 HR: 0	SF: 0 SAC: 1 DP: 0 HBP: 0	WP: 0 PB: 0 SB: 0 CS: 0	PA: 36
<b>PITCHER</b>	IP	WLS	BF	H	R	ER	SO	BB	IBB	HBP	BLK	WP	HR	S	P	ERA	WHIP			
<b>Eric Show, R</b> ERA: 4.26	(1, 1)	9.0	W 36	5	2	2	5	3	1	0	0	0	0	76	126	2.00	0.889			

**San Diego Padres @ Pittsburgh Pirates**  
Three Rivers Stadium, Pittsburgh, PA  
Sat May 07 1988, 3:33 AM EDT  
Att. 24,555 - Sunny - 75 F

AB 31  
R 2  
H 5  
RBI 2  
BB 4  
SO 5  
LOB 14









Batter	1	2	3	4	5	6	7	8	9	AB	R	H	RBI	BB	SO	LOB	TOP									
<b>Brett Butler, L</b> OBP: 0.355, SLG: 0.358 (1, 8)	G3		1B BB	F8		G3		F3	K	5	0	0	0	1	1	5	<b>San Francisco Giants @ Pittsburgh Pirates</b> Three Rivers Stadium, Pittsburgh, PA Mon May 09 1988, 7:05 PM EDT Att: 6,388 - Unknown - 69 F									
<b>Robby Thompson, R</b> OBP: 0.333, SLG: 0.346 (1, 4)	K				E5 2B	WP 1B		E9 2B	F8	6	2	3	1	0	1	2										
<b>Will Clark, L</b> OBP: 0.358, SLG: 0.469 (1, 3)	F8		F6		2B	F9		2B		5	1	2	1	0	0	4										
<b>Kevin Mitchell, R</b> OBP: 0.362, SLG: 0.509 (1, 5)		HR	1-3		1B 2B		1B	HR 2B		5	2	4	3	0	0	3										
<b>Jeffrey Leonard, R</b> OBP: 0.298, SLG: 0.325 (1, 7)	1-3			F8	1B		1B	HR		5	1	3	2	0	0	0										
<b>Candy Maldonado, R</b> OBP: 0.301, SLG: 0.396 <b>Craig Lefferts, L</b> (8, 1)	F7			1B E	F8		K	6-3		5	1	1	0	0	1	4										
<b>Bob Brenly, R</b> OBP: 0.228, SLG: 0.426 (1, 2)	F9			K	F4		K			5	0	0	0	0	3	5										
<b>Jose Uribe, S</b> OBP: 0.350, SLG: 0.302 (1, 6)			E5 1B SH1-4	E	G3		3-1		S 1B BB	4	0	1	0	1	0	4										
<b>Mike Krukow, R</b> <b>Don Robinson, R</b> <b>Mike Aldrete, L</b> OBP: 0.329, SLG: 0.338 (8, 9)	SH1-4		SH1-4	E6		K		E9 E 1B	S 1B	2	0	0	0	0	1	1										
<b>Inning Stats</b>	R: 0 E: 0 K: 1 S: 6	H: 0 LOB: 0 BB: 0 P: 11	R: 1 E: 0 K: 0 S: 11	H: 1 LOB: 0 BB: 0 P: 19	R: 0 E: 1 K: 0 S: 11	H: 1 LOB: 3 BB: 1 P: 18	R: 1 E: 1 K: 1 S: 13	H: 2 LOB: 2 BB: 0 P: 19	R: 2 E: 1 K: 0 S: 20	H: 3 LOB: 2 BB: 0 P: 27	R: 0 E: 0 K: 1 S: 9	H: 1 LOB: 1 BB: 0 P: 14	R: 0 E: 0 K: 2 S: 15	H: 2 LOB: 0 BB: 0 P: 20	R: 4 E: 2 K: 0 S: 12	H: 5 LOB: 0 BB: 1 P: 15		R: 0 E: 0 K: 2 S: 17	H: 1 LOB: 2 BB: 1 P: 28	1B: 10 2B: 4 3B: 0 HR: 2	SF: 0 SAC: 1 DP: 0 HBP: 0	WP: 1 PB: 0 SB: 2 CS: 0	PA: 47			
<b>PITCHER</b>	IP	WLS	BF	H	R	ER	SO	BB	IBB	HBP	BLK	WP	HR	S	P	ERA	WHIP									
<b>Mike Dunne, R</b> ERA: 3.72 <b>Scott Medvin, R</b> ERA: 9.0 <b>Barry Jones, R</b> ERA: <b>Jeff Robinson, R</b> ERA: 3.21 <b>Bob Kipper, L</b> ERA: 3.95	(1, 1)	4.0	19	4	2	1	2	1	0	0	0	0	0	1	41	67	2.25	1.250								

Batter	1	2	3	4	5	6	7	8	9	AB	R	H	RBI	BB	SO	LOB	BOTTOM								
<b>Barry Bonds, L</b> OBP: 0.279, SLG: 0.516 (1, 7)	HR		3B		F4	K		F8		5	1	2	1	0	1	6	<b>San Francisco Giants @ Pittsburgh Pirates</b> Three Rivers Stadium, Pittsburgh, PA Mon May 09 1988, 7:05 PM EDT Att: 6,388 - Unknown - 69 F								
<b>Jose Lind, R</b> OBP: 0.299, SLG: 0.297 (1, 4)	L1-3		6-3				1-3	K		5	0	1	1	0	1	2									
<b>Andy Van Slyke, L</b> OBP: 0.328, SLG: 0.509 (1, 8)	G3		F4		G3		HR 2B		F5	5	1	1	0	0	0	3									
<b>Bobby Bonilla, S</b> OBP: 0.396, SLG: 0.672 (1, 5)	BB			F8		F9 WP 4-3 1B	HR	F8		4	2	2	2	1	0	0									
<b>Sid Bream, L</b> OBP: 0.336, SLG: 0.439 (1, 3)	4-3			F9		F9	K	K		5	0	0	0	0	2	2									
<b>R.J. Reynolds, S</b> OBP: 0.295, SLG: 0.451 (1, 9)	1-3			F9		4-3	K			4	0	0	1	0	1	0									
<b>Junior Ortiz, R</b> OBP: 0.394, SLG: 0.600 (1, 2)	F3				F4	BB 1B	1B	F6		4	0	1	0	0	0	0									
<b>Felix Fermin, R</b> OBP: 0.750, SLG: 0.500 (1, 6)	F9				1B BB	BB	1B	2B BB		2	2	1	0	2	0	0									
<b>Mike Dunne, R</b> <b>Scott Medvin, R</b> <b>John Cangelosi, S</b> <b>Barry Jones, R</b> <b>Darnell Coles, R</b> <b>Jeff Robinson, R</b> <b>Randy Milligan, R</b> <b>Bob Kipper, R</b>	(1, 1)	(5, 1)	(5, PH)	(8, 1)	(5, PH)	(7, 1)	(5, PH)	(8, 1)	(8, 1)	1	0	0	0	0	1	0									
<b>Inning Stats</b>	R: 1 E: 0 K: 0 S: 13	H: 1 LOB: 1 BB: 1 P: 24	R: 0 E: 0 K: 0 S: 7	H: 0 LOB: 0 BB: 0 P: 8	R: 0 E: 0 K: 1 S: 7	H: 1 LOB: 1 BB: 0 P: 11	R: 0 E: 0 K: 0 S: 6	H: 0 LOB: 0 BB: 0 P: 9	R: 1 E: 0 K: 0 S: 11	H: 2 LOB: 3 BB: 1 P: 21	R: 1 E: 0 K: 1 S: 16	H: 3 LOB: 0 BB: 1 P: 26	R: 2 E: 0 K: 2 S: 12	H: 2 LOB: 0 BB: 0 P: 18	R: 1 E: 0 K: 1 S: 15	H: 1 LOB: 1 BB: 1 P: 23		R: 0 E: 0 K: 1 S: 7	H: 0 LOB: 0 BB: 0 P: 10	1B: 5 2B: 2 3B: 1 HR: 2	SF: 0 SAC: 0 DP: 0 HBP: 0	WP: 1 PB: 0 SB: 0 CS: 0	PA: 41		
<b>PITCHER</b>	IP	WLS	BF	H	R	ER	SO	BB	IBB	HBP	BLK	WP	HR	S	P	ERA	WHIP								
<b>Mike Krukow, R</b> ERA: 4.73 <b>Don Robinson, R</b> ERA: 2.25 <b>Craig Lefferts, L</b> ERA: 0.89	(1, 1)	5.2	25	6	3	3	1	2	0	0	0	0	1	19	29	13.50	3.000								



Batter	1	2	3	4	5	6	7	8	9	AB	R	H	RBI	BB	SO	LOB	TOP										
Mike Adrete, L (1, 8) OBP: 0.325, SLG: 0.333	1-2 L4-3 1B		1-2 G3-1					0-3 K		4	0	1	1	0	1	1	<b>San Francisco Giants @ Pittsburgh Pirates</b> Three Rivers Stadium, Pittsburgh, PA Tue May 10 1988, 7:05 PM EDT Att. 9,275 - Unknown - 62 F <a href="http://livebaseballscorecards.com">livebaseballscorecards.com</a>										
Robby Thompson, R (1, 4) OBP: 0.339, SLG: 0.352	3-2 L4-3 1-2		0-2 G1-3			2-2 CS 1B		2-1 G6-3 1B		4	0	2	0	0	0	1											
Will Clark, L (1, 3) OBP: 0.362, SLG: 0.491	4-2 BB			0-2 HR		3-1 F8		0-0 G6-3		3	1	1	1	1	0	2											
Kevin Mitchell, R (1, 5) OBP: 0.359, SLG: 0.495	1-1 F9			4-1 CS BB		0-3 K		0-1 L5		3	0	0	0	1	1	2											
Jeffrey Leonard, R (1, 7) OBP: 0.299, SLG: 0.316		4-2 CS BB		3-2 F8		1-1 CS		1-0 P3		2	0	0	0	1	0	1											
Candy Maldonado, R (1, 9) OBP: 0.294, SLG: 0.386	1 SAFE F9	2-0 F9		0-1 L8		0-1 G6-3				3	0	0	0	0	0	1											
Bob Melvin, R (1, 2) Atlee Hammaker, S (7, 1) OBP: 0.205, SLG: 0.338 OBP: 0.333, SLG: 0.333	2-2 F1			1-1 F9		2-1 G6-3				3	0	0	0	0	0	1											
Jose Uribe, S (1, 6) OBP: 0.350, SLG: 0.321		2-0 G3-1 3B		3-2 P6				3-2 L5		3	1	1	0	0	0	0											
Kelly Downs, R (1, 1) Scott Garrelts, R (3, 1) Bob Brenly, R (7, 2) OBP: 0.125, SLG: 0.125 OBP: 0.224, SLG: 0.418			0-3 K		1-0 E3			2-0 F6		1	0	0	0	0	1	1											
<b>Inning Stats</b>	R: 0 E: 0 K: 0 S: 14	H: 1 LOB: 1 BB: 1 P: 23	R: 0 E: 0 K: 0 S: 6	H: 0 LOB: 0 BB: 1 P: 14	R: 1 E: 0 K: 1 S: 11	H: 1 LOB: 0 BB: 1 P: 14	R: 1 E: 0 K: 0 S: 10	H: 1 LOB: 0 BB: 1 P: 17	R: 0 E: 1 K: 1 S: 10	H: 0 LOB: 1 BB: 0 P: 15	R: 0 E: 0 K: 1 S: 11	H: 1 LOB: 0 BB: 0 P: 17	R: 0 E: 0 K: 0 S: 5	H: 0 LOB: 0 BB: 0 P: 8	R: 0 E: 0 K: 1 S: 9	H: 0 LOB: 0 BB: 0 P: 14		R: 0 E: 0 K: 0 S: 5	H: 1 LOB: 0 BB: 0 P: 7	1B: 3 2B: 1 3B: 1 HR: 1	SF: 0 SAC: 0 DP: 2 HBP: 0	WP: 0 PB: 0 SB: 0 CS: 3	PA: 32				
<b>PITCHER</b>	IP	WLS	BF	H	R	ER	SO	BB	IBB	HBP	BLK	WP	HR	S	P	ERA	WHIP										
Vicente Palacios, R (1, 1) ERA: 6.66	5.0	W	19	3	2	2	1	3	0	0	0	0	1	51	83	3.60	1.200										
Barry Jones, R (6, 1) ERA: 6.66	2.0		6	1	0	0	1	0	0	0	0	0	0	16	25	0.00	0.500										
Jim Gott, R (8, 1) ERA: 2.6	2.0	S	6	1	0	0	1	0	0	0	0	0	0	14	21	0.00	0.500										

Batter	1	2	3	4	5	6	7	8	9	AB	R	H	RBI	BB	SO	LOB	BOTTOM										
Barry Bonds, L (1, 7) OBP: 0.284, SLG: 0.524	1-0 L8	4-0 1B BB		1-2 FC4-6			1-0 F8	3-2 1B 3B		4	1	1	2	1	0	1	<b>San Francisco Giants @ Pittsburgh Pirates</b> Three Rivers Stadium, Pittsburgh, PA Tue May 10 1988, 7:05 PM EDT Att. 9,275 - Unknown - 62 F <a href="http://livebaseballscorecards.com">livebaseballscorecards.com</a>										
Jose Lind, R (1, 4) OBP: 0.310, SLG: 0.308	2-2 2B 1B	0-0 FC4-6 1B		1-2 FC4-6			2-0 P3	0-0 1B		5	1	3	2	0	0	1											
Andy Van Slyke, L (1, 8) OBP: 0.331, SLG: 0.512	1 SAFE 1-3 1B 2B	0-1 FC4-6		0-0 F7			2-0 BB 1B	1-1 G3		5	1	2	0	0	0	4											
Darnell Coles, R (1, 5) Jim Gott, R (8, 1) OBP: 0.324, SLG: 0.362	3-2 L4		2-2 BB G4-3 HBP		2-0 G5-3		4-0 FC6-4 BB	1-2 BB		2	0	0	0	1	0	2											
R.J. Reynolds, S (1, 9) OBP: 0.293, SLG: 0.440	0-0 1B		3-2 G4-3		2-0 F8		0-0 FC6-4	1-2 BB		4	0	1	2	0	0	3											
Randy Milligan, R (1, 3) Barry Jones, R (6, 1) Bobby Bonilla, S (8, 5) OBP: 0.310, SLG: 0.333 OBP: 0.400, SLG: 0.683	1 SAFE 2-H 3-H G6-3	1-2 G6-3		4-2 BB BB		1-3 K		1-0 1B FC1-2 2B		2	0	0	0	1	1	1											
Michael LaValliere, L (1, 2) OBP: 0.457, SLG: 0.413		1-0 P9	4-2 G4-6-3 BB		1-0 L9		1-0 FC1-2 3B 1B	2-3 1B		3	1	1	0	1	0	0											
Felix Fermin, R (1, 6) Mike Diaz, R (8, PH) Rafael Belliard, R (8, PR) OBP: 0.571, SLG: 0.400 OBP: 0.298, SLG: 0.326	1-1 BB 1B		0-1 G4-6-3		1-3 K		2-0 FC1-2 3B	1-2 3B		3	1	1	0	0	1	3											
Vicente Palacios, R (1, 1) Sid Bream, L (6, 3) OBP: 0.330, SLG: 0.430	1-3 K		4-2 FC4-6 BB		1-2 F8		1-0 F8			1	0	0	0	1	1	1											
<b>Inning Stats</b>	R: 2 E: 0 K: 0 S: 15	H: 3 LOB: 1 BB: 0 P: 21	R: 1 E: 0 K: 1 S: 8	H: 2 LOB: 2 BB: 1 P: 15	R: 0 E: 0 K: 0 S: 13	H: 0 LOB: 2 BB: 2 P: 26	R: 0 E: 0 K: 0 S: 9	H: 0 LOB: 1 BB: 1 P: 15	R: 0 E: 0 K: 1 S: 5	H: 0 LOB: 0 BB: 0 P: 10	R: 0 E: 0 K: 1 S: 7	H: 0 LOB: 0 BB: 0 P: 10	R: 0 E: 0 K: 0 S: 4	H: 1 LOB: 2 BB: 1 P: 13	R: 3 E: 0 K: 0 S: 11	H: 4 LOB: 1 BB: 0 P: 19		R: 0 E: 0 K: 0 S: 5	H: 1 LOB: 0 BB: 0 P: 7	1B: 7 2B: 2 3B: 1 HR: 0	SF: 0 SAC: 0 DP: 1 HBP: 1	WP: 0 PB: 0 SB: 0 CS: 0	PA: 39				
<b>PITCHER</b>	IP	WLS	BF	H	R	ER	SO	BB	IBB	HBP	BLK	WP	HR	S	P	ERA	WHIP										
Kelly Downs, R (1, 1) ERA: 3.15	2.1	L	16	5	3	3	1	3	0	1	0	0	0	23	34	11.57	3.429										
Scott Garrelts, R (3, 1) ERA: 3.75	3.2		11	0	0	0	2	1	0	0	0	0	0	23	37	0.00	0.273										
Atlee Hammaker, L (7, 1) ERA: 4.15	2.0		12	5	3	3	0	1	0	0	0	0	0	15	32	13.50	3.000										





Batter	1	2	3	4	5	6	7	8	9	10	11	AB	R	H	RBI	BB	SO	LOB	TOP							
Steve Sax, R OBP: 0.333, SLG: 0.377 (1, 4)	G6-3		K2-3		G6-4-3			G4-3		G4-3		5	0	0	0	0	1	1								
Mike Davis, L OBP: 0.327, SLG: 0.307 (1, 8) (6, 9)	FC4-6 1B		L8				G4-6-3 1B	F6		1B		5	0	3	0	0	0	0								
Kirk Gibson, L OBP: 0.388, SLG: 0.505 (1, 7)	FC4-6 1-2 BB		F7				G4-6-3 1-2 BB	4-2 1B BB		1-3 1B		4	0	1	0	1	0	2								
Pedro Guerrero, R OBP: 0.437, SLG: 0.476 Jay Howell, R OBP: 0.298, SLG: 0.308 Rick Dempsey, R OBP: 0.409, SLG: 0.526 (1, 5) (10, 1) (11, 2)	4-1 1-2 BB				F9		1B HBP	0-2 1B		0-0 F5		2	0	1	0	1	0	0								
Mike Marshall, R OBP: 0.336, SLG: 0.422 (1, 3)	K				G5-3		1-2 1B	1-1 F4				5	0	1	0	0	1	4								
Danny Heep, L OBP: 0.452, SLG: 0.405 Mike Devereaux, R OBP: 0.148, SLG: 0.115 (1, 9) (6, 8)		G3 1B			F7		G3			G6-3		3	0	1	0	0	0	2								
Mike Scioscia, L OBP: 0.442, SLG: 0.444 Dave Anderson, R OBP: 0.298, SLG: 0.308 Alejandro Pena, R OBP: 0.210, SLG: 0.265 (1, 2) (11, PR) (11, 1)		G3					1-1 SH1-3 1B 2B	0-0 F9		1-2 F8		5	1	2	0	0	0	1								
Alfredo Griffin, S OBP: 0.210, SLG: 0.265 (1, 6)		1-2			G1-3		0-1 SH1-3	2-1 B2-3		0-0 F9		4	0	0	0	0	0	2								
Fernando Valenzuela, L OBP: 0.176, SLG: 0.176 Jeff Hamilton, R OBP: 0.400, SLG: 0.467 Jesse Orosco, R OBP: 0.289, SLG: 0.434 Franklin Stubbs, L OBP: 0.400, SLG: 0.467 (1, 1) (8, 5) (8, 1) (10, PH)		0-0 G6-3					2-1 G6-4-3 1B 3-H	2-1 G4-3				3	0	1	1	0	0	1								
<b>Inning Stats</b>	R: 0 E: 0 K: 1 S: 10	H: 1 LOB: 2 BB: 1 P: 15	R: 0 E: 0 K: 0 S: 6	H: 1 LOB: 1 BB: 0 P: 9	R: 0 E: 0 K: 1 S: 6	H: 0 LOB: 0 BB: 0 P: 8	R: 0 E: 0 K: 0 S: 4	H: 0 LOB: 0 BB: 0 P: 7	R: 0 E: 0 K: 0 S: 8	H: 2 LOB: 2 BB: 1 P: 11	R: 0 E: 0 K: 0 S: 9	H: 0 LOB: 0 BB: 0 P: 16	R: 0 E: 0 K: 0 S: 14	H: 1 LOB: 2 BB: 1 P: 21	R: 0 E: 0 K: 0 S: 7	H: 0 LOB: 0 BB: 0 P: 10	R: 0 E: 0 K: 0 S: 10	H: 2 LOB: 2 BB: 0 P: 14	R: 0 E: 0 K: 0 S: 9	H: 1 LOB: 1 BB: 0 P: 17	1B: 9 2B: 1 3B: 0 HR: 0	SF: 0 SAC: 1 DP: 2 HBP: 1	WP: 0 PB: 0 SB: 0 CS: 0	PA: 44		
<b>PITCHER</b>	IP ERA WLS BF H R ER SO BB IBB HBP BLK WP HR S P ERA WHIP	7.0 1.32 2.0 8 2 0 0 0 0 0 0 0 0 0 0 17 24 0.00 1.000	11.1 4.5 1.0 4 1 0 0 0 0 0 0 0 0 0 0 9 17 0.00 1.000																							

Los Angeles Dodgers @ Pittsburgh Pirates  
Three Rivers Stadium, Pittsburgh, PA  
Wed May 11 1988, 7:05 PM EDT  
Att: 26,367 - Unknown - 63 F


livebaseballscorecards.com  
AB 40  
R 1  
H 10  
RBI 1  
BB 2  
SO 2  
LOB 15



Batter	1	2	3	4	5	6	7	8	9	10	11	AB	R	H	RBI	BB	SO	LOB	BOTTOM							
Felix Fermin, R OBP: 0.308, SLG: 0.182 (1, 6)	K				G4-3			B1		FC4-6		6	0	0	0	0	3	4								
Jose Lind, R OBP: 0.311, SLG: 0.304 (1, 4)	SH1-3 1B				FC1-6 BB			F8		F3		5	0	1	0	1	1	0								
Andy Van Slyke, L OBP: 0.341, SLG: 0.508 (1, 8)	SH1-3				FC1-6 1B			FC4-6 1B		S BB		3	1	1	0	2	1	1								
Bobby Bonilla, S OBP: 0.411, SLG: 0.675 (1, 5)					L9			FC4-6				3	0	1	0	3	0	1								
Damell Coles, R OBP: 0.333, SLG: 0.361 John Cangelosi, S OBP: 0.284, SLG: 0.207 (1, 9) (8, PR) (9, 9)					K2 1B			BB 1B		K		3	0	1	0	1	2	4								
Randy Milligan, R OBP: 0.371, SLG: 0.429 (1, 3)					K2			G5-3		G5-3 1B BB		4	0	2	1	2	1	1								
Mike Diaz, R OBP: 0.261, SLG: 0.520 (1, 7)								G4-3		K		2	0	0	0	2	1	2								
Barry Bonds, L OBP: 0.447, SLG: 0.618 (1, 2)								G4-3		B1		1	0	0	0	0	0	1								
Junior Ortiz, R OBP: 0.447, SLG: 0.618 (1, 2)								1-2 FC6 1B		FC4-6 BB		4	0	3	1	1	1	2								
Bob Walk, R OBP: 0.083, SLG: 0.083 R.J. Reynolds, S OBP: 0.289, SLG: 0.434 Jeff Robinson, R OBP: 0.250, SLG: 0.143 Sid Bream, L OBP: 0.327, SLG: 0.426 Scott Medvin, R OBP: 0.559 (1, 1) (8, PH) (9, 1) (10, PH) (11, 1)								G5-3		G5-3		2	0	0	0	0	0	3								
<b>Inning Stats</b>	R: 0 E: 0 K: 2 S: 14	H: 1 LOB: 2 BB: 1 P: 25	R: 0 E: 0 K: 2 S: 13	H: 1 LOB: 2 BB: 1 P: 20	R: 0 E: 0 K: 2 S: 12	H: 0 LOB: 0 BB: 0 P: 19	R: 0 E: 0 K: 1 S: 15	H: 2 LOB: 2 BB: 1 P: 25	R: 0 E: 0 K: 1 S: 8	H: 1 LOB: 1 BB: 1 P: 13	R: 0 E: 0 K: 0 S: 11	H: 1 LOB: 1 BB: 0 P: 15	R: 0 E: 0 K: 0 S: 10	H: 1 LOB: 1 BB: 0 P: 16	R: 0 E: 0 K: 1 S: 9	H: 0 LOB: 2 BB: 2 P: 24	R: 0 E: 0 K: 0 S: 10	H: 0 LOB: 2 BB: 2 P: 22	R: 0 E: 0 K: 1 S: 16	H: 1 LOB: 2 BB: 2 P: 27	1B: 7 2B: 3 3B: 0 HR: 0	SF: 0 SAC: 2 DP: 2 HBP: 0	WP: 1 PB: 0 SB: 2 CS: 0	PA: 51		
<b>PITCHER</b>	IP ERA WLS BF H R ER SO BB IBB HBP BLK WP HR S P ERA WHIP	7.0 2.68 2.0 9 1 0 0 3 5 0 0 0 0 0 0 19 38 0.00 1.500	11.1 0.9 1.0 5 1 1 1 1 1 1 0 0 0 0 0 16 27 13.50 3.000																							

Los Angeles Dodgers @ Pittsburgh Pirates  
Three Rivers Stadium, Pittsburgh, PA  
Wed May 11 1988, 7:05 PM EDT  
Att: 26,367 - Unknown - 63 F

livebaseballscorecards.com  
AB 37  
R 2  
H 9  
RBI 2  
BB 12  
SO 12  
LOB 27





Batter	1	2	3	4	5	6	7	8	9	AB	R	H	RBI	BB	SO	LOB	TOP			
Steve Sax, R OBP: 0.336, SLG: 0.373 (1,4)	6-3		4-0 BB		2-2 1-3		2-0 4-3		2-2 E7 1B	4	0	1	1	1	0	0				
Alfredo Griffin, S OBP: 0.209, SLG: 0.256 (1,6)	4-2 FC6-4 BB		0-0 L4		0-0 4-3			2-2 F4	0-0 6-3	4	0	0	0	1	0	2				
Kirk Gibson, L OBP: 0.363, SLG: 0.495 (1,7)	0-1 FC6-4 1-2			0-0 4-3	4-1 FC6-4 BB			4-2 1B BB		2	0	0	0	2	0	1				
Pedro Guerrero, R OBP: 0.431, SLG: 0.467 (1,5)	1-3 K			1-0 1B 1B	0-0 FC6-4 1-2			1-0 F4		4	1	1	0	0	1	3				
Mike Marshall, R OBP: 0.341, SLG: 0.425 (1,3)		0-1 3-1		0-0 1B 2B 1B		2-3 K		0-0 1-3 1B		4	1	2	0	0	1	0				
John Shelby, S OBP: 0.255, SLG: 0.178 (1,8)		0-3 K		1-2 F3		1-3 K		0-1 L3		4	0	0	0	0	2	4				
Mike Davis, L OBP: 0.333, SLG: 0.314 (1,9)		1-3 K		0-0 1-3 2B 1B		0-2 F7		1-0 5-3 1B		4	2	2	1	0	1	0				
Rick Dempsey, R OBP: 0.385, SLG: 0.522 (1,2)			1-0 5-3	0-0 1-H 3-H 2B			0-0 5-3		0-2 5-3	4	0	1	2	0	0	1				
Orel Hershiser, R OBP: 0.063, SLG: 0.063 (1,1)			0-1 F3	0-2 5-3			0-1 6-3		0-0 F8	3	0	0	0	0	0	1				
Brad Havens, L (8,1)										0	0	0	0	0	0	0				
Mickey Hatcher, R OBP: 0.333, SLG: 0.458 (9,PH)										1	0	0	0	0	0	1				
<b>Inning Stats</b>	R: 0 E: 0 K: 1 S: 8	H: 0 LOB: 1 BB: 1 P: 13	R: 0 E: 0 K: 2 S: 8	H: 0 LOB: 0 BB: 0 P: 9	R: 0 E: 0 K: 0 S: 4	H: 0 LOB: 1 BB: 1 P: 9	R: 3 E: 0 K: 0 S: 11	H: 4 LOB: 1 BB: 0 P: 13	R: 0 E: 0 K: 2 S: 11	H: 0 LOB: 0 BB: 0 P: 14	R: 0 E: 0 K: 0 S: 4	H: 0 LOB: 0 BB: 0 P: 6	R: 0 E: 0 K: 0 S: 13	H: 1 LOB: 2 BB: 1 P: 20	R: 1 E: 1 K: 0 S: 10	H: 2 LOB: 1 BB: 0 P: 13	1B: 6 2B: 1 3B: 0 HR: 0	SF: 0 SAC: 0 DP: 0 HBP: 0	WP: 0 PB: 0 SB: 0 CS: 0	PA: 38
<b>PITCHER</b> John Smiley, L ERA: 3.59 (1,1)	IP: 9.0 WLS: W BF: 38 H: 7 R: 4 ER: 4 SO: 5 BB: 4 IBB: 0 HBP: 0 BLK: 0 WP: 0 HR: 0 S: 75 P: 109 ERA: 4.00 WHIP: 1.222																			

Los Angeles Dodgers @ Pittsburgh Pirates  
Three Rivers Stadium, Pittsburgh, PA  
Thu May 12, 1988, 7:05 PM EDT  
Att: 11,072 - Unknown - 74 F

AB 34  
R 4  
H 7  
RBI 4  
BB 4  
SO 5  
LOB 13



Batter	1	2	3	4	5	6	7	8	9	AB	R	H	RBI	BB	SO	LOB	BOTTOM			
Barry Bonds, L OBP: 0.300, SLG: 0.573 (1,7)	2-0 HR		3-2 2H HR		2-2 1B SF8 1B		0-2 F9	4-1 BB		4	3	3	3	1	0	0				
Jose Lind, R OBP: 0.320, SLG: 0.315 (1,4)	3-2 G4-6-3 1B		0-3 K		2-1 1-3 1B		0-2 1B HR 1B	3-2 6-3		5	1	3	0	0	1	2				
Andy Van Slyke, L OBP: 0.345, SLG: 0.508 (1,8)	0-1 G4-6-3 1-2		4-0 BB		0-0 SF8		1-1 1-2 HR 1B			2	1	1	1	1	0	1				
Bobby Bonilla, S OBP: 0.414, SLG: 0.690 (1,5)	0-0 3-1		4-0 1-2 BB		3H 1-2 F5		0-0 1-2 HR			3	1	1	3	1	0	1				
Sid Bream, L OBP: 0.316, SLG: 0.410 (1,3)		3-1 1-3	3-2 6-3			0-1 4-3	1-0 4-3			4	0	0	0	0	0	2				
R.J. Reynolds, S OBP: 0.299, SLG: 0.430 (1,9)		1-0 L3		1-1 L4-3 1B		4-1 CS BB	1-2 4-3			3	0	1	0	1	0	0				
Michael LaValliere, L OBP: 0.459, SLG: 0.410 (1,2)		0-0 4-3		0-3 K		0-0 1-2 1B 1B		4-2 FC1-6 BB		3	0	1	0	1	1	1				
Rafael Belliard, R OBP: 0.314, SLG: 0.340 (1,6)			0-0 SH1-3 HR 1B	0-2 L4-3		0-0 1-2 1B		0-3 K		4	1	2	0	0	1	2				
John Smiley, L OBP: 0.143, SLG: 0.143 (1,1)			0-0 SH1-3 1-2		0-3 K	1-3 K		0-0 FC1-6 BB		3	0	0	0	0	2	3				
<b>Inning Stats</b>	R: 1 E: 0 K: 0 S: 7	H: 2 LOB: 0 BB: 0 P: 12	R: 0 E: 0 K: 0 S: 4	H: 0 LOB: 0 BB: 0 P: 8	R: 2 E: 0 K: 1 S: 13	H: 2 LOB: 2 BB: 2 P: 27	R: 0 E: 0 K: 1 S: 8	H: 1 LOB: 0 BB: 0 P: 9	R: 1 E: 0 K: 1 S: 14	H: 2 LOB: 1 BB: 0 P: 19	R: 0 E: 0 K: 1 S: 10	H: 2 LOB: 2 BB: 1 P: 15	R: 3 E: 0 K: 0 S: 13	H: 3 LOB: 0 BB: 0 P: 16	R: 0 E: 0 K: 1 S: 12	H: 0 LOB: 2 BB: 2 P: 23	1B: 9 2B: 1 3B: 0 HR: 3	SF: 1 SAC: 1 DP: 2 HBP: 0	WP: 0 PB: 0 SB: 0 CS: 1	PA: 38
<b>PITCHER</b> Orel Hershiser, R ERA: 2.63 (1,1)	IP: 7.0 WLS: L BF: 33 H: 12 R: 7 ER: 7 SO: 4 BB: 3 IBB: 0 HBP: 0 BLK: 0 WP: 0 HR: 3 S: 69 P: 106 ERA: 9.00 WHIP: 2.143																			
Brad Havens, L ERA: 4.66 (8,1)	IP: 1.0 WLS: 5 BF: 0 H: 0 R: 0 ER: 0 SO: 1 BB: 2 IBB: 0 HBP: 0 BLK: 0 WP: 0 HR: 12 S: 23 P: 23 ERA: 0.00 WHIP: 2.000																			

Los Angeles Dodgers @ Pittsburgh Pirates  
Three Rivers Stadium, Pittsburgh, PA  
Thu May 12, 1988, 7:05 PM EDT  
Att: 11,072 - Unknown - 74 F

AB 31  
R 7  
H 12  
RBI 7  
BB 5  
SO 5  
LOB 12





Batter	1	2	3	4	5	6	7	8	9	AB	R	H	RBI	BB	SO	LOB	TOP										
Barry Larkin, R OBP: 0.342, SLG: 0.453 (1, 6)	0-0 S 1B		0-1 E6 FC4-6 E	1-2 L9		2-3 K			3-2 G6-3	5	1	1	0	0	1	2	<b>Cincinnati Reds @ Pittsburgh Pirates</b> Three Rivers Stadium, Pittsburgh, PA Fri May 13 1988, 7:05 PM EDT Att: 31,705 - Unknown - 59 F										
Chris Sabo, R OBP: 0.317, SLG: 0.496 Rob Murphy, L (9, 1)	2-2 G5-3		4-2 FC4-6 BB	1-2 G6-3			1-1 P4		1-1 L7	4	0	0	0	1	0	2											
Kal Daniels, L OBP: 0.388, SLG: 0.418 (1, 7)	0-3 K		1-0 FC4-6 E	3-2 L6			2-2 G6-3			4	1	0	0	0	1	3											
Eric Davis, R OBP: 0.329, SLG: 0.384 (1, 8)	4-2 BB		0-1 E7 1B 2B		3-1 HR		2-2 F8			3	2	2	3	1	0	0											
Paul O'Neill, L OBP: 0.268, SLG: 0.309 Ron Roenicke, S OBP: 0.200, SLG: 0.148 (8, 9)	0-2 F9		1-0 1B SF9 1B		1-2 G1-3		1-1 F7			3	1	1	1	0	0	2											
Bo Diaz, R OBP: 0.285, SLG: 0.440 (1, 2)		1-0 G1-3	1-0 SF9 1B		0-0 G3-1		0-0 G6-3			4	0	1	0	0	0	0											
Dave Collins, S OBP: 0.306, SLG: 0.200 (1, 3)		1-1 E4	3-0 SF9		1-1 G6-3		0-0 G4-3			3	0	0	1	0	0	0											
Jeff Treadway, L OBP: 0.361, SLG: 0.393 (1, 4)		0-1 F9	4-0 IBB		0-2 F9			0-0 G6-3 1B		3	0	1	0	1	0	1											
Ron Robinson, R OBP: 0.143, SLG: 0.143 Leo Garcia, L OBP: 0.211, SLG: 0.222 Jose Rijo, R (6, 1)	1-1 F7		0-1 G6-3		0-0 CS 1B			2-3 K		2	0	0	0	0	0	3											
Dave Concepcion, R OBP: 0.328, SLG: 0.294 (9, 5)										1	0	1	0	0	0	0											
<b>Inning Stats</b>	R: 0 E: 0 K: 1 S: 19	H: 1 LOB: 2 BB: 1 P: 24	R: 0 E: 1 K: 0 S: 7	H: 0 LOB: 1 BB: 0 P: 10	R: 4 E: 2 K: 0 S: 13	H: 3 LOB: 2 BB: 2 P: 26	R: 0 E: 0 K: 0 S: 10	H: 0 LOB: 0 BB: 0 P: 15	R: 1 E: 0 K: 0 S: 8	H: 1 LOB: 0 BB: 0 P: 13	R: 0 E: 0 K: 0 S: 10	H: 0 LOB: 0 BB: 0 P: 13	R: 0 E: 0 K: 0 S: 4	H: 0 LOB: 0 BB: 0 P: 5	R: 0 E: 0 K: 1 S: 10	H: 1 LOB: 1 BB: 0 P: 16	1B: 5 2B: 2 3B: 0 HR: 1	SF: 1 SAC: 0 DP: 1 HBP: 0	WP: 0 PB: 0 SB: 2 CS: 1	PA: 38							
<b>PITCHER</b>	IP	WLS	BF	H	R	ER	SO	BB	IBB	HBP	BLK	WP	HR	S	P	ERA	WHIP										
Doug Drabek, R ERA: 4.08 Bob Kipper, L ERA: 3.98 Jeff Robinson, R ERA: 2.87	(1, 1)	6.0	28	6	5	3	2	2	1	0	0	0	1	67	99	4.50	1.333										
	(7, 1)	1.0	3	0	0	0	0	0	0	0	0	0	0	8	13	0.00	0.000										
	(8, 1)	2.0	W	7	1	0	0	1	0	0	0	0	0	14	21	0.00	0.500										

AB	34
R	5
H	7
RBI	5
BB	3
SO	3
LOB	14



Batter	1	2	3	4	5	6	7	8	9	AB	R	H	RBI	BB	SO	LOB	BOTTOM										
Barry Bonds, L OBP: 0.310, SLG: 0.603 (1, 7)	1-1 HR		2-2 G4-3 1B 2B	2-1 G4-6-3		3-3 K			2-1 E 1B	5	3	3	1	0	1	3	<b>Cincinnati Reds @ Pittsburgh Pirates</b> Three Rivers Stadium, Pittsburgh, PA Fri May 13 1988, 7:05 PM EDT Att: 31,705 - Unknown - 59 F										
Jose Lind, R OBP: 0.325, SLG: 0.315 (1, 4)	4-0 1B BB		1-1 G4-3		1-0 1B SF9 1B	0-0 G6-3			1-0 SH	3	1	1	0	1	0	1											
Andy Van Slyke, L OBP: 0.349, SLG: 0.508 (1, 8)	2-0 F5		0-2 CS 1B		0-0 CS E 1B	2-3 K				4	0	2	1	0	1	1											
Bobby Bonilla, S OBP: 0.409, SLG: 0.680 (1, 5)	0-1 F8		4-1 SF9 BB		2-2 SF9	1-2 F7				2	0	0	1	1	0	1											
R.J. Reynolds, S OBP: 0.308, SLG: 0.434 (1, 9)	1-0 FC4-6 1B		0-0 G4-3		2-2 E3	3-2				4	0	2	0	0	0	2											
Randy Milligan, R OBP: 0.333, SLG: 0.375 (1, 3)	0-0 FC4-6			1-3 K	3-3 K	2-3 K				4	0	0	0	0	3	5											
Michael LaValliere, L OBP: 0.450, SLG: 0.402 (1, 2)		0-2 F8		1-0 1B 1B 1B		0-0 G4-3			1-1 F7	4	0	1	0	0	0	0											
Rafael Belliard, R OBP: 0.327, SLG: 0.353 (1, 6)		0-3 K		0-2 1B 1B		1-1 HR 1B			0-1 G1-3	4	1	2	0	0	1	0											
Doug Drabek, R OBP: 0.105, SLG: 0.105 Sid Bream, L OBP: 0.322, SLG: 0.443 Bob Kipper, R (7, 1)	1-1 K		0-3 K		0-0 G4-6-3 1B	0-0 HR			2-3 K	2	0	1	0	0	1	0											
Jeff Robinson, R OBP: 0.222, SLG: 0.125 (8, 1)										1	0	0	0	0	1	0											
<b>Inning Stats</b>	R: 1 E: 0 K: 0 S: 7	H: 2 LOB: 2 BB: 1 P: 15	R: 0 E: 0 K: 2 S: 9	H: 0 LOB: 0 BB: 0 P: 9	R: 1 E: 0 K: 0 S: 10	H: 2 LOB: 1 BB: 1 P: 17	R: 0 E: 0 K: 1 S: 10	H: 3 LOB: 2 BB: 0 P: 14	R: 1 E: 1 K: 1 S: 14	H: 2 LOB: 2 BB: 0 P: 21	R: 2 E: 0 K: 1 S: 8	H: 2 LOB: 1 BB: 0 P: 12	R: 0 E: 0 K: 2 S: 14	H: 1 LOB: 1 BB: 0 P: 22	R: 0 E: 0 K: 1 S: 7	H: 0 LOB: 0 BB: 0 P: 10	R: 1 E: 1 K: 0 S: 3	H: 1 LOB: 1 BB: 0 P: 6	1B: 10 2B: 2 3B: 0 HR: 2	SF: 1 SAC: 1 DP: 2 HBP: 0	WP: 0 PB: 0 SB: 0 CS: 2	PA: 38					
<b>PITCHER</b>	IP	WLS	BF	H	R	ER	SO	BB	IBB	HBP	BLK	WP	HR	S	P	ERA	WHIP										
Ron Robinson, R ERA: 3.54 Jose Rijo, R ERA: 3.04 Rob Murphy, L ERA: 1.37	(1, 1)	5.0	24	9	3	3	4	2	0	0	0	0	1	50	76	5.40	2.200										
	(6, 1)	3.0	12	3	2	2	4	0	0	0	0	0	0	29	44	6.00	1.000										
	(9, 1)	0.0	L	2	1	1	0	0	0	0	0	0	0	3	6	∞	∞										

AB	34
R	6
H	13
RBI	5
BB	2
SO	8
LOB	13





Batter	1	2	3	4	5	6	7	8	9	AB	R	H	RBI	BB	SO	LOB	TOP			
<b>Kal Daniels, L</b> OBP: 0.385, SLG: 0.421 (1, 7)										4	1	1	0	0	0	0	<b>Cincinnati Reds @ Pittsburgh Pirates</b> Three Rivers Stadium, Pittsburgh, PA Sat May 14 1988, 7:05 PM EDT Att: 28,059 - Unknown - 74 F			
<b>Barry Larkin, R</b> OBP: 0.333, SLG: 0.441 (1, 6)										4	1	0	0	0	0	1				
<b>Chris Sabo, R</b> OBP: 0.315, SLG: 0.489 <b>John Franco, L</b> (8, 1)										4	1	1	1	0	0	0				
<b>Eric Davis, R</b> OBP: 0.333, SLG: 0.406 (1, 8)										3	2	1	1	1	1	0				
<b>Paul O'Neill, L</b> OBP: 0.267, SLG: 0.299 (1, 9)										3	0	0	1	1	0	0				
<b>Bo Diaz, R</b> OBP: 0.285, SLG: 0.434 (1, 2)										4	0	1	0	0	1	3				
<b>Lloyd McClendon, R</b> OBP: 0.370, SLG: 0.190 (1, 3)										4	0	1	1	0	1	1				
<b>Jeff Treadway, L</b> OBP: 0.356, SLG: 0.391 (1, 4)										3	0	1	1	0	0	1				
<b>Mario Soto, R</b> OBP: 0.158, SLG: 0.059 <b>Dave Concepcion, R</b> OBP: 0.328, SLG: 0.294 (8, 5)										3	0	0	0	0	2	3				
<b>Inning Stats</b>	R: 4 H: 3 E: 0 K: 2 S: 21	H: 3 R: 2 ER: 2 LOB: 2 BB: 2 P: 38	R: 0 H: 0 E: 0 K: 0 S: 8	H: 0 R: 0 ER: 0 LOB: 0 BB: 0 P: 10	R: 0 H: 0 E: 0 K: 0 S: 4	H: 0 R: 0 ER: 0 LOB: 0 BB: 0 P: 6	R: 0 H: 0 E: 0 K: 1 S: 9	H: 0 R: 0 ER: 0 LOB: 0 BB: 0 P: 12	R: 0 H: 0 E: 0 K: 0 S: 5	H: 1 R: 0 ER: 0 LOB: 0 BB: 0 P: 8	R: 0 H: 0 E: 0 K: 1 S: 6	H: 0 R: 0 ER: 0 LOB: 0 BB: 0 P: 9	R: 0 H: 0 E: 0 K: 0 S: 5	H: 0 R: 0 ER: 0 LOB: 0 BB: 0 P: 11	R: 1 H: 2 E: 0 K: 0 S: 9	H: 2 R: 1 ER: 1 LOB: 1 BB: 0 P: 18	1B: 4 2B: 1 3B: 0 HR: 1	SF: 1 SAC: 0 DP: 1 HBP: 0	WP: 0 PB: 0 SB: 1 CS: 0	PA: 35
<b>PITCHER</b>	IP	WLS	BF	H	R	ER	SO	BB	IBB	HBP	BLK	WP	HR	S	P	ERA	WHIP			
<b>Mike Dunne, R</b> ERA: 4.1 (1, 1)	7.0	L	27	4	4	4	5	2	0	0	0	0	0	58	91	5.14	0.857			
<b>Bob Kipper, L</b> ERA: 3.5 (8, 1)	0.1		1	0	0	0	0	0	0	0	0	0	0	2	3	0.00	0.000			
<b>Barry Jones, R</b> ERA: 0.55 (8, 1)	1.2		7	2	1	1	0	0	0	0	0	0	1	16	26	5.40	1.200			

Batter	1	2	3	4	5	6	7	8	9	AB	R	H	RBI	BB	SO	LOB	BOTTOM					
<b>Barry Bonds, L</b> OBP: 0.308, SLG: 0.593 (1, 7)										4	1	1	0	0	0	1	<b>Cincinnati Reds @ Pittsburgh Pirates</b> Three Rivers Stadium, Pittsburgh, PA Sat May 14 1988, 7:05 PM EDT Att: 28,059 - Unknown - 74 F					
<b>Jose Lind, R</b> OBP: 0.317, SLG: 0.307 (1, 4)										4	0	0	0	0	0	1						
<b>Andy Van Slyke, L</b> OBP: 0.347, SLG: 0.496 (1, 8)										3	1	0	0	1	1	0						
<b>Bobby Bonilla, S</b> OBP: 0.412, SLG: 0.669 (1, 5)										2	1	0	0	2	1	0						
<b>Sid Bream, L</b> OBP: 0.314, SLG: 0.435 <b>Junior Ortiz, R</b> OBP: 0.436, SLG: 0.600 (9, PH)										2	0	0	1	0	1	1						
<b>R.J. Reynolds, S</b> OBP: 0.305, SLG: 0.425 (1, 9)										4	0	1	2	0	1	1						
<b>Michael LaValliere, L</b> OBP: 0.447, SLG: 0.535 <b>Randy Milligan, R</b> OBP: 0.325, SLG: 0.364 (9, PH)										2	0	0	0	1	0	0						
<b>Rafael Belliard, R</b> OBP: 0.328, SLG: 0.352 (1, 6)										3	0	1	0	0	1	2						
<b>Mike Dunne, R</b> (1, 1)										1	0	0	0	0	0	0						
<b>John Cangelosi, S</b> OBP: 0.286, SLG: 0.200 (7, PH)										1	0	0	0	0	0	0						
<b>Bob Kipper, R</b> (8, 1)										0	0	0	0	0	0	0						
<b>Barry Jones, R</b> (8, 1)										0	0	0	0	0	0	0						
<b>Inning Stats</b>	R: 3 H: 2 E: 0 K: 0 S: 17	H: 2 R: 3 ER: 3 LOB: 3 BB: 3 P: 30	R: 0 H: 0 E: 0 K: 0 S: 9	H: 0 R: 0 ER: 0 LOB: 0 BB: 0 P: 14	R: 0 H: 0 E: 0 K: 2 S: 11	H: 1 R: 0 ER: 0 LOB: 1 BB: 1 P: 17	R: 0 H: 0 E: 0 K: 0 S: 7	H: 0 R: 0 ER: 0 LOB: 0 BB: 0 P: 11	R: 0 H: 0 E: 0 K: 1 S: 11	H: 0 R: 0 ER: 0 LOB: 0 BB: 0 P: 19	R: 0 H: 0 E: 0 K: 1 S: 9	H: 0 R: 0 ER: 0 LOB: 0 BB: 0 P: 16	R: 0 H: 0 E: 0 K: 1 S: 6	H: 0 R: 0 ER: 0 LOB: 0 BB: 0 P: 8	R: 0 H: 0 E: 0 K: 0 S: 5	H: 0 R: 0 ER: 0 LOB: 0 BB: 0 P: 9	R: 0 H: 0 E: 0 K: 0 S: 5	H: 0 R: 0 ER: 0 LOB: 0 BB: 0 P: 7	1B: 3 2B: 0 3B: 0 HR: 0	SF: 1 SAC: 1 DP: 0 HBP: 0	WP: 0 PB: 0 SB: 2 CS: 0	PA: 34
<b>PITCHER</b>	IP	WLS	BF	H	R	ER	SO	BB	IBB	HBP	BLK	WP	HR	S	P	ERA	WHIP					
<b>Mario Soto, R</b> ERA: 3.64 (1, 1)	7.1	W	29	3	3	3	5	3	1	0	0	0	0	71	117	3.68	0.818					
<b>John Franco, L</b> ERA: 1.29 (8, 1)	1.2	S	5	0	0	0	0	0	0	0	0	0	0	9	14	0.00	0.000					







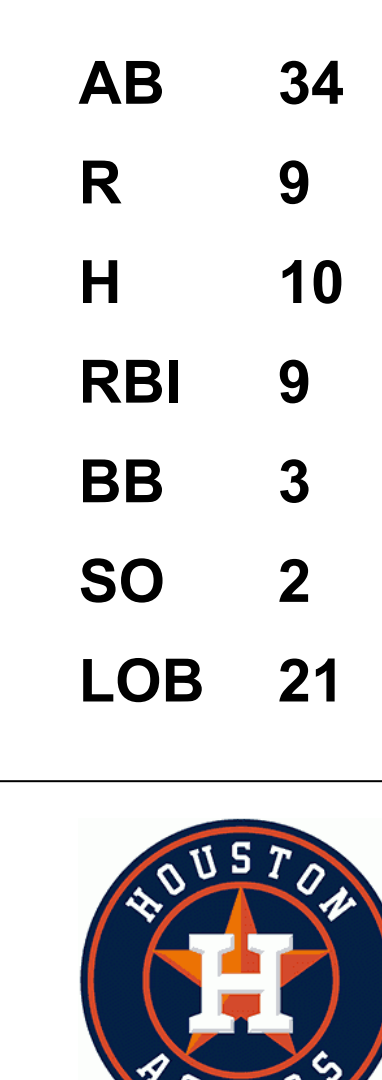


Batter	1	2	3	4	5	6	7	8	9	AB	R	H	RBI	BB	SO	LOB	TOP				
<b>Barry Bonds, L</b> OBP: 0.305, SLG: 0.600 (1, 7)	P5		HR		F7			G3		4	1	1	1	0	0	1	<b>Pittsburgh Pirates @ Houston Astros</b> Astrodome, Houston, TX Mon May 16 1988, 8:05 PM EDT Att: 13,570 - Dome - 70 F				
<b>Jose Lind, R</b> OBP: 0.310, SLG: 0.296 (1, 4)	6-3		F8			1B		L5		4	0	1	0	0	0	0					
<b>Andy Van Slyke, L</b> OBP: 0.338, SLG: 0.475 (1, 8)	CS		F7			F7		4-3		3	0	0	0	1	0	1					
<b>Bobby Bonilla, S</b> OBP: 0.417, SLG: 0.655 <b>Rafael Belliard, R</b> OBP: 0.333, SLG: 0.357 (9, PR)	CS	4-3		G6-4-3	1B	P2		1B	BLK	4	0	2	0	0	0	1					
<b>Randy Milligan, R</b> OBP: 0.360, SLG: 0.333 (1, 3)		4-2		F9	1B	F8		1B	3-1	3	0	1	1	1	0	2					
<b>R.J. Reynolds, S</b> OBP: 0.300, SLG: 0.413 (1, 9)		0-0		E6	G6-4-3			G3		4	0	1	0	0	0	3					
<b>Junior Ortiz, R</b> OBP: 0.375, SLG: 0.488 (1, 2)		0-0		P6		F9		P3		4	0	0	0	0	0	5					
<b>Felix Fermin, R</b> OBP: 0.300, SLG: 0.222 (1, 6)		2-2		F9		1B		4-3		4	0	1	0	0	0	5					
<b>Bob Walk, R</b> OBP: 0.056, SLG: 0.056 <b>John Cangelosi, S</b> OBP: 0.310, SLG: 0.200 <b>Scott Medvin, R</b> (7, 1)			K		F7			F8		2	0	0	0	0	1	1					
<b>Inning Stats</b>	R: 0 E: 0 K: 0 S: 10	H: 0 LOB: 0 BB: 1 P: 17	R: 0 E: 1 K: 0 S: 10	H: 0 LOB: 2 BB: 1 P: 19	R: 1 E: 0 K: 1 S: 12	H: 1 LOB: 0 BB: 0 P: 15	R: 0 E: 0 K: 0 S: 3	H: 1 LOB: 0 BB: 0 P: 5	R: 0 E: 0 K: 0 S: 8	H: 1 LOB: 1 BB: 0 P: 16	R: 0 E: 0 K: 0 S: 9	H: 1 LOB: 1 BB: 0 P: 15	R: 0 E: 0 K: 0 S: 6	H: 0 LOB: 0 BB: 0 P: 9	R: 1 E: 0 K: 0 S: 13	H: 2 LOB: 2 BB: 0 P: 17		1B: 6 2B: 0 3B: 0 HR: 1	SF: 0 SAC: 0 DP: 1 HBP: 0	WP: 0 PB: 0 SB: 1 CS: 1	PA: 36
<b>PITCHER</b>	IP	WLS	BF	H	R	ER	SO	BB	IBB	HBP	BLK	WP	HR	S	P	ERA	WHIP				
<b>Jim Deshaies, L</b> ERA: 1.76 <b>Larry Andersen, R</b> ERA: 5.06	(1, 1)	8.0	W	30	5	1	1	1	2	0	0	0	0	1	66	108	1.12	0.875			
<b>PITCHER</b>	IP	WLS	BF	H	R	ER	SO	BB	IBB	HBP	BLK	WP	HR	S	P	ERA	WHIP				
	(9, 1)	1.0		5	2	1	1	0	0	0	0	1	0	0	13	17	9.00	2.000			

AB 33  
R 2  
H 7  
RBI 2  
BB 2  
SO 1  
LOB 20



Batter	1	2	3	4	5	6	7	8	9	AB	R	H	RBI	BB	SO	LOB	BOTTOM			
<b>Gerald Young, S</b> OBP: 0.333, SLG: 0.322 (1, 8)	F8		FC6-4	1-3		F8		4-3		5	1	0	1	0	0	3	<b>Pittsburgh Pirates @ Houston Astros</b> Astrodome, Houston, TX Mon May 16 1988, 8:05 PM EDT Att: 13,570 - Dome - 70 F			
<b>Billy Hatcher, R</b> OBP: 0.331, SLG: 0.358 (1, 7)	F7		FC5			L8				5	2	2	1	0	0	1				
<b>Bill Doran, S</b> OBP: 0.341, SLG: 0.274 <b>Jim Pankovits, R</b> OBP: 0.417, SLG: 0.387 (4, 4)	P4		5-3			BB		L6		2	0	0	0	0	0	2				
<b>Glenn Davis, R</b> OBP: 0.354, SLG: 0.540 (1, 3)		5-3				1B		K		4	1	1	2	1	1	3				
<b>Kevin Bass, S</b> OBP: 0.333, SLG: 0.448 (1, 9)		3-1	4-3			BB		1B		3	1	1	0	1	0	1				
<b>Denny Walling, L</b> OBP: 0.338, SLG: 0.400 (1, 5)						1B		1B		3	1	2	3	1	0	0				
<b>Alan Ashby, S</b> OBP: 0.298, SLG: 0.340 (1, 2)			SH			L7		4-3		4	1	2	1	0	0	4				
<b>Craig Reynolds, L</b> OBP: 0.270, SLG: 0.206 (1, 6)			FC6-4			FC4-6		6-3		4	1	1	1	0	0	5				
<b>Jim Deshaies, L</b> <b>Larry Andersen, R</b> OBP: 1.000, SLG: 1.000 (9, 1)			SH			6-3		K		2	0	0	0	0	1	1				
<b>Inning Stats</b>	R: 0 E: 0 K: 0 S: 4	H: 0 LOB: 0 BB: 0 P: 7	R: 0 E: 0 K: 0 S: 7	H: 0 LOB: 0 BB: 0 P: 10	R: 4 E: 1 K: 0 S: 21	H: 3 LOB: 1 BB: 0 P: 29	R: 1 E: 0 K: 0 S: 8	H: 2 LOB: 1 BB: 0 P: 15	R: 1 E: 0 K: 0 S: 8	H: 2 LOB: 3 BB: 2 P: 17	R: 0 E: 0 K: 0 S: 6	H: 0 LOB: 0 BB: 0 P: 9	R: 3 E: 0 K: 1 S: 14	H: 2 LOB: 1 BB: 1 P: 26	R: 0 E: 0 K: 1 S: 6	H: 1 LOB: 1 BB: 0 P: 12		1B: 10 2B: 0 3B: 0 HR: 0	SF: 0 SAC: 2 DP: 0 HBP: 1	WP: 0 PB: 0 SB: 2 CS: 0
<b>PITCHER</b>	IP	WLS	BF	H	R	ER	SO	BB	IBB	HBP	BLK	WP	HR	S	P	ERA	WHIP			
<b>Bob Walk, R</b> ERA: 1.84 <b>Scott Medvin, R</b> ERA: 10.5	(1, 1)	6.0	L	29	7	6	4	0	1	0	0	0	0	54	87	6.00	1.333			
<b>PITCHER</b>	IP	WLS	BF	H	R	ER	SO	BB	IBB	HBP	BLK	WP	HR	S	P	ERA	WHIP			
	(7, 1)	2.0		11	3	3	3	2	1	0	1	0	0	20	38	13.50	2.000			









Batter	1	2	3	4	5	6	7	8	9	AB	R	H	RBI	BB	SO	LOB	TOP										
Barry Bonds, L (1, 7) OBP: 0.288, SLG: 0.565	2-1 P6		0-3 K		1-0 4-3		2-3 K		2-3 K	5	0	0	0	0	3	5	<b>Pittsburgh Pirates @ Houston Astros</b> Astrodome, Houston, TX Wed May 18, 1988, 8:05 PM EDT Att. 19,259 - Dome - 70 F										
Jose Lind, R (1, 4) OBP: 0.296, SLG: 0.281	1-0 L9		3-2 F9		1-2 5-3		1-1 L7			4	0	0	0	0	0	3											
Andy Van Slyke, L (1, 8) OBP: 0.321, SLG: 0.449	3-2 P5		1-0 4-3		2-3 K			2-3 K		4	0	0	0	0	2	1											
Bobby Bonilla, S (1, 5) OBP: 0.415, SLG: 0.634		4-2 BB G3 BB		4-2 BB L8 1B SF7 BB		1-1 1B		1-1 L6		2	2	1	0	2	0	0											
Sid Bream, L (1, 3) OBP: 0.333, SLG: 0.439 Jim Gott, R (8, 1)		4-0 BB G3 BB		2-2 BB BLK 1B		0-0 1B		2-2 3-1		3	0	2	0	1	0	0											
R.J. Reynolds, S (1, 9) OBP: 0.299, SLG: 0.398		2-2 BB G3		2-0 BB L8 1B		2-2 1B		2-2 F7		4	0	1	0	0	0	6											
Michael LaValliere, L (1, 2) OBP: 0.440, SLG: 0.398 Junior Ortiz, R (9, PH) OBP: 0.367, SLG: 0.477		2-2 BB G3		0-0 BB SF7		2-0 BB G4-6-3 1B		0-0 BB F7		2	0	0	2	0	0	3											
Rafael Belliard, R (1, 6) OBP: 0.354, SLG: 0.367 Felix Fermin, R (7, PR) OBP: 0.300, SLG: 0.222		2-3 BB 5-3		3-H BB 3-1		2-2 BB SH3-4 1B		0-1 BB 1B		2	0	1	0	0	0	1											
Randy Milligan, R (9, PH) OBP: 0.365, SLG: 0.341				1-2 BB HBP		1-2 BB SH3-4 1B		1-2 BB 1B		1	0	1	0	0	0	0											
Doug Drabek, R (1, 1) OBP: 0.143, SLG: 0.143 John Cangelosi, S (7, PH) OBP: 0.302, SLG: 0.194 Jeff Robinson, R (7, 1) OBP: 0.222, SLG: 0.125 Mike Diaz, R (8, 3)				0-2 BB 4-3		0-0 BB SH3-4 1B		2-3 BB K		2	0	1	0	0	0	2											
<b>Inning Stats</b>	R: 0 E: 0 K: 0 S: 8	H: 0 LOB: 0 BB: 0 P: 14	R: 1 E: 0 K: 0 S: 14	H: 0 LOB: 1 BB: 2 P: 27	R: 0 E: 0 K: 1 S: 8	H: 1 LOB: 1 BB: 0 P: 12	R: 1 E: 0 K: 0 S: 11	H: 1 LOB: 2 BB: 1 P: 22	R: 0 E: 0 K: 1 S: 9	H: 2 LOB: 1 BB: 0 P: 14	R: 0 E: 0 K: 1 S: 10	H: 1 LOB: 2 BB: 0 P: 15	R: 0 E: 0 K: 1 S: 9	H: 0 LOB: 0 BB: 0 P: 14	R: 0 E: 0 K: 2 S: 10	H: 2 LOB: 2 BB: 0 P: 14	1B: 7 2B: 0 3B: 0 HR: 0	SF: 1 SAC: 1 DP: 1 HBP: 1	WP: 0 PB: 0 SB: 0 CS: 0	PA: 37							
<b>PITCHER</b>	IP	WLS	BF	H	R	ER	SO	BB	IBB	HBP	BLK	WP	HR	S	P	ERA	WHIP										
Nolan Ryan, R (1, 1) ERA: 3.43	6.0	W	25	4	2	2	2	3	0	1	1	0	0	57	100	3.00	1.167										
Joaquin Andujar, R (7, 1) ERA:	1.0		4	1	0	0	1	0	0	0	0	0	0	10	15	0.00	1.000										
Juan Agosto, L (8, 1) ERA: 1.06	1.0		4	1	0	0	1	0	0	0	0	0	0	10	15	0.00	1.000										
Dave Smith, R (9, 1) ERA: 3.68	1.0	S	4	1	0	0	2	0	0	0	0	0	0	9	13	0.00	1.000										

AB	31
R	2
H	7
RBI	2
BB	3
SO	6
LOB	24



Batter	1	2	3	4	5	6	7	8	9	AB	R	H	RBI	BB	SO	LOB	BOTTOM										
Gerald Young, S (1, 8) OBP: 0.341, SLG: 0.322	3-2 E 4-3 1B		0-0 G3-1			1-1 FC2-5 1B	4-2 FC3-6			3	1	2	0	1	0	1	<b>Pittsburgh Pirates @ Houston Astros</b> Astrodome, Houston, TX Wed May 18, 1988, 8:05 PM EDT Att. 19,259 - Dome - 70 F										
Billy Hatcher, R (1, 7) OBP: 0.327, SLG: 0.352	2-2 F8		2-0 5-3			1-1 1B	0-0 FC3-6			4	1	1	0	0	0	3											
Denny Walling, L (1, 5) OBP: 0.333, SLG: 0.392	0-2 4-3				2-2 F9	2-1 FC2-5 1B	1-0 1B			4	1	1	2	0	0	2											
Glenn Davis, R (1, 3) OBP: 0.355, SLG: 0.526	3-H 2-2 FC6-4 1B				3-2 L7	1-2 1B	1-3 1B			4	0	2	0	0	0	2											
Kevin Bass, S (1, 9) OBP: 0.344, SLG: 0.451	0-2 FC6-4				2-2 HBP	4-1 1B		1-1 4-3		2	0	0	0	1	0	1											
Alan Ashby, S (1, 2) OBP: 0.297, SLG: 0.337			0-3 K		2-3 K	1-1 1B		0-3 K		4	0	1	2	0	3	1											
Jim Pankovits, R (1, 4) OBP: 0.341, SLG: 0.308			0-0 F9			0-2 F7		1-3 K		4	0	0	0	0	1	2											
Rafael Ramirez, R (1, 6) OBP: 0.254, SLG: 0.325			0-0 F9			0-0 B3-6 1B		1-1 CS		2	0	1	0	0	0	0											
Nolan Ryan, R (1, 1) OBP: 0.200, SLG: 0.158 Joaquin Andujar, S (7, 1)			0-0 G3-1 1B			0-0 B3-6		1-1 FC3-6 1B		2	0	1	0	0	0	1											
Terry Puhl, L (7, PH) OBP: 0.375, SLG: 0.273 Juan Agosto, L (8, 1) Dave Smith, R (9, 1)						1-2 1B		1-2 1B		0	0	0	0	0	0	0											
<b>Inning Stats</b>	R: 1 E: 0 K: 0 S: 19	H: 2 LOB: 1 BB: 0 P: 26	R: 0 E: 0 K: 1 S: 5	H: 0 LOB: 0 BB: 0 P: 5	R: 0 E: 0 K: 0 S: 3	H: 1 LOB: 0 BB: 0 P: 5	R: 0 E: 0 K: 1 S: 14	H: 0 LOB: 1 BB: 0 P: 22	R: 0 E: 0 K: 0 S: 5	H: 1 LOB: 0 BB: 0 P: 5	R: 2 E: 0 K: 0 S: 14	H: 4 LOB: 2 BB: 1 P: 24	R: 1 E: 0 K: 0 S: 12	H: 2 LOB: 2 BB: 1 P: 18	R: 0 E: 0 K: 2 S: 8	H: 0 LOB: 0 BB: 0 P: 10	1B: 10 2B: 0 3B: 0 HR: 0	SF: 0 SAC: 0 DP: 2 HBP: 2	WP: 0 PB: 0 SB: 1 CS: 1	PA: 34							
<b>PITCHER</b>	IP	WLS	BF	H	R	ER	SO	BB	IBB	HBP	BLK	WP	HR	S	P	ERA	WHIP										
Doug Drabek, R (1, 1) ERA: 4.12	6.0	L	25	8	3	3	2	0	0	1	0	0	0	60	87	4.50	1.333										
Jeff Robinson, R (7, 1) ERA: 2.71	1.0		6	2	1	1	0	1	0	1	0	0	0	12	18	9.00	3.000										
Jim Gott, R (8, 1) ERA: 2.21	1.0		3	0	0	0	2	0	0	0	0	0	0	8	10	0.00	0.000										

AB	30
R	4
H	10
RBI	4
BB	2
SO	4
LOB	13









Batter	1	2	3	4	5	6	7	8	9	AB	R	H	RBI	BB	SO	LOB	TOP										
Dion James, L OBP: 0.366, SLG: 0.349 (1, 8)										4	1	1	0	0	1	2	<b>Atlanta Braves @ Pittsburgh Pirates</b> Three Rivers Stadium, Pittsburgh, PA Sat May 21 1988, 7:05 PM EDT Att: 21,211 - Unknown - 68 F  livebaseballscores.com  <b>AB 32</b> <b>R 3</b> <b>H 6</b> <b>RBI 3</b> <b>BB 1</b> <b>SO 4</b> <b>LOB 11</b>  										
Andres Thomas, R OBP: 0.292, SLG: 0.342 (1, 6)										4	0	1	0	0	0	2											
Dale Murphy, R OBP: 0.337, SLG: 0.375 (1, 9)										3	1	1	0	1	0	1											
Ken Griffey, L OBP: 0.310, SLG: 0.338 José Alvarez, R OBP: 1.000, SLG: 1.000 (8, 1)										3	0	0	1	0	1	3											
Gerald Perry, L OBP: 0.340, SLG: 0.390 (1, 3)										4	1	1	2	0	0	1											
Ozzie Virgil, R OBP: 0.237, SLG: 0.324 (1, 2)										4	0	0	0	0	0	0											
Ken Oberkfell, L OBP: 0.313, SLG: 0.339 Paul Assenmacher, L OBP: 0.500, SLG: 1.000 Albert Hall, S OBP: 0.374, SLG: 0.306 (8, 8)										3	0	1	0	0	0	0											
Ron Gant, R OBP: 0.243, SLG: 0.347 (1, 4)										3	0	0	0	0	1	1											
Kevin Coffman, R OBP: 0.273, SLG: 0.455 Paul Runge, R OBP: 0.357, SLG: 0.318 (6, 5)										2	0	1	0	0	1	1											
										1	0	0	0	0	0	0											
<b>Inning Stats</b>	R: 3 E: 1 K: 0 S: 14	H: 3 LOB: 0 BB: 0 P: 18	R: 0 E: 0 K: 2 S: 10	H: 1 LOB: 1 BB: 0 P: 14	R: 0 E: 0 K: 1 S: 14	H: 1 LOB: 1 BB: 0 P: 20	R: 0 E: 0 K: 1 S: 6	H: 0 LOB: 0 BB: 0 P: 8	R: 0 E: 0 K: 1 S: 9	H: 0 LOB: 2 BB: 1 P: 16	R: 0 E: 0 K: 0 S: 6	H: 0 LOB: 0 BB: 0 P: 12	R: 0 E: 0 K: 0 S: 9	H: 0 LOB: 0 BB: 0 P: 15	R: 0 E: 0 K: 0 S: 9	H: 0 LOB: 0 BB: 0 P: 14	R: 0 E: 0 K: 0 S: 6	H: 0 LOB: 0 BB: 0 P: 9	1B: 5 2B: 0 3B: 0 HR: 1	SF: 1 SAC: 0 DP: 0 HBP: 0	WP: 0 PB: 0 SB: 0 CS: 0	PA: 34					
<b>PITCHER</b>	IP	WLS	BF	H	R	ER	SO	BB	IBB	HBP	BLK	WP	HR	S	P	ERA	WHIP										
Brian Fisher, R ERA: 2.82 (1, 1)	5.0	W	22	6	3	3	4	1	0	0	0	0	1	53	76	5.40	1.400										
Bob Kipper, L ERA: 3.39 (6, 1)	1.0		3	0	0	0	0	0	0	0	0	0	0	6	12	0.00	0.000										
Barry Jones, R ERA: 0.89 (7, 1)	2.0		6	0	0	0	0	0	0	0	0	0	0	18	29	0.00	0.000										
Jeff Robinson, R ERA: 2.68 (9, 1)	1.0		3	0	0	0	0	0	0	0	0	0	0	6	9	0.00	0.000										

Batter	1	2	3	4	5	6	7	8	9	AB	R	H	RBI	BB	SO	LOB	BOTTOM										
Barry Bonds, L OBP: 0.318, SLG: 0.566 (1, 7)										3	2	2	0	2	1	1	<b>Atlanta Braves @ Pittsburgh Pirates</b> Three Rivers Stadium, Pittsburgh, PA Sat May 21 1988, 7:05 PM EDT Att: 21,211 - Unknown - 68 F  livebaseballscores.com  <b>AB 29</b> <b>R 7</b> <b>H 6</b> <b>RBI 7</b> <b>BB 8</b> <b>SO 9</b> <b>LOB 17</b>  										
Jose Lind, R OBP: 0.307, SLG: 0.286 (1, 4)										3	2	2	1	2	0	3											
Andy Van Slyke, L OBP: 0.326, SLG: 0.458 (1, 8)										5	1	1	3	0	3	8											
Bobby Bonilla, S OBP: 0.406, SLG: 0.610 (1, 5)										4	1	1	2	0	1	2											
Sid Bream, L OBP: 0.323, SLG: 0.424 (1, 3)										4	0	0	0	0	2	1											
R.J. Reynolds, S OBP: 0.295, SLG: 0.382 (1, 9)										3	0	0	0	1	1	0											
Michael LaValliere, L OBP: 0.425, SLG: 0.385 (1, 2)										3	0	0	1	0	0	0											
Felix Fermin, R OBP: 0.321, SLG: 0.217 (1, 6)										2	1	0	0	2	0	2											
Brian Fisher, R (1, 1)										2	0	0	0	0	1	0											
Bob Kipper, R (6, 1)										0	0	0	0	0	0	0											
Barry Jones, R (7, 1)										0	0	0	0	0	0	0											
Mike Diaz, R OBP: 0.438, SLG: 0.250 (8, PH)										0	0	0	0	1	0	0											
Jeff Robinson, R OBP: 0.222, SLG: 0.125 (9, 1)										0	0	0	0	0	0	0											
<b>Inning Stats</b>	R: 3 E: 1 K: 1 S: 16	H: 2 LOB: 2 BB: 2 P: 31	R: 0 E: 0 K: 1 S: 9	H: 1 LOB: 2 BB: 1 P: 22	R: 0 E: 0 K: 1 S: 9	H: 0 LOB: 0 BB: 0 P: 13	R: 3 E: 0 K: 1 S: 13	H: 2 LOB: 1 BB: 1 P: 21	R: 0 E: 0 K: 1 S: 8	H: 0 LOB: 0 BB: 0 P: 11	R: 1 E: 0 K: 2 S: 12	H: 1 LOB: 1 BB: 1 P: 20	R: 0 E: 0 K: 1 S: 6	H: 0 LOB: 0 BB: 0 P: 9	R: 0 E: 0 K: 1 S: 12	H: 0 LOB: 3 BB: 3 P: 28	R: 0 E: 0 K: 1 S: 6	H: 0 LOB: 0 BB: 0 P: 9	1B: 5 2B: 0 3B: 0 HR: 1	SF: 1 SAC: 1 DP: 0 HBP: 0	WP: 0 PB: 0 SB: 1 CS: 0	PA: 39					
<b>PITCHER</b>	IP	WLS	BF	H	R	ER	SO	BB	IBB	HBP	BLK	WP	HR	S	P	ERA	WHIP										
Kevin Coffman, R ERA: 4.88 (1, 1)	5.1	L	27	5	7	6	5	5	0	0	0	0	1	58	107	10.12	1.875										
Paul Assenmacher, L ERA: 4.03 (6, 1)	1.2		6	1	0	0	3	0	0	0	0	0	0	15	20	0.00	0.600										
José Alvarez, R ERA: 0.84 (8, 1)	1.0		6	0	0	0	1	3	0	0	0	0	0	12	28	0.00	3.000										







Batter	1	2	3	4	5	6	7	8	9	AB	R	H	RBI	BB	SO	LOB	TOP					
Gerald Young, S (1, 8) OBP: 0.348, SLG: 0.319	L4			BB		E6		1B		3	1	1	0	2	0	0	Houston Astros @ Pittsburgh Pirates Three Rivers Stadium, Pittsburgh, PA Mon May 23 1988, 7:05 PM EDT Att: 7,480 - Sunny - 79 F					
Billy Hatcher, R (1, 7) OBP: 0.363, SLG: 0.394	CS			6-3		5-3		1B	BB	5	0	2	0	0	0	4						
Jim Pankovits, R (1, 4) OBP: 0.333, SLG: 0.377	6-3			F6		6-3		SF9		3	0	0	1	0	0	2						
Glenn Davis, R (1, 3) OBP: 0.374, SLG: 0.514				K				SH5-4	1B	4	1	2	0	0	1	1						
Kevin Bass, S (1, 9) OBP: 0.329, SLG: 0.429						1B		SH5-4	1B	4	1	3	0	0	0	2						
Rafael Ramirez, R (1, 6) OBP: 0.272, SLG: 0.345	G6-4-3							FC3-6-2-5-2-6														
Alex Trevino, R (1, 2) OBP: 0.500, SLG: 0.556				E3					1B	3	0	2	1	0	0	1						
Chuck Jackson, R (1, 5) OBP: 0.295, SLG: 0.352				G5-4-3					2B													
Denny Walling, L (9, PH) OBP: 0.326, SLG: 0.380				G5-4-3					1B	2	0	0	1	0	0	2						
Mike Scott, R (1, 1) OBP: 0.111, SLG: 0.111				K					F9	1	0	0	0	0	0	2						
Terry Puhl, L (9, PH) OBP: 0.364, SLG: 0.250									F9	1	0	0	0	0	0	2						
Inning Stats	R: 0 E: 0 K: 0 S: 6	H: 1 LOB: 0 BB: 0 P: 11	R: 0 E: 0 K: 0 S: 4	H: 1 LOB: 0 BB: 0 P: 8	R: 0 E: 1 K: 1 S: 14	H: 0 LOB: 0 BB: 0 P: 16	R: 0 E: 0 K: 1 S: 6	H: 0 LOB: 1 BB: 0 P: 11	R: 1 E: 0 K: 0 S: 5	H: 2 LOB: 1 BB: 0 P: 10	R: 0 E: 1 K: 0 S: 5	H: 0 LOB: 0 BB: 0 P: 6	R: 1 E: 0 K: 0 S: 10	H: 2 LOB: 2 BB: 1 P: 16	R: 1 E: 1 K: 0 S: 10	H: 3 LOB: 1 BB: 0 P: 15	R: 0 E: 0 K: 0 S: 11	H: 2 LOB: 3 BB: 1 P: 18	1B: 9 2B: 3 3B: 0 HR: 0	SF: 2 SAC: 1 DP: 3 HBP: 0	WP: 0 PB: 0 SB: 1 CS: 1	PA: 38
PITCHER	IP	WLS	BF	H	R	ER	SO	BB	IBB	HBP	BLK	WP	HR	S	P	ERA	WHIP					
John Smiley, L (1, 1) ERA: 3.56	7.0	L	27	6	2	2	3	1	1	0	0	0	0	54	78	2.57	1.000					
Barry Jones, R (8, 1) ERA: 1.27	1.0		5	3	1	1	0	0	0	0	0	0	0	10	15	9.00	3.000					
Jim Gott, R (9, 1) ERA: 1.99	1.0		6	2	0	0	0	1	0	0	0	0	0	11	18	0.00	3.000					

AB 32  
R 3  
H 11  
RBI 3  
BB 3  
SO 3  
LOB 20



Batter	1	2	3	4	5	6	7	8	9	AB	R	H	RBI	BB	SO	LOB	BOTTOM				
Barry Bonds, L (1, 7) OBP: 0.308, SLG: 0.542	G3		F7					FC6-4		4	0	1	0	0	0	2	Houston Astros @ Pittsburgh Pirates Three Rivers Stadium, Pittsburgh, PA Mon May 23 1988, 7:05 PM EDT Att: 7,480 - Sunny - 79 F				
Jose Lind, R (1, 4) OBP: 0.299, SLG: 0.290	F8					F9		F4		4	0	0	0	0	0	4					
Andy Van Slyke, L (1, 8) OBP: 0.335, SLG: 0.460						F9				2	0	0	0	1	1	2					
Bobby Bonilla, S (1, 5) OBP: 0.396, SLG: 0.588						G3				2	0	0	0	1	0	1					
Sid Bream, L (1, 3) OBP: 0.328, SLG: 0.440						F6				3	0	1	0	0	0	1					
R.J. Reynolds, S (1, 9) OBP: 0.286, SLG: 0.367						4-3				3	0	0	0	0	0	1					
Michael LaValliere, L (1, 2) OBP: 0.417, SLG: 0.376						K				3	0	1	0	0	0	1					
Al Pedrique, R (1, 6) OBP: 0.261, SLG: 0.250										2	0	0	0	0	0	0					
John Cangelosi, S (8, PH) OBP: 0.311, SLG: 0.211						5-3				1	0	1	0	0	0	0					
Felix Fermin, R (9, 6) OBP: 0.321, SLG: 0.217										0	0	0	0	0	0	0					
John Smiley, L (1, 1) OBP: 0.167, SLG: 0.118										1	0	0	0	1	1	0					
Barry Jones, R (8, 1) OBP: 0.311, SLG: 0.211										0	0	0	0	0	0	0					
Mike Diaz, R (8, PH) OBP: 0.444, SLG: 0.286										1	0	0	0	0	1	2					
Jim Gott, R (9, 1) OBP: 0.311, SLG: 0.211										0	0	0	0	0	0	0					
Inning Stats	R: 0 E: 0 K: 0 S: 6	H: 0 LOB: 1 BB: 1 P: 12	R: 0 E: 0 K: 1 S: 8	H: 0 LOB: 0 BB: 0 P: 14	R: 0 E: 0 K: 1 S: 7	H: 0 LOB: 0 BB: 0 P: 11	R: 0 E: 0 K: 0 S: 7	H: 0 LOB: 0 BB: 0 P: 12	R: 0 E: 0 K: 1 S: 11	H: 1 LOB: 2 BB: 1 P: 20	R: 0 E: 0 K: 0 S: 6	H: 0 LOB: 0 BB: 1 P: 11	R: 0 E: 0 K: 1 S: 10	H: 2 LOB: 2 BB: 0 P: 13	R: 0 E: 0 K: 1 S: 10	H: 4 LOB: 0 BB: 0 HR: 0	SF: 0 SAC: 0 DP: 1 HBP: 0	WP: 0 PB: 0 SB: 0 CS: 1	PA: 29		
PITCHER	IP	WLS	BF	H	R	ER	SO	BB	IBB	HBP	BLK	WP	HR	S	P	ERA	WHIP				
Mike Scott, R (1, 1) ERA: 2.34	8.0	W	29	4	0	0	4	3	0	0	0	0	0	61	100	0.00	0.875				






Batter	1	2	3	4	5	6	7	8	9	AB	R	H	RBI	BB	SO	LOB	TOP					
Gerald Young, S OBP: 0.351, SLG: 0.320 (1, 8)	4-1 2B BB		0-2 4-3		0-0 1B		1-1 4-1			3	1	1	0	1	0	1						
Billy Hatcher, R OBP: 0.361, SLG: 0.391 (1, 7)	SAFE P3		0-1 1B		3-2 5-3		2-2 P3			4	0	1	0	0	0	3						
Denny Walling, L OBP: 0.311, SLG: 0.361 (1, 5)	SAFE K		0-0 L7		0-0 1-6-3		1-0 5-3			4	0	0	0	0	1	2						
Glenn Davis, R OBP: 0.383, SLG: 0.526 (1, 3)	1-H 2B			0-0 HR		1-1 FC5 1B		3-3 K		4	1	3	1	0	1	0						
Kevin Bass, S OBP: 0.320, SLG: 0.417 Larry Andersen, R OBP: 1.000, SLG: 1.000 (1, 9) (8, 1)	2-0 5-3			2-3 K		1-0 L9		2-0 P7		4	0	0	0	0	1	3						
Alan Ashby, S OBP: 0.317, SLG: 0.420 (1, 2)		0-1 F7		1-1 HR		0-1 1B		0-0 HR		4	2	3	3	0	0	0						
Jim Pankovits, R OBP: 0.328, SLG: 0.368 (1, 4)		2-3 K		0-2 G6-4-3 1B		1-2 FC5		2-1 F7		4	0	1	0	0	1	2						
Rafael Ramirez, R OBP: 0.271, SLG: 0.342 (1, 6)		1-0 L9		1-0 G6-4-3		0-2 1B		2-1 4-3		4	0	1	0	0	0	1						
Nolan Ryan, R OBP: 0.174, SLG: 0.136 Juan Agosto, L Terry Puhl, L OBP: 0.356, SLG: 0.243 (1, 1) (7, 1) (8, 9)			0-1 P3		0-3 K		0-3 K		2-1 3-1	3	0	0	0	0	2	1						
<b>Inning Stats</b>	R: 1 E: 0 K: 1 S: 9	H: 1 LOB: 1 BB: 1 P: 15	R: 0 E: 0 K: 1 S: 6	H: 0 LOB: 0 BB: 0 P: 9	R: 0 E: 0 K: 0 S: 8	H: 1 LOB: 1 BB: 0 P: 8	R: 2 E: 0 K: 1 S: 10	H: 3 LOB: 0 BB: 0 P: 14	R: 0 E: 0 K: 1 S: 7	H: 1 LOB: 2 BB: 0 P: 10	R: 0 E: 0 K: 1 S: 13	H: 1 LOB: 1 BB: 0 P: 16	R: 0 E: 0 K: 1 S: 5	H: 0 LOB: 0 BB: 0 P: 11	R: 1 E: 0 K: 0 S: 7	H: 1 LOB: 0 BB: 0 P: 13	1B: 7 2B: 1 3B: 0 HR: 2	SF: 0 SAC: 0 DP: 1 HBP: 0	WP: 0 PB: 0 SB: 0 CS: 1	PA: 36		
<b>PITCHER</b>	IP WLS BF H R ER SO BB IBB HBP BLK WP HR S P ERA WHIP	IP WLS BF H R ER SO BB IBB HBP BLK WP HR S P ERA WHIP	IP WLS BF H R ER SO BB IBB HBP BLK WP HR S P ERA WHIP	IP WLS BF H R ER SO BB IBB HBP BLK WP HR S P ERA WHIP	IP WLS BF H R ER SO BB IBB HBP BLK WP HR S P ERA WHIP	IP WLS BF H R ER SO BB IBB HBP BLK WP HR S P ERA WHIP	IP WLS BF H R ER SO BB IBB HBP BLK WP HR S P ERA WHIP	IP WLS BF H R ER SO BB IBB HBP BLK WP HR S P ERA WHIP	IP WLS BF H R ER SO BB IBB HBP BLK WP HR S P ERA WHIP	IP WLS BF H R ER SO BB IBB HBP BLK WP HR S P ERA WHIP	IP WLS BF H R ER SO BB IBB HBP BLK WP HR S P ERA WHIP	IP WLS BF H R ER SO BB IBB HBP BLK WP HR S P ERA WHIP	IP WLS BF H R ER SO BB IBB HBP BLK WP HR S P ERA WHIP	IP WLS BF H R ER SO BB IBB HBP BLK WP HR S P ERA WHIP	IP WLS BF H R ER SO BB IBB HBP BLK WP HR S P ERA WHIP	IP WLS BF H R ER SO BB IBB HBP BLK WP HR S P ERA WHIP	IP WLS BF H R ER SO BB IBB HBP BLK WP HR S P ERA WHIP	IP WLS BF H R ER SO BB IBB HBP BLK WP HR S P ERA WHIP	IP WLS BF H R ER SO BB IBB HBP BLK WP HR S P ERA WHIP	IP WLS BF H R ER SO BB IBB HBP BLK WP HR S P ERA WHIP	IP WLS BF H R ER SO BB IBB HBP BLK WP HR S P ERA WHIP	IP WLS BF H R ER SO BB IBB HBP BLK WP HR S P ERA WHIP

Houston Astros @ Pittsburgh Pirates  
Three Rivers Stadium, Pittsburgh, PA  
Tue May 24 1988, 7:05 PM EDT  
Att: 8,200 - Unknown


AB 35  
R 4  
H 10  
RBI 4  
BB 1  
SO 6  
LOB 13



Batter	1	2	3	4	5	6	7	8	9	AB	R	H	RBI	BB	SO	LOB	BOTTOM					
Barry Bonds, L OBP: 0.310, SLG: 0.538 (1, 7)	2-1 F8		1-3 K		0-0 S 1B		1-3 K		0-0 1B 1B	5	1	2	0	0	2	1						
Jose Lind, R OBP: 0.302, SLG: 0.293 (1, 4)	1-1 BB 1B		3-2 L9		1-0 6-3		1-2 1B		0-3 K	5	0	2	0	0	1	2						
Andy Van Slyke, L OBP: 0.348, SLG: 0.488 (1, 8)	0-0 1B			1-2 S 1B		0-0 HR		2-3 K		5	3	4	1	0	1	2						
Bobby Bonilla, S OBP: 0.406, SLG: 0.589 (1, 5)	4-0 G4-6-3 BB			1-0 P3		4-0 SH1-3 BB		1-2 FC4-6 1B		3	0	2	2	2	0	1						
Sid Bream, L OBP: 0.319, SLG: 0.430 (1, 3)	2-1 G4-6-3			0-2 4-3		0-0 SH1-3		0-0 FC4-6		3	0	0	1	0	0	6						
R.J. Reynolds, S OBP: 0.293, SLG: 0.366 (1, 9)		0-3 K		0-2 S 1B		2-3 K		4-1 5-3 SH1 BB		3	0	1	1	1	2	1						
Michael LaValliere, L OBP: 0.415, SLG: 0.370 (1, 2)		2-1 6-3		2-2 1-3		4-1 BB		0-1 SH1		2	0	0	0	1	0	1						
Felix Fermin, R OBP: 0.300, SLG: 0.200 Mike Diaz, R OBP: 0.421, SLG: 0.267 Al Pedrique, R OBP: 0.257, SLG: 0.246 (1, 6) (6, PH) (7, 6)		3-2 1-3		0-2 E3 1B		1-3 K		0-0 5-3		2	0	0	0	0	0	0						
Doug Drabek, R OBP: 0.136, SLG: 0.136 John Cangelosi, S OBP: 0.326, SLG: 0.211 Jeff Robinson, R OBP: 0.222, SLG: 0.125 Darnell Coles, R OBP: 0.329, SLG: 0.358 Jim Gott, R (1, 1) (7, PH) (8, PH) (9, 1)			1-0 L8		1-0 SH3-4		4-2 1B S BB		2-2 L9	1	0	0	0	0	0	0						
<b>Inning Stats</b>	R: 0 E: 0 K: 0 S: 7	H: 2 LOB: 2 BB: 1 P: 16	R: 0 E: 0 K: 1 S: 9	H: 0 LOB: 0 BB: 0 P: 14	R: 0 E: 0 K: 1 S: 10	H: 0 LOB: 0 BB: 0 P: 15	R: 1 E: 0 K: 0 S: 14	H: 2 LOB: 1 BB: 0 P: 18	R: 0 E: 1 K: 2 S: 10	H: 1 LOB: 2 BB: 2 P: 21	R: 1 E: 0 K: 2 S: 18	H: 2 LOB: 2 BB: 1 P: 27	R: 0 E: 0 K: 0 S: 8	H: 0 LOB: 1 BB: 1 P: 14	R: 2 E: 0 K: 1 S: 11	H: 3 LOB: 1 BB: 0 P: 13	1B: 10 2B: 0 3B: 0 HR: 1	SF: 1 SAC: 3 DP: 1 HBP: 0	WP: 0 PB: 0 SB: 4 CS: 0	PA: 41		
<b>PITCHER</b>	IP WLS BF H R ER SO BB IBB HBP BLK WP HR S P ERA WHIP	IP WLS BF H R ER SO BB IBB HBP BLK WP HR S P ERA WHIP	IP WLS BF H R ER SO BB IBB HBP BLK WP HR S P ERA WHIP	IP WLS BF H R ER SO BB IBB HBP BLK WP HR S P ERA WHIP	IP WLS BF H R ER SO BB IBB HBP BLK WP HR S P ERA WHIP	IP WLS BF H R ER SO BB IBB HBP BLK WP HR S P ERA WHIP	IP WLS BF H R ER SO BB IBB HBP BLK WP HR S P ERA WHIP	IP WLS BF H R ER SO BB IBB HBP BLK WP HR S P ERA WHIP	IP WLS BF H R ER SO BB IBB HBP BLK WP HR S P ERA WHIP	IP WLS BF H R ER SO BB IBB HBP BLK WP HR S P ERA WHIP	IP WLS BF H R ER SO BB IBB HBP BLK WP HR S P ERA WHIP	IP WLS BF H R ER SO BB IBB HBP BLK WP HR S P ERA WHIP	IP WLS BF H R ER SO BB IBB HBP BLK WP HR S P ERA WHIP	IP WLS BF H R ER SO BB IBB HBP BLK WP HR S P ERA WHIP	IP WLS BF H R ER SO BB IBB HBP BLK WP HR S P ERA WHIP	IP WLS BF H R ER SO BB IBB HBP BLK WP HR S P ERA WHIP	IP WLS BF H R ER SO BB IBB HBP BLK WP HR S P ERA WHIP	IP WLS BF H R ER SO BB IBB HBP BLK WP HR S P ERA WHIP	IP WLS BF H R ER SO BB IBB HBP BLK WP HR S P ERA WHIP	IP WLS BF H R ER SO BB IBB HBP BLK WP HR S P ERA WHIP	IP WLS BF H R ER SO BB IBB HBP BLK WP HR S P ERA WHIP	IP WLS BF H R ER SO BB IBB HBP BLK WP HR S P ERA WHIP

Houston Astros @ Pittsburgh Pirates  
Three Rivers Stadium, Pittsburgh, PA  
Tue May 24 1988, 7:05 PM EDT  
Att: 8,200 - Unknown

AB 32  
R 5  
H 11  
RBI 5  
BB 5  
SO 7  
LOB 18



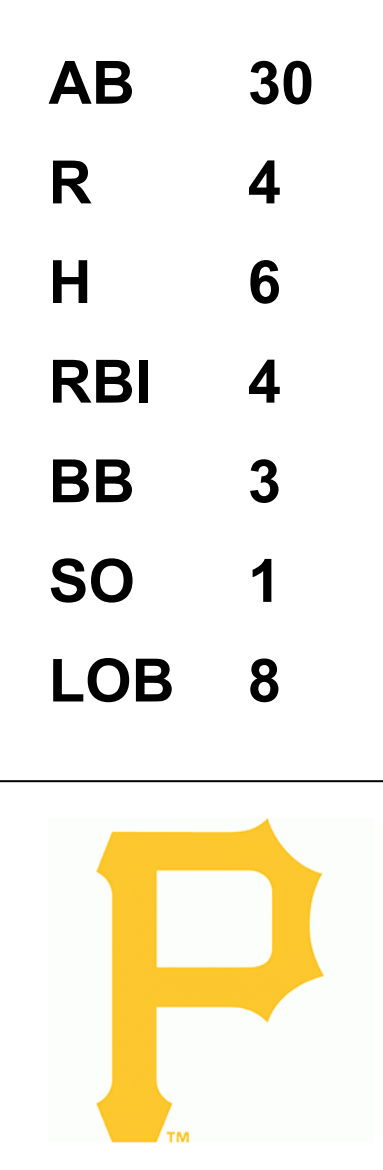


Batter	1	2	3	4	5	6	7	8	9	AB	R	H	RBI	BB	SO	LOB	TOP								
Gerald Young, S (1, 8) OBP: 0.349, SLG: 0.324	L8		G3-1			L8				4	0	1	2	0	0	1	<b>Houston Astros @ Pittsburgh Pirates</b> Three Rivers Stadium, Pittsburgh, PA Wed May 25 1988, 7:05 PM EDT Alt. 8, 108 - Unknown - 55 F								
Billy Hatcher, R (1, 7) OBP: 0.353, SLG: 0.382	G6-3		L9			F9				4	0	0	0	0	0	3									
Terry Puhl, L (1, 9) OBP: 0.225, SLG: 0.225 Steve Henderson, R (8, PH) OBP: 0.364, SLG: 0.300	L8				F7					3	0	0	0	0	0	0									
Glenn Davis, R (1, 3) OBP: 0.380, SLG: 0.519		K2-3			F4					4	1	1	0	0	1	1									
Alan Ashby, S (1, 2) OBP: 0.323, SLG: 0.417					G3					3	1	1	0	1	0	1									
Craig Reynolds, L (1, 6) OBP: 0.286, SLG: 0.189										3	1	0	0	1	1	1									
Jim Pankovits, R (1, 4) OBP: 0.309, SLG: 0.344										4	0	0	0	0	1	4									
Chuck Jackson, R (1, 5) OBP: 0.308, SLG: 0.362										4	0	2	1	0	1	2									
Bob Knepper, L (1, 1) OBP: 0.111, SLG: 0.059 Kevin Bass, S (7, PH) OBP: 0.318, SLG: 0.414 Joaquin Andujar, S (7, 1)										1	0	0	0	0	1	1									
										1	0	0	0	0	0	3									
										0	0	0	0	0	0	0									
<b>Inning Stats</b>	R: 0 E: 0 K: 0 S: 3	H: 0 LOB: 0 BB: 0 P: 6	R: 0 E: 0 K: 1 S: 6	H: 1 LOB: 1 BB: 0 P: 13	R: 0 E: 0 K: 0 S: 7	H: 1 LOB: 1 BB: 0 P: 11	R: 0 E: 0 K: 0 S: 6	H: 0 LOB: 0 BB: 0 P: 10	R: 0 E: 0 K: 2 S: 9	H: 1 LOB: 1 BB: 0 P: 16	R: 0 E: 0 K: 0 S: 3	H: 0 LOB: 0 BB: 0 P: 6	R: 3 E: 1 K: 1 S: 12	H: 2 LOB: 2 BB: 2 P: 21	R: 0 E: 0 K: 1 S: 7	H: 0 LOB: 0 BB: 1 P: 15	R: 0 E: 0 K: 1 S: 8	H: 0 LOB: 0 BB: 0 P: 12	1B: 4 2B: 2 3B: 0 HR: 0	SF: 0 SAC: 1 DP: 1 HBP: 0	WP: 0 PB: 0 SB: 0 CS: 0	PA: 35			
<b>PITCHER</b>	IP	WLS	BF	H	R	ER	SO	BB	IBB	HBP	BLK	WP	HR	S	P	ERA	WHIP								
Mike Dunne, R (1, 1) ERA: 3.51	7.0	W	29	5	3	1	4	2	0	0	0	0	0	46	83	1.29	1.000								
Bob Kipper, L (8, 1) ERA: 3.18	0.0		1	0	0	0	0	1	0	0	0	0	0	4	4	∞	∞								
Jeff Robinson, R (8, 1) ERA: 2.45	2.0	S	5	0	0	0	1	0	0	0	0	0	0	15	23	0.00	0.000								

AB	31
R	3
H	5
RBI	3
BB	3
SO	5
LOB	17



Batter	1	2	3	4	5	6	7	8	9	AB	R	H	RBI	BB	SO	LOB	BOTTOM								
John Cangelosi, S (1, 7) OBP: 0.327, SLG: 0.244 Barry Bonds, L (7, PH) OBP: 0.314, SLG: 0.538	2B		F7			G5-3				3	1	1	0	0	0	0	<b>Houston Astros @ Pittsburgh Pirates</b> Three Rivers Stadium, Pittsburgh, PA Wed May 25 1988, 7:05 PM EDT Alt. 8, 108 - Unknown - 55 F								
Jose Lind, R (1, 4) OBP: 0.301, SLG: 0.292	G1-3		G5-3			L9				4	0	1	1	0	0	1									
Andy Van Slyke, L (1, 8) OBP: 0.340, SLG: 0.476	F8		G4-3			K				4	0	0	0	0	1	3									
Bobby Bonilla, S (1, 5) OBP: 0.408, SLG: 0.611	2B					HR				4	1	2	2	0	0	0									
Darnell Coles, R (1, 9) OBP: 0.337, SLG: 0.400	L8					HR				3	1	1	1	1	0	1									
Randy Milligan, R (1, 3) OBP: 0.344, SLG: 0.306			G6-3			G5-3				4	0	0	0	0	0	1									
Junior Ortiz, R (1, 2) OBP: 0.324, SLG: 0.500 Michael LaValliere, L (7, PH) OBP: 0.411, SLG: 0.366						G6-3				2	0	1	0	0	0	0									
Al Pedrique, R (1, 6) OBP: 0.247, SLG: 0.235						G4-3				1	0	0	0	0	0	0									
Mike Dunne, R (1, 1) Sid Bream, L (7, PH) OBP: 0.324, SLG: 0.430 Bob Kipper, R (8, 1) Jeff Robinson, R (8, 1) OBP: 0.222, SLG: 0.125										3	0	0	0	0	0	1									
										2	0	0	0	0	0	1									
										0	1	0	0	1	0	0									
										0	0	0	0	0	0	0									
										0	0	0	0	0	0	0									
<b>Inning Stats</b>	R: 1 E: 0 K: 0 S: 15	H: 2 LOB: 1 BB: 0 P: 26	R: 0 E: 0 K: 0 S: 4	H: 1 LOB: 1 BB: 0 P: 9	R: 0 E: 0 K: 0 S: 4	H: 0 LOB: 0 BB: 0 P: 5	R: 2 E: 0 K: 0 S: 8	H: 2 LOB: 0 BB: 0 P: 12	R: 0 E: 0 K: 1 S: 6	H: 0 LOB: 1 BB: 1 P: 12	R: 0 E: 0 K: 0 S: 13	H: 0 LOB: 2 BB: 2 P: 28	R: 0 E: 0 K: 0 S: 4	H: 0 LOB: 0 BB: 0 P: 6	1B: 2 2B: 2 3B: 0 HR: 2	SF: 0 SAC: 0 DP: 0 HBP: 0	WP: 0 PB: 0 SB: 1 CS: 0	PA: 33							
<b>PITCHER</b>	IP	WLS	BF	H	R	ER	SO	BB	IBB	HBP	BLK	WP	HR	S	P	ERA	WHIP								
Bob Knepper, L (1, 1) ERA: 1.28	6.0		24	5	3	3	1	1	0	0	0	0	0	44	78	4.50	1.000								
Joaquin Andujar, R (7, 1) ERA: 6.23	2.0	L	9	1	1	1	0	2	0	0	0	0	0	17	34	4.50	1.500								













Batter	1	2	3	4	5	6	7	8	9	AB	R	H	RBI	BB	SO	LOB	TOP					
<b>Barry Bonds, L</b> OBP: 0.342, SLG: 0.561 (1, 7)										4	2	2	0	1	0	2	<b>Pittsburgh Pirates @ Cincinnati Reds</b> Riverfront Stadium, Cincinnati, OH Sun May 29 1988, 3:33 AM EDT Att: 30,660 - Cloudy - 90 F					
<b>Jose Lind, R</b> OBP: 0.292, SLG: 0.289 (1, 4)										3	0	0	0	1	0	3						
<b>Andy Van Slyke, L</b> OBP: 0.337, SLG: 0.481 (1, 8)										5	0	1	3	0	0	1						
<b>Bobby Bonilla, S</b> OBP: 0.411, SLG: 0.618 (1, 5)										3	1	2	1	2	0	0						
<b>Darnell Coles, R</b> OBP: 0.364, SLG: 0.425 (1, 9)										3	0	1	0	2	0	3						
<b>R.J. Reynolds, S</b> OBP: 0.304, SLG: 0.377 (9, 9)										0	0	0	0	0	0	0						
<b>Randy Milligan, R</b> OBP: 0.338, SLG: 0.322 (1, 3)										3	0	1	0	0	1	3						
<b>Sid Bream, L</b> OBP: 0.315, SLG: 0.417 (6, 3)										2	0	0	0	0	1	3						
<b>Junior Ortiz, R</b> OBP: 0.381, SLG: 0.491 (1, 2)										5	0	1	0	0	1	1						
<b>Al Pedrique, R</b> OBP: 0.247, SLG: 0.237 (1, 6)										4	1	2	0	0	0	1						
<b>John Smiley, L</b> OBP: 0.190, SLG: 0.150 (1, 1)										3	0	1	0	0	1	1						
<b>Jim Gott, R</b> (7, 1)										0	0	0	0	0	0	0						
<b>Inning Stats</b>	R: 1 E: 0 K: 0 S: 11	H: 2 LOB: 2 BB: 1 P: 21	R: 0 E: 0 K: 0 S: 10	H: 2 LOB: 2 BB: 0 P: 13	R: 0 E: 1 K: 1 S: 11	H: 1 LOB: 1 BB: 0 P: 16	R: 2 E: 0 K: 0 S: 9	H: 3 LOB: 3 BB: 3 P: 27	R: 0 E: 0 K: 0 S: 11	H: 1 LOB: 1 BB: 0 P: 16	R: 0 E: 0 K: 1 S: 7	H: 0 LOB: 0 BB: 2 P: 20	R: 0 E: 0 K: 1 S: 5	H: 0 LOB: 0 BB: 0 P: 6	R: 0 E: 0 K: 0 S: 5	H: 0 LOB: 0 BB: 0 P: 10	R: 1 E: 0 K: 2 S: 16	H: 1 LOB: 0 BB: 0 P: 21	1B: 7 2B: 3 3B: 0 HR: 1	SF: 0 SAC: 2 DP: 0 HBP: 0	WP: 0 PB: 0 SB: 0 CS: 1	PA: 43
<b>PITCHER</b>	IP WLS BF H R ER SO BB IBB HBP BLK WP HR S P ERA WHIP																					
<b>Dennis Rasmussen, L</b> ERA: 4.91 (1, 1)	5.0 L 27 9 3 3 1 2 2 0 2 0 0 52 93 5.40 2.200																					
<b>Tim Lirtsas, L</b> ERA: 1.86 (6, 1)	0.2 4 1 0 0 0 0 1 0 0 0 0 6 13 0.00 1.500																					
<b>Jose Rijo, R</b> ERA: 2.51 (6, 1)	3.1 12 1 1 1 3 1 0 0 0 0 1 27 44 2.70 0.600																					

Batter	1	2	3	4	5	6	7	8	9	AB	R	H	RBI	BB	SO	LOB	BOTTOM					
<b>Kal Daniels, L</b> OBP: 0.399, SLG: 0.440 (1, 7)										4	0	1	0	0	0	2	<b>Pittsburgh Pirates @ Cincinnati Reds</b> Riverfront Stadium, Cincinnati, OH Sun May 29 1988, 3:33 AM EDT Att: 30,660 - Cloudy - 90 F					
<b>Dave Collins, S</b> OBP: 0.276, SLG: 0.231 (1, 8)										4	0	0	0	0	1	3						
<b>Barry Larkin, R</b> OBP: 0.357, SLG: 0.447 (1, 6)										1	0	0	0	0	0	0						
<b>Jeff Treadway, L</b> OBP: 0.371, SLG: 0.395 (3, 4)										3	0	0	0	0	1	0						
<b>Chris Sabo, R</b> OBP: 0.309, SLG: 0.474 (1, 5)										4	0	1	0	0	0	0						
<b>Buddy Bell, R</b> OBP: 0.273, SLG: 0.191 (1, 3)										0	0	0	0	0	0	0						
<b>Luis Quinones, S</b> OBP: 0.333, SLG: 0.333 (2, 4)										4	0	1	0	0	0	1						
<b>Dave Concepcion, R</b> OBP: 0.316, SLG: 0.294 (1, 4)										4	0	2	0	0	0	2						
<b>Bo Diaz, R</b> OBP: 0.324, SLG: 0.394 (1, 2)										4	1	1	0	0	1	3						
<b>Terry McGriff, R</b> OBP: 0.300, SLG: 0.321 (9, PR)										0	0	0	0	0	0	0						
<b>Lloyd McClendon, R</b> OBP: 0.386, SLG: 0.362 (1, 9)										3	1	2	0	0	1	0						
<b>Dennis Rasmussen, L</b> ERA: 2.28, SLG: 0.286 (5, PH)										1	0	0	0	0	0	0						
<b>Eric Davis, R</b> OBP: 0.324, SLG: 0.385 (5, PR)										1	0	1	0	0	0	0						
<b>Tom Browning, L</b> OBP: 0.241, SLG: 0.235 (6, 1)										0	0	0	0	0	0	0						
<b>Tim Lirtsas, L</b> (6, 1)										0	0	0	0	0	0	0						
<b>Jose Rijo, R</b> OBP: 0.294, SLG: 0.325 (9, PH)										1	0	0	0	0	0	3						
<b>Inning Stats</b>	R: 0 E: 0 K: 0 S: 7	H: 0 LOB: 0 BB: 0 P: 11	R: 0 E: 0 K: 0 S: 5	H: 1 LOB: 0 BB: 0 P: 7	R: 0 E: 1 K: 2 S: 8	H: 0 LOB: 1 BB: 0 P: 12	R: 0 E: 0 K: 0 S: 5	H: 0 LOB: 0 BB: 0 P: 6	R: 2 E: 1 K: 1 S: 17	H: 3 LOB: 2 BB: 0 P: 24	R: 0 E: 0 K: 0 S: 12	H: 2 LOB: 1 BB: 0 P: 17	R: 0 E: 0 K: 1 S: 6	H: 0 LOB: 0 BB: 0 P: 9	R: 0 E: 0 K: 0 S: 7	H: 2 LOB: 2 BB: 0 P: 9	R: 0 E: 0 K: 2 S: 16	H: 2 LOB: 0 BB: 0 P: 21	1B: 9 2B: 1 3B: 0 HR: 0	SF: 0 SAC: 2 DP: 2 HBP: 0	WP: 0 PB: 0 SB: 0 CS: 0	PA: 36
<b>PITCHER</b>	IP WLS BF H R ER SO BB IBB HBP BLK WP HR S P ERA WHIP																					
<b>John Smiley, L</b> ERA: 3.21 (1, 1)	6.2 W 28 7 2 0 3 0 0 0 1 0 0 57 83 0.00 1.050																					
<b>Jim Gott, R</b> ERA: 2.08 (7, 1)	2.1 S 8 2 0 0 1 0 0 0 0 0 0 17 24 0.00 0.857																					





Batter	1	2	3	4	5	6	7	8	9	AB	R	H	RBI	BB	SO	LOB	TOP					
Barry Bonds, L OBP: 0.341, SLG: 0.570 (1, 7)										6	2	2	1	0	0	0	<b>Pittsburgh Pirates @ Atlanta Braves</b> Atlanta-Fulton County Stadium, Atlanta, GA Mon May 30 1988, 3:33 AM EDT Att: 6,893 - Cloudy - 90 F					
Jose Lind, R OBP: 0.298, SLG: 0.292 (1, 4)										5	2	2	1	1	0	0						
Andy Van Slyke, L OBP: 0.341, SLG: 0.489 Barry Jones, R (9, 1)										5	3	2	1	1	0	1						
Bobby Bonilla, S OBP: 0.420, SLG: 0.641 Felix Fermin, R OBP: 0.314, SLG: 0.233 (5, 6)										3	2	3	3	0	0	0						
Sid Bream, L OBP: 0.311, SLG: 0.409 (1, 3)										5	1	1	1	0	0	5						
Darnell Coles, R OBP: 0.365, SLG: 0.417 (1, 9)										4	0	1	2	1	2	2						
Michael LaValliere, L OBP: 0.477, SLG: 0.364 Mike Diaz, R OBP: 0.435, SLG: 0.278 (8, PH)										3	1	2	1	1	0	0						
Al Pedrique, R OBP: 0.244, SLG: 0.247 (5, 5)										5	1	1	0	0	2	5						
Doug Drabek, R OBP: 0.148, SLG: 0.222 John Cangelosi, S OBP: 0.320, SLG: 0.238 (9, 8)										5	1	1	2	0	2	2						
<b>Inning Stats</b>	R: 1 E: 0 K: 0 S: 12	H: 2 LOB: 1 BB: 0 P: 17	R: 0 E: 0 K: 0 S: 6	H: 0 LOB: 0 BB: 0 P: 8	R: 0 E: 0 K: 1 S: 8	H: 0 LOB: 0 BB: 0 P: 10	R: 1 E: 0 K: 1 S: 9	H: 1 LOB: 0 BB: 0 P: 17	R: 6 E: 1 K: 1 S: 23	H: 5 LOB: 2 BB: 3 P: 47	R: 2 E: 0 K: 1 S: 17	H: 4 LOB: 2 BB: 0 P: 26	R: 0 E: 0 K: 0 S: 4	H: 1 LOB: 0 BB: 0 P: 6	R: 4 E: 0 K: 2 S: 21	H: 5 LOB: 2 BB: 1 P: 32		R: 0 E: 0 K: 0 S: 8	H: 0 LOB: 0 BB: 0 P: 11	1B: 13 2B: 1 3B: 2 HR: 2	SF: 0 SAC: 0 DP: 1 HBP: 0	WP: 0 PB: 1 CS: 0
<b>PITCHER</b>	IP WLS BF H R ER SO BB IBB HBP BLK WP HR S P ERA WHIP																					
Pete Smith, R ERA: 5.01 Charlie Puleo, R ERA: 4.45 José Alvarez, R ERA: 4.02 Juan Eichelberger, R ERA: 4.87	4.1 L 21 6 7 7 2 2 2 0 0 0 0 0 1 44 75 14.54 1.846																					

Batter	1	2	3	4	5	6	7	8	9	AB	R	H	RBI	BB	SO	LOB	BOTTOM			
Dion James, L OBP: 0.371, SLG: 0.355 (1, 8)										4	0	2	0	0	0	0	<b>Pittsburgh Pirates @ Atlanta Braves</b> Atlanta-Fulton County Stadium, Atlanta, GA Mon May 30 1988, 3:33 AM EDT Att: 6,893 - Cloudy - 90 F			
Ken Oberkfell, L OBP: 0.313, SLG: 0.340 (5, 1)										3	0	0	1	0	0	1				
Gerald Perry, L OBP: 0.335, SLG: 0.388 (1, 3)										4	0	1	0	0	1	1				
Dale Murphy, R OBP: 0.316, SLG: 0.357 (1, 9)										4	0	0	0	0	1	2				
Ken Griffey, L OBP: 0.314, SLG: 0.337 (1, 7)										4	0	1	0	0	0	1				
Ozzie Virgil, R OBP: 0.233, SLG: 0.342 (1, 2)										4	1	1	1	0	0	2				
Andres Thomas, R OBP: 0.247, SLG: 0.330 (1, 6)										4	0	1	0	0	0	2				
Ron Gant, R OBP: 0.222, SLG: 0.305 (1, 4)										3	0	1	0	0	0	2				
Pete Smith, R OBP: 0.067, SLG: 0.133 Charlie Puleo, R OBP: 0.290, SLG: 0.250 Jerry Royster, R OBP: 0.190, SLG: 1.000 José Alvarez, R OBP: 0.371, SLG: 0.357 Paul Runge, R OBP: 0.371, SLG: 0.357 (8, 4)										1	0	0	0	0	0	0				
<b>Inning Stats</b>	R: 0 E: 0 K: 0 S: 6	H: 0 LOB: 1 BB: 0 P: 9	R: 1 E: 0 K: 0 S: 10	H: 2 LOB: 1 BB: 0 P: 15	R: 0 E: 0 K: 1 S: 10	H: 1 LOB: 1 BB: 0 P: 16	R: 0 E: 1 K: 0 S: 8	H: 0 LOB: 1 BB: 0 P: 9	R: 0 E: 0 K: 1 S: 6	H: 0 LOB: 0 BB: 0 P: 8	R: 0 E: 0 K: 0 S: 5	H: 1 LOB: 1 BB: 0 P: 9	R: 1 E: 0 K: 0 S: 10	H: 3 LOB: 1 BB: 0 P: 19	R: 0 E: 0 K: 0 S: 6	H: 0 LOB: 0 BB: 0 P: 7		1B: 5 2B: 3 3B: 0 HR: 1	SF: 1 SAC: 0 DP: 2 HBP: 0	WP: 0 PB: 0 CS: 0
<b>PITCHER</b>	IP WLS BF H R ER SO BB IBB HBP BLK WP HR S P ERA WHIP																			
Doug Drabek, R ERA: 3.89 Barry Jones, R ERA: 1.21	8.0 W 31 8 2 2 2 0 0 0 0 0 0 6 7 0.00 0.000																			









Batter	1	2	3	4	5	6	7	8	9	AB	R	H	RBI	BB	SO	LOB	TOP					
Barry Bonds, L OBP: 0.338, SLG: 0.554 Randy Milligan, R OBP: 0.347, SLG: 0.323	1-1 F7		1-1 F8		1-0 FC6-4 1B		1-0 E4		2-1 1-2 1B	4	0	1	0	0	0	1						
Jose Lind, R OBP: 0.291, SLG: 0.284	2-2 6-3		2-1 P4		0-2 FC6-4 1-2		0-1 F7		1-2 6-3	5	0	0	0	0	0	5						
Andy Van Slyke, L OBP: 0.342, SLG: 0.485 John Cangelosi, S OBP: 0.314, SLG: 0.233	2-0 1B			1-0 F8		0-0 2B 6-3 1B		2-3 K		4	1	2	0	0	1	1						
Bobby Bonilla, S OBP: 0.416, SLG: 0.626 Felix Fermin, R OBP: 0.306, SLG: 0.226	1-1 F8			0-1 F8		3-1 F8		2-0 1-3		3	0	0	0	0	0	2						
Sid Bream, L OBP: 0.316, SLG: 0.418		1-0 F9		0-0 1B		1-0 6-3 1B 2B		2-1 4-3		4	1	2	0	0	0	0						
R.J. Reynolds, S OBP: 0.313, SLG: 0.385 Bob Kipper, R	2-2 CS 1B		2-2 1B		2-2 1B		2-0 6-3		1-1 F7	3	0	2	1	0	0	1						
Darnell Coles, R OBP: 0.358, SLG: 0.407 Jim Gott, R	1-3 K		0-1 P6		0-1 P6		2-3 3-H 2-0 1B		0-0 F7	4	0	1	1	0	1	3						
Michael LaValliere, L OBP: 0.412, SLG: 0.360																						
Al Pedrique, R OBP: 0.237, SLG: 0.239			1-0 SH1-4 1B		0-2 L4		1-1 4-3		1-2 6-3	4	0	1	0	0	0	1						
Brian Fisher, R Mike Diaz, R OBP: 0.379, SLG: 0.250			0-0 SH1-4		3-3 K		1-1 P6		3-1 1B	1	0	0	0	0	1	0						
<b>Inning Stats</b>	R: 0 E: 0 K: 0 S: 12	H: 1 LOB: 1 BB: 0 P: 18	R: 0 E: 0 K: 1 S: 7	H: 1 LOB: 0 BB: 0 P: 11	R: 0 E: 0 K: 0 S: 6	H: 1 LOB: 1 BB: 0 P: 10	R: 0 E: 0 K: 0 S: 10	H: 2 LOB: 2 BB: 0 P: 13	R: 0 E: 0 K: 1 S: 10	H: 1 LOB: 1 BB: 0 P: 14	R: 2 E: 0 K: 0 S: 8	H: 3 LOB: 1 BB: 0 P: 17	R: 0 E: 1 K: 1 S: 8	H: 0 LOB: 0 BB: 0 P: 12	R: 0 E: 0 K: 0 S: 5	H: 0 LOB: 0 BB: 0 P: 10	R: 0 E: 0 K: 0 S: 11	H: 2 LOB: 2 BB: 0 P: 18	1B: 10 2B: 1 3B: 0 HR: 0	SF: 0 SAC: 1 DP: 0 HBP: 0	WP: 0 PB: 0 SB: 0 CS: 1	PA: 38
<b>PITCHER</b> Rick Mahler, R ERA: 3.45	IP: 9.0 WLS: W BF: 38 H: 11 R: 2 ER: 2 SO: 3 BB: 0 IBB: 0 HBP: 0 BLK: 0 WP: 0 HR: 0 S: 77 P: 123 ERA: 2.00 WHIP: 1.222															<b>PITCHER</b>	IP: 9.0 WLS: W BF: 38 H: 11 R: 2 ER: 2 SO: 3 BB: 0 IBB: 0 HBP: 0 BLK: 0 WP: 0 HR: 0 S: 77 P: 123 ERA: 2.00 WHIP: 1.222					

Pittsburgh Pirates @ Atlanta Braves  
Atlanta-Fulton County Stadium, Atlanta, GA  
Wed Jun 01 1988, 7:05 PM EDT  
Att: 6,059 - Unknown - 87 F

AB 37  
R 2  
H 11  
RBI 2  
BB 0  
SO 3  
LOB 14



Batter	1	2	3	4	5	6	7	8	9	AB	R	H	RBI	BB	SO	LOB	BOTTOM			
Albert Hall, S OBP: 0.338, SLG: 0.319	3-2 F6		1-1 F8		0-1 F9		1-2 F8		0-2 SF8	4	0	0	1	0	0	2				
Ken Oberkfell, L OBP: 0.335, SLG: 0.364	0-0 1B		1-1 G6-4-3 1B		0-0 E6 HR		0-1 P6		0-0 1B	5	4	3	1	0	0	0				
Gerald Perry, L OBP: 0.360, SLG: 0.429	0-0 1B		1-1 G6-4-3 1B		2-0 1B HR		1-2 1B		0-0 1B	5	2	5	2	0	0	0				
Dale Murphy, R OBP: 0.335, SLG: 0.392	2-0 1B		2-2 G6-4-3		4-2 E BB		1-3 K		0-0 1B	4	1	2	4	1	1	3				
Dion James, L OBP: 0.379, SLG: 0.364	0-2 4-3		2-2 1B		0-0 E9 SF8 2B		1-0 F7		0-0 G6-4-3	5	1	2	2	0	0	4				
Ozzie Virgil, R OBP: 0.240, SLG: 0.370	0-0 6-3		1-1 L7		3-2 HR 1B		0-0 HR		2-2 F9	5	2	2	1	0	0	2				
Andres Thomas, R OBP: 0.246, SLG: 0.326		3-2 L9		1-0 SH1-4 1B		1-2 SF8		1-0 1B E SF8 1B		4	1	2	1	0	0	0				
Ron Gant, R OBP: 0.237, SLG: 0.362	1-2 SH3-4 1B		0-2 F7		0-2 SH1-4		1-2 F8		3-1 E6 1B	5	2	2	2	0	1	2				
Rick Mahler, R OBP: 0.120, SLG: 0.125	0-0 SH3-4		0-0 SH1-4		0-0 SH1-4		0-0 F8		3-2 1B 1B	2	1	1	0	0	0	0				
<b>Inning Stats</b>	R: 2 E: 0 K: 0 S: 13	H: 3 LOB: 1 BB: 0 P: 18	R: 0 E: 0 K: 0 S: 10	H: 1 LOB: 0 BB: 0 P: 15	R: 1 E: 0 K: 0 S: 12	H: 3 LOB: 1 BB: 0 P: 21	R: 0 E: 0 K: 0 S: 7	H: 1 LOB: 1 BB: 0 P: 8	R: 6 E: 2 K: 0 S: 18	H: 4 LOB: 0 BB: 1 P: 30	R: 0 E: 0 K: 1 S: 12	H: 1 LOB: 1 BB: 0 P: 15	R: 5 E: 1 K: 0 S: 15	H: 6 LOB: 1 BB: 0 P: 22	R: 0 E: 0 K: 1 S: 10	H: 0 LOB: 0 BB: 0 P: 15	1B: 14 2B: 1 3B: 1 HR: 3	SF: 2 SAC: 2 DP: 2 HBP: 0	WP: 0 PB: 0 SB: 0 CS: 0	PA: 44
<b>PITCHER</b> Brian Fisher, R ERA: 4.44 Bob Kipper, L ERA: 4.71 Jim Gott, R ERA: 2.0	IP: 5.0 WLS: L BF: 28 H: 12 R: 9 ER: 8 SO: 8 BB: 1 IBB: 0 HBP: 0 BLK: 0 WP: 0 HR: 2 S: 60 P: 92 ERA: 14.40 WHIP: 2.600															<b>PITCHER</b>	IP: 5.0 WLS: L BF: 28 H: 12 R: 9 ER: 8 SO: 8 BB: 1 IBB: 0 HBP: 0 BLK: 0 WP: 0 HR: 2 S: 60 P: 92 ERA: 14.40 WHIP: 2.600			

Pittsburgh Pirates @ Atlanta Braves  
Atlanta-Fulton County Stadium, Atlanta, GA  
Wed Jun 01 1988, 7:05 PM EDT  
Att: 6,059 - Unknown - 87 F

AB 39  
R 14  
H 19  
RBI 14  
BB 1  
SO 2  
LOB 13





Batter	1	2	3	4	5	6	7	8	9	AB	R	H	RBI	BB	SO	LOB	TOP					
Tim Raines, S OBP: 0.378, SLG: 0.407	F8		F7		F8		G3-1		FC4-6 1B HR	5	1	0	0	0	0	5	<b>Montreal Expos @ Pittsburgh Pirates</b> Three Rivers Stadium, Pittsburgh, PA Thu Jun 02 1988, 7:05 PM EDT Att: 11,070 - Unknown - 65 F					
Mitch Webster, S OBP: 0.396, SLG: 0.316	G4-3		1B BB		F8		E6 CS BLK		HR 1B	4	1	1	0	1	0	0						
Andres Calarraga, R OBP: 0.376, SLG: 0.639	G5-3		1B		G5-3 WP BB		K		HR	4	2	2	5	1	1	1						
Hubie Brooks, R OBP: 0.287, SLG: 0.380		P6	G4-3		G5-3		BB 1B		BB 1B	4	1	1	0	1	0	3						
Tim Wallach, R OBP: 0.294, SLG: 0.374	L4				F8		BB 1B		F8	4	0	0	0	1	0	1						
Tom Foley, L OBP: 0.269, SLG: 0.282	G4-3				F7		FC6-4 1B			4	0	1	1	0	0	0						
Nelson Santovenia, R OBP: 0.411, SLG: 0.456			FC4-6 BB		L6		F7		FC6-4	3	0	0	0	1	0	2						
Casey Candaele, S OBP: 0.212, SLG: 0.197			FC4-6 BB 1B		G4-3		E3 WP		G4-3	4	1	0	0	0	0	1						
Neal Heaton, L OBP: 0.214, SLG: 0.214			BB 1B		K		BB		FC4-6 BB	2	1	1	0	0	1	0						
Herm Winningham, L (7, PH) OBP: 0.367, SLG: 0.308			BB 1B							0	0	0	0	1	0	0						
Joe Hesketh, R (7, 1)										0	0	0	0	1	0	0						
<b>Inning Stats</b>	R: 0 E: 0 K: 0 S: 6	H: 0 LOB: 0 BB: 0 P: 10	R: 0 E: 0 K: 0 S: 9	H: 0 LOB: 0 BB: 0 P: 13	R: 2 E: 0 K: 0 S: 17	H: 2 LOB: 2 BB: 2 P: 29	R: 0 E: 0 K: 0 S: 7	H: 0 LOB: 0 BB: 0 P: 11	R: 0 E: 0 K: 0 S: 9	H: 0 LOB: 0 BB: 0 P: 13	R: 1 E: 0 K: 0 S: 9	H: 0 LOB: 0 BB: 1 P: 19	R: 0 E: 1 K: 0 S: 7	H: 0 LOB: 2 BB: 1 P: 15	R: 1 E: 0 K: 1 S: 16	H: 2 LOB: 2 BB: 1 P: 25	R: 3 E: 0 K: 0 S: 8	H: 2 LOB: 1 BB: 2 P: 19	1B: 5 2B: 0 3B: 0 HR: 1	SF: 0 SAC: 0 DP: 0 HBP: 0	WP: 2 PB: 0 CS: 1	PA: 41
<b>PITCHER</b>	IP WLS BF H R ER SO BB IBB HBP BLK WP HR S P ERA WHIP																					
Bob Walk, R ERA: 2.84	(1, 1) 7.0 L 28 2 3 3 1 4 0 0 0 0 2 0 64 110 3.86 0.857																					
Barry Jones, R ERA: 2.39	(8, 1) 2.0 13 4 4 4 1 3 0 0 1 0 1 24 44 18.00 3.500																					

AB	34
R	7
H	6
RBI	6
BB	7
SO	2
LOB	13

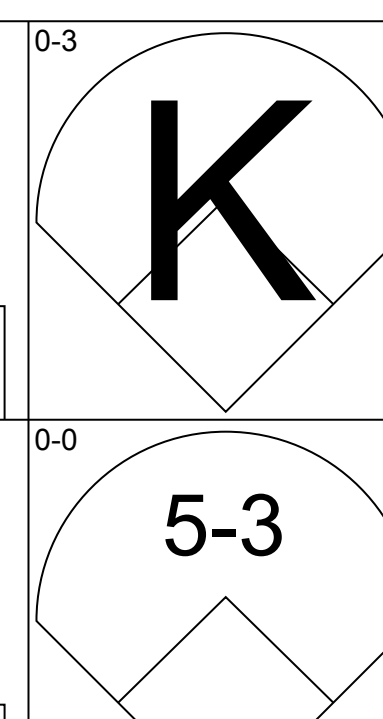
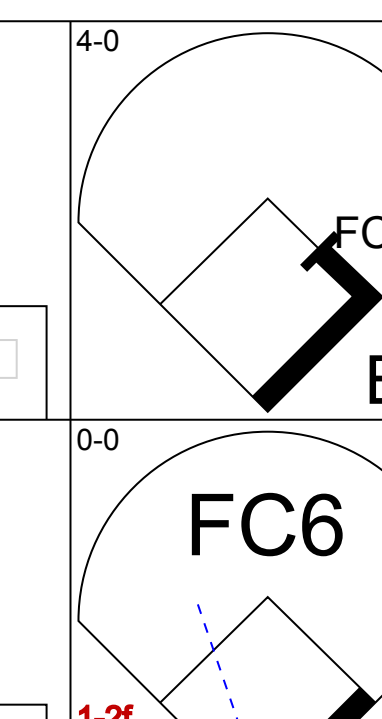
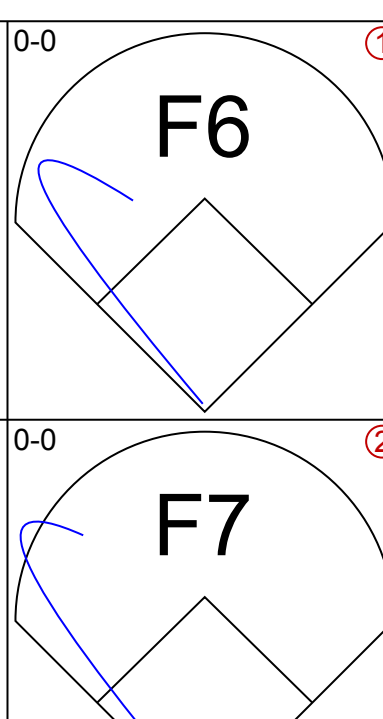
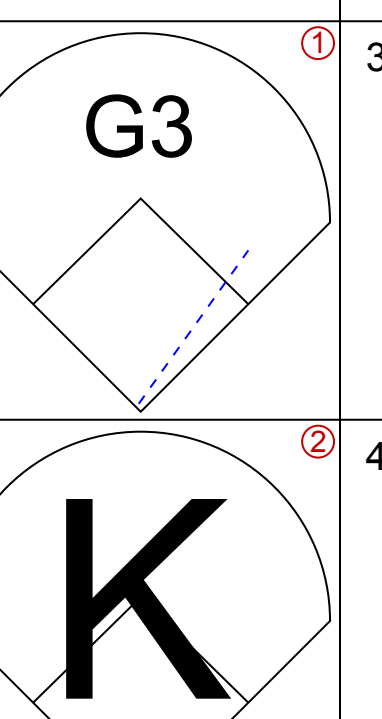
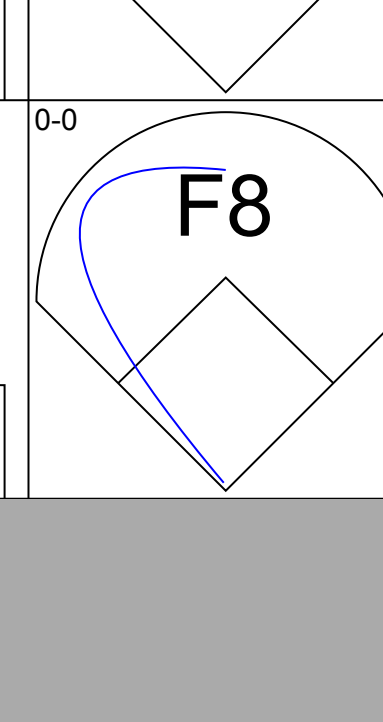

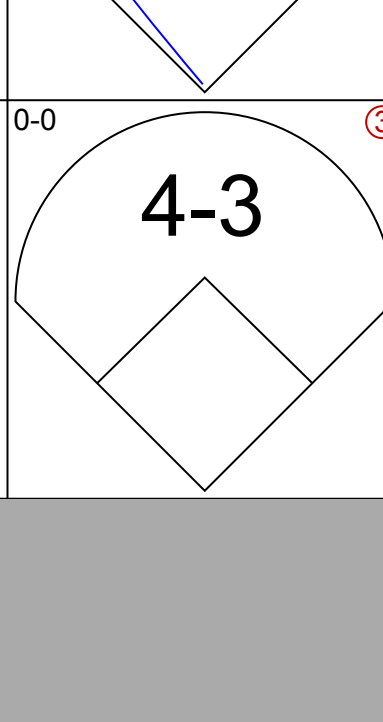
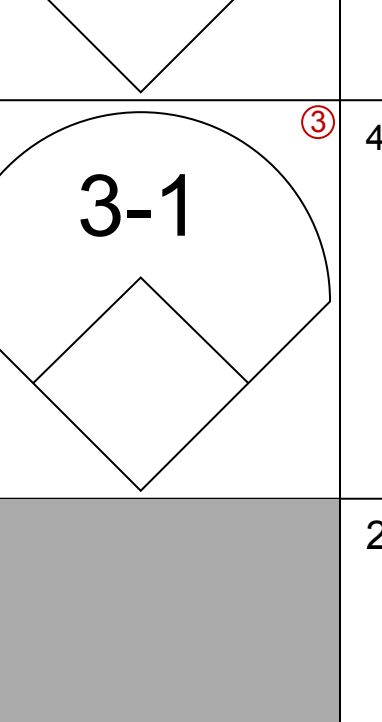

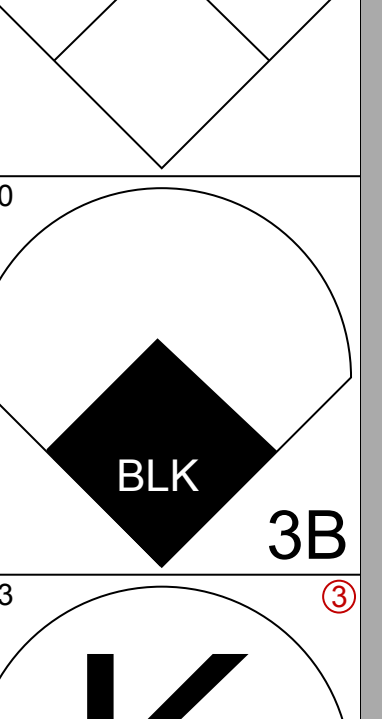


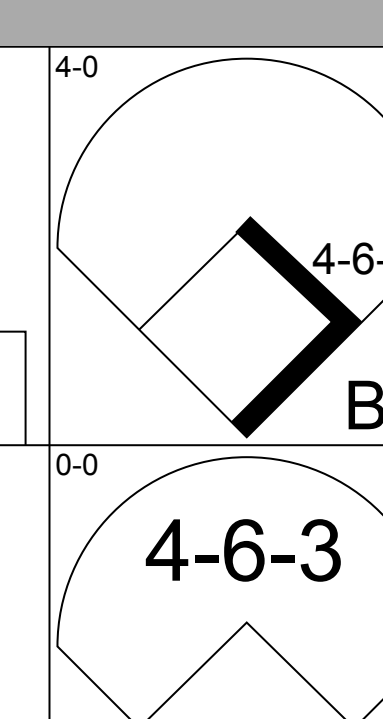
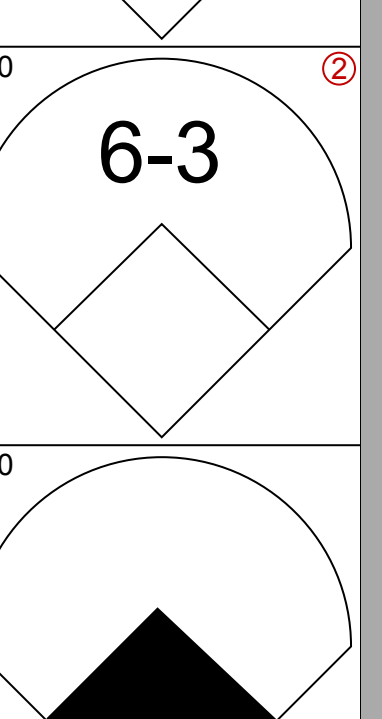
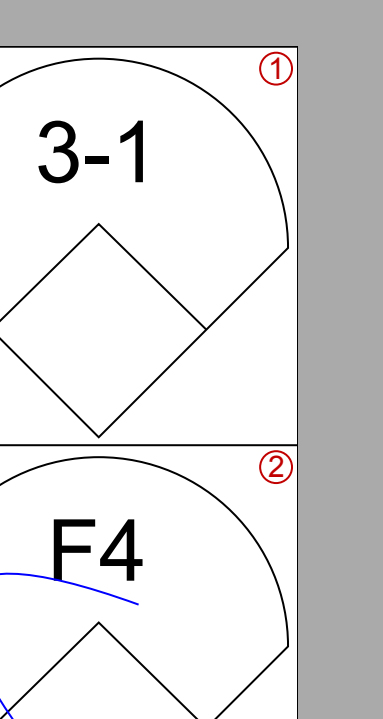
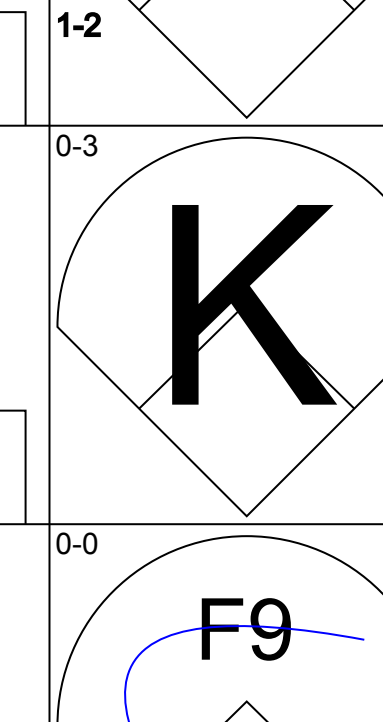
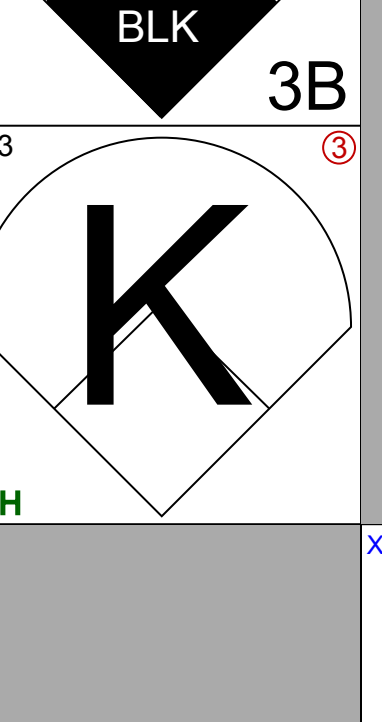
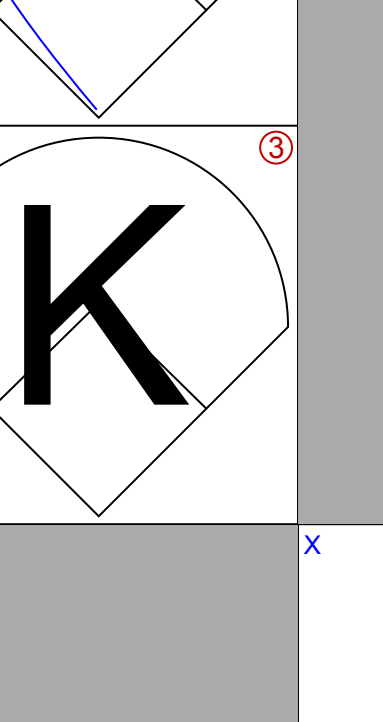


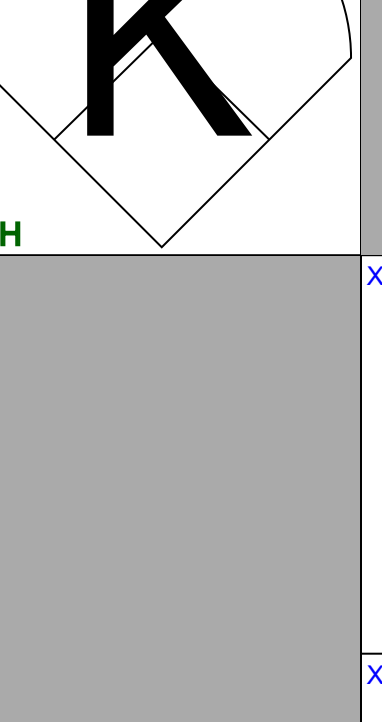
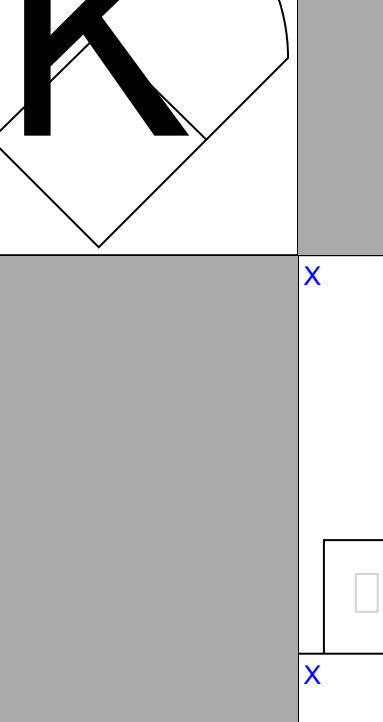

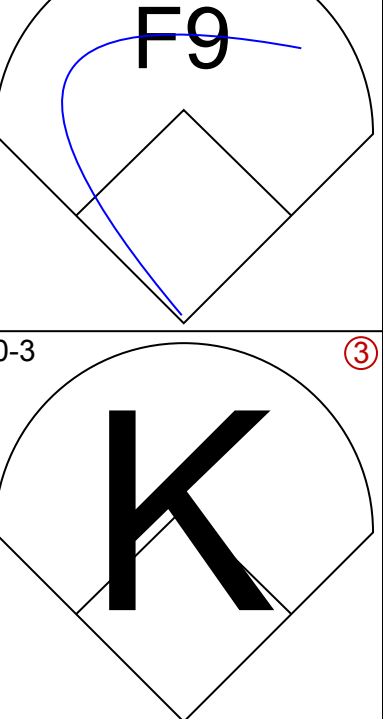
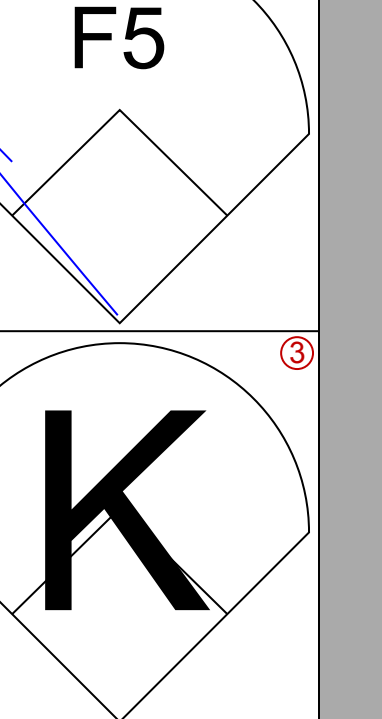
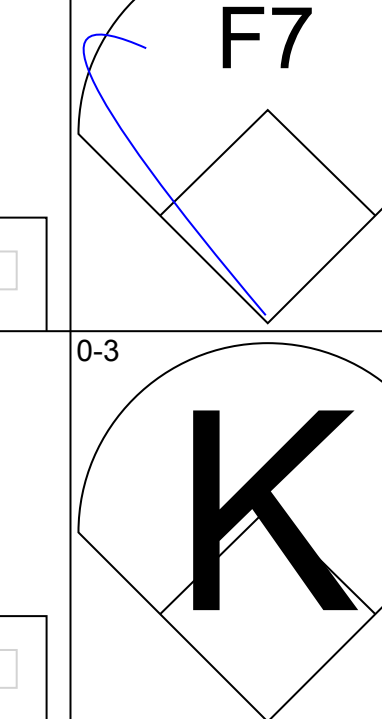
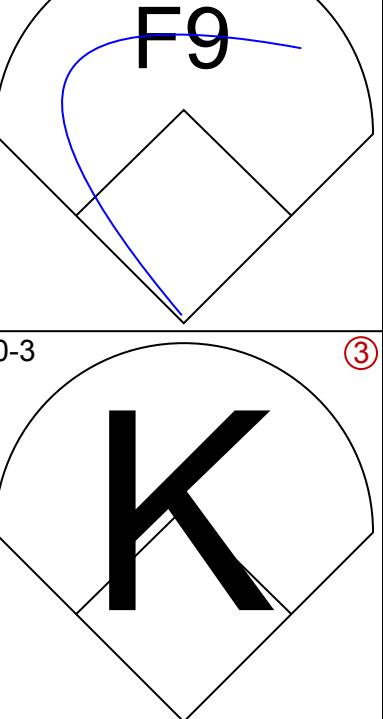
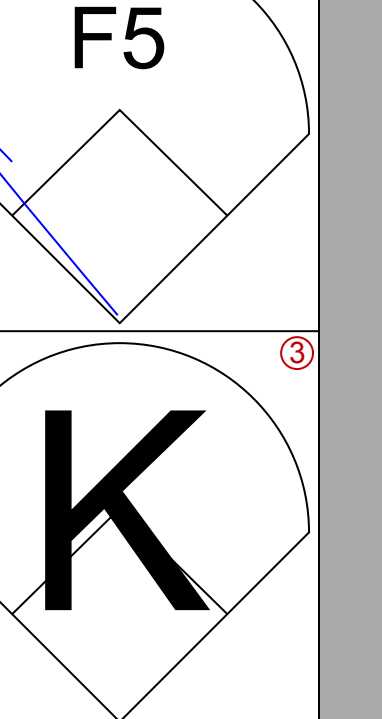
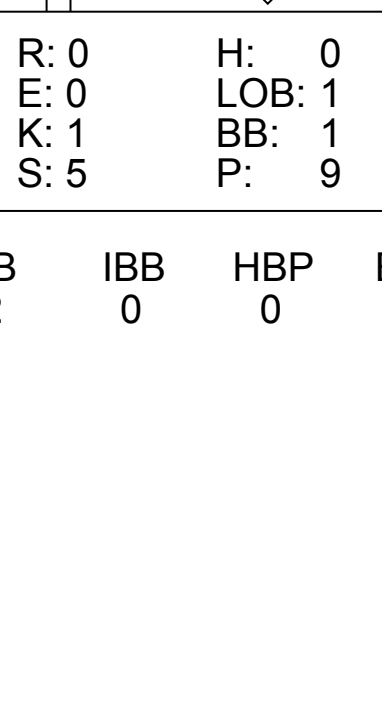
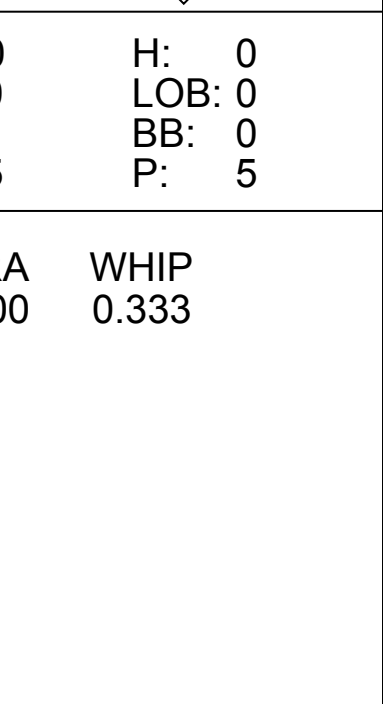
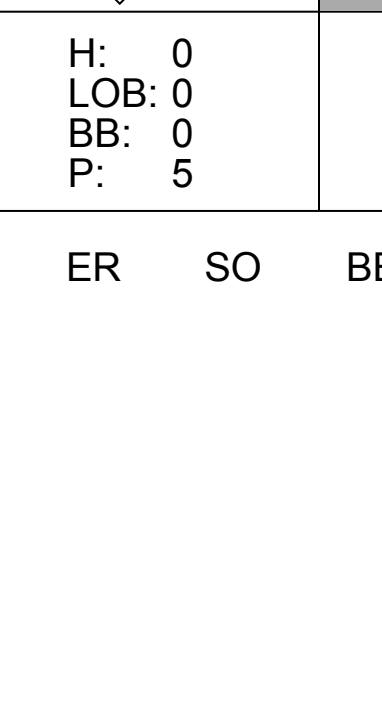


Batter	1	2	3	4	5	6	7	8	9	AB	R	H	RBI	BB	SO	LOB	BOTTOM					
Barry Bonds, L OBP: 0.339, SLG: 0.563	K		HR		F8		G4-6-3		BB	4	1	1	1	1	1	3	<b>Montreal Expos @ Pittsburgh Pirates</b> Three Rivers Stadium, Pittsburgh, PA Thu Jun 02 1988, 7:05 PM EDT Att: 11,070 - Unknown - 65 F					
Jose Lind, R OBP: 0.297, SLG: 0.285	K		CS 1B		BB BB		BB BB		FC5-4 BB	3	0	1	0	2	1	2						
John Cangelosi, S OBP: 0.309, SLG: 0.217	P3		CS		F7		BB BB		K	3	0	0	0	1	1	1						
Bobby Bonilla, S OBP: 0.408, SLG: 0.613		G6-3			G6-3		L9		FC5-4 FC3-6	4	0	0	0	0	0	3						
Mike Diaz, R OBP: 0.364, SLG: 0.250		L6			L5		BB BB		FC3-6	4	0	1	0	0	0	1						
Randy Milligan, R OBP: 0.354, SLG: 0.369		HR			BB BB		P4		K	3	1	1	1	1	1	3						
Junior Ortiz, R OBP: 0.386, SLG: 0.484		G6-3			BB BB		F9		2B G3 1B	4	1	2	0	0	0	3						
Al Pedrique, R OBP: 0.247, SLG: 0.253			G6-3		F9		G4-6-3 BB		G3 2B	3	0	1	0	1	0	2						
Bob Walk, R OBP: 0.045, SLG: 0.045			G4-3		F4		B2		G3	2	0	0	0	0	0	2						
Darnell Coles, R OBP: 0.355, SLG: 0.402										1	0	0	0	0	0	1						
Barry Jones, R (8, 1)										0	0	0	0	0	0	0						
R.J. Reynolds, S (8, PH)										1	0	0	1	0	0	1						
<b>Inning Stats</b>	R: 0 E: 0 K: 2 S: 7	H: 1 LOB: 0 BB: 0 P: 10	R: 1 E: 0 K: 0 S: 6	H: 1 LOB: 0 BB: 0 P: 10	R: 1 E: 0 K: 0 S: 9	H: 2 LOB: 0 BB: 0 P: 12	R: 0 E: 0 K: 0 S: 5	H: 0 LOB: 0 BB: 0 P: 8	R: 0 E: 0 K: 0 S: 12	H: 1 LOB: 2 BB: 1 P: 21	R: 0 E: 0 K: 0 S: 11	H: 1 LOB: 3 BB: 2 P: 21	R: 0 E: 0 K: 0 S: 4	H: 0 LOB: 0 BB: 1 P: 10	R: 0 E: 0 K: 1 S: 6	H: 0 LOB: 1 BB: 1 P: 14	R: 1 E: 0 K: 1 S: 10	H: 2 LOB: 2 BB: 1 P: 20	1B: 4 2B: 1 3B: 0 HR: 2	SF: 0 SAC: 0 DP: 1 HBP: 0	WP: 0 PB: 0 CS: 1	PA: 39
<b>PITCHER</b>	IP WLS BF H R ER SO BB IBB HBP BLK WP HR S P ERA WHIP																					
Neal Heaton, L ERA: 5.11	(1, 1) 6.0 W 25 5 2 2 2 2 3 0 0 0 0 2 50 83 3.00 1.333																					
Joe Hesketh, L ERA: 3.0	(7, 1) 3.0 S 13 2 1 1 2 3 0 0 0 0 0 0 20 44 3.00 1.667																					

AB	32
R	3
H	7
RBI	3
BB	6
SO	4
LOB	22



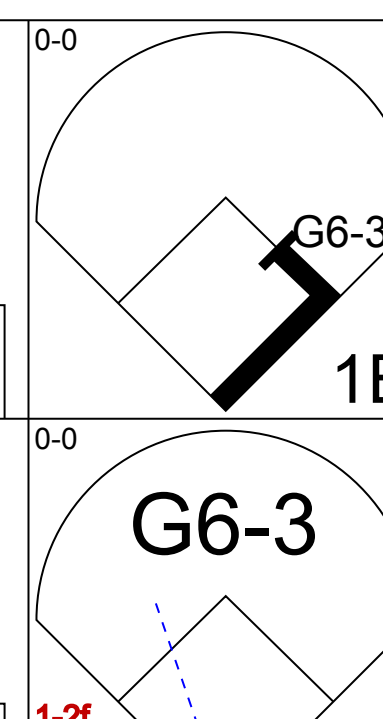
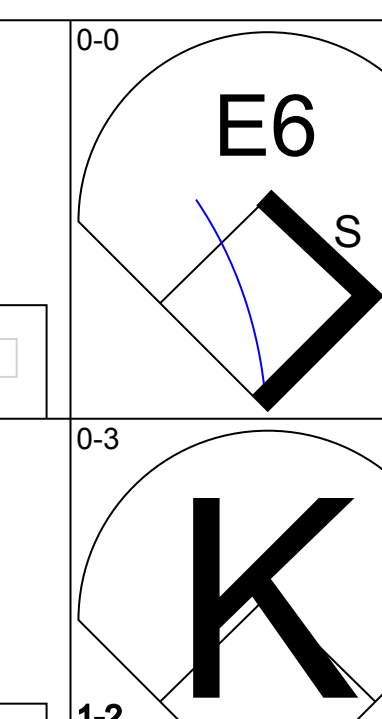
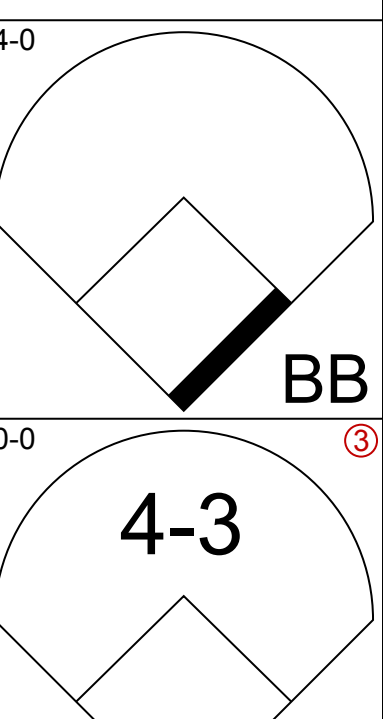
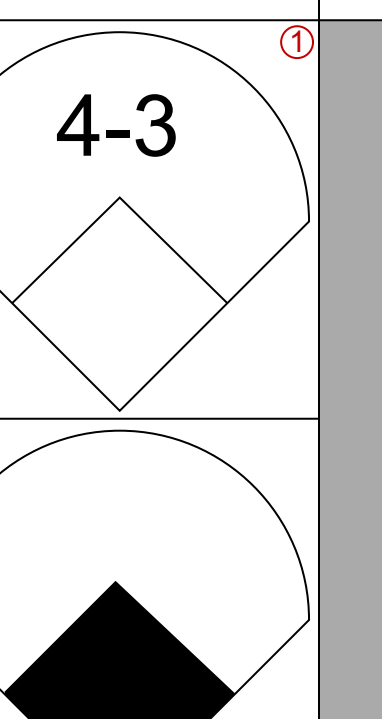
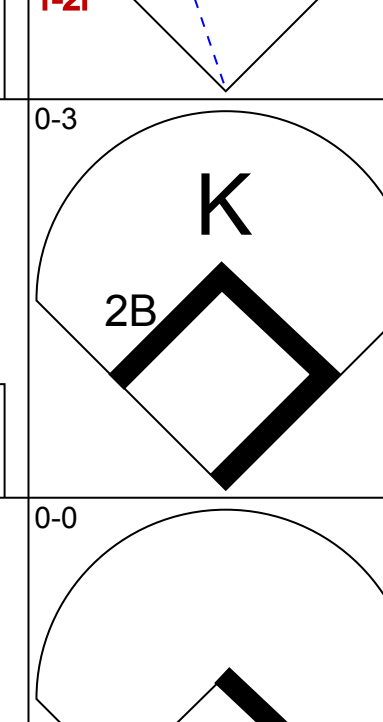
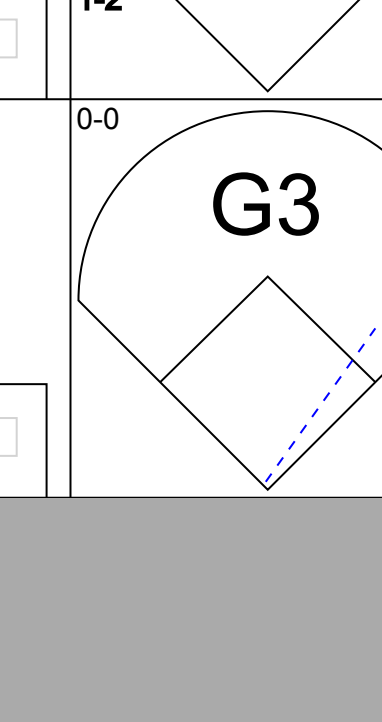

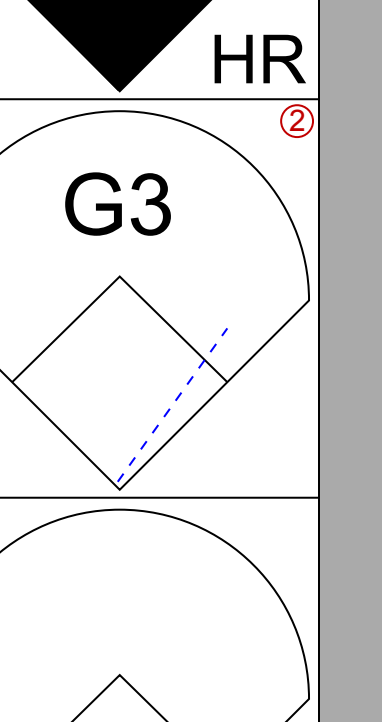
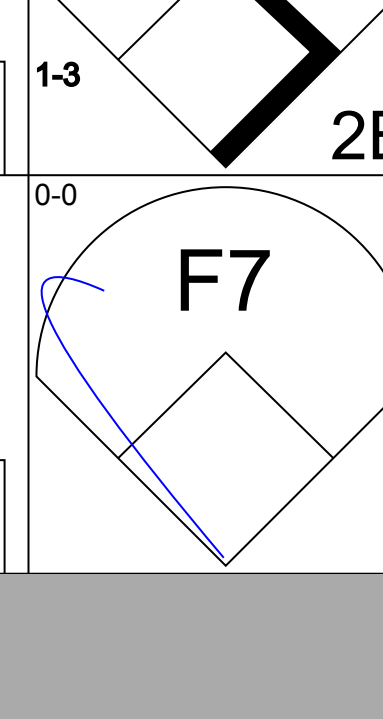

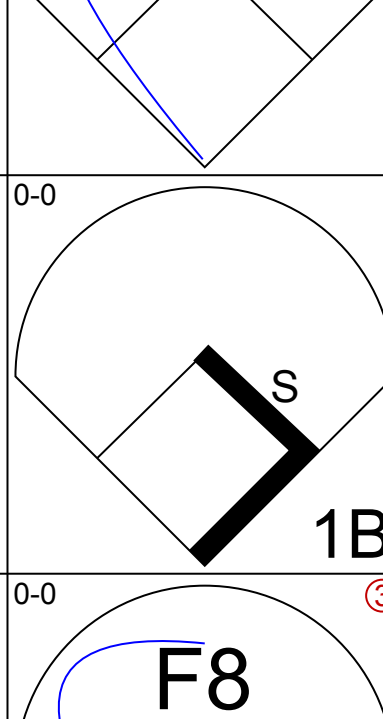
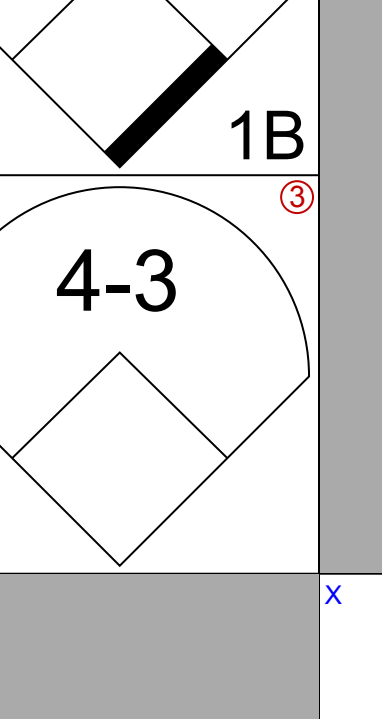

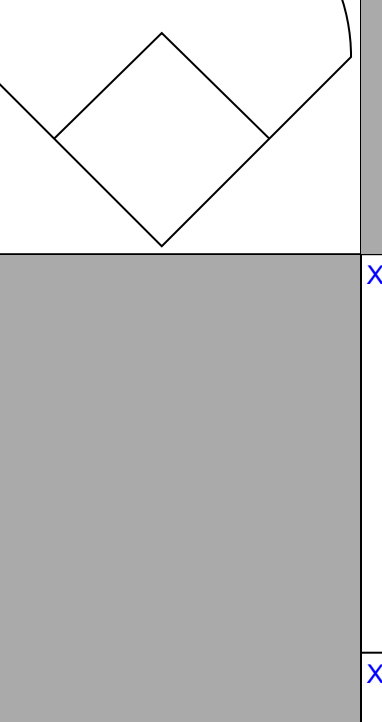
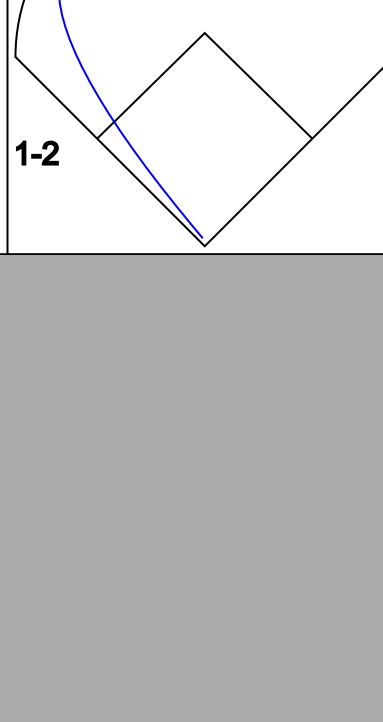
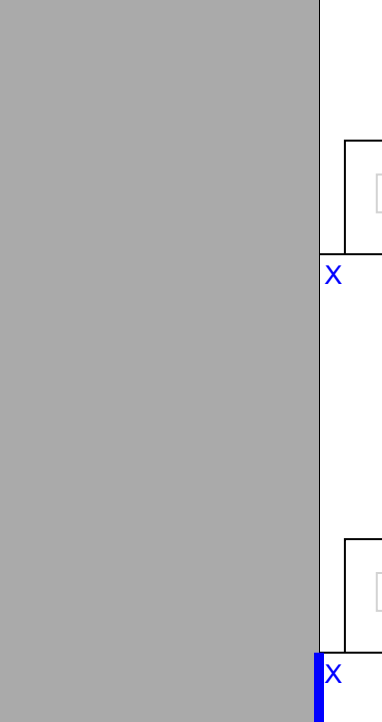




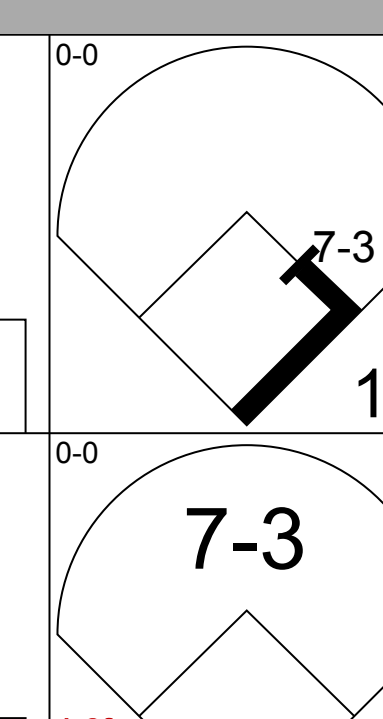
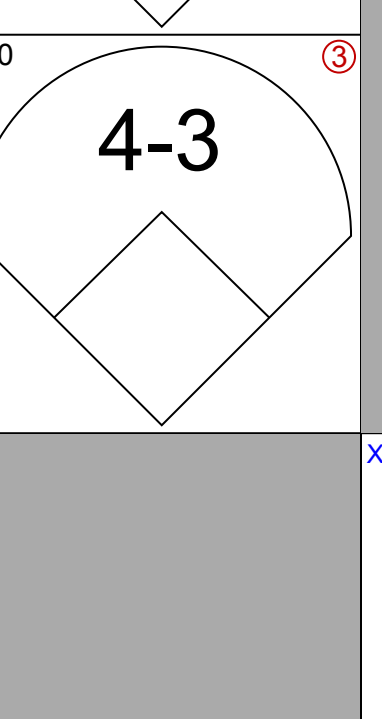
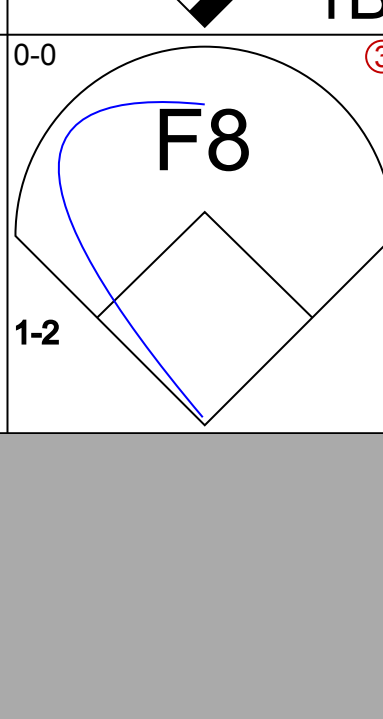
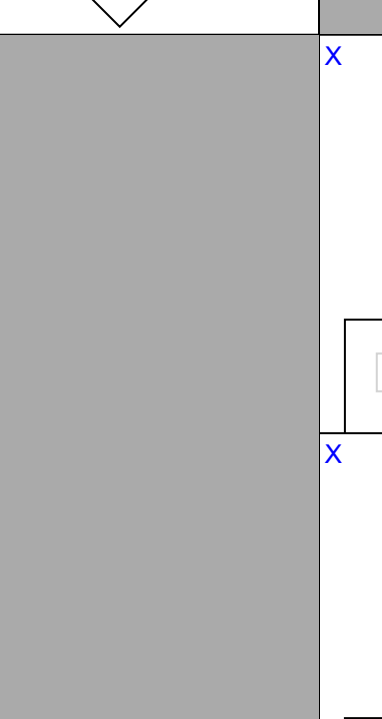

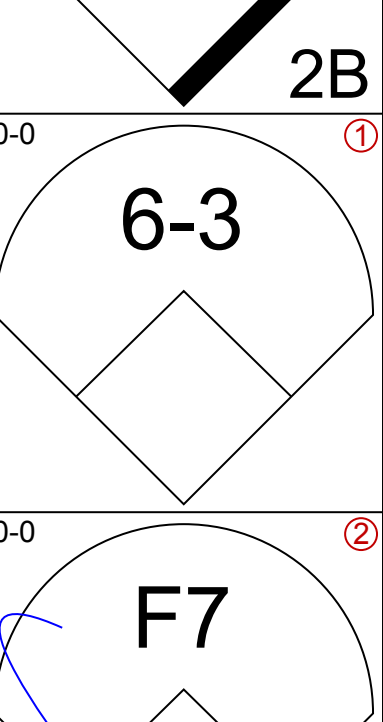
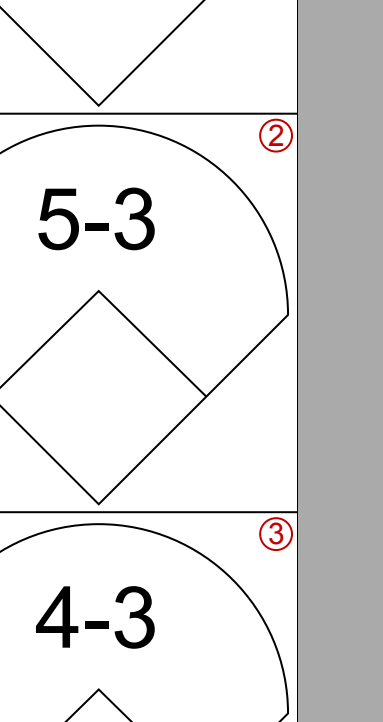
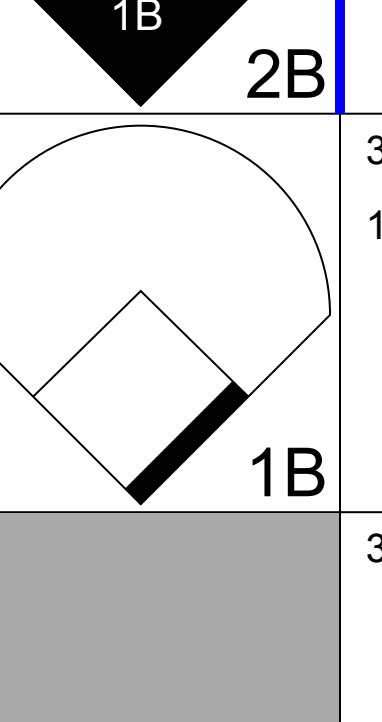
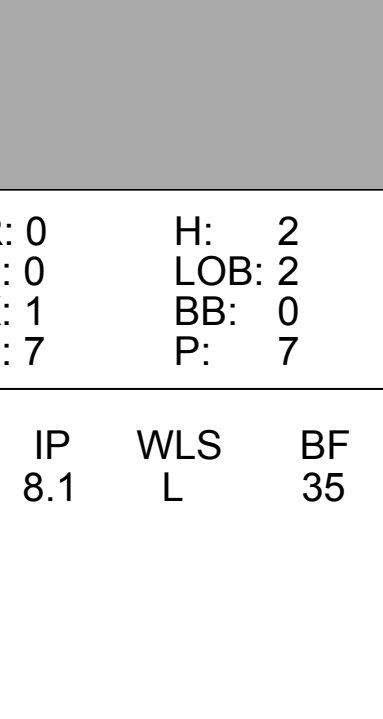
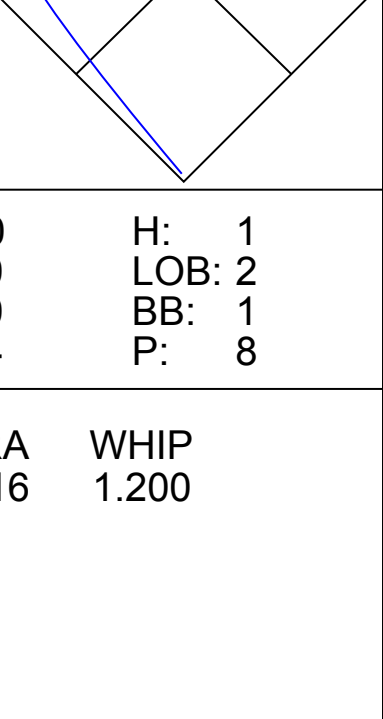
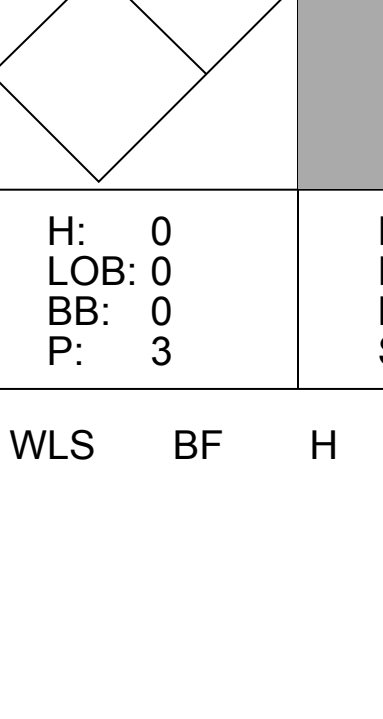
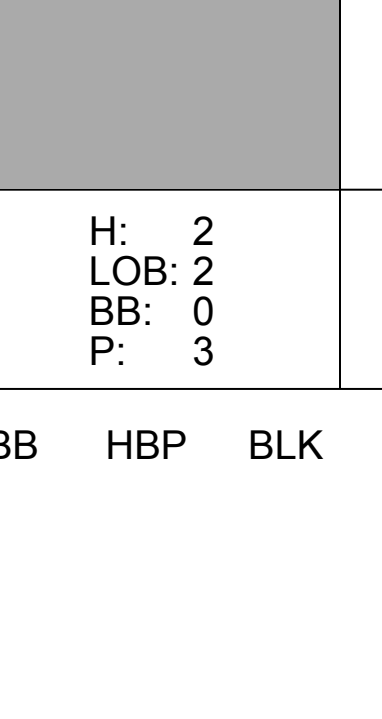
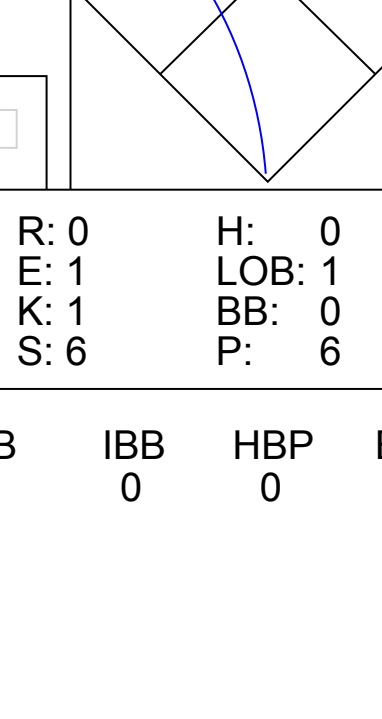
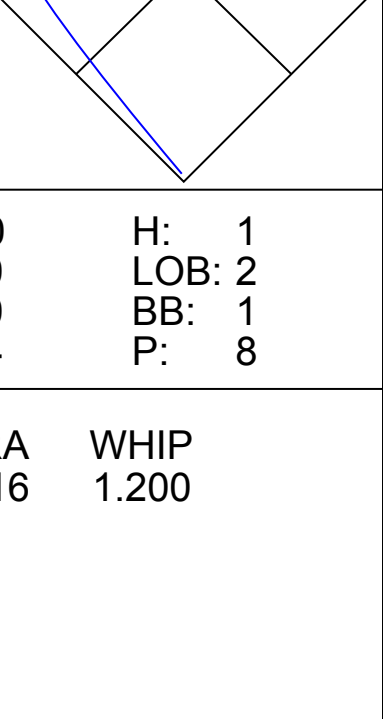
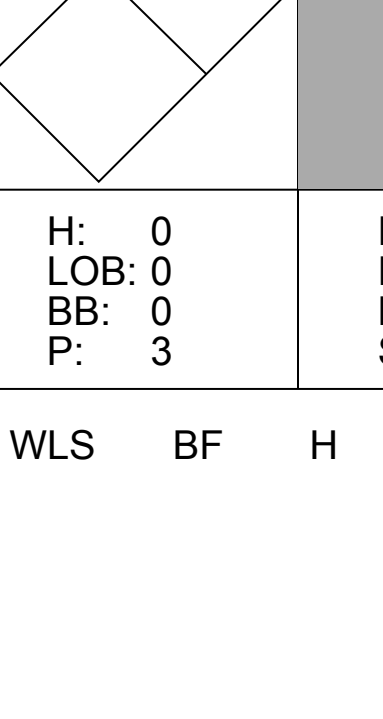


Batter	1	2	3	4	5	6	7	8	9	AB	R	H	RBI	BB	SO	LOB	TOP			
Tim Raines, S OBP: 0.376, SLG: 0.401 (1, 7)										3	0	0	0	1	1	0				
Mitch Webster, S OBP: 0.358, SLG: 0.309 (1, 8)										4	0	0	0	0	1	1				
Andres Calarraga, R OBP: 0.369, SLG: 0.626 (1, 3)										4	0	0	0	0	0	0				
Hubie Brooks, R OBP: 0.288, SLG: 0.376 (1, 9)										2	0	0	0	1	0	0				
Tim Wallach, R OBP: 0.295, SLG: 0.383 (1, 5)										3	1	1	0	0	0	1				
Nelson Santovenia, R OBP: 0.350, SLG: 0.431 (1, 2)										3	0	0	0	0	3	1				
Casey Candaele, S OBP: 0.203, SLG: 0.188 (1, 4)										3	0	0	0	0	0	1				
Luis Rivera, R OBP: 0.237, SLG: 0.295 (1, 6)										3	0	0	0	0	0	0				
John Dopson, L OBP: 0.091, SLG: 0.091 (1, 1)										3	0	0	0	0	3	0				
<b>Inning Stats</b>	R: 0 E: 0 K: 1 S: 5	H: 0 LOB: 0 BB: 0 P: 5	R: 0 E: 0 K: 1 S: 5	H: 0 LOB: 1 BB: 1 P: 9	R: 0 E: 0 K: 1 S: 5	H: 0 LOB: 1 BB: 1 P: 9	R: 1 E: 0 K: 1 S: 6	H: 1 LOB: 0 BB: 0 P: 6	R: 0 E: 0 K: 0 S: 3	H: 0 LOB: 0 BB: 0 P: 3	R: 0 E: 0 K: 1 S: 5	H: 0 LOB: 0 BB: 0 P: 5	R: 0 E: 0 K: 1 S: 5	H: 0 LOB: 0 BB: 0 P: 5	R: 0 E: 0 K: 1 S: 5	H: 0 LOB: 0 BB: 0 P: 5	1B: 0 2B: 0 3B: 1 HR: 0	SF: 0 SAC: 0 DP: 0 HBP: 0	WP: 0 PB: 0 CS: 0	PA: 30
<b>PITCHER</b> John Smiley, L ERA: 2.95 (1, 1)	IP: 9.0 WLS: W BF: 30 H: 1 R: 1 ER: 1 SO: 8 BB: 2 IBB: 0 HBP: 0 BLK: 1 WP: 0 HR: 0 S: 44 P: 52 ERA: 1.00 WHIP: 0.333																			

**Montreal Expos @ Pittsburgh Pirates**  
Three Rivers Stadium, Pittsburgh, PA  
Fri Jun 03 1988, 7:05 PM EDT  
Att: 19,162 - Unknown

AB 28  
R 1  
H 1  
RBI 0  
BB 2  
SO 8  
LOB 4



Batter	1	2	3	4	5	6	7	8	9	AB	R	H	RBI	BB	SO	LOB	BOTTOM			
Barry Bonds, L OBP: 0.342, SLG: 0.560 (1, 7)										3	0	1	0	1	0	0				
Jose Lind, R OBP: 0.296, SLG: 0.298 (1, 4)										4	1	1	1	0	1	4				
Andy Van Slyke, L OBP: 0.336, SLG: 0.475 (1, 8)										4	0	0	0	0	1	1				
Bobby Bonilla, S OBP: 0.410, SLG: 0.615 (1, 5)										4	0	2	0	0	0	0				
R.J. Reynolds, S OBP: 0.308, SLG: 0.377 (1, 9)										4	0	1	0	0	0	3				
Sid Bream, L OBP: 0.314, SLG: 0.414 (1, 3)										4	0	1	0	0	0	1				
Michael LaValliere, L OBP: 0.414, SLG: 0.353 John Cangelosi, S OBP: 0.309, SLG: 0.217 (9, PR)										4	0	2	0	0	0	1				
Rafael Belliard, R OBP: 0.338, SLG: 0.349 Mike Diaz, R OBP: 0.382, SLG: 0.276 (9, PH)										3	0	0	0	0	0	1				
John Smiley, L OBP: 0.167, SLG: 0.130 (1, 1)										3	0	0	0	0	0	1				
<b>Inning Stats</b>	R: 0 E: 0 K: 1 S: 7	H: 2 LOB: 2 BB: 0 P: 7	R: 0 E: 0 K: 0 S: 3	H: 1 LOB: 0 BB: 0 P: 3	R: 0 E: 1 K: 1 S: 6	H: 0 LOB: 1 BB: 0 P: 6	R: 0 E: 0 K: 0 S: 3	H: 0 LOB: 0 BB: 0 P: 3	R: 0 E: 0 K: 0 S: 4	H: 1 LOB: 2 BB: 1 P: 8	R: 0 E: 0 K: 0 S: 3	H: 0 LOB: 0 BB: 0 P: 3	R: 1 E: 0 K: 0 S: 5	H: 2 LOB: 1 BB: 0 P: 5	R: 1 E: 0 K: 0 S: 3	H: 2 LOB: 2 BB: 0 P: 3	1B: 5 2B: 4 3B: 0 HR: 1	SF: 0 SAC: 0 DP: 2 HBP: 0	WP: 1 PB: 0 CS: 0	PA: 35
<b>PITCHER</b> John Dopson, R ERA: 2.48 (1, 1)	IP: 8.1 WLS: L BF: 35 H: 9 R: 2 ER: 2 SO: 2 BB: 1 IBB: 0 HBP: 0 BLK: 0 WP: 1 HR: 1 S: 38 P: 42 ERA: 2.16 WHIP: 1.200																			

**Montreal Expos @ Pittsburgh Pirates**  
Three Rivers Stadium, Pittsburgh, PA  
Fri Jun 03 1988, 7:05 PM EDT  
Att: 19,162 - Unknown

AB 34  
R 2  
H 9  
RBI 2  
BB 1  
SO 2  
LOB 12





Batter	1	2	3	4	5	6	7	8	9	AB	R	H	RBI	BB	SO	LOB	TOP			
Tim Raines, S OBP: 0.376, SLG: 0.398	1-1 F7		2-1 F7	1-3 K			4-1 L4-3 BB		1-1 CS 1B	4	0	1	0	1	1	1	<b>Montreal Expos @ Pittsburgh Pirates</b> Three Rivers Stadium, Pittsburgh, PA Sat Jun 04 1988, 7:05 PM EDT Att: 30,669 - Sunny - 65 F			
Mitch Webster, S OBP: 0.359, SLG: 0.307	1-0 HR 1B		0-1 G3		2-3 K		2-1 L4-3 1-2		4-2 BB 1-2	4	1	1	0	1	1	1				
Andres Calarraga, R OBP: 0.369, SLG: 0.635	2-1 1-H HR			1-2 1B 1B	1-1 4-3		1-2 4-3		0-3 K	5	2	2	2	0	1	1				
Hubie Brooks, R OBP: 0.291, SLG: 0.379	2-2 6-3			0-2 1B 1-2 1B	2-1 BB 1B			3-2 F7		4	1	2	0	0	0	0				
Tim Wallach, R OBP: 0.303, SLG: 0.388	0-2 G3			0-1 FC4-6 E 1-3 2-H 1B	4-1 BB 1-2 BB			3-1 1B 1B		3	2	2	1	1	0	0				
Tom Foley, L OBP: 0.276, SLG: 0.289		0-1 G3		3-1 FC4-6 1-2 3-H 1B	1-1 L4			2-0 1B 1-3 1B		4	0	2	1	0	0	2				
Jeff Reed, L OBP: 0.347, SLG: 0.337		0-2 G1-6-3 1B		2-2 FC4-6 E SH1-3 1-2 2-3		1-2 3-1		1-1 1-3 3-H 1B		4	1	2	1	0	0	2				
Casey Candaele, S OBP: 0.192, SLG: 0.176		0-2 G1-6-3		2-1 FC3 SH1-3 1-3 3-H		0-1 4-3		0-1 P6		4	0	0	0	0	0	3				
Dennis Martinez, R OBP: 0.259, SLG: 0.269			0-3 K		0-0 SH1-3		2-0 4-3		2-2 4-3	2	0	0	1	0	1	0				
Andy McGaffigan, R OBP: 0.259, SLG: 0.269										0	0	0	0	0	0	0				
Bob McClure, R OBP: 0.259, SLG: 0.269										1	0	0	0	0	0	0				
<b>Inning Stats</b>	R: 2 E: 0 K: 0 S: 11	H: 2 LOB: 0 BB: 0 P: 17	R: 0 E: 0 K: 0 S: 9	H: 1 LOB: 0 BB: 0 P: 9	R: 0 E: 0 K: 1 S: 7	H: 0 LOB: 0 BB: 0 P: 9	R: 4 E: 1 K: 1 S: 21	H: 4 LOB: 1 BB: 0 P: 30	R: 0 E: 0 K: 1 S: 10	H: 0 LOB: 0 BB: 0 P: 10	R: 0 E: 0 K: 0 S: 6	H: 0 LOB: 0 BB: 1 P: 13	R: 1 E: 0 K: 0 S: 12	H: 3 LOB: 1 BB: 0 P: 21	R: 0 E: 0 K: 1 S: 10	H: 1 LOB: 1 BB: 1 P: 17	1B: 11 2B: 1 3B: 0 HR: 1	SF: 0 SAC: 1 DP: 2 HBP: 0	WP: 0 PB: 0 CS: 1	PA: 39
<b>PITCHER</b>	IP WLS BF H R ER SO BB IBB HBP BLK WP HR S P ERA WHIP	IP WLS BF H R ER SO BB IBB HBP BLK WP HR S P ERA WHIP	IP WLS BF H R ER SO BB IBB HBP BLK WP HR S P ERA WHIP	IP WLS BF H R ER SO BB IBB HBP BLK WP HR S P ERA WHIP	IP WLS BF H R ER SO BB IBB HBP BLK WP HR S P ERA WHIP	IP WLS BF H R ER SO BB IBB HBP BLK WP HR S P ERA WHIP	IP WLS BF H R ER SO BB IBB HBP BLK WP HR S P ERA WHIP	IP WLS BF H R ER SO BB IBB HBP BLK WP HR S P ERA WHIP	IP WLS BF H R ER SO BB IBB HBP BLK WP HR S P ERA WHIP	IP WLS BF H R ER SO BB IBB HBP BLK WP HR S P ERA WHIP	IP WLS BF H R ER SO BB IBB HBP BLK WP HR S P ERA WHIP	IP WLS BF H R ER SO BB IBB HBP BLK WP HR S P ERA WHIP	IP WLS BF H R ER SO BB IBB HBP BLK WP HR S P ERA WHIP	IP WLS BF H R ER SO BB IBB HBP BLK WP HR S P ERA WHIP	IP WLS BF H R ER SO BB IBB HBP BLK WP HR S P ERA WHIP	IP WLS BF H R ER SO BB IBB HBP BLK WP HR S P ERA WHIP	IP WLS BF H R ER SO BB IBB HBP BLK WP HR S P ERA WHIP			
Doug Drabek, R ERA: 4.21	3.0 L	15 7	6 4	1 1	0 0	2 1	0 0	0 0	0 0	0 0	20 13	35 25	0.00 0.00	1.000 0.500						
Bob Kipper, L ERA: 4.3	2.0 1	9 0	0 0	0 0	2 1	0 0	0 0	0 0	0 0	0 0	13 12	35 21	0.00 9.00	0.00 3.000						
Barry Jones, R ERA: 2.22	2.0 6	0 0	0 0	0 0	2 1	0 0	0 0	0 0	0 0	0 0	13 10	35 17	0.00 0.00	0.500 2.000						
Jeff Robinson, R ERA: 2.96	1.0 5	3 1	1 1	0 0	0 0	0 0	0 0	0 0	0 0	0 0	12 10	21 17	9.00 0.00	3.000 2.000						
Jim Gott, R ERA: 1.93	1.0 4	1 0	0 0	1 1	0 0	0 0	0 0	0 0	0 0	0 0	10 10	17 17	0.00 0.00	2.000						

AB	35
R	7
H	12
RBI	6
BB	3
SO	4
LOB	10



Batter	1	2	3	4	5	6	7	8	9	AB	R	H	RBI	BB	SO	LOB	BOTTOM					
Barry Bonds, L OBP: 0.339, SLG: 0.549	2-2 F7		1-0 4-3		4-1 BB		0-0 6-3	2-2 P5		4	0	0	0	1	0	2	<b>Montreal Expos @ Pittsburgh Pirates</b> Three Rivers Stadium, Pittsburgh, PA Sat Jun 04 1988, 7:05 PM EDT Att: 30,669 - Sunny - 65 F					
Jose Lind, R OBP: 0.298, SLG: 0.297	4-2 1B BB		0-1 F8		0-0 4-3		3-2 S 1B		2-2 F9	4	1	1	0	1	0	1						
Andy Van Slyke, L OBP: 0.338, SLG: 0.471	2-3 K		0-3 K			0-1 3B 1B	4-2 1B 1-2 BB		1-3 K	4	1	1	0	1	3	1						
Bobby Bonilla, S OBP: 0.414, SLG: 0.625	0-0 FC1-6 1B			1-0 F7		2-2 1-H 3-1 3B	0-2 1-2 2-H 1B		2-1 4-3	5	1	3	2	0	0	0						
R.J. Reynolds, S OBP: 0.299, SLG: 0.365	0-0 FC1-6			0-0 4-3		3-3 K	0-0 3-1			4	0	0	0	0	1	5						
Sid Bream, L OBP: 0.319, SLG: 0.412		0-1 F8		0-0 1B		0-0 3-1		4-2 BB BB		3	0	1	1	1	0	0						
Michael LaValliere, L OBP: 0.410, SLG: 0.376		0-1 G3-1		1-1 L9		3-H 1-2 1B		3-2 F7		4	0	1	0	0	0	2						
Rafael Belliard, R OBP: 0.338, SLG: 0.338		4-1 BB			2-1 6-3	1-2 F9		4-1 1-2 BB		2	0	0	0	1	0	1						
Randy Milligan, R OBP: 0.363, SLG: 0.369										0	0	0	0	1	0	0						
Felix Fermin, R OBP: 0.306, SLG: 0.226										0	0	0	0	0	0	0						
Doug Drabek, R OBP: 0.143, SLG: 0.214		1-0 5-3			2-3 K		2-2 3-1		0-3 K	1	0	0	0	0	0	1						
Bob Kipper, R OBP: 0.339, SLG: 0.307										0	0	0	0	0	0	0						
Darnell Coles, R OBP: 0.363, SLG: 0.369										1	0	0	0	0	0	0						
Barry Jones, R OBP: 0.291, SLG: 0.379										0	0	0	0	0	0	0						
Junior Ortiz, R OBP: 0.363, SLG: 0.471										0	0	0	0	0	0	0						
Jeff Robinson, R OBP: 0.299, SLG: 0.365										1	0	0	0	0	0	0						
Mike Diaz, R OBP: 0.371, SLG: 0.267										0	0	0	0	0	1	2						
<b>Inning Stats</b>	R: 0 E: 0 K: 1 S: 13	H: 1 LOB: 2 BB: 1 P: 21	R: 0 E: 0 K: 0 S: 6	H: 0 LOB: 1 BB: 1 P: 11	R: 0 E: 0 K: 1 S: 5	H: 0 LOB: 0 BB: 0 P: 7	R: 0 E: 0 K: 0 S: 5	H: 1 LOB: 1 BB: 0 P: 7	R: 0 E: 0 K: 1 S: 7	H: 0 LOB: 1 BB: 1 P: 15	R: 2 E: 0 K: 1 S: 18	H: 3 LOB: 1 BB: 0 P: 25	R: 1 E: 0 K: 0 S: 14	H: 2 LOB: 2 BB: 1 P: 23	R: 0 E: 0 K: 1 S: 14	H: 0 LOB: 0 BB: 2 P: 27	R: 0 E: 0 K: 1 S: 12	H: 0 LOB: 0 BB: 0 P: 17	1B: 6 2B: 0 3B: 1 HR: 0	SF: 0 SAC: 0 DP: 0 HBP: 0	WP: 0 PB: 0 CS: 0	PA: 40
<b>PITCHER</b>	IP WLS BF H R ER SO BB IBB HBP BLK WP HR S P ERA WHIP	IP WLS BF H R ER SO BB IBB HBP BLK WP HR S P ERA WHIP	IP WLS BF H R ER SO BB IBB HBP BLK WP HR S P ERA WHIP	IP WLS BF H R ER SO BB IBB HBP BLK WP HR S P ERA WHIP	IP WLS BF H R ER SO BB IBB HBP BLK WP HR S P ERA WHIP	IP WLS BF H R ER SO BB IBB HBP BLK WP HR S P ERA WHIP	IP WLS BF H R ER SO BB IBB HBP BLK WP HR S P ERA WHIP	IP WLS BF H R ER SO BB IBB HBP BLK WP HR S P ERA WHIP	IP WLS BF H R ER SO BB IBB HBP BLK WP HR S P ERA WHIP	IP WLS BF H R ER SO BB IBB HBP BLK WP HR S P ERA WHIP	IP WLS BF H R ER SO BB IBB HBP BLK WP HR S P ERA WHIP	IP WLS BF H R ER SO BB IBB HBP BLK WP HR S P ERA WHIP	IP WLS BF H R ER SO BB IBB HBP BLK WP HR S P ERA WHIP	IP WLS BF H R ER SO BB IBB HBP BLK WP HR S P ERA WHIP	IP WLS BF H R ER SO BB IBB HBP BLK WP HR S P ERA WHIP	IP WLS BF H R ER SO BB IBB HBP BLK WP HR S P ERA WHIP	IP WLS BF H R ER SO BB IBB HBP BLK WP HR S P ERA WHIP					
Dennis Martinez, R ERA: 2.76	6.2 W	30 3	3 3	4 4	0 0	0 0	0 0	0 0	0 0	0 0	15 15	26 22	0.00 0.000	3.000								
Andy McGaffigan, R ERA: 4.25	1.0 6	1 0	0 0	1 1	2 0	0 0	0 0	0 0	0 0	0 0	15 15	26 22	0.00 0.000	3.000								
Bob McClure, L ERA: 7.71	1.1 S	4 0	0 0	0 0	1 0	0 0	0 0	0 0	0 0	0 0	15 15	22 22	0.00 0.000	0.000								

AB	34
R	3
H	7
RBI	3
BB	6
SO	6
LOB	15





Batter	1	2	3	4	5	6	7	8	9	AB	R	H	RBI	BB	SO	LOB	TOP					
Tim Raines, S OBP: 0.374, SLG: 0.392	G5-3		G4-3		F7			L8		3	0	0	0	1	0	1	<b>Montreal Expos @ Pittsburgh Pirates</b> Three Rivers Stadium, Pittsburgh, PA Sun Jun 05 1988, 3:33 AM EDT Att: 36,305 - Sunny - 75 F					
Herm Winningham, L OBP: 0.344, SLG: 0.286	G4-3		K		F8			L8		4	0	0	0	0	1	2						
Andres Calarraga, R OBP: 0.376, SLG: 0.654	G4-3			HR	2B					3	2	2	1	1	0	0						
Hubie Brooks, R OBP: 0.295, SLG: 0.392		G4-6-3	BB	HR	2H			F9		3	1	1	2	1	0	2						
Tim Wallach, R OBP: 0.307, SLG: 0.384		G4-6-3	BB	CS	BB			F7		2	0	0	0	2	0	0						
Tom Foley, L OBP: 0.288, SLG: 0.280	G4-6-3			F7				F8		4	0	0	0	0	0	3						
Jeff Reed, L OBP: 0.333, SLG: 0.323	G3-1			G1-3				L5		4	0	0	0	0	1	2						
Casey Candaele, S OBP: 0.197, SLG: 0.183			G4-3	SH3-4	1B			P6		3	0	1	0	0	0	0						
Joe Hesketh, R										0	0	0	0	0	0	0						
Jeff Parrett, R										0	0	0	0	0	0	0						
Bryn Smith, R OBP: 0.105, SLG: 0.056			SH3-4		G4-3					1	0	0	0	0	0	0						
Luis Rivera, R OBP: 0.243, SLG: 0.300								CS	1B	1	0	1	0	0	0	0						
<b>Inning Stats</b>	R: 0 E: 0 K: 0 S: 7	H: 0 LOB: 0 BB: 0 P: 13	R: 0 E: 0 K: 0 S: 13	H: 0 LOB: 1 BB: 2 P: 23	R: 0 E: 0 K: 1 S: 9	H: 1 LOB: 1 BB: 0 P: 15	R: 2 E: 0 K: 0 S: 13	H: 2 LOB: 0 BB: 1 P: 20	R: 0 E: 0 K: 0 S: 5	H: 0 LOB: 0 BB: 0 P: 8	R: 1 E: 0 K: 0 S: 11	H: 1 LOB: 0 BB: 0 P: 15	R: 0 E: 0 K: 0 S: 5	H: 0 LOB: 0 BB: 0 P: 7	R: 0 E: 0 K: 1 S: 12	H: 1 LOB: 2 BB: 2 P: 24	R: 0 E: 0 K: 1 S: 11	H: 0 LOB: 0 BB: 0 P: 14	1B: 2 2B: 1 3B: 0 HR: 2	SF: 0 SAC: 1 DP: 1 HBP: 0	WP: 0 PB: 0 CS: 2	PA: 34
<b>PITCHER</b>	IP	WLS	BF	H	R	ER	SO	BB	IBB	HBP	BLK	WP	HR	S	P	ERA	WHIP					
Mike Dunne, R ERA: 4.47	(1, 1)	8.0	L	31	5	3	3	1	5	0	0	0	0	2	75	125	3.38	1.250				
Dave Rucker, L ERA:	(9, 1)	1.0		3	0	0	0	1	0	0	0	0	0	0	11	14	0.00	0.000				

AB 28  
R 3  
H 5  
RBI 3  
BB 5  
SO 2  
LOB 10



Batter	1	2	3	4	5	6	7	8	9	AB	R	H	RBI	BB	SO	LOB	BOTTOM					
Barry Bonds, L OBP: 0.342, SLG: 0.548	HR		K			B1-3		S		4	1	2	0	0	1	0	<b>Montreal Expos @ Pittsburgh Pirates</b> Three Rivers Stadium, Pittsburgh, PA Sun Jun 05 1988, 3:33 AM EDT Att: 36,305 - Sunny - 75 F					
Jose Lind, R OBP: 0.294, SLG: 0.292	P3		G4-3			F7		F9		4	0	0	0	0	0	2						
Andy Van Slyke, L OBP: 0.341, SLG: 0.486	1H				P5			S		4	1	2	2	0	1	1						
Bobby Bonilla, S OBP: 0.407, SLG: 0.613	G4-3				F8			1B		4	0	0	0	0	0	1						
R.J. Reynolds, S OBP: 0.305, SLG: 0.364	G3				F8			P6		3	0	1	0	1	0	0						
Sid Bream, L OBP: 0.319, SLG: 0.417			K							3	0	1	0	0	1	1						
Mike Diaz, R OBP: 0.361, SLG: 0.258					G5-3					1	0	0	0	0	1	1						
Michael LaValliere, L OBP: 0.449, SLG: 0.372										2	0	0	0	0	0	0						
Junior Ortiz, R OBP: 0.375, SLG: 0.469	G4-3							K		1	0	0	0	0	1	1						
Rafael Belliard, R OBP: 0.324, SLG: 0.324			K							3	0	0	0	0	2	1						
Mike Dunne, R ERA: 4.05										2	0	0	0	0	0	0						
John Cangelosi, S OBP: 0.304, SLG: 0.213					F7					1	0	0	0	0	0	0						
Dave Rucker, L ERA: 2.02										0	0	0	0	0	0	0						
<b>Inning Stats</b>	R: 2 E: 0 K: 0 S: 11	H: 2 LOB: 0 BB: 0 P: 15	R: 0 E: 0 K: 2 S: 8	H: 0 LOB: 0 BB: 0 P: 12	R: 0 E: 0 K: 1 S: 5	H: 0 LOB: 0 BB: 0 P: 7	R: 0 E: 0 K: 0 S: 9	H: 1 LOB: 1 BB: 0 P: 15	R: 0 E: 0 K: 1 S: 6	H: 0 LOB: 0 BB: 0 P: 8	R: 0 E: 0 K: 0 S: 8	H: 1 LOB: 1 BB: 0 P: 11	R: 0 E: 0 K: 1 S: 11	H: 1 LOB: 1 BB: 0 P: 15	R: 0 E: 0 K: 1 S: 11	H: 0 LOB: 1 BB: 1 P: 17	R: 0 E: 0 K: 1 S: 7	H: 0 LOB: 1 BB: 1 P: 12	1B: 4 2B: 2 3B: 0 HR: 1	SF: 0 SAC: 0 DP: 1 HBP: 0	WP: 0 PB: 0 CS: 0	PA: 33
<b>PITCHER</b>	IP	WLS	BF	H	R	ER	SO	BB	IBB	HBP	BLK	WP	HR	S	P	ERA	WHIP					
Bryn Smith, R ERA: 4.05	(1, 1)	6.0	W	22	4	2	2	4	0	0	0	0	0	1	47	68	3.00	0.667				
Joe Hesketh, L ERA: 2.6	(7, 1)	2.1		10	2	0	0	2	1	0	0	0	0	25	39	0.00	1.286					
Jeff Parrett, R ERA: 2.02	(9, 1)	0.2	S	1	0	0	0	1	0	0	0	0	0	4	5	0.00	0.000					

AB 32  
R 2  
H 6  
RBI 2  
BB 1  
SO 7  
LOB 8





Batter	1	2	3	4	5	6	7	8	9	AB	R	H	RBI	BB	SO	LOB	TOP																						
Dave Martinez, L (1,8) OBP: 0.290, SLG: 0.311	G6-3	F9					F8	G4-3		5	1	1	0	0	0	1	Chicago Cubs @ Pittsburgh Pirates Three Rivers Stadium, Pittsburgh, PA Tue Jun 07 1988, 7:05 PM EDT Alt. 9,287 - Unknown - 80 F																						
Rafael Palmeiro, L (1,7) OBP: 0.377, SLG: 0.500	F7		G5-4-3			F8	E4	23 BB	5	0	2	0	0	0	1																								
Andre Dawson, R (1,9) OBP: 0.339, SLG: 0.546							FC3-6	F9	3	2	1	2	0	0	2																								
Darrin Jackson, R (7,9) OBP: 0.254, SLG: 0.354			F8				1B		1	0	0	0	0	0	1																								
23 Ryne Sandberg, R (1,4) OBP: 0.301, SLG: 0.442	G6-3		G5-4-3				1B		4	1	1	0	1	0	2																								
Mark Grace, L (1,3) OBP: 0.365, SLG: 0.427							1B	G4-3	5	2	3	1	0	0	2																								
Jody Davis, R (1,2) OBP: 0.385, SLG: 0.521							1B		5	1	2	1	0	0	1																								
Vance Law, R (1,5) OBP: 0.354, SLG: 0.449							1B		5	1	2	1	0	0	4																								
Shawon Dunston, R (1,6) OBP: 0.314, SLG: 0.412							1B		4	0	2	3	1	2	0																								
Greg Maddux, R (1,1) OBP: 0.119, SLG: 0.167									4	0	0	0	0	1	5																								
Pat Perry, L (8,1)									0	0	0	0	0	0	0																								
Rich Gossage, R (9,1)									0	0	0	0	0	0	0																								
<b>Inning Stats</b>	R: 0 E: 0 K: 0 S: 8	H: 0 LOB: 1 BB: 0 P: 15	R: 2 E: 0 K: 0 S: 15	H: 3 LOB: 1 BB: 0 P: 18	R: 0 E: 0 K: 0 S: 3	H: 1 LOB: 0 BB: 0 P: 6	R: 0 E: 0 K: 0 S: 9	H: 1 LOB: 2 BB: 1 P: 17	R: 2 E: 0 K: 0 S: 12	H: 3 LOB: 1 BB: 0 P: 18	R: 1 E: 0 K: 1 S: 9	H: 1 LOB: 0 BB: 0 P: 11	R: 3 E: 1 K: 1 S: 21	H: 4 LOB: 2 BB: 0 P: 31	R: 0 E: 0 K: 0 S: 7	H: 1 LOB: 2 BB: 1 P: 13	R: 0 E: 0 K: 1 S: 9	H: 0 LOB: 0 BB: 0 P: 14	1B: 9 2B: 3 3B: 0 HR: 2	SF: 0 SAC: 0 DP: 1 HBP: 1	WP: 0 PB: 0 SB: 0 CS: 0	PA: 44																	
<b>PITCHER</b>	IP	WLS	BF	H	R	ER	SO	BB	IBB	HBP	BLK	WP	HR	S	P	ERA	WHIP	<b>PITCHER</b>				IP	WLS	BF	H	R	ER	SO	BB	IBB	HBP	BLK	WP	HR	S	P	ERA	WHIP	
Brian Fisher, R (1,1) ERA: 4.77	6.0	L	28	9	5	5	1	0	1	1	0	0	2	56	85	7.50	1.500					6.0	L	28	9	5	5	1	0	1	1	1	0	0	2	56	85	7.50	1.500
Dave Rucker, L (7,1) ERA:	2.0		13	5	3	0	1	1	0	0	0	0	0	28	44	0.00	3.000					2.0		13	5	3	0	1	1	0	0	0	0	28	44	0.00	3.000		
Jeff Robinson, R (9,1) ERA: 2.91	1.0		3	0	0	0	1	0	0	0	0	0	0	9	14	0.00	0.000					1.0		3	0	0	0	1	0	0	0	0	9	14	0.00	0.000			

AB 41  
R 8  
H 14  
RBI 8  
BB 2  
SO 3  
LOB 19



Batter	1	2	3	4	5	6	7	8	9	AB	R	H	RBI	BB	SO	LOB	BOTTOM																					
Barry Bonds, L (1,7) OBP: 0.339, SLG: 0.538	G4-3		K	IBB			K	K		4	0	0	0	1	3	3	Chicago Cubs @ Pittsburgh Pirates Three Rivers Stadium, Pittsburgh, PA Tue Jun 07 1988, 7:05 PM EDT Alt. 9,287 - Unknown - 80 F																					
Jose Lind, R (1,4) OBP: 0.300, SLG: 0.295	G6-3		2B	F8			HR	BB	4	1	2	2	1	0	3																							
Andy Van Slyke, L (1,8) OBP: 0.349, SLG: 0.505								1B	4	1	2	2	1	0	2																							
Jeff Robinson, R (9,1) OBP: 0.222, SLG: 0.125							1B	L1	0	0	0	0	0	0	0																							
Bobby Bonilla, S (1,5) OBP: 0.402, SLG: 0.603							HR		5	0	1	0	0	1	2																							
R.J. Reynolds, S (1,9) OBP: 0.295, SLG: 0.351	F8		G5-3				G4-3		5	0	0	0	0	0	4																							
Michael LaValliere, L (1,2) OBP: 0.397, SLG: 0.365									5	1	1	0	0	0	0																							
Sid Bream, L (1,3) OBP: 0.329, SLG: 0.448									3	1	2	1	0	0	0																							
Rafael Belliard, R (1,6) OBP: 0.325, SLG: 0.324									3	0	1	0	0	0	2																							
Randy Milligan, R (8,PH) OBP: 0.358, SLG: 0.364									1	1	0	0	0	0	2																							
Felix Fermin, R (9,6) OBP: 0.306, SLG: 0.226									0	0	0	0	0	0	0																							
Brian Fisher, R (1,1) Darnell Coles, R (6,PH) Dave Rucker, L (7,1) Mike Diaz, R (8,PH)									2	0	0	0	0	1	3																							
									1	0	0	0	0	0	0																							
									0	0	0	0	0	0	0																							
									0	0	0	0	1	0	0																							
<b>Inning Stats</b>	R: 0 E: 0 K: 0 S: 8	H: 1 LOB: 2 BB: 1 P: 20	R: 0 E: 0 K: 0 S: 10	H: 1 LOB: 0 BB: 0 P: 13	R: 0 E: 0 K: 1 S: 9	H: 2 LOB: 0 BB: 0 P: 12	R: 0 E: 0 K: 1 S: 11	H: 2 LOB: 3 BB: 1 P: 17	R: 0 E: 0 K: 0 S: 3	H: 0 LOB: 0 BB: 0 P: 6	R: 1 E: 0 K: 0 S: 7	H: 1 LOB: 0 BB: 0 P: 12	R: 2 E: 0 K: 1 S: 14	H: 1 LOB: 0 BB: 1 P: 24	R: 2 E: 1 K: 1 S: 15	H: 1 LOB: 2 BB: 1 P: 29	R: 0 E: 0 K: 1 S: 7	H: 0 LOB: 0 BB: 0 P: 10	1B: 5 2B: 2 3B: 0 HR: 2	SF: 0 SAC: 0 DP: 0 HBP: 1	WP: 0 PB: 0 SB: 0 CS: 0	PA: 42																
<b>PITCHER</b>	IP	WLS	BF	H	R	ER	SO	BB	IBB	HBP	BLK	WP	HR	S	P	ERA	WHIP	<b>PITCHER</b>				IP	WLS	BF	H	R	ER	SO	BB	IBB	HBP	BLK	WP	HR	S	P	ERA	WHIP
Greg Maddux, R (1,1) ERA: 2.32	7.1	W	36	8	5	3	3	3	1	1	0	0	2	68	117	3.68	1.500					7.1	W	36	8	5	3	3	3	1	1	0	0	2	68	117	3.68	1.500
Pat Perry, L (8,1) ERA: 5.01	0.2		3	1	0	0	1	0	0	0	0	0	0	9	16	0.00	1.500					0.2		3	1	0	0	1	0	0	0	0	9	16	0.00	1.500		
Rich Gossage, R (9,1) ERA: 3.1	1.0	S	3	0	0	0	1	0	0	0	0	0	0	7	10	0.00	0.000					1.0	S	3	0	0	0	1	0	0	0	0	7	10	0.00	0.000		

AB 37  
R 5  
H 9  
RBI 5  
BB 4  
SO 5  
LOB 21









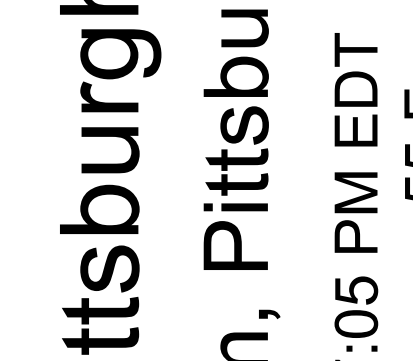
Batter	1	2	3	4	5	6	7	8	9	AB	R	H	RBI	BB	SO	LOB	TOP										
Shawon Dunston, R OBP: 0.308, SLG: 0.403	F7		P3		L9		P3			4	0	0	0	0	0	1	Chicago Cubs @ Pittsburgh Pirates Three Rivers Stadium, Pittsburgh, PA Thu Jun 09 1988, 7:05 PM EDT Alt: 8,200 - Unknown - 55 F										
Rafael Palmeiro, L OBP: 0.369, SLG: 0.484	G6-4-3 BB		F9		L8			F7		3	0	0	0	1	0												
Andre Dawson, R OBP: 0.336, SLG: 0.536	G6-4-3		G6-4-3 1-2		23 CS 1B			P8		4	1	2	0	0	0	1											
23 Ryne Sandberg, R OBP: 0.307, SLG: 0.450		G6-4-3 1B	E5		CS		P6			4	0	2	0	0	0	1											
Jody Davis, R OBP: 0.364, SLG: 0.488	G6-4-3		K				K			4	0	0	0	0	2	3											
Vance Law, R OBP: 0.352, SLG: 0.448		2B			G5-3		P7			4	1	1	0	0	0	0											
Manny Trillo, R OBP: 0.254, SLG: 0.270		2B			P3			F7		2	1	1	0	1	0	0											
Mark Grace, L OBP: 0.366, SLG: 0.426		BB					SH1-4 1B			1	0	0	0	0	0	0											
Darrin Jackson, R OBP: 0.268, SLG: 0.391							P9			4	0	2	2	0	1	1											
Rich Gossage, R								K		0	0	0	0	0	0	0											
Frank DiPino, L		2B								0	0	0	0	0	0	0											
Jamie Moyer, L OBP: 0.115, SLG: 0.042										2	0	0	0	0	1	2											
Les Lancaster, R										0	0	0	0	0	0	0											
Pat Perry, L										0	0	0	0	0	0	0											
Dave Martinez, L OBP: 0.289, SLG: 0.306							SH1-4			0	0	0	0	0	0	0											
<b>Inning Stats</b>	R: 0 E: 0 K: 0 S: 3	H: 0 LOB: 0 BB: 1 P: 8	R: 2 E: 0 K: 1 S: 11	H: 3 LOB: 1 BB: 1 P: 20	R: 1 E: 1 K: 1 S: 15	H: 1 LOB: 1 BB: 0 P: 23	R: 0 E: 0 K: 0 S: 10	H: 1 LOB: 1 BB: 0 P: 11	R: 0 E: 0 K: 1 S: 6	H: 0 LOB: 0 BB: 0 P: 11	R: 0 E: 0 K: 0 S: 7	H: 1 LOB: 1 BB: 0 P: 7	R: 0 E: 0 K: 0 S: 5	H: 1 LOB: 0 BB: 0 P: 10	R: 0 E: 0 K: 1 S: 12	H: 0 LOB: 0 BB: 0 P: 18	1B: 4 2B: 4 3B: 0 HR: 0	SF: 0 SAC: 1 DP: 2 HBP: 0	WP: 0 PB: 0 SB: 3 CS: 1	PA: 36							
<b>PITCHER</b>	IP	WLS	BF	H	R	ER	SO	BB	IBB	HBP	BLK	WP	HR	S	P	ERA	WHIP										
John Smiley, L ERA: 2.92	(1, 1)	7.0	28	7	3	2	3	2	0	0	0	0	0	60	90	2.57	1.286										
Bob Kipper, L ERA: 4.24	(8, 1)	0.1	1	0	0	0	0	0	0	0	0	0	0	1	1	0.00	0.000										
Jim Gott, R ERA: 1.82	(8, 1)	1.2	W	6	1	0	1	0	0	0	0	0	0	16	27	0.00	0.600										

Batter	1	2	3	4	5	6	7	8	9	AB	R	H	RBI	BB	SO	LOB	BOTTOM										
Barry Bonds, L OBP: 0.341, SLG: 0.534	P7		2B 1B		P9			G6-3 BB		4	1	2	2	1	0	0	Chicago Cubs @ Pittsburgh Pirates Three Rivers Stadium, Pittsburgh, PA Thu Jun 09 1988, 7:05 PM EDT Alt: 8,200 - Unknown - 55 F										
Jose Lind, R OBP: 0.298, SLG: 0.295	K		P9		F8			G6-3		4	0	0	0	0	1	2											
Andy Van Slyke, L OBP: 0.343, SLG: 0.500	FC6-4 1B		1-H 2B				K			4	0	2	1	0	1	1											
Bobby Bonilla, S OBP: 0.390, SLG: 0.581	FC6-4		G5-3				F7			4	0	0	0	0	0	3											
Darnell Coles, R OBP: 0.345, SLG: 0.398		G6-3					P6			4	1	1	0	0	1	0											
Randy Milligan, R OBP: 0.353, SLG: 0.371		L4								3	0	1	0	0	0	0											
Sid Bream, L OBP: 0.337, SLG: 0.462								G4-3 FC5-2 2B		1	0	1	1	0	0	0											
Junior Ortiz, R OBP: 0.397, SLG: 0.478										3	0	2	0	0	0	1											
Michael Lavalliere, L OBP: 0.385, SLG: 0.351								G4-3		1	0	0	0	0	0	1											
Rafael Belliard, R OBP: 0.313, SLG: 0.303										2	0	0	0	0	1	2											
Denny Gonzalez, R								K		1	1	0	0	1	1	1											
John Smiley, L OBP: 0.154, SLG: 0.120										2	0	0	0	0	1	0											
Mike Diaz, R OBP: 0.415, SLG: 0.303										1	0	0	0	0	0	1											
Bob Kipper, R										0	0	0	0	0	0	0											
Jim Gott, R										0	0	0	0	0	0	0											
R.J. Reynolds, S OBP: 0.297, SLG: 0.348										1	1	0	0	0	0	2											
<b>Inning Stats</b>	R: 0 E: 0 K: 1 S: 10	H: 1 LOB: 1 BB: 0 P: 15	R: 0 E: 0 K: 1 S: 13	H: 1 LOB: 0 BB: 0 P: 15	R: 1 E: 0 K: 0 S: 11	H: 2 LOB: 1 BB: 0 P: 14	R: 0 E: 0 K: 1 S: 9	H: 1 LOB: 1 BB: 0 P: 13	R: 0 E: 0 K: 1 S: 7	H: 0 LOB: 0 BB: 0 P: 13	R: 0 E: 0 K: 1 S: 9	H: 1 LOB: 1 BB: 0 P: 13	R: 0 E: 0 K: 0 S: 7	H: 0 LOB: 1 BB: 1 P: 17	R: 3 E: 0 K: 0 S: 11	H: 3 LOB: 1 BB: 1 P: 20	1B: 5 2B: 4 3B: 0 HR: 0	SF: 0 SAC: 0 DP: 0 HBP: 0	WP: 0 PB: 0 SB: 0 CS: 0	PA: 37							
<b>PITCHER</b>	IP	WLS	BF	H	R	ER	SO	BB	IBB	HBP	BLK	WP	HR	S	P	ERA	WHIP										
Jamie Moyer, L ERA: 3.22	(1, 1)	6.2	26	6	1	1	6	1	0	0	0	0	0	63	89	1.35	0.900										
Les Lancaster, R ERA: 3.54	(7, 1)	0.2	3	0	0	0	0	1	0	0	0	0	0	5	14	0.00	1.500										
Pat Perry, L ERA: 4.88	(8, 1)	0.2	2	0	0	0	0	0	0	0	0	0	0	3	6	0.00	0.000										
Rich Gossage, R ERA: 3.98	(9, 1)	0.0	2	2	2	2	0	0	0	0	0	0	0	5	7	∞	∞										
Frank DiPino, L ERA: 4.46	(9, 1)	0.2	L	4	1	1	0	1	0	0	0	0	0	6	13	13.50	3.000										

AB 32  
R 3  
H 8  
RBI 2  
BB 2  
SO 4  
LOB 9



AB 35  
R 4  
H 9  
RBI 4  
BB 2  
SO 6  
LOB 14





Batter	1	2	3	4	5	6	7	8	9	AB	R	H	RBI	BB	SO	LOB	TOP
Juan Samuel, R (1.4) OBP: 0.324, SLG: 0.416										4	1	1	1	1	2	3	Philadelphia Phillies @ Pittsburgh Pirates Three Rivers Stadium, Pittsburgh, PA Fri Jun 10 1988, 7:05 PM EDT Att: 20,001 - Unknown - 45 F
Von Hayes, L (1.3) OBP: 0.355, SLG: 0.446										4	0	1	3	0	0	2	
Lance Parrish, R (1.2) OBP: 0.346, SLG: 0.464										4	0	0	0	1	1	2	
Mike Schmidt, R (1.5) OBP: 0.326, SLG: 0.358										3	1	1	1	1	0	0	
Chris James, R (1.9) OBP: 0.295, SLG: 0.454 Kent Tekulve, R (8.1) Steve Bedrosian, R (9.1)										3	2	0	0	1	1	3	
Phil Bradley, R (1.7) OBP: 0.346, SLG: 0.343										5	1	1	0	0	0	2	
Milt Thompson, L (1.8) OBP: 0.335, SLG: 0.317										5	3	3	2	0	1	0	
Steve Jeltz, S (1.6) OBP: 0.319, SLG: 0.293 Darren Daulton, L (8. PH) Luis Aquayo, R (8.6)										2	2	1	1	1	0	0	
Shane Bieber, R (1.1) Darryl Gray, R (1.1) Karl Mays, S (1.1) Wally Ritchie, L (2.1) Bill Almon, R (3.1) Don Carman, R (5.1) Mike Young, S (7.1) Greg Harris, R (7.1) Greg Maddux, R (8.1)										0	0	0	0	0	0	0	
<b>Inning Stats</b>	R: 0 E: 0 K: 2 S: 7	H: 0 LOB: 0 BB: 0 P: 13	R: 4 E: 0 K: 0 S: 14	H: 4 LOB: 1 BB: 0 P: 21	R: 0 E: 1 K: 1 S: 5	H: 0 LOB: 0 BB: 0 P: 8	R: 0 E: 0 K: 1 S: 6	H: 0 LOB: 1 BB: 1 P: 11	R: 2 E: 0 K: 1 S: 10	H: 2 LOB: 1 BB: 1 P: 17	R: 6 E: 0 K: 0 S: 13	H: 5 LOB: 2 BB: 2 P: 28	R: 0 E: 0 K: 0 S: 5	H: 0 LOB: 0 BB: 0 P: 10	1B: 7 2B: 4 3B: 0 HR: 0	SF: 2 SAC: 0 DP: 1 HBP: 2	
<b>PITCHER</b>	IP WLS BF H R ER SO BB IBB HBP BLK WP HR S P ERA WHIP																
Doug Drabek, R (1.1) ERA: 4.55	6.0	26	5	6	6	5	3	0	1	0	0	0	0	51	88	9.00	1.333
Barry Jones, R (7.1) ERA: 2.73	1.1	7	2	2	2	1	1	0	0	0	0	0	0	11	22	13.50	2.250
Jeff Robinson, R (8.1) ERA: 3.52	0.0	L	6	4	3	3	0	0	1	0	0	0	0	6	12	∞	∞
Jim Gott, R (8.1) ERA: 1.78	0.2	2	0	1	1	0	0	0	0	0	0	0	0	2	3	13.50	0.000
Bob Kipper, L (9.1) ERA: 4.07	1.0	3	0	0	0	0	0	0	0	0	0	0	0	5	10	0.00	0.000

Batter	1	2	3	4	5	6	7	8	9	AB	R	H	RBI	BB	SO	LOB	BOTTOM		
Barry Bonds, L (1.7) OBP: 0.347, SLG: 0.533										4	2	2	1	1	0	0	Philadelphia Phillies @ Pittsburgh Pirates Three Rivers Stadium, Pittsburgh, PA Fri Jun 10 1988, 7:05 PM EDT Att: 20,001 - Unknown - 45 F		
Jose Lind, R (1.4) OBP: 0.300, SLG: 0.301										5	1	2	1	0	0	1			
Andy Van Slyke, L (1.8) OBP: 0.340, SLG: 0.502										5	1	1	2	0	1	3			
Bobby Bonilla, S (1.5) OBP: 0.390, SLG: 0.579										4	2	2	2	0	0	2			
Darnell Coles, R (1.9) OBP: 0.347, SLG: 0.398										5	1	2	0	0	1	0			
Randy Milligan, R (1.3) OBP: 0.375, SLG: 0.371 Sid Bream, L (7.3) OBP: 0.339, SLG: 0.459										0	1	0	0	3	0	0			
Junior Ortiz, R (1.2) OBP: 0.375, SLG: 0.486 R.J. Reynolds, S (9. PH) OBP: 0.295, SLG: 0.346										3	0	1	2	1	0	1			
Rafael Belliard, R (1.6) OBP: 0.333, SLG: 0.325 Michael LaValliere, L (9. PH) OBP: 0.382, SLG: 0.351										4	1	3	1	0	0	1			
Doug Drabek, R (1.1) OBP: 0.161, SLG: 0.200 Barry Jones, R (7.1) Jeff Robinson, R (8.1) Jim Gott, R (8.1) Bob Kipper, R (9.1) Mike Diaz, R (9. PH) OBP: 0.500, SLG: 0.294										2	1	0	0	0	0	3			
<b>Inning Stats</b>	R: 5 E: 1 K: 0 S: 22	H: 6 LOB: 1 BB: 1 P: 37	R: 2 E: 0 K: 0 S: 14	H: 1 LOB: 0 BB: 1 P: 24	R: 0 E: 0 K: 0 S: 6	H: 0 LOB: 0 BB: 1 P: 14	R: 0 E: 0 K: 0 S: 7	H: 0 LOB: 0 BB: 0 P: 10	R: 0 E: 0 K: 0 S: 4	H: 1 LOB: 2 BB: 1 P: 11	R: 2 E: 0 K: 2 S: 14	H: 3 LOB: 2 BB: 0 P: 19	R: 0 E: 0 K: 1 S: 10	H: 0 LOB: 0 BB: 0 P: 13	R: 1 E: 0 K: 1 S: 11	H: 2 LOB: 2 BB: 1 P: 15		1B: 10 2B: 2 3B: 1 HR: 0	SF: 2 SAC: 0 DP: 0 HBP: 1
<b>PITCHER</b>	IP WLS BF H R ER SO BB IBB HBP BLK WP HR S P ERA WHIP																		
Shane Rawley, L (1.1) ERA: 4.2	0.1	7	5	5	5	0	1	0	0	0	0	0	0	16	27	135.00	18.000		
Danny Clay, R (1.1) ERA: 2.05	0.2	2	1	0	0	0	0	0	0	0	0	0	0	6	10	0.00	1.500		
Wally Ritchie, L (2.1) ERA: 2.05	3.0	12	1	2	2	0	2	0	0	0	0	0	0	27	48	6.00	1.000		
Don Carman, R (5.1) ERA: 5.12	2.0	10	3	2	2	0	1	0	1	0	0	0	0	18	30	9.00	2.000		
Greg Harris, R (7.1) ERA: 2.59	1.0	W	5	1	0	0	2	1	0	0	0	0	0	10	19	0.00	2.000		
Kent Tekulve, R (8.1) ERA: 3.93	1.0	S	3	0	0	0	0	0	0	0	0	0	0	6	6	0.00	0.000		
Steve Bedrosian, R (9.1) ERA: 4.7	1.0	S	3	0	0	0	0	0	0	0	0	0	0	6	6	0.00	0.000		





Batter	1	2	3	4	5	6	7	8	9	AB	R	H	RBI	BB	SO	LOB	TOP			
Juan Samuel, R (1,4) OBP: 0.330, SLG: 0.417	L4	L4		BB		L4			FC3-6 BB	4	0	2	1	1	0	1	Philadelphia Phillies @ Pittsburgh Pirates Three Rivers Stadium, Pittsburgh, PA Sat Jun 11 1988, 7:05 PM EDT Att: 19,926 - Sunny - 77 F			
Von Hayes, L (1,3) OBP: 0.361, SLG: 0.441	1B FC4-6 BB	2H 1B BB		FC5-4 BB		K			FC3-6 BB	2	1	0	0	3	1	2				
Lance Parrish, R (1,2) OBP: 0.326, SLG: 0.459	FC4-6 BB	L8		FC5-4					K	4	0	1	0	1	1	7				
Mike Schmidt, R (1,5) OBP: 0.328, SLG: 0.353	FC4-6 BB		F8		G5-3		L8			3	0	0	0	2	0	1				
Phil Bradley, R (1,7) OBP: 0.339, SLG: 0.335	FC4-6		F9		K		K		G4-3	5	0	0	1	0	2	6				
Mike Young, S (1,9) OBP: 0.303, SLG: 0.362	G3-1		G4-3		G4-3				G3-1	4	0	0	0	0	0	2				
Milt Thompson, L (1,8) OBP: 0.333, SLG: 0.315		G4-3		CS 1B		G5-3		G6-3		4	0	1	0	0	0	0				
Steve Jeltz, S (1,6) OBP: 0.331, SLG: 0.290		SH2-4 1B BB		BB 1B BB				G5-3		1	1	0	0	3	0	0				
David Palmer, R (1,1) OBP: 0.250, SLG: 0.833		SH2-4		P3		P5			FC3-6 BB	1	0	0	0	0	0	1				
Wally Ritchie, L (5,1) OBP: 0.222, SLG: 0.250										0	0	0	0	0	0	0				
Keith Miller, S (6,PH) OBP: 0.222, SLG: 0.250										1	0	0	0	0	0	1				
Danny Clay, R (6,1) OBP: 0.290, SLG: 0.222										0	0	0	0	0	0	0				
Greg Gross, L (9,PH)										1	0	1	0	0	0	0				
<b>Inning Stats</b>	R: 1 E: 0 K: 0 S: 15	H: 1 LOB: 2 BB: 2 P: 29	R: 1 E: 0 K: 0 S: 11	H: 1 LOB: 2 BB: 2 P: 23	R: 0 E: 0 K: 0 S: 6	H: 0 LOB: 0 BB: 0 P: 10	R: 0 E: 0 K: 1 S: 5	H: 2 LOB: 3 BB: 2 P: 26	R: 0 E: 0 K: 0 S: 10	H: 0 LOB: 1 BB: 1 P: 18	R: 0 E: 0 K: 2 S: 10	H: 0 LOB: 1 BB: 1 P: 16	R: 0 E: 0 K: 0 S: 4	H: 0 LOB: 0 BB: 0 P: 6	R: 0 E: 0 K: 1 S: 11	H: 1 LOB: 3 BB: 2 P: 23	1B: 5 2B: 0 3B: 0 HR: 0	SF: 0 SAC: 1 DP: 0 HBP: 0	WP: 0 PB: 0 CS: 1	PA: 41
<b>PITCHER</b> Mike Dunne, R (1,1) ERA: 4.1	IP: 9.0 WLS: W BF: 41 H: 5 R: 2 ER: 2 SO: 4	BB: 10 IBB: 0 HBP: 0 BLK: 0	WP: 0 HR: 0 S: 83 P: 158	ERA: 2.00 WHIP: 1.667																

Batter	1	2	3	4	5	6	7	8	9	AB	R	H	RBI	BB	SO	LOB	BOTTOM			
Barry Bonds, L (1,7) OBP: 0.348, SLG: 0.530	HR 1B		F7		G4-3 1B	F9	F5			5	2	2	0	0	0	2	Philadelphia Phillies @ Pittsburgh Pirates Three Rivers Stadium, Pittsburgh, PA Sat Jun 11 1988, 7:05 PM EDT Att: 19,926 - Sunny - 77 F			
Jose Lind, R (1,4) OBP: 0.305, SLG: 0.311	K			2B	E5 G4-3 1B	1B		G4-3		5	1	3	0	0	1	1				
Andy Van Slyke, L (1,8) OBP: 0.349, SLG: 0.520	HR			BB	G4-3	1B				4	1	3	4	1	0	1				
Bobby Bonilla, S (1,5) OBP: 0.386, SLG: 0.569	G4-3			BB	G4-3	1B				4	1	0	0	1	2	5				
Darnell Coles, R (1,9) OBP: 0.341, SLG: 0.388	F9			G5-3	S 1B	G4-3		F8		5	0	1	1	0	0	3				
Sid Bream, L (1,3) OBP: 0.343, SLG: 0.488		F7		2B	SF8			HR		3	1	2	2	0	0	0				
Michael LaValliere, L (1,2) OBP: 0.391, SLG: 0.346		G6-3		G4-6-3 IBB	BB			BB		1	0	0	0	3	0	0				
Rafael Belliard, R (1,6) OBP: 0.319, SLG: 0.310		G3-1		G4-6-3	L8			F3		4	0	0	0	0	0	5				
Mike Dunne, R (1,1) OBP: 0.105, SLG: 0.059		G6-3			1B E 1B	1B BB		F7		3	2	1	0	1	0	1				
<b>Inning Stats</b>	R: 2 E: 0 K: 1 S: 14	H: 2 LOB: 0 BB: 0 P: 21	R: 0 E: 0 K: 0 S: 4	H: 0 LOB: 0 BB: 0 P: 6	R: 0 E: 0 K: 1 S: 12	H: 1 LOB: 2 BB: 1 P: 20	R: 0 E: 0 K: 0 S: 6	H: 1 LOB: 1 BB: 1 P: 14	R: 4 E: 1 K: 0 S: 13	H: 4 LOB: 2 BB: 2 P: 26	R: 1 E: 0 K: 1 S: 15	H: 2 LOB: 2 BB: 1 P: 28	R: 1 E: 0 K: 0 S: 11	H: 1 LOB: 1 BB: 1 P: 20	R: 0 E: 0 K: 0 S: 5	H: 1 LOB: 1 BB: 0 P: 9		1B: 8 2B: 2 3B: 0 HR: 2	SF: 1 SAC: 0 DP: 1 HBP: 0	WP: 0 PB: 0 CS: 0
<b>PITCHER</b> David Palmer, R (1,1) ERA: 5.07	IP: 4.1 WLS: L BF: 23 H: 8 R: 6 ER: 6 SO: 2	BB: 1 IBB: 2 HBP: 0 BLK: 0	WP: 0 HR: 1 S: 45 P: 76	ERA: 12.46 WHIP: 2.077																
Wally Ritchie, L (5,1) ERA: 1.99	IP: 0.2 WLS: 3 BF: 0 H: 0 R: 0 ER: 0 SO: 0	BB: 1 IBB: 0 HBP: 0 BLK: 0	WP: 0 HR: 0 S: 4 P: 11	ERA: 0.00 WHIP: 1.500																
Danny Clay, R (6,1) ERA: 5.27	IP: 3.0 WLS: 15 BF: 4 H: 2 R: 2 ER: 2 SO: 1	BB: 2 IBB: 0 HBP: 0 BLK: 0	WP: 0 HR: 1 S: 31 P: 57	ERA: 6.00 WHIP: 2.000																











Batter	1	2	3	4	5	6	7	8	9	AB	R	H	RBI	BB	SO	LOB	TOP								
Barry Bonds, L OBP: 0.358, SLG: 0.543	4-3		K			F9		SF9 2B	IBB	4	1	1	0	1	1	0	<b>Pittsburgh Pirates @ Chicago Cubs</b> Wrigley Field, Chicago, IL Tue Jun 14 1988, 3:33 AM CDT Att: 28,077 - Sunny - 92 F								
Jose Lind, R OBP: 0.300, SLG: 0.306	G3			1-3		K		3-1	F7	5	0	0	0	0	1	4									
Andy Van Slyke, L OBP: 0.347, SLG: 0.515	K			K				SF9		3	0	1	1	0	2	0									
Bobby Bonilla, S OBP: 0.386, SLG: 0.586		F3		HR				F8		3	1	1	1	1	0	0									
Darnell Coles, R OBP: 0.346, SLG: 0.439		HR		HR		G6-4-3 IBB			HR	3	3	2	2	1	0	2									
Randy Milligan, R OBP: 0.385, SLG: 0.417	F9			BB					4-3	2	1	1	2	1	0	0									
Sid Bream, L OBP: 0.337, SLG: 0.480				HR						1	0	0	0	0	0	0									
Junior Ortiz, R OBP: 0.368, SLG: 0.473	5-3			K		G5-4-3 BB			4-3	4	0	1	0	0	1	1									
Rafael Belliard, R OBP: 0.327, SLG: 0.304			CS 1B						E3	3	0	1	0	1	1	1									
John Smiley, L OBP: 0.143, SLG: 0.111			K						SH1-3	2	0	0	0	0	2	1									
Barry Jones, R OBP: 0.143, SLG: 0.111			K						SH1-3	1	0	0	0	0	0	1									
Bob Kipper, R OBP: 0.143, SLG: 0.111										0	0	0	0	0	0	0									
Jeff Robinson, R OBP: 0.222, SLG: 0.125										0	0	0	0	0	0	0									
<b>Inning Stats</b>	R: 0 E: 0 K: 1 S: 8	H: 0 LOB: 0 BB: 0 P: 12	R: 1 E: 0 K: 0 S: 10	H: 1 LOB: 0 BB: 0 P: 18	R: 0 E: 0 K: 2 S: 9	H: 1 LOB: 0 BB: 0 P: 12	R: 3 E: 0 K: 2 S: 12	H: 2 LOB: 0 BB: 1 P: 20	R: 0 E: 0 K: 2 S: 8	H: 1 LOB: 1 BB: 0 P: 16	R: 0 E: 0 K: 0 S: 4	H: 0 LOB: 1 BB: 2 P: 13	R: 1 E: 0 K: 0 S: 7	H: 1 LOB: 0 BB: 0 P: 13	R: 1 E: 1 K: 0 S: 11	H: 2 LOB: 3 BB: 1 P: 22	1B: 2 2B: 2 3B: 0 HR: 4	SF: 1 SAC: 1 DP: 2 HBP: 0	WP: 0 PB: 0 SB: 0 CS: 1	PA: 38					
<b>PITCHER</b>	IP	WLS	BF	H	R	ER	SO	BB	IBB	HBP	BLK	WP	HR	S	P	ERA	WHIP								
Jamie Moyer, L ERA: 3.46	5.0	L	19	4	4	4	7	1	0	0	0	0	3	47	73	7.20	1.000								
Les Lancaster, R ERA: 3.32	2.0		8	1	0	0	1	2	1	0	0	0	0	10	29	0.00	1.500								
Pat Perry, L ERA: 4.66	1.1		8	3	2	2	0	0	0	0	0	0	1	15	27	13.50	2.250								
Rich Gossage, R ERA: 3.74	0.2		3	0	0	0	0	0	1	0	0	0	0	3	8	0.00	0.000								


Batter	1	2	3	4	5	6	7	8	9	AB	R	H	RBI	BB	SO	LOB	BOTTOM								
Shawon Dunston, R OBP: 0.316, SLG: 0.419	4-3		F3			HR		FC6-4 1B		5	1	2	1	0	0	1	<b>Pittsburgh Pirates @ Chicago Cubs</b> Wrigley Field, Chicago, IL Tue Jun 14 1988, 3:33 AM CDT Att: 28,077 - Sunny - 92 F								
Rafael Palmeiro, L OBP: 0.366, SLG: 0.484	E6 1B		1-3		S 1B	G6-4-3 1B			4-3	5	1	1	0	0	0	2									
Andre Dawson, R OBP: 0.336, SLG: 0.512	1B		K							4	1	2	0	1	1	0									
23 Ryne Sandberg, R OBP: 0.315, SLG: 0.442	K			5-3	F7				K	5	0	0	0	0	3	5									
Vance Law, R OBP: 0.364, SLG: 0.446	6-3		K		1B				1B	5	0	3	1	0	1	2									
Jody Davis, R OBP: 0.336, SLG: 0.449			K		E5 1B					3	0	1	1	0	1	0									
Les Lancaster, R OBP: 0.336, SLG: 0.449										0	0	0	0	0	0	0									
Jerry Humphrey, S OBP: 0.184, SLG: 0.157										0	0	0	0	0	0	0									
Pat Perry, L OBP: 0.184, SLG: 0.157										0	0	0	0	0	0	0									
Rich Gossage, R OBP: 0.148, SLG: 0.115										0	0	0	0	0	0	0									
Rick Sutcliffe, L OBP: 0.148, SLG: 0.115										1	0	0	0	0	0	2									
Mark Grace, L OBP: 0.393, SLG: 0.453										3	0	2	0	1	0	2									
Darrin Jackson, R OBP: 0.263, SLG: 0.423										2	0	0	0	0	0	3									
Dave Martinez, L OBP: 0.293, SLG: 0.306										1	0	0	0	0	0	0									
Manny Trillo, R OBP: 0.246, SLG: 0.262										1	0	0	0	0	0	1									
Jamie Moyer, L OBP: 0.111, SLG: 0.040										1	0	0	0	0	1	1									
Jim Sundberg, R OBP: 0.378, SLG: 0.378										2	0	1	0	0	0	0									
Damon Berryhill, S OBP: 0.279, SLG: 0.385										1	0	0	0	0	1	1									
<b>Inning Stats</b>	R: 0 E: 1 K: 1 S: 11	H: 1 LOB: 2 BB: 0 P: 18	R: 0 E: 0 K: 2 S: 9	H: 0 LOB: 1 BB: 1 P: 16	R: 0 E: 0 K: 1 S: 6	H: 0 LOB: 0 BB: 0 P: 8	R: 0 E: 1 K: 1 S: 10	H: 1 LOB: 2 BB: 0 P: 13	R: 3 E: 0 K: 0 S: 20	H: 5 LOB: 2 BB: 0 P: 27	R: 0 E: 0 K: 0 S: 6	H: 2 LOB: 1 BB: 0 P: 9	R: 0 E: 0 K: 1 S: 10	H: 1 LOB: 1 BB: 0 P: 16	R: 0 E: 0 K: 1 S: 6	H: 1 LOB: 0 BB: 0 P: 11	R: 0 E: 0 K: 1 S: 7	H: 1 LOB: 2 BB: 1 P: 13	1B: 11 2B: 0 3B: 0 HR: 1	SF: 0 SAC: 0 DP: 1 HBP: 0	WP: 3 PB: 0 SB: 1 CS: 0	PA: 42			
<b>PITCHER</b>	IP	WLS	BF	H	R	ER	SO	BB	IBB	HBP	BLK	WP	HR	S	P	ERA	WHIP								
John Smiley, L ERA: 3.06	5.0	W	25	7	3	3	5	1	0	0	0	1	1	56	82	5.40	1.600								
Barry Jones, R ERA: 2.53	2.0		8	3	0	0	1	0	0	0	0	1	0	16	25	0.00	1.500								
Bob Kipper, L ERA: 4.07	0.0		1	1	0	0	0	0	0	0	0	0	0	1	2	∞	∞								
Jeff Robinson, R ERA: 3.4	2.0	S	8	1	0	0	2	1	0	0	0	1	0	12	22	0.00	1.000								





Batter	1	2	3	4	5	6	7	8	9	AB	R	H	RBI	BB	SO	LOB	TOP								
<b>Barry Bonds, L</b> (1, 7) OBP: 0.356, SLG: 0.543	F8		E3 1B 1-3		1-3		2B			4	0	1	0	0	0	1	<b>Pittsburgh Pirates @ Chicago Cubs</b> Wrigley Field, Chicago, IL Wed Jun 15 1988, 3:33 AM CDT Att: 26,126 - Sunny - 89 F								
<b>Jose Lind, R</b> (1, 4) OBP: 0.299, SLG: 0.303	F8		K			1B 2B BB	F7			3	1	0	0	1	1	3									
<b>Andy Van Slyke, L</b> (1, 8) OBP: 0.349, SLG: 0.515	K		1B			SF8 1B	F8			4	1	2	1	0	1	0									
<b>Bobby Bonilla, S</b> (1, 5) OBP: 0.388, SLG: 0.588		F7 L9				SF8 1B 2B	G6-4-3 BB			3	1	1	1	1	0	2									
<b>Darnell Coles, R</b> (1, 9) OBP: 0.336, SLG: 0.427		K		6-3		SF8	G6-4-3 BB			3	0	0	1	0	1	1									
<b>Jim Gott, R</b> (8, 1)										0	0	0	0	0	0	0									
<b>Dave Rucker, L</b> (8, 1)										0	0	0	0	0	0	0									
<b>Sid Bream, L</b> (1, 3) OBP: 0.340, SLG: 0.480	1B			5-3		CS 1B	L4			4	0	2	1	0	0	0									
<b>Michael LaValliere, L</b> (1, 2) OBP: 0.382, SLG: 0.347	G3			5-3		F9	F8			4	0	0	0	0	0	2									
<b>Rafael Belliard, R</b> (1, 6) OBP: 0.327, SLG: 0.298			1B BB			F8	4-3		F8	2	1	0	0	1	0	0									
<b>Mike Diaz, R</b> (9, PH) OBP: 0.366, SLG: 0.278										1	0	0	0	0	0	0									
<b>Doug Drabek, R</b> (1, 1) OBP: 0.147, SLG: 0.182			K			F8				3	0	0	0	0	2	1									
<b>Jeff Robinson, R</b> (7, 1) OBP: 0.222, SLG: 0.125										0	0	0	0	0	0	0									
<b>R.J. Reynolds, S</b> (8, 9) OBP: 0.291, SLG: 0.341										0	0	0	0	0	0	0									
<b>Inning Stats</b>	R: 0 E: 0 K: 1 S: 6	H: 0 LOB: 0 BB: 0 P: 11	R: 0 E: 0 K: 1 S: 10	H: 1 LOB: 1 BB: 0 P: 17	R: 1 E: 1 K: 2 S: 17	H: 1 LOB: 2 BB: 1 P: 29	R: 0 E: 0 K: 0 S: 5	H: 0 LOB: 0 BB: 0 P: 9	R: 0 E: 0 K: 0 S: 5	H: 0 LOB: 0 BB: 0 P: 6	R: 3 E: 0 K: 0 S: 14	H: 3 LOB: 0 BB: 1 P: 23	R: 0 E: 0 K: 1 S: 7	H: 1 LOB: 1 BB: 0 P: 8	R: 0 E: 0 K: 0 S: 7	H: 0 LOB: 0 BB: 1 P: 13	R: 0 E: 0 K: 0 S: 6	H: 0 LOB: 0 BB: 0 P: 9	1B: 4 2B: 2 3B: 0 HR: 0	SF: 1 SAC: 0 DP: 1 HBP: 0	WP: 0 PB: 0 SB: 0 CS: 1	PA: 35			
<b>PITCHER</b>	IP	WLS	BF	H	R	ER	SO	BB	IBB	HBP	BLK	WP	HR	S	P	ERA	WHIP								
<b>Jeff Pico, R</b> (1, 1) ERA: 3.42	5.1		23	4	4	3	4	2	0	0	0	0	0	50	84	5.06	1.125								
<b>Frank DiPino, L</b> (8, 1) ERA: 3.98	1.2		6	2	0	0	1	0	0	0	0	0	0	14	19	0.00	1.200								
<b>Pat Perry, L</b> (8, 1) ERA: 4.5	1.0	W	3	0	0	0	0	1	0	0	0	0	0	7	13	0.00	1.000								
<b>Rich Gossage, R</b> (9, 1) ERA: 3.57	1.0	S	3	0	0	0	0	0	0	0	0	0	0	6	9	0.00	0.000								

Batter	1	2	3	4	5	6	7	8	9	AB	R	H	RBI	BB	SO	LOB	BOTTOM								
<b>Dave Martinez, L</b> (1, 8) OBP: 0.288, SLG: 0.299	3-1		4-3			4-3		4-3		4	0	0	0	0	0	0	<b>Pittsburgh Pirates @ Chicago Cubs</b> Wrigley Field, Chicago, IL Wed Jun 15 1988, 3:33 AM CDT Att: 26,126 - Sunny - 89 F								
<b>Darrin Jackson, R</b> (8, PH) OBP: 0.259, SLG: 0.418								K		1	0	0	0	0	1	3									
<b>Rafael Palmeiro, L</b> (1, 7) OBP: 0.364, SLG: 0.480	F7					L4		23 1B		4	0	1	0	0	0	0									
<b>Andre Dawson, R</b> (1, 9) OBP: 0.335, SLG: 0.506	F8					6-3		23 1B BB		3	1	0	0	1	0	0									
<b>23 Ryne Sandberg, R</b> (1, 4) OBP: 0.321, SLG: 0.445		L5				SH1-3 SF9 BB		1B		3	2	2	0	1	0	0									
<b>Mark Grace, L</b> (1, 3) OBP: 0.395, SLG: 0.450	F8					SF9 SH1-3 1B		BB 1B IBB		3	1	1	0	1	0	1									
<b>Vance Law, R</b> (1, 5) OBP: 0.367, SLG: 0.449	6-3					SH1-3		BB 1B		3	2	2	2	0	0	0									
<b>Jody Davis, R</b> (1, 2) OBP: 0.348, SLG: 0.450			6-3			FC6-4 1B		1B BB		2	0	1	0	2	0	0									
<b>Shawon Dunston, R</b> (1, 6) OBP: 0.320, SLG: 0.435			HR			FC6-4 CS		BB 1B		3	1	2	5	0	0	1									
<b>Jeff Pico, R</b> (1, 1) ERA: 3.11, SLG: 0.111			6-3			FC6		1B		2	0	0	0	0	0	1									
<b>Frank DiPino, L</b> (8, 1) ERA: 3.92						1-2 3-H 2-2		1-2 2-3 3-H		0	0	0	0	0	0	0									
<b>Jerry Mumphrey, S</b> (7, PH) OBP: 0.176, SLG: 0.162										1	0	0	0	0	0	2									
<b>Pat Perry, L</b> (8, 1) ERA: 2.9										0	0	0	0	0	0	0									
<b>Damon Berryhill, S</b> (8, PH) OBP: 0.292, SLG: 0.265										0	0	0	0	1	0	0									
<b>Rich Gossage, R</b> (9, 1) ERA: 3.57										0	0	0	0	0	0	0									
<b>Inning Stats</b>	R: 0 E: 0 K: 0 S: 5	H: 0 LOB: 0 BB: 0 P: 8	R: 0 E: 0 K: 0 S: 6	H: 0 LOB: 0 BB: 0 P: 12	R: 1 E: 0 K: 0 S: 12	H: 1 LOB: 0 BB: 0 P: 18	R: 0 E: 0 K: 0 S: 11	H: 1 LOB: 1 BB: 0 P: 17	R: 1 E: 0 K: 0 S: 13	H: 2 LOB: 0 BB: 0 P: 14	R: 0 E: 0 K: 0 S: 4	H: 0 LOB: 0 BB: 0 P: 8	R: 1 E: 0 K: 0 S: 11	H: 1 LOB: 2 BB: 2 P: 20	R: 4 E: 0 K: 1 S: 16	H: 4 LOB: 3 BB: 4 P: 38	R: 0 E: 0 K: 0 S: 6	H: 0 LOB: 0 BB: 0 P: 9	1B: 8 2B: 0 3B: 0 HR: 1	SF: 1 SAC: 1 DP: 0 HBP: 0	WP: 0 PB: 0 SB: 1 CS: 1	PA: 37			
<b>PITCHER</b>	IP	WLS	BF	H	R	ER	SO	BB	IBB	HBP	BLK	WP	HR	S	P	ERA	WHIP								
<b>Doug Drabek, R</b> (1, 1) ERA: 4.53	6.1		24	5	3	3	0	1	0	0	0	0	0	57	88	4.26	0.947								
<b>Jeff Robinson, R</b> (7, 1) ERA: 3.92	0.2		3	0	0	0	0	1	0	0	0	0	0	5	9	0.00	1.500								
<b>Jim Gott, R</b> (8, 1) ERA: 2.9	0.2	L	9	4	4	4	0	3	1	0	0	0	0	13	34	54.00	10.500								
<b>Dave Rucker, L</b> (8, 1) ERA: 4.5	0.1		1	0	0	0	1	0	0	0	0	0	0	3	4	0.00	0.000								










Batter	1	2	3	4	5	6	7	8	9	AB	R	H	RBI	BB	SO	LOB	TOP					
Vince Coleman, S (1, 7) OBP: 0.338, SLG: 0.414	G1-3		B1-5 3B			BLK S FC3 1B	L6		G4-3 1B	5	1	3	0	0	0	1						
Ozzie Smith, S (1, 6) OBP: 0.358, SLG: 0.351	1B		B1-5 3-H			G6-3	G5-3		G4-3	5	1	1	0	0	0	4						
Willie McGee, S (1, 8) OBP: 0.358, SLG: 0.399	1-H			1B S G4-6-3 1B		FC3 E S SF9	F9		K	5	2	2	2	0	1	3						
Tom Brunansky, R (1, 9) OBP: 0.368, SLG: 0.410	K			3-2 1-3 1B G4-6-3		E5			K	5	0	1	0	0	3	3						
Tony Peña, R (1, 2) OBP: 0.305, SLG: 0.393	G5-3			G4-6-3 1-2 3-H		SF9			E5 1B 1B	3	0	0	1	0	0	2						
José Oquendo, S (1, 5) OBP: 0.335, SLG: 0.329		B5-3		G3		F6			F5	4	0	0	0	0	0	2						
Tom Pagnozzi, R (1, 3) OBP: 0.333, SLG: 0.344		K				F9			1B 1B	3	1	1	0	1	1	0						
Luis Alicea, S (1, 4) OBP: 0.285, SLG: 0.292		G4-3				G4-3			1-2 2B 3B	4	1	2	1	0	0	0						
John Tudor, L (1, 1) OBP: 0.200, SLG: 0.091 (7, PH)				P4		G5-3			G1-3	2	0	0	0	0	0	0						
Duane Walker, L (7, PH) OBP: 0.357, SLG: 0.250 (7, PH)									WP 3-H 2B	0	0	0	0	0	0	0						
Bob Horner, R (7, PH) OBP: 0.348, SLG: 0.354 (7, PH)										1	0	1	1	0	0	0						
Joe Magrane, R (7, PR) OBP: 0.300, SLG: 0.667 (7, 1)										0	0	0	0	0	0	0						
Scott Terry, R (7, 1)										1	0	0	0	0	0	3						
<b>Inning Stats</b>	R: 1 E: 0 K: 1 S: 10	H: 2 LOB: 1 BB: 0 P: 15	R: 0 E: 0 K: 1 S: 8	H: 0 LOB: 0 BB: 0 P: 10	R: 0 E: 0 K: 0 S: 5	H: 1 LOB: 0 BB: 0 P: 6	R: 1 E: 0 K: 0 S: 7	H: 2 LOB: 0 BB: 0 P: 12	R: 0 E: 0 K: 0 S: 8	H: 0 LOB: 0 BB: 0 P: 12	R: 2 E: 1 K: 0 S: 13	H: 1 LOB: 1 BB: 0 P: 18	R: 2 E: 0 K: 0 S: 18	H: 2 LOB: 2 BB: 1 P: 31	R: 0 E: 1 K: 1 S: 10	H: 2 LOB: 3 BB: 0 P: 10	R: 0 E: 0 K: 2 S: 9	H: 1 LOB: 1 BB: 0 P: 12	1B: 8 2B: 2 3B: 2 HR: 0	SF: 1 SAC: 0 DP: 2 HBP: 0	WP: 1 PB: 0 SB: 5 CS: 0	PA: 40
<b>PITCHER</b>	IP WLS BF H R ER SO BB IBB HBP BLK WP HR S P ERA WHIP																					
Brian Fisher, R (1, 1) ERA: 5.21	6.0 L 26 7 6 5 2 1 0 0 0 1 0 0 58 86 7.50 1.333																					
Dave Rucker, L (7, 1) ERA:	1.0 4 1 0 0 0 0 0 0 0 0 1 0 11 18 0.00 1.000																					
Barry Jones, R (8, 1) ERA: 2.45	1.0 6 2 0 0 1 0 0 0 0 0 0 0 10 10 0.00 2.000																					
Jim Gott, R (9, 1) ERA: 2.81	1.0 4 1 0 0 2 0 0 0 0 0 0 0 9 12 0.00 1.000																					

**St. Louis Cardinals @ Pittsburgh Pirates**  
Three Rivers Stadium, Pittsburgh, PA  
Sat Jun 18 1988, 7:05 PM EDT  
Att: 36,682 - Unknown - 75 F


AB 38  
R 6  
H 11  
RBI 5  
BB 1  
SO 5  
LOB 18



Batter	1	2	3	4	5	6	7	8	9	AB	R	H	RBI	BB	SO	LOB	BOTTOM					
Jose Lind, R (1, 4) OBP: 0.303, SLG: 0.310	G3-1 BLK 1B		G3 2B		G5-3		2B 1B		K	5	0	3	0	0	1	0						
Andy Van Slyke, L (1, 8) OBP: 0.348, SLG: 0.522	G3-1 1-3		G3 2-3		HR		2B 2B		F7	5	1	2	1	0	0	2						
Mike Diaz, R (1, 7) OBP: 0.392, SLG: 0.268	G5-4-3 BB		BB		P6		F9			2	0	0	0	2	0	2						
Bobby Bonilla, S (1, 5) OBP: 0.389, SLG: 0.581	G5-4-3 1-2		F8		F8				G4-3	4	0	0	0	0	0	4						
Darnell Coles, R (1, 9) OBP: 0.331, SLG: 0.419				K		PO G4-6-3 BB			F8	3	0	1	0	1	1	0						
Randy Milligan, R (1, 3) OBP: 0.385, SLG: 0.408 (9, 1)				G6-3 1B		F7			G6-3	4	0	1	0	0	1	2						
Junior Ortiz, R (1, 2) OBP: 0.359, SLG: 0.463 (9, PH)				G6-3 1B		G4-6-3			G4-3	3	0	1	0	0	0	2						
Michael LaValliere, L (9, PH) OBP: 0.379, SLG: 0.345				P4		G4-6-3			G4-3	1	0	0	0	0	0	0						
Rafael Belliard, R (1, 6) OBP: 0.315, SLG: 0.286 (6, PH)				G6-3		PO			HR	2	0	0	0	0	0	3						
Denny Gonzalez, R (7, 6) OBP: 0.500, SLG: 0.333 (7, 6)				G6-3		G5-3			HR	1	1	0	0	1	0	0						
Brian Fisher, R (1, 1) OBP: 0.174, SLG: 0.050 (7, 1)				K					HR	2	0	1	0	0	1	0						
R.J. Reynolds, S (7, PH) OBP: 0.288, SLG: 0.336 (8, 1)				1B						0	0	0	0	0	0	0						
Barry Jones, R (8, 1)										1	1	1	2	0	0	0						
Sid Bream, L (9, 3) OBP: 0.337, SLG: 0.489										0	0	0	0	0	0	0						
<b>Inning Stats</b>	R: 0 E: 0 K: 0 S: 6	H: 1 LOB: 1 BB: 1 P: 13	R: 0 E: 0 K: 1 S: 11	H: 1 LOB: 0 BB: 0 P: 17	R: 0 E: 0 K: 1 S: 10	H: 1 LOB: 2 BB: 1 P: 15	R: 0 E: 0 K: 1 S: 8	H: 3 LOB: 3 BB: 0 P: 11	R: 1 E: 0 K: 0 S: 9	H: 1 LOB: 0 BB: 0 P: 11	R: 0 E: 0 K: 0 S: 8	H: 0 LOB: 0 BB: 1 P: 16	R: 0 E: 0 K: 1 S: 11	H: 2 LOB: 2 BB: 0 P: 20	R: 0 E: 0 K: 0 S: 6	H: 0 LOB: 0 BB: 0 P: 7	R: 2 E: 0 K: 1 S: 11	H: 1 LOB: 0 BB: 1 P: 20	1B: 5 2B: 3 3B: 0 HR: 2	SF: 0 SAC: 0 DP: 1 HBP: 0	WP: 0 PB: 0 SB: 0 CS: 0	PA: 39
<b>PITCHER</b>	IP WLS BF H R ER SO BB IBB HBP BLK WP HR S P ERA WHIP																					
John Tudor, L (1, 1) ERA: 1.21	6.0 W 25 7 1 1 3 3 0 0 0 1 0 1 52 83 1.50 1.667																					
Scott Terry, R (7, 1) ERA: 3.92	3.0 S 13 3 2 2 2 1 0 0 0 0 1 28 47 6.00 1.333																					

**St. Louis Cardinals @ Pittsburgh Pirates**  
Three Rivers Stadium, Pittsburgh, PA  
Sat Jun 18 1988, 7:05 PM EDT  
Att: 36,682 - Unknown - 75 F

AB 34  
R 3  
H 10  
RBI 3  
BB 4  
SO 5  
LOB 15





Batter	1	2	3	4	5	6	7	8	9	AB	R	H	RBI	BB	SO	LOB	TOP										
Vince Coleman, S (1,7) OBP: 0.333, SLG: 0.408	G3-1		G4-3			F7			G1-3	4	0	0	0	0	0	0											
Ozzie Smith, S (1,6) OBP: 0.353, SLG: 0.346	G4-3		K			G3			F9	4	0	0	0	0	1	0											
Willie McGee, S (1,8) OBP: 0.360, SLG: 0.404	K				G5-3				F9 2B	4	1	2	0	0	1	0											
Tom Brunansky, R (1,9) OBP: 0.369, SLG: 0.409					F7				F9 1B	3	1	1	0	1	0	1											
Tony Peña, R (1,2) OBP: 0.305, SLG: 0.392					G4-3				1B BB	3	0	1	1	0	0	1											
José Oquendo, S (1,5) OBP: 0.333, SLG: 0.327						G3			K 1B	4	0	1	1	0	2	3											
Tom Pagnozzi, R (1,3) OBP: 0.319, SLG: 0.328						G6-3			L9	3	0	0	0	0	0	1											
Luis Alicea, S (1,4) OBP: 0.281, SLG: 0.287						K			G3-1	3	0	0	0	0	1	1											
Larry McWilliams, L (1,1) OBP: 0.214, SLG: 0.192						G6-3			G4-3	3	0	0	0	0	0	0											
<b>Inning Stats</b>	R: 0 H: 0 E: 0 K: 1 S: 8	H: 0 LOB: 0 BB: 0 P: 13	R: 1 H: 2 E: 0 K: 0 S: 11	H: 1 LOB: 1 BB: 0 P: 19	R: 0 H: 0 E: 0 K: 1 S: 7	H: 0 LOB: 0 BB: 0 P: 11	R: 0 H: 0 E: 0 K: 0 S: 5	H: 0 LOB: 0 BB: 0 P: 8	R: 0 H: 0 E: 0 K: 1 S: 5	H: 0 LOB: 0 BB: 0 P: 7	R: 0 H: 0 E: 0 K: 0 S: 4	H: 1 LOB: 1 BB: 0 P: 6	R: 0 H: 0 E: 0 K: 1 S: 8	H: 0 LOB: 0 BB: 0 P: 10	R: 0 H: 0 E: 0 K: 0 S: 4	H: 0 LOB: 0 BB: 0 P: 5	R: 1 H: 2 E: 0 K: 1 S: 11	H: 2 LOB: 2 BB: 1 P: 19	1B: 4 2B: 1 3B: 0 HR: 0	SF: 0 SAC: 1 DP: 0 HBP: 0	WP: 0 PB: 0 SB: 1 CS: 0	PA: 33					
<b>PITCHER</b>	IP	WLS	BF	H	R	ER	SO	BB	IBB	HBP	BLK	WP	HR	S	P	ERA	WHIP										
Bob Walk, R (1,1) ERA: 2.36	8.2	W	31	4	2	2	4	1	0	0	2	0	0	58	92	2.08	0.577										
Jim Gott, R (9,1) ERA: 2.78	0.1	S	2	1	0	0	1	0	0	0	0	0	0	5	6	0.00	3.000										

St. Louis Cardinals @ Pittsburgh Pirates  
Three Rivers Stadium, Pittsburgh, PA  
Sun Jun 19 1988, 3:33 AM EDT  
Att: 27,656 - Sunny - 80 F

AB 31  
R 2  
H 5  
RBI 2  
BB 1  
SO 5  
LOB 7



Batter	1	2	3	4	5	6	7	8	9	AB	R	H	RBI	BB	SO	LOB	BOTTOM										
R.J. Reynolds, S (1,7) OBP: 0.293, SLG: 0.361	HR		G6-3			G1-3				4	2	2	1	0	0	0											
Jose Lind, R (1,4) OBP: 0.302, SLG: 0.312	G3-1		F8			F8			L9	4	0	1	0	0	0	2											
Andy Van Slyke, L (1,8) OBP: 0.350, SLG: 0.528	G3-1					K				3	0	1	2	1	1	1											
Bobby Bonilla, S (1,5) OBP: 0.384, SLG: 0.571	F6					F3				4	0	0	0	0	0	3											
Darnell Coles, R (1,9) OBP: 0.325, SLG: 0.409	F7					F8				3	0	0	0	0	0	1											
Randy Milligan, R (1,3) OBP: 0.384, SLG: 0.397										2	0	0	0	1	2	0											
Sid Bream, L (9,3) OBP: 0.337, SLG: 0.489										0	0	0	0	0	0	0											
Michael LaValliere, L (1,2) OBP: 0.373, SLG: 0.336										3	0	0	0	0	0	1											
Felix Fermin, R (1,6) OBP: 0.333, SLG: 0.265										3	1	2	0	0	0	0											
Bob Walk, R (1,1) OBP: 0.129, SLG: 0.133										3	0	0	0	0	2	2											
Jim Gott, R (9,1) ERA: 2.78										0	0	0	0	0	0	0											
<b>Inning Stats</b>	R: 1 H: 2 E: 0 K: 0 S: 9	H: 2 LOB: 1 BB: 0 P: 16	R: 0 H: 0 E: 0 K: 0 S: 9	H: 0 LOB: 0 BB: 1 P: 17	R: 0 H: 0 E: 0 K: 0 S: 5	H: 0 LOB: 0 BB: 0 P: 10	R: 0 H: 0 E: 0 K: 1 S: 11	H: 0 LOB: 0 BB: 0 P: 18	R: 0 H: 1 E: 0 K: 2 S: 10	H: 1 LOB: 1 BB: 0 P: 15	R: 0 H: 0 E: 0 K: 0 S: 7	H: 0 LOB: 1 BB: 1 P: 14	R: 0 H: 0 E: 0 K: 1 S: 9	H: 0 LOB: 0 BB: 0 P: 13	R: 2 H: 3 E: 0 K: 1 S: 14	H: 3 LOB: 1 BB: 0 P: 18	R: 1 H: 6 E: 0 K: 1 S: 11	H: 3 LOB: 1 BB: 1 P: 19	1B: 3 2B: 1 3B: 1 HR: 1	SF: 0 SAC: 0 DP: 0 HBP: 0	WP: 1 PB: 0 SB: 0 CS: 1	PA: 31					
<b>PITCHER</b>	IP	WLS	BF	H	R	ER	SO	BB	IBB	HBP	BLK	WP	HR	S	P	ERA	WHIP										
Larry McWilliams, L (1,1) ERA: 1.81	8.0	L	31	6	3	3	5	2	0	0	0	1	1	74	121	3.38	1.000										

St. Louis Cardinals @ Pittsburgh Pirates  
Three Rivers Stadium, Pittsburgh, PA  
Sun Jun 19 1988, 3:33 AM EDT  
Att: 27,656 - Sunny - 80 F

AB 29  
R 3  
H 6  
RBI 3  
BB 2  
SO 5  
LOB 10





Batter	1	2	3	4	5	6	7	8	9	AB	R	H	RBI	BB	SO	LOB	TOP										
<b>Barry Bonds, L</b> (1, 7) OBP: 0.358, SLG: 0.542	0-1 SH1-3 2B		1-0 FC2-6 1B		2-3 K		1-1 E 1B	0-0 P6		5	2	2	0	0	1	1											
<b>Jose Lind, R</b> (1, 4) OBP: 0.301, SLG: 0.311	1-0 SH1-3		0-2 E5 1B WP		2-2 G5-3		1-1 E1 1B 1B	1-3 K		4	2	1	0	0	1	1											
<b>Andy Van Slyke, L</b> (1, 8) OBP: 0.354, SLG: 0.529	1-2 F5		2-2 WP BB 1B		0-3 K		3-2 1B 1B		2-2 FC4-6 1B	5	1	3	1	0	1	1											
<b>Bobby Bonilla, S</b> (1, 5) OBP: 0.384, SLG: 0.566	1-1 L4		4-2 WP BB		0-0 F8		0-0 1B 1B		2-2 FC4-6 SH3-4 1B	4	1	1	1	1	0	2											
<b>Darnell Coles, R</b> (1, 9) OBP: 0.323, SLG: 0.405		1-1 F9	2-3 K		0-0 F8		1-2 1B 1B		0-1 SH3-4	4	0	1	1	0	1	2											
<b>Barry Jones, R</b> (7, 1)										0	0	0	0	0	0	0											
<b>Jeff Robinson, R</b> (8, 1) OBP: 0.222, SLG: 0.125			1-2 2-3 3-H		2-2 F8		1-2 1B 1B		1-2 F9	3	0	1	0	0	0	0											
<b>Randy Milligan, R</b> (1, 3) OBP: 0.382, SLG: 0.395										3	0	1	0	0	0	0											
<b>Sid Bream, L</b> (7, PH) OBP: 0.338, SLG: 0.489										2	1	1	1	0	0	1											
<b>Michael LaValliere, L</b> (1, 2) OBP: 0.370, SLG: 0.336										4	0	1	1	0	0	1											
<b>Rafael Belliard, R</b> (1, 6) OBP: 0.321, SLG: 0.287			4-2 FC2-6 BB		0-0 1B		0-1 B1-3 5-3			3	0	1	0	1	0	1											
<b>John Smiley, L</b> (1, 1) OBP: 0.133, SLG: 0.103										2	0	0	0	0	1	2											
<b>R.J. Reynolds, S</b> (7, PH) OBP: 0.296, SLG: 0.363										2	1	1	0	0	1	0											
<b>Inning Stats</b>	R: 0 E: 0 K: 0 S: 9	H: 1 LOB: 0 BB: 0 P: 12	R: 0 E: 0 K: 0 S: 5	H: 0 LOB: 0 BB: 0 P: 7	R: 2 E: 1 K: 2 S: 20	H: 1 LOB: 2 BB: 2 P: 33	R: 0 E: 0 K: 0 S: 8	H: 1 LOB: 1 BB: 0 P: 13	R: 0 E: 0 K: 0 S: 6	H: 1 LOB: 1 BB: 0 P: 10	R: 6 E: 1 K: 0 S: 21	H: 8 LOB: 1 BB: 0 P: 32	R: 0 E: 0 K: 0 S: 8	H: 0 LOB: 0 BB: 0 P: 12	R: 0 E: 0 K: 0 S: 13	H: 1 LOB: 1 BB: 0 P: 17	1B: 12 2B: 1 3B: 0 HR: 0	SF: 0 SAC: 2 DP: 0 HBP: 0	WP: 1 PB: 0 CS: 0	PA: 42							
<b>PITCHER</b>	IP	WLS	BF	H	R	ER	SO	BB	IBB	HBP	BLK	WP	HR	S	P	ERA	WHIP										
<b>Bob Ojeda, L</b> (1, 1) ERA: 3.65	6.1	L	31	9	7	5	4	2	0	0	0	1	0	69	109	7.11	1.737										
<b>Terry Leach, R</b> (7, 1) ERA: 3.55	0.0	1	1	0	0	0	0	0	0	0	0	0	0	3	4	∞	∞										
<b>Gene Walter, L</b> (7, 1) ERA: 3.97	0.2	3	2	1	1	0	0	0	0	0	0	0	0	6	7	13.50	3.000										
<b>Rick Aguilera, R</b> (8, 1) ERA: 9.0	2.0	7	1	0	0	0	2	0	0	0	0	0	0	21	29	0.00	0.500										

Pittsburgh Pirates @ New York Mets  
Shea Stadium, Flushing, NY  
Mon Jun 20 1988, 7:05 PM EDT  
Att: 42,413 - Unknown - 78 F

AB	38
R	8
H	13
RBI	5
BB	2
SO	6
LOB	12



Batter	1	2	3	4	5	6	7	8	9	AB	R	H	RBI	BB	SO	LOB	BOTTOM										
<b>Mookie Wilson, S</b> (1, 8) OBP: 0.303, SLG: 0.366	1-1 6-3			0-0 F9	2-0 G4-3			1-1 G4-3 HR 1B		4	1	1	0	0	0	1											
<b>Tim Lincecum, R</b> (1, 4) OBP: 0.369, SLG: 0.363	0-2 G1-6-3 1B			1-2 HR 1B	1-3 K			3-2 G4-3		4	1	2	0	0	1	2											
<b>Dave Magadan, L</b> (1, 3) OBP: 0.307, SLG: 0.351	1-2 G1-6-3			4-1 HR BB				1-2 HR		3	2	1	2	1	0	1											
<b>Darryl Strawberry, L</b> (1, 9) OBP: 0.393, SLG: 0.609		2-0 F7		2-1 HR				3-H F8		4	1	1	3	0	1	0											
<b>Kevin McReynolds, R</b> (1, 7) OBP: 0.314, SLG: 0.399		0-0 F8		1-3 K				1-2 G6-3		4	0	1	0	0	1	0											
<b>Gary Carter, R</b> (1, 2) OBP: 0.339, SLG: 0.430		2-1 G6-3		1-2 1B				3-3 K		4	0	1	0	0	1	1											
<b>Howard Johnson, S</b> (1, 5) OBP: 0.348, SLG: 0.404			1-3 K		2-1 F2			1-0 F7		4	0	0	0	0	1	1											
<b>Kevin Elster, R</b> (1, 6) OBP: 0.262, SLG: 0.287								2-1 F2		3	0	1	0	0	1	0											
<b>Lenny Dykstra, L</b> (9, PH) OBP: 0.354, SLG: 0.441								G4-3 SH5-4 1B		1	0	1	0	0	0	0											
<b>Bob Ojeda, L</b> (1, 1) ERA: 3.65								0-0 SH5-4		1	0	0	0	0	1	0											
<b>Terry Leach, R</b> (7, 1) ERA: 3.55										0	0	0	0	0	0	0											
<b>Gene Walter, L</b> (7, 1) ERA: 3.97										0	0	0	0	0	0	0											
<b>Mackey Sasser, L</b> (7, PH) OBP: 0.297, SLG: 0.330										1	0	0	0	0	0	0											
<b>Rick Aguilera, R</b> (8, 1) ERA: 9.0										0	0	0	0	0	0	0											
<b>Wally Backman, S</b> (9, PH) OBP: 0.321, SLG: 0.275										1	0	0	0	0	0	1											
<b>Inning Stats</b>	R: 0 E: 0 K: 0 S: 8	H: 1 LOB: 0 BB: 0 P: 10	R: 0 E: 0 K: 0 S: 4	H: 0 LOB: 0 BB: 0 P: 8	R: 0 E: 0 K: 3 S: 9	H: 0 LOB: 0 BB: 0 P: 11	R: 3 E: 0 K: 1 S: 15	H: 3 LOB: 1 BB: 1 P: 26	R: 0 E: 0 K: 2 S: 12	H: 1 LOB: 1 BB: 0 P: 17	R: 0 E: 0 K: 0 S: 4	H: 0 LOB: 0 BB: 0 P: 7	R: 2 E: 0 K: 0 S: 15	H: 2 LOB: 0 BB: 0 P: 23	R: 0 E: 0 K: 0 S: 7	H: 1 LOB: 1 BB: 0 P: 11	1B: 7 2B: 0 3B: 0 HR: 2	SF: 0 SAC: 1 DP: 1 HBP: 0	WP: 0 PB: 0 CS: 0	PA: 36							
<b>PITCHER</b>	IP	WLS	BF	H	R	ER	SO	BB	IBB	HBP	BLK	WP	HR	S	P	ERA	WHIP										
<b>John Smiley, L</b> (1, 1) ERA: 3.15	6.0	W	24	6	3	3	7	1	0	0	0	0	1	55	85	4.50	1.167										
<b>Barry Jones, R</b> (7, 1) ERA: 2.89	1.1	6	2	2	2	0	0	0	0	0	0	0	1	13	21	13.50	1.500										
<b>Jeff Robinson, R</b> (8, 1) ERA: 3.36	1.2	S	6	1	0	0	0	0	0	0	0	0	0	13	20	0.00	0.600										

Pittsburgh Pirates @ New York Mets  
Shea Stadium, Flushing, NY  
Mon Jun 20 1988, 7:05 PM EDT  
Att: 42,413 - Unknown - 78 F

AB	34
R	5
H	9
RBI	5
BB	1
SO	7
LOB	7





Batter	1	2	3	4	5	6	7	8	9	AB	R	H	RBI	BB	SO	LOB	TOP			
<b>Barry Bonds, L</b> (1, 7) OBP: 0.397, SLG: 0.537	F9		G4-3 1B			G3			K	4	0	1	0	0	1	0				
<b>Jose Lind, R</b> (1, 4) OBP: 0.301, SLG: 0.311	G6-3		G4-3						E5 1B	4	0	1	0	0	0	1				
<b>Andy Van Slyke, L</b> (1, 8) OBP: 0.353, SLG: 0.525	G1-3					G3-6 1B				4	0	1	0	0	1	1				
<b>Bobby Bonilla, S</b> (1, 5)										4	0	1	0	0	1	2				
<b>Darnell Coles, R</b> (1, 9) OBP: 0.314, SLG: 0.393										4	0	0	0	0	0	3				
<b>Sid Dream, L</b> (1, 3) OBP: 0.338, SLG: 0.486										3	0	1	0	0	0	0				
<b>Michael LaValliere, L</b> (1, 2) OBP: 0.364, SLG: 0.329										3	0	0	0	0	0	2				
<b>Rafael Belliard, R</b> (1, 6) OBP: 0.333, SLG: 0.301										2	0	2	0	0	0	0				
<b>Denny Gonzalez, R</b> (8, PH) OBP: 0.444, SLG: 0.286										1	0	0	0	0	0	0				
<b>Doug Drabek, R</b> (1, 1) OBP: 0.139, SLG: 0.171										2	0	0	0	0	0	1				
<b>R.J. Reynolds, S</b> (8, PH) OBP: 0.294, SLG: 0.361										1	0	0	0	0	0	0				
<b>Dave Rucker, L</b> (8, 1)										0	0	0	0	0	0	0				
<b>Inning Stats</b>	R: 0 E: 0 K: 0 S: 4	H: 0 LOB: 0 BB: 0 P: 8	R: 0 E: 0 K: 0 S: 8	H: 3 LOB: 2 BB: 0 P: 11	R: 0 E: 0 K: 0 S: 8	H: 1 LOB: 0 BB: 0 P: 13	R: 0 E: 0 K: 2 S: 10	H: 0 LOB: 0 BB: 0 P: 15	R: 0 E: 0 K: 0 S: 8	H: 1 LOB: 1 BB: 0 P: 14	R: 0 E: 0 K: 0 S: 5	H: 0 LOB: 0 BB: 0 P: 8	R: 0 E: 1 K: 1 S: 14	H: 0 LOB: 2 BB: 0 P: 20	R: 0 E: 1 K: 1 S: 14	H: 1 LOB: 2 BB: 0 P: 20	1B: 7 2B: 0 3B: 0 HR: 0	SF: 0 SAC: 0 DP: 2 HBP: 0	WP: 0 PB: 0 SB: 0 CS: 0	PA: 32
<b>PITCHER</b> <b>Ron Darling, R</b> (1, 1) ERA: 2.46	IP: 9.0 WLS: W BF: 32 H: 7 R: 0 ER: 0 SO: 3 BB: 0 IBB: 0 HBP: 0 BLK: 0 WP: 0 HR: 0 S: 72 P: 111 ERA: 0.00 WHIP: 0.778															<b>PITCHER</b>				

Pittsburgh Pirates @ New York Mets  
Shea Stadium, Flushing, NY  
Tue Jun 21 1988, 7:05 PM EDT  
Att: 45,225 - Unknown - 86 F

AB	32
R	0
H	7
RBI	0
BB	0
SO	3
LOB	10



Batter	1	2	3	4	5	6	7	8	9	AB	R	H	RBI	BB	SO	LOB	BOTTOM			
<b>Lenny Dykstra, L</b> (1, 8) OBP: 0.360, SLG: 0.435	L9		F9			F8 1B HR	F7	F9		5	1	1	0	0	0	2				
<b>Wally Backman, S</b> (1, 4) OBP: 0.326, SLG: 0.290	4-3									4	2	2	0	0	1	0				
<b>Dave Magadan, L</b> (1, 3) OBP: 0.310, SLG: 0.361	F8									3	1	1	1	1	0	2				
<b>Darryl Strawberry, L</b> (1, 9) OBP: 0.399, SLG: 0.612										2	1	1	0	2	0	1				
<b>Kevin McReynolds, R</b> (1, 7) OBP: 0.317, SLG: 0.414										4	2	2	5	0	0	3				
<b>Gary Carter, R</b> (1, 2) OBP: 0.338, SLG: 0.431										4	1	1	1	0	0	3				
<b>Howard Johnson, S</b> (1, 5) OBP: 0.354, SLG: 0.410										4	1	3	1	0	0	0				
<b>Kevin Elster, R</b> (1, 6) OBP: 0.257, SLG: 0.281										4	0	0	0	0	0	3				
<b>Ron Darling, R</b> (1, 1) OBP: 0.216, SLG: 0.306										3	0	1	1	0	0	0				
<b>Inning Stats</b>	R: 0 E: 0 K: 0 S: 6	H: 0 LOB: 0 BB: 0 P: 12	R: 0 E: 0 K: 0 S: 3	H: 0 LOB: 0 BB: 1 P: 9	R: 0 E: 0 K: 0 S: 7	H: 1 LOB: 0 BB: 0 P: 10	R: 0 E: 0 K: 1 S: 15	H: 1 LOB: 2 BB: 1 P: 25	R: 0 E: 0 K: 0 S: 10	H: 3 LOB: 0 BB: 1 P: 20	R: 0 E: 0 K: 0 S: 12	H: 0 LOB: 0 BB: 0 P: 17	R: 5 E: 0 K: 0 S: 19	H: 6 LOB: 1 BB: 0 P: 25	R: 5 E: 0 K: 0 S: 19	H: 6 LOB: 1 BB: 0 P: 25	1B: 6 2B: 4 3B: 1 HR: 1	SF: 0 SAC: 1 DP: 1 HBP: 0	WP: 0 PB: 0 SB: 0 CS: 1	PA: 37
<b>PITCHER</b> <b>Doug Drabek, R</b> (1, 1) ERA: 4.58	IP: 7.0 WLS: L BF: 28 H: 6 R: 4 ER: 4 SO: 4 BB: 2 IBB: 1 HBP: 0 BLK: 0 WP: 0 HR: 1 S: 64 P: 108 ERA: 5.14 WHIP: 1.143															<b>PITCHER</b>				
<b>Dave Rucker, L</b> (8, 1) ERA: 5.4	IP: 1.0 WLS: L BF: 9 H: 6 R: 5 ER: 5 SO: 0 BB: 0 IBB: 0 HBP: 0 BLK: 0 WP: 0 HR: 0 S: 19 P: 25 ERA: 45.00 WHIP: 6.000															<b>PITCHER</b>				

Pittsburgh Pirates @ New York Mets  
Shea Stadium, Flushing, NY  
Tue Jun 21 1988, 7:05 PM EDT  
Att: 45,225 - Unknown - 86 F

AB	33
R	9
H	12
RBI	9
BB	3
SO	1
LOB	14





Batter	1	2	3	4	5	6	7	8	9	AB	R	H	RBI	BB	SO	LOB	TOP										
<b>Barry Bonds, L</b> OBP: 0.397, SLG: 0.534 (1, 7)	1-1		1-0				3-1		1-0	5	0	2	0	0	0	1	<b>Pittsburgh Pirates @ New York Mets</b> Shea Stadium, Flushing, NY Wed Jun 22 1988, 3:33 AM EDT Att: 41,816 - Sunny - 96 F										
<b>Jose Lind, R</b> OBP: 0.299, SLG: 0.306 (1, 4)	3-3		2-1		0-0			1-1	4-2	4	0	0	0	1	1	3											
<b>Andy Van Slyke, L</b> OBP: 0.350, SLG: 0.519 (1, 8)	1-1			2-0	0-3			2-2	3-2	5	0	1	0	0	1	5											
<b>Bobby Bonilla, S</b> OBP: 0.384, SLG: 0.561 (1, 5)	3-3			3-2	3-3			0-0		4	0	2	0	0	2	3											
<b>Sid Bream, L</b> OBP: 0.341, SLG: 0.492 <b>R.J. Reynolds, S</b> OBP: 0.294, SLG: 0.361 (8, 9)		1-2		2-2		3-1		2-2		4	0	2	0	0	0	0											
<b>Darnell Coles, R</b> OBP: 0.313, SLG: 0.388 <b>Jim Gott, R</b> (8, 1)	0-1		0-2		2-3			2-2		4	0	1	0	0	1	4											
<b>Michael LaValliere, L</b> OBP: 0.362, SLG: 0.323 (1, 2)	0-0		4-2		3-1			3-1		3	0	0	0	1	0	1											
<b>Rafael Belliard, R</b> OBP: 0.333, SLG: 0.302 <b>Denny Gonzalez, R</b> OBP: 0.400, SLG: 0.250 (9, PH)			2-2	1-2			2-3		0-2	3	0	1	0	0	1	3											
<b>Mike Dunne, R</b> OBP: 0.136, SLG: 0.100 <b>Bob Kipper, R</b> (7, 1)			0-1				0-0		0-0	2	0	1	0	0	0	0											
<b>Mike Diaz, R</b> OBP: 0.404, SLG: 0.286 (8, 3)	1-2				0-1			0-0	0-0	1	0	1	0	0	0	0											
<b>Inning Stats</b>	R: 0 E: 0 K: 2 S: 10	H: 1 LOB: 1 BB: 0 P: 18	R: 0 E: 0 K: 0 S: 6	H: 1 LOB: 0 BB: 0 P: 7	R: 0 E: 0 K: 0 S: 8	H: 1 LOB: 1 BB: 0 P: 13	R: 0 E: 0 K: 0 S: 18	H: 2 LOB: 3 BB: 1 P: 30	R: 0 E: 0 K: 1 S: 10	H: 0 LOB: 0 BB: 0 P: 15	R: 0 E: 0 K: 1 S: 6	H: 0 LOB: 0 BB: 0 P: 11	R: 0 E: 0 K: 0 S: 12	H: 2 LOB: 2 BB: 0 P: 19	R: 0 E: 0 K: 0 S: 15	H: 2 LOB: 3 BB: 1 P: 26	1B: 10 2B: 1 3B: 0 HR: 0	SF: 0 SAC: 1 DP: 1 HBP: 0	WP: 0 PB: 0 SB: 1 CS: 0	PA: 39							
<b>PITCHER</b>	IP	WLS	BF	H	R	ER	SO	BB	IBB	HBP	BLK	WP	HR	S	P	ERA	WHIP										
<b>Dwight Gooden, R</b> ERA: 3.14 <b>Roger McDowell, R</b> ERA: 2.72 <b>Randy Myers, L</b> ERA: 1.63	(1, 1)	8.0	W	33	9	0	6	1	0	0	0	0	0	77	126	0.00	1.250										
	(9, 1)	0.2		5	2	0	0	1	0	0	0	0	0	11	19	0.00	4.500										
	(9, 1)	0.1	S	1	0	0	0	0	0	0	0	0	0	4	7	0.00	0.000										

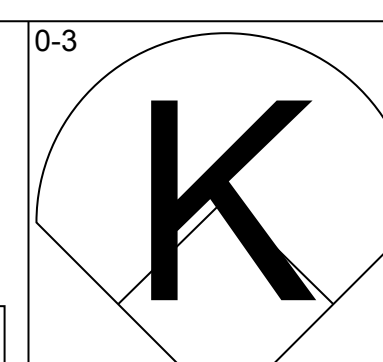
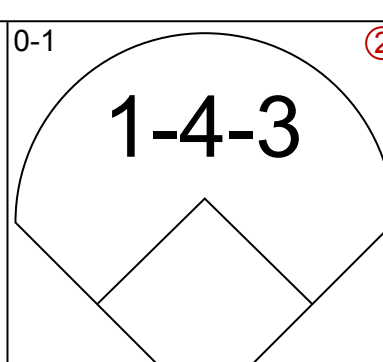
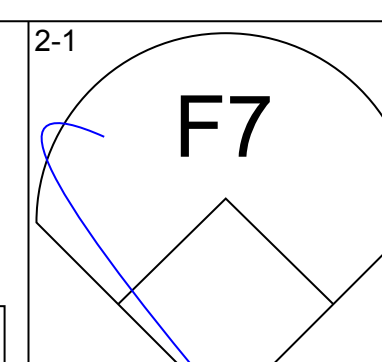
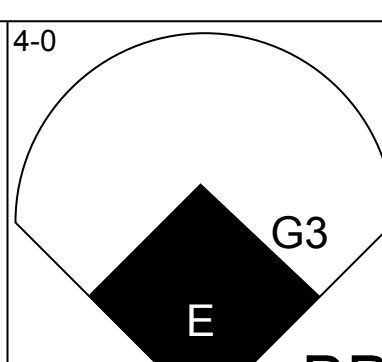
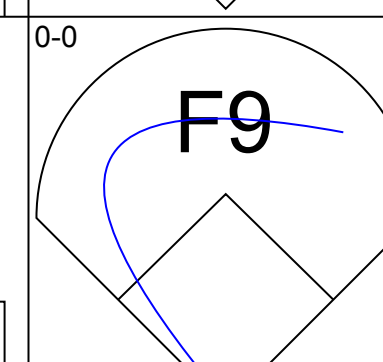
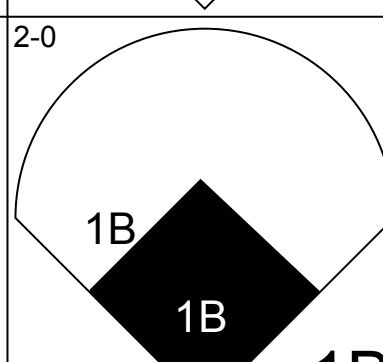
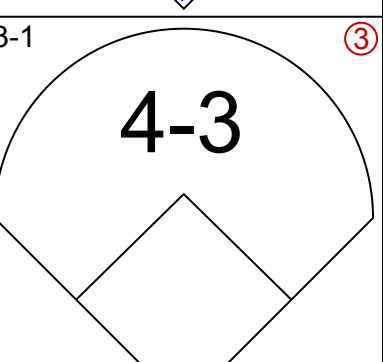
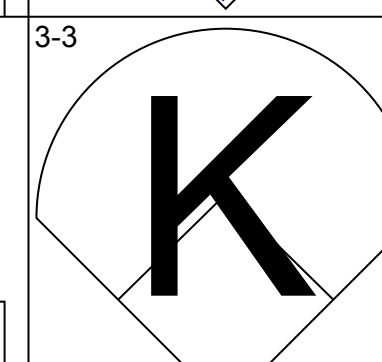
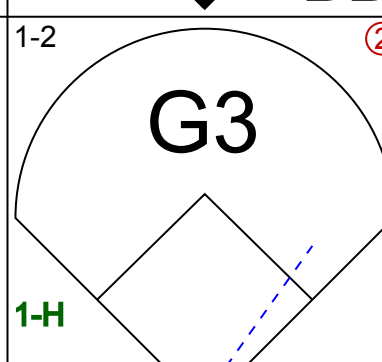
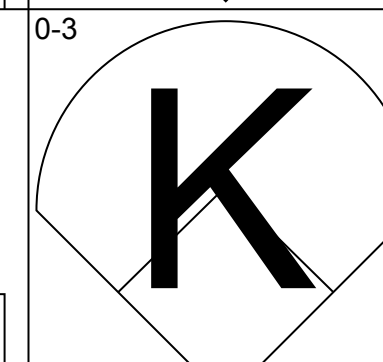
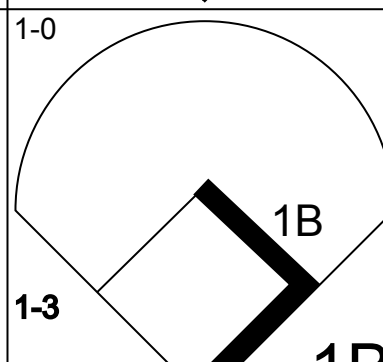
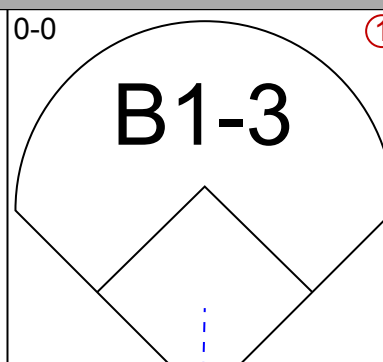
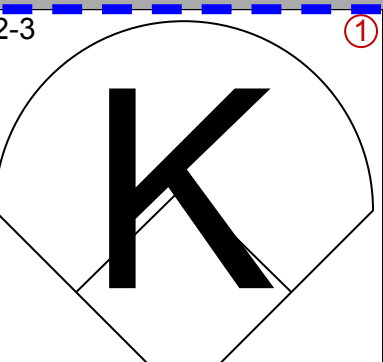
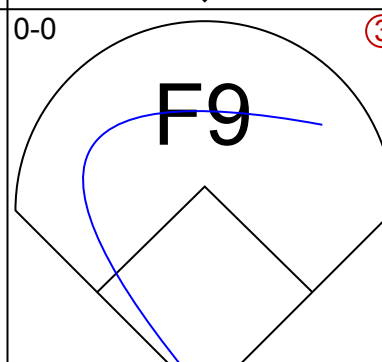
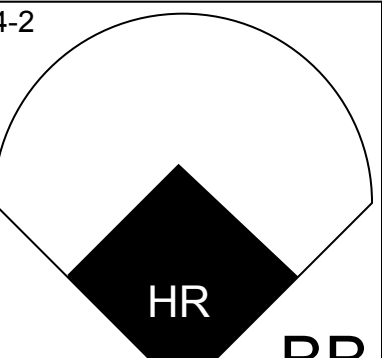
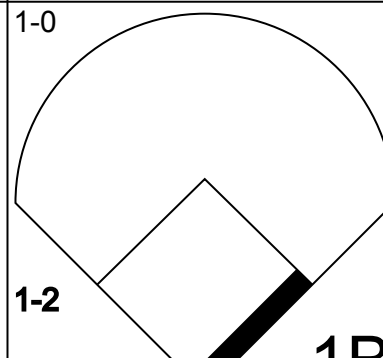
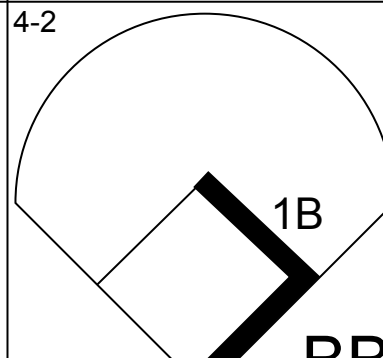
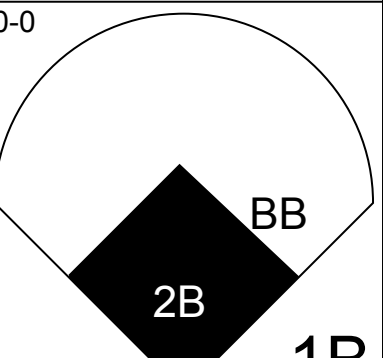
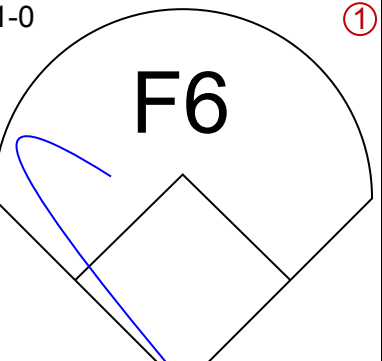
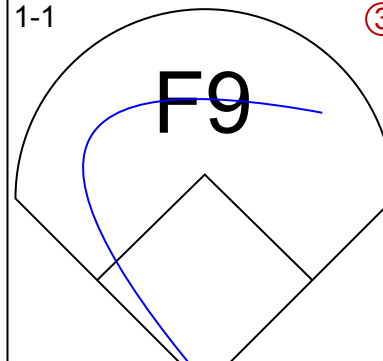
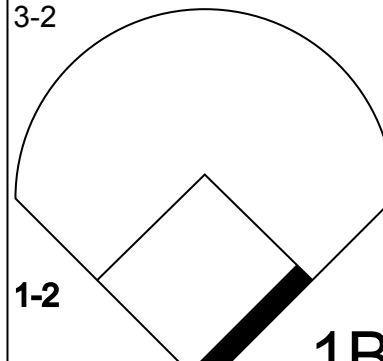
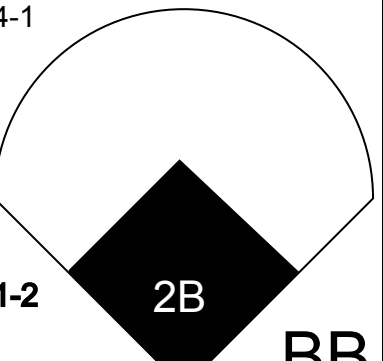
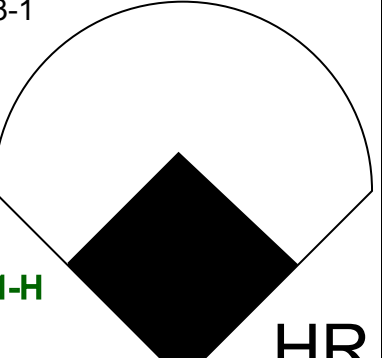
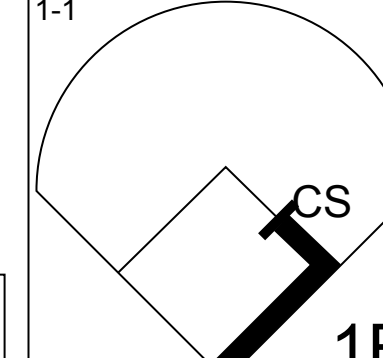
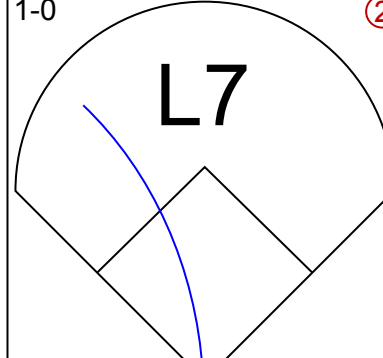
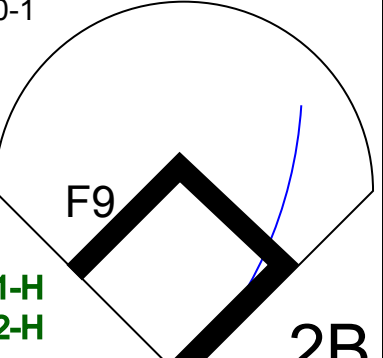
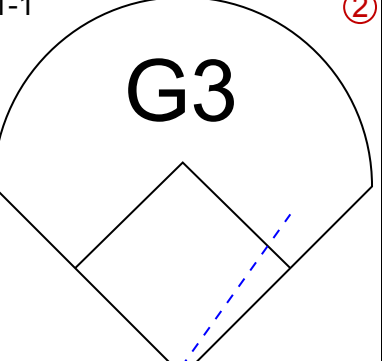
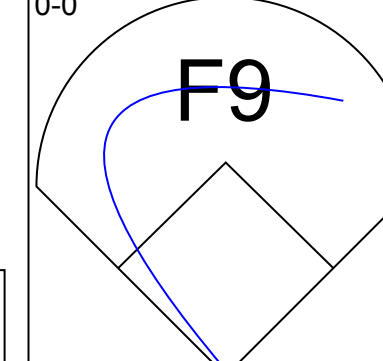
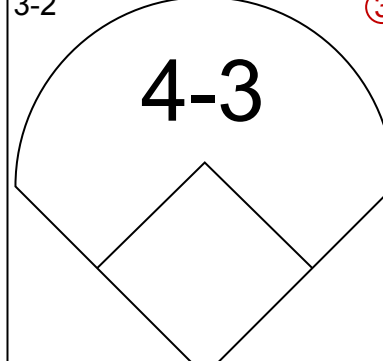
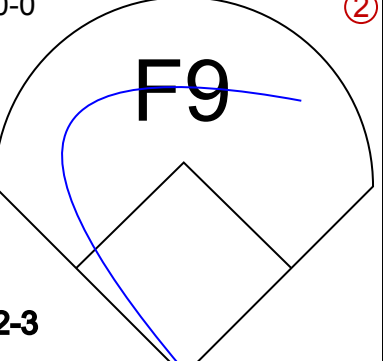
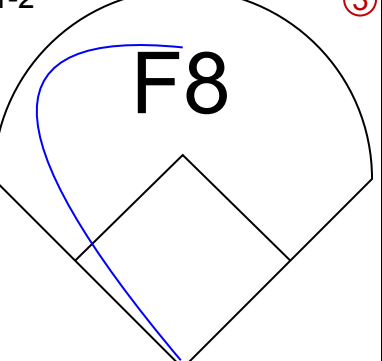
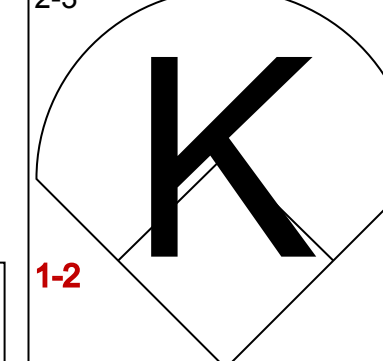
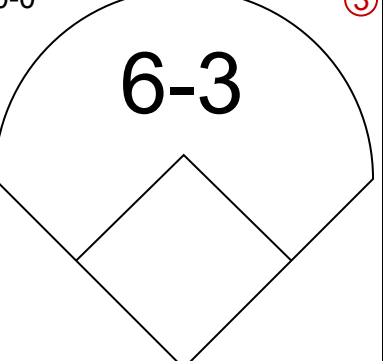
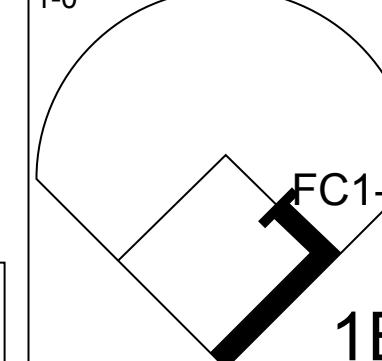
AB	36
R	0
H	11
RBI	0
BB	2
SO	6
LOB	20



Batter	1	2	3	4	5	6	7	8	9	AB	R	H	RBI	BB	SO	LOB	BOTTOM										
<b>Lenny Dykstra, L</b> OBP: 0.353, SLG: 0.426 (1, 8)	0-2		1-0		3-1			2-3		4	0	0	0	0	1	1	<b>Pittsburgh Pirates @ New York Mets</b> Shea Stadium, Flushing, NY Wed Jun 22 1988, 3:33 AM EDT Att: 41,816 - Sunny - 96 F										
<b>Wally Backman, S</b> OBP: 0.338, SLG: 0.299 (1, 4)	2-2		0-0		1-3			4-2	1-3	3	1	2	0	1	1	0											
<b>Keith Hernandez, L</b> OBP: 0.363, SLG: 0.431 (1, 3)	0-3		1-0		3-2			0-2	1-2	4	0	1	0	0	1	2											
<b>Darryl Strawberry, L</b> OBP: 0.400, SLG: 0.607 (1, 9)	4-2		3-1		1-1			4-2	1-2	2	0	0	0	2	0	1											
<b>Kevin McReynolds, R</b> OBP: 0.316, SLG: 0.410 (1, 7)	1-1		1-2		4-2		0-1	0-1	3-H	2	1	0	1	1	0	2											
<b>Dave Magadan, L</b> OBP: 0.305, SLG: 0.356 <b>Roger McDowell, R</b> OBP: 0.333, SLG: 0.667 <b>Randy Myers, L</b> (9, 1)		0-1		0-1		2-2		2-1		4	0	1	1	0	0	2											
<b>Howard Johnson, S</b> OBP: 0.355, SLG: 0.415 (9, 5)		1-0		2-2		1-0		1-2		2	1	1	0	0	0	0											
<b>Mackey Sasser, L</b> OBP: 0.308, SLG: 0.417 <b>Barry Lyons, R</b> OBP: 0.147, SLG: 0.156 (7, PH)		0-0		0-0		1-0		0-3		2	0	1	1	0	0	0											
<b>Dwight Gooden, R</b> OBP: 0.239, SLG: 0.289 <b>Kevin Elster, R</b> OBP: 0.257, SLG: 0.281 (9, 6)		0-3		1-3		0-3				3	0	0	0	0	3	2											
<b>Inning Stats</b>	R: 0 E: 0 K: 1 S: 15	H: 1 LOB: 2 BB: 1 P: 22	R: 1 E: 0 K: 1 S: 8	H: 2 LOB: 1 BB: 0 P: 10	R: 0 E: 0 K: 0 S: 4	H: 1 LOB: 0 BB: 0 P: 8	R: 0 E: 0 K: 0 S: 8	H: 0 LOB: 0 BB: 0 P: 11	R: 0 E: 0 K: 1 S: 6	H: 0 LOB: 0 BB: 0 P: 10	R: 0 E: 0 K: 1 S: 10	H: 0 LOB: 0 BB: 0 P: 15	R: 1 E: 0 K: 1 S: 12	H: 1 LOB: 1 BB: 1 P: 20	R: 1 E: 0 K: 1 S: 14	H: 1 LOB: 2 BB: 2 P: 26		1B: 4 2B: 2 3B: 0 HR: 0	SF: 1 SAC: 1 DP: 1 HBP: 0	WP: 0 PB: 0 SB: 1 CS: 0	PA: 33						
<b>PITCHER</b>	IP	WLS	BF	H	R	ER	SO	BB	IBB	HBP	BLK	WP	HR	S	P	ERA	WHIP										
<b>Mike Dunne, R</b> ERA: 4.22 <b>Bob Kipper, L</b> ERA: 3.9 <b>Jim Gott, R</b> ERA: 2.73	(1, 1)	6.0	L	23	4	2	2	4	2	0	0	0	0	20	34	6.75	3.000										
	(7, 1)	1.1		8	2	1	1	2	2	0	0	0	0	4	6	0.00	0.000										
	(8, 1)	0.2		2	0	0	0	0	0	0	0	0	0	4	6	0.00	0.000										

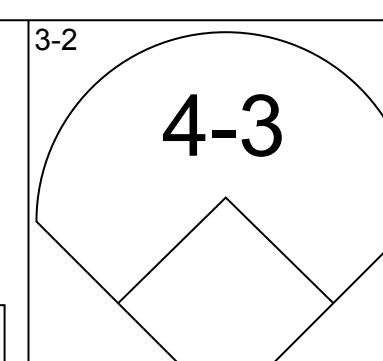
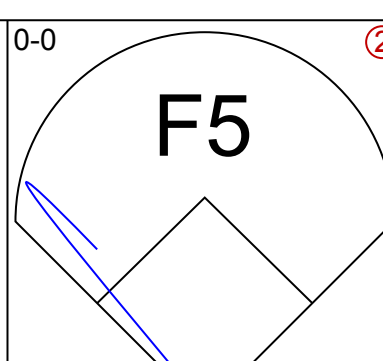
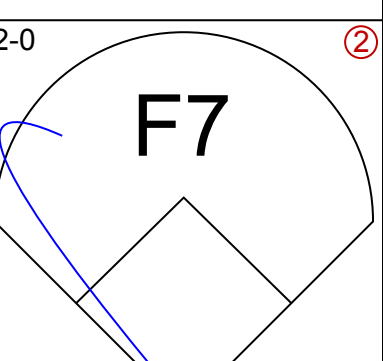
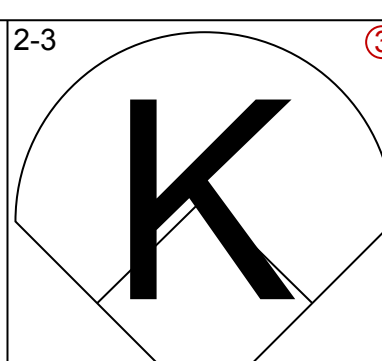
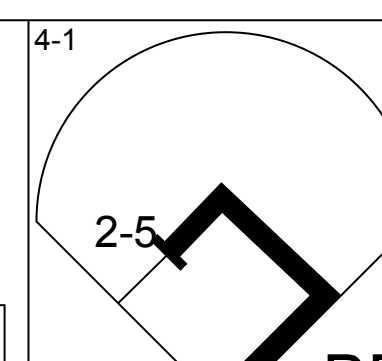
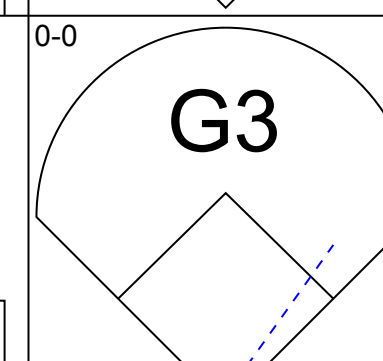
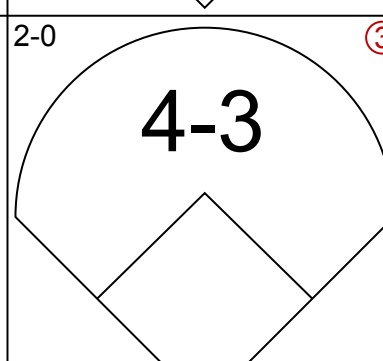
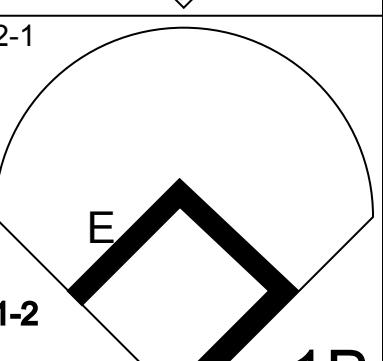
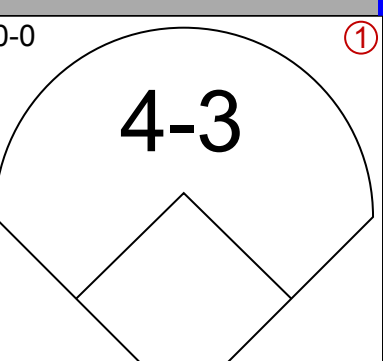
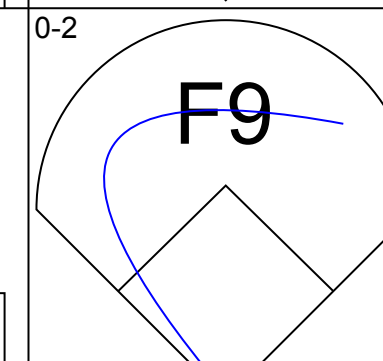
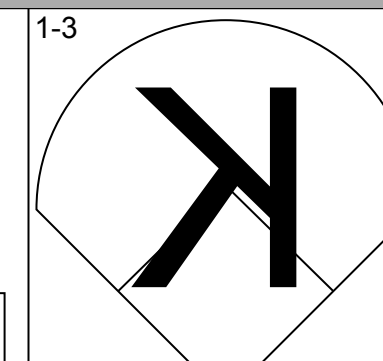

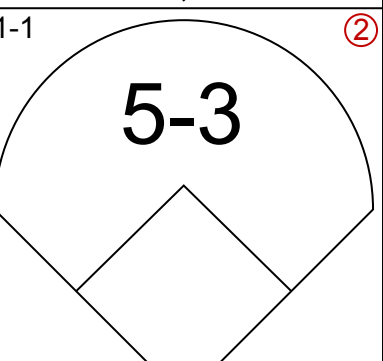
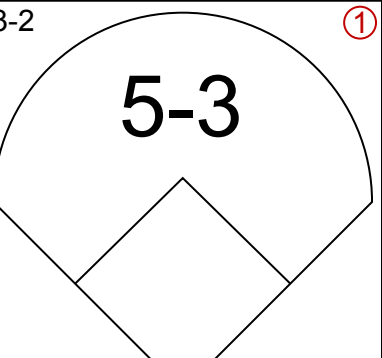
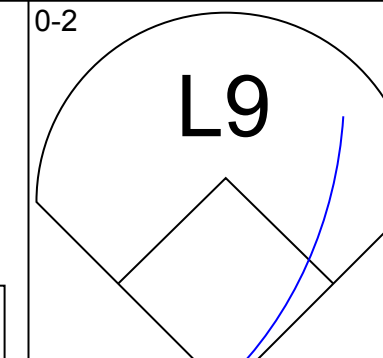
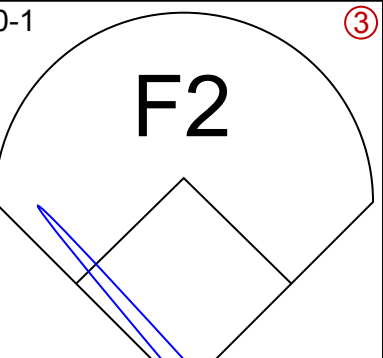
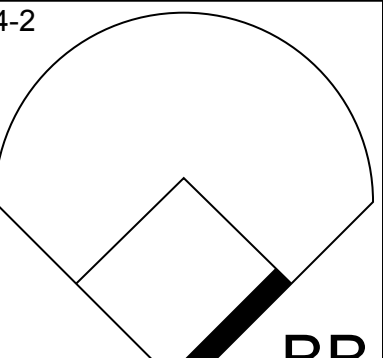
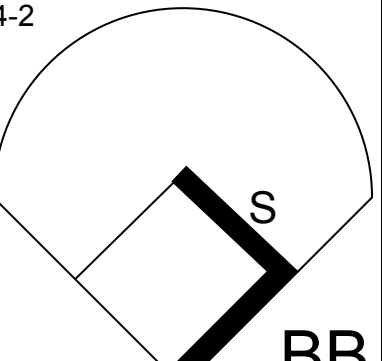
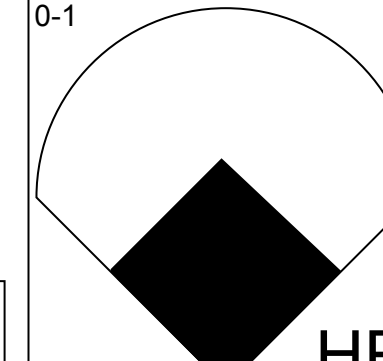
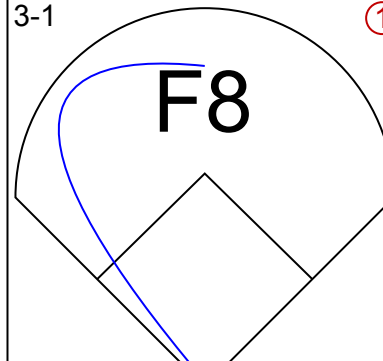
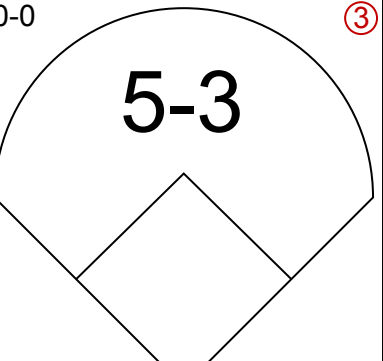
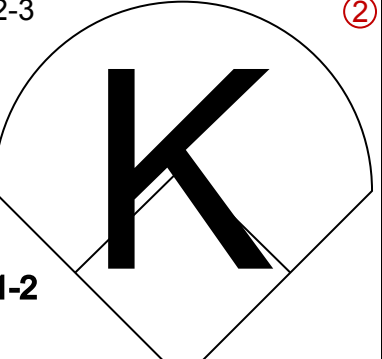
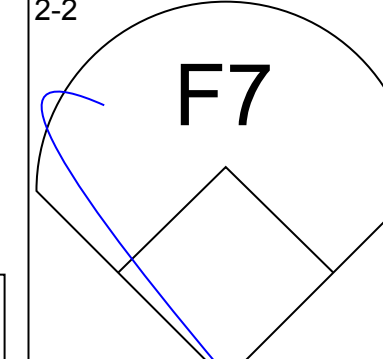
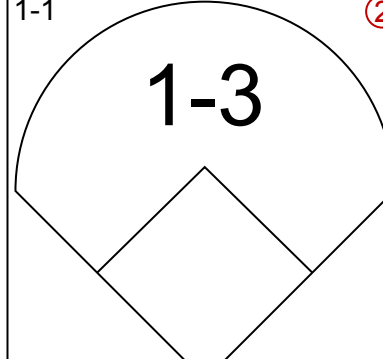
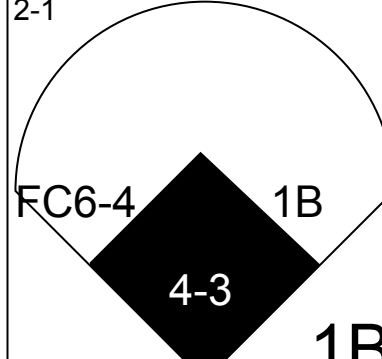

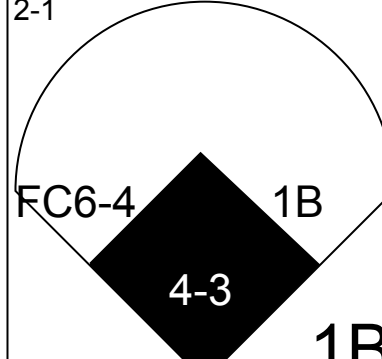


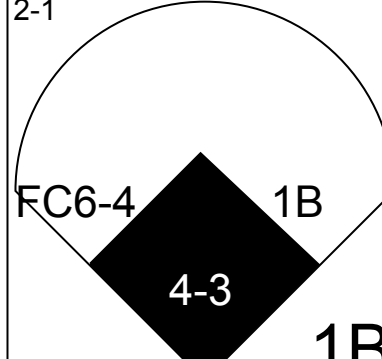

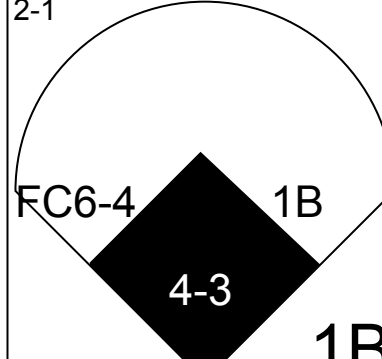

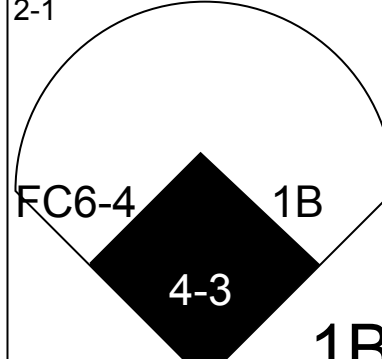




Batter	1	2	3	4	5	6	7	8	9	AB	R	H	RBI	BB	SO	LOB	TOP										
<b>Barry Bonds, L</b> OBP: 0.355, SLG: 0.526 (1, 7)										4	1	0	0	1	1	1	<b>Pittsburgh Pirates @ Montreal Expos</b> Olympic Stadium, Montreal, QB Thu Jun 23 1988, 7:05 PM EDT Att: 14,839 - Dome - 70 F										
<b>Jose Lind, R</b> OBP: 0.298, SLG: 0.305 (1, 4)									5	1	1	0	0	1	1												
<b>Andy Van Slyke, L</b> OBP: 0.348, SLG: 0.513 (1, 8)										5	0	1	0	0	2	0											
<b>Bobby Bonilla, S</b> OBP: 0.392, SLG: 0.564 (1, 5)										2	2	2	1	2	0	0											
<b>Darnell Coles, R</b> OBP: 0.317, SLG: 0.387 (1, 9)										3	1	1	0	1	0	3											
<b>Sid Bream, L</b> OBP: 0.343, SLG: 0.518 (1, 3)										4	1	3	4	0	0	2											
<b>Junior Ortiz, R</b> OBP: 0.372, SLG: 0.440 (1, 2)										4	0	0	0	0	0	4											
<b>Felix Fermin, R</b> OBP: 0.317, SLG: 0.250 (7, PH)									2	0	0	0	0	1	1												
<b>R.J. Reynolds, S</b> OBP: 0.360, SLG: 0.351 (7, PH)									1	0	1	0	0	0	0												
<b>Jeff Robinson, R</b> OBP: 0.200, SLG: 0.111 (9, 1)									0	0	0	0	0	0	0												
<b>Brian Fisher, R</b> OBP: 0.160, SLG: 0.045 (7, PH)									2	0	0	0	0	1	0												
<b>Michael LaValliere, L</b> OBP: 0.390, SLG: 0.351 (7, PH)									1	0	0	0	0	0	1												
<b>Rafael Belliard, R</b> OBP: 0.331, SLG: 0.299 (7, 6)									1	0	0	0	0	0	0												
<b>Inning Stats</b>	R: 0 E: 0 K: 2 S: 7	H: 0 LOB: 0 BB: 0 P: 7	R: 2 E: 0 K: 0 S: 11	H: 1 LOB: 0 BB: 1 P: 21	R: 1 E: 0 K: 1 S: 11	H: 3 LOB: 2 BB: 0 P: 16	R: 0 E: 0 K: 1 S: 7	H: 1 LOB: 0 BB: 0 P: 9	R: 0 E: 0 K: 0 S: 5	H: 0 LOB: 0 BB: 0 P: 11	R: 0 E: 0 K: 0 S: 13	H: 1 LOB: 2 BB: 1 P: 24	R: 0 E: 0 K: 1 S: 8	H: 1 LOB: 1 BB: 0 P: 14	R: 2 E: 0 K: 1 S: 9	H: 2 LOB: 1 BB: 1 P: 15	R: 1 E: 1 K: 0 S: 8	H: 0 LOB: 0 BB: 1 P: 12	1B: 7 2B: 1 3B: 0 HR: 1	SF: 0 SAC: 0 DP: 0 HBP: 0	WP: 0 PB: 0 SB: 0 CS: 1	PA: 39					
<b>PITCHER</b>	IP	WLS	BF	H	R	ER	SO	BB	IBB	HBP	BLK	WP	HR	S	P	ERA	WHIP										
<b>John Dopson, R</b> ERA: 3.23 (1, 1)	6.0		26	7	3	3	4	2	0	0	0	0	1	55	90	4.50	1.500										
<b>Bob McClure, L</b> ERA: 5.94 (7, 1)	1.0	3	0	0	0	1	0	0	0	0	0	0	0	7	12	0.00	0.000										
<b>Jeff Parrett, R</b> ERA: 2.12 (8, 1)	2.0	L	10	2	3	2	1	2	0	0	0	0	0	17	27	9.00	2.000										

AB	35
R	6
H	9
RBI	5
BB	4
SO	6
LOB	14



Batter	1	2	3	4	5	6	7	8	9	AB	R	H	RBI	BB	SO	LOB	BOTTOM										
<b>Otis Nixon, S</b> OBP: 0.308, SLG: 0.250 (1, 8)										3	0	0	0	1	0	2	<b>Pittsburgh Pirates @ Montreal Expos</b> Olympic Stadium, Montreal, QB Thu Jun 23 1988, 7:05 PM EDT Att: 14,839 - Dome - 70 F										
<b>Wallace Johnson, S</b> OBP: 0.343, SLG: 0.364 (9, PH)										1	0	0	0	0	1	1											
<b>Tim Raines, S</b> OBP: 0.372, SLG: 0.433 (1, 7)										4	0	1	0	0	0	1											
<b>Andres Galarraga, R</b> OBP: 0.367, SLG: 0.612 (1, 3)										4	0	0	0	0	1	1											
<b>Hubie Brooks, R</b> OBP: 0.316, SLG: 0.404 (1, 9)										3	0	0	0	1	0	2											
<b>Tim Wallach, R</b> OBP: 0.305, SLG: 0.398 (1, 5)											3	1	1	1	1	0		1									
<b>Nelson Santovenia, R</b> OBP: 0.378, SLG: 0.462 (1, 2)										4	1	1	0	0	1	1											
<b>Tom Foley, L</b> OBP: 0.273, SLG: 0.305 (1, 4)										4	1	2	0	0	0	1											
<b>Luis Rivera, R</b> OBP: 0.257, SLG: 0.315 (1, 6)										3	1	1	1	1	0	2											
<b>John Dopson, L</b> OBP: 0.167, SLG: 0.118 (7, 1)										1	0	0	0	0	1	1											
<b>Bob McClure, R</b> OBP: 0.365, SLG: 0.316 (7, PH)										0	0	0	0	0	0	0											
<b>Mitch Webster, S</b> OBP: 0.395, SLG: 0.316 (8, 1)										1	0	0	0	0	1	0											
<b>Jeff Parrett, R</b> OBP: 0.331, SLG: 0.299 (7, PH)										0	0	0	0	0	0	0											
<b>Graig Nettles, L</b> OBP: 0.217, SLG: 0.262 (9, PH)										1	0	0	1	0	0	1											
<b>Inning Stats</b>	R: 0 E: 0 K: 0 S: 7	H: 0 LOB: 0 BB: 0 P: 10	R: 0 E: 0 K: 1 S: 11	H: 0 LOB: 1 BB: 1 P: 21	R: 0 E: 0 K: 0 S: 4	H: 0 LOB: 1 BB: 1 P: 10	R: 1 E: 0 K: 1 S: 12	H: 1 LOB: 0 BB: 0 P: 15	R: 2 E: 1 K: 1 S: 15	H: 3 LOB: 2 BB: 0 P: 25	R: 0 E: 0 K: 0 S: 8	H: 0 LOB: 0 BB: 0 P: 13	R: 0 E: 0 K: 1 S: 5	H: 0 LOB: 1 BB: 1 P: 11	R: 0 E: 0 K: 0 S: 6	H: 0 LOB: 1 BB: 1 P: 11	R: 1 E: 0 K: 1 S: 10	H: 2 LOB: 1 BB: 0 P: 17	1B: 4 2B: 0 3B: 1 HR: 1	SF: 0 SAC: 1 DP: 0 HBP: 0	WP: 0 PB: 0 SB: 1 CS: 0	PA: 37					
<b>PITCHER</b>	IP	WLS	BF	H	R	ER	SO	BB	IBB	HBP	BLK	WP	HR	S	P	ERA	WHIP										
<b>Brian Fisher, R</b> ERA: 5.03 (1, 1)	6.0		25	4	3	2	3	2	0	0	0	0	0	16	30	3.86	1.714										
<b>Jeff Robinson, R</b> ERA: 3.99 (7, 1)	2.1	W	11	2	1	1	1	2	0	0	0	0	0	5	9	0.00	0.000										
<b>Jim Gott, R</b> ERA: 2.67 (9, 1)	0.2	S	2	0	0	0	1	0	0	0	0	0	0	5	9	0.00	0.000										





Batter	1	2	3	4	5	6	7	8	9	10	AB	R	H	RBI	BB	SO	LOB	TOP							
<b>Barry Bonds, L</b> OBP: 0.359, SLG: 0.535 (1, 7)	F7		4-3 2B		4-3		0-2 2B			1-2 SH1-4 3B 1B	5	1	3	0	0	0	0								
<b>Jose Lind, R</b> OBP: 0.294, SLG: 0.301 (1, 4)	F8		4-3		F9		0-0 L6			0-0 SH1-4	4	0	0	0	0	0	2								
<b>Andy Van Slyke, L</b> OBP: 0.348, SLG: 0.522 (1, 8)	K		F7		K					0-2 SF7 3B	5	2	2	1	0	2	1								
<b>Bobby Bonilla, S</b> OBP: 0.395, SLG: 0.565 (1, 5)		F7	L9				2-1 4-3 SF7 2B			4-2 CS BB	3	1	1	0	2	0	1								
<b>Darnell Coles, R</b> OBP: 0.314, SLG: 0.390 (1, 9)		4-3 2B			G3		1-1 4-3			0-1 F4	4	0	1	1	0	0	3								
<b>Sid Bream, L</b> OBP: 0.346, SLG: 0.520 (1, 3)		4-3			1B 2B		0-0 SF7			1-1 SF8	3	1	1	2	0	1	2								
<b>Michael LaValiere, L</b> OBP: 0.363, SLG: 0.517 (1, 2)					B5-4 1B BB		3-H 1-1 4-3			3-H 1-1 CS	2	0	0	0	2	0	0								
<b>Rafael Belliard, R</b> OBP: 0.336, SLG: 0.300 (1, 6)										2-2 F8	3	0	1	1	0	0	0								
<b>Bob Walk, R</b> OBP: 0.114, SLG: 0.118 <b>Jim Gott, R</b> (9, 1) <b>Barry Jones, R</b> (10, 1)					B5-4 1B 2-3F		2-2 L4			0-3 K	4	0	0	0	0	1	5								
<b>Inning Stats</b>	R: 0 E: 0 K: 1 S: 8	H: 0 LOB: 0 BB: 0 P: 13	R: 0 E: 0 K: 0 S: 8	H: 1 LOB: 3 BB: 1 P: 16	R: 0 E: 0 K: 0 S: 8	H: 1 LOB: 1 BB: 0 P: 10	R: 1 E: 0 K: 0 S: 13	H: 2 LOB: 1 BB: 1 P: 22	R: 0 E: 0 K: 1 S: 6	H: 0 LOB: 0 BB: 0 P: 9	R: 1 E: 0 K: 0 S: 7	H: 1 LOB: 0 BB: 0 P: 11	R: 0 E: 0 K: 0 S: 9	H: 1 LOB: 1 BB: 0 P: 11	R: 1 E: 1 K: 0 S: 10	H: 1 LOB: 0 BB: 1 P: 16	R: 0 E: 0 K: 1 S: 11	H: 0 LOB: 0 BB: 0 P: 14	R: 2 E: 0 K: 1 S: 13	H: 2 LOB: 1 BB: 1 P: 21	1B: 2 2B: 7 3B: 1 HR: 0	SF: 3 SAC: 1 DP: 1 HBP: 1	WP: 0 PB: 0 SB: 0 CS: 1	PA: 43	
<b>PITCHER</b>	IP	WLS	BF	H	R	ER	SO	BB	IBB	HBP	BLK	WP	HR	S	P	ERA	WHIP								
<b>Dennis Martinez, R</b> ERA: 2.86 (1, 1)	8.0		33	7	3	2	2	3	0	0	0	0	0	69	108	2.25	1.250								
<b>Joe Hesketh, L</b> ERA: 2.81 (9, 1)	1.0		3	0	0	0	1	0	0	0	0	0	0	11	14	0.00	0.000								
<b>Bob McClure, L</b> ERA: 6.88 (10, 1)	0.1	L	3	2	2	0	0	0	0	0	0	0	0	7	8	54.00	6.000								
<b>Jeff Parrett, R</b> ERA: 2.09 (10, 1)	0.2		3	0	0	0	1	0	1	0	0	0	0	6	13	0.00	0.000								

Pittsburgh Pirates @ Montreal Expos  
Olympic Stadium, Montreal, QB  
Fri Jun 24 1988, 7:05 PM EDT  
Att. 15,781 - Dome - 70 F

AB	33
R	5
H	9
RBI	5
BB	4
SO	4
LOB	14



Batter	1	2	3	4	5	6	7	8	9	10	AB	R	H	RBI	BB	SO	LOB	BOTTOM							
<b>Otis Nixon, S</b> OBP: 0.278, SLG: 0.188 (1, 8)	4-3		E S BB		F7					2-2 5-3	4	0	0	0	1	0	2								
<b>Mitch Webster, S</b> OBP: 0.358, SLG: 0.308 (1, 7)	K		F9							0-3 K	5	0	0	0	0	3	2								
<b>Andres Calarraga, R</b> OBP: 0.365, SLG: 0.805 (1, 3)	E4				5-3					3-3 K	5	0	1	0	0	1	1								
<b>Hubie Brooks, R</b> OBP: 0.319, SLG: 0.423 (1, 9)	1-3				E9 3B					1-1 HR	4	2	2	1	0	0	2								
<b>Tim Wallach, R</b> OBP: 0.304, SLG: 0.396 <b>Rex Hudler, R</b> OBP: 0.429, SLG: 0.200 (9, PR) (10, 4)		K			6-3					1-1 2B 1B	4	0	1	0	0	1	1								
<b>Nelson Santovenia, R</b> OBP: 0.359, SLG: 0.445 (1, 2)		6-3			5-3					0-3 K	4	0	0	0	0	1	1								
<b>Tom Foley, L</b> OBP: 0.279, SLG: 0.317 (10, 6)		F8			SH3 1B					2-0 1-H 2B	4	0	2	1	0	0	0								
<b>Luis Rivera, R</b> OBP: 0.254, SLG: 0.311 <b>Graig Nettles, L</b> OBP: 0.213, SLG: 0.256 (9, PH) (10, 5)					F9 SH3					0-3 K	2	0	0	0	0	0	0								
<b>Dennis Martinez, R</b> OBP: 0.301, SLG: 0.382 <b>Joe Hesketh, R</b> (9, 1) <b>Dave Engle, R</b> OBP: 0.342, SLG: 0.333 <b>Jeff Reed, R</b> OBP: 0.291, SLG: 0.281 <b>Bob McClure, R</b> (10, 1) <b>Jeff Parrett, R</b> (10, 1)					4-3					3-3 K	2	0	0	0	0	0	1								
<b>Inning Stats</b>	R: 0 E: 1 K: 1 S: 11	H: 0 LOB: 1 BB: 0 P: 15	R: 0 E: 0 K: 1 S: 9	H: 0 LOB: 0 BB: 0 P: 15	R: 0 E: 0 K: 0 S: 9	H: 0 LOB: 1 BB: 1 P: 14	R: 1 E: 1 K: 0 S: 6	H: 1 LOB: 0 BB: 0 P: 9	R: 0 E: 0 K: 0 S: 8	H: 1 LOB: 1 BB: 0 P: 14	R: 0 E: 0 K: 0 S: 4	H: 0 LOB: 0 BB: 0 P: 6	R: 0 E: 0 K: 0 S: 5	H: 1 LOB: 1 BB: 0 P: 6	R: 2 E: 0 K: 3 S: 15	H: 3 LOB: 2 BB: 0 P: 22	R: 0 E: 0 K: 2 S: 9	H: 0 LOB: 0 BB: 0 P: 14	1B: 4 2B: 1 3B: 1 HR: 1	SF: 0 SAC: 1 DP: 0 HBP: 0	WP: 1 PB: 0 SB: 1 CS: 0	PA: 39			
<b>PITCHER</b>	IP	WLS	BF	H	R	ER	SO	BB	IBB	HBP	BLK	WP	HR	S	P	ERA	WHIP								
<b>Bob Walk, R</b> ERA: 2.35 (1, 1)	8.0		31	5	2	2	3	1	0	0	0	1	1	63	96	2.25	0.750								
<b>Jim Gott, R</b> ERA: 2.95 (9, 1)	1.0	W	5	2	1	1	3	0	0	0	0	0	0	13	19	9.00	2.000								
<b>Barry Jones, R</b> ERA: 2.8 (10, 1)	1.0	S	3	0	0	0	2	0	0	0	0	0	0	9	14	0.00	0.000								

Pittsburgh Pirates @ Montreal Expos  
Olympic Stadium, Montreal, QB  
Fri Jun 24 1988, 7:05 PM EDT  
Att. 15,781 - Dome - 70 F

AB	37
R	3
H	7
RBI	2
BB	1
SO	8
LOB	14





Batter	1	2	3	4	5	6	7	8	9	AB R H RBI BB SO LOB	TOP											
<b>Barry Bonds, L</b> OBP: 0.366, SLG: 0.545 (1, 7)	F8		E 2B	BB 1B		BB 2B		G4-6-3 BB		4 1 3 1 1 0 0	<b>Pittsburgh Pirates @ Montreal Expos</b> Olympic Stadium, Montreal, QB Sat Jun 25 1988, 7:05 PM EDT Att: 17,777 - Dome - 70 F											
<b>Jose Lind, R</b> OBP: 0.293, SLG: 0.297 (1, 4)	1-3		FC1 3B	BB		K		G4-6-3	4 1 0 0 1 1 4													
<b>Andy Van Slyke, L</b> OBP: 0.349, SLG: 0.525 (1, 8)	BB		2B 3B	K			3-1	4-3	4 1 1 1 1 1 3													
<b>Bobby Bonilla, S</b> OBP: 0.392, SLG: 0.558 (1, 5)	K		6-3	6-3			G3	G4-6-3 1B	5 0 1 0 0 1 5													
<b>Darnell Coles, R</b> OBP: 0.311, SLG: 0.391 (1, 9)		F3	1B 2B		K		F8	G4-6-3	5 1 1 1 0 1 1													
<b>Sid Bream, L</b> OBP: 0.344, SLG: 0.515 (1, 3)	K		CS 1B		F6			F3	4 0 1 1 0 1 0													
<b>Michael LaValliere, L</b> OBP: 0.365, SLG: 0.317 (1, 2)	BB BB		K		K			1B BB 1B	3 1 1 0 1 2 1													
<b>Rafael Belliard, R</b> OBP: 0.341, SLG: 0.301 (1, 6)	BB BB		2-3	5-3		K		BB 1B 1B	3 0 1 0 1 1 0													
<b>John Smiley, L</b> OBP: 0.176, SLG: 0.125 (1, 1)	F6		BB 1B BB		K			BB 1B	3 0 1 0 1 1 2													
<b>Inning Stats</b>	R: 0 E: 0 K: 1 S: 15	H: 0 LOB: 1 BB: 1 P: 24	R: 0 E: 0 K: 1 S: 8	H: 0 LOB: 2 BB: 2 P: 17	R: 4 E: 1 K: 1 S: 12	H: 4 LOB: 0 BB: 0 P: 18	R: 0 E: 0 K: 1 S: 14	H: 1 LOB: 3 BB: 2 P: 27	R: 0 E: 0 K: 2 S: 9	H: 0 LOB: 0 BB: 0 P: 12		R: 0 E: 0 K: 3 S: 11	H: 1 LOB: 1 BB: 0 P: 18	R: 0 E: 0 K: 0 S: 7	H: 0 LOB: 0 BB: 0 P: 8	R: 1 E: 0 K: 0 S: 10	H: 3 LOB: 2 BB: 1 P: 20	R: 0 E: 0 K: 0 S: 4	H: 1 LOB: 0 BB: 0 P: 5	1B: 6 2B: 3 3B: 1 HR: 0	SF: 0 SAC: 0 DP: 2 HBP: 0	WP: 0 PB: 0 SB: 0 CS: 1
<b>PITCHER</b>	IP WLS BF H R ER SO BB IBB HBP BLK WP HR S P ERA WHIP											<b>PITCHER</b>	IP WLS BF H R ER SO BB IBB HBP BLK WP HR S P ERA WHIP									
<b>Brian Holman, R</b> ERA: 8.1 (1, 1)	3.1 L 20 5 4 3 3 5 0 0 0 0 0 0 44 78 8.10 3.000																					
<b>Neal Heaton, L</b> ERA: 5.77 (4, 1)	2.2 9 1 0 0 6 0 0 0 0 0 0 25 38 0.00 0.375																					
<b>Tim Burke, R</b> ERA: 3.89 (7, 1)	2.0 9 3 1 1 0 1 0 0 0 0 0 17 28 4.50 2.000																					
<b>Bob McClure, L</b> ERA: 6.5 (9, 1)	1.0 3 1 0 0 0 0 0 0 0 0 0 4 5 0.00 1.000																					

Batter	1	2	3	4	5	6	7	8	9	AB R H RBI BB SO LOB	BOTTOM									
<b>Otis Nixon, S</b> OBP: 0.273, SLG: 0.200 (1, 8)	F9		G3			F9			1B E 1B	4 1 1 0 0 0 0	<b>Pittsburgh Pirates @ Montreal Expos</b> Olympic Stadium, Montreal, QB Sat Jun 25 1988, 7:05 PM EDT Att: 17,777 - Dome - 70 F									
<b>Mitch Webster, S</b> OBP: 0.356, SLG: 0.307 (1, 7)	K			F3		6-3		FC6-4 1B	4 0 1 0 0 1 0											
<b>Andres Galarraga, R</b> OBP: 0.360, SLG: 0.596 (1, 3)	K			6-3			G3	F8	4 0 0 0 0 1 2											
<b>Hubie Brooks, R</b> OBP: 0.315, SLG: 0.417 (1, 9)		E6 6-3		1-3			4-3	FC6-4	4 0 0 0 0 0 1											
<b>Tim Wallach, R</b> OBP: 0.300, SLG: 0.390 (1, 5)	6-3			F8			F8	F7	4 0 0 0 0 0 2											
<b>Nelson Santovenia, R</b> OBP: 0.358, SLG: 0.444 (1, 2)	F7			2B				F9	3 0 1 0 0 0 1											
<b>Luis Rivera, R</b> OBP: 0.250, SLG: 0.306 (1, 6)	K			5-3				F3	3 0 0 0 0 1 2											
<b>Rex Hudler, R</b> OBP: 0.400, SLG: 0.250 (1, 4)			K		F6			1B	3 0 1 0 0 1 1											
<b>Brian Holman, R</b> ERA: 8.1 (1, 1)									1 0 0 0 0 1 0											
<b>Neal Heaton, L</b> ERA: 5.77 (4, 1)									0 0 0 0 0 0 0											
<b>Wallace Johnson, S</b> OBP: 0.345, SLG: 0.371 (6, PH)									1 0 0 0 0 0 1 0											
<b>Tim Burke, R</b> ERA: 3.89 (7, 1)									0 0 0 0 0 0 0											
<b>Dave Engle, R</b> OBP: 0.333, SLG: 0.324 (8, PH)									1 0 0 0 0 0 1											
<b>Bob McClure, R</b> ERA: 6.5 (9, 1)									0 0 0 0 0 0 0											
<b>Inning Stats</b>	R: 0 E: 0 K: 2 S: 9	H: 0 LOB: 0 BB: 0 P: 15	R: 0 E: 1 K: 1 S: 8	H: 0 LOB: 0 BB: 0 P: 12	R: 0 E: 0 K: 2 S: 8	H: 0 LOB: 0 BB: 0 P: 10	R: 0 E: 0 K: 0 S: 7	H: 0 LOB: 0 BB: 0 P: 9	R: 0 E: 0 K: 1 S: 9	H: 0 LOB: 0 BB: 0 P: 13	R: 0 E: 0 K: 0 S: 7	H: 0 LOB: 0 BB: 0 P: 11	R: 0 E: 0 K: 0 S: 10	H: 1 LOB: 1 BB: 0 P: 11	R: 1 E: 1 K: 0 S: 8	H: 2 LOB: 1 BB: 0 P: 14	1B: 3 2B: 1 3B: 0 HR: 0	SF: 0 SAC: 0 DP: 0 HBP: 0	WP: 0 PB: 0 SB: 0 CS: 0	PA: 32
<b>PITCHER</b>	IP WLS BF H R ER SO BB IBB HBP BLK WP HR S P ERA WHIP											<b>PITCHER</b>	IP WLS BF H R ER SO BB IBB HBP BLK WP HR S P ERA WHIP							
<b>John Smiley, L</b> ERA: 2.87 (1, 1)	9.0 W 32 4 1 0 6 0 0 0 0 0 0 73 106 0.00 0.444																			





Batter	1	2	3	4	5	6	7	8	9	10	AB	R	H	RBI	BB	SO	LOB	TOP									
<b>Barry Bonds, L</b> OBP: 0.367, SLG: 0.541 (1, 7)	4-0 BLK BB		0-0 FC4-6 1B		1-0 6-3 1B		2-1 F6		1-1 F8		4	0	1	0	1	0	1										
<b>Jose Lind, R</b> OBP: 0.294, SLG: 0.298 (1, 4)	1-0 B1		0-1 1B		2-0 6-3		1-1 FC4-6 1B		1-2 E6 SF8		5	1	2	0	0	0	2										
<b>Andy Van Slyke, L</b> OBP: 0.344, SLG: 0.516 (1, 8)	2-3 K		2-0 F8		0-1 F8		0-1 FC4-6		2-2 1-3		5	0	0	0	0	1	6										
<b>Bobby Bonilla, S</b> OBP: 0.393, SLG: 0.552 (1, 5)	0-2 3-1				0-0 F7		4-0 FC5-4 IBB		0-1 F9		4-0 SF8 BB 2B		3	1	0	0	2	0	1								
<b>Mike Diaz, R</b> OBP: 0.404, SLG: 0.283 (1, 9)		1-0 5-3		2-1 FC1-2 1B		0-2 FC5-4		0-1 F7		4-1 2B BB		4	1	1	0	1	0	2									
<b>Sid Bream, L</b> OBP: 0.345, SLG: 0.515 (1, 3)		0-0 4-3		0-0 E9 FC1-2 1B		0-1 F3		1-1 1B		3-1 SF8		4	0	2	1	0	0	0									
<b>Michael LaValiere, L</b> OBP: 0.366, SLG: 0.321 (1, 2)		1-1 F8		4-0 FC1-2 IBB		0-1 5-3		2-2 G3		1-2 2B 3H		4	0	1	2	1	0	1									
<b>Rafael Belliard, R</b> OBP: 0.333, SLG: 0.293 <b>Darnell Coles, R</b> OBP: 0.359, SLG: 0.388 <b>Felix Fermin, R</b> OBP: 0.333, SLG: 0.250 (1, 6)			3-3 K		1-1 FC1-2		0-0 6-3		1-0 F5		4-0 2B IBB		3	0	0	0	0	1	3								
<b>Doug Drabek, R</b> OBP: 0.154, SLG: 0.162 <b>Randy Milligan, R</b> OBP: 0.379, SLG: 0.390 <b>Bob Kipper, R</b> <b>Jeff Robinson, R</b> OBP: 0.162, SLG: 0.100 (1, 1)			1-0 K		2-3 K			0-0 F8		3-3 K		0-0 F9		2	0	0	0	0	1	3							
<b>Inning Stats</b>	R: 0 E: 0 K: 1 S: 8	H: 0 LOB: 1 BB: 1 P: 15	R: 0 E: 0 K: 0 S: 4	H: 0 LOB: 0 BB: 0 P: 6	R: 0 E: 0 K: 1 S: 7	H: 1 LOB: 2 BB: 0 P: 13	R: 0 E: 1 K: 1 S: 9	H: 2 LOB: 3 BB: 1 P: 18	R: 0 E: 0 K: 0 S: 5	H: 1 LOB: 2 BB: 1 P: 14	R: 0 E: 0 K: 0 S: 5	H: 0 LOB: 0 BB: 0 P: 5	R: 0 E: 0 K: 1 S: 7	H: 0 LOB: 0 BB: 0 P: 10	R: 0 E: 0 K: 1 S: 9	H: 1 LOB: 1 BB: 0 P: 12	R: 0 E: 0 K: 1 S: 13	H: 0 LOB: 0 BB: 3 P: 32	R: 3 E: 1 K: 0 S: 13	H: 1 LOB: 2 BB: 3 P: 32	1B: 6 2B: 1 3B: 0 HR: 0	SF: 1 SAC: 0 DP: 0 HBP: 1	WP: 0 PB: 0 SB: 0 CS: 0	PA: 45			
<b>PITCHER</b>	IP	WLS	BF	H	R	ER	SO	BB	IBB	HBP	BLK	WP	HR	S	P	ERA	WHIP										
<b>Pascual Perez, R</b> ERA: 1.43 <b>Tim Burke, R</b> ERA: 3.79 <b>Joe Hesketh, L</b> ERA: 3.12 <b>Jeff Parrett, R</b> ERA: 2.25	(1, 1)	8.0	L	34	6	0	3	0	0	0	1	0	0	57	93	0.00	0.875										
	(9, 1)	1.0	L	4	0	1	1	0	0	0	0	0	0	10	16	9.00	0.000										
	(10, 1)	0.1		2	0	0	0	0	1	0	0	0	0	3	9	0.00	0.000										
	(10, 1)	0.2		5	1	2	1	0	1	1	0	0	0	7	19	13.50	3.000										

**Pittsburgh Pirates @ Montreal Expos**  
Olympic Stadium, Montreal, QB  
Sun Jun 26 1988, 3:33 AM EDT  
Alt. 26,593 - Dome - 70 F

AB	37
R	3
H	7
RBI	3
BB	6
SO	4
LOB	21



Batter	1	2	3	4	5	6	7	8	9	10	AB	R	H	RBI	BB	SO	LOB	BOTTOM									
<b>Otis Nixon, S</b> OBP: 0.231, SLG: 0.167 (1, 8)	3-2 F8		0-2 FC6-4			0-1 B1-3		2-2 6-3			4	0	0	0	0	0	1										
<b>Tom Foley, L</b> OBP: 0.272, SLG: 0.309 (1, 4)	0-1 F8				2-0 F6		2-2 F7		0-2 4-3		4	0	0	0	0	0	0										
<b>Andres Galarrraga, R</b> OBP: 0.355, SLG: 0.588 (1, 3)	0-1 6-3				1-3 K		0-3 K		1-3 K		4	0	0	0	0	3	0										
<b>Hubie Brooks, R</b> OBP: 0.311, SLG: 0.411 <b>Jeff Parrett, R</b> (1, 9)		0-1 1-3		0-0 L8		2-3 K		1-3 K			4	0	0	0	0	2	1										
<b>Tim Wallach, R</b> OBP: 0.303, SLG: 0.393 (1, 5)		0-0 G1		4-1 BB		3-2 2B				1-3 K		3	0	1	0	1	0										
<b>Mitch Webster, S</b> OBP: 0.354, SLG: 0.311 (1, 7)		1-2 F9		2-2 F3		2-2 F6				0-0 WP 2B		4	0	1	0	0	3										
<b>Luis Rivera, R</b> OBP: 0.250, SLG: 0.305 (1, 6)			0-1 FC6-4 1B		3-2 F7		1-1 F9			0-3 K		4	0	1	0	0	1	2									
<b>Jeff Reed, L</b> OBP: 0.287, SLG: 0.276 <b>Wallace Johnson, S</b> OBP: 0.342, SLG: 0.391 <b>Nelson Santovenia, R</b> OBP: 0.354, SLG: 0.438 (1, 2)			1 SAFE F7		0-2 F7		1-0 F8			1-0 6-3		2	0	0	0	0	0	1									
<b>Pascual Perez, R</b> <b>Graig Nettles, L</b> OBP: 0.208, SLG: 0.250 <b>Tim Burke, R</b> <b>Joe Hesketh, R</b> <b>Rex Hudler, R</b> OBP: 0.400, SLG: 0.250 (1, 1)					0-3 K		1-3 K					2	0	0	0	0	2	1									
<b>Inning Stats</b>	R: 0 E: 0 K: 0 S: 8	H: 0 LOB: 0 BB: 0 P: 11	R: 0 E: 0 K: 0 S: 6	H: 0 LOB: 0 BB: 0 P: 7	R: 0 E: 0 K: 1 S: 12	H: 1 LOB: 1 BB: 0 P: 12	R: 0 E: 0 K: 1 S: 9	H: 0 LOB: 2 BB: 1 P: 18	R: 0 E: 0 K: 1 S: 7	H: 0 LOB: 0 BB: 0 P: 12	R: 0 E: 0 K: 1 S: 9	H: 0 LOB: 0 BB: 0 P: 11	R: 0 E: 0 K: 1 S: 13	H: 1 LOB: 1 BB: 0 P: 21	R: 0 E: 0 K: 2 S: 10	H: 0 LOB: 0 BB: 0 P: 9	R: 0 E: 0 K: 2 S: 10	H: 0 LOB: 0 BB: 0 P: 12	R: 0 E: 0 K: 2 S: 8	H: 1 LOB: 1 BB: 0 P: 10	1B: 1 2B: 2 3B: 0 HR: 0	SF: 0 SAC: 0 DP: 0 HBP: 0	WP: 2 PB: 0 SB: 0 CS: 0	PA: 35			
<b>PITCHER</b>	IP	WLS	BF	H	R	ER	SO	BB	IBB	HBP	BLK	WP	HR	S	P	ERA	WHIP										
<b>Doug Drabek, R</b> ERA: 4.23 <b>Bob Kipper, L</b> ERA: 3.86 <b>Jeff Robinson, R</b> ERA: 3.29	(1, 1)	8.0		2	0	0	6	1	0	0	0	1	0	71	101	0.00	0.375										
	(9, 1)	0.1		1	0	0	0	0	0	0	0	0	0	3	3	0.00	0.000										
	(9, 1)	1.2	W	6	1	0	4	0	0	0	0	1	0	15	19	0.00	0.600										

**Pittsburgh Pirates @ Montreal Expos**  
Olympic Stadium, Montreal, QB  
Sun Jun 26 1988, 3:33 AM EDT  
Alt. 26,593 - Dome - 70 F

AB	34
R	0
H	3
RBI	0
BB	1
SO	10
LOB	10





Batter	1	2	3	4	5	6	7	8	9	AB	R	H	RBI	BB	SO	LOB	TOP										
Lenny Dykstra, L OBP: 0.347, SLG: 0.418 (1, 8)			4-3	4-3			F8	K		5	0	1	0	0	1	2											
Wally Backman, S OBP: 0.346, SLG: 0.304 (1, 4)			4-0 1B BB				F8	BB BB	K	3	1	0	0	2	1	1											
Dave Magadan, L OBP: 0.389, SLG: 0.333 (1, 3)			1-2 HBP 1B				F9	BB	4-3	3	0	1	0	2	0	0											
Darryl Strawberry, L OBP: 0.397, SLG: 0.576 (1, 9)			0-1 P7				S BB	G6-4-3 BB	BB	2	0	0	0	3	0	4											
Kevin McReynolds, R OBP: 0.324, SLG: 0.415 (1, 7)			0-1 HBP 1-2 2-H 1B				BB	G6-4-3 1-2	K	4	0	1	1	1	1	6											
Gary Carter, R OBP: 0.331, SLG: 0.419 (1, 2)		1-0 P5	1-2 FC6-4 HBP				K	5-3		3	0	0	0	0	1	2											
Howard Johnson, S OBP: 0.345, SLG: 0.426 (1, 5)		2-3 K	0-1 FC6-4 1-2				P2	F8		4	0	0	0	0	1	3											
Kevin Elster, R OBP: 0.266, SLG: 0.284 (8, PH)		4-2 BB					G3	1B 1B		2	0	0	0	1	0	0											
Lee Mazzilli, S OBP: 0.243, SLG: 0.219 (8, PH)										1	0	1	0	0	0	0											
Randy Myers, L (8, 1)										0	0	0	0	0	0	0											
Dwight Gooden, R OBP: 0.224, SLG: 0.271 (8, PH)		0-1 G6-3					P3	1B		3	0	0	0	0	0	1											
Mackey Sasser, L OBP: 0.318, SLG: 0.415 (8, PR)										1	0	1	0	0	0	0											
Keith Miller, R OBP: 0.214, SLG: 0.259 (8, 6)										0	0	0	0	0	0	0											
<b>Inning Stats</b>	R: 0 E: 0 K: 0 S: 6	H: 1 LOB: 2 BB: 1 P: 14	R: 0 E: 0 K: 1 S: 8	H: 0 LOB: 1 BB: 1 P: 15	R: 1 E: 0 K: 0 S: 12	H: 2 LOB: 3 BB: 1 P: 20	R: 0 E: 0 K: 0 S: 6	H: 0 LOB: 0 BB: 0 P: 7	R: 0 E: 0 K: 1 S: 10	H: 0 LOB: 2 BB: 2 P: 23	R: 0 E: 0 K: 0 S: 6	H: 0 LOB: 2 BB: 3 P: 19	R: 0 E: 0 K: 1 S: 8	H: 2 LOB: 2 BB: 0 P: 13	R: 0 E: 0 K: 2 S: 10	H: 0 LOB: 1 BB: 1 P: 14	1B: 5 2B: 0 3B: 0 HR: 0	SF: 0 SAC: 0 DP: 1 HBP: 1	WP: 0 PB: 0 SB: 1 CS: 0	PA: 41							
<b>PITCHER</b>	IP	WLS	BF	H	R	ER	SO	BB	IBB	HBP	BLK	WP	HR	S	P	ERA	WHIP										
Mike Dunne, R ERA: 3.99 (1, 1)	6.1	W	31	3	1	1	2	8	0	1	0	0	0	51	104	1.42	1.737										
Barry Jones, R ERA: 2.7 (7, 1)	1.1		5	2	0	0	0	0	0	0	0	0	0	7	13	0.00	1.500										
Jim Gott, R ERA: 2.75 (8, 1)	1.1	S	5	0	0	0	3	1	0	0	0	0	0	13	17	0.00	0.750										

New York Mets @ Pittsburgh Pirates  
Three Rivers Stadium, Pittsburgh, PA  
Mon Jun 27 1988, 7:05 PM EDT  
Att: 41,489 - Unknown - 70 F

AB	31
R	1
H	5
RBI	1
BB	9
SO	5
LOB	19



Batter	1	2	3	4	5	6	7	8	9	AB	R	H	RBI	BB	SO	LOB	BOTTOM										
Barry Bonds, L OBP: 0.365, SLG: 0.535 (1, 7)				F8	4-2 BB			K		3	0	0	0	1	1	1											
Jose Lind, R OBP: 0.297, SLG: 0.301 (1, 4)				S 2B 1B	K			K		4	1	2	0	0	2	3											
Andy Van Slyke, L OBP: 0.343, SLG: 0.516 (1, 8)				3-2 1-H 2B	F8			P6		4	0	1	1	0	0	4											
Bobby Bonilla, S OBP: 0.391, SLG: 0.548 (1, 5)		1-1 F6		0-0 F7				F7	1B	4	0	1	0	0	0	1											
Darnell Coles, R OBP: 0.302, SLG: 0.378 (9, 9)		0-1 5-3		0-1 P8				K		4	0	0	0	0	2	2											
R.J. Reynolds, S OBP: 0.298, SLG: 0.365 (9, 9)								K		0	0	0	0	0	0	0											
Sid Bream, L OBP: 0.345, SLG: 0.517 (1, 3)		2-3 K			0-0 F8 1B 2B			P5		3	1	1	0	0	1	0											
Michael LaValliere, L OBP: 0.371, SLG: 0.520 (1, 2)				4-2 G4-6-3 BB				F8	FC1-6 BB	1	0	0	0	2	0	1											
Rafael Belliard, R OBP: 0.333, SLG: 0.294 (1, 6)				2-2 G4-6-3 1-2				BB FC6 1B	L9	3	0	1	1	0	0	2											
Mike Dunne, R OBP: 0.125, SLG: 0.091 (7, 1)				2-2 F7				FC6	FC1-6	2	0	0	0	0	0	1											
Barry Jones, R (7, 1)										1	0	0	0	0	0	1											
Jim Gott, R (8, 1)										0	0	0	0	0	0	0											
<b>Inning Stats</b>	R: 0 E: 0 K: 0 S: 5	H: 1 LOB: 0 BB: 0 P: 7	R: 0 E: 0 K: 1 S: 10	H: 0 LOB: 0 BB: 0 P: 13	R: 0 E: 0 K: 0 S: 12	H: 0 LOB: 1 BB: 1 P: 20	R: 1 E: 0 K: 0 S: 12	H: 2 LOB: 1 BB: 0 P: 16	R: 1 E: 0 K: 1 S: 16	H: 2 LOB: 3 BB: 1 P: 21	R: 0 E: 0 K: 1 S: 7	H: 0 LOB: 0 BB: 0 P: 11	R: 0 E: 0 K: 1 S: 13	H: 0 LOB: 1 BB: 1 P: 18	R: 0 E: 0 K: 2 S: 11	H: 1 LOB: 1 BB: 0 P: 15	1B: 4 2B: 3 3B: 0 HR: 0	SF: 0 SAC: 0 DP: 2 HBP: 0	WP: 0 PB: 0 SB: 1 CS: 0	PA: 32							
<b>PITCHER</b>	IP	WLS	BF	H	R	ER	SO	BB	IBB	HBP	BLK	WP	HR	S	P	ERA	WHIP										
Dwight Gooden, R ERA: 3.11 (1, 1)	7.0	L	28	5	2	2	4	3	0	0	0	0	0	75	106	2.57	1.143										
Randy Myers, L ERA: 1.55 (8, 1)	1.0		4	1	0	0	2	0	0	0	0	0	0	11	15	0.00	1.000										

New York Mets @ Pittsburgh Pirates  
Three Rivers Stadium, Pittsburgh, PA  
Mon Jun 27 1988, 7:05 PM EDT  
Att: 41,489 - Unknown - 70 F

AB	29
R	2
H	6
RBI	2
BB	3
SO	6
LOB	16





Batter	1	2	3	4	5	6	7	8	9	AB	R	H	RBI	BB	SO	LOB	TOP				
Lenny Dykstra, L (1, 8) OBP: 0.348, SLG: 0.415	F7		CS BB		F8	G4-3			FC7-2 BB 1B	4	0	1	0	1	0	0					
Wally Backman, S (1, 4) OBP: 0.357, SLG: 0.307	4-3		BB		HR				F9	2	1	1	0	2	0	0					
Tim Teufel, R (9, PH) OBP: 0.369, SLG: 0.364			BB		BB					1	0	0	0	0	0	2					
Kevin McReynolds, R (1, 7) OBP: 0.321, SLG: 0.499	F8		P3		P5				F7	4	0	0	0	1	0	3					
Darryl Strawberry, L (1, 9) OBP: 0.397, SLG: 0.585		K			1B 2B	HR			FC6 S	5	1	2	2	0	1	4					
Howard Johnson, S (1, 5) OBP: 0.346, SLG: 0.437		HR			F8				F8	5	1	2	1	0	1	4					
Gary Carter, R (1, 2) OBP: 0.326, SLG: 0.411		HR			F8				F8	4	0	0	0	0	0	2					
Dave Magadan, L (1, 3) OBP: 0.399, SLG: 0.350		1B			2B	HR			K	3	1	2	0	1	1	0					
Kevin Elster, R (1, 6) OBP: 0.270, SLG: 0.300		1B			2B	BB			K	3	1	1	2	1	0	1					
Sid Fernandez, L (1, 1) OBP: 0.310, SLG: 0.320					IBB	HR			G5-3	4	0	1	0	0	1	3					
Roger McDowell, R (9, 1) OBP: 0.250, SLG: 0.500					K				6-3	0	0	0	0	0	0	0					
									BB FC7-2 1B												
<b>Inning Stats</b>	R: 0 E: 0 K: 0 S: 9	H: 0 LOB: 0 BB: 0 P: 13	R: 1 E: 0 K: 1 S: 10	H: 2 LOB: 1 BB: 0 P: 14	R: 0 E: 0 K: 0 S: 5	H: 0 LOB: 1 BB: 2 P: 14	R: 0 E: 0 K: 1 S: 12	H: 3 LOB: 3 BB: 1 P: 23	R: 2 E: 0 K: 0 S: 5	H: 1 LOB: 0 BB: 1 P: 10	R: 0 E: 0 K: 0 S: 8	H: 1 LOB: 1 BB: 0 P: 11	R: 0 E: 0 K: 1 S: 8	H: 0 LOB: 0 BB: 0 P: 12	R: 0 E: 0 K: 1 S: 18	H: 2 LOB: 3 BB: 1 P: 25	1B: 6 2B: 1 3B: 0 HR: 3	SF: 0 SAC: 0 DP: 0 HBP: 0	WP: 0 PB: 0 SB: 1 CS: 1	PA: 41	
<b>PITCHER</b>	IP WLS BF H R ER SO BB IBB HBP BLK WP HR S P ERA WHIP	IP WLS BF H R ER SO BB IBB HBP BLK WP HR S P ERA WHIP	IP WLS BF H R ER SO BB IBB HBP BLK WP HR S P ERA WHIP	IP WLS BF H R ER SO BB IBB HBP BLK WP HR S P ERA WHIP	IP WLS BF H R ER SO BB IBB HBP BLK WP HR S P ERA WHIP	IP WLS BF H R ER SO BB IBB HBP BLK WP HR S P ERA WHIP	IP WLS BF H R ER SO BB IBB HBP BLK WP HR S P ERA WHIP	IP WLS BF H R ER SO BB IBB HBP BLK WP HR S P ERA WHIP	IP WLS BF H R ER SO BB IBB HBP BLK WP HR S P ERA WHIP	IP WLS BF H R ER SO BB IBB HBP BLK WP HR S P ERA WHIP	IP WLS BF H R ER SO BB IBB HBP BLK WP HR S P ERA WHIP	IP WLS BF H R ER SO BB IBB HBP BLK WP HR S P ERA WHIP	IP WLS BF H R ER SO BB IBB HBP BLK WP HR S P ERA WHIP	IP WLS BF H R ER SO BB IBB HBP BLK WP HR S P ERA WHIP	IP WLS BF H R ER SO BB IBB HBP BLK WP HR S P ERA WHIP	IP WLS BF H R ER SO BB IBB HBP BLK WP HR S P ERA WHIP	IP WLS BF H R ER SO BB IBB HBP BLK WP HR S P ERA WHIP	IP WLS BF H R ER SO BB IBB HBP BLK WP HR S P ERA WHIP	IP WLS BF H R ER SO BB IBB HBP BLK WP HR S P ERA WHIP	IP WLS BF H R ER SO BB IBB HBP BLK WP HR S P ERA WHIP	
Brian Fisher, R (1, 1) ERA: 5.06	5.0	L	23	6	3	3	2	3	1	0	0	0	0	0	0	0	2	45	82	5.40	1.800
Bob Kipper, L (6, 1) ERA: 4.2	2.0		9	2	2	2	0	1	0	0	0	0	0	0	0	0	1	13	21	9.00	1.500
Dave Rucker, L (8, 1) ERA: 4.35	2.0		9	2	0	0	2	1	0	0	0	0	0	0	0	0	0	26	37	0.00	1.500

New York Mets @ Pittsburgh Pirates  
Three Rivers Stadium, Pittsburgh, PA  
Tue Jun 28 1988, 7:05 PM EDT  
Att: 45,011 - Unknown - 74 F

AB 35  
R 5  
H 10  
RBI 5  
BB 6  
SO 4  
LOB 19



Batter	1	2	3	4	5	6	7	8	9	AB	R	H	RBI	BB	SO	LOB	BOTTOM					
Barry Bonds, L (1, 7) OBP: 0.361, SLG: 0.528	F7		G4-3		K				F7	4	0	0	0	0	1	3						
Jose Lind, R (1, 4) OBP: 0.296, SLG: 0.298		S 1B BB	P3			4-3			F9	3	1	0	0	1	0	0						
Mike Diaz, R (1, 3) OBP: 0.377, SLG: 0.260	F8		G5-3			E6			F8	4	0	0	0	0	0	1						
Bobby Bonilla, S (1, 5) OBP: 0.392, SLG: 0.556		1B BB			F8				F8	3	1	1	1	1	0	1						
Darnell Coles, R (1, 9) OBP: 0.301, SLG: 0.375		1B			P4				F9	4	0	1	1	0	0	1						
Andy Van Slyke, L (1, 8) OBP: 0.341, SLG: 0.510	F8				K				F8	3	0	0	0	1	1	2						
Junior Ortiz, R (1, 2) OBP: 0.381, SLG: 0.442			L5							2	0	1	0	1	0	0						
John Cangelosi, S (9, PH) OBP: 0.298, SLG: 0.208					S BB				K	1	0	0	0	0	1	1						
Rafael Belliard, R (1, 6) OBP: 0.328, SLG: 0.289			G6-3		K				K	2	0	0	0	0	1	1						
Denny Gonzalez, R (7, PH) OBP: 0.417, SLG: 0.222									K	1	0	0	0	1	1	1						
Brian Fisher, R (1, 1) OBP: 0.154, SLG: 0.043					F8				F8	1	0	0	0	0	1	0						
Crestis DiCarlo, S (5, PH)									F8	1	0	0	0	0	0	0						
Bob Kipper, R (6, 1)									F8	0	0	0	0	0	0	0						
R.J. Reynolds, S (7, PH)									F8	1	0	0	0	0	0	2						
Dave Rucker, L (8, 1)									F8	0	0	0	0	0	0	0						
Sid Bream, L (9, PH) OBP: 0.343, SLG: 0.514									F8	1	0	0	0	0	0	1						
<b>Inning Stats</b>	R: 1 E: 0 K: 0 S: 9	H: 1 LOB: 2 BB: 2 P: 21	R: 0 E: 0 K: 1 S: 9	H: 0 LOB: 0 BB: 0 P: 15	R: 0 E: 0 K: 0 S: 6	H: 0 LOB: 0 BB: 0 P: 10	R: 0 E: 0 K: 1 S: 6	H: 0 LOB: 0 BB: 0 P: 11	R: 0 E: 0 K: 2 S: 15	H: 0 LOB: 1 BB: 1 P: 24	R: 0 E: 0 K: 0 S: 7	H: 0 LOB: 1 BB: 0 P: 12	R: 0 E: 0 K: 0 S: 14	H: 1 LOB: 2 BB: 1 P: 24	R: 0 E: 0 K: 0 S: 7	H: 1 LOB: 0 BB: 0 P: 13	R: 0 E: 0 K: 2 S: 12	H: 0 LOB: 1 BB: 1 P: 18	1B: 2 2B: 0 3B: 0 HR: 1	SF: 0 SAC: 0 DP: 0 HBP: 0	WP: 0 PB: 0 SB: 2 CS: 0	PA: 36
<b>PITCHER</b>	IP WLS BF H R ER SO BB IBB HBP BLK WP HR S P ERA WHIP	IP WLS BF H R ER SO BB IBB HBP BLK WP HR S P ERA WHIP	IP WLS BF H R ER SO BB IBB HBP BLK WP HR S P ERA WHIP	IP WLS BF H R ER SO BB IBB HBP BLK WP HR S P ERA WHIP	IP WLS BF H R ER SO BB IBB HBP BLK WP HR S P ERA WHIP	IP WLS BF H R ER SO BB IBB HBP BLK WP HR S P ERA WHIP	IP WLS BF H R ER SO BB IBB HBP BLK WP HR S P ERA WHIP	IP WLS BF H R ER SO BB IBB HBP BLK WP HR S P ERA WHIP	IP WLS BF H R ER SO BB IBB HBP BLK WP HR S P ERA WHIP	IP WLS BF H R ER SO BB IBB HBP BLK WP HR S P ERA WHIP	IP WLS BF H R ER SO BB IBB HBP BLK WP HR S P ERA WHIP	IP WLS BF H R ER SO BB IBB HBP BLK WP HR S P ERA WHIP	IP WLS BF H R ER SO BB IBB HBP BLK WP HR S P ERA WHIP	IP WLS BF H R ER SO BB IBB HBP BLK WP HR S P ERA WHIP	IP WLS BF H R ER SO BB IBB HBP BLK WP HR S P ERA WHIP	IP WLS BF H R ER SO BB IBB HBP BLK WP HR S P ERA WHIP	IP WLS BF H R ER SO BB IBB HBP BLK WP HR S P ERA WHIP	IP WLS BF H R ER SO BB IBB HBP BLK WP HR S P ERA WHIP	IP WLS BF H R ER SO BB IBB HBP BLK WP HR S P ERA WHIP	IP WLS BF H R ER SO BB IBB HBP BLK WP HR S P ERA WHIP	IP WLS BF H R ER SO BB IBB HBP BLK WP HR S P ERA WHIP	
Sid Fernandez, L (1, 1) ERA: 3.71	8.0	W	33	3	2	2	4	5	0	0	0	0	0	0	0	0	1	75	136	2.25	1.000	
Roger McDowell, R (9, 1) ERA: 2.49	1.0	S	3	0	0	0	2	0	0	0	0	0	0	0	0	0	0	10	12	0.00	0.000	

New York Mets @ Pittsburgh Pirates  
Three Rivers Stadium, Pittsburgh, PA  
Tue Jun 28 1988, 7:05 PM EDT  
Att: 45,011 - Unknown - 74 F

AB 31  
R 2  
H 3  
RBI 2  
BB 5  
SO 6  
LOB 15









Batter	1	2	3	4	5	6	7	8	9	10	AB	R	H	RBI	BB	SO	LOB	TOP	
Barry Bonds, L OBP: 0.362, SLG: 0.517 Dave Rucker, L OBP: 0.167, SLG: 0.091	(1, 7) 2-1 G3		(1, 0) 1-0 L4		(4, 0) IBB		(4, 0) IBB		(1, 2) 6-3		3	0	0	0	2	0	2		
Jose Lind, R OBP: 0.298, SLG: 0.303	(1, 4) 2-1 1B		(2, 1) F8 1B		(3, 2) 5-3		(0, 0) FC6-4 1-2 IBB		(3, 2) 6-3		5	2	2	0	0	0	4		
Andy Van Slyke, L OBP: 0.345, SLG: 0.523	(1, 8) 1-0 1B		(1, 2) 1-2 1B		(0, 0) 1-3		(0, 1) 4-3		(0, 1) 1B		5	1	3	1	0	0	0		
Bobby Bonilla, S OBP: 0.391, SLG: 0.555	(1, 5) 0-1 G6-4-3		(2, 2) F8 1B		(2, 2) P4		(0, 1) P6		(4, 0) 1B		4	1	0	0	1	0	3		
Darnell Coles, R OBP: 0.299, SLG: 0.377		(2, 2) L4	(1, 0) SF9		(0, 0) 2B		(1, 1) 6-3		(2, 0) 1B		4	1	2	2	0	0	0		
Sid Bream, L OBP: 0.336, SLG: 0.498	(1, 3) 0-0 F7		(3, 0) 4-3		(1, 3) K				(0, 0) L3		5	0	0	0	0	1	4		
Michael LaValiere, L OBP: 0.371, SLG: 0.333 R.J. Reynolds, S OBP: 0.305, SLG: 0.370	(1, 2) 1-2 F7				(0, 0) FC3-6 1B		(3, 2) 6-3 2B		(0, 1) S 1B		3	0	2	0	0	0	0		
Rafael Belliard, R OBP: 0.347, SLG: 0.297			(3, 2) 4-3		(2, 2) FC3-6 SH3-4 1-2		(0, 0) 6-3		(4, 1) S 1B		4	0	1	1	1	0	2		
John Smiley, L OBP: 0.167, SLG: 0.118 Orestes Desjardes, S OBP: 0.333, SLG: 0.333 Junior Ortiz, R OBP: 0.391, SLG: 0.442	(1, 1) 1-2 F7		(0, 0) 1-3		(0, 0) SH3-4 1-2		(1, 0) P7		(3, 3) K		2	0	0	0	0	0	1		
<b>Inning Stats</b>	R: 1 E: 0 K: 0 S: 7	H: 2 LOB: 0 BB: 0 P: 12	R: 0 E: 0 K: 0 S: 7	H: 0 LOB: 0 BB: 0 P: 10	R: 0 E: 0 K: 1 S: 10	H: 2 LOB: 1 BB: 0 P: 19	R: 0 E: 0 K: 0 S: 8	H: 1 LOB: 1 BB: 0 P: 11	R: 0 E: 0 K: 0 S: 6	H: 1 LOB: 2 BB: 1 P: 14	R: 0 E: 0 K: 1 S: 13	H: 1 LOB: 2 BB: 1 P: 21	R: 3 E: 0 K: 0 S: 13	H: 4 LOB: 2 BB: 1 P: 29	1B: 8 2B: 3 3B: 1 HR: 0	SF: 1 SAC: 1 DP: 1 HBP: 0	WP: 0 PB: 0 SB: 2 CS: 0	PA: 44	
<b>PITCHER</b>	IP WLS BF H R ER SO ERA WHIP	IP WLS BF H R ER SO ERA WHIP	IP WLS BF H R ER SO ERA WHIP	IP WLS BF H R ER SO ERA WHIP	IP WLS BF H R ER SO ERA WHIP	IP WLS BF H R ER SO ERA WHIP	IP WLS BF H R ER SO ERA WHIP	IP WLS BF H R ER SO ERA WHIP	IP WLS BF H R ER SO ERA WHIP	IP WLS BF H R ER SO ERA WHIP	IP WLS BF H R ER SO ERA WHIP	IP WLS BF H R ER SO ERA WHIP	IP WLS BF H R ER SO ERA WHIP	IP WLS BF H R ER SO ERA WHIP	IP WLS BF H R ER SO ERA WHIP	IP WLS BF H R ER SO ERA WHIP	IP WLS BF H R ER SO ERA WHIP	IP WLS BF H R ER SO ERA WHIP	
Rick Reuschel, R ERA: 3.11	(1, 1) 8.0																		
Allee Hammaker, L ERA: 4.72	(9, 1) 1.1	L	9	3	3	3	1	1	1	0	0	0	0	0	19	36	20.25	3.000	
Craig Lefferts, L ERA: 2.78	(10, 1) 0.2		3	2	0	0	0	0	0	0	0	0	0	7	14	0.00	3.000		

Pittsburgh Pirates @ San Francisco Giants  
Candlestick Park, San Francisco, CA  
Fri Jul 01 1988, 10:05 PM EDT  
Att: 39,484 - Unknown - 65 F

AB	38
R	5
H	12
RBI	5
BB	4
SO	2
LOB	18



Batter	1	2	3	4	5	6	7	8	9	10	AB	R	H	RBI	BB	SO	LOB	BOTTOM	
Brett Butler, L OBP: 0.380, SLG: 0.383	(1, 8) 4-2 HR BB		(1, 0) F5		(4, 0) BB			(1, 2) 5-3			2	1	0	0	2	0	0		
Robby Thompson, R OBP: 0.378, SLG: 0.420	(1, 4) 2-0 1-4 HR		(1, 3) K		(0, 1) F8			(3, 2) 6-3			4	1	1	2	0	1	2		
Will Clark, L OBP: 0.376, SLG: 0.562	(1, 3) 2-3 K		(0, 0) F7		(0, 0) 4-3			(0, 2) 4-3			4	0	0	0	0	1	0		
Candy Maldonado, R OBP: 0.316, SLG: 0.388	(1, 9) 3-1 4-3				(1, 3) K			(2, 2) 4-3			4	0	0	0	0	2	0		
Kevin Mitchell, R OBP: 0.317, SLG: 0.426	(1, 5) 1-0 5-3				(3, 2) P4			(2, 0) P8			4	0	0	0	0	1	0		
Mike Aldrete, L OBP: 0.358, SLG: 0.395	(1, 7) 4-2 BB				(1, 2) CS 1B			(2, 3) K			3	0	1	0	1	2	0		
Bob Brenly, R OBP: 0.248, SLG: 0.301	(1, 2) 0-3 K				(1, 1) CS 1-2			(0, 1) P3			4	0	0	0	0	2	1		
Jose Uribe, S OBP: 0.314, SLG: 0.347	(1, 6) 0-0 F9				(4, 2) SH3-4 BB			(2, 1) 6-3			3	0	0	0	1	0	1		
Rick Reuschel, R OBP: 0.121, SLG: 0.094 Joel Youngblood, R OBP: 0.354, SLG: 0.345 Allee Hammaker, S OBP: 0.111, SLG: 0.111 Craig Lefferts, L	(1, 1) 0-1 1-3				(0, 0) SH3-4 1-2			(2, 2) F9			1	0	0	0	0	0	1		
<b>Inning Stats</b>	R: 2 E: 0 K: 1 S: 9	H: 1 LOB: 0 BB: 1 P: 21	R: 0 E: 0 K: 1 S: 9	H: 0 LOB: 1 BB: 1 P: 13	R: 0 E: 0 K: 1 S: 13	H: 1 LOB: 0 BB: 0 P: 19	R: 0 E: 0 K: 0 S: 5	H: 0 LOB: 0 BB: 0 P: 9	R: 0 E: 0 K: 1 S: 7	H: 0 LOB: 0 BB: 0 P: 12	R: 0 E: 0 K: 2 S: 9	H: 0 LOB: 0 BB: 0 P: 9	R: 0 E: 0 K: 2 S: 9	H: 0 LOB: 0 BB: 0 P: 13	1B: 1 2B: 0 3B: 0 HR: 1	SF: 0 SAC: 1 DP: 0 HBP: 0	WP: 0 PB: 0 SB: 0 CS: 1	PA: 36	
<b>PITCHER</b>	IP WLS BF H R ER SO ERA WHIP	IP WLS BF H R ER SO ERA WHIP	IP WLS BF H R ER SO ERA WHIP	IP WLS BF H R ER SO ERA WHIP	IP WLS BF H R ER SO ERA WHIP	IP WLS BF H R ER SO ERA WHIP	IP WLS BF H R ER SO ERA WHIP	IP WLS BF H R ER SO ERA WHIP	IP WLS BF H R ER SO ERA WHIP	IP WLS BF H R ER SO ERA WHIP	IP WLS BF H R ER SO ERA WHIP	IP WLS BF H R ER SO ERA WHIP	IP WLS BF H R ER SO ERA WHIP	IP WLS BF H R ER SO ERA WHIP	IP WLS BF H R ER SO ERA WHIP	IP WLS BF H R ER SO ERA WHIP	IP WLS BF H R ER SO ERA WHIP	IP WLS BF H R ER SO ERA WHIP	
John Smiley, L ERA: 2.83	(1, 1) 8.0																		
Dave Rucker, L ERA: 3.97	(9, 1) 0.1		1	0	0	0	0	0	0	3	3	0.00	0.000						
Jeff Robinson, R ERA: 3.07	(9, 1) 1.2	W	5	0	0	4	0	0	0	15	19	0.00	0.000						

Pittsburgh Pirates @ San Francisco Giants  
Candlestick Park, San Francisco, CA  
Fri Jul 01 1988, 10:05 PM EDT  
Att: 39,484 - Unknown - 65 F

AB	30
R	2
H	2
RBI	2
BB	4
SO	9
LOB	5





Batter	1	2	3	4	5	6	7	8	9	AB	R	H	RBI	BB	SO	LOB	TOP					
<b>R.J. Reynolds, S</b> OBP: 0.302, SLG: 0.365 (1, 7)										5	0	1	0	0	2	1	<b>Pittsburgh Pirates @ San Francisco Giants</b> Candlestick Park, San Francisco, CA Sat Jul 02 1988, 6:33 AM EDT Att: 22,355 - Sunny - 68 F					
<b>Jose Lind, R</b> OBP: 0.298, SLG: 0.303 (1, 4)										4	0	1	0	0	0	2						
<b>Andy Van Slyke, L</b> OBP: 0.344, SLG: 0.520 (1, 8)										4	0	1	0	0	1	4						
<b>Bobby Bonilla, S</b> OBP: 0.392, SLG: 0.553 (1, 5)										3	0	1	0	1	1	0						
<b>Darnell Coles, R</b> OBP: 0.303, SLG: 0.394 (1, 9)										3	1	1	1	1	1	2						
<b>Sid Bream, L</b> OBP: 0.339, SLG: 0.500 (1, 3)										3	0	1	0	1	1	2						
<b>Junior Ortiz, R</b> OBP: 0.366, SLG: 0.422 (1, 2)										4	0	0	0	0	0	6						
<b>Rafael Belliard, R</b> OBP: 0.340, SLG: 0.290 (9, PH)										3	0	0	0	0	2	0						
<b>John Cangelosi, S</b> OBP: 0.300, SLG: 0.200 (9, PH)										1	0	0	0	0	1	0						
<b>Doug Drabek, R</b> OBP: 0.190, SLG: 0.200 (8, 1)										3	0	2	0	0	0	0						
<b>Dave Rucker, L</b> (8, 1)										0	0	0	0	0	0	0						
<b>Barry Jones, R</b> (8, 1)										0	0	0	0	0	0	0						
<b>Barry Bonds, L</b> OBP: 0.361, SLG: 0.515 (9, PH)										1	0	0	0	0	0	0						
<b>Inning Stats</b>	R: 0 E: 0 K: 2 S: 8	H: 0 LOB: 0 BB: 0 P: 12	R: 0 E: 0 K: 1 S: 12	H: 1 LOB: 1 BB: 1 P: 18	R: 0 E: 0 K: 1 S: 13	H: 2 LOB: 2 BB: 0 P: 17	R: 0 E: 0 K: 0 S: 12	H: 1 LOB: 1 BB: 0 P: 16	R: 0 E: 0 K: 2 S: 9	H: 0 LOB: 0 BB: 0 P: 12	R: 0 E: 0 K: 1 S: 15	H: 1 LOB: 3 BB: 2 P: 28	R: 0 E: 0 K: 0 S: 11	H: 2 LOB: 2 BB: 0 P: 17	R: 1 E: 0 K: 1 S: 7	H: 1 LOB: 0 BB: 0 P: 12	R: 0 E: 0 K: 1 S: 8	H: 0 LOB: 0 BB: 0 P: 15	1B: 6 2B: 1 3B: 0 HR: 1	SF: 0 SAC: 0 DP: 1 HBP: 0	WP: 1 PB: 0 SB: 0 CS: 0	PA: 37
<b>PITCHER</b>	IP	WLS	BF	H	R	ER	SO	BB	IBB	HBP	BLK	WP	HR	S	P	ERA	WHIP					
<b>Michael LaCoss, R</b> ERA: 3.41 (1, 1)	8.0	W	34	8	1	1	8	3	0	0	0	1	1	87	132	1.12	1.375					
<b>Scott Garrelts, R</b> ERA: 4.89 (9, 1)	1.0	S	3	0	0	0	1	0	0	0	0	0	0	8	15	0.00	0.000					


AB 34  
R 1  
H 8  
RBI 1  
BB 3  
SO 9  
LOB 17




Batter	1	2	3	4	5	6	7	8	9	AB	R	H	RBI	BB	SO	LOB	BOTTOM					
<b>Brett Butler, L</b> OBP: 0.378, SLG: 0.379 (1, 8)										3	1	0	0	1	1	1	<b>Pittsburgh Pirates @ San Francisco Giants</b> Candlestick Park, San Francisco, CA Sat Jul 02 1988, 6:33 AM EDT Att: 22,355 - Sunny - 68 F					
<b>Robby Thompson, R</b> OBP: 0.377, SLG: 0.416 (1, 4)										2	0	0	0	1	1	1						
<b>Will Clark, L</b> OBP: 0.377, SLG: 0.558 (1, 3)										2	0	0	0	2	1	1						
<b>Candy Maldonado, R</b> OBP: 0.311, SLG: 0.382 (1, 9)										4	0	0	0	0	2	3						
<b>Mike Aldrete, L</b> OBP: 0.362, SLG: 0.397 (7, PR)										2	0	1	0	1	0	0						
<b>Donell Nixon, R</b> OBP: 0.600, SLG: 0.333 (8, 7)										1	0	0	0	0	0	1						
<b>Kevin Mitchell, R</b> OBP: 0.318, SLG: 0.424 (1, 5)										1	0	0	0	0	0	0						
<b>Bob Melvin, R</b> OBP: 0.216, SLG: 0.336 (1, 2)										3	0	0	0	0	1	4						
<b>Jose Uribe, S</b> OBP: 0.310, SLG: 0.342 (1, 6)										3	0	0	0	0	1	4						
<b>Michael LaCoss, R</b> OBP: 0.323, SLG: 0.310 (8, PH)										2	0	1	0	0	0	0						
<b>Ernest Riles, L</b> OBP: 0.305, SLG: 0.363 (9, 1)										0	0	0	0	0	0	0						
<b>Inning Stats</b>	R: 0 E: 0 K: 2 S: 9	H: 0 LOB: 0 BB: 0 P: 13	R: 0 E: 0 K: 2 S: 14	H: 1 LOB: 2 BB: 0 P: 21	R: 0 E: 0 K: 0 S: 15	H: 1 LOB: 1 BB: 1 P: 25	R: 0 E: 0 K: 0 S: 11	H: 0 LOB: 0 BB: 0 P: 15	R: 0 E: 0 K: 1 S: 5	H: 0 LOB: 0 BB: 0 P: 7	R: 0 E: 0 K: 1 S: 12	H: 0 LOB: 0 BB: 1 P: 18	R: 0 E: 0 K: 0 S: 5	H: 0 LOB: 1 BB: 1 P: 11	R: 2 E: 0 K: 1 S: 9	H: 1 LOB: 1 BB: 2 P: 19	R: 0 E: 0 K: 1 S: 8	H: 0 LOB: 0 BB: 0 P: 15	1B: 3 2B: 0 3B: 0 HR: 0	SF: 0 SAC: 2 DP: 1 HBP: 1	WP: 3 PB: 0 SB: 0 CS: 0	PA: 32
<b>PITCHER</b>	IP	WLS	BF	H	R	ER	SO	BB	IBB	HBP	BLK	WP	HR	S	P	ERA	WHIP					
<b>Doug Drabek, R</b> ERA: 4.04 (8, 1)	7.0	L	27	3	1	1	6	3	0	1	0	0	0	73	112	1.29	0.857					
<b>Dave Rucker, L</b> ERA: 4.79 (8, 1)	0.0	L	1	0	0	0	0	1	0	0	0	0	0	1	5	∞	∞					
<b>Barry Jones, R</b> ERA: 3.08 (8, 1)	1.0	4	0	1	1	1	1	0	1	0	0	1	0	6	12	9.00	0.000					





Batter	1	2	3	4	5	6	7	8	9	AB	R	H	RBI	BB	SO	LOB	TOP					
<b>John Cangelosi, S</b> (1, 7) OBP: 0.297, SLG: 0.189	1-2 3-1			0-1 4-3		4-2 PB BB		0-2 G3	3 0 0 0 1 0 0								<b>Pittsburgh Pirates @ San Francisco Giants</b> Candlestick Park, San Francisco, CA Sun Jul 03 1988, 6:33 AM EDT Att: 25,463 - Overcast  <b>AB 28</b> <b>R 0</b> <b>H 3</b> <b>RBI 0</b> <b>BB 2</b> <b>SO 4</b> <b>LOB 6</b> 					
<b>Jose Lind, R</b> (1, 4) OBP: 0.294, SLG: 0.299	3-2 5-3			1-0 5-3		0-1 F9		1-1 P4	4 0 0 0 0 0 2													
<b>Andy Van Slyke, L</b> (1, 8) OBP: 0.340, SLG: 0.513	3-3 K			3-2 F7			1-3 K	0-1 L6	4 0 0 0 0 2 0													
<b>Bobby Bonilla, S</b> (1, 5) OBP: 0.389, SLG: 0.547		0-0 F9			0-0 F8				3 0 0 0 0 0 0													
<b>Darnell Coles, R</b> (1, 9) OBP: 0.303, SLG: 0.393		2-3 K			0-0 G1-6-3 1B		2-1 6-3		3 0 1 0 0 1 0													
<b>Sid Bream, L</b> (1, 3) OBP: 0.339, SLG: 0.498		1-1 4-3			0-1 G1-6-3 1B			0-1 G4-6-3 BB 1B	3 0 1 0 0 0 1													
<b>Michael LaValliere, L</b> (1, 2) OBP: 0.370, SLG: 0.330			2-1 F9			3-1 F5		4-1 G4-6-3 BB	2 0 0 0 1 0 0													
<b>Rafael Belliard, R</b> (1, 6) OBP: 0.336, SLG: 0.286			1-2 5-3			0-2 4-3		0-1 G4-6-3 BB	2 0 0 0 0 0 0													
<b>R.J. Reynolds, S</b> (8, PH) OBP: 0.301, SLG: 0.363								1-2 2-3 K	1 0 0 0 0 0 2													
<b>Denny Gonzalez, R</b> (8, 6) OBP: 0.417, SLG: 0.222								2-3 K	0 0 0 0 0 0 0													
<b>Mike Dunne, R</b> (1, 1) OBP: 0.154, SLG: 0.125			0-1 4-3			0-0 PB BB 1B			2 0 1 0 0 0 0													
<b>Bob Kipper, R</b> (7, 1)									0 0 0 0 0 0 0													
<b>Orestes Destrade, S</b> (8, PH) OBP: 0.250, SLG: 0.250									1 0 0 0 0 1 1													
<b>Jim Gott, R</b> (8, 1)									0 0 0 0 0 0 0													
<b>Inning Stats</b>	R: 0 E: 0 K: 1 S: 15	H: 0 LOB: 0 BB: 0 P: 22	R: 0 E: 0 K: 1 S: 6	H: 0 LOB: 0 BB: 0 P: 9	R: 0 E: 0 K: 0 S: 7	H: 0 LOB: 0 BB: 0 P: 10	R: 0 E: 0 K: 0 S: 7	H: 0 LOB: 0 BB: 0 P: 11	R: 0 E: 0 K: 0 S: 4	H: 1 LOB: 2 BB: 1 P: 4	R: 0 E: 0 K: 0 S: 12	H: 1 LOB: 2 BB: 1 P: 19	R: 0 E: 0 K: 1 S: 6	H: 0 LOB: 0 BB: 0 P: 9	R: 0 E: 0 K: 1 S: 8	H: 1 LOB: 1 BB: 1 P: 14	R: 0 E: 0 K: 0 S: 9	H: 0 LOB: 0 BB: 0 P: 10	1B: 3 2B: 0 3B: 0 HR: 0	SF: 0 SAC: 0 DP: 2 HBP: 0	WP: 0 PB: 1 SB: 0 CS: 0	PA: 30
<b>PITCHER</b> <b>Kelly Downs, R</b> (1, 1) ERA: 3.27	IP: 9.0 WLS: W BF: 30 H: 3 R: 0 ER: 0 SO: 4 BB: 2 IBB: 0 HBP: 0 BLK: 0 WP: 0 HR: 0 S: 74 P: 108 ERA: 0.00 WHIP: 0.556															<b>PITCHER</b>						


Batter	1	2	3	4	5	6	7	8	9	AB	R	H	RBI	BB	SO	LOB	BOTTOM			
<b>Brett Butler, L</b> (1, 8) OBP: 0.383, SLG: 0.380	4-0 BLK PB SF8 BB		1-0 6-3		2-1 BLK 1B		4-2 1B 1B BB		2 2 1 0 2 0 0								<b>Pittsburgh Pirates @ San Francisco Giants</b> Candlestick Park, San Francisco, CA Sun Jul 03 1988, 6:33 AM EDT Att: 25,463 - Overcast  <b>AB 29</b> <b>R 4</b> <b>H 6</b> <b>RBI 4</b> <b>BB 5</b> <b>SO 3</b> <b>LOB 12</b> 			
<b>Robby Thompson, R</b> (1, 4) OBP: 0.379, SLG: 0.415	4-2 SF8 BLK BB		0-2 F9		2-2 4-3		0-0 1B	1-3 1B	3 1 1 0 1 0 1											
<b>Will Clark, L</b> (1, 3) OBP: 0.379, SLG: 0.559	3-3 K			2-2 1B 2B		2-2 4-3		4-0 1B IBB	3 1 1 0 1 1 2											
<b>Kevin Mitchell, R</b> (1, 7) OBP: 0.321, SLG: 0.427	1-1 SF8			0-0 L4		1-2 1-4-3 1B		1-2 1B	3 0 2 3 0 0 1											
<b>Donell Nixon, R</b> (7, PR) OBP: 0.600, SLG: 0.333	2-3 3-H 3-H			0-1 4-3 1B		3-2 1-4-3		1-3 2-H 3-H 0-0	0 0 0 0 0 0 0											
<b>Mike Aldrete, L</b> (1, 9) OBP: 0.360, SLG: 0.393	2-1 F7			0-1 4-3 1B		1-2 1-4-3		4-3	4 0 1 1 0 0 4											
<b>Ernest Riles, L</b> (1, 5) OBP: 0.304, SLG: 0.357		2-2 F7		0-1 4-3		4-0 IBB		2-3 K	3 0 0 0 1 1 1											
<b>Bob Melvin, R</b> (1, 2) OBP: 0.209, SLG: 0.325		2-2 6-3		0-0 L1		3-2 F9		1-0 L3	4 0 0 0 0 0 3											
<b>Jose Uribe, S</b> (1, 6) OBP: 0.305, SLG: 0.336		0-1 4-3			1-1 P7		0-0 F9	2-2 3-1	4 0 0 0 0 0 0											
<b>Kelly Downs, R</b> (1, 1) OBP: 0.129, SLG: 0.100			0-0 6-3		1-3 K2-3		0-2 F3		3 0 0 0 0 1 0											
<b>Inning Stats</b>	R: 1 E: 0 K: 1 S: 9	H: 0 LOB: 1 BB: 2 P: 23	R: 0 E: 0 K: 0 S: 8	H: 0 LOB: 0 BB: 0 P: 12	R: 0 E: 0 K: 0 S: 5	H: 0 LOB: 0 BB: 0 P: 6	R: 1 E: 0 K: 0 S: 9	H: 2 LOB: 1 BB: 0 P: 11	R: 0 E: 0 K: 1 S: 11	H: 1 LOB: 1 BB: 0 P: 17	R: 0 E: 0 K: 0 S: 15	H: 1 LOB: 2 BB: 1 P: 27	R: 2 E: 0 K: 0 S: 12	H: 2 LOB: 2 BB: 2 P: 21	R: 0 E: 0 K: 1 S: 8	H: 0 LOB: 0 BB: 0 P: 13	1B: 5 2B: 1 3B: 0 HR: 0	SF: 1 SAC: 0 DP: 0 HBP: 0	WP: 0 PB: 1 SB: 0 CS: 0	PA: 35
<b>PITCHER</b> <b>Mike Dunne, R</b> (1, 1) ERA: 4.1	IP: 6.2 WLS: L BF: 31 H: 6 R: 4 ER: 4 SO: 2 BB: 3 IBB: 2 HBP: 0 BLK: 2 WP: 0 HR: 0 S: 68 P: 116 ERA: 5.40 WHIP: 1.350															<b>PITCHER</b>				
<b>Bob Kipper, L</b> (7, 1) ERA: 4.31	0.1 L BF: 1 H: 0 R: 0 ER: 0 SO: 0 BB: 0 IBB: 0 HBP: 0 BLK: 0 WP: 0 HR: 0 S: 1 P: 1 ERA: 0.00 WHIP: 0.000																			
<b>Jim Gott, R</b> (8, 1) ERA: 2.77	1.0 L BF: 3 H: 0 R: 0 ER: 0 SO: 1 BB: 0 IBB: 0 HBP: 0 BLK: 0 WP: 0 HR: 0 S: 8 P: 13 ERA: 0.00 WHIP: 0.000																			



Batter	1	2	3	4	5	6	7	8	9	10	AB	R	H	RBI	BB	SO	LOB	TOP					
R.J. Reynolds, S OBP: 0.292, SLG: 0.352 (1, 7)	4-3			1-3		K		L4		FC6-4	5	0	0	0	0	1	2						
Jose Lind, R OBP: 0.296, SLG: 0.310 (1, 4)	P4			HR		F8				2B 6-3	4	2	2	1	0	0	0						
Andy Van Slyke, L OBP: 0.342, SLG: 0.516 (1, 8)	K			4-3				BLK 1B		6-3 WP	4	1	2	0	0	1	0						
Bobby Bonilla, S OBP: 0.385, SLG: 0.540 (1, 5)		5-3		6-3						6-3	4	0	0	1	0	1	2						
Darnell Coles, R OBP: 0.298, SLG: 0.384 (1, 9)		K				F9		F7		K	4	0	0	0	0	2	1						
Sid Bream, L OBP: 0.333, SLG: 0.489 (1, 3)		F9				K		F8		1-3	4	0	0	0	0	1	1						
Michael LaValiere, L OBP: 0.370, SLG: 0.330 Junior Ortiz, R OBP: 0.363, SLG: 0.418 (10, PH) (10, 2)				F7		1B		4-3		6-3	3	0	1	0	0	0	0						
Rafael Belliard, R OBP: 0.331, SLG: 0.281 Denny Gonzalez, R OBP: 0.357, SLG: 0.182 (8, PH) (8, 6)				K		F9		K		4-3	2	0	0	0	0	1	1						
Brian Barber, R John Carpenter, R Bobby Jones, R Dave Rucker, L Orlando Contreras, S Jeff Robinson, R Mike Dier, R Jim Gott, R (1, 1) (1, 1) (6, 1) (7, 1) (8, 1) (10, PH)				1-3				K		FC6-4 BB	1	0	0	0	0	0	0						
<b>Inning Stats</b>	R: 0 E: 0 K: 1 S: 7	H: 0 LOB: 0 BB: 0 P: 9	R: 0 E: 0 K: 1 S: 10	H: 0 LOB: 0 BB: 0 P: 13	R: 0 E: 0 K: 1 S: 6	H: 0 LOB: 0 BB: 0 P: 9	R: 1 E: 0 K: 0 S: 7	H: 1 LOB: 0 BB: 0 P: 10	R: 0 E: 0 K: 1 S: 7	H: 0 LOB: 0 BB: 0 P: 9	R: 0 E: 0 K: 1 S: 10	H: 1 LOB: 1 BB: 0 P: 14	R: 0 E: 0 K: 2 S: 10	H: 0 LOB: 1 BB: 0 P: 12	R: 2 E: 0 K: 1 S: 13	H: 2 LOB: 0 BB: 0 P: 18	R: 0 E: 0 K: 0 S: 9	H: 0 LOB: 1 BB: 1 P: 17	1B: 3 2B: 1 3B: 0 HR: 1	SF: 0 SAC: 0 DP: 0 HBP: 0	WP: 1 PA: 37		
<b>PITCHER</b>	IP WLS BF H R ER SO BB IBB HBP BLK WP HR S P ERA WHIP	IP WLS BF H R ER SO BB IBB HBP BLK WP HR S P ERA WHIP	IP WLS BF H R ER SO BB IBB HBP BLK WP HR S P ERA WHIP	IP WLS BF H R ER SO BB IBB HBP BLK WP HR S P ERA WHIP	IP WLS BF H R ER SO BB IBB HBP BLK WP HR S P ERA WHIP	IP WLS BF H R ER SO BB IBB HBP BLK WP HR S P ERA WHIP	IP WLS BF H R ER SO BB IBB HBP BLK WP HR S P ERA WHIP	IP WLS BF H R ER SO BB IBB HBP BLK WP HR S P ERA WHIP	IP WLS BF H R ER SO BB IBB HBP BLK WP HR S P ERA WHIP	IP WLS BF H R ER SO BB IBB HBP BLK WP HR S P ERA WHIP	IP WLS BF H R ER SO BB IBB HBP BLK WP HR S P ERA WHIP	IP WLS BF H R ER SO BB IBB HBP BLK WP HR S P ERA WHIP	IP WLS BF H R ER SO BB IBB HBP BLK WP HR S P ERA WHIP	IP WLS BF H R ER SO BB IBB HBP BLK WP HR S P ERA WHIP	IP WLS BF H R ER SO BB IBB HBP BLK WP HR S P ERA WHIP	IP WLS BF H R ER SO BB IBB HBP BLK WP HR S P ERA WHIP	IP WLS BF H R ER SO BB IBB HBP BLK WP HR S P ERA WHIP	IP WLS BF H R ER SO BB IBB HBP BLK WP HR S P ERA WHIP	IP WLS BF H R ER SO BB IBB HBP BLK WP HR S P ERA WHIP	IP WLS BF H R ER SO BB IBB HBP BLK WP HR S P ERA WHIP	IP WLS BF H R ER SO BB IBB HBP BLK WP HR S P ERA WHIP	IP WLS BF H R ER SO BB IBB HBP BLK WP HR S P ERA WHIP	
Eric Show, R ERA: 3.72 Mark Davis, L ERA: 2.78 (1, 1) (9, 1)	8.0 W 29 4 2 2 8 0 0 0 0 0 1 0 1 71 96 2.25 0.500	2.0 W 8 1 1 1 1 1 0 0 0 0 1 0 18 29 4.50 1.000																					

Pittsburgh Pirates @ San Diego Padres  
Jack Murphy Stadium, San Diego, CA  
Mon Jul 04 1988, 10:05 PM EDT  
Att: 35,406 - Unknown - 68 F


AB 36  
R 3  
H 5  
RBI 2  
BB 1  
SO 9  
LOB 7



Batter	1	2	3	4	5	6	7	8	9	10	AB	R	H	RBI	BB	SO	LOB	BOTTOM				
Marvell Wynne, L OBP: 0.351, SLG: 0.526 (1, 8)	2-3		F9	P6			1B		G3		5	0	1	0	0	0	2					
Roberto Alomar, S OBP: 0.283, SLG: 0.390 (1, 4)	4-3		2B			6-3		1-3		SH1-4 1B	5	2	2	0	0	0	1					
Tony Gwynn, L OBP: 0.330, SLG: 0.338 (1, 9)	G3		2B			F7		1-3		1B SH1-4	4	0	1	0	1	0	0					
John Kruk, L Shane Mack, R OBP: 0.345, SLG: 0.275 (1, 7) (9, 7)		6-3	K			F7		K		SH1-4	4	0	0	0	0	2	2					
Keith Moreland, R OBP: 0.320, SLG: 0.368 (1, 3)		1B E BB	2B			P4		P4		1B IBB	3	1	1	1	1	0	0					
Chris Brown, R OBP: 0.319, SLG: 0.320 (1, 5)		K				4-3		4-3		WP 1B	4	0	2	1	1	1	1					
Benito Santiago, R OBP: 0.269, SLG: 0.323 (1, 2)		E 1B	K			F9		F9		K	4	1	1	0	0	2	4					
Garry Templeton, S OBP: 0.279, SLG: 0.343 (1, 6)		E8 2B				4-3		CS 1B		3-1	4	0	2	2	0	0	1					
Eric Show, R OBP: 0.211, SLG: 0.216 Mark Davis, L OBP: 0.400, SLG: 1.000 Carmelo Martinez, R OBP: 0.252, SLG: 0.331 Tim Flannery, L OBP: 0.311, SLG: 0.278 (1, 1) (9, 1) (9, 3) (10, PH)		5-3				F3		K		BB	3	0	0	0	0	1	2					
<b>Inning Stats</b>	R: 0 E: 0 K: 0 S: 7	H: 0 LOB: 0 BB: 0 P: 10	R: 2 E: 1 K: 1 S: 13	H: 2 LOB: 1 BB: 1 P: 18	R: 1 E: 0 K: 2 S: 15	H: 2 LOB: 3 BB: 2 P: 27	R: 0 E: 0 K: 0 S: 5	H: 0 LOB: 0 BB: 0 P: 9	R: 0 E: 0 K: 0 S: 8	H: 0 LOB: 0 BB: 0 P: 12	R: 0 E: 0 K: 1 S: 7	H: 2 LOB: 1 BB: 0 P: 15	R: 0 E: 0 K: 1 S: 5	H: 0 LOB: 0 BB: 0 P: 7	R: 0 E: 0 K: 1 S: 13	H: 1 LOB: 2 BB: 1 P: 21	R: 1 E: 0 K: 0 S: 9	H: 3 LOB: 3 BB: 1 P: 17	1B: 7 2B: 3 3B: 0 HR: 0	SF: 0 SAC: 1 DP: 0 HBP: 0	WP: 1 PA: 42	
<b>PITCHER</b>	IP WLS BF H R ER SO BB IBB HBP BLK WP HR S P ERA WHIP	IP WLS BF H R ER SO BB IBB HBP BLK WP HR S P ERA WHIP	IP WLS BF H R ER SO BB IBB HBP BLK WP HR S P ERA WHIP	IP WLS BF H R ER SO BB IBB HBP BLK WP HR S P ERA WHIP	IP WLS BF H R ER SO BB IBB HBP BLK WP HR S P ERA WHIP	IP WLS BF H R ER SO BB IBB HBP BLK WP HR S P ERA WHIP	IP WLS BF H R ER SO BB IBB HBP BLK WP HR S P ERA WHIP	IP WLS BF H R ER SO BB IBB HBP BLK WP HR S P ERA WHIP	IP WLS BF H R ER SO BB IBB HBP BLK WP HR S P ERA WHIP	IP WLS BF H R ER SO BB IBB HBP BLK WP HR S P ERA WHIP	IP WLS BF H R ER SO BB IBB HBP BLK WP HR S P ERA WHIP	IP WLS BF H R ER SO BB IBB HBP BLK WP HR S P ERA WHIP	IP WLS BF H R ER SO BB IBB HBP BLK WP HR S P ERA WHIP	IP WLS BF H R ER SO BB IBB HBP BLK WP HR S P ERA WHIP	IP WLS BF H R ER SO BB IBB HBP BLK WP HR S P ERA WHIP	IP WLS BF H R ER SO BB IBB HBP BLK WP HR S P ERA WHIP	IP WLS BF H R ER SO BB IBB HBP BLK WP HR S P ERA WHIP	IP WLS BF H R ER SO BB IBB HBP BLK WP HR S P ERA WHIP	IP WLS BF H R ER SO BB IBB HBP BLK WP HR S P ERA WHIP	IP WLS BF H R ER SO BB IBB HBP BLK WP HR S P ERA WHIP	IP WLS BF H R ER SO BB IBB HBP BLK WP HR S P ERA WHIP	IP WLS BF H R ER SO BB IBB HBP BLK WP HR S P ERA WHIP
Brian Fisher, R ERA: 5.08 Barry Jones, R ERA: 2.97 Dave Rucker, L ERA: 4.5 Jeff Robinson, R ERA: 2.99 Jim Gott, R ERA: 2.97 (1, 1) (6, 1) (7, 1) (8, 1) (10, 1)	5.0 L 22 4 3 3 3 3 0 0 0 0 0 0 47 75 5.40 1.400	1.1 L 5 1 0 0 1 0 0 0 0 0 0 0 12 21 0.00 0.750	0.2 L 2 1 0 0 0 0 0 0 0 0 0 0 3 6 0.00 1.500	2.0 L 8 1 0 0 2 1 0 0 0 1 0 18 28 0.00 1.000	0.1 L 5 3 1 1 0 0 1 0 0 0 0 0 9 17 27.00 9.000																	

Pittsburgh Pirates @ San Diego Padres  
Jack Murphy Stadium, San Diego, CA  
Mon Jul 04 1988, 10:05 PM EDT  
Att: 35,406 - Unknown - 68 F

AB 36  
R 4  
H 10  
RBI 4  
BB 5  
SO 6  
LOB 13













Batter	1	2	3	4	5	6	7	8	9	AB	R	H	RBI	BB	SO	LOB	TOP										
<b>Barry Bonds, L</b> OBP: 0.369, SLG: 0.525 (1, 7)										4	2	2	0	1	0	0	<b>Pittsburgh Pirates @ Los Angeles Dodgers</b> Dodger Stadium, Los Angeles, CA Fri Jul 08 1988, 7:05 PM PDT Att: 40,690 - Unknown										
<b>Rafael Bellard, R</b> OBP: 0.319, SLG: 0.272 (1, 6)										4	1	2	0	0	0	2											
<b>Andy Van Slyke, L</b> OBP: 0.343, SLG: 0.518 (1, 8)										5	0	1	3	0	0	3											
<b>Bobby Bonilla, S</b> OBP: 0.385, SLG: 0.532 (1, 5)										3	0	1	1	2	0	0											
<b>Darnell Coles, R</b> OBP: 0.295, SLG: 0.372 <b>R.J. Reynolds, S</b> OBP: 0.291, SLG: 0.349 (9, PH) (9, 9)										4	0	0	0	0	0	5											
<b>Sid Bream, L</b> OBP: 0.333, SLG: 0.477 (1, 3)										4	0	0	0	0	0	3											
<b>Michael LaValliere, L</b> OBP: 0.374, SLG: 0.333 (1, 2)										4	1	3	0	0	0	0											
<b>Denny Gonzalez, R</b> OBP: 0.333, SLG: 0.143 (1, 4)										3	0	0	0	1	2	2											
<b>Doug Drabek, R</b> OBP: 0.178, SLG: 0.186 <b>Barry Jones, R</b> (6, 1) <b>Dave Rucker, L</b> (8, 1) <b>Jim Gott, R</b> (9, 1)										3	0	0	0	0	1	4											
<b>Inning Stats</b>	R: 1 E: 0 K: 0 S: 9	H: 1 LOB: 0 BB: 0 P: 15	R: 0 E: 0 K: 0 S: 10	H: 1 LOB: 2 BB: 1 P: 19	R: 0 E: 0 K: 0 S: 17	H: 2 LOB: 3 BB: 1 P: 27	R: 3 E: 1 K: 2 S: 20	H: 3 LOB: 2 BB: 1 P: 36	R: 0 E: 0 K: 1 S: 8	H: 1 LOB: 1 BB: 0 P: 11	R: 0 E: 0 K: 0 S: 5	H: 0 LOB: 0 BB: 0 P: 10	R: 0 E: 0 K: 1 S: 7	H: 0 LOB: 0 BB: 0 P: 8	R: 0 E: 0 K: 1 S: 11	H: 1 LOB: 2 BB: 1 P: 21		1B: 7 2B: 2 3B: 0 HR: 0	SF: 0 SAC: 1 DP: 0 HBP: 0	WP: 1 PB: 0 SB: 0 CS: 0	PA: 41						
<b>PITCHER</b>	IP	WLS	BF	H	R	ER	SO	BB	IBB	HBP	BLK	WP	HR	S	P	ERA	WHIP										
<b>Tim Leary, R</b> ERA: 2.86 <b>Brian Holton, R</b> ERA: 1.73 <b>Tim Crews, R</b> ERA: 2.7 <b>Alejandro Pena, R</b> ERA: 1.63	(1, 1) (4, 1) (6, 1) (8, 1)	3.2 1.1 2.0 2.0	L 5 6 8	22 1 0 1	7 1 0 0	4 0 0 0	1 0 0 2	2 0 0 0	1 0 0 1	2 0 0 0	0 0 0 0	0 0 0 0	0 0 0 0	10 13 18	94 24 0 29	2.46 0.00 0.00 0.00	2.182 0.750 0.000 0.500										

Batter	1	2	3	4	5	6	7	8	9	AB	R	H	RBI	BB	SO	LOB	BOTTOM										
<b>Steve Sax, R</b> OBP: 0.347, SLG: 0.376 (1, 4)										4	0	1	0	0	0	0	<b>Pittsburgh Pirates @ Los Angeles Dodgers</b> Dodger Stadium, Los Angeles, CA Fri Jul 08 1988, 7:05 PM PDT Att: 40,690 - Unknown										
<b>Franklin Stubbs, L</b> OBP: 0.280, SLG: 0.339 <b>Alejandro Pena, R</b> (8, 1)										4	0	0	0	0	0	2											
<b>Kirk Gibson, L</b> OBP: 0.383, SLG: 0.522 (1, 7)										4	1	2	0	0	0	0											
<b>Mike Marshall, R</b> OBP: 0.318, SLG: 0.429 (1, 9)										4	1	2	0	0	1	1											
<b>John Shelby, S</b> OBP: 0.374, SLG: 0.446 (1, 8)										4	1	1	3	0	0	2											
<b>Mike Scioscia, L</b> OBP: 0.380, SLG: 0.374 <b>Rick Dempsey, R</b> OBP: 0.341, SLG: 0.535 (8, PH) (9, 2)										2	0	2	0	1	0	0											
<b>Jeff Hamilton, R</b> OBP: 0.265, SLG: 0.352 <b>Mike Davis, L</b> OBP: 0.266, SLG: 0.253 (9, PH) (8, 1)										2	0	1	0	1	0	1											
<b>Dave Anderson, R</b> OBP: 0.392, SLG: 0.383 (1, 6)										4	0	1	0	0	1	4											
<b>Tim Leary, R</b> ERA: 2.86 <b>Brian Holton, R</b> ERA: 1.73 <b>Danny Heep, L</b> OBP: 0.346, SLG: 0.311 <b>Tim Crews, R</b> ERA: 2.7 <b>Tracy Woodson, R</b> ERA: 1.63	(1, 1) (4, 1) (5, PH) (8, 1) (9, 3)	5.2 2.0 0.1 1.0	W 8 1 3	24 1 0 0	9 3 0 0	3 0 0 0	3 1 0 1	0 0 0 0	0 0 0 0	0 0 0 0	0 0 0 0	0 0 0 0	0 0 0 0	12 20 4 7	4.76 0.00 0.00 0.00	1.765 1.000 0.000 0.000		WP: 1 PB: 0 SB: 0 CS: 1	PA: 36								
<b>Inning Stats</b>	R: 0 E: 0 K: 0 S: 8	H: 0 LOB: 0 BB: 0 P: 12	R: 0 E: 0 K: 0 S: 10	H: 2 LOB: 2 BB: 1 P: 15	R: 0 E: 0 K: 1 S: 8	H: 1 LOB: 0 BB: 0 P: 11	R: 0 E: 0 K: 1 S: 7	H: 0 LOB: 0 BB: 0 P: 10	R: 0 E: 0 K: 0 S: 6	H: 2 LOB: 1 BB: 0 P: 12	R: 3 E: 0 K: 1 S: 17	H: 4 LOB: 2 BB: 1 P: 29	R: 0 E: 0 K: 1 S: 5	H: 0 LOB: 0 BB: 0 P: 7	R: 0 E: 0 K: 0 S: 8	H: 1 LOB: 1 BB: 0 P: 10		R: 0 E: 0 K: 1 S: 7	H: 0 LOB: 0 BB: 0 P: 13	1B: 8 2B: 1 3B: 0 HR: 1	SF: 0 SAC: 0 DP: 2 HBP: 0	WP: 1 PB: 0 SB: 0 CS: 1	PA: 36				
<b>PITCHER</b>	IP	WLS	BF	H	R	ER	SO	BB	IBB	HBP	BLK	WP	HR	S	P	ERA	WHIP										
<b>Doug Drabek, R</b> ERA: 4.08 <b>Barry Jones, R</b> ERA: 2.79 <b>Dave Rucker, L</b> ERA: 4.38 <b>Jim Gott, R</b> ERA: 2.83	(1, 1) (6, 1) (8, 1) (9, 1)	5.2 2.0 0.1 1.0	W 8 1 3	24 1 0 0	9 3 0 0	3 0 0 0	3 1 0 1	0 0 0 0	0 0 0 0	0 0 0 0	0 0 0 0	0 0 0 0	0 0 0 0	12 20 4 7	4.76 0.00 0.00 0.00	1.765 1.000 0.000 0.000											





Batter	1	2	3	4	5	6	7	8	9	AB	R	H	RBI	BB	SO	LOB	TOP				
<b>Barry Bonds, L</b> OBP: 0.369, SLG: 0.531 (1, 7)	F6		F2			G6-3 WP BB		G3		4	1	1	3	1	0	0	<b>Pittsburgh Pirates @ Los Angeles Dodgers</b> Dodger Stadium, Los Angeles, CA Sat Jul 09 1988, 7:05 PM PDT Att: 46,662 - Unknown - 75 F				
<b>Rafael Bellard, R</b> OBP: 0.315, SLG: 0.270 (1, 6)	F9		G6-4-3 1B		B3	1-H 2-H		K		5	0	1	0	0	2	1					
<b>Andy Van Slyke, L</b> OBP: 0.344, SLG: 0.520 (1, 8)	1B		G6-4-3 1-2		G6-3			G4-3 1B		5	1	2	0	0	0	2					
<b>Bobby Bonilla, S</b> OBP: 0.385, SLG: 0.528 (1, 5)	F5							G4-3 2B		4	1	1	0	1	0	2					
<b>Darnell Coles, R</b> OBP: 0.293, SLG: 0.368 (1, 9)								G4-3 1B		4	1	1	0	0	1	2					
<b>Sid Dream, L</b> OBP: 0.342, SLG: 0.479 (1, 3)								G5-3 1B		5	1	1	0	0	2	4					
<b>Michael LaValliere, L</b> OBP: 0.389, SLG: 0.359 (1, 2)								1B 1B		3	1	2	1	2	0	0					
<b>Denny Gonzalez, R</b> OBP: 0.304, SLG: 0.111 (1, 4)								1B 1B		3	1	3	4	2	0	0					
<b>Mike Dunne, R</b> OBP: 0.133, SLG: 0.107 <b>Jeff Robinson, R</b> OBP: 0.167, SLG: 0.091 (8, 1)	F7							1B 1B		4	1	0	0	1	1	6					
<b>Inning Stats</b>	R: 0 E: 0 K: 0 S: 12	H: 1 LOB: 1 BB: 0 P: 16	R: 0 E: 0 K: 1 S: 13	H: 0 LOB: 2 BB: 2 P: 25	R: 0 E: 0 K: 0 S: 4	H: 1 LOB: 0 BB: 1 P: 8	R: 3 E: 0 K: 1 S: 9	H: 2 LOB: 0 BB: 1 P: 18	R: 0 E: 0 K: 1 S: 11	H: 0 LOB: 2 BB: 2 P: 21	R: 1 E: 0 K: 0 S: 15	H: 3 LOB: 2 BB: 0 P: 21	R: 0 E: 0 K: 2 S: 8	H: 0 LOB: 0 BB: 0 P: 12	R: 1 E: 0 K: 0 S: 10	H: 3 LOB: 2 BB: 0 P: 12	1B: 8 2B: 1 3B: 0 HR: 2	SF: 0 SAC: 0 DP: 1 HBP: 0	WP: 1 PB: 0 SB: 0 CS: 0	PA: 44	
<b>PITCHER</b>	IP	WLS	BF	H	R	ER	SO	BB	IBB	HBP	BLK	WP	HR	S	P	ERA	WHIP				
<b>Shawn Hillegas, R</b> ERA: 2.6 (1, 1)	5.0	L	23	4	3	3	3	4	1	0	0	1	1	49	88	5.40	1.600				
<b>Jesse Orasco, L</b> ERA: 3.96 (6, 1)	1.0		6	1	3	3	1	2	0	0	0	0	1	12	26	27.00	3.000				
<b>Jay Howell, R</b> ERA: 2.79 (7, 1)	1.0		6	3	1	1	0	0	0	0	0	0	0	15	21	9.00	3.000				
<b>Brian Holton, R</b> ERA: 1.85 (8, 1)	2.0		9	3	1	1	2	0	0	0	0	0	0	18	24	4.50	1.500				

Batter	1	2	3	4	5	6	7	8	9	AB	R	H	RBI	BB	SO	LOB	BOTTOM					
<b>Steve Sax, R</b> OBP: 0.347, SLG: 0.382 (1, 4)	G4-3		G4-3							5	0	2	0	0	1	0	<b>Pittsburgh Pirates @ Los Angeles Dodgers</b> Dodger Stadium, Los Angeles, CA Sat Jul 09 1988, 7:05 PM PDT Att: 46,662 - Unknown - 75 F					
<b>Danny Heep, L</b> OBP: 0.396, SLG: 0.312 (1, 3)	BB		L5							3	1	1	0	2	0	1						
<b>Kirk Gibson, L</b> OBP: 0.389, SLG: 0.524 <b>Franklin Stubbs, L</b> OBP: 0.276, SLG: 0.333 (8, 7)	BB									1	1	1	0	2	0	0						
<b>Mike Marshall, R</b> OBP: 0.315, SLG: 0.423 (1, 9)	F4									4	0	0	0	0	0	5						
<b>John Shelby, S</b> OBP: 0.380, SLG: 0.456 (1, 8)	L6									4	0	3	1	0	0	2						
<b>Mike Scioscia, L</b> OBP: 0.382, SLG: 0.373 (1, 2)										1	0	0	1	2	0	2						
<b>Jeff Hamilton, R</b> OBP: 0.259, SLG: 0.343 (1, 5)										4	0	0	0	0	1	6						
<b>Dave Anderson, R</b> OBP: 0.383, SLG: 0.373 (1, 6)										4	0	0	0	0	1	1						
<b>Shawn Hillegas, R</b> ERA: 2.66, SLG: 0.286 <b>Mike Charleston, R</b> ERA: 3.96, SLG: 0.354 <b>Jesse Orasco, L</b> ERA: 3.96, SLG: 0.354 <b>Jay Howell, R</b> ERA: 2.79 <b>Mike Davis, L</b> OBP: 0.326, SLG: 0.293 <b>Brian Holton, R</b> ERA: 1.85 (8, 9)										1	0	0	0	0	0	0						
<b>Inning Stats</b>	R: 0 E: 0 K: 0 S: 16	H: 0 LOB: 0 BB: 1 P: 16	R: 0 E: 0 K: 1 S: 9	H: 0 LOB: 0 BB: 1 P: 16	R: 0 E: 0 K: 0 S: 4	H: 0 LOB: 0 BB: 0 P: 6	R: 0 E: 1 K: 0 S: 14	H: 1 LOB: 2 BB: 1 P: 23	R: 0 E: 0 K: 1 S: 7	H: 1 LOB: 1 BB: 0 P: 11	R: 1 E: 0 K: 0 S: 9	H: 2 LOB: 1 BB: 0 P: 12	R: 0 E: 0 K: 1 S: 7	H: 0 LOB: 0 BB: 0 P: 11	R: 1 E: 0 K: 0 S: 12	H: 2 LOB: 2 BB: 1 P: 20	R: 0 E: 0 K: 2 S: 11	H: 1 LOB: 2 BB: 1 P: 16	1B: 5 2B: 1 3B: 1 HR: 0	SF: 1 SAC: 0 DP: 1 HBP: 0	WP: 1 PB: 0 SB: 2 CS: 0	PA: 39
<b>PITCHER</b>	IP	WLS	BF	H	R	ER	SO	BB	IBB	HBP	BLK	WP	HR	S	P	ERA	WHIP					
<b>Mike Dunne, R</b> ERA: 3.96 (1, 1)	7.2	W	33	6	2	2	3	5	0	0	0	1	0	76	124	2.35	1.435					
<b>Jeff Robinson, R</b> ERA: 2.96 (8, 1)	1.1		6	1	0	0	2	1	0	0	0	0	0	13	18	0.00	1.500					



Batter	1	2	3	4	5	6	7	8	9	AB	R	H	RBI	BB	SO	LOB	TOP					
Barry Bonds, L (1,7) OBP: 0.367, SLG: 0.526 Jim Gott, R (9,1)										5	1	1	0	0	2	0						
Rafael Bellard, R (1,6) OBP: 0.320, SLG: 0.276										4	1	2	0	0	0	0						
Andy Van Slyke, L (1,8) OBP: 0.345, SLG: 0.525										4	2	1	1	1	1	3						
Bobby Bonilla, S (1,5) OBP: 0.390, SLG: 0.534										4	2	3	1	1	0	0						
R.J. Reynolds, S (1,9) OBP: 0.293, SLG: 0.363										5	1	2	3	0	1	4						
Sid DREAM, L (1,3) OBP: 0.341, SLG: 0.476										4	0	1	1	0	1	1						
Junior Ortiz, R (1,2) OBP: 0.355, SLG: 0.404										4	0	0	1	0	1	1						
Denny Gonzalez, R (1,4) OBP: 0.296, SLG: 0.095										3	0	0	0	1	1	1						
Bob Walk, R (1,1) OBP: 0.093, SLG: 0.095 Tommy Gregg, L (9,7) OBP: 0.400, SLG: 1.000										4	0	0	0	0	2	1						
<b>Inning Stats</b>	R: 0 E: 0 K: 1 S: 8	H: 0 LOB: 0 BB: 0 P: 14	R: 0 E: 0 K: 1 S: 8	H: 0 LOB: 0 BB: 0 P: 12	R: 0 E: 0 K: 1 S: 5	H: 0 LOB: 0 BB: 0 P: 6	R: 2 E: 0 K: 2 S: 13	H: 3 LOB: 1 BB: 0 P: 23	R: 0 E: 0 K: 1 S: 10	H: 0 LOB: 0 BB: 0 P: 14	R: 4 E: 2 K: 0 S: 17	H: 3 LOB: 1 BB: 1 P: 28	R: 1 E: 0 K: 0 S: 8	H: 2 LOB: 2 BB: 1 P: 18	R: 0 E: 0 K: 2 S: 12	H: 0 LOB: 1 BB: 0 P: 19	R: 0 E: 0 K: 1 S: 15	H: 2 LOB: 2 BB: 0 P: 17	1B: 7 2B: 1 3B: 1 HR: 1	SF: 0 SAC: 1 DP: 0 HBP: 0	WP: 0 PB: 0 SB: 1 CS: 1	PA: 41
<b>PITCHER</b>	IP WLS BF H R ER SO BB IBB HBP BLK WP HR S P ERA WHIP																					
Orel Hershiser, R (1,1) ERA: 2.62	5.1 L 24 6 6 4 6 1 0 0 0 0 1 55 88 6.75 1.312																					
Tim Crews, R (6,1) ERA: 2.51	1.2 8 2 1 1 0 1 0 0 0 0 0 14 27 5.40 1.800																					
Jay Howell, R (8,1) ERA: 2.61	2.0 9 2 0 0 3 1 0 0 0 0 0 27 36 0.00 1.500																					

Pittsburgh Pirates @ Los Angeles Dodgers  
Dodger Stadium, Los Angeles, CA  
Sun Jul 10 1988, 3:33 AM PDT  
Att: 43,014 - Sunny - 80 F

AB	37
R	7
H	10
RBI	7
BB	3
SO	9
LOB	11



Batter	1	2	3	4	5	6	7	8	9	AB	R	H	RBI	BB	SO	LOB	BOTTOM					
Steve Sax, R (1,4) OBP: 0.343, SLG: 0.378										4	0	0	0	0	0	1						
Danny Heep, L (1,3) OBP: 0.411, SLG: 0.325										3	0	2	0	1	0	0						
Kirk Gibson, L (1,7) OBP: 0.384, SLG: 0.517										4	0	0	0	0	0	3						
Mike Marshall, R (1,9) OBP: 0.314, SLG: 0.419										3	1	0	0	0	0	2						
John Shelby, S (1,8) OBP: 0.381, SLG: 0.465										4	1	2	1	0	0	1						
Mike Scioscia, L (1,2) OBP: 0.358, SLG: 0.368										3	0	0	0	0	0	2						
Tracy Woodson, R (1,5) OBP: 0.377, SLG: 0.365										2	0	0	1	0	0	0						
Dave Anderson, R (1,6) OBP: 0.377, SLG: 0.365										3	0	0	0	0	0	0						
Orel Hershiser, R (1,1) OBP: 0.109, SLG: 0.152 Tim Crews, R (6,1) OBP: 0.250, SLG: 0.250 Mike Davis, L (7,PH) OBP: 0.283, SLG: 0.250 Jay Howell, R (8,1)										2	0	1	0	0	0	0						
<b>Inning Stats</b>	R: 0 E: 0 K: 0 S: 6	H: 1 LOB: 1 BB: 0 P: 9	R: 1 E: 0 K: 0 S: 4	H: 1 LOB: 0 BB: 0 P: 7	R: 0 E: 0 K: 0 S: 7	H: 1 LOB: 0 BB: 0 P: 12	R: 0 E: 0 K: 0 S: 6	H: 0 LOB: 0 BB: 0 P: 6	R: 0 E: 0 K: 0 S: 6	H: 1 LOB: 1 BB: 0 P: 7	R: 1 E: 1 K: 0 S: 4	H: 1 LOB: 1 BB: 1 P: 9	R: 0 E: 0 K: 0 S: 7	H: 0 LOB: 0 BB: 0 P: 8	R: 0 E: 0 K: 0 S: 7	H: 0 LOB: 0 BB: 0 P: 13	R: 0 E: 0 K: 0 S: 5	H: 0 LOB: 0 BB: 0 P: 9	1B: 3 2B: 2 3B: 0 HR: 0	SF: 1 SAC: 1 DP: 1 HBP: 1	WP: 0 PB: 0 SB: 0 CS: 0	PA: 33
<b>PITCHER</b>	IP WLS BF H R ER SO BB IBB HBP BLK WP HR S P ERA WHIP																					
Bob Walk, R (1,1) ERA: 2.47	8.0 W 30 5 2 1 0 0 0 0 0 0 0 47 71 1.12 0.750																					
Jim Gott, R (9,1) ERA: 2.76	1.0 3 0 0 0 0 0 0 0 1 0 0 5 9 0.00 0.000																					

Pittsburgh Pirates @ Los Angeles Dodgers  
Dodger Stadium, Los Angeles, CA  
Sun Jul 10 1988, 3:33 AM PDT  
Att: 43,014 - Sunny - 80 F

AB	29
R	2
H	5
RBI	2
BB	1
SO	0
LOB	9









Batter	1	2	3	4	5	6	7	8	9	AB	R	H	RBI	BB	SO	LOB	TOP						
<b>Brett Butler, L</b> OBP: 0.387, SLG: 0.378 (1, 8)										3	1	1	1	1	0	0	<b>San Francisco Giants @ Pittsburgh Pirates</b> Three Rivers Stadium, Pittsburgh, PA Fri Jul 15 1988, 7:05 PM EDT Att: 28,315 - Unknown - 83 F						
<b>Robby Thompson, R</b> OBP: 0.377, SLG: 0.417 (1, 4)										4	1	2	1	0	1	0							
<b>Will Clark, L</b> OBP: 0.379, SLG: 0.552 (1, 3)										4	1	1	0	0	2	2							
<b>Mike Aldrete, L</b> OBP: 0.360, SLG: 0.389 (1, 7)										4	1	1	1	0	2	2							
<b>Kevin Mitchell, R</b> OBP: 0.319, SLG: 0.424 (1, 5)										4	0	2	2	0	0	0							
<b>Candy Maldonado, R</b> OBP: 0.312, SLG: 0.372 (1, 9)										4	0	0	0	0	0	3							
<b>Bob Melvin, R</b> OBP: 0.221, SLG: 0.343 (9, PH)										3	0	0	0	0	1	0							
<b>Ernest Riles, L</b> OBP: 0.306, SLG: 0.368 (9, PH)										3	0	0	0	1	2	0							
<b>Jose Uribe, S</b> OBP: 0.307, SLG: 0.336 (1, 6)										2	1	1	0	0	0	0							
<b>Kelly Downs, R</b> OBP: 0.194, SLG: 0.200 (5, 1)										0	0	0	0	0	0	0							
<b>Craig Lefferts, L</b> OBP: 0.322, SLG: 0.362 (6, PH)										1	0	0	0	0	0	1							
<b>Chris Speier, R</b> OBP: 0.241, SLG: 0.269 (6, 1)										0	0	0	0	0	0	0							
<b>Don Robinson, R</b> OBP: 0.241, SLG: 0.269 (9, PH)										1	0	0	0	0	0	0							
<b>Harry Spilman, L</b> OBP: 0.241, SLG: 0.269 (9, PH)										1	0	0	0	0	0	0							
<b>Inning Stats</b>	R: 2 E: 1 K: 1 S: 19	H: 2 LOB: 1 BB: 1 P: 31	R: 0 E: 0 K: 1 S: 8	H: 0 LOB: 0 BB: 0 P: 12	R: 1 E: 0 K: 0 S: 12	H: 3 LOB: 2 BB: 0 P: 19	R: 2 E: 0 K: 1 S: 15	H: 3 LOB: 0 BB: 0 P: 20	R: 0 E: 0 K: 0 S: 6	H: 0 LOB: 0 BB: 0 P: 8	R: 0 E: 0 K: 0 S: 4	H: 0 LOB: 1 BB: 1 P: 10	R: 0 E: 0 K: 2 S: 10	H: 0 LOB: 0 BB: 0 P: 17	R: 0 E: 0 K: 1 S: 7	H: 0 LOB: 0 BB: 0 P: 11	R: 0 E: 0 K: 12 S: 12	H: 0 LOB: 0 BB: 0 P: 17	1B: 7 2B: 1 3B: 0 HR: 0	SF: 0 SAC: 0 DP: 0 HBP: 0	WP: 0 PB: 0 SB: 0 CS: 1	PA: 37	
<b>PITCHER</b>	IP WLS BF H R ER SO BB IBB HBP BLK WP HR S P ERA WHIP	IP WLS BF H R ER SO BB IBB HBP BLK WP HR S P ERA WHIP																					
<b>Bob Walk, R</b> ERA: 2.61 (1, 1)	3.2	W	20	8	5	3	3	1	0	0	0	0	0	0	0	0	0	0	0	54	82	7.36	2.455
<b>Bob Kipper, L</b> ERA: 3.85 (4, 1)	3.2	W	11	0	0	0	4	1	0	0	0	0	0	0	0	0	0	0	0	23	40	0.00	0.273
<b>Jim Gott, R</b> ERA: 2.66 (8, 1)	1.2	S	5	0	0	0	2	0	0	0	0	0	0	0	0	0	0	0	0	16	23	0.00	0.000

Batter	1	2	3	4	5	6	7	8	9	AB	R	H	RBI	BB	SO	LOB	BOTTOM						
<b>Barry Bonds, L</b> OBP: 0.373, SLG: 0.544 (1, 7)										5	1	2	3	0	0	1	<b>San Francisco Giants @ Pittsburgh Pirates</b> Three Rivers Stadium, Pittsburgh, PA Fri Jul 15 1988, 7:05 PM EDT Att: 28,315 - Unknown - 83 F						
<b>Tommy Gregg, L</b> OBP: 0.400, SLG: 1.000 (9, 7)										4	0	0	0	0	1	2							
<b>Jose Lind, R</b> OBP: 0.286, SLG: 0.299 (1, 4)										3	2	1	0	1	1	1							
<b>Andy Van Slyke, L</b> OBP: 0.347, SLG: 0.536 (1, 8)										4	1	1	2	0	1	1							
<b>Bobby Bonilla, S</b> OBP: 0.389, SLG: 0.537 (1, 5)										3	1	2	0	1	1	1							
<b>Darnell Coles, R</b> OBP: 0.300, SLG: 0.380 (8, 1)										0	0	0	0	0	0	0							
<b>Sid Bream, L</b> OBP: 0.338, SLG: 0.472 (1, 3)										4	1	2	1	0	0	2							
<b>Michael LaValliere, L</b> OBP: 0.396, SLG: 0.369 (1, 2)										3	1	1	2	1	0	1							
<b>Rafael Belliard, R</b> OBP: 0.331, SLG: 0.291 (1, 6)										4	1	2	0	0	1	2							
<b>Bob Walk, R</b> OBP: 0.091, SLG: 0.093 (1, 1)										1	0	0	0	0	1	2							
<b>Bob Kipper, R</b> ERA: 2.66 (4, 1)										2	0	0	0	0	0	1							
<b>R.J. Reynolds, S</b> OBP: 0.292, SLG: 0.360 (8, 9)										1	0	0	0	0	1	0							
<b>Inning Stats</b>	R: 1 E: 0 K: 2 S: 13	H: 1 LOB: 0 BB: 0 P: 18	R: 4 E: 0 K: 1 S: 19	H: 4 LOB: 1 BB: 1 P: 27	R: 0 E: 0 K: 0 S: 10	H: 1 LOB: 2 BB: 1 P: 21	R: 0 E: 0 K: 1 S: 7	H: 0 LOB: 0 BB: 0 P: 9	R: 2 E: 0 K: 0 S: 8	H: 3 LOB: 0 BB: 0 P: 11	R: 0 E: 0 K: 0 S: 11	H: 1 LOB: 1 BB: 0 P: 16	R: 1 E: 0 K: 1 S: 13	H: 1 LOB: 1 BB: 1 P: 22	R: 0 E: 0 K: 2 S: 9	H: 0 LOB: 0 BB: 0 P: 12	1B: 4 2B: 5 3B: 0 HR: 2	SF: 0 SAC: 0 DP: 1 HBP: 0	WP: 0 PB: 0 SB: 2 CS: 0	PA: 37			
<b>PITCHER</b>	IP WLS BF H R ER SO BB IBB HBP BLK WP HR S P ERA WHIP	IP WLS BF H R ER SO BB IBB HBP BLK WP HR S P ERA WHIP																					
<b>Kelly Downs, R</b> ERA: 3.65 (1, 1)	4.0	L	23	9	7	7	4	1	0	0	0	0	0	0	0	0	0	0	0	2	2	0.00	0.000
<b>Craig Lefferts, L</b> ERA: 2.66 (5, 1)	1.0		2	0	0	0	0	0	0	0	0	0	0	0	0	0	0	0	0	2	2	0.00	0.000
<b>Don Robinson, R</b> ERA: 2.47 (6, 1)	3.0		12	2	1	1	3	1	0	0	0	0	0	0	0	0	0	0	0	33	50	3.00	1.000



Batter	1	2	3	4	5	6	7	8	9	AB	R	H	RBI	BB	SO	LOB	TOP			
<b>Brett Butler, L</b> (1, 8) OBP: 0.388, SLG: 0.379 <b>Donell Nixon, R</b> (6, PH) OBP: 0.647, SLG: 0.733	0-0 CS 1B		1-2 L8			4-2 L8 BB		0-0 1B		2	0	1	0	1	0	0	<b>San Francisco Giants @ Pittsburgh Pirates</b> Three Rivers Stadium, Pittsburgh, PA Sat Jul 16 1988, 7:05 PM EDT Att: 28,997 - Unknown - 93 F <a href="http://livebaseballscorecards.com">livebaseballscorecards.com</a>			
<b>Robby Thompson, R</b> (1, 4) OBP: 0.378, SLG: 0.418 <b>Harry Spilman, L</b> (6, PH) OBP: 0.226, SLG: 0.250	1-0 SAFE F3			1-1 G3-1 WP 1B		1-1 L8		0-1 F7		2	0	1	0	0	0	1				
<b>Will Clark, L</b> (1, 3) OBP: 0.376, SLG: 0.547 <b>Scott Garrelts, R</b> (8, 1) OBP: 0.200, SLG: 0.200	4-2 BB			1-0 F6		1-0 F7		3-3 K		3	0	0	0	1	1	5				
<b>Mike Aldrete, L</b> (1, 7) OBP: 0.354, SLG: 0.382	2-0 G4-3			2-2 G3-1		2-2 G3		0-1 G4-3		4	0	0	0	0	0	5				
<b>Kevin Mitchell, R</b> (1, 5) OBP: 0.318, SLG: 0.432		0-0 G6-3		2-2 G3		3-1 HR		0-1 L8		4	1	1	1	0	0	1				
<b>Candy Maldonado, R</b> (1, 9) OBP: 0.312, SLG: 0.370		3-3 K		1-1 G4-6-3 1B		1-3 K		2-2 G6-3		4	0	1	0	0	2	0				
<b>Ernest Riles, L</b> (1, 6) OBP: 0.301, SLG: 0.362		2-3 K		0-2 G4-6-3 1B		0-0 G4-3				3	0	0	0	0	1	1				
<b>Bob Brenly, R</b> (1, 2) OBP: 0.247, SLG: 0.293 <b>Chris Speier, R</b> (6, 4) OBP: 0.320, SLG: 0.358			0-1 G5-3		2-0 P4		1-0 L8			2	0	0	0	0	0	0				
<b>Michael LaCoss, R</b> (1, 1) OBP: 0.286, SLG: 0.273 <b>Randy Bockus, L</b> (3, 1) OBP: 0.200, SLG: 0.200 <b>Joel Youngblood, R</b> (8, PH) OBP: 0.342, SLG: 0.333			2-0 P4		0-1 L8 BB 1B		1-3 K			1	0	0	0	0	0	0				
<b>Inning Stats</b>	R: 0 E: 0 K: 0 S: 6	H: 1 LOB: 1 BB: 1 P: 13	R: 0 E: 0 K: 2 S: 9	H: 0 LOB: 0 BB: 0 P: 14	R: 0 E: 0 K: 0 S: 6	H: 0 LOB: 0 BB: 0 P: 9	R: 0 E: 0 K: 0 S: 9	H: 1 LOB: 1 BB: 0 P: 15	R: 0 E: 0 K: 0 S: 11	H: 1 LOB: 3 BB: 1 P: 19	R: 1 E: 0 K: 1 S: 7	H: 1 LOB: 0 BB: 0 P: 12	R: 0 E: 0 K: 2 S: 11	H: 1 LOB: 1 BB: 0 P: 15	R: 0 E: 0 K: 0 S: 8	H: 0 LOB: 0 BB: 0 P: 10		1B: 5 2B: 0 3B: 0 HR: 1	SF: 0 SAC: 0 DP: 1 HBP: 0	WP: 1 PB: 0 SB: 0 CS: 1
<b>PITCHER</b> <b>Doug Drabek, R</b> (1, 1) ERA: 3.89 <b>Barry Jones, R</b> (9, 1) ERA: 2.65	IP: 8.0 WLS: W BF: 30 H: 6 R: 1 ER: 1 SO: 5 BB: 2 IBB: 0 HBP: 0 BLK: 0 WP: 1 HR: 1 S: 65 P: 106 ERA: 1.12 WHIP: 1.000																			

Batter	1	2	3	4	5	6	7	8	9	AB	R	H	RBI	BB	SO	LOB	BOTTOM			
<b>Barry Bonds, L</b> (1, 7) OBP: 0.377, SLG: 0.548 <b>Mike Diaz, R</b> (8, 7) OBP: 0.391, SLG: 0.255	0-0 1B 1B				1-2 P6			0-1 G5-3		3	1	2	1	1	0	0	<b>San Francisco Giants @ Pittsburgh Pirates</b> Three Rivers Stadium, Pittsburgh, PA Sat Jul 16 1988, 7:05 PM EDT Att: 28,997 - Unknown - 93 F <a href="http://livebaseballscorecards.com">livebaseballscorecards.com</a>			
<b>Jose Lind, R</b> (1, 4) OBP: 0.285, SLG: 0.298	2-2 BB 1B	0-1 G5-3	0-1 G5-4-3		1-2 G6-3			0-2 G6-3		5	1	1	0	0	0	3				
<b>Andy Van Slyke, L</b> (1, 8) OBP: 0.351, SLG: 0.536	4-0 1B FC6-4 BB		4-2 BB 2B	2-2 FC4-6 SF8 1B		3-3 K				2	3	1	0	2	1	0				
<b>Bobby Bonilla, S</b> (1, 5) OBP: 0.388, SLG: 0.532 <b>Denny Gonzalez, R</b> (9, 5) OBP: 0.300, SLG: 0.125	3-3 K		3-2 P5	4-0 FC4-6 BB		0-2 F7				3	0	0	0	1	1	4				
<b>Sid Bream, L</b> (1, 3) OBP: 0.340, SLG: 0.471 <b>Barry Jones, R</b> (9, 1)	3-2 FC6-4 1B		4-2 BB 2B	0-0 FC4-6 1B		1-3 K2-3				3	1	1	2	1	1	2				
<b>Tommy Gregg, L</b> (1, 9) OBP: 0.333, SLG: 0.714	1-0 FC6-4 CS		4-1 2B 1B	1-0 SF8		2-2 L7				2	1	0	2	1	0	1				
<b>Michael LaValliere, L</b> (1, 2) OBP: 0.402, SLG: 0.351	2-2 CS	3-3 K	1-0 1B 3B 2B	1-2 1B		0-0 G5-4-3 1B				4	1	3	2	0	1	0				
<b>Rafael Belliard, R</b> (1, 6) OBP: 0.330, SLG: 0.290		0-1 G6-3	2-1 3B 1B	2-2 G6-3		1-1 G5-4-3				4	1	1	1	0	0	3				
<b>Doug Drabek, R</b> (1, 1) OBP: 0.208, SLG: 0.283 <b>Orestes Destrade, S</b> (8, PH) OBP: 0.143, SLG: 0.143	2-2 2B	2-1 2B	0-0 1B 3B		0-0 G6-3		0-0 F8			3	1	2	2	0	0	0				
<b>Inning Stats</b>	R: 3 E: 0 K: 1 S: 13	H: 3 LOB: 0 BB: 1 P: 28	R: 0 E: 0 K: 1 S: 10	H: 1 LOB: 2 BB: 1 P: 19	R: 6 E: 0 K: 0 S: 20	H: 4 LOB: 0 BB: 3 P: 39	R: 1 E: 0 K: 0 S: 12	H: 2 LOB: 2 BB: 1 P: 22	R: 0 E: 0 K: 2 S: 9	H: 0 LOB: 0 BB: 0 P: 13	R: 0 E: 0 K: 0 S: 6	H: 1 LOB: 0 BB: 0 P: 9	R: 0 E: 0 K: 0 S: 7	H: 0 LOB: 0 BB: 0 P: 7	R: 0 E: 0 K: 0 S: 8	H: 0 LOB: 0 BB: 0 P: 10		1B: 7 2B: 3 3B: 1 HR: 0	SF: 1 SAC: 0 DP: 2 HBP: 0	WP: 0 PB: 0 SB: 0 CS: 1
<b>PITCHER</b> <b>Michael LaCoss, R</b> (1, 1) ERA: 3.62 <b>Randy Bockus, R</b> (3, 1) ERA: 4.5 <b>Scott Garrelts, R</b> (8, 1) ERA: 4.67	IP: 2.1 WLS: L BF: 16 H: 5 R: 7 ER: 7 SO: 2 BB: 4 IBB: 0 HBP: 0 BLK: 0 WP: 0 HR: 0 S: 35 P: 75 ERA: 27.00 WHIP: 3.857																			



Batter	1	2	3	4	5	6	7	8	9	AB	R	H	RBI	BB	SO	LOB	TOP					
<b>Brett Butler, L</b> OBP: 0.395, SLG: 0.381 (1, 8)	G4-3		WP G5-3 BB		HR 1B		G1-3 1B		2B BB	3	2	2	0	2	0	0	<b>San Francisco Giants @ Pittsburgh Pirates</b> Three Rivers Stadium, Pittsburgh, PA Sun Jul 17 1988, 3:33 AM EDT Att: 25,512 - Cloudy - 91 F					
<b>Robby Thomson, R</b> OBP: 0.391, SLG: 0.436 (1, 4)	K		G5-3		HR		G1-3 1B		2B	5	1	3	3	0	1	2						
<b>Will Clark, L</b> OBP: 0.381, SLG: 0.548 (1, 3)	2B		WP HBP		G4-3		G1-3		IBB	3	0	1	0	1	0	2						
<b>Mike Aldrete, L</b> OBP: 0.352, SLG: 0.376 <b>Joe Price, R</b> (7, 1)			G3				G6-3		L8	3	0	0	0	1	0	4						
<b>Harry Spilman, L</b> OBP: 0.219, SLG: 0.241 (9, PH)	BB									1	0	0	0	0	0	2						
<b>Kevin Mitchell, R</b> OBP: 0.316, SLG: 0.438 (1, 5)	F8				G5-3		HR		F3	5	1	1	1	0	0	4						
<b>Donell Nixon, R</b> OBP: 0.571, SLG: 0.684 (1, 7)		P4			F9		L6		2B	4	0	1	0	0	0	0						
<b>Bob Brenly, R</b> OBP: 0.248, SLG: 0.289 <b>Ernest Riles, L</b> OBP: 0.299, SLG: 0.360 <b>Bob Melvin, R</b> OBP: 0.221, SLG: 0.343 (8, PH)	L4		G5-3				BB		K	2	0	0	0	1	0	0						
<b>Jose Uribe, S</b> OBP: 0.302, SLG: 0.331 (1, 6)	F8				F8		G4-3		F7	4	0	0	0	0	0	2						
<b>Terry Mulholland, R</b> <b>Kelly Downs, R</b> <b>Candy Maldonado, R</b> OBP: 0.154, SLG: 0.200 OBP: 0.311, SLG: 0.389 (7, 1) (7, 9)			G5-3 BB BB		G6-3		G5-3		F8	2	0	0	0	1	0	0						
<b>Inning Stats</b>	R: 0 E: 0 K: 1 S: 8	H: 1 LOB: 2 BB: 1 P: 15	R: 0 E: 0 K: 0 S: 6	H: 0 LOB: 0 BB: 0 P: 10	R: 0 E: 0 K: 0 S: 6	H: 0 LOB: 2 BB: 2 P: 19	R: 0 E: 0 K: 0 S: 8	H: 0 LOB: 0 BB: 0 P: 13	R: 2 E: 0 K: 0 S: 15	H: 2 LOB: 0 BB: 0 P: 21	R: 1 E: 0 K: 0 S: 8	H: 1 LOB: 1 BB: 1 P: 13	R: 0 E: 0 K: 0 S: 13	H: 2 LOB: 2 BB: 0 P: 21	R: 0 E: 0 K: 1 S: 9	H: 1 LOB: 1 BB: 0 P: 14	R: 1 E: 0 K: 0 S: 9	H: 1 LOB: 2 BB: 2 P: 21	1B: 3 2B: 3 3B: 0 HR: 2	SF: 0 SAC: 0 DP: 1 HBP: 1	WP: 1 PB: 0 SB: 2 CS: 0	PA: 41
<b>PITCHER</b>	IP	WLS	BF	H	R	ER	SO	BB	IBB	HBP	BLK	WP	HR	S	P	ERA	WHIP					
<b>Mike Dunne, R</b> ERA: 3.98 <b>Dave Rucker, L</b> ERA: 4.05 <b>Jeff Robinson, R</b> ERA: 2.76 <b>Jim Gott, R</b> ERA: 2.8	(1, 1) (7, 1) (8, 1) (9, 1)	6.1 0.2 1.0 1.0	29 2 4 6	6 0 1 1	3 0 0 1	3 0 0 1	1 0 1 0	4 0 0 1	0 0 0 1	0 0 0 0	0 0 0 0	1 0 0 0	2 4 9 9	60 8 14 21	104	4.26 0.00 0.00 9.00	1.579 0.000 1.000 2.000					

AB	34
R	4
H	8
RBI	4
BB	6
SO	2
LOB	17



Batter	1	2	3	4	5	6	7	8	9	AB	R	H	RBI	BB	SO	LOB	BOTTOM				
<b>Jose Lind, R</b> OBP: 0.287, SLG: 0.297 (1, 4)	L9	1B		FC6-4 BB		G3-1		K		4	0	1	0	1	1	1	<b>San Francisco Giants @ Pittsburgh Pirates</b> Three Rivers Stadium, Pittsburgh, PA Sun Jul 17 1988, 3:33 AM EDT Att: 25,512 - Cloudy - 91 F				
<b>Rafael Belliard, R</b> OBP: 0.333, SLG: 0.302 (1, 6)	WP S BB	K		FC6-4			3B			3	0	1	0	1	1	4					
<b>Darnell Coles, R</b> OBP: 0.303, SLG: 0.382 (1, 9)	G6-3	FC6-4 1B			G3-1 1B		K			4	0	2	2	0	1	2					
<b>Bobby Bonilla, S</b> OBP: 0.386, SLG: 0.527 (1, 5)	HBP	FC6-4			G3-1		K			3	0	0	0	0	1	4					
<b>Mike Diaz, R</b> OBP: 0.373, SLG: 0.241 <b>Andy Van Slyke, L</b> OBP: 0.351, SLG: 0.535 (7, PH)	F9			L6		G1-3		F9		3	0	0	0	0	0	3					
<b>R.J. Reynolds, S</b> OBP: 0.291, SLG: 0.358 (8, 7)		1B S FC3 1B		G3-1		G6-3		K		4	1	1	0	0	1	1					
<b>Orestes Destrade, S</b> OBP: 0.152, SLG: 0.273 <b>Sid Bream, L</b> OBP: 0.340, SLG: 0.471 (9, 3)	K		F8			G3-1 2B		F8		4	0	1	0	0	1	1					
<b>Junior Ortiz, R</b> OBP: 0.360, SLG: 0.402 (1, 2)	1B FC3 1B 1B			F7		G3-1		HR BB		3	2	1	0	1	0	1					
<b>Mike Dunne, R</b> OBP: 0.121, SLG: 0.097 <b>Dave Rucker, L</b> <b>Jeff Robinson, R</b> OBP: 0.167, SLG: 0.091 <b>Barry Bonds, L</b> OBP: 0.379, SLG: 0.559 <b>Jim Gott, R</b> (9, 1)	FC3 1B			F8		K		HR		3	1	0	1	0	1	2					
<b>Inning Stats</b>	R: 0 E: 0 K: 0 S: 9	H: 0 LOB: 2 BB: 1 P: 21	R: 3 E: 0 K: 2 S: 24	H: 4 LOB: 2 BB: 0 P: 33	R: 0 E: 0 K: 0 S: 7	H: 0 LOB: 0 BB: 0 P: 8	R: 0 E: 0 K: 0 S: 5	H: 0 LOB: 1 BB: 1 P: 10	R: 0 E: 0 K: 1 S: 9	H: 1 LOB: 1 BB: 0 P: 11	R: 0 E: 0 K: 2 S: 13	H: 1 LOB: 1 BB: 0 P: 19	R: 0 E: 0 K: 2 S: 22	H: 1 LOB: 0 BB: 1 P: 30	1B: 5 2B: 1 3B: 1 HR: 1	SF: 0 SAC: 0 DP: 0 HBP: 1		WP: 1 PB: 0 SB: 2 CS: 0	PA: 37		
<b>PITCHER</b>	IP	WLS	BF	H	R	ER	SO	BB	IBB	HBP	BLK	WP	HR	S	P	ERA	WHIP				
<b>Terry Mulholland, L</b> ERA: 3.77 <b>Kelly Downs, R</b> ERA: 3.63 <b>Joe Price, L</b> ERA: 3.03	(1, 1) (7, 1) (7, 1)	6.0 0.2 1.1	29 2 6	7 0 2	3 0 2	3 0 2	3 2 2	2 0 1	0 0 0	0 0 0	0 0 0	0 0 1	0 8 24	64 11 33	99	4.50 0.000 13.50	1.500 0.000 1.500				









Batter	1	2	3	4	5	6	7	8	9	AB	R	H	RBI	BB	SO	LOB	TOP											
<b>Marvell Wynne, L</b> OBP: 0.338, SLG: 0.478	1-0 BB HR 1B	0-1 F8			0-0 F9		1-2 1B		1-3 K	5	1	2	0	0	1	0												
<b>Roberto Alomar, S</b> OBP: 0.279, SLG: 0.336	4-2 HR BB	0-1 5-3			1-2 G3-6-3 1B		3-1 1B		1-1 5-3	4	1	2	0	1	0	0												
<b>Tony Gwynn, L</b> OBP: 0.360, SLG: 0.392	3-2 HR		1-1 4-3		1-1 G3-6-3 1-2		2-1 F7		2-1 F7	5	1	1	3	0	0	3												
<b>Keith Moreland, R</b> OBP: 0.331, SLG: 0.375 <b>Dave Leiper, L</b> (7, 1) <b>Mark Grant, R</b> (8, 1)	2-0 FC5 2B		0-0 1B		1-2 3-1		0-0 F8			4	0	2	0	0	0	2												
<b>John Kruk, L</b> OBP: 0.388, SLG: 0.381	4-2 FC5 BB		1-2 F7		1-1 F7		0-1 5-3			3	0	0	0	1	0	1												
<b>Tim Flannery, L</b> OBP: 0.342, SLG: 0.319	1-3 K		2-2 4-3		4-2 E BB		0-1 G3			3	0	0	0	1	1	3												
<b>Mark Parent, R</b> OBP: 0.197, SLG: 0.190	3-2 FC5 1-2 2-3f		2-3 K		0-0 E5		2-3 K			4	0	0	0	0	2	3												
<b>Garry Templeton, S</b> OBP: 0.277, SLG: 0.335	0-0 4-3		3-2 F7		0-1 4-3				1-1 HR 1B	4	1	1	0	0	0	4												
<b>Andy Hawkins, R</b> OBP: 0.162, SLG: 0.139 <b>Greg Booker, R</b> (3, 1) <b>Dickie Thorn, R</b> OBP: 0.332, SLG: 0.310 <b>Carmelo Martinez, R</b> OBP: 0.283, SLG: 0.331		2-3 K	2-2 P6		1-2 F8			2-2 HR		1	0	0	0	0	1	0												
<b>Inning Stats</b>	R: 3 E: 0 K: 1 S: 21	H: 3 LOB: 2 BB: 2 P: 39	R: 0 E: 0 K: 1 S: 8	H: 0 LOB: 0 BB: 0 P: 10	R: 0 E: 0 K: 0 S: 11	H: 1 LOB: 1 BB: 0 P: 15	R: 0 E: 0 K: 1 S: 11	H: 0 LOB: 0 BB: 0 P: 18	R: 0 E: 0 K: 0 S: 6	H: 0 LOB: 2 BB: 0 P: 16	R: 0 E: 0 K: 0 S: 12	H: 2 LOB: 2 BB: 0 P: 19	R: 0 E: 0 K: 1 S: 8	H: 0 LOB: 0 BB: 0 P: 10	R: 2 E: 0 K: 1 S: 14	H: 2 LOB: 0 BB: 0 P: 21	1B: 6 2B: 1 3B: 0 HR: 2	SF: 0 SAC: 0 DP: 1 HBP: 0	WP: 0 PB: 0 SB: 1 CS: 0	PA: 39								
<b>PITCHER</b>	IP	WLS	BF	H	R	ER	SO	BB	IBB	HBP	BLK	WP	HR	S	P	ERA	WHIP											
<b>Brian Fisher, R</b> ERA: 4.7	(1, 1)	7.0	W	31	7	3	3	3	3	0	0	0	0	1	79	125	3.86	1.429										
<b>Dave Rucker, L</b> ERA: 4.7	(8, 1)	2.0		8	2	2	2	2	0	0	0	0	0	1	22	31	9.00	1.000										

San Diego Padres @ Pittsburgh Pirates  
Three Rivers Stadium, Pittsburgh, PA

Tue Jul 19 1988, 7:05 PM EDT  
Att: 15,847 - Unknown - 90 F

AB 36  
R 5  
H 9  
RBI 5  
BB 3  
SO 5  
LOB 16



Batter	1	2	3	4	5	6	7	8	9	AB	R	H	RBI	BB	SO	LOB	BOTTOM											
<b>Barry Bonds, L</b> OBP: 0.382, SLG: 0.565 <b>Tommy Gregg, L</b> OBP: 0.300, SLG: 0.625	0-1 BB 1B		0-0 HR	2-0 4-3		4-2 FC6 BB				3	2	2	1	1	0	0												
<b>Jose Lind, R</b> OBP: 0.286, SLG: 0.294	4-2 1B SF8 BB		1-0 1B	2-1 6-3		0-2 FC6 1-2f				3	2	1	0	1	0	1												
<b>Andy Van Slyke, L</b> OBP: 0.354, SLG: 0.542	2-1 1-3 2-H 1B		0-0 1B 1B	0-1 HR		1-2 F8				4	2	3	2	0	0	1												
<b>Bobby Bonilla, S</b> OBP: 0.383, SLG: 0.520 <b>Denny Gonzalez, R</b> OBP: 0.300, SLG: 0.125	1-2 P3		0-0 BB 1B	1-3 K		1-0 FC5-4 1B				4	1	2	1	0	1	2												
<b>R.J. Reynolds, S</b> OBP: 0.289, SLG: 0.356	2-2 SF8		0-0 BB 1B		1-1 F8		0-0 FC5-4 G6-4-3			3	1	1	1	0	0	1												
<b>Sid Bream, L</b> OBP: 0.346, SLG: 0.469	3-H 6-3		1-2 2-3 3-H BB	4-0 E S SF8 1B		1-0 E S SF8 1B		2-2 G6-4-3		3	1	1	1	1	0	2												
<b>Junior Ortiz, R</b> OBP: 0.356, SLG: 0.490		0-3 K	1-2 2-H 3-H 1B	3-1 SF8		1-2 F9				3	0	1	3	0	1	0												
<b>Rafael Belliard, R</b> OBP: 0.328, SLG: 0.298		0-0 F7	1-2 2-3 1B	0-3 K		1-3 K				4	0	0	0	0	2	2												
<b>Brian Fisher, R</b> OBP: 0.152, SLG: 0.100 <b>Dave Rucker, L</b> (8, 1)	0-3 K		0-0 F8		0-3 K		0-3 K			3	0	0	0	0	2	1												
<b>Inning Stats</b>	R: 2 E: 0 K: 0 S: 16	H: 2 LOB: 1 BB: 1 P: 25	R: 0 E: 0 K: 2 S: 7	H: 0 LOB: 0 BB: 0 P: 7	R: 5 E: 0 K: 0 S: 10	H: 6 LOB: 1 BB: 1 P: 18	R: 1 E: 0 K: 1 S: 8	H: 1 LOB: 0 BB: 0 P: 13	R: 1 E: 0 K: 1 S: 8	H: 1 LOB: 1 BB: 1 P: 13	R: 0 E: 0 K: 1 S: 13	H: 0 LOB: 1 BB: 1 P: 18	R: 0 E: 0 K: 0 S: 5	H: 1 LOB: 0 BB: 0 P: 8	R: 0 E: 0 K: 2 S: 9	H: 0 LOB: 0 BB: 0 P: 11	1B: 9 2B: 0 3B: 0 HR: 2	SF: 2 SAC: 0 DP: 2 HBP: 0	WP: 0 PB: 0 SB: 1 CS: 0	PA: 36								
<b>PITCHER</b>	IP	WLS	BF	H	R	ER	SO	BB	IBB	HBP	BLK	WP	HR	S	P	ERA	WHIP											
<b>Andy Hawkins, R</b> ERA: 3.41	(1, 1)	2.0	L	15	7	7	2	2	0	0	0	0	0	1	28	42	31.50	4.500										
<b>Greg Booker, R</b> ERA: 3.93	(3, 1)	4.0		15	3	2	1	3	1	0	0	0	0	1	34	52	2.25	1.000										
<b>Dave Leiper, L</b> ERA: 1.8	(7, 1)	1.0		3	1	0	0	0	0	0	0	0	0	5	8	0.00	1.000											
<b>Mark Grant, R</b> ERA: 3.99	(8, 1)	1.0		3	0	0	0	2	0	0	0	0	0	9	11	0.00	0.000											

San Diego Padres @ Pittsburgh Pirates  
Three Rivers Stadium, Pittsburgh, PA

Tue Jul 19 1988, 7:05 PM EDT  
Att: 15,847 - Unknown - 90 F

AB 31  
R 9  
H 11  
RBI 9  
BB 3  
SO 7  
LOB 10





Batter	1	2	3	4	5	6	7	8	9	AB	R	H	RBI	BB	SO	LOB	TOP			
<b>Marvell Wynne, L</b> OBP: 0.336, SLG: 0.478 (1, 8)										4	1	1	0	0	0	2	<b>San Diego Padres @ Pittsburgh Pirates</b> Three Rivers Stadium, Pittsburgh, PA Wed Jul 20 1988, 7:05 PM EDT Att: 24,575 - Unknown - 83 F			
<b>Roberto Alomar, S</b> OBP: 0.279, SLG: 0.339 (1, 4)										3	0	1	0	0	0	1				
<b>Tony Gwynn, L</b> OBP: 0.365, SLG: 0.408 (1, 9)										4	1	3	1	0	0	1				
<b>Keith Moreland, R</b> OBP: 0.327, SLG: 0.370 (1, 3)										4	0	0	1	0	1	3				
<b>John Kruk, L</b> OBP: 0.393, SLG: 0.385 (1, 7)										3	0	2	0	1	0	0				
<b>Benito Santiago, R</b> OBP: 0.288, SLG: 0.322 (1, 2)										4	0	1	0	0	1	5				
<b>Chris Brown, R</b> OBP: 0.315, SLG: 0.309 (1, 5)										4	0	0	0	0	0	2				
<b>Garry Templeton, S</b> OBP: 0.276, SLG: 0.343 (1, 6)										4	0	1	0	0	0	0				
<b>Dennis Rasmussen, L</b> OBP: 0.167, SLG: 0.195 (7, PH)										2	0	1	0	0	0	1				
<b>Camelo Martinez, R</b> OBP: 0.291, SLG: 0.359 (7, PH)										1	0	0	0	0	0	0				
<b>Mark Grant, R</b> (7, PH)										0	0	0	0	0	0	0				
<b>Tim Flannery, L</b> OBP: 0.338, SLG: 0.314 (9, PH)										1	0	0	0	0	1	0				
<b>Inning Stats</b>	R: 1 E: 0 K: 0 S: 8	H: 2 LOB: 2 BB: 1 P: 18	R: 0 E: 0 K: 0 S: 7	H: 1 LOB: 1 BB: 0 P: 10	R: 0 E: 0 K: 0 S: 7	H: 1 LOB: 0 BB: 0 P: 11	R: 0 E: 0 K: 0 S: 5	H: 1 LOB: 0 BB: 0 P: 8	R: 0 E: 0 K: 0 S: 9	H: 2 LOB: 1 BB: 0 P: 13	R: 0 E: 0 K: 0 S: 12	H: 0 LOB: 0 BB: 0 P: 12	R: 0 E: 0 K: 2 S: 11	H: 2 LOB: 2 BB: 0 P: 15	R: 0 E: 0 K: 1 S: 7	H: 0 LOB: 0 BB: 0 P: 9	1B: 5 2B: 3 3B: 2 HR: 0	SF: 0 SAC: 1 DP: 2 HBP: 0	WP: 1 PB: 1 SB: 0 CS: 0	PA: 36
<b>PITCHER</b>	IP	WLS	BF	H	R	ER	SO	BB	IBB	HBP	BLK	WP	HR	S	P	ERA	WHIP			
<b>Bob Walk, R</b> ERA: 2.61 (1, 1)	7.0	W	29	9	2	2	0	1	0	0	1	1	0	56	92	2.57	1.429			
<b>Bob Kipper, L</b> ERA: 3.92 (8, 1)	0.1		1	0	0	0	0	0	0	0	0	0	0	1	1	0.00	0.000			
<b>Jim Gott, R</b> ERA: 2.7 (8, 1)	1.2	S	6	1	0	0	3	0	0	0	0	0	0	16	22	0.00	0.600			

AB	34
R	2
H	10
RBI	2
BB	1
SO	3
LOB	15



Batter	1	2	3	4	5	6	7	8	9	AB	R	H	RBI	BB	SO	LOB	BOTTOM			
<b>R.J. Reynolds, S</b> OBP: 0.293, SLG: 0.364 (1, 7) (8, 9)										4	1	2	0	0	1	2	<b>San Diego Padres @ Pittsburgh Pirates</b> Three Rivers Stadium, Pittsburgh, PA Wed Jul 20 1988, 7:05 PM EDT Att: 24,575 - Unknown - 83 F			
<b>Jose Lind, R</b> OBP: 0.286, SLG: 0.296 (1, 4)										4	0	1	0	0	0	3				
<b>Andy Van Slyke, L</b> OBP: 0.353, SLG: 0.539 (1, 8)										2	0	0	0	1	1	1				
<b>Bobby Bonilla, S</b> OBP: 0.386, SLG: 0.520 (1, 5)										2	1	1	0	1	0	1				
<b>Darnell Coles, R</b> OBP: 0.299, SLG: 0.374 (8, 1)										3	0	0	0	0	0	2				
<b>Mike Diaz, R</b> OBP: 0.386, SLG: 0.236 (1, 3)										1	1	0	0	1	0	0				
<b>Sid Bream, L</b> OBP: 0.345, SLG: 0.468 (7, PH) (8, 3)										1	0	0	0	0	1	0				
<b>Junior Ortiz, R</b> OBP: 0.355, SLG: 0.407 (1, 2)										3	0	1	2	0	0	0				
<b>Rafael Belliard, R</b> OBP: 0.323, SLG: 0.293 (1, 6)										3	0	0	0	0	0	0				
<b>Bob Walk, R</b> OBP: 0.109, SLG: 0.111 (1, 1)										2	0	1	0	0	1	0				
<b>Bob Kipper, R</b> (8, 1)										0	0	0	0	0	0	0				
<b>Barry Bonds, L</b> OBP: 0.383, SLG: 0.567 (8, 7)										1	0	1	0	0	0	0				
<b>Inning Stats</b>	R: 1 E: 0 K: 0 S: 6	H: 1 LOB: 0 BB: 2 P: 16	R: 0 E: 0 K: 0 S: 3	H: 0 LOB: 0 BB: 0 P: 7	R: 0 E: 0 K: 1 S: 11	H: 1 LOB: 1 BB: 0 P: 20	R: 2 E: 0 K: 1 S: 14	H: 2 LOB: 1 BB: 1 P: 24	R: 0 E: 0 K: 1 S: 9	H: 1 LOB: 1 BB: 0 P: 13	R: 0 E: 0 K: 0 S: 10	H: 1 LOB: 1 BB: 0 P: 16	R: 0 E: 0 K: 1 S: 6	H: 0 LOB: 0 BB: 0 P: 11	R: 0 E: 0 K: 0 S: 6	H: 1 LOB: 0 BB: 0 P: 8	1B: 4 2B: 4 3B: 0 HR: 0	SF: 0 SAC: 0 DP: 2 HBP: 0	WP: 0 PB: 1 SB: 0 CS: 3	PA: 30
<b>PITCHER</b>	IP	WLS	BF	H	R	ER	SO	BB	IBB	HBP	BLK	WP	HR	S	P	ERA	WHIP			
<b>Dennis Rasmussen, L</b> ERA: 4.42 (1, 1)	6.0	L	23	6	3	2	3	3	0	0	0	0	0	53	96	3.00	1.500			
<b>Mark Grant, R</b> ERA: 3.89 (7, 1)	2.0		6	1	0	0	1	0	0	0	0	0	0	12	19	0.00	0.500			

AB	26
R	3
H	7
RBI	2
BB	3
SO	4
LOB	9





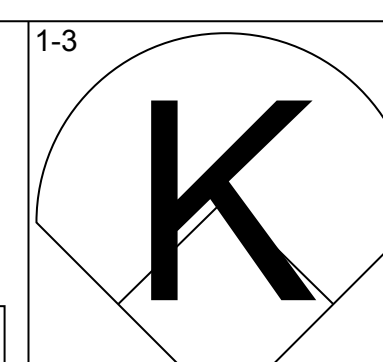
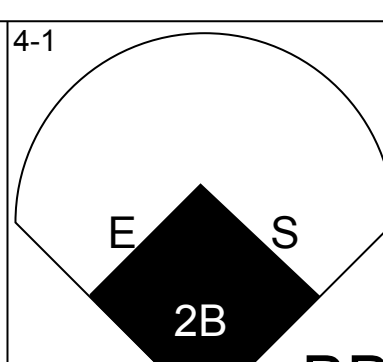
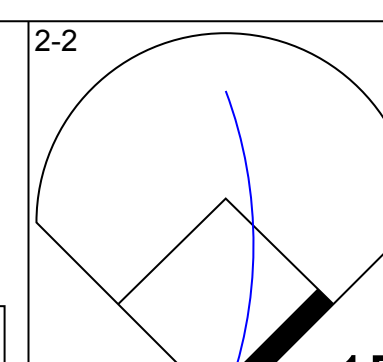
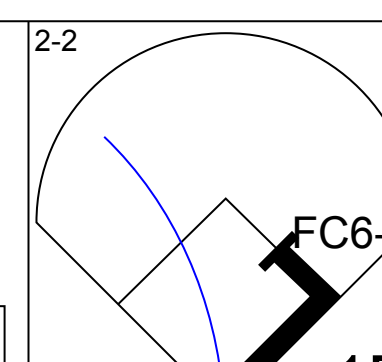
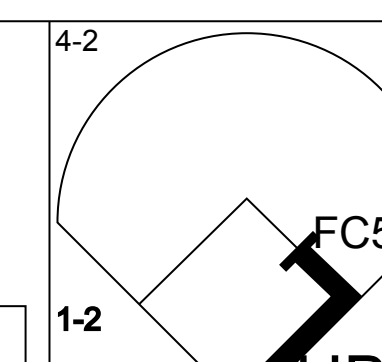
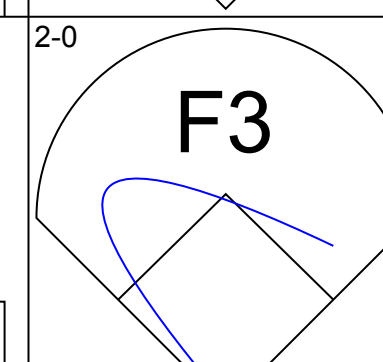
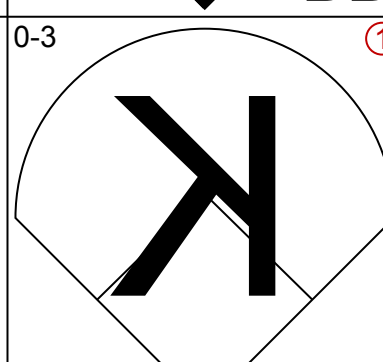
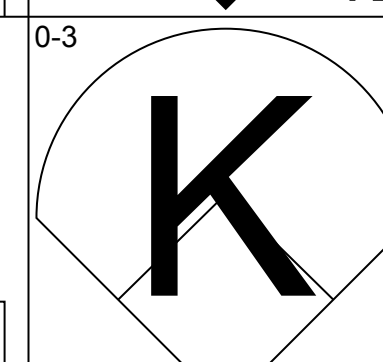
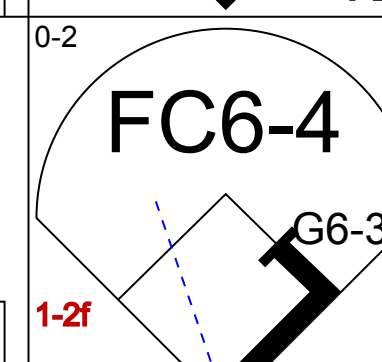
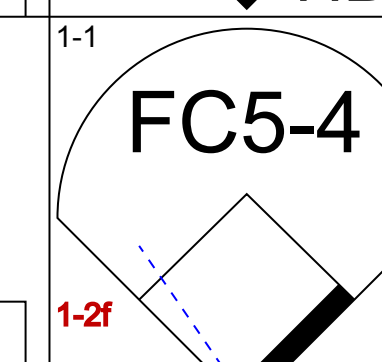
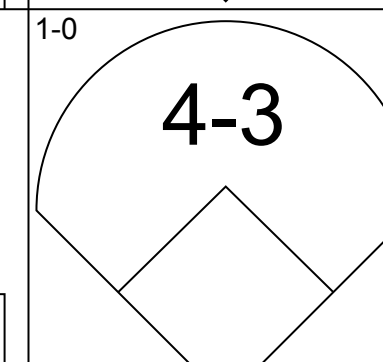
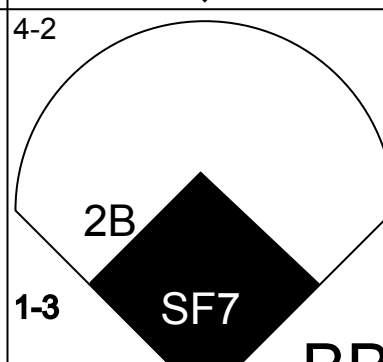
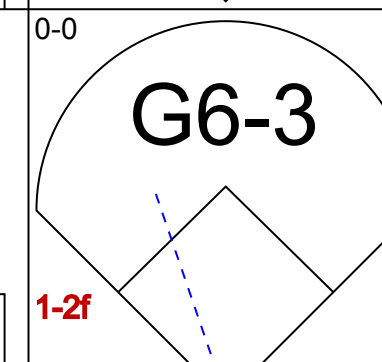
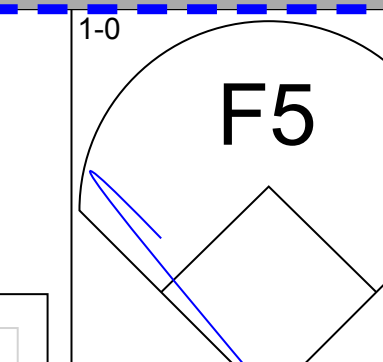
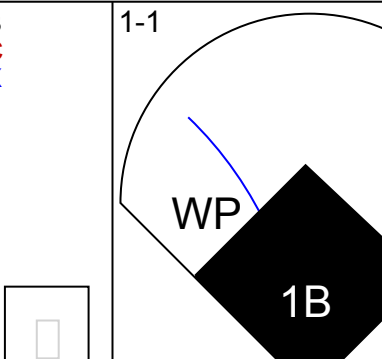
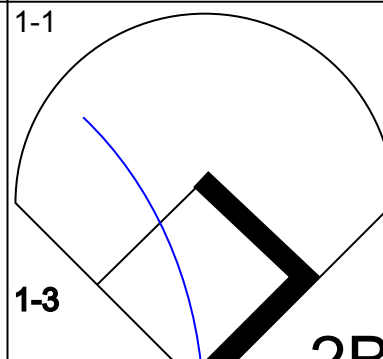
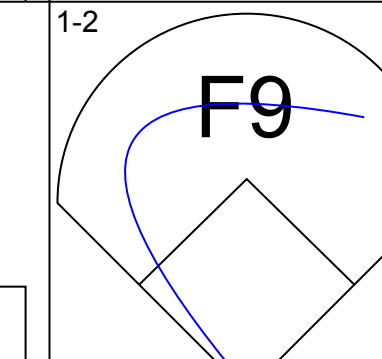
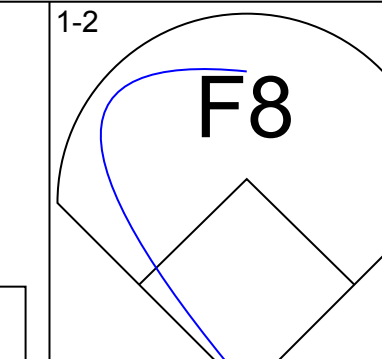
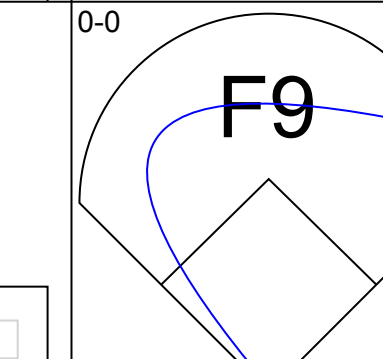
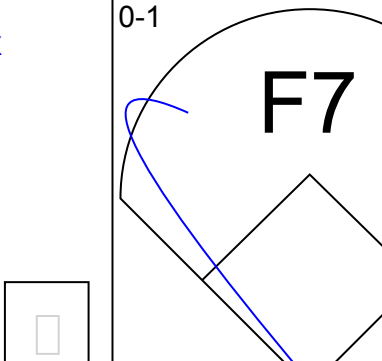
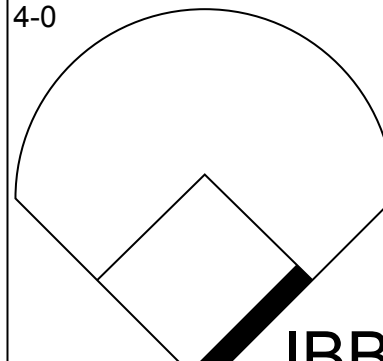
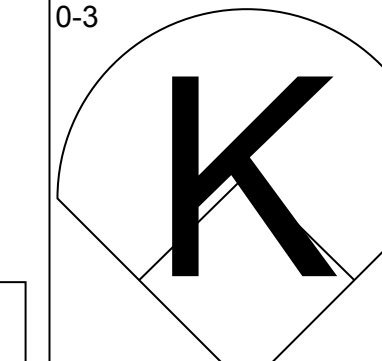
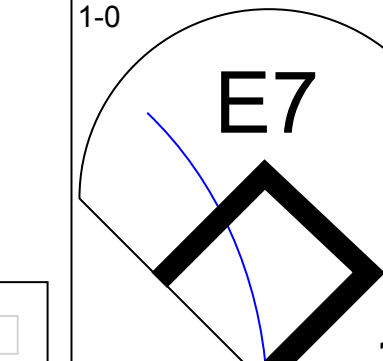
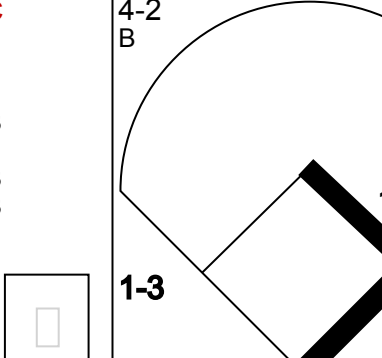
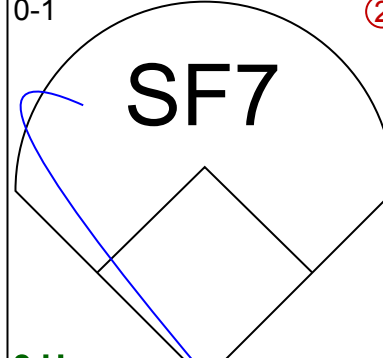
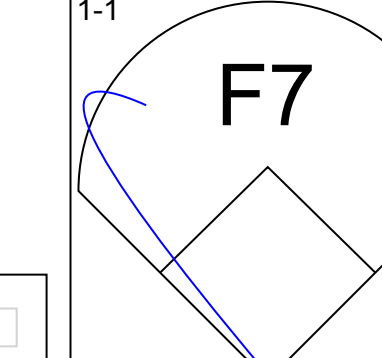
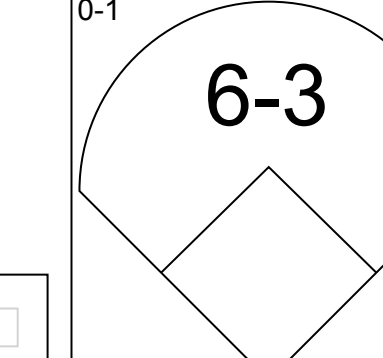
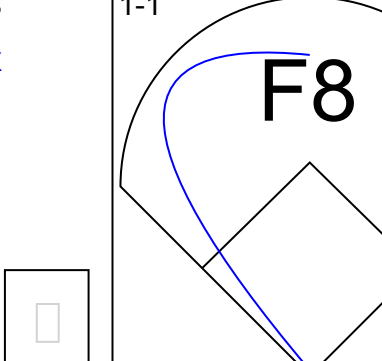
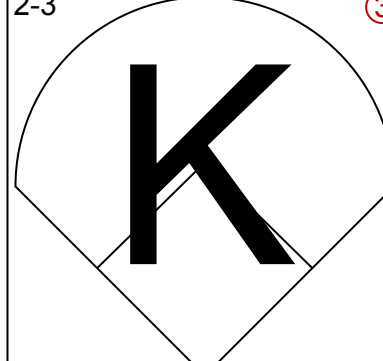
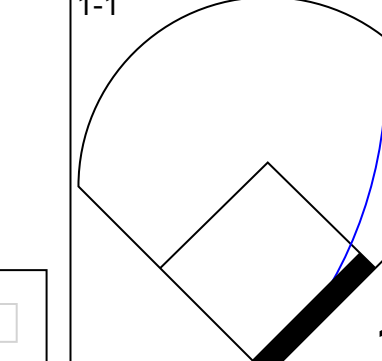

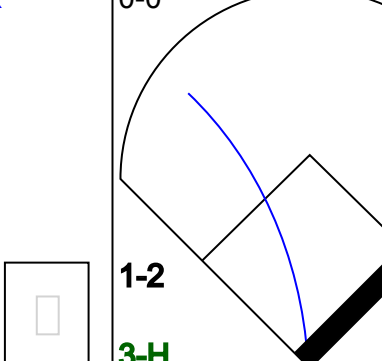
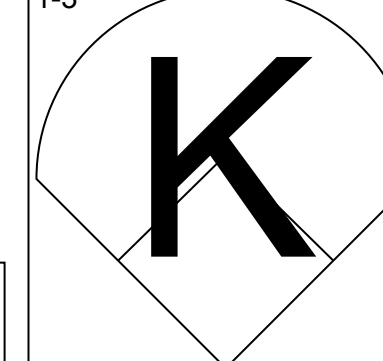
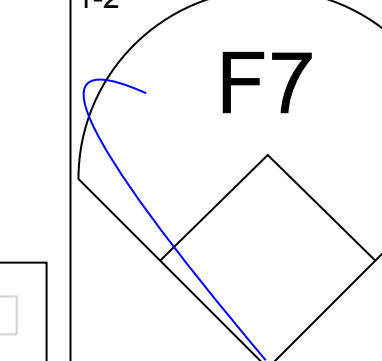
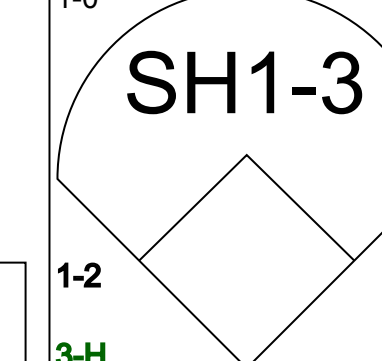
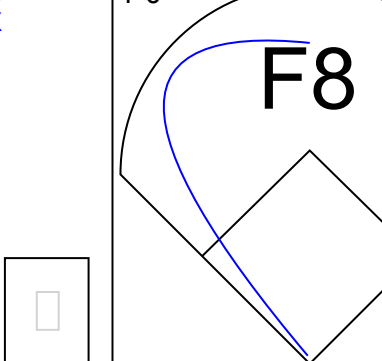
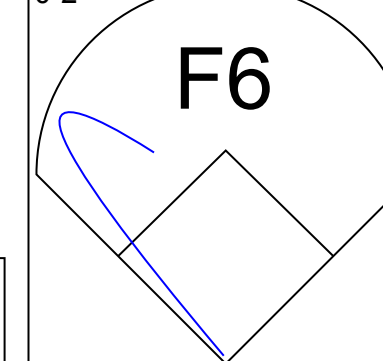
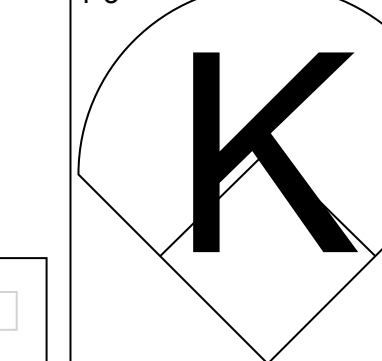
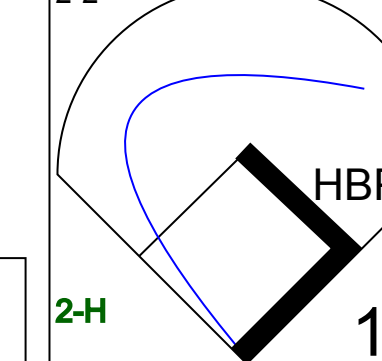
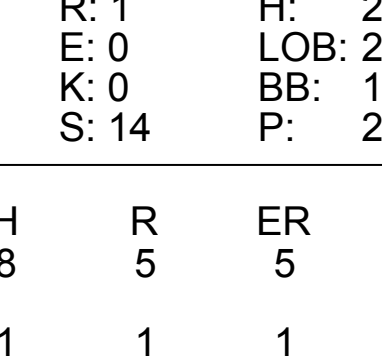
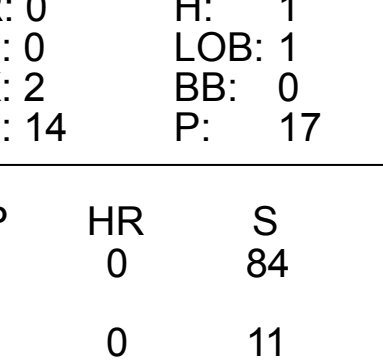
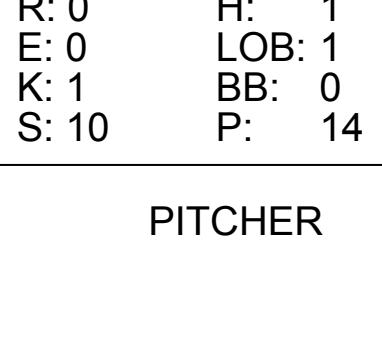
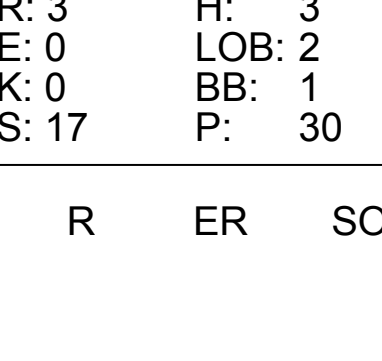


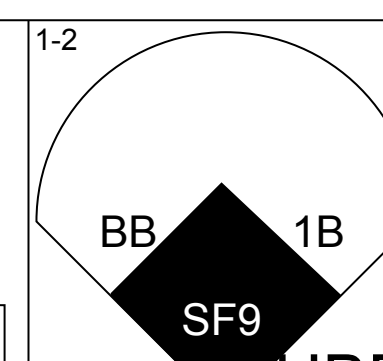
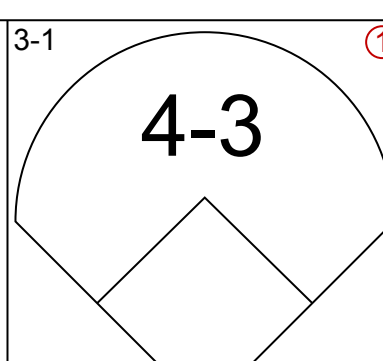
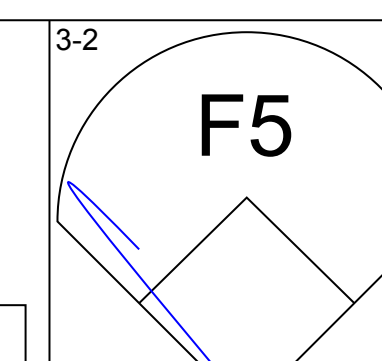
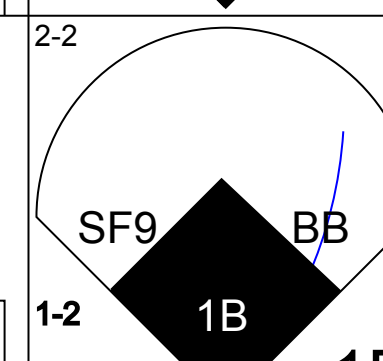
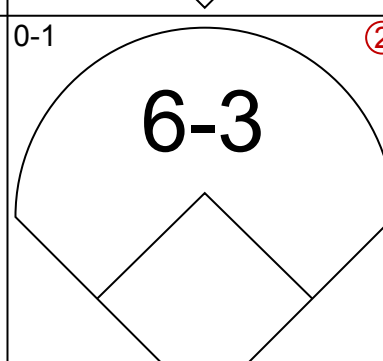
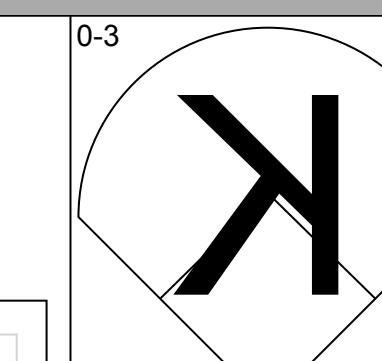
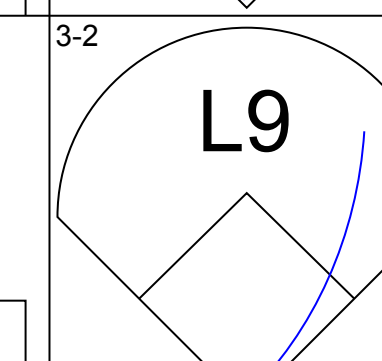
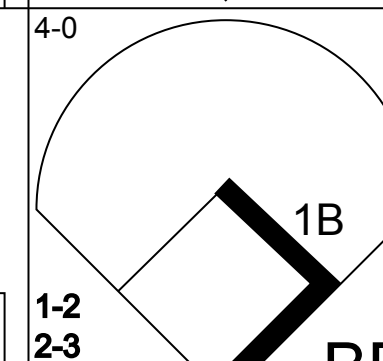
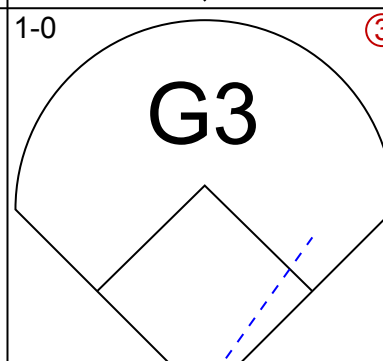
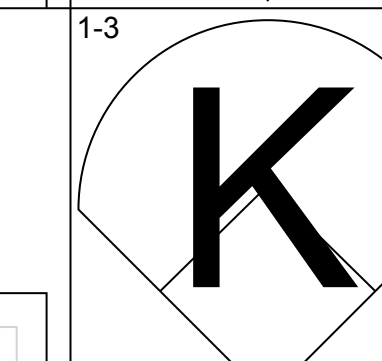
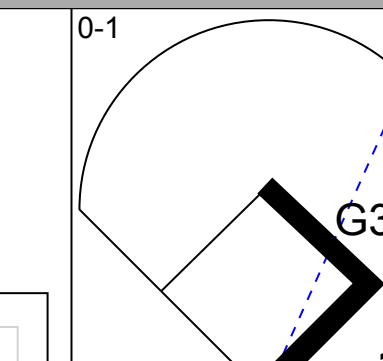
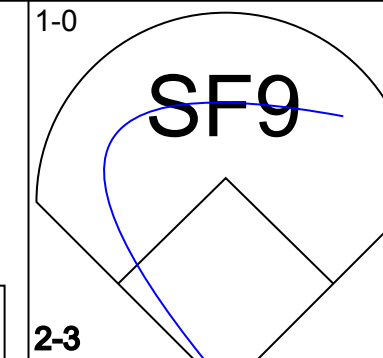
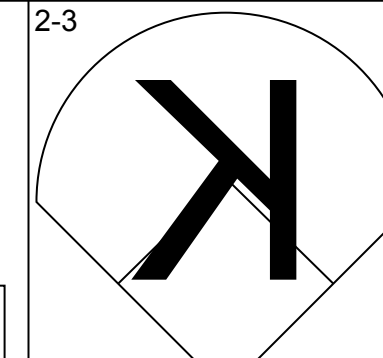
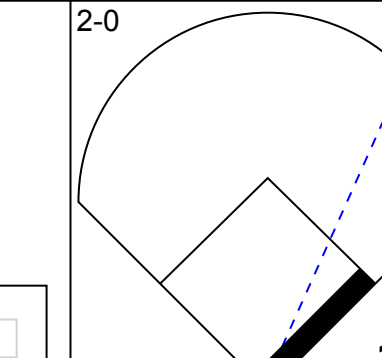
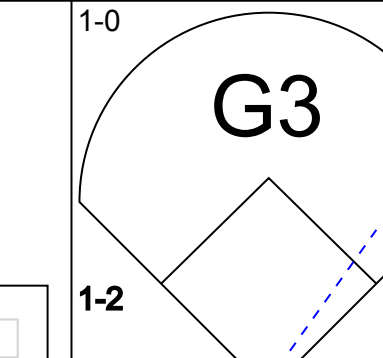
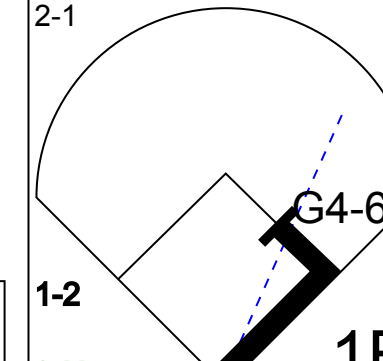
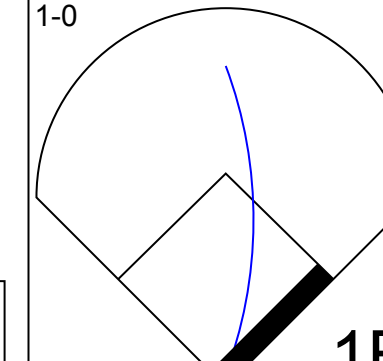
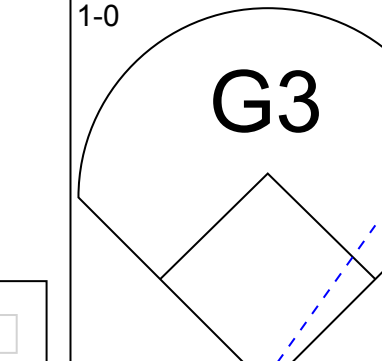
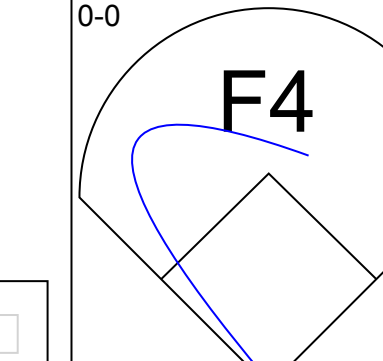
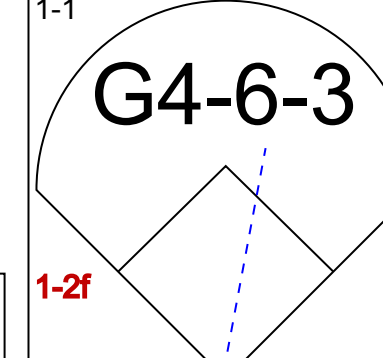
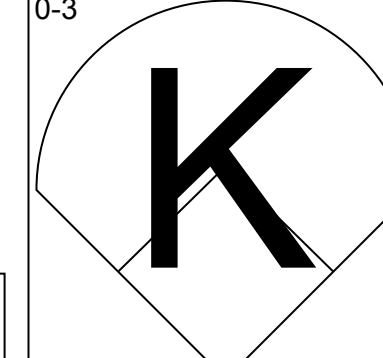

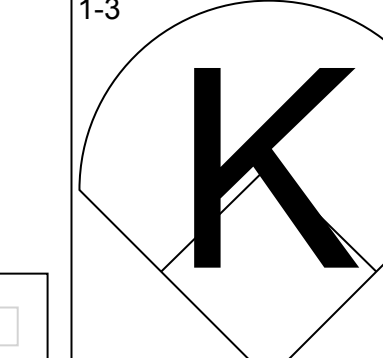
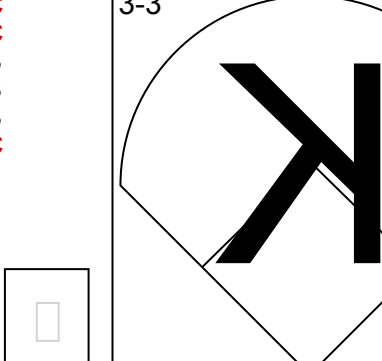
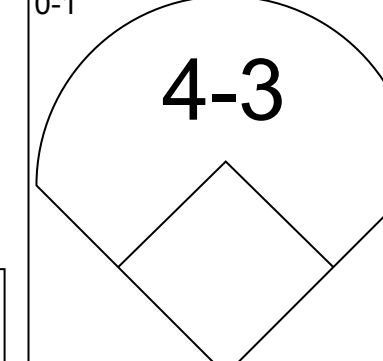


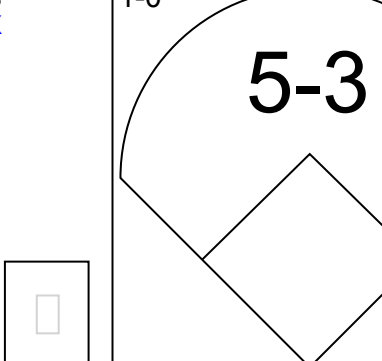
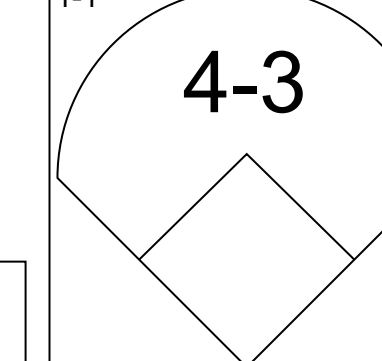


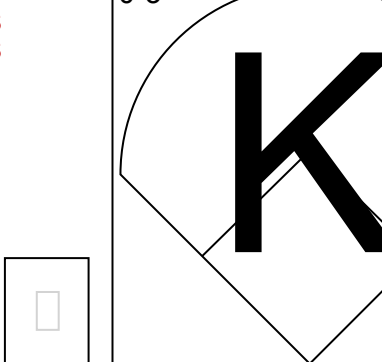
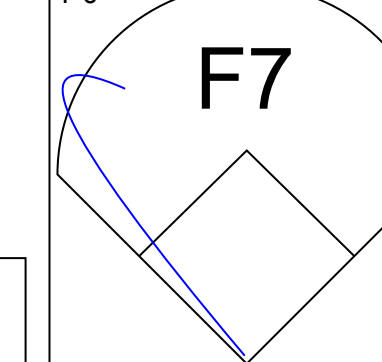
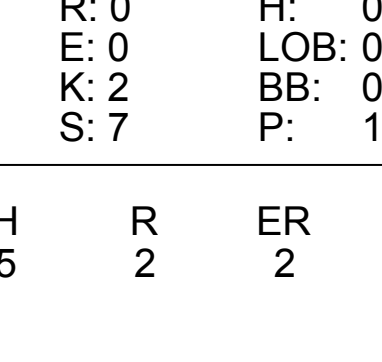
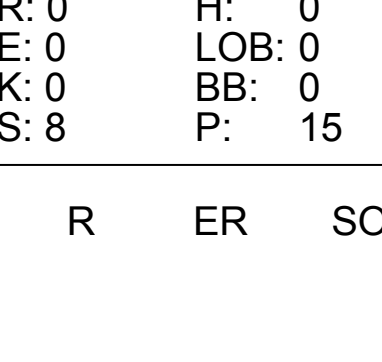
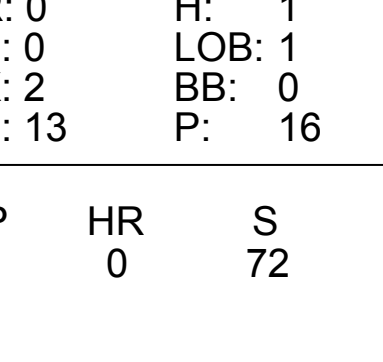
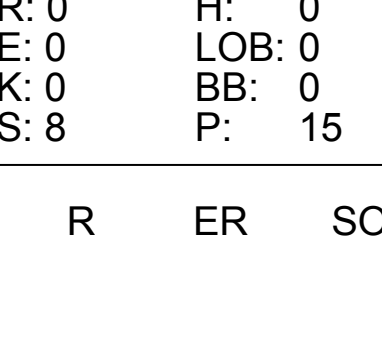


Batter	1	2	3	4	5	6	7	8	9	AB	R	H	RBI	BB	SO	LOB	TOP						
Steve Sax, R OBP: 0.345, SLG: 0.375 (1, 4)	F9		6-3		K				6-3	4	1	0	0	1	1	0	<b>Los Angeles Dodgers @ Pittsburgh Pirates</b> Three Rivers Stadium, Pittsburgh, PA Fri Jul 22 1988, 7:05 PM EDT Att: 44,888 - Unknown <a href="http://livebaseballscorecards.com">livebaseballscorecards.com</a>						
Mike Davis, L OBP: 0.270, SLG: 0.284 Mickey Hatcher, R OBP: 0.340, SLG: 0.394 Alejandro Pena, R OBP: 0.340, SLG: 0.394 Jesse Orosco, R OBP: 0.340, SLG: 0.394 Tracy Woodson, R OBP: 0.192, SLG: 0.250 Kirk Gibson, L OBP: 0.390, SLG: 0.532	0-0		1B			F8			FC5-4	2	1	1	0	1	0	0							
Mike Marshall, R OBP: 0.322, SLG: 0.453	2-2		1B						FC5-4	5	0	2	1	0	0	2							
Mike Scioscia, L OBP: 0.356, SLG: 0.358 Rick Dempsey, R OBP: 0.327, SLG: 0.447	1-0	4-3	PO		F7				FC6-4	4	0	2	0	0	0	0							
Franklin Stubbs, L OBP: 0.287, SLG: 0.351	0-0				F7					4	0	2	0	0	0	2							
Jeff Hamilton, R OBP: 0.265, SLG: 0.345	1-0	6-3			F4					4	0	1	1	0	1	1							
Dave Anderson, R OBP: 0.354, SLG: 0.337	1-1									3	1	0	0	1	1	3							
Tim Belcher, R OBP: 0.071, SLG: 0.107 Danny Heep, L OBP: 0.377, SLG: 0.297 Jay Howell, R OBP: 0.377, SLG: 0.297	1-3		K							2	0	0	0	0	1	0							
Inning Stats	R: 0 E: 0 K: 0 S: 8	H: 1 LOB: 1 BB: 0 P: 10	R: 0 E: 0 K: 0 S: 5	H: 1 LOB: 1 BB: 0 P: 8	R: 1 E: 0 K: 1 S: 9	H: 2 LOB: 1 BB: 1 P: 17	R: 0 E: 0 K: 0 S: 6	H: 0 LOB: 0 BB: 0 P: 8	R: 0 E: 0 K: 1 S: 5	H: 0 LOB: 0 BB: 0 P: 7	R: 0 E: 0 K: 0 S: 8	H: 2 LOB: 2 BB: 0 P: 13	R: 2 E: 0 K: 1 S: 14	H: 1 LOB: 1 BB: 2 P: 27	R: 1 E: 0 K: 1 S: 11	H: 3 LOB: 2 BB: 0 P: 18		R: 0 E: 0 K: 0 S: 14	H: 2 LOB: 2 BB: 0 P: 15	1B: 10 2B: 2 3B: 0 HR: 0	SF: 0 SAC: 0 DP: 0 HBP: 0	WP: 0 PB: 0 SB: 1 CS: 0	PA: 42
PITCHER	IP	WLS	BF	H	R	ER	SO	BB	IBB	HBP	BLK	WP	HR	S	P	ERA		WHIP					
Mike Dunne, R ERA: 3.98	6.2	L	28	6	3	3	3	3	0	0	0	0	0	51	84	4.05		1.350					
Dave Rucker, L ERA: 4.5	0.1		2	1	0	0	0	0	0	0	0	0	0	4	6	0.00		3.000					
Jeff Robinson, R ERA: 3.09	2.0		11	5	1	1	1	0	0	0	0	0	0	25	33	4.50		2.500					

Batter	1	2	3	4	5	6	7	8	9	AB	R	H	RBI	BB	SO	LOB	BOTTOM						
Barry Bonds, L OBP: 0.378, SLG: 0.556	3-1		F6			E9			4-3	4	0	1	0	0	0	1	<b>Los Angeles Dodgers @ Pittsburgh Pirates</b> Three Rivers Stadium, Pittsburgh, PA Fri Jul 22 1988, 7:05 PM EDT Att: 44,888 - Unknown <a href="http://livebaseballscorecards.com">livebaseballscorecards.com</a>						
Jose Lind, R OBP: 0.287, SLG: 0.298	2-3				F7				4-3	4	0	1	1	0	1	1							
Andy Van Slyke, L OBP: 0.351, SLG: 0.532	2-0									4	0	0	0	0	3	2							
Bobby Bonilla, S OBP: 0.383, SLG: 0.513	1-1		F5							4	0	1	0	0	2	0							
R.J. Reynolds, S OBP: 0.291, SLG: 0.375	2-2		G3							4	0	0	0	0	1	2							
Sid Bream, L OBP: 0.342, SLG: 0.463	1-3				F9					4	1	1	0	0	1	0							
Michael LaValliere, L OBP: 0.358, SLG: 0.374 Bob Walk, R OBP: 0.199, SLG: 0.111 Junior Ortiz, R OBP: 0.352, SLG: 0.404	4-2		FC6-4							2	0	1	1	1	0	0							
Rafael Belliard, R OBP: 0.320, SLG: 0.301 Orestes Destrade, S OBP: 0.231, SLG: 0.250 Denny Gonzalez, R OBP: 0.250, SLG: 0.120	2-2		FC6-4							1	0	0	0	0	1	0							
Mike Dunne, R OBP: 0.147, SLG: 0.097 Dave Rucker, L OBP: 0.377, SLG: 0.297 Tommy Gregg, L OBP: 0.273, SLG: 0.556 Jeff Robinson, R OBP: 0.167, SLG: 0.091	0-0		SH1-3							0	1	0	0	1	0	0							
Inning Stats	R: 0 E: 0 K: 1 S: 8	H: 0 LOB: 0 BB: 0 P: 15	R: 0 E: 0 K: 1 S: 8	H: 0 LOB: 0 BB: 0 P: 12	R: 0 E: 0 K: 0 S: 13	H: 0 LOB: 1 BB: 1 P: 20	R: 0 E: 0 K: 2 S: 8	H: 0 LOB: 0 BB: 0 P: 14	R: 0 E: 0 K: 0 S: 5	H: 0 LOB: 0 BB: 0 P: 7	R: 1 E: 1 K: 1 S: 11	H: 1 LOB: 1 BB: 1 P: 20	R: 1 E: 0 K: 2 S: 16	H: 2 LOB: 2 BB: 1 P: 26	R: 0 E: 0 K: 2 S: 12	H: 2 LOB: 2 BB: 0 P: 18		R: 0 E: 0 K: 1 S: 7	H: 0 LOB: 0 BB: 0 P: 8	1B: 4 2B: 1 3B: 0 HR: 0	SF: 0 SAC: 1 DP: 0 HBP: 0	WP: 1 PB: 0 SB: 0 CS: 0	PA: 35
PITCHER	IP	WLS	BF	H	R	ER	SO	BB	IBB	HBP	BLK	WP	HR	S	P	ERA		WHIP					
Tim Belcher, R ERA: 3.46	6.0	W	21	1	1	1	5	2	0	0	0	0	0	53	88	1.50		0.500					
Alejandro Pena, R ERA: 1.56	1.0		6	2	1	1	2	1	0	0	0	0	0	16	26	9.00		3.000					
Jesse Orosco, L ERA: 3.44	0.2		4	2	0	0	1	0	0	0	0	1	0	9	15	0.00	3.000						
Jay Howell, R ERA: 2.17	1.1	S	4	0	0	0	2	0	0	0	0	0	0	10	11	0.00	0.000						



Batter	1	2	3	4	5	6	7	8	9	AB	R	H	RBI	BB	SO	LOB	TOP					
<b>Steve Sax, R</b> OBP: 0.351, SLG: 0.378 (1,4)										3	1	2	0	1	1	0	<b>Los Angeles Dodgers @ Pittsburgh Pirates</b> Three Rivers Stadium, Pittsburgh, PA Sat Jul 23 1988, 7:05 PM EDT Att: 35,817 - Unknown - 80 F <a href="http://livebaseballscorecards.com">livebaseballscorecards.com</a>					
<b>Dave Anderson, R</b> OBP: 0.345, SLG: 0.328 (1,6)										5	0	0	0	0	2	5						
<b>Kirk Gibson, L</b> OBP: 0.388, SLG: 0.526 (1,7)										4	1	0	0	1	0	1						
<b>Mike Marshall, R</b> OBP: 0.323, SLG: 0.455 (1,9)										5	1	2	1	0	0	0						
<b>Tracy Woodson, R</b> OBP: 0.258, SLG: 0.321 (1,3)										4	1	2	0	1	1	1						
<b>Mike Davis, L</b> OBP: 0.273, SLG: 0.295 (1,8)										3	1	1	2	1	0	1						
<b>Jeff Hamilton, R</b> OBP: 0.270, SLG: 0.345 (1,5)										3	1	1	0	1	1	4						
<b>Rick Dempsey, R</b> OBP: 0.327, SLG: 0.443 (8, PH)										3	0	1	1	0	1	1						
<b>Mike Scioscia, L</b> OBP: 0.356, SLG: 0.358 (8, 2)										0	0	0	1	0	0	0						
<b>Tim Leary, R</b> OBP: 0.293, SLG: 0.325 (1,1)										4	0	1	1	0	1	3						
<b>Inning Stats</b>	R: 0 E: 0 K: 1 S: 6	H: 0 LOB: 0 BB: 0 P: 10	R: 1 E: 0 K: 0 S: 14	H: 2 LOB: 2 BB: 1 P: 21	R: 2 E: 0 K: 2 S: 15	H: 1 LOB: 1 BB: 3 P: 30	R: 0 E: 0 K: 2 S: 14	H: 1 LOB: 1 BB: 0 P: 17	R: 0 E: 0 K: 1 S: 10	H: 0 LOB: 0 BB: 0 P: 12	R: 0 E: 0 K: 1 S: 10	H: 1 LOB: 1 BB: 0 P: 14	R: 0 E: 0 K: 0 S: 9	H: 1 LOB: 0 BB: 0 P: 11	R: 3 E: 0 K: 0 S: 17	H: 3 LOB: 2 BB: 1 P: 30	R: 0 E: 1 K: 0 S: 5	H: 1 LOB: 1 BB: 0 P: 7	1B: 7 2B: 2 3B: 1 HR: 0	SF: 1 SAC: 1 DP: 1 HBP: 1	WP: 2 PB: 0 SB: 1 CS: 0	PA: 42
<b>PITCHER</b>	IP	WLS	BF	H	R	ER	SO	BB	IBB	HBP	BLK	WP	HR	S	P	ERA	WHIP					
<b>John Smiley, L</b> ERA: 3.02 (1,1)	7.1	L	33	8	5	5	7	3	1	0	0	1	0	84	122	6.14	1.500					
<b>Barry Jones, R</b> ERA: 2.99 (8,1)	0.2		5	1	1	1	0	1	0	1	0	0	0	11	23	13.50	3.000					
<b>Dave Rucker, L</b> ERA: 4.32 (9,1)	1.0		4	1	0	0	0	0	0	0	0	0	0	5	7	0.00	1.000					

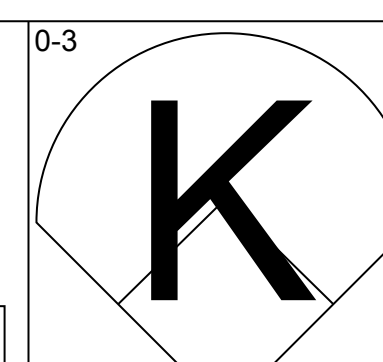
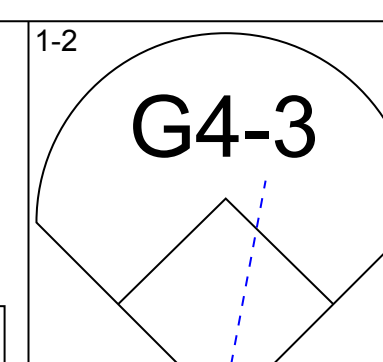
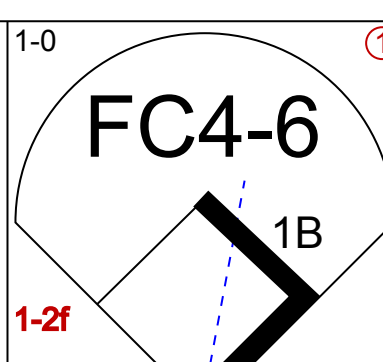
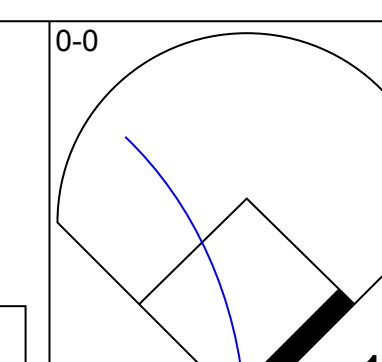
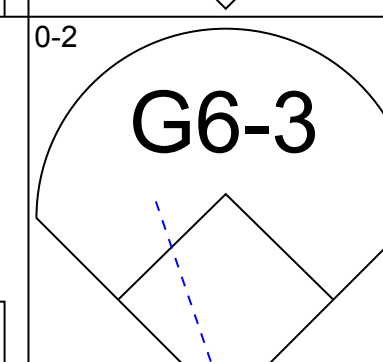
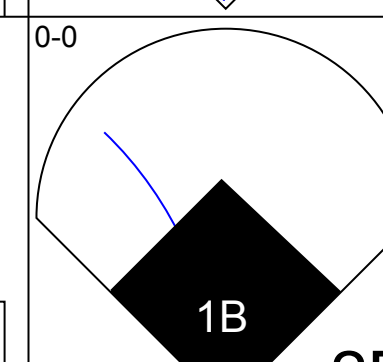
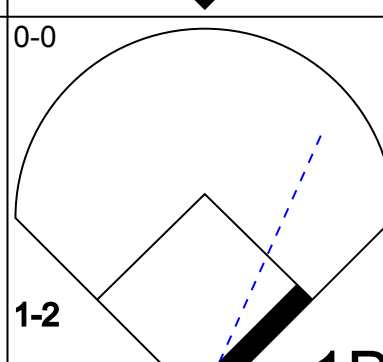
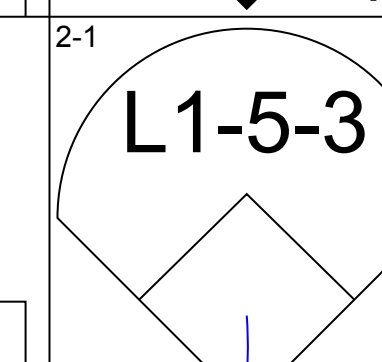
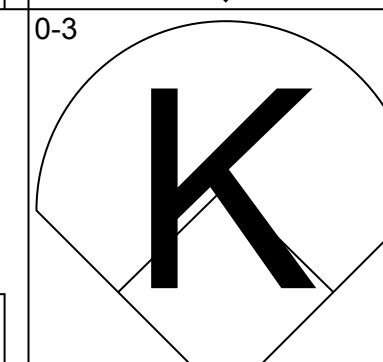
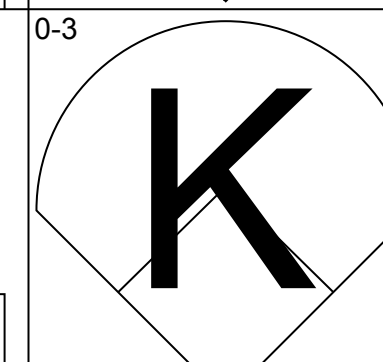
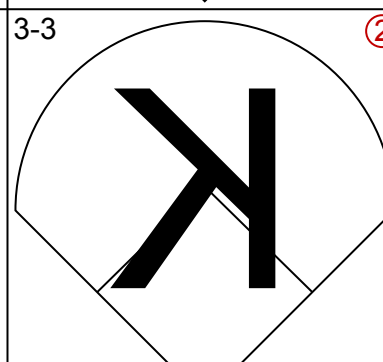
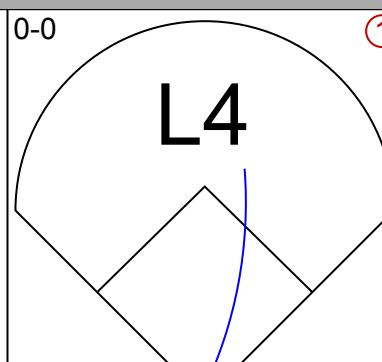
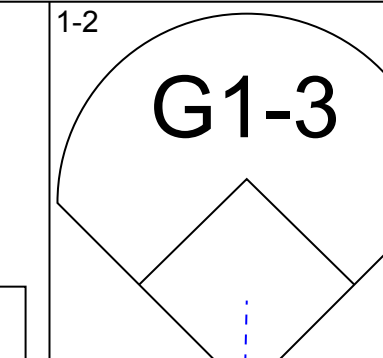
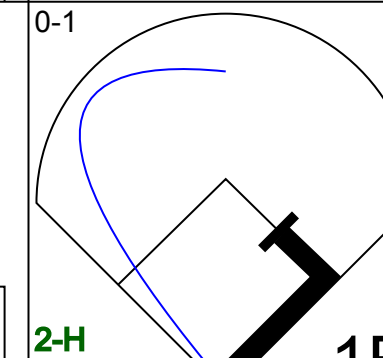
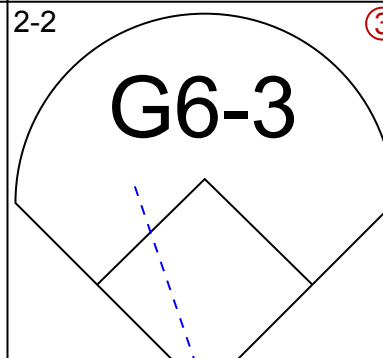
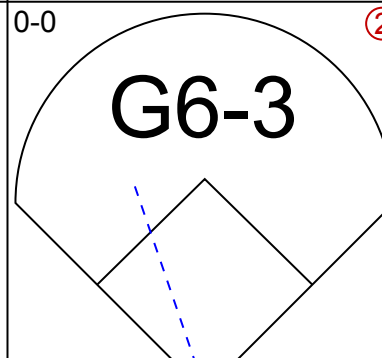
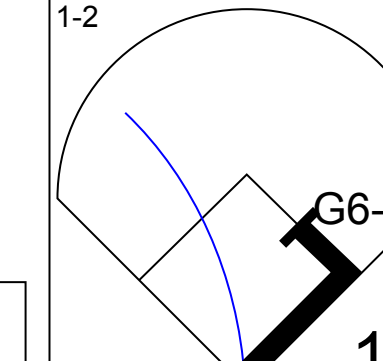
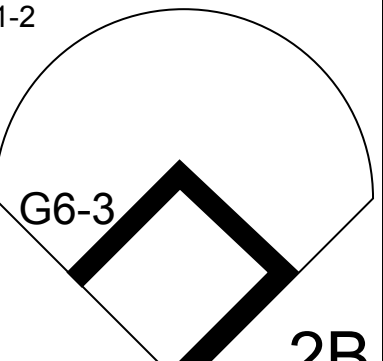
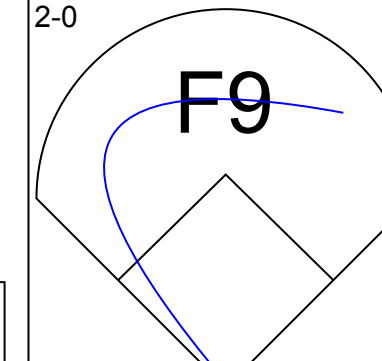
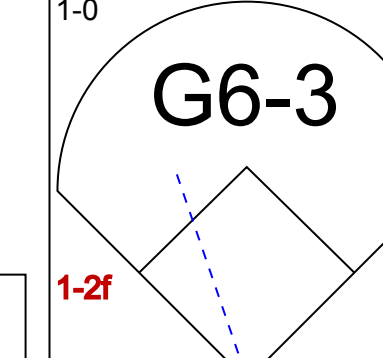
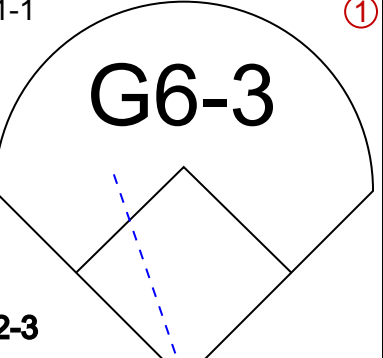
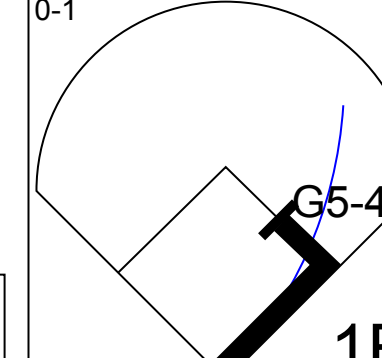
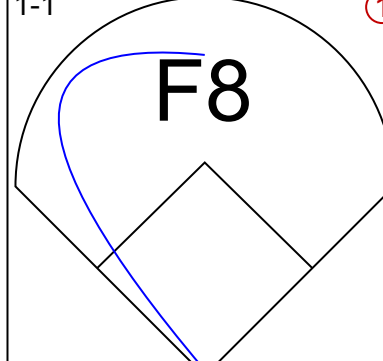
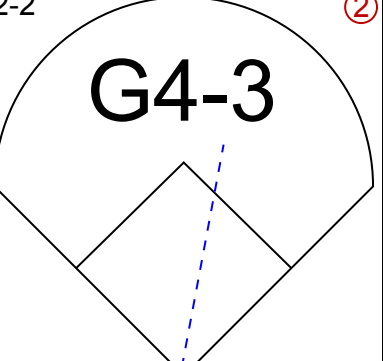
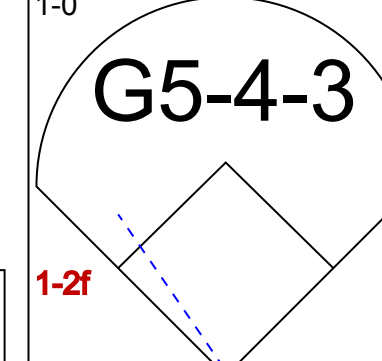
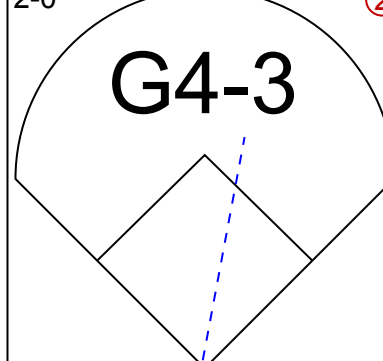
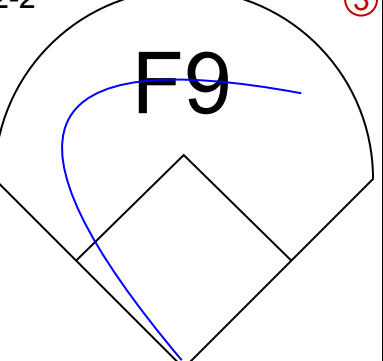
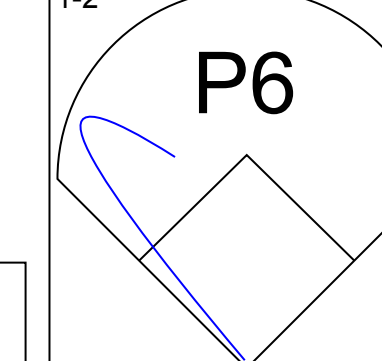
Batter	1	2	3	4	5	6	7	8	9	AB	R	H	RBI	BB	SO	LOB	BOTTOM					
<b>Barry Bonds, L</b> OBP: 0.377, SLG: 0.551 (1,7)										3	1	0	0	0	1	0	<b>Los Angeles Dodgers @ Pittsburgh Pirates</b> Three Rivers Stadium, Pittsburgh, PA Sat Jul 23 1988, 7:05 PM EDT Att: 35,817 - Unknown - 80 F <a href="http://livebaseballscorecards.com">livebaseballscorecards.com</a>					
<b>Jose Lind, R</b> OBP: 0.287, SLG: 0.297 (1,4)										4	1	1	0	0	1	0						
<b>Andy Van Slyke, L</b> OBP: 0.353, SLG: 0.530 (1,8)										3	0	1	0	1	1	0						
<b>Bobby Bonilla, S</b> OBP: 0.382, SLG: 0.511 (1,5)										3	0	1	1	0	1	1						
<b>R.J. Reynolds, S</b> OBP: 0.295, SLG: 0.378 (1,9)										4	0	2	1	0	0	2						
<b>Sid Bream, L</b> OBP: 0.338, SLG: 0.456 (1,3)										4	0	0	0	0	3	4						
<b>Michael LaValliere, L</b> OBP: 0.393, SLG: 0.369 (1,2)										3	0	0	0	0	1	1						
<b>Rafael Belliard, R</b> OBP: 0.316, SLG: 0.296 (1,6)										3	0	0	0	0	0	0						
<b>John Smiley, L</b> OBP: 0.143, SLG: 0.100 (1,1)										2	0	0	0	0	1	0						
<b>Barry Jones, R</b> OBP: 0.250, SLG: 0.500 (8, PH)										0	0	0	0	0	0	0						
<b>Dave Rucker, L</b> OBP: 0.293, SLG: 0.325 (1,1)										0	0	0	0	0	0	0						
<b>Inning Stats</b>	R: 2 E: 0 K: 0 S: 11	H: 2 LOB: 1 BB: 1 P: 21	R: 0 E: 0 K: 2 S: 7	H: 0 LOB: 0 BB: 0 P: 11	R: 0 E: 0 K: 0 S: 5	H: 0 LOB: 0 BB: 0 P: 9	R: 0 E: 0 K: 2 S: 13	H: 1 LOB: 1 BB: 0 P: 16	R: 0 E: 0 K: 1 S: 6	H: 0 LOB: 0 BB: 0 P: 10	R: 0 E: 0 K: 2 S: 8	H: 1 LOB: 1 BB: 0 P: 12	R: 0 E: 0 K: 1 S: 6	H: 0 LOB: 0 BB: 0 P: 8	R: 0 E: 0 K: 0 S: 8	H: 0 LOB: 0 BB: 0 P: 15	R: 0 E: 0 K: 1 S: 8	H: 1 LOB: 1 BB: 0 P: 10	1B: 5 2B: 0 3B: 0 HR: 0	SF: 1 SAC: 0 DP: 1 HBP: 1	WP: 0 PB: 0 SB: 0 CS: 0	PA: 33
<b>PITCHER</b>	IP	WLS	BF	H	R	ER	SO	BB	IBB	HBP	BLK	WP	HR	S	P	ERA	WHIP					
<b>Tim Leary, R</b> ERA: 2.47 (1,1)	9.0	W	33	5	2	2	9	1	0	1	0	0	0	72	112	2.00	0.667					







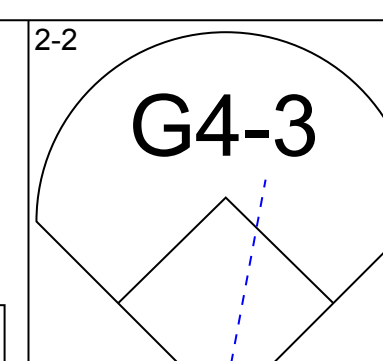
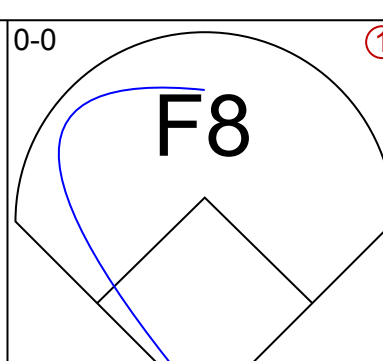
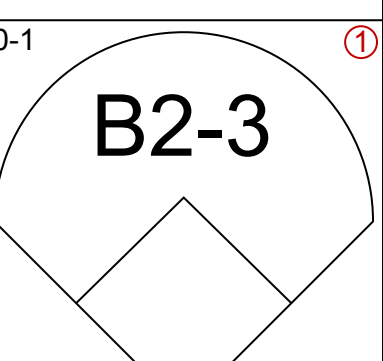
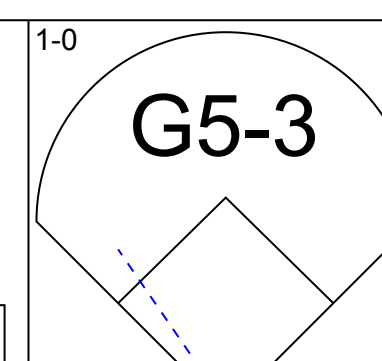
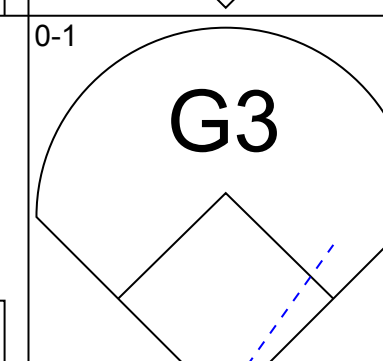
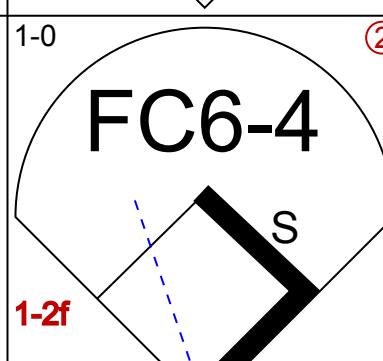
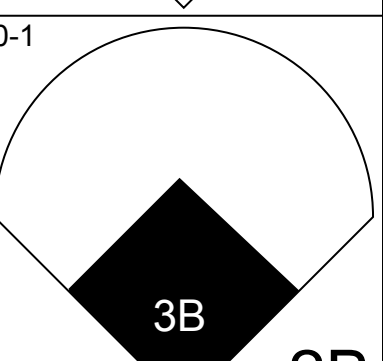
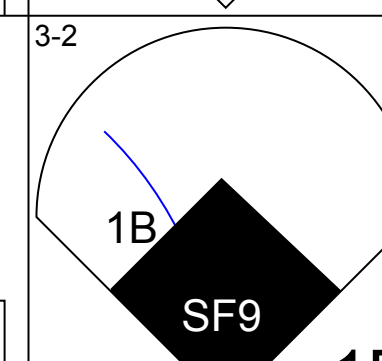
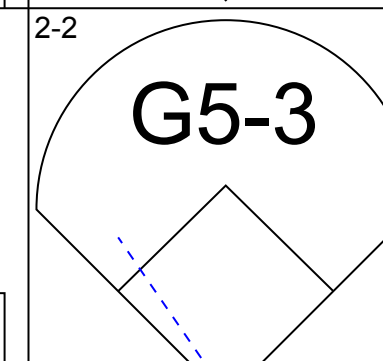
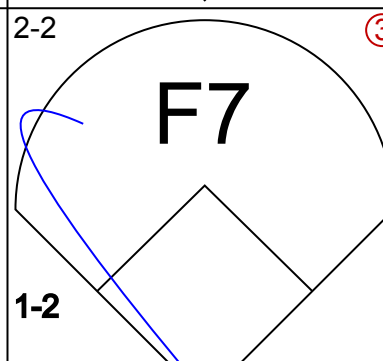
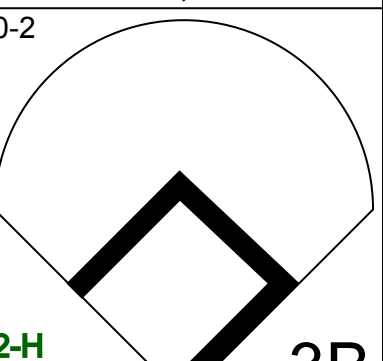
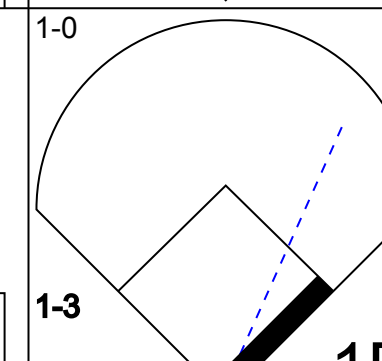
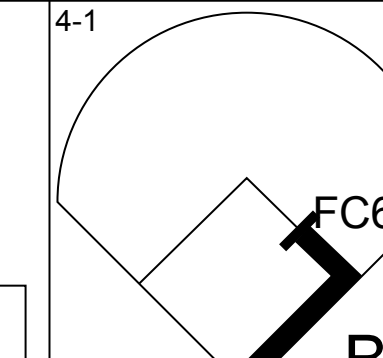
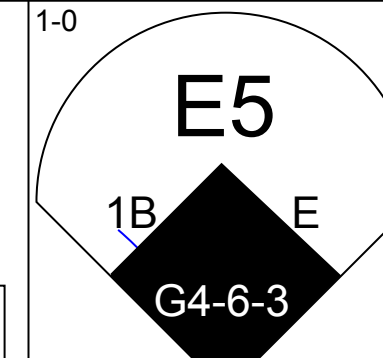
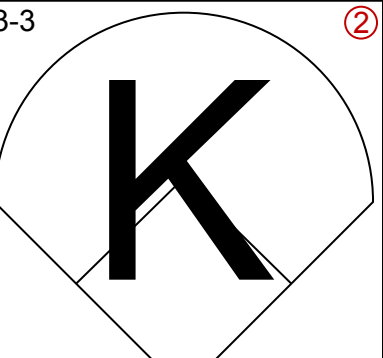
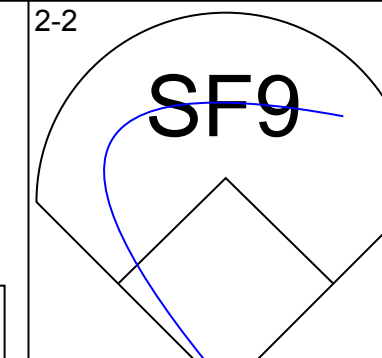
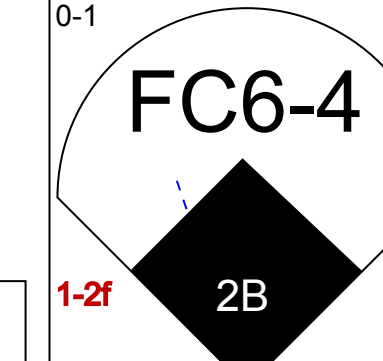
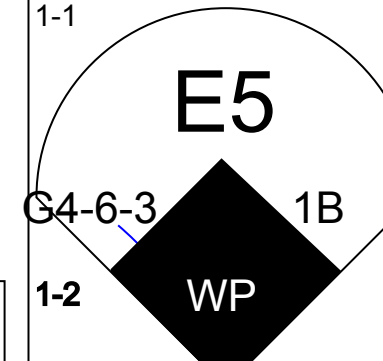
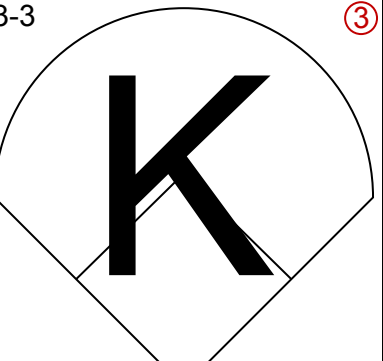
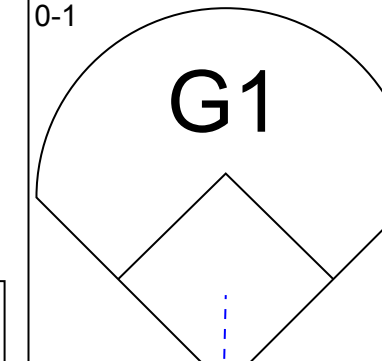
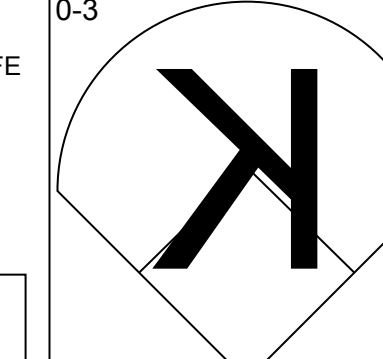
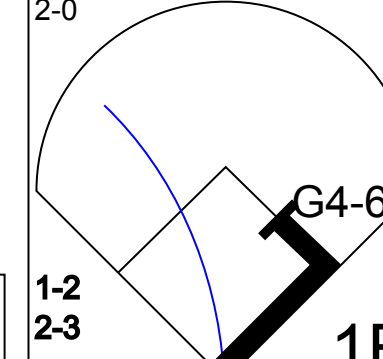
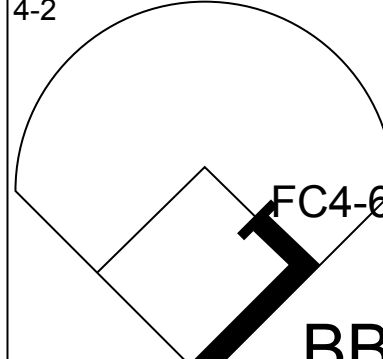
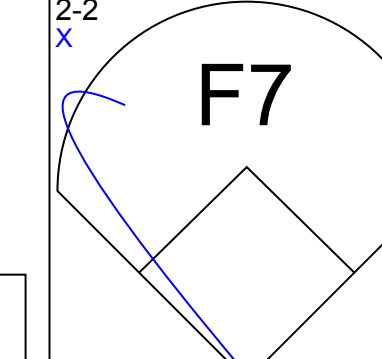
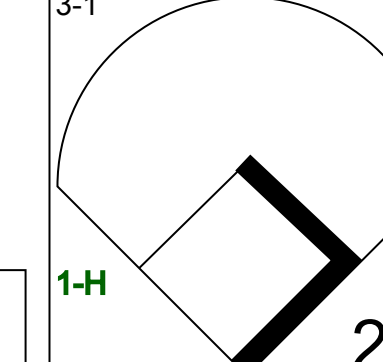
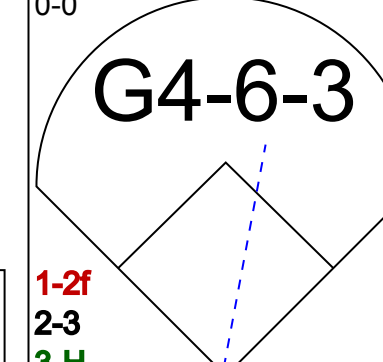
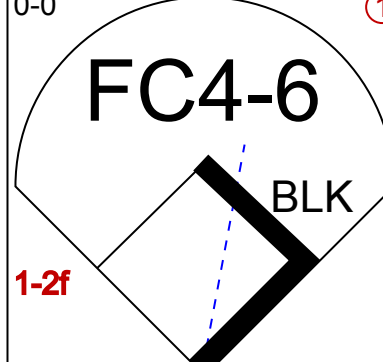
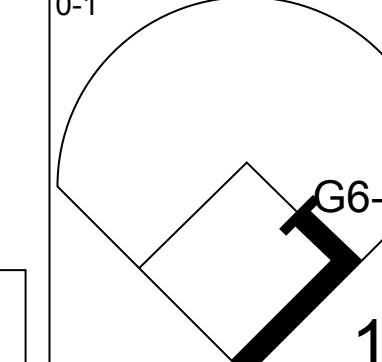
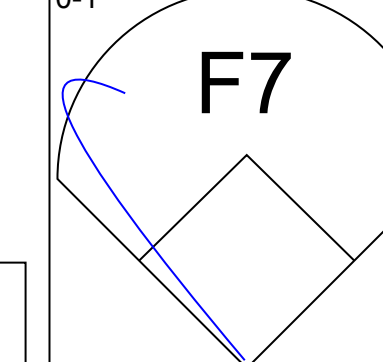
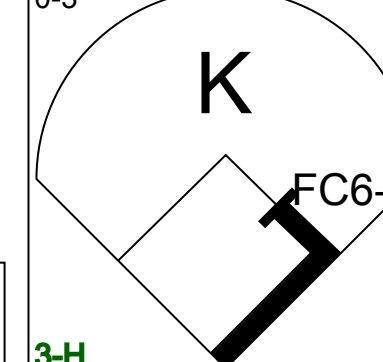
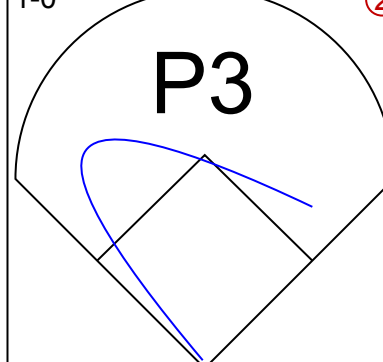
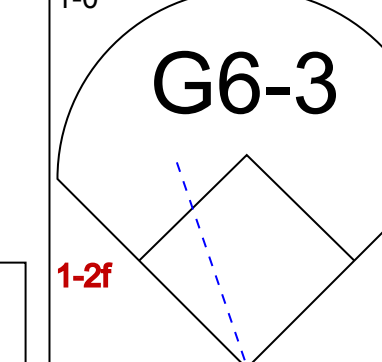
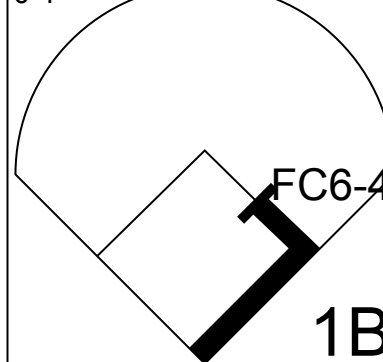
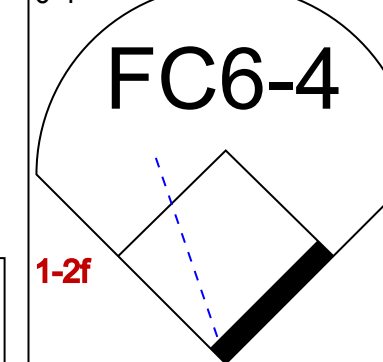
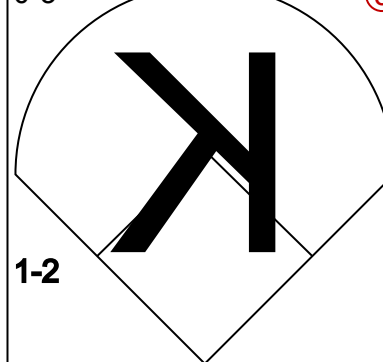


Batter	1	2	3	4	5	6	7	8	9	AB	R	H	RBI	BB	SO	LOB	TOP					
R.J. Reynolds, S (1,7) OBP: 0.293, SLG: 0.373										4	0	1	0	0	1	1						
Jose Lind, R (1,4) OBP: 0.289, SLG: 0.302										4	1	2	0	0	0	1						
Andy Van Slyke, L (1,8) OBP: 0.348, SLG: 0.529										4	0	0	0	0	3	3						
Bobby Bonilla, S (1,5) OBP: 0.382, SLG: 0.508										4	0	1	1	0	0	2						
Mike Diaz, R (1,3) OBP: 0.392, SLG: 0.271										4	0	2	0	0	0	0						
Glenn Wilson, R (1,9) OBP: 0.286, SLG: 0.323										3	0	1	0	0	0	2						
Junior Ortiz, R (1,2) OBP: 0.344, SLG: 0.393										3	0	0	0	0	0	2						
Rafael Belliard, R (1,6) OBP: 0.311, SLG: 0.292										3	0	0	0	0	0	1						
Bob Walk, R (1,1) OBP: 0.106, SLG: 0.109										1	0	0	0	0	0	0						
Denny Gonzalez, R (6,PH) OBP: 0.324, SLG: 0.214										1	0	1	0	0	0	0						
Bob Kipper, R (6,PH)										0	0	0	0	0	0	0						
Barry Bonds, L (8,PH) OBP: 0.374, SLG: 0.546										1	0	0	0	0	0	0						
Barry Jones, R (8,1)										0	0	0	0	0	0	0						
<b>Inning Stats</b>	R: 0 E: 0 K: 2 S: 11	H: 0 LOB: 0 BB: 0 P: 11	R: 0 E: 0 K: 0 S: 8	H: 1 LOB: 0 BB: 0 P: 11	R: 0 E: 0 K: 0 S: 4	H: 0 LOB: 0 BB: 0 P: 7	R: 1 E: 0 K: 1 S: 11	H: 2 LOB: 1 BB: 0 P: 12	R: 0 E: 0 K: 0 S: 13	H: 1 LOB: 1 BB: 0 P: 19	R: 0 E: 0 K: 1 S: 9	H: 2 LOB: 2 BB: 0 P: 15	R: 0 E: 0 K: 0 S: 4	H: 1 LOB: 0 BB: 0 P: 7	R: 0 E: 0 K: 0 S: 8	H: 1 LOB: 1 BB: 0 P: 12	R: 0 E: 0 K: 0 S: 3	H: 0 LOB: 0 BB: 0 P: 4	1B: 6 2B: 2 3B: 0 HR: 0	SF: 0 SAC: 0 DP: 2 HBP: 0	WP: 0 PB: 0 SB: 0 CS: 0	PA: 32
<b>PITCHER</b> John Tudor, L (1,1) ERA: 2.43	IP: 9.0 WLS: W BF: 32 H: 8 R: 1 ER: 1 SO: 4 BB: 0 IBB: 0 HBP: 0 BLK: 0 WP: 0 HR: 0 S: 71 P: 98 ERA: 1.00 WHIP: 0.889															<b>PITCHER</b>						

Pittsburgh Pirates @ St. Louis Cardinals  
 Busch Stadium, St. Louis, MO  
 Mon Jul 25 1988, 7:05 PM CDT  
 Att: 30,763 - Unknown - 71 F

AB 32  
 R 1  
 H 8  
 RBI 1  
 BB 0  
 SO 4  
 LOB 12



Batter	1	2	3	4	5	6	7	8	9	AB	R	H	RBI	BB	SO	LOB	BOTTOM			
Vince Coleman, S (1,7) OBP: 0.320, SLG: 0.364										4	0	0	0	0	0	1				
Willie McGee, S (1,8) OBP: 0.336, SLG: 0.370										4	2	2	0	0	0	1				
Terry Pendleton, S (1,5) OBP: 0.319, SLG: 0.402										4	0	2	1	0	0	1				
Tom Brunansky, R (1,9) OBP: 0.367, SLG: 0.424										2	1	0	1	1	1	1				
Mike Laga, L (1,3) OBP: 0.182, SLG: 0.250										4	2	0	0	0	1	4				
José Oquendo, S (1,6) OBP: 0.356, SLG: 0.349										3	0	1	0	1	1	1				
Tony Peña, R (1,2) OBP: 0.294, SLG: 0.360										4	0	2	1	0	0	3				
Luis Alicea, S (1,4) OBP: 0.278, SLG: 0.294										4	0	0	0	0	1	3				
John Tudor, L (1,1) OBP: 0.171, SLG: 0.105										3	0	1	0	0	1	2				
<b>Inning Stats</b>	R: 0 E: 0 K: 0 S: 8	H: 0 LOB: 0 BB: 0 P: 12	R: 1 E: 0 K: 1 S: 11	H: 1 LOB: 1 BB: 1 P: 18	R: 0 E: 0 K: 0 S: 7	H: 1 LOB: 0 BB: 0 P: 10	R: 2 E: 2 K: 1 S: 10	H: 1 LOB: 1 BB: 0 P: 14	R: 1 E: 0 K: 2 S: 13	H: 2 LOB: 1 BB: 0 P: 19	R: 0 E: 0 K: 1 S: 10	H: 0 LOB: 1 BB: 1 P: 15	R: 1 E: 0 K: 0 S: 12	H: 2 LOB: 1 BB: 0 P: 19	R: 0 E: 0 K: 0 S: 11	H: 1 LOB: 0 BB: 0 P: 14	1B: 5 2B: 2 3B: 1 HR: 0	SF: 1 SAC: 0 DP: 2 HBP: 0	WP: 1 PB: 0 SB: 1 CS: 0	PA: 35
<b>PITCHER</b> Bob Walk, R (1,1) ERA: 2.64	IP: 5.0 WLS: L BF: 23 H: 5 R: 4 ER: 2 SO: 4 BB: 1 IBB: 0 HBP: 0 BLK: 0 WP: 1 HR: 0 S: 49 P: 73 ERA: 3.60 WHIP: 1.200															<b>PITCHER</b>				
Bob Kipper, L (6,1) ERA: 3.72	2.0 9 2 1 1 1																			
Barry Jones, R (8,1) ERA: 2.83	1.0 3 1 0 0 0																			

Pittsburgh Pirates @ St. Louis Cardinals  
 Busch Stadium, St. Louis, MO  
 Mon Jul 25 1988, 7:05 PM CDT  
 Att: 30,763 - Unknown - 71 F

AB 32  
 R 5  
 H 8  
 RBI 3  
 BB 2  
 SO 5  
 LOB 17






Batter	1	2	3	4	5	6	7	8	9	AB	R	H	RBI	BB	SO	LOB	TOP				
Barry Bonds, L (1,7) OBP: 0.373, SLG: 0.542	P5		G6-3		F9			SH3-4 BB		3	0	0	0	1	0	1					
Jose Lind, R (1,4) OBP: 0.290, SLG: 0.303	K			1B WP		G5-3		SH3-4		3	1	1	0	0	1	0					
Andy Van Slyke, L (1,8) OBP: 0.348, SLG: 0.526	G6-3			G3 WP 1B		K		K		4	1	1	0	0	2	1					
Bobby Bonilla, S (1,5) OBP: 0.385, SLG: 0.514				G3						2	0	1	0	2	0	1					
Sid Bream, L (1,3) OBP: 0.337, SLG: 0.453	K			G4-6-3 1B		G4-3		P4		4	0	1	1	0	1	4					
Glenn Wilson, R (1,9) OBP: 0.285, SLG: 0.322	K			G4-6-3						4	0	1	0	0	1	2					
Michael LaValliere, L (1,2) OBP: 0.392, SLG: 0.367	L7					L3				4	0	2	0	0	0	2					
Rafael Belliard, R (1,6) OBP: 0.305, SLG: 0.286				P6		F3		F7		4	0	0	0	0	0	3					
Doug Drabek, R (1,1) OBP: 0.182, SLG: 0.245				L5		K		K		4	0	0	0	0	2	3					
Jim Gott, R (9,1)										0	0	0	0	0	0	0					
<b>Inning Stats</b>	R: 0 H: 0 E: 0 K: 1 S: 7	H: 0 LOB: 0 BB: 0 P: 9	R: 0 H: 1 E: 0 K: 2 S: 13	LOB: 1 BB: 0 P: 22	R: 0 H: 0 E: 0 K: 0 S: 6	LOB: 0 BB: 0 P: 7	R: 2 H: 3 E: 0 K: 0 S: 9	H: 3 LOB: 0 BB: 0 P: 11	R: 0 H: 1 E: 0 K: 1 S: 9	LOB: 1 BB: 0 P: 12	R: 0 H: 1 E: 0 K: 1 S: 9	H: 1 LOB: 1 BB: 0 P: 15	R: 0 H: 0 E: 0 K: 1 S: 9	LOB: 2 BB: 2 P: 21	R: 0 H: 1 E: 0 K: 0 S: 10	LOB: 1 BB: 0 P: 12	1B: 6 2B: 0 3B: 1 HR: 0	SF: 0 SAC: 1 DP: 1 HBP: 0	WP: 1 PB: 1 CS: 1 SB: 0	PA: 36	
<b>PITCHER</b>	IP	WLS	BF	H	R	ER	SO	BB	IBB	HBP	BLK	WP	HR	S	P	ERA	WHIP				
Danny Cox, R (1,1) ERA: 3.91	7.1	L	29	6	2	2	6	2	0	0	0	1	0	68	104	2.46	1.091				
Ken Dayley, L (8,1) ERA: 3.36	1.2		7	1	0	0	1	0	1	0	0	0	0	15	24	0.00	0.600				

Pittsburgh Pirates @ St. Louis Cardinals  
 Busch Stadium, St. Louis, MO  
 Tue Jul 26 1988, 7:05 PM CDT  
 Att: 32,735 - Unknown - 82 F


AB 32  
 R 2  
 H 7  
 RBI 1  
 BB 3  
 SO 7  
 LOB 17



Batter	1	2	3	4	5	6	7	8	9	AB	R	H	RBI	BB	SO	LOB	BOTTOM				
Vince Coleman, S (1,7) OBP: 0.317, SLG: 0.360	K			F5		L8			P5	4	0	0	0	0	1	1					
Willie McGee, S (1,8) OBP: 0.337, SLG: 0.377				F7				G1		3	1	1	1	1	0	0					
Terry Pendleton, S (1,5) OBP: 0.318, SLG: 0.399	P6 BB			K				G6-3		4	0	1	0	0	1	1					
Tom Brunansky, R (1,9) OBP: 0.364, SLG: 0.419						K		K		4	0	0	0	0	3	1					
Mike Laga, L (1,3) OBP: 0.167, SLG: 0.229				G3-1		F9		K		3	0	0	0	0	1	0					
José Oquendo, S (1,6) OBP: 0.359, SLG: 0.350						G5-3				2	0	1	0	1	0	0					
Tony Peña, R (1,2) OBP: 0.294, SLG: 0.359				CS		L8		P4		3	0	1	0	0	0	1					
Tim Jones, L (1,4) OBP: 0.234, SLG: 0.229										3	0	0	0	0	1	2					
Danny Cox, R (1,1) OBP: 0.048, SLG: 0.048										1	0	0	0	0	1	0					
Ken Dayley, L (8,1) ERA: 3.62										0	0	0	0	0	0	0					
Curt Ford, L (9,PH) OBP: 0.234, SLG: 0.229										1	0	0	0	0	0	0					
<b>Inning Stats</b>	R: 0 H: 0 E: 0 K: 1 S: 7	H: 1 LOB: 0 BB: 1 P: 12	R: 0 H: 1 E: 0 K: 0 S: 9	LOB: 0 BB: 0 P: 14	R: 0 H: 0 E: 0 K: 1 S: 8	LOB: 0 BB: 0 P: 12	R: 0 H: 0 E: 0 K: 1 S: 5	LOB: 0 BB: 0 P: 8	R: 0 H: 1 E: 0 K: 1 S: 8	LOB: 1 BB: 0 P: 11	R: 0 H: 0 E: 0 K: 1 S: 8	H: 0 LOB: 0 BB: 0 P: 9	R: 0 H: 0 E: 0 K: 1 S: 8	LOB: 1 BB: 1 P: 14	R: 1 H: 2 E: 0 K: 1 S: 11	LOB: 1 BB: 0 P: 14	1B: 3 2B: 0 3B: 0 HR: 1	SF: 0 SAC: 1 DP: 0 HBP: 0	WP: 0 PB: 0 CS: 1	PA: 32	
<b>PITCHER</b>	IP	WLS	BF	H	R	ER	SO	BB	IBB	HBP	BLK	WP	HR	S	P	ERA	WHIP				
Doug Drabek, R (1,1) ERA: 3.62	8.2	W	29	3	1	1	7	2	0	0	0	0	0	66	95	1.04	0.577				
Jim Gott, R (9,1) ERA: 2.59	0.1	S	2	1	0	0	1	0	0	0	0	0	0	6	8	0.00	3.000				

Pittsburgh Pirates @ St. Louis Cardinals  
 Busch Stadium, St. Louis, MO  
 Tue Jul 26 1988, 7:05 PM CDT  
 Att: 32,735 - Unknown - 82 F

AB 28  
 R 1  
 H 4  
 RBI 1  
 BB 2  
 SO 8  
 LOB 6





Batter	1	2	3	4	5	6	7	8	9	10	AB	R	H	RBI	BB	SO	LOB				
<b>Barry Bonds, L</b> OBP: 0.376, SLG: 0.545 (1, 7)											3	2	1	1	2	1	0				
<b>Jose Lind, R</b> OBP: 0.292, SLG: 0.309 (1, 4)											4	0	2	2	0	1	0				
<b>Andy Van Slyke, L</b> OBP: 0.346, SLG: 0.525 (1, 8)											5	0	1	0	0	0	3				
<b>Bobby Bonilla, S</b> OBP: 0.383, SLG: 0.508 (1, 5)											4	0	0	0	1	1	3				
<b>Glenn Wilson, R</b> OBP: 0.291, SLG: 0.317 (1, 9)											5	0	0	0	0	0	2				
<b>Sid Bream, L</b> OBP: 0.339, SLG: 0.452 (1, 3)											3	0	1	0	1	0	0				
<b>Junior Ortiz, R</b> OBP: 0.341, SLG: 0.389 (1, 2)											1	0	0	0	0	0	0				
<b>Michael LaValliere, L</b> OBP: 0.392, SLG: 0.393 (3, 2)											2	0	0	0	1	1	1				
<b>Rafael Belliard, R</b> OBP: 0.304, SLG: 0.285 (1, 6)											4	0	1	0	0	0	1				
<b>Mike Dunne, R</b> OBP: 0.167, SLG: 0.094 (1, 1)											1	1	0	0	1	0	0				
<b>R.J. Reynolds, S</b> OBP: 0.292, SLG: 0.371 (7, PH)											1	0	0	0	0	0	2				
<b>Jeff Robinson, R</b> OBP: 0.167, SLG: 0.091 (7, 1)											0	0	0	0	0	0	0				
<b>Mike Diaz, R</b> OBP: 0.397, SLG: 0.267 (10, PH)											1	0	0	0	0	0	0				
<b>Jim Gott, R</b> (10, 1)											0	0	0	0	0	0	0				
<b>Inning Stats</b>	R: 0 E: 0 K: 2 S: 11	H: 1 LOB: 1 BB: 0 P: 20	R: 0 E: 0 K: 0 S: 6	H: 0 LOB: 0 BB: 0 P: 7	R: 2 E: 0 K: 0 S: 12	H: 2 LOB: 1 BB: 1 P: 23	R: 0 E: 0 K: 0 S: 7	H: 0 LOB: 0 BB: 0 P: 10	R: 0 E: 0 K: 0 S: 7	H: 0 LOB: 0 BB: 0 P: 11	R: 0 E: 0 K: 1 S: 6	H: 1 LOB: 2 BB: 1 P: 11	R: 0 E: 0 K: 0 S: 4	H: 0 LOB: 1 BB: 1 P: 9	R: 0 E: 0 K: 0 S: 5	H: 1 LOB: 1 BB: 2 P: 11	R: 1 E: 0 K: 0 S: 13	H: 1 LOB: 2 BB: 2 P: 25	1B: 2 2B: 3 3B: 1 HR: 0	SF: 0 SAC: 1 DP: 0 HBP: 0	WP: 0 PA: 41
<b>PITCHER</b>	IP	WLS	BF	H	R	ER	SO	BB	IBB	HBP	BLK	WP	HR	S	P	ERA	WHIP				
<b>Joe Magrane, L</b> ERA: 2.49 (1, 1)	8.0		31	4	2	2	4	3	0	0	0	0	0	64	111	2.25	0.875				
<b>Dan Quisenberry, R</b> ERA: 3.31 (9, 1)	0.1		2	1	0	0	0	0	0	0	0	0	0	2	4	0.00	3.000				
<b>Ken Dayley, L</b> ERA: 3.52 (9, 1)	1.1	L	6	1	1	1	0	2	0	0	0	0	0	15	27	6.75	2.250				
<b>John Costello, R</b> ERA: 1.0 (10, 1)	0.1		2	0	0	0	0	0	1	0	0	0	0	1	5	0.00	0.000				

**TOP**

**Pittsburgh Pirates @ St. Louis Cardinals**  
Busch Stadium, St. Louis, MO  
Wed Jul 27 1988, 7:05 PM CDT  
Att: 31,618 - Unknown - 87 F

AB	34
R	3
H	6
RBI	3
BB	6
SO	4
LOB	12

Batter	1	2	3	4	5	6	7	8	9	10	AB	R	H	RBI	BB	SO	LOB						
<b>Vince Coleman, S</b> OBP: 0.316, SLG: 0.357 (1, 7)											4	1	0	0	1	1	1						
<b>Willie McGee, S</b> OBP: 0.336, SLG: 0.375 (1, 8)											5	0	1	0	0	0	2						
<b>Terry Pendleton, S</b> OBP: 0.313, SLG: 0.392 (1, 5)											4	1	0	0	0	0	2						
<b>Tom Brunansky, R</b> OBP: 0.367, SLG: 0.421 (1, 9)											3	0	2	1	1	0	0						
<b>Mike Laga, L</b> OBP: 0.200, SLG: 0.256 (1, 3)											4	0	2	0	0	0	2						
<b>José Oquendo, S</b> OBP: 0.355, SLG: 0.346 (1, 6)											3	0	0	0	0	0	2						
<b>Tony Peña, R</b> OBP: 0.291, SLG: 0.355 (1, 2)											4	0	0	0	0	0	3						
<b>Tim Jones, L</b> (1, 4)											3	0	0	0	1	0	3						
<b>Joe Magrane, R</b> ERA: 3.85 (8, PH)											2	0	0	0	0	1	0						
<b>Curt Ford, L</b> ERA: 3.85 (8, PH)											1	0	0	0	0	0	0						
<b>Dan Quisenberry, R</b> (9, 1)											0	0	0	0	0	0	0						
<b>Ken Dayley, L</b> (9, 1)											0	0	0	0	0	0	0						
<b>John Costello, R</b> (10, 1)											0	0	0	0	0	0	0						
<b>Tom Lawless, R</b> ERA: 2.54 (10, PH)											0	0	0	0	0	0	0						
<b>Inning Stats</b>	R: 0 E: 0 K: 0 S: 7	H: 0 LOB: 0 BB: 0 P: 12	R: 0 E: 0 K: 0 S: 10	H: 1 LOB: 2 BB: 1 P: 17	R: 0 E: 0 K: 0 S: 5	H: 0 LOB: 0 BB: 0 P: 10	R: 1 E: 2 K: 0 S: 12	H: 1 LOB: 0 BB: 0 P: 15	R: 0 E: 0 K: 1 S: 7	H: 0 LOB: 0 BB: 0 P: 10	R: 1 E: 0 K: 0 S: 8	H: 1 LOB: 1 BB: 1 P: 15	R: 0 E: 0 K: 0 S: 6	H: 0 LOB: 0 BB: 0 P: 9	R: 0 E: 0 K: 0 S: 9	H: 1 LOB: 1 BB: 0 P: 11	R: 0 E: 0 K: 0 S: 7	H: 1 LOB: 1 BB: 1 P: 12	R: 0 E: 0 K: 0 S: 7	H: 0 LOB: 1 BB: 1 P: 12	1B: 5 2B: 0 3B: 0 HR: 0	SF: 0 SAC: 2 DP: 2 HBP: 0	WP: 0 PA: 38
<b>PITCHER</b>	IP	WLS	BF	H	R	ER	SO	BB	IBB	HBP	BLK	WP	HR	S	P	ERA	WHIP						
<b>Mike Dunne, R</b> ERA: 3.85 (1, 1)	6.0		23	3	2	1	1	2	0	0	0	0	0	49	79	1.50	0.833						
<b>Jeff Robinson, R</b> ERA: 2.96 (7, 1)	3.0	W	11	2	0	0	1	0	0	0	0	0	0	22	32	0.00	0.667						
<b>Jim Gott, R</b> ERA: 2.54 (10, 1)	1.0	S	4	0	0	0	0	1	0	0	0	0	0	7	12	0.00	1.000						

**BOTTOM**

**Pittsburgh Pirates @ St. Louis Cardinals**  
Busch Stadium, St. Louis, MO  
Wed Jul 27 1988, 7:05 PM CDT  
Att: 31,618 - Unknown - 87 F


AB	33
R	2
H	5
RBI	1
BB	3
SO	2
LOB	15



Batter	1	2	3	4	5	6	7	8	9	AB	R	H	RBI	BB	SO	LOB	TOP			
Barry Bonds, L (1,7) OBP: 0.377, SLG: 0.544	F8		FC6-4 BB			G3 1B		F4		3	0	1	0	1	0	1				
Jose Lind, R (1,4) OBP: 0.289, SLG: 0.306	K		FC6-4 1-2			G3			F8	4	0	0	0	0	1	3				
Andy Van Slyke, L (1,8) OBP: 0.343, SLG: 0.519	F7			4-3		4-3			F7	4	0	0	0	0	0	1				
Bobby Bonilla, S (1,5)		L1-3 1B		5-3				F7		4	0	1	0	0	0	0				
Glenn Wilson, R (1,9) OBP: 0.278, SLG: 0.314		L1-3 1-2		6-3				K		3	0	0	0	0	1	1				
Sid Bream, L (1,3) OBP: 0.335, SLG: 0.447		F6				K		K		3	0	0	0	0	2	0				
Michael LaValliere, L (1,2) OBP: 0.387, SLG: 0.358			L6			K		E3 FC5-4		3	0	0	0	0	1	0				
Rafael Belliard, R (1,6) OBP: 0.305, SLG: 0.286			SH3-4 1B			6-3		FC5-4 SH1-4 1-2		3	0	1	0	0	0	1				
John Smiley, L (1,1) OBP: 0.140, SLG: 0.098			SH3-4					SH1-4		1	0	0	0	0	1	0				
<b>Inning Stats</b>	R: 0 H: 0 E: 0 K: 1 S: 10	H: 0 LOB: 0 BB: 0 P: 14	R: 0 H: 1 E: 0 K: 0 S: 7	LOB: 0 BB: 0 P: 11	R: 0 H: 1 E: 0 K: 0 S: 9	LOB: 2 BB: 1 P: 17	R: 0 H: 0 E: 0 K: 0 S: 7	H: 0 LOB: 0 BB: 0 P: 13	R: 0 H: 1 E: 0 K: 1 S: 9	H: 0 LOB: 1 BB: 0 P: 13	R: 0 H: 0 E: 0 K: 2 S: 9	H: 0 LOB: 0 BB: 0 P: 14	R: 0 H: 0 E: 1 K: 0 S: 9	H: 0 LOB: 1 BB: 0 P: 13	R: 0 H: 0 E: 0 K: 0 S: 6	H: 0 LOB: 0 BB: 0 P: 7	1B: 3 2B: 1 3B: 0 HR: 0	SF: 0 SAC: 2 DP: 1 HBP: 0	WP: 0 PB: 0 SB: 0 CS: 0	PA: 31
<b>PITCHER</b> Bob Ojeda, L (1,1) ERA: 3.14	IP: 9.0 WLS: W BF: 31 H: 3 R: 0 ER: 0 SO: 6 BB: 1 IBB: 0 HBP: 0 BLK: 0 WP: 0 HR: 0 S: 73 P: 112 ERA: 0.00 WHIP: 0.444															<b>PITCHER</b>				

Pittsburgh Pirates @ New York Mets  
Shea Stadium, Flushing, NY  
Fri Jul 29 1988, 7:05 PM EDT  
Att: 49,584 - Unknown - 91 F

AB 28  
R 0  
H 3  
RBI 0  
BB 1  
SO 6  
LOB 7




livebaseballscores.com

Batter	1	2	3	4	5	6	7	8	9	AB	R	H	RBI	BB	SO	LOB	BOTTOM	
Mookie Wilson, S (1,8) OBP: 0.299, SLG: 0.355	G3		F7			5-3		F9		4	0	0	0	0	0	1		
Dave Magadan, L (1,3) OBP: 0.408, SLG: 0.351			F5			L8		G3		3	0	0	0	1	0	1		
Tim Teufel, R (1,4) OBP: 0.341, SLG: 0.343			K			F7				3	0	0	0	0	2	1		
Darryl Strawberry, L (1,9) OBP: 0.386, SLG: 0.588					F7			K		3	0	0	0	0	1	1		
Kevin McReynolds, R (1,7) OBP: 0.341, SLG: 0.484			FC5 S 1B		P4			F7		3	0	1	0	0	0	0		
Gary Carter, R (1,2) OBP: 0.311, SLG: 0.377			L8 FC5 BB			K		F4		2	0	0	0	1	1	0		
Howard Johnson, S (1,5) OBP: 0.336, SLG: 0.421			FC5 1-2 2-3			K		F2		3	0	0	0	0	1	2		
Kevin Elster, R (1,6) OBP: 0.283, SLG: 0.327			L8			L9				3	1	1	1	0	0	2		
Bob Ojeda, L (1,1) OBP: 0.200, SLG: 0.222			K			F7				3	0	1	0	0	1	2		
<b>Inning Stats</b>	R: 0 H: 0 E: 0 K: 1 S: 9	H: 0 LOB: 1 BB: 1 P: 14	R: 0 H: 1 E: 0 K: 1 S: 10	LOB: 2 BB: 1 P: 17	R: 0 H: 0 E: 0 K: 1 S: 5	LOB: 0 BB: 0 P: 7	R: 0 H: 0 E: 0 K: 1 S: 7	H: 0 LOB: 0 BB: 0 P: 11	R: 0 H: 0 E: 0 K: 0 S: 9	H: 0 LOB: 0 BB: 0 P: 15	R: 0 H: 0 E: 0 K: 1 S: 5	H: 0 LOB: 0 BB: 0 P: 6	R: 1 H: 2 E: 0 K: 0 S: 12	H: 2 LOB: 1 BB: 0 P: 17	1B: 2 2B: 0 3B: 0 HR: 1	SF: 0 SAC: 0 DP: 0 HBP: 0	WP: 0 PB: 0 SB: 1 CS: 0	PA: 29
<b>PITCHER</b> John Smiley, L (1,1) ERA: 2.91	IP: 8.0 WLS: L BF: 29 H: 3 R: 1 ER: 1 SO: 6 BB: 2 IBB: 0 HBP: 0 BLK: 0 WP: 0 HR: 1 S: 65 P: 97 ERA: 1.12 WHIP: 0.625															<b>PITCHER</b>		

Pittsburgh Pirates @ New York Mets  
Shea Stadium, Flushing, NY  
Fri Jul 29 1988, 7:05 PM EDT  
Att: 49,584 - Unknown - 91 F

AB 27  
R 1  
H 3  
RBI 1  
BB 2  
SO 6  
LOB 10



livebaseballscores.com









Batter	1	2	3	4	5	6	7	8	9	AB	R	H	RBI	BB	SO	LOB	TOP	
<b>Barry Bonds, L</b> OBP: 0.375, SLG: 0.536 (1, 7)										4	0	1	0	0	0	0	<b>Pittsburgh Pirates @ New York Mets</b> Shea Stadium, Flushing, NY Sun Jul 31 1988, 3:33 AM EDT Att: 46,917 - Cloudy - 87 F	
<b>Jose Lind, R</b> OBP: 0.291, SLG: 0.308 (1, 4)										4	1	2	0	0	1	1		
<b>Andy Van Slyke, L</b> OBP: 0.341, SLG: 0.513 (1, 8)										3	0	1	0	1	1	1		
<b>Bobby Bonilla, S</b> OBP: 0.381, SLG: 0.501 (1, 5)										4	0	0	1	0	2	1		
<b>Glenn Wilson, R</b> OBP: 0.278, SLG: 0.313 (1, 9)										4	0	1	0	0	0	1		
<b>Sid Bream, L</b> OBP: 0.338, SLG: 0.446 (1, 3)										3	0	1	0	1	1	1		
<b>Michael LaValliere, L</b> OBP: 0.283, SLG: 0.354 <b>R.J. Reynolds, S</b> OBP: 0.285, SLG: 0.362 (9, PH)										3	0	0	0	0	0	1		
<b>Rafael Belliard, R</b> OBP: 0.302, SLG: 0.284 <b>Tommy Gregg, L</b> OBP: 0.214, SLG: 0.417 <b>Denny Gonzalez, R</b> OBP: 0.324, SLG: 0.214 (7, PH)										1	0	0	0	0	0	1		
<b>Bob Walk, R</b> OBP: 0.102, SLG: 0.104 <b>Orestes Destrade, S</b> OBP: 0.158, SLG: 0.187 <b>Bob Kipper, R</b> (7, 1)										2	0	0	0	0	1	0		
<b>Inning Stats</b>	R: 1 E: 0 K: 0 S: 7	H: 2 LOB: 1 BB: 0 P: 13	R: 0 E: 0 K: 2 S: 9	H: 0 LOB: 0 BB: 0 P: 13	R: 0 E: 0 K: 2 S: 12	H: 1 LOB: 1 BB: 0 P: 19	R: 0 E: 0 K: 1 S: 11	H: 1 LOB: 1 BB: 0 P: 18	R: 0 E: 1 K: 1 S: 8	H: 0 LOB: 0 BB: 0 P: 14	R: 0 E: 0 K: 1 S: 6	H: 0 LOB: 0 BB: 1 P: 12	R: 0 E: 0 K: 1 S: 8	H: 0 LOB: 1 BB: 1 P: 14	1B: 6 2B: 0 3B: 0 HR: 0	SF: 0 SAC: 0 DP: 0 HBP: 0		WP: 0 PB: 0 SB: 1 CS: 1
<b>PITCHER</b> <b>Ron Darling, R</b> ERA: 3.25 (1, 1)	IP: 9.0 WLS: W BF: 34 H: 6 R: 1 ER: 1 SO: 8 BB: 2 IBB: 0 HBP: 0 BLK: 0 WP: 0 HR: 0 S: 76 P: 127 ERA: 1.00 WHIP: 0.889															<b>PITCHER</b> <b>Ron Darling, R</b> ERA: 3.25 (1, 1)	IP: 9.0 WLS: W BF: 34 H: 6 R: 1 ER: 1 SO: 8 BB: 2 IBB: 0 HBP: 0 BLK: 0 WP: 0 HR: 0 S: 76 P: 127 ERA: 1.00 WHIP: 0.889	

Batter	1	2	3	4	5	6	7	8	9	AB	R	H	RBI	BB	SO	LOB	BOTTOM			
<b>Lenny Dykstra, L</b> OBP: 0.348, SLG: 0.400 (1, 8)										4	0	1	0	0	0	1	<b>Pittsburgh Pirates @ New York Mets</b> Shea Stadium, Flushing, NY Sun Jul 31 1988, 3:33 AM EDT Att: 46,917 - Cloudy - 87 F			
<b>Wally Backman, S</b> OBP: 0.387, SLG: 0.310 (1, 4)										4	0	0	0	0	1	2				
<b>Dave Magadan, L</b> OBP: 0.399, SLG: 0.340 (1, 3)										3	1	0	0	1	0	2				
<b>Darryl Strawberry, L</b> OBP: 0.386, SLG: 0.590 (1, 9)										3	1	1	2	1	0	0				
<b>Kevin McReynolds, R</b> OBP: 0.342, SLG: 0.482 (1, 7)										4	0	2	0	0	0	1				
<b>Howard Johnson, S</b> OBP: 0.342, SLG: 0.428 (1, 5)										3	0	0	0	1	1	2				
<b>Mackey Sasser, L</b> OBP: 0.289, SLG: 0.410 (1, 2)										3	0	1	0	1	0	2				
<b>Kevin Elster, R</b> OBP: 0.281, SLG: 0.324 (1, 6)										3	0	0	0	0	0	3				
<b>Ron Darling, R</b> OBP: 0.231, SLG: 0.294 (1, 1)										3	0	1	0	0	0	1				
<b>Inning Stats</b>	R: 2 E: 0 K: 0 S: 12	H: 2 LOB: 1 BB: 1 P: 21	R: 0 E: 0 K: 0 S: 7	H: 1 LOB: 0 BB: 0 P: 12	R: 0 E: 0 K: 0 S: 7	H: 0 LOB: 0 BB: 0 P: 10	R: 0 E: 0 K: 0 S: 9	H: 0 LOB: 0 BB: 0 P: 13	R: 0 E: 0 K: 1 S: 10	H: 2 LOB: 2 BB: 0 P: 15	R: 0 E: 0 K: 1 S: 8	H: 0 LOB: 2 BB: 2 P: 21	R: 0 E: 0 K: 1 S: 9	H: 0 LOB: 0 BB: 0 P: 12	R: 0 E: 0 K: 0 S: 9	H: 1 LOB: 2 BB: 1 P: 19		1B: 5 2B: 0 3B: 0 HR: 1	SF: 0 SAC: 0 DP: 0 HBP: 0	WP: 1 PB: 0 SB: 2 CS: 0
<b>PITCHER</b> <b>Bob Walk, R</b> ERA: 2.66 <b>Bob Kipper, L</b> ERA: 3.54 (7, 1)	IP: 6.0 WLS: L BF: 26 H: 5 R: 2 ER: 2 SO: 2 BB: 2 IBB: 0 HBP: 0 BLK: 0 WP: 1 HR: 1 S: 53 P: 92 ERA: 3.00 WHIP: 1.167															<b>PITCHER</b> <b>Bob Walk, R</b> ERA: 2.66 <b>Bob Kipper, L</b> ERA: 3.54 (7, 1)	IP: 6.0 WLS: L BF: 26 H: 5 R: 2 ER: 2 SO: 2 BB: 2 IBB: 0 HBP: 0 BLK: 0 WP: 1 HR: 1 S: 53 P: 92 ERA: 3.00 WHIP: 1.167			





Batter	1	2	3	4	5	6	7	8	9	AB	R	H	RBI	BB	SO	LOB	TOP						
<b>Barry Bonds, L</b> OBP: 0.374, SLG: 0.531 (1, 7)	4-3		1B						P6	5	0	1	0	1	0	3	<b>Pittsburgh Pirates @ New York Mets</b> Shea Stadium, Flushing, NY Mon Aug 01 1988, 7:05 PM EDT Att: 52,231 - Unknown - 82 F						
<b>Jose Lind, R</b> OBP: 0.294, SLG: 0.310 (1, 4)	1B		BB							4	1	2	0	1	0	2							
<b>Andy Van Slyke, L</b> OBP: 0.344, SLG: 0.520 (1, 8)	F8		F4						1B	4	2	2	2	1	0	3							
<b>Bobby Bonilla, S</b> OBP: 0.379, SLG: 0.497 (1, 5)	K		G3						HR	5	1	1	0	0	1	6							
<b>Sid Bream, L</b> OBP: 0.338, SLG: 0.445 (1, 3)		1-3							1B	5	1	2	1	0	0	0							
<b>R.J. Reynolds, S</b> OBP: 0.296, SLG: 0.373 (1, 9)	1B								1B	5	1	4	1	0	0	0							
<b>Michael LaValliere, L</b> OBP: 0.360, SLG: 0.363 (1, 2)	F7								K	5	1	1	2	0	1	5							
<b>Rafael Belliard, R</b> OBP: 0.296, SLG: 0.277 (1, 6)	K								P4	5	0	0	0	0	1	5							
<b>Doug Drabek, R</b> OBP: 0.207, SLG: 0.286 (1, 1)			K							3	0	2	0	0	1	0	<b>AB 43</b> <b>R 7</b> <b>H 16</b> <b>RBI 7</b> <b>BB 3</b> <b>SO 4</b> <b>LOB 24</b> 						
<b>Jeff Robinson, R</b> OBP: 0.154, SLG: 0.083 (7, 1)										1	0	0	0	0	0	0							
<b>Glenn Wilson, R</b> OBP: 0.280, SLG: 0.315 (9, PH)										1	0	1	1	0	0	0							
<b>Jim Gott, R</b> (9, 1)										0	0	0	0	0	0	0							
<b>Inning Stats</b>	R: 0 E: 0 K: 1 S: 11	H: 1 LOB: 1 BB: 0 P: 17	R: 0 E: 0 K: 1 S: 13	H: 1 LOB: 2 BB: 1 P: 22	R: 0 E: 0 K: 1 S: 8	H: 0 LOB: 0 BB: 0 P: 9	R: 0 E: 0 K: 0 S: 6	H: 0 LOB: 0 BB: 0 P: 9	R: 2 E: 0 K: 0 S: 15	H: 3 LOB: 3 BB: 0 P: 17	R: 2 E: 0 K: 0 S: 14	H: 4 LOB: 2 BB: 0 P: 22	R: 2 E: 0 K: 0 S: 8	H: 2 LOB: 0 BB: 0 P: 11	R: 1 E: 0 K: 1 S: 16	H: 3 LOB: 2 BB: 0 P: 20		1B: 13 2B: 1 3B: 0 HR: 2	SF: 0 SAC: 0 DP: 0 HBP: 0	WP: 0 PB: 5 CS: 0	PA: 46		
<b>PITCHER</b>	IP	WLS	BF	H	R	ER	SO	BB	IBB	HBP	BLK	WP	HR	S	P	ERA		WHIP					
<b>Dwight Gooden, R</b> ERA: 2.98	(1, 1)	6.1	L	33	11	4	4	3	3	0	0	0	0	1	74	117		5.68	2.211				
<b>Bob McClure, L</b> ERA: 5.24	(7, 1)	0.2		2	0	0	0	0	0	0	0	0	0	4	5	0.00		0.000					
<b>Ed Nunez, R</b> ERA: 8.23	(8, 1)	2.0		11	5	3	3	1	0	0	0	0	1	24	31	13.50	2.500						

Batter	1	2	3	4	5	6	7	8	9	AB	R	H	RBI	BB	SO	LOB	BOTTOM					
<b>Lenny Dykstra, L</b> OBP: 0.344, SLG: 0.395 (1, 8)	4-3		L7						G6-3	4	0	0	0	0	1	4	<b>Pittsburgh Pirates @ New York Mets</b> Shea Stadium, Flushing, NY Mon Aug 01 1988, 7:05 PM EDT Att: 52,231 - Unknown - 82 F					
<b>Ed Nunez, R</b> (8, 1)										0	0	0	0	0	0	0						
<b>Mackey Sasser, L</b> OBP: 0.286, SLG: 0.405 (9, PH)										1	0	0	0	0	0	2						
<b>Wally Backman, S</b> OBP: 0.368, SLG: 0.312 (1, 4)	1B								1-3	5	0	2	0	0	1	2						
<b>Dave Magadan, L</b> OBP: 0.397, SLG: 0.338 (7, 5)	G3-6-1									4	1	1	0	0	0	1						
<b>Darryl Strawberry, L</b> OBP: 0.387, SLG: 0.598 (1, 9)	4-3									4	1	2	2	0	0	2						
<b>Kevin McReynolds, R</b> OBP: 0.338, SLG: 0.477 (1, 7)	5-3									4	0	0	0	0	0	3						
<b>Howard Johnson, S</b> OBP: 0.340, SLG: 0.426 (1, 5)	4-3									2	0	0	0	0	0	0						
<b>Lee Mazzilli, S</b> OBP: 0.207, SLG: 0.179 (6, PH)										2	0	0	0	0	0	2						
<b>Gary Carter, R</b> OBP: 0.312, SLG: 0.377 (1, 2)			L7						K	4	0	2	0	0	1	0	<b>AB 36</b> <b>R 2</b> <b>H 9</b> <b>RBI 2</b> <b>BB 2</b> <b>SO 4</b> <b>LOB 22</b> 					
<b>Kevin Elster, R</b> OBP: 0.290, SLG: 0.329 (1, 6)										2	0	2	0	2	0	0						
<b>Dwight Gooden, R</b> OBP: 0.215, SLG: 0.254 (1, 1)										2	0	0	0	0	1	3						
<b>Bob McClure, R</b> (7, 1)										0	0	0	0	0	0	0						
<b>Mookie Wilson, S</b> OBP: 0.296, SLG: 0.351 (7, PH)										2	0	0	0	0	0	3						
<b>Inning Stats</b>	R: 0 E: 0 K: 0 S: 5	H: 0 LOB: 0 BB: 0 P: 7	R: 0 E: 0 K: 0 S: 7	H: 0 LOB: 0 BB: 1 P: 11	R: 0 E: 0 K: 1 S: 11	H: 1 LOB: 1 BB: 0 P: 16	R: 0 E: 0 K: 2 S: 15	H: 2 LOB: 2 BB: 0 P: 19	R: 0 E: 0 K: 0 S: 13	H: 2 LOB: 2 BB: 0 P: 16	R: 0 E: 0 K: 0 S: 8	H: 1 LOB: 1 BB: 1 P: 16	R: 2 E: 1 K: 0 S: 11	H: 1 LOB: 0 BB: 0 P: 15	R: 0 E: 1 K: 1 S: 11	H: 1 LOB: 2 BB: 0 P: 16		1B: 8 2B: 0 3B: 0 HR: 1	SF: 0 SAC: 0 DP: 2 HBP: 0	WP: 0 PB: 0 CS: 0	PA: 38	
<b>PITCHER</b>	IP	WLS	BF	H	R	ER	SO	BB	IBB	HBP	BLK	WP	HR	S	P	ERA		WHIP				
<b>Doug Drabek, R</b> ERA: 3.47	(1, 1)	6.0	W	24	6	0	0	0	0	0	0	0	0	58	82	0.00		1.167				
<b>Jeff Robinson, R</b> ERA: 3.0	(7, 1)	2.0		9	2	2	1	0	1	0	0	0	1	19	31	4.50	1.500					
<b>Jim Gott, R</b> ERA: 2.49	(9, 1)	1.0		5	1	0	0	1	0	0	0	0	0	11	16	0.00	1.000					



Batter	1	2	3	4	5	6	7	8	9	10	AB	R	H	RBI	BB	SO	LOB	TOP		
Dave Martinez, L (1, 8) OBP: 0.305, SLG: 0.323 (7, 9)	G3		K				SH5-4		BB	CS	3	0	1	0	2	1	1	<b>Montreal Expos @ Pittsburgh Pirates</b> Three Rivers Stadium, Pittsburgh, PA Tue Aug 02 1988, 7:05 PM EDT Att: 12,296 - Unknown - 88 F		
Tim Raines, S (1, 7) OBP: 0.359, SLG: 0.429	S		G3-1			G4-3		1B	K	CS	4	0	1	0	1	1	3			
Andres Galaraga, R (1, 3) OBP: 0.363, SLG: 0.570	K		G5-3				F9		1B		4	0	1	0	1	1	2			
Hubie Brooks, R Joe Hesketh, R	L9								F5		4	0	2	0	0	1	4			
Wallace Johnson, S Neal Heaton, L Andy McCaffigan, R											0	0	0	0	0	0	0			
Tim Wallach, R (1, 5) OBP: 0.305, SLG: 0.398											4	0	0	0	1	1	5			
Tom Foley, L (1, 4) OBP: 0.317, SLG: 0.364											5	0	2	0	0	0	4			
Mike Fitzgerald, R (1, 2) OBP: 0.396, SLG: 0.481											4	0	1	0	0	0	3			
Rex Hudler, R (1, 6) OBP: 0.341, SLG: 0.451											5	2	2	1	0	0	2			
Bryn Smith, R Graig Nettles, L Pascual Perez, R Otis Nixon, S											2	0	1	0	0	0	0			
Inning Stats	R: 0 E: 0 K: 1 S: 10	H: 1 LOB: 1 BB: 0 P: 18	R: 0 E: 0 K: 0 S: 9	H: 1 LOB: 1 BB: 0 P: 16	R: 0 E: 0 K: 1 S: 8	H: 1 LOB: 1 BB: 0 P: 12	R: 0 E: 0 K: 0 S: 15	H: 2 LOB: 2 BB: 0 P: 24	R: 0 E: 0 K: 1 S: 17	H: 2 LOB: 3 BB: 1 P: 28	R: 0 E: 0 K: 1 S: 9	H: 1 LOB: 1 BB: 0 P: 13	R: 0 E: 0 K: 1 S: 10	H: 1 LOB: 3 BB: 2 P: 23	R: 1 E: 0 K: 1 S: 12	H: 1 LOB: 0 BB: 1 P: 19	1B: 7 2B: 2 3B: 1 HR: 1	SF: 0 SAC: 2 DP: 0 HBP: 0	WP: 1 PB: 0 SB: 3 CS: 1	PA: 47
PITCHER	IP	WLS	BF	H	R	ER	SO	BB	IBB	HBP	BLK	WP	HR	S	P	ERA	WHIP			
Mike Dunne, R Barry Jones, R Jeff Robinson, R Jim Gott, R	(1, 1) (7, 1) (9, 1) (10, 1)	6.0 2.0 1.0 1.0	25 11 6 4	6 3 1 1	0 1 0 1	0 2 0 1	3 2 1 1	0 1 1 1	0 0 0 0	0 0 0 0	0 0 0 0	0 0 0 1	0 27 10 12	69 41 23 19	114 41 23 19	0.00 4.50 0.00 9.00	1.167 1.500 2.000 2.000			

Batter	1	2	3	4	5	6	7	8	9	10	AB	R	H	RBI	BB	SO	LOB	BOTTOM				
Barry Bonds, L (1, 7) OBP: 0.374, SLG: 0.530	G4-3		L7								5	0	2	1	0	0	0	<b>Montreal Expos @ Pittsburgh Pirates</b> Three Rivers Stadium, Pittsburgh, PA Tue Aug 02 1988, 7:05 PM EDT Att: 12,296 - Unknown - 88 F				
Jose Lind, R (1, 4) OBP: 0.297, SLG: 0.313	F8		G5-3								5	0	3	1	0	0	0					
Andy Van Slyke, L (1, 8) OBP: 0.343, SLG: 0.517	S										4	0	1	0	0	1	2					
Bobby Bonilla, S (1, 5) OBP: 0.381, SLG: 0.499	S										3	1	1	0	1	0	1					
Sid Bream, L (1, 3) OBP: 0.337, SLG: 0.446	S										4	0	1	1	0	1	3					
R.J. Reynolds, S Jim Gott, R											4	0	0	0	0	0	1					
Michael LaValliere, L Orestes Destrade, S											2	0	0	0	1	2	1					
Rafael Belliard, R Denny Gonzalez, R											1	1	1	0	0	0	0					
Mike Dunne, R Barry Jones, R											2	0	0	0	0	2	0					
Mike Diaz, R Jeff Robinson, R Glenn Wilson, R											0	0	0	0	0	1	0					
Inning Stats	R: 0 E: 0 K: 0 S: 13	H: 1 LOB: 2 BB: 1 P: 22	R: 0 E: 0 K: 0 S: 4	H: 0 LOB: 0 BB: 1 P: 9	R: 0 E: 0 K: 1 S: 7	H: 0 LOB: 0 BB: 0 P: 8	R: 1 E: 0 K: 1 S: 8	H: 2 LOB: 1 BB: 0 P: 13	R: 0 E: 0 K: 1 S: 8	H: 1 LOB: 1 BB: 0 P: 15	R: 0 E: 0 K: 1 S: 7	H: 0 LOB: 0 BB: 0 P: 10	R: 0 E: 0 K: 2 S: 11	H: 2 LOB: 1 BB: 0 P: 14	R: 0 E: 0 K: 0 S: 6	H: 0 LOB: 0 BB: 0 P: 7	R: 2 E: 0 K: 0 S: 9	H: 4 LOB: 2 BB: 0 P: 12	1B: 7 2B: 3 3B: 0 HR: 0	SF: 0 SAC: 0 DP: 1 HBP: 0	WP: 0 PB: 0 SB: 1 CS: 1	PA: 38
PITCHER	IP	WLS	BF	H	R	ER	SO	BB	IBB	HBP	BLK	WP	HR	S	P	ERA	WHIP					
Bryn Smith, R Joe Hesketh, L Neal Heaton, L Andy McCaffigan, R	(1, 1) (7, 1) (9, 1) (10, 1)	6.0 2.0 1.1 0.0	23 7 7 1	4 2 3 0	1 0 2 0	4 3 0 0	0 3 0 0	0 0 0 0	0 0 0 0	0 0 0 0	0 0 0 0	0 0 0 0	0 0 14 1	51 18 18 1	79 24 18 1	1.50 0.00 13.50 ∞	1.000 1.000 2.250 ∞					







Batter	1	2	3	4	5	6	7	8	9	AB	R	H	RBI	BB	SO	LOB	TOP							
Dave Martinez, L (1, 8) OBP: 0.305, SLG: 0.321	E6 G5-3 1B	K		L6		G4-3		G4-6-3 1-2		5	1	1	0	0	1	1								
Tim Raines, S (1, 7) OBP: 0.362, SLG: 0.431	G4-3 1B		G4-3	S		G4-3 1B		G4-3		5	0	3	0	0	0	0								
Andres Calaraga, R (1, 3) OBP: 0.362, SLG: 0.569	G5-3 1-2 3-H		K	K		G5-3		G5-3		4	0	0	1	0	2	3								
Hubie Brooks, R (1, 9) OBP: 0.306, SLG: 0.424	G4-3									4	1	1	0	0	0	1								
Otis Nixon, S (7, 8) OBP: 0.301, SLG: 0.295	G4-3									1	0	1	0	0	0	0								
Tim Wallach, R (1, 5) OBP: 0.308, SLG: 0.399	BB HBP									4	0	1	0	0	0	1								
Tom Foley, L (1, 4) OBP: 0.328, SLG: 0.377	BB									3	0	3	1	1	0	0								
Mike Fitzgerald, R (1, 2) OBP: 0.389, SLG: 0.463	K									3	0	0	0	1	1	5								
Rex Hudler, R (1, 6) OBP: 0.340, SLG: 0.484		F9		G1-3						4	1	1	1	0	0	3								
John Dopson, L (1, 1) OBP: 0.094, SLG: 0.065										3	0	0	0	0	3	0								
Graig Nettles, L (8, PH) OBP: 0.254, SLG: 0.279										1	0	1	0	0	0	0								
Pascual Perez, R (8, PR)										0	0	0	0	0	0	0								
Andy McGaffigan, R (8, 1)										0	0	0	0	0	0	0								
Tim Burke, R (9, 1)										0	0	0	0	0	0	0								
<b>Inning Stats</b>	R: 1 E: 1 K: 1 S: 16	H: 2 LOB: 3 BB: 1 P: 28	R: 0 E: 0 K: 2 S: 9	H: 0 LOB: 0 BB: 0 P: 13	R: 1 E: 0 K: 1 S: 21	H: 3 LOB: 3 BB: 1 P: 30	R: 0 E: 0 K: 2 S: 8	H: 1 LOB: 1 BB: 0 P: 11	R: 0 E: 0 K: 0 S: 12	H: 1 LOB: 1 BB: 0 P: 18	R: 1 E: 0 K: 1 S: 14	H: 2 LOB: 1 BB: 0 P: 17	R: 0 E: 0 K: 0 S: 8	H: 1 LOB: 1 BB: 0 P: 17	R: 0 E: 0 K: 0 S: 7	H: 1 LOB: 1 BB: 0 P: 12	R: 0 E: 0 K: 0 S: 6	H: 1 LOB: 1 BB: 0 P: 9	1B: 10 2B: 1 3B: 0 HR: 1	SF: 0 SAC: 0 DP: 1 HBP: 2	WP: 0 PB: 0 SB: 4 CS: 0	PA: 41		
<b>PITCHER</b>	IP WLS BF H R ER SO BB IBB HBP BLK WP HR S P ERA WHIP	7.0 L 34 10 3 3 7 2 0 1 0 0 1 88 134 3.86 1.714	2.0 7 2 0 0 0 0 0 0 1 0 0 0 13 21 0.00 1.000																					

**Montreal Expos @ Pittsburgh Pirates**  
 Three Rivers Stadium, Pittsburgh, PA  
 Thu Aug 04 1988, 7:05 PM EDT  
 Att: 17,726 - Unknown - 83 F

AB	37
R	3
H	12
RBI	3
BB	2
SO	7
LOB	14



Batter	1	2	3	4	5	6	7	8	9	AB	R	H	RBI	BB	SO	LOB	BOTTOM							
Barry Bonds, L (1, 7) OBP: 0.375, SLG: 0.531	G1-3 1B 2B		L8			P6		G4-1 1B		4	1	2	0	0	0	0								
Jose Lind, R (1, 4) OBP: 0.294, SLG: 0.308	G1-3 2-3		G1-3			G6-3		K		4	0	0	0	0	1	2								
Andy Van Slyke, L (1, 8) OBP: 0.348, SLG: 0.534	S 1B							G4-1		4	1	2	2	0	1	1								
Bobby Bonilla, S (1, 5) OBP: 0.378, SLG: 0.496	L8					F8		K		4	0	0	0	0	2	2								
Sid Bream, L (1, 3) OBP: 0.338, SLG: 0.440	F9					G4-3				3	0	1	0	1	0	1								
Glenn Wilson, R (1, 9) OBP: 0.284, SLG: 0.317	G4-3									2	0	0	0	1	1	0								
Tom Prince, R (1, 2) OBP: 0.286, SLG: 0.267	F8									1	0	0	0	1	0	0								
Rafael Belliard, R (1, 6) OBP: 0.286, SLG: 0.267	G6-3									2	0	0	0	0	0	1								
Denny Gonzalez, R (7, PH) OBP: 0.316, SLG: 0.219										2	0	0	0	0	1	4								
Brian Fisher, R (1, 1) OBP: 0.128, SLG: 0.083										2	0	0	0	0	2	1								
R.J. Reynolds, S (7, PH) OBP: 0.258, SLG: 0.357										1	0	0	0	0	0	2								
Jeff Robinson, R (8, 1) OBP: 0.194, SLG: 0.083										0	0	0	0	0	0	0								
Orestes Destrade, S (9, PH) OBP: 0.182, SLG: 0.190										1	0	0	0	0	1	2								
<b>Inning Stats</b>	R: 1 E: 0 K: 0 S: 13	H: 2 LOB: 1 BB: 0 P: 22	R: 0 E: 0 K: 0 S: 6	H: 0 LOB: 0 BB: 0 P: 8	R: 0 E: 0 K: 1 S: 11	H: 0 LOB: 0 BB: 0 P: 19	R: 0 E: 0 K: 1 S: 6	H: 0 LOB: 0 BB: 0 P: 8	R: 0 E: 0 K: 2 S: 7	H: 0 LOB: 1 BB: 1 P: 13	R: 1 E: 0 K: 1 S: 9	H: 1 LOB: 0 BB: 0 P: 15	R: 0 E: 0 K: 0 S: 11	H: 1 LOB: 2 BB: 1 P: 17	R: 0 E: 0 K: 2 S: 11	H: 1 LOB: 1 BB: 0 P: 17	R: 0 E: 0 K: 2 S: 14	H: 0 LOB: 2 BB: 1 P: 24	1B: 3 2B: 1 3B: 0 HR: 1	SF: 0 SAC: 2 DP: 0 HBP: 1	WP: 0 PB: 0 SB: 3 CS: 0	PA: 36		
<b>PITCHER</b>	IP WLS BF H R ER SO BB IBB HBP BLK WP HR S P ERA WHIP	7.0 W 27 4 2 2 5 2 0 0 0 0 1 63 102 2.57 0.857	1.0 5 1 0 0 2 1 0 0 0 0 0 0 13 23 0.00 2.000																					

**Montreal Expos @ Pittsburgh Pirates**  
 Three Rivers Stadium, Pittsburgh, PA  
 Thu Aug 04 1988, 7:05 PM EDT  
 Att: 17,726 - Unknown - 83 F

AB	30
R	2
H	5
RBI	2
BB	3
SO	9
LOB	16









Batter	1	2	3	4	5	6	7	8	9	AB	R	H	RBI	BB	SO	LOB	TOP					
Lenny Dykstra, L OBP: 0.344, SLG: 0.398 Mookie Wilson, S OBP: 0.298, SLG: 0.352	6-3		P1		F8		F9		5-3	3	0	0	0	0	0	1						
Wally Backman, S OBP: 0.378, SLG: 0.333 Tim Teufel, R OBP: 0.333, SLG: 0.330	BB			4-3		1B		G4-3 BLK FC4 BB	5-3	2	0	1	0	1	0	0						
Dave Magadan, L OBP: 0.393, SLG: 0.335	F7			E1		1B		G4-3	F9	5	0	1	0	0	0	3						
Darryl Strawberry, L OBP: 0.383, SLG: 0.588	4-3			L7		F7		FC4 2B BLK	1-3	5	1	0	1	0	0	4						
Kevin Reynolds, R OBP: 0.337, SLG: 0.477		F4			K		F9	BLK 2B		4	1	1	0	0	1	2						
Gary Carter, R OBP: 0.316, SLG: 0.374	5-3					5-3		P3 BB 1B	BLK BB	3	0	1	0	1	0	0						
Howard Johnson, S OBP: 0.342, SLG: 0.429	L4							WP 1B BB	K	3	2	1	1	1	1	2						
Kevin Elster, R OBP: 0.287, SLG: 0.321			K					P3	BB	3	0	1	0	1	1	2						
Dwight Gooden, R Lee Mazzilli, S Bob McClure, R Mackey Sasser, L Randy Myers, L Roger McDowell, R			K2-3			SH3-4 1B		2-3 3-H BB	6-3	1	0	0	0	0	0	1						
<b>Inning Stats</b>	R: 0 E: 0 K: 0 S: 8	H: 0 LOB: 1 BB: 1 P: 17	R: 0 E: 0 K: 0 S: 6	H: 0 LOB: 0 BB: 0 P: 11	R: 0 E: 0 K: 2 S: 10	H: 0 LOB: 0 BB: 0 P: 15	R: 0 E: 1 K: 1 S: 12	H: 0 LOB: 1 BB: 0 P: 20	R: 1 E: 0 K: 0 S: 6	H: 2 LOB: 1 BB: 0 P: 7	R: 0 E: 0 K: 0 S: 8	H: 2 LOB: 1 BB: 0 P: 12	R: 1 E: 0 K: 0 S: 7	H: 2 LOB: 1 BB: 1 P: 16	R: 3 E: 0 K: 1 S: 16	H: 1 LOB: 2 BB: 3 P: 30	R: 0 E: 0 K: 0 S: 9	H: 1 LOB: 1 BB: 0 P: 18	1B: 6 2B: 1 3B: 0 HR: 1	SF: 0 SAC: 1 DP: 0 HBP: 0	WP: 1 PB: 0 SB: 0 CS: 0	PA: 40
<b>PITCHER</b>	IP	WLS	BF	H	R	ER	SO	BB	IBB	HBP	BLK	WP	HR	S	P	ERA	WHIP					
Doug Drabek, R ERA: 3.44	6.2		27	6	2	2	3	2	0	0	0	1	1	56	97	2.70	1.200					
Dave Rucker, L ERA: 4.05	0.1	L	1	0	0	0	0	0	0	0	0	0	0	1	1	0.00	0.000					
Jim Gott, R ERA: 3.1	0.2		7	1	3	3	1	3	0	0	3	0	0	14	28	40.50	6.000					
Jeff Robinson, R ERA: 2.85	1.1		5	1	0	0	0	0	0	0	0	0	0	11	20	0.00	0.750					

New York Mets @ Pittsburgh Pirates  
Three Rivers Stadium, Pittsburgh, PA  
Sat Aug 06 1988, 7:05 PM EDT  
Att: 48,272 - Unknown

livebaseballscorecards.com

AB 34  
R 5  
H 8  
RBI 3  
BB 5  
SO 4  
LOB 18




Batter	1	2	3	4	5	6	7	8	9	AB	R	H	RBI	BB	SO	LOB	BOTTOM					
Barry Bonds, L OBP: 0.375, SLG: 0.538	CS 1B		4-3			HR		K		4	1	2	2	0	1	0						
Jose Lind, R OBP: 0.289, SLG: 0.302	5-3			5-3		5-3		K		4	0	0	0	0	1	1						
Andy Van Slyke, L OBP: 0.351, SLG: 0.535	FC6-4 BB			4-3		E 1B S		1B		3	1	2	0	1	0	0						
Bobby Bonilla, S OBP: 0.376, SLG: 0.489	FC6-4			F8		1B BB		P9		3	0	0	0	1	0	2						
Sid Bream, L OBP: 0.339, SLG: 0.448		F7			6-3	1B		B1-5-4 1B		4	0	2	1	0	0	0						
R.J. Reynolds, S OBP: 0.287, SLG: 0.367		K			4-3	K		B1-5-4 1B		4	0	1	0	0	2	2						
Michael LaValliere, L OBP: 0.369, SLG: 0.348 Tom Prince, R	1-3				1-3		F8	B1-5-4		3	0	0	0	0	0	0						
Rafael Belliard, R OBP: 0.280, SLG: 0.261 Mike Diaz, R OBP: 0.358, SLG: 0.242			K			5-3	F9	K		3	0	0	0	0	1	0						
Doug Drabek, R OBP: 0.217, SLG: 0.310 Dave Rucker, L Jim Gott, R Jeff Robinson, R			P3			HR 2B		K		2	1	1	0	0	0	0						
<b>Inning Stats</b>	R: 0 E: 0 K: 0 S: 6	H: 1 LOB: 1 BB: 1 P: 13	R: 0 E: 0 K: 1 S: 7	H: 0 LOB: 0 BB: 0 P: 12	R: 0 E: 0 K: 1 S: 6	H: 0 LOB: 0 BB: 0 P: 8	R: 0 E: 0 K: 0 S: 7	H: 0 LOB: 0 BB: 0 P: 16	R: 3 E: 0 K: 1 S: 25	H: 4 LOB: 2 BB: 1 P: 36	R: 0 E: 0 K: 1 S: 7	H: 0 LOB: 0 BB: 0 P: 10	R: 0 E: 0 K: 2 S: 12	H: 1 LOB: 1 BB: 0 P: 17	R: 0 E: 0 K: 1 S: 7	H: 2 LOB: 1 BB: 0 P: 11	1B: 6 2B: 1 3B: 0 HR: 1	SF: 0 SAC: 0 DP: 1 HBP: 0	WP: 0 PB: 0 SB: 0 CS: 1	PA: 35		
<b>PITCHER</b>	IP	WLS	BF	H	R	ER	SO	BB	IBB	HBP	BLK	WP	HR	S	P	ERA	WHIP					
Dwight Gooden, R ERA: 3.03	6.0		24	5	3	3	3	2	0	0	0	0	0	7	10	0.00	0.000					
Bob McClure, L ERA: 5.01	1.0	W	3	0	0	0	1	0	0	0	0	0	0	15	23	0.00	3.000					
Randy Myers, L ERA: 1.17	1.0	S	2	0	0	0	1	0	0	0	0	0	0	4	5	0.00	0.000					

New York Mets @ Pittsburgh Pirates  
Three Rivers Stadium, Pittsburgh, PA  
Sat Aug 06 1988, 7:05 PM EDT  
Att: 48,272 - Unknown

livebaseballscorecards.com

AB 33  
R 3  
H 8  
RBI 3  
BB 2  
SO 7  
LOB 8









Batter	1	2	3	4	5	6	7	8	9	AB	R	H	RBI	BB	SO	LOB	TOP			
Lenny Dykstra, L OBP: 0.341, SLG: 0.394 (1, 8)	P6		F9			P6		F9		4	0	0	0	0	0	1	<b>New York Mets @ Pittsburgh Pirates</b> Three Rivers Stadium, Pittsburgh, PA Mon Aug 08 1988, 7:05 PM EDT Att: 38,307 - Unknown - 80 F			
Wally Backman, S OBP: 0.375, SLG: 0.329 Darryl Strawberry, L OBP: 0.380, SLG: 0.580 (1, 4) (9, PH)	K		L7			BB		K	2 0 0 0 1 1 1 1 0 0 0 0 1 0	2	0	0	0	1	1	1				
Keith Hernandez, L OBP: 0.370, SLG: 0.450 (1, 3)	E7			G1-4-3 1B		K		F5	4 0 2 0 0 1 1	4	0	2	0	0	1	1				
Kevin McReynolds, R OBP: 0.336, SLG: 0.473 (1, 7)	P3			G1-4-3 1-2		F8		F8	4 0 0 0 0 0 3	4	0	0	0	0	0	3				
Gary Carter, R OBP: 0.317, SLG: 0.373 (1, 2)		G5-3		F8			K		3 0 0 0 0 1 0	3	0	0	0	0	1	0				
Howard Johnson, S OBP: 0.339, SLG: 0.422 (1, 5) (8, 6)	K				P3		P2		3 0 0 0 0 1 0	3	0	0	0	0	1	0				
Mookie Wilson, S OBP: 0.302, SLG: 0.368 (1, 9)		L7			1-1 S 1B		P5		3 0 1 0 0 0 0	3	0	1	0	0	0	0				
Kevin Elster, R OBP: 0.285, SLG: 0.319 Dave Magadan, L OBP: 0.393, SLG: 0.331 (1, 6) (8, PH) (8, 5)			E5 SH1-4		F8 1-2		F7	2 0 0 0 0 0 1 1 0 0 0 0 0 0	2 0 0 0 0 0 1 1 0 0 0 0 0 0	2	0	0	0	0	0	1				
Bob Ojeda, L OBP: 0.191, SLG: 0.213 Lee Mazzilli, S OBP: 0.210, SLG: 0.176 Bob McClure, R (1, 1) (8, PH) (8, 1)			SH1-4		G4-3		P6	1 0 0 0 0 0 1 1 0 0 0 0 0 0 0 0 0 0 0 0 0	1 0 0 0 0 0 1 1 0 0 0 0 0 0 0 0 0 0 0 0 0	1	0	0	0	0	0	1				
<b>Inning Stats</b>	R: 0 E: 1 K: 1 S: 9	H: 1 LOB: 0 BB: 0 P: 14	R: 0 E: 0 K: 1 S: 9	H: 0 LOB: 0 BB: 0 P: 11	R: 0 E: 1 K: 0 S: 8	H: 0 LOB: 1 BB: 0 P: 9	R: 0 E: 0 K: 0 S: 6	H: 1 LOB: 0 BB: 0 P: 8	R: 0 E: 0 K: 1 S: 13	H: 0 LOB: 1 BB: 1 P: 23	R: 0 E: 0 K: 1 S: 6	H: 0 LOB: 0 BB: 0 P: 10	R: 0 E: 0 K: 1 S: 8	H: 0 LOB: 0 BB: 0 P: 13	R: 0 E: 0 K: 1 S: 6	H: 0 LOB: 0 BB: 0 P: 7		1B: 3 2B: 0 3B: 0 HR: 0	SF: 0 SAC: 1 DP: 1 HBP: 0	WP: 0 PB: 0 SB: 1 CS: 0
<b>PITCHER</b>	IP WLS BF H R ER SO BB IBB HBP BLK WP HR S P ERA WHIP	8.0 W 28 3 0 0 4 1 0 0 0 0 0 0 68 101 0.00 0.500	1.0 S 3 0 0 0 1 0 0 0 0 0 0 0 6 7 0.00 0.000																	

AB	29
R	0
H	3
RBI	0
BB	1
SO	5
LOB	8



Batter	1	2	3	4	5	6	7	8	9	AB	R	H	RBI	BB	SO	LOB	BOTTOM			
Barry Bonds, L OBP: 0.369, SLG: 0.527 (1, 7)	F6		G5-3			F8		F8		4	0	0	0	0	0	0	<b>New York Mets @ Pittsburgh Pirates</b> Three Rivers Stadium, Pittsburgh, PA Mon Aug 08 1988, 7:05 PM EDT Att: 38,307 - Unknown - 80 F			
Jose Lind, R OBP: 0.289, SLG: 0.304 (1, 4)	K			E S 6-3 1B		2B			3 1 2 0 0 1 0	3	1	2	0	0	1	0				
Andy Van Slyke, L OBP: 0.347, SLG: 0.528 (1, 8)	G4-3			1-3 K		F7			3 0 0 0 0 1 2	3	0	0	0	0	1	2				
Bobby Bonilla, S OBP: 0.377, SLG: 0.485 (1, 5)		1-2 1B		6-3		P6			3 0 1 1 0 0 1	3	0	1	1	0	0	1				
Mike Diaz, R OBP: 0.369, SLG: 0.275 R.J. Reynolds, S OBP: 0.282, SLG: 0.361 (1, 9) (9, 9)		1-1 F8		3-H 2B		G1-6-3 1B			3 0 2 0 0 0 1 0 0 0 0 0 0 0	3	0	2	0	0	0	1				
Sid Bream, L OBP: 0.338, SLG: 0.448 (1, 3)		2-3 K		G3-1		L7			3 0 0 0 0 1 3	3	0	0	0	0	1	3				
Tom Prince, R (1, 2)		1-3 K			2-0 F8		G1-6-3 1-2		3 0 0 0 0 1 2	3	0	0	0	0	1	2				
Rafael Belliard, R OBP: 0.284, SLG: 0.260 (1, 6)			G4-3		4-0 L5-3 BB		K		2 0 0 0 1 1 0	2	0	0	0	1	1	0				
Rick Reed, R Orestes Destrade, S OBP: 0.200, SLG: 0.174 Jim Gott, R (1, 1) (8, PH) (9, 1)			G1-3		0-0 L5-3		F9		2 0 0 0 0 0 1 1 0 0 0 0 0 0 0 0 0 0 0 0 0	2	0	0	0	0	0	1				
<b>Inning Stats</b>	R: 0 E: 0 K: 1 S: 11	H: 0 LOB: 0 BB: 0 P: 16	R: 0 E: 0 K: 2 S: 11	H: 1 LOB: 1 BB: 0 P: 16	R: 0 E: 0 K: 0 S: 10	H: 0 LOB: 0 BB: 0 P: 13	R: 1 E: 0 K: 1 S: 9	H: 2 LOB: 1 BB: 0 P: 10	R: 0 E: 0 K: 0 S: 2	H: 0 LOB: 0 BB: 1 P: 8	R: 0 E: 0 K: 0 S: 8	H: 1 LOB: 1 BB: 0 P: 12	R: 0 E: 0 K: 0 S: 6	H: 1 LOB: 0 BB: 0 P: 8	R: 0 E: 0 K: 1 S: 7	H: 0 LOB: 0 BB: 0 P: 10		1B: 3 2B: 3 3B: 0 HR: 0	SF: 0 SAC: 0 DP: 2 HBP: 0	WP: 0 PB: 0 SB: 1 CS: 0
<b>PITCHER</b>	IP WLS BF H R ER SO BB IBB HBP BLK WP HR S P ERA WHIP	7.0 L 25 5 1 1 4 1 0 0 0 0 0 0 57 83 1.29 0.857	1.0 3 0 0 0 1 0 0 0 0 0 0 0 0 7 10 0.00 0.000																	









Batter	1	2	3	4	5	6	7	8	9	AB	R	H	RBI	BB	SO	LOB	TOP				
<b>Barry Bonds, L</b> (1, 7) OBP: 0.367, SLG: 0.521										5	0	0	0	0	1	3					
<b>Jose Lind, R</b> (1, 4) OBP: 0.292, SLG: 0.303										4	1	1	0	0	0	1					
<b>John Cangelosi, S</b> (1, 8) OBP: 0.290, SLG: 0.190										4	1	1	0	0	0	0					
<b>Bobby Bonilla, S</b> (1, 5) OBP: 0.380, SLG: 0.500										4	1	2	2	0	0	0					
<b>Sid Bream, L</b> (1, 3) OBP: 0.338, SLG: 0.452										4	0	1	0	0	0	1					
<b>R.J. Reynolds, S</b> (1, 9) OBP: 0.284, SLG: 0.367										3	1	1	1	0	0	1					
<b>Tom Prince, R</b> (1, 2) OBP: 0.231, SLG: 0.091										3	0	1	0	0	0	1					
<b>Michael LaValliere, L</b> (9, PH) OBP: 0.365, SLG: 0.340										1	0	0	0	0	0	1					
<b>Al Pedrique, R</b> (1, 6) OBP: 0.257, SLG: 0.263										4	0	2	0	0	0	1					
<b>Bob Walk, R</b> (1, 1) OBP: 0.113, SLG: 0.098										1	0	0	0	0	0	0					
<b>Andy Van Slyke, L</b> (7, PH) OBP: 0.346, SLG: 0.529										1	0	0	0	0	0	1					
<b>Barry Jones, R</b> (7, 1)										1	0	0	0	0	0	0					
<b>Orestes Destrade, S</b> (9, PH) OBP: 0.192, SLG: 0.174										0	0	0	0	1	0	0					
<b>Inning Stats</b>	R: 2 E: 0 K: 1 S: 15	H: 3 LOB: 1 BB: 0 P: 20	R: 0 E: 0 K: 0 S: 9	H: 0 LOB: 1 BB: 0 P: 12	R: 0 E: 0 K: 0 S: 9	H: 0 LOB: 0 BB: 0 P: 13	R: 0 E: 0 K: 0 S: 6	H: 1 LOB: 1 BB: 0 P: 12	R: 0 E: 0 K: 0 S: 5	H: 0 LOB: 0 BB: 0 P: 6	R: 1 E: 0 K: 0 S: 10	H: 2 LOB: 1 BB: 0 P: 16	R: 0 E: 0 K: 1 S: 9	H: 1 LOB: 0 BB: 0 P: 13	R: 0 E: 0 K: 0 S: 7	H: 0 LOB: 0 BB: 0 P: 11	R: 1 E: 0 K: 0 S: 8	H: 2 LOB: 1 BB: 0 P: 17	1B: 6 2B: 2 3B: 1 HR: 0	SF: 2 SAC: 0 DP: 0 HBP: 1	WP: 1 PA: 37
<b>PITCHER</b>	IP	WLS	BF	H	R	ER	SO	BB	IBB	HBP	BLK	WP	HR	S	P	ERA	WHIP				
<b>Dennis Martinez, R</b> (1, 1) ERA: 2.33	8.1	W	35	9	4	4	2	0	0	1	0	1	0	75	112	4.32	1.080				
<b>Tim Burke, R</b> (9, 1) ERA: 3.61	0.2	S	2	0	0	0	0	0	0	0	0	0	0	3	8	0.00	0.000				

Pittsburgh Pirates @ Montreal Expos  
Olympic Stadium, Montreal, QB  
Wed Aug 10 1988, 7:05 PM EDT  
Att: 29,196 - Dome - 70 F

AB 34  
R 4  
H 9  
RBI 4  
BB 0  
SO 2  
LOB 10



Batter	1	2	3	4	5	6	7	8	9	AB	R	H	RBI	BB	SO	LOB	BOTTOM				
<b>Otis Nixon, S</b> (1, 8) OBP: 0.300, SLG: 0.308										3	0	0	0	0	0	0					
<b>Tim Raines, S</b> (1, 7) OBP: 0.383, SLG: 0.438										3	0	1	0	1	1	1					
<b>Andres Galarraga, R</b> (1, 3) OBP: 0.361, SLG: 0.557										4	0	0	0	0	1	3					
<b>Hubie Brooks, R</b> (1, 9) OBP: 0.312, SLG: 0.431										4	2	2	0	0	0	0					
<b>Dave Martinez, L</b> (9, 9) OBP: 0.304, SLG: 0.319										4	0	2	0	0	0	2					
<b>Tim Wallach, R</b> (1, 5) OBP: 0.310, SLG: 0.415										4	0	1	1	0	0	3					
<b>Tom Foley, L</b> (1, 4) OBP: 0.327, SLG: 0.384										4	0	1	1	0	0	3					
<b>Nelson Santovenia, R</b> (1, 2) OBP: 0.313, SLG: 0.425										4	2	2	2	0	1	2					
<b>Rex Hudler, R</b> (1, 6) OBP: 0.372, SLG: 0.545										2	1	1	0	1	1	0					
<b>Dennis Martinez, R</b> (1, 1) ERA: 2.85										3	0	1	2	0	0	2					
<b>Tim Burke, R</b> (9, 1) ERA: 2.96										0	0	0	0	0	0	0					
<b>Inning Stats</b>	R: 0 E: 0 K: 1 S: 6	H: 0 LOB: 0 BB: 0 P: 10	R: 2 E: 0 K: 1 S: 13	H: 2 LOB: 0 BB: 0 P: 19	R: 0 E: 0 K: 0 S: 9	H: 1 LOB: 1 BB: 0 P: 14	R: 0 E: 0 K: 0 S: 6	H: 1 LOB: 0 BB: 0 P: 8	R: 2 E: 0 K: 1 S: 10	H: 3 LOB: 1 BB: 0 P: 16	R: 1 E: 0 K: 0 S: 11	H: 2 LOB: 2 BB: 1 P: 17	R: 0 E: 0 K: 0 S: 6	H: 0 LOB: 0 BB: 1 P: 13	R: 0 E: 0 K: 1 S: 11	H: 1 LOB: 1 BB: 0 P: 16	1B: 4 2B: 5 3B: 0 HR: 1	SF: 0 SAC: 1 DP: 2 HBP: 0	WP: 0 PA: 34		
<b>PITCHER</b>	IP	WLS	BF	H	R	ER	SO	BB	IBB	HBP	BLK	WP	HR	S	P	ERA	WHIP				
<b>Bob Walk, R</b> (1, 1) ERA: 2.85	6.0	L	27	5	5	5	3	0	1	0	1	1	0	55	84	7.50	1.500				
<b>Barry Jones, R</b> (7, 1) ERA: 2.96	2.0		7	1	0	0	1	1	0	0	0	0	0	17	29	0.00	1.000				

Pittsburgh Pirates @ Montreal Expos  
Olympic Stadium, Montreal, QB  
Wed Aug 10 1988, 7:05 PM EDT  
Att: 29,196 - Dome - 70 F

AB 31  
R 5  
H 10  
RBI 5  
BB 2  
SO 4  
LOB 13





Batter	1	2	3	4	5	6	7	8	9	AB	R	H	RBI	BB	SO	LOB	TOP				
<b>Barry Bonds, L</b> OBP: 0.371, SLG: 0.522	1-1 SH5-3 1B		1-1 F8	0-0 F8		4-2 BB		1-2 CS 1B	0-0 1B	5	0	3	2	1	0	1					
<b>Jose Lind, R</b> OBP: 0.291, SLG: 0.302	1-1 SH5-3		3-2 CS 1B		3-2 6-3	0-1 F9		1-1 F3	0-1 F9	5	0	1	0	0	0	7					
<b>Andy Van Slyke, L</b> OBP: 0.350, SLG: 0.527	3-2 F7		3-2 2B 1B		3-3 K		2-2 4-3		4-2 1B 2B BB	4	2	1	0	1	1	1					
<b>Bobby Bonilla, S</b> OBP: 0.387, SLG: 0.511	4-2 BB		3-2 1B 2B		1-1 3B		4-1 FC3-6 1B BB		0-0 1B 2B 1B	3	2	3	1	2	0	0					
<b>Sid Bream, L</b> OBP: 0.342, SLG: 0.455	1-3 K		2-2 1B		0-1 F5		0-0 FC3-6 1B		1-1 2B 1B 1B	5	1	3	1	0	1	3					
<b>R.J. Reynolds, S</b> OBP: 0.282, SLG: 0.367		2-1 1-3	0-0 4-3		2-0 4-3		0-1 FC3-6		0-0 1B 2B	5	1	1	2	0	0	3					
<b>Michael LaValliere, L</b> OBP: 0.367, SLG: 0.342		4-1 BB		1-1 1B		1-0 F9 1B		1-0 F8	0-0 G3	4	0	2	0	1	0	4					
<b>Al Pedrique, R</b> OBP: 0.257, SLG: 0.263		2-2 F9		1-0 F9		2-2 BB 1B		0-1 5-3	4-0 1B IBB	4	0	1	0	0	0	2					
<b>Mike Diaz, R</b> OBP: 0.372, SLG: 0.271										0	0	0	0	1	0	0					
<b>Rafael Belliard, R</b> OBP: 0.282, SLG: 0.258										0	0	0	0	0	0	0					
<b>Doug Drabek, R</b> OBP: 0.206, SLG: 0.295			2-3 K		1-3 K		2-2 F9		0-3 K	3	0	0	0	0	2	4					
<b>John Cangelosi, S</b> OBP: 0.300, SLG: 0.203										1	0	1	0	0	0	0					
<b>Jim Gott, R</b> OBP: 0.282, SLG: 0.258										1	0	0	0	0	1	3					
<b>Inning Stats</b>	R: 0 E: 0 K: 1 S: 13	H: 1 LOB: 2 BB: 1 P: 23	R: 0 E: 0 K: 1 S: 13	H: 0 LOB: 1 BB: 1 P: 23	R: 2 E: 0 K: 0 S: 23	H: 4 LOB: 1 BB: 0 P: 34	R: 0 E: 0 K: 1 S: 7	H: 1 LOB: 1 BB: 0 P: 10	R: 0 E: 0 K: 0 S: 14	H: 2 LOB: 3 BB: 1 P: 26	R: 0 E: 0 K: 0 S: 8	H: 1 LOB: 2 BB: 1 P: 15	R: 0 E: 0 K: 0 S: 9	H: 2 LOB: 1 BB: 0 P: 10	R: 4 E: 0 K: 1 S: 13	H: 4 LOB: 2 BB: 2 P: 22	1B: 13 2B: 2 3B: 1 HR: 0	SF: 0 SAC: 1 DP: 0 HBP: 0	WP: 0 PB: 0 SB: 1 CS: 2	PA: 47	
<b>PITCHER</b>	IP WLS BF H R ER SO BB IBB HBP BLK WP HR S P ERA WHIP	IP WLS BF H R ER SO BB IBB HBP BLK WP HR S P ERA WHIP	IP WLS BF H R ER SO BB IBB HBP BLK WP HR S P ERA WHIP	IP WLS BF H R ER SO BB IBB HBP BLK WP HR S P ERA WHIP	IP WLS BF H R ER SO BB IBB HBP BLK WP HR S P ERA WHIP	IP WLS BF H R ER SO BB IBB HBP BLK WP HR S P ERA WHIP	IP WLS BF H R ER SO BB IBB HBP BLK WP HR S P ERA WHIP	IP WLS BF H R ER SO BB IBB HBP BLK WP HR S P ERA WHIP	IP WLS BF H R ER SO BB IBB HBP BLK WP HR S P ERA WHIP	IP WLS BF H R ER SO BB IBB HBP BLK WP HR S P ERA WHIP	IP WLS BF H R ER SO BB IBB HBP BLK WP HR S P ERA WHIP	IP WLS BF H R ER SO BB IBB HBP BLK WP HR S P ERA WHIP	IP WLS BF H R ER SO BB IBB HBP BLK WP HR S P ERA WHIP	IP WLS BF H R ER SO BB IBB HBP BLK WP HR S P ERA WHIP	IP WLS BF H R ER SO BB IBB HBP BLK WP HR S P ERA WHIP	IP WLS BF H R ER SO BB IBB HBP BLK WP HR S P ERA WHIP	IP WLS BF H R ER SO BB IBB HBP BLK WP HR S P ERA WHIP	IP WLS BF H R ER SO BB IBB HBP BLK WP HR S P ERA WHIP	IP WLS BF H R ER SO BB IBB HBP BLK WP HR S P ERA WHIP	IP WLS BF H R ER SO BB IBB HBP BLK WP HR S P ERA WHIP	IP WLS BF H R ER SO BB IBB HBP BLK WP HR S P ERA WHIP

Pittsburgh Pirates @ Montreal Expos  
Olympic Stadium, Montreal, QB  
Thu Aug 11 1988, 7:05 PM EDT  
Att: 33,599 - Dome - 70 F

AB 40  
R 6  
H 16  
RBI 6  
BB 6  
SO 5  
LOB 28



Batter	1	2	3	4	5	6	7	8	9	AB	R	H	RBI	BB	SO	LOB	BOTTOM					
<b>Otis Nixon, S</b> OBP: 0.293, SLG: 0.300	1-2 F8		0-3 K		0-1 FC5-4		2-1 F8			4	0	0	0	0	1	6						
<b>Tim Raines, S</b> OBP: 0.360, SLG: 0.433	2-3 K			0-1 4-3		3-1 4-3		0-0 6-3		4	0	0	0	0	1	0						
<b>Andres Galarraga, R</b> OBP: 0.360, SLG: 0.555	1-0 4-3			2-3 K		0-1 FC5-4 1B		3-3 K		4	0	1	0	0	2	0						
<b>Hubie Brooks, R</b> OBP: 0.312, SLG: 0.436		1-0 L9		1-0 5-3		0-0 FC5-4		0-0 HR		4	1	1	1	0	0	1						
<b>Tim Wallach, R</b> OBP: 0.310, SLG: 0.413		1-0 4-3			4-2 1B 1B BB		3-2 F9		1-2 F4	3	0	0	0	1	0	1						
<b>Tom Foley, L</b> OBP: 0.322, SLG: 0.378		0-1 F8			0-0 F7		0-0 3-1		1-1 F9	4	0	0	0	0	0	1						
<b>Nelson Santovenia, R</b> OBP: 0.322, SLG: 0.443			0-0 3-1 2B		0-0 1B		1-0 2B		1-0 5-3	4	0	3	0	0	0	0						
<b>Luis Rivera, R</b> OBP: 0.264, SLG: 0.336			1-1 3-1		0-1 FC5-4		0-0 L4		1-2 S 1B	4	0	2	0	0	0	2						
<b>Brian Holman, R</b> OBP: 0.125, SLG: 0.125			2-3 K		1-3 K		4-2 BB		3-3 K	1	0	0	0	0	1	1						
<b>Graig Nettles, L</b> OBP: 0.256, SLG: 0.286										1	0	0	0	0	1	3						
<b>Neal Heaton, L</b> OBP: 0.196, SLG: 0.196										0	0	0	0	0	0	0						
<b>Wallace Johnson, S</b> OBP: 0.200, SLG: 0.200										0	0	0	0	0	1	0						
<b>Andy McGaffigan, R</b> OBP: 0.200, SLG: 0.200										0	0	0	0	0	0	0						
<b>Joe Hesketh, R</b> OBP: 0.200, SLG: 0.200										0	0	0	0	0	0	0						
<b>Dave Martinez, L</b> OBP: 0.200, SLG: 0.200										1	0	0	0	0	1	1						
<b>Inning Stats</b>	R: 0 E: 0 K: 1 S: 7	H: 0 LOB: 0 BB: 0 P: 11	R: 0 E: 0 K: 0 S: 4	H: 0 LOB: 0 BB: 0 P: 6	R: 0 E: 0 K: 2 S: 9	H: 1 LOB: 1 BB: 0 P: 12	R: 0 E: 0 K: 1 S: 6	H: 0 LOB: 0 BB: 0 P: 9	R: 0 E: 0 K: 1 S: 13	H: 2 LOB: 3 BB: 1 P: 18	R: 0 E: 0 K: 0 S: 10	H: 1 LOB: 1 BB: 0 P: 16	R: 0 E: 0 K: 0 S: 8	H: 1 LOB: 2 BB: 1 P: 15	R: 1 E: 0 K: 1 S: 10	H: 1 LOB: 0 BB: 0 P: 14	R: 0 E: 0 K: 1 S: 10	H: 1 LOB: 1 BB: 0 P: 16	1B: 4 2B: 2 3B: 0 HR: 1	SF: 0 SAC: 0 DP: 0 HBP: 0	WP: 0 PB: 0 SB: 1 CS: 0	PA: 36
<b>PITCHER</b>	IP WLS BF H R ER SO BB IBB HBP BLK WP HR S P ERA WHIP	IP WLS BF H R ER SO BB IBB HBP BLK WP HR S P ERA WHIP	IP WLS BF H R ER SO BB IBB HBP BLK WP HR S P ERA WHIP	IP WLS BF H R ER SO BB IBB HBP BLK WP HR S P ERA WHIP	IP WLS BF H R ER SO BB IBB HBP BLK WP HR S P ERA WHIP	IP WLS BF H R ER SO BB IBB HBP BLK WP HR S P ERA WHIP	IP WLS BF H R ER SO BB IBB HBP BLK WP HR S P ERA WHIP	IP WLS BF H R ER SO BB IBB HBP BLK WP HR S P ERA WHIP	IP WLS BF H R ER SO BB IBB HBP BLK WP HR S P ERA WHIP	IP WLS BF H R ER SO BB IBB HBP BLK WP HR S P ERA WHIP	IP WLS BF H R ER SO BB IBB HBP BLK WP HR S P ERA WHIP	IP WLS BF H R ER SO BB IBB HBP BLK WP HR S P ERA WHIP	IP WLS BF H R ER SO BB IBB HBP BLK WP HR S P ERA WHIP	IP WLS BF H R ER SO BB IBB HBP BLK WP HR S P ERA WHIP	IP WLS BF H R ER SO BB IBB HBP BLK WP HR S P ERA WHIP	IP WLS BF H R ER SO BB IBB HBP BLK WP HR S P ERA WHIP	IP WLS BF H R ER SO BB IBB HBP BLK WP HR S P ERA WHIP	IP WLS BF H R ER SO BB IBB HBP BLK WP HR S P ERA WHIP	IP WLS BF H R ER SO BB IBB HBP BLK WP HR S P ERA WHIP	IP WLS BF H R ER SO BB IBB HBP BLK WP HR S P ERA WHIP	IP WLS BF H R ER SO BB IBB HBP BLK WP HR S P ERA WHIP	

Pittsburgh Pirates @ Montreal Expos  
Olympic Stadium, Montreal, QB  
Thu Aug 11 1988, 7:05 PM EDT  
Att: 33,599 - Dome - 70 F

AB 34  
R 1  
H 7  
RBI 1  
BB 2  
SO 7  
LOB 16









Batter	1	2	3	4	5	6	7	8	9	AB	R	H	RBI	BB	SO	LOB	TOP								
<b>Barry Bonds, L</b> OBP: 0.370, SLG: 0.517 (1, 7)	1-2 SH2-3 1B		1-0 CS 1B		2-1 F8		2-2 G4-3	1-1 F7		5	1	2	0	0	0	2									
<b>Rafael Bellard, R</b> OBP: 0.286, SLG: 0.263 (1, 4) (6, 6)	0-0 SH2-3		2-2 1B			1-1 F8	0-0 BB 1B		0-2 F9	4	0	2	0	0	0	0									
<b>Andy Van Slyke, L</b> OBP: 0.350, SLG: 0.522 (1, 8)	0-1 S 2-H 1B		2-1 G3			2-2 2B 1B	4-2 BB 1B		1-3 K	4	1	2	1	1	1	1									
<b>Bobby Bonilla, S</b> OBP: 0.384, SLG: 0.509 (1, 5)	3-3 K 1-2			2-0 G4-3		2-0 1B 2B	1-0 G5-3		2-1 F4	5	1	1	1	0	1	3									
<b>Sid Bream, L</b> OBP: 0.342, SLG: 0.453 (1, 3)	2-1 F7			1-0 G4-3		2-2 1B 2-H 1B		1-1 S E 1B		4	1	2	1	0	0	1									
<b>R.J. Reynolds, S</b> OBP: 0.283, SLG: 0.365 (1, 9)		1-1 F8		0-0 S 1B		1-3 K		2-2 F7		4	0	1	0	0	1	2									
<b>Tom Prince, R</b> OBP: 0.259, SLG: 0.143 <b>Michael LaValliere, L</b> OBP: 0.365, SLG: 0.340 (8, PH) (8, 2)		0-1 G6-3		1-0 G4-3		0-0 1B		3-3 K		3	0	1	0	0	0	1									
<b>Al Pedrique, R</b> OBP: 0.259, SLG: 0.257 <b>Jeff Robinson, R</b> OBP: 0.143, SLG: 0.077 <b>John Cangelosi, S</b> OBP: 0.319, SLG: 0.217 <b>Bob Kipper, R</b> (8, PH) (8, 1)		1-1 L4		1-0 G6-3		0-0 F9		4-2 E BB		3	0	0	0	0	0	2									
<b>John Smiley, L</b> OBP: 0.130, SLG: 0.091 <b>Jose Lind, R</b> OBP: 0.287, SLG: 0.298 (1, 1) (6, 4)			0-1 G4-3		0-0 G6-3		1-1 B1-3	1-0 E5 1-3 2-H		2	0	0	0	0	0	0									
<b>Inning Stats</b>	R: 1 E: 0 K: 1 S: 13	H: 2 LOB: 1 BB: 0 P: 19	R: 0 E: 0 K: 0 S: 6	H: 0 LOB: 0 BB: 0 P: 8	R: 0 E: 0 K: 0 S: 10	H: 2 LOB: 1 BB: 0 P: 15	R: 0 E: 0 K: 0 S: 4	H: 1 LOB: 1 BB: 0 P: 8	R: 0 E: 0 K: 0 S: 4	H: 0 LOB: 0 BB: 0 P: 7	R: 2 E: 0 K: 1 S: 15	H: 4 LOB: 2 BB: 0 P: 23	R: 0 E: 0 K: 0 S: 9	H: 1 LOB: 2 BB: 1 P: 17	R: 1 E: 1 K: 1 S: 15	H: 1 LOB: 2 BB: 1 P: 27	R: 0 E: 0 K: 1 S: 8	H: 0 LOB: 0 BB: 0 P: 11	1B: 10 2B: 1 3B: 0 HR: 0	SF: 0 SAC: 1 DP: 0 HBP: 0	WP: 0 PB: 0 SB: 3 CS: 1	PA: 40			
<b>PITCHER</b>	IP	WLS	BF	H	R	ER	SO	BB	IBB	HBP	BLK	WP	HR	S	P	ERA	WHIP								
<b>David Palmer, R</b> ERA: 4.28 <b>Bruce Ruffin, L</b> ERA: 4.42 <b>Steve Bedrosian, R</b> ERA: 4.06	(1, 1) (7, 1) (8, 1)	6.0 1.0 2.0	26 5 9	9 1 1	3 0 1	3 0 0	2 0 2	0 1 1	0 0 0	0 0 0	0 0 0	0 0 0	0 0 0	52 9 23	80 17 38	4.50 0.00 0.00	1.500 2.000 1.000								

Pittsburgh Pirates @ Philadelphia Phillies  
Veterans Stadium, Philadelphia, PA  
Fri Aug 12, 1988, 7:05 PM EDT  
Att: 37,673 - Unknown - 89 F

AB	37
R	4
H	11
RBI	3
BB	2
SO	4
LOB	14



Batter	1	2	3	4	5	6	7	8	9	AB	R	H	RBI	BB	SO	LOB	BOTTOM								
<b>Phil Bradley, R</b> OBP: 0.340, SLG: 0.360 (1, 7)	0-0 CS 1B		2-1 G5-3		0-1 SF8		0-0 G6-3 1B			3	0	2	1	0	0	1									
<b>Bob Demier, R</b> OBP: 0.361, SLG: 0.376 (1, 8)	1-2 F7 1-2		1-3 K		3-H 0-1 F9		1-2 G6-3			4	0	0	0	0	1	3									
<b>Juan Samuel, R</b> OBP: 0.315, SLG: 0.406 (1, 4)	0-2 G6-3			3-3 K		4-1 F9 1B BB	4-0 FC6-4 IBB			2	1	0	0	2	1	0									
<b>Mike Schmidt, R</b> OBP: 0.337, SLG: 0.405 <b>Bruce Ruffin, S</b> OBP: 0.194, SLG: 0.121 <b>Milt Thompson, L</b> OBP: 0.356, SLG: 0.356 <b>Steve Bedrosian, R</b> (8, 1)		0-0 HR		0-0 G4-3		0-0 1B 1-2 1B	1-0 FC6-4			3	1	2	1	0	0	0									
<b>Lance Parrish, R</b> OBP: 0.311, SLG: 0.416 (1, 2)		2-2 G1		3-2 1B		1-1 P5		0-1 P5		4	0	1	0	0	0	2									
<b>Chris James, R</b> OBP: 0.288, SLG: 0.406 (1, 9)		3-2 G4-3 1B		1-2 G5-3		0-0 F9		4-1 HR BB		3	1	1	0	1	0	3									
<b>Ricky Jordan, R</b> OBP: 0.360, SLG: 0.557 (1, 3)		0-1 G4-3 1-2			1-0 2B 1B	0-1 FC5-4 1B		1-2 HR		4	2	3	3	0	0	1									
<b>Jackie Gutierrez, R</b> OBP: 0.276, SLG: 0.296 (1, 6) (7, 5)			0-0 SH2-4 1B		1-0 SH5-4 SF8 1-H 2B	2-2 FC5-4		4-2 L3 BB		3	1	2	1	1	0	2									
<b>David Palmer, R</b> OBP: 0.242, SLG: 0.545 <b>Steve Jeltz, S</b> OBP: 0.332, SLG: 0.276 (1, 1) (7, 6)		0-0 SH2-4		0-0 SH5-4		2-3 K		2-1 L3		0	0	0	0	0	0	0									
<b>Inning Stats</b>	R: 0 E: 0 K: 0 S: 9	H: 1 LOB: 0 BB: 0 P: 10	R: 1 E: 0 K: 0 S: 11	H: 2 LOB: 0 BB: 0 P: 16	R: 0 E: 0 K: 1 S: 8	H: 1 LOB: 1 BB: 0 P: 11	R: 0 E: 0 K: 1 S: 15	H: 1 LOB: 1 BB: 0 P: 22	R: 2 E: 0 K: 0 S: 7	H: 2 LOB: 0 BB: 0 P: 9	R: 1 E: 0 K: 0 S: 11	H: 2 LOB: 2 BB: 1 P: 18	R: 0 E: 0 K: 1 S: 8	H: 1 LOB: 1 BB: 1 P: 16	R: 2 E: 0 K: 0 S: 13	H: 1 LOB: 0 BB: 2 P: 24	R: 2 E: 0 K: 0 S: 8	H: 1 LOB: 0 BB: 0 P: 11	1B: 8 2B: 2 3B: 0 HR: 2	SF: 1 SAC: 2 DP: 2 HBP: 0	WP: 0 PB: 0 SB: 0 CS: 1	PA: 36			
<b>PITCHER</b>	IP	WLS	BF	H	R	ER	SO	BB	IBB	HBP	BLK	WP	HR	S	P	ERA	WHIP								
<b>John Smiley, L</b> ERA: 3.24 <b>Jeff Robinson, R</b> ERA: 3.29 <b>Bob Kipper, L</b> ERA: 3.7	(1, 1) (6, 1) (8, 1)	5.2 1.1 1.0	25 6 5	9 1 2	4 0 2	4 0 2	2 1 0	0 1 2	0 0 0	0 0 0	0 0 0	0 0 0	0 0 1	12 13 24	22 24 24	0.00 0.00 18.00	0.750 3.000								

Pittsburgh Pirates @ Philadelphia Phillies  
Veterans Stadium, Philadelphia, PA  
Fri Aug 12, 1988, 7:05 PM EDT  
Att: 37,673 - Unknown - 89 F

AB	29
R	6
H	11
RBI	6
BB	4
SO	3
LOB	15





Batter	1	2	3	4	5	6	7	8	9	AB	R	H	RBI	BB	SO	LOB	TOP								
<b>Barry Bonds, L</b> (1, 7) OBP: 0.374, SLG: 0.533	0-1 HR	1-0 BB 1B		2-0 F9		2-0 HR		2-1 2B 1B	0-0 3-1	6	3	4	5	0	0	2									
<b>Jose Lind, R</b> (1, 4) OBP: 0.288, SLG: 0.300	3-3 K	4-0 BB		0-1 6-3		2-1 5-3		0-0 1-H 2B		4	0	1	1	1	1	0									
<b>Andy Van Slyke, L</b> (1, 8) OBP: 0.350, SLG: 0.518	3-2 6-3	3-2 G3		0-3 K			4-2 E PB SF7 BB	4-2 BB		3	1	0	0	2	1	2									
<b>Bobby Bonilla, S</b> (1, 5) OBP: 0.380, SLG: 0.503 <b>Al Pedrique, R</b> (9, 5) OBP: 0.259, SLG: 0.257	2-0 F8		0-1 G3		0-0 6-3		1-1 F8	0-2 F8		5	0	0	0	0	0	3									
<b>Sid Bream, L</b> (1, 3) OBP: 0.346, SLG: 0.450		4-1 CS BB	4-1 4-3 2B BB		3-2 F7		4-2 SF7 BB	1-0 F8		2	1	0	0	3	0	2									
<b>R.J. Reynolds, S</b> (1, 9) OBP: 0.281, SLG: 0.361		4-2 E BB	0-0 4-3		0-0 1-3		1-2 SF7		3-2 3-1	3	1	0	1	1	0	1									
<b>Tom Prince, R</b> (1, 2) OBP: 0.286, SLG: 0.263		2-2 E5 E	1-0 2B		1-0 F8		1-0 F2		0-0 BB 1B	5	1	2	1	0	0	2									
<b>Rafael Belliard, R</b> (1, 6) OBP: 0.295, SLG: 0.261		1-0 E4 1B	4-0 IBB		4-1 SH3 HR BB		4-2 SH2-4 1B HBP		4-2 BB	1	3	0	1	3	0	0									
<b>Rick Reed, R</b> (1, 1) <b>Jeff Robinson, R</b> (5, 1) OBP: 0.133, SLG: 0.071		2-3 K	0-0 3-1		0-0 SH3		0-0 SH2-4 K		0-3 K	2	0	0	0	0	1	3									
<b>Inning Stats</b>	R: 1 E: 0 K: 1 S: 10	H: 1 LOB: 0 BB: 0 P: 18	R: 3 E: 2 K: 1 S: 16	H: 1 LOB: 2 BB: 3 P: 35	R: 1 E: 0 K: 0 S: 6	H: 1 LOB: 2 BB: 2 P: 15	R: 0 E: 0 K: 1 S: 6	H: 0 LOB: 0 BB: 0 P: 8	R: 0 E: 0 K: 0 S: 5	H: 0 LOB: 0 BB: 0 P: 8	R: 2 E: 0 K: 0 S: 6	H: 1 LOB: 0 BB: 1 P: 15	R: 1 E: 1 K: 0 S: 15	H: 0 LOB: 1 BB: 2 P: 25	R: 2 E: 0 K: 0 S: 14	H: 2 LOB: 2 BB: 1 P: 25	R: 0 E: 0 K: 1 S: 11	H: 1 LOB: 2 BB: 1 P: 18	1B: 3 2B: 2 3B: 0 HR: 2	SF: 1 SAC: 2 DP: 0 HBP: 1	WP: 0 PB: 1 SB: 0 CS: 1	PA: 46			
<b>PITCHER</b>	IP	WLS	BF	H	R	ER	SO	BB	IBB	HBP	BLK	WP	HR	S	P	ERA	WHIP								
<b>Greg Harris, R</b> (1, 1) ERA: 2.28	5.0	L	24	3	5	2	3	4	1	0	0	0	1	43	84	3.60	1.400								
<b>Danny Clay, R</b> (6, 1) ERA: 4.91	2.0		10	1	3	2	0	3	0	0	0	0	1	21	40	9.00	2.000								
<b>Kent Tekulve, R</b> (8, 1) ERA: 3.97	1.0		7	2	2	2	0	1	0	1	0	0	0	14	25	18.00	3.000								
<b>Bruce Ruffin, L</b> (9, 1) ERA: 4.38	1.0		5	1	0	0	1	1	0	0	0	0	0	11	18	0.00	2.000								

Pittsburgh Pirates @ Philadelphia Phillies  
Veterans Stadium, Philadelphia, PA  
Sat Aug 13 1988, 7:05 PM EDT  
Att: 35,432 - Unknown - 89 F

AB 32  
R 10  
H 7  
RBI 9  
BB 10  
SO 4  
LOB 17



Batter	1	2	3	4	5	6	7	8	9	AB	R	H	RBI	BB	SO	LOB	BOTTOM								
<b>Phil Bradley, R</b> (1, 7) OBP: 0.339, SLG: 0.362	0-0 5-3	0-0 1-H 1B 2B		0-0 6-3			1-0 F8			4	1	1	1	0	0	2									
<b>Milt Thompson, L</b> (1, 8) OBP: 0.355, SLG: 0.355	0-2 5-3	1-2 2-H 1B		1-1 4-3			0-2 4-3			4	0	1	1	0	0	1									
<b>Juan Samuel, R</b> (1, 4) OBP: 0.317, SLG: 0.407	3-2 1B	1-3 K		1-3 K			2-2 G6-4-3 1B	2-2 G6-4-3 1B		4	0	2	0	0	2	1									
<b>Lance Parrish, R</b> (1, 2) OBP: 0.310, SLG: 0.414	0-2 5-3		0-0 5-3		1-0 5-3		1-2 G6-4-3 1B			4	0	1	0	0	0	1									
<b>Chris James, R</b> (1, 9) OBP: 0.290, SLG: 0.407 <b>Bruce Ruffin, S</b> (9, 1) OBP: 0.194, SLG: 0.121		1-0 HR 1B	0-0 F8-4 1B		1-0 5-3		0-0 G6-4-3	1-2 1-2 2-3		4	1	2	0	0	0	2									
<b>Ricky Jordan, R</b> (1, 3) OBP: 0.356, SLG: 0.574		1-2 1-H HR	0-2 F8-4		0-1 6-3		1-0 4-3			4	1	1	2	0	0	2									
<b>Steve Jeltz, S</b> (1, 6) OBP: 0.331, SLG: 0.273		0-0 F9		4-0 SH1-4 BB		0-1 L8		0-1 3-1		3	0	0	0	1	0	0									
<b>Jackie Gutierrez, R</b> (1, 5) OBP: 0.303, SLG: 0.323		2-2 2B 1B		1-2 L8		0-0 1B		2-1 5-3		4	1	2	0	0	0	1									
<b>Greg Harris, S</b> (1, 1) OBP: 0.375, SLG: 0.625 <b>Danny Clay, R</b> (6, 1)		1-3 K		0-0 SH1-4		1-0 F9		0-1 1-3		1	0	0	0	0	1	1									
<b>Keith Miller, S</b> (7, PH) OBP: 0.250, SLG: 0.269 <b>Kent Tekulve, R</b> (8, 1) <b>Greg Gross, L</b> (9, 9) OBP: 0.272, SLG: 0.190				1-2 K						0	0	0	0	0	0	0									
<b>Inning Stats</b>	R: 0 E: 0 K: 0 S: 10	H: 1 LOB: 1 BB: 0 P: 13	R: 4 E: 0 K: 2 S: 20	H: 5 LOB: 1 BB: 0 P: 27	R: 0 E: 0 K: 0 S: 5	H: 1 LOB: 0 BB: 0 P: 5	R: 0 E: 0 K: 0 S: 5	H: 0 LOB: 1 BB: 1 P: 10	R: 0 E: 0 K: 0 S: 5	H: 0 LOB: 0 BB: 0 P: 6	R: 0 E: 0 K: 0 S: 6	H: 1 LOB: 1 BB: 0 P: 8	R: 0 E: 0 K: 0 S: 9	H: 2 LOB: 1 BB: 0 P: 14	R: 0 E: 0 K: 0 S: 6	H: 0 LOB: 0 BB: 0 P: 8	1B: 8 2B: 2 3B: 0 HR: 1	SF: 0 SAC: 1 DP: 2 HBP: 0	WP: 0 PB: 0 SB: 0 CS: 0	PA: 36					
<b>PITCHER</b>	IP	WLS	BF	H	R	ER	SO	BB	IBB	HBP	BLK	WP	HR	S	P	ERA	WHIP								
<b>Rick Reed, R</b> (1, 1) ERA: 3.0	4.0		19	7	4	4	2	1	0	0	0	0	0	32	45	9.00	2.000								
<b>Jeff Robinson, R</b> (5, 1) ERA: 3.09	5.0	W	17	3	0	0	1	0	0	0	0	0	0	32	45	0.00	0.600								

Pittsburgh Pirates @ Philadelphia Phillies  
Veterans Stadium, Philadelphia, PA  
Sat Aug 13 1988, 7:05 PM EDT  
Att: 35,432 - Unknown - 89 F

AB 34  
R 4  
H 10  
RBI 4  
BB 1  
SO 3  
LOB 12






Batter	1	2	3	4	5	6	7	8	9	AB	R	H	RBI	BB	SO	LOB	TOP				
Barry Bonds, L OBP: 0.376, SLG: 0.536 (1, 7)	2-2 BB 1B 2B		1-0 1B SF8 1B	0-3 K		2-2 FC5-4 1B		1-3 K		5	2	3	0	0	2	1					
John Cangelosi, S OBP: 0.325, SLG: 0.219 R.J. Reynolds, S OBP: 0.281, SLG: 0.361 (1, 9) (9, 9)	4-0 BB 1B BB		2-2 2B 1B	1-2 1-3		2-2 FC5-4 G4-6-3 1-2		3-2 F9		4	2	1	0	1	0	1					
Andy Van Slyke, L OBP: 0.349, SLG: 0.522 (1, 8)	2-3 K		0-0 SF8	2-1 4-3		1-1 G4-6-3 1-2		0-0 HR		4	1	1	2	0	1	3					
Bobby Bonilla, S OBP: 0.384, SLG: 0.514 (1, 5)	4-2 1B 2-3 BB		1-1 2B 2B		1-1 HR		0-0 4-3		4-1 BB S BB		3	2	2	1	2	0					
Sid Bream, L OBP: 0.352, SLG: 0.455 (1, 3)	2-2 G4-6-3 1-3 2-H 3-H 1B		4-0 2B		0-0 1B 2B		1-0 F8		4-2 BB BB		3	2	2	2	2	0					
Michael LaValliere, L OBP: 0.385, SLG: 0.345 (1, 2)	1-0 G4-6-3 1-2		0-0 F8 2B		2-2 L4-6 1B		1-3 K		2-3 K		5	0	2	3	0	2					
Jose Lind, R OBP: 0.289, SLG: 0.300 (1, 4)		2-1 4-3	1-1 F8		2-0 1-2 3-H 1B		0-3 K		4-2 1-2 2-3 BB		4	0	1	1	1	1					
Rafael Belliard, R OBP: 0.294, SLG: 0.257 (1, 6)		0-2 5-3	4-0 BB		1-2 L4-6 2-3		0-0 F9		0-3 K		4	0	0	0	1	1					
Brian Fisher, R OBP: 0.111, SLG: 0.071 John Smiley, L OBP: 0.150, SLG: 0.091 Mike Dunne, R OBP: 0.154, SLG: 0.088 Orestes DeStrade, S OBP: 0.214, SLG: 0.200 Jim Gott, R (8, 1) (8, 1)		2-3 K	1-3 K		1-3 K		0-1 1B				3	0	0	0	0	3					
<b>Inning Stats</b>	R: 2 E: 0 K: 1 S: 15	H: 2 LOB: 1 BB: 2 P: 30	R: 0 E: 0 K: 1 S: 8	H: 0 LOB: 0 BB: 0 P: 12	R: 4 E: 0 K: 1 S: 13	H: 4 LOB: 2 BB: 2 P: 27	R: 0 E: 0 K: 1 S: 9	H: 0 LOB: 0 BB: 0 P: 12	R: 2 E: 0 K: 0 S: 13	H: 4 LOB: 1 BB: 0 P: 20	R: 0 E: 0 K: 1 S: 5	H: 0 LOB: 0 BB: 0 P: 7	R: 0 E: 0 K: 2 S: 9	H: 1 LOB: 1 BB: 3 P: 10	R: 1 E: 0 K: 2 S: 16	H: 1 LOB: 3 BB: 3 P: 33	1B: 7 2B: 5 3B: 0 HR: 2	SF: 1 SAC: 0 DP: 3 HBP: 0	WP: 0 PA: 44 PB: 0 SB: 1 CS: 0		
<b>PITCHER</b>	IP WLS BF H R ER SO BB IBB HBP BLK WP HR S P ERA WHIP	IP WLS BF H R ER SO BB IBB HBP BLK WP HR S P ERA WHIP	IP WLS BF H R ER SO BB IBB HBP BLK WP HR S P ERA WHIP	IP WLS BF H R ER SO BB IBB HBP BLK WP HR S P ERA WHIP	IP WLS BF H R ER SO BB IBB HBP BLK WP HR S P ERA WHIP	IP WLS BF H R ER SO BB IBB HBP BLK WP HR S P ERA WHIP	IP WLS BF H R ER SO BB IBB HBP BLK WP HR S P ERA WHIP	IP WLS BF H R ER SO BB IBB HBP BLK WP HR S P ERA WHIP	IP WLS BF H R ER SO BB IBB HBP BLK WP HR S P ERA WHIP	IP WLS BF H R ER SO BB IBB HBP BLK WP HR S P ERA WHIP	IP WLS BF H R ER SO BB IBB HBP BLK WP HR S P ERA WHIP	IP WLS BF H R ER SO BB IBB HBP BLK WP HR S P ERA WHIP	IP WLS BF H R ER SO BB IBB HBP BLK WP HR S P ERA WHIP	IP WLS BF H R ER SO BB IBB HBP BLK WP HR S P ERA WHIP	IP WLS BF H R ER SO BB IBB HBP BLK WP HR S P ERA WHIP	IP WLS BF H R ER SO BB IBB HBP BLK WP HR S P ERA WHIP	IP WLS BF H R ER SO BB IBB HBP BLK WP HR S P ERA WHIP	IP WLS BF H R ER SO BB IBB HBP BLK WP HR S P ERA WHIP	IP WLS BF H R ER SO BB IBB HBP BLK WP HR S P ERA WHIP		
Marvin Freeman, R ERA: 5.79 Danny Clay, R ERA: 5.14 Bruce Ruffin, L ERA: 4.31 Kent Tekulve, R ERA: 3.9 Steve Bedrosian, R ERA: 4.15	2.1 15 6 6 6 2 2 1 0 0 0 0 0 31 58 23.14 3.429	2.2 12 4 2 2 3 1 0 0 0 0 1 27 43 6.75 1.875	2.0 6 1 0 0 1 0 0 0 0 0 0 0 14 21 0.00 0.500	1.0 4 1 0 0 2 0 0 0 0 0 0 9 10 0.00 1.000	1.0 L 7 1 1 1 2 3 0 0 0 0 0 1 16 33 9.00 4.000																
Phil Bradley, R OBP: 0.337, SLG: 0.359 Bruce Ruffin, S OBP: 0.194, SLG: 0.121 Mike Young, S OBP: 0.339, SLG: 0.338 (7, PH) (8, 9) (9, 1)	3-1 5-3		0-0 F8		0-0 F4		2-2 1B SF9 2B	1-1 4-3		3	0	0	0	0	0	2					
Steve Bedrosian, R (9, 1)	3-2 6-3		1-0 1B		0-0 6-3		0-0 WP 1B		0-3 K		5	0	2	2	0	1					
Juan Samuel, R OBP: 0.316, SLG: 0.405 (1, 4)	0-2 F2		3-H 2-3 K		2-2 4-3		2-1 SF9		0-0 1B		4	0	1	1	0	1					
Chris James, R OBP: 0.288, SLG: 0.403 Kent Tekulve, R OBP: 0.358, SLG: 0.373 (8, 1) (8, 8)		0-0 6-3		2-1 F8		0-1 6-3		2-1 5-3		0-0 F3		4	0	0	0	0					
Ricky Jordan, R OBP: 0.358, SLG: 0.571 (1, 3)	1-2 F4		1-2 F4		2-1 5-3		2-1 BB SF8 2B	4-2 1B BB	0-3 K		4	2	1	0	1	1					
Darren Daulton, L OBP: 0.280, SLG: 0.256 (1, 2)	0-0 5-3		0-0 F8		0-0 F8		4-1 SF8 BB 1B BB	1-1 1B 1B			3	1	1	0	1	0					
Steve Jeltz, S OBP: 0.333, SLG: 0.273 (1, 6)			1-1 2B 1B		0-0 F5		4-2 1B 2B BB	0-3 K			3	2	1	0	1	1					
Jackie Gutierrez, R OBP: 0.306, SLG: 0.364 Greg Gross, L OBP: 0.279, SLG: 0.198 (8, PH) (9, 7)			0-0 SH5-3 1B 2B		1-1 F4		1-1 SF8	1-0 1B			2	1	1	2	0	0					
Marvin Freeman, R Danny Clay, R Keith Miller, S OBP: 0.290, SLG: 0.286 (6, 7) (9, 5)			0-0 SH5-3		4-2 BB		4-2 2B 1B 1B	0-2 F7			0	0	0	0	0	0					
<b>Inning Stats</b>	R: 0 E: 0 K: 0 S: 9	H: 0 LOB: 0 BB: 0 P: 15	R: 0 E: 0 K: 0 S: 5	H: 0 LOB: 0 BB: 0 P: 6	R: 2 E: 0 K: 1 S: 10	H: 3 LOB: 1 BB: 0 P: 14	R: 0 E: 0 K: 0 S: 5	H: 0 LOB: 0 BB: 0 P: 9	R: 0 E: 0 K: 0 S: 7	H: 0 LOB: 1 BB: 1 P: 12	R: 0 E: 0 K: 0 S: 6	H: 0 LOB: 0 BB: 0 P: 8	R: 5 E: 0 K: 0 S: 22	H: 4 LOB: 1 BB: 2 P: 39	R: 1 E: 0 K: 1 S: 18	H: 2 LOB: 2 BB: 1 P: 25	R: 0 E: 0 K: 2 S: 9	H: 1 LOB: 1 BB: 0 P: 9	1B: 7 2B: 3 3B: 0 HR: 0	SF: 2 SAC: 1 DP: 0 HBP: 0	WP: 1 PA: 41 PB: 0 SB: 0 CS: 0
<b>PITCHER</b>	IP WLS BF H R ER SO BB IBB HBP BLK WP HR S P ERA WHIP	IP WLS BF H R ER SO BB IBB HBP BLK WP HR S P ERA WHIP	IP WLS BF H R ER SO BB IBB HBP BLK WP HR S P ERA WHIP	IP WLS BF H R ER SO BB IBB HBP BLK WP HR S P ERA WHIP	IP WLS BF H R ER SO BB IBB HBP BLK WP HR S P ERA WHIP	IP WLS BF H R ER SO BB IBB HBP BLK WP HR S P ERA WHIP	IP WLS BF H R ER SO BB IBB HBP BLK WP HR S P ERA WHIP	IP WLS BF H R ER SO BB IBB HBP BLK WP HR S P ERA WHIP	IP WLS BF H R ER SO BB IBB HBP BLK WP HR S P ERA WHIP	IP WLS BF H R ER SO BB IBB HBP BLK WP HR S P ERA WHIP	IP WLS BF H R ER SO BB IBB HBP BLK WP HR S P ERA WHIP	IP WLS BF H R ER SO BB IBB HBP BLK WP HR S P ERA WHIP	IP WLS BF H R ER SO BB IBB HBP BLK WP HR S P ERA WHIP	IP WLS BF H R ER SO BB IBB HBP BLK WP HR S P ERA WHIP	IP WLS BF H R ER SO BB IBB HBP BLK WP HR S P ERA WHIP	IP WLS BF H R ER SO BB IBB HBP BLK WP HR S P ERA WHIP	IP WLS BF H R ER SO BB IBB HBP BLK WP HR S P ERA WHIP	IP WLS BF H R ER SO BB IBB HBP BLK WP HR S P ERA WHIP	IP WLS BF H R ER SO BB IBB HBP BLK WP HR S P ERA WHIP		
Brian Fisher, R ERA: 4.7 John Smiley, L ERA: 3.31 Mike Dunne, R ERA: 3.91 Jim Gott, R ERA: 3.1	6.1 2 2 0 0 0 0 0 0 0 0 0 0 5 7 8.53 1.263	0.0 2 2 0 0 0 0 0 0 0 0 0 0 4 8 13.50 0.000	0.2 2 0 1 1 0 0 0 0 0 0 0 0 4 8 4.50 2.000	2.0 W 10 3 1 1 3 1 0 0 0 0 0 27 34 4.50 2.000																	


Pittsburgh Pirates @ Philadelphia Phillies  
Veterans Stadium, Philadelphia, PA  
Sun Aug 14 1988, 3:33 AM EDT  
Att: 36,468 - Sunny - 98 F

AB 36  
R 9  
H 13  
RBI 9  
BB 7  
SO 10  
LOB 18



Pittsburgh Pirates @ Philadelphia Phillies  
Veterans Stadium, Philadelphia, PA  
Sun Aug 14 1988, 3:33 AM EDT  
Att: 36,468 - Sunny - 98 F

AB 34  
R 8  
H 10  
RBI 8  
SO 4  
LOB 12



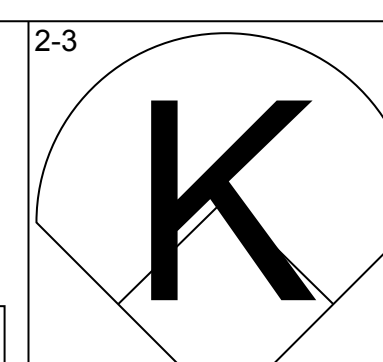
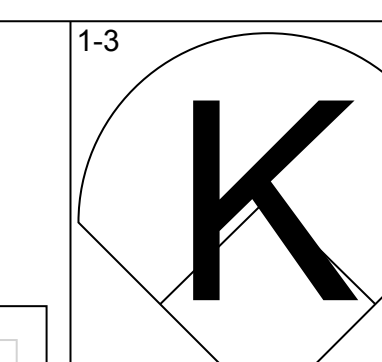
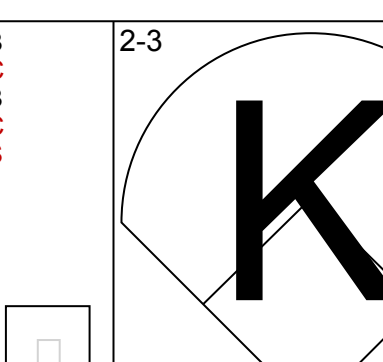
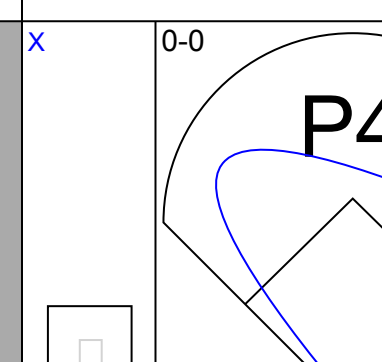
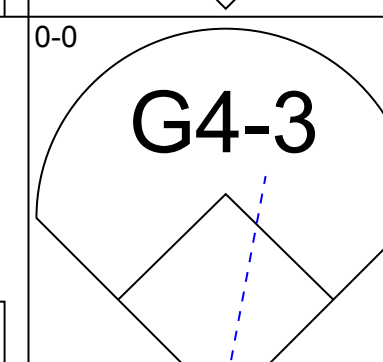
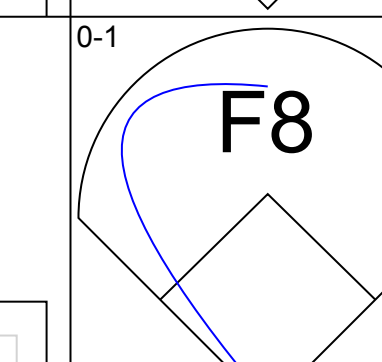
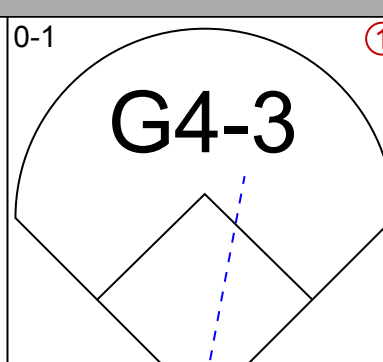
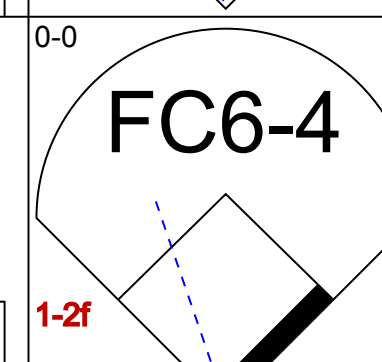
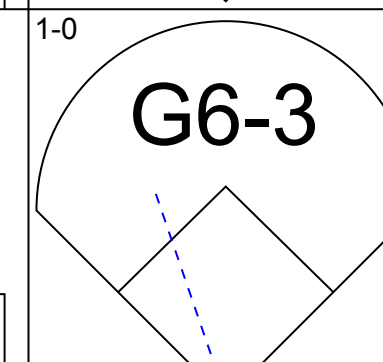
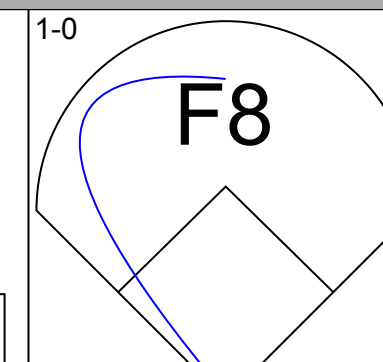
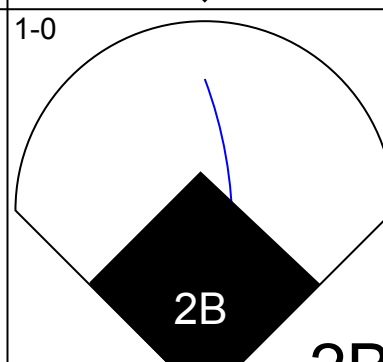
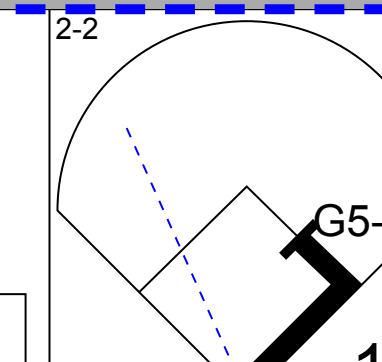
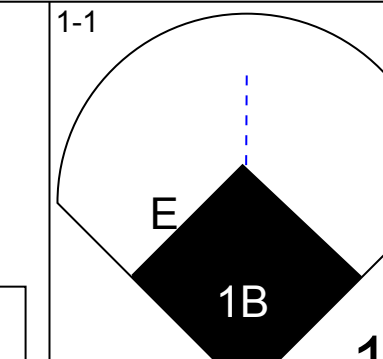
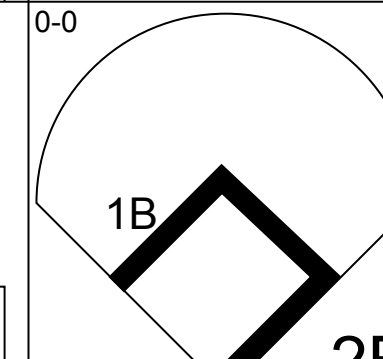
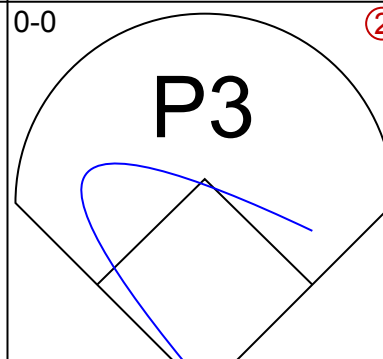
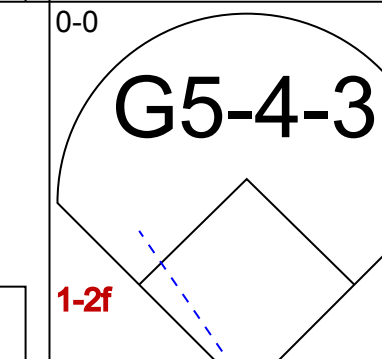
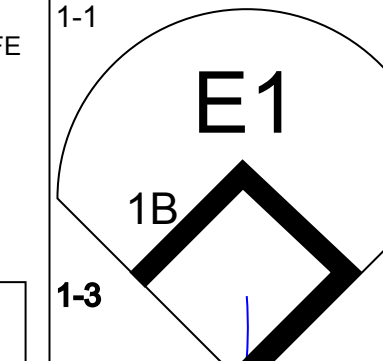
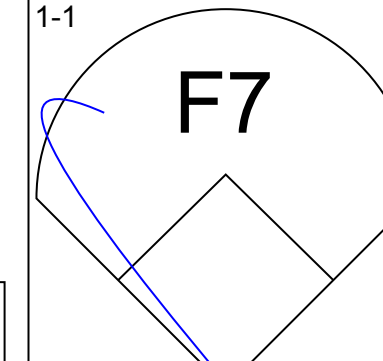
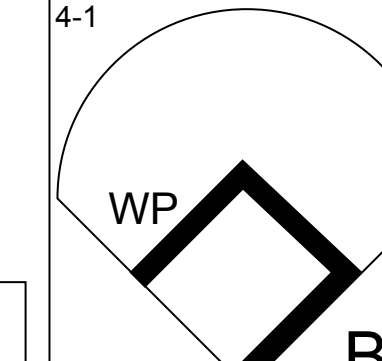
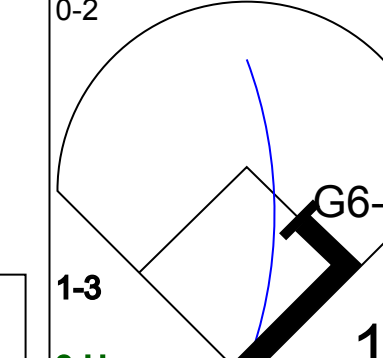
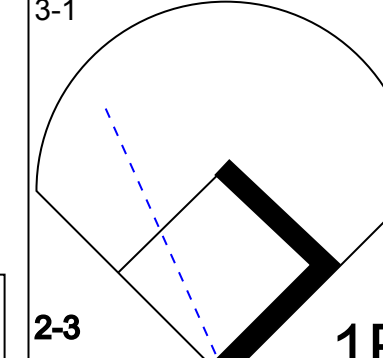
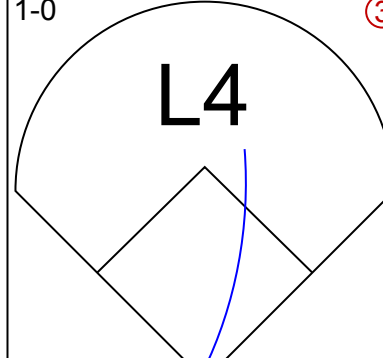
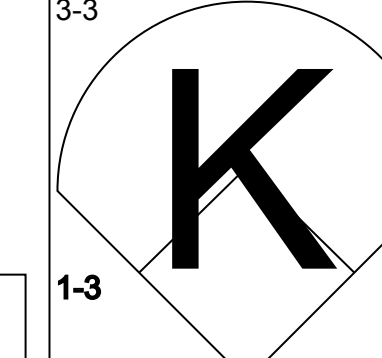
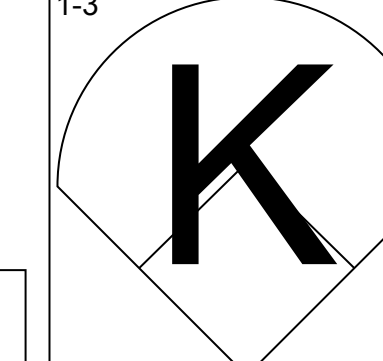
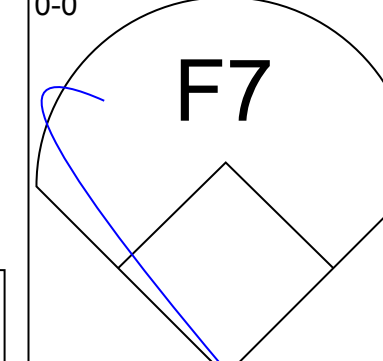
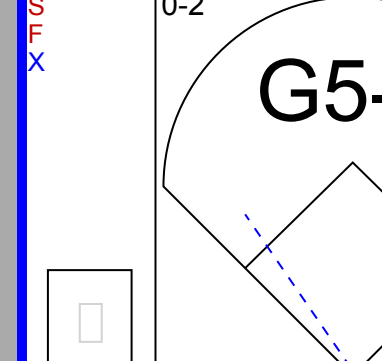
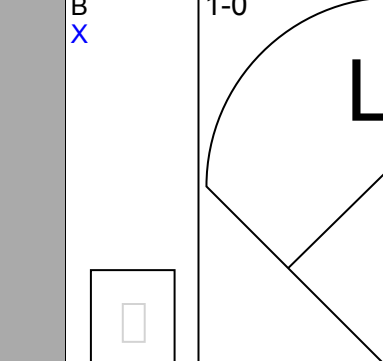
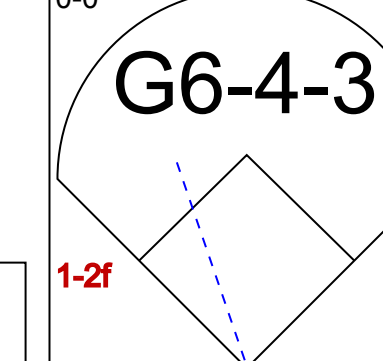
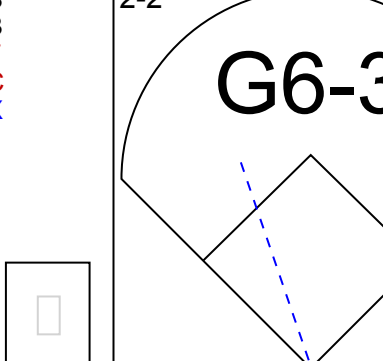
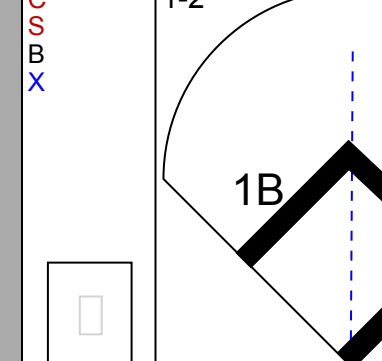
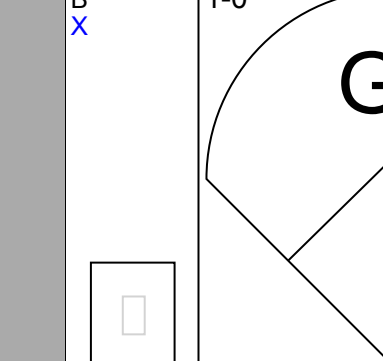
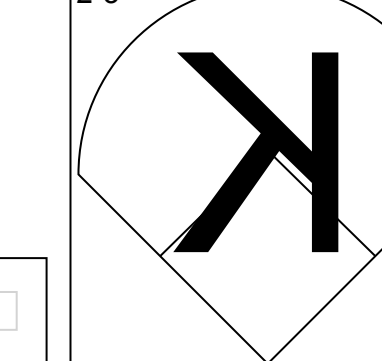
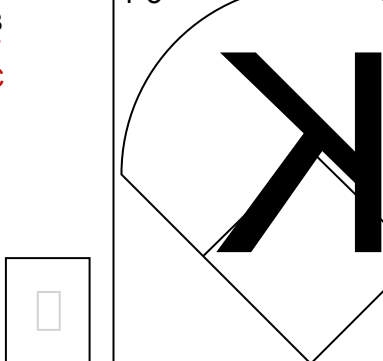
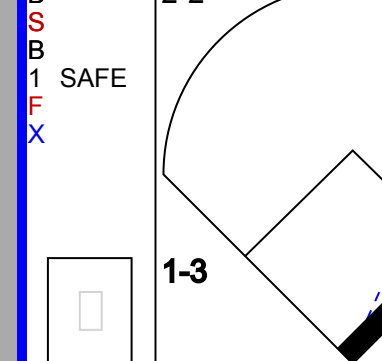
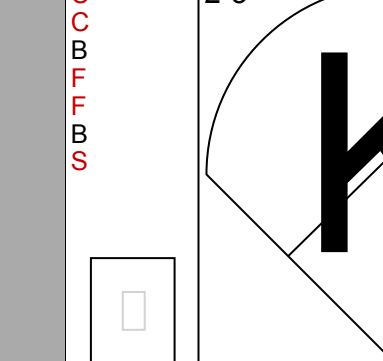


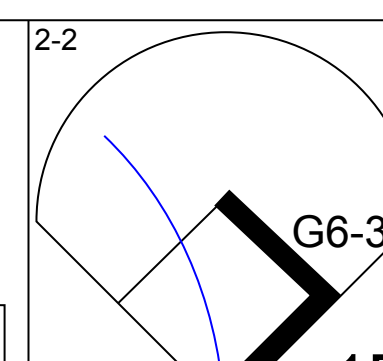
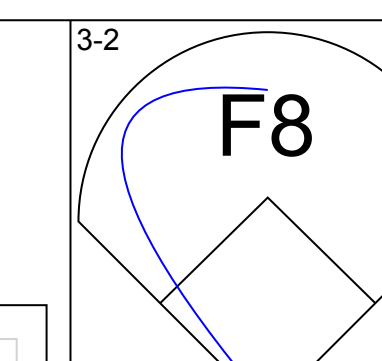
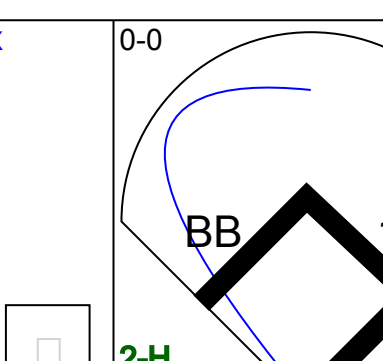
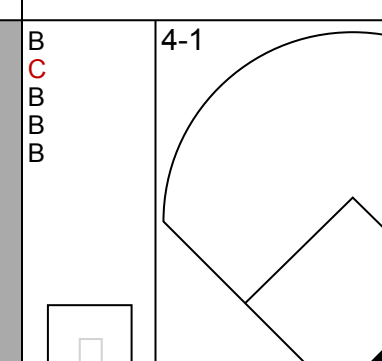
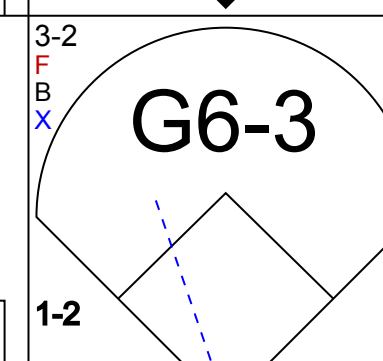
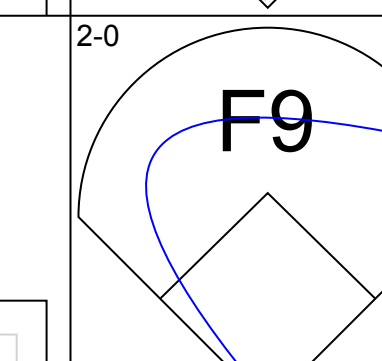
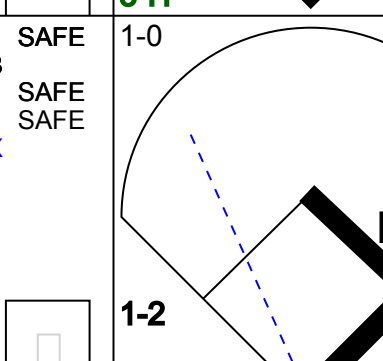
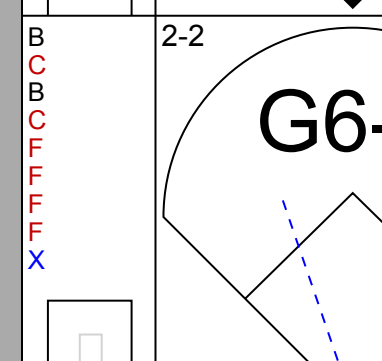
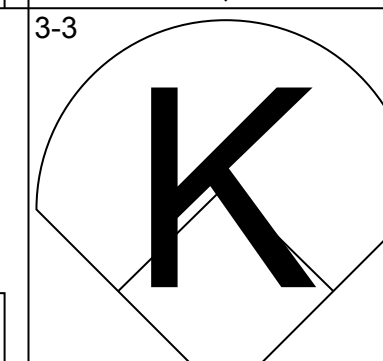
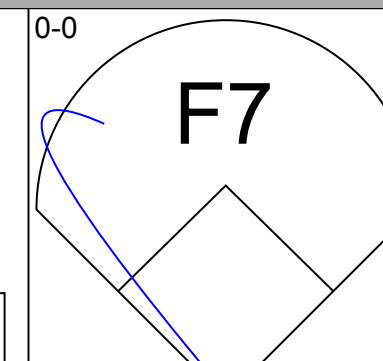
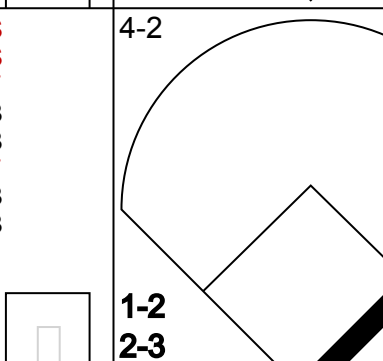
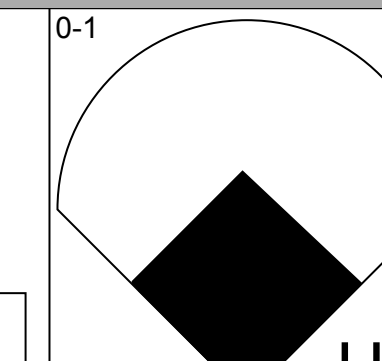
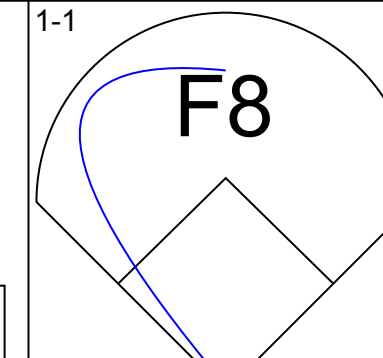
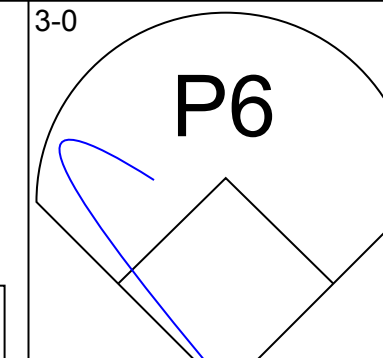
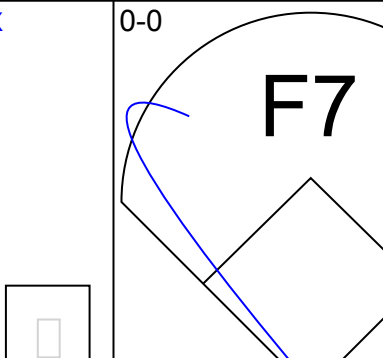
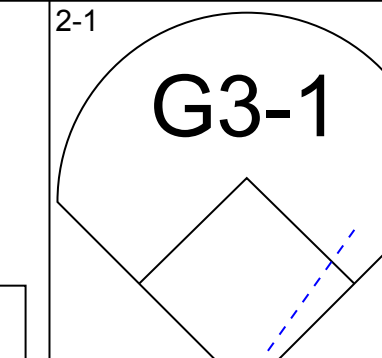
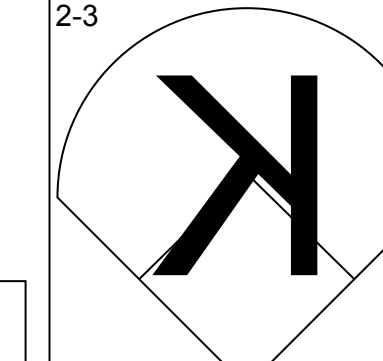
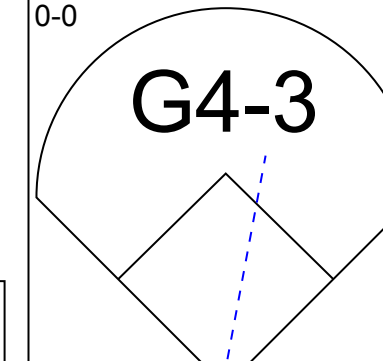
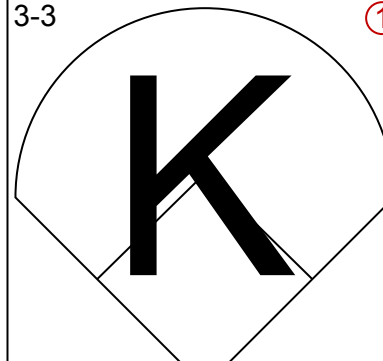
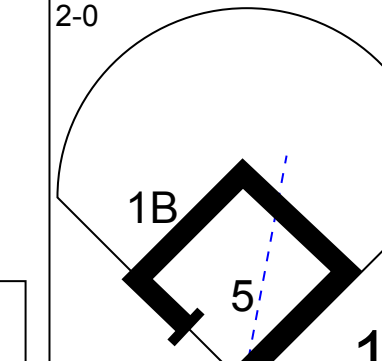
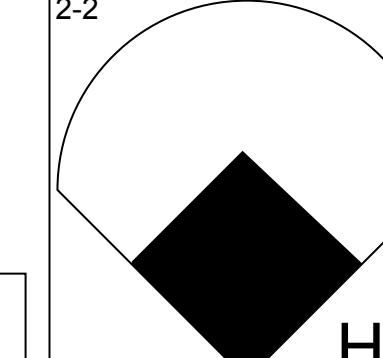
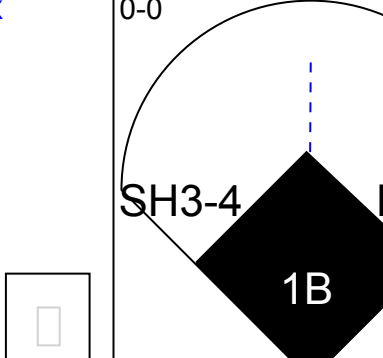
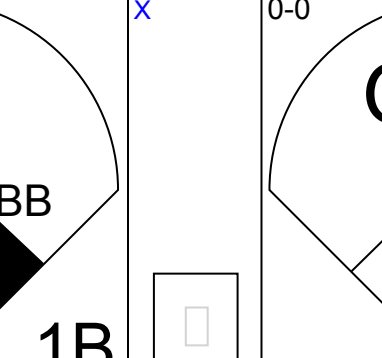
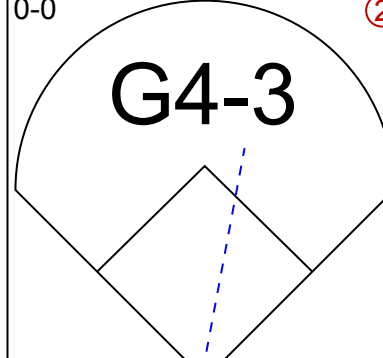
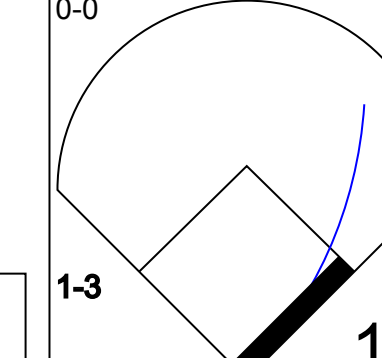
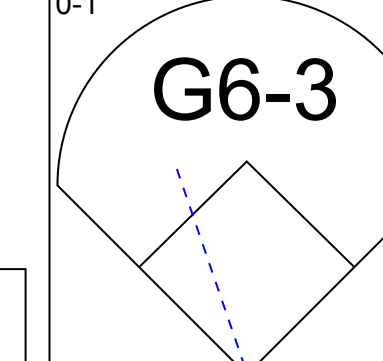
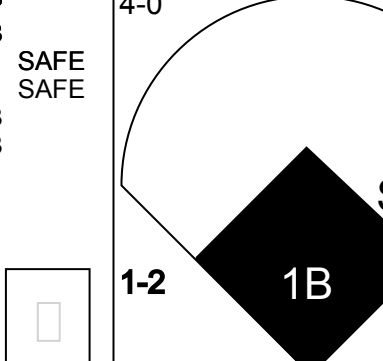
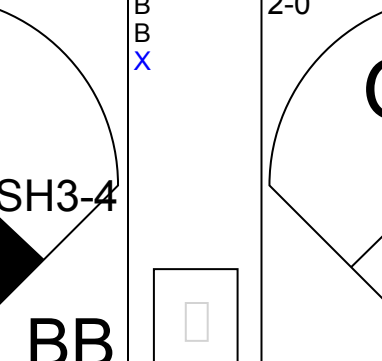
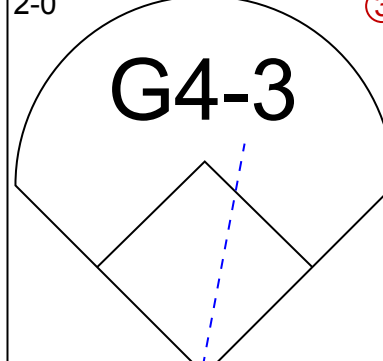
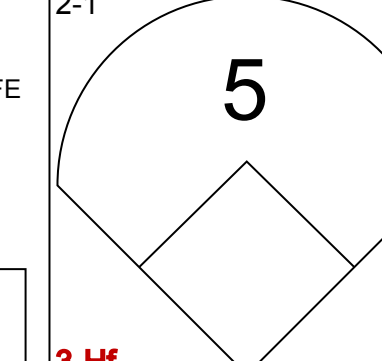
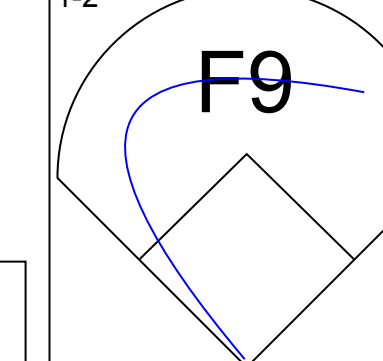
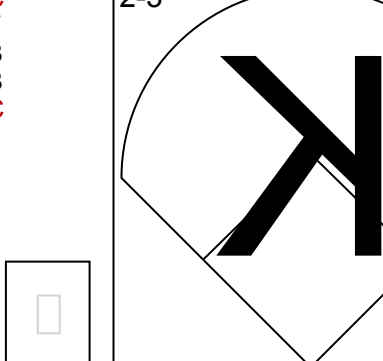
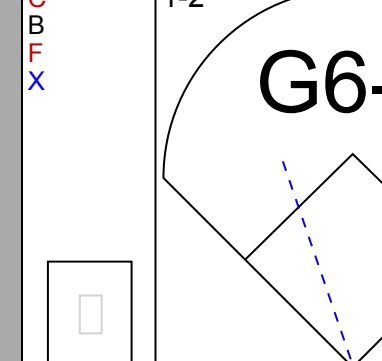
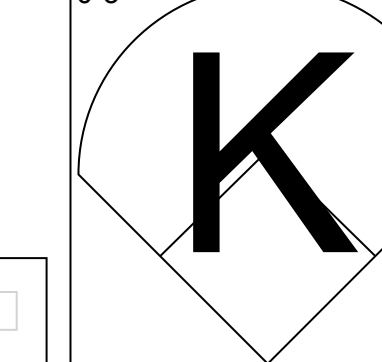
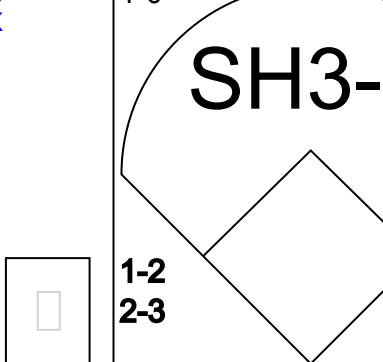
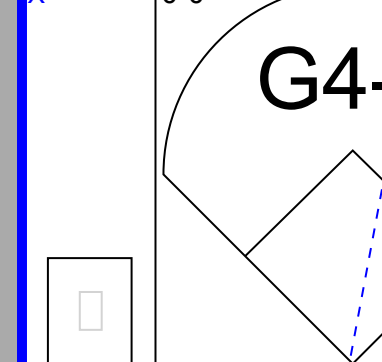
Batter	1	2	3	4	5	6	7	8	9	AB	R	H	RBI	BB	SO	LOB	TOP					
Ron Gant, R OBP: 0.306, SLG: 0.448 (1, 4)	G5-3		F7			G6-3	3B 1B		CS 1B	5	1	2	0	0	0	1	<b>Atlanta Braves @ Pittsburgh Pirates</b> Three Rivers Stadium, Pittsburgh, PA Mon Aug 15 1988, 7:05 PM EDT Att: 12,112 - Unknown - 80 F					
Ken Oberkfell, L OBP: 0.332, SLG: 0.377 (1, 5)	G3			K		2B 2B	1-H 3B	CS	4	1	2	2	0	1	0							
Andres Thomas, R OBP: 0.275, SLG: 0.382 (1, 6)	G6-3			G6-3		G4-3 2B	G6-3		4	0	1	1	0	0	1							
Dale Murphy, R OBP: 0.326, SLG: 0.462 (1, 9)		G5-3		G6-3		G4-3	K		4	0	0	0	0	1	2							
Ted Simmons, S OBP: 0.349, SLG: 0.380 (1, 3)	F9				2B G6-3 BB	BB		K	2	1	0	0	2	1	0							
Dion James, L OBP: 0.368, SLG: 0.381 (1, 7)	G4-3				1-1 2B	1-2 BB		K	3	0	1	0	1	1	0							
Bruce Benedict, R OBP: 0.307, SLG: 0.287 (1, 2)			G6-3		P3	G5-3		F8	4	0	0	0	0	0	5							
Terry Blocker, L OBP: 0.247, SLG: 0.269 (1, 8)			2B		G6-3		1B SH1-4 3B 1B		K	4	1	2	1	0	1	1						
29 John Smoltz, R OBP: 0.167, SLG: 0.167 (1, 1)			K				SH1-4		F8	1	0	0	0	0	1	1						
German Jimenez, L OBP: 0.093, SLG: 0.083 (3, 1)										0	0	0	0	0	0	0						
Paul Runge, R OBP: 0.375, SLG: 0.346 (5, PH)										1	0	0	0	0	1	1						
Charlie Puleo, R OBP: 0.182, SLG: 0.182 (5, 1)										1	0	0	0	0	0	0						
Ed Olwine, R ERA: 3.55 (9, 1)										0	0	0	0	0	0	0						
<b>Inning Stats</b>	R: 0 E: 0 K: 0 S: 7	H: 0 LOB: 0 BB: 0 P: 9	R: 0 E: 0 K: 0 S: 9	H: 0 LOB: 0 BB: 0 P: 15	R: 0 E: 0 K: 1 S: 10	H: 1 LOB: 1 BB: 0 P: 16	R: 0 E: 0 K: 1 S: 7	H: 0 LOB: 0 BB: 0 P: 10	R: 1 E: 0 K: 0 S: 11	H: 1 LOB: 1 BB: 1 P: 19	R: 1 E: 0 K: 0 S: 15	H: 2 LOB: 3 BB: 2 P: 31	R: 2 E: 0 K: 1 S: 14	H: 3 LOB: 1 BB: 0 P: 20	R: 0 E: 0 K: 2 S: 11	H: 0 LOB: 0 BB: 0 P: 16	R: 0 E: 0 K: 1 S: 7	H: 1 LOB: 0 BB: 0 P: 12	1B: 3 2B: 4 3B: 1 HR: 0	SF: 0 SAC: 1 DP: 0 HBP: 0	WP: 0 PB: 0 SB: 0 CS: 1	PA: 38
<b>PITCHER</b>	IP WLS BF H R ER SO BB IBB HBP BLK WP HR S P ERA WHIP																					
Bob Walk, R ERA: 2.96 (1, 1)	6.1 L 28 6 4 4 3 3 0 0 0 0 0 0 65 108 5.68 1.421																					
Morris Madden, L ERA: 3.55 (7, 1)	0.2 3 1 0 0 1 0 0 0 0 0 0 0 8 12 0.00 1.500																					
Bob Kipper, L ERA: 3.55 (8, 1)	2.0 6 1 0 0 3 0 0 0 0 0 0 0 18 28 0.00 0.500																					

Batter	1	2	3	4	5	6	7	8	9	AB	R	H	RBI	BB	SO	LOB	BOTTOM					
Barry Bonds, L OBP: 0.372, SLG: 0.530 (1, 7)	G3	P6	P7		K			F7		5	0	0	0	0	1	7	<b>Atlanta Braves @ Pittsburgh Pirates</b> Three Rivers Stadium, Pittsburgh, PA Mon Aug 15 1988, 7:05 PM EDT Att: 12,112 - Unknown - 80 F					
Jose Lind, R OBP: 0.290, SLG: 0.301 (1, 4)	S 1B		3B 1B		K		F8	G4-3	5	1	2	0	0	1	0							
Andy Van Slyke, L OBP: 0.349, SLG: 0.525 (1, 8)	F8		1-H 2B 3B		F6		S 1B	K	5	1	2	1	0	1	1							
Bobby Bonilla, S OBP: 0.384, SLG: 0.510 (1, 5)	4-1 BB		L3		CS BB		P5		K	3	0	0	0	2	1	2						
Sid Bream, L OBP: 0.352, SLG: 0.455 (1, 3)	L8		G3 BB 2B		K		BB	G4-3	4	1	1	1	1	1	3							
R.J. Reynolds, S OBP: 0.283, SLG: 0.363 (1, 9)		K	BB G3 BB		K		G1-3	2B	4	0	1	0	1	2	2							
Michael LaValliere, L OBP: 0.297, SLG: 0.344 (1, 2)		4-1 BB BB							3	0	1	0	1	0	2							
Mike Diaz, R OBP: 0.368, SLG: 0.268 (9, PH)			G3		1B 1B		P6	F5	1	0	0	0	0	0	1							
Al Pedrique, R OBP: 0.267, SLG: 0.252 (1, 6)		4-0 BB			F8		G1-3		2	0	0	0	2	0	1							
Bob Walk, R OBP: 0.143, SLG: 0.113 (1, 1)		0-3 BB							2	0	1	1	1	1	2							
Morris Madden, L ERA: 5.53 (7, 1)			K						0	0	0	0	0	0	0	0						
Orestes Destrade, S OBP: 0.297, SLG: 0.192 (7, PH)			K						1	0	0	0	0	1	0	0						
Bob Kipper, R ERA: 3.66 (8, 1)			1-2 2-3 3-H BB						0	0	0	0	0	0	0	0						
<b>Inning Stats</b>	R: 0 E: 0 K: 0 S: 11	H: 1 LOB: 2 BB: 1 P: 21	R: 0 E: 0 K: 2 S: 11	H: 0 LOB: 2 BB: 2 P: 25	R: 3 E: 0 K: 0 S: 16	H: 3 LOB: 3 BB: 3 P: 34	R: 0 E: 0 K: 2 S: 11	H: 0 LOB: 1 BB: 1 P: 20	R: 0 E: 0 K: 0 S: 13	H: 2 LOB: 2 BB: 0 P: 19	R: 0 E: 0 K: 0 S: 10	H: 1 LOB: 2 BB: 1 P: 19	R: 0 E: 0 K: 1 S: 9	H: 0 LOB: 0 BB: 0 P: 15	R: 0 E: 0 K: 1 S: 6	H: 0 LOB: 0 BB: 0 P: 10	R: 0 E: 0 K: 1 S: 9	H: 1 LOB: 1 BB: 0 P: 13	1B: 5 2B: 2 3B: 1 HR: 0	SF: 0 SAC: 0 DP: 0 HBP: 0	WP: 0 PB: 0 SB: 3 CS: 1	PA: 43
<b>PITCHER</b>	IP WLS BF H R ER SO BB IBB HBP BLK WP HR S P ERA WHIP																					
29 John Smoltz, R ERA: 5.53 (1, 1)	2.2 18 4 3 3 2 5 1 0 0 0 0 0 12 22 0.00 0.750																					
German Jimenez, L ERA: 5.29 (3, 1)	1.1 5 0 0 0 2 1 0 0 0 0 0 0 12 22 0.00 0.750																					
Charlie Puleo, R ERA: 3.66 (5, 1)	4.2 W 19 4 0 0 5 1 0 0 0 0 0 0 45 73 0.00 1.071																					
Ed Olwine, L ERA: 7.43 (9, 1)	0.1 S 1 0 0 0 0 0 0 0 0 0 0 0 2 3 0.00 0.000																					





Batter	1	2	3	4	5	6	7	8	9	AB	R	H	RBI	BB	SO	LOB	TOP								
Ron Gant, R OBP: 0.304, SLG: 0.443 (1, 4)										4	0	0	0	0	3	2	<b>Atlanta Braves @ Pittsburgh Pirates</b> Three Rivers Stadium, Pittsburgh, PA Tue Aug 16 1988, 7:05 PM EDT Att: 13,994 - Unknown - 86 F								
Ken Oberkfell, L OBP: 0.329, SLG: 0.373 José Álvarez, R OBP: 0.500, SLG: 0.429 (1, 5) (7, 1)										4	0	0	0	0	0	2									
Andres Thomas, R OBP: 0.276, SLG: 0.385 (1, 6)										4	1	2	0	0	0	0									
Dale Murphy, R OBP: 0.327, SLG: 0.464 (1, 9)										4	1	2	0	0	0	2									
Ted Simmons, S OBP: 0.356, SLG: 0.392 (1, 3)										3	0	1	1	1	0	2									
Dion James, L OBP: 0.369, SLG: 0.383 (1, 7)										4	0	2	1	0	1	2									
Bruce Benedict, R OBP: 0.304, SLG: 0.283 Jerry Royster, R OBP: 0.216, SLG: 0.187 (7, PH) (7, 5)										2	0	0	0	0	1	4									
Terry Blocker, L OBP: 0.247, SLG: 0.268 (1, 8)										4	0	1	0	0	0	2									
Pete Smith, R OBP: 0.122, SLG: 0.146 Ozzie Virgil, R OBP: 0.292, SLG: 0.363 (7, PH) (7, 2)										2	0	0	0	0	2	0									
<b>Inning Stats</b>	R: 0 E: 0 K: 1 S: 5	H: 0 LOB: 0 BB: 0 P: 8	R: 1 E: 1 K: 1 S: 11	H: 2 LOB: 1 BB: 0 P: 14	R: 0 E: 0 K: 2 S: 9	H: 0 LOB: 0 BB: 0 P: 12	R: 0 E: 0 K: 0 S: 7	H: 2 LOB: 2 BB: 0 P: 12	R: 0 E: 0 K: 0 S: 9	H: 0 LOB: 1 BB: 0 P: 14	R: 1 E: 0 K: 0 S: 6	H: 2 LOB: 1 BB: 0 P: 8	R: 0 E: 0 K: 0 S: 11	H: 2 LOB: 2 BB: 0 P: 14	R: 0 E: 0 K: 1 S: 8	H: 1 LOB: 1 BB: 1 P: 17		R: 0 E: 0 K: 1 S: 7	H: 0 LOB: 0 BB: 0 P: 11	1B: 6 2B: 3 3B: 0 HR: 0	SF: 0 SAC: 0 DP: 2 HBP: 0	WP: 2 PB: 0 SB: 0 CS: 0	PA: 36		
<b>PITCHER</b>	IP	WLS	BF	H	R	ER	SO	BB	IBB	HBP	BLK	WP	HR	S	P	ERA	WHIP								
Doug Drabek, R ERA: 3.21 (1, 1)	7.0	W	29	8	2	1	6	0	0	0	0	0	0	58	82	1.29	1.143								
Jeff Robinson, R ERA: 3.06 (8, 1)	1.0		4	1	0	0	1	1	0	0	0	1	0	8	17	0.00	2.000								
Jim Gott, R ERA: 3.05 (9, 1)	1.0	S	3	0	0	0	1	0	0	0	0	0	0	7	11	0.00	0.000								

Batter	1	2	3	4	5	6	7	8	9	AB	R	H	RBI	BB	SO	LOB	BOTTOM								
Barry Bonds, L OBP: 0.376, SLG: 0.531 (1, 7)										3	0	2	2	1	0	0	<b>Atlanta Braves @ Pittsburgh Pirates</b> Three Rivers Stadium, Pittsburgh, PA Tue Aug 16 1988, 7:05 PM EDT Att: 13,994 - Unknown - 86 F								
Jose Lind, R OBP: 0.290, SLG: 0.300 (1, 4)										4	0	1	0	0	0	2									
Andy Van Slyke, L OBP: 0.350, SLG: 0.531 (1, 8)										3	1	1	1	1	1	1									
Bobby Bonilla, S OBP: 0.381, SLG: 0.506 (1, 5)										4	0	0	0	0	0	4									
Sid Bream, L OBP: 0.351, SLG: 0.453 (1, 3)										4	0	1	0	0	2	0									
R.J. Reynolds, S OBP: 0.290, SLG: 0.380 (1, 9)										4	2	3	1	0	0	0									
Michael LaValliere, L OBP: 0.365, SLG: 0.341 (1, 2)										3	1	0	0	1	0	2									
Rafael Belliard, R OBP: 0.290, SLG: 0.254 (1, 6)										3	0	0	0	0	1	2									
Doug Drabek, R OBP: 0.203, SLG: 0.290 John Cangelosi, S OBP: 0.321, SLG: 0.215 Jeff Robinson, R OBP: 0.133, SLG: 0.071 Jim Gott, R (1, 1) (7, PH) (8, 1) (9, 1)										1	0	0	0	0	1	0									
<b>Inning Stats</b>	R: 0 E: 0 K: 1 S: 13	H: 1 LOB: 1 BB: 0 P: 22	R: 1 E: 0 K: 1 S: 12	H: 1 LOB: 0 BB: 0 P: 17	R: 0 E: 0 K: 1 S: 10	H: 0 LOB: 0 BB: 0 P: 15	R: 0 E: 0 K: 0 S: 3	H: 0 LOB: 0 BB: 0 P: 6	R: 2 E: 0 K: 1 S: 13	H: 3 LOB: 3 BB: 2 P: 24	R: 0 E: 0 K: 1 S: 6	H: 0 LOB: 0 BB: 0 P: 11	R: 0 E: 0 K: 0 S: 12	H: 0 LOB: 1 BB: 1 P: 19	R: 1 E: 0 K: 0 S: 8	H: 3 LOB: 1 BB: 0 P: 14		R: 0 E: 0 K: 0 S: 7	H: 0 LOB: 0 BB: 0 P: 11	1B: 6 2B: 1 3B: 0 HR: 2	SF: 0 SAC: 1 DP: 1 HBP: 0	WP: 0 PB: 0 SB: 0 CS: 0	PA: 34		
<b>PITCHER</b>	IP	WLS	BF	H	R	ER	SO	BB	IBB	HBP	BLK	WP	HR	S	P	ERA	WHIP								
Pete Smith, R ERA: 4.32 (1, 1)	6.0	L	25	5	3	3	5	2	0	0	0	0	1	57	95	4.50	1.167								
José Álvarez, R ERA: 2.99 (7, 1)	2.0		9	3	1	1	0	1	0	0	0	0	1	20	33	4.50	2.000								





Batter	1	2	3	4	5	6	7	8	9	AB	R	H	RBI	BB	SO	LOB	TOP			
Ron Gant, R OBP: 0.305, SLG: 0.446 (1,4)				G4-3		G6-3			G6-3	4	0	2	1	0	0	0	<b>Atlanta Braves @ Pittsburgh Pirates</b> Three Rivers Stadium, Pittsburgh, PA Wed Aug 17 1988, 7:05 PM EDT Att: 33,164 - Unknown - 95 F  <b>AB 29</b> <b>R 1</b> <b>H 3</b> <b>RBI 1</b> <b>BB 0</b> <b>SO 2</b> <b>LOB 6</b>  			
Lonnie Smith, R OBP: 0.250, SLG: 0.219 (1,7)	F8			G6-3		F7			F9	4	0	0	0	0	0	2				
Andres Thomas, R OBP: 0.274, SLG: 0.382 (1,6)	F9			K		F3			L1	4	0	0	0	0	1	1				
Dale Murphy, R OBP: 0.327, SLG: 0.463 (1,9)		G5-3				G5-3		L5		3	0	1	0	0	0	0				
Ted Simmons, S OBP: 0.344, SLG: 0.377 (1,3)		G4-3			K			G3-1		3	0	0	0	0	1	1				
Jim Morrison, R OBP: 0.218, SLG: 0.253 (1,5)		G5-3			G5-3			G6-3		3	0	0	0	0	0	1				
Bruce Benedict, R OBP: 0.301, SLG: 0.280 (8, PH)				F7				F7		2	0	0	0	0	0	1				
Dion James, L OBP: 0.368, SLG: 0.382 (8, PH)						F8				1	0	0	0	0	0	0				
Ozzie Virgil, R OBP: 0.292, SLG: 0.363 (8,2)										0	0	0	0	0	0	0				
Terry Blocker, L OBP: 0.238, SLG: 0.257 (1,8)				F6		E6 SH3-4 2B		P5		3	1	0	0	0	0	0				
Tom Glavine, L OBP: 0.267, SLG: 0.256 (1,1)				G6-3		SH3-4		F9		1	0	0	0	0	0	0				
Ken Oberkfell, L OBP: 0.328, SLG: 0.372 (8, PH)										1	0	0	0	0	0	0				
Joe Boever, R OBP: 0.292, SLG: 0.363 (8,1)										0	0	0	0	0	0	0				
<b>Inning Stats</b>	R: 0 E: 0 K: 0 S: 9	H: 1 LOB: 0 BB: 0 P: 12	R: 0 E: 0 K: 0 S: 7	H: 0 LOB: 0 BB: 0 P: 10	R: 0 E: 0 K: 0 S: 9	H: 0 LOB: 0 BB: 0 P: 13	R: 0 E: 0 K: 1 S: 5	H: 0 LOB: 0 BB: 0 P: 6	R: 0 E: 0 K: 1 S: 11	H: 1 LOB: 1 BB: 0 P: 15	R: 0 E: 0 K: 0 S: 5	H: 0 LOB: 0 BB: 0 P: 6	R: 0 E: 0 K: 0 S: 5	H: 0 LOB: 0 BB: 0 P: 5	R: 0 E: 0 K: 0 S: 8	H: 0 LOB: 0 BB: 0 P: 14	1B: 2 2B: 1 3B: 0 HR: 0	SF: 0 SAC: 1 DP: 0 HBP: 0	WP: 0 PB: 0 SB: 0 CS: 1	PA: 30
<b>PITCHER</b>	IP WLS BF H R ER SO BB IBB HBP BLK WP HR S P ERA WHIP																			
Dave LaPoint, L ERA: 3.26 (1,1)	7.0 W 24 3 1 0 2 0 0 0 0 0 0 0 53 72 0.00 0.429																			
Jeff Robinson, R ERA: 3.03 (8,1)	1.0 3 0 0 0 0 0 0 0 0 0 0 0 5 5 0.00 0.000																			
Jim Gott, R ERA: 3.0 (9,1)	1.0 S 3 0 0 0 0 0 0 0 0 0 0 0 8 14 0.00 0.000																			

Batter	1	2	3	4	5	6	7	8	9	AB	R	H	RBI	BB	SO	LOB	BOTTOM			
John Cangelosi, S OBP: 0.329, SLG: 0.221 (1,7)	K									3	1	1	0	1	1	0	<b>Atlanta Braves @ Pittsburgh Pirates</b> Three Rivers Stadium, Pittsburgh, PA Wed Aug 17 1988, 7:05 PM EDT Att: 33,164 - Unknown - 95 F  <b>AB 28</b> <b>R 2</b> <b>H 7</b> <b>RBI 2</b> <b>BB 2</b> <b>SO 7</b> <b>LOB 9</b>  			
Jim Gott, R OBP: 0.351, SLG: 0.530 (9,1)										0	0	0	0	0	0	0				
Jose Lind, R OBP: 0.290, SLG: 0.300 (1,4)	S									3	0	1	1	0	0	1				
Andy Van Slyke, L OBP: 0.351, SLG: 0.530 (1,8)	F8									4	0	2	0	0	0	1				
Bobby Bonilla, S OBP: 0.378, SLG: 0.501 (1,5)	L8									4	0	0	0	0	0	3				
Mike Diaz, R OBP: 0.367, SLG: 0.270 (1,3)										3	0	1	0	0	2	0				
Sid Bream, L OBP: 0.351, SLG: 0.453 (8,3)										0	0	0	0	0	0	0				
R.J. Reynolds, S OBP: 0.290, SLG: 0.383 (1,9)										3	1	1	0	0	0	1				
Tom Prince, R OBP: 0.292, SLG: 0.273 (1,2)										3	0	1	1	0	1	1				
Rafael Belliard, R OBP: 0.291, SLG: 0.252 (1,6)										2	0	0	0	1	0	0				
Dave LaPoint, L ERA: 3.26 (1,1)										2	0	0	0	0	2	0				
Orestes Destrade, S OBP: 0.200, SLG: 0.185 (7, PH)										1	0	0	0	0	1	2				
Jeff Robinson, R OBP: 0.133, SLG: 0.071 (8,1)										0	0	0	0	0	0	0				
Barry Bonds, L OBP: 0.376, SLG: 0.531 (9,7)										0	0	0	0	0	0	0				
<b>Inning Stats</b>	R: 0 E: 0 K: 1 S: 11	H: 1 LOB: 1 BB: 0 P: 16	R: 1 E: 1 K: 0 S: 8	H: 2 LOB: 0 BB: 0 P: 15	R: 1 E: 1 K: 1 S: 8	H: 1 LOB: 0 BB: 0 P: 13	R: 0 E: 0 K: 1 S: 10	H: 0 LOB: 0 BB: 0 P: 15	R: 0 E: 0 K: 2 S: 7	H: 0 LOB: 0 BB: 0 P: 11	R: 0 E: 0 K: 0 S: 8	H: 1 LOB: 1 BB: 1 P: 19	R: 0 E: 0 K: 2 S: 8	H: 1 LOB: 2 BB: 1 P: 19	R: 0 E: 0 K: 0 S: 10	H: 1 LOB: 1 BB: 0 P: 13	1B: 6 2B: 1 3B: 0 HR: 0	SF: 1 SAC: 0 DP: 0 HBP: 0	WP: 0 PB: 0 SB: 2 CS: 1	PA: 31
<b>PITCHER</b>	IP WLS BF H R ER SO BB IBB HBP BLK WP HR S P ERA WHIP																			
Tom Glavine, L ERA: 5.12 (1,1)	7.0 L 27 6 2 0 0 2 0 0 0 0 0 0 10 13 0.00 1.143																			
Joe Boever, R ERA: 0.93 (8,1)	1.0 4 1 0 0 0 0 0 0 0 0 0 0 10 13 0.00 1.000																			







Batter	1	2	3	4	5	6	7	8	9	AB	R	H	RBI	BB	SO	LOB	TOP				
Gerald Young, S OBP: 0.340, SLG: 0.321 (1, 8)	F9		F3		G5-4-3		FC6-4			4	0	0	0	0	0	4	<b>Houston Astros @ Pittsburgh Pirates</b> Three Rivers Stadium, Pittsburgh, PA Sat Aug 20 1988, 3:33 AM EDT Att: 23,183 - Cloudy - 78 F				
Bill Doran, S OBP: 0.344, SLG: 0.352 (1, 4)	F9			G1-3		G6-3		G6-3		4	0	0	0	0	0						
Billy Hatcher, R OBP: 0.320, SLG: 0.352 Terry Puhl, L OBP: 0.426, SLG: 0.446 (8, PH) (8, 7)	G6-3			FC6-4 2B		P3		L8		3	1	1	0	0	0						
Glenn Davis, R OBP: 0.341, SLG: 0.493 (1, 3)				FC6-4 HBP				K		3	0	1	0	0	1						
Buddy Bell, R OBP: 0.305, SLG: 0.367 (1, 5)	F8			FC6-4 1B		L7				4	0	0	1	0	0	2					
Kevin Bass, S OBP: 0.315, SLG: 0.386 (1, 9)	P3			1B						4	0	1	0	0	0	0					
Rafael Ramirez, R OBP: 0.289, SLG: 0.368 (1, 6)			F9	P3						4	0	2	0	0	0	2					
Alex Trevino, R OBP: 0.347, SLG: 0.359 Denny Walling, L OBP: 0.304, SLG: 0.341 (9, PH)			F7					F9		3	0	2	0	0	0	0					
Nolan Ryan, R OBP: 0.102, SLG: 0.054 Larry Andersen, R OBP: 0.400, SLG: 0.400 John Fishel, R OBP: 0.167, SLG: 0.167 Juan Agosto, L (7, 1)				FC3-6 1B		FC6-4 1B				1	0	0	0	0	0	1					
				FC3-6 1B		P3				0	0	0	0	0	0	0					
				BB						0	0	0	0	0	0	2					
										0	0	0	0	0	0	0					
<b>Inning Stats</b>	R: 0 H: 0 E: 0 K: 0 S: 9	H: 0 LOB: 0 BB: 0 P: 13	R: 0 H: 0 E: 0 K: 0 S: 5	H: 0 LOB: 0 BB: 0 P: 7	R: 0 H: 0 E: 0 K: 0 S: 6	H: 0 LOB: 1 BB: 1 P: 12	R: 1 H: 2 E: 0 K: 0 S: 16	H: 2 LOB: 2 BB: 0 P: 22	R: 0 H: 1 E: 0 K: 0 S: 7	H: 1 LOB: 1 BB: 0 P: 7	R: 0 H: 2 E: 0 K: 0 S: 14	H: 2 LOB: 2 BB: 0 P: 18	R: 0 H: 0 E: 0 K: 1 S: 11	H: 1 LOB: 1 BB: 0 P: 16	R: 0 H: 1 E: 0 K: 0 S: 9	H: 1 LOB: 1 BB: 0 P: 11	1B: 6 2B: 1 3B: 0 HR: 0	SF: 0 SAC: 0 DP: 1 HBP: 1	WP: 0 PB: 0 SB: 1 CS: 0	PA: 35	
<b>PITCHER</b>	IP	WLS	BF	H	R	ER	SO	BB	IBB	HBP	BLK	WP	HR	S	P	ERA	WHIP				
John Smiley, L ERA: 3.21 Jim Gott, R ERA: 2.9	(1, 1) (8, 1)	7.0 S	28 7	6 1	1 0	1 0	0 1	1 0	0 0	1 0	0 0	0 0	0 0	60 20	83 27	1.29 0.00	1.000 0.500				

Batter	1	2	3	4	5	6	7	8	9	AB	R	H	RBI	BB	SO	LOB	BOTTOM				
Barry Bonds, L OBP: 0.376, SLG: 0.526 (1, 7)	G4-3			G4-3				G3		4	1	1	0	0	0	1	<b>Houston Astros @ Pittsburgh Pirates</b> Three Rivers Stadium, Pittsburgh, PA Sat Aug 20 1988, 3:33 AM EDT Att: 23,183 - Cloudy - 78 F				
Jose Lind, R OBP: 0.290, SLG: 0.299 (1, 4)	G4-3			F9						3	0	1	2	1	0	0					
Andy Van Slyke, L OBP: 0.350, SLG: 0.525 (1, 8)	K			G4-3						4	0	0	0	0	1	3					
Bobby Bonilla, S OBP: 0.373, SLG: 0.493 (1, 5)			P5							3	0	0	0	0	1	0					
Sid Bream, L OBP: 0.348, SLG: 0.445 (1, 3)			G3-1							2	0	0	0	1	0	0					
Gary Redus, R OBP: 0.339, SLG: 0.396 Jim Gott, R (8, 1)			F3							3	0	0	0	0	0	1					
Michael LaValliere, L OBP: 0.365, SLG: 0.341 (1, 2)										3	0	1	0	0	1	0					
Al Pedrique, R OBP: 0.261, SLG: 0.245 Rafael Belliard, R OBP: 0.238, SLG: 0.249 (9, 6)										3	0	0	0	0	1	2					
										0	0	0	0	0	0	0					
John Smiley, L OBP: 0.146, SLG: 0.089 R.J. Reynolds, S OBP: 0.289, SLG: 0.384 (8, 9)										1	1	0	0	1	1	0					
										1	0	1	0	0	0	0					
<b>Inning Stats</b>	R: 0 H: 0 E: 0 K: 1 S: 6	H: 0 LOB: 0 BB: 0 P: 11	R: 0 H: 0 E: 0 K: 0 S: 9	H: 0 LOB: 0 BB: 0 P: 13	R: 0 H: 0 E: 0 K: 3 S: 11	H: 0 LOB: 0 BB: 0 P: 15	R: 0 H: 0 E: 0 K: 0 S: 6	H: 0 LOB: 0 BB: 0 P: 9	R: 0 H: 2 E: 0 K: 0 S: 14	H: 2 LOB: 1 BB: 1 P: 27	R: 0 H: 1 E: 0 K: 0 S: 11	H: 1 LOB: 2 BB: 1 P: 23	R: 0 H: 1 E: 0 K: 0 S: 10	H: 1 LOB: 1 BB: 1 P: 17	R: 0 H: 0 E: 0 K: 0 S: 6	H: 0 LOB: 0 BB: 0 P: 11		1B: 3 2B: 1 3B: 0 HR: 0	SF: 0 SAC: 0 DP: 1 HBP: 0	WP: 0 PB: 0 SB: 0 CS: 0	PA: 30
<b>PITCHER</b>	IP	WLS	BF	H	R	ER	SO	BB	IBB	HBP	BLK	WP	HR	S	P	ERA	WHIP				
Nolan Ryan, R ERA: 4.12 Larry Andersen, R ERA: 2.9 Juan Agosto, L ERA: 2.28	(1, 1) (6, 1) (7, 1)	5.2 L	20 1	2 0	2 0	2 0	0 0	0 0	0 0	0 0	0 0	0 0	0 0	1 1	3 40	0.00 0.00 0.00	0.529 0.000 2.000				

AB	33
R	1
H	7
RBI	1
BB	1
SO	1
LOB	12





Batter	1	2	3	4	5	6	7	8	9	10	11	12	13	14	AB	R	H	RBI	BB	SO	LOB	TOP
Gerald Young, S OBP: 0.330, SLG: 0.319	G4-3		4-3		K			G1-5-3		FC4-6 BB		L6		1B	6	0	1	1	1	1	2	
Bill Doran, S OBP: 0.343, SLG: 0.348	G6-3		G6-3		K			L4-6-4 BLK BB		FC4-6 BB			F6	1B	5	0	0	0	2	1	4	
Terry Puhl, L OBP: 0.425, SLG: 0.439	F8												F9	FC4	3	0	0	0	2	0	0	
Larry Andersen, R OBP: 0.400, SLG: 0.400				G3																		
Jim Pankovits, R OBP: 0.286, SLG: 0.326																						
Juan Agosto, L OBP: 0.286, SLG: 0.326																						
Glenn Davis, R OBP: 0.345, SLG: 0.501		HR						L4-6-4		F8					5	1	3	1	1	0	5	
Buddy Bell, R OBP: 0.297, SLG: 0.357		G5-3		G4-3											6	0	0	0	0	1	3	
Denny Walling, L OBP: 0.301, SLG: 0.333																						
Billy Hatcher, R OBP: 0.322, SLG: 0.352	L6																					
Rafael Ramirez, R OBP: 0.286, SLG: 0.364																						
Alex Trevino, R OBP: 0.347, SLG: 0.364																						
Jim Deshaies, L OBP: 0.292, SLG: 0.293			SH5-4																			
Craig Reynolds, L OBP: 0.295, SLG: 0.320			SH5-4																			
Kevin Bass, S OBP: 0.316, SLG: 0.385																						
Inning Stats	R: 0 E: 0 K: 0 S: 7	H: 0 LOB: 0 BB: 0 P: 10	R: 1 E: 0 K: 0 S: 9	H: 1 LOB: 0 BB: 0 P: 15	R: 0 E: 0 K: 0 S: 6	H: 1 LOB: 1 BB: 1 P: 9	R: 0 E: 0 K: 0 S: 5	H: 1 LOB: 2 BB: 1 P: 14	R: 0 E: 0 K: 2 S: 12	H: 1 LOB: 1 BB: 0 P: 14	R: 0 E: 0 K: 1 S: 7	H: 0 LOB: 0 BB: 0 P: 13	R: 0 E: 0 K: 0 S: 4	H: 0 LOB: 0 BB: 1 P: 14	R: 1 E: 0 K: 0 S: 7	H: 1 LOB: 3 BB: 3 P: 22	1B: 4 2B: 3 HR: 1	SF: 0 SAC: 2 DP: 1 HBP: 0	WP: 1 PB: 1 SB: 0 CS: 0	PA: 57		
PITCHER	IP	WLS	BF	H	R	ER	SO	BB	IBB	HBP	BLK	WP	HR	S	P	ERA	WHIP					
Bob Walk, R ERA: 2.88	7.1		30	5	1	1	3									1.23	1.091					
Jeff Robinson, R ERA: 2.96	0.2	1	0	0	0	0	0	0	0	0	0	0	0	2	2	0.00	0.000					
Brian Fisher, R ERA: 4.59	3.0	12	1	0	0	1	2	0	0	0	0	0	0	20	39	0.00	1.000					
Bob Kipper, L ERA: 3.62	3.0	L	14	1	1	1	1	2	2	0	0	0	0	18	43	3.00	1.000					

Houston Astros @ Pittsburgh Pirates  
Three Rivers Stadium, Pittsburgh, PA  
Sun Aug 21 1988, 3:33 AM EDT  
Att. 38,290 - Sunny - 80 F

AB	46
R	2
H	7
RBI	2
BB	9
SO	5
LOB	22



Batter	1	2	3	4	5	6	7	8	9	10	11	12	13	14	AB	R	H	RBI	BB	SO	LOB	BOTTOM
John Cangelosi, S OBP: 0.322, SLG: 0.219	P6														4	0	1	0	0	0	0	
Andy Van Slyke, L OBP: 0.349, SLG: 0.522															2	0	0	0	0	1	1	
Jose Lind, R OBP: 0.290, SLG: 0.301	F8														6	1	2	0	0	0	1	
Gary Redus, R OBP: 0.338, SLG: 0.392	G5-3														3	0	0	0	1	2	2	
Brian Fisher, R OBP: 0.111, SLG: 0.071															0	0	0	0	0	0	0	
Barry Bonds, L OBP: 0.374, SLG: 0.524															2	0	0	0	0	1	1	
Bobby Bonilla, S OBP: 0.376, SLG: 0.493		G5-3													4	0	2	1	1	0	0	
Glenn Wilson, R OBP: 0.283, SLG: 0.316																						
Bob Kipper, R OBP: 0.194, SLG: 0.179		5-3													5	0	1	0	0	2	4	
Orestes Destrade, S OBP: 0.194, SLG: 0.179															0	0	0	0	0	0	0	
Sid Bream, L OBP: 0.345, SLG: 0.441															6	0	1	0	0	0	2	
Tom Prince, R OBP: 0.276, SLG: 0.259																						
Al Pedrique, R OBP: 0.258, SLG: 0.243															5	0	1	0	0	0	3	
Bob Walk, R OBP: 0.138, SLG: 0.109															2	0	0	0	0	1	1	
Jeff Robinson, R OBP: 0.133, SLG: 0.071															0	0	0	0	0	0	0	
R.J. Reynolds, S OBP: 0.289, SLG: 0.383															3	0	1	0	0	0	0	
Inning Stats	R: 0 E: 0 K: 0 S: 7	H: 0 LOB: 0 BB: 0 P: 13	R: 0 E: 0 K: 0 S: 8	H: 0 LOB: 0 BB: 0 P: 11	R: 1 E: 0 K: 2 S: 10	H: 2 LOB: 1 BB: 0 P: 16	R: 0 E: 0 K: 1 S: 15	H: 1 LOB: 1 BB: 0 P: 11	R: 0 E: 0 K: 1 S: 6	H: 2 LOB: 2 BB: 0 P: 27	R: 0 E: 0 K: 1 S: 7	H: 0 LOB: 0 BB: 0 P: 18	R: 0 E: 0 K: 0 S: 6	H: 1 LOB: 1 BB: 0 P: 13	R: 0 E: 0 K: 0 S: 5	H: 1 LOB: 0 BB: 0 P: 6	1B: 9 2B: 2 3B: 0 HR: 0	SF: 0 SAC: 0 DP: 3 HBP: 1	WP: 0 PB: 0 SB: 2 CS: 1	PA: 51		
PITCHER	IP	WLS	BF	H	R	ER	SO	BB	IBB	HBP	BLK	WP	HR	S	P	ERA	WHIP					
Jim Deshaies, L ERA: 3.13	9.0		35	7	1	1	5									1.00	1.000					
Larry Andersen, R ERA: 2.77	3.0	9	1	0	0	0	0	0	0	1	0	0	0	16	25	0.00	0.333					
Juan Agosto, L ERA: 2.22	2.0	W	7	2	0	0	2	0	0	0	0	0	0	15	19	0.00	1.000					

Houston Astros @ Pittsburgh Pirates  
Three Rivers Stadium, Pittsburgh, PA  
Sun Aug 21 1988, 3:33 AM EDT  
Att. 38,290 - Sunny - 80 F

AB	48
R	10
H	10
RBI	1
BB	2
SO	7
LOB	17





Batter	1	2	3	4	5	6	7	8	9	AB	R	H	RBI	BB	SO	LOB	TOP								
<b>Kal Daniels, L</b> OBP: 0.395, SLG: 0.439 (1, 7)	1-1 3-1		1-1 4-3		1-0 F8		2-2 E5 WP BLK 1B			4	0	1	0	0	0	0	<b>Cincinnati Reds @ Pittsburgh Pirates</b> Three Rivers Stadium, Pittsburgh, PA Mon Aug 22 1988, 7:05 PM EDT Att: 17,540 - Unknown - 78 F <a href="http://livebaseballscorecards.com">livebaseballscorecards.com</a>								
<b>Chris Sabo, R</b> OBP: 0.314, SLG: 0.436 (1, 5)	1-2 6-3		0-2 E6 E S 3B		1-2 E5 PO		1-3 F3			4	1	0	0	0	0	1									
<b>Barry Larkin, R</b> OBP: 0.346, SLG: 0.426 (1, 6)	0-1 2B		0-1 P4 1-3		0-0 PO 1-2	1-1 3B		0-2 G6-3		4	0	2	0	0	0	1									
<b>Eric Davis, R</b> OBP: 0.354, SLG: 0.509 (1, 8)	4-2 BB		1-1 3B		0-0 G5-3			1-3 K		3	0	1	1	1	1	1									
<b>Paul O'Neill, L</b> OBP: 0.320, SLG: 0.419 (1, 9)	1-2 4-3		1-2 F8		0-2 P4			0-0 CS 1B		4	0	1	0	0	0	4									
<b>Nick Esasky, R</b> OBP: 0.338, SLG: 0.432 (1, 3)		3-1 6-3		4-2 G5-4-3 BB		0-0 P4		1-1 CS 1-2	1-3 K	3	0	0	0	1	1	1									
<b>Bo Diaz, R</b> OBP: 0.236, SLG: 0.350 (1, 2)		0-0 F8		0-1 G5-4-3 1-2			2-2 G6-3		2-0 G3 WP 1B	4	0	1	0	0	0	1									
<b>Ron Oester, S</b> OBP: 0.300, SLG: 0.226 (1, 4)		0-0 1B		0-0 P7			3-2 G4-3		1-0 G3	4	0	1	0	0	0	1									
<b>Danny Jackson, R</b> OBP: 0.153, SLG: 0.159 (1, 1)		1-3 K			0-1 G6-3		2-2 1B E 1B		0-3 K	4	1	1	0	0	2	2									
<b>Inning Stats</b>	R: 0 E: 0 K: 0 S: 14	H: 1 LOB: 2 BB: 1 P: 21	R: 0 E: 0 K: 1 S: 8	H: 1 LOB: 1 BB: 0 P: 12	R: 1 E: 1 K: 0 S: 12	H: 1 LOB: 1 BB: 1 P: 15	R: 0 E: 0 K: 0 S: 5	H: 0 LOB: 0 BB: 1 P: 9	R: 0 E: 1 K: 0 S: 6	H: 0 LOB: 0 BB: 0 P: 8	R: 0 E: 0 K: 0 S: 7	H: 1 LOB: 1 BB: 0 P: 8	R: 1 E: 1 K: 0 S: 23	H: 2 LOB: 1 BB: 0 P: 35	R: 0 E: 0 K: 1 S: 8	H: 1 LOB: 0 BB: 0 P: 10	R: 0 E: 0 K: 2 S: 8	H: 1 LOB: 1 BB: 0 P: 12	1B: 5 2B: 1 3B: 2 HR: 0	SF: 0 SAC: 0 DP: 1 HBP: 0	WP: 2 PB: 0 SB: 1 CS: 1	PA: 38			
<b>PITCHER</b>	IP	WLS	BF	H	R	ER	SO	BB	IBB	HBP	BLK	WP	HR	S	P	ERA	WHIP								
<b>Doug Drabek, R</b> ERA: 3.11 (1, 1)	8.0	L	32	7	2	1	2	2	0	0	1	1	0	83	118	1.12	1.125								
<b>Jeff Robinson, R</b> ERA: 2.93 (9, 1)	1.0		4	1	0	0	2	0	0	0	0	1	0	8	12	0.00	1.000								

Batter	1	2	3	4	5	6	7	8	9	AB	R	H	RBI	BB	SO	LOB	BOTTOM								
<b>Barry Bonds, L</b> OBP: 0.373, SLG: 0.520 (1, 7)	4-2 1B BB		0-0 FC4-6 G5-4-3 1-2			3-3 K		1-1 L6		3	0	0	0	1	1	1	<b>Cincinnati Reds @ Pittsburgh Pirates</b> Three Rivers Stadium, Pittsburgh, PA Mon Aug 22 1988, 7:05 PM EDT Att: 17,540 - Unknown - 78 F <a href="http://livebaseballscorecards.com">livebaseballscorecards.com</a>								
<b>Jeff Robinson, R</b> OBP: 0.133, SLG: 0.071 (9, 1)			0-0 G5-4-3 1-2			1-1 1B			2-2 G5-3	4	0	1	0	0	1	2									
<b>Jose Lind, R</b> OBP: 0.290, SLG: 0.301 (1, 4)	0-3 K				1-1 F8		0-3 K		1-0 2B	4	0	2	0	0	1	1									
<b>Andy Van Slyke, L</b> OBP: 0.350, SLG: 0.524 (1, 8)	3-2 1B				2-3 K		1-2 F4		0-0 G5-3	4	0	0	0	0	1	3									
<b>Bobby Bonilla, S</b> OBP: 0.374, SLG: 0.489 (1, 5)	2-1 G6-4-3 1-2				1-2 F8		0-1 F7		0-0 F6	4	0	1	0	0	0	1									
<b>Glenn Wilson, R</b> OBP: 0.283, SLG: 0.318 (1, 9)		1-1 2B			3-3 K		0-2 FC6-4 1B			3	0	1	0	0	2	1									
<b>Orestes Destrade, S</b> OBP: 0.208, SLG: 0.194 (1, 3)		0-3 K			1-1 G6-3		2-2 FC6-4 1-2			3	0	0	0	0	0	2									
<b>Tom Prince, R</b> OBP: 0.250, SLG: 0.233 (1, 2)		0-0 5-3			2-3 K		0-1 L4			2	0	0	0	0	1	1									
<b>Rafael Belliard, R</b> OBP: 0.286, SLG: 0.247 (1, 6)		1-0 1-3			0-0 G5-3		1-2 G4-3			1	0	0	0	1	0	0									
<b>John Cangelosi, S</b> OBP: 0.318, SLG: 0.216 (8, PH)			4-0 FC4-6 BB							1	0	0	0	0	0	0									
<b>Al Pedrique, R</b> OBP: 0.258, SLG: 0.243 (9, 6)										1	0	0	0	0	0	0									
<b>Doug Drabek, R</b> OBP: 0.212, SLG: 0.286 (1, 1)										1	0	0	0	1	0	0									
<b>R.J. Reynolds, S</b> OBP: 0.288, SLG: 0.382 (8, PH)										1	0	0	0	0	0	0									
<b>Inning Stats</b>	R: 0 E: 0 K: 1 S: 11	H: 1 LOB: 1 BB: 1 P: 20	R: 0 E: 0 K: 1 S: 7	H: 1 LOB: 0 BB: 0 P: 9	R: 0 E: 0 K: 0 S: 2	H: 0 LOB: 0 BB: 1 P: 6	R: 0 E: 0 K: 1 S: 8	H: 0 LOB: 0 BB: 0 P: 12	R: 0 E: 0 K: 2 S: 10	H: 0 LOB: 0 BB: 0 P: 16	R: 0 E: 0 K: 2 S: 9	H: 1 LOB: 1 BB: 0 P: 13	R: 0 E: 0 K: 0 S: 11	H: 1 LOB: 1 BB: 0 P: 14	R: 0 E: 0 K: 0 S: 7	H: 0 LOB: 0 BB: 0 P: 9	R: 0 E: 0 K: 0 S: 6	H: 1 LOB: 1 BB: 0 P: 9	1B: 3 2B: 2 3B: 0 HR: 0	SF: 0 SAC: 0 DP: 2 HBP: 0	WP: 0 PB: 0 SB: 0 CS: 0	PA: 32			
<b>PITCHER</b>	IP	WLS	BF	H	R	ER	SO	BB	IBB	HBP	BLK	WP	HR	S	P	ERA	WHIP								
<b>Danny Jackson, L</b> ERA: 2.43 (1, 1)	9.0	W	32	5	0	0	7	2	0	0	0	0	0	71	108	0.00	0.778								














Batter	1	2	3	4	5	6	7	8	9	AB	R	H	RBI	BB	SO	LOB	TOP	
<b>Gary Redus, R</b> OBP: 0.335, SLG: 0.399 (1, 7)	F4			G3			K		5-3	4	0	0	0	0	1	1		
<b>Jose Lind, R</b> OBP: 0.291, SLG: 0.301 (1, 4)	F2			F8			L4		BB	3	0	0	0	1	0	0		
<b>Andy Van Slyke, L</b> OBP: 0.346, SLG: 0.523 (1, 8)	F7			F8			F7		K	4	0	0	0	0	1	2		
<b>Bobby Bonilla, S</b> OBP: 0.372, SLG: 0.484 (1, 5)		CS BB				K			1B 1B	2	0	1	0	1	1	0		
<b>Glenn Wilson, R</b> OBP: 0.283, SLG: 0.315 (1, 9)	K			F9					1B	3	0	1	0	0	1	1		
<b>Sid Bream, L</b> OBP: 0.339, SLG: 0.432 (1, 3)	K			F8					F8	3	0	0	0	0	1	1		
<b>Tom Prince, R</b> OBP: 0.243, SLG: 0.257 (1, 2)			L4				F6		4-3	3	0	0	0	0	0	1		
<b>Al Pedrique, R</b> OBP: 0.246, SLG: 0.231 (1, 6)			F7				F8		4-3 1B	2	0	0	0	0	0	0		
<b>John Cangelosi, S</b> OBP: 0.322, SLG: 0.224 (9, PH)									1B	1	0	1	0	0	0	0		
<b>John Smiley, L</b> OBP: 0.140, SLG: 0.085 (1, 1)									4-3	2	0	0	0	0	1	0		
<b>Brian Fisher, R</b> OBP: 0.111, SLG: 0.071 (7, 1)									4-3	0	0	0	0	0	0	0		
<b>R.J. Reynolds, S</b> OBP: 0.288, SLG: 0.380 (9, PH)									1-2	1	0	0	0	0	0	1		
<b>Inning Stats</b>	R: 0 E: 0 K: 0 S: 6	H: 0 LOB: 0 BB: 0 P: 10	R: 0 E: 0 K: 2 S: 7	H: 0 LOB: 0 BB: 1 P: 15	R: 0 E: 0 K: 0 S: 6	H: 0 LOB: 0 BB: 0 P: 9	R: 0 E: 0 K: 0 S: 7	H: 0 LOB: 0 BB: 0 P: 14	R: 0 E: 0 K: 1 S: 6	H: 0 LOB: 0 BB: 0 P: 8	R: 0 E: 0 K: 1 S: 14	H: 2 LOB: 1 BB: 0 P: 21	R: 0 E: 0 K: 1 S: 10	H: 1 LOB: 2 BB: 1 P: 17	1B: 3 2B: 0 3B: 0 HR: 0	SF: 0 SAC: 0 DP: 0 HBP: 0	WP: 0 PB: 0 SB: 0 CS: 1	PA: 30
<b>PITCHER</b> <b>Jim Deshaies, L</b> ERA: 2.96 (1, 1)	IP: 9.0 WLS: W BF: 30 H: 3 R: 0 ER: 0 SO: 6 BB: 2 IBB: 0 HBP: 0 BLK: 0 WP: 0 HR: 0 S: 72 P: 118 ERA: 0.00 WHIP: 0.556															<b>PITCHER</b>		

Pittsburgh Pirates @ Houston Astros  
Astrodome, Houston, TX  
Fri Aug 26 1988, 8:05 PM EDT  
Att: 27,650 - Dome - 72 F


AB 28  
R 0  
H 3  
RBI 0  
BB 2  
SO 6  
LOB 7



Batter	1	2	3	4	5	6	7	8	9	AB	R	H	RBI	BB	SO	LOB	BOTTOM	
<b>Gerald Young, S</b> OBP: 0.344, SLG: 0.327 (1, 8)	6-3	5-3		F8			1B S 1B			4	0	1	0	0	0	2		
<b>Bill Doran, S</b> OBP: 0.344, SLG: 0.350 (1, 4)	K		1B SF8 2B	S BB			5-3 1-2			3	1	1	0	1	1	1		
<b>Billy Hatcher, R</b> OBP: 0.319, SLG: 0.351 (1, 7)	S 1B		SF8 1B	6-3			5-3			4	1	2	0	0	0	2		
<b>Glenn Davis, R</b> OBP: 0.342, SLG: 0.490 (1, 3)	4-2 1-2 BB		SF8				1B			2	0	1	1	1	0	0		
<b>Buddy Bell, R</b> OBP: 0.297, SLG: 0.349 (1, 5)	F7		1B 1B G1-2-3				5-3			4	0	1	1	0	1	4		
<b>Kevin Bass, S</b> OBP: 0.323, SLG: 0.390 (1, 9)		SH5-4 1B		1B			K			4	0	3	0	0	1	0		
<b>Rafael Ramirez, R</b> OBP: 0.286, SLG: 0.364 (1, 6)	1 SAFE 1 SAFE	FC6 SH5-4		1B			F9		F9	4	0	1	0	0	0	2		
<b>Alex Trevino, R</b> OBP: 0.346, SLG: 0.364 (1, 2)		F7	G1-2-3				F2		F7	4	0	0	0	0	0	6		
<b>Jim Deshaies, L</b> OBP: 0.077, SLG: 0.040 (1, 1)		SH5-4		K			K		6-3	3	0	0	0	0	2	1		
<b>Inning Stats</b>	R: 0 E: 0 K: 1 S: 9	H: 1 LOB: 2 BB: 1 P: 16	R: 0 E: 1 K: 0 S: 12	H: 1 LOB: 2 BB: 0 P: 18	R: 2 E: 0 K: 0 S: 12	H: 5 LOB: 2 BB: 0 P: 18	R: 0 E: 0 K: 1 S: 10	H: 0 LOB: 0 BB: 1 P: 14	R: 0 E: 0 K: 1 S: 5	H: 0 LOB: 0 BB: 0 P: 7	R: 0 E: 0 K: 1 S: 14	H: 2 LOB: 2 BB: 0 P: 22	R: 0 E: 1 K: 0 S: 9	H: 1 LOB: 1 BB: 0 P: 12	1B: 9 2B: 1 3B: 0 HR: 0	SF: 1 SAC: 1 DP: 1 HBP: 0	WP: 0 PB: 0 SB: 3 CS: 0	PA: 36
<b>PITCHER</b> <b>John Smiley, L</b> ERA: 3.19 (1, 1)	IP: 6.2 WLS: L BF: 30 H: 8 R: 2 ER: 2 SO: 4 BB: 2 IBB: 0 HBP: 0 BLK: 0 WP: 0 HR: 0 S: 16 P: 23 ERA: 2.70 WHIP: 1.500															<b>PITCHER</b>		

Pittsburgh Pirates @ Houston Astros  
Astrodome, Houston, TX  
Fri Aug 26 1988, 8:05 PM EDT  
Att: 27,650 - Dome - 72 F

AB 32  
R 2  
H 10  
RBI 2  
BB 2  
SO 5  
LOB 18





Batter	1	2	3	4	5	6	7	8	9	AB	R	H	RBI	BB	SO	LOB	TOP				
Barry Bonds, L (1, 7) OBP: 0.370, SLG: 0.512 Jeff Robinson, R (7, 1) OBP: 0.133, SLG: 0.071	2-2 F8 1B	1-1 P6			2-2 G3-1		3-1 6-3			4	1	1	0	0	0	2					
Jose Lind, R (1, 4) OBP: 0.291, SLG: 0.299	4-2 1B BB		3-1 F9		3-2 F8		1-0 5-3			3	0	0	0	1	0	0					
Andy Van Slyke, L (1, 8) OBP: 0.344, SLG: 0.518	2-0 F5		3-2 6-3		3-2 4-3		0-3 K			4	0	0	0	0	1	2					
Bobby Bonilla, S (1, 5) OBP: 0.373, SLG: 0.483	3-1 F8		4-1 1B BB		2-3 K		2-1 1B			3	0	1	0	1	1	2					
Sid Bream, L (1, 3) OBP: 0.340, SLG: 0.432	0-1 1B		0-1 1B		0-2 4-3		0-0 1-3			4	0	2	1	0	0	1					
Glenn Wilson, R (1, 9) OBP: 0.280, SLG: 0.311	3-2 F8		2-3 K		0-0 L5		2-2 G3			4	0	0	0	0	1	4					
Michael LaValliere, L (1, 2) OBP: 0.359, SLG: 0.338 Gary Redus, R (9, PH) OBP: 0.334, SLG: 0.398		1-0 2B		2-3 K		2-2 4-3		1-1 F8		3	0	1	0	0	1	0					
Rafael Belliard, R (1, 6) OBP: 0.284, SLG: 0.243 John Cangelosi, S (7, PH) OBP: 0.330, SLG: 0.234 Al Pedrique, R (7, 6) OBP: 0.244, SLG: 0.230		1-2 1-3		1-2 L4		2-1 BLK 1B		1-3 K		2	0	0	0	0	0	1					
Bob Walk, R (1, 1) OBP: 0.133, SLG: 0.105 R.J. Reynolds, S (7, PH) OBP: 0.287, SLG: 0.379		0-3 K		2-3 K		0-2 F8				2	0	0	0	0	2	1					
<b>Inning Stats</b>	R: 1 E: 0 K: 0 S: 17	H: 2 LOB: 2 BB: 1 P: 31	R: 0 E: 0 K: 1 S: 9	H: 1 LOB: 1 BB: 0 P: 12	R: 0 E: 0 K: 1 S: 12	H: 1 LOB: 2 BB: 1 P: 24	R: 0 E: 0 K: 2 S: 10	H: 0 LOB: 0 BB: 0 P: 15	R: 0 E: 0 K: 1 S: 10	H: 0 LOB: 0 BB: 0 P: 18	R: 0 E: 0 K: 1 S: 7	H: 1 LOB: 1 BB: 0 P: 18	R: 0 E: 0 K: 1 S: 7	H: 1 LOB: 1 BB: 0 P: 10	R: 0 E: 0 K: 1 S: 8	H: 0 LOB: 0 BB: 0 P: 12	1B: 5 2B: 1 3B: 0 HR: 0	SF: 0 SAC: 0 DP: 0 HBP: 0	WP: 0 PB: 0 SB: 1 CS: 0	PA: 35	
<b>PITCHER</b>	IP WLS BF H R ER SO BB IBB HBP BLK WP HR S P ERA WHIP	IP WLS BF H R ER SO BB IBB HBP BLK WP HR S P ERA WHIP	IP WLS BF H R ER SO BB IBB HBP BLK WP HR S P ERA WHIP	IP WLS BF H R ER SO BB IBB HBP BLK WP HR S P ERA WHIP	IP WLS BF H R ER SO BB IBB HBP BLK WP HR S P ERA WHIP	IP WLS BF H R ER SO BB IBB HBP BLK WP HR S P ERA WHIP	IP WLS BF H R ER SO BB IBB HBP BLK WP HR S P ERA WHIP	IP WLS BF H R ER SO BB IBB HBP BLK WP HR S P ERA WHIP	IP WLS BF H R ER SO BB IBB HBP BLK WP HR S P ERA WHIP	IP WLS BF H R ER SO BB IBB HBP BLK WP HR S P ERA WHIP	IP WLS BF H R ER SO BB IBB HBP BLK WP HR S P ERA WHIP	IP WLS BF H R ER SO BB IBB HBP BLK WP HR S P ERA WHIP	IP WLS BF H R ER SO BB IBB HBP BLK WP HR S P ERA WHIP	IP WLS BF H R ER SO BB IBB HBP BLK WP HR S P ERA WHIP	IP WLS BF H R ER SO BB IBB HBP BLK WP HR S P ERA WHIP	IP WLS BF H R ER SO BB IBB HBP BLK WP HR S P ERA WHIP	IP WLS BF H R ER SO BB IBB HBP BLK WP HR S P ERA WHIP	IP WLS BF H R ER SO BB IBB HBP BLK WP HR S P ERA WHIP	IP WLS BF H R ER SO BB IBB HBP BLK WP HR S P ERA WHIP	IP WLS BF H R ER SO BB IBB HBP BLK WP HR S P ERA WHIP	IP WLS BF H R ER SO BB IBB HBP BLK WP HR S P ERA WHIP

Pittsburgh Pirates @ Houston Astros  
Astrodome, Houston, TX  
Sat Aug 27 1988, 8:05 PM EDT  
Att: 25,993 - Dome - 72 F

AB 33  
R 1  
H 6  
RBI 1  
BB 2  
SO 7  
LOB 14



Batter	1	2	3	4	5	6	7	8	9	AB	R	H	RBI	BB	SO	LOB	BOTTOM				
Gerald Young, S (1, 8) OBP: 0.346, SLG: 0.327	4-1 CS BB		0-0 E5 6-3 G3 WP		1-1 1B		1-3 K			3	1	1	0	1	1	1					
Bill Doran, S (1, 4) OBP: 0.345, SLG: 0.350	4-1 FC1-4 BB 1-2		1-1 G3		3-2 F8		0-0 WP 1B			3	1	1	0	1	0	3					
Billy Hatcher, R (1, 7) OBP: 0.321, SLG: 0.349	4-2 FC1-4 BB 1-2		1-0 6-3		1-0 L7		4-1 1B BB			2	0	0	1	2	0	2					
Glenn Davis, R (1, 3) OBP: 0.346, SLG: 0.491	2-2 FC1-4 1-2 2-3		2-3 3-H 4-2 WP BB		1-0 FC5-4 1B		2-1 1B BB			3	0	2	1	1	0	2					
Buddy Bell, R (1, 5) OBP: 0.292, SLG: 0.343	2-2 4-3		3-2 F8		2-0 FC5-4		2-2 F7			4	0	0	0	0	0	7					
Kevin Bass, S (1, 9) OBP: 0.321, SLG: 0.387 Juan Agosto, L (7, 1)		1-3 K		3-2 F8		2-3 K		0-0 1-3		3	0	0	0	0	2	0					
Rafael Ramirez, R (1, 6) OBP: 0.286, SLG: 0.363		1-0 5-3		1-1 1B		1-1 L3		0-0 F9		4	0	1	0	0	0	0					
Alex Trevino, R (1, 2) OBP: 0.339, SLG: 0.355		1-0 5-3		1-0 F9		0-0 3-1		2-2 5-3		4	0	0	0	0	0	1					
Mike Scott, R (1, 1) OBP: 0.098, SLG: 0.115 Dave Meads, L (2, 1) OBP: 0.600, SLG: 0.333 Terry Puhl, L (7, 9) OBP: 0.415, SLG: 0.426			1-0 E 6-3 1B		2-3 K		1-1 6-3			0	0	0	0	0	0	0					
<b>Inning Stats</b>	R: 0 E: 0 K: 0 S: 11	H: 0 LOB: 2 BB: 3 P: 27	R: 0 E: 0 K: 1 S: 6	H: 0 LOB: 0 BB: 0 P: 9	R: 2 E: 1 K: 0 S: 12	H: 1 LOB: 1 BB: 1 P: 22	R: 0 E: 0 K: 1 S: 9	H: 1 LOB: 1 BB: 0 P: 16	R: 0 E: 0 K: 1 S: 6	H: 0 LOB: 0 BB: 0 P: 9	R: 1 E: 0 K: 1 S: 12	H: 2 LOB: 2 BB: 1 P: 22	R: 0 E: 0 K: 0 S: 5	H: 0 LOB: 0 BB: 0 P: 7	1B: 6 2B: 0 3B: 0 HR: 0	SF: 0 SAC: 0 DP: 0 HBP: 0	WP: 4 PB: 0 SB: 0 CS: 1	PA: 35			
<b>PITCHER</b>	IP WLS BF H R ER SO BB IBB HBP BLK WP HR S P ERA WHIP	IP WLS BF H R ER SO BB IBB HBP BLK WP HR S P ERA WHIP	IP WLS BF H R ER SO BB IBB HBP BLK WP HR S P ERA WHIP	IP WLS BF H R ER SO BB IBB HBP BLK WP HR S P ERA WHIP	IP WLS BF H R ER SO BB IBB HBP BLK WP HR S P ERA WHIP	IP WLS BF H R ER SO BB IBB HBP BLK WP HR S P ERA WHIP	IP WLS BF H R ER SO BB IBB HBP BLK WP HR S P ERA WHIP	IP WLS BF H R ER SO BB IBB HBP BLK WP HR S P ERA WHIP	IP WLS BF H R ER SO BB IBB HBP BLK WP HR S P ERA WHIP	IP WLS BF H R ER SO BB IBB HBP BLK WP HR S P ERA WHIP	IP WLS BF H R ER SO BB IBB HBP BLK WP HR S P ERA WHIP	IP WLS BF H R ER SO BB IBB HBP BLK WP HR S P ERA WHIP	IP WLS BF H R ER SO BB IBB HBP BLK WP HR S P ERA WHIP	IP WLS BF H R ER SO BB IBB HBP BLK WP HR S P ERA WHIP	IP WLS BF H R ER SO BB IBB HBP BLK WP HR S P ERA WHIP	IP WLS BF H R ER SO BB IBB HBP BLK WP HR S P ERA WHIP	IP WLS BF H R ER SO BB IBB HBP BLK WP HR S P ERA WHIP	IP WLS BF H R ER SO BB IBB HBP BLK WP HR S P ERA WHIP	IP WLS BF H R ER SO BB IBB HBP BLK WP HR S P ERA WHIP	IP WLS BF H R ER SO BB IBB HBP BLK WP HR S P ERA WHIP	IP WLS BF H R ER SO BB IBB HBP BLK WP HR S P ERA WHIP

Pittsburgh Pirates @ Houston Astros  
Astrodome, Houston, TX  
Sat Aug 27 1988, 8:05 PM EDT  
Att: 25,993 - Dome - 72 F

AB 30  
R 3  
H 6  
RBI 2  
BB 5  
SO 4  
LOB 17





Batter	1	2	3	4	5	6	7	8	9	AB	R	H	RBI	BB	SO	LOB	TOP			
<b>Barry Bonds, L</b> (1, 7) OBP: 0.369, SLG: 0.516	1-0 HR		0-3 K		2-2 4-3			1-0 F2		4	1	1	1	0	1	3				
<b>Ken Oberkfell, L</b> (1, 4) OBP: 0.323, SLG: 0.362	0-0 4-3			0-2 4-3			0-0 6-3	2-2 1B E 1B		3	0	0	0	0	0	0				
<b>Jose Lind, R</b> (8, PH) OBP: 0.292, SLG: 0.300								1-2 2-H 1B		1	1	1	1	0	0	0				
<b>Andy Van Slyke, L</b> (1, 8) OBP: 0.347, SLG: 0.520	1-2 F6-3 1B			2-1 S 1B			2-3 K	1-0 FC6-5 S 1B		4	0	3	1	0	1	0				
<b>Bobby Bonilla, S</b> (1, 5) OBP: 0.371, SLG: 0.479	1-0 F6-3			1-3 K			2-2 G3-1	2-2 FC6-5		4	0	0	0	0	1	3				
<b>Sid Bream, L</b> (1, 3) OBP: 0.340, SLG: 0.429		1-2 F8		4-2 BB			1-3 K	2-1 4-3		3	0	0	0	1	1	1				
<b>R.J. Reynolds, S</b> (1, 9) OBP: 0.283, SLG: 0.373		1-0 F9		0-3 K			0-3 K	2-1 F3		4	0	0	0	0	2	2				
<b>Michael LaValliere, L</b> (1, 2) OBP: 0.359, SLG: 0.337		2-2 4-3			0-2 G5-3 1B		1-0 F7	0-0 3-1		4	0	1	0	0	0	0				
<b>Rafael Belliard, R</b> (1, 6) OBP: 0.282, SLG: 0.241			1-0 P4		0-1 G5-3			4-0 HBP 1B BB	0-0 F3	2	0	0	0	0	0	1				
<b>John Cangelosi, S</b> (8, PH) OBP: 0.337, SLG: 0.234					1-2 F8					0	1	0	0	1	0	0				
<b>Al Pedrique, R</b> (8, 6) OBP: 0.242, SLG: 0.228										1	0	0	0	0	0	0				
<b>Doug Drabek, R</b> (1, 1) OBP: 0.206, SLG: 0.277			1-3 K		0-2 F8			1-1 HBP 1B		2	0	0	0	0	1	1				
<b>Gary Redus, R</b> (8, PH) OBP: 0.336, SLG: 0.398										0	1	0	0	0	0	0				
<b>Jim Gott, R</b> (8, 1)										0	0	0	0	0	0	0				
<b>Inning Stats</b>	R: 1 E: 0 K: 0 S: 6	H: 2 LOB: 0 BB: 0 P: 9	R: 0 E: 0 K: 0 S: 7	H: 0 LOB: 0 BB: 0 P: 11	R: 0 E: 0 K: 2 S: 8	H: 0 LOB: 2 BB: 0 P: 10	R: 0 E: 0 K: 2 S: 15	H: 1 LOB: 1 BB: 0 P: 22	R: 0 E: 0 K: 1 S: 7	H: 0 LOB: 0 BB: 0 P: 11	R: 0 E: 0 K: 2 S: 8	H: 0 LOB: 0 BB: 0 P: 10	R: 3 E: 0 K: 0 S: 12	H: 2 LOB: 1 BB: 1 P: 25	R: 0 E: 0 K: 0 S: 4	H: 0 LOB: 0 BB: 0 P: 6	1B: 5 2B: 1 3B: 0 HR: 1	SF: 0 SAC: 0 DP: 1 HBP: 1	WP: 0 PB: 0 SB: 2 CS: 0	PA: 35
<b>PITCHER</b>	IP	WLS	BF	H	R	ER	SO	BB	IBB	HBP	BLK	WP	HR	S	P	ERA	WHIP			
<b>Danny Darwin, R</b> (1, 1) ERA: 4.25	7.0	L	27	4	3	3	7	2	0	1	0	0	1	63	92	3.86	0.857			
<b>Juan Agosto, L</b> (8, 1) ERA: 2.31	0.1		3	2	0	0	0	0	0	0	0	0	0	6	10	0.00	6.000			
<b>Larry Andersen, R</b> (8, 1) ERA: 2.62	1.2		5	0	1	1	0	0	0	0	0	0	0	9	15	5.40	0.000			

Pittsburgh Pirates @ Houston Astros  
Astrodome, Houston, TX  
Sun Aug 28 1988, 4:33 AM EDT  
Att: 20,368 - Dome - 72 F

AB 32  
R 4  
H 6  
RBI 3  
BB 2  
SO 7  
LOB 11



Batter	1	2	3	4	5	6	7	8	9	AB	R	H	RBI	BB	SO	LOB	BOTTOM					
<b>Gerald Young, S</b> (1, 8) OBP: 0.345, SLG: 0.326	2-1 1-3		2-0 1B		0-0 4-3			1-3 K		4	0	1	0	0	1	2						
<b>Bill Doran, S</b> (1, 4) OBP: 0.344, SLG: 0.349	0-1 4-3		0-0 1B			2-0 G4-3		2-3 K		4	0	1	0	0	1	0						
<b>Billy Hatcher, R</b> (1, 7) OBP: 0.320, SLG: 0.355	2-2 6-3		1-1 F7			1-1 HR		0-2 5-3		4	1	1	1	0	0	2						
<b>Glenn Davis, R</b> (1, 3) OBP: 0.347, SLG: 0.497		0-1 HR		0-0 4-3		3-2 P2		4-2 BB		3	1	1	1	1	0	0						
<b>Buddy Bell, R</b> (1, 5) OBP: 0.292, SLG: 0.346		0-1 P4		2-1 F9		0-0 2B		0-3 K		4	0	1	0	0	1	1						
<b>Kevin Bass, S</b> (1, 9) OBP: 0.321, SLG: 0.393			0-3 K		0-1 G2-3		0-0 G3-1		1-2 HR	4	1	1	1	0	1	1						
<b>Rafael Ramirez, R</b> (1, 6) OBP: 0.284, SLG: 0.360							2-1 F9		0-1 4-3	3	0	0	0	0	1	0						
<b>Craig Reynolds, L</b> (8, PH) OBP: 0.293, SLG: 0.317										1	0	0	0	0	0	0						
<b>Craig Biggio, R</b> (1, 2) OBP: 0.247, SLG: 0.318			1-1 P2		2-3 K		0-1 2B		2-2 F7	3	0	1	0	0	1	0						
<b>Terry Puhl, L</b> (8, PH) OBP: 0.413, SLG: 0.424										1	0	0	0	0	0	0						
<b>Danny Darwin, R</b> (1, 1) OBP: 0.074, SLG: 0.096					4-1 K		3-3 K		2-3 K	2	0	0	0	1	2	1						
<b>Juan Agosto, L</b> (8, 1) ERA: 2.31										0	0	0	0	0	0	0						
<b>Larry Andersen, R</b> (8, 1) OBP: 0.400, SLG: 0.400										0	0	0	0	0	0	0						
<b>Denny Walling, L</b> (8, PH) OBP: 0.296, SLG: 0.328										1	0	0	0	0	1	0						
<b>Inning Stats</b>	R: 0 E: 0 K: 0 S: 7	H: 0 LOB: 0 BB: 0 P: 11	R: 1 E: 0 K: 2 S: 10	H: 1 LOB: 0 BB: 0 P: 12	R: 0 E: 0 K: 1 S: 9	H: 2 LOB: 2 BB: 0 P: 13	R: 0 E: 0 K: 0 S: 5	H: 0 LOB: 0 BB: 0 P: 7	R: 0 E: 0 K: 1 S: 7	H: 0 LOB: 1 BB: 1 P: 15	R: 1 E: 0 K: 0 S: 8	H: 2 LOB: 1 BB: 0 P: 14	R: 0 E: 0 K: 2 S: 10	H: 1 LOB: 1 BB: 0 P: 15	R: 0 E: 0 K: 2 S: 14	H: 0 LOB: 1 BB: 1 P: 20	R: 1 E: 0 K: 1 S: 11	H: 1 LOB: 0 BB: 0 P: 16	1B: 2 2B: 2 3B: 0 HR: 3	SF: 0 SAC: 0 DP: 0 HBP: 0	WP: 0 PB: 0 SB: 0 CS: 0	PA: 36
<b>PITCHER</b>	IP	WLS	BF	H	R	ER	SO	BB	IBB	HBP	BLK	WP	HR	S	P	ERA	WHIP					
<b>Doug Drabek, R</b> (1, 1) ERA: 3.09	7.0	W	28	6	2	2	6	1	0	0	0	0	2	56	87	2.57	1.000					
<b>Jim Gott, R</b> (8, 1) ERA: 2.89	2.0	S	8	1	1	1	3	1	0	0	0	0	1	25	36	4.50	1.000					

Pittsburgh Pirates @ Houston Astros  
Astrodome, Houston, TX  
Sun Aug 28 1988, 4:33 AM EDT  
Att: 20,368 - Dome - 72 F

AB 34  
R 3  
H 7  
RBI 3  
BB 2  
SO 9  
LOB 7





Batter	1	2	3	4	5	6	7	8	9	AB	R	H	RBI	BB	SO	LOB	TOP											
Barry Bonds, L OBP: 0.371, SLG: 0.515 Jeff Robinson, R OBP: 0.133, SLG: 0.071	4-0 1B 2B BB	0-0 3B 1B	4-0 1B BB		1-1 F8			1-2 F8		3	2	1	0	2	0	2												
Jose Lind, R OBP: 0.295, SLG: 0.307	3-1 WP 2B 1B	1-1 SF9 3B	0-1 1B			2-2 F8		2-0 FC3-6 1B		5	2	3	2	0	0	1												
Andy Van Slyke, L OBP: 0.346, SLG: 0.520 R.J. Reynolds, S OBP: 0.285, SLG: 0.375	1-2 1B 2B	0-2 4-3	0-3 K			1-2 4-3		1-2 1B		4	1	1	2	0	1	3												
Sid Bream, L OBP: 0.338, SLG: 0.424	0-0 F6	4-0 SF9 IBB		1-0 4-3		3-1 F7		0-1 4-3		4	0	0	0	1	0	3												
Glenn Wilson, R OBP: 0.279, SLG: 0.311	1-0 1B 2B	0-1 SF9		0-0 6-3			0-1 L8		1-0 L4	4	1	1	1	0	0	0												
Ken Oberkfell, L OBP: 0.328, SLG: 0.371	0-2 FC3-6 1B	0-0 IBB		2-2 2B			1-0 6-3		3-2 1B 2B	4	1	3	1	1	0	0												
Tom Prince, R OBP: 0.238, SLG: 0.250	0-0 FC3-6 1B	2-2 F8		0-3 K			1-1 5-3		0-3 K	5	0	1	1	0	2	4												
Rafael Belliard, R OBP: 0.284, SLG: 0.242	2-1 FC3-6 1B		2-3 K		0-1 6-3			4-1 WP FC3-6 BB	2-2 1B	4	1	1	1	1	1	2												
Dave LaPoint, L Gary Redus, R OBP: 0.338, SLG: 0.396	1-0 4-3		0-3 K		2-1 5-3			4-2 FC3-6 BB	1-1 F4	3	0	0	0	0	1	2												
<b>Inning Stats</b>	R: 4 E: 0 K: 0 S: 14	H: 5 LOB: 2 BB: 1 P: 26	R: 2 E: 0 K: 0 S: 12	H: 2 LOB: 2 BB: 2 P: 23	R: 0 E: 0 K: 3 S: 12	H: 1 LOB: 2 BB: 1 P: 18	R: 0 E: 0 K: 1 S: 8	H: 1 LOB: 1 BB: 0 P: 11	R: 0 E: 0 K: 0 S: 6	H: 0 LOB: 0 BB: 0 P: 9	R: 0 E: 0 K: 0 S: 8	H: 0 LOB: 0 BB: 0 P: 14	R: 0 E: 0 K: 0 S: 5	H: 0 LOB: 0 BB: 0 P: 7	R: 1 E: 0 K: 0 S: 12	H: 1 LOB: 2 BB: 0 P: 24	R: 1 E: 0 K: 1 S: 15	H: 2 LOB: 1 BB: 0 P: 22	1B: 8 2B: 3 3B: 1 HR: 0	SF: 1 SAC: 0 DP: 0 HBP: 0	WP: 3 PB: 0 SB: 0 CS: 0	PA: 45						
<b>PITCHER</b>	IP	WLS	BF	H	R	ER	SO	BB	IBB	HBP	BLK	WP	HR	S	P	ERA	WHIP											
Keith Brown, R ERA: 6.14	(1, 1)	0.1	L	7	5	4	4	0	1	0	0	0	1	0	11	20	108.00	18.000										
Rob Dibble, R ERA: 2.16	(1, 1)	3.2		18	4	2	2	4	1	2	0	0	0	0	35	58	4.91	1.364										
Tim Birtsas, L ERA: 4.13	(5, 1)	3.0		9	0	0	0	0	0	0	0	0	0	0	19	30	0.00	0.000										
Rob Murphy, L ERA: 3.12	(8, 1)	2.0		11	3	2	2	1	2	0	0	0	1	0	27	46	9.00	2.500										

Pittsburgh Pirates @ Cincinnati Reds  
Riverfront Stadium, Cincinnati, OH  
Mon Aug 29 1988, 7:05 PM EDT  
Att: 19,519 - Unknown - 70 F

AB 38  
R 8  
H 12  
RBI 8  
BB 6  
SO 5  
LOB 18



Batter	1	2	3	4	5	6	7	8	9	AB	R	H	RBI	BB	SO	LOB	BOTTOM											
Barry Larkin, R OBP: 0.345, SLG: 0.426	0-0 F8		0-0 5-3	0-2 3-1			0-0 FC4-6			4	0	0	0	0	0	3												
Herm Winningham, L OBP: 0.329, SLG: 0.338	0-0 1B		0-0 L9		1-1 4-3		1-3 K			4	0	1	0	0	1	1												
Chris Sabo, R OBP: 0.318, SLG: 0.432	1-0 G6-4-3 1B		0-1 S 1B		1-0 6-3			0-0 6-3		4	0	2	0	0	0	0												
Eric Davis, R OBP: 0.366, SLG: 0.511	0-1 G6-4-3		4-2 1B		3-3 K			2-2 6-3		3	0	0	0	1	1	2												
Nick Esasky, R OBP: 0.330, SLG: 0.414		3-2 F8	0-0 L8		0-1 G4-6-3 1B			1-3 K		4	0	1	0	0	1	2												
Dave Collins, S OBP: 0.281, SLG: 0.291		0-0 5-3 3B		1-2 1B FC1-5		3-1 F9		2-1 F8		4	1	2	0	0	0	1												
Bo Diaz, R OBP: 0.236, SLG: 0.343		0-0 5-3		3-2 1B FC1-5		2-0 G4-6-3		0-3 K		4	0	1	1	0	1	1												
Dave Concepcion, R OBP: 0.267, SLG: 0.253		3-H 1B		0-1 FC1-2-5		1-0 L9		0-0 6-3		4	0	1	0	0	0	2												
Keith Brown, S Rob Dibble, L Luis Quiñones, S Tim Birtsas, L Ken Griffey, L Rob Murphy, L	(1, 1) (1, 1) (4, PH) (5, 1) (7, PH) (8, 1)	0-0 L4		0-0 F3		0-1 FC4-6 1B				0	0	0	0	0	0	0												
<b>Inning Stats</b>	R: 0 E: 0 K: 0 S: 5	H: 2 LOB: 1 BB: 0 P: 6	R: 1 E: 0 K: 0 S: 9	H: 2 LOB: 1 BB: 0 P: 15	R: 0 E: 0 K: 0 S: 7	H: 1 LOB: 2 BB: 0 P: 11	R: 0 E: 0 K: 1 S: 12	H: 2 LOB: 2 BB: 0 P: 16	R: 0 E: 0 K: 0 S: 6	H: 0 LOB: 0 BB: 0 P: 11	R: 0 E: 0 K: 0 S: 5	H: 1 LOB: 0 BB: 0 P: 10	R: 0 E: 0 K: 1 S: 7	H: 1 LOB: 1 BB: 0 P: 9	R: 0 E: 0 K: 1 S: 8	H: 0 LOB: 0 BB: 0 P: 11	R: 0 E: 0 K: 1 S: 6	H: 0 LOB: 0 BB: 0 P: 8	1B: 8 2B: 0 3B: 1 HR: 0	SF: 0 SAC: 0 DP: 2 HBP: 0	WP: 0 PB: 0 SB: 1 CS: 0	PA: 35						
<b>PITCHER</b>	IP	WLS	BF	H	R	ER	SO	BB	IBB	HBP	BLK	WP	HR	S	P	ERA	WHIP											
Dave LaPoint, L ERA: 3.05	(1, 1)	7.0	W	29	9	1	1	2	1	0	0	0	0	0	51	78	1.29	1.429										
Jeff Robinson, R ERA: 2.91	(8, 1)	2.0		6	0	0	0	2	0	0	0	0	0	0	14	19	0.00	0.000										

Pittsburgh Pirates @ Cincinnati Reds  
Riverfront Stadium, Cincinnati, OH  
Mon Aug 29 1988, 7:05 PM EDT  
Att: 19,519 - Unknown - 70 F

AB 34  
R 1  
H 9  
RBI 1  
BB 1  
SO 4  
LOB 15





Batter	1	2	3	4	5	6	7	8	9	AB	R	H	RBI	BB	SO	LOB	TOP				
<b>John Cangelosi, S</b> (1, 8) OBP: 0.323, SLG: 0.222	0-1 5-3		1-0 FC5 BB 2B		2-2 5-3			2-3 K		4	1	0	0	0	1	2	<b>Pittsburgh Pirates @ Cincinnati Reds</b> Riverfront Stadium, Cincinnati, OH Tue Aug 30 1988, 7:05 PM EDT Att: 17,429 - Unknown - 70 F				
<b>Jose Lind, R</b> (1, 4) OBP: 0.294, SLG: 0.305	1-1 6-3		4-1 2B BB		2-2 5-3			2-2 L9		3	1	0	0	1	0	0					
<b>Gary Redus, R</b> (1, 7) OBP: 0.336, SLG: 0.392	1-0 6-3		4-2 2B BB		1-0 F9			1-2 6-3		3	1	0	1	1	0	0					
<b>Bobby Bonilla, S</b> (1, 5) OBP: 0.370, SLG: 0.477		2-2 4-3 WP 1B	1-3 K		3-3 K			1-2 4-3		4	0	1	0	0	2	3					
<b>Glenn Wilson, R</b> (1, 9) OBP: 0.281, SLG: 0.316		2-2 F3	1-2 2B		0-1 5-3			3-2 1B 1B		4	0	2	3	0	0	1					
<b>Sid Bream, L</b> (1, 3) OBP: 0.335, SLG: 0.420		2-1 4-3	1-3 K		2-1 F7			1-1 F9		4	0	0	0	0	1	3					
<b>Tom Prince, R</b> (1, 2) <b>R.J. Reynolds, S</b> (0, PH) OBP: 0.238, SLG: 0.238		0-0 6-3		4-1 FC1-4 BB				0-2 1-2 1B		2	0	0	0	1	0	1					
<b>Felix Fermin, R</b> (1, 6) <b>Ken Oberkell, L</b> (7, PH) OBP: 0.341, SLG: 0.263			0-0 FC5 S 1B	0-1 FC1-4 BB				2-1 4-3		2	0	1	0	0	0	1					
<b>Brian Fisher, R</b> (1, 1) <b>Bob Kipper, R</b> (1, 1)			1-2 BB FC5 HBP	0-1 B1-6-4						0	0	0	0	0	0	0					
<b>Andy Van Slyke, L</b> (7, PH) <b>Mike Dunne, R</b> (7, 1) OBP: 0.345, SLG: 0.519			1-2 BB HBP	1-2 B1-6-4						1	1	0	0	0	0	1					
<b>Inning Stats</b>	R: 0 E: 0 K: 0 S: 5	H: 0 LOB: 0 BB: 0 P: 7	R: 0 E: 0 K: 0 S: 10	H: 1 LOB: 1 BB: 0 P: 16	R: 4 E: 0 K: 2 S: 18	H: 2 LOB: 1 BB: 2 P: 31	R: 0 E: 0 K: 0 S: 5	H: 0 LOB: 0 BB: 0 P: 9	R: 0 E: 0 K: 1 S: 8	H: 0 LOB: 0 BB: 0 P: 13	R: 0 E: 0 K: 0 S: 9	H: 0 LOB: 0 BB: 0 P: 14	R: 0 E: 0 K: 1 S: 14	H: 0 LOB: 0 BB: 0 P: 19	R: 0 E: 0 K: 0 S: 14	H: 2 LOB: 2 BB: 0 P: 21	1B: 4 2B: 1 3B: 0 HR: 0	SF: 0 SAC: 0 DP: 1 HBP: 1	WP: 1 PB: 0 SB: 1 CS: 0	PA: 35	
<b>PITCHER</b>	IP	WLS	BF	H	R	ER	SO	BB	IBB	HBP	BLK	WP	HR	S	P	ERA	WHIP				
<b>Danny Jackson, L</b> (1, 1) ERA: 2.59	8.2	W	34	5	4	4	4	3	0	1	0	1	0	89	139	4.15	0.923				
<b>John Franco, L</b> (9, 1) ERA: 1.27	0.1	S	1	0	0	0	0	0	0	0	0	0	0	2	4	0.00	0.000				

AB	31
R	4
H	5
RBI	4
BB	3
SO	4
LOB	14



Batter	1	2	3	4	5	6	7	8	9	AB	R	H	RBI	BB	SO	LOB	BOTTOM				
<b>Herm Winningham, L</b> (1, 9) OBP: 0.327, SLG: 0.343				0-0 4-3				0-0 B1-3		4	1	1	0	0	0	1	<b>Pittsburgh Pirates @ Cincinnati Reds</b> Riverfront Stadium, Cincinnati, OH Tue Aug 30 1988, 7:05 PM EDT Att: 17,429 - Unknown - 70 F				
<b>Chris Sabo, R</b> (1, 5) OBP: 0.318, SLG: 0.430	1-2 BB HBP	3-2 L8			1-0 L5			3-2 5-3		3	1	0	0	0	0	0					
<b>Kal Daniels, L</b> (1, 7) OBP: 0.394, SLG: 0.444	4-2 1B E BB	1-2 G3			2-1 G3			2-0 4-3		3	1	0	0	1	0	0					
<b>Eric Davis, R</b> (1, 8) OBP: 0.365, SLG: 0.509	0-1 E BB 1B	1-0 5-3			1-0 L9			3-3 K		4	1	1	2	0	1	0					
<b>Paul O'Neill, L</b> (1, 3) OBP: 0.309, SLG: 0.401	4-2 1B S 2B BB		2-1 L4-3 1B		2-1 G3					2	1	1	0	1	0	0					
<b>Ron Oester, S</b> (1, 4) OBP: 0.304, SLG: 0.282	2-2 2B 1B		1-3 K		0-0 F7					3	1	1	1	0	1	1					
<b>Jeff Reed, L</b> (1, 2) OBP: 0.296, SLG: 0.279	1-3 3H F7		2-1 L4-3		2-0 G3					3	0	0	0	0	0	3					
<b>Luis Quinones, S</b> (1, 6) OBP: 0.211, SLG: 0.263	0-1 1H 2B			3-3 K				0-1 L9		3	0	1	2	0	1	0					
<b>Danny Jackson, R</b> (1, 1) <b>John Franco, L</b> (9, 1) OBP: 0.143, SLG: 0.149			2-3 K		2-3 K			1-3 K		3	0	0	0	0	3	1					
<b>Inning Stats</b>	R: 6 E: 1 K: 1 S: 22	H: 4 LOB: 1 BB: 2 P: 35	R: 0 E: 0 K: 0 S: 7	H: 0 LOB: 0 BB: 0 P: 12	R: 0 E: 0 K: 1 S: 7	H: 1 LOB: 0 BB: 0 P: 12	R: 0 E: 0 K: 2 S: 9	H: 0 LOB: 0 BB: 0 P: 14	R: 0 E: 0 K: 0 S: 4	H: 0 LOB: 0 BB: 0 P: 8	R: 0 E: 0 K: 0 S: 4	H: 0 LOB: 0 BB: 0 P: 8	R: 0 E: 0 K: 1 S: 6	H: 0 LOB: 0 BB: 0 P: 7	R: 0 E: 0 K: 1 S: 7	H: 0 LOB: 0 BB: 0 P: 15		1B: 3 2B: 3 3B: 0 HR: 0	SF: 0 SAC: 0 DP: 1 HBP: 1	WP: 0 PB: 0 SB: 1 CS: 0	PA: 31
<b>PITCHER</b>	IP	WLS	BF	H	R	ER	SO	BB	IBB	HBP	BLK	WP	HR	S	P	ERA	WHIP				
<b>Brian Fisher, R</b> (1, 1) ERA: 4.96	0.1	L	8	4	6	6	0	2	0	1	0	0	0	18	30	162.00	18.000				
<b>Bob Kipper, L</b> (1, 1) ERA: 3.23	5.2		17	1	0	0	4	0	0	0	0	0	0	35	59	0.00	0.176				
<b>Mike Dunne, R</b> (7, 1) ERA: 3.99	2.0		6	0	0	0	2	0	0	0	0	0	0	13	22	0.00	0.000				





Batter	1	2	3	4	5	6	7	8	9	AB	R	H	RBI	BB	SO	LOB	TOP			
<b>Barry Bonds, L</b> OBP: 0.368, SLG: 0.510 (1, 7)										5	0	0	0	0	1	3	<b>Pittsburgh Pirates @ Cincinnati Reds</b> Riverfront Stadium, Cincinnati, OH Wed Aug 31 1988, 7:05 PM EDT Att: 18,586 - Unknown - 77 F			
<b>Jose Lind, R</b> OBP: 0.293, SLG: 0.304 (1, 4)										5	0	1	0	0	1	0				
<b>Gary Redus, R</b> OBP: 0.340, SLG: 0.391 (1, 9)										3	1	1	0	2	1	0				
<b>Bobby Bonilla, S</b> OBP: 0.371, SLG: 0.479 (1, 5)										4	0	2	0	0	1	2				
<b>Glenn Wilson, R</b> OBP: 0.281, SLG: 0.313 (1, 8)										3	0	0	0	1	0	4				
<b>Sid Bream, L</b> OBP: 0.334, SLG: 0.418 (1, 3)										4	0	1	1	0	0	2				
<b>Tom Prince, R</b> OBP: 0.265, SLG: 0.261 (1, 2)										4	0	2	0	0	0	3				
<b>Felix Fermin, R</b> OBP: 0.340, SLG: 0.268 (8, PH)										3	0	1	0	0	0	4				
<b>Rafael Belliard, R</b> OBP: 0.284, SLG: 0.242 (8, 6)										1	0	0	0	0	0	1				
<b>John Smiley, L</b> OBP: 0.132, SLG: 0.080 (8, PH)										3	0	0	0	0	0	3				
<b>John Cangelosi, S</b> OBP: 0.320, SLG: 0.220 (8, 1)										1	0	0	0	0	0	1				
<b>Jim Gott, R</b> (8, 1)										0	0	0	0	0	0	0				
<b>Inning Stats</b>	R: 0 E: 0 K: 1 S: 8	H: 2 LOB: 2 BB: 0 P: 13	R: 0 E: 1 K: 0 S: 8	H: 1 LOB: 2 BB: 0 P: 13	R: 0 E: 0 K: 0 S: 10	H: 1 LOB: 1 BB: 0 P: 10	R: 1 E: 0 K: 0 S: 10	H: 2 LOB: 3 BB: 2 P: 21	R: 0 E: 0 K: 1 S: 8	H: 0 LOB: 0 BB: 0 P: 11	R: 0 E: 0 K: 1 S: 6	H: 0 LOB: 0 BB: 0 P: 11	R: 0 E: 0 K: 1 S: 10	H: 1 LOB: 1 BB: 0 P: 16	R: 0 E: 0 K: 1 S: 13	H: 0 LOB: 0 BB: 0 P: 18	1B: 7 2B: 1 3B: 0 HR: 0	SF: 0 SAC: 0 DP: 0 HBP: 0	WP: 0 PB: 0 SB: 0 CS: 0	PA: 39
<b>PITCHER</b>	IP WLS BF H R ER SO BB IBB HBP BLK WP HR S P ERA WHIP																			
<b>Norm Charlton, L</b> ERA: 3.65	(1, 1)	8.0 W 36	8 1 1 3	2 1 0 0	0 0 0 0	0 0 0 0	0 0 13 18	1.12 1.250												
<b>John Franco, L</b> ERA: 1.25	(9, 1)	1.0 S 3	0 0 0 1	0 0 0 0	0 0 0 0	0 0 13 18	0.00 0.000													

Batter	1	2	3	4	5	6	7	8	9	AB	R	H	RBI	BB	SO	LOB	BOTTOM	
<b>Barry Larkin, R</b> OBP: 0.345, SLG: 0.428 (1, 6)										3	1	1	0	0	0	0	<b>Pittsburgh Pirates @ Cincinnati Reds</b> Riverfront Stadium, Cincinnati, OH Wed Aug 31 1988, 7:05 PM EDT Att: 18,586 - Unknown - 77 F	
<b>Chris Sabo, R</b> OBP: 0.317, SLG: 0.428 (1, 5)										4	1	1	0	0	1			
<b>Kal Daniels, L</b> OBP: 0.394, SLG: 0.452 (1, 7)										4	1	2	3	0	1	0		
<b>Eric Davis, R</b> OBP: 0.364, SLG: 0.506 (1, 8)										2	0	0	1	1	2	0		
<b>Nick Esasky, R</b> OBP: 0.332, SLG: 0.413 (9, 1)										3	0	1	0	1	2	1		
<b>Dave Collins, S</b> OBP: 0.276, SLG: 0.285 (9, 4)										0	0	0	0	0	0	0		
<b>Ron Oester, S</b> OBP: 0.304, SLG: 0.282 (9, 4)										3	0	0	0	0	1	3		
<b>Lloyd McClendon, R</b> OBP: 0.305, SLG: 0.345 (1, 2)										3	0	0	0	0	0	1		
<b>Dave Concepcion, R</b> OBP: 0.263, SLG: 0.249 (9, 3)										3	0	0	0	0	1	0		
<b>Norm Charlton, S</b> (1, 1)										2	0	0	0	0	2	0		
<b>Herm Winningham, L</b> OBP: 0.331, SLG: 0.348 (8, 9)										1	1	1	0	0	0	0		
<b>Inning Stats</b>	R: 1 E: 0 K: 0 S: 12	H: 3 LOB: 0 BB: 0 P: 16	R: 0 E: 1 K: 1 S: 8	H: 0 LOB: 0 BB: 0 P: 12	R: 0 E: 0 K: 2 S: 8	H: 0 LOB: 1 BB: 1 P: 15	R: 0 E: 0 K: 1 S: 7	H: 0 LOB: 0 BB: 0 P: 12	R: 0 E: 0 K: 2 S: 10	H: 0 LOB: 1 BB: 1 P: 20	R: 0 E: 0 K: 1 S: 8	H: 0 LOB: 0 BB: 0 P: 12	R: 3 E: 0 K: 2 S: 14	H: 3 LOB: 0 BB: 0 P: 22	1B: 4 2B: 1 3B: 0 HR: 1	SF: 1 SAC: 1 DP: 0 HBP: 0	WP: 0 PB: 0 SB: 2 CS: 0	PA: 32
<b>PITCHER</b>	IP WLS BF H R ER SO BB IBB HBP BLK WP HR S P ERA WHIP																	
<b>John Smiley, L</b> ERA: 3.11	(1, 1)	7.0 L 26	3 1 1 7	2 0 0 0	0 0 0 0	0 1 14 22	27.00 3.000											
<b>Jim Gott, R</b> ERA: 3.25	(8, 1)	1.0 L 6	3 3 3 2	0 0 0 0	0 0 1 14	22	27.00 3.000											





Batter	1	2	3	4	5	6	7	8	9	AB	R	H	RBI	BB	SO	LOB	TOP								
<b>Barry Bonds, L</b> (1, 7) OBP: 0.367, SLG: 0.507										4	0	1	0	0	1	1	<b>Pittsburgh Pirates @ Atlanta Braves</b> Atlanta-Fulton County Stadium, Atlanta, GA Fri Sep 02 1988, 7:05 PM EDT Att. 7,938 - Unknown - 76 F								
<b>Jose Lind, R</b> (1, 4) OBP: 0.291, SLG: 0.302										4	0	0	0	0	0	1									
<b>Andy Van Slyke, L</b> (1, 8) OBP: 0.345, SLG: 0.517										4	0	1	0	0	0	1									
<b>Bobby Bonilla, S</b> (1, 5) OBP: 0.368, SLG: 0.475										4	0	0	0	0	0	2									
<b>Glenn Wilson, R</b> (1, 9) OBP: 0.280, SLG: 0.312										4	1	1	0	0	1	1									
<b>Sid Bream, L</b> (1, 3) OBP: 0.338, SLG: 0.419										2	0	1	0	2	1	1									
<b>Tom Prince, R</b> (1, 2) OBP: 0.250, SLG: 0.245										3	0	0	0	0	0	3									
<b>Rafael Belliard, R</b> (1, 6) OBP: 0.286, SLG: 0.243										2	0	1	0	0	0	0									
<b>Gary Redus, R</b> (7, PH) OBP: 0.330, SLG: 0.390										1	0	0	0	0	0	2									
<b>Felix Fermin, R</b> (7, 6) OBP: 0.340, SLG: 0.268										0	0	0	0	0	0	0									
<b>Bob Walk, R</b> (1, 1) OBP: 0.143, SLG: 0.117										3	0	1	0	0	1	1									
<b>Bob Kipper, R</b> (8, 1)										0	0	0	0	0	0	0									
<b>Jim Gott, R</b> (8, 1)										0	0	0	0	0	0	0									
<b>Inning Stats</b>	R: 0 E: 0 K: 0 S: 7	H: 1 LOB: 1 BB: 0 P: 12	R: 0 E: 0 K: 0 S: 7	H: 0 LOB: 0 BB: 1 P: 13	R: 0 E: 0 K: 1 S: 7	H: 1 LOB: 1 BB: 0 P: 10	R: 0 E: 0 K: 0 S: 7	H: 0 LOB: 0 BB: 0 P: 9	R: 1 E: 0 K: 0 S: 15	H: 3 LOB: 1 BB: 0 P: 21	R: 0 E: 0 K: 0 S: 3	H: 0 LOB: 2 BB: 0 P: 6	R: 0 E: 1 K: 0 S: 14	H: 0 LOB: 2 BB: 1 P: 23	R: 0 E: 0 K: 0 S: 7	H: 0 LOB: 0 BB: 0 P: 11	R: 0 E: 0 K: 2 S: 9	H: 1 LOB: 1 BB: 0 P: 11	1B: 6 2B: 1 3B: 0 HR: 0	SF: 0 SAC: 0 DP: 3 HBP: 0	WP: 0 PB: 0 CS: 0	PA: 33			
<b>PITCHER</b>	IP	WLS	BF	H	R	ER	SO	BB	IBB	HBP	BLK	WP	HR	S	P	ERA	WHIP								
<b>Tom Glavine, L</b> (1, 1) ERA: 4.82	7.0		26	5	1	1	2	2	0	0	0	0	0	60	94	1.29	1.000								
<b>Paul Assenmacher, L</b> (8, 1) ERA: 3.2	2.0	W	7	1	0	0	2	0	0	0	0	0	0	16	22	0.00	0.500								

Batter	1	2	3	4	5	6	7	8	9	AB	R	H	RBI	BB	SO	LOB	BOTTOM								
<b>Jeff Blauser, R</b> (1, 4) OBP: 0.400, SLG: 0.600										5	0	2	1	0	0	0	<b>Pittsburgh Pirates @ Atlanta Braves</b> Atlanta-Fulton County Stadium, Atlanta, GA Fri Sep 02 1988, 7:05 PM EDT Att. 7,938 - Unknown - 76 F								
<b>Dion James, L</b> (1, 7) OBP: 0.359, SLG: 0.360										2	1	1	0	2	0	1									
<b>Gerald Perry, L</b> (1, 3) OBP: 0.359, SLG: 0.412										4	0	2	0	0	0	2									
<b>Dale Murphy, R</b> (1, 9) OBP: 0.317, SLG: 0.449										3	0	0	1	1	0	3									
<b>Andres Thomas, R</b> (1, 6) OBP: 0.269, SLG: 0.371										3	0	0	0	1	1	3									
<b>Paul Runge, R</b> (1, 5) OBP: 0.341, SLG: 0.288										3	0	0	0	0	0	3									
<b>Lonnie Smith, R</b> (9, PH) OBP: 0.281, SLG: 0.281										1	0	0	0	0	1	0									
<b>Bruce Benedict, R</b> (1, 2) OBP: 0.311, SLG: 0.287										3	0	1	0	0	0	0									
<b>Ozzie Virgil, R</b> (9, PH) OBP: 0.306, SLG: 0.371										1	0	1	0	0	0	0									
<b>Jerry Royster, R</b> (9, PR) OBP: 0.233, SLG: 0.216										0	1	0	0	0	0	0									
<b>Terry Blocker, L</b> (1, 8) OBP: 0.227, SLG: 0.232										4	0	1	0	0	0	1									
<b>Tom Glavine, L</b> (1, 1) OBP: 0.235, SLG: 0.224										2	0	0	0	0	0	0									
<b>Albert Hall, S</b> (7, PH) OBP: 0.318, SLG: 0.303										1	0	0	0	0	0	0									
<b>Paul Assenmacher, L</b> (8, 1) ERA: 3.23										0	0	0	0	0	0	0									
<b>Ted Simmons, S</b> (9, PH) OBP: 0.340, SLG: 0.375										1	0	0	0	0	1	2									
<b>Inning Stats</b>	R: 0 E: 0 K: 0 S: 6	H: 1 LOB: 2 BB: 1 P: 15	R: 0 E: 0 K: 0 S: 8	H: 1 LOB: 0 BB: 0 P: 13	R: 0 E: 0 K: 0 S: 5	H: 0 LOB: 1 BB: 1 P: 12	R: 0 E: 0 K: 0 S: 7	H: 0 LOB: 0 BB: 0 P: 10	R: 0 E: 0 K: 0 S: 6	H: 0 LOB: 0 BB: 0 P: 10	R: 0 E: 0 K: 0 S: 10	H: 1 LOB: 3 BB: 2 P: 23	R: 0 E: 0 K: 0 S: 5	H: 0 LOB: 0 BB: 0 P: 6	R: 1 E: 0 K: 1 S: 10	H: 2 LOB: 1 BB: 0 P: 14	R: 1 E: 0 K: 2 S: 14	H: 3 LOB: 2 BB: 0 P: 19	1B: 6 2B: 2 3B: 0 HR: 0	SF: 0 SAC: 0 DP: 1 HBP: 0	WP: 0 PB: 0 CS: 0	PA: 37			
<b>PITCHER</b>	IP	WLS	BF	H	R	ER	SO	BB	IBB	HBP	BLK	WP	HR	S	P	ERA	WHIP								
<b>Bob Walk, R</b> (1, 1) ERA: 2.72	7.1		29	4	1	1	0	3	1	0	0	0	0	50	92	1.23	0.955								
<b>Bob Kipper, L</b> (8, 1)	0.0		1	1	0	0	0	0	0	0	0	0	0	3	4	∞	∞								
<b>Jim Gott, R</b> (8, 1) ERA: 3.33	1.1	L	7	3	1	1	3	0	0	0	0	0	0	18	26	6.75	2.250								



Batter	1	2	3	4	5	6	7	8	9	AB	R	H	RBI	BB	SO	LOB	TOP								
Mookie Wilson, S OBP: 0.331, SLG: 0.408	0-3 K		0-1 4-3	1-1 P5			1-0 K	1-0 HR		5	1	2	4	0	1	1	<b>New York Mets @ Pittsburgh Pirates</b> Three Rivers Stadium, Pittsburgh, PA Mon Sep 05 1988, 3:33 AM EDT Att: 38,876 - Cloudy - 70 F								
Gregg Jefferies, S OBP: 0.379, SLG: 0.741	3-2 G2-3		4-1 1B BB FC3-2 BB		0-2 F7		2-3 K	1-0 F7		4	0	0	0	1	1	0									
Keith Hernandez, L OBP: 0.349, SLG: 0.419	4-2 BB		4-1 FC3-2 1B 1-2 BB		1-3 K		1-0 1B		2-3 K	3	0	1	0	2	2	0									
Darryl Strawberry, L OBP: 0.361, SLG: 0.527	2-1 G3		1-1 FC3-2 1-2 1B		1-0 HR		2-0 4-3		4-0 BB BB	4	1	2	1	1	0	2									
Kevin McReynolds, R OBP: 0.335, SLG: 0.477		0-2 1B 2B	1-0 FC3-2 1-2 2-3 3-H		1-1 L9			0-1 1B SF8 1B	4-0 BB	4	2	2	0	1	0	3									
Gary Carter, R OBP: 0.304, SLG: 0.362	2-1 L6		0-2 F8			1-2 1-3		0-1 SF8 BB 1B	3-1 P2	5	1	1	0	0	0	6									
Tim Lincecum, R OBP: 0.325, SLG: 0.325	0-1 6-3			0-1 4-3 2B		1-2 5-3		3-3 K 1B	1-3 K	3	0	1	0	0	0	1									
Howard Johnson, S OBP: 0.346, SLG: 0.421										2	0	0	0	0	2	4									
Kevin Elster, R OBP: 0.284, SLG: 0.324	0-0 1B			0-0 F8		1-1 F9		4-0 HR BB		3	0	1	1	0	0	1									
Dave Magadan, L OBP: 0.387, SLG: 0.330								1-2 HR BB		0	1	0	0	1	0	0									
David Cone, L OBP: 0.206, SLG: 0.215	1-2 F8			2-2 4-3				0-0 SF8		3	1	1	0	0	0	2									
Lee Mazzilli, S OBP: 0.212, SLG: 0.168								2-3 1B 2B		0	0	0	1	0	0	0									
Roger McDowell, R OBP: 0.375, SLG: 0.750								2-3 3-H		0	0	0	0	0	0	0									
Randy Myers, L OBP: 0.250, SLG: 0.500										0	0	0	0	0	0	0									
<b>Inning Stats</b>	R: 0 E: 0 K: 1 S: 13	H: 0 LOB: 1 BB: 1 P: 22	R: 1 E: 0 K: 0 S: 11	H: 2 LOB: 1 BB: 0 P: 14	R: 0 E: 0 K: 0 S: 10	H: 1 LOB: 3 BB: 2 P: 20	R: 0 E: 0 K: 0 S: 8	H: 1 LOB: 1 BB: 0 P: 11	R: 1 E: 0 K: 1 S: 9	H: 1 LOB: 0 BB: 0 P: 12	R: 0 E: 0 K: 0 S: 10	H: 0 LOB: 0 BB: 0 P: 13	R: 1 E: 0 K: 1 S: 7	H: 3 LOB: 1 BB: 0 P: 13	R: 4 E: 0 K: 1 S: 10	H: 3 LOB: 2 BB: 2 P: 19	R: 0 E: 0 K: 2 S: 8	H: 0 LOB: 2 BB: 2 P: 22	1B: 6 2B: 3 3B: 0 HR: 2	SF: 1 SAC: 0 DP: 0 HBP: 0	WP: 0 PB: 0 SB: 1 CS: 0	PA: 43			
<b>PITCHER</b>	IP WLS BF H R ER SO BB IBB HBP BLK WP HR S P ERA WHIP	IP WLS BF H R ER SO BB IBB HBP BLK WP HR S P ERA WHIP	IP WLS BF H R ER SO BB IBB HBP BLK WP HR S P ERA WHIP	IP WLS BF H R ER SO BB IBB HBP BLK WP HR S P ERA WHIP	IP WLS BF H R ER SO BB IBB HBP BLK WP HR S P ERA WHIP	IP WLS BF H R ER SO BB IBB HBP BLK WP HR S P ERA WHIP	IP WLS BF H R ER SO BB IBB HBP BLK WP HR S P ERA WHIP	IP WLS BF H R ER SO BB IBB HBP BLK WP HR S P ERA WHIP	IP WLS BF H R ER SO BB IBB HBP BLK WP HR S P ERA WHIP	IP WLS BF H R ER SO BB IBB HBP BLK WP HR S P ERA WHIP	IP WLS BF H R ER SO BB IBB HBP BLK WP HR S P ERA WHIP	IP WLS BF H R ER SO BB IBB HBP BLK WP HR S P ERA WHIP	IP WLS BF H R ER SO BB IBB HBP BLK WP HR S P ERA WHIP	IP WLS BF H R ER SO BB IBB HBP BLK WP HR S P ERA WHIP	IP WLS BF H R ER SO BB IBB HBP BLK WP HR S P ERA WHIP	IP WLS BF H R ER SO BB IBB HBP BLK WP HR S P ERA WHIP	IP WLS BF H R ER SO BB IBB HBP BLK WP HR S P ERA WHIP	IP WLS BF H R ER SO BB IBB HBP BLK WP HR S P ERA WHIP	IP WLS BF H R ER SO BB IBB HBP BLK WP HR S P ERA WHIP	IP WLS BF H R ER SO BB IBB HBP BLK WP HR S P ERA WHIP	IP WLS BF H R ER SO BB IBB HBP BLK WP HR S P ERA WHIP	IP WLS BF H R ER SO BB IBB HBP BLK WP HR S P ERA WHIP	IP WLS BF H R ER SO BB IBB HBP BLK WP HR S P ERA WHIP	IP WLS BF H R ER SO BB IBB HBP BLK WP HR S P ERA WHIP	IP WLS BF H R ER SO BB IBB HBP BLK WP HR S P ERA WHIP

AB 36  
R 7  
H 11  
RBI 7  
BB 6  
SO 6  
LOB 20



Batter	1	2	3	4	5	6	7	8	9	AB	R	H	RBI	BB	SO	LOB	BOTTOM								
Barry Bonds, L OBP: 0.365, SLG: 0.504	1-0 WP 3B 1B		1-3 K		2-3 K		1-2 G4-6-3		1-3 K	5	1	1	0	0	3	4	<b>New York Mets @ Pittsburgh Pirates</b> Three Rivers Stadium, Pittsburgh, PA Mon Sep 05 1988, 3:33 AM EDT Att: 38,876 - Cloudy - 70 F								
Jose Lind, R OBP: 0.292, SLG: 0.307	2-2 FC3 3B		0-1 5-3		3-3 K			0-1 1B 1B	1-3 K	5	2	2	1	0	2	3									
Andy Van Slyke, L OBP: 0.344, SLG: 0.516	1-2 FC3 CS		0-1 4-3			2-3 K		0-2 1B SF9 1B		1	0	0	1	0	0	0									
Glenn Wilson, R OBP: 0.281, SLG: 0.313								1-2 SF9 1B		3	1	1	0	0	1	0									
Bobby Bonilla, S OBP: 0.367, SLG: 0.474	3-2 L8			0-0 L6		3-2 P5		0-0 1B	1-3 2-H	4	0	1	1	0	0	1									
Sid Bream, L OBP: 0.337, SLG: 0.421	2-1 F8			2-2 G4-3		2-1 2B		2-2 SF9		3	0	1	1	0	0	1									
R.J. Reynolds, S OBP: 0.283, SLG: 0.371		0-0 E4 BLK		0-0 L9		2-3 K		1-2 P3		4	0	0	0	0	1	2									
Michael LaValliere, L OBP: 0.280, SLG: 0.340		2-2 F8			0-1 SH5-4 1B		0-2 SH1-3 1B	3-2 6-3		3	0	2	0	0	0	1									
Rafael Belliard, R OBP: 0.286, SLG: 0.243										0	1	0	0	0	0	0									
Tom Prince, R OBP: 0.245, SLG: 0.240										1	0	0	0	0	0	1									
Felix Fermin, R OBP: 0.347, SLG: 0.279		1-2 F4			1-2 SH5-4 1B		0-1 SH1-3		1-1 1B	2	0	1	0	0	0	1									
John Cangelosi, S OBP: 0.327, SLG: 0.229										1	0	1	0	0	0	0									
Dave LaPoint, L OBP: 0.328, SLG: 0.370										1	0	0	0	0	0	1									
Ken Oberkfell, L OBP: 0.328, SLG: 0.370										1	0	1	1	0	0	0									
Jeff Robinson, L OBP: 0.333, SLG: 0.671										0	0	0	0	0	0	0									
Morris Madden, L OBP: 0.245, SLG: 0.240										0	0	0	0	0	0	0									
Scott Medvin, R OBP: 0.245, SLG: 0.240										0	0	0	0	0	0	0									
Gary Redus, R OBP: 0.338, SLG: 0.389										1	0	0	0	0	0	1									
<b>Inning Stats</b>	R: 2 E: 0 K: 0 S: 15	H: 2 LOB: 0 BB: 0 P: 24	R: 0 E: 1 K: 0 S: 9	H: 0 LOB: 1 BB: 0 P: 12	R: 0 E: 0 K: 1 S: 7	H: 0 LOB: 0 BB: 0 P: 8	R: 0 E: 0 K: 0 S: 5	H: 0 LOB: 0 BB: 0 P: 7	R: 0 E: 0 K: 2 S: 12	H: 2 LOB: 2 BB: 0 P: 20	R: 0 E: 0 K: 2 S: 17	H: 1 LOB: 1 BB: 0 P: 26	R: 1 E: 0 K: 0 S: 9	H: 2 LOB: 1 BB: 0 P: 12	R: 2 E: 0 K: 0 S: 18	H: 3 LOB: 1 BB: 0 P: 24	R: 0 E: 0 K: 3 S: 13	H: 1 LOB: 1 BB: 0 P: 19	1B: 9 2B: 1 3B: 1 HR: 0	SF: 1 SAC: 2 DP: 1 HBP: 0	WP: 1 PB: 0 SB: 0 CS: 1	PA: 38			
<b>PITCHER</b>	IP WLS BF H R ER SO BB IBB HBP BLK WP HR S P ERA WHIP	IP WLS BF H R ER SO BB IBB HBP BLK WP HR S P ERA WHIP	IP WLS BF H R ER SO BB IBB HBP BLK WP HR S P ERA WHIP	IP WLS BF H R ER SO BB IBB HBP BLK WP HR S P ERA WHIP	IP WLS BF H R ER SO BB IBB HBP BLK WP HR S P ERA WHIP	IP WLS BF H R ER SO BB IBB HBP BLK WP HR S P ERA WHIP	IP WLS BF H R ER SO BB IBB HBP BLK WP HR S P ERA WHIP	IP WLS BF H R ER SO BB IBB HBP BLK WP HR S P ERA WHIP	IP WLS BF H R ER SO BB IBB HBP BLK WP HR S P ERA WHIP	IP WLS BF H R ER SO BB IBB HBP BLK WP HR S P ERA WHIP	IP WLS BF H R ER SO BB IBB HBP BLK WP HR S P ERA WHIP	IP WLS BF H R ER SO BB IBB HBP BLK WP HR S P ERA WHIP	IP WLS BF H R ER SO BB IBB HBP BLK WP HR S P ERA WHIP	IP WLS BF H R ER SO BB IBB HBP BLK WP HR S P ERA WHIP	IP WLS BF H R ER SO BB IBB HBP BLK WP HR S P ERA WHIP	IP WLS BF H R ER SO BB IBB HBP BLK WP HR S P ERA WHIP	IP WLS BF H R ER SO BB IBB HBP BLK WP HR S P ERA WHIP	IP WLS BF H R ER SO BB IBB HBP BLK WP HR S P ERA WHIP	IP WLS BF H R ER SO BB IBB HBP BLK WP HR S P ERA WHIP	IP WLS BF H R ER SO BB IBB HBP BLK WP HR S P ERA WHIP	IP WLS BF H R ER SO BB IBB HBP BLK WP HR S P ERA WHIP	IP WLS BF H R ER SO BB IBB HBP BLK WP HR S P ERA WHIP	IP WLS BF H R ER SO BB IBB HBP BLK WP HR S P ERA WHIP	IP WLS BF H R ER SO BB IBB HBP BLK WP HR S P ERA WHIP	IP WLS BF H R ER SO BB IBB HBP BLK WP HR S P ERA WHIP

AB 35  
R 5  
H 11  
RBI 5  
BB 0  
SO 8  
LOB 16





Batter	1	2	3	4	5	6	7	8	9	AB	R	H	RBI	BB	SO	LOB	TOP									
Mookie Wilson, S OBP: 0.330, SLG: 0.406	0-1 6-3		1-2 P4					0-0 G4-3		4	0	1	0	0	0	0										
Gregg Jefferies, S OBP: 0.394, SLG: 0.806	2-2 L9				0-0 G4-3			0-0 1B		4	1	2	2	0	0	0										
Keith Hernandez, L OBP: 0.345, SLG: 0.413	0-1 G3-1			0-1 L4-3				0-2 F7		4	0	0	0	0	0	2										
Darryl Strawberry, L OBP: 0.360, SLG: 0.527		1-0 3-1 2B		1-0 G3				1-0 F2		4	0	1	0	0	0	2										
Kevin McReynolds, R OBP: 0.333, SLG: 0.473		1-3 K			3-1 F8			0-2 6-3		4	0	0	0	0	1	1										
Gary Carter, R OBP: 0.302, SLG: 0.359		1-2 3-1			0-0 L7			0-1 6-3		3	0	0	0	0	0	1										
Tim Teufel, R OBP: 0.304, SLG: 0.321		2-3 5-3			0-0 G5-3			0-0 F8		3	0	0	0	0	0	1										
Kevin Elster, R OBP: 0.284, SLG: 0.324				2-0 F8				0-2 G4-3		3	1	1	0	0	0	0										
Bob Ojeda, L OBP: 0.182, SLG: 0.185				1-1 F8				0-0 L9		1	0	0	0	0	0	0										
Barry Lyons, R OBP: 0.257, SLG: 0.348								0-0 SH3-4		1	0	0	0	0	0	0										
Roger McDowell, R OBP: 0.375, SLG: 0.750								1-2 SH3-4		0	0	0	0	0	0	0										
<b>Inning Stats</b>	R: 0 E: 0 K: 0 S: 10	H: 0 LOB: 0 BB: 0 P: 12	R: 0 E: 0 K: 1 S: 10	H: 1 LOB: 1 BB: 0 P: 14	R: 0 E: 0 K: 0 S: 6	H: 0 LOB: 0 BB: 0 P: 10	R: 0 E: 0 K: 0 S: 4	H: 0 LOB: 0 BB: 0 P: 5	R: 0 E: 0 K: 0 S: 4	H: 0 LOB: 0 BB: 0 P: 7	R: 1 E: 0 K: 0 S: 11	H: 3 LOB: 2 BB: 0 P: 12	R: 0 E: 0 K: 0 S: 6	H: 0 LOB: 0 BB: 0 P: 6	R: 0 E: 0 K: 0 S: 13	H: 0 LOB: 0 BB: 0 P: 18	R: 1 E: 0 K: 0 S: 7	H: 1 LOB: 0 BB: 0 P: 12	1B: 3 2B: 1 3B: 0 HR: 1	SF: 0 SAC: 1 DP: 0 HBP: 0	WP: 0 PB: 0 SB: 0 CS: 0	PA: 32				
<b>PITCHER</b>	IP	WLS	BF	H	R	ER	SO	BB	IBB	HBP	BLK	WP	HR	S	P	ERA	WHIP									
John Smiley, L ERA: 3.06	(1, 1)	8.2	W	31	5	2	2	1	0	0	0	0	0	1	69	91	2.08	0.577								
Jim Gott, R ERA: 3.31	(9, 1)	0.1	S	1	0	0	0	0	0	0	0	0	0	2	5	0.00	0.000									

New York Mets @ Pittsburgh Pirates  
Three Rivers Stadium, Pittsburgh, PA  
Tue Sep 06 1988, 7:05 PM EDT  
Att: 21,296 - Unknown - 55 F

AB 31  
R 2  
H 5  
RBI 2  
BB 0  
SO 1  
LOB 7



Batter	1	2	3	4	5	6	7	8	9	AB	R	H	RBI	BB	SO	LOB	BOTTOM									
John Cangelosi, S OBP: 0.333, SLG: 0.241	1-3 K		0-1 S SF7 1B		3-1 F9			1-1 FC6-4 1B		4	1	2	0	0	1	0										
Jose Lind, R OBP: 0.292, SLG: 0.308	1-1 L8 2B		0-1 4-3			0-3 K		2-1 FC6-4 FC4-6		4	1	1	0	0	1	2										
Gary Redus, R OBP: 0.337, SLG: 0.386	4-0 2B BB		1-1 SF7			2-1 L5		1-0 FC4-6		2	1	0	1	1	0	1										
Bobby Bonilla, S OBP: 0.365, SLG: 0.470	1-2 L8		2-0 F8			1-1 4-3		1-0 F8		4	0	0	0	0	0	3										
Glenn Wilson, R OBP: 0.281, SLG: 0.315	3-1 2B			1-2 F9			2-2 L7			3	0	1	2	0	0	0										
Sid Bream, L OBP: 0.335, SLG: 0.418	2-2 F8			2-3 K			2-3 K			3	0	0	0	0	2	1										
Tom Prince, R OBP: 0.250, SLG: 0.245		2-2 L9		0-3 K2-3			3-2 1B			3	0	1	0	0	1	0										
Rafael Belliard, R OBP: 0.286, SLG: 0.244		1-1 B1-3			0-0 G4-3			2-2 1B		3	0	1	0	0	0	0										
John Smiley, L OBP: 0.125, SLG: 0.075		1-3 K			1-3 K			1-3 K		3	0	0	0	0	3	2										
Jim Gott, R ERA: 2.61	(9, 1)									0	0	0	0	0	0	0										
<b>Inning Stats</b>	R: 2 E: 0 K: 1 S: 14	H: 2 LOB: 1 BB: 1 P: 26	R: 0 E: 0 K: 1 S: 8	H: 0 LOB: 0 BB: 0 P: 12	R: 1 E: 0 K: 0 S: 7	H: 1 LOB: 0 BB: 0 P: 10	R: 0 E: 0 K: 2 S: 10	H: 0 LOB: 0 BB: 0 P: 13	R: 0 E: 0 K: 1 S: 6	H: 0 LOB: 0 BB: 0 P: 10	R: 0 E: 0 K: 1 S: 7	H: 0 LOB: 0 BB: 0 P: 10	R: 0 E: 0 K: 2 S: 18	H: 2 LOB: 2 BB: 0 P: 28	R: 0 E: 0 K: 0 S: 8	H: 1 LOB: 1 BB: 0 P: 11	1B: 4 2B: 2 3B: 0 HR: 0	SF: 1 SAC: 0 DP: 0 HBP: 0	WP: 0 PB: 0 SB: 1 CS: 0	PA: 31						
<b>PITCHER</b>	IP	WLS	BF	H	R	ER	SO	BB	IBB	HBP	BLK	WP	HR	S	P	ERA	WHIP									
Bob Ojeda, L ERA: 3.03	(1, 1)	7.0	L	27	5	3	3	8	1	0	0	0	0	0	70	109	3.86	0.857								
Roger McDowell, R ERA: 2.61	(8, 1)	1.0		4	1	0	0	0	0	0	0	0	0	8	11	0.00	1.000									

New York Mets @ Pittsburgh Pirates  
Three Rivers Stadium, Pittsburgh, PA  
Tue Sep 06 1988, 7:05 PM EDT  
Att: 21,296 - Unknown - 55 F

AB 29  
R 3  
H 6  
RBI 3  
BB 1  
SO 8  
LOB 9





Batter	1	2	3	4	5	6	7	8	9	AB	R	H	RBI	BB	SO	LOB	TOP					
Tracy Jones, R OBP: 0.332, SLG: 0.314	4-3		K		F8		E7			4	0	1	1	0	1	2	<b>Montreal Expos @ Pittsburgh Pirates</b> Three Rivers Stadium, Pittsburgh, PA Wed Sep 07 1988, 7:05 PM EDT Att: 16,494 - Unknown - 70 F					
Dave Martinez, L OBP: 0.297, SLG: 0.319 Andy McGaffigan, R (7, 1)	F7			F8	K		F8			4	0	0	0	0	1	3						
Andres Calarraga, R OBP: 0.351, SLG: 0.542	L8			4-3		4-3		6-3		4	0	0	0	0	0	0						
Hubie Brooks, R OBP: 0.313, SLG: 0.429				K		P4		6-3		4	0	1	0	0	1	0						
Tom Foley, L OBP: 0.310, SLG: 0.374						4-3		F7		4	1	1	0	0	0	1						
Tom O'Malley, L OBP: 0.600, SLG: 0.500										4	1	2	0	0	1	0						
Mike Fitzgerald, R OBP: 0.346, SLG: 0.395										4	0	1	1	0	0	2						
Luis Rivera, R OBP: 0.276, SLG: 0.330 Craig Nettles, L OBP: 0.283, SLG: 0.299 Rich Sauveur, L (5, 1) Otis Nixon, S OBP: 0.307, SLG: 0.286 Tim Wallace, R OBP: 0.297, SLG: 0.392				K		SF9				1	0	0	0	0	1	0						
Bryn Smith, R OBP: 0.163, SLG: 0.149 Jeff Huson, L OBP: 0.667, SLG: 0.667				K						1	0	0	0	0	1	0						
										2	1	2	1	0	0	0						
<b>Inning Stats</b>	R: 0 E: 0 K: 0 S: 3	H: 0 LOB: 0 BB: 0 P: 7	R: 0 E: 0 K: 0 S: 8	H: 2 LOB: 1 BB: 0 P: 12	R: 0 E: 0 K: 3 S: 9	H: 0 LOB: 0 BB: 0 P: 12	R: 0 E: 0 K: 1 S: 6	H: 0 LOB: 0 BB: 0 P: 8	R: 2 E: 0 K: 0 S: 17	H: 4 LOB: 2 BB: 0 P: 27	R: 0 E: 0 K: 0 S: 6	H: 0 LOB: 0 BB: 0 P: 8	R: 2 E: 2 K: 0 S: 11	H: 2 LOB: 1 BB: 1 P: 23	R: 0 E: 0 K: 0 S: 5	H: 0 LOB: 0 BB: 0 P: 6	R: 0 E: 0 K: 2 S: 10	H: 0 LOB: 0 BB: 0 P: 16	1B: 8 2B: 0 3B: 0 HR: 0	SF: 1 SAC: 0 DP: 1 HBP: 0	WP: 0 PB: 0 CS: 1	PA: 35
<b>PITCHER</b>	IP	WLS	BF	H	R	ER	SO	BB	IBB	HBP	BLK	WP	HR	S	P	ERA	WHIP					
Doug Drabek, R ERA: 3.17	(1, 1)	6.2	W	27	7	4	4	5	1	0	0	0	0	57	90	5.40	1.200					
Jeff Robinson, R ERA: 3.18	(7, 1)	1.1		5	1	0	0	0	0	0	0	0	0	8	13	0.00	0.750					
Jim Gott, R ERA: 3.26	(9, 1)	1.0	S	3	0	0	0	2	0	0	0	0	0	10	16	0.00	0.000					

AB	33
R	4
H	8
RBI	4
BB	1
SO	7
LOB	8



Batter	1	2	3	4	5	6	7	8	9	AB	R	H	RBI	BB	SO	LOB	BOTTOM				
Barry Bonds, L OBP: 0.365, SLG: 0.502	E4	F7					G3			4	1	1	1	0	0	1	<b>Montreal Expos @ Pittsburgh Pirates</b> Three Rivers Stadium, Pittsburgh, PA Wed Sep 07 1988, 7:05 PM EDT Att: 16,494 - Unknown - 70 F				
Ken Oberkfell, L OBP: 0.328, SLG: 0.369 Rafael Belliard, R OBP: 0.286, SLG: 0.244		G3		4-3			K			4	0	1	0	0	1	2					
R.J. Reynolds, S OBP: 0.286, SLG: 0.373										4	1	2	1	0	1	1					
Bobby Bonilla, S OBP: 0.362, SLG: 0.467				L8			6-3			3	0	0	1	0	0	2					
Glenn Wilson, R OBP: 0.283, SLG: 0.318				F9						4	0	2	0	0	0	1					
Sid Bream, L OBP: 0.332, SLG: 0.413				4-3	5-3		4-3			4	0	0	0	0	0	3					
Michael LaValliere, L OBP: 0.362, SLG: 0.340				G3			K			3	1	1	0	1	1	0					
Felix Fermin, R OBP: 0.365, SLG: 0.333 Benny Distefano, L (8, PH) Jim Gott, R (9, 1)				G3			1-3			2	2	1	0	0	0	0					
Doug Drabek, R OBP: 0.211, SLG: 0.279 Jeff Robinson, R OBP: 0.133, SLG: 0.071 Jose Lind, R OBP: 0.292, SLG: 0.308										1	0	0	0	0	0	0					
										0	0	0	0	0	0	0					
<b>Inning Stats</b>	R: 2 E: 1 K: 0 S: 10	H: 1 LOB: 0 BB: 0 P: 16	R: 2 E: 0 K: 0 S: 12	H: 2 LOB: 1 BB: 0 P: 20	R: 0 E: 0 K: 0 S: 7	H: 1 LOB: 1 BB: 0 P: 8	R: 1 E: 0 K: 1 S: 12	H: 2 LOB: 1 BB: 0 P: 16	R: 0 E: 0 K: 1 S: 8	H: 1 LOB: 1 BB: 0 P: 10	R: 0 E: 0 K: 1 S: 7	H: 0 LOB: 0 BB: 0 P: 9	R: 0 E: 0 K: 1 S: 13	H: 1 LOB: 1 BB: 0 P: 17	R: 0 E: 0 K: 0 S: 7	H: 1 LOB: 1 BB: 1 P: 14	1B: 8 2B: 0 3B: 1 HR: 0	SF: 1 SAC: 0 DP: 1 HBP: 1	WP: 0 PB: 0 CS: 0	PA: 35	
<b>PITCHER</b>	IP	WLS	BF	H	R	ER	SO	BB	IBB	HBP	BLK	WP	HR	S	P	ERA	WHIP				
Bryn Smith, R ERA: 3.1	(1, 1)	4.0	L	20	6	5	3	1	0	0	1	0	0	41	60	6.75	1.500				
Rich Sauveur, L ERA	(5, 1)	2.0		7	1	0	0	2	0	0	0	0	0	15	19	0.00	0.500				
Andy McGaffigan, R ERA: 3.0	(7, 1)	2.0		8	2	0	0	1	0	1	0	0	0	20	31	0.00	1.000				





Batter	1	2	3	4	5	6	7	8	9	AB	R	H	RBI	BB	SO	LOB	TOP		
<b>Otis Nixon, S</b> <small>OBP: 0.299, SLG: 0.284</small> (1, 7)										5	0	1	0	0	1	0			
<b>Tracy Jones, R</b> <small>OBP: 0.335, SLG: 0.318</small> (1, 9)										4	2	2	0	0	0	2			
<b>Dave Martinez, L</b> <small>OBP: 0.299, SLG: 0.319</small> (1, 8)										3	1	1	0	1	1	1			
<b>Andres Galarraga, R</b> <small>OBP: 0.352, SLG: 0.541</small> (1, 3)										3	1	1	0	1	0	3			
<b>Tim Wallach, R</b> <small>OBP: 0.300, SLG: 0.397</small> (1, 5)										4	1	3	3	0	0	1			
<b>Tom Foley, L</b> <small>OBP: 0.313, SLG: 0.377</small> <b>Joe Hesketh, R</b> <small>(8, 1)</small>										3	0	1	2	1	0	2			
<b>Nelson Santovenia, R</b> <small>OBP: 0.283, SLG: 0.391</small> (1, 2)										4	0	0	0	0	1	3			
<b>Luis Rivera, R</b> <small>OBP: 0.278, SLG: 0.329</small> (1, 6)										4	0	1	0	0	0	0			
<b>Pascual Perez, R</b> <small>OBP: 0.102, SLG: 0.022</small> <b>Rex Hudler, R</b> <small>OBP: 0.317, SLG: 0.441</small> (8, 4)										3	0	0	0	0	0	1			
<b>Inning Stats</b>	R: 3 H: 4 E: 1 K: 1 S: 18	H: 4 LOB: 1 BB: 0 P: 27	R: 0 H: 0 E: 0 K: 0 S: 5	H: 0 LOB: 0 BB: 0 P: 6	R: 1 H: 2 E: 0 K: 0 S: 13	H: 2 LOB: 1 BB: 0 P: 17	R: 0 H: 0 E: 0 K: 0 S: 8	H: 0 LOB: 0 BB: 0 P: 11	R: 0 H: 0 E: 0 K: 0 S: 6	H: 0 LOB: 0 BB: 1 P: 14	R: 0 H: 2 E: 0 K: 0 S: 6	H: 2 LOB: 2 BB: 0 P: 11	R: 1 H: 2 E: 0 K: 2 S: 10	H: 2 LOB: 1 BB: 0 P: 20	R: 0 H: 0 E: 0 K: 2 S: 8	H: 0 LOB: 0 BB: 0 P: 9	1B: 8 2B: 2 3B: 0 HR: 0	SF: 0 SAC: 0 DP: 2 HBP: 0	WP: 0 PA: 38 CS: 1
<b>PITCHER</b>	IP WLS BF H R ER SO BB IBB HBP BLK WP HR S P ERA WHIP																		
<b>Bob Walk, R</b> <small>ERA: 2.81</small> <b>Jeff Robinson, R</b> <small>ERA: 3.2</small>	(1, 1) 7.0 29 8 4 4 1 2 0 0 0 0 0 59 96 5.14 1.429																		

**Montreal Expos @ Pittsburgh Pirates**  
 Three Rivers Stadium, Pittsburgh, PA  
 Thu Sep 08 1988, 7:05 PM EDT  
 Att: 11,289 - Unknown - 70 F



AB	34
R	5
H	10
RBI	5
BB	3
SO	4
LOB	13

Batter	1	2	3	4	5	6	7	8	9	AB	R	H	RBI	BB	SO	LOB	BOTTOM		
<b>Barry Bonds, L</b> <small>OBP: 0.366, SLG: 0.507</small> (1, 7)										3	1	1	1	1	0	0			
<b>Ken Oberkfell, L</b> <small>OBP: 0.330, SLG: 0.371</small> <b>Jose Lind, R</b> <small>OBP: 0.292, SLG: 0.308</small> (8, 4)										3	1	2	0	0	0	0			
<b>Andy Van Slyke, L</b> <small>OBP: 0.345, SLG: 0.522</small> (1, 8)										4	1	2	2	0	1	1			
<b>Bobby Bonilla, S</b> <small>OBP: 0.360, SLG: 0.463</small> (1, 5)										4	0	0	0	0	1	2			
<b>Sid Bream, L</b> <small>OBP: 0.329, SLG: 0.409</small> (1, 3)										4	0	0	0	0	1	1			
<b>Gary Redus, R</b> <small>OBP: 0.336, SLG: 0.394</small> (1, 9)										4	1	1	1	0	1	0			
<b>Michael LaValliere, L</b> <small>OBP: 0.359, SLG: 0.537</small> (1, 2)										3	0	0	0	0	1	0			
<b>Al Pedrique, R</b> <small>OBP: 0.239, SLG: 0.224</small> <b>John Candelosi, S</b> <small>OBP: 0.330, SLG: 0.239</small> <b>Rafael Belliard, R</b> <small>OBP: 0.286, SLG: 0.244</small> (8, 6)										2	0	0	0	0	0	0			
<b>Bob Walk, R</b> <small>OBP: 0.138, SLG: 0.113</small> <b>Benny Distefano, L</b> <small>OBP: 0.133, SLG: 0.071</small> (8, 1)										2	0	0	0	0	2	0			
<b>Inning Stats</b>	R: 3 H: 3 E: 0 K: 0 S: 11	H: 3 LOB: 0 BB: 0 P: 13	R: 0 H: 0 E: 0 K: 1 S: 10	H: 0 LOB: 0 BB: 0 P: 16	R: 0 H: 1 E: 0 K: 0 S: 9	H: 1 LOB: 1 BB: 0 P: 12	R: 0 H: 0 E: 0 K: 1 S: 11	H: 0 LOB: 0 BB: 0 P: 15	R: 0 H: 1 E: 0 K: 1 S: 16	H: 1 LOB: 1 BB: 0 P: 22	R: 1 H: 1 E: 0 K: 1 S: 9	H: 1 LOB: 0 BB: 0 P: 13	R: 0 H: 0 E: 0 K: 1 S: 7	H: 0 LOB: 0 BB: 1 P: 13	R: 0 H: 0 E: 0 K: 1 S: 7	H: 0 LOB: 0 BB: 0 P: 11	1B: 3 2B: 0 3B: 0 HR: 3	SF: 0 SAC: 0 DP: 1 HBP: 0	WP: 0 PA: 33 CS: 0
<b>PITCHER</b>	IP WLS BF H R ER SO BB IBB HBP BLK WP HR S P ERA WHIP																		
<b>Pascual Perez, R</b> <small>ERA: 2.46</small> <b>Joe Hesketh, L</b> <small>ERA: 3.0</small>	(1, 1) 7.0 27 6 4 4 5 0 0 0 0 0 0 74 103 5.14 0.857																		

**Montreal Expos @ Pittsburgh Pirates**  
 Three Rivers Stadium, Pittsburgh, PA  
 Thu Sep 08 1988, 7:05 PM EDT  
 Att: 11,289 - Unknown - 70 F



AB	32
R	4
H	6
RBI	4
BB	1
SO	7
LOB	5



Batter	1	2	3	4	5	6	7	8	9	AB	R	H	RBI	BB	SO	LOB	TOP			
Phil Bradley, R (1.7)	G5-3		G4-3		G5-3			1B G3 HBP		3	1	1	0	0	0	0				
Milt Thompson, L (1.8)	G6-3		G6-3		G5-3			G3 1B		4	0	1	0	0	0	1				
Juan Samuel, R (1.4)	F8				L9			G3		4	0	1	1	0	0	2				
Ricky Jordan, R (1.3)			F8		L9-3			K		3	1	1	1	1	1	2				
Ron Jones, L (1.9)	F8				L6			G4-3		4	0	0	0	0	0	2				
Lance Parrish, R (1.2)										2	0	0	0	2	1	0				
Shane Turner, L (1.5)					FC4-6					2	0	1	0	1	0	1				
Greg Gross, L (0. PH)										1	0	0	0	0	0	0				
Steve Jeltz, S (1.6)					F9					3	0	0	0	0	0	4				
Chris James, R (0. PH)										1	0	0	0	0	1	0				
Bob Sebra, R (1.1)										2	0	0	0	0	0	2				
Mike Maddux, L (5.1)										0	0	0	0	0	0	0				
Keith Miller, S (7. PH)										1	0	0	0	0	0	0				
Bruce Ruffin, S (7.1)										0	0	0	0	0	0	0				
Kent Tekulve, R (8.1)										0	0	0	0	0	0	0				
<b>Inning Stats</b>	R: 0 E: 0 K: 0 S: 7	H: 0 LOB: 0 BB: 0 P: 12	R: 1 E: 0 K: 0 S: 10	H: 1 LOB: 2 BB: 2 P: 21	R: 0 E: 0 K: 0 S: 8	H: 1 LOB: 1 BB: 0 P: 15	R: 0 E: 0 K: 0 S: 7	H: 0 LOB: 1 BB: 1 P: 12	R: 0 E: 0 K: 1 S: 7	H: 1 LOB: 0 BB: 0 P: 15	R: 0 E: 0 K: 0 S: 8	H: 1 LOB: 0 BB: 0 P: 13	R: 1 E: 0 K: 1 S: 10	H: 1 LOB: 1 BB: 0 P: 18	R: 0 E: 0 K: 1 S: 7	H: 0 LOB: 0 BB: 0 P: 10	1B: 4 2B: 2 3B: 0 HR: 1	SF: 0 SAC: 0 DP: 2 HBP: 1	WP: 0 PB: 0 SB: 0 CS: 0	PA: 35
<b>PITCHER</b>	IP WLS BF H R ER SO BB IBB HBP BLK WP HR S P ERA WHIP																			
Mike Dunne, R (1.1)	7.0 W 29 5 2 2 1 4 0 0 1 0 0 1 59 110 2.57 1.286																			
Jim Gott, R (8.1)	2.0 S 6 0 0 0 2 0 0 0 0 0 0 0 13 18 0.00 0.000																			

Philadelphia Phillies @ Pittsburgh Pirates  
Three Rivers Stadium, Pittsburgh, PA  
Fri Sep 09 1988, 7:05 PM EDT  
Att: 15,446 - Unknown - 65 F

AB 30  
R 2  
H 5  
RBI 2  
BB 4  
SO 3  
LOB 14



Batter	1	2	3	4	5	6	7	8	9	AB	R	H	RBI	BB	SO	LOB	BOTTOM	
Barry Bonds, L (1.7)	SF8 SF9 BB	SF8			K			FC1-5 FC4-6		3	1	1	1	1	1	4		
Jose Lind, R (1.4)	E6 SF9	F8						FC4-6 BB		5	1	1	1	0	0	5		
Andy Van Slyke, L (1.8)	SF9									3	0	1	1	1	0	2		
Glenn Wilson, R (1.9)	G5-3									4	0	0	1	0	2	6		
Sid Bream, L (1.3)	G1-3									3	0	0	0	1	0	1		
Ken Oberkfell, L (1.5)										4	1	1	0	0	1	2		
Michael LaValliere, L (1.2)										4	1	1	0	0	1	2		
Felix Fermin, R (1.6)										3	1	3	0	1	0	0		
Mike Dunne, R (1.1)										2	0	1	1	0	1	1		
Jim Gott, R (8.1)										0	0	0	0	0	0	0		
Bobby Bonilla, S (8.5)										0	0	0	0	1	0	0		
<b>Inning Stats</b>	R: 1 E: 1 K: 0 S: 9	H: 0 LOB: 1 BB: 1 P: 20	R: 2 E: 0 K: 0 S: 18	H: 2 LOB: 1 BB: 1 P: 31	R: 0 E: 0 K: 1 S: 7	H: 0 LOB: 0 BB: 0 P: 8	R: 0 E: 0 K: 1 S: 10	H: 2 LOB: 2 BB: 0 P: 13	R: 1 E: 1 K: 1 S: 12	H: 2 LOB: 2 BB: 1 P: 22	R: 0 E: 0 K: 1 S: 6	H: 0 LOB: 0 BB: 0 P: 7	R: 0 E: 0 K: 1 S: 11	H: 1 LOB: 3 BB: 2 P: 19	1B: 8 2B: 1 3B: 0 HR: 0	SF: 4 SAC: 0 DP: 0 HBP: 0	WP: 0 PB: 0 SB: 0 CS: 0	PA: 40
<b>PITCHER</b>	IP WLS BF H R ER SO BB IBB HBP BLK WP HR S P ERA WHIP																	
Bob Sebra, R (1.1)	4.1 L 22 6 4 3 2 2 0 0 0 0 0 0 49 81 6.23 1.846																	
Mike Maddux, R (5.1)	1.2 9 2 1 1 2 1 0 0 0 0 0 0 17 30 5.40 1.800																	
Bruce Ruffin, L (7.1)	1.2 8 1 0 0 1 2 0 0 0 0 0 0 14 23 0.00 1.800																	
Kent Tekulve, R (8.1)	0.1 1 0 0 0 1 0 0 0 0 0 0 0 3 3 0.00 0.000																	

Philadelphia Phillies @ Pittsburgh Pirates  
Three Rivers Stadium, Pittsburgh, PA  
Fri Sep 09 1988, 7:05 PM EDT  
Att: 15,446 - Unknown - 65 F

AB 31  
R 5  
H 9  
RBI 5  
BB 5  
SO 6  
LOB 23





Batter	1	2	3	4	5	6	7	8	9	AB	R	H	RBI	BB	SO	LOB	TOP
Phil Bradley, R (1,7) OBP: 0.345, SLG: 0.392	5-3		1B			K		P8		4	0	1	0	0	1	0	Philadelphia Phillies @ Pittsburgh Pirates Three Rivers Stadium, Pittsburgh, PA Sat Sep 10 1988, 7:05 PM EDT Att: 27,804 - Unknown <a href="http://livebaseballscores.com">livebaseballscores.com</a>
Bob Demler, R (1,8) OBP: 0.338, SLG: 0.353	5-3		1-3			F9		F3		4	0	0	0	0	0	1	
Ron Jones, L (1,9) OBP: 0.296, SLG: 0.604	P4			HR		FC5-4 1B		K		4	1	2	1	0	1	0	
Ricky Jordan, R (1,3)		4-3		F9		FC5-4 1-2		1B 1B		4	0	1	0	0	0	1	
Juan Samuel, R (1,4) OBP: 0.293, SLG: 0.369	BLK 1B			P4			F8			4	0	2	0	0	0	0	
Lance Parrish, R (1,2) OBP: 0.292, SLG: 0.358	F7 1-2			F9			L6			4	0	0	0	0	0	3	
Chris James, R (1,5) OBP: 0.282, SLG: 0.381	F7				P4		K			3	0	0	0	0	1	1	
Steve Jeltz, S (1,6) OBP: 0.304, SLG: 0.241					F9			P6		2	0	0	0	0	0	0	
Tom Barrett, S (8, PH) OBP: 0.275, SLG: 0.176			6-3							1	0	0	0	0	0	0	
Greg Harris, S (8, 1) OBP: 0.333, SLG: 0.556								K		0	0	0	0	0	0	0	
Shane Rawley, R (1,1) OBP: 0.127, SLG: 0.148										2	0	0	0	0	0	0	
John Russell, R (8, PH) OBP: 0.212, SLG: 0.281			6-3							1	0	0	0	0	1	0	
Jackie Gutierrez, R (8, 6) OBP: 0.250, SLG: 0.281										0	0	0	0	0	0	0	
<b>Inning Stats</b>	R: 0 E: 0 K: 0 S: 3	H: 0 LOB: 0 BB: 0 P: 3	R: 0 E: 0 K: 0 S: 4	H: 1 LOB: 1 BB: 0 P: 4	R: 0 E: 0 K: 0 S: 4	H: 1 LOB: 1 BB: 0 P: 4	R: 1 E: 0 K: 0 S: 4	H: 1 LOB: 0 BB: 0 P: 4	R: 0 E: 0 K: 1 S: 5	H: 0 LOB: 1 BB: 0 P: 5	R: 0 E: 0 K: 1 S: 5	H: 0 LOB: 0 BB: 0 P: 5	R: 0 E: 0 K: 1 S: 7	H: 2 LOB: 2 BB: 0 P: 7	1B: 5 2B: 0 3B: 0 HR: 1	SF: 0 SAC: 0 DP: 0 HBP: 0	WP: 0 PA: 33 PB: 0 SB: 0 CS: 0
<b>PITCHER</b> Dave LaPoint, L (1,1) ERA: 2.98	IP: 9.0 WLS: W BF: 33 H: 6 R: 1 ER: 1 SO: 4 BB: 0 IBB: 0 HBP: 0 BLK: 1 WP: 0 HR: 1 S: 41 P: 41 ERA: 1.00 WHIP: 0.667																

Batter	1	2	3	4	5	6	7	8	9	AB	R	H	RBI	BB	SO	LOB	BOTTOM		
Barry Bonds, L (1,7) OBP: 0.368, SLG: 0.508	F7							P6		4	0	2	1	1	0	2	Philadelphia Phillies @ Pittsburgh Pirates Three Rivers Stadium, Pittsburgh, PA Sat Sep 10 1988, 7:05 PM EDT Att: 27,804 - Unknown <a href="http://livebaseballscores.com">livebaseballscores.com</a>		
Jose Lind, R (1,4) OBP: 0.291, SLG: 0.306	S 1B	3-H 2B			F9		F9			4	0	1	0	0	0	4			
Andy Van Slyke, L (1,8) OBP: 0.343, SLG: 0.519	P5 1-2			6-3		F9		B3-4		4	0	0	0	0	0	3			
Bobby Bonilla, S (1,5) OBP: 0.362, SLG: 0.464	5-3					P8		E BB 2B		3	1	1	0	1	0	1			
Gary Redus, R (1,9) OBP: 0.338, SLG: 0.392								E6 BB S FC3-2		2	1	0	0	2	1	2			
Ken Oberkfell, L (1,3) OBP: 0.329, SLG: 0.370										3	1	1	0	0	1	1			
Sid Bream, L (8, 3) OBP: 0.328, SLG: 0.405								K		1	0	0	0	0	1	2			
Tom Prince, R (1,2) OBP: 0.254, SLG: 0.236										2	1	0	1	1	0	1			
Benny Distefano, L (8, PH) OBP: 0.288, SLG: 0.373										0	1	0	0	1	0	0			
Michael LaValliere, L (9, 2) OBP: 0.358, SLG: 0.336										0	0	0	0	0	0	0			
Felix Fermin, R (1,6) OBP: 0.407, SLG: 0.373										3	0	1	0	0	0	2			
R.J. Reynolds, S (8, PH) OBP: 0.288, SLG: 0.373										0	0	0	1	1	0	0			
Rafael Belliard, R (9, 6) OBP: 0.286, SLG: 0.244										0	0	0	0	0	0	0			
Dave LaPoint, L (1,1) OBP: 0.083, SLG: 0.083										4	0	1	0	0	0	4			
<b>Inning Stats</b>	R: 0 E: 0 K: 0 S: 4	H: 1 LOB: 1 BB: 0 P: 4	R: 3 E: 1 K: 0 S: 6	H: 3 LOB: 1 BB: 1 P: 10	R: 0 E: 0 K: 1 S: 4	H: 0 LOB: 1 BB: 1 P: 8	R: 0 E: 0 K: 0 S: 3	H: 0 LOB: 0 BB: 0 P: 3	R: 0 E: 0 K: 0 S: 3	H: 1 LOB: 1 BB: 1 P: 7	R: 0 E: 0 K: 1 S: 5	H: 0 LOB: 2 BB: 2 P: 13	R: 0 E: 0 K: 1 S: 4	H: 1 LOB: 1 BB: 0 P: 4	R: 2 E: 2 K: 1 S: 7	H: 1 LOB: 2 BB: 2 P: 15	1B: 5 2B: 3 3B: 0 HR: 0	SF: 0 SAC: 0 DP: 2 HBP: 0	WP: 0 PA: 37 PB: 0 SB: 3 CS: 1
<b>PITCHER</b> Shane Rawley, L (1,1) ERA: 4.04	IP: 7.0 WLS: L BF: 30 H: 6 R: 3 ER: 3 SO: 3 BB: 5 IBB: 0 HBP: 0 BLK: 0 WP: 0 HR: 0 S: 29 P: 49 ERA: 1.29 WHIP: 1.571																		
<b>PITCHER</b> Greg Harris, R (8, 1) ERA: 2.36	IP: 1.0 WLS: 7 BF: 7 H: 1 R: 2 ER: 0 SO: 1 BB: 1 IBB: 0 HBP: 0 BLK: 0 WP: 0 HR: 0 S: 7 P: 15 ERA: 0.00 WHIP: 2.000																		



Batter	1	2	3	4	5	6	7	8	9	AB	R	H	RBI	BB	SO	LOB	TOP								
Phil Bradley, R (1, 7) Steve Bedrosian, R (8, 1)	F9		1B			SF9	FC5-4	6-3		4	2	1	0	1	0	1									
Bob Demier, R (1, 8) OBP: 0.333, SLG: 0.348	F8		4-3		E5	CS	F8			5	1	1	0	0	0	2									
Ron Jones, L (1, 9) OBP: 0.288, SLG: 0.579	1B		4-3		SF9		G3			4	0	1	1	0	1	2									
Ricky Jordan, R (1, 3) OBP: 0.347, SLG: 0.512	F7		1B		1B		K			4	1	2	1	1	1	1									
Chris James, R (1, 5) OBP: 0.283, SLG: 0.384			F8		1B					5	1	2	1	0	1	3									
John Russell, R (1, 2) Steve Jeltz, S (8, PH)	2B				F9					3	0	2	1	0	0	0									
Jackie Gutierrez, R (1, 6) Greg Gross, L (8, PH)	1B				L4					3	0	1	0	0	0	2									
Tom Barrett, S (1, 4) Milt Thompson, L (8, PH)	L4				F8					2	0	0	0	0	0	2									
Lance Parrish, R (8, 2) OBP: 0.292, SLG: 0.358							FC5-4	SH3-4		1	0	0	1	0	0	1									
Marvin Freeman, R (1, 1) Kent Tekulve, R (7, 1)	K									2	0	0	0	0	2	2									
Juan Samuel, R (8, PH) OBP: 0.294, SLG: 0.376					K		SH3-4			0	0	0	0	0	0	0									
<b>Inning Stats</b>	R: 0 E: 0 K: 0 S: 6	H: 1 LOB: 1 BB: 0 P: 9	R: 0 E: 0 K: 2 S: 15	H: 2 LOB: 2 BB: 0 P: 17	R: 1 E: 0 K: 0 S: 13	H: 2 LOB: 1 BB: 0 P: 17	R: 0 E: 0 K: 0 S: 6	H: 0 LOB: 0 BB: 0 P: 9	R: 3 E: 1 K: 1 S: 21	H: 3 LOB: 2 BB: 1 P: 30	R: 0 E: 0 K: 0 S: 8	H: 0 LOB: 0 BB: 0 P: 15	R: 0 E: 0 K: 1 S: 10	H: 0 LOB: 0 BB: 0 P: 12	R: 3 E: 0 K: 0 S: 14	H: 2 LOB: 2 BB: 1 P: 23	R: 0 E: 0 K: 1 S: 6	H: 1 LOB: 1 BB: 1 P: 13	1B: 7 2B: 3 3B: 0 HR: 1	SF: 1 SAC: 2 DP: 0 HBP: 1	WP: 0 PB: 0 SB: 1 CS: 3	PA: 42			
<b>PITCHER</b>	IP	WLS	BF	H	R	ER	SO	BB	IBB	HBP	BLK	WP	HR	S	P	ERA	WHIP								
John Smiley, L (1, 1) ERA: 3.03	5.0	L	25	8	4	1	3	1	0	0	0	0	0	61	82	1.80	1.800								
Randy Kramer, R (8, 1) ERA:	2.0		6	0	0	0	1	0	0	1	0	0	0	18	27	0.00	0.000								
Scott Medvin, R (8, 1) ERA: 6.35	1.0		6	2	3	3	0	1	0	0	0	0	1	14	23	27.00	3.000								
Morris Madden, L (9, 1) ERA:	1.0		4	1	0	0	1	0	1	0	0	0	0	6	13	0.00	1.000								

Philadelphia Phillies @ Pittsburgh Pirates  
Three Rivers Stadium, Pittsburgh, PA  
Sun Sep 11 1988, 3:33 AM EDT  
Att: 18,132 - Sunny

AB 34  
R 7  
H 11  
RBI 7  
BB 3  
SO 5  
LOB 16



Batter	1	2	3	4	5	6	7	8	9	AB	R	H	RBI	BB	SO	LOB	BOTTOM								
Barry Bonds, L (1, 7) OBP: 0.372, SLG: 0.509	F9		1B		BB		G3	1B		3	0	2	0	2	0	0									
Jose Lind, R (1, 4) OBP: 0.293, SLG: 0.309	6-3		1B		BB		K	1B		5	0	3	1	0	1	2									
Andy Van Slyke, L (1, 8) OBP: 0.342, SLG: 0.515	K		F9		F6		G3	K		4	0	0	0	1	2	6									
Bobby Bonilla, S (1, 5) OBP: 0.360, SLG: 0.461	F5				5-3		G3			4	0	0	1	1	0	2									
Sid Bream, L (1, 3) OBP: 0.330, SLG: 0.415	CS				F7		4-3			5	0	3	0	0	0	5									
Gary Redus, R (1, 9) OBP: 0.339, SLG: 0.388	S				K		6-3			3	0	0	0	2	2	1									
Michael LaValliere, L (1, 2) OBP: 0.356, SLG: 0.331	6-3				F7		F7			4	1	0	0	1	0	4									
Felix Fermin, R (1, 6) John Cangas, S (8, PH) Al Pedrique, R (8, 6) Scott Medvin, R (8, 1) Orestes Destrade, S (8, PH) Morris Madden, L (8, 1) R.J. Reynolds, S (8, PH)	K				F7		6-3			1	0	0	0	0	1	0									
John Smiley, L (1, 1) OBP: 0.123, SLG: 0.074					4-3					1	1	1	0	0	0	0									
Benny Disefano, L (5, PH) Randy Kramer, R (8, 1) Ken Oberkfell, L (7, PH)							BB			0	0	0	0	0	0	0									
<b>Inning Stats</b>	R: 0 E: 0 K: 1 S: 7	H: 0 LOB: 0 BB: 0 P: 12	R: 0 E: 0 K: 0 S: 5	H: 1 LOB: 1 BB: 1 P: 13	R: 0 E: 0 K: 1 S: 9	H: 2 LOB: 2 BB: 0 P: 15	R: 0 E: 0 K: 1 S: 13	H: 1 LOB: 1 BB: 0 P: 18	R: 1 E: 0 K: 0 S: 9	H: 2 LOB: 3 BB: 2 P: 21	R: 0 E: 0 K: 0 S: 6	H: 0 LOB: 0 BB: 0 P: 9	R: 1 E: 0 K: 1 S: 10	H: 1 LOB: 2 BB: 2 P: 23	R: 2 E: 0 K: 2 S: 17	H: 3 LOB: 2 BB: 1 P: 25	R: 0 E: 0 K: 0 S: 12	H: 1 LOB: 2 BB: 1 P: 20	1B: 7 2B: 3 3B: 0 HR: 1	SF: 0 SAC: 0 DP: 0 HBP: 0	WP: 0 PB: 1 SB: 1 CS: 1	PA: 44			
<b>PITCHER</b>	IP	WLS	BF	H	R	ER	SO	BB	IBB	HBP	BLK	WP	HR	S	P	ERA	WHIP								
Marvin Freeman, R (1, 1) ERA: 4.82			30	7	2	2	4	5	0	0	0	0	0	57	108	2.84	1.895								
Kent Tekulve, R (7, 1) ERA: 3.47	0.2		2	0	0	0	0	0	0	0	0	0	0	2	3	0.00	0.000								
Steve Bedrosian, R (8, 1) ERA: 3.93	2.0		12	4	2	2	2	2	0	0	0	0	1	29	45	9.00	3.000								

Philadelphia Phillies @ Pittsburgh Pirates  
Three Rivers Stadium, Pittsburgh, PA  
Sun Sep 11 1988, 3:33 AM EDT  
Att: 18,132 - Sunny

AB 37  
R 4  
H 11  
RBI 4  
BB 7  
SO 6  
LOB 22









Batter	1	2	3	4	5	6	7	8	9	AB	R	H	RBI	BB	SO	LOB	TOP			
<b>Barry Bonds, L</b> OBP: 0.370, SLG: 0.503 (1, 7)	0-1 1-3		1-1 4-3			1-3 K		2-3 K		4	0	0	0	0	2	1				
<b>Ken Oberkfell, L</b> OBP: 0.327, SLG: 0.367 <b>Jose Lind, R</b> OBP: 0.292, SLG: 0.308 (1, 4)	1-0 L1			2-3 K		0-1 F9		1-2 6-3		3	0	0	0	0	1	0				
<b>Andy Van Slyke, L</b> OBP: 0.344, SLG: 0.515 (1, 8)	0-1 1B			0-0 2B 1B			0-1 G3-6-1 BLK 1B		1-0 F3	4	1	3	0	0	0	0				
<b>Bobby Bonilla, S</b> OBP: 0.362, SLG: 0.460 (1, 5)	3-2 L3			3-2 F4-5 1-H 2B			4-2 G3-6-1 BB		0-0 G5-3	3	0	1	1	1	0	1				
<b>Sid Bream, L</b> OBP: 0.328, SLG: 0.412 (1, 3)		1-2 P5		1-2 F4-5			0-0 G3-6-1			3	0	0	0	0	0	3				
<b>R.J. Reynolds, S</b> OBP: 0.284, SLG: 0.364 (1, 9)		0-3 K			2-3 K		2-3 K			3	0	0	0	0	3	1				
<b>Michael LaValliere, L</b> OBP: 0.354, SLG: 0.330 (1, 2)		0-0 G1-3			2-0 G5-4-3 1B			2-3 K		3	0	1	0	0	1	0				
<b>Felix Fermin, R</b> OBP: 0.385, SLG: 0.351 <b>Gary Redus, R</b> OBP: 0.341, SLG: 0.390 <b>Rafael Belliard, R</b> OBP: 0.286, SLG: 0.244 (1, 6)			1-3 K		2-2 G5-4-3			3-2 FC2-6 1B		2	0	0	0	0	1	1				
<b>Bob Walk, R</b> OBP: 0.132, SLG: 0.108 <b>Jim Gott, R</b> (9, 1)			0-1 G4-3			1-3 K		0-0 FC2-6		3	0	0	0	0	1	1				
<b>Inning Stats</b>	R: 0 E: 0 K: 0 S: 8	H: 1 LOB: 1 BB: 0 P: 12	R: 0 E: 0 K: 1 S: 8	H: 0 LOB: 0 BB: 0 P: 9	R: 0 E: 0 K: 1 S: 7	H: 0 LOB: 0 BB: 0 P: 9	R: 1 E: 0 K: 1 S: 11	H: 2 LOB: 0 BB: 0 P: 17	R: 0 E: 0 K: 1 S: 8	H: 0 LOB: 0 BB: 0 P: 10	R: 0 E: 0 K: 1 S: 9	H: 1 LOB: 1 BB: 1 P: 15	R: 0 E: 0 K: 2 S: 10	H: 1 LOB: 1 BB: 0 P: 17	R: 0 E: 0 K: 0 S: 5	H: 0 LOB: 0 BB: 0 P: 7	1B: 5 2B: 2 3B: 0 HR: 0	SF: 0 SAC: 0 DP: 3 HBP: 0	WP: 0 PB: 0 SB: 2 CS: 0	PA: 31
<b>PITCHER</b>	IP	WLS	BF	H	R	ER	SO	BB	IBB	HBP	BLK	WP	HR	S	P	ERA	WHIP			
<b>Dwight Gooden, R</b> ERA: 3.01 <b>Randy Myers, L</b> ERA: 1.49	(1, 1)	7.0	L	24	5	1	7	1	0	0	1	0	0	59	86	1.29	0.857			

Pittsburgh Pirates @ New York Mets  
Shea Stadium, Flushing, NY  
Tue Sep 13 1988, 7:05 PM EDT  
Att: 36,633 - Unknown - 68 F

AB	30
R	1
H	6
RBI	1
BB	1
SO	9
LOB	8



Batter	1	2	3	4	5	6	7	8	9	AB	R	H	RBI	BB	SO	LOB	BOTTOM					
<b>Lenny Dykstra, L</b> OBP: 0.318, SLG: 0.380 (1, 8)	3-2 F8		0-1 S 1B		2-1 F8			3-2 F9		4	0	1	0	0	0	0						
<b>Wally Backman, S</b> OBP: 0.381, SLG: 0.333 (1, 4)	0-1 4-3		4-2 1-2 BB			0-2 FC6-4 1B		2-2 4-3		3	0	1	0	1	0	0						
<b>Gregg Jefferies, S</b> OBP: 0.467, SLG: 0.893 (1, 5)	1-2 G4-3		0-1 F7			3-2 F8		0-1 L7		4	0	0	0	0	0	3						
<b>Kevin McReynolds, R</b> OBP: 0.331, SLG: 0.472 (1, 7)		0-1 F8		0-0 1B		1-2 F9		1-1 F8		4	0	1	0	0	0	1						
<b>Mookie Wilson, S</b> OBP: 0.346, SLG: 0.427 (1, 9)		2-1 2B		2-2 2B		0-0 FC6-4		2-2 BB 1B HBP		3	0	2	0	0	0	1						
<b>Gary Carter, R</b> OBP: 0.305, SLG: 0.368 <b>Mark Carreon, R</b> (9, FR)		1-2 P6		1-1 5-3			2-1 L7		1-0 BB 1B	4	0	1	0	0	0	2						
<b>Howard Johnson, S</b> OBP: 0.349, SLG: 0.439 (1, 6)		1-2 F7		2-3 K			1-1 F9		0-3 K	4	0	0	0	0	2	4						
<b>Dave Magadan, L</b> OBP: 0.398, SLG: 0.336 <b>Keith Miller, R</b> OBP: 0.250, SLG: 0.300 <b>Lee Mazzilli, S</b> OBP: 0.226, SLG: 0.176 (1, 3)			1-0 4-3		2-2 4-3			4-2 BB		2	0	0	0	1	0	0						
<b>Dwight Gooden, R</b> OBP: 0.190, SLG: 0.220 <b>Daryl Strawberry, L</b> OBP: 0.339, SLG: 0.525 <b>Randy Myers, L</b> OBP: 0.500, SLG: 0.500 <b>Mackey Sasser, L</b> OBP: 0.274, SLG: 0.364 (1, 1)			0-1 1-3		0-0 G3-1			2-3 K		2	0	0	0	0	0	0						
<b>Inning Stats</b>	R: 0 E: 0 K: 0 S: 9	H: 0 LOB: 0 BB: 0 P: 13	R: 0 E: 0 K: 0 S: 10	H: 1 LOB: 1 BB: 0 P: 14	R: 0 E: 0 K: 1 S: 11	H: 1 LOB: 2 BB: 1 P: 15	R: 0 E: 0 K: 1 S: 11	H: 2 LOB: 1 BB: 0 P: 16	R: 0 E: 0 K: 0 S: 6	H: 0 LOB: 0 BB: 0 P: 10	R: 0 E: 0 K: 0 S: 10	H: 1 LOB: 1 BB: 0 P: 14	R: 0 E: 0 K: 1 S: 9	H: 0 LOB: 1 BB: 1 P: 18	R: 0 E: 0 K: 0 S: 8	H: 0 LOB: 0 BB: 0 P: 13	R: 0 E: 0 K: 1 S: 12	H: 1 LOB: 3 BB: 1 P: 20	1B: 4 2B: 2 3B: 0 HR: 0	SF: 0 SAC: 0 DP: 0 HBP: 1	WP: 0 PB: 0 SB: 1 CS: 0	PA: 36
<b>PITCHER</b>	IP	WLS	BF	H	R	ER	SO	BB	IBB	HBP	BLK	WP	HR	S	P	ERA	WHIP					
<b>Bob Walk, R</b> ERA: 2.7 <b>Jim Gott, R</b> ERA: 3.13	(1, 1)	8.0	W	30	5	0	2	2	0	0	0	0	0	74	113	0.00	0.875					

Pittsburgh Pirates @ New York Mets  
Shea Stadium, Flushing, NY  
Tue Sep 13 1988, 7:05 PM EDT  
Att: 36,633 - Unknown - 68 F

AB	32
R	0
H	6
RBI	0
BB	3
SO	3
LOB	15









Batter	1	2	3	4	5	6	7	8	9	AB	R	H	RBI	BB	SO	LOB	TOP			
<b>John Cangelosi, S</b> OBP: 0.315, SLG: 0.229 (1, 8)	1-2 4-3		2-1 S 1B		3-2 6-3	0-0 F2		1-3 K		5	0	1	0	0	1	2				
<b>Jose Lind, R</b> OBP: 0.299, SLG: 0.315 (1, 4)	0-1 F4		2-1 1B		4-1 1B BB		3-1 FC5-4 1B	1-1 L5		4	0	2	0	1	0	0				
<b>Gary Redus, R</b> OBP: 0.341, SLG: 0.385 (1, 7)	4-2 2B BB		1-3 K		0-3 K		0-2 FC5-4 1B 1-2	1-3 K		4	1	0	0	1	3	4				
<b>Bobby Bonilla, S</b> OBP: 0.365, SLG: 0.468 (1, 5)	0-1 1-H 2B		0-0 F8		1-0 1B		2-2 1B 1B		0-0 6-3	5	1	3	0	0	0	2				
<b>Glenn Wilson, R</b> OBP: 0.285, SLG: 0.335 (1, 9)		1-2 HR		0-2 HR		1-2 5-3		1-0 BB 1B 1-2 3-H 1B	0-0 1B	5	2	4	3	0	0	2				
<b>Orestes Destrade, S</b> OBP: 0.238, SLG: 0.270 (1, 3)		0-3 K		1-1 F6		4-2 BB BB		1-3 K	2-1 F4	4	0	0	0	1	2	3				
<b>Junior Ortiz, R</b> OBP: 0.330, SLG: 0.393 (6, PH)		3-2 F8		2-1 6-3		2-1 F5		3-2 BB 1B	1-3 K	2	0	0	0	0	0	0				
<b>Michael LaValliere, L</b> OBP: 0.359, SLG: 0.334 (6, 2)										2	0	1	1	0	0	1				
<b>Ruben Rodriguez, R</b> (7, PR)										1	0	0	0	0	1	1				
<b>Rafael Belliard, R</b> OBP: 0.288, SLG: 0.244 (6, PH)		1-3 K		4-1 FC4 BB		2-1 F8		4-2 1-2 2-3 BB		1	0	0	0	1	1	0				
<b>Ken Oberkfell, L</b> OBP: 0.327, SLG: 0.366 (6, 6)										1	0	0	0	1	0	1				
<b>Dave LaPoint, L</b> OBP: 0.071, SLG: 0.071 (6, PH)			2-3 K		1-0 FC4		4-2 1-2 BB			2	0	0	0	0	1	1				
<b>Benny Osterling, L</b> OBP: 0.208, SLG: 0.287 (6, 1)										0	0	0	0	0	0	0				
<b>Randy Kramer, R</b> (6, 1)										0	0	0	0	0	0	0				
<b>R.J. Reynolds, S</b> OBP: 0.292, SLG: 0.392 (7, 1)										1	0	0	0	0	1	3				
<b>Scott Medvin, R</b> (7, 1)										0	0	0	0	0	0	0				
<b>Dave Rucker, L</b> (8, 1)										0	0	0	0	0	0	0				
<b>Inning Stats</b>	R: 0 E: 0 K: 0 S: 10	H: 1 LOB: 2 BB: 1 P: 15	R: 1 E: 0 K: 2 S: 18	H: 1 LOB: 0 BB: 0 P: 23	R: 0 E: 0 K: 2 S: 11	H: 2 LOB: 2 BB: 0 P: 18	R: 1 E: 0 K: 0 S: 9	H: 1 LOB: 1 BB: 1 P: 17	R: 0 E: 0 K: 1 S: 11	H: 1 LOB: 2 BB: 2 P: 20	R: 0 E: 0 K: 0 S: 9	H: 0 LOB: 2 BB: 2 P: 21	R: 2 E: 0 K: 2 S: 20	H: 4 LOB: 3 BB: 1 P: 34	R: 0 E: 0 K: 1 S: 9	H: 1 LOB: 1 BB: 0 P: 11	1B: 8 2B: 1 3B: 0 HR: 2	SF: 0 SAC: 0 DP: 0 HBP: 0	WP: 0 PB: 0 SB: 2 CS: 0	PA: 43
<b>PITCHER</b>	IP	WLS	BF	H	R	ER	SO	BB	IBB	HBP	BLK	WP	HR	S	P	ERA	WHIP			
<b>Randy Johnson, L</b> ERA: 3.6 (1, 1)	5.0	W	23	6	2	2	5	3	0	0	0	0	2	59	93	3.60	1.800			
<b>Jeff Parrett, R</b> ERA: 2.49 (6, 1)	1.2		11	4	2	2	1	2	0	0	0	0	0	24	46	10.80	3.600			
<b>Rich Sauveur, L</b> ERA: 6.0 (7, 1)	0.0		1	0	0	0	0	1	0	0	0	0	0	2	6	∞	∞			
<b>Andy McGaffigan, R</b> ERA: 2.99 (7, 1)	2.1	S	8	1	0	0	4	0	0	0	0	0	0	20	26	0.00	0.429			

Pittsburgh Pirates @ Montreal Expos  
Olympic Stadium, Montreal, QB  
Thu Sep 15 1988, 7:05 PM EDT  
Att: 9,494 - Dome

AB 37  
R 4  
H 11  
RBI 4  
BB 6  
SO 10  
LOB 20



Batter	1	2	3	4	5	6	7	8	9	AB	R	H	RBI	BB	SO	LOB	BOTTOM			
<b>Otis Nixon, S</b> OBP: 0.302, SLG: 0.272 (1, 8)	2-1 5-3		1-0 E 1B		2-1 FC6-4 HR		2-0 1-3			4	2	1	0	0	0	2				
<b>Tracy Jones, R</b> OBP: 0.350, SLG: 0.335 (1, 7)	0-1 F8		1-2 E7 1-H 2-H 2B		2-3 K		1-2 F8			4	1	1	2	0	1	2				
<b>Andres Galarraga, R</b> OBP: 0.354, SLG: 0.543 (1, 3)	1-2 G3		0-2 L7		1-0 HR		0-0 WP 3B			4	2	2	3	0	0	0				
<b>Hubie Brooks, R</b> OBP: 0.316, SLG: 0.442 (8, 9)		1-2 F3		1-2 1B 2B		2-1 HR		2-1 L4		4	2	2	1	0	0	0				
<b>Dave Martinez, L</b> OBP: 0.305, SLG: 0.327 (8, 9)										0	0	0	0	0	0	0				
<b>Tim Wallach, R</b> OBP: 0.300, SLG: 0.390 (1, 5)		2-2 F9		1-2 1-3		1-2 F8		2-2 F4		4	0	0	0	0	0	1				
<b>Mike Fitzgerald, R</b> OBP: 0.331, SLG: 0.370 (1, 2)		0-1 4-3		0-1 1-3		1-1 F9		0-0 F7		4	0	0	0	0	0	1				
<b>Rex Hudler, R</b> OBP: 0.308, SLG: 0.429 (1, 4)			0-1 B4-3		1-0 1B		2-0 CS 1B		2-3 K	3	0	2	1	0	0	0				
<b>Luis Rivera, R</b> OBP: 0.274, SLG: 0.320 (1, 6)			0-0 E 1B		0-1 L8		1-1 4-3			3	1	1	0	0	0	2				
<b>Randy Johnson, R</b> (1, 1)										1	0	0	0	0	1	1				
<b>Johnny Paredes, R</b> OBP: 0.229, SLG: 0.253 (6, PH)										1	0	1	0	0	0	0				
<b>Jeff Parrett, R</b> (6, 1)										0	0	0	0	0	0	0				
<b>Rich Sauveur, L</b> (7, 1)										0	0	0	0	0	0	0				
<b>Andy McGaffigan, R</b> (7, 1)										1	0	0	0	0	1	0				
<b>Tom Foley, L</b> OBP: 0.332, SLG: 0.374 (7, 4)										1	1	1	0	0	0	0				
<b>Inning Stats</b>	R: 0 E: 0 K: 0 S: 7	H: 0 LOB: 0 BB: 0 P: 10	R: 0 E: 0 K: 0 S: 9	H: 0 LOB: 0 BB: 0 P: 12	R: 3 E: 1 K: 1 S: 13	H: 3 LOB: 0 BB: 0 P: 15	R: 1 E: 0 K: 0 S: 11	H: 2 LOB: 1 BB: 0 P: 14	R: 3 E: 0 K: 1 S: 13	H: 3 LOB: 0 BB: 0 P: 21	R: 0 E: 0 K: 0 S: 6	H: 1 LOB: 0 BB: 0 P: 9	R: 2 E: 0 K: 0 S: 9	H: 2 LOB: 0 BB: 0 P: 16	R: 0 E: 0 K: 1 S: 8	H: 0 LOB: 0 BB: 0 P: 12	1B: 6 2B: 2 3B: 1 HR: 2	SF: 0 SAC: 0 DP: 0 HBP: 0	WP: 1 PB: 0 SB: 1 CS: 1	PA: 34
<b>PITCHER</b>	IP	WLS	BF	H	R	ER	SO	BB	IBB	HBP	BLK	WP	HR	S	P	ERA	WHIP			
<b>Dave LaPoint, L</b> ERA: 3.18 (1, 1)	5.0	L	23	8	7	6	2	0	0	0	0	0	0	6	9	0.00	1.000			
<b>Randy Kramer, R</b> ERA: 6.3 (6, 1)	1.0		3	1	0	0	0	0	0	0	0	0	0	6	9	0.00	1.000			
<b>Scott Medvin, R</b> ERA: 6.3 (7, 1)	1.0		5	2	2	2	0	0	0	0	0	1	0	9	16	18.00	2.000			
<b>Dave Rucker, L</b> ERA: 4.01 (8, 1)	1.0		3	0	0	0	1	0	0	0	0	0	0	8	12	0.00	0.000			

Pittsburgh Pirates @ Montreal Expos  
Olympic Stadium, Montreal, QB  
Thu Sep 15 1988, 7:05 PM EDT  
Att: 9,494 - Dome


AB 34  
R 9  
H 11  
RBI 7  
BB 0  
SO 3  
LOB 9





Batter	1	2	3	4	5	6	7	8	9	AB	R	H	RBI	BB	SO	LOB	TOP					
<b>Barry Bonds, L</b> OBP: 0.371, SLG: 0.499 (1, 7)	F9		BB 1B BB	BLK BB			BB		5-3	2	1	0	0	3	0	0	<b>Pittsburgh Pirates @ Philadelphia Phillies</b> <b>Veterans Stadium, Philadelphia, PA</b> Fri Sep 16 1988, 7:05 PM EDT Att: 17,446 - Unknown - 66 F					
<b>Jose Lind, R</b> OBP: 0.300, SLG: 0.317 (1, 4)	K2-3		BB 1B BB	K			F7		BB 1B 2B	4	2	1	0	1	2	2						
<b>Andy Van Slyke, L</b> OBP: 0.346, SLG: 0.512 (1, 8)	WP 1B BB		BB 1B BB			6-3			BB 1B	4	2	2	2	1	0	1						
<b>Bobby Bonilla, S</b> OBP: 0.367, SLG: 0.473 (1, 5)	1B		BB 1B BB			4-3			F6	5	2	3	3	0	0	1						
<b>Sid Bream, L</b> OBP: 0.326, SLG: 0.406 (1, 3)	F9		BB 1B BB			4-3			FC6-4 1B	3	0	1	1	1	0	1						
<b>Glenn Wilson, R</b> OBP: 0.285, SLG: 0.334 (1, 9)		K				6-3			L9	4	0	1	1	0	1	1						
<b>Michael LaValliere, L</b> OBP: 0.359, SLG: 0.331 (1, 2)	6-3		BB 1B BB			6-3			K	3	0	0	0	1	1	3						
<b>Felix Fermin, R</b> OBP: 0.377, SLG: 0.344 (1, 6)	6-3					5-3			FC6-4	2	0	0	0	0	0	0						
<b>Gary Redus, R</b> OBP: 0.340, SLG: 0.383 (6, PH)	6-3					6-3			K	1	0	0	0	0	0	1						
<b>Rafael Belliard, R</b> OBP: 0.287, SLG: 0.243 (6, 6)	6-3					G6-4-3			FC6-4	1	0	0	0	0	0	1						
<b>John Smiley, L</b> OBP: 0.115, SLG: 0.071 (1, 1)						6-3			L7	2	0	0	0	0	0	0						
<b>Brian Fisher, R</b> OBP: 0.111, SLG: 0.071 (4, 1)									F6	0	0	0	0	0	0	0						
<b>John Carpenter, S</b> OBP: 0.133, SLG: 0.071 (7, PH)										1	0	0	0	0	0	0						
<b>Jeff Robinson, R</b> OBP: 0.133, SLG: 0.071 (7, 1)										0	0	0	0	0	0	0						
<b>R.J. Reynolds, S</b> OBP: 0.133, SLG: 0.071 (9, PH)										1	0	0	0	0	0	0						
<b>Jim Gott, R</b> OBP: 0.133, SLG: 0.071 (9, 1)										0	0	0	0	0	0	0						
<b>Inning Stats</b>	R: 1 E: 0 K: 1 S: 6	H: 1 LOB: 1 BB: 1 P: 10	R: 0 E: 0 K: 1 S: 5	H: 0 LOB: 0 BB: 0 P: 5	R: 4 E: 0 K: 1 S: 7	H: 3 LOB: 3 BB: 3 P: 19	R: 0 E: 0 K: 1 S: 5	H: 0 LOB: 0 BB: 1 P: 9	R: 0 E: 0 K: 0 S: 3	H: 0 LOB: 0 BB: 0 P: 3	R: 0 E: 0 K: 0 S: 2	H: 0 LOB: 0 BB: 1 P: 6	R: 0 E: 0 K: 0 S: 3	H: 0 LOB: 1 BB: 1 P: 7	R: 1 E: 0 K: 1 S: 7	H: 2 LOB: 1 BB: 0 P: 7	R: 1 E: 0 K: 0 S: 5	H: 2 LOB: 1 BB: 0 P: 5	1B: 6 2B: 1 3B: 1 HR: 0	SF: 0 SAC: 0 DP: 2 HBP: 0	WP: 1 PB: 0 SB: 1 CS: 0	PA: 40
<b>PITCHER</b>	IP	WLS	BF	H	R	ER	SO	BB	IBB	HBP	BLK	WP	HR	S	P	ERA	WHIP					
<b>Marvin Freeman, R</b> ERA: 5.67 (1, 1)	2.1		15	4	5	5	3	3	1	0	0	1	0	6	10	0.00	0.600					
<b>Salome Barojas, R</b> ERA: 10.29 (3, 1)	1.2		5	0	0	0	1	1	0	0	1	0	0	6	9	0.00	0.600					
<b>Bruce Ruffin, L</b> ERA: 4.45 (5, 1)	2.0		6	0	0	0	0	1	0	0	0	0	0	5	9	0.00	0.500					
<b>Greg Harris, R</b> ERA: 2.33 (7, 1)	2.0	L	9	2	1	1	1	1	0	0	0	0	0	10	14	4.50	1.500					
<b>Steve Bedrosian, R</b> ERA: 4.01 (9, 1)	1.0		5	2	1	1	0	0	0	0	0	0	0	5	5	9.00	2.000					

AB 33  
R 7  
H 8  
RBI 7  
BB 7  
SO 5  
LOB 11



Batter	1	2	3	4	5	6	7	8	9	AB	R	H	RBI	BB	SO	LOB	BOTTOM					
<b>Phil Bradley, R</b> OBP: 0.344, SLG: 0.405 (1, 7)	HR 1B 2B	F4		1H 2B		5-3			K	5	1	2	1	0	1	2	<b>Pittsburgh Pirates @ Philadelphia Phillies</b> <b>Veterans Stadium, Philadelphia, PA</b> Fri Sep 16 1988, 7:05 PM EDT Att: 17,446 - Unknown - 66 F					
<b>Bob Demier, R</b> OBP: 0.344, SLG: 0.353 (1, 8)	HR 1B		F9	F8					F6	4	1	1	0	0	1	1						
<b>Von Hayes, L</b> OBP: 0.358, SLG: 0.416 (9, PH)	HR 2-3		F9	F8					F6	1	0	0	0	0	0	0						
<b>Ron Jones, L</b> OBP: 0.280, SLG: 0.562 (1, 9)	HR		K			F5			K	4	1	1	3	0	2	0						
<b>Ricky Jordan, R</b> OBP: 0.343, SLG: 0.504 (1, 3)	K		F9	F8		F8			3-1	4	0	1	0	0	1	0						
<b>Juan Samuel, R</b> OBP: 0.296, SLG: 0.377 (1, 4)	CS 1B		F7			E6			K	4	0	1	0	0	1	1						
<b>Lance Parrish, R</b> OBP: 0.296, SLG: 0.379 (1, 2)	K					5-3			K	4	1	1	0	0	2	2						
<b>Chris James, R</b> OBP: 0.280, SLG: 0.374 (1, 5)		K				6-3			L9	3	0	0	0	1	1	1						
<b>Jackie Gutierrez, R</b> OBP: 0.247, SLG: 0.286 (1, 6)		6-3				F4			F9	3	0	0	0	0	0	1						
<b>Greg Gross, L</b> OBP: 0.294, SLG: 0.210 (8, PH)		6-3				F4			F9	1	0	0	0	0	0	1						
<b>Steve Bedrosian, R</b> (9, 1)		6-3				F4			F9	0	0	0	0	0	0	0						
<b>Marvin Freeman, R</b> OBP: 0.240, SLG: 0.320 (3, 1)									F8	1	0	1	0	0	0	0						
<b>Salome Barojas, R</b> OBP: 0.263, SLG: 0.071 (3, 1)										0	0	0	0	0	0	0						
<b>Tom Barrett, S</b> OBP: 0.196, SLG: 0.196 (4, PH)										1	1	1	1	0	0	0						
<b>Bruce Ruffin, S</b> OBP: 0.196, SLG: 0.196 (5, 1)										0	0	0	0	0	0	0						
<b>Shane Turner, L</b> OBP: 0.143, SLG: 0.143 (6, PH)										0	0	0	0	1	0	0						
<b>Greg Harris, S</b> OBP: 0.133, SLG: 0.071 (7, 1)										0	0	0	0	0	0	0						
<b>Steve Jeltz, S</b> OBP: 0.240, SLG: 0.240 (9, 6)										0	0	0	0	0	0	0						
<b>Keith Miller, S</b> OBP: 0.240, SLG: 0.240 (9, PH)										1	0	0	0	0	0	0						
<b>Inning Stats</b>	R: 3 E: 0 K: 2 S: 10	H: 4 LOB: 1 BB: 0 P: 10	R: 0 E: 0 K: 1 S: 6	H: 1 LOB: 0 BB: 0 P: 6	R: 0 E: 0 K: 1 S: 6	H: 1 LOB: 1 BB: 0 P: 6	R: 2 E: 0 K: 0 S: 6	H: 3 LOB: 1 BB: 0 P: 6	R: 0 E: 1 K: 0 S: 4	H: 0 LOB: 1 BB: 0 P: 4	R: 0 E: 0 K: 0 S: 3	H: 0 LOB: 0 BB: 1 P: 7	R: 0 E: 0 K: 2 S: 7	H: 0 LOB: 1 BB: 0 P: 7	R: 0 E: 0 K: 2 S: 7	H: 0 LOB: 1 BB: 1 P: 11	R: 0 E: 0 K: 1 S: 5	H: 0 LOB: 0 BB: 0 P: 5	1B: 4 2B: 5 3B: 0 HR: 1	SF: 0 SAC: 0 DP: 1 HBP: 0	WP: 0 PB: 0 SB: 2 CS: 1	PA: 38
<b>PITCHER</b>	IP	WLS	BF	H	R	ER	SO	BB	IBB	HBP	BLK	WP	HR	S	P	ERA	WHIP					
<b>John Smiley, L</b> ERA: 3.21 (1, 1)	3.2		19	9	5	5	4	0	0	0	0	0	0	8	12	0.00	0.429					
<b>Brian Fisher, R</b> ERA: 4.73 (4, 1)	2.1		9	0	0	0	0	1	0	0	1	0	0	8	12	0.00	0.429					
<b>Jeff Robinson, R</b> ERA: 3.19 (7, 1)	2.0	W	7	0	0	0	4	1	0	0	0	0	0	14	18	0.00	0.500					
<b>Jim Gott, R</b> ERA: 3.08 (9, 1)	1.0	S	3	0	0	0	1	0	0	0	0	0	0	5	5	0.00	0.000					

AB 36  
R 5  
H 9  
RBI 5  
BB 2  
SO 9  
LOB 9





Batter	1	2	3	4	5	6	7	8	9	AB	R	H	RBI	BB	SO	LOB	TOP								
<b>Barry Bonds, L</b> OBP: 0.371, SLG: 0.499	G3		F8		G3			1B	2B	4	1	2	1	0	1		<b>Pittsburgh Pirates @ Philadelphia Phillies</b> <b>Veterans Stadium, Philadelphia, PA</b> Sat Sep 17 1988, 7:05 PM EDT Att: 14,528 - Unknown - 64 F								
<b>Jose Lind, R</b> OBP: 0.301, SLG: 0.317	F9			1B		6-3		1B	5-3	5	1	2	1	0	0	2									
<b>Andy Van Slyke, L</b> OBP: 0.347, SLG: 0.510	K			1B		G3		1B		4	1	1	0	1	1	1									
<b>Bobby Bonilla, S</b> OBP: 0.366, SLG: 0.477		F3		HR		K		SF9	1-3	4	1	1	4	0	1	3									
<b>Al Pedrique, R</b> OBP: 0.235, SLG: 0.220				HR						0	0	0	0	0	0	0									
<b>Glenn Wilson, R</b> OBP: 0.285, SLG: 0.333	F8			HR						4	0	1	0	0	0	2									
<b>Orestes Destrade, S</b> OBP: 0.222, SLG: 0.250																									
<b>Sid Bream, L</b> OBP: 0.327, SLG: 0.407	K									3	0	0	0	0	1	1									
<b>Tom Prince, R</b> OBP: 0.239, SLG: 0.220			F6		G5-4-3					1	1	1	0	0	0	0									
<b>Benny Distefano, L</b> OBP: 0.500, SLG: 0.750										3	0	0	0	0	0	1									
<b>Michael LaValliere, L</b> OBP: 0.358, SLG: 0.331										1	0	0	0	0	0	1									
<b>Felix Fermin, R</b> OBP: 0.380, SLG: 0.339										0	0	0	0	0	0	1									
<b>John Cangelosi, S</b> OBP: 0.319, SLG: 0.235										1	1	1	0	0	0	0									
<b>Rafael Belliard, R</b> OBP: 0.289, SLG: 0.245				BB				SH3	1B	1	1	1	0	0	0	0									
<b>Doug Drabek, R</b> OBP: 0.200, SLG: 0.264										2	0	0	0	0	2	1									
<b>Bob Kipper, R</b> OBP: 0.188, SLG: 0.133										1	0	1	0	0	0	0									
<b>Jeff Robinson, R</b> OBP: 0.188, SLG: 0.133										1	0	1	0	0	0	0									
<b>Inning Stats</b>	R: 0 H: 0 E: 0 K: 1 S: 9	H: 0 LOB: 0 BB: 0 P: 15	R: 0 H: 0 E: 0 K: 1 S: 7	H: 0 LOB: 0 BB: 0 P: 12	R: 0 H: 0 E: 0 K: 1 S: 12	H: 1 LOB: 1 BB: 1 P: 21	R: 3 H: 3 E: 0 K: 0 S: 16	H: 3 LOB: 0 BB: 0 P: 23	R: 0 H: 0 E: 0 K: 1 S: 7	H: 0 LOB: 0 BB: 0 P: 9	R: 0 H: 0 E: 0 K: 0 S: 13	H: 0 LOB: 0 BB: 0 P: 18	R: 0 H: 0 E: 0 K: 0 S: 6	H: 0 LOB: 0 BB: 0 P: 13	R: 2 H: 3 E: 0 K: 0 S: 11	H: 3 LOB: 2 BB: 1 P: 24	R: 2 H: 4 E: 0 K: 0 S: 21	H: 4 LOB: 3 BB: 1 P: 36	1B: 8 2B: 1 3B: 0 HR: 1	SF: 1 SAC: 1 DP: 1 HBP: 0	WP: 0 PB: 0 SB: 0 CS: 0	PA: 40			
<b>PITCHER</b>	IP	WLS	BF	H	R	ER	SO	BB	IBB	HBP	BLK	WP	HR	S	P	ERA	WHIP								
<b>Don Carman, L</b> ERA: 4.42	6.0	L	22	3	3	3	5	1	0	0	0	0	1	64	98	4.50	0.667								
<b>Mike Maddux, R</b> ERA: 3.57	1.0		3	0	0	0	0	0	0	0	0	0	0	6	13	0.00	0.000								
<b>Kent Tekulve, R</b> ERA: 3.57	0.1		4	2	2	2	0	0	1	0	0	0	0	4	12	54.00	6.000								
<b>Bruce Ruffin, L</b> ERA: 4.49	0.2		4	2	1	1	0	0	0	0	0	0	0	8	14	13.50	3.000								
<b>Alex Madrid, R</b> ERA: 6.75	1.0		7	3	1	1	0	0	1	0	0	0	0	20	34	9.00	3.000								

Batter	1	2	3	4	5	6	7	8	9	AB	R	H	RBI	BB	SO	LOB	BOTTOM								
<b>Phil Bradley, R</b> OBP: 0.343, SLG: 0.404	K		5-3			5-3	F3			4	0	1	0	0	1	3	<b>Pittsburgh Pirates @ Philadelphia Phillies</b> <b>Veterans Stadium, Philadelphia, PA</b> Sat Sep 17 1988, 7:05 PM EDT Att: 14,528 - Unknown - 64 F								
<b>Ron Jones, L</b> OBP: 0.291, SLG: 0.558	F9					5-3		FC3-6		4	0	2	0	0	0	0									
<b>Ricky Jordan, R</b> OBP: 0.338, SLG: 0.496	K					5-3		F8		4	0	0	1	0	1	3									
<b>Von Hayes, L</b> OBP: 0.357, SLG: 0.423	K					F4		FC3-6		4	1	1	1	0	1	3									
<b>Juan Samuel, R</b> OBP: 0.294, SLG: 0.374	K					5-3		F8		4	0	0	0	0	1	3									
<b>Lance Parrish, R</b> OBP: 0.296, SLG: 0.376										3	0	0	0	0	1	0									
<b>John Russell, R</b> OBP: 0.270, SLG: 0.314	K									0	0	0	0	1	0	0									
<b>Chris James, R</b> OBP: 0.282, SLG: 0.377										4	0	2	0	0	0	1									
<b>Steve Jeltz, S</b> OBP: 0.300, SLG: 0.238										3	0	0	0	0	0	2									
<b>Greg Gross, L</b> OBP: 0.232, SLG: 0.208										1	0	0	0	0	0	1									
<b>Don Carman, L</b> OBP: 0.263, SLG: 0.053										1	0	0	0	0	1	1									
<b>Tom Barnett, S</b> OBP: 0.296, SLG: 0.196										0	1	0	0	0	0	0									
<b>Mike Maddux, L</b> OBP: 0.296, SLG: 0.196										0	0	0	0	0	0	0									
<b>Shane Turner, L</b> OBP: 0.162, SLG: 0.172										1	0	1	0	0	0	0									
<b>Kent Tekulve, R</b> OBP: 0.296, SLG: 0.196										0	0	0	0	0	0	0									
<b>Bruce Ruffin, L</b> OBP: 0.188, SLG: 0.133										0	0	0	0	0	0	0									
<b>Alex Madrid, R</b> ERA: 6.75										0	0	0	0	0	0	0									
<b>Inning Stats</b>	R: 0 H: 0 E: 0 K: 2 S: 10	H: 0 LOB: 0 BB: 0 P: 14	R: 0 H: 0 E: 0 K: 3 S: 11	H: 0 LOB: 0 BB: 0 P: 18	R: 0 H: 1 E: 0 K: 1 S: 8	H: 1 LOB: 1 BB: 0 P: 10	R: 1 H: 1 E: 0 K: 0 S: 8	H: 1 LOB: 0 BB: 0 P: 12	R: 0 H: 0 E: 0 K: 0 S: 4	H: 0 LOB: 0 BB: 0 P: 6	R: 1 H: 2 E: 0 K: 0 S: 12	H: 2 LOB: 2 BB: 1 P: 18	R: 0 H: 2 E: 0 K: 0 S: 10	H: 2 LOB: 0 BB: 0 P: 14	R: 0 H: 1 E: 0 K: 0 S: 14	H: 1 LOB: 1 BB: 0 P: 19	R: 0 H: 0 E: 0 K: 0 S: 7	H: 0 LOB: 0 BB: 1 P: 12	1B: 5 2B: 1 3B: 0 HR: 1	SF: 0 SAC: 0 DP: 1 HBP: 0	WP: 0 PB: 0 SB: 0 CS: 0	PA: 35			
<b>PITCHER</b>	IP	WLS	BF	H	R	ER	SO	BB	IBB	HBP	BLK	WP	HR	S	P	ERA	WHIP								
<b>Doug Drabek, R</b> ERA: 3.14	7.1	W	30	7	2	2	6	1	0	0	0	0	1	69	101	2.46	1.091								
<b>Bob Kipper, L</b> ERA: 3.21	0.1		1	0	0	0	0	0	0	0	0	0	0	5	6	0.00	0.000								
<b>Jeff Robinson, R</b> ERA: 3.15	1.1	S	4	0	0	0	0	1	0	0	0	0	0	10	16	0.00	0.750								







Batter	1	2	3	4	5	6	7	8	9	AB	R	H	RBI	BB	SO	LOB	TOP			
Gary Redus, R OBP: 0.340, SLG: 0.380 Jim Gott, R	2-2 G4-3		2-3 K		4-2 BB		2-3 K		1-2 G3	4	0	0	0	1	2	2	<b>Pittsburgh Pirates @ St. Louis Cardinals</b> Busch Stadium, St. Louis, MO Mon Sep 19 1988, 7:05 PM CDT Att: 19,683 - Unknown - 65 F			
Jose Lind, R OBP: 0.301, SLG: 0.317	2-1 S E 1B		2-1 CS 1B		1-1 G6-4-3 1-2		3-3 K		1-1 G5-3	5	1	2	0	0	1	4				
Andy Van Slyke, L OBP: 0.348, SLG: 0.507	3-3 K 1-2		1-0 CS 1-2	2-2 G6-3		4-2 FC3 E 1B BB		0-0 FC9-4 1B		3	1	1	0	1	1	1				
Bobby Bonilla, S OBP: 0.362, SLG: 0.472	0-1 E8 2H 2B			1-2 G5-3		3-2 FC3 1B		0-0 P4		4	0	1	1	0	0	2				
Glenn Wilson, R OBP: 0.287, SLG: 0.335	0-0 F9			1-0 HR 1B		0-1 1-2 1B		0-2 FC9-4 1-2		4	1	2	1	0	0	2				
Sid Bream, L OBP: 0.329, SLG: 0.422		3-2 G4-3		1-0 HR 1-1		1-3 K 1-3		2-3 K		4	1	1	2	0	2	3				
Tom Prince, R OBP: 0.224, SLG: 0.206		1-3 K		0-3 K		1-1 P4		0-3 K2-3		4	0	0	0	0	3	2				
Felix Fermin, R OBP: 0.385, SLG: 0.368 Rafael Belliard, R OBP: 0.289, SLG: 0.245	0-0 G6-3			1-0 3B		2-0 P3		0-0 E9 1B 1B		4	0	2	0	0	0	2				
Mike Dunne, R Junio Ortiz, R Brian Fisher, R John Robinson, R Jeff Robinson, R R.J. Reynolds, S	2-3 K			0-1 G6-3		0-0 F8		0-2 G3 1B 3H		1	0	0	0	0	1	0				
<b>Inning Stats</b>	R: 1 E: 1 K: 1 S: 12	H: 2 LOB: 1 BB: 0 P: 19	R: 0 E: 0 K: 1 S: 7	H: 0 LOB: 0 BB: 0 P: 11	R: 0 E: 0 K: 2 S: 8	H: 1 LOB: 0 BB: 0 P: 15	R: 2 E: 0 K: 1 S: 11	H: 2 LOB: 0 BB: 0 P: 16	R: 0 E: 0 K: 0 S: 12	H: 1 LOB: 1 BB: 1 P: 18	R: 0 E: 0 K: 2 S: 8	H: 0 LOB: 0 BB: 0 P: 13	R: 0 E: 0 K: 1 S: 8	H: 1 LOB: 1 BB: 0 P: 10	R: 1 E: 1 K: 1 S: 12	H: 2 LOB: 2 BB: 0 P: 14		1B: 7 2B: 1 3B: 1 HR: 1	SF: 0 SAC: 0 DP: 1 HBP: 0	WP: 0 PB: 0 SB: 1 CS: 1
<b>PITCHER</b>	IP WLS BF H R ER SO BB IBB HBP BLK WP HR S P ERA WHIP																			
Greg Mathews, L ERA: 4.24	(1, 1) 4.1 18 6 3 3 5 0 0 0 0 0 0 1 41 65 6.23 1.385																			
John Costello, R ERA: 1.99	(5, 1) 0.2 5 1 1 0 0 2 0 0 0 0 0 0 0 19 31 0.00 4.500																			
Steve Peters, L ERA: 6.39	(6, 1) 1.0 3 0 0 0 1 0 0 0 0 0 0 0 6 10 0.00 0.000																			
Ken Dayley, L ERA: 3.06	(7, 1) 3.0 L 12 3 1 0 4 0 0 0 0 0 0 0 28 37 0.00 1.000																			

Batter	1	2	3	4	5	6	7	8	9	AB	R	H	RBI	BB	SO	LOB	BOTTOM					
Vince Coleman, S OBP: 0.314, SLG: 0.340	2-2 1B BLK 1B	2-2 G1-3		4-2 BB			2-3 K		1-1 G4-6-3 1B	4	1	2	0	1	1	1	<b>Pittsburgh Pirates @ St. Louis Cardinals</b> Busch Stadium, St. Louis, MO Mon Sep 19 1988, 7:05 PM CDT Att: 19,683 - Unknown - 65 F					
Ozzie Smith, S OBP: 0.349, SLG: 0.339	0-1 1B BLK SF8 1B	1-3 F7		1-0 F8			1-1 G1-3		0-0 G4-6-3 1-2	5	1	1	0	0	3							
José Oquendo, S OBP: 0.364, SLG: 0.371	4-1 SF8 1B 1-2 3H BB		4-1 1B BB		2-1 L7		1-1 G4-3			2	0	0	0	2	0							
Pedro Guerrero, R OBP: 0.371, SLG: 0.402	1-2 G4-6-3 1B		1-3 K		1-0 F8			2-1 G5-3		4	0	1	0	0	1	1						
Tom Brunansky, R OBP: 0.343, SLG: 0.418	0-1 SF8		1-0 2B 1B		0-1 G3-1			4-1 1B BB		2	1	1	1	1	0	0						
Willie McGee, S OBP: 0.327, SLG: 0.365	2-3 G4-6-3 1-2		0-0 2B		2-2 G6-3			1-0 F8		4	0	1	1	0	3							
Rod Booker, L OBP: 0.455, SLG: 0.474		4-1 FC1-5 BB	0-0 G4-3		4-2 S BB			0-0 FC4 1B		2	0	1	0	2	0	1						
Tony Peña, R OBP: 0.299, SLG: 0.362	1-2 FC1-5 WP 1B		2-1 G5-3		1-1 L8			1-0 FC4 1-2		4	1	1	0	0	3							
Greg Mathews, R John Costello, R Steve Peters, L Curt Ford, L Ken Dayley, L John Morris, L	0-0 FC1-5 WP 1-2 2-3		2-3 K		0-1 G4-3			3-1 F9		2	0	0	0	0	1	2						
<b>Inning Stats</b>	R: 2 E: 0 K: 0 S: 12	H: 3 LOB: 1 BB: 1 P: 19	R: 1 E: 0 K: 0 S: 10	H: 1 LOB: 1 BB: 1 P: 18	R: 1 E: 0 K: 1 S: 7	H: 2 LOB: 1 BB: 1 P: 13	R: 0 E: 0 K: 1 S: 9	H: 0 LOB: 1 BB: 1 P: 18	R: 0 E: 0 K: 0 S: 5	H: 0 LOB: 0 BB: 0 P: 8	R: 0 E: 0 K: 0 S: 10	H: 0 LOB: 0 BB: 1 P: 17	R: 0 E: 0 K: 1 S: 8	H: 0 LOB: 0 BB: 0 P: 12	R: 0 E: 0 K: 0 S: 6	H: 1 LOB: 2 BB: 1 P: 14		R: 0 E: 0 K: 0 S: 5	H: 1 LOB: 0 BB: 0 P: 9	1B: 7 2B: 1 3B: 0 HR: 0	SF: 1 SAC: 0 DP: 2 HBP: 0	WP: 2 PB: 1 SB: 1 CS: 0
<b>PITCHER</b>	IP WLS BF H R ER SO BB IBB HBP BLK WP HR S P ERA WHIP																					
Mike Dunne, R ERA: 3.94	(1, 1) 4.0 20 6 4 4 2 4 0 0 0 0 1 0 0 15 25 0.00 2.500																					
Brian Fisher, R ERA: 4.07	(5, 1) 2.0 7 0 0 0 0 1 0 0 0 0 0 0 15 25 0.00 0.500																					
Jeff Robinson, R ERA: 3.09	(7, 1) 2.0 W 8 1 0 0 1 1 0 0 0 0 0 0 14 26 0.00 1.000																					
Jim Gott, R ERA: 3.04	(9, 1) 1.0 S 3 1 0 0 0 0 0 0 0 0 0 0 5 9 0.00 1.000																					



Batter	1	2	3	4	5	6	7	8	9	AB	R	H	RBI	BB	SO	LOB	TOP								
Barry Bonds, L (1, 7) OBP: 0.370, SLG: 0.492 Junior Ortiz, R (8, 2) OBP: 0.333, SLG: 0.379	1-0 P3			1-2 F8		0-0 G4-3		4-0 1B IBB		3	1	0	0	1	0	1									
Jose Lind, R (1, 4) OBP: 0.299, SLG: 0.316	1-1 G5-3			0-0 P4			1-2 G4-3	1-0 SF8		3	0	0	1	0	0	0									
Andy Van Slyke, L (1, 8) OBP: 0.347, SLG: 0.505	2-3 K			2-1 G4-3			0-2 G3-1	0-0 1B		4	0	1	2	0	1	0									
Bobby Bonilla, S (1, 5) OBP: 0.360, SLG: 0.469		1-3 K			2-3 K		2-2 L3	1-2 K		4	0	0	0	0	3	1									
Sid Bream, L (1, 3) OBP: 0.329, SLG: 0.421		2-2 L9			2-1 G3			2-0 SH 1B	1-2 F8	4	1	1	0	0	0	0									
Glenn Wilson, R (1, 9) OBP: 0.287, SLG: 0.335		0-0 G6-3			0-3 K			0-0 SH 1B	0-0 FC5-4 1B	3	1	1	0	0	1	0									
Michael LaValliere, L (1, 2) OBP: 0.289, SLG: 0.333 Rafael Belliard, R (6, PR) OBP: 0.288, SLG: 0.245			2-2 L7		2-1 E7 1B			1-2 SH 1B	0-0 FC5-4 1B	2	0	0	0	0	0	0									
Felix Fermin, R (1, 6) OBP: 0.380, SLG: 0.362 Benny Distefano, L (6, PH) OBP: 0.500, SLG: 0.700 Tom Prince, R (6, PH) OBP: 0.224, SLG: 0.206 R.J. Reynolds, S (6, PH) OBP: 0.287, SLG: 0.364			0-0 G5-3		0-0 G5-3 1B			1-1 SF8 1B	3-1 F7	1	0	0	0	0	0	0									
Dave LaPoint, L (1, 1) OBP: 0.063, SLG: 0.063 Scott Medvin, R (7, 1) Jim Gott, R (9, 1)			1-3 K		0-0 B5-6-4 1B			1-0 SH3-4 1B		2	0	0	0	0	1	2									
<b>Inning Stats</b>	R: 0 E: 0 K: 1 S: 6	H: 0 LOB: 0 BB: 0 P: 10	R: 0 E: 0 K: 1 S: 7	H: 0 LOB: 0 BB: 0 P: 10	R: 0 E: 0 K: 1 S: 9	H: 0 LOB: 0 BB: 0 P: 12	R: 0 E: 0 K: 2 S: 8	H: 0 LOB: 0 BB: 0 P: 11	R: 0 E: 0 K: 2 S: 8	H: 0 LOB: 0 BB: 0 P: 12	R: 0 E: 1 K: 0 S: 5	H: 1 LOB: 1 BB: 0 P: 7	R: 0 E: 0 K: 0 S: 12	H: 0 LOB: 0 BB: 0 P: 15	R: 5 E: 2 K: 1 S: 13	H: 3 LOB: 1 BB: 1 P: 25	R: 0 E: 0 K: 0 S: 9	H: 1 LOB: 1 BB: 0 P: 13	1B: 5 2B: 0 3B: 0 HR: 0	SF: 1 SAC: 3 DP: 1 HBP: 0	WP: 0 PB: 0 SB: 1 CS: 0	PA: 35			
<b>PITCHER</b>	IP	WLS	BF	H	R	ER	SO	BB	IBB	HBP	BLK	WP	HR	S	P	ERA	WHIP								
Scott Terry, R (1, 1) ERA: 2.5	7.2	L	29	3	5	1	5	0	1	0	0	0	0	64	96	1.17	0.391								
Ken Dayley, L (8, 1) ERA: 3.04	0.1		2	1	0	0	1	0	0	0	0	0	0	4	6	0.00	3.000								
Dan Quisenberry, R (9, 1) ERA: 4.78	1.0		4	1	0	0	0	0	0	0	0	0	0	9	13	0.00	1.000								

Pittsburgh Pirates @ St. Louis Cardinals  
 Busch Stadium, St. Louis, MO  
 Tue Sep 20 1988, 7:05 PM CDT  
 Att: 27,441 - Unknown - 76 F


AB 30  
 R 5  
 H 5  
 RBI 5  
 BB 1  
 SO 6  
 LOB 6



Batter	1	2	3	4	5	6	7	8	9	AB	R	H	RBI	BB	SO	LOB	BOTTOM								
Vince Coleman, S (1, 8) OBP: 0.315, SLG: 0.342	1-3 K		0-0 SH2-3		1-2 S 2B	1-0 L7			4-1 S BB	3	0	1	0	1	1	3									
Ozzie Smith, S (1, 6) OBP: 0.350, SLG: 0.338	2-1 G4-3		3-1 G1-3		2-1 G5-3		4-0 SH3-4 BB		4-1 S BB	3	0	0	1	2	0	2									
José Oquendo, S (1, 4) OBP: 0.363, SLG: 0.369	3-2 1B		2-0 F8		3-H F7		0-0 SH3-4 1B		3-3 K	4	0	1	0	0	1	4									
Pedro Guerrero, R (1, 7) OBP: 0.371, SLG: 0.401	3-2 S 1B			2-3 K	0-1 G5-3		4-0 G6-4-3 IBB		0-0 G6-3	4	0	1	0	1	1	3									
Tom Brunansky, R (1, 9) OBP: 0.341, SLG: 0.415	2-2 F8			0-0 F9		0-0 F7	0-1 G6-4-3			4	0	0	0	0	0	4									
Tom Pagnozzi, R (1, 2) OBP: 0.311, SLG: 0.324 Curt Ford, L (8, PH) OBP: 0.246, SLG: 0.274		2-2 G6-3		0-1 1B		1-1 1B 2B		0-0 F7		3	0	2	0	0	0	0									
Tony Peña, R (1, 3) OBP: 0.300, SLG: 0.362		0-1 F7		2-0 1B		4-0 1B IBB		0-3 K		3	0	1	0	1	1	0									
Tom Lawless, R (1, 5) OBP: 0.241, SLG: 0.333 Tim Jones, L (8, PH) OBP: 0.348, SLG: 0.286 Dan Quisenberry, R (9, 1)		3-2 P4		2-3 1B		0-0 L8		1-1 P7		3	0	0	0	0	1	4									
Scott Terry, R (1, 1) OBP: 0.308, SLG: 0.320 Ken Dayley, L (8, 1) Denny Walling, L (9, 5) OBP: 0.289, SLG: 0.323			0-1 G1-3 SH2-3 1B		0-0 2B G5-3 1B		1-2 2-3 1B		0-0 G4-3	3	1	3	0	0	0	0									
<b>Inning Stats</b>	R: 0 E: 0 K: 1 S: 16	H: 2 LOB: 2 BB: 0 P: 27	R: 0 E: 0 K: 0 S: 9	H: 0 LOB: 0 BB: 0 P: 14	R: 0 E: 0 K: 2 S: 11	H: 1 LOB: 1 BB: 0 P: 11	R: 0 E: 0 K: 2 S: 11	H: 2 LOB: 2 BB: 0 P: 17	R: 1 E: 0 K: 0 S: 11	H: 2 LOB: 1 BB: 0 P: 14	R: 0 E: 0 K: 0 S: 6	H: 2 LOB: 3 BB: 1 P: 12	R: 0 E: 0 K: 0 S: 3	H: 0 LOB: 1 BB: 2 P: 11	R: 0 E: 0 K: 1 S: 6	H: 0 LOB: 0 BB: 0 P: 7	R: 0 E: 0 K: 1 S: 8	H: 0 LOB: 2 BB: 2 P: 19	1B: 7 2B: 2 3B: 0 HR: 0	SF: 0 SAC: 2 DP: 1 HBP: 0	WP: 0 PB: 0 SB: 5 CS: 0	PA: 40			
<b>PITCHER</b>	IP	WLS	BF	H	R	ER	SO	BB	IBB	HBP	BLK	WP	HR	S	P	ERA	WHIP								
Dave LaPoint, L (1, 1) ERA: 3.12	6.1		31	9	1	1	3	1	2	0	0	0	0	60	104	1.42	1.579								
Scott Medvin, R (7, 1) ERA: 5.4	2.1	W	8	0	0	0	2	2	0	0	0	0	0	15	27	0.00	0.857								
Jim Gott, R (9, 1) ERA: 3.03	0.1	S	1	0	0	0	0	0	0	0	0	0	0	1	1	0.00	0.000								

Pittsburgh Pirates @ St. Louis Cardinals  
 Busch Stadium, St. Louis, MO  
 Tue Sep 20 1988, 7:05 PM CDT  
 Att: 27,441 - Unknown - 76 F

AB 33  
 R 1  
 H 9  
 RBI 1  
 BB 5  
 SO 5  
 LOB 20





Batter	1	2	3	4	5	6	7	8	9	AB	R	H	RBI	BB	SO	LOB	TOP								
<b>Barry Bonds, L</b> (1, 7) OBP: 0.370, SLG: 0.491										5	0	2	0	0	2	3									
<b>Ken Oberkfell, L</b> (1, 4) OBP: 0.325, SLG: 0.361										3	0	0	0	0	0	2									
<b>Jose Lind, R</b> (8, 4) OBP: 0.300, SLG: 0.316										0	0	0	0	1	0	0									
<b>Andy Van Slyke, L</b> (1, 8) OBP: 0.346, SLG: 0.502										4	0	0	0	1	0	1									
<b>Bobby Bonilla, S</b> (1, 5) OBP: 0.361, SLG: 0.468										3	1	1	0	1	0	2									
<b>Sid Bream, L</b> (1, 3) OBP: 0.328, SLG: 0.418										3	1	0	0	1	1	3									
<b>Glenn Wilson, R</b> (1, 9) OBP: 0.287, SLG: 0.337										4	1	1	0	0	1	3									
<b>Michael LaValliere, L</b> (1, 2) OBP: 0.361, SLG: 0.335										4	1	2	1	0	2	0									
<b>Felix Fermin, R</b> (1, 6) OBP: 0.390, SLG: 0.366										2	0	1	1	1	0	0									
<b>Benny Distefano, L</b> (9, PH) OBP: 0.538, SLG: 1.000										1	1	1	3	0	0	0									
<b>Rafael Belliard, R</b> (9, 6) OBP: 0.288, SLG: 0.245										0	0	0	0	0	0	0									
<b>John Smiley, L</b> (1, 1) OBP: 0.113, SLG: 0.068										3	0	0	0	0	1	2									
<b>Inning Stats</b>	R: 0 H: 1 E: 0 K: 0 S: 9	H: 1 LOB: 0 BB: 0 P: 13	R: 2 H: 2 E: 0 K: 2 S: 13	H: 2 LOB: 2 BB: 2 P: 25	R: 0 H: 0 E: 0 K: 1 S: 7	H: 0 LOB: 0 BB: 0 P: 11	R: 0 H: 0 E: 0 K: 1 S: 9	H: 0 LOB: 0 BB: 0 P: 14	R: 0 H: 0 E: 0 K: 0 S: 5	H: 0 LOB: 1 BB: 1 P: 11	R: 0 H: 1 E: 0 K: 0 S: 8	H: 1 LOB: 1 BB: 0 P: 12	R: 0 H: 0 E: 0 K: 1 S: 5	H: 0 LOB: 0 BB: 0 P: 5	R: 0 H: 1 E: 0 K: 1 S: 9	H: 1 LOB: 2 BB: 1 P: 17	R: 3 H: 3 E: 0 K: 2 S: 15	H: 3 LOB: 1 BB: 1 P: 27	1B: 6 2B: 1 3B: 0 HR: 1	SF: 0 SAC: 2 DP: 1 HBP: 0	WP: 0 PB: 0 SB: 2 CS: 0	PA: 39			
<b>PITCHER</b>	IP	WLS	BF	H	R	ER	SO	BB	IBB	HBP	BLK	WP	HR	S	P	ERA	WHIP								
<b>Jose DeLeon, R</b> (1, 1) ERA: 3.74	8.0	L	35	8	5	5	5	4	0	0	0	0	1	71	118	5.62	1.500								
<b>Steve Peters, L</b> (9, 1) ERA: 6.23	1.0		4	0	0	0	2	1	0	0	0	0	0	9	17	0.00	1.000								

Pittsburgh Pirates @ St. Louis Cardinals  
 Busch Stadium, St. Louis, MO  
 Wed Sep 21 1988, 7:05 PM CDT  
 Att: 28,350 - Unknown

AB	32
R	5
H	8
RBI	5
BB	5
SO	7
LOB	16



Batter	1	2	3	4	5	6	7	8	9	AB	R	H	RBI	BB	SO	LOB	BOTTOM								
<b>Vince Coleman, S</b> (1, 8) OBP: 0.313, SLG: 0.339										4	0	0	0	0	0	0									
<b>Ozzie Smith, S</b> (1, 6) OBP: 0.349, SLG: 0.337										4	0	1	0	0	0	0									
<b>José Oquendo, S</b> (1, 4) OBP: 0.360, SLG: 0.367										3	0	0	0	0	0	1									
<b>Pedro Guerrero, R</b> (1, 7) OBP: 0.369, SLG: 0.397										3	0	0	0	0	2	1									
<b>Tom Brunansky, R</b> (1, 9) OBP: 0.341, SLG: 0.414										3	0	1	0	0	1	0									
<b>Tom Pagnozzi, R</b> (1, 3) OBP: 0.306, SLG: 0.318										3	0	0	0	0	1	1									
<b>Tony Peña, R</b> (1, 2) OBP: 0.298, SLG: 0.360										3	0	0	0	0	0	1									
<b>Tom Lawless, R</b> (1, 5) OBP: 0.228, SLG: 0.315										3	0	0	0	0	0	1									
<b>Jose DeLeon, R</b> (1, 1) OBP: 0.169, SLG: 0.159										2	0	0	0	0	1	0									
<b>Steve Lake, R</b> (9, PH) OBP: 0.351, SLG: 0.404										1	0	0	0	0	1	0									
<b>Inning Stats</b>	R: 0 H: 1 E: 0 K: 1 S: 9	H: 0 LOB: 0 BB: 0 P: 14	R: 0 H: 0 E: 0 K: 1 S: 7	H: 0 LOB: 0 BB: 0 P: 10	R: 0 H: 0 E: 0 K: 1 S: 12	H: 0 LOB: 0 BB: 0 P: 14	R: 0 H: 0 E: 0 K: 1 S: 6	H: 0 LOB: 0 BB: 0 P: 7	R: 0 H: 1 E: 0 K: 1 S: 14	H: 1 LOB: 1 BB: 0 P: 18	R: 0 H: 0 E: 0 K: 0 S: 7	H: 0 LOB: 0 BB: 0 P: 11	R: 0 H: 0 E: 0 K: 0 S: 3	H: 0 LOB: 0 BB: 0 P: 4	R: 0 H: 0 E: 0 K: 0 S: 8	H: 0 LOB: 0 BB: 0 P: 11	R: 0 H: 0 E: 0 K: 1 S: 6	H: 0 LOB: 0 BB: 0 P: 8	1B: 2 2B: 0 3B: 0 HR: 0	SF: 0 SAC: 0 DP: 0 HBP: 0	WP: 0 PB: 0 SB: 2 CS: 0	PA: 29			
<b>PITCHER</b>	IP	WLS	BF	H	R	ER	SO	BB	IBB	HBP	BLK	WP	HR	S	P	ERA	WHIP								
<b>John Smiley, L</b> (1, 1) ERA: 3.06	9.0	W	29	2	0	0	6	0	0	0	0	0	0	72	97	0.00	0.222								

Pittsburgh Pirates @ St. Louis Cardinals  
 Busch Stadium, St. Louis, MO  
 Wed Sep 21 1988, 7:05 PM CDT  
 Att: 28,350 - Unknown

AB	29
R	0
H	2
RBI	0
BB	0
SO	6
LOB	5









Batter	1	2	3	4	5	6	7	8	9	AB	R	H	RBI	BB	SO	LOB	TOP										
Mitch Webster, S (1, 7) OBP: 0.336, SLG: 0.342	E5 FC4-6		1-0 1B				2-3 K		0-0 SF8								3	0	1	1	0	1	2				
23 Ryne Sandberg, R (1, 4) OBP: 0.324, SLG: 0.420	FC4-6 G4-6-3		2-0 F8				3-1 F8		2-3 3-H K								4	0	0	0	0	1	6				
Mark Grace, L (1, 3) OBP: 0.365, SLG: 0.490	G4-6-3						1-3 K		0-0 F7								4	0	1	0	0	1	1				
Rolando Roomes, R (8, PR) OBP: 0.214, SLG: 0.214																	0	1	0	0	0	0	0				
Manny Trillo, R (8, 3) OBP: 0.280, SLG: 0.297									4-3 SF8 2B								0	0	0	0	0	0	0				
Andre Dawson, R (1, 9) OBP: 0.338, SLG: 0.495		1-0 3-1					2-2 FC5-4 1B		0-1 5-3								4	0	1	0	0	0	1				
Vance Law, R (1, 5) OBP: 0.352, SLG: 0.398		3-2 6-3					1-1 FC5-4 1B		4-2 BLK BB								2	0	0	1	1	0	1				
Damon Berryhill, S (1, 2) OBP: 0.300, SLG: 0.401		2-3 K					1-0 F3		0-2 F9								4	0	0	0	0	1	3				
Doug Dascenzo, S (1, 8) OBP: 0.338, SLG: 0.292			1-1 F9				0-1 E3 1B		4-0 1B SF8 BB								3	1	0	0	1	0	0				
Shawn Dunston, R (1, 6) OBP: 0.266, SLG: 0.351			1-3 K				0-0 1-2 1B		1 SAFE 0-0 SF8 1B								3	0	2	0	1	1	0				
Mike Bielecki, R (1, 1) OBP: 0.100, SLG: 0.100			0-0 1B				0-3 K		1 SAFE 0-3 K								2	0	1	0	0	1	2				
Jerry Mumphy, S (7, PH) OBP: 0.225, SLG: 0.172																	1	0	0	0	0	1	2				
Rich Gossage, R (7, 1) OBP: 0.282, SLG: 0.304																	0	0	0	0	0	0	0				
Gary Varsho, L (8, PH) OBP: 0.282, SLG: 0.304																	1	0	0	0	0	1	1				
Frank DiPino, L (8, 1) OBP: 0.282, SLG: 0.304																	0	0	0	0	0	0	0				
<b>Inning Stats</b>	R: 0 E: 1 K: 0 S: 7	H: 0 LOB: 0 BB: 0 P: 11	R: 0 E: 0 K: 1 S: 7	H: 0 LOB: 0 BB: 0 P: 13	R: 0 E: 0 K: 1 S: 8	H: 2 LOB: 2 BB: 0 P: 13	R: 0 E: 0 K: 1 S: 9	H: 1 LOB: 1 BB: 0 P: 14	R: 0 E: 1 K: 2 S: 11	H: 1 LOB: 2 BB: 0 P: 16	R: 0 E: 0 K: 0 S: 10	H: 0 LOB: 1 BB: 1 P: 14	R: 1 E: 0 K: 2 S: 11	H: 1 LOB: 1 BB: 1 P: 15	R: 1 E: 0 K: 0 S: 6	H: 1 LOB: 1 BB: 0 P: 9	R: 0 E: 0 K: 1 S: 5	H: 0 LOB: 0 BB: 1 P: 12	1B: 5 2B: 1 3B: 0 HR: 0	SF: 2 SAC: 0 DP: 1 HBP: 0	WP: 0 PB: 0 SB: 1 CS: 1	PA: 36					
<b>PITCHER</b>	IP	WLS	BF	H	R	ER	SO	BB	IBB	HBP	BLK	WP	HR	S	P	ERA	WHIP										
Bob Walk, R (1, 1) ERA: 2.71	5.2		22	4	0	0	5	0	0	0	0	0	0	45	70	0.00	0.706										
Brian Fisher, R (6, 1) ERA: 4.69	1.1		7	1	1	1	2	2	0	0	1	0	0	18	26	6.75	2.250										
Dave Rucker, L (8, 1) ERA: 4.21	0.0	L	1	1	1	0	0	0	0	0	0	0	0	2	2	∞	∞										
Jeff Robinson, R (8, 1) ERA: 3.07	2.0		6	0	0	0	1	1	0	0	0	0	0	9	19	0.00	0.500										

Chicago Cubs @ Pittsburgh Pirates  
Three Rivers Stadium, Pittsburgh, PA  
Sat Sep 24 1988, 7:05 PM EDT  
Att: 16,161 - Unknown

AB	31
R	2
H	6
RBI	2
BB	3
SO	8
LOB	19



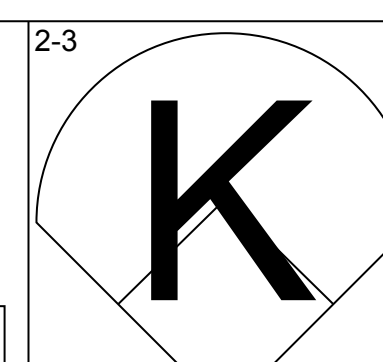
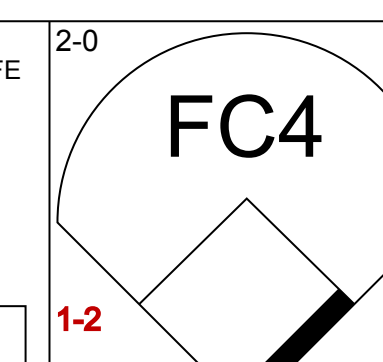
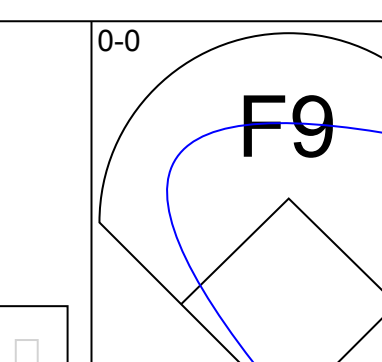
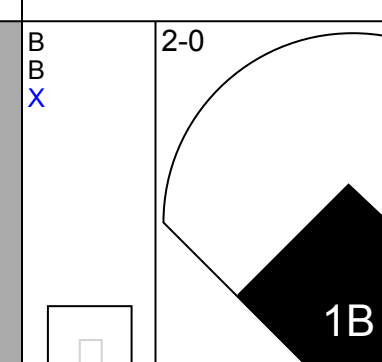
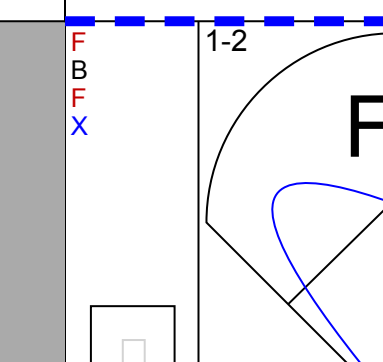
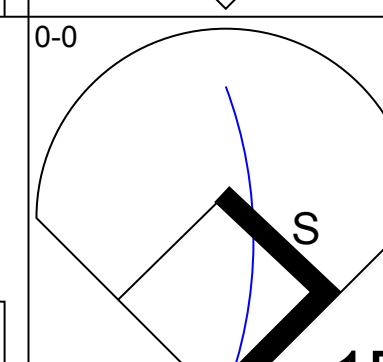
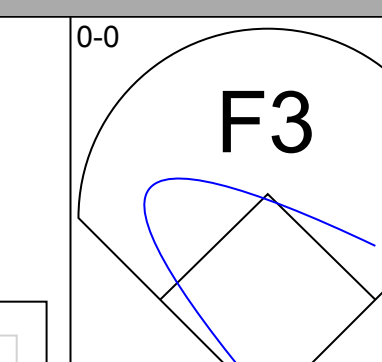
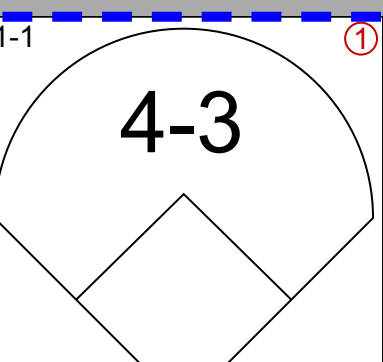
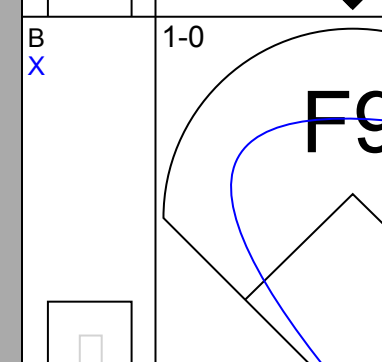
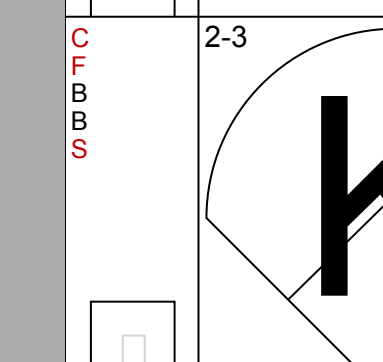
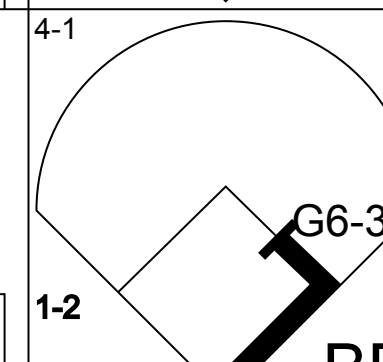
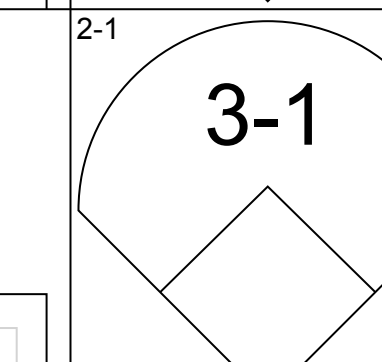
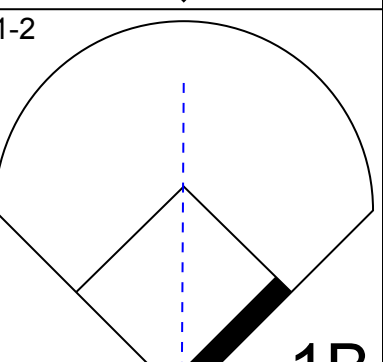
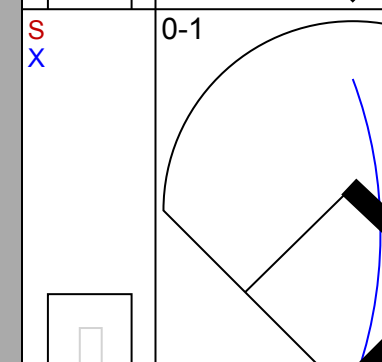
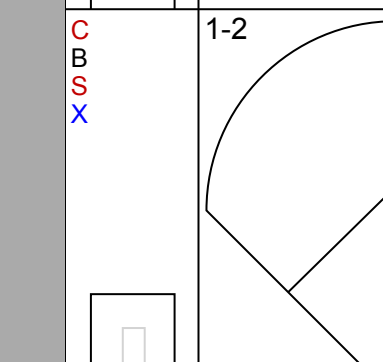
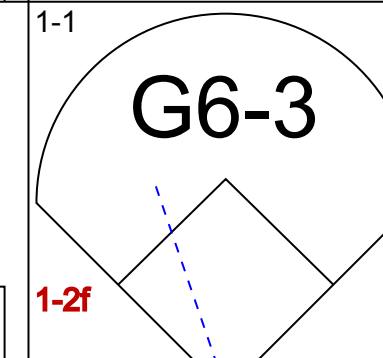
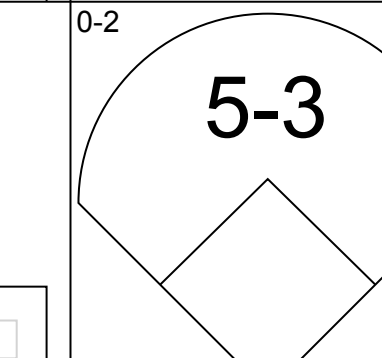
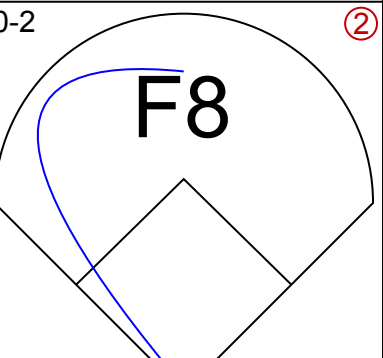
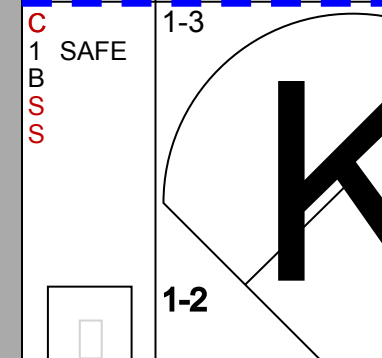
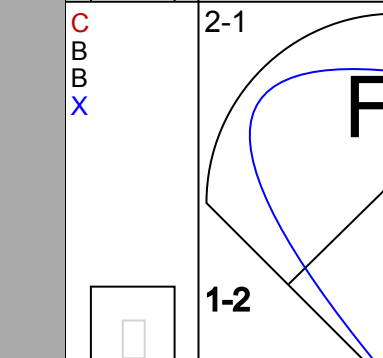
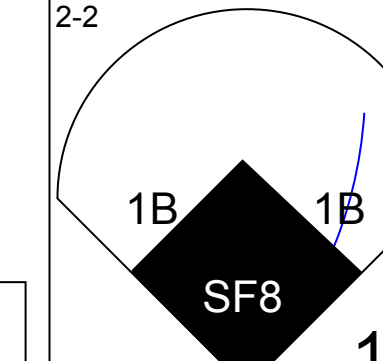
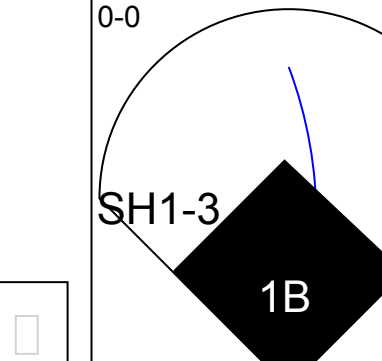
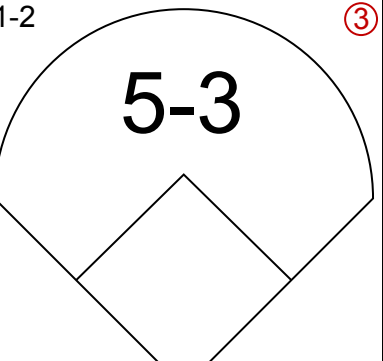
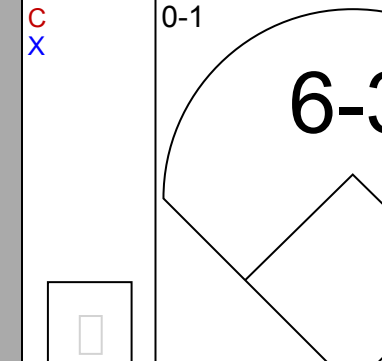
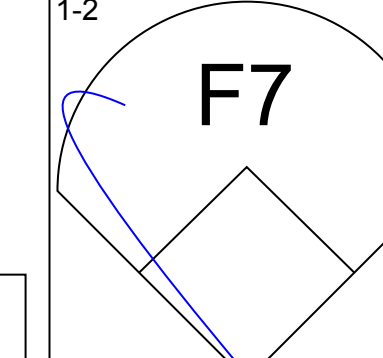
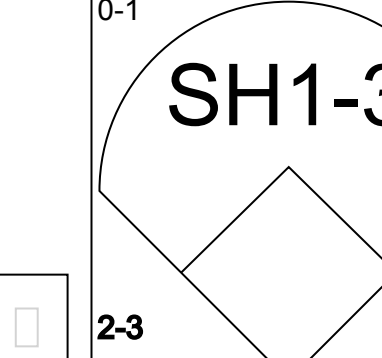
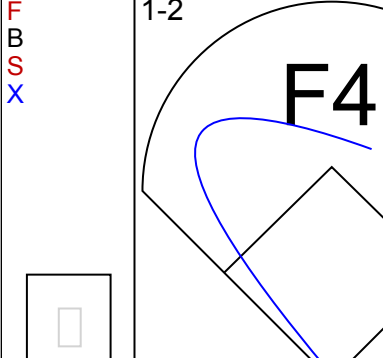
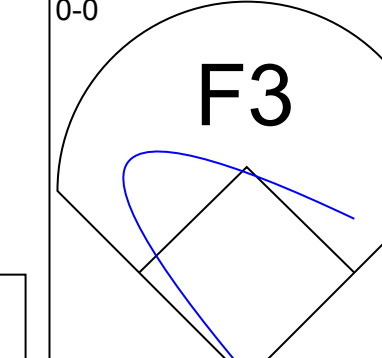
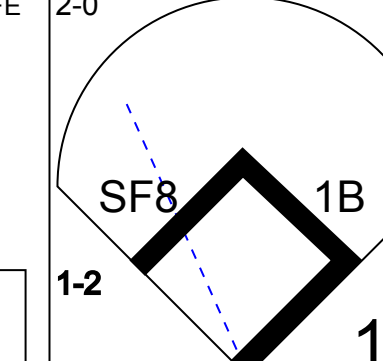
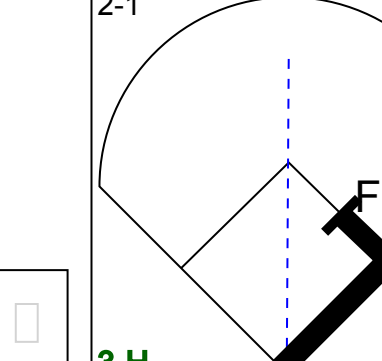
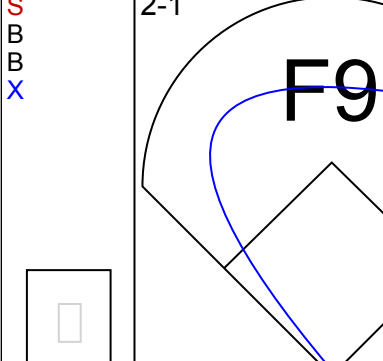
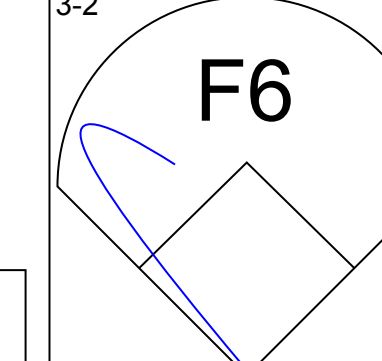
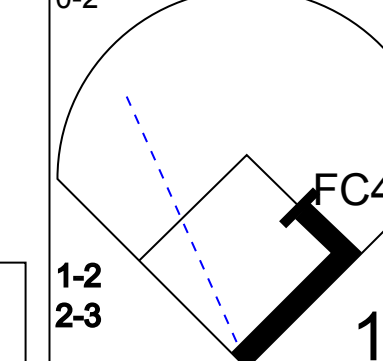
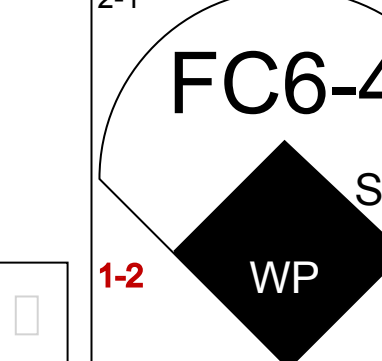
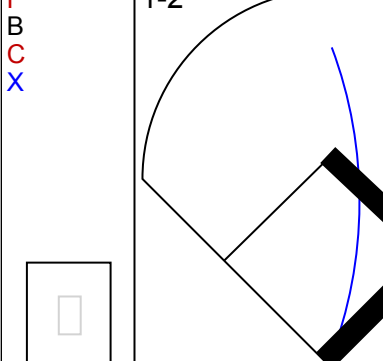
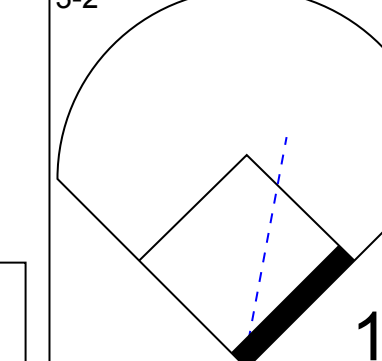
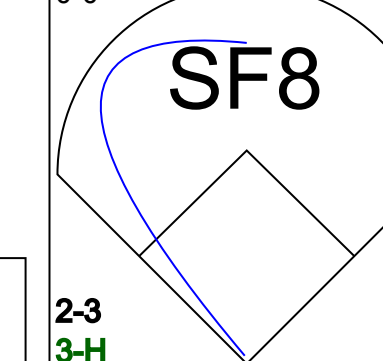
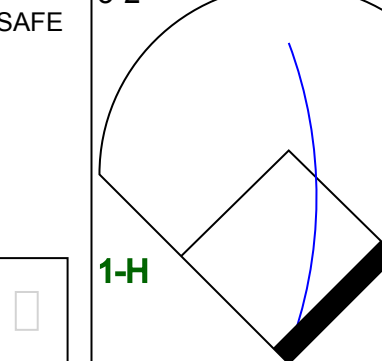
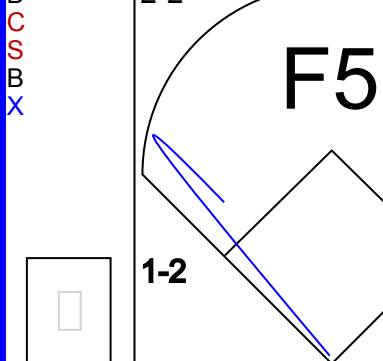
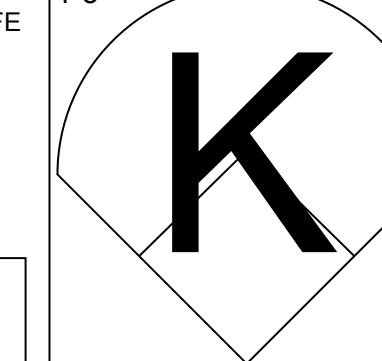
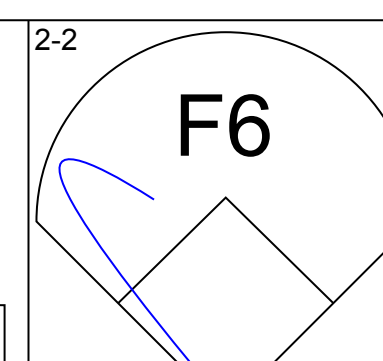
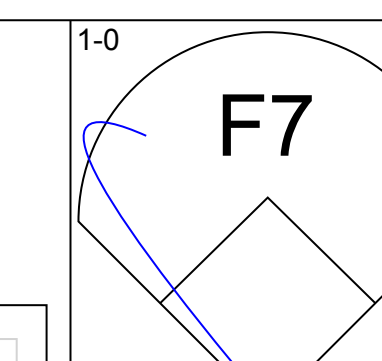
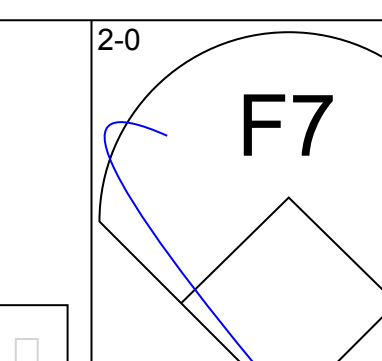
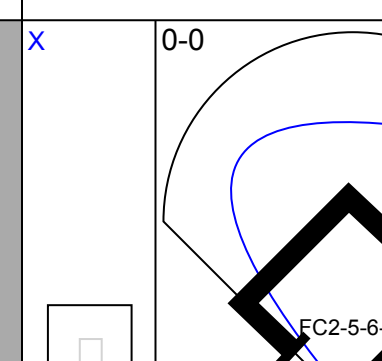
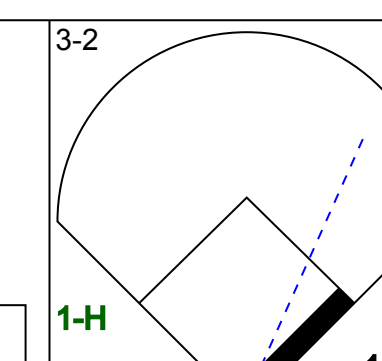
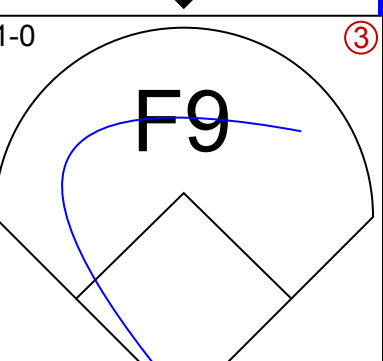
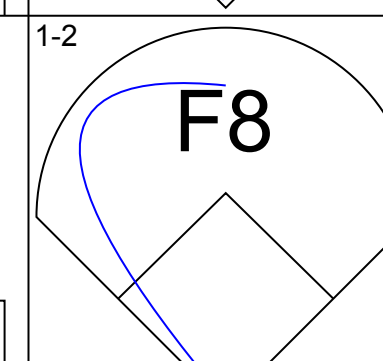
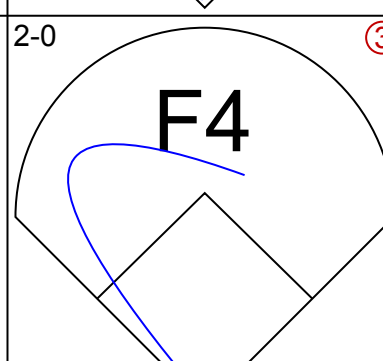
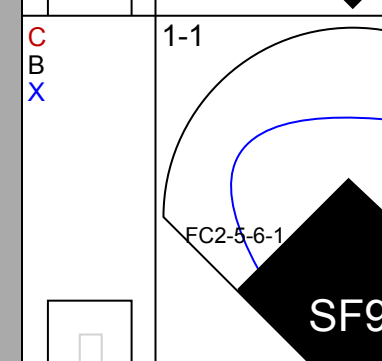
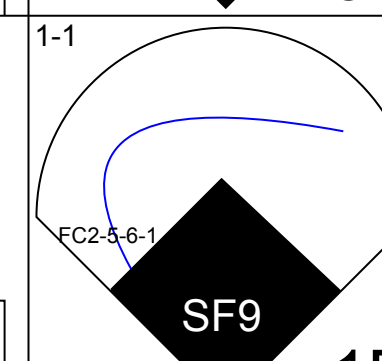
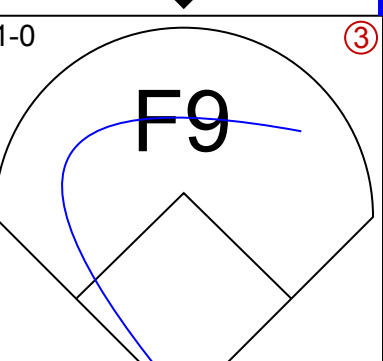
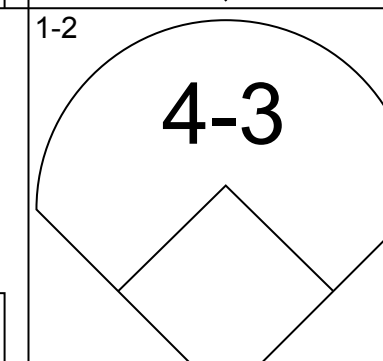
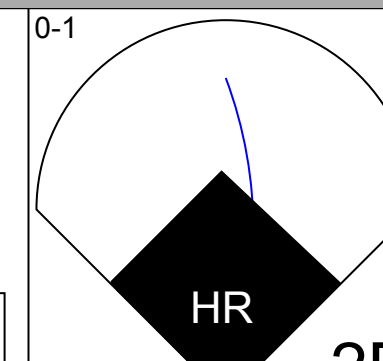
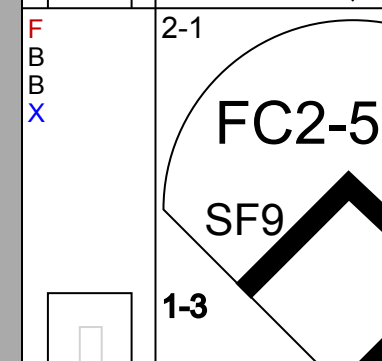
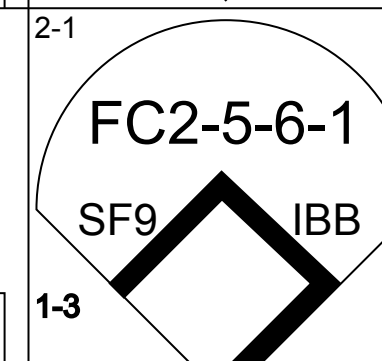
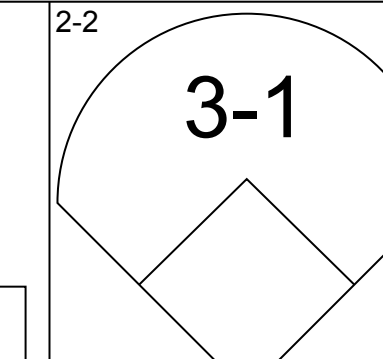
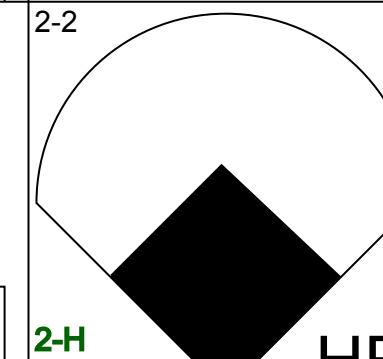
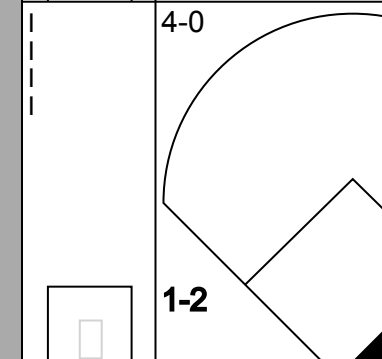
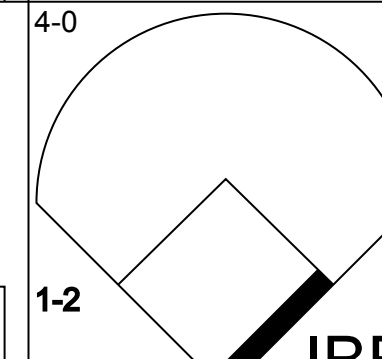
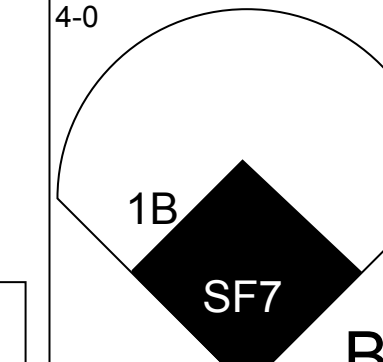
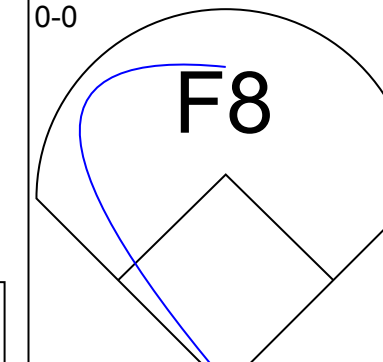
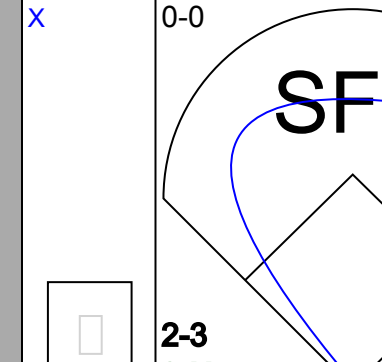
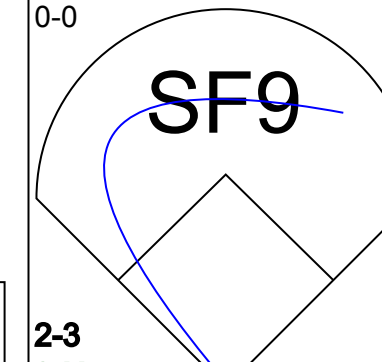
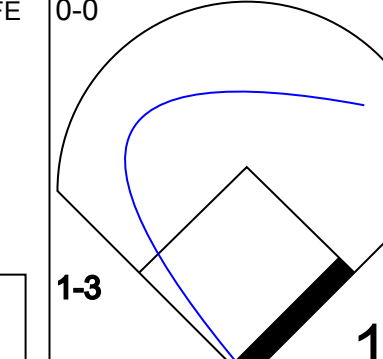
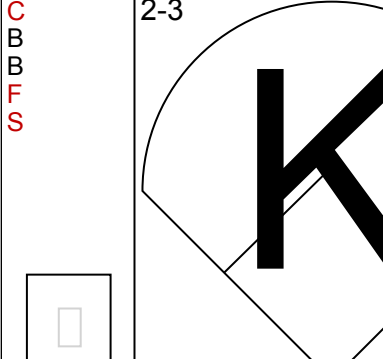
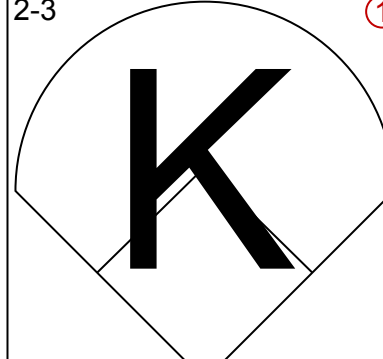
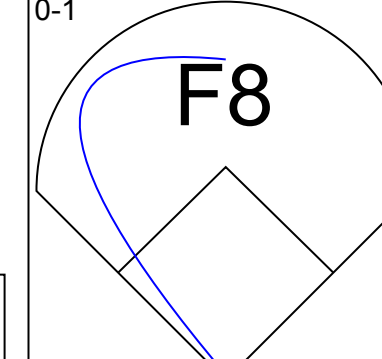
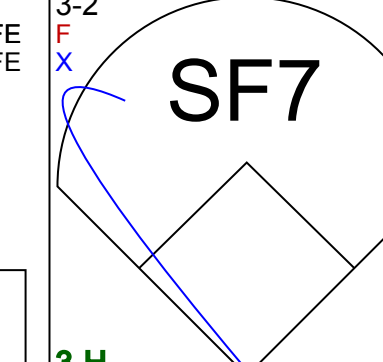
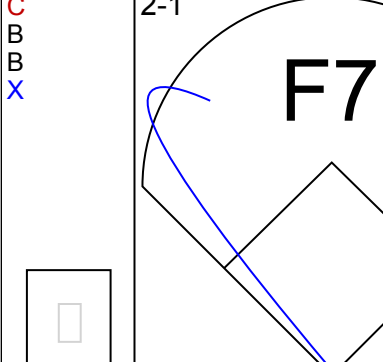
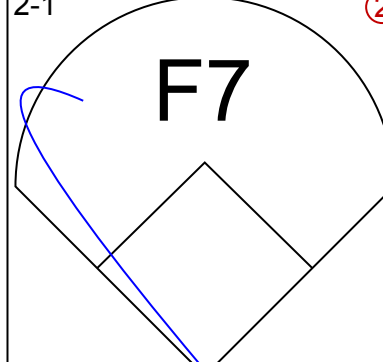
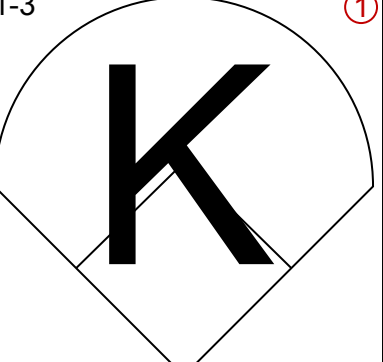
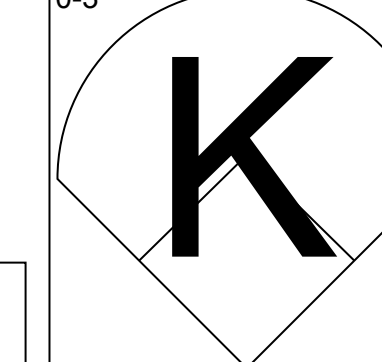
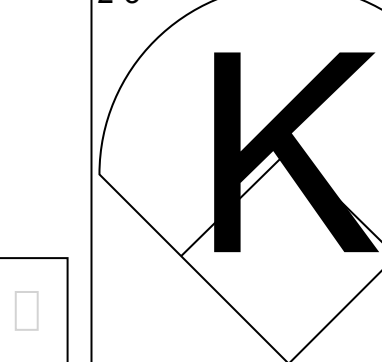
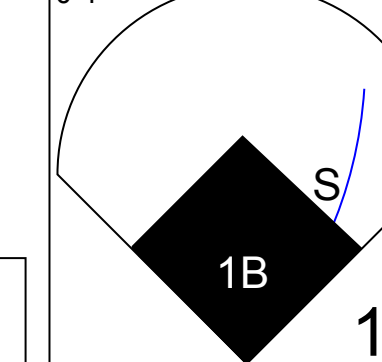
Batter	1	2	3	4	5	6	7	8	9	AB	R	H	RBI	BB	SO	LOB	BOTTOM										
Barry Bonds, L (1, 7) OBP: 0.369, SLG: 0.493	F8		1-1 F7				4-1 BB		0-1 1-3								4	0	0	0	1	0	1				
Jose Lind, R (1, 4) OBP: 0.303, SLG: 0.317	E4 BLK WP SF8		0-2 S 1B				1 SAFE 0-0 F8		4-2 WP 1-3 BB								3	1	1	0	1	0	1				
Andy Van Slyke, L (1, 8) OBP: 0.347, SLG: 0.504	SF8 1-H		4-1 1-2 BB				1 SAFE 1 SAFE 3-1 F8		1 SAFE 0-2 F6								2	0	0	1	1	0	2				
Bobby Bonilla, S (1, 5) OBP: 0.361, SLG: 0.468	K		1-1 F3				2-1 3-1 2B		1 SAFE 1-1 1-2 1-3								4	0	1	0	0	1	3				
Sid Bream, L (1, 3) OBP: 0.327, SLG: 0.412		1-0 F7					3-2 F7		2-2 3-1 2B								3	0	0	0	1	0	1				
Glenn Wilson, R (1, 9) OBP: 0.286, SLG: 0.338		1-3 K					0-0 2B		0-0 1-3 2B								4	0	1	0	0	1	3				
Michael LaValliere, L (1, 2) OBP: 0.368, SLG: 0.532		0-0 1B					2-1 F7		2-1 6-3								3	0	1	0	0	0	2				
Gary Redus, R (9, PH) OBP: 0.338, SLG: 0.378																	1	0	0	0	0	0	0				
Felix Fermin, R (1, 6) OBP: 0.379, SLG: 0.347		1-2 4-3					1-1 6-3		3-2 CS 1B								2	0	0	0	0	0	2				
John Cangelosi, S (7, PH) OBP: 0.319, SLG: 0.238																	1	0	1	0	0	0	0				
Dave Rucker, L (8, 1) OBP: 0.290, SLG: 0.363																	0	0	0	0	0	0	0				
Jeff Robinson, R (8, 1) OBP: 0.137, SLG: 0.101																	0	0	0	0	0	0	0				
R.J. Reynolds, S (9, PH) OBP: 0.290, SLG: 0.363																	0	0	0	0	1	0	0				
Benny Distefano, L (7, PH) OBP: 0.500, SLG: 0.917																	1	0	0	0	0	1	1				
Rafael Belliard, R (8, 6) OBP: 0.288, SLG: 0.245																	0	0	0	0	0	0	0				
Orestes Desjardes, S (9, PH) OBP: 0.217, SLG: 0.244																	1	0	0	0	0	1	1				
<b>Inning Stats</b>	R: 1 E: 1 K: 1 S: 13	H: 0 LOB: 0 BB: 0 P: 20	R: 0 E: 0 K: 1 S: 8	H: 1 LOB: 1 BB: 0 P: 11	R: 0 E: 0 K: 0 S: 11	H: 1 LOB: 2 BB: 1 P: 19	R: 0 E: 0 K: 0 S: 8	H: 1 LOB: 1 BB: 0 P: 14	R: 0 E: 0 K: 0 S: 5	H: 0 LOB: 1 BB: 1 P: 12	R: 0 E: 0 K: 0 S: 8	H: 1 LOB: 1 BB: 0 P: 14	R: 0 E: 0 K: 1 S: 8	H: 1 LOB: 0 BB: 0 P: 12	R: 0 E: 0 K: 0 S: 12	H: 0 LOB: 2 BB: 2 P: 23	R: 0 E: 0 K: 1 S: 7	H: 0 LOB: 1 BB: 1 P: 12	1B: 3 2B: 2 3B: 0 HR: 0	SF: 1 SAC: 0 DP: 0 HBP: 0	WP: 2 PB: 0 SB: 1 CS: 1	PA: 37					
<b>PITCHER</b>	IP	WLS	BF	H	R	ER	SO	BB	IBB	HBP	BLK	WP	HR	S	P	ERA	WHIP										
Mike Bielecki, R (1, 1) ERA: 2.72	6.0		25	4	1	0	2	2	0	0	1	1	0	53	90	0.00	1.000										
Rich Gossage, R (7, 1) ERA: 4.22	2.0	W	8	1	0	0	1	2	0	0	0	1	0	20	35	0.00	1.500										
Frank DiPino, L (9, 1) ERA: 5.08	1.0	S	4	0	0	0	1	1	0	0	0	0	0	7	12	0.00	1.000										

Chicago Cubs @ Pittsburgh Pirates  
Three Rivers Stadium, Pittsburgh, PA  
Sat Sep 24 1988, 7:05 PM EDT  
Att: 16,161 - Unknown

AB	31
R	1
H	5
RBI	1
BB	5
SO	4
LOB	17





Batter	1	2	3	4	5	6	7	8	9	AB	R	H	RBI	BB	SO	LOB	TOP		
Mitch Webster, S OBP: 0.335, SLG: 0.344										5	1	1	0	0	1	3	<b>Chicago Cubs @ Pittsburgh Pirates</b> Three Rivers Stadium, Pittsburgh, PA Sun Sep 25 1988, 3:33 AM EDT Att: 23,095 - Overcast		
23 Ryne Sandberg, R OBP: 0.323, SLG: 0.418										5	0	1	0	0	1	1			
Mark Grace, L OBP: 0.369, SLG: 0.403										4	0	3	1	1	0	0			
Andre Dawson, R OBP: 0.336, SLG: 0.490										5	0	0	0	0	1	5			
Vance Law, R OBP: 0.353, SLG: 0.400										4	2	2	0	0	0	2			
Doug Dasenczo, S OBP: 0.325, SLG: 0.279										3	0	0	0	0	0	1			
Jody Davis, R OBP: 0.309, SLG: 0.337										4	0	2	1	0	0	0			
Shawon Dunston, R OBP: 0.269, SLG: 0.354										4	1	3	0	0	0	1			
Rick Sutcliffe, L OBP: 0.293, SLG: 0.274										1	0	1	1	0	0	0			
Jeff Pico, R OBP: 0.171, SLG: 0.147										0	0	0	0	0	0	0			
Rolando Rodriguez, R OBP: 0.206, SLG: 0.209										0	0	0	0	0	0	0			
Scott Sanderson, R OBP: 0.206, SLG: 0.209										0	0	0	0	0	0	0			
Gary Varsho, L OBP: 0.270, SLG: 0.300										0	0	0	0	0	0	0			
Drew Hall, L OBP: 0.270, SLG: 0.300										0	0	0	0	0	0	0			
<b>Inning Stats</b>	R: 0 E: 0 K: 1 S: 8	H: 1 LOB: 1 BB: 1 P: 15	R: 1 E: 0 K: 0 S: 14	H: 3 LOB: 2 BB: 0 P: 21	R: 0 E: 0 K: 0 S: 6	H: 0 LOB: 0 BB: 0 P: 8	R: 2 E: 0 K: 0 S: 11	H: 3 LOB: 1 BB: 0 P: 18	R: 0 E: 0 K: 0 S: 12	H: 1 LOB: 1 BB: 0 P: 15	R: 0 E: 0 K: 1 S: 9	H: 1 LOB: 1 BB: 0 P: 13	R: 0 E: 0 K: 1 S: 11	H: 1 LOB: 1 BB: 0 P: 18	R: 0 E: 0 K: 1 S: 11	H: 1 LOB: 1 BB: 0 P: 17	1B: 11 2B: 1 3B: 1 HR: 0	SF: 1 SAC: 1 DP: 1 HBP: 0	WP: 4 PA: 40
<b>PITCHER</b>	IP WLS BF H R ER SO BB IBB HBP BLK WP HR S P ERA WHIP																		
Mike Dunne, R ERA: 4.01	(1, 1) 4.0 19 7 3 3 1 1 0 0 0 0 1 0 39 62 6.75 2.000																		
Randy Kramer, R ERA: 3.0	(5, 1) 2.1 W 11 4 1 1 0 0 0 0 0 0 1 0 27 39 3.86 1.714																		
Scott Medvin, R ERA: 5.04	(7, 1) 1.2 6 1 0 0 2 0 0 0 0 0 1 0 16 24 0.00 0.600																		
Jim Gott, R ERA: 3.08	(9, 1) 1.0 S 4 1 0 0 1 0 0 0 0 0 1 0 11 17 0.00 1.000																		
Batter	1	2	3	4	5	6	7	8	9	AB	R	H	RBI	BB	SO	LOB	BOTTOM		
John Cangelosi, S OBP: 0.322, SLG: 0.264										5	0	2	1	0	0	2	<b>Chicago Cubs @ Pittsburgh Pirates</b> Three Rivers Stadium, Pittsburgh, PA Sun Sep 25 1988, 3:33 AM EDT Att: 23,095 - Overcast		
Jim Gott, R										0	0	0	0	0	0	0			
Jose Lind, R OBP: 0.302, SLG: 0.316										5	1	1	0	0	0	1			
Andy Van Slyke, L OBP: 0.348, SLG: 0.511										4	2	2	1	0	0	2			
Bobby Bonilla, S OBP: 0.361, SLG: 0.472										3	1	1	2	1	0	0			
Benny Distefano, L OBP: 0.444, SLG: 0.786										2	1	0	1	1	0	0			
Glenn Wilson, R OBP: 0.288, SLG: 0.342										4	1	2	0	0	1	2			
Michael LaValliere, L OBP: 0.357, SLG: 0.335										3	0	1	2	0	1	0			
Felix Fermin, R OBP: 0.375, SLG: 0.342										1	0	0	0	0	0	1			
Rafael Belliard, R OBP: 0.232, SLG: 0.246										2	0	1	0	1	1	0			
Mike Dunne, R OBP: 0.183, SLG: 0.114										1	0	0	0	0	0	0			
Barry Bonds, L OBP: 0.369, SLG: 0.492										1	0	0	0	0	1	2			
Randy Kramer, R ERA: 4.1										1	0	0	0	0	1	1			
Scott Medvin, R ERA: 3.95										0	0	0	0	0	0	0			
Gary Redus, R OBP: 0.340, SLG: 0.380										1	1	1	0	0	0	0			
R.J. Reynolds, S OBP: 0.206, SLG: 0.303										0	0	0	0	0	0	0			
<b>Inning Stats</b>	R: 0 E: 0 K: 0 S: 10	H: 0 LOB: 0 BB: 0 P: 14	R: 1 E: 0 K: 0 S: 12	H: 1 LOB: 1 BB: 1 P: 23	R: 0 E: 0 K: 0 S: 3	H: 0 LOB: 0 BB: 0 P: 6	R: 3 E: 0 K: 1 S: 19	H: 5 LOB: 2 BB: 0 P: 29	R: 1 E: 0 K: 0 S: 12	H: 1 LOB: 0 BB: 0 P: 19	R: 0 E: 0 K: 2 S: 10	H: 0 LOB: 1 BB: 1 P: 19	R: 1 E: 0 K: 0 S: 8	H: 2 LOB: 2 BB: 1 P: 15	R: 1 E: 0 K: 2 S: 12	H: 2 LOB: 1 BB: 0 P: 17	1B: 5 2B: 3 3B: 1 HR: 2	SF: 2 SAC: 0 DP: 0 HBP: 0	WP: 0 PA: 38
<b>PITCHER</b>	IP WLS BF H R ER SO BB IBB HBP BLK WP HR S P ERA WHIP																		
Rick Sutcliffe, R ERA: 3.82	(1, 1) 3.1 L 16 5 4 4 0 0 0 0 0 0 0 1 35 58 10.80 1.800																		
Jeff Pico, R ERA: 4.1	(4, 1) 1.2 7 2 1 1 1 0 0 0 0 0 0 1 21 33 5.40 1.200																		
Scott Sanderson, R ERA: 3.95	(6, 1) 2.0 10 2 1 1 2 1 1 0 0 0 0 0 18 34 4.50 1.500																		
Drew Hall, L ERA: 7.52	(8, 1) 1.0 5 2 1 1 2 0 0 0 0 0 0 0 12 17 9.00 2.000																		
<b>UBS</b>																<b>UBS</b>			
<b>P</b>																<b>P</b>			







Batter	1	2	3	4	5	6	7	8	9	AB	R	H	RBI	BB	SO	LOB	TOP											
Willie McGee, S OBP: 0.330, SLG: 0.373 Ken Dayley, L (7, 1)	0-3 K			0-0 1B 2B	1-3 K		0-1 1B			4	1	2	0	0	2	0	<b>St. Louis Cardinals @ Pittsburgh Pirates</b> Three Rivers Stadium, Pittsburgh, PA Tue Sep 27 1988, 7:05 PM EDT Att: 8,994 - Unknown - 70 F <a href="http://livebaseballscorecards.com">livebaseballscorecards.com</a>											
Ozzie Smith, S OBP: 0.350, SLG: 0.335	1-2 F8			1-2 1B S 2-3 1B		3-2 F7	0-0 F7			4	1	1	0	0	0	1												
Pedro Guerrero, R OBP: 0.367, SLG: 0.407	2-0 6-3			1-1 1B 1-3 3-H 1-0 1B		0-1 F8		3-2 F7		4	0	1	1	0	0	0												
Tom Brunansky, R OBP: 0.340, SLG: 0.414		1-2 5-3			0-2 F4		2-1 1B 1B		2-3 K		4	0	1	0	0	1		2										
Tony Peña, R OBP: 0.307, SLG: 0.374		0-0 6-3			0-2 1B		1-3 1B		1-2 5-3		4	0	2	1	0	0		0										
José Oquendo, S OBP: 0.354, SLG: 0.355 (6, 3)		0-2 4-3			1-1 F6		4-0 IBB		4-1 1B 8-2 BB		2	0	0	0	2	0		2										
Tom Pagnozzi, R OBP: 0.312, SLG: 0.319 Larry McWilliams, L OBP: 0.211, SLG: 0.194 John Costello, R Curt Ford, L OBP: 0.239, SLG: 0.266			1-3 K	1-1 F3		2-3 K			1-3 K		3	0	0	0	0	2		5										
Tom Lawless, R OBP: 0.229, SLG: 0.266 John Morris, L OBP: 0.320, SLG: 0.333 (9, PH)		0-2 F4			0-1 F9			0-1 6-3	0-2 1B		3	0	0	0	0	0		0										
Ken Hill, R Luis Alicea, S OBP: 0.277, SLG: 0.289 (6, 4)		0-1 4-3			1-2 5-3			1-0 4-3	1-0 8-2		2	0	0	0	0	0		0										
<b>Inning Stats</b>	R: 0 E: 0 K: 1 S: 7	H: 0 LOB: 0 BB: 0 P: 10	R: 0 E: 0 K: 0 S: 9	H: 0 LOB: 0 BB: 0 P: 10	R: 0 E: 0 K: 1 S: 9	H: 0 LOB: 2 BB: 0 P: 10	R: 2 E: 0 K: 0 S: 15	H: 4 LOB: 2 BB: 0 P: 20	R: 0 E: 0 K: 1 S: 14	H: 2 LOB: 3 BB: 1 P: 25	R: 0 E: 0 K: 0 S: 6	H: 1 LOB: 1 BB: 0 P: 7	R: 0 E: 0 K: 1 S: 12	H: 0 LOB: 0 BB: 0 P: 18	R: 0 E: 0 K: 1 S: 10	H: 1 LOB: 1 BB: 1 P: 16		1B: 7 2B: 2 3B: 0 HR: 0	SF: 0 SAC: 0 DP: 1 HBP: 0	WP: 0 PB: 0 SB: 1 CS: 0	PA: 36							
<b>PITCHER</b>	IP	WLS	BF	H	R	ER	SO	BB	IBB	HBP	BLK	WP	HR	S	P	ERA	WHIP											
John Smiley, L ERA: 3.04	(1, 1)	7.0	W	29	7	2	2	4	0	1	0	0	0	0	71	95	2.57	1.000										
Jeff Robinson, R ERA: 3.04	(8, 1)	1.0		3	0	0	0	1	0	0	0	0	0	0	12	18	0.00	0.000										
Jim Gott, R ERA: 3.04	(9, 1)	1.0	S	4	1	0	0	1	1	0	0	0	0	0	10	16	0.00	2.000										

Batter	1	2	3	4	5	6	7	8	9	AB	R	H	RBI	BB	SO	LOB	BOTTOM											
Gary Redus, R OBP: 0.335, SLG: 0.371	4-0 BB		3-2 F9		1-0 4-3		2-1 4-3			3	0	0	0	1	0	2	<b>St. Louis Cardinals @ Pittsburgh Pirates</b> Three Rivers Stadium, Pittsburgh, PA Tue Sep 27 1988, 7:05 PM EDT Att: 8,994 - Unknown - 70 F <a href="http://livebaseballscorecards.com">livebaseballscorecards.com</a>											
Jose Lind, R OBP: 0.303, SLG: 0.319	2-1 6-3		0-0 1B		1-1 2B		3-2 F4			4	1	2	0	0	0	2												
Andy Van Slyke, L OBP: 0.345, SLG: 0.504	1-1 F9		2-3 K		2-0 F9		3-3 K			4	0	0	0	0	2	4												
Bobby Bonilla, S OBP: 0.365, SLG: 0.472		4-1 2B 4-3 BB	1-1 1B		4-1 FC4-6 BB		3-3 K			2	1	1	2	2	1	0												
Benny Distefano, L OBP: 0.360, SLG: 0.619 Orestes Destrade, S OBP: 0.333, SLG: 0.238 Jim Gott, R		0-0 4-3 2B	3-1 F8		0-3 K		0-1 F7			3	0	1	0	0	1	2												
Glenn Wilson, R OBP: 0.285, SLG: 0.338		1-3 K			0-0 5-3		0-0 FC4-6 BLK HBP		1-0 4-3		4	0	0	0	1	3												
Michael LaValliere, L OBP: 0.353, SLG: 0.330		1-0 4-3			2-2 4-3		1-1 BLK HBP			2	0	0	1	0	0	1												
Rafael Belliard, R OBP: 0.286, SLG: 0.241		2-3 3-H 2-2 4-3			0-2 6-3		1-1 F7			3	0	0	0	0	0	3												
John Smiley, L OBP: 0.125, SLG: 0.098 John Cangelosi, S OBP: 0.333, SLG: 0.280 Jeff Robinson, R OBP: 0.188, SLG: 0.133 Sid Bream, L OBP: 0.324, SLG: 0.409			0-1 1B 2B		2-3 K		2-0 4-3 2B			2	1	1	0	0	1	0												
<b>Inning Stats</b>	R: 0 E: 0 K: 0 S: 4	H: 0 LOB: 0 BB: 1 P: 11	R: 1 E: 0 K: 1 S: 11	H: 1 LOB: 1 BB: 1 P: 19	R: 2 E: 0 K: 1 S: 14	H: 3 LOB: 1 BB: 0 P: 24	R: 0 E: 0 K: 0 S: 7	H: 0 LOB: 0 BB: 0 P: 9	R: 0 E: 0 K: 1 S: 9	H: 1 LOB: 1 BB: 1 P: 15	R: 0 E: 0 K: 1 S: 10	H: 1 LOB: 1 BB: 0 P: 20	R: 0 E: 0 K: 1 S: 6	H: 0 LOB: 0 BB: 0 P: 10	1B: 2 2B: 4 3B: 0 HR: 0	SF: 0 SAC: 0 DP: 0 HBP: 1		WP: 0 PB: 0 SB: 1 CS: 0	PA: 33									
<b>PITCHER</b>	IP	WLS	BF	H	R	ER	SO	BB	IBB	HBP	BLK	WP	HR	S	P	ERA	WHIP											
Ken Hill, R ERA: 5.14	(1, 1)	5.0	L	21	5	3	3	3	2	0	0	0	0	0	43	76	5.40	1.400										
Larry McWilliams, L ERA: 3.68	(6, 1)	1.1		7	1	0	0	1	1	0	1	1	0	0	12	22	0.00	1.500										
John Costello, R ERA: 1.88	(7, 1)	0.1		1	0	0	0	0	0	0	0	0	0	4	7	0.00	0.000											
Ken Dayley, L ERA: 2.91	(7, 1)	1.1		4	0	0	0	2	0	0	0	0	0	9	16	0.00	0.000											



Batter	1	2	3	4	5	6	7	8	9	AB	R	H	RBI	BB	SO	LOB	TOP										
<b>Willie McGee, S</b> OBP: 0.328, SLG: 0.369 (1, 8)										5	0	0	0	0	3	4	<b>St. Louis Cardinals @ Pittsburgh Pirates</b> Three Rivers Stadium, Pittsburgh, PA Wed Sep 28 1988, 7:05 PM EDT Att: 21,004 - Unknown - 69 F <a href="http://livebaseballscorecards.com">livebaseballscorecards.com</a>										
<b>Ozzie Smith, S</b> OBP: 0.351, SLG: 0.336 (1, 6)										4	0	2	0	0	0	0											
<b>Pedro Guerrero, R</b> OBP: 0.370, SLG: 0.416 (1, 3)										2	1	1	1	2	0	2											
<b>Tom Brunansky, R</b> OBP: 0.340, SLG: 0.413 (1, 9)										4	0	1	0	0	0	4											
<b>John Morris, L</b> OBP: 0.310, SLG: 0.321 (1, 7)										4	0	1	0	0	1	0											
<b>Tony Peña, R</b> OBP: 0.307, SLG: 0.373 (1, 2)										4	0	1	0	0	0	2											
<b>Luis Alica, S</b> OBP: 0.273, SLG: 0.285 (1, 4)										4	0	0	0	0	0	3											
<b>Rod Booker, L</b> OBP: 0.500, SLG: 0.542 (1, 5)										4	1	2	0	0	1	0											
<b>Joe Magrane, R</b> OBP: 0.184, SLG: 0.250 (1, 1)										4	0	1	0	0	1	2											
<b>Inning Stats</b>	R: 0 E: 0 K: 1 S: 11	H: 0 LOB: 1 BB: 1 P: 21	R: 0 E: 0 K: 0 S: 5	H: 0 LOB: 0 BB: 0 P: 10	R: 1 E: 1 K: 0 S: 7	H: 1 LOB: 0 BB: 0 P: 8	R: 1 E: 0 K: 0 S: 10	H: 3 LOB: 1 BB: 0 P: 14	R: 0 E: 1 K: 0 S: 14	H: 1 LOB: 2 BB: 0 P: 20	R: 0 E: 1 K: 2 S: 12	H: 2 LOB: 3 BB: 1 P: 23	R: 0 E: 0 K: 1 S: 6	H: 0 LOB: 0 BB: 0 P: 9	R: 0 E: 0 K: 2 S: 7	H: 1 LOB: 0 BB: 0 P: 7		1B: 8 2B: 0 3B: 0 HR: 1	SF: 0 SAC: 0 DP: 2 HBP: 0	WP: 0 PB: 0 SB: 1 CS: 1	PA: 38						
<b>PITCHER</b>	IP	WLS	BF	H	R	ER	SO	BB	IBB	HBP	BLK	WP	HR	S	P	ERA	WHIP										
<b>Doug Drabek, R</b> ERA: 3.06 (1, 1)	7.0	L	31	8	2	1	3	1	1	0	0	0	1	70	116	1.29	1.286										
<b>Jeff Robinson, R</b> ERA: 3.02 (8, 1)	1.0		3	0	0	0	1	0	0	0	0	0	0	6	9	0.00	0.000										
<b>Bob Kipper, L</b> ERA: 3.38 (9, 1)	1.0		3	1	0	0	2	0	0	0	0	0	0	7	7	0.00	1.000										

Batter	1	2	3	4	5	6	7	8	9	AB	R	H	RBI	BB	SO	LOB	BOTTOM										
<b>Gary Redus, R</b> OBP: 0.337, SLG: 0.376 (1, 7)										4	1	2	0	0	1	1	<b>St. Louis Cardinals @ Pittsburgh Pirates</b> Three Rivers Stadium, Pittsburgh, PA Wed Sep 28 1988, 7:05 PM EDT Att: 21,004 - Unknown - 69 F <a href="http://livebaseballscorecards.com">livebaseballscorecards.com</a>										
<b>Jose Lind, R</b> OBP: 0.305, SLG: 0.321 (1, 4)										3	0	2	0	0	0	1											
<b>Andy Van Slyke, L</b> OBP: 0.343, SLG: 0.501 (1, 8)										4	0	0	1	0	1	2											
<b>Bobby Bonilla, S</b> OBP: 0.362, SLG: 0.468 (1, 5)										4	0	0	0	0	0	1											
<b>Glenn Wilson, R</b> OBP: 0.287, SLG: 0.342 (1, 9)										4	0	2	0	0	0	0											
<b>Sid Bream, L</b> OBP: 0.324, SLG: 0.407 (1, 3)										4	0	1	0	0	2	2											
<b>Tom Prince, R</b> OBP: 0.211, SLG: 0.194 (1, 2)										3	0	0	0	0	1	1											
<b>R.J. Reynolds, S</b> OBP: 0.289, SLG: 0.361 (9, PH)										1	0	0	0	0	1	1											
<b>Felix Fermin, R</b> OBP: 0.363, SLG: 0.329 (1, 6)										3	0	0	0	0	0	1											
<b>Doug Drabek, R</b> OBP: 0.203, SLG: 0.263 (8, 1)										2	0	1	0	0	0	0											
<b>Jeff Robinson, R</b> OBP: 0.188, SLG: 0.133 (8, PH)										0	0	0	0	0	0	0											
<b>John Cangelosi, S</b> OBP: 0.331, SLG: 0.278 (9, PH)										1	0	0	0	0	0	0											
<b>Bob Kipper, R</b> (9, 1)										0	0	0	0	0	0	0											
<b>Inning Stats</b>	R: 0 E: 0 K: 2 S: 8	H: 1 LOB: 1 BB: 0 P: 12	R: 0 E: 0 K: 2 S: 10	H: 0 LOB: 0 BB: 0 P: 14	R: 0 E: 0 K: 0 S: 8	H: 1 LOB: 1 BB: 0 P: 10	R: 0 E: 0 K: 1 S: 11	H: 1 LOB: 1 BB: 0 P: 18	R: 0 E: 0 K: 0 S: 5	H: 0 LOB: 0 BB: 0 P: 7	R: 1 E: 0 K: 0 S: 8	H: 1 LOB: 0 BB: 0 P: 12	R: 0 E: 0 K: 0 S: 7	H: 1 LOB: 1 BB: 0 P: 10	R: 0 E: 0 K: 0 S: 9	H: 2 LOB: 1 BB: 0 P: 11	R: 0 E: 1 K: 1 S: 9	H: 1 LOB: 1 BB: 0 P: 12	1B: 6 2B: 2 3B: 0 HR: 0	SF: 0 SAC: 1 DP: 0 HBP: 0	WP: 0 PB: 0 SB: 0 CS: 1	PA: 34					
<b>PITCHER</b>	IP	WLS	BF	H	R	ER	SO	BB	IBB	HBP	BLK	WP	HR	S	P	ERA	WHIP										
<b>Joe Magrane, L</b> ERA: 2.18 (1, 1)	9.0	W	34	8	1	1	6	0	0	0	0	0	0	75	106	1.00	0.889										

AB 35  
R 2  
H 9  
RBI 1  
BB 2  
SO 6  
LOB 17



AB 33  
R 1  
H 8  
RBI 1  
BB 0  
SO 6  
LOB 10













Batter	1	2	3	4	5	6	7	8	9	AB	R	H	RBI	BB	SO	LOB	TOP						
<b>Gary Redus, R</b> OBP: 0.342, SLG: 0.381 (1, 9)										5	1	4	0	0	1	1	<b>Pittsburgh Pirates @ Chicago Cubs</b> <b>Wrigley Field, Chicago, IL</b> Sun Oct 02 1988, 3:33 AM CDT Att: 22,909 - Sunny - 65 F						
<b>John Cangelosi, S</b> OBP: 0.353, SLG: 0.305 (1, 7)										3	1	2	2	1	1	1							
<b>Andy Van Slyke, L</b> OBP: 0.345, SLG: 0.506 (1, 8)										4	0	1	1	0	0	5							
<b>Bobby Bonilla, S</b> OBP: 0.366, SLG: 0.476 (1, 5)										5	0	1	1	0	1	4							
<b>Orestes Destrade, S</b> OBP: 0.228, SLG: 0.234 (1, 3)										4	0	1	0	0	0	2							
<b>Ken Oberkfell, L</b> OBP: 0.321, SLG: 0.353 (1, 4)										4	0	0	0	0	1	3							
<b>Tom Prince, R</b> OBP: 0.218, SLG: 0.203 (1, 2)										4	1	1	0	0	0	0							
<b>Rafael Belliard, R</b> OBP: 0.288, SLG: 0.241 (1, 6)										4	0	1	0	0	0	1							
<b>John Smiley, L</b> ERA: 3.25 (5, 1)										2	0	0	0	0	2	2							
<b>Inning Stats</b>	R: 0 E: 0 K: 0 S: 15	H: 3 LOB: 3 BB: 0 P: 26	R: 1 E: 1 K: 1 S: 12	H: 3 LOB: 2 BB: 0 P: 16	R: 0 E: 0 K: 0 S: 8	H: 0 LOB: 0 BB: 0 P: 13	R: 0 E: 0 K: 1 S: 7	H: 0 LOB: 0 BB: 0 P: 11	R: 1 E: 0 K: 1 S: 14	H: 2 LOB: 1 BB: 0 P: 21	R: 0 E: 0 K: 0 S: 4	H: 0 LOB: 0 BB: 0 P: 5	R: 2 E: 0 K: 1 S: 19	H: 2 LOB: 1 BB: 1 P: 29	R: 0 E: 0 K: 1 S: 10	H: 1 LOB: 1 BB: 0 P: 17		R: 0 E: 0 K: 1 S: 9	H: 1 LOB: 1 BB: 0 P: 13	1B: 10 2B: 3 3B: 0 HR: 0	SF: 1 SAC: 1 DP: 1 HBP: 0	WP: 0 PB: 1 SB: 0 CS: 0	PA: 40
<b>PITCHER</b>	IP	WLS	BF	H	R	ER	SO	BB	IBB	HBP	BLK	WP	HR	S	P	ERA	WHIP					ERA	WHIP
<b>Jamie Moyer, L</b> ERA: 3.48 (1, 1)	6.1	W	29	9	4	2	4	1	0	0	0	0	0	70	108	2.84	1.579						
<b>Frank DiPino, L</b> ERA: 4.99 (7, 1)	2.2		11	3	0	0	2	0	0	0	0	0	0	28	43	0.00	1.125						

AB	37
R	4
H	12
RBI	4
BB	1
SO	6
LOB	20



Batter	1	2	3	4	5	6	7	8	9	AB	R	H	RBI	BB	SO	LOB	BOTTOM						
<b>Rafael Palmeiro, L</b> OBP: 0.349, SLG: 0.436 (1, 7)										5	1	1	0	0	0	4	<b>Pittsburgh Pirates @ Chicago Cubs</b> <b>Wrigley Field, Chicago, IL</b> Sun Oct 02 1988, 3:33 AM CDT Att: 22,909 - Sunny - 65 F						
<b>23 Ryne Sandberg, R</b> OBP: 0.322, SLG: 0.419 (1, 4)										5	1	2	2	0	1	1							
<b>Mark Grace, L</b> OBP: 0.371, SLG: 0.403 (1, 3)										4	1	2	1	1	1	1							
<b>Andre Dawson, R</b> OBP: 0.344, SLG: 0.504 (1, 9)										3	2	2	2	0	0	1							
<b>Mitch Webster, S</b> OBP: 0.337, SLG: 0.356 (6, 9)										2	0	1	0	0	1	1							
<b>Vance Law, R</b> OBP: 0.358, SLG: 0.412 (1, 5)										3	1	1	0	2	0	2							
<b>Darin Jackson, R</b> OBP: 0.287, SLG: 0.452 (1, 8)										5	1	3	1	0	0	3							
<b>Damon Berryhill, S</b> OBP: 0.295, SLG: 0.395 (1, 2)										4	0	1	0	0	1	3							
<b>Shawon Dunston, R</b> OBP: 0.271, SLG: 0.357 (1, 6)										0	0	0	0	0	0	0							
<b>Manny Trillo, R</b> OBP: 0.283, SLG: 0.299 (2, 6)										4	0	2	1	0	1	2							
<b>Jamie Moyer, L</b> OBP: 0.127, SLG: 0.100 (1, 1)										3	0	0	0	0	0	6							
<b>Frank DiPino, L</b> OBP: 0.100, SLG: 0.100 (7, 1)										1	1	1	0	0	0	0							
<b>Inning Stats</b>	R: 0 E: 0 K: 1 S: 9	H: 0 LOB: 0 BB: 0 P: 11	R: 3 E: 0 K: 0 S: 16	H: 5 LOB: 1 BB: 0 P: 23	R: 0 E: 0 K: 0 S: 11	H: 0 LOB: 1 BB: 1 P: 19	R: 0 E: 0 K: 0 S: 11	H: 2 LOB: 2 BB: 0 P: 17	R: 3 E: 0 K: 1 S: 17	H: 4 LOB: 2 BB: 1 P: 31	R: 1 E: 0 K: 1 S: 10	H: 2 LOB: 1 BB: 0 P: 14	R: 0 E: 0 K: 1 S: 6	H: 0 LOB: 0 BB: 0 P: 9	R: 1 E: 1 K: 1 S: 15	H: 3 LOB: 3 BB: 1 P: 27	R: 0 E: 0 K: 1 S: 9	H: 0 LOB: 0 BB: 0 P: 13	1B: 13 2B: 1 3B: 0 HR: 2	SF: 0 SAC: 0 DP: 1 HBP: 0	WP: 0 PB: 1 SB: 1 CS: 0	PA: 42	
<b>PITCHER</b>	IP	WLS	BF	H	R	ER	SO	BB	IBB	HBP	BLK	WP	HR	S	P	ERA	WHIP					ERA	WHIP
<b>John Smiley, L</b> ERA: 3.25 (1, 1)	4.0	L	22	10	6	6	1	1	0	0	0	0	0	19	33	4.50	2.750						
<b>Doug Drabek, R</b> ERA: 3.09 (5, 1)	2.0		10	3	1	1	2	1	0	0	0	0	0	6	9	0.00	0.000						
<b>Scott Medvin, R</b> ERA: 4.88 (7, 1)	1.0		3	0	0	0	1	0	0	0	0	0	0	6	9	0.00	0.000						
<b>Dave Rucker, L</b> ERA: 4.76 (8, 1)	0.2		5	3	1	1	1	0	0	0	0	0	0	12	18	13.50	4.500						
<b>Jeff Robinson, R</b> ERA: 3.03 (8, 1)	0.1		2	0	0	0	0	1	0	0	0	0	0	3	9	0.00	3.000						

